

# Pittsburgh Pirates - 1990

Batter	1	2	3	4	5	6	7	8	9	AB	R	H	RBI	BB	SO	LOB	TOP								
Wally Backman, S OBP: 0.400, SLG: 0.800	G5-3	K				HR	G6-4-3		F7	5	2	2	0	0	1	5	<b>Pittsburgh Pirates @ New York Mets</b> Shea Stadium, Flushing, NY Mon Apr 09 1990, 3:33 AM EDT Att: 47,919 - Sunny - 50 F								
Doug Bair, R						2B				0	0	0	0	0	0	0									
Scott Ruskin, R						3B				0	0	0	0	0	0	0									
R.J. Reynolds, S										1	0	0	0	0	0	0									
Bill Landrum, R										0	0	0	0	0	0	0									
Jay Bell, R OBP: 0.500, SLG: 0.833	K		F8 E			K		2B	F9	6	2	3	1	0	2	1									
Andy Van Slyke, L OBP: 0.500, SLG: 1.667	G5-3		F8			HR	F7			6	3	3	4	0	0	2									
Bobby Bonilla, S OBP: 0.500, SLG: 1.000		L8 FC1-2	E4			K	G6-3			6	2	3	3	0	1	1									
Barry Bonds, L OBP: 0.667, SLG: 0.333		1B FC1-2	P5			1B			F7	3	2	1	0	2	0	1									
Sid Bream, L OBP: 0.200, SLG: 0.200		L8	L7			BB				5	0	1	0	0	1	6									
Michael LaValliere, L	FC1-2			G4-3				L8		3	1	0	0	2	0	4									
Jose Lind, R OBP: 0.600, SLG: 0.600			F9		F9					5	0	3	2	0	0	3									
Doug Drabek, R ERA: 9.64										2	0	1	2	0	1	0									
John Cangelosi, S ERA: 13.5										1	0	0	0	0	0	0									
Bob Patterson, R										0	0	0	0	0	0	0									
Jeff King, R										2	0	0	0	0	0	4									
<b>Inning Stats</b>	R: 0 E: 0 K: 1 S: 9	H: 0 LOB: 0 BB: 0 P: 12	R: 2 E: 0 K: 1 S: 15	H: 3 LOB: 2 BB: 1 P: 29	R: 1 E: 1 K: 0 S: 10	H: 1 LOB: 1 BB: 0 P: 14	R: 0 E: 0 K: 1 S: 8	H: 0 LOB: 0 BB: 0 P: 11	R: 2 E: 0 K: 2 S: 16	H: 3 LOB: 3 BB: 2 P: 28	R: 1 E: 0 K: 0 S: 9	H: 2 LOB: 1 BB: 0 P: 12	R: 1 E: 0 K: 0 S: 10	H: 1 LOB: 2 BB: 1 P: 16	R: 3 E: 0 K: 1 S: 15	H: 5 LOB: 2 BB: 0 P: 23	R: 2 E: 0 K: 0 S: 12	H: 2 LOB: 0 BB: 0 P: 22	1B: 10 2B: 3 3B: 1 HR: 3	SF: 0 SAC: 0 DP: 1 HBP: 1	WP: 0 PB: 0 SB: 1 CS: 0	PA: 50			
<b>PITCHER</b>	IP	WLS	BF	H	R	ER	SO	BB	IBB	HBP	BLK	WP	HR	S	P	ERA	WHIP								
Dwight Gooden, R	4.2	L	24	7	5	5	5	2	0	0	0	0	1	55	87	9.64	1.929								
Jeff Musselman, L	0.0		1	0	0	0	0	1	0	0	0	0	0	2	6	=	=								
Wally Whitehurst, R	0.2		4	2	1	1	0	0	0	0	0	0	0	7	10	13.50	3.000								
Bob Ojeda, L	1.2		8	1	1	1	0	1	0	1	0	0	0	13	19	5.40	1.200								
Alejandro Pena, R	0.0		4	4	3	3	0	0	0	0	0	0	0	8	12	=	=								
<b>PITCHER</b>	IP	WLS	BF	H	R	ER	SO	BB	IBB	HBP	BLK	WP	HR	S	P	ERA	WHIP								
Julio Machado, R	1.0		4	1	0	0	1	0	0	0	0	0	0	7	11	0.00	1.000								
Jeff Innis, R	1.0		5	2	2	2	0	0	0	0	0	0	2	12	22	18.00	2.000								

AB	45
R	12
H	17
RBI	12
BB	4
SO	6
LOB	27



Batter	1	2	3	4	5	6	7	8	9	AB	R	H	RBI	BB	SO	LOB	BOTTOM								
Gregg Jefferies, S	G4-3	F8					FC5-4			4	0	0	0	0	0	2	<b>Pittsburgh Pirates @ New York Mets</b> Shea Stadium, Flushing, NY Mon Apr 09 1990, 3:33 AM EDT Att: 47,919 - Sunny - 50 F								
Keith Miller, R	G5-3		WP S BB			G5-3	F7			3	0	0	0	1	0	1									
Howard Johnson, S			P4			G3-1				4	1	1	1	0	1	1									
Tom O'Malley, L	HR							K		0	0	0	0	0	0	0									
Darryl Strawberry, L	F8		P6			CS 1B HBP				3	0	0	0	0	1	1									
Lou Thornton, L								K		0	0	0	0	0	0	0									
Kevin McReynolds, R			G6-3							3	0	1	0	1	0	1									
Jeff Innis, R			FC6-4 BB					F8		0	0	0	0	0	0	0									
Mike Marshall, R	FC6-4 HR			E5 G6-3			K			4	1	0	0	0	1	3									
Barry Lyons, R OBP: 0.250, SLG: 1.000				G6-3						4	1	1	2	0	1	2									
Kevin Elster, R					L7					3	0	0	0	1	0	1									
Dwight Gooden, R										2	0	0	0	0	0	2									
Jeff Musselman, L										0	0	0	0	0	0	0									
Wally Whitehurst, R										0	0	0	0	0	0	0									
Bob Ojeda, L										0	0	0	0	0	0	0									
Dave Magadan, L										0	0	0	0	0	0	0									
Alejandro Pena, R										0	0	0	0	0	0	0									
Julio Machado, R										0	0	0	0	0	0	0									
Mark Carreon, R										0	0	0	0	0	0	0									
<b>Inning Stats</b>	R: 1 E: 0 K: 0 S: 11	H: 1 LOB: 0 BB: 0 P: 21	R: 2 E: 0 K: 0 S: 10	H: 1 LOB: 2 BB: 2 P: 22	R: 0 E: 0 K: 0 S: 8	H: 0 LOB: 1 BB: 1 P: 15	R: 0 E: 1 K: 0 S: 12	H: 0 LOB: 0 BB: 0 P: 20	R: 0 E: 0 K: 1 S: 9	H: 1 LOB: 1 BB: 0 P: 15	R: 0 E: 0 K: 0 S: 10	H: 0 LOB: 1 BB: 1 P: 19	R: 0 E: 0 K: 2 S: 8	H: 0 LOB: 0 BB: 0 P: 12	R: 0 E: 0 K: 1 S: 9	H: 0 LOB: 0 BB: 0 P: 11	1B: 1 2B: 1 3B: 0 HR: 2	SF: 0 SAC: 0 DP: 1 HBP: 1	WP: 1 PB: 0 SB: 1 CS: 2	PA: 35					
<b>PITCHER</b>	IP	WLS	BF	H	R	ER	SO	BB	IBB	HBP	BLK	WP	HR	S	P	ERA	WHIP								
Doug Drabek, R	5.0	W	21	2	3	3	0	3	0	0	0	0	0	9	15	0.00	1.000								
Bob Patterson, L	1.0		4	1	0	0	1	0	0	1	0	0	0	9	15	0.00	1.000								
Doug Bair, R	1.0		4	0	0	0	0	1	0	0	0	0	0	10	19	0.00	1.000								
Scott Ruskin, L	1.0		3	0	0	0	2	0	0	0	0	0	0	8	12	0.00	0.000								
Bill Landrum, R	1.0		3	0	0	0	1	0	0	0	0	0	0	9	11	0.00	0.000								

AB	30
R	3
H	3
RBI	3
BB	4
SO	4
LOB	14



Batter	1	2	3	4	5	6	7	8	9	AB	R	H	RBI	BB	SO	LOB	TOP					
Barry Bonds, L OBP: 0.400, SLG: 0.143	G4-3		F8			K		G4-3		4	0	0	0	0	1	3						
Jay Bell, R OBP: 0.300, SLG: 0.500	F8			G3-1		K			K	4	0	0	0	0	2	1						
Gary Redus, R OBP: 0.250, SLG: 0.250	P2			FC5-4 1B		K			G1-3	4	0	1	0	0	1	1						
Bobby Bonilla, S OBP: 0.400, SLG: 0.700		L9			K					4	0	1	0	0	2	1						
Jeff King, R (1, 5)	F8			FC5-4 1-2			F8		P2	4	0	0	0	0	0	2						
Andy Van Slyke, L OBP: 0.333, SLG: 1.111					K		P3			3	0	0	0	0	2	0						
Tom Prince, R OBP: 0.333, SLG: 0.333										3	0	1	0	0	1	0						
Jose Lind, R OBP: 0.625, SLG: 0.625										3	0	2	0	0	0	0						
John Smiley, L John Cangetosi, S Bob Patterson, R Mike Roesler, R R.J. Reynolds, S Ted Power, R										0	0	0	0	0	0	0						
<b>Inning Stats</b>	R: 0 E: 0 K: 0 S: 6	H: 0 LOB: 0 BB: 0 P: 8	R: 0 E: 0 K: 1 S: 7	H: 0 LOB: 0 BB: 0 P: 10	R: 0 E: 0 K: 0 S: 6	H: 2 LOB: 1 BB: 0 P: 8	R: 0 E: 0 K: 1 S: 10	H: 1 LOB: 1 BB: 0 P: 16	R: 0 E: 0 K: 1 S: 8	H: 0 LOB: 0 BB: 0 P: 9	R: 0 E: 0 K: 3 S: 11	H: 1 LOB: 1 BB: 0 P: 14	R: 0 E: 0 K: 1 S: 7	H: 0 LOB: 0 BB: 0 P: 8	R: 0 E: 0 K: 1 S: 12	H: 1 LOB: 1 BB: 0 P: 20	R: 0 E: 0 K: 1 S: 8	H: 1 LOB: 1 BB: 0 P: 12	1B: 6 2B: 0 3B: 0 HR: 0	SF: 0 SAC: 1 DP: 0 HBP: 0	WP: 1 PB: 0 SB: 0 CS: 1	PA: 32
<b>PITCHER</b>	IP	WLS	BF	H	R	ER	SO	BB	IBB	HBP	BLK	WP	HR	S	P	ERA	WHIP					
Frank Viola, L ERA: 3.6	(1, 1)	7.2	W	27	5	0	0	8	0	0	0	0	0	64	88	0.00	0.652					
John Franco, L ERA: 6.75	(8, 1)	1.1	S	5	1	0	0	1	0	0	0	1	0	11	17	0.00	0.750					

Pittsburgh Pirates @ New York Mets  
Shea Stadium, Flushing, NY  
Wed Apr 11 1990, 3:33 AM EDT  
Att: 16,880 - Cloudy - 55 F


AB 31  
R 0  
H 6  
RBI 0  
BB 0  
SO 9  
LOB 9



Batter	1	2	3	4	5	6	7	8	9	AB	R	H	RBI	BB	SO	LOB	BOTTOM				
Gregg Jefferies, S OBP: 0.125, SLG: 0.500	F7				B5-3			F7		4	1	1	1	0	0	1					
Keith Miller, R OBP: 0.250, SLG: 0.286	HR				F8			P4		4	1	1	0	0	0	0					
Howard Johnson, S OBP: 0.125, SLG: 0.500	1B				2B					4	0	0	0	0	0	1					
Darryl Strawberry, L OBP: 0.429, SLG: 0.333	G5-3				F7			L8		3	0	2	1	0	1	0					
Kevin McReynolds, R OBP: 0.571, SLG: 1.000	G5-3							K		3	0	2	1	0	1	1					
Kevin McReynolds, R OBP: 0.571, SLG: 1.000	1B									3	1	2	1	0	1	1					
Kevin McReynolds, R OBP: 0.571, SLG: 1.000	1B									3	0	0	0	0	0	1					
Mike Marshall, R (1, 3)	L7									3	0	0	0	0	0	1					
Barry Lyons, R OBP: 0.143, SLG: 0.571										3	0	0	0	0	0	0					
Kevin Elster, R (1, 6)										2	0	0	0	1	2	0					
Frank Viola, L ERA: 3.6	(1, 1)	5.0	L	20	5	2	2	2	1	0	0	0	0	0	0	0					
Bob Patterson, L ERA: 6.75	(6, 1)	0.2		2	0	0	0	1	0	0	0	0	0	6	7	0.00	0.000				
Mike Roesler, R ERA: 6.75	(6, 1)	1.1		5	1	1	1	1	0	0	0	0	0	10	14	6.75	0.750				
Ted Power, R ERA: 6.75	(8, 1)	1.0		3	0	0	0	0	0	0	0	0	0	7	11	0.00	0.000				
<b>Inning Stats</b>	R: 2 E: 0 K: 0 S: 14	H: 4 LOB: 1 BB: 0 P: 23	R: 0 E: 0 K: 0 S: 7	H: 0 LOB: 1 BB: 1 P: 13	R: 0 E: 0 K: 1 S: 10	H: 1 LOB: 1 BB: 0 P: 16	R: 0 E: 0 K: 1 S: 7	H: 0 LOB: 0 BB: 0 P: 13	R: 0 E: 0 K: 1 S: 8	H: 1 LOB: 0 BB: 0 P: 10	R: 1 E: 0 K: 1 S: 8	H: 1 LOB: 0 BB: 0 P: 11	R: 0 E: 0 K: 0 S: 7	H: 0 LOB: 0 BB: 0 P: 11	R: 0 E: 0 K: 0 S: 7	H: 0 LOB: 0 BB: 0 P: 11	1B: 3 2B: 1 3B: 0 HR: 2	SF: 0 SAC: 1 DP: 0 HBP: 0	WP: 0 PB: 0 SB: 1 CS: 0	PA: 30	
<b>PITCHER</b>	IP	WLS	BF	H	R	ER	SO	BB	IBB	HBP	BLK	WP	HR	S	P	ERA	WHIP				
John Smiley, L ERA: 3.6	(1, 1)	5.0	L	20	5	2	2	2	1	0	0	0	0	0	0	0					
Bob Patterson, L ERA: 6.75	(6, 1)	0.2		2	0	0	0	1	0	0	0	0	0	6	7	0.00	0.000				
Mike Roesler, R ERA: 6.75	(6, 1)	1.1		5	1	1	1	1	0	0	0	0	0	10	14	6.75	0.750				
Ted Power, R ERA: 6.75	(8, 1)	1.0		3	0	0	0	0	0	0	0	0	0	7	11	0.00	0.000				

Pittsburgh Pirates @ New York Mets  
Shea Stadium, Flushing, NY  
Wed Apr 11 1990, 3:33 AM EDT  
Att: 16,880 - Cloudy - 55 F

AB 28  
R 3  
H 6  
RBI 3  
BB 1  
SO 4  
LOB 4



Batter	1	2	3	4	5	6	7	8	9	AB	R	H	RBI	BB	SO	LOB	TOP																			
<b>Barry Bonds, L</b> (1, 7) OBP: 0.400, SLG: 0.333	P2					K			F8	5	0	2	3	0	1	1																				
<b>Jay Bell, R</b> (1, 6) OBP: 0.287, SLG: 0.357	F6					F8			P6	4	0	0	0	1	1	3																				
<b>Gary Redus, R</b> (1, 3) OBP: 0.286, SLG: 0.714																																				
<b>Sid Bream, L</b> (6, 3) OBP: 0.167, SLG: 0.167	P6																																			
<b>Bobby Bonilla, S</b> (1, 9) OBP: 0.429, SLG: 0.786																																				
<b>Jeff King, R</b> (1, 5) OBP: 0.200, SLG: 0.111																																				
<b>Andy Van Slyke, L</b> (1, 8) OBP: 0.231, SLG: 0.769																																				
<b>Tom Prince, R</b> (1, 2) OBP: 0.167, SLG: 0.167																																				
<b>Scott Ruskin, R</b> (6, 1) R.J. Reynolds, S (8, PH) Ted Power, R (8, 1)																																				
<b>Jose Lind, R</b> (1, 4) OBP: 0.500, SLG: 0.455																																				
<b>Neal Heaton, L</b> (1, 1) Doug Bair, R (6, 1) Michael LaValliere, L (6, 2) OBP: 0.429, SLG: 0.200																																				
<b>Inning Stats</b>	R: 0 E: 0 K: 0 S: 4	H: 0 LOB: 0 BB: 0 P: 6	R: 3 E: 0 K: 1 S: 15	H: 2 LOB: 2 BB: 3 P: 33	R: 0 E: 0 K: 1 S: 7	H: 0 LOB: 0 BB: 0 P: 12	R: 0 E: 0 K: 1 S: 9	H: 0 LOB: 0 BB: 0 P: 12	R: 0 E: 0 K: 1 S: 8	H: 0 LOB: 0 BB: 0 P: 13	R: 2 E: 0 K: 0 S: 8	H: 2 LOB: 0 BB: 0 P: 9	R: 1 E: 0 K: 0 S: 7	H: 2 LOB: 1 BB: 1 P: 15	R: 0 E: 0 K: 1 S: 10	H: 1 LOB: 1 BB: 0 P: 15	R: 0 E: 1 K: 0 S: 13	H: 0 LOB: 1 BB: 0 P: 21	1B: 3 2B: 3 3B: 0 HR: 1	SF: 0 SAC: 0 DP: 1 HBP: 0	WP: 0 PB: 0 SB: 1 CS: 0	PA: 38														
<b>PITCHER</b>	IP	WLS	BF	H	R	ER	SO	BB	IBB	HBP	BLK	WP	HR	S	P	ERA	WHIP	<b>PITCHER</b>	IP	WLS	BF	H	R	ER	SO	BB	IBB	HBP	BLK	WP	HR	S	P	ERA	WHIP	
<b>Sid Fernandez, L</b> (1, 1) ERA: 7.5	6.0	L	25	4	5	5	4	3	0	0	0	0	1	51	85	7.50	1.167																			
<b>Jeff Musselman, L</b> (7, 1) ERA: 4.5	2.0		9	3	1	1	1	1	0	0	0	0	0	17	30	4.50	2.000																			
<b>Julio Machado, R</b> (9, 1) ERA:	1.0		4	0	0	0	0	0	0	0	0	0	0	13	21	0.00	0.000																			

Pittsburgh Pirates @ New York Mets  
Shea Stadium, Flushing, NY  
Thu Apr 12 1990, 3:33 AM EDT  
Att: 16,544 - Sunny - 48 F


AB	34
R	6
H	7
RBI	6
BB	4
SO	5
LOB	13



Batter	1	2	3	4	5	6	7	8	9	AB	R	H	RBI	BB	SO	LOB	BOTTOM																			
<b>Gregg Jefferies, S</b> (1, 4) OBP: 0.385, SLG: 0.545																																				
<b>Keith Miller, R</b> (1, 8) OBP: 0.364, SLG: 0.400																																				
<b>Tom O'Malley, L</b> (6, PH) Mark Carreon, R (7, 8)																																				
<b>Howard Johnson, S</b> (1, 5) OBP: 0.154, SLG: 0.385																																				
<b>Darryl Strawberry, L</b> (1, 9) OBP: 0.273, SLG: 0.200																																				
<b>Kevin McReynolds, R</b> (1, 7) OBP: 0.455, SLG: 0.667																																				
<b>Mike Marshall, R</b> (1, 3) OBP: 0.091, SLG: 0.091																																				
<b>Barry Lyons, R</b> (1, 2) OBP: 0.222, SLG: 0.556																																				
<b>Mackey Sasser, L</b> (6, PH) (7, 2)																																				
<b>Kevin Elster, R</b> (1, 6)																																				
<b>Sid Fernandez, L</b> (1, 1) OBP: 0.500, SLG: 0.500																																				
<b>Dave Magadan, L</b> (6, PH) Jeff Musselman, L (7, 1)																																				
<b>Julio Machado, R</b> (9, 1) Tim Teufel, R (9, PH)																																				
<b>Inning Stats</b>	R: 1 E: 1 K: 1 S: 11	H: 1 LOB: 2 BB: 1 P: 22	R: 0 E: 0 K: 0 S: 11	H: 2 LOB: 1 BB: 1 P: 21	R: 0 E: 0 K: 0 S: 6	H: 0 LOB: 0 BB: 0 P: 11	R: 0 E: 0 K: 0 S: 7	H: 2 LOB: 2 BB: 0 P: 11	R: 0 E: 0 K: 0 S: 6	H: 1 LOB: 1 BB: 0 P: 9	R: 1 E: 0 K: 1 S: 16	H: 1 LOB: 2 BB: 2 P: 31	R: 0 E: 0 K: 1 S: 11	H: 1 LOB: 0 BB: 0 P: 15	R: 0 E: 0 K: 1 S: 6	H: 0 LOB: 0 BB: 0 P: 6	R: 0 E: 0 K: 1 S: 10	H: 1 LOB: 1 BB: 0 P: 15	1B: 8 2B: 1 3B: 0 HR: 0	SF: 0 SAC: 0 DP: 1 HBP: 0	WP: 2 PB: 0 SB: 2 CS: 0	PA: 39														
<b>PITCHER</b>	IP	WLS	BF	H	R	ER	SO	BB	IBB	HBP	BLK	WP	HR	S	P	ERA	WHIP	<b>PITCHER</b>	IP	WLS	BF	H	R	ER	SO	BB	IBB	HBP	BLK	WP	HR	S	P	ERA	WHIP	
<b>Neal Heaton, L</b> (1, 1) ERA:	5.0	W	23	6	1	0	0	2	0	0	0	1	0	41	74	0.00	1.600																			
<b>Doug Bair, R</b> (6, 1) ERA: 5.4	0.2		5	1	1	1	1	2	0	0	0	0	0	12	24	13.50	4.500																			
<b>Scott Ruskin, L</b> (6, 1) ERA:	1.1		4	1	0	0	0	0	0	0	0	0	0	15	22	0.00	0.750																			
<b>Ted Power, R</b> (8, 1) ERA:	2.0		7	1	0	0	2	0	0	0	0	0	0	16	21	0.00	0.500																			

Pittsburgh Pirates @ New York Mets  
Shea Stadium, Flushing, NY  
Thu Apr 12 1990, 3:33 AM EDT  
Att: 16,544 - Sunny - 48 F

AB	35
R	2
H	9
RBI	0
BB	4
SO	4
LOB	22



Batter	1	2	3	4	5	6	7	8	9	AB	R	H	RBI	BB	SO	LOB	TOP											
Jerome Walton, R OBP: 0.389, SLG: 0.313	1-0 23 CS 1B		2-1 G5-3		4-1 23 HR BB		0-1 G6-3			3	1	1	0	1	0	0												
23 Ryne Sandberg, R OBP: 0.529, SLG: 0.824	1-0 CS 1B		2-0		0-0 1-H HR			1-1 F6		4	1	3	2	0	0	0												
Dwight Smith, L OBP: 0.182, SLG: 0.490 Doug Dasenczo, S OBP: 0.500, SLG: 1.250	1-0 F9		1-0 F8		0-2 F9			1-2 G4-3		4	0	0	0	0	0	2												
Mark Grace, L OBP: 0.529, SLG: 0.333	2-1 CS 1-2	0-0 1B 1B		2-1 G3	2-1 G3			0-0 G4-3		4	0	1	0	0	0	0												
Andre Dawson, R OBP: 0.222, SLG: 0.625		2-0 F8		2-0 1B 1B		1-0 F8		2-2 G2-3		4	0	1	0	0	0	1												
Luis Salazar, R OBP: 0.417, SLG: 0.364		1-2 FC5-4 1B		1-3 K		2-2 L6		3-2 F8		4	0	1	0	0	1	1												
Shawon Dunston, R OBP: 0.313, SLG: 0.313		1-2 P4		1-0 FC5-4 1B		2-0 F8		2-1 S 1B		4	0	2	0	0	0	2												
Joe Girardi, R OBP: 0.111, SLG: 0.111		2-0 FC5-4		0-0 FC5-4		1-1 G1-3		0-3 K		4	0	0	0	0	1	5												
Greg Maddux, R Mitch Williams, L			2-2 G5-3		0-1 P1		2-3 K			3	0	0	0	0	1	0												
<b>Inning Stats</b>	R: 0 E: 0 K: 0 S: 4	H: 2 LOB: 0 BB: 0 P: 9	R: 0 E: 0 K: 0 S: 11	H: 2 LOB: 2 BB: 0 P: 17	R: 0 E: 0 K: 1 S: 8	H: 1 LOB: 1 BB: 0 P: 15	R: 0 E: 0 K: 1 S: 9	H: 2 LOB: 2 BB: 0 P: 15	R: 2 E: 0 K: 0 S: 9	H: 1 LOB: 0 BB: 1 P: 15	R: 0 E: 0 K: 0 S: 6	H: 0 LOB: 0 BB: 0 P: 11	R: 0 E: 0 K: 1 S: 9	H: 0 LOB: 0 BB: 0 P: 12	R: 0 E: 0 K: 0 S: 6	H: 0 LOB: 0 BB: 0 P: 8	R: 0 E: 0 K: 1 S: 13	H: 1 LOB: 1 BB: 0 P: 20	1B: 7 2B: 1 3B: 0 HR: 1	SF: 0 SAC: 0 DP: 0 HBP: 0	WP: 0 PB: 0 SB: 1 CS: 2	PA: 36						
<b>PITCHER</b>	IP	WLS	BF	H	R	ER	SO	BB	IBB	HBP	BLK	WP	HR	S	P	ERA	WHIP											
Bob Walk, R ERA: 3.6	(1, 1)	5.0	L	22	8	2	2	1	1	0	0	0	0	1	41	71	3.60	1.800										
Mike Roesler, R ERA: 3.89	(6, 1)	1.0		3	0	0	0	0	0	0	0	0	0	6	11	0.00	0.000											
Randy Kramer, R ERA:	(7, 1)	2.0		6	0	0	0	1	0	0	0	0	0	15	20	0.00	0.000											
Bill Landrum, R ERA:	(9, 1)	1.0		4	1	0	0	1	0	0	0	0	0	13	20	0.00	1.000											

Chicago Cubs @ Pittsburgh Pirates  
Three Rivers Stadium, Pittsburgh, PA

AB 34  
R 2  
H 9  
RBI 2  
BB 1  
SO 3  
LOB 11



WP: 0 PA: 36  
PB: 0  
SB: 1  
CS: 2

Batter	1	2	3	4	5	6	7	8	9	AB	R	H	RBI	BB	SO	LOB	BOTTOM										
Wally Backman, S OBP: 0.333, SLG: 0.500	1-3 K		2-2 E6 PB		0-0 G4-3				4-2 K 1B BB	3	0	0	0	1	1	0											
Jay Bell, R OBP: 0.283, SLG: 0.333	1-1 F8		2-0 G6-3		1-3 K			1-2 1B		4	0	1	0	0	1	1											
Andy Van Slyke, L OBP: 0.176, SLG: 0.588	1-1 G1-3			0-0 G1-6-3		2-1 L3		1-3 K 2-3		4	0	0	0	0	1	2											
Bobby Bonilla, S OBP: 0.333, SLG: 0.611		2-3 K		0-2 F7		2-2 F7		1-3 K		4	0	0	0	0	2	1											
Barry Bonds, L OBP: 0.444, SLG: 0.400		3-2 S 1B		1-0 F7		3-1 S 1B				3	0	2	0	0	0	0											
Sid Bream, L OBP: 0.111, SLG: 0.111		2-2 F9		2-3 K		2-0 G3-1				3	0	0	0	0	1	2											
Michael LaValliere, L OBP: 0.300, SLG: 0.125		1-1 G6-3		0-0 F7		0-0 G5-3				3	0	0	0	0	0	1											
Jose Lind, R OBP: 0.400, SLG: 0.357			0-0 F8		0-1 L6		3-1 F8			3	0	0	0	0	0	0											
Bob Walk, R Mike Roesler, R John Cangelosi, S Randy Kramer, R R.J. Reynolds, S Bill Landrum, R	(1, 1) (6, 1) (6, 1) (7, 1) (8, 1) (9, 1)	7.2 W S	26 26 5	H: 2 LOB: 1 BB: 0 P: 10	R: 0 E: 1 K: 1 S: 8	H: 0 LOB: 1 BB: 0 P: 12	R: 0 E: 0 K: 0 S: 5	H: 0 LOB: 0 BB: 0 P: 6	R: 0 E: 0 K: 1 S: 6	H: 0 LOB: 0 BB: 0 P: 8	R: 0 E: 0 K: 1 S: 8	H: 0 LOB: 1 BB: 0 P: 12	R: 0 E: 0 K: 0 S: 10	H: 1 LOB: 1 BB: 0 P: 19	R: 0 E: 0 K: 0 S: 5	H: 0 LOB: 0 BB: 0 P: 10	R: 0 E: 0 K: 2 S: 11	H: 1 LOB: 1 BB: 1 P: 18	1B: 3 2B: 0 3B: 0 HR: 0	SF: 0 SAC: 0 DP: 0 HBP: 0	WP: 0 PB: 1 SB: 2 CS: 0	PA: 31					
<b>PITCHER</b>	IP	WLS	BF	H	R	ER	SO	BB	IBB	HBP	BLK	WP	HR	S	P	ERA	WHIP										
Greg Maddux, R ERA:	(1, 1)	7.2		26	2	0	0	5	0	0	0	0	0	60	94	0.00	0.261										
Mitch Williams, L ERA:	(8, 1)	1.1	S	5	1	0	0	2	1	0	0	0	0	13	22	0.00	1.500										

Chicago Cubs @ Pittsburgh Pirates  
Three Rivers Stadium, Pittsburgh, PA

AB 30  
R 0  
H 3  
RBI 0  
BB 1  
SO 7  
LOB 7



WP: 0 PA: 31  
PB: 1  
SB: 2  
CS: 0

Batter	1	2	3	4	5	6	7	8	9	AB	R	H	RBI	BB	SO	LOB	TOP					
Jerome Walton, R (1, 8) OBP: 0.391, SLG: 0.300	1-3 K		2-1 G3 1B		1-0 1B HBP		3-2 L6		1-1 G6-4-3	4	1	1	0	0	1	2						
23 Ryne Sandberg, R (1, 4) OBP: 0.476, SLG: 0.714	1-2 G6-3		0-2 G3 1B		0-1 F9		0-0 G6-3			4	1	1	1	0	0	2						
Dwight Smith, L (1, 9) Doug Descenzo, S (8, PH) OBP: 0.400, SLG: 1.000	1-2 G4-3		2-3 3-H G3 1B		2-1 G3 1B			0-0 G6-3		3	0	1	2	0	0	0						
Mark Grace, L (1, 3) OBP: 0.524, SLG: 0.333		4-2 L5-4 BB BB	2-1 P5		1-2 G3			0-1 G3 1B		3	0	1	0	1	0	2						
Marvell Wynne, L (1, 7) OBP: 0.286, SLG: 0.167		4-1 S BB			0-1 F7			3-2 F7		3	0	0	0	1	0	3						
Luis Salazar, R (1, 5) OBP: 0.313, SLG: 0.267	1-2 L5-4		1-2 F9		1-1 F9		0-2 F7		0-2 F8	4	0	0	0	0	0	3						
Shawon Dunston, R (1, 6) OBP: 0.350, SLG: 0.350	1-1 P4		1-1 1B		0-1 F7		1-1 F7		2-2 SH4-1 1B	4	0	2	0	0	0	1						
Rick Wrona, R (1, 2) OBP: 0.400, SLG: 0.400			2-2 1B SH2-4 1B		2-2 F8		0-0 L7		0-0 SH4-1	3	1	1	0	0	0	1						
Mike Harkey, R (1, 1) Dave Clark, L (7, PH) Paul Assenmacher, L (7, 1) Greg Smith, S (8, PH) Mitch Williams, L (9, 1)			0-2 SH2-4		0-0 23 F9 HBP 1B		0-3 K		4-2 G6-4-3 BB	1	1	1	0	0	0	0						
<b>Inning Stats</b>	R: 0 E: 0 K: 1 S: 9	H: 0 LOB: 0 BB: 0 P: 12	R: 0 E: 0 K: 0 S: 9	H: 0 LOB: 1 BB: 2 P: 19	R: 3 E: 1 K: 0 S: 16	H: 3 LOB: 0 BB: 0 P: 23	R: 0 E: 0 K: 0 S: 12	H: 1 LOB: 1 BB: 0 P: 14	R: 1 E: 0 K: 0 S: 7	H: 2 LOB: 2 BB: 0 P: 12	R: 0 E: 0 K: 1 S: 6	H: 0 LOB: 0 BB: 0 P: 7	R: 0 E: 0 K: 1 S: 7	H: 0 LOB: 0 BB: 0 P: 10	R: 0 E: 0 K: 0 S: 10	H: 1 LOB: 1 BB: 0 P: 13	R: 0 E: 0 K: 0 S: 11	H: 1 LOB: 1 BB: 1 P: 18	1B: 8 2B: 1 3B: 0 HR: 0	SF: 0 SAC: 2 DP: 2 HBP: 1	WP: 0 PB: 0 SB: 3 CS: 0	PA: 37
<b>PITCHER</b>	IP WLS BF H R ER SO BB IBB HBP BLK WP HR S P ERA WHIP																					
Doug Drabek, R (1, 1) ERA: 5.79	4.1 L 21 6 4 3 1 2 0 0 0 0 0 0 51 76 6.23 1.846																					
Bob Patterson, L (5, 1) ERA:	0.2 2 0 0 0 0 0 0 0 0 0 0 0 2 4 0.00 0.000																					
Doug Bair, R (6, 1) ERA: 2.45	2.0 6 0 0 0 1 0 0 0 0 0 0 0 13 17 0.00 0.000																					
Scott Ruskin, L (8, 1) ERA:	1.0 4 1 0 0 0 0 0 0 0 0 0 0 10 13 0.00 1.000																					
Ted Power, R (9, 1) ERA:	1.0 4 1 0 0 0 1 0 0 0 0 0 0 11 18 0.00 2.000																					
<b>Batter</b>	<b>1</b>	<b>2</b>	<b>3</b>	<b>4</b>	<b>5</b>	<b>6</b>	<b>7</b>	<b>8</b>	<b>9</b>	<b>AB</b>	<b>R</b>	<b>H</b>	<b>RBI</b>	<b>BB</b>	<b>SO</b>	<b>LOB</b>	<b>BOTTOM</b>					
Jeff King, R (1, 5) OBP: 0.214, SLG: 0.154	2-2 G6-4-3 1B		2-1 G6-4-3 1-2		0-2 G3			2-3 K		4	0	1	0	0	1	1						
Jay Bell, R (1, 6) OBP: 0.281, SLG: 0.318	0-0 G3 1B		2-2 G6-3		1-2 P3			1-2 F7		4	0	1	0	0	0	0						
Andy Van Slyke, L (1, 8) OBP: 0.238, SLG: 0.600	3-2 G3				2-2 1B SF7 2B		1-3 K		4-1 BB	3	1	1	0	1	1	1						
Bobby Bonilla, S (1, 9) OBP: 0.318, SLG: 0.545	1-3 K				0-0 F7 BB 1B			2-2 F7		4	0	1	0	0	1	2						
Barry Bonds, L (1, 7) OBP: 0.364, SLG: 0.333		0-0 G4-3			1-0 SF7			3-2 G4-3		3	0	0	1	0	0	1						
Sid Bream, L (1, 3) OBP: 0.273, SLG: 0.200		2-2 FC3-6 1B			3-H 4-1 BB					1	0	1	0	1	0	0						
Gary Redus, R (7, PH) OBP: 0.222, SLG: 0.556					1-2 BB					2	0	0	0	0	0	1						
Michael LaValliere, L (1, 2) Don Slaught, R (7, PH) OBP: 0.220, SLG: 0.100		2-2 FC3-6 FC4-6			0-0 F7					2	0	0	0	0	0	3						
Jose Lind, R (1, 4) OBP: 0.333, SLG: 0.294		1-1 FC4-6			1-2 F9					3	0	0	0	0	0	3						
Doug Drabek, R (1, 1) Bob Patterson, R (5, 1) John Cangelosi, S (5, PH) Doug Bair, R (8, 1) Scott Ruskin, R (8, 1) Wally Backman, S (8, PH) Ted Power, R (9, 1)			3-2 G6-4-3 HBP		0-1 G6-3			3-3 K		0	0	0	0	0	0	0						
<b>Inning Stats</b>	R: 0 E: 0 K: 1 S: 13	H: 2 LOB: 1 BB: 0 P: 19	R: 0 E: 0 K: 0 S: 9	H: 1 LOB: 1 BB: 0 P: 14	R: 0 E: 0 K: 0 S: 8	H: 0 LOB: 0 BB: 0 P: 15	R: 1 E: 0 K: 0 S: 11	H: 2 LOB: 2 BB: 1 P: 19	R: 0 E: 0 K: 0 S: 8	H: 0 LOB: 0 BB: 0 P: 9	R: 0 E: 0 K: 1 S: 10	H: 0 LOB: 0 BB: 0 P: 16	R: 0 E: 0 K: 0 S: 5	H: 0 LOB: 0 BB: 0 P: 7	R: 0 E: 0 K: 2 S: 10	H: 0 LOB: 0 BB: 0 P: 16	R: 0 E: 0 K: 0 S: 7	H: 0 LOB: 1 BB: 1 P: 18	1B: 4 2B: 1 3B: 0 HR: 0	SF: 1 SAC: 0 DP: 1 HBP: 1	WP: 0 PB: 0 SB: 0 CS: 0	PA: 33
<b>PITCHER</b>	IP WLS BF H R ER SO BB IBB HBP BLK WP HR S P ERA WHIP																					
Mike Harkey, R (1, 1) ERA: 1.5	6.0 W 23 5 1 1 2 1 0 1 0 0 0 0 59 92 1.50 1.000																					
Paul Assenmacher, L (7, 1) ERA:	2.0 6 0 0 0 2 0 0 0 0 0 0 0 15 23 0.00 0.000																					
Mitch Williams, L (9, 1) ERA:	1.0 S 4 0 0 0 0 1 0 0 0 0 0 0 7 18 0.00 1.000																					

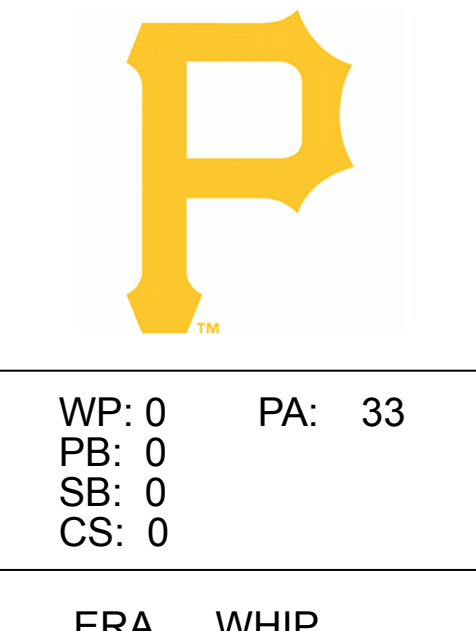
Chicago Cubs @ Pittsburgh Pirates  
Three Rivers Stadium, Pittsburgh, PA  
Sat Apr 14 1990, 3:33 AM EDT  
Att. 13,226 - Cloudy

AB	31
R	4
H	8
RBI	3
BB	3
SO	2
LOB	14



Chicago Cubs @ Pittsburgh Pirates  
Three Rivers Stadium, Pittsburgh, PA  
Sat Apr 14 1990, 3:33 AM EDT  
Att. 13,226 - Cloudy

AB	29
R	1
H	5
RBI	1
BB	2
SO	4
LOB	12









Batter	1	2	3	4	5	6	7	8	9	AB	R	H	RBI	BB	SO	LOB	TOP								
Vince Coleman, S (1,7) OBP: 0.219, SLG: 0.250	1-1 G6-3		0-0 L9			0-1 F8		3-2 G5-3		4	0	0	0	0	0	1	<b>St. Louis Cardinals @ Pittsburgh Pirates</b> Three Rivers Stadium, Pittsburgh, PA Tue Apr 17 1990, 7:05 PM EDT Att: 3,981 - Unknown - 42 F								
Willie McGee, S (1,8) OBP: 0.432, SLG: 0.559	0-3 K		2-3 K			2-2 FC4-6 1B		1-0 1B 2B		4	1	2	0	0	2	1									
Todd Zeile, R (1,2) OBP: 0.281, SLG: 0.414	3-2 F9			0-0 G6-3		2-1 FC4-6 1-2		1-0 2-H 1B		4	0	1	1	0	0	1									
Pedro Guerrero, R (1,3) OBP: 0.343, SLG: 0.406 Ken Hill, R (8,1)		3-1 G3 SF9 2B		0-3 K		1-3 K		0-0 P9		4	1	1	0	0	2	2									
Terry Pendleton, S (1,5) OBP: 0.343, SLG: 0.375		1-0 G3 2-3		1-1 L8			0-1 G4-3		2-3 K	4	0	0	0	0	1	1									
Tom Brunansky, R (1,9) OBP: 0.483, SLG: 0.600		3-0 SF9 3-H			2-1 G2-3		0-1 G5-3		1-1 F8	3	0	0	1	0	0	0									
José Quiendo, S (1,4) OBP: 0.387, SLG: 0.385		2-1 L7			1-1 G6-3		2-2 1B		2-3 K	4	0	1	0	0	1	0									
Tim Jones, L (1,6)			4-2 SH3 BB		4-0 BB		2-1 P4			1	0	0	0	2	0	1									
Greg Mathews, R (1,1) OBP: 1.000, SLG: 2.000 Cris Carpenter, R (3,1) Dave Collins, S (8, PH) OBP: 0.333, SLG: 0.333			0-0 SH3 1-2		0-2 F9			0-0 B1-3		0	0	0	0	0	0	0									
<b>Inning Stats</b>	R: 0 E: 0 K: 1 S: 8	H: 0 LOB: 0 BB: 0 P: 12	R: 1 E: 0 K: 0 S: 6	H: 1 LOB: 0 BB: 0 P: 15	R: 0 E: 0 K: 1 S: 7	H: 0 LOB: 1 BB: 1 P: 13	R: 0 E: 0 K: 1 S: 6	H: 0 LOB: 0 BB: 0 P: 7	R: 0 E: 0 K: 0 S: 7	H: 0 LOB: 1 BB: 1 P: 14	R: 0 E: 0 K: 1 S: 10	H: 1 LOB: 1 BB: 0 P: 15	R: 0 E: 0 K: 0 S: 9	H: 1 LOB: 1 BB: 0 P: 13	R: 1 E: 0 K: 2 S: 7	H: 2 LOB: 1 BB: 0 P: 12		R: 0 E: 0 K: 2 S: 10	H: 0 LOB: 0 BB: 0 P: 15	1B: 3 2B: 2 3B: 0 HR: 0	SF: 1 SAC: 1 DP: 0 HBP: 0	WP: 0 PB: 0 SB: 0 CS: 0	PA: 34		
<b>PITCHER</b>	IP WLS BF H R ER SO BB IBB HBP BLK WP HR S P ERA WHIP	7.2 W 30 5 2 2 4 2 0 0 0 0 0 0 59 100 2.35 0.913	1.1 4 0 0 0 2 0 0 0 0 0 0 0 0 11 16 0.00 0.000																						

Batter	1	2	3	4	5	6	7	8	9	AB	R	H	RBI	BB	SO	LOB	BOTTOM							
Barry Bonds, L (1,7) OBP: 0.323, SLG: 0.346	4-2 SH BB		0-1 1B 3B	0-0 L8		0-3 K				3	2	1	0	1	1	0	<b>St. Louis Cardinals @ Pittsburgh Pirates</b> Three Rivers Stadium, Pittsburgh, PA Tue Apr 17 1990, 7:05 PM EDT Att: 3,981 - Unknown - 42 F							
Jay Bell, R (1,6) OBP: 0.343, SLG: 0.344	1-0 SH BB G5-4-3 1-H		4-0 1B BB	2-3 K			3-2 F8			2	1	0	0	1	1	0								
Gary Redus, R (1,3) OBP: 0.357, SLG: 0.357 Andy Van Slyke, L (8,8) OBP: 0.258, SLG: 0.483	4-1 G5-4-3 BB		4-2 1B BB FC5-2	2-0 F8			1-2 P4			2	0	0	0	2	0	0								
Bobby Bonilla, S (1,9) OBP: 0.294, SLG: 0.618 Sid Bream, L (8,3) OBP: 0.286, SLG: 0.231	1-0 G5-4-3 1-2 2-3		1-0 BB 1B FC5-2	0-2 F8			2-2 E1			4	1	1	2	0	0	2								
Jeff King, R (1,5) OBP: 0.263, SLG: 0.125	1-1 F7		4-1 BB 1B FC5-2	1-1 G5-3			1-3 K			3	1	0	0	1	1	2								
R.J. Reynolds, S (1,8) OBP: 0.357, SLG: 0.385		0-0 G5-3	0-0 FC5-2 1B BB	0-1 1B			2-2 G6-3 1B			4	1	2	0	0	0	3								
Don Slaught, R (1,2) OBP: 0.429, SLG: 0.500		1-0 G5-3	1-2 2-3 3-H BB	4-0 G4-3			0-1 G6-3 1B			3	1	1	1	1	0	1								
Jose Lind, R (1,4) OBP: 0.400, SLG: 0.464		0-1 G1-3	2-2 E9 1B			1-3 K		1-0 G6-3		4	0	1	2	0	1	2								
Neal Heaton, L (1,1) Ted Power, R (8,1)			0-0 G6-3 K			0-1 G4-3		0-3 K		3	0	0	0	0	1	1								
<b>Inning Stats</b>	R: 1 E: 1 K: 0 S: 8	H: 0 LOB: 1 BB: 2 P: 19	R: 0 E: 0 K: 0 S: 4	H: 0 LOB: 0 BB: 0 P: 5	R: 6 E: 1 K: 1 S: 14	H: 3 LOB: 1 BB: 4 P: 34	R: 0 E: 0 K: 1 S: 5	H: 0 LOB: 0 BB: 0 P: 9	R: 0 E: 0 K: 2 S: 10	H: 0 LOB: 0 BB: 0 P: 11	R: 0 E: 0 K: 1 S: 13	H: 0 LOB: 1 BB: 0 P: 20	R: 0 E: 0 K: 1 S: 10	H: 2 LOB: 1 BB: 0 P: 13	R: 0 E: 0 K: 1 S: 10	H: 2 LOB: 1 BB: 0 P: 13		1B: 5 2B: 0 3B: 1 HR: 0	SF: 0 SAC: 1 DP: 2 HBP: 0	WP: 0 PB: 0 SB: 2 CS: 0	PA: 36			
<b>PITCHER</b>	IP WLS BF H R ER SO BB IBB HBP BLK WP HR S P ERA WHIP	2.2 L 16 2 0 0 5 0 0 0 0 0 0 42 59 0.00 0.462	4.1 16 2 0 0 5 0 0 0 0 0 0 0 10 13 0.00 2.000																					

AB 30  
R 2  
H 5  
RBI 2  
BB 2  
SO 6  
LOB 8



AB 29  
R 7  
H 6  
RBI 5  
BB 6  
SO 6  
LOB 12



Batter	1	2	3	4	5	6	7	8	9	AB	R	H	RBI	BB	SO	LOB	TOP		
<b>Willie McGee, S</b> OBP: 0.429, SLG: 0.564 (1, 8)										5	1	2	0	0	1	4	<b>St. Louis Cardinals @ Pittsburgh Pirates</b> Three Rivers Stadium, Pittsburgh, PA Wed Apr 18 1990, 7:05 PM EDT Att: 11,626 - Unknown - 51 F <a href="http://livebaseballscorecards.com">livebaseballscorecards.com</a>		
<b>Tim Jones, L</b> OBP: 0.600, SLG: 0.429 (1, 6)										3	0	3	2	1	0	0			
<b>Milt Thompson, L</b> OBP: 0.294, SLG: 0.143 (1, 7)										5	0	1	0	0	1	6			
<b>Pedro Guerrero, R</b> OBP: 0.350, SLG: 0.389 (1, 3)										4	0	1	0	1	1	6			
<b>Terry Pendleton, S</b> OBP: 0.325, SLG: 0.389 (1, 5)										4	0	1	1	0	0	3			
<b>Tom Brunansky, R</b> OBP: 0.495, SLG: 0.522 <b>Vince Coleman, S</b> OBP: 0.212, SLG: 0.242 (8, PR)										3	0	0	0	1	2	3			
<b>Todd Zeile, R</b> OBP: 0.297, SLG: 0.394 (1, 2)										4	1	1	0	1	1	2			
<b>José Oquendo, S</b> OBP: 0.382, SLG: 0.357 (1, 4)										2	0	0	0	1	1				
<b>John Tudor, L</b> OBP: 0.250, SLG: 0.250 (8, PH)										3	0	1	0	0	0	2			
<b>Denny Walling, L</b> OBP: 0.500, SLG: 0.500 (8, PH)										0	0	0	0	0	0	0			
<b>Dave Collins, S</b> OBP: 0.429, SLG: 0.333 (8, PH)										0	0	0	0	1	0	0			
<b>Ken Dayley, L</b> (8, 1)										0	0	0	0	0	0	0			
<b>Inning Stats</b>	R: 1 E: 0 K: 1 S: 13	H: 2 LOB: 2 BB: 1 P: 25	R: 0 E: 0 K: 1 S: 10	H: 0 LOB: 0 BB: 0 P: 14	R: 0 E: 1 K: 1 S: 7	H: 1 LOB: 1 BB: 0 P: 14	R: 0 E: 0 K: 0 S: 7	H: 0 LOB: 1 BB: 1 P: 16	R: 0 E: 0 K: 1 S: 6	H: 1 LOB: 2 BB: 0 P: 15	R: 0 E: 0 K: 0 S: 7	H: 1 LOB: 2 BB: 1 P: 13	R: 2 E: 0 K: 2 S: 17	H: 2 LOB: 2 BB: 2 P: 29	R: 0 E: 0 K: 1 S: 10	H: 1 LOB: 1 BB: 0 P: 13	1B: 8 2B: 2 3B: 0 HR: 0	SF: 1 SAC: 2 DP: 0 HBP: 0	WP: 0 PA: 43 PB: 0 SB: 3 CS: 0
<b>PITCHER</b>	IP WLS BF H R ER SO BB IBB HBP BLK WP HR S P ERA WHIP																		
<b>Bob Walk, R</b> ERA: 2.53	(1, 1) 5.2 L 26 6 1 1 4 2 1 0 0 0 0 0 49 96 1.59 1.412																		
<b>Scott Ruskin, L</b> ERA: 1.59	(6, 1) 1.1 6 1 0 0 0 0 1 0 1 0 0 0 8 15 0.00 0.750																		
<b>Randy Kramer, R</b> ERA: 7.71	(8, 1) 0.1 3 1 2 2 0 1 0 0 0 0 0 0 8 14 54.00 6.000																		
<b>Bob Patterson, L</b> ERA:	(8, 1) 0.2 4 1 0 0 2 0 1 0 0 0 0 0 9 15 0.00 1.500																		
<b>Bill Landrum, R</b> ERA:	(9, 1) 1.0 4 1 0 0 1 0 0 0 0 0 0 0 10 13 0.00 1.000																		

Batter	1	2	3	4	5	6	7	8	9	AB	R	H	RBI	BB	SO	LOB	BOTTOM		
<b>Barry Bonds, L</b> OBP: 0.286, SLG: 0.300 (1, 7)										4	0	0	0	0	1	2	<b>St. Louis Cardinals @ Pittsburgh Pirates</b> Three Rivers Stadium, Pittsburgh, PA Wed Apr 18 1990, 7:05 PM EDT Att: 11,626 - Unknown - 51 F <a href="http://livebaseballscorecards.com">livebaseballscorecards.com</a>		
<b>Jay Bell, R</b> OBP: 0.333, SLG: 0.333 (1, 6)										4	0	1	0	0	0	1			
<b>Gary Redus, R</b> OBP: 0.318, SLG: 0.333 (1, 3)										4	0	1	0	0	0	1			
<b>Bobby Bonilla, S</b> OBP: 0.289, SLG: 0.605 (1, 9)										4	0	1	0	0	1	2			
<b>Jeff King, R</b> OBP: 0.217, SLG: 0.100 (1, 5)										4	0	0	0	0	1	2			
<b>Don Slaught, R</b> OBP: 0.455, SLG: 0.500 (1, 2)										4	0	2	0	0	0	0			
<b>Andy Van Slyke, L</b> OBP: 0.257, SLG: 0.438 (1, 8)										3	0	0	0	1	0	1			
<b>Jose Lind, R</b> OBP: 0.394, SLG: 0.452 (1, 4)										3	0	1	0	0	0	1			
<b>Bob Walk, R</b> ERA: 2.53	(1, 1) 5.2 L 26 6 1 1 4 2 1 0 0 0 0 0 49 96 1.59 1.412																		
<b>Scott Ruskin, L</b> ERA: 1.59	(6, 1) 1.1 6 1 0 0 0 0 1 0 1 0 0 0 8 15 0.00 0.750																		
<b>John Cangelosi, S</b> OBP: 0.143, SLG: 0.143	(7, PH) 0.1 3 1 2 2 0 1 0 0 0 0 0 0 8 14 54.00 6.000																		
<b>Randy Kramer, R</b> ERA: 7.71	(8, 1) 0.1 3 1 2 2 0 1 0 0 0 0 0 0 8 14 54.00 6.000																		
<b>Bob Patterson, R</b> ERA:	(8, 1) 0.2 4 1 0 0 2 0 1 0 0 0 0 0 9 15 0.00 1.500																		
<b>Bill Landrum, R</b> ERA:	(9, 1) 1.0 4 1 0 0 1 0 0 0 0 0 0 0 10 13 0.00 1.000																		
<b>Inning Stats</b>	R: 0 E: 0 K: 1 S: 9	H: 0 LOB: 0 BB: 0 P: 12	R: 0 E: 0 K: 0 S: 11	H: 1 LOB: 1 BB: 0 P: 18	R: 0 E: 0 K: 2 S: 8	H: 2 LOB: 2 BB: 0 P: 12	R: 0 E: 0 K: 0 S: 7	H: 1 LOB: 1 BB: 0 P: 9	R: 0 E: 0 K: 0 S: 8	H: 1 LOB: 1 BB: 0 P: 10	R: 0 E: 0 K: 1 S: 11	H: 0 LOB: 1 BB: 1 P: 17	R: 0 E: 0 K: 0 S: 8	H: 1 LOB: 1 BB: 0 P: 10	R: 0 E: 0 K: 0 S: 4	H: 0 LOB: 0 BB: 0 P: 6	1B: 6 2B: 1 3B: 0 HR: 0	SF: 0 SAC: 1 DP: 0 HBP: 0	WP: 0 PA: 34 PB: 0 SB: 1 CS: 0
<b>PITCHER</b>	IP WLS BF H R ER SO BB IBB HBP BLK WP HR S P ERA WHIP																		
<b>John Tudor, L</b> ERA:	(1, 1) 7.0 W 27 6 0 0 4 1 0 0 0 0 0 0 12 16 0.00 1.000																		
<b>Ken Dayley, L</b> ERA:	(8, 1) 2.0 S 7 1 0 0 0 0 0 0 0 0 0 0 12 16 0.00 0.500																		



Batter	1	2	3	4	5	6	7	8	9	AB	R	H	RBI	BB	SO	LOB	TOP								
John Cangelosi, S (1, 8) OBP: 0.273, SLG: 0.200 Andy Van Slyke, L (8, 8) OBP: 0.278, SLG: 0.545	F8		HBP 1B		F9			SH3 3B BB	HR	3	1	1	0	1	0	0									
Jay Bell, R (1, 6) OBP: 0.326, SLG: 0.325	G6-3 1B		L9		K			SH3	F9	4	0	1	0	0	1	2									
Gary Redus, R (1, 3) OBP: 0.346, SLG: 0.429	G6-3 1-2		HBP		G3			1B	3B	3	1	1	1	0	0	1									
Bobby Bonilla, S (1, 9) OBP: 0.286, SLG: 0.571		G5-3	4-3		F3			HR	1B	4	1	1	1	0	0	3									
Barry Bonds, L (1, 7) OBP: 0.308, SLG: 0.441	K			F8		F3		HR	1B	4	1	2	2	0	1	0									
Don Slaught, R (1, 2) OBP: 0.367, SLG: 0.500	1B			HBP 1B		F4		HR	5-3	4	0	2	0	0	0	1									
Jose Lind, R (1, 4) OBP: 0.351, SLG: 0.400	4-3			K		K		6-3		4	0	0	0	0	2	2									
Wally Backman, S (1, 5) OBP: 0.409, SLG: 0.389 Rafael Belliard, R (8, 5)			HBP SH1-4 BB	HBP FC6-4 HBP		5-3			F4	1	0	0	0	1	0	0									
Doug Drabek, R (1, 1) OBP: 0.400, SLG: 0.250 Sid Bream, L (9, PH) OBP: 0.287, SLG: 0.214 Ted Power, R (9, 1)		SH1-4	FC6-4		F8				K	2	0	0	0	0	0	2									
<b>Inning Stats</b>	R: 0 E: 0 K: 0 S: 9	H: 1 LOB: 0 BB: 0 P: 14	R: 0 E: 0 K: 1 S: 9	H: 1 LOB: 1 BB: 0 P: 10	R: 0 E: 0 K: 0 S: 12	H: 1 LOB: 3 BB: 1 P: 23	R: 0 E: 0 K: 1 S: 13	H: 1 LOB: 2 BB: 0 P: 19	R: 0 E: 0 K: 1 S: 6	H: 0 LOB: 0 BB: 0 P: 9	R: 0 E: 0 K: 0 S: 7	H: 1 LOB: 0 BB: 0 P: 12	R: 0 E: 0 K: 1 S: 6	H: 0 LOB: 0 BB: 0 P: 10	R: 4 E: 0 K: 0 S: 10	H: 3 LOB: 0 BB: 1 P: 20	R: 1 E: 0 K: 1 S: 7	H: 1 LOB: 0 BB: 0 P: 8	1B: 5 2B: 1 3B: 1 HR: 2	SF: 0 SAC: 2 DP: 1 HBP: 2	WP: 0 PB: 0 SB: 0 CS: 1	PA: 38			
<b>PITCHER</b>	IP	WLS	BF	H	R	ER	SO	BB	IBB	HBP	BLK	WP	HR	S	P	ERA	WHIP								
Joe Magrane, L (1, 1) ERA: 3.32	7.1	L	31	7	3	3	4	2	0	2	0	0	0	68	108	3.68	1.227								
Frank DiPino, L (8, 1) ERA: 7.71	0.2		3	1	1	1	0	0	0	0	0	0	1	4	9	13.50	1.500								
John Costello, R (9, 1) ERA: 4.5	1.0		4	1	1	1	1	0	0	0	0	0	1	7	8	9.00	1.000								

Pittsburgh Pirates @ St. Louis Cardinals  
 Busch Stadium, St. Louis, MO  
 Thu Apr 19 1990, 7:05 PM CDT  
 Att: 20,495 - Unknown - 58 F

AB	32
R	5
H	9
RBI	5
BB	2
SO	5
LOB	11



Batter	1	2	3	4	5	6	7	8	9	AB	R	H	RBI	BB	SO	LOB	BOTTOM								
Vince Coleman, S (1, 7) OBP: 0.243, SLG: 0.250	G3 SF7 1B		L9		K			S BB		3	1	1	0	1	1	1									
Willie McGee, S (1, 8) OBP: 0.413, SLG: 0.535	G3		4-3		FC1-5 1B			1-3		4	0	1	0	0	0	3									
Terry Pendleton, S (1, 5) OBP: 0.295, SLG: 0.359	SF7		5-3		FC1-5			F8		3	0	0	1	0	0	2									
Pedro Guerrero, R (1, 3) OBP: 0.318, SLG: 0.350	K			F8		K		F9		4	0	0	0	0	2	1									
Milt Thompson, L (1, 9) OBP: 0.238, SLG: 0.111	6-3		3-1		G3			6-3		4	0	0	0	0	0	0									
José Oquendo, S (1, 4) OBP: 0.351, SLG: 0.323	G3		1-4-3		F5					3	0	0	0	0	0	0									
Todd Zeile, R (1, 2) OBP: 0.300, SLG: 0.389	1B				K			6-3		3	0	1	0	0	1	0									
Tim Jones, L (1, 6) OBP: 0.462, SLG: 0.300	4-3				F7			G3		3	0	0	0	0	0	1									
Joe Magrane, R (1, 1) Frank DiPino, L (8, 1) Denny Walling, L (8, PH) OBP: 0.333, SLG: 0.333 John Costello, R (9, 1)	4-3 WP BB				K			4-3		1	0	0	0	1	1	0									
<b>Inning Stats</b>	R: 1 E: 0 K: 1 S: 11	H: 1 LOB: 0 BB: 0 P: 13	R: 0 E: 0 K: 0 S: 7	H: 1 LOB: 1 BB: 0 P: 10	R: 0 E: 0 K: 0 S: 7	H: 0 LOB: 0 BB: 1 P: 15	R: 0 E: 0 K: 0 S: 4	H: 0 LOB: 0 BB: 0 P: 7	R: 0 E: 0 K: 2 S: 8	H: 0 LOB: 0 BB: 0 P: 14	R: 0 E: 0 K: 2 S: 9	H: 1 LOB: 1 BB: 0 P: 15	R: 0 E: 0 K: 0 S: 9	H: 0 LOB: 0 BB: 0 P: 12	R: 0 E: 0 K: 0 S: 7	H: 0 LOB: 1 BB: 1 P: 15	R: 0 E: 0 K: 0 S: 5	H: 0 LOB: 0 BB: 0 P: 8	1B: 3 2B: 0 3B: 0 HR: 0	SF: 1 SAC: 0 DP: 0 HBP: 0	WP: 1 PB: 0 SB: 3 CS: 0	PA: 32			
<b>PITCHER</b>	IP	WLS	BF	H	R	ER	SO	BB	IBB	HBP	BLK	WP	HR	S	P	ERA	WHIP								
Doug Drabek, R (1, 1) ERA: 3.63	8.0	W	29	3	1	1	5	2	0	0	0	0	0	62	101	1.12	0.625								
Ted Power, R (9, 1) ERA:	1.0		3	0	0	0	0	0	0	0	0	0	0	5	8	0.00	0.000								

Pittsburgh Pirates @ St. Louis Cardinals  
 Busch Stadium, St. Louis, MO  
 Thu Apr 19 1990, 7:05 PM CDT  
 Att: 20,495 - Unknown - 58 F

AB	29
R	1
H	3
RBI	1
BB	2
SO	5
LOB	8




Batter	1	2	3	4	5	6	7	8	9	AB	R	H	RBI	BB	SO	LOB	TOP										
Barry Bonds, L OBP: 0.302, SLG: 0.421	F8		G3			G4-3											4 0 1 1 0 0 0										
Jose Lind, R OBP: 0.317, SLG: 0.359	F7		G6-3			G5-3											4 0 0 0 0 0 3										
Andy Van Slyke, L OBP: 0.300, SLG: 0.528	G4-3		HR						L6								3 2 1 0 1 0 0										
Bobby Bonilla, S OBP: 0.326, SLG: 0.717		HR							F8								4 3 3 3 0 0 0										
R.J. Reynolds, S OBP: 0.353, SLG: 0.375			G5-3			G3											3 1 1 1 0 0 0										
Michael LaValliere, L OBP: 0.200, SLG: 0.059			G6-3			L7											2 0 0 0 0 0 0										
Don Slaught, R OBP: 0.500, SLG: 0.533																	1 1 1 2 0 0 0										
Sid Bream, L OBP: 0.333, SLG: 0.250						L9											2 1 1 0 1 0 0										
Rafael Belliard, R OBP: 0.500, SLG: 0.667			E6			K											2 1 1 1 1 1 0										
Walt Terrell, L ERA: 4.5																	2 0 0 0 0 1 0										
Mike Roesler, R ERA: 6.0																	1 0 0 0 0 1 3										
Scott Ruskin, R ERA: 9.0																	0 0 0 0 0 0 0										
<b>Inning Stats</b>	R: 0 E: 0 K: 0 S: 8	H: 0 LOB: 0 BB: 0 P: 15	R: 3 E: 1 K: 1 S: 14	H: 3 LOB: 0 BB: 0 P: 20	R: 2 E: 0 K: 0 S: 12	H: 2 LOB: 0 BB: 0 P: 16	R: 0 E: 0 K: 1 S: 10	H: 0 LOB: 0 BB: 0 P: 16	R: 0 E: 0 K: 0 S: 5	H: 0 LOB: 0 BB: 0 P: 11	R: 4 E: 1 K: 1 S: 16	H: 4 LOB: 2 BB: 3 P: 38	R: 0 E: 0 K: 0 S: 9	H: 0 LOB: 0 BB: 0 P: 13				1B: 6 2B: 1 3B: 0 HR: 2	SF: 0 SAC: 0 DP: 1 HBP: 0	WP: 0 PB: 1 SB: 0 CS: 0	PA: 31						
<b>PITCHER</b>	IP	WLS	BF	H	R	ER	SO	BB	IBB	HBP	BLK	WP	HR	S	P	ERA	WHIP										
Mike Bielecki, R	4.0	L	17	5	5	4	2	0	0	0	0	0	2	44	67	9.00	1.250										
Joe Kraemer, L	1.0		6	2	3	3	0	1	0	0	0	0	0	11	22	27.00	3.000										
Dean Wilkins, R	0.0		3	1	0	0	0	2	0	0	0	0	0	4	15	∞	∞										
Jeff Pico, R	1.2		5	1	1	1	1	0	0	0	0	0	0	15	25	5.40	0.600										

**Pittsburgh Pirates @ Chicago Cubs**  
Wrigley Field, Chicago, IL  
Fri Apr 20 1990, 3:33 AM CDT  
Att: 15,171 - Overcast - 59 F

livebaseballscores.com

AB	28
R	9
H	9
RBI	8
BB	3
SO	3
LOB	6




Batter	1	2	3	4	5	6	7	8	9	AB	R	H	RBI	BB	SO	LOB	BOTTOM										
Jerome Walton, R OBP: 0.434, SLG: 0.341	G5-3	G6-3		E6		P2											4 0 0 0 0 0 3										
23 Ryne Sandberg, R OBP: 0.348, SLG: 0.455	F8																4 1 2 0 0 0 1										
Dwight Smith, L OBP: 0.333, SLG: 0.357	1B																4 1 3 0 0 1 2										
Mark Grace, L OBP: 0.460, SLG: 0.361																	3 0 1 1 0 0 3										
Andre Dawson, R OBP: 0.290, SLG: 0.500	G4-3																3 0 1 1 0 0 3										
Luis Salazar, R OBP: 0.294, SLG: 0.303																	3 1 2 0 0 0 1										
Shawon Dunston, R OBP: 0.267, SLG: 0.295																	3 1 3 0 0 0 0										
Joe Girardi, R OBP: 0.280, SLG: 0.261																	1 0 0 1 0 0 2										
Manvell Wynne, L OBP: 0.200, SLG: 0.286																	1 0 0 0 0 0 2										
Rick Wrona, R OBP: 0.500, SLG: 0.429																	0 0 0 0 0 0 0										
Mike Bielecki, R																	0 0 0 0 0 0 0										
Dave Clark, L OBP: 0.286, SLG: 0.286																	1 0 0 0 0 0 1										
Joe Kraemer, L																	0 0 0 0 0 0 0										
Dean Wilkins, R																	0 0 0 0 0 0 0										
Jeff Pico, R																	0 0 0 0 1 0 0										
<b>Inning Stats</b>	R: 0 E: 0 K: 0 S: 6	H: 2 LOB: 2 BB: 0 P: 13	R: 0 E: 0 K: 0 S: 9	H: 2 LOB: 2 BB: 0 P: 10	R: 1 E: 0 K: 0 S: 6	H: 2 LOB: 0 BB: 0 P: 9	R: 2 E: 1 K: 0 S: 13	H: 2 LOB: 1 BB: 0 P: 16	R: 1 E: 0 K: 0 S: 15	H: 3 LOB: 2 BB: 0 P: 22	R: 0 E: 0 K: 1 S: 15	H: 1 LOB: 2 BB: 1 P: 26				1B: 10 2B: 2 3B: 0 HR: 0	SF: 2 SAC: 1 DP: 1 HBP: 0	WP: 4 PB: 0 SB: 0 CS: 0	PA: 31								
<b>PITCHER</b>	IP	WLS	BF	H	R	ER	SO	BB	IBB	HBP	BLK	WP	HR	S	P	ERA	WHIP										
Walt Terrell, R	4.1		23	10	4	3	0	0	0	0	0	0	0	18	28	0.00	3.000										
Mike Roesler, R	1.0	W	6	2	0	0	0	1	0	0	0	0	0	6	11	0.00	0.000										
Scott Ruskin, L	0.2		2	0	0	0	1	0	0	0	0	1	0	6	11	0.00	0.000										

**Pittsburgh Pirates @ Chicago Cubs**  
Wrigley Field, Chicago, IL  
Fri Apr 20 1990, 3:33 AM CDT  
Att: 15,171 - Overcast - 59 F

livebaseballscores.com

AB	27
R	4
H	12
RBI	3
BB	1
SO	1
LOB	18



Batter	1	2	3	4	5	6	7	8	9	AB	R	H	RBI	BB	SO	LOB	TOP					
Barry Bonds, L (1, 7) OBP: 0.292, SLG: 0.381 R.J. Reynolds, S (9, 7) OBP: 0.353, SLG: 0.375	G3-1		F7			G4-3			K	4	1	0	0	1	1	0						
Jay Bell, R (1, 6) OBP: 0.304, SLG: 0.302	F8		E5				L1-5-3			3	1	0	0	0	0	0						
Gary Redus, R (1, 3) OBP: 0.333, SLG: 0.400	L5		P3				G6-3			4	0	1	1	0	0	1						
Bobby Bonilla, S (1, 9) OBP: 0.300, SLG: 0.660		P2	CS		G3	P4			F7	4	0	0	0	0	0	2						
Jeff King, R (1, 5) OBP: 0.222, SLG: 0.261					L6	SF7			K	3	1	1	2	0	1	0						
Don Slaught, R (1, 2) OBP: 0.500, SLG: 0.684		P4			HR				G5-3	4	1	2	1	0	0	0						
Andy Van Slyke, L (1, 8) OBP: 0.318, SLG: 0.525					1B				G3	4	0	2	0	0	0	2						
Jose Lind, R (1, 4) OBP: 0.333, SLG: 0.372					1B				G4-3	4	0	2	0	0	0	0						
John Smiley, L (1, 1) Bill Landrum, R (8, 1)		FC6-4							B3-1	3	0	0	0	0	1	4						
Inning Stats	R: 0 E: 0 K: 0 S: 9	H: 0 LOB: 0 BB: 0 P: 12	R: 1 E: 0 K: 0 S: 15	H: 3 LOB: 2 BB: 0 P: 25	R: 0 E: 1 K: 0 S: 8	H: 0 LOB: 0 BB: 0 P: 10	R: 1 E: 0 K: 0 S: 10	H: 3 LOB: 2 BB: 0 P: 15	R: 2 E: 1 K: 0 S: 8	H: 2 LOB: 2 BB: 1 P: 14	R: 0 E: 0 K: 1 S: 8	H: 0 LOB: 0 BB: 0 P: 12	R: 0 E: 0 K: 0 S: 9	H: 0 LOB: 0 BB: 0 P: 9	R: 0 E: 0 K: 1 S: 11	H: 0 LOB: 0 BB: 0 P: 18	R: 0 E: 0 K: 1 S: 9	H: 0 LOB: 0 BB: 0 P: 15	1B: 6 2B: 0 3B: 0 HR: 2	SF: 1 SAC: 1 DP: 0 HBP: 0	WP: 0 PB: 0 SB: 0 CS: 1	PA: 38
PITCHER	IP	WLS	BF	H	R	ER	SO	BB	IBB	HBP	BLK	WP	HR	S	P	ERA	WHIP					
Steve Wilson, L (1, 1) ERA: 7.62	4.1	L	22	7	4	3	0	1	0	0	0	0	2	46	71	6.23	1.846					
Les Lancaster, R (5, 1) ERA: 1.64	0.2		3	1	0	0	0	0	0	0	0	0	0	4	5	0.00	1.500					
Paul Assenmacher, L (6, 1) ERA: 0.73	2.0		6	0	0	0	1	0	0	0	0	0	0	17	21	0.00	0.000					
Joe Kraemer, L (8, 1) ERA: 5.69	1.0		3	0	0	0	1	0	0	0	0	0	0	11	18	0.00	0.000					
Mitch Williams, L (9, 1) ERA:	1.0		3	0	0	0	1	0	0	0	0	0	0	9	15	0.00	0.000					

Pittsburgh Pirates @ Chicago Cubs  
Wrigley Field, Chicago, IL  
Sat Apr 21 1990, 7:05 PM CDT  
Att: 37,091 - Unknown


AB 34  
R 4  
H 8  
RBI 4  
BB 1  
SO 3  
LOB 9



Batter	1	2	3	4	5	6	7	8	9	AB	R	H	RBI	BB	SO	LOB	BOTTOM					
Jerome Walton, R (1, 8) OBP: 0.439, SLG: 0.354	G6-3		K			G3-1-3				4	1	2	0	0	1	0						
23 Ryne Sandberg, R (1, 4) OBP: 0.320, SLG: 0.426	F9		K						SF8	3	0	0	1	0	2	1						
Mark Grace, L (1, 3) OBP: 0.426, SLG: 0.325	K					G3-1-3				4	0	0	0	0	3	3						
Andre Dawson, R (1, 9) OBP: 0.286, SLG: 0.469		F9			P2					4	0	1	2	0	0	1						
Lloyd McClendon, R (1, 7) OBP: 0.250, SLG: 0.385		L4			L8					4	0	1	0	0	0	0						
Luis Salazar, R (1, 5) OBP: 0.316, SLG: 0.351 Mitch Williams, L (9, 1)					E5				F8	4	0	2	0	0	0	2						
Shawon Dunston, R (1, 6) OBP: 0.265, SLG: 0.277					L5				F8	3	0	0	0	1	1	1						
Joe Girardi, R (1, 2) OBP: 0.286, SLG: 0.269 Marvell Wynne, L (9, PH) OBP: 0.198, SLG: 0.267					K				G3	3	1	1	0	0	1	3						
Steve Wilson, L (1, 1) Les Lancaster, R (5, PH) Domingo Ramos, R (5, PH) Paul Assenmacher, L (6, 1) Joe Kraemer, L (8, 1) Curtis Wilkerson, S (8, PH) OBP: 0.428, SLG: 0.330 Dwight Smith, L (9, PH) OBP: 0.326, SLG: 0.345					G5-3				B1-4	1	0	0	0	0	0	0						
Inning Stats	R: 0 E: 0 K: 1 S: 8	H: 0 LOB: 0 BB: 0 P: 14	R: 0 E: 0 K: 0 S: 11	H: 1 LOB: 2 BB: 1 P: 20	R: 0 E: 0 K: 2 S: 7	H: 0 LOB: 0 BB: 0 P: 8	R: 0 E: 0 K: 1 S: 6	H: 0 LOB: 0 BB: 0 P: 9	R: 0 E: 1 K: 1 S: 9	H: 1 LOB: 1 BB: 0 P: 11	R: 0 E: 0 K: 1 S: 7	H: 1 LOB: 1 BB: 0 P: 9	R: 0 E: 0 K: 0 S: 6	H: 0 LOB: 0 BB: 0 P: 7	R: 3 E: 0 K: 1 S: 14	H: 5 LOB: 2 BB: 0 P: 20	R: 0 E: 0 K: 1 S: 9	H: 0 LOB: 0 BB: 0 P: 11	1B: 7 2B: 1 3B: 0 HR: 0	SF: 1 SAC: 0 DP: 0 HBP: 0	WP: 1 PB: 0 SB: 0 CS: 0	PA: 36
PITCHER	IP	WLS	BF	H	R	ER	SO	BB	IBB	HBP	BLK	WP	HR	S	P	ERA	WHIP					
John Smiley, L (1, 1) ERA: 4.5	7.0	W	28	6	3	3	6	1	0	0	0	0	0	59	85	3.86	1.000					
Bill Landrum, R (8, 1) ERA:	2.0	S	8	2	0	0	2	0	0	0	0	0	0	18	24	0.00	1.000					

Pittsburgh Pirates @ Chicago Cubs  
Wrigley Field, Chicago, IL  
Sat Apr 21 1990, 7:05 PM CDT  
Att: 37,091 - Unknown


AB 34  
R 3  
H 8  
RBI 3  
BB 1  
SO 8  
LOB 12



Batter	1	2	3	4	5	6	7	8	9	AB	R	H	RBI	BB	SO	LOB	TOP										
Wally Backman, S (1,4) OBP: 0.423, SLG: 0.409 Jose Lind, R (9,4) OBP: 0.333, SLG: 0.372	G3-1			WP 2B SH 1B	FC5-4 1B		G6-3			4	1	2	0	0	0	1	4 1 2 0 0 0 1 0 0 0 0 0 0 0										
Jay Bell, R (1,6) OBP: 0.306, SLG: 0.289	K			SH 1B WP 2B	FC5-4 1-2			BB		2	1	0	0	1	1	1	2 1 0 0 1 1 1										
Andy Van Slyke, L (1,8) OBP: 0.292, SLG: 0.477	K			K	L5			K		4	0	0	0	0	3	4	4 0 0 0 0 0 3 4										
Bobby Bonilla, S (1,9) OBP: 0.296, SLG: 0.648		F8		1B 2B		G3		K		4	1	1	2	0	1	1	4 1 1 2 0 1 1										
Barry Bonds, L (1,7) OBP: 0.300, SLG: 0.372 R.J. Reynolds, S (4,7) OBP: 0.316, SLG: 0.333	F7			1B BB		G4-3		K		1	0	0	0	1	0	0	1 0 0 0 1 0 0 2 0 0 0 0 1 1										
Sid Bream, L (1,3) OBP: 0.333, SLG: 0.263 Gary Redus, R (9,PH) OBP: 0.323, SLG: 0.385	F9			1B		K			G5-3	3	0	1	0	0	1	0	3 0 1 0 0 1 0 1 0 0 0 0 0 0										
Jeff King, R (1,5) OBP: 0.194, SLG: 0.222			K	K			K		G6-3	4	0	0	0	0	3	3	4 0 0 0 0 0 3 3										
Michael LaValliere, L (1,2) OBP: 0.292, SLG: 0.150		G3		1B			FC5-6 1B		BB	3	0	2	1	1	0	0	3 0 2 1 1 0 0										
Neal Heaton, L (1,1) Doug Bair, R (7,1) Bob Patterson, R (7,1) Ted Power, R (8,1)			K2-3		G6-3		FC5-6 S		K	3	0	0	0	0	1	1	3 0 0 0 0 1 1 0 0 0 0 0 0 0 0 0 0 0 0 0 0 1 0 0 0 0 1 1										
<b>Inning Stats</b>	R: 0 H: 0 E: 0 K: 2 S: 8	H: 0 LOB: 0 BB: 0 P: 10	R: 0 H: 0 E: 0 K: 0 S: 8	H: 0 LOB: 0 BB: 0 P: 12	R: 0 H: 0 E: 0 K: 2 S: 8	H: 0 LOB: 0 BB: 0 P: 12	R: 3 H: 4 E: 0 K: 2 S: 20	H: 1 LOB: 1 BB: 0 P: 11	R: 0 H: 0 E: 0 K: 1 S: 5	H: 0 LOB: 0 BB: 0 P: 7	R: 0 H: 1 E: 0 K: 1 S: 11	H: 1 LOB: 1 BB: 0 P: 17	R: 0 H: 0 E: 0 K: 3 S: 12	H: 0 LOB: 1 BB: 1 P: 19	R: 0 H: 0 E: 0 K: 1 S: 9	H: 0 LOB: 1 BB: 1 P: 20	1B: 5 2B: 1 3B: 0 HR: 0	SF: 0 SAC: 1 DP: 0 HBP: 0	WP: 1 PB: 0 SB: 1 CS: 0	PA: 36							
<b>PITCHER</b>	IP	WLS	BF	H	R	ER	SO	BB	IBB	HBP	BLK	WP	HR	S	P	ERA	WHIP										
Jose Antonio Nunez, R (1,1) ERA: 5.4	6.0	L	24	5	3	3	7	1	0	0	0	1	0	57	87	4.50	1.000										
Paul Assenmacher, L (7,1) ERA: 0.63	2.0		8	1	0	0	4	1	0	0	0	0	0	23	36	0.00	1.000										
Mitch Williams, L (9,1) ERA:	1.0		4	0	0	0	1	1	0	0	0	0	0	9	20	0.00	1.000										

Pittsburgh Pirates @ Chicago Cubs  
Wrigley Field, Chicago, IL  
Sun Apr 22 1990, 3:33 AM CDT  
Att: 33,583 - Sunny - 69 F


AB 32  
R 3  
H 6  
RBI 3  
BB 3  
SO 12  
LOB 13



Batter	1	2	3	4	5	6	7	8	9	AB	R	H	RBI	BB	SO	LOB	BOTTOM										
Jerome Walton, R (1,8) OBP: 0.410, SLG: 0.327	G4-3			F9		F9		K		4	0	0	0	0	1	0	4 0 0 0 0 1 0										
23 Ryne Sandberg, R (1,4) OBP: 0.315, SLG: 0.412	G6-3			L8		G3-1		E S 1B		4	0	1	0	0	0	0	4 0 1 0 0 0 0										
Lloyd McClendon, R (1,3) OBP: 0.250, SLG: 0.367	G1-3			P3				F7		4	0	1	0	0	0	1	4 0 1 0 0 0 1										
Andre Dawson, R (1,9) OBP: 0.308, SLG: 0.556		K			HR		F9 1B	G5-3		4	1	2	1	0	1	0	4 1 2 1 0 1 0										
Luis Salazar, R (1,5) OBP: 0.310, SLG: 0.341		G6-3			K		1-2 2-H 1B	F7		4	0	1	1	0	1	0	4 0 1 1 0 1 0										
Shawon Dunston, R (1,6) OBP: 0.264, SLG: 0.275		G1-3			FC5-4 1B		K	F8		4	0	1	0	0	1	2	4 0 1 0 0 1 2										
Doug Dasenczo, S (1,7) OBP: 0.200, SLG: 0.500 Marvell Wynne, L (7,PH) OBP: 0.188, SLG: 0.267 Domingo Ramos, R (7,PH) OBP: 0.357, SLG: 0.308			G5-3		F8		F9			2	0	0	0	0	0	1	2 0 0 0 0 0 1 0 0 0 0 0 0 0 1 0 0 0 0 0 2										
Rick Wrona, R (1,2) OBP: 0.364, SLG: 0.300			G4-3		FC5-4 1-2		K			3	0	0	0	0	1	3	3 0 0 0 0 1 3										
Jose Antonio Nunez, R (1,1) Curtis Wilkerson, S (6,PH) OBP: 0.375, SLG: 0.296 Paul Assenmacher, L (7,1) Mark Grace, L (8,PH) OBP: 0.418, SLG: 0.317 Mitch Williams, L (9,1) ERA:			G6-3		G5-3		G5-3		K	1	0	0	0	0	0	0	1 0 0 0 0 0 0 1 0 0 0 0 0 0 0 0 0 0 0 0 0 1 0 0 0 0 1 0 0 0 0 0 0 0 0										
<b>Inning Stats</b>	R: 0 H: 0 E: 0 K: 0 S: 5	H: 0 LOB: 0 BB: 0 P: 7	R: 0 H: 0 E: 0 K: 1 S: 8	H: 0 LOB: 0 BB: 0 P: 10	R: 0 H: 0 E: 0 K: 0 S: 6	H: 0 LOB: 0 BB: 0 P: 11	R: 0 H: 0 E: 0 K: 0 S: 4	H: 2 LOB: 1 BB: 0 P: 7	R: 1 H: 3 E: 0 K: 2 S: 10	H: 0 LOB: 2 BB: 0 P: 12	R: 0 H: 1 E: 0 K: 2 S: 12	H: 1 LOB: 0 BB: 0 P: 17	R: 0 H: 0 E: 0 K: 0 S: 8	H: 0 LOB: 0 BB: 0 P: 8	1B: 5 2B: 0 3B: 0 HR: 1	SF: 0 SAC: 0 DP: 0 HBP: 0	WP: 0 PB: 0 SB: 1 CS: 0	PA: 33									
<b>PITCHER</b>	IP	WLS	BF	H	R	ER	SO	BB	IBB	HBP	BLK	WP	HR	S	P	ERA	WHIP										
Neal Heaton, L (1,1) ERA: 1.93	6.0	W	23	5	2	2	2	0	0	0	0	0	0	42	63	3.00	0.833										
Doug Bair, R (7,1) ERA:	0.1		1	0	0	0	1	0	0	0	0	0	0	3	4	0.00	0.000										
Bob Patterson, L (7,1) ERA:	1.0		3	0	0	0	2	0	0	0	0	0	0	7	9	0.00	0.000										
Ted Power, R (8,1) ERA:	1.2	S	6	1	0	0	1	0	0	0	0	0	0	17	21	0.00	0.600										

Pittsburgh Pirates @ Chicago Cubs  
Wrigley Field, Chicago, IL  
Sun Apr 22 1990, 3:33 AM CDT  
Att: 33,583 - Sunny - 69 F

AB 33  
R 1  
H 6  
RBI 2  
BB 0  
SO 6  
LOB 9






Batter	1	2	3	4	5	6	7	8	9	AB	R	H	RBI	BB	SO	LOB	TOP								
Wally Backman, S (1.5) OBP: 0.419, SLG: 0.407	1-0 BB 1B		2-2 G1-3		2-1 F7		2-3 K		2-1 BB 1B	5	1	2	0	0	1	1									
Jay Bell, R (1.6) OBP: 0.316, SLG: 0.275	2-0 F7		3-1 F9			0-1 FC4-6 1B		1-0 F9	4-2 BB 1B	4	0	1	0	1	0	1									
Andy Van Slyke, L (1.8) OBP: 0.316, SLG: 0.462	4-1 BB 1-2 BB			3-2 P5		0-0 FC4-6 1-2		2-2 BB 1B	0-1 BB 1-3 2-H 1B	4	1	2	1	1	0	1									
Bobby Bonilla, S (1.9) OBP: 0.302, SLG: 0.597	0-3 K			1-2 BB 1B		1-0 P4		3-2 BB 1B	2-1 BB 1B	5	0	2	1	0	1	5									
R.J. Reynolds, S (1.7) OBP: 0.304, SLG: 0.318	1-2 G3			0-0 F7 1B		0-0 G4-3		1-2 BB 1B		4	0	1	0	0	0	4									
Sid Dream, L (1.3) OBP: 0.308, SLG: 0.250		1-0 P5		0-0 F8			1-1 SH1-4 HR	2-0 P5		4	1	1	0	0	0	3									
Michael LaValliere, L (1.2) OBP: 0.321, SLG: 0.298		3-1 G3-1			3-2 FC6-4 1B		0-0 SH1-4	2-2 P4		3	0	1	0	0	0	2									
Jose Lind, R (1.4) OBP: 0.302, SLG: 0.320		1-0 L4			1-0 FC6-4 SH1-4		1-1 F9	1-0 L5		4	0	0	0	0	0	2									
Doug Drabek, R (1.1) OBP: 0.429, SLG: 0.833			0-0 P3		0-0 SH1-4		0-0 HR	0-3 K		2	1	1	2	0	0	0									
Bob Patterson, R (8.1)										0	0	0	0	0	0	0									
Bill Landrum, R (8.1)										1	0	0	0	0	1	0									
<b>Inning Stats</b>	R: 0 E: 0 K: 1 S: 9	H: 1 LOB: 2 BB: 1 P: 17	R: 0 E: 0 K: 0 S: 4	H: 0 LOB: 0 BB: 0 P: 9	R: 0 E: 0 K: 0 S: 8	H: 0 LOB: 0 BB: 0 P: 13	R: 0 E: 0 K: 0 S: 11	H: 1 LOB: 1 BB: 0 P: 15	R: 0 E: 0 K: 0 S: 7	H: 1 LOB: 1 BB: 0 P: 13	R: 0 E: 0 K: 0 S: 5	H: 1 LOB: 1 BB: 0 P: 6	R: 2 E: 0 K: 1 S: 9	H: 2 LOB: 0 BB: 0 P: 13	R: 1 E: 0 K: 0 S: 15	H: 3 LOB: 2 BB: 0 P: 26	R: 1 E: 0 K: 1 S: 12	H: 2 LOB: 2 BB: 1 P: 21	1B: 10 2B: 0 3B: 0 HR: 1	SF: 0 SAC: 2 DP: 0 HBP: 0	WP: 0 PB: 0 SB: 1 CS: 0	PA: 40			
<b>PITCHER</b>	IP	WLS	BF	H	R	ER	SO	BB	IBB	HBP	BLK	WP	HR	S	P	ERA	WHIP								
Scott Garretts, R (1.1) ERA: 4.2	7.0	L	28	6	2	2	2	1	0	0	0	0	1	53	86	2.57	1.000								
Ernie Camacho, R (8.1) ERA: 3.0	0.1		4	3	1	1	0	0	0	0	0	0	0	11	18	27.00	9.000								
Eric Gunderson, L (8.1) ERA: 6.75	1.2		8	2	1	1	1	1	0	0	0	0	0	16	29	5.40	1.800								

**Pittsburgh Pirates @ San Francisco Giants**  
Candlestick Park, San Francisco, CA  
Tue Apr 24 1990, 10:05 PM EDT  
Att: 10,881 - Cloudy - 58 F


AB	36
R	4
H	11
RBI	4
BB	2
SO	3
LOB	19



Batter	1	2	3	4	5	6	7	8	9	AB	R	H	RBI	BB	SO	LOB	BOTTOM								
Brett Butler, L (1.8) OBP: 0.500, SLG: 0.554	3-2 FC3-6 1B		1-1 BB 1B			3-2 G6-3 SH1-3 1B		2-2 P9 1B	2-1 FC6-4 1-2	5	0	4	0	0	0	1									
Robby Thompson, R (1.4) OBP: 0.327, SLG: 0.385	1-1 FC3-6 1-2		0-1 G4-3			0-0 SH1-3		0-0 BB 1B		3	0	1	0	0	0	2									
Will Clark, L (1.3) OBP: 0.333, SLG: 0.526	1-3 K 1-2			0-0 G6-4-3 1B		1-0 G6-3		0-3 K		4	0	1	0	0	2	4									
Kevin Mitchell, R (1.7) OBP: 0.340, SLG: 0.549	2-3 K			2-2 G6-4-3 1-2		2-3 K		0-0 P9	2-3	4	0	0	0	0	2	5									
Kevin Bass, S (1.9) OBP: 0.232, SLG: 0.345		2-2 F7		1-0 BB 1B			1-3 K	1-0 L8		4	0	1	0	0	1	2									
Matt Williams, R (1.5) OBP: 0.259, SLG: 0.333		2-1 F8		0-0 P6			2-1 FC6-4 1B		1-3 K	4	0	1	0	0	1	1									
Gary Carter, R (1.2) OBP: 0.435, SLG: 0.294		0-2 G5-3			1-1 F8		2-0 FC6-4 1-2		1-3 K	4	0	0	0	0	1	1									
Jose Uribe, S (1.6) OBP: 0.235, SLG: 0.303			1-0 G3		1-0 CS 1B				1-2 K	2	0	1	0	0	0	0									
Ernest Riles, L (7, PH) (8.6)										2	1	2	1	0	0	0									
Scott Garretts, R (1.1)			0-1 F8		3-3 K		2-3 K		4-0 FC6-4 BB	2	0	0	0	0	1	1									
Mike Laga, L (7, PH)										1	0	0	0	0	1	2									
Ernie Camacho, R (8.1)										0	0	0	0	0	0	0									
Eric Gunderson, R (8.1)										0	0	0	0	0	0	0									
Rick Leach, L (8, PH) OBP: 0.571, SLG: 0.333					1-2 K					0	0	0	0	1	0	0									
<b>Inning Stats</b>	R: 0 E: 0 K: 2 S: 13	H: 1 LOB: 0 BB: 0 P: 20	R: 0 E: 0 K: 0 S: 8	H: 0 LOB: 0 BB: 0 P: 12	R: 0 E: 0 K: 0 S: 7	H: 1 LOB: 1 BB: 0 P: 9	R: 0 E: 0 K: 0 S: 7	H: 2 LOB: 1 BB: 0 P: 10	R: 0 E: 0 K: 1 S: 7	H: 1 LOB: 1 BB: 0 P: 11	R: 0 E: 0 K: 1 S: 8	H: 1 LOB: 1 BB: 0 P: 14	R: 0 E: 0 K: 2 S: 10	H: 2 LOB: 2 BB: 0 P: 19	R: 0 E: 0 K: 1 S: 10	H: 2 LOB: 2 BB: 0 P: 13	R: 1 E: 0 K: 2 S: 11	H: 1 LOB: 1 BB: 1 P: 20	1B: 10 2B: 1 3B: 0 HR: 1	SF: 0 SAC: 1 DP: 2 HBP: 0	WP: 0 PB: 0 SB: 1 CS: 1	PA: 37			
<b>PITCHER</b>	IP	WLS	BF	H	R	ER	SO	BB	IBB	HBP	BLK	WP	HR	S	P	ERA	WHIP								
Doug Drabek, R (1.1) ERA: 2.59	7.0	W	27	8	0	0	6	0	0	0	0	0	0	60	95	0.00	1.143								
Bob Patterson, L (8.1) ERA:	0.1		3	2	0	0	1	0	0	0	0	0	0	8	10	0.00	6.000								
Bill Landrum, R (8.1) ERA: 1.04	1.2	S	7	1	1	1	2	1	0	0	0	0	1	13	23	5.40	1.200								

**Pittsburgh Pirates @ San Francisco Giants**  
Candlestick Park, San Francisco, CA  
Tue Apr 24 1990, 10:05 PM EDT  
Att: 10,881 - Cloudy - 58 F

AB	35
R	1
H	11
RBI	1
BB	1
SO	9
LOB	19







Batter	1	2	3	4	5	6	7	8	9	AB R H RBI BB SO LOB	TOP																
<b>Barry Bonds, L</b> (1, 7) OBP: 0.304, SLG: 0.375	4-1 F8 1B BB		3-1 F7		2-1 1B 2B		3-3 K		0-0 G6-3	4 1 1 0 1 1 0	<b>Pittsburgh Pirates @ San Francisco Giants</b> Candlestick Park, San Francisco, CA Thu Apr 26 1990, 6:33 AM EDT Att: 10,493 - Sunny - 74 F <a href="http://livebaseballscorecards.com">livebaseballscorecards.com</a>																
<b>Jay Bell, R</b> (1, 6) OBP: 0.318, SLG: 0.283	1-0 1B		0-3 K		0-1 2H 1B			2-1 G4-3 1B	4 0 3 1 0 1 0																		
<b>Andy Van Slyke, L</b> (1, 8) OBP: 0.328, SLG: 0.459	0-1 F8		0-1 G4-3		1-3 K			1-2 G4-3	4 0 0 0 0 1 4																		
<b>Bobby Bonilla, S</b> (1, 9) OBP: 0.315, SLG: 0.606	2-3 K			1-3 K		0-2 G4-3 1B		0-1 FC1-6-5-4 1B	4 1 1 0 0 2 3																		
<b>Sid Bream, L</b> (1, 3) OBP: 0.333, SLG: 0.394	1-1 G4-3			0-1 P5		0-0 G4-3		1-2 1B	4 0 1 1 0 0 3																		
<b>Don Slaught, R</b> (1, 2) OBP: 0.519, SLG: 0.692				0-0 1B		1-2 F7		1-2 1B	4 0 2 0 0 0 1																		
<b>Jeff King, R</b> (1, 5) OBP: 0.104, SLG: 0.235				1-0 F9		0-0 G6-3		2-3 K	3 0 0 0 0 0 2																		
<b>R.J. Reynolds, S</b> (8, PH) OBP: 0.333, SLG: 0.321									1 0 0 0 0 1 2																		
<b>Rafael Belliard, R</b> (8, 5) OBP: 0.500, SLG: 0.667									0 0 0 0 0 0 0																		
<b>Jose Lind, R</b> (1, 4) OBP: 0.317, SLG: 0.333					2-3 K		1-1 G4-3	0-0 F9	4 0 1 0 0 1 0																		
<b>John Smiley, L</b> (1, 1)					3-3 K		2-3 K	1-3 K	4 0 0 0 0 3 1																		
<b>Inning Stats</b>	R: 0 E: 0 K: 1 S: 9	H: 1 LOB: 2 BB: 1 P: 17	R: 0 E: 0 K: 0 S: 8	H: 1 LOB: 1 BB: 0 P: 12	R: 0 E: 0 K: 1 S: 7	H: 0 LOB: 0 BB: 0 P: 10	R: 0 E: 0 K: 1 S: 7	H: 1 LOB: 1 BB: 0 P: 9	R: 1 E: 0 K: 3 S: 13	H: 2 LOB: 1 BB: 0 P: 21	R: 0 E: 0 K: 0 S: 8	H: 1 LOB: 0 BB: 0 P: 9	R: 0 E: 0 K: 2 S: 8	H: 0 LOB: 0 BB: 0 P: 14	R: 1 E: 0 K: 1 S: 17	H: 3 LOB: 2 BB: 0 P: 24	R: 0 E: 0 K: 1 S: 5	H: 0 LOB: 0 BB: 0 P: 6	1B: 8 2B: 1 3B: 0 HR: 0	SF: 0 SAC: 0 DP: 0 HBP: 0	WP: 0 PB: 0 SB: 1 CS: 1	PA: 37					
<b>PITCHER</b>	IP WLS BF H R ER SO BB IBB HBP BLK WP HR S P ERA WHIP											<b>PITCHER</b>	IP WLS BF H R ER SO BB IBB HBP BLK WP HR S P ERA WHIP														
<b>Michael LaCoss, R</b> (1, 1) ERA: 2.28	7.2 L	31	7	2	2	8	1	0	0	0	0	0	0	67	102	2.35	1.043										
<b>Eric Gunderson, L</b> (8, 1) ERA: 5.75	0.0	2	2	0	0	0	0	0	0	0	0	0	0	6	8	∞	∞										
<b>Jeff Brantley, R</b> (8, 1) ERA: 2.13	1.1	4	0	0	0	2	0	0	0	0	0	0	0	9	12	0.00	0.000										

Batter	1	2	3	4	5	6	7	8	9	AB R H RBI BB SO LOB	BOTTOM																
<b>Brett Butler, L</b> (1, 8) OBP: 0.474, SLG: 0.523	1-0 B4-3		0-2 G6-3			1-2 F9 2H 2B			0-1 F8	4 0 1 1 0 0 1	<b>Pittsburgh Pirates @ San Francisco Giants</b> Candlestick Park, San Francisco, CA Thu Apr 26 1990, 6:33 AM EDT Att: 10,493 - Sunny - 74 F <a href="http://livebaseballscorecards.com">livebaseballscorecards.com</a>																
<b>Robby Thompson, R</b> (1, 4) OBP: 0.317, SLG: 0.390	1-3 K			2-2 G4-3		0-1 F9			0-0 F9	4 0 0 0 0 1 1																	
<b>Will Clark, L</b> (1, 3) OBP: 0.300, SLG: 0.463	0-0 G6-3			0-1 G4-3		2-3 F7			0-0 P5	4 0 0 0 0 0 1																	
<b>Kevin Mitchell, R</b> (1, 7) OBP: 0.339, SLG: 0.500				1-2 G1		0-0 P3				3 0 0 0 0 0 0																	
<b>Kevin Bass, S</b> (1, 9) OBP: 0.215, SLG: 0.302					0-1 F8		1-1 G4-3			3 0 0 0 0 0 0																	
<b>Matt Williams, R</b> (1, 5) OBP: 0.250, SLG: 0.306					0-0 F7		1-3 K			3 0 0 0 0 2 0																	
<b>Gary Carter, R</b> (1, 2) OBP: 0.355, SLG: 0.240					1-1 F8			0-2 G5-3		3 0 0 0 0 1 0																	
<b>Jose Uribe, S</b> (1, 6) OBP: 0.270, SLG: 0.333								1-2 F9		2 1 2 0 0 0 0																	
<b>Bill Bathie, R</b> (8, PH) OBP: 0.333, SLG: 0.333										1 0 0 0 0 0 0																	
<b>Dave Anderson, R</b> (9, 6) OBP: 0.222, SLG: 0.333										0 0 0 0 0 0 0																	
<b>Michael LaCoss, R</b> (1, 1) Eric Gunderson, R (8, 1) Jeff Brantley, R (8, 1) Greg Litton, R (8, 5)					1-3 K		0-2 SH3-4 1B		0-3 K	1 0 0 0 0 1 1																	
<b>Inning Stats</b>	R: 0 E: 0 K: 1 S: 5	H: 0 LOB: 0 BB: 0 P: 7	R: 0 E: 0 K: 1 S: 7	H: 0 LOB: 0 BB: 0 P: 9	R: 0 E: 0 K: 2 S: 14	H: 1 LOB: 1 BB: 0 P: 15	R: 0 E: 0 K: 0 S: 10	H: 0 LOB: 0 BB: 0 P: 13	R: 0 E: 0 K: 0 S: 5	H: 0 LOB: 0 BB: 0 P: 6	R: 1 E: 0 K: 0 S: 12	H: 2 LOB: 1 BB: 0 P: 14	R: 0 E: 0 K: 1 S: 6	H: 0 LOB: 0 BB: 0 P: 8	R: 0 E: 0 K: 1 S: 10	H: 0 LOB: 0 BB: 0 P: 11	R: 0 E: 0 K: 0 S: 4	H: 0 LOB: 0 BB: 0 P: 4	1B: 2 2B: 1 3B: 0 HR: 0	SF: 0 SAC: 1 DP: 0 HBP: 0	WP: 0 PB: 0 SB: 0 CS: 0	PA: 30					
<b>PITCHER</b>	IP WLS BF H R ER SO BB IBB HBP BLK WP HR S P ERA WHIP											<b>PITCHER</b>	IP WLS BF H R ER SO BB IBB HBP BLK WP HR S P ERA WHIP														
<b>John Smiley, L</b> (1, 1) ERA: 3.33	9.0 W	30	3	1	1	6	0	0	0	0	0	0	0	73	87	1.00	0.333										







Batter	1	2	3	4	5	6	7	8	9	AB	R	H	RBI	BB	SO	LOB	TOP										
<b>Barry Bonds, L</b> (1, 7) OBP: 0.400, SLG: 0.617	F8		SH1-4 3B	HR		HR			HR BB	3	4	2	3	2	0	0	<b>Pittsburgh Pirates @ San Diego Padres</b> Jack Murphy Stadium, San Diego, CA Sun Apr 29 1990, 6:33 AM EDT Att: 27,206 - Overcast - 65 F										
<b>Jay Bell, R</b> (1, 6) OBP: 0.338, SLG: 0.348	BB		SH1-4	CS BB		HR			P4	2	1	1	3	2	0	1											
<b>Gary Redus, R</b> (1, 3) OBP: 0.300, SLG: 0.400	F9		2H 3B	CS		F7			K	4	0	1	1	0	0	1											
<b>Sid Bream, L</b> (6, 3) OBP: 0.283, SLG: 0.326	F9		2H 3B	CS		F7			K	1	0	0	0	0	1	1											
<b>Bobby Bonilla, S</b> (1, 9) OBP: 0.295, SLG: 0.570	F9		P4			P3			HR	5	1	1	2	0	1	2											
<b>Jeff King, R</b> (1, 5) OBP: 0.163, SLG: 0.205	G5-3		K			G1-3			F9	5	0	0	0	0	1	1											
<b>R.J. Reynolds, S</b> (1, 8) OBP: 0.343, SLG: 0.344	G5-3			SH1-4 HR BB		F8			G4-3	3	1	0	0	1	0	0											
<b>Don Slaught, R</b> (1, 2) OBP: 0.500, SLG: 0.774	2B		F7			HR			F7	4	1	2	1	0	0	1											
<b>Jose Lind, R</b> (1, 4) OBP: 0.351, SLG: 0.329	IBB		SH1-4 HR 1B			SH1-4 HR BB			G4-3	2	2	1	0	2	0	0											
<b>Doug Drabek, R</b> (1, 1) OBP: 0.375, SLG: 0.714	K		SH1-4			SH1-4			K	1	0	0	0	0	1	2											
<b>Bob Patterson, R</b> (7, 1)										1	0	0	0	0	1	0											
<b>Scott Ruskin, R</b> (9, 1)										0	0	0	0	0	0	0											
<b>Inning Stats</b>	R: 0 E: 0 K: 0 S: 9	H: 0 LOB: 1 BB: 1 P: 14	R: 0 E: 0 K: 1 S: 13	H: 1 LOB: 2 BB: 1 P: 18	R: 1 E: 0 K: 1 S: 13	H: 2 LOB: 1 BB: 0 P: 18	R: 3 E: 0 K: 0 S: 5	H: 2 LOB: 0 BB: 2 P: 16	R: 0 E: 0 K: 0 S: 8	H: 0 LOB: 0 BB: 0 P: 13	R: 4 E: 0 K: 0 S: 13	H: 2 LOB: 0 BB: 2 P: 25	R: 0 E: 0 K: 1 S: 7	H: 0 LOB: 0 BB: 0 P: 7	R: 0 E: 0 K: 1 S: 7	H: 0 LOB: 0 BB: 0 P: 10	R: 2 E: 0 K: 1 S: 11	H: 1 LOB: 0 BB: 1 P: 20	1B: 2 2B: 1 3B: 1 HR: 4	SF: 0 SAC: 3 DP: 0 HBP: 0	WP: 0 PB: 0 SB: 1 CS: 1	PA: 42					
<b>PITCHER</b>	IP	WLS	BF	H	R	ER	SO	BB	IBB	HBP	BLK	WP	HR	S	P	ERA	WHIP										
<b>Dennis Rasmussen, L</b> (1, 1) ERA: 5.12	5.0	L	23	5	4	4	2	3	1	0	0	0	1	48	79	7.20	1.600										
<b>Mark Grant, R</b> (6, 1) ERA: 8.76	2.0		10	2	4	4	1	1	1	0	0	0	2	20	32	18.00	1.500										
<b>Calvin Schiraldi, R</b> (8, 1) ERA: 9.29	2.0		8	1	2	2	2	1	0	0	0	0	1	18	30	9.00	1.000										

AB	31
R	10
H	8
RBI	10
BB	7
SO	5
LOB	9



Batter	1	2	3	4	5	6	7	8	9	AB	R	H	RBI	BB	SO	LOB	BOTTOM										
<b>Roberto Alomar, S</b> (1, 4) OBP: 0.346, SLG: 0.370	FC6-4 1B					1B BB			F9	4	0	2	1	1	1	1	<b>Pittsburgh Pirates @ San Diego Padres</b> Jack Murphy Stadium, San Diego, CA Sun Apr 29 1990, 6:33 AM EDT Att: 27,206 - Overcast - 65 F										
<b>Big Roberts, S</b> (1, 5) OBP: 0.286, SLG: 0.424	FC6-4 G6-3					1B			FC5-4	4	0	1	0	0	1	2											
<b>Tony Gwynn, L</b> (1, 9) OBP: 0.346, SLG: 0.447	G6-3					F9			G3	4	0	1	0	0	0	4											
<b>Jack Clark, R</b> (1, 3) OBP: 0.413, SLG: 0.444	BB					F7			G4-3	3	0	0	0	1	0	3											
<b>Joe Carter, R</b> (1, 8) OBP: 0.256, SLG: 0.387	P4					G5-3			B1-3	3	0	0	0	1	0	3											
<b>Fred Lynn, L</b> (1, 7) OBP: 0.309, SLG: 0.375	1B G3					F8			P5	4	1	2	0	0	0	1											
<b>Garry Templeton, S</b> (1, 6) OBP: 0.250, SLG: 0.306	G3					K			L7	4	0	0	0	0	1	3											
<b>Mark Parent, R</b> (1, 2) OBP: 0.364, SLG: 0.300	1B					P4			F8	4	0	1	0	0	1	1											
<b>Dennis Rasmussen, L</b> (1, 1) ERA: 5.33						K			F9	1	0	0	0	0	1	2											
<b>Rob Nelson, L</b> (5, PH)										1	0	0	0	0	1	0											
<b>Mark Grant, R</b> (6, 1)										0	0	0	0	0	0	0											
<b>Mike Pagliando, L</b> (7, PH)										1	0	1	0	0	0	0											
<b>Calvin Schiraldi, R</b> (8, 1)										0	0	0	0	0	0	0											
<b>Shawn Abner, R</b> (9, PH) OBP: 0.400, SLG: 0.400										1	0	0	0	0	0	0											
<b>Inning Stats</b>	R: 0 E: 0 K: 0 S: 9	H: 1 LOB: 2 BB: 1 P: 16	R: 1 E: 0 K: 1 S: 15	H: 3 LOB: 0 BB: 0 P: 24	R: 0 E: 0 K: 1 S: 12	H: 1 LOB: 1 BB: 0 P: 19	R: 0 E: 0 K: 1 S: 8	H: 0 LOB: 0 BB: 0 P: 9	R: 0 E: 0 K: 1 S: 11	H: 1 LOB: 2 BB: 1 P: 20	R: 0 E: 0 K: 0 S: 9	H: 1 LOB: 1 BB: 0 P: 16	R: 0 E: 0 K: 1 S: 13	H: 1 LOB: 1 BB: 0 P: 14	R: 0 E: 0 K: 0 S: 10	H: 0 LOB: 1 BB: 1 P: 18	R: 0 E: 0 K: 1 S: 6	H: 0 LOB: 0 BB: 0 P: 8	1B: 7 2B: 1 3B: 0 HR: 0	SF: 0 SAC: 0 DP: 0 HBP: 0	WP: 0 PB: 0 SB: 0 CS: 0	PA: 37					
<b>PITCHER</b>	IP	WLS	BF	H	R	ER	SO	BB	IBB	HBP	BLK	WP	HR	S	P	ERA	WHIP										
<b>Doug Drabek, R</b> (1, 1) ERA: 2.37	6.0	W	26	7	1	1	4	2	0	0	0	0	0	64	104	1.50	1.500										
<b>Bob Patterson, L</b> (7, 1) ERA: 9.84	2.0		8	1	0	0	1	1	0	0	0	0	0	23	32	0.00	1.000										
<b>Scott Ruskin, L</b> (9, 1) ERA: 2.08	1.0		3	0	0	0	1	0	0	0	0	0	0	6	8	0.00	0.000										

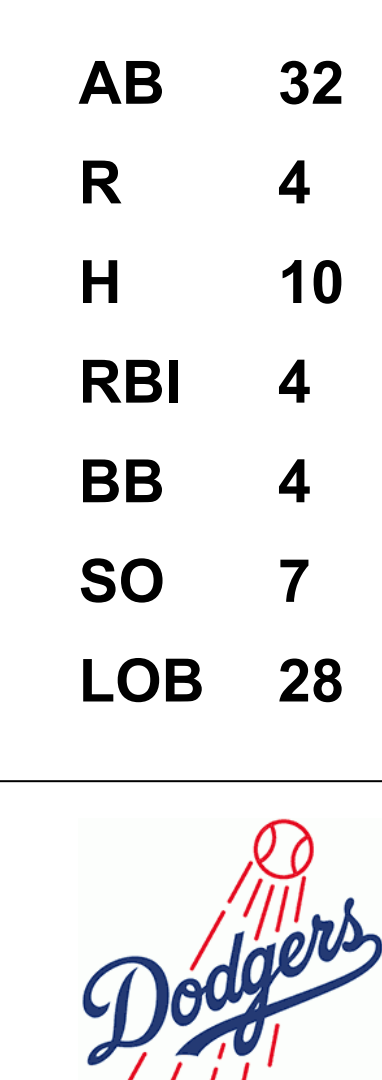
AB	34
R	1
H	8
RBI	1
BB	3
SO	6
LOB	20



Batter	1	2	3	4	5	6	7	8	9	AB	R	H	RBI	BB	SO	LOB	TOP			
Wally Backman, S (1,5) OBP: 0.423, SLG: 0.447										4	0	1	0	0	2	2	<b>Pittsburgh Pirates @ Los Angeles Dodgers</b> Dodger Stadium, Los Angeles, CA Tue May 01 1990, 7:05 PM PDT Att: 31,292 - Unknown - 60 F			
Jay Bell, R (1,6) OBP: 0.321, SLG: 0.329										4	0	0	0	0	1	2				
Andy Van Slyke, L (1,8) OBP: 0.358, SLG: 0.521										4	0	1	0	0	1	1				
Bobby Bonilla, S (1,9) OBP: 0.293, SLG: 0.578										4	1	1	0	0	0	1				
Barry Bonds, L (1,7) OBP: 0.378, SLG: 0.578										4	0	0	0	0	3	2				
Sid Bream, L (1,3) OBP: 0.286, SLG: 0.326										3	0	1	1	0	2	0				
Jose Lind, R (1,4) OBP: 0.338, SLG: 0.315										3	0	0	0	0	0	1				
Michael LaValliere, L (1,2) OBP: 0.333, SLG: 0.237										3	0	1	0	0	0	1				
Walt Terrell, L (1,1) OBP: 0.125, SLG: 0.125										1	0	0	0	0	0	1				
John Cangelosi, S (6,PH) OBP: 0.333, SLG: 0.200										0	0	0	0	1	0	0				
Randy Kramer, R (6,1) OBP: 0.333, SLG: 0.333										0	0	0	0	0	0	0				
R.J. Reynolds, S (8,PH) OBP: 0.333, SLG: 0.667										1	0	0	0	0	0	0				
Ted Power, R (8,1) OBP: 0.333, SLG: 0.667										0	0	0	0	0	0	0				
<b>Inning Stats</b>	R: 0 H: 0 E: 0 K: 2 S: 9	H: 0 LOB: 0 BB: 0 P: 14	R: 0 H: 0 E: 0 K: 2 S: 7	H: 0 LOB: 0 BB: 0 P: 13	R: 0 H: 1 E: 0 K: 0 S: 7	H: 1 LOB: 1 BB: 0 P: 11	R: 0 H: 1 E: 0 K: 1 S: 10	H: 1 LOB: 1 BB: 0 P: 14	R: 0 H: 0 E: 0 K: 2 S: 14	H: 0 LOB: 1 BB: 1 P: 19	R: 1 H: 2 E: 0 K: 1 S: 9	H: 2 LOB: 1 BB: 0 P: 16	R: 0 H: 1 E: 0 K: 0 S: 8	H: 1 LOB: 0 BB: 0 P: 14	R: 0 H: 0 E: 0 K: 0 S: 5	H: 0 LOB: 0 BB: 0 P: 7	1B: 4 2B: 0 3B: 1 HR: 0	SF: 0 SAC: 0 DP: 1 HBP: 0	WP: 0 PB: 0 SB: 1 CS: 1	PA: 32
<b>PITCHER</b> Tim Belcher, R (1,1) ERA: 3.62	IP: 9.0 WLS: W BF: 32 H: 5 R: 1 ER: 1 SO: 9 BB: 1 IBB: 0 HBP: 0 BLK: 0 WP: 0 HR: 0 S: 76 P: 119 ERA: 1.00 WHIP: 0.667															<b>PITCHER</b>				

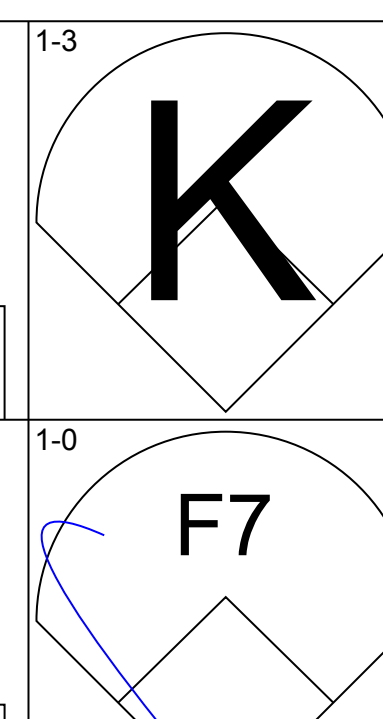
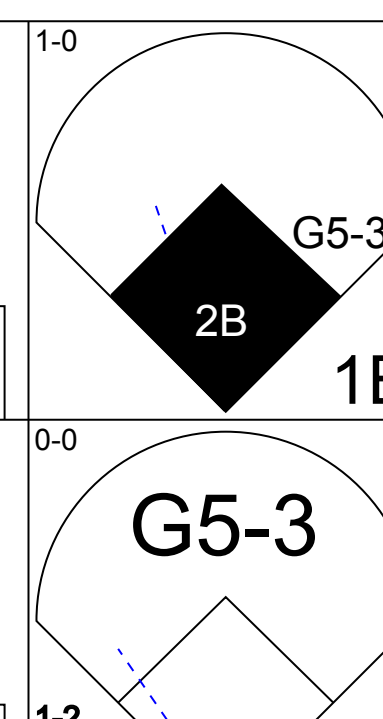
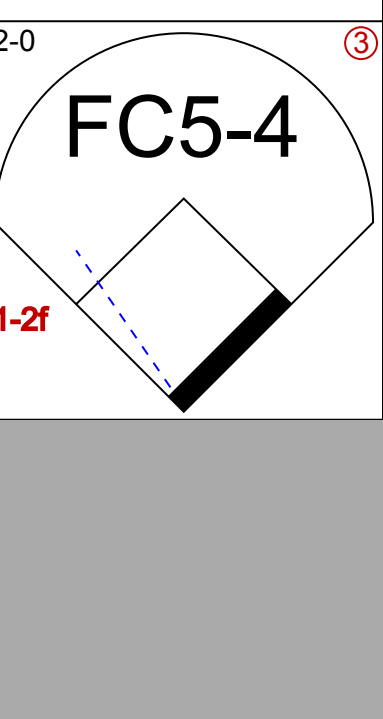
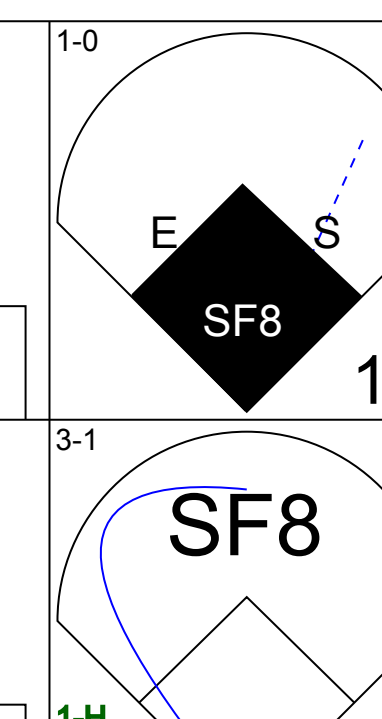
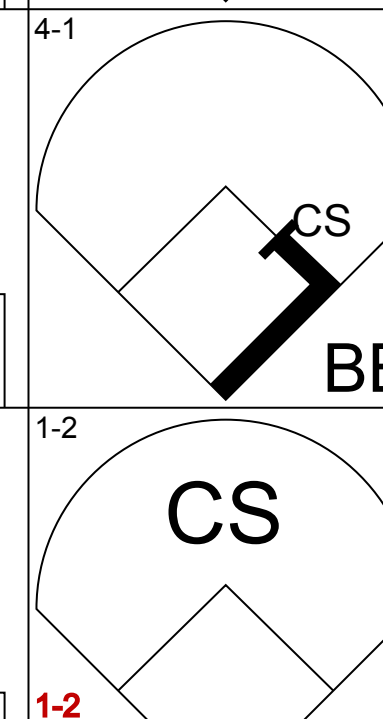
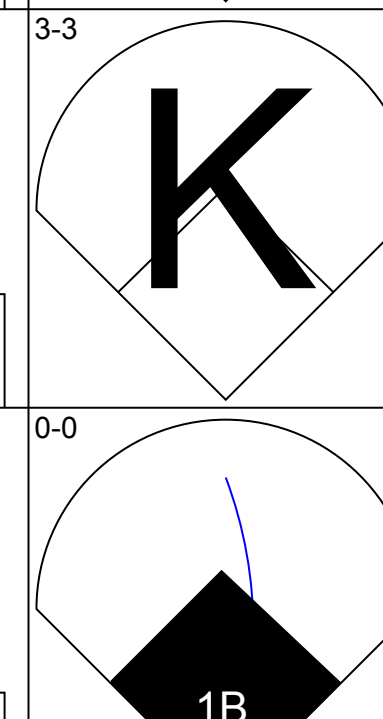
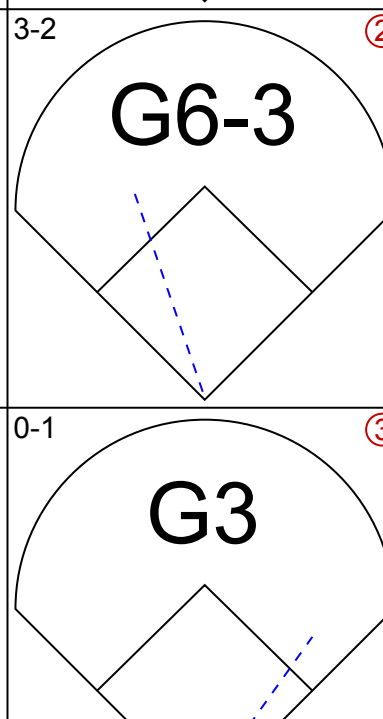
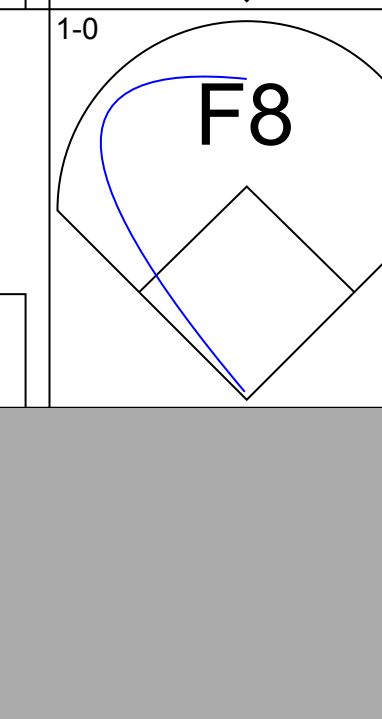

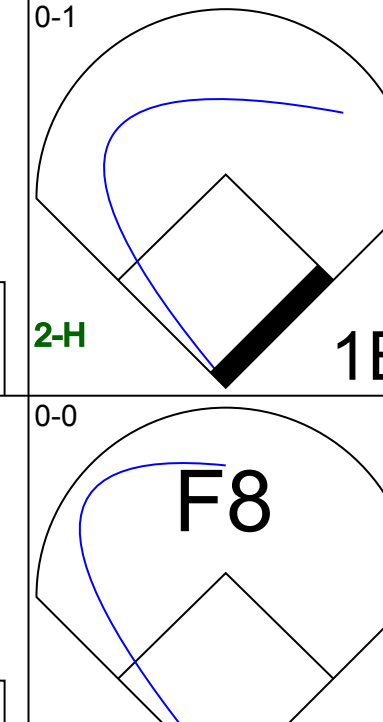






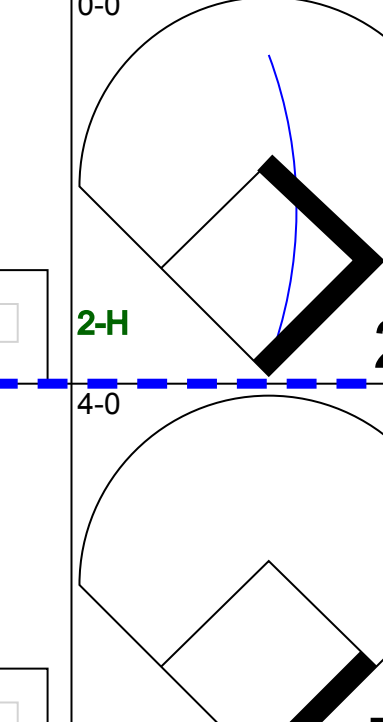

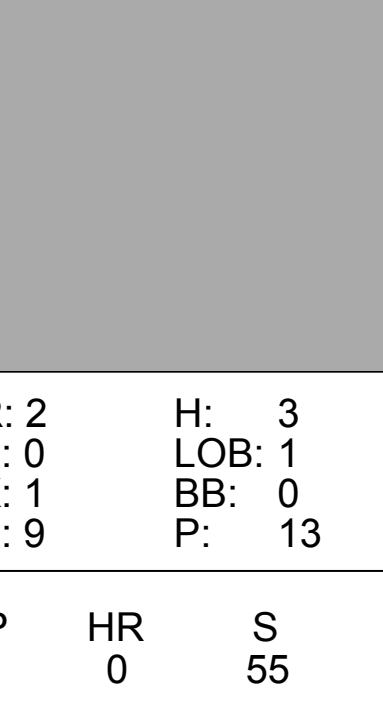

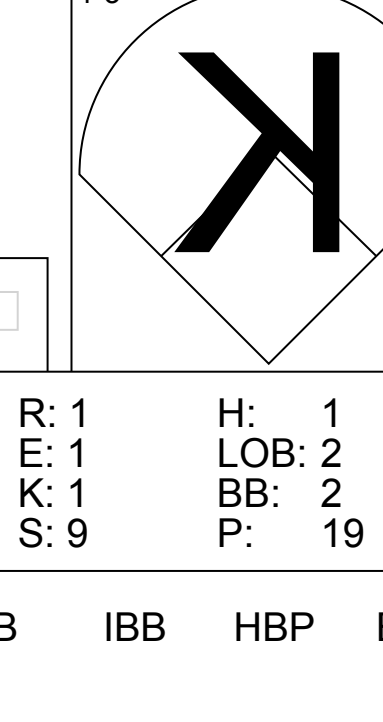
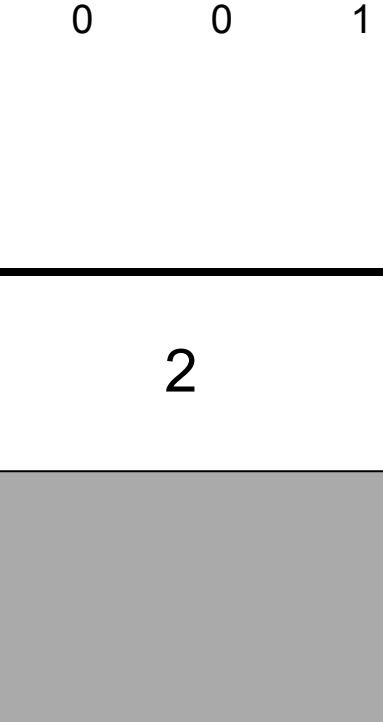
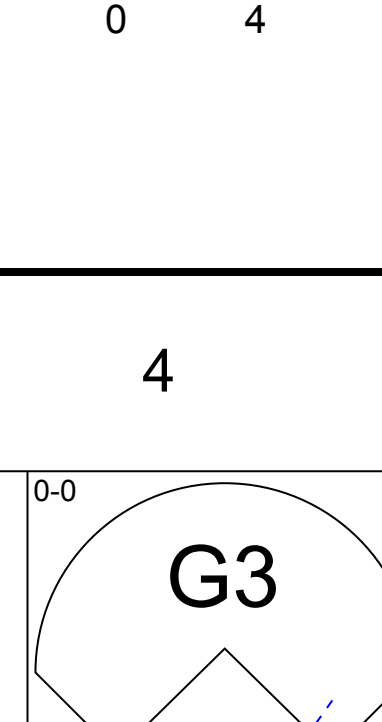
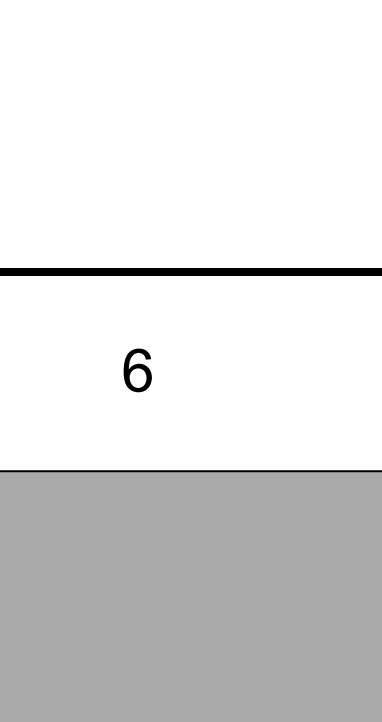
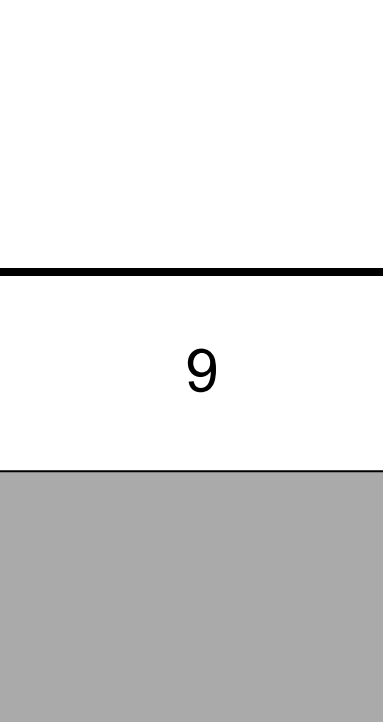

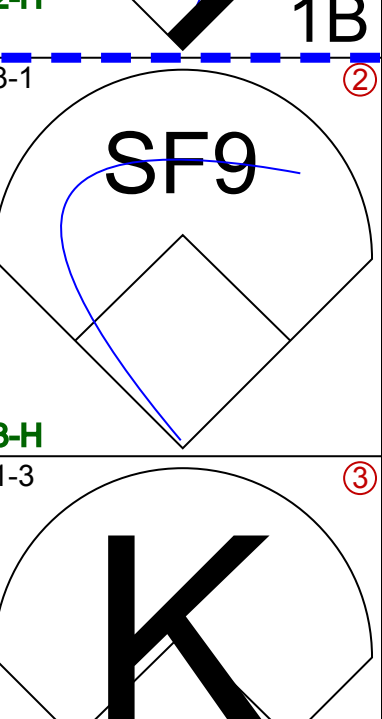
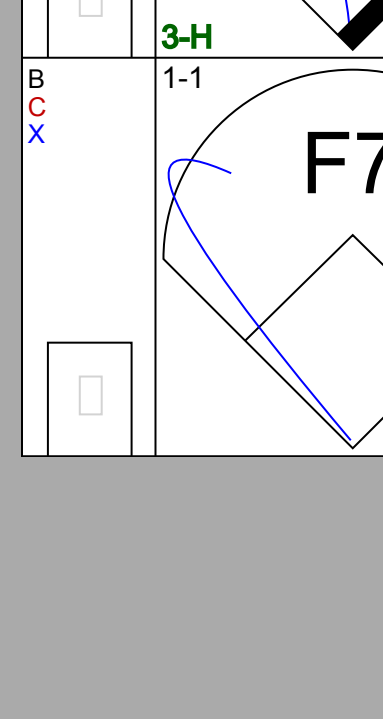


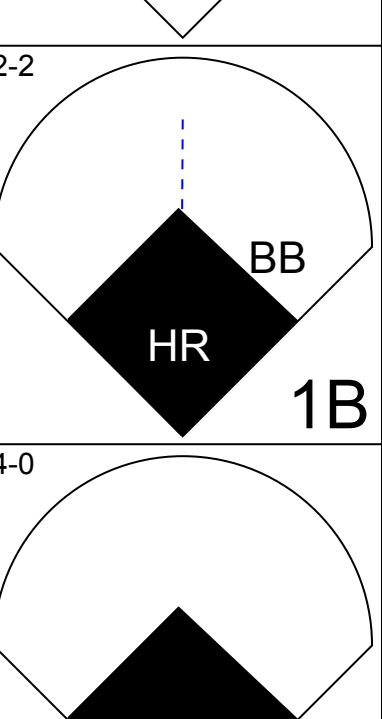


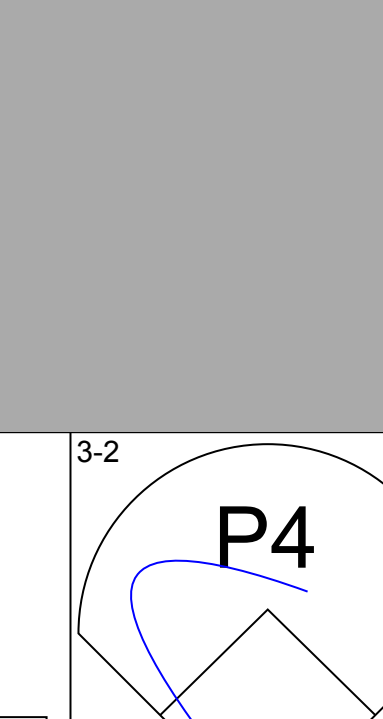
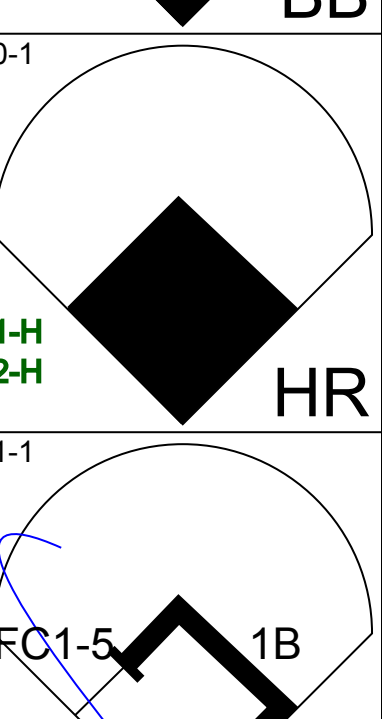
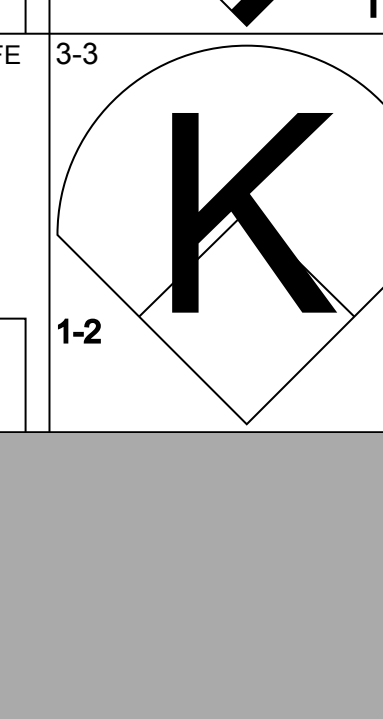

Batter	1	2	3	4	5	6	7	8	9	AB	R	H	RBI	BB	SO	LOB	BOTTOM	
Lenny Harris, L (1,4) OBP: 0.286, SLG: 0.273										4	1	1	0	1	1	3	<b>Pittsburgh Pirates @ Los Angeles Dodgers</b> Dodger Stadium, Los Angeles, CA Tue May 01 1990, 7:05 PM PDT Att: 31,292 - Unknown - 60 F	
Juan Samuel, R (1,8) OBP: 0.293, SLG: 0.310										5	1	1	0	0	2	5		
Kal Daniels, L (1,7) OBP: 0.465, SLG: 0.544										5	1	2	2	0	3	5		
Jose Gonzalez, R (9,7) OBP: 0.375, SLG: 0.286										0	0	0	0	0	0	0		
Eddie Murray, S (1,3) OBP: 0.387, SLG: 0.481										3	1	2	2	1	0	1		
Hubie Brooks, R (1,9) OBP: 0.242, SLG: 0.407										4	0	0	0	0	1	3		
Mike Scioscia, L (1,2) OBP: 0.320, SLG: 0.444										4	0	1	0	0	0	5		
Mike Sharperson, R (1,5) OBP: 0.400, SLG: 0.387										2	0	2	0	2	0	0		
Alfredo Griffin, S (1,6) OBP: 0.386, SLG: 0.419										4	0	1	0	0	0	4		
Tim Belcher, R (1,1) ERA:										1	0	0	0	0	0	2		
<b>Inning Stats</b>	R: 1 H: 2 E: 0 K: 2 S: 13	H: 2 LOB: 2 BB: 0 P: 22	R: 0 H: 1 E: 0 K: 0 S: 8	H: 1 LOB: 1 BB: 0 P: 10	R: 1 H: 2 E: 1 K: 0 S: 10	H: 2 LOB: 1 BB: 0 P: 14	R: 0 H: 0 E: 0 K: 0 S: 9	H: 0 LOB: 1 BB: 1 P: 15	R: 2 H: 3 E: 0 K: 1 S: 17	H: 3 LOB: 2 BB: 1 P: 33	R: 0 H: 0 E: 0 K: 2 S: 8	H: 0 LOB: 0 BB: 1 P: 12	R: 0 H: 2 E: 0 K: 2 S: 9	H: 2 LOB: 3 BB: 1 P: 16	1B: 7 2B: 1 3B: 0 HR: 2	SF: 0 SAC: 2 DP: 2 HBP: 1	WP: 2 PB: 0 SB: 1 CS: 0	PA: 39
<b>PITCHER</b> Walt Terrell, R (1,1) ERA: 4.76	IP: 5.0 WLS: L BF: 26 H: 8 R: 4 ER: 4 SO: 3 BB: 2 IBB: 0 HBP: 0 BLK: 0 WP: 2 HR: 2 S: 27 P: 94 ERA: 7.20 WHIP: 2.000															<b>PITCHER</b>		
Randy Kramer, R (6,1) ERA: 2.94	IP: 2.0 WLS: 7 BF: 7 H: 0 R: 0 ER: 0 SO: 2 BB: 1 IBB: 0 HBP: 1 BLK: 0 WP: 0 HR: 15 S: 24 P: 24 ERA: 0.00 WHIP: 0.500															<b>PITCHER</b>		
Ted Power, R (8,1) ERA:	IP: 1.0 WLS: 6 BF: 2 H: 2 R: 0 ER: 0 SO: 2 BB: 0 IBB: 1 HBP: 0 BLK: 0 WP: 0 HR: 9 S: 16 P: 16 ERA: 0.00 WHIP: 2.000															<b>PITCHER</b>		

AB 31  
R 1  
H 5  
RBI 1  
BB 1  
SO 9  
LOB 11



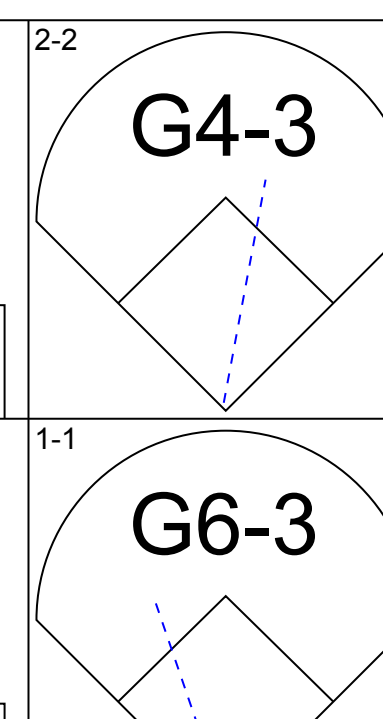
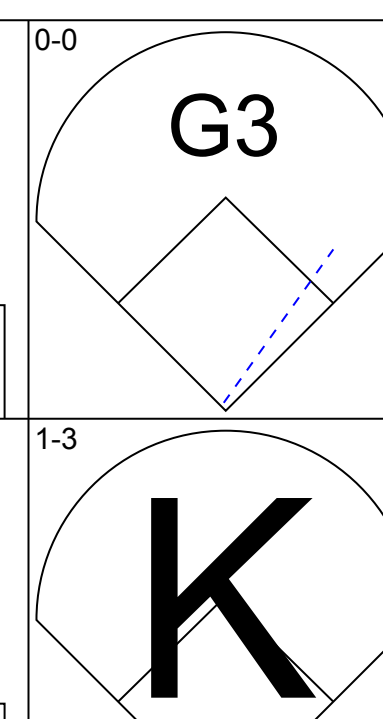
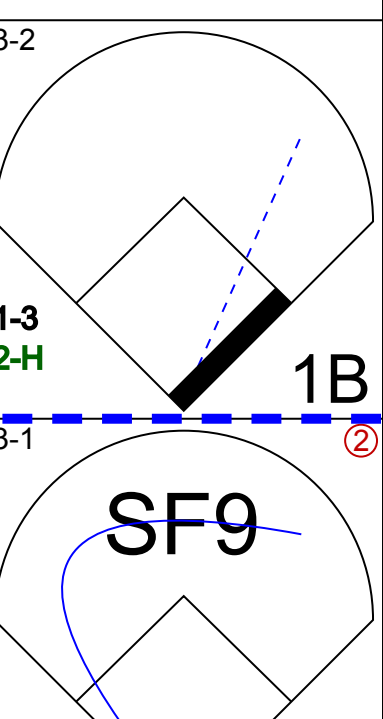
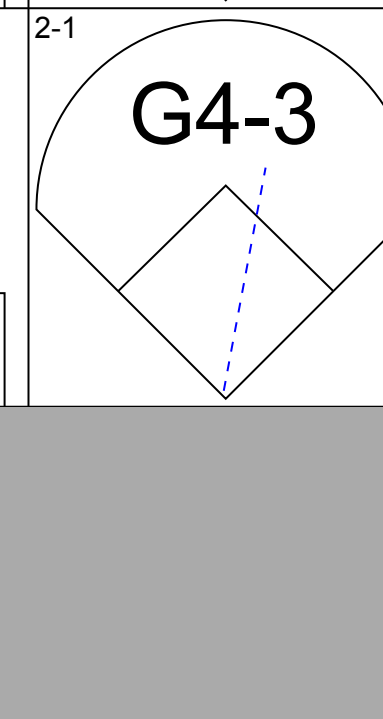
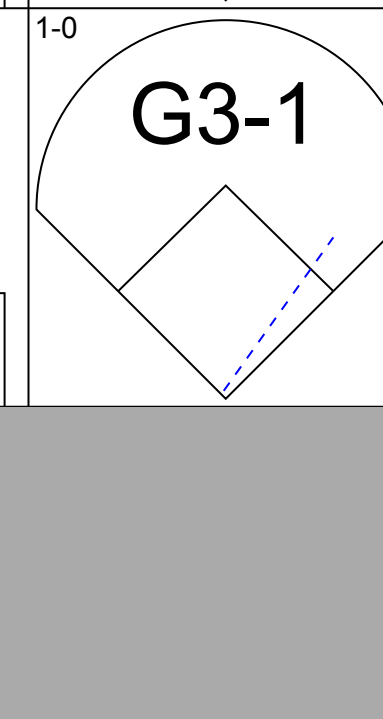
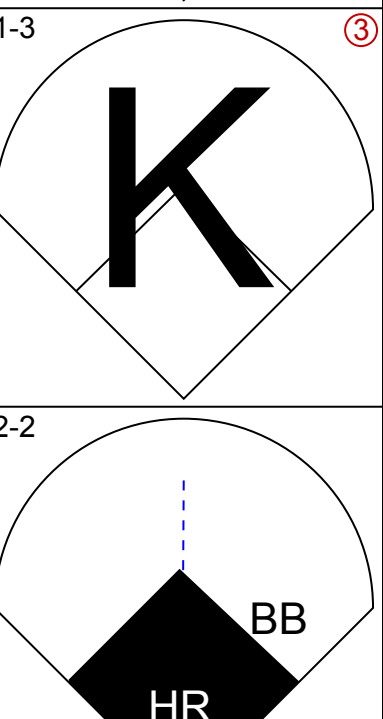



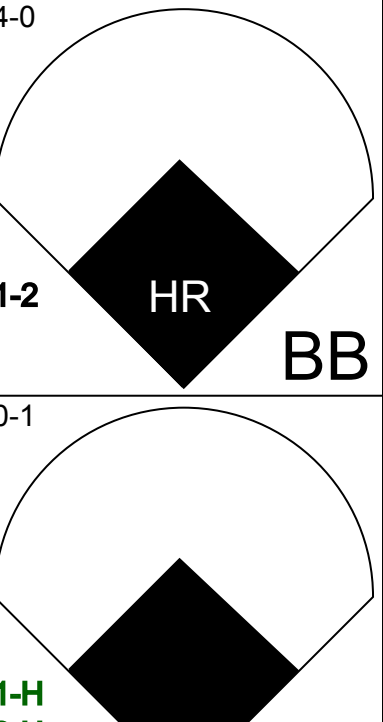
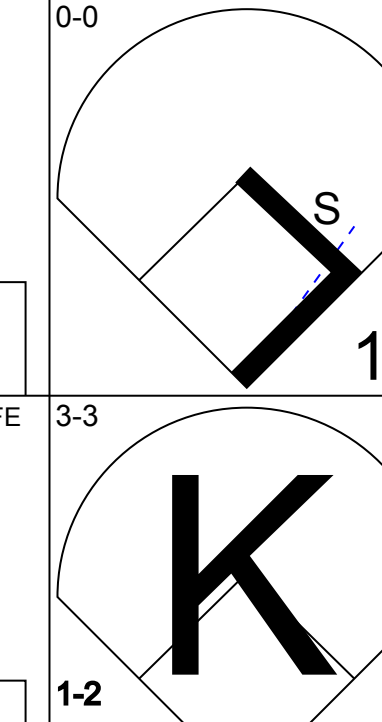

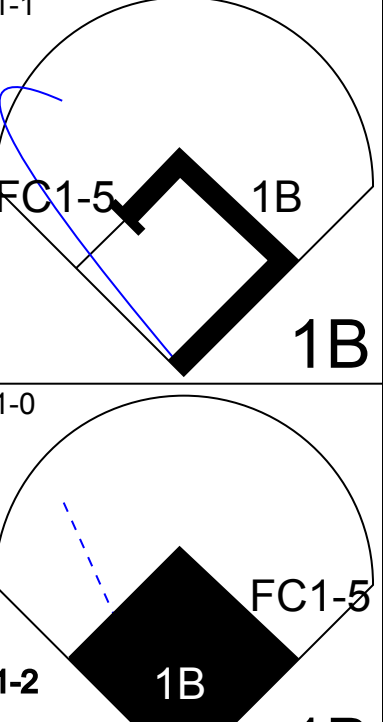



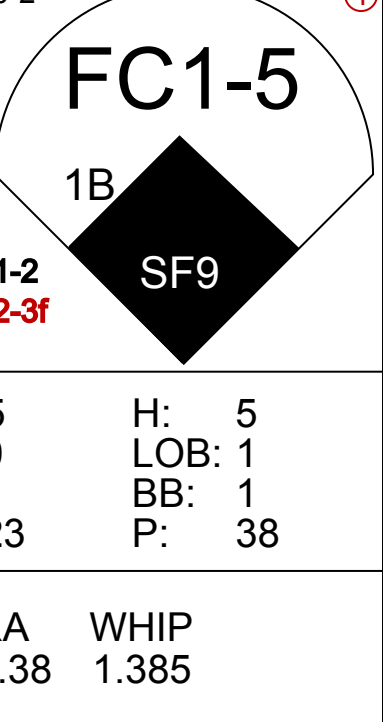



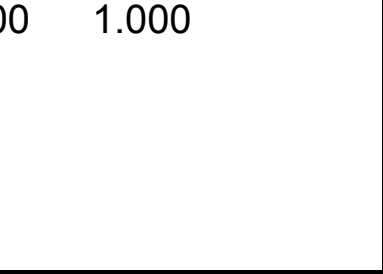


Batter	1	2	3	4	5	6	7	8	9	AB	R	H	RBI	BB	SO	LOB	TOP			
R.J. Reynolds, S (1, 7) OBP: 0.317, SLG: 0.316	1-1 G1-3		0-1 G4-3		0-0 FC1-6 1B		2-2 G6-3		1-2 F8	5	0	1	0	0	0	0	<b>Pittsburgh Pirates @ Los Angeles Dodgers</b> <b>Dodger Stadium, Los Angeles, CA</b> Wed May 02 1990, 7:05 PM PDT Att: 32,089 - Unknown - 70 F			
Jay Bell, R (1, 6) OBP: 0.314, SLG: 0.312	2-2 F8		4-0 2B BB		0-0 FC1-6 1-2		1-0 F9		0-0 F9	4	0	0	0	1	0	1				
Gary Redus, R (1, 3) OBP: 0.318, SLG: 0.421	4-0 1B BB		0-0 1-3 2B		1-0 F7		1-1 G6-3			3	0	1	0	1	0	1				
Bobby Bonilla, S (1, 9) OBP: 0.292, SLG: 0.564	0-1 1-2 1B		1-1 G5-3		2-2 G4-3				3-2 F9	4	0	1	0	0	0	3				
Don Slaught, R (1, 2) OBP: 0.344, SLG: 0.686	0-0 P4				2-2 G5-3		1-3 K		0-0 G6-3	4	0	0	0	0	1	2				
Jeff King, R (1, 5) OBP: 0.213, SLG: 0.302			0-2 G5-3		0-0 2B		1-0 2B 1B		0-1 1B 2B	4	2	3	0	0	0	0				
Andy Van Slyke, L (1, 8) OBP: 0.353, SLG: 0.506	1-1 F9		0-1 F8		0-1 F8		1-0 F8		2-2 2-H 1B	4	0	1	1	0	0	2				
Jose Lind, R (1, 4) OBP: 0.345, SLG: 0.329	1-2 L9		4-0 IBB		1-0 1-H 2B		1-0 1-H 2B		1-2 G4-3	3	0	1	1	1	0	1				
John Smiley, L (1, 1) Doug Bair, R (7, 1) Bill Landrum, R (8, 1) John Cangelosi, S (9, PH) OBP: 0.316, SLG: 0.188			1-3 K		0-0 G4-3		0-3 K		0-3 K	3	0	0	0	0	2	3				
<b>Inning Stats</b>	R: 0 E: 0 K: 0 S: 8	H: 1 LOB: 2 BB: 1 P: 15	R: 0 E: 0 K: 0 S: 8	H: 0 LOB: 0 BB: 0 P: 10	R: 0 E: 0 K: 1 S: 8	H: 1 LOB: 2 BB: 1 P: 14	R: 0 E: 0 K: 0 S: 7	H: 1 LOB: 1 BB: 0 P: 13	R: 0 E: 0 K: 2 S: 9	H: 2 LOB: 1 BB: 0 P: 13	R: 0 E: 0 K: 0 S: 6	H: 0 LOB: 0 BB: 0 P: 10	R: 1 E: 0 K: 0 S: 12	H: 2 LOB: 1 BB: 0 P: 18	R: 0 E: 0 K: 1 S: 8	H: 0 LOB: 0 BB: 0 P: 9		1B: 4 2B: 4 3B: 0 HR: 0	SF: 0 SAC: 0 DP: 0 HBP: 0	WP: 0 PB: 0 SB: 0 CS: 0
<b>PITCHER</b> Fernando Valenzuela, L (1, 1) ERA: 2.93	IP: 9.0 WLS: W BF: 38 H: 8 R: 2 ER: 2 SO: 4 BB: 2 IBB: 1 HBP: 0 BLK: 0 WP: 0 HR: 0 S: 73 P: 112 ERA: 2.00 WHIP: 1.111															<b>PITCHER</b>				

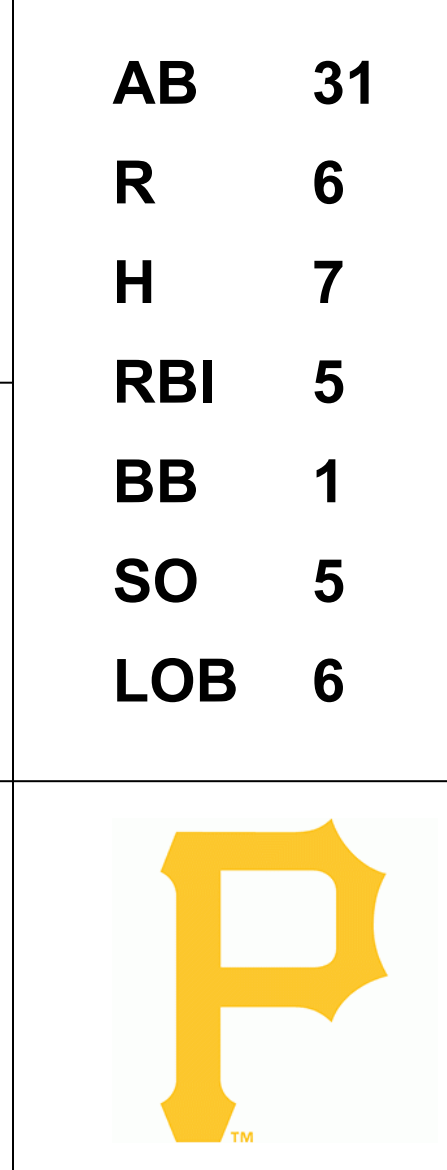
Batter	1	2	3	4	5	6	7	8	9	AB	R	H	RBI	BB	SO	LOB	BOTTOM			
Jose Gonzalez, R (1, 8) OBP: 0.333, SLG: 0.200	3-3 K		2-0 L8			4-0 2B BB	0-1 P5			3	1	0	0	1	1	1	<b>Pittsburgh Pirates @ Los Angeles Dodgers</b> <b>Dodger Stadium, Los Angeles, CA</b> Wed May 02 1990, 7:05 PM PDT Att: 32,089 - Unknown - 70 F			
Willie Randolph, R (1, 4) OBP: 0.377, SLG: 0.400	2-1 1B 2B				0-0 1B E 2B	0-0 G4-3 1-H 2B		1-1 E 1B 1B		4	3	4	1	0	0	0				
Kal Daniels, L (1, 7) John Shelby, S (6, PR) OBP: 0.167, SLG: 0.167	0-1 G5-4-3 1B		2-0 CS E 1B		2-3 E6	0-0 G4-3		2-2 1-H 1B 1B		4	0	3	2	0	0	1				
Eddie Murray, S (1, 3) OBP: 0.371, SLG: 0.459	0-1 G5-4-3		0-0 E6		1-2 CS 1-2 3-H	1-1 G5-3		1-2 F9		4	0	0	1	0	0	4				
Hubie Brooks, R (1, 9) OBP: 0.242, SLG: 0.400			0-1 L8		0-3 K	2-3 K		1-2 G4-3 1B		4	0	1	1	0	2	3				
Mike Sharperson, R (1, 5) OBP: 0.385, SLG: 0.371	1-2 F8		1-2 P4		1-2 P4		0-0 G4-6-3 1B	1-0 G4-3		4	0	1	0	0	0	3				
Mike Scioscia, L (1, 2) OBP: 0.304, SLG: 0.421	2-2 G4-3				1-1 F8		1 SAFE F SAFE G4-6-3 1-2	0-0 L7		4	0	0	0	0	0	3				
Alfredo Griffin, S (1, 6) OBP: 0.384, SLG: 0.416			0-0 G4-3		0-0 G5-3		0-1 E 1B 1B			3	1	1	0	0	0	0				
Fernando Valenzuela, L (1, 1) OBP: 0.300, SLG: 0.222			0-0 G5-3		0-0 P6		1 SAFE F SAFE 1-H 1B			3	0	1	1	0	0	0				
<b>Inning Stats</b>	R: 1 E: 1 K: 1 S: 9	H: 2 LOB: 0 BB: 0 P: 14	R: 0 E: 0 K: 0 S: 8	H: 0 LOB: 0 BB: 0 P: 11	R: 0 E: 0 K: 0 S: 3	H: 0 LOB: 0 BB: 0 P: 5	R: 1 E: 1 K: 1 S: 12	H: 2 LOB: 1 BB: 0 P: 15	R: 0 E: 0 K: 0 S: 4	H: 0 LOB: 0 BB: 0 P: 5	R: 1 E: 0 K: 1 S: 9	H: 1 LOB: 1 BB: 1 P: 16	R: 1 E: 1 K: 0 S: 9	H: 3 LOB: 1 BB: 0 P: 10	R: 2 E: 1 K: 0 S: 13	H: 3 LOB: 2 BB: 0 P: 19		1B: 8 2B: 3 3B: 0 HR: 0	SF: 0 SAC: 0 DP: 2 HBP: 0	WP: 0 PB: 0 SB: 1 CS: 2
<b>PITCHER</b> John Smiley, L (1, 1) ERA: 3.21 Doug Bair, R (7, 1) Bill Landrum, R (8, 1) ERA: 0.82	IP: 6.2 WLS: L BF: 27 H: 8 R: 4 ER: 2 SO: 3 BB: 1 IBB: 0 HBP: 0 BLK: 0 WP: 0 HR: 0 S: 52 P: 74 ERA: 2.70 WHIP: 1.350															<b>PITCHER</b>				

Batter	1	2	3	4	5	6	7	8	9	AB	R	H	RBI	BB	SO	LOB	TOP					
Ron Gant, R OBP: 0.306, SLG: 0.324 (1, 8)										4	2	2	0	0	1	1	<b>Atlanta Braves @ Pittsburgh Pirates</b> Three Rivers Stadium, Pittsburgh, PA Sun May 06 1990, 3:33 AM EDT Cloudy - 58 F					
Mark Lemke, S OBP: 0.255, SLG: 0.200 (1, 5)										3	0	0	1	0	0	1						
Lonnie Smith, R Tony Castillo, L (1, 7) (8, 1)										3	0	0	0	1	1	1						
Jim Presley, R OBP: 0.318, SLG: 0.427 (1, 3)										4	1	1	1	0	0	0						
Dale Murphy, R OBP: 0.366, SLG: 0.417 (1, 9)										3	1	1	1	1	1	0						
Andres Thomas, R OBP: 0.205, SLG: 0.297 (1, 6)										4	0	0	0	0	1	2						
Greg Olson, R Jeff Treadway, L (1, 2) (9, PH)										3	0	1	0	0	0	0						
Alexis Infante, R Tommy Gregg, L Jody Davis, R Tom Glavine, L (1, 4) (9, PH) (9, PH) (9, PR)										3	0	0	0	0	0	1						
29 John Smoltz, R Joe Hesketh, R Oddibe McDowell, L Jeff Blausler, R (1, 1) (5, 1) (8, PH) (9, PH)										1	0	0	0	1	0	0						
<b>Inning Stats</b>	R: 0 E: 0 K: 1 S: 9	H: 0 LOB: 0 BB: 1 P: 16	R: 0 E: 0 K: 2 S: 8	H: 0 LOB: 0 BB: 0 P: 14	R: 0 E: 0 K: 0 S: 7	H: 0 LOB: 0 BB: 0 P: 10	R: 2 E: 0 K: 1 S: 9	H: 3 LOB: 1 BB: 0 P: 13	R: 0 E: 0 K: 0 S: 7	H: 0 LOB: 0 BB: 0 P: 13	R: 0 E: 0 K: 0 S: 8	H: 0 LOB: 0 BB: 0 P: 14	R: 0 E: 0 K: 0 S: 7	H: 1 LOB: 1 BB: 0 P: 11	R: 1 E: 0 K: 0 S: 9	H: 1 LOB: 0 BB: 2 P: 17		R: 1 E: 1 K: 1 S: 9	H: 1 LOB: 2 BB: 2 P: 19	1B: 4 2B: 2 3B: 0 HR: 0	SF: 1 SAC: 0 DP: 0 HBP: 0	WP: 0 PB: 0 SB: 1 CS: 1
<b>PITCHER</b>	IP	WLS	BF	H	R	ER	SO	BB	IBB	HBP	BLK	WP	HR	S	P	ERA	WHIP					
Neal Heaton, L ERA: 2.59 Bill Landrum, R ERA: 0.71 Scott Ruskin, L ERA: 2.0	(1, 1) (8, 1) (9, 1)	7.0 1.2 0.1	W 8 S	26 2 2	4 2 0	2 0 0	4 0 1	2 1 1	0 0 0	0 0 0	0 0 0	0 0 0	0 0 0	0 14 4	55 27 9	91 27 9	2.57 0.00 0.00	0.857 1.800 3.000				

AB	31
R	4
H	6
RBI	4
BB	4
SO	5
LOB	8



Batter	1	2	3	4	5	6	7	8	9	AB	R	H	RBI	BB	SO	LOB	BOTTOM				
Wally Backman, S OBP: 0.411, SLG: 0.431 (1, 5)										4	0	1	1	0	0	0	<b>Atlanta Braves @ Pittsburgh Pirates</b> Three Rivers Stadium, Pittsburgh, PA Sun May 06 1990, 3:33 AM EDT Cloudy - 58 F				
Jay Bell, R OBP: 0.300, SLG: 0.300 (1, 6)										3	0	0	1	0	1	1					
Andy Van Slyke, L OBP: 0.337, SLG: 0.481 (1, 8)										4	0	0	0	0	1	1					
Bobby Bonilla, S OBP: 0.290, SLG: 0.551 (1, 9)										4	1	1	0	0	0	0					
Barry Bonds, L OBP: 0.385, SLG: 0.567 (1, 7)										3	1	1	0	1	1	0					
Sid Bream, L OBP: 0.283, SLG: 0.380 (1, 3)										4	1	1	3	0	2	1					
Michael LaValliere, L OBP: 0.333, SLG: 0.244 (1, 2)										3	0	1	0	0	0	0					
Jose Lind, R OBP: 0.356, SLG: 0.354 (1, 4)										3	2	2	0	0	0	0					
Neal Heaton, L R.J. Reynolds, S Bill Landrum, R Scott Ruskin, R (1, 1) (7, PH) (8, 1) (9, 1)										2	1	0	0	0	0	2					
<b>Inning Stats</b>	R: 0 E: 0 K: 0 S: 7	H: 0 LOB: 0 BB: 0 P: 12	R: 0 E: 0 K: 1 S: 9	H: 0 LOB: 0 BB: 0 P: 12	R: 0 E: 0 K: 0 S: 5	H: 0 LOB: 0 BB: 0 P: 7	R: 5 E: 0 K: 1 S: 23	H: 5 LOB: 1 BB: 1 P: 38	R: 0 E: 0 K: 0 S: 7	H: 0 LOB: 0 BB: 0 P: 8	R: 1 E: 1 K: 0 S: 10	H: 1 LOB: 1 BB: 0 P: 13	R: 0 E: 0 K: 1 S: 7	H: 1 LOB: 1 BB: 0 P: 12	1B: 5 2B: 1 3B: 0 HR: 1	SF: 1 SAC: 0 DP: 0 HBP: 0		WP: 0 PB: 0 SB: 1 CS: 0	PA: 33		
<b>PITCHER</b>	IP	WLS	BF	H	R	ER	SO	BB	IBB	HBP	BLK	WP	HR	S	P	ERA	WHIP				
29 John Smoltz, R Joe Hesketh, L Tony Castillo, L ERA: 7.92 ERA: 4.5	(1, 1) (5, 1) (8, 1)	4.1 2.2 1.0	L 10 4	19 1 1	5 1 0	5 0 0	2 2 1	1 0 0	0 0 0	0 0 0	0 0 0	0 0 0	0 24 7	0 32 12	46 32 12	10.38 0.00 0.00	1.385 0.375 1.000				





Batter	1	2	3	4	5	6	7	8	9	AB	R	H	RBI	BB	SO	LOB	TOP								
Oddibe McDowell, L (1.8) OBP: 0.247, SLG: 0.343	0-0 4-3		0-0 3-1			0-3 K		0-3 K		4	0	0	0	0	2	1									
Jeff Treadway, L (1.4) OBP: 0.338, SLG: 0.485	0-0 F7			0-0 HR		0-0 4-1		0-0 3-1		4	1	1	1	0	0	0									
Lonnie Smith, R (1.7) OBP: 0.311, SLG: 0.317	0-0 5-3			0-0 P3		0-0 F8		0-3 K		4	0	0	0	0	1	0									
Dale Murphy, R (1.9) OBP: 0.360, SLG: 0.447		0-0 L4		0-3 K		0-0 F8		0-0 HR		4	1	1	1	0	1	0									
Ernie Whitt, L (1.2) OBP: 0.327, SLG: 0.317 Ron Gant, R (9, PH) OBP: 0.297, SLG: 0.314		0-0 4-3		0-0 4-3		4-0 BB		0-3 K		2	0	0	0	1	0	0									
Mark Lemke, S (1.5) OBP: 0.280, SLG: 0.209		0-0 3-1			0-0 FC6-4 1B		0-0 F7			3	0	1	0	0	0	1									
Tommy Gregg, L (1.3) OBP: 0.111, SLG: 0.030			0-0 F9		0-0 FC6-4 1B		0-0 4-3			3	0	0	0	0	0	2									
Jeff Blausler, R (1.6) OBP: 0.304, SLG: 0.238			0-0 4-3 1B		0-0 G6-4-3 1B		0-0 F8			3	0	2	0	0	0	0									
Derek Lilliquist, L (1.1) OBP: 0.455, SLG: 1.000 Dwayne Henry, R (7, 1) Andres Thomas, R (8, PH) OBP: 0.230, SLG: 0.289 Charlie Kerfeld, R (8, 1)			0-0 4-3		0-0 G6-4-3		0-3 K			2	0	0	0	0	0	3									
<b>Inning Stats</b>	R: 0 E: 0 K: 0 S: 3	H: 0 LOB: 0 BB: 0 P: 3	R: 0 E: 0 K: 0 S: 3	H: 0 LOB: 0 BB: 0 P: 3	R: 0 E: 0 K: 0 S: 4	H: 1 LOB: 1 BB: 0 P: 4	R: 1 E: 0 K: 1 S: 6	H: 1 LOB: 0 BB: 0 P: 6	R: 0 E: 0 K: 0 S: 4	H: 2 LOB: 1 BB: 0 P: 4	R: 0 E: 0 K: 1 S: 5	H: 0 LOB: 0 BB: 0 P: 5	R: 0 E: 0 K: 0 S: 3	H: 0 LOB: 1 BB: 1 P: 7	R: 0 E: 0 K: 2 S: 7	H: 0 LOB: 0 BB: 0 P: 7	R: 1 E: 0 K: 2 S: 8	H: 1 LOB: 0 BB: 0 P: 8	1B: 3 2B: 0 3B: 0 HR: 2	SF: 0 SAC: 0 DP: 1 HBP: 0	WP: 0 PB: 0 SB: 0 CS: 0	PA: 32			
<b>PITCHER</b>	IP	WLS	BF	H	R	ER	SO	BB	IBB	HBP	BLK	WP	HR	S	P	ERA	WHIP								
Doug Drabek, R (1.1) ERA: 2.17	7.0	W	25	4	1	1	2	1	0	0	0	0	1	28	32	1.29	0.714								
Bob Patterson, L (8.1) ERA: 1.42	2.0	S	7	1	1	1	4	0	0	0	0	0	1	15	15	4.50	0.500								

Atlanta Braves @ Pittsburgh Pirates  
Three Rivers Stadium, Pittsburgh, PA  
Sun May 06 1990, 3:38 AM EDT  
Att: 17,108 - Unknown

AB 31  
R 2  
H 5  
RBI 2  
BB 1  
SO 6  
LOB 7



Batter	1	2	3	4	5	6	7	8	9	AB	R	H	RBI	BB	SO	LOB	BOTTOM								
Barry Bonds, L (1.7) OBP: 0.398, SLG: 0.557	0-0 SH5-3 1B		4-0 SF9 1B BB		0-3 K		0-0 F7	4-0 S BB		3	1	1	0	2	1	0									
Jay Bell, R (1.6) OBP: 0.312, SLG: 0.317	0-0 SH5-3		0-0 SH5-4		0-0 F8		0-0 FC5-4 2B	4-0 BB		2	0	1	0	1	0	0									
Gary Redus, R (1.3) OBP: 0.313, SLG: 0.439 Sid Bream, L (8.3) OBP: 0.278, SLG: 0.373	0-0 F8		0-0 SF9		0-0 2B		0-0 FC5-4-6 1B S	0-0 F8		3	1	1	1	0	0	2									
Bobby Bonilla, S (1.9) OBP: 0.298, SLG: 0.545	0-0 5-3		0-0 S 1B		0-0 F8		4-0 1B IBB			3	0	1	1	1	0	2									
R.J. Reynolds, S (1.8) OBP: 0.326, SLG: 0.326		0-0 L6 1B	0-0 6-3		0-0 6-3		0-0 S 1B			4	0	2	1	0	0	1									
Don Slaught, R (1.2) OBP: 0.475, SLG: 0.667		0-0 L6		4-0 6-3 BB		4-0 2B BB	4-0 S BB			1	1	0	0	3	0	1									
Jeff King, R (1.5) OBP: 0.235, SLG: 0.340		0-0 1B		0-0 F7		0-0 2B	0-3 K			4	0	2	1	0	1	4									
Jose Lind, R (1.4) OBP: 0.341, SLG: 0.337		0-0 F9		0-0 6-3		0-0 5-3		0-0 4-3		4	0	0	0	0	0	3									
Doug Drabek, R (1.1) OBP: 0.364, SLG: 0.600 Bob Patterson, R (8.1)			0-0 SH5-4 BB SF9 1B		0-0 F7		0-0 4-3		0-0 1-3	3	1	1	0	0	0	2									
<b>Inning Stats</b>	R: 0 E: 0 K: 0 S: 4	H: 1 LOB: 1 BB: 0 P: 4	R: 0 E: 0 K: 0 S: 4	H: 2 LOB: 1 BB: 0 P: 4	R: 2 E: 0 K: 0 S: 5	H: 2 LOB: 1 BB: 1 P: 9	R: 0 E: 0 K: 0 S: 3	H: 0 LOB: 1 BB: 1 P: 7	R: 0 E: 0 K: 0 S: 6	H: 1 LOB: 1 BB: 0 P: 6	R: 1 E: 0 K: 0 S: 4	H: 1 LOB: 1 BB: 1 P: 8	R: 1 E: 0 K: 1 S: 7	H: 2 LOB: 2 BB: 2 P: 15	R: 0 E: 0 K: 0 S: 3	H: 0 LOB: 2 BB: 2 P: 11	1B: 6 2B: 3 3B: 0 HR: 0	SF: 1 SAC: 2 DP: 0 HBP: 0	WP: 0 PB: 0 SB: 4 CS: 0	PA: 39					
<b>PITCHER</b>	IP	WLS	BF	H	R	ER	SO	BB	IBB	HBP	BLK	WP	HR	S	P	ERA	WHIP								
Derek Lilliquist, L (1.1) ERA: 6.04	6.2	L	31	8	4	4	1	3	1	0	0	0	0	29	45	5.40	1.650								
Dwayne Henry, R (7.1) ERA: 5.4	0.1		3	1	0	0	1	1	0	0	0	0	0	4	8	0.00	6.000								
Charlie Kerfeld, R (8.1) ERA: 7.36	1.0		5	0	0	0	0	2	0	0	0	0	0	3	11	0.00	2.000								

Atlanta Braves @ Pittsburgh Pirates  
Three Rivers Stadium, Pittsburgh, PA  
Sun May 06 1990, 3:38 AM EDT  
Att: 17,108 - Unknown

AB 29  
R 4  
H 9  
RBI 4  
BB 7  
SO 2  
LOB 17



Batter	1	2	3	4	5	6	7	8	9	AB	R	H	RBI	BB	SO	LOB	TOP					
<b>Bip Roberts, S</b> OBP: 0.301, SLG: 0.424 (1, 7)	F7		L4-3 1B		G5-3			FC5-4 1B BB		3	0	1	0	1	0	0	<b>San Diego Padres @ Pittsburgh Pirates</b> Three Rivers Stadium, Pittsburgh, PA Mon May 07 1990, 3:33 AM EDT Att: 9,653 - Unknown					
<b>Tony Gwynn, L</b> OBP: 0.343, SLG: 0.440 (1, 9)	F8		L4-3 1B		G3-1			FC5-4 1B		4	0	1	0	0	0	2						
<b>Roberto Alomar, S</b> OBP: 0.364, SLG: 0.392 (1, 4)	1B BB		G4-3		F9			FC5-4 1-2 2-3		3	0	0	0	1	0	3						
<b>Joe Carter, R</b> OBP: 0.269, SLG: 0.384 (1, 3)	1B				E7 G4-3 2B			F9		4	1	2	0	0	0	2						
<b>Fred Lynn, L</b> OBP: 0.304, SLG: 0.361 <b>Darrin Jackson, R</b> (7, PH) OBP: 0.235, SLG: 0.438 (7, 8)	G4-3				G4-3			G5-3		2	0	0	1	0	0	2						
<b>Benito Santiago, R</b> OBP: 0.409, SLG: 0.639 (1, 2)					G5-3			G6-3		4	0	1	0	0	0	0						
<b>Mike Pagliarulo, L</b> OBP: 0.379, SLG: 0.318 (1, 5)					K			G3-1		4	0	1	0	0	1	1						
<b>Garry Templeton, S</b> OBP: 0.256, SLG: 0.308 (1, 6)					G6-4-3			G6-3		3	0	0	0	0	0	2						
<b>Bruce Hurst, L</b> OBP: 0.167, SLG: 0.091 <b>Jerold Clark, R</b> (8, PH) OBP: 0.152, SLG: 0.100 <b>Calvin Schiraldi, R</b> (8, 1)					1B			F8		2	0	1	0	0	0	1	<b>SD</b>					
<b>Inning Stats</b>	R: 0 E: 0 K: 0 S: 10	H: 1 LOB: 2 BB: 1 P: 19	R: 0 E: 0 K: 0 S: 4	H: 1 LOB: 0 BB: 0 P: 6	R: 0 E: 0 K: 0 S: 9	H: 2 LOB: 1 BB: 0 P: 13	R: 1 E: 1 K: 1 S: 11	H: 1 LOB: 0 BB: 0 P: 17	R: 0 E: 0 K: 0 S: 6	H: 0 LOB: 0 BB: 0 P: 9	R: 0 E: 0 K: 0 S: 9	H: 0 LOB: 0 BB: 0 P: 13	R: 0 E: 0 K: 0 S: 7	H: 1 LOB: 1 BB: 0 P: 11	R: 0 E: 0 K: 0 S: 13	H: 1 LOB: 2 BB: 1 P: 18	R: 0 E: 0 K: 1 S: 9	H: 0 LOB: 0 BB: 0 P: 11	1B: 5 2B: 3 3B: 0 HR: 0	SF: 0 SAC: 0 DP: 2 HBP: 0	WP: 0 PB: 0 SB: 0 CS: 0	PA: 34
<b>PITCHER</b>	IP	WLS	BF	H	R	ER	SO	BB	IBB	HBP	BLK	WP	HR	S	P	ERA	WHIP					
<b>Bob Walk, R</b> ERA: 3.38 <b>Scott Ruskin, L</b> ERA: 1.59 <b>Ted Power, R</b> ERA:	(1, 1) (7, 1) (8, 1)	6.0 1.2 1.1	W 8 S	22 2 4	5 0 0	1 0 0	2 0 1	1 0 0	0 0 0	0 0 0	0 0 0	0 0 0	0 0 0	49 17 12	77 26 14	1.50 0.00 0.00	1.000 1.800 0.000					

Batter	1	2	3	4	5	6	7	8	9	AB	R	H	RBI	BB	SO	LOB	BOTTOM					
<b>Barry Bonds, L</b> OBP: 0.402, SLG: 0.589 (1, 7)	HR							G1-3		3	1	1	1	1	1	0	<b>San Diego Padres @ Pittsburgh Pirates</b> Three Rivers Stadium, Pittsburgh, PA Mon May 07 1990, 3:33 AM EDT Att: 9,653 - Unknown					
<b>Jay Bell, R</b> OBP: 0.309, SLG: 0.314 (1, 6)	E5 G6-3 2B BLK				FC4-6 IBB			K		4	1	1	0	0	1	2						
<b>Gary Redus, R</b> OBP: 0.294, SLG: 0.409 <b>Sid Bream, L</b> OBP: 0.291, SLG: 0.373 (8, 3)	G6-3				FC6-4			F9		3	0	0	0	0	0	2						
<b>Bobby Bonilla, S</b> OBP: 0.296, SLG: 0.543 (1, 9)	1B WP 2B				G6-3			G6-3		4	1	1	1	0	0	1						
<b>Jeff King, R</b> OBP: 0.218, SLG: 0.314 (1, 5)	G5-3				G6-3			P6		4	0	0	0	0	0	2						
<b>Don Slaught, R</b> OBP: 0.455, SLG: 0.625 (1, 2)	1B WP				G6-3			G6-3		4	1	1	0	0	0	1						
<b>Andy Van Slyke, L</b> OBP: 0.348, SLG: 0.488 (1, 8)	1B				B1-3			G6-3 1B		3	0	2	1	0	0	0						
<b>Jose Lind, R</b> OBP: 0.340, SLG: 0.349 (1, 4)	K				G6-3			G6-3		3	0	1	0	0	1	2						
<b>Bob Walk, R</b> OBP: 0.250, SLG: 0.250 <b>Scott Ruskin, R</b> <b>Ted Power, R</b> OBP: 0.333, SLG: 0.667 (8, 1)					K			F7		2	0	0	0	0	1	1						
<b>Inning Stats</b>	R: 4 E: 1 K: 1 S: 16	H: 4 LOB: 1 BB: 0 P: 24	R: 0 E: 0 K: 2 S: 10	H: 1 LOB: 0 BB: 0 P: 15	R: 0 E: 0 K: 0 S: 5	H: 0 LOB: 0 BB: 0 P: 6	R: 0 E: 0 K: 0 S: 8	H: 1 LOB: 2 BB: 1 P: 12	R: 0 E: 0 K: 0 S: 9	H: 0 LOB: 0 BB: 0 P: 15	R: 0 E: 0 K: 0 S: 4	H: 1 LOB: 0 BB: 0 P: 4	R: 0 E: 0 K: 2 S: 10	H: 0 LOB: 0 BB: 0 P: 15	R: 0 E: 0 K: 0 S: 9	H: 0 LOB: 1 BB: 1 P: 17	R: 0 E: 0 K: 0 S: 9	H: 0 LOB: 0 BB: 0 P: 11	1B: 4 2B: 2 3B: 0 HR: 1	SF: 0 SAC: 0 DP: 1 HBP: 0	WP: 1 PB: 0 SB: 0 CS: 0	PA: 33
<b>PITCHER</b>	IP	WLS	BF	H	R	ER	SO	BB	IBB	HBP	BLK	WP	HR	S	P	ERA	WHIP					
<b>Bruce Hurst, L</b> ERA: 3.67 <b>Calvin Schiraldi, R</b> ERA: 3.07	(1, 1) (8, 1)	7.0 1.0	L 4	29 0	7 0	4 0	1 0	5 0	0 1	0 0	0 0	0 0	9 9	17 17	0.00 0.00	1.000 1.000						

Batter	1	2	3	4	5	6	7	8	9	AB	R	H	RBI	BB	SO	LOB	TOP		
<b>Bip Roberts, S</b> OBP: 0.309, SLG: 0.427 (1, 7)										4	0	2	0	0	1	0	<b>San Diego Padres @ Pittsburgh Pirates</b> Three Rivers Stadium, Pittsburgh, PA Tue May 08 1990, 3:33 AM EDT Att: 10,694 - Unknown		
<b>Tony Gwynn, L</b> OBP: 0.330, SLG: 0.423 (1, 9)										4	0	0	0	0	0	2			
<b>Roberto Alomar, S</b> OBP: 0.360, SLG: 0.386 (1, 4)										4	1	1	0	0	0	1			
<b>Joe Carter, R</b> OBP: 0.269, SLG: 0.388 (1, 3)										4	1	1	1	0	1	0			
<b>Fred Lynn, L</b> OBP: 0.306, SLG: 0.391 <b>Darrin Jackson, R</b> (9, PH) OBP: 0.278, SLG: 0.471										3	0	1	1	0	1	0			
<b>Benito Santiago, R</b> OBP: 0.402, SLG: 0.616 (1, 2)										3	0	0	0	1	0	2			
<b>Mike Pagliarulo, L</b> OBP: 0.406, SLG: 0.333 (1, 5)										2	0	1	0	1	0	0			
<b>Garry Templeton, S</b> OBP: 0.271, SLG: 0.321 <b>Joey Cora, S</b> OBP: 0.316, SLG: 0.211 (7, 6)									3	0	2	0	0	0	0	1			
<b>Eric Show, R</b> OBP: 0.167, SLG: 0.333 <b>Pat Clements, L</b> OBP: 0.346, SLG: 0.364 <b>Shawn Abner, R</b> <b>Mark Grant, R</b> <b>Jerald Clark, R</b> <b>Greg Harris, R</b>										1	0	0	0	0	0	0			
<b>Inning Stats</b>	R: 2 E: 0 K: 1 S: 15	H: 3 LOB: 1 BB: 0 P: 26	R: 0 E: 0 K: 0 S: 6	H: 1 LOB: 0 BB: 0 P: 8	R: 0 E: 0 K: 0 S: 6	H: 0 LOB: 0 BB: 0 P: 10	R: 0 E: 0 K: 0 S: 5	H: 1 LOB: 0 BB: 0 P: 6	R: 0 E: 0 K: 1 S: 7	H: 1 LOB: 2 BB: 2 P: 18	R: 0 E: 0 K: 1 S: 7	H: 0 LOB: 0 BB: 0 P: 7	R: 0 E: 0 K: 1 S: 12	H: 1 LOB: 1 BB: 0 P: 16	1B: 7 2B: 2 3B: 1 HR: 0	SF: 0 SAC: 0 DP: 4 HBP: 0		WP: 0 PB: 0 SB: 0 CS: 0	PA: 33
<b>PITCHER</b>	IP WLS BF H R ER SO BB IBB HBP BLK WP HR S P ERA WHIP																		
<b>Walt Terrell, R</b> ERA: 4.25 <b>Bob Patterson, L</b> ERA: 1.23	(1, 1) (8, 1)	7.0 7	W 1	26 0	8 0	2 0	2 2	2 0	2 0	0 0	0 0	0 0	0 0	0 19	84 23	2.57 0.00	1.429 0.500		

AB	31
R	2
H	9
RBI	2
BB	2
SO	4
LOB	7



Batter	1	2	3	4	5	6	7	8	9	AB	R	H	RBI	BB	SO	LOB	BOTTOM			
<b>Wally Backman, S</b> OBP: 0.426, SLG: 0.464 <b>Rafael Belliard, R</b> OBP: 0.286, SLG: 0.333 (9, 5)										5	1	3	2	0	0	0	<b>San Diego Padres @ Pittsburgh Pirates</b> Three Rivers Stadium, Pittsburgh, PA Tue May 08 1990, 3:33 AM EDT Att: 10,694 - Unknown			
<b>Jay Bell, R</b> OBP: 0.314, SLG: 0.330 (1, 6)										5	1	2	0	0	0	3				
<b>Andy Van Slyke, L</b> OBP: 0.361, SLG: 0.528 (1, 8)										5	2	3	3	0	0	3				
<b>Bobby Bonilla, S</b> OBP: 0.292, SLG: 0.527 (1, 9)										5	0	1	0	0	2	7				
<b>Barry Bonds, L</b> OBP: 0.402, SLG: 0.603 (1, 7)										5	1	2	2	0	0	4				
<b>Sid Bream, L</b> OBP: 0.305, SLG: 0.370 (1, 3)										3	1	1	0	1	0	1				
<b>Michael LaValliere, L</b> OBP: 0.365, SLG: 0.356 (1, 2)										4	2	3	3	0	0	1				
<b>Jose Lind, R</b> OBP: 0.347, SLG: 0.348 (1, 4)										3	1	1	0	0	0	1				
<b>Walt Terrell, L</b> OBP: 0.091, SLG: 0.091 <b>R.J. Reynolds, S</b> OBP: 0.319, SLG: 0.318 <b>Bob Patterson, R</b> (8, 1)										3	0	0	0	0	1	2				
<b>Inning Stats</b>	R: 2 E: 0 K: 1 S: 14	H: 3 LOB: 1 BB: 0 P: 20	R: 2 E: 1 K: 0 S: 13	H: 2 LOB: 2 BB: 0 P: 18	R: 3 E: 0 K: 1 S: 15	H: 3 LOB: 1 BB: 1 P: 29	R: 0 E: 0 K: 0 S: 5	H: 1 LOB: 1 BB: 0 P: 7	R: 0 E: 0 K: 0 S: 6	H: 1 LOB: 1 BB: 0 P: 9	R: 2 E: 0 K: 0 S: 11	H: 3 LOB: 1 BB: 0 P: 15	R: 0 E: 0 K: 0 S: 10	H: 1 LOB: 1 BB: 0 P: 15	R: 1 E: 0 K: 1 S: 8	H: 2 LOB: 2 BB: 0 P: 13		1B: 11 2B: 2 3B: 1 HR: 2	SF: 0 SAC: 0 DP: 1 HBP: 1	WP: 0 PB: 0 SB: 1 CS: 0
<b>PITCHER</b>	IP WLS BF H R ER SO BB IBB HBP BLK WP HR S P ERA WHIP																			
<b>Eric Show, R</b> ERA: 6.23 <b>Pat Clements, L</b> ERA: 5.06 <b>Mark Grant, R</b> ERA: 8.22 <b>Greg Harris, R</b> ERA: 1.74	(1, 1) (2, 1) (5, 1) (8, 1)	1.1 2.2 3.0 1.0	L 12	11 4	5 3	4 3	3 3	1 1	1 0	0 0	0 0	0 0	0 0	0 0	0 8	13 34	9.00 10.12	2.000 1.875		

AB	39
R	10
H	16
RBI	10
BB	1
SO	3
LOB	23





Batter	1	2	3	4	5	6	7	8	9	AB	R	H	RBI	BB	SO	LOB	TOP																	
Chris Sabo, R OBP: 0.441, SLG: 0.625 (1, 5)	F9		CS 1B		HR		IBB	G1		4	1	2	1	1	0	1	<b>Cincinnati Reds @ Pittsburgh Pirates</b> Three Rivers Stadium, Pittsburgh, PA Thu May 10 1990, 7:05 PM EDT Att: 15,071 - Unknown																	
Herm Winningham, L OBP: 0.297, SLG: 0.324 (1, 8)	S 1B		G4-3 BB		F8		F9	F BB 1B		4	1	2	0	1	0	2																		
Barry Larkin, R OBP: 0.414, SLG: 0.412 (1, 6)	6-3		G4-3		6-3			2B		4	2	1	0	1	0	2																		
Todd Benzinger, S OBP: 0.364, SLG: 0.402 (1, 3)	K		L4		G4-3			3B	E6	5	1	1	1	0	1	4																		
Paul O'Neill, L OBP: 0.369, SLG: 0.446 (1, 9)		F9 2B		3-1				SF8		4	0	2	3	0	1	0																		
Mariano Duncan, R OBP: 0.462, SLG: 0.675 (1, 4)	F9			3-1			SH5-4 SF8	1B	1B	5	2	2	0	0	0	3																		
Billy Hatcher, R OBP: 0.388, SLG: 0.469 (1, 7)			L6				SF8 SH5-4	1B	F9	4	1	2	0	0	0	0																		
Joe Oliver, R OBP: 0.367, SLG: 0.423 (1, 2)	K				P2		SH5-4	HR	K	4	1	1	3	0	2	2																		
Jose Rijo, R OBP: 0.111, SLG: 0.111 (7, PH)	5-3				1-3		SF8	HR	K	2	0	0	0	0	0	2																		
Luis Quinones, S OBP: 0.304, SLG: 0.316 (7, PH)								1B	K	0	0	0	1	0	0	0																		
Norm Charlton, S OBP: 0.333, SLG: 0.333 (7, 1)									K	1	1	1	0	0	0	0																		
Rolando Roomes, R OBP: 0.212, SLG: 0.303 (9, PH)								1B	K	1	0	0	0	0	1	0																		
Randy Myers, L OBP: 0.212, SLG: 0.303 (9, 1)								E	K	0	0	0	0	0	0	0																		
<b>Inning Stats</b>	R: 0 E: 0 K: 1 S: 12	H: 1 LOB: 1 BB: 0 P: 18	R: 0 E: 0 K: 1 S: 10	H: 1 LOB: 2 BB: 0 P: 14	R: 0 E: 0 K: 0 S: 7	H: 1 LOB: 1 BB: 1 P: 10	R: 0 E: 0 K: 0 S: 5	H: 0 LOB: 0 BB: 0 P: 8	R: 1 E: 0 K: 0 S: 8	H: 1 LOB: 0 BB: 0 P: 13	R: 0 E: 0 K: 1 S: 8	H: 0 LOB: 0 BB: 0 P: 10	R: 1 E: 0 K: 0 S: 11	H: 2 LOB: 2 BB: 1 P: 18	R: 3 E: 1 K: 0 S: 31	H: 8 LOB: 2 BB: 1 P: 42	R: 0 E: 0 K: 2 S: 8	H: 0 LOB: 0 BB: 0 P: 12	1B: 9 2B: 2 3B: 1 HR: 2	SF: 2 SAC: 1 DP: 0 HBP: 1	WP: 0 PB: 0 SB: 1 CS: 1	PA: 45												
<b>PITCHER</b>	IP WLS BF H R ER SO BB IBB HBP BLK WP HR S P ERA WHIP																																	
Randy Kramer, R ERA: 2.38 (1, 1)	5.0	20	4	1	1	2	1	0	1	0	0	0	0	1	42	63	1.80	1.000																
Scott Ruskin, L ERA: 2.13 (6, 1)	2.0	9	2	1	1	1	0	1	0	0	0	0	0	1	19	28	4.50	1.000																
Ted Power, R ERA: 3.38 (8, 1)	0.1	L	7	6	6	5	0	0	0	0	0	0	1	20	25	135.00	18.000																	
Bob Kipper, L ERA: (8, 1)	1.2	9	2	2	0	2	1	0	0	0	0	0	0	19	29	0.00	1.800																	


AB 38  
R 10  
H 14  
RBI 9  
BB 3  
SO 5  
LOB 16




Batter	1	2	3	4	5	6	7	8	9	AB	R	H	RBI	BB	SO	LOB	BOTTOM																	
Wally Backman, S OBP: 0.391, SLG: 0.422 (1, 5)	4-3		4-3		K			F8	F9	4	0	0	0	0	1	2	<b>Cincinnati Reds @ Pittsburgh Pirates</b> Three Rivers Stadium, Pittsburgh, PA Thu May 10 1990, 7:05 PM EDT Att: 15,071 - Unknown																	
John Cangelosi, S OBP: 0.300, SLG: 0.176 (9, PH)									F9	1	0	0	0	0	0	1																		
Jay Bell, R OBP: 0.333, SLG: 0.370 (1, 6)	PB 1B		CS 1B					BB 1B	F8	5	2	3	0	0	1	1																		
Andy Van Slyke, L OBP: 0.381, SLG: 0.526 (1, 8)	1B BB		CS	G3			F7	1B BB		2	1	0	0	2	0	0																		
Bobby Bonilla, S OBP: 0.298, SLG: 0.551 (1, 9)	1B			6-3			HR	P6		4	1	2	1	0	0	2																		
Barry Bonds, L OBP: 0.400, SLG: 0.581 (1, 7)	L8				K			E 1B		4	0	1	1	0	2	1																		
Sid Bream, L OBP: 0.284, SLG: 0.339 (1, 3)			K		1-3			E4 1B		4	0	1	1	0	2	0																		
Don Slaught, R OBP: 0.458, SLG: 0.595 (1, 2)			G6-4-3 BB		6-3			K		2	0	0	0	2	1	2																		
Jose Lind, R OBP: 0.349, SLG: 0.351 (1, 4)			G6-4-3					K	F9	4	0	1	0	0	1	2																		
Randy Kramer, R ERA: 2.38 (1, 1)					4-3					1	0	0	0	0	0	0																		
Gary Redus, R ERA: 3.54 (5, PH)										0	0	0	0	0	0	0																		
Scott Ruskin, L ERA: 2.13 (6, 1)										0	0	0	0	0	0	0																		
Jeff King, R ERA: 3.12 (7, PH)										1	0	0	0	0	1	1																		
Ted Power, R ERA: 3.38 (8, 1)										0	0	0	0	0	0	0																		
Bob Kipper, R ERA: (8, 1)										0	0	0	0	0	0	0																		
R.J. Reynolds, S ERA: 3.0 (9, PH)										0	0	0	0	1	0	0																		
<b>Inning Stats</b>	R: 1 E: 0 K: 0 S: 11	H: 2 LOB: 1 BB: 1 P: 22	R: 0 E: 0 K: 1 S: 6	H: 0 LOB: 0 BB: 1 P: 12	R: 0 E: 0 K: 0 S: 7	H: 1 LOB: 0 BB: 0 P: 12	R: 0 E: 0 K: 1 S: 7	H: 0 LOB: 0 BB: 0 P: 9	R: 0 E: 0 K: 1 S: 10	H: 1 LOB: 2 BB: 1 P: 16	R: 1 E: 0 K: 2 S: 11	H: 1 LOB: 0 BB: 0 P: 16	R: 0 E: 0 K: 3 S: 12	H: 0 LOB: 1 BB: 1 P: 17	R: 2 E: 1 K: 1 S: 11	H: 3 LOB: 2 BB: 1 P: 19	R: 0 E: 0 K: 0 S: 9	H: 0 LOB: 1 BB: 1 P: 16	1B: 7 2B: 0 3B: 0 HR: 1	SF: 0 SAC: 0 DP: 1 HBP: 0	WP: 0 PB: 1 SB: 0 CS: 1	PA: 39												
<b>PITCHER</b>	IP WLS BF H R ER SO BB IBB HBP BLK WP HR S P ERA WHIP																																	
Jose Rijo, R ERA: 3.54 (1, 1)	6.0	23	5	2	2	5	3	0	0	0	0	0	0	0	23	36	9.00	2.500																
Norm Charlton, L ERA: 3.12 (7, 1)	2.0	W	11	3	2	2	2	0	0	0	0	0	0	23	36	9.00	2.500																	
Randy Myers, L ERA: 3.0 (9, 1)	1.0	4	0	0	0	0	1	0	0	0	0	0	0	9	16	0.00	1.000																	

AB 32  
R 4  
H 8  
RBI 3  
BB 6  
SO 9  
LOB 12



Batter	1	2	3	4	5	6	7	8	9	AB	R	H	RBI	BB	SO	LOB	TOP								
Bill Doran, S OBP: 0.333, SLG: 0.366 (1,4)	G3-1		G6-3			P5			1B	3	1	0	0	1	0	1	Houston Astros @ Pittsburgh Pirates Three Rivers Stadium, Pittsburgh, PA Fri May 11 1990, 7:05 PM EDT Att: 24,734 - Unknown - 60 F  AB 33 R 3 H 7 RBI 3 BB 2 SO 5 LOB 13  								
Rafael Ramirez, R OBP: 0.293, SLG: 0.313 (1,6)	K			G6-3		L5-3			1B	4	1	1	0	0	1	1									
Craig Biggio, R OBP: 0.349, SLG: 0.333 (1,2)	K			G6-3			G6-3		P6	4	0	0	0	0	1	2									
Glenn Davis, R OBP: 0.382, SLG: 0.550 (1,3)		P3		F9			G1-3		1B	4	1	1	0	0	0	0									
Franklin Stubbs, L OBP: 0.364, SLG: 0.640 (1,7)	E1				P6				K	3	0	2	0	0	0	0									
Glenn Wilson, R OBP: 0.248, SLG: 0.274 (9, PH)										1	0	0	0	0	1	3									
Eric Anthony, L OBP: 0.333, SLG: 0.250 (1,9)	G4-3				G3-1					3	0	0	0	0	1	2									
Juan Agosto, L (7,1)										0	0	0	0	0	0	0									
Alex Trevino, R OBP: 0.063, SLG: 0.071 (9, PH)									1B	1	0	1	2	0	0	0									
Eric Yelding, R OBP: 0.315, SLG: 0.333 (9, PR)										0	0	0	0	0	0	0									
Ken Caminiti, S OBP: 0.333, SLG: 0.310 (1,5)	G4-3							G1	1B	3	0	1	1	1	0	1									
Gerald Young, S OBP: 0.226, SLG: 0.259 (1,8)			G4-3						1B	3	0	0	0	0	0	1									
Ken Oberkell, L OBP: 0.314, SLG: 0.387 (9, PH)				G3				G4-3	G1-3	1	0	0	0	0	0	2									
Jim Deshaies, L (1,1)										1	0	0	0	0	1	0									
Casey Candaele, S OBP: 0.375, SLG: 0.433 (6, PH)			K			L5-3				1	0	1	0	0	0	0									
Larry Andersen, L (6,1)										0	0	0	0	0	0	0									
Louie Meadows, L (7,9)										1	0	0	0	0	0	0									
<b>Inning Stats</b>	R: 0 H: 0 E: 0 K: 2 S: 8	H: 0 LOB: 0 BB: 0 P: 13	R: 0 H: 1 E: 1 K: 0 S: 7	LOB: 1 BB: 0 P: 11	R: 0 H: 0 E: 0 K: 1 S: 6	H: 0 LOB: 0 BB: 0 P: 8	R: 0 H: 0 E: 0 K: 0 S: 4	H: 0 LOB: 0 BB: 0 P: 7	R: 0 H: 0 E: 0 K: 0 S: 6	H: 0 LOB: 1 BB: 1 P: 14	R: 0 H: 1 E: 0 K: 0 S: 9	H: 1 LOB: 0 BB: 0 P: 16	R: 0 H: 1 E: 0 K: 1 S: 11	H: 1 LOB: 1 BB: 0 P: 16	R: 0 H: 0 E: 0 K: 0 S: 7	H: 0 LOB: 0 BB: 0 P: 14	R: 3 H: 4 E: 0 K: 1 S: 21	H: 4 LOB: 2 BB: 1 P: 36	1B: 6 2B: 1 3B: 1 HR: 0	SF: 0 SAC: 0 DP: 1 HBP: 0	WP: 0 PB: 0 SB: 0 CS: 0	PA: 35			
<b>PITCHER</b>	IP	WLS	BF	H	R	ER	SO	BB	IBB	HBP	BLK	WP	HR	S	P	ERA	WHIP								
Doug Drabek, R ERA: 2.36 (1,1)	8.1	W	31	5	3	3	4	2	0	0	0	0	0	68	119	3.24	0.840								
Bob Patterson, L ERA: 1.2 (9,1)	0.1		3	2	0	0	1	0	0	0	0	0	0	8	12	0.00	6.000								
Bill Landrum, R ERA: 0.56 (9,1)	0.1	S	1	0	0	0	0	0	0	0	0	0	0	3	4	0.00	0.000								

Batter	1	2	3	4	5	6	7	8	9	AB	R	H	RBI	BB	SO	LOB	BOTTOM									
Barry Bonds, L OBP: 0.413, SLG: 0.596 (1,7)	E8		F9							3	2	2	1	1	0	0	Houston Astros @ Pittsburgh Pirates Three Rivers Stadium, Pittsburgh, PA Fri May 11 1990, 7:05 PM EDT Att: 24,734 - Unknown - 60 F  AB 30 R 4 H 9 RBI 4 BB 1 SO 4 LOB 13  									
Jay Bell, R OBP: 0.330, SLG: 0.375 (1,6)	P3		G4-3							4	0	1	1	0	0	3										
Gary Redus, R OBP: 0.291, SLG: 0.391 (1,3)	SF9									2	0	0	1	0	1	1										
Sid Bream, L OBP: 0.279, SLG: 0.333 (7,3)			K		G1-3					1	0	0	0	0	0	2										
Bobby Bonilla, S OBP: 0.296, SLG: 0.557 (1,9)	F8									4	0	1	0	0	0	0										
R.J. Reynolds, S OBP: 0.308, SLG: 0.292 (1,8)		G6-3								4	0	0	0	0	2	1										
Jeff King, R OBP: 0.233, SLG: 0.339 (1,5)										4	1	2	0	0	0	1										
Bill Landrum, R (9,1)										0	0	0	0	0	0	0										
Don Slaught, R OBP: 0.462, SLG: 0.609 (1,2)										4	1	2	0	0	0	2										
Jose Lind, R OBP: 0.349, SLG: 0.354 (1,4)										2	0	1	1	0	0	1										
Doug Drabek, R OBP: 0.308, SLG: 0.500 (1,1)										2	0	0	0	0	1	2										
Bob Patterson, R (9,1)										0	0	0	0	0	0	0										
Wally Backman, S OBP: 0.391, SLG: 0.422 (9,5)										0	0	0	0	0	0	0										
<b>Inning Stats</b>	R: 1 H: 1 E: 1 K: 0 S: 7	H: 2 LOB: 1 BB: 0 P: 12	R: 1 H: 2 E: 0 K: 1 S: 12	LOB: 1 BB: 0 P: 15	R: 0 H: 0 E: 0 K: 1 S: 6	H: 0 LOB: 0 BB: 0 P: 13	R: 0 H: 0 E: 0 K: 1 S: 8	H: 0 LOB: 0 BB: 0 P: 13	R: 2 H: 3 E: 0 K: 0 S: 13	H: 3 LOB: 1 BB: 0 P: 20	R: 0 H: 1 E: 0 K: 0 S: 8	H: 1 LOB: 1 BB: 0 P: 11	R: 0 H: 1 E: 0 K: 0 S: 11	H: 1 LOB: 2 BB: 1 P: 21	R: 0 H: 1 E: 0 K: 1 S: 10	H: 1 LOB: 1 BB: 0 P: 17		1B: 4 2B: 4 3B: 1 HR: 0	SF: 2 SAC: 1 DP: 0 HBP: 0	WP: 0 PB: 0 SB: 0 CS: 0	PA: 34					
<b>PITCHER</b>	IP	WLS	BF	H	R	ER	SO	BB	IBB	HBP	BLK	WP	HR	S	P	ERA		WHIP								
Jim Deshaies, L ERA: 2.74 (1,1)	5.0	L	21	6	4	3	3	0	0	0	0	0	0	46	73	5.40		1.200								
Larry Andersen, R (6,1)	1.2		8	2	0	0	0	0	1	0	0	0	0	18	29	0.00	1.200									
Juan Agosto, L (7,1)	1.1		5	1	0	0	1	0	0	0	0	0	0	11	20	0.00	0.750									

Batter	1	2	3	4	5	6	7	8	9	AB	R	H	RBI	BB	SO	LOB	TOP								
Eric Yelding, R OBP: 0.312, SLG: 0.329 (1, 8)										4	0	1	0	0	1	1	Houston Astros @ Pittsburgh Pirates Three Rivers Stadium, Pittsburgh, PA Sat May 12 1990, 7:05 PM EDT Att: 16,066 - Unknown								
Rafael Ramirez, R OBP: 0.291, SLG: 0.310 (1, 6)										4	0	1	0	0	1										
Craig Biggio, R OBP: 0.338, SLG: 0.322 (1, 2)										4	0	0	0	0	1										
Glenn Davis, R OBP: 0.386, SLG: 0.554 (1, 3)										3	1	1	0	1	0										
Ken Caminiti, S OBP: 0.336, SLG: 0.314 Bill Doran, S OBP: 0.330, SLG: 0.361 (6, 4)										2	0	1	0	0	0	1									
Glenn Wilson, R OBP: 0.240, SLG: 0.268 (1, 9)										2	0	0	1	0	0	4									
Eric Anthony, L OBP: 0.333, SLG: 0.237 Dan Schatzeder, L (7, 1)										2	0	0	0	1	1	0									
Casey Candaele, S OBP: 0.371, SLG: 0.406 (6, 5)										2	0	0	0	1	1	1									
Mark Portugal, R OBP: 0.288, SLG: 0.231 Franklin Stubbs, L OBP: 0.364, SLG: 0.640 Alex Trevino, R OBP: 0.059, SLG: 0.067 Louie Meadows, L (8, 7)										2	0	0	0	0	0	1									
<b>Inning Stats</b>	R: 0 E: 0 K: 0 S: 8	H: 1 LOB: 0 BB: 0 P: 12	R: 0 E: 1 K: 0 S: 8	H: 0 LOB: 0 BB: 0 P: 14	R: 0 E: 0 K: 1 S: 7	H: 0 LOB: 1 BB: 1 P: 11	R: 0 E: 0 K: 0 S: 8	H: 2 LOB: 2 BB: 1 P: 17	R: 0 E: 0 K: 0 S: 5	H: 0 LOB: 0 BB: 0 P: 10	R: 0 E: 0 K: 2 S: 6	H: 0 LOB: 0 BB: 0 P: 11	R: 1 E: 1 K: 2 S: 18	H: 1 LOB: 0 BB: 0 P: 25	R: 0 E: 0 K: 1 S: 7	H: 0 LOB: 0 BB: 1 P: 14		R: 0 E: 0 K: 1 S: 6	H: 0 LOB: 0 BB: 0 P: 10	1B: 3 2B: 1 3B: 0 HR: 0	SF: 1 SAC: 0 DP: 4 HBP: 0	WP: 0 PB: 0 SB: 2 CS: 0	PA: 31		
<b>PITCHER</b>	IP	WLS	BF	H	R	ER	SO	BB	IBB	HBP	BLK	WP	HR	S	P	ERA	WHIP								
Neal Heaton, L ERA: 2.11 Scott Ruskin, L ERA: 1.98 Ted Power, R ERA: 3.14	(1, 1) (8, 1) (9, 1)	7.0 1.0 1.0	W 3 S	25 0 3	4 0 0	1 0 0	3 1 1	2 1 0	0 0 0	0 0 0	0 0 0	0 0 0	0 0 0	60 7 6	100 14 10	0.00 0.00 0.00	0.857 1.000 0.000								

Batter	1	2	3	4	5	6	7	8	9	AB	R	H	RBI	BB	SO	LOB	BOTTOM								
Wally Backman, S OBP: 0.375, SLG: 0.403 Jeff King, R OBP: 0.230, SLG: 0.333 (7, 5)										3	0	0	0	0	0	0	Houston Astros @ Pittsburgh Pirates Three Rivers Stadium, Pittsburgh, PA Sat May 12 1990, 7:05 PM EDT Att: 16,066 - Unknown								
Jay Bell, R OBP: 0.336, SLG: 0.383 (1, 6)										3	0	1	0	1	0	0									
Andy Van Slyke, L OBP: 0.404, SLG: 0.526 (1, 8)										0	1	0	0	4	0	0									
Bobby Bonilla, S OBP: 0.287, SLG: 0.540 Scott Ruskin, R OBP: 0.333, SLG: 0.667 (8, 1)										4	0	0	0	0	2	7									
Barry Bonds, L OBP: 0.407, SLG: 0.591 (1, 7)										4	1	1	1	0	0	1									
Sid Bream, L OBP: 0.292, SLG: 0.323 (1, 3)										2	0	0	0	2	1	1									
Michael LaValliere, L OBP: 0.400, SLG: 0.373 (1, 2)										2	0	1	1	2	0	1									
Jose Lind, R OBP: 0.336, SLG: 0.340 (1, 4)										4	1	0	0	0	0	5									
Neal Heaton, L OBP: 0.200, SLG: 0.077 R.J. Reynolds, S OBP: 0.321, SLG: 0.327 (7, 9)										2	0	0	0	1	0	0									
<b>Inning Stats</b>	R: 0 E: 0 K: 0 S: 7	H: 1 LOB: 1 BB: 1 P: 13	R: 0 E: 0 K: 0 S: 6	H: 0 LOB: 1 BB: 1 P: 14	R: 0 E: 0 K: 0 S: 5	H: 0 LOB: 0 BB: 0 P: 8	R: 2 E: 0 K: 1 S: 12	H: 2 LOB: 1 BB: 2 P: 28	R: 0 E: 0 K: 1 S: 6	H: 0 LOB: 0 BB: 0 P: 9	R: 0 E: 0 K: 2 S: 8	H: 0 LOB: 1 BB: 1 P: 14	R: 1 E: 0 K: 0 S: 15	H: 1 LOB: 3 BB: 3 P: 33	R: 0 E: 0 K: 0 S: 4	H: 0 LOB: 1 BB: 1 P: 8		R: 0 E: 0 K: 0 S: 4	H: 0 LOB: 1 BB: 1 P: 8	1B: 1 2B: 3 3B: 0 HR: 0	SF: 0 SAC: 0 DP: 1 HBP: 0	WP: 0 PB: 0 SB: 3 CS: 2	PA: 35		
<b>PITCHER</b>	IP	WLS	BF	H	R	ER	SO	BB	IBB	HBP	BLK	WP	HR	S	P	ERA	WHIP								
Mark Portugal, R ERA: 4.31 Dan Schatzeder, L ERA: 1.37	(1, 1) (7, 1)	6.1 1.2	L 8	27 0	3 0	3 0	4 0	3 0	0 0	0 0	0 0	0 0	0 0	50 13	99 28	4.26 0.00	1.421 1.800								



Batter	1	2	3	4	5	6	7	8	9	AB	R	H	RBI	BB	SO	LOB	TOP					
Casey Candaele, S (1, 8) OBP: 0.368, SLG: 0.400	F7		SH1-3			G3		SH1-3		3	0	1	0	0	0	0	<b>Houston Astros @ Pittsburgh Pirates</b> Three Rivers Stadium, Pittsburgh, PA Sun May 13 1990, 7:05 PM EDT Att: 16,658 - Unknown - 54 F					
Ken Oberkfell, L (1, 5) OBP: 0.342, SLG: 0.394 Eric Yelding, R (8, PH) OBP: 0.312, SLG: 0.329	P5		1B			FC3-6		SH1-3		2	0	1	0	1	0	0						
Franklin Stubbs, L (1, 7) OBP: 0.345, SLG: 0.604 Craig Biggio, R (8, PH) OBP: 0.344, SLG: 0.328	K		K			FC3-6		1B		3	1	0	0	0	2	3						
Glenn Davis, R (1, 3) OBP: 0.389, SLG: 0.548		F8	1B			K		1B		3	0	1	0	1	1	1						
Glenn Wilson, R (1, 9) OBP: 0.250, SLG: 0.277 Danny Darwin, R (8, 1)	1B				L8			FC6-4		4	0	2	1	0	0	2						
Bill Doran, S (1, 4) OBP: 0.327, SLG: 0.349		1B			L8			1B		0	0	0	0	0	0	0						
Rafael Ramirez, R (1, 6) OBP: 0.280, SLG: 0.298		K			K					3	0	0	0	0	1	1						
Alex Trevino, R (1, 2) OBP: 0.050, SLG: 0.056 Louie Meadows, L (9, PH)		K			K					4	0	0	0	0	2	2						
Bill Gullickson, R (1, 1) OBP: 0.300, SLG: 0.222 Juan Agosto, L (8, 1) Eric Anthony, L (8, 9) OBP: 0.333, SLG: 0.237					K					3	0	0	0	0	1	2						
<b>Inning Stats</b>	R: 0 E: 0 K: 1 S: 7	H: 0 LOB: 0 BB: 0 P: 9	R: 0 E: 0 K: 2 S: 12	H: 1 LOB: 2 BB: 1 P: 21	R: 0 E: 0 K: 1 S: 8	H: 1 LOB: 2 BB: 2 P: 18	R: 0 E: 0 K: 1 S: 8	H: 0 LOB: 0 BB: 0 P: 12	R: 0 E: 0 K: 1 S: 9	H: 0 LOB: 0 BB: 0 P: 10	R: 1 E: 0 K: 1 S: 12	H: 2 LOB: 1 BB: 0 P: 15	R: 0 E: 0 K: 1 S: 6	H: 0 LOB: 0 BB: 0 P: 7	R: 0 E: 0 K: 0 S: 11	H: 2 LOB: 2 BB: 1 P: 16		R: 0 E: 0 K: 0 S: 6	H: 0 LOB: 0 BB: 0 P: 12	1B: 6 2B: 0 3B: 0 HR: 0	SF: 0 SAC: 2 DP: 0 HBP: 0	WP: 0 PB: 0 SB: 1 CS: 0
<b>PITCHER</b>	IP	WLS	BF	H	R	ER	SO	BB	IBB	HBP	BLK	WP	HR	S	P	ERA	WHIP					
Bob Walk, R (1, 1) ERA: 2.94	7.0	W	28	5	1	1	8	3	0	0	0	0	0	63	93	1.29	1.143					
Bob Patterson, L (8, 1) ERA: 1.17	0.1		1	0	0	0	0	0	0	0	0	0	0	2	2	0.00	0.000					
Bill Landrum, R (8, 1) ERA: 0.51	1.2	S	6	1	0	0	0	1	0	0	0	0	0	14	25	0.00	1.200					

Batter	1	2	3	4	5	6	7	8	9	AB	R	H	RBI	BB	SO	LOB	BOTTOM				
Wally Backman, S (1, 5) OBP: 0.355, SLG: 0.380	G3		F7			B2		E9		4	1	0	0	0	0	0	<b>Houston Astros @ Pittsburgh Pirates</b> Three Rivers Stadium, Pittsburgh, PA Sun May 13 1990, 7:05 PM EDT Att: 16,658 - Unknown - 54 F				
Rafael Belliard, R (1, 6) OBP: 0.300, SLG: 0.250 Bobby Bonilla, S (8, PH) OBP: 0.285, SLG: 0.535 Jay Bell, R (9, 6) OBP: 0.336, SLG: 0.383	CS				G4-3			G5-3		2	0	0	0	1	0	0					
Andy Van Slyke, L (1, 8) OBP: 0.416, SLG: 0.535	BB				G4-6-3			G3		4	0	3	0	0	0	1					
R.J. Reynolds, S (1, 9) OBP: 0.316, SLG: 0.308	1B				1B			G3		3	1	0	0	1	1	3					
Barry Bonds, L (1, 7) OBP: 0.420, SLG: 0.604		L3			G4-6-3			HBP		3	3	2	1	1	0	0					
Sid Bream, L (1, 3) OBP: 0.303, SLG: 0.313					1B			1B		2	0	0	0	1	0	2					
Michael LaValliere, L (1, 2) OBP: 0.422, SLG: 0.377					1B			1B		2	0	1	2	2	0	1					
Jose Lind, R (1, 4) OBP: 0.333, SLG: 0.340					1B			1B		3	0	1	2	0	1	2					
Bob Walk, R (1, 1) OBP: 0.182, SLG: 0.182 Bob Patterson, R (8, 1) Bill Landrum, R (8, 1)					1B			K		3	0	0	0	0	1	3					
<b>Inning Stats</b>	R: 0 E: 0 K: 1 S: 11	H: 1 LOB: 1 BB: 1 P: 19	R: 0 E: 0 K: 0 S: 8	H: 0 LOB: 0 BB: 1 P: 16	R: 0 E: 0 K: 0 S: 7	H: 0 LOB: 0 BB: 0 P: 8	R: 0 E: 0 K: 0 S: 4	H: 1 LOB: 0 BB: 0 P: 6	R: 1 E: 0 K: 0 S: 11	H: 1 LOB: 1 BB: 0 P: 13	R: 1 E: 0 K: 0 S: 6	H: 1 LOB: 1 BB: 1 P: 13	R: 3 E: 1 K: 1 S: 17	H: 2 LOB: 2 BB: 1 P: 23	R: 0 E: 0 K: 0 S: 6	H: 0 LOB: 0 BB: 0 P: 12		1B: 6 2B: 1 3B: 0 HR: 0	SF: 1 SAC: 0 DP: 2 HBP: 1	WP: 0 PB: 0 SB: 1 CS: 3	PA: 35
<b>PITCHER</b>	IP	WLS	BF	H	R	ER	SO	BB	IBB	HBP	BLK	WP	HR	S	P	ERA	WHIP				
Bill Gullickson, R (1, 1) ERA: 3.31	7.0	L	28	5	3	3	2	3	2	0	0	0	0	8	14	3.86	3.000				
Juan Agosto, L (8, 1) ERA: 1.27	0.2		6	2	2	1	0	0	1	1	0	0	0	8	8	13.50	3.000				
Danny Darwin, R (8, 1) ERA: 1.13	0.1		1	0	0	0	1	0	0	0	0	0	0	8	8	0.00	0.000				

AB	29
R	1
H	6
RBI	1
BB	4
SO	8
LOB	11



AB	27
R	5
H	7
RBI	5
BB	6
SO	3
LOB	13





Batter	1	2	3	4	5	6	7	8	9	AB	R	H	RBI	BB	SO	LOB	TOP																			
Wally Backman, S OBP: 0.363, SLG: 0.378 Don Slaught, R OBP: 0.453, SLG: 0.596	0-1 BB 1B SF8	2-2 4-3	0-3 4-3	1-0 4-3		4-1 1-2 BB		0-3 K		3	1	1	0	1	0	0																				
Jay Bell, R OBP: 0.347, SLG: 0.387	1-0 SF8 1B 1B	4-2 1-2 BB		1-1 F9		0-2 F8			2-2 1B	4	1	2	0	1	0	2																				
Andy Van Slyke, L OBP: 0.415, SLG: 0.524	4-2 SF8 1B 1B	0-1 G3			2-2 G3		0-0 S 1B		1-2 F9	4	1	1	0	1	0	2																				
Bobby Bonilla, S OBP: 0.289, SLG: 0.534	0-0 SF8		2-1 1B 1B		0-0 1B		0-1 F8		2-3 K	4	0	2	1	0	1	2																				
Barry Bonds, L OBP: 0.410, SLG: 0.580	4-0 1B IBB		2-0 P2		2-1 F7		3-1 F8		2-3 K	4	0	0	0	1	1	4																				
Sid Bream, L OBP: 0.304, SLG: 0.314 Gary Redus, R OBP: 0.286, SLG: 0.383	2-2 1-3 2-H 3-H 1B		2-0 F7		1-3 K		3-3 K			3	0	1	2	0	1	2																				
Michael LaValliere, L OBP: 0.439, SLG: 0.386 Neal Heaton, L OBP: 0.200, SLG: 0.077 Ted Power, R OBP: 0.333, SLG: 0.667	1-2 F7		1-0 1-3 1B		3-2 4-3		3-2 G4-6-3 1B			4	0	2	0	0	0	2	AB 36																			
Jose Lind, R OBP: 0.331, SLG: 0.336	0-1 6-3		1-0 1-3		0-0 F9		1-2 G4-6-3 1B			4	0	1	0	0	0	4	R 3																			
Walt Terrell, L OBP: 0.285, SLG: 0.083 Randy Kramer, R OBP: 0.342, SLG: 0.345 Jeff King, R OBP: 0.310, SLG: 0.302	1-2 L5		0-3 K		0-0 BB 1B		2-2 G4-6-3 1B			1	0	0	0	0	0	0	H 11																			
Inning Stats	R: 3 E: 0 K: 0 S: 16	H: 3 LOB: 2 BB: 2 P: 28	R: 0 E: 0 K: 0 S: 11	H: 0 LOB: 1 BB: 1 P: 18	R: 0 E: 0 K: 0 S: 6	H: 2 LOB: 2 BB: 0 P: 14	R: 0 E: 0 K: 1 S: 6	H: 0 LOB: 0 BB: 0 P: 8	R: 0 E: 0 K: 0 S: 9	H: 1 LOB: 1 BB: 0 P: 14	R: 0 E: 0 K: 1 S: 8	H: 1 LOB: 1 BB: 0 P: 14	R: 0 E: 0 K: 1 S: 16	H: 2 LOB: 2 BB: 0 P: 22	R: 0 E: 0 K: 2 S: 14	H: 1 LOB: 1 BB: 0 P: 21	1B: 11 2B: 0 3B: 0 HR: 0	SF: 1 SAC: 0 DP: 1 HBP: 0	WP: 0 PA: 41 PB: 0 SB: 1 CS: 0																	
PITCHER	IP	WLS	BF	H	R	ER	SO	BB	IBB	HBP	BLK	WP	HR	S	P	ERA	WHIP	PITCHER		IP	WLS	BF	H	R	ER	SO	BB	IBB	HBP	BLK	WP	HR	S	P	ERA	WHIP
Jack Armstrong, R ERA: 2.23	(1, 1)	6.0	W	29	7	3	3	2	3	1	0	0	0	0	57	98	4.50	1.667																		
Tim Birtsas, L ERA: 2.81	(7, 1)	0.2		3	1	0	0	0	0	0	0	0	0	0	5	8	0.00	1.500																		
Rob Dibble, R ERA: 2.51	(7, 1)	0.1		3	2	0	0	1	0	0	0	0	0	0	13	20	0.00	6.000																		
Randy Myers, L ERA: 2.5	(8, 1)	2.0	S	6	1	0	0	3	0	0	0	0	0	0	20	29	0.00	0.500																		

Pittsburgh Pirates @ Cincinnati Reds  
Riverfront Stadium, Cincinnati, OH  
Mon May 14 1990, 7:05 PM EDT  
Att: 24,211 - Unknown - 70 F

AB 36  
R 3  
H 11  
RBI 3  
BB 4  
SO 6  
LOB 23



Batter	1	2	3	4	5	6	7	8	9	AB	R	H	RBI	BB	SO	LOB	BOTTOM																			
Chris Sabo, R OBP: 0.434, SLG: 0.611	0-2 2B 1B	0-0 1-3 3-H 1B 2B		1-2 6-3		0-1 F7			4	2	2	1	0	0	1																					
Herm Winningham, L OBP: 0.333, SLG: 0.362	0-1 1-H 2B	4-2 1B 2B BB		3-2 4-3		3-1 1-3			3	1	1	1	1	0	1																					
Barry Larkin, R OBP: 0.429, SLG: 0.424	2-0 G3-6-1 HBP	0-0 2B 1B		0-2 4-3		3-2 P4			3	0	1	2	0	0	0																					
Todd Benzinger, S OBP: 0.370, SLG: 0.421	1-3 K	1-2 2B			0-0 1B 1B		2-1 F8		4	0	2	1	0	1	2																					
Paul O'Neill, L OBP: 0.367, SLG: 0.449	2-2 G3-6-1	4-0 FC6-4 IBB		1-0 P4		1-3 K			3	0	0	0	1	1	3																					
Billy Hatcher, R OBP: 0.381, SLG: 0.460		0-2 FC5 1B FC6-4		0-2 1-2 1B		0-2 G3			4	1	2	0	0	0	3																					
Joe Oliver, R OBP: 0.364, SLG: 0.453		1-0 FC5 FC3-6	0-2 F8		0-0 F7		0-0 P4		4	0	0	0	0	0	3																					
Ron Oester, S OBP: 0.259, SLG: 0.333		0-1 FC3-6 1B	3-2 G3		1-1 F7		0-3 K		4	1	0	0	0	1	4																					
Jack Armstrong, R OBP: 0.285, SLG: 0.083 Rolando Ramirez, R OBP: 0.239, SLG: 0.324 Tim Birtsas, L OBP: 0.310, SLG: 0.302		0-1 L3	1-2 4-3			0-1 1-3 1B			2	0	0	0	0	0	2																					
Inning Stats	R: 1 E: 0 K: 1 S: 11	H: 2 LOB: 1 BB: 0 P: 16	R: 4 E: 0 K: 0 S: 17	H: 4 LOB: 3 BB: 2 P: 32	R: 0 E: 0 K: 0 S: 11	H: 0 LOB: 0 BB: 0 P: 15	R: 0 E: 0 K: 0 S: 11	H: 0 LOB: 0 BB: 0 P: 15	R: 0 E: 0 K: 0 S: 8	H: 2 LOB: 2 BB: 0 P: 10	R: 0 E: 0 K: 0 S: 6	H: 1 LOB: 0 BB: 0 P: 9	R: 0 E: 0 K: 1 S: 9	H: 0 LOB: 0 BB: 0 P: 15	R: 0 E: 0 K: 1 S: 8	H: 0 LOB: 0 BB: 0 P: 9	1B: 6 2B: 3 3B: 0 HR: 0	SF: 0 SAC: 0 DP: 1 HBP: 1	WP: 0 PA: 35 PB: 0 SB: 0 CS: 0																	
PITCHER	IP	WLS	BF	H	R	ER	SO	BB	IBB	HBP	BLK	WP	HR	S	P	ERA	WHIP	PITCHER		IP	WLS	BF	H	R	ER	SO	BB	IBB	HBP	BLK	WP	HR	S	P	ERA	WHIP
Walt Terrell, R ERA: 5.46	(1, 1)	1.2	L	13	6	5	5	1	0	0	0	0	0	26	40	27.00	4.200																			
Randy Kramer, R ERA: 1.84	(2, 1)	3.1		13	2	0	0	0	0	1	0	0	0	0	32	48	0.00	0.600																		
Bob Kipper, L ERA: 2.93	(6, 1)	2.0		6	1	0	0	1	0	0	0	0	0	15	24	0.00	0.500																			
Ted Power, R ERA: 2.93	(8, 1)	1.0		3	0	0	0	1	0	0	0	0	0	8	9	0.00	0.000																			

Pittsburgh Pirates @ Cincinnati Reds  
Riverfront Stadium, Cincinnati, OH  
Mon May 14 1990, 7:05 PM EDT  
Att: 24,211 - Unknown - 70 F

AB 32  
R 5  
H 9  
RBI 5  
BB 2  
SO 3  
LOB 19





Batter	1	2	3	4	5	6	7	8	9	AB	R	H	RBI	BB	SO	LOB	TOP			
Barry Bonds, L (1,7) OBP: 0.386, SLG: 0.545	G4-3		P6				F9		G3-1	5	1	1	0	0	0	3	Pittsburgh Pirates @ Atlanta Braves Atlanta-Fulton County Stadium, Atlanta, GA Thu May 17 1990, 7:05 PM EDT Att. 6,340 - Unknown - 60 F			
Jay Bell, R (1,6) OBP: 0.348, SLG: 0.387	1B		F7				G4-6-3			3	0	1	0	0	0	1				
Gary Redus, R (1,3) OBP: 0.290, SLG: 0.385	P2		1B						K	3	0	1	1	0	1	1				
Bobby Bonilla, S (1,9) OBP: 0.292, SLG: 0.518	F8		F8						K	4	0	0	0	0	1	2				
Jeff King, R (1,5) OBP: 0.239, SLG: 0.323		P4							G6-3	3	0	0	0	1	0	0				
Don Slaught, R (1,2) OBP: 0.375, SLG: 0.660	1B		F8						FC3-6 1B	4	0	3	0	0	0	1				
Andy Van Slyke, L (1,8) OBP: 0.409, SLG: 0.509	1B		1B						FC3-6 BB	4	0	2	0	0	0	2				
Jose Lind, R (1,4) OBP: 0.338, SLG: 0.364	F8		F9							3	0	0	0	1	0	5				
Neal Heaton, L (1,1) OBP: 0.176, SLG: 0.067										2	0	0	0	0	1	4				
John Cangelosi, S (7,PH) OBP: 0.318, SLG: 0.211										1	0	1	0	0	0	0				
Randy Kramer, R (7,1) OBP: 0.306, SLG: 0.286										0	0	0	0	0	0	0				
R.J. Reynolds, S (9,PH)										1	0	0	0	0	1	2				
<b>Inning Stats</b>	R: 0 E: 0 K: 0 S: 11	H: 1 LOB: 1 BB: 0 P: 15	R: 0 E: 0 K: 1 S: 16	H: 2 LOB: 2 BB: 0 P: 24	R: 0 E: 0 K: 0 S: 10	H: 1 LOB: 1 BB: 0 P: 17	R: 0 E: 0 K: 0 S: 7	H: 1 LOB: 0 BB: 1 P: 12	R: 1 E: 0 K: 0 S: 9	H: 1 LOB: 0 BB: 0 P: 14	R: 0 E: 0 K: 0 S: 11	H: 1 LOB: 1 BB: 0 P: 16	R: 0 E: 0 K: 2 S: 8	H: 0 LOB: 0 BB: 0 P: 15	R: 0 E: 0 K: 1 S: 8	H: 1 LOB: 2 BB: 1 P: 16	1B: 8 2B: 1 3B: 0 HR: 0	SF: 1 SAC: 1 DP: 1 HBP: 0	WP: 0 PB: 0 SB: 0 CS: 0	PA: 37
<b>PITCHER</b>	IP WLS BF H R ER SO BB IBB HBP BLK WP HR S P ERA WHIP																			
Derek Lilliquist, L (1,1) ERA: 5.0	7.0 W 29 8 1 1 1 1 1 0 0 0 0 0 0 68 103 1.29 1.286																			
Joe Hesketh, L (8,1) ERA: 2.0	2.0 S 8 1 0 0 3 1 0 0 0 0 0 0 0 16 31 0.00 1.000																			

Batter	1	2	3	4	5	6	7	8	9	AB	R	H	RBI	BB	SO	LOB	BOTTOM			
Ron Gant, R (1,8) OBP: 0.309, SLG: 0.384	G3-1								P9	4	0	1	0	1	1	1	Pittsburgh Pirates @ Atlanta Braves Atlanta-Fulton County Stadium, Atlanta, GA Thu May 17 1990, 7:05 PM EDT Att. 6,340 - Unknown - 60 F			
Jeff Treadway, L (1,4) OBP: 0.340, SLG: 0.448	1B									4	0	2	0	0	0	1				
Lonnie Smith, R (1,7) OBP: 0.312, SLG: 0.304	G5-3									4	0	0	0	0	1	3				
Jim Presley, R (1,5) OBP: 0.333, SLG: 0.454	BB									3	0	0	0	1	0	0				
Dale Murphy, R (1,9) OBP: 0.362, SLG: 0.405	G6-3									4	2	2	0	0	0	2				
David Justice, L (1,3) OBP: 0.250, SLG: 0.500										4	0	1	0	0	0	2				
Mark Lemke, S (9,5) OBP: 0.278, SLG: 0.212	G3									0	0	0	0	0	0	0				
Andres Thomas, R (1,6) OBP: 0.250, SLG: 0.311										3	2	2	1	1	0	1				
Greg Olson, R (1,2) OBP: 0.476, SLG: 0.686										4	2	2	5	0	0	0				
Derek Lilliquist, L (1,1) OBP: 0.412, SLG: 0.765										3	0	1	0	0	0	0				
Joe Hesketh, R (8,1) ERA: 2.7										1	0	0	0	0	1	0				
<b>Inning Stats</b>	R: 0 E: 0 K: 0 S: 7	H: 1 LOB: 2 BB: 1 P: 16	R: 2 E: 0 K: 1 S: 15	H: 4 LOB: 0 BB: 0 P: 22	R: 0 E: 0 K: 0 S: 7	H: 1 LOB: 1 BB: 0 P: 9	R: 0 E: 0 K: 0 S: 6	H: 1 LOB: 1 BB: 0 P: 12	R: 1 E: 0 K: 0 S: 16	H: 3 LOB: 2 BB: 0 P: 23	R: 0 E: 0 K: 0 S: 5	H: 0 LOB: 0 BB: 1 P: 12	R: 0 E: 0 K: 1 S: 7	H: 0 LOB: 0 BB: 0 P: 11	R: 3 E: 1 K: 1 S: 12	H: 1 LOB: 0 BB: 1 P: 24	1B: 6 2B: 3 3B: 0 HR: 2	SF: 0 SAC: 0 DP: 0 HBP: 0	WP: 0 PB: 0 SB: 0 CS: 1	PA: 38
<b>PITCHER</b>	IP WLS BF H R ER SO BB IBB HBP BLK WP HR S P ERA WHIP																			
Neal Heaton, L (1,1) ERA: 2.44	6.0 L 28 10 3 3 1 1 2 0 0 0 0 0 1 56 94 4.50 2.000																			
Randy Kramer, R (7,1) ERA: 2.7	2.0 9 1 3 2 2 0 1 0 0 0 0 1 19 35 9.00 0.500																			





Batter	1	2	3	4	5	6	7	8	9	AB	R	H	RBI	BB	SO	LOB	TOP					
<b>John Cangelosi, S</b> (1, 7) OBP: 0.308, SLG: 0.182	F8		G4-3			K			1B FC5	3	1	0	0	1	1	0						
<b>Jay Bell, R</b> (1, 6) OBP: 0.348, SLG: 0.383	1B			WP 1B		K			FC5 1B	4	0	3	0	0	1	0						
<b>Gary Redus, R</b> (1, 3) OBP: 0.303, SLG: 0.393	K			K			CS 1B		FC5 1B	4	0	2	0	0	2	2						
<b>Bobby Bonilla, S</b> (1, 9) OBP: 0.301, SLG: 0.544	K			L4-3 IBB		K			K	3	0	0	0	1	3	5						
<b>Jeff King, R</b> (1, 5) OBP: 0.225, SLG: 0.303		F7		L4-3			F8		FC5 FC5-4	4	0	0	1	0	0	4						
<b>Don Slaught, R</b> (1, 2) OBP: 0.360, SLG: 0.632		G4-3			L6			G4-6-3 1B	FC5-4	4	0	1	0	0	0	2						
<b>Andy Van Slyke, L</b> (1, 8) OBP: 0.407, SLG: 0.492		G4-3				G4-6-3 1B		G4-6-3		3	0	1	0	0	0	1						
<b>Jose Lind, R</b> (1, 4) OBP: 0.355, SLG: 0.384			F9		G4-6-3					3	0	1	0	0	0	1						
<b>Walt Terrell, L</b> (1, 1) OBP: 0.071, SLG: 0.071										2	0	0	0	0	2	0						
<b>R.J. Reynolds, S</b> (8, PH) OBP: 0.302, SLG: 0.281										1	0	0	0	0	0	1						
<b>Bill Landrum, R</b> (8, 1)										0	0	0	0	0	0	0						
<b>Inning Stats</b>	R: 0 E: 0 K: 2 S: 11	H: 1 LOB: 1 BB: 0 P: 17	R: 0 E: 0 K: 0 S: 4	H: 0 LOB: 0 BB: 0 P: 5	R: 0 E: 0 K: 1 S: 9	H: 0 LOB: 0 BB: 0 P: 14	R: 0 E: 0 K: 1 S: 9	H: 1 LOB: 1 BB: 1 P: 20	R: 0 E: 0 K: 0 S: 5	H: 1 LOB: 0 BB: 0 P: 8	R: 0 E: 0 K: 1 S: 10	H: 0 LOB: 0 BB: 0 P: 14	R: 0 E: 0 K: 1 S: 8	H: 1 LOB: 0 BB: 0 P: 14	R: 0 E: 0 K: 0 S: 7	H: 2 LOB: 1 BB: 0 P: 11	R: 1 E: 0 K: 1 S: 17	H: 2 LOB: 2 BB: 1 P: 25	1B: 7 2B: 3 3B: 0 HR: 0	SF: 0 SAC: 0 DP: 4 HBP: 0	WP: 1 PB: 0 SB: 0 CS: 1	PA: 33
<b>PITCHER</b>	IP	WLS	BF	H	R	ER	SO	BB	IBB	HBP	BLK	WP	HR	S	P	ERA	WHIP					
<b>Tom Glavine, L</b> (1, 1) ERA: 2.56	8.0	W	29	7	1	1	8	1	1	0	0	1	0	67	113	1.12	1.000					
<b>Joe Hesketh, L</b> (9, 1) ERA: 1.6	1.0	S	4	1	0	0	1	0	0	0	0	0	0	13	15	0.00	1.000					

Pittsburgh Pirates @ Atlanta Braves  
Atlanta-Fulton County Stadium, Atlanta, GA  
Sat May 19 1990, 7:05 PM EDT  
Att: 26,170 - Unknown

AB 31  
R 1  
H 8  
RBI 1  
BB 2  
SO 9  
LOB 16



Batter	1	2	3	4	5	6	7	8	9	AB	R	H	RBI	BB	SO	LOB	BOTTOM				
<b>Oddibe McDowell, L</b> (1, 8) OBP: 0.273, SLG: 0.353	P4		F8			K			E6	4	0	0	0	0	1	0					
<b>Lonnie Smith, R</b> (1, 7) OBP: 0.304, SLG: 0.330	K		E5			K			K	4	0	0	0	0	3	1					
<b>Jeff Treadway, L</b> (1, 4) OBP: 0.321, SLG: 0.413	L6		G4-3				P5		L9	4	0	0	0	0	0	2					
<b>Jim Presley, R</b> (1, 5) OBP: 0.341, SLG: 0.474		G6-3		1B G5-4-3 1B		P3			HR	4	2	2	1	0	0	0					
<b>David Justice, L</b> (1, 3) OBP: 0.412, SLG: 0.588		BB 1B		G5-4-3 1B		BB 2B			F7	4	0	3	0	0	0	0					
<b>Mark Lemke, S</b> (9, 5) OBP: 0.288, SLG: 0.212		1B		1B		2B			F7	0	0	0	0	0	0	0					
<b>Dale Murphy, R</b> (1, 9) OBP: 0.365, SLG: 0.398		BB 1B		1B		HBP			F8	2	0	1	0	1	0	0					
<b>Andres Thomas, R</b> (1, 6) OBP: 0.266, SLG: 0.327		P4		G5-4-3		BB			P5	3	0	0	0	1	0	4					
<b>Greg Olson, R</b> (1, 2) OBP: 0.429, SLG: 0.595		G1-3		G3		G1-3				3	0	0	0	0	0	6					
<b>Tom Glavine, L</b> (1, 1) OBP: 0.118, SLG: 0.176			G4-3			G4-3				3	0	0	0	0	0	0					
<b>Joe Hesketh, R</b> (9, 1) ERA: 1.37										0	0	0	0	0	0	0					
<b>Inning Stats</b>	R: 0 E: 0 K: 1 S: 7	H: 0 LOB: 0 BB: 0 P: 11	R: 0 E: 0 K: 0 S: 8	H: 1 LOB: 2 BB: 1 P: 16	R: 0 E: 1 K: 0 S: 6	H: 0 LOB: 1 BB: 0 P: 10	R: 1 E: 0 K: 0 S: 8	H: 3 LOB: 1 BB: 0 P: 14	R: 0 E: 0 K: 2 S: 7	H: 0 LOB: 0 BB: 0 P: 8	R: 0 E: 0 K: 0 S: 8	H: 1 LOB: 3 BB: 1 P: 17	R: 0 E: 1 K: 1 S: 6	H: 0 LOB: 1 BB: 0 P: 9	R: 1 E: 0 K: 0 S: 8	H: 1 LOB: 0 BB: 0 P: 11	1B: 4 2B: 1 3B: 0 HR: 1	SF: 0 SAC: 0 DP: 1 HBP: 1	WP: 0 PB: 0 SB: 1 CS: 0	PA: 34	
<b>PITCHER</b>	IP	WLS	BF	H	R	ER	SO	BB	IBB	HBP	BLK	WP	HR	S	P	ERA	WHIP				
<b>Walt Terrell, R</b> (1, 1) ERA: 4.7	7.0	L	30	5	1	1	4	2	0	1	0	0	0	50	85	1.29	1.000				
<b>Bill Landrum, R</b> (8, 1) ERA: 1.37	1.0		4	1	1	1	0	0	0	0	0	0	1	8	11	9.00	1.000				

Pittsburgh Pirates @ Atlanta Braves  
Atlanta-Fulton County Stadium, Atlanta, GA  
Sat May 19 1990, 7:05 PM EDT  
Att: 26,170 - Unknown

AB 31  
R 2  
H 6  
RBI 1  
BB 2  
SO 4  
LOB 13



Batter	1	2	3	4	5	6	7	8	9	AB	R	H	RBI	BB	SO	LOB	TOP			
Wally Backman, S (1, 4) OBP: 0.383, SLG: 0.419 Rafael Belliard, R (9, FR) OBP: 0.300, SLG: 0.250	4-0 SH3-4 2B BB	0-0 L6		0-3 K			0-0 4-3		0-0 1B 1B	4	1	1	0	1	1	0				
Jay Bell, R (1, 6) OBP: 0.340, SLG: 0.374 R.J. Reynolds, S (9, FH)	0-0 SH3-4 1-2	0-3 K			0-0 6-3		0-0 4-3		0-0 1B 2B 1B	3	0	0	0	0	1	0				
Andy Van Slyke, L (1, 8) OBP: 0.407, SLG: 0.496	0-0 2B 2B	0-3 K			0-0 L7		0-0 4-3		0-0 2B 1B	5	2	2	2	0	1	0				
Bobby Bonilla, S (1, 9) OBP: 0.316, SLG: 0.605	0-0 2H HR 2B				0-0 HR				0-0 E5 2B BLK	5	5	4	4	0	0	0				
Barry Bonds, L (1, 7) OBP: 0.380, SLG: 0.550	0-0 2H HR			0-3 K			0-0 G3		0-0 P5 K	5	1	1	2	0	2	4				
Sid Bream, L (1, 3) OBP: 0.337, SLG: 0.342	4-0 1B BB			0-0 L7			0-0 G6-4-3 BB 1B		0-0 1H 2B BB 1B BB	3	0	2	1	2	0	0				
Michael LaValliere, L (1, 2) OBP: 0.430, SLG: 0.385 Don Slaughter, R (8, FH) OBP: 0.462, SLG: 0.627	0-0 1-2 1B			0-0 L8			4-0 G6-4-3 BB		0-3 K 1-2 2H 3H 1B BB	2	0	1	0	1	0	0				
Jeff King, R (1, 5) OBP: 0.224, SLG: 0.286	0-3 K			0-0 P3			0-0 G6-4-3 1-2 2-3		0-3 K 1-2 2-3 BB	4	0	0	0	1	2	5				
Bob Kipper, R (1, 1) Randy Kramer, R (2, 1) Bob Patterson, R (5, 1) Stan Belinda, R (7, 1) Bill Landrum, R (8, 1) John Cangelosi, S (9, FH) OBP: 0.296, SLG: 0.187	0-3 K			0-0 L9			0-0 K		0-3 K 1-2 2-3 K	1	0	0	0	0	1	2				
<b>Inning Stats</b>	R: 4 E: 0 K: 2 S: 11	H: 4 LOB: 2 BB: 2 P: 19	R: 0 E: 0 K: 2 S: 7	H: 0 LOB: 0 BB: 0 P: 7	R: 1 E: 0 K: 1 S: 6	H: 1 LOB: 0 BB: 0 P: 6	R: 0 E: 0 K: 1 S: 5	H: 0 LOB: 0 BB: 0 P: 5	R: 1 E: 0 K: 0 S: 4	H: 1 LOB: 1 BB: 1 P: 9	R: 0 E: 0 K: 0 S: 3	H: 0 LOB: 0 BB: 0 P: 3	R: 1 E: 1 K: 2 S: 9	H: 1 LOB: 1 BB: 0 P: 9	R: 4 E: 0 K: 3 S: 14	H: 5 LOB: 3 BB: 2 P: 22	1B: 6 2B: 4 3B: 0 HR: 3	SF: 0 SAC: 1 DP: 1 HBP: 0	WP: 0 PB: 0 SB: 0 CS: 0	PA: 45
<b>PITCHER</b>	IP WLS BF H R ER SO BB IBB HBP BLK WP HR S P ERA WHIP	6.0 W 27 7 6 6 7 3 0 0 0 0 3 38 50 9.00 1.667	2.0 8 1 1 0 2 0 0 0 0 1 0 0 12 12 0.00 0.500	0.2 8 5 4 4 2 1 0 0 0 0 0 0 11 15 54.00 9.000	0.1 S 2 0 0 0 1 1 0 0 0 0 0 3 7 0.00 3.000	<b>PITCHER</b>														

Pittsburgh Pirates @ Atlanta Braves  
Atlanta-Fulton County Stadium, Atlanta, GA  
Sun May 20 1990, 7:05 PM EDT  
Att: 8,288 - Cloudy - 79 F

AB 39  
R 11  
H 13  
RBI 11  
BB 5  
SO 12  
LOB 16



Batter	1	2	3	4	5	6	7	8	9	AB	R	H	RBI	BB	SO	LOB	BOTTOM				
Ron Gant, R (1, 8) OBP: 0.330, SLG: 0.525	0-0 HR	0-0 BLK 1B 2B	0-0 HR		0-0 F8		0-0 4-3			5	3	3	2	0	0	0					
Mark Lemke, S (1, 4) OBP: 0.294, SLG: 0.229	0-0 3-1 HR 2B	4-0 1B BB	0-0 3-1		0-0 5-3		0-0 4-3			4	2	1	0	1	0	0					
Lonnie Smith, R (1, 7) OBP: 0.318, SLG: 0.344	0-0 3-1	0-0 S 1B	0-0 S 1B		0-0 P8				0-0 6-3 1B	5	1	3	1	0	0	1					
Jim Presley, R (1, 5) OBP: 0.352, SLG: 0.483	4-0 HR BB	0-0 2B E 1B	0-0 L8				0-0 HR 2B		0-3 K	4	3	2	2	1	1	2					
Dale Murphy, R (1, 9) OBP: 0.376, SLG: 0.463 Tommy Gregg, L (9, 9) OBP: 0.167, SLG: 0.119	0-0 1H 3H HR	0-0 E8 1B 2B	0-0 5-3				0-0 2H HR		0-0 6-3	5	3	3	5	0	0	2					
David Justice, L (1, 3) OBP: 0.409, SLG: 0.545 Charlie Kerfeld, R (9, 1) Joe Boever, R (9, 1)	0-0 4-3	0-0 S 1B			0-0 K2 1B		0-0 F9		0-0 P7	5	0	2	1	0	0	1					
Andres Thomas, R (1, 6) OBP: 0.283, SLG: 0.339	0-3 K	0-3 K			0-0 K2 1B		0-0 G5-4-3 1B			4	0	2	0	0	2	1					
Greg Olson, R (1, 2) OBP: 0.415, SLG: 0.556		5-3			0-3 K2		0-0 G5-4-3			3	0	0	0	1	1	3					
Pete Smith, R (1, 1) OBP: 0.143, SLG: 0.077 Tony Castillo, L (7, 1) Jeff Treadway, L (9, 4) OBP: 0.321, SLG: 0.413		2B BB			0-0 5-3				0-3 K	2	1	0	0	1	0	3					
<b>Inning Stats</b>	R: 4 E: 0 K: 1 S: 8	H: 3 LOB: 1 BB: 1 P: 12	R: 6 E: 1 K: 1 S: 10	H: 5 LOB: 3 BB: 3 P: 22	R: 1 E: 0 K: 0 S: 5	H: 2 LOB: 1 BB: 0 P: 5	R: 0 E: 0 K: 1 S: 6	H: 2 LOB: 1 BB: 0 P: 6	R: 0 E: 0 K: 0 S: 3	H: 3 LOB: 0 BB: 0 P: 5	R: 0 E: 0 K: 1 S: 5	H: 0 LOB: 0 BB: 0 P: 5	R: 0 E: 0 K: 1 S: 6	H: 1 LOB: 1 BB: 0 P: 6	R: 0 E: 0 K: 1 S: 6	1B: 8 2B: 5 3B: 0 HR: 4	SF: 0 SAC: 0 DP: 2 HBP: 0	WP: 0 PB: 0 SB: 3 CS: 0	PA: 42		
<b>PITCHER</b>	IP WLS BF H R ER SO BB IBB HBP BLK WP HR S P ERA WHIP	1.1 L 11 4 7 7 1 3 0 0 0 0 2 10 22 47.25 5.250	2.2 8 4 4 2 0 1 0 0 0 0 1 19 23 13.50 3.000	2.0 8 3 2 2 0 0 0 0 0 0 1 8 8 9.00 1.500	1.0 3 0 0 0 1 0 0 0 0 0 0 5 5 0.00 0.000	1.0 4 1 0 0 1 0 0 0 0 0 0 6 6 0.00 1.000	<b>PITCHER</b>														

Pittsburgh Pirates @ Atlanta Braves  
Atlanta-Fulton County Stadium, Atlanta, GA  
Sun May 20 1990, 7:05 PM EDT  
Att: 8,288 - Cloudy - 79 F

AB 38  
R 13  
H 16  
RBI 11  
BB 4  
SO 5  
LOB 13













Batter	1	2	3	4	5	6	7	8	9	AB	R	H	RBI	BB	SO	LOB	TOP										
<b>Brett Butler, L</b> OBP: 0.371, SLG: 0.333 (1, 8)	F8		B1-3			1B HR HBP		F7		4	1	1	1	0	0	0	<b>San Francisco Giants @ Pittsburgh Pirates</b> Three Rivers Stadium, Pittsburgh, PA Fri May 25 1990, 7:05 PM EDT Att: 24,644 - Unknown - 64 F										
<b>Robby Thompson, R</b> OBP: 0.269, SLG: 0.338 (1, 4)	F7		G3			K			K	5	1	1	0	0	2	1											
<b>Will Clark, L</b> OBP: 0.319, SLG: 0.477 (1, 3)	HR		L6					G4-3		5	1	1	1	0	0	2											
<b>Kevin Mitchell, R</b> OBP: 0.379, SLG: 0.600 (1, 7)	G6-3								L4	5	3	3	5	0	0	0											
<b>Kevin Bass, S</b> OBP: 0.296, SLG: 0.421 (1, 9)										4	1	2	0	0	0	0											
<b>Matt Williams, R</b> OBP: 0.314, SLG: 0.472 (1, 5)										4	0	1	0	0	0	2											
<b>Terry Kennedy, L</b> OBP: 0.448, SLG: 0.493 (1, 2)										4	0	1	0	0	1	2											
<b>Jose Uribe, S</b> OBP: 0.344, SLG: 0.395 (1, 6)										4	2	2	2	0	0	2											
<b>John Burkett, R</b> <b>Ernest Riles, L</b> <b>Atlee Hammaker, L</b> <b>Greg Booker, R</b> <b>Mark Thurmond, L</b> <b>Steve Bedrosian, R</b> <b>Jeff Brantley, R</b> OBP: 0.269, SLG: 1.000 (1, 1) (6, PH) (6, PH) (6, PH) (6, PH) (6, PH) (6, PH) (6, PH) (6, PH)										2	0	0	0	0	1	2											
<b>Inning Stats</b>	R: 1 E: 0 K: 0 S: 8	H: 1 LOB: 0 BB: 0 P: 12	R: 2 E: 0 K: 2 S: 12	H: 2 LOB: 0 BB: 0 P: 15	R: 0 E: 0 K: 0 S: 7	H: 0 LOB: 0 BB: 0 P: 13	R: 1 E: 0 K: 0 S: 7	H: 3 LOB: 2 BB: 0 P: 12	R: 3 E: 0 K: 0 S: 11	H: 2 LOB: 1 BB: 0 P: 17	R: 1 E: 0 K: 0 S: 14	H: 2 LOB: 1 BB: 0 P: 19	R: 0 E: 0 K: 1 S: 9	H: 0 LOB: 0 BB: 0 P: 14	R: 0 E: 0 K: 1 S: 9	H: 0 LOB: 0 BB: 0 P: 16			1B: 7 2B: 0 3B: 0 HR: 5	SF: 0 SAC: 0 DP: 0 HBP: 1	WP: 0 PB: 0 SB: 1 CS: 0	PA: 40					
<b>PITCHER</b>	IP	WLS	BF	H	R	ER	SO	BB	IBB	HBP	BLK	WP	HR	S	P	ERA	WHIP										
<b>Walt Terrell, R</b> ERA: 5.18 (1, 1)	3.1	L	16	6	4	4	2	0	0	0	0	0	3	32	48	10.80	1.800										
<b>Bob Kipper, L</b> ERA: 13.5 (4, 1)	1.2		8	2	3	3	0	0	0	1	0	0	1	13	21	16.20	1.200										
<b>Randy Kramer, R</b> ERA: 4.71 (6, 1)	1.0		5	2	1	1	2	0	0	0	0	0	0	13	23	9.00	2.000										
<b>Bob Patterson, L</b> ERA: 2.61 (7, 1)	2.0		8	2	1	1	1	0	0	0	0	0	1	23	33	4.50	1.000										
<b>Ted Power, R</b> ERA: 3.29 (9, 1)	1.0		3	0	0	0	1	0	0	0	0	0	0	9	16	0.00	0.000										

Batter	1	2	3	4	5	6	7	8	9	AB	R	H	RBI	BB	SO	LOB	BOTTOM										
<b>Wally Backman, S</b> OBP: 0.404, SLG: 0.413 (1, 5)	G5-3									3	2	1	0	2	0	1	<b>San Francisco Giants @ Pittsburgh Pirates</b> Three Rivers Stadium, Pittsburgh, PA Fri May 25 1990, 7:05 PM EDT Att: 24,644 - Unknown - 64 F										
<b>Jay Bell, R</b> OBP: 0.344, SLG: 0.392 (1, 6)	G4-3									5	0	3	1	0	0	1											
<b>Andy Van Slyke, L</b> OBP: 0.390, SLG: 0.471 (1, 8)	G3									5	0	2	1	0	1	1											
<b>Bobby Bonilla, S</b> OBP: 0.333, SLG: 0.613 (1, 9)										5	1	2	2	0	0	2											
<b>Barry Bonds, L</b> OBP: 0.394, SLG: 0.590 (1, 7)										4	1	1	1	1	0	3											
<b>Sid Bream, L</b> OBP: 0.333, SLG: 0.352 (1, 3)										5	1	2	0	0	0	3											
<b>Michael LaValliere, L</b> OBP: 0.391, SLG: 0.342 (1, 2)										5	0	0	0	0	2	6											
<b>Jose Lind, R</b> OBP: 0.361, SLG: 0.397 (1, 4)										5	1	1	1	0	1	2											
<b>Walt Terrell, L</b> <b>Bob Kipper, R</b> <b>John Cangelosi, S</b> <b>Randy Kramer, R</b> <b>Jeff King, R</b> <b>Bob Patterson, R</b> <b>Gary Redus, R</b> <b>Ted Power, R</b> OBP: 0.269, SLG: 0.500 (1, 1) (4, 1) (6, PH) (6, PH) (6, PH) (6, PH) (6, PH) (6, PH) (6, PH)										1	0	0	0	0	1	0											
<b>Inning Stats</b>	R: 0 E: 0 K: 0 S: 7	H: 0 LOB: 0 BB: 0 P: 12	R: 0 E: 0 K: 0 S: 7	H: 0 LOB: 0 BB: 0 P: 13	R: 0 E: 0 K: 2 S: 9	H: 0 LOB: 0 BB: 0 P: 14	R: 1 E: 0 K: 0 S: 14	H: 4 LOB: 3 BB: 0 P: 23	R: 1 E: 0 K: 1 S: 17	H: 2 LOB: 1 BB: 1 P: 27	R: 4 E: 0 K: 0 S: 21	H: 4 LOB: 1 BB: 1 P: 38	R: 1 E: 0 K: 1 S: 7	H: 1 LOB: 0 BB: 0 P: 11	R: 0 E: 0 K: 0 S: 12	H: 0 LOB: 1 BB: 1 P: 19			R: 1 E: 0 K: 1 S: 14	H: 2 LOB: 2 BB: 1 P: 23	1B: 7 2B: 3 3B: 0 HR: 3	SF: 0 SAC: 0 DP: 0 HBP: 0	WP: 0 PB: 0 SB: 1 CS: 0	PA: 44			
<b>PITCHER</b>	IP	WLS	BF	H	R	ER	SO	BB	IBB	HBP	BLK	WP	HR	S	P	ERA	WHIP										
<b>John Burkett, R</b> ERA: 5.29 (1, 1)	5.0		22	6	2	2	3	1	0	0	0	0	0	16	28	54.00	6.000										
<b>Atlee Hammaker, L</b> ERA: 3.99 (6, 1)	0.2		6	3	4	4	0	1	0	0	0	0	0	2	4	∞	∞										
<b>Greg Booker, R</b> ERA: (6, 1)	0.0		1	1	0	0	0	0	0	0	0	0	0	2	4	∞	∞										
<b>Mark Thurmond, L</b> ERA: 2.25 (6, 1)	2.1		9	1	1	1	1	1	0	0	0	0	1	22	36	3.86	0.857										
<b>Steve Bedrosian, R</b> ERA: 5.21 (9, 1)	0.1		4	2	1	1	1	1	0	0	0	0	1	11	16	27.00	9.000										

Batter	1	2	3	4	5	6	7	8	9	AB	R	H	RBI	BB	SO	LOB	TOP			
<b>Brett Butler, L</b> OBP: 0.364, SLG: 0.326 (1, 8)	F9		4-3			F8		6-3		4	0	0	0	0	0	0	<b>San Francisco Giants @ Pittsburgh Pirates</b> Three Rivers Stadium, Pittsburgh, PA Sat May 26 1990, 7:05 PM EDT Att: 25,150 - Overcast - 63 F			
<b>Robby Thompson, R</b> OBP: 0.253, SLG: 0.329 (1, 4)	6-3		K			6-3		F9		4	0	0	0	0	1	0				
<b>Will Clark, L</b> OBP: 0.318, SLG: 0.472 (1, 3)	K					4-3				4	1	1	0	0	1	0				
<b>Kevin Mitchell, R</b> OBP: 0.388, SLG: 0.622 (1, 7)																				
<b>Kevin Bass, S</b> OBP: 0.301, SLG: 0.450 (1, 9)																				
<b>Ernest Riles, L</b> OBP: 0.297, SLG: 0.316 (1, 5)																				
<b>Terry Kennedy, L</b> OBP: 0.429, SLG: 0.468 (1, 2)																				
<b>Jose Uribe, S</b> OBP: 0.336, SLG: 0.386 <b>Greg Booker, R</b> (7, 1)																				
<b>Scott Garrelts, R</b> (1, 1) <b>Ed Vosberg, L</b> (5, 1) <b>Greg Litton, R</b> OBP: 0.265, SLG: 0.333 (7, 6)																				
<b>Inning Stats</b>	R: 0 E: 0 K: 1 S: 5	H: 0 LOB: 0 BB: 0 P: 5	R: 1 E: 0 K: 0 S: 5	H: 2 LOB: 1 BB: 0 P: 5	R: 0 E: 0 K: 2 S: 7	H: 0 LOB: 0 BB: 0 P: 7	R: 1 E: 0 K: 0 S: 4	H: 2 LOB: 0 BB: 0 P: 4	R: 0 E: 0 K: 2 S: 7	H: 0 LOB: 0 BB: 0 P: 7	R: 0 E: 0 K: 0 S: 3	H: 1 LOB: 1 BB: 0 P: 5	R: 0 E: 0 K: 1 S: 5	H: 0 LOB: 0 BB: 0 P: 5	R: 1 E: 0 K: 0 S: 4	H: 1 LOB: 1 BB: 1 P: 8		1B: 3 2B: 1 3B: 0 HR: 2	SF: 1 SAC: 0 DP: 1 HBP: 0	WP: 0 PB: 0 SB: 0 CS: 0
<b>PITCHER</b> <b>Doug Drabek, R</b> ERA: 2.66 (1, 1)	IP: 9.0 WLS: W BF: 34 H: 6 R: 4 ER: 4 SO: 6 BB: 1 IBB: 0 HBP: 0 BLK: 0 WP: 0 HR: 2 S: 45 P: 49 ERA: 4.00 WHIP: 0.778																			

AB	32
R	4
H	6
RBI	4
BB	1
SO	6
LOB	6



Batter	1	2	3	4	5	6	7	8	9	AB	R	H	RBI	BB	SO	LOB	BOTTOM			
<b>Wally Backman, S</b> OBP: 0.413, SLG: 0.443 <b>Jeff King, R</b> OBP: 0.230, SLG: 0.313 (8, 5)	SH3-4 1B	1B 2B				K	FC4-6 1B			5	3	3	3	0	1	1	<b>San Francisco Giants @ Pittsburgh Pirates</b> Three Rivers Stadium, Pittsburgh, PA Sat May 26 1990, 7:05 PM EDT Att: 25,150 - Overcast - 63 F			
<b>Jay Bell, R</b> OBP: 0.353, SLG: 0.404 (1, 6)	SH3-4 1-2	1B BB				F7	1B 1-2			3	0	2	0	1	0	1				
<b>Andy Van Slyke, L</b> OBP: 0.396, SLG: 0.471 (1, 8)	P3					K				4	0	2	2	1	1	2				
<b>Bobby Bonilla, S</b> OBP: 0.335, SLG: 0.613 (1, 9)																				
<b>Barry Bonds, L</b> OBP: 0.400, SLG: 0.594 (1, 7)	K																			
<b>Sid Bream, L</b> OBP: 0.327, SLG: 0.354 (1, 3)																				
<b>Michael LaValliere, L</b> OBP: 0.434, SLG: 0.390 <b>Don Slaught, R</b> OBP: 0.413, SLG: 0.580 (8, PR) (9, 2)																				
<b>Jose Lind, R</b> OBP: 0.356, SLG: 0.397 (1, 4)																				
<b>Doug Drabek, R</b> OBP: 0.300, SLG: 0.421 (1, 1)																				
<b>Inning Stats</b>	R: 1 E: 0 K: 1 S: 7	H: 2 LOB: 1 BB: 0 P: 7	R: 3 E: 0 K: 0 S: 6	H: 3 LOB: 2 BB: 2 P: 14	R: 1 E: 0 K: 0 S: 4	H: 3 LOB: 0 BB: 0 P: 4	R: 0 E: 0 K: 1 S: 6	H: 1 LOB: 1 BB: 0 P: 6	R: 2 E: 0 K: 0 S: 6	H: 3 LOB: 1 BB: 0 P: 6	R: 0 E: 0 K: 2 S: 8	H: 1 LOB: 3 BB: 2 P: 16	R: 2 E: 0 K: 0 S: 7	H: 4 LOB: 2 BB: 0 P: 7	R: 1 E: 0 K: 1 S: 7	H: 2 LOB: 1 BB: 0 P: 7		1B: 11 2B: 8 3B: 0 HR: 0	SF: 0 SAC: 1 DP: 1 HBP: 0	WP: 0 PB: 0 SB: 2 CS: 0
<b>PITCHER</b> <b>Scott Garrelts, R</b> ERA: 6.89 <b>Ed Vosberg, L</b> ERA: 4.35 <b>Greg Booker, R</b> ERA: 13.5 (7, 1)	IP: 4.0 WLS: L BF: 23 H: 11 R: 7 ER: 7 SO: 2 BB: 2 IBB: 0 HBP: 0 BLK: 0 WP: 0 HR: 0 S: 25 P: 33 ERA: 15.75 WHIP: 3.250																			



Batter	1	2	3	4	5	6	7	8	9	AB	R	H	RBI	BB	SO	LOB	TOP											
<b>Brett Butler, L</b> OBP: 0.366, SLG: 0.326 (1, 8)	1-1 CS S 1B		4-0 1B 2B BB		2-0 G6-3 2-3			2-3 K		3	1	1	0	1	1	1	<b>San Francisco Giants @ Pittsburgh Pirates</b> Three Rivers Stadium, Pittsburgh, PA Sun May 27 1990, 3:33 AM EDT Att: 23,943 - Overcast - 65 F <a href="http://livebaseballscorecards.com">livebaseballscorecards.com</a>											
<b>Robby Thompson, R</b> OBP: 0.253, SLG: 0.327 (1, 4)	1-3 K		3-2 2B 1B		2-2 G5-3			2-1 F8		4	0	1	1	0	1	2												
<b>Rick Parker, R</b> OBP: 0.375, SLG: 0.500 (1, 9)	1-3 K		0-1 2B		3-1 P4			1-2 G4-3		4	0	1	1	0	1	1												
<b>Kevin Mitchell, R</b> OBP: 0.391, SLG: 0.616 (1, 7)		0-1 CS 1B		4-1 BB				1-0 F8		3	0	1	0	1	1	0												
<b>Matt Williams, R</b> OBP: 0.313, SLG: 0.464 (1, 5)	2-1 F8		1-3 BB		4-2 BB			0-2 G6-3		3	0	0	0	1	1	2												
<b>Gary Carter, R</b> OBP: 0.330, SLG: 0.338 <b>Terry Kennedy, L</b> OBP: 0.419, SLG: 0.457 (6, PH) (6, 2)	3-3 K		1-1 F8		0-2 G3			0-1 G3		2	0	0	0	0	1	2												
<b>Rick Leach, L</b> OBP: 0.360, SLG: 0.286 (1, 3)			1-3 K		0-0 F7			1-3 K		3	0	0	0	0	2	1												
<b>Jose Uribe, S</b> OBP: 0.343, SLG: 0.400 (1, 6)			0-0 1B 2B		1-0 G6-3 4-6-3 1B			1-1 F7		3	1	2	0	0	0	0												
<b>Rick Reuschel, R</b> OBP: 0.174, SLG: 0.217 <b>Mark Thurmond, L</b> (7, 1)			2-1 G5-3		2-0 4-6-3			0-3 K		3	0	0	0	0	1	2												
<b>Inning Stats</b>	R: 0 E: 0 K: 2 S: 8	H: 1 LOB: 1 BB: 0 P: 11	R: 0 E: 0 K: 1 S: 8	H: 1 LOB: 1 BB: 0 P: 13	R: 2 E: 0 K: 1 S: 13	H: 3 LOB: 2 BB: 1 P: 23	R: 0 E: 0 K: 1 S: 7	H: 0 LOB: 1 BB: 1 P: 13	R: 0 E: 0 K: 0 S: 9	H: 0 LOB: 1 BB: 1 P: 17	R: 0 E: 0 K: 2 S: 8	H: 0 LOB: 0 BB: 0 P: 10	R: 0 E: 0 K: 1 S: 9	H: 0 LOB: 0 BB: 0 P: 14	R: 0 E: 0 K: 1 S: 9	H: 0 LOB: 0 BB: 0 P: 12	1B: 4 2B: 4 3B: 0 HR: 0	SF: 0 SAC: 0 DP: 2 HBP: 0	WP: 0 PB: 0 SB: 1 CS: 2	PA: 33								
<b>PITCHER</b>	IP	WLS	BF	H	R	ER	SO	BB	IBB	HBP	BLK	WP	HR	S	P	ERA	WHIP											
<b>Neal Heaton, L</b> ERA: 2.91	(1, 1)	5.0	W	20	6	2	2	5	2	0	0	0	0	0	43	73	3.60	1.600										
<b>Stan Belinda, R</b> ERA:	(6, 1)	2.0		7	0	0	0	2	1	0	0	0	0	0	17	27	0.00	0.500										
<b>Scott Ruskin, L</b> ERA: 3.15	(8, 1)	1.0		3	0	0	0	1	0	0	0	0	0	9	14	0.00	0.000											
<b>Ted Power, R</b> ERA: 3.1	(9, 1)	1.0	S	3	0	0	0	1	0	0	0	0	0	9	12	0.00	0.000											

Batter	1	2	3	4	5	6	7	8	9	AB	R	H	RBI	BB	SO	LOB	BOTTOM											
<b>R.J. Reynolds, S</b> OBP: 0.351, SLG: 0.358 (1, 9)	0-1 G3-1		0-0 G4-6-3 1B		0-1 3B			0-0 G1-3		4	0	2	0	0	0	1	<b>San Francisco Giants @ Pittsburgh Pirates</b> Three Rivers Stadium, Pittsburgh, PA Sun May 27 1990, 3:33 AM EDT Att: 23,943 - Overcast - 65 F <a href="http://livebaseballscorecards.com">livebaseballscorecards.com</a>											
<b>Jay Bell, R</b> OBP: 0.345, SLG: 0.394 (1, 6)	2-3 K		2-0 G4-6-3 1-2		0-3 K			0-1 F8		4	0	0	0	0	2	2												
<b>Andy Van Slyke, L</b> OBP: 0.405, SLG: 0.507 (1, 8)	2-2 1B		1-0 2B		1-1 F9			0-0 HR		4	1	3	1	0	0	0												
<b>Bobby Bonilla, S</b> OBP: 0.328, SLG: 0.599 (1, 3)	1-0 F7		3-1 P6		1-0 F8			3-0 F7		4	0	0	0	0	0	2												
<b>Barry Bonds, L</b> OBP: 0.402, SLG: 0.610 (1, 7)		0-1 G6-3		1-0 HR		4-1 BB		2-1 G3-1		3	1	1	1	1	0	0												
<b>Jeff King, R</b> OBP: 0.231, SLG: 0.310 (1, 5)	1-2 G5-3		1-1 HR		1-1 G6-3			2-1 G6-3		4	1	1	0	0	0	1												
<b>Don Slaught, R</b> OBP: 0.430, SLG: 0.658 (1, 2)	1-1 1B		0-0 HR		0-0 F8			0-0 SF7		4	2	3	2	0	0	0												
<b>Jose Lind, R</b> OBP: 0.360, SLG: 0.403 (1, 4)	2-0 1B		1-0 F9		1-0 F9			0-1 SF7		3	0	2	1	0	0	0												
<b>Neal Heaton, L</b> OBP: 0.143, SLG: 0.053 <b>Stan Belinda, R</b> <b>Scott Ruskin, R</b> <b>Gary Redus, R</b> OBP: 0.274, SLG: 0.349 <b>Ted Power, R</b> OBP: 0.250, SLG: 0.500 (9, 1)	0-0 L7		1-3 K		1-3 K			3-H F8		2	0	0	0	0	1	2												
<b>Inning Stats</b>	R: 0 E: 0 K: 1 S: 9	H: 1 LOB: 1 BB: 0 P: 14	R: 0 E: 0 K: 0 S: 9	H: 2 LOB: 2 BB: 0 P: 13	R: 0 E: 0 K: 0 S: 5	H: 2 LOB: 1 BB: 0 P: 11	R: 3 E: 0 K: 2 S: 13	H: 4 LOB: 1 BB: 0 P: 17	R: 0 E: 0 K: 0 S: 7	H: 0 LOB: 1 BB: 1 P: 14	R: 0 E: 0 K: 1 S: 6	H: 1 LOB: 0 BB: 0 P: 11	R: 1 E: 0 K: 0 S: 8	H: 1 LOB: 0 BB: 0 P: 11	R: 1 E: 0 K: 0 S: 8	H: 1 LOB: 0 BB: 0 P: 11	1B: 6 2B: 1 3B: 2 HR: 3	SF: 1 SAC: 0 DP: 1 HBP: 0	WP: 0 PB: 0 SB: 1 CS: 0	PA: 36								
<b>PITCHER</b>	IP	WLS	BF	H	R	ER	SO	BB	IBB	HBP	BLK	WP	HR	S	P	ERA	WHIP											
<b>Rick Reuschel, R</b> ERA: 4.5	(1, 1)	6.2	L	31	11	4	4	4	1	0	0	0	0	0	54	84	5.40	1.800										
<b>Mark Thurmond, L</b> ERA: 2.6	(7, 1)	1.1		5	1	1	1	0	0	0	0	0	0	10	15	6.75	0.750											

Batter	1	2	3	4	5	6	7	8	9	AB	R	H	RBI	BB	SO	LOB	TOP				
Lenny Harris, L (1.5)	G5-3		1-1 CS 1B		0-0 1B	G4-3			P5	5	1	2	0	0	0	0	<b>Los Angeles Dodgers @ Pittsburgh Pirates</b> Three Rivers Stadium, Pittsburgh, PA Mon May 28 1990, 3:33 AM EDT Att: 26,171 - Overcast - 65 F				
Chris Cwynn, L (1.8) Jose Gonzalez, R (6.8)	G3-1		2-1 1B		1-3 1B	K		F9	K	3	0	1	0	0	1	2					
Kal Daniels, L (1.7) John Shelby, S (7.7)	1B		2-3 K		4-2 HBP 1B	K		K	1B	3	1	1	0	1	2	1					
Eddie Murray, S (1.3)	G3				0-0 F8	3-2 HBP 1B		4-2 BB	1B	4	1	2	2	1	0	1					
Hubie Brooks, R (1.9)		1-0 2B			2-0 L5	1B		K	FC6-4	4	0	1	0	0	1	3					
Mike Scioscia, L (1.2)	F8				3-1 G4-3	0-2 FC5-4 1B			1B	4	0	2	2	0	0	1					
Juan Samuel, R (1.4) Mike Sharperson, R (8.4)	F7				0-3 K			K		4	1	1	0	0	1	4					
Alfredo Griffin, S (1.6)	G6-3				2-2 G6-3	0-0 G4-1		F8		4	0	0	0	0	0	3					
Tim Belcher, R (1.1) Pat Perry, L (9.1) Jay Howell, R (9.1)			2-3 K		0-1 BB 1B	3-3 K		K		4	1	1	1	0	3	1					
					3-H 1B	1B				0	0	0	0	0	0	0					
<b>Inning Stats</b>	R: 0 E: 0 K: 0 S: 6	H: 1 LOB: 1 BB: 0 P: 10	R: 0 E: 0 K: 0 S: 6	H: 1 LOB: 1 BB: 0 P: 12	R: 0 E: 0 K: 2 S: 11	H: 2 LOB: 1 BB: 0 P: 18	R: 0 E: 0 K: 0 S: 4	H: 0 LOB: 0 BB: 0 P: 9	R: 5 E: 0 K: 1 S: 25	H: 5 LOB: 2 BB: 1 P: 38	R: 0 E: 0 K: 1 S: 5	H: 0 LOB: 1 BB: 1 P: 22	R: 0 E: 0 K: 2 S: 10	H: 1 LOB: 1 BB: 0 P: 12	R: 0 E: 0 K: 1 S: 14	H: 2 LOB: 2 BB: 0 P: 16	1B: 11 2B: 1 3B: 0 HR: 0	SF: 0 SAC: 0 DP: 0 HBP: 1	WP: 0 PB: 0 SB: 0 CS: 1	PA: 41	
<b>PITCHER</b>	IP	WLS	BF	H	R	ER	SO	BB	IBB	HBP	BLK	WP	HR	S	P	ERA	WHIP				
Bob Walk, R (1.1)	4.2		24	9	5	5	3	1	0	0	1	0	0	50	84	9.64	2.143				
Randy Kramer, R (5.1)	0.2		2	0	0	0	0	0	0	0	0	0	0	3	4	0.00	0.000				
Bob Kipper, L (6.1)	2.2		10	1	0	0	5	1	0	0	0	0	0	29	42	0.00	0.750				
Bill Landrum, R (9.1)	1.0	W	5	2	0	0	1	0	0	0	0	0	0	14	16	0.00	2.000				

Batter	1	2	3	4	5	6	7	8	9	AB	R	H	RBI	BB	SO	LOB	BOTTOM					
Wally Backman, S (1.5)	F8		SF7			G4-3			2B WP 1B	3	1	1	1	0	0	0	<b>Los Angeles Dodgers @ Pittsburgh Pirates</b> Three Rivers Stadium, Pittsburgh, PA Mon May 28 1990, 3:33 AM EDT Att: 26,171 - Overcast - 65 F					
Jay Bell, R (1.6)	K		3-H K			F7		WP FC6-4 2B	4	1	1	0	0	2	1							
Andy Van Slyke, L (1.8)	K				0-3 K	P4		FC6-4 BB	3	0	0	0	1	2	0							
Bobby Bonilla, S (1.9)	G4-3				1-3 K	K		FC6-4 1B	4	1	0	1	0	2	1							
Barry Bonds, L (1.7)	G4-3				4-1 BB	F7		P3	3	0	0	0	1	0	1							
Sid Bream, L (1.3) Gary Redus, R (9. FR)	K				2-2 G3	F8		BB 1B	4	0	1	0	0	1	1							
Don Slaught, R (1.2)			4-2 1B SF7 BB			F9		FC4-6 HBP	1B	1	2	0	0	2	0	0						
Jose Lind, R (1.4)			2-2 SH3-4 1B			G6-3		FC4-6 G3-6-3	E9	4	0	2	2	0	0	1						
Bob Walk, R (1.1) Randy Kramer, R (5.1) Bob Kipper, R (6.1) R.J. Reynolds, S (8. PH) Bill Landrum, R (9.1)			1-1 SH3-4 1B			K		G3-6-3		0	0	0	0	0	0	0						
			1-2							1	0	0	0	0	1	0						
<b>Inning Stats</b>	R: 0 E: 0 K: 2 S: 7	H: 0 LOB: 0 BB: 0 P: 11	R: 0 E: 0 K: 1 S: 8	H: 0 LOB: 0 BB: 0 P: 13	R: 1 E: 0 K: 1 S: 15	H: 1 LOB: 1 BB: 1 P: 27	R: 0 E: 0 K: 2 S: 11	H: 0 LOB: 1 BB: 1 P: 18	R: 0 E: 0 K: 1 S: 6	H: 0 LOB: 0 BB: 0 P: 10	R: 0 E: 0 K: 0 S: 6	H: 0 LOB: 0 BB: 0 P: 12	R: 0 E: 0 K: 1 S: 6	H: 0 LOB: 0 BB: 0 P: 11	R: 0 E: 0 K: 0 S: 4	H: 0 LOB: 0 BB: 0 P: 8	R: 5 E: 1 K: 0 S: 19	H: 4 LOB: 1 BB: 2 P: 37	1B: 4 2B: 1 3B: 0 HR: 0	SF: 1 SAC: 1 DP: 1 HBP: 1	WP: 1 PB: 0 SB: 0 CS: 0	PA: 35
<b>PITCHER</b>	IP	WLS	BF	H	R	ER	SO	BB	IBB	HBP	BLK	WP	HR	S	P	ERA	WHIP					
Tim Belcher, R (1.1)	8.0		27	1	1	1	8	2	0	0	0	0	0	63	110	1.12	0.375					
Pat Perry, L (9.1)	0.2		6	3	4	4	0	1	0	0	0	1	0	14	25	54.00	6.000					
Jay Howell, R (9.1)	0.0	L	2	1	1	0	0	1	0	0	0	0	0	5	12	∞	∞					

Batter	1	2	3	4	5	6	7	8	9	AB	R	H	RBI	BB	SO	LOB	TOP			
<b>Jose Gonzalez, R</b> (1, 8) OBP: 0.317, SLG: 0.526 <b>Chris Gwynn, L</b> (7, PH) OBP: 0.349, SLG: 0.325 <b>Mickey Hatcher, R</b> (7, PH) OBP: 0.262, SLG: 0.256 <b>Pat Perry, L</b> (7, 1) <b>Mike Scioscia, L</b> (9, PH) OBP: 0.333, SLG: 0.453 <b>Mike Sharperson, R</b> (1, 5) OBP: 0.371, SLG: 0.358 <b>Kal Daniels, L</b> (1, 7) OBP: 0.394, SLG: 0.530 <b>Eddie Murray, S</b> (1, 3) OBP: 0.389, SLG: 0.469 <b>Hubie Brooks, R</b> (1, 9) OBP: 0.276, SLG: 0.418 <b>Rick Dempsey, R</b> (1, 2) OBP: 0.407, SLG: 0.565 <b>Juan Samuel, R</b> (1, 4) OBP: 0.273, SLG: 0.315 <b>Alfredo Griffin, S</b> (1, 6) OBP: 0.343, SLG: 0.354 <b>Fernando Valenzuela, L</b> (1, 1) OBP: 0.221, SLG: 0.556 <b>Jim Gott, R</b> (5, 1) <b>John Shelby, S</b> (6, PH) <b>Mike Maddux, L</b> (6, 1) <b>Lenny Harris, L</b> (7, PH) OBP: 0.357, SLG: 0.413 (7, 8)																				
<b>Inning Stats</b>	R: 0 H: 0 E: 0 K: 2 S: 8	H: 0 LOB: 0 BB: 0 P: 11	R: 0 H: 1 E: 0 K: 1 S: 6	LOB: 0 BB: 0 P: 8	R: 0 H: 0 E: 0 K: 0 S: 10	H: 0 LOB: 0 BB: 0 P: 13	R: 0 H: 0 E: 0 K: 0 S: 6	H: 2 LOB: 2 BB: 0 P: 17	R: 0 H: 0 E: 0 K: 2 S: 9	H: 0 LOB: 0 BB: 0 P: 13	R: 5 H: 6 E: 1 K: 1 S: 19	H: 6 LOB: 2 BB: 1 P: 30	R: 0 H: 1 E: 0 K: 2 S: 12	H: 1 LOB: 1 BB: 0 P: 15	R: 0 H: 0 E: 0 K: 0 S: 5	H: 0 LOB: 0 BB: 1 P: 9	1B: 8 2B: 2 3B: 0 HR: 0	SF: 0 SAC: 0 DP: 2 HBP: 0	WP: 0 PA: 37 PB: 0 SB: 0 CS: 0	
<b>PITCHER</b>	<b>Bob Patterson, L</b> (1, 1) ERA: 3.0 <b>Stan Belinda, R</b> (7, 1) ERA: 3.38 <b>Scott Ruskin, L</b> (7, 1) ERA: 2.82	IP: 6.1 WLS: W BF: 24 H: 6 R: 3 ER: 3 SO: 6 BB: 0 IBB: 0 HBP: 0 BLK: 0 WP: 0 HR: 0 S: 57 P: 79 ERA: 4.26 WHIP: 0.947																		

Los Angeles Dodgers @ Pittsburgh Pirates  
 Three Rivers Stadium, Pittsburgh, PA  
 Tue May 29 1990, 7:05 PM EDT  
 Att: 10,252 - Unknown - 60 F

AB 35  
 R 5  
 H 10  
 RBI 4  
 BB 2  
 SO 9  
 LOB 12



Batter	1	2	3	4	5	6	7	8	9	AB	R	H	RBI	BB	SO	LOB	BOTTOM			
<b>Jeff King, R</b> (1, 5) OBP: 0.240, SLG: 0.307 <b>Jay Bell, R</b> (1, 6) OBP: 0.339, SLG: 0.396 <b>Gary Redus, R</b> (1, 3) OBP: 0.276, SLG: 0.338 <b>Sid Bream, L</b> (6, 3) OBP: 0.328, SLG: 0.356 <b>Bobby Bonilla, S</b> (1, 9) OBP: 0.328, SLG: 0.589 <b>R.J. Reynolds, S</b> (1, 7) OBP: 0.367, SLG: 0.357 <b>Don Slaught, R</b> (1, 2) OBP: 0.460, SLG: 0.679 <b>Andy Van Slyke, L</b> (1, 8) OBP: 0.409, SLG: 0.497 <b>Jose Lind, R</b> (1, 4) OBP: 0.355, SLG: 0.397 <b>Bob Patterson, R</b> (1, 1) <b>Stan Belinda, R</b> (7, 1) <b>Scott Ruskin, R</b> (7, 1)																				
<b>Inning Stats</b>	R: 0 H: 0 E: 0 K: 0 S: 8	H: 3 LOB: 0 BB: 1 P: 29	R: 4 H: 3 E: 1 K: 0 S: 17	H: 3 LOB: 0 BB: 1 P: 29	R: 0 H: 0 E: 0 K: 0 S: 9	H: 0 LOB: 1 BB: 1 P: 17	R: 0 H: 1 E: 0 K: 0 S: 5	H: 1 LOB: 3 BB: 2 P: 14	R: 2 H: 2 E: 0 K: 1 S: 10	H: 2 LOB: 1 BB: 2 P: 19	R: 1 H: 2 E: 0 K: 1 S: 14	H: 2 LOB: 1 BB: 0 P: 22	R: 1 H: 1 E: 0 K: 2 S: 10	H: 1 LOB: 1 BB: 1 P: 18	R: 1 H: 1 E: 1 K: 0 S: 10	H: 1 LOB: 0 BB: 0 P: 19	1B: 6 2B: 5 3B: 0 HR: 0	SF: 2 SAC: 0 DP: 1 HBP: 0	WP: 2 PA: 40 PB: 0 SB: 1 CS: 0	
<b>PITCHER</b>	<b>Fernando Valenzuela, L</b> (1, 1) ERA: 4.08 <b>Jim Gott, R</b> (5, 1) ERA: 10.8 <b>Mike Maddux, R</b> (6, 1) ERA: 4.91 <b>Pat Perry, L</b> (7, 1) ERA: 9.0	IP: 4.1 WLS: L BF: 25 H: 4 R: 1 ER: 0 SO: 5 BB: 6 IBB: 0 HBP: 0 BLK: 0 WP: 1 HR: 0 S: 46 P: 89 ERA: 10.38 WHIP: 2.769																		

Los Angeles Dodgers @ Pittsburgh Pirates  
 Three Rivers Stadium, Pittsburgh, PA  
 Tue May 29 1990, 7:05 PM EDT  
 Att: 10,252 - Unknown - 60 F

AB 31  
 R 9  
 H 10  
 RBI 9  
 BB 7  
 SO 3  
 LOB 16





Batter	1	2	3	4	5	6	7	8	9	AB R H RBI BB SO LOB	TOP									
<b>Delino DeShields, L</b> (1.4) OBP: 0.401, SLG: 0.435	2-2 1B		1-3 K	0-0 4-3			0-0 F6		4-2 BB	4 0 1 0 1 1 1	<b>Montreal Expos @ Pittsburgh Pirates</b> Three Rivers Stadium, Pittsburgh, PA Fri Jun 01 1990, 7:05 PM EDT Att: 27,410 - Unknown									
<b>Dave Martinez, L</b> (1.8) OBP: 0.311, SLG: 0.448	2-1 4-3		2-0 3B		3-1 F8		2-1 HR		4-2 BB	4 1 2 1 1 0 1										
<b>Tim Raines, S</b> (1.7) OBP: 0.362, SLG: 0.335	3-2 4-3		2-2 4-3		0-0 4-3		2-1 G3		1-2 F9	5 0 0 0 0 0 4										
<b>Andres Galarraga, R</b> (1.3) OBP: 0.333, SLG: 0.411		0-0 1B		1-2 BB 1B		2-2 F9		1-3 K		4 1 2 0 0 1 0										
<b>Tim Wallach, R</b> (1.5) OBP: 0.367, SLG: 0.602		0-0 2B		1-1 1B		0-0 F9		0-0 5-3		4 0 1 0 0 0 1										
<b>Larry Walker, L</b> (1.9) OBP: 0.336, SLG: 0.426		0-3 1B		1-0 1B		0-0 4-3		1-3 K		4 1 1 0 0 2 2										
<b>Drew Hall, L</b> (8.1)				1-3 PB 1B						0 0 0 0 0 0 0										
<b>Dale Mohorcic, R</b> (9.1)										0 0 0 0 0 0 0										
<b>Mike Fitzgerald, R</b> (1.2) OBP: 0.367, SLG: 0.434		2-1 6-3		1-0 PB SH3 HBP		1-1 1B			1-3 K	3 1 1 0 0 1 2										
<b>Spike Owen, S</b> (1.6) OBP: 0.372, SLG: 0.411		3-1 4-3		4-0 SH3 PB BB		3-3 1B			1-2 5-3	3 0 0 1 1 1 3										
<b>Kevin Gross, R</b> (1.1) OBP: 0.200, SLG: 0.440			2-3 K		2-1 SH3		0-0 F7		4-1 BB	2 0 0 1 0 1 0										
<b>Otis Nixon, S</b> (8.8) OBP: 0.324, SLG: 0.286					1-3 2H 3H					0 0 0 0 1 0 0										
<b>Inning Stats</b>	R: 0 E: 0 K: 0 S: 9	H: 1 LOB: 0 BB: 0 P: 16	R: 0 E: 0 K: 1 S: 9	H: 2 LOB: 2 BB: 0 P: 14	R: 0 E: 0 K: 2 S: 10	H: 1 LOB: 1 BB: 1 P: 17	R: 3 E: 0 K: 0 S: 9	H: 2 LOB: 0 BB: 0 P: 19	R: 0 E: 0 K: 1 S: 7	H: 1 LOB: 0 BB: 0 P: 11	R: 1 E: 0 K: 0 S: 6	H: 1 LOB: 0 BB: 0 P: 10	R: 0 E: 0 K: 2 S: 7	H: 0 LOB: 0 BB: 0 P: 9	R: 0 E: 0 K: 1 S: 14	H: 0 LOB: 3 BB: 3 P: 29	1B: 5 2B: 1 3B: 1 HR: 1	SF: 0 SAC: 1 DP: 0 HBP: 1	WP: 0 PB: 1 CS: 0	PA: 39
<b>PITCHER</b>	IP WLS BF H R ER SO BB IBB HBP BLK WP HR S P ERA WHIP											IP WLS BF H R ER SO BB IBB HBP BLK WP HR S P ERA WHIP								
<b>Doug Drabek, R</b> (1.1) ERA: 2.78	7.0 L 30 8 4 3 4 1 0 1 0 0 0 1 57 99 3.86 1.286																			
<b>Stan Belinda, R</b> (8.1) ERA: 2.57	1.2 6 0 0 0 3 1 0 0 0 0 0 0 14 22 0.00 0.600																			
<b>Scott Ruskin, L</b> (9.1) ERA: 2.78	0.1 3 0 0 0 0 2 0 0 0 0 0 0 7 16 0.00 6.000																			

AB	33
R	4
H	8
RBI	3
BB	4
SO	7
LOB	14



Batter	1	2	3	4	5	6	7	8	9	AB R H RBI BB SO LOB	BOTTOM									
<b>Wally Backman, S</b> (1.5) OBP: 0.402, SLG: 0.435	3-1 F7		3-2 3-1			2-3 K	0-1 4-3			4 0 0 0 0 1 3	<b>Montreal Expos @ Pittsburgh Pirates</b> Three Rivers Stadium, Pittsburgh, PA Fri Jun 01 1990, 7:05 PM EDT Att: 27,410 - Unknown									
<b>Jay Bell, R</b> (1.6) OBP: 0.328, SLG: 0.378	0-0 F4		3-1 6-3			3-1 F8		2-3 K		4 0 0 0 0 1 1										
<b>Andy Van Slyke, L</b> (1.8) OBP: 0.408, SLG: 0.487	2-1 L3			2-3 K		1-2 1B		2-1 G3		4 0 1 0 0 1 0										
<b>Bobby Bonilla, S</b> (1.9) OBP: 0.325, SLG: 0.585		2-3 K		0-0 4-3		0-3 K		0-0 F6		4 0 0 0 0 2 1										
<b>Barry Bonds, L</b> (1.7) OBP: 0.398, SLG: 0.603		0-0 G3		3-3 K			1-0 P6		4-2 1B BB	3 0 0 0 1 1 0										
<b>Sid Bream, L</b> (1.3) OBP: 0.350, SLG: 0.417		3-2 1B			1-2 F8		1-1 2B 1B		1-2 G5-4-3 1B	3 1 2 0 0 0 0										
<b>Gary Redus, R</b> (9. PH) OBP: 0.286, SLG: 0.348										1 0 1 0 0 0 0										
<b>Michael LaValliere, L</b> (1.2) OBP: 0.411, SLG: 0.375		1-2 F8			2-1 6-3		1-0 4-3		0-1 F9	3 0 0 0 0 0 2										
<b>Don Slaught, R</b> (9. PH) OBP: 0.446, SLG: 0.651							1-2 4-3			1 0 0 0 0 0 2										
<b>Jose Lind, R</b> (1.4) OBP: 0.361, SLG: 0.409			2-2 SH5-4 1B		0-0 1B		2-2 2B		2-0 G5-4-3	4 0 3 1 0 0 2										
<b>Doug Drabek, R</b> (1.1) OBP: 0.286, SLG: 0.400			1-2 SH5-4		0-3 K		4-1 BB			1 0 0 0 0 1 1										
<b>John Cangelosi, S</b> (7. PH) OBP: 0.313, SLG: 0.154										0 0 0 0 1 0 0										
<b>Stan Belinda, R</b> (8.1)										0 0 0 0 0 0 0										
<b>Scott Ruskin, R</b> (9.1)										0 0 0 0 0 0 0										
<b>Inning Stats</b>	R: 0 E: 0 K: 0 S: 5	H: 0 LOB: 0 BB: 0 P: 10	R: 0 E: 0 K: 1 S: 12	H: 1 LOB: 1 BB: 0 P: 18	R: 0 E: 0 K: 2 S: 12	H: 0 LOB: 0 BB: 0 P: 17	R: 0 E: 0 K: 1 S: 9	H: 1 LOB: 1 BB: 0 P: 12	R: 0 E: 0 K: 2 S: 12	H: 1 LOB: 1 BB: 0 P: 18	R: 1 E: 0 K: 0 S: 10	H: 2 LOB: 2 BB: 1 P: 19	R: 0 E: 0 K: 1 S: 6	H: 0 LOB: 0 BB: 0 P: 10	R: 0 E: 0 K: 0 S: 8	H: 1 LOB: 1 BB: 1 P: 15	1B: 6 2B: 1 3B: 0 HR: 0	SF: 0 SAC: 1 DP: 1 HBP: 0	WP: 0 PB: 0 CS: 0	PA: 35
<b>PITCHER</b>	IP WLS BF H R ER SO BB IBB HBP BLK WP HR S P ERA WHIP											IP WLS BF H R ER SO BB IBB HBP BLK WP HR S P ERA WHIP								
<b>Kevin Gross, R</b> (1.1) ERA: 3.71	7.0 W 28 6 1 1 6 1 0 0 0 0 0 0 71 114 1.29 1.000																			
<b>Drew Hall, L</b> (8.1) ERA: 2.84	1.0 5 1 0 0 1 1 0 0 0 0 0 0 11 20 0.00 2.000																			
<b>Dale Mohorcic, R</b> (9.1) ERA:	1.0 S 2 0 0 0 0 0 0 0 0 0 0 0 3 5 0.00 0.000																			





Batter	1	2	3	4	5	6	7	8	9	10	AB	R	H	RBI	BB	SO	LOB	TOP								
<b>Otis Nixon, S</b> <small>(1, 7) OBP: 0.359, SLG: 0.290</small>	4-0 S E S BB		0-0 G5-3		2-2 F8			2-0 SH5-3 1B		4-2 S BB	3	2	1	0	2	0	1	<b>Montreal Expos @ Pittsburgh Pirates</b> Three Rivers Stadium, Pittsburgh, PA Sat Jun 02 1990, 7:05 PM EDT Att. 47,374 - Cloudy - 70 F								
<b>Dave Martinez, L</b> <small>(1, 8) OBP: 0.323, SLG: 0.452</small>	1-2 F7		3-2 CS 1B			2-2 CS 1B		1-1 SH5-3		1-3 K BB	4	0	2	0	0	1	2									
<b>Mike Fitzgerald, R</b> <small>(1, 9) OBP: 0.353, SLG: 0.414</small> <b>Larry Walker, L</b> <small>(8, 9) OBP: 0.333, SLG: 0.423</small>	1-3 SAFE K		2-0 L4			0-3 K		1-0 F9		0-0 G3	4	0	0	0	0	2	3									
<b>Andres Galaraga, R</b> <small>(1, 3) OBP: 0.337, SLG: 0.438</small>	2-2 G6-3		1-0 CS	2-1 G6-3		1-1 SAFE HR		3-2 2-H 1B			4	1	2	2	0	0	0									
<b>Tim Wallach, R</b> <small>(1, 5) OBP: 0.350, SLG: 0.589</small>		1-2 F7		1-2 F8		3-2 G1-3		1-3 K			4	0	0	0	0	1	1									
<b>Junior Noboa, R</b> <small>(1, 4) OBP: 0.214, SLG: 0.195</small> <b>Delino DeShields, L</b> <small>(9, PH) OBP: 0.399, SLG: 0.433</small>		0-0 G6-3		0-0 G6-3			1-0 G4-3		0-3 K		3	0	0	0	0	0	0									
<b>Nelson Santovenia, R</b> <small>(1, 2) OBP: 0.195, SLG: 0.228</small>		2-0 2B			0-0 L4		2-0 G4-3		2-3 K		4	0	1	0	0	1	0									
<b>Spike Owen, S</b> <small>(1, 6) OBP: 0.375, SLG: 0.417</small> <b>Drew Hall, L</b> <small>(9, 1)</small>		4-0 IBB			2-0 F7		0-0 K		1-1 G4-3		3	0	1	0	1	0	0									
<b>Zane Smith, L</b> <small>(1, 1) OBP: 0.278, SLG: 0.444</small> <b>Wallace Johnson, S</b> <small>(7, PH) OBP: 0.304, SLG: 0.429</small> <b>Dave Schmidt, R</b> <small>(7, 1)</small> <b>Tom Foley, L</b> <small>(9, 6) OBP: 0.250, SLG: 0.250</small>		0-0 G3			0-0 1B		1-0 P6		2-2 G6-3		0	0	0	0	0	0	0									
<b>Inning Stats</b>	R: 1 E: 0 K: 1 S: 9	H: 0 LOB: 0 BB: 1 P: 17	R: 0 E: 0 K: 0 S: 6	H: 1 LOB: 2 BB: 1 P: 13	R: 0 E: 0 K: 0 S: 6	H: 1 LOB: 0 BB: 0 P: 9	R: 0 E: 0 K: 0 S: 7	H: 1 LOB: 1 BB: 0 P: 11	R: 1 E: 0 K: 1 S: 12	H: 2 LOB: 0 BB: 0 P: 18	R: 0 E: 0 K: 0 S: 4	H: 1 LOB: 1 BB: 0 P: 8	R: 1 E: 0 K: 1 S: 11	H: 2 LOB: 1 BB: 0 P: 19	R: 0 E: 0 K: 2 S: 8	H: 0 LOB: 0 BB: 0 P: 11	R: 0 E: 0 K: 1 S: 11		H: 0 LOB: 1 BB: 1 P: 18	1B: 5 2B: 2 3B: 0 HR: 1	SF: 0 SAC: 1 DP: 0 HBP: 0	WP: 0 PB: 0 SB: 3 CS: 2	PA: 40			
<b>PITCHER</b>	IP 7.2	WLS 30	H 7	R 3	ER 2	SO 2	BB 1	IBB 1	HBP 0	BLK 0	WP 0	HR 1	S 53	P 95	ERA 2.35	WHIP 1.043										
<b>Neal Heaton, L</b> <small>(1, 1) ERA: 2.84</small> <b>Ted Power, R</b> <small>(8, 1) ERA: 2.74</small> <b>Bill Landrum, R</b> <small>(10, 1) ERA: 1.03</small>	IP 1.1	WLS 5	H 1	R 0	ER 0	SO 3	BB 0	IBB 0	HBP 0	BLK 0	WP 0	HR 0	S 15	P 22	ERA 0.00	WHIP 0.750										
<b>Inning Stats</b>	R: 0 E: 0 K: 1 S: 7	H: 1 LOB: 0 BB: 0 P: 10	R: 0 E: 0 K: 0 S: 7	H: 1 LOB: 1 BB: 0 P: 10	R: 1 E: 0 K: 1 S: 10	H: 3 LOB: 1 BB: 0 P: 13	R: 1 E: 0 K: 2 S: 12	H: 2 LOB: 2 BB: 1 P: 20	R: 0 E: 0 K: 0 S: 8	H: 0 LOB: 0 BB: 0 P: 7	R: 0 E: 0 K: 0 S: 6	H: 0 LOB: 0 BB: 0 P: 8	R: 1 E: 0 K: 0 S: 8	H: 2 LOB: 1 BB: 0 P: 9	R: 0 E: 0 K: 0 S: 6	H: 2 LOB: 1 BB: 0 P: 9	R: 1 E: 0 K: 0 S: 4	H: 1 LOB: 1 BB: 1 P: 10	1B: 8 2B: 6 3B: 0 HR: 0	SF: 1 SAC: 1 DP: 3 HBP: 0	WP: 0 PB: 0 SB: 1 CS: 1	PA: 39				
<b>PITCHER</b>	IP 6.0	WLS 23	H 7	R 2	ER 2	SO 4	BB 1	IBB 0	HBP 0	BLK 0	WP 0	HR 0	S 49	P 73	ERA 3.00	WHIP 1.333										
<b>Zane Smith, L</b> <small>(1, 1) ERA: 3.12</small> <b>Dave Schmidt, R</b> <small>(7, 1) ERA: 4.5</small> <b>Drew Hall, L</b> <small>(9, 1) ERA: 2.97</small>	IP 2.0	WLS 8	H 2	R 1	ER 1	SO 0	BB 0	IBB 0	HBP 0	BLK 0	WP 0	HR 0	S 14	P 17	ERA 4.50	WHIP 1.000										
<b>Inning Stats</b>	R: 0 E: 0 K: 1 S: 7	H: 1 LOB: 0 BB: 0 P: 10	R: 0 E: 0 K: 0 S: 7	H: 1 LOB: 1 BB: 0 P: 10	R: 1 E: 0 K: 1 S: 10	H: 3 LOB: 1 BB: 0 P: 13	R: 0 E: 0 K: 0 S: 8	H: 0 LOB: 0 BB: 0 P: 7	R: 0 E: 0 K: 0 S: 6	H: 0 LOB: 0 BB: 0 P: 8	R: 1 E: 0 K: 0 S: 8	H: 2 LOB: 1 BB: 0 P: 9	R: 0 E: 0 K: 0 S: 6	H: 2 LOB: 1 BB: 0 P: 9	R: 1 E: 0 K: 0 S: 4	H: 1 LOB: 1 BB: 1 P: 10	1B: 8 2B: 6 3B: 0 HR: 0	SF: 1 SAC: 1 DP: 3 HBP: 0	WP: 0 PB: 0 SB: 1 CS: 1	PA: 39						
<b>PITCHER</b>	IP 2.0	WLS 8	H 2	R 1	ER 1	SO 0	BB 0	IBB 0	HBP 0	BLK 0	WP 0	HR 0	S 14	P 17	ERA 4.50	WHIP 1.000										



Montreal Expos @ Pittsburgh Pirates  
 Three Rivers Stadium, Pittsburgh, PA  
 Sat Jun 02 1990, 7:05 PM EDT  
 Att. 47,374 - Cloudy - 70 F

AB 33  
 R 3  
 H 7  
 RBI 2  
 BB 3  
 SO 6  
 LOB 9



Batter	1	2	3	4	5	6	7	8	9	10	AB	R	H	RBI	BB	SO	LOB	BOTTOM								
<b>Jeff King, R</b> <small>(1, 5) OBP: 0.257, SLG: 0.323</small> <small>(8, 3)</small>	0-1 CS 1B		0-0 G5-3 1B		3-1 F8			0-0 SH1-3		1-1 F7	4	0	2	0	0	0	0	<b>Montreal Expos @ Pittsburgh Pirates</b> Three Rivers Stadium, Pittsburgh, PA Sat Jun 02 1990, 7:05 PM EDT Att. 47,374 - Cloudy - 70 F								
<b>Jay Bell, R</b> <small>(1, 6) OBP: 0.335, SLG: 0.381</small>	3-3 K		2-1 G6-3		2-1 G6-3		1-2 1B		4-0 2B BB	4	1	2	1	1	1	1	1									
<b>R.J. Reynolds, S</b> <small>(1, 8) OBP: 0.357, SLG: 0.365</small>	0-0 G5-3		0-0 G5-3		2-1 G1-4-3		0-0 SF8		0-0 G3	4	0	1	2	0	0	2	2									
<b>Bobby Bonilla, S</b> <small>(1, 9) OBP: 0.319, SLG: 0.574</small>		0-1 P7		1-3 K		0-0 G4-3		0-1 G3			4	0	0	0	0	1	1									
<b>Barry Bonds, L</b> <small>(1, 7) OBP: 0.400, SLG: 0.604</small>	1-1 F8		4-2 S 1B BB		0-1 P5			0-0 L3-6 2B			3	1	1	0	1	0	0									
<b>Don Staight, R</b> <small>(1, 2) OBP: 0.348, SLG: 0.644</small>	0-0 1B		2-1 1B 1B		0-0 B1-3		1-0 L3-6		2-1 1B	4	0	2	1	0	0	1	1									
<b>Gary Reus, R</b> <small>(1, 3) OBP: 0.276, SLG: 0.338</small> <b>Steve Elliott, L</b> <small>(2, PH) OBP: 0.347, SLG: 0.413</small> <b>Ted Power, R</b> <small>(8, 1) ERA: 2.74</small> <b>John Cangelosi, S</b> <small>(9, PH) OBP: 0.334, SLG: 0.485</small> <b>Bill Landrum, R</b> <small>(10, 1) ERA: 1.03</small>	2-1 F9		1-3 K		1-1 L6		0-1 G1-3		0-1 F8	2	0	0	0	0	1	2										
<b>Jose Lind, R</b> <small>(1, 4) OBP: 0.364, SLG: 0.417</small>			0-1 1B 2B		0-0 K		1-2 G1-3		0-1 F8	4	1	2	0	0	0	1	1									
<b>Neal Heaton, L</b> <small>(1, 1) OBP: 0.130, SLG: 0.048</small> <b>Wally Backman, S</b> <small>(8, 5) OBP: 0.403, SLG: 0.445</small>			0-3 K		0-2 P2		0-0 SH1-3 SF8 2B		1-0 P3	2	0	0	0	0	1	1	1									
<b>Inning Stats</b>	R: 0 E: 0 K: 1 S: 7	H: 1 LOB: 0 BB: 0 P: 10	R: 0 E: 0 K: 0 S: 7	H: 1 LOB: 1 BB: 0 P: 10	R: 1 E: 0 K: 1 S: 10	H: 3 LOB: 1 BB: 0 P: 13	R: 0 E: 0 K: 0 S: 8	H: 0 LOB: 0 BB: 0 P: 7	R: 0 E: 0 K: 0 S: 6	H: 0 LOB: 0 BB: 0 P: 8	R: 1 E: 0 K: 0 S: 8	H: 2 LOB: 1 BB: 0 P: 9	R: 0 E: 0 K: 0 S: 6	H: 2 LOB: 1 BB: 0 P: 9	R: 1 E: 0 K: 0 S: 4	H: 1 LOB: 1 BB: 1 P: 10	1B: 8 2B: 6 3B: 0 HR: 0		SF: 1 SAC: 1 DP: 3 HBP: 0	WP: 0 PB: 0 SB: 1 CS: 1	PA: 39					
<b>PITCHER</b>	IP 6.0	WLS 23	H 7	R 2	ER 2	SO 4	BB 1	IBB 0	HBP 0	BLK 0	WP 0	HR 0	S 49	P 73	ERA 3.00	WHIP 1.333										
<b>Zane Smith, L</b> <small>(1, 1) ERA: 3.12</small> <b>Dave Schmidt, R</b> <small>(7, 1) ERA: 4.5</small> <b>Drew Hall, L</b> <small>(9, 1) ERA: 2.97</small>	IP 2.0	WLS 8	H 2	R 1	ER 1	SO 0	BB 0	IBB 0	HBP 0	BLK 0	WP 0	HR 0	S 14	P 17	ERA 4.50	WHIP 1.000										
<b>Inning Stats</b>	R: 0 E: 0 K: 1 S: 7	H: 1 LOB: 0 BB: 0 P: 10	R: 0 E: 0 K: 0 S: 7	H: 1 LOB: 1 BB: 0 P: 10	R: 1 E: 0 K: 1 S: 10	H: 3 LOB: 1 BB: 0 P: 13	R: 0 E: 0 K: 0 S: 8	H: 0 LOB: 0 BB: 0 P: 7	R: 0 E: 0 K: 0 S: 6	H: 0 LOB: 0 BB: 0 P: 8	R: 1 E: 0 K: 0 S: 8	H: 2 LOB: 1 BB: 0 P: 9	R: 0 E: 0 K: 0 S: 6	H: 2 LOB: 1 BB: 0 P: 9	R: 1 E: 0 K: 0 S: 4	H: 1 LOB: 1 BB: 1 P: 10	1B: 8 2B: 6 3B: 0 HR: 0	SF: 1 SAC: 1 DP: 3 HBP: 0	WP: 0 PB: 0 SB: 1 CS: 1	PA: 39						
<b>PITCHER</b>	IP 2.0	WLS 8	H 2	R 1	ER 1	SO 0	BB 0	IBB 0	HBP 0	BLK 0	WP 0	HR 0	S 14	P 17	ERA 4.50	WHIP 1.000										



Batter	1	2	3	4	5	6	7	8	9	AB	R	H	RBI	BB	SO	LOB	TOP									
<b>Delino DeShields, L</b> OBP: 0.399, SLG: 0.434 (1, 4)	0-0 6-3		0-0 G3 2B		0-3 K			0-0 FC4-6 CS	4-0 BB	4	0	1	1	1	1	1	<b>Montreal Expos @ Pittsburgh Pirates</b> Three Rivers Stadium, Pittsburgh, PA Sun Jun 03 1990, 3:33 AM EDT Att: 27,817 - Sunny - 77 F 									
<b>Dave Martinez, L</b> OBP: 0.314, SLG: 0.478 (1, 8) (7, 9) (9, 8)	0-3 K2-3		0-0 G3			0-0 HR		0-0 F8	0-0 F7	5	1	1	1	0	1	5										
<b>Tim Raines, S</b> OBP: 0.369, SLG: 0.337 (1, 7)	0-0 FC5-4 1B		4-0 BB			0-0 F4			4-0 E S E BB	2	1	1	0	2	0	0										
<b>Andres Galarraga, R</b> OBP: 0.330, SLG: 0.420 (1, 3)	0-0 FC5-4		0-0 F9			0-0 F7			0-0 F9	4	0	0	0	0	0	4										
<b>Tim Wallach, R</b> OBP: 0.363, SLG: 0.587 <b>Spike Owen, S</b> OBP: 0.375, SLG: 0.417 (9, PR) (9, 6)		0-0 E7 G3 1B		0-3 K		0-0 F7			0-0 E9 2B 1B	4	0	2	1	0	1	0										
<b>Mike Alton, L</b> OBP: 0.110, SLG: 0.258 <b>Otis Nixon, S</b> OBP: 0.309, SLG: 0.290 (7, 9) (7, 8)		0-0 G3		0-0 6-3			4-0 CS BB		4-0 2B BB IBB	2	0	0	0	0	1	0										
<b>Wallace Johnson, S</b> OBP: 0.333, SLG: 0.459 <b>Dale Mohorcic, R</b> OBP: 0.191, SLG: 0.225 (9, 1) (9, 1)		2-3		0-0 6-3					0-0 BB IBB	4	0	1	1	0	0	2										
<b>Mike Fitzgerald, R</b> OBP: 0.349, SLG: 0.418 (1, 2) (9, 9)	0-0 L6			0-0 6-3			0-0 L6		0-0 BB 2B	3	0	0	0	1	0	2										
<b>Tom Foley, L</b> OBP: 0.250, SLG: 0.211 (1, 6) (9, 5)	0-0 4-3				0-0 3-1		0-0 F2		4-0 BB IBB	3	0	0	0	1	0	2										
<b>Dennis Martinez, R</b> OBP: 0.126, SLG: 0.120 <b>Junior Nunez, R</b> OBP: 0.214, SLG: 0.214 <b>Bill Sampen, R</b> OBP: 0.191, SLG: 0.473 <b>Larry Walker, L</b> OBP: 0.191, SLG: 0.225 (1, 1) (9, PH) (9, 1) (9, PH) (9, PH)			0-0 F7		0-3 K			0-0 FC4-6 1B	0-0 F9	2	0	0	0	0	1	0										
<b>Inning Stats</b>	R: 0 E: 0 K: 1 S: 6	H: 1 LOB: 1 BB: 0 P: 6	R: 0 E: 1 K: 0 S: 4	H: 1 LOB: 1 BB: 0 P: 4	R: 0 E: 0 K: 0 S: 4	H: 1 LOB: 2 BB: 1 P: 8	R: 0 E: 0 K: 1 S: 5	H: 0 LOB: 0 BB: 0 P: 5	R: 0 E: 0 K: 2 S: 7	H: 0 LOB: 0 BB: 0 P: 7	R: 1 E: 0 K: 0 S: 4	H: 1 LOB: 0 BB: 0 P: 4	R: 0 E: 0 K: 0 S: 2	H: 0 LOB: 1 BB: 1 P: 6	R: 0 E: 0 K: 0 S: 3	H: 1 LOB: 0 BB: 0 P: 3		R: 3 E: 1 K: 0 S: 5	H: 2 LOB: 3 BB: 4 P: 21	1B: 4 2B: 2 3B: 0 HR: 1	SF: 0 SAC: 0 DP: 0 HBP: 0	WP: 0 PB: 0 SB: 1 CS: 2	PA: 38			
<b>PITCHER</b>	IP	WLS	BF	H	R	ER	SO	BB	IBB	HBP	BLK	WP	HR	S	P	ERA		WHIP								
<b>Bob Walk, R</b> ERA: 2.83 <b>Scott Ruskin, L</b> ERA: 3.04 <b>Stan Belinda, R</b> ERA: 4.91 <b>Bob Kipper, L</b> ERA: 8.71	(1, 1) (8, 1) (9, 1) (9, 1)	7.0 1.0 0.1 0.2	26 4 5 3	4 1 2 0	1 1 1 1	1 1 1 1	4 0 1 0	2 1 0 1	0 0 2 0	0 0 0 0	0 0 0 0	0 0 0 0	1 0 3 2	32 7 11 6	40 7 11 6	1.29 9.00 27.00 13.50		0.857 2.000 6.000 1.500								
<b>Batter</b>	<b>1</b>	<b>2</b>	<b>3</b>	<b>4</b>	<b>5</b>	<b>6</b>	<b>7</b>	<b>8</b>	<b>9</b>	<b>AB</b>	<b>R</b>	<b>H</b>	<b>RBI</b>	<b>BB</b>	<b>SO</b>	<b>LOB</b>		<b>BOTTOM</b>								
<b>Wally Backman, S</b> OBP: 0.388, SLG: 0.426 (1, 5)	0-3 K		0-0 F7		0-0 4-3		0-0 F7		0-3 K	5	0	0	0	0	2	1		<b>Montreal Expos @ Pittsburgh Pirates</b> Three Rivers Stadium, Pittsburgh, PA Sun Jun 03 1990, 3:33 AM EDT Att: 27,817 - Sunny - 77 F 								
<b>Jay Bell, R</b> OBP: 0.333, SLG: 0.383 (1, 6)	0-0 2B		0-3 K		0-0 F9			0-0 F9		4	1	1	0	0	1	1										
<b>Andy Van Slyke, L</b> OBP: 0.410, SLG: 0.500 (1, 8)	0-0 2H 2B		0-0 2B		0-3 K			0-3 K		4	0	2	1	0	2	0										
<b>Bobby Bonilla, S</b> OBP: 0.318, SLG: 0.567 (1, 9)	0-3 K		0-0 P4		0-0 4-3			0-0 WP BB 1B		4	0	1	0	0	1	2										
<b>Barry Bonds, L</b> OBP: 0.402, SLG: 0.599 (1, 7)	0-0 4-3			0-0 3-1		0-0 3B 1B		4-0 WP BB		3	1	1	0	1	0	1										
<b>Sid Bream, L</b> OBP: 0.344, SLG: 0.425 (1, 3)		0-0 F7		0-3 K		0-0 3B		0-3 K		4	0	1	1	0	2	2										
<b>Don Slaught, R</b> OBP: 0.444, SLG: 0.644 <b>Gary Redus, R</b> OBP: 0.288, SLG: 0.338 (1, 2) (9, PH)		0-0 FC1-6 2B		0-0 6-3			0-0 4-3		4-0 1B BLK G4-6-3 BB	3	0	1	0	0	0	1										
<b>Jose Lind, R</b> OBP: 0.367, SLG: 0.419 (1, 4)		0-0 FC1-6			0-0 SH5-4 S 1B		0-0 F9		0-0 G4-6-3 1B	4	0	2	0	0	0	1										
<b>Bob Walk, R</b> OBP: 0.188, SLG: 0.188 <b>John Carpten, S</b> OBP: 0.324, SLG: 0.179 <b>Scott Ruskin, R</b> OBP: 0.191, SLG: 0.473 <b>Stan Belinda, R</b> OBP: 0.191, SLG: 0.225 <b>Bob Kipper, R</b> OBP: 0.303, SLG: 0.300 (1, 1) (7, PH) (8, 1) (9, 1) (9, 1) (9, PH)		0-0 6-3			0-0 SH5-4 1-3		0-0 4-3		0-0 G4-6-3 1-2 3H	1	0	0	0	0	0	1										
<b>Inning Stats</b>	R: 1 E: 0 K: 2 S: 9	H: 2 LOB: 1 BB: 0 P: 9	R: 0 E: 0 K: 0 S: 4	H: 1 LOB: 0 BB: 0 P: 4	R: 0 E: 0 K: 1 S: 6	H: 1 LOB: 1 BB: 0 P: 6	R: 0 E: 0 K: 1 S: 5	H: 0 LOB: 0 BB: 0 P: 5	R: 0 E: 0 K: 0 S: 4	H: 1 LOB: 1 BB: 0 P: 4	R: 1 E: 0 K: 1 S: 7	H: 2 LOB: 1 BB: 0 P: 7	R: 0 E: 0 K: 0 S: 3	H: 0 LOB: 0 BB: 0 P: 3	R: 0 E: 0 K: 2 S: 8	H: 1 LOB: 2 BB: 1 P: 12	R: 1 E: 0 K: 1 S: 5		H: 1 LOB: 0 BB: 1 P: 9	1B: 4 2B: 4 3B: 1 HR: 0	SF: 0 SAC: 1 DP: 1 HBP: 0	WP: 1 PB: 0 SB: 1 CS: 0	PA: 37			
<b>PITCHER</b>	IP	WLS	BF	H	R	ER	SO	BB	IBB	HBP	BLK	WP	HR	S	P	ERA	WHIP									
<b>Dennis Martinez, R</b> ERA: 2.59 <b>Bill Sampen, R</b> ERA: 2.0 <b>Dale Mohorcic, R</b> ERA: 6.75 <b>Dave Schmidt, R</b> ERA: 4.26	(1, 1) (8, 1) (9, 1) (9, 1)	7.0 1.0 0.0 1.0	28 5 2 2	4 0 1 0	2 0 1 0	2 0 1 0	5 2 0 1	0 1 0 0	0 0 0 0	0 0 0 0	0 0 0 0	0 1 0 0	8 8 5 4	12 5 5 4	38 12 5 4	2.57 0.00 ∞ 0.00	1.000 2.000 ∞ 0.000									

Batter	1	2	3	4	5	6	7	8	9	AB	R	H	RBI	BB	SO	LOB	TOP					
Jerome Walton, R OBP: 0.366, SLG: 0.339	L9		PB BB			FC5-4 1B		G6-3		3	0	1	0	1	0	1	<b>Chicago Cubs @ Pittsburgh Pirates</b> Three Rivers Stadium, Pittsburgh, PA Mon Jun 04 1990, 7:05 PM EDT Att: 9,257 - Unknown					
23 Ryne Sandberg, R OBP: 0.373, SLG: 0.541	G6-3		P6			F8		SF9 1B		4	0	1	0	0	0	3						
Shawn Dunston, R OBP: 0.321, SLG: 0.511	F7		F7			FC5-4 1-2 2-3		SF9		3	0	0	1	0	0	3						
Andre Dawson, R OBP: 0.379, SLG: 0.640		F9		G6-4-3 1B		G6-3		F8		4	0	1	0	0	0	2						
Hector Villanueva, R OBP: 0.273, SLG: 0.818		K		L8			HR	F7		4	1	1	1	0	1	1						
Domingo Ramos, R OBP: 0.295, SLG: 0.319				G6-4-3 1-2		G6-3		1B BB BB		2	0	0	0	2	0	1						
Doug Dascenzo, S OBP: 0.220, SLG: 0.319				F9		G6-3		1B BB		3	0	0	0	0	0	1						
Dave Clark, L OBP: 0.273, SLG: 0.323						F8		1B BB		0	0	0	0	1	0	0						
Joe Girardi, R OBP: 0.311, SLG: 0.370				PB 2B		P3		1B BB		3	0	1	0	0	0	0						
Mark Grace, L OBP: 0.336, SLG: 0.337						P3		G4-6-3 1B		1	0	1	0	0	0	0						
Shawn Boskie, R OBP: 0.364, SLG: 0.545						K		G4-6-3 1B		2	0	0	0	0	2	1						
Mitch Williams, L OBP: 0.279, SLG: 0.297								23 1B SF9 2B		0	0	0	0	0	0	0						
Luis Salazar, R OBP: 0.279, SLG: 0.297								1-2		1	1	1	0	0	0	0						
Jeff Pico, R OBP: 0.355, SLG: 0.408								1-2		1	0	0	0	0	0	3						
Dwight Smith, L OBP: 0.355, SLG: 0.408										1	0	0	0	0	0	3						
<b>Inning Stats</b>	R: 0 E: 0 K: 0 S: 7	H: 0 LOB: 0 BB: 0 P: 10	R: 0 E: 0 K: 1 S: 11	H: 0 LOB: 1 BB: 1 P: 16	R: 0 E: 0 K: 1 S: 13	H: 1 LOB: 2 BB: 1 P: 17	R: 0 E: 0 K: 0 S: 4	H: 1 LOB: 0 BB: 0 P: 6	R: 0 E: 0 K: 1 S: 7	H: 0 LOB: 0 BB: 0 P: 12	R: 0 E: 0 K: 0 S: 9	H: 1 LOB: 1 BB: 0 P: 11	R: 1 E: 0 K: 0 S: 8	H: 1 LOB: 0 BB: 0 P: 8	R: 1 E: 0 K: 0 S: 13	H: 2 LOB: 1 BB: 0 P: 19	R: 0 E: 0 K: 0 S: 13	H: 1 LOB: 2 BB: 2 P: 27	1B: 4 2B: 2 3B: 0 HR: 1	SF: 1 SAC: 0 DP: 2 HBP: 0	WP: 0 PB: 1 SB: 1 CS: 0	PA: 36
<b>PITCHER</b>	IP WLS BF H R ER SO BB IBB HBP BLK WP HR S P ERA WHIP																					
Bob Patterson, L ERA: 2.91	(1, 1) 7.0 W 27 5 2 2 3 2 2 0 0 0 0 0 1 60 82 2.57 1.000																					
Ted Power, R ERA: 2.59	(8, 1) 1.1 6 1 0 0 0 1 0 0 0 0 0 0 18 30 0.00 1.500																					
Scott Ruskin, L ERA: 3.04	(9, 1) 0.0 1 0 0 0 0 1 0 0 0 0 0 0 0 6 6 ∞ ∞																					
Bill Landrum, R ERA: 1.0	(9, 1) 0.2 S 2 1 0 0 0 0 0 0 0 0 0 0 0 5 8 0.00 1.500																					

Batter	1	2	3	4	5	6	7	8	9	AB	R	H	RBI	BB	SO	LOB	BOTTOM			
Wally Backman, S OBP: 0.391, SLG: 0.437	K		FC4-6 1B	F7			SH SF8 2B			4	1	2	0	0	1	0	<b>Chicago Cubs @ Pittsburgh Pirates</b> Three Rivers Stadium, Pittsburgh, PA Mon Jun 04 1990, 7:05 PM EDT Att: 9,257 - Unknown			
Jay Bell, R OBP: 0.328, SLG: 0.377	G3-1		FC4-6 1B 3B	G6-3		SH SF8 BB BLK				3	2	0	0	0	1					
Andy Van Slyke, L OBP: 0.412, SLG: 0.497			F7		P5	BLK BB				3	0	1	0	1	0					
Bobby Bonilla, S OBP: 0.321, SLG: 0.569	CS	WP 1B	G5-3		G5-3	SF8				3	2	2	1	0	0					
Barry Bonds, L OBP: 0.404, SLG: 0.606			1B 3B			2-3 3-H				3	1	1	2	1	2	1				
R.J. Reynolds, S OBP: 0.353, SLG: 0.360			1B 3B			K				0	0	0	0	0	0	0				
Sid Bream, L OBP: 0.348, SLG: 0.427			F7			F7				4	0	2	1	0	0	3				
Jose Lind, R OBP: 0.370, SLG: 0.420			1B			L9				4	0	2	1	0	1	1				
Dann Bilardello, R OBP: 0.370, SLG: 0.420			1B			P4				4	0	0	0	0	0	5				
Bob Patterson, R ERA: 4.5						P4				3	0	0	0	0	2	3				
Ted Power, R OBP: 0.200, SLG: 0.400						F8				1	0	0	0	0	1	0				
Scott Ruskin, R ERA: 2.15										0	0	0	0	0	0	0				
Bill Landrum, R ERA: 6.64										0	0	0	0	0	0	0				
<b>Inning Stats</b>	R: 0 E: 0 K: 1 S: 9	H: 1 LOB: 0 BB: 0 P: 17	R: 1 E: 0 K: 1 S: 10	H: 2 LOB: 1 BB: 1 P: 15	R: 3 E: 0 K: 0 S: 20	H: 5 LOB: 2 BB: 0 P: 35	R: 0 E: 0 K: 1 S: 7	H: 0 LOB: 0 BB: 0 P: 10	R: 0 E: 0 K: 0 S: 7	H: 0 LOB: 0 BB: 0 P: 14	R: 0 E: 0 K: 0 S: 13	H: 1 LOB: 1 BB: 0 P: 19	R: 2 E: 0 K: 1 S: 12	H: 1 LOB: 1 BB: 1 P: 19	R: 0 E: 0 K: 2 S: 10	H: 0 LOB: 0 BB: 0 P: 14	1B: 8 2B: 1 3B: 1 HR: 0	SF: 1 SAC: 1 DP: 0 HBP: 0	WP: 1 PB: 0 SB: 1 CS: 1	PA: 37
<b>PITCHER</b>	IP WLS BF H R ER SO BB IBB HBP BLK WP HR S P ERA WHIP																			
Shawn Boskie, R ERA: 4.5	(1, 1) 6.0 L 29 10 6 6 4 1 1 0 0 1 0 0 10 113 9.00 1.833																			
Mitch Williams, L ERA: 2.15	(7, 1) 1.0 4 0 0 0 1 1 0 0 1 0 0 10 16 0.00 1.000																			
Jeff Pico, R ERA: 6.64	(8, 1) 1.0 3 0 0 0 2 0 0 0 0 0 0 10 14 0.00 0.000																			

AB	31
R	2
H	7
RBI	2
BB	4
SO	3
LOB	16



AB	32
R	6
H	10
RBI	5
BB	2
SO	7
LOB	15



Batter	1	2	3	4	5	6	7	8	9	AB	R	H	RBI	BB	SO	LOB	TOP								
Jerome Walton, R OBP: 0.362, SLG: 0.335	5-3	E6						P6		5	0	1	0	0	0	3									
23 Ryne Sandberg, R OBP: 0.373, SLG: 0.552	4-3	L3							F7	5	2	2	1	0	0	2									
Mark Grace, L OBP: 0.340, SLG: 0.351	HR		4-3					G3	4-1	4	1	1	1	1	0	2									
Andre Dawson, R OBP: 0.380, SLG: 0.631	1B		P3					F8	2-2	4	1	1	0	1	0	1									
Dwight Smith, L OBP: 0.359, SLG: 0.411 Doug Dasenczo, S OBP: 0.220, SLG: 0.319	4-3		1B					4-3		4	0	2	0	0	0	1									
Shawon Dunston, R OBP: 0.325, SLG: 0.510		F8	E	5-3				F9		4	1	2	2	0	0	1									
Domingo Ramos, R OBP: 0.280, SLG: 0.303		E3		3-1				5-3		4	0	0	0	0	0	3									
Joe Girardi, R OBP: 0.309, SLG: 0.366		K		1-6-3				K		4	0	1	0	0	2	2									
Paul Assenmacher, L Marvell Wynne, L Steve Wilson, L Mitch Williams, L	F8			F7				L5		0	0	0	0	0	0	0									
<b>Inning Stats</b>	R: 1 H: 2 E: 0 K: 0 S: 10	LOB: 1 BB: 0 P: 18	R: 1 H: 1 E: 2 K: 1 S: 13	LOB: 2 BB: 0 P: 17	R: 0 H: 1 E: 0 K: 0 S: 11	LOB: 1 BB: 0 P: 18	R: 0 H: 0 E: 0 K: 0 S: 6	LOB: 0 BB: 0 P: 8	R: 2 H: 4 E: 0 K: 1 S: 5	LOB: 2 BB: 1 P: 16	R: 0 H: 0 E: 0 K: 1 S: 5	LOB: 0 BB: 0 P: 5	R: 1 H: 1 E: 0 K: 0 S: 8	LOB: 1 BB: 0 P: 13	R: 0 H: 2 E: 0 K: 0 S: 12	LOB: 2 BB: 0 P: 17	R: 0 H: 0 E: 0 K: 0 S: 7	LOB: 0 BB: 1 P: 14	1B: 9 2B: 0 3B: 0 HR: 2	SF: 0 SAC: 0 DP: 1 HBP: 0	WP: 0 PB: 0 SB: 0 CS: 2	PA: 40			
<b>PITCHER</b>	IP	WLS	BF	H	R	ER	SO	BB	IBB	HBP	BLK	WP	HR	S	P	ERA	WHIP								
Walt Terrell, R ERA: 5.07	7.0		32	9	5	4	2	1	0	0	0	0	2	63	95	5.14	1.429								
Stan Belinda, R ERA: 3.95	2.0	W	8	2	0	0	0	1	0	0	0	0	0	19	31	0.00	1.500								

Chicago Cubs @ Pittsburgh Pirates  
Three Rivers Stadium, Pittsburgh, PA  
Tue Jun 05 1990, 7:05 PM EDT  
Att: 20,642 - Unknown

AB	38
R	5
H	11
RBI	4
BB	2
SO	2
LOB	17



Batter	1	2	3	4	5	6	7	8	9	AB	R	H	RBI	BB	SO	LOB	BOTTOM								
Gary Redus, R OBP: 0.306, SLG: 0.361	3B	F7							2B	4	1	2	0	1	0	0									
Jay Bell, R OBP: 0.330, SLG: 0.385	HR	F8						K	1-3	4	1	1	1	1	2	4									
R.J. Reynolds, S	HR	K						G6-4-3	2-0	4	2	1	1	1	1	2									
Bobby Bonilla, S	HR							F9	4-1	3	1	1	3	1	0	0									
Jeff King, R	F7							F9	1-2	3	0	0	0	0	0	0									
Andy Van Slyke, L OBP: 0.408, SLG: 0.494	G3							3-1	0-0	3	0	1	1	0	1	0									
Jose Lind, R OBP: 0.372, SLG: 0.419	G3							1-3	0-2	3	0	1	0	1	0	1									
Dann Bilardello, R	IBB							K2-3	2-3	3	0	0	0	1	3	3									
Walt Terrell, L OBP: 0.100, SLG: 0.100 John Cangelosi, S OBP: 0.314, SLG: 0.172 Stan Belinda, R Wally Backman, S	K							K	4-1	2	0	0	0	0	0	2									
<b>Inning Stats</b>	R: 4 H: 4 E: 0 K: 1 S: 20	LOB: 2 BB: 2 P: 37	R: 0 H: 0 E: 0 K: 1 S: 7	LOB: 0 BB: 0 P: 12	R: 0 H: 0 E: 0 K: 1 S: 11	LOB: 0 BB: 0 P: 17	R: 0 H: 0 E: 0 K: 2 S: 8	LOB: 0 BB: 0 P: 12	R: 0 H: 0 E: 0 K: 0 S: 9	LOB: 0 BB: 1 P: 14	R: 0 H: 0 E: 0 K: 0 S: 8	LOB: 0 BB: 0 P: 14	R: 0 H: 1 E: 0 K: 3 S: 14	LOB: 2 BB: 1 P: 19	R: 1 H: 1 E: 0 K: 1 S: 7	LOB: 2 BB: 2 P: 17	R: 1 H: 1 E: 0 K: 1 S: 8	LOB: 2 BB: 1 P: 17	1B: 4 2B: 1 3B: 1 HR: 1	SF: 1 SAC: 1 DP: 1 HBP: 0	WP: 0 PB: 0 SB: 0 CS: 0	PA: 39			
<b>PITCHER</b>	IP	WLS	BF	H	R	ER	SO	BB	IBB	HBP	BLK	WP	HR	S	P	ERA	WHIP								
Paul Assenmacher, L ERA: 2.95	1.0		9	4	4	4	1	1	0	0	0	0	0	20	37	36.00	5.000								
Steve Wilson, L ERA: 5.48	6.0		21	2	1	1	7	2	0	0	0	0	0	58	89	1.50	0.667								
Mitch Williams, L ERA: 2.32	1.2	L	9	1	1	1	2	2	1	0	0	0	0	14	33	5.40	1.800								

Chicago Cubs @ Pittsburgh Pirates  
Three Rivers Stadium, Pittsburgh, PA  
Tue Jun 05 1990, 7:05 PM EDT  
Att: 20,642 - Unknown

AB	30
R	6
H	7
RBI	6
BB	7
SO	10
LOB	13



Batter	1	2	3	4	5	6	7	8	9	AB	R	H	RBI	BB	SO	LOB	TOP
Jerome Walton, R OBP: 0.362, SLG: 0.341	1-3		F8			23 1B 2B				3	0	1	0	0	0	0	<b>Chicago Cubs @ Pittsburgh Pirates</b> Three Rivers Stadium, Pittsburgh, PA Wed Jun 06 1990, 7:05 PM EDT Att: 21,164 - Cloudy - 80 F
23 Ryne Sandberg, R OBP: 0.373, SLG: 0.549	5-3			6-3		L3 1B				3	0	1	0	0	0	0	
Mark Grace, L OBP: 0.339, SLG: 0.351				F7		L3 1-2				3	0	1	0	0	0	1	
Andre Dawson, R OBP: 0.379, SLG: 0.643	1-3			HR		E5 G6-3				3	1	1	1	0	0	1	
Dwight Smith, L OBP: 0.358, SLG: 0.417		4-3				G6-3 1-2				3	0	1	0	0	0	1	
Curtis Wilkerson, S OBP: 0.269, SLG: 0.303		F7		F8		4-3				3	0	0	0	0	0	1	
Shawon Dunston, R OBP: 0.322, SLG: 0.595		F8								2	0	0	0	0	1	0	
Joe Girardi, R OBP: 0.307, SLG: 0.364			5-3			F8				1	0	0	0	0	0	0	
Hector Villanueva, R OBP: 0.290, SLG: 0.750										1	0	0	0	0	0	0	
Greg Maddux, R Bill Long, R				K		G3				0	0	0	0	0	0	0	
<b>Inning Stats</b>	R: 0 E: 0 K: 0 S: 4	H: 1 LOB: 1 BB: 0 P: 4	R: 0 E: 0 K: 0 S: 3	H: 0 LOB: 0 BB: 0 P: 3	R: 0 E: 0 K: 1 S: 5	H: 0 LOB: 0 BB: 0 P: 5	R: 1 E: 0 K: 0 S: 5	H: 2 LOB: 1 BB: 0 P: 5	R: 0 E: 0 K: 1 S: 5	H: 0 LOB: 0 BB: 0 P: 5	R: 0 E: 1 K: 0 S: 3	H: 0 LOB: 0 BB: 0 P: 3	R: 0 E: 0 K: 0 S: 3	H: 0 LOB: 0 BB: 0 P: 3	R: 0 E: 0 K: 0 S: 3	H: 0 LOB: 0 BB: 0 P: 3	1B: 2 SF: 0 2B: 3 SAC: 0 3B: 0 DP: 2 HR: 1 HBP: 0
<b>PITCHER</b> Doug Drabek, R ERA: 2.64	IP: 7.0 WLS: W BF: 24 H: 5 R: 1 ER: 1 SO: 2 BB: 0 IBB: 0 HBP: 0 BLK: 0 WP: 0 HR: 1 S: 28 P: 28 ERA: 1.29 WHIP: 0.714																

AB	24
R	1
H	5
RBI	1
BB	0
SO	2
LOB	4



Batter	1	2	3	4	5	6	7	8	9	AB	R	H	RBI	BB	SO	LOB	BOTTOM
Wally Backman, S OBP: 0.399, SLG: 0.430				F7		1-3				2	1	0	0	2	0	1	<b>Chicago Cubs @ Pittsburgh Pirates</b> Three Rivers Stadium, Pittsburgh, PA Wed Jun 06 1990, 7:05 PM EDT Att: 21,164 - Cloudy - 80 F
Rafael Belliard, R OBP: 0.357, SLG: 0.273				4-0 2B		L4				3	2	1	0	1	0	4	
Andy Van Slyke, L OBP: 0.415, SLG: 0.521				1-H 3-H HR		2B				3	1	2	4	1	1	1	
Bobby Bonilla, S OBP: 0.329, SLG: 0.584				6-3						2	1	1	0	1	0	1	
Barry Bonds, L OBP: 0.398, SLG: 0.595				K		P5				3	0	0	0	0	1	2	
Sid Bream, L OBP: 0.348, SLG: 0.425				1B SH		G3				3	1	1	1	0	0	0	
Jose Lind, R OBP: 0.377, SLG: 0.423				FC1-5 2-3 1B		6-3				3	0	2	0	0	0	0	
Dann Bilardello, R				SH BB FC1-5		F2				2	0	0	1	0	0	1	
Doug Drabek, R OBP: 0.292, SLG: 0.391				FC1-5 1-2 2-3 1B		F7				3	0	1	0	0	0	2	
<b>Inning Stats</b>	R: 5 E: 1 K: 1 S: 11	H: 5 LOB: 3 BB: 2 P: 19	R: 0 E: 0 K: 0 S: 1	H: 0 LOB: 0 BB: 2 P: 9	R: 0 E: 0 K: 0 S: 3	H: 0 LOB: 0 BB: 0 P: 3	R: 1 E: 0 K: 0 S: 4	H: 1 LOB: 1 BB: 1 P: 8	R: 0 E: 0 K: 0 S: 4	H: 1 LOB: 1 BB: 0 P: 4	R: 0 E: 1 K: 1 S: 6	H: 1 LOB: 1 BB: 0 P: 6	R: 0 E: 0 K: 0 S: 6	H: 0 LOB: 0 BB: 0 P: 6	R: 0 E: 0 K: 0 S: 6	H: 0 LOB: 0 BB: 0 P: 6	
<b>PITCHER</b> Greg Maddux, R ERA: 4.36 Bill Long, R ERA: 4.16	IP: 0.2 WLS: L BF: 10 H: 5 R: 5 ER: 5 SO: 1 BB: 2 IBB: 0 HBP: 0 BLK: 0 WP: 0 HR: 1 S: 10 P: 18 ERA: 67.50 WHIP: 10.500	IP: 5.1 WLS: L BF: 20 H: 3 R: 1 ER: 1 SO: 1 BB: 3 IBB: 0 HBP: 0 BLK: 0 WP: 0 HR: 0 S: 19 P: 31 ERA: 1.69 WHIP: 1.125															

AB	24
R	6
H	8
RBI	6
BB	5
SO	2
LOB	12



Batter	1	2	3	4	5	6	7	8	9	AB	R	H	RBI	BB	SO	LOB	TOP										
<b>Wally Backman, S</b> (1, 5) OBP: 0.387, SLG: 0.416	G6-3		G1-3		F7		K			4	0	0	0	0	1	0											
<b>Jay Bell, R</b> (1, 6) OBP: 0.333, SLG: 0.384	K							G1-3		3	0	1	0	1	1	0											
<b>Andy Van Slyke, L</b> (1, 8) OBP: 0.407, SLG: 0.509	K				F5			G3		4	0	0	0	0	1	2											
<b>Bobby Bonilla, S</b> (1, 9) OBP: 0.332, SLG: 0.580					L8			E8		3	3	1	0	1	0	1											
<b>Barry Bonds, L</b> (1, 7) OBP: 0.400, SLG: 0.605					P2			P6		4	1	2	1	0	0	1											
<b>Sid Bream, L</b> (1, 3) OBP: 0.345, SLG: 0.418								F7		2	1	0	1	1	0	1											
<b>Jose Lind, R</b> (1, 4) OBP: 0.374, SLG: 0.419								K		4	0	1	2	0	1	0											
<b>Dann Bilardello, R</b> (1, 2) OBP: 0.143, SLG: 0.077								L8		4	0	1	1	0	0	0											
<b>Neal Heaton, L</b> (1, 1) OBP: 0.120, SLG: 0.043								F9		2	0	0	0	0	1	1											
<b>Rick Reed, R</b> (6, 1)								K		1	0	0	0	0	1	0											
<b>Scott Ruskin, R</b> (7, 1)								K		0	0	0	0	0	0	0											
<b>Stan Belinda, R</b> (8, 1)								K		0	0	0	0	0	0	0											
<b>Bob Kipper, R</b> (8, 1)								F9		1	0	0	0	0	0	0											
<b>Inning Stats</b>	R: 0 E: 0 K: 2 S: 7	H: 0 LOB: 0 BB: 0 P: 11	R: 2 E: 0 K: 0 S: 11	H: 1 LOB: 0 BB: 1 P: 18	R: 0 E: 0 K: 1 S: 12	H: 0 LOB: 1 BB: 1 P: 19	R: 2 E: 0 K: 0 S: 11	H: 3 LOB: 1 BB: 1 P: 17	R: 0 E: 0 K: 1 S: 9	H: 0 LOB: 0 BB: 0 P: 14	R: 0 E: 0 K: 2 S: 7	H: 0 LOB: 0 BB: 0 P: 9	R: 1 E: 1 K: 0 S: 12	H: 1 LOB: 1 BB: 0 P: 20	R: 0 E: 0 K: 0 S: 3	H: 0 LOB: 0 BB: 0 P: 6	1B: 4 2B: 2 3B: 0 HR: 0	SF: 1 SAC: 0 DP: 0 HBP: 0	WP: 0 PB: 0 SB: 3 CS: 0	PA: 36							
<b>PITCHER</b>	IP	WLS	BF	H	R	ER	SO	BB	IBB	HBP	BLK	WP	HR	S	P	ERA	WHIP										
<b>Dwight Gooden, R</b> (1, 1) ERA: 4.44	7.0		28	5	4	4	6	3	0	0	0	0	0	66	101	5.14	1.143										
<b>Jeff Musselman, L</b> (8, 1) ERA: 2.78	2.0	L	8	1	1	0	0	0	0	0	0	0	0	15	26	0.00	0.500										

Pittsburgh Pirates @ New York Mets  
Shea Stadium, Flushing, NY  
Thu Jun 07 1990, 7:05 PM EDT  
Att: 28,443 - Unknown - 71 F

AB 32  
R 5  
H 6  
RBI 5  
BB 3  
SO 6  
LOB 6



Batter	1	2	3	4	5	6	7	8	9	AB	R	H	RBI	BB	SO	LOB	BOTTOM										
<b>Keith Miller, R</b> (1, 8) OBP: 0.323, SLG: 0.363	G5-3				G5-3				FC5-3	5	0	2	1	0	0	1											
<b>Howard Johnson, S</b> (1, 5) OBP: 0.292, SLG: 0.426	G6-3								G3	5	0	0	0	0	2	6											
<b>Gregg Jefferies, S</b> (1, 4) OBP: 0.330, SLG: 0.477	F7									4	0	1	1	0	0	0											
<b>Kevin McReynolds, R</b> (1, 7) OBP: 0.335, SLG: 0.409					L6			F8		4	0	1	0	0	1	0											
<b>Darryl Strawberry, L</b> (1, 9) OBP: 0.360, SLG: 0.419	G4-3									3	0	0	0	1	1	1											
<b>Mike Marshall, R</b> (1, 3) OBP: 0.269, SLG: 0.422	F7									4	1	1	0	0	0	2											
<b>Kevin Elster, R</b> (1, 6) OBP: 0.271, SLG: 0.329										3	1	2	0	0	0	0											
<b>Tom O'Malley, L</b> (8, PH) OBP: 0.185, SLG: 0.346										0	0	0	0	0	0	0											
<b>Tim Teufel, R</b> (8, PH) OBP: 0.271, SLG: 0.364										1	0	0	0	0	0	1											
<b>Orlando Mercado, R</b> (1, 2) ERA: 2.77										2	1	0	1	0	0	1											
<b>Mackey Sasser, L</b> (7, PH) OBP: 0.380, SLG: 0.371										2	1	1	0	0	1	0											
<b>Dwight Gooden, R</b> (1, 1) OBP: 0.154, SLG: 0.360										1	0	0	0	0	0	1											
<b>Mark Carreon, R</b> (7, PH) OBP: 0.280, SLG: 0.461										1	0	0	0	0	0	2											
<b>Jeff Musselman, L</b> (8, 1) ERA: 2.92										0	0	0	0	0	0	0											
<b>Dave Magadan, L</b> (8, PH) OBP: 0.380, SLG: 0.313										0	0	0	0	0	0	0											
<b>Inning Stats</b>	R: 0 E: 0 K: 0 S: 6	H: 0 LOB: 0 BB: 0 P: 11	R: 0 E: 0 K: 1 S: 5	H: 0 LOB: 0 BB: 0 P: 10	R: 0 E: 0 K: 0 S: 9	H: 2 LOB: 2 BB: 0 P: 11	R: 0 E: 0 K: 0 S: 5	H: 0 LOB: 0 BB: 0 P: 11	R: 3 E: 1 K: 1 S: 15	H: 2 LOB: 0 BB: 0 P: 23	R: 0 E: 1 K: 1 S: 8	H: 1 LOB: 1 BB: 0 P: 10	R: 1 E: 1 K: 1 S: 19	H: 3 LOB: 2 BB: 0 P: 27	R: 0 E: 0 K: 0 S: 9	H: 0 LOB: 1 BB: 1 P: 15	R: 0 E: 0 K: 1 S: 6	H: 0 LOB: 0 BB: 0 P: 12	1B: 6 2B: 2 3B: 0 HR: 0	SF: 0 SAC: 1 DP: 0 HBP: 1	WP: 0 PB: 0 SB: 0 CS: 0	PA: 38					
<b>PITCHER</b>	IP	WLS	BF	H	R	ER	SO	BB	IBB	HBP	BLK	WP	HR	S	P	ERA	WHIP										
<b>Neal Heaton, L</b> (1, 1) ERA: 2.77	5.0		20	4	3	1	2	0	0	0	0	0	0	40	66	1.80	0.800										
<b>Rick Reed, R</b> (6, 1)	1.0		5	1	1	0	1	0	0	0	0	0	0	12	16	0.00	1.000										
<b>Scott Ruskin, L</b> (7, 1) ERA: 2.92	1.0	W	5	3	0	0	1	0	0	0	0	0	0	15	21	0.00	3.000										
<b>Stan Belinda, R</b> (8, 1) ERA: 3.6	0.2		3	0	0	0	0	1	0	0	0	0	0	7	11	0.00	1.500										
<b>Bob Kipper, L</b> (8, 1) ERA: 7.11	1.1	S	5	0	0	0	1	0	0	1	0	0	0	8	16	0.00	0.000										

Pittsburgh Pirates @ New York Mets  
Shea Stadium, Flushing, NY  
Thu Jun 07 1990, 7:05 PM EDT  
Att: 28,443 - Unknown - 71 F

AB 35  
R 4  
H 8  
RBI 3  
BB 1  
SO 5  
LOB 15



Batter	1	2	3	4	5	6	7	8	9	AB	R	H	RBI	BB	SO	LOB	TOP				
<b>Gary Redus, R</b> OBP: 0.315, SLG: 0.360 (1, 3) C X	0-1 F9 SH1-3 1B		4-1 E S BB			3-3 K		3-3 K		3	0	1	0	1	2	1					
<b>Jay Bell, R</b> OBP: 0.333, SLG: 0.380 (1, 6) X	0-0 SH1-3		2-3 K			4-2 BB			3-3 K	2	0	0	0	1	2	1					
<b>R.J. Reynolds, S</b> OBP: 0.340, SLG: 0.337 (1, 8) X	0-0 F9			0-0 P4		0-1 G1-3			1-3 K	4	0	0	0	0	1	2					
<b>Bobby Bonilla, S</b> OBP: 0.330, SLG: 0.588 (1, 9) S X	3-2 P4			0-0 F8				0-2 HR	2-1 F8	4	1	1	1	0	0	1					
<b>Barry Bonds, L</b> OBP: 0.394, SLG: 0.594 (1, 7) X		2-3 K		0-3 K				0-0 P6		3	0	0	0	0	2	0					
<b>Jeff King, R</b> OBP: 0.243, SLG: 0.303 (1, 5) X		0-3 K			1-2 F8			0-1 P3		3	0	0	0	0	1	0					
<b>Jose Lind, R</b> OBP: 0.369, SLG: 0.413 (1, 4) X		1-1 F9			0-1 P4			0-1 L9		3	0	0	0	0	0	0					
<b>Dann Bilardello, R</b> OBP: 0.118, SLG: 0.063 (1, 2) X			1-3 K		1-2 F8			0-1 F8		3	0	0	0	0	1	0					
<b>Bob Walk, R</b> OBP: 0.167, SLG: 0.167 (1, 1) X			0-3 K			2-3 K		0-0 CS		2	0	0	0	0	2	0					
<b>Rick Reed, R</b> (6, 1)										0	0	0	0	0	0	0					
<b>John Cangelosi, S</b> OBP: 0.333, SLG: 0.200 (8, PH)										1	0	1	0	0	0	0					
<b>Bill Landrum, R</b> (8, 1)										0	0	0	0	0	0	0					
<b>Inning Stats</b>	R: 0 E: 0 K: 0 S: 7	H: 1 LOB: 1 BB: 0 P: 10	R: 0 E: 0 K: 2 S: 8	H: 0 LOB: 0 BB: 0 P: 11	R: 0 E: 0 K: 3 S: 15	H: 0 LOB: 1 BB: 1 P: 22	R: 0 E: 0 K: 1 S: 7	H: 0 LOB: 0 BB: 0 P: 7	R: 0 E: 0 K: 0 S: 9	H: 0 LOB: 0 BB: 0 P: 11	R: 1 E: 0 K: 0 S: 8	H: 1 LOB: 0 BB: 0 P: 8	R: 0 E: 0 K: 1 S: 6	H: 1 LOB: 1 BB: 0 P: 9	R: 0 E: 0 K: 2 S: 8	H: 0 LOB: 0 BB: 0 P: 14	1B: 2 2B: 1 3B: 0 HR: 1	SF: 0 SAC: 1 DP: 1 HBP: 0	WP: 0 PB: 0 SB: 1 CS: 1	PA: 31	
<b>PITCHER</b>	IP	WLS	BF	H	R	ER	SO	BB	IBB	HBP	BLK	WP	HR	S	P	ERA	WHIP				
<b>Sid Fernandez, L</b> ERA: 3.11 (1, 1)	7.0	W	25	2	1	1	8	2	0	0	0	0	1	67	91	1.29	0.571				
<b>Julio Machado, R</b> ERA: 1.47 (8, 1)	2.0		6	1	0	0	3	0	0	0	0	0	0	14	23	0.00	0.500				

Pittsburgh Pirates @ New York Mets  
Shea Stadium, Flushing, NY

AB 28  
R 1  
H 3  
RBI 1  
BB 2  
SO 11  
LOB 5



WP: 0  
PB: 0  
SB: 1  
CS: 1  
PA: 31

Batter	1	2	3	4	5	6	7	8	9	AB	R	H	RBI	BB	SO	LOB	BOTTOM				
<b>Daryl Boston, L</b> OBP: 0.322, SLG: 0.512 (1, 8) S X	4-2 CS BB	2-1 F7			1-0 L5	2-2 F9		3-2 G6-3		4	0	0	0	1	0	2					
<b>Dave Magadan, L</b> OBP: 0.393, SLG: 0.314 (1, 5) B X	4-2 1B BB		1-1 G4-3		1-1 HR	3-2 L7		4-2 BB		3	2	1	0	2	0	1					
<b>Gregg Jefferies, S</b> OBP: 0.336, SLG: 0.495 (1, 4) B X	2-1 E9 1B		2-1 FC4-6 1B		2-2 HR	0-1 F7		1-0 G2-3		5	2	3	2	0	0	1					
<b>Darryl Strawberry, L</b> OBP: 0.362, SLG: 0.455 (1, 9) B X	2-2 E3 WP		1-0 FC4-6 CS		2-2 HR	0-2 HR				4	2	2	3	0	0	1					
<b>Mark Carreon, R</b> OBP: 0.280, SLG: 0.461 (8, 9) X			1-2 CS							0	0	0	0	0	0	0					
<b>Kevin McReynolds, R</b> OBP: 0.333, SLG: 0.405 (1, 7) C X	1-2 G5-3		1-1 CS	2-2 F8 S 1B	2-1 G6-3		1-1 G6-3			4	0	1	0	0	0	1					
<b>Mike Marshall, R</b> OBP: 0.275, SLG: 0.424 (1, 3) F X	2-2 G6-3			3-3 K	1-1 G6-3		1-2 2B 1B			4	1	2	0	0	1	2					
<b>Julio Machado, R</b> (8, 1) X				1-2 K						0	0	0	0	0	0	0					
<b>Mackey Sasser, L</b> OBP: 0.386, SLG: 0.384 (1, 2) X		0-0 F8		4-0 IBB	2-1 F9		0-0 2B 1B			3	0	1	1	1	0	1					
<b>Kevin Elster, R</b> OBP: 0.271, SLG: 0.327 (1, 6) X		2-1 G6-3		3-2 F8		0-0 SH3 1B		0-3 K		4	0	1	0	0	1	3					
<b>Sid Fernandez, L</b> OBP: 0.238, SLG: 0.286 (1, 1) X		1-1 1B		0-1 G3		0-0 SH3		2-1 G6-3		2	0	1	0	0	0	2					
<b>Tom O'Malley, L</b> OBP: 0.179, SLG: 0.333 (8, 5) X										1	0	0	0	0	0	0					
<b>Inning Stats</b>	R: 2 E: 2 K: 0 S: 20	H: 1 LOB: 1 BB: 2 P: 35	R: 0 E: 0 K: 0 S: 7	H: 1 LOB: 0 BB: 0 P: 12	R: 0 E: 0 K: 1 S: 6	H: 1 LOB: 2 BB: 1 P: 11	R: 0 E: 0 K: 1 S: 15	H: 1 LOB: 1 BB: 0 P: 27	R: 3 E: 0 K: 0 S: 16	H: 4 LOB: 1 BB: 0 P: 26	R: 0 E: 0 K: 0 S: 9	H: 1 LOB: 1 BB: 0 P: 14	R: 2 E: 0 K: 1 S: 15	H: 3 LOB: 1 BB: 0 P: 17	R: 0 E: 0 K: 0 S: 9	H: 0 LOB: 1 BB: 1 P: 19	1B: 8 2B: 1 3B: 0 HR: 3	SF: 0 SAC: 1 DP: 0 HBP: 0	WP: 1 PB: 0 SB: 1 CS: 2	PA: 40	
<b>PITCHER</b>	IP	WLS	BF	H	R	ER	SO	BB	IBB	HBP	BLK	WP	HR	S	P	ERA	WHIP				
<b>Bob Walk, R</b> ERA: 3.18 (1, 1)	5.0	L	25	8	5	4	1	2	1	0	0	0	0	64	111	7.20	2.000				
<b>Rick Reed, R</b> ERA: 6.0 (6, 1)	2.0		10	4	2	2	1	0	0	0	0	0	1	24	31	9.00	2.000				
<b>Bill Landrum, R</b> ERA: 0.96 (8, 1)	1.0		4	0	0	0	0	1	0	0	0	0	0	9	19	0.00	1.000				

Pittsburgh Pirates @ New York Mets  
Shea Stadium, Flushing, NY

AB 34  
R 7  
H 12  
RBI 6  
BB 4  
SO 2  
LOB 14



WP: 1  
PB: 0  
SB: 1  
CS: 2  
PA: 40

Batter	1	2	3	4	5	6	7	8	9	AB	R	H	RBI	BB	SO	LOB	TOP								
<b>Wally Backman, S</b> (1, 5) OBP: 0.390, SLG: 0.445 (7, 4)										3	1	2	2	0	1	0	<b>Pittsburgh Pirates @ New York Mets</b> Shea Stadium, Flushing, NY Sat Jun 09 1990, 7:05 PM EDT Att: 38,379 - Unknown								
<b>Rafael Belliard, R</b> (8, PR) OBP: 0.357, SLG: 0.273 (8, 4)										4	0	1	0	0	2	2									
<b>Jay Bell, R</b> (1, 6) OBP: 0.332, SLG: 0.378										4	0	0	0	0	3	4									
<b>Andy Van Slyke, L</b> (1, 8) OBP: 0.399, SLG: 0.497										3	1	0	0	1	0	2									
<b>Bobby Bonilla, S</b> (1, 9) OBP: 0.329, SLG: 0.580 (7, 5)										4	0	1	0	0	0	1									
<b>Barry Bonds, L</b> (1, 7) OBP: 0.391, SLG: 0.586										4	0	1	0	0	0	1									
<b>Sid Bream, L</b> (1, 3) OBP: 0.336, SLG: 0.405										4	0	0	0	0	2	2									
<b>Michael LaValliere, L</b> (1, 2) OBP: 0.388, SLG: 0.361 <b>Don Slaught, R</b> (9, PH) OBP: 0.450, SLG: 0.648										3	0	0	0	0	0	1									
<b>Jose Lind, R</b> (1, 4) OBP: 0.368, SLG: 0.417 <b>Stan Belinda, R</b> (8, 1) <b>Jeff King, R</b> (9, PH) OBP: 0.250, SLG: 0.310										3	1	1	0	0	1	1									
<b>Bob Patterson, R</b> (1, 1) <b>Bob Kipper, R</b> (4, 1) <b>John Cangelosi, S</b> (6, PH) <b>Mark Huisman, R</b> (6, 1) <b>Scott Ruskin, R</b> (7, 1) <b>R.J. Reynolds, S</b> (7, 9) OBP: 0.344, SLG: 0.341										1	0	0	0	0	0	0									
<b>Inning Stats</b>	R: 0 E: 0 K: 3 S: 9	H: 0 LOB: 0 BB: 0 P: 9	R: 0 E: 0 K: 1 S: 5	H: 0 LOB: 0 BB: 0 P: 5	R: 0 E: 0 K: 0 S: 3	H: 0 LOB: 0 BB: 0 P: 3	R: 1 E: 0 K: 1 S: 6	H: 1 LOB: 0 BB: 0 P: 6	R: 0 E: 0 K: 1 S: 5	H: 0 LOB: 0 BB: 0 P: 5	R: 1 E: 1 K: 1 S: 8	H: 2 LOB: 2 BB: 0 P: 8	R: 0 E: 0 K: 1 S: 6	H: 1 LOB: 1 BB: 0 P: 6	R: 0 E: 0 K: 1 S: 6	H: 2 LOB: 2 BB: 0 P: 6	R: 1 E: 0 K: 1 S: 7	H: 2 LOB: 2 BB: 1 P: 11	1B: 6 2B: 1 3B: 0 HR: 1	SF: 1 SAC: 0 DP: 1 HBP: 0	WP: 1 PB: 0 SB: 1 CS: 0	PA: 36			
<b>PITCHER</b>	IP	WLS	BF	H	R	ER	SO	BB	IBB	HBP	BLK	WP	HR	S	P	ERA	WHIP								
<b>David Cone, R</b> (1, 1) ERA: 5.76	7.1	W	29	6	2	2	9	0	0	0	0	0	1	47	47	2.46	0.818								
<b>Jeff Musselman, L</b> (8, 1) ERA: 2.96	1.2		7	2	1	1	1	1	0	0	0	1	0	8	12	5.40	1.800								

Batter	1	2	3	4	5	6	7	8	9	AB	R	H	RBI	BB	SO	LOB	BOTTOM								
<b>Keith Miller, R</b> (1, 8) OBP: 0.324, SLG: 0.362 <b>Daryl Boston, L</b> (6, PH) OBP: 0.337, SLG: 0.518 (7, 8)										3	1	1	0	0	0	0	<b>Pittsburgh Pirates @ New York Mets</b> Shea Stadium, Flushing, NY Sat Jun 09 1990, 7:05 PM EDT Att: 38,379 - Unknown								
<b>Kevin Elster, R</b> (1, 6) OBP: 0.274, SLG: 0.337										4	0	2	2	0	1	0									
<b>Gregg Jefferies, S</b> (1, 4) OBP: 0.338, SLG: 0.498										5	0	2	1	0	1	4									
<b>Daryl Strawberry, L</b> (1, 9) OBP: 0.360, SLG: 0.467 <b>Mark Carreon, R</b> (8, 9) OBP: 0.277, SLG: 0.455										4	1	1	1	0	1	3									
<b>Kevin McReynolds, R</b> (1, 7) OBP: 0.340, SLG: 0.425										4	2	2	1	1	0	0									
<b>Mike Marshall, R</b> (1, 3) OBP: 0.288, SLG: 0.433 <b>Dave Magadan, L</b> (8, 3) OBP: 0.388, SLG: 0.310										2	2	1	1	1	1	0									
<b>Tim Teufel, R</b> (1, 5) OBP: 0.283, SLG: 0.367										5	1	2	0	0	0	2									
<b>Orlando Mercado, R</b> (1, 2) OBP: 0.308, SLG: 0.455 <b>Howard Johnson, S</b> (6, PR) OBP: 0.392, SLG: 0.426 <b>Mackey Sasser, L</b> (7, 2) OBP: 0.381, SLG: 0.378										2	1	2	2	1	0	0									
<b>David Cone, L</b> (1, 1) OBP: 0.300, SLG: 0.350 <b>Jeff Musselman, L</b> (8, 1)										4	0	1	0	0	1	5									
<b>Inning Stats</b>	R: 0 E: 0 K: 2 S: 7	H: 1 LOB: 3 BB: 2 P: 7	R: 0 E: 1 K: 0 S: 4	H: 1 LOB: 3 BB: 2 P: 12	R: 0 E: 0 K: 0 S: 4	H: 1 LOB: 1 BB: 0 P: 4	R: 4 E: 1 K: 1 S: 11	H: 7 LOB: 2 BB: 0 P: 11	R: 0 E: 0 K: 1 S: 5	H: 0 LOB: 0 BB: 0 P: 5	R: 1 E: 0 K: 1 S: 7	H: 3 LOB: 2 BB: 0 P: 7	R: 4 E: 1 K: 0 S: 7	H: 3 LOB: 2 BB: 1 P: 12	R: 0 E: 0 K: 1 S: 5	H: 0 LOB: 1 BB: 1 P: 9		1B: 8 2B: 4 3B: 0 HR: 3	SF: 1 SAC: 0 DP: 0 HBP: 1	WP: 1 PB: 0 SB: 0 CS: 1	PA: 43				
<b>PITCHER</b>	IP	WLS	BF	H	R	ER	SO	BB	IBB	HBP	BLK	WP	HR	S	P	ERA	WHIP								
<b>Bob Patterson, L</b> (1, 1) ERA: 3.58	3.2	L	21	9	4	4	2	1	0	0	0	0	0	8	8	0.00	0.000								
<b>Bob Kipper, L</b> (4, 1) ERA: 6.92	1.1		4	0	0	0	2	0	0	0	0	0	0	8	8	0.00	0.000								
<b>Mark Huisman, R</b> (6, 1) ERA: 27.0	1.0		9	6	5	3	1	0	0	1	0	1	2	10	11	27.00	6.000								
<b>Scott Ruskin, L</b> (7, 1) ERA: 2.81	1.0		5	0	0	0	0	1	0	0	0	0	0	4	8	0.00	1.000								
<b>Stan Belinda, R</b> (8, 1) ERA: 3.27	1.0		4	0	0	0	1	1	0	0	0	0	0	5	9	0.00	1.000								



Batter	1	2	3	4	5	6	7	8	9	AB	R	H	RBI	BB	SO	LOB	TOP																			
Gary Redus, R OBP: 0.323, SLG: 0.359 (1, 3)	F7		P3			G3-6-3 BB		G6-3 1B		3	0	1	0	1	0	0	<b>Pittsburgh Pirates @ New York Mets</b> Shea Stadium, Flushing, NY Sun Jun 10 1990, 3:33 AM EDT Att: 46,868 - Sunny - 84 F																			
Rafael Bellard, R OBP: 0.389, SLG: 0.333 (1, 6) (7, 4)	CS 1B		1B			G3-6-3 1-2		G6-3 1-2		4	0	2	0	0	0	2																				
Jeff King, R OBP: 0.243, SLG: 0.301 (1, 5)	SAFE K		G4-3			P4		1B		4	0	1	0	0	1	2																				
Bobby Bonilla, S OBP: 0.332, SLG: 0.583 (1, 9)		E 2B		G6-3			F9 E 1B	K		4	1	2	0	0	1	1																				
Barry Bonds, L OBP: 0.388, SLG: 0.584 (1, 7)	E9 SF8 2H 2B		K			E4 S 1-2		F8		4	1	1	1	0	1	1																				
Don Slaught, R OBP: 0.433, SLG: 0.628 (1, 2)	SF8		G5-3			F9 2-3		K		3	0	0	1	0	1	2																				
Andy Van Slyke, L OBP: 0.401, SLG: 0.494 (1, 8)	L9					K 1-2		WP BB		3	0	1	0	1	1	2																				
Jose Lind, R OBP: 0.363, SLG: 0.410 Rick Reed, R (7, 1) John Cangelosi, S OBP: 0.316, SLG: 0.188 (9, PH)	G6-3					G6-3 1-2		G5-3		3	0	0	0	0	0	3																				
Walt Terrell, L OBP: 0.091, SLG: 0.091 Jay Bell, R OBP: 0.335, SLG: 0.396 (7, 6)			G6-3			F5		HR		2	0	0	0	0	0	0																				
										1	1	1	1	0	0	0																				
<b>Inning Stats</b>	R: 0 E: 0 K: 1 S: 5	H: 1 LOB: 0 BB: 0 P: 7	R: 2 E: 1 K: 0 S: 11	H: 2 LOB: 0 BB: 0 P: 18	R: 0 E: 0 K: 0 S: 8	H: 1 LOB: 1 BB: 0 P: 12	R: 0 E: 0 K: 1 S: 6	H: 0 LOB: 0 BB: 0 P: 10	R: 0 E: 0 K: 0 S: 7	H: 1 LOB: 0 BB: 0 P: 8	R: 0 E: 0 K: 0 S: 4	H: 0 LOB: 0 BB: 1 P: 11	R: 0 E: 1 K: 1 S: 9	H: 1 LOB: 2 BB: 0 P: 13	R: 1 E: 0 K: 2 S: 12	H: 3 LOB: 1 BB: 0 P: 19	R: 0 E: 0 K: 2 S: 7	H: 0 LOB: 1 BB: 1 P: 14	1B: 6 2B: 2 3B: 0 HR: 1	SF: 1 SAC: 0 DP: 2 HBP: 0	WP: 1 PB: 0 SB: 1 CS: 2	PA: 35														
<b>PITCHER</b>	IP	WLS	BF	H	R	ER	SO	BB	IBB	HBP	BLK	WP	HR	S	P	ERA	WHIP	<b>PITCHER</b>		IP	WLS	BF	H	R	ER	SO	BB	IBB	HBP	BLK	WP	HR	S	P	ERA	WHIP
Bob Ojeda, L ERA: 2.73 John Franco, L ERA: 2.33	(1, 1)	8.0	W	31	9	3	2	4	1	0	0	0	1	62	98	2.25	1.250			(9, 1)	1.0	4	0	0	0	2	1	0	0	0	1	0	7	14	0.00	1.000

AB	32
R	3
H	9
RBI	3
BB	2
SO	6
LOB	14



Batter	1	2	3	4	5	6	7	8	9	AB	R	H	RBI	BB	SO	LOB	BOTTOM																			
Daryl Boston, L OBP: 0.323, SLG: 0.494 (1, 8)	K			G6-3	L7	G6-3				4	0	0	0	0	1	3	<b>Pittsburgh Pirates @ New York Mets</b> Shea Stadium, Flushing, NY Sun Jun 10 1990, 3:33 AM EDT Att: 46,868 - Sunny - 84 F																			
Dave Magadan, L OBP: 0.404, SLG: 0.356 (1, 5) (9, 3)	L8			1B HR BB	1B BB			HR		2	3	1	1	2	0	0																				
Gregg Jefferies, S OBP: 0.341, SLG: 0.498 Tim Teufel, R OBP: 0.283, SLG: 0.367 (8, 4)	F7			HR 1B	1B 1-3 2H 3H	1B		G6-3		4	1	2	2	0	0	0																				
Darryl Strawberry, L OBP: 0.367, SLG: 0.486 (1, 9)		L9-6 G5-3 BB		HR 1B	1B 1-3 3H	1B		G4-3		3	1	2	4	1	0	0																				
Kevin McReynolds, R OBP: 0.333, SLG: 0.415 John Franco, L (9, 1)	G5-3			F9	F7			K		4	0	0	0	0	1	3																				
Mike Marshall, R OBP: 0.293, SLG: 0.441 Mark Carreon, R OBP: 0.277, SLG: 0.455 (8, FR) (9, 7)	L9-6			F9						0	0	0	0	0	0	0																				
Mackey Sasser, L OBP: 0.364, SLG: 0.359 (1, 2)			G3		F9	G3		L8		4	0	0	0	0	0	2																				
Kevin Elster, R OBP: 0.274, SLG: 0.341 (1, 6)			P4		E5 BB E 1B	2B		F9		4	1	1	1	0	0	1																				
Bob Ojeda, L OBP: 0.143, SLG: 0.143 Tom O'Malley, L OBP: 0.172, SLG: 0.321 (8, PH) (9, 5)	F7			F7	FC2 BB 1B	K		G3		3	1	0	0	0	1	2																				
										1	0	0	0	0	0	1																				
<b>Inning Stats</b>	R: 0 E: 0 K: 1 S: 7	H: 0 LOB: 0 BB: 0 P: 15	R: 0 E: 0 K: 0 S: 8	H: 0 LOB: 0 BB: 1 P: 15	R: 0 E: 0 K: 0 S: 7	H: 0 LOB: 0 BB: 0 P: 11	R: 3 E: 0 K: 0 S: 14	H: 2 LOB: 0 BB: 1 P: 27	R: 3 E: 2 K: 0 S: 11	H: 2 LOB: 2 BB: 1 P: 24	R: 1 E: 0 K: 1 S: 12	H: 2 LOB: 1 BB: 0 P: 19	R: 1 E: 0 K: 1 S: 10	H: 1 LOB: 0 BB: 0 P: 17	R: 0 E: 0 K: 0 S: 10	H: 1 LOB: 1 BB: 0 P: 12	1B: 4 2B: 3 3B: 0 HR: 2	SF: 0 SAC: 0 DP: 1 HBP: 0	WP: 0 PB: 0 SB: 0 CS: 0	PA: 36																
<b>PITCHER</b>	IP	WLS	BF	H	R	ER	SO	BB	IBB	HBP	BLK	WP	HR	S	P	ERA	WHIP	<b>PITCHER</b>		IP	WLS	BF	H	R	ER	SO	BB	IBB	HBP	BLK	WP	HR	S	P	ERA	WHIP
Walt Terrell, R ERA: 5.16 Rick Reed, R ERA: 5.4	(1, 1)	6.0	L	28	6	7	4	2	0	0	0	0	0	1	59	6.00	1.500			(7, 1)	2.0	8	2	1	1	1	0	0	0	0	0	1	20	29	4.50	1.000






Batter	1	2	3	4	5	6	7	8	9	AB	R	H	RBI	BB	SO	LOB	TOP										
Wally Backman, S OBP: 0.377, SLG: 0.429 Stan Belinda, R Scott Ruskin, R Bill Landrum, R	(1,4) K	(1,3) K		(0,1) 6-3		(1,1) 6-3		(1,0) 3-1		5	0	0	0	0	2	2											
Jay Bell, R OBP: 0.348, SLG: 0.416	(1,6) F9		(4,2) 2B	(4,2) 2B		(1,1) 4-3			(0,2) 4-3	3	2	0	0	2	0	0											
Andy Van Slyke, L OBP: 0.406, SLG: 0.503	(1,8) 4-3		(2,0) F7	(1,0) 2B		(1,0) 4-3			(2,2) F9	5	1	1	1	0	0	1											
Bobby Bonilla, S OBP: 0.331, SLG: 0.582		(0,0) 1B	(2,1) 1B	(0,0) 2B					(2,1) E1	5	2	3	2	0	0	0											
Barry Bonds, L OBP: 0.394, SLG: 0.578		(4,1) 1B	(2,2) 1B	(2,1) F7					(1,1) FC4	4	1	1	1	1	0	2											
Sid Bream, L OBP: 0.343, SLG: 0.415		(0,0) 1B	(3,2) 1B							4	0	4	0	0	0	0											
Michael LaValliere, L OBP: 0.452, SLG: 0.368		(3,1) 1B	(1,0) 1B			(0,2) L4				4	0	2	2	0	0	2											
Jeff King, R OBP: 0.256, SLG: 0.319		(1,3) K	(2,2) F9						(2,2) F9	4	0	1	0	0	1	3											
Neal Heaton, L OBP: 0.143, SLG: 0.040 John Cangelosi, S OBP: 0.308, SLG: 0.182 Rafael Belliard, R OBP: 0.389, SLG: 0.333	(1,1) BB	(4,0) BB		(0,2) L4		(0,3) K			(1,1) 4-3	2	0	0	0	1	1	1											
<b>Inning Stats</b>	R: 0 E: 0 K: 1 S: 7	H: 0 LOB: 0 BB: 0 P: 10	R: 2 E: 0 K: 2 S: 11	H: 3 LOB: 2 BB: 2 P: 24	R: 2 E: 0 K: 0 S: 22	H: 4 LOB: 2 BB: 1 P: 38	R: 2 E: 0 K: 0 S: 11	H: 2 LOB: 1 BB: 1 P: 18	R: 0 E: 0 K: 1 S: 5	H: 0 LOB: 0 BB: 0 P: 8	R: 0 E: 0 K: 0 S: 9	H: 1 LOB: 1 BB: 0 P: 15	R: 0 E: 0 K: 0 S: 6	H: 0 LOB: 0 BB: 0 P: 10	R: 0 E: 1 K: 0 S: 10	H: 0 LOB: 1 BB: 0 P: 15	1B: 9 2B: 3 3B: 0 HR: 0	SF: 0 SAC: 0 DP: 0 HBP: 0	WP: 0 PB: 2 SB: 0 CS: 2	PA: 41							
<b>PITCHER</b>	IP	WLS	BF	H	R	ER	SO	BB	IBB	HBP	BLK	WP	HR	S	P	ERA	WHIP										
Jose DeLeon, R ERA: 4.06	(1,1) 3.0	L	17	7	4	4	3	3	0	0	0	0	0	40	72	12.00	3.333										
Frank DiPino, L ERA: 5.79	(4,1) 2.0		10	4	2	2	1	1	0	0	0	0	0	22	32	9.00	2.500										
Ricky Horton, L ERA: 5.0	(6,1) 2.0		7	1	0	0	0	0	0	0	0	0	0	14	23	0.00	0.500										
Scott Terry, R ERA: 7.92	(8,1) 2.0		7	0	0	0	0	0	0	0	0	0	0	16	25	0.00	0.000										

Pittsburgh Pirates @ St. Louis Cardinals  
 Busch Stadium, St. Louis, MO  
 Tue Jun 12 1990, 7:05 PM CDT  
 Att: 30,815 - Unknown - 86 F


AB 37  
 R 6  
 H 12  
 RBI 6  
 BB 4  
 SO 4  
 LOB 11

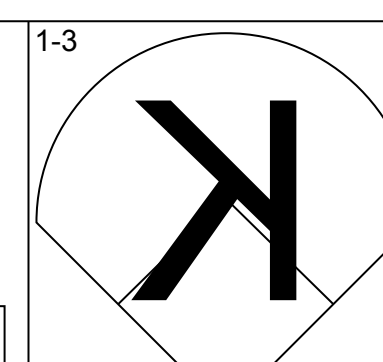
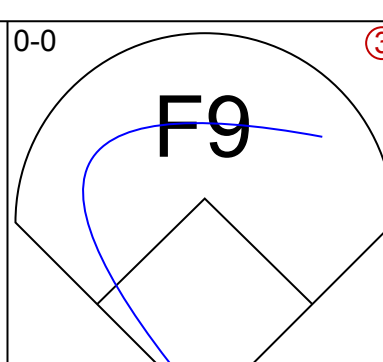
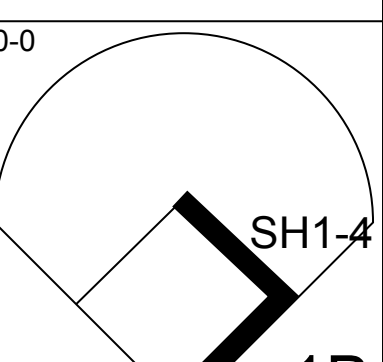
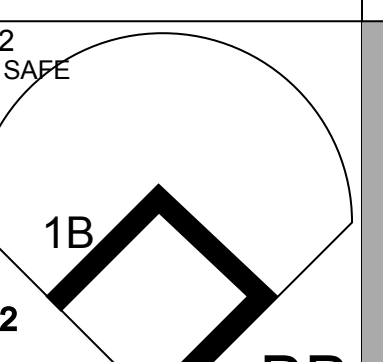
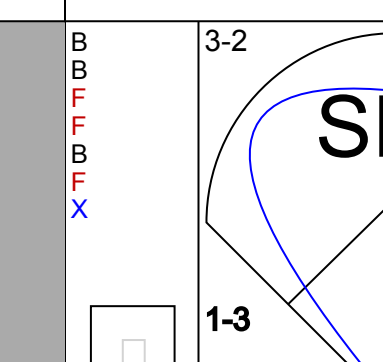
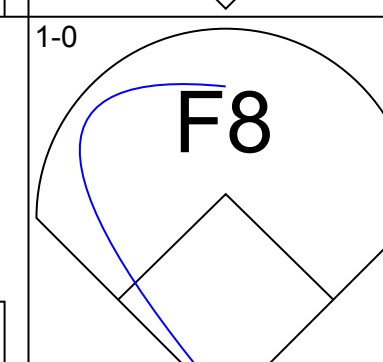
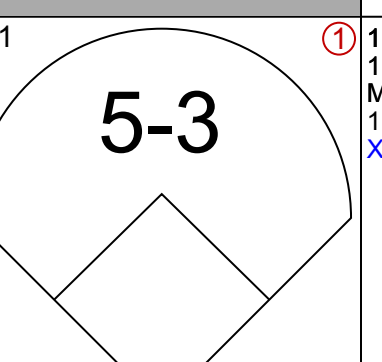
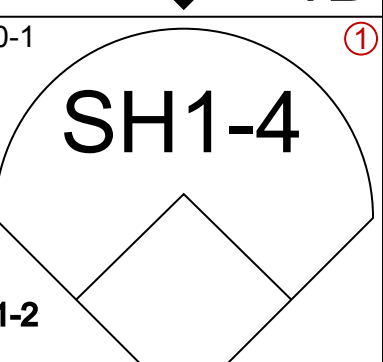
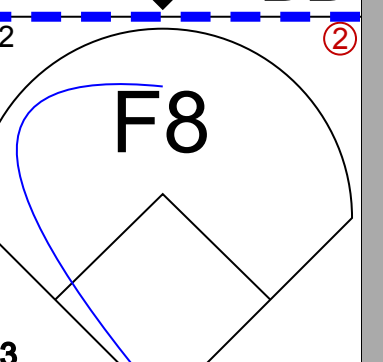
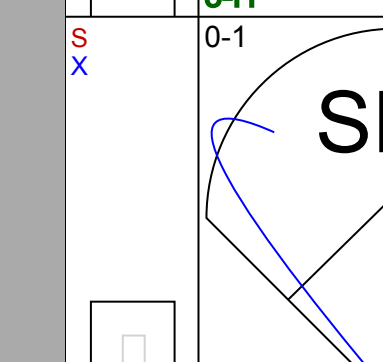
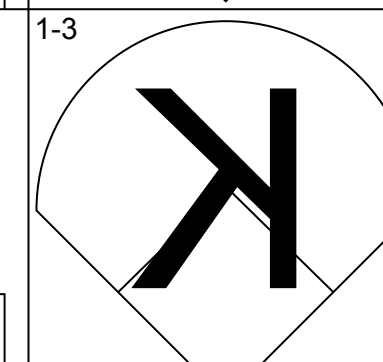
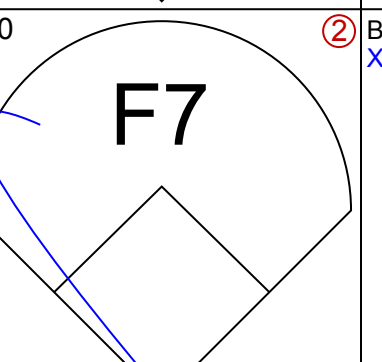
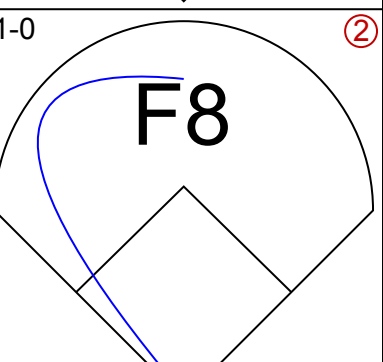
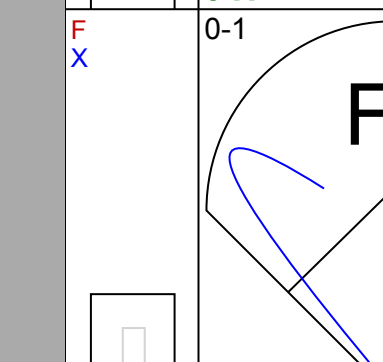
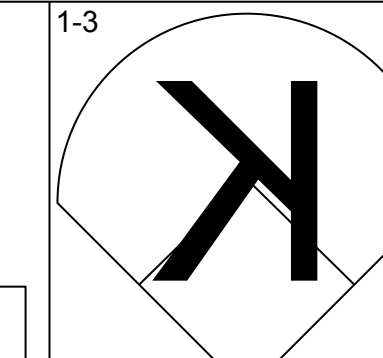
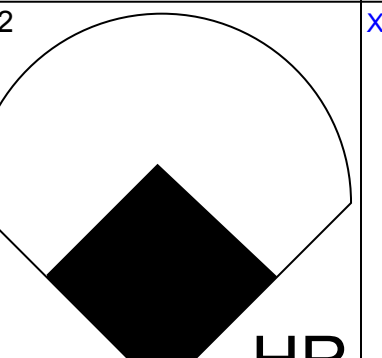
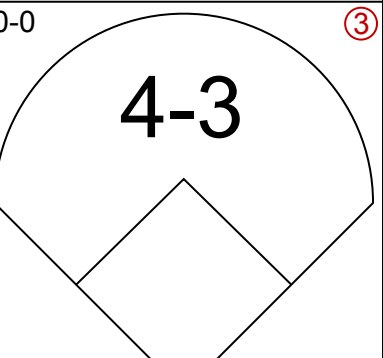
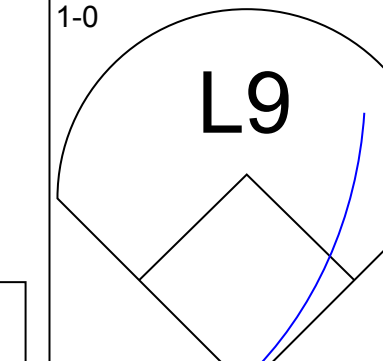
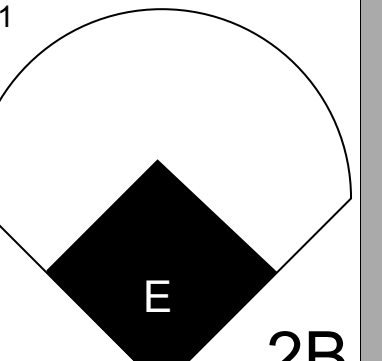
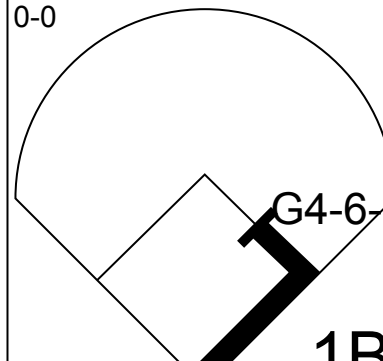
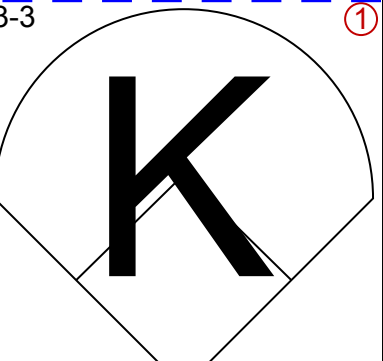
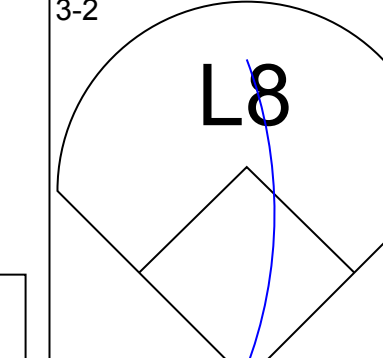
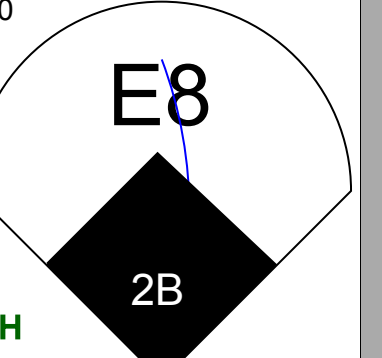
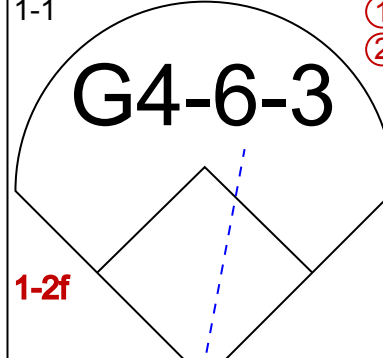
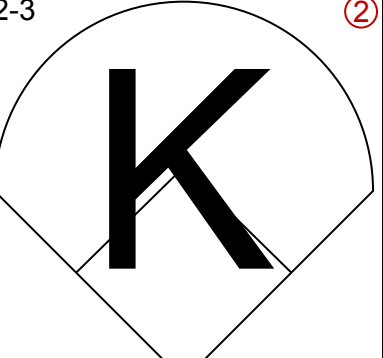
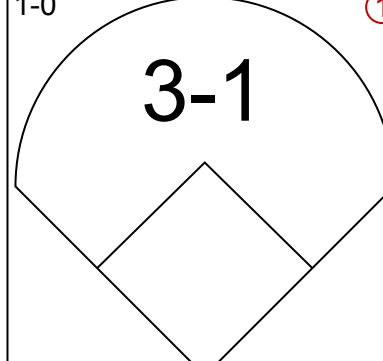
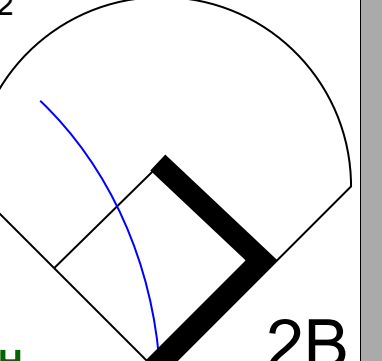
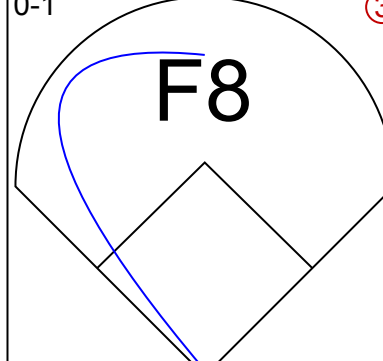
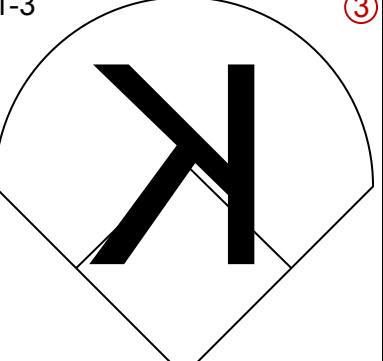
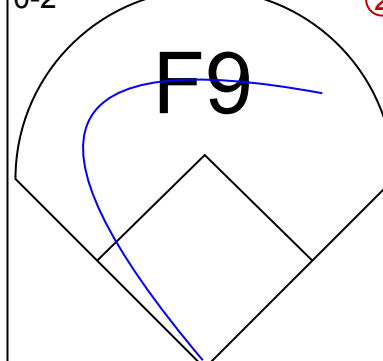
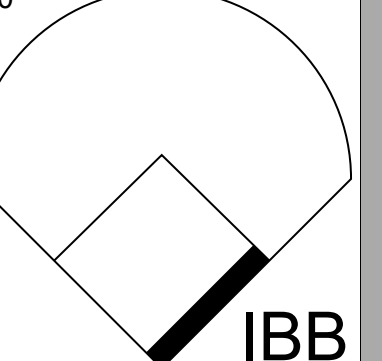
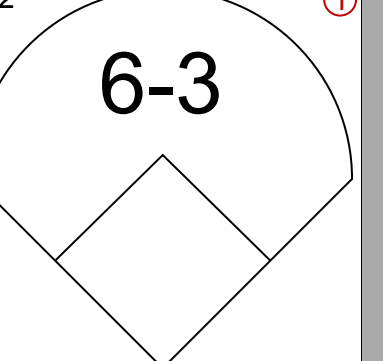
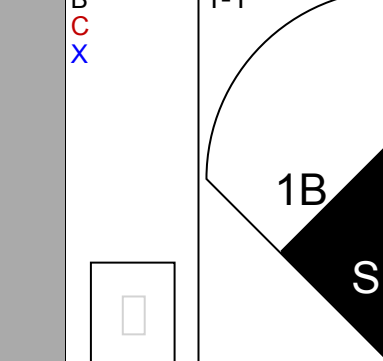


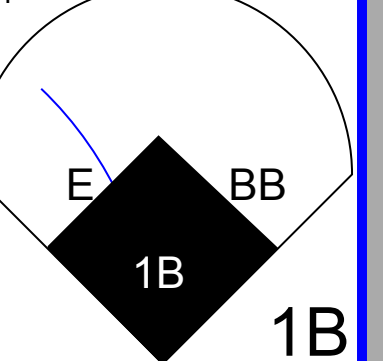
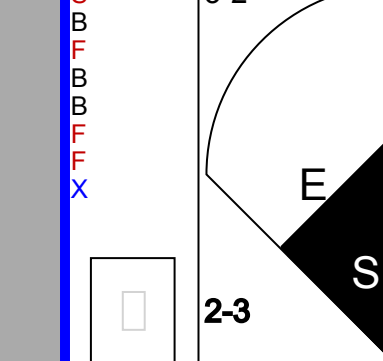


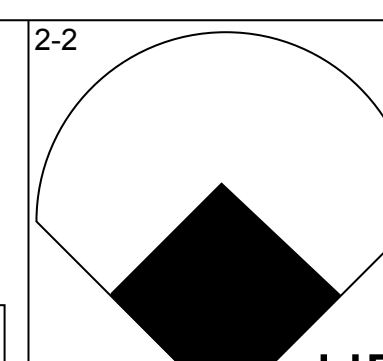
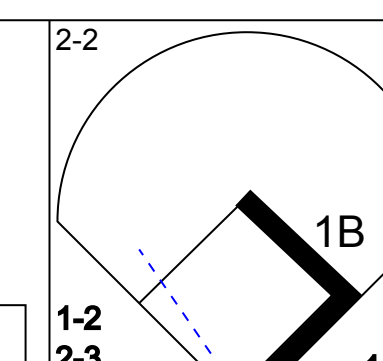
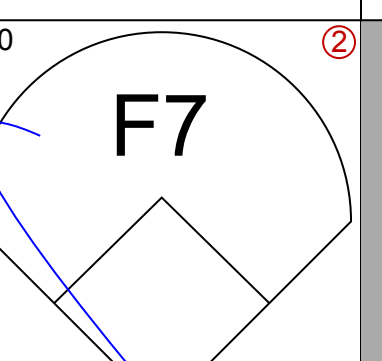
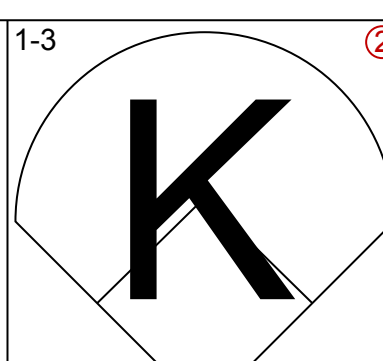
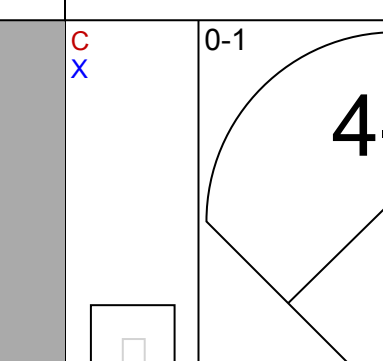
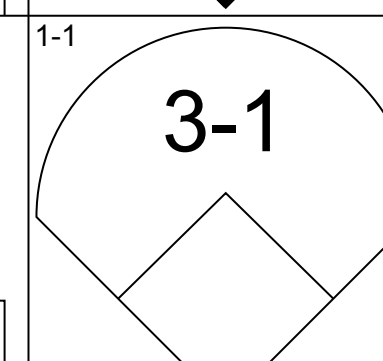
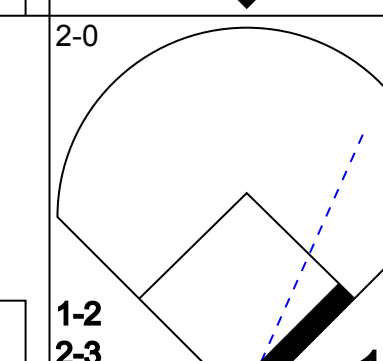
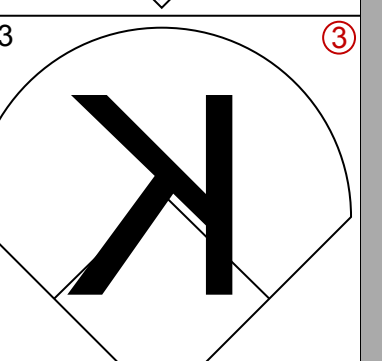
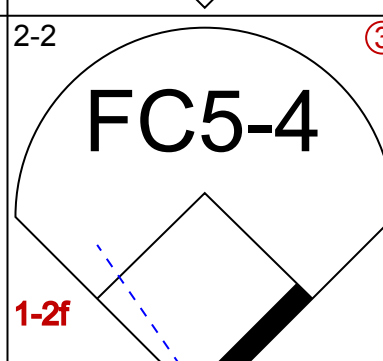
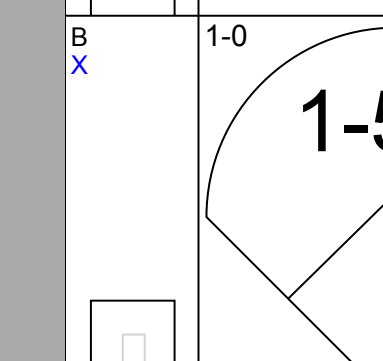
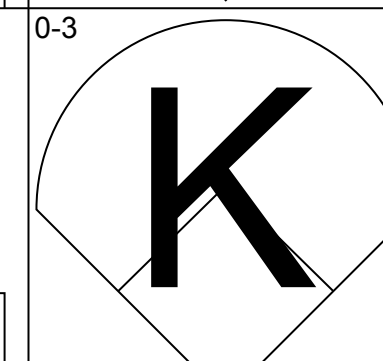
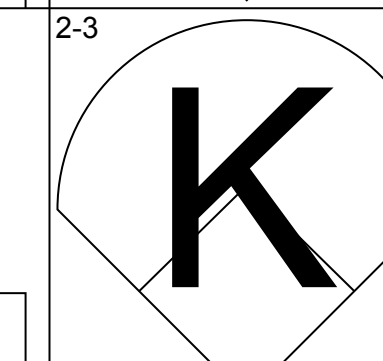
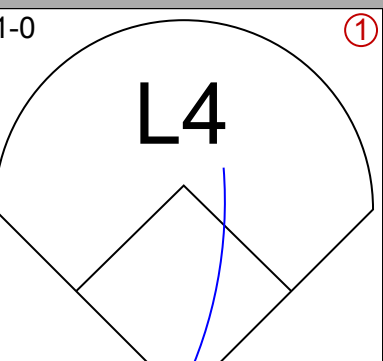
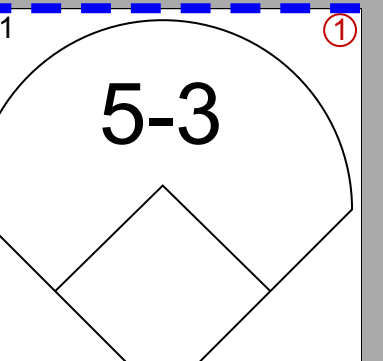
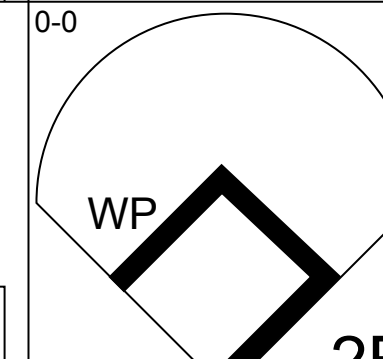
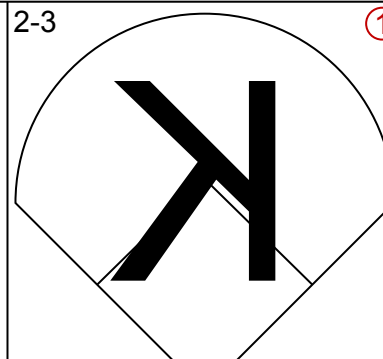
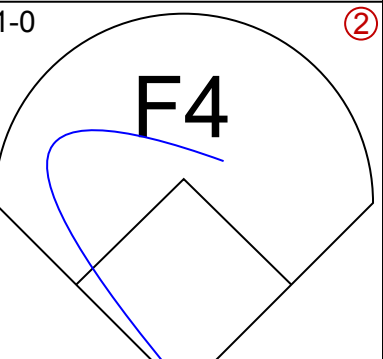
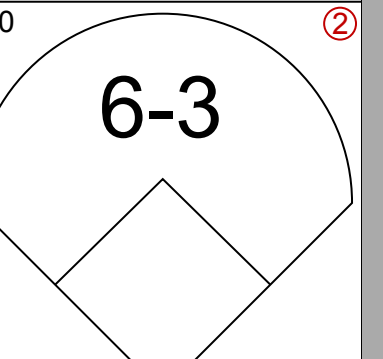
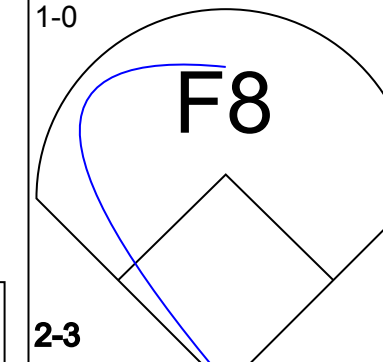
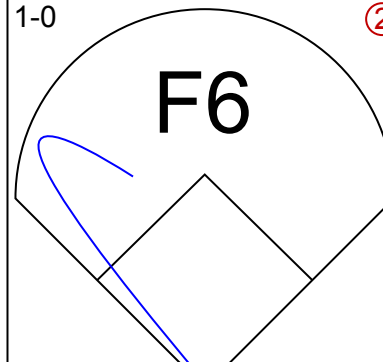
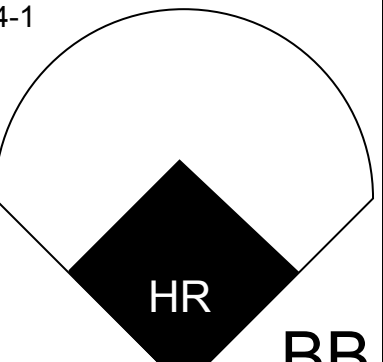
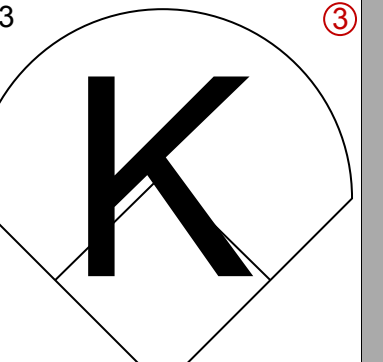
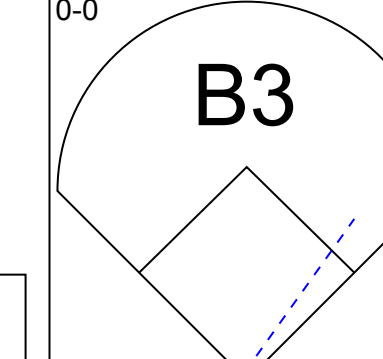
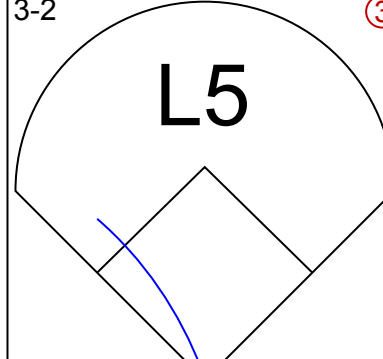
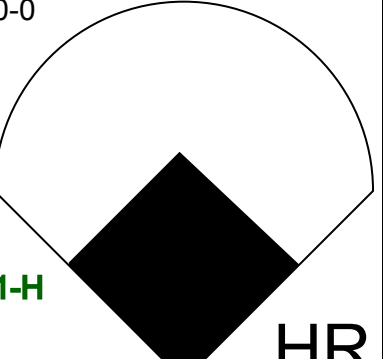
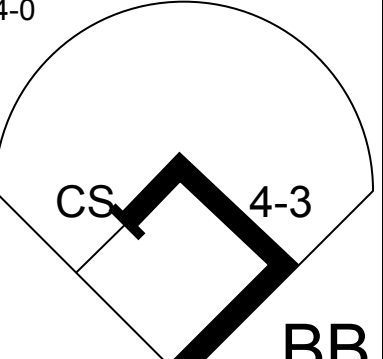
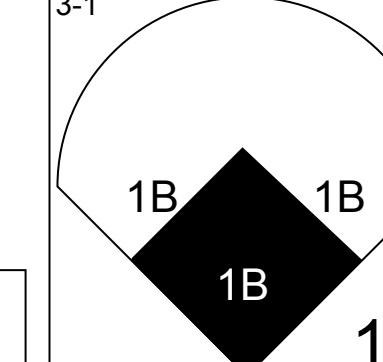
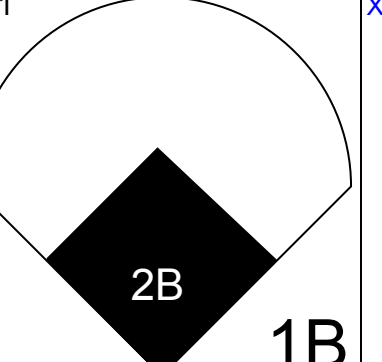

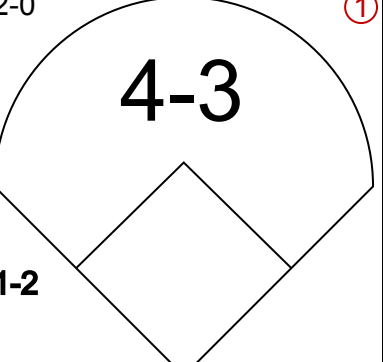
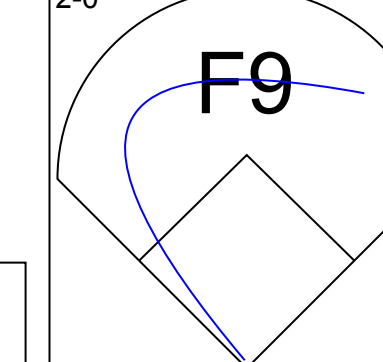
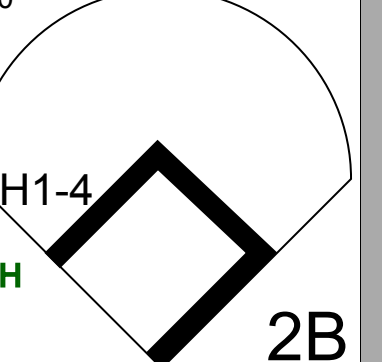
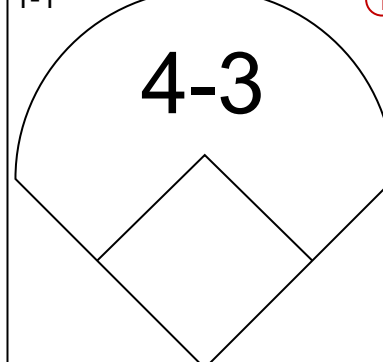
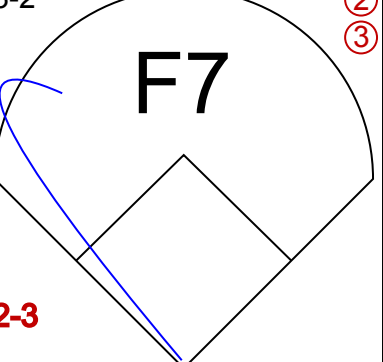
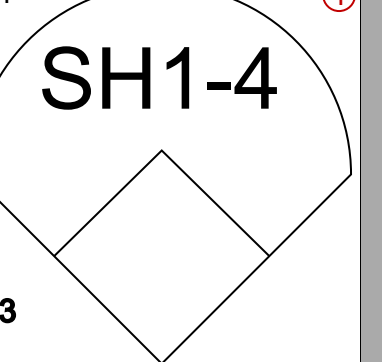
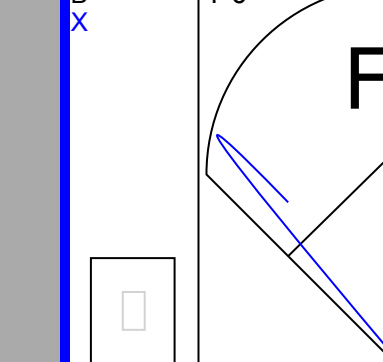
Batter	1	2	3	4	5	6	7	8	9	AB	R	H	RBI	BB	SO	LOB	BOTTOM										
Vince Coleman, S OBP: 0.357, SLG: 0.410	(1,7) 5-3		(0,1) FC6-4		(1,3) K			(1,0) B3		4	0	0	0	0	1	2											
Ozzie Smith, S OBP: 0.336, SLG: 0.288	(1,6) 5-3		(2,2) F9			(1,1) 2B		(2,3) K		4	0	1	0	0	1	1											
Willie McGee, S OBP: 0.366, SLG: 0.403	(1,8) L4			(2,2) 1B		(0,0) 5-3			(0,2) 1B	4	0	2	0	0	0	1											
Pedro Guerrero, R OBP: 0.354, SLG: 0.471		(0,0) 5-3		(0,0) F3		(0,1) F7			(1,3) K	4	0	0	0	0	1	3											
Terry Pendleton, S OBP: 0.295, SLG: 0.373		(1,3) K		(0,0) 1B		(0,0) 4-3			(2,3) K	4	1	1	0	0	2	2											
Todd Zeile, R OBP: 0.315, SLG: 0.388		(2,0) 5-3		(1,1) 1B		(0,0) 6-3			(4,2) BB	3	1	1	2	1	0	0											
Milt Thompson, L OBP: 0.287, SLG: 0.327			(1,1) 1B	(2,1) F9		(1,0) 4-3			(4,1) BB	3	1	1	0	1	0	0											
José Oquendo, S OBP: 0.332, SLG: 0.249 Scott Terry, R OBP: 0.333, SLG: 0.333 Tom Pagnozzi, R OBP: 0.222, SLG: 0.289 Denny Walling, L OBP: 0.270, SLG: 0.271	(1,4) FC4-6		(3,1) 1B			(1,1) 5-3			(2,0) G1	3	0	1	0	0	0	0											
Jose DeLeon, R OBP: 0.174, SLG: 0.281 Craig Wilson, R OBP: 0.290, SLG: 0.250 Frank DiPino, L OBP: 0.308, SLG: 0.182 Dave Collins, S OBP: 0.250, SLG: 0.115 Ricky Horton, L OBP: 0.389, SLG: 0.333 Rex Hudler, R OBP: 0.295, SLG: 0.289 Tim Jones, L OBP: 0.158, SLG: 0.158	(1,1) FC4-6		(1,0) FC4-6		(1,2) 1B				(2,1) 6-3	0	0	0	0	0	0	0											
<b>Inning Stats</b>	R: 0 E: 0 K: 0 S: 4	H: 0 LOB: 0 BB: 0 P: 7	R: 0 E: 0 K: 1 S: 5	H: 0 LOB: 0 BB: 0 P: 8	R: 1 E: 0 K: 0 S: 11	H: 2 LOB: 1 BB: 0 P: 18	R: 2 E: 0 K: 0 S: 10	H: 3 LOB: 0 BB: 0 P: 15	R: 0 E: 0 K: 1 S: 10	H: 1 LOB: 0 BB: 0 P: 13	R: 0 E: 0 K: 0 S: 6	H: 1 LOB: 1 BB: 0 P: 7	R: 0 E: 0 K: 0 S: 3	H: 0 LOB: 0 BB: 0 P: 5	R: 0 E: 0 K: 1 S: 6	H: 0 LOB: 0 BB: 0 P: 11	R: 0 E: 0 K: 2 S: 16	H: 1 LOB: 3 BB: 2 P: 29	1B: 5 2B: 2 3B: 0 HR: 1	SF: 0 SAC: 0 DP: 0 HBP: 0	WP: 0 PB: 0 SB: 3 CS: 3	PA: 35					
<b>PITCHER</b>	IP	WLS	BF	H	R	ER	SO	BB	IBB	HBP	BLK	WP	HR	S	P	ERA	WHIP										
Neal Heaton, L ERA: 2.87	(1,1) 7.0	W	26	7	3	3	2	0	0	0	0	0	0	49	73	3.86	1.000										
Stan Belinda, R ERA: 2.7	(8,1) 1.2		7	1	0	0	3	1	0	0	0	0	0	20	32	0.00	1.200										
Scott Ruskin, L ERA: 2.81	(9,1) 0.0		1	0	0	0	0	1	0	0	0	0	0	1	5	∞	∞										
Bill Landrum, R ERA: 1.19	(9,1) 0.1	S	1	0	0	0	0	0	0	0	0	0	0	1	3	0.00	0.000										

Pittsburgh Pirates @ St. Louis Cardinals  
 Busch Stadium, St. Louis, MO  
 Tue Jun 12 1990, 7:05 PM CDT  
 Att: 30,815 - Unknown - 86 F

AB 33  
 R 3  
 H 8  
 RBI 3  
 BB 2  
 SO 5  
 LOB 13



Batter	1	2	3	4	5	6	7	8	9	AB	R	H	RBI	BB	SO	LOB	TOP					
Gary Redus, R OBP: 0.327, SLG: 0.358 (1, 7)										3	0	1	1	1	1	1	<b>Pittsburgh Pirates @ St. Louis Cardinals</b> Busch Stadium, St. Louis, MO Wed Jun 13 1990, 7:05 PM CDT Att: 26,926 - Unknown - 90 F					
Jay Bell, R OBP: 0.342, SLG: 0.410 (1, 6)										3	0	0	1	0	0	2						
Andy Van Slyke, L OBP: 0.401, SLG: 0.495 (1, 8)										5	0	1	1	0	1	1						
Bobby Bonilla, S OBP: 0.329, SLG: 0.589 (1, 9)										4	1	1	1	0	1	3						
Don Slaught, R OBP: 0.334, SLG: 0.631 (1, 2)										4	1	2	0	0	1	0						
Jeff King, R OBP: 0.250, SLG: 0.310 (1, 5)										3	1	0	0	0	0	1						
Wally Backman, S OBP: 0.375, SLG: 0.425 (8, PH)										1	0	0	0	0	1							
Sid Bream, L OBP: 0.346, SLG: 0.417 (1, 3)										4	0	1	1	0	1	0						
Jose Lind, R OBP: 0.371, SLG: 0.421 (1, 4)										3	1	1	0	1	0	0						
Bob Walk, R OBP: 0.200, SLG: 0.158 (1, 1)										1	0	0	0	0	1	2						
John Cangelosi, S OBP: 0.325, SLG: 0.206 (7, PH)										1	1	1	0	0	0	0						
Mark Huisman, R OBP: 0.354, SLG: 0.345 (9, PH)										0	0	0	0	0	0	0						
Rick Reed, R OBP: 0.354, SLG: 0.345 (9, 1)										0	0	0	0	0	0	0						
<b>Inning Stats</b>	R: 0 E: 0 K: 2 S: 8	H: 0 LOB: 0 BB: 0 P: 11	R: 0 E: 0 K: 1 S: 9	H: 0 LOB: 0 BB: 0 P: 14	R: 0 E: 0 K: 0 S: 6	H: 0 LOB: 1 BB: 0 P: 8	R: 3 E: 1 K: 1 S: 15	H: 3 LOB: 2 BB: 1 P: 24	R: 0 E: 0 K: 0 S: 5	H: 1 LOB: 1 BB: 0 P: 6	R: 0 E: 0 K: 0 S: 5	H: 1 LOB: 0 BB: 0 P: 6	R: 1 E: 1 K: 0 S: 19	H: 2 LOB: 2 BB: 1 P: 31	R: 0 E: 0 K: 3 S: 10	H: 0 LOB: 0 BB: 0 P: 16	R: 2 E: 1 K: 0 S: 15	H: 2 LOB: 0 BB: 0 P: 22	1B: 5 2B: 3 3B: 0 HR: 1	SF: 2 SAC: 1 DP: 1 HBP: 1	WP: 0 PB: 0 SB: 0 CS: 0	PA: 39
<b>PITCHER</b>	IP WLS BF H R ER SO BB IBB HBP BLK WP HR S P ERA WHIP																					
John Tudor, L ERA: 2.51 (1, 1)	6.1	28	6	4	2	4	1	1	1	0	0	0	0	0	6	10	2.84	1.105				
Ken Dayley, L ERA: 2.91 (7, 1)	0.2	3	1	0	0	0	0	0	0	0	0	0	0	6	10	0.00	1.500					
Lee Smith, R ERA: 2.68 (8, 1)	1.0	4	1	1	1	3	0	0	0	0	0	0	0	12	19	9.00	1.000					
Frank DiPino, L ERA: 5.99 (9, 1)	1.0	L	4	1	1	0	0	0	0	0	0	0	0	13	19	0.00	1.000					

Batter	1	2	3	4	5	6	7	8	9	AB	R	H	RBI	BB	SO	LOB	BOTTOM					
Vince Coleman, S OBP: 0.397, SLG: 0.422 (1, 7)										5	1	2	1	0	1	2	<b>Pittsburgh Pirates @ St. Louis Cardinals</b> Busch Stadium, St. Louis, MO Wed Jun 13 1990, 7:05 PM CDT Att: 26,926 - Unknown - 90 F					
Ozzie Smith, S OBP: 0.333, SLG: 0.286 (1, 6)										5	0	1	1	0	1	2						
Willie McGee, S OBP: 0.360, SLG: 0.396 (1, 8)										4	0	0	0	0	2	3						
Pedro Guerrero, R OBP: 0.353, SLG: 0.472 (1, 3)										4	0	1	0	0	1	0						
Terry Pendleton, S OBP: 0.294, SLG: 0.367 (1, 5)										3	1	0	0	1	1	1						
Milt Thompson, L OBP: 0.292, SLG: 0.346 (1, 9)										3	1	1	2	1	0	0						
Todd Zeile, R OBP: 0.319, SLG: 0.390 (1, 2)										4	2	2	0	0	0	1						
José Oquendo, S OBP: 0.330, SLG: 0.254 (1, 4)										4	0	1	1	0	0	2						
John Tudor, L OBP: 0.174, SLG: 0.095 (1, 1)										1	0	1	0	1	0	0						
Ken Dayley, L ERA: 9.0 (7, 1)										0	0	0	0	0	0	0						
Lee Smith, R ERA: 9.0 (8, 1)										0	0	0	0	0	0	0						
Frank DiPino, L ERA: 2.68 (9, 1)										0	0	0	0	0	0	0						
Denny Walling, L OBP: 0.267, SLG: 0.268 (9, PH)										1	0	0	0	0	0	0						
<b>Inning Stats</b>	R: 1 E: 0 K: 1 S: 12	H: 2 LOB: 1 BB: 0 P: 16	R: 1 E: 0 K: 1 S: 15	H: 4 LOB: 3 BB: 0 P: 26	R: 0 E: 0 K: 1 S: 8	H: 0 LOB: 0 BB: 0 P: 14	R: 1 E: 0 K: 1 S: 9	H: 2 LOB: 1 BB: 0 P: 15	R: 2 E: 0 K: 0 S: 5	H: 1 LOB: 0 BB: 1 P: 11	R: 0 E: 0 K: 1 S: 10	H: 0 LOB: 0 BB: 1 P: 18	R: 0 E: 0 K: 1 S: 6	H: 0 LOB: 0 BB: 0 P: 7	R: 0 E: 0 K: 0 S: 4	H: 0 LOB: 0 BB: 1 P: 13	R: 0 E: 0 K: 0 S: 4	H: 0 LOB: 0 BB: 0 P: 6	1B: 5 2B: 2 3B: 0 HR: 2	SF: 0 SAC: 1 DP: 0 HBP: 0	WP: 1 PB: 0 SB: 0 CS: 1	PA: 38
<b>PITCHER</b>	IP WLS BF H R ER SO BB IBB HBP BLK WP HR S P ERA WHIP																					
Bob Walk, R ERA: 3.56 (1, 1)	6.0	29	9	5	5	5	2	0	0	0	0	0	0	10	20	0.00	0.500					
Mark Huisman, R ERA: 9.0 (7, 1)	2.0	W	6	0	0	0	1	1	0	0	0	0	0	10	20	0.00	0.500					
Rick Reed, R ERA: 4.5 (9, 1)	1.0	S	3	0	0	0	0	0	0	0	0	0	0	4	6	0.00	0.000					

Batter	1	2	3	4	5	6	7	8	9	AB	R	H	RBI	BB	SO	LOB	TOP			
Howard Johnson, S OBP: 0.286, SLG: 0.425	F8	F9		2B		F7	F7		F7	6	1	1	2	0	0	3				
Dave Magadan, L OBP: 0.465, SLG: 0.505	1B		G3-6-3	2B		BB			1B	4	1	4	1	1	0	0				
Gregg Jefferies, S OBP: 0.361, SLG: 0.507	1B		G3-6-3	F8		K			F9	5	1	1	0	0	1	4				
Darryl Strawberry, L OBP: 0.391, SLG: 0.515	HR					BB			K	2	1	1	3	3	1	1				
Kevin McReynolds, R OBP: 0.357, SLG: 0.474	3-1			F9	F2					4	0	1	0	1	0	3				
Daryl Boston, L OBP: 0.386, SLG: 0.509 John Franco, L	1-3			WP	FC6	L5			L8	4	1	1	0	0	0	5				
Mackey Sasser, L OBP: 0.368, SLG: 0.375				2B					5-3	5	1	3	1	0	0	1				
Kevin Elster, R OBP: 0.270, SLG: 0.344				1B		F8			6-3	5	1	1	0	0	2	3				
Bob Ojeda, L OBP: 0.111, SLG: 0.111 Alejandro Pena, R				2B		K			5-3	4	0	0	0	0	1	5				
Keith Miller, R OBP: 0.330, SLG: 0.363				G3	FC6				E S	0	0	0	0	0	0	0				
<b>Inning Stats</b>	R: 3 E: 0 K: 0 S: 6	H: 3 LOB: 0 BB: 0 P: 6	R: 0 E: 0 K: 1 S: 6	H: 1 LOB: 1 BB: 0 P: 6	R: 0 E: 0 K: 0 S: 3	H: 1 LOB: 1 BB: 1 P: 7	R: 4 E: 0 K: 0 S: 7	H: 4 LOB: 2 BB: 1 P: 12	R: 0 E: 0 K: 1 S: 6	H: 1 LOB: 3 BB: 2 P: 14	R: 0 E: 0 K: 1 S: 6	H: 1 LOB: 1 BB: 1 P: 10	R: 0 E: 0 K: 0 S: 4	H: 1 LOB: 2 BB: 0 P: 4	R: 0 E: 0 K: 0 S: 4	H: 1 LOB: 1 BB: 0 P: 4	1B: 8 2B: 5 3B: 0 HR: 1	SF: 0 SAC: 0 DP: 1 HBP: 1	WP: 1 PB: 0 SB: 1 CS: 0	PA: 46
<b>PITCHER</b>	IP WLS BF H R ER SO	IP WLS BF H R ER SO	IP WLS BF H R ER SO	IP WLS BF H R ER SO	IP WLS BF H R ER SO	IP WLS BF H R ER SO	IP WLS BF H R ER SO	IP WLS BF H R ER SO	IP WLS BF H R ER SO	IP WLS BF H R ER SO	IP WLS BF H R ER SO	IP WLS BF H R ER SO	IP WLS BF H R ER SO	IP WLS BF H R ER SO	IP WLS BF H R ER SO	IP WLS BF H R ER SO	ERA WHIP	ERA WHIP		
Walt Terrell, R ERA: 5.77	3.0	17	7	6	6	1	1	0	1	1	17	22	18.00	2.667						
Bob Kipper, L ERA: 7.47	2.0	10	3	1	1	1	1	0	0	0	11	15	4.50	2.000						
Doug Bair, R ERA: 3.27	2.0	10	2	0	0	2	1	1	0	0	12	20	0.00	1.500						
Scott Ruskin, L ERA: 2.6	2.0	9	2	0	0	1	1	0	0	0	10	14	0.00	1.500						

New York Mets @ Pittsburgh Pirates  
Three Rivers Stadium, Pittsburgh, PA  
Fri Jun 15 1990, 7:05 PM EDT  
Att: 35,935 - Unknown - 84 F

AB	40
R	7
H	14
RBI	7
BB	5
SO	5
LOB	25



Batter	1	2	3	4	5	6	7	8	9	AB	R	H	RBI	BB	SO	LOB	BOTTOM					
Gary Redus, R OBP: 0.330, SLG: 0.372	L6				K				F7	5	0	2	1	0	1	3						
Jay Bell, R OBP: 0.343, SLG: 0.410	4-3			FC5-4	L6-4				K	5	0	2	0	0	2	2						
Jeff King, R OBP: 0.250, SLG: 0.308	FC5-2-5			FC5-4					K	4	1	1	1	0	1	3						
Bobby Bonilla, S OBP: 0.328, SLG: 0.583	4-3			5-3	L6-4				2B	4	1	1	0	0	0	4						
Barry Bonds, L OBP: 0.395, SLG: 0.592				HR	CS				P3	4	1	2	2	0	0	1						
Don Slaught, R OBP: 0.444, SLG: 0.642				CS	5-3				P6	3	0	2	0	1	0	0						
Andy Van Slyke, L OBP: 0.394, SLG: 0.485				FC1-5	5-3				G4-6-3	4	0	0	1	0	0	3						
Jose Lind, R OBP: 0.373, SLG: 0.420				F7	F8				G4-6-3	4	0	0	1	0	0	3						
Walt Terrell, L OBP: 0.287, SLG: 0.087 Bob Kipper, R Rafael Belliard, R Doug Bair, R John Cangelosi, S John Franco, L Scott Ruskin, R R.J. Reynolds, S	FC1-5			1-6-3					F9	3	0	1	0	1	0	1						
	FC1-5				K				6-3	1	0	0	0	0	0	2						
<b>Inning Stats</b>	R: 0 E: 0 K: 0 S: 4	H: 1 LOB: 1 BB: 0 P: 4	R: 1 E: 0 K: 0 S: 6	H: 3 LOB: 2 BB: 0 P: 6	R: 1 E: 0 K: 0 S: 4	H: 2 LOB: 0 BB: 0 P: 4	R: 0 E: 0 K: 0 S: 3	H: 0 LOB: 0 BB: 0 P: 3	R: 1 E: 0 K: 2 S: 9	H: 2 LOB: 1 BB: 0 P: 9	R: 0 E: 0 K: 0 S: 2	H: 0 LOB: 0 BB: 1 P: 6	R: 1 E: 0 K: 0 S: 8	H: 1 LOB: 1 BB: 1 P: 12	R: 1 E: 0 K: 0 S: 5	H: 2 LOB: 1 BB: 0 P: 5	R: 0 E: 0 K: 1 S: 5	H: 0 LOB: 0 BB: 0 P: 5	1B: 8 2B: 3 3B: 0 HR: 1	SF: 0 SAC: 0 DP: 2 HBP: 0	WP: 1 PB: 0 SB: 1 CS: 1	PA: 39
<b>PITCHER</b>	IP WLS BF H R ER SO	IP WLS BF H R ER SO	IP WLS BF H R ER SO	IP WLS BF H R ER SO	IP WLS BF H R ER SO	IP WLS BF H R ER SO	IP WLS BF H R ER SO	IP WLS BF H R ER SO	IP WLS BF H R ER SO	IP WLS BF H R ER SO	IP WLS BF H R ER SO	IP WLS BF H R ER SO	IP WLS BF H R ER SO	IP WLS BF H R ER SO	IP WLS BF H R ER SO	IP WLS BF H R ER SO	ERA WHIP	ERA WHIP				
Bob Ojeda, L ERA: 3.05	6.1	28	9	4	4	2	2	0	0	0	30	38	5.68	1.737								
Alejandro Pena, R ERA: 4.65	1.0	5	2	1	1	2	0	0	0	0	9	9	9.00	2.000								
John Franco, L ERA: 1.96	1.2	5	0	0	0	1	0	0	0	0	7	7	0.00	0.000								

New York Mets @ Pittsburgh Pirates  
Three Rivers Stadium, Pittsburgh, PA  
Fri Jun 15 1990, 7:05 PM EDT  
Att: 35,935 - Unknown - 84 F

AB	36
R	5
H	11
RBI	5
BB	2
SO	5
LOB	20



Batter	1	2	3	4	5	6	7	8	9	AB	R	H	RBI	BB	SO	LOB	TOP								
Howard Johnson, S (1.5) OBP: 0.284, SLG: 0.425	0-2 1B 2B	2-3 K		0-0 F9		1-2 G4-3		0-0 P4		5	1	1	0	0	1	2									
Dave Magadan, L (1.3) OBP: 0.362, SLG: 0.500	2-2 HR 1B		2-2 G4-3	3-1 L9		0-2 F8			0-2 1B	5	1	2	1	0	0	0									
Gregg Jefferies, S (1.4) OBP: 0.362, SLG: 0.509	1-3 K		2-0 WP FC3-2 1B		1-1 HR 2B	3-2 F8			2-1 6-3-4-6 1-2	5	1	2	0	0	1	2									
Darryl Strawberry, L (1.9) OBP: 0.392, SLG: 0.525	2-0 1H HR		4-0 FC3-2 WP BB 1B		2-0 P6		1-1 F7		1-0 F7	4	2	1	2	1	0	1									
Kevin McReynolds, R (1.7) OBP: 0.356, SLG: 0.466	0-2 F7		4-2 BB FC3-2 BB		3-1 F9		1-0 P3			3	0	0	0	1	0	1									
Daryl Boston, L (1.8) OBP: 0.362, SLG: 0.526	3-2 G6-3		1-2 2-3 3-H BB		1-0 HR		1-1 F8			4	1	1	2	0	0	3									
Mackey Sasser, L (1.2)		0-1 L3		0-0 BB 1B		0-0 BB 1B		0-1 P4		3	0	1	1	1	0	0									
Kevin Elster, R (1.6)		2-1 F8		1-2 2-3 3-H BB		4-1 BB		1-0 2B		3	0	1	0	1	1	3									
Frank Viola, L (1.1) OBP: 0.161, SLG: 0.161		2-2		0-1 G4-3		0-0 G4-3			3-1 G5-3	3	0	1	0	0	0	2									
Ron Darling, R (6.1) OBP: 0.308, SLG: 0.182										0	0	0	0	0	0	0									
Tim Teufel, R (6, PH) OBP: 0.267, SLG: 0.339										1	0	0	0	0	0	1									
Jeff Musselman, L (8.1)										0	0	0	0	0	0	0									
Julio Machado, R (8.1)										0	0	0	0	0	0	0									
<b>Inning Stats</b>	R: 3 E: 0 K: 1 S: 17	H: 3 LOB: 0 BB: 0 P: 25	R: 0 E: 0 K: 1 S: 10	H: 1 LOB: 1 BB: 0 P: 16	R: 1 E: 0 K: 1 S: 13	H: 1 LOB: 3 BB: 3 P: 31	R: 0 E: 0 K: 0 S: 5	H: 0 LOB: 0 BB: 0 P: 8	R: 2 E: 0 K: 0 S: 9	H: 3 LOB: 2 BB: 1 P: 20	R: 0 E: 0 K: 0 S: 9	H: 0 LOB: 0 BB: 0 P: 13	R: 0 E: 0 K: 0 S: 5	H: 0 LOB: 0 BB: 0 P: 8	R: 0 E: 0 K: 0 S: 6	H: 1 LOB: 1 BB: 0 P: 10	R: 0 E: 0 K: 0 S: 6	H: 1 LOB: 0 BB: 0 P: 9	1B: 5 2B: 4 3B: 0 HR: 2	SF: 0 SAC: 0 DP: 1 HBP: 0	WP: 1 PB: 0 SB: 0 CS: 0	PA: 40			
<b>PITCHER</b>	IP	WLS	BF	H	R	ER	SO	BB	IBB	HBP	BLK	WP	HR	S	P	ERA	WHIP								
Doug Drabek, R (1.1) ERA: 3.15	5.0		27	8	6	6	3	4	0	0	0	1	2	54	100	10.80	2.400								
Bob Kipper, L (6.1) ERA: 5.27	3.0	W	10	1	0	0	0	0	0	0	0	0	0	20	31	0.00	0.333								
Bill Landrum, R (9.1) ERA: 1.15	1.0		3	1	0	0	0	0	0	0	0	0	0	6	9	0.00	1.000								

New York Mets @ Pittsburgh Pirates  
Three Rivers Stadium, Pittsburgh, PA  
Sat Jun 16 1990, 7:05 PM EDT  
Att: 43,653 - Unknown

AB 36  
R 6  
H 10  
RBI 6  
BB 4  
SO 3  
LOB 15



Batter	1	2	3	4	5	6	7	8	9	AB	R	H	RBI	BB	SO	LOB	BOTTOM								
Gary Redus, R (1.3) OBP: 0.327, SLG: 0.378	2-2 G5-3			0-0 1B 2B	2-1 F7		3-3 K	1-2 HR		4	1	1	0	0	1	0									
Sid Bream, L (8.3) OBP: 0.350, SLG: 0.443								1-H 2-H HR		1	1	1	3	0	0	0									
Jay Bell, R (1.6) OBP: 0.340, SLG: 0.405	3-2 L9			0-2 1B 1B 1B	2-2 G3		1-1 F8	0-3 K		5	1	1	0	0	1	0									
Jeff King, R (1.5) OBP: 0.265, SLG: 0.323	2-2 F7			0-1 1B 1B 1B		0-0 1B 2B	1-1 1B			4	2	3	1	0	0	0									
Bobby Bonilla, S (1.9) OBP: 0.327, SLG: 0.578		0-1 G6-3		1-2 2-3 G6-4-3 1B		2-1 P9	1-1 G5-3			4	1	1	0	0	0	2									
Barry Bonds, L (1.7) OBP: 0.402, SLG: 0.595		1-2 F8		0-0 G6-4-3 1B		1-2 2B 1B		0-1 CS 1B		4	1	3	2	0	0	0									
R.J. Reynolds, S (1.8) OBP: 0.356, SLG: 0.359		0-1 G6-3		1-3 2-H 3-H 1B	1-0 G6-4-3	3-2 1B SF8 2B		1 SAFE 2-2 1B G4-3 1B		4	2	2	1	0	0	1									
Don Slaught, R (1.2) OBP: 0.455, SLG: 0.645				0-0 F8 1B	2-3 K	3-1 SF8 1B		1-0 G4-3 1B		4	1	3	1	0	0	0									
Jose Lind, R (1.4) OBP: 0.367, SLG: 0.413				0-2 F9	2-3 K	3-1 SF8		1-2 G4-3		3	0	0	2	0	1	2									
Doug Drabek, R (1.1) OBP: 0.250, SLG: 0.333				1-1 P6		3-H 1B		1-2 G4-3		1	0	0	0	0	0	0									
Rafael Belliard, R (5, PH) OBP: 0.350, SLG: 0.294								3-H 4-0 HR IBB		1	0	0	0	0	0	0									
Bob Kipper, R (6.1)										1	0	0	0	0	0	1									
Andy Van Slyke, L (8, PH) OBP: 0.396, SLG: 0.485										0	1	0	0	1	0	0									
Bill Landrum, R (9.1)										0	0	0	0	0	0	0									
<b>Inning Stats</b>	R: 0 E: 0 K: 0 S: 10	H: 0 LOB: 0 BB: 0 P: 17	R: 0 E: 0 K: 0 S: 7	H: 0 LOB: 0 BB: 0 P: 8	R: 0 E: 0 K: 1 S: 6	H: 0 LOB: 1 BB: 0 P: 7	R: 4 E: 0 K: 0 S: 19	H: 6 LOB: 1 BB: 0 P: 25	R: 0 E: 0 K: 0 S: 7	H: 0 LOB: 0 BB: 0 P: 11	R: 3 E: 0 K: 0 S: 13	H: 4 LOB: 1 BB: 0 P: 21	R: 0 E: 0 K: 1 S: 9	H: 1 LOB: 1 BB: 0 P: 15	R: 4 E: 0 K: 1 S: 17	H: 4 LOB: 1 BB: 1 P: 26	1B: 12 2B: 2 3B: 0 HR: 1	SF: 1 SAC: 0 DP: 1 HBP: 0	WP: 0 PB: 0 SB: 0 CS: 1	PA: 38					
<b>PITCHER</b>	IP	WLS	BF	H	R	ER	SO	BB	IBB	HBP	BLK	WP	HR	S	P	ERA	WHIP								
Frank Viola, L (1.1) ERA: 2.62	5.1	L	25	10	7	7	1	0	0	0	0	0	0	59	85	11.81	1.875								
Ron Darling, R (6.1) ERA: 4.84	1.2		6	1	0	0	1	0	0	0	0	0	0	12	19	0.00	0.600								
Jeff Musselman, L (8.1) ERA: 5.0	0.1		3	3	2	2	0	0	0	0	0	0	0	6	9	54.00	9.000								
Julio Machado, R (8.1) ERA: 3.05	0.2		4	1	2	2	1	0	1	0	0	0	1	11	17	27.00	1.500								

New York Mets @ Pittsburgh Pirates  
Three Rivers Stadium, Pittsburgh, PA  
Sat Jun 16 1990, 7:05 PM EDT  
Att: 43,653 - Unknown

AB 36  
R 11  
H 15  
RBI 10  
BB 1  
SO 3  
LOB 6





Batter	1	2	3	4	5	6	7	8	9	10	AB	R	H	RBI	BB	SO	LOB	TOP					
<b>Wally Backman, S</b> OBP: 0.379, SLG: 0.437	(1,5) 3-1 SH3-4 1B																						
<b>Jay Bell, R</b> OBP: 0.348, SLG: 0.409	(1,6) 1-1 SH3-4																						
<b>Andy Van Slyke, L</b> OBP: 0.386, SLG: 0.468	(1,8) 2-1 2H 1B																						
<b>Bobby Bonilla, S</b> OBP: 0.327, SLG: 0.566	(1,9) 1-2 F8																						
<b>Barry Bonds, L</b> OBP: 0.399, SLG: 0.593																							
<b>Sid Bream, L</b> OBP: 0.354, SLG: 0.449	(1,3) F7																						
<b>Michael LaValiere, L</b> OBP: 0.385, SLG: 0.344	(1,2) P4																						
<b>Jose Lind, R</b> OBP: 0.363, SLG: 0.405	(1,4) SH3-4 1B																						
<b>Bob Walk, R</b> OBP: 0.196, SLG: 0.150	(4,1) SH3-4																						
<b>Bob Kipper, R</b> ERA: 2.17	(7,PH) SH3-4																						
<b>John Cangelosi, S</b> OBP: 0.386, SLG: 0.394	(7,1) SH3-4																						
<b>Scott Ruskin, R</b> ERA: 3.07	(8,1) SH3-4																						
<b>Stan Belinda, R</b> OBP: 0.385, SLG: 0.351	(8,PH) SH3-4																						
<b>R.J. Reynolds, S</b> ERA: 1.36	(9,1) SH3-4																						
<b>Bill Landrum, R</b> ERA: 1.36	(9,1) SH3-4																						
<b>Inning Stats</b>	R: 0 E: 0 K: 0 S: 9	H: 2 LOB: 1 BB: 0 P: 16	R: 0 E: 0 K: 1 S: 10	H: 0 LOB: 0 BB: 0 P: 14	R: 1 E: 0 K: 0 S: 14	H: 2 LOB: 2 BB: 1 P: 24	R: 0 E: 0 K: 1 S: 11	H: 1 LOB: 0 BB: 1 P: 18	R: 0 E: 0 K: 1 S: 7	H: 0 LOB: 0 BB: 0 P: 9	R: 0 E: 0 K: 0 S: 10	H: 1 LOB: 1 BB: 0 P: 16	R: 0 E: 0 K: 0 S: 8	H: 0 LOB: 0 BB: 0 P: 11	R: 0 E: 0 K: 0 S: 8	H: 1 LOB: 2 BB: 1 P: 14	R: 0 E: 0 K: 0 S: 7	H: 0 LOB: 0 BB: 0 P: 10	R: 0 E: 0 K: 0 S: 7	H: 0 LOB: 2 BB: 2 P: 19	1B: 6 2B: 1 3B: 0 HR: 0	SF: 0 SAC: 2 DP: 0 HBP: 0	WP: 0 PA: 41
<b>PITCHER</b>	IP WLS BF H R ER SO	IP WLS BF H R ER SO	IP WLS BF H R ER SO	IP WLS BF H R ER SO	IP WLS BF H R ER SO	IP WLS BF H R ER SO	IP WLS BF H R ER SO	IP WLS BF H R ER SO	IP WLS BF H R ER SO	IP WLS BF H R ER SO	IP WLS BF H R ER SO	IP WLS BF H R ER SO	IP WLS BF H R ER SO	IP WLS BF H R ER SO	IP WLS BF H R ER SO	IP WLS BF H R ER SO	IP WLS BF H R ER SO	IP WLS BF H R ER SO	IP WLS BF H R ER SO	IP WLS BF H R ER SO	ERA WHIP	ERA WHIP	
<b>Jose De Jesus, R</b> ERA: 1.29	(1,1) 8.0 33 7 1 1 2																					1.12 1.125	
<b>Darrel Akerfelds, R</b> ERA: 2.17	(9,1) 1.2 7 0 0 0 0																					0.00 1.200	
<b>Don Carman, L</b> ERA: 3.19	(10,1) 0.1 1 0 0 0 0																					0.00 0.000	

Pittsburgh Pirates @ Philadelphia Phillies  
Veterans Stadium, Philadelphia, PA  
Tue Jun 19 1990, 7:05 PM EDT  
Att: 29,781 - Unknown - 72 F

AB	34
R	1
H	7
RBI	1
BB	5
SO	2
LOB	20

WP: 0	PA: 41
PB: 0	
SB: 0	
CS: 0	



Batter	1	2	3	4	5	6	7	8	9	10	AB	R	H	RBI	BB	SO	LOB	BOTTOM					
<b>Lenny Dykstra, L</b> OBP: 0.465, SLG: 0.504	(1,8) 0-2 P6																						
<b>Tom Herr, S</b> OBP: 0.335, SLG: 0.371	(1,4) 2-0 FC5 1B																						
<b>Von Hayes, L</b> OBP: 0.421, SLG: 0.497	(1,9) 4-2 FC5 1B																						
<b>Charlie Hayes, R</b> OBP: 0.317, SLG: 0.387	(1,5) 2-0 FC5																						
<b>John Kruk, L</b> OBP: 0.383, SLG: 0.399	(1,3) 3-2 G6-3																						
<b>Ron Jones, L</b> OBP: 0.391, SLG: 0.555	(1,7) 1-1																						
<b>Carmelo Martinez, R</b> ERA: 5.4	(8,PH) 1-1																						
<b>Darrel Akerfelds, R</b> ERA: 2.45	(9,1) 1-1																						
<b>Don Carman, L</b> OBP: 0.375, SLG: 0.375	(10,1) 1-1																						
<b>Randy Ready, R</b> OBP: 0.365, SLG: 0.384	(10,PH) 1-2 2-3																						
<b>Dickie Thon, R</b> OBP: 0.307, SLG: 0.308	(1,6) 1-0 F7																						
<b>Darren Daulton, L</b> OBP: 0.360, SLG: 0.327	(1,2) 1-0 P4																						
<b>Jose De Jesus, R</b> ERA: 1.36	(1,1) 1-3 K																						
<b>Jim Vatcher, R</b> OBP: 0.385, SLG: 0.360	(9,7) 1-2 2-3																						
<b>Inning Stats</b>	R: 0 E: 0 K: 0 S: 12	H: 1 LOB: 2 BB: 1 P: 23	R: 0 E: 0 K: 1 S: 10	H: 1 LOB: 1 BB: 0 P: 14	R: 0 E: 0 K: 1 S: 6	H: 0 LOB: 0 BB: 0 P: 12	R: 1 E: 0 K: 0 S: 10	H: 2 LOB: 3 BB: 2 P: 21	R: 0 E: 0 K: 0 S: 10	H: 1 LOB: 1 BB: 0 P: 17	R: 0 E: 0 K: 0 S: 6	H: 0 LOB: 0 BB: 0 P: 11	R: 0 E: 0 K: 1 S: 12	H: 0 LOB: 0 BB: 0 P: 17	R: 0 E: 0 K: 1 S: 10	H: 1 LOB: 2 BB: 1 P: 19	R: 1 E: 0 K: 0 S: 8	H: 3 LOB: 2 BB: 1 P: 16	1B: 9 2B: 1 3B: 0 HR: 0	SF: 0 SAC: 1 DP: 2 HBP: 0	WP: 0 PA: 43		
<b>PITCHER</b>	IP WLS BF H R ER SO	IP WLS BF H R ER SO	IP WLS BF H R ER SO	IP WLS BF H R ER SO	IP WLS BF H R ER SO	IP WLS BF H R ER SO	IP WLS BF H R ER SO	IP WLS BF H R ER SO	IP WLS BF H R ER SO	IP WLS BF H R ER SO	IP WLS BF H R ER SO	IP WLS BF H R ER SO	IP WLS BF H R ER SO	IP WLS BF H R ER SO	IP WLS BF H R ER SO	IP WLS BF H R ER SO	IP WLS BF H R ER SO	IP WLS BF H R ER SO	IP WLS BF H R ER SO	IP WLS BF H R ER SO	ERA WHIP	ERA WHIP	
<b>Bob Walk, R</b> ERA: 3.53	(1,1) 3.0 13 3 0 0 1																					3.00 1.333	
<b>Bob Kipper, L</b> ERA: 5.4	(4,1) 3.0 14 3 0 0 1																					0.00 2.000	
<b>Scott Ruskin, L</b> ERA: 2.45	(7,1) 1.2 5 0 0 0 0																					0.00 0.000	
<b>Stan Belinda, R</b> ERA: 3.07	(8,1) 0.1 1 0 0 0 1																					0.00 0.000	
<b>Bill Landrum, R</b> ERA: 1.36	(9,1) 1.2 L 10 4 1 1 1																					5.40 3.000	

Pittsburgh Pirates @ Philadelphia Phillies  
Veterans Stadium, Philadelphia, PA  
Tue Jun 19 1990, 7:05 PM EDT  
Att: 29,781 - Unknown - 72 F

AB	36
R	2
H	10
RBI	2
BB	6
SO	5
LOB	24





Batter	1	2	3	4	5	6	7	8	9	AB	R	H	RBI	BB	SO	LOB	TOP					
John Cangelosi, S (1, 8) OBP: 0.319, SLG: 0.179	G1-3		FC5-4 BB		G6-3		G1-4-3			3	0	0	0	1	0	1	Pittsburgh Pirates @ Philadelphia Phillies Veterans Stadium, Philadelphia, PA Wed Jun 20 1990, 3:33 AM EDT Att: 40,256 - Sunny - 85 F					
Jay Bell, R (1, 6) OBP: 0.343, SLG: 0.402	G5-3		FC5-4			K	K			4	0	0	0	0	2	1						
Gary Redus, R (1, 3) OBP: 0.330, SLG: 0.389	2B		K			F9		F9		4	0	1	0	0	1	1						
Bobby Bonilla, S (1, 9) OBP: 0.330, SLG: 0.580 Sid Bream, L (8, 3) OBP: 0.354, SLG: 0.449	L9			G3-1 SF9 2B		HR		K		4	2	2	1	0	1	1						
R.J. Reynolds, S (1, 7) OBP: 0.345, SLG: 0.347		K		G3-1		1B		G5-3		4	0	1	0	0	1	1						
Don Slaught, R (1, 2) OBP: 0.452, SLG: 0.637		BB		SF9		1B		G6-3		2	0	1	1	1	0	0						
Jeff King, R (1, 5) OBP: 0.255, SLG: 0.310		K		G5-3		E6		G6-3		4	0	0	0	0	1	3						
Jose Lind, R (1, 4) OBP: 0.357, SLG: 0.397		K				L9		G4-3		4	0	0	0	0	1	4						
Bob Patterson, R (1, 1)				G1-3						1	0	0	0	0	0	0						
Rick Reed, R (3, 1)						F8				1	0	0	0	0	0	0						
Rafael Belliard, R (7, PH) OBP: 0.375, SLG: 0.300 Doug Bair, R (7, 1)								G1-4-3 BB		0	0	0	0	1	0	0						
Mark Ross, R (7, 1)										0	0	0	0	0	0	0						
<b>Inning Stats</b>	R: 0 E: 0 K: 0 S: 6	H: 1 LOB: 1 BB: 0 P: 9	R: 0 E: 0 K: 3 S: 11	H: 0 LOB: 1 BB: 1 P: 19	R: 0 E: 0 K: 1 S: 11	H: 0 LOB: 1 BB: 1 P: 21	R: 1 E: 0 K: 0 S: 7	H: 1 LOB: 0 BB: 0 P: 11	R: 0 E: 0 K: 0 S: 9	H: 0 LOB: 0 BB: 0 P: 17	R: 1 E: 1 K: 1 S: 11	H: 3 LOB: 3 BB: 0 P: 17	R: 0 E: 0 K: 1 S: 10	H: 0 LOB: 0 BB: 1 P: 15	R: 0 E: 0 K: 0 S: 12	H: 0 LOB: 0 BB: 0 P: 20	1B: 2 2B: 2 3B: 0 HR: 1	SF: 1 SAC: 0 DP: 1 HBP: 0	WP: 0 PB: 0 SB: 0 CS: 0	PA: 35		
<b>PITCHER</b>	IP WLS BF H R ER SO BB IBB HBP BLK WP HR S P ERA WHIP	8.0 W 32 5 2 2 7 3 0 0 0 0 1 72 126 2.25 1.000	1.0 3 0 0 0 0 0 0 0 0 0 0 0 12 20 0.00 0.000																			

AB 31  
R 2  
H 5  
RBI 2  
BB 3  
SO 7  
LOB 12



Batter	1	2	3	4	5	6	7	8	9	AB	R	H	RBI	BB	SO	LOB	BOTTOM					
Lenny Dykstra, L (1, 8) OBP: 0.471, SLG: 0.506	G3 1B		WP G6-3 BB		P4		3B			3	3	2	0	2	0	0	Pittsburgh Pirates @ Philadelphia Phillies Veterans Stadium, Philadelphia, PA Wed Jun 20 1990, 3:33 AM EDT Att: 40,256 - Sunny - 85 F					
Tom Herr, S (1, 4) OBP: 0.332, SLG: 0.376	G3		G6-3		K		1B		G1-3	5	0	1	3	0	1	2						
Von Hayes, L (1, 9) OBP: 0.427, SLG: 0.500	G3 1B		G5-3 1B		E4 1B		FC5-2 BB			3	2	2	1	1	0	0						
Charlie Hayes, R (1, 5) OBP: 0.316, SLG: 0.385	G3		G5-3		F8 1B		P3			4	0	1	1	0	0	4						
Carmelo Martinez, R (1, 3) OBP: 0.326, SLG: 0.430	L9		G5-3		F8		FC5-2 1B			4	0	0	0	0	0	5						
Randy Ready, R (1, 7) OBP: 0.380, SLG: 0.377 Jim Vatcher, R (8, 7) OBP: 0.385, SLG: 0.360	L8			P5		G5-3		1B		4	0	1	1	0	0	1						
Dickie Thon, R (1, 6) OBP: 0.310, SLG: 0.322				P3			L6			3	1	1	1	1	0	2						
Steve Lake, R (1, 2) OBP: 0.281, SLG: 0.264 Ron Jones, L (6, PH) OBP: 0.383, SLG: 0.571 Darren Daulton, L (7, 2) OBP: 0.358, SLG: 0.325	P3			K		F9		F9		2	0	0	0	0	1	0						
Bruce Ruffin, S (1, 1) OBP: 0.207, SLG: 0.115 Dave Hollins, S (8, PH) OBP: 0.283, SLG: 0.415 Roger McDowell, R (9, 1) ERA	F9				F7		1B 3B BB		G4-3	2	1	0	0	1	0	0						
<b>Inning Stats</b>	R: 1 E: 0 K: 0 S: 15	H: 2 LOB: 1 BB: 0 P: 26	R: 1 E: 0 K: 0 S: 6	H: 1 LOB: 0 BB: 0 P: 6	R: 1 E: 0 K: 0 S: 10	H: 1 LOB: 1 BB: 1 P: 20	R: 0 E: 0 K: 1 S: 8	H: 0 LOB: 0 BB: 0 P: 10	R: 0 E: 0 K: 1 S: 6	H: 0 LOB: 0 BB: 0 P: 9	R: 1 E: 1 K: 0 S: 8	H: 1 LOB: 2 BB: 1 P: 17	R: 3 E: 0 K: 0 S: 14	H: 3 LOB: 2 BB: 2 P: 30	R: 0 E: 0 K: 0 S: 11	H: 0 LOB: 1 BB: 1 P: 17		1B: 6 2B: 0 3B: 1 HR: 1	SF: 0 SAC: 0 DP: 0 HBP: 0	WP: 1 PB: 0 SB: 2 CS: 0	PA: 38	
<b>PITCHER</b>	IP WLS BF H R ER SO BB IBB HBP BLK WP HR S P ERA WHIP	2.1 L 14 1 1 0 2 0 1 0 0 0 0 26 42 0.00 0.273	0.0 4 2 3 3 0 2 0 0 0 0 0 8 21 ∞ ∞	2.0 8 1 0 0 0 1 0 0 0 0 0 17 26 0.00 1.000																		

AB 33  
R 7  
H 8  
RBI 7  
BB 5  
SO 2  
LOB 16



Batter	1	2	3	4	5	6	7	8	9	AB	R	H	RBI	BB	SO	LOB	TOP					
Wally Backman, S (1.5) OBP: 0.367, SLG: 0.422	G4-3		F7	F7			G3		G6-3	5	0	0	0	0	0	1						
Jay Bell, R (1.6) OBP: 0.345, SLG: 0.408	1B		G3	BB		G4-3	G6-3			4	1	2	0	0	0	0						
Andy Van Slyke, L (1.8) OBP: 0.392, SLG: 0.476	BB		G3	BB		K				3	1	2	0	1	1	0						
Bobby Bonilla, S (1.9) OBP: 0.325, SLG: 0.571	K		G3			K				4	0	0	0	0	2	5						
Barry Bonds, L (1.7) OBP: 0.409, SLG: 0.599	1-2		2-H	3-H		S				3	1	3	2	1	0	0						
Sid Bream, L (1.3) OBP: 0.345, SLG: 0.437	F7		F9			K			P2	4	0	0	0	0	1	6						
Michael LaValliere, L (1.2) OBP: 0.384, SLG: 0.534 Don Slaughter, R (8. PH) OBP: 0.449, SLG: 0.632		F7		F7					L3	3	0	1	1	0	0	0						
Jose Lind, R (1.4) OBP: 0.351, SLG: 0.390		L9		F9			P3		G6-3	4	0	0	0	0	0	1						
Walt Terrell, L (1.1) OBP: 0.115, SLG: 0.080 Bob Kipper, R (7.1) Stan Belinda, R (8.1) R.J. Reynolds, S (8. PH) OBP: 0.342, SLG: 0.343		K					K		G3	2	0	0	0	1	2	1						
<b>Inning Stats</b>	R: 0 E: 0 K: 1 S: 7	H: 2 LOB: 3 BB: 1 P: 11	R: 0 E: 0 K: 1 S: 5	H: 0 LOB: 0 BB: 0 P: 5	R: 2 E: 0 K: 0 S: 5	H: 2 LOB: 1 BB: 1 P: 9	R: 0 E: 0 K: 0 S: 3	H: 0 LOB: 1 BB: 1 P: 7	R: 0 E: 0 K: 2 S: 7	H: 0 LOB: 0 BB: 0 P: 7	R: 1 E: 0 K: 2 S: 9	H: 2 LOB: 1 BB: 0 P: 9	R: 0 E: 0 K: 0 S: 4	H: 1 LOB: 1 BB: 0 P: 4	R: 0 E: 0 K: 0 S: 3	H: 1 LOB: 0 BB: 0 P: 3	R: 0 E: 0 K: 0 S: 3	H: 0 LOB: 0 BB: 0 P: 3	1B: 6 2B: 3 3B: 0 HR: 0	SF: 0 SAC: 0 DP: 1 HBP: 0	WP: 0 PB: 0 SB: 1 CS: 0	PA: 37
<b>PITCHER</b>	IP	WLS	BF	H	R	ER	SO	BB	IBB	HBP	BLK	WP	HR	S	P	ERA	WHIP					
Kevin Gross, R (1.1) ERA: 3.41	7.0		31	7	3	3	6	3	0	0	0	0	0	40	52	3.86	1.429					
Drew Hall, L (8.1) ERA: 3.79	0.1		2	1	0	0	0	0	0	0	0	0	0	2	2	0.00	3.000					
Bill Sampen, R (8.1) ERA: 1.8	0.2	W	1	0	0	0	0	0	0	0	0	0	0	1	1	0.00	0.000					
Dave Schmidt, R (9.1) ERA: 2.9	1.0	S	3	0	0	0	0	0	0	0	0	0	0	3	3	0.00	0.000					

Pittsburgh Pirates @ Montreal Expos  
Olympic Stadium, Montreal, QB  
Fri Jun 22 1990, 7:05 PM EDT  
Att: 22,968 - Dome

AB 34  
R 3  
H 8  
RBI 3  
BB 3  
SO 6  
LOB 15



Batter	1	2	3	4	5	6	7	8	9	AB	R	H	RBI	BB	SO	LOB	BOTTOM					
Dave Martinez, L (1.8) OBP: 0.345, SLG: 0.485	G4-3		G4-3		G4-3		SF9			3	0	0	1	0	0	0						
Spike Owen, S (1.6) OBP: 0.356, SLG: 0.385	FC6-4		G3-1		G4-3		K			4	0	1	0	0	1	0						
Larry Walker, L (1.9) OBP: 0.321, SLG: 0.407	G1-3				G3-1				F9	4	1	1	1	0	0	1						
Andres Galarraga, R (1.3) OBP: 0.312, SLG: 0.375	FC6-4				K		G5-3		2B	3	1	1	0	1	1	0						
Tim Wallach, R (1.5) OBP: 0.363, SLG: 0.537	FC6-4				BB		L9		K	3	0	0	0	1	1	3						
Mike Aldrete, L (1.7) OBP: 0.390, SLG: 0.250		F8			BB		F8		2B	3	0	1	1	1	0	0						
Mike Fitzgerald, R (1.2) OBP: 0.364, SLG: 0.450		P2			FC6-4		F9		G6-3	3	0	0	0	1	0	1						
Tom Foley, L (1.4) OBP: 0.327, SLG: 0.340		K			K				2B	3	1	1	0	0	2	3						
Kevin Gross, R (1.1) OBP: 0.200, SLG: 0.382 Otis Nixon, S (7. PH) OBP: 0.323, SLG: 0.255 Drew Hall, L (8.1) Bill Sampen, R (8.1) Dave Schmidt, R (9.1)					K		FC6-4		2B	2	0	0	0	0	1	3						
<b>Inning Stats</b>	R: 0 E: 0 K: 0 S: 4	H: 1 LOB: 2 BB: 1 P: 8	R: 0 E: 0 K: 1 S: 5	H: 0 LOB: 0 BB: 0 P: 5	R: 0 E: 0 K: 1 S: 5	H: 0 LOB: 0 BB: 0 P: 5	R: 1 E: 0 K: 2 S: 8	H: 1 LOB: 3 BB: 3 P: 20	R: 0 E: 0 K: 0 S: 3	H: 0 LOB: 0 BB: 0 P: 3	R: 0 E: 0 K: 0 S: 3	H: 0 LOB: 0 BB: 0 P: 3	R: 2 E: 0 K: 1 S: 7	H: 2 LOB: 2 BB: 0 P: 7	R: 1 E: 0 K: 1 S: 7	H: 2 LOB: 1 BB: 0 P: 7	R: 1 E: 0 K: 1 S: 7	H: 2 LOB: 1 BB: 0 P: 7	1B: 3 2B: 2 3B: 0 HR: 1	SF: 1 SAC: 0 DP: 0 HBP: 0	WP: 0 PB: 0 SB: 1 CS: 0	PA: 34
<b>PITCHER</b>	IP	WLS	BF	H	R	ER	SO	BB	IBB	HBP	BLK	WP	HR	S	P	ERA	WHIP					
Walt Terrell, R (1.1) ERA: 5.63 Bob Kipper, L (7.1) Stan Belinda, R (8.1) ERA: 3.52	6.1		27	4	3	3	4	4	0	0	0	0	0	31	47	4.26	1.263					
	1.0		3	0	0	0	1	0	0	0	0	0	0	5	5	0.00	0.000					
	0.2	L	4	2	1	1	1	0	0	0	0	0	0	6	6	13.50	3.000					

Pittsburgh Pirates @ Montreal Expos  
Olympic Stadium, Montreal, QB  
Fri Jun 22 1990, 7:05 PM EDT  
Att: 22,968 - Dome

AB 29  
R 4  
H 6  
RBI 4  
BB 4  
SO 6  
LOB 11






Batter	1	2	3	4	5	6	7	8	9	AB	R	H	RBI	BB	SO	LOB	TOP					
Wally Backman, S (1,5) OBP: 0.365, SLG: 0.417 Jeff King, R (9, PH) OBP: 0.268, SLG: 0.311 (9,5)	G1-3		G4-3			G5-3	G3-2-3		G6-3	4	1	1	0	0	0	4						
Jay Bell, R (1,6) OBP: 0.341, SLG: 0.405	G6-3		G4-3			G5-3		SH1-3	G6-3	5	1	1	0	0	0	4						
Andy Van Slyke, L (1,8) OBP: 0.385, SLG: 0.467	G3-1			F8		F8		SH1-3	G3-1	4	0	0	0	0	0	2						
Bobby Bonilla, S (1,9) OBP: 0.316, SLG: 0.556		K		K		K		SF8		3	0	0	1	0	3	0						
Barry Bonds, L (1,7) OBP: 0.420, SLG: 0.631		BB		F7				HR		4	2	3	1	0	0	0						
Sid Bream, L (1,3) OBP: 0.347, SLG: 0.432		L3			G6-3	G6-3		F9	K	3	0	1	0	1	1	1						
Michael LaValliere, L (1,2) OBP: 0.389, SLG: 0.354		L3			G6-3			HBP	G3-2-3	3	1	1	0	1	0	3						
Rafael Belliard, R (1,4) OBP: 0.385, SLG: 0.318 R.J. Reynolds, S (7, PH) OBP: 0.345, SLG: 0.340 Jose Lind, R (7,4) OBP: 0.348, SLG: 0.386			G4-3	SH2-4		G6-3		HBP	BB	2	0	1	0	0	0	1						
Neal Heaton, L (1,1) OBP: 0.129, SLG: 0.036 Don Slaughter, R (7, PH) OBP: 0.447, SLG: 0.615 Bill Landrum, R (7,1) Bob Kipper, R (9,1) Stan Belinda, R (9,1)			SH2-4		G4-3			HBP		1	0	0	0	0	0	1						
<b>Inning Stats</b>	R: 0 E: 0 K: 0 S: 9	H: 0 LOB: 0 BB: 0 P: 12	R: 0 E: 0 K: 1 S: 8	H: 1 LOB: 1 BB: 1 P: 17	R: 0 E: 0 K: 0 S: 9	H: 1 LOB: 1 BB: 0 P: 13	R: 0 E: 0 K: 1 S: 8	H: 0 LOB: 0 BB: 0 P: 13	R: 0 E: 0 K: 0 S: 9	H: 1 LOB: 1 BB: 0 P: 14	R: 1 E: 0 K: 1 S: 11	H: 1 LOB: 0 BB: 0 P: 18	R: 1 E: 0 K: 0 S: 14	H: 1 LOB: 2 BB: 2 P: 26	R: 2 E: 0 K: 1 S: 10	H: 2 LOB: 0 BB: 0 P: 19	R: 1 E: 0 K: 1 S: 16	H: 3 LOB: 2 BB: 0 P: 19	1B: 7 2B: 3 3B: 0 HR: 1	SF: 1 SAC: 2 DP: 2 HBP: 1	WP: 0 PB: 0 SB: 3 CS: 0	PA: 39
<b>PITCHER</b>	IP	WLS	BF	H	R	ER	SO	BB	IBB	HBP	BLK	WP	HR	S	P	ERA	WHIP					
Dennis Martinez, R (1,1) ERA: 2.5	7.0	L	28	5	2	2	3	2	1	1	0	0	0	68	113	2.57	1.000					
Drew Hall, L (8,1) ERA: 3.95	1.0		5	2	2	2	1	0	0	0	0	0	1	10	19	18.00	2.000					
Steve Frey, L (9,1) ERA: 5.19	0.1		3	2	1	1	1	0	0	0	0	0	0	10	12	27.00	6.000					
Bill Sampen, R (9,1) ERA: 1.77	0.2		3	1	0	0	0	0	0	0	0	0	0	6	7	0.00	1.500					

Pittsburgh Pirates @ Montreal Expos  
Olympic Stadium, Montreal, QB  
Sun Jun 24 1990, 3:33 AM EDT  
Att: 41,054 - Dome


AB 32  
R 5  
H 10  
RBI 4  
BB 3  
SO 5  
LOB 18



Batter	1	2	3	4	5	6	7	8	9	AB	R	H	RBI	BB	SO	LOB	BOTTOM					
Otis Nixon, S (1,8) OBP: 0.328, SLG: 0.268 (8,7)			B1-3			G6-3		K		4	0	1	0	0	1	1						
Spike Owen, S (1,6) OBP: 0.355, SLG: 0.382		G4-3		F8		G6-3			1B	3	1	0	0	1	0	1						
Mike Fitzgerald, R (1,9) OBP: 0.369, SLG: 0.439 Dave Martinez, L (7, PH) OBP: 0.355, SLG: 0.503 (8,8)				F8					1B	1	0	0	0	1	0	0						
Andres Galarraga, R (1,3) OBP: 0.314, SLG: 0.375		F9		G5-3					1B	2	1	2	0	0	0	0						
Tim Wallach, R (1,5) OBP: 0.360, SLG: 0.531 Jerry Goff, L (9, PR) OBP: 0.273, SLG: 0.158					G1-5-3				2B	0	0	0	0	0	0	0						
Rolando Roomes, R (1,7) OBP: 0.219, SLG: 0.313 Larry Walker, L (7, PH) OBP: 0.326, SLG: 0.413 (8,9)									BB	2	0	1	0	0	1	1						
Nelson Santovenia, R (1,2) OBP: 0.252, SLG: 0.336									BB	1	0	0	0	1	1	1						
Junior Noboa, R (1,4) OBP: 0.253, SLG: 0.284									BB	4	1	1	1	0	1	4						
Dennis Martinez, R (1,1) OBP: 0.342, SLG: 0.171 Drew Hall, L (8,1) Wallace Johnson, S (9, PH) OBP: 0.333, SLG: 0.314 Steve Frey, R (9,1) Bill Sampen, R (9,1) Tim Raines, S (9, PH) OBP: 0.392, SLG: 0.395									F9	2	0	0	0	0	1	1						
<b>Inning Stats</b>	R: 0 E: 0 K: 0 S: 8	H: 1 LOB: 1 BB: 1 P: 14	R: 0 E: 0 K: 1 S: 9	H: 0 LOB: 0 BB: 1 P: 17	R: 0 E: 0 K: 0 S: 7	H: 1 LOB: 0 BB: 0 P: 7	R: 0 E: 0 K: 0 S: 6	H: 0 LOB: 0 BB: 0 P: 8	R: 1 E: 0 K: 0 S: 9	H: 2 LOB: 0 BB: 0 P: 12	R: 0 E: 0 K: 1 S: 7	H: 0 LOB: 0 BB: 0 P: 9	R: 0 E: 0 K: 2 S: 10	H: 1 LOB: 1 BB: 0 P: 15	R: 0 E: 0 K: 1 S: 7	H: 0 LOB: 1 BB: 1 P: 12	R: 2 E: 0 K: 1 S: 15	H: 3 LOB: 3 BB: 2 P: 28	1B: 6 2B: 1 3B: 0 HR: 1	SF: 0 SAC: 0 DP: 2 HBP: 0	WP: 0 PB: 0 SB: 1 CS: 2	PA: 36
<b>PITCHER</b>	IP	WLS	BF	H	R	ER	SO	BB	IBB	HBP	BLK	WP	HR	S	P	ERA	WHIP					
Neal Heaton, L (1,1) ERA: 2.89	6.0	W	20	4	1	1	2	2	0	0	0	0	0	46	67	1.50	1.000					
Bill Landrum, R (7,1) ERA: 1.8	2.0		12	4	2	2	3	2	0	0	0	0	0	23	41	9.00	3.000					
Bob Kipper, L (9,1) ERA: 5.16	0.0		1	0	0	0	0	1	0	0	0	0	0	2	6	∞	∞					
Stan Belinda, R (9,1) ERA: 3.31	1.0	S	3	0	0	0	1	0	0	0	0	0	0	7	8	0.00	0.000					

Pittsburgh Pirates @ Montreal Expos  
Olympic Stadium, Montreal, QB  
Sun Jun 24 1990, 3:33 AM EDT  
Att: 41,054 - Dome

AB 31  
R 3  
H 8  
RBI 3  
BB 5  
SO 6  
LOB 18



Batter	1	2	3	4	5	6	7	8	9	AB	R	H	RBI	BB	SO	LOB	TOP					
Lenny Dykstra, L (1,8) OBP: 0.459, SLG: 0.484	F7		S 1B		P4			G3-1		4	0	1	0	0	0	0	Philadelphia Phillies @ Pittsburgh Pirates Three Rivers Stadium, Pittsburgh, PA Mon Jun 25 1990, 7:05 PM EDT Att: 29,369 - Unknown - 75 F  livebaseballscores.com					
Tom Herr, S (1,4) OBP: 0.315, SLG: 0.356	K		P7			G3-1		P5	4	0	0	0	0	1	1							
Von Hayes, L (1,9) OBP: 0.404, SLG: 0.463	F7		K			4-3		F8	4	0	0	0	0	1	1							
Charlie Hayes, R (1,5)		CS 1B	P4			K		1B	4	0	2	0	0	1	1							
John Kruk, L (1,3) OBP: 0.366, SLG: 0.402	L7			4-3			4-3		4	0	0	0	0	1	2							
Ron Jones, L (1,7) OBP: 0.364, SLG: 0.500	2B 1-2 BB			P6			L3		2	0	0	0	1	0	0							
Dickie Thon, R (1,6) OBP: 0.305, SLG: 0.321	2B 1-3			K			K		3	0	1	0	0	2	0							
Darren Daulton, L (1,2) OBP: 0.351, SLG: 0.314					K			G3	2	0	0	0	1	1	0							
Jose De Jesus, R (1,1)								K	1	0	0	0	0	1	3							
Dennis Cook, L (4,1) OBP: 0.269, SLG: 0.385 Rod Bicker, L (6, PH) OBP: 0.302, SLG: 0.304 Jeff Parrett, R (8,1)	K				F8			K	1	0	0	0	0	0	0							
<b>Inning Stats</b>	R: 0 E: 0 K: 1 S: 9	H: 0 LOB: 0 BB: 0 P: 14	R: 0 E: 0 K: 1 S: 12	H: 2 LOB: 3 BB: 2 P: 27	R: 0 E: 0 K: 1 S: 11	H: 1 LOB: 1 BB: 0 P: 13	R: 0 E: 0 K: 1 S: 9	H: 0 LOB: 0 BB: 0 P: 13	R: 0 E: 0 K: 1 S: 6	H: 0 LOB: 0 BB: 0 P: 9	R: 0 E: 0 K: 1 S: 7	H: 0 LOB: 0 BB: 0 P: 10	R: 0 E: 0 K: 1 S: 6	H: 0 LOB: 0 BB: 0 P: 11	R: 0 E: 0 K: 1 S: 5	H: 0 LOB: 0 BB: 0 P: 7	R: 0 E: 0 K: 1 S: 12	H: 1 LOB: 1 BB: 0 P: 17	1B: 3 2B: 1 3B: 0 HR: 0	SF: 0 SAC: 0 DP: 0 HBP: 0	WP: 0 PB: 0 SB: 1 CS: 1	PA: 32
<b>PITCHER</b> Rick Reed, R (1,1) ERA: 1.45	IP: 9.0 WLS: W BF: 32 H: 4 R: 0 ER: 0 SO: 9 BB: 1 IBB: 1 HBP: 0 BLK: 0 WP: 0 HR: 0 S: 77 P: 121 ERA: 0.00 WHIP: 0.556															<b>PITCHER</b>						

Batter	1	2	3	4	5	6	7	8	9	AB	R	H	RBI	BB	SO	LOB	BOTTOM					
Wally Backman, S (1,5) OBP: 0.362, SLG: 0.409 Jeff King, R (8,5) OBP: 0.268, SLG: 0.311	4-3 SH3-4 WP BB	4-3		L7			P9			3	1	0	0	1	0	2	Philadelphia Phillies @ Pittsburgh Pirates Three Rivers Stadium, Pittsburgh, PA Mon Jun 25 1990, 7:05 PM EDT Att: 29,369 - Unknown - 75 F  livebaseballscores.com					
Jay Bell, R (1,6) OBP: 0.337, SLG: 0.400	SH3-4 1-2		K		F9			F9	3	0	0	0	0	1	0							
Andy Van Slyke, L (1,8) OBP: 0.383, SLG: 0.460	4-3 2-3		G1-6-3 BB		G3			P6	3	0	0	0	1	0	1							
Bobby Bonilla, S (1,9) OBP: 0.311, SLG: 0.548	K 3-H		G1-6-3 1-2		F7			F8	4	0	0	0	0	1	1							
Barry Bonds, L (1,7) OBP: 0.423, SLG: 0.634		1B 2B		CS WP BB		G3			2	1	1	0	1	0	0							
Sid Bream, L (1,3) OBP: 0.352, SLG: 0.433		FC1-5 2-H 1B		E 1B 3B BB		G3			2	1	1	1	1	0	0							
Michael LaValliere, L (1,2) OBP: 0.395, SLG: 0.356		FC1-5 1-2 BB		E9 3B 1B		4-3			2	1	1	0	1	0	0							
Jose Lind, R (1,4) OBP: 0.348, SLG: 0.394		K		1-H SF7 3B				5-3	3	1	1	2	0	1	2							
Rick Reed, R (1,1) ERA: 5.48	FC1-5 1-2 2-3			SF7 3-H				P3	2	0	0	1	0	0	2							
<b>Inning Stats</b>	R: 1 E: 0 K: 1 S: 8	H: 0 LOB: 0 BB: 1 P: 15	R: 1 E: 0 K: 1 S: 12	H: 2 LOB: 2 BB: 1 P: 23	R: 0 E: 0 K: 1 S: 5	H: 0 LOB: 0 BB: 1 P: 11	R: 3 E: 1 K: 0 S: 11	H: 2 LOB: 0 BB: 2 P: 25	R: 0 E: 0 K: 0 S: 7	H: 0 LOB: 0 BB: 0 P: 10	R: 0 E: 0 K: 0 S: 7	H: 0 LOB: 0 BB: 0 P: 12	R: 0 E: 0 K: 0 S: 4	H: 0 LOB: 0 BB: 0 P: 7	R: 0 E: 0 K: 0 S: 5	H: 0 LOB: 0 BB: 0 P: 10		R: 0 E: 0 K: 0 S: 12	H: 0 LOB: 0 BB: 0 P: 17	1B: 2 2B: 1 3B: 1 HR: 0	SF: 1 SAC: 1 DP: 1 HBP: 0	WP: 2 PB: 0 SB: 0 CS: 1
<b>PITCHER</b> Jose De Jesus, R (1,1) ERA: 2.65 Dennis Cook, L (4,1) ERA: 3.45 Jeff Parrett, R (8,1) ERA: 5.48	IP: 3.0 WLS: L BF: 15 H: 2 R: 4 ER: 4 SO: 3 BB: 5 IBB: 0 HBP: 0 BLK: 0 WP: 0 HR: 0 S: 27 P: 59 ERA: 12.00 WHIP: 2.333															<b>PITCHER</b>						

Batter	1	2	3	4	5	6	7	8	9	AB	R	H	RBI	BB	SO	LOB	TOP
Lenny Dykstra, L (1, 8) OBP: 0.457, SLG: 0.480	F7		P4			G3		1B		4	0	1	0	0	0	0	Philadelphia Phillies @ Pittsburgh Pirates Three Rivers Stadium, Pittsburgh, PA Tue Jun 26 1990, 7:05 PM EDT Att: 25,807 - Unknown
Tom Herr, S (1, 4) OBP: 0.318, SLG: 0.358	1B			G3-1		F9		1B		4	0	2	0	0	0		
Von Hayes, L (1, 9) OBP: 0.398, SLG: 0.454	K			K		F8		K		4	0	0	0	0	3		
Randy Ready, R (1, 7) OBP: 0.351, SLG: 0.376	K			F7		1B				3	0	1	0	0	1		
Ron Jones, L (9, PH) OBP: 0.375, SLG: 0.500									BB	0	0	0	0	1	0		
Jim Vatcher, R (9, FR) OBP: 0.387, SLG: 0.345										0	0	0	0	0	0		
John Kruk, L (1, 3) OBP: 0.364, SLG: 0.396		G4-3			BB	G6-3		K		3	0	0	0	1	1		
Dickie Thon, R (1, 6) OBP: 0.305, SLG: 0.320		K				F8		K		4	0	1	0	0	2		
Dave Hollins, S (1, 5) OBP: 0.260, SLG: 0.378		G6-3				P6		F9		3	0	0	0	0	3		
Charlie Hayes, R (9, PH) OBP: 0.319, SLG: 0.386										1	0	0	0	0	1		
Darren Daulton, L (1, 2) OBP: 0.346, SLG: 0.309			F9		G4-3			G3		3	0	0	0	0	1		
Bruce Ruffin, S (1, 1) OBP: 0.188, SLG: 0.103			G4-3			G4-3		G4-3		3	0	0	0	0	0		
<b>Inning Stats</b>	R: 0 H: 1 E: 0 K: 2 S: 14	H: 1 R: 0 ER: 0 LOB: 1 BB: 0 P: 18	R: 0 H: 0 E: 0 K: 1 S: 8	H: 0 R: 0 ER: 0 LOB: 0 BB: 0 P: 10	R: 0 H: 0 E: 0 K: 1 S: 9	H: 0 R: 0 ER: 0 LOB: 0 BB: 0 P: 15	R: 0 H: 0 E: 0 K: 0 S: 7	H: 0 R: 0 ER: 0 LOB: 1 BB: 1 P: 13	R: 0 H: 2 E: 0 K: 1 S: 9	H: 2 R: 0 ER: 0 LOB: 2 BB: 0 P: 12	R: 0 H: 2 E: 0 K: 1 S: 10	H: 0 R: 0 ER: 0 LOB: 1 BB: 1 P: 17	1B: 4 2B: 1 3B: 0 HR: 0	SF: 0 SAC: 0 DP: 0 HBP: 0	WP: 0 PB: 0 SB: 0 CS: 0	PA: 34	
<b>PITCHER</b>	IP WLS BF H R ER SO BB IBB HBP BLK WP HR S P ERA WHIP																
Bob Patterson, L (1, 1) ERA: 3.45	7.0	25	3	0	0	4	1	0	0	0	0	0	0	63	89	0.00	0.571
Scott Ruskin, L (8, 1) ERA: 2.9	1.0	5	2	0	0	1	0	0	0	0	0	0	0	9	11	0.00	2.000
Stan Belinda, R (9, 1) ERA: 3.12	1.0	4	0	0	0	2	1	0	0	0	0	0	0	10	17	0.00	1.000

Batter	1	2	3	4	5	6	7	8	9	AB	R	H	RBI	BB	SO	LOB	BOTTOM	
Gary Redus, R (1, 3) OBP: 0.331, SLG: 0.385	G6-3		1B			G5-3		G5-3		4	0	1	0	0	0	1	Philadelphia Phillies @ Pittsburgh Pirates Three Rivers Stadium, Pittsburgh, PA Tue Jun 26 1990, 7:05 PM EDT Att: 25,807 - Unknown	
Stan Belinda, R (9, 1)			1B							0	0	0	0	0	0			
Jay Bell, R (1, 6) OBP: 0.339, SLG: 0.402	F8		1B			F8		1B		4	0	2	1	0	0			
Andy Van Slyke, L (1, 8) OBP: 0.385, SLG: 0.461	1B		K			1B		F7		4	0	2	0	0	1			
Bobby Bonilla, S (1, 9) OBP: 0.308, SLG: 0.542	P4					F8				3	0	0	0	0	2			
Barry Bonds, L (1, 7) OBP: 0.418, SLG: 0.626		F8				F7		G4-3		3	0	0	0	0	0			
Don Slaught, R (1, 2) OBP: 0.437, SLG: 0.600		L6				K		B1-3		3	0	0	0	0	1			
Jeff King, R (1, 5) OBP: 0.262, SLG: 0.304		F9						L7		3	0	0	0	0	0			
Jose Lind, R (1, 4) OBP: 0.348, SLG: 0.393			F9			G4-3				3	1	1	0	0	0			
Bob Patterson, R (1, 1) Scott Ruskin, R (8, 1) John Cangelosi, S (8, PH) Sid Bream, L (9, 3) OBP: 0.352, SLG: 0.433			G4-3			G4-3		SH3-4 1B		2	0	0	0	0	0			
<b>Inning Stats</b>	R: 0 H: 1 E: 0 K: 0 S: 12	H: 0 R: 0 ER: 0 LOB: 0 BB: 0 P: 15	R: 0 H: 0 E: 0 K: 0 S: 3	H: 0 R: 0 ER: 0 LOB: 0 BB: 0 P: 5	R: 0 H: 2 E: 0 K: 1 S: 11	H: 2 R: 0 ER: 0 LOB: 2 BB: 0 P: 18	R: 0 H: 0 E: 0 K: 1 S: 7	H: 0 R: 0 ER: 0 LOB: 0 BB: 0 P: 9	R: 0 H: 1 E: 0 K: 0 S: 5	H: 1 R: 0 ER: 0 LOB: 1 BB: 0 P: 9	R: 0 H: 0 E: 0 K: 0 S: 5	H: 0 R: 0 ER: 0 LOB: 0 BB: 0 P: 7	R: 1 H: 2 E: 0 K: 0 S: 8	H: 2 R: 0 ER: 0 LOB: 1 BB: 0 P: 10	1B: 6 2B: 0 3B: 0 HR: 0	SF: 0 SAC: 1 DP: 0 HBP: 0	WP: 0 PB: 0 SB: 0 CS: 0	PA: 30
<b>PITCHER</b>	IP WLS BF H R ER SO BB IBB HBP BLK WP HR S P ERA WHIP																	
Bruce Ruffin, L (1, 1) ERA: 4.11	8.0	30	6	1	1	2	0	0	0	0	0	0	0	57	80	1.12	0.750	

AB	32
R	0
H	5
RBI	0
BB	2
SO	7
LOB	13



AB	29
R	1
H	6
RBI	1
BB	0
SO	2
LOB	6



Batter	1	2	3	4	5	6	7	8	9	AB	R	H	RBI	BB	SO	LOB	TOP										
Lenny Dykstra, L (1, 8) OBP: 0.452, SLG: 0.475	F7		F7	F6		CS 1B			1-3	5	0	1	0	0	0	1											
Tom Herr, S (1, 4) OBP: 0.317, SLG: 0.356	F7		BB BB 1B	L4		CS	P3			4	1	1	0	0	0	1											
Von Hayes, L (1, 9) OBP: 0.399, SLG: 0.450	F4		BB BB 1-2 BB		1B WP HBP		L3			2	1	0	0	1	0	0											
Ron Jones, L (1, 7)		K	BB BB 1-2 BB		CS 1B		F9			3	0	1	0	1	1	0											
John Kruk, L (1, 3) OBP: 0.370, SLG: 0.397	K		BB BB 1-2 3H		BB		L4-3 1B			2	0	1	1	2	1	0											
Charlie Hayes, R (1, 5) OBP: 0.316, SLG: 0.383	1B		F7		F4		L4-3 1B			4	0	1	0	0	0	5											
Dickie Thon, R (1, 6) OBP: 0.307, SLG: 0.327	1B				F7		F8			4	1	2	0	0	0	1											
Darren Daulton, L (1, 2) OBP: 0.344, SLG: 0.313	F7				2B		F8		F9	4	0	1	1	0	0	2											
Ken Howell, R (1, 1) OBP: 0.103, SLG: 0.107					2B				K	3	0	0	0	0	1	1											
Rod Booker, L (9, PH) OBP: 0.296, SLG: 0.298			5-3	6-3		K			K	1	0	0	0	0	1	0											
<b>Inning Stats</b>	R: 0 E: 0 K: 0 S: 3	H: 0 LOB: 0 BB: 0 P: 3	R: 0 E: 0 K: 2 S: 9	H: 2 LOB: 2 BB: 0 P: 9	R: 1 E: 0 K: 0 S: 4	H: 1 LOB: 3 BB: 3 P: 16	R: 1 E: 0 K: 0 S: 5	H: 2 LOB: 1 BB: 0 P: 5	R: 1 E: 0 K: 0 S: 3	H: 1 LOB: 1 BB: 1 P: 8	R: 0 E: 0 K: 1 S: 5	H: 1 LOB: 0 BB: 0 P: 5	R: 0 E: 0 K: 0 S: 3	H: 0 LOB: 0 BB: 0 P: 3	R: 0 E: 0 K: 1 S: 5	H: 1 LOB: 0 BB: 0 P: 3	R: 0 E: 0 K: 1 S: 5	H: 0 LOB: 0 BB: 0 P: 5	1B: 6 2B: 3 3B: 0 HR: 0	SF: 0 SAC: 0 DP: 1 HBP: 1	WP: 1 PB: 0 SB: 0 CS: 2	PA: 38					
<b>PITCHER</b>	IP	WLS	BF	H	R	ER	SO	BB	IBB	HBP	BLK	WP	HR	S	P	ERA	WHIP										
Walt Terrell, R (1, 1) ERA: 5.62	5.0		25	6	3	3	2	4	0	1	0	1	0	24	41	5.40	2.000										
Bob Kipper, L (6, 1) ERA: 4.74	2.0	W	6	1	0	0	1	0	0	0	0	0	0	8	8	0.00	0.500										
Bill Landrum, R (8, 1) ERA: 1.7	2.0	S	6	1	0	0	1	0	0	0	0	0	0	8	8	0.00	0.500										

Philadelphia Phillies @ Pittsburgh Pirates  
Three Rivers Stadium, Pittsburgh, PA  
Wed Jun 27 1990, 7:05 PM EDT  
Att: 40,207 - Unknown - 82 F

AB 32  
R 3  
H 8  
RBI 2  
BB 4  
SO 4  
LOB 11



Batter	1	2	3	4	5	6	7	8	9	AB	R	H	RBI	BB	SO	LOB	BOTTOM										
Wally Backman, S (1, 5) OBP: 0.365, SLG: 0.418	F8				FC4-6 2B 4-3		S 2B			4	1	2	2	0	0	1											
Jeff King, R (9, 5) OBP: 0.262, SLG: 0.304			1B		4-3 2B		K			0	0	0	0	0	0	0											
Jay Bell, R (1, 6) OBP: 0.342, SLG: 0.407	FC4-6 1B		K		4-3 2B		K			4	0	2	0	0	2	2											
Andy Van Slyke, L (1, 8) OBP: 0.379, SLG: 0.453	K		K		4-3		F7			4	0	0	1	0	2	4											
Bobby Bonilla, S (1, 9) OBP: 0.304, SLG: 0.534	FC4-6				G3		G3			4	0	0	0	0	1	2											
Barry Bonds, L (1, 7) OBP: 0.412, SLG: 0.614		6-3			F8		K			4	0	0	0	0	1	0											
Sid Bream, L (1, 3) OBP: 0.350, SLG: 0.447		4-3			F9		4-3			4	1	1	1	0	0	0											
Michael LaValliere, L (1, 2) OBP: 0.388, SLG: 0.350		BB			2B 1B BB		F8		6-3	2	1	0	0	2	0	0											
Jose Lind, R (1, 4) OBP: 0.347, SLG: 0.397		K			1B FC4-6 2B		F8			3	1	1	0	0	1	1											
Walt Terrell, L (1, 1) OBP: 0.111, SLG: 0.077					K					1	0	0	0	0	1	0											
R.J. Reynolds, S (5, PH) OBP: 0.350, SLG: 0.346					K					1	0	1	1	0	0	0											
Bob Kipper, R (6, 1)					K					0	0	0	0	0	0	0											
Orlando Merced, S (7, PH) OBP: 1.000, SLG: 2.000					K					1	1	1	0	0	0	0											
Bill Landrum, R (8, 1)					2B 1B		2B			0	0	0	0	0	0	0											
<b>Inning Stats</b>	R: 0 E: 0 K: 1 S: 6	H: 1 LOB: 1 BB: 0 P: 6	R: 0 E: 0 K: 1 S: 5	H: 0 LOB: 1 BB: 1 P: 9	R: 0 E: 0 K: 3 S: 10	H: 1 LOB: 1 BB: 0 P: 10	R: 0 E: 0 K: 1 S: 5	H: 0 LOB: 0 BB: 0 P: 5	R: 3 E: 0 K: 0 S: 6	H: 3 LOB: 1 BB: 1 P: 10	R: 0 E: 0 K: 1 S: 5	H: 0 LOB: 0 BB: 0 P: 5	R: 1 E: 0 K: 1 S: 7	H: 2 LOB: 1 BB: 0 P: 7	R: 1 E: 0 K: 0 S: 4	H: 1 LOB: 0 BB: 0 P: 4	R: 1 E: 0 K: 0 S: 4	H: 1 LOB: 0 BB: 0 P: 4	1B: 3 2B: 4 3B: 0 HR: 1	SF: 0 SAC: 0 DP: 0 HBP: 0	WP: 0 PB: 0 SB: 1 CS: 0	PA: 34					
<b>PITCHER</b>	IP	WLS	BF	H	R	ER	SO	BB	IBB	HBP	BLK	WP	HR	S	P	ERA	WHIP										
Ken Howell, R (1, 1) ERA: 3.91	8.0	L	34	8	5	5	8	2	0	0	0	0	1	48	56	5.62	1.250										

Philadelphia Phillies @ Pittsburgh Pirates  
Three Rivers Stadium, Pittsburgh, PA  
Wed Jun 27 1990, 7:05 PM EDT  
Att: 40,207 - Unknown - 82 F

AB 32  
R 5  
H 8  
RBI 5  
BB 2  
SO 8  
LOB 10







Batter	1	2	3	4	5	6	7	8	9	AB	R	H	RBI	BB	SO	LOB	TOP																					
Gary Redus, R OBP: 0.336, SLG: 0.383 Sid Bream, L OBP: 0.346, SLG: 0.436	G6-3		1B		F9		FC6 BB		BB	3	0	1	0	1	0	0	<b>Pittsburgh Pirates @ San Francisco Giants</b> Candlestick Park, San Francisco, CA Fri Jun 29 1990, 10:05 PM EDT Att: 21,231 - Sunny - 70 F																					
Jay Bell, R OBP: 0.338, SLG: 0.398	G6-3		K		BB		FC6		F8	4	0	0	0	1	1	3																						
Andy Van Slyke, L OBP: 0.381, SLG: 0.461	FC5-4 1B		G1-3		K				F8	5	0	2	0	0	1	3																						
R.J. Reynolds, S OBP: 0.347, SLG: 0.343	FC5-4 1-2			2B 1B	G3				G4-6-3 1-2	4	1	1	0	0	0	3																						
Barry Bonds, L OBP: 0.414, SLG: 0.611		WP S 1B		1-3 E 2B			G4-3		1B BB	3	1	2	0	1	0	0																						
Don Slaught, R OBP: 0.435, SLG: 0.593 Michael LaValliere, L OBP: 0.394, SLG: 0.346	K			G4-3 G4-3 1B			G5-3		BB 1B	3	1	1	1	0	1	1																						
Jeff King, R OBP: 0.260, SLG: 0.295	F8			G4-3			K		BB	3	0	0	0	1	1	2																						
Jose Lind, R OBP: 0.346, SLG: 0.398	G3			G4-3			G6-3		F9	4	0	0	1	0	0	4																						
Neal Heaton, L OBP: 0.125, SLG: 0.034 Mark Ross, R OBP: 0.313, SLG: 0.367 Scott Ruskin, R OBP: 0.313, SLG: 0.367 Orlando Merced, S OBP: 0.313, SLG: 0.367 Jay Tibbs, R OBP: 0.313, SLG: 0.367 Wally Backman, S OBP: 0.313, SLG: 0.367	K		K				L4		F7	1	0	0	0	0	1	0																						
<b>Inning Stats</b>	R: 0 E: 0 K: 0 S: 4	H: 1 LOB: 1 BB: 0 P: 4	R: 0 E: 0 K: 1 S: 6	H: 1 LOB: 1 BB: 0 P: 6	R: 0 E: 0 K: 2 S: 8	H: 1 LOB: 1 BB: 0 P: 8	R: 3 E: 1 K: 1 S: 8	H: 3 LOB: 0 BB: 1 P: 8	R: 0 E: 0 K: 1 S: 5	H: 0 LOB: 1 BB: 1 P: 9	R: 0 E: 0 K: 1 S: 5	H: 0 LOB: 0 BB: 0 P: 5	R: 0 E: 0 K: 0 S: 3	H: 2 LOB: 2 BB: 1 P: 7	R: 0 E: 0 K: 0 S: 3	H: 0 LOB: 1 BB: 1 P: 7		1B: 7 2B: 1 3B: 0 HR: 0	SF: 0 SAC: 0 DP: 1 HBP: 0	WP: 1 PB: 0 SB: 1 CS: 0	PA: 39																	
<b>PITCHER</b>	IP	WLS	BF	H	R	ER	SO	BB	IBB	HBP	BLK	WP	HR	S	P	ERA	WHIP	<b>PITCHER</b>				IP	WLS	BF	H	R	ER	SO	BB	IBB	HBP	BLK	WP	HR	S	P	ERA	WHIP
Trevor Wilson, L ERA: 2.12	7.0	W	29	6	3	2	6	2	0	0	0	1	0	39	47	2.57	1.143																					
Mark Thurmond, L ERA: 2.75	0.2		4	2	0	0	0	1	0	0	0	0	0	3	7	0.00	4.500																					
Jeff Brantley, R ERA: 1.5	1.1	S	6	0	0	0	0	2	0	0	0	0	0	4	12	0.00	1.500																					

AB	34
R	3
H	8
RBI	2
BB	5
SO	6
LOB	16



Batter	1	2	3	4	5	6	7	8	9	AB	R	H	RBI	BB	SO	LOB	BOTTOM																					
Brett Butler, L OBP: 0.380, SLG: 0.321	E S 1B BB	G3-1 1B 2B				G6-3		G4-3		3	2	1	1	2	0	0	<b>Pittsburgh Pirates @ San Francisco Giants</b> Candlestick Park, San Francisco, CA Fri Jun 29 1990, 10:05 PM EDT Att: 21,231 - Sunny - 70 F																					
Rick Parker, R OBP: 0.356, SLG: 0.453	1B S 1-2	G3-1	2-5	F7		G1-3		G6-3		5	1	1	1	0	0	1																						
Will Clark, L OBP: 0.344, SLG: 0.480	G6-3 1-2 1B	1B S 1B				F7				4	2	3	3	0	0	0																						
Matt Williams, R OBP: 0.333, SLG: 0.503	G6-3	1B		G4-3			L6			4	0	1	0	0	0	1																						
Greg Litton, R OBP: 0.266, SLG: 0.306 Mike Kingery, L OBP: 0.313, SLG: 0.256	1B G6-3 1B	F9		K			P6			3	0	1	1	0	1	2																						
Gary Carter, R OBP: 0.386, SLG: 0.435	G6-3					G5-3		BB		3	1	1	1	1	0	1																						
Robby Thompson, R OBP: 0.293, SLG: 0.373 Jeff Brantley, R OBP: 0.286, SLG: 0.429			E5 2-5 SH2-4			G4-3 1B		G1-3		4	0	2	0	0	0	1																						
Jose Uribe, S OBP: 0.321, SLG: 0.349	G4-3		F8			G4-3		L9		4	0	0	0	0	0	4																						
Trevor Wilson, L Mark Thurmond, L Dave Anderson, R OBP: 0.308, SLG: 0.351		F8	SH2-4			G1-3		G4-3 3B		2	0	0	0	0	0	1																						
<b>Inning Stats</b>	R: 3 E: 0 K: 0 S: 7	H: 4 LOB: 2 BB: 1 P: 11	R: 1 E: 0 K: 0 S: 6	H: 3 LOB: 2 BB: 0 P: 6	R: 1 E: 1 K: 0 S: 4	H: 1 LOB: 2 BB: 1 P: 8	R: 1 E: 0 K: 1 S: 6	H: 1 LOB: 0 BB: 0 P: 6	R: 0 E: 0 K: 0 S: 4	H: 1 LOB: 1 BB: 0 P: 4	R: 0 E: 0 K: 0 S: 3	H: 0 LOB: 0 BB: 0 P: 3	R: 0 E: 0 K: 0 S: 3	H: 0 LOB: 1 BB: 1 P: 7	R: 1 E: 0 K: 0 S: 4	H: 1 LOB: 0 BB: 0 P: 4		1B: 7 2B: 1 3B: 1 HR: 2	SF: 0 SAC: 1 DP: 0 HBP: 0	WP: 0 PB: 0 SB: 3 CS: 0	PA: 38																	
<b>PITCHER</b>	IP	WLS	BF	H	R	ER	SO	BB	IBB	HBP	BLK	WP	HR	S	P	ERA	WHIP	<b>PITCHER</b>				IP	WLS	BF	H	R	ER	SO	BB	IBB	HBP	BLK	WP	HR	S	P	ERA	WHIP
Neal Heaton, L ERA: 3.32	2.0	L	16	8	5	5	0	1	0	0	0	0	1	15	19	3.00	0.667																					
Mark Ross, R ERA: 1.23	3.0		12	2	1	1	1	0	1	0	0	0	1	12	16	3.00	0.667																					
Scott Ruskin, L ERA: 2.81	1.0		3	0	0	0	0	0	0	0	0	0	0	3	3	0.00	0.000																					
Jay Tibbs, R ERA: 5.6	2.0		8	1	1	1	0	1	0	0	0	0	0	7	11	4.50	1.000																					

AB	34
R	7
H	11
RBI	7
BB	3
SO	1
LOB	11



Batter	1	2	3	4	5	6	7	8	9	AB	R	H	RBI	BB	SO	LOB	TOP					
Wally Backman, S (1,5) OBP: 0.351, SLG: 0.405 Jeff King, R (9,5) OBP: 0.260, SLG: 0.295	1-3		G3				K		K	5	0	1	1	0	0	2	<b>Pittsburgh Pirates @ San Francisco Giants</b> Candlestick Park, San Francisco, CA Sat Jun 30 1990, 6:33 AM EDT Att: 31,159 - Sunny - 69 F					
Jay Bell, R (1,6) OBP: 0.333, SLG: 0.392	6-3		P8		1-3				F9	4	0	0	0	0	0	1						
Andy Van Slyke, L (1,8) OBP: 0.383, SLG: 0.460	BB			E3		L5			1-3	3	1	1	0	1	0	0						
Bobby Bonilla, S (1,9) OBP: 0.303, SLG: 0.539	P6		G3			4-3			HR	4	2	2	2	0	0	2						
Barry Bonds, L (1,7) OBP: 0.416, SLG: 0.612		F7		CS		2B			HR	3	0	1	1	1	0	0						
Sid Bream, L (1,3) OBP: 0.344, SLG: 0.432				BB		1B			HR	4	0	1	0	0	1	1						
Michael LaValliere, L (1,2) OBP: 0.389, SLG: 0.342				CS		2B			P5	4	0	1	0	0	1	1						
Jose Lind, R (1,4) OBP: 0.344, SLG: 0.395				1-2		2B			1-3	4	0	1	0	0	1	1						
Rick Reed, R (1,1) OBP: 0.143, SLG: 0.167 Orlando Merced, S (7,PH) OBP: 0.250, SLG: 0.500 Bob Kipper, R (7,1) Stan Belinda, R (8,1)			K						P3	2	0	1	0	0	1	0		<b>P</b>				
									2B	1	0	0	0	0	1	0						
<b>Inning Stats</b>	R: 0 E: 0 K: 0 S: 3	H: 0 LOB: 1 BB: 1 P: 7	R: 0 E: 0 K: 1 S: 6	H: 1 LOB: 1 BB: 0 P: 6	R: 0 E: 0 K: 1 S: 5	H: 0 LOB: 0 BB: 0 P: 5	R: 0 E: 1 K: 0 S: 2	H: 0 LOB: 1 BB: 1 P: 6	R: 0 E: 0 K: 0 S: 5	H: 2 LOB: 2 BB: 0 P: 5	R: 1 E: 0 K: 0 S: 7	H: 2 LOB: 1 BB: 1 P: 7	R: 1 E: 0 K: 1 S: 7	H: 2 LOB: 1 BB: 0 P: 7	R: 2 E: 0 K: 0 S: 5	H: 2 LOB: 0 BB: 0 P: 5	R: 0 E: 0 K: 1 S: 5	H: 0 LOB: 0 BB: 0 P: 5	1B: 6 2B: 3 3B: 0 HR: 1	SF: 0 SAC: 0 DP: 1 HBP: 0	WP: 0 PB: 0 SB: 1 CS: 1	PA: 38
<b>PITCHER</b>	IP	WLS	BF	H	R	ER	SO	BB	IBB	HBP	BLK	WP	HR	S	P	ERA	WHIP					
John Burkett, R (1,1) ERA: 3.54	7.0		29	7	2	2	4	2	0	0	0	0	0	35	43	2.57	1.286					
Mark Thurmond, L (8,1) ERA: 3.21	1.0	L	5	2	2	2	0	0	0	0	0	0	1	5	5	18.00	2.000					
Steve Bedrosian, R (9,1) ERA: 4.38	1.0		3	0	0	0	1	0	0	0	0	0	0	5	5	0.00	0.000					

Batter	1	2	3	4	5	6	7	8	9	AB	R	H	RBI	BB	SO	LOB	BOTTOM					
Brett Butler, L (1,8) OBP: 0.378, SLG: 0.320	P6				B5-3		L3			4	0	1	0	0	0	0	<b>Pittsburgh Pirates @ San Francisco Giants</b> Candlestick Park, San Francisco, CA Sat Jun 30 1990, 6:33 AM EDT Att: 31,159 - Sunny - 69 F					
Mike Kingery, L (1,9) OBP: 0.314, SLG: 0.261 Greg Litton, R (8,PH) OBP: 0.262, SLG: 0.302			F8			K			F8	3	0	1	0	0	1	1						
Will Clark, L (1,3) OBP: 0.343, SLG: 0.477									L3	4	0	1	0	0	0	2						
Matt Williams, R (1,5) OBP: 0.332, SLG: 0.510	P3					FC6-4			P3	4	2	1	1	0	0	2						
Ernest Riles, L (1,4) OBP: 0.323, SLG: 0.418 Robby Thompson, R (8,4) OBP: 0.292, SLG: 0.371			K			HR			F8	2	1	0	0	1	1	0						
Rick Leach, L (1,7) OBP: 0.393, SLG: 0.371 Mark Thurmond, L (8,1)										3	0	1	2	0	0	0						
Steve Bedrosian, R (9,1) Kevin Mitchell, R (9,PH) OBP: 0.378, SLG: 0.589 Scott Garretts, R (9,PR) OBP: 0.061, SLG: 0.031										0	0	0	0	0	0	0						
Terry Kennedy, L (1,2) OBP: 0.355, SLG: 0.373									G4-3	1	0	1	0	0	0	0						
Jose Uribe, S (1,6) OBP: 0.318, SLG: 0.344										4	0	1	0	0	1	2						
John Burkett, R (1,1) OBP: 0.103, SLG: 0.071 Rick Parker, R (7,PH) OBP: 0.354, SLG: 0.447										2	0	0	0	0	1	0						
										1	0	0	0	0	1	0	<b>GIANTS</b>					
<b>Inning Stats</b>	R: 0 E: 0 K: 0 S: 4	H: 1 LOB: 1 BB: 0 P: 4	R: 0 E: 0 K: 2 S: 8	H: 1 LOB: 1 BB: 0 P: 8	R: 0 E: 0 K: 0 S: 4	H: 1 LOB: 0 BB: 0 P: 4	R: 1 E: 0 K: 0 S: 4	H: 1 LOB: 0 BB: 0 P: 4	R: 0 E: 0 K: 2 S: 7	H: 0 LOB: 0 BB: 0 P: 7	R: 2 E: 0 K: 2 S: 9	H: 2 LOB: 1 BB: 1 P: 13	R: 0 E: 0 K: 1 S: 5	H: 0 LOB: 0 BB: 0 P: 5	R: 0 E: 0 K: 0 S: 3	H: 0 LOB: 0 BB: 0 P: 3	R: 0 E: 0 K: 0 S: 3	H: 1 LOB: 1 BB: 0 P: 3	1B: 4 2B: 2 3B: 0 HR: 1	SF: 0 SAC: 0 DP: 1 HBP: 0	WP: 0 PB: 0 SB: 0 CS: 0	PA: 34
<b>PITCHER</b>	IP	WLS	BF	H	R	ER	SO	BB	IBB	HBP	BLK	WP	HR	S	P	ERA	WHIP					
Rick Reed, R (1,1) ERA: 2.19	6.0		25	6	3	3	6	1	0	0	0	0	0	36	40	4.50	1.167					
Bob Kipper, L (7,1) ERA: 4.44	1.2	W	5	0	0	0	1	0	0	0	0	0	0	7	7	0.00	0.000					
Stan Belinda, R (8,1) ERA: 2.89	1.1	S	4	1	0	0	0	0	0	0	0	0	0	4	4	0.00	0.750					


Batter	1	2	3	4	5	6	7	8	9	AB	R	H	RBI	BB	SO	LOB	TOP										
Wally Backman, S (1, 4) OBP: 0.354, SLG: 0.413 Jose Lind, R (8, 4) OBP: 0.343, SLG: 0.394	G4-3		G6-4-3 1B		HR 2B		G6-3		K	4	1	2	0	0	0	0	<b>Pittsburgh Pirates @ San Francisco Giants</b> Candlestick Park, San Francisco, CA Sun Jul 01 1990, 6:33 AM EDT Att: 36,441 - Unknown										
Jay Bell, R (1, 6) OBP: 0.336, SLG: 0.405	F8		G6-4-3 1-2		HR 2H			1B 1B	4	2	2	2	0	0	1												
Andy Van Slyke, L (1, 8) OBP: 0.381, SLG: 0.456	F9			HR 1B	G4-3			K	4	1	1	0	0	1	1												
Bobby Bonilla, S (1, 9) OBP: 0.305, SLG: 0.542		HR 2B		K	G1-3			1B 1B	4	1	2	1	0	1	1												
Barry Bonds, L (1, 7) OBP: 0.413, SLG: 0.619		HR 2H		P5		G6-3		K	4	1	1	2	0	1	2												
Sid Bream, L (1, 3) OBP: 0.342, SLG: 0.445	G6-3			HR 1H	G1-3			G4-3	4	1	1	2	0	0	1												
Michael LaValliere, L (1, 2) OBP: 0.378, SLG: 0.330	F8			F9	L5			F9	4	0	0	0	0	0	0												
Jeff King, R (1, 5) OBP: 0.266, SLG: 0.322	F9				HR		G6-3	1B	4	1	2	1	0	0	0												
John Smiley, L (1, 1) OBP: 0.111, SLG: 0.059 Jay Tibbs, R (5, 1) Bob Patterson, R (6, 1) Bill Landrum, R (8, 1) R.J. Reynolds, S (8, 9) OBP: 0.344, SLG: 0.339			F7		F7		P3	F7	2	0	0	0	0	0	0	<b>P</b>											
<b>Inning Stats</b>	R: 0 E: 0 K: 0 S: 4	H: 0 LOB: 0 BB: 0 P: 5	R: 2 E: 0 K: 0 S: 8	H: 2 LOB: 0 BB: 0 P: 15	R: 0 E: 0 K: 0 S: 6	H: 1 LOB: 0 BB: 0 P: 10	R: 2 E: 0 K: 1 S: 17	H: 2 LOB: 0 BB: 0 P: 25	R: 3 E: 0 K: 0 S: 14	H: 3 LOB: 0 BB: 0 P: 17	R: 0 E: 0 K: 0 S: 6	H: 0 LOB: 0 BB: 0 P: 7	R: 0 E: 0 K: 0 S: 9	H: 0 LOB: 0 BB: 0 P: 16	R: 1 E: 0 K: 2 S: 12			H: 2 LOB: 1 BB: 0 P: 18	R: 0 E: 0 K: 1 S: 9	H: 1 LOB: 1 BB: 0 P: 15	1B: 5 2B: 2 3B: 0 HR: 4	SF: 0 SAC: 0 DP: 1 HBP: 0	WP: 0 PB: 0 SB: 1 CS: 0	PA: 37			
<b>PITCHER</b>	IP	WLS	BF	H	R	ER	SO	BB	IBB	HBP	BLK	WP	HR	S	P	ERA	WHIP										
Scott Garretts, R (1, 1) ERA: 4.83 Francisco Oliveras, R (5, 1) ERA: 5.02 Ed Vosberg, L (5, 1) ERA: 2.88 Randy O'Neal, R (7, 1) ERA: 4.0 Mark Thurmond, L (9, 1) ERA: 3.12	4.0		16	5	4	4	1	0	0	0	0	0	2	35	55	9.00	1.250										

Batter	1	2	3	4	5	6	7	8	9	AB	R	H	RBI	BB	SO	LOB	BOTTOM										
Brett Butler, L (1, 8) OBP: 0.373, SLG: 0.314	B1-3	G4-3		G6-3		F8			L9	5	0	0	1	0	0	2	<b>Pittsburgh Pirates @ San Francisco Giants</b> Candlestick Park, San Francisco, CA Sun Jul 01 1990, 6:33 AM EDT Att: 36,441 - Unknown										
Rick Parker, R (1, 7) OBP: 0.337, SLG: 0.425 Mike Kingery, L (9, PH) OBP: 0.327, SLG: 0.319	P3		L7	F8		G4-3		3B	4	0	0	0	0	0	1												
Will Clark, L (1, 3) OBP: 0.347, SLG: 0.484	1B 3B		F7		F9 G1 1B		G5-4-3 BB	P3	4	2	2	0	1	0	1												
Matt Williams, R (1, 5) OBP: 0.333, SLG: 0.508	1B 3H		P6		G1 1B		G5-4-3 1-2	K	5	0	2	1	0	1	2												
Greg Litton, R (1, 9) OBP: 0.290, SLG: 0.343	1-2 1B			1B 2B 1B	F9		G1-3 2B		4	1	3	0	0	0	2												
Gary Carter, R (1, 2) OBP: 0.385, SLG: 0.433 Terry Kennedy, L (8, PH) OBP: 0.353, SLG: 0.371	F8			1B 2B 1B	G1		K	3	1	1	1	0	0	3													
Robby Thompson, R (1, 4) OBP: 0.296, SLG: 0.375 Rick Leach, L (6, PH) OBP: 0.389, SLG: 0.367 Mark Thurmond, L (9, 1)		FC5-6 1B		2B G6-3 1B	F7		G1-3		3	1	2	0	0	0	1												
Dave Anderson, R (1, 6) OBP: 0.310, SLG: 0.375 Randy O'Neal, R (7, 1) OBP: 0.333, SLG: 0.333 Ernest Riles, L (8, PH) OBP: 0.333, SLG: 0.418		K		1-3 2H 3H 2B		K		BB	3	0	1	2	0	2	1												
Scott Garretts, R (1, 1) Kevin Mitchell, R (4, PH) Francisco Oliveras, R (5, 1) Ed Vosberg, L (5, 1) Jose Uribe, S (6, PH) OBP: 0.316, SLG: 0.341		FC5-6		G1-3		P8		F9	1	0	0	0	0	0	1												
<b>Inning Stats</b>	R: 1 E: 0 K: 0 S: 12	H: 3 LOB: 2 BB: 0 P: 19	R: 0 E: 0 K: 1 S: 12	H: 1 LOB: 1 BB: 0 P: 15	R: 0 E: 0 K: 0 S: 5	H: 0 LOB: 0 BB: 0 P: 6	R: 3 E: 0 K: 0 S: 15	H: 4 LOB: 1 BB: 0 P: 21	R: 1 E: 0 K: 0 S: 14	H: 2 LOB: 1 BB: 0 P: 21	R: 0 E: 0 K: 1 S: 9	H: 0 LOB: 0 BB: 1 P: 13	R: 0 E: 0 K: 0 S: 4	H: 0 LOB: 0 BB: 1 P: 11	R: 0 E: 0 K: 1 S: 18	H: 1 LOB: 2 BB: 1 P: 28		R: 0 E: 0 K: 1 S: 19	H: 1 LOB: 1 BB: 0 P: 26	1B: 8 2B: 2 3B: 2 HR: 0	SF: 0 SAC: 0 DP: 1 HBP: 0	WP: 0 PB: 0 SB: 0 CS: 0	PA: 40				
<b>PITCHER</b>	IP	WLS	BF	H	R	ER	SO	BB	IBB	HBP	BLK	WP	HR	S	P	ERA	WHIP										
John Smiley, L (1, 1) ERA: 3.99 Jay Tibbs, R (5, 1) ERA: 5.5 Bob Patterson, L (6, 1) ERA: 3.31 Bill Landrum, R (8, 1) ERA: 1.62	4.0		21	9	5	5	1	0	0	0	0	0	0	11	17	0.00	1.000										

Batter	1	2	3	4	5	6	7	8	9	10	11	12	13	14	AB	R	H	RBI	BB	SO	LOB	TOP										
<b>Gary Redus, R</b> OBP: 0.336, SLG: 0.391 <b>Sid Bream, L</b> OBP: 0.345, SLG: 0.440	G5-3		FC6-4			1B 2B		F7			G1-3	IBB		WP IBB	3	1	1	0	0	0	1											
<b>Jay Bell, R</b> OBP: 0.334, SLG: 0.402	F9			F9		WP HR 1B		G4-3			E6 G4-3 BLK	G5-3		WP 1B	7	1	2	2	0	0	2											
<b>Andy Van Slyke, L</b> OBP: 0.379, SLG: 0.461	K			K		HR 1B			F8		G4-3			F7	6	1	1	2	1	2	3											
<b>Bobby Bonilla, S</b> OBP: 0.308, SLG: 0.536		P4		P9		1B			G5-3 BB					F9	5	0	1	0	2	0	3											
<b>Barry Bonds, L</b> OBP: 0.422, SLG: 0.619		G4-6-3 1B			G2-3				G5-3 BB					IBB	3	0	2	0	3	0	1											
<b>Jeff King, R</b> OBP: 0.256, SLG: 0.309	G4-6-3			G1-4-3		1B	P3		G5-3		K			K	6	0	0	0	0	2	9											
<b>Michael LaValliere, L</b> OBP: 0.376, SLG: 0.333			G6-3 BB				F7			K				F7	5	0	1	0	1	2	2											
<b>Jose Lind, R</b> OBP: 0.339, SLG: 0.392			G6-3			G5-3	G6-3			G1-3				K	6	1	1	0	0	1	2											
<b>Walt Terrell, L</b> ERA: 4.82 <b>Greg Harris, R</b> ERA: 1.94 <b>Rich Rodriguez, L</b> ERA: 13.5 <b>Mark Grant, R</b> ERA: 4.7 <b>Calvin Schiraldi, R</b> ERA: 4.14			FC6-4 1B			K		K		K				K	1	0	1	0	0	0	0											
<b>Inning Stats</b>	R: 0 E: 0 K: 1 S: 8	H: 0 LOB: 0 BB: 0 P: 11	R: 0 E: 0 K: 0 S: 7	H: 1 LOB: 0 BB: 0 P: 10	R: 0 E: 0 K: 0 S: 8	H: 1 LOB: 1 BB: 1 P: 17	R: 0 E: 0 K: 1 S: 10	H: 0 LOB: 0 BB: 0 P: 14	R: 0 E: 0 K: 1 S: 9	H: 0 LOB: 0 BB: 0 P: 15	R: 3 E: 0 K: 1 S: 20	H: 4 LOB: 1 BB: 0 P: 28	R: 0 E: 0 K: 0 S: 6	H: 0 LOB: 0 BB: 0 P: 8	R: 0 E: 0 K: 1 S: 7	H: 0 LOB: 0 BB: 0 P: 8	R: 0 E: 0 K: 0 S: 9	H: 0 LOB: 1 BB: 2 P: 21	R: 0 E: 0 K: 2 S: 9	H: 0 LOB: 0 BB: 0 P: 11	R: 0 E: 1 K: 1 S: 14	H: 0 LOB: 3 BB: 2 P: 26	R: 0 E: 0 K: 2 S: 13	H: 1 LOB: 2 BB: 1 P: 23	R: 0 E: 0 K: 1 S: 10	H: 0 LOB: 2 BB: 2 P: 22	R: 1 E: 0 K: 1 S: 11	H: 2 LOB: 2 BB: 1 P: 21	1B: 6 2B: 3 HR: 1	SF: 0 SAC: 0 DP: 4 HBP: 0	WP: 2 PB: 1 CS: 0	PA: 58
<b>PITCHER</b>	IP	WLS	BF	H	R	ER	SO	BB	IBB	HBP	BLK	WP	HR	S	P	ERA	WHIP															
Bruce Hurst, L	(1.1)	7.0	26	7	3	3	4	1	0	0	0	0	1	68	103	3.86	1.143															
Greg Harris, R	(8.1)	3.0	10	0	0	0	3	2	0	0	0	0	25	40	0.00	0.667																
Rich Rodriguez, L	(11.1)	0.2	5	0	0	0	0	1	1	0	1	0	0	11	23	0.00	1.500															
Mark Grant, R	(11.1)	1.1	6	1	0	0	3	0	1	0	0	0	0	16	26	0.00	0.750															
Calvin Schiraldi, R	(13.1)	2.0	L	11	2	1	1	2	1	2	0	0	1	0	21	43	4.50	1.500														

**Pittsburgh Pirates @ San Diego Padres**  
Jack Murphy Stadium, San Diego, CA  
Mon Jul 02 1990, 10:05 PM EDT  
Att. 13,842 - Sunny - 78 F

AB	49
R	10
H	14
RBI	4
BB	9
SO	12
LOB	25



Batter	1	2	3	4	5	6	7	8	9	10	11	12	13	14	AB	R	H	RBI	BB	SO	LOB	BOTTOM						
<b>Tony Gwynn, L</b> OBP: 0.374, SLG: 0.441	2B 1B	G4-3			F9		G3			S 1B		F7			6	1	2	0	0	0	2							
<b>Bip Roberts, S</b> OBP: 0.358, SLG: 0.432	F9		G5-3		F8		B4-3			K		F8			6	0	0	0	0	1	2							
<b>Roberto Alomar, S</b> OBP: 0.365, SLG: 0.411	F8		G4-3			F9	F9			K				K	6	0	0	0	0	2	2							
<b>Joe Carter, R</b> OBP: 0.276, SLG: 0.407	HR 2B		L7			F8		1B			FC5-6 1B			P4	6	1	3	1	0	0	0							
<b>Phil Stephenson, L</b> OBP: 0.366, SLG: 0.487	HR		G3			K		K		FC5-6 1B				K	6	1	1	2	0	3	2							
<b>Garry Templeton, S</b> OBP: 0.287, SLG: 0.394			F8			G4-3		2B		P5				1B	6	0	2	0	0	0	0							
<b>Mike Pagliarulo, L</b> OBP: 0.343, SLG: 0.390			FC6-4 1B					2B		F9				F7	6	0	2	0	0	2	3							
<b>Mark Parent, R</b> OBP: 0.261, SLG: 0.263 <b>Jack Clark, R</b> OBP: 0.400, SLG: 0.485 <b>Ronn Reynolds, R</b> OBP: 0.363, SLG: 0.167			P6			FC6-4		BB		G6-3				K	3	0	0	0	1	0	1							
<b>Bruce Hurst, L</b> ERA: 5.6 <b>Shawn Akin, R</b> ERA: 1.13 <b>Stan Belinda, R</b> ERA: 2.61 <b>Scott Ruskin, L</b> ERA: 2.65 <b>Bob Patterson, L</b> ERA: 3.12			G6-3			G4-3		F7		G5-3				K	2	0	0	0	0	0	0							
<b>Inning Stats</b>	R: 3 E: 0 K: 1 S: 17	H: 4 LOB: 1 BB: 0 P: 25	R: 0 E: 0 K: 0 S: 7	H: 0 LOB: 0 BB: 0 P: 9	R: 0 E: 0 K: 0 S: 8	H: 0 LOB: 0 BB: 0 P: 11	R: 0 E: 0 K: 1 S: 7	H: 1 LOB: 1 BB: 1 P: 15	R: 0 E: 0 K: 0 S: 6	H: 0 LOB: 0 BB: 0 P: 10	R: 0 E: 0 K: 1 S: 10	H: 1 LOB: 2 BB: 1 P: 19	R: 0 E: 0 K: 0 S: 11	H: 0 LOB: 0 BB: 0 P: 14	R: 0 E: 0 K: 2 S: 11	H: 1 LOB: 1 BB: 0 P: 16	R: 0 E: 0 K: 1 S: 12	H: 2 LOB: 2 BB: 0 P: 15	R: 0 E: 0 K: 1 S: 6	H: 0 LOB: 0 BB: 0 P: 6	R: 0 E: 0 K: 2 S: 8	H: 0 LOB: 0 BB: 0 P: 14	R: 0 E: 0 K: 1 S: 8	H: 0 LOB: 0 BB: 0 P: 11	1B: 6 2B: 3 HR: 1	SF: 0 SAC: 0 DP: 0 HBP: 0	WP: 0 PB: 0 CS: 0	PA: 53
<b>PITCHER</b>	IP	WLS	BF	H	R	ER	SO	BB	IBB	HBP	BLK	WP	HR	S	P	ERA	WHIP											
Walt Terrell, R	(1.1)	5.0	20	5	3	3	1	0	0	0	0	0	17	26	5.40	1.000												
Bob Kipper, L	(6.1)	2.0	8	1	0	0	1	1	0	0	0	0	0	17	26	0.00	1.000											
Stan Belinda, R	(8.1)	2.0	7	1	0	0	1	0	0	0	0	0	0	20	26	0.00	0.500											
Scott Ruskin, L	(10.1)	2.0	9	3	0	0	3	0	0	0	0	0	0	23	31	0.00	1.500											
Bob Patterson, L	(12.1)	3.0	W	9	0	0	4	0	0	0	0	0	0	22	31	0.00	0.000											

**Pittsburgh Pirates @ San Diego Padres**  
Jack Murphy Stadium, San Diego, CA  
Mon Jul 02 1990, 10:05 PM EDT  
Att. 13,842 - Sunny - 78 F

AB	52
R	3
H	10
RBI	3
BB	1
SO	10
LOB	16



Batter	1	2	3	4	5	6	7	8	9	AB	R	H	RBI	BB	SO	LOB	TOP		
R.J. Reynolds, S (1, 9) OBP: 0.352, SLG: 0.357										5	0	3	1	0	0	0	<b>Pittsburgh Pirates @ San Diego Padres</b> Jack Murphy Stadium, San Diego, CA Tue Jul 03 1990, 10:05 PM EDT Att: 33,949 - Unknown - 80 F		
Rafael Bellard, R (1, 6) OBP: 0.397, SLG: 0.292										2	0	0	0	0	0	1			
Wally Backman, S (7, PH) OBP: 0.356, SLG: 0.420										1	1	1	0	0	0	0			
Jay Bell, R (7, 6) OBP: 0.333, SLG: 0.402										0	0	0	1	0	0	0			
Andy Van Slyke, L (1, 8) OBP: 0.382, SLG: 0.462										4	1	2	0	1	0	2			
Bobby Bonilla, S (1, 5) OBP: 0.304, SLG: 0.532										2	0	0	2	0	0	1			
Bill Landrum, R (8, 1)										0	0	0	0	0	0	0			
Barry Bonds, L (1, 7) OBP: 0.416, SLG: 0.609										4	0	0	0	0	1	3			
Sid Bream, L (1, 3) OBP: 0.348, SLG: 0.447										4	1	2	1	0	2	0			
Michael LaValliere, L (1, 2) OBP: 0.375, SLG: 0.328										2	0	0	0	1	0	0			
Jose Lind, R (1, 4) OBP: 0.338, SLG: 0.388										3	1	0	0	1	0	2			
Doug Drabek, R (1, 1) OBP: 0.212, SLG: 0.281										2	0	0	0	0	1	0			
Bob Kipper, R (7, 1)										0	0	0	0	0	0	0			
Orlando Merced, S (8, PH) OBP: 0.333, SLG: 0.500										1	1	1	0	0	0	0			
Jeff King, R (8, 5) OBP: 0.261, SLG: 0.313										1	0	1	0	0	0	0			
<b>Inning Stats</b>	R: 0 E: 0 K: 0 S: 8	H: 1 LOB: 0 BB: 0 P: 10	R: 0 E: 0 K: 2 S: 7	H: 0 LOB: 0 BB: 0 P: 9	R: 0 E: 0 K: 0 S: 4	H: 0 LOB: 0 BB: 0 P: 5	R: 0 E: 0 K: 0 S: 5	H: 1 LOB: 1 BB: 0 P: 5	R: 0 E: 0 K: 1 S: 8	H: 0 LOB: 0 BB: 0 P: 11	R: 2 E: 0 K: 0 S: 14	H: 3 LOB: 2 BB: 1 P: 28	R: 1 E: 0 K: 0 S: 8	H: 2 LOB: 2 BB: 1 P: 17	R: 2 E: 0 K: 0 S: 7	H: 3 LOB: 2 BB: 1 P: 13	1B: 7 2B: 3 3B: 0 HR: 0	SF: 3 SAC: 2 DP: 0 HBP: 0	WP: 0 PA: 39 PB: 0 SB: 0 CS: 1
<b>PITCHER</b>	IP WLS BF H R ER SO BB IBB HBP BLK WP HR S P ERA WHIP																		
Ed Whitson, R (1, 1) ERA: 2.86	7.0	26	5	2	2	4	0	1	0	0	0	0	0	0	55	79	2.57	0.714	
Mark Grant, R (8, 1) ERA: 4.33	0.0	1	1	1	1	0	0	0	0	0	0	0	0	2	5	∞	∞		
Craig Lefferts, L (8, 1) ERA: 3.31	1.1	L	10	4	2	2	0	2	0	0	0	0	0	11	23	13.50	3.000		
Greg Harris, R (9, 1) ERA: 1.92	0.2	2	0	0	0	0	0	0	0	0	0	0	0	2	2	0.00	0.000		

AB	31
R	5
H	10
RBI	5
BB	3
SO	4
LOB	9



Batter	1	2	3	4	5	6	7	8	9	AB	R	H	RBI	BB	SO	LOB	BOTTOM				
Bip Roberts, S (1, 4) OBP: 0.356, SLG: 0.429										4	1	1	0	0	0	1	<b>Pittsburgh Pirates @ San Diego Padres</b> Jack Murphy Stadium, San Diego, CA Tue Jul 03 1990, 10:05 PM EDT Att: 33,949 - Unknown - 80 F				
Thomas Howard, S (1, 7) OBP: 0.250, SLG: 0.250										4	0	1	0	0	0	1					
Tony Gwynn, L (1, 9) OBP: 0.374, SLG: 0.444										3	0	1	1	0	0	0					
Joe Carter, R (1, 8) OBP: 0.276, SLG: 0.403										3	0	0	0	1	0	1					
Jack Clark, R (1, 3) OBP: 0.402, SLG: 0.478										2	1	0	0	2	1	2					
Mike Pagliarulo, L (1, 5) OBP: 0.341, SLG: 0.392										4	0	1	0	0	1	4					
Greg Harris, R (9, 1) OBP: 0.143, SLG: 0.429										0	0	0	0	0	0	0					
Garry Templeton, S (1, 6) OBP: 0.300, SLG: 0.404										4	1	2	1	0	0	1					
Mark Parent, R (1, 2) OBP: 0.256, SLG: 0.256										2	0	0	0	0	1	2					
Fred Lynn, L (7, PH) OBP: 0.358, SLG: 0.453										1	0	0	0	0	0	1					
Ronn Reynolds, R (8, 2) OBP: 0.077, SLG: 0.154										1	0	0	0	0	1	0					
Ed Whitson, R (1, 1) OBP: 0.182, SLG: 0.281										1	0	0	0	0	0	1					
Shawn Abner, R (7, PH) OBP: 0.277, SLG: 0.323										0	0	0	1	0	0	0					
Mark Grant, R (8, 1) OBP: 0.500, SLG: 0.500										0	0	0	0	0	0	0					
Craig Lefferts, L (8, 1) OBP: 0.250, SLG: 0.250										0	0	0	0	0	0	0					
Roberto Alomar, S (9, 4) OBP: 0.364, SLG: 0.409										1	0	0	0	0	0	0					
<b>Inning Stats</b>	R: 0 E: 0 K: 0 S: 10	H: 0 LOB: 0 BB: 0 P: 17	R: 0 E: 0 K: 2 S: 7	H: 0 LOB: 0 BB: 0 P: 9	R: 0 E: 0 K: 0 S: 12	H: 1 LOB: 1 BB: 0 P: 17	R: 0 E: 0 K: 0 S: 7	H: 0 LOB: 0 BB: 0 P: 10	R: 1 E: 0 K: 1 S: 21	H: 1 LOB: 1 BB: 1 P: 31	R: 1 E: 0 K: 0 S: 14	H: 2 LOB: 2 BB: 1 P: 25	R: 1 E: 0 K: 0 S: 6	H: 1 LOB: 0 BB: 0 P: 6	R: 0 E: 0 K: 0 S: 9	H: 1 LOB: 2 BB: 1 P: 17	R: 0 E: 0 K: 1 S: 13	H: 0 LOB: 0 BB: 0 P: 17	1B: 2 2B: 4 3B: 0 HR: 0	SF: 1 SAC: 2 DP: 0 HBP: 0	WP: 0 PA: 36 PB: 0 SB: 1 CS: 0
<b>PITCHER</b>	IP WLS BF H R ER SO BB IBB HBP BLK WP HR S P ERA WHIP																				
Doug Drabek, R (1, 1) ERA: 3.33	6.0	25	5	3	3	3	2	0	0	0	0	0	0	73	111	4.50	1.167				
Bob Kipper, L (7, 1) ERA: 3.99	1.0	3	0	0	0	0	0	0	0	0	0	0	4	4	0.00	0.000					
Bill Landrum, R (8, 1) ERA: 1.54	2.0	W	8	1	0	0	1	0	1	0	0	0	22	34	0.00	0.500					

AB	30
R	3
H	6
RBI	3
BB	3
SO	4
LOB	14



Batter	1	2	3	4	5	6	7	8	9	AB	R	H	RBI	BB	SO	LOB	TOP										
Wally Backman, S OBP: 0.362, SLG: 0.415 Dann Bilardello, R OBP: 0.118, SLG: 0.063	4-2 BB	4-1 BB			2-2 G3-1	4-1 BB		2-2 G5-3		2	0	0	0	3	0	1	<b>Pittsburgh Pirates @ San Diego Padres</b> Jack Murphy Stadium, San Diego, CA Wed Jul 04 1990, 10:05 PM EDT Att: 10,897 - Unknown - 80 F <a href="http://livebaseballscorecards.com">livebaseballscorecards.com</a>										
Jay Bell, R OBP: 0.331, SLG: 0.399	2-3 SAFE	1-1 P4			2-2 E5 1B BB SF7	1-2 BB			2-2 2B 1B	5	2	1	0	0	1	5											
Andy Van Slyke, L OBP: 0.383, SLG: 0.458	0-0 SAFE		1-1 F7		4-1 1B 1-2 BB		1-0 G5-4-3 1B		2-3 K	4	0	1	0	1	1	2											
Bobby Bonilla, S OBP: 0.306, SLG: 0.533	0-1 SAFE		0-0 G1-3		0-1 1B 1-2 2-3 1B		3-2 G5-4-3		0-0 L6 1-H 2B	5	0	2	1	0	0	2											
Barry Bonds, L OBP: 0.416, SLG: 0.606		4-2 BB S 1B BB	2-3 K		1-0 SF7		2-0 1B		1-1 L6 2-3	3	1	1	1	1	1	1											
Sid Bream, L OBP: 0.353, SLG: 0.448 Gary Redus, R OBP: 0.333, SLG: 0.387		4-2 1B BB BB G6-3 BB		2-1 G3 S 1B	1-2 F9		1-3 K			2	1	1	0	1	0	2											
Michael LaValliere, L OBP: 0.374, SLG: 0.533 Orlando Merced, S OBP: 0.286, SLG: 0.429		4-0 G6-3 1B 1-2 2-3 BB		1-1 G3		1-3 K		0-3 K		2	0	0	0	1	1	1											
Jose Lind, R OBP: 0.337, SLG: 0.385		2-0 G6-3 1B		0-3 K		0-0 F9		0-1 G5-3		4	0	1	1	0	1	1											
Neal Heaton, L OBP: 0.143, SLG: 0.032 Stan Belinda, R		0-0 G6-3		2-2 G4-3		4-2 BB BB		2-0 E7		2	0	0	0	1	0	3											
Jeff King, R OBP: 0.259, SLG: 0.311 Jay Tibbs, R		1-2 2-3 3-H								0	0	0	0	0	0	0											
										0	0	0	0	0	0	0											
<b>Inning Stats</b>	R: 0 E: 0 K: 1 S: 9	H: 0 LOB: 1 BB: 1 P: 15	R: 2 E: 0 K: 0 S: 11	H: 1 LOB: 2 BB: 4 P: 30	R: 0 E: 0 K: 1 S: 6	H: 0 LOB: 0 BB: 0 P: 9	R: 0 E: 0 K: 1 S: 11	H: 1 LOB: 1 BB: 0 P: 16	R: 1 E: 1 K: 0 S: 14	H: 1 LOB: 2 BB: 1 P: 24	R: 0 E: 0 K: 1 S: 11	H: 0 LOB: 2 BB: 2 P: 21	R: 0 E: 1 K: 1 S: 10	H: 0 LOB: 1 BB: 0 P: 14	R: 1 E: 0 K: 1 S: 10	H: 2 LOB: 0 BB: 0 P: 15		R: 0 E: 1 K: 1 S: 10	H: 0 LOB: 1 BB: 0 P: 14	R: 1 E: 0 K: 1 S: 10	H: 2 LOB: 0 BB: 0 P: 15	1B: 6 2B: 2 3B: 0 HR: 0	SF: 1 SAC: 0 DP: 3 HBP: 0	WP: 0 PB: 0 SB: 2 CS: 0	PA: 41		
<b>PITCHER</b>	IP	WLS	BF	H	R	ER	SO	BB	IBB	HBP	BLK	WP	HR	S	P	ERA	WHIP										
Mike Dunne, R ERA: 5.86	1.0		7	0	2	2	1	4	0	0	0	0	0	15	33	18.00	4.000										
Eric Show, R ERA: 5.99	5.0	W	22	3	1	0	3	4	0	0	0	0	0	47	82	0.00	1.400										
Rich Rodriguez, L ERA: 6.0	2.1		11	4	1	1	3	0	0	0	0	0	0	26	41	3.86	1.714										
Greg Harris, R ERA: 1.9	0.2	S	1	0	0	0	0	0	0	0	0	0	0	2	3	0.00	0.000										

Batter	1	2	3	4	5	6	7	8	9	AB	R	H	RBI	BB	SO	LOB	BOTTOM										
Bip Roberts, S OBP: 0.358, SLG: 0.428	3-3 K	1-2 WP HBP			1-2 G4-3			1-1 G4-3 SH3-4 1B		3	0	1	0	0	1	0	<b>Pittsburgh Pirates @ San Diego Padres</b> Jack Murphy Stadium, San Diego, CA Wed Jul 04 1990, 10:05 PM EDT Att: 10,897 - Unknown - 80 F <a href="http://livebaseballscorecards.com">livebaseballscorecards.com</a>										
Thomas Howard, S OBP: 0.286, SLG: 0.286	1-0 G6-3	0-3 K			2-1 1B		0-0 SH3-4		1-2 1B	3	0	1	0	0	1	1											
Tony Gwynn, L OBP: 0.369, SLG: 0.438	0-0 F9		0-1 G3		0-0 F8		3-1 G4-3		2-3 K	4	0	0	0	0	0	2											
Joe Carter, R OBP: 0.276, SLG: 0.401		0-3 K	0-2 F9		0-1 1B		1-3 K			4	0	1	0	0	2	1											
Jack Clark, R OBP: 0.399, SLG: 0.471		3-2 FC5 1B	3-3 K		1-2 P6			1-1 F8		4	0	1	0	0	1	2											
Roberto Alomar, S OBP: 0.369, SLG: 0.427		0-1 BB FC5 1B		3-2 HR		1-1 2B		2-1 F7		4	2	3	1	0	0	0											
Garry Templeton, S OBP: 0.296, SLG: 0.398		0-1 FC5 BB 1B		1-1 G4-3		0-3 K		1-3 K		4	1	0	0	0	2	3											
Ronn Reynolds, R OBP: 0.125, SLG: 0.133		4-2 1B E BB		0-2 G4-3		2 SAFE 2 SAFE F8		0-1 F8		2	1	0	0	1	0	1											
Mike Dunne, R		0-0 E8		1-2 F8		0-0 F9				0	0	0	0	0	0	0											
Eric Show, R OBP: 0.273, SLG: 0.364 Shawn Abner, R OBP: 0.273, SLG: 0.317 Rich Rodriguez, L										0	0	0	0	0	0	0											
Greg Harris, R OBP: 0.143, SLG: 0.429										0	0	0	0	0	0	0											
<b>Inning Stats</b>	R: 0 E: 0 K: 1 S: 5	H: 0 LOB: 0 BB: 0 P: 9	R: 4 E: 1 K: 2 S: 20	H: 3 LOB: 1 BB: 1 P: 28	R: 0 E: 0 K: 1 S: 8	H: 0 LOB: 0 BB: 0 P: 11	R: 1 E: 0 K: 0 S: 14	H: 1 LOB: 0 BB: 0 P: 19	R: 0 E: 0 K: 0 S: 12	H: 2 LOB: 2 BB: 0 P: 16	R: 0 E: 0 K: 1 S: 8	H: 1 LOB: 1 BB: 0 P: 9	R: 0 E: 0 K: 1 S: 12	H: 1 LOB: 0 BB: 0 P: 17	R: 0 E: 0 K: 1 S: 7	H: 0 LOB: 0 BB: 0 P: 11		R: 0 E: 0 K: 1 S: 7	H: 0 LOB: 0 BB: 0 P: 11	1B: 6 2B: 1 3B: 0 HR: 1	SF: 0 SAC: 1 DP: 0 HBP: 1	WP: 1 PB: 0 SB: 0 CS: 0	PA: 34				
<b>PITCHER</b>	IP	WLS	BF	H	R	ER	SO	BB	IBB	HBP	BLK	WP	HR	S	P	ERA	WHIP										
Neal Heaton, L ERA: 3.47	6.2	L	30	8	0	4	5	1	0	0	0	0	0	7	101	5.40	1.350										
Stan Belinda, R ERA: 2.57	0.1		1	0	0	0	1	0	0	0	0	0	0	7	8	0.00	0.000										
Jay Tibbs, R ERA: 5.4	1.0		3	0	0	0	1	0	0	0	0	0	0	7	11	0.00	0.000										



Batter	1	2	3	4	5	6	7	8	9	AB	R	H	RBI	BB	SO	LOB	TOP				
Wally Backman, S (1,4) Rafael Belliard, R (8,FR) OBP: 0.364, SLG: 0.410 OBP: 0.357, SLG: 0.292	G3	K		2B PB 1B		FC4-6 CS		G3-6-3 BB		4	1	1	1	1	1	3	<b>Pittsburgh Pirates @ Los Angeles Dodgers</b> Dodger Stadium, Los Angeles, CA Fri Jul 06 1990, 7:05 PM PDT Att: 33,386 - Sunny - 82 F				
Jay Bell, R (1,6) OBP: 0.330, SLG: 0.398	G4-3		F8 S G4-3 BB	PB 1-3 2B		K		F8		4	1	1	0	1	1	3					
Andy Van Slyke, L (1,8) OBP: 0.380, SLG: 0.460	G3-1		F8 1-3		2-3 3-H 1-0 BB	CS	F7	G3-6-3		4	0	0	0	1	0	3					
Bobby Bonilla, S (1,5) OBP: 0.308, SLG: 0.547		1B BLK 1B	G4-3	F9					F9	5	2	2	2	0	0	2					
Barry Bonds, L (1,7) OBP: 0.422, SLG: 0.616		1-1 1B	1-1 1B		G3		2-0 1B	4-2 G6-4-3 BB		4	0	3	0	1	0	0					
R.J. Reynolds, S (1,9) OBP: 0.346, SLG: 0.345		2-1 FC6-4 S 1B	G3-1				2-2 P2	0-1 G6-4-3		4	1	0	0	1	0	3					
Sid Bream, L (1,3) OBP: 0.362, SLG: 0.463		3-H 4-0 FC6-4 BB		1-2 WP 1B 1B			3-2 1-3 1B			3	1	2	0	1	0	1					
Dann Bilardello, R (1,2) OBP: 0.095, SLG: 0.050		0-1 FC6-4 1B		2-0 G6-3			0-0 F8			4	0	0	0	0	1	6					
John Smiley, L (1,1) Orlando Merced, S (8,PH) Bob Kipper, R (8,1) Bill Landrum, R (8,1)		1-1 1B		0-0 G5-3			0-0 FC4-6 1B			3	0	2	1	0	0	1					
		1-2 3-H 1B						F8 BB 1B		1	0	1	0	0	0	0					
<b>Inning Stats</b>	R: 0 E: 0 K: 0 S: 7	H: 0 LOB: 0 BB: 0 P: 10	R: 2 E: 1 K: 1 S: 12	H: 3 LOB: 2 BB: 1 P: 23	R: 1 E: 0 K: 0 S: 8	H: 1 LOB: 1 BB: 1 P: 18	R: 2 E: 0 K: 0 S: 10	H: 3 LOB: 2 BB: 1 P: 18	R: 0 E: 0 K: 1 S: 10	H: 1 LOB: 0 BB: 0 P: 14	R: 1 E: 0 K: 1 S: 15	H: 3 LOB: 2 BB: 0 P: 24	R: 0 E: 0 K: 0 S: 5	H: 1 LOB: 2 BB: 1 P: 11	R: 0 E: 0 K: 0 S: 6	H: 0 LOB: 0 BB: 1 P: 11	1B: 10 2B: 1 3B: 0 HR: 1	SF: 0 SAC: 0 DP: 2 HBP: 0	WP: 2 PB: 1 SB: 2 CS: 1	PA: 43	
<b>PITCHER</b>	IP WLS BF H R ER SO	IP WLS BF H R ER SO	IP WLS BF H R ER SO	IP WLS BF H R ER SO	IP WLS BF H R ER SO	IP WLS BF H R ER SO	IP WLS BF H R ER SO	IP WLS BF H R ER SO	IP WLS BF H R ER SO	IP WLS BF H R ER SO	IP WLS BF H R ER SO	IP WLS BF H R ER SO	IP WLS BF H R ER SO	IP WLS BF H R ER SO	IP WLS BF H R ER SO	IP WLS BF H R ER SO	ERA WHIP	ERA WHIP			
Mike Morgan, R (1,1) ERA: 3.46	3.2 L 20 7 5 3 1																	7.36	2.455		
Ray Seavage, L (4,1) ERA: 3.85	1.1 6 0 0 0 0																	0.00	1.500		
Tim Crews, R (6,1) ERA: 3.12	2.0 9 4 1 1 2																	4.50	2.000		
Jim Gott, R (8,1) ERA: 4.66	1.0 4 1 0 0 0																	0.00	2.000		
Jay Howell, R (9,1) ERA: 3.14	1.0 3 0 0 0 0																	0.00	1.000		

Batter	1	2	3	4	5	6	7	8	9	AB	R	H	RBI	BB	SO	LOB	BOTTOM					
Stan Javier, S (1,8) OBP: 0.386, SLG: 0.430	G6-3		K		4-1 1B BB		F7		P5	4	0	0	0	1	1	3	<b>Pittsburgh Pirates @ Los Angeles Dodgers</b> Dodger Stadium, Los Angeles, CA Fri Jul 06 1990, 7:05 PM PDT Att: 33,386 - Sunny - 82 F					
Mike Sharperson, R (1,5) OBP: 0.386, SLG: 0.361	F9		K		FC6-4 1B		G5-3		G4-3	5	0	1	1	0	1	2						
Kal Daniels, L (1,7) OBP: 0.377, SLG: 0.491	4-2 BB		G5-3		FC6-4 1-2			G4-3	G3	4	0	0	0	1	0	3						
Eddie Murray, S (1,3) OBP: 0.378, SLG: 0.464	G6-3			1-3 K		F7		4-1 BLK G3 WP BB		3	1	0	0	1	1	1						
Hubie Brooks, R (1,9) OBP: 0.282, SLG: 0.398		2-2 FC4-6 1B		0-3 K		P2		3-2 G3		4	0	1	1	0	1	0						
Rick Dempsey, R (1,2) OBP: 0.358, SLG: 0.393		1 SAFE 0-1 FC4-6 1B		3-2 1B		P4		4-0 BLK BB		3	0	1	0	1	0	1						
Juan Samuel, R (1,4) OBP: 0.288, SLG: 0.343				0-0 L7				1-2 F9		4	1	2	0	0	0	2						
Jay Howell, R (9,1)								S G6-3 1B		0	0	0	0	0	0	0						
Alfredo Griffin, S (1,6) OBP: 0.286, SLG: 0.290		0-2 F8			G1-6-3			G6-3		3	0	0	0	0	0	3						
Chris Gwynn, L (9,PH) OBP: 0.359, SLG: 0.403									E7 1B G4-3	1	1	1	0	0	0	0						
Mike Morgan, R (1,1) Ray Seavage, L (4,1) Jose Gonzalez, R (5,PH) Tim Crews, R (6,1) Mickey Hatcher, R (7,PH) Jim Gott, R (8,1) Lenny Harris, L (9,4)		0-2 G1-3				2-1 P6		2-1 1B		1	0	0	0	0	0	2						
<b>Inning Stats</b>	R: 0 E: 0 K: 0 S: 10	H: 0 LOB: 1 BB: 1 P: 17	R: 0 E: 0 K: 2 S: 12	H: 2 LOB: 2 BB: 0 P: 14	R: 0 E: 0 K: 2 S: 8	H: 0 LOB: 0 BB: 0 P: 10	R: 0 E: 0 K: 2 S: 12	H: 1 LOB: 1 BB: 0 P: 16	R: 0 E: 0 K: 0 S: 9	H: 1 LOB: 2 BB: 1 P: 16	R: 0 E: 0 K: 0 S: 5	H: 0 LOB: 0 BB: 0 P: 6	R: 1 E: 0 K: 0 S: 15	H: 2 LOB: 1 BB: 0 P: 20	R: 1 E: 0 K: 0 S: 13	H: 0 LOB: 1 BB: 2 P: 27	R: 1 E: 1 K: 0 S: 10	H: 2 LOB: 1 BB: 0 P: 14	1B: 8 2B: 0 3B: 0 HR: 0	SF: 0 SAC: 0 DP: 0 HBP: 0	WP: 1 PB: 0 SB: 1 CS: 0	PA: 39
<b>PITCHER</b>	IP WLS BF H R ER SO	IP WLS BF H R ER SO	IP WLS BF H R ER SO	IP WLS BF H R ER SO	IP WLS BF H R ER SO	IP WLS BF H R ER SO	IP WLS BF H R ER SO	IP WLS BF H R ER SO	IP WLS BF H R ER SO	IP WLS BF H R ER SO	IP WLS BF H R ER SO	IP WLS BF H R ER SO	IP WLS BF H R ER SO	IP WLS BF H R ER SO	IP WLS BF H R ER SO	IP WLS BF H R ER SO	ERA WHIP	ERA WHIP				
John Smiley, L (1,1) ERA: 3.65	7.0 W 29 6 1 1 4																	1.29	1.143			
Bob Kipper, L (8,1) ERA: 4.2	0.2 4 0 1 1 0																	13.50	3.000			
Bill Landrum, R (8,1) ERA: 1.49	1.1 6 2 1 0 0																	0.00	1.500			







Batter	1	2	3	4	5	6	7	8	9	10	11	12	13	14	15	AB	R	H	RBI	BB	SO	LOB	TOP									
<b>Big Roberts, S</b> OBP: 0.360, SLG: 0.419	4-3		P3		1B			G4-3 1B BB		G6-4-3 BB		FC6-4			F7	5	1	1	1	2	0	1										
<b>Tony Gwynn, L</b> OBP: 0.366, SLG: 0.438	1B			HR	F7			G4-3		K				1B BB		6	1	3	1	1	1	3										
<b>Jack Clark, R</b> OBP: 0.395, SLG: 0.462	K			G5-3				G4-3		G6-4-3				1B BB		7	0	1	0	0	2	4										
<b>Eddie Williams, R</b> OBP: 0.333, SLG: 0.500	4-3			2B				G3-1						1B		6	0	2	1	0	0	3										
<b>Roberto Alomar, S</b> OBP: 0.358, SLG: 0.418			K	K				K							P8	6	0	1	0	0	3	4										
<b>Joe Carter, R</b> OBP: 0.273, SLG: 0.386		F8		K				F8							P4	6	0	1	0	0	1	4										
<b>Gary Templeton, S</b> OBP: 0.285, SLG: 0.394	K				G5-3			SH3-4 1B							F9	5	0	1	0	0	1	0										
<b>Mark Parent, R</b> OBP: 0.283, SLG: 0.305																																
<b>Phil Stephenson, L</b> OBP: 0.361, SLG: 0.469			G5-3																													
<b>Tom Lampkin, L</b> OBP: 0.273, SLG: 0.386					1B 2B																											
<b>Andy Benes, R</b> OBP: 0.377, SLG: 0.456			G6-3																													
<b>Shawn Abner, R</b> OBP: 0.377, SLG: 0.456					K																											
<b>Greg Harris, R</b> OBP: 0.377, SLG: 0.456																																
<b>Bill Landrum, R</b> OBP: 0.377, SLG: 0.456																																
<b>Mike Patterson, R</b> OBP: 0.377, SLG: 0.456																																
<b>Carl Crawford, R</b> OBP: 0.377, SLG: 0.456																																
<b>Inning Stats</b>	R: 0 E: 0 K: 1 S: 6	H: 1 LOB: 1 BB: 0 P: 6	R: 0 E: 0 K: 2 S: 7	H: 0 LOB: 0 BB: 0 P: 11	R: 0 E: 0 K: 0 S: 7	H: 0 LOB: 0 BB: 0 P: 10	R: 0 E: 0 K: 2 S: 15	H: 2 LOB: 1 BB: 0 P: 21	R: 1 E: 0 K: 1 S: 8	H: 2 LOB: 1 BB: 0 P: 11	R: 0 E: 0 K: 0 S: 3	H: 0 LOB: 0 BB: 0 P: 5	R: 0 E: 0 K: 0 S: 8	H: 0 LOB: 0 BB: 0 P: 15	R: 0 E: 0 K: 1 S: 8	H: 1 LOB: 1 BB: 1 P: 13	R: 0 E: 0 K: 1 S: 9	H: 1 LOB: 1 BB: 0 P: 14	R: 0 E: 0 K: 1 S: 6	H: 0 LOB: 0 BB: 1 P: 10	R: 0 E: 0 K: 1 S: 10	H: 1 LOB: 0 BB: 0 P: 11	R: 0 E: 0 K: 1 S: 9	H: 0 LOB: 1 BB: 1 P: 15	R: 0 E: 0 K: 0 S: 7	H: 1 LOB: 2 BB: 1 P: 13	R: 0 E: 0 K: 1 S: 6	H: 1 LOB: 0 BB: 0 P: 10	1B: 7 2B: 3 3B: 0 HR: 1	SF: 0 SAC: 1 DP: 1 HBP: 0	WP: 0 PB: 0 SB: 1 CS: 3	PA: 58
<b>PITCHER</b>	IP 7.1	WLS 1.0	BF 29	H 5	R 3	ER 3	SO 7	BB 2	IBB 0	HBP 0	BLK 0	WP 0	HR 0	S 55	P 84	ERA 3.68	WHIP 0.955															
<b>John Smiley, L</b> ERA: 3.68																																
<b>Stan Belinda, R</b> ERA: 2.16																																
<b>Scott Ruskin, L</b> ERA: 2.52																																
<b>Bill Landrum, R</b> ERA: 1.42																																
<b>Bob Patterson, L</b> ERA: 2.79																																

San Diego Padres @ Pittsburgh Pirates  
Three Rivers Stadium, Pittsburgh, PA  
Thu Jul 12 1990, 7:05 PM EDT  
Att: 10,960 - Unknown

AB 51  
R 3  
H 11  
RBI 3  
BB 5  
SO 14  
LOB 24



Batter	1	2	3	4	5	6	7	8	9	10	11	12	13	14	15	AB	R	H	RBI	BB	SO	LOB	BOTTOM											
<b>Wally Backman, S</b> OBP: 0.364, SLG: 0.406	HR BB				SH3-4 BB											3	1	1	0	1	1	0												
<b>Jeff King, R</b> OBP: 0.265, SLG: 0.316	1B	K														4	0	1	1	0	0	3												
<b>Jay Bell, R</b> OBP: 0.331, SLG: 0.394	K		G4-3		SH3-4											6	0	2	0	0	1	1												
<b>Andy Van Slyke, L</b> OBP: 0.377, SLG: 0.456	HR BB		F9		F8											5	1	1	0	1	1	4												
<b>Bobby Bonilla, S</b> OBP: 0.377, SLG: 0.545	F6		2B		FC4-6 BB											4	0	1	0	3	0	2												
<b>Barry Bonds, L</b> OBP: 0.423, SLG: 0.619	HR				FC4-6											6	1	2	3	1	0	6												
<b>Sid Bream, L</b> OBP: 0.350, SLG: 0.439	HBP				P2											6	0	0	0	0	2	5												
<b>Michael LaValliere, L</b> OBP: 0.242, SLG: 0.331	F9				F7											4	0	0	0	0	0	1												
<b>Neal Heaton, L</b> ERA: 0.00																0	0	0	0	0	0	0												
<b>Dann Bilardello, R</b> OBP: 0.111, SLG: 0.040																1	1	0	0	1	1	0												
<b>Joss Lind, R</b> OBP: 0.338, SLG: 0.381			F8		F9											5	0	2	0	0	0	0												
<b>John Smiley, L</b> ERA: 3.68																																		
<b>Stan Belinda, R</b> ERA: 2.16																																		
<b>Scott Ruskin, L</b> ERA: 2.52																																		
<b>Bill Landrum, R</b> ERA: 1.42																																		
<b>Orlando Merced, S</b> OBP: 0.377, SLG: 0.456																																		
<b>Mike Patterson, R</b> OBP: 0.377, SLG: 0.456																																		
<b>Carl Crawford, R</b> OBP: 0.377, SLG: 0.456																																		
<b>Inning Stats</b>	R: 3 E: 0 K: 1 S: 11	H: 2 LOB: 1 BB: 1 P: 23	R: 0 E: 0 K: 2 S: 10	H: 0 LOB: 0 BB: 0 P: 13	R: 0 E: 0 K: 0 S: 6	H: 1 LOB: 2 BB: 1 P: 13	R: 0 E: 0 K: 1 S: 5	H: 0 LOB: 0 BB: 0 P: 8	R: 0 E: 0 K: 0 S: 13	H: 0 LOB: 2 BB: 2 P: 22	R: 0 E: 0 K: 0 S: 10	H: 1 LOB: 1 BB: 0 P: 17	R: 0 E: 0 K: 0 S: 9	H: 0 LOB: 2 BB: 1 P: 19	R: 0 E: 0 K: 0 S: 7	H: 0 LOB: 0 BB: 1 P: 10	R: 0 E: 0 K: 0 S: 5	H: 0 LOB: 0 BB: 0 P: 7	R: 0 E: 0 K: 1 S: 7	H: 1 LOB: 1 BB: 0 P: 12	R: 0 E: 0 K: 1 S: 9	H: 2 LOB: 3 BB: 0 P: 12	R: 0 E: 0 K: 1 S: 7	H: 0 LOB: 0 BB: 1 P: 11	R: 0 E: 0 K: 0 S: 4	H: 1 LOB: 1 BB: 1 P: 11	R: 0 E: 0 K: 1 S: 10	H: 1 LOB: 2 BB: 1 P: 8	R: 1 E: 0 K: 1 S: 10	H: 1 LOB: 1 BB: 1 P: 18	1B: 9 2B: 1 3B: 0 HR: 1	SF: 0 SAC: 5 DP: 0 HBP: 2	WP: 0 PB: 0 SB: 0 CS: 0	PA: 64
<b>PITCHER</b>	IP 4.2	WLS 1.1	BF 22	H 5	R 3	ER 3	SO 4	BB 4	IBB 0	HBP 0	BLK 0	WP 0	HR 0	S 43	P 76	ERA 5.79	WHIP 1.500																	
<b>Andy Benes, R</b> ERA: 3.55																																		
<b>Rich Rodriguez, L</b> ERA: 2.94																																		
<b>Greg Harris, R</b> ERA: 2.53																																		
<b>Craig Lefferts, L</b> ERA: 3.03																																		
<b>Calvin Schiraldi, R</b> ERA: 4.0																																		

San Diego Padres @ Pittsburgh Pirates  
Three Rivers Stadium, Pittsburgh, PA  
Thu Jul 12 1990, 7:05 PM EDT  
Att: 10,960 - Unknown

AB 50  
R 4  
H 11  
RBI 4  
BB 7  
SO 9  
LOB 24



Batter	1	2	3	4	5	6	7	8	9	AB	R	H	RBI	BB	SO	LOB	TOP					
<b>Thomas Howard, S</b> (1, 7) OBP: 0.333, SLG: 0.381										4	1	2	0	0	1	0	<b>San Diego Padres @ Pittsburgh Pirates</b> Three Rivers Stadium, Pittsburgh, PA Fri Jul 13 1990, 7:05 PM EDT Att: 16,108 - Unknown					
<b>Tony Gwynn, L</b> (1, 9) OBP: 0.355, SLG: 0.436										4	0	1	0	0	0	1						
<b>Jack Clark, R</b> (1, 3) OBP: 0.397, SLG: 0.460										3	0	1	0	1	1	1						
<b>Roberto Alomar, S</b> (1, 4) OBP: 0.357, SLG: 0.416										4	0	1	0	0	1	2						
<b>Joe Carter, R</b> (1, 8) OBP: 0.272, SLG: 0.384										4	0	1	0	0	2	4						
<b>Mike Pagliarulo, L</b> (1, 5) OBP: 0.344, SLG: 0.378											4	0	1	0	0	1		1				
<b>Garry Templeton, S</b> (1, 6) OBP: 0.281, SLG: 0.388											4	0	0	0	0	1		2				
<b>Mark Parent, R</b> (1, 2) OBP: 0.284, SLG: 0.306											3	0	1	0	0	0		1				
<b>Phil Stephenson, L</b> (9, PH) OBP: 0.357, SLG: 0.463											1	0	0	0	0	1		0				
<b>Dennis Rasmussen, L</b> (1, 1) OBP: 0.353, SLG: 0.382											2	0	0	0	0	2		1				
<b>Bip Roberts, S</b> (7, PH) OBP: 0.356, SLG: 0.418											1	0	0	0	0	2	0					
<b>Derek Lilliquist, L</b> (7, 1) OBP: 0.348, SLG: 0.609											0	0	0	0	0	0	0					
<b>Inning Stats</b>	R: 0 E: 0 K: 2 S: 11	H: 0 LOB: 0 BB: 0 P: 15	R: 0 E: 0 K: 2 S: 10	H: 0 LOB: 0 BB: 0 P: 16	R: 0 E: 0 K: 1 S: 10	H: 0 LOB: 0 BB: 0 P: 14	R: 0 E: 0 K: 0 S: 9	H: 1 LOB: 2 BB: 1 P: 16	R: 0 E: 0 K: 1 S: 8	H: 1 LOB: 1 BB: 0 P: 15	R: 1 E: 0 K: 1 S: 6	H: 2 LOB: 0 BB: 0 P: 8	R: 0 E: 0 K: 0 S: 11	H: 2 LOB: 2 BB: 0 P: 21	R: 0 E: 0 K: 1 S: 11	H: 2 LOB: 2 BB: 0 P: 21	R: 0 E: 0 K: 2 S: 10	H: 0 LOB: 0 BB: 0 P: 13	1B: 7 2B: 1 3B: 0 HR: 0	SF: 0 SAC: 0 DP: 1 HBP: 0	WP: 0 PB: 1 SB: 0 CS: 0	PA: 35
<b>PITCHER</b>	IP	WLS	BF	H	R	ER	SO	BB	IBB	HBP	BLK	WP	HR	S	P	ERA	WHIP					
<b>Doug Drabek, R</b> (1, 1) ERA: 3.16	7.0	W	28	7	1	1	7	1	0	0	0	0	0	67	110	1.29	1.143					
<b>Scott Ruskin, L</b> (8, 1) ERA: 2.49	0.2		3	1	0	0	0	0	0	0	0	0	0	6	11	0.00	1.500					
<b>Stan Belinda, R</b> (8, 1) ERA: 2.05	1.1	S	4	0	0	0	3	0	0	0	0	0	0	13	18	0.00	0.000					

AB	34
R	1
H	8
RBI	0
BB	1
SO	10
LOB	15



Batter	1	2	3	4	5	6	7	8	9	AB	R	H	RBI	BB	SO	LOB	BOTTOM					
<b>Gary Redus, R</b> (1, 3) OBP: 0.324, SLG: 0.368										2	0	0	0	1	0	2	<b>San Diego Padres @ Pittsburgh Pirates</b> Three Rivers Stadium, Pittsburgh, PA Fri Jul 13 1990, 7:05 PM EDT Att: 16,108 - Unknown					
<b>Sid Bream, L</b> (6, 3) OBP: 0.346, SLG: 0.435										2	0	0	0	0	1	1						
<b>Jay Bell, R</b> (1, 6) OBP: 0.333, SLG: 0.393										3	1	1	0	1	0	0						
<b>R.J. Reynolds, S</b> (1, 8) OBP: 0.349, SLG: 0.348										4	1	1	0	0	0	3						
<b>Bobby Bonilla, S</b> (1, 9) OBP: 0.316, SLG: 0.542										4	1	1	1	0	0	1						
<b>Barry Bonds, L</b> (1, 7) OBP: 0.424, SLG: 0.620										3	0	1	1	1	0	1						
<b>Jeff King, R</b> (1, 5) OBP: 0.276, SLG: 0.329										3	1	2	0	1	0	1						
<b>Jose Lind, R</b> (1, 4) OBP: 0.343, SLG: 0.390										4	0	3	1	0	0	2						
<b>Dann Bilardello, R</b> (1, 2) OBP: 0.100, SLG: 0.036										3	0	0	1	0	0	4						
<b>Doug Drabek, R</b> (1, 1) OBP: 0.179, SLG: 0.237										3	0	0	0	0	3	3						
<b>Scott Ruskin, R</b> (8, 1) <b>Stan Belinda, R</b> (8, 1)										0	0	0	0	0	0	0						
<b>Inning Stats</b>	R: 0 E: 0 K: 0 S: 5	H: 0 LOB: 0 BB: 0 P: 9	R: 0 E: 0 K: 0 S: 6	H: 1 LOB: 0 BB: 0 P: 10	R: 0 E: 0 K: 1 S: 17	H: 1 LOB: 3 BB: 2 P: 32	R: 2 E: 1 K: 1 S: 15	H: 3 LOB: 2 BB: 0 P: 24	R: 2 E: 0 K: 0 S: 16	H: 3 LOB: 2 BB: 1 P: 26	R: 0 E: 0 K: 1 S: 5	H: 0 LOB: 0 BB: 0 P: 5	R: 0 E: 0 K: 0 S: 6	H: 0 LOB: 1 BB: 1 P: 11	R: 0 E: 0 K: 1 S: 10	H: 1 LOB: 1 BB: 0 P: 13	R: 0 E: 0 K: 2 S: 10	H: 0 LOB: 0 BB: 0 P: 13	1B: 6 2B: 3 3B: 0 HR: 0	SF: 0 SAC: 2 DP: 0 HBP: 0	WP: 1 PB: 0 SB: 0 CS: 1	PA: 38
<b>PITCHER</b>	IP	WLS	BF	H	R	ER	SO	BB	IBB	HBP	BLK	WP	HR	S	P	ERA	WHIP					
<b>Dennis Rasmussen, L</b> (1, 1) ERA: 4.2	6.0	L	29	8	4	4	3	3	0	0	0	1	0	64	106	6.00	1.833					
<b>Derek Lilliquist, L</b> (7, 1) ERA: 6.08	2.0		8	1	0	0	1	1	0	0	0	0	0	16	24	0.00	1.000					

AB	31
R	4
H	9
RBI	4
BB	4
SO	4
LOB	18



Batter	1	2	3	4	5	6	7	8	9	AB	R	H	RBI	BB	SO	LOB	TOP				
<b>Bip Roberts, S</b> OBP: 0.363, SLG: 0.420 (1, 4)										3	0	2	0	1	0	0	San Diego Padres @ Pittsburgh Pirates Three Rivers Stadium, Pittsburgh, PA Sat Jul 14 1990, 7:05 PM EDT Att: 27,955 - Cloudy - 75 F				
<b>Tony Gwynn, L</b> OBP: 0.382, SLG: 0.432 (1, 9)										3	1	0	0	0	0	3					
<b>Roberto Alomar, S</b> OBP: 0.359, SLG: 0.415 (1, 6)										3	1	1	1	1	0	1					
<b>Joe Carter, R</b> OBP: 0.273, SLG: 0.393 <b>Thomas Howard, S</b> OBP: 0.316, SLG: 0.364 (6, 7)										3	1	1	3	0	1	1					
<b>Phil Stephenson, L</b> OBP: 0.343, SLG: 0.442 (1, 3)										4	0	0	0	0	1	0					
<b>Shawn Abner, R</b> OBP: 0.270, SLG: 0.300 (1, 8)										3	0	1	0	1	0	0					
<b>Mike Pagliarulo, L</b> OBP: 0.342, SLG: 0.372 (1, 5)										3	0	0	0	1	1	2					
<b>Mark Parent, R</b> OBP: 0.274, SLG: 0.294 (1, 2)										4	0	0	0	0	1	2					
<b>Bruce Hurst, L</b> OBP: 0.171, SLG: 0.121 <b>Fred Lynn, L</b> OBP: 0.349, SLG: 0.435 <b>Greg Harris, R</b> OBP: 0.143, SLG: 0.429 <b>Rich Rodriguez, L</b> (8, 1)										2	1	1	0	0	0	0					
<b>Inning Stats</b>	R: 0 E: 0 K: 1 S: 8	H: 1 LOB: 1 BB: 0 P: 12	R: 0 E: 0 K: 0 S: 8	H: 0 LOB: 0 BB: 0 P: 13	R: 4 E: 0 K: 0 S: 14	H: 3 LOB: 0 BB: 1 P: 29	R: 0 E: 0 K: 0 S: 6	H: 1 LOB: 0 BB: 0 P: 11	R: 0 E: 0 K: 0 S: 7	H: 0 LOB: 0 BB: 0 P: 12	R: 0 E: 0 K: 1 S: 8	H: 0 LOB: 1 BB: 1 P: 16	R: 0 E: 0 K: 0 S: 8	H: 1 LOB: 1 BB: 1 P: 14	R: 0 E: 0 K: 3 S: 11	H: 0 LOB: 1 BB: 1 P: 18		1B: 5 2B: 0 3B: 0 HR: 1	SF: 0 SAC: 1 DP: 0 HBP: 0	WP: 0 PB: 0 SB: 1 CS: 2	PA: 36
<b>PITCHER</b>	IP	WLS	BF	H	R	ER	SO	BB	IBB	HBP	BLK	WP	HR	S	P	ERA	WHIP				
<b>Bob Walk, R</b> ERA: 3.72 <b>Ted Power, R</b> ERA: 2.39 <b>Bill Landrum, R</b> ERA: 1.39	(1, 1) (7, 1) (9, 1)	6.0 2.0 1.0	23 8 4	5 1 0	4 0 0	4 0 0	1 1 3	1 1 1	0 0 0	0 0 0	0 0 0	0 0 0	1 16 11	49 30 18	86 30 18	6.00 0.00 0.00	1.000 1.000 1.000				

Batter	1	2	3	4	5	6	7	8	9	AB	R	H	RBI	BB	SO	LOB	BOTTOM				
<b>Gary Redus, R</b> OBP: 0.329, SLG: 0.375 <b>Sid Bream, L</b> OBP: 0.349, SLG: 0.438 (8, 3)										3	0	1	1	1	0	2	San Diego Padres @ Pittsburgh Pirates Three Rivers Stadium, Pittsburgh, PA Sat Jul 14 1990, 7:05 PM EDT Att: 27,955 - Cloudy - 75 F				
<b>Jay Bell, R</b> OBP: 0.328, SLG: 0.387 (1, 6)										5	0	0	0	0	0	3					
<b>Andy Van Slyke, L</b> OBP: 0.371, SLG: 0.447 (1, 8)										5	0	0	0	0	0	2					
<b>Bobby Bonilla, S</b> OBP: 0.316, SLG: 0.538 (1, 9)										4	0	1	0	0	0	2					
<b>Barry Bonds, L</b> OBP: 0.428, SLG: 0.630 (1, 7)										2	2	1	1	2	1	0					
<b>Jeff King, R</b> OBP: 0.275, SLG: 0.323 (1, 5)										3	1	0	0	1	0	3					
<b>Jose Lind, R</b> OBP: 0.348, SLG: 0.395 (1, 4)										4	2	3	0	0	0	0					
<b>Michael LaValliere, L</b> OBP: 0.378, SLG: 0.319 <b>Wally Backman, S</b> OBP: 0.367, SLG: 0.406 <b>Dann Bliardello, R</b> OBP: 0.100, SLG: 0.036 (8, PH) (9, 2)										3	0	2	1	0	0	1					
<b>Bob Walk, R</b> OBP: 0.174, SLG: 0.136 <b>Orlando Merced, S</b> OBP: 0.333, SLG: 0.417 <b>Ted Power, R</b> OBP: 0.200, SLG: 0.400 <b>R.J. Reynolds, S</b> OBP: 0.354, SLG: 0.353 <b>Bill Landrum, R</b> (9, 1)										2	1	0	0	0	1	1					
<b>Inning Stats</b>	R: 0 E: 1 K: 0 S: 6	H: 0 LOB: 1 BB: 0 P: 11	R: 3 E: 0 K: 1 S: 17	H: 2 LOB: 1 BB: 1 P: 28	R: 0 E: 0 K: 0 S: 6	H: 1 LOB: 0 BB: 0 P: 14	R: 0 E: 0 K: 0 S: 7	H: 1 LOB: 0 BB: 0 P: 10	R: 0 E: 0 K: 0 S: 9	H: 0 LOB: 0 BB: 1 P: 16	R: 1 E: 0 K: 1 S: 11	H: 3 LOB: 2 BB: 0 P: 18	R: 0 E: 0 K: 0 S: 7	H: 0 LOB: 0 BB: 0 P: 12	R: 4 E: 0 K: 1 S: 17	H: 3 LOB: 1 BB: 2 P: 33		1B: 8 2B: 1 3B: 0 HR: 1	SF: 0 SAC: 0 DP: 2 HBP: 0	WP: 1 PB: 0 SB: 2 CS: 0	PA: 39
<b>PITCHER</b>	IP	WLS	BF	H	R	ER	SO	BB	IBB	HBP	BLK	WP	HR	S	P	ERA	WHIP				
<b>Bruce Hurst, L</b> ERA: 4.41 <b>Greg Harris, R</b> ERA: 2.73 <b>Rich Rodriguez, L</b> ERA: 2.57	(1, 1) (7, 1) (8, 1)	6.0 1.1 0.2	28 8 3	7 2 1	4 4 0	4 4 0	1 1 0	1 1 0	0 0 0	0 0 0	0 0 0	0 0 0	17 17 7	32 32 13	27.00 2.250 0.00	1.667 1.500					

San Diego Padres @ Pittsburgh Pirates  
Three Rivers Stadium, Pittsburgh, PA  
Sat Jul 14 1990, 7:05 PM EDT  
Att: 27,955 - Cloudy - 75 F

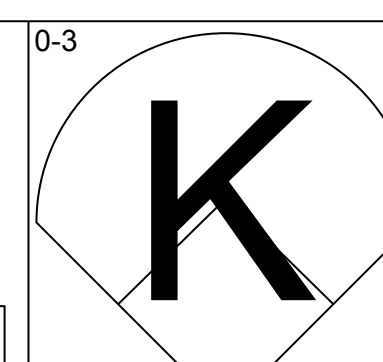
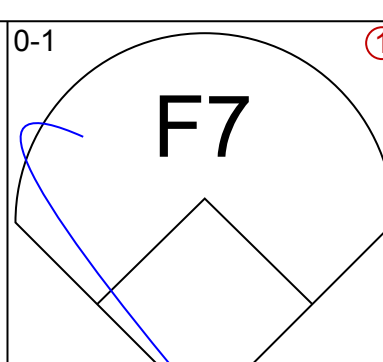
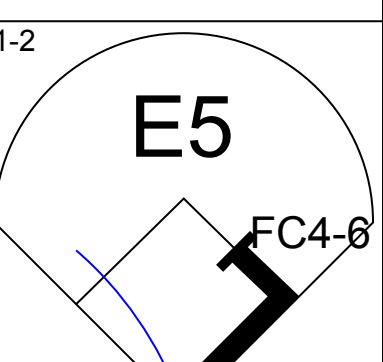
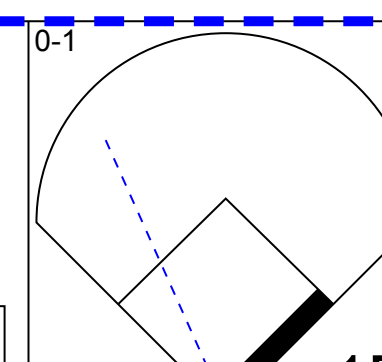
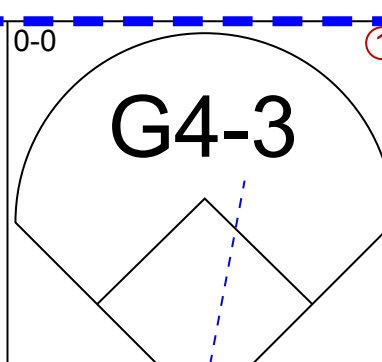
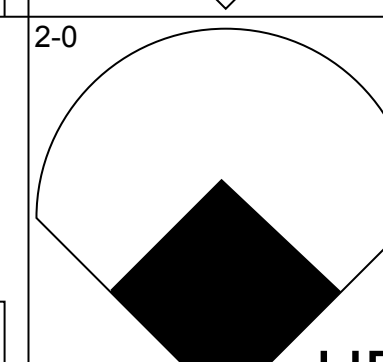
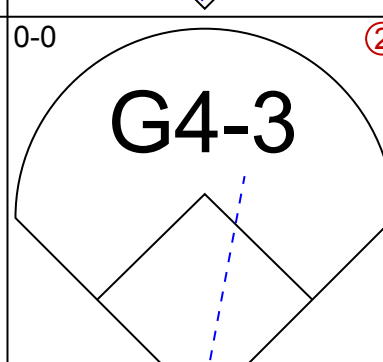
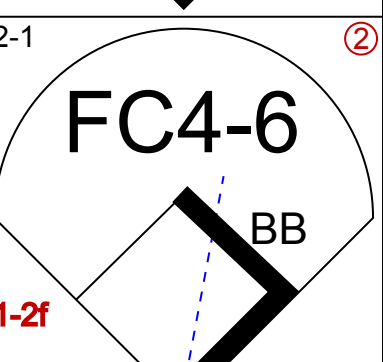
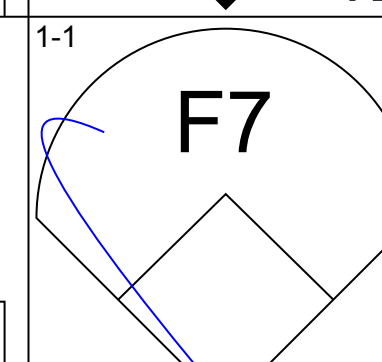
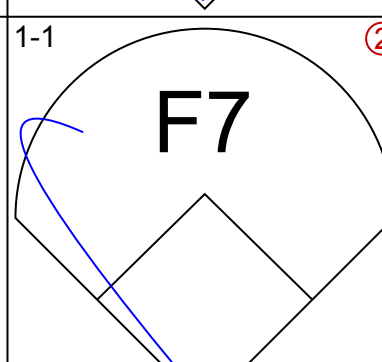
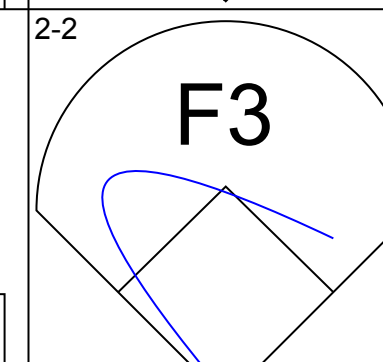
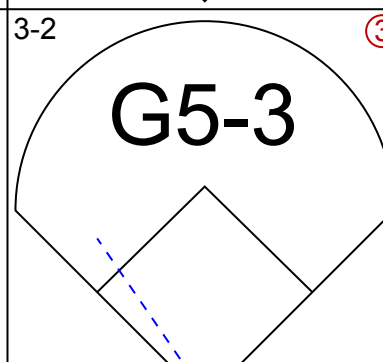
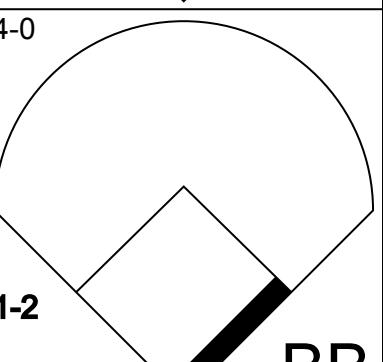
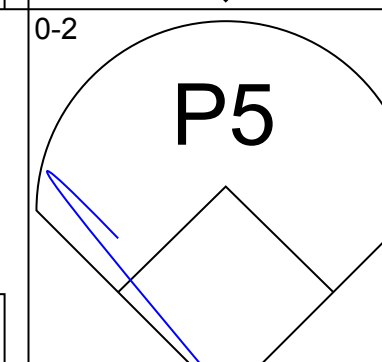
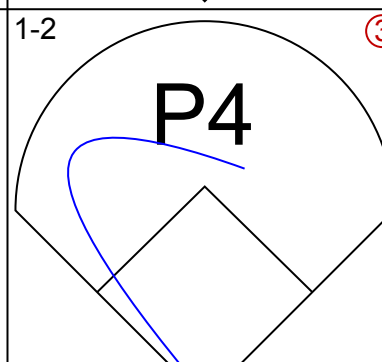
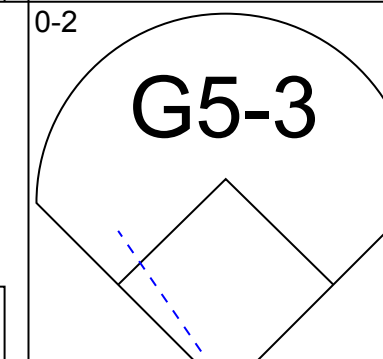
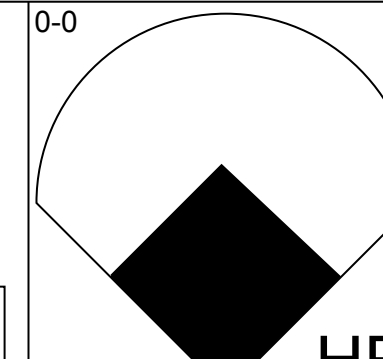
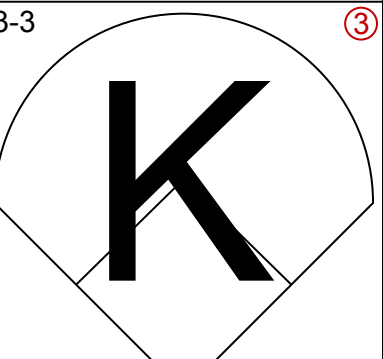
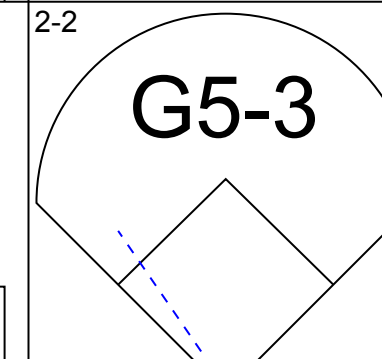
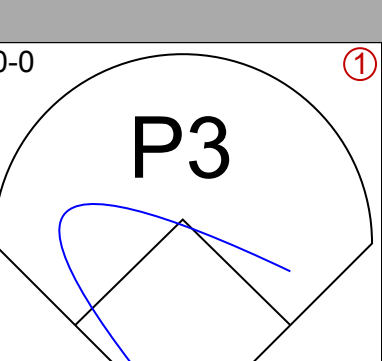
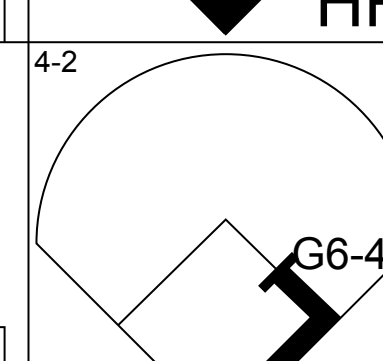
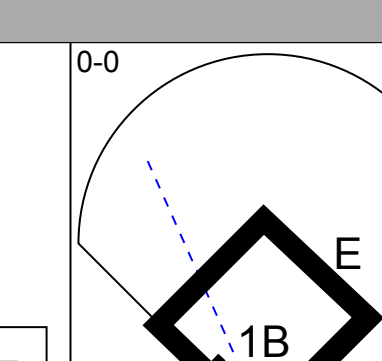
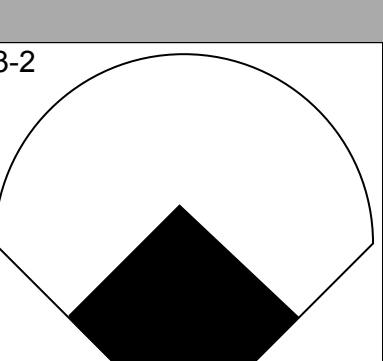
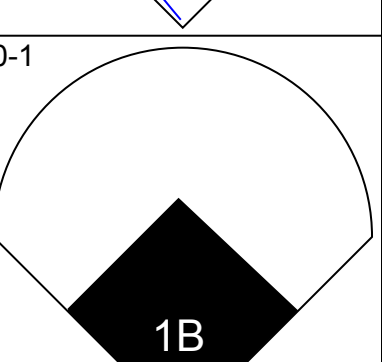
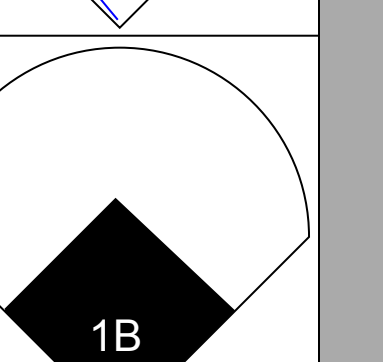
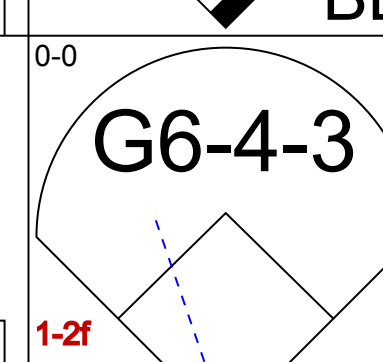
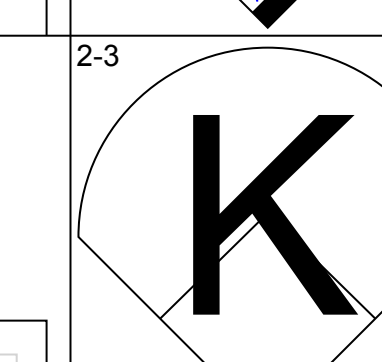
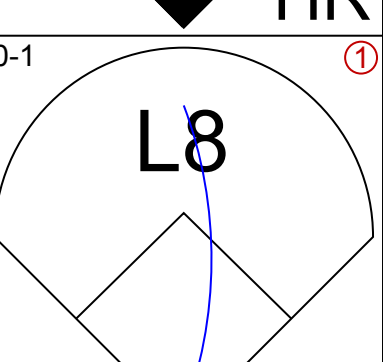
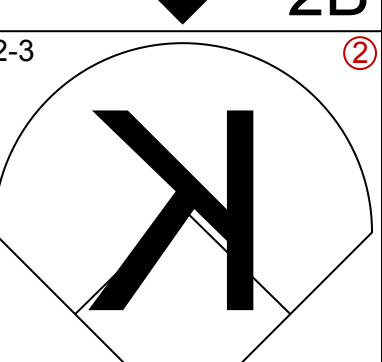
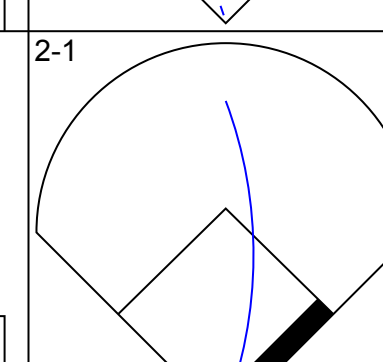
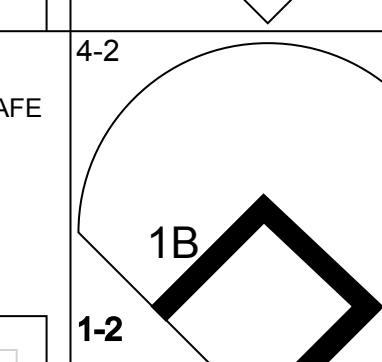
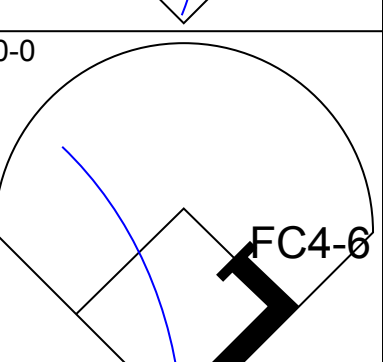
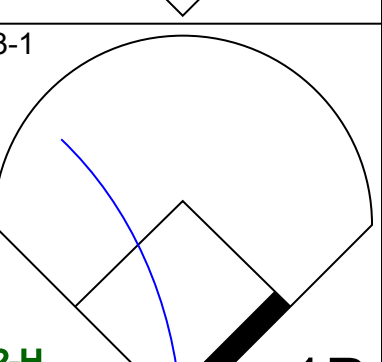
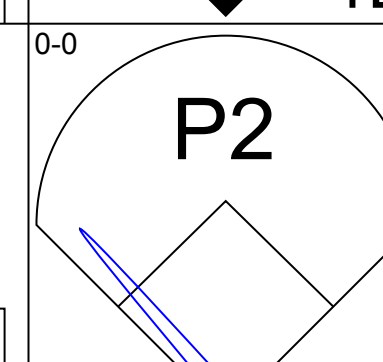
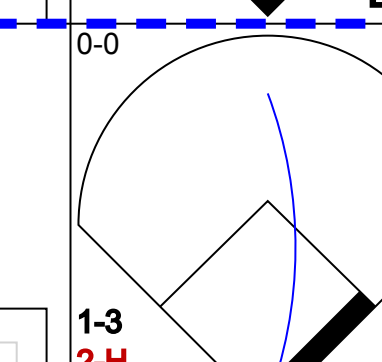
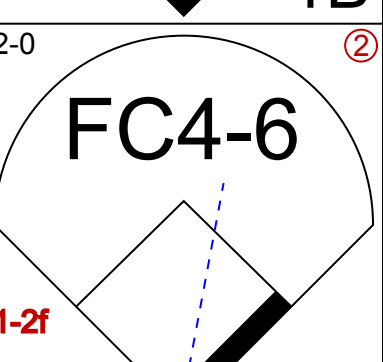
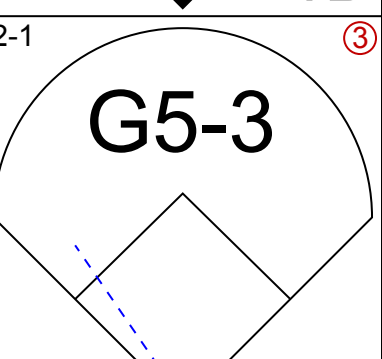
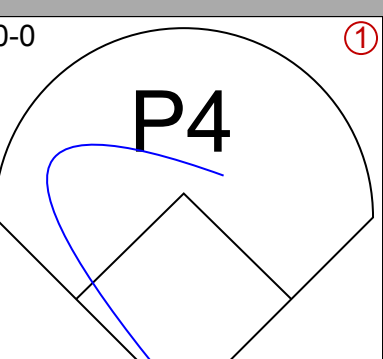
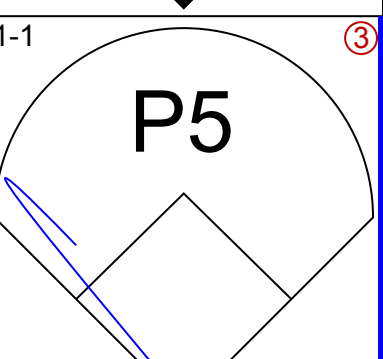
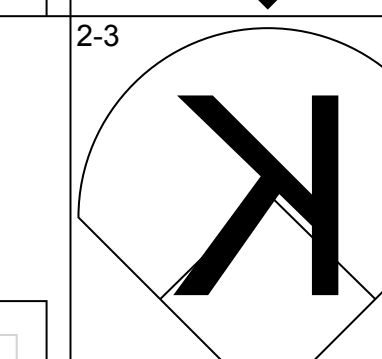
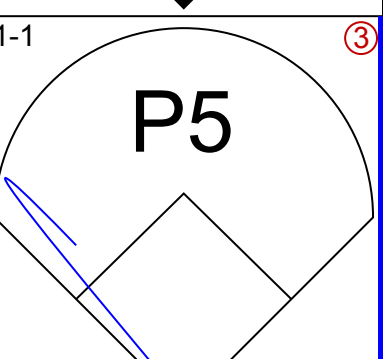
livebaseballscores.com

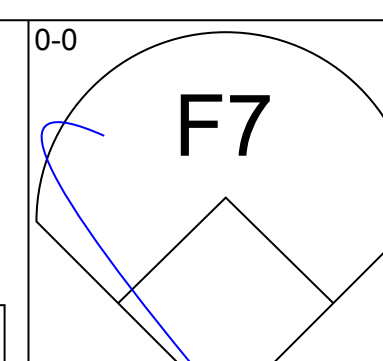
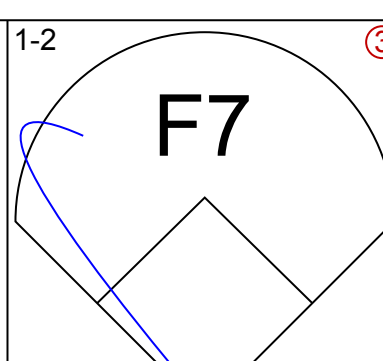
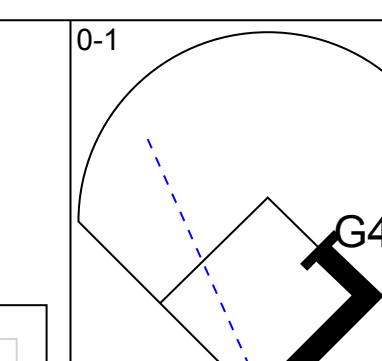
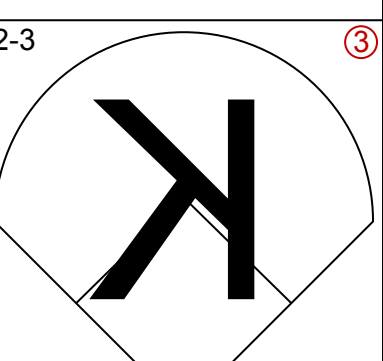
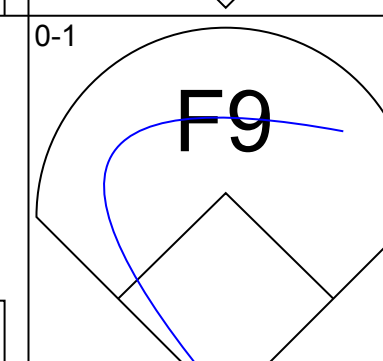
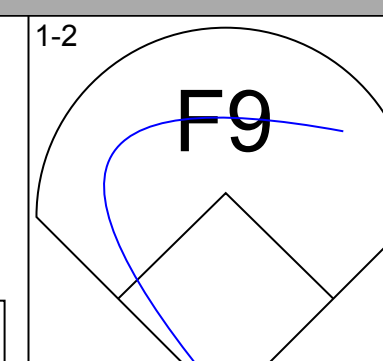
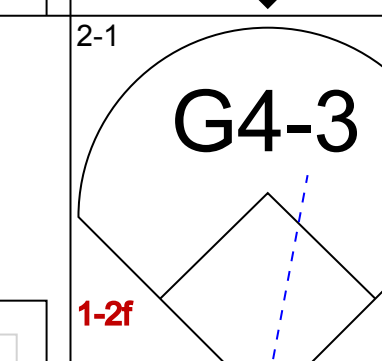

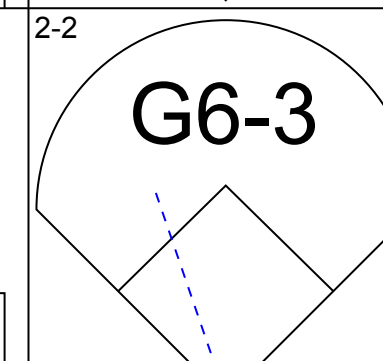
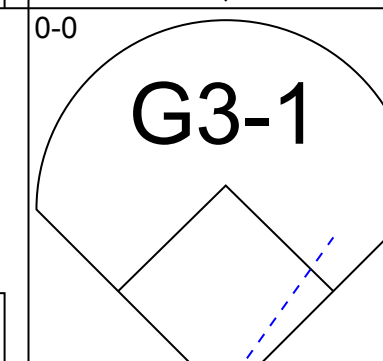
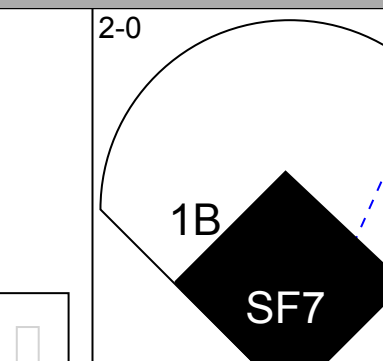
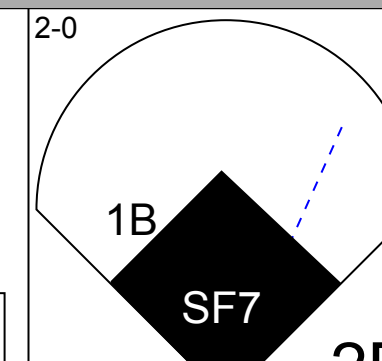
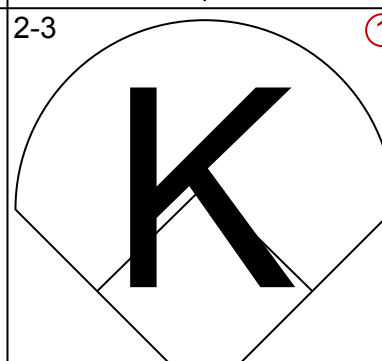
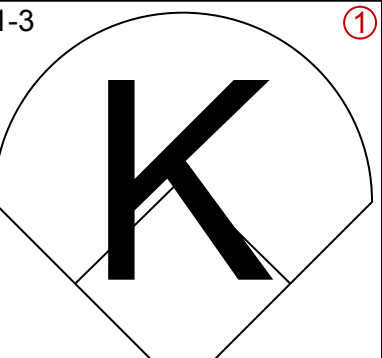
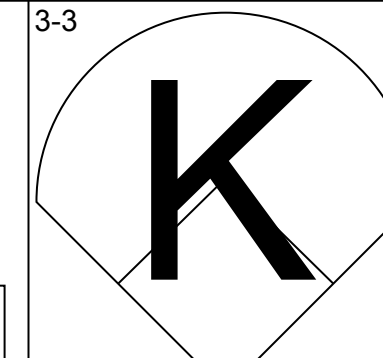
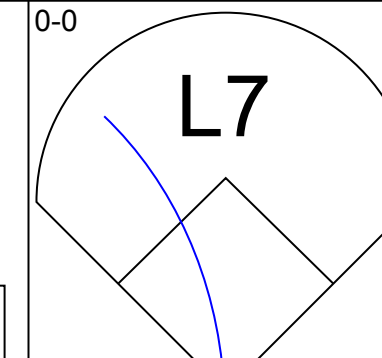
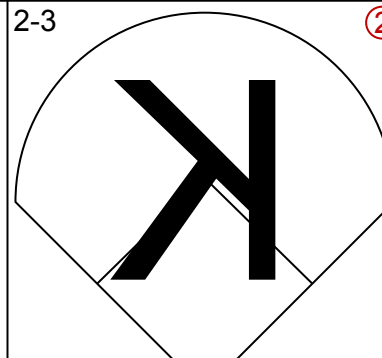
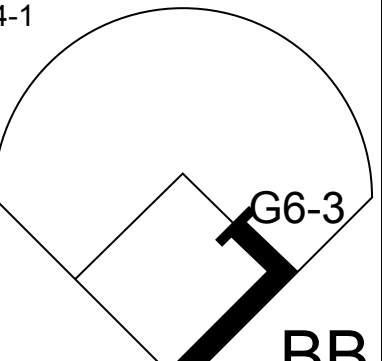
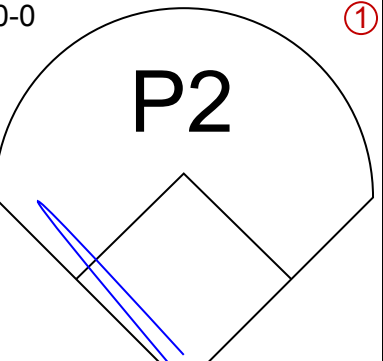
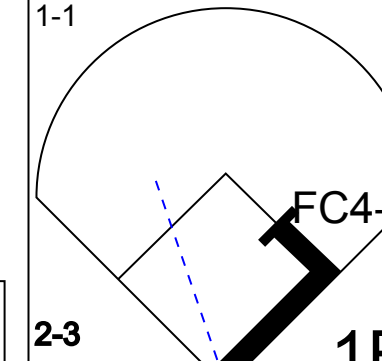
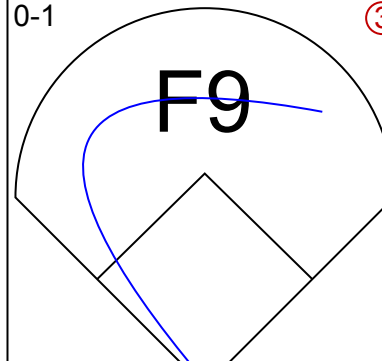
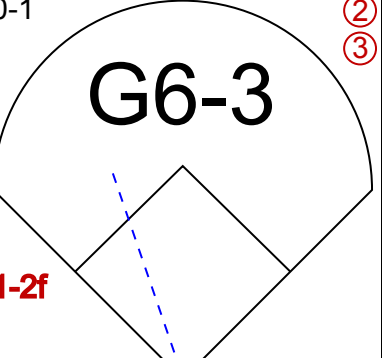
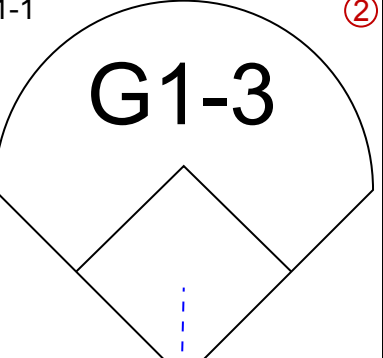
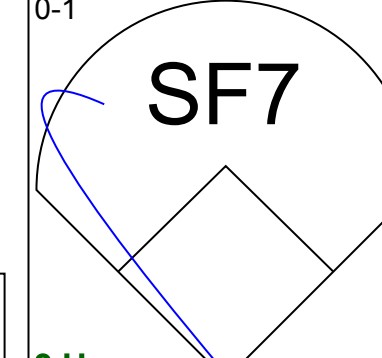
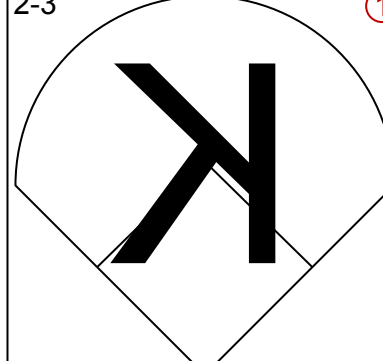
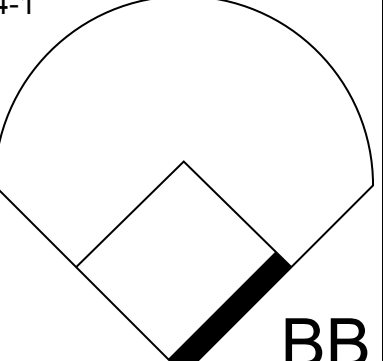
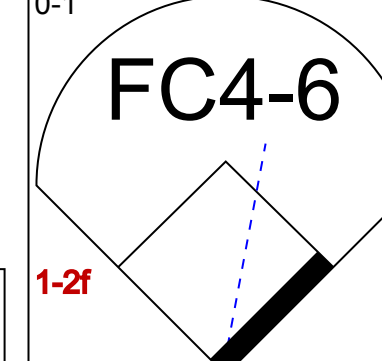
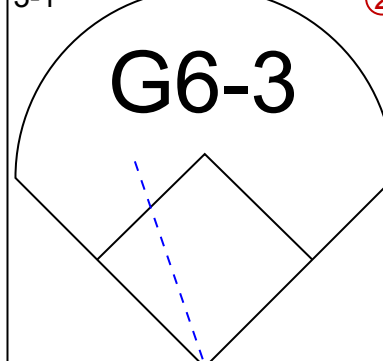
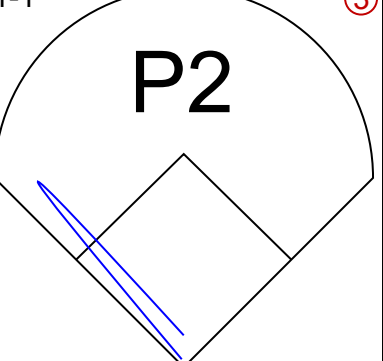
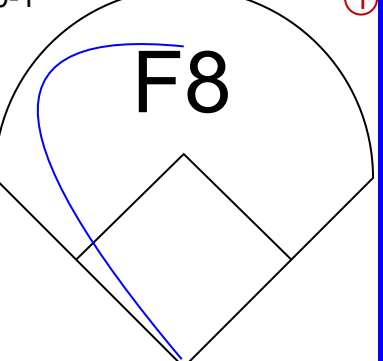
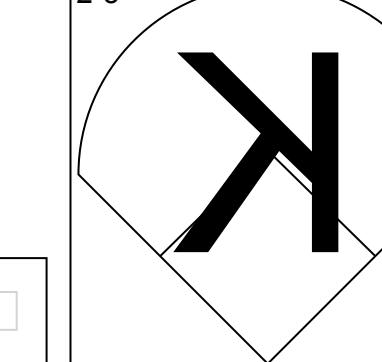
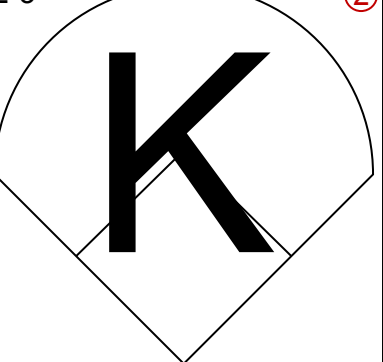
AB 30  
R 4  
H 6  
RBI 4  
BB 4  
SO 5  
LOB 12

San Diego Padres @ Pittsburgh Pirates  
Three Rivers Stadium, Pittsburgh, PA  
Sat Jul 14 1990, 7:05 PM EDT  
Att: 27,955 - Cloudy - 75 F

livebaseballscores.com

AB 34  
R 8  
H 10  
RBI 7  
BB 5  
SO 3  
LOB 16

Batter	1	2	3	4	5	6	7	8	9	AB	R	H	RBI	BB	SO	LOB	TOP			
Thomas Howard, S OBP: 0.296, SLG: 0.333 (1, 7)										5	0	1	0	0	1	0	<b>San Diego Padres @ Pittsburgh Pirates</b> Three Rivers Stadium, Pittsburgh, PA Sun Jul 15 1990, 7:05 PM EDT Att: 34,386 - Overcast <a href="http://livebaseballscores.com">livebaseballscores.com</a>			
Tony Gwynn, L OBP: 0.380, SLG: 0.438 (1, 9)										5	1	1	1	0	0	2				
Roberto Alomar, S OBP: 0.357, SLG: 0.410 (1, 4)										4	0	0	0	1	0	1				
Eddie Williams, R OBP: 0.300, SLG: 0.700 (1, 5)										4	1	1	1	0	1	3				
Jack Clark, R OBP: 0.404, SLG: 0.482 (1, 3)										3	1	2	1	1	0	0				
Gary Templeton, S OBP: 0.281, SLG: 0.390 (1, 6)										4	1	1	0	0	1	2				
Mark Parent, R OBP: 0.291, SLG: 0.305 (1, 2)										3	0	2	0	1	1	1				
Shawn Abner, R OBP: 0.282, SLG: 0.311 (1, 8)										4	0	2	1	0	0	2				
Ed Whitson, R OBP: 0.158, SLG: 0.243 (8, PH)										3	0	0	0	0	1	3				
Joe Carter, R OBP: 0.272, SLG: 0.392 (8, PH)										1	0	0	0	0	0	1				
Craig Lefferts, L OBP: 0.250, SLG: 0.250 (8, 1)										0	0	0	0	0	0	0				
<b>Inning Stats</b>	R: 1 E: 0 K: 1 S: 11	H: 1 LOB: 0 BB: 0 P: 15	R: 1 E: 0 K: 1 S: 10	H: 2 LOB: 1 BB: 0 P: 17	R: 0 E: 0 K: 0 S: 6	H: 0 LOB: 0 BB: 0 P: 9	R: 1 E: 0 K: 0 S: 8	H: 2 LOB: 1 BB: 1 P: 14	R: 0 E: 1 K: 2 S: 10	H: 2 LOB: 2 BB: 1 P: 19	R: 0 E: 0 K: 0 S: 10	H: 1 LOB: 1 BB: 0 P: 13	R: 1 E: 0 K: 0 S: 9	H: 2 LOB: 1 BB: 0 P: 15	R: 0 E: 0 K: 0 S: 6	H: 0 LOB: 0 BB: 0 P: 8	1B: 6 2B: 1 3B: 0 HR: 3	SF: 0 SAC: 0 DP: 1 HBP: 0	WP: 0 PB: 0 SB: 0 CS: 0	PA: 39
<b>PITCHER</b>	IP	WLS	BF	H	R	ER	SO	BB	IBB	HBP	BLK	WP	HR	S	P	ERA	WHIP			
Neal Heaton, L ERA: 3.55	5.1	L	25	6	3	3	4	3	0	0	0	0	2	52	87	5.06	1.688			
Stan Belinda, R ERA: 2.0	0.2		2	1	0	0	1	0	0	0	0	0	0	5	7	0.00	1.500			
Bob Kipper, L ERA: 3.86	2.0		9	3	1	1	0	0	0	0	0	0	1	19	28	4.50	1.500			
Bob Patterson, L ERA: 2.75	1.0		3	0	0	0	0	0	0	0	0	0	0	6	8	0.00	0.000			

Batter	1	2	3	4	5	6	7	8	9	AB	R	H	RBI	BB	SO	LOB	BOTTOM			
Wally Backman, S OBP: 0.365, SLG: 0.403 (1, 4)										4	0	1	0	0	1	1	<b>San Diego Padres @ Pittsburgh Pirates</b> Three Rivers Stadium, Pittsburgh, PA Sun Jul 15 1990, 7:05 PM EDT Att: 34,386 - Overcast <a href="http://livebaseballscores.com">livebaseballscores.com</a>			
Jay Bell, R OBP: 0.327, SLG: 0.385 (1, 6)										4	0	1	0	0	0	1				
Andy Van Slyke, L OBP: 0.370, SLG: 0.448 (1, 8)										4	1	1	0	0	1	1				
Bobby Bonilla, S OBP: 0.312, SLG: 0.532 (1, 5)										4	0	0	0	0	3	2				
Barry Bonds, L OBP: 0.429, SLG: 0.627 (1, 7)										3	0	1	0	1	0	1				
R.J. Reynolds, S OBP: 0.347, SLG: 0.348 (1, 9)										2	0	0	1	0	0	1				
Sid Bream, L OBP: 0.349, SLG: 0.433 (1, 3)										2	0	0	0	1	1	1				
Dann Bilardello, R OBP: 0.094, SLG: 0.033 (8, PH)										2	0	0	0	0	0	1				
Gary Riedus, R OBP: 0.328, SLG: 0.372 (8, PH)										1	0	0	0	0	0	0				
Bob Patterson, R (9, 1)										0	0	0	0	0	0	0				
Neal Heaton, L OBP: 0.157, SLG: 0.063 (8, PH)										1	0	1	0	0	0	0				
Rafael Bellard, R OBP: 0.227, SLG: 0.259 (7, 1)										0	0	0	0	0	0	0				
Orlando Merced, S OBP: 0.258, SLG: 0.355 (9, 2)										1	0	0	0	0	0	1				
<b>Inning Stats</b>	R: 0 E: 0 K: 0 S: 6	H: 0 LOB: 0 BB: 0 P: 8	R: 0 E: 0 K: 1 S: 6	H: 0 LOB: 0 BB: 1 P: 11	R: 0 E: 0 K: 1 S: 14	H: 1 LOB: 1 BB: 0 P: 21	R: 0 E: 0 K: 1 S: 8	H: 0 LOB: 0 BB: 0 P: 12	R: 0 E: 0 K: 1 S: 7	H: 1 LOB: 0 BB: 0 P: 11	R: 1 E: 0 K: 0 S: 8	H: 2 LOB: 1 BB: 0 P: 11	R: 0 E: 0 K: 2 S: 8	H: 0 LOB: 0 BB: 0 P: 12	R: 0 E: 0 K: 2 S: 12	H: 1 LOB: 1 BB: 0 P: 19	1B: 4 2B: 1 3B: 0 HR: 0	SF: 1 SAC: 0 DP: 2 HBP: 0	WP: 0 PB: 0 SB: 0 CS: 0	PA: 32
<b>PITCHER</b>	IP	WLS	BF	H	R	ER	SO	BB	IBB	HBP	BLK	WP	HR	S	P	ERA	WHIP			
Ed Whitson, R ERA: 2.81	7.0	W	25	4	1	1	4	2	0	0	0	0	0	55	86	1.29	0.857			
Craig Lefferts, L ERA: 2.95	2.0	S	7	1	0	0	4	0	0	0	0	0	0	20	31	0.00	0.500			

Batter	1	2	3	4	5	6	7	8	9	AB	R	H	RBI	BB	SO	LOB	TOP								
<b>Brett Butler, L</b> OBP: 0.384, SLG: 0.344 (1, 8)										5	1	0	0	0	0	4									
<b>Rick Leach, L</b> OBP: 0.413, SLG: 0.403 (1, 9)										3	1	1	0	0	0	0									
<b>Rick Parker, R</b> OBP: 0.323, SLG: 0.395 (7, PH)										1	0	0	0	0	1	1									
<b>Mike Kingery, L</b> OBP: 0.333, SLG: 0.304 (7, 9)										1	0	0	0	0	0	0									
<b>Will Clark, L</b> OBP: 0.353, SLG: 0.470 (1, 3)										5	1	2	0	0	0	1									
<b>Kevin Mitchell, R</b> OBP: 0.386, SLG: 0.618 (1, 7)										4	0	1	2	0	0	1									
<b>Matt Williams, R</b> OBP: 0.329, SLG: 0.496 (1, 5)										5	1	3	0	0	1	0									
<b>Ernest Riles, L</b> OBP: 0.329, SLG: 0.388 (1, 4)										3	1	1	0	0	0	3									
<b>Robby Thompson, R</b> OBP: 0.293, SLG: 0.361 (6, 4)										1	1	1	0	0	0	0									
<b>Terry Kennedy, L</b> OBP: 0.358, SLG: 0.367 (1, 2)										2	0	1	1	2	0	2									
<b>Jose Uribe, S</b> OBP: 0.318, SLG: 0.344 (1, 6)										4	0	1	1	0	0	5									
<b>Scott Garrelts, R</b> OBP: 0.093, SLG: 0.071 (1, 1)										4	0	1	0	0	1	2									
<b>Inning Stats</b>	R: 0 E: 0 K: 0 S: 3	H: 0 LOB: 0 BB: 0 P: 3	R: 1 E: 0 K: 0 S: 4	H: 2 LOB: 1 BB: 0 P: 4	R: 0 E: 0 K: 0 S: 3	H: 0 LOB: 0 BB: 0 P: 3	R: 0 E: 0 K: 0 S: 3	H: 0 LOB: 0 BB: 0 P: 3	R: 0 E: 0 K: 0 S: 5	H: 2 LOB: 3 BB: 1 P: 9	R: 1 E: 1 K: 2 S: 9	H: 3 LOB: 3 BB: 1 P: 10	R: 1 E: 1 K: 2 S: 9	H: 1 LOB: 1 BB: 0 P: 9	R: 2 E: 0 K: 0 S: 6	H: 3 LOB: 1 BB: 0 P: 6	R: 1 E: 0 K: 1 S: 6	H: 1 LOB: 0 BB: 0 P: 6	1B: 9 2B: 2 3B: 1 HR: 0	SF: 1 SAC: 0 DP: 0 HBP: 0	WP: 0 PB: 1 SB: 0 CS: 2	PA: 41			
<b>PITCHER</b>	IP	WLS	BF	H	R	ER	SO	BB	IBB	HBP	BLK	WP	HR	S	P	ERA	WHIP								
<b>Rick Reed, R</b> ERA: 3.38 (1, 1)	6.0	L	26	7	2	2	0	0	2	0	0	0	0	24	32	3.00	1.167								
<b>Scott Ruskin, L</b> ERA: 2.43 (7, 1)	0.2		4	1	1	0	2	0	0	0	0	0	0	8	8	0.00	1.500								
<b>Ted Power, R</b> ERA: 2.36 (7, 1)	0.1		1	0	0	0	0	0	0	0	0	0	0	1	1	0.00	0.000								
<b>Bob Patterson, L</b> ERA: 2.95 (8, 1)	2.0		10	4	3	2	1	0	0	0	0	0	0	12	12	9.00	2.000								

San Francisco Giants @ Pittsburgh Pirates  
Three Rivers Stadium, Pittsburgh, PA  
Mon Jul 16 1990, 7:05 PM EDT  
Att: 28,304 - Unknown - 79 F

AB 38  
R 6  
H 12  
RBI 4  
BB 2  
SO 3  
LOB 19



Batter	1	2	3	4	5	6	7	8	9	AB	R	H	RBI	BB	SO	LOB	BOTTOM								
<b>Wally Backman, S</b> OBP: 0.359, SLG: 0.395 (1, 5)										4	0	0	0	0	0	0									
<b>Jay Bell, R</b> OBP: 0.327, SLG: 0.381 (1, 6)										3	0	0	0	1	0	0									
<b>Andy Van Slyke, L</b> OBP: 0.368, SLG: 0.445 (1, 8)										4	0	1	0	0	2	1									
<b>Bobby Bonilla, S</b> OBP: 0.311, SLG: 0.528 (1, 9)										4	0	1	0	0	0	2									
<b>Barry Bonds, L</b> OBP: 0.430, SLG: 0.622 (1, 7)										2	1	0	0	2	0	1									
<b>Sid Bream, L</b> OBP: 0.347, SLG: 0.430 (1, 3)										4	0	1	1	0	1	1									
<b>Don Slaught, R</b> OBP: 0.426, SLG: 0.579 (1, 2)										3	0	0	0	0	0	2									
<b>Jose Lind, R</b> OBP: 0.348, SLG: 0.392 (1, 4)										2	0	0	0	1	0	1									
<b>Rick Reed, R</b> OBP: 0.167, SLG: 0.182 (7, 1)										2	0	0	0	0	1	2									
<b>Ted Power, R</b> OBP: 0.200, SLG: 0.400 (7, 1)										0	0	0	0	0	0	0									
<b>Orlando Merced, S</b> OBP: 0.286, SLG: 0.357 (7, PH)										1	0	0	0	0	1	1									
<b>Bob Patterson, R</b> (8, 1)										0	0	0	0	0	0	0									
<b>Inning Stats</b>	R: 0 E: 0 K: 1 S: 5	H: 0 LOB: 0 BB: 0 P: 5	R: 0 E: 0 K: 0 S: 3	H: 1 LOB: 0 BB: 0 P: 3	R: 0 E: 0 K: 0 S: 3	H: 0 LOB: 0 BB: 0 P: 3	R: 0 E: 0 K: 0 S: 4	H: 1 LOB: 1 BB: 0 P: 4	R: 0 E: 0 K: 1 S: 5	H: 0 LOB: 2 BB: 2 P: 13	R: 0 E: 0 K: 0 S: 3	H: 0 LOB: 1 BB: 1 P: 7	R: 1 E: 0 K: 1 S: 6	H: 1 LOB: 1 BB: 1 P: 10	R: 0 E: 0 K: 1 S: 5	H: 0 LOB: 0 BB: 0 P: 5	R: 0 E: 0 K: 1 S: 5	H: 0 LOB: 0 BB: 0 P: 5	1B: 3 2B: 0 3B: 0 HR: 0	SF: 0 SAC: 0 DP: 1 HBP: 0	WP: 0 PB: 0 SB: 0 CS: 0	PA: 33			
<b>PITCHER</b>	IP	WLS	BF	H	R	ER	SO	BB	IBB	HBP	BLK	WP	HR	S	P	ERA	WHIP								
<b>Scott Garrelts, R</b> ERA: 4.42 (1, 1)	9.0	W	33	3	1	1	5	3	1	0	0	0	0	39	55	1.00	0.667								

San Francisco Giants @ Pittsburgh Pirates  
Three Rivers Stadium, Pittsburgh, PA  
Mon Jul 16 1990, 7:05 PM EDT  
Att: 28,304 - Unknown - 79 F

AB 29  
R 1  
H 3  
RBI 1  
BB 4  
SO 5  
LOB 11



Batter	1	2	3	4	5	6	7	8	9	AB	R	H	RBI	BB	SO	LOB	TOP					
<b>Brett Butler, L</b> OBP: 0.384, SLG: 0.349 (1, 8)										4	1	0	1	0	1	1	<b>San Francisco Giants @ Pittsburgh Pirates</b> Three Rivers Stadium, Pittsburgh, PA Tue Jul 17 1990, 7:05 PM EDT Att: 23,098 - Unknown - 85 F <a href="http://livebaseballscorecards.com">livebaseballscorecards.com</a>					
<b>Rick Parker, R</b> OBP: 0.330, SLG: 0.386 (1, 9)										2	1	0	0	2	0	1						
<b>Mike Kingery, L</b> OBP: 0.344, SLG: 0.316 (9, PH) (9, 9)										1	0	1	1	0	0	0						
<b>Will Clark, L</b> OBP: 0.351, SLG: 0.466 (1, 3)										5	0	1	0	0	0	4						
<b>Kevin Mitchell, R</b> OBP: 0.387, SLG: 0.614 (1, 7)										2	1	0	0	2	1	2						
<b>Matt Williams, R</b> OBP: 0.333, SLG: 0.513 (1, 5)										4	1	3	4	0	1	2						
<b>Bill Bathe, R</b> OBP: 0.350, SLG: 0.611 (1, 2)										2	1	1	1	0	0	1						
<b>Terry Kennedy, L</b> OBP: 0.354, SLG: 0.363 (6, PH) (6, 2)										2	0	0	0	0	0	0						
<b>Robby Thompson, R</b> OBP: 0.293, SLG: 0.363 (1, 4)										4	0	1	0	0	0	0						
<b>Jose Uribe, S</b> OBP: 0.320, SLG: 0.346 (1, 6)										4	1	2	0	0	1	1						
<b>Don Robinson, R</b> OBP: 0.194, SLG: 0.323 (1, 1)										3	0	0	0	0	1	1						
<b>Atlee Hammaker, S</b> OBP: 0.125, SLG: 0.067 (9, 1)										0	0	0	0	0	0	0						
<b>Inning Stats</b>	R: 0 E: 1 K: 1 S: 6	H: 0 LOB: 2 BB: 1 P: 10	R: 1 E: 0 K: 0 S: 4	H: 2 LOB: 0 BB: 0 P: 4	R: 0 E: 0 K: 0 S: 2	H: 0 LOB: 0 BB: 1 P: 6	R: 0 E: 0 K: 1 S: 5	H: 1 LOB: 0 BB: 0 P: 5	R: 0 E: 0 K: 2 S: 7	H: 0 LOB: 0 BB: 0 P: 7	R: 4 E: 0 K: 0 S: 6	H: 3 LOB: 1 BB: 2 P: 14	R: 0 E: 0 K: 0 S: 4	H: 1 LOB: 2 BB: 1 P: 8	R: 0 E: 0 K: 0 S: 3	H: 1 LOB: 0 BB: 0 P: 3	R: 1 E: 0 K: 0 S: 5	H: 2 LOB: 1 BB: 0 P: 5	1B: 5 2B: 1 3B: 2 HR: 2	SF: 0 SAC: 1 DP: 3 HBP: 0	WP: 0 PB: 0 SB: 1 CS: 0	PA: 39
<b>PITCHER</b>	IP	WLS	BF	H	R	ER	SO	BB	IBB	HBP	BLK	WP	HR	S	P	ERA	WHIP					
<b>John Smiley, L</b> ERA: 3.95 (1, 1)	6.2	L	30	7	5	5	4	5	0	0	0	0	2	33	53	6.75	1.800					
<b>Stan Belinda, R</b> ERA: 1.91 (7, 1)	1.1		4	1	0	0	0	0	0	0	0	0	0	4	4	0.00	0.750					
<b>Bill Landrum, R</b> ERA: 1.55 (9, 1)	1.0		5	2	1	1	0	0	0	0	0	0	0	5	5	9.00	2.000					

Batter	1	2	3	4	5	6	7	8	9	AB	R	H	RBI	BB	SO	LOB	BOTTOM					
<b>Wally Backman, S</b> OBP: 0.352, SLG: 0.387 (1, 5)										4	0	0	0	0	2	0	<b>San Francisco Giants @ Pittsburgh Pirates</b> Three Rivers Stadium, Pittsburgh, PA Tue Jul 17 1990, 7:05 PM EDT Att: 23,098 - Unknown - 85 F <a href="http://livebaseballscorecards.com">livebaseballscorecards.com</a>					
<b>Jay Bell, R</b> OBP: 0.326, SLG: 0.380 (1, 6)										4	1	1	0	0	0	0						
<b>Andy Van Slyke, L</b> OBP: 0.367, SLG: 0.446 (1, 8)										4	1	1	0	0	0	0						
<b>Bobby Bonilla, S</b> OBP: 0.308, SLG: 0.524 (1, 9)										3	1	0	1	0	1	0						
<b>Barry Bonds, L</b> OBP: 0.434, SLG: 0.625 (1, 7)										2	0	2	2	1	0	0						
<b>Sid Bream, L</b> OBP: 0.342, SLG: 0.422 (1, 3)										4	0	0	0	0	0	3						
<b>Michael LaValliere, L</b> OBP: 0.371, SLG: 0.312 (1, 2)										3	0	0	0	0	0	2						
<b>Jose Lind, R</b> OBP: 0.345, SLG: 0.388 (1, 4)										3	0	0	0	0	0	0						
<b>John Smiley, L</b> OBP: 0.154, SLG: 0.120 (7, 1)										2	0	0	0	0	1	0						
<b>Orlando Merced, S</b> OBP: 0.267, SLG: 0.333 (9, PH)										1	0	0	0	0	0	0						
<b>Bill Landrum, R</b> (9, 1)										0	0	0	0	0	0	0						
<b>Inning Stats</b>	R: 0 E: 0 K: 1 S: 5	H: 0 LOB: 0 BB: 0 P: 5	R: 0 E: 0 K: 0 S: 4	H: 1 LOB: 1 BB: 0 P: 4	R: 0 E: 0 K: 0 S: 3	H: 0 LOB: 0 BB: 0 P: 3	R: 1 E: 1 K: 0 S: 5	H: 1 LOB: 1 BB: 0 P: 5	R: 0 E: 0 K: 1 S: 5	H: 0 LOB: 0 BB: 0 P: 5	R: 0 E: 0 K: 0 S: 3	H: 0 LOB: 0 BB: 0 P: 3	R: 0 E: 0 K: 1 S: 5	H: 0 LOB: 0 BB: 1 P: 9	R: 0 E: 0 K: 1 S: 5	H: 0 LOB: 0 BB: 0 P: 5	R: 2 E: 0 K: 0 S: 5	H: 2 LOB: 0 BB: 0 P: 5	1B: 3 2B: 1 3B: 0 HR: 0	SF: 2 SAC: 0 DP: 0 HBP: 0	WP: 0 PB: 0 SB: 2 CS: 0	PA: 33
<b>PITCHER</b>	IP	WLS	BF	H	R	ER	SO	BB	IBB	HBP	BLK	WP	HR	S	P	ERA	WHIP					
<b>Don Robinson, R</b> ERA: 3.8 (1, 1)	8.0	W	30	4	3	2	4	1	0	0	0	0	0	37	41	2.25	0.625					
<b>Atlee Hammaker, L</b> ERA: 4.13 (9, 1)	1.0		3	0	0	0	0	0	0	0	0	0	0	3	3	0.00	0.000					





Batter	1	2	3	4	5	6	7	8	9	AB	R	H	RBI	BB	SO	LOB	TOP										
<b>Brett Butler, L</b> OBP: 0.385, SLG: 0.350 (1, 8)										4	1	2	0	0	0	0	<b>San Francisco Giants @ Pittsburgh Pirates</b> Three Rivers Stadium, Pittsburgh, PA Wed Jul 18 1990, 7:05 PM EDT Att: 38,430 - Unknown - 85 F <a href="http://livebaseballscorecards.com">livebaseballscorecards.com</a>										
<b>Rick Leach, L</b> OBP: 0.415, SLG: 0.415 (1, 9)										4	1	2	0	0	0	2											
<b>Will Clark, L</b> OBP: 0.347, SLG: 0.461 (1, 3)										4	0	0	0	0	0	3											
<b>Kevin Mitchell, R</b> OBP: 0.383, SLG: 0.605 <b>Rick Parker, R</b> OBP: 0.330, SLG: 0.386 (8, 7)										4	0	0	1	0	1	2											
<b>Matt Williams, R</b> OBP: 0.332, SLG: 0.513 (1, 5)										4	0	1	1	0	0	1											
<b>Ernest Riles, L</b> OBP: 0.337, SLG: 0.386 (1, 4)										3	0	1	0	1	1	1											
<b>Terry Kennedy, L</b> OBP: 0.357, SLG: 0.371 (1, 2)										4	0	2	0	0	2	2											
<b>Jose Uribe, S</b> OBP: 0.317, SLG: 0.343 <b>Dave Anderson, R</b> OBP: 0.298, SLG: 0.340 (7, 6)										3	0	0	0	0	0	2											
<b>Trevor Wilson, L</b> OBP: 0.333, SLG: 0.333 <b>Randy O'Neal, R</b> OBP: 0.333, SLG: 0.279 <b>Bill Ballew, R</b> OBP: 0.333, SLG: 0.279 <b>Steve Bedrosian, R</b> OBP: 0.333, SLG: 0.279 <b>Mike Kingery, L</b> OBP: 0.333, SLG: 0.279 <b>Ed Vosberg, L</b> OBP: 0.333, SLG: 0.279 <b>Greg Litton, R</b> OBP: 0.333, SLG: 0.279 (1, 1)										1	0	0	0	0	0	0											
<b>Inning Stats</b>	R: 0 E: 0 K: 0 S: 3	H: 0 LOB: 0 BB: 0 P: 3	R: 0 E: 0 K: 1 S: 5	H: 0 LOB: 0 BB: 1 P: 9	R: 0 E: 0 K: 0 S: 3	H: 0 LOB: 0 BB: 0 P: 3	R: 1 E: 0 K: 1 S: 7	H: 2 LOB: 1 BB: 0 P: 7	R: 0 E: 0 K: 0 S: 5	H: 0 LOB: 0 BB: 0 P: 5	R: 0 E: 0 K: 1 S: 6	H: 1 LOB: 1 BB: 0 P: 6	R: 1 E: 0 K: 0 S: 5	H: 2 LOB: 1 BB: 0 P: 5	R: 0 E: 0 K: 1 S: 6	H: 1 LOB: 1 BB: 0 P: 6		1B: 5 2B: 3 3B: 0 HR: 0	SF: 0 SAC: 0 DP: 0 HBP: 0	WP: 0 PB: 0 SB: 1 CS: 0	PA: 36						
<b>PITCHER</b>	IP	WLS	BF	H	R	ER	SO	BB	IBB	HBP	BLK	WP	HR	S	P	ERA	WHIP										
<b>Doug Drabek, R</b> ERA: 3.1 (1, 1)	8.0	W	32	7	2	2	4	1	0	0	0	0	0	39	43	2.25	1.000										
<b>Bill Landrum, R</b> ERA: 1.52 (9, 1)	1.0		4	1	0	0	1	0	0	0	0	0	0	6	6	0.00	1.000										

Batter	1	2	3	4	5	6	7	8	9	AB	R	H	RBI	BB	SO	LOB	BOTTOM										
<b>Gary Redus, R</b> OBP: 0.326, SLG: 0.366 <b>Sid Bream, L</b> OBP: 0.347, SLG: 0.439 (6, 3)										2	0	0	0	1	1	1	<b>San Francisco Giants @ Pittsburgh Pirates</b> Three Rivers Stadium, Pittsburgh, PA Wed Jul 18 1990, 7:05 PM EDT Att: 38,430 - Unknown - 85 F <a href="http://livebaseballscorecards.com">livebaseballscorecards.com</a>										
<b>Jay Bell, R</b> OBP: 0.324, SLG: 0.377 (1, 6)										5	1	1	0	0	0	1											
<b>R.J. Reynolds, S</b> OBP: 0.348, SLG: 0.353 (1, 8)										4	0	1	0	1	0	3											
<b>Bobby Bonilla, S</b> OBP: 0.309, SLG: 0.522 (1, 9)										5	2	2	0	0	0	2											
<b>Barry Bonds, L</b> OBP: 0.439, SLG: 0.624 (1, 7)										2	2	1	0	3	0	2											
<b>Jeff King, R</b> OBP: 0.294, SLG: 0.349 (1, 5)										5	3	3	5	0	0	3											
<b>Don Slaught, R</b> OBP: 0.418, SLG: 0.565 (1, 2)										5	0	1	1	0	0	2											
<b>Jose Lind, R</b> OBP: 0.344, SLG: 0.397 (1, 4)										4	1	1	2	0	0	3											
<b>Doug Drabek, R</b> OBP: 0.209, SLG: 0.262 <b>Bill Landrum, R</b> ERA: 4.22 (9, 1)										4	1	2	1	0	0	0											
<b>Inning Stats</b>	R: 0 E: 1 K: 0 S: 4	H: 0 LOB: 2 BB: 1 P: 8	R: 2 E: 0 K: 0 S: 6	H: 3 LOB: 2 BB: 1 P: 10	R: 3 E: 0 K: 1 S: 9	H: 5 LOB: 1 BB: 0 P: 9	R: 0 E: 0 K: 0 S: 3	H: 0 LOB: 0 BB: 0 P: 3	R: 0 E: 0 K: 0 S: 6	H: 3 LOB: 2 BB: 1 P: 10	R: 0 E: 0 K: 0 S: 3	H: 0 LOB: 0 BB: 0 P: 3	R: 4 E: 0 K: 0 S: 5	H: 2 LOB: 0 BB: 2 P: 13	R: 0 E: 0 K: 0 S: 5	H: 2 LOB: 0 BB: 2 P: 13		1B: 9 2B: 1 3B: 0 HR: 3	SF: 0 SAC: 0 DP: 1 HBP: 0	WP: 1 PB: 0 SB: 0 CS: 0	PA: 43						
<b>PITCHER</b>	IP	WLS	BF	H	R	ER	SO	BB	IBB	HBP	BLK	WP	HR	S	P	ERA	WHIP										
<b>Trevor Wilson, L</b> ERA: 2.78 (1, 1)	2.0	L	15	6	5	5	0	2	0	0	0	0	0	13	21	22.50	4.000										
<b>Randy O'Neal, R</b> ERA: 3.09 (3, 1)	2.0		7	2	0	0	1	0	0	0	0	0	0	9	9	0.00	1.000										
<b>Steve Bedrosian, R</b> ERA: 4.37 (5, 1)	2.0		11	3	2	2	0	1	1	0	0	1	1	9	17	9.00	2.000										
<b>Ed Vosberg, L</b> ERA: 4.22 (7, 1)	2.0		10	2	4	4	0	2	0	0	0	0	1	8	16	18.00	2.000										

Batter	1	2	3	4	5	6	7	8	9	AB	R	H	RBI	BB	SO	LOB	TOP			
Lenny Harris, L (1.5) OBP: 0.335, SLG: 0.375	F8		F9			6-3		1B BB		3	0	0	0	1	0	0				
Kirk Gibson, L (1.8) OBP: 0.336, SLG: 0.409	F7			F9			HR 1B	FC5-4 1B		4	1	2	0	0	0	0				
Kal Daniels, L (1.7) OBP: 0.372, SLG: 0.514				G4-6-3 1B			HR	K		3	1	2	2	1	1	2				
Eddie Murray, S (1.3) OBP: 0.384, SLG: 0.469	P6			G4-6-3			K	FC5-4		4	0	0	0	0	1	4				
Hubie Brooks, R (1.9) OBP: 0.287, SLG: 0.399			5-3				5-3			4	0	1	0	0	1	0				
Mike Scioscia, L (1.2) OBP: 0.324, SLG: 0.404			F8							3	0	1	0	1	0	1				
Jose Gonzalez, R (9, PH) OBP: 0.281, SLG: 0.426				G4-6-3			2B	BB		0	0	0	0	0	0	0				
Juan Samuel, R (1.4) OBP: 0.279, SLG: 0.317				6-3				P5		2	0	0	0	2	0	1				
Alfredo Griffin, S (1.6) OBP: 0.279, SLG: 0.281			PO					L6		3	0	0	0	0	1	2				
Stan Javier, S (9, PH) OBP: 0.374, SLG: 0.414			4-3				K	6-3		1	0	0	0	0	0	1				
Mike Morgan, R (1.1) OBP: 0.311, SLG: 0.091								F7		1	0	0	0	0	0	0				
Chris Gwynn, L (6, PH) OBP: 0.337, SLG: 0.377								F8		1	0	0	0	0	0	0				
Ray Searage, L (6, PH) OBP: 0.375, SLG: 0.167										0	0	0	0	0	0	0				
Jose Vizcaino, S (8, PH) OBP: 0.375, SLG: 0.167										1	0	0	0	0	0	0				
Jim Gott, R (8.1)										0	0	0	0	0	0	0				
<b>Inning Stats</b>	R: 0 E: 0 K: 0 S: 3	H: 0 LOB: 1 BB: 1 P: 7	R: 0 E: 0 K: 0 S: 2	H: 0 LOB: 0 BB: 1 P: 6	R: 0 E: 0 K: 0 S: 3	H: 0 LOB: 0 BB: 0 P: 3	R: 0 E: 0 K: 0 S: 3	H: 1 LOB: 0 BB: 0 P: 3	R: 0 E: 0 K: 1 S: 5	H: 0 LOB: 0 BB: 0 P: 5	R: 2 E: 0 K: 1 S: 8	H: 3 LOB: 1 BB: 1 P: 12	R: 0 E: 0 K: 1 S: 6	H: 1 LOB: 2 BB: 1 P: 10	R: 0 E: 0 K: 1 S: 5	H: 0 LOB: 1 BB: 1 P: 9	1B: 4 2B: 1 3B: 0 HR: 1	SF: 0 SAC: 0 DP: 2 HBP: 0	WP: 0 PB: 0 SB: 0 CS: 0	PA: 36
<b>PITCHER</b>	IP WLS BF H R ER SO BB IBB HBP BLK WP HR S P ERA WHIP																			
Bob Walk, R (1.1) ERA: 3.64	6.2 W 24 5 2 2 2 2 2 0 0 0 0 0 1 26 34 2.70 1.050																			
Stan Belinda, R (7.1) ERA: 1.96	0.2 4 0 0 0 0 0 2 0 0 0 0 0 0 2 10 0.00 3.000																			
Scott Ruskin, L (8.1) ERA: 2.39	0.2 3 1 0 0 1 0 0 0 0 0 0 0 0 5 5 0.00 1.500																			
Ted Power, R (9.1) ERA: 2.28	1.0 S 4 0 0 0 1 1 0 0 0 0 0 0 0 5 9 0.00 1.000																			

Los Angeles Dodgers @ Pittsburgh Pirates  
Three Rivers Stadium, Pittsburgh, PA

AB 30  
R 2  
H 6  
RBI 2  
BB 5  
SO 4  
LOB 11



WP: 0 PA: 36  
PB: 0  
SB: 0  
CS: 0

Batter	1	2	3	4	5	6	7	8	9	AB	R	H	RBI	BB	SO	LOB	BOTTOM			
R.J. Reynolds, S (1.9) OBP: 0.358, SLG: 0.355	G4-6-3 2B SH 1B	FC5-2 PB BB		S BB		G3				2	1	1	0	2	0	1				
Jay Bell, R (1.6) OBP: 0.321, SLG: 0.373	SH G4-6-3	FC5-2		F9			4-3			3	0	0	0	0	3					
Andy Van Slyke, L (1.8) OBP: 0.366, SLG: 0.441	G4-6-3	K				G4-6-3 1B BB	4-3			3	0	0	0	1	1	4				
Bobby Bonilla, S (1.5) OBP: 0.311, SLG: 0.524	1B 2B	F8				G4-6-3 1B	F7			4	1	2	1	0	0	2				
Barry Bonds, L (1.7) OBP: 0.437, SLG: 0.619				4-3		G4-6-3	4-3			4	0	1	1	0	0	2				
Sid Bream, L (1.3) OBP: 0.341, SLG: 0.431	G3			P5		F9	F7			4	0	0	0	0	2					
Michael LaValliere, L (1.2) OBP: 0.368, SLG: 0.517				F7			3-1	4-3		4	1	1	0	0	0					
Jose Lind, R (1.4) OBP: 0.344, SLG: 0.403				F7			E6 SH1-4			3	1	1	1	0	0					
Bob Walk, R (1.1) OBP: 0.160, SLG: 0.125										2	0	0	1	0	0	0				
Stan Belinda, R (7.1) ERA: 3.37				E5			SH1-4			0	0	0	0	0	0	0				
Scott Ruskin, R (8.1) ERA: 3.12				PB BB						0	0	0	0	0	0	0				
Ted Power, R (9.1) OBP: 0.200, SLG: 0.400				FC5-2						0	0	0	0	0	0	0				
<b>Inning Stats</b>	R: 2 E: 0 K: 0 S: 6	H: 3 LOB: 1 BB: 0 P: 6	R: 2 E: 1 K: 1 S: 8	H: 2 LOB: 2 BB: 1 P: 12	R: 0 E: 0 K: 0 S: 3	H: 0 LOB: 0 BB: 0 P: 3	R: 0 E: 0 K: 0 S: 3	H: 0 LOB: 1 BB: 1 P: 7	R: 0 E: 0 K: 0 S: 4	H: 0 LOB: 0 BB: 0 P: 4	R: 0 E: 0 K: 0 S: 3	H: 0 LOB: 0 BB: 0 P: 3	R: 0 E: 0 K: 0 S: 3	H: 0 LOB: 0 BB: 0 P: 3	R: 0 E: 0 K: 0 S: 5	H: 0 LOB: 1 BB: 1 P: 9	1B: 3 2B: 2 3B: 1 HR: 0	SF: 0 SAC: 2 DP: 2 HBP: 0	WP: 0 PB: 1 SB: 1 CS: 0	PA: 34
<b>PITCHER</b>	IP WLS BF H R ER SO BB IBB HBP BLK WP HR S P ERA WHIP																			
Mike Morgan, R (1.1) ERA: 3.37	5.0 L 24 6 4 4 1 0 0 0 0 0 0 0 0 7 7 7.20 1.800																			
Ray Searage, L (6.1) ERA: 3.12	2.0 7 0 0 0 0 0 0 0 0 0 0 0 0 7 7 0.00 0.000																			
Jim Gott, R (8.1) ERA: 4.5	1.0 3 0 0 0 0 0 0 0 0 0 0 0 0 3 3 0.00 0.000																			



Los Angeles Dodgers @ Pittsburgh Pirates  
Three Rivers Stadium, Pittsburgh, PA

AB 29  
R 4  
H 6  
RBI 4  
BB 3  
SO 1  
LOB 14



WP: 0 PA: 34  
PB: 1  
SB: 1  
CS: 0

Batter	1	2	3	4	5	6	7	8	9	AB	R	H	RBI	BB	SO	LOB	TOP		
Stan Javier, S (1, 8) OBP: 0.376, SLG: 0.416										4	1	2	0	0	0	1	<b>Los Angeles Dodgers @ Pittsburgh Pirates</b> Three Rivers Stadium, Pittsburgh, PA Sat Jul 21 1990, 7:05 PM EDT Att: 39,498 - Unknown - 78 F <a href="http://livebaseballscorecards.com">livebaseballscorecards.com</a>		
Mike Sharperson, R (1, 5) OBP: 0.396, SLG: 0.366										4	1	1	0	0	0	2			
Kirk Gibson, L (1, 7) OBP: 0.326, SLG: 0.395 Chris Gwynn, L (9, 7) OBP: 0.337, SLG: 0.377										4	0	0	0	0	1	1			
Eddie Murray, S (1, 3) OBP: 0.383, SLG: 0.467										3	1	1	1	0	1	0			
Hubie Brooks, R (1, 9) OBP: 0.287, SLG: 0.397										4	1	1	0	0	1	0			
Rick Dempsey, R (1, 2) OBP: 0.347, SLG: 0.365										3	1	1	0	1	0	0			
Juan Samuel, R (1, 4) OBP: 0.321, SLG: 0.329										4	1	2	3	0	1	0			
Jose Vizcaino, S (1, 6) OBP: 0.417, SLG: 0.300										4	0	2	1	0	0	0			
Tim Belcher, R (1, 1) OBP: 0.194, SLG: 0.147										3	0	0	0	0	0	3			
<b>Inning Stats</b>	R: 2 E: 0 K: 0 S: 5	H: 2 LOB: 0 BB: 0 P: 5	R: 0 E: 0 K: 1 S: 5	H: 0 LOB: 0 BB: 0 P: 5	R: 0 E: 0 K: 1 S: 3	H: 0 LOB: 0 BB: 0 P: 3	R: 0 E: 0 K: 0 S: 3	H: 1 LOB: 0 BB: 0 P: 3	R: 0 E: 0 K: 2 S: 7	H: 0 LOB: 0 BB: 0 P: 7	R: 2 E: 0 K: 0 S: 5	H: 2 LOB: 1 BB: 1 P: 9	R: 2 E: 0 K: 0 S: 7	H: 5 LOB: 2 BB: 0 P: 7	1B: 9 2B: 0 3B: 0 HR: 1	SF: 1 SAC: 1 DP: 2 HBP: 0		WP: 0 PA: 36 PB: 0 SB: 0 CS: 0	
<b>PITCHER</b>	IP WLS BF H R ER SO BB IBB HBP BLK WP HR S P ERA WHIP	IP WLS BF H R ER SO BB IBB HBP BLK WP HR S P ERA WHIP																	
Neal Heaton, L (1, 1) ERA: 3.52	6.0 L 20 3 2 2 2 0 0 0 0 0 0 24 24 3.00 0.500																		
Bob Patterson, L (7, 1) ERA: 3.14	2.0 9 2 2 2 2 1 0 0 0 0 0 1 12 16 9.00 1.500																		
Bill Landrum, R (9, 1) ERA: 1.86	1.0 7 5 2 2 0 0 0 0 0 0 0 0 7 7 18.00 5.000																		
Batter	1	2	3	4	5	6	7	8	9	AB	R	H	RBI	BB	SO	LOB	BOTTOM		
R.J. Reynolds, S (1, 9) OBP: 0.352, SLG: 0.347										3	0	0	0	0	2	0	<b>Los Angeles Dodgers @ Pittsburgh Pirates</b> Three Rivers Stadium, Pittsburgh, PA Sat Jul 21 1990, 7:05 PM EDT Att: 39,498 - Unknown - 78 F <a href="http://livebaseballscorecards.com">livebaseballscorecards.com</a>		
Jay Bell, R (1, 6) OBP: 0.321, SLG: 0.373										3	0	1	0	0	0	0			
Andy Van Slyke, L (1, 8) OBP: 0.362, SLG: 0.437										3	0	0	0	0	0	1			
Bobby Bonilla, S (1, 5) OBP: 0.309, SLG: 0.520										3	0	0	0	0	0	0			
Barry Bonds, L (1, 7) OBP: 0.433, SLG: 0.612										3	0	0	0	0	1	0			
Sid Bream, L (1, 3) OBP: 0.337, SLG: 0.425										3	0	0	0	0	1	0			
Michael LaValliere, L (1, 2) OBP: 0.369, SLG: 0.313										2	0	0	0	1	0	0			
Jose Lind, R (1, 4) OBP: 0.340, SLG: 0.399										3	0	0	0	0	1	1			
Neal Heaton, L (1, 1) OBP: 0.162, SLG: 0.061 Orlando Merced, S (6, PH) OBP: 0.250, SLG: 0.313 Bob Patterson, R (7, 1) OBP: 0.337, SLG: 0.425 Bill Landrum, R (9, 1) OBP: 0.337, SLG: 0.425 Wally Backman, S (9, PH) OBP: 0.351, SLG: 0.385										1	0	0	0	0	0	0			
<b>Inning Stats</b>	R: 0 E: 0 K: 1 S: 5	H: 0 LOB: 0 BB: 0 P: 5	R: 0 E: 0 K: 1 S: 5	H: 0 LOB: 0 BB: 0 P: 5	R: 0 E: 0 K: 1 S: 3	H: 1 LOB: 0 BB: 0 P: 5	R: 0 E: 0 K: 0 S: 3	H: 0 LOB: 0 BB: 0 P: 3	R: 0 E: 0 K: 1 S: 4	H: 0 LOB: 1 BB: 1 P: 8	R: 0 E: 0 K: 0 S: 3	H: 0 LOB: 0 BB: 0 P: 3	R: 0 E: 0 K: 1 S: 5	H: 0 LOB: 0 BB: 0 P: 5	R: 0 E: 0 K: 1 S: 5	H: 0 LOB: 0 BB: 0 P: 5		1B: 1 2B: 0 3B: 0 HR: 0	SF: 0 SAC: 0 DP: 1 HBP: 0
<b>PITCHER</b>	IP WLS BF H R ER SO BB IBB HBP BLK WP HR S P ERA WHIP	IP WLS BF H R ER SO BB IBB HBP BLK WP HR S P ERA WHIP																	
Tim Belcher, R (1, 1) ERA: 3.74	9.0 W 27 1 0 0 6 1 0 0 0 0 0 38 42 0.00 0.222																		

Batter	1	2	3	4	5	6	7	8	9	AB	R	H	RBI	BB	SO	LOB	TOP																	
Lenny Harris, L (1,5) OBP: 0.338, SLG: 0.376	P6							L4		2	0	1	0	0	0	0	<b>Los Angeles Dodgers @ Pittsburgh Pirates</b> Three Rivers Stadium, Pittsburgh, PA Sun Jul 22 1990, 3:33 AM EDT Att: 26,818 - Overcast - 81 F 																	
Mike Sharperson, R (6,PH) OBP: 0.397, SLG: 0.364		1B				1-2 BB				1	0	0	0	1	0	0																		
Kirk Gibson, L (1,8) OBP: 0.321, SLG: 0.395	S 2B	F9		P4		F8			5-3	5	1	1	0	0	0	4																		
Kal Daniels, L (1,7) OBP: 0.372, SLG: 0.513	2B		F8		K			FC3-6 1B	4-3	4	1	1	1	1	1	2																		
Eddie Murray, S (1,3) OBP: 0.383, SLG: 0.476	2H HR		F8			F7		FC3-6 1B	P5	5	1	2	2	0	0	0																		
Hubie Brooks, R (1,9) OBP: 0.286, SLG: 0.395	G3			FC6-4 1B		K		FC3-6 1B		4	1	1	0	0	1	2																		
Mike Scioscia, L (1,2) OBP: 0.327, SLG: 0.405				FC6-4 1B		G3		G1-6-3		4	0	2	0	0	0	2																		
Juan Samuel, R (1,4) OBP: 0.284, SLG: 0.332				FC6-4 1B				G1-6-3		3	2	1	0	1	0	2																		
Jose Vizcaino, S (1,6) OBP: 0.375, SLG: 0.231								4-3		3	0	0	0	1	2	3																		
Terry Wells, L (1,1) Jose Gonzalez, R (4,PH) Tim Crews, R (4,1) Mickey Hatcher, R (6,PH) Ray Searage, L (8,1) Chris Gwynn, L (8,PH) Mike Hartley, R (8,1)		G3						SF8		1	0	0	0	0	0	0																		
<b>Inning Stats</b>	R: 3 E: 0 K: 1 S: 9	H: 4 LOB: 2 BB: 1 P: 13	R: 0 E: 0 K: 0 S: 4	H: 1 LOB: 1 BB: 0 P: 4	R: 2 E: 0 K: 1 S: 7	H: 2 LOB: 0 BB: 0 P: 7	R: 0 E: 0 K: 2 S: 7	H: 0 LOB: 1 BB: 0 P: 8	R: 0 E: 0 K: 1 S: 5	H: 0 LOB: 0 BB: 2 P: 5	R: 0 E: 0 K: 0 S: 3	H: 1 LOB: 1 BB: 1 P: 7	R: 0 E: 0 K: 0 S: 4	H: 1 LOB: 0 BB: 0 P: 4	R: 0 E: 0 K: 0 S: 3	H: 0 LOB: 0 BB: 3 P: 3	1B: 5 2B: 3 3B: 0 HR: 1	SF: 1 SAC: 0 DP: 1 HBP: 1	WP: 0 PB: 0 SB: 2 CS: 0	PA: 40														
<b>PITCHER</b>	IP WLS BF H R ER SO BB IBB HBP BLK WP HR S P ERA WHIP	IP WLS BF H R ER SO BB IBB HBP BLK WP HR S P ERA WHIP																																
Rick Reed, R (1,1) ERA: 3.79	3.0	17	7	5	3	2	1	0	0	0	0	0	1	20	24	9.00	2.667																	
Bob Kipper, L (4,1) ERA: 3.98	2.2	W 11	0	0	0	3	2	0	1	2	0	0	0	14	23	0.00	0.750																	
Scott Ruskin, L (6,1) ERA: 2.31	1.1	5	1	0	0	0	1	0	0	0	0	0	0	4	8	0.00	1.500																	
Stan Belinda, R (8,1) ERA: 2.1	1.0	4	1	1	1	0	0	0	0	0	0	0	0	4	4	9.00	1.000																	
Bob Patterson, L (9,1) ERA: 3.09	1.0	3	0	0	0	0	0	0	0	0	0	0	0	3	3	0.00	0.000																	
<b>Batter</b>	<b>1</b>	<b>2</b>	<b>3</b>	<b>4</b>	<b>5</b>	<b>6</b>	<b>7</b>	<b>8</b>	<b>9</b>	<b>AB</b>	<b>R</b>	<b>H</b>	<b>RBI</b>	<b>BB</b>	<b>SO</b>	<b>LOB</b>	<b>BOTTOM</b>																	
Gary Redus, R (1,3) OBP: 0.324, SLG: 0.386	P4									4	1	1	4	0	1	1	<b>Los Angeles Dodgers @ Pittsburgh Pirates</b> Three Rivers Stadium, Pittsburgh, PA Sun Jul 22 1990, 3:33 AM EDT Att: 26,818 - Overcast - 81 F 																	
Sid Bream, L (7,3) OBP: 0.340, SLG: 0.427		1H HR								1	1	1	0	0	0	0																		
Jay Bell, R (1,6) OBP: 0.328, SLG: 0.387										4	1	3	3	1	1	0																		
R.J. Reynolds, S (1,8) OBP: 0.347, SLG: 0.349	L5									5	0	1	0	0	0	2																		
Bobby Bonilla, S (1,9) OBP: 0.313, SLG: 0.532	F9									3	2	2	1	1	0	1																		
Barry Bonds, L (1,7) OBP: 0.434, SLG: 0.610										3	2	1	0	1	1	1																		
Jeff King, R (1,5) OBP: 0.276, SLG: 0.341										4	0	0	0	0	1	4																		
Stan Belinda, R (8,1)										0	0	0	0	0	0	0																		
Bob Patterson, R (9,1)										0	0	0	0	0	0	0																		
Don Slaught, R (1,2) OBP: 0.420, SLG: 0.556										2	2	0	0	2	1	1																		
Rafael Belliard, R (1,4) OBP: 0.343, SLG: 0.300										3	1	1	3	1	1	0																		
Rick Reed, R (1,1) OBP: 0.154, SLG: 0.167										1	0	0	0	0	1	3																		
Bob Kipper, R (4,1)										1	0	0	0	0	0	0																		
Scott Ruskin, R (6,1) OBP: 0.250, SLG: 0.500										1	1	1	0	0	0	0																		
Andy Van Slyke, L (8,8) OBP: 0.361, SLG: 0.435										1	0	0	0	1	1	0																		
<b>Inning Stats</b>	R: 0 E: 0 K: 0 S: 3	H: 0 LOB: 1 BB: 1 P: 7	R: 4 E: 0 K: 2 S: 8	H: 1 LOB: 0 BB: 3 P: 20	R: 3 E: 0 K: 0 S: 4	H: 2 LOB: 1 BB: 2 P: 12	R: 1 E: 0 K: 1 S: 6	H: 1 LOB: 0 BB: 0 P: 6	R: 0 E: 0 K: 1 S: 6	H: 1 LOB: 1 BB: 0 P: 6	R: 1 E: 0 K: 0 S: 5	H: 3 LOB: 2 BB: 0 P: 5	R: 1 E: 0 K: 2 S: 8	H: 1 LOB: 0 BB: 0 P: 8	R: 1 E: 0 K: 2 S: 9	H: 2 LOB: 1 BB: 0 P: 9	1B: 4 2B: 4 3B: 0 HR: 3	SF: 0 SAC: 0 DP: 0 HBP: 0	WP: 0 PB: 1 SB: 3 CS: 0	PA: 39														
<b>PITCHER</b>	IP WLS BF H R ER SO BB IBB HBP BLK WP HR S P ERA WHIP	IP WLS BF H R ER SO BB IBB HBP BLK WP HR S P ERA WHIP																																
Terry Wells, L (1,1) ERA: 7.45	3.0	L 17	7	2	1	2	0	0	0	0	0	1	15	39	4.50	3.000																		
Tim Crews, R (4,1) ERA: 2.93	2.0	8	2	1	1	2	0	0	0	0	0	1	12	12	4.50	1.000																		
Ray Searage, L (6,1) ERA: 3.72	2.0	9	4	2	2	2	0	0	0	0	1	13	13	9.00	2.000																			
Mike Hartley, R (8,1) ERA: 4.09	1.0	5	2	1	0	2	0	0	0	0	0	0	9	9	0.00	2.000																		

Batter	1	2	3	4	5	6	7	8	9	AB	R	H	RBI	BB	SO	LOB	TOP	
Wally Backman, S (1, 5) OBP: 0.349, SLG: 0.382	2-2 SH3-4 1B		0-0 G6-3			2-2 G1-3		1-3 K		4	0	1	0	0	1	1		
Jay Bell, R (1, 6) OBP: 0.325, SLG: 0.383	1-0 SH3-4		0-0 G3			3-1 G5-3		1-0 F7		3	0	0	0	0	0	1		
Andy Van Slyke, L (1, 8) OBP: 0.363, SLG: 0.438	4-2 BB		2-1 G5-3			2-1 2B			0-0 G3	3	0	1	0	1	0	0		
Bobby Bonilla, S (1, 9) OBP: 0.310, SLG: 0.526	0-0 L9			1-3 K		2-3 K			1-3 K	4	0	0	0	0	3	3		
Barry Bonds, L (1, 7)	2-3 K			0-1 F7			2-1 G3		1-3 K	4	0	0	0	0	2	2		
Sid Bream, L (1, 3) OBP: 0.336, SLG: 0.422		1-0 L6			2-0 F8		1-0 F8			3	0	0	0	0	0	0		
Ted Power, R (7, 1)										0	0	0	0	0	0	0		
Michael LaValliere, L (1, 2) OBP: 0.367, SLG: 0.313		1-2 FC4 1B			0-0 F7		0-1 F9			3	0	1	0	0	0	0		
Jose Lind, R (1, 4) OBP: 0.340, SLG: 0.398		0-1 FC4 1-2			1-2 G5-3			1-0 1B		3	0	1	0	0	0	1		
John Smiley, L (1, 1) OBP: 0.143, SLG: 0.111										2	0	0	0	0	1	1		
R.J. Reynolds, S (7, 9) OBP: 0.345, SLG: 0.347									0-3 K	1	0	0	0	0	1	1		
<b>Inning Stats</b>	R: 0 E: 0 K: 1 S: 12	H: 1 LOB: 2 BB: 1 P: 21	R: 0 E: 0 K: 1 S: 9	H: 1 LOB: 1 BB: 0 P: 12	R: 0 E: 0 K: 0 S: 4	H: 0 LOB: 0 BB: 0 P: 6	R: 0 E: 0 K: 1 S: 6	H: 0 LOB: 0 BB: 0 P: 9	R: 0 E: 0 K: 0 S: 5	H: 1 LOB: 1 BB: 0 P: 8	R: 0 E: 0 K: 2 S: 9	H: 1 LOB: 1 BB: 0 P: 12	R: 0 E: 0 K: 2 S: 7	H: 0 LOB: 0 BB: 0 P: 9	1B: 3 2B: 1 3B: 0 HR: 0	SF: 0 SAC: 1 DP: 0 HBP: 0	WP: 0 PB: 0 SB: 0 CS: 0	PA: 32
<b>PITCHER</b> Dennis Martinez, R (1, 1) ERA: 2.88	IP: 9.0 WLS: W BF: 32 H: 4 R: 0 ER: 0 SO: 8 BB: 1 IBB: 0 HBP: 0 BLK: 0 WP: 0 HR: 0 S: 72 P: 107 ERA: 0.00 WHIP: 0.556																	

Pittsburgh Pirates @ Montreal Expos  
Olympic Stadium, Montreal, QB  
Mon Jul 23 1990, 7:05 PM EDT  
Att: 27,499 - Dome

AB 30  
R 0  
H 4  
RBI 0  
BB 1  
SO 8  
LOB 10



Batter	1	2	3	4	5	6	7	8	9	AB	R	H	RBI	BB	SO	LOB	BOTTOM	
Otis Nixon, S (1, 8) OBP: 0.331, SLG: 0.291	4-0 G6-3 1B BB	1-2 G5-3		0-0 G1-3			0-1 F9			3	1	0	0	1	0	0		
Marquis Grissom, R (1, 9) OBP: 0.316, SLG: 0.323	0-1 G6-3 1B	1-0 G6-3		3-1 F7			4-0 1B BB			3	2	1	0	1	0	0		
Tim Raines, S (1, 7) OBP: 0.378, SLG: 0.353	0-0 G6-3 1-2 2-3	1-0 G6-3			0-3 K		1-1 1B 1-2 1B			4	0	1	0	0	1	2		
Tim Wallach, R (1, 5) OBP: 0.364, SLG: 0.535	3-0 FC6-4 2H 3H 1B		1-2 HR		0-1 G6-3		0-1 1B 2H			4	1	3	4	0	0	0		
Andres Galarraga, R (1, 3) OBP: 0.322, SLG: 0.426	1-1 FC6-4 1B 1B 1-2 BLK		1-2 F9 2B		2-2 P4		4-0 FC6 IBB			3	1	1	0	1	0	1		
Mike Fitzgerald, R (1, 2) OBP: 0.360, SLG: 0.405	0-0 BLK 1B 1-2 1B		1-2 F9			1-0 G5-3	2-1 FC6			4	0	1	0	0	0	3		
Junior Noboa, R (1, 4) OBP: 0.294, SLG: 0.320	0-0 FC5 1B		0-1 F7			0-0 1B		2-2 G4-3		3	0	2	0	0	0	1		
Tom Foley, L (8, 4) OBP: 0.330, SLG: 0.306	1-2 FC5 1B									1	0	0	0	0	0	0		
Spike Owen, S (1, 6) OBP: 0.354, SLG: 0.371	4-0 IBB		2-1 P3			2-1 P2		2-3 K		3	0	0	0	1	1	2		
Dennis Martinez, R (1, 1) OBP: 0.122, SLG: 0.125	0-0 FC5 2-3H			0-1 G1-3		0-3 K		0-0 F8		4	0	0	0	0	1	4		
<b>Inning Stats</b>	R: 3 E: 0 K: 0 S: 9	H: 4 LOB: 3 BB: 2 P: 21	R: 0 E: 0 K: 0 S: 5	H: 0 LOB: 0 BB: 0 P: 8	R: 1 E: 0 K: 0 S: 16	H: 2 LOB: 1 BB: 0 P: 21	R: 0 E: 0 K: 0 S: 5	H: 0 LOB: 0 BB: 0 P: 8	R: 0 E: 0 K: 1 S: 8	H: 1 LOB: 1 BB: 0 P: 10	R: 1 E: 0 K: 0 S: 9	H: 2 LOB: 2 BB: 2 P: 19	R: 0 E: 0 K: 1 S: 9	H: 0 LOB: 0 BB: 0 P: 13	1B: 7 2B: 1 3B: 0 HR: 1	SF: 0 SAC: 0 DP: 0 HBP: 0	WP: 0 PB: 0 SB: 0 CS: 0	PA: 36
<b>PITCHER</b> John Smiley, L (1, 1) ERA: 4.21	IP: 6.1 WLS: L BF: 30 H: 8 R: 5 ER: 5 SO: 2 BB: 2 IBB: 1 HBP: 0 BLK: 1 WP: 0 HR: 1 S: 55 P: 87 ERA: 7.11 WHIP: 1.579																	
<b>PITCHER</b> Ted Power, R (7, 1) ERA: 2.15	IP: 1.2 WLS: L BF: 6 H: 1 R: 0 ER: 0 SO: 1 BB: 0 IBB: 0 HBP: 0 BLK: 0 WP: 0 HR: 0 S: 13 P: 23 ERA: 0.00 WHIP: 0.600																	

Pittsburgh Pirates @ Montreal Expos  
Olympic Stadium, Montreal, QB  
Mon Jul 23 1990, 7:05 PM EDT  
Att: 27,499 - Dome

AB 32  
R 5  
H 9  
RBI 4  
BB 4  
SO 3  
LOB 13













Batter	1	2	3	4	5	6	7	8	9	AB	R	H	RBI	BB	SO	LOB	TOP					
Lenny Dykstra, L OBP: 0.458, SLG: 0.473	F7	S		G3-1		G3				4	0	1	0	1	0	2	Philadelphia Phillies @ Pittsburgh Pirates Three Rivers Stadium, Pittsburgh, PA Fri Jul 27 1990, 7:05 PM EDT Att: 29,117 - Unknown - 80 F  livebaseballscores.com  					
Darren Daulton, L OBP: 0.343, SLG: 0.375	F9	1B		P5			CS	L7		4	1	1	0	1	0	5						
Tom Herr, S OBP: 0.330, SLG: 0.379	BB	1B			F8		K			5	1	2	0	0	1	2						
Von Hayes, L OBP: 0.394, SLG: 0.419	F9			G4-3		F6				5	0	0	0	0	1	3						
Carmelo Martinez, R OBP: 0.349, SLG: 0.453	1B	BB		G5-3		G4-3		K		5	0	2	1	0	1	0						
John Kruk, L OBP: 0.377, SLG: 0.379	1B			L9						3	1	0	0	0	2	1						
Roger McDowell, R										0	0	0	0	0	0	0						
Joe Boever, R										0	0	0	0	0	0	0						
Dickie Thon, R OBP: 0.310, SLG: 0.358					1B		F9			4	1	2	1	0	0	2						
Charlie Hayes, R OBP: 0.311, SLG: 0.384	G5-3			G3-1						4	1	3	2	0	0	3						
Jose De Jesus, R OBP: 0.133, SLG: 0.071				L5						0	0	0	0	0	0	0						
Dennis Cook, L OBP: 0.256, SLG: 0.371	F8									3	0	1	0	0	0	1						
Darrel Akerfelds, R OBP: 0.250, SLG: 0.250										1	0	0	0	0	1	2						
Jim Vatcher, R OBP: 0.350, SLG: 0.348										0	0	0	0	0	0	0						
<b>Inning Stats</b>	R: 2 E: 0 K: 0 S: 17	H: 4 LOB: 3 BB: 1 P: 27	R: 0 E: 0 K: 0 S: 10	H: 1 LOB: 0 BB: 0 P: 14	R: 0 E: 0 K: 0 S: 6	H: 0 LOB: 0 BB: 0 P: 11	R: 1 E: 1 K: 0 S: 10	H: 1 LOB: 1 BB: 0 P: 16	R: 0 E: 0 K: 0 S: 9	H: 0 LOB: 0 BB: 0 P: 14	R: 1 E: 0 K: 1 S: 12	H: 2 LOB: 1 BB: 0 P: 19	R: 0 E: 0 K: 1 S: 7	H: 0 LOB: 0 BB: 1 P: 14	R: 1 E: 0 K: 2 S: 19	H: 2 LOB: 3 BB: 2 P: 33		R: 0 E: 0 K: 2 S: 10	H: 2 LOB: 2 BB: 0 P: 16	1B: 11 2B: 1 3B: 0 HR: 1	SF: 0 SAC: 0 DP: 1 HBP: 1	WP: 0 PB: 0 SB: 1 CS: 1
<b>PITCHER</b>	IP WLS BF H R ER SO BB IBB HBP BLK WP HR S P ERA WHIP																					
Rick Reed, R ERA: 4.11	5.2 L 27 8 4 4 0 1 0 1 0 0 0 1 62 98 6.35 1.588																					
Bob Kipper, L ERA: 3.29	6.1 1 4 0 0 0 1 1 0 0 0 0 0 9 17 0.00 0.750																					
Stan Belinda, R ERA: 3.09	8.1 0.2 5 2 1 1 2 1 0 0 0 0 0 0 17 27 13.50 4.500																					
Bob Patterson, L ERA: 3.11	8.1 1.1 7 2 0 0 2 1 0 0 0 0 0 0 12 22 0.00 2.250																					

Batter	1	2	3	4	5	6	7	8	9	AB	R	H	RBI	BB	SO	LOB	BOTTOM			
Wally Backman, S OBP: 0.360, SLG: 0.386	BB									1	1	0	0	2	1	0	Philadelphia Phillies @ Pittsburgh Pirates Three Rivers Stadium, Pittsburgh, PA Fri Jul 27 1990, 7:05 PM EDT Att: 29,117 - Unknown - 80 F  livebaseballscores.com  			
Jeff King, R OBP: 0.288, SLG: 0.359	1B									2	0	0	0	0	0	1				
Jay Bell, R OBP: 0.330, SLG: 0.384	BB									4	1	2	0	1	0	2				
Andy Van Slyke, L OBP: 0.356, SLG: 0.425	1B									4	0	0	0	1	0	5				
Bobby Bonilla, S OBP: 0.301, SLG: 0.503	F8									5	0	0	0	0	0	6				
Barry Bonds, L OBP: 0.427, SLG: 0.600	BB									3	1	1	1	1	0	0				
R.J. Reynolds, S OBP: 0.358, SLG: 0.366	CI									3	0	2	1	0	0	0				
Michael LaValliere, L OBP: 0.370, SLG: 0.305										1	0	0	1	1	0	0				
Don Slaught, R OBP: 0.406, SLG: 0.528										2	0	0	0	0	0	2				
Jose Lind, R OBP: 0.345, SLG: 0.401										4	0	0	0	0	1	5				
Rick Reed, R OBP: 0.226, SLG: 0.214										2	0	1	0	0	0	0				
Bob Kipper, R										0	0	0	0	0	0	0				
Gary Redus, R OBP: 0.372, SLG: 0.363										0	0	0	0	0	0	0				
Stan Belinda, R										0	0	0	0	0	0	0				
Bob Patterson, R										0	0	0	0	0	0	0				
Sid Bream, L OBP: 0.347, SLG: 0.441										1	0	0	0	0	0	0				
<b>Inning Stats</b>	R: 2 E: 1 K: 1 S: 17	H: 1 LOB: 3 BB: 3 P: 38	R: 0 E: 0 K: 1 S: 6	H: 0 LOB: 0 BB: 0 P: 11	R: 0 E: 0 K: 0 S: 5	H: 0 LOB: 0 BB: 0 P: 7	R: 0 E: 0 K: 0 S: 9	H: 1 LOB: 2 BB: 1 P: 15	R: 0 E: 0 K: 0 S: 12	H: 1 LOB: 1 BB: 0 P: 19	R: 0 E: 0 K: 0 S: 11	H: 1 LOB: 1 BB: 1 P: 18	R: 1 E: 0 K: 0 S: 12	H: 2 LOB: 1 BB: 0 P: 20	R: 0 E: 0 K: 0 S: 9	H: 0 LOB: 2 BB: 2 P: 21	1B: 4 2B: 1 3B: 0 HR: 1	SF: 0 SAC: 0 DP: 0 HBP: 0	WP: 0 PB: 0 SB: 0 CS: 0	PA: 40
<b>PITCHER</b>	IP WLS BF H R ER SO BB IBB HBP BLK WP HR S P ERA WHIP																			
Jose De Jesus, R ERA: 3.48	1.0 1 2 1 1 1 3 0 0 0 0 0 0 17 38 9.00 4.000																			
Dennis Cook, L ERA: 3.28	5.0 W 19 2 0 0 1 2 0 0 0 0 0 0 39 68 0.00 0.800																			
Darrel Akerfelds, R ERA: 2.95	7.1 2.2 11 3 1 1 0 1 0 0 0 0 1 27 44 3.38 1.500																			
Roger McDowell, R ERA: 5.08	8.1 0.0 1 0 0 0 0 1 0 0 0 0 0 0 4 4 = =																			
Joe Boever, R ERA: 4.6	8.1 0.1 S 1 0 0 0 0 0 0 0 0 0 0 0 4 6 0.00 0.000																			

Batter	1	2	3	4	5	6	7	8	9	AB	R	H	RBI	BB	SO	LOB	TOP							
Lenny Dykstra, L OBP: 0.456, SLG: 0.470 (1, 8)										4	0	1	0	0	0	0	Philadelphia Phillies @ Pittsburgh Pirates Three Rivers Stadium, Pittsburgh, PA Sat Jul 28 1990, 7:05 PM EDT Att: 37,022 - Unknown - 87 F							
Dickie Thorn, R OBP: 0.313, SLG: 0.360 (1, 6)										4	0	2	0	0	0	1								
Tom Herr, S OBP: 0.329, SLG: 0.378 (1, 4)										4	0	1	0	0	0	2								
Von Hayes, L OBP: 0.393, SLG: 0.428 (1, 9)										4	1	1	1	0	1	4								
Carmelo Martinez, R OBP: 0.352, SLG: 0.447 (1, 7) (9, 3)										2	1	0	0	2	0	0								
Charlie Hayes, R OBP: 0.314, SLG: 0.394 (1, 5)										4	2	2	2	0	0	2								
Ricky Jordan, R OBP: 0.281, SLG: 0.354 Joe Boever, R (9, 1)										4	0	1	0	0	0	0								
Tom Nieto, R OBP: 0.400, SLG: 0.400 Darren Daulton, L OBP: 0.342, SLG: 0.374 (9, PH) (9, 2)										3	0	0	0	0	3	0								
Bruce Ruffin, S OBP: 0.150, SLG: 0.081 Jeff Parrett, R (7, 1) John Kruk, L OBP: 0.376, SLG: 0.378 (9, PH) (9, 7)										0	0	0	0	0	0	0								
<b>Inning Stats</b>	R: 0 E: 0 K: 0 S: 4	H: 1 LOB: 1 BB: 0 P: 4	R: 0 E: 0 K: 0 S: 3	H: 0 LOB: 0 BB: 0 P: 3	R: 0 E: 0 K: 1 S: 5	H: 0 LOB: 0 BB: 0 P: 5	R: 3 E: 0 K: 0 S: 5	H: 2 LOB: 0 BB: 1 P: 9	R: 0 E: 0 K: 1 S: 5	H: 0 LOB: 0 BB: 0 P: 5	R: 0 E: 0 K: 0 S: 4	H: 2 LOB: 2 BB: 1 P: 8	R: 0 E: 0 K: 1 S: 5	H: 0 LOB: 0 BB: 0 P: 5	R: 0 E: 0 K: 1 S: 6	H: 1 LOB: 1 BB: 0 P: 6		R: 1 E: 0 K: 0 S: 5	H: 2 LOB: 1 BB: 0 P: 5	1B: 6 2B: 0 3B: 0 HR: 2	SF: 0 SAC: 0 DP: 1 HBP: 0	WP: 0 PB: 0 SB: 2 CS: 0	PA: 36	
<b>PITCHER</b>	IP WLS BF H R ER SO BB IBB HBP BLK WP HR S P ERA WHIP	7.0 L 27 5 3 3 3 2 0 0 0 0 2 31 39 3.86 1.000	2.0 L 9 3 1 1 1 0 0 0 0 0 0 11 11 4.50 1.500											IP WLS BF H R ER SO BB IBB HBP BLK WP HR S P ERA WHIP										
John Smiley, L ERA: 4.18 Bill Landrum, R ERA: 1.93																								

Batter	1	2	3	4	5	6	7	8	9	AB	R	H	RBI	BB	SO	LOB	BOTTOM							
Moises Alou, R OBP: 0.200, SLG: 0.200 R.J. Reynolds, S OBP: 0.361, SLG: 0.370 Bill Landrum, R (8, 1)										3	0	1	0	0	0	1	Philadelphia Phillies @ Pittsburgh Pirates Three Rivers Stadium, Pittsburgh, PA Sat Jul 28 1990, 7:05 PM EDT Att: 37,022 - Unknown - 87 F							
Jay Bell, R OBP: 0.329, SLG: 0.382 (1, 6)										4	0	1	0	0	1	2								
Andy Van Slyke, L OBP: 0.358, SLG: 0.436 (1, 8)										4	1	2	1	0	0	2								
Bobby Bonilla, S OBP: 0.300, SLG: 0.508 (1, 9)										4	1	1	1	0	1	1								
Jeff King, R OBP: 0.282, SLG: 0.351 (1, 5)										4	0	0	0	0	1	0								
Sid Bream, L OBP: 0.346, SLG: 0.435 (1, 3)										3	0	0	0	1	0	0								
Jose Lind, R OBP: 0.344, SLG: 0.398 (1, 4)										3	0	0	0	1	0	0								
Michael LaValliere, L OBP: 0.366, SLG: 0.301 Don Slaught, R OBP: 0.407, SLG: 0.535 (7, PH) (8, 2)										2	0	0	0	0	0	2								
John Smiley, L OBP: 0.167, SLG: 0.107 Gary Redus, R OBP: 0.312, SLG: 0.363 Barry Bonds, L OBP: 0.424, SLG: 0.596 (7, PH) (8, 7)										1	0	0	0	1	1	2								
<b>Inning Stats</b>	R: 0 E: 0 K: 0 S: 4	H: 1 LOB: 1 BB: 0 P: 4	R: 0 E: 0 K: 1 S: 5	H: 0 LOB: 2 BB: 2 P: 13	R: 0 E: 0 K: 0 S: 3	H: 1 LOB: 0 BB: 0 P: 3	R: 1 E: 0 K: 0 S: 4	H: 1 LOB: 0 BB: 0 P: 4	R: 0 E: 0 K: 0 S: 4	H: 1 LOB: 2 BB: 1 P: 8	R: 0 E: 0 K: 1 S: 5	H: 0 LOB: 0 BB: 0 P: 5	R: 1 E: 0 K: 1 S: 7	H: 2 LOB: 1 BB: 0 P: 7	R: 1 E: 0 K: 1 S: 6	H: 1 LOB: 0 BB: 0 P: 6		R: 0 E: 0 K: 0 S: 3	H: 0 LOB: 0 BB: 0 P: 3	1B: 4 2B: 1 3B: 0 HR: 2	SF: 0 SAC: 0 DP: 1 HBP: 0	WP: 0 PB: 0 SB: 1 CS: 0	PA: 36	
<b>PITCHER</b>	IP WLS BF H R ER SO BB IBB HBP BLK WP HR S P ERA WHIP	6.1 W 7 2 1 1 2 0 0 0 0 0 1 11 11 5.40 1.200	1.0 S 3 0 0 0 0 0 0 0 0 0 0 3 3 0.00 0.000											IP WLS BF H R ER SO BB IBB HBP BLK WP HR S P ERA WHIP										
Bruce Ruffin, L ERA: 4.72 Jeff Parrett, R ERA: 5.1 Joe Boever, R ERA: 4.5																								

Batter	1	2	3	4	5	6	7	8	9	AB	R	H	RBI	BB	SO	LOB	TOP					
Lenny Dykstra, L (1,8) OBP: 0.455, SLG: 0.471	G4-3		G4-3		G4-3			F7		4	0	1	0	0	0	0	Philadelphia Phillies @ Pittsburgh Pirates Three Rivers Stadium, Pittsburgh, PA Sun Jul 29 1990, 3:33 AM EDT Att: 33,018 - Sunny - 81 F					
Darren Daulton, L (1,2) OBP: 0.341, SLG: 0.383	HR		K		G4-3			F7		4	1	1	1	0	1	1						
Tom Herr, S (1,4) OBP: 0.325, SLG: 0.373	G4-3			K	G3			K		4	0	0	0	0	2	1						
Von Hayes, L (1,9) OBP: 0.394, SLG: 0.425	L3			BB				F8		2	0	0	0	2	0	0						
Charlie Hayes, R (1,5) OBP: 0.313, SLG: 0.391		F8		K		FC4-6		BB		3	0	0	0	1	1	2						
John Kruk, L (1,3) OBP: 0.381, SLG: 0.376		G6-3		BB	IBB			BB		1	0	0	0	3	0	1						
Randy Ready, R (1,7) OBP: 0.350, SLG: 0.360	G6-3						K			3	0	0	0	1	2	3						
Rod Booker, L (1,6) OBP: 0.310, SLG: 0.315	G6-3			G3			F9			4	0	0	0	0	0	6						
Pat Combs, L (1,1) OBP: 0.195, SLG: 0.158			K							2	0	0	0	0	1	0						
Ricky Jordan, R (7, PH) OBP: 0.250, SLG: 0.352										1	0	0	0	0	1	0						
Darrel Akerfeldt, R (7, 1) OBP: 0.250, SLG: 0.250							K			0	0	0	0	0	0	0						
<b>Inning Stats</b>	R: 1 E: 0 K: 0 S: 7	H: 1 LOB: 0 BB: 0 P: 12	R: 0 E: 0 K: 0 S: 8	H: 0 LOB: 1 BB: 1 P: 16	R: 0 E: 0 K: 2 S: 8	H: 0 LOB: 0 BB: 0 P: 12	R: 0 E: 0 K: 2 S: 12	H: 0 LOB: 3 BB: 3 P: 26	R: 0 E: 0 K: 0 S: 7	H: 1 LOB: 1 BB: 0 P: 11	R: 0 E: 0 K: 0 S: 10	H: 0 LOB: 0 BB: 0 P: 17	R: 0 E: 0 K: 2 S: 10	H: 0 LOB: 0 BB: 0 P: 16	R: 0 E: 0 K: 1 S: 7	H: 0 LOB: 0 BB: 0 P: 13	R: 0 E: 0 K: 1 S: 13	H: 0 LOB: 2 BB: 2 P: 27	1B: 0 2B: 1 3B: 0 HR: 1	SF: 0 SAC: 0 DP: 0 HBP: 0	WP: 0 PB: 0 SB: 1 CS: 1	PA: 36
<b>PITCHER</b> Doug Drabek, R (1,1) ERA: 2.94	IP: 9.0 WLS: W BF: 35 H: 2 R: 1 ER: 1 SO: 8 BB: 6 IBB: 1 HBP: 0 BLK: 0 WP: 0 HR: 1 S: 82 P: 150 ERA: 1.00 WHIP: 0.889																					

Batter	1	2	3	4	5	6	7	8	9	AB	R	H	RBI	BB	SO	LOB	BOTTOM			
Gary Redus, R (1,3) OBP: 0.313, SLG: 0.358	P3									2	0	0	0	1	1	3	Philadelphia Phillies @ Pittsburgh Pirates Three Rivers Stadium, Pittsburgh, PA Sun Jul 29 1990, 3:33 AM EDT Att: 33,018 - Sunny - 81 F			
Sid Bream, L (7, PH) OBP: 0.345, SLG: 0.433			BB		K					1	0	0	0	0	0	0				
Jay Bell, R (1,6) OBP: 0.326, SLG: 0.378	K		F7				G5-3			4	0	0	0	0	1	1				
Andy Van Slyke, L (1,8) OBP: 0.359, SLG: 0.440				G4-3	1B		F7			4	1	2	0	0	0	0				
Bobby Bonilla, S (1,9) OBP: 0.297, SLG: 0.503				G4-3			K			4	0	0	0	0	2	2				
Barry Bonds, L (1,7) OBP: 0.426, SLG: 0.596		K		S	SF7			F8		2	1	1	1	1	1	0				
Jeff King, R (1,5) OBP: 0.283, SLG: 0.347		L8		BB	BB			F8		2	0	0	0	1	0	1				
Jose Lind, R (1,4) OBP: 0.341, SLG: 0.395		G6-3		SF7				G6-3		2	0	0	1	0	0	0				
Dann Bilardello, R (1,2) OBP: 0.114, SLG: 0.031			L5		BB			F8		2	0	0	0	1	0	0				
Doug Drabek, R (1,1) OBP: 0.200, SLG: 0.229			K					P3		2	0	0	0	1	1	0				
<b>Inning Stats</b>	R: 0 E: 0 K: 2 S: 11	H: 1 LOB: 0 BB: 0 P: 18	R: 0 E: 0 K: 1 S: 7	H: 0 LOB: 0 BB: 0 P: 8	R: 0 E: 0 K: 1 S: 9	H: 0 LOB: 1 BB: 1 P: 16	R: 2 E: 0 K: 1 S: 20	H: 2 LOB: 3 BB: 3 P: 37	R: 0 E: 0 K: 0 S: 8	H: 0 LOB: 0 BB: 0 P: 13	R: 0 E: 0 K: 0 S: 5	H: 0 LOB: 0 BB: 1 P: 13	R: 0 E: 0 K: 0 S: 5	H: 0 LOB: 0 BB: 0 P: 7	R: 0 E: 0 K: 0 S: 6	H: 0 LOB: 0 BB: 0 P: 10	1B: 2 2B: 1 3B: 0 HR: 0	SF: 1 SAC: 0 DP: 0 HBP: 0	WP: 0 PB: 0 SB: 1 CS: 0	PA: 31
<b>PITCHER</b> Pat Combs, L (1,1) ERA: 4.15	IP: 6.0 WLS: L BF: 25 H: 3 R: 2 ER: 2 SO: 6 BB: 5 IBB: 0 HBP: 0 BLK: 0 WP: 0 HR: 0 S: 60 P: 105 ERA: 3.00 WHIP: 1.333																			
<b>PITCHER</b> Darrel Akerfeldt, R (7, 1) ERA: 2.6	IP: 2.0 WLS: 6 BF: 6 H: 0 R: 0 ER: 0 SO: 0 BB: 0 IBB: 0 HBP: 0 BLK: 0 WP: 0 HR: 0 S: 11 P: 17 ERA: 0.00 WHIP: 0.000																			







Batter	1	2	3	4	5	6	7	8	9	AB	R	H	RBI	BB	SO	LOB	TOP						
<b>Gary Redus, R</b> OBP: 0.310, SLG: 0.342										5	2	1	0	1	3	5	<b>Pittsburgh Pirates @ Philadelphia Phillies</b> <b>Veterans Stadium, Philadelphia, PA</b> Fri Aug 03, 1990, 7:05 PM EDT Att: 36,057 - Unknown - 80 F						
<b>Jay Bell, R</b> OBP: 0.329, SLG: 0.384										6	2	2	0	0	1	4							
<b>Andy Van Slyke, L</b> OBP: 0.377, SLG: 0.476										5	2	3	4	1	0	1							
<b>Jeff King, R</b> OBP: 0.286, SLG: 0.356										6	0	2	2	0	1	4							
<b>Barry Bonds, L</b> OBP: 0.421, SLG: 0.588										4	2	0	0	1	0	3							
<b>Don Slaught, R</b> OBP: 0.410, SLG: 0.532										5	1	3	0	0	1	1							
<b>Sid Bream, L</b> OBP: 0.345, SLG: 0.457										5	1	4	3	0	1	1							
<b>Jose Lind, R</b> OBP: 0.335, SLG: 0.392										5	1	3	1	0	1	4							
<b>Doug Drabek, R</b> OBP: 0.218, SLG: 0.216										3	0	0	0	2	1	5							
<b>Inning Stats</b>	R: 3 E: 0 K: 1 S: 12	H: 3 LOB: 2 BB: 2 P: 27	R: 2 E: 0 K: 1 S: 15	H: 2 LOB: 1 BB: 1 P: 25	R: 3 E: 0 K: 2 S: 17	H: 4 LOB: 2 BB: 1 P: 30	R: 1 E: 1 K: 2 S: 13	H: 1 LOB: 1 BB: 1 P: 24	R: 2 E: 0 K: 1 S: 9	H: 3 LOB: 0 BB: 0 P: 17	R: 0 E: 0 K: 1 S: 10	H: 2 LOB: 2 BB: 0 P: 15	R: 0 E: 0 K: 0 S: 4	H: 0 LOB: 0 BB: 0 P: 6	R: 0 E: 0 K: 1 S: 10	H: 2 LOB: 2 BB: 0 P: 16		R: 0 E: 0 K: 0 S: 7	H: 1 LOB: 1 BB: 0 P: 8	1B: 10 2B: 5 3B: 1 HR: 2	SF: 0 SAC: 0 DP: 1 HBP: 0	WP: 1 PB: 0 SB: 3 CS: 0	PA: 49
<b>PITCHER</b>	IP WLS BF H R ER SO BB IBB HBP BLK WP HR S P ERA WHIP	IP WLS BF H R ER SO BB IBB HBP BLK WP HR S P ERA WHIP															IP WLS BF H R ER SO BB IBB HBP BLK WP HR S P ERA WHIP						
<b>Bruce Ruffin, L</b> ERA: 5.04	(1, 1)	1.1	L	12	5	5	5	1	3	0	0	0	0	0	0	0	0	0	0	21	41	33.75	6.000
<b>Don Carman, L</b> ERA: 3.84	(2, 1)	0.2		6	3	3	3	1	1	0	0	0	0	1	1	13	26	40.50	6.000				
<b>Jeff Parrett, R</b> ERA: 5.18	(3, 1)	3.0		14	5	3	3	5	1	0	0	0	0	0	1	32	56	9.00	2.000				
<b>Dennis Cook, L</b> ERA: 3.14	(6, 1)	2.0		8	2	0	0	1	0	0	0	0	0	0	0	14	21	0.00	1.000				
<b>Joe Boever, R</b> ERA: 4.91	(8, 1)	1.0		5	2	0	0	1	0	0	0	0	0	0	0	10	16	0.00	2.000				

Batter	1	2	3	4	5	6	7	8	9	AB	R	H	RBI	BB	SO	LOB	BOTTOM					
<b>Lenny Dykstra, L</b> OBP: 0.446, SLG: 0.471										3	0	0	0	0	0	0	<b>Pittsburgh Pirates @ Philadelphia Phillies</b> <b>Veterans Stadium, Philadelphia, PA</b> Fri Aug 03, 1990, 7:05 PM EDT Att: 36,057 - Unknown - 80 F					
<b>Sil Campusano, R</b> OBP: 0.291, SLG: 0.327										1	0	1	0	0	0	0						
<b>Darren Daulton, L</b> OBP: 0.351, SLG: 0.398										4	0	0	0	0	1	1						
<b>Tom Herr, S</b> OBP: 0.325, SLG: 0.373										3	0	0	0	0	0	0						
<b>Joe Boever, R</b> ERA: 4.91										0	0	0	0	0	0	0						
<b>Roger McDowell, R</b> ERA: 4.83										0	0	0	0	0	0	0						
<b>Von Hayes, L</b> OBP: 0.384, SLG: 0.413										3	0	0	0	0	1	0						
<b>Carmelo Martinez, R</b> OBP: 0.340, SLG: 0.418										2	0	0	0	0	0	0						
<b>Dennis Cook, L</b> OBP: 0.286, SLG: 0.371										0	0	0	0	0	0	0						
<b>Rod Booker, L</b> OBP: 0.306, SLG: 0.311										1	0	0	0	0	0	0						
<b>John Kruk, L</b> OBP: 0.383, SLG: 0.376										2	0	0	0	1	0	0						
<b>Dickie Thon, R</b> OBP: 0.314, SLG: 0.359										3	0	0	0	0	1	1						
<b>Charlie Hayes, R</b> OBP: 0.307, SLG: 0.379										3	0	0	0	0	0	0						
<b>Bruce Ruffin, S</b> OBP: 0.150, SLG: 0.081										0	0	0	0	0	0	0						
<b>Don Carman, L</b> OBP: 0.375, SLG: 0.375										0	0	0	0	0	0	0						
<b>Jeff Parrett, R</b>										1	0	0	0	1	1	0						
<b>Ricky Jordan, R</b> OBP: 0.276, SLG: 0.347										2	0	0	0	1	1	0						
<b>Inning Stats</b>	R: 0 E: 0 K: 0 S: 9	H: 0 LOB: 0 BB: 0 P: 13	R: 0 E: 0 K: 1 S: 8	H: 0 LOB: 0 BB: 0 P: 13	R: 0 E: 0 K: 1 S: 8	H: 0 LOB: 0 BB: 0 P: 11	R: 0 E: 0 K: 1 S: 6	H: 0 LOB: 0 BB: 0 P: 9	R: 0 E: 0 K: 0 S: 8	H: 0 LOB: 0 BB: 1 P: 17	R: 0 E: 0 K: 0 S: 6	H: 0 LOB: 0 BB: 0 P: 6	R: 0 E: 0 K: 0 S: 10	H: 0 LOB: 0 BB: 0 P: 15	R: 0 E: 0 K: 1 S: 7	H: 0 LOB: 0 BB: 0 P: 10	R: 0 E: 0 K: 1 S: 9	H: 1 LOB: 1 BB: 0 P: 16	1B: 1 2B: 0 3B: 0 HR: 0	SF: 0 SAC: 0 DP: 0 HBP: 0	WP: 0 PB: 0 SB: 0 CS: 0	PA: 29
<b>PITCHER</b>	IP WLS BF H R ER SO BB IBB HBP BLK WP HR S P ERA WHIP	IP WLS BF H R ER SO BB IBB HBP BLK WP HR S P ERA WHIP															IP WLS BF H R ER SO BB IBB HBP BLK WP HR S P ERA WHIP					
<b>Doug Drabek, R</b> ERA: 2.76	(1, 1)	9.0	W	29	1	0	0	5	1	0	0	0	0	0	0	0	0	0.00	0.222			

AB	44
R	11
H	18
RBI	10
BB	5
SO	9
LOB	28

AB	28
R	0
H	1
RBI	0
BB	1
SO	5
LOB	2



Batter	1	2	3	4	5	6	7	8	9	10	AB	R	H	RBI	BB	SO	LOB	TOP	
Don Slaught, R OBP: 0.410, SLG: 0.535 (1, 2)	P6		2B		B1-3			F7		L6	5	0	2	3	0	0	0		
Jay Bell, R OBP: 0.327, SLG: 0.384 (1, 6)	G5-3		2B		K			F8		L6	5	0	1	0	0	1	2		
Andy Van Slyke, L OBP: 0.373, SLG: 0.470 (1, 8)	F7		P5		G6-3			L9			4	0	0	0	0	0	2		
Bobby Bonilla, S OBP: 0.308, SLG: 0.524 (1, 9)		G3-6-3	IBB		F8			FC4-6		1B	2	0	1	0	2	0	0		
Barry Bonds, L OBP: 0.417, SLG: 0.581 (1, 7)	G3-6-3		K		K			FC4-6		G6-4-3	4	0	0	0	0	2	5		
Jeff King, R OBP: 0.290, SLG: 0.364 (1, 5)	2B		1B		F8			G6-4-3			4	0	2	0	0	0	1		
Sid Bream, L OBP: 0.344, SLG: 0.452 (10, PR)	F8		1B		L8					1B	3	0	0	0	1	1	2		
Gary Redus, R OBP: 0.310, SLG: 0.342 (10, 3)			K							2B	0	1	0	0	0	0	0		
Jose Lind, R OBP: 0.340, SLG: 0.396 (1, 4)			SH1		G6-3					2B	4	2	3	0	0	0	0		
Neal Heaton, L OBP: 0.154, SLG: 0.057 (7, 1)			1B		G6-3					1B	2	0	0	0	0	0	2		
Stan Belinda, R OBP: 0.056, SLG: 0.056 (7, 1)			SH1		G4-3					L6	0	0	0	0	0	0	0		
Bob Patterson, R OBP: 0.056, SLG: 0.056 (10, PH)			G2-5-4								1	0	0	0	0	0	2		
R.J. Reynolds, S OBP: 0.355, SLG: 0.363 (10, 1)			2-3f								0	0	0	0	0	0	0		
Ted Power, R OBP: 0.143, SLG: 0.286 (10, 1)											0	0	0	0	0	0	0		
<b>Inning Stats</b>	R: 0 E: 0 K: 0 S: 6	H: 0 LOB: 0 BB: 0 P: 7	R: 0 E: 0 K: 10 S: 10	H: 1 LOB: 1 BB: 1 P: 21	R: 1 E: 0 K: 1 S: 11	H: 3 LOB: 3 BB: 1 P: 21	R: 0 E: 0 K: 1 S: 7	H: 2 LOB: 1 BB: 0 P: 16	R: 0 E: 0 K: 1 S: 5	H: 0 LOB: 0 BB: 0 P: 8	R: 0 E: 0 K: 0 S: 6	H: 0 LOB: 0 BB: 0 P: 12	R: 0 E: 0 K: 0 S: 8	H: 1 LOB: 0 BB: 0 P: 12	R: 2 E: 0 K: 0 S: 8	H: 2 LOB: 1 BB: 1 P: 13	1B: 6 2B: 4 3B: 0 HR: 0	SF: 0 SAC: 1 DP: 4 HBP: 0	WP: 0 PA: 38 PB: 0 SB: 0 CS: 0
<b>PITCHER</b>	IP 8.0	WLS 30	BF 6	H 1	R 1	ER 1	SO 4	BB 1	IBB 0	HBP 0	BLK 0	WP 0	HR 0	S 60	P 101	ERA 1.12	WHIP 0.875		
Pat Combs, L ERA: 3.93																			
Roger McDowell, R ERA: 4.98																			

Pittsburgh Pirates @ Philadelphia Phillies  
Veterans Stadium, Philadelphia, PA  
Sat Aug 04 1990, 7:05 PM EDT  
Att. 45,305 - Unknown

AB	34
R	3
H	9
RBI	3
BB	3
SO	4
LOB	16



Batter	1	2	3	4	5	6	7	8	9	10	AB	R	H	RBI	BB	SO	LOB	BOTTOM			
Lenny Dykstra, L OBP: 0.442, SLG: 0.466 (1, 8)	G5-3		G3-1			B4-3		L6			4	0	0	0	0	0	0				
Tom Herr, S OBP: 0.327, SLG: 0.377 (1, 4)	G4-3		1B			L3		G6-3			4	0	2	0	0	0	0				
Von Hayes, L OBP: 0.363, SLG: 0.421 (1, 7)	G4-3		K			P3				HR	4	1	1	1	0	1	2				
Dale Murphy, R OBP: 0.312, SLG: 0.416 (1, 9)	G5-3		L6			FC1-6		1B		P3	4	0	1	0	0	0	1				
Carmelo Martinez, R OBP: 0.335, SLG: 0.411 (7, PR)		L5				FC1-6		1B		P6	3	0	0	0	0	0	1				
Sil Campusano, R OBP: 0.291, SLG: 0.327 (8, 3)						1-2f					0	0	0	0	0	0	0				
John Kruk, L OBP: 0.382, SLG: 0.375 (1, 5)						F7				G5-3	4	0	1	0	0	0	1				
Charlie Hayes, R OBP: 0.306, SLG: 0.380 (1, 6)											4	0	2	0	0	1	1				
Dickie Thorn, R OBP: 0.316, SLG: 0.360 (1, 6)			L7			K					4	0	2	0	0	1	1				
Tom Nieto, R OBP: 0.286, SLG: 0.286 (7, PH)											2	0	0	0	0	0	1				
Darren Daulton, L OBP: 0.348, SLG: 0.395 (8, 2)			G5-3			F8					2	0	0	0	0	0	3				
Pat Combs, L OBP: 0.188, SLG: 0.150 (8, PH)											2	0	0	0	0	2	0				
Randy Ready, R OBP: 0.291, SLG: 0.366 (9, 1)			K			K					1	0	0	0	0	0	0				
Roger McDowell, R OBP: 0.382, SLG: 0.375 (10, PH)											1	0	0	0	0	0	1				
Ricky Jordan, R OBP: 0.275, SLG: 0.345 (10, PH)											1	0	0	0	0	0	1				
<b>Inning Stats</b>	R: 0 E: 0 K: 0 S: 7	H: 1 LOB: 1 BB: 0 P: 11	R: 0 E: 0 K: 0 S: 5	H: 1 LOB: 1 BB: 0 P: 7	R: 0 E: 0 K: 2 S: 10	H: 1 LOB: 1 BB: 0 P: 16	R: 0 E: 0 K: 0 S: 8	H: 0 LOB: 0 BB: 0 P: 11	R: 0 E: 0 K: 2 S: 8	H: 0 LOB: 0 BB: 0 P: 10	R: 0 E: 0 K: 0 S: 5	H: 2 LOB: 2 BB: 0 P: 9	R: 0 E: 0 K: 0 S: 9	H: 0 LOB: 0 BB: 0 P: 13	R: 1 E: 0 K: 0 S: 6	H: 1 LOB: 0 BB: 0 P: 10	R: 0 E: 0 K: 0 S: 10	H: 1 LOB: 0 BB: 0 P: 12	1B: 4 2B: 2 3B: 0 HR: 1	SF: 0 SAC: 0 DP: 1 HBP: 0	WP: 0 PA: 36 PB: 0 SB: 0 CS: 0
<b>PITCHER</b>	IP 6.0	WLS 22	BF 4	H 0	R 0	ER 0	SO 4	BB 0	IBB 0	HBP 0	BLK 0	WP 0	HR 0	S 44	P 64	ERA 0.00	WHIP 0.667				
Neal Heaton, L ERA: 3.71																					
Stan Belinda, R ERA: 3.08																					
Bob Patterson, L ERA: 2.92																					
Ted Power, R ERA: 2.7																					

Pittsburgh Pirates @ Philadelphia Phillies  
Veterans Stadium, Philadelphia, PA  
Sat Aug 04 1990, 7:05 PM EDT  
Att. 45,305 - Unknown

AB	36
R	1
H	7
RBI	1
BB	0
SO	4
LOB	11





Batter	1	2	3	4	5	6	7	8	9	AB	R	H	RBI	BB	SO	LOB	TOP					
Wally Backman, S OBP: 0.363, SLG: 0.393	G6-3	FC4-6		L6		K			FC6-4	5	0	1	0	0	1	2	Pittsburgh Pirates @ Philadelphia Phillies Veterans Stadium, Philadelphia, PA Sun Aug 05 1990, 3:33 AM EDT Att. 40,142 - Overcast - 75 F					
Jay Bell, R OBP: 0.328, SLG: 0.387	WP 2B	FC6-4		G6-3			G4-3 SF8		L9	5	2	2	0	0	0	2						
Andy Van Slyke, L R.J. Reynolds, S OBP: 0.377, SLG: 0.472 OBP: 0.349, SLG: 0.357	2B			K			G4-3		FC6-4	1	1	1	0	1	0	0						
Bobby Bonilla, S OBP: 0.307, SLG: 0.521	K			K		F9				4	0	1	1	0	2	3						
Barry Bonds, L OBP: 0.416, SLG: 0.580	2B			2B		L8				4	2	1	0	1	1	2						
Sid Bream, L OBP: 0.343, SLG: 0.456	E8			2B		K				2	1	1	2	2	1	0						
Michael LaValliere, L OBP: 0.354, SLG: 0.298	G6-3			2B		L9			L9	4	0	1	2	0	0	2						
Jose Lind, R OBP: 0.344, SLG: 0.397				F9		BLK			G4-6-3	2	0	1	0	2	0	0						
Bob Walk, R OBP: 0.172, SLG: 0.143				G1		K			G4-6-3	2	0	1	0	0	0	2						
Scott Ruskin, R OBP: 0.333, SLG: 0.833										1	0	0	0	0	1	1						
Bill Landrum, R OBP: 0.288, SLG: 0.362										0	0	0	0	0	0	0						
Jeff King, R OBP: 0.288, SLG: 0.362										1	0	0	0	0	0	2						
Bob Kipper, R OBP: 0.288, SLG: 0.362										0	0	0	0	0	0	0						
<b>Inning Stats</b>	R: 3 E: 1 K: 1 S: 13	H: 2 LOB: 1 BB: 2 P: 24	R: 0 E: 0 K: 0 S: 8	H: 1 LOB: 1 BB: 0 P: 9	R: 2 E: 0 K: 1 S: 14	H: 3 LOB: 2 BB: 2 P: 29	R: 0 E: 0 K: 1 S: 8	H: 0 LOB: 0 BB: 0 P: 14	R: 0 E: 0 K: 2 S: 5	H: 0 LOB: 0 BB: 1 P: 18	R: 1 E: 0 K: 0 S: 7	H: 1 LOB: 0 BB: 0 P: 14	R: 0 E: 0 K: 0 S: 11	H: 1 LOB: 1 BB: 1 P: 20	R: 0 E: 0 K: 1 S: 22	H: 2 LOB: 2 BB: 0 P: 32	1B: 6 2B: 5 3B: 0 HR: 0	SF: 1 SAC: 0 DP: 2 HBP: 0	WP: 1 PB: 0 SB: 1 CS: 1	PA: 41		
<b>PITCHER</b>	IP WLS BF H R ER SO BB IBB HBP BLK WP HR S P ERA WHIP	Ken Howell, R ERA: 4.84	4.0 2.0 21 6 5 4 3 3 1 0 0 1 0 43 76 9.00 2.250	Don Carman, L ERA: 3.71	5.1 2.0 W 7 0 0 0 3 1 0 0 1 0 0 14 26 0.00 0.500	Darrel Akerfelds, R ERA: 2.84	7.1 1.0 4 1 1 1 0 0 0 0 0 0 7 14 9.00 1.000	Joe Boever, R ERA: 4.71	8.1 2.0 S 9 3 0 0 1 1 0 0 0 0 0 33 52 0.00 2.000													

AB	34
R	6
H	10
RBI	5
BB	6
SO	7
LOB	18



Batter	1	2	3	4	5	6	7	8	9	AB	R	H	RBI	BB	SO	LOB	BOTTOM	
Lenny Dykstra, L OBP: 0.446, SLG: 0.469	FC3-6			BLK		P3				4	0	3	0	0	0	0	Pittsburgh Pirates @ Philadelphia Phillies Veterans Stadium, Philadelphia, PA Sun Aug 05 1990, 3:33 AM EDT Att. 40,142 - Overcast - 75 F	
Darren Daulton, L OBP: 0.346, SLG: 0.389	FC3-6			F8		HR			G6-3	4	2	0	0	1	0	6		
Von Hayes, L OBP: 0.383, SLG: 0.429	P5			G3-1		G4-3			P3	4	2	1	2	1	0	1		
Dale Murphy, R OBP: 0.315, SLG: 0.419	2B			F9		G6-3			K	3	2	1	0	2	1	0		
John Kruk, L OBP: 0.388, SLG: 0.384	2B					G4-3			BB	4	0	3	2	1	0	2		
Tom Herr, S OBP: 0.325, SLG: 0.373	F7			F7		G6-3			G5-3	4	0	0	1	1	0	5		
Dickie Thon, R OBP: 0.317, SLG: 0.364				G5-3		G5-4-3			E5	5	2	2	1	0	0	2		
Charlie Hayes, R OBP: 0.308, SLG: 0.384						G6-3			K	4	0	2	0	0	1	2		
Ken Howell, R Randy Rodden, R Don Carman, L Dave Hollins, R Darrel Akerfelds, R Rod Boeker, R Joe Boever, R						G5-4-3			K	1	0	0	0	0	1	1		
									1B	1	0	0	0	0	0	0		
<b>Inning Stats</b>	R: 2 E: 0 K: 0 S: 11	H: 2 LOB: 1 BB: 1 P: 26	R: 0 E: 0 K: 1 S: 9	H: 2 LOB: 0 BB: 0 P: 14	R: 0 E: 0 K: 0 S: 7	H: 1 LOB: 1 BB: 0 P: 12	R: 1 E: 0 K: 0 S: 19	H: 2 LOB: 1 BB: 0 P: 28	R: 2 E: 0 K: 1 S: 12	H: 3 LOB: 2 BB: 1 P: 22	R: 1 E: 1 K: 1 S: 7	H: 2 LOB: 1 BB: 0 P: 10	R: 0 E: 0 K: 1 S: 9	H: 0 LOB: 2 BB: 2 P: 20	1B: 8 2B: 4 3B: 0 HR: 1	SF: 0 SAC: 0 DP: 2 HBP: 1	WP: 0 PB: 0 SB: 0 CS: 0	PA: 43
<b>PITCHER</b>	IP WLS BF H R ER SO BB IBB HBP BLK WP HR S P ERA WHIP	Bob Walk, R ERA: 3.94	4.0 L 12 4 3 2 1 1 0 0 0 0 0 1 24 40 9.00 2.500	Scott Ruskin, L ERA: 3.11	2.0 4 2 0 0 1 0 0 0 0 0 0 6 9 0.00 2.000	Bill Landrum, R ERA: 2.19	1.0 5 0 0 0 1 2 0 0 0 0 0 0 9 20 0.00 2.000											

AB	36
R	8
H	13
RBI	7
BB	6
SO	4
LOB	20



Batter	1	2	3	4	5	6	7	8	9	AB	R	H	RBI	BB	SO	LOB	TOP					
Gary Redus, R OBP: 0.314, SLG: 0.373 Sid Bream, L OBP: 0.351, SLG: 0.461	1-0 1B 2B	2-3 K			0-0 HR	1-0 F8		1-0 2B	1-2 FC6	4	2	2	1	0	1	0						
Jay Bell, R OBP: 0.326, SLG: 0.384	1-0 G5-3		2-2 F9		0-1 F8		0-0 1B BB SF7	0-0 F7		5	1	1	0	0	0	2						
Jeff King, R OBP: 0.295, SLG: 0.365	0-0 G5-3		0-0 G5-3		0-1 1B HR		4-2 1B BB		0-1 3B	4	2	2	0	1	0	1						
Bobby Bonilla, S OBP: 0.315, SLG: 0.534	2-2 1B 2H		0-0 2B		0-0 1B HR		0-2 FC1-6		0-0 1B	5	3	5	2	0	0	0						
Barry Bonds, L OBP: 0.419, SLG: 0.591	2-2 1B		3-1 P3		0-0 1B HR		2-2 SF7		0-2 1B	4	2	3	5	0	0	1						
R.J. Reynolds, S OBP: 0.351, SLG: 0.364	2-1 1B			0-0 P6	1-0 2B		0-1 FC1-6		3-0 P4	5	0	2	1	0	0	3						
Don Slaught, R OBP: 0.399, SLG: 0.518	0-0 G1-3			1-2 P4	0-0 F8		1-0 G4-3		1-2 L7	5	0	0	0	0	0	6						
Jose Lind, R OBP: 0.342, SLG: 0.394 Rafael Bellard, R OBP: 0.342, SLG: 0.333		2-1 P3		2-2 P3		1-1 G5-3		0-0 G6-3	1-0 1B	5	0	1	0	0	0	0						
Randy Tomlin, L OBP: 0.345, SLG: 0.354	2-1 G1-3		2-1 L5-3			1-3 K			1-0 F7	4	0	0	0	0	1	2						
Dickie Thon, R OBP: 0.316, SLG: 0.362	2-2 1B			0-0 G5-3		1-0 G5-3			1-0 G6-3	4	0	1	0	0	0	1						
Von Hayes, L OBP: 0.384, SLG: 0.430	1-1 L5			1-3 K			2-1 G6-4-3		0-0 1B	4	1	2	0	0	1	1						
Dale Murphy, R OBP: 0.314, SLG: 0.417	1-2 F7			1-1 G5-3			1-0 G6-4-3		0-0 1B	4	0	1	0	0	0	2						
Carmelo Martinez, R OBP: 0.338, SLG: 0.409		3-3 K			0-2 G6-3		4-2 FC5-4		2-2 FC5-4	3	0	1	1	1	1	0						
Ricky Jordan, R OBP: 0.271, SLG: 0.340		1-1 F8			0-0 G6-3		1-0 FC5-4		0-0 FC5-4	4	0	0	0	0	0	3						
Dave Hollins, S OBP: 0.230, SLG: 0.343		0-3 K			1-1 P4				0-3 K	3	0	0	0	0	2	0						
Tom Nieto, R OBP: 0.300, SLG: 0.222			2-1 FC1-6 HBP			1-3 K			2-1 G5-3	2	0	0	0	0	1	0						
Terry Mulholland, R OBP: 0.114, SLG: 0.143 Sil Campusano, R OBP: 0.304, SLG: 0.327 Bruce Ruffin, S OBP: 0.140, SLG: 0.079			0-0 FC1-6			4-2 BB			0-1 G5-3	1	0	0	0	0	0	1						
<b>Inning Stats</b>	R: 2 E: 0 K: 0 S: 12	H: 4 LOB: 2 BB: 0 P: 20	R: 0 E: 0 K: 1 S: 8	H: 0 LOB: 0 BB: 0 P: 12	R: 0 E: 0 K: 0 S: 8	H: 1 LOB: 1 BB: 0 P: 13	R: 0 E: 0 K: 0 S: 7	H: 0 LOB: 0 BB: 0 P: 10	R: 4 E: 0 K: 1 S: 12	H: 5 LOB: 1 BB: 0 P: 14	R: 0 E: 0 K: 1 S: 6	H: 0 LOB: 0 BB: 0 P: 8	R: 1 E: 0 K: 0 S: 13	H: 2 LOB: 2 BB: 1 P: 20	R: 0 E: 0 K: 0 S: 6	H: 1 LOB: 1 BB: 0 P: 10	R: 3 E: 1 K: 0 S: 17	H: 4 LOB: 2 BB: 0 P: 25	1B: 10 2B: 4 3B: 1 HR: 2	SF: 1 SAC: 0 DP: 0 HBP: 0	WP: 0 PB: 0 SB: 0 CS: 0	PA: 46
<b>PITCHER</b>	IP WLS BF H R ER SO BB IBB HBP BLK WP HR S P ERA WHIP	IP WLS BF H R ER SO BB IBB HBP BLK WP HR S P ERA WHIP															IP WLS BF H R ER SO BB IBB HBP BLK WP HR S P ERA WHIP					
Terry Mulholland, L ERA: 4.24 Bruce Ruffin, L ERA: 5.14	(1, 1) 6.0 L 28 10 6 6 3 0 0 0 0 0 2 53 77 9.00 1.667	(7, 1) 3.0 18 7 4 3 0 1 0 0 0 0 0 0 36 55 9.00 2.667																				

Pittsburgh Pirates @ Philadelphia Phillies  
Veterans Stadium, Philadelphia, PA  
Mon Aug 06 1990, 7:05 PM EDT  
Overcast

AB 44  
R 10  
H 17  
RBI 9  
BB 1  
SO 3  
LOB 16

WP: 0  
PB: 0  
SB: 0  
CS: 0

PA: 46

ERA: 1.00  
WHIP: 0.778

Pittsburgh Pirates @ Philadelphia Phillies  
Veterans Stadium, Philadelphia, PA  
Mon Aug 06 1990, 7:05 PM EDT  
Overcast

AB 30  
R 1  
H 5  
RBI 1  
BB 2  
SO 6  
LOB 10

WP: 0  
PB: 0  
SB: 0  
CS: 0

PA: 33

ERA: 1.00  
WHIP: 0.778



Batter	1	2	3	4	5	6	7	8	9	10	AB	R	H	RBI	BB	SO	LOB	TOP							
<b>Gary Redus, R</b> OBP: 0.320, SLG: 0.379 <b>Barry Bonds, L</b> OBP: 0.419, SLG: 0.589 (7.7)	P3						SH1-4 BB		F7		3	0	2	0	0	0	0								
<b>Jay Bell, R</b> OBP: 0.323, SLG: 0.380	P3		F8			SH1-4			F9		4	0	0	0	0	0	3								
<b>Jeff King, R</b> OBP: 0.289, SLG: 0.356	G5-3		G1-3		K				F8		5	0	0	0	0	1	4								
<b>Bobby Bonilla, S</b> OBP: 0.316, SLG: 0.532		F9				L8					4	1	1	0	1	0	0								
<b>R.J. Reynolds, S</b> OBP: 0.357, SLG: 0.370		G4-3									5	1	3	0	0	0	2								
<b>Sid DREAM, L</b> OBP: 0.355, SLG: 0.465											4	1	2	1	1	1	1								
<b>Michael LaValiere, L</b> OBP: 0.360, SLG: 0.316											3	1	1	3	2	0	1								
<b>Rafael Bellard, R</b> OBP: 0.299, SLG: 0.314 <b>Bob Ripper, R</b> OBP: 0.275, SLG: 0.381 <b>Stan Belinda, R</b> OBP: 0.288, SLG: 0.391 <b>Wally Backman, S</b> OBP: 0.356, SLG: 0.506 <b>Bob Patterson, R</b> OBP: 0.356, SLG: 0.506 <b>Bill Landrum, R</b> OBP: 0.356, SLG: 0.506			K		L8						2	0	0	0	0	1	2								
<b>Rick Reed, R</b> OBP: 0.278, SLG: 0.250 <b>Jose Lind, R</b> OBP: 0.339, SLG: 0.390											0	0	0	0	1	0	0								
<b>Inning Stats</b>	R: 0 E: 0 K: 0 S: 6	H: 0 LOB: 0 BB: 0 P: 8	R: 0 E: 0 K: 0 S: 8	H: 1 LOB: 1 BB: 0 P: 14	R: 0 E: 0 K: 1 S: 10	H: 1 LOB: 2 BB: 1 P: 20	R: 0 E: 0 K: 1 S: 12	H: 1 LOB: 1 BB: 0 P: 20	R: 3 E: 0 K: 1 S: 12	H: 2 LOB: 2 BB: 1 P: 22	R: 0 E: 0 K: 0 S: 7	H: 0 LOB: 2 BB: 2 P: 17	R: 0 E: 0 K: 0 S: 6	H: 0 LOB: 0 BB: 0 P: 9	R: 0 E: 0 K: 0 S: 4	H: 0 LOB: 0 BB: 0 P: 8	R: 1 E: 0 K: 1 S: 13	H: 3 LOB: 2 BB: 1 P: 20	1B: 7 2B: 1 3B: 0 HR: 1	SF: 0 SAC: 1 DP: 0 HBP: 0	WP: 0 PB: 0 SB: 2 CS: 0	PA: 44			
<b>PITCHER</b>	IP	WLS	BF	H	R	ER	SO	BB	IBB	HBP	BLK	WP	HR	S	P	ERA	WHIP								
<b>Dennis Cook, L</b> ERA: 3.21	6.0		27	6	3	3	4	3	0	0	0	0	1	58	103	4.50	1.500								
<b>Darrel Akerfelds, R</b> ERA: 2.75	2.0		8	0	0	0	0	1	1	0	0	0	0	13	26	0.00	0.500								
<b>Joe Boever, R</b> ERA: 4.62	1.0		3	0	0	0	0	0	0	0	0	0	0	4	8	0.00	0.000								
<b>Roger McDowell, R</b> ERA: 5.05	1.0	L	6	3	1	1	1	0	1	0	0	0	0	13	20	9.00	3.000								

Pittsburgh Pirates @ Philadelphia Phillies  
Veterans Stadium, Philadelphia, PA  
Mon Aug 06 1990, 7:05 PM EDT  
Att: 30,827 - Unknown - 78 F

AB 37  
R 4  
H 9  
RBI 4  
BB 6  
SO 5  
LOB 15





Batter	1	2	3	4	5	6	7	8	9	10	AB	R	H	RBI	BB	SO	LOB	BOTTOM							
<b>Lenny Dykstra, L</b> OBP: 0.447, SLG: 0.470	F8										5	1	2	0	1	0	0								
<b>Darren Daulton, L</b> OBP: 0.346, SLG: 0.388	F8										6	1	2	1	0	2	5								
<b>Von Hayes, L</b> OBP: 0.384, SLG: 0.430											5	0	1	0	1	0	6								
<b>Dale Murphy, R</b> OBP: 0.315, SLG: 0.414	P3										5	0	1	0	0	2	4								
<b>John Kruk, L</b> OBP: 0.392, SLG: 0.387											3	0	2	1	1	0	0								
<b>Tom Herr, S</b> OBP: 0.324, SLG: 0.369											4	0	0	0	1	1	5								
<b>Charlie Hayes, R</b> OBP: 0.307, SLG: 0.382											5	1	1	0	0	0	6								
<b>Rod Booker, L</b> OBP: 0.318, SLG: 0.325 <b>Dickie Thon, R</b> OBP: 0.317, SLG: 0.360 (7.6)											2	0	1	0	0	0	1								
<b>Dennis Cook, L</b> OBP: 0.296, SLG: 0.389 <b>Ricky Jordan, L</b> OBP: 0.279, SLG: 0.399 <b>Darrel Akerfelds, R</b> OBP: 0.275, SLG: 0.381 <b>Carmelo Martinez, R</b> OBP: 0.282, SLG: 0.349 <b>Sil Camposano, R</b> OBP: 0.282, SLG: 0.349 <b>Joe Boever, R</b> OBP: 0.288, SLG: 0.351 <b>Randy Ready, R</b> OBP: 0.283, SLG: 0.351 <b>Roger McDowell, R</b> OBP: 0.283, SLG: 0.351											1	0	1	1	0	0	0								
<b>Inning Stats</b>	R: 0 E: 0 K: 0 S: 6	H: 0 LOB: 1 BB: 1 P: 17	R: 1 E: 0 K: 0 S: 9	H: 3 LOB: 1 BB: 0 P: 15	R: 2 E: 0 K: 1 S: 14	H: 3 LOB: 1 BB: 1 P: 17	R: 0 E: 2 K: 0 S: 8	H: 0 LOB: 3 BB: 1 P: 15	R: 0 E: 0 K: 0 S: 9	H: 1 LOB: 1 BB: 0 P: 12	R: 0 E: 0 K: 1 S: 8	H: 0 LOB: 0 BB: 0 P: 13	R: 0 E: 0 K: 2 S: 15	H: 2 LOB: 3 BB: 1 P: 28	R: 0 E: 0 K: 2 S: 14	H: 1 LOB: 2 BB: 1 P: 20	R: 0 E: 0 K: 0 S: 11	H: 1 LOB: 3 BB: 2 P: 23	R: 0 E: 0 K: 1 S: 8	H: 0 LOB: 0 BB: 0 P: 13	1B: 9 2B: 2 3B: 0 HR: 0	SF: 0 SAC: 2 DP: 0 HBP: 0	WP: 0 PB: 0 SB: 2 CS: 0	PA: 48	
<b>PITCHER</b>	IP	WLS	BF	H	R	ER	SO	BB	IBB	HBP	BLK	WP	HR	S	P	ERA	WHIP								
<b>Rick Reed, R</b> ERA: 4.36	3.1		11	6	3	2	1	1	1	0	0	0	0	34	60	5.40	2.100								
<b>Bob Kipper, L</b> ERA: 2.91	2.2		19	3	0	0	1	0	0	0	0	0	0	26	39	0.00	1.125								
<b>Stan Belinda, R</b> ERA: 2.97	1.0		4	0	0	0	2	0	1	0	0	0	0	9	18	0.00	0.000								
<b>Bob Patterson, L</b> ERA: 2.88	1.0		5	1	0	0	2	1	0	0	0	0	0	14	20	0.00	2.000								
<b>Bill Landrum, R</b> ERA: 2.11	2.0	W	9	1	0	0	1	0	2	0	0	0	0	19	36	0.00	0.500								

Pittsburgh Pirates @ Philadelphia Phillies  
Veterans Stadium, Philadelphia, PA  
Mon Aug 06 1990, 7:05 PM EDT  
Att: 30,827 - Unknown - 78 F

AB 40  
R 3  
H 11  
RBI 3  
BB 6  
SO 7  
LOB 30



Batter	1	2	3	4	5	6	7	8	9	AB R H RBI BB SO LOB	TOP											
<b>Delino DeShields, L</b> OBP: 0.383, SLG: 0.406	1-3 K			2-1 1-4-3		1-0 6-3 3B	2-1 1-2 2B 1B		1-1 4-3	5 2 2 0 0 1 0	<b>Montreal Expos @ Pittsburgh Pirates</b> Three Rivers Stadium, Pittsburgh, PA Wed Aug 08 1990, 7:05 PM EDT Att: 21,180 - Unknown  <b>AB 36</b> <b>R 6</b> <b>H 10</b> <b>RBI 6</b> <b>BB 2</b> <b>SO 7</b> <b>LOB 9</b> 											
<b>Dave Martinez, L</b> OBP: 0.341, SLG: 0.458	0-0 1-3			2-0 G4-6-3 1B		1-1 6-3	2-2 1-2 2B 1B		1-1 L3	5 1 2 2 0 0 0												
<b>Tim Raines, S</b> OBP: 0.368, SLG: 0.361	3-2 4-3			1-1 G4-6-3 1-2		1-2 1-2 2B	2-0 1-H 2-H 2B			4 1 2 2 0 0 1												
<b>Tim Wallach, R</b> OBP: 0.352, SLG: 0.511		0-0 6-3			1-1 5-3	4-0 1-3 BB	0-0 2-H 2B			3 0 1 1 1 0 0												
<b>Larry Walker, L</b> OBP: 0.311, SLG: 0.430		1-2 4-3			2-0 4-3	0-1 1-3 K	0-3 K			4 0 0 0 0 1 3												
<b>Andres Galarraga, R</b> OBP: 0.304, SLG: 0.409		0-1 6-3			1-0 1B 2B	2-3 K	0-3 K			4 1 1 0 0 2 2												
<b>Jerry Goff, L</b> OBP: 0.365, SLG: 0.358			2-1 4-3		4-1 1B BB		1-3 K	0-0 3-1		3 0 0 0 1 1 0												
<b>Spike Owen, S</b> OBP: 0.342, SLG: 0.352			0-0 6-3		2-0 1-3 2-H 1B		2-2 1B 1B	0-1 F8		4 1 2 1 0 0 0												
<b>Dennis Martinez, R</b> OBP: 0.109, SLG: 0.111			1-3 K		0-0 P5		0-3 K	2-2 6-3		4 0 0 0 0 2 3												
<b>Inning Stats</b>	R: 0 E: 0 K: 1 S: 7	H: 0 LOB: 0 BB: 0 P: 11	R: 0 E: 0 K: 0 S: 7	H: 0 LOB: 0 BB: 0 P: 8	R: 0 E: 0 K: 1 S: 6	H: 0 LOB: 0 BB: 0 P: 9	R: 0 E: 0 K: 0 S: 5	H: 1 LOB: 0 BB: 0 P: 10	R: 1 E: 0 K: 0 S: 7	H: 2 LOB: 2 BB: 1 P: 17	R: 1 E: 0 K: 1 S: 11	H: 2 LOB: 2 BB: 1 P: 20	R: 4 E: 0 K: 3 S: 20	H: 5 LOB: 1 BB: 0 P: 29	R: 0 E: 0 K: 1 S: 7	H: 0 LOB: 0 BB: 0 P: 7	R: 0 E: 0 K: 0 S: 8	H: 0 LOB: 0 BB: 0 P: 12	1B: 5 2B: 4 3B: 1 HR: 0	SF: 0 SAC: 0 DP: 1 HBP: 0	WP: 0 PB: 0 CS: 0	PA: 38
<b>PITCHER</b>	IP WLS BF H R ER SO BB IBB HBP BLK WP HR S P ERA WHIP											<b>PITCHER</b>	IP WLS BF H R ER SO BB IBB HBP BLK WP HR S P ERA WHIP									
<b>Doug Drabek, R</b> ERA: 2.99	(1, 1) 6.2 L 31 10 6 6 5 2 0 0 0 0 0 0 60 101 8.10 1.800																					
<b>Bob Kipper, L</b> ERA: 2.93	(7, 1) 1.1 4 0 0 0 2 0 0 0 0 0 0 10 10 0.00 0.000																					
<b>Mark Ross, R</b> ERA: 1.0	(9, 1) 1.0 3 0 0 0 0 0 0 0 0 0 0 8 12 0.00 0.000																					
Batter	1	2	3	4	5	6	7	8	9	AB R H RBI BB SO LOB	BOTTOM											
<b>Wally Backman, S</b> OBP: 0.354, SLG: 0.382	1-0 4-3		0-1 FC4-6 1B			1-2 4-3		1-2 3-1		4 1 0 0 0 0 1	<b>Montreal Expos @ Pittsburgh Pirates</b> Three Rivers Stadium, Pittsburgh, PA Wed Aug 08 1990, 7:05 PM EDT Att: 21,180 - Unknown  <b>AB 31</b> <b>R 2</b> <b>H 6</b> <b>RBI 2</b> <b>BB 1</b> <b>SO 5</b> <b>LOB 9</b> 											
<b>Jay Bell, R</b> OBP: 0.325, SLG: 0.387	1-0 2B 1B		2-2 1-3 1-3			0-3 K		1-1 F9		4 0 1 0 0 1 1												
<b>John Cangelosi, S</b> OBP: 0.327, SLG: 0.227	2-0 1-3 2B		3-1 CS 1B			2-1 G3		0-2 F7		4 0 2 1 0 0 0												
<b>Bobby Bonilla, S</b> OBP: 0.314, SLG: 0.527	2-3 K		1-1 CS	0-0 4-3			0-0 1B 2B	1-2 F9		4 1 1 0 0 1 2												
<b>Barry Bonds, L</b> OBP: 0.417, SLG: 0.580	3-2 F6			1-2 4-3			3-1 G4-6-3 2-H 1B	0-1 F8		4 0 1 1 0 0 2												
<b>Sid Bream, L</b> OBP: 0.356, SLG: 0.473		2-2 F9		1-3 K			4-1 G4-6-3 BB			2 0 0 0 1 1 0												
<b>Michael LaValliere, L</b> OBP: 0.354, SLG: 0.310		0-0 4-3			1-2 F5		0-0 G4-6-3 1-2 2-3			3 0 0 0 0 0 2												
<b>Jose Lind, R</b> OBP: 0.335, SLG: 0.387		2-3 K			0-0 L1		1-0 4-3			3 0 0 0 0 1 1												
<b>Doug Drabek, R</b> OBP: 0.228, SLG: 0.226			1-1 K		2-3 K			0-0 6-3		2 0 1 0 0 1 0												
<b>Bob Kipper, R</b>										0 0 0 0 0 0 0												
<b>Gary Redus, R</b> OBP: 0.319, SLG: 0.382										1 0 0 0 0 0 0												
<b>Mark Ross, R</b>										0 0 0 0 0 0 0												
<b>Inning Stats</b>	R: 0 E: 0 K: 1 S: 10	H: 2 LOB: 2 BB: 0 P: 19	R: 0 E: 0 K: 1 S: 10	H: 0 LOB: 0 BB: 0 P: 14	R: 1 E: 0 K: 0 S: 10	H: 2 LOB: 0 BB: 0 P: 17	R: 0 E: 0 K: 1 S: 7	H: 0 LOB: 0 BB: 0 P: 10	R: 0 E: 0 K: 1 S: 8	H: 0 LOB: 0 BB: 0 P: 11	R: 1 E: 0 K: 0 S: 6	H: 2 LOB: 1 BB: 1 P: 14	R: 0 E: 0 K: 0 S: 6	H: 0 LOB: 0 BB: 0 P: 8	R: 0 E: 0 K: 0 S: 8	H: 0 LOB: 0 BB: 0 P: 9	1B: 4 2B: 2 3B: 0 HR: 0	SF: 0 SAC: 0 DP: 1 HBP: 0	WP: 0 PB: 0 CS: 1	PA: 33		
<b>PITCHER</b>	IP WLS BF H R ER SO BB IBB HBP BLK WP HR S P ERA WHIP											<b>PITCHER</b>	IP WLS BF H R ER SO BB IBB HBP BLK WP HR S P ERA WHIP									
<b>Dennis Martinez, R</b> ERA: 3.02	(1, 1) 9.0 W 32 6 2 2 5 1 0 0 0 0 0 0 72 111 2.00 0.778																					



Batter	1	2	3	4	5	6	7	8	9	AB	R	H	RBI	BB	SO	LOB	TOP			
Vince Coleman, S (1, 7) OBP: 0.342, SLG: 0.417										5	2	4	2	0	1	0	St. Louis Cardinals @ Pittsburgh Pirates Three Rivers Stadium, Pittsburgh, PA Fri Aug 10 1990, 7:05 PM EDT Att: 23,701 - Unknown			
Ozzie Smith, S (1, 6) OBP: 0.333, SLG: 0.290										5	0	1	0	0	0	4				
Willie McGee, S (1, 8) OBP: 0.388, SLG: 0.434										5	1	3	1	0	1	1				
Pedro Guerrero, R (1, 3) OBP: 0.337, SLG: 0.444										4	0	0	0	1	0	4				
Dave Collins, S (9, PR) OBP: 0.367, SLG: 0.229										5	1	3	2	0	0	1				
Todd Zeile, R (1, 2) OBP: 0.322, SLG: 0.394										4	1	0	0	1	3	3				
Terry Pendleton, S (1, 5) OBP: 0.271, SLG: 0.327										4	1	0	0	1	3	3				
Rex Hudler, R (1, 9) OBP: 0.319, SLG: 0.412										5	1	1	0	0	0	4				
José Oquendo, S (1, 4) OBP: 0.356, SLG: 0.323										4	1	3	2	0	0	0				
John Tudor, L (1, 1) OBP: 0.205, SLG: 0.214										0	0	0	0	0	0	0				
Tim Jones, L (3, PH) OBP: 0.241, SLG: 0.190										1	0	0	0	0	0	1				
Scott Terry, R (3, 1) OBP: 0.556, SLG: 0.667										2	0	0	0	0	1	2				
Ken Dayley, L (6, 1)										1	0	0	0	0	1	0				
<b>Inning Stats</b>	R: 0 E: 0 K: 2 S: 10	H: 1 LOB: 1 BB: 0 P: 14	R: 0 E: 0 K: 0 S: 8	H: 1 LOB: 0 BB: 0 P: 12	R: 2 E: 0 K: 0 S: 10	H: 3 LOB: 1 BB: 0 P: 15	R: 1 E: 0 K: 2 S: 14	H: 2 LOB: 1 BB: 0 P: 22	R: 1 E: 0 K: 0 S: 12	H: 2 LOB: 1 BB: 0 P: 17	R: 1 E: 0 K: 1 S: 10	H: 2 LOB: 1 BB: 0 P: 18	R: 0 E: 0 K: 1 S: 12	H: 1 LOB: 1 BB: 0 P: 16	R: 2 E: 0 K: 1 S: 9	H: 1 LOB: 1 BB: 1 P: 16	1B: 10 2B: 3 3B: 1 HR: 1	SF: 0 SAC: 0 DP: 0 HBP: 0	WP: 1 PB: 0 SB: 5 CS: 1	PA: 43
<b>PITCHER</b>	IP WLS BF H R ER SO BB IBB HBP BLK WP HR S P ERA WHIP																			
Randy Kramer, R (1, 1) ERA: 4.91	4.0 L 18 7 3 3 4 0 0 0 0 0 0 0 42 63 6.75 1.750																			
Bob Kipper, L (5, 1)	2.1 13 5 3 3 0 1 0 0 0 0 0 1 27 44 11.57 2.571																			
Mark Ross, R (7, 1) ERA: 3.24	1.2 7 2 0 0 2 0 0 0 0 0 0 0 18 26 0.00 1.200																			
Zane Smith, L (9, 1) ERA: 3.33	1.0 5 1 2 2 1 1 0 0 0 0 1 0 9 16 18.00 2.000																			

Batter	1	2	3	4	5	6	7	8	9	AB	R	H	RBI	BB	SO	LOB	BOTTOM			
Gary Redus, R (1, 3) OBP: 0.314, SLG: 0.375										2	0	0	0	0	0	0	St. Louis Cardinals @ Pittsburgh Pirates Three Rivers Stadium, Pittsburgh, PA Fri Aug 10 1990, 7:05 PM EDT Att: 23,701 - Unknown			
Sid Bream, L (6, PH) OBP: 0.356, SLG: 0.468										4	0	0	0	0	2	0				
Jay Bell, R (1, 6) OBP: 0.321, SLG: 0.381										3	0	0	0	1	1	0				
John Cangelosi, S (1, 8) OBP: 0.300, SLG: 0.196										4	1	1	0	0	0	1				
Bobby Bonilla, S (1, 9) OBP: 0.312, SLG: 0.521										3	1	1	2	0	2	0				
Barry Bonds, L (1, 7) OBP: 0.421, SLG: 0.596										3	1	1	0	0	1	0				
Jeff King, R (1, 5) OBP: 0.282, SLG: 0.353										3	0	0	0	0	1	1				
Michael LaValliere, L (1, 2) OBP: 0.359, SLG: 0.316										3	0	0	0	0	1	1				
Jose Lind, R (1, 4) OBP: 0.333, SLG: 0.384										3	0	0	1	0	0	0				
Randy Kramer, R (1, 1)										1	0	0	0	0	0	0				
Bob Kipper, R (5, 1)										1	0	0	0	0	0	0				
Mark Ross, R (7, 1)										0	0	0	0	0	0	0				
Rafael Belliard, R (8, PH) OBP: 0.333, SLG: 0.306										1	0	0	0	0	0	0				
Zane Smith, L (9, 1) OBP: 0.175, SLG: 0.250										0	0	0	0	0	0	0				
<b>Inning Stats</b>	R: 0 E: 0 K: 2 S: 8	H: 0 LOB: 0 BB: 0 P: 10	R: 0 E: 0 K: 2 S: 9	H: 0 LOB: 0 BB: 0 P: 17	R: 0 E: 0 K: 0 S: 5	H: 0 LOB: 0 BB: 0 P: 6	R: 0 E: 0 K: 0 S: 4	H: 0 LOB: 0 BB: 0 P: 6	R: 3 E: 0 K: 1 S: 12	H: 3 LOB: 1 BB: 1 P: 22	R: 0 E: 0 K: 2 S: 9	H: 0 LOB: 0 BB: 0 P: 15	R: 0 E: 0 K: 0 S: 10	H: 0 LOB: 0 BB: 0 P: 18	R: 0 E: 0 K: 1 S: 7	H: 0 LOB: 0 BB: 0 P: 11	1B: 1 2B: 1 3B: 0 HR: 1	SF: 0 SAC: 0 DP: 0 HBP: 0	WP: 0 PB: 0 SB: 0 CS: 0	PA: 31
<b>PITCHER</b>	IP WLS BF H R ER SO BB IBB HBP BLK WP HR S P ERA WHIP																			
John Tudor, L (1, 1) ERA: 2.45	2.0 6 3 3 3 1 1 0 0 0 0 0 1 26 45 7.36 1.091																			
Scott Terry, R (3, 1) ERA: 6.66	3.2 15 3 3 3 1 1 0 0 0 0 0 0 26 45 7.36 1.091																			
Ken Dayley, L (6, 1) ERA: 3.6	3.1 W 10 0 0 0 3 0 0 0 0 0 0 0 29 48 0.00 0.000																			

AB	41
R	8
H	15
RBI	7
BB	2
SO	7
LOB	20









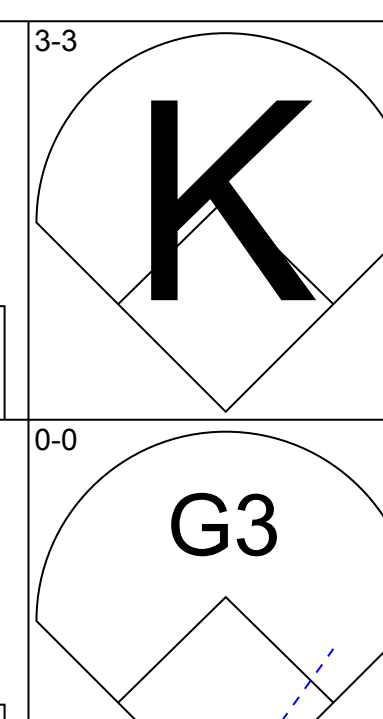
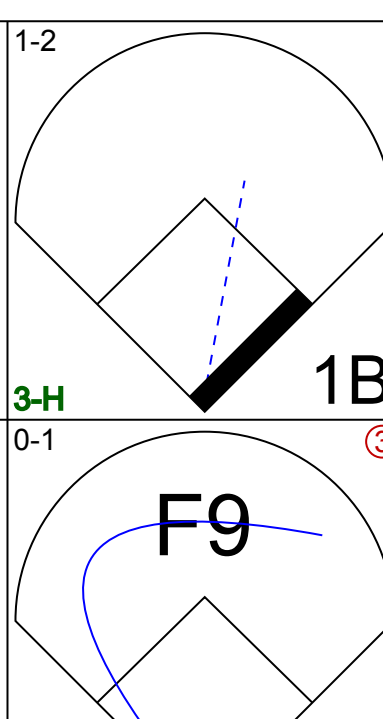
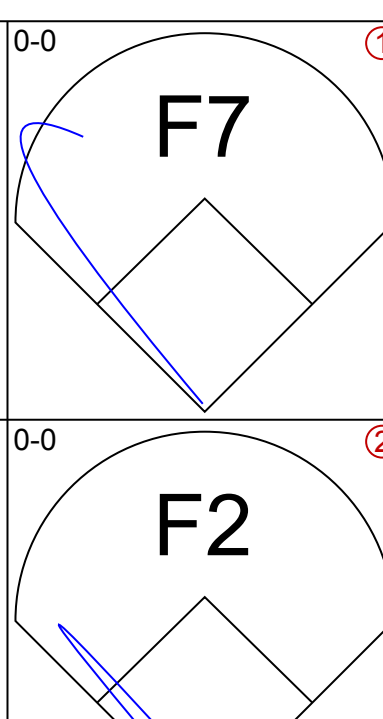
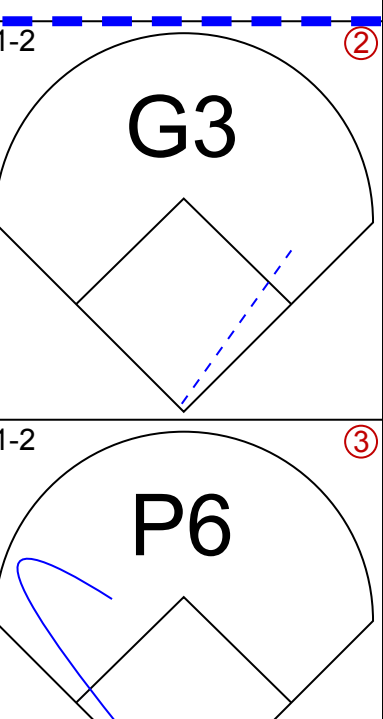
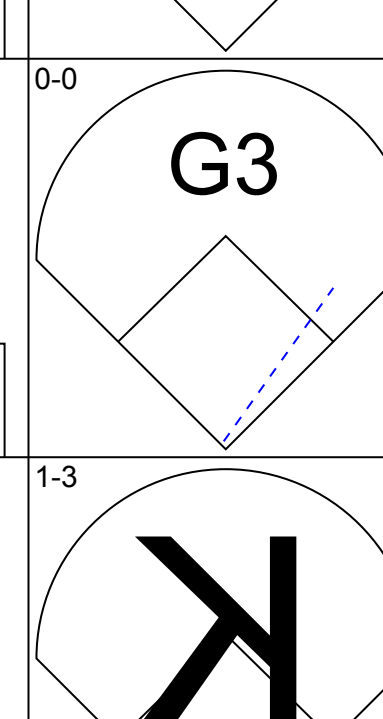
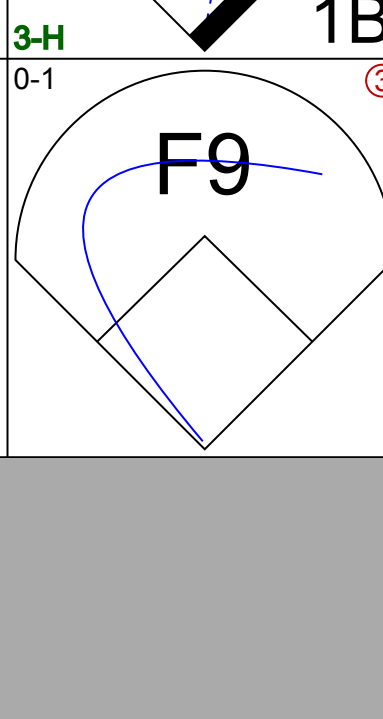
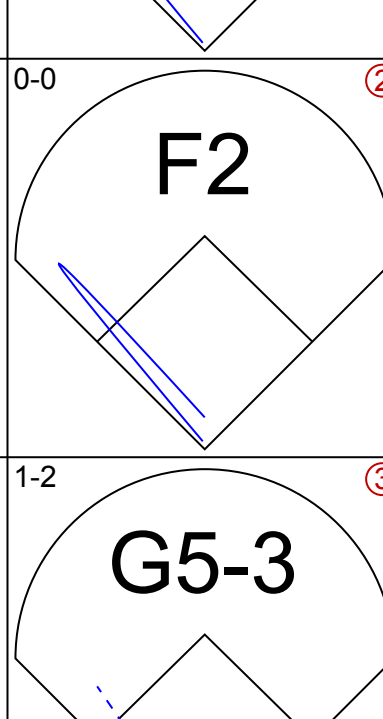
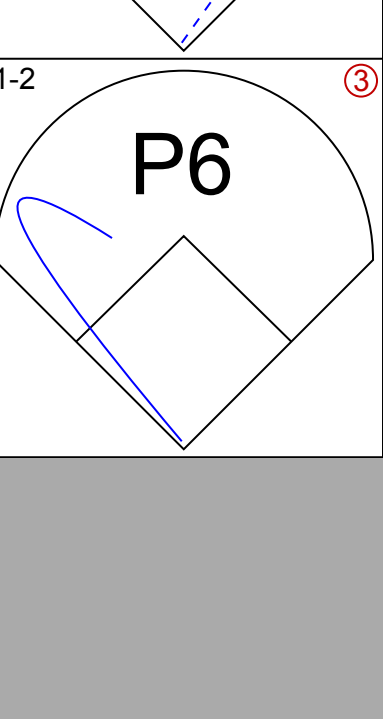
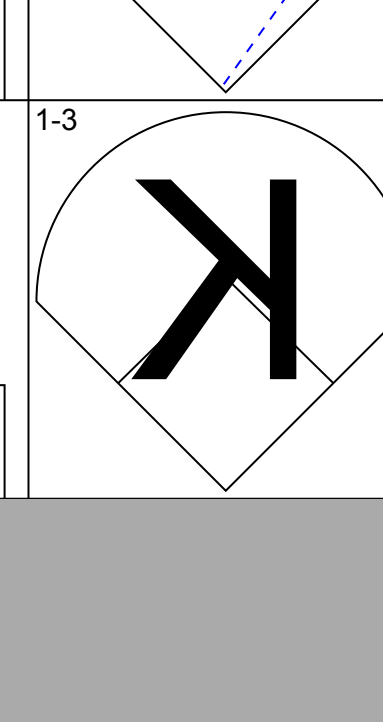
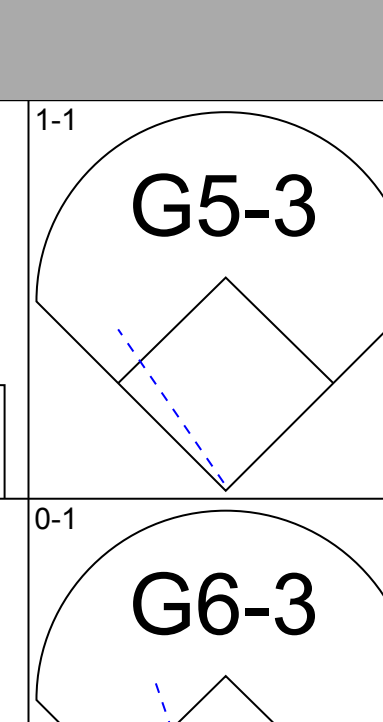
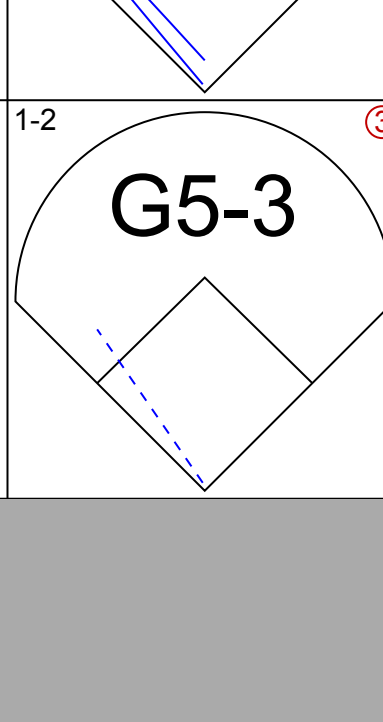
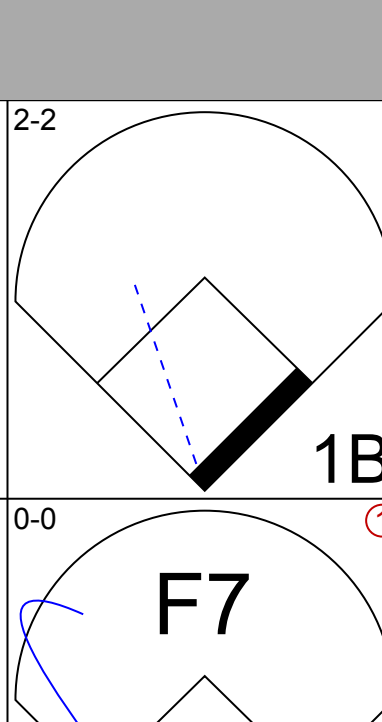
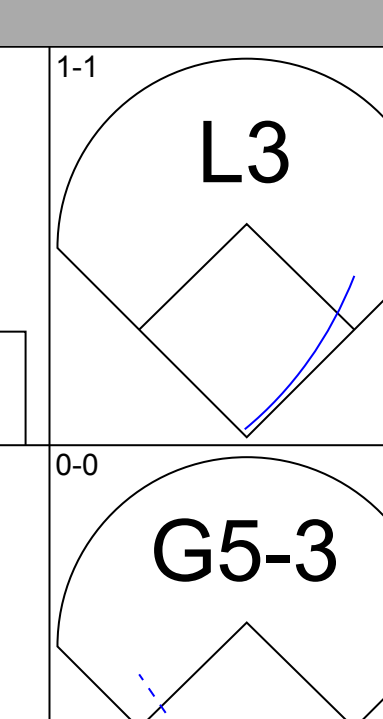
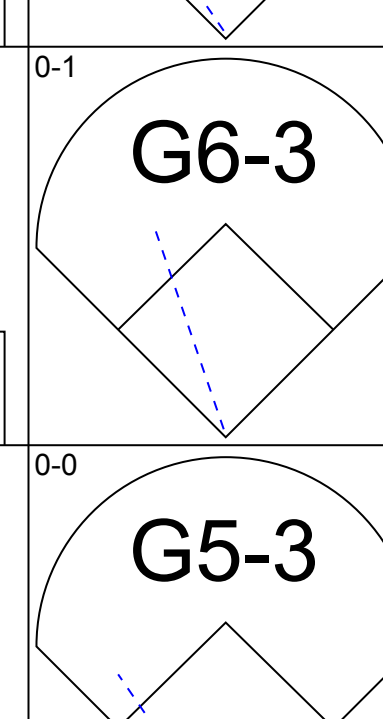
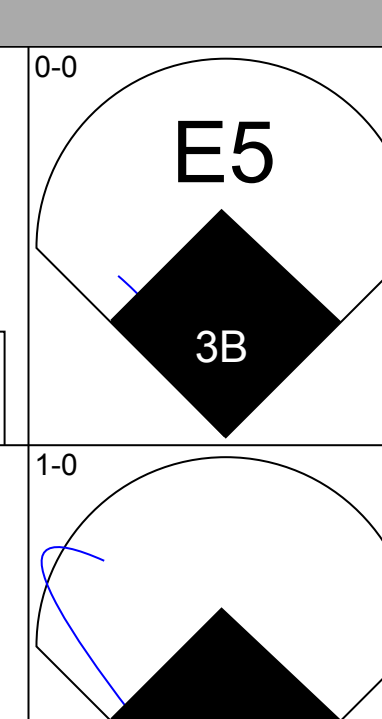
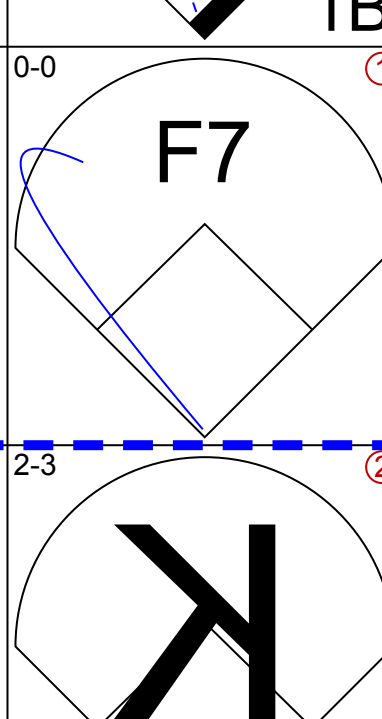

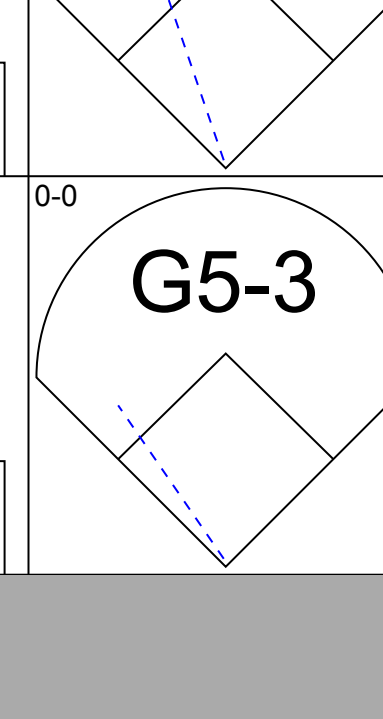
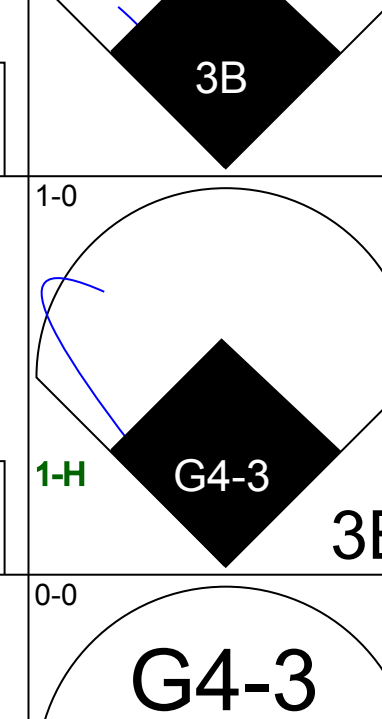
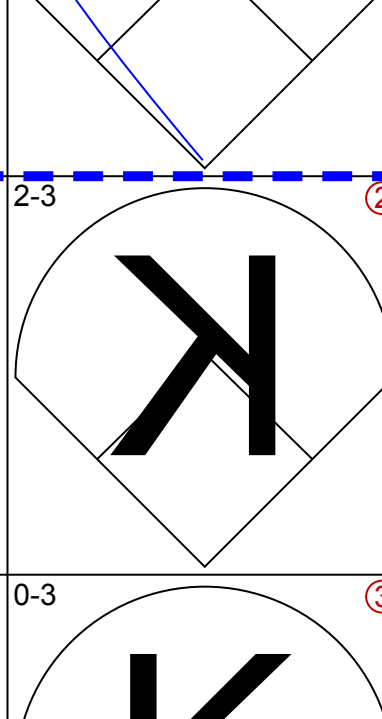

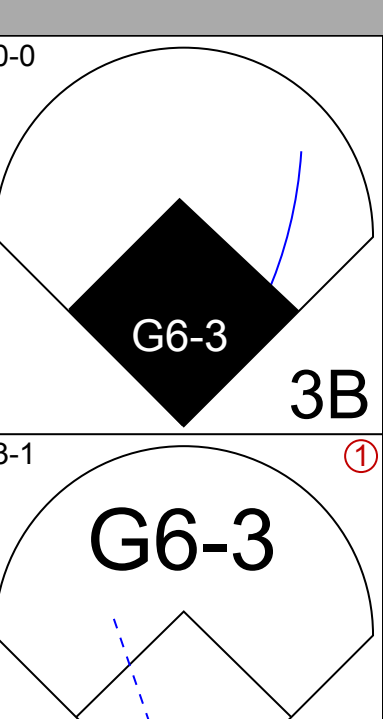
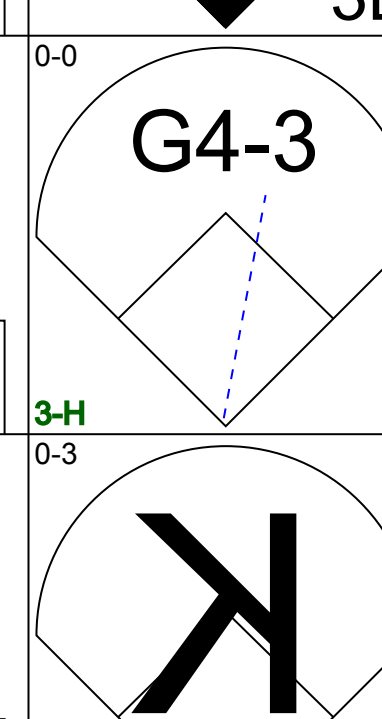

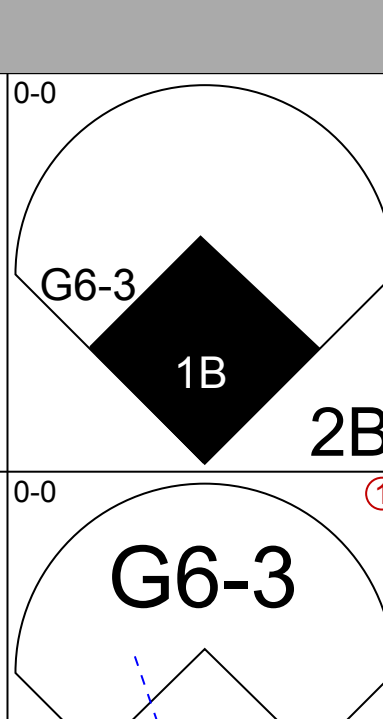
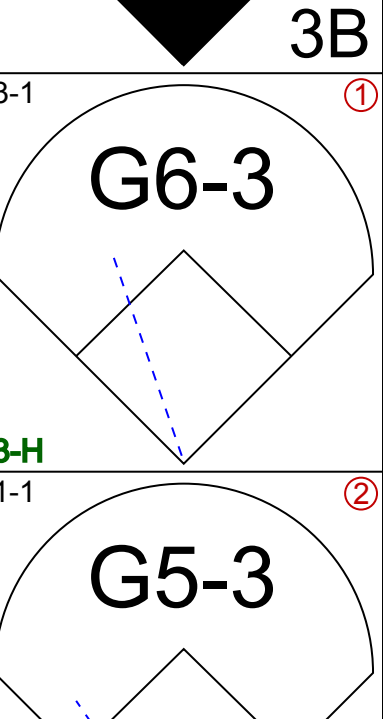
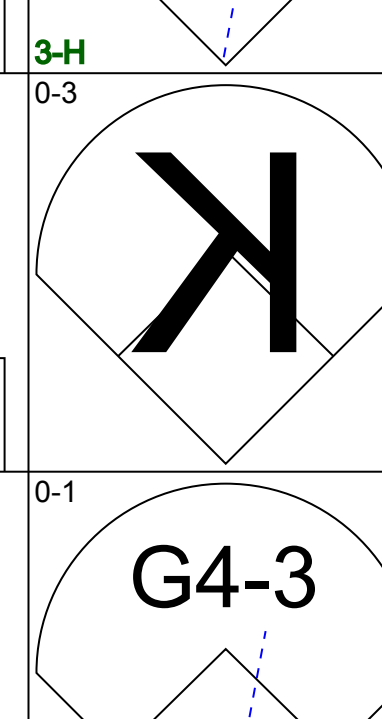
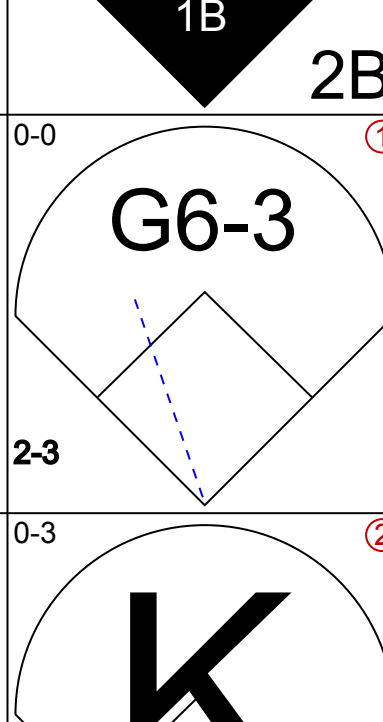
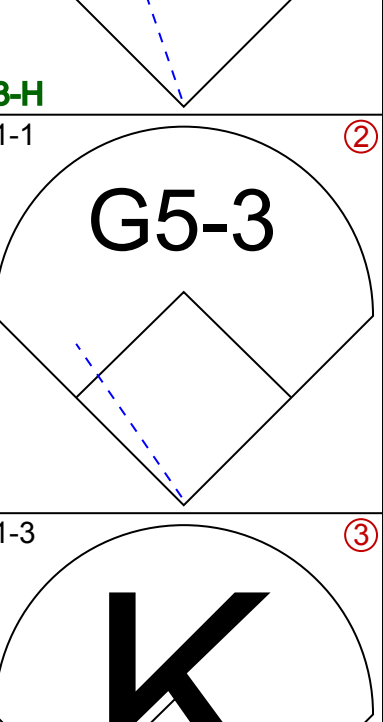
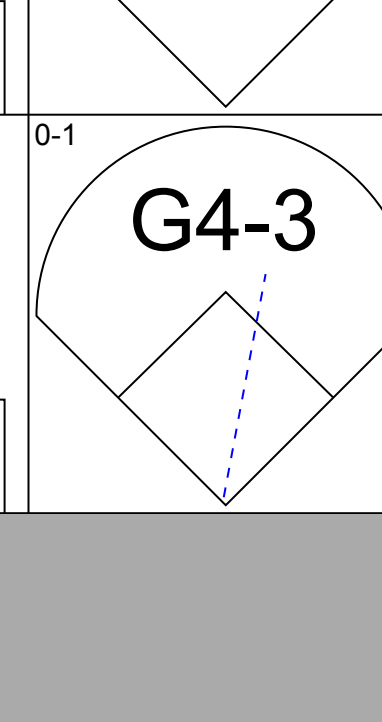
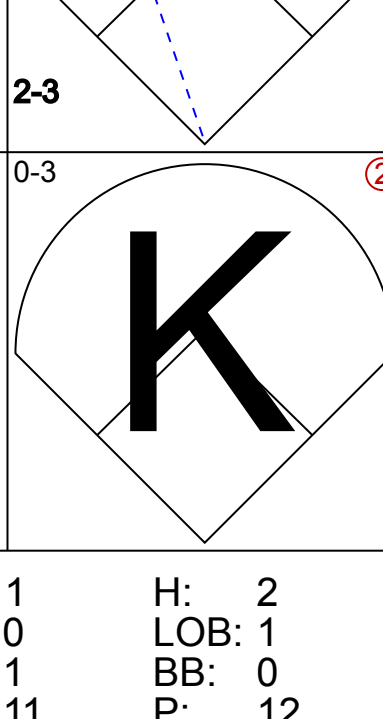
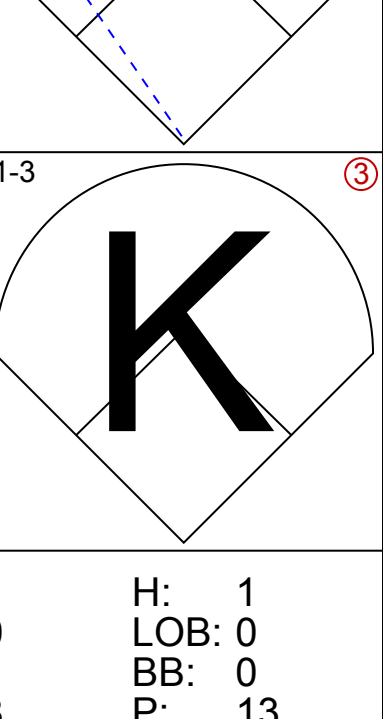
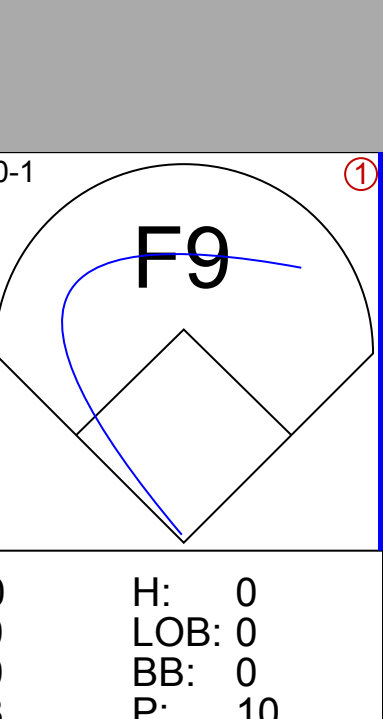
Batter	1	2	3	4	5	6	7	8	9	AB	R	H	RBI	BB	SO	LOB	TOP		
<b>Oddibe McDowell, L</b> (1, 7) OBP: 0.305, SLG: 0.377	0-0 4-3		2-1 1B		1-2 G4-3			3-2 F7		4	0	1	0	0	0	1	<b>Atlanta Braves @ Pittsburgh Pirates</b> Three Rivers Stadium, Pittsburgh, PA Tue Aug 14 1990, 7:05 PM EDT Sunny - 77 F		
<b>Jeff Treadway, L</b> (1, 4) OBP: 0.323, SLG: 0.425	1-2 4-3		0-0 F8		1-1 G1-4-3			0-1 F8		4	0	0	0	0	0	2			
<b>Ron Gant, R</b> (1, 8) OBP: 0.344, SLG: 0.531	0-3 K			3-1 F8		1-1 P3			1-1 F9	4	0	0	0	0	1	0			
<b>David Justice, L</b> (1, 9) OBP: 0.340, SLG: 0.494		2-2 G3		1-1 G3		0-0 P3			3-2 HR	4	1	1	1	0	0	0			
<b>Tommy Gregg, L</b> (1, 3) OBP: 0.304, SLG: 0.375	0-0 1B			4-1 1B			1-0 P3		2-2 G5-3	3	0	1	0	1	0	0			
<b>Ernie Whitt, L</b> (1, 2) OBP: 0.258, SLG: 0.250	2-2 1B			0-0 BB			3-2 F8		2-1 L9	4	0	2	0	0	0	0			
<b>Jeff Blausler, R</b> (1, 6) OBP: 0.339, SLG: 0.393	3-2 F9			2-1 L6			2-3 K			3	0	0	0	0	1	4			
<b>Mark Lemke, S</b> (1, 5) OBP: 0.286, SLG: 0.236			1-1 P6		0-1 G3			3-2 G4-3		3	0	0	0	0	0	0			
<b>Charlie Leibrandt, R</b> (1, 1) OBP: 0.258, SLG: 0.207			2-1 F8		1-0 F9			1-0 1B		2	0	0	0	0	0	0			
<b>Lonnie Smith, R</b> (8, PH) OBP: 0.352, SLG: 0.460										1	0	1	0	0	0	0			
<b>Marty Clary, R</b> (8, 1)										0	0	0	0	0	0	0			
<b>Inning Stats</b>	R: 0 E: 0 K: 1 S: 7	H: 0 LOB: 0 BB: 0 P: 8	R: 0 E: 0 K: 0 S: 11	H: 2 LOB: 1 BB: 0 P: 18	R: 0 E: 0 K: 0 S: 7	H: 1 LOB: 1 BB: 0 P: 12	R: 0 E: 0 K: 0 S: 8	H: 1 LOB: 2 BB: 1 P: 18	R: 0 E: 0 K: 0 S: 6	H: 0 LOB: 0 BB: 0 P: 8	R: 0 E: 0 K: 1 S: 9	H: 0 LOB: 0 BB: 0 P: 15	R: 0 E: 0 K: 0 S: 9	H: 1 LOB: 1 BB: 0 P: 16	R: 1 E: 0 K: 0 S: 10	H: 1 LOB: 0 BB: 0 P: 18	1B: 5 2B: 0 3B: 0 HR: 1	SF: 0 SAC: 0 DP: 0 HBP: 0	WP: 0 PA: 33 CS: 1
<b>PITCHER</b> <b>Doug Drabek, R</b> (1, 1) ERA: 2.88	IP: 9.0 WLS: W BF: 33 H: 6 R: 1 ER: 1 SO: 2 BB: 1 IBB: 0 HBP: 0 BLK: 0 WP: 0 HR: 1 S: 72 P: 120 ERA: 1.00 WHIP: 0.778																		

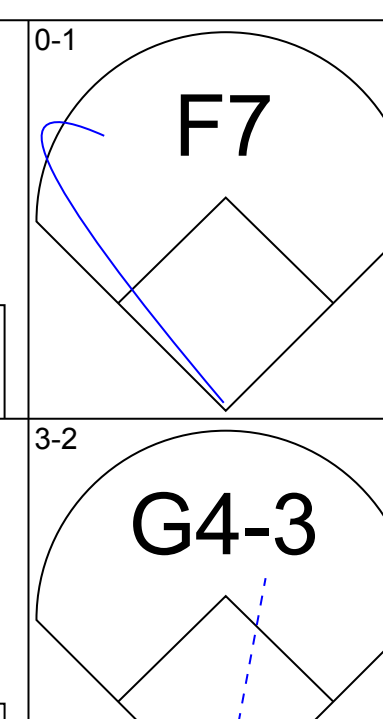
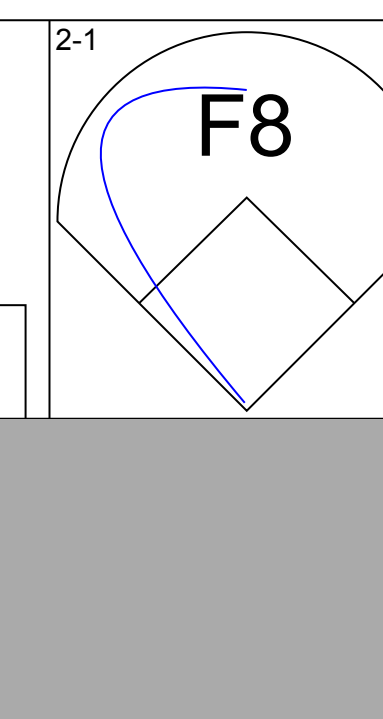
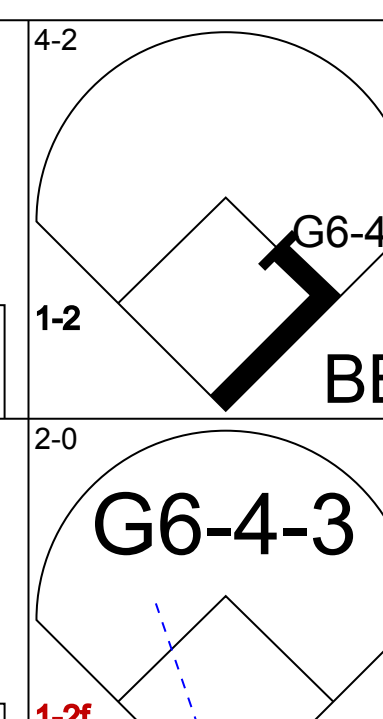
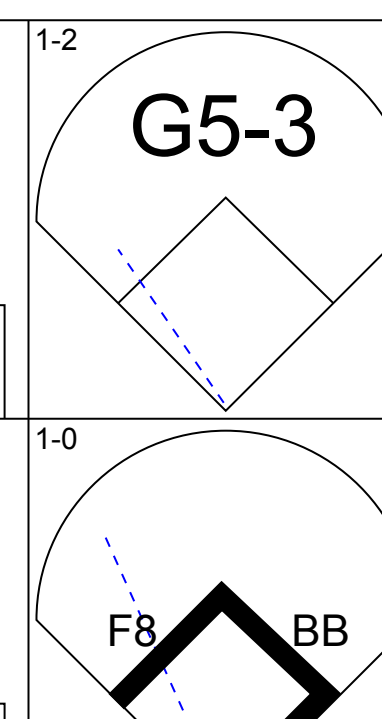
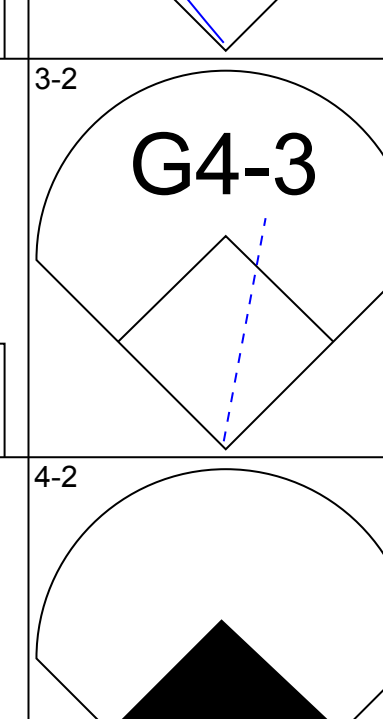
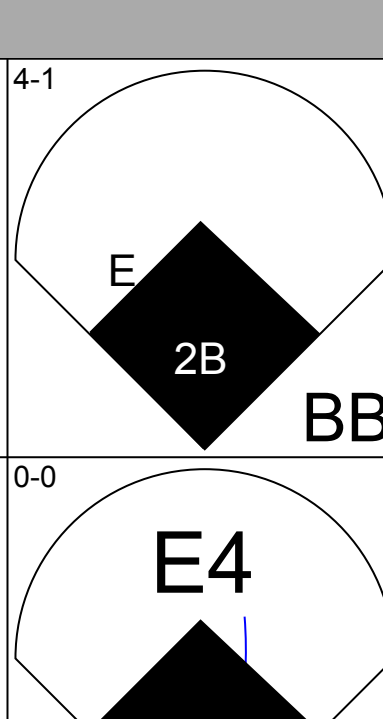
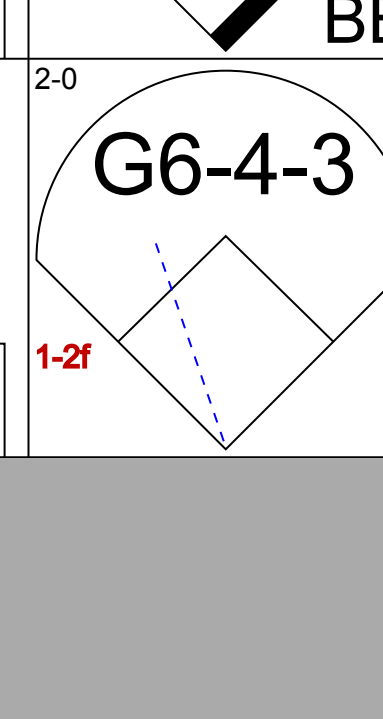
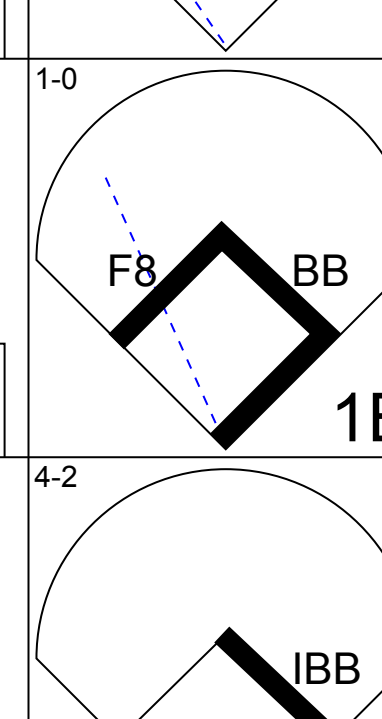

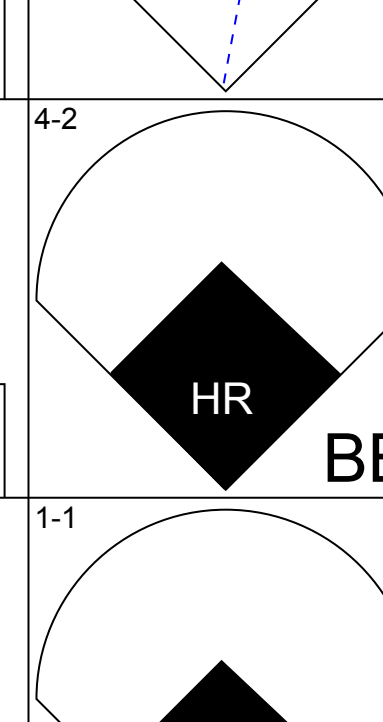
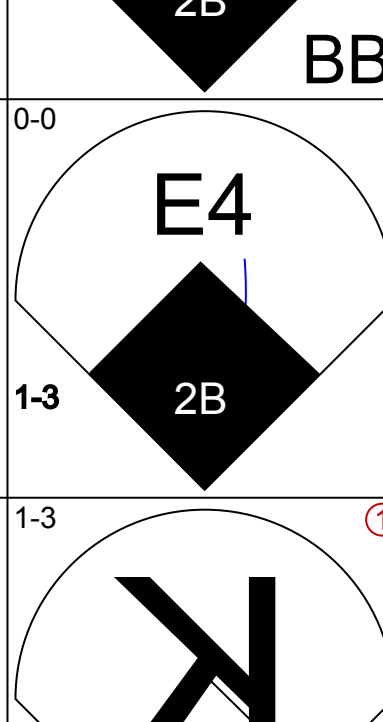

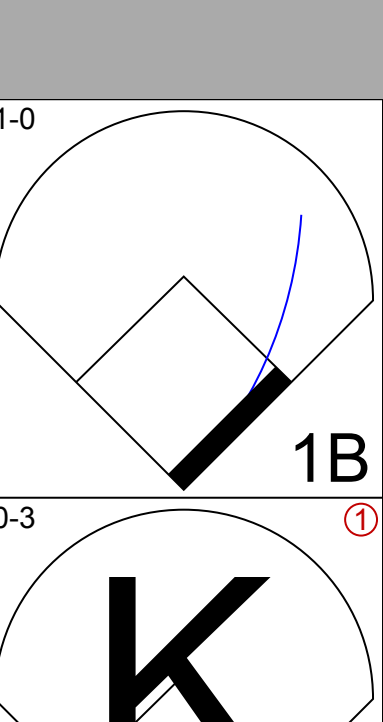
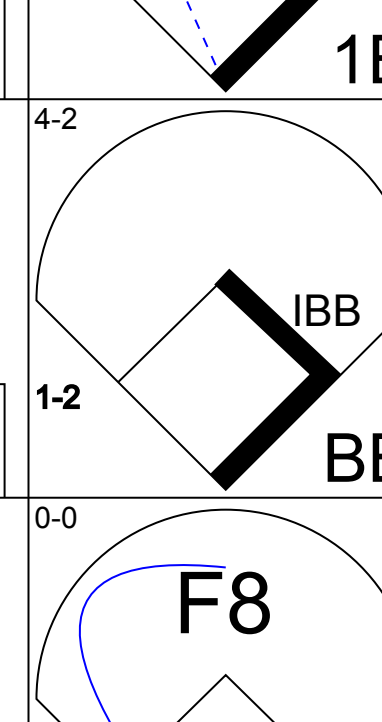

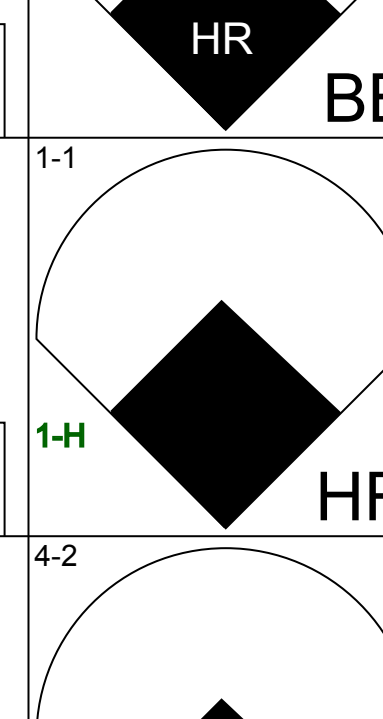
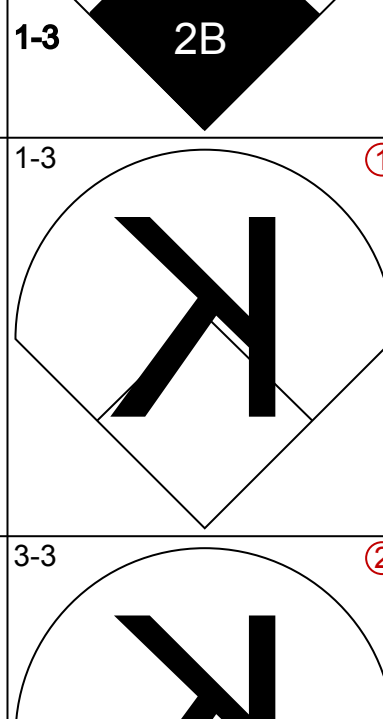

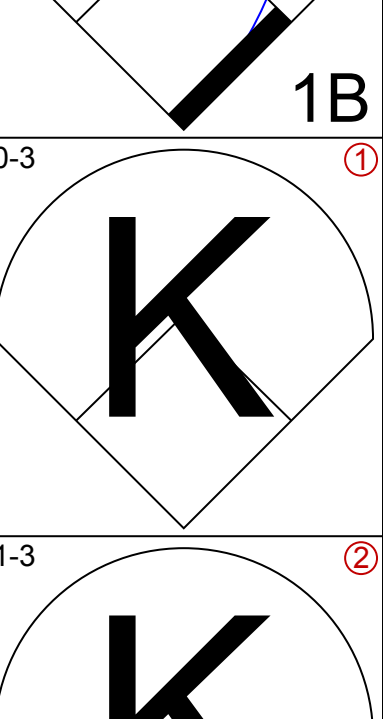
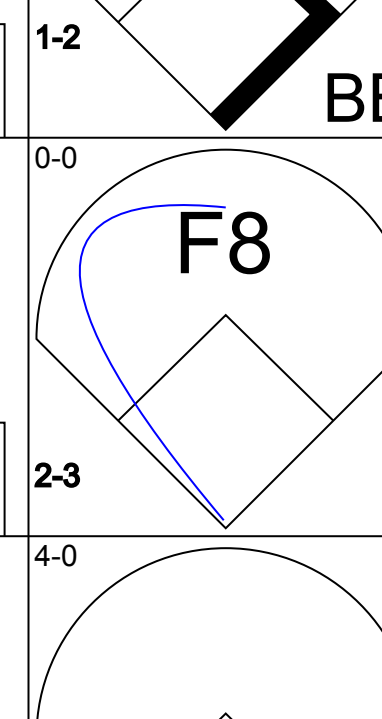

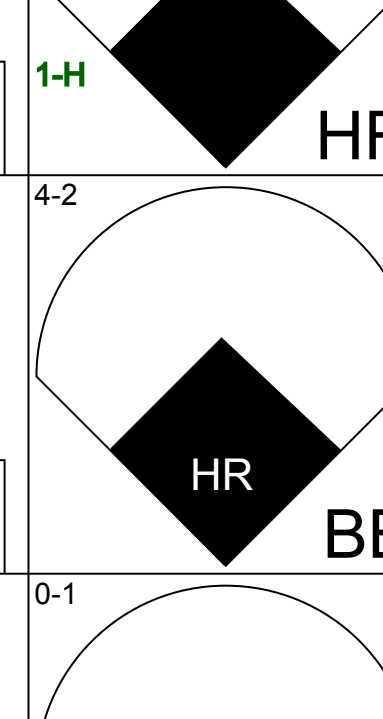
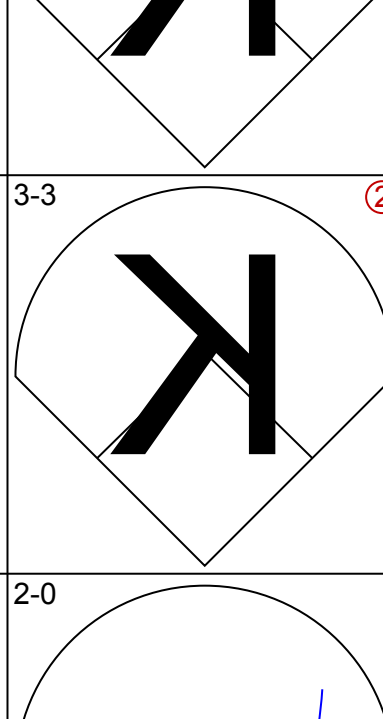

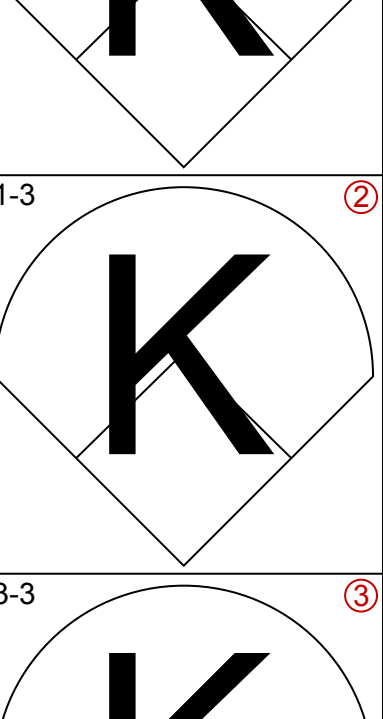
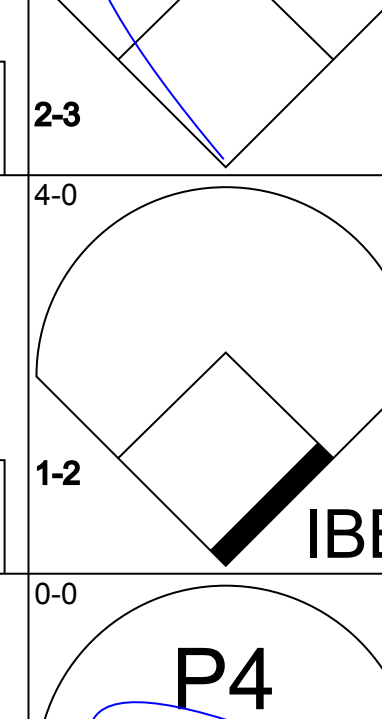

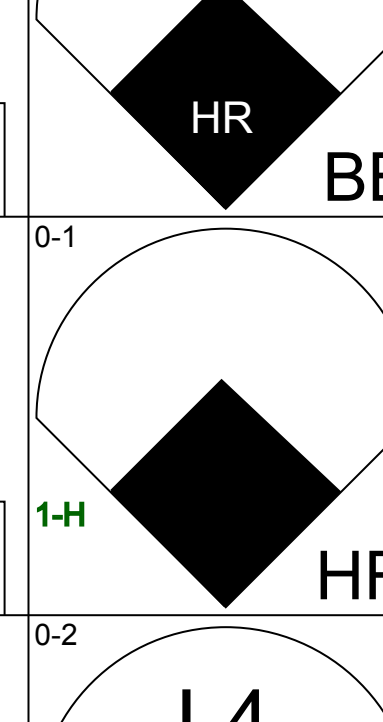
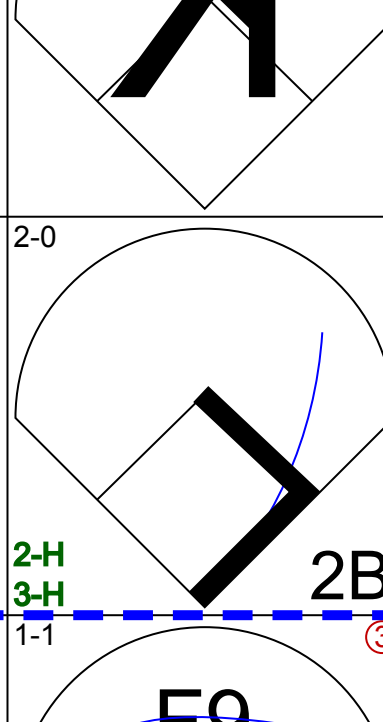

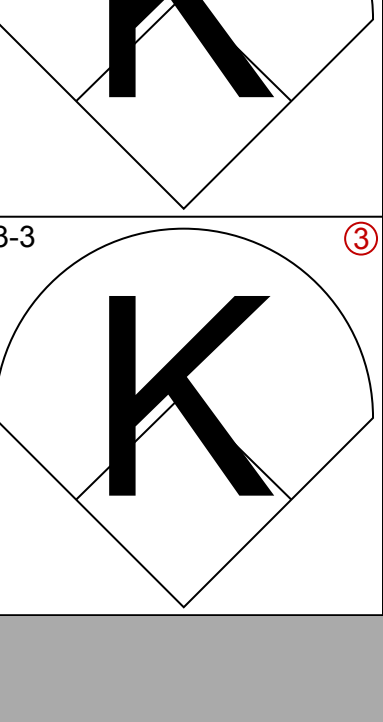
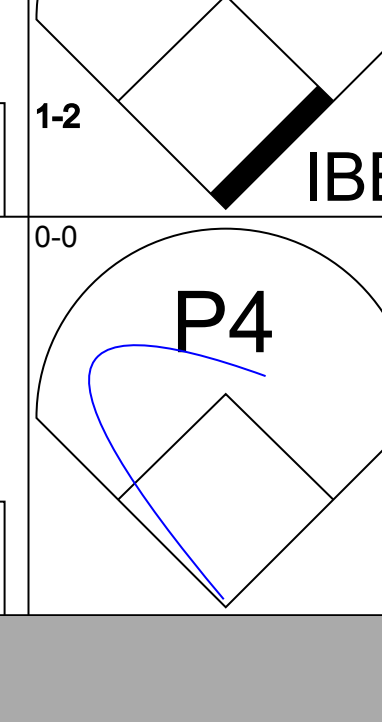
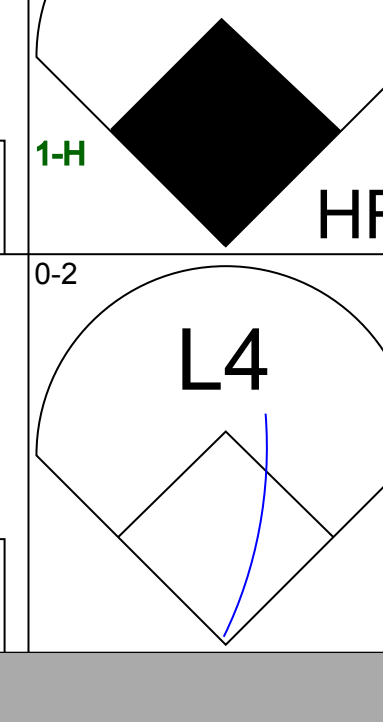
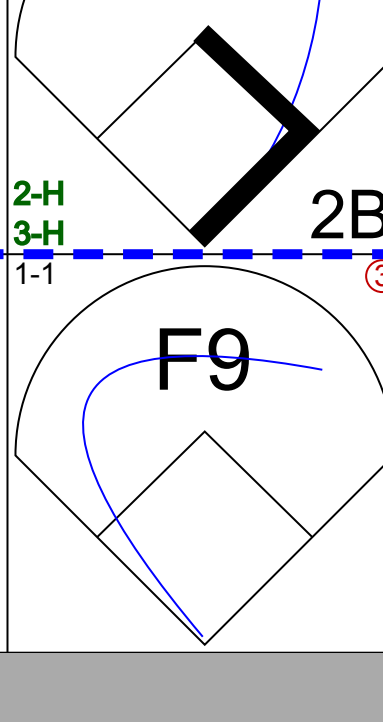
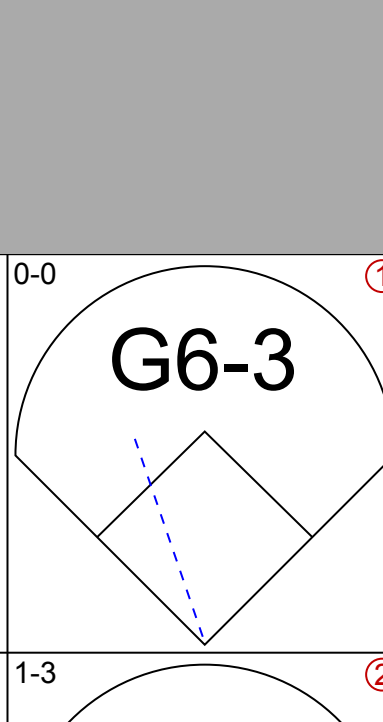
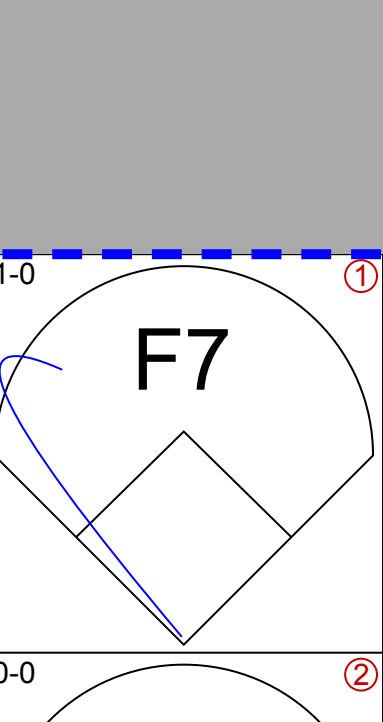
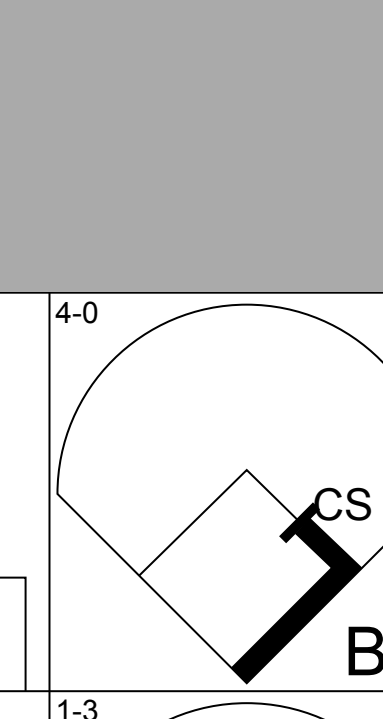
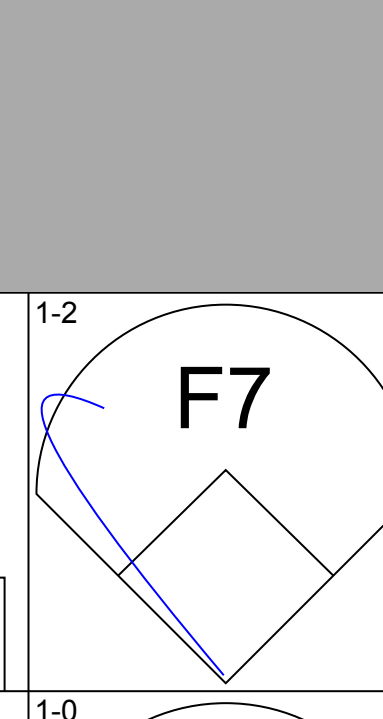
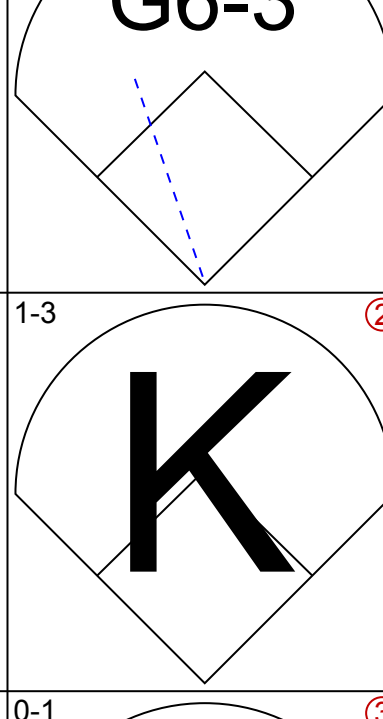
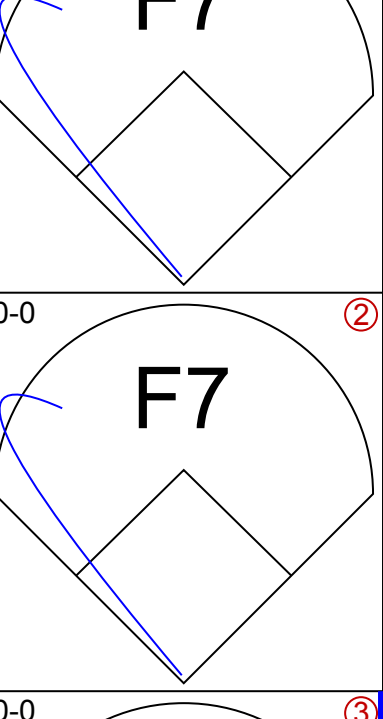

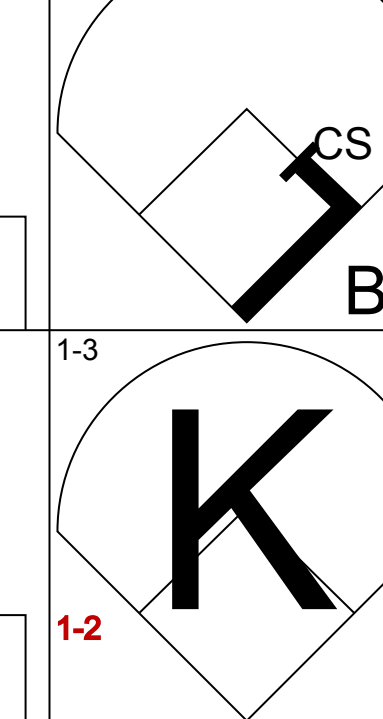
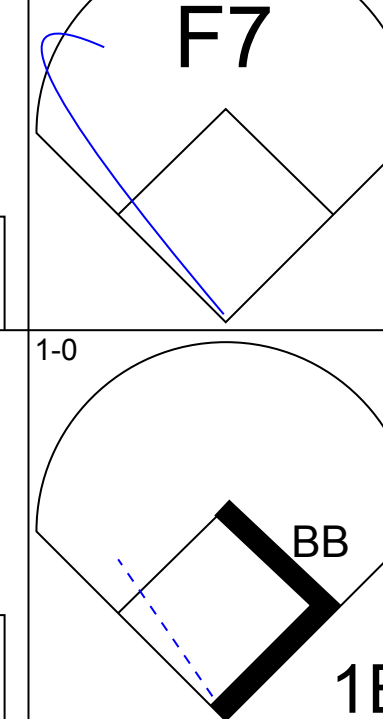
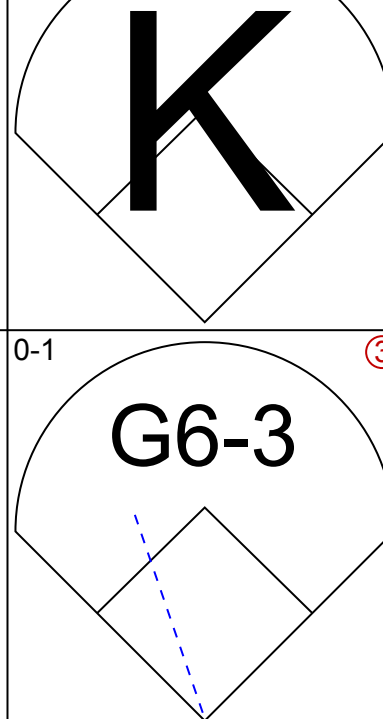
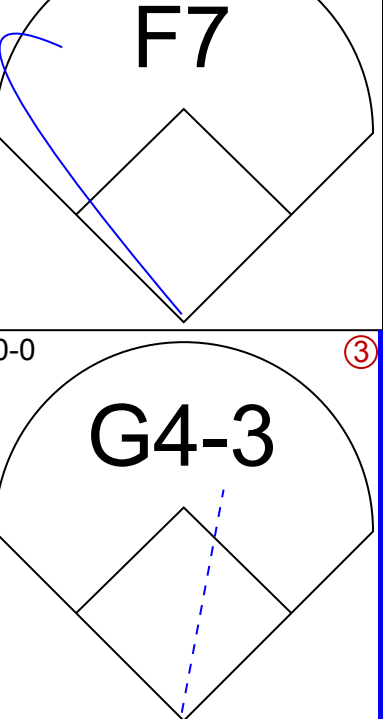
AB	32
R	1
H	6
RBI	1
BB	1
SO	2
LOB	7



Batter	1	2	3	4	5	6	7	8	9	AB	R	H	RBI	BB	SO	LOB	BOTTOM		
<b>John Cangelosi, S</b> (1, 8) OBP: 0.288, SLG: 0.193	2-1 6-3		3-2 G5-3							4	0	1	0	0	1	0	<b>Atlanta Braves @ Pittsburgh Pirates</b> Three Rivers Stadium, Pittsburgh, PA Tue Aug 14 1990, 7:05 PM EDT Sunny - 77 F		
<b>Jay Bell, R</b> (1, 6) OBP: 0.317, SLG: 0.374	1-2 4-3			3-2 F9		2-1 FC1-6 1B		1-1 G6-3		4	0	1	0	0	0	1			
<b>Gary Redus, R</b> (1, 3) OBP: 0.321, SLG: 0.399	1-1 L4			2-1 HR		0-1 FC1-6 1B		2-2 F7 1B		3	2	1	0	0	0	1			
<b>Sid Bream, L</b> (7, 3) OBP: 0.353, SLG: 0.466						1-2 1B				1	0	1	0	0	0	0			
<b>Bobby Bonilla, S</b> (1, 9) OBP: 0.319, SLG: 0.532		0-0 G3-6-3 1B		2-2 HR		3-2 P5		0-1 G4-6-3 1B		4	1	3	2	0	0	1			
<b>Barry Bonds, L</b> (1, 7) OBP: 0.419, SLG: 0.593	1-2 G3-6-3			3-H HR		1-1 1B		1-2 HBP		3	0	0	0	0	1	3			
<b>Jeff King, R</b> (1, 5) OBP: 0.289, SLG: 0.359	4-2 BB			3-2 1B		0-0 HBP		0-0 G4-6-3		3	0	2	1	1	0	2			
<b>Don Slaught, R</b> (1, 2) OBP: 0.391, SLG: 0.497	1-1 F8			1-0 P3		4-2 FC4-6 BB		1-2 BB		2	0	0	0	1	0	2			
<b>Jose Lind, R</b> (1, 4) OBP: 0.330, SLG: 0.380			1-0 G4-3		3-3 K		2-2 FC4-6			3	0	0	0	0	1	3			
<b>Doug Drabek, R</b> (1, 1) OBP: 0.217, SLG: 0.214	1-1 G5-3			1-0 F9			0-0 F8			3	0	0	0	0	0	0			
<b>Inning Stats</b>	R: 0 E: 0 K: 0 S: 7	H: 0 LOB: 0 BB: 0 P: 11	R: 0 E: 0 K: 0 S: 10	H: 1 LOB: 1 BB: 1 P: 16	R: 0 E: 0 K: 0 S: 8	H: 0 LOB: 0 BB: 0 P: 13	R: 2 E: 0 K: 1 S: 19	H: 3 LOB: 1 BB: 0 P: 32	R: 0 E: 0 K: 2 S: 9	H: 0 LOB: 0 BB: 0 P: 16	R: 1 E: 0 K: 0 S: 17	H: 2 LOB: 3 BB: 1 P: 29	R: 0 E: 0 K: 0 S: 9	H: 1 LOB: 0 BB: 0 P: 13	R: 0 E: 0 K: 0 S: 8	H: 2 LOB: 1 BB: 0 P: 13	1B: 7 2B: 0 3B: 1 HR: 1	SF: 0 SAC: 0 DP: 3 HBP: 1	WP: 0 PA: 33 CS: 0
<b>PITCHER</b> <b>Charlie Leibrandt, L</b> (1, 1) ERA: 3.87	IP: 7.0 WLS: L BF: 29 H: 7 R: 3 ER: 3 SO: 3 BB: 2 IBB: 0 HBP: 1 BLK: 0 WP: 0 HR: 1 S: 79 P: 130 ERA: 3.86 WHIP: 1.286																		
<b>Marty Clary, R</b> (8, 1) ERA: 5.56	IP: 1.0 WLS: L BF: 4 H: 2 R: 0 ER: 0 SO: 0 BB: 0 IBB: 0 HBP: 0 BLK: 0 WP: 0 HR: 0 S: 8 P: 13 ERA: 0.00 WHIP: 2.000																		



Batter	1	2	3	4	5	6	7	8	9	AB	R	H	RBI	BB	SO	LOB	TOP					
<b>Lonnie Smith, R</b> OBP: 0.380, SLG: 0.457 (1, 7)										4	0	1	1	0	1	0	<b>Atlanta Braves @ Pittsburgh Pirates</b> Three Rivers Stadium, Pittsburgh, PA Tue Aug 14 1990, 7:05 PM EDT Att: 25,542 - Unknown - 77 F					
<b>Jeff Blausler, R</b> OBP: 0.334, SLG: 0.387 (1, 6)										4	0	0	0	0	0	1						
<b>Ron Gant, R</b> OBP: 0.343, SLG: 0.528 (1, 8)										4	0	1	0	0	1	0						
<b>Jim Presley, R</b> OBP: 0.293, SLG: 0.430 (1, 5)										4	1	0	0	0	0	1						
<b>Francisco Cabrera, R</b> OBP: 0.286, SLG: 0.453 <b>David Justice, L</b> OBP: 0.339, SLG: 0.493 (8, PH)									3	1	1	1	0	0	0	0						
<b>Jim Vatcher, R</b> OBP: 0.311, SLG: 0.357 (1, 9)										4	1	1	1	0	2	1						
<b>Greg Olson, R</b> OBP: 0.341, SLG: 0.388 (1, 2)										3	1	1	1	0	1	0						
<b>Mark Lemke, S</b> OBP: 0.280, SLG: 0.231 (1, 4)										3	0	0	0	0	0	1						
<b>Steve Avery, L</b> OBP: 0.053, SLG: 0.053 <b>Rick Luecken, R</b> (3, 1)										1	0	0	0	0	1	1						
<b>Jeff Treadway, L</b> OBP: 0.322, SLG: 0.423 <b>Mark Grant, R</b> OBP: 0.333, SLG: 0.333 (8, PH)										1	0	0	0	0	1	0						
<b>Inning Stats</b>	R: 0 E: 0 K: 2 S: 8	H: 0 LOB: 0 BB: 0 P: 12	R: 0 E: 0 K: 1 S: 6	H: 0 LOB: 0 BB: 7 P: 7	R: 1 E: 0 K: 1 S: 11	H: 2 LOB: 1 BB: 0 P: 12	R: 0 E: 0 K: 0 S: 5	H: 0 LOB: 0 BB: 0 P: 6	R: 1 E: 0 K: 1 S: 8	H: 1 LOB: 0 BB: 0 P: 13	R: 0 E: 0 K: 0 S: 5	H: 0 LOB: 0 BB: 0 P: 6	R: 2 E: 1 K: 1 S: 8	H: 1 LOB: 0 BB: 0 P: 9	R: 0 E: 0 K: 2 S: 10	H: 0 LOB: 0 BB: 0 P: 10	R: 0 E: 0 K: 2 S: 10	H: 1 LOB: 1 BB: 0 P: 14	1B: 2 2B: 1 3B: 2 HR: 0	SF: 0 SAC: 0 DP: 0 HBP: 0	WP: 0 PB: 0 SB: 0 CS: 0	PA: 33
<b>PITCHER</b>	IP	WLS	BF	H	R	ER	SO	BB	IBB	HBP	BLK	WP	HR	S	P	ERA	WHIP					
<b>Zane Smith, L</b> ERA: 3.35 <b>Stan Belinda, R</b> ERA: 2.53 <b>Bob Patterson, L</b> ERA: 3.0	7.1	W	27	4	4	3	6	0	0	0	0	0	0	53	67	3.68	0.545					

Batter	1	2	3	4	5	6	7	8	9	AB	R	H	RBI	BB	SO	LOB	BOTTOM					
<b>John Cangelosi, S</b> OBP: 0.286, SLG: 0.183 (1, 8)										3	0	0	0	1	0	0	<b>Atlanta Braves @ Pittsburgh Pirates</b> Three Rivers Stadium, Pittsburgh, PA Tue Aug 14 1990, 7:05 PM EDT Att: 25,542 - Unknown - 77 F					
<b>Jay Bell, R</b> OBP: 0.319, SLG: 0.374 (1, 6)										3	1	1	0	1	0	2						
<b>Gary Redus, R</b> OBP: 0.323, SLG: 0.396 <b>Sid Bream, L</b> OBP: 0.357, SLG: 0.468 (5, PH)										1	2	0	0	1	0	1						
<b>Bobby Bonilla, S</b> OBP: 0.318, SLG: 0.536 (1, 9)										4	1	1	2	0	2	5						
<b>Barry Bonds, L</b> OBP: 0.420, SLG: 0.590 (1, 7)										2	1	0	0	2	2	3						
<b>Jeff King, R</b> OBP: 0.292, SLG: 0.379 (1, 5)										4	1	2	4	0	1	4						
<b>Jose Lind, R</b> OBP: 0.327, SLG: 0.376 (1, 4)										4	0	0	0	0	0	1						
<b>Michael LaValliere, L</b> OBP: 0.351, SLG: 0.309 (1, 2)										3	0	0	0	1	1	0						
<b>Zane Smith, L</b> OBP: 0.186, SLG: 0.256 <b>Stan Belinda, R</b> <b>Bob Patterson, R</b> OBP: 0.056, SLG: 0.056 (8, 1)										3	0	1	0	0	1	1						
<b>Inning Stats</b>	R: 4 E: 0 K: 0 S: 17	H: 2 LOB: 2 BB: 2 P: 29	R: 0 E: 0 K: 1 S: 5	H: 0 LOB: 1 BB: 1 P: 12	R: 2 E: 1 K: 2 S: 12	H: 1 LOB: 1 BB: 1 P: 23	R: 0 E: 0 K: 0 S: 7	H: 1 LOB: 1 BB: 1 P: 15	R: 0 E: 0 K: 3 S: 14	H: 1 LOB: 1 BB: 0 P: 19	R: 0 E: 0 K: 1 S: 6	H: 0 LOB: 0 BB: 0 P: 7	R: 0 E: 0 K: 0 S: 8	H: 1 LOB: 3 BB: 2 P: 18	R: 0 E: 0 K: 0 S: 3	H: 0 LOB: 0 BB: 0 P: 4		R: 0 E: 0 K: 2 S: 10	H: 0 LOB: 0 BB: 0 P: 14	1B: 3 2B: 1 3B: 0 HR: 2	SF: 0 SAC: 0 DP: 1 HBP: 0	WP: 0 PB: 0 SB: 0 CS: 1
<b>PITCHER</b>	IP	WLS	BF	H	R	ER	SO	BB	IBB	HBP	BLK	WP	HR	S	P	ERA	WHIP					
<b>Steve Avery, L</b> ERA: 5.37 <b>Rick Luecken, R</b> ERA: 4.75 <b>Mark Grant, R</b> ERA: 6.44	2.2	L	15	3	6	4	3	4	0	0	0	0	0	37	62	0.00	1.154					

Batter	1	2	3	4	5	6	7	8	9	AB	R	H	RBI	BB	SO	LOB	TOP								
Lonnie Smith, R OBP: 0.383, SLG: 0.458 (1, 7)	F7		PB BB			2H 1B		WP 6-2 1B		4	0	2	2	1	1	2	<b>Atlanta Braves @ Pittsburgh Pirates</b> Three Rivers Stadium, Pittsburgh, PA Wed Aug 15 1990, 7:05 PM EDT Att: 16,063 - Unknown - 80 F								
Jeff Treadway, L OBP: 0.323, SLG: 0.424 (1, 4)	BB		P6					6-2		4	0	1	0	1	0	5									
Ron Gant, R OBP: 0.343, SLG: 0.524 (1, 8)	F8		FC6-4 BB					2H 3H		3	0	0	0	2	0	1									
Jim Presley, R OBP: 0.289, SLG: 0.425 Mark Lemke, S OBP: 0.290, SLG: 0.231 (1, 5) (9, 5)	P2		FC6-4			F8			4-3	5	0	0	0	0	1	6									
Francisco Cabrera, R OBP: 0.289, SLG: 0.487 Mike Bell, L OBP: 0.333, SLG: 0.333 (1, 3) (6, 3)		P6		6-3		HR			1B 3B	3	1	1	1	0	0	0									
Jeff Blausler, R OBP: 0.339, SLG: 0.388 (1, 6)	CS HBP		4-3			1B 1B		HR	G3	4	2	2	0	0	0	1									
David Justice, L OBP: 0.343, SLG: 0.505 (1, 9)	G3			K		1B 1B		HR	1B	5	1	3	3	0	1	1									
Greg Olson, R OBP: 0.342, SLG: 0.388 (1, 2)			K			SH5-4 1B 1B			2B 1B 1B	5	2	2	0	0	2	3									
Tony Castillo, L OBP: 0.333, SLG: 0.200 Tommy Gregg, L OBP: 0.309, SLG: 0.380 Jeff Parrett, R OBP: 0.308, SLG: 0.383 Oddibe McDowell, L OBP: 0.308, SLG: 0.383 Kent Mercker, L OBP: 0.308, SLG: 0.383 (1, 1) (6, PH) (6, 1) (8, PH) (8, 1)			PB BB 1B			SH5-4 1B 1B			1B WP 2B	1	0	1	0	0	0	0									
<b>Inning Stats</b>	R: 0 E: 0 K: 0 S: 3	H: 0 LOB: 1 BB: 1 P: 7	R: 0 E: 0 K: 0 S: 2	H: 0 LOB: 0 BB: 0 P: 3	R: 0 E: 0 K: 1 S: 6	H: 1 LOB: 3 BB: 2 P: 14	R: 0 E: 0 K: 1 S: 5	H: 0 LOB: 0 BB: 0 P: 5	R: 1 E: 0 K: 0 S: 5	H: 3 LOB: 2 BB: 1 P: 9	R: 2 E: 0 K: 2 S: 11	H: 4 LOB: 2 BB: 0 P: 11	R: 0 E: 0 K: 1 S: 5	H: 0 LOB: 0 BB: 0 P: 5	R: 4 E: 0 K: 0 S: 7	H: 5 LOB: 0 BB: 0 P: 7		R: 1 E: 0 K: 0 S: 5	H: 2 LOB: 1 BB: 0 P: 5	1B: 10 2B: 3 3B: 1 HR: 2	SF: 0 SAC: 1 DP: 1 HBP: 1	WP: 1 PB: 1 SB: 0 CS: 0	PA: 44		
<b>PITCHER</b>	IP	WLS	BF	H	R	ER	SO	BB	IBB	HBP	BLK	WP	HR	S	P	ERA	WHIP	<b>PITCHER</b>							
Neal Heaton, L ERA: 3.67 (1, 1)	5.0	L	25	7	3	3	2	4	0	1	0	0	1	24	41	5.40	2.200								
Doug Bair, R ERA: 3.53 (6, 1)	2.0		7	1	0	0	3	0	0	0	0	0	0	13	13	0.00	0.500								
Mark Ross, R ERA: 3.55 (8, 1)	1.0		7	5	4	4	0	0	0	0	0	1	1	7	7	36.00	5.000								
Bill Landrum, R ERA: 2.28 (9, 1)	1.0		5	2	1	1	0	0	0	0	0	0	0	5	5	9.00	2.000								

AB 38  
R 8  
H 15  
RBI 7  
BB 4  
SO 5  
LOB 19



Batter	1	2	3	4	5	6	7	8	9	AB	R	H	RBI	BB	SO	LOB	BOTTOM								
John Cangelosi, S OBP: 0.284, SLG: 0.203 (1, 8)	6-3			E5		4-3				4	0	1	0	0	0	0	<b>Atlanta Braves @ Pittsburgh Pirates</b> Three Rivers Stadium, Pittsburgh, PA Wed Aug 15 1990, 7:05 PM EDT Att: 16,063 - Unknown - 80 F								
Jay Bell, R OBP: 0.316, SLG: 0.370 Bill Landrum, R OBP: 0.308, SLG: 0.383 (1, 6) (9, 1)	5-3			P3		K			2B 4-3	4	0	0	0	0	1	2									
Gary Redus, R OBP: 0.320, SLG: 0.392 Sid Bream, L OBP: 0.355, SLG: 0.464 (1, 3) (6, PH) (7, 3)	5-3			L5		4-3			P6	2	0	0	0	0	0	1									
Bobby Bonilla, S OBP: 0.320, SLG: 0.535 (1, 9)		F8		S BB		FC1-5 1B 1B			4-3	3	0	1	0	1	0	0									
Barry Bonds, L OBP: 0.418, SLG: 0.586 (1, 7)		K		K		FC1-5 1B			K	4	0	1	0	0	3	2									
Jeff King, R OBP: 0.289, SLG: 0.374 (1, 5)		F9		4-3		FC1-5 G6-4-3				3	0	0	0	0	0	2									
Don Slaught, R OBP: 0.395, SLG: 0.503 (1, 2)			G1-6-3 BB		6-3 BLK	2B				2	1	1	0	1	0	2									
Jose Lind, R OBP: 0.325, SLG: 0.373 (1, 4)			F8		6-3				F9	3	0	0	0	0	0	2									
Neal Heaton, L OBP: 0.140, SLG: 0.051 Doug Bair, R OBP: 0.308, SLG: 0.383 Mark Ross, R OBP: 0.308, SLG: 0.383 Rafael Belliard, R OBP: 0.326, SLG: 0.297 (1, 1) (6, 1) (8, 1) (8, PH) (9, 6)			G1-6-3		5-3				K	2	0	0	0	0	0	1									
<b>Inning Stats</b>	R: 0 E: 0 K: 0 S: 3	H: 0 LOB: 0 BB: 0 P: 3	R: 0 E: 0 K: 1 S: 5	H: 0 LOB: 0 BB: 0 P: 5	R: 0 E: 0 K: 1 S: 6	H: 0 LOB: 0 BB: 1 P: 6	R: 0 E: 1 K: 1 S: 6	H: 0 LOB: 2 BB: 1 P: 10	R: 1 E: 0 K: 0 S: 4	H: 1 LOB: 0 BB: 0 P: 4	R: 0 E: 0 K: 1 S: 5	H: 0 LOB: 0 BB: 0 P: 5	R: 0 E: 0 K: 0 S: 4	H: 2 LOB: 1 BB: 0 P: 4	R: 0 E: 0 K: 1 S: 6	H: 1 LOB: 1 BB: 0 P: 6		R: 0 E: 0 K: 1 S: 5	H: 0 LOB: 0 BB: 0 P: 5	1B: 2 2B: 2 3B: 0 HR: 0	SF: 0 SAC: 0 DP: 2 HBP: 0	WP: 0 PB: 0 SB: 3 CS: 0	PA: 32		
<b>PITCHER</b>	IP	WLS	BF	H	R	ER	SO	BB	IBB	HBP	BLK	WP	HR	S	P	ERA	WHIP	<b>PITCHER</b>							
Tony Castillo, L ERA: 4.53 (1, 1)	5.0	W	18	1	1	1	2	2	0	0	1	0	0	20	28	1.80	0.600								
Jeff Parrett, R ERA: 5.09 (6, 1)	2.0		7	2	0	0	1	0	0	0	0	0	0	9	9	0.00	1.000								
Kent Mercker, L ERA: 1.93 (8, 1)	2.0		7	1	0	0	2	0	0	0	0	0	0	11	11	0.00	0.500								



Batter	1	2	3	4	5	6	7	8	9	AB	R	H	RBI	BB	SO	LOB	TOP			
Lonnie Smith, R OBP: 0.384, SLG: 0.458										4	1	2	0	0	0	1	<b>Atlanta Braves @ Pittsburgh Pirates</b> Three Rivers Stadium, Pittsburgh, PA Thu Aug 16 1990, 3:33 AM EDT Att: 19,304 - Cloudy - 87 F			
Jeff Treadway, L OBP: 0.322, SLG: 0.422										4	0	1	1	0	0	1				
Ron Gant, R OBP: 0.346, SLG: 0.525										3	0	2	0	0	0	0				
Jim Presley, R OBP: 0.289, SLG: 0.423 Kent Mercker, L										4	0	1	0	0	1	5				
Francisco Cabrera, R OBP: 0.289, SLG: 0.494 Tommy Gregg, L Jim Vatcher, R										3	0	1	1	0	0	1				
Andres Thomas, R OBP: 0.235, SLG: 0.283										4	0	0	0	0	1	3				
David Justice, L OBP: 0.345, SLG: 0.516										4	1	2	1	0	0	0				
Greg Olson, R OBP: 0.338, SLG: 0.384 Jeff Parrett, R										3	0	0	0	0	2	1				
Mark Lemke, S OBP: 0.278, SLG: 0.229										1	0	0	0	0	0	0				
Tom Glavine, L OBP: 0.212, SLG: 0.152 Ernie Whitt, L										2	0	0	0	0	1	1				
<b>Inning Stats</b>	R: 1 E: 0 K: 0 S: 6	H: 3 LOB: 2 BB: 0 P: 6	R: 0 E: 0 K: 2 S: 7	H: 0 LOB: 0 BB: 0 P: 7	R: 0 E: 0 K: 0 S: 3	H: 0 LOB: 0 BB: 0 P: 3	R: 0 E: 0 K: 0 S: 3	H: 1 LOB: 0 BB: 0 P: 3	R: 0 E: 0 K: 0 S: 4	H: 1 LOB: 1 BB: 0 P: 4	R: 0 E: 0 K: 0 S: 3	H: 1 LOB: 0 BB: 0 P: 3	R: 1 E: 0 K: 2 S: 8	H: 3 LOB: 2 BB: 0 P: 8	R: 0 E: 0 K: 1 S: 3	H: 0 LOB: 0 BB: 0 P: 3	1B: 7 2B: 2 3B: 0 HR: 1	SF: 0 SAC: 1 DP: 1 HBP: 0	WP: 1 PB: 0 SB: 0 CS: 1	PA: 35
<b>PITCHER</b>	IP WLS BF H R ER SO BB IBB HBP BLK WP HR S P ERA WHIP																			
Randy Tomlin, L ERA: 1.93	(1, 1) 6.2 25 7 2 2 3 0 0 0 0 1 1 31 31 2.70 1.050																			
Stan Belinda, R ERA: 2.99	(7, 1) 1.0 6 3 1 1 2 0 0 0 0 0 0 10 10 9.00 3.000																			
Bob Patterson, L ERA: 2.99	(8, 1) 0.1 1 0 0 0 0 0 0 0 0 0 0 1 1 0.00 0.000																			
Bob Kipper, L ERA: 3.18	(9, 1) 1.0 W 3 0 0 0 0 0 0 0 0 0 0 3 3 0.00 0.000																			

AB	34
R	3
H	10
RBI	3
BB	0
SO	5
LOB	15



Batter	1	2	3	4	5	6	7	8	9	AB	R	H	RBI	BB	SO	LOB	BOTTOM					
Gary Redus, R OBP: 0.318, SLG: 0.389 Barry Bonds, L OBP: 0.417, SLG: 0.584										4	1	1	0	0	1	1	<b>Atlanta Braves @ Pittsburgh Pirates</b> Three Rivers Stadium, Pittsburgh, PA Thu Aug 16 1990, 3:33 AM EDT Att: 19,304 - Cloudy - 87 F					
Jay Bell, R OBP: 0.316, SLG: 0.369										4	0	1	0	0	0	0						
Andy Van Slyke, L OBP: 0.379, SLG: 0.479										4	1	2	2	1	0	2						
Bobby Bonilla, S OBP: 0.321, SLG: 0.534										4	1	2	0	0	0	1						
Jeff King, R OBP: 0.296, SLG: 0.393										4	1	3	1	0	0	2						
Sid Bream, L OBP: 0.352, SLG: 0.459										3	0	0	0	0	2	3						
Don Slaught, R OBP: 0.394, SLG: 0.497 John Cangelosi, S OBP: 0.293, SLG: 0.203 Bob Kipper, R										2	0	0	0	1	0	1						
Jose Lind, R OBP: 0.326, SLG: 0.373										2	0	1	1	1	0	1						
Randy Tomlin, L Stan Belinda, R Bob Patterson, R Michael LaValliere, L										3	0	0	0	0	1	4						
<b>Inning Stats</b>	R: 0 E: 0 K: 0 S: 3	H: 0 LOB: 1 BB: 1 P: 7	R: 1 E: 0 K: 2 S: 9	H: 2 LOB: 0 BB: 0 P: 9	R: 0 E: 0 K: 1 S: 5	H: 0 LOB: 0 BB: 0 P: 5	R: 0 E: 0 K: 0 S: 4	H: 1 LOB: 1 BB: 0 P: 4	R: 0 E: 0 K: 0 S: 4	H: 1 LOB: 2 BB: 1 P: 8	R: 1 E: 0 K: 0 S: 5	H: 2 LOB: 2 BB: 1 P: 9	R: 1 E: 0 K: 1 S: 8	H: 3 LOB: 0 BB: 0 P: 8	R: 0 E: 0 K: 1 S: 5	H: 0 LOB: 1 BB: 1 P: 9		R: 1 E: 0 K: 0 S: 2	H: 1 LOB: 0 BB: 0 P: 2	1B: 8 2B: 0 3B: 0 HR: 2	SF: 1 SAC: 2 DP: 0 HBP: 0	WP: 0 PB: 0 SB: 0 CS: 0
<b>PITCHER</b>	IP WLS BF H R ER SO BB IBB HBP BLK WP HR S P ERA WHIP																					
Tom Glavine, L ERA: 4.29	(1, 1) 6.1 31 9 3 3 3 2 1 0 0 0 0 1 34 46 4.26 1.737																					
Jeff Parrett, R ERA: 5.04	(7, 1) 1.0 4 0 0 0 1 1 0 0 0 0 0 5 9 0.00 1.000																					
Kent Mercker, L ERA: 2.17	(8, 1) 1.0 L 4 1 1 1 1 0 0 0 0 0 0 1 6 6 9.00 1.000																					

AB	32
R	4
H	10
RBI	4
BB	4
SO	5
LOB	17






Batter	1	2	3	4	5	6	7	8	9	AB	R	H	RBI	BB	SO	LOB	TOP			
Gary Redus, R (1,3) OBP: 0.314, SLG: 0.382 Sid Bream, L (8,PH) OBP: 0.355, SLG: 0.458	F9		6-3			P4		F7		3	0	0	0	0	0	0				
Jay Bell, R (1,6) OBP: 0.317, SLG: 0.376	F8				1B			1B		4	1	3	2	0	0	0				
Andy Van Slyke, L (1,8) OBP: 0.373, SLG: 0.470	F7				F9			K		4	0	0	0	0	1	2				
Bobby Bonilla, S (1,9) OBP: 0.323, SLG: 0.544					P6			L8		4	1	1	1	0	0	1				
Barry Bonds, L (1,7) OBP: 0.418, SLG: 0.579	F9				F8					4	0	1	0	0	1	1				
Jeff King, R (1,5) OBP: 0.294, SLG: 0.401	K									4	1	1	1	0	1	1				
Don Slaught, R (1,2) OBP: 0.388, SLG: 0.489	P3									3	0	0	0	0	1	0				
Rafael Belliard, R (1,4) OBP: 0.311, SLG: 0.282 John Cangelosi, S (8,PH) OBP: 0.303, SLG: 0.203 Stan Belinda, R (8,1)			6-3							2	0	0	0	0	0	0				
John Smiley, L (1,1) OBP: 0.162, SLG: 0.114 Jose Lind, R (8,PH) OBP: 0.323, SLG: 0.370	F7									2	0	0	0	0	0	0				
<b>Inning Stats</b>	R: 0 E: 0 K: 0 S: 8	H: 0 LOB: 0 BB: 0 P: 11	R: 1 E: 0 K: 1 S: 7	H: 1 LOB: 0 BB: 0 P: 11	R: 0 E: 0 K: 0 S: 5	H: 0 LOB: 0 BB: 0 P: 5	R: 0 E: 0 K: 0 S: 7	H: 1 LOB: 1 BB: 0 P: 10	R: 1 E: 0 K: 1 S: 8	H: 1 LOB: 0 BB: 0 P: 11	R: 0 E: 0 K: 1 S: 6	H: 0 LOB: 0 BB: 0 P: 8	R: 1 E: 0 K: 1 S: 14	H: 1 LOB: 1 BB: 1 P: 23	R: 0 E: 0 K: 0 S: 8	H: 1 LOB: 0 BB: 0 P: 13	1B: 3 2B: 1 3B: 0 HR: 3	SF: 0 SAC: 1 DP: 1 HBP: 0	WP: 1 PB: 0 SB: 2 CS: 0	PA: 33
<b>PITCHER</b>	IP	WLS	BF	H	R	ER	SO	BB	IBB	HBP	BLK	WP	HR	S	P	ERA	WHIP			
Tom Browning, L (1,1) ERA: 3.05 Tim Layana, R (8,1) ERA: 2.96	7.0		25	4	3	3	3	0	0	0	0	0	3	49	68	3.86	0.571			
Tom Browning, L (1,1) ERA: 3.05 Tim Layana, R (8,1) ERA: 2.96	2.0	L	8	2	1	1	1	1	0	0	0	1	0	22	36	4.50	1.500			

Pittsburgh Pirates @ Cincinnati Reds  
Riverfront Stadium, Cincinnati, OH  
Fri Aug 17 1990, 7:05 PM EDT  
Att: 48,964 - Unknown - 78 F

AB	31
R	4
H	6
RBI	4
BB	1
SO	4
LOB	6



Batter	1	2	3	4	5	6	7	8	9	AB	R	H	RBI	BB	SO	LOB	BOTTOM					
Barry Larkin, R (1,6) OBP: 0.355, SLG: 0.399	L4-3									4	2	2	0	1	0	1						
Mariano Duncan, R (1,4) OBP: 0.368, SLG: 0.506	P4									5	0	3	0	0	0	2						
Chris Sabo, R (1,5) OBP: 0.348, SLG: 0.501	E9									3	1	1	0	0	0	2						
Eric Davis, R (1,8) OBP: 0.329, SLG: 0.430	G3									3	0	1	2	0	0	1						
Glenn Braggs, R (1,9) OBP: 0.358, SLG: 0.407	G3									4	0	2	1	0	1	1						
Todd Benzinger, S (1,3) OBP: 0.291, SLG: 0.342	G3									4	0	2	0	0	0	4						
Joe Oliver, R (1,2) OBP: 0.302, SLG: 0.334 Paul O'Neill, L (8,PH) OBP: 0.357, SLG: 0.447 Jeff Reed, L (9,2) OBP: 0.355, SLG: 0.352	5-3									3	0	0	0	0	1	3						
Billy Hatcher, R (1,7) OBP: 0.332, SLG: 0.392	P3									4	0	0	0	0	1	0						
Tom Browning, L (1,1) OBP: 0.129, SLG: 0.117 Tim Layana, R (8,1) Hal Morris, L (9,PH) OBP: 0.415, SLG: 0.565	L4-3									2	0	0	0	1	1	0						
<b>Inning Stats</b>	R: 2 E: 1 K: 0 S: 11	H: 4 LOB: 2 BB: 0 P: 18	R: 0 E: 0 K: 0 S: 7	H: 0 LOB: 1 BB: 1 P: 15	R: 0 E: 0 K: 0 S: 8	H: 2 LOB: 2 BB: 0 P: 13	R: 0 E: 0 K: 1 S: 6	H: 0 LOB: 0 BB: 0 P: 7	R: 1 E: 0 K: 1 S: 9	H: 1 LOB: 1 BB: 1 P: 18	R: 0 E: 0 K: 0 S: 10	H: 1 LOB: 0 BB: 0 P: 12	R: 0 E: 0 K: 1 S: 9	H: 1 LOB: 1 BB: 0 P: 19	R: 0 E: 0 K: 1 S: 10	H: 1 LOB: 1 BB: 0 P: 13	R: 0 E: 0 K: 1 S: 11	H: 1 LOB: 1 BB: 0 P: 13	1B: 11 2B: 1 3B: 0 HR: 0	SF: 1 SAC: 1 DP: 1 HBP: 0	WP: 0 PB: 0 SB: 0 CS: 1	PA: 38
<b>PITCHER</b>	IP	WLS	BF	H	R	ER	SO	BB	IBB	HBP	BLK	WP	HR	S	P	ERA	WHIP					
John Smiley, L (1,1) ERA: 4.08 Stan Belinda, R (8,1) ERA: 2.84	7.0		30	9	3	3	3	2	0	0	0	0	0	60	102	3.86	1.571					
John Smiley, L (1,1) ERA: 4.08 Stan Belinda, R (8,1) ERA: 2.84	2.0	S	8	2	0	0	2	0	0	0	0	0	0	21	26	0.00	1.000					

Pittsburgh Pirates @ Cincinnati Reds  
Riverfront Stadium, Cincinnati, OH  
Fri Aug 17 1990, 7:05 PM EDT  
Att: 48,964 - Unknown - 78 F

AB	34
R	3
H	11
RBI	3
BB	2
SO	5
LOB	15



Batter	1	2	3	4	5	6	7	8	9	AB	R	H	RBI	BB	SO	LOB	TOP										
Gary Redus, R OBP: 0.317, SLG: 0.381 Sid Bream, L OBP: 0.353, SLG: 0.457	4-1 FC1-6 BB		1-1 F9		2-1 BLK S 1B	3-2 G5-3			1-1 G4-3	3	1	1	0	1	0	0											
Jay Bell, R OBP: 0.318, SLG: 0.376	0-0 FC1-6 PB BLK 2B		4-2 CS BB		3-1 WP 1B 1B			0-1 L7		3	1	1	1	1	0	1											
Andy Van Slyke, L OBP: 0.376, SLG: 0.473	2-2 L5		0-2 1B		0-0 WP 1B			0-0 G3-6-3 1B		4	0	3	0	0	0	1											
Bobby Bonilla, S OBP: 0.323, SLG: 0.541	4-1 2B BB		0-1 L7		0-2 G5-3			3-1 G3-6-3 1B		3	0	0	0	1	0	4											
Barry Bonds, L OBP: 0.420, SLG: 0.590	2-2 1-3 3-H 2B			0-0 HR	4-0 FC6-4 IBB			3-1 G4-3		3	1	2	2	1	0	0											
Jeff King, R OBP: 0.290, SLG: 0.394	0-0 G6-3		0-3 K		0-3 K			0-1 P4		4	0	0	0	0	2	5											
Don Slaught, R OBP: 0.380, SLG: 0.478		2-2 L7		2-2 G6-3	1-1 FC6-4 1-2			0-0 F8		4	0	0	0	0	0	3											
Jose Lind, R OBP: 0.323, SLG: 0.371		1-2 F9		2-2 2B	0-0 L9			0-0 G6-3		4	0	1	0	0	0	0											
Zane Smith, L OBP: 0.174, SLG: 0.239 Doug Bair, R Bob Kipper, R	0-1 G5-3		0-0 G5-3		0-1 G4-3			1-3 K		3	0	0	0	0	0	1											
<b>Inning Stats</b>	R: 1 E: 0 K: 0 S: 10	H: 1 LOB: 2 BB: 2 P: 22	R: 0 E: 0 K: 0 S: 8	H: 0 LOB: 0 BB: 0 P: 11	R: 0 E: 0 K: 0 S: 13	H: 1 LOB: 1 BB: 1 P: 18	R: 1 E: 0 K: 1 S: 11	H: 2 LOB: 1 BB: 0 P: 15	R: 1 E: 0 K: 1 S: 15	H: 3 LOB: 3 BB: 1 P: 24	R: 0 E: 0 K: 0 S: 6	H: 0 LOB: 0 BB: 0 P: 9	R: 0 E: 0 K: 0 S: 5	H: 1 LOB: 0 BB: 0 P: 8	R: 0 E: 0 K: 0 S: 5	H: 0 LOB: 0 BB: 0 P: 8	R: 0 E: 0 K: 1 S: 6	H: 0 LOB: 0 BB: 0 P: 8	1B: 5 2B: 2 3B: 0 HR: 1	SF: 0 SAC: 0 DP: 1 HBP: 0	WP: 1 PB: 1 SB: 1 CS: 1	PA: 37					
<b>PITCHER</b>	IP	WLS	BF	H	R	ER	SO	BB	IBB	HBP	BLK	WP	HR	S	P	ERA	WHIP										
Chris Hammond, L ERA: 6.43	4.1	L	23	7	3	3	1	3	1	0	2	1	1	52	84	6.23	2.308										
Rick Mahler, R ERA: 4.74	1.2		5	0	0	0	1	0	0	0	0	0	0	11	15	0.00	0.000										
Rosario Rodriguez, L ERA: 2.25	2.0		6	1	0	0	0	0	0	0	0	0	0	10	16	0.00	0.500										
Tim Layana, R ERA: 2.51	1.0		3	0	0	0	1	0	0	0	0	0	0	6	8	0.00	0.000										

Pittsburgh Pirates @ Cincinnati Reds  
Riverfront Stadium, Cincinnati, OH  
Sat Aug 18 1990, 3:33 AM EDT  
Att: 35,263 - Sunny

AB 33  
R 3  
H 8  
RBI 3  
BB 4  
SO 3  
LOB 15



Batter	1	2	3	4	5	6	7	8	9	AB	R	H	RBI	BB	SO	LOB	BOTTOM										
Barry Larkin, R OBP: 0.355, SLG: 0.397	1-0 G6-4-3 1B			1-0 F9		0-2 F9		0-2 FC4-6 1-2		4	0	1	0	0	0	1											
Mariano Duncan, R OBP: 0.387, SLG: 0.506	0-1 G6-4-3 1-2			0-0 G5-3		0-1 2B		0-1 G1-3		4	0	1	0	0	0	2											
Chris Sabo, R OBP: 0.346, SLG: 0.497	2-2 G5-3			3-2 G5-3		0-1 G5-3			0-1 F8	4	0	0	0	0	0	1											
Eric Davis, R OBP: 0.328, SLG: 0.428		1-3 K			2-3 K			0-0 F9		4	0	1	0	0	2	0											
Glenn Braggs, R OBP: 0.380, SLG: 0.406		1-0 G6-3 1B			4-1 1B BB			3-2 L4		3	0	1	0	1	0	1											
Hal Morris, L OBP: 0.412, SLG: 0.557		0-1 G6-3 1-2			2-2 1B			0-0 B2-3		4	0	1	0	0	0	2											
Billy Hatcher, R OBP: 0.329, SLG: 0.389			2-2 F9		1-1 F7			0-2 L1		3	0	0	0	0	0	2											
Joe Oliver, R OBP: 0.305, SLG: 0.347			0-1 G1-6-3 1B		2-2 L1			0-1 HR		3	1	2	1	0	0	2											
Chris Hammond, L Rick Mahler, R Todd Starnes, L Rosario Rodriguez, R Luis Quinones, S Tim Layana, R			1-0 G1-6-3 1-2			1-1 P6		4-1 FC4-6 BB		1	0	0	0	0	0	0											
<b>Inning Stats</b>	R: 0 E: 0 K: 0 S: 6	H: 1 LOB: 0 BB: 0 P: 9	R: 0 E: 0 K: 1 S: 6	H: 1 LOB: 0 BB: 0 P: 8	R: 0 E: 0 K: 0 S: 6	H: 1 LOB: 0 BB: 0 P: 9	R: 0 E: 0 K: 1 S: 12	H: 1 LOB: 2 BB: 1 P: 23	R: 0 E: 0 K: 0 S: 9	H: 1 LOB: 1 BB: 0 P: 10	R: 0 E: 0 K: 0 S: 5	H: 0 LOB: 0 BB: 0 P: 8	R: 1 E: 0 K: 0 S: 11	H: 1 LOB: 1 BB: 1 P: 15	R: 0 E: 0 K: 0 S: 7	H: 1 LOB: 1 BB: 0 P: 12	1B: 5 2B: 1 3B: 0 HR: 1	SF: 0 SAC: 0 DP: 3 HBP: 0	WP: 0 PB: 0 SB: 0 CS: 0	PA: 33							
<b>PITCHER</b>	IP	WLS	BF	H	R	ER	SO	BB	IBB	HBP	BLK	WP	HR	S	P	ERA	WHIP										
Zane Smith, L ERA: 3.25	7.1	W	27	6	1	1	2	2	0	0	0	0	0	10	12	0.00	0.750										
Doug Bair, R ERA: 3.59	1.1		5	1	0	0	0	0	0	0	0	0	0	10	12	0.00	0.750										
Bob Kipper, L ERA: 3.16	0.1	S	1	0	0	0	0	0	0	0	0	0	0	2	5	0.00	0.000										

Pittsburgh Pirates @ Cincinnati Reds  
Riverfront Stadium, Cincinnati, OH  
Sat Aug 18 1990, 3:33 AM EDT  
Att: 35,263 - Sunny

AB 31  
R 1  
H 7  
RBI 1  
BB 2  
SO 2  
LOB 12









Batter	1	2	3	4	5	6	7	8	9	AB	R	H	RBI	BB	SO	LOB	TOP								
Eric Yelding, R OBP: 0.308, SLG: 0.297 (1, 8)	6-3		F6			5-3		F4		4	0	0	0	0	0	1	<b>Houston Astros @ Pittsburgh Pirates</b> Three Rivers Stadium, Pittsburgh, PA Mon Aug 20 1990, 7:05 PM EDT Att: 20,997 - Unknown - 71 F <a href="http://livebaseballscorecards.com">livebaseballscorecards.com</a>								
Bill Doran, S OBP: 0.396, SLG: 0.408 Dave Rohde, S OBP: 0.292, SLG: 0.268 (1, 4) (6, 4)	E5 6-3 1B		CS BB			6-3		1-3		2	0	1	0	1	0	1									
Ken Caminiti, S OBP: 0.312, SLG: 0.314 (1, 5)	6-3 BB		CS 1-2	5-3		F7		F9		3	0	0	0	1	0	1									
Glenn Wilson, R OBP: 0.291, SLG: 0.367 (1, 9)	6-3			G5-4-3 1B				HR		4	1	3	1	0	0	2									
Craig Biggio, R OBP: 0.349, SLG: 0.360 Rich Gedman, L OBP: 0.308, SLG: 0.263 (1, 2) (7, 2)	5-3			G5-4-3 1B				L6		3	0	1	0	0	0	3									
Mark Davidson, R OBP: 0.303, SLG: 0.350 (1, 7)						F2		G5-4-3 1B		4	0	0	0	0	1	2									
Franklin Stubbs, L OBP: 0.311, SLG: 0.462 (1, 3)			K			K		BB BB		3	0	0	0	1	2	0									
Rafael Ramirez, R OBP: 0.290, SLG: 0.327 Xavier Hernandez, L OBP: 0.500, SLG: 0.500 Ken Oberkfell, L OBP: 0.302, SLG: 0.325 Juan Agosto, L (1, 6) (5, 1) (7, PH) (7, 1)	F5			6-3		6-3		BB		2	0	0	0	0	0	0									
Jim Deshaies, L OBP: 0.044, SLG: 0.044 Casey Candaele, S OBP: 0.376, SLG: 0.443 (1, 1) (5, 6)			K					K		1	0	0	0	0	1	0									
<b>Inning Stats</b>	R: 0 E: 1 K: 0 S: 4	H: 1 LOB: 2 BB: 1 P: 8	R: 0 E: 0 K: 1 S: 5	H: 0 LOB: 0 BB: 0 P: 5	R: 0 E: 0 K: 1 S: 4	H: 0 LOB: 0 BB: 1 P: 8	R: 0 E: 0 K: 0 S: 3	H: 1 LOB: 0 BB: 0 P: 3	R: 0 E: 0 K: 1 S: 5	H: 0 LOB: 0 BB: 0 P: 5	R: 0 E: 0 K: 0 S: 4	H: 1 LOB: 1 BB: 0 P: 4	R: 0 E: 0 K: 1 S: 6	H: 2 LOB: 2 BB: 2 P: 14	R: 0 E: 0 K: 0 S: 3	H: 0 LOB: 0 BB: 0 P: 3		R: 1 E: 0 K: 1 S: 6	H: 1 LOB: 0 BB: 0 P: 6	1B: 4 2B: 1 3B: 0 HR: 1	SF: 0 SAC: 0 DP: 2 HBP: 0	WP: 0 PB: 0 SB: 0 CS: 1	PA: 35		
<b>PITCHER</b>	IP	WLS	BF	H	R	ER	SO	BB	IBB	HBP	BLK	WP	HR	S	P	ERA	WHIP								
Neal Heaton, L ERA: 3.5 (1, 1)	6.0	W	21	3	0	0	3	2	0	0	0	0	0	25	33	0.00	0.833								
Ted Power, R ERA: 2.56 (7, 1)	2.0		9	2	0	0	1	2	0	0	0	0	0	9	17	0.00	2.000								
Bill Landrum, R ERA: 2.39 (9, 1)	1.0		4	1	1	1	1	0	0	0	0	0	1	6	6	9.00	1.000								

Batter	1	2	3	4	5	6	7	8	9	AB	R	H	RBI	BB	SO	LOB	BOTTOM									
John Cangelosi, S OBP: 0.313, SLG: 0.221 (1, 8)	1B 1B	F7			SH2-4 HR 1B	F7				4	2	2	0	0	0	1	<b>Houston Astros @ Pittsburgh Pirates</b> Three Rivers Stadium, Pittsburgh, PA Mon Aug 20 1990, 7:05 PM EDT Att: 20,997 - Unknown - 71 F <a href="http://livebaseballscorecards.com">livebaseballscorecards.com</a>									
Jay Bell, R OBP: 0.318, SLG: 0.376 (1, 6)	1B 1-2 FC5 1B	K			SH2-4 1-3	F9				3	1	1	0	0	1	0										
Gary Redus, R OBP: 0.322, SLG: 0.402 Sid Bream, L OBP: 0.359, SLG: 0.466 (1, 3) (6, 3)	BB 1-3 2-H SF8 1B	6-3			HR 3-H	2B		2B		3	2	2	3	0	0	0										
Bobby Bonilla, S OBP: 0.329, SLG: 0.554 (1, 9)	FC5 SF8 BB 1-2 3-H 1B		F7			1B		2B		4	1	2	2	0	0	1										
Barry Bonds, L OBP: 0.417, SLG: 0.579 (1, 7)	S 1-2 2-3 BB 1B		F8		F7	L9				3	0	0	0	1	0	2										
Jeff King, R OBP: 0.288, SLG: 0.404 (1, 5)	SF8 2-3 3-H		F7		F9	K				3	0	0	1	0	1	2										
Don Slaught, R OBP: 0.378, SLG: 0.473 (1, 2)	1B		F7			6-3		1-3		4	0	1	1	0	0	0										
Jose Lind, R OBP: 0.317, SLG: 0.364 Rafael Bellard, R OBP: 0.320, SLG: 0.295 (1, 4) (8, 4)	K 2-3		F8		F9	L4				3	0	0	0	0	1	2										
Neal Heaton, L OBP: 0.133, SLG: 0.049 Orlando Merced, S OBP: 0.278, SLG: 0.333 Ted Power, R OBP: 0.143, SLG: 0.286 Wally Backman, S OBP: 0.366, SLG: 0.393 Bill Landrum, R (1, 1) (6, PH) (7, 1) (8, PH) (9, 1)	K 2-3		K		K	4-3				2	0	0	0	0	2	2										
<b>Inning Stats</b>	R: 4 E: 1 K: 2 S: 12	H: 4 LOB: 2 BB: 1 P: 16	R: 0 E: 0 K: 1 S: 5	H: 0 LOB: 0 BB: 0 P: 5	R: 0 E: 0 K: 1 S: 5	H: 0 LOB: 0 BB: 0 P: 3	R: 0 E: 0 K: 0 S: 6	H: 3 LOB: 1 BB: 0 P: 6	R: 0 E: 0 K: 0 S: 4	H: 1 LOB: 1 BB: 0 P: 4	R: 1 E: 0 K: 1 S: 7	H: 2 LOB: 1 BB: 0 P: 7	R: 0 E: 0 K: 0 S: 3	H: 0 LOB: 0 BB: 0 P: 3	R: 0 E: 0 K: 0 S: 3	H: 0 LOB: 0 BB: 0 P: 3		1B: 7 2B: 2 3B: 0 HR: 1	SF: 1 SAC: 1 DP: 0 HBP: 0	WP: 0 PB: 0 SB: 2 CS: 0	PA: 36					
<b>PITCHER</b>	IP	WLS	BF	H	R	ER	SO	BB	IBB	HBP	BLK	WP	HR	S	P	ERA	WHIP									
Jim Deshaies, L ERA: 4.38 (1, 1)	4.2	L	23	7	6	5	4	1	0	0	0	0	0	1	30	34	9.64	1.714								
Xavier Hernandez, R ERA: 5.48 (5, 1)	1.1		5	1	0	0	0	0	0	0	0	0	0	5	5	0.00	0.750									
Juan Agosto, L ERA: 4.11 (7, 1)	2.0		8	2	1	1	1	0	0	0	0	0	0	10	10	4.50	1.000									

Batter	1	2	3	4	5	6	7	8	9	AB R H RBI BB SO LOB	TOP																
Eric Yelding, R OBP: 0.308, SLG: 0.296 (1, 8)	G6-3		K			F9		2H 1B		4 0 1 1 0 1 0	<b>Houston Astros @ Pittsburgh Pirates</b> Three Rivers Stadium, Pittsburgh, PA Tue Aug 21 1990, 7:05 PM EDT Att: 14,062 - Unknown  livebaseballscores.com  AB 29 R 2 H 5 RBI 2 BB 2 SO 5 LOB 5  																
Bill Doran, S OBP: 0.395, SLG: 0.415 (1, 4)	K			G5-3		HR		L6		4 1 1 1 0 1 1																	
Craig Biggio, R OBP: 0.350, SLG: 0.359 (1, 2)				G5-3		CS BB			K	2 0 0 0 2 1 0																	
Glenn Wilson, R OBP: 0.291, SLG: 0.366 (1, 9)	G4-3			F9		CS			P3	4 0 1 0 0 0 1																	
Ken Caminiti, S OBP: 0.309, SLG: 0.311 (1, 5)		G6-3			G4-3				P3	4 0 0 0 0 0 1																	
Mark Davidson, R OBP: 0.290, SLG: 0.333 (1, 7)		B1-3			G5-3					3 0 0 0 0 0 0																	
Franklin Stubbs, L OBP: 0.314, SLG: 0.467 (1, 3)			K			2B				3 1 2 0 0 1 0																	
Rafael Ramirez, R OBP: 0.288, SLG: 0.324 (1, 6)			K		G6-3				P3	3 0 0 0 0 1 2																	
Danny Darwin, R OBP: 0.259, SLG: 0.320 (1, 1)			F9			G6-3			SH1-4	2 0 0 0 0 0 0																	
<b>Inning Stats</b>	R: 0 E: 0 K: 1 S: 6	H: 0 LOB: 1 BB: 1 P: 14	R: 0 E: 0 K: 1 S: 9	H: 0 LOB: 0 BB: 0 P: 14	R: 0 E: 0 K: 2 S: 10	H: 0 LOB: 0 BB: 0 P: 14	R: 0 E: 0 K: 0 S: 6	H: 0 LOB: 1 BB: 0 P: 12	R: 0 E: 0 K: 0 S: 11	H: 1 LOB: 1 BB: 0 P: 16	R: 1 E: 0 K: 0 S: 5	H: 1 LOB: 0 BB: 1 P: 12	R: 0 E: 0 K: 0 S: 6	H: 1 LOB: 0 BB: 0 P: 7	R: 1 E: 0 K: 0 S: 8	H: 2 LOB: 1 BB: 0 P: 8	R: 0 E: 0 K: 1 S: 8	H: 0 LOB: 0 BB: 0 P: 11	1B: 3 2B: 1 3B: 0 HR: 1	SF: 0 SAC: 1 DP: 0 HBP: 0	WP: 0 PB: 0 SB: 0 CS: 1	PA: 33					
<b>PITCHER</b>	IP WLS BF H R ER SO BB IBB HBP BLK WP HR S P ERA WHIP											<b>PITCHER</b>	IP WLS BF H R ER SO BB IBB HBP BLK WP HR S P ERA WHIP														
Randy Tomlin, L ERA: 1.78 (1, 1)	7.0	24	3	1	1	4	2	0	0	0	0	0	1	53	89	1.29	0.714										
Bob Patterson, L ERA: 3.1 (8, 1)	1.0	L 5	2	1	1	0	0	0	0	0	0	0	0	8	8	9.00	2.000										
Stan Belinda, R ERA: 3.02 (9, 1)	1.0	3	0	0	0	1	0	0	0	0	0	0	0	8	11	0.00	0.000										

Batter	1	2	3	4	5	6	7	8	9	AB R H RBI BB SO LOB	BOTTOM																
Wally Backman, S OBP: 0.361, SLG: 0.387 (1, 4)	B4-3		F7			F7		G3-1		4 0 0 0 0 0 0	<b>Houston Astros @ Pittsburgh Pirates</b> Three Rivers Stadium, Pittsburgh, PA Tue Aug 21 1990, 7:05 PM EDT Att: 14,062 - Unknown  livebaseballscores.com  AB 33 R 1 H 5 RBI 1 BB 1 SO 4 LOB 7  																
Jay Bell, R OBP: 0.318, SLG: 0.374 (1, 6)	L8			K		K				4 0 1 0 0 2 0																	
Andy Van Slyke, L OBP: 0.373, SLG: 0.467 (1, 8)	K			E5 BB		G4-3		G4-3		4 0 0 0 0 1 1																	
Bobby Bonilla, S OBP: 0.326, SLG: 0.549 (1, 9)		G3-1			F7				K	4 0 0 0 0 1 1																	
Barry Bonds, L OBP: 0.415, SLG: 0.575 (1, 7)		G3				F7		F9		3 0 0 0 1 0 0																	
Sid Bream, L OBP: 0.361, SLG: 0.470 (1, 3)					BB					4 0 2 0 0 0 2																	
Gary Redus, R OBP: 0.322, SLG: 0.402 (9, FR)		G1-3			L3			2B	1B	0 0 0 0 0 0 0																	
Michael LaValliere, L OBP: 0.352, SLG: 0.315 (1, 2)						F8			G3-1	4 0 1 0 0 0 1																	
Jeff King, R OBP: 0.289, SLG: 0.415 (1, 5)					HR				P4	3 1 1 1 0 0 2																	
Randy Tomlin, L (1, 1)										2 0 0 0 0 0 0																	
Bob Patterson, R OBP: 0.056, SLG: 0.056 (8, 1)										0 0 0 0 0 0 0																	
John Cangello, S OBP: 0.309, SLG: 0.217 (9, PH)										1 0 0 0 0 0 0																	
Stan Belinda, R (9, 1)										0 0 0 0 0 0 0																	
<b>Inning Stats</b>	R: 0 E: 0 K: 1 S: 9	H: 0 LOB: 0 BB: 0 P: 12	R: 0 E: 0 K: 0 S: 11	H: 0 LOB: 0 BB: 0 P: 16	R: 1 E: 0 K: 0 S: 7	H: 1 LOB: 0 BB: 0 P: 9	R: 0 E: 1 K: 1 S: 10	H: 0 LOB: 2 BB: 1 P: 18	R: 0 E: 0 K: 0 S: 10	H: 0 LOB: 0 BB: 0 P: 11		R: 0 E: 0 K: 1 S: 9	H: 0 LOB: 0 BB: 0 P: 13	R: 0 E: 0 K: 0 S: 10	H: 2 LOB: 2 BB: 0 P: 13	R: 0 E: 0 K: 0 S: 8	H: 1 LOB: 1 BB: 0 P: 13	R: 0 E: 0 K: 1 S: 10	H: 1 LOB: 1 BB: 0 P: 15	1B: 2 2B: 2 3B: 0 HR: 1	SF: 0 SAC: 0 DP: 0 HBP: 0	WP: 0 PB: 0 SB: 0 CS: 0	PA: 34				
<b>PITCHER</b>	IP WLS BF H R ER SO BB IBB HBP BLK WP HR S P ERA WHIP											<b>PITCHER</b>	IP WLS BF H R ER SO BB IBB HBP BLK WP HR S P ERA WHIP														
Danny Darwin, R ERA: 1.87 (1, 1)	9.0	W 34	5	1	1	4	1	0	0	0		0	0	1	84	120	1.00	0.667									

Batter	1	2	3	4	5	6	7	8	9	AB	R	H	RBI	BB	SO	LOB	TOP					
Eric Yelding, R OBP: 0.305, SLG: 0.293 (1, 8)										4	0	0	0	0	1	1						
Bill Doran, S OBP: 0.395, SLG: 0.415 (1, 4)										2	0	1	0	2	0	0						
Craig Biggio, R OBP: 0.349, SLG: 0.356 (1, 2)										3	0	0	0	1	1	2						
Glenn Wilson, R OBP: 0.288, SLG: 0.362 (1, 9)										4	0	0	0	0	0	4						
Ken Caminiti, S OBP: 0.308, SLG: 0.310 (1, 5)										4	0	1	0	0	1	2						
Rafael Ramirez, R OBP: 0.288, SLG: 0.327 (1, 6)										3	1	1	0	0	0	1						
Franklin Stubbs, L OBP: 0.314, SLG: 0.475 (1, 3)										3	1	1	2	0	0	1						
Mark Davidson, R OBP: 0.282, SLG: 0.323 (8, PH)										2	0	0	0	0	1	0						
Karl Rhodes, L OBP: 0.357, SLG: 0.480 (8, 7)										0	0	0	0	0	1	0						
Bill Gullickson, R OBP: 0.191, SLG: 0.136 (1, 1)										2	0	0	0	0	1	0						
Dan Schatzeder, L OBP: 0.250, SLG: 0.250 (8, PH)										0	0	0	0	0	0	0						
Ken Oberkfell, L OBP: 0.300, SLG: 0.323 (8, PH)										1	0	0	0	0	0	1						
Juan Agosto, L (8, 1)										0	0	0	0	0	0	0						
Larry Andersen, R (8, 1)										0	0	0	0	0	0	0						
<b>Inning Stats</b>	R: 0 E: 0 K: 1 S: 5	H: 0 LOB: 1 BB: 1 P: 9	R: 0 E: 0 K: 0 S: 3	H: 0 LOB: 0 BB: 0 P: 3	R: 0 E: 0 K: 2 S: 7	H: 0 LOB: 0 BB: 0 P: 7	R: 0 E: 0 K: 0 S: 3	H: 0 LOB: 0 BB: 0 P: 3	R: 0 E: 0 K: 1 S: 5	H: 1 LOB: 0 BB: 0 P: 3	R: 0 E: 0 K: 1 S: 5	H: 0 LOB: 0 BB: 0 P: 5	R: 0 E: 0 K: 1 S: 5	H: 0 LOB: 1 BB: 1 P: 9	R: 2 E: 0 K: 0 S: 4	H: 2 LOB: 0 BB: 1 P: 8	R: 0 E: 0 K: 0 S: 3	H: 1 LOB: 1 BB: 1 P: 7	1B: 2 2B: 1 3B: 0 HR: 1	SF: 0 SAC: 0 DP: 2 HBP: 0	WP: 0 PB: 1 SB: 0 CS: 1	PA: 33
<b>PITCHER</b>	IP WLS BF H R ER SO BB IBB HBP BLK WP HR S P ERA WHIP																					
John Smiley, L ERA: 3.99 (1, 1)	7.0 W 25 3 2 2 5 2 0 0 0 0 0 1 33 41 2.57 0.714																					
Ted Power, R ERA: 2.5 (8, 1)	1.0 3 0 0 0 0 1 0 0 0 0 0 0 2 6 0.00 1.000																					
Bill Landrum, R ERA: 2.35 (9, 1)	1.0 S 4 1 0 0 0 1 0 0 0 0 0 0 3 7 0.00 2.000																					

Houston Astros @ Pittsburgh Pirates  
Three Rivers Stadium, Pittsburgh, PA  
Wed Aug 22 1990, 7:05 PM EDT  
Att: 29,420 - Unknown - 72 F

AB	28
R	2
H	4
RBI	2
BB	4
SO	5
LOB	12



Batter	1	2	3	4	5	6	7	8	9	AB	R	H	RBI	BB	SO	LOB	BOTTOM					
Wally Backman, S OBP: 0.357, SLG: 0.382 (6, PH)										3	0	0	0	0	0	1						
Jeff King, R OBP: 0.288, SLG: 0.413 (7, 5)										1	0	0	0	0	0	2						
Jay Bell, R OBP: 0.315, SLG: 0.371 (1, 6)										4	0	0	0	0	1	1						
Andy Van Slyke, L OBP: 0.374, SLG: 0.467 (1, 8)										4	0	2	0	0	1	1						
Bobby Bonilla, S OBP: 0.326, SLG: 0.547 (1, 9)										4	0	1	0	0	1	2						
Barry Bonds, L OBP: 0.416, SLG: 0.577 (1, 7)										4	3	2	0	0	0	2						
Sid Bream, L OBP: 0.360, SLG: 0.472 (1, 3)										3	1	1	1	0	0	1						
Michael LaValliere, L OBP: 0.359, SLG: 0.525 (1, 2)										3	0	2	2	1	0	1						
Jose Lind, R OBP: 0.316, SLG: 0.361 (1, 4)										3	0	0	0	1	0	3						
John Smiley, L OBP: 0.175, SLG: 0.132 (1, 1)										3	0	1	1	0	0	2						
Ted Power, R OBP: 0.143, SLG: 0.286 (8, 1)										0	0	0	0	0	0	0						
Orlando Merced, S OBP: 0.263, SLG: 0.316 (8, PH)										1	0	0	0	0	0	1						
Bill Landrum, R (9, 1)										0	0	0	0	0	0	0						
<b>Inning Stats</b>	R: 0 E: 1 K: 2 S: 8	H: 0 LOB: 1 BB: 0 P: 8	R: 2 E: 1 K: 0 S: 6	H: 2 LOB: 1 BB: 0 P: 6	R: 0 E: 0 K: 0 S: 4	H: 2 LOB: 1 BB: 0 P: 4	R: 0 E: 0 K: 0 S: 3	H: 0 LOB: 1 BB: 1 P: 7	R: 0 E: 0 K: 0 S: 4	H: 1 LOB: 0 BB: 0 P: 4	R: 1 E: 0 K: 0 S: 5	H: 2 LOB: 2 BB: 1 P: 9	R: 0 E: 0 K: 1 S: 5	H: 0 LOB: 0 BB: 0 P: 5	R: 1 E: 0 K: 0 S: 5	H: 2 LOB: 1 BB: 0 P: 5	R: 0 E: 0 K: 0 S: 3	H: 1 LOB: 1 BB: 0 P: 7	1B: 6 2B: 4 3B: 0 HR: 0	SF: 0 SAC: 1 DP: 1 HBP: 0	WP: 0 PB: 0 SB: 1 CS: 0	PA: 36
<b>PITCHER</b>	IP WLS BF H R ER SO BB IBB HBP BLK WP HR S P ERA WHIP																					
Bill Gullickson, R ERA: 3.9 (1, 1)	5.2 L 27 7 3 3 2 2 1 0 0 0 0 0 0 29 37 3.18 1.412																					
Dan Schatzeder, L ERA: 2.31 (6, 1)	1.1 4 0 0 0 1 0 0 0 0 0 0 0 6 6 0.00 0.000																					
Juan Agosto, L ERA: 4.21 (8, 1)	0.1 3 2 1 1 0 0 0 0 0 0 0 0 3 3 27.00 6.000																					
Larry Andersen, R ERA: 2.13 (8, 1)	0.2 2 0 0 0 0 0 0 0 0 0 0 0 2 2 0.00 0.000																					

Houston Astros @ Pittsburgh Pirates  
Three Rivers Stadium, Pittsburgh, PA  
Wed Aug 22 1990, 7:05 PM EDT  
Att: 29,420 - Unknown - 72 F

AB	33
R	4
H	9
RBI	4
BB	2
SO	3
LOB	17



Batter	1	2	3	4	5	6	7	8	9	AB	R	H	RBI	BB	SO	LOB	TOP										
<b>Barry Larkin, R</b> OBP: 0.354, SLG: 0.392 (1, 6)	G4-3	L9			F6		G6-3		L1-3	5	0	2	1	0	0	0	<b>Cincinnati Reds @ Pittsburgh Pirates</b> Three Rivers Stadium, Pittsburgh, PA Thu Aug 23 1990, 7:05 PM EDT Att: 26,181 - Unknown <a href="http://livebaseballscorecards.com">livebaseballscorecards.com</a>										
<b>Mariano Duncan, R</b> OBP: 0.359, SLG: 0.494 (1, 4)	L1-3	1B			G5-3		G6-3		L1-3	5	0	1	0	0	1	4											
<b>Chris Sabo, R</b> OBP: 0.350, SLG: 0.491 (1, 5)	L1-3	1B			G6-3				K	5	0	3	0	0	1	1											
<b>Eric Davis, R</b> OBP: 0.324, SLG: 0.429 (1, 8)	L1-3				L7		F8		FC6-4	4	0	1	0	0	0	3											
<b>Glenn Braggs, R</b> OBP: 0.355, SLG: 0.394 (1, 7)					P6		L7		FC6-4	3	0	0	0	1	0	3											
<b>Paul O'Neill, L</b> OBP: 0.355, SLG: 0.441 (1, 9)	K				2B		K		K	4	0	1	0	0	3	5											
<b>Joe Oliver, R</b> OBP: 0.307, SLG: 0.361 (1, 2)		L3			G5-3		HR		G5-3	4	1	1	1	0	0	3											
<b>Todd Benzinger, S</b> OBP: 0.297, SLG: 0.359 (1, 3)		HR			F8		1B		1B	4	2	3	1	0	0	1											
<b>Chris Hammond, L</b> (1, 1)					K		F9		1B	2	0	0	0	0	1	1											
<b>Tim Layana, R</b> (5, 1)		G3-1							1B	0	0	0	0	0	0	0											
<b>Luis Quinones, S</b> OBP: 0.317, SLG: 0.333 (7, PH)									1B	1	0	0	0	0	0	1											
<b>Rosario Rodriguez, R</b> (7, 1)									1B	0	0	0	0	0	0	0											
<b>Hal Morris, L</b> OBP: 0.400, SLG: 0.547 (9, PH)									1B	1	0	1	0	0	0	0											
<b>Inning Stats</b>	R: 0 E: 0 K: 1 S: 16	H: 2 LOB: 3 BB: 1 P: 26	R: 1 E: 0 K: 0 S: 9	H: 1 LOB: 0 BB: 0 P: 12	R: 0 E: 0 K: 1 S: 9	H: 1 LOB: 1 BB: 0 P: 14	R: 0 E: 0 K: 1 S: 14	H: 1 LOB: 1 BB: 0 P: 24	R: 0 E: 0 K: 0 S: 6	H: 0 LOB: 0 BB: 0 P: 7	R: 0 E: 0 K: 1 S: 6	H: 0 LOB: 0 BB: 0 P: 9	R: 1 E: 0 K: 0 S: 9	H: 3 LOB: 1 BB: 0 P: 14	R: 0 E: 0 K: 1 S: 13	H: 2 LOB: 2 BB: 0 P: 19	R: 1 E: 0 K: 1 S: 12	H: 3 LOB: 1 BB: 0 P: 15	1B: 10 2B: 2 3B: 0 HR: 2	SF: 0 SAC: 0 DP: 2 HBP: 0	WP: 0 PB: 0 SB: 0 CS: 0	PA: 39					
<b>PITCHER</b>	IP	WLS	BF	H	R	ER	SO	BB	IBB	HBP	BLK	WP	HR	S	P	ERA	WHIP										
<b>Zane Smith, L</b> ERA: 3.24 (1, 1)	6.1	W	27	7	2	2	4	1	0	0	0	0	2	64	98	2.84	1.263										
<b>Stan Belinda, R</b> ERA: 2.92 (7, 1)	1.2		7	3	0	0	1	0	0	0	0	0	0	18	27	0.00	1.800										
<b>Doug Bair, R</b> ERA: 3.66 (9, 1)	1.0		5	3	1	1	1	0	0	0	1	0	0	12	15	9.00	3.000										

Batter	1	2	3	4	5	6	7	8	9	AB	R	H	RBI	BB	SO	LOB	BOTTOM										
<b>Gary Redus, R</b> OBP: 0.327, SLG: 0.400 (1, 3)	G6-3				HR					1	1	0	0	2	0	0	<b>Cincinnati Reds @ Pittsburgh Pirates</b> Three Rivers Stadium, Pittsburgh, PA Thu Aug 23 1990, 7:05 PM EDT Att: 26,181 - Unknown <a href="http://livebaseballscorecards.com">livebaseballscorecards.com</a>										
<b>Sid Bream, L</b> OBP: 0.358, SLG: 0.469 (6, 3)					BB					2	0	0	0	0	1	2											
<b>Jay Bell, R</b> OBP: 0.316, SLG: 0.369 (1, 6)	F8				HR					3	1	0	0	2	0	2											
<b>Andy Van Slyke, L</b> OBP: 0.379, SLG: 0.467 (1, 8)					BB					2	2	1	1	3	0	1											
<b>Bobby Bonilla, S</b> OBP: 0.330, SLG: 0.554 (1, 9)					BB					3	1	2	4	2	0	1											
<b>Doug Bair, R</b> (9, 1)					HR					0	0	0	0	0	0	0											
<b>Barry Bonds, L</b> OBP: 0.414, SLG: 0.580 (1, 7)	G4-3				HR					5	1	1	2	0	1	7											
<b>Jeff King, R</b> OBP: 0.287, SLG: 0.411 (1, 5)					1B					4	1	1	0	0	1	1											
<b>Don Slaught, R</b> OBP: 0.380, SLG: 0.489 (1, 2)					2B					4	1	2	1	0	0	0											
<b>Jose Lind, R</b> OBP: 0.315, SLG: 0.360 (1, 4)					1B					4	1	1	1	0	0	1											
<b>Zane Smith, L</b> OBP: 0.188, SLG: 0.271 (1, 1)					1B					2	0	1	0	0	0	0											
<b>Stan Belinda, R</b> ERA: 6.35 (7, 1)					SH1-4					0	0	0	0	0	0	0											
<b>R.J. Reynolds, S</b> OBP: 0.355, SLG: 0.368 (9, 9)					2B					1	0	1	0	0	0	0											
<b>Inning Stats</b>	R: 0 E: 0 K: 0 S: 11	H: 0 LOB: 2 BB: 2 P: 22	R: 0 E: 0 K: 1 S: 8	H: 0 LOB: 0 BB: 0 P: 15	R: 0 E: 0 K: 0 S: 4	H: 0 LOB: 1 BB: 1 P: 10	R: 0 E: 1 K: 0 S: 10	H: 1 LOB: 1 BB: 1 P: 18	R: 6 E: 0 K: 1 S: 13	H: 3 LOB: 0 BB: 3 P: 34	R: 0 E: 0 K: 0 S: 10	H: 1 LOB: 1 BB: 0 P: 16	R: 3 E: 0 K: 0 S: 13	H: 3 LOB: 1 BB: 1 P: 26	R: 0 E: 0 K: 1 S: 14	H: 2 LOB: 3 BB: 1 P: 23	1B: 5 2B: 3 3B: 1 HR: 2	SF: 0 SAC: 1 DP: 2 HBP: 0	WP: 0 PB: 0 SB: 0 CS: 0	PA: 41							
<b>PITCHER</b>	IP	WLS	BF	H	R	ER	SO	BB	IBB	HBP	BLK	WP	HR	S	P	ERA	WHIP										
<b>Chris Hammond, L</b> ERA: 6.35 (1, 1)	4.1	L	19	3	3	3	1	5	0	0	0	0	1	20	40	16.20	2.400										
<b>Tim Layana, R</b> ERA: 2.9 (5, 1)	1.2		9	2	3	3	1	2	0	0	0	0	1	20	40	16.20	2.400										
<b>Rosario Rodriguez, L</b> ERA: 5.14 (7, 1)	2.0		13	5	3	3	1	2	0	0	0	0	1	27	49	13.50	3.500										



Batter	1	2	3	4	5	6	7	8	9	AB	R	H	RBI	BB	SO	LOB	TOP								
Herm Winingham, L (1, 8) OBP: 0.288, SLG: 0.432	0-0 4-3		2-1 6-3		0-0 5-3		0-0 F7		2-3 K	5	0	0	0	0	1	1	<b>Cincinnati Reds @ Pittsburgh Pirates</b> Three Rivers Stadium, Pittsburgh, PA Fri Aug 24 1990, 7:05 PM EDT Att: 48,205 - Unknown								
Barry Larkin, R (1, 6) OBP: 0.353, SLG: 0.390	3-3 K		0-0 L6		2-1 S 1B		3-3 K		1-1 5-3	5	0	1	0	0	2	1									
Hal Morris, L (1, 3) OBP: 0.392, SLG: 0.536	1-3 K		1-0 4-3		1-2 3-1				1-1 P6	4	0	0	0	0	1	1									
Eric Davis, R (1, 7) OBP: 0.331, SLG: 0.447			0-0 4-3 SF7 2B		0-0 6-3 1B		1-2 HR		1-1 2B 1B	4	4	4	1	0	0	0									
Paul O'Neill, L (1, 9) OBP: 0.354, SLG: 0.442			2-2 4-3		1-3 K		1-2 1-3		0-0 2B	4	0	1	1	0	1	2									
Randy Myers, L (8, 1) OBP: 0.500, SLG: 0.500			2-3 1B						1-H 2B	0	0	0	0	0	0	0									
Chris Sabo, R (1, 5) OBP: 0.351, SLG: 0.491			1-0 SF7		0-0 6-3 WP 1B		0-0 P6		4-0 IBB	2	0	1	1	1	0	0									
Jeff Reed, L (1, 2) OBP: 0.371, SLG: 0.371			2-1 1B		2-2 6-3		3-1 4-3		1-3 K	3	0	1	1	0	0	1									
Luis Quinones, S (8, PH) OBP: 0.315, SLG: 0.330			1-3 2-H		1-3 2-H					1	0	0	0	0	1	2									
Joe Oliver, R (8, 2) OBP: 0.307, SLG: 0.361			1-3 1B							0	0	0	0	0	0	0									
Mariano Duncan, R (1, 4) OBP: 0.357, SLG: 0.491			0-0 1-2 1B		2-3 K		0-1 E3		1-1 F9	4	0	1	0	0	1	3									
Jack Armstrong, R (1, 1) OBP: 0.143, SLG: 0.106			1-3 K				0-3 K		0-2 L4	2	0	0	0	0	2	2									
Rob Dibble, L (6, 1)										1	0	0	0	0	1	1									
Glenn Braggs, R (8, 9) OBP: 0.355, SLG: 0.392										1	0	0	0	0	0	0									
<b>Inning Stats</b>	R: 0 E: 0 K: 2 S: 8	H: 0 LOB: 0 BB: 0 P: 12	R: 1 E: 0 K: 1 S: 11	H: 3 LOB: 2 BB: 0 P: 17	R: 0 E: 0 K: 0 S: 4	H: 0 LOB: 0 BB: 0 P: 7	R: 1 E: 1 K: 2 S: 13	H: 2 LOB: 1 BB: 0 P: 18	R: 0 E: 0 K: 0 S: 9	H: 1 LOB: 1 BB: 0 P: 14	R: 1 E: 0 K: 0 S: 11	H: 1 LOB: 0 BB: 0 P: 16	R: 0 E: 1 K: 2 S: 10	H: 0 LOB: 1 BB: 0 P: 12	R: 1 E: 0 K: 1 S: 10	H: 2 LOB: 2 BB: 0 P: 18	R: 0 E: 0 K: 1 S: 9	H: 0 LOB: 0 BB: 0 P: 12	1B: 6 2B: 2 3B: 0 HR: 1	SF: 1 SAC: 0 DP: 0 HBP: 0	WP: 1 PB: 0 SB: 2 CS: 0	PA: 38			
<b>PITCHER</b>	IP	WLS	BF	H	R	ER	SO	BB	IBB	HBP	BLK	WP	HR	S	P	ERA	WHIP								
Doug Drabek, R (1, 1) ERA: 2.86	7.0		29	7	3	3	8	0	0	0	0	1	1	66	96	3.86	1.000								
Bob Kipper, L (8, 1) ERA: 3.31	0.1	L	4	2	1	1	0	0	1	0	0	0	0	5	11	27.00	6.000								
Ted Power, R (8, 1) ERA: 2.4	1.2		5	0	0	0	2	0	0	0	0	0	0	14	19	0.00	0.000								

AB	36
R	4
H	9
RBI	4
BB	1
SO	10
LOB	14



Batter	1	2	3	4	5	6	7	8	9	AB	R	H	RBI	BB	SO	LOB	BOTTOM								
Wally Backman, S (1, 5) OBP: 0.362, SLG: 0.383	4-2 BB 1B	4-1 CS BB			1-2 G5-4-3 1B		1-2 5-3			2	1	1	0	2	0	2	<b>Cincinnati Reds @ Pittsburgh Pirates</b> Three Rivers Stadium, Pittsburgh, PA Fri Aug 24 1990, 7:05 PM EDT Att: 48,205 - Unknown								
Bob Kipper, R (8, 1) OBP: 0.143, SLG: 0.286										0	0	0	0	0	0	0									
Ted Power, R (8, 1) OBP: 0.143, SLG: 0.286										0	0	0	0	0	0	0									
Jay Bell, R (1, 6) OBP: 0.316, SLG: 0.366	4-0 1B BB	3-1 CS	2-2 4-3		1-2 G5-4-3 1B				0-1 F8	3	1	0	0	1	0	1									
Andy Van Slyke, L (1, 8) OBP: 0.376, SLG: 0.462	0-3 K		3-1 F7		0-0 P6				0-2 F7	4	0	0	0	0	1	2									
Bobby Bonilla, S (1, 9) OBP: 0.330, SLG: 0.551	3-0 P5		4-2 BB		1-0 4-3				1-1 5-3	3	0	0	0	1	0	2									
Barry Bonds, L (1, 7) OBP: 0.414, SLG: 0.577	4-2 1B BB		2-1 F8		2-2 F7				4-1 SH1-4 BB	2	0	0	0	2	0	1									
Sid Bream, L (1, 3) OBP: 0.356, SLG: 0.467	2-2 1B				1-2 P4				2-1 SH1-4	3	0	1	2	0	0	0									
Michael LaValliere, L (1, 2) OBP: 0.362, SLG: 0.527	0-0 F7				1-1 L6-3 1B				3-3 K	2	0	1	0	1	0	2									
Rafael Belliard, R (7, PH) OBP: 0.320, SLG: 0.295										0	1	0	0	0	0	0									
Don Slaught, R (8, 2) OBP: 0.379, SLG: 0.487										1	0	0	0	0	1	1									
Jose Lind, R (1, 4) OBP: 0.315, SLG: 0.359			1-0 F8		3-1 L6-3				2-3 K	4	0	1	1	0	1	2									
Doug Drabek, R (1, 1) OBP: 0.212, SLG: 0.210					1-2 F8					2	0	0	0	0	0	0									
R.J. Reynolds, S (7, PH) OBP: 0.353, SLG: 0.366										1	0	0	0	0	1	1									
Jeff King, R (8, 5) OBP: 0.287, SLG: 0.411										0	0	0	0	0	0	0									
<b>Inning Stats</b>	R: 2 E: 0 K: 1 S: 16	H: 1 LOB: 2 BB: 3 P: 33	R: 0 E: 0 K: 0 S: 6	H: 0 LOB: 0 BB: 1 P: 15	R: 0 E: 0 K: 0 S: 9	H: 0 LOB: 1 BB: 1 P: 20	R: 0 E: 0 K: 0 S: 7	H: 1 LOB: 0 BB: 0 P: 12	R: 0 E: 0 K: 0 S: 9	H: 1 LOB: 0 BB: 0 P: 12	R: 0 E: 0 K: 0 S: 7	H: 0 LOB: 0 BB: 0 P: 10	R: 1 E: 0 K: 1 S: 14	H: 1 LOB: 2 BB: 1 P: 26	R: 0 E: 0 K: 0 S: 7	H: 0 LOB: 0 BB: 0 P: 8	R: 0 E: 0 K: 2 S: 11	H: 0 LOB: 1 BB: 1 P: 22	1B: 4 2B: 1 3B: 0 HR: 0	SF: 0 SAC: 1 DP: 2 HBP: 0	WP: 0 PB: 0 SB: 2 CS: 1	PA: 36			
<b>PITCHER</b>	IP	WLS	BF	H	R	ER	SO	BB	IBB	HBP	BLK	WP	HR	S	P	ERA	WHIP								
Jack Armstrong, R (1, 1) ERA: 3.51	5.0		20	3	2	2	1	5	0	0	0	0	0	47	92	3.60	1.600								
Rob Dibble, R (6, 1) ERA: 2.03	2.1	W	9	1	1	1	1	1	0	0	0	0	0	23	38	3.86	0.857								
Randy Myers, L (8, 1) ERA: 1.71	1.2	S	6	0	0	0	2	1	0	0	0	0	0	16	28	0.00	0.600								

AB	27
R	3
H	4
RBI	3
BB	7
SO	4
LOB	14



Batter	1	2	3	4	5	6	7	8	9	AB	R	H	RBI	BB	SO	LOB	TOP										
<b>Billy Hatcher, R</b> OBP: 0.332, SLG: 0.404	G5-3		2-1 2B			F9		F7	2-2 1B	5	0	2	1	0	0	0	<b>Cincinnati Reds @ Pittsburgh Pirates</b> Three Rivers Stadium, Pittsburgh, PA Sat Aug 25 1990, 3:33 AM EDT Att: 43,679 - Sunny										
<b>Barry Larkin, R</b> OBP: 0.354, SLG: 0.390	FC6-4 1B		2-3 K			F7			4-2 2B 1B BB	3	1	1	0	1	1												
<b>Hal Morris, L</b> OBP: 0.394, SLG: 0.540	K			0-0 F9					0-0 1B 2B	4	1	2	0	0	1												
<b>Eric Davis, R</b> OBP: 0.332, SLG: 0.448	FC6-4 1-2			0-0 1B					0-0 2B 1B	4	1	2	1	0	0	2											
<b>Paul O'Neill, L</b> OBP: 0.353, SLG: 0.443		0-1 L7		2-0 F9					0-0 1B FC6-2 2B	4	0	1	1	0	0	1											
<b>Chris Sabo, R</b> OBP: 0.350, SLG: 0.488		3-2 P4		2-1 F7					4-0 FC6-2 1B G4-3 IBB	3	1	0	0	1	0	1											
<b>Jeff Reed, L</b> OBP: 0.341, SLG: 0.361		2-0 F9			1-1 G6-3				1-1 G4-3 FC6-2 1B	3	0	0	0	0	0	0											
<b>Luis Quinones, S</b> OBP: 0.320, SLG: 0.336									1-2 2-3 3-H 1B	0	0	0	0	0	0	0											
<b>Joe Oliver, R</b> OBP: 0.307, SLG: 0.361									0-0 FC6-2 G4-3	4	1	0	0	0	1	3											
<b>Mariano Duncan, R</b> OBP: 0.353, SLG: 0.485			0-3 K		0-0 F7				0-0 FC6-2 1B G4-3	4	1	0	0	0	1	3											
<b>Norm Charlton, S</b> OBP: 0.259, SLG: 0.130			0-0 P5		0-3 K				2-2 G4-3	3	0	0	0	0	2	0											
<b>Todd Benzinger, S</b> OBP: 0.296, SLG: 0.358									1-2 2-3 3-H	1	0	0	1	0	0	2											
<b>Tim Layana, R</b> OBP: 0.307, SLG: 0.361									0-0 G4-3	0	0	0	0	0	0	0											
<b>Inning Stats</b>	R: 0 E: 0 K: 1 S: 9	H: 1 LOB: 1 BB: 0 P: 14	R: 0 E: 0 K: 0 S: 11	H: 0 LOB: 0 BB: 0 P: 16	R: 0 E: 0 K: 2 S: 9	H: 1 LOB: 1 BB: 0 P: 13	R: 0 E: 0 K: 0 S: 5	H: 1 LOB: 1 BB: 0 P: 9	R: 0 E: 0 K: 1 S: 6	H: 0 LOB: 0 BB: 0 P: 7	R: 0 E: 0 K: 0 S: 8	H: 1 LOB: 1 BB: 0 P: 13	R: 0 E: 0 K: 0 S: 7	H: 0 LOB: 0 BB: 0 P: 12	R: 0 E: 0 K: 1 S: 7	H: 0 LOB: 0 BB: 0 P: 10	R: 6 E: 0 K: 0 S: 14	H: 5 LOB: 1 BB: 2 P: 27	1B: 6 2B: 3 3B: 0 HR: 0	SF: 0 SAC: 0 DP: 0 HBP: 0	WP: 1 PA: 37 PB: 0 SB: 1 CS: 0						
<b>PITCHER</b>	IP	WLS	BF	H	R	ER	SO	BB	IBB	HBP	BLK	WP	HR	S	P	ERA	WHIP										
<b>Bob Walk, R</b> ERA: 3.63	8.0		28	4	0	0	5	0	0	0	0	0	0	62	94	0.00	0.500										
<b>Stan Belinda, R</b> ERA: 3.65	0.0	L	4	3	4	4	0	1	0	0	0	0	0	5	9	∞	∞										
<b>Bob Patterson, L</b> ERA: 3.21	0.0		1	0	0	0	0	0	1	0	0	0	0	0	4	∞	∞										
<b>Bill Landrum, R</b> ERA: 2.45	1.0		4	2	2	2	0	0	0	0	0	1	0	9	14	18.00	2.000										

AB	35
R	6
H	9
RBI	5
BB	2
SO	5
LOB	11



Batter	1	2	3	4	5	6	7	8	9	AB	R	H	RBI	BB	SO	LOB	BOTTOM										
<b>Gary Redus, R</b> OBP: 0.330, SLG: 0.396	FC1-6 BB		4-1 1B BB			K				2	0	0	0	2	2	0	<b>Cincinnati Reds @ Pittsburgh Pirates</b> Three Rivers Stadium, Pittsburgh, PA Sat Aug 25 1990, 3:33 AM EDT Att: 43,679 - Sunny										
<b>Stan Belinda, R</b> OBP: 0.330, SLG: 0.396										0	0	0	0	0	0	0											
<b>Bob Patterson, R</b> OBP: 0.056, SLG: 0.056										0	0	0	0	0	0	0											
<b>Bill Landrum, R</b> OBP: 0.333, SLG: 0.559										0	0	0	0	0	0	0											
<b>Jay Bell, R</b> OBP: 0.317, SLG: 0.368	FC1-6 BB		0-2 G6-3 1B							4	0	2	0	0	0	1											
<b>R.J. Reynolds, S</b> OBP: 0.351, SLG: 0.360	4-1 G6-4-3 BB		0-0 G6-3							3	0	0	0	1	0	3											
<b>Bobby Bonilla, S</b> OBP: 0.333, SLG: 0.559	1-1 G6-4-3			0-0 WP 2B						3	1	2	1	1	0	2											
<b>Jeff King, R</b> OBP: 0.283, SLG: 0.404		1-2 G5-3		0-1 P4						4	0	0	0	0	0	2											
<b>Don Slaught, R</b> OBP: 0.376, SLG: 0.482		2-2 P4		2-3 K						4	0	1	0	0	2	1											
<b>Andy Van Slyke, L</b> OBP: 0.375, SLG: 0.460		4-2 BB		2-2 F9						2	0	0	0	1	0	2											
<b>Jose Lind, R</b> OBP: 0.313, SLG: 0.356		0-0 G1-3			2-1 G6-3					3	0	0	0	0	0	1											
<b>Bob Walk, R</b> OBP: 0.161, SLG: 0.133			0-1 F9		1-1 L7					2	0	0	0	0	0	0											
<b>John Cangelosi, S</b> OBP: 0.305, SLG: 0.214										1	0	0	0	0	0	0											
<b>Sid Bream, L</b> OBP: 0.358, SLG: 0.467										0	0	0	0	0	0	0											
<b>Inning Stats</b>	R: 0 E: 0 K: 0 S: 6	H: 0 LOB: 1 BB: 2 P: 15	R: 0 E: 0 K: 0 S: 9	H: 0 LOB: 1 BB: 1 P: 16	R: 0 E: 0 K: 0 S: 8	H: 1 LOB: 1 BB: 1 P: 12	R: 0 E: 0 K: 1 S: 13	H: 1 LOB: 1 BB: 0 P: 17	R: 0 E: 0 K: 1 S: 7	H: 0 LOB: 0 BB: 0 P: 11	R: 0 E: 0 K: 0 S: 8	H: 1 LOB: 1 BB: 1 P: 15	R: 0 E: 0 K: 0 S: 5	H: 1 LOB: 0 BB: 0 P: 7	R: 0 E: 0 K: 1 S: 7	H: 0 LOB: 0 BB: 0 P: 10	R: 1 E: 0 K: 1 S: 6	H: 1 LOB: 0 BB: 0 P: 7	1B: 3 2B: 2 3B: 0 HR: 1	SF: 0 SAC: 0 DP: 4 HBP: 0	WP: 1 PA: 33 PB: 1 SB: 1 CS: 0						
<b>PITCHER</b>	IP	WLS	BF	H	R	ER	SO	BB	IBB	HBP	BLK	WP	HR	S	P	ERA	WHIP										
<b>Norm Charlton, L</b> ERA: 2.15	8.0	W	29	4	0	0	3	5	0	0	0	0	0	63	103	0.00	1.125										
<b>Tim Layana, R</b> ERA: 3.0	1.0		4	1	1	1	1	0	0	0	0	0	1	6	7	9.00	1.000										





Batter	1	2	3	4	5	6	7	8	9	AB	R	H	RBI	BB	SO	LOB	TOP								
<b>Gary Redus, R</b> OBP: 0.336, SLG: 0.403 (1, 3)										4	0	2	0	0	1	1	<b>Pittsburgh Pirates @ Atlanta Braves</b> Atlanta-Fulton County Stadium, Atlanta, GA Tue Aug 28 1990, 7:05 PM EDT Att: 5,872 - Unknown - 94 F								
<b>Jay Bell, R</b> OBP: 0.316, SLG: 0.366 (1, 6)										4	0	0	0	0	1	3									
<b>Andy Van Slyke, L</b> OBP: 0.373, SLG: 0.458 (1, 8)										4	0	1	0	0	0	2									
<b>Bobby Bonilla, S</b> OBP: 0.333, SLG: 0.555 (1, 9)										4	0	1	0	0	2	1									
<b>Barry Bonds, L</b> OBP: 0.410, SLG: 0.568 (1, 7)										4	0	1	0	0	0	2									
<b>Jeff King, R</b> OBP: 0.276, SLG: 0.393 (1, 5)										4	0	0	0	0	1	3									
<b>Don Slaught, R</b> OBP: 0.374, SLG: 0.477 (1, 2)										4	0	1	0	0	1	1									
<b>Jose Lind, R</b> OBP: 0.311, SLG: 0.354 (1, 4)										3	0	0	0	0	0	3									
<b>John Smiley, L</b> OBP: 0.171, SLG: 0.128 (5, 1)										1	0	0	0	0	0	0									
<b>Ted Power, R</b> OBP: 0.143, SLG: 0.286 (5, 1)										0	0	0	0	0	0	0									
<b>John Carpenter, S</b> OBP: 0.226, SLG: 0.238 (6, 1)										0	0	0	0	0	0	0									
<b>Bob Kipper, L</b> OBP: 0.285, SLG: 0.323 (6, 1)										0	0	0	0	0	0	0									
<b>Wally Backman, S</b> OBP: 0.305, SLG: 0.323 (8, 1)										0	0	0	0	1	0	0									
<b>Neal Heaton, L</b> OBP: 0.133, SLG: 0.049 (8, 1)										0	0	0	0	0	0	0									
<b>Inning Stats</b>	R: 0 E: 0 K: 2 S: 11	H: 1 LOB: 1 BB: 0 P: 17	R: 0 E: 0 K: 0 S: 6	H: 0 LOB: 0 BB: 0 P: 11	R: 0 E: 0 K: 0 S: 12	H: 1 LOB: 1 BB: 0 P: 20	R: 0 E: 0 K: 0 S: 6	H: 0 LOB: 0 BB: 0 P: 7	R: 0 E: 0 K: 0 S: 6	H: 0 LOB: 2 BB: 0 P: 8	R: 0 E: 0 K: 0 S: 8	H: 0 LOB: 3 BB: 0 P: 12	R: 0 E: 0 K: 1 S: 14	H: 3 LOB: 3 BB: 0 P: 24	R: 0 E: 0 K: 1 S: 11	H: 0 LOB: 1 BB: 1 P: 19	R: 0 E: 0 K: 3 S: 11	H: 1 LOB: 1 BB: 0 P: 15	1B: 5 2B: 1 3B: 0 HR: 0	SF: 0 SAC: 0 DP: 0 HBP: 0	WP: 0 PB: 1 SB: 2 CS: 0	PA: 34			
<b>PITCHER</b>	IP	WLS	BF	H	R	ER	SO	BB	IBB	HBP	BLK	WP	HR	S	P	ERA	WHIP								
<b>Charlie Leibrandt, L</b> ERA: 3.69 (1, 1)	7.0	W	26	5	0	0	2	0	0	0	0	0	0	63	99	0.00	0.714								
<b>Jeff Parrett, R</b> ERA: 5.0 (8, 1)	1.0		4	0	0	0	1	1	0	0	0	0	0	11	19	0.00	1.000								
<b>Mark Grant, R</b> ERA: 6.02 (9, 1)	1.0		4	1	0	0	3	0	0	0	0	0	0	11	15	0.00	1.000								

Batter	1	2	3	4	5	6	7	8	9	AB	R	H	RBI	BB	SO	LOB	BOTTOM									
<b>Lonnie Smith, R</b> OBP: 0.372, SLG: 0.439 (8, 1)										5	2	3	0	0	0	2	<b>Pittsburgh Pirates @ Atlanta Braves</b> Atlanta-Fulton County Stadium, Atlanta, GA Tue Aug 28 1990, 7:05 PM EDT Att: 5,872 - Unknown - 94 F									
<b>Jeff Parrett, R</b> OBP: 0.333, SLG: 0.333 (9, 1)										5	1	1	1	0	0	2										
<b>Ron Gant, R</b> OBP: 0.349, SLG: 0.535 (1, 8)										4	2	2	1	1	0	1										
<b>David Justice, L</b> OBP: 0.344, SLG: 0.502 (1, 9)										5	1	1	1	0	1	3										
<b>Jim Presley, R</b> OBP: 0.290, SLG: 0.429 (1, 5)										2	1	1	2	0	0	1										
<b>Francisco Cabrera, R</b> OBP: 0.319, SLG: 0.527 (5, PH)									1	1	0	0	1	0	1											
<b>Tommy Gregg, L</b> OBP: 0.317, SLG: 0.398 (6, 3)									4	1	3	4	0	0	0											
<b>Greg Olson, R</b> OBP: 0.350, SLG: 0.415 (1, 2)									3	0	1	0	1	0	3											
<b>Andres Thomas, R</b> OBP: 0.243, SLG: 0.301 (1, 6)									4	0	0	0	0	0	2											
<b>Mark Lemke, S</b> OBP: 0.283, SLG: 0.250 (1, 4)										3	0	0	0	0	0	0										
<b>Charlie Leibrandt, R</b> OBP: 0.231, SLG: 0.189 (7, PH)									1	0	1	0	0	0	0											
<b>Jim Vatcher, R</b> OBP: 0.304, SLG: 0.344 (8, 7)										1	0	1	0	0	0											
<b>Inning Stats</b>	R: 3 E: 0 K: 0 S: 19	H: 4 LOB: 1 BB: 0 P: 32	R: 0 E: 0 K: 0 S: 5	H: 0 LOB: 0 BB: 0 P: 10	R: 0 E: 0 K: 0 S: 12	H: 0 LOB: 1 BB: 1 P: 21	R: 0 E: 0 K: 0 S: 5	H: 1 LOB: 0 BB: 0 P: 7	R: 3 E: 1 K: 1 S: 19	H: 4 LOB: 2 BB: 1 P: 32	R: 0 E: 0 K: 0 S: 6	H: 1 LOB: 1 BB: 0 P: 9	R: 3 E: 1 K: 0 S: 18	H: 3 LOB: 2 BB: 1 P: 29	R: 0 E: 0 K: 0 S: 6	H: 0 LOB: 0 BB: 0 P: 11	1B: 7 2B: 4 3B: 0 HR: 2	SF: 0 SAC: 0 DP: 1 HBP: 0	WP: 0 PB: 0 SB: 2 CS: 0	PA: 40						
<b>PITCHER</b>	IP	WLS	BF	H	R	ER	SO	BB	IBB	HBP	BLK	WP	HR	S	P	ERA	WHIP									
<b>John Smiley, L</b> ERA: 4.3 (1, 1)	4.1	L	21	8	6	6	0	1	0	0	0	0	0	10	19	0.00	1.500									
<b>Ted Power, R</b> ERA: 2.51 (5, 1)	0.2		4	1	0	0	1	0	1	0	0	0	0	1	24	38	9.00	2.500								
<b>Bob Kipper, L</b> ERA: 3.52 (6, 1)	2.0		12	4	3	2	0	1	0	0	0	0	1	24	38	9.00	2.500									
<b>Neal Heaton, L</b> ERA: 3.49 (8, 1)	1.0		3	0	0	0	0	0	0	0	0	0	0	6	11	0.00	0.000									





Batter	1	2	3	4	5	6	7	8	9	AB	R	H	RBI	BB	SO	LOB	TOP			
Gary Redus, R (1, 3) OBP: 0.341, SLG: 0.404 Sid Bream, L (6, 3) OBP: 0.359, SLG: 0.465	4-0 CS BB			0-0 1B SF9 1B	0-3 K		0-0 FC5-4 1B			2	1	1	0	1	1	1	Pittsburgh Pirates @ Atlanta Braves Atlanta-Fulton County Stadium, Atlanta, GA Wed Aug 29 1990, 7:05 PM EDT Att: 5,403 - Unknown - 94 F			
Jay Bell, R (1, 6) OBP: 0.317, SLG: 0.367	0-3 K			0-0 SF9 BB 1B		0-0 1B BB 1B	FC5-4 BB 2B			4	3	2	1	0	1	2				
Andy Van Slyke, L (1, 8) OBP: 0.374, SLG: 0.456	0-3 K			4-0 1B SF9 BB		4-0 1B BB	0-3 K			2	2	0	0	2	2	2				
Bobby Bonilla, S (1, 9) OBP: 0.335, SLG: 0.554		0-0 F7		0-0 SF9		0-0 1B SF8 1B	4-0 2B BB			2	2	1	1	1	0	0				
Barry Bonds, L (1, 7) OBP: 0.412, SLG: 0.572		0-0 6-3		0-0 CS 1B		0-0 FC4-6 1B	0-0 1B 2B			4	1	3	5	0	0	0				
Jeff King, R (1, 5) OBP: 0.275, SLG: 0.394		0-3 K		0-0 SF8		0-0 SF8	0-0 PB 1B			2	0	1	3	0	1	0				
Don Slaught, R (1, 2) OBP: 0.378, SLG: 0.478			0-0 G4-6-3 1B	0-0 CS 1B	1-0 CS HBP	0-0 F8	0-0 PB			3	0	1	0	0	0	2				
Jose Lind, R (1, 4) OBP: 0.309, SLG: 0.351			0-0 G4-6-3 1B		0-3 K	0-0 FC4-6				3	0	0	0	0	1	3				
Doug Drabek, R (1, 1) OBP: 0.217, SLG: 0.215			0-3 K		0-0 E5		0-0 WP FC5-4 1B			3	1	1	0	0	1	1				
<b>Inning Stats</b>	R: 0 E: 0 K: 2 S: 6	H: 0 LOB: 0 BB: 1 P: 10	R: 0 E: 0 K: 1 S: 5	H: 0 LOB: 0 BB: 0 P: 5	R: 0 E: 0 K: 1 S: 5	H: 1 LOB: 0 BB: 0 P: 5	R: 3 E: 0 K: 0 S: 5	H: 3 LOB: 0 BB: 1 P: 9	R: 0 E: 1 K: 2 S: 7	H: 0 LOB: 1 BB: 0 P: 8	R: 3 E: 0 K: 0 S: 6	H: 3 LOB: 1 BB: 1 P: 10	R: 4 E: 0 K: 1 S: 8	H: 4 LOB: 1 BB: 1 P: 12				1B: 10 2B: 1 3B: 0 HR: 0	SF: 3 SAC: 0 DP: 1 HBP: 1	WP: 1 PB: 1 CS: 0
<b>PITCHER</b>	IP WLS BF H R ER SO BB IBB HBP BLK WP HR S P ERA WHIP															<b>PITCHER</b>	IP WLS BF H R ER SO BB IBB HBP BLK WP HR S P ERA WHIP			
Steve Avery, L (1, 1) ERA: 4.83	5.0 L	20 5 4 4 6	5 4 4 6	4 4 4 6	2 1 0 0	0 0 0 0	0 0 0 0	0 0 0 0	0 0 0 0	0 0 0 0	0 0 0 0	0 0 0 0	0 0 0 0	0 0 0 0	0 0 0 0	0 0 0 0	7.20 1.400			
Tony Castillo, L (6, 1) ERA: 4.35	1.0	6 2 2 2	2 2 2 0	2 2 2 0	1 0 0 0	0 0 0 0	0 0 0 0	0 0 0 0	0 0 0 0	0 0 0 0	0 0 0 0	0 0 0 0	0 0 0 0	0 0 0 0	0 0 0 0	0 0 0 0	18.00 3.000			
Rick Luecken, R (7, 1) ERA: 6.0	0.2	8 4 4 4	4 4 4 1	4 4 4 1	1 0 0 0	0 0 0 0	0 0 0 0	0 0 0 0	1 0 0 0	0 0 0 0	0 0 0 0	0 0 0 0	0 0 0 0	0 0 0 0	0 0 0 0	0 0 0 0	54.00 7.500			

Batter	1	2	3	4	5	6	7	8	9	AB	R	H	RBI	BB	SO	LOB	BOTTOM			
Lonnie Smith, R (1, 7) OBP: 0.372, SLG: 0.437	0-0 5-3		0-0 P4			1-0 HBP				2	0	0	0	0	0	1	Pittsburgh Pirates @ Atlanta Braves Atlanta-Fulton County Stadium, Atlanta, GA Wed Aug 29 1990, 7:05 PM EDT Att: 5,403 - Unknown - 94 F			
Jeff Treadway, L (1, 4) OBP: 0.314, SLG: 0.405 Rick Luecken, R (7, 1) OBP: 0.333, SLG: 0.667	0-0 F7			0-0 L8		0-0 P5				3	0	0	0	0	0	1				
Ron Gant, R (1, 8) OBP: 0.348, SLG: 0.532	0-0 P4			0-3 K						2	0	0	0	0	1	0				
David Justice, L (1, 9) OBP: 0.343, SLG: 0.498		0-3 K		0-0 F7						2	0	0	0	0	1	0				
Tommy Gregg, L (1, 3) OBP: 0.319, SLG: 0.399		0-0 CS 1B			0-3 K					2	0	1	0	0	1	0				
Jim Presley, R (1, 5) OBP: 0.289, SLG: 0.427		0-0 5-3			0-3 K					2	0	0	0	0	1	1				
Ernie Whitt, L (1, 2) OBP: 0.275, SLG: 0.250			0-3 K		0-0 4-3					2	0	0	0	0	1	0				
Andres Thomas, R (1, 6) OBP: 0.241, SLG: 0.299			0-0 F8			0-0 L5				2	0	0	0	0	0	0				
Steve Avery, L (1, 1) OBP: 0.160, SLG: 0.160 Tony Castillo, L (6, 1) OBP: 0.250, SLG: 0.143 Oddibe McDowell, L (6, PH) OBP: 0.299, SLG: 0.364 Mark Lemke, S (7, 4) OBP: 0.283, SLG: 0.250				0-0 F8		0-0 F8				1	0	1	0	0	0	0				
<b>Inning Stats</b>	R: 0 E: 0 K: 0 S: 3	H: 0 LOB: 0 BB: 0 P: 3	R: 0 E: 0 K: 1 S: 5	H: 1 LOB: 0 BB: 0 P: 5	R: 0 E: 0 K: 1 S: 6	H: 1 LOB: 1 BB: 0 P: 6	R: 0 E: 0 K: 1 S: 5	H: 0 LOB: 0 BB: 0 P: 5	R: 0 E: 0 K: 2 S: 7	H: 0 LOB: 0 BB: 0 P: 7	R: 0 E: 0 K: 0 S: 3	H: 0 LOB: 1 BB: 0 P: 4	R: 0 E: 0 K: 1 S: 8	H: 0 LOB: 1 BB: 1 P: 12				1B: 2 2B: 0 3B: 0 HR: 0	SF: 0 SAC: 0 DP: 0 HBP: 1	WP: 0 PB: 0 CS: 1
<b>PITCHER</b>	IP WLS BF H R ER SO BB IBB HBP BLK WP HR S P ERA WHIP															<b>PITCHER</b>	IP WLS BF H R ER SO BB IBB HBP BLK WP HR S P ERA WHIP			
Doug Drabek, R (1, 1) ERA: 2.77	6.0 W	20 2 0 0 5	2 0 0 5	0 0 0 5	0 0 0 5	0 0 0 5	0 0 0 5	0 0 0 5	0 0 0 5	0 0 0 5	0 0 0 5	0 0 0 5	0 0 0 5	0 0 0 5	0 0 0 5	0 0 0 5	0.00 0.333			



Batter	1	2	3	4	5	6	7	8	9	AB	R	H	RBI	BB	SO	LOB	TOP										
Wally Backman, S (1,5) OBP: 0.360, SLG: 0.377 Jeff King, R (8,5) OBP: 0.275, SLG: 0.394	0-0 4-3		0-0 F8		0-0 4-3			0-0 P1		4	0	0	0	0	0	0											
Jay Bell, R (1,6) OBP: 0.319, SLG: 0.374	0-0 P4		0-0 HR		0-0 1B			0-0 F9		4	1	2	1	0	0	0											
Andy Van Slyke, L (1,8) OBP: 0.373, SLG: 0.452	4-0 BB		0-0 F7		0-3 K			0-0 4-3		3	0	0	0	1	1	1											
Bobby Bonilla, S (1,9) OBP: 0.332, SLG: 0.550	0-0 4-3		0-0 3-1		0-0 F9			0-0 F8		4	0	0	0	0	0	1											
Barry Bonds, L (1,7) OBP: 0.413, SLG: 0.573		0-0 1B 2B		0-0 F7		0-3 K		4-0 1B BB		3	1	1	0	1	1	0											
Sid Bream, L (1,3) OBP: 0.360, SLG: 0.463		0-0 G6-4-3 1B 2-3		4-0 5-3 BB		0-0 4-3		0-0 L8		3	0	1	0	1	0	1											
Michael LaValliere, L (1,2) OBP: 0.363, SLG: 0.343		0-0 G6-4-3 1B 1-2 3-H		0-0 5-3		0-0 4-3		0-0 BB 1B		4	0	2	1	0	0	1											
Jose Lind, R (1,4) OBP: 0.308, SLG: 0.349		0-0 G6-4-3 1-2 2-3		0-0 6-3		0-0 P3		4-0 BB BB		3	0	0	0	1	0	3											
Zane Smith, L (1,1) OBP: 0.176, SLG: 0.255 Carmelo Martinez, R (9, PH) OBP: 0.336, SLG: 0.462 Stan Belinda, R (9, 1) OBP: 0.056, SLG: 0.056 Bob Patterson, R (9, 1) OBP: 0.056, SLG: 0.056 Bill Landrum, R (9, 1)		0-3 K		0-0 F7		0-0 F9		0-0 P3		3	0	0	0	0	1	1											
<b>Inning Stats</b>	R: 0 E: 0 K: 0 S: 3	H: 0 LOB: 1 BB: 1 P: 7	R: 1 E: 0 K: 1 S: 7	H: 3 LOB: 1 BB: 0 P: 7	R: 1 E: 0 K: 0 S: 4	H: 1 LOB: 1 BB: 0 P: 4	R: 0 E: 0 K: 0 S: 3	H: 0 LOB: 1 BB: 1 P: 7	R: 0 E: 0 K: 1 S: 6	H: 1 LOB: 1 BB: 0 P: 6	R: 0 E: 0 K: 1 S: 5	H: 0 LOB: 0 BB: 0 P: 5	R: 0 E: 0 K: 0 S: 3	H: 0 LOB: 0 BB: 0 P: 3	R: 0 E: 0 K: 0 S: 3	H: 1 LOB: 3 BB: 2 P: 12	1B: 4 2B: 2 3B: 0 HR: 1	SF: 0 SAC: 0 DP: 1 HBP: 0	WP: 0 PB: 0 SB: 0 CS: 0	PA: 36							
<b>PITCHER</b>	IP	WLS	BF	H	R	ER	SO	BB	IBB	HBP	BLK	WP	HR	S	P	ERA	WHIP										
Mike Scott, R (1,1) ERA: 4.03	8.0		30	5	2	2	3	2	0	0	0	0	1	34	42	2.25	0.875										
Juan Agosto, L (9,1) ERA: 4.1	1.0	W	6	1	0	0	0	2	0	0	0	0	0	4	12	0.00	3.000										

Pittsburgh Pirates @ Houston Astros  
Astrodome, Houston, TX  
Fri Aug 31 1990, 8:05 PM EDT  
Att: 10,892 - Dome

AB	32
R	2
H	6
RBI	2
BB	4
SO	3
LOB	11



Batter	1	2	3	4	5	6	7	8	9	AB	R	H	RBI	BB	SO	LOB	BOTTOM										
Eric Yelding, R (1,8) OBP: 0.302, SLG: 0.291	0-0 F9		0-0 L9			0-0 1B 1B		0-0 F9		4	0	1	0	0	0	1											
Rafael Ramirez, R (1,6) OBP: 0.297, SLG: 0.331	0-0 FC6-4 1B		0-0 6-3			0-0 G6-4-3 1B		0-0 6-3		4	0	2	0	0	0	1											
Ken Caminiti, S (1,5) OBP: 0.311, SLG: 0.311	0-0 L4			0-0 4-3		0-3 K		0-3 K		4	0	0	0	0	2	3											
Glenn Davis, R (1,3) OBP: 0.332, SLG: 0.546	0-0 FC6-4 1-2			0-0 4-3		0-0 G6-4-3 1-2		0-0 F8		4	0	0	0	0	0	3											
Craig Biggio, R (1,2) OBP: 0.343, SLG: 0.351		0-0 6-3		0-0 2B		0-0 5-3		0-0 2B 1B		4	1	2	0	0	0	0											
Mark Davidson, R (1,9) OBP: 0.298, SLG: 0.338 Casey Candaele, S (9, PH) OBP: 0.366, SLG: 0.429		0-0 CS 1B		0-3 K		0-0 1B		0-0 1B 2B		3	0	2	0	0	1	1											
Franklin Stubbs, L (1,7) OBP: 0.323, SLG: 0.469	0-0 F7				0-0 L4			0-0 F7		4	1	1	1	0	0	2											
Dave Rohde, S (1,4) OBP: 0.300, SLG: 0.279	0-0 CS		0-0 SH3-4 1B		0-0 P3			0-0 L7		4	0	2	0	0	0	1											
Mike Scott, R (1,1) ERA: 3.08 Gerald Young, S (8, PH) OBP: 0.234, SLG: 0.248 Juan Agosto, L (9,1) Glenn Wilson, R (9, PH) OBP: 0.295, SLG: 0.365		0-0 SH3-4 1B		0-0 SH3-4		0-3 K		0-3 K		1	0	0	0	0	1	0											
<b>Inning Stats</b>	R: 0 E: 0 K: 0 S: 4	H: 1 LOB: 0 BB: 0 P: 4	R: 0 E: 0 K: 0 S: 3	H: 1 LOB: 0 BB: 0 P: 3	R: 0 E: 0 K: 1 S: 6	H: 1 LOB: 1 BB: 0 P: 6	R: 0 E: 0 K: 1 S: 5	H: 0 LOB: 0 BB: 0 P: 5	R: 0 E: 0 K: 1 S: 6	H: 2 LOB: 1 BB: 0 P: 6	R: 0 E: 0 K: 0 S: 4	H: 1 LOB: 1 BB: 0 P: 4	R: 0 E: 0 K: 1 S: 5	H: 0 LOB: 0 BB: 0 P: 5	R: 3 E: 0 K: 1 S: 9	H: 5 LOB: 2 BB: 0 P: 9	1B: 10 2B: 2 3B: 0 HR: 0	SF: 0 SAC: 1 DP: 1 HBP: 0	WP: 0 PB: 0 SB: 0 CS: 1	PA: 37							
<b>PITCHER</b>	IP	WLS	BF	H	R	ER	SO	BB	IBB	HBP	BLK	WP	HR	S	P	ERA	WHIP										
Zane Smith, L (1,1) ERA: 3.08	8.0		29	7	0	0	4	0	0	0	0	0	0	6	6	27.00	3.000										
Stan Belinda, R (9,1) ERA: 3.96	0.2		4	2	2	2	1	0	0	0	0	0	0	6	6	27.00	3.000										
Bob Patterson, L (9,1) ERA: 3.24	0.0	L	2	2	0	0	0	0	0	0	0	0	0	2	2	∞	∞										
Bill Landrum, R (9,1) ERA: 2.45	0.0		1	1	1	1	0	0	0	0	0	0	0	1	1	∞	∞										

Pittsburgh Pirates @ Houston Astros  
Astrodome, Houston, TX  
Fri Aug 31 1990, 8:05 PM EDT  
Att: 10,892 - Dome

AB	35
R	3
H	12
RBI	3
BB	0
SO	5
LOB	12



Batter	1	2	3	4	5	6	7	8	9	10	AB	R	H	RBI	BB	SO	LOB	TOP				
Gary Redus, R OBP: 0.345, SLG: 0.413 Sid Bream, L OBP: 0.358, SLG: 0.460	(1,3) 2-2 P9		(1,0) 2B		(1,0) G4-6-3 1B		(1,1) 4-3		(2,2) F8		3	0	2	0	0	0	0					
Jay Bell, R OBP: 0.320, SLG: 0.372	(1,6) 4-1 BB		(2,2) 5-3		(0,1) G4-6-3 1-2 1B		(1,3) K			(4,2) CS BB	3	0	0	0	2	1	2					
Jeff King, R OBP: 0.327, SLG: 0.389 Andy Van Slyke, L OBP: 0.371, SLG: 0.450	(1,5) 0-0 F7		(0,2) P9		(1,0) F7				(0,0) G3	(3,3) SAFE SAFE SAFE 1-2 K	3	0	0	0	0	0	2					
Bobby Bonilla, S OBP: 0.331, SLG: 0.547	(1,9) 2-3 SAFE SAFE SAFE K			(1,2) 1B SF7 1B		(2,2) L6		(1,0) 4-3		(3,2) G3	5	1	1	0	0	1	1					
Barry Bonds, L OBP: 0.412, SLG: 0.569		(2,2) 6-3		(2,1) F7		(1,0) F7		(4,0) 1B BB			3	0	0	0	1	0	1					
R.J. Reynolds, S OBP: 0.362, SLG: 0.371	(1,8) 2-2 1B		(3,1) SF7 1B		(1,1) BLK 1B		(1,1) BB 1B				4	0	4	0	0	0	0					
Don Stought, R OBP: 0.380, SLG: 0.475	(1,2) 4-0 BB		(0,2) SF7 1B		(1,2) BB		(1,2) F8				1	0	0	1	2	0	2					
Jose Lind, R OBP: 0.308, SLG: 0.346	(1,4) 0-3 SAFE K		(4,0) IBB		(1,0) F8		(1,0) 5-3				3	0	0	0	1	1	3					
Randy Tomlin, L OBP: 0.344, SLG: 0.352 Bob Walk, R OBP: 0.362, SLG: 0.429 Stan Belinda, R OBP: 0.388, SLG: 0.469 Bob Kipper, L OBP: 0.346, SLG: 0.286 Ted Power, R OBP: 0.371, SLG: 0.429	(1,11) 1-3 K		(2,3) K		(1,0) 4-3		(3,1) F8				2	0	0	0	0	2	2					
<b>Inning Stats</b>	R: 0 E: 0 K: 1 S: 8	H: 0 LOB: 1 BB: 1 P: 16	R: 0 E: 0 K: 1 S: 11	H: 1 LOB: 1 BB: 1 P: 19	R: 0 E: 0 K: 1 S: 12	H: 1 LOB: 1 BB: 0 P: 16	R: 1 E: 0 K: 1 S: 14	H: 2 LOB: 2 BB: 1 P: 26	R: 0 E: 0 K: 0 S: 4	H: 1 LOB: 0 BB: 0 P: 6	R: 0 E: 0 K: 0 S: 8	H: 0 LOB: 0 BB: 0 P: 9	R: 0 E: 0 K: 1 S: 6	H: 1 LOB: 2 BB: 1 P: 15	R: 0 E: 0 K: 0 S: 6	H: 0 LOB: 0 BB: 0 P: 12	R: 0 E: 0 K: 1 S: 10	H: 0 LOB: 0 BB: 1 P: 20	1B: 6 2B: 2 3B: 0 HR: 0	SF: 1 SAC: 0 DP: 2 HBP: 0	WP: 0 PB: 0 SB: 0 CS: 1	PA: 40
<b>PITCHER</b>	IP WLS BF H R ER SO	IP WLS BF H R ER SO	IP WLS BF H R ER SO	IP WLS BF H R ER SO	IP WLS BF H R ER SO	IP WLS BF H R ER SO	IP WLS BF H R ER SO	IP WLS BF H R ER SO	IP WLS BF H R ER SO	IP WLS BF H R ER SO	IP WLS BF H R ER SO	IP WLS BF H R ER SO	IP WLS BF H R ER SO	IP WLS BF H R ER SO	IP WLS BF H R ER SO	IP WLS BF H R ER SO	IP WLS BF H R ER SO	IP WLS BF H R ER SO	ERA WHIP	ERA WHIP		
Jim Deshaies, L ERA: 4.28	(1,1) 6.0	(7,1) 2.0	(9,1) 2.0																			
Brian Meyer, R ERA: 2.38																						

Pittsburgh Pirates @ Houston Astros  
Astrodome, Houston, TX  
Sat Sep 01 1990, 8:05 PM EDT  
Att. 16,422 - Unknown

AB	33
R	1
H	7
RBI	1
BB	6
SO	6
LOB	14



Batter	1	2	3	4	5	6	7	8	9	10	AB	R	H	RBI	BB	SO	LOB	BOTTOM						
Eric Yelding, R OBP: 0.345, SLG: 0.413 Ken Oberkfell, R OBP: 0.358, SLG: 0.460 Brian Meyer, R OBP: 0.327, SLG: 0.389 Glenn Wilson, R OBP: 0.371, SLG: 0.450 Karl Rhoades, L OBP: 0.331, SLG: 0.547	(1,4) 4-0 SH1 BB		(2,0) L6		(0,0) 4-3	(1,3) K		(1,2) F9		(1,0) 1B	2	1	0	0	1	0	1							
Rafael Ramirez, R OBP: 0.299, SLG: 0.339	(1,6) 2-1 SH1		(1,1) FC5-2 2B		(2,1) 2B		(1,3) K		(1,2) F7		4	0	2	0	0	1	0							
Ken Caminiti, S OBP: 0.310, SLG: 0.310	(1,5) 2-2 FC5-4 1B		(3,0) FC5-2 2B		(0,0) F7		(3,2) F7		(1,0) G3-1		5	0	1	1	0	0	3							
Glenn Davis, R OBP: 0.330, SLG: 0.547	(1,3) 1-1 FC5-4 FC4		(1,1) F8		(2,2) F7		(2,2) 3B		(3,1) F8		5	0	1	0	0	0	4							
Craig Biggio, R OBP: 0.344, SLG: 0.352	(1,2) 0-0 FC4			(1,1) P5		(3,2) 6-3		(4,0) BB		(2,2) SH1-3 1B 2B	4	1	1	0	1	0	1							
Mark Davidson, R OBP: 0.299, SLG: 0.350 Gerald Young, S OBP: 0.233, SLG: 0.246	(1,9) 1-2 6-3			(2,1) 2B		(1,2) E5 1B		(3,2) 4-3		(1,0) SH1-3	3	0	1	0	0	0	0							
Franklin Stubbs, L OBP: 0.327, SLG: 0.469	(1,7) 2-3 K			(0,0) F7		(0,1) 1B E5 1B		(0,2) SH1-4 1B		(4,0) 1B DI IBB	4	0	2	0	1	1	1							
Dave Rohde, S OBP: 0.297, SLG: 0.266	(1,4) 1-0 F8			(4,0) IBB		(3,1) E5 1B		(0,0) SH1-4		(3,1) P8	3	0	0	0	1	0	4							
Jim Deshaies, L OBP: 0.083, SLG: 0.084 Casey Candaele, S OBP: 0.371, SLG: 0.429	(1,1) 1-2 2B FC5-2 1B		(1,2) K		(1,3) K		(1,2) 1B		(0,0) 5-3		(4,0) 1B IBB	2	0	1	0	0	1	2						
<b>Inning Stats</b>	R: 1 E: 0 K: 0 S: 11	H: 1 LOB: 1 BB: 1 P: 20	R: 0 E: 0 K: 1 S: 8	H: 0 LOB: 0 BB: 0 P: 12	R: 0 E: 0 K: 0 S: 11	H: 2 LOB: 2 BB: 0 P: 19	R: 0 E: 0 K: 1 S: 8	H: 1 LOB: 2 BB: 1 P: 16	R: 0 E: 0 K: 0 S: 7	H: 1 LOB: 1 BB: 0 P: 11	R: 0 E: 2 K: 1 S: 19	H: 2 LOB: 3 BB: 0 P: 28	R: 0 E: 0 K: 1 S: 17	H: 1 LOB: 2 BB: 1 P: 30	R: 0 E: 0 K: 0 S: 8	H: 1 LOB: 1 BB: 0 P: 9	R: 0 E: 0 K: 0 S: 6	H: 0 LOB: 0 BB: 0 P: 11	R: 1 E: 0 K: 0 S: 8	H: 2 LOB: 3 BB: 2 P: 23	1B: 6 2B: 4 3B: 1 HR: 0	SF: 0 SAC: 3 DP: 0 HBP: 0	WP: 0 PB: 0 SB: 2 CS: 0	PA: 46
<b>PITCHER</b>	IP WLS BF H R ER SO	IP WLS BF H R ER SO	IP WLS BF H R ER SO	IP WLS BF H R ER SO	IP WLS BF H R ER SO	IP WLS BF H R ER SO	IP WLS BF H R ER SO	IP WLS BF H R ER SO	IP WLS BF H R ER SO	IP WLS BF H R ER SO	IP WLS BF H R ER SO	IP WLS BF H R ER SO	IP WLS BF H R ER SO	IP WLS BF H R ER SO	IP WLS BF H R ER SO	IP WLS BF H R ER SO	IP WLS BF H R ER SO	IP WLS BF H R ER SO	ERA WHIP	ERA WHIP				
Randy Tomlin, L ERA: 2.48	(1,1) 5.2	(6,1) 0.1	(7,1) 1.0	(8,1) 1.0	(9,1) 1.2																			
Bob Walk, R ERA: 3.62																								
Stan Belinda, R ERA: 3.88																								
Bob Kipper, L ERA: 3.46																								
Ted Power, R ERA: 2.62																								

Pittsburgh Pirates @ Houston Astros  
Astrodome, Houston, TX  
Sat Sep 01 1990, 8:05 PM EDT  
Att. 16,422 - Unknown

AB	38
R	2
H	11
RBI	2
BB	5
SO	4
LOB	23



Batter	1	2	3	4	5	6	7	8	9	AB	R	H	RBI	BB	SO	LOB	TOP					
Wally Backman, S (1,4) OBP: 0.365, SLG: 0.383										3	2	3	0	0	0	0						
Jose Lind, R (6,4) OBP: 0.309, SLG: 0.352										2	1	1	0	0	0	0						
Jay Bell, R (1,6) OBP: 0.320, SLG: 0.376										5	1	2	1	0	1	3						
Andy Van Slyke, L (1,8) OBP: 0.369, SLG: 0.449										5	0	1	1	0	2	4						
Bobby Bonilla, S (1,9) OBP: 0.330, SLG: 0.545										3	0	1	2	0	0	1						
Barry Bonds, L (1,7) OBP: 0.411, SLG: 0.566										4	0	1	0	0	1	1						
Sid Dream, L (1,3) OBP: 0.360, SLG: 0.464										4	1	2	0	0	1	0						
Michael LaValliere, L (1,2) OBP: 0.365, SLG: 0.340										2	1	0	0	2	0	0						
Jeff King, R (1,5) OBP: 0.272, SLG: 0.398										4	1	1	3	0	1	2						
John Smiley, L (1,1) OBP: 0.159, SLG: 0.119										3	0	0	0	0	2	2						
Ted Power, R (8,1) OBP: 0.125, SLG: 0.250										1	0	0	0	0	0	0						
Bob Kipper, R (9,1)										0	0	0	0	0	0	0						
<b>Inning Stats</b>	R: 1 E: 0 K: 1 S: 7	H: 2 LOB: 1 BB: 0 P: 7	R: 0 E: 0 K: 1 S: 5	H: 1 LOB: 1 BB: 1 P: 9	R: 1 E: 0 K: 0 S: 5	H: 3 LOB: 2 BB: 0 P: 5	R: 0 E: 0 K: 0 S: 3	H: 0 LOB: 0 BB: 0 P: 3	R: 0 E: 0 K: 1 S: 6	H: 1 LOB: 1 BB: 0 P: 6	R: 3 E: 0 K: 1 S: 7	H: 2 LOB: 0 BB: 1 P: 11	R: 2 E: 0 K: 2 S: 9	H: 2 LOB: 0 BB: 0 P: 9	R: 0 E: 0 K: 1 S: 5	H: 0 LOB: 0 BB: 0 P: 5	R: 0 E: 0 K: 1 S: 6	H: 1 LOB: 1 BB: 0 P: 6	1B: 6 2B: 4 3B: 1 HR: 1	SF: 1 SAC: 0 DP: 0 HBP: 0	WP: 1 PB: 0 SB: 0 CS: 2	PA: 39
<b>PITCHER</b>	IP WLS BF H R ER SO BB IBB HBP BLK WP HR S P ERA WHIP																					
Danny Darwin, R (1,1) ERA: 2.14	6.0 L 27 9 5 5 4 2 0 0 0 0 0 1 0 9 9 7.50 1.833																					
Al Osuna, L (7,1) ERA: 18.0	1.0 5 2 2 2 2 0 0 0 0 0 1 0 9 9 18.00 2.000																					
Dan Schatzeder, L (8,1) ERA: 2.32	2.0 7 1 0 0 0 2 0 0 0 0 0 0 0 11 11 0.00 0.500																					

Pittsburgh Pirates @ Houston Astros  
Astrodome, Houston, TX  
Sun Sep 02 1990, 4:33 AM EDT  
Att: 16,598 - Dome

AB 36  
R 7  
H 12  
RBI 7  
BB 2  
SO 8  
LOB 13



Batter	1	2	3	4	5	6	7	8	9	AB	R	H	RBI	BB	SO	LOB	BOTTOM					
Eric Yelding, R (1,8) OBP: 0.304, SLG: 0.296										5	1	2	1	0	1	2						
Rafael Ramirez, R (1,6) OBP: 0.299, SLG: 0.343										4	1	1	1	0	0	0						
Craig Biggio, R (1,2) OBP: 0.343, SLG: 0.351										2	0	0	1	0	1	0						
Glenn Davis, R (1,3) OBP: 0.329, SLG: 0.543										4	0	1	0	0	0	1						
Ken Caminiti, S (1,5) OBP: 0.309, SLG: 0.309										4	1	1	0	0	0	1						
Mark Davidson, R (1,9) OBP: 0.300, SLG: 0.349										3	1	1	0	0	1	0						
Casey Candaele, S (8,PH) OBP: 0.369, SLG: 0.427										1	0	0	0	0	0	1						
Franklin Stubbs, L (1,7) OBP: 0.328, SLG: 0.472										4	1	2	2	0	1	0						
Dave Rohde, S (1,4) OBP: 0.308, SLG: 0.269										3	1	1	0	1	0	1						
Danny Darwin, R (1,1) OBP: 0.235, SLG: 0.286										1	0	0	0	0	1	0						
Andujar Cordero, R (5,PH)										1	0	0	0	0	1	1						
Al Osuna, R (7,1)										0	0	0	0	0	0	0						
Glenn Wilson, R (7,PH)										0	0	0	1	0	0	0						
Dan Schatzeder, L (8,PH)										0	0	0	0	0	0	0						
Karl Rhoades, L (8,PH)										0	0	0	0	0	0	0						
Gerald Young, S (9,PH) OBP: 0.221, SLG: 0.244										1	0	0	0	0	1	2						
<b>Inning Stats</b>	R: 0 E: 0 K: 0 S: 3	H: 0 LOB: 0 BB: 0 P: 3	R: 0 E: 0 K: 1 S: 5	H: 0 LOB: 0 BB: 0 P: 5	R: 0 E: 0 K: 1 S: 5	H: 0 LOB: 0 BB: 0 P: 5	R: 0 E: 0 K: 1 S: 5	H: 0 LOB: 1 BB: 0 P: 6	R: 0 E: 0 K: 1 S: 5	H: 0 LOB: 0 BB: 0 P: 5	R: 3 E: 0 K: 1 S: 8	H: 3 LOB: 1 BB: 1 P: 12	R: 2 E: 1 K: 0 S: 5	H: 3 LOB: 0 BB: 0 P: 5	R: 0 E: 0 K: 1 S: 5	H: 0 LOB: 0 BB: 0 P: 5	R: 0 E: 0 K: 1 S: 8	H: 3 LOB: 2 BB: 0 P: 8	1B: 6 2B: 1 3B: 2 HR: 0	SF: 2 SAC: 0 DP: 0 HBP: 1	WP: 0 PB: 0 SB: 1 CS: 1	PA: 38
<b>PITCHER</b>	IP WLS BF H R ER SO BB IBB HBP BLK WP HR S P ERA WHIP																					
John Smiley, L (1,1) ERA: 4.42	7.0 W 28 6 5 5 5 1 0 1 0 0 0 0 0 9 9 6.43 1.000																					
Ted Power, R (8,1) ERA: 2.74	1.1 7 3 1 1 1 0 0 0 0 0 0 0 9 9 6.75 2.250																					
Bob Kipper, L (9,1) ERA: 3.42	0.2 S 2 0 0 0 0 1 0 0 0 0 0 0 4 4 0.00 0.000																					

Pittsburgh Pirates @ Houston Astros  
Astrodome, Houston, TX  
Sun Sep 02 1990, 4:33 AM EDT  
Att: 16,598 - Dome

AB 33  
R 6  
H 9  
RBI 6  
BB 1  
SO 7  
LOB 9



Batter	1	2	3	4	5	6	7	8	9	AB	R	H	RBI	BB	SO	LOB	TOP					
Lenny Dykstra, L (1, 8) OBP: 0.434, SLG: 0.464	F8		1B			FC4-6 1B			K	4	0	2	1	0	1	0	Philadelphia Phillies @ Pittsburgh Pirates Three Rivers Stadium, Pittsburgh, PA Mon Sep 03 1990, 3:33 AM EDT Att: 23,854 - Sunny - 75 F					
Mickey Morandini, L (1, 4) OBP: 0.231, SLG: 0.231	K		F7			FC4-6			G6-3	3	0	0	0	0	1	1						
Don Carman, L (6, 1) OBP: 0.333, SLG: 0.333	K									0	0	0	0	0	0	0						
Joe Boever, R (8, 1) OBP: 0.330, SLG: 0.320										0	0	0	0	0	0	0						
Randy Ready, R (9, PH) OBP: 0.330, SLG: 0.320										1	0	0	0	0	0	0						
Von Hayes, L (1, 7) OBP: 0.373, SLG: 0.418	F8			G4-3		K			G3-1	4	0	0	0	0	1	1						
Dale Murphy, R (1, 9) OBP: 0.307, SLG: 0.402		F9		K						3	0	0	0	0	1	0						
John Kruk, L (1, 3) OBP: 0.385, SLG: 0.395		F7		G3-1					F8	3	0	0	0	0	0	0						
Darren Daulton, L (1, 2) OBP: 0.362, SLG: 0.408		FC5-4 1B			L3				G4-3	3	0	1	0	0	0	0						
Dickie Thon, R (1, 6) OBP: 0.317, SLG: 0.358		FC5-4 1-2			G6-3				P4	3	0	0	0	0	0	1						
Rod Booker, L (1, 5) OBP: 0.325, SLG: 0.327			SH1-4 1B 2B			K			G6-3	3	1	1	0	0	1	0						
Bruce Ruffin, S (1, 1) OBP: 0.133, SLG: 0.071			SH1-4						F9	0	0	0	0	0	0	0						
Charlie Hayes, R (6, PH) OBP: 0.297, SLG: 0.361										2	0	0	0	0	1	0						
<b>Inning Stats</b>	R: 0 E: 0 K: 1 S: 11	H: 0 LOB: 0 BB: 0 P: 13	R: 0 E: 0 K: 0 S: 10	H: 1 LOB: 1 BB: 0 P: 15	R: 1 E: 0 K: 0 S: 7	H: 2 LOB: 0 BB: 0 P: 9	R: 0 E: 0 K: 1 S: 10	H: 0 LOB: 0 BB: 0 P: 14	R: 0 E: 0 K: 1 S: 7	H: 0 LOB: 1 BB: 0 P: 9	R: 0 E: 0 K: 2 S: 11	H: 1 LOB: 1 BB: 0 P: 17	R: 0 E: 0 K: 0 S: 9	H: 0 LOB: 0 BB: 0 P: 12	R: 0 E: 0 K: 0 S: 5	H: 0 LOB: 0 BB: 0 P: 5	R: 0 E: 0 K: 1 S: 11	H: 0 LOB: 0 BB: 0 P: 15	1B: 3 2B: 1 3B: 0 HR: 0	SF: 0 SAC: 1 DP: 0 HBP: 0	WP: 0 PB: 0 CS: 0	PA: 30
<b>PITCHER</b> Doug Drabek, R (1, 1) ERA: 2.69	IP: 9.0 WLS: W BF: 30 H: 4 R: 1 ER: 1 SO: 6 BB: 0 IBB: 0 HBP: 0 BLK: 0 WP: 0 HR: 0 S: 81 P: 109 ERA: 1.00 WHIP: 0.444															<b>PITCHER</b>						

Batter	1	2	3	4	5	6	7	8	9	AB	R	H	RBI	BB	SO	LOB	BOTTOM			
Gary Redus, R (1, 7) OBP: 0.345, SLG: 0.409	1B 1B BB									2	1	0	0	1	1	3	Philadelphia Phillies @ Pittsburgh Pirates Three Rivers Stadium, Pittsburgh, PA Mon Sep 03 1990, 3:33 AM EDT Att: 23,854 - Sunny - 75 F			
Barry Bonds, L (7, 7) OBP: 0.410, SLG: 0.564										1	0	0	0	0	0	0				
Jay Bell, R (1, 6) OBP: 0.322, SLG: 0.377	1B SF9 1B		FC6-5-6 1B		L4					4	2	2	0	0	0	2				
Andy Van Slyke, L (1, 8) OBP: 0.368, SLG: 0.447	K									4	0	1	1	0	2	3				
Bobby Bonilla, S (1, 9) OBP: 0.332, SLG: 0.547	CS 1B		P4							4	1	2	1	0	0	1				
Jeff King, R (1, 5) OBP: 0.275, SLG: 0.404	SF9				F8					3	0	2	2	0	0	0				
Don Slaught, R (1, 2) OBP: 0.378, SLG: 0.468	CS		K		K					3	0	0	0	1	3	1				
Sid Bream, L (1, 3) OBP: 0.359, SLG: 0.460			G3-1		G4-3					3	0	0	0	1	0	1				
Jose Lind, R (1, 4) OBP: 0.310, SLG: 0.354			G1-3							3	0	1	0	1	1	3				
Doug Drabek, R (1, 1) OBP: 0.233, SLG: 0.235			FC6-5 2B							3	0	1	0	1	1	2				
<b>Inning Stats</b>	R: 2 E: 0 K: 1 S: 11	H: 2 LOB: 0 BB: 1 P: 21	R: 0 E: 0 K: 1 S: 10	H: 0 LOB: 0 BB: 0 P: 16	R: 1 E: 0 K: 1 S: 13	H: 2 LOB: 1 BB: 0 P: 19	R: 0 E: 0 K: 1 S: 8	H: 0 LOB: 0 BB: 0 P: 10	R: 0 E: 0 K: 2 S: 12	H: 1 LOB: 2 BB: 2 P: 26	R: 0 E: 0 K: 0 S: 7	H: 1 LOB: 1 BB: 0 P: 10	R: 1 E: 0 K: 2 S: 16	H: 2 LOB: 2 BB: 1 P: 31	R: 0 E: 0 K: 0 S: 5	H: 0 LOB: 0 BB: 0 P: 10	1B: 5 2B: 4 3B: 0 HR: 0	SF: 1 SAC: 0 DP: 0 HBP: 0	WP: 0 PB: 0 CS: 1	PA: 37
<b>PITCHER</b> Bruce Ruffin, L (1, 1) ERA: 5.17	IP: 5.0 WLS: L BF: 20 H: 5 R: 3 ER: 3 SO: 3 BB: 2 IBB: 1 HBP: 0 BLK: 0 WP: 0 HR: 0 S: 48 P: 77 ERA: 5.40 WHIP: 1.400															<b>PITCHER</b>				
Don Carman, L (6, 1) ERA: 4.19	2.0 11 3 1 1 2 1 1 0 0 0 0 0 0 22 41 4.50 2.000																			
Joe Boever, R (8, 1) ERA: 3.86	1.0 5 1 0 0 2 0 1 0 0 0 0 0 13 26 0.00 1.000																			

Batter	1	2	3	4	5	6	7	8	9	AB	R	H	RBI	BB	SO	LOB	TOP					
Lenny Dykstra, L OBP: 0.434, SLG: 0.462 (1, 8)										4	2	1	1	1	1	2	Philadelphia Phillies @ Pittsburgh Pirates Three Rivers Stadium, Pittsburgh, PA Tue Sep 04 1990, 7:05 PM EDT Att: 16,868 - Unknown					
Darren Daulton, L OBP: 0.382, SLG: 0.416 (1, 2)										5	1	2	3	0	0	3						
Von Hayes, L OBP: 0.376, SLG: 0.423 (1, 7)										4	1	3	1	0	0	1						
Dale Murphy, R OBP: 0.309, SLG: 0.409 (1, 9)										4	1	2	2	0	0	2						
John Kruk, L OBP: 0.384, SLG: 0.393 (1, 3)										4	0	1	0	0	1	1						
Charlie Hayes, R OBP: 0.297, SLG: 0.358 (1, 5)										3	0	0	0	1	1	1						
Dickie Thon, R OBP: 0.314, SLG: 0.355 (1, 6)										4	0	0	0	0	0	4						
Mickey Morandini, L OBP: 0.250, SLG: 0.200 (8, PH)										2	1	0	0	1	0	0						
Randy Ready, R OBP: 0.328, SLG: 0.318 (8, 4)										1	0	0	0	0	0	0						
Pat Combs, L OBP: 0.180, SLG: 0.170 (5, 1)										1	1	1	0	0	0	0						
Don Carman, L OBP: 0.333, SLG: 0.333 (5, PH)										0	0	0	0	0	0	0						
Dave Hollins, S OBP: 0.228, SLG: 0.258 (5, PH)										0	0	0	0	0	0	0						
Jason Gruber, R OBP: 0.147, SLG: 0.167 (8, 1)										0	0	0	0	0	0	0						
Darrel Akerfelds, R OBP: 0.157, SLG: 0.157 (8, 1)										0	0	0	0	0	0	0						
Tommy Greene, R OBP: 0.147, SLG: 0.157 (8, 1)										0	0	0	0	0	0	0						
Wes Chamberlain, R OBP: 0.147, SLG: 0.157 (8, PH)										1	0	0	0	0	0	0						
<b>Inning Stats</b>	R: 3 E: 0 K: 0 S: 18	H: 3 LOB: 1 BB: 2 P: 30	R: 2 E: 0 K: 0 S: 18	H: 3 LOB: 1 BB: 0 P: 30	R: 0 E: 0 K: 1 S: 5	H: 0 LOB: 0 BB: 0 P: 8	R: 2 E: 1 K: 0 S: 11	H: 2 LOB: 0 BB: 1 P: 22	R: 0 E: 0 K: 0 S: 12	H: 1 LOB: 2 BB: 0 P: 21	R: 0 E: 0 K: 0 S: 7	H: 1 LOB: 0 BB: 0 P: 8	R: 0 E: 0 K: 0 S: 5	H: 0 LOB: 0 BB: 0 P: 6	R: 0 E: 0 K: 1 S: 9	H: 0 LOB: 0 BB: 0 P: 14	1B: 7 2B: 2 3B: 0 HR: 2	SF: 0 SAC: 1 DP: 4 HBP: 0	WP: 0 PB: 0 SB: 2 CS: 0	PA: 38		
<b>PITCHER</b>	IP WLS BF H R ER SO BB IBB HBP BLK WP HR S P ERA WHIP	2.0 13 6 5 5 0 2 0 0 0 0 2 36 60 22.50 4.000	3.1 8 2 2 1 1 1 0 0 0 0 0 16 30 4.50 1.500	5.1 8 2 0 0 1 0 0 0 0 0 0 19 33 0.00 1.000	7.1 9 1 0 0 1 0 0 0 0 0 0 21 28 0.00 0.333																	

AB	34
R	7
H	11
RBI	7
BB	3
SO	3
LOB	14



Batter	1	2	3	4	5	6	7	8	9	AB	R	H	RBI	BB	SO	LOB	BOTTOM				
Jeff King, R OBP: 0.277, SLG: 0.402 (1, 5)										4	2	1	0	1	0	1	Philadelphia Phillies @ Pittsburgh Pirates Three Rivers Stadium, Pittsburgh, PA Tue Sep 04 1990, 7:05 PM EDT Att: 16,868 - Unknown				
Jay Bell, R OBP: 0.322, SLG: 0.378 (1, 6)										4	2	1	0	0	1	1					
Andy Van Slyke, L OBP: 0.367, SLG: 0.443 (1, 8)										4	2	0	1	1	0	3					
Bobby Bonilla, S OBP: 0.333, SLG: 0.552 (1, 9)										4	2	2	5	0	0	1					
Barry Bonds, L OBP: 0.409, SLG: 0.563 (1, 7)										3	0	1	2	0	1	0					
Carmelo Martinez, R OBP: 0.339, SLG: 0.422 (1, 3)										4	2	2	2	0	2	1					
Bob Patterson, R OBP: 0.056, SLG: 0.056 (7, 1)										0	0	0	0	0	0	0					
Don Slaught, R OBP: 0.380, SLG: 0.466 (1, 2)										3	0	1	0	1	0	0					
Jose Lind, R OBP: 0.310, SLG: 0.353 (1, 4)										4	0	1	1	0	0	2					
Bob Walk, R OBP: 0.181, SLG: 0.133 (2, PH)										0	0	0	0	0	0	0					
Galvin Nodis, R OBP: 0.143, SLG: 0.407 (3, 1)										0	0	0	0	0	0	0					
Mike York, R OBP: 0.333, SLG: 0.333 (3, 1)										0	0	0	0	0	0	0					
Rafael Bellandier, L OBP: 0.143, SLG: 0.289 (4, PH)										0	0	0	0	0	0	0					
Bill Landrum, R OBP: 0.143, SLG: 0.289 (5, 1)										0	0	0	0	0	0	0					
Wally Backman, S OBP: 0.208, SLG: 0.289 (6, PH)										0	0	0	0	0	0	0					
Sid Bream, L OBP: 0.208, SLG: 0.458 (7, 3)										1	1	1	0	0	0	1					
<b>Inning Stats</b>	R: 0 E: 0 K: 0 S: 7	H: 0 LOB: 0 BB: 0 P: 12	R: 1 E: 1 K: 1 S: 13	H: 2 LOB: 2 BB: 1 P: 27	R: 2 E: 0 K: 1 S: 15	H: 2 LOB: 1 BB: 1 P: 25	R: 0 E: 0 K: 0 S: 6	H: 0 LOB: 0 BB: 0 P: 7	R: 4 E: 1 K: 1 S: 21	H: 3 LOB: 1 BB: 1 P: 33	R: 4 E: 1 K: 1 S: 15	H: 2 LOB: 0 BB: 0 P: 23	R: 0 E: 0 K: 0 S: 7	H: 1 LOB: 0 BB: 0 P: 13	R: 0 E: 0 K: 0 S: 8	H: 0 LOB: 0 BB: 0 P: 12	1B: 5 2B: 4 3B: 0 HR: 2	SF: 1 SAC: 0 DP: 1 HBP: 1	WP: 0 PB: 0 SB: 1 CS: 0	PA: 39	
<b>PITCHER</b>	IP WLS BF H R ER SO BB IBB HBP BLK WP HR S P ERA WHIP	4.1 22 6 3 3 0 3 0 0 0 0 0 1 9 13 13.50 1.500	0.2 4 1 1 1 0 0 0 0 0 0 0 1 9 13 13.50 1.500	2.0 L 10 3 4 3 1 0 0 0 0 0 0 1 22 36 13.50 1.500	1.0 3 0 0 0 0 0 0 0 0 0 0 8 12 0.00 0.000																

AB	34
R	11
H	10
RBI	11
BB	3
SO	4
LOB	12



Batter	1	2	3	4	5	6	7	8	9	AB	R	H	RBI	BB	SO	LOB	TOP		
Keith Miller, R (1, 8) OBP: 0.338, SLG: 0.330	3-1 G5-3 1B		4-1 BB			0-0 G6-3			2-2 G6-3	3	0	1	0	1	0	0			
Tom Herr, S (1, 4) OBP: 0.320, SLG: 0.359	1-0 G5-3		1-0 G4-3			1-1 G4-3			0-0 G1-3	4	0	0	0	0	0	2			
Gregg Jefferies, S (1, 5) OBP: 0.346, SLG: 0.458	0-3 K			1-1 G4-3			0-1 F9			3	0	0	0	0	1	1			
Darryl Strawberry, L (1, 9) OBP: 0.374, SLG: 0.515	1-3 K			0-1 F8			1-3 K			3	0	0	0	0	2	1			
Kevin McReynolds, R (1, 7) OBP: 0.356, SLG: 0.445		1-1 G1-3		0-2 F9			1-1 F9			3	0	0	0	0	0	0			
Howard Johnson, S (1, 6) OBP: 0.316, SLG: 0.442		2-1 F8			0-1 G3-1			2-3 K		3	0	0	0	0	1	0			
Tim Lincecum, R (1, 3) OBP: 0.319, SLG: 0.492		1-0 F8			1-1 G5-3			2-2 L7		3	0	0	0	0	0	0			
Charlie O'Brien, R (1, 2) OBP: 0.249, SLG: 0.247			0-2 P3		0-1 G5-3			1-0 G5-3		3	0	0	0	0	0	0			
Frank Viola, L (1, 1) OBP: 0.157, SLG: 0.157			0-3 K						0-3 K	2	0	0	0	0	2	0			
Pat Tabler, R (9, PH) OBP: 0.336, SLG: 0.357										1	0	0	0	0	1	0			
John Franco, L (9, 1)										0	0	0	0	0	0	0			
<b>Inning Stats</b>	R: 0 H: 1 E: 0 K: 2 S: 9	H: 1 LOB: 1 BB: 0 P: 14	R: 0 H: 0 E: 0 K: 0 S: 5	H: 0 LOB: 0 BB: 0 P: 9	R: 0 H: 0 E: 0 K: 1 S: 8	H: 0 LOB: 0 BB: 1 P: 13	R: 0 H: 0 E: 0 K: 0 S: 6	H: 0 LOB: 0 BB: 0 P: 7	R: 0 H: 0 E: 0 K: 1 S: 6	H: 0 LOB: 0 BB: 0 P: 8	R: 0 H: 0 E: 0 K: 1 S: 7	H: 0 LOB: 0 BB: 0 P: 9	R: 0 H: 0 E: 0 K: 1 S: 9	H: 0 LOB: 0 BB: 0 P: 14	R: 0 H: 0 E: 0 K: 1 S: 7	H: 0 LOB: 0 BB: 0 P: 9	1B: 1 2B: 0 3B: 0 HR: 0	SF: 0 SAC: 0 DP: 0 HBP: 0	WP: 0 PA: 29 PB: 0 SB: 0 CS: 0
<b>PITCHER</b> Zane Smith, L (1, 1) ERA: 2.93	IP: 9.0 WLS: W BF: 29 H: 1 R: 0 ER: 0 SO: 7 BB: 1 IBB: 0 HBP: 0 BLK: 0 WP: 0 HR: 0 S: 65 P: 92 ERA: 0.00 WHIP: 0.222															<b>PITCHER</b>			

New York Mets @ Pittsburgh Pirates  
Three Rivers Stadium, Pittsburgh, PA  
Wed Sep 05 1990, 7:05 PM EDT  
Cloudy - 77 F

AB 28  
R 0  
H 1  
RBI 0  
BB 1  
SO 7  
LOB 4



Batter	1	2	3	4	5	6	7	8	9	AB	R	H	RBI	BB	SO	LOB	BOTTOM		
Gary Redus, R (1, 3) OBP: 0.345, SLG: 0.404	4-2 WP E BB	3-1 F7		3-3 K		3-3 K			2-1 SH2-4 E 1B	4	1	1	0	1	2	5			
Jay Bell, R (1, 6) OBP: 0.321, SLG: 0.375	0-0 F9		4-1 BB 1B BB	2-2 F9			1-1 G6-3		2-1 E2 1B SH2-4	4	0	0	0	1	0	3			
Andy Van Slyke, L (1, 8) OBP: 0.366, SLG: 0.441	1 SAFE 2-3 K		0-0 BB 1B	1-2 1B	2-2 G4-3		1-0 G6-3		1-0 SH2-4	4	0	1	0	0	1	1			
Bobby Bonilla, S (1, 9) OBP: 0.333, SLG: 0.550	3-2 E3 WP	1-2 1B	0-0 L7	0-0 F8	0-0 F8		1-1 1B		4-0 1B IBB	4	0	1	0	1	0	3			
Barry Bonds, L (1, 7) OBP: 0.410, SLG: 0.561	1-0 G3		4-1 FC6 BB	1-2 HBP	1-0 CS		3-1 P2		2-2 1B	3	0	1	1	1	0	3			
Jeff King, R (1, 5) OBP: 0.277, SLG: 0.400		1-0 1B 1B	1-3 K	1-1 CS	0-0 F7			0-0 G4-3		4	0	1	0	0	1	3			
Jose Lind, R (1, 4) OBP: 0.307, SLG: 0.350	1-2 L9		0-0 FC6	2-2 F9				0-0 G1-3		4	0	0	0	0	0	4			
Michael LaValliere, L (1, 2) OBP: 0.375, SLG: 0.350	1-0 1B		1-1 FC1-5 2B	1-1 FC1-5	4-2 2B BB			4-1 BB		2	0	2	0	2	0	0			
Zane Smith, L (1, 1) OBP: 0.182, SLG: 0.273	0-3 K		1-2 FC1-5	1-2 FC1-5	2-2 2B			0-1 G3		4	0	1	0	0	1	4			
<b>Inning Stats</b>	R: 0 H: 0 E: 1 K: 1 S: 11	H: 2 LOB: 2 BB: 1 P: 21	R: 0 H: 1 E: 0 K: 1 S: 12	H: 1 LOB: 2 BB: 2 P: 17	R: 0 H: 1 E: 0 K: 1 S: 11	H: 1 LOB: 1 BB: 0 P: 18	R: 0 H: 0 E: 0 K: 0 S: 5	H: 0 LOB: 0 BB: 0 P: 9	R: 0 H: 1 E: 0 K: 1 S: 12	H: 1 LOB: 2 BB: 1 P: 23	R: 0 H: 1 E: 0 K: 0 S: 7	H: 0 LOB: 1 BB: 0 P: 13	R: 0 H: 0 E: 0 K: 0 S: 5	H: 0 LOB: 1 BB: 1 P: 9	R: 1 H: 2 E: 1 K: 0 S: 8	H: 2 LOB: 3 BB: 1 P: 19	1B: 6 2B: 2 3B: 0 HR: 0	SF: 0 SAC: 1 DP: 0 HBP: 1	WP: 1 PA: 42 PB: 0 SB: 0 CS: 1
<b>PITCHER</b> Frank Viola, L (1, 1) ERA: 2.62	IP: 8.0 WLS: L BF: 36 H: 6 R: 0 ER: 0 SO: 5 BB: 5 IBB: 0 HBP: 1 BLK: 0 WP: 1 HR: 0 S: 71 P: 128 ERA: 0.00 WHIP: 1.375															<b>PITCHER</b>			
John Franco, L (9, 1) ERA: 2.14	0.1 L 5 2 1 1 0 0 1 0 0 0 0 8 19 27.00 6.000															<b>PITCHER</b>			


New York Mets @ Pittsburgh Pirates  
Three Rivers Stadium, Pittsburgh, PA  
Wed Sep 05 1990, 7:05 PM EDT  
Cloudy - 77 F

AB 33  
R 1  
H 8  
RBI 1  
BB 6  
SO 5  
LOB 26



Batter	1	2	3	4	5	6	7	8	9	AB	R	H	RBI	BB	SO	LOB	TOP			
Tom Herr, S OBP: 0.322, SLG: 0.359 (1, 4)										3	0	1	0	1	0	0	<b>New York Mets @ Pittsburgh Pirates</b> Three Rivers Stadium, Pittsburgh, PA Wed Sep 05 1990, 7:05 PM EDT Att: 49,793 - Unknown - 75 F			
Dave Magadan, L OBP: 0.324, SLG: 0.444 (1, 3)										4	0	2	0	0	1	1				
Gregg Jefferies, S OBP: 0.346, SLG: 0.456 (1, 5)										4	0	1	0	0	0	4				
Darryl Strawberry, L OBP: 0.375, SLG: 0.521 (1, 9)										3	1	1	1	1	1	3				
Kevin McReynolds, R OBP: 0.354, SLG: 0.441 (1, 7)										4	0	0	0	0	0	5				
Howard Johnson, S OBP: 0.313, SLG: 0.439 (1, 6)										4	0	0	0	0	0	0				
Daryl Boston, L OBP: 0.326, SLG: 0.426 (7, PH)										2	0	0	0	0	0	0				
Keith Miller, R OBP: 0.337, SLG: 0.328 (7, PH)										1	0	0	0	0	0	0				
Tom O'Malley, L OBP: 0.284, SLG: 0.390 (9, PH)										1	0	0	0	0	0	0				
Charlie O'Brien, R OBP: 0.250, SLG: 0.255 (9, PH)										3	0	1	0	0	1	0				
Mackey Sasser, L OBP: 0.354, SLG: 0.442 (9, PH)										1	0	0	0	0	0	0				
Bob Ojeda, L OBP: 0.138, SLG: 0.172 (5, PH)										1	0	1	0	0	0	0				
Darren Reed, R OBP: 0.111, SLG: 0.167 (5, PH)										1	0	0	0	0	0	0				
Ron Darling, R OBP: 0.226, SLG: 0.143 (7, PH)										0	0	0	0	0	0	0				
Tim Teufel, R OBP: 0.317, SLG: 0.489 (7, PH)										1	0	0	0	0	1	0				
Alejandro Pena, R OBP: 0.333, SLG: 0.200 (7, 1)										0	0	0	0	0	0	0				
<b>Inning Stats</b>	R: 0 E: 0 K: 0 S: 5	H: 2 LOB: 2 BB: 0 P: 5	R: 0 E: 0 K: 0 S: 3	H: 0 LOB: 0 BB: 0 P: 3	R: 0 E: 0 K: 0 S: 4	H: 2 LOB: 1 BB: 0 P: 4	R: 1 E: 0 K: 0 S: 4	H: 1 LOB: 0 BB: 0 P: 4	R: 0 E: 0 K: 1 S: 6	H: 1 LOB: 1 BB: 0 P: 6	R: 0 E: 0 K: 0 S: 4	H: 1 LOB: 1 BB: 0 P: 4	R: 0 E: 0 K: 1 S: 5	H: 0 LOB: 2 BB: 2 P: 13	R: 0 E: 0 K: 0 S: 3	H: 0 LOB: 0 BB: 0 P: 3	1B: 3 2B: 3 3B: 0 HR: 1	SF: 0 SAC: 0 DP: 0 HBP: 0	WP: 0 PB: 0 SB: 0 CS: 0	PA: 35
<b>PITCHER</b>	IP WLS BF H R ER SO BB IBB HBP BLK WP HR S P ERA WHIP	5.0 W 19 5 1 1 1 1 0 0 0 0 0 1 21 21 1.80 1.000	2.2 12 2 0 0 2 2 0 0 0 0 0 0 14 22 0.00 1.500	1.1 S 4 0 0 0 0 0 0 0 0 0 0 0 4 4 0.00 0.000																
Neal Heaton, L ERA: 3.43																				
Bob Kipper, L ERA: 3.26																				
Ted Power, R ERA: 2.66																				

AB	33
R	1
H	7
RBI	1
BB	2
SO	3
LOB	14



Batter	1	2	3	4	5	6	7	8	9	AB	R	H	RBI	BB	SO	LOB	BOTTOM			
R.J. Reynolds, S OBP: 0.359, SLG: 0.369 (1, 8)										4	0	1	0	0	2	1	<b>New York Mets @ Pittsburgh Pirates</b> Three Rivers Stadium, Pittsburgh, PA Wed Sep 05 1990, 7:05 PM EDT Att: 49,793 - Unknown - 75 F			
Jay Bell, R OBP: 0.321, SLG: 0.373 (1, 6)										3	1	0	0	1	1	1				
Jeff King, R OBP: 0.283, SLG: 0.428 (1, 5)										4	2	3	3	0	0	0				
Bobby Bonilla, S OBP: 0.333, SLG: 0.548 (1, 9)										4	0	1	0	0	0	1				
Barry Bonds, L OBP: 0.409, SLG: 0.557 (1, 7)										3	0	0	0	1	0	1				
Carmelo Martinez, R OBP: 0.343, SLG: 0.422 (1, 3)										2	0	1	0	1	0	0				
Mark Ryal, L OBP: 0.143, SLG: 0.125 (8, PH)										1	0	0	0	1	2	0				
Sid Bream, L OBP: 0.398, SLG: 0.458 (9, 3)										0	0	0	0	0	0	0				
Don Slaught, R OBP: 0.376, SLG: 0.460 (1, 2)										3	0	0	0	0	0	2				
Jose Lind, R OBP: 0.307, SLG: 0.350 (1, 4)										3	0	1	0	0	0	1				
Neal Heaton, L OBP: 0.128, SLG: 0.047 (6, 1)										2	0	0	0	0	0	2				
Bob Kipper, R OBP: 0.143, SLG: 0.143 (8, 1)										1	0	1	0	0	0	0				
Ted Power, R OBP: 0.125, SLG: 0.250 (8, 1)										0	0	0	0	0	0	0				
<b>Inning Stats</b>	R: 1 E: 0 K: 0 S: 5	H: 3 LOB: 1 BB: 0 P: 5	R: 0 E: 0 K: 0 S: 3	H: 1 LOB: 0 BB: 0 P: 3	R: 2 E: 0 K: 0 S: 4	H: 1 LOB: 0 BB: 1 P: 8	R: 0 E: 0 K: 0 S: 4	H: 1 LOB: 2 BB: 1 P: 8	R: 0 E: 0 K: 1 S: 5	H: 0 LOB: 0 BB: 0 P: 5	R: 0 E: 0 K: 0 S: 3	H: 0 LOB: 0 BB: 0 P: 3	R: 0 E: 0 K: 1 S: 6	H: 1 LOB: 1 BB: 0 P: 6	R: 0 E: 0 K: 2 S: 8	H: 1 LOB: 2 BB: 1 P: 12	1B: 5 2B: 1 3B: 0 HR: 2	SF: 0 SAC: 0 DP: 1 HBP: 0	WP: 0 PB: 0 SB: 0 CS: 0	PA: 33
<b>PITCHER</b>	IP WLS BF H R ER SO BB IBB HBP BLK WP HR S P ERA WHIP	4.0 L 18 6 3 3 0 1 0 0 0 0 0 0 8 8 0.00 0.000	2.0 6 0 0 0 1 0 0 0 0 0 0 0 8 8 0.00 0.000	2.0 9 2 0 0 3 0 1 0 0 0 0 0 14 18 0.00 1.000																
Bob Ojeda, L ERA: 3.56																				
Ron Darling, R ERA: 4.43																				
Alejandro Pena, R ERA: 3.68																				

AB	30
R	3
H	8
RBI	3
BB	3
SO	4
LOB	11







Batter	1	2	3	4	5	6	7	8	9	AB	R	H	RBI	BB	SO	LOB	TOP					
<b>Otis Nixon, S</b> (1,8) <small>OBP: 0.340, SLG: 0.307</small>	F3		K		F7		G4-3		F9	5	0	0	0	0	1	3						
<b>Marquis Grissom, R</b> (1,7) <small>OBP: 0.319, SLG: 0.357</small>	1B		K		G6-3			1B FC4-6	1B	5	1	3	0	0	1	2						
<b>Andres Calaraga, R</b> (1,3) <small>OBP: 0.309, SLG: 0.496</small>	K				F7			1B FC4-6	K	5	0	2	0	0	2	3						
<b>Tim Wallach, R</b> (1,5) <small>OBP: 0.354, SLG: 0.496</small>	K				P5			K		4	1	1	0	0	2	3						
<b>Larry Walker, L</b> (1,9) <small>OBP: 0.314, SLG: 0.434</small>		P6			G3			1B FC4-6		3	0	0	1	1	0	1						
<b>Junior Noboa, R</b> (1,4) <small>OBP: 0.298, SLG: 0.344</small>	K							1B FC6-4		3	1	2	1	1	1	0						
<b>Mike Fitzgerald, R</b> (1,2) <small>OBP: 0.353, SLG: 0.376</small>	K							1B FC6-4		3	1	0	0	1	1	3						
<b>Spike Owen, S</b> (1,6) <small>OBP: 0.334, SLG: 0.339</small>										4	0	2	0	0	0	2						
<b>Oil Can Boyd, R</b> (1,1) <small>OBP: 0.057, SLG: 0.057</small> <b>Scott Ruskin, R</b> (7,1) <small>OBP: 0.286, SLG: 0.714</small> <b>Moises Alou, R</b> (9,PH) <small>OBP: 0.167, SLG: 0.167</small> <b>Tim Burke, R</b> (9,1) <small>OBP: 0.200, SLG: 0.200</small>	SH1-4		SH1-4						SH1-3	2	0	0	0	0	0	0						
<b>Inning Stats</b>	R: 0 E: 0 K: 2 S: 14	H: 1 LOB: 1 BB: 0 P: 19	R: 0 E: 0 K: 2 S: 9	H: 0 LOB: 0 BB: 0 P: 11	R: 0 E: 0 K: 2 S: 11	H: 1 LOB: 1 BB: 0 P: 15	R: 0 E: 0 K: 0 S: 5	H: 0 LOB: 0 BB: 0 P: 6	R: 2 E: 1 K: 0 S: 7	H: 1 LOB: 1 BB: 1 P: 13	R: 1 E: 0 K: 0 S: 10	H: 3 LOB: 1 BB: 1 P: 16	R: 0 E: 0 K: 0 S: 4	H: 0 LOB: 0 BB: 0 P: 5	R: 1 E: 0 K: 1 S: 11	H: 2 LOB: 2 BB: 0 P: 19	R: 0 E: 0 K: 1 S: 10	H: 2 LOB: 2 BB: 0 P: 14	1B: 9 2B: 1 3B: 0 HR: 0	SF: 0 SAC: 2 DP: 0 HBP: 0	WP: 0 PB: 0 CS: 0	PA: 39
<b>PITCHER</b>	IP	WLS	BF	H	R	ER	SO	BB	IBB	HBP	BLK	WP	HR	S	P	ERA	WHIP					
John Smiley, L (1,1) ERA: 4.3	5.2	L	24	6	3	1	6	2	0	0	0	0	0	54	77	1.59	1.412					
Vicente Palacios, R (6,1) ERA: 4.03	1.1		4	0	0	0	0	0	0	0	0	0	0	6	8	0.00	0.000					
Stan Belinda, R (8,1) ERA: 4.03	0.1		3	2	1	1	1	0	0	0	0	0	0	8	10	27.00	6.000					
Jerry Reuss, L (8,1) ERA: 3.6	1.1		7	2	0	0	0	0	1	0	0	0	0	10	19	0.00	1.500					
Doug Bair, R (9,1) ERA: 3.6	0.1		1	0	0	0	1	0	0	0	0	0	0	3	4	0.00	0.000					

**Montreal Expos @ Pittsburgh Pirates**  
**Three Rivers Stadium, Pittsburgh, PA**

AB	34
R	4
H	10
RBI	2
BB	3
SO	8
LOB	17



Batter	1	2	3	4	5	6	7	8	9	AB	R	H	RBI	BB	SO	LOB	BOTTOM					
<b>Wally Backman, S</b> (1,4) <small>OBP: 0.369, SLG: 0.390</small> <b>Carmelo Martinez, R</b> (7,PH) <small>OBP: 0.342, SLG: 0.400</small> <b>Rafael Belliard, R</b> (8,4) <small>OBP: 0.314, SLG: 0.289</small>	K		1B				F8			3	1	1	0	0	2	1						
<b>Jay Bell, R</b> (1,6) <small>OBP: 0.321, SLG: 0.368</small>	BB		F9					K		3	0	0	0	1	2	2						
<b>Andy Van Slyke, L</b> (1,8) <small>OBP: 0.368, SLG: 0.443</small>	BB		1B					K		3	0	1	1	1	1	0						
<b>Bobby Bonilla, S</b> (1,9) <small>OBP: 0.333, SLG: 0.550</small>	F7		G6-3					2B		4	0	1	0	0	0	3						
<b>Barry Bonds, L</b> (1,7) <small>OBP: 0.407, SLG: 0.552</small>	F9				G3			K		4	0	0	0	0	2	3						
<b>Sid Bream, L</b> (1,3) <small>OBP: 0.359, SLG: 0.454</small> <b>Gary Redus, R</b> (7,FR) <small>OBP: 0.343, SLG: 0.402</small>	G3				K			G6-3		2	0	0	0	1	1	0						
<b>Jeff King, R</b> (1,5) <small>OBP: 0.279, SLG: 0.420</small>	F7				P3			F9		4	0	0	0	0	0	1						
<b>Michael LaValliere, L</b> (1,2) <small>OBP: 0.371, SLG: 0.351</small>	F7							G6-3		4	0	1	0	0	0	1						
<b>John Smiley, L</b> (1,1) <small>OBP: 0.150, SLG: 0.150</small> <b>Vicente Palacios, R</b> (7,PH) <small>OBP: 0.342, SLG: 0.400</small> <b>R.J. Reynolds, S</b> (8,1) <small>OBP: 0.369, SLG: 0.369</small> <b>Stan Belinda, R</b> (8,1) <small>OBP: 0.167, SLG: 0.167</small> <b>Jerry Reuss, L</b> (9,1) <small>OBP: 0.200, SLG: 0.200</small> <b>Doug Bair, R</b> (9,1) <small>OBP: 0.200, SLG: 0.200</small>	K									2	0	0	0	0	1	1						
<b>Inning Stats</b>	R: 0 E: 0 K: 1 S: 12	H: 0 LOB: 2 BB: 2 P: 23	R: 0 E: 0 K: 0 S: 4	H: 0 LOB: 0 BB: 0 P: 7	R: 1 E: 0 K: 1 S: 10	H: 2 LOB: 1 BB: 0 P: 16	R: 0 E: 0 K: 1 S: 6	H: 0 LOB: 0 BB: 0 P: 6	R: 0 E: 0 K: 2 S: 10	H: 1 LOB: 1 BB: 0 P: 15	R: 0 E: 0 K: 1 S: 9	H: 0 LOB: 0 BB: 0 P: 11	R: 0 E: 0 K: 0 S: 9	H: 0 LOB: 2 BB: 2 P: 21	R: 0 E: 0 K: 3 S: 11	H: 1 LOB: 1 BB: 0 P: 16	R: 0 E: 0 K: 0 S: 7	H: 0 LOB: 0 BB: 0 P: 9	1B: 2 2B: 2 3B: 0 HR: 0	SF: 0 SAC: 0 DP: 0 HBP: 0	WP: 0 PB: 0 CS: 0	PA: 35
<b>PITCHER</b>	IP	WLS	BF	H	R	ER	SO	BB	IBB	HBP	BLK	WP	HR	S	P	ERA	WHIP					
Oil Can Boyd, R (1,1) ERA: 2.96	6.2	W	27	3	1	1	6	4	0	0	0	0	0	56	94	1.35	1.050					
Scott Ruskin, L (7,1) ERA: 2.9	1.1		5	1	0	0	3	0	0	0	0	0	0	15	21	0.00	0.750					
Tim Burke, R (9,1) ERA: 3.18	1.0	S	3	0	0	0	0	0	0	0	0	0	0	7	9	0.00	0.000					

**Montreal Expos @ Pittsburgh Pirates**  
**Three Rivers Stadium, Pittsburgh, PA**

AB	31
R	1
H	4
RBI	1
BB	4
SO	9
LOB	14



Batter	1	2	3	4	5	6	7	8	9	AB	R	H	RBI	BB	SO	LOB	TOP		
Dave Martinez, L (1,8) OBP: 0.331, SLG: 0.440	G6-3		G1-6-3			1B		BB	F7	5	1	2	0	0	0	3	<b>Montreal Expos @ Pittsburgh Pirates</b> Three Rivers Stadium, Pittsburgh, PA Sat Sep 08 1990, 7:05 PM EDT Att: 44,614 - Unknown - 75 F		
Delino DeShields, L (1,4) OBP: 0.378, SLG: 0.401	G4-3		F7			1B		FC4-6		4	0	2	0	0	0	0			
Mike Aldrete, L (1,7) OBP: 0.389, SLG: 0.333	1B				G6-3	K		FC4-6		3	0	1	0	1	1	2			
Tim Wallach, R (1,5) OBP: 0.354, SLG: 0.495					F8					3	0	1	0	0	0	2			
Bill Sampen, R (6,1)						G6-3		FC4-6		0	0	0	0	0	0	0			
Tim Raines, S (8,PH) OBP: 0.378, SLG: 0.386										1	0	0	1	0	0	2			
Dale Mohorcic, R (8,1) OBP: 0.143, SLG: 0.143										0	0	0	0	0	0	0			
Larry Walker, L (1,9) OBP: 0.311, SLG: 0.429	G4-3				G6-3			L4	K	4	0	0	0	0	1	4			
Andres Galarraga, R (1,3) OBP: 0.370, SLG: 0.406		G4-3				K				3	0	1	0	1	1	0			
Jerry Goff, L (1,2) OBP: 0.349, SLG: 0.305			F8		G4-3					3	0	0	0	0	1	1			
Junior Noboa, R (9,PH) OBP: 0.296, SLG: 0.342								K		1	0	0	0	0	1	1			
Spike Owen, S (1,6) OBP: 0.331, SLG: 0.336			G3		G3-1				F9	4	0	0	0	0	0	2			
Howard Farmer, R (1,1) OBP: 0.333, SLG: 0.333										1	0	1	0	0	0	0			
Drew Hall, L (4,1)										0	0	0	0	0	0	0			
Otis Nixon, S (6,PH) OBP: 0.338, SLG: 0.305								L7		1	0	0	0	0	0	0			
Tom Foley, L (6,5) OBP: 0.276, SLG: 0.254										1	0	0	0	0	0	0			
Mike Fitzgerald, R (9,PH) OBP: 0.355, SLG: 0.378									1B	1	0	1	0	0	0	0			
<b>Inning Stats</b>	R: 0 E: 0 K: 0 S: 11	H: 2 LOB: 2 BB: 0 P: 18	R: 0 E: 0 K: 0 S: 4	H: 0 LOB: 0 BB: 0 P: 6	R: 0 E: 0 K: 0 S: 8	H: 1 LOB: 0 BB: 0 P: 10	R: 0 E: 0 K: 0 S: 4	H: 0 LOB: 0 BB: 0 P: 6	R: 0 E: 0 K: 1 S: 16	H: 2 LOB: 2 BB: 0 P: 21	R: 0 E: 0 K: 1 S: 10	H: 0 LOB: 1 BB: 1 P: 18	R: 1 E: 0 K: 1 S: 15	H: 2 LOB: 2 BB: 1 P: 28	R: 0 E: 0 K: 1 S: 16	H: 2 LOB: 2 BB: 0 P: 23	1B: 9 2B: 2 3B: 0 HR: 0	SF: 0 SAC: 0 DP: 1 HBP: 0	WP: 0 PA: 37 CS: 1
<b>PITCHER</b>	IP WLS BF H R ER SO BB IBB HBP BLK WP HR S P ERA WHIP																		
Doug Drabek, R (1,1) ERA: 2.63	7.2 W 31 7 1 1 3 2 0 0 0 0 0 72 112 1.17 1.174																		
Bob Patterson, L (8,1) ERA: 3.08	1.1 6 2 0 0 2 0 0 0 0 0 0 19 27 0.00 1.500																		

AB	35
R	1
H	9
RBI	1
BB	2
SO	5
LOB	17



Batter	1	2	3	4	5	6	7	8	9	AB	R	H	RBI	BB	SO	LOB	BOTTOM		
Wally Backman, S (1,5) OBP: 0.373, SLG: 0.396	SH5-4		HR	F8		P6				1	2	1	0	1	0	0	<b>Montreal Expos @ Pittsburgh Pirates</b> Three Rivers Stadium, Pittsburgh, PA Sat Sep 08 1990, 7:05 PM EDT Att: 44,614 - Unknown - 75 F		
Jeff King, R (4,PH) OBP: 0.277, SLG: 0.417	SF9		BB							2	0	0	0	0	0	3			
Jay Bell, R (1,6) OBP: 0.321, SLG: 0.370	SH5-4		F9			P3				3	1	1	0	0	0	1			
Andy Van Slyke, L (1,8) OBP: 0.367, SLG: 0.450						F8				3	1	1	3	0	0	1			
Bobby Bonilla, S (1,9) OBP: 0.333, SLG: 0.549	SF9		HR			G4-3				3	0	1	1	0	0	0			
			G4-3			SF8				3	0	1	1	0	0	0			
Barry Bonds, L (1,7) OBP: 0.406, SLG: 0.548						G4-3				3	0	0	0	1	0	0			
						F8				3	0	0	0	1	0	0			
Sid Bream, L (1,3) OBP: 0.361, SLG: 0.464										4	1	2	1	0	0	1			
						HR				4	1	1	0	0	0	2			
Michael LaValliere, L (1,2) OBP: 0.369, SLG: 0.349										4	1	1	0	0	0	2			
						PB				3	0	0	0	0	1	3			
Jose Lind, R (1,4) OBP: 0.305, SLG: 0.347						K				3	0	0	0	0	1	3			
Doug Drabek, R (1,1) OBP: 0.250, SLG: 0.254										3	0	2	1	0	1	0			
Bob Patterson, R (8,1) OBP: 0.056, SLG: 0.056						K				0	0	0	0	0	0	0			
<b>Inning Stats</b>	R: 1 E: 0 K: 0 S: 5	H: 2 LOB: 1 BB: 0 P: 5	R: 0 E: 0 K: 1 S: 10	H: 0 LOB: 1 BB: 1 P: 20	R: 2 E: 0 K: 1 S: 14	H: 1 LOB: 0 BB: 1 P: 25	R: 2 E: 0 K: 0 S: 13	H: 3 LOB: 1 BB: 0 P: 19	R: 1 E: 0 K: 0 S: 11	H: 1 LOB: 0 BB: 0 P: 19	R: 0 E: 0 K: 0 S: 13	H: 2 LOB: 2 BB: 0 P: 18	R: 0 E: 0 K: 0 S: 5	H: 0 LOB: 0 BB: 0 P: 8	R: 0 E: 0 K: 0 S: 4	H: 0 LOB: 0 BB: 0 P: 10	1B: 5 2B: 2 3B: 0 HR: 2	SF: 2 SAC: 1 DP: 0 HBP: 0	WP: 1 PA: 34 CS: 0
<b>PITCHER</b>	IP WLS BF H R ER SO BB IBB HBP BLK WP HR S P ERA WHIP																		
Howard Farmer, R (1,1) ERA: 7.8	3.2 L 18 6 5 5 2 2 0 0 0 0 1 0 14 24 6.75 0.750																		
Drew Hall, L (4,1) ERA: 5.27	1.1 5 1 1 1 0 0 0 0 0 0 0 18 26 0.00 1.000																		
Bill Sampen, R (6,1) ERA: 2.8	2.0 8 2 0 0 0 0 0 0 0 0 0 0 18 26 0.00 1.000																		
Dale Mohorcic, R (8,1) ERA: 3.43	1.0 3 0 0 0 0 0 0 0 0 0 0 4 10 0.00 0.000																		

AB	29
R	6
H	9
RBI	6
BB	2
SO	2
LOB	11



Batter	1	2	3	4	5	6	7	8	9	AB	R	H	RBI	BB	SO	LOB	TOP										
<b>Otis Nixon, S</b> OBP: 0.345, SLG: 0.309 (1, 7)	0-0 CS 1B		4-0 3B BB	0-1 G5-3			1-2 F9		0-1 1B 1B	4	2	2	1	1	0	1											
<b>Dave Martinez, L</b> OBP: 0.332, SLG: 0.444 <b>Marquis Grissom, R</b> OBP: 0.321, SLG: 0.359 (9, PH)	2-3 K		0-0 2B 3B		1-1 G3		4-1 CS BB		0-1 1B 1B	3	1	1	1	1	1	1											
<b>Delino DeShields, L</b> OBP: 0.379, SLG: 0.404 (1, 4)	2-2 G4-3		1-0 WP 2B		1-3 K		0-3 K		1-0 1B	5	0	2	3	0	2	1											
<b>Tim Wallach, R</b> OBP: 0.352, SLG: 0.492 (1, 5)		2-2 F8	3-2 P6		0-0 1B				0-0 P5	5	0	1	0	0	1	2											
<b>Larry Walker, L</b> OBP: 0.313, SLG: 0.433 (1, 9)		3-2 HR 2B	1-2 F8		0-2 P5				3-1 CS 1B	4	1	2	0	0	0	2											
<b>Andres Galaraga, R</b> OBP: 0.309, SLG: 0.411 (1, 3)		1-1 HR	1-0 G5-3			2-1 G1-3			1-3 K	4	1	1	2	0	1	2											
<b>Mike Fitzgerald, R</b> OBP: 0.360, SLG: 0.399 (1, 2)		2-2 2B		2-3 K		1-0 HR			2-2 CS 1B	4	2	3	1	0	1	0											
<b>Tom Foley, L</b> OBP: 0.282, SLG: 0.261 <b>Rolando Roomes, R</b> OBP: 0.229, SLG: 0.394 <b>Spike Owen, S</b> OBP: 0.331, SLG: 0.336 (9, PH)	1-2 F7		0-0 SH1-4 1B		3-2 F8				0-1 1B 1B	4	0	2	0	0	0	1											
<b>Dennis Martinez, R</b> Mel Rojas, R Bill Sampen, R Scott Ruskin, L Tim Burke, R Mike Aldrete, L Steve Frey, R (1, 1)	0-1 G6-3		0-0 SH1-4		0-3 K				2-3 K	0	0	0	0	0	0	0											
<b>Inning Stats</b>	R: 0 E: 0 K: 1 S: 8	H: 1 LOB: 0 BB: 0 P: 11	R: 2 E: 0 K: 0 S: 21	H: 3 LOB: 1 BB: 0 P: 30	R: 2 E: 0 K: 0 S: 9	H: 2 LOB: 1 BB: 1 P: 19	R: 0 E: 0 K: 1 S: 9	H: 1 LOB: 1 BB: 0 P: 11	R: 0 E: 0 K: 1 S: 11	H: 1 LOB: 0 BB: 0 P: 13	R: 1 E: 0 K: 1 S: 12	H: 1 LOB: 0 BB: 1 P: 18	R: 0 E: 0 K: 1 S: 7	H: 0 LOB: 0 BB: 1 P: 12	R: 0 E: 0 K: 1 S: 9	H: 1 LOB: 0 BB: 0 P: 14	R: 4 E: 0 K: 2 S: 18	H: 5 LOB: 1 BB: 0 P: 25	1B: 9 2B: 3 3B: 1 HR: 2	SF: 0 SAC: 1 DP: 0 HBP: 0	WP: 1 PB: 0 CS: 3	PA: 41					
<b>PITCHER</b>	IP	WLS	BF	H	R	ER	SO	BB	IBB	HBP	BLK	WP	HR	S	P	ERA	WHIP										
<b>Bob Walk, R</b> ERA: 4.24	(1, 1)	2.0	L	12	6	4	4	1	0	0	0	0	1	31	48	18.00	3.500										
<b>Vicente Palacios, R</b> ERA: 3.98	(3, 1)	1.0		3	0	0	0	0	0	0	0	1	0	7	12	0.00	0.000										
<b>Neal Heaton, L</b> ERA: 3.86	(4, 1)	2.0		8	2	0	2	0	0	0	0	0	0	20	24	0.00	1.000										
<b>Doug Bair, R</b> ERA: 3.86	(6, 1)	1.0		4	1	1	1	0	0	0	0	0	1	12	18	9.00	1.000										
<b>Bob Kipper, L</b> ERA: 3.19	(7, 1)	1.1		5	1	0	1	1	0	0	0	0	0	10	18	0.00	1.500										
<b>PITCHER</b>	IP	WLS	BF	H	R	ER	SO	BB	IBB	HBP	BLK	WP	HR	S	P	ERA	WHIP										
<b>Ted Power, R</b> ERA: 3.17	(8, 1)	1.0		5	3	3	2	0	0	0	0	0	0	7	10	27.00	3.000										
<b>Bob Patterson, L</b> ERA: 3.16	(9, 1)	0.2		3	2	1	1	0	0	0	0	0	0	7	10	13.50	3.000										

**Montreal Expos @ Pittsburgh Pirates**  
Three Rivers Stadium, Pittsburgh, PA  
Sun Sep 09 1990, 3:33 AM EDT  
Att: 22,023 - Overcast - 72 F

AB 37  
R 9  
H 15  
RBI 9  
BB 2  
SO 8  
LOB 13



Batter	1	2	3	4	5	6	7	8	9	AB	R	H	RBI	BB	SO	LOB	BOTTOM										
<b>Wally Backman, S</b> OBP: 0.375, SLG: 0.396 <b>Carmelo Martinez, R</b> OBP: 0.340, SLG: 0.419 (9, PH)	0-0 G1-3		4-0 1-2 BB		1-2 HR 1B		1-1 G4-3		3-2 F7	3	1	1	0	1	0	0											
<b>Jeff King, R</b> OBP: 0.279, SLG: 0.427 (1, 5)	0-2 P3		1-2 G6-3		2-2 HR		3-2 P7		0-1 PB 1B	5	1	2	3	0	0	2											
<b>Andy Van Slyke, L</b> OBP: 0.365, SLG: 0.449 (1, 8)	1-2 G4-3			0-0 2B	0-0 F9		1-2 F7		2-3 K	5	0	1	0	0	1	2											
<b>Bobby Bonilla, S</b> OBP: 0.331, SLG: 0.545 (1, 9)		0-3 K		3-3 K	0-0 L7				1-3 K	4	0	0	0	0	3	0											
<b>Barry Bonds, L</b> OBP: 0.408, SLG: 0.557 (1, 7)		1-1 F7		0-0 HR		3-1 SH1-4 SF6 1B		0-2 CS 1B		4	2	3	1	0	0	0											
<b>Sid Bream, L</b> OBP: 0.381, SLG: 0.464 <b>Gary Redus, R</b> OBP: 0.344, SLG: 0.400 (6, PH)	1-1 P6			0-2 1B 1B		4-1 SH1-4 BB		2-2 P3		2	0	1	0	0	0	0											
<b>Michael LaValliere, L</b> OBP: 0.374, SLG: 0.355 <b>Don Slaught, R</b> OBP: 0.378, SLG: 0.460 (6, PH)			0-0 1B	1-1 1B		1-1 SH1-4		4-2 1B BB		2	0	2	0	0	0	0											
<b>Rafael Belliard, R</b> OBP: 0.308, SLG: 0.283 <b>Steve Carter, L</b> (4, PH)			3-2 F8		0-1 P5		0-0 SF6		1-2 PB 1B	1	0	0	0	0	0	1											
<b>Jay Bell, R</b> OBP: 0.322, SLG: 0.371 (5, 6)									1-2 1B	1	0	1	1	0	0	0											
<b>Bob Walk, R</b> Vicente Palacios, R Orlando Martinez, S Neal Heaton, L John Carpenter, S Doug Bair, R Mark Rydell, L Bob Kipper, R Ted Power, R Bob Patterson, L Lloyd McClendon, R (1, 1)	2-1 F9			1-2 F8		1-1 G4-3			1-1 F7	0	0	0	0	0	0	0											
<b>Inning Stats</b>	R: 0 E: 0 K: 0 S: 7	H: 0 LOB: 0 BB: 0 P: 8	R: 0 E: 0 K: 1 S: 10	H: 0 LOB: 0 BB: 0 P: 12	R: 0 E: 0 K: 0 S: 9	H: 1 LOB: 2 BB: 1 P: 19	R: 1 E: 0 K: 1 S: 13	H: 4 LOB: 2 BB: 0 P: 17	R: 2 E: 0 K: 0 S: 13	H: 2 LOB: 0 BB: 0 P: 17	R: 1 E: 0 K: 0 S: 8	H: 1 LOB: 1 BB: 1 P: 17	R: 0 E: 0 K: 0 S: 10	H: 0 LOB: 0 BB: 0 P: 15	R: 0 E: 0 K: 1 S: 12	H: 1 LOB: 0 BB: 0 P: 14	R: 1 E: 0 K: 1 S: 19	H: 2 LOB: 2 BB: 1 P: 30	1B: 8 2B: 1 3B: 0 HR: 2	SF: 1 SAC: 1 DP: 0 HBP: 0	WP: 0 PB: 1 CS: 1	PA: 39					
<b>PITCHER</b>	IP	WLS	BF	H	R	ER	SO	BB	IBB	HBP	BLK	WP	HR	S	P	ERA	WHIP										
<b>Dennis Martinez, R</b> ERA: 2.92	(1, 1)	0.1		1	0	0	0	0	0	0	0	0	1	38	55	2.46	1.636										
<b>Mel Rojas, R</b> ERA: 2.7	(1, 1)	3.2	W	16	5	1	1	2	1	0	0	0	1	38	55	2.46	1.636										
<b>Bill Sampen, R</b> ERA: 3.01	(5, 1)	0.1		3	2	2	2	0	0	0	0	0	1	11	15	54.00	6.000										
<b>Scott Ruskin, L</b> ERA: 2.7	(5, 1)	1.0		5	1	1	1	0	1	0	0	0	0	7	15	9.00	2.000										
<b>Tim Burke, R</b> ERA: 3.03	(6, 1)	2.2		8	1	0	0	1	0	0	0	0	0	25	33	0.00	0.375										

**Montreal Expos @ Pittsburgh Pirates**  
Three Rivers Stadium, Pittsburgh, PA  
Sun Sep 09 1990, 3:33 AM EDT  
Att: 22,023 - Overcast - 72 F

AB 34  
R 5  
H 11  
RBI 5  
BB 3  
SO 4  
LOB 14



Batter	1	2	3	4	5	6	7	8	9	AB	R	H	RBI	BB	SO	LOB	TOP					
Gary Redus, R OBP: 0.351, SLG: 0.431 Wally Backman, S OBP: 0.377, SLG: 0.396 Sid Gream, L OBP: 0.361, SLG: 0.464	1-2 HR		1-1 P3		0-2 F8 2B		1-2 G3 2B		4-2 1B SH1-4 SF7 BB	4	1	3	1	0	0	1	Pittsburgh Pirates @ Philadelphia Phillies Veterans Stadium, Philadelphia, PA Mon Sep 10 1990, 7:05 PM EDT Att: 18,970 - Unknown - 81 F					
Jay Bell, R OBP: 0.319, SLG: 0.369	1-2 G5-3		1-1 G5-3		2-2 F8		0-0 B2		1-2 SH1-4	4	0	0	0	0	0	3						
Jeff King, R OBP: 0.278, SLG: 0.423	2-2 F9		3-2 F9		0-2 F8		2-2 G3		3-2 1B	5	0	1	0	0	0	3						
Bobby Bonilla, S OBP: 0.331, SLG: 0.543	1-1 1B			1-0 P5		0-0 G6-3		2-2 FC4-6 HBP	0-2 SF7	3	0	1	1	0	0	0						
Barry Bonds, L OBP: 0.406, SLG: 0.559	2-1 F8			2-2 F8		0-0 HR		1-1 FC4-6	3-H F8	5	1	1	1	0	0	4						
R.J. Reynolds, S OBP: 0.388, SLG: 0.365		4-1 G4-6-3 BB		4-1 1B BB		0-2 F9		2-2 F9		2	0	0	0	2	0	0						
Don Slaught, R OBP: 0.367, SLG: 0.467 Andy Van Slyke, L OBP: 0.364, SLG: 0.448 Dann Biliarello, R OBP: 0.114, SLG: 0.031 Michael LaValliere, L OBP: 0.374, SLG: 0.355		0-0 F9		1-0 1B		1-0 2B		2-3 K		3	0	2	0	0	0	1						
Jose Lind, R OBP: 0.307, SLG: 0.347		2-2 G4-6-3		1-0 F9		4-0 IBB		1-2 1B		3	0	1	0	1	0	3						
Zane Smith, L OBP: 0.190, SLG: 0.276 Steve Carter, L (8, PH) Bill Landrum, R (8, 1) Jerry Reuss, L (8, 1) Stan Belinda, R (8, 1)			0-1 G5-3 1B		0-1 G4-3		0-0 L8		0-3 K	3	0	1	0	0	0	2						
Inning Stats	R: 1 E: 0 K: 0 S: 13	H: 2 LOB: 1 BB: 0 P: 20	R: 0 E: 0 K: 0 S: 5	H: 0 LOB: 0 BB: 1 P: 11	R: 0 E: 0 K: 0 S: 10	H: 1 LOB: 2 BB: 1 P: 15	R: 0 E: 0 K: 0 S: 7	H: 1 LOB: 1 BB: 0 P: 16	R: 0 E: 0 K: 0 S: 13	H: 2 LOB: 2 BB: 1 P: 15	R: 0 E: 0 K: 0 S: 11	H: 1 LOB: 2 BB: 0 P: 17	R: 0 E: 0 K: 2 S: 14	H: 1 LOB: 1 BB: 0 P: 19	R: 1 E: 0 K: 0 S: 13	H: 1 LOB: 1 BB: 1 P: 22		1B: 5 2B: 3 3B: 0 HR: 2	SF: 1 SAC: 1 DP: 1 HBP: 1	WP: 0 PB: 0 SB: 0 CS: 0	PA: 41	
PITCHER	IP	WLS	BF	H	R	ER	SO	BB	IBB	HBP	BLK	WP	HR	S	P	ERA		WHIP				
Terry Mulholland, L ERA: 3.97 Joe Boever, R ERA: 3.75 Roger McDowell, R ERA: 3.89	7.0		32	8	2	2	0	2	1	1	0	0	2	66	106	2.57		1.429				

AB	34
R	3
H	10
RBI	3
BB	4
SO	2
LOB	18



Batter	1	2	3	4	5	6	7	8	9	AB	R	H	RBI	BB	SO	LOB	BOTTOM						
Lenny Dykstra, L OBP: 0.430, SLG: 0.452	0-1 G6-3		3-1 F7		0-0 G6-3		1-1 FC6-4		0-0 F9	5	0	0	0	0	0	1	Pittsburgh Pirates @ Philadelphia Phillies Veterans Stadium, Philadelphia, PA Mon Sep 10 1990, 7:05 PM EDT Att: 18,970 - Unknown - 81 F						
Randy Ready, R OBP: 0.332, SLG: 0.319 Louis Meadows, L OBP: 0.283, SLG: 0.125 Mickey Morandini, L OBP: 0.286, SLG: 0.167	0-1 G5-3		2-2 P6		2-2 G6-3 1B		3-2 G4-3			3	0	1	0	0	0	0							
Von Hayes, L OBP: 0.377, SLG: 0.424	4-2 1B BB		0-1 G4-3		0-1 G6-3		0-0 WP FC1-2 1B			3	0	1	0	1	0	1							
Dale Murphy, R OBP: 0.312, SLG: 0.405	2-1 1-2 1B			2-0 G5-4-3 1B		1-3 K		4-1 FC1-2 WP BB		3	0	2	0	1	1	0							
Ricky Jordan, R OBP: 0.274, SLG: 0.349 John Kruk, L OBP: 0.385, SLG: 0.394	0-2 F9			0-0 G5-4-3		0-0 F9		4-2 FC1-2 BB		3	0	0	0	0	0	3							
Charlie Hayes, R OBP: 0.295, SLG: 0.362 Rod Booker, L OBP: 0.328, SLG: 0.324		1-0 G4-3		3-2 2B 1B		2-3 K		1-2 FC1-2		3	1	1	0	0	1	0							
Darren Daulton, L OBP: 0.361, SLG: 0.416		0-3 K		0-0 1-H 2B			2-1 G3		1-1 F9	4	0	1	1	0	1	3							
Dickie Thon, R OBP: 0.311, SLG: 0.355		0-1 HR		4-0 IBB			0-0 G4-3		1-3 K	3	1	1	1	1	1	0							
Terry Mulholland, R OBP: 0.116, SLG: 0.120 Wes Chamberlain, R ERA: 2.37 Joe Boever, R (8, 1) Roger McDowell, R (8, 1) Dave Hollins, S OBP: 0.280, SLG: 0.349		2-3 K		0-3 K			1-0 E5 FC6-4		1-2 P4	2	0	0	0	0	2	2							
Inning Stats	R: 0 E: 0 K: 0 S: 11	H: 1 LOB: 2 BB: 1 P: 17	R: 1 E: 0 K: 2 S: 9	H: 1 LOB: 0 BB: 0 P: 12	R: 0 E: 0 K: 0 S: 7	H: 0 LOB: 0 BB: 0 P: 12	R: 1 E: 0 K: 1 S: 9	H: 3 LOB: 2 BB: 1 P: 18	R: 0 E: 0 K: 0 S: 7	H: 1 LOB: 0 BB: 0 P: 9	R: 0 E: 0 K: 2 S: 7	H: 0 LOB: 0 BB: 0 P: 10	R: 0 E: 1 K: 0 S: 6	H: 0 LOB: 1 BB: 0 P: 10	R: 0 E: 0 K: 0 S: 15	H: 1 LOB: 3 BB: 2 P: 28		R: 0 E: 0 K: 1 S: 7	H: 0 LOB: 0 BB: 0 P: 9	1B: 5 2B: 1 3B: 0 HR: 1	SF: 0 SAC: 0 DP: 2 HBP: 0	WP: 1 PB: 0 SB: 0 CS: 0	PA: 37
PITCHER	IP	WLS	BF	H	R	ER	SO	BB	IBB	HBP	BLK	WP	HR	S	P	ERA		WHIP					
Zane Smith, L ERA: 2.91 Bill Landrum, R ERA: 2.37 Jerry Reuss, L ERA: Stan Belinda, R ERA: 3.91	7.0		28	6	2	2	5	1	0	0	0	0	0	5	12	0.00		6.000					

AB	33
R	2
H	7
RBI	2
BB	4
SO	6
LOB	13



Batter	1	2	3	4	5	6	7	8	9	AB	R	H	RBI	BB	SO	LOB	TOP					
Wally Backman, S (1,4) OBP: 0.376, SLG: 0.402										3	1	1	1	0	2	0	<b>Pittsburgh Pirates @ Philadelphia Phillies</b> <b>Veterans Stadium, Philadelphia, PA</b> Tue Sep 11 1990, 7:05 PM EDT Att: 20,289 - Unknown - 80 F  <b>AB 33</b> <b>R 5</b> <b>H 8</b> <b>RBI 5</b> <b>BB 5</b> <b>SO 5</b> <b>LOB 21</b>					
Lloyd McClendon, R (7,PH) OBP: 0.258, SLG: 0.248										1	1	1	2	0	0	0						
Rafael Belliard, R (7,4) OBP: 0.308, SLG: 0.283										0	0	0	0	0	0	0						
Mark Ryal, L (9,PH) OBP: 0.100, SLG: 0.100										1	0	0	0	0	0	3						
Ted Power, R (9,1) OBP: 0.125, SLG: 0.250										0	0	0	0	0	0	0						
Jay Bell, R (1,6) OBP: 0.317, SLG: 0.365										5	0	0	1	0	2	4						
Andy Van Slyke, L (1,8) OBP: 0.363, SLG: 0.444										4	0	0	0	1	1	2						
Bobby Bonilla, S (1,9) OBP: 0.332, SLG: 0.543										4	0	2	1	0	0	0						
Barry Bonds, L (1,7) OBP: 0.407, SLG: 0.560										3	0	1	0	1	0	2						
Sid Bream, L (1,3) OBP: 0.360, SLG: 0.467										4	0	1	0	0	0	3						
Michael LaValliere, L (1,2) OBP: 0.373, SLG: 0.359										3	0	1	0	0	0	2						
John Cangelosi, S (7,PH) OBP: 0.294, SLG: 0.205										0	1	0	0	0	0	0						
Dann Biliarello, R (7,2) OBP: 0.139, SLG: 0.031										0	0	0	0	1	0	0						
Jeff King, R (1,5) OBP: 0.280, SLG: 0.421										2	1	0	0	2	0	1						
Randy Tomlin, L (1,1) OBP: 0.050, SLG: 0.100										2	1	1	0	0	0	2						
R.J. Reynolds, S (7,PH) OBP: 0.366, SLG: 0.363										1	0	0	0	0	0	2						
Neal Heaton, L (7,1) OBP: 0.128, SLG: 0.047										0	0	0	0	0	0	0						
Jose Lind, R (9,PH) OBP: 0.307, SLG: 0.347										0	0	0	0	0	0	0						
<b>Inning Stats</b>	R: 0 E: 0 K: 2 S: 9	H: 0 LOB: 0 BB: 0 P: 16	R: 0 E: 0 K: 0 S: 11	H: 1 LOB: 1 BB: 1 P: 19	R: 2 E: 0 K: 0 S: 14	H: 3 LOB: 2 BB: 1 P: 21	R: 0 E: 0 K: 0 S: 6	H: 1 LOB: 1 BB: 1 P: 12	R: 0 E: 0 K: 3 S: 9	H: 0 LOB: 0 BB: 0 P: 13	R: 0 E: 0 K: 0 S: 3	H: 0 LOB: 0 BB: 0 P: 5	R: 2 E: 0 K: 0 S: 15	H: 2 LOB: 1 BB: 0 P: 24	R: 0 E: 0 K: 0 S: 7	H: 1 LOB: 1 BB: 0 P: 11	R: 1 E: 1 K: 0 S: 14	H: 0 LOB: 2 BB: 2 P: 25	1B: 2 2B: 3 3B: 2 HR: 1	SF: 0 SAC: 1 DP: 2 HBP: 0	WP: 0 PB: 0 SB: 0 CS: 0	PA: 39
<b>PITCHER</b>	IP WLS BF H R ER SO BB IBB HBP BLK WP HR S P ERA WHIP	IP WLS BF H R ER SO BB IBB HBP BLK WP HR S P ERA WHIP																				
Jason Grimsley, R (1,1) ERA: 4.46	2.2 L 13 4 2 2 2 2 0 0 0 0 0 0 28 49 6.75 2.250	Joe Boever, R (9,1) ERA: 3.72	0.2 2 0 0 0 0 0 0 0 0 0 0 0 1 39 61 4.15 0.692																			
Dennis Cook, L (3,1) ERA: 3.59	4.1 16 3 2 2 3 0 1 0 0 0 0 1 39 61 4.15 0.692	Chuck McElroy, L (9,1) ERA: 7.0	0.1 1 0 0 0 0 0 0 0 0 0 0 0 7 11 0.00 1.000																			
Don Carman, L (8,1) ERA: 4.22	1.0 4 1 0 0 0 0 0 0 0 0 0 0 7 11 0.00 1.000																					
Chuck Malone, R (9,1) ERA: 3.86	0.0 2 0 1 0 0 2 0 0 0 0 0 0 5 13 ∞ ∞																					
Tommy Greene, R (9,1) ERA: 6.61	0.0 1 0 0 0 0 0 0 0 0 0 0 0 1 2 ∞ ∞																					

Batter	1	2	3	4	5	6	7	8	9	AB	R	H	RBI	BB	SO	LOB	BOTTOM				
Lenny Dykstra, L (1,8) OBP: 0.428, SLG: 0.451										4	0	1	0	0	0	1	<b>Pittsburgh Pirates @ Philadelphia Phillies</b> <b>Veterans Stadium, Philadelphia, PA</b> Tue Sep 11 1990, 7:05 PM EDT Att: 20,289 - Unknown - 80 F  <b>AB 32</b> <b>R 1</b> <b>H 7</b> <b>RBI 1</b> <b>BB 1</b> <b>SO 3</b> <b>LOB 11</b>				
Randy Ready, R (1,4) OBP: 0.326, SLG: 0.312										4	0	0	0	0	0	2					
Chuck McElroy, L (9,1) ERA: 7.0										0	0	0	0	0	0	0					
Von Hayes, L (1,7) OBP: 0.376, SLG: 0.421										3	0	0	0	1	1	2					
Dale Murphy, R (1,9) OBP: 0.311, SLG: 0.404										4	0	1	0	0	0	1					
John Kruk, L (1,3) OBP: 0.384, SLG: 0.400										4	1	1	1	0	1	1					
Charlie Hayes, R (1,5) OBP: 0.303, SLG: 0.365										4	0	3	0	0	1	0					
Dickie Thon, R (1,6) OBP: 0.309, SLG: 0.353										3	0	0	0	0	0	3					
Tom Nieto, R (1,2) OBP: 0.286, SLG: 0.167										3	0	0	0	0	0	1					
Jason Grimsley, R (1,1) ERA: 2.26										0	0	0	0	0	0	0					
Dennis Cook, L (3,1) ERA: 3.59										2	0	1	0	0	0	0					
Don Carman, L (8,1) ERA: 4.22										0	0	0	0	0	0	0					
Sil Campanario, R (8,PH) OBP: 0.333, SLG: 0.333										1	0	0	0	0	0	0					
Chuck Malone, R (9,1) ERA: 3.86										0	0	0	0	0	0	0					
Tommy Greene, R (9,1) ERA: 6.61										0	0	0	0	0	0	0					
Joe Boever, R (9,1) ERA: 3.72										0	0	0	0	0	0	0					
Rod Roaker, R (9,4) OBP: 0.326, SLG: 0.324										0	0	0	0	0	0	0					
<b>Inning Stats</b>	R: 0 E: 0 K: 0 S: 9	H: 0 LOB: 1 BB: 1 P: 16	R: 1 E: 0 K: 0 S: 10	H: 2 LOB: 0 BB: 0 P: 15	R: 0 E: 0 K: 0 S: 10	H: 1 LOB: 1 BB: 0 P: 16	R: 0 E: 0 K: 0 S: 8	H: 1 LOB: 1 BB: 0 P: 11	R: 0 E: 0 K: 2 S: 13	H: 1 LOB: 0 BB: 0 P: 20	R: 0 E: 0 K: 0 S: 6	H: 1 LOB: 0 BB: 0 P: 11	R: 0 E: 0 K: 0 S: 11	H: 1 LOB: 1 BB: 0 P: 15	R: 0 E: 0 K: 1 S: 8	H: 0 LOB: 0 BB: 0 P: 11	1B: 6 2B: 0 3B: 0 HR: 1	SF: 0 SAC: 0 DP: 2 HBP: 0	WP: 0 PB: 0 SB: 0 CS: 0	PA: 33	
<b>PITCHER</b>	IP WLS BF H R ER SO BB IBB HBP BLK WP HR S P ERA WHIP	IP WLS BF H R ER SO BB IBB HBP BLK WP HR S P ERA WHIP																			
Randy Tomlin, L (1,1) ERA: 2.13	6.0 W 23 5 1 1 2 1 0 0 0 0 0 0 17 26 0.00 1.000	Ted Power, R (9,1) ERA: 3.1	1.0 3 0 0 0 1 0 0 0 0 0 0 0 8 11 0.00 0.000																		
Neal Heaton, L (7,1) ERA: 3.34	2.0 7 2 0 0 0 0 0 0 0 0 0 0 17 26 0.00 1.000																				

Batter	1	2	3	4	5	6	7	8	9	AB	R	H	RBI	BB	SO	LOB	TOP			
Wally Backman, S OBP: 0.372, SLG: 0.396	0-1 G4-3		1-0 FC1-6 BB BB		3-2 L7			2-1 B3		4	1	0	0	0	0	1				
Jay Bell, R OBP: 0.316, SLG: 0.363	1-3 K		4-2 SAFE BB BB		1-1 L8			2-2 F9		3	0	0	0	1	1	0				
Andy Van Slyke, L OBP: 0.366, SLG: 0.448	1-1 1B		4-2 BB BB		0-3 K			0-1 2B		3	0	2	0	1	1	0				
Bobby Bonilla, S OBP: 0.332, SLG: 0.540	0-3 K		4-2 BB BB		0-3 K			1-3 K		3	0	0	1	1	3	2				
Barry Bonds, L OBP: 0.404, SLG: 0.555		2-1 F8	1-0 P6		2-1 P6			2-1 G4-3		4	0	0	0	0	0	3				
Sid Bream, L OBP: 0.356, SLG: 0.462	2-1 F8			2-3 K		0-1 L8		1-0 F9		4	0	0	0	0	1	0				
Michael LaValliere, L OBP: 0.371, SLG: 0.354	1-3 K		4-2 BB		2-1 L8			1-1 F8		3	0	0	0	1	1	0				
Jose Lind, R OBP: 0.305, SLG: 0.345			0-3 K	0-0 F9		1-0 G4-3				3	0	0	0	0	1	1				
John Smiley, L OBP: 0.163, SLG: 0.128			1-2 FC1-6 1B	0-1 F8		2-2 F8				3	0	1	0	0	0	1				
<b>Inning Stats</b>	R: 0 E: 0 K: 2 S: 10	H: 1 LOB: 1 BB: 0 P: 12	R: 0 E: 0 K: 1 S: 8	H: 0 LOB: 0 BB: 0 P: 13	R: 1 E: 0 K: 1 S: 15	H: 1 LOB: 3 BB: 3 P: 30	R: 0 E: 0 K: 1 S: 9	H: 0 LOB: 1 BB: 1 P: 15	R: 0 E: 0 K: 1 S: 7	H: 0 LOB: 0 BB: 0 P: 9	R: 0 E: 0 K: 1 S: 10	H: 0 LOB: 0 BB: 0 P: 15	R: 0 E: 0 K: 1 S: 11	H: 1 LOB: 1 BB: 0 P: 16	R: 0 E: 0 K: 0 S: 5	H: 0 LOB: 0 BB: 0 P: 9	1B: 2 2B: 1 3B: 0 HR: 0	SF: 0 SAC: 0 DP: 0 HBP: 0	WP: 0 PB: 0 SB: 0 CS: 0	PA: 34
<b>PITCHER</b> David Cone, R ERA: 3.44	IP: 9.0 WLS: W BF: 34 H: 3 R: 1 ER: 1 SO: 8 BB: 4 IBB: 0 HBP: 0 BLK: 0 WP: 0 HR: 0 S: 83 P: 131 ERA: 1.00 WHIP: 0.778															<b>PITCHER</b>				

Pittsburgh Pirates @ New York Mets  
Shea Stadium, Flushing, NY  
Wed Sep 12 1990, 7:05 PM EDT  
Att: 48,375 - Unknown - 74 F

AB 30  
R 1  
H 3  
RBI 1  
BB 4  
SO 8  
LOB 8



Batter	1	2	3	4	5	6	7	8	9	AB	R	H	RBI	BB	SO	LOB	BOTTOM			
Gregg Jefferies, S OBP: 0.339, SLG: 0.446	4-1 1B 2B BB		2-2 P6		1-0 F7			2-2 2B		3	1	1	0	1	0	0				
Keith Miller, R OBP: 0.338, SLG: 0.332	0-2 2B 1B		1-2 G6-3		2-1 G6-3 1B			0-0 G6-3		4	1	2	0	0	0	1				
Dave Magadan, L OBP: 0.322, SLG: 0.457	0-0 G3 1H 2H FC4-2 2B		0-2 1B		0-1 G6-3 1-2			0-1 G6-3		3	0	2	2	0	0	1				
Darryl Strawberry, L OBP: 0.371, SLG: 0.524	1-0 G3		0-1 L8		0-0 F8					3	0	0	0	0	0	2				
Kevin McReynolds, R OBP: 0.356, SLG: 0.453	3-2 FC4-2			0-1 F7				1-2 F8		3	0	0	0	0	0	1				
Tom Herr, S OBP: 0.322, SLG: 0.354	3-H L8			2-3 K				1-1 P4		3	0	0	0	0	1	1				
Howard Johnson, S OBP: 0.313, SLG: 0.431		0-0 G4-3		0-1 F9				0-0 L7		3	0	0	0	0	0	0				
Charlie O'Brien, R OBP: 0.262, SLG: 0.272		0-2 G1-6-3			0-1 F7			0-0 B5-3		3	0	0	0	0	0	0				
David Cone, L OBP: 0.238, SLG: 0.203		1-0 F7			1-3 K			0-1 P5		3	0	0	0	0	1	0				
<b>Inning Stats</b>	R: 2 E: 0 K: 0 S: 13	H: 2 LOB: 1 BB: 1 P: 23	R: 0 E: 0 K: 0 S: 5	H: 0 LOB: 0 BB: 0 P: 6	R: 0 E: 0 K: 0 S: 12	H: 1 LOB: 1 BB: 0 P: 15	R: 0 E: 0 K: 1 S: 8	H: 0 LOB: 0 BB: 0 P: 10	R: 0 E: 0 K: 1 S: 8	H: 0 LOB: 0 BB: 0 P: 10	R: 0 E: 0 K: 0 S: 5	H: 1 LOB: 0 BB: 0 P: 7	R: 0 E: 0 K: 0 S: 6	H: 0 LOB: 0 BB: 0 P: 8	R: 0 E: 0 K: 0 S: 7	H: 1 LOB: 1 BB: 0 P: 9	1B: 3 2B: 2 3B: 0 HR: 0	SF: 0 SAC: 0 DP: 1 HBP: 0	WP: 0 PB: 0 SB: 0 CS: 0	PA: 29
<b>PITCHER</b> John Smiley, L ERA: 4.18	IP: 8.0 WLS: L BF: 29 H: 5 R: 2 ER: 2 SO: 2 BB: 1 IBB: 0 HBP: 0 BLK: 0 WP: 0 HR: 0 S: 64 P: 88 ERA: 2.25 WHIP: 0.750															<b>PITCHER</b>				

Pittsburgh Pirates @ New York Mets  
Shea Stadium, Flushing, NY  
Wed Sep 12 1990, 7:05 PM EDT  
Att: 48,375 - Unknown - 74 F

AB 28  
R 2  
H 5  
RBI 2  
BB 1  
SO 2  
LOB 6











Batter	1	2	3	4	5	6	7	8	9	AB	R	H	RBI	BB	SO	LOB	TOP					
<b>Wally Backman, S</b> OBP: 0.364, SLG: 0.388 (1, 4)	F8	P5			F7			F8		4	0	0	0	0	0	2	<b>Pittsburgh Pirates @ Montreal Expos</b> <b>Olympic Stadium, Montreal, QB</b> Sun Sep 16 1990, 3:33 AM EDT Att. 21,286 - Dome					
<b>Jay Bell, R</b> OBP: 0.318, SLG: 0.361 (1, 6)	2B		K			K		BB		3	0	1	0	1	2	0						
<b>Andy Van Slyke, L</b> OBP: 0.365, SLG: 0.452 (1, 8)	K		F7			K		K		4	0	0	0	0	3	2						
<b>Bobby Bonilla, S</b> OBP: 0.326, SLG: 0.534 (1, 9)	F9		F8			G5-3			K	4	0	0	0	0	1	1						
<b>Barry Bonds, L</b> OBP: 0.407, SLG: 0.569 (1, 7)		S BB E BB			F8			F7	F8	3	1	0	0	1	0	0						
<b>Sid Bream, L</b> OBP: 0.354, SLG: 0.455 (7, PH)	SAFE	4-0			2-3			1-2	4-2	1	0	0	0	1	1	0						
<b>Gary Redus, R</b> OBP: 0.345, SLG: 0.431 (7, 3)	G4-3 FC5-2 BB				K			G4-3	BB	1	0	0	0	1	0	0						
<b>Michael LaValliere, L</b> OBP: 0.388, SLG: 0.351 (7, PH)		G4-3			3-2			4-2	1-3	2	0	0	0	0	0	1						
<b>Don Slaught, R</b> OBP: 0.388, SLG: 0.470 (7, PH)		1-3 2-H			F9			BB	K	0	0	0	0	0	0	0						
<b>John Candelosi, S</b> OBP: 0.281, SLG: 0.203 (7, PR)										0	0	0	0	0	0	0						
<b>Dann Bilardello, R</b> OBP: 0.154, SLG: 0.057 (9, PH)										0	0	0	0	0	0	0						
<b>Lloyd McClendon, R</b> OBP: 0.256, SLG: 0.245 (9, PH)										1	0	0	0	0	1	1						
<b>Jeff King, R</b> OBP: 0.277, SLG: 0.408 (1, 5)	FC5-2 BB				F8			2-3		3	0	0	0	0	1	2						
<b>Randy Tomlin, L</b> OBP: 0.091, SLG: 0.095 (7, 1)		3-H																				
<b>Bob Kipper, R</b> OBP: 0.143, SLG: 0.143 (7, 1)					F8																	
<b>Bill Landrum, R</b> OBP: 0.359, SLG: 0.353 (8, PH)																						
<b>R.J. Reynolds, S</b> OBP: 0.359, SLG: 0.353 (8, 1)		1-2							G4-3	0	0	0	0	0	0	0						
<b>Ted Power, R</b> OBP: 0.125, SLG: 0.250 (8, 1)										0	0	0	0	0	0	0						
<b>Inning Stats</b>	R: 0 E: 0 K: 1 S: 10	H: 1 LOB: 1 BB: 0 P: 13	R: 1 E: 0 K: 0 S: 9	H: 0 LOB: 2 BB: 3 P: 22	R: 0 E: 0 K: 1 S: 6	H: 0 LOB: 0 BB: 0 P: 11	R: 0 E: 0 K: 1 S: 7	H: 0 LOB: 0 BB: 0 P: 12	R: 0 E: 0 K: 0 S: 5	H: 0 LOB: 0 BB: 0 P: 8	R: 0 E: 0 K: 1 S: 9	H: 0 LOB: 1 BB: 1 P: 9	R: 0 E: 0 K: 1 S: 10	H: 0 LOB: 1 BB: 1 P: 18	R: 0 E: 0 K: 1 S: 8	H: 0 LOB: 1 BB: 1 P: 16	R: 0 E: 0 K: 2 S: 14	H: 0 LOB: 1 BB: 1 P: 23	1B: 0 2B: 1 3B: 0 HR: 0	SF: 0 SAC: 0 DP: 0 HBP: 0	WP: 0 PB: 0 SB: 2 CS: 0	PA: 34
<b>PITCHER</b>	IP	WLS	BF	H	R	ER	SO	BB	IBB	HBP	BLK	WP	HR	S	P	ERA	WHIP					
<b>Scott Anderson, R</b> ERA: 2.25 (1, 1)	5.0		19	1	1	1	3	3	0	0	0	0	0	37	66	1.80	0.800					
<b>Scott Ruskin, L</b> ERA: 2.53 (6, 1)	1.2	W	6	0	0	0	2	1	0	0	0	0	0	15	21	0.00	0.600					
<b>Tim Burke, R</b> ERA: 2.9 (7, 1)	1.0		4	0	0	0	1	1	0	0	0	0	0	9	17	0.00	1.000					
<b>Steve Frey, L</b> ERA: 2.39 (8, 1)	1.1	S	5	0	0	0	3	1	0	0	0	0	0	17	28	0.00	0.750					

AB 28  
R 1  
H 1  
RBI 0  
BB 6  
SO 9  
LOB 9



Batter	1	2	3	4	5	6	7	8	9	AB	R	H	RBI	BB	SO	LOB	BOTTOM				
<b>Tim Raines, S</b> OBP: 0.377, SLG: 0.388 (1, 7)	G6-3		1-1			3B 1B		E3		4	1	2	0	0	0	0	<b>Pittsburgh Pirates @ Montreal Expos</b> <b>Olympic Stadium, Montreal, QB</b> Sun Sep 16 1990, 3:33 AM EDT Att. 21,286 - Dome				
<b>Otis Nixon, S</b> OBP: 0.338, SLG: 0.316 (1, 8)	G5-3		0-0		1B	1-H 2-H		P4		4	1	1	1	0	0	3					
<b>Andres Galarraga, R</b> OBP: 0.302, SLG: 0.495 (1, 3)	K					1-H SF8 3B		K	K	4	0	0	0	0	4	2					
<b>Tim Wallach, R</b> OBP: 0.344, SLG: 0.479 (1, 5)		F9			G1-3	SF8		F8		3	0	0	1	0	0	0					
<b>Marquis Grissom, R</b> OBP: 0.316, SLG: 0.349 (1, 9)		F7			G6-3	3-H		K	K	3	0	0	0	1	1	0					
<b>Junior Noboa, R</b> OBP: 0.288, SLG: 0.335 (7, 4)										3	0	0	0	0	0	1					
<b>Delino DeShields, L</b> OBP: 0.384, SLG: 0.417 (7, 4)		G6-3			G6-3	SAFE		F9	K	1	0	0	0	0	1	0					
<b>Mike Fitzgerald, R</b> OBP: 0.364, SLG: 0.394 (1, 2)					G6-3				K	2	0	0	0	1	1	0					
<b>Spike Owen, S</b> OBP: 0.341, SLG: 0.351 (1, 6)					FC1-6 BB			E8	BLK E 2B	3	1	2	0	0	0	1					
<b>Scott Anderson, R</b> OBP: 0.250, SLG: 0.625 (7, 1)									BLK E BB	1	0	0	0	0	1	1					
<b>Rolando Roomes, R</b> OBP: 0.236, SLG: 0.338 (5, PH)					K					1	0	0	0	0	1	1					
<b>Scott Ruskin, R</b> OBP: 0.250, SLG: 0.625 (7, 1)										0	0	0	0	0	0	0					
<b>Tim Burke, R</b> OBP: 0.333, SLG: 0.200 (8, 1)										0	1	0	0	1	0	0					
<b>Steve Frey, R</b> ERA: 3.04 (8, 1)										0	0	0	0	0	0	0					
<b>Inning Stats</b>	R: 0 E: 0 K: 1 S: 7	H: 0 LOB: 0 BB: 0 P: 13	R: 0 E: 0 K: 0 S: 5	H: 0 LOB: 0 BB: 0 P: 7	R: 0 E: 0 K: 1 S: 11	H: 1 LOB: 2 BB: 1 P: 19	R: 0 E: 0 K: 1 S: 8	H: 0 LOB: 0 BB: 0 P: 11	R: 0 E: 0 K: 1 S: 15	H: 1 LOB: 1 BB: 0 P: 23	R: 2 E: 0 K: 1 S: 14	H: 2 LOB: 1 BB: 1 P: 20	R: 2 E: 1 K: 2 S: 19	H: 1 LOB: 1 BB: 1 P: 34	R: 0 E: 0 K: 2 S: 7	H: 0 LOB: 0 BB: 0 P: 10		1B: 2 2B: 2 3B: 1 HR: 0	SF: 1 SAC: 0 DP: 0 HBP: 0	WP: 0 PB: 0 SB: 1 CS: 0	PA: 33
<b>PITCHER</b>	IP	WLS	BF	H	R	ER	SO	BB	IBB	HBP	BLK	WP	HR	S	P	ERA		WHIP			
<b>Randy Tomlin, L</b> ERA: 2.2 (7, 1)	6.1	L	27	5	4	2	6	3	0	0	0	0	0	70	113	2.84	1.263				
<b>Bob Kipper, L</b> ERA: 3.06 (7, 1)	0.1		2	0	0	0	0	0	0	0	1	0	0	5	8	0.00	0.000				
<b>Bill Landrum, R</b> ERA: 2.35 (7, 1)	0.1		1	0	0	0	1	0	0	0	0	0	0	4	6	0.00	0.000				
<b>Ted Power, R</b> ERA: 3.04 (8, 1)	1.0		3	0	0	0	2	0	0	0	0	0	0	7	10	0.00	0.000				



Batter	1	2	3	4	5	6	7	8	9	AB	R	H	RBI	BB	SO	LOB	TOP					
Wally Backman, S OBP: 0.364, SLG: 0.387 Jeff King, R OBP: 0.275, SLG: 0.405	0-1 G4-3 SH3 1B		0-2 G1-6-3		1-2 G4-1		1-0 G6-3		0-1 G5-3	3	1	1	1	0	0	2						
Jay Bell, R OBP: 0.318, SLG: 0.360	1-0 SH3		2-1 G5-3		3-1 E5 1B 2B		4-1 BB			2	1	0	0	1	0	1						
Andy Van Slyke, L OBP: 0.366, SLG: 0.451	0-0 G4-3			4-1 FC4-6 BB	1-1 2B 1B		0-2 L3			3	1	1	1	1	0	2						
Bobby Bonilla, S OBP: 0.327, SLG: 0.535	1-0 1B			1-3 K	0-0 1B 2B			0-1 G3-1		4	0	2	3	0	1	1						
Barry Bonds, L OBP: 0.406, SLG: 0.565	3-3 K			0-0 FC4-6	2-1 F9			4-1 G3-6-1 BB		3	0	0	0	1	1	3						
Sid Bream, L OBP: 0.350, SLG: 0.450		2-2 G4-3		3-3 K		1-1 G3-1		0-1 G3-6-1		4	0	0	0	0	1	2						
Michael LaValliere, L OBP: 0.367, SLG: 0.347	1-0 G3-1				4-1 FC3-6 G4-1 BB	0-1 G4-3		3-2 F8		3	1	0	0	1	0	0						
Jose Lind, R OBP: 0.304, SLG: 0.341	1-1 G6-3				0-1 FC3-6 1B	0-1 G6-3		2-1 G4-3		4	0	1	0	0	0	0						
John Smiley, L Vicente Palacios, R John Cargnini, S Mike York, R Oriando Marosi, S Jerry Reuss, L Doug Bair, R R.J. Reynolds, S Stan Belinda, R Gary Reiter, S	2-1 G1-6-3 1B				0-1 FC3-6 E G4-1 1B		0-3 K		4-2 BB	0	0	0	0	0	0	0						
<b>Inning Stats</b>	R: 1 E: 0 K: 1 S: 10	H: 2 LOB: 1 BB: 0 P: 15	R: 0 E: 0 K: 0 S: 6	H: 0 LOB: 0 BB: 0 P: 10	R: 0 E: 0 K: 2 S: 8	H: 1 LOB: 0 BB: 0 P: 12	R: 0 E: 0 K: 2 S: 9	H: 0 LOB: 1 BB: 1 P: 17	R: 4 E: 1 K: 0 S: 15	H: 3 LOB: 1 BB: 1 P: 26	R: 0 E: 0 K: 0 S: 6	H: 0 LOB: 0 BB: 0 P: 7	R: 0 E: 0 K: 1 S: 9	H: 0 LOB: 1 BB: 1 P: 14	R: 0 E: 0 K: 0 S: 5	H: 0 LOB: 0 BB: 1 P: 9	R: 0 E: 0 K: 0 S: 10	H: 0 LOB: 1 BB: 1 P: 19	1B: 5 2B: 1 3B: 0 HR: 0	SF: 0 SAC: 1 DP: 2 HBP: 0	WP: 0 PB: 0 SB: 0 CS: 0	PA: 37
<b>PITCHER</b> Greg Maddux, R ERA: 3.35	IP: 9.0 WLS: W BF: 37 H: 6 R: 5 ER: 2 SO: 4 BB: 5 IBB: 0 HBP: 0 BLK: 0 WP: 0 HR: 0 S: 78 P: 129 ERA: 2.00 WHIP: 1.222															<b>PITCHER</b>	IP: 2.0 WLS: L BF: 6 H: 0 R: 0 ER: 0 SO: 3 BB: 0 IBB: 0 HBP: 0 BLK: 0 WP: 0 HR: 0 S: 14 P: 21 ERA: 0.00 WHIP: 0.600					

Pittsburgh Pirates @ Chicago Cubs  
Wrigley Field, Chicago, IL  
Tue Sep 18 1990, 7:05 PM CDT  
Att: 23,168 - Unknown

AB 31  
R 5  
H 6  
RBI 5  
BB 5  
SO 4  
LOB 14



Batter	1	2	3	4	5	6	7	8	9	AB	R	H	RBI	BB	SO	LOB	BOTTOM			
Jerome Walton, R OBP: 0.361, SLG: 0.341	HR			FC3-6 23 BB 1B		0-1 B3		0-3 K		5	2	2	1	0	1	1				
23 Ryne Sandberg, R OBP: 0.355, SLG: 0.555	1-3 K	2-0 P4		4-0 FC3-6 BB		1-0 1B 2B				3	0	1	0	1	1	0				
Mark Grace, L OBP: 0.376, SLG: 0.417	2-0 3B 1B	3-3 K		0-1 FC3-6 FC3-6		2-0 FC6-4 1B				4	1	2	0	0	1	2				
Andre Dawson, R OBP: 0.356, SLG: 0.531	1-1 1B 3B	1-3 K		0-1 FC3-6		0-2 FC6-4				4	1	1	2	0	1	3				
Luis Salazar, R OBP: 0.305, SLG: 0.413	0-1 1B HR		2-1 G5-3	0-3 K		1-0 P4				4	1	1	1	0	1	1				
Shawon Dunston, R OBP: 0.294, SLG: 0.444	1-2 HR		3-1 1B SF9		0-1 B5-3		3-2 G4-3			4	2	2	0	0	0	0				
Damon Berryhill, S OBP: 0.273, SLG: 0.467	0-2 HR		1-2 1B	1-1 G6-3		1-3 K				4	1	2	3	0	1	0				
Doug Dascenzo, S OBP: 0.307, SLG: 0.348	1-0 P5		1-0 SF9		0-2 G5-3			0-0 B1-3		3	0	0	1	0	0	0				
Greg Maddux, R OBP: 0.165, SLG: 0.143	0-0 FC6-4 1B		3-3 K		0-3 K		0-3 K			4	0	1	0	0	3	1				
<b>Inning Stats</b>	R: 6 E: 0 K: 1 S: 25	H: 7 LOB: 1 BB: 0 P: 32	R: 0 E: 0 K: 2 S: 7	H: 0 LOB: 0 BB: 0 P: 13	R: 1 E: 0 K: 1 S: 11	H: 2 LOB: 1 BB: 0 P: 18	R: 1 E: 0 K: 1 S: 9	H: 1 LOB: 1 BB: 1 P: 14	R: 0 E: 0 K: 0 S: 8	H: 0 LOB: 0 BB: 0 P: 9	R: 0 E: 0 K: 1 S: 10	H: 2 LOB: 2 BB: 0 P: 13	R: 0 E: 0 K: 1 S: 7	H: 0 LOB: 0 BB: 0 P: 12	R: 0 E: 0 K: 2 S: 7	H: 0 LOB: 0 BB: 0 P: 7	1B: 8 2B: 1 3B: 1 HR: 2	SF: 1 SAC: 0 DP: 0 HBP: 0	WP: 0 PB: 0 SB: 0 CS: 0	PA: 37
<b>PITCHER</b> John Smiley, L ERA: 4.55 Vicente Palacios, R ERA: Mike York, R ERA: 2.45 Jerry Reuss, L ERA: Doug Bair, R ERA: 4.43	IP: 0.1 WLS: L BF: 6 H: 6 R: 6 ER: 6 SO: 1 BB: 0 IBB: 0 HBP: 0 BLK: 0 WP: 0 HR: 2 S: 17 P: 21 ERA: 162.000 WHIP: 18.000															<b>PITCHER</b> Stan Belinda, R ERA: 3.74	IP: 7.1 WLS: W BF: 29 H: 14 R: 7 ER: 3 SO: 19 BB: 0 IBB: 0 HBP: 0 BLK: 0 WP: 0 HR: 0 S: 33 P: 50 ERA: 0.00 WHIP: 0.000			

Pittsburgh Pirates @ Chicago Cubs  
Wrigley Field, Chicago, IL  
Tue Sep 18 1990, 7:05 PM CDT  
Att: 23,168 - Unknown

AB 35  
R 8  
H 12  
RBI 8  
BB 1  
SO 9  
LOB 8





Batter	1	2	3	4	5	6	7	8	9	AB	R	H	RBI	BB	SO	LOB	TOP					
Jeff King, R OBP: 0.278, SLG: 0.407	P7	BB			K		F8		F7	6	0	1	0	0	2	3	<b>Pittsburgh Pirates @ Chicago Cubs</b> Wrigley Field, Chicago, IL Thu Sep 20 1990, 3:33 AM CDT Att: 14,926 - Sunny - 65 F					
Jay Bell, R OBP: 0.319, SLG: 0.358	K	F8		BB		HR	K		4-3	4	2	0	0	2	2							
Andy Van Slyke, L OBP: 0.372, SLG: 0.470	HR	BB		BB		HR		HR	3-1	3	3	2	3	3	0	0						
Bobby Bonilla, S OBP: 0.325, SLG: 0.529	K	K		BB		F9		F7		5	0	1	2	0	2	4						
Barry Bonds, L OBP: 0.409, SLG: 0.582		BB	4-3		P6		E	HR		3	3	1	2	2	0	2						
Sid Bream, L OBP: 0.343, SLG: 0.446	6-3		BB			E6	E3	BB	1B	4	0	1	0	1	0	2						
Michael LaValliere, L OBP: 0.371, SLG: 0.350	BB		G4-6-3		F9	FC3-6		F6		4	1	0	0	1	0	4						
Jose Lind, R OBP: 0.305, SLG: 0.346	BB				G5-3					4	2	2	2	0	1	2						
Carlos Garcia, R OBP: 1.000, SLG: 1.000	BB			SH1-4		K				1	0	1	0	0	0	0						
Rafael Belliard, R OBP: 0.308, SLG: 0.283	BB	3B		1B						0	0	0	0	0	0	0						
Bob Walk, R OBP: 0.194, SLG: 0.147	BB	1B		SH1-4						1	0	1	1	1	0	0						
Vicente Palacios, R OBP: 0.194, SLG: 0.147	BB	1B					4-3	K		2	0	0	0	0	1	2						
<b>Inning Stats</b>	R: 1 E: 0 K: 2 S: 9	H: 1 LOB: 0 BB: 0 P: 13	R: 3 E: 0 K: 1 S: 16	H: 3 LOB: 3 BB: 3 P: 33	R: 0 E: 0 K: 0 S: 4	H: 0 LOB: 0 BB: 1 P: 10	R: 2 E: 0 K: 1 S: 12	H: 2 LOB: 2 BB: 2 P: 26	R: 0 E: 1 K: 1 S: 11	H: 0 LOB: 2 BB: 1 P: 21	R: 3 E: 2 K: 1 S: 13	H: 1 LOB: 1 BB: 2 P: 27	R: 0 E: 0 K: 1 S: 7	H: 0 LOB: 0 BB: 0 P: 10	R: 2 E: 0 K: 1 S: 22	H: 3 LOB: 2 BB: 1 P: 32	R: 0 E: 0 K: 0 S: 6	H: 0 LOB: 0 BB: 0 P: 8	1B: 6 2B: 0 3B: 1 HR: 3	SF: 0 SAC: 1 DP: 1 HBP: 0	WP: 0 PB: 0 SB: 0 CS: 0	PA: 48
<b>PITCHER</b>	IP WLS BF H R ER SO BB IBB HBP BLK WP HR S P ERA WHIP																					
Randy Kramer, R ERA: 4.76	1.1 L 10 4 4 4 2 2 0 0 0 0 0 1 17 31 27.00 4.500																					
Kevin Coffman, R ERA: 12.96	3.2 18 2 2 2 3 5 0 0 0 0 0 0 35 72 4.91 1.909																					
Mitch Williams, L ERA: 4.0	2.0 10 1 3 2 2 2 0 0 0 0 0 1 20 37 9.00 1.500																					
Bill Long, R ERA: 4.1	1.0 7 3 2 2 1 1 0 0 0 0 0 1 22 32 18.00 4.000																					
Les Lancaster, R ERA: 4.73	1.0 3 0 0 0 0 0 0 0 0 0 0 0 6 8 0.00 0.000																					


AB	37
R	11
H	10
RBI	10
BB	10
SO	8
LOB	21




Batter	1	2	3	4	5	6	7	8	9	AB	R	H	RBI	BB	SO	LOB	BOTTOM					
Jerome Walton, R OBP: 0.355, SLG: 0.335	5-3		K		5-3			WP		4	0	1	0	0	1	2	<b>Pittsburgh Pirates @ Chicago Cubs</b> Wrigley Field, Chicago, IL Thu Sep 20 1990, 3:33 AM CDT Att: 14,926 - Sunny - 65 F					
23 Ryne Sandberg, R OBP: 0.355, SLG: 0.559	5-3					HR		L6		3	1	1	1	0	0	0						
Dwight Smith, L OBP: 0.327, SLG: 0.373										1	0	0	0	0	0	1						
Shawon Dunston, R OBP: 0.294, SLG: 0.441	F9					4-3		F7		4	0	0	0	0	1	1						
Andre Dawson, R OBP: 0.359, SLG: 0.532		1-3						F7		2	0	0	0	1	0	0						
Greg Smith, S OBP: 0.294, SLG: 0.387				P6				F7		1	0	0	0	0	0	1						
Derrick May, L OBP: 0.333, SLG: 0.464		E8				1B	1B	F7		4	1	2	0	0	0	1						
Luis Salazar, R OBP: 0.302, SLG: 0.406		F4				FC6-4	1B			4	0	1	0	0	1	2						
Hector Villanueva, R OBP: 0.313, SLG: 0.527			6-3							4	0	2	0	0	1	1						
Joe Girardi, R OBP: 0.309, SLG: 0.353				K						4	0	0	1	0	1	3						
Randy Kramer, R Kevin Coffman, R Gary Varsho, L Mitch Williams, L Dave Clark, L Bill Long, R Les Lancaster, R				6-3						0	0	0	0	0	0	0						
<b>Inning Stats</b>	R: 0 E: 0 K: 0 S: 3	H: 0 LOB: 0 BB: 0 P: 7	R: 0 E: 1 K: 0 S: 7	H: 1 LOB: 1 BB: 0 P: 10	R: 0 E: 0 K: 2 S: 7	H: 0 LOB: 0 BB: 0 P: 10	R: 0 E: 0 K: 1 S: 7	H: 0 LOB: 0 BB: 0 P: 9	R: 1 E: 0 K: 1 S: 14	H: 3 LOB: 2 BB: 0 P: 24	R: 1 E: 0 K: 1 S: 8	H: 1 LOB: 1 BB: 1 P: 16	R: 0 E: 0 K: 1 S: 9	H: 0 LOB: 0 BB: 0 P: 13	R: 0 E: 0 K: 0 S: 13	H: 1 LOB: 1 BB: 0 P: 20	R: 0 E: 0 K: 0 S: 10	H: 1 LOB: 1 BB: 0 P: 15	1B: 6 2B: 0 3B: 0 HR: 1	SF: 0 SAC: 0 DP: 0 HBP: 0	WP: 1 PB: 0 SB: 0 CS: 0	PA: 35
<b>PITCHER</b>	IP WLS BF H R ER SO BB IBB HBP BLK WP HR S P ERA WHIP																					
Bob Walk, R ERA: 4.03	5.1 W 22 2 0 0 2 1 0 0 0 0 1 40 68 3.38 1.125																					
Vicente Palacios, R ERA:	3.2 S 13 2 0 0 2 0 0 0 0 0 1 0 38 56 0.00 0.545																					

AB	34
R	2
H	7
RBI	2
BB	1
SO	6
LOB	14



Batter	1	2	3	4	5	6	7	8	9	AB	R	H	RBI	BB	SO	LOB	TOP			
<b>Ozzie Smith, S</b> OBP: 0.335, SLG: 0.306 (1, 6)	G4-3		G6-3			G5-3			G6-4-3 1B	4	0	1	0	0	0	0	<b>St. Louis Cardinals @ Pittsburgh Pirates</b> Three Rivers Stadium, Pittsburgh, PA Fri Sep 21 1990, 7:05 PM EDT Att: 29,048 - Unknown  <b>AB 29</b> <b>R 0</b> <b>H 5</b> <b>RBI 0</b> <b>BB 1</b> <b>SO 10</b> <b>LOB 7</b> 			
<b>Todd Zeile, R</b> OBP: 0.327, SLG: 0.397 (1, 5)	G5-3			K		G6-3			G6-4-3 1-2f	4	0	0	0	0	1	1				
<b>Ray Lankford, L</b> OBP: 0.350, SLG: 0.463 (1, 8)				K		K			K	3	0	0	0	1	3	0				
<b>Pedro Guerrero, R</b> OBP: 0.339, SLG: 0.433 (1, 3)						1B			G6-3 1B	3	0	2	0	0	1	1				
<b>Felix Jose, S</b> OBP: 0.307, SLG: 0.383 (1, 9)		G4-3							F7	3	0	1	0	0	0	1				
<b>Rex Hudler, R</b> OBP: 0.330, SLG: 0.464 (1, 7)		G4-3							G6-3 1-2f	3	0	0	0	0	1	3				
<b>Tom Pagnozzi, R</b> OBP: 0.316, SLG: 0.347 (1, 2)		G6-3				L9			K	3	0	0	0	0	1	0				
<b>José Oquendo, S</b> OBP: 0.358, SLG: 0.324 (8, PR)				G6-3		K			G1-6-3 1B	3	0	1	0	0	1	0				
<b>Dave Collins, S</b> OBP: 0.392, SLG: 0.255 (8, 4)						K				0	0	0	0	0	0	0				
<b>Tim Jones, L</b> OBP: 0.288, SLG: 0.319 (8, 4)						K				0	0	0	0	0	0	0				
<b>Jose DeLeon, R</b> OBP: 0.123, SLG: 0.143 (7, 1)									G1-6-3 1-2f	2	0	0	0	0	2	0				
<b>Frank DiPino, L</b> OBP: 0.333, SLG: 0.667 (8, PH)										0	0	0	0	0	0	0				
<b>Craig Wilson, R</b> OBP: 0.316, SLG: 0.290 (8, 1)										1	0	0	0	0	0	1				
<b>Ken Dayley, L</b> (8, 1)										0	0	0	0	0	0	0				
<b>Inning Stats</b>	R: 0 E: 0 K: 1 S: 10	H: 0 LOB: 1 BB: 1 P: 17	R: 0 E: 0 K: 0 S: 7	H: 0 LOB: 0 BB: 0 P: 11	R: 0 E: 0 K: 1 S: 10	H: 0 LOB: 0 BB: 0 P: 12	R: 0 E: 0 K: 3 S: 16	H: 2 LOB: 2 BB: 0 P: 23	R: 0 E: 0 K: 2 S: 11	H: 0 LOB: 0 BB: 0 P: 17	R: 0 E: 0 K: 1 S: 9	H: 1 LOB: 0 BB: 0 P: 8	R: 0 E: 0 K: 1 S: 9	H: 1 LOB: 1 BB: 0 P: 13	R: 0 E: 0 K: 1 S: 8	H: 1 LOB: 0 BB: 0 P: 11	1B: 5 2B: 0 3B: 0 HR: 0	SF: 0 SAC: 0 DP: 3 HBP: 0	WP: 0 PB: 0 SB: 0 CS: 0	PA: 30
<b>PITCHER</b> <b>Zane Smith, L</b> ERA: 2.73 (1, 1)	IP: 9.0 WLS: W BF: 30 H: 5 R: 0 ER: 0 SO: 10 BB: 1 IBB: 0 HBP: 0 BLK: 0 WP: 0 HR: 0 S: 86 P: 122 ERA: 0.00 WHIP: 0.667																			

Batter	1	2	3	4	5	6	7	8	9	AB	R	H	RBI	BB	SO	LOB	BOTTOM			
<b>Wally Backman, S</b> OBP: 0.364, SLG: 0.390 (7, PH)	P5					P6				3	0	1	0	0	0	0	<b>St. Louis Cardinals @ Pittsburgh Pirates</b> Three Rivers Stadium, Pittsburgh, PA Fri Sep 21 1990, 7:05 PM EDT Att: 29,048 - Unknown  <b>AB 27</b> <b>R 1</b> <b>H 4</b> <b>RBI 1</b> <b>BB 5</b> <b>SO 6</b> <b>LOB 12</b> 			
<b>Jeff King, R</b> OBP: 0.277, SLG: 0.406 (8, 5)							K			1	0	0	0	0	1	3				
<b>Jay Bell, R</b> OBP: 0.317, SLG: 0.355 (1, 6)	P6		F8			L6			K	4	0	0	0	0	1	4				
<b>Andy Van Slyke, L</b> OBP: 0.373, SLG: 0.469 (1, 8)							K			3	0	1	0	1	1	0				
<b>Bobby Bonilla, S</b> OBP: 0.323, SLG: 0.526 (1, 9)									G4-3	4	0	0	0	0	1	1				
<b>Barry Bonds, L</b> OBP: 0.411, SLG: 0.582 (1, 7)									P8	2	1	1	0	2	1	0				
<b>Sid Bream, L</b> OBP: 0.349, SLG: 0.448 (1, 3)										3	0	1	1	0	1	2				
<b>Michael LaValliere, L</b> OBP: 0.368, SLG: 0.346 (1, 2)									L9	3	0	0	0	0	0	2				
<b>Jose Lind, R</b> OBP: 0.305, SLG: 0.344 (1, 4)										2	0	0	0	1	0	0				
<b>Zane Smith, L</b> OBP: 0.188, SLG: 0.254 (1, 1)										2	0	0	0	1	0	0				
<b>Inning Stats</b>	R: 0 E: 0 K: 0 S: 8	H: 1 LOB: 0 BB: 0 P: 10	R: 0 E: 0 K: 0 S: 5	H: 0 LOB: 1 BB: 1 P: 10	R: 0 E: 0 K: 0 S: 7	H: 1 LOB: 1 BB: 0 P: 12	R: 0 E: 0 K: 3 S: 15	H: 0 LOB: 1 BB: 1 P: 22	R: 0 E: 0 K: 0 S: 5	H: 0 LOB: 0 BB: 0 P: 7	R: 0 E: 0 K: 0 S: 7	H: 0 LOB: 1 BB: 1 P: 14	R: 1 E: 0 K: 2 S: 13	H: 2 LOB: 3 BB: 2 P: 26	R: 0 E: 0 K: 1 S: 8	H: 0 LOB: 0 BB: 0 P: 12	1B: 2 2B: 2 3B: 0 HR: 0	SF: 0 SAC: 0 DP: 0 HBP: 0	WP: 0 PB: 0 SB: 1 CS: 1	PA: 33
<b>PITCHER</b> <b>Jose DeLeon, R</b> ERA: 4.43 (7, 1)	IP: 0.2 WLS: L BF: 2 H: 0 R: 0 ER: 0 SO: 2 BB: 0 IBB: 0 HBP: 0 BLK: 0 WP: 0 HR: 0 S: 7 P: 10 ERA: 0.00 WHIP: 0.000																			
<b>Frank DiPino, L</b> ERA: 4.68 (8, 1)	IP: 1.0 WLS: 3 BF: 0 H: 0 R: 0 ER: 0 SO: 1 BB: 0 IBB: 0 HBP: 0 BLK: 0 WP: 0 HR: 0 S: 8 P: 12 ERA: 0.00 WHIP: 0.000																			

Batter	1	2	3	4	5	6	7	8	9	AB	R	H	RBI	BB	SO	LOB	TOP								
<b>Bernard Gilkey, R</b> (1, 7) OBP: 0.324, SLG: 0.310 <b>Ray Lankford, L</b> (9, 8) OBP: 0.350, SLG: 0.463	F9			G3		G6-3 1B		WP BB		3	2	1	0	1	0	0									
<b>Ozzie Smith, S</b> (1, 6) OBP: 0.334, SLG: 0.305	G3			CS 1B		G6-3		G6-3		4	0	1	0	0	0	3									
<b>Felix Jose, S</b> (1, 9) OBP: 0.311, SLG: 0.385	G6-3			1-2 1B		1-0 1B		BB WP BB		3	0	2	1	1	0	0									
<b>Pedro Guerrero, R</b> (1, 3) OBP: 0.338, SLG: 0.430 <b>Dave Collins, S</b> (8, PR) OBP: 0.352, SLG: 0.255		K		G4-3		F7		FC5 BB		3	0	0	0	1	1	2									
<b>Todd Zeile, R</b> (1, 5) OBP: 0.326, SLG: 0.394	G6-3					L7				3	0	0	1	1	0	0									
<b>Rex Hudler, R</b> (1, 8) OBP: 0.329, SLG: 0.460 <b>Ken Dayley, L</b> (8, 1) <b>Lee Smith, R</b> (8, 1)	F7					K		CS 1B		4	0	1	0	0	1	3									
<b>Tom Pagnozzi, R</b> (1, 2) OBP: 0.315, SLG: 0.350				K		0-1 2B		L9		4	0	1	0	0	1	1									
<b>José Oquendo, S</b> (1, 4) OBP: 0.355, SLG: 0.322				G1-3		G6-3		P4		4	0	0	0	0	0	1									
<b>Ken Hill, R</b> (1, 1) OBP: 0.333, SLG: 0.250 <b>Milt Thompson, L</b> (8, PH) OBP: 0.290, SLG: 0.314	G3					F8		G6-3 WP 2B		2	0	0	0	0	0	0									
<b>Inning Stats</b>	R: 0 E: 0 K: 0 S: 8	H: 0 LOB: 0 BB: 0 P: 14	R: 0 E: 0 K: 1 S: 7	H: 0 LOB: 0 BB: 0 P: 11	R: 0 E: 0 K: 1 S: 9	H: 0 LOB: 0 BB: 0 P: 14	R: 0 E: 0 K: 0 S: 7	H: 2 LOB: 1 BB: 0 P: 10	R: 0 E: 0 K: 1 S: 11	H: 1 LOB: 1 BB: 0 P: 15	R: 1 E: 0 K: 0 S: 10	H: 2 LOB: 1 BB: 0 P: 13	R: 0 E: 0 K: 0 S: 6	H: 1 LOB: 0 BB: 0 P: 9	R: 2 E: 0 K: 0 S: 17	H: 1 LOB: 3 BB: 4 P: 42	R: 0 E: 0 K: 0 S: 5	H: 0 LOB: 0 BB: 0 P: 6	1B: 5 2B: 2 3B: 0 HR: 0	SF: 0 SAC: 0 DP: 0 HBP: 0	WP: 1 PB: 0 SB: 0 CS: 2	PA: 36			
<b>PITCHER</b>	IP	WLS	BF	H	R	ER	SO	BB	IBB	HBP	BLK	WP	HR	S	P	ERA	WHIP								
<b>Randy Tomlin, L</b> (1, 1) ERA: 2.36	7.1	L	28	7	3	3	3	1	0	0	0	0	0	64	100	3.68	1.091								
<b>Stan Belinda, R</b> (8, 1) ERA: 3.72	0.1		4	0	0	0	0	3	0	0	0	1	0	9	24	0.00	9.000								
<b>Bill Landrum, R</b> (8, 1) ERA: 2.31	1.1		4	0	0	0	0	0	0	0	0	0	0	7	10	0.00	0.000								

**St. Louis Cardinals @ Pittsburgh Pirates**  
Three Rivers Stadium, Pittsburgh, PA  
Sat Sep 22 1990, 3:33 AM EDT  
Att. 22,895 - Cloudy

**AB 32**  
**R 3**  
**H 7**  
**RBI 2**  
**BB 4**  
**SO 3**  
**LOB 10**



Batter	1	2	3	4	5	6	7	8	9	AB	R	H	RBI	BB	SO	LOB	BOTTOM								
<b>Wally Backman, S</b> (1, 5) OBP: 0.368, SLG: 0.393 <b>Jeff King, R</b> (8, 5) OBP: 0.276, SLG: 0.405	CS BB	2-3 1B			SH1 1B		G1-3		P2	3	0	2	0	1	0	0									
<b>Jay Bell, R</b> (1, 6) OBP: 0.318, SLG: 0.354	BB WP BB			SH1		SH1				2	1	0	0	2	2	2									
<b>Andy Van Slyke, L</b> (1, 8) OBP: 0.369, SLG: 0.464	F7	F7			L4		G3		P5	5	0	0	0	0	0	6									
<b>Bobby Bonilla, S</b> (1, 9) OBP: 0.323, SLG: 0.523	BB BB BB			K		K		F7		3	0	0	0	1	2	1									
<b>Barry Bonds, L</b> (1, 7) OBP: 0.412, SLG: 0.586	BB			G6-3		HR		K		3	1	1	1	1	1	0									
<b>Sid Bream, L</b> (1, 3) OBP: 0.349, SLG: 0.445 <b>Carmelo Martinez, R</b> (8, PH) OBP: 0.338, SLG: 0.414 <b>Orlando Merced, S</b> (8, PH) OBP: 0.281, SLG: 0.273 <b>Gary Redus, R</b> (8, PR) OBP: 0.348, SLG: 0.431				G6-3		K		S BB		2	0	0	1	1	1	0									
<b>Michael LaValliere, L</b> (1, 2) OBP: 0.366, SLG: 0.345	L4			F9		1B		G6-3		4	0	1	0	0	0	4									
<b>Jose Lind, R</b> (1, 4) OBP: 0.307, SLG: 0.346		1B SH1-4 1B		K		L7				4	0	2	0	0	1	1									
<b>Randy Tomlin, L</b> (1, 1) OBP: 0.083, SLG: 0.087 <b>Stan Belinda, R</b> (8, 1) <b>Bill Landrum, R</b> (8, 1) <b>R.J. Reynolds, S</b> (8, PH) OBP: 0.356, SLG: 0.349		SH1-4		G6-3		K				2	0	0	0	0	1	1									
<b>Inning Stats</b>	R: 1 E: 0 K: 0 S: 17	H: 0 LOB: 3 BB: 5 P: 41	R: 0 E: 0 K: 1 S: 13	H: 2 LOB: 2 BB: 0 P: 18	R: 0 E: 0 K: 1 S: 8	H: 0 LOB: 0 BB: 0 P: 13	R: 0 E: 0 K: 1 S: 9	H: 0 LOB: 0 BB: 0 P: 13	R: 0 E: 0 K: 2 S: 14	H: 2 LOB: 1 BB: 0 P: 21	R: 0 E: 0 K: 1 S: 7	H: 0 LOB: 0 BB: 0 P: 11	R: 0 E: 0 K: 1 S: 10	H: 0 LOB: 2 BB: 1 P: 20	R: 0 E: 0 K: 0 S: 15	H: 1 LOB: 2 BB: 1 P: 25	1B: 5 2B: 0 3B: 0 HR: 1	SF: 0 SAC: 2 DP: 0 HBP: 0	WP: 1 PB: 0 SB: 2 CS: 1	PA: 39					
<b>PITCHER</b>	IP	WLS	BF	H	R	ER	SO	BB	IBB	HBP	BLK	WP	HR	S	P	ERA	WHIP								
<b>Ken Hill, R</b> (1, 1) ERA: 5.03	7.0	W	30	5	2	2	7	5	0	0	0	0	1	77	130	2.57	1.429								
<b>Ken Dayley, L</b> (8, 1) ERA: 3.01	0.2		2	0	0	0	1	0	0	0	0	0	0	6	11	0.00	0.000								
<b>Lee Smith, R</b> (8, 1) ERA: 2.09	1.1	S	7	1	0	0	0	2	0	0	0	0	0	19	34	0.00	2.250								

**St. Louis Cardinals @ Pittsburgh Pirates**  
Three Rivers Stadium, Pittsburgh, PA  
Sat Sep 22 1990, 3:33 AM EDT  
Att. 22,895 - Cloudy

**AB 30**  
**R 2**  
**H 6**  
**RBI 2**  
**BB 7**  
**SO 8**  
**LOB 17**





Batter	1	2	3	4	5	6	7	8	9	AB	R	H	RBI	BB	SO	LOB	TOP				
<b>Bernard Gilkey, R</b> (1, 7) OBP: 0.316, SLG: 0.303 <b>Scott Terry, R</b> (7, 1) OBP: 0.455, SLG: 0.545 <b>Ernie Camacho, R</b> (8, 1)	F9		P4			FC6-4 SF9 1B	G5-3			4	1	1	0	0	0	0	<b>St. Louis Cardinals @ Pittsburgh Pirates</b> Three Rivers Stadium, Pittsburgh, PA Sun Sep 23 1990, 3:33 AM EDT Att: 30,635 - Cloudy				
<b>Ozzie Smith, S</b> (1, 6) OBP: 0.333, SLG: 0.305	L3		L7			FC6-4 1B		G3-1		4	0	1	0	0	0	0					
<b>Felix Jose, S</b> (1, 9) OBP: 0.311, SLG: 0.386	1B 2B		F8			FC6-4 2B		K		4	1	1	0	0	1	2					
<b>Pedro Guerrero, R</b> (1, 3) OBP: 0.338, SLG: 0.429	FC5-4 1B			G5-3		SF9		K		3	0	1	1	0	1	0					
<b>Todd Zeile, R</b> (1, 5) OBP: 0.328, SLG: 0.396	FC5-4			P9		3-H 1-H 2B		L5-3 BB		3	0	1	1	1	0	2					
<b>Milt Thompson, L</b> (1, 8) OBP: 0.290, SLG: 0.312		G6-3		G3-1		4-2 BB		L5-3		3	0	0	0	1	0	1					
<b>Tom Pagnozzi, R</b> (1, 2) OBP: 0.313, SLG: 0.345						0-3 K		G3-1		3	0	0	0	1	2	2					
<b>José Oquendo, S</b> (1, 4) OBP: 0.353, SLG: 0.319		L6				0-0 P3		F9		3	0	0	0	0	0	1					
<b>Bob Tewksbury, R</b> (1, 1) OBP: 0.250, SLG: 0.200 <b>Frank DiPino, L</b> (6, 1) OBP: 0.333, SLG: 0.667 <b>Ray Lankford, L</b> (7, PH) OBP: 0.347, SLG: 0.459		G4-3				0-1 P4		P6		2	0	0	0	0	0	1					
<b>Inning Stats</b>	R: 0 E: 0 K: 0 S: 11	H: 2 LOB: 2 BB: 0 P: 16	R: 0 E: 0 K: 0 S: 7	H: 0 LOB: 1 BB: 1 P: 15	R: 0 E: 0 K: 0 S: 8	H: 0 LOB: 0 BB: 0 P: 12	R: 0 E: 0 K: 1 S: 7	H: 0 LOB: 0 BB: 0 P: 10	R: 0 E: 0 K: 1 S: 17	H: 3 LOB: 2 BB: 1 P: 25	R: 0 E: 0 K: 0 S: 7	H: 0 LOB: 0 BB: 0 P: 13	R: 0 E: 0 K: 2 S: 12	H: 0 LOB: 0 BB: 1 P: 16	R: 0 E: 0 K: 0 S: 6	H: 0 LOB: 0 BB: 1 P: 11		1B: 3 2B: 3 3B: 0 HR: 0	SF: 1 SAC: 0 DP: 1 HBP: 0	WP: 0 PB: 0 SB: 0 CS: 0	PA: 34
<b>PITCHER</b>	IP	WLS	BF	H	R	ER	SO	BB	IBB	HBP	BLK	WP	HR	S	P	ERA	WHIP				
<b>John Smiley, L</b> (1, 1) ERA: 4.5 <b>Vicente Palacios, R</b> (6, 1) ERA:	5.2	W	24	5	2	2	1	2	0	0	0	0	0	53	79	3.18	1.235				

Batter	1	2	3	4	5	6	7	8	9	AB	R	H	RBI	BB	SO	LOB	BOTTOM				
<b>Wally Backman, S</b> (1, 5) OBP: 0.368, SLG: 0.395 <b>Jeff King, R</b> (6, 5) OBP: 0.275, SLG: 0.402	2B				G3		G5-3	F9		3	1	1	0	0	1	0	<b>St. Louis Cardinals @ Pittsburgh Pirates</b> Three Rivers Stadium, Pittsburgh, PA Sun Sep 23 1990, 3:33 AM EDT Att: 30,635 - Cloudy				
<b>Jay Bell, R</b> (1, 6) OBP: 0.319, SLG: 0.352	2B SF8 HBP				K					2	1	0	0	0	2	0					
<b>Andy Van Slyke, L</b> (1, 8) OBP: 0.370, SLG: 0.469	SF8 1B				G3		2B 1B	K		4	2	2	1	0	1	1					
<b>Bobby Bonilla, S</b> (1, 9) OBP: 0.324, SLG: 0.531	SF8						1B SF7 2B	F8		3	2	2	2	0	0	0					
<b>Barry Bonds, L</b> (1, 7) OBP: 0.412, SLG: 0.585	3-H 1B				L7		1B IBB	G4-3		3	0	1	1	1	0	0					
<b>Sid Bream, L</b> (1, 3) OBP: 0.348, SLG: 0.443	P6				G4-3		G6-3 1B	E7 2B		4	1	1	1	0	0	1					
<b>Don Slaught, R</b> (1, 2) OBP: 0.386, SLG: 0.473	F8				K		SF7	BB 2B		3	0	1	2	0	1	1					
<b>Jose Lind, R</b> (1, 4) OBP: 0.306, SLG: 0.344		G5-3			F7		G6-3	BB IBB		3	0	0	0	1	0	2					
<b>John Smiley, L</b> (1, 1) OBP: 0.157, SLG: 0.122 <b>Vicente Palacios, R</b> (6, 1) ERA:		G3					F8			2	0	0	0	0	0	0					
<b>Inning Stats</b>	R: 3 E: 0 K: 0 S: 9	H: 3 LOB: 1 BB: 0 P: 13	R: 0 E: 0 K: 1 S: 7	H: 0 LOB: 0 BB: 0 P: 8	R: 1 E: 0 K: 1 S: 14	H: 1 LOB: 0 BB: 0 P: 21	R: 0 E: 0 K: 1 S: 5	H: 0 LOB: 0 BB: 0 P: 9	R: 0 E: 0 K: 0 S: 11	H: 3 LOB: 1 BB: 1 P: 22	R: 0 E: 0 K: 2 S: 10	H: 0 LOB: 1 BB: 0 P: 16	R: 1 E: 1 K: 0 S: 9	H: 1 LOB: 3 BB: 2 P: 20	R: 1 E: 0 K: 0 S: 1	H: 1 LOB: 3 BB: 2 P: 20		1B: 2 2B: 5 3B: 0 HR: 1	SF: 2 SAC: 0 DP: 1 HBP: 2	WP: 0 PB: 0 SB: 0 CS: 0	PA: 37
<b>PITCHER</b>	IP	WLS	BF	H	R	ER	SO	BB	IBB	HBP	BLK	WP	HR	S	P	ERA	WHIP				
<b>Bob Tewksbury, R</b> (1, 1) ERA: 3.37 <b>Frank DiPino, L</b> (6, 1) ERA: 4.62 <b>Scott Terry, R</b> (7, 1) ERA: 4.71 <b>Ernie Camacho, R</b> (8, 1) ERA: 4.91	5.0	L	22	6	6	5	4	0	1	0	0	0	0	8	17	0.00	1.000				

AB 30  
R 2  
H 5  
RBI 2  
BB 3  
SO 4  
LOB 9



AB 30  
R 7  
H 8  
RBI 7  
BB 3  
SO 6  
LOB 8



Batter	1	2	3	4	5	6	7	8	9	AB	R	H	RBI	BB	SO	LOB	TOP					
Jerome Walton, R (1, 8) OBP: 0.354, SLG: 0.332	4-1 23 1B BB	1-1 1-3			1-3 K			0-0 6-3		3	1	0	0	1	1	0						
23 Ryne Sandberg, R (1, 4) OBP: 0.356, SLG: 0.559	0-0 1B FC5-4 1B		1-1 F9			2-1 F7		1-0 F9	1-0 F9	4	1	1	0	0	0	0						
Mark Grace, L (1, 3) OBP: 0.378, SLG: 0.422	2-1 FC5-4 1B		1-0 CS 1B			1-2 F9		2-2 L9	2-2 L9	4	0	2	1	0	0	0						
Andre Dawson, R (1, 9) OBP: 0.364, SLG: 0.539	0-0 FC5-4 1-2 3-H		0-3 K			1-3 K		4-2 BB	4-2 BB	3	0	0	1	1	2	2						
Derrick May, L (1, 7) OBP: 0.267, SLG: 0.349	0-0 P6		2-2 F7			0-0 L9		0-1 F7	0-1 F7	4	0	0	0	0	0	2						
Damon Berryhill, S (1, 2) OBP: 0.250, SLG: 0.359	2-0 4-3		4-2 G6-4-3 BB			2-3 K				2	0	0	0	1	1	1						
Bill Long, R (7, 1)										0	0	0	0	0	0	0						
Mitch Williams, L (7, 1)										0	0	0	0	0	0	0						
Dave Pavlas, R (7, 1)										0	0	0	0	0	0	0						
Shawon Dunston, R (1, 6) OBP: 0.291, SLG: 0.441		0-0 HR		0-0 G6-4-3 1-2		0-3 K		0-3 K	0-3 K	3	1	1	1	0	1	1						
Curtis Wilkerson, S (1, 5) OBP: 0.232, SLG: 0.244		0-3 K		1-3 K		1-0 1-3		1-0 1-3	1-0 1-3	3	0	0	0	0	2	0						
Steve Wilson, L (1, 1) OBP: 0.237, SLG: 0.200		0-0 L7		0-1 4-3		0-1 4-3		0-1 6-3	0-1 6-3	2	0	0	0	0	0	0						
Joe Girardi, R (7, 2) OBP: 0.305, SLG: 0.348										1	0	0	0	0	0	0						
<b>Inning Stats</b>	R: 2 E: 0 K: 0 S: 7	H: 2 LOB: 1 BB: 1 P: 15	R: 1 E: 0 K: 1 S: 7	H: 1 LOB: 0 BB: 0 P: 8	R: 0 E: 0 K: 1 S: 7	H: 1 LOB: 1 BB: 0 P: 9	R: 0 E: 0 K: 0 S: 6	H: 0 LOB: 0 BB: 1 P: 12	R: 0 E: 0 K: 2 S: 9	H: 0 LOB: 0 BB: 0 P: 11	R: 0 E: 0 K: 1 S: 9	H: 0 LOB: 0 BB: 0 P: 13	R: 0 E: 0 K: 2 S: 8	H: 0 LOB: 0 BB: 0 P: 10	R: 0 E: 0 K: 0 S: 4	H: 0 LOB: 0 BB: 1 P: 5	R: 0 E: 0 K: 0 S: 8	H: 0 LOB: 1 BB: 1 P: 15	1B: 3 2B: 1 3B: 0 HR: 1	SF: 0 SAC: 0 DP: 2 HBP: 0	WP: 0 PB: 0 SB: 0 CS: 1	PA: 32
<b>PITCHER</b> Doug Drabek, R (1, 1) ERA: 2.87	IP: 9.0 WLS: W BF: 32 H: 4 R: 3 ER: 3 SO: 7 BB: 3 IBB: 0 HBP: 0 BLK: 0 WP: 0 HR: 1 S: 65 P: 98 ERA: 3.00 WHIP: 0.778															<b>PITCHER</b>	IP: 9.0 WLS: W BF: 32 H: 4 R: 3 ER: 3 SO: 7 BB: 3 IBB: 0 HBP: 0 BLK: 0 WP: 0 HR: 1 S: 65 P: 98 ERA: 3.00 WHIP: 0.778					

Chicago Cubs @ Pittsburgh Pirates  
Three Rivers Stadium, Pittsburgh, PA  
Tue Sep 25 1990, 7:05 PM EDT  
Att: 21,644 - Unknown

AB	29
R	3
H	4
RBI	3
BB	3
SO	7
LOB	6



Batter	1	2	3	4	5	6	7	8	9	AB	R	H	RBI	BB	SO	LOB	BOTTOM					
Gary Redus, R (1, 3) OBP: 0.347, SLG: 0.430	2-2 F2		3-1 E1 1B		1-2 F7		0-1 SH5-3 1-2			3	0	1	0	0	0	1						
Sid Bream, L (8, 3) OBP: 0.348, SLG: 0.443										0	0	0	0	0	0	0						
Jay Bell, R (1, 6) OBP: 0.322, SLG: 0.357	4-2 BB BB		2-2 E1 1-3		0-0 1B 2-H 3B		4-1 2B 1B BB			2	2	1	1	2	0	1						
Andy Van Slyke, L (1, 8) OBP: 0.373, SLG: 0.472	4-1 1-2 BB		1-3 K		0-0 FC5-4 1B 3-H		1-1 1B 1-3 2-H 2B			3	0	2	2	1	1	2						
Bobby Bonilla, S (1, 9) OBP: 0.324, SLG: 0.529	1-1 P4		0-1 P4		0-0 FC5-4 1-2		1-0 1B 2-3 3-H			4	0	1	1	0	0	5						
Barry Bonds, L (1, 7) OBP: 0.410, SLG: 0.580	2-3 K				2-3 K		1-3 K 1-0 L8			4	0	0	0	0	3	4						
Jeff King, R (1, 5) OBP: 0.277, SLG: 0.412		2-1 CS 1B		3-2 F9		3-2 HR		2-3 K		4	1	2	1	0	1	2						
Don Slaught, R (1, 2) OBP: 0.357, SLG: 0.466		1-3 K		1-1 5-3		1-3 K		0-0 F7		3	0	0	0	0	2	1						
Wally Backman, S (8, PH) ERA: 4.33										1	0	0	0	0	0	0						
Michael LaValliere, L (9, 2) OBP: 0.366, SLG: 0.345										0	0	0	0	0	0	0						
Jose Lind, R (1, 4) OBP: 0.304, SLG: 0.341		2-3 K			2-2 G3		0-0 4-3		1-3 K	4	0	0	0	0	2	1						
Doug Drabek, R (1, 1) OBP: 0.259, SLG: 0.275			0-2 F8		0-1 3B 2B		1-0 SH5-3 2B 1B		1-3 K	4	2	2	0	0	1	0						
<b>Inning Stats</b>	R: 0 E: 0 K: 1 S: 12	H: 0 LOB: 2 BB: 2 P: 25	R: 0 E: 0 K: 2 S: 9	H: 1 LOB: 0 BB: 0 P: 13	R: 0 E: 1 K: 1 S: 13	H: 1 LOB: 2 BB: 0 P: 19	R: 0 E: 0 K: 1 S: 12	H: 0 LOB: 0 BB: 0 P: 18	R: 2 E: 0 K: 0 S: 14	H: 3 LOB: 1 BB: 0 P: 17	R: 1 E: 0 K: 2 S: 11	H: 1 LOB: 0 BB: 0 P: 16	R: 2 E: 0 K: 1 S: 11	H: 3 LOB: 2 BB: 1 P: 21	R: 0 E: 0 K: 2 S: 7	H: 0 LOB: 0 BB: 0 P: 9	R: 0 E: 0 K: 2 S: 8	H: 0 LOB: 0 BB: 0 P: 15	1B: 5 2B: 2 3B: 1 HR: 1	SF: 0 SAC: 1 DP: 0 HBP: 0	WP: 0 PB: 0 SB: 0 CS: 1	PA: 36
<b>PITCHER</b> Steve Wilson, L (1, 1) ERA: 4.71	IP: 6.1 WLS: L BF: 28 H: 7 R: 4 ER: 4 SO: 7 BB: 2 IBB: 0 HBP: 0 BLK: 0 WP: 0 HR: 1 S: 74 P: 112 ERA: 5.68 WHIP: 1.421															<b>PITCHER</b>	IP: 6.1 WLS: L BF: 28 H: 7 R: 4 ER: 4 SO: 7 BB: 2 IBB: 0 HBP: 0 BLK: 0 WP: 0 HR: 1 S: 74 P: 112 ERA: 5.68 WHIP: 1.421					
Bill Long, R (7, 1) ERA: 4.33	0.0	1	0	0	0	0	1	0	0	0	0	0	0	0	0	0	5	∞	∞			
Mitch Williams, L (7, 1) ERA: 3.97	0.1	3	2	1	1	0	0	0	0	0	0	4	7	27.00	6.000							
Dave Pavlas, R (7, 1) ERA: 2.25	1.1	4	0	0	0	3	0	0	0	0	0	10	14	0.00	0.000							

Chicago Cubs @ Pittsburgh Pirates  
Three Rivers Stadium, Pittsburgh, PA  
Tue Sep 25 1990, 7:05 PM EDT  
Att: 21,644 - Unknown

AB	32
R	5
H	9
RBI	5
BB	3
SO	10
LOB	17



Batter	1	2	3	4	5	6	7	8	9	AB	R	H	RBI	BB	SO	LOB	TOP					
Jerome Walton, R OBP: 0.350, SLG: 0.329 (1, 8)	0-0 1-3		0-0 4-3			0-0 5-3		0-0 4-3		4	0	0	0	0	0	2						
23 Ryne Sandberg, R OBP: 0.354, SLG: 0.554 (1, 4)	0-0 4-3			0-0 4-3		0-0 6-3		0-0 E5 1B		4	1	0	0	0	0	0						
Mark Grace, L OBP: 0.377, SLG: 0.421 (1, 3)	0-3 K			0-0 E 1B		0-0 4-3		0-0 F9		4	1	1	0	0	1	1						
Andre Dawson, R OBP: 0.365, SLG: 0.538 (1, 9)		0-0 5-3		0-0 FC6-4 1B		0-0 F9		0-0 E 1B		4	1	2	0	0	0	0						
Luis Salazar, R OBP: 0.299, SLG: 0.399 Greg Smith, S OBP: 0.294, SLG: 0.387 (9, PR)	0-0 6-3		0-0 FC6-4		0-0 K		0-3 K		0-0 E 1B	4	0	1	1	0	1	1						
Shawon Dunston, R OBP: 0.289, SLG: 0.438 Randy Kramer, R (8, 1)	0-3 K		0-3 K		0-0 5-3		0-0 5-3		0-0 E6 G6-4-3	3	0	0	0	0	2	1						
Hector Villanueva, R OBP: 0.305, SLG: 0.513 Marvell Wynne, L OBP: 0.264, SLG: 0.333 (9, PR)										0	0	0	0	0	0	0						
Damon Berryhill, S OBP: 0.250, SLG: 0.349 (1, 2)			0-0 F9		0-0 5-3			0-0 FC6-4 1B		4	0	1	0	0	0	2						
Doug Dasencho, S OBP: 0.312, SLG: 0.352 (1, 7)			0-0 F9		0-0 CS 1B			0-0 FC6-4		3	0	1	0	0	0	1						
Kevin Coffman, R OBP: 0.333, SLG: 0.333 Jose Antonio Nunez, R (5, 1)					0-3 K			0-0 L9		2	0	1	0	0	1	1						
Domingo Ramos, R OBP: 0.331, SLG: 0.308 (8, 6)										0	0	0	0	0	0	1						
<b>Inning Stats</b>	R: 0 E: 0 K: 1 S: 5	H: 0 LOB: 0 BB: 0 P: 5	R: 0 E: 0 K: 1 S: 5	H: 0 LOB: 0 BB: 0 P: 5	R: 0 E: 0 K: 0 S: 4	H: 1 LOB: 1 BB: 0 P: 4	R: 1 E: 1 K: 1 S: 7	H: 2 LOB: 1 BB: 0 P: 7	R: 0 E: 0 K: 1 S: 5	H: 1 LOB: 1 BB: 0 P: 5	R: 0 E: 0 K: 0 S: 3	H: 0 LOB: 0 BB: 0 P: 3	R: 0 E: 0 K: 1 S: 5	H: 0 LOB: 0 BB: 0 P: 5	R: 0 E: 0 K: 0 S: 4	H: 1 LOB: 1 BB: 0 P: 4	R: 2 E: 2 K: 0 S: 6	H: 2 LOB: 2 BB: 0 P: 6	1B: 7 2B: 1 3B: 0 HR: 0	SF: 0 SAC: 0 DP: 2 HBP: 0	WP: 0 PB: 0 SB: 0 CS: 1	PA: 34
<b>PITCHER</b> Zane Smith, L ERA: 2.61 (1, 1)	IP: 9.0 WLS: W BF: 34 H: 7 R: 3 ER: 0 SO: 5 BB: 0 IBB: 0 HBP: 0 BLK: 0 WP: 0 HR: 0 S: 44 P: 44 ERA: 0.00 WHIP: 0.778															<b>PITCHER</b>	IP: 9.0 WLS: W BF: 34 H: 7 R: 3 ER: 0 SO: 5 BB: 0 IBB: 0 HBP: 0 BLK: 0 WP: 0 HR: 0 S: 44 P: 44 ERA: 0.00 WHIP: 0.778					

Chicago Cubs @ Pittsburgh Pirates  
Three Rivers Stadium, Pittsburgh, PA  
Wed Sep 26 1990, 7:05 PM EDT  
Att: 26,157 - Unknown - 68 F

livebaseballscores.com

AB 34  
R 3  
H 7  
RBI 1  
BB 0  
SO 5  
LOB 11



Batter	1	2	3	4	5	6	7	8	9	AB	R	H	RBI	BB	SO	LOB	BOTTOM			
Wally Backman, S OBP: 0.372, SLG: 0.396 Jeff King, R OBP: 0.276, SLG: 0.411 (6, 5)	4-0 1B 6-3 BB		0-0 CI 1B		4-0 BB 3B BB	0-3 K				1	1	1	0	2	0	0				
Jay Bell, R OBP: 0.322, SLG: 0.355 (1, 6)	0-0 6-3		0-0 P3		4-0 BB 3B BB	0-3 K				3	1	0	0	1	1	2				
Andy Van Slyke, L OBP: 0.375, SLG: 0.478 (1, 8)	0-0 2-3 1B		0-1 CI		0-0 1H 2H 1B 3B		0-0 4-3			3	1	2	2	0	0	0				
Bobby Bonilla, S OBP: 0.323, SLG: 0.527 (1, 9)	0-0 P6		0-0 F9		0-0 FC5-6 BB 1B		0-0 3-1			4	1	1	1	0	0	4				
Barry Bonds, L OBP: 0.409, SLG: 0.577 (1, 7)	0-0 L4		0-0 4-3		4-0 FC5-6 BB		0-0 F8			3	0	0	0	1	0	4				
Sid Bream, L OBP: 0.347, SLG: 0.439 (1, 3)		0-0 F7		0-0 F8	0-0 FC5-6 1B		4-0 S BB			3	0	0	0	1	0	2				
Michael LaValliere, L OBP: 0.365, SLG: 0.343 (1, 2)	0-0 4-3		0-0 3-1		0-0 1-2 3H 1B		0-3 K			4	0	1	1	0	1	1				
Jose Lind, R OBP: 0.304, SLG: 0.339 (1, 4)	4-0 BB		0-0 F8		0-0 F9		0-0 F8			3	0	0	0	1	0	3				
Zane Smith, L OBP: 0.176, SLG: 0.239 (1, 1)	0-0 4-3				0-0 4-3	0-3 K2-3		0-3 K		4	0	0	0	0	2	2				
<b>Inning Stats</b>	R: 0 E: 0 K: 0 S: 4	H: 1 LOB: 2 BB: 1 P: 8	R: 0 E: 0 K: 0 S: 3	H: 0 LOB: 1 BB: 1 P: 7	R: 0 E: 0 K: 0 S: 5	H: 1 LOB: 2 BB: 0 P: 5	R: 0 E: 0 K: 0 S: 3	H: 0 LOB: 0 BB: 0 P: 3	R: 4 E: 0 K: 3 S: 9	H: 3 LOB: 2 BB: 3 P: 18	R: 0 E: 0 K: 3 S: 9	H: 0 LOB: 0 BB: 0 P: 9	R: 0 E: 0 K: 2 S: 7	H: 0 LOB: 1 BB: 1 P: 11	R: 0 E: 0 K: 2 S: 7	H: 0 LOB: 1 BB: 1 P: 11	1B: 4 2B: 0 3B: 1 HR: 0	SF: 0 SAC: 0 DP: 0 HBP: 0	WP: 0 PB: 0 SB: 1 CS: 0	PA: 36
<b>PITCHER</b> Kevin Coffman, R ERA: 10.87 Jose Antonio Nunez, R ERA: 6.83 Randy Kramer, R ERA: 4.83 (8, 1)	IP: 4.1 WLS: L BF: 23 H: 4 R: 4 ER: 4 SO: 4 BB: 4 IBB: 0 HBP: 0 BLK: 0 WP: 0 HR: 0 S: 18 P: 38 ERA: 8.31 WHIP: 2.077															<b>PITCHER</b>	IP: 4.1 WLS: L BF: 23 H: 4 R: 4 ER: 4 SO: 4 BB: 4 IBB: 0 HBP: 0 BLK: 0 WP: 0 HR: 0 S: 18 P: 38 ERA: 8.31 WHIP: 2.077			

Chicago Cubs @ Pittsburgh Pirates  
Three Rivers Stadium, Pittsburgh, PA  
Wed Sep 26 1990, 7:05 PM EDT  
Att: 26,157 - Unknown - 68 F

livebaseballscores.com

AB 29  
R 4  
H 5  
RBI 4  
BB 6  
SO 5  
LOB 18





Batter	1	2	3	4	5	6	7	8	9	AB	R	H	RBI	BB	SO	LOB	TOP								
Wally Backman, S (1.5) OBP: 0.375, SLG: 0.398 Jeff King, R (5.5) OBP: 0.274, SLG: 0.407	1-1 G6-3		2-2 HR		1-1 SH1-4 1B		1-2 E5 S SH1		1-1 F8	3	2	2	1	0	0	0									
Jay Bell, R (1.6) OBP: 0.328, SLG: 0.363	4-1 BB		3-2 HR		0-0 SH1-4		1-0 SH1		4-1 BB	1	1	1	3	2	0	0									
Andy Van Slyke, L (1.8) OBP: 0.370, SLG: 0.473	2-2 F7		1-1 F7		0-1 F8		3-1 P6		1-2 F7	5	0	0	0	0	0	4									
Bobby Bonilla, S (1.9) OBP: 0.324, SLG: 0.526	1-3 K		2-2 L9		4-1 1B BB		1-2 F7			3	0	0	0	1	1	2									
Barry Bonds, L (1.7) OBP: 0.410, SLG: 0.575		2-2 G4-3		0-0 F7 SF8 1B	3-1 1-3 2H 1B			4-1 BB		3	1	2	1	1	0	0									
Sid Bream, L (1.3) OBP: 0.347, SLG: 0.442	3-2 G3-1		1-0 F7	1-0 F8				1-3 K		4	0	0	0	0	1	4									
Michael LaValliere, L (1.2) OBP: 0.339, SLG: 0.336 Stan Belinda, R (8.1)	0-1 G3-1		0-1 SF8		1-1 F8		0-0 P5			3	0	0	1	0	0	1									
Jose Lind, R (1.4) OBP: 0.301, SLG: 0.334			0-1 F8	2-1 F9	3-2 G3-1		2-2 F8			4	0	0	0	0	0	1									
John Smiley, L (1.1) OBP: 0.173, SLG: 0.122 Bill Landrum, R (3.1) OBP: 0.129, SLG: 0.250 Bob Patterson, R (7.1) OBP: 0.056, SLG: 0.056 Dann Bilardello, R (8.2) OBP: 0.150, SLG: 0.056			4-2 HR BB		0-0 1B 2B		0-3 K		2-2 F9	0	1	0	0	1	0	0									
<b>Inning Stats</b>	R: 0 E: 0 K: 1 S: 10	H: 0 LOB: 1 BB: 1 P: 18	R: 0 E: 0 K: 0 S: 8	H: 0 LOB: 0 BB: 0 P: 13	R: 3 E: 0 K: 0 S: 16	H: 2 LOB: 0 BB: 1 P: 28	R: 1 E: 0 K: 0 S: 6	H: 1 LOB: 0 BB: 0 P: 9	R: 2 E: 0 K: 1 S: 10	H: 3 LOB: 2 BB: 1 P: 19	R: 0 E: 0 K: 1 S: 8	H: 0 LOB: 0 BB: 0 P: 12	R: 0 E: 1 K: 0 S: 9	H: 0 LOB: 1 BB: 0 P: 15	R: 0 E: 0 K: 1 S: 9	H: 0 LOB: 1 BB: 1 P: 15	R: 0 E: 0 K: 0 S: 9	H: 0 LOB: 1 BB: 1 P: 17	1B: 4 2B: 1 3B: 0 HR: 1	SF: 1 SAC: 2 DP: 0 HBP: 0	WP: 0 PB: 0 SB: 2 CS: 0	PA: 39			
<b>PITCHER</b>	IP	WLS	BF	H	R	ER	SO	BB	IBB	HBP	BLK	WP	HR	S	P	ERA	WHIP								
Ken Hill, R (1.1) ERA: 5.45	4.2	L	22	5	6	6	1	3	0	0	0	0	1	47	80	11.57	1.714								
Ken Dayley, L (5.1) ERA: 2.99	2.1		9	1	0	0	1	0	0	0	0	0	0	20	34	0.00	0.429								
Frank DiPino, L (8.1) ERA: 4.39	2.0		8	0	0	0	1	2	0	0	0	0	0	18	32	0.00	1.000								

Pittsburgh Pirates @ St. Louis Cardinals  
 Busch Stadium, St. Louis, MO  
 Fri Sep 28, 1990, 7:05 PM CDT  
 Att: 24,837 - Unknown - 77 F

AB	31
R	6
H	6
RBI	6
BB	5
SO	3
LOB	12



Batter	1	2	3	4	5	6	7	8	9	AB	R	H	RBI	BB	SO	LOB	BOTTOM								
Bernard Gilkey, R (1.7) OBP: 0.345, SLG: 0.429	3-2 F8		0-1 G3	2-2 G4-3			1-0 G6-3			4	0	0	0	0	0	1									
Ozzie Smith, S (1.6) OBP: 0.334, SLG: 0.309	2-2 FC5-4 1B		0-0 1B 2B		0-0 B1-3		2-1 S 2B			4	1	3	0	0	0	0									
Felix Jose, S (1.8) OBP: 0.312, SLG: 0.386 Ray Lankford, L (5. PH) OBP: 0.362, SLG: 0.466	0-0 F8		0-0 HR 1B		2-1 L6		0-0 G6-3			2	1	1	1	0	0	1									
Pedro Guerrero, R (1.3) OBP: 0.335, SLG: 0.430	0-0 FC5-4		0-0 HR		1-0 G6-3		2-3 K			4	1	1	2	0	1	2									
Todd Zeile, R (1.5) OBP: 0.333, SLG: 0.402 Dave Collins, S (8. PR) OBP: 0.382, SLG: 0.255		3-1 P3	4-2 G4-3 BB		0-0 G6-4-3 1B		4-2 S BB			2	0	1	0	2	0	0									
Craig Wilson, R (1.9) OBP: 0.298, SLG: 0.272 Terry Pendleton, S (8. PH) OBP: 0.277, SLG: 0.322		3-1 F8	1-1 G4-3		1-0 G6-4-3		1-3 K			3	0	0	0	0	0	2									
Tom Pagnozzi, R (1.2) OBP: 0.319, SLG: 0.373 Milt Thompson, L (9. PH) OBP: 0.291, SLG: 0.313		0-1 HR	1-2 P4		2-1 F9			2-2 G6-3 1B		3	1	1	1	0	0	1									
José Oquendo, S (1.4) OBP: 0.351, SLG: 0.316		4-2 BB		2-1 F8			1-2 F9		2-1 G6-3	3	0	0	0	1	0	1									
Ken Hill, R (1.1) OBP: 0.300, SLG: 0.222 Ken Dayley, L (5.1)		2-3 K		1-2 G4-3			1-1 G6-3 HBP		2-1 G4-3	2	0	0	0	0	1	1									
Geronimo Pena, S (7. PH) OBP: 0.342, SLG: 0.250 Frank DiPino, L (8.1) OBP: 0.250, SLG: 0.500 Denny Walling, L (9. PH) OBP: 0.289, SLG: 0.288										0	0	0	0	0	0	0									
<b>Inning Stats</b>	R: 0 E: 0 K: 0 S: 8	H: 1 LOB: 1 BB: 0 P: 13	R: 1 E: 0 K: 1 S: 12	H: 1 LOB: 1 BB: 1 P: 24	R: 3 E: 0 K: 0 S: 12	H: 3 LOB: 1 BB: 1 P: 18	R: 0 E: 0 K: 0 S: 9	H: 0 LOB: 0 BB: 0 P: 14	R: 0 E: 0 K: 0 S: 4	H: 0 LOB: 0 BB: 0 P: 7	R: 0 E: 0 K: 0 S: 4	H: 1 LOB: 0 BB: 0 P: 7	R: 0 E: 0 K: 2 S: 12	H: 0 LOB: 2 BB: 1 P: 21	R: 0 E: 0 K: 0 S: 9	H: 1 LOB: 0 BB: 0 P: 15	1B: 4 2B: 2 3B: 0 HR: 2	SF: 0 SAC: 0 DP: 3 HBP: 1	WP: 0 PB: 0 SB: 1 CS: 0	PA: 36					
<b>PITCHER</b>	IP	WLS	BF	H	R	ER	SO	BB	IBB	HBP	BLK	WP	HR	S	P	ERA	WHIP								
John Smiley, L (1.1) ERA: 4.67	2.1		11	1	0	4	1	0	0	0	0	0	0	22	48	0.00	0.273								
Bill Landrum, R (3.1) ERA: 2.19	3.2	W	11	1	0	0	0	0	0	0	0	0	0	8	13	0.00	0.750								
Bob Patterson, L (7.1) ERA: 2.99	1.1		5	1	0	0	0	0	0	1	0	0	0	18	31	0.00	1.200								
Stan Belinda, R (8.1) ERA: 3.61	1.2	S	6	1	0	0	2	1	0	0	0	0	0	18	31	0.00	1.200								

Pittsburgh Pirates @ St. Louis Cardinals  
 Busch Stadium, St. Louis, MO  
 Fri Sep 28, 1990, 7:05 PM CDT  
 Att: 24,837 - Unknown - 77 F

AB	32
R	4
H	8
RBI	4
BB	3
SO	3
LOB	12



Batter	1	2	3	4	5	6	7	8	9	AB	R	H	RBI	BB	SO	LOB	TOP				
Wally Backman, S (1.5) OBP: 0.374, SLG: 0.397 Jeff King, R (5.5) OBP: 0.278, SLG: 0.409	F7		1B		F8		E	1B		3	1	1	1	0	0	0	<b>Pittsburgh Pirates @ St. Louis Cardinals</b> Busch Stadium, St. Louis, MO Sat Sep 29 1990, 3:33 AM CDT Att: 23,571 - Cloudy - 69 F				
Jay Bell, R (1.6) OBP: 0.328, SLG: 0.364	E5		1B		F9		K	1B		5	1	2	2	0	1	2					
Andy Van Slyke, L (1.8) OBP: 0.367, SLG: 0.468	G1-3		1B		K		E3	K		5	0	0	0	0	2	7					
Bobby Bonilla, S (1.9) OBP: 0.323, SLG: 0.523	G4-3		1B		E8		F8		P5	5	0	1	1	0	0	4					
Barry Bonds, L (1.7) OBP: 0.407, SLG: 0.569	E2		L9		G4-3		F7		G4-3	5	0	0	0	0	0	1					
Sid Bream, L (1.3) OBP: 0.348, SLG: 0.449	P4				F9		HR	1B	K	5	2	2	1	0	1	1					
Michael LaValliere, L (1.2) OBP: 0.360, SLG: 0.342	G3				G4-3		G3	1B		4	2	2	0	0	0	1					
Jose Lind, R (1.4) OBP: 0.302, SLG: 0.337 Rafael Bellard, R (8.4) OBP: 0.308, SLG: 0.283			1B		K		G3	1B		4	2	2	0	0	1	1					
Bob Walk, R (1.1) OBP: 0.205, SLG: 0.189			SH5-4				G3	1B		0	0	0	0	0	0	0					
			SH5-4				E	K		3	0	1	1	0	1	3					
<b>Inning Stats</b>	R: 0 E: 1 K: 0 S: 8	H: 0 LOB: 1 BB: 0 P: 12	R: 0 E: 1 K: 0 S: 10	H: 0 LOB: 0 BB: 0 P: 15	R: 3 E: 1 K: 1 S: 19	H: 4 LOB: 1 BB: 0 P: 26	R: 0 E: 0 K: 1 S: 8	H: 0 LOB: 0 BB: 0 P: 10	R: 0 E: 0 K: 0 S: 6	H: 0 LOB: 0 BB: 0 P: 10	R: 2 E: 1 K: 1 S: 11	H: 3 LOB: 3 BB: 1 P: 22	R: 3 E: 0 K: 2 S: 20	H: 5 LOB: 2 BB: 0 P: 28	R: 0 E: 0 K: 1 S: 8	H: 0 LOB: 0 BB: 0 P: 14	1B: 8 2B: 3 3B: 0 HR: 1	SF: 0 SAC: 1 DP: 0 HBP: 0	WP: 0 PB: 0 SB: 1 CS: 1	PA: 42	
<b>PITCHER</b>	IP	WLS	BF	H	R	ER	SO	BB	IBB	HBP	BLK	WP	HR	S	P	ERA	WHIP				
Bob Tewksbury, R (1.1) ERA: 3.47	6.1	L	27	7	5	4	2	0	0	0	0	0	1	60	89	5.68	1.105				
Scott Terry, R (7.1) ERA: 4.59	0.1		2	0	0	0	1	1	0	0	0	0	0	3	9	0.00	3.000				
Tim Sherrill, L (7.1) ERA: 6.75	0.1		2	0	0	0	0	0	0	0	0	0	0	2	2	0.00	0.000				
Mike Perez, R (8.1) ERA: 2.92	0.2		7	5	3	3	1	0	0	0	0	0	0	17	23	40.50	7.500				
Stan Clarke, L (8.1) ERA: 2.7	1.1		4	0	0	0	2	0	0	0	0	0	0	11	19	0.00	0.000				

AB	40
R	8
H	12
RBI	7
BB	1
SO	6
LOB	20



Batter	1	2	3	4	5	6	7	8	9	AB	R	H	RBI	BB	SO	LOB	BOTTOM					
Vince Coleman, S (1.7) OBP: 0.340, SLG: 0.400	K2-3		F9		G4-3			G4-3		4	0	0	0	0	1	2	<b>Pittsburgh Pirates @ St. Louis Cardinals</b> Busch Stadium, St. Louis, MO Sat Sep 29 1990, 3:33 AM CDT Att: 23,571 - Cloudy - 69 F					
Ozzie Smith, S (1.6) OBP: 0.332, SLG: 0.306	F8				G4-3		L6	G4-3		4	0	0	0	0	0	0						
Ray Lankford, L (1.8) OBP: 0.358, SLG: 0.455	G3				E		L9	K		3	0	0	0	1	1	0						
Pedro Guerrero, R (1.3) OBP: 0.335, SLG: 0.428			G6-3		F8		F8		F9	4	0	1	0	0	0	1						
Todd Zeile, R (1.5) OBP: 0.332, SLG: 0.400			K		K		G4-3		G6-3	3	0	0	0	1	1	1						
Milt Thompson, L (1.9) OBP: 0.288, SLG: 0.309			F7		F9		G4-3		F8	4	0	0	0	0	0	2						
Tom Pagnozzi, R (1.2) OBP: 0.323, SLG: 0.377			SH1-4		F9		FC1-6			3	0	2	0	0	0	0						
José Oquendo, S (1.4) OBP: 0.351, SLG: 0.316			P4		P4		FC1-6			3	0	1	0	0	0	2						
Bob Tewksbury, R (1.1) ERA: 3.75			SH1-4		SH1-4		G4-3			1	0	0	0	0	1	1						
Scott Terry, R (7.1) ERA: 4.59										0	0	0	0	0	0	0						
Tim Sherrill, L (7.1) ERA: 6.75										0	0	0	0	0	0	0						
Denny Walling, L (7.9) ERA: 5.27, SLG: 0.286										1	0	0	0	0	1	0						
Mike Perez, R (8.1) ERA: 2.92										0	0	0	0	0	0	0						
Stan Clarke, R (8.1) ERA: 2.7										0	0	0	0	0	0	0						
<b>Inning Stats</b>	R: 0 E: 0 K: 1 S: 9	H: 0 LOB: 0 BB: 0 P: 13	R: 0 E: 0 K: 1 S: 6	H: 0 LOB: 0 BB: 0 P: 8	R: 0 E: 0 K: 0 S: 7	H: 1 LOB: 1 BB: 0 P: 11	R: 0 E: 1 K: 0 S: 9	H: 0 LOB: 2 BB: 2 P: 19	R: 0 E: 0 K: 1 S: 9	H: 1 LOB: 1 BB: 0 P: 13	R: 0 E: 0 K: 0 S: 8	H: 1 LOB: 1 BB: 0 P: 11	R: 0 E: 0 K: 0 S: 6	H: 0 LOB: 0 BB: 0 P: 8	R: 0 E: 0 K: 1 S: 6	H: 0 LOB: 0 BB: 0 P: 9	R: 0 E: 0 K: 0 S: 4	H: 0 LOB: 0 BB: 0 P: 9	1B: 4 2B: 0 3B: 0 HR: 0	SF: 0 SAC: 1 DP: 0 HBP: 0	WP: 0 PB: 0 SB: 0 CS: 0	PA: 33
<b>PITCHER</b>	IP	WLS	BF	H	R	ER	SO	BB	IBB	HBP	BLK	WP	HR	S	P	ERA	WHIP					
Bob Walk, R (1.1) ERA: 3.75	9.0	W	33	4	0	0	4	2	0	0	0	0	0	64	101	0.00	0.667					

AB	30
R	0
H	4
RBI	0
BB	2
SO	4
LOB	10




Batter	1	2	3	4	5	6	7	8	9	AB	R	H	RBI	BB	SO	LOB	TOP		
Gary Redus, R OBP: 0.346, SLG: 0.426 Michael LaValliere, L OBP: 0.360, SLG: 0.342	1-1 F7			2-2 F8		4-1 CS BB		1-2 SF8		2 0 0 0	1 1 0 0	0 0 0 0	0 0 0 0	0 0 0 0	0 0 0 0		Pittsburgh Pirates @ St. Louis Cardinals Busch Stadium, St. Louis, MO Sun Sep 30, 1990, 3:33 AM CDT Att: 32,672 - Sunny - 69 F		
Jay Bell, R OBP: 0.328, SLG: 0.362	2-1 G4-3			1-3 K		3-1 G5-3		2-3 3-H 4-2 FC3 BB		3 0 0 0	0 0 0 1	1 1 1 1							
Andy Van Slyke, L OBP: 0.366, SLG: 0.466	1-0 G4-3			2-2 1B			2-3 K	1-0 FC3		4 0 1 1	0 1 0 1	0 1 0 1	2						
Bobby Bonilla, S OBP: 0.322, SLG: 0.521		0-0 P6		0-0 P6			2-1 FC6-4 1B	1-0 L4		4 0 1 0	0 0 0 0	0 0 0 4							
Barry Bonds, L OBP: 0.405, SLG: 0.566		3-1 G4-3			4-0 BB		1-1 F7	2-0 G4-3		3 0 0 0	0 0 0 1	0 0 4							
Jeff King, R OBP: 0.276, SLG: 0.410		1-1 L7			1 SAFE 1-1 F8		3-1 FC6-4		1-1 2B	4 0 1 0	0 0 0 0	2							
Don Slaught, R OBP: 0.381, SLG: 0.465 John Cangelosi, S OBP: 0.307, SLG: 0.224 Sid Bream, L OBP: 0.347, SLG: 0.448			0-0 G6-3		2-0 P6		1-1 1B SF8 1B	3-0 P5		3 0 1 0	0 0 0 0	0 0 0 0	1 0 0 0	0 0 0 1		AB 32			
Jose Lind, R OBP: 0.302, SLG: 0.337		0-2 F8		1-0 L8			1-2 SF8 FC3 1B	1-0 F8		4 1 1 0	0 0 0 0	2				RBI 2			
Doug Drabek, R OBP: 0.258, SLG: 0.274			0-3 K		0-0 G6-3		0-2 FC3 BB 1B	0-3 K		4 0 1 0	0 0 0 2	1				SO 4			
										1B: 5	SF: 1	WP: 0	PA: 36						
<b>Inning Stats</b>	R: 0 H: 0 E: 0 K: 0 S: 5	H: 0 LOB: 0 BB: 0 P: 9	R: 0 H: 0 E: 0 K: 0 S: 5	H: 0 LOB: 0 BB: 0 P: 9	R: 0 H: 0 E: 0 K: 1 S: 7	H: 1 LOB: 1 BB: 0 P: 7	R: 0 H: 0 E: 0 K: 0 S: 4	H: 0 LOB: 1 BB: 1 P: 12	R: 0 H: 0 E: 0 K: 0 S: 4	H: 0 LOB: 0 BB: 1 P: 11	R: 0 H: 1 E: 0 K: 1 S: 10	H: 1 LOB: 1 BB: 0 P: 18	R: 2 H: 3 E: 0 K: 0 S: 21	H: 3 LOB: 3 BB: 1 P: 30	R: 0 H: 1 E: 0 K: 1 S: 8	H: 1 LOB: 1 BB: 0 P: 13	1B: 5 2B: 1 3B: 0 HR: 0	SF: 1 SAC: 0 DP: 0 HBP: 0	WP: 0 PB: 0 SB: 0 CS: 1
<b>PITCHER</b>	IP WLS BF H R ER SO BB IBB HBP BLK WP HR S P ERA WHIP	IP WLS BF H R ER SO BB IBB HBP BLK WP HR S P ERA WHIP	IP WLS BF H R ER SO BB IBB HBP BLK WP HR S P ERA WHIP	IP WLS BF H R ER SO BB IBB HBP BLK WP HR S P ERA WHIP	IP WLS BF H R ER SO BB IBB HBP BLK WP HR S P ERA WHIP	IP WLS BF H R ER SO BB IBB HBP BLK WP HR S P ERA WHIP	IP WLS BF H R ER SO BB IBB HBP BLK WP HR S P ERA WHIP	IP WLS BF H R ER SO BB IBB HBP BLK WP HR S P ERA WHIP	IP WLS BF H R ER SO BB IBB HBP BLK WP HR S P ERA WHIP	IP WLS BF H R ER SO BB IBB HBP BLK WP HR S P ERA WHIP	IP WLS BF H R ER SO BB IBB HBP BLK WP HR S P ERA WHIP	IP WLS BF H R ER SO BB IBB HBP BLK WP HR S P ERA WHIP	IP WLS BF H R ER SO BB IBB HBP BLK WP HR S P ERA WHIP	IP WLS BF H R ER SO BB IBB HBP BLK WP HR S P ERA WHIP	IP WLS BF H R ER SO BB IBB HBP BLK WP HR S P ERA WHIP	IP WLS BF H R ER SO BB IBB HBP BLK WP HR S P ERA WHIP	IP WLS BF H R ER SO BB IBB HBP BLK WP HR S P ERA WHIP		
Joe Magrane, L ERA: 3.59 Lee Smith, R ERA: 2.06	(1, 1) 8.0 L 32 5 2 2 3 3 0 0 0 0 0 0 68 113 2.25 1.000	(9, 1) 1.0 4 1 0 0 1 0 0 0 0 0 0 0 8 13 0.00 1.000																	

Batter	1	2	3	4	5	6	7	8	9	AB	R	H	RBI	BB	SO	LOB	BOTTOM
Bernard Gilkey, R OBP: 0.328, SLG: 0.404 Denny Walling, L OBP: 0.265, SLG: 0.283	1-1 G4-3		2 SAFE 1-0 G4-3			0-0 G6-3			1-0 G4-3	3 0 0 0	0 0 0 0	0 0 0 0	0 0 0 0	0 0 0 0	1		Pittsburgh Pirates @ St. Louis Cardinals Busch Stadium, St. Louis, MO Sun Sep 30, 1990, 3:33 AM CDT Att: 32,672 - Sunny - 69 F
Ozzie Smith, S OBP: 0.330, SLG: 0.305	1-1 L6			1-0 B3			1-0 G6-3			3 0 0 0	0 0 0 0	0 0 0 0					
Ray Lankford, L OBP: 0.350, SLG: 0.444	1-2 G4-3		2-3	2-2 G3			3-3 K			3 0 0 0	0 0 0 0	1 0					
Pedro Guerrero, R OBP: 0.333, SLG: 0.426		1-0 F8		1-1 P4			0-1 G6-3			3 0 0 0	0 0 0 0	0 0 0 0					
Terry Pendleton, S OBP: 0.277, SLG: 0.324		1-1 G4-3 2B			0-0 G4-3			1-0 F7		3 0 1 0	0 0 0 0	0 0 0 0					
Milt Thompson, L OBP: 0.288, SLG: 0.310 Lee Smith, R		1-1 G4-3			0-2 CS 1B			3-2 G1-3		3 0 1 0	0 0 0 0	0 0 0 0	1				
Tom Pagnozzi, R OBP: 0.319, SLG: 0.372		2-3		1-1 G5-3		0-0 F8		1-1 G3-1		3 0 0 0	0 0 0 0	2				AB 27	
José Oquendo, S OBP: 0.351, SLG: 0.316			1-2 G4-3 SH5-4 1B			1-0 P6		0-2 L3		3 0 1 0	0 0 0 0	0 0 0 0					
Joe Magrane, R OBP: 0.172, SLG: 0.164 Dave Collins, S OBP: 0.377, SLG: 0.250			1-2 SH5-4			0-0 F7		0-3 K		1 0 0 0	0 0 0 0	0 0 0 0	0 0 0 0	0 0 0 0	1 0		
										1B: 2	SF: 0	WP: 0	PA: 28				
<b>Inning Stats</b>	R: 0 H: 0 E: 0 K: 0 S: 7	H: 1 LOB: 1 BB: 0 P: 11	R: 0 H: 1 E: 0 K: 0 S: 8	H: 1 LOB: 0 BB: 0 P: 11	R: 0 H: 0 E: 0 K: 0 S: 6	H: 0 LOB: 0 BB: 0 P: 10	R: 0 H: 0 E: 0 K: 0 S: 3	H: 0 LOB: 0 BB: 0 P: 4	R: 0 H: 0 E: 0 K: 0 S: 6	H: 0 LOB: 0 BB: 0 P: 10	R: 0 H: 0 E: 0 K: 0 S: 6	H: 0 LOB: 0 BB: 0 P: 11	R: 0 H: 0 E: 0 K: 1 S: 7	H: 0 LOB: 0 BB: 0 P: 8	1B: 2 2B: 1 3B: 0 HR: 0	SF: 0 SAC: 1 DP: 0 HBP: 0	WP: 0 PB: 0 SB: 0 CS: 1
<b>PITCHER</b>	IP WLS BF H R ER SO BB IBB HBP BLK WP HR S P ERA WHIP	IP WLS BF H R ER SO BB IBB HBP BLK WP HR S P ERA WHIP	IP WLS BF H R ER SO BB IBB HBP BLK WP HR S P ERA WHIP	IP WLS BF H R ER SO BB IBB HBP BLK WP HR S P ERA WHIP	IP WLS BF H R ER SO BB IBB HBP BLK WP HR S P ERA WHIP	IP WLS BF H R ER SO BB IBB HBP BLK WP HR S P ERA WHIP	IP WLS BF H R ER SO BB IBB HBP BLK WP HR S P ERA WHIP	IP WLS BF H R ER SO BB IBB HBP BLK WP HR S P ERA WHIP	IP WLS BF H R ER SO BB IBB HBP BLK WP HR S P ERA WHIP	IP WLS BF H R ER SO BB IBB HBP BLK WP HR S P ERA WHIP	IP WLS BF H R ER SO BB IBB HBP BLK WP HR S P ERA WHIP	IP WLS BF H R ER SO BB IBB HBP BLK WP HR S P ERA WHIP	IP WLS BF H R ER SO BB IBB HBP BLK WP HR S P ERA WHIP	IP WLS BF H R ER SO BB IBB HBP BLK WP HR S P ERA WHIP	IP WLS BF H R ER SO BB IBB HBP BLK WP HR S P ERA WHIP	IP WLS BF H R ER SO BB IBB HBP BLK WP HR S P ERA WHIP	
Doug Drabek, R ERA: 2.76	(1, 1) 9.0 W 28 3 0 0 2 0 0 0 0 0 0 55 80 0.00 0.333																


livebaseballscores.com

AB 32  
R 2  
H 6  
RBI 2  
BB 3  
SO 4  
LOB 18



livebaseballscores.com

AB 27  
R 0  
H 3  
RBI 0  
BB 0  
SO 2  
LOB 4



Batter	1	2	3	4	5	6	7	8	9	AB	R	H	RBI	BB	SO	LOB	TOP				
<b>Darren Reed, R</b> OBP: 0.188, SLG: 0.333 (1, 8)	G1-3		F7					K	1B	3	0	0	0	2	1	0	<b>New York Mets @ Pittsburgh Pirates</b> <b>Three Rivers Stadium, Pittsburgh, PA</b> Mon Oct 01 1990, 7:05 PM EDT Att: 50,393 - Unknown				
<b>Dave Magadan, L</b> OBP: 0.420, SLG: 0.461 (1, 3)	2B			F8	G3			F7	1B	5	0	2	1	0	0	2					
<b>Gregg Jefferies, S</b> OBP: 0.337, SLG: 0.434 <b>Tom O'Malley, L</b> OBP: 0.290, SLG: 0.377 (4, PH) (4, 5)	F8			K				F7	1B	1	0	0	0	0	0	1					
<b>Tim Teufel, R</b> OBP: 0.291, SLG: 0.428 (1, 4)	K			F9				K		4	0	0	0	0	2	2					
<b>Pat Tabler, R</b> OBP: 0.336, SLG: 0.367 (1, 9)		G6-3						F9		4	1	2	0	0	0	2					
<b>Chris Jelic, R</b> (1, 7)		F8			E3			K		4	1	0	0	0	2	2					
<b>Todd Hundley, S</b> OBP: 0.279, SLG: 0.306 (1, 2)		K			G6-3			G6-3	1B	4	1	2	0	0	1	0					
<b>Kevin Baez, R</b> (1, 6)				G3-1	G6-3			F9		4	0	0	0	0	0	3					
<b>David Cone, L</b> OBP: 0.253, SLG: 0.214 (1, 1)				G4-3	BB			K	1B	4	1	2	2	0	1	0					
<b>Inning Stats</b>	R: 0 E: 0 K: 1 S: 11	H: 1 LOB: 1 BB: 0 P: 19	R: 0 E: 0 K: 1 S: 9	H: 0 LOB: 0 BB: 0 P: 13	R: 0 E: 0 K: 0 S: 5	H: 0 LOB: 0 BB: 0 P: 8	R: 0 E: 0 K: 1 S: 9	H: 0 LOB: 0 BB: 0 P: 16	R: 2 E: 1 K: 0 S: 11	H: 3 LOB: 2 BB: 1 P: 21	R: 0 E: 0 K: 2 S: 11	H: 1 LOB: 1 BB: 0 P: 17	R: 0 E: 1 K: 1 S: 13	H: 1 LOB: 2 BB: 0 P: 20	R: 2 E: 0 K: 1 S: 15	H: 3 LOB: 2 BB: 1 P: 31	1B: 7 2B: 2 3B: 0 HR: 0	SF: 0 SAC: 0 DP: 1 HBP: 0	WP: 0 PB: 0 SB: 0 CS: 0	PA: 39	
<b>PITCHER</b>	IP	WLS	BF	H	R	ER	SO	BB	IBB	HBP	BLK	WP	HR	S	P	ERA	WHIP				
<b>Zane Smith, L</b> ERA: 2.55 (1, 1)	5.0	L	20	4	2	0	3	1	0	0	0	0	0	45	77	0.00	1.000				
<b>Neal Heaton, L</b> ERA: 3.45 (6, 1)	2.0		7	1	0	0	3	0	0	0	0	0	0	20	29	0.00	0.500				
<b>Bob Kipper, L</b> ERA: 3.02 (8, 1)	1.0		5	1	0	0	1	0	0	0	0	0	0	13	20	0.00	1.000				
<b>Ted Power, R</b> ERA: 3.66 (9, 1)	1.0		7	3	2	2	1	1	0	0	0	0	0	15	31	18.00	4.000				

AB	37
R	4
H	9
RBI	3
BB	2
SO	8
LOB	14



Batter	1	2	3	4	5	6	7	8	9	AB	R	H	RBI	BB	SO	LOB	BOTTOM				
<b>R.J. Reynolds, S</b> OBP: 0.350, SLG: 0.343 (1, 8)	P4		K		G3-1			K		4	0	0	0	0	2	1	<b>New York Mets @ Pittsburgh Pirates</b> <b>Three Rivers Stadium, Pittsburgh, PA</b> Mon Oct 01 1990, 7:05 PM EDT Att: 50,393 - Unknown				
<b>Bob Kipper, R</b> OBP: 0.143, SLG: 0.143 (8, 1)										0	0	0	0	0	0	0					
<b>Lloyd McClendon, R</b> OBP: 0.256, SLG: 0.245 (9, 7)										0	0	0	0	0	0	0					
<b>Jay Bell, R</b> OBP: 0.328, SLG: 0.360 (1, 6)	P6		1B					K		2	0	0	0	1	1	0					
<b>Carlos Garcia, R</b> OBP: 0.500, SLG: 0.500 (7, 6)			BB					K		1	0	0	0	0	1	0					
<b>Jeff King, R</b> OBP: 0.280, SLG: 0.409 (1, 5)	F8		1B					K		3	0	1	0	1	1	0					
<b>Bobby Bonilla, S</b> OBP: 0.322, SLG: 0.519 (1, 9)		K			F8			G4-3		4	0	1	0	0	1	3					
<b>Ted Power, R</b> OBP: 0.125, SLG: 0.250 (9, 1)										0	0	0	0	0	0	0					
<b>Sid Bream, L</b> OBP: 0.347, SLG: 0.446 (1, 3)								G3		2	0	0	0	1	1	2					
<b>Steve Carter, L</b> (7, 7) (8, 8)		BB						P5		1	0	0	0	0	0	0					
<b>Carmelo Martinez, R</b> OBP: 0.332, SLG: 0.407 (1, 7) (7, 3)		K						P2		4	0	0	0	0	2	3					
<b>Tom Prince, R</b> OBP: 0.182, SLG: 0.100 (1, 2)	P3				F8			E8	WP	3	1	0	0	1	0	1					
<b>Jose Lind, R</b> OBP: 0.302, SLG: 0.337 (1, 4)									WP	0	0	0	0	0	0	0					
<b>Rafael Belliard, R</b> OBP: 0.304, SLG: 0.280 (3, PH) (4, 4)			1B					K		4	0	1	0	0	1	2					
<b>Zane Smith, L</b> OBP: 0.114, SLG: 0.235 (5, PH) <b>Orlando Merced, S</b> OBP: 0.256, SLG: 0.281 (8, 1) <b>Neal Heaton, L</b> OBP: 0.179, SLG: 0.047 (7, PH) <b>Mark Ryan, L</b> OBP: 0.091, SLG: 0.091 (8, 7) (9, 9)			K					P8		1	0	0	0	0	1	1					
<b>Inning Stats</b>	R: 0 E: 0 K: 0 S: 4	H: 0 LOB: 0 BB: 0 P: 8	R: 0 E: 0 K: 2 S: 10	H: 0 LOB: 1 BB: 1 P: 19	R: 0 E: 0 K: 2 S: 12	H: 2 LOB: 3 BB: 1 P: 21	R: 0 E: 0 K: 2 S: 10	H: 0 LOB: 0 BB: 0 P: 14	R: 0 E: 0 K: 1 S: 5	H: 1 LOB: 2 BB: 1 P: 9	R: 1 E: 1 K: 2 S: 13	H: 0 LOB: 0 BB: 0 P: 19	R: 0 E: 0 K: 2 S: 10	H: 0 LOB: 0 BB: 0 P: 14	R: 0 E: 0 K: 0 S: 6	H: 0 LOB: 1 BB: 1 P: 12	1B: 3 2B: 0 3B: 0 HR: 0	SF: 0 SAC: 0 DP: 0 HBP: 0	WP: 3 PB: 1 SB: 0 CS: 0	PA: 35	
<b>PITCHER</b>	IP	WLS	BF	H	R	ER	SO	BB	IBB	HBP	BLK	WP	HR	S	P	ERA	WHIP				
<b>David Cone, R</b> ERA: 3.23 (1, 1)	9.0	W	35	3	1	0	12	4	0	0	0	3	0	83	140	0.00	0.778				





Batter	1	2	3	4	5	6	7	8	9	AB	R	H	RBI	BB	SO	LOB	TOP									
Darren Reed, R OBP: 0.189, SLG: 0.343	1-1 BLK G4-3 2B		1-1 G1-3	3-2 F8		1-2 G1-3			1-2 L9	5	1	1	0	0	0	1										
Dave Magadan, L OBP: 0.416, SLG: 0.458	0-1 G4-3 2H		1-1 G3-1		3-2 BB 1B		1-2 F7		1-2 G6-3	5	0	1	1	0	0	0										
Pat Tabler, R OBP: 0.333, SLG: 0.363	0-2 G6-3		1-0 BB E 1B		1-3 K		0-1 G6-3		1-0 G5-3	5	1	1	0	0	1	1										
Tim Teufel, R OBP: 0.301, SLG: 0.459	2-2 HR		1-0 BB E 1B		2-3 K		0-0 2B			4	2	3	1	0	1	1										
Tom O'Malley, L OBP: 0.297, SLG: 0.371	2-3 K		4-0 E BB		4-1 BB		1-2 G4-3			2	0	0	0	2	1	1										
Chris Jelic, R Keith Hughes, L		2-2 G3	3-2 E6 FC6-4		2-3 K			0-0 F9		2	0	0	0	0	0	1										
Charlie O'Brien, R Todd Hundley, S		0-3 K	1-2 SAFE FC6-4			1-2 G6-3		0-0 1B		3	0	0	0	0	1	2										
Kevin Baez, R OBP: 0.250, SLG: 0.375		3-2 2B		0-0 G4-3		1-1 SH3-4 1B		2-0 F9		4	0	2	0	0	0	1										
Dwight Gooden, R Jeff Innis, R		2-2 L8		1-1 P4		0-1 SH3-4		2-3 K		2	0	0	0	0	0	1										
Kelvin Torve, L Dan Schatzeder, L										0	0	0	0	0	0	0										
<b>Inning Stats</b>	R: 2 E: 0 K: 1 S: 15	H: 2 LOB: 0 BB: 0 P: 20	R: 0 E: 0 K: 1 S: 13	H: 1 LOB: 1 BB: 0 P: 20	R: 2 E: 1 K: 0 S: 13	H: 2 LOB: 2 BB: 1 P: 25	R: 0 E: 0 K: 0 S: 7	H: 0 LOB: 0 BB: 0 P: 11	R: 0 E: 0 K: 3 S: 13	H: 1 LOB: 2 BB: 1 P: 25	R: 0 E: 0 K: 0 S: 12	H: 1 LOB: 1 BB: 0 P: 14	R: 0 E: 0 K: 1 S: 6	H: 1 LOB: 1 BB: 0 P: 10	R: 0 E: 0 K: 0 S: 7	H: 0 LOB: 0 BB: 0 P: 10	1B: 5 2B: 3 3B: 0 HR: 1	SF: 0 SAC: 1 DP: 0 HBP: 0	WP: 0 PA: 39							
<b>PITCHER</b>	IP WLS BF H R ER SO BB IBB HBP BLK WP HR S P ERA WHIP	IP WLS BF H R ER SO BB IBB HBP BLK WP HR S P ERA WHIP																								
Randy Tomlin, L ERA: 2.55	(1, 1) 2.0 9 3 2 2 2 0 0 0 0 1 0 1 28 40 9.00 1.500	(3, 1) 1.0 7 2 2 0 0 1 0 0 0 0 0 0 13 25 0.00 3.000	Bill Landrum, R ERA: 4.54	(4, 1) 1.2 W 7 1 0 0 2 1 0 0 0 0 0 17 31 0.00 1.200	Bob Patterson, L ERA: 2.95	(5, 1) 1.1 5 1 0 0 1 0 0 0 0 0 0 13 18 0.00 0.750	Stan Belinda, R ERA: 3.55	(7, 1) 1.0 4 1 0 0 0 0 0 0 0 0 0 12 14 0.00 1.000	Vicente Palacios, R ERA:	(8, 1) 2.0 7 1 0 0 1 0 0 0 0 0 0 13 20 0.00 0.500																

New York Mets @ Pittsburgh Pirates  
Three Rivers Stadium, Pittsburgh, PA  
Tue Oct 02 1990, 7:05 PM EDT  
Att: 50,028 - Unknown

AB 36  
R 4  
H 9  
RBI 2  
BB 2  
SO 6  
LOB 12



Batter	1	2	3	4	5	6	7	8	9	AB	R	H	RBI	BB	SO	LOB	BOTTOM							
Wally Backman, S OBP: 0.374, SLG: 0.397			0-0 G4-3	1-1 WP BB 1B		0-3 K		1-3 K		3	0	1	0	0	1	0								
Rafael Belliard, R OBP: 0.293, SLG: 0.269				1-2 2-3 1B						2	0	0	0	0	2	0								
Jay Bell, R OBP: 0.330, SLG: 0.364	2-1 F9		3-2 1B E 1B	4-2 WP BB		1-1 1B 2B		2-2 FC3-6 1B		3	1	2	1	1	0	0								
Carlos Garcia, R OBP: 0.667, SLG: 0.667				1-2 2-3 3-H 4-2 BB		0-0 F7		0-1 FC3-6 1B		1	1	1	0	0	0	0								
Andy Van Slyke, L OBP: 0.367, SLG: 0.464	3-3 K		0-1 E G3 1B	1-2 2-3 3-H 4-2 BB		0-0 F7		0-1 FC3-6 1B		4	1	1	0	1	1	2								
Bobby Bonilla, S OBP: 0.323, SLG: 0.519		1-1 1B 1B	0-0 G3	1-3 K		0-0 BB 1B		0-0 P2		5	1	2	2	0	1	4								
Steve Carter, L										0	0	0	0	0	0	0								
R.J. Reynolds, S OBP: 0.354, SLG: 0.344	1 SAFE CI 1B G6-3		0-0 K		0-1 HR 1B		4-0 BB			2	2	1	0	1	1	0								
Sid Bream, L OBP: 0.349, SLG: 0.455		3-2 F7		2-2 FC3-6 1B		2-0 HR		0-2 F9		3	1	2	2	0	0	2								
Carmelo Martinez, R OBP: 0.331, SLG: 0.495										1	0	0	0	0	0	0								
Michael LaValliere, L OBP: 0.360, SLG: 0.342		2-0 G6-3 1B		1 SAFE FC3-6 1B		2-0 F7				3	0	1	1	0	0	1								
Don Slaught, R OBP: 0.379, SLG: 0.463										1	0	0	0	0	0	0								
Jose Lind, R OBP: 0.303, SLG: 0.337		3-2 G6-3		0-1 1B FC1-5 1B		2-1 G6-3		0-0 F7		2	1	1	1	0	0	1								
Jeff King, R OBP: 0.276, SLG: 0.407				1-2 BB 1B						2	0	0	0	0	0	0								
Randy Tomlin, L Orlando Merced, S John Smiley, L Bill Landrum, R Bob Patterson, L Stan Belinda, R Mark Ryja, L Vicente Palacios, R	(1, 1) (2, PH) (3, 1) (4, 1) (5, 1) (7, 1) (8, 1)	IP WLS BF H R ER SO BB IBB HBP BLK WP HR S P ERA WHIP	(1, 1) 2.0 9 3 2 2 2 0 0 0 0 1 0 1 28 40 9.00 1.500	(3, 1) 1.0 7 2 2 0 0 1 0 0 0 0 0 0 13 25 0.00 3.000	(4, 1) 1.2 W 7 1 0 0 2 1 0 0 0 0 0 17 31 0.00 1.200	(5, 1) 1.1 5 1 0 0 1 0 0 0 0 0 0 13 18 0.00 0.750	(7, 1) 1.0 4 1 0 0 0 0 0 0 0 0 0 12 14 0.00 1.000	(8, 1) 2.0 7 1 0 0 1 0 0 0 0 0 0 13 20 0.00 0.500																
<b>Inning Stats</b>	R: 0 E: 0 K: 2 S: 11	H: 0 LOB: 0 BB: 0 P: 17	R: 2 E: 1 K: 1 S: 16	H: 2 LOB: 1 BB: 0 P: 27	R: 2 E: 1 K: 1 S: 13	H: 2 LOB: 0 BB: 0 P: 18	R: 2 E: 0 K: 1 S: 21	H: 3 LOB: 3 BB: 2 P: 34	R: 2 E: 0 K: 0 S: 9	H: 2 LOB: 0 BB: 0 P: 16	R: 1 E: 0 K: 1 S: 10	H: 2 LOB: 2 BB: 1 P: 15	R: 0 E: 0 K: 0 S: 6	H: 0 LOB: 0 BB: 0 P: 8	R: 0 E: 0 K: 1 S: 9	H: 1 LOB: 1 BB: 0 P: 12	1B: 10 2B: 1 3B: 0 HR: 1	SF: 0 SAC: 0 DP: 0 HBP: 0	WP: 1 PA: 40					
<b>PITCHER</b>	IP WLS BF H R ER SO BB IBB HBP BLK WP HR S P ERA WHIP	IP WLS BF H R ER SO BB IBB HBP BLK WP HR S P ERA WHIP																						
Dwight Gooden, R ERA: 3.83	(1, 1) 4.1 L 25 9 8 6 5 2 0 0 0 0 1 1 65 104 12.46 2.538	(5, 1) 2.2 11 2 1 1 1 1 0 0 0 0 0 0 21 31 3.38 1.125	(8, 1) 1.0 4 1 0 0 1 0 0 0 0 0 0 9 12 0.00 1.000																					

New York Mets @ Pittsburgh Pirates  
Three Rivers Stadium, Pittsburgh, PA  
Tue Oct 02 1990, 7:05 PM EDT  
Att: 50,028 - Unknown

AB 36  
R 9  
H 12  
RBI 7  
BB 3  
SO 7  
LOB 15



Batter	1	2	3	4	5	6	7	8	9	AB	R	H	RBI	BB	SO	LOB	TOP																		
<b>Darren Reed, R</b> OBP: 0.262, SLG: 0.436 (1, 8)										4	2	3	0	1	0	0	<b>New York Mets @ Pittsburgh Pirates</b> <b>Three Rivers Stadium, Pittsburgh, PA</b> Wed Oct 03 1990, 3:33 AM EDT Att: 27,641 - Sunny - 71 F																		
<b>Dave Magadan, L</b> OBP: 0.417, SLG: 0.457 <b>Kelvin Torve, L</b> OBP: 0.386, SLG: 0.395 (1, 3)										1	0	0	0	0	0	1																			
<b>Pat Tabler, R</b> OBP: 0.338, SLG: 0.370 (1, 9)										4	1	2	3	0	0	3																			
<b>Tim Teufel, R</b> OBP: 0.304, SLG: 0.480 (1, 4)										5	1	2	1	0	2	5																			
<b>Tom O'Malley, L</b> OBP: 0.286, SLG: 0.355 (1, 5)										5	0	0	1	0	0	5																			
<b>Chris Jelic, R</b> OBP: 0.091, SLG: 0.364 <b>Dan Schatzeder, L</b> OBP: 0.250, SLG: 0.250 <b>Alejandro Pena, R</b> OBP: 0.286, SLG: 0.167 (1, 7)										4	1	1	1	0	0	1																			
<b>Todd Hundley, S</b> OBP: 0.274, SLG: 0.299 (1, 2)										4	0	0	0	0	2	0																			
<b>Kevin Baez, R</b> OBP: 0.167, SLG: 0.250 (1, 6)										4	0	0	0	0	0	1																			
<b>Frank Viola, L</b> OBP: 0.153, SLG: 0.153 <b>Keith Hughes, L</b> (8, PH)										3	1	1	0	0	0	0																			
<b>Inning Stats</b>	R: 2 E: 0 K: 0 S: 19	H: 3 LOB: 1 BB: 0 P: 26	R: 0 E: 0 K: 1 S: 7	H: 0 LOB: 0 BB: 0 P: 8	R: 0 E: 0 K: 0 S: 10	H: 1 LOB: 1 BB: 0 P: 14	R: 0 E: 0 K: 0 S: 4	H: 0 LOB: 0 BB: 0 P: 9	R: 0 E: 0 K: 0 S: 9	H: 1 LOB: 2 BB: 1 P: 16	R: 1 E: 0 K: 0 S: 16	H: 2 LOB: 3 BB: 1 P: 31	R: 1 E: 0 K: 1 S: 9	H: 1 LOB: 0 BB: 0 P: 15	R: 1 E: 0 K: 1 S: 10	H: 2 LOB: 1 BB: 0 P: 13		1B: 4 2B: 5 3B: 0 HR: 2	SF: 0 SAC: 0 DP: 1 HBP: 1	WP: 1 PB: 0 SB: 1 CS: 0	PA: 41														
<b>PITCHER</b>	IP WLS BF H R ER SO BB IBB HBP BLK WP HR S P ERA WHIP																																		
<b>Jerry Reuss, L</b> ERA: 3.52 <b>Mike York, R</b> ERA: 2.94 <b>Doug Bair, R</b> ERA: 4.81	(1, 1)	5.1	23	6	3	3	1	1	0	0	0	0	0	1	1	19	77	5.06	1.312																

AB	38
R	6
H	11
RBI	6
BB	2
SO	4
LOB	17



Batter	1	2	3	4	5	6	7	8	9	AB	R	H	RBI	BB	SO	LOB	BOTTOM																		
<b>Gary Redus, R</b> OBP: 0.341, SLG: 0.419 <b>Doug Bair, R</b> (8, 1)										4	0	0	1	0	1	3	<b>New York Mets @ Pittsburgh Pirates</b> <b>Three Rivers Stadium, Pittsburgh, PA</b> Wed Oct 03 1990, 3:33 AM EDT Att: 27,641 - Sunny - 71 F																		
<b>Jay Bell, R</b> OBP: 0.329, SLG: 0.362 <b>Carlos Garcia, R</b> OBP: 0.500, SLG: 0.500 (1, 6)										3	0	0	0	0	1	0																			
<b>Andy Van Slyke, L</b> OBP: 0.367, SLG: 0.465 <b>Steve Carter, L</b> OBP: 0.200, SLG: 0.200 (1, 8)										2	0	1	0	0	0	0																			
<b>Bobby Bonilla, S</b> OBP: 0.322, SLG: 0.518 <b>Mark Ryval, L</b> OBP: 0.083, SLG: 0.083 (1, 9)										4	1	1	0	0	0	2																			
<b>Barry Bonds, L</b> OBP: 0.406, SLG: 0.565 <b>Carmelo Martinez, R</b> OBP: 0.332, SLG: 0.419 (1, 7)										1	0	0	0	1	0	0																			
<b>Jeff King, R</b> OBP: 0.281, SLG: 0.408 (1, 5)										4	0	2	0	0	1	2																			
<b>Don Slaught, R</b> OBP: 0.375, SLG: 0.457 <b>Dann Bilardello, R</b> OBP: 0.146, SLG: 0.054 (1, 2)										3	0	0	0	0	1	2																			
<b>Jose Lind, R</b> OBP: 0.305, SLG: 0.340 <b>Rafael Belliard, R</b> OBP: 0.283, SLG: 0.259 (1, 4)										1	1	1	0	1	0	0																			
<b>Jerry Reuss, L</b> <b>Mike York, R</b> <b>Michael LaValliere, L</b> <b>John Cangelosi, S</b> (1, 1)	(6, 1)	(7, PH)	(7, PR)	(8, 7)						0	0	0	0	0	0	0																			
<b>Inning Stats</b>	R: 0 E: 0 K: 0 S: 3	H: 0 LOB: 0 BB: 0 P: 6	R: 0 E: 0 K: 0 S: 6	H: 1 LOB: 1 BB: 0 P: 10	R: 1 E: 0 K: 1 S: 8	H: 1 LOB: 0 BB: 0 P: 13	R: 0 E: 0 K: 1 S: 7	H: 1 LOB: 2 BB: 1 P: 15	R: 0 E: 0 K: 2 S: 11	H: 0 LOB: 2 BB: 1 P: 19	R: 2 E: 0 K: 0 S: 12	H: 3 LOB: 1 BB: 0 P: 21	R: 0 E: 0 K: 1 S: 8	H: 1 LOB: 1 BB: 0 P: 12	R: 0 E: 0 K: 0 S: 4	H: 1 LOB: 0 BB: 0 P: 5		R: 0 E: 0 K: 2 S: 11	H: 0 LOB: 0 BB: 0 P: 15	1B: 5 2B: 3 3B: 0 HR: 1	SF: 0 SAC: 2 DP: 2 HBP: 0	WP: 0 PB: 0 SB: 0 CS: 1	PA: 35												
<b>PITCHER</b>	IP WLS BF H R ER SO BB IBB HBP BLK WP HR S P ERA WHIP																																		
<b>Frank Viola, L</b> ERA: 2.67 <b>Dan Schatzeder, L</b> ERA: 2.2 <b>Alejandro Pena, R</b> ERA: 3.2	(1, 1)	7.0	29	7	3	3	5	2	0	0	0	0	0	0	0	4	5	0.00	1.000																

AB	31
R	3
H	8
RBI	3
BB	2
SO	7
LOB	10



Batter	1	2	3	4	5	6	7	8	9	AB	R	H	RBI	BB	SO	LOB	TOP				
Wally Backman, S Jeff King, R (1, 5) (7, PH) (7, 5)	F7		K				F9		K	2	0	0	0	1	1	1					
Jay Bell, R (1, 6)	G6-3		P4				2B			3	0	0	0	1	1	2					
Andy Van Slyke, L OBP: 0.250, SLG: 0.500 (1, 8)	G4-3			K						4	0	1	1	0	2	0					
Bobby Bonilla, S OBP: 0.250, SLG: 0.250 (1, 9)		G5-3		F7						4	0	1	0	0	1	2					
Barry Bonds, L OBP: 0.500, SLG: 0.333 (1, 7)		P5		HR						3	1	1	0	1	0	0					
Sid Dream, L OBP: 0.750, SLG: 1.667 (1, 3)				HR						3	1	2	2	1	1	0					
Michael LaValliere, L (1, 2)					K					3	1	0	0	1	1	3					
Jose Lind, R OBP: 0.250, SLG: 0.750 (1, 4)										4	0	1	1	0	1	0					
Bob Walk, R Gary Redus, R Stan Belinda, R R.J. Reynolds, S Bob Patterson, R Ted Power, R (1, 1) (7, PH) (7, 1) (9, PH) (9, 1) (9, 1)										2	0	0	0	0	2	1					
<b>Inning Stats</b>	R: 0 E: 0 K: 0 S: 6	H: 0 LOB: 0 BB: 0 P: 9	R: 0 E: 0 K: 1 S: 13	H: 0 LOB: 0 BB: 0 P: 20	R: 1 E: 0 K: 2 S: 11	H: 1 LOB: 1 BB: 1 P: 19	R: 2 E: 0 K: 2 S: 13	H: 1 LOB: 0 BB: 1 P: 23	R: 0 E: 0 K: 1 S: 15	H: 2 LOB: 2 BB: 1 P: 15	R: 1 E: 0 K: 1 S: 9	H: 2 LOB: 2 BB: 1 P: 17	R: 0 E: 0 K: 0 S: 5	H: 1 LOB: 0 BB: 0 P: 12	R: 0 E: 0 K: 3 S: 10	H: 0 LOB: 0 BB: 0 P: 15	1B: 4 2B: 1 3B: 1 HR: 1	SF: 0 SAC: 0 DP: 1 HBP: 0	WP: 0 PB: 0 SB: 1 CS: 0	PA: 37	
<b>PITCHER</b>	IP	WLS	BF	H	R	ER	SO	BB	IBB	HBP	BLK	WP	HR	S	P	ERA	WHIP				
Jose Rijo, R ERA: 5.06 (1, 1)	5.1		23	4	3	3	8	3	0	0	0	0	1	63	105	5.06	1.312				
Norm Charlton, L ERA: 3.39 (6, 1)	2.2	L	11	3	1	1	1	2	0	0	0	0	0	16	36	3.38	1.875				
Rob Dibble, R ERA: (9, 1)	1.0		3	0	0	0	3	0	0	0	0	0	0	10	15	0.00	0.000				

Pittsburgh Pirates @ Cincinnati Reds  
Riverfront Stadium, Cincinnati, OH  
Thu Oct 04 1990, 7:05 PM EDT  
Att: 52,911 - Unknown

AB 32  
R 4  
H 7  
RBI 4  
BB 5  
SO 12  
LOB 10



Batter	1	2	3	4	5	6	7	8	9	AB	R	H	RBI	BB	SO	LOB	BOTTOM					
Barry Larkin, R (1, 6)	SH1-3 1B	G5-3						F9		2	1	0	0	2	0	0						
Billy Hatcher, R (1, 8)	SH1-3		K		G3-1			K		3	0	0	0	0	2	1						
Hal Morris, L OBP: 0.333, SLG: 0.333 Todd Benzinger, S OBP: 1.000, SLG: 1.000 (1, 3) (9, PH)	F 2H		G4-3				L5			3	1	1	1	0	0	0						
Eric Davis, R OBP: 0.500, SLG: 0.667 (1, 7)	E9 1H		K				G3-1			3	1	1	1	1	1	0						
Paul O'Neill, L OBP: 0.333, SLG: 0.667 Ron Oester, S (9, PH)	G6-3				G4-3			F7		3	0	1	1	0	0	0						
Billy Bates, L (9, PR)	G6-3									1	0	0	0	0	0	2						
Chris Sabo, R OBP: 0.250, SLG: 0.250 (1, 5)	G6-3									4	0	1	0	0	2	3						
Jeff Reed, L (1, 2)	K				G6-3					3	0	0	0	0	1	1						
Mariano Duncan, R (1, 4)		G4-3								3	0	0	0	0	2	0						
Jose Rijo, R Norm Charlton, S Herm Winningham, L Rob Dibble, L (1, 1) (6, 1) (9, PH) (9, 1)										2	0	0	0	0	1	0						
<b>Inning Stats</b>	R: 3 E: 1 K: 1 S: 14	H: 3 LOB: 1 BB: 1 P: 26	R: 0 E: 0 K: 1 S: 8	H: 0 LOB: 0 BB: 0 P: 8	R: 0 E: 0 K: 2 S: 8	H: 0 LOB: 0 BB: 0 P: 14	R: 0 E: 0 K: 0 S: 5	H: 1 LOB: 0 BB: 0 P: 7	R: 0 E: 0 K: 1 S: 7	H: 0 LOB: 0 BB: 1 P: 15	R: 0 E: 0 K: 0 S: 7	H: 0 LOB: 0 BB: 0 P: 13	R: 0 E: 0 K: 2 S: 8	H: 0 LOB: 0 BB: 0 P: 11	R: 0 E: 0 K: 1 S: 7	H: 0 LOB: 0 BB: 0 P: 10	R: 0 E: 0 K: 1 S: 9	H: 1 LOB: 2 BB: 1 P: 14	1B: 3 2B: 2 3B: 0 HR: 0	SF: 0 SAC: 1 DP: 0 HBP: 0	WP: 0 PB: 0 SB: 1 CS: 2	PA: 33
<b>PITCHER</b>	IP	WLS	BF	H	R	ER	SO	BB	IBB	HBP	BLK	WP	HR	S	P	ERA	WHIP					
Bob Walk, R ERA: 4.5 (1, 1)	6.0	W	23	4	3	3	5	2	0	0	0	0	0	49	83	4.50	1.000					
Stan Belinda, R ERA: (7, 1)	2.0		6	0	0	0	3	0	0	0	0	0	0	15	21	0.00	0.000					
Bob Patterson, L ERA: (9, 1)	0.1	S	3	1	0	0	0	1	0	0	0	0	0	6	11	0.00	6.000					
Ted Power, R ERA: (9, 1)	0.2	S	1	0	0	0	1	0	0	0	0	0	0	3	3	0.00	0.000					

Pittsburgh Pirates @ Cincinnati Reds  
Riverfront Stadium, Cincinnati, OH  
Thu Oct 04 1990, 7:05 PM EDT  
Att: 52,911 - Unknown

AB 29  
R 3  
H 5  
RBI 3  
BB 3  
SO 9  
LOB 7





Batter	1	2	3	4	5	6	7	8	9	AB	R	H	RBI	BB	SO	LOB	TOP								
Barry Larkin, R OBP: 0.385, SLG: 0.200 (1, 6)	G6-3		L7				P4		F7	5	1	1	0	0	0	3	<b>Cincinnati Reds @ Pittsburgh Pirates</b> Three Rivers Stadium, Pittsburgh, PA Mon Oct 08 1990, 3:33 AM EDT Att: 45,611 - Overcast - 71 F								
Mariano Duncan, R OBP: 0.273, SLG: 0.545 (1, 4)	K		F8							5	1	3	4	0	1	0									
Chris Sabo, R OBP: 0.167, SLG: 0.167 (1, 5)										5	0	1	0	0	2	4									
Eric Davis, R OBP: 0.167, SLG: 0.182 (1, 7)										4	0	0	0	0	2	1									
Glenn Braggs, R OBP: 0.250, SLG: 0.250 (1, 9)										4	0	1	0	0	1	0									
Todd Benzinger, S OBP: 0.400, SLG: 0.400 (1, 3)										4	0	1	0	0	0	0									
Joe Oliver, R OBP: 0.286, SLG: 0.286 (9, PR)										4	1	2	0	0	0	2									
Billy Bates, L (9, 2)										0	1	0	0	0	0	0									
Jeff Reed, L (9, 2)										0	0	0	0	0	0	0									
Billy Hatcher, R OBP: 0.429, SLG: 1.000 (1, 8)										4	2	3	2	0	0	1									
Danny Jackson, R (1, 1)										1	0	0	0	0	1	0									
Rob Dibble, L (6, 1)										1	0	0	0	0	0	1									
Norm Charlton, S (8, 1)										0	0	0	0	0	0	0									
Hal Morris, L OBP: 0.571, SLG: 0.400 (9, PH)										1	0	1	0	0	0	0									
Randy Myers, L (9, 1)										0	0	0	0	0	0	0									
<b>Inning Stats</b>	R: 0 E: 0 K: 2 S: 11	H: 1 LOB: 1 BB: 0 P: 15	R: 2 E: 0 K: 1 S: 10	H: 2 LOB: 0 BB: 0 P: 17	R: 0 E: 0 K: 1 S: 9	H: 0 LOB: 0 BB: 0 P: 13	R: 0 E: 0 K: 0 S: 8	H: 2 LOB: 1 BB: 0 P: 14	R: 3 E: 0 K: 1 S: 15	H: 3 LOB: 0 BB: 0 P: 24	R: 0 E: 0 K: 1 S: 6	H: 0 LOB: 0 BB: 0 P: 7	R: 0 E: 0 K: 0 S: 9	H: 2 LOB: 2 BB: 0 P: 10	R: 0 E: 0 K: 0 S: 5	H: 0 LOB: 0 BB: 0 P: 8	R: 1 E: 0 K: 1 S: 10	H: 3 LOB: 2 BB: 0 P: 16	1B: 10 2B: 1 3B: 0 HR: 2	SF: 0 SAC: 1 DP: 1 HBP: 0	WP: 0 PB: 0 SB: 0 CS: 0	PA: 39			
<b>PITCHER</b>	IP	WLS	BF	H	R	ER	SO	BB	IBB	HBP	BLK	WP	HR	S	P	ERA	WHIP								
Zane Smith, L ERA: 9.0 (1, 1)	5.0	L	22	8	5	5	5	0	0	0	0	0	2	53	83	9.00	1.600								
Bill Landrum, R ERA: (6, 1)	1.0		3	0	0	0	1	0	0	0	0	0	0	6	7	0.00	0.000								
John Smiley, L ERA: (7, 1)	2.0		8	2	0	0	0	0	0	0	0	0	0	14	18	0.00	1.000								
Stan Belinda, R ERA: 3.0 (9, 1)	1.0		6	3	1	1	1	0	0	0	0	0	0	10	16	9.00	3.000								

AB 38  
R 6  
H 13  
RBI 6  
BB 0  
SO 7  
LOB 12



Batter	1	2	3	4	5	6	7	8	9	AB	R	H	RBI	BB	SO	LOB	BOTTOM								
Jeff King, R OBP: 0.250, SLG: 0.143 (1, 5)	K		G5-3						K	5	0	1	0	0	3	2	<b>Cincinnati Reds @ Pittsburgh Pirates</b> Three Rivers Stadium, Pittsburgh, PA Mon Oct 08 1990, 3:33 AM EDT Att: 45,611 - Overcast - 71 F								
Jay Bell, R OBP: 0.482, SLG: 0.455 (1, 6)	G4-3									5	1	2	0	0	1	0									
Andy Van Slyke, L OBP: 0.231, SLG: 0.250 (1, 8)	F7									4	1	0	0	1	2	2									
Bobby Bonilla, S OBP: 0.250, SLG: 0.250 (1, 9)										4	0	1	1	0	0	2									
Barry Bonds, L OBP: 0.333, SLG: 0.200 (1, 7)										3	1	1	0	1	1	2									
Carmelo Martinez, R OBP: 0.250, SLG: 0.500 (1, 3)										4	0	1	1	0	1	4									
Don Slaught, R OBP: 0.500, SLG: 0.500 (1, 2)										2	0	1	0	2	0	0									
Jose Lind, R OBP: 0.333, SLG: 0.818 (1, 4)										4	0	1	0	0	1	5									
Zane Smith, L ERA: 3.38 (6, 1)										2	0	0	0	0	1	4									
Bill Landrum, R OBP: 0.500, SLG: 0.500 (6, PH)										0	0	0	0	0	0	0									
Gary Redus, R ERA: (7, 1)										1	0	0	0	0	1	1									
John Smiley, L (7, 1)										0	0	0	0	0	0	0									
R.J. Reynolds, S (8, PH)										1	0	0	0	0	0	1									
Stan Belinda, R (9, 1)										0	0	0	0	0	0	0									
<b>Inning Stats</b>	R: 0 E: 0 K: 1 S: 6	H: 0 LOB: 0 BB: 0 P: 10	R: 0 E: 0 K: 1 S: 7	H: 0 LOB: 0 BB: 0 P: 10	R: 0 E: 0 K: 1 S: 13	H: 1 LOB: 1 BB: 0 P: 18	R: 2 E: 0 K: 1 S: 14	H: 3 LOB: 3 BB: 2 P: 26	R: 0 E: 0 K: 0 S: 11	H: 2 LOB: 1 BB: 1 P: 21	R: 0 E: 0 K: 2 S: 11	H: 1 LOB: 1 BB: 0 P: 14	R: 0 E: 0 K: 1 S: 6	H: 0 LOB: 0 BB: 0 P: 7	R: 1 E: 1 K: 1 S: 12	H: 1 LOB: 1 BB: 1 P: 21	R: 0 E: 0 K: 3 S: 9	H: 0 LOB: 0 BB: 0 P: 11	1B: 4 2B: 4 3B: 0 HR: 0	SF: 0 SAC: 0 DP: 0 HBP: 0	WP: 0 PB: 0 SB: 0 CS: 0	PA: 39			
<b>PITCHER</b>	IP	WLS	BF	H	R	ER	SO	BB	IBB	HBP	BLK	WP	HR	S	P	ERA	WHIP								
Danny Jackson, L ERA: 3.38 (1, 1)	5.1	W	26	7	2	2	4	0	0	0	0	0	0	12	16	0.00	0.000								
Rob Dibble, R ERA: (6, 1)	1.2		5	0	0	0	3	0	0	0	0	0	0	12	16	0.00	0.000								
Norm Charlton, L ERA: 2.45 (8, 1)	1.0		5	1	1	0	1	1	0	0	0	0	0	12	21	0.00	2.000								
Randy Myers, L ERA: (9, 1)	1.0	S	3	0	0	0	3	0	0	0	0	0	0	9	11	0.00	0.000								

AB 35  
R 3  
H 8  
RBI 2  
BB 4  
SO 11  
LOB 23





Batter	1	2	3	4	5	6	7	8	9	AB	R	H	RBI	BB	SO	LOB	TOP		
Barry Larkin, R OBP: 0.318, SLG: 0.316										4	1	2	1	0	0	1	Cincinnati Reds @ Pittsburgh Pirates Three Rivers Stadium, Pittsburgh, PA Wed Oct 10 1990, 7:05 PM EDT Att: 48,221 - Unknown - 74 F		
Herm Winningham, L OBP: 0.333, SLG: 0.429										2	0	0	1	1	0	1			
Paul O'Neill, L OBP: 0.467, SLG: 0.867										4	0	1	0	0	0	1			
Eric Davis, R OBP: 0.200, SLG: 0.211										4	0	1	0	0	3	0			
Hal Morris, L OBP: 0.500, SLG: 0.500										3	0	0	0	0	0	0			
Chris Sabo, R OBP: 0.300, SLG: 0.444										3	0	1	0	1	0	0			
Joe Oliver, R Ron Oester, S Jeff Reed, L										2	0	0	0	0	0	1			
Mariano Duncan, R OBP: 0.294, SLG: 0.471										3	0	1	0	0	1	1			
Tom Browning, L Todd Benzinger, S Rick Mahler, R Norm Charlton, S Luis Quinones, S Scott Scudder, R										1	0	0	0	0	0	0			
<b>Inning Stats</b>	R: 1 E: 1 K: 1 S: 12	H: 1 LOB: 0 BB: 0 P: 18	R: 0 E: 0 K: 0 S: 7	H: 0 LOB: 0 BB: 0 P: 9	R: 0 E: 0 K: 1 S: 7	H: 0 LOB: 0 BB: 0 P: 13	R: 0 E: 0 K: 1 S: 6	H: 1 LOB: 1 BB: 0 P: 7	R: 0 E: 0 K: 0 S: 11	H: 1 LOB: 1 BB: 1 P: 17	R: 0 E: 0 K: 1 S: 5	H: 0 LOB: 0 BB: 0 P: 6	R: 1 E: 0 K: 1 S: 12	H: 2 LOB: 1 BB: 0 P: 23	R: 0 E: 0 K: 0 S: 9	H: 2 LOB: 2 BB: 1 P: 18		1B: 5 2B: 2 3B: 0 HR: 0	SF: 1 SAC: 1 DP: 2 HBP: 0
<b>PITCHER</b>	IP WLS BF H R ER SO BB IBB HBP BLK WP HR S P ERA WHIP	8.1 W 32 7 2 1 5 1 0 0 0 0 0 0 2 7 1.08 0.960	0.2 S 2 0 0 0 0 0 0 1 0 0 0 0 0 2 7 0.00 0.000																

Cincinnati Reds @ Pittsburgh Pirates  
Three Rivers Stadium, Pittsburgh, PA  
Wed Oct 10 1990, 7:05 PM EDT  
Att: 48,221 - Unknown - 74 F

AB 30  
R 2  
H 7  
RBI 2  
BB 2  
SO 5  
LOB 9



Batter	1	2	3	4	5	6	7	8	9	AB	R	H	RBI	BB	SO	LOB	BOTTOM		
Gary Redus, R OBP: 0.375, SLG: 0.286 Sid Bream, L OBP: 0.600, SLG: 1.000										3	0	0	0	0	1	0	Cincinnati Reds @ Pittsburgh Pirates Three Rivers Stadium, Pittsburgh, PA Wed Oct 10 1990, 7:05 PM EDT Att: 48,221 - Unknown - 74 F		
Jay Bell, R OBP: 0.429, SLG: 0.529										2	1	0	0	1	0	2			
Andy Van Slyke, L OBP: 0.286, SLG: 0.400										4	1	2	1	0	1	3			
Bobby Bonilla, S OBP: 0.300, SLG: 0.278										3	0	0	0	1	0	2			
Barry Bonds, L OBP: 0.300, SLG: 0.176										3	1	0	1	1	0	1			
R.J. Reynolds, S OBP: 0.300, SLG: 0.222										4	0	2	0	0	0	1			
Don Slaught, R OBP: 0.300, SLG: 0.286										3	0	0	1	0	1	1			
Jose Lind, R OBP: 0.316, SLG: 0.611										3	0	0	0	0	0	1			
Doug Drabek, R OBP: 0.167, SLG: 0.167 Bob Patterson, R										3	0	1	0	0	1	1			
<b>Inning Stats</b>	R: 2 E: 0 K: 0 S: 15	H: 1 LOB: 1 BB: 1 P: 27	R: 0 E: 0 K: 0 S: 7	H: 0 LOB: 0 BB: 0 P: 11	R: 0 E: 0 K: 0 S: 12	H: 1 LOB: 1 BB: 0 P: 18	R: 1 E: 0 K: 1 S: 9	H: 1 LOB: 1 BB: 1 P: 15	R: 0 E: 0 K: 0 S: 6	H: 0 LOB: 0 BB: 1 P: 13	R: 0 E: 0 K: 0 S: 5	H: 0 LOB: 0 BB: 0 P: 5	R: 0 E: 0 K: 1 S: 11	H: 2 LOB: 2 BB: 0 P: 15	R: 0 E: 0 K: 1 S: 9	H: 1 LOB: 1 BB: 0 P: 13		1B: 5 2B: 0 3B: 1 HR: 0	SF: 1 SAC: 0 DP: 0 HBP: 1
<b>PITCHER</b>	IP WLS BF H R ER SO BB IBB HBP BLK WP HR S P ERA WHIP	5.0 L 22 3 3 3 2 3 0 0 0 0 0 0 12 15 5.40 1.200	1.2 7 2 0 0 0 0 0 0 0 0 0 0 4 5 0.00 0.000	0.1 1 0 0 0 0 1 0 0 0 0 0 0 4 5 0.00 0.000	2.25 4 1 0 0 0 1 0 0 0 0 0 0 9 13 0.00 1.000														

Cincinnati Reds @ Pittsburgh Pirates  
Three Rivers Stadium, Pittsburgh, PA  
Wed Oct 10 1990, 7:05 PM EDT  
Att: 48,221 - Unknown - 74 F

AB 29  
R 3  
H 6  
RBI 3  
BB 3  
SO 4  
LOB 12



