

Pittsburgh Pirates - 1991



Batter	1	2	3	4	5	6	7	8	9	AB R H RBI BB SO LOB	TOP											
<b>Delino DeShields, L</b> OBP: 0.200, SLG: 0.800 (1, 4)	2-1 G4-3		1-2 F7		0-0 G6-3		3-1 HR	3-3 K		5 1 1 1 0 1 1												
<b>Dave Martinez, L</b> OBP: 0.600, SLG: 0.800 (1, 8)	0-2 1B		1-1 F7		1-2 HR		1-1 1B		3-2 G4-3	5 2 3 0 0 0 0												
<b>Ivan Calderon, R</b> OBP: 0.600, SLG: 1.200 (1, 7)	0-1 F8		1-1 F9		1-0 HR		1-0 1B		0-1 1B	5 1 3 2 0 0 1												
<b>Tim Wallach, R</b> OBP: 0.200, SLG: 0.200 (1, 5)	3-2 1B			2-2 G4-3	1-0 P4		1-0 F7		2-1 P3	5 0 1 1 0 0 2												
<b>Larry Walker, L</b> OBP: 0.800, SLG: 1.000 (1, 9)		2-1 G4-1 1B		1-2 1B		0-0 1B	4-2 BB		0-0 F7	4 2 3 0 1 0 1												
<b>Andres Galarraga, R</b> OBP: 0.250, SLG: 0.250 (1, 3)		0-0 G4-1		1-1 1B		0-2 E5 1B	0-2 P3			4 1 1 0 0 0 4												
<b>Ron Hassey, L</b> OBP: 0.500, SLG: 0.500 (1, 2)		1-0 1B		3-2 F9		0-0 G4-6-3 1B		1-1 G1-3		4 0 2 2 0 0 2												
<b>Spike Owen, S</b> (1, 6)		2-2 P5		1-3 K		1-1 G4-6-3		0-0 G4-3		4 0 0 0 0 1 4												
<b>Dennis Martinez, R</b> (1, 1)		1-3 K			0-3 K	0-1 G1-3		1-0 1B		3 0 0 0 0 2 1												
<b>Eric Bullock, L</b> OBP: 1.000, SLG: 1.000 (8, PH)										1 0 1 0 0 0 0												
<b>Barry Jones, R</b> (8, 1)										0 0 0 0 0 0 0												
<b>Scott Ruskin, R</b> (9, 1)										0 0 0 0 0 0 0												
<b>Inning Stats</b>	R: 1 E: 1 K: 0 S: 10	H: 2 LOB: 1 BB: 0 P: 15	R: 1 E: 0 K: 1 S: 10	H: 2 LOB: 1 BB: 0 P: 16	R: 0 E: 0 K: 0 S: 8	H: 0 LOB: 0 BB: 0 P: 11	R: 0 E: 0 K: 1 S: 15	H: 2 LOB: 2 BB: 0 P: 23	R: 2 E: 0 K: 1 S: 9	H: 2 LOB: 0 BB: 0 P: 12	R: 2 E: 1 K: 0 S: 9	H: 2 LOB: 0 BB: 0 P: 10	R: 1 E: 0 K: 0 S: 13	H: 3 LOB: 2 BB: 1 P: 23	R: 0 E: 0 K: 1 S: 8	H: 1 LOB: 1 BB: 0 P: 13	R: 0 E: 0 K: 0 S: 8	H: 1 LOB: 1 BB: 0 P: 13	1B: 11 2B: 2 3B: 0 HR: 2	SF: 0 SAC: 0 DP: 1 HBP: 0	WP: 0 PB: 0 SB: 1 CS: 0	PA: 41
<b>PITCHER</b>	IP WLS BF H R ER SO BB IBB HBP BLK WP HR S P ERA WHIP																					
<b>Doug Drabek, R</b> ERA: 5.4 (1, 1)	5.0 L 22 8 4 3 3 0 0 0 0 0 0 1 52 77 5.40 1.600																					
<b>Neal Heaton, L</b> ERA: 6.75 (6, 1)	1.1 8 5 3 1 0 0 0 0 0 0 0 1 14 20 6.75 3.750																					
<b>Stan Belinda, R</b> ERA: (7, 1)	1.2 7 1 0 0 1 1 0 0 0 0 0 0 16 26 0.00 1.200																					
<b>Bill Landrum, R</b> ERA: (9, 1)	1.0 4 1 0 0 0 0 0 0 0 0 0 0 8 13 0.00 1.000																					

**Montreal Expos @ Pittsburgh Pirates**  
Three Rivers Stadium, Pittsburgh, PA

Mon Apr 08 1991, 7:05 PM EDT  
Att. 54,274 - Cloudy - 73 F

livebaseballscorecards.com

AB	40
R	7
H	15
RBI	6
BB	1
SO	4
LOB	16







Batter	1	2	3	4	5	6	7	8	9	AB R H RBI BB SO LOB	TOP																									
<b>Delino DeShields, L</b> OBP: 0.444, SLG: 0.714 (1, 4)	4-1 S 2B BB		3-3 K		4-2 BB		2-1 2-H 1B			2 1 1 1 2 1 0																										
<b>Dave Martinez, L</b> OBP: 0.444, SLG: 0.556 (1, 8)	1-0 F8		2-1 CS 1B		1-2 G4-1		1-0 G3-1			4 0 1 0 0 0 3																										
<b>Ivan Calderon, R</b> OBP: 0.444, SLG: 0.889 (1, 7)	0-2 G6-3 1-H 2B 2B		3-3 K 1-2		0-2 F9		1-0 G6-3			4 1 1 1 0 1 1																										
<b>Tim Wallach, R</b> OBP: 0.222, SLG: 0.125 (1, 5)	0-1 G6-3 2-3			0-0 L7		4-1 BLK BB		1-1 L9		3 0 0 0 1 0 1																										
<b>Larry Walker, L</b> OBP: 0.556, SLG: 0.750 (1, 9)	0-2 2B			0-0 G4-3		1-3 K		2-3 K		4 0 1 1 0 2 1																										
<b>Andres Galarraga, R</b> OBP: 0.250, SLG: 0.250 (1, 3)	0-3 K			0-0 1B		3-3 K 1-2			2-2 F9	4 0 1 0 0 2 2																										
<b>Nelson Santovenia, R</b> OBP: 0.250, SLG: 0.500 (1, 2)				0-3 K			1-2 1B 2B		1-0 F9	4 1 1 0 0 2 1																										
<b>Spike Owen, S</b> (1, 6)						2-1 F9			2-3 K	3 0 0 0 0 0 1																										
<b>Ron Hassey, L</b> OBP: 0.400, SLG: 0.400 (9, PH)										1 0 0 0 0 1 0																										
<b>Chris Nabholz, L</b> (1, 1)										2 0 0 0 0 0 0																										
<b>Mel Rojas, R</b> (6, 1)										0 0 0 0 0 0 0																										
<b>Eric Bullock, L</b> OBP: 0.500, SLG: 0.500 (7, PH)										1 0 0 0 0 1 1																										
<b>Bill Long, R</b> (7, 1)										0 0 0 0 0 0 0																										
<b>Steve Frey, R</b> (7, 1)										0 0 0 0 0 0 0																										
<b>Tim Burke, R</b> (8, 1)										0 0 0 0 0 0 0																										
<b>Marquis Grissom, R</b> (8, 9)										0 0 0 0 0 0 0																										
<b>Inning Stats</b>	R: 2 E: 0 K: 1 S: 13	H: 2 LOB: 1 BB: 1 P: 18	R: 0 E: 0 K: 1 S: 9	H: 0 LOB: 0 BB: 0 P: 10	R: 0 E: 0 K: 2 S: 10	H: 1 LOB: 0 BB: 0 P: 18	R: 0 E: 0 K: 1 S: 6	H: 1 LOB: 1 BB: 0 P: 6	R: 0 E: 0 K: 2 S: 11	H: 0 LOB: 1 BB: 1 P: 19	R: 1 E: 0 K: 1 S: 10	H: 2 LOB: 1 BB: 0 P: 18	R: 0 E: 0 K: 1 S: 6	H: 0 LOB: 0 BB: 0 P: 10	R: 0 E: 0 K: 1 S: 8	H: 0 LOB: 0 BB: 0 P: 13	1B: 3 2B: 3 3B: 0 HR: 0	SF: 0 SAC: 0 DP: 0 HBP: 0	WP: 0 PB: 0 SB: 1 CS: 1	PA: 35																
<b>PITCHER</b>	IP WLS BF H R ER SO BB IBB HBP BLK WP HR S P ERA WHIP																																			
<b>Bob Walk, R</b> ERA: 3.6 (1, 1)	5.0		20	4	2	2	5	2	0	0	0	0	0	52	75	3.60	1.200																			
<b>Vicente Palacios, R</b> ERA: 4.5 (6, 1)	2.0		9	2	1	1	3	1	0	0	1	0	0	21	37	4.50	1.500																			
<b>Bob Kipper, L</b> ERA: (8, 1)	1.0	W	3	0	0	0	1	0	0	0	0	0	0	6	10	0.00	0.000																			
<b>Bill Landrum, R</b> ERA: (9, 1)	1.0	S	3	0	0	0	1	0	0	0	0	0	0	8	13	0.00	0.000																			

**Montreal Expos @ Pittsburgh Pirates**  
Three Rivers Stadium, Pittsburgh, PA

Tue Apr 09 1991, 7:05 PM EDT  
Att: 6,624 - Cloudy - 75 F


livebaseballscorecards.com

<b>AB</b>	32
<b>R</b>	3
<b>H</b>	6
<b>RBI</b>	3
<b>BB</b>	3
<b>SO</b>	10
<b>LOB</b>	11



Batter	1	2	3	4	5	6	7	8	9
<b>Gary Redus, R</b> OBP: 0.444, SLG: 0.571 (1, 3)	3-2 P3		2-0 WP 2B		1-1 G5-3		1-2 1B 2B	1-0 FC6-4 HBP	
<b>Jay Bell, R</b> OBP: 0.222, SLG: 0.333 (1, 6)	3-2 G6-3		2-0 G3-1			1-1 2B	2-2 1B	1-2 FC6-4	
<b>Andy Van Slyke, L</b> (1, 8)	1-3 K			0-0 F7		4-0 BB	2-3 K		
<b>Bobby Bonilla, S</b> (1, 9)		3-1 L8		4-2 BB		2-2 F7		4-2 HBP 1B BB	
<b>Barry Bonds, L</b> OBP: 0.250, SLG: 0.250 (1, 7)		0-3 K		0-0 F8		0-0 F7		1-1 BB HBP 1B	
<b>Jeff King, R</b> OBP: 0.375, SLG: 0.167 (1, 5)		2-2 1B		1-2 G1-3		3-2 F8		1-0 G6-2-3 BB HBP	
<b>Don Slaught, R</b> OBP: 0.500, SLG: 1.000 (8, PH)		1-3 K			2-0 WP 2B		1-1 1B 2B	4-2 HBP G6-2-3 BB	
<b>Michael LaValliere, L</b> (9, 2)		1 SAFE						1-2 2-3 3-H	
<b>Jose Lind, R</b> OBP: 0.143, SLG: 0.143 (1, 4)			1-2 F8		0-0 G6-3		2-0 G4-6-3 1B	1-0 G6-2-3	
<b>Bob Walk, R</b> Lloyd McClendon, R Vicente Palacios, R Curtis Wilkerson, S Bob Kipper, R Gary Varsho, L Bill Landrum, R			2-3 K		1-2 F7		2-2 G4-6-3 1B	4-0 HBP IBB	

AB	R	H	RBI	BB	SO	LOB
4	1	2	1	0	0	1
5	0	2	1	0	0	4
3	0	0	0	1	2	1
2	1	0	0	2	0	2
4	0	1	0	0	1	3
3	1	1	0	0	0	3
3	1	2	0	0	1	1
0	0	0	1	1	0	0
4	0	1	1	0	0	4
1	0	0	0	0	1	0
1	0	0	0	0	0	1
0	0	0	0	0	0	0
1	0	0	0	0	0	1
0	0	0	0	0	0	0
0	0	0	0	1	0	0
0	0	0	0	0	0	0

BOTTOM	
<b>Montreal Expos @ Pittsburgh Pirates</b> Three Rivers Stadium, Pittsburgh, PA	<b>AB 31</b>
	<b>R 4</b>
	<b>H 9</b>
	<b>RBI 4</b>
	<b>BB 5</b>
	<b>SO 5</b>
	<b>LOB 21</b>
	
<b>Inning Stats</b>	<b>1B: 4</b> <b>SF: 0</b> <b>2B: 5</b> <b>SAC: 0</b> <b>3B: 0</b> <b>DP: 2</b> <b>HR: 0</b> <b>HBP: 2</b>
	<b>WP: 2</b> <b>PA: 38</b>
	<b>PB: 0</b> <b>SB: 0</b>
	<b>CS: 0</b>

PITCHER	IP	WLS	BF	H	R	ER	SO	BB	IBB	HBP	BLK	WP	HR	S	P	ERA	WHIP
<b>Chris Nabholz, L</b> ERA:	(1, 1)	5.0	19	3	0	0	4	1	0	0	0	2	0	50	79	0.00	0.800
<b>Mel Rojas, R</b> ERA:	(6, 1)	1.0	5	1	0	0	0	1	0	0	0	0	0	9	19	0.00	2.000
<b>Bill Long, R</b> ERA: 27.0	(7, 1)	0.2	5	4	2	2	0	0	0	0	0	0	0	14	22	27.00	6.000
<b>Steve Frey, L</b> ERA: 54.0	(7, 1)	0.1	L 3	1	2	2	1	1	0	0	0	0	0	8	15	54.00	6.000
<b>Tim Burke, R</b> ERA:	(8, 1)	1.0	6	0	0	0	0	1	1	2	0	0	0	7	19	0.00	1.000

Tue Apr 09 1991, 7:05 PM EDT  
Att. 6,624 - Cloudy - 75 F

livebaseballscorecards.com



Batter	1	2	3	4	5	6	7	8	9	AB R H RBI BB SO LOB	TOP											
<b>Delino DeShields, L</b> (1, 4) OBP: 0.385, SLG: 0.545	2-2 G4-3		1-1 S 2B 1B		0-3 K			1-3 K		4 1 1 0 0 2 1	<b>Montreal Expos @ Pittsburgh Pirates</b> <b>Three Rivers Stadium, Pittsburgh, PA</b> Wed Apr 10 1991, 3:33 AM EDT Att: 7,656 - Cloudy - 44 F											
<b>Marquis Grissom, R</b> (1, 9) OBP: 0.500, SLG: 0.667	1-1 S 1B 2B		4-2 SAFE SAFE SAFE SAFE 1-3 2B BB		2-1 P3			0-0 FC5-4 S BB 1-2f		3 2 1 0 1 0 1												
<b>Ivan Calderon, R</b> (1, 7) OBP: 0.538, SLG: 0.917	3-2 SAFE FC4-6 2-H 1B		1-0 1-H 2B 3-H 2B		1-0 F8			4-2 FC5-4 BB 1-2		3 0 2 3 1 0 0												
<b>Tim Wallach, R</b> (1, 5) OBP: 0.154, SLG: 0.083	1-3 K		3-2 G5-3		2-1 G5-3			0-2 FC5-4 1-2f 2-3		4 0 0 0 0 1 3												
<b>Andres Galarraga, R</b> (1, 3) OBP: 0.167, SLG: 0.167	0-0 FC4-6 1-2f			0-2 F8		0-1 G6-3		0-0 P1		4 0 0 0 0 0 1												
<b>Dave Martinez, L</b> (1, 8) OBP: 0.308, SLG: 0.385		0-3 K		1-2 F6		2-1 G6-3		1-1 F8		4 0 0 0 0 1 0												
<b>Nelson Santovenia, R</b> (1, 2) OBP: 0.375, SLG: 0.500		1-2 F8		2-0 FC5-4 1B		3-1 G6-4-3 1B		3-3 K		4 0 2 0 0 1 0												
<b>Spike Owen, S</b> (1, 6)		1-0 F9		1-2 FC5-4 1-2f		1-1 G6-4-3 1-2f				3 0 0 0 0 0 2												
<b>Oil Can Boyd, R</b> (1, 1)			0-0 G1-3		0-0 G6-3			1-2 FC5-4 1B		2 0 0 0 0 0 0												
<b>Steve Frey, R</b> (5, 1)										0 0 0 0 0 0 0												
<b>Junior Noboa, R</b> (8, PH) OBP: 1.000, SLG: 1.000										1 0 1 0 0 0 0												
<b>Tim Burke, R</b> (8, 1)										0 0 0 0 0 0 0												
<b>Inning Stats</b>	R: 1 E: 0 K: 1 S: 13	H: 2 LOB: 1 BB: 0 P: 20	R: 0 E: 0 K: 1 S: 7	H: 0 LOB: 0 BB: 0 P: 9	R: 2 E: 0 K: 0 S: 10	H: 2 LOB: 0 BB: 1 P: 19	R: 0 E: 0 K: 0 S: 11	H: 1 LOB: 1 BB: 0 P: 15	R: 0 E: 0 K: 1 S: 6	H: 0 LOB: 0 BB: 0 P: 8	R: 0 E: 0 K: 0 S: 5	H: 0 LOB: 0 BB: 0 P: 8	R: 0 E: 0 K: 0 S: 6	H: 1 LOB: 0 BB: 0 P: 12	R: 0 E: 0 K: 1 S: 16	H: 1 LOB: 2 BB: 1 P: 22	R: 0 E: 0 K: 1 S: 6	H: 0 LOB: 0 BB: 0 P: 10	1B: 5 2B: 2 3B: 0 HR: 0	SF: 0 SAC: 0 DP: 1 HBP: 0	WP: 0 PB: 0 SB: 4 CS: 0	PA: 34
<b>PITCHER</b>	IP WLS BF H R ER SO BB IBB HBP BLK WP HR S P ERA WHIP												<b>PITCHER</b>	IP WLS BF H R ER SO BB IBB HBP BLK WP HR S P ERA WHIP								
<b>Zane Smith, L</b> (1, 1) ERA: 3.52	7.2 W 29 7 3 3 4 1 0 0 0 0 0 66 101 3.52 1.043																					
<b>Stan Belinda, R</b> (8, 1) ERA:	1.1 S 5 0 0 0 1 1 0 0 0 0 0 0 14 22 0.00 0.750																					

livebaseballscorecards.com

<b>AB</b>	32
<b>R</b>	3
<b>H</b>	7
<b>RBI</b>	3
<b>BB</b>	2
<b>SO</b>	5
<b>LOB</b>	8



Batter	1	2	3	4	5	6	7	8	9	AB	R	H	RBI	BB	SO	LOB
Gary Varsho, L OBP: 0.400, SLG: 0.250 Carmelo Martinez, R (1, 3) F8 B F B X	2-1 F8 ①		0-0 PB SF8 SF9 2-3 1B	1-3 K ③		3-1 P3 ①				3	1	1	0	0	1	1
Jay Bell, R OBP: 0.231, SLG: 0.333 (1, 6) B B B C X	3-1 WP 2B 1B		0-0 SF8 ①		0-0 G6-3 ①	3-2 F9 ②				3	1	1	1	0	0	1
Andy Van Slyke, L OBP: 0.250, SLG: 0.222 (1, 8) C F B B S X	2-3 K ②		3-0 SF9 ②		2-2 BLK 1B 2B	0-1 G3-1 ③				3	1	1	1	0	1	2
Bobby Bonilla, S OBP: 0.500, SLG: 0.444 (1, 9) F S B B X	2-2 2B ②		0-0 1B ③		3-2 S 1B 1B ②		0-0 G5-3 ①			4	1	3	2	0	0	0
Barry Bonds, L OBP: 0.167, SLG: 0.167 (1, 7) C B S F X	1-2 G3-1 ③		2-2 G4-3 ③		1-3 K ②		1-2 F7 ②			4	0	0	0	0	1	3
Jeff King, R OBP: 0.417, SLG: 0.222 (1, 5) B B C X		2-1 L5 ①		0-2 1B FC6-4 1B		4-0 1B IBB		0-0 G1-6-3 ③		3	1	1	0	1	0	0
Michael LaValliere, L OBP: 0.250, SLG: 0.143 (1, 2) S X		0-1 P5 ②		2-1 G6-4-3 ①		1-0 1B 1B		1-1 G4-3 ①		4	0	1	1	0	0	1
Jose Lind, R OBP: 0.182, SLG: 0.182 (1, 4) B F C S X		1-3 K ③		2-1 FC6-4 1B		3-1 L6 ③		1-2 F7 ②		4	0	1	0	0	1	2
Zane Smith, L OBP: 0.667, SLG: 1.000 Stan Belinda, R (1, 1) (8, 1) C X			0-0 1B SF8 2B		0-1 FC6-4 ②		2-2 HBP		0-2 G5-3 ③							

Inning Stats	R: 1	H: 2	E: 0	K: 1	S: 13	R: 0	H: 0	E: 0	K: 1	S: 7	R: 2	H: 3	E: 0	K: 0	S: 8	R: 1	H: 2	E: 0	K: 1	S: 13	R: 2	H: 3	E: 0	K: 1	S: 16	R: 0	H: 0	E: 0	K: 0	S: 10	R: 0	H: 0	E: 0	K: 0	S: 10
	LOB: 1	BB: 0	BB: 0	BB: 0	BB: 23	LOB: 0	BB: 0	LOB: 0	BB: 0	BB: 10	LOB: 1	BB: 0	LOB: 1	BB: 0	BB: 13	LOB: 1	BB: 0	LOB: 2	BB: 0	BB: 18	LOB: 0	BB: 0	LOB: 0	BB: 0	BB: 6	LOB: 0	BB: 0	LOB: 0	BB: 0	BB: 12	LOB: 0	BB: 0	BB: 0	BB: 0	

PITCHER	IP	WLS	BF	H	R	ER	SO	BB	IBB	HBP	BLK	WP	HR	S	P	ERA	WHIP
Oil Can Boyd, R ERA: 12.46 (1, 1)	4.1	L	22	9	6	6	3	0	0	0	1	1	0	50	77	12.46	2.077
Steve Frey, L ERA: 6.0 (5, 1)	2.2		11	1	0	0	1	0	1	1	0	0	0	22	40	0.00	0.375
Tim Burke, R ERA: (8, 1)	1.0		3	0	0	0	0	0	0	0	0	0	0	10	12	0.00	0.000

**BOTTOM**

**Montreal Expos @ Pittsburgh Pirates**  
 Three Rivers Stadium, Pittsburgh, PA

Wed Apr 10 1991, 3:33 AM EDT  
 Att. 7,656 - Cloudy - 44 F

AB	32
R	6
H	10
RBI	6
BB	1
SO	4
LOB	12



WP	PA	ERA	WHIP
1	36		
1			
1			
0			



Batter	1	2	3	4	5	6	7	8	9	AB R H RBI BB SO LOB	TOP		
Gary Varsho, L (1, 3) OBP: 0.444, SLG: 0.167 Carmelo Martinez, R (7, 3) OBP: 0.500, SLG: 0.500	4-0 SH3-4 BB		0-0 P6		2-0 F8		4-1 1B BB		0-0 1B	2 0 0 0 2 0 1 1 0 1 0 0 0 0			
Jay Bell, R (1, 6) OBP: 0.235, SLG: 0.313	0-1 SH3-4 1-2		1-3 K		1-2 FC6-4 1-2f		3-2 SAFE 1-2 2-H 1B		3-2 L8	4 0 1 1 0 1 2			
Andy Van Slyke, L (1, 8) OBP: 0.313, SLG: 0.417	2-2 F7			2-1 G3 1B G6-3 HBP		1-0 1B 3B		0-0 F8		3 2 1 0 0 0 3			
Bobby Bonilla, S (1, 9) OBP: 0.500, SLG: 0.462	2-2 F7			1-0 SAFE G6-3 G3 1-2 1B		1-0 FC4-6 1B 3-H		1-2 G5-3		4 0 2 1 0 0 3			
Barry Bonds, L (1, 7) OBP: 0.125, SLG: 0.125		1-2 F9		1-0 G3 1-2 2-3		1-1 FC4-6 1-2f		3-2 G4-3		4 0 0 0 0 0 3			
Jeff King, R (1, 5) OBP: 0.313, SLG: 0.154		1-3 K		1-0 G6-3 2-3 3-H		0-0 F8		1-0 P6		4 0 0 1 0 1 2			
Michael LaValliere, L (1, 2) OBP: 0.250, SLG: 0.182		1-0 1B		2-0 G3-1		1-1 SAFE G1-3		0-0 P6		4 0 1 0 0 0 2			
Jose Lind, R (1, 4) OBP: 0.200, SLG: 0.267		1-2 SAFE G1-3			1-0 F8		0-0 1B 2B		1-1 G6-3	4 1 1 0 0 0 1			
John Smiley, L (1, 1) OBP: 0.333, SLG: 0.333 Gary Redus, R (9, PH) OBP: 0.400, SLG: 0.500 Vicente Palacios, R (9, 1)			1-2 F7		0-0 FC6-4 1B		1-2 P1		3-1 P2	3 0 1 0 0 0 1 1 0 0 0 0 0 0 0 0 0 0 0 0 0			
<b>Inning Stats</b>	R: 0 H: 0 E: 0 LOB: 1 K: 0 BB: 1 S: 9 P: 17	R: 0 H: 1 E: 0 LOB: 1 K: 1 BB: 0 S: 10 P: 14	R: 0 H: 0 E: 0 LOB: 0 K: 1 BB: 0 S: 7 P: 9	R: 1 H: 1 E: 0 LOB: 1 K: 0 BB: 0 S: 5 P: 12	R: 0 H: 1 E: 0 LOB: 1 K: 0 BB: 0 S: 6 P: 10	R: 1 H: 2 E: 0 LOB: 1 K: 0 BB: 0 S: 7 P: 11	R: 1 H: 2 E: 0 LOB: 2 K: 0 BB: 1 S: 15 P: 24	R: 0 H: 0 E: 0 LOB: 0 K: 0 BB: 0 S: 5 P: 9	R: 0 H: 1 E: 0 LOB: 1 K: 0 BB: 0 S: 10 P: 17	1B: 6 SF: 0 2B: 1 SAC: 1 3B: 1 DP: 0 HR: 0 HBP: 1	WP: 0 PA: 38 PB: 0 SB: 0 CS: 0		
<b>PITCHER</b>	IP WLS BF H R ER SO BB IBB HBP BLK WP HR S P ERA WHIP											<b>PITCHER</b>	IP WLS BF H R ER SO BB IBB HBP BLK WP HR S P ERA WHIP
Shawn Boskie, R (1, 1) ERA: 4.26	6.1 L 29 7 3 3 2 2 0 1 0 0 0 0 55 92 4.26 1.421												
Paul Assenmacher, L (7, 1) ERA:	1.2 5 0 0 0 0 0 0 0 0 0 0 0 9 14 0.00 0.000												
Heathcliff Slocumb, R (9, 1) ERA:	1.0 4 1 0 0 0 0 0 0 0 0 0 0 10 17 0.00 1.000												

Pittsburgh Pirates @ Chicago Cubs  
Wrigley Field, Chicago, IL  
Fri Apr 12 1991, 3:33 AM CDT  
Att: 8,704 - Cloudy - 47 F

livebaseballscorecards.com

AB 34  
R 3  
H 8  
RBI 3  
BB 2  
SO 2  
LOB 18







Batter	1	2	3	4	5	6	7	8	9	AB R H RBI BB SO LOB	TOP																
<b>Gary Redus, R</b> (1, 3) OBP: 0.357, SLG: 0.417	2-2 F9		1-1 F9 1B		1-1 G5-3			2-2 F8		4 0 1 0 0 0 0																	
<b>Jay Bell, R</b> (1, 6) OBP: 0.190, SLG: 0.250	1-1 F7		0-0 F9			1-3 K			1-0 F7	4 0 0 0 0 1 2																	
<b>Andy Van Slyke, L</b> (1, 8) OBP: 0.300, SLG: 0.438	2-1 F9		0-1 F8			0-0 F9			3-2 1B HR 2B	4 1 1 0 0 0 2																	
<b>Bobby Bonilla, S</b> (1, 9) OBP: 0.550, SLG: 0.500		2-1 FC4-6 HBP		0-0 FC4-6 1B		1-2 F7			0-0 HR 1B	3 1 2 0 0 0 0																	
<b>Barry Bonds, L</b> (1, 7) OBP: 0.111, SLG: 0.111		2-2 FC4-6		2-2 FC4-6			3-2 F3		1-0 HR	2 0 0 0 0 0 2																	
<b>Lloyd McClendon, R</b> (5, 7) OBP: 0.250, SLG: 1.000		G6-3 1-2f		1-2f					1-H 3-H HR	2 1 1 3 0 0 0																	
<b>Jeff King, R</b> (1, 5) OBP: 0.250, SLG: 0.118		3-2 G6-3		2-1 F7			2-2 G5-3		2-3 K	4 0 0 0 0 1 2																	
<b>Michael LaValliere, L</b> (1, 2) OBP: 0.188, SLG: 0.133		2-1 G6-3		0-0 F9			1-2 G4-3		1-1 G4-3	4 0 0 0 0 0 2																	
<b>Jose Lind, R</b> (1, 4) OBP: 0.167, SLG: 0.222			1-0 F8		3-2 P3			1-1 E6 G6-3		3 0 0 0 0 0 0																	
<b>Doug Drabek, R</b> (1, 1) OBP: 0.500, SLG: 0.500			1-1 1B		3-1 L9			1-1 G6-3		1 0 1 0 0 0 0																	
<b>Gary Varsho, L</b> (5, PH) OBP: 0.400, SLG: 0.143										1 0 0 0 0 0 0																	
<b>Bob Patterson, R</b> (5, 1)										0 0 0 0 0 0 0																	
<b>Neal Heaton, L</b> (7, 1)										0 0 0 0 0 0 0																	
<b>Tom Prince, R</b> (8, PH)										1 0 0 0 0 0 1																	
<b>Bill Landrum, R</b> (8, 1)										0 0 0 0 0 0 0																	
<b>Inning Stats</b>	R: 0 E: 0 K: 0 S: 7	H: 0 LOB: 0 BB: 0 P: 12	R: 0 E: 0 K: 0 S: 11	H: 0 LOB: 1 BB: 0 P: 20	R: 0 E: 0 K: 0 S: 8	H: 2 LOB: 2 BB: 0 P: 11	R: 0 E: 0 K: 0 S: 7	H: 1 LOB: 1 BB: 0 P: 11	R: 0 E: 0 K: 1 S: 8	H: 0 LOB: 0 BB: 0 P: 10	R: 0 E: 0 K: 0 S: 9	H: 0 LOB: 0 BB: 0 P: 15	R: 0 E: 1 K: 0 S: 7	H: 0 LOB: 0 BB: 0 P: 11	R: 3 E: 0 K: 1 S: 12	H: 3 LOB: 0 BB: 0 P: 20	1B: 4 2B: 1 3B: 0 HR: 1	SF: 0 SAC: 0 DP: 1 HBP: 1	WP: 0 PB: 0 SB: 1 CS: 0	PA: 34							
<b>PITCHER</b>	IP	WLS	BF	H	R	ER	SO	BB	IBB	HBP	BLK	WP	HR	S	P	ERA	WHIP										
<b>Mike Bielecki, R</b> (1, 1) ERA:	8.0	W	28	3	0	0	1	0	0	1	0	0	0	65	105	0.00	0.375										
<b>Les Lancaster, R</b> (9, 1) ERA: 7.71	1.0		6	3	3	3	1	0	0	0	0	0	1	12	20	27.00	3.000										

**Pittsburgh Pirates @ Chicago Cubs**  
**Wrigley Field, Chicago, IL**  
 Sat Apr 13 1991, 3:33 AM CDT  
 Att. 23,838 - Cloudy - 46 F

[livebaseballscorecards.com](http://livebaseballscorecards.com)

<b>AB</b>	<b>33</b>
<b>R</b>	<b>3</b>
<b>H</b>	<b>6</b>
<b>RBI</b>	<b>3</b>
<b>BB</b>	<b>0</b>
<b>SO</b>	<b>2</b>
<b>LOB</b>	<b>11</b>







Batter	1	2	3	4	5	6	7	8	9	AB R H RBI BB SO LOB	TOP												
<b>Curtis Wilkerson, S</b> OBP: 0.333, SLG: 0.200 (1, 4)	4-0 FC5-4 BB 1B	1-1 BB 1B		1-0 P4		0-0 G5-3			1-3 K	4 1 1 0 1 1 0													
<b>Jay Bell, R</b> OBP: 0.192, SLG: 0.208 (1, 6)	0-0 FC5-4 BB 1-2f 1B	4-1 1B BB		1-2 G5-3			3-1 G6-3		2-2 G4-3	4 1 0 0 1 0 1													
<b>Andy Van Slyke, L</b> OBP: 0.320, SLG: 0.429 (1, 8)	0-2 P3	3-1 FC5-4 1-3 2-H 1B		1-2 G4-3			1-2 F9		2-2 1B	5 0 2 1 0 0 1													
<b>Bobby Bonilla, S</b> OBP: 0.520, SLG: 0.600 (1, 9)	4-2 1B BB 1-2	2-1 FC5-4 1-2f			2-2 G5-3		1-0 HR		0-2 G4-3	4 1 1 1 1 0 3													
<b>Jeff King, R</b> OBP: 0.333, SLG: 0.238 (1, 5)	3-1 1-2 2-H 1B		2-1 F7		0-0 1B		1-0 1B			4 0 3 1 0 0 0													
<b>Carmelo Martinez, R</b> OBP: 0.167, SLG: 0.167 (1, 3)	1-0 P3		3-2 G6-3		3-2 P4		3-3 K			4 0 0 0 0 1 4													
<b>Lloyd McClendon, R</b> OBP: 0.375, SLG: 0.857 (1, 7)		4-0 G6-4-3 BB	0-0 2B		3-2 G6-3			2-1 G4-3		3 0 1 0 1 0 1													
<b>Don Slaught, R</b> OBP: 0.375, SLG: 0.571 (1, 2)		0-0 G6-4-3 1-2f	4-0 IBB			1-1 G5-3		2-2 G6-3		3 0 0 0 1 0 1													
<b>Bob Walk, R</b> OBP: 0.250, SLG: 1.000 (1, 1)		0-2 HR	1-1 P4			2-0 G6-3		1-1 G6-3		3 1 1 1 0 0 2													
<b>Bob Kipper, R</b> (6, 1)										0 0 0 0 0 0 0													
<b>Gary Redus, R</b> OBP: 0.333, SLG: 0.385 (8, PH)										1 0 0 0 0 0 0													
<b>Stan Belinda, R</b> (8, 1)										0 0 0 0 0 0 0													
<b>Inning Stats</b>	R: 1 E: 0 K: 0 S: 11	H: 1 LOB: 2 BB: 2 P: 23	R: 2 E: 0 K: 0 S: 12	H: 3 LOB: 2 BB: 2 P: 26	R: 0 E: 0 K: 0 S: 8	H: 1 LOB: 2 BB: 1 P: 18	R: 0 E: 0 K: 0 S: 8	H: 0 LOB: 0 BB: 0 P: 11	R: 0 E: 0 K: 0 S: 13	H: 1 LOB: 1 BB: 0 P: 21	R: 0 E: 0 K: 0 S: 4	H: 0 LOB: 0 BB: 0 P: 7	R: 1 E: 0 K: 1 S: 10	H: 2 LOB: 1 BB: 0 P: 19	R: 0 E: 0 K: 0 S: 7	H: 0 LOB: 0 BB: 0 P: 12	R: 0 E: 0 K: 1 S: 15	H: 1 LOB: 1 BB: 0 P: 20	1B: 6 2B: 1 3B: 0 HR: 2	SF: 0 SAC: 0 DP: 1 HBP: 0	WP: 0 PB: 0 SB: 0 CS: 0	PA: 40	
<b>PITCHER</b>	IP WLS BF H R ER SO BB IBB HBP BLK WP HR S P ERA WHIP																						
<b>Danny Jackson, L</b> ERA: 5.14 (1, 1)	6.2		32	8	4	4	0	4	1	0	0	0	2	63	119	5.40	1.800					ERA	WHIP
<b>Heathcliff Slocumb, R</b> ERA: (7, 1)	1.1	W	4	0	0	0	1	0	0	0	0	0	0	10	18	0.00	0.000						
<b>Dave Smith, R</b> ERA: (9, 1)	1.0	S	4	1	0	0	1	0	0	0	0	0	0	15	20	0.00	1.000						

# Pittsburgh Pirates @ Chicago Cubs

Wrigley Field, Chicago, IL

Sun Apr 14 1991, 3:33 AM CDT

Att. 25,994 - Cloudy - 68 F

[livebaseballscorecards.com](http://livebaseballscorecards.com)

<b>AB</b>	35
<b>R</b>	4
<b>H</b>	9
<b>RBI</b>	4
<b>BB</b>	5
<b>SO</b>	2
<b>LOB</b>	13



Batter	1	2	3	4	5	6	7	8	9
Doug Dascenzo, S (1, 8) OBP: 0.412, SLG: 0.231	0-0 P1		2-2 G6-3		0-1 E3		0-0 B1-3	4-2 FC4-6 BB	
23 Ryne Sandberg, R (1, 4) OBP: 0.269, SLG: 0.304	1-2 HR		2-1 G5-3		1-2 E3		0-0 G5-3	0-3	
Mark Grace, L (1, 3) OBP: 0.400, SLG: 0.545	4-1 1B BB		0-0 G1-3		4-0		3-2 E4	0-1 FC4-6 FC6-4	
George Bell, R (1, 7) OBP: 0.231, SLG: 0.280	0-1 F7-4 1B 1B			1-0 F9	1-1 L5		1-2	0-0 FC6-4	
Andre Dawson, R (1, 9) OBP: 0.320, SLG: 0.304	2-2 1B			2-3 K2-3		3-2 G6-3	4-0		
Damon Berryhill, S (1, 2) OBP: 0.294, SLG: 0.563	3-2 F7-4			1-1 G4-3		1-0 HR	0-1 F8		
Shawon Dunston, R (1, 6) OBP: 0.304, SLG: 0.500		3-2 G5-3			1-3 K	0-1 P4		0-2 BB 1B BB 1B	
Gary Scott, R (1, 5) OBP: 0.381, SLG: 0.250		2-1 F8			4-2 E SH1-4 BB	4-1 BB		1-0 BB BB FC4-6 1B	
Danny Jackson, R (1, 1) Heathcliff Slocumb, R (7, 1) Chico Walker, S (8, PH) Dave Smith, R (9, 1)		1-0 G5-3			0-2 SH1-4	0-3		4-2 FC4-6 BB BB	

Inning Stats	R: 2	H: 3	E: 0	LOB: 1	K: 0	S: 15	P: 25	R: 0	H: 0	E: 0	LOB: 0	K: 0	S: 6	P: 12	R: 0	H: 0	E: 0	LOB: 0	K: 1	S: 7	P: 11	R: 1	H: 0	E: 2	LOB: 3	K: 1	S: 16	P: 27	R: 1	H: 1	E: 0	LOB: 1	K: 1	S: 10	P: 18	R: 0	H: 1	E: 1	LOB: 3	K: 0	S: 11	P: 19	R: 2	H: 2	E: 0	LOB: 2	K: 1	S: 17	P: 26
--------------	------	------	------	--------	------	-------	-------	------	------	------	--------	------	------	-------	------	------	------	--------	------	------	-------	------	------	------	--------	------	-------	-------	------	------	------	--------	------	-------	-------	------	------	------	--------	------	-------	-------	------	------	------	--------	------	-------	-------

PITCHER	IP	WLS	BF	H	R	ER	SO	BB	IBB	HBP	BLK	WP	HR	S	P	ERA	WHIP
Bob Walk, R (1, 1) ERA: 4.22	5.2		25	4	4	3	2	3	0	0	0	0	2	56	95	4.76	1.235
Bob Kipper, L (6, 1) ERA:	1.1		8	1	0	0	1	1	0	0	0	0	0	15	27	0.00	1.500
Stan Belinda, R (8, 1) ERA: 4.5	1.0	L	7	2	2	2	1	2	0	0	0	0	0	17	26	18.00	4.000


**BOTTOM**

**Pittsburgh Pirates @ Chicago Cubs**  
 Wrigley Field, Chicago, IL  
 Sun Apr 14 1991, 3:33 AM CDT  
 Att: 25,994 - Cloudy - 68 F

AB	R	H	RBI	BB	SO	LOB
4	0	0	1	1	0	1
5	1	1	1	0	1	4
3	1	0	1	2	0	2
5	0	2	0	0	0	5
3	0	1	1	1	1	0
4	1	1	1	0	0	5
4	1	1	0	0	1	0
2	2	1	0	2	0	0
2	0	0	0	0	1	1
0	0	0	0	0	0	0
0	0	0	0	1	0	0
0	0	0	0	0	0	0

AB	32
R	6
H	7
RBI	5
BB	7
SO	4
LOB	18

WP: 0 PA: 40  
 PB: 0  
 SB: 0  
 CS: 0



PITCHER	IP	WLS	BF	H	R	ER	SO	BB	IBB	HBP	BLK	WP	HR	S	P	ERA	WHIP
---------	----	-----	----	---	---	----	----	----	-----	-----	-----	----	----	---	---	-----	------



Batter	1	2	3	4	5	6	7	8	9	AB R H RBI BB SO LOB	TOP																
Vince Coleman, S OBP: 0.463, SLG: 0.333 (1, 8)	0-2 F9 S 1B		2-3 K 1B	1-1 1-2 1B		1-0 E1 1B			4-0 E 1B BB	4 1 3 0 1 1 0																	
Keith Miller, R OBP: 0.429, SLG: 0.500 (1, 9)	2-0 F9 1-3		2-1 G5-3 1B 1B	0-0 G5-3		0-1 F8			0-0 E1 1B 1B	5 2 2 0 0 0 4																	
Dave Magadan, L OBP: 0.417, SLG: 0.308 (1, 3)	2-3 K 1-3		0-0 G5-3 1B 1B		2-2 1B 1B		4-1 G6-4-3 BB		0-0 1B 1B	4 2 3 1 1 1 1																	
Mark Carreon, R OBP: 0.350, SLG: 0.316 Daryl Boston, L OBP: 0.294, SLG: 0.375 (1, 7) (9, 7)	1-3 K 1-2 2-3		3-2 G5-3 1B 1B		1-0 1B		1-0 G6-4-3 1-2f		0-0 P3	5 0 1 0 0 1 6 0 0 0 0 0 0 0																	
Howard Johnson, S OBP: 0.323, SLG: 0.542 (1, 5)			1-1 1B		2-3 K 1-2 2-3		2-3 K		0-1 1B 3B 1B	5 2 3 4 0 2 2																	
Tom Herr, S OBP: 0.379, SLG: 0.200 (1, 4)			2-0 G6-3 0-0 G4-3		2-1 P3			1-2 G5-3	1-0 1B 3B 1B	5 1 1 1 0 0 3																	
Rick Cerone, R OBP: 0.286, SLG: 0.500 (1, 2)			1-1 1B		3-3 K 0-0 F9			0-0 G4-3	1-3 K	5 0 1 0 0 2 4																	
Kevin Elster, R OBP: 0.500, SLG: 1.100 (1, 6)			1-3 K		2-1 G6-3		2-1 B1-6-4 1B	3-2 F9	0-1 1B 3B	5 0 2 2 0 1 1																	
David Cone, L Gregg Jefferies, S OBP: 0.378, SLG: 0.222 Alejandro Pena, R (9, 1) (9, 1)			0-3 K		4-2 1B BB		0-1 B1-6-4 1-2f		1-1 1B BB E BB K	2 0 0 0 1 1 2 1 1 0 0 1 1 1 0 0 0 0 0 0 0																	
<b>Inning Stats</b>	R: 0 E: 0 K: 2 S: 11	H: 1 LOB: 1 BB: 0 P: 16	R: 1 E: 0 K: 2 S: 18	H: 2 LOB: 1 BB: 0 P: 25	R: 2 E: 0 K: 1 S: 12	H: 3 LOB: 1 BB: 0 P: 20	R: 0 E: 0 K: 1 S: 12	H: 1 LOB: 2 BB: 1 P: 22	R: 0 E: 0 K: 1 S: 14	H: 2 LOB: 2 BB: 0 P: 21	R: 0 E: 1 K: 0 S: 7	H: 2 LOB: 1 BB: 0 P: 10	R: 0 E: 0 K: 1 S: 6	H: 0 LOB: 0 BB: 1 P: 13	R: 0 E: 0 K: 0 S: 10	H: 0 LOB: 0 BB: 0 P: 14	R: 6 E: 1 K: 2 S: 17	H: 5 LOB: 1 BB: 2 P: 30	1B: 14 2B: 0 3B: 1 HR: 1	SF: 0 SAC: 0 DP: 2 HBP: 0	WP: 0 PB: 0 SB: 1 CS: 0	PA: 45					
<b>PITCHER</b>	IP WLS BF H R ER SO BB IBB HBP BLK WP HR S P ERA WHIP											<b>PITCHER</b>	IP WLS BF H R ER SO BB IBB HBP BLK WP HR S P ERA WHIP														
Zane Smith, L ERA: 3.95 (1, 1)	6.0		29	11	3	3	7	1	0	0	0	0	1	74	114	4.50	2.000										
Bob Patterson, L ERA: 6.75 (7, 1)	2.0		6	0	0	0	1	1	0	0	0	0	0	16	27	0.00	0.500										
Bob Kipper, L ERA: 20.25 (9, 1)	0.1	L	7	4	6	6	0	2	0	0	0	0	0	7	16	162.00	18.000										
Bill Landrum, R ERA: (9, 1)	0.2		3	1	0	0	2	0	0	0	0	0	0	10	14	0.00	1.500										

**New York Mets @ Pittsburgh Pirates**  
**Three Rivers Stadium, Pittsburgh, PA**

Mon Apr 15 1991, 7:05 PM EDT  
 Att. 6,785 - Sunny - 61 F

livebaseballscorecards.com

AB	41
R	9
H	16
RBI	8
BB	4
SO	10
LOB	24







Batter	1	2	3	4	5	6	7	8	9	AB R H RBI BB SO LOB	TOP											
Vince Coleman, S OBP: 0.422, SLG: 0.294 (1, 8)	2-3 K		0-1 B5-3		0-0 F7		2-2 P4			4 0 0 0 0 1 0	<p><b>New York Mets @ Pittsburgh Pirates</b>  <b>Three Rivers Stadium, Pittsburgh, PA</b></p> <p>Tue Apr 16 1991, 7:05 PM EDT  Att. 16,963 - Cloudy - 69 F</p>											
Gregg Jefferies, S OBP: 0.390, SLG: 0.233 (1, 5)	1-2 S G1-3 1B		2-1 BLK HBP		2-2 F7		2-2 G1-3			3 0 1 0 0 0 0												
Hubie Brooks, R OBP: 0.472, SLG: 0.750 (1, 9)	2-2 G1-3		4-0 SAFE 1B		3-1 HR		2-3 K			3 1 1 1 1 1 1												
Howard Johnson, S OBP: 0.314, SLG: 0.536 (1, 6)	1-2 K		1-2 BB		1-2 P4		2-2 2B			4 0 1 0 0 1 3												
Kevin McReynolds, R (1, 7)		0-0 G6-3		3-2 F9		0-1 L6		2-2 F8		4 0 0 0 0 0 1												
Dave Magadan, L OBP: 0.425, SLG: 0.286 (1, 3)		4-1 G6-3 BB		4-2 1B BB		1-2 G6-3		1-2 F7		2 0 0 0 2 0 1												
Tom Herr, S OBP: 0.364, SLG: 0.208 (1, 4)		1-1 SAFE G6-3		1-2 SAFE F9		0-1 CS 1B		2-3 K		4 0 1 0 0 1 2												
Charlie O'Brien, R OBP: 0.364, SLG: 0.222 Daryl Boston, L OBP: 0.278, SLG: 0.353 (9, PH)		1-2 F7		0-1 1B		0-0 CS	0-0 B1-3		1-3 K	3 0 1 0 0 0 1 1 0 0 0 0 1 0												
Wally Whitehurst, R Mark Carreon, R OBP: 0.381, SLG: 0.500 Jeff Innis, R Pete Schourek, L Mackey Sasser, L (9, PH)		1-3 K		2-2 G5-3		1-1 HR		2-1 P2		2 0 0 0 0 1 2 1 1 1 1 0 0 0 0 0 0 0 0 0 0 0 0 0 0 0 0 0 1 0 0 0 0 0 0												
<b>Inning Stats</b>	R: 0 E: 0 K: 2 S: 15	H: 1 LOB: 1 BB: 0 P: 23	R: 0 E: 0 K: 0 S: 8	H: 0 LOB: 1 BB: 1 P: 14	R: 0 E: 0 K: 1 S: 8	H: 0 LOB: 2 BB: 1 P: 16	R: 0 E: 0 K: 0 S: 16	H: 1 LOB: 2 BB: 1 P: 26	R: 1 E: 0 K: 0 S: 9	H: 1 LOB: 0 BB: 0 P: 15	R: 0 E: 0 K: 0 S: 8	H: 1 LOB: 0 BB: 0 P: 9	R: 1 E: 0 K: 0 S: 9	H: 1 LOB: 0 BB: 0 P: 14	R: 0 E: 0 K: 1 S: 15	H: 1 LOB: 1 BB: 0 P: 22	R: 0 E: 0 K: 2 S: 11	H: 0 LOB: 0 BB: 0 P: 16	1B: 3 2B: 1 3B: 0 HR: 2	SF: 0 SAC: 0 DP: 0 HBP: 1	WP: 0 PB: 0 SB: 1 CS: 1	PA: 37
<b>PITCHER</b> Randy Tomlin, L ERA: 2.57 Stan Belinda, R ERA: 3.0	IP 7.0	WLS W	BF 29	H 5	R 2	ER 2	SO 3	BB 3	IBB 0	HBP 1	BLK 1	WP 0	HR 2	S 73	P 117	ERA 2.57	WHIP 1.143					
	IP 2.0	WLS S	BF 7	H 1	R 0	ER 0	SO 3	BB 0	IBB 0	HBP 0	BLK 0	WP 0	HR 0	S 26	P 38	ERA 0.00	WHIP 0.500					

livebaseballscorecards.com

AB	32
R	2
H	6
RBI	2
BB	3
SO	6
LOB	11



**BOTTOM**

**New York Mets @ Pittsburgh Pirates**  
 Three Rivers Stadium, Pittsburgh, PA

Tue Apr 16 1991, 7:05 PM EDT  
 Att. 16,963 - Cloudy - 69 F

livebaseballscorecards.com

**AB 28**  
**R 4**  
**H 9**  
**RBI 4**  
**BB 0**  
**SO 1**  
**LOB 8**



WP: 0 PA: 31  
 PB: 0  
 SB: 1  
 CS: 0

AB R H RBI BB SO LOB

4 1 1 0 0 0 1

3 1 2 0 0 0 1

3 1 1 3 0 0 1

4 0 1 0 0 0 1

3 1 1 0 0 1 1

3 0 1 1 0 0 1

3 0 0 0 0 0 1

3 0 2 0 0 0 0

1 0 0 0 0 0 1  
 1 0 0 0 0 0 0  
 0 0 0 0 0 0 0

1B: 6 SF: 1  
 2B: 1 SAC: 2  
 3B: 1 DP: 2  
 HR: 1 HBP: 0

Batter	1	2	3	4	5	6	7	8	9
<b>Gary Redus, R</b> OBP: 0.292, SLG: 0.318 (1, 3)	3-2 F7 ①		2-1 G1-3 ②		1-0 G6-3 ③			1-0 SH1-4 SF9 S 1B	
<b>Jay Bell, R</b> OBP: 0.212, SLG: 0.226 (1, 6)	2-2 FC5-4 1B		1-2 G5-3 ③			1-2 HR 1B		1-0 SH1-4 1-3 ①	
<b>Andy Van Slyke, L</b> OBP: 0.324, SLG: 0.481 (1, 8)	0-0 FC5-4 1-2f ②			3-1 G3-1 ①		1-0 HR 1-H		1-2 SF9 3-H ②	
<b>Bobby Bonilla, S</b> OBP: 0.471, SLG: 0.536 (1, 9)	2-2 G3 ③			2-2 G3 ②		0-0 FC3-6 1B		0-0 G5-3 ③	
<b>Gary Varsho, L</b> OBP: 0.412, SLG: 0.429 (1, 7)		2-3 K ①		1-1 3B 2B		0-0 FC3-6 G1-6-3 1-2f ①			
<b>Jeff King, R</b> OBP: 0.323, SLG: 0.321 (1, 5)		1-1 G1-3 ②		3-2 3B 2-H		2-1 G1-6-3 1-2f ② ③			
<b>Michael LaValliere, L</b> OBP: 0.174, SLG: 0.095 (1, 2)		0-0 G5-3 ③		0-1 G3 ③			1-0 F7 ①		
<b>Jose Lind, R</b> OBP: 0.280, SLG: 0.320 (1, 4)					0-1 SH2-4 1B	0-1 B2-6-4 1B		0-1 G1-6-3 ②	
<b>Randy Tomlin, L</b> (1, 1)					0-0 SH2-4 ①	0-1 B2-6-4 ① ②		3-2 F8 ③	
<b>Orlando Merced, S</b> (7, PH)									
<b>Stan Belinda, R</b> (8, 1)									

Inning Stats	R: 0	H: 1	E: 0	LOB: 1	K: 0	BB: 0	S: 11	R: 0	H: 0	E: 0	LOB: 0	K: 1	BB: 0	S: 8	R: 0	H: 1	E: 0	LOB: 1	K: 0	BB: 0	S: 7	R: 1	H: 2	E: 0	LOB: 1	K: 0	BB: 0	S: 12	R: 0	H: 1	E: 0	LOB: 0	K: 0	BB: 0	S: 5	R: 2	H: 3	E: 0	LOB: 0	K: 0	BB: 0	S: 8	R: 0	H: 0	E: 0	LOB: 0	K: 0	BB: 0	S: 6	R: 1	H: 1	E: 0	LOB: 0	K: 0	BB: 0	S: 7
--------------	------	------	------	--------	------	-------	-------	------	------	------	--------	------	-------	------	------	------	------	--------	------	-------	------	------	------	------	--------	------	-------	-------	------	------	------	--------	------	-------	------	------	------	------	--------	------	-------	------	------	------	------	--------	------	-------	------	------	------	------	--------	------	-------	------

PITCHER	IP	WLS	BF	H	R	ER	SO	BB	IBB	HBP	BLK	WP	HR	S	P	ERA	WHIP
<b>Wally Whitehurst, R</b> ERA: 3.46 (1, 1)	6.0	L	24	8	3	3	1	0	0	0	0	0	1	51	79	4.50	1.333
<b>Jeff Innis, R</b> ERA: 4.5 (7, 1)	1.1		5	1	1	1	0	0	0	0	0	0	0	9	14	6.75	0.750
<b>Pete Schourek, L</b> ERA: (8, 1)	0.2		2	0	0	0	0	0	0	0	0	0	0	4	5	0.00	0.000

PITCHER	IP	WLS	BF	H	R	ER	SO	BB	IBB	HBP	BLK	WP	HR	S	P	ERA	WHIP
---------	----	-----	----	---	---	----	----	----	-----	-----	-----	----	----	---	---	-----	------



Batter	1	2	3	4	5	6	7	8	9	AB R H RBI BB SO LOB	TOP											
Howard Johnson, S (1, 6) OBP: 0.282, SLG: 0.469	2-0 G5-3		1-2 G5-3			2-3 K			0-2 F7	4 0 0 0 0 1 0												
Gregg Jefferies, S (1, 5) OBP: 0.364, SLG: 0.212	1-2 P4			0-1 G6-3			X	0-0 F7		3 0 0 0 0 0 0												
Dave Magadan, L (1, 3) OBP: 0.395, SLG: 0.258	0-0 F7			2-2 F7				2-3 K		3 0 0 0 0 1 0												
Hubie Brooks, R (1, 9) OBP: 0.436, SLG: 0.677		2-2 G6-3		0-1 G6-3				1-1 P4		3 0 0 0 0 0 0												
Kevin McReynolds, R (1, 8) OBP: 0.111, SLG: 0.222		1-1 2B			0-2 P4			3-2 G6-3		3 0 1 0 0 0 0												
Mark Carreon, R (1, 7) OBP: 0.333, SLG: 0.435		1-0 G5-3			0-0 G5-3			3-1 L4		3 0 0 0 0 0 1												
Tom Herr, S (1, 4) OBP: 0.333, SLG: 0.185		2-0 F9			2-1 P4			0-1 G5-3		3 0 0 0 0 0 1												
Charlie O'Brien, R (1, 2) OBP: 0.333, SLG: 0.200			2-2 F8			3-3 K			1-1 G5-3	2 0 0 0 0 1 0												
Kevin Elster, R (9, PH) OBP: 0.455, SLG: 1.000										1 0 0 0 0 0 0												
Ron Darling, R (1, 1) OBP: 0.200, SLG: 0.200			1-3 K			1-2 G5-3			2-1 P6	2 0 0 0 0 1 0												
Doug Simons, L (8, 1)										0 0 0 0 0 0 0												
Tim Teufel, R (9, PH)										1 0 0 0 0 0 0												
<b>Inning Stats</b>	R: 0 E: 0 K: 0 S: 5	H: 0 LOB: 0 BB: 0 P: 8	R: 0 E: 0 K: 0 S: 8	H: 1 LOB: 1 BB: 0 P: 14	R: 0 E: 0 K: 1 S: 11	H: 0 LOB: 0 BB: 0 P: 15	R: 0 E: 0 K: 0 S: 10	H: 0 LOB: 0 BB: 0 P: 12	R: 0 E: 0 K: 0 S: 6	H: 0 LOB: 0 BB: 0 P: 8	R: 0 E: 0 K: 2 S: 9	H: 0 LOB: 0 BB: 0 P: 15	R: 0 E: 0 K: 1 S: 10	H: 0 LOB: 0 BB: 0 P: 13	R: 0 E: 0 K: 0 S: 9	H: 0 LOB: 0 BB: 0 P: 15	R: 0 E: 0 K: 0 S: 9	H: 0 LOB: 0 BB: 0 P: 12	1B: 0 2B: 1 3B: 0 HR: 0	SF: 0 SAC: 0 DP: 0 HBP: 0	WP: 0 PB: 0 SB: 0 CS: 0	PA: 28
<b>PITCHER</b> John Smiley, L (1, 1) ERA: 0.53	IP: 9.0 WLS: W BF: 28 H: 1 R: 0 ER: 0 SO: 4 BB: 0 IBB: 0 HBP: 0 BLK: 0 WP: 0 HR: 0 S: 77 P: 112 ERA: 0.00 WHIP: 0.111																					

**New York Mets @ Pittsburgh Pirates**  
**Three Rivers Stadium, Pittsburgh, PA**

Wed Apr 17 1991, 7:05 PM EDT  
 Att. 14,792 - Sunny - 61 F


[livebaseballscorecards.com](http://livebaseballscorecards.com)

AB	28
R	0
H	1
RBI	0
BB	0
SO	4
LOB	2







Batter	1	2	3	4	5	6	7	8	9	AB R H RBI BB SO LOB	TOP
Doug Dascenzo, S OBP: 0.382, SLG: 0.345 (1, 8) (8, 7)	0-1 L3		2-0 G1-3			0-0 B5-3	0-0 FC6-4 23 S			4 0 0 1 0 0 4	
23 Ryne Sandberg, R OBP: 0.205, SLG: 0.200 (1, 4)	1-0 G5-3		1-0 F7			1-2 3B 1B	1-2 L7			4 1 1 0 0 0 4	
Mark Grace, L OBP: 0.419, SLG: 0.486 (1, 3)	3-2 G6-3			2-0 G5-3		0-0 1B 3B		1-0 F8		4 1 1 1 0 0 0	
George Bell, R OBP: 0.250, SLG: 0.442 Jerome Walton, R OBP: 0.222, SLG: 0.125 (1, 7) (8, 8)		0-2 L8		0-3 K		1-1 G6-4-3 1B		1-3 K		4 0 1 1 0 2 0 0 0 0 0 0 0 0	
Andre Dawson, R OBP: 0.326, SLG: 0.425 (1, 9)		2-3 K		1-2 1B		0-2 G6-4-3 1-2f		1-1 G5-3		4 0 1 0 0 1 1	
Damon Berryhill, S OBP: 0.273, SLG: 0.345 (1, 2)		0-0 G6-3		2-1 F8			4-2 SH1-4 FC6-4 1B BB		1-1 P6	3 1 0 0 1 0 1	
Jose Vizcaino, S OBP: 0.222, SLG: 0.250 Paul Assenmacher, L (1, 6) (9, 1)			2-2 SH1-4 1B		3-1 G4-3		1-0 FC6-4 SH1-4 1B		3-1 G4-3	4 0 2 0 0 0 0 0 0 0 0 0 0 0	AB 31 R 3 H 7 RBI 3 BB 2 SO 4 LOB 10
Gary Scott, R OBP: 0.351, SLG: 0.207 (1, 5)			0-0 SH1-4 1B		2-2 G6-3		0-0 SH1-4		0-1 P3	3 0 1 0 0 0 0	
Rick Sutcliffe, L Dwight Smith, L Heathcliff Slocumb, R Shawon Dunston, R OBP: 0.353, SLG: 0.484 (1, 1) (7, PH) (7, 1) (9, 6)			1-0 SH1-4		0-3 K		4-0 FC6-4 IBB			1 0 0 0 0 1 0 0 0 0 0 1 0 0 0 0 0 0 0 0 0 0 0 0 0 0 0 0	
<b>Inning Stats</b>	R: 0 E: 0 K: 0 S: 6 H: 0 LOB: 0 BB: 0 P: 10	R: 0 E: 0 K: 1 S: 8 H: 0 LOB: 0 BB: 0 P: 10	R: 0 E: 0 K: 0 S: 9 H: 2 LOB: 2 BB: 0 P: 15	R: 0 E: 0 K: 1 S: 10 H: 1 LOB: 1 BB: 0 P: 15	R: 0 E: 0 K: 1 S: 12 H: 0 LOB: 0 BB: 0 P: 17	R: 2 E: 0 K: 0 S: 11 H: 3 LOB: 0 BB: 0 P: 13	R: 1 E: 0 K: 0 S: 9 H: 1 LOB: 2 BB: 2 P: 19	R: 0 E: 0 K: 1 S: 8 H: 0 LOB: 0 BB: 0 P: 11	R: 0 E: 0 K: 0 S: 6 H: 0 LOB: 0 BB: 0 P: 10	1B: 6 2B: 0 3B: 1 HR: 0 SF: 0 SAC: 2 DP: 1 HBP: 0	WP: 0 PB: 0 SB: 1 CS: 0 PA: 35
<b>PITCHER</b> Doug Drabek, R ERA: 5.63 Mark Huisman, R ERA: Bill Landrum, R ERA:	IP 7.0 WLS L BF 29 H 7 R 3 ER 3 SO 3 BB 1 IBB 1 HBP 0 BLK 0 WP 0 HR 0 S 65 P 99 ERA 3.86 WHIP 1.143	IP 1.0 WLS L BF 3 H 0 R 0 ER 0 SO 1 BB 0 IBB 0 HBP 0 BLK 0 WP 0 HR 0 S 8 P 11 ERA 0.00 WHIP 0.000	IP 1.0 WLS L BF 3 H 0 R 0 ER 0 SO 0 BB 0 IBB 0 HBP 0 BLK 0 WP 0 HR 0 S 6 P 10 ERA 0.00 WHIP 0.000	<b>PITCHER</b> IP WLS BF H R ER SO BB IBB HBP BLK WP HR S P ERA WHIP							

Chicago Cubs @ Pittsburgh Pirates  
Three Rivers Stadium, Pittsburgh, PA

Thu Apr 18 1991, 7:05 PM EDT  
Att: 9,148 - Cloudy - 63 F

livebaseballscorecards.com

Batter	1	2	3	4	5	6	7	8	9	AB R H RBI BB SO LOB
Jeff King, R OBP: 0.316, SLG: 0.400 (1, 5)	F9		FC3-6 BB 1B 1-2f		G6-3			G3-1		4 1 0 0 0 0 1
Jay Bell, R OBP: 0.200, SLG: 0.211 (1, 6)	F9		1B BB 1-2		K			K2-3		4 1 1 0 0 2 0
Andy Van Slyke, L OBP: 0.333, SLG: 0.424 (1, 8)			1B BB 1-2 2-3		G3			F9		2 0 0 0 2 0 0
Bobby Bonilla, S OBP: 0.415, SLG: 0.457 (1, 9)	F8		1B 1-2 2-H 3-H		F9			P3		4 0 1 2 0 0 1
Barry Bonds, L OBP: 0.091, SLG: 0.091 (1, 7)		G4-3	K		F8			K		4 0 0 0 0 2 2
Carmelo Martinez, R OBP: 0.250, SLG: 0.250 Gary Varsho, L OBP: 0.364, SLG: 0.333 (7, PH) (8, 3)		G4-6-3 1B		G5-3			P4			2 0 1 0 0 0 0 1 0 0 0 0 0 0
Michael LaValliere, L OBP: 0.207, SLG: 0.148 (1, 2)		G4-6-3 1-2f		G1-3			G6-3			3 0 0 0 0 0 1
Jose Lind, R OBP: 0.226, SLG: 0.258 (1, 4)			L3		G3-1			P4		3 0 0 0 0 0 0
Doug Drabek, R OBP: 0.500, SLG: 0.500 Mark Hulsmann, R OBP: 0.286, SLG: 0.167 Curtis Wilkerson, S OBP: 0.286, SLG: 0.167 Bill Landrum, R (9, 1)			FC3-6 1B		F7			G4-3		2 0 1 0 0 0 0 0 0 0 0 0 0 0 1 0 0 0 0 0 0 0 0 0 0 0 0 0

Inning Stats	R: 0	H: 0	E: 0	K: 0	S: 8	LOB: 1	BB: 1	P: 16	R: 0	H: 1	E: 0	K: 0	S: 8	LOB: 0	BB: 0	P: 12	R: 2	H: 3	E: 0	K: 1	S: 13	LOB: 2	BB: 1	P: 23	R: 0	H: 0	E: 0	K: 0	S: 5	LOB: 0	BB: 0	P: 9	R: 0	H: 0	E: 0	K: 1	S: 9	LOB: 0	BB: 0	P: 11	R: 0	H: 0	E: 0	K: 0	S: 6	LOB: 0	BB: 0	P: 8	R: 0	H: 0	E: 0	K: 0	S: 6	LOB: 0	BB: 0	P: 9	R: 0	H: 0	E: 0	K: 1	S: 10	LOB: 0	BB: 0	P: 14	R: 0	H: 0	E: 0	K: 1	S: 6	LOB: 0	BB: 0	P: 11	1B: 4	SF: 0	2B: 0	SAC: 0	3B: 0	DP: 1	HR: 0	HBP: 0	WP: 0	PA: 32
--------------	------	------	------	------	------	--------	-------	-------	------	------	------	------	------	--------	-------	-------	------	------	------	------	-------	--------	-------	-------	------	------	------	------	------	--------	-------	------	------	------	------	------	------	--------	-------	-------	------	------	------	------	------	--------	-------	------	------	------	------	------	------	--------	-------	------	------	------	------	------	-------	--------	-------	-------	------	------	------	------	------	--------	-------	-------	-------	-------	-------	--------	-------	-------	-------	--------	-------	--------

PITCHER	IP	WLS	BF	H	R	ER	SO	BB	IBB	HBP	BLK	WP	HR	S	P	ERA	WHIP
Rick Sutcliffe, R ERA: 3.0 (1, 1)	6.0	W	23	4	2	2	2	2	0	0	0	0	0	49	79	3.00	1.000
Heathcliff Slocumb, R ERA: (7, 1)	2.0		6	0	0	0	1	0	0	0	0	0	0	16	23	0.00	0.000
Paul Assenmacher, L ERA: (9, 1)	1.0	S	3	0	0	0	1	0	0	0	0	0	0	6	11	0.00	0.000

BOTTOM

Chicago Cubs @ Pittsburgh Pirates  
Three Rivers Stadium, Pittsburgh, PA

Thu Apr 18 1991, 7:05 PM EDT  
Att. 9,148 - Cloudy - 63 F

livebaseballscorecards.com

AB	30
R	2
H	4
RBI	2
BB	2
SO	4
LOB	5





Batter	1	2	3	4	5	6	7	8	9	AB R H RBI BB SO LOB	TOP						
Doug Dasenczo, S OBP: 0.368, SLG: 0.313 (1, 8)	4-2 WP BB		1-2 F7			0-1 L7			3-3 K	3 0 0 0 1 1 0							
23 Ryne Sandberg, R OBP: 0.208, SLG: 0.186 (1, 4)	2-2 P9			2-2 G6-3		0-0 P4			4-1 2B HR BB	3 1 0 0 1 0 1							
Mark Grace, L OBP: 0.426, SLG: 0.500 (1, 3)	2-1 P3			1-2 P8			4-1 BB		1-1 1-3 HR 2B	3 1 1 0 1 0 1							
George Bell, R OBP: 0.250, SLG: 0.426 (1, 7)	1-1 F9			0-1 1B		1-0 F7			2-3 K	4 0 1 0 0 1 4							
Dwight Smith, L (1, 9)				0-0 F8		3-3 K			3-0 HR HBP	3 1 0 0 0 2 2							
Damon Berryhill, S OBP: 0.250, SLG: 0.313 (1, 2)				2-2 F7		0-3 K			0-0 HR	3 0 0 0 0 2 1							
Chuck McElroy, L (7, 1)										0 0 0 0 0 0 0							
Andre Dawson, R OBP: 0.341, SLG: 0.512 (9, PH)										1 1 1 4 0 0 0							
Dave Smith, R (9, 1)										0 0 0 0 0 0 0							
Shawon Dunston, R OBP: 0.316, SLG: 0.429 (1, 6)				1-1 G4-3		1-0 F7			1-2 L5	4 0 0 0 0 0 0							
Gary Scott, R OBP: 0.325, SLG: 0.188 (1, 5)				3-2 G6-3		1-3 K			1-0 F9	3 0 0 0 0 1 0							
Danny Jackson, R (1, 1)				0-3 K		0-0 F8			1-3 K	1 0 0 0 0 1 0							
Mike Bielecki, R OBP: 0.667, SLG: 0.667 (3, 1)										0 0 0 0 0 0 0							
Jerome Walton, R OBP: 0.200, SLG: 0.111 (6, PH)										1 0 0 0 0 0 0							
Les Lancaster, R (6, 1)										0 0 0 0 0 0 0							
Erik Pappas, R (7, 2)										1 0 0 0 0 1 0							
<b>Inning Stats</b>	R: 0 H: 0 E: 0 LOB: 1 K: 0 BB: 1 S: 10 P: 19	R: 0 H: 0 E: 0 LOB: 0 K: 2 BB: 0 S: 9 P: 12	R: 0 H: 0 E: 0 LOB: 0 K: 1 BB: 0 S: 10 P: 14	R: 0 H: 1 E: 0 LOB: 1 K: 0 BB: 0 S: 10 P: 13	R: 0 H: 0 E: 0 LOB: 0 K: 1 BB: 0 S: 8 P: 12	R: 0 H: 0 E: 0 LOB: 0 K: 0 BB: 0 S: 4 P: 4	R: 0 H: 0 E: 0 LOB: 1 K: 2 BB: 1 S: 9 P: 17	R: 0 H: 0 E: 0 LOB: 0 K: 1 BB: 0 S: 7 P: 10	R: 4 H: 2 E: 0 LOB: 0 K: 2 BB: 1 S: 15 P: 29	1B: 1 SF: 0 2B: 1 SAC: 0 3B: 0 DP: 0 HR: 1 HBP: 1	WP: 1 PA: 34 PB: 0 SB: 0 CS: 0						
<b>PITCHER</b>	IP WLS BF H R ER SO BB IBB HBP BLK WP HR S P ERA WHIP																
Vicente Palacios, R ERA: 0.93 (1, 1)	6.2		23	1	0	0	5	2	0	0	0	1	0	57	88	0.00	0.450
Bob Patterson, L ERA: 6.23 (7, 1)	0.1		1	0	0	0	1	0	0	0	0	0	0	3	3	0.00	0.000
Stan Belinda, R ERA: 6.75 (8, 1)	2.0	W	10	2	4	4	3	1	0	1	0	0	1	22	39	18.00	1.500

Chicago Cubs @ Pittsburgh Pirates  
Three Rivers Stadium, Pittsburgh, PA

Fri Apr 19 1991, 7:05 PM EDT  
Att. 13,157 - Cloudy - 49 F

AB	30
R	4
H	3
RBI	4
BB	3
SO	9
LOB	9







Batter	1	2	3	4	5	6	7	8	9	AB R H RBI BB SO LOB	TOP											
Doug Dascenzo, S (1, 8) OBP: 0.326, SLG: 0.270	0-1 F9		0-2 G4-3		0-2 G6-3		0-0 G1-3		0-0 L3	5 0 0 0 0 0 0												
23 Ryne Sandberg, R (1, 4) OBP: 0.226, SLG: 0.250	1-1 G3		1-1 G4-3 2B		1-2 G4-3		2-1 G5-3		3-2 L3 2B	5 0 2 0 0 0 0												
Mark Grace, L (1, 3) OBP: 0.404, SLG: 0.465	3-2 1B 1B		0-0 P8		2-1 L7		2-2 P4		0-1 F7	5 0 1 0 0 0 2												
George Bell, R (1, 7) OBP: 0.288, SLG: 0.440	1-0 1B 1B		0-1 G6-3			1-1 FC1-4 1B		4-2 1B FC6-4 BB		3 1 2 0 1 0 1												
Andre Dawson, R (1, 9) OBP: 0.333, SLG: 0.511	0-1 F7			0-0 2B		0-0 FC1-4 PB SF8 1-2f		2-2 F9		4 1 1 0 0 0 4												
Damon Berryhill, S (1, 2) OBP: 0.250, SLG: 0.306		0-1 G6-3		1-3 K		0-1 E6 SF8 PB 1-2		0-0 FC6-4 1B 1-3		4 0 1 0 0 1 2												
Shawon Dunston, R (1, 6) OBP: 0.286, SLG: 0.395		2-2 G6-3		1-1 P9		1-0 SF8 1-3 2-H		0-1 FC6-4 1-2f 3-H		3 0 0 2 0 0 2												
Gary Scott, R (1, 5) OBP: 0.349, SLG: 0.235		3-2		4-0		2-1 F8		0-0 P7		2 0 1 0 1 0 1												
Les Lancaster, R (6, 1)										0 0 0 0 0 0 0												
Chico Walker, S (8, PH) OBP: 0.500, SLG: 0.333										1 0 0 0 0 0 1												
Heathcliff Slocumb, R (8, 1)										0 0 0 0 0 0 0												
Greg Maddux, R (1, 1) OBP: 0.250, SLG: 0.375		2-2 G4-3		2-2 G1			0-1 HR		3-2 P3	2 0 0 0 0 0 3												
Chuck McElroy, L (6, 1)										0 0 0 0 0 0 0												
Luis Salazar, R (6, 5) OBP: 0.333, SLG: 1.333										2 1 1 1 0 0 0												
<b>Inning Stats</b>	R: 0 E: 0 K: 0 S: 12	H: 2 LOB: 2 BB: 0 P: 17	R: 0 E: 0 K: 0 S: 11	H: 1 LOB: 1 BB: 0 P: 18	R: 0 E: 0 K: 0 S: 8	H: 1 LOB: 1 BB: 0 P: 9	R: 0 E: 0 K: 1 S: 9	H: 1 LOB: 2 BB: 1 P: 17	R: 0 E: 0 K: 0 S: 8	H: 0 LOB: 0 BB: 0 P: 11	R: 1 E: 1 K: 0 S: 8	H: 1 LOB: 1 BB: 0 P: 12	R: 1 E: 0 K: 0 S: 8	H: 1 LOB: 0 BB: 0 P: 12	R: 1 E: 0 K: 0 S: 9	H: 1 LOB: 1 BB: 1 P: 15	R: 0 E: 0 K: 0 S: 10	H: 1 LOB: 1 BB: 0 P: 16	1B: 4 2B: 4 3B: 0 HR: 1	SF: 1 SAC: 0 DP: 0 HBP: 0	WP: 0 PB: 1 SB: 0 CS: 0	PA: 39
<b>PITCHER</b>	IP WLS BF H R ER SO BB IBB HBP BLK WP HR S P ERA WHIP																					
Zane Smith, L (1, 1) ERA: 3.05	7.0 W 30 7 2 1 1 0 0 1 0 0 0 0 1 64 96 1.29 1.000																					
Mark Huismann, R (8, 1) ERA: 4.5	1.0 5 1 1 1 0 1 0 0 0 0 0 0 9 15 9.00 2.000																					
Bob Kipper, L (9, 1) ERA: 14.73	1.0 4 1 0 0 0 0 0 0 0 0 0 0 10 16 0.00 1.000																					

Chicago Cubs @ Pittsburgh Pirates  
Three Rivers Stadium, Pittsburgh, PA

Sat Apr 20 1991, 3:33 AM EDT  
Att. 13,179 - Cloudy - 50 F

livebaseballscorecards.com

AB 36  
R 3  
H 9  
RBI 3  
BB 2  
SO 1  
LOB 16



BOTTOM

Chicago Cubs @ Pittsburgh Pirates  
Three Rivers Stadium, Pittsburgh, PA

Sat Apr 20 1991, 3:33 AM EDT  
Att. 13,179 - Cloudy - 50 F

livebaseballscorecards.com

AB	29
R	9
H	8
RBI	8
BB	3
SO	4
LOB	3



WP:	0	PA:	34
PB:	0	SB:	0
CS:	0		

AB	R	H	RBI	BB	SO	LOB
4	1	1	0	0	0	1
4	2	2	0	0	0	0
4	2	2	1	0	0	0
3	2	1	1	1	0	0
3	0	0	1	0	2	2
3	1	1	1	1	1	0
4	1	1	4	0	0	0
2	0	0	0	1	0	0
2	0	0	0	0	1	0
0	0	0	0	0	0	0
0	0	0	0	0	0	0

1B:	6	SF:	1
2B:	1	SAC:	1
3B:	0	DP:	1
HR:	1	HBP:	0

Batter	1	2	3	4	5	6	7	8	9
<b>Gary Redus, R</b> OBP: 0.333, SLG: 0.310 (1, 3)	1-0 G4-3 ①		2-1 G4-3 ③			1-1 1B 1B	0-0 F7 ①		
<b>Jay Bell, R</b> OBP: 0.255, SLG: 0.318 (1, 6)	1-0 G5-3 ②			1-0 1B 2B		3-1 BB 1B SF7 1B 1-3	2-2 F9 ②		
<b>Andy Van Slyke, L</b> OBP: 0.353, SLG: 0.500 (1, 8)	2-2 G1-3 ③			1-0 1B G6-3 1B 2-3		2-1 BB BB HR 1B 1-2 3-H	2-1 F7 ③		
<b>Bobby Bonilla, S</b> OBP: 0.400, SLG: 0.405 (1, 9)		2-2 G4-3 ①		0-0 G6-3 1B 1-3 3-H		4-2 BB HR BB 1-2 2-3	2-0 E7 1B		
<b>Barry Bonds, L</b> OBP: 0.097, SLG: 0.069 (1, 7)		2-3 K ②		0-0 G6-3 1-2f 3-H ① ②		2-1 SF7 ①	1-3 K ①		
<b>Jeff King, R</b> OBP: 0.340, SLG: 0.395 (1, 5)		1-1 G6-3 ③		2-3 K ③		4-2 HR BB 1-2 2-3	1-2 1B ②		
<b>Michael LaValliere, L</b> OBP: 0.212, SLG: 0.258 (1, 2)			0-0 G3-1 ①		0-1 F8 ①	1-1 HR 1-H 2-H 3-H	1-2 F7 ③		
<b>Curtis Wilkerson, S</b> OBP: 0.364, SLG: 0.222 (1, 4)			4-1 SH2-3 BB		1-1 G4-3 ②	3-2 G3-1 ②			
<b>Zane Smith, L</b> OBP: 0.429, SLG: 0.500 (1, 1)			1-0 SH2-3 ②		0-0 L7 ③	0-3 K ③			
<b>Mark Huisman, R</b> (8, 1)									
<b>Bob Kipper, R</b> (9, 1)									

Inning Stats	R: 0	H: 0	E: 0	K: 0	S: 7	R: 0	H: 0	E: 0	K: 1	S: 8	R: 0	H: 0	E: 0	K: 0	S: 5	R: 2	H: 3	E: 0	K: 1	S: 8	R: 0	H: 0	E: 0	K: 0	S: 5	R: 6	H: 4	E: 0	K: 1	S: 21	R: 0	H: 0	E: 0	K: 0	S: 6	R: 1	H: 1	E: 1	K: 1	S: 12
	LOB: 0	BB: 0	P: 11	LOB: 0	BB: 0	P: 13	LOB: 1	BB: 1	P: 12	LOB: 0	BB: 0	P: 12	LOB: 0	BB: 0	P: 6	LOB: 0	BB: 2	P: 41	LOB: 0	BB: 0	P: 10	LOB: 0	BB: 0	P: 17	LOB: 0	BB: 0	P: 0	LOB: 0	BB: 0	P: 0	LOB: 0	BB: 0	P: 0							

PITCHER	IP	WLS	BF	H	R	ER	SO	BB	IBB	HBP	BLK	WP	HR	S	P	ERA	WHIP
<b>Greg Maddux, R</b> ERA: 3.15 (1, 1)	5.0	L	21	6	5	5	2	1	0	0	0	0	0	39	66	9.00	1.400
<b>Chuck McElroy, L</b> ERA: 1.93 (6, 1)	0.1		2	0	0	0	0	1	0	0	0	0	0	5	11	0.00	3.000
<b>Les Lancaster, R</b> ERA: 7.04 (6, 1)	1.2		7	1	3	3	1	1	0	0	0	0	1	16	28	16.20	1.200
<b>Heathcliff Slocumb, R</b> ERA: (8, 1)	1.0		4	1	1	0	1	0	0	0	0	0	0	12	17	0.00	1.000



Batter	1	2	3	4	5	6	7	8	9	10	11	AB R H RBI BB SO LOB	TOP				
Jerome Walton, R (1, 8) OBP: 0.250, SLG: 0.143	G6-3		G4-6-3			SF9 1B	FC5-4 BB	K			FC3-5 1B	5 2 1 0 1 1 5	Chicago Cubs @ Pittsburgh Pirates Three Rivers Stadium, Pittsburgh, PA Sun Apr 21 1991, 3:33 AM EDT Att: 10,860 - Cloudy - 43 F				
23 Ryne Sandberg, R (1, 4) OBP: 0.254, SLG: 0.296	FC6-4 1B			F7		SF9 1B	FC5-4		G4-3		FC5-2 1B	6 2 3 1 0 0 2					
Mark Grace, L (1, 3) OBP: 0.393, SLG: 0.444	F7			F7		SF9		2B HBP	K		FC5-2 1B	2 1 0 1 0 0 1					
Luis Salazar, R (9, PH) OBP: 0.200, SLG: 0.800						2-3 3-H					HR 1B	2 1 0 0 0 1 3					
George Bell, R (1, 7) OBP: 0.286, SLG: 0.444	FC6-4			G6-3		K		E 2B	G3		HR 1B	4 0 1 1 0 1 2					
Doug Dasenczo, S (8, PR) OBP: 0.333, SLG: 0.282												2 2 1 1 0 0 0					
Andre Dawson, R (1, 9) OBP: 0.352, SLG: 0.569		P8				CS 1B		P6		P7	HR	6 1 3 5 0 0 1					
Dwight Smith, L (11, 9)												0 0 0 0 0 0 0					
Shawon Dunston, R (1, 6) OBP: 0.292, SLG: 0.357		G6-3				S BB		E IBB	G3		F8	4 1 0 0 2 1 1					
Gary Scott, R (1, 5) OBP: 0.313, SLG: 0.205		G1-3				P9		E6 1B		K		5 1 0 0 0 1 1					
Chuck McElroy, L (10, 1)												0 0 0 0 0 0 0					
Heathcliff Slocumb, R (10, 1)												0 0 0 0 0 0 0					
Mike Bielecki, R (11, 1) OBP: 0.667, SLG: 0.667												0 0 0 0 0 0 0					
Erik Pappas, R (1, 2) OBP: 0.333, SLG: 0.200			F7			F7		F7			FC3-5 BB	4 0 1 1 1 0 1					
Mike Harkey, R (1, 1) OBP: 0.600, SLG: 0.500												2 1 2 0 0 0 0					
Paul Assenmacher, L (6, 1) OBP: 0.500, SLG: 0.500												2 0 1 0 0 1 2					
Dave Smith, R (9, 1)												0 0 0 0 0 0 0					
Jose Vizcaino, S (10, 5) OBP: 0.300, SLG: 0.250			G4-6-3 1B			23 2B 1B		K			FC5-2 BB	0 0 0 0 1 0 0					
<b>Inning Stats</b>	R: 0 H: 1 E: 0 LOB: 1 K: 0 BB: 0 S: 12 P: 18	R: 0 H: 0 E: 0 LOB: 0 K: 0 BB: 0 S: 8 P: 12	R: 0 H: 1 E: 0 LOB: 0 K: 0 BB: 0 S: 6 P: 7	R: 0 H: 0 E: 0 LOB: 0 K: 0 BB: 0 S: 7 P: 13	R: 0 H: 1 E: 0 LOB: 1 K: 0 BB: 1 S: 5 P: 9	R: 3 H: 4 E: 0 LOB: 1 K: 2 BB: 0 S: 17 P: 22	R: 0 H: 1 E: 0 LOB: 2 K: 0 BB: 1 S: 8 P: 17	R: 4 H: 2 E: 1 LOB: 2 K: 2 BB: 1 S: 18 P: 30	R: 0 H: 0 E: 0 LOB: 0 K: 1 BB: 0 S: 8 P: 12	R: 0 H: 0 E: 0 LOB: 0 K: 1 BB: 0 S: 7 P: 10	R: 5 H: 3 E: 0 LOB: 0 K: 0 BB: 2 S: 17 P: 28	1B: 10 SF: 1 2B: 2 SAC: 0 3B: 0 DP: 1 HR: 1 HBP: 1	WP: 0 PA: 51 PB: 0 SB: 1 CS: 1				
<b>PITCHER</b>	IP WLS BF H R ER SO BB IBB HBP BLK WP HR S P ERA WHIP																
Randy Tomlin, L (1, 1) ERA: 3.46	6.0	24	7	3	3	2	1	0	0	0	0	0	0	55	81	4.50	1.333
Neal Heaton, L (7, 1) ERA: 5.4	1.0	6	1	1	1	0	1	0	1	0	0	0	0	8	18	9.00	2.000
Mark Huismann, R (8, 1) ERA: 6.0	1.0	7	2	3	1	2	0	1	0	0	0	0	0	18	29	9.00	2.000
Bill Landrum, R (9, 1) ERA:	1.0	3	0	0	0	1	0	0	0	0	0	0	0	8	12	0.00	0.000
Bob Kipper, L (10, 1) ERA: 15.43	1.0	5	0	2	2	1	2	0	0	0	0	0	0	10	21	18.00	2.000
<b>PITCHER</b>	IP WLS BF H R ER SO BB IBB HBP BLK WP HR S P ERA WHIP																
Bob Patterson, L (11, 1) ERA: 10.13	1.0	6	3	3	3	0	0	0	0	0	0	0	0	14	17	27.00	3.000

livebaseballscorecards.com

AB 44  
R 12  
H 13  
RBI 10  
BB 5  
SO 6  
LOB 19





BOTTOM

Chicago Cubs @ Pittsburgh Pirates  
Three Rivers Stadium, Pittsburgh, PA

Sun Apr 21 1991, 3:33 AM EDT  
Att: 10,860 - Cloudy - 43 F

livebaseballscorecards.com

AB	41
R	13
H	13
RBI	13
BB	8
SO	14
LOB	16



WP:	2	PA:	52
PB:	0		
SB:	0		
CS:	1		

AB R H RBI BB SO LOB

4	2	2	2	2	1	0
6	1	1	2	0	2	4
5	0	0	1	0	2	2
4	3	2	2	2	1	0
6	2	2	1	0	4	2
4	1	1	0	1	1	3
2	0	1	1	0	0	0
3	0	1	2	0	1	3
3	2	1	1	1	0	1
2	0	0	0	0	2	1
0	0	0	0	0	0	0
0	1	0	0	1	0	0
0	0	0	0	0	0	0
1	0	1	1	0	0	0
0	0	0	0	0	0	0
0	0	1	0	0	0	0
0	0	0	0	0	0	0
0	0	0	0	1	0	0

11

1-1	2B	SF8	1B
3-2	SF8	1B	2B
1-3	2-H	3-H	SF8
0-1	SF8		
2-3	3-H		
4-0	1B	2B	BB
2-0	2B	BB	
1-3	3-H	2B	1B
4-2	2B	BB	
1-1	2B	BB	
3-2	1B	1B	BB
4-1	1B	2B	BB
3-2	2B	1B	
1-2	2B	1B	

10

2-3	1B		
1-0	WP	2B	
1-3	2B		
4-0	WP	IBB	
3-2	G5-3		
3-2	G5-3		
1-2	2-3		
0-0	3B	1B	
1-1	F7		
0-0	BB	3B	1B
3-1	2-H	2B	
3-2	2B	1B	
4-1	1B	2B	BB
1-2	2B	1B	

9

4-0	IBB		
1-1	G6-3		
2-3	1B		
2-3	1B		
1-0	WP	2B	
1-3	2B		
4-0	WP	IBB	
1-1	SH5-4	1B	
1-2	SH5-4		
1-2	G5-3		
1-2	F7		
0-0	3B	1B	
1-1	F7		
4-2	3B	1B	
3-1	2-H	2B	
3-2	2B	1B	

8

0-0	HR	3B	
1-H	2-H		
0-3	K		
1-2	G1-3		
1-1	K		
1-1	K		
1-1	K		
3-H	HR		
1-3	K		
2-2	P2		
2-3	K		
0-0	BB	3B	1B
4-2	3B	1B	
1-2	3B	BB	
2-H	2B		

7

4-1	CS	BB	
2-3	K		
0-2	F5		
1-3	K		
0-3	K		
1-3	K		
1-3	K		
0-3	K		
2-2	P2		
2-2	K		
0-0	BB	3B	1B
4-2	3B	1B	
1-2	3B	BB	
2-H	2B		

6

4-1	CS	BB	
2-3	K		
0-2	F5		
1-3	K		
0-3	K		
1-3	K		
1-3	K		
0-3	K		
2-2	P2		
2-2	K		
0-0	BB	3B	1B
4-2	3B	1B	
1-2	3B	BB	
2-H	2B		

5

4-2	F9	1B	BB
0-1	2B	SF9	1B
1-2	SF9	1B	
0-2	F9		
2-3	F9		
1-1	SF9	2B	
1-3	3-H	2B	
2-2	SF9		
0-3	K		
4-2	3B	1B	
1-2	3B	BB	
2-H	2B		

4

1-3	K		
2-0	F7		
3-2	F9		
4-2	F9	1B	BB
0-1	2B	SF9	1B
1-2	SF9	1B	
0-2	F9		
2-3	F9		
1-1	SF9	2B	
1-3	3-H	2B	
2-2	SF9		
0-3	K		
4-2	3B	1B	
1-2	3B	BB	
2-H	2B		

3

1-2	G1-4-3		
0-1	G5-3		
3-3	K		
1-0	P4		
2-3	K		
2-3	K		
2-1	G6-3		
1-1	G6-3		
1-3	K		
2-1	G6-3		
1-1	G6-3		
1-3	K		

2

1-2	G1-4-3		
0-1	G5-3		
3-3	K		
1-0	P4		
2-3	K		
2-3	K		
2-1	G6-3		
1-1	G6-3		
1-3	K		
2-1	G6-3		
1-1	G6-3		
1-3	K		

1

1-2	G1-4-3		
0-1	G5-3		
3-3	K		
1-0	P4		
2-3	K		
2-3	K		
2-1	G6-3		
1-1	G6-3		
1-3	K		
2-1	G6-3		
1-1	G6-3		
1-3	K		

Batter

Orlando Merced, S	(1, 3)
Jay Bell, R	(1, 6)
Andy Van Slyke, L	(1, 8)
Bobby Bonilla, S	(1, 9)
Barry Bonds, L	(1, 7)
Jeff King, R	(1, 5)
Michael LaValliere, L	(1, 2)
Don Slaught, R	(7, PH)
Jose Lind, R	(1, 4)
Randy Tomlin, L	(1, 1)
Neal Heaton, L	(1, 1)
Mark Huleman, R	(1, 1)
Lloyd McClendon, R	(1, 1)
Bill Lindrum, R	(1, 1)
Gary Varsho, L	(1, 1)
Bob Kipper, R	(1, 1)
Bob Patterson, R	(1, 1)
Curtis Wilkerson, S	(1, 1)
Gary Radun, S	(1, 1)

Inning Stats

R: 0	H: 0	R: 0	H: 0	R: 0	H: 0	R: 2	H: 2	R: 0	H: 0	R: 0	H: 0	R: 4	H: 3	R: 1	H: 2	R: 0	H: 1	R: 6	H: 5
E: 0	LOB: 0	E: 0	LOB: 0	E: 0	LOB: 0	E: 0	LOB: 1	E: 0	LOB: 0	E: 0	LOB: 0	E: 0	LOB: 0	E: 0	LOB: 2	E: 0	LOB: 2	E: 0	LOB: 2
K: 1	BB: 0	K: 2	BB: 0	K: 1	BB: 0	K: 1	BB: 1	K: 3	BB: 1	K: 3	BB: 0	K: 2	BB: 1	K: 0	BB: 1	K: 2	BB: 1	K: 0	BB: 3
S: 9	P: 13	S: 8	P: 13	S: 7	P: 11	S: 16	P: 23	S: 13	P: 18	S: 16	P: 23	S: 11	P: 24	S: 11	P: 22	S: 11	P: 22	S: 18	P: 40

PITCHER

Mike Harkey, R	(1, 1)
Paul Assenmacher, L	(6, 1)
Dave Smith, R	(9, 1)
Chuck McElroy, L	(10, 1)
Heathcliff Slocumb, R	(10, 1)
Mike Bielecki, R	(11, 1)

IP	WLS	BF	H	R	ER	SO	BB	IBB	HBP	BLK	WP	HR	S	P	ERA	WHIP
5.1		20	2	2	2	7	2	0	0	0	0	0	54	86	3.38	0.750
2.2		12	3	4	4	5	1	0	0	0	1	1	33	45	13.50	1.500
1.0		6	2	1	1	0	0	1	0	0	0	0	11	24	9.00	2.000
0.2		4	1	0	0	2	0	1	0	0	0	0	7	15	0.00	1.500
0.1		4	2	3	3	0	1	0	0	0	1	0	11	22	81.00	9.000

AB	41		
R	13		
H	13		
RBI	13		
BB	8		
SO	14		
LOB	16		
WP:	2	PA:	52
PB:	0		
SB:	0		
CS:	1		

Batter	1	2	3	4	5	6	7	8	9	AB R H RBI BB SO LOB	TOP																																	
Orlando Merced, S OBP: 0.538, SLG: 0.556 Bill Landrum, R (9, 1)	4-1 HR BB		2-2 E WP 2B 1B	1-1 G1-6-3 1-2f			1-0 G3-1 2-3		4-2 BB	3 2 1 0 2 0 2 0 0 0 0 0 0 0																																		
Jay Bell, R OBP: 0.241, SLG: 0.296 (1, 6)	0-0 L8		4-0 E 2B BB			1-3 K	1-1 G3		2-2 G5-3	4 1 0 0 1 1 3																																		
Andy Van Slyke, L OBP: 0.328, SLG: 0.510 (1, 8)	2-1 HR		3-2 E3 2B G6-3			0-0 CS 1B		3-1 P6		4 2 2 2 0 0 2																																		
Bobby Bonilla, S OBP: 0.450, SLG: 0.531 (1, 9)	4-1 G6-3 BB		0-0 G6-3 2B			1-0 F7		0-0 HR 1B		3 1 2 2 1 0 1																																		
Barry Bonds, L OBP: 0.171, SLG: 0.211 (1, 7)	1-1 G6-3 1-2f		4-0 G6-3 IBB			0-0 CS 1-2	2-2 F8	2-0 HR		3 1 1 2 1 0 1																																		
Jeff King, R OBP: 0.339, SLG: 0.360 (1, 5)		1-1 G5-3	1-2 G6-3			2-1 G4-3		4-0 CS BB		3 0 0 1 1 0 2																																		
Michael LaValliere, L OBP: 0.205, SLG: 0.270 (1, 2)		2-1 F7	0-0 G3			1-1 G4-3		3-2 P3 1-2		4 0 0 0 0 0 3																																		
Jose Lind, R OBP: 0.227, SLG: 0.220 (1, 4)		1-3 K		3-1 F8			0-3 K		1-2 F8	4 0 0 0 0 2 0																																		
John Smiley, L OBP: 0.250, SLG: 0.250 Mark Huismann, R (6, 1) Neal Heaton, L OBP: 1.000, SLG: 2.000 Gary Varsho, L OBP: 0.375, SLG: 0.400 Carmelo Martinez, R OBP: 0.250, SLG: 0.250 (9, 3)			0-0 G4-3	1-2 G1-6-3 1B			2-1 G3-1 2B		2-1 G1-3	2 0 1 0 0 0 0 0 0 0 0 0 0 0 1 0 1 0 0 0 0 1 0 0 0 0 0 0 0 0 0 0 0 0 0																																		
<b>Inning Stats</b>	R: 2 E: 0 K: 0 S: 7	H: 1 LOB: 0 BB: 2 P: 18	R: 0 E: 0 K: 1 S: 10	H: 0 LOB: 0 BB: 0 P: 14	R: 3 E: 1 K: 0 S: 12	H: 2 LOB: 2 BB: 2 P: 26	R: 0 E: 0 K: 0 S: 7	H: 1 LOB: 0 BB: 0 P: 12	R: 0 E: 0 K: 1 S: 7	H: 0 LOB: 0 BB: 0 P: 12	R: 0 E: 0 K: 1 S: 8	H: 1 LOB: 1 BB: 0 P: 12	R: 2 E: 0 K: 0 S: 7	H: 2 LOB: 0 BB: 1 P: 19	R: 0 E: 0 K: 0 S: 13	H: 0 LOB: 1 BB: 1 P: 22	1B: 4 2B: 2 3B: 0 HR: 2	SF: 0 SAC: 0 DP: 2 HBP: 0	WP: 1 PB: 0 SB: 0 CS: 2	PA: 39																								
<b>PITCHER</b>	IP WLS BF H R ER SO BB IBB HBP BLK WP HR S P ERA WHIP	IP WLS BF H R ER SO BB IBB HBP BLK WP HR S P ERA WHIP	IP WLS BF H R ER SO BB IBB HBP BLK WP HR S P ERA WHIP	IP WLS BF H R ER SO BB IBB HBP BLK WP HR S P ERA WHIP	IP WLS BF H R ER SO BB IBB HBP BLK WP HR S P ERA WHIP	IP WLS BF H R ER SO BB IBB HBP BLK WP HR S P ERA WHIP	IP WLS BF H R ER SO BB IBB HBP BLK WP HR S P ERA WHIP	IP WLS BF H R ER SO BB IBB HBP BLK WP HR S P ERA WHIP	IP WLS BF H R ER SO BB IBB HBP BLK WP HR S P ERA WHIP	IP WLS BF H R ER SO BB IBB HBP BLK WP HR S P ERA WHIP	IP WLS BF H R ER SO BB IBB HBP BLK WP HR S P ERA WHIP	IP WLS BF H R ER SO BB IBB HBP BLK WP HR S P ERA WHIP	IP WLS BF H R ER SO BB IBB HBP BLK WP HR S P ERA WHIP	IP WLS BF H R ER SO BB IBB HBP BLK WP HR S P ERA WHIP	IP WLS BF H R ER SO BB IBB HBP BLK WP HR S P ERA WHIP	IP WLS BF H R ER SO BB IBB HBP BLK WP HR S P ERA WHIP	IP WLS BF H R ER SO BB IBB HBP BLK WP HR S P ERA WHIP	IP WLS BF H R ER SO BB IBB HBP BLK WP HR S P ERA WHIP	IP WLS BF H R ER SO BB IBB HBP BLK WP HR S P ERA WHIP	IP WLS BF H R ER SO BB IBB HBP BLK WP HR S P ERA WHIP																								
Bill Sampen, R ERA: 3.07 Scott Ruskin, L ERA: Mel Rojas, R ERA: 4.76 Rick Mahler, R ERA: 4.76 Steve Frey, L ERA: 6.48	(1, 1) (3, 1) (6, 1) (7, 1) (8, 1)	2.2 2.1 1.0 1.0 1.0	L 7 3 4 5	15 2 0 1 2	3 0 0 0 2	5 0 0 0 2	4 1 0 0 2	1 0 0 0 1	1 0 0 0 0	0 0 0 0 0	0 0 0 0 0	0 0 0 0 0	0 0 0 0 0	0 0 0 0 0	0 0 0 0 0	0 0 0 0 0	0 0 0 0 0	0 0 0 0 0	0 0 0 0 0	0 0 0 0 0	0 0 0 0 0	13.50 0.00 0.00 0.00 18.00	2.250 0.857 0.000 1.000 3.000	Barry Jones, R ERA: 4.0 (9, 1)	1.0	4	0	0	0	0	0	0	0	0	0	0	0	0	0	0	0	0	0.00	1.000

Pittsburgh Pirates @ Montreal Expos  
Olympic Stadium, Montreal, QB  
Tue Apr 23 1991, 7:05 PM EDT  
Att. 7,770 - Dome - 70 F

livebaseballscorecards.com

AB 32  
R 7  
H 8  
RBI 7  
BB 6  
SO 3  
LOB 14





Batter	1	2	3	4	5	6	7	8	9	AB	R	H	RBI	BB	SO	LOB
<b>Delino DeShields, L</b> OBP: 0.414, SLG: 0.490 (1, 4)	2-0 E S 1B		3-1 F8		0-1 G4-3	1-0 F8			2-1 1B	5	1	2	0	0	0	3
<b>Marquis Grissom, R</b> OBP: 0.192, SLG: 0.200 (1, 8)	1-3 SAFE SAFE SAFE 1-3			1-2 P3	1-1 1B WP 1B			1-1 P4	0-0 P3	5	0	1	1	0	1	2
<b>Ivan Calderon, R</b> OBP: 0.345, SLG: 0.472 (1, 7)	1-0 F8-3 1B			0-0 BB 1B 1B	1-0 1-3 1B			1-1 G1-3	0-3 K	5	0	3	1	0	1	1
<b>Tim Wallach, R</b> OBP: 0.241, SLG: 0.316 (1, 5)	1-1 F8-3 1-2			1-2 BB 1B	1-2 G5-3			0-0 P2	0-1 G4-3	5	0	1	0	0	0	4
<b>Andres Galarraga, R</b> OBP: 0.268, SLG: 0.340 (1, 3)		0-0 G4-3			0-3 K			1-0 F8		4	0	1	0	0	1	2
<b>Nikco Riesgo, R</b> OBP: 0.500, SLG: 0.200 (1, 9)		0-0 P4		4-1 1-2 2-3 BB		1-2 FC6-4 1B		4-2 2B BB		2	1	0	0	2	0	1
<b>Gilberto Reyes, R</b> OBP: 0.385, SLG: 0.400 (1, 2)		0-1 G6-3		0-1 F7		0-1 1B 1-2 1B		0-0 P4		4	0	1	0	0	0	4
<b>Spike Owen, S</b> OBP: 0.289, SLG: 0.349 (1, 6)			1-3 K		0-0 P4	0-2 F9		1-1 1-3 2B		4	0	1	0	0	1	2
<b>Bill Sampen, R</b> OBP: 0.150, SLG: 0.150 <b>Scott Ruskin, R</b> OBP: 0.150, SLG: 0.150 <b>Junior Noboa, R</b> OBP: 0.150, SLG: 0.150 <b>Alex Rojas, R</b> OBP: 0.150, SLG: 0.150 <b>Nelson Santovenia, R</b> OBP: 0.150, SLG: 0.150 <b>Dave Martinez, R</b> OBP: 0.150, SLG: 0.150 <b>Rick Mahler, R</b> OBP: 0.150, SLG: 0.150 <b>Steve Frey, R</b> OBP: 0.150, SLG: 0.150 <b>Larry Walker, L</b> OBP: 0.150, SLG: 0.150 <b>Barry Jones, R</b> OBP: 0.150, SLG: 0.150			2-3 K		3-1 G4-3 1B 2B	3-1 1-3 2-H 1B		3-3 K		0	0	0	0	0	0	0

**BOTTOM**

**Pittsburgh Pirates @ Montreal Expos**  
Olympic Stadium, Montreal, QB

Tue Apr 23 1991, 7:05 PM EDT  
Att. 7,770 - Dome - 70 F

AB	38
R	3
H	12
RBI	3
BB	2
SO	6
LOB	21



Inning Stats	R: 1	H: 2	E: 0	K: 1	S: 10	R: 0	H: 0	E: 0	K: 0	S: 4	R: 0	H: 0	E: 0	K: 2	S: 10	R: 0	H: 2	E: 0	K: 1	S: 13	R: 1	H: 3	E: 0	K: 0	S: 12	R: 1	H: 3	E: 0	K: 0	S: 13	R: 0	H: 0	E: 0	K: 0	S: 5	R: 0	H: 1	E: 0	K: 1	S: 10	R: 0	H: 1	E: 0	K: 1	S: 8	1B: 10	2B: 3	3B: 0	HR: 0	SF: 0	SAC: 0	DP: 1	HBP: 0	WP: 1	PB: 0	SB: 1	CS: 0	PA: 40
--------------	------	------	------	------	-------	------	------	------	------	------	------	------	------	------	-------	------	------	------	------	-------	------	------	------	------	-------	------	------	------	------	-------	------	------	------	------	------	------	------	------	------	-------	------	------	------	------	------	--------	-------	-------	-------	-------	--------	-------	--------	-------	-------	-------	-------	--------

PITCHER	IP	WLS	BF	H	R	ER	SO	BB	IBB	HBP	BLK	WP	HR	S	P	ERA	WHIP
<b>John Smiley, L</b> ERA: 1.59 (1, 1)	5.2		26	9	3	3	4	1	0	0	0	1	0	59	83	4.76	1.765
<b>Mark Huismann, R</b> ERA: 6.0 (6, 1)	0.0		1	1	0	0	0	0	0	0	0	0	0	2	5	∞	∞
<b>Neal Heaton, L</b> ERA: 3.18 (6, 1)	2.1		9	1	0	0	1	1	0	0	0	0	0	16	28	0.00	0.857
<b>Bill Landrum, R</b> ERA: (9, 1)	1.0		4	1	0	0	1	0	0	0	0	0	0	8	10	0.00	1.000

PITCHER	IP	WLS	BF	H	R	ER	SO	BB	IBB	HBP	BLK	WP	HR	S	P	ERA	WHIP
---------	----	-----	----	---	---	----	----	----	-----	-----	-----	----	----	---	---	-----	------

Batter	1	2	3	4	5	6	7	8	9	AB	R	H	RBI	BB	SO	LOB	TOP
<b>Orlando Merced, S</b> (1, 3) <small>OBP: 0.529, SLG: 0.500</small> <b>Carmelo Martinez, R</b> (9, 3) <small>OBP: 0.250, SLG: 0.250</small>	3-2  1B	4-2  BB		2-3  K			3-3  K			3	1	1	0	1	2	2	
<b>Jay Bell, R</b> (1, 6) <small>OBP: 0.230, SLG: 0.281</small>	0-0  SH1-3 1-2	1-1  P3		1-1  F9			0-0  F9			3	0	0	0	0	0	5	
<b>Gary Varsho, L</b> (1, 8) <small>OBP: 0.393, SLG: 0.458</small>	1-0  G6-3 2B 2-H		0-0  G4-6-3 1B			0-1  B1-3		1-1  F7		4	0	2	1	0	0	0	
<b>Bobby Bonilla, S</b> (1, 9) <small>OBP: 0.422, SLG: 0.491</small>	0-0  G6-3 2-3		1-1  G4-6-3 1-2f			0-0  G3		0-1  F8		4	0	0	0	0	0	2	
<b>Barry Bonds, L</b> (1, 7) <small>OBP: 0.156, SLG: 0.190</small>	3-2  G6-3		2-1  F8			1-1  G1-3		2-1  L7		4	0	0	0	0	0	1	
<b>Jeff King, R</b> (1, 5) <small>OBP: 0.350, SLG: 0.370</small>		1-2  FC5-4 1B		0-0  S 2B 1B		1-1  G6-3		1-2  P3		4	1	2	0	0	0	0	
<b>Don Slaught, R</b> (1, 2) <small>OBP: 0.421, SLG: 0.529</small>		0-2  FC5-4 BB 1B 1-2f		4-2  2B BB 1-2		1-1  G4-6-3 1B		0-1  F8		3	0	1	0	1	0	1	
<b>Jose Lind, R</b> (1, 4) <small>OBP: 0.250, SLG: 0.267</small>		1-2  BB 1B 1-2		0-2  BB 2B 1-3 2-H		0-0  G4-6-3 1-2f		2-3  K		4	0	2	1	0	1	1	
<b>Doug Drabek, R</b> (1, 1) <small>OBP: 0.286, SLG: 0.286</small> <b>Bob Patterson, R</b> (8, 1) <b>Bill Landrum, R</b> (9, 1)		2-1  P5		0-1  G1-3		1-3  K				3	0	0	0	0	1	4	
<b>Inning Stats</b>	R: 1 E: 0 K: 0 S: 10 H: 2 LOB: 1 BB: 0 P: 17	R: 0 E: 0 K: 0 S: 19 H: 2 LOB: 3 BB: 1 P: 28	R: 0 E: 0 K: 0 S: 5 H: 1 LOB: 0 BB: 0 P: 8	R: 1 E: 0 K: 1 S: 16 H: 2 LOB: 2 BB: 1 P: 21	R: 0 E: 0 K: 0 S: 5 H: 0 LOB: 0 BB: 0 P: 6	R: 0 E: 0 K: 0 S: 5 H: 1 LOB: 0 BB: 0 P: 7	R: 0 E: 0 K: 2 S: 12 H: 0 LOB: 0 BB: 0 P: 16	R: 0 E: 0 K: 0 S: 6 H: 0 LOB: 0 BB: 0 P: 9	R: 0 E: 0 K: 1 S: 11 H: 0 LOB: 0 BB: 0 P: 14	1B: 6 2B: 2 3B: 0 HR: 0 SF: 0 SAC: 1 DP: 2 HBP: 0	WP: 0 PB: 0 SB: 1 CS: 0	PA: 35					
<b>PITCHER</b> <b>Dennis Martinez, R</b> (1, 1) <small>ERA: 1.63</small> <b>Tim Burke, R</b> (9, 1) <small>ERA: 4.35</small>	IP: 8.0 WLS: L BF: 32 H: 8 R: 2 ER: 2 SO: 3 BB: 2 IBB: 0 HBP: 0 BLK: 0 WP: 0 HR: 0 S: 78 P: 112 ERA: 2.25 WHIP: 1.250					<b>PITCHER</b> IP: 1.0 WLS: 3 BF: 3 H: 0 R: 0 ER: 0 SO: 1 BB: 0 IBB: 0 HBP: 0 BLK: 0 WP: 0 HR: 0 S: 11 P: 14 ERA: 0.00 WHIP: 0.000											

**Pittsburgh Pirates @ Montreal Expos**  
 Olympic Stadium, Montreal, QB  
 Wed Apr 24 1991, 7:05 PM EDT  
 Att. 8,592 - Dome - 70 F

[livebaseballscorecards.com](http://livebaseballscorecards.com)

<b>AB</b>	<b>32</b>
<b>R</b>	<b>2</b>
<b>H</b>	<b>8</b>
<b>RBI</b>	<b>2</b>
<b>BB</b>	<b>2</b>
<b>SO</b>	<b>4</b>
<b>LOB</b>	<b>16</b>





Batter	1	2	3	4	5	6	7	8	9	AB	R	H	RBI	BB	SO	LOB
<b>Delino DeShields, L</b> OBP: 0.413, SLG: 0.463 (1, 4)	4-1 BB BB BB BB BB	4-1 BB		0-0 G3			0-0 G6-3	2-1 FC6 1-2f		3	1	0	0	2	0	4
<b>Dave Martinez, L</b> OBP: 0.277, SLG: 0.311 (1, 8)	3-1 SAFE F7	1-2 G4-3			2-2 1B 1B		0-0 F7		1-1 G4-3	5	0	1	0	0	0	3
<b>Ivan Calderon, R</b> OBP: 0.365, SLG: 0.474 (1, 7)	0-2 SAFE P4		0-0 1B		1-1 SAFE 1B 1-2 1B		1-1 FC5-4 HBP		1-2 G6-3	4	0	2	0	0	0	1
<b>Tim Wallach, R</b> OBP: 0.238, SLG: 0.306 <b>Junior Noboa, R</b> OBP: 0.333, SLG: 0.455 (1, 5) (9, PR)	0-1 SAFE E8 1-H		2-3 K		0-1 F9		0-0 FC5-4 1-2f		0-0 1B	5	0	1	0	0	1	3
<b>Larry Walker, L</b> OBP: 0.280, SLG: 0.233 (1, 9)	4-1 BB BB BB		4-2 BB		0-0 P6			0-1 G1-3	0-3 K	3	0	0	0	2	1	3
<b>Andres Galarraga, R</b> OBP: 0.267, SLG: 0.333 (1, 3)	1-3 K		0-0 F9		0-0 F8			1-2 2B FC4-2 1B		4	0	1	0	0	1	5
<b>Ron Hassey, L</b> OBP: 0.335, SLG: 0.375 <b>Marquis Grissom, R</b> OBP: 0.192, SLG: 0.200 <b>Gilberto Reyes, R</b> OBP: 0.385, SLG: 0.400 (1, 2) (8, PR) (9, 2)		2-1 G4-3		2-0 PB 2B		0-1 G3-1		0-0 FC4-2 2B	1-3 2B	4	0	2	0	0	0	0
<b>Spike Owen, S</b> OBP: 0.271, SLG: 0.326 <b>Eric Bullock, L</b> OBP: 0.143, SLG: 0.143 <b>Tim Burke, R</b> (1, 6) (8, PH) (9, 1)		1-2 E6 SH5-4		1-1 G4-3		2-3 K		1-2 FC4-2 BB	2-3 3-H	3	0	0	0	0	1	1
<b>Dennis Martinez, R</b> <b>Tom Foley, L</b> OBP: 0.500, SLG: 0.750 (1, 1) (8, PH) (9, 6)		0-1 SH5-4		0-2 P4		2-3 K		4-1 FC6 BB		2	0	0	0	0	1	1

Inning Stats	R	H	E	K	S	R	H	E	K	S	R	H	E	K	S	R	H	E	K	S	R	H	E	K	S	R	H	E	K	S		
	1	0	1	15	26	0	0	1	12	20	0	1	0	7	13	0	0	2	9	12	0	0	2	0	17	0	0	5	20	0	1	13
<b>PITCHER</b>	IP	WLS	BF	H	R	ER	SO	BB	IBB	HBP	BLK	WP	HR	S	P	ERA	WHIP															
<b>Doug Drabek, R</b> ERA: 3.8 (1, 1)	7.2	W	36	6	1	0	4	5	0	1	0	0	0	77	119	0.00	1.435															
<b>Bob Patterson, L</b> ERA: 9.0 (8, 1)	0.2		2	0	0	0	0	0	0	0	0	0	0	4	7	0.00	0.000															
<b>Bill Landrum, R</b> ERA: (9, 1)	0.2	S	3	1	0	0	1	0	0	0	0	0	0	9	10	0.00	1.500															


**BOTTOM**

**Pittsburgh Pirates @ Montreal Expos**  
Olympic Stadium, Montreal, QB

Wed Apr 24 1991, 7:05 PM EDT  
Att. 8,592 - Dome - 70 F

AB	34
R	1
H	7
RBI	0
BB	5
SO	5
LOB	23

livebaseballscorecards.com



WP	0	PA	41
PB	1	SB	0
CS	0		

Batter	1	2	3	4	5	6	7	8	9	AB R H RBI BB SO LOB	TOP
<b>Gary Redus, R</b> (1, 8) OBP: 0.351, SLG: 0.313 <b>Andy Van Slyke, L</b> (6, 8) OBP: 0.333, SLG: 0.510	3-1 		0-0 		2-3 		0-1 		0-0 	3 1 1 0 0 1 0 2 0 1 1 0 0 0	
<b>Jay Bell, R</b> (1, 6) OBP: 0.227, SLG: 0.262	0-0 		4-1 			1-2 	2-0 		0-0 	4 1 0 0 1 0 1	
<b>Jeff King, R</b> (1, 5) OBP: 0.354, SLG: 0.373	2-0 		1-2 			2-1 		2-0 	1-0 	5 1 2 1 0 0 0	
<b>Bobby Bonilla, S</b> (1, 9) OBP: 0.420, SLG: 0.552		2-2 		1-3 		1-0 		0-0 	2-2 	5 2 2 1 0 1 2	
<b>Barry Bonds, L</b> (1, 7) OBP: 0.220, SLG: 0.326			0-3 	4-0 		1-0 		3-2 	1-1 	4 2 3 3 1 1 0	
<b>Carmelo Martinez, R</b> (1, 3) OBP: 0.313, SLG: 0.267 <b>Lloyd McClendon, R</b> (9, PH) OBP: 0.500, SLG: 0.875			4-1 	1-2 		0-0 		1-3 	3-2 	3 0 1 0 1 1 1 1 0 1 1 0 0 0	
<b>Don Slaught, R</b> (1, 2) OBP: 0.375, SLG: 0.455		0-2 		0-1 			1-0 	1-1 	1-0 	5 0 1 1 0 0 4	<b>AB</b> 39 <b>R</b> 8 <b>H</b> 14 <b>RBI</b> 8 <b>BB</b> 3 <b>SO</b> 6 <b>LOB</b> 10
<b>Jose Lind, R</b> (1, 4) OBP: 0.269, SLG: 0.286			0-1 		1-1 		1-2 	0-1 		4 1 2 0 0 0 0	
<b>Vicente Palacios, R</b> (1, 1)			1-3 		1-2 		0-1 	1-3 		3 0 0 0 0 2 2	
<b>Inning Stats</b>	R: 0 H: 0 E: 0 LOB: 0 K: 0 BB: 0 S: 4 P: 9	R: 0 H: 0 E: 0 LOB: 1 K: 1 BB: 1 S: 10 P: 16	R: 1 H: 2 E: 0 LOB: 1 K: 1 BB: 1 S: 10 P: 16	R: 0 H: 1 E: 0 LOB: 1 K: 1 BB: 1 S: 8 P: 14	R: 0 H: 0 E: 0 LOB: 0 K: 1 BB: 0 S: 8 P: 12	R: 2 H: 2 E: 0 LOB: 0 K: 0 BB: 0 S: 8 P: 13	R: 1 H: 2 E: 0 LOB: 1 K: 0 BB: 0 S: 10 P: 14	R: 2 H: 4 E: 0 LOB: 2 K: 2 BB: 0 S: 16 P: 24	R: 2 H: 3 E: 1 LOB: 2 K: 0 BB: 0 S: 16 P: 24	1B: 10 SF: 0 2B: 2 SAC: 1 3B: 0 DP: 0 HR: 2 HBP: 0	WP: 0 PA: 43 PB: 1 SB: 0 CS: 1
<b>PITCHER</b>	<b>Chris Nabholz, L</b> (1, 1) ERA: 4.56 <b>Mel Rojas, R</b> (7, 1) ERA: 6.43 <b>Steve Frey, L</b> (9, 1) ERA: 5.79	IP WLS BF H R ER SO BB IBB HBP BLK WP HR S P ERA WHIP	<b>PITCHER</b>	IP WLS BF H R ER SO BB IBB HBP BLK WP HR S P ERA WHIP							

Pittsburgh Pirates @ Montreal Expos  
 Olympic Stadium, Montreal, QB  
 Thu Apr 25 1991, 7:05 PM EDT  
 Att. 7,868 - Dome - 70 F

livebaseballscorecards.com







Batter	1	2	3	4	5	6	7	8	9	AB R H RBI BB SO LOB	TOP		
<b>Gary Redus, R</b> (1, 3) OBP: 0.341, SLG: 0.306	2-2 G3 SH1-4 1B	3-2 F8			1-1 F9			0-1 F7		4 0 1 0 0 0 3			
<b>Jay Bell, R</b> (1, 6) OBP: 0.217, SLG: 0.250	0-1 SH1-4 1-2		1-1 G6-3		0-1 P3			1-1 F8		3 0 0 0 0 0 0			
<b>Andy Van Slyke, L</b> (1, 8) OBP: 0.328, SLG: 0.491	2-2 G3 2-3		0-1 1B 1B		0-2 G3			1-0 P4		4 0 1 0 0 0 1			
<b>Bobby Bonilla, S</b> (1, 9) OBP: 0.411, SLG: 0.532	3-1 G5-3		2-1 1B 1-2		1-0 G5-3			0-0 F7		4 0 1 0 0 0 1			
<b>Barry Bonds, L</b> (1, 7) OBP: 0.222, SLG: 0.320		0-3 K	3-3 K		0-1 G3			1-1 BB 1B		4 0 1 0 0 2 2			
<b>Jeff King, R</b> (1, 5) OBP: 0.348, SLG: 0.355		4-1 FC3-6 BB	1-2 F7		2-2 F7			2-1 F7		3 0 0 0 1 0 3			
<b>Michael LaValliere, L</b> (1, 2) OBP: 0.190, SLG: 0.250 <b>Lloyd McClendon, R</b> (9, PH) OBP: 0.545, SLG: 0.875		0-2 FC3-6 BB 1B 1-2f	3-1 F8		2-2 G4-3			4-1 BB 1-2 BB		3 0 0 0 0 0 1 0 0 0 0 1 0 0			
<b>Jose Lind, R</b> (1, 4) OBP: 0.286, SLG: 0.302		1-0 BB 1-2 1B	1-2 G4-3		0-0 G6-4-3 1B			0-2 G6-3		4 0 2 0 0 0 2			
<b>Zane Smith, L</b> (1, 1) OBP: 0.444, SLG: 0.429 <b>Carmelo Martinez, R</b> (7, PH) OBP: 0.294, SLG: 0.250 <b>Bob Kipper, R</b> (7, 1) <b>Stan Belinda, R</b> (8, 1)		4-1 BB 1-2 2-3 BB	0-2 G3		1-1 G6-4-3 1-2f					1 0 0 0 1 0 0 1 0 0 0 0 0 1 0 0 0 0 0 0 0 0 0 0 0 0 0 0			
<b>Inning Stats</b>	R: 0 H: 1 E: 0 LOB: 1 K: 0 BB: 0 S: 10 P: 17	R: 0 H: 1 E: 0 LOB: 3 K: 1 BB: 2 S: 14 P: 26	R: 0 H: 2 E: 0 LOB: 2 K: 1 BB: 0 S: 14 P: 21	R: 0 H: 0 E: 0 LOB: 0 K: 0 BB: 0 S: 8 P: 12	R: 0 H: 0 E: 0 LOB: 0 K: 0 BB: 0 S: 7 P: 8	R: 0 H: 0 E: 0 LOB: 0 K: 0 BB: 0 S: 6 P: 9	R: 0 H: 1 E: 0 LOB: 0 K: 0 BB: 0 S: 6 P: 9	R: 0 H: 0 E: 0 LOB: 0 K: 0 BB: 0 S: 5 P: 7	R: 0 H: 1 E: 0 LOB: 2 K: 0 BB: 1 S: 9 P: 16	1B: 6 SF: 0 2B: 0 SAC: 1 3B: 0 DP: 1 HR: 0 HBP: 0	WP: 0 PA: 35 PB: 0 SB: 0 CS: 0		
<b>PITCHER</b>	IP WLS BF H R ER SO BB IBB HBP BLK WP HR S P ERA WHIP											<b>PITCHER</b>	IP WLS BF H R ER SO BB IBB HBP BLK WP HR S P ERA WHIP
<b>Frank Viola, L</b> (1, 1) ERA: 0.86	8.1 W 32 6 0 0 2 2 0 0 0 0 0 0 73 113 0.00 0.960												
<b>John Franco, L</b> (9, 1) ERA: 1.5	0.2 S 3 0 0 0 0 1 0 0 0 0 0 0 6 12 0.00 1.500												

**Pittsburgh Pirates @ New York Mets**  
**Shea Stadium, Flushing, NY**  
 Fri Apr 26 1991, 7:05 PM EDT  
 Att. 30,702 - Cloudy - 66 F

livebaseballscorecards.com

<b>AB</b>	<b>31</b>
<b>R</b>	<b>0</b>
<b>H</b>	<b>6</b>
<b>RBI</b>	<b>0</b>
<b>BB</b>	<b>3</b>
<b>SO</b>	<b>2</b>
<b>LOB</b>	<b>14</b>



Batter	1	2	3	4	5	6	7	8	9	AB	R	H	RBI	BB	SO	LOB
Vince Coleman, S OBP: 0.364, SLG: 0.317 (1, 8)	2-2 G6-3		1-0 G6-3	0-1 FC6-4			0-0 E1			4	1	0	0	0	0	2
Gregg Jefferies, S OBP: 0.333, SLG: 0.269 Tom Herr, S OBP: 0.387, SLG: 0.273 (1, 4) (8, 4)	0-2 G4-3		2-2 F9 BB 1B	1-1 G6-3			3-2 P3			4	1	1	0	0	0	3
Dave Magadan, L OBP: 0.429, SLG: 0.302 (1, 3)	4-2 1B BB		1-2 1B BB				2-0 FC4-6			2	0	2	1	2	0	0
Hubie Brooks, R OBP: 0.345, SLG: 0.478 Daryl Boston, L OBP: 0.250, SLG: 0.269 (1, 9) (8, 9)	0-2 1B		1-0 F9				1-1 G6-4-3			4	0	1	0	0	0	4
Howard Johnson, S OBP: 0.276, SLG: 0.348 (1, 5)	1-3 K		2-1 1B				2-0 F8			4	0	1	1	0	2	2
Kevin McReynolds, R OBP: 0.179, SLG: 0.297 (1, 7)			1-1 G6-3				1-0 G4-6-3 1B			4	0	1	0	0	1	2
Rick Cerone, R OBP: 0.333, SLG: 0.478 (1, 2)			1-2 G5-3				2-0 G4-6-3			4	0	1	0	0	0	1
Kevin Elster, R OBP: 0.385, SLG: 0.588 (1, 6)			2-2 1B				1-2 L6			3	0	2	0	0	0	0
Frank Viola, L OBP: 0.091, SLG: 0.182 John Franco, L (9, 1)	0-1 G3-1		1-3 K				1-3 K			3	0	0	0	0	2	3

Inning Stats	R: 0	H: 1	R: 0	H: 1	R: 1	H: 2	R: 0	H: 1	R: 0	H: 1	R: 1	H: 1	R: 0	H: 0
	E: 0	LOB: 2	E: 0	LOB: 1	E: 0	LOB: 2	E: 0	LOB: 2	E: 0	LOB: 0	E: 1	LOB: 1	E: 0	LOB: 0
	K: 1	BB: 1	K: 0	BB: 0	K: 0	BB: 1	K: 1	BB: 0	K: 0	BB: 0	K: 1	BB: 0	K: 2	BB: 0
	S: 16	P: 23	S: 10	P: 14	S: 11	P: 22	S: 9	P: 14	S: 6	P: 9	S: 12	P: 17	S: 12	P: 14

PITCHER	IP	WLS	BF	H	R	ER	SO	BB	IBB	HBP	BLK	WP	HR	S	P	ERA	WHIP
Zane Smith, L ERA: 2.7 (1, 1)	6.0	L	26	8	1	1	2	2	0	0	0	0	0	56	90	1.50	1.667
Bob Kipper, L ERA: 12.0 (7, 1)	1.1		6	1	1	0	2	0	0	0	0	0	0	17	23	0.00	0.750
Stan Belinda, R ERA: 6.23 (8, 1)	0.2		2	0	0	0	1	0	0	0	0	0	0	7	8	0.00	0.000


**BOTTOM**

**Pittsburgh Pirates @ New York Mets**  
Shea Stadium, Flushing, NY

Fri Apr 26 1991, 7:05 PM EDT  
Att: 30,702 - Cloudy - 66 F

AB	32
R	2
H	9
RBI	2
BB	2
SO	5
LOB	17

WP: 0 PA: 34  
PB: 0  
SB: 3  
CS: 0



1B	8	SF	0	2B	1	SAC	0	3B	0	DP	2	HR	0	HBP	0
ERA	1.50	WHIP	1.667	0.00	0.750	0.00	0.000	0.00	0.000	0.00	0.000	0.00	0.000	0.00	0.000



Batter 1 2 3 4 5 6 7 8 9 AB R H RBI BB SO LOB TOP

<b>Orlando Merced, S</b> (1, 3) OBP: 0.545, SLG: 0.500 (9, 9)	2-2 	0-1 		4-2 	1-0 		1-0 		4 2 2 1 1 0 1	
<b>Curtis Wilkerson, S</b> (1, 6) OBP: 0.529, SLG: 0.500 (9, 8)	3-2 	3-1 		2-0 		0-0 	4-2 		4 3 3 0 1 0 1	
<b>Andy Van Slyke, L</b> (1, 8) OBP: 0.333, SLG: 0.483 <b>Gary Redus, R</b> (9, 8) OBP: 0.341, SLG: 0.306	0-3 	1-2 		0-2 		4-2 	2-2 		3 1 1 2 1 1 2	
<b>Bobby Bonilla, S</b> (1, 9) OBP: 0.423, SLG: 0.545 <b>Lloyd McClendon, R</b> (9, 3) OBP: 0.545, SLG: 0.875	0-0 	0-0 		3-0 		0-0 	0-0 		4 1 3 4 0 0 0	
<b>Barry Bonds, L</b> (1, 7) OBP: 0.203, SLG: 0.291	1-2 	2-2 		1-0 		2-3 	1-3 		5 0 0 0 0 2 6	
<b>Jeff King, R</b> (1, 5) OBP: 0.365, SLG: 0.354		2-1 	0-1 		1-3 		4-0 		3 1 1 0 2 1 0	
<b>Michael LaValliere, L</b> (1, 2) OBP: 0.234, SLG: 0.289		0-0 	2-1 		0-0 		0-0 		5 1 3 2 0 0 1	
<b>Jose Lind, R</b> (1, 4) OBP: 0.285, SLG: 0.310		2-1 	2-2 		1-2 		1-0 		5 0 2 0 0 0 5	
<b>Randy Tomlin, L</b> (1, 1) <b>Gary Varsho, L</b> (8, PH) OBP: 0.414, SLG: 0.480 <b>Bob Patterson, R</b> (8, 1)		0-0 		0-2 		0-0 		1-0 		2 0 0 0 0 0 1

Inning Stats	R: 1	H: 2	R: 4	H: 6	R: 0	H: 1	R: 0	H: 0	R: 0	H: 1	R: 3	H: 3	R: 2	H: 2	R: 0	H: 1	1B: 15	SF: 2	WP: 0	PA: 45	
E: 0	LOB: 1	E: 1	LOB: 2	E: 0	LOB: 0	E: 0	LOB: 0	E: 0	LOB: 1	E: 0	LOB: 1	E: 0	LOB: 1	E: 0	LOB: 1	E: 0	LOB: 1	2B: 1	SAC: 1	PB: 0	
K: 1	BB: 0	K: 0	BB: 0	K: 0	BB: 0	K: 1	BB: 2	K: 1	BB: 0	K: 1	BB: 2	K: 1	BB: 1	K: 1	BB: 1	K: 1	BB: 1	3B: 0	DP: 2	SB: 0	
S: 14	P: 20	S: 18	P: 28	S: 7	P: 11	S: 9	P: 15	S: 5	P: 10	S: 6	P: 8	S: 9	P: 21	S: 14	P: 23	S: 7	P: 12	HR: 0	HBP: 0	CS: 1	

PITCHER	IP	WLS	BF	H	R	ER	SO	BB	IBB	HBP	BLK	WP	HR	S	P	ERA	WHIP
<b>David Cone, R</b> ERA: 5.25	(1, 1)	5.0	L	24	9	5	5	2	1	0	0	0	0	53	84	9.00	2.000
<b>Pete Schourek, L</b> ERA: 4.91	(6, 1)	1.1		10	4	3	3	1	1	1	0	0	0	14	27	20.25	3.750
<b>Jeff Innis, R</b> ERA: 6.0	(7, 1)	1.2		7	2	2	2	1	1	0	0	0	0	15	25	10.80	1.800
<b>Alejandro Pena, R</b> ERA: 2.84	(9, 1)	1.0		4	1	0	0	1	1	0	0	0	0	7	12	0.00	2.000

Pittsburgh Pirates @ New York Mets  
 Shea Stadium, Flushing, NY  
 Sat Apr 27 1991, 3:33 AM EDT  
 Att. 32,062 - Cloudy - 71 F

livebaseballscorecards.com

AB	37
R	10
H	16
RBI	9
BB	5
SO	5
LOB	18



Batter	1	2	3	4	5	6	7	8	9	AB	R	H	RBI	BB	SO	LOB
Vince Coleman, S OBP: 0.363, SLG: 0.318 Mark Carreon, R OBP: 0.355, SLG: 0.429 (1, 8) (8, PH) (9, 8)	1-2 CS 1B		1-0 P4		2-2 P4			4-2 FC6-4 BB		3	0	1	0	0	0	0
Tom Herr, S OBP: 0.379, SLG: 0.255 Alejandro Pena, R (1, 4) (9, 1)	4-1 1-2 BB		0-0 G4-3			1-1 E4 PB		2-1 FC6-4 1-2f		3	0	0	0	1	0	1
Dave Magadan, L OBP: 0.405, SLG: 0.281 (1, 3)	2-1 F8		2-1 G4-3			0-0 F9		1-3 K		4	0	0	0	0	1	3
Hubie Brooks, R OBP: 0.339, SLG: 0.460 (1, 9)	1-1 P4			1-0 1B		0-0 F7			1-1 F7	4	0	1	0	0	0	2
Howard Johnson, S OBP: 0.274, SLG: 0.400 (1, 5)		2-2 HR		1-2 F9		2-1 F7			0-0 G6-3	4	1	1	1	0	0	2
Kevin McReynolds, R OBP: 0.163, SLG: 0.268 (1, 7)		1-1 F7		3-1 F8			0-0 F8		0-1 F9	4	0	0	0	0	0	1
Kevin Elster, R OBP: 0.381, SLG: 0.568 (1, 6)		2-1 1B		0-0 L9			2-1 G5-3			3	0	1	0	0	0	1
Charlie O'Brien, R OBP: 0.300, SLG: 0.200 (1, 2)		1-0 P4			1-0 F7		1-2 P4			3	0	0	0	0	0	1
David Cone, L OBP: 0.167, SLG: 0.091 Tim Teufel, R OBP: 0.167, SLG: 0.091 Pete Schourek, L OBP: 0.167, SLG: 0.091 Jeff Innis, R OBP: 0.167, SLG: 0.091 Keith Miller, R OBP: 0.400, SLG: 0.462 (1, 1) (5, PH) (6, 1) (7, 1) (8, PH) (9, 4)		0-0 G4-3			1-1 L7			0-0 F8		1	0	0	0	0	0	1

Inning Stats	R: 0	H: 1	E: 0	K: 8	S: 8	R: 1	H: 2	E: 0	K: 10	S: 10	R: 0	H: 0	E: 0	K: 4	S: 4	R: 0	H: 1	E: 0	K: 7	S: 7	R: 0	H: 0	E: 0	K: 7	S: 7	R: 0	H: 0	E: 1	K: 6	S: 6	R: 0	H: 0	E: 0	K: 6	S: 6	R: 0	H: 0	E: 0	K: 9	S: 9	R: 0	H: 0	E: 0	K: 9	S: 9	R: 0	H: 0	E: 0	K: 6	S: 6	
	LOB: 1	BB: 1	LOB: 1	BB: 1	LOB: 1	LOB: 1	BB: 0	LOB: 1	BB: 0	LOB: 1	LOB: 1	BB: 0	LOB: 0	BB: 0	LOB: 0	LOB: 1	BB: 0	LOB: 1	BB: 0	LOB: 1	LOB: 0	LOB: 0	LOB: 1	BB: 0	LOB: 0	LOB: 0	LOB: 1	BB: 1	LOB: 1	LOB: 0	LOB: 0	LOB: 1	BB: 1	LOB: 1	LOB: 0	LOB: 0	LOB: 0	LOB: 1	BB: 1	LOB: 1	LOB: 0	LOB: 0	LOB: 0	LOB: 0	LOB: 0	LOB: 0	LOB: 0	LOB: 0	LOB: 0	LOB: 0	LOB: 0


PITCHER	IP	WLS	BF	H	R	ER	SO	BB	IBB	HBP	BLK	WP	HR	S	P	ERA	WHIP
Randy Tomlin, L ERA: 2.7 Bob Patterson, L ERA: 6.75	(1, 1) (8, 1)	7.0 2.0	26 7	4 0	1 0	1 0	0 1	1 1	0 0	0 0	0 0	0 0	1 0	48 14	80 22	1.29 0.00	0.714 0.500

**BOTTOM**

**Pittsburgh Pirates @ New York Mets**  
Shea Stadium, Flushing, NY

Sat Apr 27 1991, 3:33 AM EDT  
Att: 32,062 - Cloudy - 71 F

AB	31
R	1
H	4
RBI	1
BB	2
SO	1
LOB	12



WP	PA	3B	SF	SAC	DP	HBP	CS
0	33	0	0	0	0	0	1



Batter	1	2	3	4	5	6	7	8	9	AB R H RBI BB SO LOB	TOP											
<b>Orlando Merced, S</b> OBP: 0.481, SLG: 0.429 (1, 3)	2-2 G3-1	3-3 K	0-2 1B			3-2 G4-3		1-1 G6-3		5 0 1 0 0 1 2												
<b>Jay Bell, R</b> OBP: 0.243, SLG: 0.265 (1, 6)	1-1 BB 1B HBP	0-0 2B 1B	1-1 G4-3			0-0 1B		1-0 F9		4 1 2 0 0 0 1												
<b>Andy Van Slyke, L</b> OBP: 0.325, SLG: 0.460 (1, 8)	0-1 1B	2-3 K				2-2 F8		3-2 G4-3		5 1 1 0 0 2 3												
<b>Bobby Bonilla, S</b> OBP: 0.422, SLG: 0.543 (1, 9)	4-2 1B 1B 2-3 BB	1-0 1B 2B				2-1 F9		0-0 F7		4 2 1 1 1 0 0												
<b>Barry Bonds, L</b> OBP: 0.222, SLG: 0.305 (1, 7)	1-0 1B S 1B	2-1 WP 1B				2-2 F9		3-2 F8		4 1 2 3 0 0 0												
<b>Jeff King, R</b> OBP: 0.385, SLG: 0.358 (1, 5)	0-1 1B S 1B	4-2 BB				4-1 G6-4-3 BB		2-3 K		2 1 1 1 2 1 0												
<b>Michael LaValiere, L</b> OBP: 0.235, SLG: 0.286 (1, 2)	0-2 1B	2-2 G4-3				0-1 G6-4-3		0-1 F8		4 0 1 1 0 0 3												
<b>Jose Lind, R</b> OBP: 0.292, SLG: 0.295 (1, 4)	0-0 F9					2-2 G5-3		4-0 SH1-4 BB		3 0 0 0 1 0 1												
<b>John Smiley, L</b> OBP: 0.182, SLG: 0.182 <b>Bill Landrum, R</b> <b>Neal Heaton, L</b> OBP: 1.000, SLG: 2.000 (1, 1) (6, 1) (9, 1)		0-0 E6 2B				0-0 G4-3		0-1 SH1-4		3 1 0 0 0 0 0 0 0 0 0 0 0 0 0 0 0 0 0 0 0												
<b>Inning Stats</b>	R: 4 E: 0 K: 0 S: 16	H: 4 LOB: 1 BB: 1 P: 24	R: 3 E: 1 K: 2 S: 21	H: 3 LOB: 2 BB: 1 P: 35	R: 0 E: 0 K: 0 S: 11	H: 1 LOB: 1 BB: 0 P: 12	R: 0 E: 0 K: 1 S: 9	H: 0 LOB: 0 BB: 0 P: 16	R: 0 E: 0 K: 0 S: 7	H: 0 LOB: 0 BB: 1 P: 13	R: 0 E: 0 K: 0 S: 12	H: 1 LOB: 1 BB: 0 P: 17	R: 0 E: 0 K: 1 S: 9	H: 0 LOB: 0 BB: 0 P: 14	R: 0 E: 0 K: 0 S: 6	H: 0 LOB: 1 BB: 1 P: 11	R: 0 E: 0 K: 0 S: 6	H: 0 LOB: 0 BB: 0 P: 11	1B: 8 2B: 1 3B: 0 HR: 0	SF: 0 SAC: 1 DP: 1 HBP: 1	WP: 1 PB: 0 SB: 3 CS: 0	PA: 40
<b>PITCHER</b>	IP WLS BF H R ER SO BB IBB HBP BLK WP HR S P ERA WHIP																					
<b>Ron Darling, R</b> ERA: 3.86 <b>Doug Simons, L</b> ERA: 2.19 <b>Wally Whitehurst, R</b> ERA: 3.6 <b>Alejandro Pena, R</b> ERA: 2.16	(1, 1) 3.1 (6, 1) (8, 1)	1.2 3.1 2.0 2.0	L 11 7 7	7 1 1 0	7 0 0 0	4 0 0 0	2 1 1 0	2 1 0 1	0 0 0 0	0 0 0 0	0 0 0 0	1 0 0 0	0 0 0 0	34 30 21 12	54 46 31 22	21.60 0.00 0.00 0.00	5.400 0.600 0.500 0.500					

**Pittsburgh Pirates @ New York Mets**  
Shea Stadium, Flushing, NY  
Sun Apr 28 1991, 3:33 AM EDT  
Att. 34,141 - Cloudy - 63 F

livebaseballscorecards.com

<b>AB</b>	<b>34</b>
<b>R</b>	<b>7</b>
<b>H</b>	<b>9</b>
<b>RBI</b>	<b>6</b>
<b>BB</b>	<b>4</b>
<b>SO</b>	<b>4</b>
<b>LOB</b>	<b>10</b>



**BOTTOM**

**Pittsburgh Pirates @ New York Mets**  
 Shea Stadium, Flushing, NY  
 Sun Apr 28 1991, 3:33 AM EDT  
 Att. 34,141 - Cloudy - 63 F

livebaseballscores.com

<b>AB</b>	<b>34</b>
<b>R</b>	<b>3</b>
<b>H</b>	<b>7</b>
<b>RBI</b>	<b>3</b>
<b>BB</b>	<b>3</b>
<b>SO</b>	<b>2</b>
<b>LOB</b>	<b>14</b>



WP: 0	PA: 37
PB: 0	
SB: 1	
CS: 0	

AB	R	H	RBI	BB	SO	LOB
3	0	0	0	0	0	0
0	0	0	0	0	0	0
2	0	0	0	0	0	1
4	0	1	0	0	0	1
0	0	0	0	0	0	0
2	1	1	0	2	0	0
4	1	2	1	0	0	4
4	0	1	1	0	0	1
3	0	0	0	1	0	1
0	0	0	0	0	0	0
4	0	0	0	0	1	3
2	0	0	0	0	0	2
2	0	0	0	0	1	1
0	0	0	0	0	0	0
1	0	0	0	0	0	0
3	1	2	1	0	0	0

Batter	1	2	3	4	5	6	7	8	9
Vince Coleman, S OBP: 0.349, SLG: 0.304 Wally Whitehurst, R OBP: 0.400, SLG: 0.500 Tim Teufel, R OBP: 0.143, SLG: 0.077	1-2 G5-3		1-0 G3		3-2 G1-3		2-1 P6		1-0 F8
Tom Herr, S OBP: 0.371, SLG: 0.275 Alejandro Pena, R	1-1 G4-3		0-0 1B 2B		0-0 G6-3		0-1 F7		
Dave Magadan, L OBP: 0.423, SLG: 0.288	0-2 G4-3		0-0 2-3 1B			4-2 2B BB	4-1 1-2 BB		
Hubie Brooks, R OBP: 0.349, SLG: 0.481		0-2 BB 1B	0-1 P4			0-2 1-H 1B 2B	0-0 F8		
Howard Johnson, S OBP: 0.273, SLG: 0.389		0-0 P9		3-2 F7		1-1 2-H 1B		0-1 P5	
Kevin McReynolds, R OBP: 0.170, SLG: 0.250		4-0 1-2 BB		2-2 L5		3-2 F9		0-0 P3	
Kevin Elster, R OBP: 0.381, SLG: 0.568 Keith Miller, R OBP: 0.316, SLG: 0.353		2-3 K		1-0 L7		1-0 F7		1-2 P4	
Charlie O'Brien, R OBP: 0.286, SLG: 0.189 Mackey Sasser, L OBP: 0.273, SLG: 0.200		0-1 P6			2-1 F8	2-3 K			1-1 P4
Ron Darling, R OBP: 0.286, SLG: 0.429 Doug Simons, L Mark Carreon, R OBP: 0.382, SLG: 0.548			2-1 G6-3		1-1 HR		3-1 BB 1B		2-2 P4

Inning Stats	R: 0	H: 0	E: 0	K: 0	S: 9	H: 1	LOB: 0	BB: 0	P: 11	R: 0	H: 1	E: 0	K: 1	S: 10	H: 2	LOB: 2	BB: 1	P: 16	R: 0	H: 2	E: 0	K: 0	S: 7	H: 0	LOB: 0	BB: 0	P: 10	R: 0	H: 0	E: 0	K: 0	S: 9	H: 0	LOB: 0	BB: 0	P: 15	R: 1	H: 1	E: 0	K: 0	S: 8	H: 2	LOB: 1	BB: 1	P: 25	R: 0	H: 1	E: 0	K: 0	S: 8	H: 0	LOB: 0	BB: 1	P: 17	R: 0	H: 0	E: 0	K: 0	S: 6	H: 0	LOB: 0	BB: 0	P: 7	R: 0	H: 0	E: 0	K: 0	S: 7	H: 0	LOB: 0	BB: 0	P: 11	1B: 4	SF: 0	2B: 2	SAC: 0	3B: 0	DP: 0	HR: 1	HBP: 0	WP: 0	PA: 37
--------------	------	------	------	------	------	------	--------	-------	-------	------	------	------	------	-------	------	--------	-------	-------	------	------	------	------	------	------	--------	-------	-------	------	------	------	------	------	------	--------	-------	-------	------	------	------	------	------	------	--------	-------	-------	------	------	------	------	------	------	--------	-------	-------	------	------	------	------	------	------	--------	-------	------	------	------	------	------	------	------	--------	-------	-------	-------	-------	-------	--------	-------	-------	-------	--------	-------	--------

PITCHER	IP	WLS	BF	H	R	ER	SO	BB	IBB	HBP	BLK	WP	HR	S	P	ERA	WHIP
John Smiley, L ERA: 2.28	(1, 1)	5.0	23	6	3	3	1	2	0	0	0	0	1	50	78	5.40	1.600
Bill Landrum, R ERA:	(6, 1)	3.0	11	1	0	0	1	1	0	0	0	0	0	21	37	0.00	0.667
Neal Heaton, L ERA: 2.7	(9, 1)	1.0	3	0	0	0	0	0	0	0	0	0	0	7	11	0.00	0.000



Batter	1	2	3	4	5	6	7	8	9	AB R H RBI BB SO LOB	TOP		
Gary Redus, R (1, 3) OBP: 0.318, SLG: 0.282 Orlando Merced, S (9, PH) OBP: 0.464, SLG: 0.409	1-2 G6-3		2-2 G6-3			1-2 F8			1-3 K	3 0 0 0 0 0 0 1 0 0 0 0 0 1 0	<b>Pittsburgh Pirates @ Cincinnati Reds</b> Riverfront Stadium, Cincinnati, OH Tue Apr 30 1991, 7:05 PM EDT Att. 20,627 - Cloudy - 76 F		
Jay Bell, R (1, 6) OBP: 0.234, SLG: 0.254 Curtis Wilkerson, S (9, PH) OBP: 0.500, SLG: 0.467	0-1 P4		2-1 G5-3			1-0 L1			1-3 K	3 0 0 0 0 0 0 1 0 0 0 0 0 1 0			
Andy Van Slyke, L (1, 8) OBP: 0.321, SLG: 0.493	3-2 HR				1-1 P7	3-1 P7			2-3 K	4 1 1 1 0 0 1 0			
Bobby Bonilla, S (1, 9) OBP: 0.407, SLG: 0.521	1-0 P2				0-1 L7		0-2 L8			3 0 0 0 0 0 0 0			
Barry Bonds, L (1, 7) OBP: 0.212, SLG: 0.290					2-0 P4		2-0 G4-3			3 0 0 0 0 0 0 0			
Jeff King, R (1, 5) OBP: 0.383, SLG: 0.357					3-1 E G4-6-3 1B		1-1 G5-3			3 1 1 0 0 0 0 0			
Don Slaught, R (1, 2) OBP: 0.370, SLG: 0.440					1-0 E1 G4-6-3 1B		3-3 K			3 0 1 0 0 0 1 0			
Jose Lind, R (1, 4) OBP: 0.294, SLG: 0.344					2-1 G4-6-3		0-2 G6-3			3 1 1 1 0 0 0 1			
Doug Drabek, R (1, 1) OBP: 0.222, SLG: 0.222 Bob Patterson, R (7, 1) Carmelo Martinez, R (8, PH) OBP: 0.294, SLG: 0.250 Gary Varsho, L (8, PH) OBP: 0.400, SLG: 0.462 Bob Kipper, R (8, 1)					1-0 HR		0-2 L5			2 0 0 0 0 0 0 0 0 0 0 0 0 0 0 0 0 0 0 0 0 0 0 0 1 0 0 0 0 0 1 0 0 0 0 0 0 0 0 0			
					0-1 G4-3		0-3 K						
<b>Inning Stats</b>	R: 1 H: 1 E: 0 LOB: 0 K: 0 BB: 0 S: 10 P: 15	R: 0 H: 0 E: 0 LOB: 0 K: 0 BB: 0 S: 6 P: 7	R: 1 H: 1 E: 0 LOB: 0 K: 0 BB: 0 S: 11 P: 16	R: 0 H: 0 E: 0 LOB: 0 K: 0 BB: 0 S: 5 P: 8	R: 1 H: 2 E: 1 LOB: 0 K: 0 BB: 0 S: 7 P: 13	R: 0 H: 0 E: 0 LOB: 0 K: 0 BB: 0 S: 6 P: 11	R: 0 H: 0 E: 0 LOB: 0 K: 0 BB: 0 S: 6 P: 9	R: 0 H: 0 E: 0 LOB: 0 K: 2 BB: 0 S: 10 P: 13	R: 0 H: 0 E: 0 LOB: 0 K: 3 BB: 0 S: 10 P: 14	1B: 2 SF: 0 2B: 0 SAC: 0 3B: 0 DP: 1 HR: 2 HBP: 0	WP: 0 PA: 30 PB: 0 SB: 0 CS: 0		
<b>PITCHER</b>	IP WLS BF H R ER SO BB IBB HBP BLK WP HR S P ERA WHIP											<b>PITCHER</b>	IP WLS BF H R ER SO BB IBB HBP BLK WP HR S P ERA WHIP
Tom Browning, L (1, 1) ERA: 2.33 Rob Dibble, R (8, 1) ERA: 2.53	7.2 W 26 4 3 2 1 0 0 0 0 0 0 2 57 88 2.35 0.522												

livebaseballscorecards.com

AB	30
R	3
H	4
RBI	2
BB	0
SO	5
LOB	1



Batter	1	2	3	4	5	6	7	8	9	AB	R	H	RBI	BB	SO	LOB
Chris Sabo, R OBP: 0.291, SLG: 0.333 (1, 5)	0-1 S G4-3 1B	2-2 P6			2-1 G1-3		1-1 FC4-6 1B			4	1	2	0	0	0	0
Herm Winningham, L OBP: 0.367, SLG: 0.423 (1, 8)	1-1 G4-3 1-2		3-1 L7		4-2 F8 S BB		0-0 FC4-6 E S 1-2f			3	0	0	0	1	0	2
Barry Larkin, R OBP: 0.260, SLG: 0.362 (1, 6)	1-0 1B G3-1 1B 2-H		3-2 G5-3		3-2 F8 1-3		4-1 1-3 BB			3	1	1	1	1	0	1
Paul O'Neill, L OBP: 0.324, SLG: 0.475 (1, 9)	1-0 G3-1 1B 1-2 1B		2-0 F8		3-2 G4-3		3-2 P5			4	0	1	0	0	0	3
Hal Morris, L OBP: 0.352, SLG: 0.604 (1, 3)	1-1 G3-1 1-2 2-3 1B			2-1 HR		2-0 F8		1-2 G4-3		4	1	2	1	0	0	0
Todd Benzinger, S OBP: 0.256, SLG: 0.333 (1, 7)	1-1 G3-1 1-2 2-3 3-H		0-0 2B		1-2 F9		0-2 G5-3			4	0	1	1	0	0	2
Mariano Duncan, R OBP: 0.200, SLG: 0.273 (1, 4)	1-1 G6-3		0-1 G5-3		2-0 HR		0-3 K			4	1	1	1	0	1	3
Joe Oliver, R OBP: 0.229, SLG: 0.219 (1, 2)		0-0 P3		0-0 F8		0-0 G6-3				3	0	0	0	0	0	1
Tom Browning, L OBP: 0.333, SLG: 0.467 (1, 1)		2-2 G5-3		0-2 G4-3			0-2 G3-1			3	0	0	0	0	0	1
Rob Dibble, L (8, 1)										0	0	0	0	0	0	0

Inning Stats	R: 2	H: 4	E: 0	LOB: 2	K: 0	S: 12	P: 18	R: 0	H: 0	E: 0	LOB: 0	K: 0	S: 8	P: 12	R: 0	H: 0	E: 0	LOB: 0	K: 0	S: 8	P: 16	R: 1	H: 2	E: 0	LOB: 1	K: 0	S: 9	P: 11	R: 0	H: 0	E: 0	LOB: 1	K: 0	S: 16	P: 28	R: 1	H: 1	E: 0	LOB: 0	K: 0	S: 6	P: 11	R: 0	H: 1	E: 0	LOB: 2	K: 0	S: 12	P: 19	R: 0	H: 0	E: 0	LOB: 0	K: 1	S: 11	P: 12
--------------	------	------	------	--------	------	-------	-------	------	------	------	--------	------	------	-------	------	------	------	--------	------	------	-------	------	------	------	--------	------	------	-------	------	------	------	--------	------	-------	-------	------	------	------	--------	------	------	-------	------	------	------	--------	------	-------	-------	------	------	------	--------	------	-------	-------


PITCHER	IP	WLS	BF	H	R	ER	SO	BB	IBB	HBP	BLK	WP	HR	S	P	ERA	WHIP
Doug Drabek, R ERA: 4.15 (1, 1)	6.2	L	30	8	4	4	0	2	0	0	0	0	2	67	108	5.40	1.500
Bob Patterson, L ERA: 6.48 (7, 1)	0.1		1	0	0	0	0	0	0	0	0	0	0	4	7	0.00	0.000
Bob Kipper, L ERA: 10.29 (8, 1)	1.0		3	0	0	0	1	0	0	0	0	0	0	11	12	0.00	0.000

**BOTTOM**

**Pittsburgh Pirates @ Cincinnati Reds**  
Riverfront Stadium, Cincinnati, OH

Tue Apr 30 1991, 7:05 PM EDT  
Att: 20,627 - Cloudy - 76 F

AB	32
R	4
H	8
RBI	4
BB	2
SO	1
LOB	13



WP	HR	S	P	ERA	WHIP
0	0	0	0	0	0



Batter	1	2	3	4	5	6	7	8	9	AB R H RBI BB SO LOB	TOP																
Orlando Merced, S (1, 3) OBP: 0.394, SLG: 0.333	0-1 G5-3		0-0 G4-3				1-3 K		0-0 G5-3	5 0 0 0 0 2 0																	
Jay Bell, R (1, 6) OBP: 0.232, SLG: 0.289	1-1 F8		2-3 K			0-2 G1-3		1-1 G1-3	1-1 HR	5 1 1 1 0 1 0																	
Andy Van Slyke, L (1, 8) OBP: 0.337, SLG: 0.493	0-1 F7			4-2 E BB		0-0 2B G4-3 1B		0-0 1B BB	3-3 K	4 2 2 0 1 1 0																	
Bobby Bonilla, S (1, 9) OBP: 0.433, SLG: 0.592		1-0 HR		1-0 E9 1B		1-0 G4-3 SF9 2B		4-1 1B S BB		3 3 3 1 1 0 0																	
Barry Bonds, L (1, 7) OBP: 0.229, SLG: 0.292		1-0 L3		4-2 BB		2-0 G4-3		1-0 S 1B		3 0 1 2 1 0 1																	
Jeff King, R (1, 5) OBP: 0.365, SLG: 0.342		2-1 F7		1-3 K		0-1 SF9		0-1 F8		3 0 0 1 0 1 5																	
Michael LaValliere, L (1, 2) OBP: 0.241, SLG: 0.288		0-0 1B		1-3 K		3-2 F7		4-1 BB		3 0 1 0 0 1 3																	
Don Slaught, R (8, PH) OBP: 0.393, SLG: 0.440								1-2 BB		0 0 0 0 1 0 0																	
Curtis Wilkerson, S (1, 4) OBP: 0.409, SLG: 0.368		1-0 G3		1-3 K			2-2 P7	2-3 K		4 0 0 0 0 2 6																	
Bob Kipper, R (8, 1)										0 0 0 0 0 0 0																	
Bill Landrum, R (8, 1)										0 0 0 0 0 0 0																	
Vicente Palacios, R (1, 1) OBP: 0.387, SLG: 0.444			0-1 G3-1			1-3 K			2-1 G4-3	1 0 0 0 0 0 0																	
Gary Varsho, L (5, PH) OBP: 1.000, SLG: 2.000										1 0 0 0 0 0 1 0																	
Neal Heaton, L (5, 1) OBP: 0.311, SLG: 0.275										0 0 0 0 0 0 0 0																	
Gary Redus, R (7, PH) OBP: 0.311, SLG: 0.275										1 0 0 0 0 0 1 0																	
Stan Belinda, R (7, 1) OBP: 0.290, SLG: 0.338										0 0 0 0 0 0 0 0																	
Jose Lind, R (8, 4)										1 0 0 0 0 0 0 0																	
<b>Inning Stats</b>	R: 0 H: 0 E: 0 LOB: 0 K: 0 BB: 0 S: 6 P: 7	R: 1 H: 2 E: 0 LOB: 1 K: 0 BB: 0 S: 6 P: 11	R: 0 H: 0 E: 0 LOB: 0 K: 1 BB: 0 S: 6 P: 8	R: 0 H: 1 E: 1 LOB: 3 K: 3 BB: 2 S: 15 P: 27	R: 0 H: 0 E: 0 LOB: 0 K: 2 BB: 0 S: 12 P: 15	R: 2 H: 2 E: 0 LOB: 0 K: 0 BB: 0 S: 8 P: 14	R: 0 H: 0 E: 0 LOB: 0 K: 2 BB: 0 S: 9 P: 13	R: 2 H: 2 E: 0 LOB: 2 K: 1 BB: 2 S: 12 P: 24	R: 1 H: 1 E: 0 LOB: 0 K: 1 BB: 0 S: 8 P: 14	1B: 5 SF: 1 2B: 1 SAC: 0 3B: 0 DP: 0 HR: 2 HBP: 0	WP: 0 PA: 39 PB: 0 SB: 2 CS: 0																
<b>PITCHER</b>	IP WLS BF H R ER SO BB IBB HBP BLK WP HR S P ERA WHIP											<b>PITCHER</b>	IP WLS BF H R ER SO BB IBB HBP BLK WP HR S P ERA WHIP														
Jose Rijo, R (1, 1) ERA: 3.0	6.0		25	5	3	3	6	2	0	0	0	0	1	53	82	4.50	1.167										
Ted Power, R (7, 1) ERA: 2.57	1.0		3	0	0	0	2	0	0	0	0	0	0	9	13	0.00	0.000										
Randy Myers, L (8, 1) ERA: 5.4	2.0	L	11	3	3	3	2	2	0	0	0	0	1	20	38	13.50	2.500										

Pittsburgh Pirates @ Cincinnati Reds  
Riverfront Stadium, Cincinnati, OH

Wed May 01 1991, 7:05 PM EDT  
Att. 25,231 - Cloudy - 65 F

livebaseballscorecards.com

AB	34
R	6
H	8
RBI	5
BB	4
SO	10
LOB	15



Batter	1	2	3	4	5	6	7	8	9	AB	R	H	RBI	BB	SO	LOB
Chris Sabo, R OBP: 0.298, SLG: 0.342 (1, 5)	1-0 SH4-3 1B 2B		3-3 K		2-1 F8		4-2 G4-3 3B BB		1-3 K	4	2	1	0	1	2	0
Herm Winningham, L OBP: 0.324, SLG: 0.367 (1, 8)	0-0 SH4-3 2-3		0-0 P5		0-0 G6-3		1-2 G4-3 1-3		0-0 F8	4	0	0	0	0	0	1
Barry Larkin, R OBP: 0.299, SLG: 0.466 (1, 6)	1-2 CS 1B 3-H		1-1 HR		2-1 S 1B 1B		3-2 S 3B 3-H			4	1	4	3	0	0	0
Paul O'Neill, L OBP: 0.333, SLG: 0.469 Randy Myers, L (8, 1)	4-2 1B BB 1-2		2-2 P4		1-0 S 1B 1-2		1-0 P2			3	0	1	0	1	0	1
Hal Morris, L OBP: 0.368, SLG: 0.625 Billy Hatcher, R OBP: 0.200, SLG: 0.149 (8, PH) (9, 7)	2-1 1B 1-3			2-0 P9 SF9 2B	0-1 G6-3 1-2 2-3			0-1 1B		3	1	2	0	0	0	2
Todd Benzinger, S OBP: 0.234, SLG: 0.302 (1, 7) (9, 3)	2-3 K			0-0 P9 2-3		0-2 L7		0-0 F7		4	0	0	0	0	1	4
Jeff Reed, L OBP: 0.333, SLG: 0.226 Luis Quinones, S OBP: 0.214, SLG: 0.429 Joe Oliver, R OBP: 0.229, SLG: 0.219 (1, 2) (8, PH) (9, 2)		2-3 K		3-0 SF9 3-H	2-3 K	2-3 K	2-2 P6 1 SAFE 1 SAFE 1 SAFE 1 SAFE B		2-2 P6 1 SAFE 1 SAFE 1 SAFE 1 SAFE B	2	0	0	1	0	2	0
Mariano Duncan, R OBP: 0.205, SLG: 0.270 (1, 4)		1-1 G5-3		0-0 K 1B		1-3 K		0-0 F9		4	0	1	0	0	1	1
Jose Rijo, R OBP: 0.273, SLG: 0.273 Ted Power, R OBP: 0.500, SLG: 0.500 Chris Jones, R OBP: 0.273, SLG: 0.222 (7, PH) (8, 9)		0-0 L3		1-0 G6-3			0-3 K		2-2 G6-3	2	0	0	0	0	0	1

Inning Stats	R: 1	H: 3	E: 0	LOB: 2	K: 1	S: 13	R: 0	H: 0	E: 0	LOB: 0	K: 1	S: 8	R: 1	H: 1	E: 0	LOB: 0	K: 1	S: 9	R: 1	H: 2	E: 0	LOB: 1	K: 0	S: 6	R: 0	H: 2	E: 0	LOB: 2	K: 0	S: 8	R: 0	H: 0	E: 0	LOB: 0	K: 2	S: 9	R: 1	H: 1	E: 0	LOB: 1	K: 1	S: 15	R: 0	H: 1	E: 0	LOB: 1	K: 0	S: 7	R: 0	H: 0	E: 0	LOB: 0	K: 1	S: 8	R: 0	H: 0	E: 0	LOB: 0	K: 1	S: 8	1B: 6	SF: 1	2B: 2	SAC: 1	3B: 1	DP: 0	HR: 1	HBP: 0	WP: 0	PA: 38
--------------	------	------	------	--------	------	-------	------	------	------	--------	------	------	------	------	------	--------	------	------	------	------	------	--------	------	------	------	------	------	--------	------	------	------	------	------	--------	------	------	------	------	------	--------	------	-------	------	------	------	--------	------	------	------	------	------	--------	------	------	------	------	------	--------	------	------	-------	-------	-------	--------	-------	-------	-------	--------	-------	--------

PITCHER	IP	WLS	BF	H	R	ER	SO	BB	IBB	HBP	BLK	WP	HR	S	P	ERA	WHIP	
Vicente Palacios, R ERA: 1.59	(1, 1)		4.0	18	6	3	3	3	1	0	0	0	0	1	36	60	6.75	1.750
Neal Heaton, L ERA: 2.08	(5, 1)		2.0	8	2	0	2	0	0	0	0	0	0	17	25	0.00	1.000	
Stan Belinda, R ERA: 6.52	(7, 1)	W	1.0	5	1	1	1	1	0	0	0	0	0	15	23	9.00	2.000	
Bob Kipper, L ERA: 9.39	(8, 1)		0.2	3	1	0	0	0	0	0	0	0	0	6	8	0.00	1.500	
Bill Landrum, R ERA:	(8, 1)	S	1.1	4	0	0	1	0	0	0	0	0	0	9	12	0.00	0.000	

BOTTOM

Pittsburgh Pirates @ Cincinnati Reds  
Riverfront Stadium, Cincinnati, OH  
Wed May 01 1991, 7:05 PM EDT  
Att. 25,231 - Cloudy - 65 F

livebaseballscorecards.com

AB	34
R	4
H	10
RBI	4
BB	2
SO	7
LOB	11





Batter	1	2	3	4	5	6	7	8	9	AB R H RBI BB SO LOB	TOP																						
Steve Finley, L (1, 8) OBP: 0.244, SLG: 0.239 Eric Yelding, R (9, PH) OBP: 0.211, SLG: 0.257	1-0 G4-3 ①			1-3 K ①		1-2 G4-3 ③			2-0 FC6 1B ③	3 0 0 0 0 1 0 1 0 1 0 0 0 0																							
Casey Candaele, S (1, 7) OBP: 0.328, SLG: 0.451	3-3 K ②			0-1 G4-3 ②			1-0 G6-3 ①		0-0 FC6 1-2f ③	4 0 0 0 0 1 1																							
Craig Biggio, R (1, 2) OBP: 0.390, SLG: 0.465	0-1 G4-3 ③			1-2 G4-3 ③			0-1 G3-1 ②			3 0 0 0 0 0 0																							
Ken Caminiti, S (1, 5) OBP: 0.298, SLG: 0.342					2-0 5 1B 2B ③		1-0 G4-3 ③			3 0 1 0 0 0 0																							
5 Jeff Bagwell, R (1, 3) OBP: 0.351, SLG: 0.406					1-2 1B 2-H 1B ①			2-2 G5-3 ①		3 0 1 0 0 0 0																							
Rafael Ramirez, R (1, 6) OBP: 0.300, SLG: 0.259					1-0 1 SAFE 1-3 1B ①			1-1 G3-1 ②		3 0 1 0 0 0 0																							
Mark Davidson, R (1, 9) OBP: 0.276, SLG: 0.200					0-0 G6-4-3 1-2f ② ③			2-1 F9 ③		3 0 0 0 0 0 2																							
Dave Rohde, S (1, 4) OBP: 0.071, SLG: 0.071					2-0 P3 ①				0-0 G5-3 ①	3 0 0 0 0 0 0																							
Pete Harnisch, S (1, 1) OBP: 0.100, SLG: 0.100 Carl Nichols, R (9, PH) OBP: 0.357, SLG: 0.333					1-2 L9 ②				2-3 K ②	2 0 0 0 0 1 0 1 0 0 0 0 1 0																							
					1-3 K ③																												
<b>Inning Stats</b>	R: 0 E: 0 K: 1 S: 6	H: 0 LOB: 0 BB: 0 P: 10	R: 0 E: 0 K: 0 S: 6	H: 0 LOB: 0 BB: 0 P: 9	R: 0 E: 0 K: 1 S: 7	H: 0 LOB: 0 BB: 0 P: 11	R: 0 E: 0 K: 1 S: 8	H: 0 LOB: 0 BB: 0 P: 10	R: 0 E: 0 K: 0 S: 6	H: 3 LOB: 1 BB: 0 P: 10	R: 0 E: 0 K: 0 S: 9	H: 0 LOB: 0 BB: 0 P: 13	R: 0 E: 0 K: 0 S: 4	H: 0 LOB: 0 BB: 0 P: 6	R: 0 E: 0 K: 0 S: 7	H: 0 LOB: 0 BB: 0 P: 12	R: 0 E: 0 K: 1 S: 7	H: 1 LOB: 1 BB: 0 P: 11	1B: 3 2B: 1 3B: 0 HR: 0	SF: 0 SAC: 0 DP: 1 HBP: 0	WP: 0 PB: 0 SB: 0 CS: 0	PA: 29											
<b>PITCHER</b> Zane Smith, L (1, 1) ERA: 2.02	IP 9.0	WLS W	BF 29	H 4	R 0	ER 0	SO 4	BB 0	IBB 0	HBP 0	BLK 0	WP 0	HR 0	S 60	P 92	ERA 0.00	WHIP 0.444																
											<b>PITCHER</b>	IP	WLS	BF	H	R	ER	SO	BB	IBB	HBP	BLK	WP	HR	S	P	ERA	WHIP					

Houston Astros @ Pittsburgh Pirates  
Three Rivers Stadium, Pittsburgh, PA

Fri May 03 1991, 7:05 PM EDT  
Att. 24,145 - Sunny - 62 F

[livebaseballscorecards.com](http://livebaseballscorecards.com)

AB	29
R	0
H	4
RBI	0
BB	0
SO	4
LOB	3



Batter	1	2	3	4	5	6	7	8	9	AB R H RBI BB SO LOB
Orlando Merced, S (1, 3) OBP: 0.389, SLG: 0.433	0-2 F8		3-1 HR			1-3 K				3 1 1 1 0 1 0
Jay Bell, R (1, 6) OBP: 0.224, SLG: 0.278	2-3 K		3-2 F9			0-1 P4				3 0 0 0 0 1 0
Andy Van Slyke, L (1, 8) OBP: 0.337, SLG: 0.479	4-0 BB		0-0 G4-3			2-0 P6				2 0 0 0 1 0 0
Bobby Bonilla, S (1, 9) OBP: 0.419, SLG: 0.570	0-0 F7			1-1 G3			0-1 G3-1			3 0 0 0 0 0 1
Barry Bonds, L (1, 7) OBP: 0.219, SLG: 0.279		1-0 L9		2-2 P3			2-0 P6			3 0 0 0 0 0 0
Jeff King, R (1, 5) OBP: 0.352, SLG: 0.329		1-2 F9		2-3 K			1-0 G5-3			3 0 0 0 0 1 0
Michael LaValliere, L (1, 2) OBP: 0.246, SLG: 0.291		1-1 WP 1B			2-2 G4-3			0-0 L4		3 0 1 0 0 0 0
Jose Lind, R (1, 4) OBP: 0.278, SLG: 0.324		0-2 G4-3			0-1 G6-3			1-2 G6-3		3 0 0 0 0 0 1
Zane Smith, L (1, 1) OBP: 0.333, SLG: 0.300			0-1 G4-3		1-0 F8			0-0 F8		3 0 0 0 0 0 0

Inning Stats	R: 0 E: 0 K: 1 S: 8	H: 0 LOB: 1 BB: 1 P: 14	R: 0 E: 0 K: 0 S: 11	H: 1 LOB: 1 BB: 0 P: 14	R: 1 E: 0 K: 0 S: 8	H: 1 LOB: 0 BB: 0 P: 14	R: 0 E: 0 K: 1 S: 10	H: 0 LOB: 0 BB: 0 P: 15	R: 0 E: 0 K: 0 S: 6	H: 0 LOB: 0 BB: 0 P: 9	R: 0 E: 0 K: 1 S: 6	H: 0 LOB: 0 BB: 0 P: 9	R: 0 E: 0 K: 0 S: 4	H: 0 LOB: 0 BB: 0 P: 7	R: 0 E: 0 K: 0 S: 6	H: 0 LOB: 0 BB: 0 P: 7	1B: 1 2B: 0 3B: 0 HR: 1	SF: 0 SAC: 0 DP: 0 HBP: 0
PITCHER Pete Harnisch, R (1, 1) ERA: 1.07	IP 8.0 WLS L BF 27 H 2 R 1 ER 1 SO 3 BB 1 IBB 0 HBP 0 BLK 0 WP 1 HR 1 S 59 P 89 ERA 1.12 WHIP 0.375																WP: 1 PB: 0 SB: 0 CS: 0	PA: 27 ERA WHIP

**BOTTOM**

**Houston Astros @ Pittsburgh Pirates**  
 Three Rivers Stadium, Pittsburgh, PA  
 Fri May 03 1991, 7:05 PM EDT  
 Att. 24,145 - Sunny - 62 F

[livebaseballscorecards.com](http://livebaseballscorecards.com)

<b>AB</b>	<b>26</b>
<b>R</b>	<b>1</b>
<b>H</b>	<b>2</b>
<b>RBI</b>	<b>1</b>
<b>BB</b>	<b>1</b>
<b>SO</b>	<b>3</b>
<b>LOB</b>	<b>2</b>





Batter	1	2	3	4	5	6	7	8	9	AB R H RBI BB SO LOB	TOP	
<b>Eric Yelding, R</b> OBP: 0.210, SLG: 0.253 (1, 6)	2-3 	0-0 CS 		2-2 F9 		0-0 G4-3 			2-2 G5-3 	5 0 1 2 0 1 3		
<b>Steve Finley, L</b> OBP: 0.265, SLG: 0.293 (1, 8)	0-1 G3 	1-2 CS 		0-0 SF7 		2-0 			0-2 	4 0 3 3 0 0 0		
<b>Craig Biggio, R</b> OBP: 0.378, SLG: 0.440 (1, 2)	0-3 K2-3 	2-1 G6-3 		1-0 L4 		0-0 B1-3 			4-0 	4 0 0 0 1 1 4		
<b>Ken Caminiti, S</b> OBP: 0.315, SLG: 0.349 (1, 5)		0-0 	1-0 		0-1 G3-1 			3-1 P4 	0-1 	4 1 2 0 0 0 0		
<b>5 Jeff Bagwell, R</b> OBP: 0.367, SLG: 0.412 (1, 3)		0-1 	4-0 SAFE 		2-3 K 			2-2 	2-3 K 	4 1 2 0 1 2 3		
<b>Luis Gonzalez, L</b> OBP: 0.253, SLG: 0.377 (1, 7)		1-1 	0-2 SAFE 		0-1 G4-3 			1-2 	1-3 K 	5 1 1 2 0 1 6		
<b>Karl Rhodes, L</b> OBP: 0.296, SLG: 0.313 (1, 9)		4-2 FC6-4 	1-0 SAFE 		0-3 K 			3-3 K 		3 1 0 0 1 2 2		
<b>Mark McLemore, S</b> OBP: 0.226, SLG: 0.167 (1, 4)		0-0 FC6-4 	1-0 SAFE 	2-1 F9 		1-1 1B 			1-2 F7 	4 2 3 1 0 0 0		
<b>Jimmy Jones, R</b> OBP: 0.200, SLG: 0.111 (1, 1)		0-2 FC6-4 		4-2 		3-1 SAFE 			0-1 G3-1 	1 1 0 0 1 0 2		
<b>Dave Rohde, S</b> OBP: 0.133, SLG: 0.133 (6, PH)		SAFE 								1 1 1 0 0 0 0		
<b>Jim Clancy, R</b> (6, 1)		SAFE 								1 0 0 0 0 0 0		
<b>Inning Stats</b>	R: 0 E: 0 K: 2 S: 10 H: 0 LOB: 0 BB: 0 P: 12	R: 5 E: 0 K: 0 S: 20 H: 6 LOB: 1 BB: 1 P: 28	R: 0 E: 0 K: 0 S: 4 H: 0 LOB: 2 BB: 1 P: 11	R: 1 E: 0 K: 0 S: 11 H: 1 LOB: 1 BB: 1 P: 20	R: 0 E: 0 K: 1 S: 7 H: 0 LOB: 0 BB: 0 P: 9	R: 2 E: 0 K: 1 S: 11 H: 3 LOB: 1 BB: 0 P: 16	R: 0 E: 0 K: 0 S: 9 H: 1 LOB: 0 BB: 0 P: 15	R: 0 E: 0 K: 1 S: 10 H: 0 LOB: 0 BB: 0 P: 14	R: 0 E: 0 K: 2 S: 15 H: 2 LOB: 3 BB: 1 P: 24	1B: 10 2B: 1 3B: 2 HR: 0 SF: 1 SAC: 0 DP: 1 HBP: 1	WP: 0 PB: 0 SB: 0 CS: 2	PA: 42
<b>PITCHER</b> <b>John Smiley, L</b> ERA: 3.64 (1, 1)	IP: 2.0 WLS: L BF: 12 H: 6 R: 5 ER: 5 SO: 2 BB: 1 IBB: 0 HBP: 0 BLK: 0 WP: 0 HR: 0 S: 30 P: 40 ERA: 22.50 WHIP: 3.500											
<b>Neal Heaton, L</b> ERA: 2.53 (3, 1)	IP: 2.0 WLS: L BF: 10 H: 1 R: 1 ER: 1 SO: 0 BB: 2 IBB: 0 HBP: 1 BLK: 0 WP: 0 HR: 0 S: 15 P: 31 ERA: 4.50 WHIP: 1.500											
<b>Mark Huisman, R</b> ERA: 7.2 (5, 1)	IP: 2.0 WLS: L BF: 9 H: 3 R: 2 ER: 2 SO: 2 BB: 0 IBB: 0 HBP: 0 BLK: 0 WP: 0 HR: 0 S: 18 P: 25 ERA: 9.00 WHIP: 1.500											
<b>Randy Tomlin, L</b> ERA: 2.57 (7, 1)	IP: 1.0 WLS: L BF: 3 H: 1 R: 0 ER: 0 SO: 0 BB: 0 IBB: 0 HBP: 0 BLK: 0 WP: 0 HR: 0 S: 9 P: 15 ERA: 0.00 WHIP: 1.000											
<b>Stan Belinda, R</b> ERA: 5.91 (8, 1)	IP: 1.0 WLS: L BF: 3 H: 0 R: 0 ER: 0 SO: 1 BB: 0 IBB: 0 HBP: 0 BLK: 0 WP: 0 HR: 0 S: 10 P: 14 ERA: 0.00 WHIP: 0.000											
<b>PITCHER</b> <b>Bob Patterson, L</b> ERA: 5.79 (9, 1)	IP: 1.0 WLS: L BF: 6 H: 2 R: 0 ER: 0 SO: 2 BB: 1 IBB: 0 HBP: 0 BLK: 0 WP: 0 HR: 0 S: 15 P: 24 ERA: 0.00 WHIP: 3.000											

Houston Astros @ Pittsburgh Pirates

Three Rivers Stadium, Pittsburgh, PA

Sat May 04 1991, 7:05 PM EDT  
Att. 19,257 - Sunny - 71 F

livebaseballscorecards.com



BOTTOM

Houston Astros @ Pittsburgh Pirates  
Three Rivers Stadium, Pittsburgh, PA

Sat May 04 1991, 7:05 PM EDT  
Att. 19,257 - Sunny - 71 F

livebaseballscorecards.com

AB	32
R	3
H	8
RBI	2
BB	3
SO	3
LOB	10



WP:	1	PA:	36
PB:	0		
SB:	0		
CS:	0		

AB R H RBI BB SO LOB

3 2 2 0 1 0 0  
3 1 2 2 0 0 0  
0 0 0 0 0 0 0  
0 0 0 0 0 0 0

4 0 0 0 0 0 3

4 0 0 0 0 0 1

3 0 0 0 1 1 0

4 0 0 0 0 1 1

4 0 2 0 0 0 0

3 0 2 0 1 0 0

0 0 0 0 0 0 0  
1 0 0 0 0 1 2  
0 0 0 0 0 0 0  
1 0 0 0 0 0 2  
0 0 0 0 0 0 0  
0 0 0 0 0 0 0  
2 0 0 0 0 0 1

1B: 5 SF: 0  
2B: 4 SAC: 1  
3B: 0 DP: 2  
HR: 0 HBP: 0

Batter	1	2	3	4	5	6	7	8	9
Orlando Merced, S OBP: 0.425, SLG: 0.515 (1, 3)	4-1 SH1-4 BB		3-2 1B 2B		3-2 2B 2B		1-1 G6-3		
Jay Bell, R OBP: 0.239, SLG: 0.305 Stan Belinda, R Bob Patterson, R (1, 6) (8, 1) (9, 1)	0-1 SH1-4		1-0 G4-3 1B		0-1 F8 WP 2B		0-0 G6-3		
Andy Van Slyke, L OBP: 0.323, SLG: 0.455 (1, 8)	3-1 L8		2-0 G4-3 1-2f		0-0 F8 2-3		1-2 G4-3		
Bobby Bonilla, S OBP: 0.402, SLG: 0.542 (1, 9)	0-1 F8		0-0 G1-3		3-2 G3		0-1 G4-3		
Barry Bonds, L OBP: 0.221, SLG: 0.268 (1, 7)		0-3 K		4-1 L5-3 BB		0-0 P5		1-0 F8	
Jeff King, R OBP: 0.337, SLG: 0.313 (1, 5)		2-3 K		1-0 L5-3 1-2		0-0 G6-3		2-2 G6-3	
Michael LaValliere, L OBP: 0.262, SLG: 0.305 (1, 2)		2-2 1B 1B		1-0 1B 1B		1-1 G6-3		0-1 F7	
Jose Lind, R OBP: 0.303, SLG: 0.338 (1, 4)		1-0 1-2 1B		1-1 1-2 1B		1-1 G6-3		4-2 BB	
John Smiley, L OBP: 0.182, SLG: 0.182 Gary Varsho, L OBP: 0.375, SLG: 0.429 Neal Heaton, L OBP: 1.000, SLG: 2.000 Lloyd McClendon, R OBP: 0.500, SLG: 0.778 Mark Huisman, R Randy Tomlin, L Curtis Wilkerson, S OBP: 0.375, SLG: 0.333 (1, 1) (2, PH) (3, 1) (4, PH) (5, 1) (7, 1) (7, PH) (8, 6)		1-3 K		1-2 G1-3		0-2 G3		2-1 F7	

Inning Stats	R: 0	H: 0	E: 0	K: 0	S: 7	H: 0	LOB: 1	BB: 1	P: 14	R: 0	H: 2	E: 0	K: 3	S: 15	H: 2	LOB: 2	BB: 0	P: 21	R: 1	H: 2	E: 0	K: 0	S: 6	H: 2	LOB: 0	BB: 0	P: 12	R: 0	H: 2	E: 0	K: 0	S: 8	H: 2	LOB: 2	BB: 1	P: 16	R: 2	H: 2	E: 0	K: 0	S: 10	H: 0	LOB: 0	BB: 0	P: 7	R: 0	H: 0	E: 0	K: 0	S: 5	H: 0	LOB: 0	BB: 0	P: 9	R: 0	H: 0	E: 0	K: 0	S: 8	H: 0	LOB: 0	BB: 0	P: 8	R: 0	H: 0	E: 0	K: 0	S: 6	H: 0	LOB: 0	BB: 0	P: 8	R: 0	H: 0	E: 0	K: 0	S: 12	H: 0	LOB: 1	BB: 1	P: 20	1B: 5	SF: 0	2B: 4	SAC: 1	3B: 0	DP: 2	HR: 0	HBP: 0	WP: 1	PA: 36
--------------	------	------	------	------	------	------	--------	-------	-------	------	------	------	------	-------	------	--------	-------	-------	------	------	------	------	------	------	--------	-------	-------	------	------	------	------	------	------	--------	-------	-------	------	------	------	------	-------	------	--------	-------	------	------	------	------	------	------	------	--------	-------	------	------	------	------	------	------	------	--------	-------	------	------	------	------	------	------	------	--------	-------	------	------	------	------	------	-------	------	--------	-------	-------	-------	-------	-------	--------	-------	-------	-------	--------	-------	--------

PITCHER	IP	WLS	BF	H	R	ER	SO	BB	IBB	HBP	BLK	WP	HR	S	P	ERA	WHIP
Jimmy Jones, R ERA: 3.07 (1, 1)	5.0	W	23	8	3	3	3	2	0	0	0	1	0	46	79	5.40	2.000
Jim Clancy, R ERA: 1.62 (6, 1)	4.0	S	13	0	0	0	0	1	0	0	0	0	0	31	44	0.00	0.250



Batter	1	2	3	4	5	6	7	8	9	AB R H RBI BB SO LOB	TOP											
Eric Yelding, R (1, 6) OBP: 0.233, SLG: 0.298	0-0 CS 1B	0-1 2-H 2B		0-3 K		0-0 F7		0-0 HR 2B		5 1 3 1 0 1 1												
Steve Finley, L (1, 8) OBP: 0.284, SLG: 0.342	4-1 BB G4-3 1-2 BB	0-0 P6			2-2 G3-1	0-0 1-2 1B		0-1 2-H HR		4 1 2 2 1 0 1												
Karl Rhodes, L (1, 9) OBP: 0.289, SLG: 0.304	1-0 G4-3 1-2		2-1 F7		1-0 E 1B 1B	2-3 K		1-3 K		5 1 1 0 0 2 3												
Ken Caminiti, S (1, 5) OBP: 0.330, SLG: 0.349	4-2 BB BB		2-1 F8		2-0 E 1B 1B		2-2 F7		4-2 FC4-6 BB	3 1 1 0 2 0 0												
Luis Gonzalez, L (1, 7) OBP: 0.263, SLG: 0.384 Curt Schilling, R (9, 1) OBP: 1.000, SLG: 1.000	4-0 1-2 2-3 BB		2-2		2-0 E4 1B 1-2 2-3		0-0 B1		2-0 FC4-6 5 S 1-2f	4 0 1 0 1 0 3 0 0 0 0 0 0 0												
Ken Oberkfell, L (1, 3) OBP: 0.579, SLG: 0.462 5 Jeff Bagwell, R (7, PH) OBP: 0.370, SLG: 0.457 (7, 3)	0-0 F7		4-1 FC5-4 BB		1-1 1-3 2-H 3-H 1B		3-2 HR		1-3 K 1-2	2 0 1 2 1 0 3 2 1 1 1 0 1 1												
Carl Nichols, R (1, 2) OBP: 0.278, SLG: 0.250 Casey Candaele, S (9, PH) OBP: 0.322, SLG: 0.442 Craig Biggio, R (9, 2) OBP: 0.378, SLG: 0.440		2-2 G6-3	1-0 FC5-4		2-2 F8		2-2 F8		1-1 F7	4 0 0 0 0 0 3 1 0 0 0 0 0 1 0 0 0 0 0 0 0												
Mark McLemore, S (1, 4) OBP: 0.228, SLG: 0.173		1-0 SH3-4 2B 1B		0-3 K		1-0 P5		1-0 F8		4 1 1 0 0 1 0												
Mark Portugal, R (1, 1) OBP: 0.300, SLG: 0.125 Dwayne Henry, R (8, 1) Al Osuna, R (8, 1) Mark Davidson, R (9, 7) OBP: 0.276, SLG: 0.200		0-0 SH3-4		3-2 F8		4-2 1B BB		2-2 L3		2 0 0 0 1 0 0 0 0 0 0 0 0 0 0 0 0 0 0 0 0 0 0 0 0 0 0 0												
<b>Inning Stats</b>	R: 0 E: 0 K: 0 S: 6	H: 1 LOB: 3 BB: 3 P: 19	R: 1 E: 0 K: 0 S: 9	H: 2 LOB: 1 BB: 0 P: 12	R: 0 E: 0 K: 0 S: 9	H: 1 LOB: 2 BB: 1 P: 20	R: 0 E: 0 K: 2 S: 9	H: 0 LOB: 0 BB: 0 P: 12	R: 2 E: 1 K: 0 S: 13	H: 3 LOB: 1 BB: 0 P: 23	R: 0 E: 0 K: 1 S: 8	H: 1 LOB: 2 BB: 1 P: 15	R: 1 E: 0 K: 0 S: 16	H: 1 LOB: 0 BB: 0 P: 23	R: 2 E: 0 K: 1 S: 12	H: 2 LOB: 0 BB: 0 P: 16	R: 0 E: 0 K: 1 S: 10	H: 0 LOB: 1 BB: 1 P: 18	1B: 6 2B: 3 3B: 0 HR: 2	SF: 0 SAC: 1 DP: 0 HBP: 0	WP: 0 PB: 0 SB: 1 CS: 1	PA: 43
<b>PITCHER</b>	IP WLS BF H R ER SO BB IBB HBP BLK WP HR S P ERA WHIP																				<b>PITCHER</b>	IP WLS BF H R ER SO BB IBB HBP BLK WP HR S P ERA WHIP
Doug Drabek, R (1, 1) ERA: 4.08	5.0 L 25 7 3 2 2 4 0 0 0 0 0 46 86 3.60 2.200																					
Bob Kipper, L (6, 1) ERA: 9.28	3.0 14 4 3 3 2 1 0 0 0 0 2 36 54 9.00 1.667																					
Bill Landrum, R (9, 1) ERA:	1.0 4 0 0 0 0 1 1 0 0 0 0 0 10 18 0.00 1.000																					

Houston Astros @ Pittsburgh Pirates  
 Three Rivers Stadium, Pittsburgh, PA  
 Sun May 05 1991, 3:33 AM EDT  
 Att. 17,727 - Sunny - 82 F

livebaseballscorecards.com

AB	36
R	6
H	11
RBI	6
BB	6
SO	5
LOB	16



Batter	1	2	3	4	5	6	7	8	9	AB	R	H	RBI	BB	SO	LOB
Orlando Merced, S OBP: 0.432, SLG: 0.583 (1, 3)	2-1 G5-3 ①		4-0 BB CS			1-2 G1-4-3 ①		1-1 HR 1-H 2-H		3	1	1	3	1	0	0
Jay Bell, R OBP: 0.228, SLG: 0.291 (1, 6)	0-2 G5-3 ②		1-2 CS 1-2	2-1 P3 ①		2-2 G6-3 ②		1-3 K ②		4	0	0	0	0	1	0
Andy Van Slyke, L OBP: 0.320, SLG: 0.444 (1, 8)	3-2 P1 ③			1-1 G4-3 ②		1-1 F8 ③		0-0 1B ③		4	0	1	0	0	0	0
Bobby Bonilla, S OBP: 0.386, SLG: 0.517 (1, 5)		1-0 G4-3 ①		1-3 K ③		0-1 F9 ①		0-0 P4 ③		4	0	0	0	0	1	1
Barry Bonds, L OBP: 0.222, SLG: 0.257 (1, 7)		3-2 P6 ②			4-2 2B BB		1-0 G3-1 ②		0-0 G4-3 ①	3	1	0	0	1	0	0
Gary Varsho, L OBP: 0.400, SLG: 0.467 Curtis Wilkerson, S OBP: 0.360, SLG: 0.318 (1, 9) (9, PH)		4-1 BB			0-0 G6-3 1-H 2B		2-1 F8 ③		0-1 G5-3 ②	2	0	1	1	1	0	0
Don Slaught, R OBP: 0.406, SLG: 0.429 (1, 2)		0-1 F9 ③			2-1 G6-3 ①			1-1 HR 1B 1B		3	1	1	0	1	0	2
Jose Lind, R OBP: 0.300, SLG: 0.333 (1, 4)			0-2 G4-3 ①		1-2 P6 ②			3-1 HR 1B 1B		4	1	1	0	0	1	2
Doug Drabek, R OBP: 0.200, SLG: 0.200 Jeff Schulz, L OBP: 0.200, SLG: 0.200 Bob Kipper, R OBP: 0.200, SLG: 0.200 Lloyd McClendon, R OBP: 0.462, SLG: 0.700 Bill Landrum, R OBP: 0.462, SLG: 0.700 (1, 1) (5, PH) (6, 1) (8, PH) (9, 1)			0-3 K ②		2-3 K2-3 ③			2-3 K ①		1	0	0	0	0	1	0

BOTTOM

Houston Astros @ Pittsburgh Pirates  
Three Rivers Stadium, Pittsburgh, PA  
Sun May 05 1991, 3:33 AM EDT  
Att. 17,727 - Sunny - 82 F

AB	31
R	4
H	5
RBI	4
BB	4
SO	6
LOB	8



Inning	1	2	3	4	5	6	7	8	9	1B	2B	3B	SF	WP	PA
R	0	0	0	0	0	1	0	0	0	3	0	0	0	0	36
H	0	0	0	0	0	1	0	0	0	4	0	0	0	0	0
E	0	0	0	0	0	0	0	0	0	0	0	0	0	0	0
K	0	0	1	1	1	0	0	2	1	2	0	0	0	1	1
S	9	9	8	7	11	8	5	15	10	1	1	0	0	0	1

PITCHER	IP	WLS	BF	H	R	ER	SO	BB	IBB	HBP	BLK	WP	HR	S	P	ERA	WHIP
Mark Portugal, R ERA: 5.55 (1, 1)	7.1	W	28	4	4	4	4	3	0	0	0	0	1	66	111	4.91	0.955
Dwayne Henry, R ERA: 0.73 (8, 1)	0.1		2	1	0	0	1	0	0	0	0	0	0	5	6	0.00	3.000
Al Osuna, L ERA: 0.82 (8, 1)	1.0		4	0	0	0	0	1	0	0	0	0	0	7	11	0.00	1.000
Curt Schilling, R ERA: 3.38 (9, 1)	0.1	S	1	0	0	0	1	0	0	0	0	0	0	4	6	0.00	0.000



Batter	1	2	3	4	5	6	7	8	9	AB R H RBI BB SO LOB	TOP											
<b>Billy Hatcher, R</b> (1, 7) OBP: 0.215, SLG: 0.213	1-1 G5-3	1-0 FC6-4		2-1 G5-3			0-0 G4-3		2-2 G4-3	5 0 0 0 0 0 1												
<b>Barry Larkin, R</b> (1, 6) OBP: 0.312, SLG: 0.488	4-2 2B BB		1-3 K		0-2 G1-3		0-3 K			3 0 0 0 1 2 0												
<b>Eric Davis, R</b> (1, 8) OBP: 0.397, SLG: 0.510	1-0 1-3 2B		4-2 BB WP BB		1-3 K			1-2 HR		3 1 2 1 1 1 0												
<b>Hal Morris, L</b> (1, 3) OBP: 0.403, SLG: 0.603	4-0 IBB		4-0 BB BB		4-2 WP BB			2-1 FC6-4 1B		1 0 1 0 3 0 0												
<b>Paul O'Neill, L</b> (1, 9) OBP: 0.322, SLG: 0.411	1-0 P5		4-1 BB BB		1-1 P6			2-2 FC6-4		2 0 0 0 1 0 4												
<b>Glenn Braggs, R</b> (8, PH) OBP: 0.333, SLG: 0.207			1-2 2-3 BB		1-2 BB			1-2f		1 0 0 0 0 0 1												
<b>Luis Quinones, S</b> (1, 5) OBP: 0.190, SLG: 0.333	1-1 F9		1-1 P5			1-0 P4		0-0 P4		4 0 0 0 0 0 7												
<b>Mariano Duncan, R</b> (1, 4) OBP: 0.235, SLG: 0.313		1-1 F7	0-0 G5-3			4-1 L4-3 BB		0-2 G4-3		3 0 0 0 1 0 4												
<b>Jeff Reed, L</b> (1, 2) OBP: 0.289, SLG: 0.189		1-2 L9		1-0 G4-3		0-0 L4-3			1-1 P6	4 0 0 0 0 0 1												
<b>Jose Rijo, R</b> (1, 1) OBP: 0.231, SLG: 0.231		0-0 E4		0-1 G6-3			0-1 P6		1-0 P4	2 0 0 0 0 0 0												
<b>Herm Winningham, L</b> (7, PH) OBP: 0.289, SLG: 0.324										1 0 0 0 0 0 0												
<b>Don Carman, L</b> (7, 1)										0 0 0 0 0 0 0												
<b>Randy Myers, L</b> (7, 1)										0 0 0 0 0 0 0												
<b>Bill Doran, S</b> (9, PH) OBP: 0.400, SLG: 0.352										1 0 0 0 0 0 0												
<b>Inning Stats</b>	R: 0 E: 0 K: 0 S: 8	H: 1 LOB: 3 BB: 2 P: 20	R: 0 E: 1 K: 0 S: 7	H: 0 LOB: 1 BB: 0 P: 10	R: 0 E: 0 K: 1 S: 9	H: 0 LOB: 3 BB: 3 P: 23	R: 0 E: 0 K: 0 S: 5	H: 0 LOB: 0 BB: 0 P: 8	R: 0 E: 0 K: 1 S: 14	H: 0 LOB: 1 BB: 1 P: 20	R: 0 E: 0 K: 1 S: 3	H: 0 LOB: 0 BB: 1 P: 8	R: 0 E: 0 K: 1 S: 6	H: 0 LOB: 0 BB: 0 P: 6	R: 1 E: 0 K: 0 S: 13	H: 2 LOB: 1 BB: 0 P: 18	R: 0 E: 0 K: 0 S: 6	H: 0 LOB: 0 BB: 0 P: 10	1B: 1 2B: 2 3B: 0 HR: 1	SF: 0 SAC: 0 DP: 1 HBP: 0	WP: 2 PB: 0 SB: 0 CS: 0	PA: 37
<b>PITCHER</b>	IP WLS BF H R ER SO BB IBB HBP BLK WP HR S P ERA WHIP																					
<b>Vicente Palacios, R</b> (1, 1) ERA: 1.52	7.0 W 31 3 1 1 3 6 1 0 0 2 1 57 103 1.29 1.286																					
<b>Bob Patterson, L</b> (8, 1) ERA: 5.4	0.2 2 0 0 0 0 0 0 0 0 0 0 5 7 0.00 0.000																					
<b>Bill Landrum, R</b> (8, 1) ERA:	1.1 S 4 0 0 0 0 0 0 0 0 0 0 9 13 0.00 0.000																					

Cincinnati Reds @ Pittsburgh Pirates  
 Three Rivers Stadium, Pittsburgh, PA  
 Mon May 06 1991, 7:05 PM EDT  
 Att: 9,518 - Cloudy - 54 F

livebaseballscorecards.com

AB	30
R	1
H	3
RBI	1
BB	7
SO	3
LOB	18



BOTTOM

Cincinnati Reds @ Pittsburgh Pirates  
Three Rivers Stadium, Pittsburgh, PA

Mon May 06 1991, 7:05 PM EDT  
Att. 9,518 - Cloudy - 54 F

livebaseballscores.com

AB 29  
R 3  
H 9  
RBI 3  
BB 6  
SO 6  
LOB 19



WP: 0 PA: 36  
PB: 0  
SB: 0  
CS: 0

AB R H RBI BB SO LOB

4 2 3 0 0 0 1

3 1 1 1 0 0 3

2 0 0 0 2 1 1

3 0 2 2 1 0 0

3 0 0 0 1 1 3

4 0 1 0 0 1 5

2 0 1 0 2 0 0

4 0 0 0 0 0 5

3 0 1 0 0 2 1

0 0 0 0 0 0 0

1 0 0 0 0 1 0

1B: 6 SF: 0  
2B: 2 SAC: 1  
3B: 0 DP: 1  
HR: 1 HBP: 0

Batter	1	2	3	4	5	6	7	8	9
Orlando Merced, S OBP: 0.458, SLG: 0.625 (1, 3)	2-2 SH1-4 1B 2B		0-1 FC4-6 1B		0-0 G5-3		1 SAFE 0-1 BB 1B FC6-5		
Jay Bell, R OBP: 0.232, SLG: 0.326 (1, 6)	0-0 SH1-4 2-3		2-2 FC4-6 1-2f 1B			0-1 HR	0-0 FC6-5 1B BB		
Andy Van Slyke, L OBP: 0.327, SLG: 0.434 (1, 8)	4-1 1B BB		3-3 K 1-2			0-1 L9	4-0 1B BB 1-2 2-3		
Bobby Bonilla, S OBP: 0.400, SLG: 0.522 (1, 9)	1-2 1B			1-0 P6		4-2 1B BB	0-2 BB 1B 1-3 2-H 3-H		
Barry Bonds, L OBP: 0.224, SLG: 0.247 (1, 7)	0-3 K			0-0 G6-3		2-2 F8	4-1 BB 1-2		
Curtis Wilkerson, S OBP: 0.345, SLG: 0.308 (1, 5)	0-0 F7			2-3 K		2-1 1B	2-2 P6		
Michael LaValliere, L OBP: 0.292, SLG: 0.328 (1, 2)		1-0 F9			2-1 F9 2B	4-0 IBB		4-2 G5-4-3 BB	
Jose Lind, R OBP: 0.286, SLG: 0.316 (1, 4)		0-2 G6-3			0-0 F9	1-1 F9		0-0 G5-4-3 1-2f	
Vicente Palacios, R OBP: 0.125, SLG: 0.125 Bob Patterson, R Bill Landrum, R		1-3 K			2-3 K		2-1 FC6-5 1B	0-3 K	

Inning Stats	R: 1	H: 2	E: 0	K: 1	S: 13	H: 2	LOB: 2	BB: 1	P: 20	R: 0	H: 0	E: 0	K: 1	S: 7	H: 0	LOB: 0	BB: 0	P: 9	R: 0	H: 1	E: 0	K: 1	S: 9	H: 0	LOB: 0	BB: 0	P: 14	R: 0	H: 0	E: 0	K: 1	S: 7	R: 0	H: 1	E: 0	K: 1	S: 7	R: 0	H: 2	E: 0	K: 0	S: 14	H: 2	LOB: 3	BB: 2	P: 27	R: 1	H: 3	E: 0	K: 0	S: 12	H: 0	LOB: 0	BB: 1	P: 11	R: 0	H: 0	E: 0	K: 1	S: 7	R: 0	H: 0	E: 0	K: 1	S: 7	1B: 6	SF: 0	2B: 2	SAC: 1	3B: 0	DP: 1	HR: 1	HBP: 0	WP: 0	PA: 36
--------------	------	------	------	------	-------	------	--------	-------	-------	------	------	------	------	------	------	--------	-------	------	------	------	------	------	------	------	--------	-------	-------	------	------	------	------	------	------	------	------	------	------	------	------	------	------	-------	------	--------	-------	-------	------	------	------	------	-------	------	--------	-------	-------	------	------	------	------	------	------	------	------	------	------	-------	-------	-------	--------	-------	-------	-------	--------	-------	--------


PITCHER	IP	WLS	BF	H	R	ER	SO	BB	IBB	HBP	BLK	WP	HR	S	P	ERA	WHIP
Jose Rijo, R ERA: 3.0 (1, 1)	6.0	L	26	6	2	2	5	2	1	0	0	0	1	57	91	3.00	1.333
Don Carman, L ERA: 6.35 (8, 1)	0.1		4	2	1	1	0	1	0	0	0	0	0	5	11	27.00	9.000
Randy Myers, L ERA: 3.86 (8, 1)	1.2		6	1	0	0	1	2	0	0	0	0	0	14	24	0.00	1.800



Batter	1	2	3	4	5	6	7	8	9	AB R H RBI BB SO LOB
<b>Billy Hatcher, R</b> (1, 7) OBP: 0.217, SLG: 0.215	1-1 CS 1B		0-3			0-1 P6	0-1 F8			4 0 1 0 0 1 2
<b>Mariano Duncan, R</b> (1, 4) OBP: 0.236, SLG: 0.327	0-0 P1			2-2 G4-3 2B		1-0 G5-3		0-3 K		4 0 1 0 0 1 1
<b>Barry Larkin, R</b> (1, 6) OBP: 0.309, SLG: 0.500	3-2 F8 1-2			3-1 G4-3 2-3		2-1 1B 3B		1-0 F9		4 1 1 0 0 0 2
<b>Eric Davis, R</b> (1, 8) OBP: 0.403, SLG: 0.500		2-3 K		3-2 G5-3		3-1 E 1B		3-2 1B HBP		3 1 1 1 0 1 1
<b>Terry Lee, R</b> (1, 3) <b>Hal Morris, L</b> (8, PH) OBP: 0.411, SLG: 0.609		0-0 F1		2-0 G1-3		0-1 E5 1-H		1-0 1B		3 0 0 0 0 0 1 1 0 1 0 0 0 0
<b>Glenn Braggs, R</b> (1, 9) OBP: 0.326, SLG: 0.188		3-2 L7			4-1 FC6-4 BB	2-1 F9		0-1 F8		3 0 0 0 1 0 3
<b>Luis Quinones, S</b> (1, 5) OBP: 0.200, SLG: 0.292			0-1 F7		1-0 FC6-4 1-2f		4-2 BB		1-1 F9	3 0 0 0 1 0 1
<b>Joe Oliver, R</b> (1, 2) <b>Bill Doran, S</b> (9, PH) OBP: 0.244, SLG: 0.244 OBP: 0.394, SLG: 0.345			2-2 E6 1B		0-3 K	1-2 P4		1-3 K		3 0 1 0 0 1 2 1 0 0 0 0 1 0
<b>Chris Hammond, L</b> (1, 1) <b>Jose Rijo, R</b> (5, PH) <b>Scott Scudder, R</b> (5, 1) <b>Herm Winningham, L</b> (7, PH) <b>Ted Power, R</b> (7, 1) <b>Don Carman, L</b> (8, 1) <b>Todd Benzinger, S</b> (9, PH) OBP: 0.333, SLG: 0.333 OBP: 0.214, SLG: 0.214 OBP: 0.282, SLG: 0.314			0-3 K		1-3 K	3-2 P6		1-2 F7		1 0 0 0 0 0 1 1 1 0 0 0 0 0 1 1 0 0 0 0 0 0 0 0 1 0 0 0 0 0 0 1 0 0 0 0 0 0 0 0 0 0 0 0 0 0 0 0 1 0 0 0 0 0 0 0

TOP
<b>Cincinnati Reds @ Pittsburgh Pirates</b> Three Rivers Stadium, Pittsburgh, PA Tue May 07 1991, 7:05 PM EDT Att. 14,258 - Sunny - 62 F

<b>Luis Quinones, S</b> (1, 5) OBP: 0.200, SLG: 0.292			0-1 F7		1-0 FC6-4 1-2f		4-2 BB		1-1 F9	3 0 0 0 1 0 1
<b>Joe Oliver, R</b> (1, 2) <b>Bill Doran, S</b> (9, PH) OBP: 0.244, SLG: 0.244 OBP: 0.394, SLG: 0.345			2-2 E6 1B		0-3 K	1-2 P4		1-3 K		3 0 1 0 0 1 2 1 0 0 0 0 1 0
<b>Chris Hammond, L</b> (1, 1) <b>Jose Rijo, R</b> (5, PH) <b>Scott Scudder, R</b> (5, 1) <b>Herm Winningham, L</b> (7, PH) <b>Ted Power, R</b> (7, 1) <b>Don Carman, L</b> (8, 1) <b>Todd Benzinger, S</b> (9, PH) OBP: 0.333, SLG: 0.333 OBP: 0.214, SLG: 0.214 OBP: 0.282, SLG: 0.314			0-3 K		1-3 K	3-2 P6		1-2 F7		1 0 0 0 0 0 1 1 1 0 0 0 0 0 1 1 0 0 0 0 0 0 0 0 1 0 0 0 0 0 0 1 0 0 0 0 0 0 0 0 0 0 0 0 0 0 0 0 1 0 0 0 0 0 0 0

<b>AB</b> 33
<b>R</b> 2
<b>H</b> 6
<b>RBI</b> 1
<b>BB</b> 2
<b>SO</b> 7
<b>LOB</b> 16


Inning Stats	R: 0	H: 1	R: 0	H: 0	R: 0	H: 1	R: 0	H: 1	R: 0	H: 0	R: 2	H: 2	R: 0	H: 0	R: 0	H: 1	R: 0	H: 0
	E: 0	LOB: 0	E: 0	LOB: 0	E: 1	LOB: 1	E: 0	LOB: 1	E: 0	LOB: 1	E: 1	LOB: 1	E: 0	LOB: 1	E: 0	LOB: 2	E: 0	LOB: 0
	K: 0	BB: 0	K: 1	BB: 0	K: 2	BB: 0	K: 0	BB: 0	K: 2	BB: 1	K: 0	BB: 0	K: 0	BB: 1	K: 0	BB: 0	K: 1	BB: 0
	S: 6	P: 10	S: 8	P: 13	S: 11	P: 13	S: 9	P: 19	S: 8	P: 14	S: 11	P: 19	S: 12	P: 20	S: 9	P: 14	S: 9	P: 12

PITCHER	IP	WLS	BF	H	R	ER	SO	BB	IBB	HBP	BLK	WP	HR	S	P	ERA	WHIP
<b>Randy Tomlin, L</b> (1, 1) ERA: 2.33	6.0	W	25	5	2	1	5	2	0	0	0	0	0	57	96	1.50	1.167
<b>Stan Belinda, R</b> (7, 1) ERA: 4.61	3.0	S	11	1	0	0	2	0	0	1	0	0	0	26	38	0.00	0.333

WP: 0	PA: 36
PB: 0	SAC: 0
SB: 0	DP: 0
CS: 1	HBP: 1

Batter	1	2	3	4	5	6	7	8	9	AB	R	H	RBI	BB	SO	LOB
<b>Gary Redus, R</b> OBP: 0.300, SLG: 0.267 (1, 3)	1-0 P9		1-0 P4	0-2 E6 2B 1B		1-2 F8		2-1 F8		5	1	1	1	0	0	1
<b>Jay Bell, R</b> OBP: 0.250, SLG: 0.344 (1, 6)	1-2 F9		4-1 BB	1-1 2B 2-H 3-H			0-2 F9 BB G3 1B	3-2 F9		4	1	2	2	1	0	1
<b>Andy Van Slyke, L</b> OBP: 0.324, SLG: 0.419 (1, 8)	2-1 F7		0-0 L9	2-0 G3-1			4-2 1B BB			3	1	0	0	1	0	2
<b>Bobby Bonilla, S</b> OBP: 0.385, SLG: 0.500 (1, 9)		3-3 K		0-1 G6-3	0-3 K		0-0 F9			4	0	0	0	0	2	2
<b>Barry Bonds, L</b> OBP: 0.225, SLG: 0.247 (1, 7)		3-2 G3-1		3-2 F9	3-2 S 1B		2-2 G3			4	0	1	1	0	0	1
<b>Don Slaught, R</b> OBP: 0.444, SLG: 0.452 (1, 2)		3-2 BB 1B		4-2 BB 1B BB	0-1 G1-3		0-0 1B			3	1	2	1	1	0	1
<b>Curtis Wilkerson, S</b> OBP: 0.364, SLG: 0.310 (1, 5)		4-2 FC5 BB		2-1 BB 1B	1-1 P6		1-3 K			3	1	1	0	1	1	2
<b>Jose Lind, R</b> OBP: 0.295, SLG: 0.329 (1, 4)		0-0 FC5		4-0 E 1B BB		0-0 F8		2-2 2B		3	1	1	0	1	0	2
<b>Randy Tomlin, L</b> OBP: 0.125, SLG: 0.125 <b>Stan Belinda, R</b> (7, 1)			1-3 K	0-0 E 2B 1B		2-3 K		1-3 K		3	1	1	2	0	2	0
										1	0	0	0	0	1	1

Inning Stats		R: 0	H: 0	E: 0	K: 0	S: 7	R: 0	H: 1	E: 0	K: 1	S: 16	R: 0	H: 0	E: 0	K: 1	S: 6	R: 5	H: 4	E: 2	K: 0	S: 17	R: 0	H: 1	E: 0	K: 1	S: 10	R: 0	H: 0	E: 0	K: 1	S: 7	R: 2	H: 2	E: 1	K: 1	S: 18	R: 0	H: 1	E: 0	K: 1	S: 11	1B: 7	2B: 2	3B: 0	HR: 0	SF: 0	SAC: 0	DP: 0	HBP: 0	WP: 0	PB: 0	SB: 1	CS: 0
<b>Chris Hammond, L</b> ERA: 3.12 (1, 1)	IP	4.0	WLS	L	BF	21	H	5	R	5	ER	5	SO	2	BB	4	IBB	0	HBP	0	BLK	0	WP	0	HR	0	S	46	P	85	ERA	11.25	WHIP	2.250																			
<b>Scott Scudder, R</b> ERA: 3.95 (5, 1)	IP	2.0	WLS	L	BF	7	H	1	R	0	ER	0	SO	2	BB	0	IBB	0	HBP	0	BLK	0	WP	0	HR	0	S	17	P	24	ERA	0.00	WHIP	0.500																			
<b>Ted Power, R</b> ERA: 2.79 (7, 1)	IP	1.0	WLS	L	BF	6	H	2	R	2	ER	1	SO	1	BB	1	IBB	0	HBP	0	BLK	0	WP	0	HR	0	S	18	P	24	ERA	9.00	WHIP	3.000																			
<b>Don Carman, L</b> ERA: 5.4 (8, 1)	IP	1.0	WLS	L	BF	4	H	1	R	0	ER	0	SO	1	BB	0	IBB	0	HBP	0	BLK	0	WP	0	HR	0	S	11	P	19	ERA	0.00	WHIP	1.000																			

**BOTTOM**

**Cincinnati Reds @ Pittsburgh Pirates**  
Three Rivers Stadium, Pittsburgh, PA

Tue May 07 1991, 7:05 PM EDT  
Att. 14,258 - Sunny - 62 F

livebaseballscorecards.com

<b>AB</b>	<b>33</b>
<b>R</b>	<b>7</b>
<b>H</b>	<b>9</b>
<b>RBI</b>	<b>7</b>
<b>BB</b>	<b>5</b>
<b>SO</b>	<b>6</b>
<b>LOB</b>	<b>13</b>



WP	PA	38
ERA	WHIP	



Batter	1	2	3	4	5	6	7	8	9	AB R H RBI BB SO LOB	TOP											
<b>Chris Sabo, R</b> (1, 5) OBP: 0.293, SLG: 0.400	1-2 G3 SF7 2B		3-3 K			0-1 G1-6-3		3-2 G5-3		4 1 1 0 0 1 0	<b>Cincinnati Reds @ Pittsburgh Pirates</b> Three Rivers Stadium, Pittsburgh, PA Wed May 08 1991, 7:05 PM EDT Att. 14,594 - Cloudy - 71 F											
<b>Hal Morris, L</b> (1, 3) OBP: 0.390, SLG: 0.575	0-2 G3 2-3			2-3 K		2-2 F7		1-0 G4-3		4 0 0 0 0 1 1												
<b>Barry Larkin, R</b> (1, 6) OBP: 0.307, SLG: 0.495	1-0 SF7			1-2 G1-6-3 1B		2-1 G6-3			1-1 G4-3	3 1 1 1 0 0 0												
<b>Eric Davis, R</b> (1, 8) OBP: 0.379, SLG: 0.464	2-2 P2			1-0 G1-6-3 1-2		2-1 F8			2-3 K	4 0 0 0 0 1 1												
<b>Glenn Braggs, R</b> (1, 7) OBP: 0.340, SLG: 0.222			1-3 K	1-2 1B		0-1 E			1-3 K	4 0 2 1 0 2 0												
<b>Mariano Duncan, R</b> (1, 4) OBP: 0.224, SLG: 0.309			0-1 G5-3	1-3 K1-3		2-1 E9				3 0 0 0 0 1 2												
<b>Paul O'Neill, L</b> (1, 9) OBP: 0.311, SLG: 0.395			0-1 G6-3		3-3 K		2-0 G1-3			3 0 0 0 0 1 2												
<b>Joe Oliver, R</b> (1, 2) OBP: 0.244, SLG: 0.244			1-0 G6-3		2-1 G1-3		0-3 K			0 0 0 0 0 0 0												
<b>Jeff Reed, L</b> (2, 2) OBP: 0.271, SLG: 0.175										3 0 0 0 0 1 2												
<b>Norm Charlton, S</b> (1, 1) <b>Billy Hatcher, R</b> (5, PH) <b>Scott Scudder, R</b> (5, 1) <b>Randy Myers, L</b> (7, 1) <b>Bill Doran, S</b> (8, PH) <b>Rob Liddle, L</b> (8, 1)			1-0 G6-3		0-3 K			0-2 G5-3		1 0 0 0 0 0 0 1 0 0 0 0 1 0 0 0 0 0 0 0 0 0 0 0 0 0 0 0 1 0 0 0 0 0 0 0 0 0 0 0 0 0												
<b>Inning Stats</b>	R: 1 E: 0 K: 0 S: 12	H: 1 LOB: 0 BB: 0 P: 16	R: 0 E: 0 K: 1 S: 7	H: 0 LOB: 0 BB: 0 P: 8	R: 0 E: 0 K: 1 S: 5	H: 0 LOB: 0 BB: 0 P: 10	R: 1 E: 0 K: 2 S: 15	H: 2 LOB: 1 BB: 0 P: 21	R: 0 E: 0 K: 2 S: 10	H: 0 LOB: 0 BB: 0 P: 15	R: 0 E: 0 K: 0 S: 10	H: 0 LOB: 0 BB: 0 P: 14	R: 0 E: 1 K: 1 S: 12	H: 1 LOB: 2 BB: 0 P: 18	R: 0 E: 0 K: 0 S: 8	H: 0 LOB: 0 BB: 0 P: 12	R: 0 E: 0 K: 2 S: 8	H: 0 LOB: 0 BB: 0 P: 12	1B: 3 2B: 1 3B: 0 HR: 0	SF: 1 SAC: 0 DP: 0 HBP: 0	WP: 0 PB: 0 SB: 0 CS: 0	PA: 32
<b>PITCHER</b>	IP WLS BF H R ER SO BB IBB HBP BLK WP HR S P ERA WHIP												<b>PITCHER</b>	IP WLS BF H R ER SO BB IBB HBP BLK WP HR S P ERA WHIP								
<b>Zane Smith, L</b> (1, 1) ERA: 2.06	8.0 W 29 4 2 2 7 0 0 0 0 0 0 0 79 114 2.25 0.500																					
<b>Bill Landrum, R</b> (9, 1) ERA:	1.0 3 0 0 0 2 0 0 0 0 0 0 0 8 12 0.00 0.000																					

livebaseballscorecards.com

<b>AB</b>	<b>31</b>
<b>R</b>	<b>2</b>
<b>H</b>	<b>4</b>
<b>RBI</b>	<b>2</b>
<b>BB</b>	<b>0</b>
<b>SO</b>	<b>9</b>
<b>LOB</b>	<b>8</b>



Batter	1	2	3	4	5	6	7	8	9	AB	R	H	RBI	BB	SO	LOB
<b>Gary Redus, R</b> OBP: 0.296, SLG: 0.265 (1, 3)	1-1 G6-3	1-0 IHR 1B		2-0 F7			2-2 G6-3			4	1	1	0	0	0	0
<b>Jay Bell, R</b> OBP: 0.269, SLG: 0.385 (1, 6)	1-1 HBP 1B	2-1 IHR		3-2 F9			4-1 CS BB			3	2	2	2	1	0	0
<b>Andy Van Slyke, L</b> OBP: 0.330, SLG: 0.409 (1, 8)	1-0 1B 2B HBP	1-1 P2			4-0 BB		3-3 K			2	1	0	0	1	1	1
<b>Bobby Bonilla, S</b> OBP: 0.372, SLG: 0.480 (1, 5)	0-0 L9		0-0 F7		0-0 L6-4-3		2-3 K			4	0	0	0	0	1	3
<b>Barry Bonds, L</b> OBP: 0.237, SLG: 0.250 (1, 7)	2-0 2B 1B		1-1 G3		4-2 BB		2-2 P6			3	1	1	1	1	0	0
<b>Don Slaught, R</b> OBP: 0.425, SLG: 0.457 (1, 2)	1-0 WP 2B		0-0 F9		1-0 F9		1-3 K			4	0	1	2	0	1	1
<b>Lloyd McClendon, R</b> OBP: 0.438, SLG: 0.846 (1, 9)	3-2 G4-3		1-2 HR			3-1 F9				3	1	1	1	0	0	1
<b>Jose Lind, R</b> OBP: 0.297, SLG: 0.365 (1, 4)		0-0 F8		2-2 HR		1-0 F9				3	1	1	1	0	0	0
<b>Zane Smith, L</b> OBP: 0.267, SLG: 0.231 (1, 1)		0-0 P3		1-0 F8		0-2 F8				3	0	0	0	0	0	0
<b>Bill Landrum, R</b> (9, 1)										0	0	0	0	0	0	0

Inning Stats	R: 3	H: 3	E: 0	K: 0	S: 11	LOB: 1	BB: 0	P: 20	R: 2	H: 2	E: 0	K: 0	S: 7	LOB: 0	BB: 0	P: 11	R: 0	H: 0	E: 0	K: 0	S: 4	LOB: 0	BB: 0	P: 5	R: 2	H: 2	E: 0	K: 0	S: 13	LOB: 0	BB: 0	P: 22	R: 0	H: 0	E: 0	K: 0	S: 5	LOB: 1	BB: 2	P: 14	R: 0	H: 0	E: 0	K: 0	S: 6	LOB: 0	BB: 0	P: 10	R: 0	H: 0	E: 0	K: 1	S: 11	LOB: 1	BB: 1	P: 20	R: 0	H: 0	E: 0	K: 2	S: 9	LOB: 0	BB: 0	P: 14
<b>Norm Charlton, L</b> ERA: 3.66 (1, 1)	IP	WLS	BF	H	R	ER	SO	BB	IBB	HBP	BLK	WP	HR	S	P	ERA	WHIP																																															
<b>Scott Scudder, R</b> ERA: 3.45 (5, 1)	2.0		7	0	0	0	0	2	0	0	0	0	0	11	24	0.00	1.000																																															
<b>Randy Myers, L</b> ERA: 3.55 (7, 1)	1.0		3	0	0	0	1	1	0	0	0	0	0	11	20	0.00	1.000																																															
<b>Rob Dibble, R</b> ERA: 1.88 (8, 1)	1.0		3	0	0	0	2	0	0	0	0	0	0	9	14	0.00	0.000																																															

**BOTTOM**

**Cincinnati Reds @ Pittsburgh Pirates**  
Three Rivers Stadium, Pittsburgh, PA

Wed May 08 1991, 7:05 PM EDT  
Att. 14,594 - Cloudy - 71 F

livebaseballscores.com

<b>AB</b>	<b>29</b>
<b>R</b>	<b>7</b>
<b>H</b>	<b>7</b>
<b>RBI</b>	<b>7</b>
<b>BB</b>	<b>3</b>
<b>SO</b>	<b>3</b>
<b>LOB</b>	<b>6</b>



WP: 1	PA: 33
PB: 0	
SB: 2	
CS: 1	
1B: 3	SF: 0
2B: 3	SAC: 0
3B: 0	DP: 2
HR: 3	HBP: 1
ERA	WHIP



Batter	1	2	3	4	5	6	7	8	9	AB R H RBI BB SO LOB	TOP
<b>Otis Nixon, S</b> (1, 7) <small>OBP: 0.466, SLG: 0.408</small>	2-3 		1-1 			4-1 		0-0 		3 0 1 0 1 1 0	
<b>Terry Pendleton, S</b> (1, 5) <small>OBP: 0.365, SLG: 0.464</small>	2-0 		0-0 	0-1 		1-2 		2-2 		4 1 2 0 0 0 0	
<b>Ron Gant, R</b> (1, 8) <small>OBP: 0.253, SLG: 0.329</small>	2-2 			1-2 		2-2 			2-1 	4 0 0 0 0 0 3	
<b>David Justice, L</b> (1, 9) <small>OBP: 0.336, SLG: 0.411</small>		0-2 		2-2 		1-1 			1-3 	4 0 0 1 0 1 2	
<b>Francisco Cabrera, R</b> (1, 3) <small>OBP: 0.304, SLG: 0.318</small> <b>Sid Bream, L</b> (9, PH) <small>OBP: 0.333, SLG: 0.539</small>		0-1 		1-1 		1-0 			3-2 	3 0 1 0 0 0 2 1 1 1 1 0 0 0	
<b>Jeff Blauser, R</b> (1, 4) <small>OBP: 0.333, SLG: 0.395</small>		4-1 		3-2 			2-3 		4-1 	2 0 1 0 2 1 0	
<b>Mike Heath, R</b> (1, 2) <small>OBP: 0.274, SLG: 0.304</small> <b>Danny Heep, L</b> (9, PH) <small>OBP: 0.333, SLG: 0.333</small>		0-0 			2-3 		1-1 		0-1 	3 0 0 0 0 1 1 1 0 0 0 0 0 1	
<b>Rafael Belliard, R</b> (1, 6) <small>OBP: 0.266, SLG: 0.307</small>			1-3 		0-1 		2-3 			3 0 0 0 0 2 0	
<b>29 John Smoltz, R</b> (1, 1) <small>OBP: 0.083, SLG: 0.083</small> <b>Lonnie Smith, R</b> (8, PH) <small>OBP: 0.353, SLG: 0.154</small> <b>Mike Stanton, L</b> (8, 1)			3-3 		1-1 			3-3 		2 0 0 0 0 1 0 1 0 0 0 0 1 0 0 0 0 0 0 0 0	
<b>Inning Stats</b>	R: 0 H: 0 E: 0 LOB: 0 K: 1 BB: 0 S: 7 P: 13	R: 0 H: 0 E: 0 LOB: 1 K: 0 BB: 1 S: 7 P: 11	R: 0 H: 1 E: 0 LOB: 0 K: 2 BB: 0 S: 11 P: 16	R: 1 H: 3 E: 0 LOB: 1 K: 0 BB: 0 S: 14 P: 21	R: 0 H: 0 E: 0 LOB: 0 K: 1 BB: 0 S: 7 P: 10	R: 0 H: 1 E: 0 LOB: 2 K: 0 BB: 1 S: 13 P: 22	R: 0 H: 0 E: 0 LOB: 0 K: 2 BB: 0 S: 9 P: 14	R: 0 H: 0 E: 0 LOB: 0 K: 1 BB: 0 S: 8 P: 13	R: 1 H: 1 E: 0 LOB: 1 K: 1 BB: 1 S: 12 P: 22	1B: 4 SF: 0 2B: 1 SAC: 0 3B: 0 DP: 0 HR: 1 HBP: 0	WP: 0 PA: 35 PB: 0 SB: 1 CS: 1
<b>PITCHER</b> <b>John Smiley, L</b> (1, 1) <small>ERA: 3.19</small> <b>Stan Belinda, R</b> (8, 1) <small>ERA: 4.6</small>	IP WLS BF H R ER SO BB IBB HBP BLK WP HR S P ERA WHIP 7.0 W 26 5 1 1 6 2 0 0 0 0 0 0 68 107 1.29 1.000 2.0 S 8 1 1 1 2 1 0 0 0 0 0 0 1 20 35 4.50 1.000	<b>PITCHER</b> IP WLS BF H R ER SO BB IBB HBP BLK WP HR S P ERA WHIP									

Atlanta Braves @ Pittsburgh Pirates  
 Three Rivers Stadium, Pittsburgh, PA

Fri May 10 1991, 7:05 PM EDT  
 Att. 23,936 - Cloudy - 81 F

livebaseballscorecards.com

AB	31
R	2
H	6
RBI	2
BB	3
SO	8
LOB	9



Batter	1	2	3	4	5	6	7	8	9	AB	R	H	RBI	BB	SO	LOB
Orlando Merced, S OBP: 0.453, SLG: 0.667 (1, 3)	3-3 K		0-2 1-2 1B		2-0 HR		1-0 G4-3	3-1 F8		5	1	2	1	0	1	1
Jay Bell, R OBP: 0.259, SLG: 0.370 (1, 6)	1-3 K		1 SAFE 0-1 F8		3-2 G6-3		2-0 G6-3			4	0	0	0	0	1	2
Andy Van Slyke, L OBP: 0.327, SLG: 0.402 (1, 8)	1-0 G4-3		3-1 G3		1-0 F8		0-1 1B			4	0	1	0	0	0	2
Bobby Bonilla, S OBP: 0.376, SLG: 0.490 (1, 5)		2-0 1B		3-1 G4-3		0-0 WP FC3-6 2B	1-0 P5			4	1	2	0	0	0	1
Barry Bonds, L OBP: 0.258, SLG: 0.264 (1, 7)		2-3 K		1-0 FC3-6 S WP 1B		4-2 FC3-6 BB 2-3 BB		2-1 S HR 1B		3	2	2	0	1	1	1
Gary Varsho, L OBP: 0.395, SLG: 0.438 Lloyd McClendon, R OBP: 0.471, SLG: 1.071 (8, PH) (9, 9)		0-1 L6		1 SAFE 4-0 FC3-6 1-2 BB		0-0 P4		1-2 1-H HR		2	0	0	0	1	0	3
Michael LaValliere, L OBP: 0.290, SLG: 0.313 (1, 2)		3-1 G4-3		1-1 FC3-6 WP 1-2f 2-3		4-2 FC3-6 BB 1-2 BB		0-0 E3		3	0	0	0	1	0	3
Jose Lind, R OBP: 0.284, SLG: 0.348 (1, 4)			3-2 G4-3		2-1 P9		1-0 FC3-6		2-1 F9		4	0	0	1	0	4
John Smiley, L OBP: 0.214, SLG: 0.154 Stan Belinda, R (8, 1)			4-1 WP 1B BB		1-3 K		0-0 F7		2-3 K		2	0	0	0	1	2
										1	0	0	0	0	1	1

Inning Stats	R: 0	H: 0	E: 0	K: 2	S: 7	LOB: 0	BB: 0	P: 12
	R: 0	H: 1	E: 0	K: 1	S: 8	LOB: 1	BB: 0	P: 15
	R: 0	H: 1	E: 0	K: 0	S: 12	LOB: 2	BB: 1	P: 22
	R: 1	H: 1	E: 0	K: 0	S: 8	LOB: 1	BB: 1	P: 18
	R: 1	H: 1	E: 0	K: 1	S: 9	LOB: 0	BB: 0	P: 16
	R: 1	H: 1	E: 0	K: 0	S: 8	LOB: 2	BB: 2	P: 17
	R: 0	H: 1	E: 0	K: 0	S: 5	LOB: 1	BB: 0	P: 9
	R: 2	H: 2	E: 1	K: 1	S: 13	LOB: 1	BB: 0	P: 23

PITCHER	IP	WLS	BF	H	R	ER	SO	BB	IBB	HBP	BLK	WP	HR	S	P	ERA	WHIP
29 John Smoltz, R ERA: 3.59 (1, 1)	7.0	L	31	6	3	3	4	4	0	0	0	3	1	57	109	3.86	1.429
Mike Stanton, L ERA: 1.5 (8, 1)	1.0		6	2	2	2	1	0	0	0	0	0	1	13	23	18.00	2.000

**BOTTOM**

**Atlanta Braves @ Pittsburgh Pirates**  
 Three Rivers Stadium, Pittsburgh, PA  
 Fri May 10 1991, 7:05 PM EDT  
 Att. 23,936 - Cloudy - 81 F

AB	R	H	RBI	BB	SO	LOB
5	1	2	1	0	1	1
4	0	0	0	0	1	2
4	0	1	0	0	0	2
4	1	2	0	0	0	1
3	2	2	0	1	1	1
2	0	0	0	1	0	3
1	1	1	2	0	0	0
3	0	0	0	1	0	3
4	0	0	1	0	0	4
2	0	0	0	1	1	2
1	0	0	0	0	1	1

AB	33
R	5
H	8
RBI	4
BB	4
SO	5
LOB	20

WP: 3 PA: 37  
 PB: 0  
 SB: 2  
 CS: 0



PITCHER	IP	WLS	BF	H	R	ER	SO	BB	IBB	HBP	BLK	WP	HR	S	P	ERA	WHIP
29 John Smoltz, R ERA: 3.59 (1, 1)	7.0	L	31	6	3	3	4	4	0	0	0	3	1	57	109	3.86	1.429
Mike Stanton, L ERA: 1.5 (8, 1)	1.0		6	2	2	2	1	0	0	0	0	0	1	13	23	18.00	2.000



Batter	1	2	3	4	5	6	7	8	9	AB R H RBI BB SO LOB	TOP																				
Otis Nixon, S (1, 7) OBP: 0.435, SLG: 0.377	1-2 F7		0-0 B1-3		2-2 G4-3			3-1 G4-3		4 0 0 0 0 0 2	<b>Atlanta Braves @ Pittsburgh Pirates</b> Three Rivers Stadium, Pittsburgh, PA Sat May 11 1991, 7:05 PM EDT Att. 33,914 - Sunny - 81 F																				
Ron Gant, R (1, 8) OBP: 0.253, SLG: 0.360	0-0 P1		2-2 F8			1-0 P3		0-1 HR		4 1 1 2 0 0 0																					
Terry Pendleton, S (1, 5) OBP: 0.360, SLG: 0.457	1-3 K			4-2 FC3-6 BB		1-3 K		0-0 G3-1		1 0 0 0 0 1 0																					
Mark Lemke, S (1, 4) OBP: 0.355, SLG: 0.346										2 0 0 0 1 1 0																					
David Justice, L (1, 9) OBP: 0.333, SLG: 0.398		0-1 F4		1-0 FC3-6 S		1-2 P2		4-2 CS BB		3 0 0 0 1 0 1																					
Sid Bream, L (1, 3) OBP: 0.318, SLG: 0.513		2-2 G6-3		1 SAFE 0-3 K			0-1 G4-3	1-0 CS	2-1 G4-3	4 0 0 0 0 1 1																					
Jeff Blauser, R (1, 4) OBP: 0.348, SLG: 0.415		3-2 1B 2B		3-2 F8			0-0 P5		4-1 E S BB	3 1 1 0 1 0 1																					
Greg Olson, R (1, 2) OBP: 0.543, SLG: 0.645		0-1 1B			1-2 P4		2-1 S HBP		4-1 SAFE	2 0 1 1 0 0 0																					
Deion Sanders, L (7, PR) OBP: 0.304, SLG: 0.367									1-3 IBB	0 0 0 0 0 0 0																					
Mike Heath, R (7, 2) OBP: 0.284, SLG: 0.304										0 0 0 0 1 0 0																					
Rafael Belliard, R (1, 6) OBP: 0.265, SLG: 0.304		1-3 K			1-1 S 1B		0-2 F8		1-3 K	4 0 1 0 0 2 4																					
Charlie Leibrandt, R (1, 1) OBP: 0.389, SLG: 0.214			0-0 G5-3		0-3 K			1-1 G4-3 HR 1B	1-3 K	2 0 0 0 0 1 1																					
Lonnie Smith, R (8, PH) OBP: 0.389, SLG: 0.214										1 1 1 0 0 0 0																					
Juan Berenguer, R (8, 1)										0 0 0 0 0 0 0																					
Kent Mercker, L (8, 1)										1 0 0 0 0 1 2																					
<b>Inning Stats</b>	R: 0 E: 0 K: 1 S: 7	H: 0 LOB: 0 BB: 0 P: 9	R: 1 E: 0 K: 1 S: 14	H: 2 LOB: 1 BB: 0 P: 20	R: 0 E: 0 K: 0 S: 6	H: 0 LOB: 0 BB: 0 P: 8	R: 0 E: 0 K: 1 S: 11	H: 0 LOB: 1 BB: 1 P: 19	R: 0 E: 0 K: 1 S: 12	H: 1 LOB: 1 BB: 0 P: 16	R: 0 E: 0 K: 0 S: 7	H: 0 LOB: 0 BB: 0 P: 10	R: 0 E: 0 K: 0 S: 7	H: 0 LOB: 2 BB: 0 P: 9	R: 2 E: 0 K: 0 S: 10	H: 2 LOB: 0 BB: 1 P: 18	R: 0 E: 0 K: 2 S: 11	H: 0 LOB: 2 BB: 2 P: 22	1B: 3 2B: 1 3B: 0 HR: 1	SF: 0 SAC: 0 DP: 0 HBP: 1	WP: 0 PB: 0 SB: 4 CS: 1	PA: 37									
<b>PITCHER</b> Doug Drabek, R (1, 1) ERA: 3.86	IP 9.0	WLS L	BF 36	H 5	R 3	ER 3	SO 7	BB 3	IBB 1	HBP 1	BLK 0	WP 0	HR 1	S 85	P 131	ERA 3.00	WHIP 0.889														
											<b>PITCHER</b>	IP	WLS	BF	H	R	ER	SO	BB	IBB	HBP	BLK	WP	HR	S	P	ERA	WHIP			

livebaseballscorecards.com

AB	31
R	3
H	5
RBI	3
BB	4
SO	7
LOB	12



Batter	1	2	3	4	5	6	7	8	9	AB	R	H	RBI	BB	SO	LOB
Gary Redus, R OBP: 0.276, SLG: 0.245 (1, 3)	2-2 G5-3		2-2 P8		1-0 FC6-4		0-0 F7			4	0	0	0	0	0	3
Jay Bell, R OBP: 0.259, SLG: 0.359 (1, 6)	4-2 BB		0-1 F9		3-3 K			0-0 F9		3	0	0	0	1	1	1
Andy Van Slyke, L OBP: 0.316, SLG: 0.385 (1, 8)	1-3 K			3-2 G1-3		0-0 G1-3		3-2 G6-3		4	0	0	0	0	1	1
Bobby Bonilla, S OBP: 0.380, SLG: 0.500 (1, 5)	0-1 F7			1-0 E 1B		2-2 P4		0-0 2B		4	1	2	0	0	0	1
Barry Bonds, L OBP: 0.257, SLG: 0.264 (1, 7)		2-0 G4-3		1-1 E8 1B		3-3 K		0-1 G4-3		4	1	1	0	0	1	1
Don Slaught, R OBP: 0.386, SLG: 0.410 (1, 2)		0-1 F7		3-1 F9			1-1 P3		2-1 G3	4	0	0	0	0	0	0
Lloyd McClendon, R OBP: 0.476, SLG: 0.944 (1, 9)		1-0 1B		2-2 P8			2-2 1B		1-3 K	4	0	2	0	0	1	0
Jose Lind, R OBP: 0.293, SLG: 0.355 (1, 4)		1-3 K			0-0 FC1-6 1B		0-0 1B		1-3 K	4	0	2	0	0	2	1
Doug Drabek, R OBP: 0.154, SLG: 0.154 (1, 1)			1-3 K		0-0 FC1-6 FC6-4		2-3 K			3	0	0	0	0	2	3

Inning Stats	R: 0	H: 0	E: 0	K: 1	S: 13	R: 0	H: 1	E: 0	K: 1	S: 7	R: 0	H: 0	E: 0	K: 1	S: 9	R: 2	H: 2	E: 1	K: 0	S: 11	R: 0	H: 1	E: 0	K: 1	S: 6	R: 0	H: 0	E: 0	K: 1	S: 11	R: 0	H: 2	E: 0	K: 1	S: 12	R: 0	H: 1	E: 0	K: 0	S: 8	R: 0	H: 0	E: 0	K: 2	S: 8	1B: 6	SF: 0	2B: 1	SAC: 0	3B: 0	DP: 0	HR: 0	HBP: 0	WP: 0	PA: 35
PITCHER	IP	WLS	BF	H	R	ER	SO	BB	IBB	HBP	BLK	WP	HR	S	P	ERA	WHIP																																						
Charlie Leibrandt, L ERA: 3.4 (1, 1)	7.0	W	28	6	2	1	6	1	0	0	0	0	0	69	106	1.29	1.000																																						
Juan Berenguer, R ERA: 1.53 (8, 1)	0.2		3	1	0	0	0	0	0	0	0	0	0	6	9	0.00	1.500																																						
Kent Mercker, L ERA: 1.17 (8, 1)	1.1	S	4	0	0	0	2	0	0	0	0	0	0	10	14	0.00	0.000																																						

**BOTTOM**

**Atlanta Braves @ Pittsburgh Pirates**  
 Three Rivers Stadium, Pittsburgh, PA

Sat May 11 1991, 7:05 PM EDT  
 Att. 33,914 - Sunny - 81 F

livebaseballscorecards.com

AB	34
R	2
H	7
RBI	0
BB	1
SO	8
LOB	11





Batter	1	2	3	4	5	6	7	8	9	AB R H RBI BB SO LOB	TOP						
<b>Otis Nixon, S</b> (1, 7) <small>OBP: 0.424, SLG: 0.368</small>	1-0  <b>HR</b> <b>1B</b>		1-0  <b>SH1-3</b> 1-2		0-1  <b>B1-3</b> 2-3		2-2  <b>P8</b>		0-0  <b>G4-3</b>	4 1 1 0 0 0 1							
<b>Ron Gant, R</b> (1, 8) <small>OBP: 0.263, SLG: 0.400</small>	3-2  <b>HR</b> <b>1B</b>		2-3  <b>K</b>		3-3  <b>K</b>			0-0  <b>G4-3</b> <b>S</b> <b>1B</b>		4 2 2 2 0 2 2							
<b>Terry Pendleton, S</b> (1, 5) <small>OBP: 0.356, SLG: 0.446</small>	3-2  <b>G6-3</b>		0-0  <b>P4</b>			1-2  <b>HR</b> <b>1B</b>		1-2  <b>G4-3</b>		4 1 1 0 0 0 2							
<b>David Justice, L</b> (1, 9) <small>OBP: 0.330, SLG: 0.422</small>	0-3  <b>K</b>			0-2  <b>P5</b>		0-1  <b>HR</b> <b>1B</b>		3-2  <b>G4-3</b>		4 1 1 3 0 1 0							
<b>Sid Bream, L</b> (1, 3) <small>OBP: 0.326, SLG: 0.512</small>	1-3  <b>K</b>			0-1  <b>G6-4-3</b> <b>HBP</b> <b>1B</b>		2-0  <b>L4</b>		0-0  <b>3B</b> <b>1B</b>		4 1 2 0 0 1 0							
<b>Jeff Blauser, R</b> (1, 4) <small>OBP: 0.360, SLG: 0.455</small>		2-0  <b>F7</b>		2-1  <b>G6-4-3</b> <b>HBP</b>		0-0  <b>G1-3</b>		0-0  <b>3B</b>		3 0 1 1 0 0 0							
<b>Greg Olson, R</b> (1, 2) <small>OBP: 0.487, SLG: 0.571</small>		1-2  <b>G5-3</b>		1-2  <b>G6-4-3</b> <b>1-2</b> <b>2-3</b>		1-0  <b>P2</b>		0-1  <b>F8</b>		4 0 0 0 0 0 3							
<b>Rafael Belliard, R</b> (1, 6) <small>OBP: 0.264, SLG: 0.301</small>		0-0  <b>G5-3</b>			0-0  <b>B1-3</b> <b>SH3-4</b> <b>1B</b>		1-0  <b>G4-3</b>		0-1  <b>G4-3</b>	4 0 1 0 0 0 0							
<b>Steve Avery, L</b> (1, 1) <small>OBP: 0.200, SLG: 0.143</small> <b>Lonnie Smith, R</b> (7, PH) <small>OBP: 0.368, SLG: 0.200</small> <b>Juan Berenguer, R</b> (7, 1)			4-1  <b>SH1-3</b> <b>BB</b>		0-1  <b>SH3-4</b> 1-2		1-1  <b>G4-3</b>		0-3  <b>K</b>	0 0 0 0 1 0 0 1 0 0 0 0 0 0 1 0 0 0 0 1 0							
<b>Inning Stats</b>	R: 2 H: 2 E: 0 LOB: 0 K: 2 BB: 0 S: 14 P: 22	R: 0 H: 0 E: 0 LOB: 0 K: 0 BB: 0 S: 5 P: 8	R: 0 H: 0 E: 0 LOB: 1 K: 1 BB: 1 S: 6 P: 13	R: 0 H: 1 E: 0 LOB: 1 K: 0 BB: 0 S: 9 P: 12	R: 0 H: 1 E: 0 LOB: 1 K: 1 BB: 0 S: 8 P: 11	R: 2 H: 2 E: 0 LOB: 0 K: 0 BB: 0 S: 10 P: 14	R: 0 H: 0 E: 0 LOB: 0 K: 0 BB: 0 S: 6 P: 10	R: 2 H: 3 E: 0 LOB: 1 K: 0 BB: 0 S: 11 P: 15	R: 0 H: 0 E: 0 LOB: 0 K: 1 BB: 0 S: 6 P: 6	1B: 6 SF: 0 2B: 0 SAC: 2 3B: 1 DP: 1 HR: 2 HBP: 1	WP: 0 PA: 37 PB: 0 SB: 1 CS: 0						
<b>PITCHER</b>	<b>IP</b> <b>WLS</b> <b>BF</b> <b>H</b> <b>R</b> <b>ER</b> <b>SO</b> <b>BB</b> <b>IBB</b> <b>HBP</b> <b>BLK</b> <b>WP</b> <b>HR</b> <b>S</b> <b>P</b> <b>ERA</b> <b>WHIP</b>																
<b>Vicente Palacios, R</b> (1, 1) <small>ERA: 2.27</small>	6.0	L	25	6	4	4	4	1	0	1	0	0	2	52	80	6.00	1.167
<b>Neal Heaton, L</b> (7, 1) <small>ERA: 2.31</small>	1.0		3	0	0	0	0	0	0	0	0	0	0	6	10	0.00	0.000
<b>Bob Kipper, L</b> (8, 1) <small>ERA: 10.03</small>	1.0		6	3	2	2	0	0	0	0	0	0	0	11	15	18.00	3.000
<b>Bob Patterson, L</b> (9, 1) <small>ERA: 4.91</small>	1.0		3	0	0	0	1	0	0	0	0	0	0	6	6	0.00	0.000

**Atlanta Braves @ Pittsburgh Pirates**  
 Three Rivers Stadium, Pittsburgh, PA  
 Sun May 12 1991, 3:33 AM EDT  
 Att. 20,287 - Cloudy - 85 F

[livebaseballscorecards.com](http://livebaseballscorecards.com)

**AB** 33  
**R** 6  
**H** 9  
**RBI** 6  
**BB** 1  
**SO** 5  
**LOB** 8







Pittsburgh Pirates @ Houston Astros  
Astrodome, Houston, TX

Tue May 14 1991, 8:05 PM EDT  
Att. 7,846 - Dome - 70 F

livebaseballscorecards.com

AB	36
R	6
H	12
RBI	6
BB	4
SO	5
LOB	25



WP:	1	PA:	44
PB:	0		
SB:	1		
CS:	0		

Batter	1	2	3	4	5	6	7	8	9	AB	R	H	RBI	BB	SO	LOB
Orlando Merced, S (1, 3) OBP: 0.466, SLG: 0.673	E5 WP SH3 2B	1B 2B		K		P5 1B		G5-3 1B IBB		4	2	2	1	1	1	3
Jay Bell, R (1, 6) OBP: 0.275, SLG: 0.367	SH3	1B		SF8		P5		G5-3 1B		3	0	2	2	0	0	2
Andy Van Slyke, L (1, 8) OBP: 0.302, SLG: 0.356	2B BB	F8		F7		G4-3		G5-3		4	1	0	1	1	0	7
Bobby Bonilla, S (1, 5) OBP: 0.408, SLG: 0.527	2B			E5 L8-3		2B		1B IBB		4	0	3	2	1	0	0
Barry Bonds, L (1, 7) OBP: 0.236, SLG: 0.240	F8			L8-3		F7		P8 G4-3		5	0	0	0	0	0	7
Gary Varsho, L (1, 9) OBP: 0.349, SLG: 0.378	F9			K		P3		P4		4	0	0	0	0	1	3
Gary Redus, R (9, PH) OBP: 0.270, SLG: 0.228										1	0	0	0	0	1	0
Michael LaValliere, L (1, 2) OBP: 0.297, SLG: 0.309										4	2	1	0	1	1	2
Jose Lind, R (1, 4) OBP: 0.290, SLG: 0.351										1	0	0	0	0	0	1
Curtis Wilkerson, S (4, PH) OBP: 0.366, SLG: 0.351										4	1	2	0	0	1	0
Zane Smith, L (1, 1) OBP: 0.353, SLG: 0.333										2	0	2	0	0	0	0
Stan Belinda, R (7, 1)										0	0	0	0	0	0	0
Bill Landrum, R (9, 1)										0	0	0	0	0	0	0

Batter	1	2	3	4	5	6	7	8	9
Orlando Merced, S (1, 3) OBP: 0.466, SLG: 0.673	3-1 E5 WP SH3 2B	1-1 1B 2B		0-3 K		1-0 P5 1B		4-0 G5-3 1B IBB	
Jay Bell, R (1, 6) OBP: 0.275, SLG: 0.367	0-0 SH3	2-2 1B		0-0 SF8		2-0 P5		0-1 G5-3 1B	
Andy Van Slyke, L (1, 8) OBP: 0.302, SLG: 0.356	4-2 2B BB	3-2 F8		2-2 F7		0-1 G4-3		0-0 G5-3	
Bobby Bonilla, S (1, 5) OBP: 0.408, SLG: 0.527	0-1 2B			2-2 E5 L8-3		2-1 2B		1-2 1B IBB	
Barry Bonds, L (1, 7) OBP: 0.236, SLG: 0.240	3-2 F8			0-1 L8-3		0-2 F7		0-0 P8 G4-3	
Gary Varsho, L (1, 9) OBP: 0.349, SLG: 0.378	1-2 F9			2-3 K		2-1 P3		1 SAFE P4	
Gary Redus, R (9, PH) OBP: 0.270, SLG: 0.228									
Michael LaValliere, L (1, 2) OBP: 0.297, SLG: 0.309									
Jose Lind, R (1, 4) OBP: 0.290, SLG: 0.351									
Curtis Wilkerson, S (4, PH) OBP: 0.366, SLG: 0.351									
Zane Smith, L (1, 1) OBP: 0.353, SLG: 0.333									
Stan Belinda, R (7, 1)									
Bill Landrum, R (9, 1)									

Inning Stats	R: 2	H: 1	E: 1	K: 0	S: 15	P: 26	R: 2	H: 3	E: 0	K: 0	S: 18	P: 25	R: 0	H: 0	E: 1	K: 1	S: 8	P: 12	R: 1	H: 2	E: 0	K: 1	S: 15	P: 21	R: 0	H: 1	E: 0	K: 1	S: 12	P: 19	R: 0	H: 2	E: 0	K: 0	S: 10	P: 15	R: 0	H: 1	E: 0	K: 0	S: 7	P: 10	R: 1	H: 2	E: 0	K: 0	S: 9	P: 21	R: 0	H: 0	E: 0	K: 2	S: 10	P: 15	R: 0	H: 0	E: 0	K: 2	S: 10	P: 15	1B: 9	SF: 1	2B: 4	SAC: 3	3B: 0	DP: 1	HR: 0	HBP: 0	WP: 1	PA: 44
--------------	------	------	------	------	-------	-------	------	------	------	------	-------	-------	------	------	------	------	------	-------	------	------	------	------	-------	-------	------	------	------	------	-------	-------	------	------	------	------	-------	-------	------	------	------	------	------	-------	------	------	------	------	------	-------	------	------	------	------	-------	-------	------	------	------	------	-------	-------	-------	-------	-------	--------	-------	-------	-------	--------	-------	--------

PITCHER	IP	WLS	BF	H	R	ER	SO	BB	IBB	HBP	BLK	WP	HR	S	P	ERA	WHIP
Pete Harnisch, R (1, 1) ERA: 1.97	5.0	L	25	7	5	4	3	2	0	0	0	1	0	68	103	7.20	1.800
Darryl Kile, R (6, 1) ERA: 6.3	2.0		9	3	0	0	0	0	0	0	0	0	0	17	25	0.00	1.500
Xavier Hernandez, R (8, 1) ERA: 4.5	0.1		4	2	1	1	0	0	1	0	0	0	0	5	12	27.00	6.000
Al Osuna, L (8, 1) ERA: 2.13	1.2		6	0	0	0	2	0	1	0	0	0	0	14	24	0.00	0.000

Batter	1	2	3	4	5	6	7	8	9	AB R H RBI BB SO LOB
Gerald Young, S (1, 8) OBP: 0.143, SLG: 0.143	2-2 F9		0-3 K		1-1 F8		1-1 SAFE BB 1-1 SAFE BB 1-1 SAFE BB		1-1 G4-3	5 0 1 0 0 1 1
Rafael Ramirez, R (1, 6) OBP: 0.282, SLG: 0.278	2-3 K		0-2 G6-3		2-2 G6-3		4-2 BB 1-3 BB		2-3 G3-1	3 0 0 0 0 1 0
Luis Gonzalez, L (7, PH) OBP: 0.286, SLG: 0.448										0 0 0 0 1 0 0
Xavier Hernandez, L (8, 1)										0 0 0 0 0 0 0
Al Osuna, R (8, 1)										0 0 0 0 0 0 0
Ken Oberkfell, L (9, PH) OBP: 0.522, SLG: 0.375							1-2 BB			1 0 0 0 0 0 1
Craig Biggio, R (1, 2) OBP: 0.413, SLG: 0.458	4-2 FC6-4 BB				1-1 G4-3	2-1 G3 2B	1-1 P2			3 0 1 0 1 0 3
Ken Caminiti, S (1, 5) OBP: 0.312, SLG: 0.325	1-0 FC6-4 1-2f				1-2 5 1B 2B	1-2 G3	1-2 F8			4 1 1 0 0 0 2
5 Jeff Bagwell, R (1, 3) OBP: 0.364, SLG: 0.433		3-2 G5-3			2-2 2B 1B	2-3 K	2-1 F9			4 1 1 0 0 1 1
Mark Davidson, R (1, 9) OBP: 0.324, SLG: 0.276		0-1 FC4-6 1B			0-0 G3 1-H 2-H 2B	2-3 K	1-3 K			3 0 2 2 0 1 1
Karl Rhodes, L (8, PH) OBP: 0.310, SLG: 0.284										1 0 0 0 0 1 0
Casey Candaele, S (1, 7) OBP: 0.320, SLG: 0.448		0-1 FC4-6 1-2f			0-0 G3					4 1 2 0 0 0 2
Dave Rohde, S (1, 4) OBP: 0.200, SLG: 0.130		1-3 K			3-1 F8		0-0 P4			4 0 0 0 0 1 4
Pete Harnisch, S (1, 1) OBP: 0.077, SLG: 0.077			0-0 G3		0-3 K		2-1 FC1-6 1B			1 0 0 0 0 0 0
Steve Finley, L (5, PH) OBP: 0.301, SLG: 0.343										1 0 0 0 0 1 0
Darryl Kile, R (6, 1)										0 0 0 0 0 0 0
Eric Yelding, R (7, PH) OBP: 0.239, SLG: 0.306							1-2f			2 0 1 1 0 0 1

Inning Stats	R: 0 E: 0 K: 1 S: 11	H: 0 LOB: 1 BB: 1 P: 20	R: 0 E: 0 K: 1 S: 10	H: 1 LOB: 1 BB: 0 P: 14	R: 0 E: 0 K: 1 S: 7	H: 0 LOB: 0 BB: 0 P: 7	R: 2 E: 0 K: 0 S: 12	H: 3 LOB: 1 BB: 0 P: 19	R: 0 E: 0 K: 1 S: 8	H: 0 LOB: 0 BB: 0 P: 11	R: 0 E: 0 K: 2 S: 12	H: 1 LOB: 1 BB: 0 P: 19	R: 0 E: 0 K: 0 S: 11	H: 2 LOB: 3 BB: 1 P: 19	R: 0 E: 0 K: 1 S: 8	H: 0 LOB: 0 BB: 0 P: 12	R: 1 E: 0 K: 0 S: 13	H: 2 LOB: 1 BB: 0 P: 20	1B: 5 2B: 3 3B: 1 HR: 0	SF: 0 SAC: 0 DP: 0 HBP: 0
--------------	-------------------------------	----------------------------------	-------------------------------	----------------------------------	------------------------------	---------------------------------	-------------------------------	----------------------------------	------------------------------	----------------------------------	-------------------------------	----------------------------------	-------------------------------	----------------------------------	------------------------------	----------------------------------	-------------------------------	----------------------------------	----------------------------------	------------------------------------

PITCHER	IP	WLS	BF	H	R	ER	SO	BB	IBB	HBP	BLK	WP	HR	S	P	ERA	WHIP
Zane Smith, L (1, 1) ERA: 2.15	6.2	W	28	7	2	2	6	1	0	0	0	0	0	67	100	2.70	1.200
Stan Belinda, R (7, 1) ERA: 4.24	1.1		5	0	0	0	1	1	0	0	0	0	0	12	21	0.00	0.750
Bill Landrum, R (9, 1) ERA: 0.56	1.0		5	2	1	1	0	0	0	0	0	0	0	13	20	9.00	2.000


**BOTTOM**

**Pittsburgh Pirates @ Houston Astros**  
Astrodome, Houston, TX

Tue May 14 1991, 8:05 PM EDT  
Att. 7,846 - Dome - 70 F

AB	36
R	3
H	9
RBI	3
BB	2
SO	7
LOB	16

livebaseballscorecards.com



WP	PA	ERA	WHIP
0	38		
0			
0			





Batter	1	2	3	4	5	6	7	8	9	AB	R	H	RBI	BB	SO	LOB
<b>Eric Yelding, R</b> OBP: 0.237, SLG: 0.302 (1, 6) C C B B X	2-2 P4 ①		2-3 K ①	1-3 K ③		1-0 G4-3 ③		2-1 1B ①		5	0	1	0	0	2	2
<b>Steve Finley, L</b> OBP: 0.305, SLG: 0.346 (1, 8) C X	0-1 F8 ②		0-2 P5 ②		0-0 1B ①		0-1 1B ①	0-0 F7 ③		5	1	2	0	0	0	3
<b>Craig Biggio, R</b> OBP: 0.421, SLG: 0.475 (1, 2) X	0-0 1B ①		2-2 E6 1-H 2B ①		0-0 1B ①		3-3 K ①		0-0 L7 ①	5	1	3	0	0	1	1
<b>Ken Caminiti, S</b> OBP: 0.315, SLG: 0.328 (1, 5) B F X	1-1 1B ①		1-2 L7 ③		2-2 L9 ①		3-2 1B ①		1-2 G3 ②	5	0	2	2	0	0	3
<b>5 Jeff Bagwell, R</b> OBP: 0.365, SLG: 0.441 (1, 3) B X	1-0 F9 ③			2-3 K ①		3-1 1B ①		0-0 G5-4-3 ②		5	1	2	0	0	1	2
<b>Luis Gonzalez, L</b> OBP: 0.300, SLG: 0.455 (1, 7) X		0-0 F8 ①		1-2 2B ①		2-1 1B ②		0-1 G4-3 ①	1-1 WP BB 1B ①	5	1	3	0	0	0	0
<b>Casey Candaele, S</b> OBP: 0.338, SLG: 0.479 (1, 4) C X		0-2 L8 ②		1-1 2B ①		2-2 FC6-4 ③		0-1 1B FC4-6 2B ①	4-1 WP BB 1B ①	4	2	2	1	1	0	3
<b>Karl Rhodes, L</b> OBP: 0.311, SLG: 0.297 (1, 9) <b>Mark Davidson, R</b> OBP: 0.343, SLG: 0.300 (8, PH) (9, 9)		2-1 F8 ③		2-2 1B 2B ②		3-2 G4-3 ①		0-2 FC4-6 1B ②	3-2 P5 ③	3	0	1	1	0	0	0
<b>Ken Oberkfell, L</b> OBP: 0.500, SLG: 0.353 (9, PH)				2-2 2B ②		2-1 P3 ②		0-1 FC4-6 1B ②	1-2 2-3 3-H ③	1	0	0	0	0	0	2
<b>Jimmy Jones, R</b> OBP: 0.392, SLG: 0.250 (7, 1) <b>Jim Corsi, R</b> OBP: 0.275, SLG: 0.270 (8, PH) <b>Al Osuna, R</b> OBP: 0.275, SLG: 0.270 (8, PH) <b>Curt Schilling, R</b> OBP: 1.000, SLG: 1.000 <b>Rafael Ramirez, R</b> OBP: 0.275, SLG: 0.270 <b>Dwayne Henry, R</b> OBP: 0.275, SLG: 0.270 (9, 1)			4-2 2B E BB ②		2-2 1B ②					2	1	1	0	1	0	0


Inning Stats	R: 1	H: 2	E: 0	K: 0	S: 9	H: 2	LOB: 1	BB: 0	P: 13	R: 0	H: 0	E: 0	K: 0	S: 6	R: 0	H: 0	E: 0	K: 0	S: 6	R: 1	H: 1	E: 1	K: 1	S: 16	R: 2	H: 4	E: 0	K: 2	S: 23	R: 0	H: 4	E: 0	K: 0	S: 13	R: 0	H: 0	E: 0	K: 0	S: 7	R: 1	H: 2	E: 0	K: 1	S: 10	R: 1	H: 3	E: 0	K: 0	S: 12	R: 1	H: 2	E: 0	K: 0	S: 12	R: 1	H: 2	E: 0	K: 0	S: 12	R: 1	H: 2	E: 0	K: 0	S: 12	R: 1	H: 2	E: 0	K: 0	S: 12	1B: 13	2B: 5	3B: 0	HR: 0	SF: 0	SAC: 0	DP: 1	HBP: 0	WP: 1	PB: 0	SB: 3	CS: 0	PA: 44
--------------	------	------	------	------	------	------	--------	-------	-------	------	------	------	------	------	------	------	------	------	------	------	------	------	------	-------	------	------	------	------	-------	------	------	------	------	-------	------	------	------	------	------	------	------	------	------	-------	------	------	------	------	-------	------	------	------	------	-------	------	------	------	------	-------	------	------	------	------	-------	------	------	------	------	-------	--------	-------	-------	-------	-------	--------	-------	--------	-------	-------	-------	-------	--------

PITCHER	IP	WLS	BF	H	R	ER	SO	BB	IBB	HBP	BLK	WP	HR	S	P	ERA	WHIP
<b>John Smiley, L</b> ERA: 3.54 (1, 1)	4.0		19	7	4	3	3	1	0	0	0	0	0	54	77	6.75	2.000
<b>Bob Walk, R</b> ERA: 3.86 (5, 1)	1.0		6	4	0	0	0	0	0	0	0	0	0	13	22	0.00	4.000
<b>Neal Heaton, L</b> ERA: 2.13 (6, 1)	1.0		3	0	0	0	0	0	0	0	0	0	0	7	13	0.00	0.000
<b>Bob Kipper, L</b> ERA: 9.95 (7, 1)	1.0	W	4	2	1	1	1	0	0	0	0	0	0	10	15	9.00	2.000
<b>Bob Patterson, L</b> ERA: 5.56 (8, 1)	0.1		3	2	1	1	0	0	0	0	0	0	0	7	7	27.00	6.000

**BOTTOM**

**Pittsburgh Pirates @ Houston Astros**  
Astrodome, Houston, TX  
Wed May 15 1991, 8:05 PM EDT  
Att. 9,577 - Dome - 70 F

<b>AB</b>	<b>42</b>
<b>R</b>	<b>7</b>
<b>H</b>	<b>18</b>
<b>RBI</b>	<b>5</b>
<b>BB</b>	<b>2</b>
<b>SO</b>	<b>4</b>
<b>LOB</b>	<b>17</b>



PITCHER	IP	WLS	BF	H	R	ER	SO	BB	IBB	HBP	BLK	WP	HR	S	P	ERA	WHIP
<b>Bill Landrum, R</b> ERA: 1.02 (8, 1)	1.2		9	3	1	1	0	1	0	0	0	0	0	17	28	5.40	2.400



Batter	1	2	3	4	5	6	7	8	9	AB R H RBI BB SO LOB	TOP																
Orlando Merced, S (1, 3) OBP: 0.456, SLG: 0.614	1-1 F8		1-1 1B		0-0 FC3-6 1B	4-0 1B BB		4-2 L1-3 BB		3 1 2 0 2 0 0																	
Jay Bell, R (1, 6) OBP: 0.300, SLG: 0.407	2-1 1B		1-3 K		0-2 FC3-6 BLK 1B	3-1 1B		0-1 L1-3		5 1 3 1 0 1 2																	
Andy Van Slyke, L (1, 8) OBP: 0.309, SLG: 0.389	0-0 F7			1-2 G4-3 G3-1 2B	4-1 FC3-6 BB	0-0 G3			0-1 F8	4 1 1 0 1 0 3																	
Bobby Bonilla, S (1, 5) OBP: 0.386, SLG: 0.500	0-2 F8			1-0 G4-3 2B	0-2 FC3-6 BLK		2-1 2B		1-1 F9	5 1 1 1 0 0 4																	
Barry Bonds, L (1, 7) OBP: 0.267, SLG: 0.262		4-0 G3-6 BB		0-0 G3-1	4-2 BB		2-2 SF9 2B		1-1 F8	3 1 1 2 2 0 0																	
Mitch Webster, S (1, 9) OBP: 0.205, SLG: 0.139		0-2 G3-6		2-1 1B	2-3 K		0-3 K			4 0 1 0 0 2 4																	
Michael LaValliere, L (1, 2) OBP: 0.301, SLG: 0.307		3-3 K		1-0 1B	2-2 G4-3		2-1 SF9			3 0 1 1 0 1 2																	
Curtis Wilkerson, S (1, 4) OBP: 0.327, SLG: 0.295			0-0 F7	0-3 K		1-3 K		0-3 K		4 0 0 0 0 3 2																	
Doug Drabek, R (1, 1) OBP: 0.188, SLG: 0.250			0-3 K		0-0 1B 2B		0-1 L4		0-3 K	3 1 1 0 0 1 0																	
Neal Heaton, L (7, 1) OBP: 0.500, SLG: 1.000										1 0 0 0 0 1 0																	
Stan Belinda, R (9, 1)										0 0 0 0 0 0 0																	
<b>Inning Stats</b>	R: 0 E: 0 K: 0 S: 8	H: 1 LOB: 1 BB: 0 P: 11	R: 0 E: 0 K: 1 S: 6	H: 0 LOB: 0 BB: 1 P: 13	R: 0 E: 0 K: 2 S: 10	H: 1 LOB: 1 BB: 0 P: 12	R: 1 E: 0 K: 1 S: 12	H: 3 LOB: 2 BB: 0 P: 17	R: 3 E: 0 K: 1 S: 20	H: 3 LOB: 2 BB: 2 P: 32	R: 0 E: 0 K: 1 S: 8	H: 1 LOB: 2 BB: 1 P: 16	R: 2 E: 0 K: 2 S: 14	H: 2 LOB: 0 BB: 0 P: 20	R: 0 E: 0 K: 1 S: 8	H: 0 LOB: 0 BB: 1 P: 12	R: 0 E: 0 K: 0 S: 6	H: 0 LOB: 0 BB: 0 P: 8	R: 0 E: 0 K: 0 S: 6	H: 0 LOB: 0 BB: 0 P: 8	1B: 7 2B: 5 3B: 0 HR: 0	SF: 1 SAC: 0 DP: 2 HBP: 0	WP: 0 PB: 0 SB: 1 CS: 0	PA: 41			
<b>PITCHER</b>	IP WLS BF H R ER SO BB IBB HBP BLK WP HR S P ERA WHIP																										
Mark Portugal, R (1, 1) ERA: 5.05	4.1		23	8	4	4	4	3	0	0	1	0	0	49	74	8.31	2.538										
Jim Clancy, R (5, 1) ERA: 2.11	1.2	L	9	3	2	2	2	1	0	0	0	0	0	21	37	10.80	2.400										
Dwayne Henry, R (7, 1) ERA: 1.96	2.0		6	0	0	0	3	1	0	0	0	0	0	16	22	0.00	0.500										
Al Osuna, L (9, 1) ERA: 2.57	1.0		3	0	0	0	0	0	0	0	0	0	0	6	8	0.00	0.000										

Pittsburgh Pirates @ Houston Astros  
Astrodome, Houston, TX  
Thu May 16 1991, 8:05 PM EDT  
Att. 8,419 - Dome - 70 F

livebaseballscorecards.com

AB	35
R	6
H	11
RBI	5
BB	5
SO	9
LOB	17



Batter	1	2	3	4	5	6	7	8	9	AB R H RBI BB SO LOB
Steve Finley, L (1, 8) OBP: 0.303, SLG: 0.351 Rafael Ramirez, R (9, PH) OBP: 0.268, SLG: 0.263	1-1 1B SF9 2B	0-2 P8		2-1 F8		1-1 L4-6 2-3			0-3 K	4 1 1 0 0 0 2 1 0 0 0 0 1 1
Craig Biggio, R (1, 2) OBP: 0.420, SLG: 0.472	0-1 1B 2B 1B	3-3 K		1-1 1B			1-1 F7		0-3 K	5 1 2 0 0 2 2
Luis Gonzalez, L (1, 7) OBP: 0.289, SLG: 0.442	0-1 SF9	3-2 F7		1-1 P3			1-0 F8			3 0 0 1 0 0 2
Ken Caminiti, S (1, 5) OBP: 0.313, SLG: 0.325	3-1 2B G4-3 1B		3-1 F7			1-3 K				4 1 1 0 0 1 0
Ken Oberkfell, L (1, 3) OBP: 0.519, SLG: 0.450 Mark Davidson, R (8, PH) OBP: 0.333, SLG: 0.290	1-1 G4-3 1B 2B		2-2 1B 1B		0-1 G4-3			2-1 P6		3 1 2 1 0 0 0 1 0 0 0 0 0 0
Casey Candaele, S (1, 4) OBP: 0.333, SLG: 0.467	2-2 G4-3		1-2 L7		1-2 S 1B			2-1 L7		4 0 1 1 0 0 2
Karl Rhodes, L (1, 9) OBP: 0.321, SLG: 0.309 5 Jeff Bagwell, R (8, PH) OBP: 0.362, SLG: 0.437	2-2 E 1B		1-2 1B		2-3 K			1-1 F8		3 0 2 1 0 1 1 1 0 0 0 0 0 0
Eric Yelding, R (1, 6) OBP: 0.246, SLG: 0.308	1-2 L3		1-3 K			0-0 L4-6 SH1-4 1B			2-2 BLK 1B	4 0 2 0 0 1 3
Mark Portugal, R (1, 1) OBP: 0.286, SLG: 0.182 Jim Clancy, R (5, 1) Dwayne Henry, R (7, 1) Al Osuna, R (9, 1) Gerald Young, S (9, PH) OBP: 0.125, SLG: 0.125		1-2 1B		1-2 G4-3		0-0 SH1-4			3-2 G6-3	2 0 1 0 0 0 0 0 0 0 0 0 0 0 0 0 0 0 0 0 0 0 0 0 0 0 0 0 1 0 0 0 0 0 1

Inning Stats	R: 4 E: 1 K: 0 S: 22	H: 5 LOB: 1 BB: 0 P: 31	R: 0 E: 0 K: 1 S: 17	H: 1 LOB: 1 BB: 0 P: 24	R: 0 E: 0 K: 1 S: 17	H: 2 LOB: 2 BB: 0 P: 25	R: 0 E: 0 K: 0 S: 10	H: 1 LOB: 1 BB: 0 P: 14	R: 0 E: 0 K: 2 S: 14	H: 1 LOB: 1 BB: 0 P: 18	R: 0 E: 0 K: 0 S: 4	H: 1 LOB: 0 BB: 0 P: 5	R: 0 E: 0 K: 0 S: 5	H: 0 LOB: 0 BB: 0 P: 7	R: 0 E: 0 K: 0 S: 6	H: 0 LOB: 0 BB: 0 P: 11	R: 0 E: 0 K: 2 S: 13	H: 1 LOB: 1 BB: 0 P: 18	1B: 10 2B: 3 3B: 0 HR: 0	SF: 1 SAC: 1 DP: 1 HBP: 0
--------------	-------------------------------	----------------------------------	-------------------------------	----------------------------------	-------------------------------	----------------------------------	-------------------------------	----------------------------------	-------------------------------	----------------------------------	------------------------------	---------------------------------	------------------------------	---------------------------------	------------------------------	----------------------------------	-------------------------------	----------------------------------	-----------------------------------	------------------------------------

PITCHER	IP	WLS	BF	H	R	ER	SO	BB	IBB	HBP	BLK	WP	HR	S	P	ERA	WHIP
Doug Drabek, R (1, 1) ERA: 4.11	6.0	W	28	11	4	4	4	0	0	0	0	0	0	84	117	6.00	1.833
Neal Heaton, L (7, 1) ERA: 1.8	2.1		8	1	0	0	0	0	0	0	1	0	0	18	30	0.00	0.429
Stan Belinda, R (9, 1) ERA: 4.08	0.2	S	2	0	0	0	2	0	0	0	0	0	0	6	6	0.00	0.000


**BOTTOM**

**Pittsburgh Pirates @ Houston Astros**  
Astrodome, Houston, TX

Thu May 16 1991, 8:05 PM EDT  
Att. 8,419 - Dome - 70 F

livebaseballscorecards.com

<b>AB</b>	<b>36</b>
<b>R</b>	<b>4</b>
<b>H</b>	<b>12</b>
<b>RBI</b>	<b>4</b>
<b>BB</b>	<b>0</b>
<b>SO</b>	<b>6</b>
<b>LOB</b>	<b>14</b>



WP	PA	ERA	WHIP
0	38		
0			
1			
0			



Batter	1	2	3	4	5	6	7	8	9	AB R H RBI BB SO LOB	TOP														
<b>Gary Redus, R</b> (1, 3) OBP: 0.290, SLG: 0.242	0-1 G3		2-3 K			1-1 1B	2-0 P3			4 1 1 0 0 1 1															
<b>Jay Bell, R</b> (1, 6) OBP: 0.299, SLG: 0.402	2-1 G5-3			1-1 P4		2-2 1B		3-2 G5-3		4 0 1 1 0 0 0															
<b>Mitch Webster, S</b> (1, 8) OBP: 0.209, SLG: 0.150	1-3 K			1-2 G4-3		2-0 1B		2-2 1B		4 0 1 0 0 1 1															
<b>Bobby Bonilla, S</b> (1, 5) OBP: 0.396, SLG: 0.528		1-1 HR		4-2 BB		2-2 1B		2-1 G5-4-3		3 1 2 1 1 0 1															
<b>Bob Kipper, R</b> (8, 1)										0 0 0 0 0 0 0															
<b>Barry Bonds, L</b> (1, 7) OBP: 0.266, SLG: 0.255		1-0 F7		2-2 CS	2-1 G3-1	4-0 BB			3-3 K	3 0 0 0 1 1 0															
<b>Don Slaught, R</b> (1, 2) OBP: 0.358, SLG: 0.417		1-2 G6-3			3-2 G1-3	1-2 BB			1-2 G4-3	4 0 0 0 0 0 2															
<b>Lloyd McClendon, R</b> (1, 9) OBP: 0.393, SLG: 0.720			0-1 F9		1-1 2B				3-2 F7	2 1 1 0 0 0 0															
<b>Gary Varsho, L</b> (7, PH) OBP: 0.354, SLG: 0.381										2 0 0 0 0 0 0															
<b>Jose Lind, R</b> (1, 4) OBP: 0.291, SLG: 0.361			3-2 F9		1-1 2B				2-2 G3	3 0 1 1 0 0 0															
<b>Vicente Palacios, R</b> (1, 1) OBP: 0.091, SLG: 0.091										1 0 0 0 0 0 1 0															
<b>Curtis Wilkerson, S</b> (5, PH) OBP: 0.320, SLG: 0.289			2-3 K		3-1 F9					1 0 0 0 0 0 0 1															
<b>Bob Walk, R</b> (5, 1) OBP: 0.250, SLG: 1.000										0 0 0 0 0 0 0 0															
<b>Andy Van Slyke, L</b> (7, PH) OBP: 0.314, SLG: 0.389										0 0 0 0 0 1 0 0															
<b>Bob Patterson, R</b> (7, 1) OBP: 0.314, SLG: 0.389										0 0 0 0 0 0 0 0															
<b>Jeff Richardson, R</b> (8, 5)										0 0 0 0 0 0 0 0															
<b>Inning Stats</b>	R: 0 E: 0 K: 1 S: 9	H: 0 LOB: 0 BB: 0 P: 12	R: 1 E: 0 K: 0 S: 8	H: 1 LOB: 0 BB: 0 P: 11	R: 0 E: 0 K: 2 S: 16	H: 0 LOB: 0 BB: 0 P: 23	R: 0 E: 0 K: 0 S: 12	H: 0 LOB: 0 BB: 1 P: 20	R: 1 E: 0 K: 0 S: 12	H: 2 LOB: 1 BB: 0 P: 22	R: 1 E: 0 K: 0 S: 13	H: 3 LOB: 2 BB: 1 P: 25	R: 0 E: 0 K: 0 S: 8	H: 0 LOB: 1 BB: 1 P: 16	R: 0 E: 0 K: 0 S: 8	H: 1 LOB: 0 BB: 0 P: 15	R: 0 E: 0 K: 1 S: 10	H: 0 LOB: 0 BB: 0 P: 17	1B: 5 2B: 1 3B: 0 HR: 1	SF: 0 SAC: 0 DP: 2 HBP: 0	WP: 0 PB: 0 SB: 2 CS: 1	PA: 35			
<b>PITCHER</b>	IP	WLS	BF	H	R	ER	SO	BB	IBB	HBP	BLK	WP	HR	S	P	ERA	WHIP								
<b>Steve Avery, L</b> (1, 1) ERA: 3.02	5.2	W	23	6	3	3	3	2	0	0	0	0	1	67	109	4.76	1.412								
<b>Doug Sisk, R</b> (6, 1) ERA: 4.97	1.1		5	0	0	0	0	1	0	0	0	0	0	11	20	0.00	0.750								
<b>Kent Mercker, L</b> (8, 1) ERA: 1.47	2.0		6	1	0	0	1	0	0	0	0	0	0	18	32	0.00	0.500								

Pittsburgh Pirates @ Atlanta Braves  
Atlanta-Fulton County Stadium, Atlanta, GA

Fri May 17 1991, 7:05 PM EDT  
Att. 32,824 - Cloudy - 79 F

livebaseballscorecards.com

AB	31
R	3
H	7
RBI	3
BB	3
SO	4
LOB	6







Batter	1	2	3	4	5	6	7	8	9	AB R H RBI BB SO LOB	TOP									
<b>Gary Redus, R</b> (1, 3) OBP: 0.284, SLG: 0.227	3-2 E5 S		1-0 F8		4-0 1B BB		0-0 G6-3		0-0 P2	4 0 0 0 1 0 1										
<b>Jay Bell, R</b> (1, 5) OBP: 0.284, SLG: 0.227 <b>Bob Kipper, K</b> (1, 5) <b>Curtis Wilkerson, S</b> (1, 5) <b>Randy Tomlin, L</b> (1, 5) <b>Gary Votto, R</b> (1, 5) <b>Starlin Betts, R</b> (1, 5) <b>Starlin Betts, R</b> (1, 5) <b>Starlin Betts, R</b> (1, 5) <b>Starlin Betts, R</b> (1, 5) <b>Starlin Betts, R</b> (1, 5) <b>Starlin Betts, R</b> (1, 5)	2-2 SAFE P4		0-0 P3		2-2 1B		1-2 P4		2-1 G3-1 1B	2 0 0 0 0 0 1 0 0 0 0 0 0 0 1 0 0 0 0 0 0 0 0 0 0 0 0 0 0 0 0 0 0 0 0 0 0 0 0 0 0 0 1 0 0 0 0 0 0										
<b>Andy Van Slyke, L</b> (1, 8) OBP: 0.310, SLG: 0.376	0-3 K			2-1 F7	3-2 F9		4-1 BB		0-0 G3-1	4 0 0 0 1 1 5										
<b>Bobby Bonilla, S</b> (1, 5) OBP: 0.396, SLG: 0.523	0-0 F9			0-0 F9 1B		2-2 E 1B	2-3 K		3-3 K	5 1 2 0 0 2 4										
<b>Lloyd McClendon, R</b> (1, 9) OBP: 0.438, SLG: 0.714		4-2 G6-3 BB		0-1 1B		2-0 E5 F9 1B		2-2 G4-3 1B		3 0 2 0 1 0 1										
<b>Mitch Webster, S</b> (1, 7) OBP: 0.213, SLG: 0.159		0-3 SAFE K		3-2 F9		1-1 1B		2-1 F8		4 0 1 1 0 1 4										
<b>Don Slaught, R</b> (1, 2) OBP: 0.333, SLG: 0.385		0-0 SAFE SAFE G6-3		1-0 F8		2-2 F7		2-0 G4-3		4 0 0 0 0 0 6										
<b>Jose Lind, R</b> (1, 4) OBP: 0.280, SLG: 0.347		2-0 F9			0-1 G4-3	2-2 F9		0-0 F9		4 0 0 0 0 0 4										
<b>Zane Smith, L</b> (1, 1) OBP: 0.333, SLG: 0.313 <b>Jeff Richardson, R</b> (4, 6) <b>Barry Bonds, L</b> (9, PH) OBP: 0.272, SLG: 0.255			1-0 G3		1-3 K	1-3 K			4-2 G3-1 1B BB	1 0 0 0 0 0 0 2 0 0 0 0 2 2 0 0 0 0 1 0 0										
<b>Inning Stats</b>	R: 0 E: 1 K: 1 S: 11	H: 0 LOB: 1 BB: 0 P: 16	R: 0 E: 0 K: 1 S: 7	H: 0 LOB: 1 BB: 1 P: 13	R: 0 E: 0 K: 0 S: 3	H: 2 LOB: 2 BB: 0 P: 15	R: 0 E: 0 K: 1 S: 12	H: 1 LOB: 2 BB: 1 P: 22	R: 1 E: 1 K: 1 S: 19	H: 2 LOB: 2 BB: 0 P: 29	R: 0 E: 0 K: 1 S: 8	H: 0 LOB: 1 BB: 1 P: 15	R: 0 E: 0 K: 0 S: 7	H: 1 LOB: 1 BB: 0 P: 13	R: 0 E: 0 K: 1 S: 11	H: 1 LOB: 2 BB: 1 P: 20	1B: 7 2B: 0 3B: 0 HR: 0	SF: 0 SAC: 0 DP: 0 HBP: 0	WP: 0 PB: 0 SB: 1 CS: 0	PA: 40
<b>PITCHER</b>	IP WLS BF H R ER SO BB IBB HBP BLK WP HR S P ERA WHIP																			
<b>Tom Glavine, L</b> (1, 1) ERA: 2.15	6.0 W 27 5 1 0 4 2 0 0 0 0 0 0 61 100 0.00 1.167																			
<b>Juan Berenguer, R</b> (7, 1) ERA: 1.82	3.0 S 13 2 0 0 2 2 0 0 0 0 0 0 26 48 0.00 1.333																			

Pittsburgh Pirates @ Atlanta Braves  
Atlanta-Fulton County Stadium, Atlanta, GA

Sun May 19 1991, 3:33 AM EDT  
Att. 27,164 - Cloudy - 80 F

livebaseballscorecards.com

AB	36
R	1
H	7
RBI	1
BB	4
SO	6
LOB	28



Batter	1	2	3	4	5	6	7	8	9
<b>Lonnie Smith, R</b> (1, 7) OBP: 0.400, SLG: 0.467 <b>Otis Nixon, S</b> (7, PR) OBP: 0.403, SLG: 0.343 (8, 7)	2-1 	1-1 		2-2 <b>G5-4-3</b> 			4-1 		
<b>Terry Pendleton, S</b> (1, 5) OBP: 0.409, SLG: 0.533	1-0 	2-1 <b>G5-3</b> 		0-0 			1 SAFE 2-2 		
<b>Ron Gant, R</b> (1, 8) OBP: 0.256, SLG: 0.394	3-1 <b>F8</b> 	4-2 		0-0 <b>G5-3</b> 			3-1 		
<b>David Justice, L</b> (1, 9) OBP: 0.379, SLG: 0.465	0-0 <b>G3</b> 	3-3 <b>K</b> 		4-1 			3-2 <b>F8</b> 		
<b>Francisco Cabrera, R</b> (1, 3) OBP: 0.333, SLG: 0.385 <b>Sid Bream, L</b> (6, 3) OBP: 0.296, SLG: 0.480	1-0 		3-1 <b>F8</b> 	1-3 			1-3 <b>K</b> 		
<b>Jeff Blausler, R</b> (1, 4) OBP: 0.359, SLG: 0.400 <b>Mark Lemke, S</b> (8, 4) OBP: 0.412, SLG: 0.448	0-3 <b>K</b> 		1-2 <b>F8</b> 	3-2 <b>F9</b> 			1-0 		
<b>Greg Olson, R</b> (1, 2) OBP: 0.386, SLG: 0.423		1-0 	2-0 <b>F9</b> 	1-2 <b>G5-3</b> 			1-3 		
<b>Rafael Belliard, R</b> (1, 6) OBP: 0.274, SLG: 0.290	1 SAFE 	3-2 		1-0 <b>E6</b> <b>G5-4-3</b> 			2-2 <b>F9</b> 		
<b>Tom Glavine, L</b> (1, 1) OBP: 0.444, SLG: 0.400 <b>Jeff Treadway, L</b> (6, PH) OBP: 0.388, SLG: 0.507 <b>Juan Berenguer, R</b> (7, 1)		1-0 	0-1 <b>FC</b> 	3-2 <b>G3</b> 			0-3 		

Inning Stats	R: 2	H: 3	E: 0	K: 1	S: 10	LOB: 1	BB: 0	P: 17	R: 2	H: 4	E: 0	K: 1	S: 16	LOB: 2	BB: 1	P: 31	R: 0	H: 0	E: 0	K: 0	S: 6	LOB: 0	BB: 0	P: 12	R: 1	H: 2	E: 1	K: 0	S: 8	LOB: 1	BB: 0	P: 11	R: 0	H: 0	E: 0	K: 1	S: 7	LOB: 0	BB: 1	P: 15	R: 0	H: 0	E: 0	K: 0	S: 14	LOB: 0	BB: 0	P: 20	R: 2	H: 3	E: 0	K: 1	S: 16	LOB: 2	BB: 1	P: 30	R: 0	H: 0	E: 0	K: 2	S: 9	LOB: 0	BB: 0	P: 12	1B: 11	SF: 0	2B: 1	SAC: 0	3B: 0	DP: 1	HR: 0	HBP: 0
--------------	------	------	------	------	-------	--------	-------	-------	------	------	------	------	-------	--------	-------	-------	------	------	------	------	------	--------	-------	-------	------	------	------	------	------	--------	-------	-------	------	------	------	------	------	--------	-------	-------	------	------	------	------	-------	--------	-------	-------	------	------	------	------	-------	--------	-------	-------	------	------	------	------	------	--------	-------	-------	--------	-------	-------	--------	-------	-------	-------	--------

PITCHER	IP	WLS	BF	H	R	ER	SO	BB	IBB	HBP	BLK	WP	HR	S	P	ERA	WHIP
<b>Zane Smith, L</b> (1, 1) ERA: 2.67	3.2	L	20	9	5	4	2	1	0	0	0	0	0	39	70	9.82	2.727
<b>Bob Kipper, L</b> (4, 1) ERA: 9.0	0.1		1	0	0	0	0	0	0	0	0	0	0	1	1	0.00	0.000
<b>Randy Tomlin, L</b> (5, 1) ERA: 2.17	2.0		6	0	0	0	1	1	0	0	0	0	0	21	35	0.00	0.500
<b>Stan Belinda, R</b> (7, 1) ERA: 5.09	0.0		3	2	2	2	0	1	0	0	0	0	0	9	18	∞	∞
<b>Bob Patterson, L</b> (7, 1) ERA: 7.43	1.0		3	1	0	0	1	0	0	0	0	0	0	7	12	0.00	1.000

**BOTTOM**

AB	R	H	RBI	BB	SO	LOB
3	1	2	2	1	0	2
0	1	0	0	0	0	0
4	2	3	2	0	0	1
3	0	1	0	1	0	2
3	0	0	0	1	1	5
3	0	1	1	0	1	1
1	0	0	0	0	1	2
4	0	1	1	0	1	2
0	0	0	0	0	0	0
4	1	1	0	0	1	0
4	2	2	0	0	0	0
2	0	1	0	0	0	1
1	0	0	0	0	0	0
1	0	0	0	0	1	0


**AB 33**  
**R 7**  
**H 12**  
**RBI 6**  
**BB 3**  
**SO 6**  
**LOB 16**

**WP: 0** **PA: 36**  
**PB: 0**  
**SB: 2**  
**CS: 1**

**PITC** **IP** **WLS** **BF** **H** **R** **ER** **SO** **BB** **IBB** **HBP** **BLK** **WP** **HR** **S** **P** **ERA** **WHIP**

**Bill Landrum, R** (8, 1)  
 ERA: 0.96

1.0 3 0 0 0 0 0 0 0 0 0 0 0 0 9 12 0.00 0.000



**Pittsburgh Pirates @ Atlanta Braves**  
**Atlanta-Fulton County Stadium, Atlanta, GA**  
 Sun May 19 1991, 3:33 AM EDT  
 Att. 27,164 - Cloudy - 80 F

livebaseballscorecards.com



Batter	1	2	3	4	5	6	7	8	9	AB R H RBI BB SO LOB	TOP											
Ray Lankford, L (1, 8) OBP: 0.288, SLG: 0.327	2-2 G5-3			1-2 G6-4-3 1B	0-0 S 1B		3-2 F8		1-0 L7	5 0 2 1 0 0 3												
Ozzie Smith, S (1, 6) OBP: 0.405, SLG: 0.333	2-2 CS 1B			0-2 G6-4-3 1-2f	0-0 G5-3		1-1 F9			4 0 1 0 0 0 4												
Bernard Gilkey, R (1, 7) OBP: 0.368, SLG: 0.377	1-1 P3			0-1 2B		1-3 K		4-0 G5-4-3 BB		3 0 1 0 1 1 1												
Pedro Guerrero, R (1, 3) OBP: 0.344, SLG: 0.391	1-2 CS 1-2	1-3 K		1-1 F9		2-0 G6-3		0-1 G5-4-3 1-2f		4 0 0 0 0 1 2												
Felix Jose, S (1, 9) OBP: 0.433, SLG: 0.533		2-1 CS 1B			0-0 E 1B	1-1 1B		1-1 1B		4 1 4 0 0 0 0												
Todd Zeile, R (1, 5) OBP: 0.385, SLG: 0.437		2-2 P9 1-2			1-2 E1 SH5-3 SF8 2-3	0-0 F8		0-3 K		4 1 0 0 0 1 4												
Tom Pagnozzi, R (1, 2) OBP: 0.298, SLG: 0.296			0-1 G1-3		1-0 SF8 SH5-3 1B		1-1 F9		1-1 G3	4 1 1 1 0 0 0												
José Oquendo, S (1, 4) OBP: 0.306, SLG: 0.287			2-3 K		0-0 SH5-3		4-1 1B BB		1-2 G4-3	2 0 0 0 1 1 0												
Jamie Moyer, L (1, 1) Scott Terry, R (3, 1) Craig Wilson, R (5, PH) Tim Sherrill, L (5, 1) Milt Thompson, L (7, PH) Juan Agosto, L (7, 1) Gerald Perry, L (9, PH)			0-3 K		0-1 SF8		2-2 1B		0-1 1B	1 0 0 0 0 0 1 0 0 0 0 0 0 0 0 0 0 0 0 0 1 0 0 0 0 0 0 0 0 0 0 0 1 0 1 0 0 0 0 0 0 0 0 0 0 0 0 0 1 0 1 0 0 0 0 0												
<b>Inning Stats</b>	R: 0 E: 0 K: 0 S: 11	H: 1 LOB: 0 BB: 0 P: 17	R: 0 E: 0 K: 1 S: 10	H: 1 LOB: 0 BB: 0 P: 15	R: 0 E: 0 K: 2 S: 10	H: 0 LOB: 0 BB: 0 P: 12	R: 0 E: 0 K: 0 S: 10	H: 2 LOB: 1 BB: 0 P: 12	R: 3 E: 1 K: 0 S: 11	H: 3 LOB: 1 BB: 0 P: 13	R: 0 E: 0 K: 1 S: 7	H: 1 LOB: 1 BB: 0 P: 11	R: 0 E: 0 K: 0 S: 12	H: 1 LOB: 2 BB: 1 P: 23	R: 0 E: 0 K: 1 S: 7	H: 1 LOB: 1 BB: 1 P: 12	R: 0 E: 0 K: 0 S: 9	H: 1 LOB: 1 BB: 0 P: 12	1B: 9 2B: 2 3B: 0 HR: 0	SF: 1 SAC: 1 DP: 2 HBP: 0	WP: 0 PA: 38 PB: 0 SB: 1 CS: 2	
<b>PITCHER</b>	IP WLS BF H R ER SO BB IBB HBP BLK WP HR S P ERA WHIP																				<b>PITCHER</b>	IP WLS BF H R ER SO BB IBB HBP BLK WP HR S P ERA WHIP
John Smiley, L (1, 1) ERA: 3.09	6.0 W 24 8 3 0 4 0 0 0 0 0 0 0 59 80 0.00 1.333																					
Vicente Palacios, R (7, 1) ERA: 2.83	1.2 8 2 0 0 0 2 0 0 0 0 0 0 16 32 0.00 2.400																					
Bill Landrum, R (8, 1) ERA: 0.9	1.1 S 5 1 0 0 1 0 0 0 0 0 0 0 12 15 0.00 0.750																					

St. Louis Cardinals @ Pittsburgh Pirates  
 Three Rivers Stadium, Pittsburgh, PA  
 Tue May 21 1991, 7:05 PM EDT  
 Att: 9,226 - Sunny - 82 F

livebaseballscorecards.com

AB	33
R	3
H	11
RBI	3
BB	2
SO	5
LOB	14



Batter	1	2	3	4	5	6	7	8	9
<b>Gary Redus, R</b> OBP: 0.282, SLG: 0.229 (1, 3)	1-3 <b>K</b>	3-2 <b>G6-3</b>			1-0 <b>S</b> 1B	1-1 <b>P9</b>			
<b>Jay Bell, R</b> OBP: 0.293, SLG: 0.386 (1, 6)	2-2 <b>G6-3</b>		4-2 <b>CS</b> <b>BB</b>		2-1 <b>F8</b>		2-1 <b>F8</b>		
<b>Andy Van Slyke, L</b> OBP: 0.308, SLG: 0.372 (1, 8)	1-1 <b>G1-3</b>		1-3 <b>K</b>	1-2	1-2 <b>HBP</b> 1B		2-1 <b>L9</b>		
<b>Bobby Bonilla, S</b> OBP: 0.392, SLG: 0.515 (1, 5)		1-1 <b>G6-3</b>	0-1 <b>HR</b> 1B		3-0 <b>F8</b>		1-2 <b>G6-3</b>		
<b>Barry Bonds, L</b> OBP: 0.295, SLG: 0.321 (1, 7)		3-1 <b>HR</b>	0-0 <b>HR</b>		4-1 <b>HBP</b>		2-0 <b>CS</b> <b>HBP</b>		
<b>Mitch Webster, S</b> OBP: 0.216, SLG: 0.149 (1, 9)		4-2 <b>G3</b> 1B <b>BB</b>	2-3 <b>K</b>		3-2 <b>G5-3</b>		2-3 <b>K</b>	1-2	
<b>Don Slaught, R</b> OBP: 0.328, SLG: 0.393 (1, 2)		0-1 <b>G3</b>		0-1 <b>G6-3</b>		2-1 <b>G4-3</b> 2B		0-1 <b>G5-3</b>	
<b>Jose Lind, R</b> OBP: 0.282, SLG: 0.346 (1, 4)		1-0 <b>1B</b>		1-2 <b>P6</b>		0-0 <b>G4-3</b>			
<b>John Smiley, L</b> OBP: 0.235, SLG: 0.188 <b>Lloyd McClendon, R</b> OBP: 0.424, SLG: 0.690 <b>Vicente Palacios, R</b> OBP: 0.091, SLG: 0.091 <b>Bill Landrum, R</b> (8, 1)		1-0 <b>1B</b>		1-1 <b>G3-1</b>		0-3 <b>K</b>			

Inning Stats	R: 0	H: 0	E: 0	K: 10	S: 10	R: 2	H: 3	E: 0	K: 0	S: 13	R: 2	H: 2	E: 0	K: 2	S: 12	R: 1	H: 2	E: 0	K: 0	S: 13	R: 0	H: 1	E: 0	K: 1	S: 8	R: 0	H: 0	E: 0	K: 0	S: 7	R: 0	H: 0	E: 0	K: 1	S: 5	
	0	0	0	14	14	2	3	0	0	13	2	2	0	2	12	1	2	0	0	13	0	1	0	1	0	0	0	0	0	0	0	0	0	0	0	0
	0	0	0	14	14	2	3	0	0	13	2	2	0	2	12	1	2	0	0	13	0	1	0	1	0	0	0	0	0	0	0	0	0	0	0	0

PITCHER	IP	WLS	BF	H	R	ER	SO	BB	IBB	HBP	BLK	WP	HR	S	P	ERA	WHIP
<b>Jamie Moyer, L</b> ERA: 5.74 (1, 1)	2.2	L	14	5	4	4	2	2	0	0	0	0	2	32	54	13.50	2.625
<b>Scott Terry, R</b> ERA: 1.23 (3, 1)	1.1		4	0	0	0	1	0	0	0	0	0	0	10	14	0.00	0.000
<b>Tim Sherrill, L</b> ERA: 2.25 (5, 1)	2.0		10	3	1	1	1	0	0	1	0	0	0	21	37	4.50	1.500
<b>Juan Agosto, L</b> ERA: 5.55 (7, 1)	2.0		6	0	0	0	1	0	0	1	0	0	0	12	21	0.00	0.000

**BOTTOM**

**St. Louis Cardinals @ Pittsburgh Pirates**  
Three Rivers Stadium, Pittsburgh, PA

Tue May 21 1991, 7:05 PM EDT  
Att. 9,226 - Sunny - 82 F

AB	30
R	5
H	8
RBI	5
BB	2
SO	5
LOB	12



1B	2B	3B	HR	SF	SAC	DP	HBP	WP	HR	S	P	ERA	WHIP
5	1	0	2	0	0	0	2	0	0	0	0	0	0



Batter	1	2	3	4	5	6	7	8	9	AB R H RBI BB SO LOB	TOP	
Milt Thompson, L (1, 7) OBP: 0.500, SLG: 0.532	2-2 G3-1	1-2 E7 1B		3-3 K			3-2 G4-3		0-0 1B	5 0 1 1 0 1 2		
Ozzie Smith, S (1, 6) OBP: 0.411, SLG: 0.343	0-1 F9 WP 1B	1-1 1B			0-2 G4-3 S 1B		1-3 K		1-0 P6	5 2 3 1 0 1 1		
Ray Lankford, L (1, 8) OBP: 0.279, SLG: 0.316	1-2 F9 1-3	0-1 G3-1			1-0 G4-3 1-3		0-1 F7			4 0 0 0 0 0 4		
Pedro Guerrero, R (1, 3) OBP: 0.348, SLG: 0.394	0-1 FC4-6 1B			1-0 F8		3-2 FC4-6 1B		0-2 F9		4 0 2 2 0 0 0		
Felix Jose, S (1, 9) OBP: 0.429, SLG: 0.522	0-1 FC4-6 1-2f			1-3 K		0-0 FC4-6 1-2f		1-0 CS HBP		3 0 0 0 0 1 2		
Todd Zeile, R (1, 5) OBP: 0.381, SLG: 0.431				2-2 G6-3		1 SAFE 3-3 K 1-2		1-1 P3 1-2		4 0 1 0 0 1 2		
Geronimo Pena, S (1, 4) OBP: 0.386, SLG: 0.405						0-2 G1-3		0-0 F7		4 2 2 0 0 0 0		
Tom Pagnozzi, R (1, 2) OBP: 0.306, SLG: 0.306						1-0 1B		1-1 CS 1B		3 0 2 0 0 0 2		
Bob Tewksbury, R (1, 1) Rex Hudler, R (4, PH) Cris Carpenter, R (4, 1) Juan Agosto, L (7, 1) Gerald Perry, L (9, PH) Lee Smith, R (9, 1)						1-3 K		3-1 G4-3 1-2		2-3 K	1 1 0 0 0 0 2 1 0 0 0 0 1 1 1 0 0 0 0 0 1 0 0 0 0 0 0 0 1 0 0 0 0 1 1 0 0 0 0 0 0 0	
<b>Inning Stats</b>	R: 1 H: 2 E: 0 LOB: 1 K: 0 BB: 0 S: 16 P: 19	R: 2 H: 3 E: 2 LOB: 2 K: 0 BB: 0 S: 13 P: 17	R: 0 H: 0 E: 0 LOB: 0 K: 1 BB: 0 S: 8 P: 12	R: 0 H: 1 E: 0 LOB: 1 K: 2 BB: 0 S: 13 P: 18	R: 1 H: 2 E: 0 LOB: 1 K: 1 BB: 0 S: 13 P: 20	R: 0 H: 1 E: 0 LOB: 0 K: 0 BB: 0 S: 5 P: 9	R: 0 H: 0 E: 0 LOB: 0 K: 1 BB: 0 S: 9 P: 13	R: 0 H: 0 E: 0 LOB: 0 K: 0 BB: 0 S: 5 P: 7	R: 1 H: 2 E: 0 LOB: 1 K: 1 BB: 0 S: 10 P: 16	1B: 11 SF: 0 2B: 0 SAC: 1 3B: 0 DP: 0 HR: 0 HBP: 1	WP: 1 PA: 38 PB: 0 SB: 2 CS: 2	
<b>PITCHER</b> Doug Drabek, R (1, 1) ERA: 3.92 Stan Belinda, R (8, 1) ERA: 5.03	IP WLS BF H R ER SO BB IBB HBP BLK WP HR S P ERA WHIP	7.0 L 30 9 4 2 5 0 0 0 0 1 0 77 108 2.57 1.286	2.0 8 2 1 1 1 0 0 1 0 0 0 15 23 4.50 1.000	<b>PITCHER</b> IP WLS BF H R ER SO BB IBB HBP BLK WP HR S P ERA WHIP								

St. Louis Cardinals @ Pittsburgh Pirates  
 Three Rivers Stadium, Pittsburgh, PA  
 Wed May 22 1991, 7:05 PM EDT  
 Att. 19,630 - Cloudy - 84 F

livebaseballscorecards.com

AB 36  
 R 5  
 H 11  
 RBI 4  
 BB 0  
 SO 6  
 LOB 18



BOTTOM

St. Louis Cardinals @ Pittsburgh Pirates  
Three Rivers Stadium, Pittsburgh, PA

AB 34  
R 3  
H 10  
RBI 3  
BB 0  
SO 3  
LOB 13



WP: 0 PA: 37  
PB: 0  
SB: 0  
CS: 0

ERA WHIP

Wed May 22 1991, 7:05 PM EDT  
Att. 19,630 - Cloudy - 84 F

AB R H RBI BB SO LOB

5 1 2 0 0 1 0

3 0 0 0 0 1 2

3 0 0 1 0 0 0

4 1 2 0 0 0 0

4 0 3 0 0 1 0

4 1 1 0 0 0 5

4 0 2 1 0 0 2

3 0 0 1 0 0 3

3 0 0 0 0 0 1

0 0 0 0 0 0 0

1 0 0 0 0 0 0

1B: 9 SF: 2  
2B: 1 SAC: 1  
3B: 0 DP: 0  
HR: 0 HBP: 0

Batter	1	2	3	4	5	6	7	8	9
Orlando Merced, S OBP: 0.459, SLG: 0.603 (1, 3)	1-1 E5 SH3 SF9 1B	2-0 1B		2-3 K			1-2 G6-3		0-1 F7
Jay Bell, R OBP: 0.287, SLG: 0.377 (1, 6)	0-0 SH3 2-3	1-1 G6-3		1-3 K			0-2 G6-3		
Andy Van Slyke, L OBP: 0.300, SLG: 0.363 (1, 8)	0-2 SF9 3-H		1-2 F7		2-2 F9		0-1 G3		
Bobby Bonilla, S OBP: 0.395, SLG: 0.514 (1, 5)	0-0 1B 1B		0-0 FC3-6 1B 1B		1-2 P6			2-1 G5-3	
Barry Bonds, L OBP: 0.308, SLG: 0.336 (1, 7)	3-2 1B 1B		2-2 FC3-6 1B 1B		3-3 K			1-1 1B	
Mitch Webster, S OBP: 0.218, SLG: 0.176 (1, 9)	0-0 L7		0-0 FC3-6 1B			3-1 F9 SF8 2B		1-0 P9	
Michael LaValliere, L OBP: 0.310, SLG: 0.316 (1, 2)		0-2 1B G4-3 1B	1-1 FC4-6 1B		1-2 F9 2-3		1-0 P6		
Jose Lind, R OBP: 0.272, SLG: 0.336 (1, 4)		1-2 G4-3	0-0 FC4-6		0-0 SF8		1-0 L6		
Doug Drabek, R OBP: 0.158, SLG: 0.211 Stan Belinda, R OBP: 0.340, SLG: 0.364 (1, 1) (8, 1) (9, PH)		0-0 G1-3		2-2 G2-3		2-0 P3		1-0 F8	

Inning Stats	R: 1	H: 3	E: 1	LOB: 2	K: 0	BB: 0	S: 12	R: 0	H: 2	E: 0	LOB: 2	K: 0	BB: 0	S: 13	R: 1	H: 3	E: 0	LOB: 2	K: 2	BB: 0	S: 13	R: 0	H: 0	E: 0	LOB: 0	K: 2	BB: 0	S: 9	R: 0	H: 0	E: 0	LOB: 0	K: 1	BB: 0	S: 12	R: 1	H: 1	E: 0	LOB: 0	K: 0	BB: 0	S: 7	R: 0	H: 0	E: 0	LOB: 0	K: 0	BB: 0	S: 8	R: 0	H: 1	E: 0	LOB: 1	K: 0	BB: 0	S: 6	R: 0	H: 0	E: 0	LOB: 0	K: 0	BB: 0	S: 4	R: 0	H: 0	E: 0	LOB: 0	K: 0	BB: 0	S: 4	R: 0	H: 0	E: 0	LOB: 0	K: 0	BB: 0	S: 6	R: 0	H: 0	E: 0	LOB: 0	K: 0	BB: 0	S: 4
--------------	------	------	------	--------	------	-------	-------	------	------	------	--------	------	-------	-------	------	------	------	--------	------	-------	-------	------	------	------	--------	------	-------	------	------	------	------	--------	------	-------	-------	------	------	------	--------	------	-------	------	------	------	------	--------	------	-------	------	------	------	------	--------	------	-------	------	------	------	------	--------	------	-------	------	------	------	------	--------	------	-------	------	------	------	------	--------	------	-------	------	------	------	------	--------	------	-------	------

PITCHER	IP	WLS	BF	H	R	ER	SO	BB	IBB	HBP	BLK	WP	HR	S	P	ERA	WHIP
Bob Tewksbury, R ERA: 3.14 (1, 1)	3.0		17	8	2	2	0	0	0	0	0	0	0	38	50	6.00	2.667
Cris Carpenter, R ERA: 2.91 (4, 1)	3.0	W	10	1	1	1	3	0	0	0	0	0	0	28	45	3.00	0.333
Juan Agosto, L ERA: 5.13 (7, 1)	2.0		7	1	0	0	0	0	0	0	0	0	0	14	20	0.00	0.500
Lee Smith, R ERA: 2.95 (9, 1)	1.0	S	3	0	0	0	0	0	0	0	0	0	0	4	6	0.00	0.000

PITCHER	IP	WLS	BF	H	R	ER	SO	BB	IBB	HBP	BLK	WP	HR	S	P	ERA	WHIP
---------	----	-----	----	---	---	----	----	----	-----	-----	-----	----	----	---	---	-----	------



Batter	1	2	3	4	5	6	7	8	9	AB	R	H	RBI	BB	SO	LOB	TOP					
<b>Geronimo Pena, S</b> OBP: 0.367, SLG: 0.381 (1, 4)	0-0 G6-3	2-3 K			0-1 G6-3		2-0 G3	0-0 BB 1B		5	0	1	1	0	1	3						
<b>Ozzie Smith, S</b> OBP: 0.417, SLG: 0.355 (1, 6)	4-2 S BB		0-0 1B 2B		0-0 S 1B		0-0 P9	0-2 P9		4	2	2	0	1	0	3						
<b>Bernard Gilkey, R</b> OBP: 0.362, SLG: 0.365 (1, 7)	2-3 K		1-3 K		1-2 F9		1-0 F8	4-1 BB 1B	1-2 2-3 BB	4	0	0	0	1	2	4						
<b>Pedro Guerrero, R</b> OBP: 0.350, SLG: 0.390 (1, 3)	3-1 E5 FC6-4 1B		1-1 P8		1-2 G5-3			F8 1B BB	G4-3	4	1	1	0	1	0	5						
<b>Felix Jose, S</b> OBP: 0.434, SLG: 0.524 (1, 9)	0-0 FC6-4		0-0 S 1B		0-1 B5-3		1-2 1B 2B	0-2 2B 1B		5	2	3	1	0	0	1						
<b>Todd Zeile, R</b> OBP: 0.389, SLG: 0.445 (1, 5)		0-2 1B 1B	1-3 K		0-0 CS 3B 1B		1-2 F8	3-2 1B 2B	1-H	5	1	3	1	0	1	3						
<b>Rex Hudler, R</b> OBP: 0.350, SLG: 0.446 (1, 8)		0-1 P3		0-1 G5-3		1 SAFE 0-1 F9 3B	0-0 2B FC 1B	2-3 K		3	0	1	1	0	0	1						
<b>Ray Lankford, L</b> OBP: 0.282, SLG: 0.319 (8, PH) (8, 8)						1-H	1-2 FC 1B	2-3 K		2	1	1	1	0	1	1						
<b>Tom Pagnozzi, R</b> OBP: 0.310, SLG: 0.319 (1, 2)		1-1 1B	1-3 1B		0-0 G1-3		0-0 F9	1-0 FC 1B 2B	0-3 K	5	1	2	1	0	1	2						
<b>Jose DeLeon, R</b> OBP: 0.067, SLG: 0.067 (1, 1)		2-3 K		0-0 G1-3			3-2 G3 1B	2-1 FC BB 1B	1-3 K	2	0	0	0	0	1	2						
<b>Juan Agosto, L</b> (6, 1)										0	0	0	0	0	0	0						
<b>Milt Thompson, L</b> OBP: 0.509, SLG: 0.542 (7, PH)										1	0	1	0	0	0	0						
<b>Scott Terry, R</b> (7, 1)										2	0	0	1	0	1	2						
<b>Inning Stats</b>	R: 1 E: 1 K: 1 S: 9	H: 1 LOB: 1 BB: 1 P: 18	R: 0 E: 0 K: 2 S: 15	H: 2 LOB: 2 BB: 0 P: 19	R: 1 E: 0 K: 2 S: 11	H: 2 LOB: 1 BB: 0 P: 14	R: 0 E: 0 K: 0 S: 4	H: 0 LOB: 0 BB: 0 P: 4	R: 0 E: 0 K: 0 S: 9	H: 1 LOB: 1 BB: 0 P: 11	R: 1 E: 0 K: 0 S: 6	H: 2 LOB: 0 BB: 0 P: 6	R: 0 E: 0 K: 0 S: 7	H: 1 LOB: 1 BB: 0 P: 13	R: 4 E: 0 K: 0 S: 19	H: 4 LOB: 3 BB: 2 P: 33	R: 1 E: 0 K: 3 S: 16	H: 2 LOB: 1 BB: 0 P: 22	1B: 11 2B: 4 3B: 1 HR: 0	SF: 0 SAC: 0 DP: 1 HBP: 0	WP: 0 PB: 0 SB: 3 CS: 1	PA: 45
<b>PITCHER</b>	IP	WLS	BF	H	R	ER	SO	BB	IBB	HBP	BLK	WP	HR	S	P	ERA	WHIP					
<b>Randy Tomlin, L</b> ERA: 2.06 (1, 1)	6.0	L	26	8	3	1	5	1	0	0	0	0	0	54	72	1.50	1.500					
<b>Neal Heaton, L</b> ERA: 1.69 (7, 1)	1.0		4	1	0	0	0	0	0	0	0	0	0	7	13	0.00	1.000					
<b>Stan Belinda, R</b> ERA: 5.85 (8, 1)	0.1		3	1	2	2	0	1	0	0	0	0	0	7	13	54.00	6.000					
<b>Bob Kipper, L</b> ERA: 9.82 (8, 1)	0.2		7	3	2	2	0	1	0	0	0	0	0	12	20	27.00	6.000					
<b>Bob Patterson, L</b> ERA: 7.53 (9, 1)	1.0		5	2	1	1	3	0	0	0	0	0	0	16	22	9.00	2.000					

**St. Louis Cardinals @ Pittsburgh Pirates**  
**Three Rivers Stadium, Pittsburgh, PA**  
 Thu May 23 1991, 7:05 PM EDT  
 Att: 8,557 - Cloudy - 86 F

livebaseballscorecards.com

<b>AB</b>	<b>42</b>
<b>R</b>	<b>8</b>
<b>H</b>	<b>15</b>
<b>RBI</b>	<b>7</b>
<b>BB</b>	<b>3</b>
<b>SO</b>	<b>8</b>
<b>LOB</b>	<b>27</b>




Batter	1	2	3	4	5	6	7	8	9	AB	R	H	RBI	BB	SO	LOB	BOTTOM	
Orlando Merced, S (1, 3) OBP: 0.449, SLG: 0.582	0-0 F8		1-1 1B		2-2 G4-6-3 1-2f			0-3 K		4	0	1	0	0	1	1	<b>St. Louis Cardinals @ Pittsburgh Pirates</b> Three Rivers Stadium, Pittsburgh, PA Thu May 23 1991, 7:05 PM EDT Att. 8,557 - Cloudy - 86 F	
Jay Bell, R (1, 6) OBP: 0.286, SLG: 0.396	1-0 G5-3		1-1 F8			3-2 HR		2-1 G6-3		4	1	1	1	0	0	1		
Andy Van Slyke, L (1, 8) OBP: 0.312, SLG: 0.370 Gary Redus, R (9, 8) OBP: 0.282, SLG: 0.229	0-0 BB 1B		0-2 G3-1			4-2 FC6-4 BB		0-0 E8 1B		3	1	2	0	1	0	1		
Bobby Bonilla, S (1, 5) OBP: 0.404, SLG: 0.518 Jeff Richardson, R (9, 5) OBP: 0.282, SLG: 0.229	4-2 FC6 1-2 BB			2-0 G3 1B		2-2 F7		1-1 FC6-4 1B		3	0	2	1	1	0	1		
Barry Bonds, L (1, 7) OBP: 0.299, SLG: 0.325	2-2 FC6 1-2f			2-2 G3 1-2		2-1 P2		2-1 FC6-4 1-2f		4	0	0	0	0	0	5		
Gary Varsho, L (1, 9) OBP: 0.346, SLG: 0.356 Lloyd McClendon, R (6, PH) OBP: 0.400, SLG: 0.645		2-0 P9		4-0 G6-3 BB		2-2 FC6-4 1-2f			1-2 G5-3	1	0	0	0	1	0	0		
Michael LaValliere, L (1, 2) OBP: 0.308, SLG: 0.313		1-0 G5-3		0-1 G6-3 1-2f			2-2 G6-3		1-1 1B	4	0	1	0	0	0	2		
Jose Lind, R (1, 4) OBP: 0.263, SLG: 0.324		1-0 G6-3			2-3 K		1-1 G5-3		0-0 F8	4	0	0	0	0	1	1		
Randy Tomlin, L (1, 1) OBP: 0.200, SLG: 0.200 Neal Heston, L (7, 1) OBP: 0.500, SLG: 1.000 Curtis Wilkerson, S (7, PH) OBP: 0.327, SLG: 0.298 Stan Belinda, R (8, 1) OBP: 0.327, SLG: 0.298 Bob Kipper, R (8, 1) OBP: 0.327, SLG: 0.298 Bob Patterson, R (9, 1) OBP: 0.327, SLG: 0.298 Mitch Webster, S (9, PH) OBP: 0.214, SLG: 0.173			3-2 P5		0-2 G4-6-3 1B		1-2 F9		1-3 K	2	0	1	0	0	0	0		
<b>Inning Stats</b>	R: 0 H: 1 E: 0 LOB: 2 K: 0 BB: 1 S: 8 P: 15	R: 0 H: 0 E: 0 LOB: 0 K: 0 BB: 0 S: 3 P: 7	R: 0 H: 1 E: 0 LOB: 1 K: 0 BB: 0 S: 10 P: 15	R: 0 H: 1 E: 0 LOB: 1 K: 0 BB: 1 S: 8 P: 16	R: 0 H: 1 E: 0 LOB: 0 K: 1 BB: 0 S: 9 P: 13	R: 1 H: 1 E: 0 LOB: 1 K: 0 BB: 1 S: 15 P: 28	R: 0 H: 0 E: 0 LOB: 0 K: 0 BB: 0 S: 8 P: 12	R: 1 H: 2 E: 1 LOB: 1 K: 1 BB: 0 S: 10 P: 15	R: 0 H: 1 E: 0 LOB: 1 K: 1 BB: 0 S: 9 P: 12	1B: 7 SF: 0 2B: 0 SAC: 0 3B: 0 DP: 2 HR: 1 HBP: 0	WP: 0 PA: 36 PB: 0 SB: 0 CS: 0							
<b>PITCHER</b>	IP WLS BF H R ER SO BB IBB HBP BLK WP HR S P ERA WHIP	IP WLS BF H R ER SO BB IBB HBP BLK WP HR S P ERA WHIP	IP WLS BF H R ER SO BB IBB HBP BLK WP HR S P ERA WHIP	IP WLS BF H R ER SO BB IBB HBP BLK WP HR S P ERA WHIP	IP WLS BF H R ER SO BB IBB HBP BLK WP HR S P ERA WHIP	IP WLS BF H R ER SO BB IBB HBP BLK WP HR S P ERA WHIP	IP WLS BF H R ER SO BB IBB HBP BLK WP HR S P ERA WHIP	IP WLS BF H R ER SO BB IBB HBP BLK WP HR S P ERA WHIP	IP WLS BF H R ER SO BB IBB HBP BLK WP HR S P ERA WHIP	IP WLS BF H R ER SO BB IBB HBP BLK WP HR S P ERA WHIP	IP WLS BF H R ER SO BB IBB HBP BLK WP HR S P ERA WHIP							
Jose DeLeon, R (1, 1) ERA: 2.44	5.1 W	22	5	1	1	1	3	0	0	0	0	0	0	0	0	0	1.69	1.500
Juan Agosto, L (6, 1) ERA: 5.0	0.2	2	0	0	0	0	0	0	0	0	0	0	0	0	0	0	0.00	0.000
Scott Terry, R (7, 1) ERA: 1.08	3.0 S	12	3	1	0	2	0	0	0	0	0	0	0	0	0	0	0.00	1.000

livebaseballscores.com

**AB** 33  
**R** 2  
**H** 8  
**RBI** 2  
**BB** 3  
**SO** 3  
**LOB** 14





Batter	1	2	3	4	5	6	7	8	9	AB R H RBI BB SO LOB	TOP	
Von Hayes, L (1, 8) OBP: 0.296, SLG: 0.264	0-1 FC5-4 1B		0-2 G4-3		0-1 G6-3		2-3 K			4 0 1 0 0 1 3		
Randy Ready, R (1, 4) OBP: 0.447, SLG: 0.361	1-1 F9		2-1 1B		3-2 2B		3-2 P4			4 0 2 1 0 0 3		
John Kruk, L (1, 7) OBP: 0.375, SLG: 0.489	1-2 FC5-4 1B		1-1 F7		1-0 G4-3			1-0 FC6-4 1B		4 0 2 0 0 0 2		
Dale Murphy, R (1, 9) OBP: 0.308, SLG: 0.438	1-1 FC5-4 FC6-4 1-2f 2-3		1-3 K			1-0 G6-3		0-0 F7		4 0 0 0 0 1 4		
Ricky Jordan, R (1, 3) OBP: 0.339, SLG: 0.519	2-1 FC6-4 1-2f			0-1 G6-3		2-2 G4-3		0-2 FC6-4 1-2f		4 0 0 0 0 0 3		
Charlie Hayes, R (1, 5) OBP: 0.244, SLG: 0.351		2-3 K		1-2 G5-3		0-1 G1-3		0-3 K		4 0 0 0 0 2 1		
Mitch Williams, L (8, 1)										0 0 0 0 0 0 0		
Dickie Thon, R (1, 6) OBP: 0.303, SLG: 0.328			1-1 G6-3		1-0 G5-3		0-0 1B		2-2 P4	4 0 1 0 0 0 0	AB 35 R 1 H 9 RBI 1 BB 0 SO 4 LOB 18	
Steve Lake, R (1, 2) OBP: 0.174, SLG: 0.156			3-2 1B		1-0 SH1-4 2B 1B		1-1 F7		0-0 P5	4 1 2 0 0 0 1		
Terry Mulholland, R (1, 1) OBP: 0.148, SLG: 0.080			3-2 L4		0-0 SH1-4		1-1 1B		1-0 G4-3	1 0 0 0 0 0 1		
Darrel Akerfelds, R (5, 1)										0 0 0 0 0 0 0		
Jim Lindeman, R (7, PH) OBP: 0.400, SLG: 0.467										1 0 1 0 0 0 0		
Roger McDowell, R (7, 1)										0 0 0 0 0 0 0		
Wally Backman, S (8, 5) OBP: 0.324, SLG: 0.279										1 0 0 0 0 0 0		
<b>Inning Stats</b>	R: 0 H: 2 E: 0 LOB: 2 K: 0 BB: 0 S: 12 P: 17	R: 0 H: 1 E: 0 LOB: 1 K: 1 BB: 0 S: 13 P: 22	R: 0 H: 1 E: 0 LOB: 1 K: 1 BB: 0 S: 11 P: 15	R: 0 H: 0 E: 0 LOB: 0 K: 0 BB: 0 S: 6 P: 8	R: 1 H: 2 E: 0 LOB: 1 K: 0 BB: 0 S: 9 P: 14	R: 0 H: 0 E: 0 LOB: 0 K: 0 BB: 0 S: 7 P: 10	R: 0 H: 2 E: 0 LOB: 2 K: 1 BB: 0 S: 12 P: 19	R: 0 H: 1 E: 0 LOB: 1 K: 1 BB: 0 S: 8 P: 9	R: 0 H: 0 E: 0 LOB: 0 K: 0 BB: 0 S: 5 P: 8	1B: 8 SF: 0 2B: 1 SAC: 1 3B: 0 DP: 0 HR: 0 HBP: 0	WP: 0 PA: 36 PB: 0 SB: 0 CS: 0	
<b>PITCHER</b>	IP WLS BF H R ER SO BB IBB HBP BLK WP HR S P ERA WHIP											
Zane Smith, L (1, 1) ERA: 2.51	7.0 W 29 8 1 1 3 0 0 0 0 0 0 0 70 105 1.29 1.143											
Neal Heaton, L (8, 1) ERA: 1.5	2.0 7 1 0 0 1 0 0 0 0 0 0 0 13 17 0.00 0.500											

Philadelphia Phillies @ Pittsburgh Pirates  
Three Rivers Stadium, Pittsburgh, PA

Fri May 24 1991, 7:05 PM EDT  
Att. 29,770 - Sunny - 84 F

livebaseballscorecards.com

**BOTTOM**

**Philadelphia Phillies @ Pittsburgh Pirates**  
**Three Rivers Stadium, Pittsburgh, PA**

Fri May 24 1991, 7:05 PM EDT  
 Att. 29,770 - Sunny - 84 F

[livebaseballscorecards.com](http://livebaseballscorecards.com)

<b>AB</b>	<b>34</b>
<b>R</b>	<b>9</b>
<b>H</b>	<b>11</b>
<b>RBI</b>	<b>9</b>
<b>BB</b>	<b>4</b>
<b>SO</b>	<b>2</b>
<b>LOB</b>	<b>14</b>



WP: 0	PA: 39
PB: 0	
SB: 0	
CS: 0	


Batter	1	2	3	4	5	6	7	8	9	AB	R	H	RBI	BB	SO	LOB
Gary Redus, R (1, 3) OBP: 0.289, SLG: 0.230	0-0 G1-3		0-0 G5-3		0-2 F9		4-1 BB 1B	3-1 G4-3 1B		4	1	1	0	1	0	2
Jay Bell, R (1, 6) OBP: 0.285, SLG: 0.399 Neal Heaton, L (8, 1) OBP: 0.333, SLG: 0.667	1-3 K		2-0 P6		3-1 HR 2B		2-2 P7	3-2 G4-3 1B		4	1	1	1	0	1	2
Andy Van Slyke, L (1, 8) OBP: 0.308, SLG: 0.359	1-0 G4-3			2-1 G3	4-2 HR BB		0-0 F8	0-0 G3		4	1	0	0	1	0	3
Bobby Bonilla, S (1, 5) OBP: 0.406, SLG: 0.535		2-0 P8		0-3 K	0-0 HR		4-2 1B 1B	1-2 1B BB		3	2	1	3	1	1	0
Barry Bonds, L (1, 7) OBP: 0.305, SLG: 0.355		2-0 HR		0-0 P6	2-2 G4-3		0-1 1B	1-2 2-H 1B		4	1	2	2	0	0	0
Mitch Webster, S (1, 9) OBP: 0.233, SLG: 0.182		3-2 G6-3			4-1 G5-3 1B 2B BB	0-0 F9	0-0 1B	1-3 2-H 1B		3	1	1	1	1	0	0
Don Slaught, R (1, 2) OBP: 0.323, SLG: 0.383		0-0 G4-3			2-2 G5-3 1B	0-0 G3-1	0-1 G1-3			4	1	1	0	0	0	2
Jose Lind, R (1, 4) OBP: 0.270, SLG: 0.330			1-0 SH2-1-4 1B		0-0 G5-3	3-2 1B		2-0 F9		4	0	2	0	0	0	2
Zane Smith, L (1, 1) OBP: 0.350, SLG: 0.389 Jeff Richardson, R (8, 6) OBP: 0.333, SLG: 0.333			0-0 SH2-1-4		0-0 F9 2B	0-1 G1-3		1-1 G4-3 1B		2	1	1	2	0	0	1
			1-2		2-H 3-H					1	0	1	0	0	0	0

Inning Stats	R: 0	H: 0	E: 0	K: 1	S: 5	LOB: 0	BB: 0	P: 7	R: 1	H: 1	E: 0	K: 0	S: 14	LOB: 0	BB: 0	P: 21	R: 0	H: 1	E: 0	K: 0	S: 4	LOB: 1	BB: 0	P: 7	R: 0	H: 0	E: 0	K: 1	S: 6	LOB: 0	BB: 0	P: 8	R: 6	H: 4	E: 0	K: 0	S: 18	LOB: 0	BB: 2	P: 33	R: 0	H: 1	E: 0	K: 0	S: 10	LOB: 1	BB: 0	P: 13	R: 2	H: 2	E: 0	K: 0	S: 13	LOB: 2	BB: 2	P: 23	R: 0	H: 2	E: 0	K: 0	S: 10	LOB: 2	BB: 0	P: 19
--------------	------	------	------	------	------	--------	-------	------	------	------	------	------	-------	--------	-------	-------	------	------	------	------	------	--------	-------	------	------	------	------	------	------	--------	-------	------	------	------	------	------	-------	--------	-------	-------	------	------	------	------	-------	--------	-------	-------	------	------	------	------	-------	--------	-------	-------	------	------	------	------	-------	--------	-------	-------

PITCHER	IP	WLS	BF	H	R	ER	SO	BB	IBB	HBP	BLK	WP	HR	S	P	ERA	WHIP
Terry Mulholland, L (1, 1) ERA: 3.39	4.2	L	22	6	7	7	2	2	0	0	0	0	2	44	71	13.50	1.714
Darrel Akerfelds, R (5, 1) ERA: 5.16	1.1		5	1	0	0	0	0	0	0	0	0	0	13	18	0.00	0.750
Roger McDowell, R (7, 1) ERA: 1.44	1.0		7	2	2	2	0	2	0	0	0	0	0	13	23	18.00	4.000
Mitch Williams, L (8, 1) ERA: 2.66	1.0		5	2	0	0	0	0	0	0	0	0	0	10	19	0.00	2.000

WP	HR	S	P	ERA	WHIP
0	0	1	0	0	0



Batter	1	2	3	4	5	6	7	8	9	10	11	AB R H RBI BB SO LOB	TOP			
Wally Backman, S OBP: 0.311, SLG: 0.266 Charlie Hayes, R OBP: 0.241, SLG: 0.346 (7, 5)	1-0 G4-3	2-3 K		1-2 G4-3			1-3 K			0-1 L3		3 0 0 0 0 1 1 2 0 0 0 0 1 0				
Mickey Morandini, L OBP: 0.309, SLG: 0.240 (1, 4)	3-2 WP HBP		0-1 WP G5-3 1B			2-3 K		1-0 P5		1-2 G4-3		4 1 1 0 0 1 0				
John Kruk, L OBP: 0.370, SLG: 0.476 (1, 3)	4-0 BB		0-0 SAFE F8			1-3 K		3-3 K			2-3 K	4 0 0 0 1 3 1				
Von Hayes, L OBP: 0.299, SLG: 0.268 (1, 8)	1-3 K		0-0 G5-3 WP 1B			0-0 G4-3		1-2 F6			3-2 BB	5 0 2 0 0 1 2				
Darren Daulton, L OBP: 0.295, SLG: 0.250 (1, 2)	0-1 G3		4-2 G5-3 BB			3-2 F9				4-2 BB	0-3 K	3 0 0 0 2 1 3				
Jim Lindeman, R OBP: 0.350, SLG: 0.368 (1, 7)		4-0 E G4-3 BB	0-0 G5-3			3-1 P5				0-1 F8	1-2 G1-3	4 1 0 1 1 0 4				
Dickie Thon, R OBP: 0.295, SLG: 0.319 (1, 6)		0-3 K	2-0 G6-3			0-3 K				0-0 P4		4 0 0 0 0 2 4	AB 37 R 2 H 4 RBI 2 BB 4 SO 13 LOB 17			
John Morris, L OBP: 0.357, SLG: 0.385 (1, 9)		0-1 E9 G4-3 1B		1-3 K			1-3 K			3-1 F8		4 0 1 0 0 2 1				
Jose De Jesus, R OBP: 0.250, SLG: 0.200 Roger McDowell, R (7, 1) Mitch Williams, L (8, 1) Dale Murphy, R OBP: 0.306, SLG: 0.435 Joe Boever, R (10, 1)		1-0 G4-3		1-2 G5-3			0-3 K			1-0 F8		3 0 0 1 0 1 1 0 0 0 0 0 0 0 0 0 0 0 0 0 0 1 0 0 0 0 0 0 0 0 0 0 0 0 0				
<b>Inning Stats</b>	R: 0 H: 0 E: 0 LOB: 2 K: 1 BB: 1 S: 8 P: 17	R: 1 H: 1 E: 1 LOB: 1 K: 2 BB: 1 S: 9 P: 16	R: 1 H: 2 E: 0 LOB: 2 K: 0 BB: 1 S: 8 P: 14	R: 0 H: 0 E: 0 LOB: 0 K: 1 BB: 0 S: 9 P: 12	R: 0 H: 0 E: 0 LOB: 0 K: 2 BB: 0 S: 7 P: 10	R: 0 H: 0 E: 0 LOB: 0 K: 1 BB: 0 S: 8 P: 14	R: 0 H: 0 E: 0 LOB: 0 K: 3 BB: 0 S: 9 P: 11	R: 0 H: 0 E: 0 LOB: 0 K: 1 BB: 0 S: 8 P: 13	R: 0 H: 0 E: 0 LOB: 1 K: 0 BB: 1 S: 7 P: 14	R: 0 H: 0 E: 0 LOB: 0 K: 2 BB: 0 S: 15 P: 21	1B: 4 SF: 0 2B: 0 SAC: 0 3B: 0 DP: 0 HR: 0 HBP: 1	WP: 2 PA: 42 PB: 0 SB: 0 CS: 0				
<b>PITCHER</b>	IP WLS BF H R ER SO BB IBB HBP BLK WP HR S P ERA WHIP															
Bob Walk, R ERA: 3.57 (1, 1)	4.0	19	3	2	1	4	3	0	1	0	2	0	34	59	2.25	1.500
Bob Patterson, L ERA: 6.23 (5, 1)	3.0	9	0	0	0	6	0	0	0	0	0	0	24	35	0.00	0.000
Bob Kipper, L ERA: 9.19 (8, 1)	1.0	4	0	0	0	1	1	0	0	0	0	0	10	19	0.00	1.000
Bill Landrum, R ERA: 0.82 (9, 1)	2.0	6	0	0	0	0	0	0	0	0	0	0	11	16	0.00	0.000
Vicente Palacios, R ERA: 2.76 (11, 1)	1.0	W 4	1	0	0	2	0	0	0	0	0	0	15	21	0.00	1.000

Philadelphia Phillies @ Pittsburgh Pirates  
Three Rivers Stadium, Pittsburgh, PA  
Sat. May 25 1991, 7:05 PM EDT  
Att. 24,358 - Cloudy - 84 F

livebaseballscorecards.com

Batter	1	2	3	4	5	6	7	8	9	10	11	AB R H RBI BB SO LOB
<b>Orlando Merced, S</b> OBP: 0.452, SLG: 0.611 (1, 3)	0-1 G6-3 1B	2-1 1B			1-0 G3-1		4-0 G5-4-3 BB		2-3 K		1-2 HR	5 1 2 3 1 1 2
<b>Jay Bell, R</b> OBP: 0.282, SLG: 0.392 (1, 6)	2-2 1B 1B	0-0 F8			0-3 K		1-0 G5-4-3 1-2f		0-0 G5-3			5 0 1 0 0 1 6
<b>Andy Van Slyke, L</b> OBP: 0.311, SLG: 0.351 (1, 8)	1-0 F9				4-2 BB			0-0 F8		4-2 BB BB		3 0 0 0 2 0 1
<b>Bobby Bonilla, S</b> OBP: 0.406, SLG: 0.527 (1, 5)	1-0 1B				2-0 G4-3			0-1 G3		1-3 K		4 0 1 0 1 1 2
<b>Barry Bonds, L</b> OBP: 0.303, SLG: 0.352 <b>Vicente Palacios, R</b> OBP: 0.091, SLG: 0.091 (1, 7) (11, 1)	3-1 F8				2-2 G4-6-3 1B		0-2 P7	0-1 P6		0-3 K		4 0 1 0 0 0 2 0 0 0 0 0 0 0
<b>Mitch Webster, S</b> OBP: 0.262, SLG: 0.207 (1, 9)		1-1 SH5-4 1B 2B			2-0 G4-6-3		1-3 K		4-1 SH1-4 1B BB	4-2 BB		3 2 1 0 2 1 2
<b>Michael LaValiere, L</b> OBP: 0.309, SLG: 0.306 <b>Don Slaught, R</b> OBP: 0.318, SLG: 0.377 (1, 2) (9, PH) (10, 2)		4-1 1B SH5-4 BB			0-1 F8		1-0 F8		1 SAFE SH1-4	0-0 P8		2 0 0 0 1 0 0 1 0 0 0 0 0 2
<b>Curtis Wilkerson, S</b> OBP: 0.351, SLG: 0.346 (1, 4)		3-3 K			3-2 F7		1-0 2B		0-0 BB 1B		0-0 G1-3 HR 1B	5 1 3 3 1 0 1 2
<b>Bob Walk, R</b> OBP: 0.250, SLG: 1.000 <b>Jeff Richardson, R</b> OBP: 0.250, SLG: 0.250 <b>Bob Patterson, R</b> OBP: 0.340, SLG: 0.348 <b>Gary Varsho, L</b> OBP: 0.340, SLG: 0.348 <b>Bob Kipper, R</b> <b>Bill Landrum, R</b> <b>Lloyd McClendon, R</b> <b>Gary Redus, R</b> (1, 1) (4, PH) (5, 1) (7, PH) (8, 1) (9, 1) (9, 7) (10, PH)		2-0 SH5-4			1-3 K		1-1 F7		4-0 BB 1B		0-0 G1-3	0 0 0 0 0 0 0 0 1 0 0 0 0 0 1 0 0 0 0 0 0 0 0 0 1 0 0 0 0 0 0 1 0 0 0 0 0 0 0 0 0 0 0 0 0 0 0 0 1 0 0 0 0 1 0 1 1 0 0 0 0 0 1 1


Inning Stats	R: 0	H: 2	E: 0	LOB: 2	K: 0	BB: 0	S: 11	P: 18	R: 1	H: 2	E: 0	LOB: 2	K: 1	BB: 1	S: 10	P: 22	R: 0	H: 1	E: 0	LOB: 1	K: 0	BB: 1	S: 7	P: 15	R: 0	H: 0	E: 0	LOB: 0	K: 1	BB: 0	S: 9	P: 13	R: 0	H: 0	E: 0	LOB: 1	K: 1	BB: 1	S: 7	P: 14	R: 0	H: 0	E: 0	LOB: 0	K: 1	BB: 0	S: 8	P: 10	R: 0	H: 1	E: 0	LOB: 1	K: 0	BB: 1	S: 4	P: 11	R: 0	H: 0	E: 0	LOB: 0	K: 0	BB: 0	S: 5	P: 5	R: 1	H: 1	E: 0	LOB: 2	K: 1	BB: 2	S: 7	P: 17	R: 0	H: 0	E: 0	LOB: 2	K: 2	BB: 2	S: 16	P: 25	R: 2	H: 2	E: 0	LOB: 0	K: 0	BB: 0	S: 5	P: 6	1B: 6	SF: 0	2B: 2	SAC: 2	3B: 0	DP: 2	HR: 1	HBP: 0	WP: 0	PA: 46
--------------	------	------	------	--------	------	-------	-------	-------	------	------	------	--------	------	-------	-------	-------	------	------	------	--------	------	-------	------	-------	------	------	------	--------	------	-------	------	-------	------	------	------	--------	------	-------	------	-------	------	------	------	--------	------	-------	------	-------	------	------	------	--------	------	-------	------	-------	------	------	------	--------	------	-------	------	------	------	------	------	--------	------	-------	------	-------	------	------	------	--------	------	-------	-------	-------	------	------	------	--------	------	-------	------	------	-------	-------	-------	--------	-------	-------	-------	--------	-------	--------

PITCHER	IP	WLS	BF	H	R	ER	SO	BB	IBB	HBP	BLK	WP	HR	S	P	ERA	WHIP
<b>Jose De Jesus, R</b> ERA: 4.54 (1, 1)	6.1		28	6	1	1	4	4	0	0	0	0	0	55	101	1.42	1.579
<b>Roger McDowell, R</b> ERA: 1.38 (7, 1)	1.1		3	0	0	0	0	0	0	0	0	0	0	4	5	0.00	0.000
<b>Mitch Williams, L</b> ERA: 2.91 (8, 1)	1.1		7	1	1	1	1	2	0	0	0	0	0	9	19	6.75	2.250
<b>Joe Boever, R</b> ERA: 3.65 (10, 1)	1.1	L	8	2	2	2	2	2	0	0	0	0	1	21	31	13.50	3.000

**Philadelphia Phillies @ Pittsburgh Pirates**  
**Three Rivers Stadium, Pittsburgh, PA**  
 Sat May 25 1991, 7:05 PM EDT  
 Att: 24,358 - Cloudy - 84 F

livebaseballscorecards.com

AB	36
R	4
H	9
RBI	4
BB	8
SO	7
LOB	22





Batter	1	2	3	4	5	6	7	8	9	AB R H RBI BB SO LOB	TOP
Von Hayes, L (1, 8) OBP: 0.298, SLG: 0.268	2-2 G1-3		2-1 P6			3-2 G4-6-3 1B		1-2 G3		4 0 1 0 0 0 1	
Randy Ready, R (1, 4) OBP: 0.450, SLG: 0.359	4-0 FC6-4 BB		2-1 F9			1-2 G4-6-3 1-2f			2-2 2B G6-3 1B	3 1 1 0 1 0 1	
John Kruk, L (1, 3) OBP: 0.367, SLG: 0.476	2-2 FC6-4 1-2f			1-2 F8			1-0 G6-3		0-0 1-3 2B	4 0 1 0 0 0 1	
Dale Murphy, R (1, 9) OBP: 0.299, SLG: 0.424	0-1 P9			2-3 K			0-0 F7		0-0 G6-3	4 0 0 1 0 1 2	
Charlie Hayes, R (1, 5) OBP: 0.235, SLG: 0.338				1-3 K			1-2 F9		1-2 3-H L8	4 0 0 0 0 1 1	
Jim Lindeman, R (1, 7) OBP: 0.417, SLG: 0.455					4-2 G6-3 BB			0-0 G6-3 FC 2B	0-1 P8	3 1 2 0 1 0 1	
Dickie Thon, R (1, 6) OBP: 0.289, SLG: 0.312					2-2 F9			0-0 G6-3		3 0 0 0 0 0 3	
Steve Lake, R (1, 2) Wally Ritchie, L (5, 1) Wally Backman, S (8, PH) Darrel Akerfelds, R (8, 1)					0-2 G6-3 1-2f			1-2 FC		2 0 0 0 0 0 2 0 0 0 0 0 0 0 1 0 0 1 0 0 0 0 0 0 0 0 0 0	
Jason Grimsley, R (1, 1) Darrin Fletcher, L (5, 2)					0-3 K		1-0 L6		1-2 P3	1 0 0 0 0 1 0 2 0 0 0 0 0 1	
<b>Inning Stats</b>	R: 0 H: 0 E: 0 LOB: 1 K: 0 BB: 1 S: 9 P: 17	R: 0 H: 1 E: 0 LOB: 1 K: 0 BB: 0 S: 11 P: 14	R: 0 H: 0 E: 0 LOB: 0 K: 1 BB: 0 S: 8 P: 12	R: 0 H: 0 E: 0 LOB: 0 K: 2 BB: 0 S: 10 P: 14	R: 0 H: 0 E: 0 LOB: 0 K: 0 BB: 1 S: 9 P: 15	R: 0 H: 1 E: 0 LOB: 0 K: 0 BB: 0 S: 8 P: 13	R: 0 H: 0 E: 0 LOB: 0 K: 0 BB: 0 S: 5 P: 7	R: 1 H: 1 E: 0 LOB: 1 K: 0 BB: 0 S: 14 P: 17	R: 1 H: 2 E: 0 LOB: 1 K: 0 BB: 0 S: 17 P: 20	1B: 3 SF: 0 2B: 2 SAC: 0 3B: 0 DP: 2 HR: 0 HBP: 0	WP: 0 PA: 33 PB: 0 SB: 0 CS: 0
<b>PITCHER</b> John Smiley, L (1, 1) ERA: 2.96 Bill Landrum, R (9, 1) ERA: 0.78	IP WLS BF H R ER SO BB IBB HBP BLK WP HR S P ERA WHIP	8.0 W 30 5 2 2 3 2 0 0 0 0 0 0 82 119 2.25 0.875	1.0 S 3 0 0 0 0 0 0 0 0 0 0 0 9 10 0.00 0.000								

Philadelphia Phillies @ Pittsburgh Pirates  
 Three Rivers Stadium, Pittsburgh, PA  
 Sun May 26 1991, 3:33 AM EDT  
 Att. 26,117 - Cloudy - 85 F

livebaseballscorecards.com

AB	31
R	2
H	5
RBI	2
BB	2
SO	3
LOB	13



Batter	1	2	3	4	5	6	7	8	9	AB	R	H	RBI	BB	SO	LOB
Orlando Merced, S OBP: 0.432, SLG: 0.579	1-1 B1-3		0-3 K	2-3 K		1-3 K				4	0	0	0	0	3	3
Curtis Wilkerson, S OBP: 0.328, SLG: 0.321	1-0 L7		0-0 F7			1-3 K				4	0	0	0	0	2	3
Andy Van Slyke, L OBP: 0.315, SLG: 0.377	2-0 G3-1			1-2 HR		1-1 WP 1B			0-3 K	4	2	2	1	0	1	0
Bobby Bonilla, S OBP: 0.402, SLG: 0.517		0-1 G1-3		1-0 G4-3		4-1 HBP 1B		1-2 G5-3		3	0	0	0	1	0	0
Barry Bonds, L OBP: 0.309, SLG: 0.351		1-0 G3		1-1 G3		1-0 1B		1-1 1B		3	0	1	0	0	0	0
Mitch Webster, S OBP: 0.275, SLG: 0.213		3-3 K		4-1 1B		1-0 1B		2-1 F9		3	1	1	1	1	1	1
Michael LaValliere, L OBP: 0.316, SLG: 0.315			1-0 FC6	0-0 3B		1-3 K			0-0 G4-3	4	1	2	0	0	1	2
Jose Lind, R OBP: 0.278, SLG: 0.353			3-1 FC6	1-0 1B				0-1 SH1-4		4	1	2	2	0	0	1
John Smiley, L OBP: 0.263, SLG: 0.222			0-0 SH3-4	2-1 1B				0-0 SH1-4		2	0	1	1	0	1	0
Bill Landrum, R									0-3 K	0	0	0	0	0	0	0

Inning Stats	R: 0	H: 0	E: 0	K: 0	S: 4	P: 8	R: 0	H: 0	E: 0	K: 1	S: 7	P: 11	R: 0	H: 1	E: 0	K: 1	S: 8	R: 4	H: 4	E: 0	K: 1	S: 14	R: 1	H: 2	E: 0	K: 2	S: 10	R: 0	H: 1	E: 0	K: 1	S: 9	R: 0	H: 1	E: 0	K: 1	S: 11	R: 0	H: 0	E: 0	K: 1	S: 5	R: 0	H: 0	E: 0	K: 1	S: 5	
	LOB: 0	BB: 0					LOB: 0	BB: 0					LOB: 1	BB: 1		LOB: 2	BB: 0		LOB: 2	BB: 1			LOB: 1	BB: 0		LOB: 1	BB: 0		LOB: 0	BB: 0		LOB: 1	BB: 0		LOB: 0	BB: 0		LOB: 0	BB: 0		LOB: 0	BB: 0		LOB: 0	BB: 0		LOB: 0	BB: 0

PITCHER	IP	WLS	BF	H	R	ER	SO	BB	IBB	HBP	BLK	WP	HR	S	P	ERA	WHIP
Jason Grimsley, R ERA: 4.27	(1, 1)	4.1	L	22	6	5	5	4	2	0	0	1	1	39	69	10.38	1.846
Wally Ritchie, L ERA: 3.18	(5, 1)	2.2		11	3	0	0	4	0	0	1	0	0	24	33	0.00	1.125
Darrel Akerfelds, R ERA: 4.94	(8, 1)	1.0		3	0	0	0	1	0	0	0	0	0	5	5	0.00	0.000

**BOTTOM**

Philadelphia Phillies @ Pittsburgh Pirates  
 Three Rivers Stadium, Pittsburgh, PA  
 Sun May 26 1991, 3:33 AM EDT  
 Att. 26,117 - Cloudy - 85 F

AB	31
R	5
H	9
RBI	5
BB	2
SO	9
LOB	10



WP	HR	S	P	ERA	WHIP
1	1	0	36	1	1
1	0	0		1	0
0	0	0		0	0





Batter	1	2	3	4	5	6	7	8	9	AB R H RBI BB SO LOB
<b>Bernard Gilkey, R</b> (1, 7) OBP: 0.358, SLG: 0.355	2-2 P3		0-0 F9			1-1 1B			2-0 F8	4 0 1 0 0 0 0
<b>Ozzie Smith, S</b> (1, 6) OBP: 0.420, SLG: 0.356	1-1 G6-3			1-1 G4-3		1-1 G5-3			3-2 F8	3 0 0 0 0 0 1
<b>Scott Terry, R</b> (7, 1)										0 0 0 0 0 0 0
<b>Juan Agosto, L</b> (9, 1)										0 0 0 0 0 0 0
<b>Gerald Perry, L</b> (9, PH) OBP: 0.293, SLG: 0.364										1 0 0 0 0 0 0
<b>Ray Lankford, L</b> (1, 8) OBP: 0.289, SLG: 0.331	1-0 E3			2-0 F8			2-0 L7			3 0 0 0 0 0 0
<b>Pedro Guerrero, R</b> (1, 3) OBP: 0.353, SLG: 0.399	1-1 G5-3			2-2 G1-3			1-0 F9			3 0 0 0 0 0 1
<b>Rex Hudler, R</b> (8, 3) OBP: 0.355, SLG: 0.448										0 0 0 0 0 0 0
<b>Felix Jose, S</b> (1, 9) OBP: 0.429, SLG: 0.513		2-2 G4-3			0-0 L6		1-2 G6-3			3 0 0 0 0 0 0
<b>Milt Thompson, L</b> (8, 9) OBP: 0.500, SLG: 0.519										0 0 0 0 0 0 0
<b>Todd Zeile, R</b> (1, 5) OBP: 0.383, SLG: 0.441		1-2 G3			0-0 F7			0-2 G1-3		3 0 0 0 0 0 0
<b>Craig Wilson, R</b> (9, 5) OBP: 0.296, SLG: 0.261										0 0 0 0 0 0 0
<b>Tom Pagnozzi, R</b> (1, 2) OBP: 0.315, SLG: 0.341		2-0 F8			1-0 G6-3			1-3 K		2 0 0 0 0 0 0
<b>Tim Jones, L</b> (7, 6) OBP: 0.231, SLG: 0.091										1 0 0 0 0 1 0
<b>José Oquendo, S</b> (1, 4) OBP: 0.293, SLG: 0.273			2-2 G4-3			1-0 F8		0-0 G6-3		3 0 0 0 0 0 0
<b>Bob Tewksbury, R</b> (1, 1) OBP: 0.125, SLG: 0.125							0-1 G1-3		1-1 G6-3	1 0 0 0 0 1 0
<b>Tim Sherrill, L</b> (4, 1)										0 0 0 0 0 0 0
<b>Rich Gedman, L</b> (6, PH) OBP: 0.037, SLG: 0.040										2 0 0 0 0 0 0

Inning Stats	R: 0	H: 0	E: 1	LOB: 1	K: 0	BB: 0	S: 9	P: 14
	R: 0	H: 0	E: 0	LOB: 0	K: 0	BB: 0	S: 7	P: 12
	R: 0	H: 0	E: 0	LOB: 0	K: 1	BB: 0	S: 7	P: 9
	R: 0	H: 0	E: 0	LOB: 0	K: 0	BB: 0	S: 6	P: 11
	R: 0	H: 0	E: 0	LOB: 0	K: 0	BB: 0	S: 3	P: 4
	R: 0	H: 1	E: 0	LOB: 1	K: 0	BB: 0	S: 7	P: 10
	R: 0	H: 0	E: 0	LOB: 0	K: 0	BB: 0	S: 5	P: 9
	R: 0	H: 0	E: 0	LOB: 0	K: 1	BB: 0	S: 8	P: 9
	R: 0	H: 0	E: 0	LOB: 0	K: 0	BB: 0	S: 9	P: 15

PITCHER	IP	WLS	BF	H	R	ER	SO	BB	IBB	HBP	BLK	WP	HR	S	P	ERA	WHIP
<b>Doug Drabek, R</b> (1, 1) ERA: 3.39	9.0	W	29	1	0	0	2	0	0	0	0	0	0	61	93	0.00	0.111

**BOTTOM**

**Pittsburgh Pirates @ St. Louis Cardinals**  
**Busch Stadium, St. Louis, MO**  
 Mon May 27 1991, 3:33 AM CDT  
 Att: 40,667 - Sunny - 94 F

AB	29
R	0
H	1
RBI	0
BB	0
SO	2
LOB	2



WP: 0	PA: 29
PB: 0	
SB: 0	
CS: 0	



Batter	1	2	3	4	5	6	7	8	9	AB R H RBI BB SO LOB	TOP											
<b>Orlando Merced, S</b> (1, 3) OBP: 0.449, SLG: 0.585	4-1 S BB 1B BB	4-1 1-2 3B BB		4-1 BB BB BB	0-0 2-H 2B		2-0 1-2 CS	3-1 G1-6-3		2 2 1 1 3 0 0												
<b>Jay Bell, R</b> (1, 6) OBP: 0.291, SLG: 0.413	4-2 1B S 1-2 1B BB	2-3 K		0-0 G5-3	4-1 BB			1-3 K		3 1 0 0 2 2 3												
<b>Andy Van Slyke, L</b> (1, 8) OBP: 0.328, SLG: 0.400	2-3 K	1-2 1-H 2-H 3B						0-3 K		5 1 2 2 0 2 4												
<b>Bobby Bonilla, S</b> (1, 5) OBP: 0.408, SLG: 0.513	0-2 1-3 2-H 1B 1B	3-3 K								4 1 1 1 1 1 1												
<b>Barry Bonds, L</b> (1, 7) OBP: 0.316, SLG: 0.370	2-2 1-2 3-H 1B									5 1 2 3 0 1 0												
<b>Gary Varsho, L</b> (1, 9) OBP: 0.327, SLG: 0.333 <b>Gary Redus, R</b> (5, PH) OBP: 0.287, SLG: 0.231 <b>Bob Patterson, R</b> (8, 1) <b>Lloyd McClendon, R</b> (9, PH) <b>Bill Landrum, R</b> (9, 1)	0-3 K									2 0 0 0 0 1 2 2 0 0 0 0 0 1 0 0 0 0 0 0 0 1 0 1 0 0 0 0 0 0 0 0 0 0 0												
<b>Michael LaValliere, L</b> (1, 2) OBP: 0.289, SLG: 0.320	0-1 F7									5 1 1 1 0 0 3												
<b>Jose Lind, R</b> (1, 4) OBP: 0.284, SLG: 0.354		1-2 G6-3								4 1 2 1 0 0 0												
<b>Randy Tomlin, L</b> (1, 1) OBP: 0.250, SLG: 0.250 <b>Vicente Palacios, R</b> (4, 1) OBP: 0.091, SLG: 0.091 <b>Stan Belinda, R</b> (6, 1) <b>Mitch Webster, S</b> (6, 9) OBP: 0.297, SLG: 0.292		1-1 BB 3B 1B								2 1 1 0 0 0 0 0 0 0 0 0 0 0 0 0 0 0 0 0 0 1 0 0 0 0 1 1												
<b>Inning Stats</b>	R: 2 E: 0 K: 2 S: 19	H: 2 LOB: 2 BB: 2 P: 31	R: 2 E: 0 K: 2 S: 16	H: 2 LOB: 1 BB: 1 P: 28	R: 0 E: 0 K: 0 S: 5	H: 0 LOB: 0 BB: 0 P: 8	R: 0 E: 0 K: 0 S: 6	H: 0 LOB: 1 BB: 1 P: 13	R: 5 E: 0 K: 0 S: 15	H: 5 LOB: 2 BB: 2 P: 32	R: 0 E: 0 K: 0 S: 4	H: 0 LOB: 0 BB: 0 P: 4	R: 0 E: 0 K: 1 S: 6	H: 1 LOB: 0 BB: 0 P: 11	R: 0 E: 0 K: 2 S: 8	H: 0 LOB: 0 BB: 0 P: 12	R: 0 E: 0 K: 1 S: 12	H: 1 LOB: 1 BB: 0 P: 18	1B: 7 2B: 1 3B: 3 HR: 0	SF: 0 SAC: 1 DP: 0 HBP: 0	WP: 0 PB: 0 SB: 2 CS: 1	PA: 44
<b>PITCHER</b>	IP WLS BF H R ER SO BB IBB HBP BLK WP HR S P ERA WHIP																					
<b>Jose DeLeon, R</b> (1, 1) ERA: 3.23	4.0 L 22 5 6 6 4 5 0 0 0 0 0 0 49 89 13.50 2.500																					
<b>Juan Agosto, L</b> (5, 1) ERA: 5.34	1.0 8 4 3 3 0 1 0 0 0 0 0 0 12 23 27.00 5.000																					
<b>Tim Sherrill, L</b> (6, 1) ERA: 6.3	1.0 3 0 0 0 0 0 0 0 0 0 0 0 4 4 0.00 0.000																					
<b>Scott Terry, R</b> (7, 1) ERA: 0.93	2.0 6 1 0 0 3 0 0 0 0 0 0 0 14 23 0.00 0.500																					
<b>Cris Carpenter, R</b> (9, 1) ERA: 2.52	1.0 4 1 0 0 1 0 0 0 0 0 0 0 12 18 0.00 1.000																					

**Pittsburgh Pirates @ St. Louis Cardinals**  
**Busch Stadium, St. Louis, MO**  
 Tue May 28 1991, 7:05 PM CDT  
 Att. 22,766 - Cloudy - 92 F

AB	36
R	9
H	11
RBI	9
BB	6
SO	8
LOB	15



WP: 0	PA: 44
-------	--------

**BOTTOM**

**Pittsburgh Pirates @ St. Louis Cardinals**  
 Busch Stadium, St. Louis, MO  
 Tue May 28 1991, 7:05 PM CDT  
 Att. 22,766 - Cloudy - 92 F

[livebaseballscorecards.com](http://livebaseballscorecards.com)

<b>AB</b>	<b>37</b>
<b>R</b>	<b>8</b>
<b>H</b>	<b>11</b>
<b>RBI</b>	<b>8</b>
<b>BB</b>	<b>7</b>
<b>SO</b>	<b>5</b>
<b>LOB</b>	<b>25</b>



WP: 0	PA: 46
PB: 0	
SB: 4	
CS: 0	

AB R H RBI BB SO LOB

2	1	0	0	2	0	2
0	0	0	0	0	0	0
1	0	0	0	0	0	0
0	0	0	0	0	0	0
1	0	0	0	0	0	2

5	0	3	3	0	1	0
---	---	---	---	---	---	---

5	1	0	0	0	1	7
---	---	---	---	---	---	---

3	0	1	2	1	0	0
---	---	---	---	---	---	---

5	1	1	0	0	1	5
---	---	---	---	---	---	---

3	1	1	0	1	1	2
---	---	---	---	---	---	---

4	1	2	0	1	1	3
---	---	---	---	---	---	---

2	2	0	0	2	0	1
1	0	1	2	0	0	0
0	0	0	0	0	0	0

2	0	0	0	0	0	2
0	0	0	0	0	0	0
0	0	0	0	0	0	0
3	1	2	1	0	0	1

1B: 8	SF: 1
2B: 3	SAC: 0
3B: 0	DP: 0
HR: 0	HBP: 1

Batter	1	2	3	4	5	6	7	8	9
Bernard Gilkey, R (1, 7) OBP: 0.361, SLG: 0.350 Scott Terry, R (7, 1) Rex Hudler, R (8, PH) Cris Carpenter, R (9, 1) Craig Wilson, R (9, PH) OBP: 0.286, SLG: 0.250	4-2 S 1B BB	0-2 P4		2-2 P5		4-0 1B BB		1-2 G5-3	1-1 F9
Ozzie Smith, S (1, 6) OBP: 0.425, SLG: 0.370	2-1 FC4-6 1B		0-0 E6 G5-3	1-2 2B		0-1 1B		3-3 K	
Ray Lankford, L (1, 8) OBP: 0.279, SLG: 0.319	2-1 FC4-6 2B		0-0 G5-3	2-0 G4-3		2-3 K		1-1 G1-3	
Pedro Guerrero, R (1, 3) OBP: 0.354, SLG: 0.404	2-1 1B 2B		4-0 FC6 BB		1-2 G6-3	0-2 SF8		0-1 F9	
Felix Jose, S (1, 9) OBP: 0.423, SLG: 0.503	0-1 L8		1-3 K		0-0 L6	0-1 F7		1-2 G6-3 1B 1B	
Todd Zeile, R (1, 5) OBP: 0.389, SLG: 0.439	3-2 1B HBP		2-0 FC6		3-3 K		4-0 S BB	1-0 1B G6-3 1B	
Tom Pagnozzi, R (1, 2) OBP: 0.325, SLG: 0.353	2-2 1B		0-0 FC1-5 2B		4-0 1B BB	1-3 K		3-2 G6-3	
José Oquendo, S (1, 4) OBP: 0.300, SLG: 0.267 Gerald Perry, L (9, PH) Geronimo Pena, S (9, PR) OBP: 0.344, SLG: 0.389		0-0 G6-3	4-1 FC1-5 2B BB		4-2 1B BB	0-0 F8		1-1 1B	
Jose DeLeon, R (1, 1) OBP: 0.059, SLG: 0.059 Juan Agosto, L (5, 1) Tim Sherrill, L (6, 1) Milt Thompson, L (6, PH) (7, 7)		2-1 G5-3	0-0 FC1-5 2B	1-2 2B SF8 1B		1-2 G4-3		2-1 1B	

Inning Stats	R: 2	H: 3	E: 0	K: 0	S: 16	LOB: 2	BB: 1	P: 31	R: 0	H: 0	E: 0	K: 0	S: 6	LOB: 0	BB: 0	P: 8	R: 0	H: 0	E: 1	K: 1	S: 7	LOB: 2	BB: 1	P: 14	R: 1	H: 2	E: 0	K: 0	S: 10	LOB: 2	BB: 1	P: 19	R: 0	H: 0	E: 0	K: 1	S: 8	LOB: 0	BB: 0	P: 12	R: 3	H: 2	E: 0	K: 1	S: 17	LOB: 2	BB: 3	P: 32	R: 0	H: 0	E: 0	K: 1	S: 5	LOB: 1	BB: 1	P: 10	R: 0	H: 0	E: 0	K: 1	S: 8	LOB: 0	BB: 0	P: 13	R: 2	H: 4	E: 0	K: 0	S: 17	LOB: 2	BB: 0	P: 25	1B: 8	2B: 3	3B: 0	HR: 0	SF: 1	SAC: 0	DP: 0	HBP: 1	WP: 0	PA: 46
--------------	------	------	------	------	-------	--------	-------	-------	------	------	------	------	------	--------	-------	------	------	------	------	------	------	--------	-------	-------	------	------	------	------	-------	--------	-------	-------	------	------	------	------	------	--------	-------	-------	------	------	------	------	-------	--------	-------	-------	------	------	------	------	------	--------	-------	-------	------	------	------	------	------	--------	-------	-------	------	------	------	------	-------	--------	-------	-------	-------	-------	-------	-------	-------	--------	-------	--------	-------	--------

PITCHER	IP	WLS	BF	H	R	ER	SO	BB	IBB	HBP	BLK	WP	HR	S	P	ERA	WHIP
Randy Tomlin, L (1, 1) ERA: 2.58	3.1		18	4	3	3	1	3	0	1	1	0	0	32	60	8.10	2.100
Vicente Palacios, R (4, 1) ERA: 3.27	1.2		9	2	3	3	1	2	0	0	0	0	0	21	39	16.20	2.400
Stan Belinda, R (6, 1) ERA: 5.32	2.0	W	9	1	0	0	2	2	0	0	0	0	0	16	27	0.00	1.500
Bob Patterson, L (8, 1) ERA: 5.89	1.0		3	0	0	0	1	0	0	0	0	0	0	8	13	0.00	0.000
Bill Landrum, R (9, 1) ERA: 1.5	1.0	S	7	4	2	2	0	0	0	0	0	0	0	17	25	18.00	4.000



Batter	1	2	3	4	5	6	7	8	9	AB R H RBI BB SO LOB	TOP
<b>Orlando Merced, S</b> (1, 3) OBP: 0.447, SLG: 0.575	2-2 G3		1-2 F8		1-0 2B 1B		1-0 F9		1-0 G4-3 PB 1B	5 1 2 2 0 0 0	
<b>Jay Bell, R</b> (1, 6) OBP: 0.288, SLG: 0.413	2-2 G5-3		2-0 G5-3		2-0 SF7 2B		2-1 G1-3		1-1 G4-3	5 1 1 1 0 0 1	
<b>Andy Van Slyke, L</b> (1, 8) OBP: 0.341, SLG: 0.405	1-2 1B			3-2 S 2B 1B	4-0 BB		4-0 BB		0-3 K	3 1 2 0 2 1 1	
<b>Bobby Bonilla, S</b> (1, 5) OBP: 0.399, SLG: 0.503	1-2 P5			1-3 K	0-1 SF7		1-0 P3			3 0 0 1 0 1 3	
<b>Barry Bonds, L</b> (1, 7) OBP: 0.321, SLG: 0.387		1-1 F9 FC3-2 2B		0-0 K 2B	3-1 F8			1-3 K		4 0 2 1 0 1 1	
<b>Mitch Webster, S</b> (1, 9) OBP: 0.262, SLG: 0.275		0-0 F9		3-3 K		0-2 F7		2-2 F7		4 0 0 0 0 1 1	
<b>Michael LaValliere, L</b> (1, 2) OBP: 0.306, SLG: 0.327		0-0 FC3-2			0-2 2B 1B		0-0 FC6-4 1B		2-1 P7	4 1 2 0 0 0 1	
<b>Jose Lind, R</b> (1, 4) OBP: 0.290, SLG: 0.366		1-0 F8			1-0 SH1-4 1B 2B		1-1 FC6-4		0-1 SH1-4 1B 1B	4 2 2 1 0 0 2	
<b>Zane Smith, L</b> (1, 1) OBP: 0.318, SLG: 0.350			1-0 G4-3		0-0 SH1-4		1-1 P6		0-0 SH1-4	2 0 0 0 0 0 1	
<b>Inning Stats</b>	R: 0 H: 1 E: 0 LOB: 1 K: 0 BB: 0 S: 12 P: 18	R: 0 H: 1 E: 0 LOB: 1 K: 0 BB: 0 S: 5 P: 7	R: 0 H: 0 E: 0 LOB: 0 K: 0 BB: 0 S: 6 P: 10	R: 1 H: 2 E: 0 LOB: 0 K: 2 BB: 0 S: 11 P: 18	R: 4 H: 4 E: 0 LOB: 1 K: 0 BB: 1 S: 11 P: 22	R: 0 H: 1 E: 0 LOB: 1 K: 0 BB: 0 S: 8 P: 10	R: 0 H: 0 E: 0 LOB: 1 K: 0 BB: 1 S: 4 P: 12	R: 0 H: 0 E: 0 LOB: 0 K: 1 BB: 0 S: 8 P: 13	R: 1 H: 2 E: 0 LOB: 1 K: 1 BB: 0 S: 10 P: 12	1B: 7 SF: 1 2B: 4 SAC: 2 3B: 0 DP: 0 HR: 0 HBP: 0	WP: 0 PA: 39 PB: 1 SB: 1 CS: 0
<b>PITCHER</b>	IP WLS BF H R ER SO BB IBB HBP BLK WP HR S P ERA WHIP										
<b>Bryn Smith, R</b> (1, 1) ERA: 4.55	6.0 L 27 9 5 5 2 1 0 0 0 0 0 0 53 85 7.50 1.667										
<b>Tim Sherrill, L</b> (7, 1) ERA: 5.25	2.0 7 0 0 0 1 1 0 0 0 0 0 0 12 25 0.00 0.500										
<b>Lee Smith, R</b> (9, 1) ERA: 3.1	1.0 5 2 1 1 1 0 0 0 0 0 0 0 10 12 9.00 2.000										

**Pittsburgh Pirates @ St. Louis Cardinals**  
**Busch Stadium, St. Louis, MO**  
 Wed May 29 1991, 7:05 PM CDT  
 Att. 27,178 - Cloudy - 84 F

[livebaseballscorecards.com](http://livebaseballscorecards.com)

<b>AB</b>	<b>34</b>
<b>R</b>	<b>6</b>
<b>H</b>	<b>11</b>
<b>RBI</b>	<b>6</b>
<b>BB</b>	<b>2</b>
<b>SO</b>	<b>4</b>
<b>LOB</b>	<b>11</b>



Batter	1	2	3	4	5	6	7	8	9	AB R H RBI BB SO LOB
<b>Bernard Gilkey, R</b> OBP: 0.353, SLG: 0.340 (1, 7)	2-0 G5-3		3-2 G6-3			0-0 G6-3			0-0 FC6-4	4 0 0 0 0 0 2
<b>Ozzie Smith, S</b> OBP: 0.422, SLG: 0.363 (1, 6)	1-3 K			0-0 G1-3			1-1 G5-3		4-2 FC6-4 BB	3 0 0 0 1 1 0
<b>Ray Lankford, L</b> OBP: 0.272, SLG: 0.310 (1, 8)	1-0 G4-3			1-3 K			1-0 F7		2-2 FC6-4	4 0 0 0 0 1 2
<b>Pedro Guerrero, R</b> OBP: 0.348, SLG: 0.396 (1, 3)		0-0 G5-3		0-2 G6-3			3-2 G3			3 0 0 0 0 0 0
<b>Felix Jose, S</b> OBP: 0.417, SLG: 0.494 (1, 9)		1-2 P9		1-3 K				0-0 L9		3 0 0 0 0 1 0
<b>Todd Zeile, R</b> OBP: 0.382, SLG: 0.430 (1, 5)		1-1 G4-3		0-3 K				0-1 G4-3		3 0 0 0 0 1 0
<b>Tom Pagnozzi, R</b> OBP: 0.318, SLG: 0.345 (1, 2)			1-1 G1-3		1-2 F8			0-0 G3-1		3 0 0 0 0 0 0
<b>José Oquendo, S</b> OBP: 0.301, SLG: 0.288 (1, 4)			1-2 3B			0-1 G4-3			1-3 K	3 0 1 0 0 1 0
<b>Bryn Smith, R</b> OBP: 0.217, SLG: 0.190 (6, PH)			1-0 G1-3			0-1 G6-3			0-0 E5 FC6-4	1 0 0 0 0 0 1
<b>Geronimo Pena, S</b> OBP: 0.339, SLG: 0.382 (7, 1)										1 0 0 0 0 0 0
<b>Tim Sherrill, L</b> (9, 1)										0 0 0 0 0 0 0
<b>Lee Smith, R</b> (9, PH)										0 0 0 0 0 0 0
<b>Rex Hudler, R</b> OBP: 0.344, SLG: 0.433 (9, PH)										1 0 0 0 0 0 0


Inning Stats	R: 0	H: 0	E: 0	LOB: 0	K: 1	BB: 0	S: 5	P: 9	R: 0	H: 0	E: 0	LOB: 0	K: 0	BB: 0	S: 6	P: 8	R: 0	H: 1	E: 0	LOB: 1	K: 0	BB: 0	S: 10	P: 16	R: 0	H: 0	E: 0	LOB: 0	K: 1	BB: 0	S: 7	P: 8	R: 0	H: 0	E: 0	LOB: 0	K: 2	BB: 0	S: 9	P: 11	R: 0	H: 0	E: 0	LOB: 0	K: 0	BB: 0	S: 5	P: 5	R: 0	H: 0	E: 0	LOB: 0	K: 0	BB: 0	S: 6	P: 11	R: 0	H: 0	E: 0	LOB: 0	K: 0	BB: 0	S: 4	P: 4	R: 0	H: 0	E: 1	LOB: 2	K: 1	BB: 1	S: 10	P: 17	1B: 0	SF: 0	2B: 0	SAC: 0	3B: 1	DP: 0	HR: 0	HBP: 0
<b>PITCHER</b> <b>Zane Smith, L</b> ERA: 2.19 (1, 1)	IP	WLS	BF	H	R	ER	SO	BB	IBB	HBP	BLK	WP	HR	S	P	ERA	WHIP																																																															
																		<b>PITCHER</b>	IP	WLS	BF	H	R	ER	SO	BB	IBB	HBP	BLK	WP	HR	S	P	ERA	WHIP																																													

**BOTTOM**

**Pittsburgh Pirates @ St. Louis Cardinals**  
**Busch Stadium, St. Louis, MO**  
 Wed May 29 1991, 7:05 PM CDT  
 Att. 27,178 - Cloudy - 84 F

<b>AB</b>	<b>29</b>
<b>R</b>	<b>0</b>
<b>H</b>	<b>1</b>
<b>RBI</b>	<b>0</b>
<b>BB</b>	<b>1</b>
<b>SO</b>	<b>5</b>
<b>LOB</b>	<b>5</b>

livebaseballscorecards.com



<b>WP: 0</b>	<b>PA: 30</b>
<b>PB: 0</b>	
<b>SB: 0</b>	
<b>CS: 0</b>	



Batter	1	2	3	4	5	6	7	8	9	AB R H RBI BB SO LOB	TOP				
Orlando Merced, S OBP: 0.454, SLG: 0.571 (1, 3)	4-1 1B SH2-4 SF7 BB		3-2 G4-3		1-1 BB SH1-4 WP 1B	3-2 G4-3			1-1 1B	4 2 2 0 1 0 1					
Jay Bell, R OBP: 0.289, SLG: 0.411 (1, 6)	1-1 SH2-4		0-0 3B 1B		0-0 SH1-4	0-1 F8			1-3 K	3 1 1 0 0 1 2					
Andy Van Slyke, L OBP: 0.342, SLG: 0.418 (1, 8)	2-2 WP 1B		2-2 1-H 3B		1-1 L6				1-3 K	5 0 2 1 0 1 2					
Bobby Bonilla, S OBP: 0.394, SLG: 0.494 (1, 9) (7, 5)	0-1 SF7		0-0 G3		4-0 WP BB IBB				2-2 G5-3	3 0 0 1 1 0 2					
Barry Bonds, L OBP: 0.325, SLG: 0.382 (1, 7)	1-2 G3				2-1 F8	4-2 WP BB			4-2 BB	2 0 0 0 2 0 1					
Jeff King, R OBP: 0.333, SLG: 0.345 Neal Heaton, L OBP: 0.333, SLG: 0.667 Bill Landrum, R (9, 1)		0-0 G6-3		0-0 HR	1-2 P6				1-2 F8	4 1 1 1 0 0 3 0 0 0 0 0 0 0 0 0 0 0 0 0 0					
Michael LaValliere, L OBP: 0.304, SLG: 0.317 (1, 2)		1-1 G1-3		4-1 BB		1-1 F8			1-1 F7	3 0 0 0 1 0 0					
Jose Lind, R OBP: 0.289, SLG: 0.358 (1, 4)		1-0 G6-3		3-2 L7		4-2 1B BB			0-0 G4-3	3 1 0 0 1 0 1					
Bob Walk, R OBP: 0.286, SLG: 0.714 Stan Belinda, R Mitch Webster, S OBP: 0.278, SLG: 0.271 (1, 1) (6, 1) (7, 9)			1-0 L6		0-3 K				3-3 K	3 0 1 1 0 1 1 0 0 0 0 0 0 0 1 0 0 0 0 1 0					
<b>Inning Stats</b>	R: 1 H: 1 E: 0 LOB: 1 K: 0 BB: 1 S: 12 P: 20	R: 0 H: 0 E: 0 LOB: 0 K: 0 BB: 0 S: 4 P: 6	R: 1 H: 2 E: 0 LOB: 1 K: 0 BB: 0 S: 13 P: 17	R: 1 H: 1 E: 0 LOB: 1 K: 1 BB: 1 S: 11 P: 20	R: 1 H: 1 E: 0 LOB: 2 K: 0 BB: 2 S: 10 P: 21	R: 1 H: 1 E: 0 LOB: 1 K: 0 BB: 1 S: 13 P: 21	R: 0 H: 0 E: 0 LOB: 1 K: 0 BB: 1 S: 10 P: 17	R: 0 H: 0 E: 0 LOB: 0 K: 1 BB: 0 S: 6 P: 10	R: 0 H: 1 E: 0 LOB: 1 K: 2 BB: 0 S: 11 P: 16	1B: 5 SF: 1 2B: 0 SAC: 2 3B: 1 DP: 0 HR: 1 HBP: 0	WP: 2 PA: 40 PB: 0 SB: 0 CS: 0				
<b>PITCHER</b>	IP WLS BF H R ER SO BB IBB HBP BLK WP HR S P ERA WHIP														
Jason Grimsley, R ERA: 4.58 Wally Ritchie, L ERA: 2.89 Joe Boever, R ERA: 3.6 Darrel Akerfelds, R ERA: 4.3	(1, 1) 4.1 L 20 5 4 4 1 2 0 0 0 1 1 43 67 8.31 1.615	(5, 1) 0.2 4 0 0 0 0 1 1 0 0 1 0 7 17 0.00 1.500	(6, 1) 3.0 12 1 1 1 1 2 0 0 0 0 0 29 48 3.00 1.000	(9, 1) 1.0 4 1 0 0 0 2 0 0 0 0 0 11 16 0.00 1.000											

Pittsburgh Pirates @ Philadelphia Phillies  
Veterans Stadium, Philadelphia, PA

Fri May 31 1991, 7:05 PM EDT  
Att. 25,652 - Cloudy - 88 F

livebaseballscorecards.com

AB 31  
R 5  
H 7  
RBI 4  
BB 6  
SO 4  
LOB 13



Batter	1	2	3	4	5	6	7	8	9	AB	R	H	RBI	BB	SO	LOB
Von Hayes, L OBP: 0.292, SLG: 0.271 (1, 8)	3-2 FC6-4 1B		1-1 F7			1-3 K		0-0 B1-3		4	0	1	0	0	1	0
Mickey Morandini, L OBP: 0.343, SLG: 0.295 (1, 4)	1-1 FC6-4 1-2f		4-0 BB			0-2 G3-1 1B		2-1 1B		3	0	2	0	1	0	1
John Kruk, L OBP: 0.351, SLG: 0.441 (1, 7)	2-3 K		2-1 G3			2-1 G3-1 1-2		1-1 F8		4	0	0	0	0	1	4
Dale Murphy, R OBP: 0.306, SLG: 0.430 (1, 9)	0-0 G6-3					4-2 BB				3	0	1	0	1	1	1
Ricky Jordan, R OBP: 0.328, SLG: 0.512 (1, 3)						1-3 K				4	0	0	0	0	1	3
Darrin Fletcher, L OBP: 0.245, SLG: 0.365 (1, 2)						2-3 K				4	0	0	0	0	2	1
Charlie Hayes, R OBP: 0.228, SLG: 0.339 (1, 5)										4	0	0	0	0	0	1
Dickie Thon, R OBP: 0.285, SLG: 0.320 (1, 6)										3	1	1	1	0	0	0
Jason Grimsley, R OBP: 0.167, SLG: 0.063 (1, 1)										1	0	0	0	0	0	0
Wally Richter, L (5, 1)										0	0	0	0	0	0	0
John Morris, L OBP: 0.349, SLG: 0.375 (5, PH)										0	0	0	0	0	0	0
Joe Boever, R (6, 1)										0	0	0	0	0	0	0
Rick Schu, R (8, PH)										1	0	0	0	0	0	0
Darrel Akerfelds, R (9, 1)										0	0	0	0	0	0	0

Inning Stats	R: 0	H: 1	E: 1	K: 1	S: 10	LOB: 1	BB: 0	P: 16	R: 0	H: 0	E: 0	K: 0	S: 7	LOB: 0	BB: 0	P: 9	R: 1	H: 1	E: 0	K: 0	S: 8	LOB: 1	BB: 1	P: 17	R: 0	H: 0	E: 0	K: 2	S: 8	LOB: 0	BB: 0	P: 12	R: 0	H: 0	E: 0	K: 0	S: 8	LOB: 0	BB: 0	P: 11	R: 0	H: 1	E: 0	K: 2	S: 15	LOB: 2	BB: 1	P: 23	R: 0	H: 0	E: 0	K: 1	S: 8	LOB: 0	BB: 0	P: 10	R: 0	H: 1	E: 0	K: 0	S: 6	LOB: 1	BB: 0	P: 10	R: 0	H: 1	E: 0	K: 0	S: 8	LOB: 1	BB: 0	P: 11
--------------	------	------	------	------	-------	--------	-------	-------	------	------	------	------	------	--------	-------	------	------	------	------	------	------	--------	-------	-------	------	------	------	------	------	--------	-------	-------	------	------	------	------	------	--------	-------	-------	------	------	------	------	-------	--------	-------	-------	------	------	------	------	------	--------	-------	-------	------	------	------	------	------	--------	-------	-------	------	------	------	------	------	--------	-------	-------

PITCHER																	1B	2B	3B	HR	SF	SAC	DP	HBP	WP	HR	S	P	ERA	WHIP
Bob Walk, R ERA: 3.09 (1, 1)	5.2	WLS	BF	H	R	ER	SO	BB	IBB	HBP	BLK	WP	HR	S	P	ERA	WHIP	1B: 4	SF: 0	2B: 0	SAC: 0	3B: 0	DP: 0	HR: 1	HBP: 0	WP: 0	PA: 34			
Stan Belinda, R ERA: 5.24 (6, 1)	0.1	W	21	3	1	1	4	1	0	0	0	0	0	6	11	0.00	3.000													
Neal Heaton, L ERA: 1.35 (7, 1)	2.0		7	1	0	0	1	0	0	0	0	0	0	14	20	0.00	0.500													
Bill Landrum, R ERA: 1.44 (9, 1)	1.0		4	1	0	0	0	0	0	0	0	0	0	8	11	0.00	1.000													


**BOTTOM**

Pittsburgh Pirates @ Philadelphia Phillies  
Veterans Stadium, Philadelphia, PA

Fri May 31 1991, 7:05 PM EDT  
Att. 25,652 - Cloudy - 88 F

livebaseballscorecards.com

AB	32
R	1
H	5
RBI	1
BB	2
SO	6
LOB	11





Batter	1	2	3	4	5	6	7	8	9	AB R H RBI BB SO LOB	TOP												
<b>Gary Redus, R</b> (1, 3) <small>OBP: 0.293, SLG: 0.222</small> <b>Stan Belinda, R</b> (8, 1) <b>Bob Patterson, R</b> (8, 1) <b>Bill Landrum, R</b> (8, 1)	0-1 G4-3		4-0 CS HBP BB		1-1 F8		1-0 F8	3-2 HBP		3 0 0 0 1 0 1 0 0 0 0 0 0 0 0 0 0 0 0 0 0 0 0 0 0 0 0 0	<b>Pittsburgh Pirates @ Philadelphia Phillies</b> <b>Veterans Stadium, Philadelphia, PA</b> Sat Jun 01 1991, 7:05 PM EDT Att. 31,601 - Sunny - 87 F												
<b>Jay Bell, R</b> (1, 6) <small>OBP: 0.298, SLG: 0.414</small>	1-2 WP 1B		2-3 K		3-1 G3-1 2B 1B		4-2 S BB	1-2 L7		4 1 2 0 1 1 4													
<b>Andy Van Slyke, L</b> (1, 8) <small>OBP: 0.349, SLG: 0.423</small>	3-3 K		1-1 CS HBP		1-2 G3-1		4-2 BB		2-0 G4-3 1B 2B	3 1 1 0 1 1 3													
<b>Bobby Bonilla, S</b> (1, 9) <small>OBP: 0.389, SLG: 0.491</small>	3-2 F8		3-2 G4-3		1-2 2B		1-3 K		1-1 G4-3	5 0 1 2 0 1 6													
<b>Barry Bonds, L</b> (1, 7) <small>OBP: 0.333, SLG: 0.388</small>		4-2 G3 2B S BB		2-1 P5		1-0 F9		1-2 E 1B 2B	4-0 1B IBB	3 2 1 0 2 0 1													
<b>Jeff King, R</b> (1, 5) <small>OBP: 0.337, SLG: 0.341</small>		1-0 G3		4-1 FC5-4 BB		2-1 G6-3		2-1 G6-3	0-2 S 1B	4 0 1 1 1 0 2													
<b>Don Slaught, R</b> (1, 2) <small>OBP: 0.310, SLG: 0.364</small>		2-1 P6		2-1 FC5-4		0-0 B5-3		0-0 HBP BB 1B	3-3 K	5 0 1 1 0 1 4													
<b>Curtis Wilkerson, S</b> (1, 4) <small>OBP: 0.333, SLG: 0.333</small>		0-0 2B		3-1 FC5-4		2-2 G5-3		4-0 HBP BB	0-0 G3-1	4 0 1 1 1 0 3													
<b>John Smiley, L</b> (1, 1) <small>OBP: 0.286, SLG: 0.250</small> <b>Vicente Palacios, R</b> (6, 1) <small>OBP: 0.083, SLG: 0.083</small> <b>Orlando Merced, S</b> (8, PH) <small>OBP: 0.450, SLG: 0.565</small>		3-3 K		2-1 G3-1 1B 2B 1B		1-0 F9		3-3 K		2 1 1 0 0 1 1 1 0 0 0 0 0 0 1 0 0 0 0 1 2													
<b>Inning Stats</b>	R: 0 E: 0 K: 1 S: 20	H: 1 LOB: 1 BB: 0 P: 27	R: 1 E: 0 K: 1 S: 10	H: 1 LOB: 1 BB: 1 P: 20	R: 0 E: 0 K: 1 S: 7	H: 0 LOB: 1 BB: 1 P: 17	R: 0 E: 0 K: 0 S: 7	H: 0 LOB: 1 BB: 1 P: 18	R: 2 E: 0 K: 0 S: 13	H: 3 LOB: 1 BB: 0 P: 22		R: 0 E: 0 K: 0 S: 6	H: 0 LOB: 0 BB: 0 P: 10	R: 0 E: 0 K: 1 S: 9	H: 0 LOB: 2 BB: 2 P: 20	R: 1 E: 1 K: 1 S: 15	H: 2 LOB: 3 BB: 1 P: 29	R: 1 E: 0 K: 1 S: 11	H: 2 LOB: 2 BB: 1 P: 20	1B: 5 2B: 4 3B: 0 HR: 0	SF: 0 SAC: 0 DP: 0 HBP: 2	WP: 1 PB: 0 SB: 3 CS: 2	PA: 44
<b>PITCHER</b>	IP WLS BF H R ER SO BB IBB HBP BLK WP HR S P ERA WHIP																						
<b>Pat Combs, L</b> (1, 1) <small>ERA: 3.99</small> <b>Darrel Akerfelds, R</b> (6, 1) <small>ERA: 4.06</small> <b>Wally Ritchie, L</b> (7, 1) <small>ERA: 2.79</small> <b>Roger McDowell, R</b> (8, 1) <small>ERA: 1.82</small>	5.0 L 23 5 3 3 3 3 0 0 1 0 57 104 5.40 1.600	1.2 6 0 0 0 0 1 0 0 0 0 10 20 0.00 0.600	0.1 2 0 0 0 1 1 0 0 0 0 5 10 0.00 3.000	2.0 13 4 2 2 2 1 1 1 0 0 0 26 49 9.00 2.500																			

livebaseballscorecards.com

<b>AB</b>	35
<b>R</b>	5
<b>H</b>	9
<b>RBI</b>	5
<b>BB</b>	7
<b>SO</b>	6
<b>LOB</b>	27



BOTTOM

Pittsburgh Pirates @ Philadelphia Phillies  
Veterans Stadium, Philadelphia, PA

Sat Jun 01 1991, 7:05 PM EDT  
Att. 31,601 - Sunny - 87 F

livebaseballscores.com

AB	36
R	3
H	9
RBI	3
BB	0
SO	7
LOB	12



WP	0	PA	36
PB	0		
SB	0		
CS	0		

AB R H RBI BB SO LOB

4	0	2	0	0	0	0
4	1	2	0	0	1	2
4	1	1	2	0	0	2
4	0	1	0	0	1	2
4	0	0	0	0	1	1
4	0	0	0	0	2	1
4	1	2	0	0	0	1
2	0	0	0	0	0	1
1	0	0	0	0	1	0
0	0	0	0	0	0	0
0	0	0	0	0	0	0
2	0	0	0	0	0	1

Batter	1	2	3	4	5	6	7	8	9
Dickie Thon, R (1, 6) OBP: 0.290, SLG: 0.325	0-1 G6-3		1-0 L9		0-0 1B			1-0 1B	
Randy Ready, R (1, 4) OBP: 0.448, SLG: 0.357	2-3 K			1-1 HR 1B	2-1 L8			1-2 1B	
John Kruk, L (1, 7) OBP: 0.349, SLG: 0.455	3-2 F7			1-1 HR		0-0 F8		2-2 F7	
Dale Murphy, R (1, 9) OBP: 0.304, SLG: 0.426		1-2 FC5-4 1B		2-2 P4		2-3 K		0-1 F7	
Ricky Jordan, R (1, 3) OBP: 0.319, SLG: 0.496		1-2 P4		0-0 P4		3-3 K			0-0 G6-3
Charlie Hayes, R (1, 5) OBP: 0.223, SLG: 0.331		0-3 K		2-2 L8			0-0 F9		2-3 K
Von Hayes, L (1, 8) OBP: 0.296, SLG: 0.276		1-2 FC5-4			1-2 1B 1B		3-2 P6		2-1 DI 2B 1B
Steve Lake, R (1, 2) OBP: 0.157, SLG: 0.140			0-0 G5-3		0-2 F7		2-3 K		2-2 2B
John Morris, L (7, PH) OBP: 0.341, SLG: 0.366									1-H 2B
Roger McDowell, R (8, 1)									
Wally Backman, S (9, PH) OBP: 0.316, SLG: 0.290									
Pat Combs, L (1, 1) OBP: 0.288, SLG: 0.167			0-3 K		0-0 P4			3-2 P5	0-0 L6
Rick Schu, R (5, PH)									
Darrel Akerfelds, R (6, 1)									
Wally Ritchie, L (7, 1)									
Darrin Fletcher, L (8, 2) OBP: 0.236, SLG: 0.352									

Inning Stats	R: 0	H: 0	E: 0	K: 1	S: 10	H: 0	LOB: 0	BB: 0	P: 15	R: 0	H: 1	E: 0	K: 1	S: 12	R: 0	H: 0	E: 0	K: 1	S: 5	R: 2	H: 2	E: 0	K: 0	S: 12	R: 0	H: 2	E: 0	K: 2	S: 10	R: 0	H: 0	E: 0	K: 1	S: 8	R: 0	H: 2	E: 0	K: 0	S: 14	R: 1	H: 2	E: 0	K: 1	S: 10	1B: 7	2B: 1	3B: 0	HR: 1	SF: 0	SAC: 0	DP: 0	HBP: 0	WP: 0	PA: 36
--------------	------	------	------	------	-------	------	--------	-------	-------	------	------	------	------	-------	------	------	------	------	------	------	------	------	------	-------	------	------	------	------	-------	------	------	------	------	------	------	------	------	------	-------	------	------	------	------	-------	-------	-------	-------	-------	-------	--------	-------	--------	-------	--------

PITCHER	IP	WLS	BF	H	R	ER	SO	BB	IBB	HBP	BLK	WP	HR	S	P	ERA	WHIP
John Smiley, L (1, 1) ERA: 3.02	5.0	W	20	5	2	2	3	0	0	0	0	0	0	49	67	3.60	1.000
Vicente Palacios, R (6, 1) ERA: 3.13	2.0		6	0	0	0	3	0	0	0	0	0	0	18	28	0.00	0.000
Stan Belinda, R (8, 1) ERA: 5.16	0.1		3	2	0	0	0	0	0	0	0	0	0	8	13	0.00	6.000
Bob Patterson, L (8, 1) ERA: 5.79	0.1		1	0	0	0	0	0	0	0	0	0	0	4	6	0.00	0.000
Bill Landrum, R (8, 1) ERA: 1.71	1.1	S	6	2	1	1	1	0	0	0	0	0	0	12	18	6.75	1.500



Batter	1	2	3	4	5	6	7	8	9	AB R H RBI BB SO LOB	TOP														
<b>Orlando Merced, S</b> (1, 3) OBP: 0.439, SLG: 0.542	1-1 F7		1-3 K		4-1 BB		1-1 G4-3	1-1 FC4-6		4 0 0 0 1 1 1															
<b>Jay Bell, R</b> (1, 6) OBP: 0.295, SLG: 0.404	2-3 K			1-3 K	0-3 K		4-1 1B BB		2-2 F7	4 1 0 0 1 3 3															
<b>Andy Van Slyke, L</b> (1, 8) OBP: 0.355, SLG: 0.425	1-3 K			1-1 G6-3		4-0 HR BB	2-2 2B 1B		1-2 2B 1B	4 2 2 1 1 1 0															
<b>Bobby Bonilla, S</b> (1, 5) (9, 9)		1-0 F9		4-2 BB		0-0 F8	0-2 2B		2-3 K	4 0 1 0 1 1 2															
<b>Barry Bonds, L</b> (1, 7) OBP: 0.347, SLG: 0.424		2-1 1B		3-3 K		2-0 HR	4-0 1B		1-2 1B 2B	4 2 3 3 1 1 1															
<b>Mitch Webster, S</b> (1, 9) OBP: 0.286, SLG: 0.280		2-0 F9			2-2 WP 1B 1B	2-3 K	1-3 K		0-0 1B	5 0 2 1 0 2 4															
<b>Michael LaValliere, L</b> (1, 2) OBP: 0.308, SLG: 0.321		3-1 P3			1-0 WP 1B	0-2 1B		0-0 F7	0-1 F7	5 0 2 0 0 0 2															
<b>Curtis Wilkerson, S</b> (1, 4) OBP: 0.314, SLG: 0.313			0-0 F7		2-2 F8	0-2 F7		1-2 G4-3		4 0 0 0 0 0 3															
<b>Doug Drabek, R</b> (1, 1) OBP: 0.240, SLG: 0.280 <b>Gary Varsho, L</b> (7, PH) OBP: 0.321, SLG: 0.327 <b>Neal Heaton, L</b> (7, 1) OBP: 0.590, SLG: 0.750 <b>Bob Walk, R</b> (8, 1) OBP: 0.288, SLG: 0.714 <b>Bob Patterson, R</b> (9, 1) <b>Jeff King, R</b> (9, 5) OBP: 0.337, SLG: 0.341			0-3 K		3-1 P6		3-2 L3	1-2 FC4-6 1B		2 0 0 0 0 0 1 2 1 0 0 0 0 0 0 0 1 0 1 0 0 0 0 0 0 0 0 0 0 0 0 0 0 0 0 0 0 0 0 0 0 0 0 0 0 0 0 0															
<b>Inning Stats</b>	R: 0 E: 0 K: 2 S: 8	H: 0 LOB: 0 BB: 0 P: 12	R: 0 E: 0 K: 0 S: 6	H: 1 LOB: 1 BB: 0 P: 14	R: 0 E: 0 K: 2 S: 7	H: 0 LOB: 0 BB: 0 P: 8	R: 0 E: 0 K: 2 S: 11	H: 0 LOB: 1 BB: 1 P: 20	R: 0 E: 0 K: 1 S: 14	H: 2 LOB: 3 BB: 1 P: 26	R: 2 E: 0 K: 1 S: 11	H: 2 LOB: 1 BB: 1 P: 19	R: 1 E: 0 K: 1 S: 18	H: 2 LOB: 3 BB: 2 P: 33	R: 0 E: 0 K: 0 S: 11	H: 1 LOB: 1 BB: 0 P: 14	R: 2 E: 0 K: 1 S: 16	H: 3 LOB: 1 BB: 0 P: 22	1B: 8 2B: 2 3B: 0 HR: 1	SF: 0 SAC: 0 DP: 0 HBP: 0	WP: 1 PB: 0 SB: 2 CS: 0	PA: 43			
<b>PITCHER</b>	IP	WLS	BF	H	R	ER	SO	BB	IBB	HBP	BLK	WP	HR	S	P	ERA	WHIP								
<b>Tommy Greene, R</b> (1, 1) ERA: 2.18	6.0		26	5	2	2	8	3	0	0	0	1	1	57	99	3.00	1.333								
<b>Roger McDowell, R</b> (7, 1) ERA: 1.96	2.0		11	3	1	1	1	1	1	0	0	0	0	29	47	4.50	2.000								
<b>Mitch Williams, L</b> (9, 1) ERA: 3.42	1.0	L	6	3	2	2	1	0	0	0	0	0	0	16	22	18.00	3.000								

Pittsburgh Pirates @ Philadelphia Phillies  
Veterans Stadium, Philadelphia, PA  
Sun Jun 02 1991, 3:33 AM EDT  
Att. 36,185 - Sunny - 88 F

livebaseballscorecards.com

AB	38
R	5
H	11
RBI	5
BB	5
SO	10
LOB	18







Batter	1	2	3	4	5	6	7	8	9	AB R H RBI BB SO LOB	TOP											
Mike Felder, S OBP: 0.358, SLG: 0.441 (1, 7) (8, 8)	1-1 1B HR 1B	0-1 G5-3		2-0 P4		0-0 G4-3		2-1 B1-3		5 1 1 0 0 0 1												
Willie McGee, S OBP: 0.351, SLG: 0.460 Dave Righetti, L (1, 8) (8, 1)	2-2 1B HR 1B	0-1 S 1B		3-2 S 1B HBP		4-0 1B 1B BB		0-1 G6-3		3 1 2 0 1 0 0 0 0 0 0 0 0 0												
Will Clark, L OBP: 0.336, SLG: 0.497 (1, 3)	0-2 1-H 3-H HR	2-2 G4-3		0-0 FC6-4 1B		2-2 1B 1B		1-3 K		5 1 3 4 0 1 1												
Matt Williams, R OBP: 0.244, SLG: 0.345 (1, 5)	3-2 FC4-6 2B		2-1 G5-3	1-1 FC6-4 1B		2-3 K		2-0 L7		5 0 1 0 0 1 4												
Kevin Bass, S OBP: 0.311, SLG: 0.377 (1, 9)	4-2 FC4-6 BB		2-0 F9		0-0 G3 SH1-4 2B	1-1 1B		3-2 F8		4 1 2 0 1 0 0												
Dave Anderson, R OBP: 0.346, SLG: 0.380 Jeff Brantley, R Mike Kingery, L OBP: 0.333, SLG: 0.231 (1, 6) (6, 1) (8, 7)	1-0 FC4-6 1-2f 2-3		0-0 1B		2-0 G3	0-1 F8		2-1 G6-3		4 0 1 0 0 0 6 0 0 0 0 0 0 0 1 0 0 0 0 0 0												
Robby Thompson, R OBP: 0.353, SLG: 0.470 (1, 4)	2-1 FC1-2-5 1-2 3-H		3-2 G6-3		1-0 SH1-4		0-3 K			3 0 0 1 0 1 3												
Steve Decker, R OBP: 0.250, SLG: 0.341 (1, 2)	1-2 P2			0-0 SH1-4 1B		2-2 1B		1-3 K		4 1 2 0 0 1 2												
John Burkett, R OBP: 0.200, SLG: 0.211 Jose Uribe, S OBP: 0.246, SLG: 0.183 (1, 1) (6, 6)		1-2 G3-1		0-1 SH1-4 1B		1-3 K		1-1 G4-3		2 0 0 0 0 1 1 1 0 0 0 0 0 0												
<b>Inning Stats</b>	R: 3 E: 0 K: 0 S: 24	H: 4 LOB: 2 BB: 1 P: 38	R: 0 E: 0 K: 0 S: 12	H: 1 LOB: 1 BB: 0 P: 15	R: 0 E: 0 K: 0 S: 7	H: 1 LOB: 1 BB: 0 P: 14	R: 1 E: 0 K: 0 S: 9	H: 2 LOB: 2 BB: 0 P: 15	R: 1 E: 0 K: 1 S: 10	H: 2 LOB: 1 BB: 0 P: 15	R: 0 E: 0 K: 1 S: 13	H: 2 LOB: 3 BB: 1 P: 22	R: 0 E: 0 K: 2 S: 9	H: 0 LOB: 0 BB: 0 P: 11	R: 0 E: 0 K: 1 S: 7	H: 0 LOB: 0 BB: 0 P: 10	R: 0 E: 0 K: 0 S: 6	H: 0 LOB: 0 BB: 0 P: 13	1B: 9 2B: 2 3B: 0 HR: 1	SF: 0 SAC: 2 DP: 0 HBP: 1	WP: 0 PB: 0 SB: 2 CS: 0	PA: 42
<b>PITCHER</b>	IP WLS BF H R ER SO BB IBB HBP BLK WP HR S P ERA WHIP											<b>PITCHER</b>	IP WLS BF H R ER SO BB IBB HBP BLK WP HR S P ERA WHIP									
Zane Smith, L ERA: 2.66 (1, 1)	4.1 L 24 9 5 5 0 1 0 1 0 0 1 54 86 10.38 2.308																					
Vicente Palacios, R ERA: 3.02 (5, 1)	1.2 9 3 0 0 2 1 0 0 0 0 0 0 21 33 0.00 2.400																					
Stan Belinda, R ERA: 4.94 (7, 1)	1.0 3 0 0 0 2 0 0 0 0 0 0 0 9 11 0.00 0.000																					
Bob Kipper, L ERA: 8.64 (8, 1)	1.0 3 0 0 0 1 0 0 0 0 0 0 0 7 10 0.00 0.000																					
Bob Patterson, L ERA: 5.23 (9, 1)	1.0 3 0 0 0 0 0 0 0 0 0 0 0 6 13 0.00 0.000																					

San Francisco Giants @ Pittsburgh Pirates  
 Three Rivers Stadium, Pittsburgh, PA  
 Tue Jun 04 1991, 7:05 PM EDT  
 Att. 19,460 - Cloudy - 69 F

AB	37
R	5
H	12
RBI	5
BB	2
SO	5
LOB	18



Batter	1	2	3	4	5	6	7	8	9	AB R H RBI BB SO LOB
Orlando Merced, S OBP: 0.437, SLG: 0.525 (1, 3)	4-2 SH3-4 2B BB	0-2 FC4-6 1-2f			1-2 P7		4-2 F9 1B BB	0-3 K		3 1 0 0 2 1 3
Jay Bell, R OBP: 0.294, SLG: 0.400 (1, 6)	1-1 SH3-4 1-2		2-1 G6-3		0-3 K		2-2 F9 1B	1-2 L5		4 0 1 0 0 1 2
Andy Van Slyke, L OBP: 0.347, SLG: 0.412 (1, 8)	0-3 K		1-3 K		0-1 P6		2-2 F9		1-2 L4	5 0 0 0 0 2 3
Bobby Bonilla, S OBP: 0.399, SLG: 0.497 (1, 9)	4-2 2B BB		4-2 HR BB			1-2 1B 2B	4-0 BB	0-0 F9		2 1 1 0 3 0 0
Barry Bonds, L OBP: 0.354, SLG: 0.452 (1, 7)	0-0 2B		1-1 HR			4-2 1B BB	0-3 K	0-0 L4		4 1 2 3 1 1 3
Jeff King, R OBP: 0.324, SLG: 0.326 (1, 5)	0-0 F7		3-2 G3-1			1-3 K	0-1 P9			4 0 0 0 0 1 7
Michael LaValliere, L OBP: 0.306, SLG: 0.313 (1, 2)		4-0 G6-3 BB		0-1 F8		2-2 F7		1-0 L6		3 0 0 0 1 0 2
Jose Lind, R OBP: 0.295, SLG: 0.358 (1, 4)		1-2 G6-3 1-2f		2-1 G6-3		2-0 1B		4-0 BB BB		3 0 1 0 1 0 1
Zane Smith, L OBP: 0.333, SLG: 0.384 Vicente Palacios, R OBP: 0.083, SLG: 0.083 Gary Varsho, L OBP: 0.316, SLG: 0.320 Stan Belinda, R OBP: 0.316, SLG: 0.320 Bob Kipper, R OBP: 0.294, SLG: 0.280 Mitch Webster, S OBP: 0.294, SLG: 0.280 Bob Patterson, R OBP: 0.294, SLG: 0.280		1-2 FC4-6 1B		0-0 G4-3		0-0 F9		4-2 BB		2 0 1 0 0 0 0 0 0 0 0 0 0 0 1 0 0 0 0 0 3 0 0 0 0 0 0 0 0 0 0 0 0 0 0 0 0 0 0 1 0 0 0 0 0 0 0 0 0

Inning Stats	R: 1 E: 0 K: 1 S: 11	H: 1 LOB: 2 BB: 2 P: 20	R: 0 E: 0 K: 0 S: 9	H: 1 LOB: 1 BB: 1 P: 15	R: 2 E: 0 K: 1 S: 15	H: 1 LOB: 0 BB: 1 P: 26	R: 0 E: 0 K: 0 S: 5	H: 0 LOB: 0 BB: 0 P: 7	R: 0 E: 0 K: 1 S: 9	H: 0 LOB: 0 BB: 0 P: 10	R: 0 E: 0 K: 1 S: 16	H: 2 LOB: 3 BB: 1 P: 26	R: 0 E: 0 K: 1 S: 13	H: 1 LOB: 3 BB: 2 P: 25	R: 0 E: 0 K: 1 S: 9	H: 0 LOB: 2 BB: 2 P: 19	R: 0 E: 0 K: 0 S: 6	H: 0 LOB: 0 BB: 0 P: 7	1B: 3 2B: 2 3B: 0 HR: 1	SF: 0 SAC: 1 DP: 1 HBP: 0	WP: 0 PB: 0 SB: 0 CS: 0	PA: 41
--------------	-------------------------------	----------------------------------	------------------------------	----------------------------------	-------------------------------	----------------------------------	------------------------------	---------------------------------	------------------------------	----------------------------------	-------------------------------	----------------------------------	-------------------------------	----------------------------------	------------------------------	----------------------------------	------------------------------	---------------------------------	----------------------------------	------------------------------------	----------------------------------	--------

PITCHER	IP	WLS	BF	H	R	ER	SO	BB	IBB	HBP	BLK	WP	HR	S	P	ERA	WHIP
John Burkett, R ERA: 3.67 (1, 1)	5.2	W	26	5	3	3	4	5	0	0	0	0	1	64	103	4.76	1.765
Jeff Brantley, R ERA: 2.51 (6, 1)	1.2		10	1	0	0	1	4	0	0	0	0	0	17	38	0.00	3.000
Dave Righetti, L ERA: 4.39 (8, 1)	1.2	S	5	0	0	0	1	0	0	0	0	0	0	12	14	0.00	0.000

BOTTOM

San Francisco Giants @ Pittsburgh Pirates  
Three Rivers Stadium, Pittsburgh, PA

Tue Jun 04 1991, 7:05 PM EDT  
Att: 19,460 - Cloudy - 69 F

livebaseballscorecards.com

AB	31
R	3
H	6
RBI	3
BB	9
SO	6
LOB	24





San Francisco Giants @ Pittsburgh Pirates  
 Three Rivers Stadium, Pittsburgh, PA

Wed Jun 05 1991, 7:05 PM EDT  
 Att. 15,461 - Cloudy - 69 F

AB	31
R	3
H	5
RBI	3
BB	2
SO	2
LOB	11



Batter	1	2	3	4	5	6	7	8	9	AB	R	H	RBI	BB	SO	LOB
Mike Felder, S OBP: 0.348, SLG: 0.429 (1, 7) (5, 5) (8, 8)	0-1 F7		0-1 G3		0-0 G4-3		1-0 G5-3			4	0	0	0	0	0	1
Willie McGee, S OBP: 0.349, SLG: 0.461 Francisco Oliveras, R OBP: 0.200, SLG: 0.200 (1, 8) (8, 1)	2-0 G1-3			1-0 SF9 2B	1-1 E5 WP S SF7		1-0 G5-3			4	2	1	1	0	0	0
Will Clark, L OBP: 0.335, SLG: 0.495 (1, 3)	0-2 G4-3			3-2 1B BB 2-3 1B	3-1 SF7		0-0 F8			3	0	1	1	0	0	0
Matt Williams, R OBP: 0.245, SLG: 0.343 Jose Segura, R OBP: 0.235, SLG: 0.217 (1, 5) (5, 1) (8, PH) (8, 5)		4-2 BB		1-0 SF9	2-3 K		0-1 G6-3			1	0	0	1	1	1	0
Kevin Bass, S OBP: 0.309, SLG: 0.370 (1, 9)	1-2 P6			4-1 1B 1-2 BB		2-1 G3		1-1 G3		3	0	0	0	1	0	1
Terry Kennedy, L OBP: 0.273, SLG: 0.333 (1, 2)	1-2 L6			0-0 1-2 2-3 1B		2-0 G4-3		0-1 G6-3		4	0	1	0	0	0	1
Robby Thompson, R OBP: 0.351, SLG: 0.464 (1, 4)	1-1 P3			0-0 P3		2-0 F9		3-2 1B		4	0	1	0	0	0	4
Jose Uribe, S OBP: 0.236, SLG: 0.175 Mike Kingery, L OBP: 0.324, SLG: 0.222 (1, 6) (9, PH)			1-3 K	1-2 G3		1-1 F7		2-1 F7		3	0	0	0	0	1	3
Kelly Downs, R OBP: 0.300, SLG: 0.222 Mark Leonard, L OBP: 0.182, SLG: 0.286 (1, 1) (1, 1) (5, PH) (5, 7)			1-0 G6-3		1-2 G4-3 E 2B		2-2 G4-3			0	0	0	0	0	0	0
<b>Inning Stats</b>	R: 0 E: 0 K: 0 S: 6 H: 0 LOB: 0 BB: 0 P: 8	R: 0 E: 0 K: 0 S: 11 H: 0 LOB: 1 BB: 1 P: 18	R: 0 E: 0 K: 1 S: 6 H: 0 LOB: 0 BB: 0 P: 8	R: 1 E: 0 K: 0 S: 13 H: 3 LOB: 3 BB: 1 P: 23	R: 2 E: 1 K: 1 S: 11 H: 1 LOB: 0 BB: 0 P: 18	R: 0 E: 0 K: 0 S: 4 H: 0 LOB: 0 BB: 0 P: 10	R: 0 E: 0 K: 0 S: 6 H: 0 LOB: 0 BB: 0 P: 10	R: 0 E: 0 K: 0 S: 4 H: 0 LOB: 0 BB: 0 P: 5	R: 0 E: 0 K: 0 S: 9 H: 1 LOB: 1 BB: 0 P: 15	1B: 3 2B: 2 3B: 0 HR: 0 SF: 2 SAC: 0 DP: 0 HBP: 0	WP: 1 PB: 0 SB: 1 CS: 0 PA: 35					
<b>PITCHER</b>	IP WLS BF H R ER SO BB IBB HBP BLK WP HR S P ERA WHIP	IP WLS BF H R ER SO BB IBB HBP BLK WP HR S P ERA WHIP	IP WLS BF H R ER SO BB IBB HBP BLK WP HR S P ERA WHIP	IP WLS BF H R ER SO BB IBB HBP BLK WP HR S P ERA WHIP	IP WLS BF H R ER SO BB IBB HBP BLK WP HR S P ERA WHIP	IP WLS BF H R ER SO BB IBB HBP BLK WP HR S P ERA WHIP	IP WLS BF H R ER SO BB IBB HBP BLK WP HR S P ERA WHIP	IP WLS BF H R ER SO BB IBB HBP BLK WP HR S P ERA WHIP	IP WLS BF H R ER SO BB IBB HBP BLK WP HR S P ERA WHIP							
Bob Walk, R ERA: 3.0 (1, 1)	6.0 W 25 4 3 2 2 2 0 0 0 1 0 51 85 3.00 1.000	2.0 (7, 1)	6 0 0 0 0 0 0 0 0 0 0 0 0 10 15 0.00 0.000	1.0 (9, 1)	4 1 0 0 0 0 0 0 0 0 0 0 0 9 15 0.00 1.000											

livebaseballscorecards.com











Batter	1	2	3	4	5	6	7	8	9	AB R H RBI BB SO LOB	TOP											
Thomas Howard, S (1, 8) OBP: 0.288, SLG: 0.288	0-3 K		0-1 FC6-4		0-0 G3-1		0-0 1B		1-2 F8	5 0 1 0 0 1 5												
Tony Fernandez, S (1, 6) OBP: 0.361, SLG: 0.385	0-1 CS 1B			4-1 G4-6-3 BB		0-0 P6		1-0 1B		3 0 2 0 1 0 0												
Tony Gwynn, L (1, 9) OBP: 0.403, SLG: 0.518	0-2 L7			1-2 G4-6-3 SAFE 1-2f		1-1 G4-3 1B		1-3 K		4 0 1 0 0 1 3												
Fred McGriff, L (1, 3) OBP: 0.403, SLG: 0.528	1-1 CS 1-2	0-1 P8		0-0 1B		3-2 G4-3 1-2		3-2 P5		4 0 1 0 0 0 2												
Benito Santiago, R (1, 2) OBP: 0.258, SLG: 0.366		2-3 K		0-0 G6-3		1-3 K		1-2 P5		4 0 0 0 0 2 3												
Tim Teufel, R (1, 4) OBP: 0.211, SLG: 0.235		3-2 G4-3			1-3 K		1-1 SH1-4 1B		3-1 F8	4 0 1 0 0 1 0												
Scott Coolbaugh, R (1, 5) OBP: 0.296, SLG: 0.363			1-1 CS 1B		3-2 SH1-4 1B		0-1 SH1-4		1-2 1B	3 0 3 0 0 0 0 0 0 0 0 0 0 0												
Jose Mota, S (9, PR) OBP: 0.313, SLG: 0.241																						
Darrin Jackson, R (1, 7) OBP: 0.326, SLG: 0.351			2-3 K		1-2 SH1-4 1B		3-2 1B		1-3 K	3 0 2 0 0 1 1 1 0 0 0 0 1 1												
Brian Dorsett, R (9, PH)																						
Bruce Hurst, L (1, 1) OBP: 0.207, SLG: 0.115			0-0 FC6-4 1B		0-1 SH1-4		2-1 P7		0-0 1B	1 0 1 0 0 0 0 1 0 0 0 0 0 2 0 0 0 0 0 0 0 1 0 1 0 0 0 0 0 0 0 0 0 0 0												
Tom Lampkin, L (7, PH) OBP: 0.281, SLG: 0.290																						
Larry Andersen, R (7, 1)																						
Jim Presley, R (9, PH) OBP: 0.200, SLG: 0.186																						
Shawn Abner, R (9, PR) OBP: 0.231, SLG: 0.263																						
<b>Inning Stats</b>	R: 0 E: 0 K: 1 S: 9	H: 1 LOB: 0 BB: 0 P: 10	R: 0 E: 0 K: 1 S: 8	H: 0 LOB: 0 BB: 0 P: 13	R: 0 E: 0 K: 1 S: 9	H: 2 LOB: 1 BB: 0 P: 12	R: 0 E: 0 K: 0 S: 7	H: 1 LOB: 1 BB: 1 P: 12	R: 0 E: 0 K: 1 S: 14	H: 2 LOB: 2 BB: 0 P: 19	R: 0 E: 0 K: 1 S: 11	H: 1 LOB: 1 BB: 0 P: 16	R: 0 E: 0 K: 0 S: 11	H: 3 LOB: 2 BB: 0 P: 17	R: 0 E: 0 K: 1 S: 13	H: 1 LOB: 1 BB: 0 P: 18	R: 0 E: 0 K: 1 S: 15	H: 2 LOB: 2 BB: 0 P: 21	1B: 13 2B: 0 3B: 0 HR: 0	SF: 0 SAC: 2 DP: 1 HBP: 0	WP: 0 PB: 0 SB: 0 CS: 2	PA: 38
<b>PITCHER</b>	IP WLS BF H R ER SO BB IBB HBP BLK WP HR S P ERA WHIP																					
Doug Drabek, R (1, 1) ERA: 2.95	7.0 W 28 10 0 0 5 1 0 0 0 0 0 0 69 99 0.00 1.571																					
Bob Patterson, L (8, 1) ERA: 5.06	0.2 3 1 0 0 1 0 0 0 0 0 0 0 8 13 0.00 1.500																					
Stan Belinda, R (8, 1) ERA: 4.81	0.2 3 1 0 0 0 0 0 0 0 0 0 0 10 14 0.00 1.500																					
Bill Landrum, R (9, 1) ERA: 1.61	0.2 S 3 1 0 0 1 0 0 0 0 0 0 0 10 12 0.00 1.500																					

San Diego Padres @ Pittsburgh Pirates  
 Three Rivers Stadium, Pittsburgh, PA  
 Fri Jun 07 1991, 7:05 PM EDT  
 Att. 25,095 - Cloudy - 74 F

AB	34
R	0
H	13
RBI	0
BB	1
SO	7
LOB	17



Batter	1	2	3	4	5	6	7	8	9
<b>Gary Redus, R</b> (1, 3) <small>OBP: 0.292, SLG: 0.224</small> <b>Orlando Merced, S</b> (7, PH) <small>OBP: 0.416, SLG: 0.495</small> (8, 3)	1-0 G6-3		1-2 G5-3		0-2 1B		2-3 K		
<b>Jay Bell, R</b> (1, 6) <small>OBP: 0.305, SLG: 0.421</small>	2-2 FC4-6 1B		3-1 F9		0-2 BB 1-3 1B		2-3 K		
<b>Andy Van Slyke, L</b> (1, 8) <small>OBP: 0.346, SLG: 0.403</small>	2-2 FC4-6 1-2f			2-2 G3	4-2 FC4-6 BB 1-2		0-1 G3		
<b>Bobby Bonilla, S</b> (1, 9) <small>OBP: 0.386, SLG: 0.481</small>	3-2 F8			0-0 G5-3	2-2 FC4-6 1-2f		2-3 K		
<b>Barry Bonds, L</b> (1, 7) <small>OBP: 0.352, SLG: 0.436</small>		4-1 WP 1B BB		3-2 1B 1B		3-2 L7	2-3 K		
<b>Jeff King, R</b> (1, 5) <small>OBP: 0.336, SLG: 0.366</small>		1-1 SAFE G5-3 1-2		0-0 SAFE 1-2 1B		1-3 K			
<b>Don Slaught, R</b> (1, 2) <small>OBP: 0.321, SLG: 0.370</small>		0-0 G4-6-3 2-H 1B		1-0 F8		0-0 1B			
<b>Jose Lind, R</b> (1, 4) <small>OBP: 0.288, SLG: 0.342</small>		0-0 G4-6-3 1-2f			2-0 F7	0-2 F9			
<b>Doug Drabek, R</b> (1, 1) <small>OBP: 0.222, SLG: 0.259</small> <b>Gary Varsho, L</b> (7, PH) <small>OBP: 0.310, SLG: 0.314</small> <b>Bob Patterson, R</b> (8, 1) <b>Stan Belinda, R</b> (8, 1) <b>Bill Landrum, R</b> (9, 1)			1-0 F7		0-3 K		0-0 G3		

AB	R	H	RBI	BB	SO	LOB
3	0	1	0	0	0	0
1	0	0	0	0	1	0
4	0	2	0	0	1	0
3	0	0	0	1	0	1
4	0	0	0	0	1	4
3	1	1	0	1	1	0
3	0	1	0	0	1	1
3	0	2	1	0	0	2
3	0	0	0	0	0	2
2	0	0	0	0	1	0
1	0	0	0	0	0	0
0	0	0	0	0	0	0
0	0	0	0	0	0	0
0	0	0	0	0	0	0

**BOTTOM**

**San Diego Padres @ Pittsburgh Pirates**  
 Three Rivers Stadium, Pittsburgh, PA

Fri Jun 07 1991, 7:05 PM EDT  
 Att. 25,095 - Cloudy - 74 F

<b>AB</b>	<b>30</b>
<b>R</b>	<b>1</b>
<b>H</b>	<b>7</b>
<b>RBI</b>	<b>1</b>
<b>BB</b>	<b>2</b>
<b>SO</b>	<b>6</b>
<b>LOB</b>	<b>10</b>



WP: 1	PA: 32
PB: 0	
SB: 0	
CS: 0	

Inning Stats	R	H	E	K	S	IP	WLS	BF	H	R	ER	SO	BB	IBB	HBP	BLK	WP	HR	S	P	ERA	WHIP
<b>Bruce Hurst, L</b> (1, 1) <small>ERA: 2.99</small>	0	1	0	0	13	6.0	L	26	7	1	1	2	2	0	0	0	1	0	59	95	1.50	1.500
<b>Larry Andersen, R</b> (7, 1) <small>ERA: 0.71</small>	0	0	0	0	13	2.0		6	0	0	0	4	0	0	0	0	0	0	17	25	0.00	0.000

WP	HR	S	P	ERA	WHIP
1	0	1	1	1.50	1.500
0	0	0	0	0.00	0.000



Batter	1	2	3	4	5	6	7	8	9	AB	R	H	RBI	BB	SO	LOB	TOP								
Thomas Howard, S OBP: 0.304, SLG: 0.324 (1, 8)	G4-3 1B 2B BB	1-1 1B 3B 1-H	G6-3		2-2 2B SF7 1B	FC6-4 1-2f		G4-3 2-3		5	3	2	1	1	0	4									
Tony Fernandez, S OBP: 0.367, SLG: 0.401 Jose Mota, S OBP: 0.294, SLG: 0.226 (7, PH) (7, 6)	0-1 F7	2-1 FC6-4 1B 3-H		0-0 1B 2B	2-2 1-3 HR 2B		0-0 G6-3	0-0 L4		4	2	3	1	0	0	1									
Tony Gwynn, L OBP: 0.407, SLG: 0.522 Shawn Abner, R OBP: 0.229, SLG: 0.260 (7, PR) (7, 9)	1-1 G4-3 2B 1B	0-2 FC6-4 1-2f		1-1 F9 1B 2-3	2-0 SF7 3-H		2-1 1B 1B 1B		3-3 K	4	2	3	1	0	0	1									
Fred McGriff, L OBP: 0.400, SLG: 0.523 Brian Dorsett, R (7, PH) (7, 3)	3-1 G4-3 1-2 2-3	1-3 SAFE SAFE SAFE K		1-1 1B 1B 1-2 SF8 3-H	2-3 K		3-2 P9		0-3 K	4	1	1	1	0	2	4									
Tim Teufel, R OBP: 0.254, SLG: 0.309 (1, 4)	4-1 2B 1B BB	1-2 SAFE SAFE SAFE G5-3		0-1 F9 2-3	0-0 2-H HR		1-1 1B 1-2 1B		4-2 1B BB	4	2	2	2	2	0	3									
Benito Santiago, R OBP: 0.266, SLG: 0.377 John Costello, R Rich Rodriguez, L (7, 1) (9, 1)	1-0 1B 2B 1-3 2-H 3-H		3-1 P9	0-0 1B 1-2 1B 3-H	1-2 F7		0-0 1-2 2-3 1B		2-3 K	5	0	3	3	0	0	0									
Scott Coolbaugh, R OBP: 0.301, SLG: 0.365 (1, 5)	0-1 2-3 3-H 1B		1-2 E5 1B	0-0 1-2 2-3 1B		3-2 G5-3		1-3 K		5	0	2	1	0	1	3									
Darrin Jackson, R OBP: 0.319, SLG: 0.346 (1, 7)	1-2 F9		2-1 SAFE F8	0-0 SAFE SF8		1-0 P5		0-0 G4-3 G4-3 1B		4	0	1	1	0	0	3									
Mike Maddux, L OBP: 0.375, SLG: 0.167 Tom Lampkin, L OBP: 0.273, SLG: 0.281 (1, 1) (7, 2)		4-1 3B BB	1-2 1B	0-3 K		1-2 E6 FC6-4		1-2 G4-3		3	1	1	0	1	1	2									
										1	0	0	0	0	0	1									
Inning Stats	R: 3 E: 0 K: 0 S: 14	H: 3 LOB: 2 BB: 2 P: 28	R: 2 E: 0 K: 1 S: 14	H: 2 LOB: 1 BB: 1 P: 23	R: 0 E: 1 K: 0 S: 14	H: 1 LOB: 2 BB: 0 P: 21	R: 3 E: 0 K: 1 S: 13	H: 5 LOB: 2 BB: 0 P: 15	R: 3 E: 0 K: 1 S: 15	H: 3 LOB: 0 BB: 0 P: 24	R: 0 E: 1 K: 0 S: 13	H: 0 LOB: 1 BB: 0 P: 18	R: 0 E: 0 K: 1 S: 12	H: 3 LOB: 3 BB: 0 P: 19	R: 0 E: 0 K: 0 S: 8	H: 1 LOB: 1 BB: 0 P: 10	R: 0 E: 0 K: 3 S: 12	H: 0 LOB: 1 BB: 1 P: 21	1B: 13 2B: 3 3B: 1 HR: 1	SF: 2 SAC: 0 DP: 0 HBP: 0	WP: 0 PB: 0 SB: 0 CS: 0	PA: 51			
PITCHER	IP	WLS	BF	H	R	ER	SO	BB	IBB	HBP	BLK	WP	HR	S	P	ERA	WHIP								
Randy Tomlin, L ERA: 3.66 (1, 1)	1.0	L	10	4	5	5	0	3	0	0	0	0	0	17	36	45.00	7.000								
Neal Heaton, L ERA: 2.39 (2, 1)	3.0		17	7	3	3	2	0	0	0	0	0	0	38	51	9.00	2.333								
Bob Kipper, L ERA: 7.89 (5, 1)	3.0		16	6	3	3	2	0	0	0	0	0	1	40	61	9.00	2.000								
Vicente Palacios, R ERA: 3.14 (8, 1)	2.0		8	1	0	0	3	1	0	0	0	0	0	20	31	0.00	1.000								

San Diego Padres @ Pittsburgh Pirates  
 Three Rivers Stadium, Pittsburgh, PA  
 Sat Jun 08 1991, 7:05 PM EDT  
 Att. 51,292 - Cloudy - 80 F

AB	45
R	11
H	18
RBI	11
BB	4
SO	7
LOB	25







Batter	1	2	3	4	5	6	7	8	9	AB R H RBI BB SO LOB	TOP		
<b>Thomas Howard, S</b> (1, 8) OBP: 0.317, SLG: 0.338 <b>Shawn Abner, R</b> (6, 8) OBP: 0.225, SLG: 0.255	0-0 B1-3		2-1 CS 1B			0-1 1B 1B	0-1 G6-3		0-1 G6-3	3 1 2 0 0 0 0 2 0 0 0 0 0 0			
<b>Tony Fernandez, S</b> (1, 6) OBP: 0.364, SLG: 0.396	3-2 G4-3		1-0 CS 1-2	3-2 G3		0-0 S 1B G5-3 1B	1-1 F8		0-0 P3	5 1 1 0 0 0 0			
<b>Tony Gwynn, L</b> (1, 9) OBP: 0.409, SLG: 0.531	0-1 G4-3			1-1 G6-3 3B		1-0 G5-3 S 1-2 1B			3-2 F7	4 1 2 1 0 0 0			
<b>Fred McGriff, L</b> (1, 3) OBP: 0.402, SLG: 0.525		0-0 L5		2-2 G6-3		4-2 G5-3 1-2 2-3 BB		2-2 1B SF7 2B		3 1 1 1 1 0 0			
<b>Tim Teufel, R</b> (1, 4) OBP: 0.269, SLG: 0.310		4-2 1B S BB		2-2 G5-3		3-1 G5-3 1-2 2-3 3-H		2-1 1B		3 0 1 1 1 0 2			
<b>Benito Santiago, R</b> (1, 2) OBP: 0.271, SLG: 0.378		3-3 SAFE K 1-2				0-0 FC5-4 1B		0-0 SF7		2 0 1 1 1 1 1			
<b>Scott Coolbaugh, R</b> (1, 5) OBP: 0.299, SLG: 0.360		1-1 SAFE K 2-3 1B				2-2 SAFE FC5-4 1-2f 1B	3-2 P3	0-1 P6		4 0 1 0 0 0 5			
<b>Darrin Jackson, R</b> (1, 7) OBP: 0.316, SLG: 0.378			1-3 K			1-1 SAFE F9	3-3 K		0-1 HR	4 1 1 1 0 2 4			
<b>Andy Benes, R</b> (1, 1) OBP: 0.143, SLG: 0.192 <b>Craig Lefferts, L</b> (9, 1)			0-2 G4-3			0-0 G3			1-0 F8	4 0 0 0 0 1 1 0 0 0 0 0 0 0			
<b>Inning Stats</b>	R: 0 E: 0 K: 0 S: 6 H: 0 LOB: 0 BB: 0 P: 9	R: 0 E: 0 K: 1 S: 8 H: 1 LOB: 2 BB: 1 P: 16	R: 0 E: 0 K: 1 S: 9 H: 1 LOB: 0 BB: 0 P: 13	R: 1 E: 0 K: 0 S: 13 H: 1 LOB: 0 BB: 0 P: 21	R: 0 E: 0 K: 0 S: 8 H: 1 LOB: 1 BB: 0 P: 11	R: 2 E: 0 K: 1 S: 15 H: 3 LOB: 3 BB: 2 P: 33	R: 0 E: 0 K: 1 S: 7 H: 0 LOB: 0 BB: 0 P: 10	R: 1 E: 0 K: 0 S: 12 H: 2 LOB: 1 BB: 0 P: 19	R: 1 E: 0 K: 0 S: 6 H: 1 LOB: 0 BB: 0 P: 7	1B: 7 2B: 1 3B: 1 HR: 1 SF: 1 SAC: 0 DP: 0 HBP: 0	WP: 0 PB: 0 SB: 3 CS: 1 PA: 39		
<b>PITCHER</b>	IP WLS BF H R ER SO BB IBB HBP BLK WP HR S P ERA WHIP											<b>PITCHER</b>	IP WLS BF H R ER SO BB IBB HBP BLK WP HR S P ERA WHIP
<b>Zane Smith, L</b> (1, 1) ERA: 2.84 <b>Stan Belinda, R</b> (6, 1) ERA: 4.44 <b>Bob Patterson, L</b> (8, 1) ERA: 5.4	5.0 L 22 7 3 3 2 2 0 0 0 0 0 0 50 81 5.40 1.800												

San Diego Padres @ Pittsburgh Pirates  
 Three Rivers Stadium, Pittsburgh, PA  
 Sun Jun 09 1991, 3:33 AM EDT  
 Att. 33,278 - Sunny - 85 F

livebaseballscorecards.com

AB	34
R	5
H	10
RBI	5
BB	3
SO	4
LOB	13







Batter	1	2	3	4	5	6	7	8	9	AB R H RBI BB SO LOB	TOP																									
Thomas Howard, S OBP: 0.310, SLG: 0.329 (1, 8)	1-0 F8		0-1 P1	1-2 F8		1-1 G6-3			1-1 1B 1B	5 0 1 0 0 0 2																										
Tony Fernandez, S OBP: 0.369, SLG: 0.403 (1, 6)	4-2 S WP BB		2-2 FC6 1B		2-2 G6-3 FC 2B		2-1 G4-3		1-3 K	4 1 2 0 1 1 1																										
Tony Gwynn, L OBP: 0.401, SLG: 0.519 (1, 9)	0-1 F9		0-1 FC6 1-2f		0-1 G6-3		1-1 G6-3		1-1 L8	5 0 0 0 0 0 4																										
Fred McGriff, L OBP: 0.402, SLG: 0.519 (1, 3)	4-0 1B IBB			2-3 K	1-1 FC 1B 3-H		2-1 P6		2-2 1B	4 0 1 1 1 1 0																										
Tim Teufel, R OBP: 0.278, SLG: 0.317 (1, 4) (8, 5)	3-2 F8 2-3		3-1 2B WP 1B	1-1 1B	1-1 1B		2-1 E6 1B		2-1 G4-3	5 1 2 0 0 0 4																										
Benito Santiago, R OBP: 0.270, SLG: 0.380 (1, 2)		1-2 G6-3	0-1 WP 1B 2B	0-0 F9			0-1 L6			4 1 1 0 0 0 3																										
Jerald Clark, R OBP: 0.345, SLG: 0.398 (1, 7)		2-2 F8	3-2 SH2-4 2-3 3-H HBP 1B	1-0 F8			0-3 K			3 0 0 0 0 0 1 3																										
Scott Coolbaugh, R OBP: 0.306, SLG: 0.365 Jose Mota, S OBP: 0.294, SLG: 0.226 (8, PR) (8, 4)		3-2 G5-3	1-1 SH2-4 1B	1-1 K		1-3 K		2-1 1B		4 0 2 1 0 1 0 0 0 0 0 0 0 0																										
Dennis Rasmussen, L Tom Lampkin, L Rich Rodriguez, L (1, 1) (8, PH) (8, 1)			1-3 K	0-0 SH2-4 1B 1-2 2-3		0-0 F8		2-1 G1-3		2 0 0 0 0 0 1 0 1 0 0 0 0 0 0 2 0 0 0 0 0 0 0 0																										
<b>Inning Stats</b>	R: 0 E: 0 K: 0 S: 10	H: 0 LOB: 2 BB: 2 P: 22	R: 0 E: 0 K: 1 S: 10	H: 0 LOB: 0 BB: 0 P: 16	R: 0 E: 0 K: 1 S: 10	H: 1 LOB: 1 BB: 0 P: 13	R: 2 E: 0 K: 1 S: 15	H: 3 LOB: 2 BB: 0 P: 25	R: 1 E: 0 K: 0 S: 13	H: 2 LOB: 2 BB: 0 P: 18	R: 0 E: 0 K: 1 S: 7	H: 0 LOB: 0 BB: 0 P: 9	R: 0 E: 0 K: 0 S: 6	H: 0 LOB: 0 BB: 0 P: 11	R: 0 E: 1 K: 1 S: 13	H: 1 LOB: 2 BB: 0 P: 19	R: 0 E: 0 K: 1 S: 13	H: 2 LOB: 2 BB: 0 P: 20	1B: 7 2B: 2 3B: 0 HR: 0	SF: 0 SAC: 1 DP: 0 HBP: 1	WP: 2 PB: 0 SB: 1 CS: 0	PA: 41														
<b>PITCHER</b>	IP WLS BF H R ER SO BB IBB HBP BLK WP HR S P ERA WHIP																																			
Bob Walk, R ERA: 3.44 Bob Patterson, L ERA: 5.32 Vicente Palacios, R ERA: 2.96 Bill Landrum, R ERA: 1.52	(1, 1) (5, 1) (5, 1) (8, 1)	4.0 0.1 3.0 1.2	20 3 10 8	5 1 0 3	3 0 0 0	3 0 0 0	2 0 1 2	1 0 0 0	1 0 0 0	1 0 0 0	0 0 0 0	2 0 0 0	0 0 0 0	83 8 29 33	6.75 0.00 0.00 0.00	1.500 3.000 0.000 1.800																				

San Diego Padres @ Pittsburgh Pirates  
Three Rivers Stadium, Pittsburgh, PA  
Mon Jun 10 1991, 7:05 PM EDT  
Att. 10,512 - Cloudy - 80 F

livebaseballscorecards.com

AB	37
R	3
H	9
RBI	2
BB	2
SO	5
LOB	19







Batter	1	2	3	4	5	6	7	8	9	AB R H RBI BB SO LOB	TOP											
<b>Brett Butler, L</b> (1, 8) OBP: 0.376, SLG: 0.333	1-3 		1-2 		1-1 			3-2 		4 0 2 0 0 1 0	<b>Los Angeles Dodgers @ Pittsburgh Pirates</b> Three Rivers Stadium, Pittsburgh, PA Wed Jun 12 1991, 7:05 PM EDT Att. 21,898 - Sunny - 81 F											
<b>Juan Samuel, R</b> (1, 4) OBP: 0.381, SLG: 0.498	2-0 		4-0 			1-0 		3-2 		3 0 0 0 1 0 1												
<b>Darryl Strawberry, L</b> (1, 9) OBP: 0.347, SLG: 0.409	0-0 		2-3 			2-1 		1-2 		4 0 0 0 0 1 4												
<b>Eddie Murray, S</b> (1, 3) OBP: 0.348, SLG: 0.435		1-2 		0-0 		0-0 		0-3 		4 0 1 0 0 1 1												
<b>Kal Daniels, L</b> (1, 7) <b>Jose Gonzalez, R</b> (9, PR)		3-2 		2-2 		1-1 		1-0 		4 1 3 1 0 0 0 0 0 0 0 0 0 0												
<b>Lenny Harris, L</b> (1, 5) OBP: 0.369, SLG: 0.375		1-2 		1-1 		2-1 		0-0 		3 0 0 0 0 0 0												
<b>Mike Scioscia, L</b> (1, 2) <b>Stan Javier, S</b> (9, PH) OBP: 0.271, SLG: 0.271			3-1 		1-3 		1-1 	0-0 		3 0 1 0 0 1 0 1 0 0 0 0 0 2												
<b>Alfredo Griffin, S</b> (1, 6) <b>Gary Carter, R</b> (9, PH) OBP: 0.290, SLG: 0.322			1-2 		1-1 		0-0 	0-1 		3 0 2 0 0 0 0 1 0 0 0 0 0 2												
<b>Mike Morgan, R</b> (1, 1) <b>Chris Gwynn, L</b> (7, PH) <b>Mike Hartley, R</b> (7, 1) <b>John Candelaria, L</b> (8, 1)			0-1 		2-3 		0-1 			2 0 0 0 0 1 1 1 0 0 0 0 0 2 0 0 0 0 0 0 0 0 0 0 0 0 0 0												
<b>Inning Stats</b>	R: 0 E: 0 K: 1 S: 5	H: 0 LOB: 0 BB: 0 P: 8	R: 0 E: 0 K: 0 S: 9	H: 0 LOB: 0 BB: 0 P: 14	R: 0 E: 0 K: 1 S: 15	H: 2 LOB: 3 BB: 1 P: 26	R: 1 E: 0 K: 1 S: 9	H: 1 LOB: 0 BB: 0 P: 13	R: 0 E: 0 K: 1 S: 7	H: 0 LOB: 0 BB: 0 P: 11		R: 0 E: 0 K: 0 S: 6	H: 2 LOB: 2 BB: 0 P: 10	R: 0 E: 0 K: 0 S: 7	H: 2 LOB: 1 BB: 0 P: 10	R: 0 E: 0 K: 1 S: 15	H: 1 LOB: 1 BB: 0 P: 22	R: 0 E: 0 K: 0 S: 5	H: 1 LOB: 2 BB: 0 P: 6	1B: 7 2B: 1 3B: 0 HR: 1	SF: 0 SAC: 1 DP: 1 HBP: 0	WP: 0 PB: 0 SB: 0 CS: 0
<b>PITCHER</b>	IP WLS BF H R ER SO BB IBB HBP BLK WP HR S P ERA WHIP																					
<b>Doug Drabek, R</b> (1, 1) ERA: 2.81	7.0 W 27 7 1 1 4 1 0 0 0 0 0 1 58 92 1.29 1.143																					
<b>Bob Patterson, L</b> (8, 1) ERA: 5.04	1.1 6 2 0 0 1 0 0 0 0 0 0 0 17 25 0.00 1.500																					
<b>Bill Landrum, R</b> (9, 1) ERA: 1.48	0.2 S 2 0 0 0 0 0 0 0 0 0 0 0 3 3 0.00 0.000																					

livebaseballscorecards.com

<b>AB</b>	33
<b>R</b>	1
<b>H</b>	9
<b>RBI</b>	1
<b>BB</b>	1
<b>SO</b>	5
<b>LOB</b>	13



BOTTOM

Los Angeles Dodgers @ Pittsburgh Pirates  
Three Rivers Stadium, Pittsburgh, PA

Wed Jun 12 1991, 7:05 PM EDT  
Att. 21,898 - Sunny - 81 F

livebaseballscorecards.com

AB	28
R	2
H	7
RBI	2
BB	4
SO	4
LOB	11



WP:	1	PA:	33
PB:	0	SB:	1
CS:	2		

AB	R	H	RBI	BB	SO	LOB
3	1	1	1	1	1	0
4	0	1	1	0	1	2
4	0	1	0	0	0	1
4	0	2	0	0	0	0
2	0	1	0	2	0	0
3	0	0	0	0	1	4
2	0	1	0	1	0	0
3	1	0	0	0	0	2
2	0	0	0	0	1	1
1	0	0	0	0	0	1
0	0	0	0	0	0	0
0	0	0	0	0	0	0

Batter	1	2	3	4	5	6	7	8	9								
Orlando Merced, S OBP: 0.409, SLG: 0.474 (1, 3)	1-3 K		0-0 3B 1B			1-0 F8	4-0 FC5-4 IBB										
Jay Bell, R OBP: 0.298, SLG: 0.414 (1, 6)	2-3 K		0-0 1-H 3B			1-2 F7	2-1 FC5-4 1-2f										
Andy Van Slyke, L OBP: 0.335, SLG: 0.387 (1, 8)	1-2 G6-3		2-2 F7			2-1 1B 1B		0-0 G4-3									
Bobby Bonilla, S OBP: 0.385, SLG: 0.498 (1, 9)		2-2 G3		0-0 G3-1		2-1 1B BB		0-0 1B CS									
Barry Bonds, L OBP: 0.362, SLG: 0.429 (1, 7)		1-0 F9-3 1B		2-1 L5		4-1 1B BB		4-1 1B CS BB									
Jeff King, R OBP: 0.328, SLG: 0.376 (1, 5)		2-2 F9-3 1-2		3-3 K		1-0 G3		1-0 CS 1-2									
Michael LaValliere, L OBP: 0.328, SLG: 0.331 (1, 2)			2-1 FC6-4 1B		0-0 F7		4-1 WP BB										
Jose Lind, R OBP: 0.275, SLG: 0.325 (1, 4)			2-1 FC6-4 1B 1-2f		2-2 G4-3		1 SAFE 2-2 P8										
Doug Drabek, R OBP: 0.207, SLG: 0.241 (1, 1)			2-3 K		0-1 G4-3		0-0 F9										
Gary Varsho, L OBP: 0.328, SLG: 0.308 (7, PH)																	
Bob Patterson, R (8, 1)																	
Bill Landrum, R (9, 1)																	
Inning Stats	R: 0 E: 0 K: 2 S: 10	H: 0 LOB: 0 BB: 0 P: 14	R: 0 E: 0 K: 0 S: 7	H: 1 LOB: 0 BB: 0 P: 12	R: 2 E: 0 K: 1 S: 14	H: 3 LOB: 1 BB: 0 P: 22	R: 0 E: 0 K: 1 S: 8	H: 0 LOB: 0 BB: 0 P: 13	R: 0 E: 0 K: 0 S: 6	H: 0 LOB: 0 BB: 0 P: 8	R: 0 E: 0 K: 0 S: 10	H: 2 LOB: 3 BB: 1 P: 21	R: 0 E: 0 K: 0 S: 8	H: 0 LOB: 2 BB: 2 P: 20	R: 0 E: 0 K: 0 S: 3	H: 1 LOB: 0 BB: 1 P: 8	
PITCHER	IP	WLS	BF	H	R	ER	SO	BB	IBB	HBP	BLK	WP	HR	S	P	ERA	WHIP
Mike Morgan, R ERA: 2.38 (1, 1)	6.0	L	24	6	2	2	4	1	0	0	0	0	0	55	90	3.00	1.167
Mike Hartley, R ERA: 2.65 (7, 1)	1.0		5	0	0	0	0	1	1	0	0	1	0	8	20	0.00	1.000
John Candelaria, L ERA: 1.29 (8, 1)	1.0		3	1	0	0	0	1	0	0	0	0	0	3	8	0.00	2.000

Batter	1	2	3	4	5	6	7	8	9								
Orlando Merced, S OBP: 0.409, SLG: 0.474 (1, 3)	1-3 K		0-0 3B 1B			1-0 F8	4-0 FC5-4 IBB										
Jay Bell, R OBP: 0.298, SLG: 0.414 (1, 6)	2-3 K		0-0 1-H 3B			1-2 F7	2-1 FC5-4 1-2f										
Andy Van Slyke, L OBP: 0.335, SLG: 0.387 (1, 8)	1-2 G6-3		2-2 F7			2-1 1B 1B		0-0 G4-3									
Bobby Bonilla, S OBP: 0.385, SLG: 0.498 (1, 9)		2-2 G3		0-0 G3-1		2-1 1B BB		0-0 1B CS									
Barry Bonds, L OBP: 0.362, SLG: 0.429 (1, 7)		1-0 F9-3 1B		2-1 L5		4-1 1B BB		4-1 1B CS BB									
Jeff King, R OBP: 0.328, SLG: 0.376 (1, 5)		2-2 F9-3 1-2		3-3 K		1-0 G3		1-0 CS 1-2									
Michael LaValliere, L OBP: 0.328, SLG: 0.331 (1, 2)			2-1 FC6-4 1B		0-0 F7		4-1 WP BB										
Jose Lind, R OBP: 0.275, SLG: 0.325 (1, 4)			2-1 FC6-4 1B 1-2f		2-2 G4-3		1 SAFE 2-2 P8										
Doug Drabek, R OBP: 0.207, SLG: 0.241 (1, 1)			2-3 K		0-1 G4-3		0-0 F9										
Gary Varsho, L OBP: 0.328, SLG: 0.308 (7, PH)																	
Bob Patterson, R (8, 1)																	
Bill Landrum, R (9, 1)																	
Inning Stats	R: 0 E: 0 K: 2 S: 10	H: 0 LOB: 0 BB: 0 P: 14	R: 0 E: 0 K: 0 S: 7	H: 1 LOB: 0 BB: 0 P: 12	R: 2 E: 0 K: 1 S: 14	H: 3 LOB: 1 BB: 0 P: 22	R: 0 E: 0 K: 1 S: 8	H: 0 LOB: 0 BB: 0 P: 13	R: 0 E: 0 K: 0 S: 6	H: 0 LOB: 0 BB: 0 P: 8	R: 0 E: 0 K: 0 S: 10	H: 2 LOB: 3 BB: 1 P: 21	R: 0 E: 0 K: 0 S: 8	H: 0 LOB: 2 BB: 2 P: 20	R: 0 E: 0 K: 0 S: 3	H: 1 LOB: 0 BB: 1 P: 8	
PITCHER	IP	WLS	BF	H	R	ER	SO	BB	IBB	HBP	BLK	WP	HR	S	P	ERA	WHIP
Mike Morgan, R ERA: 2.38 (1, 1)	6.0	L	24	6	2	2	4	1	0	0	0	0	0	55	90	3.00	1.167
Mike Hartley, R ERA: 2.65 (7, 1)	1.0		5	0	0	0	0	1	1	0	0	1	0	8	20	0.00	1.000
John Candelaria, L ERA: 1.29 (8, 1)	1.0		3	1	0	0	0	1	0	0	0	0	0	3	8	0.00	2.000




Batter	1	2	3	4	5	6	7	8	9	AB R H RBI BB SO LOB	TOP	
<b>Brett Butler, L</b> OBP: 0.369, SLG: 0.326 (1, 8) C C B F B X	3-2 G3		1-0 F7			1-3 K	0-1 G4-3		1-1 F8	5 0 0 0 0 1 3		
<b>Juan Samuel, R</b> OBP: 0.379, SLG: 0.493 (1, 4) B S X	2-1 P9		1-2 F8			2-2 1B 3B 1B		0-1 G6-3		4 1 1 0 0 0 0		
<b>Darryl Strawberry, L</b> OBP: 0.350, SLG: 0.411 (1, 9) B B X	2-0 1B		1-0 F9			0-1 3B 1B		0-2 P4		4 1 2 0 0 0 0		
<b>Eddie Murray, S</b> OBP: 0.341, SLG: 0.426 (1, 3) C C B 1 SAFE X	1-2 G1				1-0 G5-3	1-3 K		0-1 F7		4 0 0 0 0 1 3		
<b>Stan Javier, S</b> OBP: 0.253, SLG: 0.315 (1, 7) B L B B B		4-1 1B BB			0-1 G5-3	0-1 1-H 2-H 3B		0-2 FC1-5 HBP 1B		3 0 2 2 1 0 0		
<b>Lenny Harris, L</b> OBP: 0.366, SLG: 0.367 (1, 5) B 1 SAFE 1 SAFE SAFE C C C C B B S		2-3 K			3-3 K	1-2 P4		1-2 FC1-5 HBP 1B		3 1 0 0 0 2 2		
<b>Mike Scioscia, L</b> OBP: 0.368, SLG: 0.400 (1, 2) C B C C 1 SAFE SAFE SAFE B		2-3 K					1-1 G6-3		0-0 FC1-5 1B	3 0 0 0 0 1 3	AB 33	
<b>Alfredo Griffin, S</b> OBP: 0.275, SLG: 0.268 (1, 6) X		0-0 1B					1-2 G5-3		0-0 1-2 2-H 1B	3 0 2 1 0 0 0	R 3	
<b>Tim Belcher, R</b> OBP: 0.115, SLG: 0.154 (1, 1) <b>Mike Sharperson, R</b> OBP: 0.227, SLG: 0.175 (7, PH) <b>John Candelaria, L</b> (7, 1) <b>Jim Gott, R</b> (8, 1) <b>Gary Carter, R</b> OBP: 0.288, SLG: 0.317 (9, PH) <b>Jay Howell, R</b> (9, 1)		1-3 K					1-2 SH1-3 HBP		1-0 F8	2 0 0 0 0 1 2 1 0 0 0 0 1 1 0 0 0 0 0 0 0 0 0 0 0 0 0 0 1 0 0 0 0 0 2 0 0 0 0 0 0 0	H 7	
<b>Inning Stats</b>	R: 0 H: 1 E: 0 LOB: 1 K: 0 BB: 0 S: 10 P: 18	R: 0 H: 1 E: 0 LOB: 2 K: 3 BB: 1 S: 12 P: 21	R: 0 H: 0 E: 0 LOB: 0 K: 0 BB: 0 S: 5 P: 8	R: 0 H: 0 E: 0 LOB: 0 K: 1 BB: 0 S: 6 P: 10	R: 0 H: 0 E: 0 LOB: 0 K: 0 BB: 0 S: 8 P: 13	R: 2 H: 3 E: 0 LOB: 1 K: 2 BB: 0 S: 20 P: 25	R: 0 H: 0 E: 0 LOB: 1 K: 1 BB: 0 S: 7 P: 8	R: 0 H: 0 E: 0 LOB: 0 K: 0 BB: 0 S: 7 P: 7	R: 1 H: 2 E: 0 LOB: 2 K: 0 BB: 0 S: 10 P: 13	1B: 6 SF: 0 2B: 0 SAC: 1 3B: 1 DP: 0 HR: 0 HBP: 2	WP: 0 PA: 37 PB: 0 SB: 1 CS: 0	
<b>PITCHER</b> <b>Randy Tomlin, L</b> ERA: 3.54 (1, 1)	IP WLS BF H R ER SO BB IBB HBP BLK WP HR S P ERA WHIP	9.0 L 37 7 3 3 7 1 0 2 0 0 0 85 123 3.00 0.889										

**Los Angeles Dodgers @ Pittsburgh Pirates**  
**Three Rivers Stadium, Pittsburgh, PA**  
 Thu Jun 13 1991, 3:33 AM EDT  
 Att. 26,377 - Sunny - 76 F

livebaseballscorecards.com

AB 33  
R 3  
H 7  
RBI 3  
BB 1  
SO 7  
LOB 16



Batter	1	2	3	4	5	6	7	8	9	AB R H RBI BB SO LOB
Orlando Merced, S OBP: 0.401, SLG: 0.463 (1, 3)	2-2 G4-3	2-1 G4-3			3-2 FC6-4 BB E 1B		1-3 K		1-2 F8	5 1 1 0 0 1 3
Jay Bell, R OBP: 0.309, SLG: 0.423 (1, 6)	3-2 CS 1B		4-1 BB BB		4-1 FC6-4 1-2 BB		0-0 F8 2B		1-0 P4	3 0 2 0 2 0 0
Andy Van Slyke, L OBP: 0.329, SLG: 0.379 (1, 8)	3-3 K 1-2		1-0 F9		2-3 K		0-0 F8 2-3			4 0 0 0 0 2 5
Bobby Bonilla, S OBP: 0.387, SLG: 0.500 (1, 5)		2-2 1B 2B	1-3 K		3-1 FC6-4 1-2f 2-3		4-0 IBB			3 1 1 0 1 1 3
Barry Bonds, L OBP: 0.365, SLG: 0.427 (1, 7)		0-0 1B 2-3 1B	4-1 BB		3-2 E6 1-2 3-H		3-2 G4-3			3 0 1 0 1 0 3
Michael LaValliere, L OBP: 0.329, SLG: 0.325 Gary Redus, R OBP: 0.296, SLG: 0.241 Don Slaught, R OBP: 0.305, SLG: 0.351 (1, 2) (8, PH) (9, 2)		4-0 1B 1-2 BB	2-0 P6		3-1 L4		2-3 K			2 0 0 0 1 0 4 1 0 0 0 0 1 0 0 0 0 0 0 0 0
Gary Varsho, L OBP: 0.323, SLG: 0.304 (1, 9)		2-1 1-2 2-3 3-H 1B		3-2 G4-3		0-0 P5		2-0 G4-3		4 0 1 1 0 0 0
Curtis Wilkerson, S OBP: 0.278, SLG: 0.274 Jose Lind, R OBP: 0.275, SLG: 0.325 (1, 4) (9, 4)		1-3 K	2-1 G3		2-1 G3		0-0 P8			4 0 0 0 0 2 3 0 0 0 0 0 0 0
Randy Tomlin, L OBP: 0.200, SLG: 0.200 Mitch Webster, S OBP: 0.284, SLG: 0.298 (1, 1) (9, PH)		0-3 K	1-2 G4-3		1-2 G4-3		2-3 K		0-1 B1-3	3 0 0 0 0 2 3 1 0 0 0 0 0 0

Inning Stats	R: 0	H: 1	E: 0	K: 1	S: 9	H: 1	LOB: 0	BB: 0	P: 17	R: 1	H: 3	E: 0	K: 2	S: 16	R: 0	H: 0	E: 0	K: 1	S: 7	R: 0	H: 0	E: 0	K: 0	S: 9	R: 1	H: 1	E: 1	K: 1	S: 16	R: 0	H: 0	E: 0	K: 1	S: 5	R: 0	H: 1	E: 0	K: 1	S: 8	R: 0	H: 0	E: 0	K: 2	S: 8	R: 0	H: 0	E: 0	K: 0	S: 6	1B: 4	SF: 0	2B: 2	SAC: 0	3B: 0	DP: 0	HR: 0	HBP: 0
--------------	------	------	------	------	------	------	--------	-------	-------	------	------	------	------	-------	------	------	------	------	------	------	------	------	------	------	------	------	------	------	-------	------	------	------	------	------	------	------	------	------	------	------	------	------	------	------	------	------	------	------	------	-------	-------	-------	--------	-------	-------	-------	--------

PITCHER	IP	WLS	BF	H	R	ER	SO	BB	IBB	HBP	BLK	WP	HR	S	P	ERA	WHIP
Tim Belcher, R ERA: 2.52 (1, 1)	6.0		27	5	2	1	6	4	0	0	0	0	0	62	118	1.50	1.500
John Candelaria, L ERA: 1.2 (7, 1)	1.0		5	1	0	0	1	0	1	0	0	0	0	8	16	0.00	1.000
Jim Gott, R ERA: 2.92 (8, 1)	1.0	W	3	0	0	0	2	0	0	0	0	0	0	8	12	0.00	0.000
Jay Howell, R ERA: 3.03 (9, 1)	1.0	S	3	0	0	0	0	0	0	0	0	0	0	6	8	0.00	0.000

BOTTOM

Los Angeles Dodgers @ Pittsburgh Pirates  
Three Rivers Stadium, Pittsburgh, PA

Thu Jun 13 1991, 3:33 AM EDT  
Att: 26,377 - Sunny - 76 F

livebaseballscorecards.com

AB	33
R	2
H	6
RBI	1
BB	5
SO	9
LOB	24



WP: 0	PA: 38
PB: 0	
SB: 1	
CS: 1	



Batter	1	2	3	4	5	6	7	8	9	AB R H RBI BB SO LOB	TOP																
<b>Orlando Merced, S</b> (1, 3) OBP: 0.397, SLG: 0.456	1-2 F8		1-1 1B	1-2 F9			1-1 G4-3			4 0 1 0 0 0 1	<b>Pittsburgh Pirates @ San Francisco Giants</b> Candlestick Park, San Francisco, CA Fri Jun 14 1991, 10:05 PM EDT Att. 17,333 - Sunny - 61 F																
<b>Jay Bell, R</b> (1, 6) OBP: 0.308, SLG: 0.417	2-1 FC6-4 HBP		1-3 K		0-0 G5-3			1-3 K		3 0 0 0 0 2 2																	
<b>Andy Van Slyke, L</b> (1, 8) OBP: 0.326, SLG: 0.375 <b>Jose Lind, R</b> (5, PH) OBP: 0.272, SLG: 0.321	1 SAFE 1 SAFE FC6-4 BB 1-2f		3-3 K		3-1 G6-3			0-3 K		2 0 0 0 0 1 3 2 0 0 0 0 1 0																	
<b>Bobby Bonilla, S</b> (1, 5) OBP: 0.388, SLG: 0.495	1 SAFE BB 1 SAFE BB 1-2 BB		0-0 L7		2-0 F8			4-1 BB		2 0 0 0 2 0 2																	
<b>Barry Bonds, L</b> (1, 7) OBP: 0.363, SLG: 0.420	0-3 K			4-1 S 1B BB		2-1 F9		0-0 P3		3 1 0 0 1 1 3																	
<b>Mitch Webster, S</b> (1, 9) OBP: 0.273, SLG: 0.284		0-0 F7		1 SAFE 1 SAFE P2		0-0 G4-3		2-3 K		4 0 0 0 0 1 1																	
<b>Michael LaValliere, L</b> (1, 2) OBP: 0.322, SLG: 0.318 <b>Gary Redus, R</b> (9, PH) OBP: 0.293, SLG: 0.239		1-2 L8		1 SAFE 1 SAFE P6		2-3 K		3-2 F8		3 0 0 0 0 1 1 1 0 0 0 0 0 0																	
<b>Curtis Wilkerson, S</b> (1, 4) OBP: 0.280, SLG: 0.276 <b>Lloyd McClendon, R</b> (9, PH) OBP: 0.400, SLG: 0.568		1-2 F7		BB S X 1-1 2B 1B		B X 1-0 G5-3		3-2 F7		3 1 1 1 0 0 0 1 0 0 0 0 0 0																	
<b>Zane Smith, L</b> (1, 1) OBP: 0.357, SLG: 0.423			0-2 1B	0-0 1B 1-H 2B		BB C X 2-1 G4-3				3 0 2 1 0 0 0																	
<b>Inning Stats</b>	R: 0 E: 0 K: 1 S: 12	H: 0 LOB: 2 BB: 1 P: 20	R: 0 E: 0 K: 0 S: 7	H: 0 LOB: 0 BB: 0 P: 9	R: 0 E: 0 K: 2 S: 15	H: 2 LOB: 2 BB: 0 P: 20	R: 2 E: 0 K: 0 S: 12	H: 2 LOB: 1 BB: 1 P: 21	R: 0 E: 0 K: 1 S: 7	H: 0 LOB: 0 BB: 0 P: 11		R: 0 E: 0 K: 0 S: 5	H: 0 LOB: 0 BB: 0 P: 9	R: 0 E: 0 K: 2 S: 9	H: 0 LOB: 1 BB: 1 P: 14	R: 0 E: 0 K: 1 S: 11	H: 0 LOB: 0 BB: 0 P: 19	1B: 3 2B: 1 3B: 0 HR: 0	SF: 0 SAC: 0 DP: 0 HBP: 1	WP: 0 PB: 0 SB: 1 CS: 0	PA: 35						
<b>PITCHER</b>	IP	WLS	BF	H	R	ER	SO	BB	IBB	HBP	BLK	WP	HR	S	P	ERA	WHIP										
<b>John Burkett, R</b> (1, 1) ERA: 3.32	7.0		28	4	2	2	4	2	0	1	0	0	0	62	99	2.57	0.857										
<b>Francisco Oliveras, R</b> (8, 1) ERA: 2.32	1.0	W	4	0	0	0	2	1	0	0	0	0	0	9	14	0.00	1.000										
<b>Dave Righetti, L</b> (9, 1) ERA: 4.06	1.0	S	3	0	0	0	1	0	0	0	0	0	0	11	19	0.00	0.000										

livebaseballscorecards.com

<b>AB</b>	<b>31</b>
<b>R</b>	<b>2</b>
<b>H</b>	<b>4</b>
<b>RBI</b>	<b>2</b>
<b>BB</b>	<b>3</b>
<b>SO</b>	<b>7</b>
<b>LOB</b>	<b>13</b>







Batter	1	2	3	4	5	6	7	8	9	AB R H RBI BB SO LOB	TOP
Gary Redus, R (1, 3) OBP: 0.282, SLG: 0.228	2-3 K		1-0 P6			3-1 G1-3		1-1 FC6-4 1B		4 0 0 0 0 1 1	<b>Pittsburgh Pirates @ San Francisco Giants</b> Candlestick Park, San Francisco, CA Sat Jun 15 1991, 6:33 AM EDT Att. 31,807 - Sunny - 66 F
Jay Bell, R (1, 6) OBP: 0.316, SLG: 0.425 Bob Kipper, R (8, 1)	1-1 2B		1-2 G4-3			4-0 BB		2-2 1B	3 0 2 0 1 0 0 0 0 0 0 0 0 0		
Mitch Webster, S (1, 8) OBP: 0.262, SLG: 0.272	1-3 K		1-2 P2			0-0 L7		1-1 L6	4 0 0 0 0 1 4		
Bobby Bonilla, S (1, 9) OBP: 0.382, SLG: 0.486	1-3 K			3-2 P2		1-2 P3		0-0 P3	4 0 0 0 0 1 2		
Lloyd McClendon, R (1, 7) OBP: 0.370, SLG: 0.521				3-2 P9		0-0 G5-3		2-2 G5-3	4 0 0 0 0 0 0		
Don Slaught, R (1, 2) OBP: 0.302, SLG: 0.358				0-0 WP 2B		0-0 G5-3		1-0 E6	4 0 1 0 0 0 0		
Joe Redfield, R (1, 5)				4-1 2B BB		0-0 G6-3		2-2 F9	3 0 0 0 1 0 1		
Jose Lind, R (1, 4) OBP: 0.273, SLG: 0.317				0-1 L6		1-2 G4-3		4-0 FC6-4 BB	2 0 0 0 1 0 2		
John Smiley, L (1, 1) OBP: 0.250, SLG: 0.217 Stan Belinda, R (6, 1) Neal Heaton, L (7, 1) OBP: 0.400, SLG: 0.600 Curtis Wilkerson, S (8, PH) OBP: 0.277, SLG: 0.273 (8, 6)	2-3 K			3-2 F8				1-2 F8	2 0 0 0 0 1 2 0 0 0 0 0 0 0 0 0 0 0 0 0 0 1 0 0 0 0 0 1		
<b>Inning Stats</b>	R: 0 H: 1 E: 0 LOB: 1 K: 3 BB: 0 S: 11 P: 16	R: 0 H: 1 E: 0 LOB: 2 K: 1 BB: 1 S: 9 P: 18	R: 0 H: 0 E: 0 LOB: 0 K: 0 BB: 0 S: 8 P: 11	R: 0 H: 0 E: 0 LOB: 0 K: 0 BB: 0 S: 7 P: 13	R: 0 H: 0 E: 0 LOB: 0 K: 0 BB: 0 S: 10 P: 14	R: 0 H: 0 E: 0 LOB: 1 K: 0 BB: 1 S: 6 P: 14	R: 0 H: 0 E: 0 LOB: 0 K: 0 BB: 0 S: 6 P: 7	R: 0 H: 1 E: 0 LOB: 2 K: 0 BB: 1 S: 11 P: 20	R: 0 H: 0 E: 1 LOB: 1 K: 0 BB: 0 S: 9 P: 14	1B: 1 SF: 0 2B: 2 SAC: 0 3B: 0 DP: 0 HR: 0 HBP: 0	
<b>PITCHER</b> Mike Remlinger, L (1, 1) ERA:	IP WLS BF H R ER SO BB IBB HBP BLK WP HR S P ERA WHIP										
	9.0 W 34 3 0 0 4 3 0 0 0 1 0 77 127 0.00 0.667										

AB	31
R	0
H	3
RBI	0
BB	3
SO	4
LOB	13







Batter	1	2	3	4	5	6	7	8	9	AB R H RBI BB SO LOB	TOP													
<b>Gary Redus, R</b> (1, 3) OBP: 0.280, SLG: 0.229	2-2 F8		1-0 P4			2-2 SH1-4 3B 1B	2-3 K			4 1 1 0 0 1 0	<b>Pittsburgh Pirates @ San Francisco Giants</b> Candlestick Park, San Francisco, CA Sun Jun 16 1991, 10:05 PM EDT Att. 27,634 - Sunny - 63 F													
<b>Jay Bell, R</b> (1, 6) OBP: 0.316, SLG: 0.438	2-2 G6-3			1-2 HR		1-0 SH1-4		2-1 G6-3		3 1 1 1 0 0 0														
<b>Mitch Webster, S</b> (1, 8) OBP: 0.262, SLG: 0.292	0-0 G3			2-2 F9		0-0 2B 3B		0-1 P6		4 1 1 1 0 0 0														
<b>Bobby Bonilla, S</b> (1, 5) OBP: 0.380, SLG: 0.486		0-1 G3-1		0-1 F8		0-0 1B 2B		2-2 P7		4 1 1 1 0 0 0														
<b>Barry Bonds, L</b> (1, 7) OBP: 0.365, SLG: 0.418		0-0 F9		1-0 G6-3		0-0 S S 1B		4-1 FC1-6 BB		3 0 1 1 1 0 0														
<b>Lloyd McClendon, R</b> (1, 9) OBP: 0.362, SLG: 0.500		3-2 1B			0-0 G5-3	2-3 K		1-0 FC1-6 G5-4-3		4 0 1 0 0 1 2														
<b>Don Slaught, R</b> (1, 2) OBP: 0.300, SLG: 0.345		0-0 L7			4-1 BB	2-1 L1		0-0 G5-4-3		3 0 0 0 1 0 3														
<b>Jose Lind, R</b> (1, 4) OBP: 0.269, SLG: 0.311			2-2 G4-3		1-0 F9		0-0 L4			3 0 0 0 0 0 1														
<b>Bob Walk, R</b> (1, 1) OBP: 0.167, SLG: 0.417			0-2 G4-3		1-3 K		1-3 K			2 0 0 0 0 1 1														
<b>Bob Patterson, R</b> (6, 1)										1 0 0 0 0 1 0														
<b>Bill Landrum, R</b> (9, 1)										0 0 0 0 0 0 0														
<b>Inning Stats</b>	R: 0 E: 0 K: 0 S: 9	H: 0 LOB: 0 BB: 0 P: 13	R: 0 E: 0 K: 0 S: 9	H: 1 LOB: 1 BB: 0 P: 12	R: 0 E: 0 K: 0 S: 10	H: 0 LOB: 0 BB: 0 P: 13	R: 1 E: 0 K: 0 S: 10	H: 1 LOB: 0 BB: 0 P: 14	R: 0 E: 0 K: 1 S: 6	H: 0 LOB: 1 BB: 1 P: 12	R: 3 E: 0 K: 1 S: 12	H: 4 LOB: 1 BB: 0 P: 19	R: 0 E: 0 K: 2 S: 9	H: 0 LOB: 0 BB: 0 P: 12	R: 0 E: 0 K: 0 S: 7	H: 0 LOB: 0 BB: 0 P: 11	R: 0 E: 0 K: 0 S: 3	H: 0 LOB: 0 BB: 1 P: 8	R: 0 E: 0 K: 0 S: 3	H: 0 LOB: 0 BB: 1 P: 8	1B: 3 2B: 1 3B: 1 HR: 1	SF: 0 SAC: 1 DP: 1 HBP: 0	WP: 0 PB: 0 SB: 2 CS: 0	PA: 34
<b>PITCHER</b>	IP WLS BF H R ER SO BB IBB HBP BLK WP HR S P ERA WHIP																							
<b>Bud Black, L</b> (1, 1) ERA: 3.66	7.0 L 28 6 4 4 4 1 0 0 0 0 0 1 65 95 5.14 1.000																							
<b>Kelly Downs, R</b> (8, 1) ERA: 4.28	1.0 3 0 0 0 0 0 0 0 0 0 0 0 7 11 0.00 0.000																							
<b>Jose Segura, R</b> (9, 1) ERA: 4.09	1.0 3 0 0 0 0 1 0 0 0 0 0 0 3 8 0.00 1.000																							

livebaseballscorecards.com

<b>AB</b>	31
<b>R</b>	4
<b>H</b>	6
<b>RBI</b>	4
<b>BB</b>	2
<b>SO</b>	4
<b>LOB</b>	7



Batter	1	2	3	4	5	6	7	8	9	AB	R	H	RBI	BB	SO	LOB
Mike Felder, S OBP: 0.333, SLG: 0.380 (1, 9)	G6-3		G4-3			P3		B5-3		4	0	0	0	0	0	0
Willie McGee, S OBP: 0.360, SLG: 0.462 (1, 8)	E3			G4-3		K			G6-3	4	0	0	0	0	1	0
Will Clark, L OBP: 0.332, SLG: 0.478 (1, 3)	K			G4-3		K			2B 1B	3	0	0	0	0	2	1
Greg Litton, R OBP: 0.238, SLG: 0.273 (7, 3)										1	1	1	0	0	0	0
Matt Williams, R OBP: 0.271, SLG: 0.406 (1, 5)	G6-3			F9					1B 2B	4	1	1	0	0	1	1
Mark Leonard, L OBP: 0.326, SLG: 0.476 (1, 7)			G5-4-3 1B			K			1B 1B	4	0	3	2	0	1	0
Robby Thompson, R OBP: 0.336, SLG: 0.431 (1, 4)			G5-4-3 1-2f			2B 2B			F9	4	1	1	0	0	0	3
Terry Kennedy, L OBP: 0.271, SLG: 0.325 (1, 2)									F9	2	0	1	1	0	0	0
Steve Decker, R OBP: 0.242, SLG: 0.327 (7, PH)			P7						1B	2	0	1	0	0	0	1
Jose Uribe, S OBP: 0.265, SLG: 0.256 (1, 6)										2	0	0	0	0	0	1
Dave Anderson, R OBP: 0.333, SLG: 0.367 (8, PH)						P5			G6-3	2	0	0	0	0	0	2
Bud Black, L OBP: 0.257, SLG: 0.286 (1, 1)										2	0	0	0	0	0	1
Kelly Downs, R (8, 1)			G5-3							0	0	0	0	0	0	0
Kevin Bass, S OBP: 0.305, SLG: 0.340 (8, PH)										1	0	0	0	0	0	0
Jose Segura, R (9, 1)										0	0	0	0	0	0	0

Inning Stats	R: 0	H: 0	E: 1	LOB: 1	K: 1	BB: 0	S: 9	P: 15	R: 0	H: 1	E: 0	LOB: 0	K: 0	BB: 0	S: 8	P: 12	R: 0	H: 0	E: 0	LOB: 0	K: 0	BB: 0	S: 8	P: 10	R: 0	H: 0	E: 0	LOB: 0	K: 0	BB: 0	S: 6	P: 9	R: 1	H: 2	E: 0	LOB: 1	K: 1	BB: 0	S: 11	P: 19	R: 0	H: 0	E: 0	LOB: 0	K: 2	BB: 0	S: 9	P: 14	R: 0	H: 1	E: 0	LOB: 1	K: 1	BB: 0	S: 10	P: 15	R: 0	H: 0	E: 0	LOB: 0	K: 0	BB: 0	S: 5	P: 5	R: 2	H: 4	E: 0	LOB: 2	K: 0	BB: 0	S: 15	P: 21	1B: 4	SF: 0	2B: 4	SAC: 0	3B: 0	DP: 1	HR: 0	HBP: 0	WP: 0	PA: 35
PITCHER	IP	WLS	BF	H	R	ER	SO	BB	IBB	HBP	BLK	WP	HR	S	P	ERA	WHIP																																																																	
Bob Walk, R ERA: 3.23 (1, 1)	5.0	W	18	3	1	1	2	0	0	0	0	0	0	42	65	1.80	0.600																																																																	
Bob Patterson, L ERA: 4.5 (6, 1)	3.0		10	1	0	0	3	0	0	0	0	0	0	24	34	0.00	0.333																																																																	
Bill Landrum, R ERA: 2.01 (9, 1)	1.0	S	7	4	2	2	0	0	0	0	0	0	0	15	21	18.00	4.000																																																																	

BOTTOM

Pittsburgh Pirates @ San Francisco Giants  
Candlestick Park, San Francisco, CA

Sun Jun 16 1991, 10:05 PM EDT  
Att. 27,634 - Sunny - 63 F

livebaseballscorecards.com

AB	35
R	3
H	8
RBI	3
BB	0
SO	5
LOB	10





Batter	1	2	3	4	5	6	7	8	9	AB R H RBI BB SO LOB	TOP											
<b>Gary Redus, R</b> (1, 3) OBP: 0.297, SLG: 0.300	1-1 2B 1B 2B		2-1 HR		2-1 G4-3			0-0 G6-3 2B		4 2 3 1 0 0 0	<b>Pittsburgh Pirates @ San Diego Padres</b> <b>Jack Murphy Stadium, San Diego, CA</b> Mon Jun 17 1991, 10:05 PM EDT Att. 15,951 - Cloudy - 75 F											
<b>Jay Bell, R</b> (1, 6) OBP: 0.315, SLG: 0.439	0-1 1B 2B		1-2 L8		2-2 P4			1-0 G6-3		4 1 1 0 0 0 1												
<b>Mitch Webster, S</b> (1, 8) OBP: 0.252, SLG: 0.280	1-3 K		2-3 K					2-1 G4-3		4 0 0 0 0 3 3												
<b>Lloyd McClendon, R</b> (1, 9) OBP: 0.371, SLG: 0.500	2-2 K 2-H 3-H 1B			2-2 L9				2-2 G5-3		4 0 2 2 0 0 1												
<b>Barry Bonds, L</b> (1, 7) OBP: 0.368, SLG: 0.422	1 SAFE 3-3 K 1-2			4-2 1B BB				0-0 F9	2-2 2B	3 0 1 0 1 1 2												
<b>Don Slaught, R</b> (1, 2) OBP: 0.287, SLG: 0.330		1-2 G6-3		1-0 F9				1-3 K		4 0 0 0 0 1 3												
<b>Vicente Palacios, R</b> (9, 1) OBP: 0.071, SLG: 0.071				1 SAFE 1 SAFE			1-2 P4			0 0 0 0 0 0 0												
<b>Joe Redfield, R</b> (1, 5) OBP: 0.250, SLG: 0.143		3-2 L4		0-1 1B				1-0 G5-3		4 0 1 0 0 0 1												
<b>Jose Lind, R</b> (1, 4) OBP: 0.263, SLG: 0.304		0-3 K		0-0 G6-3				1-0 G6-3		4 0 0 0 0 1 3												
<b>Doug Drabek, R</b> (1, 1) OBP: 0.188, SLG: 0.219			1-2 G6-3		1-3 K			0-0 L7		3 0 0 0 0 1 0												
<b>Bob Kipper, R</b> (8, 1)										0 0 0 0 0 0 0												
<b>Stan Belinda, R</b> (8, 1)										0 0 0 0 0 0 0												
<b>Michael LaValliere, L</b> (9, 2) OBP: 0.322, SLG: 0.318										0 0 0 0 0 0 0												
<b>Inning Stats</b>	R: 2 E: 0 K: 2 S: 13	H: 3 LOB: 0 BB: 0 P: 20	R: 0 E: 0 K: 1 S: 9	H: 0 LOB: 0 BB: 0 P: 13	R: 1 E: 0 K: 1 S: 14	H: 1 LOB: 0 BB: 0 P: 20	R: 0 E: 0 K: 0 S: 10	H: 1 LOB: 2 BB: 1 P: 17	R: 0 E: 0 K: 1 S: 10	H: 0 LOB: 0 BB: 0 P: 15	R: 0 E: 0 K: 1 S: 8	H: 1 LOB: 1 BB: 0 P: 10	R: 0 E: 0 K: 0 S: 3	H: 0 LOB: 0 BB: 0 P: 5	R: 0 E: 0 K: 0 S: 7	H: 1 LOB: 1 BB: 0 P: 12	R: 0 E: 0 K: 1 S: 10	H: 1 LOB: 1 BB: 0 P: 16	1B: 3 2B: 4 3B: 0 HR: 1	SF: 0 SAC: 0 DP: 0 HBP: 0	WP: 0 PB: 0 SB: 0 CS: 0	PA: 35
<b>PITCHER</b>	IP WLS BF H R ER SO BB IBB HBP BLK WP HR S P ERA WHIP																					
<b>Bruce Hurst, L</b> (1, 1) ERA: 2.99	7.0 L 27 6 3 3 6 1 0 0 0 0 0 1 67 100 3.86 1.000																					
<b>Mike Maddux, R</b> (8, 1) ERA: 2.91	2.0 8 2 0 0 1 0 0 0 0 0 0 0 17 28 0.00 1.000																					

livebaseballscorecards.com

<b>AB</b>	<b>34</b>
<b>R</b>	<b>3</b>
<b>H</b>	<b>8</b>
<b>RBI</b>	<b>3</b>
<b>BB</b>	<b>1</b>
<b>SO</b>	<b>7</b>
<b>LOB</b>	<b>14</b>



Batter	1	2	3	4	5	6	7	8	9	AB	R	H	RBI	BB	SO	LOB
<b>Bip Roberts, S</b> OBP: 0.332, SLG: 0.299 (1, 8)	3-2 BB 1B 1B	3-1 G6-3			2-1 P1		X 0-0 G3		1-2 G6-3	5	0	1	0	0	0	2
<b>Tony Fernandez, S</b> OBP: 0.370, SLG: 0.403 (1, 6)	0-0 BB 1B		3-2 G3-1		2-0 L8			2-2 G3 1B 1B	0-0 G6-3	5	1	2	0	0	0	0
<b>Tony Gwynn, L</b> OBP: 0.399, SLG: 0.511 (1, 9)	0-1 F7		1-3 K				3-2 G5-4-3 2B	2-2 1B G3 1B		4	1	2	0	0	1	2
<b>Fred McGriff, L</b> OBP: 0.398, SLG: 0.507 (1, 3)	4-2 1-2 2-3 BB		0-1 F7			4-1 G5-4-3 BB		1-1 G3	1-2 2-3	2	0	0	0	2	0	2
<b>Tim Teufel, R</b> OBP: 0.323, SLG: 0.337 (1, 4)	2-3 K			2-2 G5-4-3 1B		1-2 G5-4-3		3-2 L9 1B 1B		4	0	2	1	0	1	5
<b>Thomas Howard, S</b> OBP: 0.313, SLG: 0.367 (8, PR)						1-2 1-2f 2-3		2-3 3-H 1B		0	0	0	0	0	0	0
<b>Paul Faries, R</b> OBP: 0.295, SLG: 0.212 (9, 4)								0-0 1-2 3-H 1B		0	0	0	0	0	0	0
<b>Benito Santiago, R</b> OBP: 0.288, SLG: 0.387 (1, 2)	0-0 P3			1-1 G5-4-3 1-2f		1-1 F8		0-0 1-2 3-H 1B		4	0	1	1	0	0	5
<b>Jerald Clark, R</b> OBP: 0.338, SLG: 0.407 (1, 7)		1-0 G5-3 1B		4-2 BB			0-1 2B	1-1 L9		3	0	2	0	1	0	2
<b>Scott Coolbaugh, R</b> OBP: 0.313, SLG: 0.355 (1, 5)		3-2 G5-3 1-2		0-3 K			3-3 K	1-3 K		4	0	0	0	0	3	5
<b>Bruce Hurst, L</b> OBP: 0.182, SLG: 0.100 (1, 1)		3-1 P5			3-2 G4-3		1-0 L4		1-3 K	2	0	0	0	0	0	1
<b>Tom Lampkin, L</b> OBP: 0.237, SLG: 0.243 (7, PH)										1	0	0	0	0	0	1
<b>Mike Maddux, L</b> OBP: 0.375, SLG: 0.167 (8, 1)										0	0	0	0	0	0	0
<b>Darrin Jackson, R</b> OBP: 0.317, SLG: 0.409 (9, PH)										1	0	0	0	0	1	0

Inning Stats	R: 0	H: 2	E: 0	K: 1	S: 13	H: 2	LOB: 3	BB: 1	P: 22	R: 0	H: 1	E: 0	K: 0	S: 8	R: 0	H: 0	E: 0	K: 1	S: 9	R: 0	H: 1	E: 0	K: 1	S: 12	R: 0	H: 0	E: 0	K: 0	S: 6	R: 0	H: 1	E: 0	K: 0	S: 10	R: 0	H: 1	E: 0	K: 1	S: 8	R: 2	H: 4	E: 0	K: 1	S: 18	R: 0	H: 0	E: 0	K: 1	S: 7	1B: 8	2B: 2	3B: 0	HR: 0	SF: 0	SAC: 0	DP: 2	HBP: 0	WP: 0	PB: 0	SB: 0	CS: 0	PA: 38
--------------	------	------	------	------	-------	------	--------	-------	-------	------	------	------	------	------	------	------	------	------	------	------	------	------	------	-------	------	------	------	------	------	------	------	------	------	-------	------	------	------	------	------	------	------	------	------	-------	------	------	------	------	------	-------	-------	-------	-------	-------	--------	-------	--------	-------	-------	-------	-------	--------

PITCHER	IP	WLS	BF	H	R	ER	SO	BB	IBB	HBP	BLK	WP	HR	S	P	ERA	WHIP
<b>Doug Drabek, R</b> ERA: 2.8	(1, 1)	7.0	W	30	8	2	2	4	3	0	0	0	0	72	126	2.57	1.571
<b>Bob Kipper, L</b> ERA: 7.43	(8, 1)	0.1		1	0	0	0	0	0	0	0	0	0	2	3	0.00	0.000
<b>Stan Belinda, R</b> ERA: 4.18	(8, 1)	0.2		4	2	0	1	0	0	0	0	0	0	10	15	0.00	3.000
<b>Vicente Palacios, R</b> ERA: 2.91	(9, 1)	1.0	S	3	0	0	1	0	0	0	0	0	0	7	9	0.00	0.000

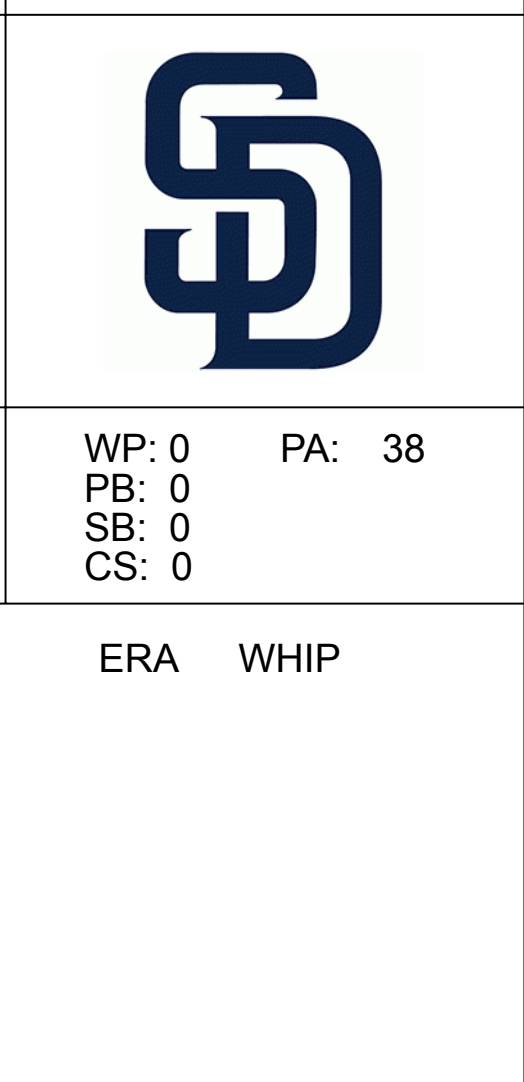
**BOTTOM**

**Pittsburgh Pirates @ San Diego Padres**  
Jack Murphy Stadium, San Diego, CA

Mon Jun 17 1991, 10:05 PM EDT  
Att: 15,951 - Cloudy - 75 F

<b>AB</b>	<b>35</b>
<b>R</b>	<b>2</b>
<b>H</b>	<b>10</b>
<b>RBI</b>	<b>2</b>
<b>BB</b>	<b>3</b>
<b>SO</b>	<b>6</b>
<b>LOB</b>	<b>25</b>

livebaseballscorecards.com





Batter	1	2	3	4	5	6	7	8	9	AB R H RBI BB SO LOB	TOP												
Orlando Merced, S OBP: 0.391, SLG: 0.454 (1, 3)	2-3 K	2-3 K			1-1 F8		1-1 L7		1-2 1B 2B	5 1 1 0 0 2 1													
Jay Bell, R OBP: 0.317, SLG: 0.438 (1, 6)	2-1 WP BB 1B			0-1 G6-3	0-1 F7		3-1 F8		1-2 1B 1B	5 0 2 2 0 0 0													
Gary Varsho, L OBP: 0.338, SLG: 0.310 Lloyd McClendon, R OBP: 0.375, SLG: 0.500 (7, PH) (7, 9)	4-1 WP BB 1-2			2-3 K	2-2 1B		2-0 F9		1-2 1B 1B	2 0 1 0 1 1 0 2 0 1 0 0 0 0													
Bobby Bonilla, S OBP: 0.373, SLG: 0.475 (1, 5)	2-3 K			3-3 K	0-0 G3			3-2 P2	0-1 F9	5 0 0 0 0 2 5													
Barry Bonds, L OBP: 0.370, SLG: 0.418 (1, 7)	4-0 1-2 2-3 IBB				4-0 CS BB		3-1 G3		0-0 G4-3	2 0 0 0 2 0 0													
Mitch Webster, S OBP: 0.243, SLG: 0.269 Bill Landrum, R (8, 1)	2-3 K			1-3 K	1-1 F9			0-0 G5-3		4 0 0 0 0 2 4 0 0 0 0 0 0 0													
Michael LaValliere, L OBP: 0.329, SLG: 0.348 Don Slaught, R OBP: 0.284, SLG: 0.326 (9, PH) (9, 2)				0-0 HR	2-1 PB 1B			1-0 F8		3 1 2 1 0 0 0 1 0 0 0 0 0 0													
Jose Lind, R OBP: 0.279, SLG: 0.316 (1, 4)				1-0 1B	4-0 1-2 IBB			1-2 2B 1B 1B		3 1 3 0 1 0 0													
Randy Tomlin, L OBP: 0.167, SLG: 0.167 Stan Belinda, R (7, 1) Neal Heaton, L OBP: 0.400, SLG: 0.600 Gary Redus, R OBP: 0.295, SLG: 0.297 (8, 8)				0-1 P1	2-3 K		1-2 G4-3		1-2 L7	3 0 0 0 0 1 4 0 0 0 0 0 0 0 0 0 0 0 0 0 0 1 0 0 0 0 0 1													
<b>Inning Stats</b>	R: 0 E: 0 K: 3 S: 13	H: 1 LOB: 3 BB: 2 P: 29	R: 0 E: 0 K: 1 S: 10	H: 1 LOB: 1 BB: 0 P: 14	R: 0 E: 0 K: 2 S: 8	H: 0 LOB: 0 BB: 0 P: 13	R: 1 E: 0 K: 2 S: 9	H: 2 LOB: 1 BB: 1 P: 17	R: 0 E: 0 K: 0 S: 8	H: 1 LOB: 1 BB: 0 P: 11	R: 0 E: 0 K: 0 S: 9	H: 1 LOB: 2 BB: 1 P: 20	R: 0 E: 0 K: 0 S: 5	H: 0 LOB: 0 BB: 0 P: 11	R: 0 E: 0 K: 0 S: 5	H: 0 LOB: 0 BB: 0 P: 8	R: 2 E: 0 K: 0 S: 20	H: 4 LOB: 2 BB: 0 P: 26	1B: 8 2B: 1 3B: 0 HR: 1	SF: 0 SAC: 0 DP: 0 HBP: 0	WP: 1 PB: 1 SB: 1 CS: 1	PA: 40	
<b>PITCHER</b> Adam Peterson, R ERA: 3.06 Rich Rodriguez, L ERA: 3.35 Craig Lefferts, L ERA: 4.36	IP 5.0 2.0 2.0	WLS L	BF 22 8 10	H 5 1 4	R 1 0 2	ER 1 0 2	SO 8 0 0	BB 2 0 0	IBB 1 0 0	HBP 0 0 0	BLK 0 0 0	WP 1 0 0	HR 1 0 0	S 48 14 25	P 84 31 34	ERA 1.80 0.00 9.00	WHIP 1.400 0.500 2.000						<b>PITCHER</b> IP WLS BF H R ER SO BB IBB HBP BLK WP HR S P ERA WHIP

Pittsburgh Pirates @ San Diego Padres  
Jack Murphy Stadium, San Diego, CA  
Tue Jun 18 1991, 10:05 PM EDT  
Att. 14,697 - Cloudy - 65 F

livebaseballscorecards.com

AB	36
R	3
H	10
RBI	3
BB	4
SO	8
LOB	15



Batter	1	2	3	4	5	6	7	8	9	AB	R	H	RBI	BB	SO	LOB
<b>Bip Roberts, S</b> OBP: 0.331, SLG: 0.298 (1, 8) (8, 7)	1-2 F8			1-1 L3		0-0 E7 SH3-4 G1-3 1B	1-3 K			4	1	1	0	0	1	3
<b>Tony Fernandez, S</b> OBP: 0.373, SLG: 0.406 (1, 6)	0-1 F7			0-0 1B G1-4-3 1B		1-0 SH3-4 2-3		0-2 F9 S 1B		3	0	2	0	0	0	0
<b>Tony Gwynn, L</b> OBP: 0.393, SLG: 0.504 (1, 9)	3-1 G4-3			0-1 G1-4-3 1-2		0-0 G1-3 3-H		2-2 L8 1-2		4	0	0	1	0	0	2
<b>Jerald Clark, R</b> OBP: 0.343, SLG: 0.405 (1, 7) (8, 3)			1-1 F7		0-0 2-3 1B	1-1 G5-3		4-0 IBB		3	0	1	0	1	0	0
<b>Fred McGriff, L</b> OBP: 0.397, SLG: 0.502 <b>Shawn Abner, R</b> OBP: 0.219, SLG: 0.248 (1, 3) (7, PR) (8, 8)			3-2 G3		3-3 K		4-2 2B BB	2-2 F9 2-3		2	0	0	0	1	1	2
<b>Benito Santiago, R</b> OBP: 0.287, SLG: 0.388 (1, 2)			3-3 K			1-0 G6-3		1-0 B2-3		1	0	0	0	0	1	2
<b>Tim Teufel, R</b> OBP: 0.340, SLG: 0.341 (1, 4) (8, 5)			0-2 P5			4-2 FC6-4 BB		4-0 IBB		2	0	1	0	2	0	0
<b>Scott Coolbaugh, R</b> OBP: 0.309, SLG: 0.350 <b>Thomas Howard, S</b> OBP: 0.310, SLG: 0.363 <b>Paul Faries, R</b> OBP: 0.290, SLG: 0.208 (1, 5) (7, PH) (8, 4)			2-2 P2			1-1 FC6-4 1-2f		2-3 K		2	0	0	0	0	0	1
<b>Adam Peterson, R</b> <b>Brian Dorsett, R</b> OBP: 0.143, SLG: 0.143 <b>Rich Rodriguez, L</b> <b>Tom Lampkin, L</b> OBP: 0.231, SLG: 0.237 <b>Craig Lefferts, L</b> <b>Darrin Jackson, R</b> OBP: 0.314, SLG: 0.404 (1, 1) (5, PH) (6, 1) (7, PH) (8, 1) (9, PH)			1-3 K			1-1 P5		0-3 K		1	0	0	0	0	0	0

Inning Stats	R: 0	H: 0	E: 0	K: 0	S: 7	R: 0	H: 0	E: 0	K: 1	S: 8	R: 0	H: 0	E: 0	K: 1	S: 9	R: 0	H: 2	E: 0	K: 1	S: 9	R: 0	H: 0	E: 0	K: 0	S: 8	R: 1	H: 1	E: 1	K: 0	S: 5	R: 0	H: 1	E: 0	K: 3	S: 13	R: 0	H: 1	E: 0	K: 0	S: 14	R: 0	H: 1	E: 0	K: 0	S: 5	1B: 5	SF: 0	2B: 1	SAC: 1	3B: 0	DP: 1	HR: 0	HBP: 0	WP: 0	PA: 36
--------------	------	------	------	------	------	------	------	------	------	------	------	------	------	------	------	------	------	------	------	------	------	------	------	------	------	------	------	------	------	------	------	------	------	------	-------	------	------	------	------	-------	------	------	------	------	------	-------	-------	-------	--------	-------	-------	-------	--------	-------	--------

PITCHER	IP	WLS	BF	H	R	ER	SO	BB	IBB	HBP	BLK	WP	HR	S	P	ERA	WHIP
<b>Randy Tomlin, L</b> ERA: 3.15 (1, 1)	6.0		25	4	1	0	3	2	1	0	0	0	0	50	84	0.00	1.000
<b>Stan Belinda, R</b> ERA: 4.03 (7, 1)	1.0		3	0	0	0	3	0	0	0	0	0	0	9	12	0.00	0.000
<b>Neal Heaton, L</b> ERA: 2.28 (8, 1)	0.1		3	1	0	0	0	0	1	0	0	0	0	9	15	0.00	3.000
<b>Bill Landrum, R</b> ERA: 1.91 (8, 1)	1.2	W	5	1	0	0	0	0	0	0	0	0	0	10	14	0.00	0.600

**BOTTOM**

**Pittsburgh Pirates @ San Diego Padres**  
Jack Murphy Stadium, San Diego, CA

Tue Jun 18 1991, 10:05 PM EDT  
Att: 14,697 - Cloudy - 65 F

<b>AB</b>	<b>31</b>
<b>R</b>	<b>1</b>
<b>H</b>	<b>6</b>
<b>RBI</b>	<b>1</b>
<b>BB</b>	<b>4</b>
<b>SO</b>	<b>6</b>
<b>LOB</b>	<b>20</b>



WP	HR	S	P	ERA	WHIP
0	0	0	0	0.00	1.000



Batter	1	2	3	4	5	6	7	8	9	AB R H RBI BB SO LOB	TOP		
<b>Orlando Merced, S</b> (1, 3) OBP: 0.391, SLG: 0.448	1-2 G1-3	1-2 G3-1		3-3 K			0-0 L4-3 1B		4-2 SH1-4 BB	4 0 1 0 1 1 3			
<b>Jay Bell, R</b> (1, 6) OBP: 0.311, SLG: 0.430	0-0 F8		1-3 K		1-1 F8		0-0 L4-3		1-0 SH1-4	4 0 0 0 0 1 1			
<b>Gary Varsho, L</b> (1, 9) OBP: 0.342, SLG: 0.333	1-1 G4-3		2-2 S 1B		1-0 1B SF8-3 2B		2-3 K		2-3 K	5 1 2 0 0 2 1			
<b>Bobby Bonilla, S</b> (1, 5) OBP: 0.373, SLG: 0.473		1-0 HR 1B	3-3 K		1-0 SF8-3 1B			1-0 G3-1	3-1 F7	5 1 2 0 0 1 2			
<b>Barry Bonds, L</b> (1, 7) OBP: 0.377, SLG: 0.440		1-2 HR	4-0 IBB		0-0 SF8-3			2-1 2B 1B		2 2 2 3 1 0 0			
<b>Mitch Webster, S</b> (1, 8) OBP: 0.244, SLG: 0.278		1-1 G4-3	3-3 K			3-1 L3		1-1 G5-3 2B		4 1 1 1 0 1 2			
<b>Michael LaValliere, L</b> (1, 2) OBP: 0.333, SLG: 0.343		4-1 SH5-4 1B BB		0-0 G1-3		1-2 G1		4-0 G5-3 BB		2 0 0 0 2 0 0			
<b>Jose Lind, R</b> (1, 4) OBP: 0.283, SLG: 0.320		1-1 SH5-4 1B		0-1 E5 BLK SH2-4		2-0 1B		1-1 G5-3		4 0 2 1 0 0 1			
<b>Zane Smith, L</b> (1, 1) OBP: 0.345, SLG: 0.407 <b>Andy Van Slyke, L</b> (8, PH) OBP: 0.325, SLG: 0.373 <b>Neal Heaton, L</b> (8, 1) OBP: 0.400, SLG: 0.600 <b>Vicente Palacios, R</b> (8, 1) OBP: 0.071, SLG: 0.071		0-1 SH5-4		0-0 SH2-4		1-2 P6		1-1 G4-3		1 0 0 0 0 0 1 1 0 0 0 0 0 1 0 0 0 0 0 0 0 0 0 0 0 0 0 0			
<b>Inning Stats</b>	R: 0 E: 0 K: 0 S: 6 H: 0 LOB: 0 BB: 0 P: 8	R: 2 E: 0 K: 0 S: 16 H: 3 LOB: 2 BB: 1 P: 25	R: 0 E: 0 K: 3 S: 13 H: 1 LOB: 2 BB: 1 P: 26	R: 0 E: 1 K: 1 S: 8 H: 0 LOB: 1 BB: 0 P: 11	R: 1 E: 0 K: 0 S: 5 H: 2 LOB: 0 BB: 0 P: 8	R: 0 E: 0 K: 0 S: 9 H: 1 LOB: 1 BB: 0 P: 16	R: 0 E: 0 K: 1 S: 6 H: 1 LOB: 0 BB: 0 P: 8	R: 2 E: 0 K: 0 S: 11 H: 2 LOB: 1 BB: 1 P: 19	R: 0 E: 0 K: 1 S: 10 H: 0 LOB: 1 BB: 1 P: 20	1B: 7 2B: 4 3B: 0 HR: 1 SF: 1 SAC: 3 DP: 2 HBP: 0	WP: 0 PB: 0 SB: 1 CS: 0 PA: 40		
<b>PITCHER</b>	IP WLS BF H R ER SO BB IBB HBP BLK WP HR S P ERA WHIP											<b>PITCHER</b>	IP WLS BF H R ER SO BB IBB HBP BLK WP HR S P ERA WHIP
<b>Andy Benes, R</b> (1, 1) ERA: 3.68 <b>Larry Andersen, R</b> (8, 1) ERA: 2.29	7.0 0 30 8 3 3 5 1 1 0 1 0 1 63 102 3.86 1.286												

**Pittsburgh Pirates @ San Diego Padres**  
**Jack Murphy Stadium, San Diego, CA**  
 Wed Jun 19 1991, 10:05 PM EDT  
 Att. 27,272 - Sunny - 72 F

[livebaseballscorecards.com](http://livebaseballscorecards.com)

AB	32
R	5
H	10
RBI	5
BB	4
SO	6
LOB	12



Batter	1	2	3	4	5	6	7	8	9
Darrin Jackson, R OBP: 0.302, SLG: 0.387 Larry Andersen, R (8, 1)	0-2 G5-3		0-1 F9			2-3 K	0-0 B1-3		
Tony Fernandez, S OBP: 0.378, SLG: 0.412	3-1 FC4-6 1B		0-0 1B			0-0 G3		1-1 F8 1B 1B	
Tony Gwynn, L OBP: 0.394, SLG: 0.504	1-1 FC4-6 PB HR 1-2f		0-0 F9			2-2 1B 1B		1-0 1B BB 1B 1B	
Jerald Clark, R OBP: 0.347, SLG: 0.431 Shawn Abner, R OBP: 0.219, SLG: 0.248	1-0 HR 1-H			0-2 G6-3		1-0 1B 1-2		0-0 F8	
Fred McGriff, L OBP: 0.395, SLG: 0.496	2-2 G6-3			2-3 K		1-3 K		4-0 1B BB	
Benito Santiago, R OBP: 0.287, SLG: 0.386				1-2 G1-3			3-2 2B 1B	2-3 K	
Tim Teufel, R OBP: 0.346, SLG: 0.359					3-2 G5-3		1-1 SH3-4 1-H SH1-3 2B	1-2 FC6-4 1B 1-2 2-H 3-H	
Scott Coolbaugh, R OBP: 0.302, SLG: 0.341					2-1 P3		2-1 SH3-4	0-1 FC6-4	
Andy Benes, R OBP: 0.161, SLG: 0.179 Bip Roberts, S OBP: 0.331, SLG: 0.298 (7, PH) (8, 8) (9, 7)						0-0 G5-3		2-1 SH1-3 3-H	


Inning Stats	R: 2 E: 0 K: 11 S: 11	H: 2 LOB: 0 BB: 0 P: 18	R: 0 E: 0 K: 1 S: 7	H: 0 LOB: 0 BB: 0 P: 11	R: 0 E: 0 K: 8 S: 8	H: 1 LOB: 1 BB: 0 P: 11	R: 0 E: 0 K: 1 S: 9	H: 0 LOB: 0 BB: 0 P: 12	R: 0 E: 0 K: 6 S: 6	H: 0 LOB: 0 BB: 0 P: 11	R: 0 E: 0 K: 2 S: 11	H: 2 LOB: 2 BB: 0 P: 17	R: 2 E: 0 K: 1 S: 14	H: 3 LOB: 2 BB: 1 P: 25
--------------	--------------------------------	----------------------------------	------------------------------	----------------------------------	------------------------------	----------------------------------	------------------------------	----------------------------------	------------------------------	----------------------------------	-------------------------------	----------------------------------	-------------------------------	----------------------------------

PITCHER	IP	WLS	BF	H	R	ER	SO	BB	IBB	HBP	BLK	WP	HR	S	P	ERA	WHIP
Zane Smith, L ERA: 2.96	(1, 1)	7.0	28	7	4	4	4	0	0	0	0	0	1	66	101	5.14	1.000
Neal Heaton, L ERA: 2.93	(8, 1)	0.0	L 2	2	2	2	0	0	0	0	0	0	0	3	5	∞	∞
Vicente Palacios, R ERA: 2.86	(8, 1)	1.0	5	1	0	0	1	1	0	0	0	0	0	13	20	0.00	2.000

**BOTTOM**

AB	R	H	RBI	BB	SO	LOB
4	0	0	0	0	1	0
0	0	0	0	0	0	0
4	1	3	0	0	0	0
4	2	2	0	0	0	2
4	1	2	2	0	0	2
0	0	0	0	0	0	0
3	0	0	0	1	2	2
4	1	1	0	0	2	3
4	1	2	3	0	0	0
3	0	0	0	0	0	2
2	0	0	0	0	0	0
0	0	0	1	0	0	0

**AB 32**  
**R 6**  
**H 10**  
**RBI 6**  
**BB 1**  
**SO 5**  
**LOB 11**



WP	HR	S	P	ERA	WHIP
0	1	66	101	5.14	1.000
0	0	3	5	∞	∞
0	0	13	20	0.00	2.000

**Pittsburgh Pirates @ San Diego Padres**  
**Jack Murphy Stadium, San Diego, CA**  
 Wed Jun 19 1991, 10:05 PM EDT  
 Att. 27,272 - Sunny - 72 F

livebaseballscorecards.com



Batter	1	2	3	4	5	6	7	8	9	AB R H RBI BB SO LOB	TOP
Orlando Merced, S (1, 3) OBP: 0.388, SLG: 0.442	2-2 1B 1B		3-3 K			1-1 G4-3	2-2 G6-3			4 0 1 0 0 1 1	<b>Pittsburgh Pirates @ Los Angeles Dodgers</b> <b>Dodger Stadium, Los Angeles, CA</b> Thu Jun 20 1991, 7:05 PM PDT Att. 50,060 - Sunny - 70 F
Jay Bell, R (1, 6) OBP: 0.310, SLG: 0.427	1-0 P3		1-1 G3			2-3 K		3-2 1B		4 0 1 0 0 1 1	
Andy Van Slyke, L (1, 8) OBP: 0.328, SLG: 0.372	1-2 1B		0-0 L3			4-1 1B BB		1-2 L8		3 1 1 0 1 0 1	
Bobby Bonilla, S (1, 5) OBP: 0.373, SLG: 0.469 Jose Lind, R (6, PR) OBP: 0.282, SLG: 0.318	3-2 P6				1-2 G4-3	4-1 1B BB		0-0 L8		2 0 0 0 1 0 2 1 1 0 0 0 0 1	
Barry Bonds, L (1, 7) OBP: 0.374, SLG: 0.436	3-2 P6				1-1 G6-3	0-1 1B CS		2-2 F7		4 0 1 1 0 0 3	
Mitch Webster, S (1, 9) OBP: 0.244, SLG: 0.277					1-3 K	2-2 CS 1B			0-3 K	4 0 1 1 0 2 0	
Michael LaValliere, L (1, 2) OBP: 0.331, SLG: 0.336					0-0 G3-1	3-2 CS		1-2 SH2-4 HBP		3 0 0 0 0 0 0	
Curtis Wilkerson, S (1, 4) OBP: 0.276, SLG: 0.263					3-1 F8			2-3 K		3 0 0 0 1 2 1	
John Smiley, L (1, 1) OBP: 0.231, SLG: 0.200 Bob Kipper, R (8, 1)					0-0 F7			2-1 SH2-4		2 0 0 0 0 1 1 0 0 0 0 0 0 0	
<b>Inning Stats</b>	R: 0 H: 2 E: 0 LOB: 2 K: 0 BB: 0 S: 15 P: 25	R: 0 H: 0 E: 0 LOB: 1 K: 1 BB: 1 S: 7 P: 15	R: 0 H: 0 E: 0 LOB: 0 K: 1 BB: 0 S: 9 P: 13	R: 0 H: 0 E: 0 LOB: 0 K: 1 BB: 0 S: 8 P: 11	R: 0 H: 0 E: 0 LOB: 0 K: 0 BB: 0 S: 4 P: 7	R: 2 H: 2 E: 0 LOB: 2 K: 1 BB: 2 S: 16 P: 32	R: 0 H: 0 E: 0 LOB: 1 K: 1 BB: 0 S: 11 P: 18	R: 0 H: 1 E: 0 LOB: 1 K: 0 BB: 0 S: 10 P: 16	R: 0 H: 0 E: 0 LOB: 0 K: 2 BB: 0 S: 9 P: 10	1B: 5 SF: 0 2B: 0 SAC: 1 3B: 0 DP: 0 HR: 0 HBP: 1	WP: 0 PA: 36 PB: 0 SB: 0 CS: 2
<b>PITCHER</b> Ramon Martinez, R (1, 1) ERA: 2.73 Kevin Gross, R (8, 1) ERA: 5.03	IP WLS BF H R ER SO BB IBB HBP BLK WP HR S P ERA WHIP	7.0 28 4 2 2 5 3 0 1 0 0 0 70 121 2.57 1.000	2.0 7 1 0 0 2 0 0 0 0 0 0 0 19 26 0.00 0.500								

livebaseballscorecards.com

AB	30
R	2
H	5
RBI	2
BB	3
SO	7
LOB	11







Batter	1	2	3	4	5	6	7	8	9	AB R H RBI BB SO LOB	TOP											
Gary Redus, R (1, 3) OBP: 0.299, SLG: 0.333	1-2 G6-3		3-3 K		1-1 SF8		2-1 3B 1B		0-0 HR	4 2 2 2 0 1 1	<b>Pittsburgh Pirates @ Los Angeles Dodgers</b> <b>Dodger Stadium, Los Angeles, CA</b> Fri Jun 21 1991, 7:05 PM PDT Att. 44,085 - Sunny - 67 F											
Jay Bell, R (1, 6) OBP: 0.312, SLG: 0.433	3-2 G5-3			3-2 G6-3	4-2 BB		2-2 3B		0-3 K	4 0 1 1 1 1 0												
Andy Van Slyke, L (1, 8) OBP: 0.321, SLG: 0.363	1-0 G3-1			2-3 K	2-0 F9		2-3 K		3-1 F8	5 0 0 0 0 2 4												
Lloyd McClendon, R (1, 9) OBP: 0.353, SLG: 0.468		2-3 K		0-0 G6-3		2-1 F8		1-0 F7		4 0 0 0 0 1 0												
Bill Landrum, R (8, 1)										0 0 0 0 0 0 0												
Bob Kipper, R (9, 1)										0 0 0 0 0 0 0												
Barry Bonds, L (1, 7) OBP: 0.377, SLG: 0.462		0-1 F7			1-1 E6 1B 1B 1B	3-2 3B		3-1 HR		4 2 2 1 0 0 0												
Don Slaught, R (1, 2) OBP: 0.283, SLG: 0.323		2-3 K			0-0 1B 1B FC6-2 1B	2-2 G6-3		0-3 K		4 0 1 0 0 2 1												
Joe Redfield, R (1, 5) OBP: 0.333, SLG: 0.200					1-2 FC6-2 1B SF8 1B	2-0 G6-3		4-2 BB		3 1 1 0 1 0 1												
Jose Lind, R (1, 4) OBP: 0.281, SLG: 0.317					1-2 SF8 FC6-2 1B		2-2 L4	0-0 F7		4 0 1 1 0 0 1												
Bob Walk, R (1, 1) OBP: 0.200, SLG: 0.400					0-0 FC6-2 BB		1-1 L8		1-0 1B	3 0 1 0 0 0 3												
Bob Patterson, R (7, 1)					1-2 2-3 3-H					0 0 0 0 0 0 0												
Mitch Webster, S (8, 9) OBP: 0.250, SLG: 0.283										1 0 1 0 0 0 0												
<b>Inning Stats</b>	R: 0 E: 0 K: 0 S: 7	H: 0 LOB: 0 BB: 0 P: 12	R: 0 E: 0 K: 2 S: 9	H: 0 LOB: 0 BB: 0 P: 13	R: 0 E: 0 K: 1 S: 10	H: 1 LOB: 1 BB: 0 P: 15	R: 0 E: 0 K: 1 S: 8	H: 0 LOB: 0 BB: 0 P: 13	R: 2 E: 1 K: 0 S: 15	H: 3 LOB: 3 BB: 1 P: 25	R: 0 E: 0 K: 0 S: 10	H: 1 LOB: 1 BB: 0 P: 19	R: 1 E: 0 K: 1 S: 14	H: 2 LOB: 1 BB: 0 P: 23	R: 1 E: 0 K: 1 S: 10	H: 1 LOB: 1 BB: 1 P: 18	R: 1 E: 0 K: 1 S: 7	H: 2 LOB: 0 BB: 0 P: 11	1B: 6 2B: 0 3B: 2 HR: 2	SF: 1 SAC: 0 DP: 0 HBP: 0	WP: 0 PB: 0 SB: 1 CS: 0	PA: 39
<b>PITCHER</b>	IP WLS BF H R ER SO BB IBB HBP BLK WP HR S P ERA WHIP												IP WLS BF H R ER SO BB IBB HBP BLK WP HR S P ERA WHIP									
Bob Ojeda, L (1, 1) ERA: 3.2	7.0 L 30 7 3 1 5 1 0 0 0 0 0 0 73 120 1.29 1.143																					
Mike Hartley, R (8, 1) ERA: 3.35	2.0 9 3 2 2 2 1 0 0 0 0 0 2 17 29 9.00 2.000																					

livebaseballscorecards.com

AB	36
R	5
H	10
RBI	5
BB	2
SO	7
LOB	11



Batter	1	2	3	4	5	6	7	8	9	AB R H RBI BB SO LOB
<b>Brett Butler, L</b> OBP: 0.379, SLG: 0.323 (1, 8)	3-2 E3 G6-3 WP 1B		0-2 G4-3		1-2 G4-3		1-0 B1-3		3-2 G4-3	5 1 1 0 0 0 0
<b>Juan Samuel, R</b> OBP: 0.379, SLG: 0.482 (1, 4)	2-0 G6-3 2-3		4-0 BB		1-2 F9		0-1 1B 1B		2-1 BB 1B 1B	4 0 2 0 1 0 1
<b>Lenny Harris, L</b> OBP: 0.383, SLG: 0.382 (1, 5)	1-2 G4-3		2-1 F7		1-0 G4-3		1-1 FC6-4 1B		0-0 BB 1B	5 0 2 0 0 0 2
<b>Eddie Murray, S</b> OBP: 0.352, SLG: 0.442 (1, 3)	3-1 G4-3 3-H			0-0 F7		0-1 G3	1-1 FC6-4		4-1 BB	4 0 0 0 1 0 2
<b>Kal Daniels, L</b> OBP: 0.324, SLG: 0.411 (1, 7)		3-2 G4-3		0-0 L6		1-0 BB 2B		2-3 K	0-3 K	5 0 1 0 0 2 3
<b>Stan Javier, S</b> OBP: 0.290, SLG: 0.333 (1, 9)		2-2 G4-3		4-1 1B BB		4-1 BB BB		3-2 2B		2 0 1 0 2 0 0
<b>Mike Scioscia, L</b> OBP: 0.373, SLG: 0.399 (1, 2)		0-1 1B		0-0 1B		4-0 1-2 2-3 BB		1-3 K		3 0 2 0 1 1 1
<b>Alfredo Griffin, S</b> OBP: 0.253, SLG: 0.241 (1, 6)		1-3 K		1-2 L8		1-1 F8		3-2 F8		2 0 0 0 0 1 3
<b>Chris Gwynn, L</b> OBP: 0.317, SLG: 0.377 (6, PH)										1 0 0 0 0 0 3
<b>Mike Sharperson, R</b> OBP: 0.302, SLG: 0.313 (7, 6)										1 0 0 0 0 0 1
<b>Bob Ojeda, L</b> OBP: 0.240, SLG: 0.208 (1, 1)			0-3 K		0-2 G6-3		1-3 K		2-1 G4-3	2 0 0 0 0 1 0
<b>Dave Hansen, L</b> (7, PH)										1 0 0 0 0 1 0
<b>Mike Hartley, R</b> (8, 1)										0 0 0 0 0 0 0
<b>Butch Davis, R</b> (9, PH)										1 0 0 0 0 0 0

Inning Stats	R: 1	H: 1	E: 1	K: 0	S: 10	LOB: 0	BB: 0	P: 19	R: 0	H: 1	E: 0	K: 1	S: 12	LOB: 1	BB: 0	P: 18	R: 0	H: 0	E: 0	K: 1	S: 10	LOB: 1	BB: 1	P: 16	R: 0	H: 1	E: 0	K: 0	S: 7	LOB: 2	BB: 1	P: 12	R: 0	H: 0	E: 0	K: 0	S: 9	LOB: 0	BB: 0	P: 11	R: 0	H: 1	E: 0	K: 0	S: 7	LOB: 3	BB: 2	P: 18	R: 0	H: 2	E: 0	K: 1	S: 10	LOB: 2	BB: 0	P: 14	R: 0	H: 1	E: 0	K: 2	S: 13	LOB: 1	BB: 0	P: 22	R: 0	H: 2	E: 0	K: 1	S: 13	LOB: 3	BB: 1	P: 24	1B: 7	2B: 2	3B: 0	HR: 0	SF: 0	SAC: 0	DP: 0	HBP: 0
--------------	------	------	------	------	-------	--------	-------	-------	------	------	------	------	-------	--------	-------	-------	------	------	------	------	-------	--------	-------	-------	------	------	------	------	------	--------	-------	-------	------	------	------	------	------	--------	-------	-------	------	------	------	------	------	--------	-------	-------	------	------	------	------	-------	--------	-------	-------	------	------	------	------	-------	--------	-------	-------	------	------	------	------	-------	--------	-------	-------	-------	-------	-------	-------	-------	--------	-------	--------

PITCHER	IP	WLS	BF	H	R	ER	SO	BB	IBB	HBP	BLK	WP	HR	S	P	ERA	WHIP
<b>Bob Walk, R</b> ERA: 2.96 (1, 1)	6.2	W	29	5	1	1	3	4	0	0	0	1	0	61	102	1.35	1.350
<b>Bob Patterson, L</b> ERA: 4.34 (7, 1)	1.0		5	2	0	0	2	0	0	0	0	0	0	13	21	0.00	2.000
<b>Bill Landrum, R</b> ERA: 1.85 (8, 1)	1.0		6	2	0	0	0	1	0	0	0	0	0	14	28	0.00	3.000
<b>Bob Kipper, L</b> ERA: 7.13 (9, 1)	0.1	S	1	0	0	0	1	0	0	0	0	0	0	3	3	0.00	0.000

**BOTTOM**

**Pittsburgh Pirates @ Los Angeles Dodgers**  
Dodger Stadium, Los Angeles, CA

livebaseballscores.com

<b>AB</b>	<b>36</b>
<b>R</b>	<b>1</b>
<b>H</b>	<b>9</b>
<b>RBI</b>	<b>0</b>
<b>BB</b>	<b>5</b>
<b>SO</b>	<b>6</b>
<b>LOB</b>	<b>16</b>



WP	PA
1	41
PB: 0	
SB: 0	
CS: 0	

Fri Jun 21 1991, 7:05 PM PDT  
Att: 44,085 - Sunny - 67 F




Batter	1	2	3	4	5	6	7	8	9	AB R H RBI BB SO LOB	TOP											
Orlando Merced, S (1, 3) OBP: 0.378, SLG: 0.433	3-2 G4-3		2-1 F8			0-1 G6-3			2-1 SF9	3 0 0 1 0 0 1	<b>Pittsburgh Pirates @ Los Angeles Dodgers</b> Dodger Stadium, Los Angeles, CA Sat Jun 22 1991, 3:33 AM PDT Att. 42,891 - Cloudy - 62 F <a href="http://livebaseballscorecards.com">livebaseballscorecards.com</a>											
Jay Bell, R (1, 6) OBP: 0.307, SLG: 0.426	0-0 L1			1-1 F7			1-0 G6-3	3-H 0-0 F7	4 0 0 0 0 0 1													
Andy Van Slyke, L (1, 8) OBP: 0.316, SLG: 0.356	2-3 K			0-2 F9			1-2 L9	1-0 G4-3	4 0 0 0 0 1 1													
Barry Bonds, L (1, 7) OBP: 0.372, SLG: 0.455		3-2 G4-3		2-2 L6			0-0 F7		3 0 0 0 0 0 0													
Mitch Webster, S (1, 9) OBP: 0.244, SLG: 0.276		0-0 G4-3			2-1 P5			2-2 P6	3 0 0 0 0 0 0													
Michael LaValliere, L (1, 2) OBP: 0.325, SLG: 0.329		1-2 G6-3			1-2 P5			0-0 F7	3 0 0 0 0 0 0													
Curtis Wilkerson, S (1, 5) OBP: 0.267, SLG: 0.253			2-3 K		0-0 G5-3			1-0 G4-3	3 0 0 0 0 1 0													
Jose Lind, R (1, 4) OBP: 0.287, SLG: 0.322			1-2 SH1-4 1B			1-3 K		1-1 1B SF9 1B	3 1 2 0 0 1 0													
Doug Drabek, R (1, 1) OBP: 0.182, SLG: 0.212			0-0 SH1-4			1-2 L8		0-0 1B	1 0 0 0 0 0 0													
Neal Heaton, L (8, 1) OBP: 0.400, SLG: 0.600			1-2 SH1-4					1-3 1B	0 0 0 0 0 0 0													
Gary Varsho, L (9, PH) OBP: 0.351, SLG: 0.344									1 0 1 0 0 0 0													
<b>Inning Stats</b>	R: 0 E: 0 K: 1 S: 7	H: 0 LOB: 0 BB: 0 P: 12	R: 0 E: 0 K: 0 S: 10	H: 0 LOB: 0 BB: 0 P: 14	R: 0 E: 0 K: 1 S: 11	H: 1 LOB: 1 BB: 0 P: 16	R: 0 E: 0 K: 0 S: 8	H: 0 LOB: 0 BB: 0 P: 11	R: 0 E: 0 K: 0 S: 6	H: 0 LOB: 0 BB: 0 P: 9	R: 0 E: 0 K: 1 S: 9	H: 0 LOB: 0 BB: 0 P: 11	R: 0 E: 0 K: 0 S: 5	H: 0 LOB: 0 BB: 0 P: 7	R: 0 E: 0 K: 0 S: 5	H: 0 LOB: 0 BB: 0 P: 8	R: 1 E: 0 K: 0 S: 7	H: 2 LOB: 1 BB: 0 P: 11	1B: 3 2B: 0 3B: 0 HR: 0	SF: 1 SAC: 1 DP: 0 HBP: 0	WP: 0 PB: 0 SB: 0 CS: 0	PA: 30
<b>PITCHER</b> Mike Morgan, R (1, 1) ERA: 2.41	IP: 9.0 WLS: W BF: 30 H: 3 R: 1 ER: 1 SO: 3 BB: 0 IBB: 0 HBP: 0 BLK: 0 WP: 0 HR: 0 S: 68 P: 99 ERA: 1.00 WHIP: 0.333																					







Batter	1	2	3	4	5	6	7	8	9	AB R H RBI BB SO LOB	TOP											
Gary Varsho, L (1, 9) OBP: 0.342, SLG: 0.333	2-3 K		0-0 L8			0-1 G3		1-1 S 1B	2-2 F6	5 0 1 0 0 1 2	<b>Pittsburgh Pirates @ Los Angeles Dodgers</b> Dodger Stadium, Los Angeles, CA Sun Jun 23 1991, 3:33 AM PDT Att. 46,354 - Sunny - 75 F											
Jay Bell, R (1, 6) OBP: 0.303, SLG: 0.418	1-1 F9			1-2 G6-3		0-1 F8		1-3 K		4 0 0 0 0 1 1												
Andy Van Slyke, L (1, 8) OBP: 0.319, SLG: 0.356	4-2 BB			2-1 G3-1		0-1 2B 1B		3-3 K 1-2		3 0 1 0 1 1 1												
Barry Bonds, L (1, 7) OBP: 0.374, SLG: 0.459	0-0 P5			1-1 F8		1-1 1-3 2B		4-0 BB		3 0 1 0 1 0 1												
Lloyd McClendon, R (1, 3) OBP: 0.333, SLG: 0.439		1-1 G5-3			2-1 P3	2-1 G6-3		1-0 F8		4 0 0 0 0 0 4												
Michael LaValliere, L (1, 2) OBP: 0.331, SLG: 0.343		1-2 G3-1			0-1 BB 1B		1-1 SH5-3 2B	4-1 G3 1B BB		3 0 2 0 0 0 0												
Doug Drabek, R (7, PR) OBP: 0.182, SLG: 0.212										0 0 0 0 0 0 0												
Bob Patterson, R (7, 1)										0 0 0 0 0 0 0												
Stan Belinda, R (8, 1)										0 0 0 0 0 0 0												
Mitch Webster, S (9, PH) OBP: 0.250, SLG: 0.276										0 0 0 0 1 0 0												
Joe Redfield, R (1, 5) OBP: 0.400, SLG: 0.182		4-2 CS BB			4-2 1-2 BB		0-0 SH5-3	2-1 F9		1 0 0 0 2 0 1	<b>AB 31</b> <b>R 0</b> <b>H 6</b> <b>RBI 0</b> <b>BB 5</b> <b>SO 5</b> <b>LOB 20</b>											
Jose Lind, R (1, 4) OBP: 0.286, SLG: 0.321	1 SAFE CS	3-1 CS	0-1 G5-3		0-3 K		1-0 G5-3	0-0 G3 1B		4 0 1 0 0 1 4												
Zane Smith, L (1, 1) OBP: 0.333, SLG: 0.393			0-1 G3		2-1 P6		3-3 K	1-2 G3		1 0 0 0 0 0 0												
Bobby Bonilla, S (5, PH) OBP: 0.371, SLG: 0.467								1-2 2-3		1 0 0 0 0 0 2												
Randy Tomlin, L (5, 1) OBP: 0.167, SLG: 0.167										0 0 0 0 0 0 0												
Orlando Merced, S (7, PH) OBP: 0.376, SLG: 0.430										1 0 0 0 0 1 2												
Don Slaught, R (7, 2) OBP: 0.280, SLG: 0.319										1 0 0 0 0 0 2												
<b>Inning Stats</b>	R: 0 E: 0 K: 1 S: 8	H: 0 LOB: 1 BB: 1 P: 15	R: 0 E: 0 K: 0 S: 8	H: 0 LOB: 0 BB: 1 P: 17	R: 0 E: 0 K: 0 S: 5	H: 0 LOB: 0 BB: 0 P: 5	R: 0 E: 0 K: 0 S: 7	H: 0 LOB: 0 BB: 0 P: 11	R: 0 E: 0 K: 1 S: 13	H: 1 LOB: 2 BB: 1 P: 21	R: 0 E: 0 K: 0 S: 10	H: 2 LOB: 2 BB: 0 P: 13	R: 0 E: 0 K: 1 S: 7	H: 1 LOB: 2 BB: 0 P: 12	R: 0 E: 0 K: 2 S: 10	H: 1 LOB: 2 BB: 1 P: 20	R: 0 E: 0 K: 0 S: 10	H: 1 LOB: 2 BB: 1 P: 19	1B: 4 2B: 2 3B: 0 HR: 0	SF: 0 SAC: 1 DP: 0 HBP: 0	WP: 0 PB: 0 SB: 1 CS: 1	PA: 38
<b>PITCHER</b>	IP WLS BF H R ER SO BB IBB HBP BLK WP HR S P ERA WHIP																					
Tim Belcher, R (1, 1) ERA: 2.4	8.0 W 33 5 0 0 5 5 0 0 0 0 0 0 69 119 0.00 1.250																					
Tim Crews, R (9, 1) ERA: 3.68	1.0 S 4 1 0 0 0 0 0 0 0 0 0 0 9 14 0.00 1.000																					

Batter	1	2	3	4	5	6	7	8	9	AB	R	H	RBI	BB	SO	LOB	BOTTOM
--------	---	---	---	---	---	---	---	---	---	----	---	---	-----	----	----	-----	--------

<b>Brett Butler, L</b> <small>OBP: 0.376, SLG: 0.321</small> (1, 8) 	2-0 	1-1 <b>FC6-4</b> 		0-0 <b>FC6-4</b> 			1-0 <b>G4-3</b> 			4	1	1	0	0	0	4	<b>Pittsburgh Pirates @ Los Angeles Dodgers</b> Dodger Stadium, Los Angeles, CA Sun Jun 23 1991, 3:33 AM PDT Att. 46,354 - Sunny - 75 F
-------------------------------------------------------------------------------	---------	-------------------------	--	-------------------------	--	--	------------------------	--	--	---	---	---	---	---	---	---	--------------------------------------------------------------------------------------------------------------------------------------------------

<b>Juan Samuel, R</b> <small>OBP: 0.372, SLG: 0.471</small> (1, 4) 	0-2 		2-2 <b>F7</b> 		0-3 <b>K</b> 		1-2 <b>G6-3</b> 			4	0	1	0	0	1	0	
------------------------------------------------------------------------------	---------	--	----------------------	--	---------------------	--	------------------------	--	--	---	---	---	---	---	---	---	--

<b>Stan Javier, S</b> <small>OBP: 0.276, SLG: 0.316</small> (1, 9) (9, 7) 	2-2 <b>FC1-6</b> 		3-2 <b>F9</b> 		1-2 <b>E6</b> 		1-2 <b>L7</b> 			4	0	0	1	0	0	1	
----------------------------------------------------------------------------------------	-------------------------	--	----------------------	--	----------------------	--	----------------------	--	--	---	---	---	---	---	---	---	--

<b>Eddie Murray, S</b> <small>OBP: 0.345, SLG: 0.429</small> (1, 3) 	1-3 		2-2 <b>L6</b> 		1-3 <b>K</b> 		0-0 <b>F7</b> 			4	0	0	0	0	2	2	
-------------------------------------------------------------------------------	---------	--	----------------------	--	---------------------	--	----------------------	--	--	---	---	---	---	---	---	---	--

<b>Kal Daniels, L</b> <small>OBP: 0.318, SLG: 0.414</small> (1, 7) <b>Jose Gonzalez, R</b> (9, 9) 	1-1 <b>G6-3</b> 			0-0 <b>L9</b> 	2-3 <b>K</b> 		3-2 <b>F7</b> 			4	0	0	0	0	1	2	
-------------------------------------------------------------------------------------------------------------------	------------------------	--	--	----------------------	---------------------	--	----------------------	--	--	---	---	---	---	---	---	---	--

<b>Gary Carter, R</b> <small>OBP: 0.299, SLG: 0.307</small> (1, 2) 		2-1 <b>F8</b> 		0-0 <b>F9</b> 		0-1 	1-0 <b>P4</b> 			4	0	1	0	0	0	0	
------------------------------------------------------------------------------	--	----------------------	--	----------------------	--	---------	----------------------	--	--	---	---	---	---	---	---	---	--

<b>Lenny Harris, L</b> <small>OBP: 0.385, SLG: 0.380</small> (1, 5) 		1-2 		1-2 		1-1 <b>F7</b> 				3	1	2	0	0	0	1	
-------------------------------------------------------------------------------	--	---------	--	---------	--	----------------------	--	--	--	---	---	---	---	---	---	---	--

<b>Mike Sharperson, R</b> <small>OBP: 0.321, SLG: 0.320</small> (1, 6) <b>Alfredo Griffin, S</b> <small>OBP: 0.254, SLG: 0.243</small> (8, 6) 		4-1 		0-1 		1-2 <b>F6</b> 				2	0	1	0	1	0	1	
------------------------------------------------------------------------------------------------------------------------------------------------------------------	--	---------	--	---------	--	----------------------	--	--	--	---	---	---	---	---	---	---	--

<b>Tim Belcher, R</b> <small>OBP: 0.194, SLG: 0.226</small> (1, 1) <b>Tim Crews, R</b> (9, 1) <b>Mike Scioscia, L</b> <small>OBP: 0.380, SLG: 0.409</small> (9, 2) 		2-2 		0-2 		0-3 <b>K</b> 				3	0	2	1	0	1	1	
---------------------------------------------------------------------------------------------------------------------------------------------------------------------------------------------	--	---------	--	---------	--	---------------------	--	--	--	---	---	---	---	---	---	---	--

<b>Inning Stats</b> R: 1 H: 2 E: 0 LOB: 1 K: 1 BB: 0 S: 14 R: 0 H: 2 E: 0 LOB: 2 K: 0 BB: 1 S: 12 R: 0 H: 0 E: 0 LOB: 0 K: 0 BB: 0 S: 9 R: 1 H: 3 E: 0 LOB: 2 K: 0 BB: 0 S: 12 R: 0 H: 0 E: 1 LOB: 1 K: 3 BB: 0 S: 12 R: 0 H: 1 E: 0 LOB: 1 K: 1 BB: 0 S: 10 R: 0 H: 0 E: 0 LOB: 0 K: 0 BB: 0 S: 7 R: 0 H: 0 E: 0 LOB: 0 K: 0 BB: 0 S: 7																	1B: 8 SF: 0 2B: 0 SAC: 0 3B: 0 DP: 0 HR: 0 HBP: 0	WP: 0 PA: 33 PB: 0 SB: 0 CS: 1
------------------------------------------------------------------------------------------------------------------------------------------------------------------------------------------------------------------------------------------------------------------------------------------------------------------------------------------------------------------	--	--	--	--	--	--	--	--	--	--	--	--	--	--	--	--	------------------------------------------------------------	-----------------------------------------

PITCHER	IP	WLS	BF	H	R	ER	SO	BB	IBB	HBP	BLK	WP	HR	S	P	ERA	WHIP
<b>Zane Smith, L</b> <small>ERA: 3.02</small>	(1, 1)	4.0	L	19	7	2	2	1	1	0	0	0	0	47	70	4.50	2.000
<b>Randy Tomlin, L</b> <small>ERA: 3.04</small>	(5, 1)	2.0		8	1	0	4	0	0	0	0	0	0	22	28	0.00	0.500
<b>Bob Patterson, L</b> <small>ERA: 4.11</small>	(7, 1)	1.2		5	0	0	0	0	0	0	0	0	0	13	19	0.00	0.000
<b>Stan Belinda, R</b> <small>ERA: 3.99</small>	(8, 1)	0.1		1	0	0	0	0	0	0	0	0	0	1	2	0.00	0.000

livebaseballscorecards.com

<b>AB</b>	<b>32</b>
<b>R</b>	<b>2</b>
<b>H</b>	<b>8</b>
<b>RBI</b>	<b>2</b>
<b>BB</b>	<b>1</b>
<b>SO</b>	<b>5</b>
<b>LOB</b>	<b>12</b>





Batter	1	2	3	4	5	6	7	8	9	AB R H RBI BB SO LOB	TOP									
Jerome Walton, R (1, 8) OBP: 0.274, SLG: 0.342	0-0 G5-3		0-2 G6-3		1-1 F8			3-2 G6-3	3-2 CS	4 0 0 0 0 0 3										
Mark Grace, L (1, 3) OBP: 0.356, SLG: 0.394	2-1 F7		2-1 F8			0-0 B4-3		0-1 G4-3		4 0 0 0 0 0 0										
23 Ryne Sandberg, R (1, 4) OBP: 0.355, SLG: 0.480	2-2 G4-3			1-0 L8		1-0 G6-3		1-1 P2		4 0 0 0 0 0 0										
Andre Dawson, R (1, 9) OBP: 0.320, SLG: 0.490		0-2 L5		0-3 K		1-0 1B			3-2 G5-3	4 0 1 0 0 1 0										
George Bell, R (1, 7) OBP: 0.326, SLG: 0.490		2-2		2-0 P4		0-1 1B			4-1 HR	3 1 2 1 1 0 0										
Ced Landrum, L (9, PR) OBP: 0.259, SLG: 0.231						1-2 1B			HR	0 1 0 0 0 0 0										
Shawon Dunston, R (1, 6) OBP: 0.270, SLG: 0.384		1-3 K			1-2 G1-3		2-1 P3		0-0 F7	4 0 0 0 0 1 3										
Luis Salazar, R (1, 5) OBP: 0.344, SLG: 0.464		2-1 F9			1-1 SH1-4			0-2 G4-3		2 1 0 0 1 0 0										
Dave Smith, R (9, 1)									HR	0 0 0 0 0 0 0										
Hector Villanueva, R (1, 2) OBP: 0.287, SLG: 0.422			1-2 E5		4-0 SH1-4			2-3 K		2 1 0 0 1 1 0										
Rick Wilkins, L (7, 2) OBP: 0.302, SLG: 0.375									HR	1 1 1 3 0 0 0										
Les Lancaster, R (1, 1) OBP: 0.333, SLG: 0.444			1-0 SH		0-0 SH1-4			1-3 K		1 0 0 0 0 1 0										
Paul Assenmacher, L (8, 1) OBP: 0.667, SLG: 0.500									CS	0 0 0 0 0 0 0										
Jose Vizcaino, S (9, PH) OBP: 0.295, SLG: 0.281			2-3		1-2 2-3				1B	1 0 1 0 0 0 0										
<b>Inning Stats</b>	R: 0 E: 0 K: 0 S: 6	H: 0 LOB: 0 BB: 0 P: 10	R: 1 E: 0 K: 1 S: 12	H: 1 LOB: 0 BB: 0 P: 17	R: 1 E: 1 K: 0 S: 9	H: 0 LOB: 0 BB: 0 P: 13	R: 0 E: 0 K: 1 S: 5	H: 0 LOB: 0 BB: 0 P: 8	R: 0 E: 0 K: 0 S: 7	H: 2 LOB: 2 BB: 0 P: 11	R: 0 E: 0 K: 2 S: 10	H: 0 LOB: 0 BB: 0 P: 13	R: 0 E: 0 K: 0 S: 7	H: 0 LOB: 0 BB: 0 P: 11	R: 3 E: 0 K: 0 S: 17	H: 2 LOB: 1 BB: 2 P: 32	1B: 3 2B: 0 3B: 0 HR: 2	SF: 0 SAC: 2 DP: 1 HBP: 1	WP: 0 PB: 0 SB: 0 CS: 1	PA: 37
<b>PITCHER</b>	IP WLS BF H R ER SO BB IBB HBP BLK WP HR S P ERA WHIP																			
John Smiley, L (1, 1) ERA: 3.43	7.0 L 27 3 2 1 4 1 0 1 0 0 0 1 56 86 1.29 0.571																			
Vicente Palacios, R (8, 1) ERA: 3.09	1.2 7 0 2 2 0 2 0 0 0 0 0 0 16 29 10.80 1.200																			
Bob Kipper, L (9, 1) ERA: 7.4	0.1 2 2 1 1 0 0 0 0 0 0 0 1 8 14 27.00 6.000																			

Chicago Cubs @ Pittsburgh Pirates  
Three Rivers Stadium, Pittsburgh, PA

Tue Jun 25 1991, 7:05 PM EDT  
Att. 31,115 - Sunny - 84 F

livebaseballscorecards.com

AB	30
R	5
H	5
RBI	4
BB	3
SO	4
LOB	6



Batter	1	2	3	4	5	6	7	8	9	AB R H RBI BB SO LOB
Orlando Merced, S OBP: 0.367, SLG: 0.418 (1, 3) B B F S S	2-3 K 1	3-1 G4-3 3			0-3 K 2		0-0 F7 3			4 0 0 0 0 2 2
Jay Bell, R OBP: 0.302, SLG: 0.416 (1, 6) B B F B F X	3-2 F8 2		1-2 G4-3 1		1-1 F9 3			2-0 CS 1B 1		4 0 1 0 0 0 0
Andy Van Slyke, L OBP: 0.317, SLG: 0.354 (1, 8) C S B X	0-2 1B 1B 1		0-0 L8 2			1-2 G3-1 1		1 SAFE 0-1 P2 1		4 1 1 0 0 0 1
Bobby Bonilla, S OBP: 0.381, SLG: 0.476 (1, 5) B B F B B	4-0 1B 1-2 BB 1		4-1 BB 1		1-1 2B 1		1-1 1-2 1B 2			2 0 2 0 2 0 0
Barry Bonds, L OBP: 0.372, SLG: 0.455 (1, 7) B B F X	1-2 1B 1-3 2-H 1B 1		0-0 L4 3		0-2 F8 2		0-2 F8 2	1-3 K 3		4 0 1 1 0 1 3
Mitch Webster, S OBP: 0.242, SLG: 0.267 (1, 9) C B B C	2-3 K 3				3-3 K 1		0-0 L3 3			4 0 0 0 0 2 3
Michael LaValliere, L OBP: 0.335, SLG: 0.354 Don Slaught, R OBP: 0.272, SLG: 0.309 (1, 2) (4, 2)		0-0 G3-1 2B 1		1-2 G5-3 2			0-0 G4-3 1		1-1 F7 2	1 0 1 0 0 0 0 3 0 0 0 0 0 0
Jose Lind, R OBP: 0.286, SLG: 0.319 (1, 4)		1-2 G3-1 1		2-2 G5-3 3			1-0 F8 2		0-0 1B 1	4 0 1 0 0 0 1
John Smiley, L OBP: 0.214, SLG: 0.185 Gary Varsho, L OBP: 0.350, SLG: 0.343 Vicente Palacios, R OBP: 0.071, SLG: 0.071 Bob Kipper, R Curtis Wilkerson, S OBP: 0.264, SLG: 0.250 (1, 1) (7, PH) (8, 1) (9, 1) (9, PH)		3-3 K 2			0-0 G4-3 1		1-2 1B 1		1-1 P5 3	2 0 0 0 0 1 1 1 0 1 0 0 0 0 0 0 0 0 0 0 0 0 0 0 0 0 0 0 1 0 0 0 0 0 1

BOTTOM

Chicago Cubs @ Pittsburgh Pirates  
Three Rivers Stadium, Pittsburgh, PA

Tue Jun 25 1991, 7:05 PM EDT  
Att. 31,115 - Sunny - 84 F

livebaseballscorecards.com

AB	34
R	1
H	8
RBI	1
BB	2
SO	6
LOB	12



Inning Stats	R: 1	H: 2	E: 0	K: 2	S: 15	LOB: 2	BB: 1	P: 27
	R: 0	H: 1	E: 0	K: 1	S: 11	LOB: 1	BB: 0	P: 18
	R: 0	H: 0	E: 0	K: 0	S: 7	LOB: 1	BB: 1	P: 12
	R: 0	H: 0	E: 0	K: 1	S: 9	LOB: 0	BB: 0	P: 15
	R: 0	H: 0	E: 0	K: 1	S: 6	LOB: 0	BB: 0	P: 7
	R: 0	H: 1	E: 0	K: 0	S: 9	LOB: 1	BB: 0	P: 11
	R: 0	H: 1	E: 0	K: 0	S: 6	LOB: 1	BB: 0	P: 8
	R: 0	H: 2	E: 0	K: 1	S: 8	LOB: 1	BB: 0	P: 12
	R: 0	H: 1	E: 0	K: 0	S: 7	LOB: 1	BB: 0	P: 10

1B: 6	SF: 0	WP: 0	PA: 36
2B: 2	SAC: 0	PB: 0	
3B: 0	DP: 0	SB: 0	
HR: 0	HBP: 0	CS: 1	

PITCHER	IP	WLS	BF	H	R	ER	SO	BB	IBB	HBP	BLK	WP	HR	S	P	ERA	WHIP
Les Lancaster, R ERA: 2.81 (1, 1)	7.0	W	29	6	1	1	5	2	0	0	0	0	0	64	101	1.29	1.143
Paul Assenmacher, L ERA: 3.33 (8, 1)	1.0		3	1	0	0	1	0	0	0	0	0	0	7	9	0.00	1.000
Dave Smith, R ERA: 4.38 (9, 1)	1.0		4	1	0	0	0	0	0	0	0	0	0	7	10	0.00	1.000



Batter	1	2	3	4	5	6	7	8	9	AB R H RBI BB SO LOB	TOP	
Jerome Walton, R (1, 8) OBP: 0.286, SLG: 0.348	4-2 G4-3 23 HR S BB		3-1 G5-3		3-2 3B 1B		1-0 SH1-3		1-0 23 1B 1-2 1B	3 2 2 0 1 0 0		
Mark Grace, L (1, 3) OBP: 0.353, SLG: 0.398	1-0 G4-3		1-2 G4-3		1-0 3B		2-1 G3		0-3 K	5 0 1 2 0 1 4		
23 Ryne Sandberg, R (1, 4) OBP: 0.359, SLG: 0.491	3-2 HR		4-1 S BB		3-1 P6		1-1 L5		0-1 1-2 2-H 1B	4 1 2 3 1 0 2		
Andre Dawson, R (1, 9) OBP: 0.314, SLG: 0.480	0-1 G5-3		1-2 F9		2-0 G5-3			1-3 K	2-1 P3	5 0 0 0 0 1 4		
George Bell, R (1, 7) OBP: 0.322, SLG: 0.483	2-2 G6-3			1-0 G5-3		3-2 G5-3		3-3 K		4 0 0 0 0 1 0		
Shawon Dunston, R (1, 6) OBP: 0.269, SLG: 0.390			1-3 K	0-0 P4		0-3 K		1-1 3B		4 0 1 0 0 2 0		
Luis Salazar, R (1, 5) OBP: 0.341, SLG: 0.456			1-1 F1	2-3 K		0-1 1B		3-2 F9		4 0 1 0 0 1 1		
Rick Wilkins, L (1, 2) OBP: 0.319, SLG: 0.442			2-0 HR		1-2 G3-1 3B HBP		1-3 K		1-2 F7	3 2 1 1 0 1 1		
Greg Maddux, R (1, 1) OBP: 0.282, SLG: 0.395			1-3 K		1-0 G3-1		1-1 SH1-3 2B		1-1 23 1B 1B	1 0 0 0 0 1 0 1 0 0 0 0 0 1 0 0 0 0 0 0 0 1 0 1 0 0 0 0 0 0 0 0 0 0 0 1 1 1 0 0 0 0		
Dwight Smith, L (5, PH) OBP: 0.250, SLG: 0.317												
Chuck McElroy, L (5, 1) OBP: 0.200, SLG: 0.200												
Doug Dasenczo, S (7, PH) OBP: 0.389, SLG: 0.373												
Mike Bielecki, R (7, 1) OBP: 0.187, SLG: 0.118												
Chico Walker, S (9, PH) OBP: 0.349, SLG: 0.344												
<b>Inning Stats</b>	R: 2 H: 1 E: 0 LOB: 0 K: 0 BB: 1 S: 14 P: 24	R: 1 H: 1 E: 0 LOB: 0 K: 2 BB: 0 S: 9 P: 14	R: 0 H: 0 E: 0 LOB: 1 K: 0 BB: 1 S: 10 P: 19	R: 0 H: 0 E: 0 LOB: 0 K: 1 BB: 0 S: 5 P: 8	R: 2 H: 2 E: 0 LOB: 1 K: 0 BB: 0 S: 10 P: 21	R: 0 H: 1 E: 0 LOB: 1 K: 2 BB: 0 S: 11 P: 15	R: 0 H: 1 E: 0 LOB: 1 K: 0 BB: 0 S: 7 P: 12	R: 0 H: 1 E: 0 LOB: 1 K: 2 BB: 0 S: 17 P: 25	R: 1 H: 3 E: 0 LOB: 2 K: 1 BB: 0 S: 14 P: 19	1B: 5 SF: 0 2B: 1 SAC: 1 3B: 2 DP: 0 HR: 2 HBP: 1	WP: 0 PA: 40 PB: 0 SB: 2 CS: 0	
<b>PITCHER</b>	IP WLS BF H R ER SO BB IBB HBP BLK WP HR S P ERA WHIP											
Bob Walk, R (1, 1) ERA: 3.42	7.0 W 30 6 5 5 5 2 0 1 0 0 2 66 113 6.43 1.143											
Stan Belinda, R (8, 1) ERA: 3.86	1.0 4 1 0 0 2 0 0 0 0 0 0 17 25 0.00 1.000											
Bill Landrum, R (9, 1) ERA: 2.06	1.0 S 6 3 1 1 1 0 0 0 0 0 0 14 19 9.00 3.000											

Chicago Cubs @ Pittsburgh Pirates  
Three Rivers Stadium, Pittsburgh, PA

Wed Jun 26 1991, 7:05 PM EDT  
Att. 41,389 - Cloudy - 84 F

livebaseballscorecards.com

AB	36
R	6
H	10
RBI	6
BB	2
SO	8
LOB	13



Batter	1	2	3	4	5	6	7	8	9
<b>Orlando Merced, S</b> (1, 3) OBP: 0.368, SLG: 0.409	4-1 2B G3 BB	3-2 G4-3		1-3 K	0-0 F9		4-1 1B BB		
<b>Jay Bell, R</b> (1, 6) OBP: 0.315, SLG: 0.431	2-0 G3 1-3 2B		3-2 G4-3 S HR 1B	0-1 1B		0-1 BB 1B	2-2 1-2 2-H 1B		
<b>Andy Van Slyke, L</b> (1, 8) OBP: 0.311, SLG: 0.346	2-3 K		1-1 P8 1-2	1-1 F8		0-1 P6	0-0 G6-3		
<b>Bobby Bonilla, S</b> (1, 5) OBP: 0.385, SLG: 0.472 <b>Joe Redfield, R</b> (8, PR) OBP: 0.400, SLG: 0.182 (9, 5)	4-1 G3 BB		2-1 G4-3 2-3	2-2 L4		4-1 1-2 BB	4-0 G6-3 BB		
<b>Barry Bonds, L</b> (1, 7) OBP: 0.373, SLG: 0.465	2-0 G3 1-2 2-3 3-H		0-0 HR		4-2 FC3-6 BB	2-2 F7	1-2 G6-3 1-2f		
<b>Gary Varsho, L</b> (1, 9) OBP: 0.349, SLG: 0.342 <b>Mitch Webster, S</b> (6, PH) OBP: 0.239, SLG: 0.262 (7, 9)	3-3 K		1-0 1B HR 1B		0-0 FC3-6 BB 1B	3-2 F9	1-0 F8		
<b>Michael LaValliere, L</b> (1, 2) OBP: 0.339, SLG: 0.354		4-0 S BB	1-0 HR 1B		1-3 K		0-0 G6-3		
<b>Jose Lind, R</b> (1, 4) OBP: 0.295, SLG: 0.344		3-3 K	1-0 HR		3-1 BB 1B		1-2 G4-3 1B 1B		
<b>Bob Walk, R</b> (1, 1) OBP: 0.222, SLG: 0.353 <b>Curtis Wilkerson, S</b> (7, PH) OBP: 0.261, SLG: 0.247 <b>Stan Belinda, R</b> (8, 1) <b>Bill Landrum, R</b> (9, 1)		0-2 G6-3	0-3 K2-3		4-2 BB		2-1 G4-3		

Inning Stats	R: 1	H: 1	E: 0	K: 2	S: 10	LOB: 2	BB: 2	P: 27	R: 0	H: 0	E: 0	K: 1	S: 10	LOB: 1	BB: 1	P: 20	R: 5	H: 5	E: 0	K: 1	S: 14	LOB: 0	BB: 0	P: 23	R: 0	H: 1	E: 0	K: 1	S: 11	LOB: 1	BB: 1	P: 15	R: 0	H: 1	E: 0	K: 1	S: 14	LOB: 3	BB: 2	P: 25	R: 0	H: 1	E: 0	K: 0	S: 17	LOB: 2	BB: 1	P: 26	R: 1	H: 2	E: 0	K: 0	S: 13	LOB: 2	BB: 1	P: 22	R: 0	H: 0	E: 0	K: 0	S: 4	LOB: 1	BB: 1	P: 10
--------------	------	------	------	------	-------	--------	-------	-------	------	------	------	------	-------	--------	-------	-------	------	------	------	------	-------	--------	-------	-------	------	------	------	------	-------	--------	-------	-------	------	------	------	------	-------	--------	-------	-------	------	------	------	------	-------	--------	-------	-------	------	------	------	------	-------	--------	-------	-------	------	------	------	------	------	--------	-------	-------

PITCHER		IP	WLS	BF	H	R	ER	SO	BB	IBB	HBP	BLK	WP	HR	S	P	ERA	WHIP
<b>Greg Maddux, R</b> (1, 1) ERA: 3.49	(1, 1)	4.0	L	22	7	6	6	5	3	0	0	0	0	2	45	85	13.50	2.500
<b>Chuck McElroy, L</b> (5, 1) ERA: 1.7	(5, 1)	2.0		11	2	0	0	1	3	0	0	0	0	0	31	51	0.00	2.500
<b>Mike Bielecki, R</b> (7, 1) ERA: 3.8	(7, 1)	2.0		9	2	1	1	0	2	0	0	0	0	0	17	32	4.50	2.000

**BOTTOM**

**Chicago Cubs @ Pittsburgh Pirates**  
Three Rivers Stadium, Pittsburgh, PA

Wed Jun 26 1991, 7:05 PM EDT  
Att: 41,389 - Cloudy - 84 F

AB	R	H	RBI	BB	SO	LOB
3	1	0	0	2	1	4
5	1	5	1	0	0	0
5	0	0	0	0	1	7
2	0	0	0	3	0	2
0	0	0	0	0	0	0
4	1	1	3	1	0	5
3	1	1	0	0	1	3
2	0	0	0	0	0	3
3	1	1	0	1	1	1
4	2	3	3	0	1	1
2	0	0	0	1	1	1
1	0	0	0	0	0	1
0	0	0	0	0	0	0
0	0	0	0	0	0	0

AB	34
R	7
H	11
RBI	7
BB	8
SO	6
LOB	28

WP: 0 PA: 42  
PB: 0  
SB: 2  
CS: 0



PITCHER		IP	WLS	BF	H	R	ER	SO	BB	IBB	HBP	BLK	WP	HR	S	P	ERA	WHIP
---------	--	----	-----	----	---	---	----	----	----	-----	-----	-----	----	----	---	---	-----	------



Batter	1	2	3	4	5	6	7	8	9	AB R H RBI BB SO LOB	TOP			
Jerome Walton, R (1, 8) OBP: 0.289, SLG: 0.346	1-2 WP G6-3 1B	1-2 G5-3			0-3 K		2-1 P3		4-0 FC1-4 BB	4 1 1 0 1 1 0				
Mark Grace, L (1, 3) OBP: 0.354, SLG: 0.396	0-1 G6-3		1-1 G6-3		3-1 G4-3		0-0 23 BB 1B		4-0 23 FC1-4 BB	4 0 1 0 1 0 1				
23 Ryne Sandberg, R (1, 4) OBP: 0.360, SLG: 0.486	4-2 1B BB		1-2 F9		1-0 G1-4-3		4-0 FC6-4 BB		0-2 FC1-4 BB	3 0 0 0 2 0 2				
Andre Dawson, R (1, 9) OBP: 0.312, SLG: 0.474	0-0 1-3 3-H 1B		0-1 G5-3			2-3 K	0-2 F8		0-0 P3	5 0 1 0 0 1 4				
George Bell, R (1, 7) OBP: 0.324, SLG: 0.491 Doug Dascenzo, S (7, 7) OBP: 0.373, SLG: 0.373	0-3 K			1-1 2B		3-2 1B 2B	1-1 FC6-4		4-1 BB	4 1 2 0 0 1 4 0 0 0 0 1 0 0				
Shawon Dunston, R (1, 6) OBP: 0.264, SLG: 0.382	0-0 G5-3			3-3 K		0-2 P3		0-0 F4	1-3 K	5 0 0 0 0 2 7				
Luis Salazar, R (1, 5) OBP: 0.338, SLG: 0.449 Jose Vizcaino, S (8, 5) OBP: 0.295, SLG: 0.281			0-3 K		1-3 K		2-0 1B 1B		1-2 G6-3	4 0 1 1 0 2 1 0 0 0 0 0 0 0				
Rick Wilkins, L (1, 2) OBP: 0.373, SLG: 0.543			0-0 HR		4-0 IBB		0-0 1B		3-1 1B	3 1 3 1 1 0 0				
Frank Castillo, R (1, 1) Paul Assenmacher, L (9, 1) Heathcliff Slocumb, R (9, 1)			0-0 G5-3		0-3 K		1-3 K		1-3 K	4 0 0 0 0 3 5 0 0 0 0 0 0 0 0 0 0 0 0 0 0				
<b>Inning Stats</b>	R: 1 H: 2 E: 0 LOB: 2 K: 1 BB: 1 S: 13 P: 18	R: 1 H: 1 E: 0 LOB: 0 K: 1 BB: 0 S: 8 P: 9	R: 0 H: 0 E: 0 LOB: 0 K: 0 BB: 0 S: 7 P: 9	R: 0 H: 1 E: 0 LOB: 2 K: 3 BB: 1 S: 13 P: 22	R: 0 H: 0 E: 0 LOB: 0 K: 1 BB: 0 S: 7 P: 11	R: 1 H: 3 E: 0 LOB: 2 K: 2 BB: 0 S: 17 P: 25	R: 0 H: 1 E: 0 LOB: 2 K: 0 BB: 1 S: 8 P: 15	R: 0 H: 1 E: 0 LOB: 1 K: 1 BB: 0 S: 9 P: 14	R: 0 H: 0 E: 0 LOB: 3 K: 1 BB: 3 S: 12 P: 24	1B: 6 SF: 0 2B: 2 SAC: 0 3B: 0 DP: 0 HR: 1 HBP: 0	WP: 2 PA: 42 PB: 0 SB: 0 CS: 0			
<b>PITCHER</b>	IP WLS BF H R ER SO BB IBB HBP BLK WP HR S P ERA WHIP													
Doug Drabek, R (1, 1) ERA: 2.96	6.0		7 3 3 8 1 1 0 0 2 1 65 94 4.50 1.333											
Bob Kipper, L (7, 1) ERA: 6.84	2.0		9 2 0 0 1 1 0 0 0 0 0 0 17 29 0.00 1.500											
Vicente Palacios, R (9, 1) ERA: 3.03	1.0	W	6 0 0 0 1 3 0 0 0 0 0 0 12 24 0.00 3.000											

Chicago Cubs @ Pittsburgh Pirates  
Three Rivers Stadium, Pittsburgh, PA

Thu Jun 27 1991, 7:05 PM EDT  
Att. 30,960 - Sunny - 85 F

livebaseballscorecards.com

AB 36  
R 3  
H 9  
RBI 2  
BB 6  
SO 10  
LOB 24



BOTTOM

Chicago Cubs @ Pittsburgh Pirates  
Three Rivers Stadium, Pittsburgh, PA

Thu Jun 27 1991, 7:05 PM EDT  
Att. 30,960 - Sunny - 85 F

livebaseballscorecards.com

AB	31
R	4
H	7
RBI	3
BB	3
SO	3
LOB	12



WP:	1	PA:	36
PB:	0		
SB:	0		
CS:	0		

AB R H RBI BB SO LOB

3	1	1	0	1	1	1
3	1	1	0	0	1	1
4	1	1	1	0	0	2
3	0	0	1	0	0	1
3	1	0	0	1	0	0
3	0	0	0	0	0	0
1	0	1	1	0	0	0
3	0	2	0	0	0	0
0	0	0	0	1	0	0
4	0	0	0	0	1	5
1	0	0	0	0	0	0
1	0	1	0	0	0	0
1	0	0	0	0	0	0
1	0	0	0	0	0	0
0	0	0	0	0	0	0
1	0	0	0	0	0	2

3-2	1B	1B			
1-2	1B	SF9	1B		
1-2	1B	BB	1B		
1-3	2-H	1B	1B		
1-0	SF9				
3-H	4-2	BB	1B	WP	BB
3-1	WP	BB	1B		
1-2	2-H	1B			
4-0	WP	BB			
1-2	2-3	1B			
2-3	K				
1-0	WP				
1-2	2-3	3-H			

3-2	P9
0-2	L5
0-0	G3
1-2	G3-1
1-0	F7
1-0	G4-3
3-2	G6-3
1-0	G6-3
0-0	G4-3

3-2	P9
0-2	L5
0-0	G3
1-2	G3-1
1-0	F7
1-0	G4-3
3-2	G6-3
1-0	G6-3
0-0	G4-3
3-2	3B

3-3	K	
2-3	K	
1-1	P5	
0-0	G3	
1-0	P6	
0-0	P2	
0-2	G6-3	1B
1-0	G6-3	
3-2	3B	

4-2	SH1-4	BB
0-0	SH1-4	1-2
0-0	F8	
2-2	G3-1	
2-0	G4-3	
2-2	P8	
0-1	1B	
0-1	G5-3	
0-1	F9	

4-2	SH1-4	BB
0-0	SH1-4	1-2
0-0	F8	
2-2	G3-1	
2-0	G4-3	
2-2	P8	
0-1	1B	
0-1	G5-3	
0-1	F9	

4-2	SH1-4	BB
0-0	SH1-4	1-2
0-0	F8	
2-2	G3-1	
2-0	G4-3	
2-2	P8	
0-1	1B	
0-1	G5-3	
0-1	F9	

4-2	SH1-4	BB
0-0	SH1-4	1-2
0-0	F8	
2-2	G3-1	
2-0	G4-3	
2-2	P8	
0-1	1B	
0-1	G5-3	
0-1	F9	

4-2	SH1-4	BB
0-0	SH1-4	1-2
0-0	F8	
2-2	G3-1	
2-0	G4-3	
2-2	P8	
0-1	1B	
0-1	G5-3	
0-1	F9	

4-2	SH1-4	BB
0-0	SH1-4	1-2
0-0	F8	
2-2	G3-1	
2-0	G4-3	
2-2	P8	
0-1	1B	
0-1	G5-3	
0-1	F9	

Inning Stats															R: 0	H: 0	E: 0	K: 7	S: 7	R: 0	H: 1	E: 0	K: 8	S: 8	R: 0	H: 0	E: 0	K: 2	S: 10	R: 0	H: 0	E: 0	K: 0	S: 4	R: 0	H: 1	E: 0	K: 0	S: 5	R: 0	H: 1	E: 0	K: 0	S: 12	R: 0	H: 0	E: 0	K: 0	S: 6	R: 0	H: 0	E: 0	K: 0	S: 6	R: 0	H: 4	E: 0	K: 1	S: 19	1B: 6	2B: 0	3B: 1	HR: 0	SF: 1	SAC: 1	DP: 1	HBP: 0	WP: 1	PB: 0	SB: 0	CS: 0	PA: 36
--------------	--	--	--	--	--	--	--	--	--	--	--	--	--	--	------	------	------	------	------	------	------	------	------	------	------	------	------	------	-------	------	------	------	------	------	------	------	------	------	------	------	------	------	------	-------	------	------	------	------	------	------	------	------	------	------	------	------	------	------	-------	-------	-------	-------	-------	-------	--------	-------	--------	-------	-------	-------	-------	--------

PITCHER															IP	WLS	BF	H	R	ER	SO	BB	IBB	HBP	BLK	WP	HR	S	P	ERA	WHIP	PITCHER															IP	WLS	BF	H	R	ER	SO	BB	IBB	HBP	BLK	WP	HR	S	P	ERA	WHIP																																			
Frank Castillo, R															(1, 1)	8.0		29	5	2	2	2	1	0	0	0	0	0	64	99	2.25	0.750	Paul Assenmacher, L															(9, 1)	0.1	L	4	2	1	1	0	1	0	0	0	0	0	10	19	27.00	9.000	Heathcliff Slocumb, R															(9, 1)	0.1		3	0	1	1	1	1	0	0	0	1	0	3	10	27.00	3.000

Batter															1	2	3	4	5	6	7	8	9	AB	R	H	RBI	BB	SO	LOB	Batter															1	2	3	4	5	6	7	8	9	AB	R	H	RBI	BB	SO	LOB																																																																																																																																																																																																																																																																																																																																																																																																																																																																	
Orlando Merced, S															(1, 3)									3	1	1	0	1	1	1	Jay Bell, R															(1, 6)										3	1	1	0	0	1	1	Andy Van Slyke, L															(1, 8)										4	1	1	1	0	0	2	Bobby Bonilla, S															(1, 5)										3	0	0	1	0	0	1	Barry Bonds, L															(1, 7)										3	1	0	0	1	0	0	Gary Varsho, L															(1, 9)										3	0	0	0	0	0	0	Lloyd McClendon, R															(9, PH)										1	0	1	1	0	0	0	Michael LaValliere, L															(1, 2)										3	0	2	0	0	0	0	Don Slaught, R															(9, PH)										0	0	0	0	1	0	0	Jose Lind, R															(1, 4)										4	0	0	0	0	1	5	Doug Drabek, R															(1, 1)										1	0	0	0	0	0	0	Curtis Wilkerson, S															(6, PH)										1	0	1	0	0	0	0	Bob Kipper, R															(7, 1)										1	0	0	0	0	0	0	Gary Redus, R															(8, PH)										1	0	0	0	0	0	0	Vicente Palacios, R															(9, 1)										0	0	0	0	0	0	0	Mitch Webster, S															(9, PH)										1	0	0	0	0	0	2



Batter	1	2	3	4	5	6	7	8	9	AB R H RBI BB SO LOB	TOP											
Gary Redus, R (1, 3) OBP: 0.293, SLG: 0.333	2-3 K	2-3 K		3-2 F8			2-1 G6-3	1-0 1B FC4-6 2B		5 1 1 0 0 2 4												
Jay Bell, R (1, 6) OBP: 0.320, SLG: 0.445	1-1 F9		0-0 G4-3		1-1 E 1B		0-1 HR	0-0 FC4-6 1B		5 1 3 2 0 0 0												
Andy Van Slyke, L (1, 8) OBP: 0.312, SLG: 0.342	2-3 K		1-2 1B 1B		0-0 F8		4-1 2B BB	2-2 FC4-6		4 1 1 1 1 1 2												
Bobby Bonilla, S (1, 5) Joe Redfield, R (8, 5) OBP: 0.376, SLG: 0.465 OBP: 0.400, SLG: 0.182		1-2 G6-3	1-2 P5		0-0 E6		1-1 1B 2B	2-3 K		5 0 1 1 0 1 3 0 0 0 0 0 0 0												
Barry Bonds, L (1, 7) Mitch Webster, S (9, PR) OBP: 0.379, SLG: 0.461 OBP: 0.239, SLG: 0.262		4-0 2B 1B BB	3-1 1B		2-3 K		4-0 1B IBB	3-2 FC5-4 1B		3 1 2 0 2 1 2 0 0 0 0 0 0 0												
Lloyd McClendon, R (1, 9) OBP: 0.346, SLG: 0.458		1-1 1B 2B		2-2 G5-3	0-1 G4-3		0-0 FC5 1B	3-2 F8		5 1 2 0 0 0 3												
Don Slaught, R (1, 2) OBP: 0.284, SLG: 0.314		0-1 1B 1B		2-0 SH1-4 BB 1B		0-0 F9	2-0 FC5	1-1 FC5-4		5 0 2 1 0 0 3												
Jose Lind, R (1, 4) OBP: 0.282, SLG: 0.335		0-0 1B		4-0 SH1-4 BB		1-3 K		1-3 K L9		4 0 1 1 1 2 1												
Zane Smith, L (1, 1) Stan Belinda, R (9, 1) OBP: 0.333, SLG: 0.367		0-3 K		0-1 SH1-4		3-2 G4-1		4-2 2B 1B BB		2 1 0 0 1 1 2 0 0 0 0 0 0 0												
<b>Inning Stats</b>	R: 0 E: 0 K: 2 S: 11	H: 0 LOB: 0 BB: 0 P: 16	R: 2 E: 0 K: 2 S: 15	H: 3 LOB: 2 BB: 1 P: 23	R: 0 E: 0 K: 0 S: 8	H: 2 LOB: 1 BB: 0 P: 15	R: 0 E: 0 K: 0 S: 10	H: 1 LOB: 2 BB: 1 P: 21	R: 0 E: 1 K: 1 S: 9	H: 1 LOB: 2 BB: 0 P: 12	R: 0 E: 0 K: 1 S: 8	H: 0 LOB: 0 BB: 0 P: 12	R: 2 E: 0 K: 0 S: 9	H: 3 LOB: 2 BB: 2 P: 22	R: 2 E: 0 K: 2 S: 19	H: 2 LOB: 1 BB: 1 P: 29	R: 0 E: 0 K: 0 S: 9	H: 1 LOB: 1 BB: 0 P: 16	1B: 9 2B: 3 3B: 0 HR: 1	SF: 0 SAC: 1 DP: 0 HBP: 0	WP: 0 PB: 0 SB: 1 CS: 0	PA: 44
<b>PITCHER</b>	IP WLS BF H R ER SO BB IBB HBP BLK WP HR S P ERA WHIP																					
Chris Haney, L (1, 1) ERA: 5.4	6.0 L 27 7 2 2 6 2 0 0 0 0 0 0 61 99 3.00 1.500																					
Bill Sampen, R (7, 1) ERA: 4.71	1.1 11 5 4 4 1 2 1 0 0 0 1 21 40 27.00 5.250																					
Scott Ruskin, L (8, 1) ERA: 2.27	0.2 2 0 0 0 1 0 0 0 0 0 0 7 11 0.00 0.000																					
Doug Platt, R (9, 1) ERA: 3.27	1.0 4 1 0 0 0 0 0 0 0 0 0 9 16 0.00 1.000																					

Pittsburgh Pirates @ Montreal Expos  
Olympic Stadium, Montreal, QB  
Fri Jun 28 1991, 7:05 PM EDT  
Att. 14,501 - Cloudy - 87 F

AB	38
R	6
H	13
RBI	6
BB	5
SO	8
LOB	20



livebaseballscorecards.com

**BOTTOM**

**Pittsburgh Pirates @ Montreal Expos**  
 Olympic Stadium, Montreal, QB  
 Fri Jun 28 1991, 7:05 PM EDT  
 Att. 14,501 - Cloudy - 87 F

[livebaseballscorecards.com](http://livebaseballscorecards.com)

<b>AB</b>	<b>30</b>
<b>R</b>	<b>1</b>
<b>H</b>	<b>5</b>
<b>RBI</b>	<b>0</b>
<b>BB</b>	<b>2</b>
<b>SO</b>	<b>4</b>
<b>LOB</b>	<b>9</b>



AB R H RBI BB SO LOB

3 1 1 0 1 1 0

3 0 1 0 1 0 1

4 0 2 0 0 0 3

4 0 0 0 0 0 3

4 0 0 0 0 2 1

3 0 0 0 0 1 0

3 0 0 0 0 0 0

3 0 1 0 0 0 0

1 0 0 0 0 0 0  
 1 0 0 0 0 0 0  
 0 0 0 0 0 0 0  
 0 0 0 0 0 0 0  
 1 0 0 0 0 0 1  
 0 0 0 0 0 0 0

1B: 4 SF: 0  
 2B: 1 SAC: 0  
 3B: 0 DP: 2  
 HR: 0 HBP: 0

WP: 0 PA: 32  
 PB: 0  
 SB: 1  
 CS: 1

PITCHER IP WLS BF H R ER SO BB IBB HBP BLK WP HR S P ERA WHIP

Zane Smith, L (1, 1) 8.0 WLS W BF 29 H 5 R 1 ER 0 SO 3 BB 2 IBB 0 HBP 0 BLK 0 WP 0 HR 0 S 70 P 103 ERA 0.00 WHIP 0.875

Stan Belinda, R (9, 1) 1.0 3 0 0 0 1 0 0 0 0 0 0 7 7 0.00 0.000

Batter	1	2	3	4	5	6	7	8	9
<b>Marquis Grissom, R</b> OBP: 0.336, SLG: 0.397 (1, 8) C X	0-1 G5-3 ①		4-2 B BB ②			2-3 K ②			0-1 G6-4-3 BB E 1B
<b>Delino DeShields, L</b> OBP: 0.379, SLG: 0.370 (1, 4) C B F S F X	2-2 S 1B		1-0 F7 ③			0-0 G4-3 ③			4-1 G6-4-3 BB 1-2
<b>Ivan Calderon, R</b> OBP: 0.368, SLG: 0.463 (1, 7) 1 B B B B B F X SAFE	3-2 F8 ②			1-0 G4-6-3 1B			2-1 CS 1B		0-2 G6-4-3 ① ② 1-2f 2-3
<b>Tim Wallach, R</b> OBP: 0.312, SLG: 0.355 (1, 5) C S X	0-2 G6-3 ③			0-0 G4-6-3 ① ② 1-2f			0-2 G6-3 ① ② 1-2		0-0 E5 ③
<b>Kenny Williams, R</b> OBP: 0.358, SLG: 0.553 (1, 9) B X		1-0 G6-3 ①		0-0 G6-3 ③			0-3 K ③		0-3 K ③ 3-H
<b>Mike Fitzgerald, R</b> OBP: 0.272, SLG: 0.257 (1, 3) B B C X		1-3 K ②			1-2 G5-3 ①			1-0 F9 ①	
<b>Gilberto Reyes, R</b> OBP: 0.309, SLG: 0.284 (1, 2) C B B X		2-2 G6-3 ③			2-2 G5-3 ②			2-2 G6-3 ②	
<b>Spike Owen, S</b> OBP: 0.303, SLG: 0.302 (1, 6) C X			0-1 G4-3 ①		0-2 F9 ③			0-0 2B	
<b>Chris Haney, L</b> (1, 1) <b>Bret Barberie, S</b> OBP: 0.385, SLG: 0.545 (6, PH) <b>Bill Sampson, R</b> OBP: 0.750, SLG: 0.750 (7, 1) <b>Scott Ruskin, R</b> (8, 1) <b>Junior Noboa, R</b> OBP: 0.283, SLG: 0.373 (8, PH) <b>Doug Platt, L</b> (9, 1)			1-1 G4-3 ②			2-1 G6-3 ①		1-1 G6-3 ③	

Inning Stats	R: 0	H: 1	E: 0	LOB: 1	K: 0	BB: 0	S: 12	P: 17
<b>Inning Stats</b>	R: 0	H: 1	E: 0	LOB: 0	K: 0	BB: 0	S: 11	P: 17
<b>Inning Stats</b>	R: 0	H: 0	E: 0	LOB: 0	K: 0	BB: 0	S: 9	P: 12
<b>Inning Stats</b>	R: 0	H: 1	E: 0	LOB: 0	K: 0	BB: 0	S: 9	P: 12
<b>Inning Stats</b>	R: 0	H: 1	E: 0	LOB: 0	K: 1	BB: 0	S: 7	P: 11
<b>Inning Stats</b>	R: 0	H: 1	E: 0	LOB: 0	K: 1	BB: 0	S: 9	P: 11
<b>Inning Stats</b>	R: 1	H: 1	E: 1	LOB: 1	K: 1	BB: 1	S: 10	P: 14

PITCHER	IP	WLS	BF	H	R	ER	SO	BB	IBB	HBP	BLK	WP	HR	S	P	ERA	WHIP
<b>Zane Smith, L</b> ERA: 2.79 (1, 1)	8.0	W	29	5	1	0	3	2	0	0	0	0	0	70	103	0.00	0.875
<b>Stan Belinda, R</b> ERA: 3.73 (9, 1)	1.0		3	0	0	0	1	0	0	0	0	0	0	7	7	0.00	0.000





**BOTTOM**

**Pittsburgh Pirates @ Montreal Expos**  
 Olympic Stadium, Montreal, QB  
 Sat Jun 29 1991, 7:05 PM EDT  
 Att. 16,961 - Cloudy - 72 F

livebaseballscorecards.com

<b>AB</b>	<b>32</b>
<b>R</b>	<b>1</b>
<b>H</b>	<b>8</b>
<b>RBI</b>	<b>1</b>
<b>BB</b>	<b>3</b>
<b>SO</b>	<b>4</b>
<b>LOB</b>	<b>11</b>



WP: 0	PA: 36
PB: 0	
SB: 1	
CS: 0	

AB	R	H	RBI	BB	SO	LOB
4	1	1	0	0	0	3
3	0	0	0	0	1	1
4	0	3	1	0	0	0
3	0	0	0	1	1	2
3	0	0	0	1	0	2
2	0	0	0	0	2	1
1	0	0	0	0	0	0
1	0	0	0	0	0	0
4	0	1	0	0	0	0
2	0	0	0	1	0	0
1	0	1	0	0	0	0
3	0	2	0	0	0	0
0	0	0	0	0	0	0
0	0	0	0	0	0	0
1	0	0	0	0	0	2

Batter	1	2	3	4	5	6	7	8	9
<b>Marquis Grissom, R</b> OBP: 0.335, SLG: 0.395 (1, 8) C C B B X	2-2 P6 ①		2-0 F9 ②			2-1 SH1-3 1B ①	1-0 G5-3 ③		
<b>Delino DeShields, L</b> OBP: 0.376, SLG: 0.366 (1, 4) B F B S S	3-3 K ②		2-2 FC6-4 ③			0-0 SH1-3 1-2 ①		1-2 G6-3 ①	
<b>Ivan Calderon, R</b> OBP: 0.373, SLG: 0.471 (1, 3) (8, 7) B L B S B X	3-2 2B ③			2-2 G1-3 ①		1-0 L6-4 BB 1B 2-H		0-2 L5-3 1B	
<b>Tim Wallach, R</b> OBP: 0.312, SLG: 0.352 (1, 5) C B F S F	1-3 K ③			2-2 F8 ②		4-0 1-2 BB		0-2 L5-3 ② ③ 1-2	
<b>Dave Martinez, L</b> OBP: 0.278, SLG: 0.355 (1, 7) (8, 9) B B X		2-0 G3 ①		4-0 BB		2-1 L6-4 ② ③ 2-3			0-1 G3-1 ①
<b>Kenny Williams, R</b> OBP: 0.345, SLG: 0.531 (1, 9) <b>Tom Foley, L</b> OBP: 0.308, SLG: 0.359 (7, PH) (8, 3) <b>Junior Noboa, R</b> OBP: 0.279, SLG: 0.367 (9, PH)		3-3 K2-3 ②		0-3 K ③			2-2 G4-3 ①		0-1 G6-3 ②
<b>Mike Fitzgerald, R</b> OBP: 0.271, SLG: 0.257 (1, 2) B B X		1-1 G6-3 ③			1-1 L1 ①		3-2 F8 ②		2-1 1B 1B
<b>Spike Owen, S</b> OBP: 0.303, SLG: 0.299 (1, 6) <b>Eric Bullock, L</b> OBP: 0.314, SLG: 0.311 (9, PH) B C B F X			2-2 G5-3 ①		0-2 L7 ②		4-1 E 1B BB		1-0 1-3 1B
<b>Brian Barnes, L</b> OBP: 0.263, SLG: 0.125 (1, 1) <b>Scott Ruskin, R</b> OBP: 0.303 (8, 1) <b>Barry Jones, R</b> (9, 1) <b>Ron Hassey, L</b> OBP: 0.356, SLG: 0.372 (9, PH) X			0-0 FC6-4 1B		1-2 F9 ③		0-0 E4 1-3 1B		0-1 G3 ③

Inning Stats	R: 0	H: 1	E: 0	K: 2	S: 12	H: 0	LOB: 1	BB: 0	P: 21	R: 0	H: 0	E: 0	K: 1	S: 6	H: 0	LOB: 0	BB: 0	P: 12	R: 0	H: 1	E: 0	K: 0	S: 9	R: 0	H: 0	E: 0	K: 1	S: 10	H: 0	LOB: 1	BB: 1	P: 18	R: 0	H: 0	E: 0	K: 0	S: 8	R: 1	H: 2	E: 0	K: 0	S: 7	H: 1	LOB: 2	BB: 1	P: 19	R: 0	H: 1	E: 1	K: 0	S: 9	R: 0	H: 1	E: 0	K: 0	S: 10	H: 1	LOB: 0	BB: 0	P: 11	R: 0	H: 2	E: 0	K: 0	S: 9	R: 0	H: 2	E: 0	K: 0	S: 9	1B: 7	2B: 3	3B: 0	HR: 0	SF: 0	SAC: 1	DP: 2	HBP: 0	WP: 0	PA: 36
--------------	------	------	------	------	-------	------	--------	-------	-------	------	------	------	------	------	------	--------	-------	-------	------	------	------	------	------	------	------	------	------	-------	------	--------	-------	-------	------	------	------	------	------	------	------	------	------	------	------	--------	-------	-------	------	------	------	------	------	------	------	------	------	-------	------	--------	-------	-------	------	------	------	------	------	------	------	------	------	------	-------	-------	-------	-------	-------	--------	-------	--------	-------	--------

PITCHER	IP	WLS	BF	H	R	ER	SO	BB	IBB	HBP	BLK	WP	HR	S	P	ERA	WHIP
<b>Randy Tomlin, L</b> ERA: 2.89 (1, 1)	6.0		23	4	1	1	4	2	0	0	0	0	0	52	91	1.50	1.000
<b>Vicente Palacios, R</b> ERA: 2.98 (7, 1)	1.0		5	1	0	0	0	1	0	0	0	0	0	9	19	0.00	2.000
<b>Neal Heaton, L</b> ERA: 3.03 (8, 1)	1.0	W	3	1	0	0	0	0	0	0	0	0	0	10	11	0.00	1.000
<b>Bob Patterson, L</b> ERA: 4.02 (9, 1)	0.2		3	1	0	0	0	0	0	0	0	0	0	6	8	0.00	1.500
<b>Bill Landrum, R</b> ERA: 2.04 (9, 1)	0.1	S	2	1	0	0	0	0	0	0	0	0	0	3	4	0.00	3.000

PITCHER	IP	WLS	BF	H	R	ER	SO	BB	IBB	HBP	BLK	WP	HR	S	P	ERA	WHIP
<b>Randy Tomlin, L</b> ERA: 2.89 (1, 1)	6.0		23	4	1	1	4	2	0	0	0	0	0	52	91	1.50	1.000
<b>Vicente Palacios, R</b> ERA: 2.98 (7, 1)	1.0		5	1	0	0	0	1	0	0	0	0	0	9	19	0.00	2.000
<b>Neal Heaton, L</b> ERA: 3.03 (8, 1)	1.0	W	3	1	0	0	0	0	0	0	0	0	0	10	11	0.00	1.000
<b>Bob Patterson, L</b> ERA: 4.02 (9, 1)	0.2		3	1	0	0	0	0	0	0	0	0	0	6	8	0.00	1.500
<b>Bill Landrum, R</b> ERA: 2.04 (9, 1)	0.1	S	2	1	0	0	0	0	0	0	0	0	0	3	4	0.00	3.000



Batter	1	2	3	4	5	6	7	8	9	AB R H RBI BB SO LOB	TOP	
Orlando Merced, S (1, 3) OBP: 0.366, SLG: 0.401	1-1 G3		3-2 G3		3-2 E9 2B 1B		3-2 P4	0-3 K		5 1 1 0 0 1 1		
Jay Bell, R (1, 6) OBP: 0.323, SLG: 0.439	2-3 K		1-1 F8		0-0 L9		0-0 F9 1B 1B		4-0 G4-6-3 BB	4 1 1 0 1 1 1		
Andy Van Slyke, L (1, 8) OBP: 0.320, SLG: 0.356	2-3 K		1-2 2B		2-0 2B		2-2 1B 1B		1-0 F9	5 0 3 1 0 1 1		
Bobby Bonilla, S (1, 5) OBP: 0.371, SLG: 0.458		2-1 L8	4-1 BB		2-3 K		2-2 F9		2-2 G4-6-3 1-2f	4 0 0 0 1 1 4		
Barry Bonds, L (1, 7) OBP: 0.386, SLG: 0.464		4-2 BB WP BB	0-0 G4-3		4-2 BB		1-1 1B			2 0 1 1 2 0 2		
Gary Varsho, L (1, 9) OBP: 0.333, SLG: 0.316		1-2 BB BB		0-0 F7		0-0 G4-3		1-2 3-H 1B		3 0 0 0 1 0 4		
Michael LaValliere, L (1, 2) OBP: 0.349, SLG: 0.359		4-0 1-2 2-3 BB		2-1 1B		2-3 K		1-3 K		3 0 1 0 1 2 0	AB 33 R 2 H 7 RBI 2 BB 7 SO 7 LOB 21	
Curtis Wilkerson, S (1, 4) OBP: 0.258, SLG: 0.267		0-3 K		0-1 L4		2-2 L4		0-1 G5-3		4 0 0 0 0 1 4 0 0 0 0 0 0 0		
Jose Lind, R (9, 4) OBP: 0.292, SLG: 0.332												
John Smiley, L (1, 1) OBP: 0.219, SLG: 0.167		0-2 G5-3		2-2 F8		1-0 G4-3		4-2 BB		3 0 0 0 1 0 4 0 0 0 0 0 0 0		
Stan Belinda, R (8, 1)												
<b>Inning Stats</b>	R: 0 H: 0 E: 0 LOB: 0 K: 2 BB: 0 S: 8 P: 13	R: 0 H: 0 E: 0 LOB: 3 K: 1 BB: 3 S: 13 P: 27	R: 0 H: 1 E: 0 LOB: 2 K: 1 BB: 1 S: 13 P: 22	R: 0 H: 1 E: 0 LOB: 1 K: 0 BB: 0 S: 10 P: 14	R: 1 H: 2 E: 1 LOB: 2 K: 1 BB: 1 S: 14 P: 25	R: 0 H: 0 E: 0 LOB: 0 K: 1 BB: 0 S: 7 P: 12	R: 1 H: 3 E: 0 LOB: 2 K: 0 BB: 0 S: 16 P: 25	R: 0 H: 0 E: 0 LOB: 1 K: 2 BB: 1 S: 10 P: 15	R: 0 H: 0 E: 0 LOB: 0 K: 0 BB: 1 S: 4 P: 11	1B: 5 SF: 0 2B: 2 SAC: 0 3B: 0 DP: 1 HR: 0 HBP: 0	WP: 1 PA: 40 PB: 0 SB: 0 CS: 0	
<b>PITCHER</b>	IP WLS BF H R ER SO BB IBB HBP BLK WP HR S P ERA WHIP											
Dennis Martinez, R (1, 1) ERA: 2.03	7.0 L 33 7 2 1 5 5 0 0 0 1 0 81 138 1.29 1.714											
Jeff Fassero, L (8, 1) ERA: 1.59	2.0 7 0 0 0 2 2 0 0 0 0 0 14 26 0.00 1.000											

Pittsburgh Pirates @ Montreal Expos  
Olympic Stadium, Montreal, QB  
Sun Jun 30 1991, 3:33 AM EDT  
Att. 22,920 - Sunny - 72 F

livebaseballscorecards.com



Batter	1	2	3	4	5	6	7	8	9	AB	R	H	RBI	BB	SO	LOB
Marquis Grissom, R OBP: 0.330, SLG: 0.389 (1, 8)	2-3 K		0-0 G5-3		1-3 K			3-2 P6		4	0	0	0	0	2	0
Delino DeShields, L OBP: 0.374, SLG: 0.364 (1, 4)	3-2 G5-3		2-3 K			1-1 G6-3 1B		2-3 K		4	1	1	0	0	2	0
Ivan Calderon, R OBP: 0.375, SLG: 0.471 (1, 3)	0-0 1B			2-2 G4-3		0-0 G6-3		3-1 S 1B		4	0	2	0	0	0	1
Tim Wallach, R OBP: 0.317, SLG: 0.355 (1, 5)	0-3 K			0-0 1B 1B		0-1 G4-3 2-H 1B		4-2 BB		3	0	2	1	1	1	1
Dave Martinez, L OBP: 0.278, SLG: 0.353 (1, 7)		0-3 K		2-1 FC6-4 1B		2-1 G4-3		0-2 P3		4	0	1	0	0	1	3
Kenny Williams, R OBP: 0.345, SLG: 0.519 Eric Bullock, L OBP: 0.308, SLG: 0.304 (1, 9)		2-1 S 1B		1-3 K		1-2 G3		2-2 G6-3		3	0	1	0	0	1	3
Mike Fitzgerald, R OBP: 0.258, SLG: 0.244 (1, 2)		1-0 SAFE F9		0-1 FC6-4 1-2f		2-1 F9		2-2 L6		4	0	0	0	0	0	3
Spike Owen, S OBP: 0.299, SLG: 0.294 Ron Hassey, L OBP: 0.352, SLG: 0.367 (1, 6)		1-3 SAFE SAFE K		2-3 K		0-2 F7		0-3 K		3	0	0	0	0	2	1
Dennis Martinez, R OBP: 0.122, SLG: 0.171 Junior Noboa, R OBP: 0.274, SLG: 0.361 Jeff Fassero, L (8, 1)			0-3 K		1-2 G6-3		1-0 G4-3			2	0	0	0	0	1	0

Inning Stats	R: 0	H: 1	E: 0	K: 2	S: 11	LOB: 1	BB: 0	P: 16	R: 0	H: 1	E: 0	K: 2	S: 11	LOB: 1	BB: 0	P: 14	R: 0	H: 0	E: 0	K: 2	S: 8	LOB: 0	BB: 0	P: 10	R: 0	H: 2	E: 0	K: 1	S: 11	LOB: 2	BB: 0	P: 16	R: 0	H: 0	E: 0	K: 2	S: 9	LOB: 0	BB: 0	P: 13	R: 1	H: 2	E: 0	K: 0	S: 12	LOB: 1	BB: 0	P: 16	R: 0	H: 0	E: 0	K: 0	S: 6	LOB: 0	BB: 0	P: 9	R: 0	H: 1	E: 0	K: 1	S: 13	LOB: 2	BB: 1	P: 25	R: 0	H: 0	E: 0	K: 1	S: 9	LOB: 0	BB: 0	P: 13	1B: 7	2B: 0	3B: 0	HR: 0	SF: 0	SAC: 0	DP: 0	HBP: 0	WP: 0	PB: 0	SB: 3	CS: 0	PA: 35
PITCHER	IP	WLS	BF	H	R	ER	SO	BB	IBB	HBP	BLK	WP	HR	S	P	ERA	WHIP																																																																				
John Smiley, L ERA: 3.24 (1, 1)	7.2	W	30	7	1	1	10	0	0	0	0	0	0	76	110	1.17	0.913																																																																				
Stan Belinda, R ERA: 3.58 (8, 1)	1.1	S	5	0	0	0	1	1	0	0	0	0	0	14	22	0.00	0.750																																																																				

BOTTOM

Pittsburgh Pirates @ Montreal Expos  
Olympic Stadium, Montreal, QB  
Sun Jun 30 1991, 3:33 AM EDT  
Att. 22,920 - Sunny - 72 F

livebaseballscores.com

AB	34
R	1
H	7
RBI	1
BB	1
SO	11
LOB	12





Batter	1	2	3	4	5	6	7	8	9	10	11	12	13	AB R H RBI BB SO LOB	TOP														
<b>Orlando Merced, S</b> OBP: 0.367, SLG: 0.407	1-1 1B 2B		1-1 F8		3-1 G4-3		2-1 SH1-4 1B		1-0 G6-3		1 SAFE 0-1 SH1-3			5 2 2 0 0 0 0															
<b>Jay Bell, R</b> OBP: 0.317, SLG: 0.431	2-1 P3		2-3 K		2-0 G4-3		1 SAFE 0-0 SH1-4		2-2 F9		S 0-1 G5-3			5 0 0 0 0 1 2															
<b>Andy Van Slyke, L</b> OBP: 0.327, SLG: 0.377	0-2 F8 1B 2-H		0-1 1B 1B		0-1 HR		2-2 2-H 1B		2-2 G3			1-0 G4-3		6 2 4 3 0 0 0															
<b>Bobby Bonilla, S</b> OBP: 0.367, SLG: 0.451	0-0 F8		0-0 1B		3-3 K		1-3 K					0-2 G3		6 0 1 0 0 3 2															
<b>Barry Bonds, L</b> OBP: 0.385, SLG: 0.459	2-2 S 1B 3-H		3-2 F7			4-1 S 1B BB	0-1 G1-3			1-1 F8		3-2 G4-3		5 1 1 1 1 0 3															
<b>Mitch Webster, S</b> OBP: 0.234, SLG: 0.271	1-3 K		0-3 K		2-3 K			2-1 P6		0-0 3B		0-0 B1-3		6 0 1 0 0 3 2															
<b>Michael LaValliere, L</b> OBP: 0.352, SLG: 0.369		0-1 G4-3		0-0 F9 2B		3-1 FC3-6 1B		2-2 G4-3		1-1 L5		1-2 E5 WP G6-3		4 0 2 1 0 0 0 1 0 0 0 0 0 1 1 0 0 0 0 0 0	AB 51 R 5 H 13 RBI 5 BB 1 SO 9 LOB 18														
<b>Lloyd McClendon, R</b> OBP: 0.337, SLG: 0.434		0-1 G4-3		3-0 F9 2B		0-0 FC3-6 1B		0-0 1B				1-0 G6-3		6 0 2 0 0 0 3															
<b>Don Slaught, R</b> OBP: 0.289, SLG: 0.305		0-1 G4-3		0-0 F9 2B		0-0 FC3-6 1B		0-0 1B				1-1 SH1-3 1B																	
<b>Jose Lind, R</b> OBP: 0.293, SLG: 0.332		0-1 F7		3-0 F9 2B		0-0 FC3-6 1B		0-0 1B				2-3 K																	
<b>Bob Walk, R</b> Neal Houston, L Vicente Padilla, R Eduardo Rodriguez, R Bill Landrum, R Gary Vastola, L Sean Rodriguez, R Curtis Wilkerson, S Stan Beltrich, R		0-3 K		0-0 G6-3		2-2 G5-3		1-1 P6				1-1 SH1-3 1B																	
<b>Inning Stats</b>	R: 2 E: 0 K: 1 S: 15	H: 3 LOB: 1 BB: 0 P: 21	R: 0 E: 0 K: 1 S: 7	H: 0 LOB: 0 BB: 0 P: 7	R: 0 E: 0 K: 1 S: 12	H: 2 LOB: 2 BB: 0 P: 18	R: 0 E: 0 K: 1 S: 6	H: 1 LOB: 1 BB: 0 P: 9	R: 1 E: 0 K: 1 S: 8	H: 1 LOB: 1 BB: 1 P: 16	R: 1 E: 0 K: 1 S: 11	H: 1 LOB: 1 BB: 1 P: 22	R: 0 E: 0 K: 0 S: 9	H: 1 LOB: 1 BB: 0 P: 14	R: 0 E: 0 K: 0 S: 8	H: 0 LOB: 0 BB: 0 P: 13	R: 0 E: 0 K: 1 S: 10	H: 1 LOB: 1 BB: 0 P: 15	R: 0 E: 0 K: 1 S: 10	H: 1 LOB: 1 BB: 0 P: 13	R: 0 E: 0 K: 0 S: 8	H: 0 LOB: 0 BB: 0 P: 12	R: 0 E: 1 K: 0 S: 9	H: 0 LOB: 1 BB: 0 P: 14	1B: 9 2B: 2 3B: 1 HR: 1	SF: 0 SAC: 2 DP: 0 HBP: 0	WP: 1 PB: 0 SB: 3 CS: 0	PA: 54	
<b>PITCHER</b>	IP WLS BF H R ER SO BB IBB HBP BLK WP HR S P ERA WHIP													<b>PITCHER</b>	IP WLS BF H R ER SO BB IBB HBP BLK WP HR S P ERA WHIP														
<b>Frank Castillo, R</b> ERA: 4.2	(1, 1) 7.0																												
<b>Heathcliff Slocumb, R</b> ERA: 2.2	(8, 1) 1.0	4	1	0	0	0	0	0	0	0	0	0	0	9	14	0.00	1.000												
<b>Paul Assenmacher, L</b> ERA: 3.62	(9, 1) 2.0	7	1	0	0	1	0	0	0	0	0	0	0	18	28	0.00	0.500												
<b>Bob Scanlan, R</b> ERA: 3.82	(11, 1) 3.0	W 11	1	0	0	1	0	0	0	0	0	0	0	27	39	0.00	0.333												

**Pittsburgh Pirates @ Chicago Cubs**  
Wrigley Field, Chicago, IL  
Mon Jul 01 1991, 7:05 PM CDT  
Att: 32,633 - Cloudy - 83 F

livebaseballscorecards.com









Batter	1	2	3	4	5	6	7	8	9	AB	R	H	RBI	BB	SO	LOB	TOP										
<b>Orlando Merced, S</b> OBP: 0.376, SLG: 0.425 (1, 3)	2-2 G6-3 1B	1-1 1-2 2-H 1B		3-1 1B 3B	2-3 K	2-3 K		4-2 BLK BB		5	1	3	1	1	2	2											
<b>Jay Bell, R</b> OBP: 0.314, SLG: 0.425 (1, 6)	1-2 G6-3 1-2f	1-1 F9		0-0 FC4-6 SF6 1B	1-3 K	1-3 K		1-3 K		6	1	1	1	0	3	6											
<b>Andy Van Slyke, L</b> OBP: 0.334, SLG: 0.388 (1, 8)	1-2 HR	1-3 K		4-1 FC4-6 1B BB	4-1 1B BB		4-2 1B SF9 BB	1-2 F9		3	3	1	1	3	1	3											
<b>Bobby Bonilla, S</b> OBP: 0.373, SLG: 0.464 (1, 5) (9, 9)	0-0 F9		1-2 SF8 3B	1-1 FC4-6 3B	0-1 1B 1B		0-0 HR 1B	1-1 1B	1-1 1B	6	3	4	0	0	0	2											
<b>Barry Bonds, L</b> OBP: 0.384, SLG: 0.468 (1, 7)		1-1 HR 3B	1-1 L4	1-0 SF6	0-1 1B		1-1 SF9	2-2 F7	2-2 F7	4	1	2	3	0	0	2											
<b>Gary Varsho, L</b> OBP: 0.344, SLG: 0.429 <b>Joe Redfield, R</b> OBP: 0.353, SLG: 0.154 (1, 9) (9, PH) (9, 5)		0-0 HR	0-0 SF8	0-2 1B 3B	0-0 G4-3		2-1 HR	3-3 K	3-3 K	4	3	3	6	0	0	2											
<b>Michael LaValliere, L</b> OBP: 0.368, SLG: 0.389 (1, 2)		0-0 1B 1B	1-0 1B HBP	1-1 E 1B 1B		1-0 E 2B	0-0 G6-3 1B	0-0 F7	0-0 F7	5	1	4	1	0	0	1											
<b>Jose Lind, R</b> OBP: 0.300, SLG: 0.338 (1, 4)		1-2 1B 1B	1-2 1B	3-2 E6 WP 1B		0-1 F9	2-1 G6-3			5	0	3	0	0	0	2											
<b>Doug Drabek, R</b> OBP: 0.179, SLG: 0.205 (1, 1)		1-0 F9	0-2 G1-3	0-2 L6		1-2 E7 1B		1-0 F8		5	0	1	0	0	0	6											
<b>Inning Stats</b>	R: 1 E: 0 K: 0 S: 15	H: 2 LOB: 0 BB: 0 P: 19	R: 3 E: 0 K: 1 S: 16	H: 5 LOB: 2 BB: 0 P: 22	R: 1 E: 0 K: 0 S: 15	H: 2 LOB: 2 BB: 0 P: 19	R: 4 E: 1 K: 0 S: 19	H: 5 LOB: 2 BB: 1 P: 32	R: 1 E: 0 K: 2 S: 12	H: 2 LOB: 2 BB: 1 P: 19	R: 0 E: 1 K: 2 S: 13	H: 2 LOB: 2 BB: 0 P: 18	R: 3 E: 0 K: 0 S: 11	H: 3 LOB: 0 BB: 1 P: 20	R: 0 E: 0 K: 1 S: 9	H: 0 LOB: 1 BB: 1 P: 16	R: 0 E: 0 K: 1 S: 10	H: 1 LOB: 1 BB: 0 P: 16	1B: 14 2B: 1 3B: 4 HR: 3	SF: 3 SAC: 0 DP: 2 HBP: 1	WP: 1 PB: 0 SB: 0 CS: 0	PA: 52					
<b>PITCHER</b>	IP	WLS	BF	H	R	ER	SO	BB	IBB	HBP	BLK	WP	HR	S	P	ERA	WHIP										
<b>Shawn Boskie, R</b> ERA: 5.31 (1, 1)	3.0	L	21	11	8	8	1	1	0	1	0	0	2	50	71	24.00	4.000										
<b>Heathcliff Slocumb, R</b> ERA: 3.05 (4, 1)	3.1		22	10	5	5	4	2	0	0	0	1	1	49	74	13.50	3.600										
<b>Chuck McElroy, L</b> ERA: 1.57 (7, 1)	0.2		1	0	0	0	0	0	0	0	0	0	0	2	4	0.00	0.000										
<b>Dave Smith, R</b> ERA: 4.21 (8, 1)	1.0		4	0	0	0	1	1	0	0	1	0	0	9	16	0.00	1.000										
<b>Doug Dascenzo, L</b> ERA: (9, 1)	1.0		4	1	0	0	1	0	0	0	0	0	0	10	16	0.00	1.000										

Pittsburgh Pirates @ Chicago Cubs

Wrigley Field, Chicago, IL

Tue Jul 02 1991, 3:33 AM CDT

Att. 34,332 - Sunny - 83 F

livebaseballscorecards.com

AB	44
R	13
H	22
RBI	13
BB	4
SO	7
LOB	27



BOTTOM

Pittsburgh Pirates @ Chicago Cubs  
Wrigley Field, Chicago, IL  
Tue Jul 02 1991, 3:33 AM CDT  
Att. 34,332 - Sunny - 83 F

livebaseballscores.com

AB	36
R	4
H	9
RBI	4
BB	1
SO	3
LOB	20



WP:	0	PA:	37
PB:	0		
SB:	2		
CS:	0		

AB R H RBI BB SO LOB

4	1	1	0	1	0	1
3	0	0	0	0	0	1
1	0	0	0	0	0	1
1	0	0	1	0	0	0
3	0	0	0	0	1	1
3	0	1	0	0	0	1
1	1	1	0	0	0	0
4	1	2	0	0	0	1
4	1	2	1	0	1	2
3	0	1	0	0	0	3
0	0	0	0	0	0	0
1	0	0	0	0	0	1
0	0	0	0	0	0	0
2	0	1	2	0	0	0

1B:	8	SF:	0
2B:	2	SAC:	0
3B:	0	DP:	1
HR:	0	HBP:	0

WP:	0	PA:	37
PB:	0		
SB:	2		
CS:	0		

ERA	4.00	WHIP	1.111
-----	------	------	-------

IP	9.0	WLS	W	BF	37	H	9	R	4	ER	4	SO	3	BB	1	IBB	0	HBP	0	BLK	0	WP	0	HR	0	S	75	P	115	ERA	4.00	WHIP	1.111
----	-----	-----	---	----	----	---	---	---	---	----	---	----	---	----	---	-----	---	-----	---	-----	---	----	---	----	---	---	----	---	-----	-----	------	------	-------

Batter	1	2	3	4	5	6	7	8	9
Doug Dascenzo, S OBP: 0.365, SLG: 0.367 (1, 8) BB (9, 1)	4-0 F9 23 FC S BB		3-2 G3-1			1-1 F8		0-0 1B	0-1 G6-3
Mark Grace, L OBP: 0.351, SLG: 0.388 Hector Villanueva, R OBP: 0.293, SLG: 0.455 (1, 3) BB (7, 3) X	2-2 F9 1-3		3-1 G4-3			3-2 F7		0-2 P5	
23 Ryne Sandberg, R OBP: 0.371, SLG: 0.495 Luis Salazar, R OBP: 0.319, SLG: 0.417 (1, 4) X (1, PR) (2, 5)	1-1 FC 3-H			1-1 G1-3		0-0 P4		1-3 K	
George Bell, R OBP: 0.333, SLG: 0.491 Ced Landrum, L OBP: 0.267, SLG: 0.241 (1, 7) SAFE BB (7, PR) SAFE (8, 7) X	2-1 P4 1-2		3-2 G6-3			0-1 1B 1B		0-1 1B 1B	
Dwight Smith, L OBP: 0.303, SLG: 0.417 (1, 9) X	0-0 G6-3		2-1 F8			2-2 FC4-6 1B		0-0 1B 2B 1B	
Chico Walker, S OBP: 0.342, SLG: 0.324 (1, 5) (2, 4)		0-1 L6-3 1B		2-3 K		0-1 F7		0-0 2B 1B	
Shawon Dunston, R OBP: 0.272, SLG: 0.385 Dave Smith, R Jerome Walton, R OBP: 0.286, SLG: 0.350 (1, 6) (8, 1) (9, 8)	0-2 P3 1B		1-0 L7			0-2 L7		3-3 K	
Rick Wilkins, L OBP: 0.328, SLG: 0.492 (1, 2) SAFE X	3-1 L6-3 1-2		1-0 L7			0-1 FC4-6 1-2f		1-0 F7	
Shawn Boskie, R OBP: 0.278, SLG: 0.364 Heathcliff Stocumb, R Chuck McElroy, L OBP: 0.333, SLG: 0.500 Jose Vizcaino, S OBP: 0.296, SLG: 0.292 (1, 1) (4, 1) (7, 1) (8, 6)			0-0 G5-3		0-1 G3		1-0 F7	0-0 2B	

R: 1	H: 0	R: 0	H: 1	R: 0	H: 0	R: 0	H: 1	R: 0	H: 2	R: 0	H: 1	R: 3	H: 4	1B: 8	SF: 0
E: 0	LOB: 1	E: 0	LOB: 0	E: 0	LOB: 0	E: 0	LOB: 1	E: 0	LOB: 2	E: 0	LOB: 1	E: 0	LOB: 1	2B: 2	SAC: 0
K: 0	BB: 1	K: 0	BB: 0	K: 0	BB: 0	K: 1	BB: 0	K: 0	BB: 0	K: 1	BB: 0	K: 1	BB: 0	3B: 0	DP: 1
S: 8	P: 17	S: 7	P: 10	S: 8	P: 14	S: 7	P: 11	S: 7	P: 14	S: 8	P: 10	S: 11	P: 15	HR: 0	HBP: 0

IP	WLS	BF	H	R	ER	SO	BB	IBB	HBP	BLK	WP	HR	S	P	ERA	WHIP
----	-----	----	---	---	----	----	----	-----	-----	-----	----	----	---	---	-----	------

IP	WLS	BF	H	R	ER	SO	BB	IBB	HBP	BLK	WP	HR	S	P	ERA	WHIP
----	-----	----	---	---	----	----	----	-----	-----	-----	----	----	---	---	-----	------

IP	WLS	BF	H	R	ER	SO	BB	IBB	HBP	BLK	WP	HR	S	P	ERA	WHIP
----	-----	----	---	---	----	----	----	-----	-----	-----	----	----	---	---	-----	------





Batter	1	2	3	4	5	6	7	8	9	AB	R	H	RBI	BB	SO	LOB
Jerome Walton, R (1, 8) Paul Assenmacher, L (8, 1) Laddie Renfro, S (8, 1) Doug Dascenzo, S (9, PH) OBP: 0.285, SLG: 0.348 OBP: 0.667, SLG: 0.500 OBP: 0.363, SLG: 0.364	2-3 K		2-3 K			0-0 E FC4-6 1B	3-2 L6		1-1 L7	4	1	1	0	0	2	0
Mark Grace, L (1, 3) OBP: 0.352, SLG: 0.396	0-0 G6-3 3B		2-2 L4			0-0 FC4-6 E 1-2 1B		0-2 E3 WP 1B HR		4	2	2	0	0	0	0
Shawon Dunston, R (1, 6) OBP: 0.272, SLG: 0.383	1-0 G6-3				1-3 K	0-0 E6 FC4-6 1-2 2-3		0-0 WP HR 1B		4	1	1	1	0	1	2
George Bell, R (1, 7) OBP: 0.329, SLG: 0.485	0-2 G6-3				1-1 P6	0-1 FC4-6 G6-4-3 1-2f 2-3 3-H		3-3 K		4	0	0	1	0	1	4
Andre Dawson, R (1, 9) OBP: 0.313, SLG: 0.479			1-0 P4		1-1 G4-3	0-1 G6-4-3 1-2f		0-1 HR		4	1	1	3	0	0	2
Luis Salazar, R (1, 5) OBP: 0.318, SLG: 0.412			1-1 F9			3-2 G6-3		0-1 G4-3		4	0	1	0	0	0	0
Hector Villanueva, R (1, 2) Damon Berryhill, S (8, PH) OBP: 0.294, SLG: 0.451 OBP: 0.230, SLG: 0.331			1-0 FC4-6 1B			1-2 G1-3		0-1 F8		3	1	1	0	0	0	1
Jose Vizcaino, S (1, 4) OBP: 0.293, SLG: 0.290			0-1 FC4-6 1-2f			1-0 1B		0-0 L1		4	0	1	0	0	0	2
Les Lancaster, R (1, 1) Chuck McElroy, L (6, 1) Chico Walker, S (7, PH) OBP: 0.286, SLG: 0.357 OBP: 0.333, SLG: 0.500 OBP: 0.344, SLG: 0.355			0-0 G5-3			2-3 K		0-0 HR		2	0	0	0	0	1	1

Inning Stats	R: 1	H: 1	E: 0	K: 1	S: 10	H: 1	LOB: 0	BB: 0	P: 13	R: 0	H: 1	E: 0	K: 0	S: 6	H: 1	LOB: 1	BB: 0	P: 9	R: 0	H: 0	E: 0	K: 1	S: 8	H: 0	LOB: 0	BB: 0	P: 12	R: 0	H: 1	E: 0	K: 1	S: 12	H: 2	LOB: 1	BB: 0	P: 19	R: 1	H: 2	E: 1	K: 0	S: 7	H: 2	LOB: 1	BB: 0	P: 7	R: 2	H: 2	E: 0	K: 0	S: 12	H: 2	LOB: 0	BB: 0	P: 16	R: 3	H: 2	E: 1	K: 1	S: 13	H: 2	LOB: 0	BB: 0	P: 16	R: 0	H: 0	E: 0	K: 1	S: 8	H: 0	LOB: 0	BB: 0	P: 12	1B: 6	2B: 0	3B: 1	HR: 2	SF: 0	SAC: 0	DP: 1	HBP: 0	WP: 1	PB: 0	SB: 0	CS: 0	PA: 37
--------------	------	------	------	------	-------	------	--------	-------	-------	------	------	------	------	------	------	--------	-------	------	------	------	------	------	------	------	--------	-------	-------	------	------	------	------	-------	------	--------	-------	-------	------	------	------	------	------	------	--------	-------	------	------	------	------	------	-------	------	--------	-------	-------	------	------	------	------	-------	------	--------	-------	-------	------	------	------	------	------	------	--------	-------	-------	-------	-------	-------	-------	-------	--------	-------	--------	-------	-------	-------	-------	--------

PITCHER	IP	WLS	BF	H	R	ER	SO	BB	IBB	HBP	BLK	WP	HR	S	P	ERA	WHIP
Zane Smith, L (1, 1) ERA: 2.94	7.0	W	28	7	4	4	4	0	0	0	0	0	1	62	86	5.14	1.000
Bob Patterson, L (8, 1) ERA: 4.26	0.0		2	1	2	2	0	0	0	0	0	0	0	4	4	∞	∞
Stan Belinda, R (8, 1) ERA: 3.82	2.0		7	1	1	0	2	0	0	0	0	1	1	17	24	0.00	0.500

BOTTOM

Pittsburgh Pirates @ Chicago Cubs  
Wrigley Field, Chicago, IL  
Wed Jul 03 1991, 3:33 AM CDT  
Att: 33,432 - Cloudy - 88 F

livebaseballscorecards.com

AB	37
R	7
H	9
RBI	7
BB	0
SO	6
LOB	12





Batter	1	2	3	4	5	6	7	8	9	10	11	AB R H RBI BB SO LOB	TOP														
<b>Orlando Merced, S</b> (1, 3) OBP: 0.380, SLG: 0.458	0-0 F7		1-1 1B E		1-3 K		0-1 1B	3-2 HR		4-1 BB		5 2 3 4 1 1 0	<b>Pittsburgh Pirates @ Chicago Cubs</b> Wrigley Field, Chicago, IL Thu Jul 04 1991, 3:33 AM CDT Att: 31,098 - Cloudy - 77 F														
<b>Jay Bell, R</b> (1, 6) OBP: 0.316, SLG: 0.421	3-1 P6		3-1 1B E		2-2 G5-3		0-3 K	4-1 BB		0-1 F9		5 0 1 0 1 1 2															
<b>Andy Van Slyke, L</b> (1, 8) OBP: 0.333, SLG: 0.394 <b>Bob Patterson, R</b> (8, 1)	3-3 K		0-0 E4 1B		1-1		2-0 G4-3	2-3 K2-3		2-1 L5		5 0 1 1 0 2 3 0 0 0 0 0 0 0 1 0 0 0 0 0 1 0 0 0 0 0 0 0															
<b>Michael LaValliere, L</b> (10, PH) <b>Bill Landrum, R</b> (10, 1)			1-2 3-H 1B		0-2 G4-3			0-1 F7		0-0 2B 2B		6 1 3 0 0 0 1															
<b>Bobby Bonilla, S</b> (1, 5) OBP: 0.373, SLG: 0.463		1-0 G6-3	1-2 G4-6-3 1B								0-0 G3-6-3 1B	5 2 3 2 1 0 4															
<b>Barry Bonds, L</b> (1, 7) OBP: 0.386, SLG: 0.479		2-0 HR	1-0 G4-6-3			3-2 1B		4-0 S 1B BB		1-1 SH5-4 2B		3 1 2 0 1 0 0 1 0 0 0 0 0 0															
<b>Gary Varsho, L</b> (1, 9) OBP: 0.369, SLG: 0.467 <b>Jose Gonzalez, R</b> (9, PH) (9, 8)		0-1 2B		0-2 G4-3		0-2 WP S 1B		4-0 1B S HR BB		0-0 SH5-4		5 0 0 0 0 3 5 5 1 2 1 0 0 3															
<b>Don Slaught, R</b> (1, 2) OBP: 0.277, SLG: 0.291		2-2 L9		0-0 G6-3		1-3 K		2-3 K		3-3 K																	
<b>Curtis Wilkerson, S</b> (1, 4) OBP: 0.262, SLG: 0.271		1-0 L9		0-1 1B		0-0 G3-1		2-1 HR BB 1B		3-2 F7																	
<b>Randy Tomlin, L</b> (1, 1) OBP: 0.136, SLG: 0.136 <b>Bob Kipper, R</b> (6, 1) <b>Gary Radus, R</b> (7, PH) <b>Neal Heaton, L</b> (7, 1) <b>Lloyd McClendon, R</b> (8, PH) (8, 9)			1-3 K		0-2 G1-3		2-0 G3	4-2 HR BB		1-3 K		2 0 0 0 0 1 1 0 0 0 0 0 0 0 1 0 0 0 0 0 0 0 0 0 0 0 0 0 1 1 0 0 1 1 0															
<b>Inning Stats</b>	R: 0 E: 0 K: 1 S: 6	H: 0 LOB: 0 BB: 0 P: 12	R: 1 E: 0 K: 0 S: 8	H: 2 LOB: 1 BB: 0 P: 14	R: 1 E: 1 K: 1 S: 13	H: 3 LOB: 2 BB: 0 P: 19	R: 0 E: 0 K: 0 S: 10	H: 1 LOB: 1 BB: 0 P: 10	R: 0 E: 0 K: 1 S: 12	H: 1 LOB: 1 BB: 0 P: 16	R: 0 E: 0 K: 1 S: 11	H: 2 LOB: 1 BB: 0 P: 15		R: 0 E: 0 K: 1 S: 7	H: 1 LOB: 1 BB: 0 P: 11	R: 5 E: 0 K: 2 S: 17	H: 2 LOB: 1 BB: 4 P: 42	R: 1 E: 0 K: 1 S: 10	H: 2 LOB: 1 BB: 0 P: 17	R: 0 E: 0 K: 1 S: 8	H: 0 LOB: 1 BB: 1 P: 15	R: 0 E: 0 K: 0 S: 4	H: 1 LOB: 0 BB: 0 P: 7	1B: 10 2B: 3 3B: 0 HR: 2	SF: 0 SAC: 1 DP: 2 HBP: 0	WP: 1 PB: 0 SB: 3 CS: 0	PA: 51
<b>PITCHER</b>	IP	WLS	BF	H	R	ER	SO	BB	IBB	HBP	BLK	WP	HR	S	P	ERA	WHIP										
<b>Greg Maddux, R</b> (1, 1) ERA: 3.68	7.2		35	11	5	5	6	2	0	0	0	1	1	74	116	5.87	1.696										
<b>Dave Smith, R</b> (8, 1) ERA: 4.91	0.0		3	1	2	2	0	2	0	0	0	0	1	6	17	∞	∞										
<b>Paul Assenmacher, L</b> (8, 1) ERA: 3.83	1.1		6	2	1	1	2	0	0	0	0	0	0	14	23	6.75	1.500										
<b>Laddie Renfro, R</b> (10, 1) ERA: 9.0	0.2		3	0	0	0	1	1	0	0	0	0	0	6	11	0.00	1.500										
<b>Chuck McElroy, L</b> (10, 1) ERA: 1.48	1.1	W	4	1	0	0	0	0	0	0	0	0	0	6	11	0.00	0.750										

AB	45
R	8
H	15
RBI	8
BB	5
SO	9
LOB	20



Batter	1	2	3	4	5	6	7	8	9	10	11	AB	R	H	RBI	BB	SO	LOB
Jerome Walton, R OBP: 0.281, SLG: 0.342	1-2 G3	0-0 B5-3			0-1 HR 1B	1-3 K	2-2 FC6-4			2-1 G6-3		6	1	1	0	0	1	4
Mark Grace, L OBP: 0.355, SLG: 0.416	2-1 G3-1	3-2 F8			1-0 HR	4-1 BB			1-3 K		0-2 HR	5	2	2	3	1	1	0
Shawon Dunston, R OBP: 0.267, SLG: 0.376	1-0 E5 HR		2-1 F7		1-0 G3	1-3 K			1-1 P4			5	1	0	0	0	1	2
Andre Dawson, R OBP: 0.318, SLG: 0.491	1-2 HR		4-1 2B BB		0-2 G4-3		0-1 HR 1B		1-3 K			4	2	2	2	1	1	0
George Bell, R OBP: 0.334, SLG: 0.502 Doug Dasenczo, S OBP: 0.367, SLG: 0.369	1-0 2B 1B		0-2 2B		0-0 G4-3		0-0 HR		0-1 CS 1B			4	1	3	2	0	0	0
Luis Salazar, R OBP: 0.314, SLG: 0.411 Chuck McElroy, L OBP: 0.333, SLG: 0.500	0-1 2B		0-2 G4-3			0-2 G1-3	1-1 P4		0-0 F8			5	0	1	0	0	0	2
Hector Villanueva, R OBP: 0.305, SLG: 0.452 Rick Wilkins, L OBP: 0.333, SLG: 0.492	4-0 IBB		2-2 G6-3		0-2 SH 1B	0-2 SH 1B	2-0 1B		3-3 K			2	0	1	0	1	0	0
Jose Vizcaino, S OBP: 0.300, SLG: 0.297	1-0 G4-3		2-0 G6-3		0-1 SH 1B	1-2 SH 1B	1-1 FC6-4 1B		1-2 G1-3			5	1	2	0	0	0	3
Greg Maddux, R OBP: 0.273, SLG: 0.372 Dave Smith, R OBP: 0.667, SLG: 0.500 Laddie Renfro, S OBP: 0.341, SLG: 0.351		1-0 G1-3		0-0 G4-3		2-2 SH	0-0 P5		1-3 K			3	0	0	0	0	0	2

Inning Stats	R: 2	H: 3	E: 1	K: 0	S: 15	R: 0	H: 0	E: 0	K: 0	S: 7	R: 0	H: 1	E: 0	K: 0	S: 9	R: 0	H: 0	E: 0	K: 0	S: 5	R: 2	H: 2	E: 0	K: 0	S: 8	R: 2	H: 2	E: 1	K: 2	S: 20	R: 2	H: 4	E: 0	K: 2	S: 12	R: 0	H: 0	E: 0	K: 2	S: 8	R: 0	H: 1	E: 0	K: 1	S: 8	R: 0	H: 0	E: 0	K: 1	S: 10	R: 1	H: 1	E: 0	K: 0	S: 3	1B: 8	2B: 2	3B: 0	HR: 4	SF: 0	SAC: 1	DP: 0	HBP: 0	WP: 0	PA: 47
--------------	------	------	------	------	-------	------	------	------	------	------	------	------	------	------	------	------	------	------	------	------	------	------	------	------	------	------	------	------	------	-------	------	------	------	------	-------	------	------	------	------	------	------	------	------	------	------	------	------	------	------	-------	------	------	------	------	------	-------	-------	-------	-------	-------	--------	-------	--------	-------	--------

PITCHER	IP	WLS	BF	H	R	ER	SO	BB	IBB	HBP	BLK	WP	HR	S	P	ERA	WHIP
Randy Tomlin, L ERA: 2.91	(1, 1)	5.2	29	8	6	2	1	2	1	0	0	0	2	60	93	3.18	1.765
Bob Kipper, L ERA: 6.28	(6, 1)	0.1	1	0	0	0	1	0	0	0	0	0	0	4	5	0.00	0.000
Neal Heaton, L ERA: 3.58	(7, 1)	1.0	7	4	2	2	0	0	0	0	0	0	1	12	18	18.00	4.000
Bob Patterson, L ERA: 4.01	(8, 1)	2.0	6	1	0	0	3	0	0	0	0	0	0	16	21	0.00	0.500
Bill Landrum, R ERA: 2.35	(10, 1)	1.0	L 4	1	1	1	1	0	0	0	0	0	1	13	17	9.00	1.000

BOTTOM

Pittsburgh Pirates @ Chicago Cubs  
 Wrigley Field, Chicago, IL  
 Thu Jul 04 1991, 3:33 AM CDT  
 Att: 31,098 - Cloudy - 77 F

livebaseballscores.com

AB	43
R	9
H	14
RBI	7
BB	3
SO	6
LOB	14





Batter	1	2	3	4	5	6	7	8	9	AB R H RBI BB SO LOB	TOP		
<b>Marquis Grissom, R</b> (1, 8) <small>OBP: 0.324, SLG: 0.377</small>	1-1 		2-1 		2-2 		1-2 		4-0 	4 2 3 0 1 0 0			
<b>Spike Owen, S</b> (1, 6) <b>Dave Martinez, L</b> (7, PH) <b>Tom Foley, L</b> (7, 6) <small>OBP: 0.286, SLG: 0.368</small>	0-0 		1-0 		1-2 		0-1 		0-0 	3 0 2 2 0 0 1			
<b>Ivan Calderon, R</b> (1, 7) <small>OBP: 0.378, SLG: 0.466</small>	0-0 		1-0 		0-1 		4-0 		4-0 	3 0 1 1 2 0 2			
<b>Tim Wallach, R</b> (1, 5) <small>OBP: 0.314, SLG: 0.355</small>	2-3 		4-0 		3-2 		3-2 		2-1 	4 0 0 0 1 1 7			
<b>Andres Galarraga, R</b> (1, 3) <small>OBP: 0.291, SLG: 0.358</small>		1-3 	2-3 			0-1 	1-1 			4 0 0 0 0 2 5			
<b>Kenny Williams, R</b> (1, 9) <small>OBP: 0.333, SLG: 0.491</small>		0-3 		1-1 		1-2 		0-2 		4 0 1 0 0 1 0			
<b>Mike Fitzgerald, R</b> (1, 2) <small>OBP: 0.235, SLG: 0.211</small>		2-1 		0-1 		1-3 		3-2 		4 0 0 0 0 1 1			
<b>Bret Barberie, S</b> (1, 4) <small>OBP: 0.350, SLG: 0.471</small>			0-1 	4-2 			0-0 	2-2 		3 0 1 0 1 0 0			
<b>Dennis Martinez, R</b> (1, 1) <small>OBP: 0.156, SLG: 0.182</small>			2-1 	0-0 			4-2 	1-1 		3 2 1 0 1 0 2			
<b>Inning Stats</b>	R: 0 H: 1 E: 0 LOB: 1 K: 1 BB: 0 S: 8 P: 11	R: 0 H: 0 E: 0 LOB: 0 K: 2 BB: 0 S: 8 P: 11	R: 2 H: 3 E: 0 LOB: 2 K: 1 BB: 1 S: 12 P: 24	R: 0 H: 0 E: 0 LOB: 1 K: 0 BB: 1 S: 9 P: 14	R: 1 H: 2 E: 0 LOB: 0 K: 0 BB: 0 S: 14 P: 20	R: 0 H: 0 E: 0 LOB: 0 K: 1 BB: 0 S: 9 P: 11	R: 1 H: 2 E: 0 LOB: 3 K: 0 BB: 2 S: 14 P: 27	R: 0 H: 2 E: 0 LOB: 1 K: 0 BB: 0 S: 13 P: 18	R: 0 H: 0 E: 0 LOB: 1 K: 0 BB: 2 S: 3 P: 13	1B: 5 SF: 0 2B: 5 SAC: 1 3B: 0 DP: 0 HR: 0 HBP: 0	WP: 0 PA: 40 PB: 0 SB: 1 CS: 4		
<b>PITCHER</b>	IP WLS BF H R ER SO BB IBB HBP BLK WP HR S P ERA WHIP											<b>PITCHER</b>	IP WLS BF H R ER SO BB IBB HBP BLK WP HR S P ERA WHIP
<b>John Smiley, L</b> (1, 1) <small>ERA: 3.4</small>	6.1 L 27 6 4 4 5 3 0 0 0 0 0 0 63 98 5.68 1.421												
<b>Vicente Palacios, R</b> (7, 1) <small>ERA: 3.02</small>	1.2 9 4 0 0 0 0 0 1 0 0 0 0 24 38 0.00 2.400												
<b>Stan Belinda, R</b> (9, 1) <small>ERA: 3.72</small>	1.0 4 0 0 0 0 0 1 1 0 0 0 0 3 13 0.00 1.000												

**Montreal Expos @ Pittsburgh Pirates**  
 Three Rivers Stadium, Pittsburgh, PA

Fri Jul 05 1991, 7:05 PM EDT  
 Att. 37,807 - Sunny - 85 F

[livebaseballscorecards.com](http://livebaseballscorecards.com)

AB	33
R	4
H	10
RBI	4
BB	6
SO	5
LOB	18



Batter	1	2	3	4	5	6	7	8	9	AB R H RBI BB SO LOB
Orlando Merced, S OBP: 0.376, SLG: 0.451 (1, 3)	3-2 1B 1B		2-1 G2-3		2-1 F7	2-3 K			2-0 F8	5 1 1 0 0 1 1
Jay Bell, R OBP: 0.318, SLG: 0.426 (1, 6)	0-0 G4-6-3 1B 1B		2-3 K		1-2 G3 1B 2B			1-0 F7		4 1 2 0 0 1 0
Andy Van Slyke, L OBP: 0.336, SLG: 0.396 (1, 8)	1-1 G4-6-3 1B		0-0 G6-3		2-2 G3			1-0 G4-6-3 1B		4 0 2 1 0 0 1
Bobby Bonilla, S OBP: 0.371, SLG: 0.460 (1, 5)	0-1 G4-6-3 1-2f 2-3			1-0 P5	1-1 1B			2-1 G4-6-3 1-2f		4 0 1 1 0 0 3
Barry Bonds, L OBP: 0.381, SLG: 0.472 (1, 7)	0-1 F9			0-1 G3	2-1 F8			2-1 F7		4 0 0 0 0 0 2
Gary Varsho, L OBP: 0.364, SLG: 0.457 Stan Belinda, R (9, 1)		3-2 G3-1		2-2 PB 1B 1B		0-1 L6		1-2 F9		4 0 1 0 0 0 0 0 0 0 0 0 0 0
Michael LaValliere, L OBP: 0.366, SLG: 0.386 (1, 2)		0-0 G5-3		1-2 PB 1B		0-1 G5-3 1B 1B		2-2 G6-3		4 1 2 0 0 0 0
Jose Lind, R OBP: 0.303, SLG: 0.336 (1, 4)		2-2 1B		4-0 1B 1-2 2-3 IBB		3-2 G5-3			1-1 G1-6-3	3 0 1 0 1 0 1
John Smiley, L OBP: 0.229, SLG: 0.182 Vicente Palacios, R OBP: 0.071, SLG: 0.071 Jose Gonzalez, R Lloyd McClendon, R OBP: 0.345, SLG: 0.468 (9, PH)		3-2 F7		0-0 F7		3-1 1B 2-H		1-0 L7		3 0 1 1 0 0 4 0 0 0 0 0 0 0 0 0 0 0 0 0 0 1 0 0 0 0 0 0

Inning Stats	R: 1	H: 3	E: 0	K: 0	S: 10	H: 3	LOB: 1	BB: 0	P: 14	R: 0	H: 1	E: 0	K: 0	S: 17	H: 1	LOB: 1	BB: 0	P: 25	R: 0	H: 0	E: 0	K: 1	S: 6	H: 0	LOB: 0	BB: 0	P: 10	R: 0	H: 2	E: 0	K: 0	S: 11	H: 2	LOB: 3	BB: 1	P: 19	R: 1	H: 2	E: 0	K: 0	S: 12	H: 2	LOB: 1	BB: 0	P: 20	R: 1	H: 2	E: 0	K: 1	S: 13	H: 2	LOB: 1	BB: 0	P: 21	R: 0	H: 1	E: 0	K: 0	S: 4	H: 1	LOB: 0	BB: 0	P: 8	R: 0	H: 0	E: 0	K: 0	S: 9	H: 0	LOB: 0	BB: 0	P: 14	R: 0	H: 0	E: 0	K: 0	S: 4	H: 0	LOB: 0	BB: 0	P: 8	R: 0	H: 0	E: 0	K: 0	S: 4	H: 0	LOB: 0	BB: 0	P: 8	1B: 10	SF: 0	2B: 1	SAC: 0	3B: 0	DP: 2	HR: 0	HBP: 0	WP: 0	PA: 37
--------------	------	------	------	------	-------	------	--------	-------	-------	------	------	------	------	-------	------	--------	-------	-------	------	------	------	------	------	------	--------	-------	-------	------	------	------	------	-------	------	--------	-------	-------	------	------	------	------	-------	------	--------	-------	-------	------	------	------	------	-------	------	--------	-------	-------	------	------	------	------	------	------	--------	-------	------	------	------	------	------	------	------	--------	-------	-------	------	------	------	------	------	------	--------	-------	------	------	------	------	------	------	------	--------	-------	------	--------	-------	-------	--------	-------	-------	-------	--------	-------	--------

PITCHER	IP	WLS	BF	H	R	ER	SO	BB	IBB	HBP	BLK	WP	HR	S	P	ERA	WHIP
Dennis Martinez, R ERA: 2.1 (1, 1)	9.0	W	37	11	3	3	2	0	1	0	0	0	0	86	139	3.00	1.222

**BOTTOM**

**Montreal Expos @ Pittsburgh Pirates**  
 Three Rivers Stadium, Pittsburgh, PA  
 Fri Jul 05 1991, 7:05 PM EDT  
 Att: 37,807 - Sunny - 85 F

AB	36
R	3
H	11
RBI	3
BB	1
SO	2
LOB	12



livebaseballscorecards.com



Batter	1	2	3	4	5	6	7	8	9	AB R H RBI BB SO LOB	TOP	
<b>Marquis Grissom, R</b> (1, 8) OBP: 0.323, SLG: 0.373	0-2 			4-1 	3-3 			1-1 		3 1 0 0 1 1 1	<b>Montreal Expos @ Pittsburgh Pirates</b> Three Rivers Stadium, Pittsburgh, PA Sat Jul 06 1991, 7:05 PM EDT Att. 34,182 - Cloudy - 77 F	
<b>Delino DeShields, L</b> (1, 4) OBP: 0.369, SLG: 0.354	4-2 		1 SAFE 1 SAFE 	1-1 			3-2 		2 1 0 0 1 0 1			
<b>Ivan Calderon, R</b> (1, 7) OBP: 0.376, SLG: 0.465	3-2 		1-0 		0-0 		2-2 		3 0 1 1 0 0 1			
<b>Tim Wallach, R</b> (1, 5) OBP: 0.310, SLG: 0.351		3-2 		0-0 		0-1 		1-1 		3 0 0 1 0 0 1		
<b>Dave Martinez, L</b> (1, 9) OBP: 0.290, SLG: 0.371		0-2 		0-2 		1-1 		1-0 		4 0 2 0 0 0 0		
<b>Andres Galarraga, R</b> (1, 3) OBP: 0.290, SLG: 0.355		1-3 		0-1 		1-0 		3-3 		4 0 1 0 0 2 1		
<b>Gilberto Reyes, R</b> (1, 2) OBP: 0.299, SLG: 0.275			1-2 	0-3 		0-0 				3 0 0 0 0 1 2		
<b>Spike Owen, S</b> (1, 6) OBP: 0.309, SLG: 0.329			3-2 		2-1 		2-2 			3 0 1 0 0 0 0		
<b>Mark Gardner, R</b> (1, 1) OBP: 0.045, SLG: 0.045 <b>Jeff Fassero, L</b> (9, 1) <b>Tim Burke, R</b> (9, 1)			1-3 		3-2 		0-0 			3 0 0 0 0 1 1		
										0 0 0 0 0 0 0		
										0 0 0 0 0 0 0		
<b>Inning Stats</b>	R: 0 H: 0 E: 0 LOB: 0 K: 0 BB: 1 S: 11 P: 18	R: 0 H: 0 E: 0 LOB: 0 K: 1 BB: 0 S: 10 P: 14	R: 0 H: 0 E: 0 LOB: 0 K: 1 BB: 0 S: 9 P: 14	R: 2 H: 2 E: 1 LOB: 2 K: 1 BB: 1 S: 12 P: 17	R: 0 H: 0 E: 1 LOB: 1 K: 1 BB: 0 S: 11 P: 20	R: 0 H: 1 E: 0 LOB: 0 K: 0 BB: 0 S: 5 P: 6	R: 0 H: 1 E: 0 LOB: 1 K: 0 BB: 0 S: 6 P: 9	R: 0 H: 0 E: 0 LOB: 0 K: 0 BB: 0 S: 10 P: 16	R: 0 H: 1 E: 0 LOB: 0 K: 1 BB: 0 S: 7 P: 11	1B: 5 SF: 2 2B: 0 SAC: 1 3B: 0 DP: 1 HR: 0 HBP: 0	WP: 0 PA: 33 PB: 0 SB: 1 CS: 1	
<b>PITCHER</b>	<b>Bob Walk, R</b> (1, 1) ERA: 3.02 <b>Bill Landrum, R</b> (9, 1) ERA: 2.29	IP WLS BF H R ER SO BB IBB HBP BLK WP HR S P ERA WHIP 8.0 L 30 4 2 0 4 2 0 0 0 0 0 0 74 114 0.00 0.750	IP WLS BF H R ER SO BB IBB HBP BLK WP HR S P ERA WHIP 1.0 3 1 0 0 1 0 0 0 0 0 0 0 7 11 0.00 1.000		<b>PITCHER</b>	IP WLS BF H R ER SO BB IBB HBP BLK WP HR S P ERA WHIP						

livebaseballscorecards.com

<b>AB</b>	28
<b>R</b>	2
<b>H</b>	5
<b>RBI</b>	2
<b>BB</b>	2
<b>SO</b>	5
<b>LOB</b>	8



BOTTOM

Montreal Expos @ Pittsburgh Pirates  
Three Rivers Stadium, Pittsburgh, PA

Sat Jul 06 1991, 7:05 PM EDT  
Att. 34,182 - Cloudy - 77 F

livebaseballscorecards.com

AB	27
R	1
H	2
RBI	1
BB	6
SO	5
LOB	14



WP:	0	PA:	34
PB:	0		
SB:	0		
CS:	2		

AB	3	R	0	H	0	RBI	0	BB	1	SO	0	LOB	0
	0	0	0	0	0	0	0	0	0	0	0	0	0

AB	3	R	0	H	0	RBI	0	BB	1	SO	0	LOB	0
	0	0	0	0	0	0	0	0	0	0	0	0	0

AB	3	R	0	H	0	RBI	0	BB	1	SO	1	LOB	2
	0	0	0	0	0	0	0	0	0	0	0	0	0

AB	3	R	0	H	0	RBI	0	BB	1	SO	1	LOB	2
	0	0	0	0	0	0	0	0	0	0	0	0	0

AB	2	R	0	H	1	RBI	0	BB	2	SO	0	LOB	1
	0	0	0	0	0	0	0	0	0	0	0	0	0

AB	3	R	1	H	0	RBI	0	BB	0	SO	0	LOB	3
	1	0	0	0	0	0	0	0	0	0	0	0	3

AB	3	R	0	H	0	RBI	0	BB	0	SO	0	LOB	2
	0	0	0	0	0	0	0	0	0	0	0	0	2

AB	3	R	0	H	1	RBI	1	BB	0	SO	0	LOB	0
	0	0	0	0	0	0	0	0	0	0	0	0	0

AB	2	R	0	H	0	RBI	0	BB	0	SO	1	LOB	1
	1	0	0	0	0	0	0	0	0	0	0	0	1
	0	0	0	0	0	0	0	0	0	0	0	0	0

1B:	1	SF:	0
2B:	1	SAC:	0
3B:	0	DP:	0
HR:	0	HBP:	0

WP	0	PA	34
PB	0		
SB	0		
CS	2		

ERA	1.12	WHIP	0.875
ERA	0.00	WHIP	0.000
ERA	0.00	WHIP	0.000

Batter	1	2	3	4	5	6	7	8	9
Orlando Merced, S (1, 3) OBP: 0.374, SLG: 0.443 Gary Redus, R (9, PR) OBP: 0.300, SLG: 0.339	2-2 P5		3-1 F7			2-2 F8			4-0 G1-3 BB
Jay Bell, R (1, 6) OBP: 0.318, SLG: 0.421	1-1 F9			0-0 F9		1-0 F9			4-1 G1-3 BB
Andy Van Slyke, L (1, 8) OBP: 0.334, SLG: 0.391	4-2 CS BB			0-2 P7		2-1 P4			1-3 K
Bobby Bonilla, S (1, 5) OBP: 0.370, SLG: 0.455	1-0 CS	4-2 BB		3-2 G4-3			2-3 K		1-1 G1-3
Barry Bonds, L (1, 7) OBP: 0.386, SLG: 0.472					0-2 FC4-6 1B		4-1 CS BB		4-0 FC5-4 IBB
Gary Varsho, L (1, 9) OBP: 0.355, SLG: 0.443 Lloyd McClendon, R (9, PH) OBP: 0.341, SLG: 0.463					2-0 FC4-6 2B		1-0 F8		1-0 FC5-4
Michael LaValliere, L (1, 2) OBP: 0.361, SLG: 0.379					0-3 K				0-0 G4-3
Jose Lind, R (1, 4) OBP: 0.303, SLG: 0.341					2-0 FC4-6 2B				1-1 F8
Bob Walk, R (1, 1) OBP: 0.174, SLG: 0.273 Curtis Wilkerson, S (8, PH) OBP: 0.260, SLG: 0.268 Bill Landrum, R (9, 1)					0-1 F9				1-3 K

Inning Stats	R: 0 H: 0 E: 0 K: 10 S: 10	R: 0 H: 0 E: 0 K: 9 S: 9	R: 0 H: 0 E: 0 K: 1 S: 7	R: 0 H: 0 E: 0 K: 0 S: 8	R: 1 H: 2 E: 0 K: 1 S: 10	R: 0 H: 0 E: 0 K: 7 S: 7	R: 0 H: 0 E: 0 K: 1 S: 7	R: 0 H: 0 E: 0 K: 6 S: 6	R: 0 H: 0 E: 0 K: 7 S: 7
--------------	----------------------------	--------------------------	--------------------------	--------------------------	---------------------------	--------------------------	--------------------------	--------------------------	--------------------------

PITCHER	IP	WLS	BF	H	R	ER	SO	BB	IBB	HBP	BLK	WP	HR	S	P	ERA	WHIP
Mark Gardner, R (1, 1) ERA: 3.46	8.0	W	29	2	1	1	4	5	0	0	0	0	0	64	113	1.12	0.875
Jeff Fassero, L (9, 1) ERA: 1.47	0.2	S	3	0	0	0	1	0	1	0	0	0	0	5	11	0.00	0.000
Tim Burke, R (9, 1) ERA: 3.97	0.1	S	1	0	0	0	0	0	0	0	0	0	0	1	2	0.00	0.000



Batter	1	2	3	4	5	6	7	8	9	AB R H RBI BB SO LOB	TOP
<b>Marquis Grissom, R</b> (1, 8) <small>OBP: 0.318, SLG: 0.368</small>										4 0 0 0 0 3 2	<b>Montreal Expos @ Pittsburgh Pirates</b> <b>Three Rivers Stadium, Pittsburgh, PA</b> Sun Jul 07 1991, 3:33 AM EDT Att. 41,995 - Cloudy - 90 F
<b>Delino DeShields, L</b> (1, 4) <small>OBP: 0.371, SLG: 0.354</small>										3 0 1 0 1 1 1	
<b>Ivan Calderon, R</b> (1, 7) <small>OBP: 0.372, SLG: 0.458</small>										4 0 0 0 0 1 2	
<b>Tim Wallach, R</b> (1, 5) <small>OBP: 0.307, SLG: 0.347</small>										4 0 0 0 0 3 1	
<b>Dave Martinez, L</b> (1, 9) <small>OBP: 0.290, SLG: 0.368</small>										4 0 1 0 0 2 0	
<b>Andres Galarraga, R</b> (1, 3) <small>OBP: 0.295, SLG: 0.355</small>										3 0 1 0 1 1 1	
<b>Ron Hassey, L</b> (1, 2) <small>OBP: 0.357, SLG: 0.407</small>										4 1 2 1 0 0 2	
<b>Spike Owen, S</b> (1, 6) <small>OBP: 0.309, SLG: 0.329</small>										3 0 1 0 0 0 2	
<b>Oil Can Boyd, R</b> (1, 1) <small>OBP: 0.152, SLG: 0.067</small> <b>Bret Barberie, S</b> (7, PH) <small>OBP: 0.333, SLG: 0.444</small> <b>Steve Frey, R</b> (7, 1) <b>Doug Piatt, L</b> (8, 1) <b>Scott Ruskin, R</b> (8, 1)										1 0 0 0 1 1 1 1 0 0 0 0 1 1 0 0 0 0 0 0 0 0 0 0 0 0 0 0 0 0 0 0 0 0 0	
<b>Inning Stats</b>	R: 0 H: 0 E: 0 LOB: 1 K: 2 BB: 1 S: 10 P: 17	R: 0 H: 2 E: 0 LOB: 1 K: 0 BB: 0 S: 9 P: 15	R: 0 H: 1 E: 0 LOB: 1 K: 1 BB: 1 S: 10 P: 17	R: 0 H: 0 E: 0 LOB: 0 K: 2 BB: 0 S: 8 P: 11	R: 1 H: 2 E: 0 LOB: 1 K: 2 BB: 0 S: 12 P: 14	R: 0 H: 0 E: 0 LOB: 0 K: 2 BB: 0 S: 9 P: 11	R: 0 H: 0 E: 0 LOB: 1 K: 1 BB: 1 S: 6 P: 17	R: 0 H: 0 E: 0 LOB: 0 K: 2 BB: 0 S: 9 P: 10	R: 0 H: 1 E: 0 LOB: 1 K: 1 BB: 0 S: 12 P: 21	1B: 5 SF: 0 2B: 0 SAC: 0 3B: 0 DP: 1 HR: 1 HBP: 0	
<b>PITCHER</b> <b>Doug Drabek, R</b> (1, 1) <small>ERA: 2.94</small> <b>Stan Belinda, R</b> (8, 1) <small>ERA: 3.52</small>	IP WLS BF H R ER SO BB IBB HBP BLK WP HR S P ERA WHIP 7.0 W 27 5 1 1 10 3 0 0 0 0 1 64 102 1.29 1.143 2.0 S 7 1 0 0 3 0 0 0 0 0 0 0 21 31 0.00 0.500	<b>PITCHER</b> IP WLS BF H R ER SO BB IBB HBP BLK WP HR S P ERA WHIP									


livebaseballscorecards.com

<b>AB</b>	<b>31</b>
<b>R</b>	<b>1</b>
<b>H</b>	<b>6</b>
<b>RBI</b>	<b>1</b>
<b>BB</b>	<b>3</b>
<b>SO</b>	<b>13</b>
<b>LOB</b>	<b>13</b>







Batter	1	2	3	4	5	6	7	8	9	AB R H RBI BB SO LOB	TOP																
Gary Redus, R (1, 3) OBP: 0.306, SLG: 0.347 Stan Belinda, R (8, 1)	1-0 1B 2B	0-3 K		4-0 BB			0-0 P2	0-0 SH5-4		3 1 1 0 1 1 1 0 0 0 0 0 0 0																	
Jay Bell, R (1, 6) OBP: 0.320, SLG: 0.415	0-0 1B 2-H 1B	1-2 FC6-4		2-1 G4-3			4-0 1B SF8 BB	4-0 1B HR IBB		3 2 1 1 2 0 2																	
Andy Van Slyke, L (1, 8) OBP: 0.333, SLG: 0.392	3-1 P4		4-0 1B G3 BB			1-3 K	1-0 1B BB	3-2 SF7		3 2 1 1 1 1 1																	
Bobby Bonilla, S (1, 5) OBP: 0.369, SLG: 0.453	0-0 1B		0-0 G3			1-0 F7	2-0 SF8	0-0 HR 1B		4 1 2 2 0 0 1																	
Barry Bonds, L (1, 7) OBP: 0.394, SLG: 0.490	0-0 P4		3-2 1B S 2-H			0-0 2B	4-2 PB 1B BB	3-2 HR		4 1 3 4 1 0 2																	
Lloyd McClendon, R (1, 9) OBP: 0.337, SLG: 0.452 Jose Gonzalez, R (7, 9) OBP: 0.091, SLG: 0.032	2-3 K		1-3 K			2-0 G6-3	1-0 PB 1B	2-2 G6-3		4 0 1 1 0 2 4 1 0 0 0 0 0 0																	
Don Slaught, R (1, 2) OBP: 0.282, SLG: 0.304		3-2 PB 1B 2B	2-0 G5-3			3-1 G6-3	2-1 F8		1-1 G3-6-1 1B	5 1 2 0 0 0 3	AB 37 R 10 H 14 RBI 10 BB 5 SO 5 LOB 16																
Jose Lind, R (1, 4) OBP: 0.308, SLG: 0.346		3-2 FC6-4 1B 2-H		2-1 G6-3		0-0 G6-3		1-0 SH5-4 SF7 1B	0-0 G3-6-1	5 1 2 1 0 0 1																	
Zane Smith, L (1, 1) OBP: 0.289, SLG: 0.314 Joe Redfield, R (6, PH) OBP: 0.333, SLG: 0.143 Vicente Palacios, R (6, 1) OBP: 0.071, SLG: 0.071 Orlando Merced, S (8, PH) OBP: 0.376, SLG: 0.448		0-3 K		1-2 G4-3		0-0 G6-3		2-1 SH5-4 1B	1-2 G3	2 0 0 0 0 1 1 1 0 0 0 0 0 0 0 0 0 0 0 0 0 2 1 1 0 0 0 0																	
Inning Stats	R: 1 E: 0 K: 1 S: 10	H: 3 LOB: 2 BB: 0 P: 16	R: 1 E: 0 K: 2 S: 16	H: 2 LOB: 1 BB: 0 P: 23	R: 1 E: 0 K: 1 S: 10	H: 1 LOB: 1 BB: 1 P: 20	R: 0 E: 0 K: 0 S: 7	H: 0 LOB: 1 BB: 1 P: 16	R: 0 E: 0 K: 1 S: 7	H: 1 LOB: 1 BB: 0 P: 11	R: 0 E: 0 K: 0 S: 4	H: 0 LOB: 0 BB: 0 P: 7	R: 2 E: 0 K: 0 S: 8	H: 2 LOB: 2 BB: 2 P: 22	R: 5 E: 0 K: 0 S: 16	H: 4 LOB: 0 BB: 1 P: 31	R: 0 E: 0 K: 0 S: 7	H: 1 LOB: 0 BB: 0 P: 9	1B: 10 2B: 3 3B: 0 HR: 1	SF: 2 SAC: 1 DP: 1 HBP: 0	WP: 0 PB: 2 SB: 1 CS: 0	PA: 45					
PITCHER	IP WLS BF H R ER SO BB IBB HBP BLK WP HR S P ERA WHIP																										
Chris Hammond, L (1, 1) ERA: 4.06	6.1		30	8	5	4	5	3	0	0	0	0	0	56	100	5.68	1.737										
Randy Myers, L (7, 1) ERA: 3.24	1.2	L	12	5	5	5	0	1	1	0	0	0	1	22	46	27.00	3.600										
Tim Layana, R (9, 1) ERA: 6.3	1.0		3	1	0	0	0	0	0	0	0	0	0	7	9	0.00	1.000										

Pittsburgh Pirates @ Cincinnati Reds  
Riverfront Stadium, Cincinnati, OH

Thu Jul 11 1991, 7:05 PM EDT  
Att. 35,159 - Cloudy - 80 F

livebaseballscorecards.com

Batter	1	2	3	4	5	6	7	8	9	AB	R	H	RBI	BB	SO	LOB
Bill Doran, S OBP: 0.400, SLG: 0.420 (1, 3) C B F F F F C (7, 4)	3-3 K ①		0-0 G4-3 ① 1-2 3-H		2-0 F8 ②		0-1 HR 1B		2-2 F9 ② B C F B X	5	1	1	1	0	1	1
Barry Larkin, R OBP: 0.390, SLG: 0.553 (1, 6) B X	1-0 F9 ②		2-3 K ② C B C B C		0-2 1B 2B		2-3 K ② B B C C B X		1-1 G6-3 ③ F B X	5	1	1	0	0	2	2
Eric Davis, R OBP: 0.387, SLG: 0.445 (1, 8) B B X C	3-1 2B ③		1-1 G6-3 ③ C B X		4-1 1B BB		0-1 HR 1-H			3	1	2	2	1	0	1
Chris Sabo, R OBP: 0.347, SLG: 0.463 (1, 5) C C B X	1-2 G4-3 ③			0-2 2B SF7 1B		0-0 1B 1-2 2-H		0-1 F8 ③ S X		4	1	2	1	0	0	1
Glenn Braggs, R OBP: 0.338, SLG: 0.458 (1, 9) X		0-0 G4-3 ①		3-2 G6-3 2B 1-3 B B 1 SAFE F C 1 SAFE F X		1-2 P3 ③		1-0 G6-3 ① B X		4	0	1	0	0	0	2
Mariano Duncan, R OBP: 0.251, SLG: 0.318 Randy Myers, L OBP: 0.400, SLG: 0.400 Herm Winningham, L (8, PH) OBP: 0.263, SLG: 0.312 Tim Layana, R (9, 1) C B C X	1-3 K ②		1-2 SF7 ① 3-H X		1-3 K ① B B S X		0-0 F8 ② X		0-0 F8 ② X	2	0	0	1	0	2	0
Joe Oliver, R OBP: 0.273, SLG: 0.363 (1, 2) C B X	1-1 G5-3 ③		0-0 G6-3 ② 2-3 X		0-2 F8 ② S X		0-0 F7 ③ X		4	0	0	0	0	0	0	1
Billy Hatcher, R OBP: 0.310, SLG: 0.384 (1, 7) C X			0-1 1B G4-3 2B ③ C B F C B B S X		1-3 K ③ S B B S X		2-3 K ③ S B B S X		2-3 K ① B C B F F S X	4	1	1	0	0	3	1
Chris Hammond, L OBP: 0.387, SLG: 0.414 Hal Morris, L OBP: 0.350, SLG: 0.476 (7, 3) S B L X			1-2 G4-3 1B 2-3 S B L X		2-1 P5 ① B C B X		0-0 G3 ① X		1-0 HR ① B X	2	0	1	0	0	0	0
										2	1	1	1	0	0	0

Inning Stats	R: 0	H: 1	E: 0	K: 1	S: 11	LOB: 1	BB: 0	P: 19	R: 0	H: 0	E: 0	K: 1	S: 6	LOB: 0	BB: 0	P: 8	R: 1	H: 2	E: 0	K: 1	S: 11	LOB: 1	BB: 0	P: 15	R: 1	H: 2	E: 0	K: 0	S: 14	LOB: 2	BB: 1	P: 21	R: 0	H: 0	E: 0	K: 2	S: 9	LOB: 0	BB: 0	P: 12	R: 2	H: 2	E: 0	K: 1	S: 10	LOB: 0	BB: 0	P: 12	R: 0	H: 0	E: 0	K: 0	S: 3	LOB: 0	BB: 0	P: 4	R: 1	H: 1	E: 0	K: 1	S: 12	LOB: 0	BB: 0	P: 18	1B: 4	SF: 1	2B: 4	SAC: 0	3B: 0	DP: 0	HR: 2	HBP: 0	WP: 0	PA: 38
--------------	------	------	------	------	-------	--------	-------	-------	------	------	------	------	------	--------	-------	------	------	------	------	------	-------	--------	-------	-------	------	------	------	------	-------	--------	-------	-------	------	------	------	------	------	--------	-------	-------	------	------	------	------	-------	--------	-------	-------	------	------	------	------	------	--------	-------	------	------	------	------	------	-------	--------	-------	-------	-------	-------	-------	--------	-------	-------	-------	--------	-------	--------

PITCHER	IP	WLS	BF	H	R	ER	SO	BB	IBB	HBP	BLK	WP	HR	S	P	ERA	WHIP
Zane Smith, L ERA: 3.04 (1, 1)	5.0		23	7	3	3	4	1	0	0	0	0	0	54	82	5.40	1.600
Vicente Palacios, R ERA: 3.2 (6, 1)	2.0	W	8	2	2	2	3	0	0	0	0	0	1	19	24	9.00	1.000
Stan Belinda, R ERA: 3.57 (8, 1)	2.0		7	1	1	1	1	0	0	0	0	0	1	15	22	4.50	0.500


**BOTTOM**

**Pittsburgh Pirates @ Cincinnati Reds**  
Riverfront Stadium, Cincinnati, OH

Thu Jul 11 1991, 7:05 PM EDT  
Att: 35,159 - Cloudy - 80 F

livebaseballscorecards.com

AB	36
R	6
H	10
RBI	6
BB	1
SO	8
LOB	9





Batter	1	2	3	4	5	6	7	8	9	AB R H RBI BB SO LOB	TOP	
<b>Orlando Merced, S</b> (1, 3) OBP: 0.372, SLG: 0.439	1-3 		4-2 1B 1B 1-2 2-3 BB		3-2 F8		3-2 F9		2-2 F8	4 0 0 0 1 1 1		
<b>Jay Bell, R</b> (1, 6) OBP: 0.327, SLG: 0.419	0-0 		2-0 1B 1-2 2-3 3-H 1B		1-1 2B 1-2 HR 1B		4-1 1B BB		1-2 F7	4 2 3 1 1 0 0		
<b>Andy Van Slyke, L</b> (1, 8) OBP: 0.334, SLG: 0.396	0-0 L3 1-2		2-1 G4-6-3 1B 1-2 2-3 3-H		0-1 HR 2B 1-3 2-H		0-0 F9		1-2 F9	5 1 2 2 0 0 2		
<b>Bobby Bonilla, S</b> (1, 5) OBP: 0.367, SLG: 0.450		1-0 P4	1-0 G4-6-3		1-0 P6		1-0 1B 1-2			4 0 1 0 0 0 5		
<b>Barry Bonds, L</b> (1, 7) OBP: 0.396, SLG: 0.502		2-0 G4-3		2-2 P3		0-0 HR		1-0 1B 1-3 2-H		4 1 2 4 0 0 0		
<b>Gary Varsho, L</b> (1, 9) <b>Jose Gonzalez, R</b> (8, PH) OBP: 0.088, SLG: 0.031 (8, 9)		0-0 G3		2-2 G4-3		1-3 K		3-2 G5-3		3 0 0 0 0 1 0 1 0 0 0 0 0 0		
<b>Michael LaValliere, L</b> (1, 2) OBP: 0.371, SLG: 0.389			4-1 2B FC4-2-5 BB		0-1 1B		0-0 G3		2-0 G6-3 2B	3 0 2 0 1 0 0		
<b>Jose Lind, R</b> (1, 4) OBP: 0.307, SLG: 0.349			1-0 BB 1B 1-3		0-3 K		1-0 G5-3		3-2 G6-3	4 1 1 0 0 1 2		
<b>Doug Drabek, R</b> (1, 1) OBP: 0.196, SLG: 0.217 <b>Bob Patterson, R</b> (9, 1) <b>Bill Landrum, R</b> (9, 1)			1-1 FC4-2-5 1B BB 1B 3-H				0-0 1B 2B 1B		0-3 K	4 2 1 0 0 1 3 0 0 0 0 0 0 0 0 0 0 0 0 0 0		
<b>Inning Stats</b>	R: 0 E: 0 K: 1 S: 5 H: 1 LOB: 0 BB: 0 P: 6	R: 0 E: 0 K: 0 S: 3 H: 0 LOB: 0 BB: 0 P: 6	R: 2 E: 0 K: 0 S: 11 H: 3 LOB: 2 BB: 2 P: 26	R: 0 E: 0 K: 1 S: 11 H: 1 LOB: 1 BB: 0 P: 15	R: 4 E: 0 K: 1 S: 13 H: 4 LOB: 0 BB: 0 P: 19	R: 0 E: 0 K: 0 S: 3 H: 0 LOB: 0 BB: 0 P: 4	R: 1 E: 0 K: 0 S: 9 H: 2 LOB: 2 BB: 1 P: 18	R: 0 E: 0 K: 1 S: 10 H: 1 LOB: 1 BB: 0 P: 18	R: 0 E: 0 K: 0 S: 10 H: 0 LOB: 0 BB: 0 P: 14	1B: 8 2B: 4 3B: 0 HR: 1 SF: 0 SAC: 0 DP: 2 HBP: 0	WP: 0 PB: 0 SB: 0 CS: 0 PA: 39	
<b>PITCHER</b>	IP WLS BF H R ER SO BB IBB HBP BLK WP HR S P ERA WHIP											
<b>Jack Armstrong, R</b> (1, 1) ERA: 5.06	5.0 L 24 9 6 6 3 2 0 0 0 0 0 1 43 72 10.80 2.200											
<b>Don Carman, L</b> (6, 1) ERA: 4.84	3.0 12 3 1 1 1 1 0 0 0 0 0 0 22 40 3.00 1.333											
<b>Keith Brown, R</b> (9, 1) ERA: 2.53	1.0 3 0 0 0 0 0 0 0 0 0 0 0 10 14 0.00 0.000											

**Pittsburgh Pirates @ Cincinnati Reds**  
Riverfront Stadium, Cincinnati, OH

Fri Jul 12 1991, 7:05 PM EDT  
Att. 42,181 - Cloudy - 84 F

[livebaseballscorecards.com](http://livebaseballscorecards.com)

<b>AB</b>	36
<b>R</b>	7
<b>H</b>	12
<b>RBI</b>	7
<b>BB</b>	3
<b>SO</b>	4
<b>LOB</b>	13



Batter	1	2	3	4	5	6	7	8	9	AB	R	H	RBI	BB	SO	LOB
Bill Doran, S (1, 4) OBP: 0.392, SLG: 0.410	2-3 K			3-1 F9	2-1 P5			2-0 G3		4	0	0	0	0	1	1
Barry Larkin, R (1, 6) OBP: 0.388, SLG: 0.561	3-2 G5-3			1-0 HR		0-0 G4-3		0-1 G5-3		4	1	1	1	0	0	0
Eric Davis, R (1, 8) OBP: 0.389, SLG: 0.443	2-3 K			4-2 BB BB		2-3 K			0-1 2B 1B	3	0	1	0	1	2	0
Paul O'Neill, L (1, 9) OBP: 0.357, SLG: 0.517		0-0 G3-1		2-3 K		1-1 HR			1-1 2B	4	1	2	1	0	1	1
Hal Morris, L (1, 3) Carmelo Martinez, R (9, PH) OBP: 0.349, SLG: 0.472 OBP: 0.343, SLG: 0.341		2-1 G4-3		4-0 FC6-4 BB		0-0 F7			2-2 P6	2	0	0	0	1	0	0
Chris Sabo, R (1, 5) OBP: 0.346, SLG: 0.460		1-1 P2		1-1 FC6-4					2-2 F8	4	0	1	0	0	0	4
Joe Oliver, R (1, 2) OBP: 0.279, SLG: 0.367			3-3 K		0-0 G1-3 1B				1-2 G5-3	4	0	2	0	0	1	2
Billy Hatcher, R (1, 7) OBP: 0.307, SLG: 0.379			1-0 P6		1-3 K				0-0 G5-4-3	3	0	0	0	0	1	3
Jack Armstrong, R (1, 1) Chris Jones, R (5, PH) Don Carman, L (6, 1) Herm Winningham, L (8, PH) Keith Brown, S (9, 1) OBP: 0.111, SLG: 0.077 OBP: 0.630, SLG: 0.680			2-3 K		1-1 G1-3				2-2 G6-3	1	0	0	0	0	1	0

Inning Stats	R: 0	H: 0	E: 0	K: 2	S: 11	LOB: 0	BB: 0	P: 18	R: 0	H: 0	E: 0	K: 0	S: 5	LOB: 0	BB: 0	P: 8	R: 0	H: 0	E: 0	K: 2	S: 8	LOB: 0	BB: 0	P: 14	R: 1	H: 1	E: 0	K: 1	S: 11	LOB: 2	BB: 2	P: 26	R: 0	H: 1	E: 0	K: 1	S: 8	LOB: 1	BB: 0	P: 12	R: 1	H: 1	E: 0	K: 1	S: 8	LOB: 0	BB: 0	P: 11	R: 0	H: 2	E: 1	K: 0	S: 7	LOB: 1	BB: 0	P: 9	R: 0	H: 0	E: 0	K: 0	S: 7	LOB: 0	BB: 0	P: 11	R: 0	H: 2	E: 0	K: 0	S: 13	LOB: 2	BB: 0	P: 19	1B: 4	SF: 0	2B: 1	SAC: 0	3B: 0	DP: 1	HR: 2	HBP: 0	WP: 0	PA: 34
--------------	------	------	------	------	-------	--------	-------	-------	------	------	------	------	------	--------	-------	------	------	------	------	------	------	--------	-------	-------	------	------	------	------	-------	--------	-------	-------	------	------	------	------	------	--------	-------	-------	------	------	------	------	------	--------	-------	-------	------	------	------	------	------	--------	-------	------	------	------	------	------	------	--------	-------	-------	------	------	------	------	-------	--------	-------	-------	-------	-------	-------	--------	-------	-------	-------	--------	-------	--------

PITCHER	IP	WLS	BF	H	R	ER	SO	BB	IBB	HBP	BLK	WP	HR	S	P	ERA	WHIP
Doug Drabek, R (1, 1) ERA: 2.9	8.0		31	7	2	2	7	2	0	0	0	0	2	69	114	2.25	1.125
Bob Patterson, L (9, 1) ERA: 3.97	0.1		1	0	0	0	0	0	0	0	0	0	0	3	5	0.00	0.000
Bill Landrum, R (9, 1) ERA: 2.25	0.2		2	0	0	0	0	0	0	0	0	0	0	6	9	0.00	0.000

BOTTOM

Pittsburgh Pirates @ Cincinnati Reds  
Riverfront Stadium, Cincinnati, OH  
Fri Jul 12 1991, 7:05 PM EDT  
Att: 42,181 - Cloudy - 84 F

livebaseballscorecards.com

AB	32
R	2
H	7
RBI	2
BB	2
SO	7
LOB	14





Batter	1	2	3	4	5	6	7	8	9	AB R H RBI BB SO LOB	TOP
<b>Gary Redus, R</b> (1, 3) OBP: 0.309, SLG: 0.344	2-3 K		1-1 P3		0-1 2B 1B		1-2 E6 1B SF8		4-2 1B PB 1-2 BB	4 3 1 0 1 1 0	<b>Pittsburgh Pirates @ Cincinnati Reds</b> Riverfront Stadium, Cincinnati, OH Sat Jul 13 1991, 7:05 PM EDT Att. 48,857 - Cloudy - 82 F
<b>Jay Bell, R</b> (1, 6) OBP: 0.331, SLG: 0.425	2-2 G5-3		1-2 G6-3		1-1 2B 1-H		0-0 1B	0-0 S PB 1-3 1B	5 0 3 1 0 0 0		
<b>Andy Van Slyke, L</b> (1, 8) OBP: 0.335, SLG: 0.393	4-0 HR BB		1-2 G4-3		4-1 BB BB		2-0 SF8	3-3 K 1-3 3-H	2 1 0 1 2 1 1		
<b>Bobby Bonilla, S</b> (1, 9) OBP: 0.368, SLG: 0.458 (8, 5)	1-2 HR			0-0 G5-3	4-2 BB		0-0 F7	1-1 F8	4 1 1 2 1 0 2		
<b>Barry Bonds, L</b> (1, 7) OBP: 0.394, SLG: 0.496	1-0 P7			4-1 S S BB	0-0 P6		2-1 F7		3 0 0 0 1 0 4		
<b>Don Slaught, R</b> (1, 2) OBP: 0.289, SLG: 0.305		0-0 FC4-6 1B		2-0 P4		2-2 FC1-6 HBP		0-0 G6-3	3 0 1 0 0 0 1		
<b>Joe Redfield, R</b> (1, 5) <b>Bob Kipper, R</b> (9, 1)		3-2 P4		1-2 G4-3		1-1 FC1-6 FC1-6 1-2f		2-1 P3	4 0 0 0 0 0 3 0 0 0 0 0 0 0		
<b>Jose Lind, R</b> (1, 4) OBP: 0.302, SLG: 0.343		1-1 FC4-6 1-2f		0-1 L7	2-2 FC1-6 1-2f		0-1 P6		4 0 0 0 0 0 2		
<b>John Smiley, L</b> (1, 1) <b>Bill Landrum, R</b> (8, 1) <b>Gary Varsho, L</b> (8, 9) OBP: 0.350, SLG: 0.452		3-2 P6		2-2 L7	0-0 P5		3-1 CS 1B		3 0 0 0 0 0 2 0 0 0 0 0 0 0 1 0 1 0 0 0 0		
<b>Inning Stats</b>	R: 2 H: 1 E: 0 LOB: 0 K: 1 BB: 1 S: 10 P: 20	R: 0 H: 1 E: 0 LOB: 1 K: 0 BB: 0 S: 9 P: 16	R: 0 H: 0 E: 0 LOB: 0 K: 0 BB: 1 S: 9 P: 12	R: 0 H: 0 E: 0 LOB: 1 K: 0 BB: 1 S: 6 P: 13	R: 1 H: 2 E: 0 LOB: 3 K: 0 BB: 2 S: 13 P: 24	R: 0 H: 0 E: 0 LOB: 1 K: 0 BB: 0 S: 9 P: 13	R: 1 H: 1 E: 1 LOB: 1 K: 0 BB: 0 S: 9 P: 14	R: 0 H: 0 E: 0 LOB: 0 K: 0 BB: 0 S: 5 P: 7	R: 1 H: 2 E: 0 LOB: 1 K: 1 BB: 1 S: 10 P: 21	1B: 5 SF: 1 2B: 1 SAC: 0 3B: 0 DP: 0 HR: 1 HBP: 1	
<b>PITCHER</b>	IP WLS BF H R ER SO BB IBB HBP BLK WP HR S P ERA WHIP										
<b>Tom Browning, L</b> (1, 1) ERA: 3.95	8.0 L 35 5 4 3 1 4 0 1 0 0 1 70 119 3.38 1.125										
<b>Rob Dibble, R</b> (9, 1) ERA: 1.26	1.0 5 2 1 0 1 1 0 0 0 0 0 0 10 21 0.00 3.000										

livebaseballscorecards.com

AB	33
R	5
H	7
RBI	4
BB	5
SO	2
LOB	15



Batter	1	2	3	4	5	6	7	8	9	AB	R	H	RBI	BB	SO	LOB
Mariano Duncan, R OBP: 0.247, SLG: 0.313 Bill Doran, S OBP: 0.389, SLG: 0.407 (9, 4)	1-1 G4-3		1-3 K			0-2 G6-3		0-0 FC4-6		3	0	0	0	0	1	0
Hal Morris, L OBP: 0.348, SLG: 0.466 (1, 3)	1-3 K		1-0 G3-1			0-0 G3		4-2 BB		3	0	0	0	1	1	0
Barry Larkin, R OBP: 0.385, SLG: 0.556 (1, 6)	2-2 G4-3				1-2 CS 1B	1-2 P4		2-2 F9		4	0	1	0	0	0	2
Eric Davis, R OBP: 0.386, SLG: 0.439 (1, 8)		2-1 S 1B		1-3 SAFE K		1-2 K		2-1 P5		4	1	1	0	0	1	1
Chris Sabo, R OBP: 0.347, SLG: 0.461 (1, 5)		3-3 SAFE SAFE K		3-1 SAFE F7		0-0 K		0-0 FC4-6 1B		4	0	2	0	0	1	1
Glenn Braggs, R OBP: 0.342, SLG: 0.459 (1, 7)		2-2 S 1B		2-2 S 1B		0-0 F7		0-0 1B		4	0	2	1	0	0	1
Paul O'Neill, L OBP: 0.352, SLG: 0.510 (1, 9)		2-3 SAFE K		1-0 SAFE P5		1-0 P5		0-3 K		4	0	0	0	0	2	3
Joe Oliver, R OBP: 0.288, SLG: 0.392 Chris Jones, R OBP: 0.630, SLG: 0.680 Rob Dibble, L (9, 1)		1-2 L6		2-0 HR		2-0 HR		4-1 FC4-6 BB		2	1	1	1	1	0	1
Tom Browning, L OBP: 0.179, SLG: 0.231 Carmelo Martinez, R OBP: 0.341, SLG: 0.338 Glenn Sutko, R OBP: 0.375, SLG: 0.167 (8, PH) (9, 2)			0-3 K		0-0 B5-3			1-2 F9		0	0	0	0	0	0	0

Inning Stats	R: 0	H: 0	E: 0	K: 1	S: 10	R: 1	H: 2	E: 0	K: 2	S: 15	R: 0	H: 0	E: 0	K: 2	S: 7	R: 0	H: 1	E: 0	K: 1	S: 9	R: 1	H: 1	E: 0	K: 0	S: 4	R: 0	H: 0	E: 0	K: 0	S: 7	R: 0	H: 2	E: 0	K: 1	S: 7	R: 0	H: 0	E: 1	K: 0	S: 11	R: 0	H: 1	E: 0	K: 0	S: 9	1B: 6	2B: 0	3B: 0	HR: 1	SF: 0	SAC: 0	DP: 0	HBP: 0	WP: 0	PA: 34
PITCHER	IP	WLS	BF	H	R	ER	SO	BB	IBB	HBP	BLK	WP	HR	S	P	ERA	WHIP																																						
John Smiley, L ERA: 3.34 (1, 1)	7.0	W	26	6	2	2	7	1	0	0	0	0	1	60	91	2.57	1.000																																						
Bill Landrum, R ERA: 2.16 (8, 1)	1.2		7	1	0	0	0	1	0	0	0	0	0	18	30	0.00	1.200																																						
Bob Kipper, L ERA: 6.21 (9, 1)	0.1	S	1	0	0	0	0	0	0	0	0	0	0	1	1	0.00	0.000																																						

**BOTTOM**

**Pittsburgh Pirates @ Cincinnati Reds**  
Riverfront Stadium, Cincinnati, OH

livebaseballscores.com

<b>AB</b>	<b>32</b>
<b>R</b>	<b>2</b>
<b>H</b>	<b>7</b>
<b>RBI</b>	<b>2</b>
<b>BB</b>	<b>2</b>
<b>SO</b>	<b>7</b>
<b>LOB</b>	<b>11</b>



WP: 0	PA: 34	
PB: 0	ERA	WHIP
SB: 2		
CS: 1		

Sat Jul 13 1991, 7:05 PM EDT  
Att: 48,857 - Cloudy - 82 F



Batter	1	2	3	4	5	6	7	8	9	AB R H RBI BB SO LOB	TOP											
Orlando Merced, S (1, 3) OBP: 0.368, SLG: 0.430	2-2 G4-3		2-2 G4-3		0-1 G3	2-0 F7		4-0 BB		4 0 0 0 1 0 1												
Jay Bell, R (1, 6) OBP: 0.327, SLG: 0.419	1-2 G1-3		0-1 G5-3		0-0 F8	1-1 G4-3		2-3 K		5 0 0 0 0 1 2												
Andy Van Slyke, L (1, 8) OBP: 0.336, SLG: 0.389	1-2 G4-3			0-0 G3-1	4-1 1B 2B BB	3-2 G4-3		4-2 HR BB		3 2 0 0 2 0 0												
Bobby Bonilla, S (1, 5) OBP: 0.377, SLG: 0.475		3-1 HR 1B		4-2 FC4-6 BB	3-2 2B 1B	0-1 1B		0-1 HR		4 3 4 2 1 0 0												
Barry Bonds, L (1, 7) OBP: 0.394, SLG: 0.509		3-2 HR		3-2 FC4-6 1B 1-2f	2-2 2B 2B	1-0 F9		3-2 G4-3		5 2 2 3 0 0 2												
Gary Varsho, L (1, 9) OBP: 0.353, SLG: 0.453		2-2 F8		1-0 1B	4-0 2B SF8 IBB			0-3 K		2 0 1 0 0 0 0												
Gary Redus, R (6, PH) OBP: 0.310, SLG: 0.339				1-3 1B				1-1 F7		2 1 0 0 1 1 0												
Michael LaValliere, L (1, 2) OBP: 0.372, SLG: 0.391		0-1 G4-3		1-2 F7	1-0 SF8 1B 2B			0-0 F8		4 1 1 2 1 0 2												
Curtis Wilkerson, S (1, 4) OBP: 0.259, SLG: 0.280		0-3 K			0-1 G1-3	0-0 SF8		2-2 1B 2B		3 1 1 1 0 1 0												
Jose Lind, R (8, 4) OBP: 0.305, SLG: 0.346								1-2 1B		1 0 1 0 0 0 0												
Bob Walk, R (1, 1) OBP: 0.192, SLG: 0.280			1-2 F8		1-1 G5-3	0-0 1B		1-1 BB 1B		3 0 1 1 0 0 0												
Neal Heaton, L (7, 1) OBP: 0.429, SLG: 0.571									0-0 G5-3	1 0 1 1 0 0 0												
Lloyd McClendon, R (9, PH) OBP: 0.333, SLG: 0.447										1 0 0 0 0 0 2												
Stan Belinda, R (9, 1)										0 0 0 0 0 0 0												
Bob Patterson, R (9, 1)										0 0 0 0 0 0 0												
<b>Inning Stats</b>	R: 0 E: 0 K: 0 S: 10	H: 0 LOB: 0 BB: 0 P: 14	R: 2 E: 0 K: 1 S: 13	H: 2 LOB: 0 BB: 0 P: 21	R: 0 E: 0 K: 0 S: 8	H: 0 LOB: 0 BB: 0 P: 11	R: 0 E: 0 K: 0 S: 12	H: 1 LOB: 2 BB: 1 P: 21	R: 0 E: 0 K: 0 S: 6	H: 0 LOB: 0 BB: 0 P: 7	R: 5 E: 0 K: 0 S: 12	H: 4 LOB: 1 BB: 2 P: 28	R: 0 E: 0 K: 0 S: 8	H: 1 LOB: 1 BB: 0 P: 13	R: 1 E: 0 K: 2 S: 13	H: 2 LOB: 2 BB: 1 P: 22	R: 2 E: 0 K: 0 S: 15	H: 2 LOB: 2 BB: 2 P: 29	1B: 7 2B: 3 3B: 0 HR: 2	SF: 1 SAC: 0 DP: 0 HBP: 0	WP: 0 PB: 0 SB: 0 CS: 0	PA: 45
<b>PITCHER</b>	IP WLS BF H R ER SO BB IBB HBP BLK WP HR S P ERA WHIP																					
Kip Gross, R (1, 1) ERA: 3.67	5.1 L 22 4 4 4 1 2 0 0 0 0 0 1 54 86 6.75 1.125																					
Randy Myers, L (6, 1) ERA: 3.66	1.2 10 4 3 3 0 0 1 0 0 0 0 0 15 29 16.20 2.400																					
Ted Power, R (8, 1) ERA: 3.74	1.0 6 2 1 1 2 1 0 0 0 0 0 0 13 22 9.00 3.000																					
Don Carman, L (9, 1) ERA: 5.25	0.2 6 2 2 2 0 2 0 0 0 0 0 1 14 28 27.00 6.000																					
Tim Layana, R (9, 1) ERA: 6.1	0.1 1 0 0 0 0 0 0 0 0 0 0 0 1 1 0.00 0.000																					

Pittsburgh Pirates @ Cincinnati Reds  
Riverfront Stadium, Cincinnati, OH

Sun Jul 14 1991, 3:33 AM EDT  
Att. 42,573 - Cloudy - 77 F

livebaseballscorecards.com

AB	38
R	10
H	12
RBI	10
BB	6
SO	3
LOB	9



BOTTOM

Pittsburgh Pirates @ Cincinnati Reds  
Riverfront Stadium, Cincinnati, OH  
Sun Jul 14 1991, 3:33 AM EDT  
Att. 42,573 - Cloudy - 77 F

livebaseballscorecards.com

AB	39
R	6
H	11
RBI	6
BB	2
SO	11
LOB	18



WP	2	PA	41
PB	1		
SB	1		
CS	0		

AB R H RBI BB SO LOB

5	1	1	2	0	0	2
5	1	2	0	0	1	1
5	0	2	2	0	0	0
4	1	1	0	1	2	3
5	0	0	0	0	3	4
4	0	2	1	0	1	1
4	0	1	0	0	0	2
2	0	0	0	0	2	2
1	0	1	0	0	0	0
0	0	0	0	0	0	0
0	0	0	0	0	0	0
0	0	0	0	0	0	0
0	0	0	0	0	0	0
1	1	1	1	0	0	0
2	1	0	0	0	1	2
0	0	0	0	0	0	0
1	0	0	0	0	1	1
0	1	0	0	1	0	0

Batter	1	2	3	4	5	6	7	8	9
Bill Doran, S OBP: 0.385, SLG: 0.419 (1, 4)	2-1 G6-3		3-1 1-H HR		3-1 L3		0-1 G5-3		2-2 F9
Hal Morris, L OBP: 0.349, SLG: 0.473 (1, 3)	3-1 F7		1-0 1B 2B		2-2 L3		3-3 K		2-1 1B 2B
Barry Larkin, R OBP: 0.386, SLG: 0.552 (1, 6)	2-2 G6-3		2-2 2-H 1B		0-0 F7			3-2 P6	2-2 2-3 3-H 1B
Eric Davis, R OBP: 0.387, SLG: 0.435 (1, 8)		2-0 F7	3-3 K			4-2 PB BB		1-0 2B 1B	1-3 K
Paul O'Neill, L OBP: 0.346, SLG: 0.500 (1, 9)		1-2 G4-3		0-1 G4-3		0-3 K		2-3 K	3-3 K
Billy Hatcher, R OBP: 0.310, SLG: 0.386 (1, 7)		1-2 F9		1-0 1B 1B		1-3 K		0-0 2B	
Luis Quinones, S OBP: 0.250, SLG: 0.265 (1, 5)			2-1 F9	0-0 1B		2-1 F8		0-1 G5-3	
Glenn Sutko, R OBP: 0.300, SLG: 0.125 (7, PH)			2-3 K	2-3 K			3-1 WP 1B		1-0 HR
Herm Winningham, L OBP: 0.267, SLG: 0.316 (8, 1)									
Ted Power, R OBP: 0.293, SLG: 0.392 (8, 2)									
Don Carman, L OBP: 0.293, SLG: 0.392 (9, 1)									
Tim Layana, R OBP: 0.293, SLG: 0.392 (9, PH)									
Carmelo Martinez, R OBP: 0.345, SLG: 0.384 (9, PH)									
Kip Gross, R OBP: 0.143, SLG: 0.143 (1, 1)			0-3 K	0-0 G1-3			2-3 K		4-2 2B 1B BB
Randy Myers, L OBP: 0.400, SLG: 0.400 (6, 1)									
Glenn Braggs, R OBP: 0.340, SLG: 0.456 (7, PH)									
Joe Oliver, R OBP: 0.293, SLG: 0.392 (8, 2)									

Inning Stats	R: 0	H: 0	E: 0	K: 0	S: 7	R: 0	H: 0	E: 0	K: 0	S: 7	R: 0	H: 0	E: 0	K: 3	S: 17	R: 0	H: 2	E: 0	K: 1	S: 8	R: 0	H: 0	E: 0	K: 0	S: 6	R: 0	H: 0	E: 0	K: 2	S: 11	R: 0	H: 1	E: 0	K: 2	S: 12	R: 1	H: 2	E: 0	K: 1	S: 11	R: 2	H: 3	E: 0	K: 2	S: 19
	0	0	0	0	14	0	0	0	0	11	0	0	0	1	30	0	2	0	1	11	0	0	0	1	18	0	0	0	0	20	1	2	0	1	17	2	3	0	1	34					

PITCHER	IP	WLS	BF	H	R	ER	SO	BB	IBB	HBP	BLK	WP	HR	S	P	ERA	WHIP
Bob Walk, R ERA: 3.13 (1, 1)	6.1	W	27	6	3	3	7	1	0	0	0	2	1	61	105	4.26	1.105
Neal Heaton, L ERA: 3.67 (7, 1)	1.2		7	2	1	1	2	0	0	0	0	0	0	18	27	5.40	1.200
Stan Belinda, R ERA: 3.95 (9, 1)	0.2		6	3	2	2	1	1	0	0	0	0	1	16	28	27.00	6.000
Bob Patterson, L ERA: 3.93 (9, 1)	0.1	S	1	0	0	0	1	0	0	0	0	0	0	3	6	0.00	0.000



Batter	1	2	3	4	5	6	7	8	9	AB R H RBI BB SO LOB	TOP	
Craig Biggio, R (1, 2) OBP: 0.375, SLG: 0.382 Gerald Young, S (6, 8) OBP: 0.284, SLG: 0.293	1-1 FC5-4 1B		0-1 F7		1-0 FC5 2-3f			1-0 G6-3		3 0 1 0 0 0 3 1 0 0 0 0 0 0		
Steve Finley, L (1, 8) OBP: 0.346, SLG: 0.417 Scott Servais, R (6, 2)	2-2 FC5-4 5 CS 1-2f		2-1 F7			1-1 P5		0-3 K		3 0 0 0 0 0 2 1 0 0 0 0 0 1 0		
5 Jeff Bagwell, R (1, 3) OBP: 0.389, SLG: 0.446	1-2 BB			1-1 L4		1-0 1B		3-3 K		3 0 1 0 1 1 0		
Luis Gonzalez, L (1, 7) OBP: 0.295, SLG: 0.427 Mike Capel, R (6, 1) Eric Anthony, L (9, PH) OBP: 0.234, SLG: 0.223	1-3 K			0-1 F9		0-0 F9		4-2 G5-4-3 BB		3 0 0 0 0 1 2 0 0 0 0 0 0 0 0 0 0 0 1 0 0		
Ken Caminiti, S (1, 5) OBP: 0.298, SLG: 0.371		1-2 G4-3		2-2 P9		1-0 L8		0-0 G5-4-3 1-2f		4 0 0 0 0 0 2		
Mike Simms, R (1, 9)		1-3 K			0-3 K		4-2 1B BB	1-0 F9		3 0 0 0 1 2 0		
Rafael Ramirez, R (1, 6) OBP: 0.283, SLG: 0.318		3-2 G4-3			0-2 FC5 1B 1B		1-0 P6			3 0 1 0 0 0 1		
Casey Candaele, S (1, 4) OBP: 0.308, SLG: 0.369			4-1 BB		0-2 F8		2-1 G5-4-3 1B			2 0 1 0 1 0 1		
Jimmy Jones, R (1, 1) OBP: 0.273, SLG: 0.200 Mark Davidson, R (3, PH) OBP: 0.266, SLG: 0.234 Dwayne Henry, R (3, 1) Eric Yelding, R (5, PH) OBP: 0.273, SLG: 0.301 Jim Corsi, R (5, 1) Javier Ortiz, R (6, 7) OBP: 0.333, SLG: 0.292			1-3 K		0-0 1B		0-1 G5-4-3			0 0 0 0 0 0 0 1 0 0 0 0 1 1 0 0 0 0 0 0 0 1 0 1 0 0 0 0 0 0 0 0 0 0 0 1 0 0 0 0 0 2		
<b>Inning Stats</b>	R: 0 H: 1 E: 0 LOB: 1 K: 1 BB: 1 S: 11 P: 19	R: 0 H: 0 E: 0 LOB: 0 K: 1 BB: 0 S: 9 P: 14	R: 0 H: 0 E: 0 LOB: 1 K: 1 BB: 1 S: 9 P: 16	R: 0 H: 0 E: 0 LOB: 0 K: 0 BB: 0 S: 10 P: 13	R: 0 H: 2 E: 0 LOB: 2 K: 1 BB: 0 S: 13 P: 14	R: 0 H: 1 E: 0 LOB: 1 K: 0 BB: 0 S: 5 P: 8	R: 0 H: 1 E: 0 LOB: 1 K: 0 BB: 1 S: 7 P: 14	R: 0 H: 0 E: 0 LOB: 0 K: 2 BB: 0 S: 7 P: 11	R: 0 H: 0 E: 0 LOB: 0 K: 0 BB: 1 S: 4 P: 9	1B: 5 SF: 0 2B: 0 SAC: 0 3B: 0 DP: 2 HR: 0 HBP: 0	WP: 0 PA: 33 PB: 0 SB: 0 CS: 1	
<b>PITCHER</b> Randy Tomlin, L (1, 1) ERA: 2.57	IP WLS BF H R ER SO BB IBB HBP BLK WP HR S P ERA WHIP											<b>PITCHER</b> IP WLS BF H R ER SO BB IBB HBP BLK WP HR S P ERA WHIP

Houston Astros @ Pittsburgh Pirates  
Three Rivers Stadium, Pittsburgh, PA

Mon Jul 15 1991, 7:05 PM EDT  
Att. 21,642 - Sunny - 81 F

livebaseballscorecards.com

AB	29
R	0
H	5
RBI	0
BB	4
SO	6
LOB	14



Batter	1	2	3	4	5	6	7	8	9
<b>Orlando Merced, S</b> OBP: 0.373, SLG: 0.429 (1, 3)	1-0 1B 2B 1B	4-1 1B 3B BB		3-2 G4-3 1B	3-3 K			4-2 G6-4-3 BB	
<b>Jay Bell, R</b> OBP: 0.330, SLG: 0.431 (1, 6)	0-0 2B 1B	0-1 3B 1B		1-1 E7 1B		2-2 HR		0-0 G6-4-3 1-2f	
<b>Andy Van Slyke, L</b> OBP: 0.343, SLG: 0.403 (1, 8)	1-2 1B 2B	2-0 1B 3B		4-2 1B BB		4-2 FC1-6 BB		2-3 K	
<b>Bobby Bonilla, S</b> OBP: 0.381, SLG: 0.479 (1, 5)	1-1 1B	0-1 L4-3 1B		2-2 1B		2-1 FC1-6 FC4-6 1-2f			
<b>Joe Redfield, R</b> OBP: 0.273, SLG: 0.111 (9, 5)									
<b>Barry Bonds, L</b> OBP: 0.392, SLG: 0.506 (1, 7)	1-3 K	2-0 L4-3			1-1 1B BB 1B	2-1 FC4-6 1-2f			
<b>Jose Gonzalez, R</b> OBP: 0.088, SLG: 0.031 (8, 7)									
<b>Gary Varsho, L</b> OBP: 0.358, SLG: 0.450 (1, 9)	2-2 1B		2-2 P5		4-1 1B BB	2-1 G3-1			
<b>Michael LaValliere, L</b> OBP: 0.365, SLG: 0.383 (1, 2)	2-0 F7		2-1 F7		3-3 K		0-0 F8		
<b>Jose Lind, R</b> OBP: 0.304, SLG: 0.344 (1, 4)	0-1 G1-3		1-1 P6		2-2 F8		2-0 G6-4-3 1B		
<b>Randy Tomlin, L</b> OBP: 0.154, SLG: 0.154 (1, 1)		0-3 K		1-3 K	2-2 1B		0-2 G6-4-3 1-2f		

Inning Stats	R: 3 E: 0 K: 1 S: 18	H: 5 LOB: 2 BB: 0 P: 26	R: 3 E: 0 K: 1 S: 10	H: 3 LOB: 0 BB: 1 P: 18	R: 0 E: 0 K: 0 S: 8	H: 0 LOB: 0 BB: 0 P: 13	R: 1 E: 1 K: 1 S: 13	H: 1 LOB: 2 BB: 1 P: 24	R: 0 E: 0 K: 2 S: 17	H: 2 LOB: 3 BB: 1 P: 32	R: 1 E: 0 K: 0 S: 12	H: 1 LOB: 1 BB: 1 P: 24	R: 0 E: 0 K: 0 S: 5	H: 1 LOB: 0 BB: 0 P: 7	R: 0 E: 0 K: 1 S: 6	H: 0 LOB: 0 BB: 1 P: 12
--------------	-------------------------------	----------------------------------	-------------------------------	----------------------------------	------------------------------	----------------------------------	-------------------------------	----------------------------------	-------------------------------	----------------------------------	-------------------------------	----------------------------------	------------------------------	---------------------------------	------------------------------	----------------------------------

PITCHER	IP	WLS	BF	H	R	ER	SO	BB	IBB	HBP	BLK	WP	HR	S	P	ERA	WHIP
<b>Jimmy Jones, R</b> ERA: 3.95 (1, 1)	2.0	L	14	8	6	6	2	1	0	0	0	0	0	28	44	27.00	4.500
<b>Dwayne Henry, R</b> ERA: 3.03 (3, 1)	2.0		8	1	1	0	1	1	0	0	0	0	0	21	37	0.00	1.000
<b>Jim Corsi, R</b> ERA: 2.88 (5, 1)	1.0		6	2	0	0	2	1	0	0	0	0	0	17	32	0.00	3.000
<b>Mike Capel, R</b> ERA: 2.25 (6, 1)	3.0		11	2	1	1	1	2	0	0	0	0	1	23	43	3.00	1.333

**BOTTOM**

**Houston Astros @ Pittsburgh Pirates**  
Three Rivers Stadium, Pittsburgh, PA

Mon Jul 15 1991, 7:05 PM EDT  
Att: 21,642 - Sunny - 81 F

AB	R	H	RBI	BB	SO	LOB
3	2	1	0	2	1	3
5	4	3	1	0	0	1
3	2	2	4	2	1	0
4	0	3	3	0	0	1
0	0	0	0	0	0	0
4	0	1	0	0	1	3
0	0	0	0	0	0	0
3	0	1	0	1	0	1
4	0	0	0	0	1	4
4	0	1	0	0	0	4
4	0	1	0	0	2	1

AB	34
R	8
H	13
RBI	8
BB	5
SO	6
LOB	18



WP: 0	PA: 39
PB: 0	
SB: 0	
CS: 0	

livebaseballscorecards.com



Batter 1 2 3 4 5 6 7 8 9 AB R H RBI BB SO LOB TOP

Main game log area containing batter names, statistics (OBP, SLG), and play diagrams for each batter across 9 innings. Includes callouts for hits, errors, and other play events.

Inning Stats table with columns for R, H, E, K, S, P, BB, IBB, HBP, BLK, WP, HR, S, P, ERA, WHIP for each of the 9 innings.

Pitcher statistics table listing PITCHER, IP, WLS, BF, H, R, ER, SO, BB, IBB, HBP, BLK, WP, HR, S, P, ERA, WHIP for Zane Smith, Neal Heaton, and Stan Belinda.

Houston Astros @ Pittsburgh Pirates
Three Rivers Stadium, Pittsburgh, PA
Tue Jul 16 1991, 7:05 PM EDT
Att. 18,028 - Sunny - 87 F

Summary statistics table: AB 35, R 4, H 8, RBI 4, BB 1, SO 6, LOB 10.



Batter	1	2	3	4	5	6	7	8	9	AB	R	H	RBI	BB	SO	LOB
<b>Gary Redus, R</b> OBP: 0.313, SLG: 0.336 (1, 3) C B X (7, 9)	1-1 WP E 1B	2-1 F8		2-1 FC6-4 1-2f		H 1-0 PO HBP		1-0 L5		4	1	1	0	0	0	2
<b>Jay Bell, R</b> OBP: 0.334, SLG: 0.433 (1, 6) 1 SAFE SAFE 1 B SAFE B SAFE B SAFE X	3-2 E5 BB G4-3 1B 1-H		X 0-0 HR 1B		B SAFE X 1-2 G3	B SAFE SAFE 1-0 PO 1-2	0-1 WP SH3-4 FC5-4 1B	2-3 K		5	2	3	0	0	1	1
<b>Jose Gonzalez, R</b> OBP: 0.108, SLG: 0.143 <b>Andy Van Slyke, L</b> OBP: 0.342, SLG: 0.401 (1, 8) C X (8, 8)	0-1 G4-3		1 SAFE X 0-0 HR		B SAFE SAFE X 1-1 G5-3		1 SAFE X 0-0 SH3-4	3-3 K		3	1	1	2	0	0	1
<b>Bobby Bonilla, S</b> OBP: 0.382, SLG: 0.477 (1, 5) B SAFE X 1-1 F7	1-1 F7		C SAFE SAFE X 3-2 F9		B SAFE SAFE X 1-2 1B		4-0 FC5-4 WP IBB			3	0	1	0	1	0	1
<b>Barry Bonds, L</b> OBP: 0.383, SLG: 0.502 (1, 7) B SAFE X 4-0 BB IBB	4-0 BB IBB		B SAFE SAFE X 2-0 F7		B SAFE SAFE X 3-2 F8		4-2 FC5-4 BB			2	0	0	0	2	0	1
<b>Lloyd McClendon, R</b> OBP: 0.337, SLG: 0.442 <b>Orlando Merced, S</b> OBP: 0.370, SLG: 0.424 (1, 9) B SAFE SAFE X 4-0 BB	4-0 BB		C SAFE SAFE X 1-1 G6-3		B SAFE SAFE X 3-3 K		3-2 FC5-4 FC5 BB 1-2f 2-3 3-H			1	0	0	0	1	0	0
<b>Don Slaught, R</b> OBP: 0.295, SLG: 0.306 (1, 2) C SAFE SAFE X 1-3 K	1-3 K		B SAFE SAFE X 1-1 G6-3		B SAFE SAFE X 2-1 HR G5-3 1B		4-2 BB			3	1	1	0	1	1	3
<b>Jose Lind, R</b> OBP: 0.300, SLG: 0.339 (1, 4) B SAFE SAFE X 3-2 F9			B SAFE SAFE X 3-2 F9		B SAFE SAFE X 1-0 G6-3		2-2 G5-3			4	0	0	0	0	0	4
<b>Zane Smith, L</b> OBP: 0.300, SLG: 0.324 <b>Gary Varsho, L</b> OBP: 0.363, SLG: 0.482 <b>Neal Heaton, L</b> OBP: 0.429, SLG: 0.571 <b>Stan Belinda, R</b> (1, 1) F SAFE SAFE X 0-2 G5-3			F SAFE SAFE X 0-2 G5-3		X 0-0 FC6-4 1B		F SAFE SAFE X 1-1 HR			2	0	1	0	0	0	0
<b>Inning Stats</b>	R: 1 E: 1 K: 1 S: 15	H: 2 LOB: 3 BB: 2 P: 29	R: 0 E: 0 K: 0 S: 11	H: 0 LOB: 0 BB: 0 P: 16	R: 2 E: 0 K: 0 S: 10	H: 2 LOB: 0 BB: 0 P: 16	R: 0 E: 0 K: 0 S: 6	H: 1 LOB: 1 BB: 0 P: 17	R: 2 E: 0 K: 1 S: 13	H: 2 LOB: 0 BB: 0 P: 23	R: 1 E: 0 K: 0 S: 14	H: 1 LOB: 3 BB: 3 P: 29	R: 0 E: 0 K: 2 S: 10	H: 0 LOB: 1 BB: 1 P: 20	1B: 7 2B: 0 3B: 0 HR: 2	SF: 0 SAC: 1 DP: 0 HBP: 1

BOTTOM

Houston Astros @ Pittsburgh Pirates  
 Three Rivers Stadium, Pittsburgh, PA  
 Tue Jul 16 1991, 7:05 PM EDT  
 Att. 18,028 - Sunny - 87 F

AB	31
R	6
H	9
RBI	5
BB	6
SO	4
LOB	16



PITCHER		IP	WLS	BF	H	R	ER	SO	BB	IBB	HBP	BLK	WP	HR	S	P	ERA	WHIP
<b>Jim Deshaies, L</b> ERA: 5.08 (1, 1)		0.0		1	1	1	1	0	0	0	0	0	0	0	2	3	∞	∞
<b>Jim Clancy, R</b> ERA: 2.19 (1, 1)		4.0		18	4	2	2	1	1	1	0	0	1	1	40	68	4.50	1.250
<b>Darryl Kile, R</b> ERA: 3.84 (5, 1)	L	1.2		9	3	2	2	1	0	0	1	0	0	1	24	39	10.80	1.800
<b>Dwayne Henry, R</b> ERA: 3.22 (6, 1)		0.2		3	1	1	1	0	0	1	0	0	0	0	3	8	13.50	1.500
<b>Al Osuna, L</b> ERA: 2.34 (7, 1)		1.2		8	0	0	0	2	3	0	0	0	1	0	21	42	0.00	1.800



Batter	1	2	3	4	5	6	7	8	9	AB R H RBI BB SO LOB	TOP											
Steve Finley, L OBP: 0.343, SLG: 0.412 (1, 8) (8, 9)	1-2 G4-3		1-2 5 CS 1B		0-1 FC4-6 E		0-1 G4-3		1-2 E6 FC6-4	5 1 1 1 0 0 2												
Craig Biggio, R OBP: 0.365, SLG: 0.371 (1, 2)	2-2 G5-3		3-2 P6		2-2 E5 5 SF9		1-0 F7		1-2 FC6-4 2B	5 2 0 0 0 0 3												
5 Jeff Bagwell, R OBP: 0.386, SLG: 0.441 Al Osuna, R (1, 3) (7, 1)	2-1 1B		0-1 CS		0-2 G6-3		2-3 K		1-1 E4 2B 1B	3 0 1 1 0 1 0 1 1 0 1 0 0 1												
Luis Gonzalez, L OBP: 0.303, SLG: 0.441 (1, 7)	2-3 K				0-0 2B 1B		1-2 1B		2-2 1B 2B	5 3 4 1 0 1 1												
Ken Caminiti, S OBP: 0.305, SLG: 0.379 (1, 5)			1-0 CS 1B		1-2 1B 2B		2-1 F7		0-3 K	5 1 3 3 0 1 2												
Eric Anthony, L OBP: 0.232, SLG: 0.222 Gerald Young, S OBP: 0.292, SLG: 0.317 (1, 9) (8, 8)			3-3 K		1-1 1B		0-0 G3		3-3 K	4 0 1 1 0 2 2 1 0 0 0 0 1 1												
Eric Yelding, R OBP: 0.280, SLG: 0.302 (1, 6)			2-1 B1-3		0-0 P6		3-2 CS 1B		1-2 1B	5 0 2 1 0 0 2												
Casey Candaele, S OBP: 0.310, SLG: 0.370 (1, 4)			2-1 SH1-4 1B 2B		0-1 G1-3		4-0 BB		0-0 L8	3 1 1 0 1 0 2												
Mark Portugal, R OBP: 0.324, SLG: 0.276 Jimmy Jones, R OBP: 0.273, SLG: 0.200 Mark Davidson, R OBP: 0.315, SLG: 0.309 Mike Capel, R (5, PH) (5, 1) Javier Ortiz, R OBP: 0.290, SLG: 0.250 Jim Cortes, R (6, PH) (6, 1) Ken Oberkfell, L OBP: 0.372, SLG: 0.297 (7, 3)			0-1 SH1-4		0-1 FC4-6 1B		1-2 L9		1-1 FC6-4 E 1B	0 0 0 0 0 0 0 0 0 0 0 0 0 0 1 0 1 0 0 0 0 0 0 0 0 0 0 0 1 0 0 0 0 0 1 0 0 0 0 0 0 0 1 1 1 0 0 0 0												
<b>Inning Stats</b>	R: 0 E: 0 K: 1 S: 11	H: 1 LOB: 1 BB: 0 P: 18	R: 0 E: 0 K: 1 S: 6	H: 1 LOB: 0 BB: 0 P: 12	R: 1 E: 0 K: 0 S: 11	H: 2 LOB: 0 BB: 0 P: 17	R: 2 E: 0 K: 0 S: 12	H: 3 LOB: 1 BB: 0 P: 14	R: 2 E: 2 K: 0 S: 14	H: 2 LOB: 1 BB: 0 P: 22	R: 0 E: 0 K: 0 S: 12	H: 1 LOB: 1 BB: 1 P: 19	R: 0 E: 0 K: 1 S: 7	H: 0 LOB: 0 BB: 0 P: 10	R: 1 E: 0 K: 2 S: 17	H: 2 LOB: 1 BB: 0 P: 22	R: 4 E: 2 K: 1 S: 25	H: 3 LOB: 1 BB: 0 P: 37	1B: 11 2B: 4 3B: 0 HR: 0	SF: 1 SAC: 1 DP: 0 HBP: 0	WP: 0 PB: 0 SB: 1 CS: 3	PA: 44
<b>PITCHER</b>	IP WLS BF H R ER SO BB IBB HBP BLK WP HR S P ERA WHIP																					
Doug Drabek, R ERA: 3.0 (1, 1)	4.2 L 22 9 5 3 2 0 0 0 0 0 0 0 52 79 5.79 1.929																					
Bob Kipper, L ERA: 5.93 (5, 1)	1.1 5 1 0 0 0 1 0 0 0 0 0 0 14 23 0.00 1.500																					
Vicente Palacios, R ERA: 3.15 (7, 1)	1.0 3 0 0 0 1 0 0 0 0 0 0 0 7 10 0.00 0.000																					
Bob Patterson, L ERA: 4.08 (8, 1)	1.0 5 2 1 1 2 0 0 0 0 0 0 0 17 22 9.00 2.000																					
Bill Landrum, R ERA: 2.11 (9, 1)	1.0 8 3 4 0 1 0 0 0 0 0 0 0 25 37 0.00 3.000																					

Houston Astros @ Pittsburgh Pirates  
Three Rivers Stadium, Pittsburgh, PA

Wed Jul 17 1991, 7:05 PM EDT  
Att. 38,736 - Sunny - 85 F

livebaseballscorecards.com

AB	40
R	10
H	15
RBI	9
BB	1
SO	6
LOB	17



BOTTOM

Houston Astros @ Pittsburgh Pirates  
Three Rivers Stadium, Pittsburgh, PA

Wed Jul 17 1991, 7:05 PM EDT  
Att: 38,736 - Sunny - 85 F

livebaseballscorecards.com

AB	35
R	2
H	9
RBI	2
BB	2
SO	4
LOB	13



WP:	0	PA:	38
PB:	0		
SB:	0		
CS:	0		

AB R H RBI BB SO LOB

4	0	1	0	1	0	0
5	0	0	0	0	0	2
4	2	3	1	0	0	1
4	0	2	1	0	0	1
3	0	1	0	1	0	2
3	0	1	0	0	0	2
1	0	0	0	0	0	0
2	0	0	0	0	0	0
1	0	0	0	0	1	0
0	0	0	0	0	0	0
4	0	1	0	0	1	2
2	0	0	0	0	1	3
0	0	0	0	0	0	0
1	0	0	0	0	1	0
0	0	0	0	0	0	0
0	0	0	0	0	0	0
1	0	0	0	0	0	0

1B:	7	SF:	0
2B:	1	SAC:	1
3B:	0	DP:	0
HR:	1	HBP:	0

Batter	1	2	3	4	5	6	7	8	9
Orlando Merced, S OBP: 0.370, SLG: 0.421 (1, 3)	0-0 G4-3 ①		1-1 L9 ①		1-1 G6-3 ①		4-1 FC1-6 BB		1-1 1B
Jay Bell, R OBP: 0.330, SLG: 0.427 (1, 6)	1-2 G4-3 ②		2-2 L6 ②		3-2 F9 ②		0-2 FC1-6 1-2f		2-2 F9 ③
Andy Van Slyke, L OBP: 0.347, SLG: 0.417 (1, 8)	0-1 1B 1B		2-1 HR		2-1 2B 1B		2-1 F9 ②		
Bobby Bonilla, S OBP: 0.384, SLG: 0.481 (1, 5) (9, 9)	1-1 SAFE SAFE 1B 1B		1-1 F7 ③		2-1 2B		1-1 F7 ③		
Barry Bonds, L OBP: 0.395, SLG: 0.500 (1, 7)	3-1 FC3-6 1-2f ③			2-2 SH5-4 1B 1B	4-2 BB			1-2 G3-1 ①	
Gary Varsho, L OBP: 0.362, SLG: 0.478 Don Slaught, R OBP: 0.293, SLG: 0.303 (8, PH) (9, 2)		2-2 F9 ①		2-0 SAFE SH5-4 1B	3-2 G4-3 ③			0-2 F7 ②	
Michael LaValliere, L OBP: 0.362, SLG: 0.379 Gary Redus, R OBP: 0.311, SLG: 0.333 Bill Landrum, R (9, 1)		2-1 G5-3 ②		0-0 SH5-4 1-2 2-3		3-2 F8 ①		3-3 K ③	
Jose Lind, R OBP: 0.299, SLG: 0.337 (1, 4)		1-0 FC6-4 1B		1-0 L5 ②		1-1 G5-3 ②		2-3 K ①	
Doug Drabek, R OBP: 0.186, SLG: 0.208 Bob Kipper, R Zane Smith, L OBP: 0.293, SLG: 0.316 Vicente Palacios, R OBP: 0.071, SLG: 0.071 Bob Patterson, R John Wehner, R (5, 1) (6, PH) (7, 1) (8, 1) (9, 5)		2-1 FC6-4 1-2f ③		1-3 K ③		1-3 K ③		1-0 G5-3 ②	

Inning Stats	R: 0	H: 2	E: 0	LOB: 2	K: 0	BB: 0	S: 11	R: 0	H: 1	E: 0	LOB: 1	K: 0	BB: 0	S: 9	R: 1	H: 1	E: 0	LOB: 0	K: 0	BB: 0	S: 9	R: 0	H: 2	E: 0	LOB: 2	K: 0	BB: 0	S: 11	R: 1	H: 2	E: 0	LOB: 2	K: 0	BB: 1	S: 16	R: 0	H: 0	E: 0	LOB: 0	K: 1	BB: 0	S: 8	R: 0	H: 0	E: 0	LOB: 1	K: 0	BB: 1	S: 9	R: 0	H: 0	E: 0	LOB: 0	K: 1	BB: 0	S: 11	R: 0	H: 1	E: 0	LOB: 1	K: 1	BB: 0	S: 9	1B: 7	SF: 0	2B: 1	SAC: 1	3B: 0	DP: 0	HR: 1	HBP: 0	WP: 0	PA: 38
--------------	------	------	------	--------	------	-------	-------	------	------	------	--------	------	-------	------	------	------	------	--------	------	-------	------	------	------	------	--------	------	-------	-------	------	------	------	--------	------	-------	-------	------	------	------	--------	------	-------	------	------	------	------	--------	------	-------	------	------	------	------	--------	------	-------	-------	------	------	------	--------	------	-------	------	-------	-------	-------	--------	-------	-------	-------	--------	-------	--------

PITCHER	IP	WLS	BF	H	R	ER	SO	BB	IBB	HBP	BLK	WP	HR	S	P	ERA	WHIP
Mark Portugal, R ERA: 3.94 (1, 1)	0.2		4	2	0	0	0	0	0	0	0	0	0	9	11	0.00	3.000
Jimmy Jones, R ERA: 3.91 (1, 1)	3.1	W	14	4	1	1	1	0	0	0	0	0	1	31	53	2.70	1.200
Mike Capel, R ERA: 2.57 (5, 1)	1.0		6	2	1	1	0	1	0	0	0	0	0	16	31	9.00	3.000
Jim Corsi, R ERA: 2.76 (6, 1)	1.2		6	0	0	0	1	1	0	0	0	0	0	15	26	0.00	0.600
Al Osuna, L ERA: 2.22 (7, 1)	2.1	S	8	1	0	0	2	0	0	0	0	0	0	22	33	0.00	0.429



Batter	1	2	3	4	5	6	7	8	9	AB R H RBI BB SO LOB	TOP	
Bill Doran, S (1, 4) OBP: 0.383, SLG: 0.408	0-2 CS 1B		2-2 P3			1-3 K		3-1 P6		4 0 1 0 0 1 1		
Billy Hatcher, R (1, 7) OBP: 0.309, SLG: 0.392	4-2 1B 1-2 BB		1-2 P4			1-3 K		1-2 1-H HR		3 1 1 2 1 1 0		
Eric Davis, R (1, 8) OBP: 0.384, SLG: 0.429	2-0 1B			1-2 F9		2-0 1B		4-2 FC6-4 BB		3 0 2 0 1 0 0		
Chris Sabo, R (1, 5) OBP: 0.353, SLG: 0.472	2-0 P8			0-3 K		0-2 F9		1-0 FC6-4 1-2f		4 0 0 0 0 1 4		
Glenn Braggs, R (1, 9) OBP: 0.326, SLG: 0.432	0-1 P3			1-3 K			1-2 G4-3		2-2 G5-3	4 0 0 0 0 1 2		
Carmelo Martinez, R (1, 3) OBP: 0.349, SLG: 0.364		0-1 1B		4-1 FC6-4 BB		1-1 P3		0-0 F7		2 0 1 0 1 0 0		
Hal Morris, L (9, PH) OBP: 0.367, SLG: 0.511										1 0 0 0 0 0 0		
Mariano Duncan, R (1, 6) OBP: 0.251, SLG: 0.316		1-2 G6-3		1-0 FC6-4 1-2f		0-0 P4		1-1 1B		4 0 1 0 0 0 1		
Joe Oliver, R (1, 2) OBP: 0.270, SLG: 0.359		2-3 K		1-2 FC6-4 1-2f		1-2 P2		2-2 F9		3 0 0 0 0 1 1		
Paul O'Neill, L (9, PH) OBP: 0.344, SLG: 0.493										1 0 0 0 0 0 1		
Tom Browning, L (1, 1) OBP: 0.171, SLG: 0.220			1-2 G3-1		1-2 P6			4-0 HR BB		2 0 0 0 0 0 1		
Tim Layana, R (7, 1)										0 0 0 0 0 0 0		
Luis Quinones, S (8, PH) OBP: 0.259, SLG: 0.263										0 1 0 0 1 0 0		
Norm Charlton, S (8, 1) OBP: 0.045, SLG: 0.091										0 0 0 0 0 0 0		
<b>Inning Stats</b>	R: 0 H: 2 E: 0 LOB: 2 K: 0 BB: 1 S: 10 P: 18	R: 0 H: 1 E: 0 LOB: 0 K: 1 BB: 0 S: 10 P: 13	R: 0 H: 0 E: 0 LOB: 0 K: 0 BB: 0 S: 10 P: 14	R: 0 H: 0 E: 0 LOB: 0 K: 2 BB: 0 S: 10 P: 12	R: 0 H: 0 E: 0 LOB: 1 K: 0 BB: 1 S: 11 P: 18	R: 0 H: 1 E: 0 LOB: 1 K: 2 BB: 0 S: 11 P: 15	R: 0 H: 0 E: 0 LOB: 0 K: 0 BB: 0 S: 6 P: 8	R: 2 H: 1 E: 0 LOB: 1 K: 0 BB: 2 S: 14 P: 28	R: 0 H: 1 E: 0 LOB: 1 K: 0 BB: 0 S: 10 P: 15	1B: 5 SF: 0 2B: 0 SAC: 0 3B: 0 DP: 0 HR: 1 HBP: 0	WP: 0 PA: 35 PB: 0 SB: 0 CS: 1	
<b>PITCHER</b>	IP WLS BF H R ER SO BB IBB HBP BLK WP HR S P ERA WHIP											
John Smiley, L (1, 1) ERA: 3.28	7.2 W 29 5 2 2 5 3 0 0 0 0 0 1 77 116 2.35 1.043											
Stan Belinda, R (8, 1) ERA: 3.6	1.1 6 1 0 0 0 1 0 0 0 0 0 0 15 25 0.00 1.500											

Cincinnati Reds @ Pittsburgh Pirates  
Three Rivers Stadium, Pittsburgh, PA

Fri Jul 19 1991, 7:05 PM EDT  
Att. 38,318 - Cloudy - 92 F

livebaseballscorecards.com

AB	31
R	2
H	6
RBI	2
BB	4
SO	5
LOB	11



**BOTTOM**

AB R H RBI BB SO LOB

4	1	3	0	0	1	0
4	1	1	0	0	1	3
4	1	1	1	0	0	2
4	3	3	4	0	0	1
4	1	2	2	0	1	0
4	0	1	0	0	0	1
4	0	1	0	0	1	2
4	0	1	0	0	0	1
3	0	0	0	0	1	2
1	0	0	0	0	1	0

**Cincinnati Reds @ Pittsburgh Pirates**  
Three Rivers Stadium, Pittsburgh, PAFri Jul 19 1991, 7:05 PM EDT  
Att. 38,318 - Cloudy - 92 F[livebaseballscorecards.com](http://livebaseballscorecards.com)

<b>AB</b>	<b>36</b>
<b>R</b>	<b>7</b>
<b>H</b>	<b>13</b>
<b>RBI</b>	<b>7</b>
<b>BB</b>	<b>0</b>
<b>SO</b>	<b>6</b>
<b>LOB</b>	<b>12</b>



1B: 8	SF: 0	WP: 0	PA: 36
2B: 0	SAC: 0	PB: 0	
3B: 2	DP: 1	SB: 0	
HR: 3	HBP: 0	CS: 0	

Batter	1	2	3	4	5	6	7	8	9	AB	R	H	RBI	BB	SO	LOB				
<b>Gary Redus, R</b> OBP: 0.322, SLG: 0.346 (1, 3) B X	1-0 3B 1B B X	1-1 F7 1B B X		3-2 G5-4-3 1B B B C C X X		3-3 K B B C C X X														
<b>Jay Bell, R</b> OBP: 0.329, SLG: 0.425 (1, 6) B 1 SAFE B 1 SAFE B 1 SAFE C	2-3 K 1B B 1 SAFE B 1 SAFE C	0-0 F7 1B 1-2		0-0 G5-4-3 1-2f				0-1 HR 1B C X												
<b>Andy Van Slyke, L</b> OBP: 0.346, SLG: 0.422 (1, 8) C F B B X	2-2 3B 1B 1-H	0-0 F7 1B			1-1 L7 1B B C C X			1-2 F7 1B B C C X												
<b>Bobby Bonilla, S</b> OBP: 0.388, SLG: 0.510 (1, 9) B X	1-0 HR 3B 3-H	0-0 F8 1B			0-0 HR 1B X			1-2 HR 1B 1-H												
<b>Barry Bonds, L</b> OBP: 0.396, SLG: 0.511 (1, 7) B X	1-0 HR 3B 3-H		2-3 K 1B C B C B X		1-1 E 1B B C C X			2-0 G4-3 1B B B C B X												
<b>Don Slaught, R</b> OBP: 0.292, SLG: 0.302 (1, 2) B B B B X	3-2 FC4 1B B B B B X		0-0 P4 1B X		1-2 P4 1B 1-3 B 1 SAFE F 1 SAFE X			2-2 P4 1B B B C B X												
<b>John Wehner, R</b> OBP: 0.200, SLG: 0.200 (1, 5) C F B B B X	2-2 FC4 1B 1-2f		0-0 1B X		1-2 G5-3 1B B C C B X			1-3 K 1B B C F C												
<b>Jose Lind, R</b> OBP: 0.298, SLG: 0.336 (1, 4) 1 SAFE 1 SAFE F B X	1-1 1B 1-2		0-1 G1-3 X			1-2 G5-3 1B F B X			0-1 G5-3 1B F X											
<b>John Smiley, L</b> OBP: 0.195, SLG: 0.154 <b>Stan Belinda, R</b> (8, 1) X	0-0 F7 1B		0-0 F9 1B X			3-3 K 1B C B B B X			0-3 K 1B F F S											
<b>Inning Stats</b>	R: 4 E: 0 K: 1 S: 24	H: 6 LOB: 2 BB: 0 P: 37	R: 0 E: 0 K: 0 S: 5	H: 1 LOB: 1 BB: 0 P: 6	R: 0 E: 0 K: 1 S: 9	H: 1 LOB: 1 BB: 0 P: 11	R: 0 E: 0 K: 0 S: 5	H: 1 LOB: 0 BB: 0 P: 8	R: 1 E: 1 K: 0 S: 12	H: 2 LOB: 1 BB: 0 P: 16	R: 0 E: 0 K: 2 S: 10	H: 0 LOB: 0 BB: 0 P: 17	R: 2 E: 0 K: 0 S: 13	H: 2 LOB: 0 BB: 0 P: 19	R: 0 E: 0 K: 2 S: 8	H: 0 LOB: 0 BB: 0 P: 9	1B: 8 2B: 0 3B: 2 HR: 3	SF: 0 SAC: 0 DP: 1 HBP: 0	WP: 0 PB: 0 SB: 0 CS: 0	PA: 36
<b>PITCHER</b>	IP WLS L	BF H R ER SO	BB IBB HBP BLK	WP HR S P	ERA WHIP	<b>PITCHER</b>	IP WLS L	BF H R ER SO	BB IBB HBP BLK	WP HR S P	ERA WHIP	<b>PITCHER</b>	IP WLS L	BF H R ER SO	BB IBB HBP BLK	WP HR S P	ERA WHIP			
<b>Tom Browning, L</b> ERA: 4.23 (1, 1)	6.1 0 0	31 13 7 7 4	0 0 0 0	0 3 105 9.95 2.053		<b>Tom Layana, R</b> ERA: 4.61 (7, 1)	0.2 0 0	2 0 0 0 0	0 0 5 9 0.00 0.000		<b>Norm Charlton, L</b> ERA: 4.19 (8, 1)	1.0 0 0	3 0 0 0 2	0 0 8 9 0.00 0.000						



Batter	1	2	3	4	5	6	7	8	9	AB R H RBI BB SO LOB	TOP												
<b>Billy Hatcher, R</b> OBP: 0.305, SLG: 0.386 (1, 7)	1-1 F8	1-3 K		0-0 F8			1-3 K			4 0 0 0 0 2 0	<b>Cincinnati Reds @ Pittsburgh Pirates</b> Three Rivers Stadium, Pittsburgh, PA Sat Jul 20 1991, 3:33 AM EDT Att. 34,805 - Cloudy - 91 F												
<b>Bill Doran, S</b> OBP: 0.385, SLG: 0.410 (1, 4)	1-1 BB HR 1B	2-2 F7			1-0 FC6-4 1B		2-3 K			4 1 2 0 0 1 0													
<b>Hal Morris, L</b> OBP: 0.369, SLG: 0.513 (1, 3)	4-1 SAFE HR BB	2-1 2B			1-1 FC6-4 1-2f		1-2 G6-3			3 1 1 0 1 0 1													
<b>Eric Davis, R</b> OBP: 0.382, SLG: 0.441 (1, 8)	0-2 HR 1-H 2-H	1-1 G6-3			0-1 L8		1-3 K			4 1 1 3 0 1 2													
<b>Paul O'Neill, L</b> OBP: 0.343, SLG: 0.488 <b>Randy Myers, L</b> OBP: 0.500, SLG: 0.500 <b>Ted Power, R</b> (8, 1) (9, 1)	4-2 2B BB		1-1 G4-3		1-0 F8		2-1 G4-3			3 0 0 0 1 0 1 0 0 0 0 0 0 0 0 0 0 0 0 0 0													
<b>Chris Sabo, R</b> OBP: 0.351, SLG: 0.473 (1, 5)	1-2 2B		1-2 G5-3		1-0 P4		3-2 L6			4 0 1 0 0 0 0													
<b>Jeff Reed, L</b> OBP: 0.345, SLG: 0.360 (1, 2)	2-0 P3		2-3 K		3-2 G4-3		2-3 K			4 0 0 0 0 2 2													
<b>Luis Quinones, S</b> OBP: 0.259, SLG: 0.255 (1, 6)	4-0 IBB		2-3 K		1-1 G5-3		1-0 G5-3			3 0 0 0 1 1 0													
<b>Kip Gross, R</b> OBP: 0.100, SLG: 0.100 <b>Tim Layana, R</b> (7, 1) <b>Glenn Braggs, R</b> OBP: 0.326, SLG: 0.432 (8, 9)	0-1 G5-3		1-0 G4-3		0-3 K2-3					3 0 0 0 0 1 3 0 0 0 0 0 0 0 0 0 0 0 0 0 0													
<b>Inning Stats</b>	R: 3 E: 0 K: 0 S: 18	H: 3 LOB: 3 BB: 3 P: 35	R: 0 E: 0 K: 1 S: 11	H: 1 LOB: 1 BB: 0 P: 17	R: 0 E: 0 K: 1 S: 8	H: 0 LOB: 0 BB: 0 P: 12	R: 0 E: 0 K: 1 S: 5	H: 0 LOB: 0 BB: 0 P: 8	R: 0 E: 0 K: 0 S: 6	H: 1 LOB: 1 BB: 0 P: 9	R: 0 E: 0 K: 0 S: 6	H: 0 LOB: 0 BB: 0 P: 11	R: 0 E: 0 K: 3 S: 9	H: 0 LOB: 0 BB: 0 P: 12	R: 0 E: 0 K: 1 S: 9	H: 0 LOB: 0 BB: 0 P: 13	R: 0 E: 0 K: 1 S: 7	H: 0 LOB: 0 BB: 0 P: 13	1B: 2 2B: 2 3B: 0 HR: 1	SF: 0 SAC: 0 DP: 0 HBP: 0	WP: 0 PB: 0 SB: 0 CS: 0	PA: 35	
<b>PITCHER</b>	IP WLS BF H R ER SO BB IBB HBP BLK WP HR S P ERA WHIP																						
<b>Bob Walk, R</b> ERA: 3.19 <b>Bob Kipper, L</b> ERA: 5.57	(1, 1) 7.0 L 29 5 3 3 6 2 1 0 0 0 1 63 104 3.86 1.000																						
	(8, 1) 2.0 6 0 0 0 2 0 0 0 0 0 0 16 26 0.00 0.000																						

livebaseballscorecards.com

AB	32
R	3
H	5
RBI	3
BB	3
SO	8
LOB	9



BOTTOM

Cincinnati Reds @ Pittsburgh Pirates  
Three Rivers Stadium, Pittsburgh, PA  
Sat Jul 20 1991, 3:33 AM EDT  
Att. 34,805 - Cloudy - 91 F

livebaseballscorecards.com

AB 30  
R 2  
H 8  
RBI 2  
BB 8  
SO 5  
LOB 20



WP: 0 PA: 38  
PB: 0  
SB: 1  
CS: 0

AB R H RBI BB SO LOB

3	1	2	1	2	0	0
5	0	1	0	0	0	4
2	0	2	1	2	0	0
4	0	1	0	0	0	5
3	0	0	0	1	1	4
3	0	1	0	0	0	2
1	0	0	0	0	1	0
2	0	0	0	1	1	1
0	1	0	0	1	0	0
3	0	1	0	1	0	1
2	0	0	0	0	1	1
1	0	0	0	0	0	0
0	0	0	0	0	0	0
1	0	0	0	0	1	2

Batter	1	2	3	4	5	6	7	8	9		
Orlando Merced, S (1, 3) OBP: 0.379, SLG: 0.429	1-2 G5-3		4-2 1B S 1B BB		2-2 1B 1B		4-2 G5-4-3 BB		2-2 1-3 2-H 2B		
Jay Bell, R (1, 6) OBP: 0.327, SLG: 0.421	0-0 F4		2-0 G6-4-3 1-3 1B		0-0 F6		1-0 G5-4-3 1-2f		2-2 G6-3		
Andy Van Slyke, L (1, 8) OBP: 0.353, SLG: 0.426	4-2 1B BB		1-0 G6-4-3 1-2 3-H 1B		0-0 FC3-6 1-2 1B		4-2 G6-3 BB				
Bobby Bonilla, S (1, 5) OBP: 0.386, SLG: 0.506	2-0 1-3 1B		1-1 G6-4-3 1-2f 2-3		0-0 L4		0-0 G6-3 1-2f				
Barry Bonds, L (1, 7) OBP: 0.394, SLG: 0.505	0-1 F9		4-1 BB		1-0 FC3-6 1-2f		3-3 K				
Gary Varsho, L (1, 9) OBP: 0.362, SLG: 0.474 Don Slaught, R (9, PH) OBP: 0.290, SLG: 0.299		0-1 G6-4-3 1B	2-2 F8		0-0 P5		0-3 K				
Michael LaValliere, L (1, 2) OBP: 0.361, SLG: 0.375 Gary Redus, R (9, PH) OBP: 0.327, SLG: 0.346		1-0 G6-4-3 1-2f		4-0 G6-3 BB		1-3 K		4-2 BB 2B BB			
Jose Lind, R (1, 4) OBP: 0.301, SLG: 0.336		1-0 1B		0-1 G6-3 1-2f		2-2 G6-3		4-1 2B 1-2 BB			
Bob Walk, R (1, 1) OBP: 0.179, SLG: 0.259 Curtis Wilkerson, S (7, PH) OBP: 0.257, SLG: 0.277 Bob Kipper, R (8, 1) Lloyd McClendon, R (9, PH) OBP: 0.333, SLG: 0.437		0-3 K		1-1 G5-3		3-2 F7		2-3 K			
Inning Stats	R: 0 H: 1 E: 0 LOB: 2 K: 0 BB: 1 S: 10 P: 17	R: 0 H: 2 E: 0 LOB: 1 K: 1 BB: 0 S: 7 P: 9	R: 1 H: 2 E: 0 LOB: 2 K: 0 BB: 2 S: 11 P: 24	R: 0 H: 0 E: 0 LOB: 0 K: 0 BB: 1 S: 4 P: 9	R: 0 H: 2 E: 0 LOB: 2 K: 1 BB: 0 S: 7 P: 10	R: 0 H: 0 E: 0 LOB: 0 K: 1 BB: 0 S: 8 P: 11	R: 0 H: 0 E: 0 LOB: 0 K: 0 BB: 1 S: 8 P: 16	R: 0 H: 0 E: 0 LOB: 0 K: 1 BB: 1 S: 7 P: 14	R: 1 H: 1 E: 0 LOB: 2 K: 2 BB: 2 S: 17 P: 31	1B: 7 SF: 0 2B: 1 SAC: 0 3B: 0 DP: 5 HR: 0 HBP: 0	
PITCHER	IP WLS BF H R ER SO BB IBB HBP BLK WP HR S P ERA WHIP										
Kip Gross, R (1, 1) ERA: 3.24	6.1 W 28 H 7 R 1 ER 1 SO 2 BB 5 IBB 0 HBP 0 BLK 0 WP 0 HR 0 S 54 P 94 ERA 1.42 WHIP 1.895										
Tim Layana, R (7, 1) ERA: 4.4	0.2 W 1 0 0 0 0 0 0 0 0 0 0 0 0 0 1 2 0.00 0.000										
Randy Myers, L (8, 1) ERA: 3.81	1.1 W 6 0 1 1 2 3 0 0 0 0 0 0 0 0 14 29 6.75 2.250										
Ted Power, R (9, 1) ERA: 3.75	0.2 S 3 1 0 0 1 0 0 0 0 0 0 0 0 0 10 16 0.00 1.500										



Batter	1	2	3	4	5	6	7	8	9	AB R H RBI BB SO LOB	TOP											
Bill Doran, S (1, 4) OBP: 0.378, SLG: 0.401	1-0 G5-3		0-1 P4			2-1 G5-3			0-0 F8	4 0 0 0 0 0 1												
Hal Morris, L (1, 3) OBP: 0.369, SLG: 0.511	2-0 F7			3-2 G5-4-3 1B			0-2 G4-3			3 0 1 0 0 0 0												
Eric Davis, R (1, 8) OBP: 0.378, SLG: 0.434	0-3 K			2-3 K			2-1 G4-3			3 0 0 0 0 2 1												
Chris Sabo, R (1, 5) OBP: 0.351, SLG: 0.470		4-2 F9 G5-3 BB		1-2 G5-4-3 1-2f			0-3 K			2 0 0 0 1 1 1												
Glenn Braggs, R (1, 7) OBP: 0.326, SLG: 0.430	1-0 G5-3				0-1 G5-4-3 1B			1-1 P6		3 0 1 0 0 0 1												
Paul O'Neill, L (1, 9) OBP: 0.339, SLG: 0.483	2 SAFE F9	3-2 F9		0-3 K			1-3 K			3 0 0 0 0 2 2												
Joe Oliver, R (1, 2) OBP: 0.265, SLG: 0.352			3-2 G1-3		0-0 G5-4-3 1-2f			3-2 F8		3 0 0 0 0 0 1												
Luis Quinones, S (1, 6) OBP: 0.252, SLG: 0.248			1-3 K			0-1 P9			0-1 G5-3	3 0 0 0 0 1 0												
Chris Hammond, L (1, 1) OBP: 0.400, SLG: 0.455			1-1 1B			0-0 P6			1-2 G6-3	2 0 1 0 0 0 0												
Tim Layana, R (8, 1)										0 0 0 0 0 0 0												
Gino Minutelli, L (8, 1)										0 0 0 0 0 0 0												
Keith Brown, S (8, 1)										0 0 0 0 0 0 0												
Carmelo Martinez, R (9, PH) OBP: 0.347, SLG: 0.361										1 0 0 0 0 0 0												
<b>Inning Stats</b>	R: 0 E: 0 K: 1 S: 5	H: 0 LOB: 0 BB: 0 P: 8	R: 0 E: 0 K: 0 S: 13	H: 0 LOB: 0 BB: 1 P: 21	R: 0 E: 0 K: 1 S: 10	H: 1 LOB: 1 BB: 0 P: 15	R: 0 E: 0 K: 1 S: 9	H: 1 LOB: 0 BB: 0 P: 15	R: 0 E: 0 K: 1 S: 6	H: 1 LOB: 0 BB: 0 P: 6	R: 0 E: 0 K: 0 S: 5	H: 0 LOB: 0 BB: 0 P: 7	R: 0 E: 0 K: 1 S: 9	H: 0 LOB: 0 BB: 0 P: 11	R: 0 E: 0 K: 1 S: 8	H: 0 LOB: 0 BB: 0 P: 13	R: 0 E: 0 K: 0 S: 6	H: 0 LOB: 0 BB: 0 P: 7	1B: 3 2B: 0 3B: 0 HR: 0	SF: 0 SAC: 0 DP: 2 HBP: 0	WP: 0 PB: 0 SB: 0 CS: 0	PA: 28
<b>PITCHER</b> Randy Tomlin, L (1, 1) ERA: 2.3	IP: 9.0 WLS: W BF: 28 H: 3 R: 0 ER: 0 SO: 6 BB: 1 IBB: 0 HBP: 0 BLK: 0 WP: 0 HR: 0 S: 71 P: 103 ERA: 0.00 WHIP: 0.444																				<b>PITCHER</b> IP: WLS: BF: H: R: ER: SO: BB: IBB: HBP: BLK: WP: HR: S: P: ERA: WHIP:	

Cincinnati Reds @ Pittsburgh Pirates  
Three Rivers Stadium, Pittsburgh, PA

Sun Jul 21 1991, 7:05 PM EDT  
Att. 34,717 - Cloudy - 92 F

livebaseballscorecards.com

AB	27
R	0
H	3
RBI	0
BB	1
SO	6
LOB	7



Batter	1	2	3	4	5	6	7	8	9
<b>Gary Redus, R</b> OBP: 0.338, SLG: 0.379 (1, 3) C X	0-1 F9 ①		1-0 1B ①			1-1 1B 2B ①		0-1 SF9 3B ①	
<b>Jay Bell, R</b> OBP: 0.323, SLG: 0.416 (1, 6) F X	0-1 F9 ②		1-1 P4 ③			1-1 F9 ①		1-3 K ①	
<b>Andy Van Slyke, L</b> OBP: 0.355, SLG: 0.425 (1, 8) X	0-0 G4-3 ③				3-2 G1-3 ①	1-1 F7-4 1B ①		4-2 BB 2B ①	
<b>Bobby Bonilla, S</b> OBP: 0.385, SLG: 0.502 (1, 9) C X		3-2 P2 ①		0-3 K ②		2-1 F7-4 ② ③		4-1 2B BB ②	
<b>Barry Bonds, L</b> OBP: 0.393, SLG: 0.503 (1, 7) C X		2-1 P5 ②		1-1 L3 ③			2-1 G6-4-3 1B ①	3-1 SF9 ②	
<b>Don Slaught, R</b> OBP: 0.289, SLG: 0.305 (1, 2) C X		3-1 F8 ③			3-2 G3-1 ①		1-0 G6-4-3 ② ③	0-1 WP 2B ①	
<b>John Wehner, R</b> OBP: 0.222, SLG: 0.333 (1, 5) C X			1-1 L5 ①		2-3 K ②		0-0 2B ①	2-0 G2-3 ③	
<b>Jose Lind, R</b> OBP: 0.305, SLG: 0.337 (1, 4) B X			1-0 SH1-4 1B ①		2-0 G5-3 ③		4-0 IBB ③		
<b>Randy Tomlin, L</b> OBP: 0.143, SLG: 0.143 (1, 1) X			0-0 SH1-4 ②			2-1 E6 1B ①		0-0 F7 ③	

Inning Stats	R: 0	H: 0	E: 0	K: 0	S: 5	R: 0	H: 0	E: 0	K: 0	S: 9	R: 0	H: 0	E: 0	K: 1	S: 9	R: 0	H: 0	E: 0	K: 1	S: 9	R: 2	H: 2	E: 1	K: 0	S: 10	R: 0	H: 2	E: 0	K: 0	S: 6	R: 3	H: 2	E: 0	K: 1	S: 15
	0	0	0	0	5	0	0	0	0	9	0	0	0	1	9	0	0	0	1	9	2	2	1	0	10	0	0	0	0	6	3	2	0	1	15

PITCHER	IP	WLS	BF	H	R	ER	SO	BB	IBB	HBP	BLK	WP	HR	S	P	ERA	WHIP
<b>Chris Hammond, L</b> ERA: 3.95 (1, 1)	7.0	L	28	7	4	3	2	0	0	0	0	0	0	57	93	3.86	1.000
<b>Tim Layana, R</b> ERA: 4.3 (8, 1)	0.1		1	0	0	0	1	0	0	0	0	0	0	4	5	0.00	0.000
<b>Gino Minutelli, L</b> ERA: 9.0 (8, 1)	0.1		3	0	0	0	0	2	0	0	0	0	0	6	17	0.00	6.000
<b>Keith Brown, R</b> ERA: 2.25 (8, 1)	0.1		2	1	2	2	0	0	0	0	0	1	0	3	5	54.00	3.000

**BOTTOM**

AB	R	H	RBI	BB	SO	LOB
4	2	3	1	0	0	0
4	0	0	0	0	1	4
3	1	1	2	1	0	0
3	1	0	0	1	1	1
3	0	1	1	0	0	0
4	0	1	2	0	0	1
4	0	1	0	0	1	1
2	1	1	0	1	0	0
2	1	0	0	0	0	2

**AB 29**  
**R 6**  
**H 8**  
**RBI 6**  
**BB 3**  
**SO 3**  
**LOB 9**



PITCHER	IP	WLS	BF	H	R	ER	SO	BB	IBB	HBP	BLK	WP	HR	S	P	ERA	WHIP
<b>Chris Hammond, L</b> ERA: 3.95 (1, 1)	7.0	L	28	7	4	3	2	0	0	0	0	0	0	57	93	3.86	1.000
<b>Tim Layana, R</b> ERA: 4.3 (8, 1)	0.1		1	0	0	0	1	0	0	0	0	0	0	4	5	0.00	0.000
<b>Gino Minutelli, L</b> ERA: 9.0 (8, 1)	0.1		3	0	0	0	0	2	0	0	0	0	0	6	17	0.00	6.000
<b>Keith Brown, R</b> ERA: 2.25 (8, 1)	0.1		2	1	2	2	0	0	0	0	0	1	0	3	5	54.00	3.000

**Cincinnati Reds @ Pittsburgh Pirates**  
Three Rivers Stadium, Pittsburgh, PA  
Sun Jul 21 1991, 7:05 PM EDT  
Att. 34,717 - Cloudy - 92 F

livebaseballscorecards.com



Batter	1	2	3	4	5	6	7	8	9	AB R H RBI BB SO LOB	TOP		
<b>Otis Nixon, S</b> (1, 9) <small>OBP: 0.396, SLG: 0.362</small>	1-0 						1-2 			4 1 1 1 0 0 0	<b>Atlanta Braves @ Pittsburgh Pirates</b> Three Rivers Stadium, Pittsburgh, PA Mon Jul 22 1991, 7:05 PM EDT Att. 20,549 - Cloudy - 88 F		
<b>Jeff Blauser, R</b> (1, 6) <b>Rafael Belliard, R</b> (7, 6) <small>OBP: 0.368, SLG: 0.446</small> <small>OBP: 0.264, SLG: 0.258</small>	1-0 						0-1 			4 1 2 1 0 0 1 0 0 0 0 0 0 0			
<b>Terry Pendleton, S</b> (1, 5) <small>OBP: 0.384, SLG: 0.527</small>	3-2 			0-0 	1-0 		2-2 			4 1 1 0 0 0 1			
<b>Ron Gant, R</b> (1, 8) <small>OBP: 0.319, SLG: 0.521</small>		1-1 		1-2 	3-2 		0-0 			4 1 1 1 0 0 0			
<b>Lonnie Smith, R</b> (1, 7) <b>Mike Stanton, L</b> (8, 1) <small>OBP: 0.361, SLG: 0.397</small> <small>OBP: 0.333, SLG: 0.667</small>		4-2 		4-0 	3-2 		3-3 			2 1 0 0 2 1 0 0 0 0 0 0 0 0			
<b>Brian Hunter, R</b> (1, 3) <small>OBP: 0.316, SLG: 0.500</small>		0-1 		0-0 		0-0 		0-2 		4 0 0 0 0 0 4			
<b>Greg Olson, R</b> (1, 2) <small>OBP: 0.326, SLG: 0.364</small>			0-3 	0-1 		1-0 		1-0 		4 1 1 2 0 1 0			
<b>Mark Lemke, S</b> (1, 4) <small>OBP: 0.322, SLG: 0.298</small>			0-0 	2-1 		4-0 		2-1 		3 0 0 0 1 0 1			
<b>29 John Smoltz, R</b> (1, 1) <b>Deion Sanders, L</b> (8, 7) <small>OBP: 0.179, SLG: 0.189</small> <small>OBP: 0.287, SLG: 0.351</small>			0-1 	3-2 		1-3 		0-3 		3 1 1 1 0 1 1 1 0 0 0 0 1 0			
<b>Inning Stats</b>	R: 0 H: 1 E: 0 LOB: 0 K: 0 BB: 0 S: 5 P: 10	R: 0 H: 0 E: 0 LOB: 0 K: 0 BB: 1 S: 6 P: 11	R: 0 H: 0 E: 0 LOB: 0 K: 1 BB: 0 S: 6 P: 6	R: 7 H: 6 E: 2 LOB: 1 K: 0 BB: 1 S: 23 P: 39	R: 0 H: 0 E: 0 LOB: 0 K: 0 BB: 0 S: 7 P: 14	R: 0 H: 0 E: 0 LOB: 1 K: 1 BB: 1 S: 6 P: 12	R: 0 H: 0 E: 0 LOB: 0 K: 0 BB: 0 S: 8 P: 11	R: 0 H: 0 E: 0 LOB: 0 K: 1 BB: 0 S: 8 P: 11	R: 0 H: 0 E: 0 LOB: 0 K: 1 BB: 0 S: 6 P: 9	1B: 4 SF: 0 2B: 3 SAC: 0 3B: 0 DP: 1 HR: 0 HBP: 0	WP: 0 PA: 36 PB: 0 SB: 2 CS: 1		
<b>PITCHER</b>	IP WLS BF H R ER SO BB IBB HBP BLK WP HR S P ERA WHIP											<b>PITCHER</b>	IP WLS BF H R ER SO BB IBB HBP BLK WP HR S P ERA WHIP
<b>Zane Smith, L</b> (1, 1) <small>ERA: 3.09</small>	3.2 L 18 6 7 3 1 1 1 0 0 0 0 0 36 59 7.36 1.909												
<b>Vicente Palacios, R</b> (4, 1) <small>ERA: 3.09</small>	1.1 5 1 0 0 0 0 0 0 0 0 0 0 11 21 0.00 0.750												
<b>Neal Heaton, L</b> (6, 1) <small>ERA: 3.68</small>	2.0 7 0 0 0 1 1 0 0 0 0 0 0 14 23 0.00 0.500												
<b>Bill Landrum, R</b> (8, 1) <small>ERA: 2.01</small>	2.0 6 0 0 0 2 0 0 0 0 0 0 0 14 20 0.00 0.000												

AB	33
R	7
H	7
RBI	6
BB	3
SO	4
LOB	8







Batter	1	2	3	4	5	6	7	8	9	AB R H RBI BB SO LOB	TOP	
<b>Otis Nixon, S</b> (1, 9) <small>OBP: 0.395, SLG: 0.362</small> <b>Brian Hunter, R</b> (8, PH) <small>OBP: 0.313, SLG: 0.495</small> (8, 9)	2-2  <b>G4-3</b> 1B		1-2  <b>P4</b>		1-1  <b>L7</b>			0-1  <b>F8</b>		3 1 1 0 0 0 1 1 0 0 0 0 0 0		
<b>Deion Sanders, L</b> (1, 7) <small>OBP: 0.277, SLG: 0.337</small> (6, 8)	1-2  <b>G4-3</b>		0-0  <b>G6-3</b>			0-0  <b>B1-3</b>		0-3  <b>K</b>		4 0 0 0 0 1 1		
<b>Terry Pendleton, S</b> (1, 5) <small>OBP: 0.380, SLG: 0.522</small> <b>Mark Lemke, S</b> (6, 5) <small>OBP: 0.320, SLG: 0.295</small>	0-0  <b>G4-3</b>		0-2  <b>F8</b>			2-2  <b>G1</b>		1-0  <b>F7</b>		3 0 0 1 0 0 0 1 0 0 0 0 0 0		
<b>Ron Gant, R</b> (1, 8) <small>OBP: 0.322, SLG: 0.519</small> <b>Mike Bell, L</b> (6, 3) <small>OBP: 0.192, SLG: 0.280</small>	3-2  <b>L7</b>			4-1  <b>CS</b> <b>BB</b>		4-0  <b>BB</b>		2-3  <b>K</b>		1 0 0 0 2 0 0 1 0 0 0 0 1 0		
<b>Tommy Gregg, L</b> (1, 3) <small>OBP: 0.284, SLG: 0.271</small> <b>Dan Petry, R</b> (6, 1) <b>Kent Mercker, L</b> (8, 1) <b>Rafael Belliard, R</b> (9, PH) <small>OBP: 0.263, SLG: 0.256</small>			2-2  <b>L7</b>		0-1  <b>F9</b>		2-2  <b>G4-3</b>		1-2  <b>G5-3</b>		3 0 0 0 0 0 2 0 0 0 0 0 0 0 0 0 0 0 0 0 0 1 0 0 0 0 0 0	
<b>Jeff Blauser, R</b> (1, 6) <small>OBP: 0.374, SLG: 0.444</small>			4-1  <b>HR</b> <b>BB</b>		2-2  <b>F8</b>		4-2  <b>FC5-4</b> <b>BB</b>		4-1  <b>1B</b> <b>BB</b>		1 1 0 0 3 0 1	
<b>Jeff Treadway, L</b> (1, 4) <small>OBP: 0.373, SLG: 0.429</small>			3-1  <b>HR</b>		3-2  <b>F7</b>		3-2  <b>F9</b>		0-0  <b>1B</b>		4 1 2 2 0 0 1	
<b>Greg Olson, R</b> (1, 2) <small>OBP: 0.323, SLG: 0.360</small> <b>Francisco Cabrera, R</b> (7, PH) <small>OBP: 0.277, SLG: 0.286</small> (7, 2)			3-2  <b>F7</b>		0-1  <b>G6-3</b>		1-1  <b>FC5-4</b>		2-3  <b>K</b>		2 0 0 0 0 0 0 2 0 0 0 0 1 3	
<b>Charlie Leibrandt, R</b> (1, 1) <small>OBP: 0.050, SLG: 0.077</small> <b>Rick Mahler, R</b> (3, 1) <small>OBP: 0.167, SLG: 0.250</small> <b>Keith Mitchell, R</b> (6, 7)			2-2  <b>G5-3</b>		2-2  <b>2B</b>		2-2  <b>P6</b>				1 0 0 0 0 0 0 1 0 1 0 0 0 0 1 0 0 0 0 0 1	
<b>Inning Stats</b>	R: 1 H: 1 E: 0 LOB: 0 K: 0 BB: 0 S: 11 P: 17	R: 2 H: 1 E: 0 LOB: 0 K: 0 BB: 1 S: 15 P: 28	R: 0 H: 0 E: 0 LOB: 0 K: 0 BB: 0 S: 8 P: 9	R: 0 H: 0 E: 0 LOB: 0 K: 0 BB: 1 S: 6 P: 12	R: 0 H: 1 E: 0 LOB: 1 K: 0 BB: 0 S: 11 P: 17	R: 0 H: 0 E: 0 LOB: 1 K: 0 BB: 1 S: 8 P: 16	R: 0 H: 0 E: 0 LOB: 1 K: 0 BB: 1 S: 11 P: 21	R: 0 H: 0 E: 0 LOB: 0 K: 1 BB: 0 S: 6 P: 7	R: 0 H: 1 E: 0 LOB: 2 K: 2 BB: 1 S: 11 P: 20	1B: 2 SF: 0 2B: 1 SAC: 0 3B: 0 DP: 0 HR: 1 HBP: 0	WP: 0 PA: 35 PB: 0 SB: 1 CS: 1	
<b>PITCHER</b> <b>Doug Drabek, R</b> (1, 1) <small>ERA: 3.04</small> <b>Bob Patterson, L</b> (8, 1) <small>ERA: 3.86</small>	IP WLS BF H R ER SO BB IBB HBP BLK WP HR S P ERA WHIP 7.0 W 27 3 3 3 0 4 0 0 0 0 1 70 120 3.86 1.000 2.0 8 1 0 0 3 1 0 0 0 0 0 0 17 27 0.00 1.000											

**Atlanta Braves @ Pittsburgh Pirates**  
 Three Rivers Stadium, Pittsburgh, PA  
 Tue Jul 23 1991, 7:05 PM EDT  
 Att. 21,664 - Cloudy - 76 F

<b>AB</b>	<b>30</b>
<b>R</b>	<b>3</b>
<b>H</b>	<b>4</b>
<b>RBI</b>	<b>3</b>
<b>BB</b>	<b>5</b>
<b>SO</b>	<b>3</b>
<b>LOB</b>	<b>10</b>



Batter	1	2	3	4	5	6	7	8	9	AB	R	H	RBI	BB	SO	LOB
<b>Gary Redus, R</b> OBP: 0.331, SLG: 0.390 (1, 3) BB C X (8, 7)	3-1 F8 ①	3-1 P3 ③		2-1 G6-3 ①	3-1 HR 1-H 2-H 3-H		1-1 F9 ②			5	1	1	4	0	0	2
<b>Jay Bell, R</b> OBP: 0.319, SLG: 0.410 (1, 6) C X	0-1 G5-3 ②		0-1 2B 1B 1B	0-0 F8 ②	0-2 P4 ③		1-3 K ③			5	1	1	0	0	1	1
<b>Andy Van Slyke, L</b> OBP: 0.360, SLG: 0.436 (1, 8) C S B B B B	4-2 BB		1-3 K ①	4-2 FC6 BB		4-0 FC6-4 BB		0-1 HR 2B		2	1	1	0	3	1	1
<b>Bobby Bonilla, S</b> OBP: 0.381, SLG: 0.506 (1, 9) B C S 1 SAFE SAFE B 1 SAFE SAFE B 1 SAFE SAFE	3-2 P5 ③		3-1 1B 2B	1-1 FC6 ③		3-1 FC6-4 1B 1-2f		3-2 HR		5	2	2	2	0	0	3
<b>Barry Bonds, L</b> OBP: 0.395, SLG: 0.502 <b>Orlando Merced, S</b> OBP: 0.383, SLG: 0.431 (1, 7) (8, 3)			0-0 K ①	0-0 S 1B 1B 2-3 3-H		1-0 1B HR 1B		1-0 P3 ①		4	2	2	1	0	1	1
<b>John Wehner, R</b> OBP: 0.533, SLG: 0.667 (1, 5) C B X			2-1 S 1B 1B	2-1 S 1B 1B		3-2 HR 1B 1B		1-1 FC5-4 1B		5	3	5	1	0	0	0
<b>Jose Lind, R</b> OBP: 0.308, SLG: 0.342 <b>Curtis Wilkerson, S</b> OBP: 0.246, SLG: 0.264 (1, 4) (6, 4)			4-1 CS 1B IBB	4-1 CS 1B IBB		1-0 HR HBP		1-2 FC5-4 ②		1	2	1	1	1	0	0
<b>Michael LaValliere, L</b> OBP: 0.364, SLG: 0.378 (1, 2) B B C X			1-2 2-3 1B	1-2 2-3 1B		2-2 P8 ①		1-1 F8 ③		5	0	2	3	0	0	4
<b>Doug Drabek, R</b> OBP: 0.180, SLG: 0.200 <b>Jeff Banister, R</b> OBP: 1.000, SLG: 1.000 <b>Bob Patterson, R</b> (7, PH) (8, 1)			0-2 G4-3 ③	0-2 G4-3 ③		1-3 K ②				2	0	0	0	0	1	5

Inning Stats	R: 0	H: 0	E: 0	K: 10	S: 10	R: 2	H: 3	E: 0	K: 12	S: 12	R: 4	H: 5	E: 0	K: 15	S: 15	R: 0	H: 0	E: 0	K: 7	S: 7	R: 4	H: 3	E: 0	K: 15	S: 15	R: 0	H: 1	E: 0	K: 10	S: 10	R: 0	H: 1	E: 0	K: 9	S: 9	R: 2	H: 3	E: 0	K: 15	S: 15
	0	0	0	10	10	2	3	0	12	12	4	5	0	15	15	0	0	0	7	7	0	4	3	0	15	15	0	1	0	0	10	10	0	1	0	2	3	0	15	15

PITCHER													PITCHER																										
IP	WLS	BF	H	R	ER	SO	BB	IBB	HBP	BLK	WP	HR	S	P	ERA	WHIP	IP	WLS	BF	H	R	ER	SO	BB	IBB	HBP	BLK	WP	HR	S	P	ERA	WHIP						
Charlie Leibrandt, L	(1, 1)	2.1	L	17	8	6	2	1	1	0	0	0	34	67	23.14	3.857																							
Rick Mahler, R	(3, 1)	2.2		12	3	4	1	1	0	1	0	1	25	43	13.50	1.500																							
Dan Petry, R	(6, 1)	2.0		9	2	0	2	1	0	0	0	0	19	34	0.00	1.500																							
Kent Mercker, L	(8, 1)	1.0		6	3	2	0	0	0	0	0	1	15	22	18.00	3.000																							

**BOTTOM**

**Atlanta Braves @ Pittsburgh Pirates**  
Three Rivers Stadium, Pittsburgh, PA

Tue Jul 23 1991, 7:05 PM EDT  
Att. 21,664 - Cloudy - 76 F

AB	38
R	12
H	16
RBI	12
BB	4
SO	5
LOB	20



1B:	11	SF:	0	WP:	0	PA:	44
2B:	2	SAC:	1	PB:	0		
3B:	1	DP:	0	SB:	3		
HR:	2	HBP:	1	CS:	2		



Batter	1	2	3	4	5	6	7	8	9	AB R H RBI BB SO LOB	TOP		
<b>Otis Nixon, S</b> (1, 9) <small>OBP: 0.399, SLG: 0.362</small>	1-1 		3-2 G4-3 		4-0 1B 		2-3 K 		4-1 DI 	3 1 1 0 2 1 1			
<b>Jeff Blauser, R</b> (1, 6) <small>OBP: 0.371, SLG: 0.439</small>	3-3 K 		3-3 K 		3-2 1-3 HR 		2-2 P3 		0-3 K 	5 1 1 0 0 3 3			
<b>Terry Pendleton, S</b> (1, 5) <small>OBP: 0.379, SLG: 0.530</small>	1-2 SF9 			1-0 F9 	0-1 HR 		1-3 K 			3 1 1 3 0 1 1			
<b>Ron Gant, R</b> (1, 8) <small>OBP: 0.324, SLG: 0.522</small>	3-2 			3-2 BB 	0-2 F7 			1-3 K 		4 0 2 0 0 1 0			
<b>Lonnie Smith, R</b> (1, 7) <small>OBP: 0.364, SLG: 0.399</small>	0-0 F9 			0-0 BB 		1-1 L4-6 		3-2 F7 		4 0 2 0 0 0 1			
<b>Brian Hunter, R</b> (1, 3) <b>Juan Berenguer, R</b> (8, 1)		0-2 G6-3 		2-2 F7 		0-0 L7 		0-1 HR 		4 1 1 1 0 0 3 0 0 0 0 0 0 0			
<b>Greg Olson, R</b> (1, 2) <small>OBP: 0.326, SLG: 0.360</small>		0-0 G5-3 		4-0 BB 		1-0 1B 		2-0 F8 		3 0 1 0 1 0 0			
<b>Mark Lemke, S</b> (1, 4) <b>Marvin Freeman, R</b> (6, 1) <b>Kent Mercker, L</b> (7, 1) <b>Tommy Gregg, L</b> (8, 3) <b>Keith Mitchell, R</b> (9, PH)		1-0 P6 		0-0 L8 		0-0 L4-6 		1-3 K 		3 0 0 0 0 0 5 0 0 0 0 0 0 0 0 0 0 0 0 0 0 0 0 0 0 0 0 0 1 0 0 0 0 1 0			
<b>Tom Glavine, L</b> (1, 1) <b>Jeff Treadway, L</b> (6, 4) <small>OBP: 0.333, SLG: 0.295 OBP: 0.374, SLG: 0.429</small>			1-3 K 		1-2 L7 		0-1 1B 		0-1 F8 	2 0 0 0 0 1 0 2 0 1 0 0 0 0			
<b>Inning Stats</b>	R: 1 H: 2 E: 0 LOB: 1 K: 1 BB: 0 S: 13 P: 21	R: 0 H: 0 E: 0 LOB: 0 K: 0 BB: 0 S: 6 P: 7	R: 0 H: 0 E: 0 LOB: 0 K: 2 BB: 0 S: 10 P: 17	R: 0 H: 2 E: 0 LOB: 3 K: 0 BB: 1 S: 10 P: 20	R: 2 H: 2 E: 0 LOB: 0 K: 0 BB: 1 S: 11 P: 19	R: 0 H: 2 E: 0 LOB: 1 K: 0 BB: 0 S: 5 P: 7	R: 0 H: 1 E: 0 LOB: 1 K: 2 BB: 0 S: 11 P: 16	R: 1 H: 1 E: 0 LOB: 0 K: 1 BB: 0 S: 12 P: 18	R: 0 H: 0 E: 0 LOB: 1 K: 2 BB: 1 S: 9 P: 14	1B: 7 SF: 1 2B: 2 SAC: 0 3B: 0 DP: 1 HR: 2 HBP: 0	WP: 0 PA: 38 PB: 0 SB: 2 CS: 0		
<b>PITCHER</b>	IP WLS BF H R ER SO BB IBB HBP BLK WP HR S P ERA WHIP											<b>PITCHER</b>	IP WLS BF H R ER SO BB IBB HBP BLK WP HR S P ERA WHIP
<b>John Smiley, L</b> (1, 1) <small>ERA: 3.36</small>	5.1 W 25 8 3 3 3 2 0 0 0 0 0 1 54 90 5.06 1.875												
<b>Vicente Palacios, R</b> (6, 1) <small>ERA: 3.1</small>	2.2 9 2 1 1 3 0 0 0 0 0 0 1 24 35 3.38 0.750												
<b>Bob Kipper, L</b> (9, 1) <small>ERA: 5.45</small>	0.2 3 0 0 0 1 1 0 0 0 0 0 0 6 11 0.00 1.500												
<b>Stan Belinda, R</b> (9, 1) <small>ERA: 3.57</small>	0.1 S 1 0 0 0 1 0 0 0 0 0 0 0 3 3 0.00 0.000												

**Atlanta Braves @ Pittsburgh Pirates**  
 Three Rivers Stadium, Pittsburgh, PA  
 Wed Jul 24 1991, 7:05 PM EDT  
 Att. 26,508 - Cloudy - 84 F

[livebaseballscorecards.com](http://livebaseballscorecards.com)

AB	34
R	4
H	10
RBI	4
BB	3
SO	8
LOB	14



Batter	1	2	3	4	5	6	7	8	9
<b>Gary Redus, R</b> OBP: 0.335, SLG: 0.400 (1, 3)	1-1 F8	0-1 F7			1-2 1B 2B	1-1 S 2B 1B			
<b>Jay Bell, R</b> OBP: 0.324, SLG: 0.415 (1, 6)	4-0 3B BB		1-1 F9		1-2 1B 1B	1 SAFE 2-2 1-H 2B			
<b>Andy Van Slyke, L</b> OBP: 0.359, SLG: 0.440 (1, 8)	2-2 1 SAFE 1-H 1B 3B		3-2 G3		1-2 F8	1 2-3 K			
<b>Bobby Bonilla, S</b> OBP: 0.382, SLG: 0.505 (1, 9)	4-2 1B BB		1-2 G4-3		0-1 1B E 1B		3-2 F8		
<b>Lloyd McClendon, R</b> OBP: 0.350, SLG: 0.451 (1, 2)	1-2 CS 1B		1-0 1B WP SF9 1B		0-0 E2 FC5-4 1B		2-3 K		
<b>Michael LaValliere, L</b> OBP: 0.364, SLG: 0.378 (8, 2)									
<b>John Wehner, R</b> OBP: 0.474, SLG: 0.579 (1, 5)	3-3 K		1-1 1B		2-2 FC5-4		2-0 G4-3		
<b>Jose Gonzalez, R</b> OBP: 0.100, SLG: 0.135 (1, 7)		1-2 G5-3		0-0 SF9	0-1 G1-3		3-2 G4-3		
<b>Vicente Palacios, R</b> OBP: 0.071, SLG: 0.071 (6, 1)									
<b>Oriando Merced, S</b> OBP: 0.382, SLG: 0.429 (8, PH)									
<b>Bob Kipper, R</b> (9, 1)									
<b>Stan Belinda, R</b> (9, 1)									
<b>Jose Lind, R</b> OBP: 0.304, SLG: 0.337 (1, 4)		1-0 F8		1-0 F7		3-2 P3	0-2 G4-3		
<b>John Smiley, L</b> OBP: 0.209, SLG: 0.150 (1, 1)									
<b>Barry Bonds, L</b> OBP: 0.393, SLG: 0.498 (6, 7)		4-0 BB		1-3 K		1-0 G4-3	1-3 K		

Inning Stats	R: 2	H: 2	E: 0	K: 1	S: 14	R: 0	H: 0	E: 0	K: 0	S: 6	R: 0	H: 0	E: 0	K: 0	S: 8	R: 1	H: 2	E: 0	K: 1	S: 9	R: 3	H: 4	E: 1	K: 0	S: 18	R: 1	H: 2	E: 0	K: 1	S: 14	R: 0	H: 0	E: 0	K: 1	S: 8	R: 0	H: 0	E: 0	K: 1	S: 11
	LOB: 2	BB: 29	LOB: 1	BB: 1	P: 12	LOB: 0	BB: 0	LOB: 1	BB: 0	P: 13	LOB: 1	BB: 0	LOB: 1	BB: 0	P: 23	LOB: 0	BB: 0	LOB: 0	BB: 0	P: 15	LOB: 0	BB: 0	LOB: 0	BB: 0	P: 15	LOB: 0	BB: 0	LOB: 0	BB: 0	P: 15	LOB: 0	BB: 0	LOB: 0	BB: 0	P: 15	LOB: 0	BB: 0	LOB: 0	BB: 0	P: 15

PITCHER	IP	WLS	BF	H	R	ER	SO	BB	IBB	HBP	BLK	WP	HR	S	P	ERA	WHIP
<b>Tom Glavine, L</b> ERA: 2.19 (1, 1)	5.0	L	25	8	6	6	2	3	0	0	0	1	0	55	90	10.80	2.200
<b>Marvin Freeman, R</b> ERA: 2.88 (6, 1)	1.0		5	2	1	1	1	0	0	0	0	0	0	14	23	9.00	2.000
<b>Kent Mercker, L</b> ERA: 2.13 (7, 1)	1.0		3	0	0	0	1	0	0	0	0	0	0	8	15	0.00	0.000
<b>Juan Berenguer, R</b> ERA: 2.06 (8, 1)	1.0		3	0	0	0	1	0	0	0	0	0	0	11	15	0.00	0.000

**BOTTOM**

**Atlanta Braves @ Pittsburgh Pirates**  
Three Rivers Stadium, Pittsburgh, PA

Wed Jul 24 1991, 7:05 PM EDT  
Att: 26,508 - Cloudy - 84 F

AB	R	H	RBI	BB	SO	LOB
4	2	2	0	0	0	1
3	2	2	1	1	0	0
4	1	1	1	0	1	3
3	1	1	1	1	0	0
4	1	3	2	0	1	0
0	0	0	0	0	0	0
4	0	1	0	0	1	3
2	0	0	1	0	0	1
0	0	0	0	0	0	0
1	0	0	0	1	1	1
2	0	0	0	0	1	0

livebaseballscorecards.com

AB	32
R	7
H	10
RBI	6
BB	3
SO	5
LOB	10



WP: 1	PA: 36
PB: 0	
SB: 1	
CS: 1	



Batter	1	2	3	4	5	6	7	8	9	AB R H RBI BB SO LOB	TOP													
<b>Orlando Merced, S</b> OBP: 0.386, SLG: 0.430 (1, 3)	4-1 G3 SH1-4 BB	1-1 2-H 1B		2-3 K			0-1 G3		3-2 G1-3 1B 2B 1B	4 1 2 1 1 1 0														
<b>Jay Bell, R</b> OBP: 0.328, SLG: 0.427 (1, 6)	0-0 SH1-4 1-2		2-2 FC1-6 1B		0-1 HR		1-3 K		0-0 G1-3 2B 1B 1-2	4 2 3 1 0 1 0														
<b>Andy Van Slyke, L</b> OBP: 0.357, SLG: 0.438 <b>Jose Gonzalez, R</b> OBP: 0.093, SLG: 0.125 (1, 8) (3, 8)	3-2 G3 2-3		0-1 FC1-6 HR		2-3 K		0-3 K		0-2 G1-3 1-2 2-3	2 1 0 0 0 0 2 3 0 0 0 0 2 2														
<b>Bobby Bonilla, S</b> OBP: 0.382, SLG: 0.515 (1, 5) (8, 9)	2-3 K		2-2 1-H HR		3-3 K			2-2 F9	2-2 2B	5 1 2 4 0 2 1														
<b>Barry Bonds, L</b> OBP: 0.396, SLG: 0.505 (1, 7)		0-0 E 3B	3-3 K		2-3 K			1-0 FC4-6 1B	4-0 FC6-4 IBB	4 1 2 0 1 2 0														
<b>Gary Varsho, L</b> OBP: 0.350, SLG: 0.451 <b>John Wehner, R</b> OBP: 0.450, SLG: 0.550 (1, 9) (8, 5)		2-3 K	4-2 BB			0-2 G3-1		0-2 FC4-6 BB 1-2f	1-2 FC6-4 1-2f	3 0 0 0 1 1 2 1 0 0 0 0 0 2														
<b>Michael LaValliere, L</b> OBP: 0.362, SLG: 0.373 (1, 2)		0-0 P9	1-0 F7			1-1 G4-3		4-1 1 SAFE 1-2 BB		3 0 0 0 1 0 2														
<b>Jose Lind, R</b> OBP: 0.303, SLG: 0.336 (1, 4)		2-1 E6 2B 3-H		1-3 K		3-2 1B		1-2 G4-3		4 1 1 0 0 1 2														
<b>Bob Walk, R</b> OBP: 0.207, SLG: 0.321 <b>Neal Heaton, L</b> OBP: 0.333, SLG: 0.444 <b>Bob Kipper, R</b> <b>Bill Landrum, R</b> (1, 1) (2, 1) (6, 1) (8, 1)		0-1 1B 2B 1-H		0-3 K		1-1 G3		0-0 G4-3		1 1 1 1 0 0 0 2 0 0 0 0 1 1 0 0 0 0 0 0 0 1 0 0 0 0 0 0														
<b>Inning Stats</b>	R: 0 E: 0 K: 1 S: 10	H: 0 LOB: 1 BB: 1 P: 19	R: 3 E: 1 K: 1 S: 14	H: 3 LOB: 1 BB: 0 P: 19	R: 2 E: 0 K: 1 S: 15	H: 2 LOB: 1 BB: 1 P: 27	R: 0 E: 0 K: 3 S: 9	H: 0 LOB: 0 BB: 0 P: 12	R: 1 E: 0 K: 3 S: 12	H: 1 LOB: 0 BB: 0 P: 19	R: 0 E: 0 K: 0 S: 11	H: 1 LOB: 1 BB: 0 P: 16	R: 0 E: 0 K: 2 S: 9	H: 0 LOB: 0 BB: 0 P: 10	R: 0 E: 0 K: 0 S: 14	H: 1 LOB: 2 BB: 1 P: 22	R: 2 E: 0 K: 0 S: 15	H: 3 LOB: 2 BB: 1 P: 25	1B: 6 2B: 2 3B: 1 HR: 2	SF: 0 SAC: 1 DP: 0 HBP: 0	WP: 0 PB: 0 SB: 1 CS: 0	PA: 42		
<b>PITCHER</b>	IP WLS BF H R ER SO BB IBB HBP BLK WP HR S P ERA WHIP																							
<b>Darryl Kile, R</b> ERA: 3.79 <b>Dwayne Henry, R</b> ERA: 3.1 <b>Mike Capel, R</b> ERA: 3.04 <b>Jim Clancy, R</b> ERA: 2.89 (1, 1) (4, 1) (6, 1) (9, 1)	3.0 L 16 5 5 2 3 2 0 0 0 0 0 1 39 65 6.00 2.333	2.0 7 1 1 1 6 0 0 0 0 0 0 1 21 31 4.50 0.500	3.0 12 2 0 0 2 1 0 0 0 0 0 0 34 48 0.00 1.000	1.0 7 3 2 2 0 0 1 0 0 0 0 0 15 25 18.00 3.000																				

**Pittsburgh Pirates @ Houston Astros**  
Astrodome, Houston, TX  
Fri Jul 26 1991, 8:05 PM EDT  
Att. 26,185 - Dome - 70 F

AB	37
R	8
H	11
RBI	7
BB	4
SO	11
LOB	14



Batter	1	2	3	4	5	6	7	8	9	AB	R	H	RBI	BB	SO	LOB
Steve Finley, L (1, 8) OBP: 0.352, SLG: 0.426	3-2 G4-3		1-0 2B			0-1 P4-3 1B		0-1 2B		4	0	3	1	0	0	0
Craig Biggio, R (1, 2) OBP: 0.359, SLG: 0.363	0-1 G1-3		0-2 F8			0-1 P4-3 1-2f		3-2 L9		4	0	0	0	0	0	3
5 Jeff Bagwell, R (1, 3) OBP: 0.363, SLG: 0.433	2-2 2B		0-1 F8			4-2 BB			0-3 K	3	0	1	0	1	1	1
Luis Gonzalez, L (1, 7) OBP: 0.304, SLG: 0.435	0-1 L7			1-2 G5-4-3 1B		1-0 F8			3-1 G6-3	4	0	1	0	0	0	2
Ken Caminiti, S (1, 5) OBP: 0.299, SLG: 0.372		1-1 F9		2-2 G5-4-3 1-2f			0-0 P3		1-2 G4-3	4	0	0	0	0	0	1
Eric Anthony, L (1, 9) OBP: 0.227, SLG: 0.229		0-0 F8		0-0 P6			2-2 F7			3	0	0	0	0	0	0
Rafael Ramirez, R (1, 6) OBP: 0.273, SLG: 0.305		0-1 G4-3			1-1 F9		1-2 L6			3	0	0	0	0	0	0
Casey Candaele, S (1, 4) OBP: 0.315, SLG: 0.377			4-0 2B BB		0-3 K		2-2 F7			2	1	0	0	1	1	0
Darryl Kile, R (1, 1) Mark Davidson, R (3, PH) Dwayne Henry, R (4, 1) Mike Simms, R (5, PH) Mike Capel, R (6, 1) Eric Yelding, R (8, PH) Jim Clancy, R (9, 1)			0-1 P4		3-3 K		0-2 F7			0	0	0	0	0	0	0

Inning Stats	R: 0	H: 1	E: 0	LOB: 1	K: 0	P: 17	R: 0	H: 0	E: 0	LOB: 0	K: 0	P: 6	R: 0	H: 1	E: 0	LOB: 0	K: 0	P: 10	R: 0	H: 0	E: 0	LOB: 0	K: 2	P: 12	R: 0	H: 1	E: 0	LOB: 1	K: 0	P: 12	R: 0	H: 0	E: 0	LOB: 0	K: 0	P: 11	R: 0	H: 1	E: 0	LOB: 1	K: 0	P: 17	R: 0	H: 0	E: 0	LOB: 0	K: 1	P: 12	1B: 2	SF: 0	2B: 4	SAC: 0	3B: 0	DP: 2	HR: 0	HBP: 0	WP: 0	PA: 32
--------------	------	------	------	--------	------	-------	------	------	------	--------	------	------	------	------	------	--------	------	-------	------	------	------	--------	------	-------	------	------	------	--------	------	-------	------	------	------	--------	------	-------	------	------	------	--------	------	-------	------	------	------	--------	------	-------	-------	-------	-------	--------	-------	-------	-------	--------	-------	--------

PITCHER	IP	WLS	BF	H	R	ER	SO	BB	IBB	HBP	BLK	WP	HR	S	P	ERA	WHIP
Bob Walk, R (1, 1) ERA: 3.15	1.0		4	1	0	0	0	0	0	0	0	0	0	12	17	0.00	1.000
Neal Heaton, L (2, 1) ERA: 3.48	4.2	W	17	3	1	1	2	2	0	0	0	0	0	34	51	1.93	1.071
Bob Kipper, L (6, 1) ERA: 5.14	2.0		7	1	0	0	0	0	0	0	0	0	0	18	24	0.00	0.500
Bill Landrum, R (8, 1) ERA: 1.96	1.1		4	0	0	0	1	0	0	0	0	0	0	11	18	0.00	0.000


**BOTTOM**

**Pittsburgh Pirates @ Houston Astros**  
Astrodome, Houston, TX


Fri Jul 26 1991, 8:05 PM EDT  
Att. 26,185 - Dome - 70 F

livebaseballscorecards.com

<b>AB</b>	<b>30</b>
<b>R</b>	<b>1</b>
<b>H</b>	<b>5</b>
<b>RBI</b>	<b>1</b>
<b>BB</b>	<b>2</b>
<b>SO</b>	<b>3</b>
<b>LOB</b>	<b>8</b>





Batter	1	2	3	4	5	6	7	8	9	AB R H RBI BB SO LOB	TOP											
Orlando Merced, S OBP: 0.385, SLG: 0.425 (1, 3) (9, 9)	1-1 G6-3	0-3 K		2-1 FC2-5 1B	4-1 1B PB BB	0-0 G3		1-3 K		5 1 1 0 1 2 6												
Jay Bell, R OBP: 0.336, SLG: 0.449 (1, 6) (9, 9)	1-2 HR	4-2 BB BB		0-0 BB FC2-5 1B	3-2 SAFE G4-3 PB 1B	0-1 HR		0-0 L6		5 4 4 4 1 0 3												
Gary Varsho, L OBP: 0.348, SLG: 0.440 Jose Gonzalez, R OBP: 0.089, SLG: 0.119 (1, 8) (5, 8)	2-3 K	4-2 BB		0-1 FC2-5 BB 1B	2-2 G4-3	3-3 K		3-3 K		3 1 0 0 1 1 3 2 0 0 0 0 2 3												
Bobby Bonilla, S OBP: 0.387, SLG: 0.513 Gary Redus, R OBP: 0.335, SLG: 0.400 (1, 9) (9, PR) (9, 3)	1-1 1B BB 1B	2-0 G3		4-1 F8 1B BB	0-0 P4		4-2 G4-6-3 BB	4-2 G6-4-3 BB		3 1 1 0 3 0 4 0 0 0 0 0 0 0												
Barry Bonds, L OBP: 0.402, SLG: 0.508 Lloyd McClendon, R OBP: 0.343, SLG: 0.441 (1, 7) (7, PH) (7, 7)	4-2 1B BB		2-2 G4-3 S 1B HBP	3-2 1B 1B	0-1 1B		3-1 P6	1-0 F8		2 2 2 3 1 0 0 2 0 0 0 0 0 2												
Michael LaValliere, L OBP: 0.359, SLG: 0.368 Tom Prince, R (1, 2) (7, 2)	0-1 1B		1 SAFE 1 SAFE G4-3	0-0 F8	1-0 G3-1		0-0 G4-6-3	1-1 G6-4-3		5 0 1 0 0 0 5 1 0 0 0 0 0 1												
John Wehner, R OBP: 0.480, SLG: 0.542 (1, 5)	1-3 K		1-0 1B	0-0 1B 1B		2-3 K		4-1 BB 1B BB		4 0 2 2 1 2 3	AB 41 R 11 H 16 RBI 10 BB 9 SO 9 LOB 34											
Jose Lind, R OBP: 0.306, SLG: 0.338 Curtis Wilkerson, S OBP: 0.252, SLG: 0.271 (1, 4) (7, 4)		1-3 K	0-0 F9	3-2 1B		2-2 G3 HR 1B		0-0 BB 1B		4 1 2 1 0 1 1 1 0 1 0 0 0 0												
Randy Tomlin, L OBP: 0.188, SLG: 0.188 Neal Heaton, L OBP: 0.400, SLG: 0.444 Bob Patterson, R Stan Belinda, R (1, 1) (8, PH) (8, 1) (9, 1)		2-2 BB BB 1B	0-3 K	0-0 G1		0-2 G3 HR 1B		4-1 BB 1B		4 1 2 0 0 1 3 0 0 0 0 1 0 0 0 0 0 0 0 0 0 0 0 0 0 0 0 0												
Inning Stats	R: 1 E: 0 K: 2 S: 18	H: 3 LOB: 3 BB: 1 P: 28	R: 0 E: 0 K: 2 S: 15	H: 1 LOB: 3 BB: 2 P: 28	R: 1 E: 0 K: 1 S: 10	H: 1 LOB: 1 BB: 0 P: 15	R: 4 E: 0 K: 0 S: 15	H: 5 LOB: 2 BB: 1 P: 27	R: 2 E: 0 K: 0 S: 19	H: 2 LOB: 1 BB: 1 P: 29	R: 3 E: 0 K: 2 S: 17	H: 3 LOB: 0 BB: 0 P: 24	R: 0 E: 0 K: 0 S: 6	H: 0 LOB: 0 BB: 1 P: 13	R: 0 E: 0 K: 2 S: 10	H: 1 LOB: 3 BB: 2 P: 22	R: 0 E: 0 K: 0 S: 5	H: 0 LOB: 1 BB: 1 P: 11	1B: 14 2B: 0 3B: 0 HR: 2	SF: 0 SAC: 0 DP: 2 HBP: 1	WP: 0 PB: 1 SB: 1 CS: 0	PA: 51
PITCHER	IP WLS BF H R ER SO BB IBB HBP BLK WP HR S P ERA WHIP																					
Jimmy Jones, R ERA: 4.11 (1, 1)	3.1 L 23 8 6 6 5 4 0 1 0 0 0 1 52 89 16.20 3.600																					
Jim Corsi, R ERA: 3.31 (4, 1)	2.2 16 7 5 5 2 1 0 0 0 0 0 1 42 62 16.88 3.000																					
Dwayne Henry, R ERA: 2.95 (7, 1)	2.0 9 1 0 0 2 3 0 0 0 0 0 0 16 35 0.00 2.000																					
Jim Clancy, R ERA: 2.83 (9, 1)	1.0 3 0 0 0 0 1 0 0 0 0 0 0 5 11 0.00 1.000																					

Pittsburgh Pirates @ Houston Astros  
Astrodome, Houston, TX  
Sat Jul 27 1991, 8:05 PM EDT  
Att. 24,447 - Dome - 70 F

livebaseballscorecards.com

Batter	1	2	3	4	5	6	7	8	9	AB	R	H	RBI	BB	SO	LOB
Craig Biggio, R (1, 2) OBP: 0.362, SLG: 0.364 Scott Servais, R (7, 2)	4-1 BB G6-4-3			2-1 1B G4-6-3		1-2 F7		3-2 P6	2-1 FC6-4	2	0	1	0	1	0	1
Steve Finley, L (1, 8) OBP: 0.349, SLG: 0.422 Dwayne Henry, R (7, 1)	1-1 SAFE P5			0-2 G4-6-3		2-1 L8		2-1 F9	3-1 SF8	3	0	0	0	0	0	3
Javier Ortiz, R (8, PH) OBP: 0.294, SLG: 0.290 Rafael Ramirez, R (9, 5)				1-2f					3-H	1	0	0	0	0	0	0
5 Jeff Bagwell, R (1, 3) OBP: 0.386, SLG: 0.437	0-1 SAFE G6-4-3			0-0 2B		1-0 1B		4-2 3B	1-0 F7	4	1	2	1	1	0	2
Ken Caminiti, S (1, 5) OBP: 0.301, SLG: 0.378 Jim Clancy, R (9, 1)			2-1 L7	4-0 BB		1-2 L9		1-1 2B		3	1	1	1	1	0	1
Mike Simms, R (1, 9) OBP: 0.250, SLG: 0.333			3-3 K	2-1 F9			1-2 1B	3-2 2B		4	0	2	1	0	1	2
Luis Gonzalez, L (1, 7) OBP: 0.302, SLG: 0.430 Mark Davidson, R (8, PH) OBP: 0.302, SLG: 0.294			1-3 K		1-1 G3		0-1 F8	1-0 F8		3	0	0	0	0	1	1
Andujar Cedeno, R (1, 6) OBP: 0.500, SLG: 0.333			1-3 K		2-3 K		0-1 1B		4-2 1B	3	1	1	0	1	2	0
Casey Candaele, S (1, 4) OBP: 0.321, SLG: 0.380			2-1 1B		1-1 G4-3		4-0 1B	2-2 1B		3	1	2	0	1	0	0
Jimmy Jones, R (1, 1) OBP: 0.250, SLG: 0.182 Jim Corsi, R (4, 1)			1-2 1B		1-1 G4-6-3		0-0 1B		4-1 1B	1	0	0	0	0	0	1
Gerald Young, S (6, PH) OBP: 0.291, SLG: 0.304			1-2f		1-1 1B		0-0 1B		1-2 BB	0	0	0	0	0	0	0
									1-2 BB	2	1	1	0	1	0	3

Inning Stats	R: 0	H: 0	E: 0	K: 5	S: 5	R: 0	H: 0	E: 0	K: 2	S: 9	R: 0	H: 1	E: 0	K: 1	S: 9	R: 0	H: 2	E: 0	K: 0	S: 8	R: 0	H: 0	E: 0	K: 1	S: 7	R: 1	H: 2	E: 0	K: 0	S: 12	R: 0	H: 2	E: 0	K: 0	S: 8	R: 2	H: 2	E: 0	K: 0	S: 13	R: 2	H: 1	E: 0	K: 0	S: 12	1B: 7	2B: 3	3B: 1	SF: 1	SAC: 0	DP: 4	HBP: 0	WP: 0	PA: 39
PITCHER	IP	WLS	BF	H	R	ER	SO	BB	IBB	HBP	BLK	WP	HR	S	P	ERA	WHIP																																					
Randy Tomlin, L (1, 1) ERA: 2.23	7.0		27	7	1	1	4	3	0	0	0	0	0	58	96	1.29	1.429																																					
Bob Patterson, L (8, 1) ERA: 4.23	1.0		6	2	2	2	0	1	0	0	0	0	0	13	27	18.00	3.000																																					
Stan Belinda, R (9, 1) ERA: 3.88	1.0		6	1	2	2	0	2	0	0	0	0	0	12	28	18.00	3.000																																					

**BOTTOM**

**Pittsburgh Pirates @ Houston Astros**  
Astrodome, Houston, TX

Sat Jul 27 1991, 8:05 PM EDT  
Att. 24,447 - Dome - 70 F

AB	32
R	5
H	10
RBI	5
BB	6
SO	4
LOB	17



PITCHER	IP	WLS	BF	H	R	ER	SO	BB	IBB	HBP	BLK	WP	HR	S	P	ERA	WHIP
Randy Tomlin, L (1, 1) ERA: 2.23	7.0		27	7	1	1	4	3	0	0	0	0	0	58	96	1.29	1.429
Bob Patterson, L (8, 1) ERA: 4.23	1.0		6	2	2	2	0	1	0	0	0	0	0	13	27	18.00	3.000
Stan Belinda, R (9, 1) ERA: 3.88	1.0		6	1	2	2	0	2	0	0	0	0	0	12	28	18.00	3.000



Batter	1	2	3	4	5	6	7	8	9	AB R H RBI BB SO LOB	TOP											
<b>Orlando Merced, S</b> (1, 3) OBP: 0.393, SLG: 0.428	3-2 2B SF7 1B	2-1 BB 1B		4-1 1B FC4-6 BB		0-1 E3 2B		4-0 BB BB		3 3 2 0 2 0 0												
<b>Jay Bell, R</b> (1, 6) OBP: 0.342, SLG: 0.458	1-2 1-3 2B	4-2 1-2 BB		0-2 1-3 FC4-6 1B		1-2 2B		1-1 P3		4 1 3 1 1 0 1												
<b>Gary Varsho, L</b> (1, 8) OBP: 0.345, SLG: 0.442 <b>Lloyd McClendon, R</b> (8, PH) OBP: 0.350, SLG: 0.441	0-3 K	1-3 K		0-2 FC4-6 L5-3		0-0 G4-3 1B 2B		4-1 BB		4 1 1 2 0 2 5 0 0 0 0 1 0 0												
<b>Bobby Bonilla, S</b> (1, 9) OBP: 0.384, SLG: 0.509	1-0 SF7			1-0 L5-3		2-1 G4-3		1-1 P7		3 1 0 1 1 0 4												
<b>Barry Bonds, L</b> (1, 7) OBP: 0.405, SLG: 0.508	4-0 IBB					2-2 FC5 WP 1B		0-1 G4-3		4 0 2 1 1 1 3												
<b>Michael LaValliere, L</b> (1, 2) OBP: 0.353, SLG: 0.362 <b>Jose Lind, R</b> (9, PH) OBP: 0.308, SLG: 0.338	3-2 G4-3			0-0 E9 BB		2-0 F8		1-0 F9		4 0 0 0 0 0 5 0 0 0 0 1 0 0												
<b>John Wehner, R</b> (1, 5) OBP: 0.467, SLG: 0.500				4-1 E S SF7 1B		2-0 G5-3		0-0 F8		4 1 1 0 1 0 2												
<b>Curtis Wilkerson, S</b> (1, 4) OBP: 0.246, SLG: 0.266 <b>Bob Kipper, R</b> (5, 1)				1-2 2-3 BB		1-1 FC5		3-2 P5		2 0 0 1 0 1 2 0 0 0 0 0 0 0 1 0 0 0 0 0 0 0 0 0 0 0 0 0 1 0 0 0 0 1 1												
<b>Gary Redus, R</b> (7, PH) OBP: 0.333, SLG: 0.397 <b>Bill Landrum, R</b> (7, 1) <b>Jose Gonzalez, R</b> (9, PH) OBP: 0.087, SLG: 0.116				0-0 SF7		2-3 K																
<b>Zane Smith, L</b> (1, 1) OBP: 0.273, SLG: 0.300 <b>Vicente Palacios, R</b> (3, 1) OBP: 0.071, SLG: 0.071 <b>Carlos Garcia, R</b> (5, 4)				1-0 SF7		1-3 K		1-3 K		1 0 0 1 0 0 2 0 0 0 0 0 0 0 3 0 0 0 0 3 1												
<b>Inning Stats</b>	R: 1 E: 0 K: 1 S: 16	H: 2 LOB: 2 BB: 1 P: 28	R: 1 E: 0 K: 2 S: 13	H: 2 LOB: 2 BB: 1 P: 22	R: 1 E: 1 K: 1 S: 9	H: 0 LOB: 2 BB: 2 P: 20	R: 1 E: 0 K: 0 S: 8	H: 1 LOB: 0 BB: 1 P: 13	R: 0 E: 0 K: 0 S: 5	H: 1 LOB: 1 BB: 0 P: 10	R: 3 E: 1 K: 1 S: 16	H: 3 LOB: 1 BB: 0 P: 23	R: 0 E: 0 K: 1 S: 7	H: 0 LOB: 0 BB: 0 P: 11	R: 0 E: 0 K: 0 S: 7	H: 0 LOB: 2 BB: 2 P: 17	R: 0 E: 0 K: 2 S: 11	H: 0 LOB: 1 BB: 1 P: 20	1B: 6 2B: 4 3B: 0 HR: 0	SF: 3 SAC: 0 DP: 1 HBP: 0	WP: 1 PB: 0 SB: 2 CS: 0	PA: 45
<b>PITCHER</b>	IP WLS BF H R ER SO BB IBB HBP BLK WP HR S P ERA WHIP																					
<b>Ryan Bowen, R</b> (1, 1) ERA: 7.2	5.0 W 26 6 4 3 4 4 1 0 0 1 0 51 93 5.40 2.000																					
<b>Dean Wilkins, R</b> (6, 1) ERA: 13.5	0.2 6 3 3 1 1 0 0 0 0 0 0 15 21 13.50 4.500																					
<b>Al Osuna, L</b> (6, 1) ERA: 2.13	2.1 10 0 0 0 1 3 0 0 0 0 0 16 35 0.00 1.286																					
<b>Jim Clancy, R</b> (9, 1) ERA: 2.78	1.0 S 3 0 0 0 2 0 0 0 0 0 0 10 15 0.00 0.000																					

**Pittsburgh Pirates @ Houston Astros**  
Astrodome, Houston, TX  
Sun Jul 28 1991, 4:33 AM EDT  
Att. 20,754 - Dome - 70 F

AB	34
R	7
H	9
RBI	7
BB	8
SO	8
LOB	26



WP: 1	PA: 45
PB: 0	
SB: 2	
CS: 0	

Batter	1	2	3	4	5	6	7	8	9
<b>Gerald Young, S</b> OBP: 0.286, SLG: 0.288 (1, 8)	3-2 L9		2-3 K	0-1 G6-3	4-1 BB		0-1 L6		
<b>Casey Candaele, S</b> OBP: 0.322, SLG: 0.391 (1, 4)	1-0 E1 5 WP 2B		0-0 FC5-4 5 S 1B	1-0 HR	0-1 F7			0-0 G3-1 5 F9 2B 1B	
<b>5 Jeff Bagwell, R</b> OBP: 0.386, SLG: 0.434 (1, 3)	1-1 SAFE P4		1-2 BB 2B 1B	4-2 BB		2-2 F9		0-0 F9	
<b>Ken Caminiti, S</b> OBP: 0.305, SLG: 0.382 (1, 5)	1-2 2B		4-0 SAFE 2B BB	1-0 L8		0-1 1B 1B		1-0 G3-1	
<b>Mike Simms, R</b> OBP: 0.300, SLG: 0.389 (1, 9)	2-0 G4-3		1-0 1B 2B		4-2 WP S BLK BB		0-0 F7	2-1 2B	
<b>Steve Finley, L</b> OBP: 0.351, SLG: 0.427 (8, 9)			1-H 2-H 2B					3-H 2B	
<b>Mark Davidson, R</b> OBP: 0.320, SLG: 0.315 (1, 7)		0-0 G6-3 1B	3-2 3B 1B		0-3 SAFE SAFE K	0-1 SAFE SAFE FC6-4 1B		4-0 FC5-4 IBB	
<b>Luis Gonzalez, L</b> OBP: 0.304, SLG: 0.430 (8, PH)									
<b>Andujar Cedeno, R</b> OBP: 0.333, SLG: 0.500 (1, 6)		1-0 G6-3 1-2f	3-2 2-H 3B		3-3 SAFE SAFE K	2-1 SAFE SAFE FC6-4 1-2f		1-1 FC5-4 1-2f	
<b>Scott Servais, R</b> (1, 2)		3-1 G4-3	0-0 F7		4-2 BLK BB BB		0-0 F9		
<b>Ryan Bowen, R</b> OBP: 0.500, SLG: 0.333 (1, 1)			0-0 FC5-4 1B		4-2 BLK BB		0-3 K		
<b>Jose Tolentino, L</b> (5, PH)									
<b>Dean Wilkins, R</b> (6, 1)									
<b>Al Osuna, R</b> (6, 1)									
<b>Jim Clancy, R</b> (9, 1)									

Inning Stats	R: 1	H: 1	R: 0	H: 1	R: 5	H: 5	R: 1	H: 2	R: 0	H: 0	R: 0	H: 2	R: 1	H: 2
	E: 1	LOB: 1	E: 0	LOB: 0	E: 0	LOB: 1	E: 0	LOB: 2	E: 0	LOB: 3	E: 0	LOB: 2	E: 0	LOB: 2
	K: 0	BB: 0	K: 0	BB: 0	K: 1	BB: 1	K: 2	BB: 0	K: 1	BB: 4	K: 1	BB: 0	K: 0	BB: 1
	S: 11	P: 18	S: 4	P: 8	S: 18	P: 32	S: 10	P: 14	S: 6	P: 36	S: 10	P: 14	S: 7	P: 15

PITCHER	IP	WLS	BF	H	R	ER	SO	BB	IBB	HBP	BLK	WP	HR	S	P	ERA	WHIP
<b>Zane Smith, L</b> ERA: 3.38 (1, 1)	2.2	L	15	6	6	5	1	1	0	0	0	1	0	27	49	16.88	2.625
<b>Vicente Palacios, R</b> ERA: 3.27 (3, 1)	2.0		13	2	2	2	3	5	0	0	1	1	1	32	60	9.00	3.500
<b>Bob Kipper, L</b> ERA: 4.95 (5, 1)	1.1		6	2	0	0	0	0	0	0	0	0	0	12	16	0.00	1.500
<b>Bill Landrum, R</b> ERA: 2.06 (7, 1)	2.0		9	2	1	1	1	0	1	0	0	0	0	13	21	4.50	1.000

**AB R H RBI BB SO LOB**

**4 0 0 0 1 1 1**

**5 4 2 1 0 0 4**

**4 1 1 1 1 0 2**

**4 1 2 1 1 0 2**

**3 2 1 2 1 0 2**

**1 0 1 1 0 0 0**

**4 1 3 1 0 1 1**

**0 0 0 0 1 0 0**

**5 0 1 1 0 1 6**

**3 0 0 0 1 0 1**

**2 0 1 0 0 1 0**

**0 0 0 0 1 0 0**

**0 0 0 0 0 0 0**

**1 0 0 0 0 1 0**

**0 0 0 0 0 0 0**


**1B: 7 SF: 0**  
**2B: 3 SAC: 0**  
**3B: 1 DP: 1**  
**HR: 1 HBP: 0**

**WP: 2 PA: 43**  
**PB: 0**  
**SB: 2**  
**CS: 0**

**AB 36**  
**R 9**  
**H 12**  
**RBI 8**  
**BB 7**  
**SO 5**  
**LOB 19**


**PITTSBURGH PIRATES @ HOUSTON ASTROS**  
Astrodome, Houston, TX

Sun Jul 28 1991, 4:33 AM EDT  
Att: 20,754 - Dome - 70 F



**livebaseballscores.com**



Batter	1	2	3	4	5	6	7	8	9	AB R H RBI BB SO LOB	TOP											
Gary Redus, R (1, 3) OBP: 0.335, SLG: 0.416	0-1 HR		0-2 P3		1-1 SF9		4-2 BB		3-1 G5-3	3 1 1 2 1 0 1												
Jay Bell, R (1, 6) OBP: 0.341, SLG: 0.455	1-2 P3		1-2 F8		2-1 1B		0-1 G4-3			4 0 1 1 0 0 2												
Jose Gonzalez, R (1, 8) OBP: 0.080, SLG: 0.106	0-0 G5-3			1-2 G5-3	0-3 K			1-2 G6-3		4 0 0 0 0 1 1												
Bobby Bonilla, S (1, 9) OBP: 0.381, SLG: 0.503	1-3 K			1-2 G6-3		0-0 P5		1-2 G5-3		4 0 0 0 0 1 0												
Lloyd McClendon, R (1, 7) OBP: 0.364, SLG: 0.510		1-0 HR		4-2 BB		0-1 G5-3		3-1 HR		3 2 2 2 1 0 0												
John Wehner, R (1, 5) OBP: 0.412, SLG: 0.438		0-2 G5-3		1-0 G1-4-3		2-2 G4-3		3-1 G6-3		4 0 0 0 0 0 1												
Jose Lind, R (1, 4) OBP: 0.310, SLG: 0.340		0-1 G6-4-3 1B			0-0 SH5-4 SF9 1B		1-1 F8		0-2 P5	4 1 2 0 0 0 0	AB 33 R 5 H 8 RBI 5 BB 2 SO 4 LOB 8											
Tom Prince, R (1, 2) OBP: 0.200, SLG: 0.400 Orlando Merced, S (9, PH) OBP: 0.391, SLG: 0.426		0-2 G6-4-3		0-1 E5 SF9 SH5-4 1B	1-2 1B		0-0 2B		0-3 K2-3	3 1 1 0 0 0 2 1 0 0 0 0 1 0												
Doug Drabek, R (1, 1) OBP: 0.176, SLG: 0.196 Bob Kipper, R (6, 1) Curtis Wilkerson, S (7, PH) OBP: 0.244, SLG: 0.264 Neal Heaton, L (7, 1) OBP: 0.400, SLG: 0.444 Barry Bonds, L (9, PH) OBP: 0.406, SLG: 0.513			1-3 K		3-2 SH5-4		3-2 F7		3-2 2B	1 0 0 0 0 1 0 0 0 0 0 0 0 0 1 0 0 0 0 0 1 0 0 0 0 0 0 0 1 0 1 0 0 0 0												
<b>Inning Stats</b>	R: 1 E: 0 K: 1 S: 10	H: 1 LOB: 0 BB: 0 P: 12	R: 1 E: 0 K: 0 S: 10	H: 2 LOB: 0 BB: 0 P: 11	R: 0 E: 0 K: 1 S: 9	H: 0 LOB: 0 BB: 0 P: 11	R: 0 E: 0 K: 0 S: 10	H: 0 LOB: 1 BB: 1 P: 17	R: 2 E: 1 K: 1 S: 14	H: 2 LOB: 1 BB: 0 P: 20	R: 0 E: 0 K: 0 S: 6	H: 0 LOB: 0 BB: 0 P: 8	R: 0 E: 0 K: 0 S: 12	H: 1 LOB: 2 BB: 1 P: 20	R: 1 E: 0 K: 0 S: 10	H: 1 LOB: 0 BB: 0 P: 18	R: 0 E: 0 K: 1 S: 11	H: 1 LOB: 1 BB: 0 P: 17	1B: 3 2B: 2 3B: 0 HR: 3	SF: 1 SAC: 1 DP: 1 HBP: 0	WP: 0 PB: 0 SB: 0 CS: 0	PA: 37
<b>PITCHER</b>	IP WLS BF H R ER SO BB IBB HBP BLK WP HR S P ERA WHIP																					
Tom Glavine, L (1, 1) ERA: 2.25	7.2 W 32 7 5 3 3 2 0 0 0 0 0 3 79 112 3.52 1.174																					
Marvin Freeman, R (8, 1) ERA: 2.63	1.1 S 5 1 0 0 1 0 0 0 0 0 0 0 13 22 0.00 0.750																					

Pittsburgh Pirates @ Atlanta Braves  
Atlanta-Fulton County Stadium, Atlanta, GA  
Mon Jul 29 1991, 7:05 PM EDT  
Cloudy - 85 F

livebaseballscorecards.com

Batter	1	2	3	4	5	6	7	8	9	AB	R	H	RBI	BB	SO	LOB				
<b>Otis Nixon, S</b> <small>(1, 9)            OBP: 0.394, SLG: 0.358</small>	2-1  <small>1B</small>	3-2 <b>FC5-4</b>  <small>1-2f</small>		3-1 <b>F7</b>  <small>1B</small>		2-2 <b>G5-3</b>  <small>1B</small>		1-0 <b>G4-3</b>  <small>1B</small>		5	1	1	0	0	0	2				
<b>Deion Sanders, L</b> <small>(1, 7)            OBP: 0.267, SLG: 0.324</small>	0-3 <b>K</b>  <small>1-2</small>	1-0 <b>CS</b>  <small>1-2</small>	1-0 <b>F9</b>  <small>1B</small>		0-1 <b>G3</b>  <small>1B</small>	1-3 <b>K</b>  <small>1B</small>				4	0	0	0	0	2	1				
<b>Terry Pendleton, S</b> <small>(1, 5)            OBP: 0.384, SLG: 0.541</small>	3-2  <small>2B</small>		4-0  <small>1B</small>		1-0 <b>G1-3</b>  <small>1B</small>		0-1 <b>F8</b>  <small>1B</small>			3	2	2	1	1	0	0				
<b>Ron Gant, R</b> <small>(1, 8)            OBP: 0.329, SLG: 0.523</small>	0-3 <b>K</b>  <small>1B</small>		2-3 <b>K</b>  <small>1B</small>		4-1  <small>1-2</small>		4-2  <small>BB</small>			2	1	0	0	2	2	2				
<b>Tommy Gregg, L</b> <small>(1, 3)            OBP: 0.286, SLG: 0.262</small> <b>Brian Hunter, R</b> <small>(6, 3)            OBP: 0.301, SLG: 0.537</small>	4-1  <small>BB</small>		0-0 <b>G3</b>  <small>1B</small>		2-0 <b>G1-3</b>  <small>1B</small>		3-2  <small>HR</small>			2	1	0	0	1	0	3				
<b>Jeff Treadway, L</b> <small>(1, 4)            OBP: 0.385, SLG: 0.447</small> <b>Mark Lemke, S</b> <small>(6, 4)            OBP: 0.308, SLG: 0.283</small>	2-1  <small>2B</small>			2-2 <b>G1-3</b>  <small>1B</small>	4-0  <small>1B</small>		2-1 <b>G6-3</b>  <small>1B</small>			2	0	1	2	1	0	0				
<b>Greg Olson, R</b> <small>(1, 2)            OBP: 0.325, SLG: 0.372</small>	2-0 <b>F8</b>  <small>1B</small>			0-1  <small>1B</small>	4-1  <small>1B</small>		2-3 <b>K</b>  <small>1B</small>			3	1	1	2	1	1	1				
<b>Rafael Belliard, R</b> <small>(1, 6)            OBP: 0.263, SLG: 0.265</small>		2-1 <b>F9</b>  <small>1B</small>		2-1  <small>3B</small>	0-1 <b>F7</b>  <small>1B</small>		0-1 <b>F9</b>  <small>1B</small>			4	0	1	0	0	0	3				
<b>Tom Glavine, L</b> <small>(1, 1)            OBP: 0.333, SLG: 0.298</small> <b>Marvin Freeman, R</b> <small>(8, 1)</small>		1-1  <small>1B</small>		0-3 <b>K</b>  <small>1B</small>		0-0 <b>B1-3</b>  <small>1B</small>		2-3 <b>K</b>  <small>1B</small>		3	0	1	0	0	1	1				
<b>Inning Stats</b>	R: 3 E: 0 K: 2 S: 15	H: 3 LOB: 1 BB: 1 P: 28	R: 0 E: 0 K: 0 S: 7	H: 1 LOB: 0 BB: 0 P: 14	R: 0 E: 0 K: 1 S: 5	H: 0 LOB: 1 BB: 1 P: 12	R: 1 E: 0 K: 1 S: 12	H: 2 LOB: 1 BB: 1 P: 19	R: 1 E: 0 K: 0 S: 8	H: 1 LOB: 3 BB: 3 P: 23	R: 0 E: 0 K: 1 S: 7	H: 0 LOB: 0 BB: 0 P: 10	R: 2 E: 0 K: 1 S: 13	H: 1 LOB: 0 BB: 1 P: 24	R: 0 E: 0 K: 1 S: 6	H: 0 LOB: 0 BB: 0 P: 9	1B: 3 2B: 2 3B: 1 HR: 2	SF: 0 SAC: 0 DP: 0 HBP: 0	WP: 0 PB: 0 SB: 2 CS: 1	PA: 38

**BOTTOM**

**Pittsburgh Pirates @ Atlanta Braves**  
 Atlanta-Fulton County Stadium, Atlanta, GA

Mon Jul 29 1991, 7:05 PM EDT  
 Cloudy - 85 F

<b>AB</b>	<b>31</b>
<b>R</b>	<b>7</b>
<b>H</b>	<b>8</b>
<b>RBI</b>	<b>7</b>
<b>BB</b>	<b>6</b>
<b>SO</b>	<b>7</b>
<b>LOB</b>	<b>13</b>



PITCHER																
IP	WLS	BF	H	R	ER	SO	BB	IBB	HBP	BLK	WP	HR	S	P	ERA	WHIP
<b>Doug Drabek, R</b> <small>(1, 1) ERA: 3.24</small>	5.0	L	26	7	5	5	4	4	1	0	0	1	47	96	9.00	2.200
<b>Bob Kipper, L</b> <small>(6, 1) ERA: 4.82</small>	1.0		3	0	0	1	0	0	0	0	0	7	10	0.00	0.000	
<b>Neal Heaton, L</b> <small>(7, 1) ERA: 3.74</small>	2.0		8	1	2	2	1	0	0	0	0	1	19	33	9.00	1.000



Batter	1	2	3	4	5	6	7	8	9	AB R H RBI BB SO LOB	TOP											
Orlando Merced, S (1, 3) OBP: 0.388, SLG: 0.421	1-3 K			2-0 F8 BB 1B	2-2 G3-1		1-0 L9		1-2 G6-3	5 0 1 0 0 1 5												
Jay Bell, R (1, 6) OBP: 0.337, SLG: 0.450	0-0 P4			0-1 F8	2-3 K			0-0 G5-3		4 0 0 0 0 1 2												
Gary Redus, R (1, 8) OBP: 0.333, SLG: 0.408	1-2 G6-3			4-2 1 SAFE 1 SAFE 1-2 BB		1-2 G4-3		2-3 K		3 0 0 0 1 1 0												
Bobby Bonilla, S (1, 9) OBP: 0.377, SLG: 0.497		2-2 F7		3-2 F8	0-1 G3		0-1 G6-3			4 0 0 0 0 0 2												
Barry Bonds, L (1, 7) OBP: 0.407, SLG: 0.513		3-2 G6-4-3 1B		0-0 F8	2-1 G6-3			1-2 1B DI 1B		4 1 2 0 0 0 2												
Michael LaValliere, L (1, 2) OBP: 0.347, SLG: 0.355		0-0 G6-4-3 1-2f		3-2 F7	2-1 P6		1-3 K			4 0 0 0 0 1 2												
John Wehner, R (1, 5) OBP: 0.421, SLG: 0.472			1-1 G5-3	0-0 2B	1-1 G4-3		2-2 1B			4 1 2 0 0 0 0												
Curtis Wilkerson, S (1, 4) OBP: 0.252, SLG: 0.281			1-1 G4-3	0-1 E	0-0 E9		1-2 1B			4 1 2 2 0 0 0												
John Smiley, L (1, 1) OBP: 0.200, SLG: 0.143			0-3 K	0-1 E6	2-1 HBP		1-0 F9			2 0 0 0 0 1 0												
Lloyd McClendon, R (7, PH) OBP: 0.370, SLG: 0.510										0 0 0 0 0 0 0												
Stan Belinda, R (7, 1)										0 0 0 0 0 0 0												
Tom Prince, R (9, PH) OBP: 0.167, SLG: 0.333										1 0 0 0 0 0 2												
<b>Inning Stats</b>	R: 0 E: 0 K: 1 S: 7	H: 0 LOB: 0 BB: 0 P: 9	R: 0 E: 0 K: 0 S: 9	H: 1 LOB: 0 BB: 0 P: 14	R: 0 E: 0 K: 1 S: 7	H: 0 LOB: 0 BB: 0 P: 9	R: 0 E: 0 K: 0 S: 9	H: 1 LOB: 2 BB: 1 P: 18	R: 2 E: 1 K: 1 S: 14	H: 2 LOB: 1 BB: 0 P: 21	R: 0 E: 0 K: 0 S: 7	H: 0 LOB: 0 BB: 0 P: 10	R: 0 E: 1 K: 0 S: 7	H: 0 LOB: 2 BB: 0 P: 13	R: 0 E: 0 K: 1 S: 6	H: 0 LOB: 0 BB: 0 P: 8	R: 1 E: 0 K: 1 S: 20	H: 3 LOB: 2 BB: 0 P: 27	1B: 5 2B: 2 3B: 0 HR: 0	SF: 0 SAC: 0 DP: 1 HBP: 1	WP: 0 PB: 0 SB: 0 CS: 0	PA: 37
<b>PITCHER</b>	IP WLS BF H R ER SO BB IBB HBP BLK WP HR S P ERA WHIP																					
Rick Mahler, R (1, 1) ERA: 4.0	6.0 W 23 4 2 1 3 1 0 0 0 0 0 0 53 81 1.50 0.833																					
Mike Stanton, L (7, 1) ERA: 3.02	1.0 5 0 0 0 0 0 0 0 1 0 0 0 7 13 0.00 0.000																					
Marvin Freeman, R (8, 1) ERA: 2.56	1.0 3 0 0 0 1 0 0 0 0 0 0 0 6 8 0.00 0.000																					
Kent Mercker, L (9, 1) ERA: 2.28	1.0 S 6 3 1 1 1 0 0 0 0 0 0 0 20 27 9.00 3.000																					

Pittsburgh Pirates @ Atlanta Braves  
Atlanta-Fulton County Stadium, Atlanta, GA

Mon Jul 29 1991, 7:05 PM EDT  
Att. 32,292 - Cloudy - 85 F

livebaseballscorecards.com

AB	35
R	3
H	7
RBI	2
BB	1
SO	5
LOB	15



Batter	1	2	3	4	5	6	7	8	9	AB	R	H	RBI	BB	SO	LOB	BOTTOM
<b>Otis Nixon, S</b> (1, 9) <small>OBP: 0.398, SLG: 0.359</small>	4-1 	4-0 		1-1 		0-1 		1-0 		2	1	1	0	2	0	0	
<b>Jeff Blausler, R</b> (1, 6) <small>OBP: 0.364, SLG: 0.421</small> <b>Mike Stanton, L</b> (7, 1) <small>OBP: 0.333, SLG: 0.667</small> <b>Deion Sanders, L</b> (8, 7) <small>OBP: 0.274, SLG: 0.324</small>	1-1 	4-2 			4-2 	1 SAFE 1 SAFE 2-2 		4-1 		2	1	1	0	2	0	1	
<b>Terry Pendleton, S</b> (1, 5) <small>OBP: 0.379, SLG: 0.533</small>	1-2 	0-0 			0-2 		0-1 	1-1 		5	1	0	1	0	0	7	
<b>Ron Gant, R</b> (1, 8) <small>OBP: 0.330, SLG: 0.519</small>	1-0 		1-3 		1-1 		4-0 	2-3 		4	0	1	0	1	2	3	
<b>Lonnie Smith, R</b> (1, 7) <small>OBP: 0.373, SLG: 0.392</small> <b>Marvin Freeman, R</b> (8, 1) <b>Kent Mercker, L</b> (9, 1)	2-3 		1-0 		1-2 		2-3 			4	0	1	0	0	2	5	
<b>Brian Hunter, R</b> (1, 3) <small>OBP: 0.299, SLG: 0.527</small>	1-2 		0-2 		2-2 		2-2 			4	0	1	1	0	0	4	
<b>Francisco Cabrera, R</b> (1, 2) <small>OBP: 0.269, SLG: 0.340</small>		0-1 	1-1 		0-0 			1-0 		4	1	1	1	0	0	3	
<b>Mark Lemke, S</b> (1, 4) <small>OBP: 0.313, SLG: 0.316</small>		2-2 		3-1 		0-3 		1-0 		4	1	2	1	0	1	0	
<b>Rick Mahler, R</b> (1, 1) <small>OBP: 0.154, SLG: 0.231</small> <b>Keith Mitchell, R</b> (6, PH) <b>Rafael Belliard, R</b> (7, 6) <small>OBP: 0.266, SLG: 0.265</small>		1-0 		1-3 		1-2 		4-2 		1	0	0	0	0	1	0	
<b>Inning Stats</b>	R: 2 H: 1 E: 1 LOB: 1 K: 1 BB: 1 S: 14 P: 24	R: 0 H: 1 E: 0 LOB: 3 K: 0 BB: 2 S: 11 P: 22	R: 0 H: 1 E: 0 LOB: 1 K: 1 BB: 0 S: 9 P: 12	R: 0 H: 0 E: 0 LOB: 0 K: 1 BB: 0 S: 8 P: 13	R: 1 H: 2 E: 0 LOB: 2 K: 0 BB: 1 S: 17 P: 25	R: 0 H: 1 E: 0 LOB: 1 K: 1 BB: 0 S: 12 P: 15	R: 0 H: 0 E: 0 LOB: 1 K: 1 BB: 1 S: 8 P: 16	R: 2 H: 2 E: 0 LOB: 2 K: 1 BB: 2 S: 11 P: 25	1B: 6 SF: 0 2B: 0 SAC: 2 3B: 0 DP: 1 HR: 2 HBP: 0	WP: 0 PA: 40 PB: 0 SB: 3 CS: 0							
<b>PITCHER</b> <b>John Smiley, L</b> (1, 1) <small>ERA: 3.34</small> <b>Stan Belinda, R</b> (7, 1) <small>ERA: 4.1</small>	IP: 6.0 WLS: L BF: 29	H: 6 R: 3 ER: 2 SO: 4 BB: 4 IBB: 0 HBP: 0 BLK: 0 WP: 0 HR: 0 S: 71 P: 111 ERA: 3.00 WHIP: 1.667	IP: 2.0 WLS: L BF: 11	H: 2 R: 2 ER: 2 SO: 2 BB: 3 IBB: 0 HBP: 0 BLK: 0 WP: 0 HR: 2 S: 19 P: 41 ERA: 9.00 WHIP: 2.500	IP: 7.0 WLS: L BF: 29	H: 6 R: 3 ER: 2 SO: 4 BB: 4 IBB: 0 HBP: 0 BLK: 0 WP: 0 HR: 0 S: 71 P: 111 ERA: 3.00 WHIP: 1.667	IP: 2.0 WLS: L BF: 11	H: 2 R: 2 ER: 2 SO: 2 BB: 3 IBB: 0 HBP: 0 BLK: 0 WP: 0 HR: 2 S: 19 P: 41 ERA: 9.00 WHIP: 2.500	WP: 0 PA: 40 PB: 0 SB: 3 CS: 0								

**Pittsburgh Pirates @ Atlanta Braves**  
 Atlanta-Fulton County Stadium, Atlanta, GA

Mon Jul 29 1991, 7:05 PM EDT  
 Att: 32,292 - Cloudy - 85 F

**AB** 31  
**R** 5  
**H** 8  
**RBI** 4  
**BB** 7  
**SO** 6  
**LOB** 23



WP: 0 PA: 40  
 PB: 0  
 SB: 3  
 CS: 0

ERA: 3.00 WHIP: 1.667  
 ERA: 9.00 WHIP: 2.500



Pittsburgh Pirates @ Atlanta Braves  
 Atlanta-Fulton County Stadium, Atlanta, GA

Tue Jul 30 1991, 7:05 PM EDT  
 Att. 27,099 - Cloudy - 85 F

livebaseballscorecards.com

AB	35
R	3
H	9
RBI	3
BB	7
SO	3
LOB	28



Batter	1	2	3	4	5	6	7	8	9	AB	R	H	RBI	BB	SO	LOB
Gary Redus, R (1, 8) OBP: 0.335, SLG: 0.400	F8		F9					K		3	1	0	0	2	1	2
Jay Bell, R (1, 6) OBP: 0.336, SLG: 0.450	F8		P4					G4-3		5	0	1	1	0	0	5
Bob Patterson, R (8, 1)										0	0	0	0	0	0	0
John Wehner, R (1, 5) OBP: 0.488, SLG: 0.525	1B									4	1	4	0	1	0	0
Bobby Bonilla, S (1, 9) OBP: 0.375, SLG: 0.493	F7									5	0	1	0	0	0	5
Barry Bonds, L (1, 7) OBP: 0.406, SLG: 0.510										4	1	1	1	0	1	2
Jose Gonzalez, R (8, 7) OBP: 0.078, SLG: 0.104										1	0	0	0	0	0	1
Lloyd McClendon, R (1, 3) OBP: 0.381, SLG: 0.505										3	0	1	0	2	0	2
Tom Prince, R (1, 2) OBP: 0.300, SLG: 0.250										2	0	0	0	2	1	3
Jose Lind, R (1, 4) OBP: 0.306, SLG: 0.336										4	0	0	1	0	0	6
Paul Miller, R (1, 1)										3	0	0	0	0	0	2
Bill Landrum, R (6, 1)										0	0	0	0	0	0	0
Curtis Wilkerson, S (8, PH) OBP: 0.258, SLG: 0.287										1	0	1	0	0	0	0

Batter	1	2	3	4	5	6	7	8	9
Gary Redus, R (1, 8) OBP: 0.335, SLG: 0.400	0-1 F8		1-2 F9		4-1 S 2B BB	4-0 FC5-4 BB		2-3 K	
Jay Bell, R (1, 6) OBP: 0.336, SLG: 0.450	2-2 F8		3-2 P4		2-2 1B 2B	2-2 FC5-4		0-0 G4-3	
Bob Patterson, R (8, 1)					1-H 2B	1-2f			
John Wehner, R (1, 5) OBP: 0.488, SLG: 0.525	1-1 1B				2-2 1B FC4-6	1-1 1B G5-4-3		4-0 BB	1-1 FC4-6 1B
Bobby Bonilla, S (1, 9) OBP: 0.375, SLG: 0.493	1-1 F7				1-0 FC4-6 1B	0-0 G5-4-3		0-1 F8	2-2 F7
Barry Bonds, L (1, 7) OBP: 0.406, SLG: 0.510					0-2 FC4-6 S BB 1-2f			0-0 BB S G4-3 1B	1-1 FC4-6 1-2f
Jose Gonzalez, R (8, 7) OBP: 0.078, SLG: 0.104					3-H			1-3 K	1-1 FC4-6
Lloyd McClendon, R (1, 3) OBP: 0.381, SLG: 0.505					4-0 FC6-4 1B	4-0 BB		0-0 F8	1-0 G5-3
Tom Prince, R (1, 2) OBP: 0.300, SLG: 0.250					1-2 BB	4-1 G4-3 BB		4-0 1B BB	
Jose Lind, R (1, 4) OBP: 0.306, SLG: 0.336					2-3 K	4-1 G4-3 BB		2-2 F9	
Paul Miller, R (1, 1)					0-2 F8	0-1 G4-3		2-2 F9	
Bill Landrum, R (6, 1)					1-2 BB	1-2 2-3 3-H		1-1 1B	
Curtis Wilkerson, S (8, PH) OBP: 0.258, SLG: 0.287					0-1 G4-3	0-0 L4		1-1 1B	

Inning Stats	R: 0	H: 1	E: 0	LOB: 1	K: 0	BB: 0	S: 10	P: 14	R: 0	H: 1	E: 0	LOB: 1	K: 0	BB: 0	S: 13	P: 19	R: 0	H: 0	E: 0	LOB: 0	K: 0	BB: 0	S: 9	P: 13	R: 1	H: 2	E: 0	LOB: 2	K: 1	BB: 1	S: 13	P: 22	R: 1	H: 2	E: 0	LOB: 1	K: 0	BB: 1	S: 9	P: 15	R: 1	H: 1	E: 0	LOB: 3	K: 0	BB: 3	S: 10	P: 26	R: 0	H: 0	E: 0	LOB: 1	K: 1	BB: 1	S: 6	P: 11	R: 0	H: 1	E: 0	LOB: 2	K: 1	BB: 1	S: 9	P: 18	R: 0	H: 1	E: 0	LOB: 1	K: 0	BB: 0	S: 8	P: 13	1B: 8	SF: 0	2B: 1	SAC: 0	3B: 0	DP: 1	HR: 0	HBP: 0	WP: 0	PA: 42	PB: 0	SB: 3	CS: 0
--------------	------	------	------	--------	------	-------	-------	-------	------	------	------	--------	------	-------	-------	-------	------	------	------	--------	------	-------	------	-------	------	------	------	--------	------	-------	-------	-------	------	------	------	--------	------	-------	------	-------	------	------	------	--------	------	-------	-------	-------	------	------	------	--------	------	-------	------	-------	------	------	------	--------	------	-------	------	-------	------	------	------	--------	------	-------	------	-------	-------	-------	-------	--------	-------	-------	-------	--------	-------	--------	-------	-------	-------

PITCHER	IP	WLS	BF	H	R	ER	SO	BB	IBB	HBP	BLK	WP	HR	S	P	ERA	WHIP
Steve Avery, L (1, 1) ERA: 3.48	2.1		9	2	0	0	0	0	0	0	0	0	0	25	35	0.00	0.857
Dan Petry, R (3, 1) ERA: 5.33	2.2		15	5	3	3	1	3	0	0	0	0	0	31	54	10.12	3.000
Jeff Parrett, R (6, 1) ERA: 6.33	1.0	W	5	0	0	0	0	2	0	0	0	0	0	8	20	0.00	2.000
Kent Mercker, L (7, 1) ERA: 2.14	3.0	S	13	2	0	0	2	2	0	0	0	0	0	23	42	0.00	1.333

BOTTOM

Pittsburgh Pirates @ Atlanta Braves  
Atlanta-Fulton County Stadium, Atlanta, GA

Tue Jul 30 1991, 7:05 PM EDT  
Att. 27,099 - Cloudy - 85 F

livebaseballscorecards.com

AB	34
R	10
H	13
RBI	9
BB	5
SO	3
LOB	16



WP:	1	PA:	40
PB:	1		
SB:	1		
CS:	0		

AB	R	H	RBI	BB	SO	LOB	
3	2	2	0	2	0	0	
3	1	1	0	1	0	1	
1	1	0	0	0	0	1	
4	2	3	1	1	0	1	
4	1	0	1	1	2	5	
4	1	3	2	0	1	1	
0	0	0	0	0	0	0	
3	1	1	2	0	0	2	
0	0	0	0	0	0	0	
4	1	2	2	0	0	1	
3	0	0	0	0	0	3	
1	0	1	1	0	0	0	
0	0	0	0	0	0	0	
2	0	0	0	0	0	0	
0	0	0	0	0	0	0	
2	0	0	0	0	0	1	
1B:	11	SF:	1	WP:	1	PA:	40
2B:	2	SAC:	0	PB:	1		
3B:	0	DP:	2	SB:	1		
HR:	0	HBP:	0	CS:	0		

Batter	1	2	3	4	5	6	7	8	9
<b>Otis Nixon, S</b> (1, 9) OBP: 0.404, SLG: 0.363	4-0 		0-2 			4-2 	1-0 	0-2 	
<b>Jeff Treadway, L</b> (1, 4) OBP: 0.387, SLG: 0.445 <b>Mark Lemke, S</b> (7, PR) OBP: 0.311, SLG: 0.314 (8, 4)	1-1 		1-0 			0-2 	4-0 	1-0 	
<b>Terry Pendleton, S</b> (1, 5) OBP: 0.385, SLG: 0.542	2-1 			3-2 		4-1 	0-0 	2-1 	
<b>Ron Gant, R</b> (1, 8) OBP: 0.328, SLG: 0.513	1-3 			1-0 		4-1 	0-0 	2-3 	
<b>Lonnie Smith, R</b> (1, 7) OBP: 0.379, SLG: 0.399 <b>Deion Sanders, L</b> (8, 7) OBP: 0.274, SLG: 0.324		0-0 		1-3 		0-0 	1-2 	1-2 	
<b>Jeff Blausler, R</b> (1, 6) OBP: 0.362, SLG: 0.420 <b>Rafael Belliard, R</b> (8, 6) OBP: 0.266, SLG: 0.265		2-1 		3-0 		0-1 	0-0 	1-3 	
<b>Brian Hunter, R</b> (1, 3) OBP: 0.306, SLG: 0.526		0-1 			2-1 	1-1 	0-1 		
<b>Greg Olson, R</b> (1, 2) OBP: 0.321, SLG: 0.367 <b>Kent Mercker, L</b> (7, 1) OBP: 0.500, SLG: 0.333		3-2 			1-0 	1-1 	1-1 		
<b>Steve Avery, L</b> (1, 1) OBP: 0.271, SLG: 0.273 <b>Dan Petry, R</b> (3, 1) OBP: 0.250, SLG: 0.250 <b>Jeff Parrett, R</b> (6, 1) <b>Francisco Cabrera, R</b> (7, 2) OBP: 0.259, SLG: 0.327			2-2 		2-1 		G4-3 	F8 	

Inning Stats	R: 0	H: 1	E: 0	LOB: 1	K: 1	S: 7	R: 0	H: 1	E: 0	LOB: 1	K: 0	S: 10	R: 0	H: 0	E: 0	LOB: 0	K: 0	S: 7	R: 0	H: 1	E: 0	LOB: 1	K: 1	S: 9	R: 0	H: 0	E: 0	LOB: 0	K: 0	S: 5	R: 4	H: 3	E: 0	LOB: 1	K: 0	S: 14	R: 6	H: 6	E: 1	LOB: 2	K: 0	S: 16	R: 0	H: 1	E: 0	LOB: 1	K: 1	S: 10				

PITCHER	IP	WLS	BF	H	R	ER	SO	BB	IBB	HBP	BLK	WP	HR	S	P	ERA	WHIP
<b>Paul Miller, R</b> ERA: 5.4 (1, 1)	5.0		21	4	3	3	2	3	0	0	0	0	0	44	81	5.40	1.400
<b>Bill Landrum, R</b> ERA: 3.06 (6, 1)	2.0	L	15	8	7	6	0	2	0	0	0	1	0	24	39	27.00	5.000
<b>Bob Patterson, L</b> ERA: 4.12 (8, 1)	1.0		4	1	0	0	1	0	0	0	0	0	0	10	15	0.00	1.000



Pittsburgh Pirates @ Atlanta Braves  
 Atlanta-Fulton County Stadium, Atlanta, GA

Wed Jul 31 1991, 7:05 PM EDT  
 Att. 23,955 - Cloudy - 85 F

AB	35
R	6
H	9
RBI	6
BB	3
SO	1
LOB	9



AB	R	H	RBI	BB	SO	LOB
4	0	1	0	1	0	1
5	0	1	0	0	0	1
1	1	0	0	2	0	0
1	0	0	0	0	0	2
4	1	1	0	0	0	3
4	1	1	3	0	0	0
4	2	2	1	0	0	0
4	0	1	0	0	1	1
4	1	1	0	0	0	1
2	0	1	2	0	0	0
0	0	0	0	0	0	0
1	0	0	0	0	0	0
0	0	0	0	0	0	0
1	0	0	0	0	0	0

Batter	1	2	3	4	5	6	7	8	9												
<b>Orlando Merced, S</b> (1, 3) OBP: 0.388, SLG: 0.418	2-1 G1-3	3-1 G4-3		3-2 G5-4-3 1B			4-2 1B BB		0-2 G1-3												
<b>Jay Bell, R</b> (1, 6) OBP: 0.334, SLG: 0.446	2-2 P3		0-1 L4	0-1 G5-4-3 1-2f			1-0 1-2 1B		1-2 F7												
<b>Gary Varsho, L</b> (1, 8) OBP: 0.351, SLG: 0.438 <b>Lloyd McClendon, R</b> (7, PH) OBP: 0.377, SLG: 0.500	4-2 S BB		4-2 1B HR BB		2-1 G3-1		0-1 F7														
<b>Bobby Bonilla, S</b> (1, 9) OBP: 0.373, SLG: 0.490	3-2 F9 1-2		1-0 HR 1B		2-0 G3-1		3-1 F9														
<b>Barry Bonds, L</b> (1, 7) OBP: 0.404, SLG: 0.516		2-1 F7	2-0 HR		1-2 G3			1-0 P4													
<b>Michael LaValliere, L</b> (1, 2) OBP: 0.350, SLG: 0.371		1-0 1B G3 2B 1B	1-0 HR			1-2 G3		1-2 F9													
<b>John Wehner, R</b> (1, 5) OBP: 0.468, SLG: 0.500		1-1 G3	2-1 F9			0-3 K		0-0 1B													
<b>Jose Lind, R</b> (1, 4) OBP: 0.306, SLG: 0.334		0-0 2B 1B	2-0 F9			2-1 G4-3		0-0 F7													
<b>Rick Reed, R</b> (1, 1) OBP: 0.500, SLG: 1.000 <b>Vicente Palacios, R</b> (5, 1) OBP: 0.071, SLG: 0.071 <b>Curtis Wilkerson, S</b> (7, PH) OBP: 0.256, SLG: 0.284 <b>Bob Kipper, R</b> (7, 1) <b>Gary Redus, R</b> (9, PH) OBP: 0.333, SLG: 0.398		3-2 2B		3-1 P3			0-1 G3		3-2 F8												
<b>Inning Stats</b>	R: 0 E: 0 K: 0 S: 14	H: 0 LOB: 1 BB: 1 P: 25	R: 2 E: 0 K: 0 S: 13	H: 3 LOB: 1 BB: 0 P: 23	R: 4 E: 0 K: 0 S: 12	H: 3 LOB: 0 BB: 1 P: 24	R: 0 E: 0 K: 0 S: 8	H: 1 LOB: 0 BB: 0 P: 14	R: 0 E: 0 K: 1 S: 8	H: 0 LOB: 0 BB: 0 P: 11	R: 0 E: 0 K: 0 S: 9	H: 1 LOB: 2 BB: 1 P: 17	R: 0 E: 0 K: 0 S: 6	H: 1 LOB: 1 BB: 0 P: 8	R: 0 E: 0 K: 0 S: 10	H: 0 LOB: 0 BB: 0 P: 14	1B: 6 2B: 1 3B: 0 HR: 2	SF: 0 SAC: 0 DP: 1 HBP: 0	WP: 0 PB: 0 SB: 1 CS: 0	PA: 38	
<b>29 John Smoltz, R</b> (1, 1) ERA: 5.47 <b>Marvin Freeman, R</b> (6, 1) ERA: 2.48 <b>Mike Stanton, L</b> (7, 1) ERA: 2.84	IP	WLS	BF	H	R	ER	SO	BB	IBB	HBP	BLK	WP	HR	S	P	ERA	WHIP				
	5.0	W	23	7	6	6	0	2	0	0	0	0	2	54	98	10.80	1.800				
	1.1		6	1	0	0	1	1	0	0	0	0	0	13	21	0.00	1.500				
	2.2	S	9	1	0	0	0	0	0	0	0	0	0	20	29	0.00	0.375				

livebaseballscorecards.com

Batter	1	2	3	4	5	6	7	8	9
<b>Otis Nixon, S</b> <small>(1, 9) OBP: 0.407, SLG: 0.365</small> <small>(7, 8)</small>	1-1  <b>G6-3</b>		0-0  <b>G4-3</b> 1B		1-0  <b>HR</b> 1B	0-0  <b>L4</b>		4-0  <b>1B</b> <b>IBB</b>	
<b>Deion Sanders, L</b> <small>(1, 8) OBP: 0.273, SLG: 0.349</small> <b>Mike Stanton, L</b> <small>(7, 1) OBP: 0.500, SLG: 0.750</small>	0-1  <b>P6</b>		1-2  <b>E3</b> 1B <small>G4-3</small>		1-2  <b>HR</b> 1B <small>1-H 2-H</small>	3-3  <b>K</b>		0-2  <b>1B</b>	
<b>Jeff Treadway, L</b> <small>(1, 4) OBP: 0.369, SLG: 0.451</small> <b>Mark Lemke, S</b> <small>(8, PH) OBP: 0.309, SLG: 0.311</small> <small>(9, 4)</small>	1-1  <b>2B</b>		0-1  <b>G4-3</b> 1B <small>1-2f 3-H</small>		1-1  <b>HR</b> 1B <small>BB</small>		0-0  <b>F8</b>	0-1  <b>F7</b>	
<b>Terry Pendleton, S</b> <small>(1, 5) OBP: 0.383, SLG: 0.537</small>	2-3  <b>K</b>		3-1  <b>G4-3</b>		0-0  <b>P6</b>		4-1  <b>BB</b>		
<b>Lonnie Smith, R</b> <small>(1, 7) OBP: 0.385, SLG: 0.405</small>		4-1  <b>2B</b> BB		0-0  <b>2B</b>	4-2  <b>HR</b> BB		3-2  <b>F8</b>	1-2  <b>F8</b>	
<b>Jeff Blauser, R</b> <small>(1, 6) OBP: 0.361, SLG: 0.430</small> <b>Rafael Belliard, R</b> <small>(8, 6) OBP: 0.266, SLG: 0.265</small>		1-2  <b>P4</b>		0-0  <b>B5-3</b>	3-1  <b>HR</b>		2-2  <b>F8</b>		
<b>Brian Hunter, R</b> <small>(1, 3) OBP: 0.304, SLG: 0.513</small>		0-1  <b>P5</b>		0-0  <b>F7</b>	4-0  <b>BB</b>		2-1  <b>F9</b>		
<b>Greg Olson, R</b> <small>(1, 2) OBP: 0.326, SLG: 0.382</small>		0-0  <b>2B</b>		0-0  <b>HR</b> 1B	1-1  <b>F8</b>		3-2  <b>1B</b> 2B		
<b>29 John Smoltz, R</b> <small>(1, 1) OBP: 0.171, SLG: 0.179</small> <b>Tommy Gregg, L</b> <small>(5, PH) OBP: 0.282, SLG: 0.258</small> <b>Marvin Freeman, R</b> <small>(6, 1)</small> <b>Keith Mitchell, R</b> <small>(7, 9)</small>		2-3  <b>K</b>		1-2  <b>F8</b>	2-3  <b>K</b>		0-3  <b>K</b>		

Inning Stats	R: 0	H: 1	E: 0	LOB: 1	K: 1	P: 15	R: 1	H: 1	E: 0	LOB: 1	K: 1	P: 18	R: 1	H: 1	E: 1	LOB: 0	K: 0	P: 12	R: 0	H: 1	E: 0	LOB: 0	K: 0	P: 3	R: 6	H: 5	E: 0	LOB: 1	K: 0	P: 34	R: 0	H: 0	E: 0	LOB: 0	K: 2	P: 12	R: 0	H: 0	E: 0	LOB: 1	K: 0	P: 19	R: 0	H: 2	E: 0	LOB: 3	K: 1	P: 22		
	11	15	11	18	8	12	8	12	8	12	8	12	8	12	8	12	8	12	8	12	8	12	8	12	8	12	8	12	8	12	8	12	8	12	8	12	8	12	8	12	8	12	8	12	8	12	8	12	8	12

PITCHER	IP	WLS	BF	H	R	ER	SO	BB	IBB	HBP	BLK	WP	HR	S	P	ERA	WHIP
<b>Rick Reed, R</b> <small>(1, 1) ERA: 10.38</small>	4.1		21	8	6	5	2	1	0	0	0	0	1	43	62	10.38	2.077
<b>Vicente Palacios, R</b> <small>(5, 1) ERA: 3.44</small>	1.2	L	8	1	2	2	2	2	0	0	0	0	1	15	32	10.80	1.800
<b>Bob Kipper, L</b> <small>(7, 1) ERA: 4.58</small>	2.0		10	2	0	0	1	1	1	0	0	0	0	23	41	0.00	1.500

**BOTTOM**

**Pittsburgh Pirates @ Atlanta Braves**  
 Atlanta-Fulton County Stadium, Atlanta, GA

Wed Jul 31 1991, 7:05 PM EDT  
 Att. 23,955 - Cloudy - 85 F

AB	R	H	RBI	BB	SO	LOB
4	2	2	0	1	0	0
4	1	1	3	0	1	1
1	0	1	0	0	0	0
4	1	2	0	0	0	1
1	0	0	0	0	0	3
3	0	0	0	1	1	2
2	2	1	0	2	0	1
4	1	1	3	0	0	2
0	0	0	0	0	0	0
3	0	0	0	1	0	1
4	1	3	1	0	0	1
1	0	0	0	0	1	1
1	0	0	0	0	0	1
1	0	0	0	0	1	0
1	0	0	0	0	1	1

AB	34
R	8
H	11
RBI	7
BB	5
SO	5
LOB	15

WP: 0 PA: 39  
 PB: 0  
 SB: 1  
 CS: 0



Batter	1	2	3	4	5	6	7	8	9	AB R H RBI BB SO LOB	TOP	
Cecil Espy, S (1, 8) FC5-6	0-3 K		1-0 F8		1-1 G6-3		1-3 K		1-1 F7	5 0 0 0 0 2 2		
Jay Bell, R (1, 6) OBP: 0.333, SLG: 0.444 BCFS	2-3 K		1-1 G4-3 1B		0-0 F8		1-3 K			4 0 1 0 0 2 0		
John Wehner, R (1, 5) OBP: 0.471, SLG: 0.489 BSX	1-1 FC5-6 1B		0-0 G4-3		4-2 1B BB		1-2 G5-3			3 1 1 0 1 0 1		
Bobby Bonilla, S (1, 9) OBP: 0.377, SLG: 0.497 BX	1-0 FC5-6 1-2f		4-2 BB		3-2 1B 1B		2-2 G6-3 3B			3 2 2 0 1 0 1		
Barry Bonds, L (1, 7) OBP: 0.400, SLG: 0.509 FCB		2-3 K	0-0 G4-3		0-1 P5		1-2 G6-3			4 0 0 1 0 1 4		
Orlando Merced, S (1, 3) OBP: 0.369, SLG: 0.417 BFTB		4-2 1B BB		3-2 G3-1		1-2 1B 1B		3-H 0-2 G4-3		3 0 1 1 1 0 0		
Michael LaValliere, L (1, 2) OBP: 0.356, SLG: 0.378 Jose Gonzalez, R (9, PR) XC		0-1 1B 1B		0-0 G3-1		0-0 G6-4-3 1B		2-2 G1-3 1B		4 0 3 1 0 0 0 0 0 0 0 0 0 0		
Jose Lind, R (1, 4) OBP: 0.302, SLG: 0.330 GTC		0-3 K		1-0 G4-3		0-0 G6-4-3		1-1 G1-3		4 0 0 0 0 1 5		
Randy Tomlin, L (1, 1) OBP: 0.206, SLG: 0.206 Neal Heaton, L (5, 1) OBP: 0.400, SLG: 0.444 Gary Varsho, L (7, PH) OBP: 0.349, SLG: 0.435 Bob Patterson, R (7, 1) Curtis Wilkerson, S (9, PH) OBP: 0.254, SLG: 0.282 X		0-0 1B 1-2 2-H		3-3 K		0-3 K		0-3 K		2 0 1 0 0 1 0 0 0 0 0 0 0 0 1 0 0 0 0 1 0 0 0 0 0 0 0 0 1 0 0 0 0 1 2		
<b>Inning Stats</b>	R: 0 E: 0 K: 2 S: 9 H: 1 LOB: 1 BB: 0 P: 13	R: 0 E: 0 K: 2 S: 14 H: 2 LOB: 2 BB: 1 P: 20	R: 0 E: 0 K: 0 S: 8 H: 1 LOB: 2 BB: 1 P: 14	R: 0 E: 0 K: 0 S: 5 H: 0 LOB: 0 BB: 0 P: 9	R: 0 E: 0 K: 1 S: 8 H: 0 LOB: 0 BB: 0 P: 12	R: 2 E: 0 K: 0 S: 15 H: 3 LOB: 1 BB: 1 P: 23	R: 0 E: 0 K: 3 S: 9 H: 0 LOB: 0 BB: 0 P: 11	R: 1 E: 0 K: 0 S: 13 H: 1 LOB: 0 BB: 0 P: 17	R: 0 E: 0 K: 1 S: 10 H: 1 LOB: 2 BB: 0 P: 14	1B: 8 2B: 0 3B: 1 HR: 0 SF: 0 SAC: 0 DP: 1 HBP: 0	WP: 0 PB: 0 SB: 0 CS: 0 PA: 37	
<b>PITCHER</b>	IP WLS BF H R ER SO BB IBB HBP BLK WP HR S P ERA WHIP											
Omar Olivares, R (1, 1) ERA: 5.14	5.1 W 25 7 2 2 5 3 0 0 0 0 0 0 58 90 3.38 1.875											
Scott Terry, R (6, 1) ERA: 2.16	2.2 8 1 1 1 3 0 0 0 0 0 0 0 23 29 3.38 0.375											
Lee Smith, R (9, 1) ERA: 2.5	1.0 S 4 1 0 0 1 0 0 0 0 0 0 0 10 14 0.00 1.000											

Pittsburgh Pirates @ St. Louis Cardinals  
 Busch Stadium, St. Louis, MO  
 Thu Aug 01 1991, 7:05 PM CDT  
 Att. 28,276 - Sunny - 94 F

livebaseballscorecards.com

AB	34
R	3
H	9
RBI	3
BB	3
SO	9
LOB	15



Batter	1	2	3	4	5	6	7	8	9	AB	R	H	RBI	BB	SO	LOB
Ray Lankford, L OBP: 0.297, SLG: 0.352 (1, 8)	1-1 G4-3	1-0 1B		1-0 G1-3	3-1 F8			1-1 F7		5	0	1	0	0	0	3
Ozzie Smith, S OBP: 0.398, SLG: 0.353 (1, 6)	0-0 F9	2-2 FC5			1-0 B1-3	1-0 P4		2-3 K		5	0	0	0	0	1	3
Gerald Perry, L OBP: 0.325, SLG: 0.458 (1, 3)	3-1 1B		1-2 L5		4-0 1B	3-2 1B		4-1 1B		3	2	2	0	2	0	0
Todd Zeile, R OBP: 0.354, SLG: 0.423 (1, 5)	4-1 1B		2-1 2B		0-1 1B	2-2 G1-3		2-1 1B		4	1	3	1	1	0	1
Felix Jose, S OBP: 0.374, SLG: 0.438 (1, 9)	2-2 P4		1-2 G5-3		0-1 1B		0-1 G5-3	0-2 G3		5	1	1	1	0	0	4
Bernard Gilkey, R OBP: 0.326, SLG: 0.305 (1, 7)		3-1 G6-3	2-1 G5-3		0-0 1B		0-0 E5			4	2	2	1	0	0	1
Tom Pagnozzi, R OBP: 0.302, SLG: 0.329 (1, 2)		3-2 G6-3		0-0 G6-3	4-0 1B		2-2 G4-3			3	0	0	0	1	0	1
José Oquendo, S OBP: 0.387, SLG: 0.327 (1, 4)		4-2 1B		1-0 2B	2-2 1B		1-1 1B			3	0	3	3	1	0	0
Omar Olivares, R OBP: 0.296, SLG: 0.308 (1, 1)		2-2 1B		0-1 L5	0-0 SH5-4		3-3 K			2	0	1	0	0	0	1
Scott Terry, R OBP: 0.167, SLG: 0.167 (6, 1)										1	0	0	0	0	1	1
Lee Smith, R (9, 1)										0	0	0	0	0	0	0

Inning Stats	R: 0	H: 1	E: 0	K: 0	S: 9	R: 0	H: 2	E: 0	K: 0	S: 15	R: 0	H: 1	E: 0	K: 0	S: 11	R: 0	H: 1	E: 0	K: 0	S: 5	R: 4	H: 4	E: 0	K: 0	S: 12	R: 0	H: 1	E: 0	K: 0	S: 8	R: 1	H: 2	E: 1	K: 1	S: 11	R: 1	H: 1	E: 0	K: 1	S: 11
	LOB: 2	BB: 1	P: 19			LOB: 3	BB: 1	P: 30			LOB: 1	BB: 0	P: 17			LOB: 2	BB: 2	P: 26			LOB: 0	BB: 0	P: 14			LOB: 1	BB: 1	P: 20			LOB: 1	BB: 1	P: 20			LOB: 1	BB: 1	P: 20		


PITCHER	IP	WLS	BF	H	R	ER	SO	BB	IBB	HBP	BLK	WP	HR	S	P	ERA	WHIP
Randy Tomlin, L ERA: 2.5 (1, 1)	4.1	L	26	9	4	4	0	3	1	0	0	0	0	49	93	8.31	2.769
Neal Heaton, L ERA: 3.6 (5, 1)	1.2		5	1	0	0	0	0	0	0	0	0	0	11	20	0.00	0.600
Bob Patterson, L ERA: 4.14 (7, 1)	2.0		10	3	2	1	2	1	0	0	0	0	0	22	37	4.50	2.000

**BOTTOM**

**Pittsburgh Pirates @ St. Louis Cardinals**  
 Busch Stadium, St. Louis, MO

Thu Aug 01 1991, 7:05 PM CDT  
 Att: 28,276 - Sunny - 94 F

AB	35
R	6
H	13
RBI	6
BB	5
SO	2
LOB	15



WP	PA	1B	SF	PB	SAC	SB	DP	CS
0	41	10	0	0	1	2	0	1



Batter	1	2	3	4	5	6	7	8	9	AB R H RBI BB SO LOB	TOP
<b>Cecil Espy, S</b> (1, 8) FCS	0-3 K		1-0 F7			1-2 P6		0-1 L4		4 0 0 0 0 1 0	
<b>Jay Bell, R</b> (1, 6) OBP: 0.330, SLG: 0.440 FCS	0-3 K		0-1 G4-3			1-0 P4		3-2 P4		4 0 0 0 0 1 0	
<b>John Wehner, R</b> (1, 5) OBP: 0.436, SLG: 0.451 CBX	1-1 P4				0-3 K	2-3 K			1-1 G6-3	4 0 0 0 0 2 0	
<b>Bobby Bonilla, S</b> (1, 9) OBP: 0.381, SLG: 0.497 XTCB		1-2 1B E 1B		4-2 G4-6-3 BB		3-2 P6		4-2 1B BB		2 1 1 0 2 0 0	
<b>Barry Bonds, L</b> (1, 7) OBP: 0.401, SLG: 0.518 FBBX	2-1 E5 1-H 1B		0-1 G4-6-3 1-2f			3-1 HR		1-2 P5		4 2 2 1 0 0 2	
<b>Orlando Merced, S</b> (1, 3) OBP: 0.388, SLG: 0.415 X		0-0 G4-3			2-0 G3	2-1 G4-3		0-1 1B		4 0 1 0 0 0 0	
<b>Michael LaValliere, L</b> (1, 2) OBP: 0.358, SLG: 0.380 XCB		1-1 G1-3			1-0 1B	0-2 FC6-4 1B		0-3 K		4 0 2 0 0 1 2	
<b>Jose Lind, R</b> (1, 4) OBP: 0.299, SLG: 0.327 XCB		1-1 F9			1-0 F8	0-0 FC6-4 1-2f				3 0 0 0 0 0 2	
<b>Zane Smith, L</b> (1, 1) OBP: 0.255, SLG: 0.279 <b>Stan Belinda, R</b> (8, 1) XCS			1-2 F9		0-1 P4			0-3 K		3 0 0 0 0 1 1 0 0 0 0 0 0 0	
<b>Inning Stats</b>	R: 0 E: 0 K: 2 S: 8 H: 0 LOB: 0 BB: 0 P: 9	R: 2 E: 1 K: 0 S: 11 H: 2 LOB: 0 BB: 0 P: 16	R: 0 E: 0 K: 0 S: 6 H: 0 LOB: 0 BB: 0 P: 8	R: 0 E: 0 K: 1 S: 9 H: 0 LOB: 0 BB: 1 P: 13	R: 0 E: 0 K: 0 S: 5 H: 1 LOB: 1 BB: 0 P: 9	R: 0 E: 0 K: 1 S: 7 H: 0 LOB: 0 BB: 0 P: 11	R: 1 E: 0 K: 0 S: 13 H: 2 LOB: 1 BB: 0 P: 21	R: 0 E: 0 K: 1 S: 11 H: 0 LOB: 0 BB: 0 P: 14	R: 0 E: 0 K: 1 S: 13 H: 1 LOB: 2 BB: 1 P: 19	1B: 5 2B: 0 3B: 0 HR: 1 SF: 0 SAC: 0 DP: 1 HBP: 0	WP: 0 PB: 0 SB: 0 CS: 0 PA: 34
<b>PITCHER</b>	IP WLS BF H R ER SO BB IBB HBP BLK WP HR S P ERA WHIP					<b>PITCHER</b>	IP WLS BF H R ER SO BB IBB HBP BLK WP HR S P ERA WHIP				
<b>Jose DeLeon, R</b> (1, 1) ERA: 2.91	8.0 29 5 3 2 5 1 0 0 0 0 0 1 70 101 2.25 0.750										
<b>Cris Carpenter, R</b> (9, 1) ERA: 4.7	0.1 2 0 0 0 0 1 0 0 0 0 0 0 5 10 0.00 3.000										
<b>Bob McClure, L</b> (9, 1) ERA: 8.22	0.2 W 3 1 0 0 1 0 0 0 0 0 0 8 9 0.00 1.500										

Pittsburgh Pirates @ St. Louis Cardinals  
 Busch Stadium, St. Louis, MO  
 Fri Aug 02 1991, 7:05 PM CDT  
 Att. 36,228 - Sunny - 97 F

livebaseballscores.com

AB 32  
 R 3  
 H 6  
 RBI 1  
 BB 2  
 SO 6  
 LOB 7







Batter	1	2	3	4	5	6	7	8	9	10	AB R H RBI BB SO LOB	TOP																
Orlando Merced, S OBP: 0.391, SLG: 0.426 Bob Patterson, R (9, 1)	1-0 E9 G4-3 2B	0-1 FC6-4 2-H 1B		0-0 L3 3-H 2B		0-1 2B			2-3 K		5 1 3 2 0 1 1 0 0 0 0 0 0 0	<b>Pittsburgh Pirates @ St. Louis Cardinals</b> Busch Stadium, St. Louis, MO Sat Aug 03 1991, 3:33 AM CDT Att: 40,627 - Cloudy - 97 F																
Jay Bell, R OBP: 0.326, SLG: 0.434 (1, 6)	0-1 G4-3 3-H	0-0 FC6-4 1-2f		2-3 K		3-3 K			0-2 G5-3		5 0 0 1 0 2 4																	
Gary Redus, R OBP: 0.332, SLG: 0.390 Bob Kipper, R (7, 1)	4-0 S BB		1-0 L7		2-2 G4-3		0-0 G6-3		2-1 L6		3 0 0 0 1 0 0 0 0 0 0 0 0 0 0 0 0 0 0 0 0 1 0 0 0 0 0 0																	
Jose Gonzalez, R OBP: 0.078, SLG: 0.104 Gary Varsho, L OBP: 0.347, SLG: 0.432 (10, PH) (10, 9)	4-2 SAFE 1-2 BB		1-2 G4-3		1-2 P5		4-0 K2 BB		0-0 G3-1		3 0 0 0 2 0 0																	
Bobby Bonilla, S OBP: 0.381, SLG: 0.493 (1, 9) (9, 3)	1-0 F7		2-2 L3		1-1 F9		3-3 K2 1-2f		4-2 S BB		4 0 0 0 1 1 3																	
Barry Bonds, L OBP: 0.398, SLG: 0.512 (1, 7)	2-0 G4-3		0-1 BB 2B 1B		3-2 L8		0-0 G6-3		1-2 SAFE G4-3 1-2		3 1 1 0 0 0 2 2 0 0 0 0 0 1																	
Michael LaValliere, L OBP: 0.358, SLG: 0.379 Tom Prince, R OBP: 0.250, SLG: 0.200 (1, 2) (6, 2)		3-1 S 1B 1B		4-0 2B E BB		0-0 F8		2-2 F8			3 2 1 0 1 0 0																	
John Wehner, R OBP: 0.441, SLG: 0.444 (1, 5)		1-2 F8		0-2 2B		1-0 1B 2B 2B		0-1 G5-3			4 1 2 1 0 0 1																	
Jose Lind, R OBP: 0.302, SLG: 0.336 (1, 4)		2-0 P6		3-3 K		1-0 2B 1B			3-2 G5-3		3 0 1 0 0 1 3 1 0 0 0 0 0 0																	
Doug Drabek, R OBP: 0.185, SLG: 0.204 Cecil Espy, S (7, 8)																												
<b>Inning Stats</b>	R: 1 E: 1 K: 0 S: 8	H: 1 LOB: 2 BB: 2 P: 20	R: 1 E: 0 K: 0 S: 9	H: 2 LOB: 1 BB: 0 P: 15	R: 0 E: 0 K: 0 S: 11	H: 0 LOB: 0 BB: 0 P: 15	R: 2 E: 1 K: 2 S: 14	H: 2 LOB: 1 BB: 1 P: 23	R: 0 E: 0 K: 0 S: 8	H: 0 LOB: 0 BB: 0 P: 12	R: 1 E: 0 K: 1 S: 12	H: 3 LOB: 2 BB: 0 P: 20	R: 0 E: 0 K: 1 S: 5	H: 0 LOB: 1 BB: 1 P: 12	R: 0 E: 0 K: 0 S: 8	H: 0 LOB: 0 BB: 0 P: 10	R: 0 E: 0 K: 1 S: 10	H: 0 LOB: 0 BB: 0 P: 15	R: 0 E: 0 K: 0 S: 11	H: 0 LOB: 1 BB: 1 P: 18	1B: 4 2B: 5 3B: 0 HR: 0	SF: 0 SAC: 0 DP: 1 HBP: 0	WP: 0 PB: 0 SB: 3 CS: 0	PA: 42				
<b>PITCHER</b>	IP WLS BF H R ER SO BB IBB HBP BLK WP HR S P ERA WHIP																											
Bryn Smith, R ERA: 3.82 (1, 1)	6.0		8	5	4	3	3	0	0	0	0	0	0	0	6.00	1.833												
Scott Terry, R ERA: 2.09 (7, 1)	2.0		6	0	0	0	1	1	0	0	0	0	0	0	0.00	0.500												
Lee Smith, R ERA: 2.41 (9, 1)	2.0	W	7	0	0	0	1	1	0	0	0	0	0	0	0.00	0.500												

AB	37
R	5
H	8
RBI	4
BB	5
SO	5
LOB	15



BOTTOM

Pittsburgh Pirates @ St. Louis Cardinals  
Busch Stadium, St. Louis, MO

Sat Aug 03 1991, 3:33 AM CDT  
Att. 40,627 - Cloudy - 97 F

livebaseballscorecards.com

AB	38
R	6
H	15
RBI	5
BB	1
SO	5
LOB	13



WP:	0	PA:	41
PB:	0		
SB:	2		
CS:	1		

AB R H RBI BB SO LOB

5	0	1	1	0	3	1
5	0	1	0	0	0	0
5	0	2	0	0	0	2
5	2	3	1	0	0	2
4	1	1	0	0	0	5
4	1	3	1	0	0	1
2	0	0	0	1	0	1
4	1	3	2	0	1	0
2	1	1	0	0	0	0
1	0	0	0	0	1	1
0	0	0	0	0	0	0
1	0	0	0	0	0	0
0	0	0	0	0	0	0

1B:	11	SF:	0
2B:	2	SAC:	1
3B:	0	DP:	0
HR:	2	HBP:	0

Batter	1	2	3	4	5	6	7	8	9	10
Ray Lankford, L OBP: 0.296, SLG: 0.351 (1, 8)	K		1B 2B	G3-1			K		K	
Ozzie Smith, S OBP: 0.397, SLG: 0.351 (1, 6)	L7		3-H 2B			G4-3	G5-3		F8	
Gerald Perry, L OBP: 0.331, SLG: 0.457 (1, 3)	P4		1 SAFE 1 SAFE	P3		G1-3	1B 1B		1-2 CS 1B	
Todd Zeile, R OBP: 0.354, SLG: 0.429 (1, 5)		G6-3 1B	1 SAFE 1 SAFE	P5		F8	1-2 1B		1 SAFE 0-0 CS	3-1 HR
Felix Jose, S OBP: 0.372, SLG: 0.432 (1, 9)	F7		1-2	G3-1			SH5-4 1B 1B		G6-3	
Milt Thompson, L OBP: 0.405, SLG: 0.497 (1, 7)		G6-3					1-2 SH5-4 1B			HR
Tom Pagnozzi, R OBP: 0.300, SLG: 0.324 (1, 2)		1B BB	1 SAFE 1 SAFE	F8			SH5-4		1-1 F7	
José Oquendo, S OBP: 0.388, SLG: 0.329 (1, 4)		1-3 3-H 1B					1-2 2-3		3-3 K	
Bryn Smith, R OBP: 0.271, SLG: 0.283 (1, 1)			0-0	E8			1 SAFE 1-3 K		1-2 G6-3	
Luis Alicea, S OBP: 0.267, SLG: 0.259 (6, PH)										
Scott Terry, R OBP: 0.167, SLG: 0.167 (7, 1)										
Rex Hudler, R OBP: 0.277, SLG: 0.331 (8, PH)										
Lee Smith, R OBP: 0.277, SLG: 0.331 (9, 1)										

Inning Stats	R: 0	H: 0	E: 0	K: 1	S: 10	R: 1	H: 2	E: 0	K: 0	S: 11	R: 1	H: 2	E: 1	K: 0	S: 11	R: 1	H: 3	E: 1	K: 0	S: 10	R: 0	H: 0	E: 0	K: 0	S: 7	R: 1	H: 3	E: 0	K: 1	S: 15	R: 0	H: 2	E: 0	K: 1	S: 11	R: 1	H: 1	E: 0	K: 1	S: 11	R: 0	H: 1	E: 0	K: 1	S: 8	R: 1	H: 1	E: 0	K: 0	S: 2	1B: 11	SF: 0	2B: 2	3B: 0	HR: 2															

PITCHER	IP	WLS	BF	H	R	ER	SO	BB	IBB	HBP	BLK	WP	HR	S	P	ERA	WHIP
Doug Drabek, R ERA: 3.24 (1, 1)	6.0		27	10	4	2	2	1	0	0	0	0	0	64	89	3.00	1.833
Bob Kipper, L ERA: 4.57 (7, 1)	2.0		9	3	1	1	2	0	0	0	0	0	1	22	38	4.50	1.500
Bob Patterson, L ERA: 4.25 (9, 1)	1.0	L	4	2	1	1	1	0	0	0	0	0	1	10	19	9.00	2.000



Batter	1	2	3	4	5	6	7	8	9	AB R H RBI BB SO LOB	TOP	
<b>Cecil Espy, S</b> (1, 8) OBP: 0.143, SLG: 0.143	2-2 FC4-6 1B	0-1 G3-1			1-2 G4-6-3 1B		1-1 F7			4 0 2 0 0 0 2	<b>Pittsburgh Pirates @ St. Louis Cardinals</b> Busch Stadium, St. Louis, MO Sun Aug 04 1991, 3:33 AM CDT Att. 34,243 - Cloudy - 79 F	
<b>Curtis Wilkerson, S</b> (1, 6) OBP: 0.248, SLG: 0.275 <b>Jay Bell, R</b> (7, 6) OBP: 0.326, SLG: 0.433	1-3 K		0-0 F8		1-2 G4-6-3 1-2f			0-0 G6-3		3 0 0 0 0 1 3 1 0 0 0 0 0 0		
<b>Orlando Merced, S</b> (1, 3) OBP: 0.389, SLG: 0.424	1-1 FC4-6 2B 1-2f		1-2 G3			1-1 PB E 1B		1-0 L9		4 2 1 0 0 0 1		
<b>Bobby Bonilla, S</b> (1, 5) OBP: 0.380, SLG: 0.493	0-0 1-H 2B		3-2 G3-1			2-1 L7		1-3 K		4 0 1 1 0 1 1		
<b>Barry Bonds, L</b> (1, 7) OBP: 0.397, SLG: 0.508	2-2 F7				0-0 G1-3		4-0 FC3-6 1-2 IBB		1-2 G4-3	3 0 0 0 1 0 1		
<b>Gary Varsho, L</b> (1, 9) OBP: 0.346, SLG: 0.430 <b>John Wehner, R</b> (9, PH) OBP: 0.433, SLG: 0.436					2-3 K		0-0 FC3-6 1-2f 2-H		2-0 F7	3 0 1 0 0 1 1 1 0 0 0 0 0 0		
<b>Jose Lind, R</b> (1, 4) OBP: 0.301, SLG: 0.334			1-2 FC6 SH5-4 1-2f BB		0-0 F9		0-0 G1-3		1-2 1B	4 0 1 0 0 0 2		
<b>Tom Prince, R</b> (1, 2) OBP: 0.313, SLG: 0.167			4-0 SH5-4 1-2 BB			1-0 1B SH1-4 HBP		1-1 G5-3		2 0 0 0 1 0 1		
<b>John Smiley, L</b> (1, 1) OBP: 0.196, SLG: 0.140			2-2 SH5-4 1-2 2-3		0-0 SH1-4		1-3 K			1 0 0 0 0 1 0		
<b>Inning Stats</b>	R: 1 H: 2 E: 0 LOB: 1 K: 1 BB: 0 S: 13 P: 19	R: 0 H: 1 E: 0 LOB: 2 K: 0 BB: 1 S: 10 P: 17	R: 0 H: 0 E: 0 LOB: 0 K: 0 BB: 0 S: 10 P: 14	R: 0 H: 0 E: 0 LOB: 0 K: 1 BB: 0 S: 5 P: 7	R: 0 H: 1 E: 0 LOB: 1 K: 0 BB: 0 S: 10 P: 13	R: 1 H: 1 E: 1 LOB: 1 K: 0 BB: 1 S: 6 P: 13	R: 0 H: 0 E: 0 LOB: 0 K: 1 BB: 0 S: 7 P: 10	R: 0 H: 0 E: 0 LOB: 0 K: 1 BB: 0 S: 5 P: 7	R: 0 H: 1 E: 0 LOB: 1 K: 0 BB: 0 S: 8 P: 13	1B: 5 SF: 0 2B: 1 SAC: 2 3B: 0 DP: 1 HR: 0 HBP: 1	WP: 0 PA: 35 PB: 1 SB: 0 CS: 0	
<b>PITCHER</b> <b>Ken Hill, R</b> (1, 1) ERA: 3.92 <b>Bob McClure, L</b> (9, 1) ERA: 7.71	IP WLS BF H R ER SO BB IBB HBP BLK WP HR S P ERA WHIP	8.0 L 31 5 2 1 4 1 1 1 0 0 0 8 13 0.00 1.000										

<b>AB</b>	30
<b>R</b>	2
<b>H</b>	6
<b>RBI</b>	1
<b>BB</b>	2
<b>SO</b>	4
<b>LOB</b>	12



**BOTTOM**

**Pittsburgh Pirates @ St. Louis Cardinals**  
**Busch Stadium, St. Louis, MO**  
 Sun Aug 04 1991, 3:33 AM CDT  
 Att. 34,243 - Cloudy - 79 F

[livebaseballscorecards.com](http://livebaseballscorecards.com)

<b>AB</b>	<b>30</b>
<b>R</b>	<b>1</b>
<b>H</b>	<b>5</b>
<b>RBI</b>	<b>1</b>
<b>BB</b>	<b>1</b>
<b>SO</b>	<b>4</b>
<b>LOB</b>	<b>8</b>



WP:	0	PA:	32
PB:	0		
SB:	0		
CS:	0		

AB R H RBI BB SO LOB

4	0	0	0	0	1	2
4	0	0	0	0	0	0
4	0	0	0	0	0	0
4	0	1	0	0	0	0
4	0	1	0	0	0	1
3	0	0	0	0	1	1
2	1	1	0	1	1	1
0	0	0	0	0	0	0
0	0	0	0	0	0	0
3	0	2	1	0	0	1
1	0	0	0	0	1	1
1	0	0	0	0	0	1
0	0	0	0	0	0	0

Batter	1	2	3	4	5	6	7	8	9
Ray Lankford, L OBP: 0.292, SLG: 0.347 (1, 8) X	0-0 F9 ①		1-0 L4-6 ② 2-3			1-3 K ①		0-1 P8 ③ 1 SAFE 1 SAFE X	
Ozzie Smith, S OBP: 0.393, SLG: 0.347 (1, 6) C X	0-1 F8 ②			1-2 P9 ①		0-0 F7 ②		2-2 G5-3 ①	
Gerald Perry, L OBP: 0.324, SLG: 0.445 (1, 3) X	0-0 F8 ③			1-0 F7 ②		3-2 F8 ③		0-0 P6 ②	
Todd Zeile, R OBP: 0.353, SLG: 0.427 (1, 5) X		0-1 F9 ①		0-0 P6 ③		0-0 G5-3 ①		0-1 1B	
Felix Jose, S OBP: 0.370, SLG: 0.430 (1, 9) B X		1-0 1B		2-2 G6-3 ①		3-2 G4-3 ②		0-2 G2-3 ③	
Bernard Gilkey, R OBP: 0.325, SLG: 0.302 (1, 7) 1 SAFE S C F		0-3 K ②		1-1 F8 ②		0-0 F9 ③			
Tom Pagnozzi, R OBP: 0.303, SLG: 0.328 Geronimo Pena, S (8, PR) OBP: 0.288, SLG: 0.393 Bob McClure, R (9, 1) F 1 SAFE B 1 SAFE F 1 SAFE		1-3 K ③		1-2 E8 2B			4-2 BB		
José Oquendo, S OBP: 0.390, SLG: 0.337 (1, 4) C B F B X			2-2 L4-6 SH2-4 1B		2-1 2B		3-2 F7 ① 1 SAFE 1 SAFE X		
Ken Hill, R OBP: 0.150, SLG: 0.081 Craig Wilson, R (8, PH) OBP: 0.262, SLG: 0.222 Rich Gedman, L (9, 2) L L X			0-2 SH2-4 ①		1-3 K ③		0-0 F8 ② 1 SAFE X		

<b>Inning Stats</b>	R: 0 H: 0 E: 0 K: 4 S: 4	H: 0 LOB: 0 BB: 0 P: 4	R: 0 H: 1 E: 0 K: 2 S: 12	H: 1 LOB: 1 BB: 0 P: 14	R: 0 H: 1 E: 0 K: 0 S: 7	H: 1 LOB: 0 BB: 0 P: 10	R: 0 H: 0 E: 0 K: 0 S: 5	H: 0 LOB: 0 BB: 0 P: 7	R: 1 H: 2 E: 1 K: 1 S: 15	H: 2 LOB: 1 BB: 0 P: 22	R: 0 H: 0 E: 0 K: 1 S: 7	H: 0 LOB: 0 BB: 0 P: 11	R: 0 H: 0 E: 0 K: 0 S: 5	H: 0 LOB: 0 BB: 0 P: 8	R: 0 H: 0 E: 0 K: 0 S: 9	H: 0 LOB: 1 BB: 1 P: 16	R: 0 H: 1 E: 0 K: 0 S: 9	H: 1 LOB: 1 BB: 0 P: 11	1B: 3 2B: 3 3B: 0 HR: 0	SF: 0 SAC: 1 DP: 1 HBP: 0
---------------------	--------------------------	------------------------	---------------------------	-------------------------	--------------------------	-------------------------	--------------------------	------------------------	---------------------------	-------------------------	--------------------------	-------------------------	--------------------------	------------------------	--------------------------	-------------------------	--------------------------	-------------------------	-------------------------	---------------------------

PITCHER	IP	WLS	BF	H	R	ER	SO	BB	IBB	HBP	BLK	WP	HR	S	P	ERA	WHIP
John Smiley, L ERA: 3.18 (1, 1)	9.0	W	32	5	1	1	4	1	0	0	0	0	0	73	103	1.00	0.667



Batter	1	2	3	4	5	6	7	8	9	AB R H RBI BB SO LOB	TOP		
<b>Gary Redus, R</b> (1, 3) OBP: 0.326, SLG: 0.383 <b>Orlando Merced, S</b> (8, PH) OBP: 0.388, SLG: 0.422 (8, 3)	0-2 P4		2-3 K		1-3 K			0-3 K		3 0 0 0 0 2 1 1 0 0 0 0 1 0	<b>Pittsburgh Pirates @ New York Mets</b> Shea Stadium, Flushing, NY Tue Aug 06 1991, 7:05 PM EDT Att. 38,658 - Cloudy - 79 F		
<b>Jay Bell, R</b> (1, 6) OBP: 0.323, SLG: 0.429	0-0 F9		2-2 P4		1-0 P4			1-3 K		4 0 0 0 0 1 1			
<b>John Wehner, R</b> (1, 5) OBP: 0.422, SLG: 0.424	0-3 K		1-3 K			0-2 G6-3		1-2 1B		4 0 1 0 0 2 0			
<b>Bobby Bonilla, S</b> (1, 9) OBP: 0.376, SLG: 0.488		0-1 F7		3-2 F9		1-2 G5-3		2-3 K		4 0 0 0 0 1 1			
<b>Barry Bonds, L</b> (1, 8) OBP: 0.400, SLG: 0.513 (7, 7)		0-2 HR 1B		1-1 S 1B		0-2 F7		0-1 1B SF8 2B		4 2 3 0 0 0 0			
<b>Lloyd McClendon, R</b> (1, 7) OBP: 0.379, SLG: 0.529 <b>Andy Van Slyke, L</b> (7, PH) OBP: 0.358, SLG: 0.438 (7, 8)		0-0 HR		2-3 K 1-2			1-2 G3		0-0 2-3 1B	2 1 1 2 0 1 1 2 0 1 0 0 0 0			
<b>Jose Lind, R</b> (1, 4) OBP: 0.297, SLG: 0.331		0-0 F9		1-2 F9			0-0 G6-3		0-1 SF8	3 0 0 1 0 0 1			
<b>Tom Prince, R</b> (1, 2) OBP: 0.400, SLG: 0.333		1-2 2B		2-2 SH1-4 1B			4-2 BB		2-2 F7	3 0 2 0 1 0 1			
<b>Randy Tomlin, L</b> (1, 1) OBP: 0.189, SLG: 0.189		2-3 K		0-0 SH1-4			2-3 K		1-1 G1-3	3 0 0 0 0 2 3			
<b>Inning Stats</b>	R: 0 E: 0 K: 1 S: 8 H: 0 LOB: 0 BB: 0 P: 8	R: 2 E: 0 K: 1 S: 14 H: 3 LOB: 1 BB: 0 P: 17	R: 0 E: 0 K: 2 S: 11 H: 0 LOB: 0 BB: 0 P: 16	R: 0 E: 0 K: 1 S: 11 H: 1 LOB: 1 BB: 0 P: 18	R: 0 E: 0 K: 1 S: 8 H: 1 LOB: 1 BB: 0 P: 12	R: 0 E: 0 K: 0 S: 10 H: 0 LOB: 0 BB: 0 P: 11	R: 0 E: 0 K: 1 S: 11 H: 0 LOB: 1 BB: 1 P: 18	R: 0 E: 0 K: 3 S: 13 H: 1 LOB: 1 BB: 0 P: 17	R: 1 E: 0 K: 0 S: 10 H: 2 LOB: 1 BB: 0 P: 13	1B: 5 2B: 2 3B: 0 HR: 1 SF: 1 SAC: 1 DP: 0 HBP: 0	WP: 0 PB: 0 SB: 1 CS: 0 PA: 36		
<b>PITCHER</b>	IP WLS BF H R ER SO BB IBB HBP BLK WP HR S P ERA WHIP											<b>PITCHER</b>	IP WLS BF H R ER SO BB IBB HBP BLK WP HR S P ERA WHIP
<b>Sid Fernandez, L</b> (1, 1) ERA: 3.86	6.0 L 23 5 2 2 6 0 0 0 0 0 0 1 62 82 3.00 0.833												
<b>Alejandro Pena, R</b> (7, 1) ERA: 2.89	2.0 8 1 0 0 4 1 0 0 0 0 0 0 24 35 0.00 1.000												
<b>Tim Burke, R</b> (9, 1) ERA: 3.77	1.0 5 2 1 1 0 0 0 0 0 0 0 0 10 13 9.00 2.000												

livebaseballscorecards.com

AB	33
R	3
H	8
RBI	3
BB	1
SO	10
LOB	9



Batter	1	2	3	4	5	6	7	8	9	AB	R	H	RBI	BB	SO	LOB
Vince Coleman, S OBP: 0.355, SLG: 0.333 (1, 8)	2-2 G5-3 1B		0-1 G6-3			0-1 G6-3 1-2f			0-1 F9	4	0	0	0	0	0	1
Dave Magadan, L OBP: 0.384, SLG: 0.350 (1, 3)	2-2 G6-3 1B			3-2 G3		1-0 F8			0-1 G4-3	4	0	1	0	0	0	0
Gregg Jefferies, S OBP: 0.337, SLG: 0.407 (1, 4)	1-1 G6-3 1-2f			1-1 2B			2-3 K		0-1 G6-3	4	0	1	0	0	1	1
Kevin McReynolds, R OBP: 0.342, SLG: 0.446 (1, 7)		1-1 F8 3B		2-2 P5			1-1 G5-3			3	1	1	0	0	0	1
Howard Johnson, S OBP: 0.356, SLG: 0.537 (1, 5)		0-0 P4		0-1 F8			3-3 K			3	0	0	0	0	1	2
Hubie Brooks, R OBP: 0.336, SLG: 0.420 (1, 9)		4-1 CS BB			3-2 F7			2-3 K		2	0	0	0	1	1	0
Rick Cerone, R OBP: 0.363, SLG: 0.337 (1, 2)		1-2 F8 3-H			3-3 K			1-0 F7		3	0	0	0	0	1	1
Kevin Elster, R OBP: 0.302, SLG: 0.349 (1, 6)		1-1 CS 1-2		0-0 G4-3		2-1 G6-3		1-1 1B		3	0	1	0	0	0	0
Sid Fernandez, L OBP: 0.167, SLG: 0.333 (1, 1)			1-0 G4-3			4-2 G6-3 BB		3-2 F7		1	0	0	0	0	0	0
Keith Miller, R OBP: 0.343, SLG: 0.422 (6, PH)										0	0	0	0	1	0	0
Alejandro Pena, R (7, 1)										0	0	0	0	0	0	0
Mark Carreon, R OBP: 0.288, SLG: 0.320 (8, PH)										1	0	0	0	0	0	1
Tim Burke, R (9, 1)										0	0	0	0	0	0	0

Inning Stats	R: 0	H: 1	E: 0	LOB: 0	K: 0	BB: 0	S: 10	R: 1	H: 1	E: 0	LOB: 0	K: 0	BB: 1	S: 8	R: 0	H: 0	E: 0	LOB: 0	K: 0	BB: 0	S: 4	R: 0	H: 1	E: 0	LOB: 1	K: 0	BB: 0	S: 12	R: 0	H: 0	E: 0	LOB: 0	K: 1	BB: 0	S: 9	R: 0	H: 0	E: 0	LOB: 0	K: 2	BB: 0	S: 8	R: 0	H: 1	E: 0	LOB: 1	K: 1	BB: 0	S: 11	R: 0	H: 0	E: 0	LOB: 0	K: 0	BB: 0	S: 6	1B: 2	SF: 0	2B: 1	SAC: 0	3B: 1	DP: 2	HR: 0	HBP: 0	WP: 0	PA: 31
--------------	------	------	------	--------	------	-------	-------	------	------	------	--------	------	-------	------	------	------	------	--------	------	-------	------	------	------	------	--------	------	-------	-------	------	------	------	--------	------	-------	------	------	------	------	--------	------	-------	------	------	------	------	--------	------	-------	-------	------	------	------	--------	------	-------	------	-------	-------	-------	--------	-------	-------	-------	--------	-------	--------


PITCHER	IP	WLS	BF	H	R	ER	SO	BB	IBB	HBP	BLK	WP	HR	S	P	ERA	WHIP
Randy Tomlin, L ERA: 2.37 (1, 1)	9.0	W	30	4	1	1	4	2	0	0	0	0	0	73	118	1.00	0.667

**BOTTOM**

**Pittsburgh Pirates @ New York Mets**  
 Shea Stadium, Flushing, NY  
 Tue Aug 06 1991, 7:05 PM EDT  
 Att: 38,658 - Cloudy - 79 F

livebaseballscorecards.com

AB	28
R	1
H	4
RBI	0
BB	2
SO	4
LOB	7





Batter	1	2	3	4	5	6	7	8	9	AB R H RBI BB SO LOB	TOP		
Orlando Merced, S (1, 3) OBP: 0.386, SLG: 0.419	3-2 G4-3		0-1 E S 1B		2-2 G4-3			1-2 FC5-4 BB 1B		4 1 1 0 0 0 1			
Jay Bell, R (1, 6) OBP: 0.322, SLG: 0.426	0-0 F8		1-1 G5-3			4-2 G4-3 BB		2-0 F9		3 0 0 0 1 0 2			
Jose Gonzalez, R (8, 8) OBP: 0.078, SLG: 0.104			1-3							0 0 0 0 0 0 0			
Andy Van Slyke, L (1, 8) OBP: 0.359, SLG: 0.437	1-0 S 1B		0-3 K			2-1 G4-3		4-2 1B BB		3 0 1 0 1 1 2			
John Wehner, R (8, 5) OBP: 0.422, SLG: 0.424						1-2		1-2		0 0 0 0 0 0 0			
Bobby Bonilla, S (1, 5) OBP: 0.375, SLG: 0.486	2-2 G5-3				1-0 F7		1-2 G4-3	1-0 1B		4 0 1 1 0 0 2			
Stan Belinda, R (8, 1) OBP: 0.246, SLG: 0.273	1-2				2-3		2-3 K	1-2 2-H 1B		0 0 0 0 0 0 0			
Barry Bonds, L (1, 7) OBP: 0.400, SLG: 0.510		2-2 G5-3		4-1 G3 S BB		2-3		1-0 G4-3		2 0 0 0 1 1 1			
Bill Landrum, R (7, 1)										0 0 0 0 0 0 0			
Curtis Wilkerson, S (8, PH) OBP: 0.246, SLG: 0.273										1 0 0 0 0 0 2			
Gary Varsho, L (1, 9) OBP: 0.338, SLG: 0.417		0-3 K		0-2 G3			0-2 P6	0-1 G1-3		4 0 0 0 0 1 1			
Michael LaValliere, L (1, 2) OBP: 0.358, SLG: 0.376			4-1 BB	1-3									
Tom Prince, R (8, 2) OBP: 0.381, SLG: 0.313				1-0 G4-3			0-2 G3-1	1-0 G6-3		2 0 0 0 1 0 1			
Jose Lind, R (1, 4) OBP: 0.294, SLG: 0.327			1-3 K		1-0 G4-3					1 0 0 0 0 0 0			
Zane Smith, L (1, 1) OBP: 0.245, SLG: 0.267					0-1 G6-3			0-0 G6-3		4 0 0 0 0 1 1			
Vicente Palacios, R (6, 1) OBP: 0.071, SLG: 0.071			2-2 G5-3										
Neal Heaton, L (6, 1) OBP: 0.400, SLG: 0.444					0-2 G4-3								
Cecil Espy, S (7, 7) OBP: 0.200, SLG: 0.200								1-2 FC5-4 1B		2 0 0 0 0 0 0			
										0 0 0 0 0 0 0			
										0 0 0 0 0 0 0			
										0 0 0 0 0 0 0			
										1 0 1 0 0 0 0			
<b>Inning Stats</b>	R: 0 H: 1 E: 0 LOB: 1 K: 0 BB: 0 S: 10 P: 16	R: 0 H: 0 E: 0 LOB: 1 K: 2 BB: 1 S: 10 P: 17	R: 0 H: 1 E: 0 LOB: 1 K: 1 BB: 0 S: 10 P: 13	R: 0 H: 0 E: 0 LOB: 1 K: 0 BB: 1 S: 6 P: 12	R: 0 H: 0 E: 0 LOB: 0 K: 0 BB: 0 S: 9 P: 11	R: 0 H: 0 E: 0 LOB: 1 K: 1 BB: 1 S: 11 P: 20	R: 0 H: 0 E: 0 LOB: 0 K: 0 BB: 0 S: 7 P: 7	R: 1 H: 2 E: 0 LOB: 2 K: 0 BB: 1 S: 15 P: 25	R: 0 H: 0 E: 0 LOB: 0 K: 0 BB: 0 S: 4 P: 5	1B: 4 SF: 0 2B: 0 SAC: 0 3B: 0 DP: 0 HR: 0 HBP: 0	WP: 0 PA: 35 PB: 0 SB: 3 CS: 0		
<b>PITCHER</b>	IP WLS BF H R ER SO BB IBB HBP BLK WP HR S P ERA WHIP											<b>PITCHER</b>	IP WLS BF H R ER SO BB IBB HBP BLK WP HR S P ERA WHIP
Dwight Gooden, R (1, 1) ERA: 3.67	8.0 W 32 4 1 1 4 4 0 0 0 0 0 0 78 121 1.12 1.000												
John Franco, L (9, 1) ERA: 2.38	1.0 3 0 0 0 0 0 0 0 0 0 0 0 4 5 0.00 0.000												

Pittsburgh Pirates @ New York Mets  
Shea Stadium, Flushing, NY  
Wed Aug 07 1991, 7:05 PM EDT  
Att. 41,542 - Sunny - 78 F

livebaseballscorecards.com

AB 31  
R 1  
H 4  
RBI 1  
BB 4  
SO 4  
LOB 13



Batter	1	2	3	4	5	6	7	8	9
Vince Coleman, S OBP: 0.357, SLG: 0.336 (1, 8)	2-2 G5-3		0-0 1B		2-1 1B	2-2 FC5-4			
Dave Magadan, L OBP: 0.383, SLG: 0.350 (1, 3)	3-2 G4-3		1-2 G3-1		3-1 1B	1-1 SF7			
Gregg Jefferies, S OBP: 0.336, SLG: 0.405 (1, 4)	0-0 G5-3			2-1 P3	1-2 1B	1-1 FC6-4			
Kevin McReynolds, R OBP: 0.338, SLG: 0.442 (1, 7)		0-1 G6-3		0-2 F9	1-2 SF8		1-3 K		
Howard Johnson, S OBP: 0.355, SLG: 0.534 (1, 5)		1-1 G4-3		0-1 E5	1-1 K		1-3 K		
Hubie Brooks, R OBP: 0.339, SLG: 0.422 Daryl Boston, L OBP: 0.317, SLG: 0.368 (7, PH) (8, 9)		1-1 1B		2-2 G4-3		1-1 1B	1-2 G3		
Kevin Elster, R OBP: 0.305, SLG: 0.352 (1, 6)		0-0 L5			3-2 1B	3-2 1B	2-3 K		
Charlie O'Brien, R OBP: 0.288, SLG: 0.211 (1, 2)			1-3 K		0-0 1B	4-1 1B	2-3 K		
Dwight Gooden, R OBP: 0.241, SLG: 0.345 Mackey Sasser, L OBP: 0.310, SLG: 0.472 John Franco, L (9, 1)			2-1 G5-3		1-3 K	3-2 FC5-4	1-0 F9		

Inning Stats	R: 0	H: 0	E: 0	K: 0	S: 12	R: 0	H: 1	E: 0	K: 0	S: 7	R: 0	H: 1	E: 0	K: 1	S: 10	R: 0	H: 1	E: 1	K: 0	S: 10	R: 4	H: 5	E: 0	K: 2	S: 22	R: 3	H: 3	E: 0	K: 0	S: 19	R: 0	H: 0	E: 0	K: 2	S: 9	R: 0	H: 0	E: 0	K: 2	S: 9	R: 0	H: 0	E: 0	K: 2	S: 9
	LOB: 0	BB: 0	P: 17	LOB: 1	BB: 0	P: 9	LOB: 1	BB: 0	P: 9	LOB: 1	BB: 0	P: 14	LOB: 1	BB: 0	P: 14	LOB: 1	BB: 0	P: 35	LOB: 1	BB: 0	P: 35	LOB: 1	BB: 1	P: 33	LOB: 0	BB: 0	P: 12	LOB: 0	BB: 0	P: 14	LOB: 0	SAC: 0	DP: 0	HBP: 0	1B: 11	SF: 2	2B: 0	3B: 0	HR: 0						

BOTTOM	
AB	33
R	7
H	11
RBI	7
BB	1
SO	7
LOB	9

PITCHER	
Zane Smith, L ERA: 3.45 (1, 1)	5.0 WLS: L
Vicente Palacios, R ERA: 3.8 (6, 1)	0.0 WLS: 4
Neal Heaton, L ERA: 3.52 (6, 1)	1.0 WLS: 3
Bill Landrum, R ERA: 3.0 (7, 1)	1.0 WLS: 3
Stan Belinda, R ERA: 4.32 (8, 1)	1.0 WLS: 3

Pittsburgh Pirates @ New York Mets  
 Shea Stadium, Flushing, NY  
 Wed Aug 07 1991, 7:05 PM EDT  
 Att: 41,542 - Sunny - 78 F

livebaseballscorecards.com





Batter	1	2	3	4	5	6	7	8	9	AB R H RBI BB SO LOB	TOP
<b>Gary Redus, R</b> (1, 3) OBP: 0.325, SLG: 0.376	4-2 E L5 BB		0-1 G1-3		0-0 F8			3-3 K		3 0 0 0 1 1 1	
<b>Jay Bell, R</b> (1, 6) OBP: 0.324, SLG: 0.429	3-3 K			2-1 1B SF7 1B		3-2 G6-3			0-1 G4-3 HR 2B	4 2 2 0 0 1 1	
<b>Andy Van Slyke, L</b> (1, 8) OBP: 0.358, SLG: 0.435	2-2 L5			0-0 1B		2-3 K			0-1 G4-3	4 0 1 0 0 1 2	
<b>Bobby Bonilla, S</b> (1, 9) OBP: 0.376, SLG: 0.495 (7, 5)		2-1 1B		1-0 SF7		2-2 P6			0-0 HR	3 1 2 3 0 0 0	
<b>Barry Bonds, L</b> (1, 7) OBP: 0.399, SLG: 0.507		1-3 K		1-0 F7		0-0 P6			3-2 CS 1B	4 0 1 0 0 1 2	
<b>John Wehner, R</b> (1, 5) OBP: 0.418, SLG: 0.419		2-1 F7		0-1 G6-3		2-1 G4-6-3 1B			1-3 K	3 0 1 0 0 0 2	
<b>Michael LaValliere, L</b> (1, 2) OBP: 0.354, SLG: 0.371		1-3 K		1-1 F7		3-1 G4-6-3				3 0 0 0 0 1 2	
<b>Jose Lind, R</b> (1, 4) OBP: 0.294, SLG: 0.327			1-1 G5-3		1-2 SH1-4 1B			0-1 G6-3		3 0 1 0 0 0 0	
<b>Doug Drabek, R</b> (1, 1) OBP: 0.182, SLG: 0.200 <b>Bob Kipper, R</b> (3, 1) <b>Roger Mason, R</b> (7, 1) <b>Bob Patterson, R</b> (7, 1) <b>Orlando Merced, S</b> (7, 9) <b>Lloyd McClendon, R</b> (9, PH) OBP: 0.376, SLG: 0.524		1-3 K		2-2 SH1-4		2-2 F8				1 0 0 0 0 1 0 0 0 0 0 0 0 0 0 0 0 0 0 0 0 0 0 0 0 0 0 0 1 0 0 0 0 0 0 1 0 0 0 0 1 1	
<b>Inning Stats</b>	R: 0 H: 0 E: 1 LOB: 0 K: 1 BB: 1 S: 10 P: 19	R: 0 H: 1 E: 0 LOB: 1 K: 2 BB: 0 S: 10 P: 16	R: 0 H: 0 E: 0 LOB: 0 K: 1 BB: 0 S: 7 P: 9	R: 1 H: 2 E: 0 LOB: 1 K: 0 BB: 0 S: 7 P: 11	R: 0 H: 1 E: 0 LOB: 1 K: 0 BB: 0 S: 10 P: 14	R: 0 H: 0 E: 0 LOB: 0 K: 1 BB: 0 S: 11 P: 18	R: 0 H: 1 E: 0 LOB: 0 K: 0 BB: 0 S: 5 P: 10	R: 0 H: 0 E: 0 LOB: 0 K: 1 BB: 0 S: 8 P: 13	R: 2 H: 3 E: 0 LOB: 0 K: 1 BB: 0 S: 15 P: 19	1B: 6 SF: 1 2B: 2 SAC: 1 3B: 0 DP: 2 HR: 1 HBP: 0	WP: 0 PA: 33 PB: 0 SB: 0 CS: 1
<b>PITCHER</b>	IP WLS BF H R ER SO BB IBB HBP BLK WP HR S P ERA WHIP										
<b>Frank Viola, L</b> (1, 1) ERA: 3.14	8.0 W 29 6 2 2 6 1 0 0 0 0 0 0 70 112 2.25 0.875										
<b>John Franco, L</b> (9, 1) ERA: 2.57	1.0 S 4 2 1 1 1 0 0 0 0 0 0 1 13 17 9.00 2.000										

**Pittsburgh Pirates @ New York Mets**  
Shea Stadium, Flushing, NY  
Thu Aug 08 1991, 3:33 AM EDT  
Att. 41,672 - Sunny - 87 F

[livebaseballscorecards.com](http://livebaseballscorecards.com)

AB	30
R	3
H	8
RBI	3
BB	1
SO	7
LOB	11



BOTTOM

Pittsburgh Pirates @ New York Mets  
Shea Stadium, Flushing, NY  
Thu Aug 08 1991, 3:33 AM EDT  
Att: 41,672 - Sunny - 87 F

livebaseballscores.com

AB 33  
R 4  
H 10  
RBI 4  
BB 2  
SO 3  
LOB 10



WP: 0 PA: 35  
PB: 0  
SB: 1  
CS: 0

AB R H RBI BB SO LOB

4 1 1 0 0 1 2

3 1 1 0 1 0 1

4 0 2 1 0 0 0  
0 0 0 0 0 0 0

3 1 2 2 1 0 0

4 0 1 1 0 0 5

3 0 1 0 0 0 1  
1 0 0 0 0 0 0

4 0 0 0 0 2 0

4 0 1 0 0 0 0

3 1 1 0 0 0 1  
0 0 0 0 0 0 0

1B: 9 SF: 0  
2B: 1 SAC: 0  
3B: 0 DP: 0  
HR: 0 HBP: 0

Batter	1	2	3	4	5	6	7	8	9
Vince Coleman, S OBP: 0.355, SLG: 0.335 (1, 8)	1-1 G4-3 S G6-3 1B		3-3 K	2-2 F7			1-2 L8		
Kevin Elster, R OBP: 0.309, SLG: 0.352 (1, 6)	0-1 G4-3 1-3		4-1 1B 1B BB		2-2 G4-3		1-0 BB 1B 1-2 1B		
Gregg Jefferies, S OBP: 0.338, SLG: 0.407 Kevin McReynolds, R OBP: 0.338, SLG: 0.442 (1, 4) (8, 7)	3-1 G6-3 3-H		2-1 1B 1B 1B		2-1 F8		2-1 BB 1B 1-2 2-3 1B		
Howard Johnson, S OBP: 0.358, SLG: 0.538 (1, 5)	1-1 1B 2B		1-1 1B 1-2 1B		0-1 F8		4-2 FC6-4 BB 1-2 2-3 3-H BB		
Dave Magadan, L OBP: 0.381, SLG: 0.348 (1, 3)	1-1 1B 2-H		2-2 F7		0-0 F7		2-2 FC6-4 1-2f		
Mackey Sasser, L OBP: 0.311, SLG: 0.468 Keith Miller, R OBP: 0.339, SLG: 0.417 (1, 9) (8, 4)	0-0 F7		1-0 1B 1-2 2-H		0-0 F9		0-0 B4-3		
Daryl Boston, L OBP: 0.309, SLG: 0.358 (1, 7) (8, 9)		0-1 G4-3		2-3 K		2-2 F8		0-3 K	
Rick Cerone, R OBP: 0.361, SLG: 0.335 (1, 2)		0-1 P3		0-2 F9		2-0 FC4-6 1B		0-0 F9	
Frank Viola, L OBP: 0.138, SLG: 0.158 John Franco, L (9, 1)		0-0 G4-3		0-2 1B		1-1 FC4-6 1B BB 1-2f			

Inning Stats	R: 2	H: 3	E: 0	K: 0	S: 11	LOB: 1	BB: 0	P: 17	R: 0	H: 0	E: 0	K: 0	S: 5	LOB: 0	BB: 0	P: 5	R: 1	H: 3	E: 0	K: 1	S: 13	LOB: 2	BB: 1	P: 26	R: 0	H: 1	E: 0	K: 1	S: 14	LOB: 1	BB: 0	P: 18	R: 0	H: 0	E: 0	K: 0	S: 7	LOB: 0	BB: 0	P: 11	R: 0	H: 0	E: 0	K: 0	S: 5	LOB: 0	BB: 0	P: 7	R: 1	H: 3	E: 0	K: 0	S: 14	LOB: 3	BB: 1	P: 27	R: 0	H: 0	E: 0	K: 1	S: 5	LOB: 0	BB: 0	P: 5
--------------	------	------	------	------	-------	--------	-------	-------	------	------	------	------	------	--------	-------	------	------	------	------	------	-------	--------	-------	-------	------	------	------	------	-------	--------	-------	-------	------	------	------	------	------	--------	-------	-------	------	------	------	------	------	--------	-------	------	------	------	------	------	-------	--------	-------	-------	------	------	------	------	------	--------	-------	------

PITCHER	IP	WLS	BF	H	R	ER	SO	BB	IBB	HBP	BLK	WP	HR	S	P	ERA	WHIP
Doug Drabek, R ERA: 3.36 (1, 1)	2.1	L	13	5	3	3	1	1	0	0	0	0	0	25	41	11.57	2.571
Bob Kipper, L ERA: 4.34 (3, 1)	4.1		15	3	1	1	1	0	0	0	0	0	0	36	53	2.08	0.692
Roger Mason, R ERA: (7, 1)	0.0		1	1	0	0	0	0	0	0	0	0	0	1	2	∞	∞
Bob Patterson, L ERA: 4.12 (7, 1)	1.1		6	1	0	0	1	1	0	0	0	0	0	12	20	0.00	1.500



Batter	1	2	3	4	5	6	7	8	9	AB R H RBI BB SO LOB	TOP											
Ray Lankford, L (1, 8) OBP: 0.294, SLG: 0.361	0-1 F8		0-1 F8		0-3 K		1-3 K		1-2 G4-3	5 0 0 0 0 2 1												
Ozzie Smith, S (1, 6) OBP: 0.390, SLG: 0.353	1-1 G5-3			1-1 HR 1B	1-2 G5-3		2-1 HR			4 2 2 1 0 0 0												
Gerald Perry, L (1, 3) OBP: 0.323, SLG: 0.428	3-3 K			2-3 K		4-1 WP 2B	1-0 F7			3 1 0 0 1 2 1												
Todd Zeile, R (1, 5) OBP: 0.356, SLG: 0.433		1-2 F8		1-1 HR 1-H		4-1 2B BB	2-3 K			3 1 1 2 1 1 0												
Felix Jose, S (1, 9) OBP: 0.376, SLG: 0.442		0-0 F8		0-2 2B 2B		0-2 2B 1-3 2-H		0-1 E6 FC5-4		4 1 2 1 0 0 0												
Bernard Gilkey, R (1, 7) OBP: 0.321, SLG: 0.295		3-2 G4-3		0-1 P3		4-1 BB		2-2 FC5-4 CS 1-2f		3 0 0 0 1 0 2												
José Oquendo, S (1, 4) OBP: 0.388, SLG: 0.338			1-0 P2	2-2 2B 2-H		2-2 F9		2-3 K		4 0 1 1 0 1 4												
Tom Pagnozzi, R (1, 2) OBP: 0.293, SLG: 0.316			3-1 P3	1-1 G5-3		0-3 K			0-1 P9	4 0 0 0 0 1 4												
Bryn Smith, R (1, 1) OBP: 0.275, SLG: 0.286			1-2 1B		2-2 G1-3	0-0 G2-3			0-1 G3	3 0 1 0 0 0 3												
Scott Terry, R (8, 1) OBP: 0.143, SLG: 0.143										1 0 0 0 0 0 0												
<b>Inning Stats</b>	R: 0 E: 0 K: 1 S: 7	H: 0 LOB: 0 BB: 0 P: 11	R: 0 E: 0 K: 0 S: 7	H: 0 LOB: 0 BB: 0 P: 11	R: 0 E: 0 K: 0 S: 8	H: 1 LOB: 1 BB: 0 P: 13	R: 3 E: 0 K: 1 S: 20	H: 4 LOB: 1 BB: 0 P: 26	R: 0 E: 0 K: 1 S: 9	H: 0 LOB: 0 BB: 0 P: 12	R: 1 E: 0 K: 1 S: 14	H: 1 LOB: 3 BB: 3 P: 28	R: 1 E: 0 K: 2 S: 9	H: 1 LOB: 0 BB: 0 P: 15	R: 0 E: 1 K: 1 S: 12	H: 0 LOB: 0 BB: 0 P: 15	R: 0 E: 0 K: 0 S: 7	H: 0 LOB: 0 BB: 0 P: 8	1B: 2 2B: 3 3B: 0 HR: 2	SF: 0 SAC: 0 DP: 0 HBP: 0	WP: 1 PB: 0 SB: 0 CS: 1	PA: 37
<b>PITCHER</b>	IP WLS BF H R ER SO BB IBB HBP BLK WP HR S P ERA WHIP																					
John Smiley, L (1, 1) ERA: 3.33	5.0 L 24 6 4 4 3 3 0 0 0 0 1 1 58 92 7.20 1.800																					
Roger Mason, R (6, 1) ERA:	1.0 3 0 0 0 1 0 0 0 0 0 0 0 7 9 0.00 0.000																					
Bob Patterson, L (7, 1) ERA: 4.14	2.0 7 1 1 1 3 0 0 0 0 0 1 21 30 4.50 0.500																					
Bill Landrum, R (9, 1) ERA: 2.94	1.0 3 0 0 0 0 0 0 0 0 0 0 0 7 8 0.00 0.000																					

St. Louis Cardinals @ Pittsburgh Pirates  
 Three Rivers Stadium, Pittsburgh, PA  
 Fri Aug 09 1991, 7:05 PM EDT  
 Att. 38,136 - Cloudy - 73 F

livebaseballscorecards.com

AB	34
R	5
H	7
RBI	5
BB	3
SO	7
LOB	15



Batter	1	2	3	4	5	6	7	8	9	AB	R	H	RBI	BB	SO	LOB
Orlando Merced, S OBP: 0.383, SLG: 0.415 (1, 3) C B B X	2-1 F8 ①			2-2 G4-3 ①		2-2 1B ②		2-3 K ②		4	0	1	0	0	1	1
Jay Bell, R OBP: 0.321, SLG: 0.425 Bill Landrum, R (1, 6) C F F S (9, 1)	1-3 K ②			1-3 K ②		1-3 SAFE K ②		2-2 G3-1 ③		4	0	0	0	0	3	2
Andy Van Slyke, L OBP: 0.357, SLG: 0.435 (1, 8) X	0-0 P6 ③			3-1 2B ③		0-1 SAFE SAFE P8 ③			2-1 G1-3 ①	4	0	1	0	0	0	1
Bobby Bonilla, S OBP: 0.373, SLG: 0.490 (1, 9)			1-2 G3 ①		2-3 K ③		3-2 L3 ①		0-0 G1-3 ②	4	0	0	0	0	1	1
Barry Bonds, L OBP: 0.397, SLG: 0.503 (1, 7)			2-2 G4-3 ②		4-2 PB G4-3 SF9 BB		2-0 F8 ②		1-1 F7 ③	3	1	0	0	1	0	0
John Wehner, R OBP: 0.414, SLG: 0.415 (1, 5)			1-2 G5-3 ③		1-0 G4-3 ①		1-0 1B ③			3	0	1	0	0	0	1
Michael LaValliere, L OBP: 0.350, SLG: 0.368 (1, 2)			0-0 G3 ①		1-2 SF9 ②		0-0 F8 ③			2	0	0	1	0	0	1
Jose Lind, R OBP: 0.292, SLG: 0.324 (1, 4)			0-2 L4 ②		1-0 P8 ③			2-2 F8 ①		3	0	0	0	0	0	0
John Smiley, L OBP: 0.191, SLG: 0.136 Roger Mason, R (6, 1) Cecil Espy, S OBP: 0.188, SLG: 0.188 Bob Patterson, R (7, 1) Curtis Wilkerson, S OBP: 0.292, SLG: 0.273 (8, PH) (9, 8)			1-1 G3-1 ③		0-3 K ①			4-1 BB		1	0	0	0	0	0	0

Inning Stats	R: 0	H: 0	E: 0	K: 1	S: 7	R: 0	H: 0	E: 0	K: 0	S: 11	R: 0	H: 0	E: 0	K: 0	S: 6	R: 1	H: 0	E: 0	K: 0	S: 8	R: 0	H: 1	E: 0	K: 2	S: 11	R: 0	H: 1	E: 0	K: 0	S: 7	R: 0	H: 0	E: 0	K: 1	S: 10	R: 0	H: 0	E: 0	K: 0	S: 5	1B: 2	SF: 1	2B: 1	SAC: 0	3B: 0	DP: 0	HR: 0	HBP: 0	WP: 0	PA: 32
	0	0	0	1	7	0	0	0	0	11	0	0	0	0	6	1	0	0	0	0	8	0	1	0	2	11	0	0	0	1	13	0	0	0	20	0	0	0	8	2	1	0	0	0	0	0	0	0	32	

PITCHER	IP	WLS	BF	H	R	ER	SO	BB	IBB	HBP	BLK	WP	HR	S	P	ERA	WHIP
Bryn Smith, R ERA: 3.64 (1, 1)	7.1	W	27	3	1	0	5	2	0	0	0	0	0	66	104	0.00	0.682
Scott Terry, R ERA: 1.94 (8, 1)	1.2		5	0	0	0	1	0	0	0	0	0	0	11	18	0.00	0.000

**BOTTOM**

**St. Louis Cardinals @ Pittsburgh Pirates**  
 Three Rivers Stadium, Pittsburgh, PA

Fri Aug 09 1991, 7:05 PM EDT  
 Att: 38,136 - Cloudy - 73 F

AB	29
R	1
H	3
RBI	1
BB	2
SO	6
LOB	7





AB	35
R	5
H	8
RBI	5
BB	5
SO	5
LOB	18



WP	1	PA	40
PB	0		
SB	1		
CS	0		

Batter	1	2	3	4	5	6	7	8	9	AB	R	H	RBI	BB	SO	LOB					
<b>Ray Lankford, L</b> (1, 8) OBP: 0.293, SLG: 0.358	3-2 F8	2-1 F9		0-0 F8			0-1 G3 BB 1B		1-1 G6-3	5	1	1	0	0	0	1					
<b>Ozzie Smith, S</b> (1, 6) OBP: 0.393, SLG: 0.353	1-1 BB WP 1B	4-1 FC5-4 BB		3-2 F7			4-0 1B G3 BB		0-2 G4-3	3	1	1	0	2	0	0					
<b>Gerald Perry, L</b> (1, 3) OBP: 0.325, SLG: 0.424	4-2 FC5-4 BB 1B	0-1 FC5-4		1-3 K			0-2 G3		0-1 FC6-4 BB 1B	4	1	1	0	1	1	4					
<b>Todd Zeile, R</b> (1, 5) OBP: 0.356, SLG: 0.431	4-0 FC4-6 BB 1B			0-0 BB 2B 1B			3-2 G6-3		1-1 P4	4	1	1	0	1	0	3					
<b>Felix Jose, S</b> (1, 9) OBP: 0.380, SLG: 0.444	2-2 FC4-6 BB 1B			4-1 BB SAFE 2B G4-3 BB			0-0 G4-3		1-2 BB 1B	3	1	2	3	1	0	0					
<b>Milt Thompson, L</b> (1, 7) OBP: 0.394, SLG: 0.482	1-2 FC4-6 S			3-2 L9			0-1 G4-3		1-2 P5	4	0	0	0	0	0	6					
<b>José Oquendo, S</b> (1, 4) OBP: 0.387, SLG: 0.341	0-3 K			1-0 BB 2B			0-0 P9		0-0 F7	4	0	1	1	0	1	2					
<b>Rich Gedman, L</b> (1, 2) OBP: 0.148, SLG: 0.268				0-0 P5			3-3 K		0-0 F7	4	0	0	1	0	1	1					
<b>Ken Hill, R</b> (1, 1) OBP: 0.171, SLG: 0.105				3-2 BB 1B			1-0 G4-3		1-3 K	1	0	1	0	0	0	0					
<b>Willie Fraser, R</b> (2, 1) OBP: 0.320, SLG: 0.294				1-3 K						1	0	0	0	0	1	1					
<b>Bernard Gilkey, R</b> (6, PH) OBP: 0.284, SLG: 0.343										1	0	0	0	0	0	0					
<b>Juan Agosto, L</b> (6, 1) OBP: 0.333, SLG: 0.333										1	0	0	0	0	1	0					
<b>Rex Hudler, R</b> (8, PH) OBP: 0.284, SLG: 0.343										0	0	0	0	0	0	0					
<b>Cris Carpenter, R</b> (8, 1) OBP: 0.333, SLG: 0.333										0	0	0	0	0	0	0					
<b>Inning Stats</b>	R: 2 E: 0 K: 1 S: 19	H: 2 LOB: 2 BB: 2 P: 34	R: 0 E: 0 K: 0 S: 10	H: 1 LOB: 2 BB: 1 P: 19	R: 2 E: 0 K: 1 S: 11	H: 2 LOB: 1 BB: 1 P: 20	R: 0 E: 0 K: 1 S: 7	H: 0 LOB: 0 BB: 0 P: 11	R: 0 E: 0 K: 1 S: 7	H: 0 LOB: 0 BB: 0 P: 10	R: 0 E: 0 K: 1 S: 5	H: 0 LOB: 0 BB: 0 P: 9	R: 1 E: 0 K: 0 S: 18	H: 2 LOB: 2 BB: 1 P: 25	R: 0 E: 0 K: 1 S: 5	H: 0 LOB: 0 BB: 0 P: 6	R: 0 E: 0 K: 0 S: 12	H: 1 LOB: 1 BB: 0 P: 14	1B: 7 2B: 1 3B: 0 HR: 0	SF: 0 SAC: 0 DP: 0 HBP: 0	WP: 1 PA: 40
<b>PITCHER</b>	IP	WLS	BF	H	R	ER	SO	BB	IBB	HBP	BLK	WP	HR	S	P	ERA	WHIP				
<b>Hector Fajardo, R</b> (1, 1) ERA: 18.0	2.0		14	4	4	4	1	4	0	0	0	1	0	31	59	18.00	4.000				
<b>Neal Heaton, L</b> (3, 1) ERA: 3.4	4.1	W	16	2	1	1	3	1	0	0	0	0	0	33	53	2.08	0.692				
<b>Stan Belinda, R</b> (7, 1) ERA: 4.1	2.2		10	2	0	0	1	0	0	0	0	0	0	30	36	0.00	0.750				

WP	1	PA	40
PB	0		
SB	1		
CS	0		

BOTTOM

St. Louis Cardinals @ Pittsburgh Pirates  
Three Rivers Stadium, Pittsburgh, PA

AB 39  
R 11  
H 14  
RBI 10  
BB 2  
SO 4  
LOB 18



WP: 0 PA: 43  
PB: 0  
SB: 0  
CS: 0

ERA WHIP

AB R H RBI BB SO LOB

4 2 1 2 1 1 2

3 2 1 1 0 1 1  
2 0 1 0 0 0 0

5 2 2 3 0 0 3  
0 0 0 0 0 0 0

4 1 1 0 0 1 2

4 1 1 2 1 0 4

3 0 0 0 0 0 0  
2 1 2 1 0 0 0

5 1 2 0 0 0 3

4 1 2 1 0 0 1

1 0 0 0 0 1 2  
2 0 1 0 0 0 0  
0 0 0 0 0 0 0

1B: 7 SF: 0  
2B: 4 SAC: 1  
3B: 1 DP: 0  
HR: 2 HBP: 1

Sat Aug 10 1991, 7:05 PM EDT  
Att. 49,939 - Cloudy - 82 F

livebaseballscorecards.com

Batter	1	2	3	4	5	6	7	8	9
Orlando Merced, S OBP: 0.383, SLG: 0.416 (1, 3)	4-2 HBP BB	2-1 2B 2B		1-1 G5-3		1-1 FC6-4 E	1-3 K		
Curtis Wilkerson, S OBP: 0.254, SLG: 0.282 Jay Bell, R OBP: 0.321, SLG: 0.425 (1, 6) (6, 6)	1-3 K	0-0 HR 2B			1-1 E3 3B	3-2 FC4-6 1B		2-2 F9	
Andy Van Slyke, L OBP: 0.358, SLG: 0.450 Cecil Espy, S OBP: 0.188, SLG: 0.188 (1, 8) (9, 8)	2-0 F7	2-0 HR			2-2 HR 3B	1-1 FC4-6 E		3-2 F7	
Bobby Bonilla, S OBP: 0.373, SLG: 0.490 (1, 5) (6, 9)	1-1 FC4-6 HBP	2-3 K			2-2 P8	1-1 E5		0-0 1B 2B	
Barry Bonds, L OBP: 0.397, SLG: 0.509 (1, 7)	2-0 FC4-6		3-1 L8		0-0 HR	2-1 F9		4-0 1B IBB	
Gary Varsho, L OBP: 0.331, SLG: 0.408 John Wehner, R OBP: 0.431, SLG: 0.448 (1, 9) (6, 5)		0-2 G4-3	1-1 P6		1-0 P6		2-0 G4-3 1B 2B	1-0 1B	
Jose Lind, R OBP: 0.293, SLG: 0.325 (1, 4)		0-2 1B 2B 1B	0-0 G5-3		1-1 1B		1-1 G4-3	2-2 F9	
Tom Prince, R OBP: 0.400, SLG: 0.350 (1, 2)		2-2 2B 1B		0-1 G6-3	1-0 G3		1-1 SH3 1B		
Hector Fajardo, R Neal Heaton, L OBP: 0.417, SLG: 0.455 Stan Belinda, R (7, 1)		0-3 K		1-2 G4-3		2-0 FC6-4 1B	0-1 SH3		

Inning Stats	R: 0	H: 0	E: 0	K: 1	S: 8	LOB: 2	BB: 1	P: 18
	R: 5	H: 5	E: 0	K: 2	S: 20	LOB: 0	BB: 0	P: 28
	R: 0	H: 0	E: 0	K: 0	S: 5	LOB: 0	BB: 0	P: 9
	R: 0	H: 0	E: 0	K: 0	S: 7	LOB: 0	BB: 0	P: 9
	R: 3	H: 3	E: 1	K: 0	S: 14	LOB: 1	BB: 0	P: 21
	R: 1	H: 2	E: 1	K: 0	S: 12	LOB: 2	BB: 0	P: 22
	R: 1	H: 2	E: 0	K: 1	S: 11	LOB: 1	BB: 0	P: 16
	R: 1	H: 2	E: 0	K: 0	S: 13	LOB: 2	BB: 1	P: 25

PITCHER	IP	WLS	BF	H	R	ER	SO	BB	IBB	HBP	BLK	WP	HR	S	P	ERA	WHIP
Ken Hill, R ERA: 4.21 (1, 1)	1.2	L	12	5	5	5	2	1	0	0	0	0	1	25	41	27.00	3.600
Willie Fraser, R ERA: 5.73 (2, 1)	3.1		14	3	3	2	1	0	0	0	0	0	1	29	44	5.40	0.900
Juan Agosto, L ERA: 5.35 (6, 1)	2.0		11	4	2	1	1	0	0	0	0	0	0	23	38	4.50	2.000
Cris Carpenter, R ERA: 4.69 (8, 1)	1.0		6	2	1	1	0	0	1	0	0	0	0	13	25	9.00	2.000



Batter	1	2	3	4	5	6	7	8	9	AB R H RBI BB SO LOB	TOP																										
Ray Lankford, L (1, 8) OBP: 0.294, SLG: 0.360	2-2 G4-3 E 2B		0-2 G4-3		1-1 G4-3		4-2 CS 3B BB		0-0 L5	4 2 1 0 1 0 0																											
Ozzie Smith, S (1, 6) OBP: 0.391, SLG: 0.356	1-0 G4-3		1-1 G6-3		1-1 G4-3		SAFE SAFE SAFE 3B		1-1 L5	5 0 1 1 0 0 1																											
Milt Thompson, L (1, 7) OBP: 0.387, SLG: 0.473	0-0 E5 G4-3 1B		1-2 F8		0-1 G4-3		2-3 K			4 1 0 1 0 1 1																											
Todd Zeile, R (1, 5) OBP: 0.358, SLG: 0.430	2-0 G4-3			4-0 2B 1B BB		1-2 SH1-3 FC5-2 1B			1-1 P8	3 1 1 0 1 0 2																											
Felix Jose, S (1, 9) OBP: 0.386, SLG: 0.452	0-0 S 1B			3-1 G4-3-6 1-3 2B		0-0 WP SH1-3 1B		0-2 FC5-4 1B		4 0 4 1 0 0 0																											
Rex Hudler, R (1, 3) OBP: 0.278, SLG: 0.336	1-2 P8			2-1 G4-3-6 2-3f		0-0 SH1-3		0-3 K		3 0 0 0 0 1 4																											
Tom Pagnozzi, R (1, 2) OBP: 0.295, SLG: 0.318		3-2 CS 1B		1-2 E 1B		1-1 FC5-2		0-1 FC5-4 BLK		4 0 2 1 0 0 3																											
José Oquendo, S (1, 4) OBP: 0.382, SLG: 0.336		SAFE G6-3		3-2 E5		1-0 G4-3		1-0 P6		4 0 0 0 0 0 5																											
Bob Tewksbury, R (1, 1) OBP: 0.184, SLG: 0.184			1-3 K		0-1 P9		1-2 F7		1-2 G1-3	2 0 0 0 0 1 2																											
Cris Carpenter, R (6, 1) OBP: 0.333, SLG: 0.333										0 0 0 0 0 0 0																											
Bernard Gilkey, R (7, PH) OBP: 0.318, SLG: 0.292										1 0 0 0 0 0 0																											
Bob McClure, R (7, 1)										0 0 0 0 0 0 0																											
Luis Alicaia, S (9, PH) OBP: 0.273, SLG: 0.241										1 0 0 0 0 0 0																											
<b>Inning Stats</b>	R: 2 E: 1 K: 0 S: 12	H: 2 LOB: 1 BB: 0 P: 18	R: 0 E: 0 K: 1 S: 10	H: 1 LOB: 0 BB: 0 P: 17	R: 0 E: 0 K: 0 S: 9	H: 0 LOB: 0 BB: 1 P: 11	R: 1 E: 1 K: 0 S: 12	H: 2 LOB: 2 BB: 1 P: 25	R: 0 E: 0 K: 0 S: 6	H: 0 LOB: 0 BB: 0 P: 8	R: 0 E: 0 K: 1 S: 9	H: 2 LOB: 2 BB: 0 P: 11	R: 1 E: 0 K: 1 S: 13	H: 1 LOB: 1 BB: 1 P: 23	R: 0 E: 0 K: 1 S: 9	H: 1 LOB: 1 BB: 0 P: 10	R: 0 E: 0 K: 0 S: 6	H: 0 LOB: 0 BB: 0 P: 8	1B: 6 2B: 3 3B: 1 HR: 0	SF: 0 SAC: 1 DP: 1 HBP: 0	WP: 1 PB: 0 SB: 1 CS: 2	PA: 38															
<b>PITCHER</b>	IP WLS BF H R ER SO BB IBB HBP BLK WP HR S P ERA WHIP																				<b>PITCHER</b>	IP WLS BF H R ER SO BB IBB HBP BLK WP HR S P ERA WHIP															
Randy Tomlin, L (1, 1) ERA: 2.42	5.1	W	24	7	3	2	1	1	0	0	0	0	0	54	85	3.38	1.500																				
Roger Mason, R (6, 1) ERA:	0.2	W	2	0	0	0	0	0	0	0	0	1	0	4	5	0.00	0.000																				
Bob Kipper, L (7, 1) ERA: 4.15	2.0		9	2	1	0	2	1	0	0	1	0	0	22	33	0.00	1.500																				
Bill Landrum, R (9, 1) ERA: 2.89	1.0	S	3	0	0	0	0	0	0	0	0	0	0	6	8	0.00	0.000																				

St. Louis Cardinals @ Pittsburgh Pirates  
Three Rivers Stadium, Pittsburgh, PA

AB	35
R	4
H	9
RBI	4
BB	2
SO	3
LOB	18



Sun Aug 11 1991, 3:33 AM EDT  
Att. 31,814 - Cloudy - 85 F

livebaseballscorecards.com

Batter	1	2	3	4	5	6	7	8	9	AB	R	H	RBI	BB	SO	LOB
<b>Orlando Merced, S</b> (1, 3) OBP: 0.385, SLG: 0.421	F8		F7			FC5-4 1B				4	0	2	1	0	0	1
<b>Jay Bell, R</b> (1, 6) OBP: 0.323, SLG: 0.426	G6-4-3 1B			1B 2B 1B	F8	FC5-4				4	1	2	0	0	0	3
<b>Andy Van Slyke, L</b> (1, 8) OBP: 0.356, SLG: 0.448	G6-4-3 1-2f			2B 1-3 SF8 1B		G4-3	G5-3			4	1	1	0	0	0	1
<b>Bobby Bonilla, S</b> (1, 9) OBP: 0.372, SLG: 0.490		F7		1-3 2B		E4 2B 1B	F7			4	1	1	1	0	0	0
<b>Barry Bonds, L</b> (1, 7) OBP: 0.398, SLG: 0.513		F7		0-0 SF8		1B 2B	CS 1B			3	1	2	1	0	0	0
<b>Michael LaValliere, L</b> (1, 2) OBP: 0.348, SLG: 0.364			G1-3	3-H P7		1B FC6-4 IBB	CS	K		3	1	0	0	1	1	1
<b>John Wehner, R</b> (1, 5) OBP: 0.421, SLG: 0.437			F9	0-2 G6-3		FC6-4 1B 1B		G6-3		4	1	1	2	0	0	1
<b>Jose Lind, R</b> (1, 4) OBP: 0.295, SLG: 0.330				0-2 2B		G5-3	FC6-4 1B	K		4	0	2	0	0	1	0
<b>Randy Tomlin, L</b> (1, 1) OBP: 0.179, SLG: 0.179 <b>Roger Mason, R</b> (6, 1)			G6-3	2-2 G6-3		G4-3	FC6-4 1B			2	0	0	0	0	0	1
<b>Gary Varsho, L</b> (6, PH) OBP: 0.329, SLG: 0.406 <b>Bob Kipper, R</b> (7, 1) <b>Bill Landrum, R</b> (9, 1)										0	0	0	0	0	0	0

Inning Stats		R: 0	H: 1	R: 0	H: 0	R: 0	H: 1	R: 2	H: 3	R: 0	H: 1	R: 4	H: 4	R: 0	H: 1	R: 0	H: 0	1B: 7	SF: 1	WP: 0	PA: 36
E: 0	LOB: 0	E: 0	LOB: 0	E: 0	LOB: 1	E: 0	LOB: 1	E: 0	LOB: 1	E: 1	LOB: 2	E: 0	LOB: 0	E: 0	LOB: 0	E: 0	LOB: 0	2B: 4	SAC: 0	PB: 0	
K: 0	BB: 0	K: 0	BB: 0	K: 0	BB: 0	K: 0	BB: 0	K: 0	BB: 0	K: 0	BB: 1	K: 0	BB: 0	K: 2	BB: 0	K: 0	BB: 0	3B: 0	DP: 1	SB: 0	
S: 11	P: 16	S: 4	P: 9	S: 17	P: 20	S: 13	P: 16	S: 7	P: 10	S: 15	P: 20	S: 6	P: 10	S: 8	P: 10	S: 8	P: 10	HR: 0	HBP: 0	CS: 1	

PITCHER												PITCHER																								
IP	WLS	BF	H	R	ER	SO	BB	IBB	HBP	BLK	WP	HR	S	P	ERA	WHIP	IP	WLS	BF	H	R	ER	SO	BB	IBB	HBP	BLK	WP	HR	S	P	ERA	WHIP			
Bob Tewksbury, R (1, 1)	5.2	L	28	10	6	3	0	0	0	0	0	0	64	87	4.76	1.765																				
Cris Carpenter, R (6, 1)	0.1		1	0	0	0	0	0	0	0	0	0	3	4	0.00	0.000																				
Bob McClure, L (7, 1)	2.0		6	1	0	0	2	0	0	0	0	0	14	20	0.00	0.500																				

**BOTTOM**

**St. Louis Cardinals @ Pittsburgh Pirates**  
Three Rivers Stadium, Pittsburgh, PA  
Sun Aug 11 1991, 3:33 AM EDT  
Att: 31,814 - Cloudy - 85 F

**AB 33**  
**R 6**  
**H 11**  
**RBI 6**  
**BB 1**  
**SO 2**  
**LOB 10**



PITCHER		IP	WLS	BF	H	R	ER	SO	BB	IBB	HBP	BLK	WP	HR	S	P	ERA	WHIP
Bob Tewksbury, R	(1, 1)	5.2	L	28	10	6	3	0	0	0	0	0	0	0	64	87	4.76	1.765
Cris Carpenter, R	(6, 1)	0.1		1	0	0	0	0	0	0	0	0	0	3	4	0.00	0.000	
Bob McClure, L	(7, 1)	2.0		6	1	0	0	2	0	0	0	0	0	14	20	0.00	0.500	



Batter	1	2	3	4	5	6	7	8	9	10	11	AB R H RBI BB SO LOB	TOP																								
Ray Lankford, L (1, 8) OBP: 0.293, SLG: 0.358	1-3 K		1-0 G4-3			1-1 G3		1 SAFE 1 SAFE 1 SAFE 1 SAFE 1 H 1 B			2-2 G3	5 0 1 0 0 1 1																									
Ozzie Smith, S (1, 6) OBP: 0.393, SLG: 0.358	1-1 1B		2-0 1B			0-0 P2			1-1 G4-3		4-2 1B BB	4 0 2 1 1 0 0																									
Craig Wilson, R (1, 3) OBP: 0.254, SLG: 0.217	3-2 G6-3		0-0 G3			2-1 G4-3			0-1 G6-3		0-2 FC5-4 1B	5 0 1 0 0 0 1																									
Todd Zeile, R (1, 5) OBP: 0.356, SLG: 0.427		0-1 FC4-6 1B F9-2 1B		1-1 G5-3			3-3 K		2-0 F8		1-1 FC5-4 1B	5 0 1 0 0 1 2																									
Felix Jose, S (1, 9) OBP: 0.389, SLG: 0.455		3-2 FC4-6 1B		1-1 G1-6-3 1B		0-0 G6-3 1B			0-3 K			4 0 3 0 0 1 0																									
Bernard Gilkey, R (1, 7) OBP: 0.314, SLG: 0.288		1-0 FC4-6		1-2 G1-6-3		1-0 G6-3			1-3 K			4 0 0 0 0 1 4																									
Scott Terry, R (10, 1) OBP: 0.143, SLG: 0.143		1-2 FC4-6		1-2 G1-6-3		1-0 G6-3			1-3 K			0 0 0 0 0 0 0																									
Lee Smith, R (11, 1)		1-2 2-3		1-2 G1-6-3		1-0 G6-3			1-3 K			0 0 0 0 0 0 0																									
Tom Pagnozzi, R (1, 2) OBP: 0.292, SLG: 0.315		0-1 F9-2		0-0 G6-3				2-3 K		1-1 F9		4 0 0 0 0 1 2																									
José Oquendo, S (1, 4) OBP: 0.384, SLG: 0.339			0-2 G4-3 SH1-4 1B		1-1 F7			1-0 S 1B		3-2 SH1-4 1B		3 1 2 0 0 0 0																									
Gerónimo Pena, S (8, PR) OBP: 0.290, SLG: 0.410					1-1 F7			1-0 S 1B		3-2 SH1-4 1B		1 2 1 1 0 0 0																									
Jose DeLeon, R (1, 1) OBP: 0.048, SLG: 0.048			0-0 SH1-4		0-1 L4			1 SAFE 3-2 1B 1B		0-0 B4-3		1 0 0 0 0 0 0																									
Cris Carpenter, R (7, 1) OBP: 0.333, SLG: 0.333												0 0 0 0 0 0 0																									
Gerald Perry, L (8, PH) OBP: 0.328, SLG: 0.427												1 0 1 1 0 0 0																									
Bob McClure, R (8, 1)												0 0 0 0 0 0 0																									
Rex Hudler, R (10, 7) OBP: 0.276, SLG: 0.333												1 0 0 0 0 0 0																									
<b>Inning Stats</b>	R: 0 E: 0 K: 1 S: 8	H: 1 LOB: 0 BB: 0 P: 13	R: 0 E: 0 K: 0 S: 9	H: 2 LOB: 1 BB: 0 P: 13	R: 1 E: 0 K: 0 S: 7	H: 2 LOB: 1 BB: 0 P: 10	R: 0 E: 0 K: 0 S: 7	H: 1 LOB: 0 BB: 0 P: 10	R: 0 E: 0 K: 0 S: 5	H: 0 LOB: 0 BB: 0 P: 6	R: 0 E: 0 K: 1 S: 5	H: 1 LOB: 0 BB: 0 P: 9	R: 1 E: 0 K: 1 S: 14	H: 3 LOB: 2 BB: 0 P: 23	R: 0 E: 0 K: 0 S: 5	H: 0 LOB: 0 BB: 0 P: 8	R: 0 E: 0 K: 2 S: 8	H: 0 LOB: 0 BB: 0 P: 10	R: 1 E: 0 K: 0 S: 16	H: 2 LOB: 2 BB: 1 P: 26	1B: 11 2B: 1 3B: 0 HR: 1	SF: 0 SAC: 1 DP: 3 HBP: 0	WP: 0 PB: 0 SB: 1 CS: 0	PA: 40													
<b>PITCHER</b>	IP WLS BF H R ER SO BB IBB HBP BLK WP HR S P ERA WHIP																				IP WLS BF H R ER SO BB IBB HBP BLK WP HR S P ERA WHIP																
Zane Smith, L (1, 1) ERA: 3.39	8.0	28	10	2	2	3	0	0	0	0	0	0	0	0	60	92	2.25	1.250																			
Bill Landrum, R (9, 1) ERA: 2.78	2.0	6	0	0	0	2	0	0	0	0	0	0	0	0	13	18	0.00	0.000																			
Bob Patterson, L (11, 1) ERA: 4.24	1.0	W	6	2	1	1	0	1	0	0	0	0	0	1	16	26	9.00	3.000																			

St. Louis Cardinals @ Pittsburgh Pirates  
 Three Rivers Stadium, Pittsburgh, PA  
 Mon Aug 12 1991, 7:05 PM EDT  
 Att: 26,328 - Cloudy - 85 F

livebaseballscorecards.com

AB	38
R	3
H	12
RBI	3
BB	1
SO	5
LOB	10







Batter	1	2	3	4	5	6	7	8	9	AB R H RBI BB SO LOB	TOP	
Lenny Dykstra, L (1, 8) OBP: 0.406, SLG: 0.424	1-2 G6-3		4-2 E BB		0-1 G4-3		4-2 BB			2 1 0 0 2 0 0		
Darren Daulton, L (1, 2) OBP: 0.290, SLG: 0.303 Ricky Jordan, R (7, PH) OBP: 0.310, SLG: 0.454 Steve Lake, R (7, 2) OBP: 0.193, SLG: 0.215	2-1 G5-3		0-1 SF8		2-2 F9		0-1 G1-2-3			2 0 0 1 0 0 0 1 0 0 0 0 0 3 0 0 0 0 0 0 0		
Wes Chamberlain, R (1, 7) OBP: 0.328, SLG: 0.438	0-1 S 1B		0-1 E8 1-H 2-H 1B		2-1 F7		0-0 P4			4 0 2 0 0 0 0		
John Kruk, L (1, 3) OBP: 0.359, SLG: 0.473	3-1 F7		1-2 P5		0-2 FC6-4 1B		1-1 FC6-4 1B			4 0 2 0 0 0 2		
Dale Murphy, R (1, 9) OBP: 0.311, SLG: 0.420		3-1 G4-6-3 1B	1-0 P3		1 SAFE 1 SAFE 1 SAFE FC6-4		1-2 FC6-4			4 0 1 0 0 0 3		
Charlie Hayes, R (1, 5) OBP: 0.241, SLG: 0.331		2-2 SAFE G4-6-3 1-2f		1-0 F8		2-0 FC6-4 1-2f		2-2 FC6-4 1-2f		4 0 0 0 0 0 3		
Mickey Morandini, L (1, 4) OBP: 0.302, SLG: 0.295		1-0 G5-3		1-1 G1-3			1-1 BB G1-2-3 1B			4 0 1 0 0 0 0		
Dickie Thon, R (1, 6) OBP: 0.285, SLG: 0.347			0-1 SH SF8 1B		1-2 G6-3		1-2 BB 1B			4 1 2 0 0 0 0		
Danny Cox, R (1, 1) OBP: 0.120, SLG: 0.043 Steve Searcy, L (5, 1) Dave Hollins, S (7, PH) OBP: 0.414, SLG: 0.611 Wally Ritchie, L (7, 1) Wally Backman, S (9, PH) OBP: 0.335, SLG: 0.309			1-0 SH 1B BB E		1-2 G4-3		2-1 F7			1 1 0 0 0 0 0 0 0 0 0 0 0 0 1 0 0 0 0 0 2 0 0 0 0 0 0 0 1 0 0 0 0 1 0		
<b>Inning Stats</b>	R: 0 H: 1 E: 0 LOB: 1 K: 0 BB: 0 S: 11 P: 17	R: 0 H: 1 E: 0 LOB: 0 K: 0 BB: 0 S: 8 P: 14	R: 3 H: 2 E: 2 LOB: 1 K: 0 BB: 1 S: 14 P: 21	R: 0 H: 0 E: 0 LOB: 0 K: 0 BB: 0 S: 7 P: 10	R: 0 H: 0 E: 0 LOB: 0 K: 0 BB: 0 S: 8 P: 11	R: 0 H: 1 E: 0 LOB: 1 K: 0 BB: 0 S: 9 P: 14	R: 0 H: 2 E: 0 LOB: 2 K: 0 BB: 1 S: 12 P: 20	R: 0 H: 1 E: 1 LOB: 1 K: 0 BB: 0 S: 10 P: 14	R: 0 H: 0 E: 0 LOB: 0 K: 1 BB: 0 S: 8 P: 8	1B: 8 SF: 1 2B: 0 SAC: 1 3B: 0 DP: 2 HR: 0 HBP: 0	WP: 0 PA: 36 PB: 0 SB: 1 CS: 0	
<b>PITCHER</b>	IP WLS BF H R ER SO BB IBB HBP BLK WP HR S P ERA WHIP											
Doug Drabek, R (1, 1) ERA: 3.28	6.1 W 27 7 3 1 0 1 0 0 0 0 0 0 64 98 1.42 1.263											
Bob Kipper, L (7, 1) ERA: 4.15	0.0 1 0 0 0 0 1 0 0 0 0 0 0 3 7 ∞ ∞											
Roger Mason, R (7, 1) ERA:	1.2 5 1 0 0 0 0 0 0 0 0 0 0 12 16 0.00 0.600											
Stan Belinda, R (9, 1) ERA: 4.02	1.0 S 3 0 0 0 0 1 0 0 0 0 0 0 8 8 0.00 0.000											

Philadelphia Phillies @ Pittsburgh Pirates  
Three Rivers Stadium, Pittsburgh, PA

Tue Aug 13 1991, 7:05 PM EDT  
Att. 22,584 - Cloudy - 84 F

livebaseballscorecards.com

AB	32
R	3
H	8
RBI	1
BB	2
SO	1
LOB	13



**BOTTOM**

**Philadelphia Phillies @ Pittsburgh Pirates**  
**Three Rivers Stadium, Pittsburgh, PA**

Tue Aug 13 1991, 7:05 PM EDT  
 Att. 22,584 - Cloudy - 84 F

livebaseballscorecards.com

<b>AB</b>	<b>33</b>
<b>R</b>	<b>4</b>
<b>H</b>	<b>12</b>
<b>RBI</b>	<b>4</b>
<b>BB</b>	<b>2</b>
<b>SO</b>	<b>3</b>
<b>LOB</b>	<b>13</b>



WP: 0	PA: 37
PB: 0	SB: 0
CS: 0	

AB R H RBI BB SO LOB

5	1	2	0	0	1	0
3	0	1	0	1	0	2
4	0	0	1	0	0	2
4	1	2	0	0	0	1
4	0	2	0	0	0	2
2	1	1	1	0	0	1
1	0	1	0	0	0	0
3	1	1	0	1	1	2
3	0	1	2	0	0	2
3	0	1	0	0	1	1
0	0	0	0	0	0	0
0	0	0	0	0	0	0
1	0	0	0	0	0	0
0	0	0	0	0	0	0

1B: 9 SF: 2  
 2B: 2 SAC: 0  
 3B: 1 DP: 0  
 HR: 0 HBP: 0

Batter	1	2	3	4	5	6	7	8	9
<b>Orlando Merced, S</b> OBP: 0.385, SLG: 0.416 (1, 3)	1-0 G1-3	0-2 E5 1B		3-1 2B G3-1 1B		3-1 G6-3		2-3 K	
<b>Jay Bell, R</b> OBP: 0.323, SLG: 0.424 (1, 6)	4-2 FC6-4 BB	0-1 G4-3		2-2 G3-1 1-3 2B		2-2 F7			
<b>Andy Van Slyke, L</b> OBP: 0.351, SLG: 0.437 (1, 8)	2-1 FC6-4 1B 1-2f		0-0 G3-1	1-0 G3-1		1-2 F9			
<b>Bobby Bonilla, S</b> OBP: 0.376, SLG: 0.490 (1, 5) (8, 9)	1-2 1-3 1B		1-0 1B SF7 1B	0-0 G4-3		2-2 F8			
<b>Barry Bonds, L</b> OBP: 0.401, SLG: 0.529 (1, 7)	0-1 F8		0-0 1B 1B		3-2 P6 1B		0-0 F7		
<b>Cecil Espy, S</b> OBP: 0.217, SLG: 0.273 <b>John Wehner, R</b> OBP: 0.429, SLG: 0.444 (7, PH) (8, 5)		1-1 G1-3 SF8 2B	0-0 SF7		1-0 P6		2-1 1B		
<b>Don Slaught, R</b> OBP: 0.295, SLG: 0.306 (1, 2)		3-2 G1-3	0-0 1B		4-0 3B BB		3-3 K		
<b>Jose Lind, R</b> OBP: 0.294, SLG: 0.335 (1, 4)		2-2 SF8	0-0 G4-3		2-1 3B		1-0 G6-3		
<b>Doug Drabek, R</b> OBP: 0.190, SLG: 0.207 <b>Bob Kipper, R</b> <b>Roger Mason, R</b> <b>Gary Redus, R</b> OBP: 0.323, SLG: 0.374 <b>Stan Belinda, R</b> (9, 1)	1-0 E 1B			2-1 P9		0-3 K		1-2 G4-3	

Inning Stats	R: 0	H: 1	E: 0	K: 0	S: 11	H: 1	LOB: 2	BB: 1	P: 19	R: 1	H: 3	E: 1	K: 0	S: 15	H: 3	LOB: 2	BB: 0	P: 22	R: 1	H: 2	E: 0	K: 0	S: 9	H: 2	LOB: 1	BB: 1	P: 17	R: 1	H: 0	E: 0	K: 1	S: 9	H: 1	LOB: 1	BB: 0	P: 16	R: 0	H: 0	E: 0	K: 1	S: 7	H: 0	LOB: 0	BB: 0	P: 11
--------------	------	------	------	------	-------	------	--------	-------	-------	------	------	------	------	-------	------	--------	-------	-------	------	------	------	------	------	------	--------	-------	-------	------	------	------	------	------	------	--------	-------	-------	------	------	------	------	------	------	--------	-------	-------

PITCHER	IP	WLS	BF	H	R	ER	SO	BB	IBB	HBP	BLK	WP	HR	S	P	ERA	WHIP
<b>Danny Cox, R</b> ERA: 4.5 (1, 1)	4.2	L	26	11	4	4	0	2	0	0	0	0	0	47	81	7.71	2.786
<b>Steve Searcy, L</b> ERA: 7.91 (5, 1)	1.1		4	0	0	0	1	0	0	0	0	0	0	11	17	0.00	0.000
<b>Wally Ritchie, L</b> ERA: 2.96 (7, 1)	2.0		7	1	0	0	2	0	0	0	0	0	0	16	27	0.00	0.500

PITCHER	IP	WLS	BF	H	R	ER	SO	BB	IBB	HBP	BLK	WP	HR	S	P	ERA	WHIP
---------	----	-----	----	---	---	----	----	----	-----	-----	-----	----	----	---	---	-----	------



Batter	1	2	3	4	5	6	7	8	9	AB R H RBI BB SO LOB	TOP											
Lenny Dykstra, L (1, 8) OBP: 0.408, SLG: 0.446	1-2 SF9 3B		1-0 F8 3B	2-2 F8			1-1 G5-3			4 1 2 0 0 0 2	Philadelphia Phillies @ Pittsburgh Pirates Three Rivers Stadium, Pittsburgh, PA Wed Aug 14 1991, 7:05 PM EDT Att. 42,501 - Cloudy - 81 F											
Randy Ready, R (1, 4) OBP: 0.387, SLG: 0.270	2-2 SF9		0-1 F9			0-1 F7-4-3 1B		3-1 P6		3 0 1 1 0 0 1												
Wes Chamberlain, R (1, 7) OBP: 0.322, SLG: 0.429	3-H 3-3 K		0-1 F9			0-0 F7		0-1 F8		4 0 0 0 0 1 2												
John Kruk, L (1, 3) OBP: 0.358, SLG: 0.478	3-2 HR		2-3 K			1 SAFE 1 SAFE 1 SAFE 1-1 F7-4-3		3-0 F8		4 1 1 1 0 1 2												
Dale Murphy, R (1, 9) OBP: 0.313, SLG: 0.424	2-3 K			0-0 G3 2B 2B			0-0 G6-4-3 1B		1-3 K	4 1 2 0 0 2 0												
Charlie Hayes, R (1, 5) OBP: 0.241, SLG: 0.333							2-2 G6-4-3 1-2f		3-2 P9	4 0 1 0 0 0 2												
Darren Daulton, L (1, 2) OBP: 0.286, SLG: 0.297							1-2 F9		1-2 F9	4 0 0 0 0 0 2												
Dickie Thon, R (1, 6) OBP: 0.285, SLG: 0.349									3-2 L6	3 0 1 1 0 0 1												
Tommy Greene, R (1, 1) OBP: 0.308, SLG: 0.388									3-3 K	1 0 0 0 1 0 1												
Dave Hollins, S (7, PH) OBP: 0.409, SLG: 0.603										1 0 0 0 0 1 0												
Steve Searcy, L (7, 1)										0 0 0 0 0 0 0												
Mike Hartley, R (8, 1)										0 0 0 0 0 0 0												
<b>Inning Stats</b>	R: 2 E: 0 K: 2 S: 15	H: 2 LOB: 0 BB: 0 P: 26	R: 0 E: 0 K: 0 S: 10	H: 1 LOB: 1 BB: 0 P: 16	R: 0 E: 0 K: 1 S: 9	H: 1 LOB: 1 BB: 0 P: 12	R: 1 E: 0 K: 0 S: 13	H: 2 LOB: 2 BB: 1 P: 20	R: 0 E: 0 K: 0 S: 5	H: 1 LOB: 0 BB: 0 P: 6	R: 0 E: 0 K: 0 S: 8	H: 1 LOB: 0 BB: 0 P: 11	R: 0 E: 0 K: 1 S: 8	H: 0 LOB: 0 BB: 0 P: 15	R: 0 E: 0 K: 0 S: 5	H: 0 LOB: 0 BB: 0 P: 11	R: 0 E: 0 K: 1 S: 12	H: 0 LOB: 0 BB: 0 P: 17	1B: 2 2B: 4 3B: 2 HR: 1	SF: 1 SAC: 0 DP: 2 HBP: 0	WP: 1 PB: 0 SB: 0 CS: 0	PA: 34
<b>PITCHER</b>	IP WLS BF H R ER SO BB IBB HBP BLK WP HR S P ERA WHIP																					
John Smiley, L (1, 1) ERA: 3.38	6.0 W 25 8 3 3 3 1 0 0 0 1 1 60 91 4.50 1.500																					
Roger Mason, R (7, 1) ERA:	2.0 6 0 0 0 1 0 0 0 0 0 0 13 26 0.00 0.000																					
Stan Belinda, R (9, 1) ERA: 3.95	1.0 S 3 0 0 0 1 0 0 0 0 0 0 12 17 0.00 0.000																					

livebaseballscorecards.com

AB	32
R	3
H	8
RBI	3
BB	1
SO	5
LOB	13



Batter	1	2	3	4	5	6	7	8	9
Orlando Merced, S OBP: 0.387, SLG: 0.415 (1, 3)	2-3 K			4-1 1B BB	3-2 1B		1-3 K		
Jay Bell, R OBP: 0.325, SLG: 0.423 (1, 6)	0-0 G4-3			0-0 1B 2B 1B	1 SAFE 3-1 P8			4-2 G3 2B BB	
Andy Van Slyke, L OBP: 0.350, SLG: 0.435 (1, 8)	1-3 K			0-1 2B 1B		2-1 G3		1-3 K	
Bobby Bonilla, S OBP: 0.377, SLG: 0.493 (1, 5) (7, 9)		2-2 G4-3		1-0 2B 2B		2-1 1B		0-0 G3	
Barry Bonds, L OBP: 0.402, SLG: 0.530 (1, 7)		3-3 K		0-0 FC1-5-6-1 2B		1 SAFE 3-2 F7		4-0 2B IBB	
Gary Varsho, L OBP: 0.321, SLG: 0.395 Roger Mason, R (7, 1) Lloyd McClendon, R OBP: 0.381, SLG: 0.538 (8, PH) Stan Belinda, R (9, 1)		2-3 K		0-0 FC1-5-6-1 CS 2B		0-0 G4-3		1-0 2B	
Michael LaValliere, L OBP: 0.347, SLG: 0.356 (1, 2)			1-3 K	2-2 P4			0-0 G1-3	4-0 IBB	
Curtis Wilkerson, S OBP: 0.248, SLG: 0.276 Jose Lind, R OBP: 0.296, SLG: 0.336 (7, 4)		2-3 K			0-3 K		0-1 1B	1-2 G6-3	
John Smiley, L OBP: 0.184, SLG: 0.130 John Wehner, R OBP: 0.423, SLG: 0.438 (7, 5)			1-3 K		1-3 K		1-2 P4		

Inning Stats	R: 0	H: 0	E: 0	K: 2	S: 8	LOB: 0	BB: 0	P: 11	R: 0	H: 0	E: 0	K: 2	S: 10	LOB: 0	BB: 0	P: 17	R: 0	H: 0	E: 0	K: 3	S: 10	LOB: 0	BB: 0	P: 14	R: 4	H: 4	E: 0	K: 0	S: 10	LOB: 0	BB: 1	P: 17	R: 0	H: 1	E: 0	K: 2	S: 13	LOB: 1	BB: 0	P: 19	R: 0	H: 1	E: 0	K: 1	S: 9	LOB: 1	BB: 0	P: 16	R: 0	H: 1	E: 0	K: 1	S: 9	LOB: 1	BB: 0	P: 11	R: 1	H: 1	E: 0	K: 1	S: 10	LOB: 3	BB: 3	P: 25
--------------	------	------	------	------	------	--------	-------	-------	------	------	------	------	-------	--------	-------	-------	------	------	------	------	-------	--------	-------	-------	------	------	------	------	-------	--------	-------	-------	------	------	------	------	-------	--------	-------	-------	------	------	------	------	------	--------	-------	-------	------	------	------	------	------	--------	-------	-------	------	------	------	------	-------	--------	-------	-------

PITCHER	IP	WLS	BF	H	R	ER	SO	BB	IBB	HBP	BLK	WP	HR	S	P	ERA	WHIP
Tommy Greene, R ERA: 2.88 (1, 1)	6.0	L	24	6	4	4	9	1	0	0	0	0	0	60	94	6.00	1.167
Steve Searcy, L ERA: 7.82 (7, 1)	1.2		8	1	1	1	2	1	1	0	0	0	0	15	26	5.40	1.200
Mike Hartley, R ERA: 4.04 (8, 1)	0.1		3	1	0	0	0	0	1	0	0	0	0	4	10	0.00	3.000

**BOTTOM**

Philadelphia Phillies @ Pittsburgh Pirates  
Three Rivers Stadium, Pittsburgh, PA

Wed Aug 14 1991, 7:05 PM EDT  
Att: 42,501 - Cloudy - 81 F

AB	31
R	5
H	8
RBI	5
BB	4
SO	11
LOB	12

livebaseballscorecards.com



1B	2B	3B	HR	SF	SAC	DP	HBP	WP	PA
5	3	0	0	0	0	0	0	0	35

WP	HR	S	P	ERA	WHIP
0	0	0	0	0	0



Batter	1	2	3	4	5	6	7	8	9	AB R H RBI BB SO LOB	TOP																									
Lenny Dykstra, L OBP: 0.407, SLG: 0.444 (1, 8)	2-2 1B WP S 1B	2-2 F7 1-3			0-2 1B 1B	1-2 G6-3		1-1 FC6-4 1-2f		5 2 2 0 0 0 2																										
Mickey Morandini, L OBP: 0.308, SLG: 0.298 (1, 4)	3-2 WP BB 1-3 1B		4-2 L5-4 1B BB		1-1 1B 1B BB 1B	1-3 K		3-3 K		4 1 2 0 1 2 1																										
Wes Chamberlain, R OBP: 0.319, SLG: 0.420 (1, 7)	4-0 WP 1-2 BB		3-2 F9		0-3 K	1-0 G5-3		0-0 G6-3		4 0 0 0 1 1 3																										
John Kruk, L OBP: 0.361, SLG: 0.480 (1, 3)	3-3 K		2-1 1B		1-0 BB 1B 1-2 2B 1B 3-H		2-2 1B	1-3 K		5 1 3 1 0 2 3																										
Dale Murphy, R OBP: 0.314, SLG: 0.423 (1, 9)	1-3 K		0-0 L5-4		2-1 2B 1B 1-2 2-3		2-3 K	1-0 1B		5 1 2 0 0 2 5																										
Dave Hollins, S OBP: 0.391, SLG: 0.571 Charlie Hayes, R OBP: 0.240, SLG: 0.332 (1, 5) (7, 5)	0-3 K		3-2 F9		2-3 K		1-0 P3	1-0 G1-3		4 0 0 0 0 2 6 1 0 0 0 0 0 1																										
Darren Daulton, L OBP: 0.289, SLG: 0.295 (1, 2)		4-1 WP S BB		1-0 F9	4-1 2B BB 1-2 2-3 3-H		3-2 G4-3			2 1 0 1 2 0 1																										
Dickie Thon, R OBP: 0.290, SLG: 0.356 (1, 6)		0-3 K		0-2 1B	1-2 2B		0-0 FC6-4 1B			4 0 3 3 0 1 1																										
Jose De Jesus, R OBP: 0.163, SLG: 0.146 Wally Ritchie, L Wally Backman, S OBP: 0.333, SLG: 0.307 Mitch Williams, L (8, PH) (8, 1)		0-3 K		1-3 K	1-3 K		1-3 K			3 0 0 0 0 3 3 0 0 0 0 0 0 0 1 0 0 0 0 1 1 0 0 0 0 0 0 0																										
<b>Inning Stats</b>	R: 1 E: 0 K: 3 S: 17	H: 2 LOB: 2 BB: 1 P: 30	R: 0 E: 0 K: 2 S: 14	H: 0 LOB: 1 BB: 1 P: 20	R: 0 E: 0 K: 0 S: 10	H: 1 LOB: 1 BB: 0 P: 19	R: 0 E: 0 K: 1 S: 11	H: 1 LOB: 1 BB: 0 P: 16	R: 5 E: 0 K: 3 S: 22	H: 5 LOB: 1 BB: 1 P: 34	R: 0 E: 0 K: 1 S: 7	H: 0 LOB: 0 BB: 0 P: 10	R: 0 E: 0 K: 1 S: 12	H: 1 LOB: 1 BB: 0 P: 19	R: 0 E: 0 K: 2 S: 10	H: 1 LOB: 1 BB: 0 P: 15	R: 0 E: 0 K: 1 S: 6	H: 1 LOB: 1 BB: 0 P: 9	1B: 11 2B: 2 3B: 0 HR: 0	SF: 0 SAC: 0 DP: 1 HBP: 0	WP: 2 PB: 0 SB: 2 CS: 0	PA: 42														
<b>PITCHER</b>	IP WLS BF H R ER SO BB IBB HBP BLK WP HR S P ERA WHIP																				<b>PITCHER</b>	IP WLS BF H R ER SO BB IBB HBP BLK WP HR S P ERA WHIP														
Hector Fajardo, R ERA: 9.95 (1, 1)	4.1		21	6	3	3	7	3	0	0	0	2	0	61	95	6.23	2.077																			
Neal Heaton, L ERA: 3.74 (5, 1)	2.2	L	13	4	3	3	4	1	0	0	0	0	0	32	53	10.12	1.875																			
Bob Patterson, L ERA: 4.15 (8, 1)	1.0		4	1	0	0	2	0	0	0	0	0	0	10	15	0.00	1.000																			
Bill Landrum, R ERA: 2.73 (9, 1)	1.0		4	1	0	0	1	0	0	0	0	0	0	6	9	0.00	1.000																			

Philadelphia Phillies @ Pittsburgh Pirates  
Three Rivers Stadium, Pittsburgh, PA

AB 38  
R 6  
H 12  
RBI 5  
BB 4  
SO 14  
LOB 27



Thu Aug 15 1991, 7:05 PM EDT  
Att. 28,193 - Cloudy - 81 F

livebaseballscorecards.com

Batter	1	2	3	4	5	6	7	8	9	AB R H RBI BB SO LOB
Orlando Merced, S (1, 3) OBP: 0.388, SLG: 0.415 Lloyd McClendon, R (9, PH) OBP: 0.378, SLG: 0.533	3-2 G4-3	3-2 G4-3			4-2 1B G4-6-3 BB		3-2 1B		1-3 K	3 1 1 0 1 0 0 1 0 0 0 0 1 0
Jay Bell, R (1, 6) OBP: 0.326, SLG: 0.423	1-0 F8		2-3 K		1-1 1B G4-6-3		1-1 1B		3-2 F7	5 0 2 0 0 1 0
Andy Van Slyke, L (1, 8) OBP: 0.351, SLG: 0.434	0-0 2B 1B		4-1 F8 1B BB		1-2 G4-6-3 1-2f 3-H		2-3 K			3 1 1 0 1 1 3
Bobby Bonilla, S (1, 5) OBP: 0.380, SLG: 0.496	1-1 2B 2B		2-1 1B		4-0 BB		1-1 P3			3 1 2 1 1 0 2
Barry Bonds, L (1, 7) OBP: 0.401, SLG: 0.530	1-2 1B 2B		0-0 F8		0-3 K		0-1 F8			4 1 1 1 0 1 5
Cecil Espy, S (1, 9) OBP: 0.259, SLG: 0.308	1-0 1B		1-1 G5-3			0-2 1B		2-2 G6-3		4 0 2 1 0 0 2
Michael LaValliere, L (1, 2) OBP: 0.343, SLG: 0.352 Gary Redus, R (8, PH) OBP: 0.321, SLG: 0.372 Don Staight, R (9, 2) OBP: 0.295, SLG: 0.306	0-1 G3			3-1 F8		3-2 F7		0-3 K		3 0 0 0 0 0 2 1 0 0 0 0 1 0 0 0 0 0 0 0 0
Curtis Wilkerson, S (1, 4) OBP: 0.248, SLG: 0.269 Bill Landrum, R (9, 1)		3-2 P7		4-2 BB B3-6-4		2-3 K		2-1 G5-3		3 0 0 0 1 1 1 0 0 0 0 0 0 0
Hector Fajardo, R (1, 1) Neal Heaton, L (5, 1) OBP: 0.385, SLG: 0.417 Bob Patterson, R (8, 1) Jose Lind, R (9, 4) OBP: 0.295, SLG: 0.335		0-2 G3		0-0 BB B3-6-4 1-2f		0-2 G4-3			0-3 K	2 0 0 0 0 0 1 1 0 0 0 0 0 1 0 0 0 0 0 0 0 1 0 0 0 0 1 0

Inning Stats	R: 3 E: 0 K: 15 S: 15	H: 4 LOB: 1 BB: 0 P: 22	R: 0 E: 0 K: 9 S: 9	H: 0 LOB: 0 BB: 0 P: 15	R: 0 E: 1 K: 1 S: 9	H: 1 LOB: 2 BB: 1 P: 18	R: 0 E: 0 K: 7 S: 7	H: 0 LOB: 0 BB: 1 P: 14	R: 1 E: 0 K: 10 S: 10	H: 1 LOB: 1 BB: 2 P: 20	R: 0 E: 0 K: 13 S: 13	H: 2 LOB: 2 BB: 0 P: 20	R: 0 E: 0 K: 8 S: 8	H: 0 LOB: 0 BB: 0 P: 12	R: 0 E: 0 K: 11 S: 11	H: 0 LOB: 0 BB: 0 P: 15	1B: 7 2B: 2 3B: 0 HR: 0	SF: 0 SAC: 0 DP: 2 HBP: 0
--------------	--------------------------------	----------------------------------	------------------------------	----------------------------------	------------------------------	----------------------------------	------------------------------	----------------------------------	--------------------------------	----------------------------------	--------------------------------	----------------------------------	------------------------------	----------------------------------	--------------------------------	----------------------------------	----------------------------------	------------------------------------

PITCHER	IP	WLS	BF	H	R	ER	SO	BB	IBB	HBP	BLK	WP	HR	S	P	ERA	WHIP
Jose De Jesus, R (1, 1) ERA: 3.25	6.0	W	29	9	4	4	3	4	0	0	0	0	0	68	116	6.00	2.167
Wally Ritchie, L (7, 1) ERA: 2.86	1.0		3	0	0	0	1	0	0	0	0	0	0	8	11	0.00	0.000
Mitch Williams, L (8, 1) ERA: 2.16	2.0	S	6	0	0	0	3	0	0	0	0	0	0	19	27	0.00	0.000

**BOTTOM**

Philadelphia Phillies @ Pittsburgh Pirates  
 Three Rivers Stadium, Pittsburgh, PA  
 Thu Aug 15 1991, 7:05 PM EDT  
 Att: 28,193 - Cloudy - 81 F

AB	34
R	4
H	9
RBI	3
BB	4
SO	7
LOB	17



PITCHER	IP	WLS	BF	H	R	ER	SO	BB	IBB	HBP	BLK	WP	HR	S	P	ERA	WHIP
---------	----	-----	----	---	---	----	----	----	-----	-----	-----	----	----	---	---	-----	------



Batter	1	2	3	4	5	6	7	8	9	AB	R	H	RBI	BB	SO	LOB	TOP																						
<b>Keith Miller, R</b> (1, 4) OBP: 0.315, SLG: 0.369	1-1 G6-3		0-0 G1-3			0-0 FC1-4 G5-4-3		3-2 F8		4	0	0	0	0	0	2																							
<b>Kevin Elster, R</b> (1, 6) OBP: 0.297, SLG: 0.330 <b>Doug Simons, L</b> (6, 1) <b>Charlie O'Brien, R</b> (8, PH) OBP: 0.287, SLG: 0.222 <b>Tim Burke, R</b> (8, 1)	1-1 G6-3			2-0 G6-3		0-0 G5-4-3		1-3 K		3	0	0	0	0	0	2																							
<b>Gregg Jefferies, S</b> (1, 5) OBP: 0.327, SLG: 0.395	0-1 G6-3			1-1 P5			1-1 BB 1B 1B	1-0 F8		4	1	1	0	0	0	0																							
<b>Kevin McReynolds, R</b> (1, 7) OBP: 0.341, SLG: 0.444 <b>Daryl Boston, L</b> (7, 9) OBP: 0.322, SLG: 0.366		2-2 FC5-4 1B		1-2 G6-3			0-0 1B BB 1-2 1B		2-0 P5	3	0	2	0	0	0	0																							
<b>Hubie Brooks, R</b> (1, 9) OBP: 0.328, SLG: 0.415 <b>Chuck Carr, S</b> (7, 8) OBP: 1.000, SLG: 1.000		0-3 SAFE K			1-0 P5		2-1 P4		1-1 1B 1B	3	0	0	0	0	1	3																							
<b>Mark Carreon, R</b> (1, 8) OBP: 0.291, SLG: 0.317		0-0 FC5-4 1-2f			0-1 F8		4-0 1B 1-2 2-3 BB		0-0 1B 1B	3	0	1	0	1	0	1																							
<b>Rick Cerone, R</b> (1, 2) OBP: 0.368, SLG: 0.347		2-3 SAFE K			1-0 G5-3		1-3 K		0-0 1B G5-4-3 1B	4	0	1	1	0	2	4																							
<b>Garry Templeton, S</b> (1, 3) OBP: 0.218, SLG: 0.282			1-0 G5-3			0-2 FC1-4 1B 1B		1-0 1B		4	0	2	1	0	0	2																							
<b>Sid Fernandez, L</b> (1, 1) OBP: 0.222, SLG: 0.333 <b>Jeff Innis, R</b> (5, 1) <b>Dave Magadan, L</b> (6, PH) OBP: 0.375, SLG: 0.338			3-3 K			0-2 FC1-4 1B		0-1 F8		1	0	0	0	0	1	0																							
<b>Inning Stats</b>	R: 0 E: 0 K: 0 S: 6	H: 0 LOB: 0 BB: 0 P: 8	R: 0 E: 0 K: 2 S: 14	H: 1 LOB: 1 BB: 0 P: 18	R: 0 E: 0 K: 1 S: 6	H: 0 LOB: 0 BB: 0 P: 10	R: 0 E: 0 K: 0 S: 6	H: 0 LOB: 0 BB: 0 P: 10	R: 0 E: 0 K: 0 S: 4	H: 0 LOB: 0 BB: 0 P: 6	R: 0 E: 0 K: 0 S: 8	H: 2 LOB: 1 BB: 0 P: 8	R: 1 E: 0 K: 1 S: 11	H: 3 LOB: 3 BB: 1 P: 20	R: 0 E: 0 K: 1 S: 12	H: 0 LOB: 0 BB: 0 P: 17	R: 1 E: 0 K: 0 S: 7	H: 3 LOB: 1 BB: 0 P: 11	1B: 9 2B: 0 3B: 0 HR: 0	SF: 0 SAC: 0 DP: 2 HBP: 0	WP: 0 PB: 0 SB: 0 CS: 0	PA: 35																	
<b>PITCHER</b>	IP	WLS	BF	H	R	ER	SO	BB	IBB	HBP	BLK	WP	HR	S	P	ERA	WHIP																						
<b>Randy Tomlin, L</b> (1, 1) ERA: 2.35 <b>Bob Kipper, L</b> (8, 1) ERA: 4.17	7.0	W	27	6	1	1	4	1	0	0	0	0	0	55	80	1.29	1.000																						

**New York Mets @ Pittsburgh Pirates**  
Three Rivers Stadium, Pittsburgh, PA

Fri Aug 16 1991, 7:05 PM EDT  
Att. 39,275 - Sunny - 85 F

[livebaseballscorecards.com](http://livebaseballscorecards.com)

AB	34
R	2
H	9
RBI	2
BB	1
SO	5
LOB	17



Batter	1	2	3	4	5	6	7	8	9	AB	R	H	RBI	BB	SO	LOB
<b>Gary Redus, R</b> OBP: 0.320, SLG: 0.369 (1, 8) <b>Cecil Espy, S</b> OBP: 0.250, SLG: 0.296 (6, 8)	2-1 F7	3-0 G6-3		0-1 P3	0-0 BB 1B		1-1 G5-3			4	0	1	1	0	0	2
<b>Jay Bell, R</b> OBP: 0.326, SLG: 0.420 (1, 6)	1-2 P4	4-2 BB		2-1 G4-3	4-0 BB		1-1 G5-3			3	0	0	0	2	0	1
<b>John Wehner, R</b> OBP: 0.422, SLG: 0.429 (1, 5)	4-2 BB BB	3-3 K			1-2 1B		2-0 F8			4	1	1	0	1	1	5
<b>Bobby Bonilla, S</b> OBP: 0.386, SLG: 0.502 (1, 9)	4-2 BB		0-0 G5-3 2B		1-2 E 1B	1-1 F8 BB PB 1B		4-1 FC5-4 BB		3	2	3	0	2	0	0
<b>Barry Bonds, L</b> OBP: 0.401, SLG: 0.527 (1, 7)	1-3 K		0-1 P6		0-0 E SF9 1B	4-2 PB 2B BB		1-1 F7		4	2	1	1	1	1	4
<b>Lloyd McClendon, R</b> OBP: 0.363, SLG: 0.509 (1, 3)		2-0 E 1B	0-0 G5-3		0-1 FC SF9 E	1-0 F8		3-1 FC5-4 FC5-4		5	2	0	0	0	0	5
<b>Don Slaught, R</b> OBP: 0.291, SLG: 0.312 (1, 2)		1-0 E 1B G6-3	1-2 G1-3		0-1 SF9	2-2 G4-3 2B		0-0 FC5-4		4	1	1	2	0	0	3
<b>Jose Lind, R</b> OBP: 0.297, SLG: 0.337 (1, 4)		0-0 SH1-3 1B		0-1 SH5-3 1B	0-2 G5-3	2-2 G4-3				4	0	2	1	0	0	2
<b>Randy Tomlin, L</b> OBP: 0.171, SLG: 0.171 <b>Bob Kipper, R</b>		0-0 SH1-3		0-0 SH5-3	1-0 E BB 1B	1-0 F7				2	0	0	0	0	0	1
					3-H					0	0	0	0	0	0	0

Inning Stats	R: 0	H: 0	E: 0	K: 12	S: 12	R: 2	H: 1	E: 2	K: 1	S: 15	R: 0	H: 1	E: 0	K: 0	S: 7	R: 0	H: 1	E: 0	K: 0	S: 7	R: 4	H: 4	E: 3	K: 0	S: 18	R: 2	H: 2	E: 0	K: 0	S: 13	R: 0	H: 0	E: 0	K: 0	S: 5	R: 0	H: 0	E: 0	K: 0	S: 6	R: 0	H: 0	E: 0	K: 0	S: 6
	LOB: 2	BB: 2				LOB: 2	BB: 1				LOB: 1	BB: 0				LOB: 1	BB: 0				LOB: 3	BB: 1				LOB: 1	BB: 1			LOB: 0	BB: 0				LOB: 1	BB: 1				LOB: 0	BB: 0				


PITCHER	IP	WLS	BF	H	R	ER	SO	BB	IBB	HBP	BLK	WP	HR	S	P	ERA	WHIP
<b>Sid Fernandez, L</b> ERA: 3.48 (1, 1)	4.0	L	23	6	5	1	2	3	0	0	0	0	0	47	78	2.25	2.250
<b>Jeff Innis, R</b> ERA: 2.41 (5, 1)	1.0		7	1	1	0	0	1	0	0	0	0	0	12	19	0.00	2.000
<b>Doug Simons, L</b> ERA: 5.93 (6, 1)	2.0		9	2	2	2	0	1	0	0	0	0	0	18	33	9.00	1.500
<b>Tim Burke, R</b> ERA: 4.39 (8, 1)	1.0		4	0	0	0	0	1	0	0	0	0	0	6	14	0.00	1.000

**BOTTOM**

**New York Mets @ Pittsburgh Pirates**  
Three Rivers Stadium, Pittsburgh, PA

Fri Aug 16 1991, 7:05 PM EDT  
Att: 39,275 - Sunny - 85 F

AB	34
R	8
H	9
RBI	5
BB	6
SO	2
LOB	23



WP	PA	ERA	WHIP
0	43		





BOTTOM

New York Mets @ Pittsburgh Pirates  
Three Rivers Stadium, Pittsburgh, PA

Sat Aug 17 1991, 7:05 PM EDT  
Att. 44,707 - Overcast - 82 F

livebaseballscores.com

AB	32
R	4
H	10
RBI	4
BB	1
SO	4
LOB	14



WP:	0	PA:	35
PB:	0	SB:	0
CS:	0		

AB	R	H	RBI	BB	SO	LOB
3	3	2	0	1	0	0
2	0	0	0	0	0	1
4	0	2	2	0	1	1
4	1	2	1	0	0	2
4	0	0	0	0	1	4
4	0	0	0	0	1	1
4	0	2	1	0	0	0
4	0	2	0	0	0	1
3	0	0	0	0	1	4
0	0	0	0	0	0	0

Batter	1	2	3	4	5	6	7	8	9
<b>Orlando Merced, S</b> OBP: 0.392, SLG: 0.421 (1, 3) BB C X	3-1 G4-3 1		3-2 SH1-4 1B 2B		4-1 F8 SH1-4 1B BB		2-1 G6-4-3 2B 1B		
<b>Jay Bell, R</b> OBP: 0.325, SLG: 0.418 (1, 6) X	0-0 F9 2		1-1 SH1-4 2-3		0-1 SH1-4 1-2		3-2 G6-4-3 1-2		
<b>Andy Van Slyke, L</b> OBP: 0.353, SLG: 0.438 (1, 8) B C C C X	2-3 K 3		3-0 1B 3-H		1-1 F8 2-3		1-1 2B 2-H		
<b>Bobby Bonilla, S</b> OBP: 0.387, SLG: 0.505 (1, 9) C C C X		0-2 G4-3 1B 2B	3-2 P4 2		0-0 1B 3-H		1-2 P8 2		
<b>Barry Bonds, L</b> OBP: 0.397, SLG: 0.521 (1, 7) B B C X		2-0 G4-3 2-3	3-3 K 3		2-2 G4-3 2-2		0-0 F7 3		
<b>John Wehner, R</b> OBP: 0.402, SLG: 0.407 (1, 5) C C C B X		1-3 K 2		3-1 G5-3 1		0-0 P9 1		2-2 G6-3 1	
<b>Don Slaught, R</b> OBP: 0.297, SLG: 0.317 (1, 2) B C C X		1-2 1B 1B 3-H		0-1 F9 2		0-1 1B 1B		2-1 F8 2	
<b>Jose Lind, R</b> OBP: 0.299, SLG: 0.339 (1, 4) F X		0-1 1B 1-2		1-0 1B 1B		1-0 F9 2		0-1 F7 3	
<b>Zane Smith, L</b> OBP: 0.222, SLG: 0.240 <b>Stan Belinda, R</b> (9, 1) G C C B X		1-3 K 3		1-1 L1 3		1-2 G4-3 3			

Inning Stats	R	H	E	K	S	IP	WLS	BF	H	R	ER	SO	BB	IBB	HBP	BLK	WP	HR	S	P	ERA	WHIP
	0	0	0	1	7	6.1		30	10	4	4	4	1	0	0	0	0	0	67	110	5.68	1.737
	1	3	0	2	12																	
	0	0	0	0	0																	
	0	0	0	0	0																	
	0	0	0	0	0																	
	0	0	0	0	0																	
	0	0	0	0	0																	
	0	0	0	0	0																	
	0	0	0	0	0																	
	0	0	0	0	0																	
	0	0	0	0	0																	

PITCHER	IP	WLS	BF	H	R	ER	SO	BB	IBB	HBP	BLK	WP	HR	S	P	ERA	WHIP
<b>Dwight Gooden, R</b> ERA: 3.7 (1, 1)	6.1		30	10	4	4	4	1	0	0	0	0	0	67	110	5.68	1.737
<b>Pete Schourek, L</b> ERA: 4.14 (7, 1)	0.2		2	0	0	0	0	0	0	0	0	0	0	4	5	0.00	0.000
<b>Alejandro Pena, R</b> ERA: 2.64 (8, 1)	1.0		3	0	0	0	0	0	0	0	0	0	0	7	11	0.00	0.000



**New York Mets @ Pittsburgh Pirates**  
**Three Rivers Stadium, Pittsburgh, PA**

Sun Aug 18 1991, 3:33 AM EDT  
 Att. 36,014 - Cloudy - 73 F

[livebaseballscorecards.com](http://livebaseballscorecards.com)



AB	32
R	2
H	6
RBI	2
BB	0
SO	4
LOB	6

Batter	1	2	3	4	5	6	7	8	9	AB	R	H	RBI	BB	SO	LOB
Gregg Jefferies, S (1, 4) OBP: 0.325, SLG: 0.392	2-2 G6-3		0-1 L3			2-1 L6		2-1 G4-3		4	0	0	0	0	0	0
Kevin Elster, R (1, 6) OBP: 0.297, SLG: 0.342	3-2 HR			1-2 G5-3		0-3 K			0-0 F8	4	1	1	1	0	1	0
Dave Magadan, L (1, 3) OBP: 0.376, SLG: 0.340	3-2 G1-4-3			0-0 1B		2-1 F7			1-1 FC4-6 1B	4	0	2	0	0	0	0
Kevin McReynolds, R (1, 7) OBP: 0.340, SLG: 0.441 Chuck Carr, S (7, 8) OBP: 0.500, SLG: 0.500	3-2 P3			1-3 K			0-0 F8		0-0 FC4-6 1-2f	3	0	0	0	0	0	1
Howard Johnson, S (1, 5) OBP: 0.351, SLG: 0.537		1-1 P2		0-0 G6-3			1-1 G6-3		3-2 L3	4	0	0	0	0	0	2
Mackey Sasser, L (1, 9) OBP: 0.310, SLG: 0.466		0-0 CS 1B			2-1 F7		2-2 HR			3	1	2	1	0	0	0
Daryl Boston, L (1, 8) OBP: 0.317, SLG: 0.359		2-3 SAFE SAFE K			0-0 G3-1		1-2 G3			3	0	0	0	0	1	1
Rick Cerone, R (1, 2) OBP: 0.366, SLG: 0.350			2-1 F8		0-2 2B			3-1 G6-3		3	0	1	0	0	0	0
Frank Viola, L (1, 1) OBP: 0.131, SLG: 0.150 Jeff Innis, R (4, 1) Hubie Brooks, R (5, PH) Doug Simmons, L (5, 1) Keith Miller, R (8, PH) Tim Burke, R (8, 1)			0-0 G3		0-3 K			0-1 G4-3		1	0	0	0	0	0	0

Batter	1	2	3	4	5	6	7	8	9	AB	R	H	RBI	BB	SO	LOB
Gregg Jefferies, S (1, 4) OBP: 0.325, SLG: 0.392	2-2 G6-3		0-1 L3			2-1 L6		2-1 G4-3		4	0	0	0	0	0	0
Kevin Elster, R (1, 6) OBP: 0.297, SLG: 0.342	3-2 HR			1-2 G5-3		0-3 K			0-0 F8	4	1	1	1	0	1	0
Dave Magadan, L (1, 3) OBP: 0.376, SLG: 0.340	3-2 G1-4-3			0-0 1B		2-1 F7			1-1 FC4-6 1B	4	0	2	0	0	0	0
Kevin McReynolds, R (1, 7) OBP: 0.340, SLG: 0.441 Chuck Carr, S (7, 8) OBP: 0.500, SLG: 0.500	3-2 P3			1-3 K			0-0 F8		0-0 FC4-6 1-2f	3	0	0	0	0	0	1
Howard Johnson, S (1, 5) OBP: 0.351, SLG: 0.537		1-1 P2		0-0 G6-3			1-1 G6-3		3-2 L3	4	0	0	0	0	0	2
Mackey Sasser, L (1, 9) OBP: 0.310, SLG: 0.466		0-0 CS 1B			2-1 F7		2-2 HR			3	1	2	1	0	0	0
Daryl Boston, L (1, 8) OBP: 0.317, SLG: 0.359		2-3 SAFE SAFE K			0-0 G3-1		1-2 G3			3	0	0	0	0	1	1
Rick Cerone, R (1, 2) OBP: 0.366, SLG: 0.350			2-1 F8		0-2 2B			3-1 G6-3		3	0	1	0	0	0	0
Frank Viola, L (1, 1) OBP: 0.131, SLG: 0.150 Jeff Innis, R (4, 1) Hubie Brooks, R (5, PH) Doug Simmons, L (5, 1) Keith Miller, R (8, PH) Tim Burke, R (8, 1)			0-0 G3		0-3 K			0-1 G4-3		1	0	0	0	0	0	0

Inning Stats	R: 1	H: 1	R: 0	H: 1	R: 0	H: 0	R: 0	H: 1	R: 0	H: 0	R: 1	H: 1	R: 0	H: 0	R: 0	H: 1	R: 0	H: 1	R: 0	H: 1	1B: 3	SF: 0	WP: 0	PA: 32
	E: 0	LOB: 0	E: 0	LOB: 0	E: 0	LOB: 0	E: 0	LOB: 1	E: 0	LOB: 0	E: 0	LOB: 0	E: 0	LOB: 0	E: 0	LOB: 1	E: 0	LOB: 1	E: 0	LOB: 1	2B: 1	SAC: 0	PB: 0	
	K: 0	BB: 0	K: 1	BB: 0	K: 0	BB: 0	K: 1	BB: 0	K: 1	BB: 0	K: 0	BB: 0	K: 0	BB: 0	K: 0	BB: 0	K: 0	BB: 0	K: 0	BB: 0	3B: 0	DP: 0	SB: 0	
	S: 15	P: 26	S: 6	P: 9	S: 5	P: 7	S: 8	P: 10	S: 11	P: 13	S: 10	P: 14	S: 6	P: 11	S: 7	P: 11	S: 7	P: 11	S: 7	P: 11	HR: 2	HBP: 0	CS: 1	

PITCHER	IP	WLS	BF	H	R	ER	SO	BB	IBB	HBP	BLK	WP	HR	S	P	ERA	WHIP
Doug Drabek, R (1, 1) ERA: 3.25	7.0	W	25	5	2	2	4	0	0	0	0	0	2	62	90	2.57	0.714
Bill Landrum, R (8, 1) ERA: 2.64	2.0		7	1	0	0	0	0	0	0	0	0	0	13	22	0.00	0.500

Batter	1	2	3	4	5	6	7	8	9
Gary Redus, R (1, 7) Cecil Espy, S (6, 7) OBP: 0.319, SLG: 0.383 OBP: 0.241, SLG: 0.286	3-3 K		1-0 HR	2-3 K	1-0 P3			2-3 K	
Jay Bell, R (1, 6) OBP: 0.328, SLG: 0.424	3-1 2B		0-0 HR 1B	0-0 HR 2B	1-1 P2			0-1 G5-3	
Andy Van Slyke, L (1, 8) Gary Varsho, L (9, 7) OBP: 0.356, SLG: 0.445 OBP: 0.321, SLG: 0.395	4-0 BB		1-1 HR 1-H	4-1 HR BB	1-3 K			3-2 P8	
Bobby Bonilla, S (1, 9) Bill Landrum, R (8, 1)	2-3 K		0-0 1B 2B	0-2 HR 1-H 2-H		1-1 P5			
Lloyd McClendon, R (1, 3)	0-0 P9		0-3 K	4-1 2B BB		0-0 G6-3			
John Wehner, R (1, 5)		1-3 K	1-1 P4	1-2 2B 2B 1-H		0-0 P3			
Don Slaught, R (1, 2)		1-1 1B S	1-0 1B 2-H	1-1 2B 2-H		2-1 G5-3			
Jose Lind, R (1, 4)		1-2 F7	1-3 K	4-0 IBB		0-0 L4			
Doug Drabek, R (1, 1) Orlando Merced, S (7, PH)		3-3 K			G6-3 K		2-2 G6-3		


Inning Stats	R: 0 E: 0 K: 2 S: 9	H: 1 LOB: 2 BB: 1 P: 21	R: 0 E: 0 K: 2 S: 13	H: 1 LOB: 1 BB: 0 P: 19	R: 4 E: 0 K: 2 S: 15	H: 5 LOB: 1 BB: 0 P: 20	R: 5 E: 0 K: 2 S: 20	H: 4 LOB: 2 BB: 3 P: 37	R: 0 E: 0 K: 1 S: 6	H: 0 LOB: 0 BB: 0 P: 9	R: 0 E: 0 K: 0 S: 4	H: 0 LOB: 0 BB: 0 P: 5	R: 0 E: 0 K: 0 S: 6	H: 0 LOB: 0 BB: 0 P: 10	R: 0 E: 0 K: 1 S: 10	H: 0 LOB: 0 BB: 0 P: 15
--------------	------------------------------	----------------------------------	-------------------------------	----------------------------------	-------------------------------	----------------------------------	-------------------------------	----------------------------------	------------------------------	---------------------------------	------------------------------	---------------------------------	------------------------------	----------------------------------	-------------------------------	----------------------------------

PITCHER	IP	WLS	BF	H	R	ER	SO	BB	IBB	HBP	BLK	WP	HR	S	P	ERA	WHIP
Frank Viola, L (1, 1) ERA: 3.68	3.2	L	23	9	8	8	7	3	0	0	0	0	3	49	82	19.64	3.273
Jeff Innis, R (4, 1) ERA: 2.55	0.1		4	2	1	1	1	0	1	0	0	0	0	8	15	27.00	6.000
Doug Simons, L (5, 1) ERA: 5.52	3.0		9	0	0	0	1	0	0	0	0	0	0	16	24	0.00	0.000
Tim Burke, R (8, 1) ERA: 4.33	1.0		3	0	0	0	1	0	0	0	0	0	0	10	15	0.00	0.000

**BOTTOM**

AB	R	H	RBI	BB	SO	LOB
4	1	1	1	0	2	0
1	0	0	0	0	1	0
5	2	3	0	0	0	0
3	2	1	2	2	1	0
0	0	0	0	0	0	0
4	2	2	3	0	1	2
0	0	0	0	0	0	0
3	1	0	0	1	1	3
4	1	1	1	0	1	1
4	0	3	2	0	0	0
3	0	0	0	1	1	2
3	0	0	0	0	2	3
1	0	0	0	0	0	0

**AB 35**  
**R 9**  
**H 11**  
**RBI 9**  
**BB 4**  
**SO 10**  
**LOB 11**



**New York Mets @ Pittsburgh Pirates**  
**Three Rivers Stadium, Pittsburgh, PA**  
Sun Aug 18 1991, 3:33 AM EDT  
Att: 36,014 - Cloudy - 73 F

WP: 0	PA: 39
PB: 0	SB: 1
CS: 0	

livebaseballscorecards.com



Batter	1	2	3	4	5	6	7	8	9	AB R H RBI BB SO LOB	TOP					
<b>Orlando Merced, S</b> (1, 3) OBP: 0.391, SLG: 0.427	3-3 K		3-2 HR		4-2 G1-3 BB		3-2 L6	1-1 F8		4 1 1 1 1 1 1						
<b>Jay Bell, R</b> (1, 6) OBP: 0.326, SLG: 0.422	0-0 L3		1-2 P1		1-2 G1-3		1-3 K2-3		1-2 BB 1B	5 1 1 0 0 1 1						
<b>Andy Van Slyke, L</b> (1, 8) OBP: 0.354, SLG: 0.445	0-3 K		2-2 F8		2-3 K		1-2 BB 2B		2-0 F7	5 0 1 0 0 2 2						
<b>Bobby Bonilla, S</b> (1, 5) (5, 9) OBP: 0.392, SLG: 0.518		1-1 HR 2B		1-2 G4-3 BB 1B		0-2 G6-3		4-0 BB IBB	4-2 FC4-6 1B 1-2 BB	3 1 2 0 2 0 1						
<b>Barry Bonds, L</b> (1, 7) OBP: 0.404, SLG: 0.532		0-2 HR 2-H		4-2 1 SAFE BB 1-2 G4-3 BB		4-1 1B SF9 BB		4-0 BB 1-2 2-3 BB	2-0 FC4-6 1B 1-2 2-H	2 2 2 3 3 0 0						
<b>Gary Varsho, L</b> (1, 9) <b>John Wehner, R</b> (5, 5) OBP: 0.317, SLG: 0.389 OBP: 0.383, SLG: 0.398		2-3 K		1-3 K		2-3 SAFE K		3-2 F7	1-2 FC4-6 1B 1-2 2-3	2 0 0 0 0 2 2 3 0 0 0 0 1 6						
<b>Michael LaValliere, L</b> (1, 2) <b>Don Slaught, R</b> (9, PH) OBP: 0.342, SLG: 0.350 OBP: 0.306, SLG: 0.333		1-0 G4-3		3-2 G4-3		0-2 1B		2-1 G1-3	1-0 F7	4 0 1 0 0 0 2 1 0 0 0 0 0 2						
<b>Jose Lind, R</b> (1, 4) OBP: 0.301, SLG: 0.337		2-2 F9		4-0 IBB		0-0 SF9		2-1 S 1B		2 0 1 1 1 0 0						
<b>John Smiley, L</b> (1, 1) <b>Cecil Espy, S</b> (8, PH) <b>Stan Belinda, R</b> (8, 1) OBP: 0.173, SLG: 0.122 OBP: 0.233, SLG: 0.276		0-3 K		0-3 K		1-3 K		3-2 F8		3 0 0 0 0 3 4 1 0 0 0 0 0 1 0 0 0 0 0 0 0						
<b>Inning Stats</b>	R: 0 E: 0 K: 2 S: 7 H: 0 LOB: 0 BB: 0 P: 10	R: 2 E: 0 K: 1 S: 13 H: 2 LOB: 0 BB: 0 P: 19	R: 1 E: 0 K: 1 S: 15 H: 1 LOB: 0 BB: 0 P: 21	R: 0 E: 0 K: 2 S: 20 H: 1 LOB: 3 BB: 2 P: 33	R: 0 E: 0 K: 1 S: 12 H: 0 LOB: 1 BB: 1 P: 19	R: 1 E: 0 K: 2 S: 11 H: 1 LOB: 1 BB: 1 P: 18	R: 0 E: 0 K: 1 S: 14 H: 1 LOB: 3 BB: 2 P: 30	R: 0 E: 0 K: 0 S: 11 H: 1 LOB: 1 BB: 0 P: 19	R: 1 E: 0 K: 0 S: 11 H: 2 LOB: 2 BB: 1 P: 22	1B: 5 2B: 2 3B: 0 HR: 2 SF: 1 SAC: 0 DP: 0 HBP: 0	WP: 0 PB: 0 SB: 1 CS: 0 PA: 43					
<b>PITCHER</b>	IP WLS BF H R ER SO BB IBB HBP BLK WP HR S P ERA WHIP															
<b>Tommy Greene, R</b> (1, 1) ERA: 3.0	6.0		5	4	4	9	3	1	0	0	0	2	78	120	6.00	1.333
<b>Wally Ritchie, L</b> (7, 1) ERA: 2.59	0.2		5	1	0	1	1	1	0	0	0	0	10	23	0.00	3.000
<b>Joe Boever, R</b> (7, 1) ERA: 3.96	0.1		1	0	0	0	0	0	0	0	0	0	4	7	0.00	0.000
<b>Mike Hartley, R</b> (8, 1) ERA: 4.48	1.1		7	2	1	1	1	0	0	0	0	0	17	32	6.75	2.250
<b>Steve Searcy, L</b> (9, 1) ERA: 6.96	0.2	W	3	1	0	0	0	0	0	0	0	0	5	9	0.00	1.500

Pittsburgh Pirates @ Philadelphia Phillies  
Veterans Stadium, Philadelphia, PA  
Tue Aug 20 1991, 7:05 PM EDT  
Att. 23,336 - Cloudy - 72 F

livebaseballscorecards.com

AB	35
R	5
H	9
RBI	5
BB	7
SO	10
LOB	22



Batter	1	2	3	4	5	6	7	8	9	AB	R	H	RBI	BB	SO	LOB
Lenny Dykstra, L OBP: 0.397, SLG: 0.443 (1, 8)	1-1 SF7 2B		0-1 G1-3		0-0 P4		2-2 G6-3			4	1	1	0	0	0	1
Randy Ready, R OBP: 0.390, SLG: 0.289 (1, 4)	4-2 BB		2-2 F9		0-1 HR 3B			0-2 L1		3	1	1	1	1	0	0
Wes Chamberlain, R OBP: 0.326, SLG: 0.457 (1, 7)	2-3 K		0-0 1B		0-0 HR			1-3 K		4	1	2	2	0	2	2
John Kruk, L OBP: 0.355, SLG: 0.474 (1, 3)	2-2 SF7		0-0 G3		2-1 G4-3			1-3 K		3	0	0	1	0	1	1
Dale Murphy, R OBP: 0.307, SLG: 0.419 John Morris, L OBP: 0.289, SLG: 0.261 (1, 9) (9, PR)	0-3 K			0-0 G6-3		1-1 G5-3			1-2 HR 1B	4	0	1	0	0	1	1
Charlie Hayes, R OBP: 0.237, SLG: 0.325 (1, 5)		1-3 K		0-2 L3 1B		2-2 CS 1B			0-0 F9	4	0	2	0	0	1	1
Darren Daulton, L OBP: 0.297, SLG: 0.339 (1, 2)		1-1 G6-3		0-0 L3		3-3 K			2-2 F9	4	0	0	0	0	1	3
Dickie Thon, R OBP: 0.294, SLG: 0.364 (1, 6)		1-0 1B			0-0 3B 1B		2-0 G1-3		1-1 HR	4	2	3	2	0	0	0
Tommy Greene, R Wally Ritchie, L Joe Boever, R Jim Lindeman, R Mike Hartley, R Steve Searcy, L (1, 1) (7, 1) (7, 1) (7, PH) (8, 1) (9, 1)		3-3 K			2-1 P6		0-2 G6-3			2	0	0	0	0	1	2

Inning Stats	R: 1	H: 1	E: 0	LOB: 1	K: 2	S: 18	R: 0	H: 1	E: 0	LOB: 1	K: 2	S: 9	R: 0	H: 1	E: 0	LOB: 1	K: 0	S: 8	R: 0	H: 1	E: 0	LOB: 0	K: 0	S: 5	R: 3	H: 3	E: 0	LOB: 0	K: 0	S: 9	R: 0	H: 1	E: 0	LOB: 1	K: 1	S: 8	R: 0	H: 0	E: 0	LOB: 0	K: 0	S: 8	R: 0	H: 0	E: 0	LOB: 0	K: 2	S: 11	R: 2	H: 2	E: 0	LOB: 1	K: 0	S: 11	1B: 6	2B: 3	3B: 1	SF: 1	SAC: 0	DP: 2	HBP: 0	WP: 0	PA: 35
PITCHER	IP	WLS	BF	H	R	ER	SO	BB	IBB	HBP	BLK	WP	HR	S	P	ERA	WHIP																																														
John Smiley, L ERA: 3.4 Stan Belinda, R ERA: 4.08	(1, 1)	7.0		8	4	3	5	1	0	0	0	0	0	1	65	96	3.86	1.286																																													
	(8, 1)	1.2	L	7	2	2	2	0	0	0	0	0	0	1	22	28	10.80	1.200																																													


**BOTTOM**

Pittsburgh Pirates @ Philadelphia Phillies  
Veterans Stadium, Philadelphia, PA

Tue Aug 20 1991, 7:05 PM EDT  
Att. 23,336 - Cloudy - 72 F

livebaseballscorecards.com

AB	33
R	6
H	10
RBI	6
BB	1
SO	7
LOB	11





Batter	1	2	3	4	5	6	7	8	9	AB R H RBI BB SO LOB	TOP	
<b>Orlando Merced, S</b> (1, 3) <small>OBP: 0.387, SLG: 0.421</small> <b>Gary Redus, R</b> (8, PH) <small>OBP: 0.322, SLG: 0.387</small> (8, 3)	1-1 	1-3 		3-1 		2-0 		0-0 		4 0 0 0 0 1 3 1 0 1 1 0 0 0		
<b>Jay Bell, R</b> (1, 6) <small>OBP: 0.323, SLG: 0.417</small>	2-3 		2-3 		0-0 		2-3 	3-3 		5 0 0 0 0 4 1		
<b>Andy Van Slyke, L</b> (1, 8) <small>OBP: 0.354, SLG: 0.441</small>	4-1 		4-1 		0-0 		1-0 		0-1 	3 0 0 0 2 0 0		
<b>Bobby Bonilla, S</b> (1, 9) <small>OBP: 0.392, SLG: 0.515</small>	0-0 		0-3 		2-2 		3-1 		4-2 	4 0 1 0 1 1 1		
<b>Barry Bonds, L</b> (1, 7) <small>OBP: 0.406, SLG: 0.530</small>	4-0 		4-0 		0-0 		0-1 	1-3 	3 1 1 0 2 1 1			
<b>Michael LaValliere, L</b> (1, 2) <small>OBP: 0.340, SLG: 0.349</small> <b>Don Slaught, R</b> (9, PH) <small>OBP: 0.304, SLG: 0.331</small> (9, 2)	1-0 		0-3 		2-1 		2-1 	0-3 	4 1 1 0 0 1 6 1 0 0 0 0 1 1			
<b>John Wehner, R</b> (1, 5) <small>OBP: 0.398, SLG: 0.418</small>		0-1 		2-3 		4-2 		1-0 		3 1 2 0 1 1 0		
<b>Jose Lind, R</b> (1, 4) <small>OBP: 0.298, SLG: 0.333</small>		1-0 		1-3 		1-2 		0-0 		4 1 0 1 0 1 4		
<b>Randy Tomlin, L</b> (1, 1) <small>OBP: 0.190, SLG: 0.171</small> <b>Roger Mason, R</b> (5, 1) <b>Cecil Espy, S</b> (6, PH) <small>OBP: 0.258, SLG: 0.333</small> <b>Neal Heaton, L</b> (6, 1) <small>OBP: 0.385, SLG: 0.417</small> <b>Gary Varsho, L</b> (8, PH) <small>OBP: 0.321, SLG: 0.400</small> <b>Bob Kipper, R</b> (8, 1) <b>Bill Landrum, R</b> (9, 1)		0-0 		4-2 		0-0 		1-0 		0 0 0 0 1 0 0 0 0 0 0 0 0 0 1 0 1 0 0 0 0 0 0 0 0 0 0 0 1 1 1 2 0 0 0 0 0 0 0 0 0 0 0 0 0 0 0 0 0		
<b>Inning Stats</b>	R: 0 H: 1 E: 0 LOB: 3 K: 1 BB: 2 S: 8 P: 20	R: 0 H: 1 E: 0 LOB: 1 K: 1 BB: 0 S: 7 P: 9	R: 0 H: 0 E: 0 LOB: 2 K: 3 BB: 2 S: 11 P: 21	R: 0 H: 0 E: 0 LOB: 1 K: 2 BB: 1 S: 16 P: 26	R: 0 H: 0 E: 0 LOB: 0 K: 0 BB: 0 S: 5 P: 7	R: 2 H: 2 E: 0 LOB: 1 K: 0 BB: 1 S: 11 P: 20	R: 0 H: 0 E: 0 LOB: 0 K: 1 BB: 0 S: 6 P: 12	R: 3 H: 4 E: 0 LOB: 1 K: 1 BB: 0 S: 11 P: 18	R: 0 H: 0 E: 0 LOB: 1 K: 2 BB: 1 S: 10 P: 15	1B: 5 SF: 0 2B: 3 SAC: 1 3B: 0 DP: 0 HR: 0 HBP: 0	WP: 2 PA: 42 PB: 0 SB: 3 CS: 0	
<b>PITCHER</b> <b>Jose De Jesus, R</b> (1, 1) <small>ERA: 3.4</small> <b>Mitch Williams, L</b> (8, 1) <small>ERA: 2.19</small>	IP WLS BF H R ER SO BB IBB HBP BLK WP HR S P ERA WHIP											<b>PITCHER</b> IP WLS BF H R ER SO BB IBB HBP BLK WP HR S P ERA WHIP

Pittsburgh Pirates @ Philadelphia Phillies  
 Veterans Stadium, Philadelphia, PA  
 Wed Aug 21 1991, 7:05 PM EDT  
 Att. 35,591 - Cloudy - 79 F

livebaseballscorecards.com



**BOTTOM**

**Pittsburgh Pirates @ Philadelphia Phillies**  
**Veterans Stadium, Philadelphia, PA**

Wed Aug 21 1991, 7:05 PM EDT  
 Att: 35,591 - Cloudy - 79 F

livebaseballscorecards.com

**AB 36**  
**R 6**  
**H 11**  
**RBI 6**  
**BB 3**  
**SO 8**  
**LOB 19**



AB R H RBI BB SO LOB

5	2	3	0	0	1	1
5	1	2	1	0	0	4
5	0	2	1	0	1	5
2	1	1	1	2	0	1
4	0	1	2	0	1	5
0	0	0	0	0	0	0
1	0	1	1	0	0	0
4	0	0	0	0	1	1
3	0	0	0	0	1	0
4	0	0	0	0	1	1
2	1	0	0	1	2	1
0	0	0	0	0	0	0
1	0	1	0	0	0	0
0	1	0	0	0	0	0

1B: 7 SF: 0  
 2B: 4 SAC: 0  
 3B: 0 DP: 1  
 HR: 0 HBP: 2

WP: 2 PA: 41  
 PB: 0  
 SB: 3  
 CS: 0

Batter	1	2	3	4	5	6	7	8	9
<b>Lenny Dykstra, L</b> (1, 8) OBP: 0.401, SLG: 0.447	1-1 WP 1B G4-3 1B		2-2 F9 S 2B 1B		2-3 K 1-2		0-0 F9 1-2		0-2 1B S 2-3 1B
<b>Randy Ready, R</b> (1, 4) OBP: 0.391, SLG: 0.301	2-2 G4-3 WP 1-2 1B		1 SAFE 2-1 F9 1 SAFE 1-3		0-1 2B 2-H 2B		1-1 G6-3 1-2		1-2 G5-3 1-2
<b>Wes Chamberlain, R</b> (1, 7) OBP: 0.328, SLG: 0.460	1-3 K 1-3 2-H		0-0 G5-3 3-H 2B		0-0 F7 1-2		1-0 S 1B 1-2 1B		0-1 P3 4-0 1B IBB
<b>John Kruk, L</b> (1, 3) OBP: 0.360, SLG: 0.474	2-2 G4-3 1-3 2-H		4-1 HBP		4-0 2B IBB		1-1 1B 1-2 1B		4-0 1B IBB
<b>Dale Murphy, R</b> (1, 9) OBP: 0.307, SLG: 0.420	2-2 G5-3		1-0 G5-3		1-1 2B 1-H 2-H		0-3 K2-3 2-3		2-2 1B 1-2 2-3 3-H
<b>Mitch Williams, L</b> (8, 1)									
<b>Wally Backman, S</b> (9, PH) OBP: 0.335, SLG: 0.310									
<b>Charlie Hayes, R</b> (1, 5) OBP: 0.235, SLG: 0.321		2-1 G5-3		2-2 P3	0-3 K			1-2 F7	
<b>Darren Daulton, L</b> (1, 2) OBP: 0.297, SLG: 0.335		3-2 HBP		2-3 K		3-2 G3		1-1 F9	
<b>Dickie Thon, R</b> (1, 6) OBP: 0.291, SLG: 0.360		1-0 F9		1-3 K		2-1 F9		1-1 G5-3	
<b>Jose De Jesus, R</b> (1, 1) OBP: 0.173, SLG: 0.140		1-3 K			4-2 WP 2B BB		1-3 K		0-0 1B 1B 2B
<b>John Morris, L</b> (8, 9) OBP: 0.299, SLG: 0.261									
<b>Ricky Jordan, R</b> (9, PH) OBP: 0.306, SLG: 0.450									
<b>Braulio Castillo, R</b> (9, PR) OBP: 0.500, SLG: 0.333									

Inning	R	H	E	K	S	R	H	E	K	S	R	H	E	K	S	R	H	E	K	S
1	1	2	0	14	22	0	0	0	8	15	0	0	0	1	9	0	0	0	11	16
2	0	0	0	0	0	0	0	0	0	0	0	0	0	0	0	0	0	0	0	0
3	1	2	0	9	18	0	0	0	11	26	3	2	0	15	2	0	0	9	15	
4	0	0	0	0	0	0	0	0	0	0	0	0	0	0	0	0	0	0	0	0
5	0	0	0	0	0	0	0	0	0	0	0	0	0	0	0	0	0	0	0	0
6	0	0	0	1	1	0	0	0	1	1	0	0	0	0	0	0	0	0	0	0
7	0	0	0	0	0	0	0	0	0	0	0	0	0	0	0	0	0	0	0	0
8	0	0	0	0	0	0	0	0	0	0	0	0	0	0	0	0	0	0	0	0
9	0	0	0	0	0	0	0	0	0	0	0	0	0	0	0	0	0	0	0	0

PITCHER	IP	WLS	BF	H	R	ER	SO	BB	IBB	HBP	BLK	WP	HR	S	P	ERA	WHIP
<b>Randy Tomlin, L</b> (1, 1) ERA: 2.56	4.1		20	5	4	4	5	1	0	2	0	2	0	50	85	8.31	1.385
<b>Roger Mason, R</b> (5, 1) ERA: 1.5	0.2		4	1	1	1	1	0	1	0	0	0	0	7	12	13.50	1.500
<b>Neal Heaton, L</b> (6, 1) ERA: 3.6	2.0		8	2	0	0	2	0	0	0	0	0	0	18	27	0.00	1.000
<b>Bob Kipper, L</b> (8, 1) ERA: 4.26	1.0	L	5	2	1	1	0	0	0	0	0	0	0	11	14	9.00	2.000
<b>Bill Landrum, R</b> (9, 1) ERA: 2.61	0.2		4	1	0	0	0	0	1	0	0	0	0	8	15	0.00	1.500



Batter	1	2	3	4	5	6	7	8	9	10	11	AB R H RBI BB SO LOB	TOP																
<b>Gary Redus, R</b> (1, 7) <small>OBP: 0.319, SLG: 0.380</small> <b>Bob Patterson, R</b> (8, 9) <b>Stan Belinda, R</b> (8, 1) <b>Curtis Wilkerson, S</b> (10, PH) <small>OBP: 0.246, SLG: 0.267</small> <b>Bill Landrum, R</b> (10, 1) <b>Bob Kipper, R</b> (11, 1)	0-3 <b>K</b>		2-1 <b>F7</b>		0-0 <b>SF8</b>		4-2 <b>SF8 BB</b>	1-1 <b>F8</b>		0-0 <b>FC4-6</b>		3 0 0 1 1 1 3 0 0 0 0 0 0 0 0 0 0 0 0 0 0 1 0 0 0 0 0 1 0 0 0 0 0 0 0 0 0 0 0 0 0 0																	
<b>Jay Bell, R</b> (1, 6) <small>OBP: 0.323, SLG: 0.415</small>	2-2 <b>F7</b>			0-2 <b>1B</b>	0-1 <b>G5-3</b>		4-0 <b>SF8 BB</b>		3-2 <b>F8</b>		0-3 <b>K</b>	5 0 1 0 1 1 1																	
<b>Andy Van Slyke, L</b> (1, 8) <small>OBP: 0.354, SLG: 0.443</small>	1-1 <b>G4-3</b>			2-2 <b>F9</b>		0-0 <b>BB</b>	1-2 <b>SF8</b>		2-1 <b>F8</b>		0-0 <b>1B</b>	5 0 2 1 0 0 1																	
<b>Bobby Bonilla, S</b> (1, 9) <small>OBP: 0.394, SLG: 0.513</small>		3-1 <b>L3 1B</b>		2-2 <b>P5</b>		0-2 <b>F7</b>	4-0 <b>IBB</b>		4-2 <b>1B BB</b>		0-0 <b>F7</b>	4 0 1 0 2 0 3																	
<b>Lloyd McClendon, R</b> (1, 3) <small>OBP: 0.358, SLG: 0.483</small>		1-0 <b>L8</b>		0-3 <b>K</b>		4-0 <b>G5-3 BB</b>	1-1 <b>P6</b>		1-2 <b>FC3-6 1B</b>		1-1 <b>L7</b>	5 0 1 0 1 1 6																	
<b>John Wehner, R</b> (1, 5) <small>OBP: 0.400, SLG: 0.419</small> <b>Barry Bonds, L</b> (6, PH) <small>OBP: 0.406, SLG: 0.527</small>		2-0 <b>L3</b>			0-0 <b>BB BB G3-1 1B</b>	4-1 <b>BB</b>		3-2 <b>F8</b>	1-0 <b>FC3-6</b>			2 1 1 0 0 0 1 2 0 0 0 1 0 2																	
<b>Don Slaught, R</b> (1, 2) <small>OBP: 0.313, SLG: 0.331</small>			2-2 <b>1B</b>		4-2 <b>G3-1 BB SF8 BB</b>	3-2 <b>G5-3</b>		3-2 <b>F7</b>		4-0 <b>FC6-4 BB</b>		3 1 1 0 2 0 3																	
<b>Jose Lind, R</b> (1, 4) <small>OBP: 0.304, SLG: 0.336</small>			4-1 <b>SH5-4 BB</b>		4-2 <b>SF8 G3-1 BB</b>		0-0 <b>BB SH1-4 SF8 1B</b>	0-1 <b>BB</b>		1-3 <b>K</b>		3 1 2 0 2 1 1																	
<b>Zane Smith, L</b> (1, 1) <small>OBP: 0.218, SLG: 0.235</small> <b>Cecil Espy, S</b> (7, PH) <small>OBP: 0.258, SLG: 0.333</small> <b>Roger Mason, R</b> (7, 1) <b>Orlando Merced, S</b> (8, PH) <small>OBP: 0.387, SLG: 0.420</small>			1-0 <b>SH5-4</b>		0-0 <b>G3-1</b>		0-0 <b>SH1-4</b>	4-2 <b>BB</b>		2-2 <b>FC6-4</b>		1 0 0 1 0 0 2 0 0 0 0 0 0 0 0 0 0 0 0 0 0 1 0 0 0 1 0 1																	
<b>Inning Stats</b>	R: 0 H: 0 E: 0 K: 1 S: 8	H: 0 LOB: 0 BB: 0 P: 11	R: 0 H: 1 E: 0 K: 0 S: 4	H: 1 LOB: 0 BB: 0 P: 10	R: 0 H: 1 E: 0 K: 0 S: 7	H: 1 LOB: 1 BB: 1 P: 16	R: 0 H: 1 E: 0 K: 1 S: 13	H: 1 LOB: 1 BB: 2 P: 17	R: 2 H: 1 E: 0 K: 0 S: 10	H: 1 LOB: 1 BB: 2 P: 18	R: 0 H: 1 E: 0 K: 0 S: 11	H: 1 LOB: 2 BB: 2 P: 22	R: 1 H: 1 E: 0 K: 0 S: 9	H: 1 LOB: 3 BB: 3 P: 23	R: 0 H: 1 E: 0 K: 0 S: 16	H: 1 LOB: 2 BB: 1 P: 27	R: 0 H: 1 E: 0 K: 0 S: 12	H: 1 LOB: 2 BB: 1 P: 23	R: 0 H: 0 E: 0 K: 1 S: 10	H: 0 LOB: 1 BB: 1 P: 17	R: 0 H: 1 E: 0 K: 1 S: 7	H: 1 LOB: 1 BB: 0 P: 8	1B: 8 SF: 2 2B: 2 SAC: 2 3B: 0 DP: 2 HR: 0 HBP: 0	WP: 0 PA: 50 PB: 0 SB: 0 CS: 0					
<b>PITCHER</b>	IP WLS BF H R ER SO BB IBB HBP BLK WP HR S P ERA WHIP														<b>PITCHER</b>	IP WLS BF H R ER SO BB IBB HBP BLK WP HR S P ERA WHIP													
<b>Bruce Ruffin, L</b> (1, 1) <small>ERA: 3.5</small> <b>Joe Boever, R</b> (6, 1) <small>ERA: 4.02</small> <b>Wally Ritchie, L</b> (7, 1) <small>ERA: 2.38</small> <b>Mitch Williams, L</b> (10, 1) <small>ERA: 2.12</small>	5.1 23 5 2 2 2 4 0 0 0 0 0 0 47 81 3.38 1.688															1.0 6 1 1 1 0 3 0 0 0 0 0 0 10 25 9.00 4.000													
	2.2 13 2 0 0 0 2 1 0 0 0 0 0 33 61 0.00 1.500															2.0 W 8 1 0 0 2 1 0 0 0 0 0 0 17 25 0.00 1.000													

Pittsburgh Pirates @ Philadelphia Phillies  
Veterans Stadium, Philadelphia, PA  
Thu Aug 22 1991, 3:33 AM EDT  
Att: 41,544 - Sunny - 80 F

AB	35
R	3
H	9
RBI	3
BB	11
SO	4
LOB	25



WP: 0	PA: 50
PB: 0	
SB: 0	
CS: 0	

1B: 8	SF: 2
2B: 2	SAC: 2
3B: 0	DP: 2
HR: 0	HBP: 0

Batter	1	2	3	4	5	6	7	8	9	10	11	AB R H RBI BB SO LOB
Lenny Dykstra, L (1, 8) OBP: 0.397, SLG: 0.442	2-2 G3		2-2 HR 1B		1-3 K			2-2 F9		0-1 E3		5 1 1 0 0 1 1
Randy Ready, R (1, 4) Wally Backman, S (10, PH) OBP: 0.333, SLG: 0.308 (11, 4)	1-2 G5-3		2-0 P3		4-2 FC6-4 BB			0-0 G1-3		2-3 K		3 0 0 0 1 0 1 1 0 0 0 0 1 2
Wes Chamberlain, R (1, 7) OBP: 0.333, SLG: 0.475	4-2 BB		0-0 HR		2-1 FC6-4			0-0 P6				4 2 2 2 1 0 1
John Kruk, L (1, 3) OBP: 0.361, SLG: 0.472	1 SAFE 0-3 K		0-3 K				0-1 G1-6-3 1B		1-2 F7			4 0 1 0 1 2 1
Charlie Hayes, R (1, 5) OBP: 0.235, SLG: 0.320		0-1 1B FC9-6 1B	2-3 K				0-1 G1-6-3 1B		0-0 G5-3			4 1 1 0 0 1 1
Braulio Castillo, R (1, 9) Wally Ritchie, L (7, 1) Ricky Jordan, R (8, PH) Mickey Williams, L (10, 1) Mickey Morandini, L (11, PH) Jim Lindeman, R (11, PH) OBP: 0.288, SLG: 0.187 OBP: 0.305, SLG: 0.448 OBP: 0.307, SLG: 0.288 OBP: 0.415, SLG: 0.395		1-2 P3		1-0 G5-3			2-3 K		2-2 G4-3			3 0 0 0 0 0 1 1 0 0 0 0 0 0 0 0 1 0 0 0 0 0 0 0 0 0 0 0 0 0 0 0 0 0 0 0 0 0 0 0 0 0 0 0 1 0 0 0
Steve Lake, R (1, 2) Darren Daulton, L (10, PH) OBP: 0.196, SLG: 0.218 OBP: 0.298, SLG: 0.336 (11, 2)		3-2 FC9-6 1B		0-0 G4-3				0-0 G4-3				3 0 1 0 0 0 0 0 2 0 1 1 0 1 0
Dickie Thon, R (1, 6) OBP: 0.288, SLG: 0.357		1-0 FC9-6		1-1 G4-3				1-0 G4-3				4 0 0 1 0 0 1
Bruce Ruffin, S (1, 1) Joe Boever, R (6, 1) Dale Murphy, R (7, 9) John Morris, L (10, PR) OBP: 0.299, SLG: 0.261 (11, 9)		0-0 G4-3			2-2 G4-3			2-1 F9				2 0 0 0 0 0 1 0 0 0 0 0 0 0 0 1 0 0 0 1 0 0 0 0 0 0 0 0 0 0 0

Inning Stats	R: 0	H: 0	R: 1	H: 2	R: 2	H: 2	R: 0	H: 0	R: 0	H: 1	R: 0	H: 0	R: 0	H: 0	R: 0	H: 0	R: 1	H: 2
	E: 0	LOB: 1	E: 0	LOB: 1	E: 0	LOB: 0	E: 0	LOB: 0	E: 0	LOB: 0	E: 0	LOB: 0	E: 0	LOB: 0	E: 1	LOB: 2	E: 0	LOB: 3
	K: 1	BB: 1	K: 0	BB: 0	K: 2	BB: 0	K: 0	BB: 0	K: 1	BB: 1	K: 0	BB: 0	K: 0	BB: 0	K: 2	BB: 1	K: 0	BB: 2
	S: 15	P: 22	S: 10	P: 15	S: 11	P: 17	S: 4	P: 6	S: 7	P: 9	S: 4	P: 7	S: 6	P: 8	S: 7	P: 10	S: 9	P: 19

PITCHER	IP	WLS	BF	H	R	ER	SO	BB	IBB	HBP	BLK	WP	HR	S	P	ERA	WHIP
Zane Smith, L (1, 1) ERA: 3.32	6.0		24	5	3	3	5	2	0	0	0	0	1	63	94	4.50	1.167
Roger Mason, R (7, 1) ERA: 1.29	1.0		3	0	0	0	0	0	0	0	0	0	0	4	7	0.00	0.000
Bob Patterson, L (8, 1) ERA: 4.13	0.1		1	0	0	0	0	0	0	0	0	0	0	4	6	0.00	0.000
Stan Belinda, R (8, 1) ERA: 3.97	1.2		5	0	0	0	0	0	0	0	0	0	0	9	12	0.00	0.000
Bill Landrum, R (10, 1) ERA: 2.7	1.1	L	8	1	1	1	2	2	0	0	0	0	0	16	33	6.75	2.250


PITCHER	IP	WLS	BF	H	R	ER	SO	BB	IBB	HBP	BLK	WP	HR	S	P	ERA	WHIP
Bob Kipper, L (11, 1) ERA: 4.26	0.0		2	1	0	0	0	0	1	0	0	0	0	3	9	∞	∞

**BOTTOM**

Pittsburgh Pirates @ Philadelphia Phillies  
Veterans Stadium, Philadelphia, PA

Thu Aug 22 1991, 3:33 AM EDT  
Att. 41,544 - Sunny - 80 F

AB	37
R	4
H	7
RBI	4
BB	5
SO	7
LOB	10



WP: 0	PA: 43
PB: 0	
SB: 0	
CS: 0	

1B: 6	SF: 0
2B: 0	SAC: 1
3B: 0	DP: 1
HR: 1	HBP: 0



Batter	1	2	3	4	5	6	7	8	9	AB R H RBI BB SO LOB	TOP
<b>Darren Lewis, R</b> (1, 8) OBP: 0.385, SLG: 0.382 <b>Kevin Bass, S</b> (8, PH) OBP: 0.308, SLG: 0.367 (8, 9)	2-1 		1-2 			1-0 		1-2 		3 0 0 0 0 0 0 1 0 1 0 0 0 0	<b>San Francisco Giants @ Pittsburgh Pirates</b> Three Rivers Stadium, Pittsburgh, PA Fri Aug 23 1991, 7:05 PM EDT Att. 32,419 - Cloudy - 83 F
<b>Willie McGee, S</b> (1, 9) OBP: 0.358, SLG: 0.412 (8, 8)	2-2 		0-0 			0-1 		0-0 		4 0 1 0 0 0 2	
<b>Will Clark, L</b> (1, 3) OBP: 0.372, SLG: 0.560 <b>Mike Kingery, L</b> (6, PR) OBP: 0.301, SLG: 0.239 (6, 3)	1-0 			1-2 		4-2 		1-1 		2 0 1 0 1 0 1 1 0 0 0 0 0 2	
<b>Kevin Mitchell, R</b> (1, 7) OBP: 0.363, SLG: 0.547	2 SAFE 	1-2 		1-1 		0-0 		2-2 		4 0 1 0 0 0 2	
<b>Matt Williams, R</b> (1, 5) OBP: 0.289, SLG: 0.472		2-2 		1-2 		2-2 		1-3 		4 0 0 0 0 1 2	
<b>Robby Thompson, R</b> (1, 4) OBP: 0.351, SLG: 0.446 <b>Tom Herr, S</b> (6, 4) OBP: 0.327, SLG: 0.260		1-2 		0-1 		1-3 		1-3 		2 0 2 0 0 0 0 2 0 0 0 0 2 0	
<b>Kirt Manwaring, R</b> (1, 2) OBP: 0.266, SLG: 0.284 <b>Rod Beck, R</b> (7, 1) OBP: 1.000, SLG: 1.000		0-1 		2-2 		1-0 				3 0 0 0 0 0 3 0 0 0 0 0 0 0	
<b>Jose Uribe, S</b> (1, 6) OBP: 0.265, SLG: 0.289		3-1 		0-0 		2-0 		1-1 		3 0 0 0 0 0 3	
<b>John Burkett, R</b> (1, 1) OBP: 0.083, SLG: 0.085 <b>Bryan Hickerson, L</b> (3, 1) <b>Terry Kennedy, L</b> (7, 2) OBP: 0.291, SLG: 0.356			0-3 		2-3 		1-1 			1 0 0 0 0 1 0 1 0 0 0 0 1 1 1 0 1 0 0 0 0	
<b>Inning Stats</b>	R: 0 H: 1 E: 0 LOB: 0 K: 0 BB: 0 S: 6 P: 11	R: 0 H: 2 E: 0 LOB: 2 K: 0 BB: 0 S: 15 P: 22	R: 0 H: 0 E: 0 LOB: 0 K: 1 BB: 0 S: 9 P: 10	R: 0 H: 1 E: 0 LOB: 0 K: 0 BB: 0 S: 10 P: 13	R: 0 H: 1 E: 0 LOB: 1 K: 1 BB: 0 S: 10 P: 14	R: 0 H: 0 E: 0 LOB: 1 K: 0 BB: 1 S: 8 P: 13	R: 0 H: 0 E: 0 LOB: 0 K: 1 BB: 0 S: 13 P: 17	R: 0 H: 2 E: 0 LOB: 2 K: 0 BB: 0 S: 10 P: 15	R: 0 H: 0 E: 0 LOB: 0 K: 2 BB: 0 S: 10 P: 14	1B: 6 SF: 0 2B: 1 SAC: 0 3B: 0 DP: 1 HR: 0 HBP: 0	WP: 0 PA: 34 PB: 0 SB: 0 CS: 0
<b>PITCHER</b> <b>Doug Drabek, R</b> (1, 1) ERA: 3.09	IP WLS BF H R ER SO BB IBB HBP BLK WP HR S P ERA WHIP 9.0 W 33 7 0 0 5 1 0 0 0 0 0 0 91 129 0.00 0.889	<b>PITCHER</b> IP WLS BF H R ER SO BB IBB HBP BLK WP HR S P ERA WHIP									

AB	32
R	0
H	7
RBI	0
BB	1
SO	5
LOB	16



Batter	1	2	3	4	5	6	7	8	9	AB	R	H	RBI	BB	SO	LOB
Orlando Merced, S OBP: 0.388, SLG: 0.423 (1, 3) C C C X	1-2 G4-3 ①		3-3 K ① X	0-0 FC4-6 1B	1-0 2B		3-2 F9 ③			5	0	2	2	0	1	3
Jay Bell, R OBP: 0.322, SLG: 0.413 (1, 6) B F C X	1-2 P4 ②		2-2 1B SF8 1B	2-1 FC4-6 1B 1-2f	1-3 K ③			0-1 P5 ①		5	1	1	0	0	1	2
Andy Van Slyke, L OBP: 0.355, SLG: 0.443 Lloyd McClendon, R OBP: 0.358, SLG: 0.483 (1, 8) C C C C	2-3 K ③		2-2 1B BB 1B	0-1 1B		3-3 K ①		1-2 F7 ②		5	1	2	1	0	2	0
Bobby Bonilla, S OBP: 0.392, SLG: 0.513 John Wehner, R OBP: 0.400, SLG: 0.419 (1, 5) C C C X		0-0 1B 2B	2-1 SF8 ②	1-0 P3 ③		0-0 G5-3 ②		0-1 F7 ③		4	1	1	1	0	0	2
Barry Bonds, L OBP: 0.409, SLG: 0.527 (1, 7) B C C X		2-1 G3 G3 1B 2-H	4-0 1B BB		4-2 S 1B BB		0-0 G6-3 ③			2	2	1	1	2	0	0
Cecil Espy, S OBP: 0.257, SLG: 0.324 (1, 9) C C C X	1 SAFE G3 ①	0-2 G3	0-1 1B	2-3 K ①			3-2 F8 ①			4	0	1	1	0	1	2
Michael LaValliere, L OBP: 0.346, SLG: 0.355 (1, 2) C C C X		0-0 G3 ②	3-0 FC6-4 1B	1-2 1B	1-2 2B 1B		1-1 2B 1B			4	1	3	2	0	0	1
Jose Lind, R OBP: 0.306, SLG: 0.341 (1, 4) C C C X		1-1 G6-3 ③	0-1 FC6-4 ③		2-0 2B 1B		0-2 2B			4	1	2	0	0	0	3
Doug Drabek, R OBP: 0.185, SLG: 0.200 (1, 1) C C C X			0-0 1B 1B	0-3 K ①	0-1 F9 ②		1-0 P8 ②			4	1	1	0	0	1	4

Inning Stats	R: 0	H: 0	E: 0	K: 1	S: 10	LOB: 0	BB: 0	P: 14	R: 1	H: 2	E: 0	K: 0	S: 10	LOB: 1	BB: 0	P: 13	R: 4	H: 5	E: 0	K: 1	S: 20	LOB: 2	BB: 1	P: 36	R: 0	H: 2	E: 0	K: 1	S: 10	LOB: 2	BB: 0	P: 13	R: 3	H: 3	E: 0	K: 2	S: 15	LOB: 1	BB: 1	P: 26	R: 0	H: 0	E: 0	K: 1	S: 5	LOB: 0	BB: 0	P: 8	R: 0	H: 2	E: 0	K: 0	S: 13	LOB: 2	BB: 0	P: 21	R: 0	H: 0	E: 0	K: 0	S: 7	LOB: 0	BB: 0	P: 8
1B: 11	SF: 1	2B: 3	SAC: 0	3B: 0	DP: 0	HR: 0	HBP: 0	WP: 0	PA: 40	1B: 11	SF: 1	2B: 3	SAC: 0	3B: 0	DP: 0	HR: 0	HBP: 0	WP: 0	PA: 40	1B: 11	SF: 1	2B: 3	SAC: 0	3B: 0	DP: 0	HR: 0	HBP: 0	WP: 0	PA: 40	1B: 11	SF: 1	2B: 3	SAC: 0	3B: 0	DP: 0	HR: 0	HBP: 0	WP: 0	PA: 40	1B: 11	SF: 1	2B: 3	SAC: 0	3B: 0	DP: 0	HR: 0	HBP: 0	WP: 0	PA: 40															

PITCHER	IP	WLS	BF	H	R	ER	SO	BB	IBB	HBP	BLK	WP	HR	S	P	ERA	WHIP
John Burkett, R ERA: 3.97 (1, 1)	2.2	L	16	7	5	5	2	1	0	0	0	0	0	38	61	16.88	3.000
Bryan Hickerson, L ERA: 5.4 (3, 1)	3.1		16	5	3	3	4	1	0	0	0	0	0	32	49	8.10	1.800
Rod Beck, R ERA: 3.3 (7, 1)	2.0		8	2	0	0	0	0	0	0	0	0	0	20	29	0.00	1.000

BOTTOM

San Francisco Giants @ Pittsburgh Pirates  
Three Rivers Stadium, Pittsburgh, PA

Fri Aug 23 1991, 7:05 PM EDT  
Att: 32,419 - Cloudy - 83 F

livebaseballscorecards.com

AB	37
R	8
H	14
RBI	8
BB	2
SO	6
LOB	17





Batter	1	2	3	4	5	6	7	8	9	AB R H RBI BB SO LOB	TOP		
Willie McGee, S (1, 8) OBP: 0.359, SLG: 0.416	2-2 L4-6 2B	0-0 FC5-4 1-2f			0-2 F9 WP E 1B		2-2 G4-3			4 1 2 0 0 0 2	<b>San Francisco Giants @ Pittsburgh Pirates</b> Three Rivers Stadium, Pittsburgh, PA Sat Aug 24 1991, 7:05 PM EDT Att. 33,035 - Sunny - 88 F <a href="http://livebaseballscorecards.com">livebaseballscorecards.com</a>		
Robby Thompson, R (1, 4) OBP: 0.348, SLG: 0.441	1-3 K		0-1 G5-3		1-2 G1-3 1-2		0-0 F7			4 0 0 0 0 1 2			
Will Clark, L (1, 3) OBP: 0.369, SLG: 0.555	2-2 L4-6 2-3		0-0 G3		0-0 F9 2-3		1-1 G4-3			4 0 0 0 0 0 2			
Kevin Mitchell, R (1, 7) OBP: 0.361, SLG: 0.543		1-1 G6-3	2-1 F9		3-2 E6 2B 3-H		3-0 1B			4 0 1 0 0 0 0			
Matt Williams, R (1, 5) OBP: 0.290, SLG: 0.474		4-0 1B 1B BB		3-2 E5 1B 1-H		0-0 2B	1-3 K			3 2 1 0 1 1 1			
Kevin Bass, S (1, 9) OBP: 0.307, SLG: 0.366	1 SAFE P4	1-1 P4		0-0 E 1B 2-H		3-1 G4-3	1-2 P4			4 1 1 1 0 0 2			
Kirt Manwaring, R (1, 2) OBP: 0.274, SLG: 0.292		1-0 BB 1B	1-3 1B 1B	1 SAFE 1 SAFE 1 SAFE 3-2 CS 1B 1-H		2-2 G6-3		3-1 G4-3		4 1 2 1 0 0 0			
Jose Uribe, S (1, 6) OBP: 0.270, SLG: 0.290		4-0 1B BB	1-2 BB	1-0 F8 1-2		1-2 P4		1-0 G3-6-3 1B		3 0 1 0 1 0 1			
Trevor Wilson, L (1, 1) OBP: 0.366, SLG: 0.361 Tom Herr, S (9, PH) OBP: 0.325, SLG: 0.259 Dave Righetti, L (9, 1)		0-1 FC5-4 1B 1-3 2-H 3-H		0-1 G3-1		1-2 G1-3		0-1 G3-6-3 1-2f		3 0 1 2 0 0 0 1 0 0 0 0 0 1 0 0 0 0 0 0 0			
<b>Inning Stats</b>	R: 0 H: 1 E: 0 LOB: 0 K: 1 BB: 0 S: 13 P: 18	R: 2 H: 2 E: 0 LOB: 2 K: 0 BB: 2 S: 8 P: 19	R: 0 H: 0 E: 0 LOB: 0 K: 0 BB: 0 S: 5 P: 7	R: 2 H: 2 E: 2 LOB: 0 K: 0 BB: 0 S: 13 P: 19	R: 1 H: 2 E: 1 LOB: 2 K: 0 BB: 0 S: 11 P: 15	R: 0 H: 0 E: 0 LOB: 0 K: 0 BB: 0 S: 8 P: 14	R: 0 H: 0 E: 0 LOB: 0 K: 0 BB: 0 S: 10 P: 13	R: 0 H: 1 E: 0 LOB: 1 K: 1 BB: 0 S: 10 P: 16	R: 0 H: 1 E: 0 LOB: 0 K: 0 BB: 0 S: 5 P: 9	1B: 7 SF: 0 2B: 3 SAC: 0 3B: 0 DP: 2 HR: 0 HBP: 0	WP: 1 PA: 36 PB: 0 SB: 0 CS: 1		
<b>PITCHER</b>	IP WLS BF H R ER SO BB IBB HBP BLK WP HR S P ERA WHIP											<b>PITCHER</b>	IP WLS BF H R ER SO BB IBB HBP BLK WP HR S P ERA WHIP
Neal Heaton, L (1, 1) ERA: 3.66	4.0 L 18 5 4 2 1 2 0 0 0 0 0 0 39 63 4.50 1.750												
Roger Mason, R (5, 1) ERA: 0.9	3.0 11 2 1 0 0 0 0 0 0 0 1 0 29 42 0.00 0.667												
Rosario Rodriguez, L (8, 1) ERA:	2.0 7 2 0 0 0 1 0 0 0 0 0 0 15 25 0.00 1.000												





Batter	1	2	3	4	5	6	7	8	9	AB R H RBI BB SO LOB	TOP			
Willie McGee, S OBP: 0.360, SLG: 0.418 (1, 8) (6, 9)	1-2 1B 2B		1-1 G5-3		0-1 F9		0-1 1-2 2-H 1B		2-3 K	5 0 2 1 0 1 0				
Robby Thompson, R OBP: 0.347, SLG: 0.442 (1, 4)	0-1 P3		1-0 G4-3 1B 2B		2-1 F8		2-2 F9			4 1 1 0 0 0 3				
Will Clark, L OBP: 0.368, SLG: 0.552 (1, 3)	0-2 G5-4-3 1B 2-3		3-2 G4-3		0-0 F7		1-2 L4-6 2-3			4 0 1 0 0 0 3				
Kevin Mitchell, R OBP: 0.360, SLG: 0.540 (1, 7)	1-2 G5-4-3 1-2f		0-0 FC6-4 1B 3-H			0-3 K		1-3 K		4 0 1 1 0 2 2				
Matt Williams, R OBP: 0.290, SLG: 0.472 (1, 5)		1-1 G5-3	1-1 FC6-4 1-2f			2-1 1B		2-3 K		4 0 1 0 0 1 1				
Kevin Bass, S OBP: 0.308, SLG: 0.369 Kelly Downs, R OBP: 0.087, SLG: 0.087 Mike Kingery, L OBP: 0.308, SLG: 0.247 Jeff Brantley, R (8, 1)		1-0 1B 2B		0-0 G5-3		1-3 K		1-0 1B		3 1 1 0 0 1 1 0 0 0 0 0 0 0 1 0 1 0 0 0 0 0 0 0 0 0 0 0				
Kirt Manwaring, R OBP: 0.274, SLG: 0.291 (1, 2)		1-1 1B 2-H		3-2 G5-3		1-2 G5-3 SAFE		2-3 K		4 0 1 1 0 1 2				
Jose Uribe, S OBP: 0.277, SLG: 0.297 Tom Herr, S OBP: 0.324, SLG: 0.257 (9, PH)		2-3 K		0-0 1B			2-2 1B 1B		2-2 G4-3	3 1 2 0 0 1 1 1 0 0 0 0 0 0				
Francisco Oliveras, R OBP: 0.200, SLG: 0.200 Darren Lewis, R OBP: 0.386, SLG: 0.384 (6, 8)		1-3 K		0-3 K			0-1 L4-6 1-2 1B 1B		1-1 F9	2 0 0 0 0 2 2 2 0 1 0 0 0 0				
<b>Inning Stats</b>	R: 0 H: 2 E: 0 LOB: 1 K: 0 BB: 0 S: 13 P: 15	R: 1 H: 2 E: 0 LOB: 1 K: 2 BB: 0 S: 14 P: 20	R: 1 H: 2 E: 0 LOB: 1 K: 0 BB: 0 S: 9 P: 15	R: 0 H: 1 E: 0 LOB: 1 K: 1 BB: 0 S: 8 P: 11	R: 0 H: 0 E: 0 LOB: 0 K: 0 BB: 0 S: 5 P: 7	R: 0 H: 1 E: 0 LOB: 1 K: 2 BB: 0 S: 12 P: 16	R: 1 H: 3 E: 0 LOB: 1 K: 0 BB: 0 S: 13 P: 18	R: 0 H: 1 E: 0 LOB: 1 K: 3 BB: 0 S: 10 P: 16	R: 0 H: 0 E: 0 LOB: 0 K: 1 BB: 0 S: 8 P: 13	1B: 9 SF: 0 2B: 4 SAC: 0 3B: 0 DP: 2 HR: 0 HBP: 0	WP: 0 PA: 37 PB: 0 SB: 0 CS: 0			
<b>PITCHER</b> John Smiley, L ERA: 3.44 Stan Belinda, R ERA: 3.77 (1, 1) (7, 1)	IP WLS BF H R ER SO BB IBB HBP BLK WP HR S P ERA WHIP	6.0 W 27 10 3 3 5 0 0 0 0 0 0 0 66 91 4.50 1.667	3.0 S 10 2 0 0 4 0 0 0 0 0 0 0 26 40 0.00 0.667	<b>PITCHER</b> IP WLS BF H R ER SO BB IBB HBP BLK WP HR S P ERA WHIP										

San Francisco Giants @ Pittsburgh Pirates  
 Three Rivers Stadium, Pittsburgh, PA  
 Sun Aug 25 1991, 3:33 AM EDT  
 Att. 30,453 - Cloudy - 88 F

AB	37
R	3
H	12
RBI	3
BB	0
SO	9
LOB	15



Batter	1	2	3	4	5	6	7	8	9	AB	R	H	RBI	BB	SO	LOB
<b>Orlando Merced, S</b> OBP: 0.388, SLG: 0.419 (1, 3)	1-2 G5-3			4-0 HR BB	2-3 K		1-1 G6-3			3	1	0	0	1	1	1
<b>Jay Bell, R</b> OBP: 0.323, SLG: 0.423 (1, 6)	1-3 K			1-2 HR		3-2 HR 2B	2-2 HR			4	3	2	2	0	1	0
<b>Andy Van Slyke, L</b> OBP: 0.353, SLG: 0.445 (1, 8)	1-0 G3			0-3 K		0-3 K	1-0 HR			4	1	1	2	0	2	1
<b>Bobby Bonilla, S</b> OBP: 0.393, SLG: 0.521 (1, 5) (7, 9)		2-2 G3-1		2-0 HR		2-2 F7	0-0 G3-1			4	1	1	1	0	0	1
<b>Barry Bonds, L</b> OBP: 0.406, SLG: 0.520 (1, 7)		3-2 CS 1B		0-0 G4-3		4-0 HR IBB		0-3 K		3	1	1	0	1	1	0
<b>Cecil Espy, S</b> OBP: 0.256, SLG: 0.395 <b>John Wehner, R</b> OBP: 0.398, SLG: 0.427 (1, 9) (7, 5)		3-3 K		1-2 G4-3		0-1 HR	1-1 2B			3	1	1	3	0	1	1
<b>Michael LaValliere, L</b> OBP: 0.351, SLG: 0.361 (1, 2)			1-3 K		0-0 G4-3 BB 1B	0-0 1B	1-0 1B			4	0	3	0	0	1	0
<b>Curtis Wilkerson, S</b> OBP: 0.248, SLG: 0.263 <b>Jose Lind, R</b> OBP: 0.306, SLG: 0.340 (1, 4) (7, 4)			1-3 K		4-2 G4-3 BB	1-0 G3	2-0 F9			2	0	0	0	1	1	1
<b>John Smiley, L</b> OBP: 0.167, SLG: 0.118 <b>Stan Belinda, R</b> (7, 1)			1-3 K		0-0 G4-3		0-3 K			2	0	0	0	0	1	2


Inning Stats		R: 0	H: 0	LOB: 0	K: 1	S: 8	R: 0	H: 1	LOB: 1	BB: 0	S: 9	R: 0	H: 0	LOB: 0	K: 3	S: 9	R: 3	H: 2	LOB: 0	BB: 1	S: 12	R: 0	H: 1	LOB: 1	BB: 1	S: 8	R: 3	H: 3	LOB: 1	BB: 1	S: 14	R: 2	H: 1	LOB: 0	BB: 0	S: 10	R: 0	H: 2	LOB: 1	BB: 0	S: 7									
<b>PITCHER</b>	IP	WLS	BF	H	R	ER	SO	BB	IBB	HBP	BLK	WP	HR	S	P	ERA	WHIP											<b>PITCHER</b>	IP	WLS	BF	H	R	ER	SO	BB	IBB	HBP	BLK	WP	HR	S	P	ERA	WHIP					
<b>Francisco Oliveras, R</b> ERA: 3.12 (1, 1)	5.0	L	19	4	3	3	7	2	0	0	0	0	2	46	73	5.40	1.200																																	
<b>Kelly Downs, R</b> ERA: 3.65 (6, 1)	2.0		12	4	5	3	2	0	1	0	0	0	2	24	38	13.50	2.000																																	
<b>Jeff Brantley, R</b> ERA: 2.61 (8, 1)	1.0		4	2	0	0	1	0	0	0	0	0	0	7	11	0.00	2.000																																	

**BOTTOM**

**San Francisco Giants @ Pittsburgh Pirates**  
Three Rivers Stadium, Pittsburgh, PA

Sun Aug 25 1991, 3:33 AM EDT  
Att: 30,453 - Cloudy - 88 F

<b>AB</b>	<b>32</b>
<b>R</b>	<b>8</b>
<b>H</b>	<b>10</b>
<b>RBI</b>	<b>8</b>
<b>BB</b>	<b>3</b>
<b>SO</b>	<b>10</b>
<b>LOB</b>	<b>8</b>



WP: 0	PA: 35
PB: 0	
SB: 0	
CS: 1	

livebaseballscores.com



Batter	1	2	3	4	5	6	7	8	9	10	AB R H RBI BB SO LOB	TOP										
Darrin Jackson, R OBP: 0.321, SLG: 0.498 (1, 8)	4-2 2B SF9 BB		1-0 G5-3			1-3 K		1-1 G6-3		1-3 K	4 1 0 0 1 2 1											
Tony Fernandez, S OBP: 0.336, SLG: 0.371 (1, 6)	1-0 P3		0-2 P3			1-2 G5-3		1-2 1B		2-2 HR	5 1 2 0 0 0 1											
Tony Gwynn, L OBP: 0.366, SLG: 0.450 (1, 9)	1-1 SF9 1-3 2B		0-0 G4-3			1-1 F7		1-1 P5		0-2 HR	5 1 2 2 0 0 1											
Fred McGriff, L OBP: 0.393, SLG: 0.492 (1, 3)	1-1 SF9					1-3 K		2-1 G3-1		3-3 HR	4 0 1 1 0 2 0											
Benito Santiago, R OBP: 0.278, SLG: 0.388 (1, 2)	1-2 G6-3					2-3 K		0-0 HR		1-2 BB	5 2 2 0 0 1 2											
Kevin Ward, R OBP: 0.268, SLG: 0.358 Thomas Howard, S OBP: 0.313, SLG: 0.340 (1, 7) (9, PH) (9, 7)						0-0 F8		0-3 K		0-3 K	3 1 1 1 0 1 1 1 0 0 0 0 1 1											
Tim Teufel, R OBP: 0.335, SLG: 0.365 (1, 5) (9, 4)						1-3 K		1-2 HR		4-2 1B	3 1 1 2 1 2 0											
Paul Faries, R OBP: 0.252, SLG: 0.214 Rich Rodriguez, L Jack Howell, L OBP: 0.287, SLG: 0.336 (1, 4) (7, 1) (9, PH) (9, 5)						1-2 G6-3		0-0 G6-3		1-1 BB	3 0 0 0 0 0 0 0 0 0 0 0 0 0 1 0 1 1 0 0 0											
Greg Harris, R OBP: 0.174, SLG: 0.095 Craig Shipley, R OBP: 0.294, SLG: 0.333 Oscar Azocar, L OBP: 0.385, SLG: 0.333 Craig Leferts, L (1, 1) (7, 4) (9, PH) (9, 1)						3-3 K		2-1 CS		0-0 G3	2 0 0 0 0 1 0 1 0 1 0 0 0 0 1 0 0 0 0 0 2 0 0 0 0 0 0 0											
<b>Inning Stats</b>	R: 1 E: 0 K: 0 S: 10	H: 1 LOB: 1 BB: 1 P: 18	R: 1 E: 0 K: 1 S: 8	H: 1 LOB: 0 BB: 0 P: 16	R: 0 E: 0 K: 0 S: 5	H: 0 LOB: 0 BB: 0 P: 6	R: 0 E: 0 K: 2 S: 7	H: 0 LOB: 0 BB: 0 P: 10	R: 0 E: 0 K: 1 S: 9	H: 0 LOB: 0 BB: 0 P: 12	R: 2 E: 0 K: 1 S: 11	H: 2 LOB: 0 BB: 0 P: 14	R: 0 E: 0 K: 0 S: 10	H: 2 LOB: 1 BB: 0 P: 15	R: 1 E: 0 K: 2 S: 16	H: 2 LOB: 2 BB: 1 P: 25	R: 2 E: 0 K: 1 S: 11	H: 3 LOB: 0 BB: 0 P: 15	1B: 6 2B: 2 3B: 0 HR: 3	SF: 1 SAC: 0 DP: 1 HBP: 0	WP: 0 PB: 0 SB: 0 CS: 1	PA: 41
<b>PITCHER</b>	IP WLS BF H R ER SO BB IBB HBP BLK WP HR S P ERA WHIP																					
Randy Tomlin, L ERA: 2.7 Roger Mason, R ERA: 0.84 Rosario Rodriguez, L ERA: Bill Landrum, R ERA: 2.95 Bob Kipper, L ERA: 4.38 (1, 1) (8, 1) (8, 1) (9, 1) (10, 1)	7.0 0.2 0.2 1.0 0.2	27 2 2 7 3	5 1 0 3 2	4 0 0 2 1	4 0 0 2 1	4 0 0 2 1	7 0 1 2 0	0 0 0 1 0	0 0 0 0 0	0 0 0 0 0	0 0 0 0 0	0 0 0 0 1	61 6 6 18 5	94 8 10 27 6	5.14 0.00 0.00 18.00 13.50	0.857 1.500 0.000 4.000 3.000						

San Diego Padres @ Pittsburgh Pirates  
Three Rivers Stadium, Pittsburgh, PA  
Mon Aug 26 1991, 7:05 PM EDT  
Att. 27,396 - Sunny - 87 F

livebaseballscorecards.com

AB 38  
R 7  
H 11  
RBI 7  
BB 2  
SO 10  
LOB 9



Batter	1	2	3	4	5	6	7	8	9	10	AB R H RBI BB SO LOB	BOTTOM												
Orlando Merced, S OBP: 0.385, SLG: 0.413 (1, 3)	4-1 SH1-4 1B BB		1-0 E3 1B	2-1 L7		1-3 K			1-1 P5		4 2 0 0 1 1 3	<b>San Diego Padres @ Pittsburgh Pirates</b> Three Rivers Stadium, Pittsburgh, PA Mon Aug 26 1991, 7:05 PM EDT Att. 27,396 - Sunny - 87 F												
Jay Bell, R OBP: 0.322, SLG: 0.421 (1, 6)	0-0 SH1-4		3-2 SAFE 1B	2-1 P4			1-2 G4-3		1-0 F9		4 1 1 1 0 0 1													
Andy Van Slyke, L OBP: 0.351, SLG: 0.442 (1, 8)	1-2 2-H 1B		2-3 K		2-2 F8		0-2 F7		0-3 K		5 0 1 1 0 2 2													
Bobby Bonilla, S OBP: 0.392, SLG: 0.520 (1, 5) (9, 9)	3-2 F9		3-3 SAFE K		3-1 2B		1-0 G5-3		0-1 F7		5 0 1 0 0 1 3													
Barry Bonds, L OBP: 0.404, SLG: 0.515 (1, 7)	2-0 G3		4-0 1B IBB		0-3 K		1-0 P6		1-1 F7		4 0 0 0 1 1 2													
Cecil Espy, S OBP: 0.262, SLG: 0.390 (1, 9)		0-1 F7	1-2 1B		2-1 L4		1-0 HR		3-2 1B		3 0 1 2 0 0 1													
Gary Redus, R OBP: 0.321, SLG: 0.397 (8, PH)			1-2 2-H 3-H 1B								1 1 1 1 0 0 0													
John Wehner, R OBP: 0.404, SLG: 0.433 (9, 5)											1 0 1 0 0 0 0													
Michael LaValliere, L OBP: 0.353, SLG: 0.361 (1, 2)		2-1 F7	2-1 F7			0-0 SH5-4 1B		4-1 FC4-6 BB		2-3 K	3 0 1 0 1 0 2													
Lloyd McClendon, R OBP: 0.358, SLG: 0.475 (10, PH)											1 0 0 0 0 1 1													
Jose Lind, R OBP: 0.303, SLG: 0.336 (1, 4)		2-3 K			1-0 G5-3		1-2 F7		1-0 FC4-6 FC6-4		4 0 0 0 0 1 2													
Randy Tomlin, L OBP: 0.227, SLG: 0.233 (1, 1)			0-2 E 1B		2-2 2B		0-0 SH5-4		0-2 FC6-4		2 1 2 0 0 0 0													
Roger Mason, R (8, 1)											0 0 0 0 0 0 0													
Rosario Rodriguez, R (8, 1)											1 0 0 0 0 0 1													
Bill Landrum, R (9, 1)											0 0 0 0 0 0 0													
Bob Kipper, R (10, 1)											0 0 0 0 0 0 0													
<b>Inning Stats</b>	R: 1 E: 0 K: 0 S: 10	H: 1 LOB: 1 BB: 1 P: 20	R: 0 E: 0 K: 1 S: 8	H: 0 LOB: 0 BB: 0 P: 12	R: 3 E: 1 K: 2 S: 20	H: 3 LOB: 2 BB: 1 P: 36	R: 0 E: 0 K: 0 S: 8	H: 1 LOB: 1 BB: 0 P: 15	R: 0 E: 0 K: 1 S: 13	H: 1 LOB: 1 BB: 0 P: 20	R: 0 E: 0 K: 0 S: 7	H: 0 LOB: 0 BB: 0 P: 9	R: 1 E: 0 K: 0 S: 7	H: 1 LOB: 1 BB: 1 P: 14	R: 0 E: 0 K: 1 S: 6	H: 0 LOB: 0 BB: 0 P: 8	R: 0 E: 0 K: 1 S: 10	H: 1 LOB: 1 BB: 0 P: 16	1B: 6 2B: 2 3B: 0 HR: 1	SF: 0 SAC: 2 DP: 0 HBP: 0	WP: 0 PB: 0 SB: 1 CS: 0	PA: 43		
<b>PITCHER</b>	IP WLS BF H R ER SO BB IBB HBP BLK WP HR S P ERA WHIP	IP WLS BF H R ER SO BB IBB HBP BLK WP HR S P ERA WHIP	IP WLS BF H R ER SO BB IBB HBP BLK WP HR S P ERA WHIP	IP WLS BF H R ER SO BB IBB HBP BLK WP HR S P ERA WHIP	IP WLS BF H R ER SO BB IBB HBP BLK WP HR S P ERA WHIP	IP WLS BF H R ER SO BB IBB HBP BLK WP HR S P ERA WHIP	IP WLS BF H R ER SO BB IBB HBP BLK WP HR S P ERA WHIP	IP WLS BF H R ER SO BB IBB HBP BLK WP HR S P ERA WHIP	IP WLS BF H R ER SO BB IBB HBP BLK WP HR S P ERA WHIP	IP WLS BF H R ER SO BB IBB HBP BLK WP HR S P ERA WHIP	IP WLS BF H R ER SO BB IBB HBP BLK WP HR S P ERA WHIP	IP WLS BF H R ER SO BB IBB HBP BLK WP HR S P ERA WHIP	IP WLS BF H R ER SO BB IBB HBP BLK WP HR S P ERA WHIP	IP WLS BF H R ER SO BB IBB HBP BLK WP HR S P ERA WHIP	IP WLS BF H R ER SO BB IBB HBP BLK WP HR S P ERA WHIP	IP WLS BF H R ER SO BB IBB HBP BLK WP HR S P ERA WHIP	IP WLS BF H R ER SO BB IBB HBP BLK WP HR S P ERA WHIP	IP WLS BF H R ER SO BB IBB HBP BLK WP HR S P ERA WHIP	IP WLS BF H R ER SO BB IBB HBP BLK WP HR S P ERA WHIP	IP WLS BF H R ER SO BB IBB HBP BLK WP HR S P ERA WHIP	IP WLS BF H R ER SO BB IBB HBP BLK WP HR S P ERA WHIP	IP WLS BF H R ER SO BB IBB HBP BLK WP HR S P ERA WHIP	IP WLS BF H R ER SO BB IBB HBP BLK WP HR S P ERA WHIP	
Greg Harris, R ERA: 2.31 (1, 1)	6.0																							
Rich Rodriguez, L ERA: 3.51 (7, 1)	2.0	8	1	1	1	0	1	0	0	0	0	0	1	14	23	4.50	1.000							
Craig Leferts, L ERA: 4.75 (9, 1)	2.0	W 7	1	0	0	0	2	0	0	0	0	0	0	16	24	0.00	0.500							

AB	38
R	5
H	9
RBI	5
BB	3
SO	7
LOB	18





Batter	1	2	3	4	5	6	7	8	9	AB R H RBI BB SO LOB	TOP	
Darrin Jackson, R (1, 8) OBP: 0.320, SLG: 0.493	0-1 G6-3		2-2 G5-3			1-1 P6		2-0 G4-6-3 1B		4 0 1 1 0 0 0		
Tony Fernandez, S (1, 6) OBP: 0.333, SLG: 0.368	0-0 G3			2-0 G6-3		1-0 L3		0-1 G4-6-3 1-2f		4 0 0 0 0 0 1		
Tony Gwynn, L (1, 9) OBP: 0.367, SLG: 0.451	2-1 1B			2-2 E3 1B		2-1 1B		0-2 F7		4 0 2 0 0 0 0		
Fred McGriff, L (1, 3) OBP: 0.392, SLG: 0.489	3-3 K			2-2 G4-6-3 1-2 1B		1-1 F7			0-3 K	4 0 1 0 0 2 2		
Benito Santiago, R (1, 2) OBP: 0.278, SLG: 0.388 Dann Bilardo, R (7, 2) OBP: 0.313, SLG: 0.286				2-2 G4-6-3 1-2f			0-0 G5-3		1-2 G6-3	3 0 1 0 0 0 2 1 0 0 0 0 0 0		
Kevin Ward, R (1, 7) OBP: 0.300, SLG: 0.456		1-0 G4-6-3 1-2f			0-1 FC3-5 1B		3-2 HR		1-1 1B 2B	4 1 3 1 0 0 1		
Tim Teufel, R (1, 5) OBP: 0.337, SLG: 0.367		0-3 K			2-2 G5-3 FC3-5 1-2 1B		1-0 G5-3		2-1 2-3 1B	4 0 2 0 0 1 0		
Paul Faries, R (1, 4) OBP: 0.246, SLG: 0.208 Rich Rodriguez, L (7, 1) Thomas Howard, S (9, PH) OBP: 0.313, SLG: 0.340 Jack Howell, L (9, PH) OBP: 0.285, SLG: 0.333					0-1 G3		0-1 FC3-5		0-1 F8	3 0 0 0 0 0 2 0 0 0 0 0 0 0 0 0 0 0 0 0 0 1 0 0 0 0 0 2		
Ricky Bones, R (1, 1) Jerald Clark, R (5, PH) OBP: 0.311, SLG: 0.373 Derek Lilliquist, L (5, 1) Craig Shipley, R (7, 4) OBP: 0.314, SLG: 0.353					1-3 K		3-2 G5-3 2-3f		1-0 E9 1B 1B	1 0 0 0 0 1 0 1 0 0 0 0 0 2 0 0 0 0 0 0 0 1 1 1 0 0 0 0		
<b>Inning Stats</b>	R: 0 H: 1 E: 0 LOB: 1 K: 1 BB: 0 S: 8 P: 13	R: 0 H: 1 E: 0 LOB: 0 K: 1 BB: 0 S: 6 P: 7	R: 0 H: 0 E: 0 LOB: 0 K: 1 BB: 0 S: 9 P: 12	R: 0 H: 1 E: 1 LOB: 1 K: 0 BB: 0 S: 11 P: 19	R: 0 H: 2 E: 0 LOB: 1 K: 0 BB: 0 S: 15 P: 20	R: 0 H: 1 E: 0 LOB: 1 K: 0 BB: 0 S: 7 P: 12	R: 1 H: 1 E: 0 LOB: 0 K: 0 BB: 0 S: 6 P: 11	R: 1 H: 2 E: 1 LOB: 0 K: 1 BB: 0 S: 7 P: 10	R: 0 H: 2 E: 0 LOB: 2 K: 1 BB: 0 S: 12 P: 16	1B: 9 SF: 0 2B: 1 SAC: 0 3B: 0 DP: 4 HR: 1 HBP: 0	WP: 0 PA: 35 PB: 0 SB: 0 CS: 0	
<b>PITCHER</b> Zane Smith, L (1, 1) ERA: 3.21 Roger Mason, R (9, 1) ERA: 0.82	IP WLS BF H R ER SO BB IBB HBP BLK WP HR S P ERA WHIP	8.2 W 34 11 2 1 4 0 0 0 0 0 0 1 79 118 1.04 1.269	0.1 S 1 0 0 0 0 0 0 0 0 0 0 0 2 2 0.00 0.000	<b>PITCHER</b> IP WLS BF H R ER SO BB IBB HBP BLK WP HR S P ERA WHIP								

San Diego Padres @ Pittsburgh Pirates  
Three Rivers Stadium, Pittsburgh, PA

livebaseballscorecards.com

AB	35
R	2
H	11
RBI	2
BB	0
SO	4
LOB	12



Tue Aug 27 1991, 3:33 AM EDT  
Att. 19,227 - Sunny - 91 F

Batter	1	2	3	4	5	6	7	8	9
Orlando Merced, S OBP: 0.383, SLG: 0.410 (1, 3)	2-2 BB 1B	3-2 G4-3		3-3 K		1-1 FC5-4 1-2f		3-1 G5-4-3 1-2f	
Jay Bell, R OBP: 0.322, SLG: 0.420 (1, 6)	1-0 F8		0-1 1B SF7 1B		0-1 F8		0-1 F8		
Andy Van Slyke, L OBP: 0.352, SLG: 0.450 (1, 8)	3-2 F8 SAFE		0-0 1-3 1B		0-0 P6		1-0 HR		
Bobby Bonilla, S OBP: 0.394, SLG: 0.520 Cecil Espy, S OBP: 0.262, SLG: 0.390 (1, 9) (8, 9)	4-2 1-2 1B BB		4-1 BB BB		2-0 BB 1B		1-2 G5-3		
Barry Bonds, L OBP: 0.407, SLG: 0.520 (1, 7)	3-1 1-2 2-H 1B		1-2 SF7		4-2 1-2 BB		0-2 1B 2B		
Michael LaValiere, L OBP: 0.355, SLG: 0.360 (1, 2)	3-2 P4		4-1 1-2 BB		0-0 F9		2-0 2-H 1B		
John Wehner, R OBP: 0.398, SLG: 0.426 (1, 5)		0-2 G6-3	1-3 K2-3		0-0 FC5-6 1B		3-1 F8		
Jose Lind, R OBP: 0.302, SLG: 0.340 (1, 4)		2-2 G6-3 3B		1-1 G6-3		0-3 K		0-3 K	
Zane Smith, L OBP: 0.220, SLG: 0.236 Roger Mason, R (9, 1)		0-0 G6-3 3-H		0-0 F7		0-0 FC5-6 FC5-4 1-2f		1-1 G5-4-3 1B	

Inning Stats	R: 1	H: 2	E: 0	K: 0	S: 15	LOB: 2	BB: 1	P: 31	R: 1	H: 1	E: 0	K: 0	S: 10	LOB: 0	BB: 0	P: 15	R: 1	H: 2	E: 0	K: 1	S: 11	LOB: 2	BB: 2	P: 21	R: 0	H: 0	E: 0	K: 1	S: 6	LOB: 0	BB: 0	P: 10	R: 0	H: 1	E: 0	K: 0	S: 8	LOB: 2	BB: 1	P: 14	R: 0	H: 1	E: 0	K: 1	S: 7	LOB: 1	BB: 0	P: 8	R: 2	H: 3	E: 0	K: 0	S: 13	LOB: 1	BB: 0	P: 20	R: 0	H: 1	E: 0	K: 1	S: 7	LOB: 0	BB: 0	P: 11
1B: 8	SF: 1	2B: 1	SAC: 0	3B: 1	DP: 1	HR: 1	HBP: 0	WP: 0	PA: 37																																																							

PITCHER	IP	WLS	BF	H	R	ER	SO	BB	IBB	HBP	BLK	WP	HR	S	P	ERA	WHIP
Ricky Bones, R ERA: 4.76 (1, 1)	4.0	L	19	5	3	3	2	3	0	0	0	0	0	42	77	6.75	2.000
Derek Lilliquist, L ERA: 10.32 (5, 1)	2.2		14	5	2	2	1	1	0	0	0	0	1	26	37	6.75	2.250
Rich Rodriguez, L ERA: 3.44 (7, 1)	1.1		4	1	0	0	1	0	0	0	0	0	0	9	16	0.00	0.750

**BOTTOM**

**San Diego Padres @ Pittsburgh Pirates**  
 Three Rivers Stadium, Pittsburgh, PA

Tue Aug 27 1991, 3:33 AM EDT  
 Att: 19,227 - Sunny - 91 F

livebaseballscorecards.com

AB	32
R	5
H	11
RBI	5
BB	4
SO	4
LOB	13





Batter	1	2	3	4	5	6	7	8	9	AB R H RBI BB SO LOB	TOP																									
<b>Gary Redus, R</b> (1, 3) OBP: 0.327, SLG: 0.415	2-1 G6-3		3-2 HR		4-2 SH2-3 BB		3-1 G6-3		1-2 BB SH3-4 SF7 1B	4 2 2 1 1 0 0	<b>Pittsburgh Pirates @ Los Angeles Dodgers</b> <b>Dodger Stadium, Los Angeles, CA</b> Wed Aug 28 1991, 7:05 PM PDT Att. 39,040 - Sunny - 74 F																									
<b>Jay Bell, R</b> (1, 6) OBP: 0.326, SLG: 0.425	3-2 G4-3 2B		1-1 1B SF8 1B		0-1 SH2-3		0-1 1B 2-6	1-1 SH3-4	3 1 3 0 0 0 0																											
<b>Andy Van Slyke, L</b> (1, 8) OBP: 0.353, SLG: 0.448	1-2 G4-3		2-1 1B		0-0 L9		1-1 2-6	2-3 BB IBB	4 0 1 0 1 1 2																											
<b>Bobby Bonilla, S</b> (1, 9) OBP: 0.396, SLG: 0.520	1-1 F8		2-1 SF8		4-0 IBB			0-2 2B 1B	2 1 1 2 2 0 1																											
<b>Barry Bonds, L</b> (1, 7) OBP: 0.407, SLG: 0.525		0-0 G5-3 2B	2-1 P4		2-1 G5-3			2-1 S 1-H 2B	4 1 2 2 0 0 3																											
<b>John Wehner, R</b> (1, 5) OBP: 0.381, SLG: 0.406		1-2 G5-3	3-2 G5-3			1-3 K		0-2 E6	5 0 0 0 0 1 5																											
<b>Don Slaught, R</b> (1, 2) OBP: 0.305, SLG: 0.327		0-0 2B		1-1 P4		1-0 F8		2-3 K	4 0 1 1 0 1 2																											
<b>Jose Lind, R</b> (1, 4) OBP: 0.299, SLG: 0.337		3-3 K		2-1 G4-3		1-1 G4-3		1-1 P4	4 0 0 0 0 1 3																											
<b>Doug Drabek, R</b> (1, 1) OBP: 0.176, SLG: 0.191 <b>Rosario Rodriguez, R</b> (8, 1) <b>Gary Varsho, L</b> (9, PH) <b>Stan Belinda, R</b> (9, 1)		2-0 F7		1-3 K			0-2 G5-3	0-0 SH3-4 BB 1B	3 0 0 0 0 1 1 0 0 0 0 0 0 0 1 1 1 0 0 0 0 0 0 0 0 0 0 0																											
<b>Inning Stats</b>	R: 0 E: 0 K: 0 S: 11	H: 1 LOB: 1 BB: 0 P: 18	R: 1 E: 0 K: 1 S: 13	H: 2 LOB: 1 BB: 0 P: 19	R: 2 E: 0 K: 0 S: 15	H: 3 LOB: 1 BB: 0 P: 28	R: 0 E: 0 K: 1 S: 7	H: 0 LOB: 0 BB: 0 P: 11	R: 0 E: 0 K: 0 S: 7	H: 0 LOB: 2 BB: 2 P: 17	R: 0 E: 0 K: 1 S: 6	H: 0 LOB: 0 BB: 0 P: 9	R: 0 E: 0 K: 0 S: 9	H: 1 LOB: 1 BB: 0 P: 13	R: 1 E: 1 K: 2 S: 16	H: 2 LOB: 2 BB: 0 P: 23	R: 2 E: 0 K: 0 S: 14	H: 2 LOB: 2 BB: 2 P: 27	1B: 6 2B: 4 3B: 0 HR: 1	SF: 2 SAC: 2 DP: 0 HBP: 0	WP: 0 PB: 0 SB: 1 CS: 0	PA: 42														
<b>PITCHER</b>	IP WLS BF H R ER SO BB IBB HBP BLK WP HR S P ERA WHIP																																			
<b>Bob Ojeda, L</b> (1, 1) ERA: 3.4	5.0	23	6	3	3	2	1	1	0	0	0	0	1	53	93	5.40	1.400																			
<b>Jim Gott, R</b> (6, 1) ERA: 3.44	2.0	7	1	0	0	1	0	0	0	0	0	0	0	15	22	0.00	0.500																			
<b>John Candelaria, L</b> (8, 1) ERA: 3.03	0.1	3	2	1	1	1	0	0	0	0	0	0	0	8	12	27.00	6.000																			
<b>Tim Crews, R</b> (8, 1) ERA: 3.0	0.2	3	0	0	0	1	0	0	0	0	0	0	0	8	11	0.00	0.000																			
<b>Roger McDowell, R</b> (9, 1) ERA: 3.3	0.1	L 4	2	2	2	0	0	1	0	0	0	0	0	6	12	54.00	6.000																			
<b>PITCHER</b>	IP WLS BF H R ER SO BB IBB HBP BLK WP HR S P ERA WHIP																																			
<b>Jay Howell, R</b> (9, 1) ERA: 2.87	0.2	3	0	0	0	0	1	0	0	0	0	0	0	8	15	0.00	1.500																			

AB	34
R	6
H	11
RBI	6
BB	4
SO	5
LOB	17



livebaseballscorecards.com

Batter	1	2	3	4	5	6	7	8	9	AB	R	H	RBI	BB	SO	LOB
<b>Brett Butler, L</b> OBP: 0.414, SLG: 0.359 (1, 8) CS 1B	0-1		1-2 L6			2-1 L8		1-1 HR		4	1	2	3	0	0	0
<b>Juan Samuel, R</b> OBP: 0.333, SLG: 0.391 (1, 4) SAFE K	1-3			0-0 G6-3		0-2 F4		2-0 G6-3		4	0	0	0	0	1	1
<b>Kal Daniels, L</b> OBP: 0.341, SLG: 0.395 (1, 7) <b>Roger McDowell, R</b> (9, 1) <b>Jay Howell, R</b> (9, 1) SAFE SAFE BB BB BB	4-2			3-2 F7		0-3 K		1-3 K		3	0	0	0	1	2	0
<b>Darryl Strawberry, L</b> OBP: 0.365, SLG: 0.499 (1, 9) SAFE SAFE SAFE SAFE SAFE SAFE	3-2			1-2 G4-3			3-2 1B G1-6-3	3-1 1B		4	1	2	0	0	0	1
<b>Eddie Murray, S</b> OBP: 0.308, SLG: 0.370 (1, 3) BB BB BB BB		3-1 F7		0-1 E3 G5-4-3		1-2 1B G1-6-3	2-1 F7			4	0	1	0	0	0	1
<b>Mike Scioscia, L</b> OBP: 0.357, SLG: 0.361 (1, 2) SAFE BB BB BB		2-0 F8		2-2 G5-4-3 1-2f		0-1 G1-6-3 1-2f 3-H		1-1 P2		4	0	0	0	0	0	2
<b>Lenny Harris, L</b> OBP: 0.350, SLG: 0.351 (1, 6) SAFE SAFE SAFE SAFE SAFE SAFE	0-0			1-1 1B HBP		1-1 G5-3		1-2 G3-1		3	0	0	0	0	0	0
<b>Dave Hansen, L</b> OBP: 0.324, SLG: 0.485 (1, 5) SAFE SAFE SAFE SAFE SAFE SAFE			2-3 K	3-2 1B			3-2 HR 2B	0-0 F8		4	1	2	0	0	1	0
<b>Bob Ojeda, L</b> OBP: 0.234, SLG: 0.256 (1, 1) <b>Mitch Webster, S</b> OBP: 0.282, SLG: 0.318 (5, PH) <b>Jim Gott, R</b> OBP: 0.500, SLG: 0.500 (6, 1) <b>John Candelaria, L</b> (8, 1) <b>Tim Crews, R</b> (8, 1) <b>Chris Gwynn, L</b> OBP: 0.311, SLG: 0.415 (8, PH) (9, 7)			0-1 G6-3	1-0 F8			1-1 HR 1B			1	0	0	0	0	0	0

Inning Stats	R: 0	H: 1	E: 0	K: 1	S: 13	R: 0	H: 0	E: 0	K: 0	S: 4	R: 0	H: 0	E: 0	K: 1	S: 9	R: 0	H: 0	E: 1	K: 0	S: 10	R: 0	H: 0	E: 0	K: 1	S: 8	R: 1	H: 2	E: 0	K: 0	S: 10	R: 3	H: 4	E: 0	K: 1	S: 15	R: 0	H: 0	E: 0	K: 0	S: 8	1B: 6	SF: 0	2B: 1	SAC: 0	3B: 0	DP: 2	HR: 1	HBP: 1	WP: 0	PA: 35
--------------	------	------	------	------	-------	------	------	------	------	------	------	------	------	------	------	------	------	------	------	-------	------	------	------	------	------	------	------	------	------	-------	------	------	------	------	-------	------	------	------	------	------	-------	-------	-------	--------	-------	-------	-------	--------	-------	--------

PITCHER	IP	WLS	BF	H	R	ER	SO	BB	IBB	HBP	BLK	WP	HR	S	P	ERA	WHIP
<b>Doug Drabek, R</b> ERA: 3.16 (1, 1)	7.1		29	7	4	4	3	1	0	1	0	0	1	70	111	4.91	1.091
<b>Rosario Rodriguez, L</b> ERA: (8, 1)	0.2	W	3	1	0	0	1	0	0	0	0	0	0	7	13	0.00	1.500
<b>Stan Belinda, R</b> ERA: 3.71 (9, 1)	1.0	S	3	0	0	0	0	0	0	0	0	0	0	8	10	0.00	0.000

**BOTTOM**

**Pittsburgh Pirates @ Los Angeles Dodgers**  
Dodger Stadium, Los Angeles, CA


Wed Aug 28 1991, 7:05 PM PDT  
Att: 39,040 - Sunny - 74 F

livebaseballscores.com

<b>AB</b>	<b>33</b>
<b>R</b>	<b>4</b>
<b>H</b>	<b>8</b>
<b>RBI</b>	<b>3</b>
<b>BB</b>	<b>1</b>
<b>SO</b>	<b>4</b>
<b>LOB</b>	<b>7</b>





Batter	1	2	3	4	5	6	7	8	9	AB R H RBI BB SO LOB	TOP	
<b>Orlando Merced, S</b> OBP: 0.386, SLG: 0.413 (1, 3)	2-2 1B	3-2 1B 1-3 2-H 3-H			0-1 G4-3		1-2 FC5-4 1B		0-3 K	5 0 3 2 0 1 1	<b>Pittsburgh Pirates @ Los Angeles Dodgers</b> Dodger Stadium, Los Angeles, CA Thu Aug 29 1991, 7:05 PM PDT Att. 46,414 - Cloudy - 73 F  <b>livebaseballscorecards.com</b>  <b>AB 34</b> <b>R 4</b> <b>H 7</b> <b>RBI 4</b> <b>BB 4</b> <b>SO 6</b> <b>LOB 14</b>  	
<b>Jay Bell, R</b> OBP: 0.324, SLG: 0.423 (1, 6)	0-0 F9	0-1 1B			1-2 F9		0-0 FC5-4 1B		3-2 G5-3	5 0 1 1 0 0 4		
<b>Andy Van Slyke, L</b> OBP: 0.352, SLG: 0.446 (1, 8)	0-0 F8	2-1 F7			2-1 F8		2-2 1B		1-2 2-3	4 0 1 1 0 0 3		
<b>Bobby Bonilla, S</b> OBP: 0.393, SLG: 0.515 (1, 9) (8, 5)	2-1 F8				0-0 F9		1-3 K		1-3 K	4 0 0 0 0 1 3		
<b>Barry Bonds, L</b> OBP: 0.405, SLG: 0.521 (1, 7)		4-1 1B S 1B BB			2-3 K		1-0 G6-3		1-3 K	3 1 0 0 1 2 0		
<b>Michael LaValiere, L</b> OBP: 0.353, SLG: 0.358 <b>Don Slaughter, R</b> OBP: 0.307, SLG: 0.329 (1, 2) (5, 2)		1-1 G1-3			0-0 F7		2-2 1B		1-3 K	2 0 0 0 0 0 1 2 0 1 0 0 1 0		
<b>Curtis Wilkerson, S</b> OBP: 0.242, SLG: 0.255 <b>Bill Landrum, R</b> (1, 5) (8, 1)		0-1 F8			0-0 F8		1-1 G4-3		1-3 K	4 0 0 0 0 1 2 0 0 0 0 0 0 0		
<b>Jose Lind, R</b> OBP: 0.299, SLG: 0.334 (1, 4)		4-0 1B 1B IBB			3-2 F8		2-2 G4-3		0-0 F9	3 1 0 0 1 0 0		
<b>Bob Patterson, R</b> OBP: 0.250, SLG: 0.250 <b>Roger Mason, R</b> <b>Rosario Rodriguez, R</b> <b>Bob Kipper, R</b> <b>Cecil Espy, S</b> OBP: 0.279, SLG: 0.390 (1, 1) (4, 1) (7, 1) (8, 1) (8, 9)		1-1 1B 1B			0-0 P3		4-2 FC5-4 1B BB		4-2 WP S BB	2 1 1 0 0 0 0 0 1 0 0 1 0 0 0 0 0 0 0 0 0 0 0 0 0 0 0 0 0 0 0 0 1 0 0		
<b>Inning Stats</b>	R: 0 E: 0 K: 0 S: 7 H: 1 LOB: 1 BB: 0 P: 11	R: 3 E: 0 K: 0 S: 15 H: 3 LOB: 2 BB: 2 P: 30	R: 0 E: 0 K: 1 S: 6 H: 0 LOB: 0 BB: 0 P: 10	R: 0 E: 0 K: 0 S: 5 H: 0 LOB: 0 BB: 0 P: 8	R: 0 E: 0 K: 0 S: 7 H: 0 LOB: 0 BB: 0 P: 10	R: 0 E: 0 K: 0 S: 9 H: 1 LOB: 1 BB: 0 P: 13	R: 1 E: 0 K: 1 S: 16 H: 2 LOB: 2 BB: 1 P: 26	R: 0 E: 0 K: 3 S: 9 H: 0 LOB: 0 BB: 0 P: 12	R: 0 E: 0 K: 1 S: 9 H: 0 LOB: 1 BB: 1 P: 16	1B: 7 2B: 0 3B: 0 HR: 0 SF: 0 SAC: 0 DP: 0 HBP: 0		WP: 1 PB: 0 SB: 2 CS: 0 PA: 38
<b>PITCHER</b>	IP WLS BF H R ER SO BB IBB HBP BLK WP HR S P ERA WHIP											
<b>Mike Morgan, R</b> ERA: 2.76 (1, 1)	6.2 L 30 7 4 4 1 2 1 0 0 0 0 0 62 104 5.40 1.350											
<b>John Candelaria, L</b> ERA: 3.0 (7, 1)	0.1 1 0 0 0 1 0 0 0 0 0 0 0 3 4 0.00 0.000											
<b>Jim Gott, R</b> ERA: 3.32 (8, 1)	2.0 7 0 0 0 4 1 0 0 0 1 0 0 18 28 0.00 0.500											

Batter	1	2	3	4	5	6	7	8	9	AB	R	H	RBI	BB	SO	LOB
<b>Brett Butler, L</b> OBP: 0.413, SLG: 0.357 (1, 8) BB CS BB	4-2 CS BB		1-1 F7		0-2 G3		3-3 K			3	0	0	0	1	1	3
<b>Juan Samuel, R</b> OBP: 0.334, SLG: 0.392 (1, 4) SAFE SAFE SAFE	1-2 F9		0-1 1B			3-3 K		1-0 BB 1B		4	0	2	1	0	1	1
<b>Mitch Webster, S</b> OBP: 0.281, SLG: 0.312 (1, 7) SAFE SAFE SAFE	1-3 K		2-2 F7			4-2 1B BB		0-0 L5		3	0	0	0	1	1	3
<b>Darryl Strawberry, L</b> OBP: 0.367, SLG: 0.499 (1, 9) CS 1-2	3-2 CS	0-3 K		2-2 F8		0-0 1B		3-2 BB 1B		4	0	2	0	0	1	0
<b>Eddie Murray, S</b> OBP: 0.310, SLG: 0.370 (1, 3)		2-2 G5-3		3-2 G5-3 1B		0-3 K		4-1 G6-3 BB		3	0	1	0	1	1	2
<b>Gary Carter, R</b> OBP: 0.323, SLG: 0.408 (1, 2) <b>Kal Daniels, L</b> OBP: 0.341, SLG: 0.394 (8, PH) <b>Mike Scioscia, L</b> OBP: 0.357, SLG: 0.361 (9, 2)		1-2 1B		3-2 G5-3		1-2 P4		1-0 G6-3		3	0	1	0	0	0	3
<b>Mike Sharperson, R</b> OBP: 0.338, SLG: 0.331 (1, 5) <b>Lenny Harris, L</b> OBP: 0.349, SLG: 0.349 (7, PH) (8, 5)		2-3 K		1-3 K			2-2 G6-3		1-1 L7	2	0	0	0	0	2	2
<b>Jose Offerman, S</b> OBP: 0.333, SLG: 0.212 (1, 6) <b>Dave Hansen, L</b> OBP: 0.314, SLG: 0.471 (9, PH)			3-2 SH1-4 1B		3-2 G4-3		4-1 CS BB BB		2-3 K	2	1	1	0	1	0	0
<b>Mike Morgan, R</b> OBP: 0.082, SLG: 0.085 (1, 1) <b>John Candelaria, L</b> (7, 1) <b>Stan Javier, S</b> OBP: 0.257, SLG: 0.288 (7, PH) <b>Jim Gott, R</b> OBP: 0.500, SLG: 0.500 (8, 1) <b>Chris Gwynn, L</b> OBP: 0.308, SLG: 0.412 (9, PH)			0-0 SH1-4		0-0 G6-3		4-1 SAFE BB		0-0 G1-3	1	0	0	0	0	0	0

Inning Stats	R: 0	H: 0	R: 0	H: 1	R: 1	H: 2	R: 0	H: 1	R: 0	H: 0	R: 0	H: 1	R: 0	H: 2	R: 0	H: 0	R: 0	H: 2	R: 0	H: 0	1B: 7	SF: 0	WP: 0	PA: 37
	E: 0	LOB: 0	E: 0	LOB: 1	E: 0	LOB: 1	E: 0	LOB: 1	E: 0	LOB: 0	E: 0	LOB: 2	E: 0	LOB: 2	E: 0	LOB: 0	E: 0	LOB: 2	E: 0	LOB: 0	2B: 1 <td>SAC: 1 <td>PB: 0 <td></td> </td></td>	SAC: 1 <td>PB: 0 <td></td> </td>	PB: 0 <td></td>	
	K: 1	BB: 1	K: 2	BB: 0	K: 0	BB: 0	K: 1	BB: 0	K: 0	BB: 0	K: 1	BB: 1	K: 1	BB: 2	K: 0	BB: 0	K: 1	BB: 1	K: 1	BB: 0	3B: 0	DP: 2	SB: 0	
	S: 13	P: 21	S: 13	P: 18	S: 11	P: 17	S: 20	P: 29	S: 8	P: 11	S: 14	P: 22	S: 10	P: 23	S: 9	P: 18	S: 6	P: 9	S: 6	P: 9	HR: 0	HBP: 0	CS: 2	

PITCHER	IP	WLS	BF	H	R	ER	SO	BB	IBB	HBP	BLK	WP	HR	S	P	ERA	WHIP
<b>Bob Patterson, L</b> ERA: 4.03 (1, 1)	3.1		14	4	1	1	3	1	0	0	0	0	0	47	71	2.70	1.500
<b>Roger Mason, R</b> ERA: 0.66 (4, 1)	2.2	W	10	1	0	0	3	1	0	0	0	0	0	32	47	0.00	0.750
<b>Rosario Rodriguez, L</b> ERA: (7, 1)	1.0		4	0	0	0	1	2	0	0	0	0	0	10	23	0.00	2.000
<b>Bob Kipper, L</b> ERA: 4.35 (8, 1)	0.1		4	2	0	0	0	1	0	0	0	0	0	8	16	0.00	9.000
<b>Bill Landrum, R</b> ERA: 2.87 (8, 1)	1.2	S	4	0	0	0	1	0	0	0	0	0	0	7	11	0.00	0.000

**BOTTOM**

**Pittsburgh Pirates @ Los Angeles Dodgers**  
Dodger Stadium, Los Angeles, CA

Thu Aug 29 1991, 7:05 PM PDT  
Att: 46,414 - Cloudy - 73 F

<b>AB</b>	<b>30</b>
<b>R</b>	<b>1</b>
<b>H</b>	<b>7</b>
<b>RBI</b>	<b>1</b>
<b>BB</b>	<b>5</b>
<b>SO</b>	<b>8</b>
<b>LOB</b>	<b>17</b>

livebaseballscorecards.com





Batter	1	2	3	4	5	6	7	8	9	AB R H RBI BB SO LOB	TOP		
<b>Gary Redus, R</b> (1, 8) OBP: 0.327, SLG: 0.413 <b>Andy Van Slyke, L</b> (6, PH) OBP: 0.351, SLG: 0.444 (6, 8)	1-2  E5 G4-3 1B	3-1  F9			1-2  S 1B	0-0  G4-3			0-3  K	3 1 1 0 0 0 2 2 0 0 0 0 1 3			
<b>Jay Bell, R</b> (1, 6) OBP: 0.325, SLG: 0.426	1-2  G4-3		3-2  SF7 3B		1-2  L8		1-2  G6-3		4-0  1B BB	4 2 1 0 1 0 2			
<b>Curtis Wilkerson, S</b> (1, 5) OBP: 0.240, SLG: 0.255	1-1  G3		0-1  SF7		3-2  P4		1-1  B2-3		3-1  1B 1B	4 0 1 1 0 0 2			
<b>Bobby Bonilla, S</b> (1, 9) OBP: 0.395, SLG: 0.518	1-2  FC4-6 1B		3-H 1-0  P4		2-0  P3		2-2  2B		1-0  IBB 1B	5 0 3 2 0 0 1			
<b>Barry Bonds, L</b> (1, 7) OBP: 0.407, SLG: 0.518	1-2  FC4-6 1-2f		1-2  L9		4-1  BB FC BB		4-0  IBB		4-0  G6-4-3 IBB	2 0 0 0 3 0 1			
<b>Lloyd McClendon, R</b> (1, 3) OBP: 0.362, SLG: 0.484 <b>Stan Belinda, R</b> (7, 1) <b>Rosario Rodriguez, R</b> (9, 1)		0-0  1B 1B		3-2  G4-3 SH1-3 2B		0-1  FC BB		1-3  K	0-0  G6-4-3 1-2f	4 1 2 0 0 1 3 1 0 0 0 0 0 3 0 0 0 0 0 0 0			
<b>Jose Lind, R</b> (1, 4) OBP: 0.296, SLG: 0.331		2-3  K		0-1  G4-3		2-2  L6		1-3  K		4 0 0 0 0 2 4			
<b>Don Slaught, R</b> (1, 2) OBP: 0.313, SLG: 0.331		1-1  SH1-3 1B		2-1  SH1-3		4-0  BB BB		1-0  L4		2 0 1 1 1 0 0			
<b>John Smiley, L</b> (1, 1) OBP: 0.158, SLG: 0.111 <b>Orlando Merced, S</b> (7, 3) OBP: 0.385, SLG: 0.412		0-3  K		3-H 0-0  F8		0-3  K		1-1  G4-3		3 0 0 0 0 2 5 1 0 0 0 0 0 0			
<b>Inning Stats</b>	R: 1 H: 1 E: 1 LOB: 1 K: 0 BB: 0 S: 14 P: 19	R: 0 H: 2 E: 0 LOB: 2 K: 2 BB: 0 S: 11 P: 17	R: 1 H: 1 E: 0 LOB: 0 K: 0 BB: 0 S: 14 P: 19	R: 1 H: 1 E: 0 LOB: 0 K: 0 BB: 0 S: 8 P: 13	R: 0 H: 1 E: 0 LOB: 1 K: 0 BB: 0 S: 12 P: 19	R: 0 H: 0 E: 0 LOB: 3 K: 1 BB: 2 S: 10 P: 20	R: 0 H: 1 E: 0 LOB: 2 K: 1 BB: 1 S: 11 P: 20	R: 0 H: 0 E: 0 LOB: 0 K: 1 BB: 0 S: 6 P: 9	R: 1 H: 2 E: 0 LOB: 2 K: 1 BB: 2 S: 9 P: 21	1B: 6 SF: 1 2B: 2 SAC: 1 3B: 1 DP: 1 HR: 0 HBP: 0	WP: 0 PA: 42 PB: 0 SB: 1 CS: 0		
<b>PITCHER</b>	IP WLS BF H R ER SO BB IBB HBP BLK WP HR S P ERA WHIP											<b>PITCHER</b>	IP WLS BF H R ER SO BB IBB HBP BLK WP HR S P ERA WHIP
<b>Dennis Rasmussen, L</b> (1, 1) ERA: 3.36 <b>Mike Maddux, R</b> (6, 1) ERA: 2.93 <b>Jim Lewis, R</b> (8, 1) ERA: 1.29 <b>Rich Rodriguez, L</b> (9, 1) ERA: 3.41	5.1 L 25 6 3 2 2 1 0 0 0 0 0 0 65 99 3.38 1.312												

Pittsburgh Pirates @ San Diego Padres  
 Jack Murphy Stadium, San Diego, CA

Fri Aug 30 1991, 10:05 PM EDT  
 Att. 21,726 - Sunny - 72 F

livebaseballscorecards.com

AB 35  
 R 4  
 H 9  
 RBI 4  
 BB 5  
 SO 6  
 LOB 26



Batter	1	2	3	4	5	6	7	8	9	AB R H RBI BB SO LOB
Darrin Jackson, R (1, 8) OBP: 0.310, SLG: 0.476	0-2 F7		0-1 F9			0-2 F9		0-2 G6-3		4 0 0 0 0 0 1
Tony Fernandez, S (1, 6) OBP: 0.335, SLG: 0.365	2-3 K			0-0 G4-6-3 1B		4-2 FC6-4 BB		2-1 L6		3 0 1 0 0 1 1 0
Tony Gwynn, L (1, 9) Jerald Clark, R (8, 9) OBP: 0.361, SLG: 0.442 OBP: 0.313, SLG: 0.373	2-1 G4-3		1-1 G4-6-3 1-2f		1-0 FC6-4 1-2f				4-0 BB BB	3 0 0 0 0 0 2 0 0 0 0 0 1 0 0
Fred McGriff, L (1, 3) OBP: 0.389, SLG: 0.488		0-0 G4-3		2-3 K			1-2 HR		4-2 BB 1-2 BB	3 1 1 1 1 1 1 0
Benito Santiago, R (1, 2) OBP: 0.280, SLG: 0.385		2-2 F9			2-2 CS HBP		1-2 1B		2-1 F8	3 0 1 0 0 0 2
Kevin Ward, R (1, 7) OBP: 0.292, SLG: 0.426		1-3 K			2-1 F8		3-2 F7 SAFE		2-2 L3	4 0 0 0 0 0 1 4
Tim Teufel, R (1, 5) Jack Howell, L (7, PH) Dann Bilardello, R (9, PH) OBP: 0.342, SLG: 0.382 OBP: 0.270, SLG: 0.314 OBP: 0.300, SLG: 0.278			2-2 F8		1 SAFE 4-2 BB 1-2 BB		0-0 F7		2-1 G4-3	1 0 0 0 0 1 0 0 1 0 0 0 0 0 1 1 0 0 0 0 0 2
Paul Faries, R (1, 4) Mike Maddux, L (6, 1) Oscar Azocar, L (7, PH) Jim Lewis, R (8, 1) Rich Rodriguez, L (9, 1) OBP: 0.242, SLG: 0.204 OBP: 0.333, SLG: 0.143 OBP: 0.389, SLG: 0.353			1-1 L6		0-1 F8		1-3 K			2 0 0 0 0 0 1 0 0 0 0 0 0 0 1 0 0 0 0 1 1 0 0 0 0 0 0 0 0 0 0 0 0 0 0
Dennis Rasmussen, L (1, 1) Craig Shipley, R (6, 4) OBP: 0.205, SLG: 0.189 OBP: 0.297, SLG: 0.333			0-1 1B			1-3 K		1-3 K		1 0 1 0 0 0 0 2 0 0 0 0 2 0


Inning Stats	R: 0 E: 0 K: 1 S: 8	H: 0 LOB: 0 BB: 0 P: 12	R: 0 E: 0 K: 1 S: 8	H: 0 LOB: 0 BB: 0 P: 11	R: 0 E: 0 K: 0 S: 10	H: 1 LOB: 1 BB: 0 P: 13	R: 0 E: 0 K: 1 S: 6	H: 1 LOB: 0 BB: 0 P: 9	R: 0 E: 0 K: 0 S: 9	H: 0 LOB: 1 BB: 1 P: 17	R: 0 E: 0 K: 1 S: 10	H: 0 LOB: 1 BB: 1 P: 16	R: 1 E: 0 K: 1 S: 14	H: 2 LOB: 1 BB: 0 P: 20	R: 0 E: 0 K: 1 S: 8	H: 0 LOB: 0 BB: 0 P: 11	R: 0 E: 0 K: 0 S: 9	H: 0 LOB: 2 BB: 2 P: 23	1B: 3 2B: 0 3B: 0 HR: 1	SF: 0 SAC: 0 DP: 1 HBP: 1
--------------	------------------------------	----------------------------------	------------------------------	----------------------------------	-------------------------------	----------------------------------	------------------------------	---------------------------------	------------------------------	----------------------------------	-------------------------------	----------------------------------	-------------------------------	----------------------------------	------------------------------	----------------------------------	------------------------------	----------------------------------	----------------------------------	------------------------------------

**BOTTOM**

**Pittsburgh Pirates @ San Diego Padres**  
**Jack Murphy Stadium, San Diego, CA**

Fri Aug 30 1991, 10:05 PM EDT  
Att: 21,726 - Sunny - 72 F

AB	29
R	1
H	4
RBI	1
BB	4
SO	6
LOB	14



PITCHER	IP	WLS	BF	H	R	ER	SO	BB	IBB	HBP	BLK	WP	HR	S	P	ERA	WHIP
John Smiley, L (1, 1) ERA: 3.36	6.1	W	24	4	1	1	4	2	0	0	0	0	1	60	92	1.42	0.947
Stan Belinda, R (7, 1) ERA: 3.58	2.1		9	0	0	0	2	2	0	0	0	0	0	20	36	0.00	0.857
Rosario Rodriguez, L (9, 1) ERA:	0.1	S	1	0	0	0	0	0	0	0	0	0	0	2	4	0.00	0.000



Batter	1	2	3	4	5	6	7	8	9	10	11	12	AB R H RBI BB SO LOB	TOP											
<b>Orlando Merced, S</b> OBP: 0.379, SLG: 0.404 (1, 3)	F8		L8		G3			K		P4		E1 2B	6 0 0 0 0 1 4	<b>Pittsburgh Pirates @ San Diego Padres</b> <b>Jack Murphy Stadium, San Diego, CA</b> Sat Aug 31 1991, 10:05 PM EDT Att. 16,170 - Sunny - 75 F											
<b>Jay Bell, R</b> OBP: 0.325, SLG: 0.427 (1, 6)	K		FC5-4		F8			P3		1B		2B	6 0 2 0 0 1 2												
<b>Andy Van Slyke, L</b> OBP: 0.348, SLG: 0.442 (1, 8)	F7				L7			2B		L9		K	6 0 1 0 0 2 4												
<b>Bobby Bonilla, S</b> OBP: 0.395, SLG: 0.516 (1, 9)					G4-3			G4-3				K	4 1 1 0 1 1 1												
<b>Barry Bonds, L</b> OBP: 0.407, SLG: 0.524 (1, 7)	K				1B			HR				L1	5 1 2 2 0 1 1												
<b>Steve Buechele, R</b> OBP: 0.332, SLG: 0.442 (1, 5)	G5-3				F8			G6-3		K		G5-3	5 0 0 0 0 1 1												
<b>Michael LaValliere, L</b> OBP: 0.350, SLG: 0.354 <b>Don Slaught, R</b> OBP: 0.315, SLG: 0.352 (9, PH) (9, 2)					F8			F7		L5		HR	3 0 0 0 0 0 0 2 1 1 1 0 0 0												
<b>Jose Lind, R</b> OBP: 0.297, SLG: 0.332 (1, 4)					SH 1B			SH1-4 1B		F8		G4-3	5 0 2 0 0 1 0												
<b>Randy Tomlin, L</b> OBP: 0.227, SLG: 0.233 <b>Gary Varsho, L</b> OBP: 0.364, SLG: 0.401 <b>Roger Mason, R</b> <b>Lloyd McClendon, R</b> <b>Bill Landrum, R</b> <b>Bob Kipper, R</b> (1, 1) (7, PH) (7, 1) (10, PH) (10, 1) (12, 1)					SH 1B			SH1-4 1B		G3-1		G4-3	0 0 0 0 0 0 0 1 0 0 0 0 0 0 0 0 0 0 0 0 0 1 0 1 0 0 0 0 1 0 0 0 0 1 0 0 0 0 0 0 0 0												
<b>Inning Stats</b>	R: 0 E: 0 K: 1 S: 7	H: 0 LOB: 0 BB: 0 P: 11	R: 0 E: 0 K: 1 S: 9	H: 0 LOB: 0 BB: 1 P: 18	R: 0 E: 0 K: 0 S: 11	H: 1 LOB: 2 BB: 0 P: 15	R: 0 E: 0 K: 1 S: 8	H: 1 LOB: 1 BB: 0 P: 12	R: 2 E: 0 K: 0 S: 8	H: 2 LOB: 0 BB: 0 P: 11	R: 0 E: 0 K: 0 S: 5	H: 0 LOB: 0 BB: 0 P: 5	R: 0 E: 0 K: 1 S: 8		H: 0 LOB: 0 BB: 0 P: 13	R: 0 E: 0 K: 0 S: 11	H: 0 LOB: 2 BB: 0 P: 16	R: 0 E: 0 K: 1 S: 7	H: 0 LOB: 0 BB: 0 P: 12	R: 1 E: 1 K: 3 S: 15	H: 2 LOB: 2 BB: 0 P: 20	1B: 6 2B: 3 3B: 0 HR: 2	SF: 0 SAC: 2 DP: 1 HBP: 0	WP: 0 PB: 0 SB: 0 CS: 1	PA: 48
<b>PITCHER</b>	IP WLS BF H R ER SO BB IBB HBP BLK WP HR S P ERA WHIP																								
<b>Greg Harris, R</b> ERA: 2.31 (1, 1)	8.0		31	6	2	2	4	1	0	0	0	0	0		0	106	2.25	0.875							
<b>Craig Lefferts, L</b> ERA: 4.53 (9, 1)	2.0		8	2	0	0	1	0	0	0	0	0	0	0	19	0.00	1.000								
<b>Rich Rodriguez, L</b> ERA: 3.36 (11, 1)	1.0		3	0	0	0	1	0	0	0	0	0	0	0	7	0.00	0.000								
<b>Jose Melendez, R</b> ERA: 2.89 (12, 1)	1.0	L	6	2	1	1	3	0	0	0	0	0	0	0	15	9.00	2.000								

AB	45
R	3
H	10
RBI	3
BB	1
SO	9
LOB	13



Batter	1	2	3	4	5	6	7	8	9	10	11	12	AB R H RBI BB SO LOB
<b>Tony Fernandez, S</b> OBP: 0.334, SLG: 0.363 (1, 6)	1-1 CS 1B		3-2 G4-3			2-2 E6 FC6-4		2-1 G6-3			0-0 G1-3		5 0 1 0 0 0 0
<b>Kevin Ward, R</b> OBP: 0.286, SLG: 0.409 (1, 7)	2-2 F8 1-2		1-1 CS 1B			1-3 K			0-1 L7		2-3 K		5 0 1 0 0 2 2
<b>Darrin Jackson, R</b> OBP: 0.304, SLG: 0.466 (1, 8)	2-0 F9		2-2 CS 1-2		0-2 G4-3	1-0 FC6-4 1-2f			0-3 K			3-1 F7	5 0 0 0 0 1 1
<b>Fred McGriff, L</b> OBP: 0.387, SLG: 0.484 (1, 3)		4-2 HR BB			2-1 F9	0-3 K						2-2 F7	4 1 0 0 1 2 1
<b>Benito Santiago, R</b> OBP: 0.277, SLG: 0.381 (1, 2)		1-3 K			1-0 G5-3		3-2 G6-3			2-2 F8		0-0 P3	5 0 0 0 0 1 1
<b>Tim Teufel, R</b> OBP: 0.337, SLG: 0.376 (1, 5) (9, 4)		1-2 F9			1-0 G5-3		0-3 K			1-2 L9			4 0 0 0 0 1 1
<b>Jerard Clark, R</b> OBP: 0.315, SLG: 0.384 (1, 9)		1-1 HR			1-1 1B		1-0 G5-3			1-3 K			4 1 2 2 0 1 0
<b>Craig Shipley, R</b> OBP: 0.282, SLG: 0.316 <b>Jack Howell, L</b> OBP: 0.267, SLG: 0.311 (8, PH) (9, 5)		0-1 F7			0-3 K			3-3 K		0-1 L9			2 0 0 0 0 1 1 2 0 0 0 0 1 1
<b>Greg Harris, R</b> OBP: 0.166, SLG: 0.087 (8, PH) <b>Thomas Howard, S</b> OBP: 0.304, SLG: 0.329 (8, 1) <b>Craig Lefferts, L</b> (11, 1) <b>Rich Rodriguez, L</b> (11, PH) <b>Oscar Azocar, L</b> OBP: 0.308, SLG: 0.333 <b>Jose Melendez, R</b> OBP: 0.125, SLG: 0.087 (12, 1)		1-1 G1-3			0-3 K			1-2 F7			1-0 F7		2 0 0 0 0 1 1 1 0 0 0 0 0 0 0 0 0 0 0 0 0 0 0 0 0 0 0 0 1 0 0 0 0 0 0 0 0 0 0 0 0 0

Inning Stats	R: 0	H: 1	E: 0	LOB: 0	K: 0	P: 7	R: 2	H: 1	E: 0	LOB: 0	K: 1	P: 12	R: 0	H: 1	E: 0	LOB: 0	K: 0	P: 9	R: 0	H: 0	E: 0	LOB: 0	K: 0	P: 7	R: 0	H: 0	E: 1	LOB: 1	K: 2	P: 10	R: 0	H: 0	E: 0	LOB: 0	K: 1	P: 7	R: 0	H: 0	E: 0	LOB: 0	K: 1	P: 11	R: 0	H: 0	E: 0	LOB: 0	K: 1	P: 14	R: 0	H: 0	E: 0	LOB: 0	K: 1	P: 8	R: 0	H: 0	E: 0	LOB: 0	K: 1	P: 11	R: 0	H: 0	E: 0	LOB: 1	K: 1	P: 15	R: 0	H: 0	E: 0	LOB: 0	K: 1	P: 8	R: 0	H: 0	E: 0	LOB: 0	K: 0	P: 12	1B: 3	2B: 0	3B: 0	HR: 1	SF: 0	SAC: 0	DP: 0	HBP: 0	WP: 1	PA: 42
--------------	------	------	------	--------	------	------	------	------	------	--------	------	-------	------	------	------	--------	------	------	------	------	------	--------	------	------	------	------	------	--------	------	-------	------	------	------	--------	------	------	------	------	------	--------	------	-------	------	------	------	--------	------	-------	------	------	------	--------	------	------	------	------	------	--------	------	-------	------	------	------	--------	------	-------	------	------	------	--------	------	------	------	------	------	--------	------	-------	-------	-------	-------	-------	-------	--------	-------	--------	-------	--------

PITCHER	IP	WLS	BF	H	R	ER	SO	BB	IBB	HBP	BLK	WP	HR	S	P	ERA	WHIP
<b>Randy Tomlin, L</b> ERA: 2.71 (1, 1)	6.0		22	4	2	2	5	1	0	0	0	0	1	54	81	3.00	0.833
<b>Roger Mason, R</b> ERA: 0.54 (7, 1)	3.0		9	0	0	0	4	0	0	0	0	0	0	23	36	0.00	0.000
<b>Bill Landrum, R</b> ERA: 2.77 (10, 1)	2.1	W	8	0	0	0	2	0	0	0	0	1	0	18	28	0.00	0.000
<b>Bob Kipper, L</b> ERA: 4.3 (12, 1)	0.2	S	2	0	0	0	0	0	0	0	0	0	0	5	7	0.00	0.000


**BOTTOM**

**Pittsburgh Pirates @ San Diego Padres**  
Jack Murphy Stadium, San Diego, CA

Sat Aug 31 1991, 10:05 PM EDT  
Att: 16,170 - Sunny - 75 F

livebaseballscorecards.com

<b>AB</b>	40
<b>R</b>	2
<b>H</b>	4
<b>RBI</b>	2
<b>BB</b>	1
<b>SO</b>	11
<b>LOB</b>	9





Batter	1	2	3	4	5	6	7	8	9	AB R H RBI BB SO LOB	TOP											
<b>Orlando Merced, S</b> (1, 3) OBP: 0.379, SLG: 0.402	3-2 G6-3		4-1 WP BB		2-2 E 1B		0-2 G2-3		3-2 G4-6-3 1-2f	4 1 1 0 1 0 1	<b>Pittsburgh Pirates @ San Diego Padres</b> Jack Murphy Stadium, San Diego, CA Sun Sep 01 1991, 10:05 PM EDT Att. 13,099 - Sunny - 78 F											
<b>Jay Bell, R</b> (1, 6) OBP: 0.323, SLG: 0.423	0-3 K		2-3 K 1-H		2-1 E5 1-2		0-1 F8			4 0 0 0 0 2 1												
<b>Andy Van Slyke, L</b> (1, 8) OBP: 0.345, SLG: 0.438	2-2 G4-3		2-1 F8		1-1 G3-1		0-3 K			4 0 0 0 0 1 2												
<b>Bobby Bonilla, S</b> (1, 9) OBP: 0.396, SLG: 0.516		1-1 G6-3 1B G6-3 1B	2-2 G6-3		0-0 F8		3-2 G3 1B			4 1 2 0 0 0 0												
<b>Barry Bonds, L</b> (1, 7) OBP: 0.408, SLG: 0.523		0-2 G6-3 1B G6-3 1B		2-1 F8	4-2 1B SF7 BB		2-0 G3 1-2			3 1 1 0 1 0 1												
<b>Steve Buechele, R</b> (1, 5) OBP: 0.331, SLG: 0.440		3-2 G6-3 1-2 2-3		0-3 K	2-2 SAFE 1B 1B		0-1 L9			4 1 1 0 0 1 3												
<b>Michael LaValliere, L</b> (1, 2) OBP: 0.345, SLG: 0.350 <b>Rosario Rodriguez, R</b> (8, 1)		1-1 G6-3 2-3 3-H		2-1 G6-3	2-1 SF7 1-2 3-H		0-3 K			3 0 0 2 0 1 2 0 0 0 0 0 0 0												
<b>Jose Lind, R</b> (1, 4) OBP: 0.299, SLG: 0.332		4-1 BB		0-1 G4-3	0-0 2-H 1B		1-2 G5-3			3 0 1 1 1 0 0												
<b>Zane Smith, L</b> (1, 1) OBP: 0.217, SLG: 0.232 <b>Curtis Wilkerson, S</b> (5, PH) OBP: 0.239, SLG: 0.254 <b>Neal Heaton, L</b> (5, 1) OBP: 0.327, SLG: 0.385 <b>Gary Varsho, L</b> (6, PH) OBP: 0.322, SLG: 0.399 <b>Bob Patterson, R</b> (6, 1) OBP: 0.250, SLG: 0.250 <b>Tom Princes, R</b> (8, 2) OBP: 0.400, SLG: 0.350 <b>Cecil Espy, S</b> (9, PH) OBP: 0.295, SLG: 0.405		1-1 P5		2-1 G4-3	0-3 SAFE K2-3		2-2 G4-6-3 1B			1 0 0 0 0 0 2 1 0 0 0 0 0 0 0 0 0 0 0 0 0 1 0 0 0 0 0 1 1 0 0 0 0 0 0 0 0 0 0 0 0 0 0 0 0 1 0 1 0 0 0 0 0												
<b>Inning Stats</b>	R: 0 E: 0 K: 1 S: 12	H: 0 LOB: 0 BB: 0 P: 17	R: 1 E: 0 K: 0 S: 13	H: 2 LOB: 2 BB: 1 P: 23	R: 1 E: 0 K: 1 S: 9	H: 0 LOB: 0 BB: 1 P: 19	R: 0 E: 0 K: 1 S: 7	H: 0 LOB: 0 BB: 0 P: 11	R: 0 E: 1 K: 0 S: 11	H: 1 LOB: 2 BB: 0 P: 18		R: 2 E: 0 K: 1 S: 13	H: 2 LOB: 1 BB: 1 P: 21	R: 0 E: 0 K: 1 S: 9	H: 0 LOB: 0 BB: 0 P: 9	R: 0 E: 0 K: 1 S: 9	H: 1 LOB: 1 BB: 0 P: 14	R: 0 E: 0 K: 0 S: 9	H: 1 LOB: 0 BB: 0 P: 15	1B: 7 2B: 0 3B: 0 HR: 0	SF: 1 SAC: 0 DP: 1 HBP: 0	WP: 1 PB: 0 SB: 0 CS: 0
<b>PITCHER</b>	IP WLS BF H R ER SO BB IBB HBP BLK WP HR S P ERA WHIP																					
<b>Ricky Bones, R</b> (1, 1) ERA: 5.08	5.2 W 26 5 4 4 3 3 0 0 0 1 0 62 106 6.35 1.412																					
<b>Mike Maddux, R</b> (6, 1) ERA: 2.81	3.1 S 11 2 0 0 3 0 0 0 0 0 0 30 41 0.00 0.600																					

livebaseballscorecards.com

<b>AB</b>	<b>33</b>
<b>R</b>	<b>4</b>
<b>H</b>	<b>7</b>
<b>RBI</b>	<b>3</b>
<b>BB</b>	<b>3</b>
<b>SO</b>	<b>6</b>
<b>LOB</b>	<b>13</b>



Batter	1	2	3	4	5	6	7	8	9	AB	R	H	RBI	BB	SO	LOB
Tony Fernandez, S OBP: 0.333, SLG: 0.361 (1, 6)	4-1 1B BB	1-0 G6-3		0-0 G1-3		2-2 P5				3	1	0	0	1	0	1
Kevin Ward, R OBP: 0.284, SLG: 0.400 (1, 7)	1-0 FC6-4 1B	0-2 FC5		0-0 G5-3			1-3 K			4	1	1	0	0	1	1
Thomas Howard, S OBP: 0.304, SLG: 0.329 (8, 7)	1-3 1B	2-3								0	0	0	0	0	0	0
Darrin Jackson, R OBP: 0.303, SLG: 0.463 (1, 8)	2-1 L4		2-2 1B E HR 1B		1-2 G5-3		1-3 K			4	1	1	0	0	1	2
Fred McGriff, L OBP: 0.390, SLG: 0.486 (1, 3)	1-2 FC6-4 1B		2-0 1-3 HR 1B		2-2 S HR 1B		0-0 G4-3			4	2	3	1	0	0	0
Benito Santiago, R OBP: 0.279, SLG: 0.387 (1, 2)	2-2 FC6-4 1B		0-0 1-H 3-H HR		3-3 1-2 K			4-1 FC5-4 BB		3	1	1	3	1	1	3
Tim Teufel, R OBP: 0.339, SLG: 0.390 (1, 5)	3-2 1-2 3-H 1B		1-3 K		3-1 2-H HR			2-1 FC5-4 1B		4	1	2	3	0	1	1
Jerald Clark, R OBP: 0.311, SLG: 0.380 (1, 9)	1-1 G1-3		0-1 G5-3		1-0 F7			0-3 K		4	0	0	0	0	1	3
Jim Vatcher, R (9, 9)										0	0	0	0	0	0	0
Craig Shipley, R OBP: 0.302, SLG: 0.333 (1, 4)		1-0 FC5 SH2-4 1B	0-3 K		2-3 K			0-0 1-2 1B		4	0	2	0	0	2	0
Ricky Bones, R (1, 1)		0-0 SH2-4		0-0 G1-3		1-1 B1-3		0-1 G6-3		1	0	0	0	0	0	0
Mike Maddux, L OBP: 0.273, SLG: 0.111 (6, 1)		1-2								2	0	0	0	0	0	2

Inning Stats	R: 2	H: 3	E: 0	K: 0	S: 16	H: 3	LOB: 2	BB: 1	P: 30	R: 0	H: 1	E: 0	K: 0	S: 6	R: 3	H: 3	E: 1	K: 2	S: 14	R: 0	H: 0	E: 0	K: 0	S: 3	R: 2	H: 2	E: 0	K: 1	S: 17	R: 0	H: 0	E: 0	K: 1	S: 8	R: 0	H: 0	E: 0	K: 2	S: 8	R: 0	H: 1	E: 0	K: 1	S: 9	1B: 8	2B: 0	3B: 0	HR: 2	SF: 0	SAC: 1	DP: 0	HBP: 0
--------------	------	------	------	------	-------	------	--------	-------	-------	------	------	------	------	------	------	------	------	------	-------	------	------	------	------	------	------	------	------	------	-------	------	------	------	------	------	------	------	------	------	------	------	------	------	------	------	-------	-------	-------	-------	-------	--------	-------	--------

PITCHER	IP	WLS	BF	H	R	ER	SO	BB	IBB	HBP	BLK	WP	HR	S	P	ERA	WHIP
Zane Smith, L ERA: 3.39 (1, 1)	4.0	L	20	7	5	5	2	1	0	0	0	0	1	39	60	11.25	2.000
Neal Heaton, L ERA: 3.9 (5, 1)	1.0		5	2	2	2	1	0	0	0	0	0	1	17	27	18.00	2.000
Bob Patterson, L ERA: 3.88 (6, 1)	2.0		6	0	0	0	3	0	0	0	0	0	0	16	23	0.00	0.000
Rosario Rodriguez, L ERA: (8, 1)	1.0		5	1	0	0	1	1	0	0	0	0	0	9	15	0.00	2.000


**BOTTOM**

**Pittsburgh Pirates @ San Diego Padres**  
**Jack Murphy Stadium, San Diego, CA**

Sun Sep 01 1991, 10:05 PM EDT  
Att: 13,099 - Sunny - 78 F

livebaseballscorecards.com

<b>AB</b>	<b>33</b>
<b>R</b>	<b>7</b>
<b>H</b>	<b>10</b>
<b>RBI</b>	<b>7</b>
<b>BB</b>	<b>2</b>
<b>SO</b>	<b>7</b>
<b>LOB</b>	<b>13</b>



<b>WP:</b> 0	<b>PA:</b> 36
<b>PB:</b> 0	
<b>SB:</b> 1	
<b>CS:</b> 0	



Batter	1	2	3	4	5	6	7	8	9	AB R H RBI BB SO LOB	TOP																		
Orlando Merced, S (1, 3) OBP: 0.384, SLG: 0.407 Gary Redus, R (9, PH) OBP: 0.326, SLG: 0.411 (9, 9)	0-0 BB 1B	0-0 FC3-6 1B 1-2f 1B		4-2 S BB	3-1 1-2 2-3 3-H 1B		1-0 1B		2-1 L5	4 1 3 2 1 0 1 1 0 0 0 0 0 0																			
Jay Bell, R (1, 6) OBP: 0.325, SLG: 0.426	2-1 SAFE F7	0-1 1B 1-3 1B		3-3 SAFE K	2-3 K		1-0 G6-4-3 1B		0-1 G3 1B 2B	6 1 3 1 0 2 5																			
Andy Van Slyke, L (1, 8) OBP: 0.349, SLG: 0.440	4-0 1-2 BB	0-0 1-3 1B		3-2 BB 1B	0-2 FC6-4 1B		2-1 G6-4-3 1B		3-1 G3 2-3	5 1 3 1 1 0 3																			
Bobby Bonilla, S (1, 9) OBP: 0.394, SLG: 0.512 Cecil Espy, S (8, 9) OBP: 0.295, SLG: 0.405 Lloyd McClendon, R (9, PH) OBP: 0.371, SLG: 0.492 (9, 3)	0-0 F8	2-3 K		4-2 SAFE 1B 1-2 HBP BB	1-1 F9		3-2 F8		2-2 1B 3-H	4 1 0 0 1 1 5 0 0 0 0 0 0 0 1 0 1 1 0 0 0																			
Barry Bonds, L (1, 7) OBP: 0.407, SLG: 0.520	1-3 K		2-0 P5	2-0 HBP 1B 1-3 2-H 1B	0-1 FC6-4 1B		3-3 K		1-0 F8	6 1 2 1 0 2 3																			
Steve Buechele, R (1, 5) OBP: 0.332, SLG: 0.442		3-1 2B 2B	2-0 G3-6 1B	1-2 L1	2-1 FC6-4 1-2f 2-3		1-0 E6 BB 1B			5 2 2 0 0 0 4																			
Michael LaValliere, L (1, 2) OBP: 0.349, SLG: 0.353		0-0 1B FC3-6 2B 2-H	1-2 G3-6	4-0 1B HBP IBB	1-1 G3		4-0 1B 1-2 BB			3 1 1 1 2 0 3																			
Jose Lind, R (1, 4) OBP: 0.302, SLG: 0.333		1-1 F8		1-0 P4	3-0 1B 1-2 2-3 3-H HBP		2-2 1B SH3-4 1B		1-1 1B 1-3 2-H	4 1 2 2 0 0 1																			
Doug Drabek, R (1, 1) OBP: 0.183, SLG: 0.197 Bob Kipper, R (7, 1) Stan Belinda, R (7, 1) Rosario Rodriguez, R (9, 1)		2-2 FC3-6 1B		1-3 K	2-3 K		2-0 SH3-4 1-2		1-3 K	3 0 1 0 0 2 3 0 0 0 0 0 0 0 1 0 0 0 0 1 2 0 0 0 0 0 0 0																			
<b>Inning Stats</b>	R: 0 E: 0 K: 1 S: 8 H: 1 LOB: 2 BB: 1 P: 15	R: 3 E: 0 K: 1 S: 16 H: 5 LOB: 2 BB: 0 P: 24	R: 0 E: 0 K: 0 S: 5 H: 1 LOB: 0 BB: 0 P: 10	R: 0 E: 0 K: 2 S: 10 H: 0 LOB: 1 BB: 1 P: 19	R: 3 E: 0 K: 2 S: 19 H: 3 LOB: 3 BB: 2 P: 43	R: 0 E: 0 K: 0 S: 11 H: 2 LOB: 2 BB: 0 P: 15	R: 1 E: 0 K: 0 S: 8 H: 3 LOB: 1 BB: 0 P: 16	R: 1 E: 1 K: 2 S: 14 H: 1 LOB: 2 BB: 1 P: 27	R: 1 E: 0 K: 0 S: 11 H: 2 LOB: 1 BB: 0 P: 19	1B: 15 2B: 3 3B: 0 HR: 0 SF: 0 SAC: 1 DP: 2 HBP: 1	WP: 0 PB: 0 SB: 1 CS: 0 PA: 50																		
<b>PITCHER</b>	IP WLS BF H R ER SO BB IBB HBP BLK WP HR S P ERA WHIP												<b>PITCHER</b>	IP WLS BF H R ER SO BB IBB HBP BLK WP HR S P ERA WHIP															
Paul McClellan, R (1, 1) ERA: 5.13	4.0	22	8	5	5	4	3	0	0	0	0	0	0	44	80	11.25	2.750												
Kelly Downs, R (5, 1) ERA: 3.91	0.2	6	2	1	1	1	0	1	1	0	0	0	0	11	26	13.50	3.000												
Rod Beck, R (5, 1) ERA: 3.09	2.1	11	5	1	1	1	0	0	0	0	0	0	0	22	36	3.86	2.143												
Jeff Brantley, R (8, 1) ERA: 2.39	1.0	6	1	1	0	2	1	0	0	0	0	0	0	14	27	0.00	2.000												
Dave Righetti, L (9, 1) ERA: 3.3	1.0	L 5	2	1	1	0	0	0	0	0	0	0	0	11	19	9.00	2.000												

**Pittsburgh Pirates @ San Francisco Giants**  
 Candlestick Park, San Francisco, CA  
 Mon Sep 02 1991, 6:33 AM EDT  
 Att. 16,971 - Sunny - 87 F

AB	43
R	9
H	18
RBI	9
BB	5
SO	8
LOB	30



Batter	1	2	3	4	5	6	7	8	9	AB R H RBI BB SO LOB
Darren Lewis, R OBP: 0.370, SLG: 0.367 (1, 8)	G5-3		CS 1B		K		SH2-3	CS	K	4 0 1 0 0 2 0
Willie McGee, S OBP: 0.354, SLG: 0.412 (1, 9)	G4-3		G4-3		G3-1		2B		K	5 1 1 1 0 1 1
Will Clark, L OBP: 0.370, SLG: 0.565 (1, 3)	2B		1B			HR	1B		P6	5 2 4 1 0 0 0
Kevin Mitchell, R OBP: 0.353, SLG: 0.549 (1, 7)	K		L7			HR	1B			4 1 2 3 0 1 2
Matt Williams, R OBP: 0.295, SLG: 0.485 (1, 5)					K	F8	F9			4 1 1 1 0 1 1
Robby Thompson, R OBP: 0.356, SLG: 0.472 (1, 4)			K		WP	K		G5-3		4 1 1 0 0 2 0
Kirt Manwaring, R OBP: 0.298, SLG: 0.313 (1, 2)			K		K	P4		G4-3		4 0 0 0 0 2 0
Jose Uribe, S OBP: 0.309, SLG: 0.338 (1, 0)					L5		SH2-3	S		2 0 1 0 0 0 0
Rod Beck, R OBP: 1.000, SLG: 1.000 (5, 1)							1B	1B		0 0 0 0 0 0 0
Mike Kingery, L OBP: 0.309, SLG: 0.260 (7, PH)										1 1 1 0 0 0 0
Jeff Brantley, R (8, 1)										0 0 0 0 0 0 0
Kevin Bass, S OBP: 0.353, SLG: 0.358 (8, PH)										0 1 0 0 1 0 0
Dave Righetti, L (9, 1)										0 0 0 0 0 0 0
Paul McClellan, R OBP: 0.200, SLG: 0.143 (1, 1)					K		L8			1 0 0 0 0 1 1
Kelly Downs, R OBP: 0.087, SLG: 0.087 (5, 1)										0 0 0 0 0 0 0
Dave Anderson, R OBP: 0.280, SLG: 0.309 (5, 6)										3 0 1 1 0 1 1

Inning Stats	R: 0	H: 1	E: 0	K: 1	S: 12	H: 1	LOB: 1	BB: 0	P: 17	R: 1	H: 2	E: 0	K: 3	S: 12	H: 2	LOB: 1	BB: 0	P: 15	R: 0	H: 2	E: 0	K: 0	S: 9	R: 1	H: 1	E: 0	K: 2	S: 12	R: 0	H: 0	E: 0	K: 2	S: 8	R: 2	H: 2	E: 0	K: 1	S: 11	R: 3	H: 4	E: 0	K: 0	S: 17	R: 1	H: 1	E: 0	K: 0	S: 14	R: 0	H: 0	E: 0	K: 2	S: 7	1B: 8	2B: 2	3B: 1	HR: 2	SF: 0	SAC: 1	DP: 0	HBP: 0
--------------	------	------	------	------	-------	------	--------	-------	-------	------	------	------	------	-------	------	--------	-------	-------	------	------	------	------	------	------	------	------	------	-------	------	------	------	------	------	------	------	------	------	-------	------	------	------	------	-------	------	------	------	------	-------	------	------	------	------	------	-------	-------	-------	-------	-------	--------	-------	--------

PITCHER	IP	WLS	BF	H	R	ER	SO	BB	IBB	HBP	BLK	WP	HR	S	P	ERA	WHIP
Doug Drabek, R ERA: 3.33 (1, 1)	6.2		29	10	6	6	9	0	0	0	0	1	2	72	108	8.10	1.500
Bob Kipper, L ERA: 4.47 (7, 1)	0.0		1	1	0	0	0	0	0	0	0	0	0	5	5	∞	∞
Stan Belinda, R ERA: 3.61 (7, 1)	2.0	W	8	2	2	2	2	1	0	0	0	0	0	24	38	9.00	1.500
Rosario Rodriguez, L ERA: (9, 1)	0.1	S	1	0	0	0	0	0	0	0	0	0	0	1	1	0.00	0.000

**BOTTOM**

**Pittsburgh Pirates @ San Francisco Giants**  
Candlestick Park, San Francisco, CA

Mon Sep 02 1991, 6:33 AM EDT  
Att. 16,971 - Sunny - 87 F

livebaseballscorecards.com

AB	37
R	8
H	13
RBI	7
BB	1
SO	11
LOB	6

**GIANTS**


WP: 1	PA: 40
PB: 0	
SB: 2	
CS: 2	



Batter	1	2	3	4	5	6	7	8	9	10	AB	R	H	RBI	BB	SO	LOB	TOP	
<b>Gary Redus, R</b> (1, 3) OBP: 0.329, SLG: 0.413 <b>Orlando Merced, S</b> (10, PH) OBP: 0.386, SLG: 0.408 (10, 3)	3-1 G5-4-3 1B		0-0 SF9 BB 1-2 1B		0-0 F9		3-2 P5			2-1 1B SH3-4 1B	4 0 2 0 0 0 2 1 1 1 0 0 0 0								
<b>Jay Bell, R</b> (1, 6) OBP: 0.326, SLG: 0.424 (1, 6)	1-1 G5-4-3 1-2f		4-1 FC6-4 1-2 2-3 BB		4-1 BB			1-2 G1-3		1-0 SH3-4 1-2	2 0 0 0 2 0 1								
<b>Andy Van Slyke, L</b> (1, 8) OBP: 0.348, SLG: 0.438 (1, 8)	2-3 K		1-2 SF9 2-3 3-H		2-2 F8			2-1 L6		2-1 1B IBB 1B	4 1 1 1 0 1 1								
<b>Bobby Bonilla, S</b> (1, 9) OBP: 0.392, SLG: 0.508 (1, 9)		1-1 F7 1-2f	2-1 FC6-4 1-2f		2-1 F9			0-0 E 1B		0-3 K	5 1 1 0 0 1 4								
<b>Barry Bonds, L</b> (1, 7) OBP: 0.405, SLG: 0.515 (1, 7)		2-3 K		1-0 P5		1-2 F9		3-1 E9 CS 1-H		4-0 1B IBB 1-2	4 0 0 0 1 1 0								
<b>Steve Buechele, R</b> (1, 5) OBP: 0.335, SLG: 0.441 (1, 5)		4-0 BB		4-1 BB		3-0 P2		1-2 CS 1-2	0-1 F9	0-1 1B 1-3 2-H 3-H	3 0 1 2 2 0 0								
<b>Don Slaught, R</b> (1, 2) OBP: 0.315, SLG: 0.351 <b>Scott Bullett, L</b> (7, PR) <b>Tom Prince, R</b> (7, 2) OBP: 0.407, SLG: 0.500	3-1 G1-3			1-3 K		0-0 SH3-4 1B			1-0 HR	1-1 G6-3	3 0 1 0 0 1 2 0 0 0 0 0 0 0 2 1 1 1 0 0 2								
<b>Jose Lind, R</b> (1, 4) OBP: 0.300, SLG: 0.331 (1, 4)			0-1 E5 BB 1B SF9	1-3 K		0-0 SH3-4 1-2		1-2 G6-3			3 1 0 0 0 1 1								
<b>Bob Walk, R</b> (1, 1) OBP: 0.194, SLG: 0.300 <b>Lloyd McClendon, R</b> (7, PH) OBP: 0.308, SLG: 0.488 <b>Roger Mason, R</b> (7, 1) <b>Rosario Rodriguez, R</b> (8, 1) <b>Bill Landrum, R</b> (8, 1) <b>Bob Patterson, R</b> (9, 1) OBP: 0.250, SLG: 0.250			0-3 K		0-0 L4		2-1 F8		2-3 K		2 0 0 0 0 1 1 1 0 0 0 0 0 2 0 0 0 0 0 0 0 0 0 0 0 0 0 0 1 0 0 0 0 1 0 0 0 0 0 0 0 0								
<b>Inning Stats</b>	R: 0 H: 1 E: 0 LOB: 0 K: 1 BB: 0 S: 8 P: 14	R: 0 H: 0 E: 0 LOB: 1 K: 1 BB: 1 S: 12 P: 22	R: 1 H: 1 E: 1 LOB: 2 K: 1 BB: 1 S: 13 P: 20	R: 0 H: 0 E: 0 LOB: 1 K: 2 BB: 1 S: 8 P: 15	R: 0 H: 0 E: 0 LOB: 1 K: 0 BB: 1 S: 6 P: 12	R: 0 H: 0 E: 0 LOB: 0 K: 0 BB: 0 S: 6 P: 12	R: 0 H: 1 E: 0 LOB: 2 K: 0 BB: 0 S: 7 P: 12	R: 1 H: 1 E: 1 LOB: 0 K: 0 BB: 0 S: 10 P: 17	R: 1 H: 1 E: 0 LOB: 0 K: 1 BB: 0 S: 9 P: 13	R: 2 H: 3 E: 0 LOB: 2 K: 1 BB: 1 S: 12 P: 22	1B: 7 SF: 1 2B: 0 SAC: 2 3B: 0 DP: 1 HR: 1 HBP: 0	WP: 0 PA: 44 PB: 0 SB: 0 CS: 1							
<b>PITCHER</b>	IP WLS BF H R ER SO BB IBB HBP BLK WP HR S P ERA WHIP <b>Trevor Wilson, L</b> (1, 1) ERA: 3.38 <b>Dave Righetti, L</b> (9, 1) ERA: 3.39 <b>Francisco Oliveras, R</b> (10, 1) ERA: 3.45																		

**Pittsburgh Pirates @ San Francisco Giants**  
 Candlestick Park, San Francisco, CA  
 Tue Sep 03 1991, 10:05 PM EDT  
 Att. 9,544 - Cloudy - 61 F

AB	35
R	5
H	8
RBI	4
BB	5
SO	7
LOB	16



# Pittsburgh Pirates @ San Francisco Giants

## Candlestick Park, San Francisco, CA

Tue Sep 03 1991, 10:05 PM EDT  
Att: 9,544 - Cloudy - 61 F

[livebaseballscorecards.com](http://livebaseballscorecards.com)

AB	34
R	3
H	8
RBI	3
BB	4
SO	8
LOB	11



WP: 1	PA: 40
PB: 0	
SB: 0	
CS: 1	

Batter	1	2	3	4	5	6	7	8	9	10	AB	R	H	RBI	BB	SO	LOB
Darren Lewis, R OBP: 0.378, SLG: 0.376 (1, 8)			SH3-4 			SH1-3 		BB WP 	K 		4	2	3	0	0	1	1
Willie McGee, S OBP: 0.350, SLG: 0.408 (1, 9)			G3 			SH1-3 		K 		G1-3 	4	0	0	0	0	2	3
Will Clark, L OBP: 0.373, SLG: 0.564 (1, 3)			K 			FC6-4 		BB BB 		G4-3 	3	1	1	1	2	1	1
Kevin Mitchell, R OBP: 0.351, SLG: 0.543 (1, 7)	L6 				F8 		K 	BB 		F8 	4	0	0	0	1	1	3
Matt Williams, R OBP: 0.295, SLG: 0.482 (1, 5)	K 				K 		FC6-4 	1B 			3	0	0	1	1	2	3
Robby Thompson, R OBP: 0.355, SLG: 0.470 (1, 4)			K 		F9 			F7 		1B 	4	0	1	1	0	1	0
Kirt Manwaring, R OBP: 0.292, SLG: 0.306 (1, 2)			G1-3 			G6-3 		G1-3 		G1-3 	3	0	0	0	0	0	0
Mike Felder, S OBP: 0.322, SLG: 0.334 (9, PH)											1	0	0	0	0	0	0
Terry Kennedy, L OBP: 0.282, SLG: 0.344 (10, 2)											0	0	0	0	0	0	0
Jose Uribe, S OBP: 0.308, SLG: 0.337 (1, 6)			F9 			P4 		P4 		CS 	4	0	1	0	0	0	0
Trevor Wilson, L OBP: 0.369, SLG: 0.375 (1, 1)											2	0	1	0	0	0	0
Kevin Bass, S OBP: 0.309, SLG: 0.357 (8, PH)			SH3-4 								1	0	0	0	0	0	0
Dave Righetti, L OBP: 0.271, SLG: 0.290 (9, 1)											0	0	0	0	0	0	0
Mike Kingery, L OBP: 0.306, SLG: 0.260 (9, PH)											0	0	0	0	0	0	0
Tom Herr, S OBP: 0.327, SLG: 0.264 (9, PH)											1	0	1	0	0	0	0
Francisco Oliveras, R OBP: 0.200, SLG: 0.200 (10, 1)											0	0	0	0	0	0	0

Inning Stats	R	H	E	K	S	R	H	E	K	S	R	H	E	K	S	R	H	E	K	S	R	H	E	K	S	R	H	E	K	S	R	H	E	K	S				
1	1	2	0	2	13	0	0	0	1	5	0	0	0	1	5	0	0	0	1	9	0	0	0	0	0	0	0	0	0	0	0	0	0	0	0	0	0		
2	0	0	0	1	5	0	0	0	1	8	0	0	0	1	5	0	0	0	1	9	0	0	0	0	0	0	0	0	0	0	0	0	0	0	0	0	0	0	
3	0	1	0	1	9	0	1	0	1	16	0	0	0	1	9	0	0	0	1	16	0	0	0	0	0	0	0	0	0	0	0	0	0	0	0	0	0	0	0
4	0	0	0	1	6	0	0	0	1	7	0	0	0	1	6	0	0	0	1	7	0	0	0	0	0	0	0	0	0	0	0	0	0	0	0	0	0	0	0
5	0	0	0	0	7	0	0	0	0	10	0	0	0	0	7	0	0	0	0	10	0	0	0	0	0	0	0	0	0	0	0	0	0	0	0	0	0	0	0
6	0	1	0	1	14	0	0	0	1	22	0	0	0	0	14	0	0	0	1	22	0	0	0	0	0	0	0	0	0	0	0	0	0	0	0	0	0	0	0
7	0	0	0	0	6	0	0	0	0	9	0	0	0	0	6	0	0	0	0	9	0	0	0	0	0	0	0	0	0	0	0	0	0	0	0	0	0	0	0
8	2	2	0	1	16	0	0	0	1	37	2	0	0	0	16	0	0	0	1	37	0	0	0	0	0	0	0	0	0	0	0	0	0	0	0	0	0	0	0
9	0	2	0	1	12	0	0	0	1	15	0	0	0	1	12	0	0	0	1	15	0	0	0	0	0	0	0	0	0	0	0	0	0	0	0	0	0	0	0
10	0	0	0	0	6	0	0	0	0	8	0	0	0	0	6	0	0	0	0	8	0	0	0	0	0	0	0	0	0	0	0	0	0	0	0	0	0	0	0

PITCHER	IP	WLS	BF	H	R	ER	SO	BB	IBB	HBP	BLK	WP	HR	S	P	ERA	WHIP
Bob Walk, R ERA: 2.93 (1, 1)	6.0		23	4	1	0	6	1	0	0	0	0	0	54	82	0.00	0.833
Roger Mason, R ERA: 1.0 (7, 1)	1.1		5	1	1	1	0	0	0	0	0	0	0	13	21	6.75	0.750
Rosario Rodriguez, L ERA: 1.42 (8, 1)	0.1		3	0	0	0	1	2	0	0	0	1	0	6	17	0.00	6.000
Bill Landrum, R ERA: 2.74 (8, 1)	0.2		4	2	1	1	0	1	0	0	0	0	0	9	14	13.50	4.500
Bob Patterson, L ERA: 3.76 (9, 1)	1.2	W	5	1	0	0	1	0	0	0	0	0	0	12	17	0.00	0.600



Batter	1	2	3	4	5	6	7	8	9	AB R H RBI BB SO LOB	TOP
<b>Gary Redus, R</b> (1, 7) OBP: 0.325, SLG: 0.407 <b>Barry Bonds, L</b> (7, PH) OBP: 0.403, SLG: 0.513 (7, 7)	2-1 		1-1 	0-1 			0-0 		1-3 	3 0 0 0 0 0 1 2 0 0 0 0 1 2	<b>Pittsburgh Pirates @ San Francisco Giants</b> Candlestick Park, San Francisco, CA Wed Sep 04 1991, 6:33 AM EDT Att. 8,690 - Sunny - 76 F
<b>Curtis Wilkerson, S</b> (1, 4) OBP: 0.233, SLG: 0.247 <b>Jose Lind, R</b> (7, 4) OBP: 0.302, SLG: 0.335	2-3 		0-1 		0-1 		2-3 		0-2 	4 0 0 0 0 2 0 1 1 1 2 0 0 0	
<b>Andy Van Slyke, L</b> (1, 8) OBP: 0.348, SLG: 0.445	0-0 		2-1 		0-2 		1-0 		1-1 	5 1 2 2 0 0 0 5 1 1 0 0 0 1	
<b>Bobby Bonilla, S</b> (1, 9) OBP: 0.391, SLG: 0.505		0-0 		1-1 	2-2 			0-2 	1-0 	5 1 1 0 0 0 1	
<b>Lloyd McClendon, R</b> (1, 3) OBP: 0.378, SLG: 0.492 <b>Roger Mason, R</b> (8, 1)		1-0 		1-1 	4-2 			2-0 		3 1 2 0 1 0 0 0 0 0 0 0 0 0	
<b>Steve Buechele, R</b> (1, 5) OBP: 0.336, SLG: 0.449		1-0 		3-2 	2-2 			3-3 		4 1 2 3 0 1 1	
<b>Don Slaught, R</b> (1, 2) OBP: 0.324, SLG: 0.372		0-0 		1-0 		1-1 			3-2 	4 1 3 0 0 0 2	
<b>Carlos Garcia, R</b> (1, 6) <b>Jay Bell, R</b> (9, PH) OBP: 0.325, SLG: 0.424 (9, 6)		4-2 		2-3 		0-1 			0-0 	2 0 0 0 1 1 2 1 1 0 0 0 0 1	
<b>John Smiley, L</b> (1, 1) OBP: 0.167, SLG: 0.123 <b>Rosario Rodriguez, R</b> (7, 1) <b>Orlando Merced, S</b> (8, 3) OBP: 0.387, SLG: 0.410		2-1 		1-2 		1-0 			1-2 	3 0 1 1 0 0 2 0 0 0 0 0 0 0 1 1 1 0 0 0 0	
<b>Inning Stats</b>	R: 0 H: 0 E: 0 LOB: 0 K: 1 BB: 0 S: 6 P: 10	R: 1 H: 3 E: 1 LOB: 2 K: 0 BB: 1 S: 9 P: 17	R: 0 H: 0 E: 0 LOB: 0 K: 0 BB: 0 S: 6 P: 9	R: 3 H: 4 E: 0 LOB: 1 K: 1 BB: 0 S: 17 P: 26	R: 1 H: 1 E: 0 LOB: 1 K: 0 BB: 1 S: 13 P: 21	R: 0 H: 1 E: 0 LOB: 0 K: 0 BB: 0 S: 5 P: 7	R: 0 H: 0 E: 0 LOB: 0 K: 1 BB: 0 S: 5 P: 8	R: 0 H: 0 E: 0 LOB: 0 K: 1 BB: 0 S: 7 P: 12	R: 3 H: 4 E: 0 LOB: 1 K: 1 BB: 0 S: 22 P: 29	1B: 8 SF: 0 2B: 3 SAC: 0 3B: 0 DP: 2 HR: 2 HBP: 0	
<b>PITCHER</b> <b>Bud Black, L</b> (1, 1) ERA: 4.15 <b>Rod Beck, R</b> (6, 1) ERA: 2.92 <b>Jeff Brantley, R</b> (8, 1) ERA: 2.68	IP WLS BF H R ER SO BB IBB HBP BLK WP HR S P ERA WHIP 5.0 L 24 8 5 5 2 2 0 0 0 0 0 2 51 83 9.00 2.000 2.0 6 1 0 0 1 0 0 0 0 0 0 0 10 15 0.00 0.500 2.0 10 4 3 3 2 0 0 0 0 0 0 0 29 41 13.50 2.000	<b>PITCHER</b> IP WLS BF H R ER SO BB IBB HBP BLK WP HR S P ERA WHIP									

AB	38
R	8
H	13
RBI	8
BB	2
SO	5
LOB	12



Batter	1	2	3	4	5	6	7	8	9	AB R H RBI BB SO LOB
Darren Lewis, R (1, 8) OBP: 0.379, SLG: 0.374	1-2 G4-6-3 1B		2-2 G3		0-1 G3		4-2 FC6-4 BB		1-1 G6-3	4 0 1 0 1 0 1
Kevin Bass, S (1, 9) OBP: 0.299, SLG: 0.353	2-0 G4-6-3		2-3 K		0-0 G1-3		1-0 FC6-4		1-3 K	3 0 0 0 0 1 2
Rod Beck, R (6, 1) OBP: 1.000, SLG: 1.000										0 0 0 0 0 0 0
Willie McGee, S (7, PH) OBP: 0.349, SLG: 0.407	1-2f						1-2f 2-3			1 0 0 0 0 0 0
Jeff Brantley, R (8, 1)										0 0 0 0 0 0 0
Ted Wood, L (9, PH)										1 0 0 0 0 1 0
Will Clark, L (1, 3) OBP: 0.369, SLG: 0.558	1-2 G4-3			0-0 F8		2-1 L8			3-3 K	4 0 0 0 0 0 2
Mark Leonard, L (9, PH) OBP: 0.282, SLG: 0.350										1 0 0 0 0 1 0
Kevin Mitchell, R (1, 7) OBP: 0.353, SLG: 0.541			2-2 FC9-6 1B HBP		0-1 G5-3		2-3 K		1-2 1B F8 G5-3 1B	3 1 1 0 0 1 0
Matt Williams, R (1, 5) OBP: 0.298, SLG: 0.490			0-0 FC9-6 1B		0-1 HR		1-2 1B 1B		1-1 F8	4 1 3 1 0 0 1
Robby Thompson, R (1, 4) OBP: 0.359, SLG: 0.479			3-2 F8		2-0 HR		2-1 1B 1B		0-0 1B G5-3 1B	4 1 3 1 0 0 2
Steve Decker, R (1, 2) OBP: 0.269, SLG: 0.323			3-2 FC9-6		2-2 G5-3		2-1 F9		1-2 G5-3	4 0 0 1 0 0 5
Jose Uribe, S (1, 6) OBP: 0.307, SLG: 0.335			1-1 G5-3		0-2 L9		2-2 G5-3		1-2 1B	4 0 1 0 0 0 2
Bud Black, L (1, 1) OBP: 0.185, SLG: 0.215			1-2 G6-3		1-1 G3 2B		4-0 FC6-4 BB BB		0-2 P4	1 0 0 0 0 0 0
Mike Felder, S (5, PH) OBP: 0.325, SLG: 0.339										2 0 1 0 1 0 2

Inning Stats	R: 0	H: 1	E: 0	LOB: 0	K: 0	S: 7	P: 11	R: 0	H: 1	E: 0	LOB: 2	K: 0	S: 12	P: 21	R: 0	H: 0	E: 0	LOB: 0	K: 1	S: 9	R: 2	H: 2	E: 0	LOB: 0	K: 0	S: 10	P: 14	R: 0	H: 1	E: 0	LOB: 1	K: 0	S: 8	P: 9	R: 0	H: 2	E: 0	LOB: 2	K: 1	S: 12	P: 21	R: 0	H: 0	E: 0	LOB: 2	K: 0	S: 10	P: 21	R: 1	H: 3	E: 0	LOB: 2	K: 0	S: 18	P: 22	R: 0	H: 0	E: 0	LOB: 0	K: 2	S: 9	P: 14	1B: 7	SF: 0	2B: 1	SAC: 0	3B: 0	DP: 1	HR: 2	HBP: 1	WP: 0	PA: 39
--------------	------	------	------	--------	------	------	-------	------	------	------	--------	------	-------	-------	------	------	------	--------	------	------	------	------	------	--------	------	-------	-------	------	------	------	--------	------	------	------	------	------	------	--------	------	-------	-------	------	------	------	--------	------	-------	-------	------	------	------	--------	------	-------	-------	------	------	------	--------	------	------	-------	-------	-------	-------	--------	-------	-------	-------	--------	-------	--------

PITCHER	IP	WLS	BF	H	R	ER	SO	BB	IBB	HBP	BLK	WP	HR	S	P	ERA	WHIP
John Smiley, L (1, 1) ERA: 3.34	6.2	W	29	7	2	2	2	2	0	0	0	0	2	67	110	2.70	1.350
Rosario Rodriguez, L (7, 1) ERA: 1.35	0.1		1	0	0	0	0	0	0	0	0	0	0	1	1	0.00	0.000
Roger Mason, R (8, 1) ERA: 1.35	2.0	S	9	3	1	1	2	0	0	0	0	0	0	27	36	4.50	1.500

**BOTTOM**

**Pittsburgh Pirates @ San Francisco Giants**  
Candlestick Park, San Francisco, CA

Wed Sep 04 1991, 6:33 AM EDT  
Att. 8,690 - Sunny - 76 F

<b>AB</b>	<b>36</b>
<b>R</b>	<b>3</b>
<b>H</b>	<b>10</b>
<b>RBI</b>	<b>3</b>
<b>BB</b>	<b>2</b>
<b>SO</b>	<b>4</b>
<b>LOB</b>	<b>19</b>





Batter	1	2	3	4	5	6	7	8	9	AB R H RBI BB SO LOB	TOP														
<b>Brett Butler, L</b> (1, 8) OBP: 0.408, SLG: 0.355	0-0 G4-3		1-2 FC4-8 1B		3-1 FC5-4 1B		3-3 K		1-2 G3	5 1 1 0 0 1 2															
<b>Juan Samuel, R</b> (1, 4) OBP: 0.327, SLG: 0.384	0-1 G6-3		2-1 FC4-6 1-2f		1-2 1B		1-2 F9			4 0 1 1 0 0 1															
<b>Mitch Webster, S</b> (1, 7) OBP: 0.275, SLG: 0.315	1-3 K		1-3 K		3-2 G6-3			2-2 P6		4 0 0 0 0 2 2															
<b>Darryl Strawberry, L</b> (1, 9) OBP: 0.365, SLG: 0.483		4-1 1B BB	0-3 K			2-3 K		0-0 L8		3 1 0 0 1 2 1															
<b>Gary Carter, R</b> (1, 3) OBP: 0.325, SLG: 0.392		1-0 1B FC6-4 1B		3-2 L4		4-0 1B BB		4-2 CS BB		2 1 1 0 2 0 0															
<b>Tom Goodwin, L</b> (8, PR) OBP: 1.000, SLG: 1.000		1-3								0 0 0 0 0 0 0															
<b>John Candelaria, L</b> (8, 1)										0 0 0 0 0 0 0															
<b>Roger McDowell, R</b> (8, 1)										0 0 0 0 0 0 0															
<b>Mike Sharperson, R</b> (1, 5) OBP: 0.365, SLG: 0.362		0-0			4-0	3-1		1-2 CS	2-1 F7	2 0 2 1 1 0 0															
<b>Dave Hansen, L</b> (9, PH) OBP: 0.341, SLG: 0.487		1-3 3-H 1B			1-3 CS BB	1-3 1B		1-2		1 0 0 0 0 0 0															
<b>Eric Karros, R</b> (9, 3)										0 0 0 0 0 0 0															
<b>Mike Scioscia, L</b> (1, 2) OBP: 0.358, SLG: 0.372		0-1 FC3-6 FC6-4		2-3 K		2-1 P7			3-1 HR	4 1 1 1 0 1 5															
<b>Alfredo Griffin, S</b> (1, 6) OBP: 0.285, SLG: 0.273		0-1 FC6-4			0-1 FC5-4 1B	1-3 K			0-1 G4-3	4 0 1 1 0 1 3															
<b>Ramon Martinez, R</b> (1, 1) OBP: 0.116, SLG: 0.118		1-0 G1-3			1-3 K		1-2 P5		3-2 1B	3 0 0 0 0 1 2															
<b>Lenny Harris, L</b> (8, 5) OBP: 0.360, SLG: 0.361										1 0 1 0 0 0 0															
<b>Inning Stats</b>	R: 0 E: 0 K: 1 S: 6	H: 0 LOB: 0 BB: 0 P: 7	R: 2 E: 0 K: 0 S: 8	H: 2 LOB: 1 BB: 1 P: 14	R: 0 E: 0 K: 2 S: 12	H: 1 LOB: 1 BB: 0 P: 15	R: 0 E: 0 K: 1 S: 8	H: 0 LOB: 0 BB: 1 P: 17	R: 1 E: 0 K: 1 S: 15	H: 2 LOB: 1 BB: 0 P: 23	R: 0 E: 0 K: 2 S: 11	H: 1 LOB: 2 BB: 1 P: 22	R: 0 E: 0 K: 1 S: 10	H: 0 LOB: 0 BB: 0 P: 15	R: 0 E: 0 K: 0 S: 9	H: 0 LOB: 1 BB: 1 P: 16	R: 1 E: 0 K: 0 S: 17	H: 2 LOB: 1 BB: 0 P: 26	1B: 7 2B: 0 3B: 0 HR: 1	SF: 0 SAC: 0 DP: 0 HBP: 0	WP: 0 PB: 0 SB: 2 CS: 2	PA: 38			
<b>PITCHER</b>	IP	WLS	BF	H	R	ER	SO	BB	IBB	HBP	BLK	WP	HR	S	P	ERA	WHIP								
<b>Randy Tomlin, L</b> (1, 1) ERA: 2.77	7.0		29	6	3	3	8	3	0	0	0	0	0	70	113	3.86	1.286								
<b>Bob Kipper, L</b> (8, 1) ERA: 4.39	1.0		3	0	0	0	0	1	0	0	0	0	0	9	16	0.00	1.000								
<b>Stan Belinda, R</b> (9, 1) ERA: 3.69	1.0	L	5	2	1	1	0	0	0	0	0	0	1	17	26	9.00	2.000								

**Los Angeles Dodgers @ Pittsburgh Pirates**  
**Three Rivers Stadium, Pittsburgh, PA**  
 Fri Sep 06 1991, 7:05 PM EDT  
 Sunny - 84 F

<b>AB</b>	<b>33</b>
<b>R</b>	<b>4</b>
<b>H</b>	<b>8</b>
<b>RBI</b>	<b>4</b>
<b>BB</b>	<b>4</b>
<b>SO</b>	<b>8</b>
<b>LOB</b>	<b>16</b>



Batter	1	2	3	4	5	6	7	8	9	AB	R	H	RBI	BB	SO	LOB
Orlando Merced, S OBP: 0.389, SLG: 0.411 Gary Redus, R OBP: 0.330, SLG: 0.410	4-0 BB G3-1 BB		1-1 BB 1B		3-3 K			2-2 FC4-6 1B BB	4-0 BB BB	2	1	1	0	1	1	0
Jay Bell, R OBP: 0.324, SLG: 0.420	1-3 SAFE SAFE		4-1 SAFE SAFE 1-2 BB		0-3 K			1-2 FC4-6 1B 2B	3-2 G6-3	4	1	0	0	1	2	4
Andy Van Slyke, L OBP: 0.349, SLG: 0.448 Stan Belinda, R	3-2 SAFE SAFE 1-3 2B		3-1 SAFE SAFE SAFE F9				3-2 F9	1-1 2B 1B		4	1	2	0	0	0	2
Bobby Bonilla, S OBP: 0.390, SLG: 0.505	0-0 G3-1		1-3 K				1-3 K	1-0 CS 1-H 2B		4	0	1	3	0	2	3
Barry Bonds, L OBP: 0.404, SLG: 0.510	4-0 IBB		2-0 F8				3-2 F7	4-0 CS IBB		2	0	0	0	2	0	2
Steve Buechele, R OBP: 0.333, SLG: 0.444	0-0 G4-3				2-3 K			4-2 CS		3	0	0	0	0	1	2
Michael LaValliere, L OBP: 0.349, SLG: 0.353 Scott Bullett, L Bob Kipper, R Cecil Espy, S OBP: 0.311, SLG: 0.405		0-2 G6-3		0-0 F8				1-2 G1-4-3 1B		3	0	1	0	0	0	0
Jose Lind, R OBP: 0.300, SLG: 0.333		0-3 K		0-0 F8				3-2 G1-4-3 1-2		3	0	0	0	0	1	1
Randy Tomlin, L OBP: 0.217, SLG: 0.222 Gary Varsho, L OBP: 0.320, SLG: 0.396 Tom Prince, R OBP: 0.407, SLG: 0.500 Curtis Wilkerson, S OBP: 0.231, SLG: 0.245		3-3 K				0-0 P5		3-3 K		2	0	0	0	0	1	0

**BOTTOM**

**Los Angeles Dodgers @ Pittsburgh Pirates**  
 Three Rivers Stadium, Pittsburgh, PA  
 Fri Sep 06 1991, 7:05 PM EDT  
 Sunny - 84 F

AB	<b>30</b>
R	<b>3</b>
H	<b>6</b>
RBI	<b>3</b>
BB	<b>6</b>
SO	<b>9</b>
LOB	<b>17</b>



Inning Stats																	WP:	PA:
R: 1	H: 1	R: 0	H: 0	R: 0	H: 1	R: 0	H: 0	R: 0	H: 0	R: 0	H: 1	R: 2	H: 3	R: 0	H: 0	1B: 4	SF: 0	
E: 0	LOB: 2	E: 0	LOB: 0	E: 0	LOB: 2	E: 0	LOB: 0	E: 0	LOB: 0	E: 0	LOB: 2	E: 0	LOB: 2	E: 0	LOB: 2	2B: 3	SAC: 1	
K: 1	BB: 2	K: 2	BB: 0	K: 1	BB: 1	K: 1	BB: 0	K: 1	BB: 0	K: 1	BB: 0	K: 0	BB: 1	K: 0	BB: 2	3B: 0	DP: 1	
S: 11	P: 23	S: 10	P: 13	S: 10	P: 21	S: 8	P: 10	S: 7	P: 10	S: 11	P: 18	S: 11	P: 20	S: 13	P: 25	HR: 0	HBP: 0	
PITCHER																	ERA:	WHIP:
Ramon Martinez, R ERA: 2.9	(1, 1)	7.0	WLS: 0	BF: 27	H: 3	R: 1	ER: 1	SO: 9	BB: 2	IBB: 1	HBP: 0	BLK: 0	WP: 0	HR: 0	S: 68	P: 115	ERA: 1.29	WHIP: 0.714
John Candelaria, L ERA: 3.52	(8, 1)	0.1		4	3	2	2	0	0	0	0	0	0	0	10	15	54.00	9.000
Roger McDowell, R ERA: 3.26	(8, 1)	1.2	W	6	0	0	0	1	2	1	0	0	0	0	10	28	0.00	1.200

WP: 0	PA: 38
PB: 0	
SB: 0	
CS: 2	



Batter	1	2	3	4	5	6	7	8	9	AB R H RBI BB SO LOB	TOP	
<b>Brett Butler, L</b> (1, 8) OBP: 0.405, SLG: 0.353	0-2 G6-3		1-0 G6-3		3-2 G1-3			2-3 K		4 0 0 0 0 1 0	<b>Los Angeles Dodgers @ Pittsburgh Pirates</b> Three Rivers Stadium, Pittsburgh, PA Fri Sep 06 1991, 7:05 PM EDT Att. 46,993 - Sunny - 84 F	
<b>Juan Samuel, R</b> (1, 4) OBP: 0.327, SLG: 0.385	0-1 1B 2B		1-1 E5			0-1 G6-3			0-3 K	4 1 1 0 0 1 0		
<b>Kal Daniels, L</b> (1, 7) OBP: 0.342, SLG: 0.397	1-2 2-H 1B		1-3 SAFE K			2-3 K			2-1 G6-3	4 0 1 1 0 2 1		
<b>Darryl Strawberry, L</b> (1, 9) OBP: 0.362, SLG: 0.478	1-3 K		1-2 G1-3			1-0 F8			0-3 K	4 0 0 0 0 2 2		
<b>Gary Carter, R</b> (1, 2) OBP: 0.323, SLG: 0.393 <b>Tom Goodwin, L</b> (7, PR) OBP: 1.000, SLG: 1.000 <b>Carlos Hernandez, R</b> (7, 2)	4-1 1-2 BB		2-1 G5-3			1-0 L4-3 1B				2 0 1 0 1 0 0 0 0 0 0 0 0 0 0 0 0 0 0 0 0		
<b>Mike Sharperson, R</b> (1, 3) OBP: 0.358, SLG: 0.355	1-2 G6-3		2-2 G4-3			0-1 L4-3				3 0 0 0 0 0 3		
<b>Lenny Harris, L</b> (1, 5) OBP: 0.357, SLG: 0.358		2-2 F8	0-0 G4-3			0-0 G6-3				3 0 0 0 0 0 1		
<b>Alfredo Griffin, S</b> (1, 6) OBP: 0.282, SLG: 0.271		1-1 G1-3			2-2 G4-3			2-2 L7		3 0 0 0 0 0 0		
<b>Kevin Gross, R</b> (1, 1) OBP: 0.381, SLG: 0.368 <b>Mitch Webster, S</b> (8, PH) OBP: 0.274, SLG: 0.313 <b>Jim Gott, R</b> (8, 1) OBP: 0.500, SLG: 0.500		2-3 K	1-3 K			0-0 P4				2 0 0 0 0 2 0 1 0 0 0 0 0 0 0 0 0 0 0 0 0		
<b>Inning Stats</b>	R: 1 H: 2 E: 0 LOB: 2 K: 1 BB: 1 S: 16 P: 23	R: 0 H: 0 E: 0 LOB: 0 K: 1 BB: 0 S: 9 P: 14	R: 0 H: 0 E: 1 LOB: 1 K: 1 BB: 0 S: 7 P: 10	R: 0 H: 0 E: 0 LOB: 0 K: 0 BB: 0 S: 6 P: 10	R: 0 H: 0 E: 0 LOB: 0 K: 1 BB: 0 S: 11 P: 17	R: 0 H: 0 E: 0 LOB: 0 K: 1 BB: 0 S: 6 P: 9	R: 0 H: 1 E: 0 LOB: 1 K: 0 BB: 0 S: 4 P: 5	R: 0 H: 0 E: 0 LOB: 0 K: 1 BB: 0 S: 7 P: 11	R: 0 H: 0 E: 0 LOB: 0 K: 2 BB: 0 S: 10 P: 12	1B: 2 SF: 0 2B: 2 SAC: 0 3B: 0 DP: 1 HR: 0 HBP: 0		WP: 0 PA: 31 PB: 0 SB: 1 CS: 0
<b>PITCHER</b> <b>Zane Smith, L</b> (1, 1) ERA: 3.27	IP WLS BF H R ER SO BB IBB HBP BLK WP HR S P ERA WHIP	9.0 W 31 3 1 1 8 1 0 0 0 0 0 0 76 111 1.00 0.444										

livebaseballscorecards.com

AB	30
R	1
H	3
RBI	1
BB	1
SO	8
LOB	7



Batter	1	2	3	4	5	6	7	8	9
<b>Orlando Merced, S</b> OBP: 0.385, SLG: 0.405 (1, 3)	0-1 G3		2-1 G3-1	0-0 G4-3		0-0 G3-1		2-3 K	
<b>Jay Bell, R</b> OBP: 0.324, SLG: 0.425 (1, 6)	1-3 K		0-0 F7	0-1 G4-3			2-0 HR		
<b>Cecil Espy, S</b> OBP: 0.327, SLG: 0.435 (1, 8)	1-0 2B		0-2 BB 1B		1-2 G4-3		0-1 G3		
<b>Barry Bonds, L</b> OBP: 0.405, SLG: 0.508 (1, 7)	1-2 F7		4-1 SAFE BB	1-2 BB	1-0 F9		4-2 BB		
<b>Gary Varsho, L</b> OBP: 0.318, SLG: 0.392 (1, 9)		0-1 G6-4-3 1B	1-1 L8		0-1 G3-1		0-0 P5		
<b>Steve Buechele, R</b> OBP: 0.333, SLG: 0.443 (1, 5)		1-0 G6-4-3		0-1 E5 1B 1B		0-1 FC1-5 1B 1B	0-0 P4		
<b>Don Slaught, R</b> OBP: 0.328, SLG: 0.375 (1, 2)		1-0 BB 1B		2-1 SAFE SH1-4 1B 1-3 G4-3 1B		3-1 SAFE F8	2-3 K		
<b>Jose Lind, R</b> OBP: 0.306, SLG: 0.337 (1, 4)		4-0 BB 1-2 BB		2-0 SAFE G4-3 SH1-4 1-2 3-H 1B		1 SAFE 0-0 FC1-5 1-2 1B	1-1 SH1-4 1B		
<b>Zane Smith, L</b> OBP: 0.210, SLG: 0.224 (1, 1)		1-2 G4-3		0-0 SH1-4		0-1 FC1-5	1-0 SH1-4		

AB	R	H	RBI	BB	SO	LOB
5	0	0	1	0	1	4
4	1	1	1	0	1	1
4	0	2	0	0	0	0
2	0	0	0	2	0	1
4	0	1	0	0	0	3
4	1	1	0	0	0	2
4	1	2	0	0	1	1
3	0	3	1	1	0	0
2	0	0	0	0	0	4

**Los Angeles Dodgers @ Pittsburgh Pirates**  
 Three Rivers Stadium, Pittsburgh, PA  
 Fri Sep 06 1991, 7:05 PM EDT  
 Att: 46,993 - Sunny - 84 F

<b>AB</b>	<b>32</b>
<b>R</b>	<b>3</b>
<b>H</b>	<b>10</b>
<b>RBI</b>	<b>3</b>
<b>BB</b>	<b>3</b>
<b>SO</b>	<b>3</b>
<b>LOB</b>	<b>16</b>



<b>WP:</b> 0	<b>PA:</b> 37
<b>PB:</b> 0	<b>SB:</b> 0
<b>CS:</b> 0	

Inning Stats		R: 0	H: 1	E: 0	LOB: 1	K: 1	BB: 0	S: 9	P: 12									
<b>Kevin Gross, R</b> ERA: 3.4	(1, 1)	7.0	WLS: 1	BF: 33	H: 9	R: 3	ER: 1	SO: 1	BB: 3	IBB: 0	HBP: 0	BLK: 0	WP: 0	HR: 1	S: 57	P: 89	ERA: 1.29	WHIP: 1.714
<b>Jim Gott, R</b> ERA: 3.15	(8, 1)	1.0	WLS: 4	BF: 1	H: 0	R: 0	ER: 0	SO: 2	BB: 0	IBB: 0	HBP: 0	BLK: 0	WP: 0	HR: 0	S: 10	P: 16	ERA: 0.00	WHIP: 1.000





Batter	1	2	3	4	5	6	7	8	9	AB R H RBI BB SO LOB
Gary Redus, R OBP: 0.336, SLG: 0.421 (1, 8) BB F F F F F X	3-2 SH2-4 2B		4-2 CS BB		1-0 FC3-6 1-2f		3-3 K		1-0 2B	4 0 2 0 1 1 3
Jay Bell, R OBP: 0.323, SLG: 0.421 (1, 6) BB B B	4-0 SH2-4 BB		1 SAFE 1-1 P3 1-2		3-2 G6-3 1-2		1-1 G6-3 1-2 2-3		1-3 K2-3	4 0 0 0 1 1 5
Don Slaught, R OBP: 0.338, SLG: 0.388 Scott Bullett, L (8, PR) Tom Prince, R OBP: 0.407, SLG: 0.500 (9, 2) L X	0-1 SH2-4 1-2 2-3			4-2 BB		2-0 FC5 2B		1-0 1B		2 0 2 0 1 0 0 0 0 0 0 0 0 0 0 0 0 0 0 0 0
Bobby Bonilla, S OBP: 0.389, SLG: 0.503 (1, 9) B F F F F F X	3-2 G1-3			2-3 K		3-1 G6-3		0-0 FC4-6 1B		4 0 1 0 0 1 4
Barry Bonds, L OBP: 0.402, SLG: 0.503 (1, 7) B X	1-0 F7			2-0 F9		1-3 K		3-3 K		4 0 0 0 0 2 6
Steve Buechele, R OBP: 0.330, SLG: 0.439 (1, 5) S B B B C F X			3-3 K		2-3 K		0-0 FC5 2-3		2-1 L6	4 0 0 0 0 2 4
Lloyd McClendon, R OBP: 0.377, SLG: 0.489 Cecil Espy, S OBP: 0.320, SLG: 0.426 (7, PR) (8, 8) C X	0-1 G4-3		0-1 G4-3		3-1 G5-3		1-2 S SH1-4 1B		1-0 FC4-6 1-2f	3 0 1 0 0 0 0 1 0 0 0 0 0 2
Jose Lind, R OBP: 0.306, SLG: 0.337 (1, 4) X	0-0 F8			0-1 BLK 1B		0-1 SH1-4 1-2			1-0 F9	3 1 1 0 0 0 0
Doug Drabek, R OBP: 0.172, SLG: 0.205 Curtis Wilkerson, S OBP: 0.236, SLG: 0.245 Rosario Rodriguez, R OBP: 0.250, SLG: 0.250 Bill Landrum, R OBP: 0.316, SLG: 0.390 (1, 1) (7, PH) (8, 1) (9, 1) (9, PH)			0-0 G6-3		3-2 FC3-6 1H 1B		4-0 S BB		2-1 F8	2 0 1 1 0 0 0 0 0 0 0 1 0 0 0 0 0 0 0 0 0 0 0 0 0 0 0 0 0 0 0 0 0 0 0 1 0 0 0 0 0 0

BOTTOM

Los Angeles Dodgers @ Pittsburgh Pirates  
Three Rivers Stadium, Pittsburgh, PA

Sat Sep 07 1991, 7:05 PM EDT  
Att. 37,416 - Sunny - 83 F

livebaseballscorecards.com

AB	32
R	1
H	8
RBI	1
BB	4
SO	7
LOB	24



Inning Stats	R: 0	H: 1	E: 0	LOB: 2	K: 0	BB: 1	S: 13	P: 24
	R: 0	H: 0	E: 0	LOB: 0	K: 1	BB: 0	S: 6	P: 9
	R: 0	H: 0	E: 0	LOB: 0	K: 0	BB: 1	S: 7	P: 12
	R: 0	H: 0	E: 0	LOB: 1	K: 2	BB: 1	S: 9	P: 19
	R: 1	H: 2	E: 0	LOB: 1	K: 0	BB: 0	S: 12	P: 22
	R: 0	H: 1	E: 0	LOB: 1	K: 1	BB: 0	S: 7	P: 13
	R: 0	H: 1	E: 0	LOB: 3	K: 1	BB: 1	S: 11	P: 20
	R: 0	H: 2	E: 0	LOB: 2	K: 1	BB: 0	S: 9	P: 16
	R: 0	H: 1	E: 0	LOB: 1	K: 1	BB: 0	S: 7	P: 12
	R: 0	H: 1	E: 0	LOB: 1	K: 1	BB: 0	S: 7	P: 12

PITCHER	IP	WLS	BF	H	R	ER	SO	BB	IBB	HBP	BLK	WP	HR	S	P	ERA	WHIP
Bob Ojeda, L ERA: 3.29	(1, 1)	6.1	27	5	1	1	4	4	0	0	1	0	0	60	110	1.42	1.421
Roger McDowell, R ERA: 3.23	(7, 1)	0.2	4	2	0	0	1	0	0	0	0	0	0	7	12	0.00	3.000
Steve Wilson, L ERA: 4.26	(8, 1)	0.1	1	0	0	0	1	0	0	0	0	0	0	4	7	0.00	0.000
Jim Gott, R ERA: 3.06	(8, 1)	1.2	S 6	1	0	0	1	0	0	0	0	0	0	10	18	0.00	0.600

WP: 0	PA: 38
PB: 0	
SB: 3	
CS: 1	



Batter	1	2	3	4	5	6	7	8	9	AB R H RBI BB SO LOB	TOP						
Brett Butler, L (1, 8) OBP: 0.406, SLG: 0.353	2-1 FC5-4 1B	1-3			0-2 P6		2-1 F7	1-3		5 0 1 0 0 2 2							
Lenny Harris, L (1, 5) OBP: 0.353, SLG: 0.351	1-2 FC5-4 1B		0-3		1-2 G4-3		3-2 G4-3		1-0 P6	5 1 0 0 0 1 1							
Darryl Strawberry, L (1, 9) OBP: 0.362, SLG: 0.475 Stan Javier, S (9, PH) OBP: 0.260, SLG: 0.289	2-2 1B		1-0 1B		2-3		1-1 L4		0-1 G4-3	4 0 2 1 0 1 0 1 0 0 0 0 0 0							
Eddie Murray, S (1, 3) OBP: 0.318, SLG: 0.398	0-1 F7		2-2 F9		0-0		2-2 G4-3		2-0 P3	5 0 0 0 0 0 2							
Chris Gwynn, L (1, 7) OBP: 0.319, SLG: 0.444 Mitch Webster, S (6, PH) OBP: 0.281, SLG: 0.322	0-1 1B		0-0 1B		0-0 G3 1B 2B		4-2 1B 2B BB			2 0 2 0 0 0 0 1 2 1 0 1 0 0							
Mike Scioscia, L (1, 2) OBP: 0.351, SLG: 0.364	1-0 F8		0-0 L8		1-1 G3		1-1 1B HBP 2B 1B			4 1 1 0 0 0 5							
Juan Samuel, R (1, 4) OBP: 0.327, SLG: 0.386			0-0 F9		1-0 G5-3		4-0 1B BB			2 1 0 0 1 0 0							
Alfredo Griffin, S (1, 6) OBP: 0.288, SLG: 0.278 Kal Daniels, L (8, PH) OBP: 0.342, SLG: 0.398 Jose Offerman, S (8, PR) OBP: 0.331, SLG: 0.214			2-2 F8		0-1 L4		0-0 1B			3 0 1 1 0 0 0 1 0 1 3 0 0 0 0 0 0 0 0 0 0							
Mike Morgan, R (1, 1) OBP: 0.090, SLG: 0.092 Steve Wilson, L (7, 1) Tim Crews, R (9, 1)			1-1 1B		2-1 F8		2-3 1B			3 0 1 0 0 1 2 1 0 0 0 0 0 1 0 0 0 0 0 0 0							
<b>Inning Stats</b>	R: 1 H: 3 E: 0 LOB: 2 K: 0 BB: 0 S: 13 P: 19	R: 0 H: 1 E: 0 LOB: 1 K: 1 BB: 0 P: 14	R: 0 H: 2 E: 0 LOB: 2 K: 1 BB: 0 P: 13	R: 0 H: 0 E: 0 LOB: 0 K: 0 BB: 0 P: 8	R: 0 H: 0 E: 0 LOB: 0 K: 1 BB: 0 P: 12	R: 1 H: 2 E: 0 LOB: 2 K: 1 BB: 1 P: 15	R: 0 H: 0 E: 0 LOB: 0 K: 0 BB: 0 P: 13	R: 3 H: 2 E: 0 LOB: 1 K: 1 BB: 1 P: 27	R: 0 H: 0 E: 0 LOB: 0 K: 0 BB: 0 P: 7	1B: 8 SF: 0 2B: 2 SAC: 0 3B: 0 DP: 0 HR: 0 HBP: 1	WP: 0 PA: 40 PB: 0 SB: 1 CS: 0						
<b>PITCHER</b>	<b>IP WLS BF H R ER SO BB IBB HBP BLK WP HR S P ERA WHIP</b>				<b>PITCHER</b>	<b>IP WLS BF H R ER SO BB IBB HBP BLK WP HR S P ERA WHIP</b>											
Bob Walk, R (1, 1) ERA: 2.87	5.0																
Bob Patterson, L (6, 1) ERA: 3.77	2.0	L	9	2	1	1	1	1	0	0	0	0	0	15	28	4.50	1.500
Roger Mason, R (8, 1) ERA: 2.57	1.0		7	2	3	3	1	1	0	1	0	0	0	15	27	27.00	3.000
Neal Heaton, L (9, 1) ERA: 3.84	1.0		3	0	0	0	0	0	0	0	0	0	0	4	7	0.00	0.000

**Los Angeles Dodgers @ Pittsburgh Pirates**  
 Three Rivers Stadium, Pittsburgh, PA  
 Sun Sep 08 1991, 3:33 AM EDT  
 Att. 31,563 - Cloudy - 83 F

AB	37
R	5
H	10
RBI	5
BB	2
SO	5
LOB	13



[livebaseballscorecards.com](http://livebaseballscorecards.com)

BOTTOM

Los Angeles Dodgers @ Pittsburgh Pirates  
Three Rivers Stadium, Pittsburgh, PA

Sun Sep 08 1991, 3:33 AM EDT  
Att. 31,563 - Cloudy - 83 F

livebaseballscorecards.com

AB	34
R	1
H	9
RBI	1
BB	1
SO	9
LOB	18



WP:	0	PA:	35
PB:	0		
SB:	1		
CS:	0		

AB R H RBI BB SO LOB

4	0	0	0	0	3	3
4	0	3	0	0	0	1
3	0	0	0	0	1	2
1	0	0	0	0	0	1
3	0	0	0	1	1	1
4	1	1	0	0	2	3
3	0	3	0	0	0	0
0	0	0	0	0	0	0
0	0	0	0	0	0	0
0	0	0	0	0	0	0
1	0	0	0	0	0	0
4	0	0	1	0	1	3
4	0	1	0	0	1	2
1	0	0	0	0	0	0
1	0	1	0	0	0	0
0	0	0	0	0	0	0
0	0	0	0	0	0	0
1	0	0	0	0	0	2
0	0	0	0	0	0	0

Batter	1	2	3	4	5	6	7	8	9
Orlando Merced, S OBP: 0.381, SLG: 0.400	1-3 K		1-3 K		1-3 SAFE K		3-2 F8		
Jay Bell, R OBP: 0.326, SLG: 0.426	2-2 F9 2B		0-0 S 1B		0-0 G5-4-3 1-2f			1-1 1B	
Cecil Espy, S OBP: 0.302, SLG: 0.400	3-1 F9		2-3 K			3-2 F7		3-2 F7	
Gary Redus, R OBP: 0.335, SLG: 0.419	2-3		1-2						
Bobby Bonilla, S OBP: 0.388, SLG: 0.500	4-0 BB			0-0 G4-3		1-3 K		0-0 L4	
Barry Bonds, L OBP: 0.401, SLG: 0.501	1-3 K			2-1 1B FC4-6		3-3 K		3-2 F8	
Michael LaValliere, L OBP: 0.355, SLG: 0.360		2-1 G6-4-3 1B		3-1 SAFE FC4-6		1-1 FC6-5 1B			0-1 G6-3
Scott Bullett, L (7, PR)				1-3 1B					
Roger Mason, R (8, 1)									
Neal Heaton, L OBP: 0.357, SLG: 0.385									
Don Slaughter, R OBP: 0.337, SLG: 0.385									
Curtis Wilkerson, S OBP: 0.230, SLG: 0.238		2-3 K		1-1 FC4-6 1-2f		1-2 F8		1-0 G4-3	
Jose Lind, R OBP: 0.306, SLG: 0.337		1-1 G6-4-3 1-2f		3-1 G6-3		1-2 FC6-5 1B		1-3 K	
Bob Walk, R OBP: 0.188, SLG: 0.290			1-2 F7		0-0 G5-4-3 1B		1-2 FC6-5 1-2 2-3f		
Gary Varsho, L OBP: 0.320, SLG: 0.394									
Bob Patterson, R OBP: 0.250, SLG: 0.250									
Andy Van Slyke, L OBP: 0.349, SLG: 0.448									
Lloyd McClendon, R OBP: 0.376, SLG: 0.485									
Tom Prince, R OBP: 0.407, SLG: 0.500									

Inning Stats	R: 0	H: 1	E: 0	LOB: 2	K: 2	P: 22	R: 0	H: 1	E: 0	LOB: 0	K: 1	P: 12	R: 0	H: 1	E: 0	LOB: 1	K: 2	P: 15	R: 1	H: 2	E: 0	LOB: 1	K: 0	P: 18	R: 0	H: 1	E: 0	LOB: 0	K: 1	P: 6	R: 0	H: 0	E: 0	LOB: 0	K: 2	P: 16	R: 0	H: 2	E: 0	LOB: 2	K: 0	P: 21	R: 0	H: 1	E: 0	LOB: 1	K: 0	P: 18	R: 0	H: 0	E: 0	LOB: 0	K: 1	P: 8	1B: 8	SF: 0	2B: 1	SAC: 0	3B: 0	DP: 2	HR: 0	HBP: 0	WP: 0	PA: 35
--------------	------	------	------	--------	------	-------	------	------	------	--------	------	-------	------	------	------	--------	------	-------	------	------	------	--------	------	-------	------	------	------	--------	------	------	------	------	------	--------	------	-------	------	------	------	--------	------	-------	------	------	------	--------	------	-------	------	------	------	--------	------	------	-------	-------	-------	--------	-------	-------	-------	--------	-------	--------

PITCHER	IP	WLS	BF	H	R	ER	SO	BB	IBB	HBP	BLK	WP	HR	S	P	ERA	WHIP
Mike Morgan, R ERA: 2.79	(1, 1)	6.1	26	8	1	1	8	1	0	0	0	0	0	61	100	1.42	1.421
Steve Wilson, L ERA: 3.77	(7, 1)	1.2	6	1	0	0	0	0	0	0	0	0	0	17	28	0.00	0.600
Tim Crews, R ERA: 2.96	(9, 1)	1.0	3	0	0	0	1	0	0	0	0	0	0	6	8	0.00	0.000



Batter	1	2	3	4	5	6	7	8	9	AB R H RBI BB SO LOB	TOP																									
Andy Van Slyke, L (1, 8) OBP: 0.351, SLG: 0.449	4-1 F8 1B BB	0-1 SF8 E 1-3 2-H 2B		1-2 G3		3-2 G4-3		3-3 K	0-0 1B SF9 1B	5 2 2 1 1 1 0																										
Jay Bell, R (1, 6) OBP: 0.331, SLG: 0.438	0-0 BB 1-2 1B	0-0 SF8		1-0 1B 2B		4-0 FC6-4 BB		2-1 HR	2-2 SF9 1-3 1B	4 2 4 2 1 0 0																										
Lloyd McClendon, R (1, 3) OBP: 0.376, SLG: 0.482	1-0 F8	1-0 E5		1-2 HR 1B		0-0 FC6-4 1-2f		0-0 1B	4-1 BB	5 1 2 1 0 0 3 0 0 0 0 1 0 0 0 0 0 0 0 0 0																										
Gary Varsho, L (9, PH) OBP: 0.324, SLG: 0.394																																				
Rosario Rodriguez, R (9, 1)																																				
Bobby Bonilla, S (1, 9) OBP: 0.387, SLG: 0.505	1-0 F8 2-3	1-2 G5-3		0-0 1-H HR			1-2 2B G4-3 1B	2-2 P6	3-2 SF9 2-3 3-H	5 2 2 3 0 0 4																										
Barry Bonds, L (1, 7) OBP: 0.400, SLG: 0.500	4-1 1-2 BB		2-0 F8	0-0 G4-3			1-2 G4-3 1-3 2B	3-2 P6	2-2 P5	5 0 1 0 1 0 3																										
Steve Buechele, R (1, 5) OBP: 0.327, SLG: 0.434	1-2 F8		0-3 K				0-2 G4-3 2-3 3-H		1-2 P6	5 0 0 1 0 2 4																										
Don Slaught, R (1, 2) OBP: 0.343, SLG: 0.388																																				
Scott Bullett, L (9, PR)																																				
Tom Prince, R (9, 2) OBP: 0.407, SLG: 0.500		0-1 G6-3	2-2	1-1 1B G4-3			3-1 1B		4-1 1B HR BB	4 0 2 0 1 0 0 0 1 0 0 0 0 0 0 0 0 0 0 0 0	AB 42 R 12 H 16 RBI 11 BB 5 SO 5 LOB 19																									
Jose Lind, R (1, 4) OBP: 0.307, SLG: 0.337		0-1 SH 2B 1B	1-3 K		1-1 G5-3		0-1 P2		2-0 SH HR 1B	5 2 2 0 0 1 3																										
John Smiley, L (1, 1) OBP: 0.164, SLG: 0.121																																				
Gary Redus, R (6, PH) OBP: 0.333, SLG: 0.417																																				
Vicente Palacios, R (6, 1) OBP: 0.071, SLG: 0.071																																				
Curtis Wilkerson, S (7, PH) OBP: 0.229, SLG: 0.237																																				
Bob Kipper, R (7, 1)																																				
Stan Belinda, R (7, 1)																																				
Orlando Merced, S (9, PH) OBP: 0.382, SLG: 0.410		0-0 SH 2B SF8		0-0 G4-3			1-3 K	2-1 F7	1-1 HR	1 1 0 0 0 0 0 1 0 0 0 0 1 0 0 0 0 0 0 0 0 1 0 0 0 0 0 2 0 0 0 0 0 0 0 0 0 0 0 0 0 0 1 1 1 3 0 0 0																										
<b>Inning Stats</b>	R: 0 E: 0 K: 0 S: 9	H: 1 LOB: 3 BB: 2 P: 20	R: 3 E: 2 K: 0 S: 12	H: 2 LOB: 1 BB: 0 P: 14	R: 0 E: 0 K: 2 S: 11	H: 1 LOB: 1 BB: 0 P: 16	R: 3 E: 0 K: 0 S: 10	H: 3 LOB: 0 BB: 0 P: 13	R: 0 E: 0 K: 1 S: 10	H: 0 LOB: 0 BB: 0 P: 12	R: 0 E: 0 K: 1 S: 9	H: 0 LOB: 1 BB: 1 P: 17	R: 1 E: 0 K: 0 S: 15	H: 3 LOB: 2 BB: 0 P: 22	R: 1 E: 0 K: 1 S: 15	H: 2 LOB: 1 BB: 0 P: 25	R: 4 E: 0 K: 0 S: 19	H: 4 LOB: 2 BB: 2 P: 38	1B: 10 2B: 3 3B: 0 HR: 3	SF: 2 SAC: 1 DP: 0 HBP: 0	WP: 0 PA: 50 PB: 0 SB: 0 CS: 0															
<b>PITCHER</b>	IP WLS BF H R ER SO BB IBB HBP BLK WP HR S P ERA WHIP																																			
Danny Jackson, L (1, 1) ERA: 6.45	4.0	23	7	6	4	2	2	0	0	0	0	1	42	63	9.00	2.250																				
Bob Scanlan, R (5, 1) ERA: 4.1	1.0	3	0	0	0	1	0	0	0	0	0	0	10	12	0.00	0.000																				
Chuck McElroy, L (6, 1) ERA: 1.9	1.0	6	2	1	1	1	1	0	0	0	0	0	15	25	9.00	3.000																				
Shawn Boskie, R (7, 1) ERA: 4.84	1.0	4	1	0	0	0	0	0	0	0	0	0	9	14	0.00	1.000																				
Paul Assenmacher, L (8, 1) ERA: 3.27	1.0	5	2	1	1	1	0	0	0	0	0	1	15	25	9.00	2.000																				
<b>PITCHER</b>	IP WLS BF H R ER SO BB IBB HBP BLK WP HR S P ERA WHIP																																			
Dave Smith, R (9, 1) ERA: 6.0	0.1	L	4	2	4	4	0	1	0	0	0	0	1	7	15	108.00	9.000																			
Les Lancaster, R (9, 1) ERA: 3.83	0.2	5	2	0	0	0	1	0	0	0	0	0	12	23	0.00	4.500																				

Pittsburgh Pirates @ Chicago Cubs  
Wrigley Field, Chicago, IL  
Mon Sep 09 1991, 3:33 AM CDT  
Att. 18,775 - Cloudy - 89 F

livebaseballscorecards.com



Batter	1	2	3	4	5	6	7	8	9	AB	R	H	RBI	BB	SO	LOB
<b>Chico Walker, S</b> OBP: 0.324, SLG: 0.334 (1, 8) S B B X (8, 7)	2-2 G1-3 ①		1-2 L6 ③		0-1 L8 ②		0-0 E 1B 1B	0-0 G3 ③		5	1	1	0	0	0	3
<b>Mark Grace, L</b> OBP: 0.355, SLG: 0.381 (1, 3) B C B B X	3-1 F8 ②			1-1 23 2B 1B	1-3 K ③		0-1 E9 1-H HR 1B		1-1 FC6 23 BB 1B	5	2	3	0	0	1	0
<b>23 Ryne Sandberg, R</b> OBP: 0.376, SLG: 0.483 (1, 4) B B C X	2-1 L5 ③			2-1 G1-3 1-H 2B 2B		1-1 HR	1-2 F7 ②		4-1 FC6 1-2 BB	4	2	2	2	1	0	1
<b>Andre Dawson, R</b> OBP: 0.300, SLG: 0.477 (1, 9) B X		1-0 G5-3 ①		1-0 G1-3 ①	2-3	0-1 P1 ①	2-0 HR		1-1 F7 ①	5	1	1	2	0	0	3
<b>George Bell, R</b> OBP: 0.332, SLG: 0.480 (8, 1) <b>Paul Assenmacher, L</b> OBP: 0.460, SLG: 0.250 (9, 1) <b>Dave Smith, R</b> (9, 1) <b>Les Lancaster, R</b> OBP: 0.185, SLG: 0.259 (9, PH) <b>Luis Salazar, R</b> OBP: 0.306, SLG: 0.452 (9, PR) <b>Ced Landrum, L</b> OBP: 0.286, SLG: 0.255		2-0 G4-3 ②		1-2 1B 2B	3-H	1-2 HR 1B	0-2 F7 ③		0-2 FC6 ②	4	2	2	1	0	0	0
<b>Hector Villanueva, R</b> OBP: 0.359, SLG: 0.528 (8, PR) <b>Rick Wilkins, L</b> OBP: 0.315, SLG: 0.346 (9, 2) <b>Damon Berryhill, S</b> OBP: 0.230, SLG: 0.326 (9, PH)		0-0 P4 ③		0-1 1B	2-H	1-1 F8 ②		0-0 SH3-4 SF8 2B	2-1 F7 ③	4	0	2	1	0	0	1
<b>Shawon Dunston, R</b> OBP: 0.295, SLG: 0.415 (1, 6) C F F X			0-2 F9 BLK 1B	1-1 F8 ②		2-0 HR		0-0 SH3-4 ①		3	1	2	2	0	0	1
<b>Doug Strange, S</b> OBP: 0.455, SLG: 0.556 (1, 5) C 1 SAFE F B X			1-2 F9 ①	0-2 G4-3 ③		3-3 K ③		0-1 SF8 ②		3	0	0	1	0	1	2
<b>Danny Jackson, R</b> OBP: 0.091, SLG: 0.091 (5, 1) <b>Bob Scarsight, R</b> OBP: 0.080, SLG: 0.042 (5, PH) <b>Doug Dascenzo, S</b> OBP: 0.318, SLG: 0.310 (6, 1) <b>Chuck McElroy, L</b> OBP: 0.333, SLG: 0.444 (7, 1) <b>Shawn Boskie, R</b> OBP: 0.250, SLG: 0.324 (7, PH) <b>Jerome Walton, R</b> OBP: 0.269, SLG: 0.320 (8, 8) S F S			0-3 K ②		0-1 G6-3 ①		2-2 F9 ①	4-1 BB		1	0	0	0	0	1	1


Inning Stats	R: 0	H: 0	LOB: 0	BB: 0	S: 7	R: 0	H: 0	LOB: 0	BB: 0	S: 3	R: 0	H: 1	LOB: 1	BB: 0	S: 12	R: 3	H: 4	LOB: 1	BB: 0	S: 15	R: 0	H: 0	LOB: 0	BB: 0	S: 7	R: 3	H: 3	LOB: 0	BB: 0	S: 13	R: 3	H: 3	LOB: 0	BB: 0	S: 13	R: 1	H: 1	LOB: 2	BB: 1	S: 6	R: 0	H: 1	LOB: 2	BB: 1	S: 12	1B: 7	SF: 1	2B: 3	SAC: 1	3B: 0	DP: 0	HR: 3	HBP: 0	WP: 0	PA: 42
--------------	------	------	--------	-------	------	------	------	--------	-------	------	------	------	--------	-------	-------	------	------	--------	-------	-------	------	------	--------	-------	------	------	------	--------	-------	-------	------	------	--------	-------	-------	------	------	--------	-------	------	------	------	--------	-------	-------	-------	-------	-------	--------	-------	-------	-------	--------	-------	--------

PITCHER	IP	WLS	BF	H	R	ER	SO	BB	IBB	HBP	BLK	WP	HR	S	P	ERA	WHIP
<b>John Smiley, L</b> ERA: 3.39 (1, 1)	5.0		20	5	3	3	2	0	0	0	1	0	0	44	63	5.40	1.000
<b>Vicente Palacios, R</b> ERA: 4.12 (6, 1)	1.0		6	3	3	3	1	0	0	0	0	0	2	13	21	27.00	3.000
<b>Bob Kipper, L</b> ERA: 4.7 (7, 1)	0.1		3	2	2	2	0	0	0	0	0	0	0	6	8	54.00	6.000
<b>Stan Belinda, R</b> ERA: 3.86 (7, 1)	1.2	W	8	2	2	2	0	1	0	0	0	0	1	13	20	10.80	1.800
<b>Rosario Rodriguez, L</b> ERA: 1.04 (9, 1)	1.0	S	5	1	0	0	0	1	0	0	0	0	0	12	20	0.00	2.000

**BOTTOM**

**Pittsburgh Pirates @ Chicago Cubs**  
Wrigley Field, Chicago, IL  
Mon Sep 09 1991, 3:33 AM CDT  
Att: 18,775 - Cloudy - 89 F

<b>AB</b>	<b>38</b>
<b>R</b>	<b>10</b>
<b>H</b>	<b>13</b>
<b>RBI</b>	<b>9</b>
<b>BB</b>	<b>2</b>
<b>SO</b>	<b>3</b>
<b>LOB</b>	<b>16</b>



PITCHER	IP	WLS	BF	H	R	ER	SO	BB	IBB	HBP	BLK	WP	HR	S	P	ERA	WHIP
<b>John Smiley, L</b> ERA: 3.39 (1, 1)	5.0		20	5	3	3	2	0	0	0	1	0	0	44	63	5.40	1.000
<b>Vicente Palacios, R</b> ERA: 4.12 (6, 1)	1.0		6	3	3	3	1	0	0	0	0	0	2	13	21	27.00	3.000
<b>Bob Kipper, L</b> ERA: 4.7 (7, 1)	0.1		3	2	2	2	0	0	0	0	0	0	0	6	8	54.00	6.000
<b>Stan Belinda, R</b> ERA: 3.86 (7, 1)	1.2	W	8	2	2	2	0	1	0	0	0	0	1	13	20	10.80	1.800
<b>Rosario Rodriguez, L</b> ERA: 1.04 (9, 1)	1.0	S	5	1	0	0	0	1	0	0	0	0	0	12	20	0.00	2.000



Batter	1	2	3	4	5	6	7	8	9	AB R H RBI BB SO LOB	TOP											
<b>Orlando Merced, S</b> OBP: 0.380, SLG: 0.406 (1, 3)	3-1 F7	1-1 G1-3			4-1 FC4-6 BB		2-1 L8		1-2 G3-1	4 0 0 0 1 0 2												
<b>Jay Bell, R</b> OBP: 0.332, SLG: 0.440 (1, 6)	2-2 FC3-2 3B		1-1 P6		0-0 FC4-6 1-2f			4-2 FC3-6 BB	1-0 F9	4 0 1 0 1 0 2												
<b>Andy Van Slyke, L</b> OBP: 0.350, SLG: 0.446 (1, 8)	4-2 FC3-2 S BB		2-0 F9			1-1 G3		2-2 FC3-6 WP 2B		3 1 0 0 1 0 1												
<b>Bobby Bonilla, S</b> OBP: 0.388, SLG: 0.508 (1, 9)	4-2 FC3-2 1-2 BB		3-3 K			1-0 SF8 3B		1-1 F9		3 1 1 0 1 1 1												
<b>Barry Bonds, L</b> OBP: 0.399, SLG: 0.501 (1, 7)	1-2 FC3-2 1-2 2-3 3-Hf			0-0 L3		0-1 SF8		3-2 1B 1-H 2B		3 0 1 2 0 0 3												
<b>Steve Buechele, R</b> OBP: 0.328, SLG: 0.434 (1, 5)	1-3 K		2-3 K		2-0 1B		1-1 1B	2-3 1B		4 0 2 0 0 2 3												
<b>Michael LaValliere, L</b> OBP: 0.351, SLG: 0.355 (1, 2)		2-1 G3		0-0 L9		0-0 G3		1-1 G1-3		4 0 0 0 0 0 3												
<b>Jose Lind, R</b> OBP: 0.309, SLG: 0.341 (1, 4)		2-1 G6-3 2B		3-1 G6-3			1-1 G4-6-3 1B		1-2 G1-3	4 0 2 0 0 0 0												
<b>Randy Tomlin, L</b> OBP: 0.213, SLG: 0.217 (1, 1)			0-0 G6-3		1-3 K		2-0 G4-6-3 1-2f		1-2 G3-1 1B	1 0 0 0 0 0 1 1 0 0 0 0 0 1 0 0 0 0 0 0 0 1 0 0 0 0 0 1 0 0 0 0 0 0 0 1 0 1 0 0 0 0												
<b>Cecil Esby, S</b> OBP: 0.286, SLG: 0.392 (5, PH)																						
<b>Neal Heston, L</b> OBP: 0.357, SLG: 0.395 (5, 1)																						
<b>Gary Varsho, L</b> OBP: 0.322, SLG: 0.391 (7, PH)																						
<b>Bill Landrum, R</b> OBP: 0.324, SLG: 0.242 (7, 1)																						
<b>Curtis Wilkerson, S</b> OBP: 0.234, SLG: 0.242 (8, PH)																						
<b>Inning Stats</b>	R: 0 E: 0 K: 1 S: 20	H: 1 LOB: 3 BB: 2 P: 35	R: 0 E: 0 K: 0 S: 7	H: 1 LOB: 1 BB: 0 P: 12	R: 0 E: 0 K: 1 S: 7	H: 0 LOB: 0 BB: 0 P: 13	R: 0 E: 0 K: 1 S: 5	H: 0 LOB: 0 BB: 0 P: 7	R: 0 E: 0 K: 1 S: 7	H: 0 LOB: 1 BB: 1 P: 15	R: 1 E: 0 K: 0 S: 7	H: 2 LOB: 1 BB: 0 P: 11	R: 0 E: 0 K: 0 S: 5	H: 1 LOB: 0 BB: 0 P: 10	R: 1 E: 0 K: 0 S: 16	H: 2 LOB: 2 BB: 1 P: 28	R: 0 E: 0 K: 0 S: 11	H: 1 LOB: 1 BB: 0 P: 15	1B: 4 2B: 2 3B: 2 HR: 0	SF: 1 SAC: 0 DP: 1 HBP: 0	WP: 1 PB: 0 SB: 1 CS: 0	PA: 38
<b>PITCHER</b>	IP WLS BF H R ER SO BB IBB HBP BLK WP HR S P ERA WHIP																					
<b>Rick Sutcliffe, R</b> ERA: 4.19 (1, 1)	7.0 W 29 5 2 2 4 4 0 0 0 0 0 60 109 2.57 1.286																					
<b>Paul Assenmacher, L</b> ERA: 3.25 (8, 1)	0.2 3 1 0 0 0 0 0 0 0 0 1 0 10 16 0.00 1.500																					
<b>Bob Scanlan, R</b> ERA: 4.05 (8, 1)	1.1 S 6 2 0 0 0 0 0 0 0 0 0 0 15 21 0.00 1.500																					

**Pittsburgh Pirates @ Chicago Cubs**  
**Wrigley Field, Chicago, IL**  
 Tue Sep 10 1991, 7:05 PM CDT  
 Att. 29,299 - Sunny - 72 F

<b>AB</b>	<b>33</b>
<b>R</b>	<b>2</b>
<b>H</b>	<b>8</b>
<b>RBI</b>	<b>2</b>
<b>BB</b>	<b>4</b>
<b>SO</b>	<b>4</b>
<b>LOB</b>	<b>17</b>



<b>WP: 1</b>	<b>PA: 38</b>
--------------	---------------

Batter	1	2	3	4	5	6	7	8	9
<b>Chico Walker, S</b> OBP: 0.319, SLG: 0.329 (1, 5) 									
<b>Mark Grace, L</b> OBP: 0.357, SLG: 0.381 (1, 3) 									
<b>23 Ryne Sandberg, R</b> OBP: 0.379, SLG: 0.492 (1, 4) 									
<b>Andre Dawson, R</b> OBP: 0.301, SLG: 0.477 (1, 9) 									
<b>George Bell, R</b> OBP: 0.332, SLG: 0.482 (1, 7) 									
<b>Hector Villanueva, R</b> OBP: 0.356, SLG: 0.519 (1, 2) 									
<b>Shawon Dunston, R</b> OBP: 0.297, SLG: 0.417 (1, 6) 									
<b>Doug Dascenzo, S</b> OBP: 0.317, SLG: 0.309 (1, 8) <b>Bob Scanlan, R</b> OBP: 0.080, SLG: 0.042 (8, 1) 									
<b>Rick Sutcliffe, L</b> OBP: 0.107, SLG: 0.111 (1, 1) <b>Paul Assenmacher, L</b> OBP: 0.400, SLG: 0.250 (8, 1) <b>Jerome Walton, R</b> OBP: 0.272, SLG: 0.335 (8, 8) 									

AB	R	H	RBI	BB	SO	LOB
5	0	0	0	0	0	4
3	2	1	0	2	0	0
5	2	4	2	0	1	0
5	0	2	1	0	1	2
5	1	2	1	0	0	2
4	0	1	0	0	0	3
3	0	1	0	1	1	3
4	0	1	1	0	0	5
0	0	0	0	0	0	0
3	0	0	0	0	1	4
0	0	0	0	0	0	0
1	1	1	1	0	0	0

**BOTTOM**

**Pittsburgh Pirates @ Chicago Cubs**  
**Wrigley Field, Chicago, IL**  
 Tue Sep 10 1991, 7:05 PM CDT  
 Att: 29,299 - Sunny - 72 F

[livebaseballscorecards.com](http://livebaseballscorecards.com)

AB	38
R	6
H	13
RBI	6
BB	3
SO	4
LOB	23



1B: 9	SF: 0
2B: 2	SAC: 0
3B: 0	DP: 0
HR: 2	HBP: 0

WP: 0	PA: 41
PB: 0	
SB: 0	
CS: 0	

Inning Stats	R	H	E	K	S	R	H	E	K	S	R	H	E	K	S	R	H	E	K	S
<b>Randy Tomlin, L</b> ERA: 2.94 (1, 1)	2	2	0	1	18	0	0	0	0	12	0	0	0	0	12	0	0	0	0	12
<b>Neal Heaton, L</b> ERA: 3.86 (5, 1)	0	0	0	0	19	0	0	0	0	19	0	0	0	0	19	0	0	0	0	19
<b>Bill Landrum, R</b> ERA: 3.16 (7, 1)	0	0	0	0	19	0	0	0	0	19	0	0	0	0	19	0	0	0	0	19

PITCHER	IP	WLS	BF	H	R	ER	SO	BB	IBB	HBP	BLK	WP	HR	S	P	ERA	WHIP
<b>Randy Tomlin, L</b> ERA: 2.94 (1, 1)	4.0	L	22	8	4	4	1	2	0	0	0	0	1	59	93	9.00	2.500
<b>Neal Heaton, L</b> ERA: 3.86 (5, 1)	2.0		9	2	1	1	2	0	1	0	0	0	0	20	32	4.50	1.000
<b>Bill Landrum, R</b> ERA: 3.16 (7, 1)	2.0		10	3	1	1	1	0	0	0	0	0	1	18	23	4.50	1.500



Batter	1	2	3	4	5	6	7	8	9	AB R H RBI BB SO LOB	TOP											
<b>Orlando Merced, S</b> (1, 3) OBP: 0.380, SLG: 0.414	1-2 G4-3		1-2 F7		2-2 HR	2-2 1B			2-3 K	5 1 2 2 0 1 1												
<b>Jay Bell, R</b> (1, 6) OBP: 0.332, SLG: 0.440	0-0 F8		1-1 F7		0-0 1B	0-1 P4			0-1 1B	5 0 2 0 0 0 2												
<b>Andy Van Slyke, L</b> (1, 8) OBP: 0.355, SLG: 0.450	2-2 2B		1-1 1B		4-1 1B			4-2 BB	1-0 F9	3 0 2 0 2 0 2												
<b>Bobby Bonilla, S</b> (1, 9) OBP: 0.385, SLG: 0.503	0-0 E5		1-1 F8		0-1 FC6-4			2-0 G5-4-3	1-2 P3	5 0 0 0 0 0 7												
<b>Barry Bonds, L</b> (1, 7) OBP: 0.396, SLG: 0.497	0-0 G3			1-1 L7		1-0 G3		2-2 G3		4 0 0 0 0 0 2												
<b>Steve Buechele, R</b> (1, 5) OBP: 0.329, SLG: 0.434		1-1 G6-3		1-1 F9		2-0 1B		4-2 1B	1-3 BB	3 1 1 0 1 0 0												
<b>Michael LaValliere, L</b> (1, 2) OBP: 0.346, SLG: 0.350		0-1 F9		0-0 G6-3		1-1 L7		3-2 L1-3	1-2 1B	4 0 0 0 0 0 2												
<b>Jose Lind, R</b> (1, 4) OBP: 0.310, SLG: 0.343		1-1 1B		1-2 F8		0-0 1B		0-0 F9		4 1 2 0 0 0 0												
<b>Zane Smith, L</b> (1, 1) OBP: 0.227, SLG: 0.230		2-3 K		0-0 G4-3		0-2 1B		4-0 F9	1B BB	3 0 1 1 1 1 1												
<b>Inning Stats</b>	R: 0 E: 1 K: 0 S: 9	H: 1 LOB: 2 BB: 0 P: 12	R: 0 E: 0 K: 1 S: 10	H: 1 LOB: 1 BB: 0 P: 14	R: 0 E: 0 K: 0 S: 9	H: 1 LOB: 1 BB: 0 P: 13	R: 0 E: 0 K: 0 S: 5	H: 0 LOB: 0 BB: 0 P: 7	R: 1 E: 0 K: 0 S: 11	H: 2 LOB: 2 BB: 1 P: 18	R: 2 E: 0 K: 0 S: 17	H: 4 LOB: 2 BB: 0 P: 22	R: 0 E: 0 K: 0 S: 8	H: 0 LOB: 0 BB: 1 P: 16	R: 0 E: 0 K: 0 S: 9	H: 0 LOB: 0 BB: 1 P: 16	R: 0 E: 0 K: 1 S: 9	H: 1 LOB: 2 BB: 1 P: 17	1B: 8 2B: 2 3B: 0 HR: 1	SF: 0 SAC: 0 DP: 2 HBP: 0	WP: 0 PB: 0 SB: 0 CS: 0	PA: 40
<b>PITCHER</b>	IP WLS BF H R ER SO BB IBB HBP BLK WP HR S P ERA WHIP																					
<b>Bob Tewksbury, R</b> (1, 1) ERA: 3.22	6.0 L 29 9 3 3 1 1 0 0 0 0 0 1 61 86 4.50 1.667																					
<b>Juan Agosto, L</b> (7, 1) ERA: 4.78	2.0 6 0 0 0 0 2 0 0 0 0 0 0 17 32 0.00 1.000																					
<b>Bob McClure, L</b> (9, 1) ERA: 4.85	1.0 5 1 0 0 0 1 1 0 0 0 0 0 9 17 0.00 2.000																					

**Pittsburgh Pirates @ St. Louis Cardinals**  
**Busch Stadium, St. Louis, MO**  
 Wed Sep 11 1991, 7:05 PM CDT  
 Att. 20,457 - Cloudy - 90 F

AB	36
R	3
H	10
RBI	3
BB	4
SO	2
LOB	17



WP: 0	PA: 40
PB: 0	
SB: 0	
CS: 0	

Batter	1	2	3	4	5	6	7	8	9	AB	R	H	RBI	BB	SO	LOB
Rex Hudler, R OBP: 0.278, SLG: 0.316 Bob McClure, R OBP: 1.000, SLG: 1.000	0-1 G6-3			0-1 F7		2-2 FC6-4		1-2 FC5-4		4	0	0	0	0	0	2
Ozzie Smith, S OBP: 0.391, SLG: 0.373	3-2 G6-3			1-1 G6-3			0-1 G4-3		1-2 G6-3 PB G4-3 1B	4	1	1	0	0	0	0
Craig Wilson, R OBP: 0.244, SLG: 0.211	1-0 G4-3			0-0 G1-3			2-3 K		2-1 G6-3	4	0	0	0	0	1	1
Pedro Guerrero, R OBP: 0.317, SLG: 0.348			0-3 K		0-1 G6-3		0-0 1B		0-1 G4-3	4	0	1	1	0	1	0
Felix Jose, S OBP: 0.371, SLG: 0.436		2-1 G4-3			0-0 G4-3		1-0 FC6-4 1B		3-H 0-0 G4-3	4	0	1	0	0	0	0
Milt Thompson, L OBP: 0.393, SLG: 0.480			1-3 K		0-0 G6-3		1-0 FC6-4			3	0	0	0	0	1	2
Tom Pagnozzi, R OBP: 0.307, SLG: 0.343			1-2 CS 1B		1-1 G5-3			2-2 F8		3	0	1	0	0	0	0
José Oquendo, S OBP: 0.362, SLG: 0.309			2-2 P3		1-1 G3-1			3-2 L6		3	0	0	0	0	0	1
Bob Tewksbury, R OBP: 0.218, SLG: 0.192 Stan Royer, R OBP: 1.000, SLG: 1.000 Juan Agosto, L OBP: 0.333, SLG: 0.333 Luis Alicea, S OBP: 0.321, SLG: 0.277			0-0 G6-3		1-0 FC6-4 1B			0-0 FC5-4 1B		1	0	0	0	0	0	0
										1	0	1	0	0	0	0
										0	0	0	0	0	0	0
										1	0	1	0	0	0	0

Inning Stats	R: 0	H: 0	R: 0	H: 0	R: 0	H: 0	R: 0	H: 0	R: 0	H: 1	R: 0	H: 2	R: 0	H: 1	R: 1	H: 1	1B: 6	SF: 0	WP: 0	PA: 32
	E: 0	LOB: 0	E: 0	LOB: 0	E: 0	LOB: 0	E: 0	LOB: 0	E: 0	LOB: 1	E: 0	LOB: 2	E: 0	LOB: 1	E: 0	LOB: 0	2B: 0	SAC: 0	PB: 1	
	K: 0	BB: 0	K: 2	BB: 0	K: 0	BB: 0	K: 0	BB: 0	K: 1	BB: 0	K: 1	BB: 0	K: 0	BB: 0	K: 0	BB: 0	3B: 0	DP: 0	SB: 0	
	S: 7	P: 11	S: 9	P: 12	S: 7	P: 10	S: 5	P: 6	S: 4	P: 4	S: 8	P: 12	S: 13	P: 19	S: 9	P: 12	HR: 0	HBP: 0	CS: 1	

PITCHER	IP	WLS	BF	H	R	ER	SO	BB	IBB	HBP	BLK	WP	HR	S	P	ERA	WHIP	PITCHER	IP	WLS	BF	H	R	ER	SO	BB	IBB	HBP	BLK	WP	HR	S	P	ERA	WHIP	
Zane Smith, L ERA: 3.12	(1, 1)	9.0	32	6	1	0	3	0	0	0	0	0	0	71	100	0.00	0.667																			

**BOTTOM**

**Pittsburgh Pirates @ St. Louis Cardinals**  
**Busch Stadium, St. Louis, MO**  
 Wed Sep 11 1991, 7:05 PM CDT  
 Att. 20,457 - Cloudy - 90 F

[livebaseballscorecards.com](http://livebaseballscorecards.com)

<b>AB</b>	<b>32</b>
<b>R</b>	<b>1</b>
<b>H</b>	<b>6</b>
<b>RBI</b>	<b>1</b>
<b>BB</b>	<b>0</b>
<b>SO</b>	<b>3</b>
<b>LOB</b>	<b>6</b>





Batter	1	2	3	4	5	6	7	8	9	AB R H RBI BB SO LOB	TOP												
<b>Orlando Merced, S</b> (1, 3) OBP: 0.378, SLG: 0.411	2-1 G3		1-3 K		2-3 K		1-3 BB 1B		1-2 F7	5 0 1 0 0 2 2	<b>Pittsburgh Pirates @ St. Louis Cardinals</b> Busch Stadium, St. Louis, MO Thu Sep 12 1991, 7:05 PM CDT Att. 21,412 - Sunny - 94 F												
<b>Jay Bell, R</b> (1, 6) OBP: 0.331, SLG: 0.436	1-2 F7			0-3 K	0-3 K		1-2 BB		0-1 G6-3	4 0 0 0 1 2 2													
<b>Andy Van Slyke, L</b> (1, 8) OBP: 0.356, SLG: 0.451	2-0 G3			2-1 HBP G4-3 1B		2-2 S 1B	1-2 F8			4 0 2 0 0 0 3													
<b>Bobby Bonilla, S</b> (1, 9) OBP: 0.386, SLG: 0.502		4-1 BB		1-1 G4-3		1-3 K		1-1 1B 1B		3 0 1 0 1 1 2													
<b>Barry Bonds, L</b> (1, 7) OBP: 0.397, SLG: 0.494		1-3 K		4-1 HBP IBB		4-1 G4-6-3 IBB		3-2 F7		2 0 0 0 2 1 2													
<b>Steve Buechele, R</b> (1, 5) OBP: 0.329, SLG: 0.431		1-3 K		3-2 FC6-4 HBP		0-0 G4-6-3		2-3 K		3 0 0 0 0 2 4													
<b>Jose Lind, R</b> (1, 4) OBP: 0.310, SLG: 0.342		1-1 F9		1-2 FC6-4		1-2 G6-3		1-0 1B		4 0 1 0 0 0 4													
<b>Tom Prince, R</b> (1, 2) OBP: 0.400, SLG: 0.480			0-1 F8		1-2 F9		2-2 CS 1B		3-2 G6-3	3 0 1 0 0 0 0													
<b>Scott Bullett, L</b> (7, PR)										0 0 0 0 0 0 0													
<b>Michael LaValliere, L</b> (7, 2)										1 0 0 0 0 0 2													
<b>Doug Drabek, R</b> (1, 1) OBP: 0.200, SLG: 0.203			2-2 F9		4-1 BB		1-2 BB		1-0 G6-3 1B	1 0 0 0 0 1 0 0	<b>P</b>												
<b>Cecil Esdy, S</b> (7, PH) OBP: 0.509, SLG: 0.392										0 0 0 0 0 1 0 0													
<b>Roger Mason, R</b> (7, 1)										0 0 0 0 0 0 0 0													
<b>Rosario Rodriguez, R</b> (8, 1)										0 0 0 0 0 0 0 0													
<b>Stan Belinda, R</b> (8, 1)										0 0 0 0 0 0 0 0													
<b>Gary Varsho, L</b> (8, PH) OBP: 0.326, SLG: 0.395										1 0 1 0 0 0 0 0													
<b>Inning Stats</b>	R: 0 E: 0 K: 0 S: 7	H: 0 LOB: 0 BB: 0 P: 12	R: 0 E: 0 K: 2 S: 9	H: 0 LOB: 1 BB: 1 P: 15	R: 0 E: 0 K: 1 S: 9	H: 0 LOB: 0 BB: 0 P: 12	R: 0 E: 0 K: 1 S: 15	H: 1 LOB: 3 BB: 1 P: 26	R: 0 E: 0 K: 2 S: 10	H: 0 LOB: 1 BB: 1 P: 17		R: 0 E: 0 K: 1 S: 8	H: 1 LOB: 1 BB: 1 P: 15	R: 0 E: 0 K: 0 S: 13	H: 2 LOB: 3 BB: 2 P: 25	R: 0 E: 0 K: 1 S: 14	H: 2 LOB: 2 BB: 0 P: 24	R: 0 E: 0 K: 0 S: 6	H: 1 LOB: 0 BB: 0 P: 8	1B: 7 2B: 0 3B: 0 HR: 0	SF: 0 SAC: 0 DP: 2 HBP: 1	WP: 0 PB: 0 SB: 1 CS: 1	PA: 38
<b>PITCHER</b>	IP WLS BF H R ER SO BB IBB HBP BLK WP HR S P ERA WHIP																						
<b>Ken Hill, R</b> (1, 1) ERA: 3.72	6.2 W 29 4 0 0 7 4 2 1 0 0 0 68 118 0.00 1.200																						
<b>Bob McClure, L</b> (7, 1) ERA: 4.8	0.1 1 0 0 0 0 0 0 0 0 0 0 3 4 0.00 0.000																						
<b>Scott Terry, R</b> (8, 1) ERA: 2.81	0.2 4 2 0 0 1 0 0 0 0 0 0 10 17 0.00 3.000																						
<b>Lee Smith, R</b> (8, 1) ERA: 2.39	1.1 S 4 1 0 0 0 0 0 0 0 0 0 10 15 0.00 0.750																						

livebaseballscorecards.com

Batter	1	2	3	4	5	6	7	8	9
Ray Lankford, L OBP: 0.285, SLG: 0.370 (1, 8)	1-1 G6-3		3-3 K			2-1 FC3-6 BB 1B		0-2 SH1 1B	
Ozzie Smith, S OBP: 0.393, SLG: 0.373 (1, 6)	0-2 G5-3			0-0 L5-3 1B		4-1 FC3-6 BB		0-1 SH1	
Gerald Perry, L OBP: 0.321, SLG: 0.417 Craig Wilson, R OBP: 0.241, SLG: 0.208 Rod Brewer, L OBP: 0.250, SLG: 0.250 (1, 3) (8, PH) (9, 3)	2-0 CS 1B		1-2 L5-3		1-2 FC3-6 BB BB		1-2 P4		
Todd Zeile, R OBP: 0.339, SLG: 0.396 (1, 5)	1-0 CS	4-2 G3 BB		3-0 2B		4-2 BB BB		2-0 P4	
Felix Jose, S OBP: 0.371, SLG: 0.434 (1, 9)		1-1 F9		0-3 K		4-1 BB BB BB			
Milt Thompson, L OBP: 0.389, SLG: 0.475 (1, 7)		0-0 G3			3-3 K	3-2 F9			
Geronimo Pena, S OBP: 0.292, SLG: 0.411 (1, 4)		1-2 G1-3			0-1 G6-3		1-2 G4-3		
Rich Gedman, L OBP: 0.154, SLG: 0.260 (1, 2)			0-1 G3		2-1 G4-3		0-0 G4-3		
Ken Hill, R OBP: 0.152, SLG: 0.093 Bob McClure, R OBP: 1.000, SLG: 1.000 Luis Alicea, S OBP: 0.315, SLG: 0.271 Scott Terry, R OBP: 0.143, SLG: 0.143 Lee Smith, R (1, 1) (7, 1) (7, PH) (8, 1) (8, 1)			2-2 G5-3			0-0 G4-3	0-2 F9		

Inning Stats	R: 0 E: 0 K: 0 S: 6	H: 1 LOB: 0 BB: 0 P: 10	R: 0 E: 0 K: 0 S: 8	H: 0 LOB: 1 BB: 1 P: 14	R: 0 E: 0 K: 1 S: 8	H: 0 LOB: 0 BB: 0 P: 13	R: 0 E: 0 K: 1 S: 8	H: 2 LOB: 1 BB: 0 P: 12	R: 0 E: 0 K: 1 S: 8	H: 0 LOB: 0 BB: 0 P: 13	R: 1 E: 0 K: 0 S: 18	H: 1 LOB: 3 BB: 3 P: 35	R: 0 E: 0 K: 0 S: 7	H: 0 LOB: 0 BB: 0 P: 8	R: 0 E: 0 K: 0 S: 9	H: 1 LOB: 1 BB: 0 P: 12
--------------	------------------------------	----------------------------------	------------------------------	----------------------------------	------------------------------	----------------------------------	------------------------------	----------------------------------	------------------------------	----------------------------------	-------------------------------	----------------------------------	------------------------------	---------------------------------	------------------------------	----------------------------------

PITCHER	IP	WLS	BF	H	R	ER	SO	BB	IBB	HBP	BLK	WP	HR	S	P	ERA	WHIP
Doug Drabek, R ERA: 3.25 (1, 1)	6.0	L	24	4	1	1	3	4	0	0	0	0	0	56	97	1.50	1.333
Roger Mason, R ERA: 2.45 (7, 1)	1.0		3	0	0	0	0	0	0	0	0	0	0	7	8	0.00	0.000
Rosario Rodriguez, L ERA: 1.0 (8, 1)	0.1		2	1	0	0	0	0	0	0	0	0	0	5	5	0.00	3.000
Stan Belinda, R ERA: 3.82 (8, 1)	0.2		2	0	0	0	0	0	0	0	0	0	0	4	7	0.00	0.000

AB	R	H	RBI	BB	SO	LOB
4	1	2	0	0	1	0
2	0	1	0	1	0	0
3	0	1	0	0	0	3
1	0	0	0	0	0	1
0	0	0	0	0	0	0
2	0	1	0	2	0	1
2	0	0	1	1	1	2
3	0	0	0	0	1	4
3	0	0	0	0	0	1
3	0	0	0	0	0	0
2	0	0	0	0	0	0
0	0	0	0	0	0	0
1	0	0	0	0	0	0
0	0	0	0	0	0	0
0	0	0	0	0	0	0
0	0	0	0	0	0	0

WP	PA
0	32

AB	26
R	1
H	5
RBI	1
BB	4
SO	3
LOB	12



**BOTTOM**

**Pittsburgh Pirates @ St. Louis Cardinals**  
**Busch Stadium, St. Louis, MO**  
 Thu Sep 12 1991, 7:05 PM CDT  
 Att. 21,412 - Sunny - 94 F

livebaseballscorecards.com



Batter	1	2	3	4	5	6	7	8	9	AB R H RBI BB SO LOB	TOP													
Gary Redus, R OBP: 0.331, SLG: 0.412 (1, 3)	2-0 G5-3		2-1 F4		3-2 FC6-4	1-2 E7		1-2 P2		5 0 1 1 0 0 3														
Jay Bell, R OBP: 0.328, SLG: 0.432 (1, 6)	0-3 K		2-0 L6		0-1 G4-3	0-3 K			0-0 F7	5 0 0 0 0 2 3														
Andy Van Slyke, L OBP: 0.356, SLG: 0.455 (1, 8)	3-2 2B			1-3 K		1-2 2B	2-3 K		1-3 K	5 1 2 0 0 3 0														
Bobby Bonilla, S OBP: 0.386, SLG: 0.502 (1, 9)	2-2 G6-3			1-0 F8	2-1 2B	2-1 2B	2-3 K		4-2 2B	4 2 1 1 1 1 1														
Barry Bonds, L OBP: 0.397, SLG: 0.492 (1, 7)		2-1 F8		1-0 G3-1		0-2 G4-3	2-2 1B		4-1 2B	4 1 1 0 1 0 1														
Steve Buechele, R OBP: 0.331, SLG: 0.437 (1, 5)		0-3 K			3-2 1B	0-0 1B	1-1 G5-3		2-2 2B	5 2 3 3 0 1 1														
Don Slaught, R OBP: 0.350, SLG: 0.387 (1, 2)		1-1 FC6-4			4-2 1B	2-1 3B		2-2 L8	0-0 B5-3	3 1 1 1 1 0 1														
Jose Lind, R OBP: 0.313, SLG: 0.350 (1, 4)		0-1 FC6-4			2-2 1B	2-1 3B		2-0 S		4 1 3 1 0 0 1														
Bob Walk, R Lloyd McClendon, R Neal Heaton, L Curtis Wilkerson, S Bob Patterson, R Roger Mason, R Tom Prince, R Stan Belinda, R Rosario Rodriguez, R			0-3 K		2-0 P6	3-1 SF8		1-0 L5		1 0 0 0 0 0 1 0 1 0 0 0 0 0 0 3 0 0 0 0 0 0 0 0 0 0 0 0 1 0 0 0 0 0 0 0 0 0 0 0 0 0 0 0 0 0 0 0 1 0 0 0 0 0 0 1 0 0 0 0 0 0 0 0 0 0 0 0 0 0 0 0 0 0 0 0 0 0 0 0														
<b>Inning Stats</b>	R: 0 E: 0 K: 1 S: 12	H: 1 LOB: 1 BB: 0 P: 19	R: 0 E: 0 K: 1 S: 8	H: 0 LOB: 1 BB: 0 P: 11	R: 0 E: 0 K: 1 S: 6	H: 0 LOB: 0 BB: 0 P: 10	R: 0 E: 0 K: 1 S: 5	H: 0 LOB: 0 BB: 0 P: 8	R: 1 E: 0 K: 0 S: 16	H: 2 LOB: 2 BB: 1 P: 30	R: 5 E: 1 K: 1 S: 24	H: 6 LOB: 1 BB: 0 P: 35	R: 0 E: 0 K: 2 S: 12	H: 1 LOB: 1 BB: 0 P: 19	R: 0 E: 0 K: 0 S: 9	H: 1 LOB: 1 BB: 0 P: 15	R: 2 E: 0 K: 1 S: 12	H: 1 LOB: 1 BB: 2 P: 23	1B: 6 2B: 5 3B: 1 HR: 0	SF: 1 SAC: 0 DP: 0 HBP: 1	WP: 0 PB: 0 SB: 1 CS: 0	PA: 43		
<b>PITCHER</b>	IP WLS BF H R ER SO BB IBB HBP BLK WP HR S P ERA WHIP																							
Terry Mulholland, L ERA: 3.71 (1, 1)	5.1		25	7	5	5	4	1	0	1	0	0	0	60	96	8.44	1.500						ERA	WHIP
Joe Boever, R ERA: 3.97 (6, 1)	0.2		4	2	1	1	1	0	0	0	0	0	0	11	17	13.50	3.000							
Steve Searcy, L ERA: 6.51 (7, 1)	2.0		8	2	0	0	2	0	0	0	0	0	0	21	34	0.00	1.000							
Mitch Williams, L ERA: 2.29 (9, 1)	1.0	L	6	1	2	2	1	2	0	0	0	0	0	12	23	18.00	3.000							

Pittsburgh Pirates @ Philadelphia Phillies  
Veterans Stadium, Philadelphia, PA

Fri Sep 13 1991, 7:05 PM EDT  
Att. 29,107 - Cloudy - 79 F

livebaseballscorecards.com

AB	38
R	8
H	12
RBI	8
BB	3
SO	8
LOB	15



BOTTOM

Pittsburgh Pirates @ Philadelphia Phillies  
Veterans Stadium, Philadelphia, PA

Fri Sep 13 1991, 7:05 PM EDT  
Att: 29,107 - Cloudy - 79 F

livebaseballscores.com

AB	38
R	6
H	13
RBI	5
BB	2
SO	3
LOB	22



WP	0	PA	40
PB	0		
SB	0		
CS	0		

AB R H RBI BB SO LOB

4	2	1	0	1	0	0
5	2	4	0	0	1	0
5	2	3	1	0	0	3
5	0	1	1	0	1	6
4	0	2	3	0	0	3
4	0	0	0	0	0	6
4	0	1	0	0	0	1
0	0	0	0	0	0	0
0	0	0	0	0	0	0
3	0	1	0	0	0	0
0	0	0	0	1	0	0
0	0	0	0	0	0	0
2	0	0	0	0	1	0
0	0	0	0	0	0	0
1	0	0	0	0	0	1
0	0	0	0	0	0	0
1	0	0	0	0	0	2
0	0	0	0	0	0	0

1B	13	SF	0
2B	0	SAC	0
3B	0	DP	4
HR	0	HBP	0

WP	0	PA	40
PB	0		
SB	0		
CS	0		

Batter	1	2	3	4	5	6	7	8	9
Mickey Morandini, L (1, 4) OBP: 0.313, SLG: 0.311	1-0 F7		4-0 1B BB	1-1 F8			1-2 G3-1 1B G4-3 1B		2-1 L6
Wes Chamberlain, R (1, 7) OBP: 0.313, SLG: 0.411	0-1 FC3-6 1B		0-0 E 1B 1-3 E 1B		0-1 1B 1B		1-0 G4-3 G3-1 1-2 1B		3-3 K
Von Hayes, L (1, 8) OBP: 0.314, SLG: 0.304	0-0 FC3-6 1B 1-2f 1B		0-0 E E 1-2 G6-3 1B 3-H		3-1 1B 1-3 1B		0-0 G3-1 1-2 2-3		2-2
John Kruk, L (1, 3) OBP: 0.359, SLG: 0.456	3-0 1B 1-3 1B		2-1 E3 G6-3 E 1-2 2-3		2-3 K		0-0 G4-3 2-3 3-H		0-2 F7
Dale Murphy, R (1, 9) OBP: 0.308, SLG: 0.424	1-1 1-2 3-H 1B		0-0 E5 G6-3 1-2 2-3 3-H		2-2 G4-6-3 1-3 3-H		1-0 G6-3		
Charlie Hayes, R (1, 5) OBP: 0.244, SLG: 0.356	3-2 P3		1-1 G6-3 1-2f 2-3 3-H		0-1 G4-6-3 1-2f				3-2 F9
Darrin Fletcher, L (1, 2) OBP: 0.242, SLG: 0.318		0-0 G4-3	0-1 P5			2-1 G4-3		0-2	
John Morris, L (8, PR) OBP: 0.293, SLG: 0.281									
Dickie Thon, R (9, 6) OBP: 0.286, SLG: 0.359									
Kim Batiste, R (1, 6) OBP: 0.385, SLG: 0.333		0-1 P6				1-1 G6-4-3 1B		4-1 G1-6-3 BB	
Wally Backman, S (8, PH) OBP: 0.342, SLG: 0.316									
Steve Lake, R (9, 2) OBP: 0.228, SLG: 0.254									
Terry Mulholland, R (1, 1) OBP: 0.086, SLG: 0.070		1-3 K				1-2 G6-4-3 1-2f		0-1 G1-6-3 1-2f	
Joe Boever, R (6, 1) OBP: 0.333, SLG: 0.333									
Rick Schju, R (6, PH) OBP: 0.125, SLG: 0.091									
Steve Searcy, L (7, 1) OBP: 0.125, SLG: 0.091									
Ron Jones, L (8, PH) OBP: 0.238, SLG: 0.211									
Mitch Williams, L (9, 1) OBP: 0.238, SLG: 0.211									

Inning Stats	R: 1	H: 3	E: 0	K: 10	S: 10	LOB: 2	BB: 0	P: 18	R: 0	H: 0	E: 0	K: 1	S: 6	LOB: 0	BB: 0	P: 7	R: 3	H: 2	E: 2	K: 0	S: 9	LOB: 1	BB: 1	P: 16	R: 0	H: 0	E: 0	K: 0	S: 6	LOB: 0	BB: 0	P: 9	R: 1	H: 3	E: 0	K: 13	S: 13	LOB: 1	BB: 0	P: 20	R: 0	H: 1	E: 0	K: 0	S: 7	LOB: 0	BB: 0	P: 11	R: 1	H: 2	E: 0	K: 0	S: 8	LOB: 1	BB: 0	P: 11	R: 0	H: 1	E: 0	K: 0	S: 9	LOB: 2	BB: 1	P: 16	R: 0	H: 1	E: 0	K: 1	S: 12	LOB: 1	BB: 0	P: 19	1B: 13	2B: 0	3B: 0	HR: 0	SF: 0	SAC: 0	DP: 4	HBP: 0	WP: 0	PA: 40
--------------	------	------	------	-------	-------	--------	-------	-------	------	------	------	------	------	--------	-------	------	------	------	------	------	------	--------	-------	-------	------	------	------	------	------	--------	-------	------	------	------	------	-------	-------	--------	-------	-------	------	------	------	------	------	--------	-------	-------	------	------	------	------	------	--------	-------	-------	------	------	------	------	------	--------	-------	-------	------	------	------	------	-------	--------	-------	-------	--------	-------	-------	-------	-------	--------	-------	--------	-------	--------

PITCHER	IP	WLS	BF	H	R	ER	SO	BB	IBB	HBP	BLK	WP	HR	S	P	ERA	WHIP
Bob Walk, R (1, 1) ERA: 3.03	4.0		19	5	4	3	1	1	0	0	0	0	0	31	50	6.75	1.500
Neal Heaton, L (5, 1) ERA: 3.94	1.0		5	3	1	1	1	0	0	0	0	0	0	13	20	9.00	3.000
Bob Patterson, L (6, 1) ERA: 3.81	1.2		7	3	1	1	0	0	0	0	0	0	0	14	20	5.40	1.800
Roger Mason, R (7, 1) ERA: 2.42	0.1		1	0	0	0	0	0	0	0	0	0	0	1	2	0.00	0.000
Stan Belinda, R (8, 1) ERA: 3.73	1.2	W	6	1	0	0	1	1	0	0	0	0	0	15	27	0.00	1.200

PITCHER	IP	WLS	BF	H	R	ER	SO	BB	IBB	HBP	BLK	WP	HR	S	P	ERA	WHIP
Rosario Rodriguez, L (9, 1) ERA: 0.96	0.1		2	1	0	0	0	0	0	0	0	0	0	6	8	0.00	3.000



Batter	1	2	3	4	5	6	7	8	9	AB R H RBI BB SO LOB	TOP	
Orlando Merced, S (1, 3) OBP: 0.379, SLG: 0.409	1-0 F7		3-1 FC3-6 HBP 1B		0-1 L3			4-2 HR BB	2-0 G4-3	4 1 1 0 1 0 0		
Jay Bell, R (1, 6) OBP: 0.327, SLG: 0.429	2-1 F6		2-1 FC3-6 HBP 1-2		0-0 G3			1-2 P6	2-3 K	4 0 0 0 0 1 1		
Andy Van Slyke, L (1, 8) OBP: 0.356, SLG: 0.459	1-3 K		0-1 FC3-6 1-2f 2-3		0-1 G3-1			0-0 HR 1-H		4 1 1 2 0 1 2		
Bobby Bonilla, S (1, 9) OBP: 0.386, SLG: 0.501		1-0 1B BB G3-6-1 1B	0-3 K					4-1 BB 1B BB		3 2 1 0 1 1 2		
Barry Bonds, L (1, 7) OBP: 0.399, SLG: 0.495		4-0 G3-6-1 1-2 BB		1-1 F9 SF9 2B		0-0 P5		4-2 1B 1-2 BB		2 1 1 0 2 0 0		
Steve Buechele, R (1, 5) OBP: 0.333, SLG: 0.436		0-1 G3-6-1 1-2 2-3 1B		4-1 BB		1-3 K		1-0 P4		3 0 1 0 1 1 2		
Michael LaValliere, L (1, 2) OBP: 0.344, SLG: 0.348		3-2 G3-6-1 1-2f 2-3 3-H		0-0 F9 2-3				1-1 1-3 2-H 1B		4 0 1 1 0 0 4		
Jose Lind, R (1, 4) OBP: 0.311, SLG: 0.348		0-2 G6-3		1-2 SF9 3-H				0-1 G5-3		3 0 0 1 0 0 3		
John Smiley, L (1, 1) Vicente Palacios, R (9, 1) OBP: 0.154, SLG: 0.113 OBP: 0.071, SLG: 0.071			0-1 G5-3		1-0 G6-3				2-0 P5	4 0 0 0 0 0 1 0 0 0 0 0 0 0		
<b>Inning Stats</b>	R: 0 E: 0 K: 1 S: 6 H: 0 LOB: 0 BB: 0 P: 10	R: 1 E: 0 K: 0 S: 9 H: 2 LOB: 1 BB: 1 P: 17	R: 0 E: 0 K: 1 S: 10 H: 1 LOB: 2 BB: 0 P: 15	R: 1 E: 0 K: 0 S: 9 H: 1 LOB: 1 BB: 1 P: 16	R: 0 E: 0 K: 0 S: 5 H: 0 LOB: 0 BB: 0 P: 5	R: 0 E: 0 K: 1 S: 6 H: 0 LOB: 0 BB: 0 P: 8	R: 0 E: 0 K: 0 S: 7 H: 0 LOB: 0 BB: 0 P: 10	R: 3 E: 0 K: 0 S: 14 H: 2 LOB: 2 BB: 3 P: 29	R: 0 E: 0 K: 1 S: 5 H: 0 LOB: 0 BB: 0 P: 11	1B: 4 2B: 1 3B: 0 HR: 1 SF: 1 SAC: 0 DP: 1 HBP: 1	WP: 0 PB: 0 SB: 0 CS: 0 PA: 38	
<b>PITCHER</b>	IP WLS BF H R ER SO BB IBB HBP BLK WP HR S P ERA WHIP											
Andy Ashby, R (1, 1) ERA: 6.86	7.1 L 31 5 5 5 3 4 0 1 0 0 1 59 97 6.14 1.227											
Wally Ritchie, L (8, 1) ERA: 2.66	0.2 4 1 0 0 0 1 0 0 0 0 0 7 13 0.00 3.000											
Mike Hartley, R (9, 1) ERA: 4.48	1.0 3 0 0 0 0 1 0 0 0 0 0 5 11 0.00 0.000											

Pittsburgh Pirates @ Philadelphia Phillies  
Veterans Stadium, Philadelphia, PA

Sat Sep 14 1991, 7:05 PM EDT  
Att. 27,412 - Cloudy - 71 F

livebaseballscorecards.com

AB 31  
R 5  
H 6  
RBI 4  
BB 5  
SO 4  
LOB 15



Batter	1	2	3	4	5	6	7	8	9	AB R H RBI BB SO LOB
<b>Randy Ready, R</b> OBP: 0.395, SLG: 0.320 (1, 4)	2-1 F8		1-1 G5-3			2-1 G5-3			0-1 HR	4 1 1 0 0 0 1
<b>Von Hayes, L</b> OBP: 0.309, SLG: 0.299 (1, 8)	1-3 K			2-1 G3		0-0 G4-3			0-3 K	4 0 0 0 0 2 2
<b>Wes Chamberlain, R</b> OBP: 0.315, SLG: 0.422 (1, 7)	1-3 K			0-0 G4-3			0-0 FC3-6 1B		0-1 HR	4 1 2 2 0 1 0
<b>John Kruk, L</b> OBP: 0.360, SLG: 0.457 (1, 3)		0-1 2B		2-1 G4-3		1-0 FC3-6 FC5-4 1-2f			4-1 WP BB	3 0 1 0 1 0 1
<b>Dale Murphy, R</b> OBP: 0.306, SLG: 0.420 (1, 9)		3-2 G5-3			2-2 G5-3	1-0 FC5-4 2B 1-2f			3-1 P4 1-2	4 1 0 0 0 0 3
<b>Charlie Hayes, R</b> OBP: 0.244, SLG: 0.358 (1, 5)		0-1 F7		0-0 F7		1-0 2B			2-3 K	4 0 1 1 0 1 2
<b>Dickie Thon, R</b> OBP: 0.284, SLG: 0.357 (1, 6)		2-0 L7		0-1 F9						3 0 0 0 0 0 1
<b>Steve Lake, R</b> OBP: 0.230, SLG: 0.270 (1, 2)			1-1 G1-3			0-1 3B			2-2 P3	3 0 1 0 0 0 0
<b>Andy Ashby, R</b> OBP: 0.167, SLG: 0.167 (1, 1)			1-3 K			0-3 K			0-1 P3	2 0 0 0 0 2 1
<b>Wally Ritchie, L</b> (8, 1)										0 0 0 0 0 0 0
<b>Jim Lindeman, R</b> OBP: 0.416, SLG: 0.391 (8, PH)										1 0 0 0 0 0 0
<b>Mike Hartley, R</b> (9, 1)										0 0 0 0 0 0 0

Inning Stats	R: 0 E: 0 K: 2 S: 11	H: 0 LOB: 0 BB: 0 P: 15	R: 0 E: 0 K: 0 S: 8	H: 1 LOB: 1 BB: 0 P: 13	R: 0 E: 0 K: 1 S: 7	H: 0 LOB: 0 BB: 0 P: 10	R: 0 E: 0 K: 0 S: 5	H: 0 LOB: 0 BB: 0 P: 9	R: 0 E: 0 K: 0 S: 6	H: 0 LOB: 0 BB: 0 P: 8	R: 0 E: 0 K: 1 S: 9	H: 1 LOB: 1 BB: 0 P: 11	R: 1 E: 0 K: 0 S: 4	H: 2 LOB: 1 BB: 0 P: 7	R: 0 E: 0 K: 0 S: 8	H: 0 LOB: 0 BB: 0 P: 12	R: 2 E: 0 K: 2 S: 13	H: 2 LOB: 1 BB: 1 P: 22	1B: 2 2B: 2 3B: 1 HR: 1	SF: 0 SAC: 0 DP: 0 HBP: 0															
<b>PITCHER</b>	IP	WLS	BF	H	R	ER	SO	BB	IBB	HBP	BLK	WP	HR	S	P	ERA	WHIP	IP	WLS	BF	H	R	ER	SO	BB	IBB	HBP	BLK	WP	HR	S	P	ERA	WHIP	
<b>John Smiley, L</b> ERA: 3.39 (1, 1)	8.1	W	31	6	3	3	5	1	0	0	0	0	1	66	97	3.24	0.840																		
<b>Vicente Palacios, R</b> ERA: 4.08 (9, 1)	0.2	S	2	0	0	0	1	0	0	0	0	1	0	5	10	0.00	0.000																		

**BOTTOM**

Pittsburgh Pirates @ Philadelphia Phillies  
Veterans Stadium, Philadelphia, PA

Sat Sep 14 1991, 7:05 PM EDT  
Att: 27,412 - Cloudy - 71 F

livebaseballscorecards.com

<b>AB</b>	<b>32</b>
<b>R</b>	<b>3</b>
<b>H</b>	<b>6</b>
<b>RBI</b>	<b>3</b>
<b>BB</b>	<b>1</b>
<b>SO</b>	<b>6</b>
<b>LOB</b>	<b>11</b>



<b>WP:</b> 1	<b>PA:</b> 33
<b>PB:</b> 0	
<b>SB:</b> 0	
<b>CS:</b> 0	



Batter	1	2	3	4	5	6	7	8	9	AB R H RBI BB SO LOB	TOP											
<b>Scott Bullett, L</b> (1, 8) <b>Andy Van Slyke, L</b> (8, PH) <small>OBP: 0.354, SLG: 0.457</small> (8, 8)	3-3 <b>K</b>		2-2 <b>HR</b> HBP		1-3 <b>K</b>			1-0 <b>F7</b>	1-0 <b>F7</b>	2 1 0 0 0 2 0 2 0 0 0 0 0 3												
<b>Gary Varsho, L</b> (1, 7) <small>OBP: 0.330, SLG: 0.416</small>	0-0 <b>F8</b>		1-1 <b>HR</b> 1-H		3-3 <b>K</b>			1-1 <b>FC4-6</b> 1B		4 1 2 2 0 1 0												
<b>Curtis Wilkerson, S</b> (1, 5) <small>OBP: 0.233, SLG: 0.242</small>	3-2 <b>F8</b>		0-1 <b>G6-3</b>			1-0 <b>1B</b> <b>G4-6-3</b> 1B		1-0 <b>FC4-6</b> 1-2f		4 1 1 0 0 0 1												
<b>Bobby Bonilla, S</b> (1, 9) <small>OBP: 0.387, SLG: 0.500</small>		4-2 <b>BB</b> BB	0-0 <b>G4-3</b>			0-1 <b>G4-6-3</b> 1B		3-1 <b>F8</b>		3 0 1 0 1 0 1												
<b>Orlando Merced, S</b> (1, 3) <small>OBP: 0.375, SLG: 0.405</small>		2-3 <b>K</b>		0-1 <b>P6</b>		0-0 <b>G4-6-3</b> 1-2f		0-2 <b>E5</b> <b>FC6-4</b>		4 0 0 0 0 1 2												
<b>Michael LaValiere, L</b> (1, 2) <b>Don Slaughter, R</b> (9, PH) <small>OBP: 0.348, SLG: 0.385</small>		4-2 <b>BB</b> 1-2 BB		2-1 <b>1B</b>		2-2 <b>G5-3</b>		0-0 <b>FC6-4</b> BB 1B 1-2f		2 0 1 0 1 0 0 1 0 0 0 0 0 1												
<b>Jose Lind, R</b> (1, 4) <small>OBP: 0.310, SLG: 0.347</small>		0-1 <b>P3</b>		0-3 <b>K</b>			0-0 <b>G5-3</b>	0-1 <b>BB</b> 1-2 1B		4 0 1 0 0 1 3												
<b>Carlos Garcia, R</b> (1, 6) <b>Jay Bell, R</b> (9, PH) <small>OBP: 0.327, SLG: 0.429</small>		2-3 <b>K</b>		0-3 <b>K</b>			0-0 <b>P4</b>	2-2 <b>F9</b>		3 0 0 0 0 2 3 1 0 0 0 0 0 2												
<b>Randy Tomlin, L</b> (1, 1) <small>OBP: 0.200, SLG: 0.204</small> <b>Bob Kipper, R</b> (8, 1) <b>Lloyd McClendon, R</b> (9, PH) <small>OBP: 0.377, SLG: 0.479</small>			3-2 <b>G1-3</b>		1-3 <b>K</b>		0-3 <b>K</b>	4-1 <b>BB</b> 1-2 2-3		3 0 0 0 0 2 0 0 0 0 0 0 0 0 0 0 0 0 1 0 0												
<b>Inning Stats</b>	R: 0 E: 0 K: 1 S: 11	H: 0 LOB: 0 BB: 0 P: 17	R: 0 E: 0 K: 2 S: 14	H: 0 LOB: 2 BB: 2 P: 26	R: 2 E: 0 K: 0 S: 12	H: 1 LOB: 0 BB: 0 P: 18	R: 0 E: 0 K: 2 S: 11	H: 1 LOB: 1 BB: 0 P: 13	R: 0 E: 0 K: 3 S: 11	H: 0 LOB: 0 BB: 0 P: 16	R: 1 E: 0 K: 0 S: 7	H: 2 LOB: 0 BB: 0 P: 10	R: 0 E: 0 K: 1 S: 5	H: 0 LOB: 0 BB: 0 P: 5	R: 0 E: 0 K: 0 S: 6	H: 1 LOB: 1 BB: 0 P: 12	R: 0 E: 1 K: 0 S: 11	H: 1 LOB: 3 BB: 1 P: 18	1B: 5 2B: 0 3B: 0 HR: 1	SF: 0 SAC: 0 DP: 1 HBP: 1	WP: 0 PB: 0 SB: 0 CS: 0	PA: 37
<b>PITCHER</b>	IP WLS BF H R ER SO BB IBB HBP BLK WP HR S P ERA WHIP																					
<b>Tommy Greene, R</b> (1, 1) <small>ERA: 3.18</small> <b>Mitch Williams, L</b> (8, 1) <small>ERA: 2.25</small>	7.2 W 30 5 3 3 9 2 0 1 0 0 1 75 112 3.52 0.913																					
	1.1 S 7 1 0 0 0 1 0 0 0 0 0 0 13 23 0.00 1.500																					

Pittsburgh Pirates @ Philadelphia Phillies  
Veterans Stadium, Philadelphia, PA  
Sun Sep 15 1991, 3:33 AM EDT  
Att. 35,560 - Cloudy - 76 F

livebaseballscorecards.com

<b>AB</b>	<b>33</b>
<b>R</b>	<b>3</b>
<b>H</b>	<b>6</b>
<b>RBI</b>	<b>2</b>
<b>BB</b>	<b>3</b>
<b>SO</b>	<b>9</b>
<b>LOB</b>	<b>16</b>



Batter	1	2	3	4	5	6	7	8	9	AB	R	H	RBI	BB	SO	LOB
Kim Batiste, R OBP: 0.333, SLG: 0.294 (1, 6)	F7		F9	K		FC6-4		BB 2B 1B		5	1	1	1	0	1	4
Randy Ready, R OBP: 0.396, SLG: 0.318 (1, 4)	G6-3		1B		G5-3	G4-3		BB 2B BB		4	1	1	0	1	0	2
Wes Chamberlain, R OBP: 0.316, SLG: 0.425 (1, 7)	P5		F8		BLK 1B		G3	E 2B		5	1	2	3	0	0	1
John Kruk, L OBP: 0.360, SLG: 0.459 (1, 3)		2B 2B	F7		K		2B 1B	E4 2B		5	1	2	0	0	1	2
Dale Murphy, R OBP: 0.307, SLG: 0.425 (1, 9)		1B 2B		E3 1B	G5-3		2B	K		4	2	2	1	0	0	1
Mitch Williams, L (8, 1)										1	0	0	0	0	1	1
Charlie Hayes, R OBP: 0.245, SLG: 0.359 (1, 5)		B1-3		K		1B FC3-2 2B	G6-4-3 IBB	G5-3		4	0	1	0	1	1	3
Steve Lake, R OBP: 0.238, SLG: 0.277 (1, 2)		K		FC5-4 1B		1B FC3-2 FC6-4 1B	G6-4-3			4	1	2	1	0	1	4
Braulio Castillo, R OBP: 0.200, SLG: 0.208 (1, 8)		1B		FC5-4 1B		FC3-2 1B		G3-1		4	0	1	1	0	0	3
Tommy Greene, R OBP: 0.299, SLG: 0.365 (1, 1)		G1				FC6-4 1B		E3 BB 1B 2B		3	0	2	0	0	0	1
John Morris, L OBP: 0.291, SLG: 0.279 (8, 9)				1B						1	1	0	0	0	0	0

Inning Stats	R: 0	H: 0	E: 0	K: 0	S: 7	R: 2	H: 3	E: 0	K: 1	S: 15	R: 0	H: 1	E: 0	K: 0	S: 9	R: 1	H: 2	E: 1	K: 2	S: 13	R: 0	H: 1	E: 0	K: 1	S: 11	R: 1	H: 3	E: 0	K: 0	S: 14	R: 0	H: 2	E: 0	K: 0	S: 7	R: 4	H: 2	E: 2	K: 1	S: 18	
	LOB: 0	BB: 0	LOB: 1	BB: 0		LOB: 1	BB: 0	LOB: 2	BB: 0		LOB: 2	BB: 0	LOB: 1	BB: 0		LOB: 2	BB: 0	LOB: 1	BB: 1		LOB: 2	BB: 1	LOB: 1	BB: 1		LOB: 2	BB: 1	LOB: 1	BB: 1		LOB: 2	BB: 1	LOB: 1	BB: 1		LOB: 1	BB: 1	SF: 0	SAC: 0	DP: 1	HBP: 0

PITCHER	IP	WLS	BF	H	R	ER	SO	BB	IBB	HBP	BLK	WP	HR	S	P	ERA	WHIP
Randy Tomlin, L ERA: 3.03 (1, 1)	7.1	L	37	13	6	5	4	0	0	0	1	0	0	83	114	6.14	1.773
Bob Kipper, L ERA: 4.8 (8, 1)	0.2		5	1	2	0	1	1	0	0	0	0	0	11	18	0.00	3.000

**BOTTOM**

Pittsburgh Pirates @ Philadelphia Phillies  
Veterans Stadium, Philadelphia, PA

Sun Sep 15 1991, 3:33 AM EDT  
Att: 35,560 - Cloudy - 76 F

livebaseballscorecards.com

AB	40
R	8
H	14
RBI	7
BB	2
SO	5
LOB	22



WP	PA	ERA	WHIP
0	42		



Batter	1	2	3	4	5	6	7	8	9	AB R H RBI BB SO LOB	TOP		
Doug Dascenzo, S (1, 8) OBP: 0.324, SLG: 0.314	2-2 L3		2-2 23 2B 1B		4-1 G4-3 BB			1-0 L4-3 1B		3 1 2 0 1 0 0	<b>Chicago Cubs @ Pittsburgh Pirates</b> Three Rivers Stadium, Pittsburgh, PA Mon Sep 16 1991, 7:05 PM EDT Att. 16,149 - Sunny - 88 F		
Mark Grace, L (1, 3) OBP: 0.346, SLG: 0.368	0-0 G6-3		2-3 K		0-1 G4-3		0-1 L4-3		4 0 0 0 0 1 3				
23 Ryne Sandberg, R (1, 4) OBP: 0.379, SLG: 0.490	0-1 F9		2-1 1-H 2B		0-1 F8		0-1 G4-3		4 0 1 1 0 0 1				
Andre Dawson, R (1, 9) OBP: 0.301, SLG: 0.491		0-3 K	2-2 P4		1-3 K		0-3 K		4 0 0 0 0 3 1				
George Bell, R (1, 7) OBP: 0.329, SLG: 0.480		0-1 HR 1B		0-0 HR	1-2 G5-3		0-3 K		4 2 2 1 0 1 0				
Hector Villanueva, R (1, 2) OBP: 0.346, SLG: 0.548		2-1 1-H HR		3-2 G6-3	3-2 F7		1-3 K		4 1 1 2 0 1 0				
Luis Salazar, R (1, 5) OBP: 0.298, SLG: 0.438		1-1 L6		1-3 K		0-0 G5-3			3 0 0 0 0 1 0				
Shawon Dunston, R (1, 6) OBP: 0.295, SLG: 0.412		0-1 G4-3		0-1 P3		0-0 G6-3			3 0 0 0 0 0 0				
Frank Castillo, R (1, 1) OBP: 0.194, SLG: 0.138			1-3 K		2-3 K		1-2 G4-3		2 0 0 0 0 2 0				
Jerome Walton, R (7, PH) OBP: 0.265, SLG: 0.325									1 0 0 0 0 0 0				
Les Lancaster, R (7, 1) OBP: 0.185, SLG: 0.259									0 0 0 0 0 0 0				
<b>Inning Stats</b>	R: 0 E: 0 K: 0 S: 6 H: 0 LOB: 0 BB: 0 P: 8	R: 2 E: 0 K: 1 S: 13 H: 2 LOB: 0 BB: 0 P: 16	R: 1 E: 0 K: 2 S: 15 H: 2 LOB: 1 BB: 0 P: 24	R: 1 E: 0 K: 1 S: 9 H: 1 LOB: 0 BB: 0 P: 13	R: 0 E: 0 K: 1 S: 8 H: 0 LOB: 1 BB: 1 P: 14	R: 0 E: 0 K: 1 S: 10 H: 0 LOB: 0 BB: 0 P: 15	R: 0 E: 0 K: 0 S: 5 H: 0 LOB: 0 BB: 0 P: 6	R: 0 E: 0 K: 0 S: 5 H: 1 LOB: 0 BB: 0 P: 6	R: 0 E: 0 K: 3 S: 10 H: 0 LOB: 0 BB: 0 P: 11	1B: 3 2B: 2 3B: 0 HR: 2 SF: 0 SAC: 0 DP: 1 HBP: 0	WP: 0 PB: 0 SB: 0 CS: 0 PA: 33		
<b>PITCHER</b>	IP WLS BF H R ER SO BB IBB HBP BLK WP HR S P ERA WHIP											<b>PITCHER</b>	IP WLS BF H R ER SO BB IBB HBP BLK WP HR S P ERA WHIP
Zane Smith, L (1, 1) ERA: 3.18	8.0 W 30 6 4 4 6 1 0 0 0 0 2 71 102 4.50 0.875												
Roger Mason, R (9, 1) ERA: 2.31	1.0 S 3 0 0 0 3 0 0 0 0 0 0 10 11 0.00 0.000												

livebaseballscorecards.com

<b>AB</b>	32
<b>R</b>	4
<b>H</b>	6
<b>RBI</b>	4
<b>BB</b>	1
<b>SO</b>	9
<b>LOB</b>	5



Batter	1	2	3	4	5	6	7	8	9
<b>Orlando Merced, S</b> OBP: 0.373, SLG: 0.410 (1, 3)	1-3  1B	1-2  1B		1-2  1B		1-1  2B		1-1  1B	
<b>Jay Bell, R</b> OBP: 0.325, SLG: 0.425 (1, 6)	2-2  1B	0-2  1B			1-2  1B	2-1  1B			
<b>Andy Van Slyke, L</b> OBP: 0.355, SLG: 0.457 (1, 8)	0-1  1B			4-1  1B			2-2  1B		
<b>Bobby Bonilla, S</b> OBP: 0.390, SLG: 0.502 (1, 9)	4-1  1B			1-2  1B		3-2  2B		4-2  1B	
<b>Barry Bonds, L</b> OBP: 0.400, SLG: 0.492 (1, 7)	0-2  1B			4-1  1B		2-3  1B		4-1  1B	
<b>Steve Buechele, R</b> OBP: 0.332, SLG: 0.437 (1, 5)		1-0  1B		2-2  1B		0-2  1B		1-3  1B	
<b>Michael LaValliere, L</b> OBP: 0.349, SLG: 0.351 (1, 2)		1-2  1B		0-1  1B		0-0  1B		0-1  1B	
<b>Jose Lind, R</b> OBP: 0.312, SLG: 0.350 (1, 4)		1-1  1B		1-2  1B		0-0  1B		0-1  1B	
<b>Zane Smith, L</b> OBP: 0.235, SLG: 0.238 (1, 1)		0-0  1B		2-3  1B		2-0  1B		2-2  1B	
<b>Gary Varsho, L</b> OBP: 0.328, SLG: 0.413 (8, PH)									
<b>Roger Mason, R</b> (9, 1)									

Inning Stats	R: 0	H: 1	E: 0	K: 1	S: 15	H: 2	L: 1	R: 2	E: 1	K: 0	S: 15	H: 3	LOB: 1	BB: 0	P: 19	R: 0	H: 0	E: 0	K: 0	S: 8	R: 0	H: 1	E: 0	K: 1	S: 11	R: 0	H: 1	E: 0	K: 2	S: 14	R: 3	H: 3	E: 0	K: 0	S: 10	R: 0	H: 0	E: 0	K: 1	S: 15	R: 0	H: 0	E: 0	K: 0	S: 7	H: 0	LOB: 0	BB: 0	P: 10		

PITCHER	IP	WLS	BF	H	R	ER	SO	BB	IBB	HBP	BLK	WP	HR	S	P	ERA	WHIP
<b>Frank Castillo, R</b> ERA: 3.88 (1, 1)	6.0	L	29	9	5	5	4	3	0	0	1	1	1	73	111	7.50	2.000
<b>Les Lancaster, R</b> ERA: 3.71 (7, 1)	2.0		8	0	0	0	1	2	0	0	0	0	0	22	36	0.00	1.000

AB R H RBI BB SO LOB

5	1	1	2	0	1	2
4	0	0	0	0	0	1
3	0	1	0	1	1	0
2	0	1	0	2	0	1
2	0	0	0	2	1	3
4	1	1	0	0	1	4
4	1	2	0	0	0	3
4	2	2	1	0	0	1
2	0	1	1	0	1	1
1	0	0	0	0	0	0
0	0	0	0	0	0	0

AB	R	H	RBI	BB	SO	LOB
31	5	9	4	5	5	16

WP	PA	ERA	WHIP
1	37		

**Chicago Cubs @ Pittsburgh Pirates**  
Three Rivers Stadium, Pittsburgh, PA  
Mon Sep 16 1991, 7:05 PM EDT  
Att. 16,149 - Sunny - 88 F

livebaseballscorecards.com





Batter	1	2	3	4	5	6	7	8	9	AB R H RBI BB SO LOB	TOP		
Chico Walker, S (1, 5) OBP: 0.326, SLG: 0.352	0-1 CS 1B		1-3 K		0-2 G6-3			1-1 FC6 2B		4 1 1 0 0 1 3			
Ced Landrum, L (1, 8) OBP: 0.300, SLG: 0.298	0-1 1B 1-2 1B		3-2 G6-3			0-3 K		0-0 1B 2B		4 1 2 1 0 1 0			
Mark Grace, L (1, 3) OBP: 0.348, SLG: 0.368	2-1 23 1B 1-3			4-2 23 G4-6-3 BB		1-0 F7		1-1 F7		2 0 1 0 1 0 0			
Rick Wilkins, L (7, 2) OBP: 0.312, SLG: 0.342										1 0 0 0 0 0 1			
23 Ryne Sandberg, R (1, 4) OBP: 0.378, SLG: 0.489	0-0 1B			1-1 G4-6-3 1-2f		1-1 G5-3		0-0 1B		3 0 1 0 0 0 1			
Rey Sanchez, R (6, 6) OBP: 0.200, SLG: 0.200	1-2 1B							2-H 1B		1 0 1 1 0 0 0			
George Bell, R (1, 7) OBP: 0.328, SLG: 0.478	0-0 P3			1-1 F9			0-3 K	1-2 P4		3 0 0 0 0 1 2			
Doug Dascenzo, S (7, 7) OBP: 0.323, SLG: 0.313										1 0 0 0 0 0 1			
Dwight Smith, L (1, 9) OBP: 0.280, SLG: 0.373		3-3 K			4-1 FC5-4 BB		1-3 K		2-2 F8	2 0 0 0 1 2 0			
Jerome Walton, R (9, PH) OBP: 0.264, SLG: 0.324										1 0 0 0 0 0 0			
Hector Villanueva, R (1, 2) OBP: 0.343, SLG: 0.540		1-3 K			2-2 FC5-4 FC4-6 1B 1-2f		2-0 FC4-6 1B		0-0 P6	4 0 1 0 0 1 1			
Jose Vizcaino, S (1, 6) OBP: 0.281, SLG: 0.295		1-2 G1-3			1-0 FC4-6 1B 1-2		1-2 FC4-6 1-2f		0-0 G6-3	4 0 1 0 0 0 1			
Mike Bielecki, R (1, 1) OBP: 0.104, SLG: 0.065			3-3 K		0-1 FC4-6 1-2f 2-3			2-2 FC6 1B		1 0 0 0 0 1 0			
Derrick May, L (5, PH) OBP: 0.097, SLG: 0.097										1 0 0 0 0 0 2			
Danny Jackson, R (5, 1) OBP: 0.097, SLG: 0.097										0 0 0 0 0 0 0			
Heathcliff Slocumb, R (5, 1) OBP: 0.235, SLG: 0.320										0 0 0 0 0 0 0			
Damon Berryhill, S (8, PH) OBP: 0.235, SLG: 0.320										1 0 1 0 0 0 0			
Bob Scuderi, R (8, 1) OBP: 0.080, SLG: 0.042										0 0 0 0 0 0 0			
<b>Inning Stats</b>	R: 0 H: 4 E: 0 LOB: 2 K: 0 BB: 0 S: 8 P: 10	R: 0 H: 0 E: 0 LOB: 0 K: 2 BB: 0 S: 11 P: 16	R: 0 H: 0 E: 0 LOB: 0 K: 2 BB: 0 S: 11 P: 18	R: 0 H: 0 E: 0 LOB: 0 K: 0 BB: 1 S: 7 P: 13	R: 0 H: 1 E: 0 LOB: 2 K: 0 BB: 1 S: 10 P: 17	R: 0 H: 0 E: 0 LOB: 0 K: 1 BB: 0 S: 6 P: 8	R: 0 H: 1 E: 0 LOB: 1 K: 2 BB: 0 S: 12 P: 16	R: 2 H: 3 E: 0 LOB: 1 K: 0 BB: 0 S: 12 P: 17	R: 0 H: 0 E: 0 LOB: 0 K: 0 BB: 0 S: 5 P: 7	1B: 8 SF: 0 2B: 1 SAC: 0 3B: 0 DP: 1 HR: 0 HBP: 0	WP: 0 PA: 35 PB: 0 SB: 1 CS: 1		
<b>PITCHER</b>	IP WLS BF H R ER SO BB IBB HBP BLK WP HR S P ERA WHIP											<b>PITCHER</b>	IP WLS BF H R ER SO BB IBB HBP BLK WP HR S P ERA WHIP
Doug Drabek, R (1, 1) ERA: 3.22	8.0 W 32 9 2 2 7 2 0 0 0 0 0 0 77 115 2.25 1.375												
Bob Patterson, L (9, 1) ERA: 3.75	1.0 3 0 0 0 0 0 0 0 0 0 0 0 5 7 0.00 0.000												

Chicago Cubs @ Pittsburgh Pirates  
Three Rivers Stadium, Pittsburgh, PA

Tue Sep 17 1991, 7:05 PM EDT  
Att. 18,152 - Sunny - 79 F

livebaseballscorecards.com

AB	33
R	2
H	9
RBI	2
BB	2
SO	7
LOB	12



Batter	1	2	3	4	5	6	7	8	9	AB	R	H	RBI	BB	SO	LOB
Orlando Merced, S OBP: 0.373, SLG: 0.410	3-1 SH2-4 SF7 1B		1-1 2B 1B	1-2 G3	2-0 G4-3		1-0 F8			5	2	2	0	0	0	3
Jay Bell, R OBP: 0.326, SLG: 0.428 Carlos Garcia, R (7, PH) (8, 6)	1-1 SH2-4 1-3		1 SAFE 2-1 1 SAFE 1 SAFE G4-3 1-H FC1-5-2-6 2B		4-0 BB 1B 1B BB	1-3 K	1-1 L4			2	1	1	1	1	1	0
Andy Van Slyke, L OBP: 0.358, SLG: 0.456	4-2 BB		0-0 G4-3 2-3		1 SAFE 3-1 1B BB 1B SF8 1B BB	4-1 FC3-6 1B BB		2-2 F8		3	2	1	0	2	0	1
Bobby Bonilla, S OBP: 0.390, SLG: 0.501	0-0 SF7 3-H 1-3		0-0 FC1-5-2-6 3B 3-H		4-1 SF8 1B FC BB	2-2 FC3-6 1B		3-2 F8		3	2	1	1	1	0	1
Barry Bonds, L OBP: 0.402, SLG: 0.499	1-3 K		4-0 3B IBB		0-2 E SF8 1B 1-2 2-3 3-H	1-0 FC3-6 BB BB		2-2 HR		4	2	2	2	1	1	3
Steve Buechele, R OBP: 0.335, SLG: 0.445		2-2 2B	0-0 1-H 2-H 3B		0-2 SF8 1B 1-2 2-3 3-H	4-1 BB BB		2-1 G4-3		3	0	2	3	1	0	0
Don Slaught, R OBP: 0.346, SLG: 0.379		0-0 L9	0-1 G6-3		0-0 G6-3 1-2 2-3 3-H	4-1 BB BB				3	0	0	1	1	0	4
Jose Lind, R OBP: 0.311, SLG: 0.348		1-0 G5-3		2-0 G6-3	4-0 E IBB	2-1 G6-3				3	0	0	0	1	0	4
Doug Drabek, R OBP: 0.190, SLG: 0.192 Bob Patterson, R OBP: 0.250, SLG: 0.250		0-0 G5-3		1-3 K	0-2 FC		1-1 G5-3			4	0	0	0	0	1	3
					1-2 2-3 3-H					0	0	0	0	0	0	0

Inning Stats	R	H	E	K	S	R	H	E	K	S	R	H	E	K	S	R	H	E	K	S	R	H	E	K	S	R	H	E	K	S	R	H	E	K	S					
	1	1	0	1	19	0	1	0	1	19	3	3	0	1	19	0	1	0	1	19	0	1	0	1	19	0	1	0	1	19	0	1	0	1	19	0	1	0	1	19

**Chicago Cubs @ Pittsburgh Pirates**  
**Three Rivers Stadium, Pittsburgh, PA**  
 Tue Sep 17 1991, 7:05 PM EDT  
 Att. 18,152 - Sunny - 79 F

<b>AB</b>	<b>31</b>
<b>R</b>	<b>9</b>
<b>H</b>	<b>9</b>
<b>RBI</b>	<b>8</b>
<b>BB</b>	<b>8</b>
<b>SO</b>	<b>3</b>
<b>LOB</b>	<b>19</b>

P

PITCHER	IP	WLS	BF	H	R	ER	SO	BB	IBB	HBP	BLK	WP	HR	S	P	ERA	WHIP
Mike Bielecki, R ERA: 4.42	(1, 1)															9.00	1.500
Danny Jackson, L ERA: 6.53	(5, 1)		4	2	3	2	0	2	0	0	0	0	0	6	17	∞	∞
Heathcliff Slocumb, R ERA: 3.62	(5, 1)		15	1	1	1	1	3	1	0	0	0	0	26	53	3.00	1.333
Bob Scanlan, R ERA: 4.09	(8, 1)		4	1	1	1	0	0	0	0	0	0	1	12	21	9.00	1.000



Batter	1	2	3	4	5	6	7	8	9	AB R H RBI BB SO LOB	TOP						
Ray Lankford, L (1, 8) OBP: 0.290, SLG: 0.382	0-0 G1-3		0-1 G3	3-1 F7			1-2 P1		2-1 G3	5 0 0 0 0 0 1							
Ozzie Smith, S (1, 6) OBP: 0.386, SLG: 0.368	1-1 2B WP 1B		1-1 P6		3-1 G4-3		1-1 F9		0-2 G6-3	5 1 1 0 0 0 0							
Todd Zeile, R (1, 5) OBP: 0.349, SLG: 0.410	2-0 1B WP 1-3 2B		4-1 BB		3-2 P4			4-0 1B BB		2 1 1 0 2 0 0							
Pedro Guerrero, R (1, 3) OBP: 0.316, SLG: 0.345	1-2 1B 2-H 3-H		0-0 F8		2-3 K			1-1 1B HBP 1-3		4 0 2 1 0 1 1							
Felix Jose, S (1, 9) OBP: 0.368, SLG: 0.437	3-2 G4-6-3 1-2f			4-2 1B BB		1-1 G5-3		0-0 L5		3 1 0 0 1 0 3							
Milt Thompson, L (1, 7) OBP: 0.383, SLG: 0.470		1-2 1B 2B		2-1 1B 1-3 G6-3 1B		0-0 2B		0-3 K		4 2 3 0 0 1 2							
Geronimo Pena, S (1, 4) OBP: 0.307, SLG: 0.400		1-0 1B 2-H G4-3		2-3 K		2-0 HBP G4-6-3		2-0 HBP		2 0 1 1 0 1 2							
Tom Pagnozzi, R (1, 2) OBP: 0.307, SLG: 0.344		2-2 G4-3		0-0 G6-3 1B		0-1 G4-6-3		0-0 G1-3		3 0 1 1 0 0 3							
Gerald Perry, L (8, PH) OBP: 0.310, SLG: 0.402		1-2 1B		1-3 1B		1-2f				1 0 0 0 0 0 3							
Rich Gedman, L (8, 2) OBP: 0.148, SLG: 0.250		1-3 K		0-1 G6-3						0 0 0 0 0 0 0							
Bryn Smith, R (1, 1) OBP: 0.274, SLG: 0.283										2 0 0 1 0 1 1							
Mark Clark, R (6, 1) OBP: 0.274, SLG: 0.283										0 0 0 0 0 0 0							
Rex Hudler, R (7, PH) OBP: 0.274, SLG: 0.328										1 0 0 0 0 0 0							
Juan Agosto, L (7, 1) OBP: 0.333, SLG: 0.333										0 0 0 0 0 0 0							
Luis Alicea, S (9, PH) OBP: 0.304, SLG: 0.260										1 0 0 0 0 0 0							
Willie Fraser, R (9, 1) OBP: 0.304, SLG: 0.260										0 0 0 0 0 0 0							
<b>Inning Stats</b>	R: 2 H: 3 E: 0 LOB: 0 K: 0 BB: 0 S: 11 P: 18	R: 1 H: 2 E: 0 LOB: 0 K: 1 BB: 0 S: 12 P: 16	R: 0 H: 0 E: 0 LOB: 1 K: 0 BB: 1 S: 6 P: 11	R: 2 H: 2 E: 0 LOB: 1 K: 1 BB: 1 S: 14 P: 24	R: 0 H: 0 E: 0 LOB: 0 K: 1 BB: 0 S: 10 P: 18	R: 0 H: 1 E: 0 LOB: 1 K: 0 BB: 0 S: 5 P: 8	R: 0 H: 0 E: 0 LOB: 0 K: 0 BB: 0 S: 7 P: 10	R: 0 H: 1 E: 0 LOB: 3 K: 1 BB: 1 S: 7 P: 14	R: 0 H: 0 E: 0 LOB: 0 K: 0 BB: 0 S: 8 P: 11	1B: 6 SF: 0 2B: 3 SAC: 0 3B: 0 DP: 2 HR: 0 HBP: 2	WP: 1 PA: 38 PB: 0 SB: 0 CS: 0						
<b>PITCHER</b>	IP WLS BF H R ER SO BB IBB HBP BLK WP HR S P ERA WHIP																
Bob Walk, R (1, 1) ERA: 3.33	5.0		22	7	5	5	3	2	0	0	0	1	0	53	87	9.00	1.800
Neal Heaton, L (6, 1) ERA: 3.88	1.0		4	1	0	0	0	0	0	1	0	0	0	5	8	0.00	1.000
Rosario Rodriguez, L (7, 1) ERA: 0.82	1.2		8	1	0	0	1	1	0	1	0	0	0	13	23	0.00	1.200
Roger Mason, R (8, 1) ERA: 2.19	1.1	W	4	0	0	0	0	0	0	0	0	0	0	9	12	0.00	0.000

St. Louis Cardinals @ Pittsburgh Pirates  
 Three Rivers Stadium, Pittsburgh, PA  
 Wed Sep 18 1991, 7:05 PM EDT  
 Att. 30,123 - Cloudy - 79 F

livebaseballscorecards.com

AB	33
R	5
H	9
RBI	4
BB	3
SO	4
LOB	16



BOTTOM

St. Louis Cardinals @ Pittsburgh Pirates  
Three Rivers Stadium, Pittsburgh, PA

livebaseballscorecards.com

AB 34  
R 6  
H 12  
RBI 6  
BB 3  
SO 4  
LOB 17



WP: 0 PA: 39  
PB: 0  
SB: 0  
CS: 0

ERA WHIP

AB R H RBI BB SO LOB

4	1	0	0	1	1	4
4	0	2	0	1	0	2
2	0	0	0	0	0	1
2	0	0	1	0	0	1
4	1	1	0	0	0	2
4	2	3	1	0	0	0
3	2	2	2	0	1	0
4	0	3	1	0	0	1
4	0	1	1	0	0	3
1	0	0	0	0	0	1
1	0	0	0	0	1	2
0	0	0	0	0	0	0
0	0	0	0	1	0	0
0	0	0	0	0	0	0
0	0	0	0	0	0	0
0	0	0	0	0	0	0
1	0	0	0	0	1	0

1B: 7 SF: 1  
2B: 3 SAC: 1  
3B: 1 DP: 2  
HR: 1 HBP: 0

Batter	1	2	3	4	5	6	7	8	9
Orlando Merced, S OBP: 0.371, SLG: 0.406 (1, 3)	3-1 L6 1			3-2 G3 1	1-2 F8 2	1-3 K 3			4-1 1B SF7 BB
Jay Bell, R OBP: 0.328, SLG: 0.428 (1, 6)	0-1 F9 2			1-2 E 1B	2-1 G5-3 3			3-1 1B FC1-6 BB	
Andy Van Slyke, L OBP: 0.356, SLG: 0.454 Cecil Espy, S OBP: 0.293, SLG: 0.377 (1, 8) (5, 8)	2-0 F9 3			0-0 F8 2		0-0 L4 1	0-0 FC1-6 G6-4-3 1-2f	0-0 SF7 2	
Bobby Bonilla, S OBP: 0.389, SLG: 0.503 (1, 9)			1-1 G5-3 1	3-2 P5 3		0-1 1B 3B	2-2 G6-4-3 1-2f		
Barry Bonds, L OBP: 0.404, SLG: 0.503 (1, 7)			0-0 P1 2		0-1 1B 2B	0-0 HR 1B		2-1 SH1-4 2B	
Steve Buechele, R OBP: 0.336, SLG: 0.452 (1, 5)			3-3 K 3		0-2 1B 2B	1-1 HR 1B		0-1 SH1-4 2-3	
Michael LaValliere, L OBP: 0.353, SLG: 0.362 (1, 2)			1-2 G5-4-3 1B		0-1 1B 2B	2-0 2B		0-0 P6 2	
Jose Lind, R OBP: 0.311, SLG: 0.347 (1, 4)			1-0 F9 1		0-0 1B	1-0 G6-3 2		1-0 G4-3 3	
Bob Walk, R OBP: 0.176, SLG: 0.273 Gary Varsho, L OBP: 0.326, SLG: 0.411 Neal Heaton, L OBP: 0.357, SLG: 0.385 Curtis Wilkerson, S OBP: 0.237, SLG: 0.242 Rosario Rodriguez, R Roger Mason, R Gary Redus, R OBP: 0.329, SLG: 0.410 (1, 1) (5, PH) (6, 1) (6, PH) (7, 1) (8, 1) (9, PH)			0-0 G5-4-3 2		0-3 K 1	4-0 BB		0-3 K 1	

Inning Stats	R: 0 H: 0 E: 0 K: 5	R: 0 H: 0 E: 0 K: 6	R: 0 H: 1 E: 0 K: 5	R: 0 H: 1 E: 1 K: 13	R: 2 H: 4 E: 0 K: 17	R: 3 H: 4 E: 0 K: 12	R: 0 H: 0 E: 0 K: 4	R: 0 H: 1 E: 0 K: 6	R: 1 H: 1 E: 0 K: 9
	L: 0	L: 0	L: 0	L: 0	L: 0	L: 0	L: 0	L: 0	L: 0
	LOB: 0	LOB: 0	LOB: 0	LOB: 1	LOB: 2	LOB: 2	LOB: 0	LOB: 1	LOB: 1
	BB: 0	BB: 0	BB: 0	BB: 0	BB: 0	BB: 1	BB: 1	BB: 0	BB: 1
	P: 10	P: 10	P: 7	P: 20	P: 20	P: 21	P: 10	P: 9	P: 16

PITCHER	IP	WLS	BF	H	R	ER	SO	BB	IBB	HBP	BLK	WP	HR	S	P	ERA	WHIP
Bryn Smith, R ERA: 3.97 (1, 1)	5.1		25	10	5	5	2	0	0	0	0	0	1	53	77	8.44	1.875
Mark Clark, R ERA: 3.24 (6, 1)	0.2		3	0	0	0	1	1	0	0	0	0	0	5	11	0.00	1.500
Juan Agosto, L ERA: 4.6 (7, 1)	2.0		7	1	0	0	0	1	0	0	0	0	0	10	19	0.00	1.000
Willie Fraser, R ERA: 5.65 (9, 1)	0.2	L	4	1	1	1	1	1	0	0	0	0	0	9	16	13.50	3.000

Wed Sep 18 1991, 7:05 PM EDT  
Att. 30,123 - Cloudy - 79 F



Batter	1	2	3	4	5	6	7	8	9	AB R H RBI BB SO LOB	TOP										
Ray Lankford, L (1, 8) OBP: 0.290, SLG: 0.381	1-3 K		2-3 K		2-3 K			0-0 CS 1B		4 0 1 0 0 3 2	<b>St. Louis Cardinals @ Pittsburgh Pirates</b> Three Rivers Stadium, Pittsburgh, PA Thu Sep 19 1991, 7:05 PM EDT Att. 22,904 - Cloudy - 60 F										
Ozzie Smith, S (1, 6) OBP: 0.383, SLG: 0.365	1-2 G6-3		0-1 G1-3			1-2 G4-3		2-0 SAFE P4 1-2	4 0 0 0 0 0 2												
Todd Zeile, R (1, 5) OBP: 0.349, SLG: 0.414	2-3 K			2-2 HR		3-1 F8		1-2 P4	4 1 1 1 0 1 0												
Pedro Guerrero, R (1, 3) OBP: 0.316, SLG: 0.344 Rod Brewer, L (9, 3) OBP: 0.250, SLG: 0.250		1-2 F8		0-2 G5-3		2-1 1B		1-3 K	4 0 1 0 0 1 0 0 0 0 0 0 0 0												
Felix Jose, S (1, 9) OBP: 0.365, SLG: 0.433		1-2 G6-3		0-0 G4-3		0-3 K		1-3 K	4 0 0 0 0 2 1												
Rex Hudler, R (1, 7) OBP: 0.275, SLG: 0.328		2-0 1B		2-3 K			0-1 F9		3 0 1 0 0 1 0												
Geronimo Pena, S (1, 4) OBP: 0.302, SLG: 0.393		1-0 SAFE F8			0-1 F7		2-2 G6-3		3 0 0 0 0 0 1												
Tom Pagnozzi, R (1, 2) OBP: 0.309, SLG: 0.349			2-2 SH2-4 1B		0-1 2B		0-1 G4-3		3 0 2 0 0 0 0												
Omar Olivares, R (1, 1) OBP: 0.229, SLG: 0.255 Bob McClure, R (9, 1) OBP: 1.000, SLG: 1.000 Lee Smith, R (9, 1)			0-0 SH2-4		0-2 P3		2-0 F7		2 0 0 0 0 0 1 0 0 0 0 0 0 0 0 0 0 0 0 0 0												
<b>Inning Stats</b>	R: 0 H: 0 E: 0 LOB: 0 K: 2 BB: 0 S: 9 P: 13	R: 0 H: 1 E: 0 LOB: 1 K: 0 BB: 0 S: 10 P: 15	R: 0 H: 1 E: 0 LOB: 1 K: 1 BB: 0 S: 10 P: 14	R: 1 H: 1 E: 0 LOB: 0 K: 1 BB: 0 S: 16 P: 20	R: 0 H: 1 E: 0 LOB: 1 K: 1 BB: 0 S: 10 P: 12	R: 0 H: 1 E: 0 LOB: 1 K: 1 BB: 0 S: 12 P: 18	R: 0 H: 0 E: 0 LOB: 0 K: 0 BB: 0 S: 9 P: 11	R: 0 H: 1 E: 0 LOB: 0 K: 2 BB: 0 S: 12 P: 15	1B: 4 SF: 0 2B: 1 SAC: 1 3B: 0 DP: 0 HR: 1 HBP: 0	WP: 0 PA: 32 PB: 0 SB: 0 CS: 1											
<b>PITCHER</b>	IP WLS BF H R ER SO BB IBB HBP BLK WP HR S P ERA WHIP																				
John Smiley, L (1, 1) ERA: 3.29	8.0	29	6	1	1	6	0	0	0	0	0	0	1	79	110	1.12	0.750				
Stan Belinda, R (9, 1) ERA: 3.68	1.0	W	3	0	0	0	2	0	0	0	0	0	0	12	15	0.00	0.000				

AB	31
R	1
H	6
RBI	1
BB	0
SO	8
LOB	7



BOTTOM

St. Louis Cardinals @ Pittsburgh Pirates  
Three Rivers Stadium, Pittsburgh, PA

AB 32  
R 5  
H 6  
RBI 5  
BB 4  
SO 5  
LOB 13



WP: 0 PA: 36  
PB: 0  
SB: 2  
CS: 0

ERA WHIP

AB R H RBI BB SO LOB

3 0 0 0 1 1 0

4 0 0 0 0 1 2

4 1 1 0 0 1 0

4 0 1 0 0 1 0

3 1 0 1 1 0 1

4 1 1 0 0 0 1

2 0 2 0 1 0 0

0 1 0 0 1 0 0

4 0 0 0 0 1 7

2 0 0 0 0 0 2

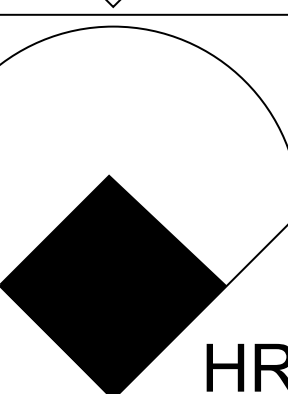
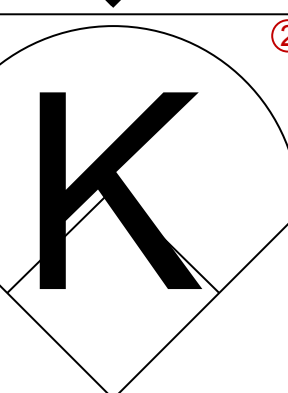
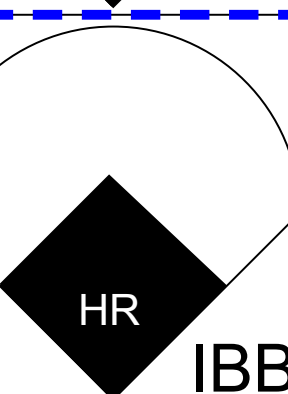
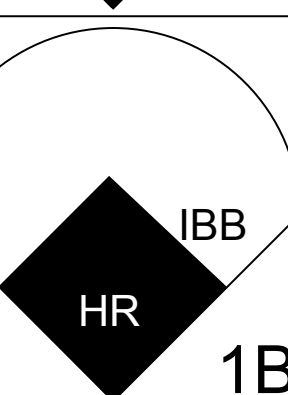
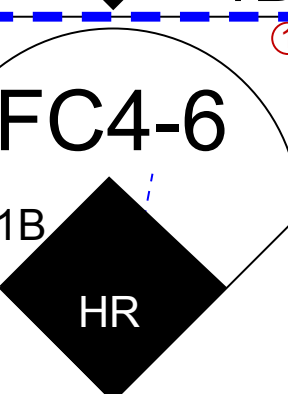
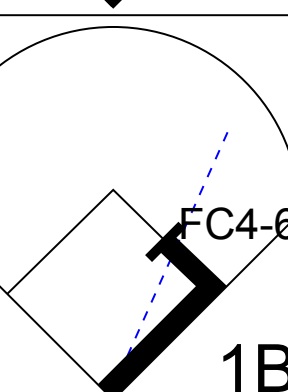
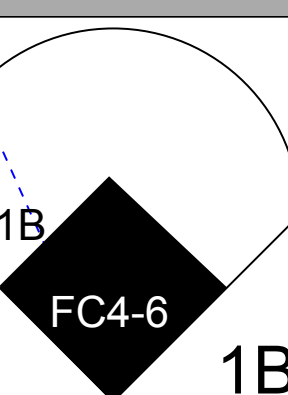
1 0 0 0 0 0 0

0 0 0 0 0 0 0

1 1 1 4 0 0 0

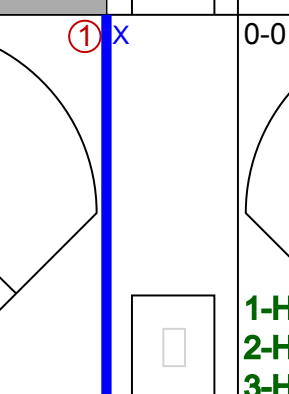
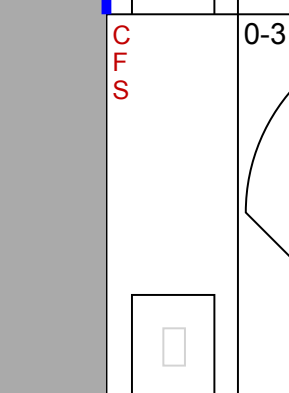
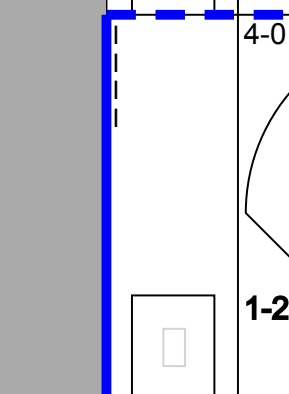
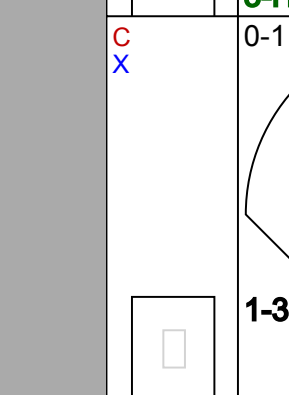
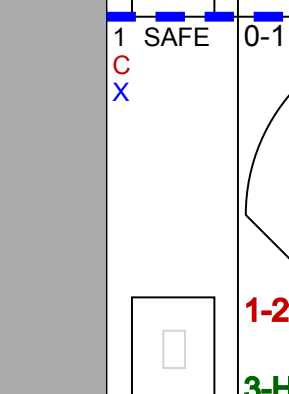
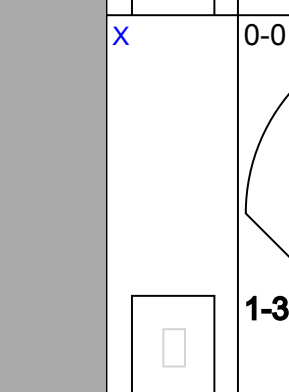
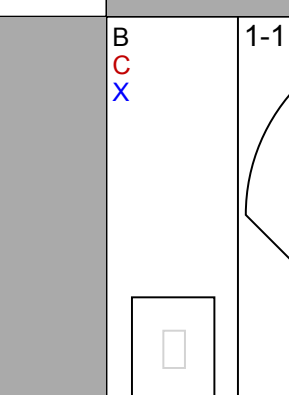
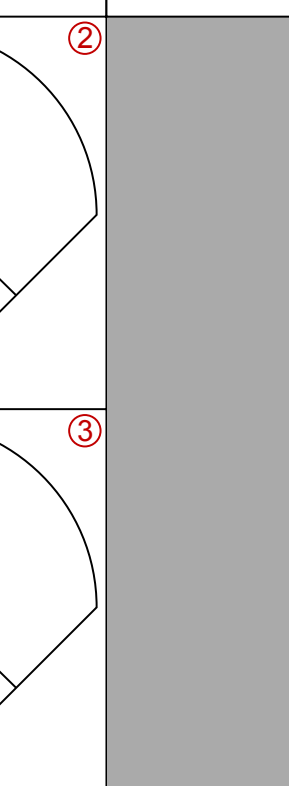
1B: 5 SF: 0  
2B: 0 SAC: 0  
3B: 0 DP: 0  
HR: 1 HBP: 0

9



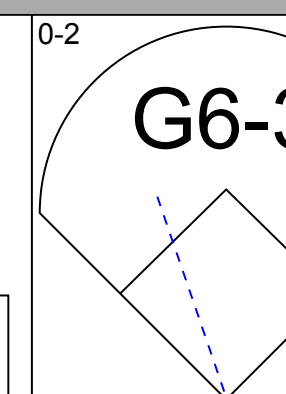
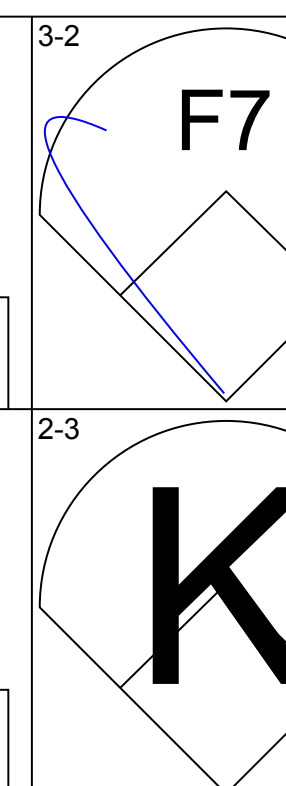
R: 5 H: 4  
E: 0 LOB: 0  
K: 1 BB: 1  
S: 11 P: 16

8



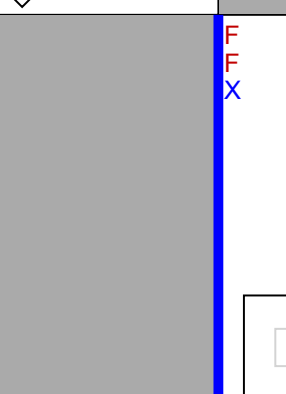
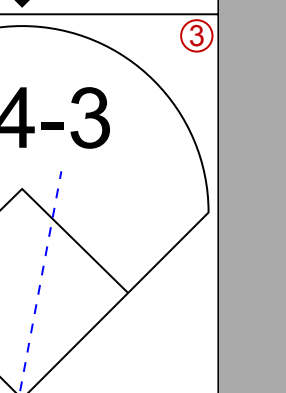
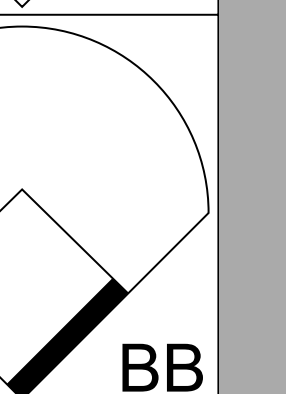
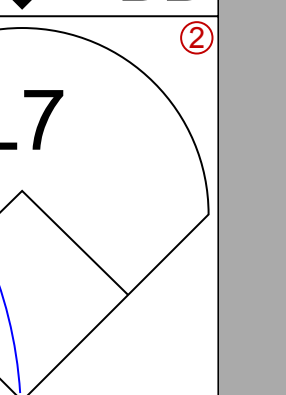
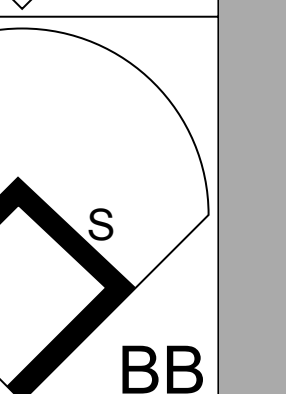

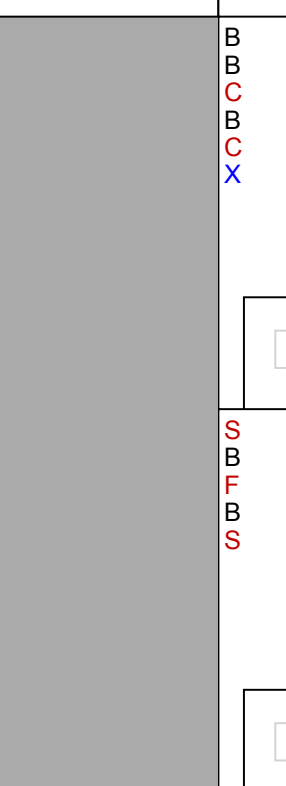
R: 0 H: 0  
E: 0 LOB: 0  
K: 1 BB: 0  
S: 9 P: 14

7



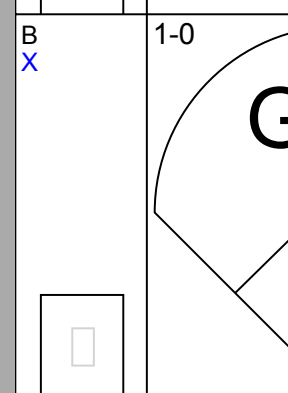
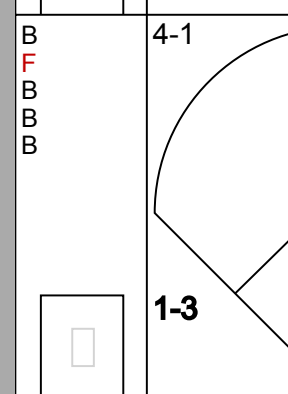
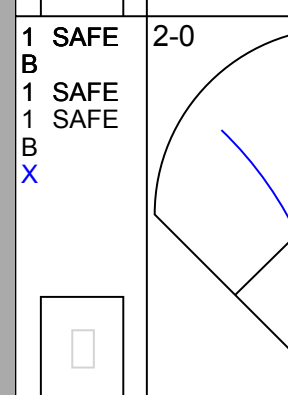
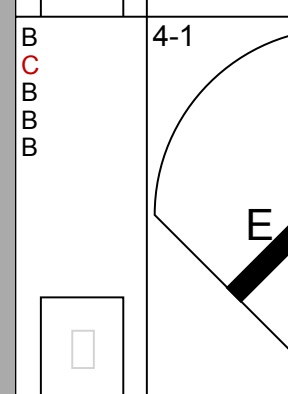
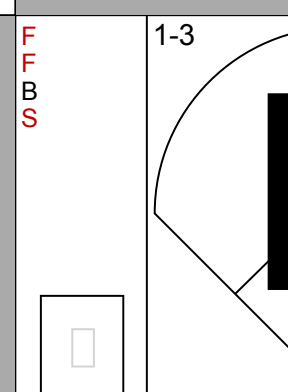


R: 0 H: 0  
E: 0 LOB: 2  
K: 1 BB: 2  
S: 7 P: 19

6




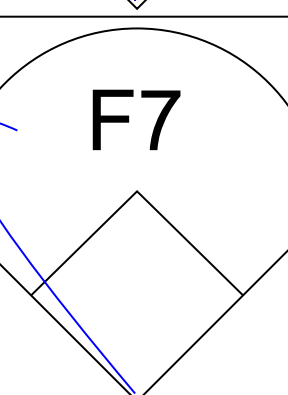
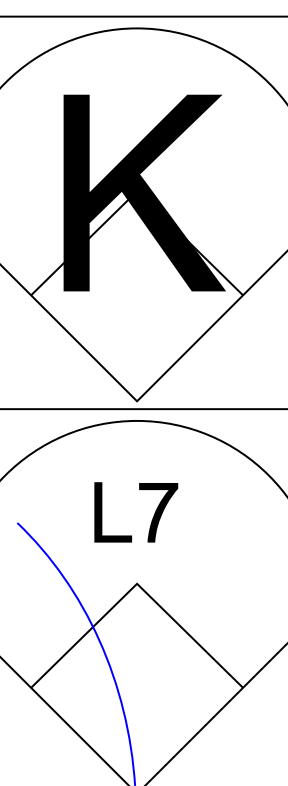
R: 0 H: 0  
E: 0 LOB: 0  
K: 1 BB: 0  
S: 10 P: 15

5




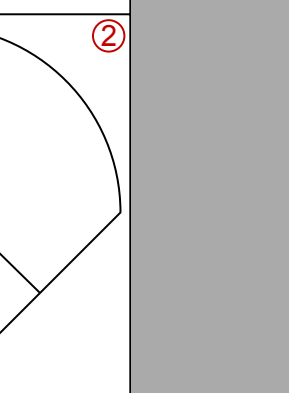
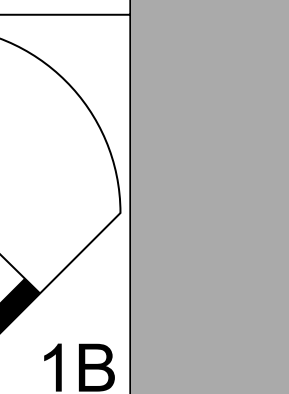

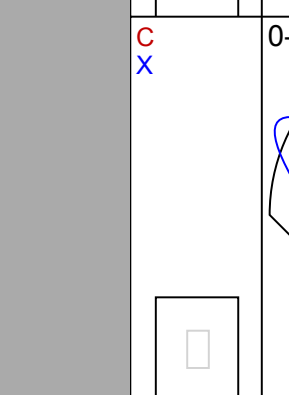
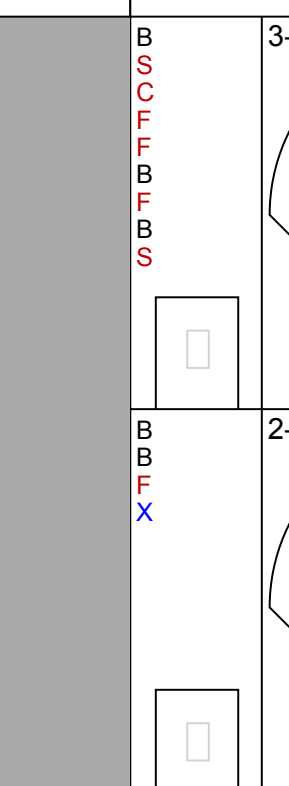
R: 0 H: 1  
E: 0 LOB: 1  
K: 0 BB: 0  
S: 11 P: 17

4



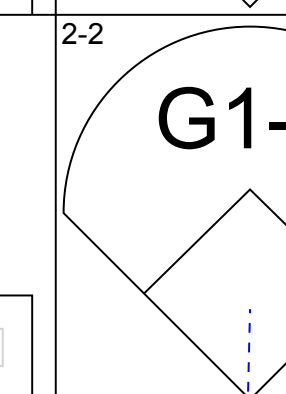
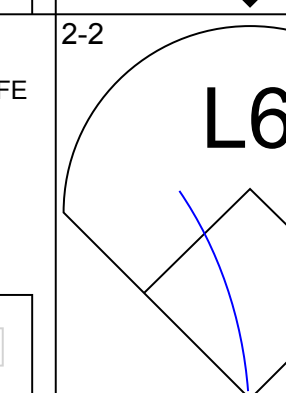
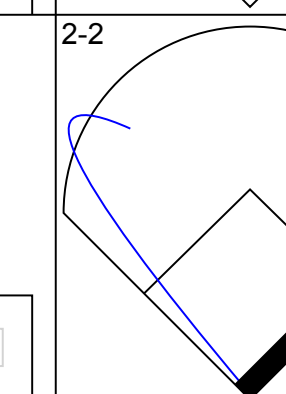
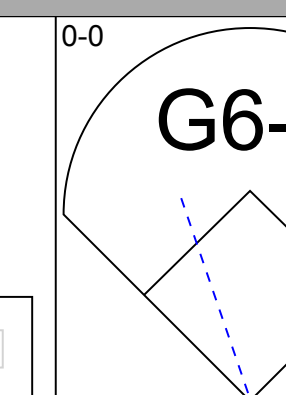
R: 0 H: 0  
E: 0 LOB: 0  
K: 0 BB: 0  
S: 10 P: 15

3



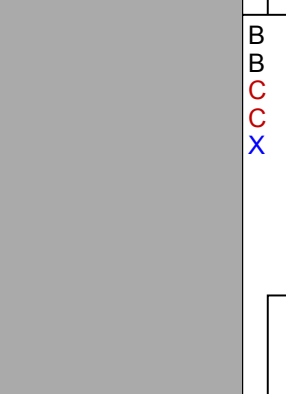
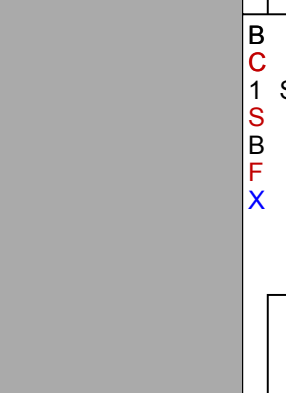
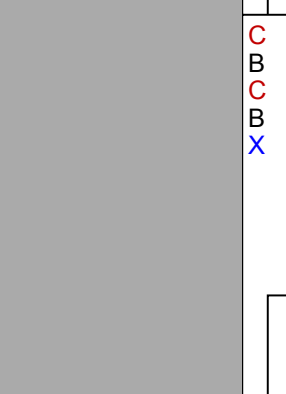

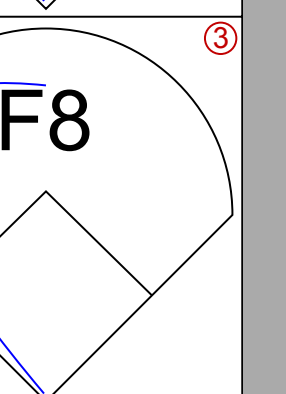
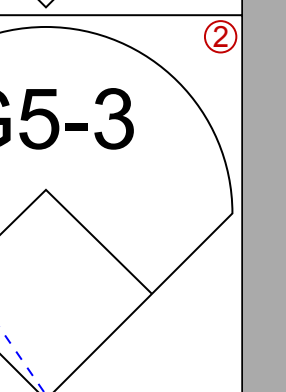
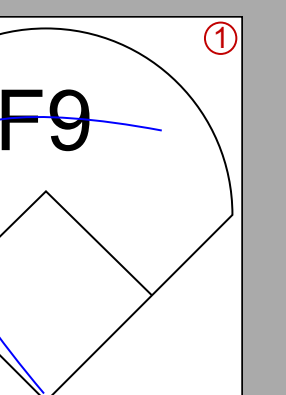
R: 0 H: 1  
E: 0 LOB: 2  
K: 0 BB: 1  
S: 8 P: 15

2



R: 0 H: 0  
E: 0 LOB: 0  
K: 0 BB: 0  
S: 6 P: 9

1



R: 0 H: 0  
E: 0 LOB: 0  
K: 1 BB: 0  
S: 9 P: 11

Batter

Orlando Merced, S (1, 3)  
OBP: 0.370, SLG: 0.403

Jay Bell, R (1, 6)  
OBP: 0.326, SLG: 0.425

Cecil Espy, S (1, 8)  
OBP: 0.290, SLG: 0.368

Bobby Bonilla, S (1, 9)  
OBP: 0.388, SLG: 0.501

Barry Bonds, L (1, 7)  
OBP: 0.403, SLG: 0.500

Steve Buechele, R (1, 5)  
OBP: 0.336, SLG: 0.451

Michael LaValliere, L (1, 2)  
OBP: 0.359, SLG: 0.366

Gary Redus, R (9, PH)  
OBP: 0.332, SLG: 0.410

Jose Lind, R (1, 4)  
OBP: 0.308, SLG: 0.344

John Smiley, L (1, 1)  
OBP: 0.149, SLG: 0.109

Gary Varsho, L (8, PH)  
OBP: 0.324, SLG: 0.408

Stan Belinda, R (9, 1)

Curtis Wilkerson, S (9, PH)  
OBP: 0.241, SLG: 0.266

Inning Stats

PITCHER  
Omar Olivares, R (1, 1)  
ERA: 3.72  
Bob McClure, L (9, 1)  
ERA: 5.04  
Lee Smith, R (9, 1)  
ERA: 2.58


IP WLS BF H R ER SO BB IBB HBP BLK WP HR S P ERA WHIP

8.0 L 31 4 2 2 4 3 0 0 0 0 0 0 4 4 2.25 0.875  
0.1 2 1 0 0 0 0 0 0 0 0 0 4 4 0.00 3.000  
0.1 3 1 3 3 1 0 1 0 0 0 1 4 8 81.00 3.000

Thu Sep 19 1991, 7:05 PM EDT  
Att. 22,904 - Cloudy - 60 F

livebaseballscorecards.com



Batter	1	2	3	4	5	6	7	8	9	AB R H RBI BB SO LOB	TOP		
Randy Ready, R (1, 4) OBP: 0.396, SLG: 0.315 Mickey Morandini, L (8, 4) OBP: 0.310, SLG: 0.308	2-2 F8		1-1 E BB E 1B	1-2 3B 1B		2-1 F7		1-2 P3	3-3 K	5 2 2 0 0 0 0 1 0 0 0 0 1 1			
Dickie Thon, R (1, 6) OBP: 0.286, SLG: 0.361	0-0 G5-3		1 SAFE 4-1 1 SAFE 1B 1 SAFE BB	1-1 P4		4-2 S BB		1-2 HR		3 2 1 1 2 0 1			
Wes Chamberlain, R (1, 7) OBP: 0.314, SLG: 0.415	2-2 F8		2-1 E6 1B E 1B	1-2 1B 3B		3-3 K		2-1 1B SF8 1B		5 3 2 1 0 1 3			
John Kruk, L (1, 3) OBP: 0.368, SLG: 0.474		2-3 K	2-0 E3 1B 1B FC5-4	1-1 1B 3B		3-3 K		0-2 FC5-4 1B		5 1 2 1 0 2 3			
Dale Murphy, R (1, 9) OBP: 0.306, SLG: 0.420 John Morris, L (8, 9) OBP: 0.290, SLG: 0.278	1-0 1B 2B		1-0 FC5-4 1B	1-0 G4-3			4-2 FC6-5 1B BB	2-1 SF8		3 0 2 2 1 0 1 0 0 0 0 0 0 0			
Charlie Hayes, R (1, 5) OBP: 0.262, SLG: 0.372	2-1 1B		0-0 FC5-4 1B		0-0 1B		0-2 FC6-5 1B 1B	2-2 FC5-4		5 0 4 1 0 0 1			
Darrin Fletcher, L (1, 2) OBP: 0.239, SLG: 0.302	1 SAFE 2-3 K		1-1 FC5-4		0-3 K		1-2 P5		2-2 G4-3	5 0 0 1 0 2 7	AB 42 R 8 H 15 RBI 7 BB 3 SO 8 LOB 25		
Braulio Castillo, R (1, 8) OBP: 0.154, SLG: 0.158	2-1 G1-3		0-3 K		0-0 F7		2-2 FC6-5 1B		0-0 G4-3	5 0 0 0 0 1 7			
Tommy Greene, R (1, 1) OBP: 0.306, SLG: 0.382			2-2 G4-3	2-2 G5-3	1-3 K		1-2 1B		1-1 2B	5 0 2 0 0 1 1			
Inning Stats	R: 0 H: 0 E: 0 LOB: 0 K: 0 BB: 0 S: 7 P: 11	R: 0 H: 2 E: 0 LOB: 2 K: 2 BB: 0 S: 11 P: 20	R: 4 H: 3 E: 2 LOB: 2 K: 1 BB: 1 S: 17 P: 30	R: 2 H: 3 E: 0 LOB: 1 K: 0 BB: 0 S: 14 P: 21	R: 0 H: 1 E: 0 LOB: 1 K: 2 BB: 0 S: 8 P: 9	R: 0 H: 0 E: 0 LOB: 1 K: 2 BB: 1 S: 10 P: 22	R: 0 H: 2 E: 0 LOB: 2 K: 0 BB: 1 S: 16 P: 24	R: 2 H: 3 E: 0 LOB: 1 K: 0 BB: 0 S: 21 P: 29	R: 0 H: 1 E: 0 LOB: 1 K: 1 BB: 0 S: 9 P: 15	1B: 11 SF: 1 2B: 2 SAC: 0 3B: 1 DP: 0 HR: 1 HBP: 0	WP: 0 PA: 46 PB: 0 SB: 1 CS: 0		
PITCHER	IP WLS BF H R ER SO BB IBB HBP BLK WP HR S P ERA WHIP											PITCHER	IP WLS BF H R ER SO BB IBB HBP BLK WP HR S P ERA WHIP
Randy Tomlin, L (1, 1) ERA: 3.05	5.0 L 27 9 6 2 5 1 0 0 0 0 0 0 57 91 3.60 2.000												
Vicente Palacios, R (6, 1) ERA: 3.97	2.0 9 2 0 0 2 2 0 0 0 0 0 0 26 46 0.00 2.000												
Bob Kipper, L (8, 1) ERA: 4.95	2.0 10 4 2 2 1 0 0 0 0 0 0 1 30 44 9.00 2.000												

Philadelphia Phillies @ Pittsburgh Pirates  
 Three Rivers Stadium, Pittsburgh, PA  
 Fri Sep 20 1991, 7:05 PM EDT  
 Att. 22,691 - Sunny - 56 F

livebaseballscorecards.com

Batter	1	2	3	4	5	6	7	8	9	AB	R	H	RBI	BB	SO	LOB
Orlando Merced, S OBP: 0.367, SLG: 0.398 (1, 3)	F7 1-2		F7 1-2		K 2-3		L4 1-2			4	0	0	0	0	1	0
Jay Bell, R OBP: 0.324, SLG: 0.422 Carlos Garcia, R (1, 6) (9, 6)	F7 2-0		L6 1-1		F8 0-1			F8 0-2		4	0	0	0	0	0	0
Cecil Espy, S OBP: 0.303, SLG: 0.383 (1, 8)	S 4-2 BB			SF9 2-1 2B		K 0-3		G4-3 3-2		3	1	1	0	1	1	0
Bobby Bonilla, S OBP: 0.389, SLG: 0.502 Scott Bullett, L (1, 9) (9, 9)	G6-3 1-0 1-2			SF9 1-2 G6-3 2-3 2B		G4-3 4-2 1B BB		F8 0-0		3	2	1	0	1	0	1
Barry Bonds, L OBP: 0.401, SLG: 0.498 Lloyd McClendon, R OBP: 0.375, SLG: 0.475 (1, 7) (9, 7)		L7 2-0		SF9 2-1		G4-3 2-2			G5-3 3-1	2	0	0	1	0	0	1
Steve Buechele, R OBP: 0.337, SLG: 0.451 (1, 5)			K 0-3	G6-3 1-1		1B 1-2			1B 0-0 FC6-4	4	0	2	2	0	1	0
Michael LaValliere, L OBP: 0.361, SLG: 0.366 (1, 2)			1B 2-2	FC4-6 4-2 BB		P4 0-0			L7 3-2	3	0	1	0	1	0	2
Jose Lind, R OBP: 0.306, SLG: 0.341 (1, 4)			F7 0-0	FC4-6 0-0 1-2f					FC6-4 1-1	4	0	0	0	0	0	3
Randy Tomlin, L OBP: 0.196, SLG: 0.200 Gary Varsho, L OBP: 0.323, SLG: 0.406 Vicente Palacios, R OBP: 0.071, SLG: 0.071 Curtis Wilkerson, S OBP: 0.240, SLG: 0.264 Bob Kipper, R (1, 1) (5, PH) (6, 1) (7, PH) (8, 1)			L5 0-2		B4-3 0-0				F8 2-2	1	0	0	0	0	0	0

Inning Stats	R: 0	H: 0	E: 0	K: 0	S: 9	LOB: 1	BB: 1	P: 17	R: 0	H: 1	E: 0	K: 1	S: 8	LOB: 1	BB: 0	P: 12	R: 0	H: 0	E: 0	K: 0	S: 10	LOB: 0	BB: 0	P: 12	R: 2	H: 2	E: 0	K: 0	S: 14	LOB: 1	BB: 1	P: 24	R: 0	H: 0	E: 0	K: 1	S: 6	LOB: 0	BB: 0	P: 8	R: 1	H: 1	E: 0	K: 1	S: 14	LOB: 1	BB: 1	P: 21	R: 0	H: 0	E: 0	K: 0	S: 9	LOB: 0	BB: 0	P: 12	R: 0	H: 0	E: 0	K: 0	S: 8	LOB: 0	BB: 0	P: 11	R: 0	H: 1	E: 0	K: 0	S: 9	LOB: 1	BB: 0	P: 16	1B: 3	2B: 2	3B: 0	HR: 0	SF: 1	SAC: 0	DP: 0	HBP: 0	WP: 0	PB: 0	SB: 1	CS: 0	PA: 35
PITCHER Tommy Greene, R ERA: 3.17 (1, 1)	IP	WLS	BF	H	R	ER	SO	BB	IBB	HBP	BLK	WP	HR	S	P	ERA	WHIP																																																																				
	9.0	W	35	5	3	3	3	3	0	0	0	0	0	87	133	3.00	0.889																																																																				
																		PITCHER	IP	WLS	BF	H	R	ER	SO	BB	IBB	HBP	BLK	WP	HR	S	P	ERA	WHIP																																																		

**BOTTOM**

Philadelphia Phillies @ Pittsburgh Pirates  
Three Rivers Stadium, Pittsburgh, PA

Fri Sep 20 1991, 7:05 PM EDT  
Att: 22,691 - Sunny - 56 F

AB	31
R	3
H	5
RBI	3
BB	3
SO	3
LOB	7



Inning Stats	WP: 0	PB: 0	SB: 1	CS: 0



Batter	1	2	3	4	5	6	7	8	9	AB R H RBI BB SO LOB	TOP
Randy Ready, R (1, 4) OBP: 0.393, SLG: 0.319	2-2 F9 FC3-2-5-6 2B		1-0 G5-3			2-1 G5-3		0-3 K		4 0 1 0 0 1 0	
Dickie Thon, R (1, 6) OBP: 0.285, SLG: 0.360	0-0 E5 FC3-2-5-6		2-0 F8			0-1 FC6-4 1B			0-0 G6-3	4 0 1 0 0 0 1	
Wes Chamberlain, R (1, 7) OBP: 0.310, SLG: 0.410	0-0 F9 2-3		2-1 F9			1-0 L6			1-1 F9	4 0 0 0 0 0 3	
Dave Hollins, S (1, 3) OBP: 0.403, SLG: 0.561	1-1 FC3-2-5-6 1-3 3-H			0-1 G6-4-3 1B		1-1 FC6-4 1-2f			3-1 F7	4 0 1 0 0 0 3	
Dale Murphy, R (1, 9) OBP: 0.304, SLG: 0.417		3-3 K		0-0 G6-4-3 1-2f			0-0 F4			3 0 0 0 0 1 1	
Charlie Hayes, R (1, 5) OBP: 0.261, SLG: 0.370		2-2 G6-3		0-0 G6-3			1-1 G6-3			3 0 0 0 0 0 0	
Darrin Fletcher, L (1, 2) OBP: 0.250, SLG: 0.312		0-2 2B 1B			3-1 G6-4-3 1B		1-0 F7			3 0 2 0 0 0 0	
Braulio Castillo, R (1, 8) OBP: 0.167, SLG: 0.195		2-2 1-3 2B			0-0 G6-4-3 1-2f			3-2 P4		3 0 1 0 0 0 1	
Jose De Jesus, R (1, 1) OBP: 0.161, SLG: 0.133		3-2 F9			0-1 G6-3			0-0 G3		2 0 0 0 0 0 2	
Jim Lindeman, R (8, PH) OBP: 0.408, SLG: 0.382										1 0 0 0 0 0 0	
Steve Searcy, L (8, 1)										0 0 0 0 0 0 0	
Joe Boever, R (8, 1) OBP: 0.333, SLG: 0.333										0 0 0 0 0 0 0	
<b>Inning Stats</b>	R: 0 E: 1 K: 0 S: 7 H: 1 LOB: 1 BB: 0 P: 10	R: 0 E: 0 K: 1 S: 18 H: 2 LOB: 2 BB: 0 P: 28	R: 0 E: 0 K: 0 S: 4 H: 0 LOB: 0 BB: 0 P: 9	R: 0 E: 0 K: 0 S: 4 H: 1 LOB: 0 BB: 0 P: 4	R: 0 E: 0 K: 0 S: 5 H: 1 LOB: 0 BB: 0 P: 8	R: 0 E: 0 K: 0 S: 7 H: 1 LOB: 1 BB: 0 P: 11	R: 0 E: 0 K: 0 S: 4 H: 0 LOB: 0 BB: 0 P: 6	R: 0 E: 0 K: 1 S: 9 H: 0 LOB: 0 BB: 0 P: 12	R: 0 E: 0 K: 0 S: 5 H: 0 LOB: 0 BB: 0 P: 9	1B: 4 2B: 3 3B: 0 HR: 0 SF: 0 SAC: 0 DP: 3 HBP: 0	WP: 0 PB: 0 SB: 0 CS: 0 PA: 31
<b>PITCHER</b> Zane Smith, L (1, 1) ERA: 3.04	IP: 9.0 WLS: W BF: 31 H: 6 R: 0 ER: 0 SO: 2 BB: 0 IBB: 0 HBP: 0 BLK: 0 WP: 0 HR: 0 S: 63 P: 97 ERA: 0.00 WHIP: 0.667										

Philadelphia Phillies @ Pittsburgh Pirates  
Three Rivers Stadium, Pittsburgh, PA

Sat Sep 21 1991, 7:05 PM EDT  
Att. 27,162 - Sunny - 60 F

[livebaseballscorecards.com](http://livebaseballscorecards.com)

AB	31
R	0
H	6
RBI	0
BB	0
SO	2
LOB	11



BOTTOM

Philadelphia Phillies @ Pittsburgh Pirates  
Three Rivers Stadium, Pittsburgh, PA

Sat Sep 21 1991, 7:05 PM EDT  
Att. 27,162 - Sunny - 60 F

livebaseballscorecards.com

AB	33
R	7
H	11
RBI	5
BB	4
SO	5
LOB	11



WP:	1	PA:	38
PB:	0		
SB:	2		
CS:	1		

AB	R	H	RBI	BB	SO	LOB
4	1	1	0	1	0	2
0	0	0	0	0	0	0

4	2	2	0	0	0	0
---	---	---	---	---	---	---

3	1	2	1	1	1	1
---	---	---	---	---	---	---

4	1	1	1	0	1	3
0	0	0	0	0	0	0

3	1	1	1	1	1	0
---	---	---	---	---	---	---

4	0	0	0	0	1	3
---	---	---	---	---	---	---

3	1	2	1	1	1	0
---	---	---	---	---	---	---

4	0	1	1	0	0	2
---	---	---	---	---	---	---

4	0	1	0	0	0	0
---	---	---	---	---	---	---

1B:	9	SF:	0
2B:	0	SAC:	0
3B:	2	DP:	1
HR:	0	HBP:	0

Batter	1	2	3	4	5	6	7	8	9
Orlando Merced, S (1, 3) Lloyd McClendon, R (9, 3)	G4-3		1B WP 1B		G3		CS BB	F9	
Jay Bell, R (1, 6)	P4		1B WP 1B		F9		CS	1B 3B	
Andy Van Slyke, L (1, 8)	FC6-4 1B		1B 1B		BB		BB	1B	
Bobby Bonilla, S (1, 9) Cecil Espy, S (9, 9)	FC6-4		3B 1B		G4-3		K	K	
Barry Bonds, L (1, 7)		K	3B		G5-3		E BB	E BB	
Steve Buechele, R (1, 5)	G4-3		P9		F8		K	K	
Michael LaValliere, L (1, 2)		BB			K		E8 1B	E8 1B	
Jose Lind, R (1, 4)	F9		G3-6-3 1B		G3-6-3		G4-3	1B 1B	
Zane Smith, L (1, 1)			F9		G1-3		P7	1B	

Inning Stats	R: 0	H: 1	E: 0	LOB: 1	K: 0	BB: 0	S: 9	R: 0	H: 0	E: 0	LOB: 1	K: 1	BB: 1	S: 9	R: 3	H: 4	E: 0	LOB: 1	K: 1	BB: 0	S: 13	R: 0	H: 1	E: 0	LOB: 0	K: 0	BB: 0	S: 5	R: 0	H: 0	E: 0	LOB: 1	K: 0	BB: 1	S: 4	R: 0	H: 0	E: 0	LOB: 0	K: 1	BB: 0	S: 7	R: 0	H: 0	E: 0	LOB: 0	K: 0	BB: 1	S: 5	R: 4	H: 5	E: 1	LOB: 2	K: 2	BB: 1	S: 19	R: 0	H: 1	E: 0	LOB: 2	K: 2	BB: 1	S: 19
--------------	------	------	------	--------	------	-------	------	------	------	------	--------	------	-------	------	------	------	------	--------	------	-------	-------	------	------	------	--------	------	-------	------	------	------	------	--------	------	-------	------	------	------	------	--------	------	-------	------	------	------	------	--------	------	-------	------	------	------	------	--------	------	-------	-------	------	------	------	--------	------	-------	-------

PITCHER	IP	WLS	BF	H	R	ER	SO	BB	IBB	HBP	BLK	WP	HR	S	P	ERA	WHIP
Jose De Jesus, R (1, 1) ERA: 3.44	7.0	L	28	6	3	3	3	3	3	0	0	1	0	52	92	3.86	1.286
Steve Searcy, L (8, 1) ERA: 6.52	0.1		4	2	3	3	1	1	0	0	0	0	0	8	17	81.00	9.000
Joe Boever, R (8, 1) ERA: 3.9	0.2		5	3	1	0	1	0	0	0	0	0	0	11	18	0.00	4.500



Batter	1	2	3	4	5	6	7	8	9	AB R H RBI BB SO LOB	TOP
Mickey Morandini, L (1, 4) OBP: 0.306, SLG: 0.303	0-1 G4-3		1-0 G6-3		1-0 G6-3			0-1 G1-6-3		4 0 0 0 0 0 2	Philadelphia Phillies @ Pittsburgh Pirates Three Rivers Stadium, Pittsburgh, PA Sun Sep 22 1991, 3:33 AM EDT Att. 33,662 - Cloudy - 67 F
Von Hayes, L (1, 9) OBP: 0.307, SLG: 0.301	2-2 F9 WP 2B		2-1 G4-3			2-2 F7		1-0 P5		4 1 1 0 0 0 0	
Wes Chamberlain, R (1, 7) OBP: 0.309, SLG: 0.408	0-1 F9 2-3			0-3 K		0-0 G6-3		0-0 E S 1B		4 0 1 0 0 1 1	
John Kruk, L (1, 8) OBP: 0.367, SLG: 0.472	3-1 3-H 1B		2-2 G4-3		2-2 K	3-3 K		3-3 K		4 0 1 0 0 2 1	
Dave Hollins, S (1, 3) OBP: 0.391, SLG: 0.541	1-0 G3		1-2 F8				0-1 G4-3	2-1 G3 1-3		4 0 0 0 0 0 2	
Charlie Hayes, R (1, 5) OBP: 0.261, SLG: 0.369		1-1 G6-3			2-2 E S 1B 1B		1-0 P4	2-3 K		4 0 1 0 0 1 1	
Darrin Fletcher, L (1, 2) OBP: 0.261, SLG: 0.321		1-1 F8			0-0 1-2 1B		1-0 2B 1B			3 0 2 0 0 0 0	
Kim Batiste, R (1, 6) OBP: 0.304, SLG: 0.273		0-2 F9			0-3 SAFE K		1-0 1-H 2B			2 0 0 0 0 1 2	
Ron Jones, L (7, PH) OBP: 0.261, SLG: 0.286										1 0 1 0 0 0 0	
Wally Ritchie, L (7, 1)										0 0 0 0 0 0 0	
Danny Cox, R (8, 1) OBP: 0.167, SLG: 0.107					2-3 K					0 0 0 0 0 0 0	
Cliff Brantley, R (1, 1)			0-3 K		0-3 K			1-3 K		2 0 0 0 0 2 2	
Bruce Ruffin, S (5, 1)										0 0 0 0 0 0 0	
Mike Hartley, R (5, 1)										0 0 0 0 0 0 0	
Dickie Thon, R (7, 6) OBP: 0.285, SLG: 0.360										1 0 0 0 0 1 0	
<b>Inning Stats</b>	R: 1 H: 2 E: 0 LOB: 1 K: 0 BB: 0 S: 10 P: 16	R: 0 H: 0 E: 0 LOB: 0 K: 0 BB: 0 S: 8 P: 10	R: 0 H: 0 E: 0 LOB: 0 K: 1 BB: 0 S: 6 P: 9	R: 0 H: 0 E: 0 LOB: 0 K: 1 BB: 0 S: 9 P: 12	R: 0 H: 2 E: 1 LOB: 2 K: 2 BB: 0 S: 11 P: 14	R: 0 H: 0 E: 0 LOB: 0 K: 1 BB: 0 S: 7 P: 12	R: 0 H: 2 E: 0 LOB: 2 K: 0 BB: 0 S: 5 P: 8	R: 0 H: 0 E: 0 LOB: 0 K: 1 BB: 0 S: 6 P: 8	R: 0 H: 1 E: 0 LOB: 1 K: 2 BB: 0 S: 9 P: 16	1B: 5 SF: 0 2B: 2 SAC: 0 3B: 0 DP: 0 HR: 0 HBP: 0	WP: 1 PA: 33 PB: 0 SB: 1 CS: 0
<b>PITCHER</b> Doug Drabek, R (1, 1) ERA: 3.13	IP WLS BF H R ER SO BB IBB HBP BLK WP HR S P ERA WHIP										
	9.0 W 33 7 1 1 8 0 0 0 0 1 0 71 105 1.00 0.778										

livebaseballscorecards.com

AB	33
R	1
H	7
RBI	0
BB	0
SO	8
LOB	11



Batter	1	2	3	4	5	6	7	8	9	AB	R	H	RBI	BB	SO	LOB
Orlando Merced, S OBP: 0.371, SLG: 0.396 (1, 3)	4-1 BB HBP SF9 BB		3-2 G4-3			4-2 F8 1B FC BB		4-1 1-2 BB		1	2	0	0	3	0	0
Jay Bell, R OBP: 0.326, SLG: 0.426 Curtis Wilkerson, S OBP: 0.242, SLG: 0.265 (1, 6) (3, 6)	1-0 SF9 BB 1-2 HBP		1-0 G3			1-0 BB E 1B		0-0 G3		0	0	0	0	0	0	0
Andy Van Slyke, L OBP: 0.358, SLG: 0.453 (1, 8)	2-3 K		0-0 BB 1B			3-1 F8		0-2 P6		4	0	1	0	0	1	4
Bobby Bonilla, S OBP: 0.388, SLG: 0.498 (1, 9)	4-1 1-2 2-3 BB		4-1 1-2 BB			3-2 FC BB 1-2		2-2 G6-3		2	0	0	1	2	0	1
Barry Bonds, L OBP: 0.401, SLG: 0.499 (1, 7)	0-2 SF9		1-0 F7			3-H 4-2 G5-3 1-2 2-3 BB		1-1 G6-3		2	0	0	1	1	0	2
Steve Buechele, R OBP: 0.332, SLG: 0.444 (1, 5)	1-3 K			0-3 K		1-2 G5-3 1-2		1-2 F4		4	0	0	0	0	2	5
Don Slaught, R OBP: 0.349, SLG: 0.375 (1, 2)		2-3 K		1-0 HBP		1-0 G5-3		4-2 L3 BB		2	0	0	0	1	1	0
Jose Lind, R OBP: 0.303, SLG: 0.338 (1, 4)		3-2 F9		2-3 K		2-3 K2-3		0-1 L3		4	0	0	0	0	2	2
Doug Drabek, R OBP: 0.195, SLG: 0.198 (1, 1)		2-3 K		0-3 K		1-2 BB 1B				3	0	1	0	0	2	1

Inning Stats	R: 1	H: 0	E: 0	K: 2	S: 12	LOB: 2	BB: 2	P: 24	R: 0	H: 0	E: 0	K: 2	S: 13	LOB: 0	BB: 0	P: 20	R: 0	H: 1	E: 0	K: 0	S: 8	LOB: 2	BB: 1	P: 17	R: 0	H: 0	E: 0	K: 3	S: 11	LOB: 1	BB: 0	P: 14	R: 1	H: 1	E: 1	K: 0	S: 14	LOB: 2	BB: 2	P: 30	R: 0	H: 1	E: 0	K: 1	S: 9	LOB: 2	BB: 1	P: 17	R: 0	H: 0	E: 0	K: 0	S: 12	LOB: 0	BB: 0	P: 15	R: 0	H: 0	E: 0	K: 0	S: 8	LOB: 0	BB: 1	P: 13
--------------	------	------	------	------	-------	--------	-------	-------	------	------	------	------	-------	--------	-------	-------	------	------	------	------	------	--------	-------	-------	------	------	------	------	-------	--------	-------	-------	------	------	------	------	-------	--------	-------	-------	------	------	------	------	------	--------	-------	-------	------	------	------	------	-------	--------	-------	-------	------	------	------	------	------	--------	-------	-------

PITCHER	IP	WLS	BF	H	R	ER	SO	BB	IBB	HBP	BLK	WP	HR	S	P	ERA	WHIP
Cliff Brantley, R ERA: 4.19 (1, 1)	4.1	L	22	2	2	2	7	4	0	0	0	0	0	53	95	4.15	1.385
Bruce Ruffin, L ERA: 3.62 (5, 1)	0.0		1	0	0	0	0	1	0	0	0	0	0	2	6	∞	∞
Mike Hartley, R ERA: 4.38 (5, 1)	1.2		6	1	0	0	1	1	0	0	0	0	0	12	21	0.00	1.200
Wally Ritchie, L ERA: 2.54 (7, 1)	1.0		3	0	0	0	0	0	0	0	0	0	0	12	15	0.00	0.000
Danny Cox, R ERA: 4.8 (8, 1)	1.0		3	0	0	0	0	1	0	0	0	0	0	8	13	0.00	1.000

**BOTTOM**

Philadelphia Phillies @ Pittsburgh Pirates  
Three Rivers Stadium, Pittsburgh, PA

Sun Sep 22 1991, 3:33 AM EDT  
Att: 33,662 - Cloudy - 67 F

AB	25
R	2
H	3
RBI	2
BB	7
SO	8
LOB	17



WP	HR	S	P	ERA	WHIP
0	0	2	2	0.00	0.000
0	0	2	2	0.00	0.000
0	0	2	2	0.00	0.000
0	0	2	2	0.00	0.000
0	0	2	2	0.00	0.000



Batter	1	2	3	4	5	6	7	8	9	AB R H RBI BB SO LOB	TOP																								
Gary Redus, R (1, 7) OBP: 0.324, SLG: 0.401	0-0 F9		0-0 E5 2B	1-1 SF7	1-2 L5		1-2 G1-6-3		1-1 E6 1B	5 0 0 2 0 0 3																									
Jay Bell, R (1, 6) OBP: 0.327, SLG: 0.424 Carlos Garcia, R (7, PR) OBP: 0.182, SLG: 0.100 (7, 6)	1-1 G4-3		2-0 F7	2-0 G5-4-3 1-2f		4-2 BB FC6-4 BB	4-1 FC5-4 BB		2-2 G4-3 1B 1-3	3 1 0 0 2 0 3 1 0 1 0 0 0 0																									
Andy Van Slyke, L (1, 8) OBP: 0.361, SLG: 0.458 Cecil Espy, S (6, 8) OBP: 0.294, SLG: 0.371	0-1 G3		1-1 2B 1-H		2-2 2B 1B	3-2 FC6-4 BB 1-2 1B	0-1 FC5-4 1B 1B		0-0 G4-3 1-2	4 1 3 0 0 0 0 2 1 0 1 0 0 3																									
Bobby Bonilla, S (1, 9) OBP: 0.391, SLG: 0.500 Gary Varsho, L (6, 9) OBP: 0.330, SLG: 0.409		4-1 BB G5-3 BB	3-2 F8		2-1 1B 1B 1-H	4-1 FC6-4 BB 1-2 2-3 BB	1-1 WP 1B 1B		4-0 IBB	2 1 1 1 2 0 1 1 0 1 0 1 0 0																									
Lloyd McClendon, R (1, 3) OBP: 0.380, SLG: 0.483		3-2 G5-3 1-2		0-0 1B 2B	3-2 1B 1B HBP	1-1 FC6-4 G1-3 1-2f 2-3 3-H	0-1 WP 1B		2-3 K	6 2 3 2 0 1 6																									
Steve Buechele, R (1, 5) OBP: 0.332, SLG: 0.441		2-3 K		3-1 1B 2B 1B	1-0 1B HBP	1-1 G1-3 1-2	1-1 G6-3 1-2 2-3		1-2 F8	5 1 1 0 0 1 8																									
Don Slaught, R (1, 2) OBP: 0.355, SLG: 0.378 Tom Prince, R (9, 2) OBP: 0.387, SLG: 0.462		4-2 BB BB		0-0 1B 1B SF7	2-1 1B 1B 2-H 3-H	2-1 G6-3		1-2 P4		4 1 2 3 1 0 2 0 0 0 0 0 0 0	AB 42 R 10 H 17 RBI 10 BB 7 SO 3 LOB 31																								
Jose Lind, R (1, 4) OBP: 0.306, SLG: 0.339		4-1 1-2 2-3 BB		1-2 1B 1B 3-H	1-2 L6		0-0 E G1-6-3 1B	1-1 G6-3		4 1 2 1 1 0 2																									
Bob Walk, R (1, 1) OBP: 0.216, SLG: 0.306 Bob Patterson, R (5, 1) OBP: 0.250, SLG: 0.250 Orlando Merced, S (7, PH) OBP: 0.372, SLG: 0.398 Bill Landrum, R (7, 1) Scott Bullett, L (8, PH) Vicente Palacios, R (8, 1) OBP: 0.071, SLG: 0.071 Rosario Rodriguez, R (8, 1)		0-1 G1-3		0-1 G5-4-3 1B 1-2 2-3	0-2 1B		1-0 E9 G1-6-3 FC5-4 1B	0-3 K		3 0 2 0 0 0 3 0 0 0 0 0 0 0 1 1 1 0 0 0 0 0 0 0 0 0 0 0 1 0 0 0 0 1 0 0 0 0 0 0 0 0 0 0 0 0 0 0 0																									
<b>Inning Stats</b>	R: 0 E: 0 K: 0 S: 5	H: 0 LOB: 0 BB: 0 P: 6	R: 0 E: 0 K: 1 S: 13	H: 0 LOB: 3 BB: 3 P: 30	R: 0 E: 1 K: 0 S: 7	H: 1 LOB: 1 BB: 0 P: 13	R: 3 E: 0 K: 0 S: 12	H: 5 LOB: 1 BB: 0 P: 19	R: 3 E: 0 K: 0 S: 21	H: 5 LOB: 2 BB: 0 P: 33	R: 1 E: 0 K: 0 S: 12	H: 1 LOB: 2 BB: 2 P: 27	R: 3 E: 1 K: 0 S: 17	H: 4 LOB: 3 BB: 1 P: 27	R: 0 E: 0 K: 1 S: 8	H: 0 LOB: 0 BB: 0 P: 10	R: 0 E: 1 K: 1 S: 12	H: 1 LOB: 3 BB: 1 P: 22	1B: 14 2B: 3 3B: 0 HR: 0	SF: 1 SAC: 0 DP: 1 HBP: 1	WP: 1 PB: 0 SB: 0 CS: 1	PA: 51													
<b>PITCHER</b>	IP WLS BF H R ER SO BB IBB HBP BLK WP HR S P ERA WHIP	IP WLS BF H R ER SO BB IBB HBP BLK WP HR S P ERA WHIP																																	
Frank Viola, L (1, 1) ERA: 4.02	4.0	23	9	6	6	1	3	0	0	0	0	0	0	47	85	13.50	3.000																		
Wally Whitehurst, R (5, 1) ERA: 4.18	1.0	5	2	0	0	0	0	0	1	0	0	0	0	11	16	0.00	2.000																		
Jeff Innis, R (6, 1) ERA: 2.9	1.1	L	10	3	4	4	0	3	0	0	0	0	0	18	39	27.00	4.500																		
Blaine Beatty, L (7, 1) ERA:	0.1	3	2	0	0	0	0	0	0	0	0	0	0	7	9	0.00	6.000																		
Terry Bross, R (7, 1) ERA: 3.38	0.1	1	0	0	0	0	0	0	0	0	0	1	0	4	6	0.00	0.000																		
<b>PITCHER</b>	IP WLS BF H R ER SO BB IBB HBP BLK WP HR S P ERA WHIP	IP WLS BF H R ER SO BB IBB HBP BLK WP HR S P ERA WHIP																																	
Tim Burke, R (8, 1) ERA: 3.47	2.0	9	1	0	0	0	2	0	0	0	0	0	0	11	20	0.00	0.500																		

Pittsburgh Pirates @ New York Mets  
Shea Stadium, Flushing, NY  
Tue Sep 24 1991, 7:05 PM EDT  
Att. 12,336 - Cloudy - 64 F

livebaseballscorecards.com



BOTTOM

Pittsburgh Pirates @ New York Mets  
Shea Stadium, Flushing, NY  
Tue Sep 24 1991, 7:05 PM EDT  
Att. 12,336 - Cloudy - 64 F

livebaseballscorecards.com

AB	37
R	8
H	11
RBI	8
BB	3
SO	5
LOB	15



WP:	1	PA:	42
PB:	0		
SB:	0		
CS:	1		

AB R H RBI BB SO LOB

4 2 2 0 0 0 0  
4 2 3 5 0 0 0  
1 0 0 0 0 1 1

3 1 0 0 2 0 1

5 1 3 3 0 1 1

4 0 2 0 0 0 0  
1 0 0 0 0 0 0

4 0 0 0 0 1 6

2 0 0 0 0 0 1  
0 0 0 0 0 0 0  
0 0 0 0 0 0 0  
0 0 0 0 0 0 0  
1 0 0 0 0 0 2  
0 0 0 0 0 0 0

3 1 0 0 1 1 0

1 0 0 0 0 1 0  
0 0 0 0 0 0 0  
3 1 1 0 0 0 0  
1 0 0 0 0 0 3

1B: 7 SF: 0  
2B: 2 SAC: 0  
3B: 0 DP: 2  
HR: 2 HBP: 1

Batter	1	2	3	4	5	6	7	8	9											
Keith Miller, R OBP: 0.323, SLG: 0.371 (1, 4)	F7		1B BLK HBP		1B HR	P2		2B WP												
Daryl Boston, L OBP: 0.353, SLG: 0.406 Terry McDaniel, S OBP: 0.273, SLG: 0.300 (8, PH) (9, 8)	G3-1		1B CS		1B HR		1B 2B	K												
Kevin McReynolds, R OBP: 0.313, SLG: 0.406 (1, 7)	BB		CS	1B HR	1B BB	E6	F8	F8												
Howard Johnson, S OBP: 0.345, SLG: 0.549 (1, 9)	K			1B HR	1B G5-3	1B	1B	G5-3	G6-3											
Mackey Sasser, L OBP: 0.289, SLG: 0.421 Kevin Elster, R OBP: 0.317, SLG: 0.355 (9, PH)		F9		E3	1B		1B													
Gregg Jefferies, S OBP: 0.329, SLG: 0.378 (1, 5)		L8		F8	P4		K													
Todd Hundley, S OBP: 0.179, SLG: 0.114 Jeff Innis, R Blaine Beatty, L Terry Bross, R Chris Donnels, L Tim Burke, R (8, 1)		P6		G4-3	G5-3		G3													
Jeff Gardner, L OBP: 0.391, SLG: 0.263 (1, 6)			F9		1B HR	BB	K	F7												
Frank Viola, L OBP: 0.157, SLG: 0.162 Wally Whitehurst, R OBP: 0.235, SLG: 0.219 Charlie O'Brien, R OBP: 0.291, SLG: 0.276 Mark Carreon, R OBP: 0.288, SLG: 0.320 (5, PH)			K2-3		1B HR	1B	P1	F7												
Inning Stats	R: 0 H: 0 E: 0 LOB: 1 K: 1 BB: 1 S: 11 P: 20	R: 0 H: 0 E: 0 LOB: 0 K: 0 BB: 0 S: 8 P: 11	R: 1 H: 1 E: 0 LOB: 0 K: 1 BB: 0 S: 10 P: 16	R: 2 H: 1 E: 1 LOB: 0 K: 0 BB: 1 S: 11 P: 20	R: 4 H: 5 E: 1 LOB: 2 K: 0 BB: 1 S: 14 P: 24	R: 0 H: 0 E: 0 LOB: 0 K: 1 BB: 0 S: 7 P: 8	R: 1 H: 3 E: 0 LOB: 2 K: 1 BB: 0 S: 14 P: 22	R: 0 H: 1 E: 0 LOB: 1 K: 1 BB: 0 S: 17 P: 25	R: 0 H: 0 E: 0 LOB: 0 K: 0 BB: 0 S: 12 P: 16											
PITCHER	IP WLS BF H R ER SO BB IBB HBP BLK WP HR S P ERA WHIP																			
Bob Walk, R ERA: 3.81 (1, 1)	4.0																			
Bob Patterson, L ERA: 3.63 (5, 1)	2.0	W	7	2	0	0	1	0	0	0	0	0	0	11	14	0.00	1.000			
Bill Landrum, R ERA: 3.25 (7, 1)	1.0		6	3	1	1	1	0	0	0	0	0	0	14	22	9.00	3.000			
Vicente Palacios, R ERA: 3.94 (8, 1)	0.2		3	1	0	0	0	0	0	0	0	0	0	13	19	0.00	1.500			
Rosario Rodriguez, L ERA: 0.73 (8, 1)	1.1	S	4	0	0	0	1	0	0	0	0	1	0	16	22	0.00	0.000			







Batter	1	2	3	4	5	6	7	8	9	10	11	12	13	14	15	AB	R	H	RBI	BB	SO	LOB	BOTTOM
Keith Miller, R Mackey Sasser, L Doug Simons, L Jeff Innis, R Chuck Carr, S Blaine Beatty, L Todd Hundley, S Wally Whitehurst, R	(1, 4) 1-0 F9 G4-3 1B		(1, 1) 1-1 G6-3		(1, 2) 0-0 1B			(1, 2) 3-2 L1	(1, 2) 2-2 G4-3			(1, 2) 3-3 K		(1, 2) 3-2 HR		4	0	2	0	0	0	0	
Kevin Elster, R	(1, 6) 1-0 G4-3		(1, 2) 2-0 G6-3		(1, 3) 1-1 L9			(1, 2) 1-2 FC5 1B		(1, 2) 0-3 K		(1, 2) 3-2 L7		(1, 2) 1-3 K		7	0	1	0	0	2	3	
Grego Jefferies, S	(1, 5) 4-0 S BB		(1, 3) 3-2 G5-3			(1, 2) 3-2 G6-3		(1, 2) 1-0 1B		(1, 2) 4-0 S BB		(1, 2) 4-1 BB		(1, 2) 2-2 F8		4	0	1	0	3	0	0	
Howard Johnson, S	(1, 9) 2-1 F9			(1, 3) 3-3 K		(1, 2) 4-1 G4-6-3 BB		(1, 2) 1-2 FC5		(1, 2) 4-0 FC5		(1, 3) 1-3 K			(1, 2) 2-3 K	5	0	0	0	2	3	5	
Mark Carreon, R	(1, 7) 2-1 F7			(1, 2) 2-0 G5-3		(1, 2) 1-0 G4-6-3		(1, 2) 1-2 2B 1B		(1, 2) 0-1 F7			(1, 2) 0-0 G5-3		(1, 2) 2-0 G4-3	7	1	1	0	0	0	5	
Terry McDaniel, S	(1, 8) 0-2 F8			(1, 3) 1-1 G1-3			(1, 2) 1-0 L3		(1, 2) 1-1 2B WP 1B		(1, 2) 0-1 FC5		(1, 2) 0-0 1B		(1, 3) 3-2 G4-3	7	1	2	0	0	0	2	
Chris Donnels, L	(1, 3) 2-0 FC6 1B				(1, 2) 1-0 G4-3		(1, 2) 1-1 F8		(1, 2) 0-0 P5			(1, 2) 0-3 K		(1, 2) 2-3 K		6	0	1	0	0	2	3	
Charlie O'Brien, R	(1, 2) 1-0 L5				(1, 2) 2-2 1B 1B		(1, 3) 0-0 F7		(1, 2) 1-2 P3		(1, 2) 1-1 P3		(1, 3) 0-0 F7			6	0	1	0	0	0	4	
David Cone, L Rick Crotts, R Terry Stronach, R Garry Templeton, S Daryl Bakst, L Jeff Garlin, L	(1, 1) 0-0 FC6				(1, 2) 0-3 K			(1, 2) 2-3 K	(1, 2) 0-0 WP 2B		(1, 2) 2-1 F7			(1, 2) 3-2 G5-3		2	0	0	0	0	1	2	
<b>Inning Stats</b>	R: 0 H: 1 E: 0 LOB: 2 K: 0 BB: 1 S: 6 P: 16	R: 0 H: 1 E: 0 LOB: 1 K: 0 BB: 0 S: 6 P: 9	R: 0 H: 0 E: 0 LOB: 0 K: 0 BB: 0 S: 6 P: 12	R: 0 H: 0 E: 0 LOB: 0 K: 1 BB: 0 S: 6 P: 12	R: 0 H: 2 E: 0 LOB: 2 K: 1 BB: 0 S: 10 P: 14	R: 0 H: 0 E: 0 LOB: 0 K: 0 BB: 1 S: 5 P: 13	R: 0 H: 0 E: 0 LOB: 0 K: 0 BB: 0 S: 4 P: 6	R: 0 H: 2 E: 0 LOB: 2 K: 1 BB: 0 S: 17 P: 25	R: 2 H: 3 E: 0 LOB: 2 K: 0 BB: 0 S: 18 P: 23	R: 0 H: 0 E: 0 LOB: 2 K: 1 BB: 2 S: 8 P: 16	R: 0 H: 0 E: 0 LOB: 0 K: 1 BB: 0 S: 7 P: 10	R: 0 H: 0 E: 0 LOB: 1 K: 2 BB: 1 S: 10 P: 21	R: 0 H: 1 E: 0 LOB: 1 K: 1 BB: 0 S: 6 P: 8	R: 1 H: 1 E: 0 LOB: 0 K: 1 BB: 0 S: 15 P: 24	R: 0 H: 0 E: 0 LOB: 0 K: 1 BB: 0 S: 7 P: 14	1B: 9 SF: 0 2B: 1 SAC: 0 3B: 0 DP: 1 HR: 1 HBP: 0	WP: 1 PA: 60 PB: 0 SB: 2 CS: 0						
<b>PITCHER</b>	IP WLS BF H R ER SO BB IBB HBP BLK WP HR S P ERA WHIP																						
Randy Tomlin, L	(1, 1) 8.2 36 9 2 2 30 2 0 0 0 0 0 69 119 2.08 1.269																						
Stan Belinda, R	(9, 1) 1.1 6 0 0 0 1 1 0 0 0 0 0 17 27 0.00 0.750																						
Bob Kipper, L	(11, 1) 2.0 7 0 0 0 3 1 0 0 0 0 0 17 31 0.00 0.500																						
Neal Heaton, L	(13, 1) 1.0 4 1 0 0 1 0 0 0 0 0 0 6 8 0.00 1.000																						
Bill Landrum, R	(14, 1) 2.0 W 7 1 1 1 2 0 0 0 0 0 1 22 38 4.50 0.500																						

Pittsburgh Pirates @ New York Mets  
 Shea Stadium, Flushing, NY  
 Thu Sep 26 1991, 7:05 PM EDT  
 Cloudy - 69 F

AB	55
R	3
H	11
RBI	2
BB	5
SO	10
LOB	25





Batter	1	2	3	4	5	6	7	8	9	AB R H RBI BB SO LOB	TOP																
<b>Gary Redus, R</b> (1, 7) OBP: 0.327, SLG: 0.396	4-1 G4-3 S BB		0-0 FC2-5 1B		1-0 F9		1-2 G6-3		0-0 L6	4 0 1 0 1 0 1																	
<b>Cecil Espy, S</b> (1, 8) OBP: 0.299, SLG: 0.357 <b>Bobby Bonilla, S</b> (9, PH) OBP: 0.387, SLG: 0.494	2-2 G5-3		1-1 FC2-5 1B		2-3 K		4-2 1B BB		1-0 F7	3 0 1 0 1 1 1 1 0 0 0 0 0 1																	
<b>Curtis Wilkerson, S</b> (1, 6) OBP: 0.238, SLG: 0.256	0-1 G4-3		0-0 FC2-5 FC5-4		4-0 BB		0-0 G5-4-3 1B			3 0 1 0 1 0 3																	
<b>Lloyd McClendon, R</b> (1, 3) OBP: 0.374, SLG: 0.474	3-2 G3		2-0 L7		2-2 F8		1-1 G5-4-3			4 0 0 0 0 0 6																	
<b>Steve Buechele, R</b> (1, 5) OBP: 0.333, SLG: 0.448		3-2 HR	2-2 FC5-4		1-1 1B SH1-4 1B		0-2 G1-3			4 1 2 1 0 0 2																	
<b>Orlando Merced, S</b> (1, 9) OBP: 0.371, SLG: 0.398 <b>Gary Varsho, L</b> (4, 9) OBP: 0.332, SLG: 0.410		2-2 G1-3		1-2 K S 1B		1-0 SH1-4		1-0 G4-6-3 1B		2 0 1 0 0 0 0 1 0 1 0 0 0 0																	
<b>Jose Lind, R</b> (1, 4) OBP: 0.305, SLG: 0.338 <b>Roger Mason, R</b> (8, 1)		2-2 F8		2-2 F8		0-0 1B		1-1 G4-6-3		4 0 1 0 0 0 2 0 0 0 0 0 0 0																	
<b>Tom Prince, R</b> (1, 2) OBP: 0.400, SLG: 0.448		3-1 1B		4-2 1B BB		1-3 K			1-1 G6-3	3 0 1 0 1 1 2																	
<b>John Smiley, L</b> (1, 1) OBP: 0.145, SLG: 0.106 <b>Barry Bonds, L</b> (6, PH) OBP: 0.404, SLG: 0.500 <b>Bob Patterson, R</b> (6, 1) OBP: 0.250, SLG: 0.250 <b>Carlos Garcia, R</b> (8, 6) OBP: 0.263, SLG: 0.333		2-3 K		0-3 K		3-2 F8			1-0 3B	2 0 0 0 0 2 3 1 0 0 0 0 0 2 0 0 0 0 0 0 0 1 0 1 0 0 0 0																	
<b>Inning Stats</b>	R: 0 E: 0 K: 0 S: 10	H: 0 LOB: 1 BB: 1 P: 19	R: 1 E: 0 K: 1 S: 19	H: 2 LOB: 1 BB: 0 P: 31	R: 0 E: 0 K: 0 S: 13	H: 2 LOB: 2 BB: 0 P: 18	R: 0 E: 0 K: 1 S: 11	H: 1 LOB: 1 BB: 1 P: 18	R: 0 E: 0 K: 1 S: 7	H: 0 LOB: 1 BB: 1 P: 16	R: 0 E: 0 K: 1 S: 10	H: 2 LOB: 2 BB: 0 P: 16	R: 0 E: 0 K: 0 S: 9	H: 1 LOB: 1 BB: 1 P: 15	R: 0 E: 0 K: 0 S: 7	H: 1 LOB: 0 BB: 0 P: 8	R: 0 E: 0 K: 0 S: 5	H: 1 LOB: 1 BB: 0 P: 8	1B: 8 2B: 0 3B: 1 HR: 1	SF: 0 SAC: 1 DP: 2 HBP: 0	WP: 0 PB: 0 SB: 2 CS: 0	PA: 38					
<b>PITCHER</b>	IP	WLS	BF	H	R	ER	SO	BB	IBB	HBP	BLK	WP	HR	S	P	ERA	WHIP										
<b>Tony Castillo, L</b> (1, 1) ERA: 3.16	5.1		24	6	1	1	3	3	0	0	0	0	1	63	107	1.69	1.688										
<b>Terry Bross, R</b> (6, 1) ERA: 2.25	1.2		7	2	0	0	1	1	0	0	0	0	0	16	26	0.00	1.800										
<b>Tim Burke, R</b> (8, 1) ERA: 3.43	1.0	W	3	1	0	0	0	0	0	0	0	0	0	7	8	0.00	1.000										
<b>John Franco, L</b> (9, 1) ERA: 2.82	1.0	S	4	1	0	0	0	0	0	0	0	0	0	5	8	0.00	1.000										

Pittsburgh Pirates @ New York Mets

Shea Stadium, Flushing, NY

Thu Sep 26 1991, 7:05 PM EDT  
Att. 14,451 - Cloudy - 63 F

livebaseballscorecards.com

AB	33
R	1
H	10
RBI	1
BB	4
SO	4
LOB	23



Batter	1	2	3	4	5	6	7	8	9	AB	R	H	RBI	BB	SO	LOB
Keith Miller, R (1, 4) OBP: 0.328, SLG: 0.372	2-3 K		1-1 P5		0-0 1B			4-1 1B SH5-3 SF9 BB		3	1	1	1	1	1	1
Garry Templeton, S (1, 6) OBP: 0.239, SLG: 0.303	1-2 F9		0-0 G5-3		0-2 F9			1-0 SH5-3		3	0	0	0	0	0	2
Gregg Jefferies, S (1, 5) OBP: 0.336, SLG: 0.380	2-2 F9			0-2 CS BB 1B			1-1 L1-3 1B	3-2 SF9 1B		4	0	3	0	0	0	0
Howard Johnson, S (1, 9) OBP: 0.344, SLG: 0.542		0-0 F7		4-1 CS BB		1-3 K		3-2 SF9		2	0	0	1	1	1	1
Mark Carreon, R (1, 7) OBP: 0.284, SLG: 0.315		1-1		1-1 F8		1-2 L1-3		3-H BB		3	0	1	0	0	0	3
Daryl Boston, L (8, PH) OBP: 0.355, SLG: 0.406										0	0	0	0	1	0	0
Terry McDaniel, S (1, 8) OBP: 0.227, SLG: 0.238		0-1 F8		1-0 P3				0-0 L8		4	0	0	0	0	1	5
Todd Hundley, S (1, 2) OBP: 0.209, SLG: 0.211		3-3 SAFE K			3-2 G5-3			4-1 BB		2	0	0	0	1	1	1
Chris Donnels, L (1, 3) OBP: 0.304, SLG: 0.203			1-1 SH5-4 1B		4-1 SH1-4 1B BB			1-3 SAFE K		2	1	1	0	1	1	1
Tony Castillo, L (1, 1)			2-1 SH5-4		0-0 SH1-4			3-1 SAFE P4		0	0	0	0	0	0	0
Terry Bross, R (6, 1)										0	0	0	0	0	0	0
Rick Cerone, R (7, PH) OBP: 0.360, SLG: 0.345										1	0	0	0	0	0	1
Tim Burke, R (8, 1)										0	0	0	0	0	0	0
John Franco, L (9, 1)										0	0	0	0	0	0	0


Inning Stats	R: 0	H: 0	E: 0	K: 1	S: 14	R: 0	H: 1	E: 0	K: 1	S: 8	R: 0	H: 1	E: 0	K: 0	S: 7	R: 0	H: 1	E: 0	K: 0	S: 8	R: 1	H: 1	E: 0	K: 1	S: 10	R: 0	H: 1	E: 0	K: 1	S: 8	R: 0	H: 0	E: 0	K: 2	S: 9	R: 1	H: 1	E: 0	K: 0	S: 12
	LOB: 0	BB: 0	P: 19	LOB: 1	BB: 0	P: 12	LOB: 1	BB: 0	P: 11	LOB: 1	BB: 1	P: 13	LOB: 1	BB: 1	P: 17	LOB: 0	BB: 0	P: 11	LOB: 1	BB: 1	P: 17	LOB: 0	BB: 1	P: 17	LOB: 1	BB: 1	P: 17	LOB: 1	BB: 1	P: 17	LOB: 0	BB: 0	P: 17	LOB: 1	BB: 1	P: 17	LOB: 2	BB: 2	P: 27	

PITCHER	IP	WLS	BF	H	R	ER	SO	BB	IBB	HBP	BLK	WP	HR	S	P	ERA	WHIP
John Smiley, L (1, 1) ERA: 3.25	5.0		20	4	1	1	2	2	0	0	0	0	0	47	72	1.80	1.200
Bob Patterson, L (6, 1) ERA: 3.52	2.0		7	1	0	0	3	1	0	0	0	0	0	17	28	0.00	1.000
Roger Mason, R (8, 1) ERA: 2.45	1.0	L	6	1	1	1	0	2	0	0	0	0	0	12	27	9.00	3.000

**BOTTOM**

**Pittsburgh Pirates @ New York Mets**  
**Shea Stadium, Flushing, NY**  
 Thu Sep 26 1991, 7:05 PM EDT  
 Att. 14,451 - Cloudy - 63 F

AB	24
R	2
H	6
RBI	2
BB	5
SO	5
LOB	15



WP	HR	S	P	ERA	WHIP
0	0	0	33		



Batter	1	2	3	4	5	6	7	8	9	AB R H RBI BB SO LOB	TOP
<b>Marquis Grissom, R</b> (1, 8) <small>OBP: 0.309, SLG: 0.368</small>	0-0 		2-0 		1-0 	0-1 		0-0 	1-3 	6 2 2 1 0 1 2	
<b>Spike Owen, S</b> (1, 6) <small>OBP: 0.316, SLG: 0.345</small>	1-1 		4-1 		0-0 	1-3 		0-2 		4 0 2 1 1 1 2	
<b>Kenny Williams, R</b> (1, 7) <small>OBP: 0.313, SLG: 0.400</small>	0-3 		3-2 		1-0 		4-2 	1-1 		4 1 0 1 1 1 5	
<b>Tim Wallach, R</b> (1, 5) <small>OBP: 0.293, SLG: 0.331</small>	3-2 		2-1 			0-3 	1-1 	1-0 		5 1 2 2 0 1 2	
<b>Larry Walker, L</b> (1, 9) <small>OBP: 0.350, SLG: 0.468</small>		1-0 	0-0 			1-0 	0-0 	0-1 		5 2 2 1 0 0 3	
<b>Andres Galarraga, R</b> (1, 3) <small>OBP: 0.265, SLG: 0.324</small>		3-2 		1-1 		0-0 	0-1 	3-2 		5 2 3 3 0 0 2	
<b>Mike Fitzgerald, R</b> (1, 2) <small>OBP: 0.270, SLG: 0.293</small>		3-1 		1-0 		3-0 	0-0 	2-1 		5 1 1 1 0 0 3	
<b>Bret Barberie, S</b> (1, 4) <small>OBP: 0.437, SLG: 0.505</small>			0-1 		1-1 		4-0 	2-2 	0-0 	4 2 2 0 1 0 1	
<b>Mark Gardner, R</b> (1, 1) <small>OBP: 0.111, SLG: 0.094</small> <b>Scott Ruskin, R</b> (7, 1) <b>Barry Jones, R</b> (8, 1)			0-0 	2-3 		0-0 		4-1 	1-2 	3 0 1 2 0 1 2	
<b>Inning Stats</b>	R: 0 H: 1 E: 0 LOB: 1 K: 1 BB: 0 S: 11 P: 15	R: 0 H: 1 E: 0 LOB: 0 K: 0 BB: 0 S: 6 P: 13	R: 2 H: 3 E: 0 LOB: 2 K: 0 BB: 1 S: 11 P: 22	R: 0 H: 1 E: 0 LOB: 1 K: 1 BB: 0 S: 9 P: 14	R: 0 H: 0 E: 0 LOB: 0 K: 0 BB: 0 S: 3 P: 5	R: 3 H: 3 E: 1 LOB: 2 K: 2 BB: 1 S: 13 P: 22	R: 1 H: 1 E: 0 LOB: 1 K: 0 BB: 1 S: 9 P: 13	R: 6 H: 5 E: 0 LOB: 0 K: 0 BB: 1 S: 18 P: 31	R: 0 H: 0 E: 0 LOB: 0 K: 1 BB: 0 S: 10 P: 12	1B: 11 SF: 0 2B: 3 SAC: 0 3B: 0 DP: 1 HR: 1 HBP: 0	WP: 0 PA: 46 PB: 0 SB: 2 CS: 0
<b>PITCHER</b> <b>Zane Smith, L</b> (1, 1) <small>ERA: 3.15</small> <b>Rosario Rodriguez, L</b> (8, 1) <small>ERA: 4.73</small> <b>Vicente Palacios, R</b> (9, 1) <small>ERA: 3.89</small>	IP WLS BF H R ER SO BB IBB HBP BLK WP HR S P ERA WHIP 7.0 0 34 10 6 5 4 3 0 0 0 0 0 62 104 6.43 1.857 1.0 L 9 5 6 6 0 1 0 0 0 0 0 1 18 31 54.00 6.000 1.0 3 0 0 0 0 1 0 0 0 0 0 0 10 12 0.00 0.000	<b>PITCHER</b> IP WLS BF H R ER SO BB IBB HBP BLK WP HR S P ERA WHIP 0 0 0 0 0 0 0 0 0 0 0 0 0 0 0 0 0 0	<b>PITCHER</b> IP WLS BF H R ER SO BB IBB HBP BLK WP HR S P ERA WHIP 0 0 0 0 0 0 0 0 0 0 0 0 0 0 0 0 0 0								

**Montreal Expos @ Pittsburgh Pirates**  
 Three Rivers Stadium, Pittsburgh, PA

Fri Sep 27 1991, 7:05 PM EDT  
 Att: 8,201 - Cloudy - 56 F

[livebaseballscorecards.com](http://livebaseballscorecards.com)

<b>AB</b>	<b>42</b>
<b>R</b>	<b>12</b>
<b>H</b>	<b>15</b>
<b>RBI</b>	<b>12</b>
<b>BB</b>	<b>4</b>
<b>SO</b>	<b>5</b>
<b>LOB</b>	<b>22</b>



Batter	1	2	3	4	5	6	7	8	9	AB	R	H	RBI	BB	SO	LOB
Cecil Espy, S OBP: 0.284, SLG: 0.338 (1, 8)	1-0 F7		2-2 G4-3		1-1 G3		1 SAFE SH1-4		1-0 P6	4	0	0	0	0	0	0
Gary Varsho, L OBP: 0.332, SLG: 0.409 Lloyd McClellan, R OBP: 0.372, SLG: 0.471 Rosario Rodríguez, R (8, 1) Vicente Palacios, R OBP: 0.071, SLG: 0.071 Don Slaught, R OBP: 0.359, SLG: 0.392 (9, PH)	2-1 S HR 1B		3-1 L9			0-1 G3	1-1 P3		1-0 G3 1B 2B	3	1	1	0	0	0	0
Curtis Wilkerson, S OBP: 0.237, SLG: 0.250 (1, 4)	2-0 F7		4-0 S BB			0-2 G4-3	0-0 L6		1-2 G3	4	0	0	0	1	0	3
Bobby Bonilla, S OBP: 0.391, SLG: 0.500 (1, 3)	4-0 HR BB		2-1 P5			4-2 2B 3B BB		1-0 HR	3-2 FC4 1B	3	3	2	2	2	0	1
Barry Bonds, L OBP: 0.406, SLG: 0.510 Scott Bullett, L (8, PR) (9, 7)	0-1 1-H 2-H HR			2-3 K		1-0 3B 2B		0-0 F8 BB 1B	3-2 FC4	4	2	3	3	0	1	0
Steve Buechele, R OBP: 0.335, SLG: 0.446 (1, 5)	1-1 L5			2-0 F8		4-1 3B BB		4-2 1-2 BB		2	1	0	0	2	0	0
Michael LaValliere, L OBP: 0.360, SLG: 0.369 (1, 2)		2-2 G5-3		1-1 G4-3		3-2 1-H 2-H 3-H 3B		2-0 P6		4	0	1	3	0	0	2
Carlos Garcia, R OBP: 0.217, SLG: 0.273 (1, 6)			3-3 K			3-2 G4-3	1-1 G5-3		0-0 F8	4	0	0	0	0	1	3
Zane Smith, L OBP: 0.230, SLG: 0.232 Gary Redus, R OBP: 0.328, SLG: 0.397 (7, PH) (8, 9)		0-0 F8			2-2 F7		1-0 SH1-4 1B		0-3 K	2	0	0	0	0	0	0

Inning Stats	R: 3	H: 2	E: 0	K: 8	LOB: 0	BB: 1	P: 18	R: 0	H: 0	E: 0	K: 1	S: 7	R: 0	H: 0	E: 0	K: 10	S: 10	R: 0	H: 0	E: 0	K: 1	S: 6	R: 0	H: 0	E: 0	K: 0	S: 8	R: 3	H: 2	E: 0	K: 14	R: 0	H: 1	E: 0	K: 5	R: 1	H: 2	E: 0	K: 1	S: 9	R: 1	H: 2	E: 0	K: 12	1B: 4	2B: 2	3B: 1	HR: 2	SF: 0	SAC: 1	DP: 0	HBP: 0	WP: 0	PA: 41
--------------	------	------	------	------	--------	-------	-------	------	------	------	------	------	------	------	------	-------	-------	------	------	------	------	------	------	------	------	------	------	------	------	------	-------	------	------	------	------	------	------	------	------	------	------	------	------	-------	-------	-------	-------	-------	-------	--------	-------	--------	-------	--------

PITCHER	IP	WLS	BF	H	R	ER	SO	BB	IBB	HBP	BLK	WP	HR	S	P	ERA	WHIP
Mark Gardner, R ERA: 3.68 (1, 1)	6.0		26	4	6	6	2	4	0	0	0	0	1	53	103	9.00	1.333
Scott Ruskin, L ERA: 4.5 (7, 1)	1.1	W	8	3	1	1	0	1	0	0	0	0	1	10	19	6.75	3.000
Barry Jones, R ERA: 3.48 (8, 1)	1.2		7	2	1	1	1	0	0	0	0	0	0	16	25	5.40	1.200

**BOTTOM**

**Montreal Expos @ Pittsburgh Pirates**  
 Three Rivers Stadium, Pittsburgh, PA

Fri Sep 27 1991, 7:05 PM EDT  
 Att. 8,201 - Cloudy - 56 F

AB	35
R	8
H	9
RBI	8
BB	5
SO	3
LOB	13



PITCHER	IP	WLS	BF	H	R	ER	SO	BB	IBB	HBP	BLK	WP	HR	S	P	ERA	WHIP
---------	----	-----	----	---	---	----	----	----	-----	-----	-----	----	----	---	---	-----	------



Batter	1	2	3	4	5	6	7	8	9	AB R H RBI BB SO LOB	TOP	
Marquis Grissom, R (1, 8) OBP: 0.310, SLG: 0.374	0-1 G4-3 SF7 2B		0-1 G5-3		1-0 3B			1-3 K		4 1 2 0 0 1 0		
Spike Owen, S (1, 6) OBP: 0.315, SLG: 0.344	2-1 G4-3		1-1 PB 1B		2-1 L4			1-3 K		4 0 1 0 0 1 2		
Delino DeShields, L (1, 4) OBP: 0.353, SLG: 0.341	3-2 SF7		2-0 F8		1-3 K			1-0 G4-3		3 0 0 1 0 1 1		
Tim Wallach, R (1, 5) OBP: 0.292, SLG: 0.332	1-1 L6		1-3 K		0-0 P3			0-0 2B		4 0 1 0 0 1 1		
Larry Walker, L (1, 9) OBP: 0.349, SLG: 0.466		1-0 E 2B 1B		2-3 K		2-3 K		3-2 G4-3		4 1 1 0 0 2 0		
Andres Galarraga, R (1, 3) OBP: 0.265, SLG: 0.326		1-3 SAFE SAFE K		0-0 G5-3		0-0 G3 SF8 2B		1-0 F9		4 1 1 0 0 1 1		
John Vander Wal, L (1, 7) OBP: 0.237, SLG: 0.444		3-2 3-H 2B		0-0 G3-1		1-2 G3		2-3 G3		3 0 1 1 0 0 1		
Nelson Santovenia, R (1, 2) OBP: 0.244, SLG: 0.357		1-2 P9		0-1 F4		1-1 SF8		3-H G1-3		2 0 0 1 0 0 1		
Chris Nabholz, L (1, 1) Mel Rojas, R (8, 1)		0-3 K		1-1 G1-3		1-0 G1-3				3 0 0 0 0 1 1 0 0 0 0 0 0 0		
<b>Inning Stats</b>	R: 1 H: 1 E: 0 LOB: 0 K: 0 BB: 0 S: 11 P: 17	R: 1 H: 2 E: 1 LOB: 1 K: 2 BB: 0 S: 16 P: 22	R: 0 H: 1 E: 0 LOB: 1 K: 1 BB: 0 S: 9 P: 13	R: 0 H: 0 E: 0 LOB: 0 K: 1 BB: 0 S: 7 P: 9	R: 0 H: 1 E: 0 LOB: 1 K: 0 BB: 0 S: 7 P: 11	R: 0 H: 0 E: 0 LOB: 0 K: 2 BB: 0 S: 8 P: 11	R: 1 H: 1 E: 0 LOB: 0 K: 0 BB: 0 S: 8 P: 10	R: 0 H: 0 E: 0 LOB: 0 K: 2 BB: 0 S: 7 P: 10	R: 0 H: 1 E: 0 LOB: 0 K: 0 BB: 0 S: 6 P: 10	1B: 2 SF: 2 2B: 4 SAC: 0 3B: 1 DP: 0 HR: 0 HBP: 0	WP: 0 PA: 33 PB: 1 SB: 0 CS: 0	
<b>PITCHER</b> Doug Drabek, R (1, 1) ERA: 3.13 Stan Belinda, R (9, 1) ERA: 3.57	IP WLS BF H R ER SO BB IBB HBP BLK WP HR S P ERA WHIP	8.0 L 30 6 3 3 8 0 0 0 0 0 0 0 6 103 3.38 0.750	1.0 3 1 0 0 0 0 0 0 0 0 0 0 6 10 0.00 1.000									

**Montreal Expos @ Pittsburgh Pirates**  
**Three Rivers Stadium, Pittsburgh, PA**

Sat Sep 28 1991, 7:05 PM EDT  
 Att. 17,122 - Cloudy - 63 F

livebaseballscorecards.com

**AB 31**  
**R 3**  
**H 7**  
**RBI 3**  
**BB 0**  
**SO 8**  
**LOB 8**



**BOTTOM**

**Montreal Expos @ Pittsburgh Pirates**  
 Three Rivers Stadium, Pittsburgh, PA

Sat Sep 28 1991, 7:05 PM EDT  
 Att. 17,122 - Cloudy - 63 F

livebaseballscorecards.com

<b>AB</b>	<b>30</b>
<b>R</b>	<b>2</b>
<b>H</b>	<b>4</b>
<b>RBI</b>	<b>2</b>
<b>BB</b>	<b>3</b>
<b>SO</b>	<b>7</b>
<b>LOB</b>	<b>8</b>



AB	R	H	RBI	BB	SO	LOB
4	0	0	0	0	1	1
3	0	0	0	1	0	1
4	1	1	0	0	0	1
3	0	1	1	1	1	1
0	0	0	0	0	0	0
4	0	1	0	0	0	2
4	0	0	0	0	2	2
3	1	1	0	0	1	0
3	0	0	1	0	1	0
2	0	0	0	0	1	0
0	0	0	0	1	0	0
0	0	0	0	0	0	0
0	0	0	0	0	0	0

Batter	1	2	3	4	5	6	7	8	9
<b>Gary Redus, R</b> OBP: 0.323, SLG: 0.391 (1, 7)	3-2 F9 ①		3-3 K ②		0-1 G5-3 ③			1 SAFE 1 SAFE 1 SAFE 1 SAFE 1 SAFE 1 SAFE 2-2 X ②	
<b>Curtis Wilkerson, S</b> OBP: 0.237, SLG: 0.246 (1, 6)	1-2 F8 ②		1-0 F8 ③			4-1 CS BB		3-1 G1-3 ③	
<b>Don Slaught, R</b> OBP: 0.357, SLG: 0.389 (1, 2)	0-0 2B 1B			2-0 G5-3 ①		1 SAFE 1 SAFE 1 SAFE 1 SAFE 1 SAFE 3-2 B X ①		1-1 G6-3 ①	
<b>Bobby Bonilla, S</b> OBP: 0.391, SLG: 0.501 (1, 9)	0-2 2B			3-1 P2 ②		1-3 K ③		4-1 BB	
<b>Gary Varsho, L</b> OBP: 0.332, SLG: 0.409 (9, PR)	1-H 2B					1-2			
<b>Lloyd McClendon, R</b> OBP: 0.369, SLG: 0.465 (1, 3)	3-1 F9 ③			0-0 FC6-4 1B			3-1 F8 ①	1-0 F7 ②	
<b>Steve Buechele, R</b> OBP: 0.332, SLG: 0.442 (1, 5)		2-3 K ①		0-0 FC6-4 1-2f ③			0-0 F9 ②	1-3 K ③	
<b>Cecil Espy, S</b> OBP: 0.286, SLG: 0.338 (1, 8)		1-3 K ②			0-1 PB G6-3 1B		0-2 G4-3 ③		
<b>Jose Lind, R</b> OBP: 0.304, SLG: 0.336 (1, 4)		1-3 K ③			1 SAFE 1 SAFE 1 SAFE 1-0 G6-3 ①			1-2 F9 ①	
<b>Doug Drabek, R</b> OBP: 0.190, SLG: 0.193 (1, 1)			0-3 K ①			1-2 G6-3 ②		4-1 BB	
<b>Tom Prince, R</b> OBP: 0.417, SLG: 0.448 (8, PH)									
<b>Scott Bullett, L</b> (8, PR)									
<b>Stan Belinda, R</b> (9, 1)									

Inning Stats	R: 1	H: 2	E: 0	K: 14	H: 0	LOB: 1	BB: 0	P: 21	R: 0	H: 0	E: 0	K: 3	S: 13	H: 0	LOB: 0	BB: 0	P: 17	R: 0	H: 0	E: 0	K: 2	S: 8	H: 0	LOB: 0	BB: 0	P: 12	R: 0	H: 1	E: 0	K: 0	S: 5	H: 1	LOB: 1	BB: 0	P: 10	R: 1	H: 1	E: 0	K: 0	S: 8	H: 0	LOB: 0	BB: 0	P: 10	R: 0	H: 0	E: 0	K: 1	S: 9	H: 0	LOB: 1	BB: 1	P: 16	R: 0	H: 0	E: 0	K: 0	S: 6	H: 0	LOB: 0	BB: 0	P: 9	R: 0	H: 0	E: 0	K: 10	S: 10	H: 0	LOB: 2	BB: 1	P: 20	R: 0	H: 0	E: 0	K: 1	S: 7	H: 0	LOB: 1	BB: 1	P: 14	1B: 3	2B: 2	3B: 0	HR: 0	SF: 0	SAC: 0	DP: 1	HBP: 0	WP: 0	PB: 2	SB: 1	CS: 1	PA: 33
--------------	------	------	------	-------	------	--------	-------	-------	------	------	------	------	-------	------	--------	-------	-------	------	------	------	------	------	------	--------	-------	-------	------	------	------	------	------	------	--------	-------	-------	------	------	------	------	------	------	--------	-------	-------	------	------	------	------	------	------	--------	-------	-------	------	------	------	------	------	------	--------	-------	------	------	------	------	-------	-------	------	--------	-------	-------	------	------	------	------	------	------	--------	-------	-------	-------	-------	-------	-------	-------	--------	-------	--------	-------	-------	-------	-------	--------

PITCHER	IP	WLS	BF	H	R	ER	SO	BB	IBB	HBP	BLK	WP	HR	S	P	ERA	WHIP
<b>Chris Nabholz, L</b> ERA: 3.72 (1, 1)	7.1	W	27	4	2	1	6	2	0	0	0	0	0	68	105	1.23	0.818
<b>Mel Rojas, R</b> ERA: 3.91 (8, 1)	1.2	S	6	0	0	0	1	1	0	0	0	0	0	12	24	0.00	0.600

PITCHER	IP	WLS	BF	H	R	ER	SO	BB	IBB	HBP	BLK	WP	HR	S	P	ERA	WHIP
---------	----	-----	----	---	---	----	----	----	-----	-----	-----	----	----	---	---	-----	------



Batter	1	2	3	4	5	6	7	8	9	AB R H RBI BB SO LOB
--------	---	---	---	---	---	---	---	---	---	----------------------

<b>Delino DeShields, L</b> <small>(1, 4) C X</small> <small>OBP: 0.350, SLG: 0.338</small>	0-1 		0-1 		0-0 		2-1 		0-3 	5 0 0 0 0 1 2
<b>Spike Owen, S</b> <small>(1, 6) X</small> <small>OBP: 0.316, SLG: 0.350</small>	0-0 		0-3 		1-1 			0-1 	0-3 	5 2 2 0 0 2 2
<b>Bret Barberie, S</b> <small>(1, 5) C B B C F B F X</small> <small>OBP: 0.453, SLG: 0.539</small>	3-2 		1-1 		0-0 			2-1 		4 0 4 2 0 0 0
<b>Andres Galarraga, R</b> <small>(1, 3) C B B X</small> <small>OBP: 0.265, SLG: 0.325</small>		1-2 	0-0 		0-0 			2-3 		4 1 1 0 0 1 3
<b>Larry Walker, L</b> <small>(1, 9) B X</small> <small>OBP: 0.350, SLG: 0.467</small>		1-0 		1-1 		1-1 		0-0 		4 0 2 0 0 0 1
<b>Marquis Grissom, R</b> <small>(1, 8) X</small> <small>OBP: 0.310, SLG: 0.373</small>			0-0 	1-2 		0-1 		0-0 		4 0 1 0 0 0 3
<b>John Vander Wal, L</b> <small>(1, 7) B B X</small> <small>OBP: 0.244, SLG: 0.436</small> <b>Doug Platt, L</b> <small>(6, 1) X</small> <b>Scott Ruskin, R</b> <small>(7, 1) B B X</small> <b>Tim Wallach, R</b> <small>(8, PH) C</small> <b>Jeff Fassero, L</b> <small>(8, 1) B B X</small> <b>Tom Foley, L</b> <small>(9, PH) X</small> <small>OBP: 0.269, SLG: 0.287</small>		2-1 		2-0 		3-2 		2-1 	0-0 	3 0 1 1 0 0 1 0 0 0 0 0 0 0 0 0 0 0 0 0 0 0 0 0 0 0 0 0 0 0 0 0 0 0 0 1 0 0 0 0 0 0
<b>Mike Fitzgerald, R</b> <small>(1, 2) C B B X</small> <small>OBP: 0.269, SLG: 0.292</small>		1-1 	1-1 		1-3 			1-0 	2-0 	4 0 1 0 0 1 3
<b>Bill Sampen, R</b> <small>(1, 1) S</small> <small>OBP: 0.273, SLG: 0.273</small> <b>Eric Bullock, L</b> <small>(6, 7) S</small> <small>OBP: 0.305, SLG: 0.319</small>		2-3 			0-3 		1-1 		0-1 	2 0 0 0 0 2 2 2 0 1 0 0 0 0

TOP

**Montreal Expos @ Pittsburgh Pirates**  
 Three Rivers Stadium, Pittsburgh, PA  
 Sun Sep 29 1991, 3:33 AM EDT  
 Att. 14,798 - Cloudy - 70 F

livebaseballscorecards.com

AB	38
R	3
H	13
RBI	3
BB	0
SO	7
LOB	17



Inning Stats	R: 0	H: 1	E: 0	K: 0	S: 8	P: 11	R: 1	H: 3	E: 0	K: 1	S: 13	P: 19	R: 0	H: 1	E: 0	K: 1	S: 9	P: 14	R: 1	H: 2	E: 0	K: 0	S: 8	P: 9	R: 0	H: 0	E: 0	K: 0	S: 7	P: 11	R: 0	H: 0	E: 0	K: 0	S: 5	P: 9	R: 1	H: 3	E: 0	K: 1	S: 10	P: 16	R: 0	H: 2	E: 0	K: 2	S: 10	P: 12	R: 0	H: 2	E: 0	K: 0	S: 10	P: 12	1B: 9	2B: 4	3B: 0	HR: 0	SF: 0	SAC: 0	DP: 0	HBP: 0	WP: 1	PA: 39
--------------	------	------	------	------	------	-------	------	------	------	------	-------	-------	------	------	------	------	------	-------	------	------	------	------	------	------	------	------	------	------	------	-------	------	------	------	------	------	------	------	------	------	------	-------	-------	------	------	------	------	-------	-------	------	------	------	------	-------	-------	-------	-------	-------	-------	-------	--------	-------	--------	-------	--------

PITCHER	IP	WLS	BF	H	R	ER	SO	BB	IBB	HBP	BLK	WP	HR	S	P	ERA	WHIP
<b>Bob Walk, R</b> <small>(1, 1) ERA: 3.73</small>	7.0	W	28	8	2	2	4	0	0	0	0	1	0	58	82	2.57	1.143
<b>Bob Patterson, L</b> <small>(8, 1) ERA: 3.62</small>	0.2		4	2	1	1	1	0	0	0	0	0	0	8	12	13.50	3.000
<b>Roger Mason, R</b> <small>(8, 1) ERA: 2.39</small>	0.2		4	3	0	0	0	0	0	0	0	0	0	6	10	0.00	4.500
<b>Bob Kipper, L</b> <small>(9, 1) ERA: 4.73</small>	0.2	S	2	0	0	0	2	0	0	0	0	0	0	6	6	0.00	0.000

PITCHER	IP	WLS	BF	H	R	ER	SO	BB	IBB	HBP	BLK	WP	HR	S	P	ERA	WHIP
---------	----	-----	----	---	---	----	----	----	-----	-----	-----	----	----	---	---	-----	------

BOTTOM

Montreal Expos @ Pittsburgh Pirates  
Three Rivers Stadium, Pittsburgh, PA  
Sun Sep 29 1991, 3:33 AM EDT  
Att. 14,798 - Cloudy - 70 F

livebaseballscorecards.com

AB 34  
R 6  
H 11  
RBI 6  
BB 4  
SO 6  
LOB 22



WP: 2 PA: 39  
PB: 0  
SB: 2  
CS: 0

AB R H RBI BB SO LOB  
3 1 3 0 1 0 0  
1 0 0 0 0 0 2

5 0 1 1 0 0 5

5 0 1 1 0 1 3

3 1 1 1 1 1 3

4 1 1 0 0 1 3

4 1 2 1 0 0 1

3 1 0 1 1 2 1

3 1 1 0 1 0 2

3 0 1 1 0 1 2

0 0 0 0 0 0 0  
0 0 0 0 0 0 0  
0 0 0 0 0 0 0

1B: 6 SF: 0  
2B: 3 SAC: 1  
3B: 0 DP: 1  
HR: 2 HBP: 0

Batter	1	2	3	4	5	6	7	8	9		
Gary Varsho, L (1, 9) OBP: 0.345, SLG: 0.425 Gary Redus, R (8, PH) OBP: 0.322, SLG: 0.389 (9, 9)	1-1 S 1B		0-0 1B		0-1 G4-3 G6-3 2B	4-2 G1-6-3 BB		1-2 G6-3			
Jay Bell, R (1, 6) OBP: 0.328, SLG: 0.422	1-0 F7		1-2 F7		0-1 G4-3	1-2 G1-6-3		0-1 1B			
Andy Van Slyke, L (1, 8) OBP: 0.360, SLG: 0.455	1-1 F8		2-2 1B		1-2 G6-3		1-3 K	0-1 F8			
Barry Bonds, L (1, 7) OBP: 0.407, SLG: 0.515	1-3 K		2-2 P5		1-2 HR		4-1 BB				
Lloyd McClendon, R (1, 3) OBP: 0.367, SLG: 0.466		0-2 1B G6-3 2B	1-1 P4		1-0 P2		0-3 K				
Curtis Wilkerson, S (1, 5) OBP: 0.243, SLG: 0.268		2-0 G6-3 1B		1-1 L4		0-1 HR	1-2 G5-3				
Jose Lind, R (1, 4) OBP: 0.303, SLG: 0.334		3-2 G6-3		4-1 S BB		2-3 K		1-3 K SH5-4 WP 1B			
Tom Prince, R (1, 2) OBP: 0.425, SLG: 0.469		2-1 F8		1-1 F9		1-2 1B 2B		4-2 1B SH5-4 BB			
Bob Walk, R (1, 1) OBP: 0.225, SLG: 0.308 Bob Patterson, R (8, 1) OBP: 0.250, SLG: 0.250 Roger Mason, R (8, 1) Bob Kipper, R (9, 1)		2-3 K		0-0 G5-3		0-0 BB 1B		0-1 SH5-4			
Inning Stats	R: 0 H: 1 E: 0 LOB: 1 K: 1 BB: 0 S: 10 P: 13	R: 1 H: 2 E: 0 LOB: 1 K: 1 BB: 0 S: 12 P: 21	R: 0 H: 2 E: 0 LOB: 2 K: 0 BB: 0 S: 15 P: 20	R: 0 H: 0 E: 0 LOB: 1 K: 0 BB: 1 S: 6 P: 12	R: 2 H: 2 E: 0 LOB: 0 K: 0 BB: 0 S: 13 P: 16	R: 2 H: 3 E: 0 LOB: 1 K: 1 BB: 1 S: 14 P: 22	R: 0 H: 0 E: 0 LOB: 1 K: 2 BB: 1 S: 10 P: 16	R: 1 H: 1 E: 0 LOB: 2 K: 1 BB: 1 S: 16 P: 22			
PITCHER	IP WLS BF H R ER SO BB IBB HBP BLK WP HR S P ERA WHIP										
Bill Sampen, R (1, 1) ERA: 4.07	5.0 L 23 7 3 3 2 1 0 0 0 0 1 56 82 5.40 1.600										
Doug Platt, R (6, 1) ERA: 2.17	1.0 6 3 2 2 1 1 0 0 0 0 0 14 22 18.00 4.000										
Scott Ruskin, L (7, 1) ERA: 4.43	1.0 4 0 0 0 2 1 0 0 0 0 0 10 16 0.00 1.000										
Jeff Fassero, L (8, 1) ERA: 2.03	1.0 6 1 1 1 1 1 0 0 0 2 0 16 22 9.00 2.000										



Batter	1	2	3	4	5	6	7	8	9	AB R H RBI BB SO LOB	TOP													
Daryl Boston, L (1, 8) OBP: 0.350, SLG: 0.399	1-2 G4-3		4-1 1B BB	1-3 K		0-2 F8		0-1 F9		4 0 0 0 1 1 2														
Keith Miller, R (1, 4) OBP: 0.330, SLG: 0.375	2-3 K		1-2 1B BB		1-2 G4-6-3 HBP	1-1 F7		0-1 F8		4 0 1 0 0 1 0														
Mackey Sasser, L (1, 7) OBP: 0.292, SLG: 0.412 Kevin McReynolds, R (9, PH) OBP: 0.313, SLG: 0.405	2-2 F8		0-0 G1-4-3		0-0 G4-6-3	2-1 F7		1-3 K		4 0 0 0 0 0 4 1 0 0 0 0 1 0														
Howard Johnson, S (1, 9) OBP: 0.346, SLG: 0.544		0-3 K		1-1 HR	4-0 S 1B BB		2-1 P6		1-1 2B	4 2 2 1 1 1 0														
Gregg Jefferies, S (1, 5) OBP: 0.337, SLG: 0.377		1-1 F8		2-1 1B 2B	4-0 1B BB		0-3 K		2-1 F9	4 2 1 0 1 1 1														
Chris Donnels, L (1, 3) OBP: 0.333, SLG: 0.221		2-1 F8		0-3 K	4-0 1B BB		4-0 BLK BB			2 0 0 0 2 1 1														
Kevin Elster, R (1, 6) OBP: 0.317, SLG: 0.356			0-0 G4-3	0-0 1B 2B	3-2 1B		1-3 SAFE K			4 0 2 2 0 1 1														
Todd Hundley, S (1, 2) OBP: 0.196, SLG: 0.235 Jeff Innis, R (8, 1)			1-2 1B BB 1B	3-2 L4	1-3 K			0-1 L9		3 0 1 0 0 1 4 0 0 0 0 0 0 0														
Doug Simons, L (1, 1) Jeff Gardner, L (3, PH) Wally Whitehurst, R (3, 1) Mark Carreon, R (4, PH) Terry Bross, R (4, 1) Blaine Beatty, L (5, 1) Rick Cerone, R (5, 2) Terry McDaniel, S (8, PH) OBP: 0.233, SLG: 0.241			1-0 L9	2-1 SAFE 1B	0-2 HR			1-2 P5		0 0 0 0 0 0 0 1 0 0 0 0 0 1 0 0 0 0 0 0 0 1 0 1 1 0 0 0 0 0 0 0 0 0 0 0 0 0 0 0 0 0 2 1 1 1 0 0 0 1 0 0 0 0 0 0														
<b>Inning Stats</b>	R: 0 E: 0 K: 1 S: 10	H: 0 LOB: 0 BB: 0 P: 15	R: 0 E: 0 K: 1 S: 7	H: 0 LOB: 0 BB: 0 P: 10	R: 0 E: 0 K: 0 S: 10	H: 2 LOB: 3 BB: 1 P: 17	R: 2 E: 0 K: 2 S: 17	H: 4 LOB: 2 BB: 0 P: 26	R: 2 E: 0 K: 1 S: 10	H: 1 LOB: 2 BB: 3 P: 27	R: 1 E: 0 K: 0 S: 11	H: 1 LOB: 0 BB: 0 P: 14	R: 0 E: 0 K: 2 S: 8	H: 0 LOB: 1 BB: 1 P: 15	R: 0 E: 0 K: 0 S: 7	H: 0 LOB: 0 BB: 0 P: 8	R: 0 E: 0 K: 1 S: 9	H: 1 LOB: 1 BB: 0 P: 13	1B: 5 2B: 2 3B: 0 HR: 2	SF: 0 SAC: 0 DP: 1 HBP: 1	WP: 0 PB: 0 SB: 2 CS: 0	PA: 41		
<b>PITCHER</b>	IP WLS BF H R ER SO BB IBB HBP BLK WP HR S P ERA WHIP	IP WLS BF H R ER SO BB IBB HBP BLK WP HR S P ERA WHIP	IP WLS BF H R ER SO BB IBB HBP BLK WP HR S P ERA WHIP	IP WLS BF H R ER SO BB IBB HBP BLK WP HR S P ERA WHIP	IP WLS BF H R ER SO BB IBB HBP BLK WP HR S P ERA WHIP	IP WLS BF H R ER SO BB IBB HBP BLK WP HR S P ERA WHIP	IP WLS BF H R ER SO BB IBB HBP BLK WP HR S P ERA WHIP	IP WLS BF H R ER SO BB IBB HBP BLK WP HR S P ERA WHIP	IP WLS BF H R ER SO BB IBB HBP BLK WP HR S P ERA WHIP	IP WLS BF H R ER SO BB IBB HBP BLK WP HR S P ERA WHIP	IP WLS BF H R ER SO BB IBB HBP BLK WP HR S P ERA WHIP	IP WLS BF H R ER SO BB IBB HBP BLK WP HR S P ERA WHIP	IP WLS BF H R ER SO BB IBB HBP BLK WP HR S P ERA WHIP	IP WLS BF H R ER SO BB IBB HBP BLK WP HR S P ERA WHIP	IP WLS BF H R ER SO BB IBB HBP BLK WP HR S P ERA WHIP	IP WLS BF H R ER SO BB IBB HBP BLK WP HR S P ERA WHIP	IP WLS BF H R ER SO BB IBB HBP BLK WP HR S P ERA WHIP	IP WLS BF H R ER SO BB IBB HBP BLK WP HR S P ERA WHIP	IP WLS BF H R ER SO BB IBB HBP BLK WP HR S P ERA WHIP	IP WLS BF H R ER SO BB IBB HBP BLK WP HR S P ERA WHIP	IP WLS BF H R ER SO BB IBB HBP BLK WP HR S P ERA WHIP	IP WLS BF H R ER SO BB IBB HBP BLK WP HR S P ERA WHIP	IP WLS BF H R ER SO BB IBB HBP BLK WP HR S P ERA WHIP	IP WLS BF H R ER SO BB IBB HBP BLK WP HR S P ERA WHIP

**New York Mets @ Pittsburgh Pirates**  
**Three Rivers Stadium, Pittsburgh, PA**  
 Mon Sep 30 1991, 7:05 PM EDT  
 Att. 16,170 - Sunny - 73 F

[livebaseballscorecards.com](http://livebaseballscorecards.com)

AB	35
R	5
H	9
RBI	5
BB	5
SO	8
LOB	14



Batter	1	2	3	4	5	6	7	8	9	AB	R	H	RBI	BB	SO	LOB
<b>Gary Redus, R</b> OBP: 0.321, SLG: 0.384 (1, 3) CF FF FF FF FF FF FF FF FF	3-3 K	4-0 HR BB		3-2 F9			0-1 G4-3			3	1	0	0	1	1	1
<b>Jay Bell, R</b> OBP: 0.330, SLG: 0.428 <b>Gary Varsho, L</b> OBP: 0.345, SLG: 0.425 (1, 6) CF SB SB SB SB SB SB SB SB	2-2 CS 1B	1-1 HR			4-0 G3 BB		1-1 G5-3			3	1	2	4	1	0	1
<b>Andy Van Slyke, L</b> OBP: 0.359, SLG: 0.452 <b>Cecil Espy, S</b> OBP: 0.286, SLG: 0.338 (1, 8) B1 SAFE SAFE (7, PR) F1 SAFE (8, 8) SB SB SB SB SB SB SB SB SB	3-2 G6-3	1-0 G3			1-2 G3		4-0 BB			3	0	0	0	1	0	2
<b>Bobby Bonilla, S</b> OBP: 0.389, SLG: 0.497 <b>Carlos Garcia, R</b> OBP: 0.217, SLG: 0.273 (1, 9) CF CF CF CF CF CF CF CF CF		2-2 G5-3	0-0 G4-3		0-0 P3		3-3 K			4	0	0	0	0	1	3
<b>Barry Bonds, L</b> OBP: 0.409, SLG: 0.516 <b>Lloyd McClendon, R</b> OBP: 0.367, SLG: 0.466 (1, 7) CF CF CF CF CF CF CF CF CF		4-0 HR BB			2-0 G3-1			0-2 CS 1B		3	1	2	0	1	0	1
<b>Steve Buechele, R</b> OBP: 0.332, SLG: 0.447 (1, 5) 1 SAFE 1 SAFE 1 SAFE 1 SAFE 1 SAFE 1 SAFE 1 SAFE 1 SAFE 1 SAFE	2-2 HR	2-2 G5-3			2-1 F7			3-2 F8		4	1	1	2	0	0	2
<b>Don Slaught, R</b> OBP: 0.359, SLG: 0.396 (1, 2) CF CF CF CF CF CF CF CF CF	2-1 SH1-4 HR 2B				2-3 K			2-1 1B		4	1	2	0	0	1	1
<b>Jose Lind, R</b> OBP: 0.303, SLG: 0.334 <b>Bill Landrum, R</b> (7, 1) CF CF CF CF CF CF CF CF CF	0-1 SH1-4 HR 1B				2-0 G5-3			3-2 G4-3		3	1	1	0	0	0	0
<b>Vicente Palacios, R</b> OBP: 0.071, SLG: 0.071 <b>Neal Heaton, L</b> OBP: 0.359, SLG: 0.368 <b>Rosario Rodriguez, R</b> (8, PH) (9, 1) CF CF CF CF CF CF CF CF CF	0-1 SH1-4 HR 1B				2-1 F7					0	0	0	0	0	0	0
<b>Curtis Wilkerson, S</b> OBP: 0.246, SLG: 0.277 (7, 4) CF CF CF CF CF CF CF CF CF	1-2 2-3 SH1-4						2-0 G4-3 2B			1	0	0	0	0	0	0

Inning Stats	R: 0	H: 1	E: 0	LOB: 0	K: 1	P: 19	R: 6	H: 4	E: 0	LOB: 0	K: 0	P: 32	R: 0	H: 1	E: 0	LOB: 1	K: 0	P: 8	R: 0	H: 0	E: 0	LOB: 0	K: 0	P: 11	R: 0	H: 0	E: 0	LOB: 1	K: 1	P: 12	R: 0	H: 2	E: 0	LOB: 1	K: 0	P: 22
--------------	------	------	------	--------	------	-------	------	------	------	--------	------	-------	------	------	------	--------	------	------	------	------	------	--------	------	-------	------	------	------	--------	------	-------	------	------	------	--------	------	-------


PITCHER	IP	WLS	BF	H	R	ER	SO	BB	IBB	HBP	BLK	WP	HR	S	P	ERA	WHIP
<b>Doug Simons, L</b> ERA: 5.19 (1, 1)	2.0	L	12	5	6	6	1	2	0	0	0	0	2	27	51	27.00	3.500
<b>Wally Whitehurst, R</b> ERA: 4.19 (3, 1)	1.0		4	1	0	0	0	0	0	0	0	0	0	6	8	0.00	1.000
<b>Terry Bross, R</b> ERA: 1.6 (4, 1)	1.0		4	0	0	0	0	1	0	0	0	0	0	6	15	0.00	1.000
<b>Blaine Beatty, L</b> ERA: 2.79 (5, 1)	3.0		11	1	0	0	2	1	0	0	0	0	0	20	39	0.00	0.667
<b>Jeff Innis, R</b> ERA: 2.72 (8, 1)	1.0		4	2	0	0	0	0	0	0	0	0	0	15	22	0.00	2.000

**BOTTOM**

**New York Mets @ Pittsburgh Pirates**  
Three Rivers Stadium, Pittsburgh, PA

Mon Sep 30 1991, 7:05 PM EDT  
Att. 16,170 - Sunny - 73 F

AB	30
R	6
H	9
RBI	6
BB	4
SO	3
LOB	12



PITCHER	IP	WLS	BF	H	R	ER	SO	BB	IBB	HBP	BLK	WP	HR	S	P	ERA	WHIP
	1B: 5	SF: 0	2B: 2	SAC: 1	3B: 0	DP: 0	HR: 2	HBP: 0	WP: 0	PA: 35	PB: 0	SB: 1	CS: 2				



**New York Mets @ Pittsburgh Pirates**  
**Three Rivers Stadium, Pittsburgh, PA**

Tue Oct 01 1991, 7:05 PM EDT  
 Att. 14,697 - Cloudy - 75 F

livebaseballscorecards.com

<b>AB</b>	<b>32</b>
<b>R</b>	<b>1</b>
<b>H</b>	<b>8</b>
<b>RBI</b>	<b>1</b>
<b>BB</b>	<b>2</b>
<b>SO</b>	<b>3</b>
<b>LOB</b>	<b>14</b>



WP: 0	PA: 35
PB: 0	
SB: 2	
CS: 0	

AB R H RBI BB SO LOB

4	0	1	0	0	0	0
3	1	2	0	1	1	1
4	0	2	1	0	0	2
3	0	0	0	0	0	3
3	0	1	0	0	1	2
1	0	0	0	0	0	0
4	0	1	0	0	0	0
3	0	0	0	0	0	2
1	0	1	0	0	0	0
0	0	0	0	0	0	0
3	0	0	0	1	1	3
2	0	0	0	0	0	0
1	0	0	0	0	0	1
0	0	0	0	0	0	0

Batter	1	2	3	4	5	6	7	8	9
Vince Coleman, S (1, 8) OBP: 0.348, SLG: 0.329	0-0 2B		0-0 G4-3		2-2 F9			1-0 G6-3	
Keith Miller, R (1, 4) OBP: 0.336, SLG: 0.379	1-3 K		0-0 S 2B 1B		2-2 1B			4-2 2B G5-3-2 BB	
Howard Johnson, S (1, 9) OBP: 0.347, SLG: 0.547	1-0 G5-3		3-1 S 1-H 2B		0-1 P3			1-0 1-3 2B	
Kevin McReynolds, R (1, 7) OBP: 0.312, SLG: 0.402	3-2 F8		1-0 FC5-4 HBP		0-2 F9			2-2 G5-3-2 3-HF	
Garry Templeton, S (1, 3) Daryl Boston, L (9, PH) OBP: 0.241, SLG: 0.301 OBP: 0.349, SLG: 0.398		1-2 FC6-4 1B 1B	1-2 FC5-4 1-2f 2-3		1-3 K			0-2 P5	
Chris Donnels, L (1, 5) OBP: 0.329, SLG: 0.222		1-2 FC6-4 1B		2-1 F8		1-2 G6-3		0-0 F8	
Kevin Elster, R (1, 6) Mackey Sasser, L (9, PH) Terry McDaniel, S (9, PR) OBP: 0.314, SLG: 0.353 OBP: 0.295, SLG: 0.414 OBP: 0.233, SLG: 0.241		1-1 FC6-4 G4-6-3 1-2f 2-3		1-0 P4		2-2 P2		0-2 1B	
Todd Hundley, S (1, 2) OBP: 0.200, SLG: 0.222		3-1 G4-6-3 1-2f		1-3 K		4-2 G5-4-3 BB		2-0 P5	
David Cone, L (1, 1) Mark Carreon, R (7, PH) Tim Burke, R (7, 1) OBP: 0.176, SLG: 0.130 OBP: 0.286, SLG: 0.316			1-1 G6-3		1-2 L3		1-1 G5-4-3 1-2f		

Inning Stats	R: 0	H: 1	E: 0	K: 1	S: 9	P: 14	R: 0	H: 2	E: 0	K: 0	S: 11	P: 17	R: 1	H: 2	E: 0	K: 0	S: 9	P: 15	R: 0	H: 0	E: 0	K: 1	S: 6	P: 10	R: 0	H: 1	E: 0	K: 0	S: 15	P: 20	R: 0	H: 0	E: 0	K: 1	S: 10	P: 12	R: 0	H: 0	E: 0	K: 0	S: 7	P: 14	R: 0	H: 1	E: 0	K: 0	S: 9	P: 17	R: 0	H: 1	E: 0	K: 0	S: 9	P: 11	1B: 5	2B: 4	3B: 0	HR: 0	SF: 0	SAC: 0	DP: 3	HBP: 1	WP: 0	PA: 35
--------------	------	------	------	------	------	-------	------	------	------	------	-------	-------	------	------	------	------	------	-------	------	------	------	------	------	-------	------	------	------	------	-------	-------	------	------	------	------	-------	-------	------	------	------	------	------	-------	------	------	------	------	------	-------	------	------	------	------	------	-------	-------	-------	-------	-------	-------	--------	-------	--------	-------	--------

PITCHER	IP	WLS	BF	H	R	ER	SO	BB	IBB	HBP	BLK	WP	HR	S	P	ERA	WHIP
Zane Smith, L (1, 1) ERA: 3.15	3.0		14	5	1	1	1	0	0	1	0	0	0	29	46	3.00	1.667
John Smiley, L (4, 1) ERA: 3.18	4.1	W	16	2	0	0	2	2	0	0	0	0	0	43	67	0.00	0.923
Stan Belinda, R (8, 1) ERA: 3.49	1.2	S	5	1	0	0	0	0	0	0	0	0	0	13	17	0.00	0.600

**BOTTOM**

**New York Mets @ Pittsburgh Pirates**  
 Three Rivers Stadium, Pittsburgh, PA

Tue Oct 01 1991, 7:05 PM EDT  
 Att: 14,697 - Cloudy - 75 F

livebaseballscorecards.com

<b>AB</b>	<b>28</b>
<b>R</b>	<b>2</b>
<b>H</b>	<b>5</b>
<b>RBI</b>	<b>2</b>
<b>BB</b>	<b>1</b>
<b>SO</b>	<b>4</b>
<b>LOB</b>	<b>8</b>



WP: 0	PA: 30
PB: 1	
SB: 2	
CS: 0	

AB	R	H	RBI	BB	SO	LOB
4	0	2	1	0	0	1
2	0	0	0	0	2	1
1	0	0	0	0	0	1
3	0	0	0	0	1	1
1	0	0	0	0	0	1
3	0	0	0	0	0	1
3	0	1	0	0	0	0
0	0	0	0	0	0	0
3	0	0	0	0	1	1
0	0	0	0	0	0	0
3	0	0	0	0	0	0
0	0	0	0	0	0	0
2	2	1	0	1	0	0
1	0	0	1	0	0	0
1	0	0	0	0	0	1
1	0	1	0	0	0	0
1B: 4	SF: 0					
2B: 0	SAC: 1					
3B: 1	DP: 0					
HR: 0	HBP: 0					

Batter	1	2	3	4	5	6	7	8	9		
<b>Gary Varsho, L</b> OBP: 0.348, SLG: 0.426 (1, 9)	1-2 G4-3 SH3-4 1B		1-0 G4-3		1-1 3-H 1B			1-0 F8			
<b>Jay Bell, R</b> OBP: 0.329, SLG: 0.427 <b>Cecil Espy, S</b> OBP: 0.282, SLG: 0.333 (1, 6) (8, 8)	1-0 SH3-4 1-2		3-3 K		2-3 K			1-1 FC4-6 1-2f			
<b>Andy Van Slyke, L</b> OBP: 0.357, SLG: 0.450 <b>Curtis Wilkerson, S</b> OBP: 0.245, SLG: 0.276 (1, 8) (8, 5)	0-0 G4-3 2-3			0-3 K				0-1 G3			
<b>Bobby Bonilla, S</b> OBP: 0.387, SLG: 0.495 (1, 3)	0-1 G3			2-0 G4-3				0-0 P6			
<b>Barry Bonds, L</b> OBP: 0.408, SLG: 0.515 <b>Gary Redus, R</b> OBP: 0.321, SLG: 0.384 (1, 7) (8, 7)		0-0 F9		2-0 1B				2-2 G5-3			
<b>Steve Buechele, R</b> OBP: 0.330, SLG: 0.444 <b>Carlos Garcia, R</b> OBP: 0.217, SLG: 0.273 (1, 5) (8, 6)		2-2 G6-3		3-3 K				0-1 P4			
<b>Michael LaValliere, L</b> OBP: 0.356, SLG: 0.364 <b>Stan Belinda, R</b> (1, 2) (8, 1)		1-0 F7			1-2 F8			0-1 G4-3			
<b>Jose Lind, R</b> OBP: 0.306, SLG: 0.339 (1, 4)			0-0 G4-3 3B		4-1 PB 1B BB			1-0 G4-3			
<b>Zane Smith, L</b> OBP: 0.227, SLG: 0.229 <b>John Smiley, L</b> OBP: 0.143, SLG: 0.104 <b>Don Slaught, R</b> OBP: 0.362, SLG: 0.399 (1, 1) (4, 1) (8, 2)			0-0 G4-3 3-H		2-2 G6-3 1-3			0-0 FC4-6 1B			
<b>Inning Stats</b>	R: 0 H: 1 E: 0 LOB: 1 K: 0 BB: 0 S: 7 P: 9	R: 0 H: 0 E: 0 LOB: 0 K: 0 BB: 0 S: 6 P: 9	R: 1 H: 1 E: 0 LOB: 0 K: 1 BB: 0 S: 6 P: 10	R: 0 H: 1 E: 0 LOB: 1 K: 2 BB: 0 S: 8 P: 15	R: 1 H: 1 E: 0 LOB: 1 K: 1 BB: 1 S: 13 P: 23	R: 0 H: 0 E: 0 LOB: 0 K: 0 BB: 0 S: 7 P: 12	R: 0 H: 0 E: 0 LOB: 0 K: 0 BB: 0 S: 5 P: 6	R: 0 H: 1 E: 0 LOB: 1 K: 0 BB: 0 S: 6 P: 8			
<b>PITCHER</b>	IP WLS BF H R ER SO BB IBB HBP BLK WP HR S P ERA WHIP	IP WLS BF H R ER SO BB IBB HBP BLK WP HR S P ERA WHIP									
<b>David Cone, R</b> ERA: 3.42 (1, 1)	6.0 L 23 4 2 2 4 1 0 0 0 0 0 0 47 78 3.00 0.833										
<b>Tim Burke, R</b> ERA: 3.36 (7, 1)	2.0 7 1 0 0 0 0 0 0 0 0 0 0 11 14 0.00 0.500										



Batter	1	2	3	4	5	6	7	8	9	10	11	AB R H RBI BB SO LOB	TOP																											
Keith Miller, R (1.4) OBP: 0.336, SLG: 0.378	F8		G5-3		G4-3	1B		1B		K		6 0 2 1 0 1 1	<b>New York Mets @ Pittsburgh Pirates</b> Three Rivers Stadium, Pittsburgh, PA Wed Oct 02 1991, 7:05 PM EDT Att: 13,328 - Sunny - 74 F																											
Kevin Elster, R (1.6) OBP: 0.317, SLG: 0.352	FC6-4 BB		G6-3			1B	G6-3	F7			4-1 HR BB	4 2 1 0 2 0 2																												
Howard Johnson, S (1.9) OBP: 0.345, SLG: 0.543	K		G4-3			K	L6		F7		1-2 HR 1B	6 1 1 0 0 2 2																												
Kevin McReynolds, R (1.8) OBP: 0.316, SLG: 0.410	FC6-4			G5-3		1B	1B	1B	S BB		2-2 HR	5 2 3 3 1 0 1																												
Mark Carreon, R (1.7) Daryl Boston, L (7. PH) OBP: 0.290, SLG: 0.320 OBP: 0.345, SLG: 0.393		E 1B		FC1-6 1B		E6 1B	G4-3		K		2-3 K	3 1 2 0 0 0 2 3 0 0 0 0 2 2																												
Gregg Jefferies, S (1.5) John Franco, L (9.1) Vince Coleman, S (11. PH) Tim Burke, R (11.1)		F9		FC1-6 S		1B		G3	G4-3		0-0 G4-3	5 1 1 2 0 0 3 0 0 0 0 0 0 0 1 0 0 0 0 0 0 0 0 0 0 0 0 0																												
Chris Donnels, L (1.3) OBP: 0.341, SLG: 0.256		K		G6-3		1B		G3 1B		F9	2-1 1B 2B	6 2 3 1 0 1 2																												
Charlie O'Brien, R (1.2) Todd Hundley, S (8. PH) OBP: 0.283, SLG: 0.267 OBP: 0.222, SLG: 0.232		E5			P6	F9		G3		FC4-6 BB	0-0 1B	3 0 0 0 0 0 3 2 0 1 1 1 0 1																												
Pete Schourek, L (1.1) Mackey Sasser, L (8. PH) Tony Castillo, L (8.1) Garry Templeton, S (9.3) OBP: 0.208, SLG: 0.182 OBP: 0.298, SLG: 0.417		K			K	1B		1B		FC4-6 1-2f	1-1 G3	3 0 1 0 0 2 2 1 0 1 1 0 0 0 0 0 0 0 0 0 0 2 0 0 0 0 0 2																												
<b>Inning Stats</b>	R: 0 E: 0 K: 1 S: 9	H: 0 LOB: 1 BB: 1 P: 15	R: 0 E: 1 K: 2 S: 11	H: 1 LOB: 2 BB: 0 P: 14	R: 0 E: 0 K: 0 S: 7	H: 0 LOB: 0 BB: 0 P: 9	R: 0 E: 0 K: 0 S: 7	H: 1 LOB: 1 BB: 0 P: 11	R: 0 E: 0 K: 1 S: 8	H: 0 LOB: 0 BB: 0 P: 13	R: 4 E: 1 K: 1 S: 22	H: 6 LOB: 2 BB: 0 P: 28		R: 0 E: 0 K: 0 S: 10	H: 1 LOB: 1 BB: 0 P: 16	R: 1 E: 0 K: 0 S: 14	H: 3 LOB: 2 BB: 0 P: 21	R: 0 E: 0 K: 1 S: 11	H: 0 LOB: 1 BB: 1 P: 15	R: 0 E: 0 K: 1 S: 11	H: 0 LOB: 1 BB: 1 P: 17	R: 4 E: 0 K: 1 S: 19	H: 4 LOB: 1 BB: 1 P: 31	1B: 14 2B: 1 3B: 0 HR: 1	SF: 0 SAC: 0 DP: 0 HBP: 0	WP: 0 PB: 0 SB: 2 CS: 0	PA: 54													
<b>PITCHER</b>	IP WLS BF H R ER SO BB IBB HBP BLK WP HR S P ERA WHIP													<b>PITCHER</b>	IP WLS BF H R ER SO BB IBB HBP BLK WP HR S P ERA WHIP																									
Randy Tomlin, L (1.1) ERA: 3.0	6.0	28	8	4	2	5	1	0	0	0	0	0	0	0	64	90	3.00	1.500																						
Bob Walk, R (7.1) ERA: 3.7	1.0	4	1	0	0	0	0	0	0	0	0	0	0	10	16	0.00	1.000																							
Bill Landrum, R (8.1) ERA: 3.27	1.0	6	3	1	1	0	0	0	0	0	0	0	0	14	21	9.00	3.000																							
Bob Kipper, L (9.1) ERA: 4.65	1.0	4	0	0	0	1	1	0	0	0	0	0	0	11	15	0.00	1.000																							
Roger Mason, R (10.1) ERA: 2.51	1.0	4	0	0	0	1	1	0	0	0	0	0	0	11	17	0.00	1.000																							
												Bob Patterson, L (11.1) ERA: 4.11	1.0	L	8	4	4	4	1	1	0	0	0	0	0	19	31	36.00	5.000											

livebaseballscorecards.com

AB	50
R	9
H	16
RBI	9
BB	4
SO	8
LOB	23





Batter	1	2	3	4	5	6	7	8	9	10	11	AB	R	H	RBI	BB	SO	LOB	BOTTOM							
<b>Gary Redus, R</b> OBP: 0.328, SLG: 0.399 (1, 3)	3-2 2B		1-0 1B 3B	2-2 FC			1-1 F8		1-2 G1-4-3 1B		1-0 F9	6	1	3	1	0	0	3								
<b>Jay Bell, R</b> OBP: 0.329, SLG: 0.426 (1, 6)	2-3 K		4-0 1B BB	1-1 F8			0-1 F9		3-2 G1-4-3 1-2f		2-2 2B	5	1	1	1	1	1	4								
<b>Andy Van Slyke, L</b> OBP: 0.356, SLG: 0.450 <b>Cecil Espy, S</b> OBP: 0.287, SLG: 0.338 (1, 8) (8, PR) (9, 8)	0-0 F7		1-0 P4				1-0 P2		2-2 G3 SF7 2B		3-2 E L5 1B	4	0	1	0	0	0	3								
<b>Bobby Bonilla, S</b> OBP: 0.386, SLG: 0.493 <b>Gary Varsho, L</b> OBP: 0.351, SLG: 0.426 (1, 9) (9, 9)	0-0 F8		3-2 1B 3-H	2-3 K			2-3 K		1-1 G3		2-0 HBP	4	0	1	1	0	1	2								
<b>Barry Bonds, L</b> OBP: 0.407, SLG: 0.514 <b>Bob Kipper, R</b> OBP: 0.355, SLG: 0.363 <b>Roger Mason, R</b> OBP: 0.250, SLG: 0.250 (1, 7) (9, 1) (10, 1) (10, PH) (11, 1)		2-2 G3	2-0 1B 3-H	0-0 F8			0-1 SF7		0-1 SF7		1-3 K	3	0	1	2	0	0	0								
<b>Steve Buechele, R</b> OBP: 0.330, SLG: 0.443 <b>Curtis Wilkerson, S</b> OBP: 0.243, SLG: 0.273 (1, 5) (7, 4)		4-1 BB	0-3 K				0-0 F7		1-2 F7		0-0 L5	2	0	0	0	1	1	2								
<b>Don Slaught, R</b> OBP: 0.363, SLG: 0.399 (1, 2)		2-3 K		3-1 FC SH1-4 1B			0-1 F8		0-2 E6 3B		1-0 1B 1B	5	2	2	0	0	1	1								
<b>Jose Lind, R</b> OBP: 0.304, SLG: 0.337 <b>Carlos Garcia, R</b> OBP: 0.280, SLG: 0.417 (1, 4) (7, 5)		1-2 F7		1 SAFE 0-3 K			3-2 F9		0-2 1B 3B		0-0 2B 1B	3	0	0	0	0	1	2								
<b>Randy Tomlin, L</b> OBP: 0.222, SLG: 0.212 <b>Bob Walk, R</b> OBP: 0.225, SLG: 0.308 <b>Tom Prince, R</b> OBP: 0.415, SLG: 0.455 <b>Bill Landrum, R</b> OBP: 0.363, SLG: 0.460 (1, 1) (7, 1) (7, PH) (8, 1) (9, 7)			0-0 G3-1	1-0 SH1-4			2-3 K		1-0 G6-3		0-3 K	1	0	0	0	0	0	0								
<b>Inning Stats</b>	R: 0 E: 0 K: 1 S: 8	H: 1 LOB: 1 BB: 0 P: 13	R: 0 E: 0 K: 1 S: 10	H: 0 LOB: 1 BB: 1 P: 19	R: 2 E: 0 K: 1 S: 10	H: 3 LOB: 2 BB: 1 P: 21	R: 0 E: 0 K: 1 S: 11	H: 1 LOB: 2 BB: 0 P: 18	R: 0 E: 0 K: 1 S: 5	H: 0 LOB: 0 BB: 0 P: 8	R: 0 E: 0 K: 0 S: 6	H: 0 LOB: 0 BB: 0 P: 9	R: 0 E: 0 K: 1 S: 7	H: 0 LOB: 0 BB: 0 P: 10	R: 1 E: 0 K: 0 S: 11	H: 1 LOB: 1 BB: 0 P: 15	R: 2 E: 1 K: 0 S: 14	H: 2 LOB: 0 BB: 0 P: 19	R: 0 E: 0 K: 1 S: 8	H: 1 LOB: 1 BB: 0 P: 14	R: 1 E: 0 K: 1 S: 12	H: 3 LOB: 2 BB: 0 P: 17	1B: 7 2B: 4 3B: 2 HR: 0	SF: 1 SAC: 1 DP: 2 HBP: 1	WP: 0 PB: 0 SB: 1 CS: 0	PA: 48
<b>PITCHER</b>	IP	WLS	BF	H	R	ER	SO	BB	IBB	HBP	BLK	WP	HR	S	P	ERA	WHIP									
<b>Pete Schourek, L</b> ERA: 4.27 (1, 1)	7.0		29	5	2	2	6	2	0	0	0	0	0	57	98	2.57	1.000									
<b>Tony Castillo, L</b> ERA: 3.34 (8, 1)	1.0		4	1	1	1	0	0	0	0	0	0	0	11	15	9.00	1.000									
<b>John Franco, L</b> ERA: 2.78 (9, 1)	2.0	W	9	3	2	1	1	0	0	1	0	0	0	22	33	4.50	1.500									
<b>Tim Burke, R</b> ERA: 3.42 (11, 1)	1.0		6	3	1	1	1	0	0	0	0	0	0	12	17	9.00	3.000									

**New York Mets @ Pittsburgh Pirates**  
Three Rivers Stadium, Pittsburgh, PA

Wed Oct 02 1991, 7:05 PM EDT  
Att. 13,328 - Sunny - 74 F

**AB** 43  
**R** 6  
**H** 12  
**RBI** 6  
**BB** 2  
**SO** 8  
**LOB** 27





Batter	1	2	3	4	5	6	7	8	9	AB R H RBI BB SO LOB	TOP																									
<b>Kenny Williams, R</b> OBP: 0.312, SLG: 0.394 (1, 8) <b>Mike Fitzgerald, R</b> OBP: 0.273, SLG: 0.292 (2, 9)	0-2 P4	0-1 G6-4-3 1-2f			2-3 K		0-0 E9 2-H 1B		2-2 HR 1B	2 0 0 0 0 0 2 3 1 2 1 0 1 0																										
<b>Spike Owen, S</b> OBP: 0.320, SLG: 0.361 (1, 6)	2-2 1B FC3-2 1B		1-0 F9		4-1 FC6-4 BB		0-0 F8		1-1 HR 1-H	4 1 2 2 1 0 1																										
<b>Bret Barberie, S</b> OBP: 0.451, SLG: 0.539 (1, 4)	2-0 FC3-2 1B 1-2 1B		1-1 G6-3 1B		0-1 FC6-4 1-2f			3-2 G4-3	3-2 HR 3B	5 0 3 0 0 0 1																										
<b>Tim Wallach, R</b> OBP: 0.294, SLG: 0.337 (1, 5)	2-1 FC3-2 1B 1-2 2-3 1B		1-1 G6-3 1-2f		2-2 F9		0-1 FC4-6 1B	3-3 K		5 0 2 0 0 1 2																										
<b>Larry Walker, L</b> OBP: 0.349, SLG: 0.459 (1, 9) (2, 8)	1-1 FC3-2 1B 1-2 2-3 3-Hf			3-2 S 1B		1-2 G6-3		0-0 FC4-6 1-2f S		4 0 1 0 0 0 4																										
<b>Andres Galarraga, R</b> OBP: 0.265, SLG: 0.321 (1, 3) <b>Barry Jones, R</b> (8, 1) <b>Mel Rojas, R</b> (9, 1)	3-2 G6-3		1-1 G5-3 1-2		3-3 K		4-2 BB			3 0 0 0 1 1 4 0 0 0 0 0 0 0 0 0 0 0 0 0 0																										
<b>John Vander Wal, L</b> OBP: 0.228, SLG: 0.382 (1, 7)		0-0 1B 2B		3-2 G6-3		3-2 G6-3	2-2 F7			4 0 1 0 0 0 3																										
<b>Nelson Santovenia, R</b> OBP: 0.263, SLG: 0.376 (1, 2)		0-1 G6-4-3 1B 2-3		0-2 G6-3		1-0 E 2B		1-3 K		4 1 2 0 0 1 1																										
<b>Chris Nabholz, L</b> OBP: 0.164, SLG: 0.115 (1, 1) <b>Delino DeShields, L</b> OBP: 0.348, SLG: 0.333 (7, PH) <b>Doug Piatt, L</b> (7, 1) <b>Scott Ruskin, R</b> (8, 1) <b>Tom Foley, L</b> OBP: 0.270, SLG: 0.287 (8, 3)		3-2 F7		1-3 K		3-3 K		0-3 K		2 0 0 0 0 1 2 1 0 0 0 0 1 1 0 0 0 0 0 0 0 0 0 0 0 0 0 0 1 0 0 0 0 1 0																										
<b>Inning Stats</b>	R: 0 E: 0 K: 0 S: 15	H: 3 LOB: 3 BB: 0 P: 25	R: 0 E: 0 K: 0 S: 12	H: 2 LOB: 1 BB: 0 P: 15	R: 0 E: 0 K: 0 S: 5	H: 1 LOB: 0 BB: 0 P: 8	R: 0 E: 0 K: 0 S: 15	H: 1 LOB: 1 BB: 0 P: 21	R: 0 E: 0 K: 2 S: 10	H: 0 LOB: 1 BB: 1 P: 17	R: 0 E: 0 K: 1 S: 10	H: 0 LOB: 0 BB: 0 P: 16	R: 1 E: 1 K: 1 S: 10	H: 2 LOB: 1 BB: 0 P: 17	R: 0 E: 0 K: 0 S: 15	H: 1 LOB: 2 BB: 1 P: 21	R: 2 E: 0 K: 3 S: 18	H: 3 LOB: 1 BB: 0 P: 28	1B: 9 2B: 2 3B: 1 HR: 1	SF: 0 SAC: 0 DP: 2 HBP: 0	WP: 0 PB: 0 SB: 2 CS: 0	PA: 40														
<b>PITCHER</b>	IP WLS BF H R ER SO BB IBB HBP BLK WP HR S P ERA WHIP																																			
<b>Doug Drabek, R</b> ERA: 3.07 (1, 1)	5.0	21	7	0	0	2	1	0	0	0	0	0	0	57	86	0.00	1.600																			
<b>Rosario Rodriguez, L</b> ERA: 4.11 (6, 1)	1.0	3	0	0	0	1	0	0	0	0	0	0	0	10	16	0.00	0.000																			
<b>Neal Heaton, L</b> ERA: 4.33 (7, 1)	1.0	5	2	1	1	1	0	0	0	0	0	0	0	10	17	9.00	2.000																			
<b>Bill Landrum, R</b> ERA: 3.23 (8, 1)	1.0	5	1	0	0	0	1	0	0	0	0	0	0	15	21	0.00	2.000																			
<b>Roger Mason, R</b> ERA: 3.03 (9, 1)	1.0	L 6	3	2	2	3	0	0	0	0	0	1	18	28	18.00	3.000																				

**Montreal Expos @ Pittsburgh Pirates**  
Three Rivers Stadium, Pittsburgh, PA

Fri Oct 04 1991, 7:05 PM EDT  
Att. 14,227 - Cloudy - 78 F

AB	38
R	3
H	13
RBI	3
BB	2
SO	7
LOB	21







Batter	1	2	3	4	5	6	7	8	9	AB R H RBI BB SO LOB	TOP														
<b>Bret Barberie, S</b> (1, 4) OBP: 0.446, SLG: 0.530	3-2 F8		0-0 G4-6-3 1B			3-2 F7		1-1 G6-3		4 0 1 0 0 0 0															
<b>Spike Owen, S</b> (1, 6) OBP: 0.321, SLG: 0.367	2-2 HR 3B		1-1 G4-6-3			2-0 WP BLK 1B		3-1 F7		4 1 2 0 0 0 1															
<b>Mike Fitzgerald, R</b> (1, 9) OBP: 0.274, SLG: 0.308 <b>Tom Foley, L</b> (9, PH) OBP: 0.269, SLG: 0.286	3-2 HR		2-2 G1-3			1 SAFE 1-2 F9		0-3 K		3 1 1 2 0 0 1 1 0 0 0 0 1 0															
<b>Tim Wallach, R</b> (1, 5) OBP: 0.292, SLG: 0.335	0-2 L6		2-2 G4-3			1-1 G5-3		1-3 K		4 0 0 0 0 1 1															
<b>Larry Walker, L</b> (1, 8) OBP: 0.350, SLG: 0.460	2-3 K		2-2 G1-6-3 1B			0-1 F9		0-1 1B		4 0 2 0 0 1 0															
<b>Andres Galarraga, R</b> (1, 3) OBP: 0.267, SLG: 0.331		2-2 HR	1-1 G1-6-3			0-1 L5-4 1B		1-1 F8		4 1 2 1 0 0 2															
<b>John Vander Wal, L</b> (1, 7) OBP: 0.233, SLG: 0.379		0-3 K		1-3 K		0-1 1B				3 0 1 0 0 2 0															
<b>Gilberto Reyes, R</b> (1, 2) OBP: 0.282, SLG: 0.261		1-3 K		0-0 F9		2-2 L5-4				3 0 0 0 0 1 2															
<b>Bill Sampen, R</b> (1, 1) OBP: 0.231, SLG: 0.231 <b>Scott Ruskin, R</b> (6, 1) <b>Delino DeShields, L</b> (8, PH) OBP: 0.347, SLG: 0.332 <b>Jeff Fassero, L</b> (8, 1)		0-3 K		2-3 K				2-3 K		2 0 0 0 0 2 0 0 0 0 0 0 0 0 1 0 0 0 0 1 0 0 0 0 0 0 0 0															
<b>Inning Stats</b>	R: 2 E: 0 K: 1 S: 18	H: 2 LOB: 0 BB: 0 P: 28	R: 1 E: 0 K: 3 S: 14	H: 1 LOB: 0 BB: 0 P: 17	R: 0 E: 0 K: 0 S: 6	H: 1 LOB: 0 BB: 0 P: 9	R: 0 E: 0 K: 0 S: 8	H: 1 LOB: 0 BB: 0 P: 13	R: 0 E: 0 K: 2 S: 9	H: 0 LOB: 0 BB: 0 P: 12	R: 0 E: 0 K: 0 S: 9	H: 1 LOB: 1 BB: 0 P: 16	R: 0 E: 0 K: 0 S: 9	H: 2 LOB: 1 BB: 0 P: 11	R: 0 E: 0 K: 1 S: 8	H: 0 LOB: 0 BB: 0 P: 14	R: 0 E: 0 K: 2 S: 10	H: 1 LOB: 1 BB: 0 P: 12	1B: 6 2B: 1 3B: 1 HR: 2	SF: 0 SAC: 0 DP: 3 HBP: 0	WP: 1 PB: 0 SB: 0 CS: 0	PA: 33			
<b>PITCHER</b>	IP WLS BF H R ER SO BB IBB HBP BLK WP HR S P ERA WHIP																								
<b>Zane Smith, L</b> (1, 1) ERA: 3.2	5.0		18	5	3	3	6	0	0	0	0	0	2	55	79	5.40	1.000								
<b>Bob Walk, R</b> (6, 1) ERA: 3.6	3.0	W	11	3	0	0	1	0	0	0	1	0	0	26	41	0.00	1.000								
<b>Stan Belinda, R</b> (9, 1) ERA: 3.45	1.0	S	4	1	0	0	2	0	0	0	0	0	0	10	12	0.00	1.000								

**Montreal Expos @ Pittsburgh Pirates**  
Three Rivers Stadium, Pittsburgh, PA

Sat Oct 05 1991, 7:05 PM EDT  
Att. 14,038 - Cloudy - 62 F

livebaseballscorecards.com

AB	33
R	3
H	9
RBI	3
BB	0
SO	9
LOB	7



Batter	1	2	3	4	5	6	7	8	9	AB	R	H	RBI	BB	SO	LOB
Gary Varsho, L (1, 9) OBP: 0.346, SLG: 0.419 Lloyd McClendon, R (8, PH) OBP: 0.366, SLG: 0.460 Stan Belinda, R (9, 1)	1-3 K		1-2 P5		0-1 G5-4-3			1-2 F8 1B 1-2 1B HBP		3	0	0	0	0	1	2
Jay Bell, R (1, 6) OBP: 0.330, SLG: 0.425	1-3 K		4-0 CS BB		0-0 F9			0-0 1B F8 1-2 2-H 1B		3	1	1	1	1	1	2
Andy Van Slyke, L (1, 8) OBP: 0.353, SLG: 0.447	1-2 P4		1-2 CS		1-2 P5		3-2 G3-1	0-1 F8		4	0	0	0	0	0	2
Bobby Bonilla, S (1, 3) OBP: 0.391, SLG: 0.494		4-2 FC5-4 BB SF4 BB		4-2 1B BB		2-0 F7		0-0 1B		2	1	1	1	2	0	0
Barry Bonds, L (1, 7) OBP: 0.409, SLG: 0.513		4-2 FC5-4 BB		0-0 F9		0-0 G4-3		2-1 FC6-4 1B		3	0	1	1	1	0	1
Steve Buechele, R (1, 5) OBP: 0.332, SLG: 0.441 Curtis Wilkerson, S (5, 5)		2-1 FC5-4		2-0 1B		0-1 G6-3		1-3 H		2	0	1	0	0	0	2
Michael LaValliere, L (1, 2) OBP: 0.351, SLG: 0.360		3-2 SF4		2-0 F7		1-0 F7		0-0 FC6-4		3	0	0	1	0	0	4
Jose Lind, R (1, 4) OBP: 0.304, SLG: 0.337		0-3 K		3-1 G5-4-3 1B		1-2 F9				3	0	1	0	0	1	1
Zane Smith, L (1, 1) OBP: 0.224, SLG: 0.225 Orlando Merced, S (5, PH) OBP: 0.372, SLG: 0.399 Neal Heston, L (5, PR) OBP: 0.333, SLG: 0.357 Bob Walk, R (8, 1) OBP: 0.225, SLG: 0.308 Gary Redus, R (8, PH) OBP: 0.320, SLG: 0.395			0-1 G6-3		3-1 G5-4-3 1B		3-2 HBP			1	0	0	0	0	0	0

Inning Stats	R: 0	H: 0	E: 0	K: 2	S: 13	R: 1	H: 0	E: 0	K: 1	S: 14	R: 0	H: 0	E: 0	K: 0	S: 7	R: 0	H: 1	E: 0	K: 0	S: 8	R: 0	H: 2	E: 0	K: 0	S: 7	R: 0	H: 0	E: 0	K: 0	S: 6	R: 0	H: 0	E: 0	K: 0	S: 6	R: 3	H: 4	E: 0	K: 1	S: 15
	LOB: 0	BB: 0	P: 16	LOB: 1	BB: 2	P: 27	LOB: 0	BB: 1	P: 13	LOB: 2	BB: 1	P: 17	LOB: 2	BB: 0	P: 13	LOB: 0	BB: 0	P: 8	LOB: 0	BB: 0	P: 8	LOB: 2	BB: 2	P: 13	LOB: 0	BB: 0	P: 22	LOB: 2	BB: 0	P: 22	LOB: 0	BB: 0	P: 8	LOB: 2	BB: 0	P: 22	SF: 1	SAC: 0	DP: 1	HBP: 1

PITCHER	IP	WLS	BF	H	R	ER	SO	BB	IBB	HBP	BLK	WP	HR	S	P	ERA	WHIP
Bill Sampen, R (1, 1) ERA: 4.0	5.0		20	3	1	1	3	4	0	0	0	0	0	49	86	1.80	1.400
Scott Ruskin, L (6, 1) ERA: 4.24	2.0		6	0	0	0	0	0	0	0	0	0	0	12	19	0.00	0.000
Jeff Fassero, L (8, 1) ERA: 2.48	1.0	L	8	4	3	3	1	0	0	1	0	0	0	15	22	27.00	4.000

**BOTTOM**

**Montreal Expos @ Pittsburgh Pirates**  
 Three Rivers Stadium, Pittsburgh, PA  
 Sat Oct 05 1991, 7:05 PM EDT  
 Att: 14,038 - Cloudy - 62 F

AB	28
R	4
H	7
RBI	4
BB	4
SO	4
LOB	16



WP	PA	ERA	WHIP
0	35		



Batter	1	2	3	4	5	6	7	8	9	AB R H RBI BB SO LOB	TOP											
<b>Bret Barberie, S</b> (1, 4) OBP: 0.435, SLG: 0.515	2-2 G6-3		0-1 G6-3			2-2 F7		1-0 F9		4 0 0 0 0 0 1												
<b>Spike Owen, S</b> (1, 6) OBP: 0.321, SLG: 0.366	0-0 F8			1-1 1B		1-1 L8		0-2 F7		4 0 1 0 0 0 1												
<b>Mike Fitzgerald, R</b> (1, 9) OBP: 0.278, SLG: 0.308	4-2 CS			2-2 1 SAFE 1 SAFE F9		0-1 1B		0-0 F7		3 0 1 0 1 0 1												
<b>Tim Wallach, R</b> (1, 5) OBP: 0.292, SLG: 0.334	1-0 CS	1-1 F9		1-1 1B		2-2 G4-3		1-0 F8		4 0 1 0 0 0 1												
<b>Larry Walker, L</b> (1, 8) OBP: 0.349, SLG: 0.458		1-3 K		0-2 F9		1-2 G4-6-3 1B		2-1 G6-3		4 0 1 0 0 1 2												
<b>Andres Galarraga, R</b> (1, 3) OBP: 0.268, SLG: 0.336		1-2 3B		1-2 F7		1-3 K				3 0 1 0 0 1 3												
<b>John Vander Wal, L</b> (1, 7) OBP: 0.222, SLG: 0.361		1-1 G4-3			3-3 K		1-1 G4-6-3			3 0 0 0 0 1 2												
<b>Nelson Santovenia, R</b> (1, 2) OBP: 0.255, SLG: 0.365			2-1 F9		1-2 G1-3			2-1 G6-3		3 0 0 0 0 0 0												
<b>Brian Barnes, L</b> (1, 1) OBP: 0.196, SLG: 0.082			0-0 B2-3		1-2 G5-3			4-0 BB		2 0 0 0 0 0 0												
<b>Steve Frey, R</b> (5, 1) <b>Doug Pratt, L</b> (5, 1) <b>Barry Jones, R</b> (7, 1) <b>Gilberto Reyes, R</b> (8, PH) <b>Jeff Fassero, L</b> (8, 1)										0 0 0 0 0 0 0												
<b>Inning Stats</b>	R: 0 E: 0 K: 0 S: 6	H: 0 LOB: 0 BB: 1 P: 13	R: 0 E: 0 K: 1 S: 10	H: 1 LOB: 1 BB: 0 P: 14	R: 0 E: 0 K: 0 S: 5	H: 0 LOB: 0 BB: 0 P: 7	R: 0 E: 0 K: 0 S: 17	H: 2 LOB: 2 BB: 0 P: 22	R: 0 E: 0 K: 1 S: 13	H: 0 LOB: 0 BB: 0 P: 18	R: 0 E: 0 K: 0 S: 13	H: 1 LOB: 1 BB: 0 P: 18	R: 0 E: 0 K: 1 S: 9	H: 1 LOB: 0 BB: 0 P: 12	R: 0 E: 0 K: 0 S: 6	H: 0 LOB: 1 BB: 1 P: 13	R: 0 E: 0 K: 0 S: 4	H: 0 LOB: 0 BB: 0 P: 7	1B: 4 2B: 0 3B: 1 HR: 0	SF: 0 SAC: 0 DP: 1 HBP: 0	WP: 0 PB: 0 SB: 0 CS: 1	PA: 33
<b>PITCHER</b>	IP WLS BF H R ER SO BB IBB HBP BLK WP HR S P ERA WHIP																					
<b>John Smiley, L</b> (1, 1) ERA: 3.08	7.0 W 25 5 0 0 3 1 0 0 0 0 0 0 73 104 0.00 0.857																					
<b>Randy Tomlin, L</b> (8, 1) ERA: 2.98	1.0 4 0 0 0 0 1 0 0 0 0 0 0 6 13 0.00 1.000																					
<b>Bill Landrum, R</b> (9, 1) ERA: 3.18	1.0 3 0 0 0 0 0 0 0 0 0 0 0 4 7 0.00 0.000																					

**Montreal Expos @ Pittsburgh Pirates**  
Three Rivers Stadium, Pittsburgh, PA

Sun Oct 06 1991, 3:33 AM EDT  
Att. 23,429 - Cloudy - 47 F

livebaseballscorecards.com

AB	30
R	0
H	5
RBI	0
BB	2
SO	3
LOB	11



Batter	1	2	3	4	5	6	7	8	9
<b>Gary Redus, R</b> OBP: 0.324, SLG: 0.393 (1, 3) (9, 7)	3-1 1B		3-3 K		4-1 3B BB	0-3 K	1-1 F9		
<b>Jay Bell, R</b> OBP: 0.330, SLG: 0.428 (1, 6) (6, PH)	2-3 K		3-1 P6		1-0 2B 3B	4-2 1B BB		0-0 2B	
<b>Orlando Merced, S</b> OBP: 0.373, SLG: 0.399 (6, PR)									
<b>Curtis Wilkerson, S</b> OBP: 0.243, SLG: 0.277 (7, 6)	1-2 K				1-H 2B 3B				
<b>Andy Van Slyke, L</b> OBP: 0.355, SLG: 0.446 (1, 8) (9, 9)	4-0 G5-4-3 BB				3-1 F8	1-0 2B HBP	1-2 PB 1B	1-2 F9	
<b>Lloyd McClendon, R</b> OBP: 0.366, SLG: 0.460 (9, 9)									
<b>Bobby Bonilla, S</b> OBP: 0.391, SLG: 0.492 (1, 9)	1-2 G5-4-3				2-2 L7	4-0 2B BB	4-2 PB BB	1-2 P3	
<b>Cecil Espy, S</b> OBP: 0.281, SLG: 0.329 (6, PR) (7, 9) (9, 8)									
<b>Barry Bonds, L</b> OBP: 0.410, SLG: 0.514 (1, 7)		2-1 P5			4-2 BB 1B BB	3-0 2B 2B	4-1 BB	3-2 G6-3	
<b>Tom Prince, R</b> OBP: 0.405, SLG: 0.441 (9, 3)									
<b>Steve Buechele, R</b> OBP: 0.331, SLG: 0.440 (1, 5)		2-1 P3			1-2 BB 1B	0-1 G4-3	3-3 K		
<b>Don Slaught, R</b> OBP: 0.363, SLG: 0.395 (1, 2)		3-1 1B			4-2 BB BB	1-2 G5-3	3-3 K		
<b>Jose Lind, R</b> OBP: 0.306, SLG: 0.339 (1, 4)		1-2 G5-3			1-2 BB	1-0 2B	0-2 F9		
<b>John Smiley, L</b> OBP: 0.137, SLG: 0.100 (1, 1)					1-2 BB				
<b>Gary Varsho, L</b> OBP: 0.344, SLG: 0.417 (7, PH)			0-0 G4-3		2-3 K	3-3 K	1-2 G4-3		
<b>Randy Tomlin, L</b> OBP: 0.222, SLG: 0.212 (8, 1)									
<b>Bill Landrum, R</b> (9, 1)									

AB	R	H	RBI	BB	SO	LOB
4	1	1	0	1	2	0
3	1	1	1	0	1	1
0	0	0	0	1	0	0
1	1	1	0	0	0	0
3	1	1	1	1	0	1
0	0	0	0	0	0	0
2	1	0	0	2	0	2
1	0	0	0	0	0	1
3	2	1	2	2	0	1
0	0	0	0	0	0	0
4	0	1	0	0	1	5
3	0	1	0	1	1	5
3	0	1	3	1	0	1
3	0	0	0	0	2	4
1	0	0	0	0	0	0
0	0	0	0	0	0	0
0	0	0	0	0	0	0


**BOTTOM**

**Montreal Expos @ Pittsburgh Pirates**  
Three Rivers Stadium, Pittsburgh, PA

Sun Oct 06 1991, 3:33 AM EDT  
Att: 23,429 - Cloudy - 47 F

livebaseballscorecards.com

<b>AB</b>	<b>31</b>
<b>R</b>	<b>7</b>
<b>H</b>	<b>8</b>
<b>RBI</b>	<b>7</b>
<b>BB</b>	<b>9</b>
<b>SO</b>	<b>7</b>
<b>LOB</b>	<b>21</b>



Inning Stats		R: 0	H: 1	R: 0	H: 1	R: 0	H: 0	R: 1	H: 1	R: 5	H: 3	R: 1	H: 1	R: 0	H: 0	R: 0	H: 1
		E: 0	LOB: 1	E: 0	LOB: 1	E: 0	LOB: 0	E: 0	LOB: 3	E: 0	LOB: 1	E: 0	LOB: 3	E: 0	LOB: 0	E: 0	LOB: 1
		K: 1	BB: 1	K: 0	BB: 0	K: 1	BB: 0	K: 3	BB: 3	K: 1	BB: 2	K: 3	BB: 3	K: 0	BB: 0	K: 0	BB: 0
		S: 8	P: 18	S: 9	P: 17	S: 6	P: 12	S: 16	P: 36	S: 12	P: 30	S: 22	P: 41	S: 8	P: 10	S: 10	P: 15
<b>PITCHER</b>	<b>IP</b>	<b>WLS</b>	<b>BF</b>	<b>H</b>	<b>R</b>	<b>ER</b>	<b>SO</b>	<b>BB</b>	<b>IBB</b>	<b>HBP</b>	<b>BLK</b>	<b>WP</b>	<b>HR</b>	<b>S</b>	<b>P</b>	<b>ERA</b>	<b>WHIP</b>
<b>Brian Barnes, L</b> ERA: 4.22	(1, 1)	4.0	22	4	5	5	3	6	0	1	0	0	0	41	95	11.25	2.500
<b>Steve Frey, L</b> ERA: 4.99	(5, 1)	0.0	1	1	0	0	0	0	0	0	0	0	0	1	4	∞	∞
<b>Doug Platt, R</b> ERA: 2.6	(5, 1)	2.0	11	2	2	2	4	3	0	0	0	1	0	31	55	9.00	2.500
<b>Barry Jones, R</b> ERA: 3.35	(7, 1)	1.0	3	0	0	0	0	0	0	0	0	0	0	8	10	0.00	0.000
<b>Jeff Fassero, L</b> ERA: 2.44	(8, 1)	1.0	4	1	0	0	0	0	0	0	0	0	0	10	15	0.00	1.000

WP	PA	ERA	WHIP
1	41		
2			
1			
0			



Batter	1	2	3	4	5	6	7	8	9	AB R H RBI BB SO LOB	TOP											
Lonnie Smith, R (1, 7) S B F F X	2-2 G6-3 ①		2-2 G5-3 ③		1-3 K ③			1-1 L6 ①		4 0 0 0 0 1 1												
Mark Lemke, S (1, 4) C X	0-1 G4-1 ②			0-2 E3 ①		0-0 G4-3 ①		2-1 L3 ②		4 0 0 0 0 0 0												
Terry Pendleton, S (1, 5) C X	0-1 G4-3 ③			4-0 1B BB		3-3 K ②		2-2 G5-3 ③		3 0 0 0 1 1 0												
David Justice, L (1, 9) OBP: 0.750, SLG: 1.667		2-3 K ①		1-1 1-2 1B		4-1 BB		0-0 HR		3 1 2 1 1 1 0												
Ron Gant, R (1, 8)		2-0 P6 ②		0-2 L7 ②		1-3 K ③		1-0 L4-3 ①		4 0 0 0 0 1 3												
Sid Bream, L (1, 3) OBP: 0.500, SLG: 0.500		1-0 1B		1-1 F7 ③		2-1 1B		0-0 F8 ②		4 0 2 0 0 0 2												
Greg Olson, R (1, 2)		0-1 P1 ③			0-0 P8 ①		2-1 F8 ①		2-0 G4-3 ③	4 0 0 0 0 0 2												
Rafael Belliard, R (1, 6)			1-3 K2-3 ①		2-1 F9 ②		2-3 K ②			2 0 0 0 0 0 1 0												
Jerry Willard, L (7, PH)										1 0 0 0 0 1 1												
Jeff Blausen, R (7, 6)										0 0 0 0 0 0 0 0												
Tom Glavine, L (1, 1) OBP: 0.500, SLG: 0.500			0-0 G4-3 ②		3-2 1B		1-3 K ③			2 0 1 0 0 0 0 0												
Tommy Gregg, L (7, PH)										1 0 0 0 0 1 1												
Mark Wohlers, R (7, 1)										0 0 0 0 0 0 0 0												
Mike Stanton, L (8, 1)										0 0 0 0 0 0 0 0												
<b>Inning Stats</b>	R: 0 E: 0 K: 0 S: 8	H: 0 LOB: 0 BB: 0 P: 10	R: 0 E: 0 K: 1 S: 7	H: 1 LOB: 1 BB: 0 P: 12	R: 0 E: 0 K: 1 S: 7	H: 0 LOB: 0 BB: 0 P: 10	R: 0 E: 1 K: 0 S: 11	H: 1 LOB: 2 BB: 1 P: 17	R: 0 E: 0 K: 1 S: 9	H: 1 LOB: 1 BB: 0 P: 15	R: 0 E: 0 K: 2 S: 10	H: 0 LOB: 1 BB: 1 P: 18	R: 0 E: 0 K: 2 S: 10	H: 1 LOB: 1 BB: 0 P: 17	R: 0 E: 0 K: 0 S: 7	H: 0 LOB: 0 BB: 0 P: 12	R: 1 E: 0 K: 0 S: 4	H: 1 LOB: 0 BB: 0 P: 7	1B: 4 2B: 0 3B: 0 HR: 1	SF: 0 SAC: 0 DP: 0 HBP: 0	WP: 0 PB: 0 SB: 0 CS: 0	PA: 34
<b>PITCHER</b>	IP WLS BF H R ER SO BB IBB HBP BLK WP HR S P ERA WHIP																					
Doug Drabek, R (1, 1) ERA: 3.0	6.0 W 23 3 0 0 5 2 0 0 0 0 0 0 52 82 0.00 0.833																					
Bob Walk, R (7, 1)	3.0 S 11 2 1 1 2 0 0 0 0 0 0 1 21 36 3.00 0.667																					

Atlanta Braves @ Pittsburgh Pirates  
 Three Rivers Stadium, Pittsburgh, PA  
 Wed Oct 09 1991, 7:05 PM EDT  
 Att. 57,347 - Unknown - 65 F

AB	32
R	1
H	5
RBI	1
BB	2
SO	7
LOB	10



Batter	1	2	3	4	5	6	7	8	9	AB	R	H	RBI	BB	SO	LOB
<b>Gary Redus, R</b> OBP: 0.250, SLG: 0.250 (1, 3)	2-2 F8	1-0 P4		1-1 G5-3			2-2 SH3-4 F7-2 1B			4	0	1	0	0	0	0
<b>Jay Bell, R</b> OBP: 0.333, SLG: 0.333 (1, 6)	3-3 K		3-1 2B 1B	1-2 G5-3			1-1 SH3-4 1-3			3	1	1	0	0	1	0
<b>Andy Van Slyke, L</b> OBP: 0.500, SLG: 1.500 (1, 8)	3-2 HR		3-1 1B 2B		1-2 L7		2-1 F7-2 3-H			4	2	2	2	0	0	1
<b>Bobby Bonilla, S</b> OBP: 0.750, SLG: 0.667 (1, 9)	4-0 BB		1-0 1B	2-H	1-1 G3-1			0-1 G6-3 SF9 1B		3	1	2	1	1	0	0
<b>Barry Bonds, L</b> (1, 7)	1-0 E6 BB		4-2 BB		3-2 G4-3			4-2 SF9 G6-3 BB		2	0	0	0	2	0	1
<b>Steve Buechele, R</b> OBP: 0.500, SLG: 0.667 (1, 5)	4-2 BB		2-3 K			1-1 G6-3 2B 2B		3-2 G6-3 1-2 2-3		3	1	1	0	1	1	4
<b>Don Slaught, R</b> (1, 2)	0-0 G5-3		0-3 K			1-2 P6		4-0 IBB		3	0	0	0	1	1	6
<b>Jose Lind, R</b> (1, 4)		1-0 G1-3	1-0 G1-3			1-0 G6-3 2-3		3-2 SF9 2-3 3-H		3	0	0	1	0	0	3
<b>Doug Drabek, R</b> OBP: 0.333, SLG: 0.667 <b>Bob Walk, R</b> (7, 1)		2-3 K		1-2 G1-3		1-1 2B 3-H		0-3 K		3	0	1	1	0	1	0
										1	0	0	0	0	1	2

Inning Stats	R: 1	H: 1	E: 1	K: 1	S: 16	R: 0	H: 0	E: 0	K: 1	S: 5	R: 0	H: 3	E: 0	K: 2	S: 15	R: 0	H: 0	E: 0	K: 0	S: 8	R: 0	H: 0	E: 0	K: 0	S: 9	R: 1	H: 2	E: 0	K: 0	S: 10	R: 0	H: 1	E: 0	K: 0	S: 7	R: 1	H: 1	E: 0	K: 1	S: 17	1B: 4	SF: 1	2B: 4	SAC: 1	3B: 0	DP: 1	HR: 1	HBP: 0
	LOB: 3	BB: 2	P: 33	LOB: 0	BB: 0	LOB: 0	BB: 0	LOB: 0	BB: 0	P: 9	LOB: 2	BB: 1	P: 29	LOB: 0	BB: 0	P: 11	LOB: 1	BB: 0	P: 14	LOB: 0	BB: 0	P: 12	LOB: 2	BB: 2	P: 31	1B: 4 <td>SF: 1 <td>2B: 4 <td>SAC: 1 <td>3B: 0 <td>DP: 1 <td>HR: 1 <td>HBP: 0 <td>WP: 0 <td>PA: 36 <td>PB: 0 <td>SB: 1 <td>CS: 0 </td></td></td></td></td></td></td></td></td></td></td></td>	SF: 1 <td>2B: 4 <td>SAC: 1 <td>3B: 0 <td>DP: 1 <td>HR: 1 <td>HBP: 0 <td>WP: 0 <td>PA: 36 <td>PB: 0 <td>SB: 1 <td>CS: 0 </td></td></td></td></td></td></td></td></td></td></td>	2B: 4 <td>SAC: 1 <td>3B: 0 <td>DP: 1 <td>HR: 1 <td>HBP: 0 <td>WP: 0 <td>PA: 36 <td>PB: 0 <td>SB: 1 <td>CS: 0 </td></td></td></td></td></td></td></td></td></td>	SAC: 1 <td>3B: 0 <td>DP: 1 <td>HR: 1 <td>HBP: 0 <td>WP: 0 <td>PA: 36 <td>PB: 0 <td>SB: 1 <td>CS: 0 </td></td></td></td></td></td></td></td></td>	3B: 0 <td>DP: 1 <td>HR: 1 <td>HBP: 0 <td>WP: 0 <td>PA: 36 <td>PB: 0 <td>SB: 1 <td>CS: 0 </td></td></td></td></td></td></td></td>	DP: 1 <td>HR: 1 <td>HBP: 0 <td>WP: 0 <td>PA: 36 <td>PB: 0 <td>SB: 1 <td>CS: 0 </td></td></td></td></td></td></td>	HR: 1 <td>HBP: 0 <td>WP: 0 <td>PA: 36 <td>PB: 0 <td>SB: 1 <td>CS: 0 </td></td></td></td></td></td>	HBP: 0 <td>WP: 0 <td>PA: 36 <td>PB: 0 <td>SB: 1 <td>CS: 0 </td></td></td></td></td>	WP: 0 <td>PA: 36 <td>PB: 0 <td>SB: 1 <td>CS: 0 </td></td></td></td>	PA: 36 <td>PB: 0 <td>SB: 1 <td>CS: 0 </td></td></td>	PB: 0 <td>SB: 1 <td>CS: 0 </td></td>	SB: 1 <td>CS: 0 </td>	CS: 0										

PITCHER	IP	WLS	BF	H	R	ER	SO	BB	IBB	HBP	BLK	WP	HR	S	P	ERA	WHIP
<b>Tom Glavine, L</b> ERA: 6.0 (1, 1)	6.0	L	27	6	4	4	4	3	0	0	0	0	1	63	110	6.00	1.500
<b>Mark Wohlers, R</b> ERA: (7, 1)	1.0		3	1	0	0	0	0	0	0	0	0	0	7	12	0.00	1.000
<b>Mike Stanton, L</b> ERA: 9.0 (8, 1)	1.0		6	1	1	1	1	1	1	0	0	0	0	17	31	9.00	2.000

**BOTTOM**

**Atlanta Braves @ Pittsburgh Pirates**  
Three Rivers Stadium, Pittsburgh, PA

Wed Oct 09 1991, 7:05 PM EDT  
Att: 57,347 - Unknown - 65 F

<b>AB</b>	<b>29</b>
<b>R</b>	<b>5</b>
<b>H</b>	<b>8</b>
<b>RBI</b>	<b>5</b>
<b>BB</b>	<b>5</b>
<b>SO</b>	<b>5</b>
<b>LOB</b>	<b>17</b>





Batter	1	2	3	4	5	6	7	8	9	AB R H RBI BB SO LOB	TOP
Lonnie Smith, R (1, 7) Keith Mitchell, R (7, PR) (7, 7)	2-2 F9	3-2 G6-3			3-2 G1-3		4-2 G4-6-3 BB		0-1 P4	3 0 0 0 1 0 3 1 0 0 0 0 0 0	
Terry Pendleton, S (1, 5)	2-1 G4-3		0-1 P4		3-2 L9		1-1 G4-6-3 1-2f			4 0 0 0 0 0 1	
Ron Gant, R (1, 8) OBP: 0.375, SLG: 0.286	0-1 1B		3-2 S S HBP		1-0 G5-3		0-0 1B			3 0 2 0 0 0 0	
David Justice, L (1, 9) OBP: 0.500, SLG: 0.857	1-3 K		2-3 K			1-1 G5-3 2B 1B	1-2 G4-3			4 1 1 0 0 2 3	
Brian Hunter, R (1, 3) OBP: 0.250, SLG: 0.250		0-1 1B FC5-2 1B	1-2 F8			0-3 K		2-2 P2		4 0 1 0 0 1 2	
Greg Olson, R (1, 2) OBP: 0.250, SLG: 0.250		2-1 FC5-2 1B		2-1 G4-3 1B		2-0 G5-3		1-3 K		4 0 2 0 0 1 1	
Mark Lemke, S (1, 4) OBP: 0.250, SLG: 0.375		2-1 FC5-2 1B		1-0 F8		3-2 2B		2-2 L9		4 0 2 1 0 0 1	
Rafael Belliard, R (1, 6)		0-0 FC5-2		3-2 G4-3		4-0 IBB			2-2 L9	3 0 0 0 1 0 4	
Steve Avery, L (1, 1) Alejandro Pena, R (9, 1)		1-3 K		0-3 K		1-2 F8			1-3 K	4 0 0 0 0 3 6 0 0 0 0 0 0 0	
<b>Inning Stats</b>	R: 0 H: 1 E: 0 LOB: 1 K: 1 BB: 0 S: 10 P: 15	R: 0 H: 3 E: 0 LOB: 3 K: 1 BB: 0 S: 13 P: 21	R: 0 H: 0 E: 0 LOB: 1 K: 1 BB: 0 S: 10 P: 16	R: 0 H: 1 E: 0 LOB: 1 K: 1 BB: 0 S: 9 P: 15	R: 0 H: 0 E: 0 LOB: 0 K: 0 BB: 0 S: 7 P: 14	R: 1 H: 2 E: 0 LOB: 2 K: 1 BB: 1 S: 12 P: 23	R: 0 H: 1 E: 0 LOB: 2 K: 0 BB: 1 S: 8 P: 14	R: 0 H: 0 E: 0 LOB: 0 K: 1 BB: 0 S: 11 P: 16	R: 0 H: 0 E: 0 LOB: 0 K: 1 BB: 0 S: 9 P: 12	1B: 7 SF: 0 2B: 1 SAC: 0 3B: 0 DP: 1 HR: 0 HBP: 1	WP: 0 PA: 37 PB: 0 SB: 3 CS: 0
<b>PITCHER</b>	IP WLS BF H R ER SO BB IBB HBP BLK WP HR S P ERA WHIP										
Zane Smith, L (1, 1) ERA: 1.29	7.0 L 31 8 1 1 5 1 1 1 0 0 0 69 118 1.29 1.286										
Roger Mason, R (8, 1) ERA:	1.0 3 0 0 0 1 0 0 0 0 0 0 11 16 0.00 0.000										
Stan Belinda, R (9, 1) ERA:	1.0 3 0 0 0 1 0 0 0 0 0 0 9 12 0.00 0.000										

Atlanta Braves @ Pittsburgh Pirates  
Three Rivers Stadium, Pittsburgh, PA

Thu Oct 10 1991, 7:05 PM EDT  
Att. 57,533 - Unknown - 51 F

livebaseballscorecards.com

AB	34
R	1
H	8
RBI	1
BB	2
SO	7
LOB	21



Batter	1	2	3	4	5	6	7	8	9	AB	R	H	RBI	BB	SO	LOB
<b>Gary Redus, R</b> OBP: 0.375, SLG: 0.286 (1, 3)	4-1 BB		0-2 P3			1-3 K		3-1 1B		3	0	1	0	1	1	0
<b>Jay Bell, R</b> OBP: 0.286, SLG: 0.286 (1, 6)	0-3 K		0-0 P6			3-3 K		1-1 1B		4	0	1	0	0	2	1
<b>Andy Van Slyke, L</b> OBP: 0.250, SLG: 0.750 (1, 8)	0-3 K				2-2 G3-1	0-2 G5-3		0-1 FC6		4	0	0	0	0	1	3
<b>Bobby Bonilla, S</b> OBP: 0.625, SLG: 0.714 (1, 9)	0-3 K				1-0 P2		2-2 G4-6-3		1-0 WP	4	0	2	0	0	1	1
<b>Barry Bonds, L</b> OBP: 0.375, SLG: 0.167 (1, 7)					3-3 K		1-0 G4-6-3		3-1 P6	4	0	1	0	0	1	2
<b>Steve Buechele, R</b> OBP: 0.375, SLG: 0.333 (1, 5)					0-3 K		4-1 FC6-4		1-1 G1-3	3	0	0	0	1	1	2
<b>Don Slaught, R</b> <b>Curtis Wilkerson, S</b> (9, PH)					1-2 G4-3		0-1 FC6-4		0-3 K	3	0	0	0	0	1	2
<b>Jose Lind, R</b> OBP: 0.143, SLG: 0.167 (1, 4)					0-0 FC6-4		1-1 P5			3	0	1	0	0	0	1
<b>Zane Smith, L</b> <b>Roger Mason, R</b> (8, 1) <b>Lloyd McClendon, R</b> (8, PH) <b>Stan Belinda, R</b> (9, 1)					2-3 FC6-4		1-2 P9			2	0	0	0	0	1	1

Inning Stats	R: 0	H: 0	E: 0	K: 3	S: 11	R: 0	H: 1	E: 0	K: 1	S: 11	R: 0	H: 0	E: 0	K: 1	S: 7	R: 0	H: 0	E: 0	K: 1	S: 8	R: 0	H: 1	E: 0	K: 2	S: 10	R: 0	H: 1	E: 0	K: 0	S: 7	R: 0	H: 2	E: 0	K: 0	S: 11	R: 0	H: 1	E: 0	K: 1	S: 8	1B: 5	2B: 1	3B: 0	HR: 0	SF: 0	SAC: 0	DP: 1	HBP: 0	WP: 1	PB: 0	SB: 3	CS: 0	PA: 34
--------------	------	------	------	------	-------	------	------	------	------	-------	------	------	------	------	------	------	------	------	------	------	------	------	------	------	-------	------	------	------	------	------	------	------	------	------	-------	------	------	------	------	------	-------	-------	-------	-------	-------	--------	-------	--------	-------	-------	-------	-------	--------

PITCHER	IP	WLS	BF	H	R	ER	SO	BB	IBB	HBP	BLK	WP	HR	S	P	ERA	WHIP
<b>Steve Avery, L</b> (1, 1) ERA:	8.1	W	32	6	0	0	9	2	0	0	0	0	0	79	118	0.00	0.960
<b>Alejandro Pena, R</b> (9, 1) ERA:	0.2	S	2	0	0	0	1	0	0	0	0	1	0	5	6	0.00	0.000

**BOTTOM**

**Atlanta Braves @ Pittsburgh Pirates**  
Three Rivers Stadium, Pittsburgh, PA

Thu Oct 10 1991, 7:05 PM EDT  
Att: 57,533 - Unknown - 51 F

<b>AB</b>	<b>32</b>
<b>R</b>	<b>0</b>
<b>H</b>	<b>6</b>
<b>RBI</b>	<b>0</b>
<b>BB</b>	<b>2</b>
<b>SO</b>	<b>10</b>
<b>LOB</b>	<b>14</b>



PITCHER	IP	WLS	BF	H	R	ER	SO	BB	IBB	HBP	BLK	WP	HR	S	P	ERA	WHIP
---------	----	-----	----	---	---	----	----	----	-----	-----	-----	----	----	---	---	-----	------



Batter	1	2	3	4	5	6	7	8	9	AB R H RBI BB SO LOB	TOP	
Orlando Merced, S (1, 3) OBP: 0.200, SLG: 0.800 Rosario Rodriguez, R (8, 1)	0-0 HR		1-1 G3-1	3-2 F8			2-3 K	3-1 P2		5 1 1 1 0 1 5 0 0 0 0 0 0 0		
Jay Bell, R (1, 6) OBP: 0.417, SLG: 0.750	0-0 1B		2-1 2B			2-3 K	0-1 HR	2-3 K		5 1 3 1 0 2 3		
Andy Van Slyke, L (1, 8) OBP: 0.385, SLG: 0.636	0-0 P3		4-1 BB			1-1 1B	4-1 WP BB			3 0 1 0 2 0 1		
Bobby Bonilla, S (1, 9) OBP: 0.385, SLG: 0.417	0-0 F8		2-2 L5			0-3 K	1-0 G3			5 0 0 0 0 1 5		
Barry Bonds, L (1, 7) OBP: 0.308, SLG: 0.182	0-0 F9			0-0 1B S		0-0 F9	1-2 G3			5 1 1 0 0 0 3		
Steve Buechele, R (1, 5) OBP: 0.417, SLG: 0.500		0-2 L8		0-2 F9		2-2 2B		1-1 BB 1B		4 0 2 0 0 0 1		
Michael LaValliere, L (1, 2) Don Slaughter, R (8, PH) OBP: 0.250, SLG: 0.143 (8, 2)		2-1 L8		4-1 1B BB		2-1 P7		0-0 BB 1B		2 0 0 0 1 0 1 1 0 1 0 0 0 0		
Jose Lind, R (1, 4) OBP: 0.182, SLG: 0.200		1-3 K		1-2 1B 2-H		1-3 K		0-3 K		4 0 1 1 0 3 3		
John Smiley, L Cecil Espy, S Bill Landrum, R Gary Varsho, L Bob Patterson, R Curtis Wilkerson, S Bob Kipper, R Lloyd McClendon, R			0-3 K	2-3 K		0-0 G4-3		4-1 BB		0 0 0 0 0 0 0 1 0 0 0 0 0 1 0 0 0 0 0 0 0 0 0 1 0 0 0 0 0 1 2 0 0 0 0 0 0 0 0 1 0 0 0 0 0 0 1 0 0 0 0 0 0 0 0 0 0 0 0 0 0 0 0 0 0 0 0 0 0 0 0		
<b>Inning Stats</b>	R: 1 H: 2 E: 0 LOB: 1 K: 0 BB: 0 S: 5 P: 5	R: 0 H: 0 E: 0 LOB: 0 K: 1 BB: 0 S: 9 P: 12	R: 0 H: 1 E: 0 LOB: 2 K: 1 BB: 1 S: 12 P: 21	R: 1 H: 2 E: 0 LOB: 2 K: 1 BB: 1 S: 17 P: 27	R: 0 H: 1 E: 0 LOB: 1 K: 2 BB: 0 S: 9 P: 12	R: 0 H: 1 E: 0 LOB: 1 K: 1 BB: 0 S: 9 P: 14	R: 1 H: 1 E: 0 LOB: 1 K: 1 BB: 1 S: 11 P: 19	R: 0 H: 2 E: 0 LOB: 3 K: 2 BB: 1 S: 13 P: 23	R: 0 H: 0 E: 0 LOB: 0 K: 0 BB: 0 S: 5 P: 10	1B: 6 SF: 0 2B: 2 SAC: 0 3B: 0 DP: 0 HR: 2 HBP: 0	WP: 1 PA: 41 PB: 0 SB: 1 CS: 0	
<b>PITCHER</b>	IP WLS BF H R ER SO BB IBB HBP BLK WP HR S P ERA WHIP											
29 John Smoltz, R (1, 1) ERA: 4.26	6.1 W 29 8 3 3 7 2 0 0 0 0 0 2 66 98 4.26 1.579											
Mike Stanton, L (7, 1) ERA: 5.4	0.2 4 1 0 0 0 1 0 0 0 0 1 0 8 15 0.00 3.000											
Mark Wohlers, R (8, 1) ERA:	0.1 3 1 0 0 1 1 0 0 0 0 0 0 6 10 0.00 6.000											
Alejandro Pena, R (8, 1) ERA:	1.2 S 5 0 0 0 1 0 0 0 0 0 0 0 10 20 0.00 0.000											

Pittsburgh Pirates @ Atlanta Braves  
Atlanta-Fulton County Stadium, Atlanta, GA

Sat Oct 12 1991, 3:33 AM EDT  
Att: 50,905 - Sunny

livebaseballscorecards.com

AB 37  
R 3  
H 10  
RBI 3  
BB 4  
SO 9  
LOB 25



Batter	1	2	3	4	5	6	7	8	9
Lonnie Smith, R (1, 7) Keith Mitchell, R (7, 7)	0-3 K	1-2 CS 2B HBP		2-3 K		2-1 L6		1-2 F8	
Terry Pendleton, S (1, 5) OBP: 0.231, SLG: 0.250	0-0 P4	2-0 1-H 2B		2-1 1B		3-2 PO 1-3	1-1 G5-3	0-0 E6	
Ron Gant, R (1, 8) OBP: 0.385, SLG: 0.667	0-0 2B	0-1 P6		1-3 K			1-1 HR	0-3 K	
David Justice, L (1, 9) OBP: 0.500, SLG: 0.800	0-0 2B		4-2 CS BB	1-3 K			2-2 P5		
Brian Hunter, R (1, 3) Alejandro Pena, R (8, 1) OBP: 0.250, SLG: 0.375	0-0 HR 2B		1-3 K		0-1 L9		3-2 L7		
Greg Olson, R (1, 2) OBP: 0.417, SLG: 0.636	0-0 HR		2-1 1B		0-1 G6-3		4-1 SH5-4 BB		
Mark Lemke, S (1, 4) OBP: 0.333, SLG: 0.300	0-0 P4		4-0 1B		1-1 L5		4-1 SH5-4 BB		
Rafael Belliard, R (1, 6) OBP: 0.222, SLG: 0.125		1-1 L4	1-1 1B		1-3 K2-3		0-0 SH5-4		
29 John Smoltz, R (1, 1) Mike Stanton, L (7, 1) Mark Wohlers, R (8, 1) Sid Bream, L (8, 3) OBP: 0.333, SLG: 0.333		1-3 K	0-3 K		1-2 PC S 1B		0-1 HR		

Inning Stats	R: 4 E: 0 K: 1 S: 9	H: 4 LOB: 0 BB: 0 P: 9	R: 1 E: 0 K: 1 S: 10	H: 1 LOB: 1 BB: 0 P: 15	R: 1 E: 0 K: 2 S: 15	H: 2 LOB: 2 BB: 2 P: 26	R: 0 E: 0 K: 3 S: 11	H: 1 LOB: 1 BB: 0 P: 17	R: 0 E: 0 K: 0 S: 6	H: 0 LOB: 0 BB: 0 P: 7	R: 0 E: 0 K: 1 S: 12	H: 1 LOB: 0 BB: 0 P: 19	R: 1 E: 0 K: 0 S: 12	H: 1 LOB: 0 BB: 0 P: 19	R: 3 E: 1 K: 1 S: 13	H: 1 LOB: 1 BB: 2 P: 22
--------------	------------------------------	---------------------------------	-------------------------------	----------------------------------	-------------------------------	----------------------------------	-------------------------------	----------------------------------	------------------------------	---------------------------------	-------------------------------	----------------------------------	-------------------------------	----------------------------------	-------------------------------	----------------------------------

PITCHER	IP	WLS	BF	H	R	ER	SO	BB	IBB	HBP	BLK	WP	HR	S	P	ERA	WHIP
John Smiley, L (1, 1) ERA: 18.0	2.0	L	12	5	5	4	2	0	0	0	0	0	1	19	24	18.00	2.500
Bill Landrum, R (3, 1) ERA: 9.0	1.0		6	2	1	1	2	1	1	0	0	0	0	15	26	9.00	3.000
Bob Patterson, L (4, 1) ERA:	2.0		7	1	0	0	3	0	0	0	0	0	0	17	24	0.00	0.500
Bob Kipper, L (6, 1) ERA: 4.5	2.0		7	2	1	1	1	0	0	0	0	0	1	24	38	4.50	1.000
Rosario Rodriguez, L (8, 1) ERA: 27.0	1.0		7	1	3	3	1	2	0	0	0	0	1	13	22	27.00	3.000

AB	R	H	RBI	BB	SO	LOB
3	1	0	0	0	2	1
1	0	0	0	0	0	0
5	0	2	1	0	0	0
5	2	2	1	0	2	3
3	1	1	1	1	1	1
4	1	1	1	0	1	1
0	0	0	0	0	0	0
3	3	2	2	1	0	0
2	1	0	0	2	0	0
3	0	1	1	0	1	0
3	0	1	0	0	2	2
0	0	0	0	0	0	0
0	0	0	0	0	0	0
1	1	1	3	0	0	0

AB	33
R	10
H	11
RBI	10
BB	4
SO	9
LOB	8

**BOTTOM**

**Pittsburgh Pirates @ Atlanta Braves**  
Atlanta-Fulton County Stadium, Atlanta, GA

Sat Oct 12 1991, 3:33 AM EDT  
Att. 50,905 - Sunny

livebaseballscores.com

AB	33
R	10
H	11
RBI	10
BB	4
SO	9
LOB	8



WP	PA
0	40



Batter	1	2	3	4	5	6	7	8	9	10	AB R H RBI BB SO LOB	TOP											
<b>Gary Redus, R</b> OBP: 0.308, SLG: 0.250 (1, 3)	1-2 G3		2-1 G5-3		1-1 E 1B 1B		2-1 P6		3-3 K		5 1 1 0 0 1 0	<b>Pittsburgh Pirates @ Atlanta Braves</b> Atlanta-Fulton County Stadium, Atlanta, GA Sun Oct 13 1991, 7:05 PM EDT Att. 51,109 - Unknown											
<b>Jay Bell, R</b> OBP: 0.471, SLG: 0.706 (1, 6)	1-0 L8		2-3 K		1-2 E9 1B 1-H		0-0 BB 1B		1-1 CS 1B		5 0 3 0 0 1 0												
<b>Andy Van Slyke, L</b> OBP: 0.389, SLG: 0.500 (1, 8)	3-2 F7		1-3 K		0-0 G3		4-2 BB 1-2		0-2 CS 1-2	4-0 S 1B BB	3 1 0 0 2 1 1												
<b>Bobby Bonilla, S</b> OBP: 0.444, SLG: 0.400 (1, 9)		4-2 1B BB		4-2 CS BB		0-0 1B 1B		2-2 G3		3-2 P9	3 1 1 0 2 0 3												
<b>Barry Bonds, L</b> OBP: 0.278, SLG: 0.188 (1, 7)		2-1 P5		3-3 K 1-2		2-1 F7		0-2 G5-3 SH1-3 1B		0-1 L7	5 0 1 0 0 1 4												
<b>Steve Buechele, R</b> OBP: 0.563, SLG: 0.615 (1, 5)		2-1 F9 1B 1-2		3-2 1B		1-1 FC6 1B 1-2		0-0 SH1-3 1-2		4-2 1B BB	3 0 3 0 1 0 0												
<b>Don Slaught, R</b> OBP: 0.250, SLG: 0.182 <b>Michael LaValliere, L</b> OBP: 0.500, SLG: 0.333 (10, PH) (10, 2)		0-2 1B 1-2 2-H		1-3 K		1-0 L7		2-1 G5-3 2-3		0-2 1B 1-H 2-H	4 0 1 1 0 1 4 1 0 1 1 0 0 0												
<b>Jose Lind, R</b> OBP: 0.133, SLG: 0.143 (1, 4)		0-0 F9 2-3		1-3 K		0-0 FC6 1-2f		1-3 K			4 0 0 0 0 2 5												
<b>Randy Tomlin, L</b> <b>Curtis Wilkerson, S</b> <b>Bob Walk, R</b> <b>Lloyd McClendon, R</b> <b>Stan Belinda, R</b> (1, 1) (7, PH) (7, 1) (9, PH) (9, 1)		0-0 G1-3		2-1 G6-3		2-3 K		2-2 L9			2 0 0 0 0 0 2 1 0 0 0 0 1 0 0 0 0 0 0 0 0 1 0 0 0 0 0 0 0 0 0 0 0 0 0												
<b>Inning Stats</b>	R: 0 E: 0 K: 0 S: 7	H: 0 LOB: 0 BB: 0 P: 12	R: 1 E: 0 K: 0 S: 11	H: 2 LOB: 2 BB: 1 P: 19	R: 0 E: 0 K: 2 S: 10	H: 0 LOB: 0 BB: 0 P: 15	R: 0 E: 0 K: 2 S: 13	H: 1 LOB: 1 BB: 1 P: 24	R: 1 E: 1 K: 1 S: 13	H: 2 LOB: 1 BB: 0 P: 17	R: 0 E: 0 K: 0 S: 7		H: 2 LOB: 2 BB: 0 P: 11	R: 0 E: 0 K: 1 S: 10	H: 1 LOB: 1 BB: 0 P: 13	R: 0 E: 0 K: 1 S: 13	H: 1 LOB: 0 BB: 0 P: 19	R: 1 E: 0 K: 0 S: 12	H: 1 LOB: 2 BB: 2 P: 23	1B: 11 2B: 1 3B: 0 HR: 0	SF: 0 DP: 1 HBP: 0	WP: 0 PB: 0 SB: 1 CS: 2	PA: 44
<b>PITCHER</b>	IP WLS BF H R ER SO BB IBB HBP BLK WP HR S P ERA WHIP												<b>PITCHER</b>	IP WLS BF H R ER SO BB IBB HBP BLK WP HR S P ERA WHIP									
<b>Charlie Leibrandt, L</b> ERA: 1.35	(1, 1) 6.2	30	8	2	1	6	3	0	0	0	0	0	0	0	69	114	1.35	1.650					
<b>Jim Clancy, R</b> ERA:	(7, 1) 0.1	1	0	0	0	0	0	0	0	0	0	0	0	3	5	0.00	0.000						
<b>Mike Stanton, L</b> ERA: 2.45	(8, 1) 2.0	7	2	0	0	2	0	0	0	0	0	0	0	23	32	0.00	1.000						
<b>Kent Mercker, L</b> ERA: 13.5	(10, 1) 0.2	L 4	0	1	1	0	2	0	0	0	0	0	0	8	19	13.50	3.000						
<b>Mark Wohlers, R</b> ERA:	(10, 1) 0.1	1	1	0	0	0	0	0	0	0	0	0	0	4	4	0.00	3.000						

AB	37
R	3
H	11
RBI	2
BB	5
SO	8
LOB	19



**BOTTOM**

**Pittsburgh Pirates @ Atlanta Braves**  
 Atlanta-Fulton County Stadium, Atlanta, GA

Sun Oct 13 1991, 7:05 PM EDT  
 Att: 51,109 - Unknown

[livebaseballscorecards.com](http://livebaseballscorecards.com)

AB	34
R	2
H	7
RBI	2
BB	3
SO	2
LOB	9



AB	R	H	RBI	BB	SO	LOB
4	1	2	0	1	0	1
5	0	1	0	0	1	1
5	0	0	1	0	1	2
4	1	1	0	0	0	0
3	0	1	0	0	0	0
1	0	0	0	0	0	0
3	0	1	1	1	0	0
3	0	0	0	1	0	3
3	0	1	0	0	0	1
1	0	0	0	0	0	0
0	0	0	0	0	0	0
1	0	0	0	0	0	1
0	0	0	0	0	0	0
0	0	0	0	0	0	0

Batter	1	2	3	4	5	6	7	8	9	10
<b>Lonnie Smith, R</b> OBP: 0.294, SLG: 0.214 (1, 7)	0-1 L9 G6-3 2B	4-2 1B BB		3-2 F7			1-1 1B			2-2 F9
<b>Terry Pendleton, S</b> OBP: 0.222, SLG: 0.235 (1, 5)	0-0 L9 2-3	1-1 1-3 1B			0-2 G4-3		3-2 L8			2-3 K
<b>Ron Gant, R</b> OBP: 0.278, SLG: 0.471 (1, 8)	1-2 G6-3 3-H	1-3 K			0-1 G6-3			0-0 P3		2-1 F8
<b>David Justice, L</b> OBP: 0.438, SLG: 0.643 (1, 9)	3-1 1B 1B		3-2 G4-3		2-1 P5			3-2 L7		
<b>Brian Hunter, R</b> OBP: 0.273, SLG: 0.364 (1, 3)	1-0 1B 1B		0-1 G6-3			2-2 F9		3-2 P9		
<b>Sid Bream, L</b> OBP: 0.500, SLG: 1.000 (8, PH) (9, 3)	1-2 E 1B 1B									
<b>Greg Olson, R</b> OBP: 0.438, SLG: 0.571 (1, 2)	1-1 E7 1-3 2-H 1B		0-2 F8			4-2 G5-3 BB			2-2 L5	
<b>Mark Lemke, S</b> OBP: 0.313, SLG: 0.231 (1, 4)	2-2 G6-3			1-0 F8		0-0 G5-3			4-1 SH1-3 BB	
<b>Rafael Belliard, R</b> OBP: 0.250, SLG: 0.182 (1, 6)		1-2 G5-3		1-2 SH5-3 1B		1-1 L1			2-0 SH1-3	
<b>Charlie Leibbrandt, R</b> OBP: 0.250, SLG: 0.182 (1, 1)							1-2 F7		1-1 P3	
<b>Jim Clancy, R</b> OBP: 0.250, SLG: 0.182 (7, 1)		0-0 G6-3		0-2 SH5-3						
<b>Tommy Gregg, L</b> OBP: 0.250, SLG: 0.182 (7, PH)										
<b>Mike Stanton, L</b> OBP: 0.250, SLG: 0.182 (8, 1)										
<b>Jerry Willard, L</b> OBP: 0.250, SLG: 0.182 (9, PH)										
<b>Kent Mercker, L</b> OBP: 0.250, SLG: 0.182 (10, 1)										
<b>Mark Wohlers, R</b> OBP: 0.250, SLG: 0.182 (10, 1)										

Inning Stats	R: 2	H: 4	E: 1	K: 0	S: 15	H: 4	LOB: 2	BB: 0	P: 23	R: 0	H: 0	E: 0	K: 0	S: 8	H: 0	LOB: 0	BB: 0	P: 11	R: 0	H: 1	E: 0	K: 0	S: 12	H: 1	LOB: 1	BB: 0	P: 17	R: 0	H: 0	E: 0	K: 0	S: 7	H: 0	LOB: 0	BB: 0	P: 9	R: 0	H: 0	E: 0	K: 0	S: 11	H: 0	LOB: 1	BB: 1	P: 18	R: 0	H: 1	E: 0	K: 0	S: 8	H: 1	LOB: 0	BB: 0	P: 13	R: 0	H: 0	E: 0	K: 0	S: 8	H: 0	LOB: 0	BB: 0	P: 14	R: 0	H: 0	E: 0	K: 0	S: 7	H: 0	LOB: 1	BB: 1	P: 16	R: 0	H: 0	E: 0	K: 1	S: 9	H: 0	LOB: 0	BB: 0	P: 15	1B: 6	SF: 0	2B: 1	SAC: 2	3B: 0	DP: 0	HR: 0	HBP: 0	WP: 0	PA: 39
--------------	------	------	------	------	-------	------	--------	-------	-------	------	------	------	------	------	------	--------	-------	-------	------	------	------	------	-------	------	--------	-------	-------	------	------	------	------	------	------	--------	-------	------	------	------	------	------	-------	------	--------	-------	-------	------	------	------	------	------	------	--------	-------	-------	------	------	------	------	------	------	--------	-------	-------	------	------	------	------	------	------	--------	-------	-------	------	------	------	------	------	------	--------	-------	-------	-------	-------	-------	--------	-------	-------	-------	--------	-------	--------

PITCHER	IP	WLS	BF	H	R	ER	SO	BB	IBB	HBP	BLK	WP	HR	S	P	ERA	WHIP
<b>Randy Tomlin, L</b> ERA: 3.0 (1, 1)	6.0		26	6	2	2	1	2	0	0	0	0	0	68	100	3.00	1.333
<b>Bob Walk, R</b> ERA: 1.8 (7, 1)	2.0		6	1	0	0	0	0	0	0	0	0	0	16	27	0.00	0.500
<b>Stan Belinda, R</b> ERA: (9, 1)	2.0	W	7	0	0	0	1	1	0	0	0	0	0	16	31	0.00	0.500

WP	PA
0	39



Batter	1	2	3	4	5	6	7	8	9	AB R H RBI BB SO LOB	TOP											
Gary Redus, R (1, 3) OBP: 0.235, SLG: 0.188	1-3 K		1-1 G6-3		2-2 FC6-4			0-1 P4		4 0 0 0 0 1 2	<b>Pittsburgh Pirates @ Atlanta Braves</b> Atlanta-Fulton County Stadium, Atlanta, GA Mon Oct 14 1991, 3:33 AM EDT Att: 51,109 - Sunny											
Jay Bell, R (1, 6) OBP: 0.476, SLG: 0.714	0-0 F9			1-0 G6-4-3 1B		2-2 F7		2-1 G4-3 2B		4 0 2 0 0 0 0												
Andy Van Slyke, L (1, 8) OBP: 0.364, SLG: 0.500	2-2 G3			2-2 L8		2-2 FC5 2B		3-2 G4-3		4 0 1 0 0 0 2												
Bobby Bonilla, S (1, 9) OBP: 0.500, SLG: 0.471		1-0 F8 2B		1-0 G6-4-3		4-0 IBB		4-0 IBB		2 0 1 0 2 0 1												
Barry Bonds, L (1, 7) OBP: 0.227, SLG: 0.150		3-2 F8 2-3			3-1 P6	1-3 K		0-0 F8		4 0 0 0 0 1 5												
Steve Buechele, R (1, 5) OBP: 0.500, SLG: 0.500		3-3 K			4-2 1B BB	0-0 FC5 2-3f		1-2 E6 G4-1 SH1-4		3 1 0 0 1 1 3												
Don Slaught, R (1, 2) OBP: 0.267, SLG: 0.214		0-0 F9			0-2 1B 1-2 1B		0-0 G5-3		1-0 SH1-4 1-2	3 0 1 0 0 0 1												
Jose Lind, R (1, 4) OBP: 0.158, SLG: 0.167			1-3 K		0-0 FC6-4 1-2 2-H 1B		1-1 L9		2-2 G4-1 2-3	4 0 1 1 0 1 1												
Zane Smith, L (1, 1) Roger Mason, R (8, 1)			0-3 K		0-3 K		1-3 K		0-3 K	3 0 0 0 0 3 2 1 0 0 0 0 1 1												
<b>Inning Stats</b>	R: 0 E: 0 K: 1 S: 9	H: 0 LOB: 0 BB: 0 P: 12	R: 0 E: 0 K: 1 S: 8	H: 1 LOB: 1 BB: 0 P: 15	R: 0 E: 0 K: 2 S: 9	H: 0 LOB: 0 BB: 0 P: 11	R: 0 E: 0 K: 0 S: 7	H: 1 LOB: 0 BB: 0 P: 11	R: 1 E: 0 K: 1 S: 15	H: 2 LOB: 2 BB: 1 P: 24	R: 0 E: 0 K: 1 S: 12	H: 1 LOB: 2 BB: 1 P: 21	R: 0 E: 0 K: 1 S: 6	H: 0 LOB: 0 BB: 0 P: 8	R: 0 E: 0 K: 0 S: 8	H: 1 LOB: 2 BB: 1 P: 17	R: 0 E: 1 K: 1 S: 11	H: 0 LOB: 1 BB: 0 P: 15	1B: 3 2B: 3 3B: 0 HR: 0	SF: 0 SAC: 1 DP: 1 HBP: 0	WP: 0 PB: 0 SB: 0 CS: 0	PA: 36
<b>PITCHER</b>	IP WLS BF H R ER SO BB IBB HBP BLK WP HR S P ERA WHIP												IP WLS BF H R ER SO BB IBB HBP BLK WP HR S P ERA WHIP									
Tom Glavine, L (1, 1) ERA: 3.21	8.0 L 32 6 1 1 7 1 2 0 0 0 0 74 119 1.12 0.875																					
Alejandro Pena, R (9, 1) ERA:	1.0 4 0 0 0 1 0 0 0 0 0 0 11 15 0.00 0.000																					

livebaseballscorecards.com

AB	32
R	1
H	6
RBI	1
BB	3
SO	8
LOB	18



Batter	1	2	3	4	5	6	7	8	9	AB	R	H	RBI	BB	SO	LOB
Lonnie Smith, R OBP: 0.333, SLG: 0.278 Alejandro Pena, R (9, 1)	1-0 G6-3 1B		0-0 G5-3		1-1 E S 1B			2-3 K		4	0	2	0	0	1	0
Terry Pendleton, S OBP: 0.227, SLG: 0.333 (1, 5)	0-1 G6-3 1-2f		0-0 G6-3		2-2 G1-3 1-3			0-0 3B		4	0	1	0	0	0	2
Ron Gant, R OBP: 0.273, SLG: 0.429 (1, 8)	3-1 S 1B		2-0 F8			0-0 G6-3		0-2 P5		4	0	1	0	0	0	1
David Justice, L OBP: 0.350, SLG: 0.500 (1, 9)	3-3 K 1-2			0-0 E3 1B		2-2 L6			3-3 K	4	0	0	0	0	2	1
Brian Hunter, R OBP: 0.286, SLG: 0.357 Tommy Gregg, L (9, PH) OBP: 0.333, SLG: 0.333		1-1 1B BB CS 1B		0-0 G2		0-0 F9			0-1 FC4-6 1B	3	0	1	0	0	0	1
Greg Olson, R OBP: 0.450, SLG: 0.529 (1, 2)		4-2 SAFE 1B 1-2 BB		3-2 SAFE SAFE SAFE L8			3-2 G6-3		1-0 FC4-6 1-2 1B	3	0	1	0	1	0	1
Mark Lemke, S OBP: 0.350, SLG: 0.294 (1, 4)		0-0 1-2 2-3 1B		2-0 2-H 1B			2-2 F7		0-2 FC4-6 1-2f 2-3	4	0	2	0	0	0	2
Rafael Belliard, R OBP: 0.214, SLG: 0.154 Jeff Blausen, R (7, PH) (8, 6)		1-3 K			0-0 G6-3			0-1 P3		2	0	0	0	0	1	3
Tom Glavine, L OBP: 0.250, SLG: 0.250 Keith Mitchell, R (8, PH) (9, 7)		2-3 K 3-H			0-3 K			2-0 G4-3		2	0	0	0	0	2	3

Inning Stats	R: 0	H: 2	E: 0	LOB: 1	K: 1	BB: 0	S: 8	P: 15	R: 0	H: 2	E: 0	LOB: 3	K: 2	BB: 1	S: 12	P: 20	R: 0	H: 0	E: 0	LOB: 0	K: 0	BB: 0	S: 3	P: 5	R: 0	H: 1	E: 1	LOB: 2	K: 0	BB: 0	S: 6	P: 11	R: 0	H: 1	E: 0	LOB: 1	K: 1	BB: 0	S: 9	P: 12	R: 0	H: 0	E: 0	LOB: 0	K: 0	BB: 0	S: 6	P: 8	R: 0	H: 0	E: 0	LOB: 0	K: 0	BB: 0	S: 8	P: 13	R: 0	H: 1	E: 0	LOB: 1	K: 1	BB: 0	S: 9	P: 13	R: 0	H: 2	E: 0	LOB: 2	K: 1	BB: 0	S: 12	P: 16	1B: 8	SF: 0	2B: 1	SAC: 0	3B: 1	DP: 2	HR: 0	HBP: 0	WP: 0	PA: 35
--------------	------	------	------	--------	------	-------	------	-------	------	------	------	--------	------	-------	-------	-------	------	------	------	--------	------	-------	------	------	------	------	------	--------	------	-------	------	-------	------	------	------	--------	------	-------	------	-------	------	------	------	--------	------	-------	------	------	------	------	------	--------	------	-------	------	-------	------	------	------	--------	------	-------	------	-------	------	------	------	--------	------	-------	-------	-------	-------	-------	-------	--------	-------	-------	-------	--------	-------	--------

PITCHER	IP	WLS	BF	H	R	ER	SO	BB	IBB	HBP	BLK	WP	HR	S	P	ERA	WHIP
Zane Smith, L ERA: 0.61 (1, 1)	7.2	W	29	7	0	0	5	1	0	0	0	0	0	57	93	0.00	1.043
Roger Mason, R ERA: (8, 1)	1.1	S	6	2	0	0	1	0	0	0	0	0	0	16	20	0.00	1.500

**BOTTOM**

**Pittsburgh Pirates @ Atlanta Braves**  
Atlanta-Fulton County Stadium, Atlanta, GA

Mon Oct 14 1991, 3:33 AM EDT  
Att. 51,109 - Sunny

livebaseballscores.com

AB	34
R	0
H	9
RBI	0
BB	1
SO	6
LOB	16





Batter	1	2	3	4	5	6	7	8	9	AB R H RBI BB SO LOB	TOP
<b>Lonnie Smith, R</b> (1, 7) <small>OBP: 0.400, SLG: 0.429</small> <b>Keith Mitchell, R</b> (9, 7)	1-0 		1-0 <b>FC5-4</b> 			4-2 		1-1 		3 0 2 0 1 0 1 0 0 0 0 0 0 0	<b>Atlanta Braves @ Pittsburgh Pirates</b> Three Rivers Stadium, Pittsburgh, PA Wed Oct 16 1991, 7:05 PM EDT Att. 54,508 - Unknown - 49 F
<b>Jeff Treadway, L</b> (1, 4) <small>OBP: 0.333, SLG: 0.333</small> <b>Mark Lemke, S</b> (8, 4) <small>OBP: 0.350, SLG: 0.294</small>	2-2 <b>G4-3</b> 		1-0 <b>CS</b> 	0-0 		0-0 <b>SH5-3</b> 		1-1 <b>G4-1</b> 		3 0 1 0 0 0 2 0 0 0 0 0 0 0	
<b>Terry Pendleton, S</b> (1, 5) <small>OBP: 0.192, SLG: 0.280</small>	1-0 <b>P3</b> 			2-1 <b>L8</b> 		2-3 <b>K</b> 		2-2 <b>F7</b> 		4 0 0 0 0 1 4	
<b>David Justice, L</b> (1, 9) <small>OBP: 0.292, SLG: 0.409</small>	0-0 <b>G4-3</b> 			2-2 <b>G4-3</b> 		1-0 <b>G3</b> 		2-1 <b>G3</b> 		4 0 0 0 0 0 3	
<b>Ron Gant, R</b> (1, 8) <small>OBP: 0.308, SLG: 0.417</small>		1-0 <b>P8</b> 		2-2 <b>G6-3</b> 		3-2 		4-2 		3 1 1 0 1 0 1	
<b>Sid Bream, L</b> (1, 3) <small>OBP: 0.300, SLG: 0.600</small>		2-3 <b>K</b> 			0-0 <b>G3</b> 	2-1 <b>G2-3</b> 		2-0 <b>F7</b> 		4 0 0 0 0 1 2	
<b>Greg Olson, R</b> (1, 2) <small>OBP: 0.417, SLG: 0.524</small>		2-3 <b>K</b> 			1-1 <b>G6-3</b> 	1-1 <b>FC6-2</b> 		1-0 		4 0 1 1 0 1 1	
<b>Rafael Belliard, R</b> (1, 6) <small>OBP: 0.278, SLG: 0.188</small>			0-1 <b>L4</b> 		2-2 	3-H <b>FC5-4</b> 		4-0 		3 0 1 0 1 0 1	
<b>Steve Avery, L</b> (1, 1) <small>OBP: 0.143, SLG: 0.143</small> <b>Tommy Gregg, L</b> (9, PH) <small>OBP: 0.250, SLG: 0.250</small> <b>Alejandro Pena, R</b> (9, 1)			0-0 		1-1 <b>FC4</b> 		0-3 <b>K</b> 	3-3 <b>K</b> 		3 0 1 0 0 1 1 1 0 0 0 0 1 2 0 0 0 0 0 0 0	
<b>Inning Stats</b>	R: 0 H: 1 E: 0 LOB: 1 K: 0 BB: 0 S: 9 P: 13	R: 0 H: 0 E: 0 LOB: 0 K: 2 BB: 0 S: 9 P: 14	R: 0 H: 1 E: 0 LOB: 0 K: 0 BB: 0 S: 4 P: 6	R: 0 H: 1 E: 0 LOB: 1 K: 0 BB: 0 S: 9 P: 15	R: 0 H: 1 E: 0 LOB: 1 K: 0 BB: 0 S: 8 P: 12	R: 0 H: 0 E: 0 LOB: 1 K: 1 BB: 1 S: 9 P: 16	R: 0 H: 1 E: 0 LOB: 1 K: 0 BB: 0 S: 14 P: 20	R: 0 H: 1 E: 0 LOB: 1 K: 1 BB: 0 S: 10 P: 14	R: 1 H: 1 E: 0 LOB: 2 K: 1 BB: 2 S: 11 P: 26	1B: 4 SF: 0 2B: 3 SAC: 1 3B: 0 DP: 0 HR: 0 HBP: 0	
<b>PITCHER</b> <b>Doug Drabek, R</b> (1, 1) <small>ERA: 0.6</small>	IP WLS BF H R ER SO BB IBB HBP BLK WP HR S P ERA WHIP 9.0 L 36 7 1 1 5 2 1 0 0 0 0 0 83 136 1.00 1.000					<b>PITCHER</b> IP WLS BF H R ER SO BB IBB HBP BLK WP HR S P ERA WHIP					

livebaseballscorecards.com

<b>AB</b>	32
<b>R</b>	1
<b>H</b>	7
<b>RBI</b>	1
<b>BB</b>	3
<b>SO</b>	5
<b>LOB</b>	18



Batter	1	2	3	4	5	6	7	8	9	AB R H RBI BB SO LOB
Gary Redus, R (1, 3) OBP: 0.200, SLG: 0.158 Orlando Merced, S (9, PH) OBP: 0.200, SLG: 0.800	0-3 K			0-1 F9		1-1 G3-6-3			1-0 SH5-4	3 0 0 0 0 1 1 0 0 0 0 0 0 0
Jay Bell, R (1, 6) OBP: 0.400, SLG: 0.600	2-3 K			1-3 K			1-2 G5-3		0-0 L9	4 0 0 0 0 2 1
Andy Van Slyke, L (1, 8) OBP: 0.346, SLG: 0.429	2-3 K			2-2 G4-3			4-2 G5-4-3 BB		1-3 K	3 0 0 0 1 2 1
Bobby Bonilla, S (1, 9) OBP: 0.480, SLG: 0.421		0-0 P3			4-2 BB		0-1 G5-4-3			2 0 0 0 1 0 1
Barry Bonds, L (1, 7) OBP: 0.200, SLG: 0.130		2-3 K			3-2 F8			2-2 F7		3 0 0 0 0 1 1
Steve Buechele, R (1, 5) OBP: 0.478, SLG: 0.474		2-3 K			0-0 P3			1-1 1B		3 0 1 0 0 1 1
Don Slaught, R (1, 2) OBP: 0.278, SLG: 0.235			2-2 1B		3-3 K			1-0 L8		3 0 1 0 0 1 2
Jose Lind, R (1, 4) OBP: 0.182, SLG: 0.190			0-0 G1-3			1-1 G3-6-3 1B		3-2 G6-3		3 0 1 0 0 0 1
Doug Drabek, R (1, 1) OBP: 0.200, SLG: 0.400 Gary Varsho, L (9, PH) OBP: 0.500, SLG: 0.500			2-3 K			1-1 B2			2-2 WP SH5-4 1B	2 0 0 0 0 1 1 1 0 1 0 0 0 0

Inning Stats	R: 0 E: 0 K: 3 S: 10	H: 0 LOB: 0 BB: 0 P: 14	R: 0 E: 0 K: 2 S: 8	H: 0 LOB: 0 BB: 0 P: 12	R: 0 E: 0 K: 1 S: 8	H: 1 LOB: 0 BB: 0 P: 12	R: 0 E: 0 K: 1 S: 13	H: 0 LOB: 0 BB: 0 P: 16	R: 0 E: 0 K: 1 S: 12	H: 0 LOB: 1 BB: 1 P: 22	R: 0 E: 0 K: 0 S: 6	H: 1 LOB: 0 BB: 0 P: 8	R: 0 E: 0 K: 0 S: 7	H: 0 LOB: 0 BB: 1 P: 12	R: 0 E: 0 K: 0 S: 13	H: 1 LOB: 1 BB: 0 P: 20	R: 0 E: 0 K: 1 S: 12	H: 1 LOB: 1 BB: 0 P: 16	1B: 4 2B: 0 3B: 0 HR: 0	SF: 0 SAC: 1 DP: 2 HBP: 0
Steve Avery, L (1, 1) ERA:	8.0	WLS W	BF 26	H 3	R 0	ER 0	SO 8	BB 2	IBB 0	HBP 0	BLK 0	WP 0	HR 0	S 77	P 116	ERA 0.00	WHIP 0.625			
Alejandro Pena, R (9, 1) ERA:	1.0	S	4	1	0	0	1	0	0	0	0	1	0	12	16	0.00	1.000			

**BOTTOM**

**Atlanta Braves @ Pittsburgh Pirates**  
 Three Rivers Stadium, Pittsburgh, PA

Wed Oct 16 1991, 7:05 PM EDT  
 Att: 54,508 - Unknown - 49 F

livebaseballscorecards.com

AB	27
R	0
H	4
RBI	0
BB	2
SO	9
LOB	10



WP: 1 PA: 30  
 PB: 0  
 SB: 0  
 CS: 0



Batter	1	2	3	4	5	6	7	8	9	AB R H RBI BB SO LOB	TOP											
Lonnie Smith, R OBP: 0.379, SLG: 0.375 Keith Mitchell, R (6, 7)	4-2 1B SF7 BB	0-0 G3			3-3 K	1-1 F8			1-3 K	3 1 0 0 1 1 2 1 0 0 0 0 1 0												
Terry Pendleton, S OBP: 0.194, SLG: 0.267 (1, 5)	2-2 HR 1B	1-2 G4-3			2-2 G3		1-0 G4-3		2-2 L7	5 1 1 0 0 0 1												
Ron Gant, R OBP: 0.323, SLG: 0.407 (1, 8)	3-2 SF7		3-2 F7 BLK 1B		4-1 S 2B BB		0-2 L8		3-2 G4-3	3 1 1 1 1 0 0												
David Justice, L OBP: 0.286, SLG: 0.360 (1, 9)	2-3 K		2-2 F7		4-0 2B 1B IBB		1-1 G3			3 0 0 0 1 1 2												
Brian Hunter, R OBP: 0.333, SLG: 0.611 (1, 3)	0-0 HR		0-1 P3		1-1 2B			0-1 F7		4 1 2 3 0 0 1												
Greg Olson, R OBP: 0.429, SLG: 0.500 (1, 2)	0-1 FC6 1B		3-2 P8		1-3 K			4-2 BB BB		3 0 1 0 1 1 3												
Mark Lemke, S OBP: 0.333, SLG: 0.250 (1, 4)	0-1 FC6			0-1 G4-3		4-1 1B BB		0-0 F7		3 0 0 0 1 0 2												
Rafael Belliard, R OBP: 0.318, SLG: 0.211 (1, 6)		0-0 G6-3		1-2 G4-3		3-2 29 SH2-4 1B		4-2 BB BB		3 0 1 0 1 0 0												
29 John Smoltz, R OBP: 0.333, SLG: 0.200 (1, 1)		4-1 G3 BB		2-3 K		1-2 SH2-4		2-3 K		2 0 0 0 1 2 2												
<b>Inning Stats</b>	R: 3 E: 0 K: 1 S: 18	H: 3 LOB: 1 BB: 1 P: 29	R: 0 E: 0 K: 0 S: 6	H: 0 LOB: 1 BB: 1 P: 11	R: 0 E: 0 K: 0 S: 11	H: 1 LOB: 1 BB: 0 P: 19	R: 0 E: 0 K: 1 S: 8	H: 0 LOB: 0 BB: 0 P: 11	R: 1 E: 0 K: 2 S: 13	H: 1 LOB: 2 BB: 2 P: 28	R: 0 E: 0 K: 0 S: 11	H: 1 LOB: 1 BB: 1 P: 19	R: 0 E: 0 K: 0 S: 6	H: 0 LOB: 0 BB: 0 P: 8	R: 0 E: 0 K: 1 S: 15	H: 0 LOB: 2 BB: 2 P: 25	R: 0 E: 0 K: 1 S: 12	H: 0 LOB: 0 BB: 0 P: 18	1B: 4 2B: 1 3B: 0 HR: 1	SF: 1 SAC: 1 DP: 0 HBP: 0	WP: 0 PB: 0 SB: 1 CS: 0	PA: 39
<b>PITCHER</b>	IP WLS BF H R ER SO BB IBB HBP BLK WP HR S P ERA WHIP											<b>PITCHER</b>	IP WLS BF H R ER SO BB IBB HBP BLK WP HR S P ERA WHIP									
John Smiley, L ERA: 23.63 (1, 1)	0.2 L 6 3 3 3 1 1 0 0 0 0 1 16 27 40.50 6.000																					
Bob Walk, R ERA: 1.93 (1, 1)	4.1 18 2 1 1 3 2 1 0 1 0 0 0 40 71 2.08 0.923																					
Roger Mason, R ERA: (6, 1)	2.0 7 1 0 0 0 1 0 0 0 0 0 0 17 27 0.00 1.000																					
Stan Belinda, R ERA: (8, 1)	2.0 8 0 0 0 0 2 2 0 0 0 0 0 27 43 0.00 1.000																					

Atlanta Braves @ Pittsburgh Pirates  
Three Rivers Stadium, Pittsburgh, PA

Thu Oct 17 1991, 7:05 PM EDT  
Att. 46,932 - Unknown - 60 F

livebaseballscorecards.com

AB	30
R	4
H	6
RBI	4
BB	7
SO	6
LOB	13



Batter	1	2	3	4	5	6	7	8	9	AB	R	H	RBI	BB	SO	LOB
Orlando Merced, S OBP: 0.222, SLG: 0.556 (1, 3)	0-2 L9 1B 1B		2-2 P8		2-1 F7			2-1 L8		4	0	1	0	0	0	0
Jay Bell, R OBP: 0.414, SLG: 0.586 (1, 6)	3-1 1-2 1B		0-3 K		1-3 K			3-2 1B 1B		4	0	2	0	0	2	0
Andy Van Slyke, L OBP: 0.300, SLG: 0.360 (1, 8)	2-1 L9 2-3		0-1 F8				2-1 G3-1	1-3 K		4	0	0	0	0	1	3
Bobby Bonilla, S OBP: 0.448, SLG: 0.391 (1, 9)	2-0 P4			2-2 G3-1			0-0 L9	2-0 1-3 1B		4	0	1	0	0	0	2
Barry Bonds, L OBP: 0.207, SLG: 0.185 (1, 7)	0-2 G4-3			1-1 E 2B			1-1 G6-3	0-0 F7		4	0	1	0	0	0	4
Steve Buechele, R OBP: 0.407, SLG: 0.391 (1, 5)		2-3 K		0-0 P3			1-3 K	2-2 F8		4	0	0	0	0	2	1
Michael LaValliere, L OBP: 0.500, SLG: 0.333 (1, 2)		4-0 G5-3 BB		0-1 E4 FC4			0-0 FC6-4 1B	1-1 F9		3	0	1	0	1	0	1
Jose Lind, R OBP: 0.154, SLG: 0.160 (1, 4)		0-1 G5-3		0-0 FC4			1-2 FC6-4	0-2 G3		4	0	0	0	0	0	4
John Smiley, L Bob Walk, R Cecil Espy, S Roger Mason, R Curtis Wilkerson, S Stan Belinda, R (1, 1) (1, 1) (5, PH) (6, 1) (7, PH) (8, 1)		1-3 K			2-3 K		1-3 K			0	0	0	0	0	0	0

<b>Inning Stats</b>	R: 0 E: 0 K: 11 S: 11	H: 2 LOB: 2 BB: 0 P: 18	R: 0 E: 0 K: 2 S: 8	H: 0 LOB: 1 BB: 1 P: 15	R: 0 E: 0 K: 1 S: 8	H: 0 LOB: 0 BB: 0 P: 10	R: 0 E: 1 K: 0 S: 9	H: 1 LOB: 2 BB: 0 P: 12	R: 0 E: 0 K: 2 S: 9	H: 0 LOB: 0 BB: 0 P: 14	R: 0 E: 0 K: 0 S: 5	H: 0 LOB: 0 BB: 0 P: 8	R: 0 E: 0 K: 2 S: 10	H: 1 LOB: 1 BB: 0 P: 13	R: 0 E: 0 K: 1 S: 11	H: 2 LOB: 2 BB: 0 P: 19	R: 0 E: 0 K: 0 S: 11	H: 0 LOB: 0 BB: 0 P: 14	1B: 5 2B: 1 3B: 0 HR: 0	SF: 0 SAC: 0 DP: 0 HBP: 0	WP: 0 PB: 0 SB: 0 CS: 0	PA: 35											
<b>PITCHER</b> 29 John Smoltz, R ERA: 1.76 (1, 1)	IP 9.0	WLS W	BF 35	H 6	R 0	ER 0	SO 8	BB 1	IBB 0	HBP 0	BLK 0	WP 0	HR 0	S 82	P 123	ERA 0.00	WHIP 0.778																
<b>PITCHER</b>																	IP	WLS	BF	H	R	ER	SO	BB	IBB	HBP	BLK	WP	HR	S	P	ERA	WHIP

**BOTTOM**

**Atlanta Braves @ Pittsburgh Pirates**  
Three Rivers Stadium, Pittsburgh, PA

Thu Oct 17 1991, 7:05 PM EDT  
Att: 46,932 - Unknown - 60 F

livebaseballscorecards.com

<b>AB</b>	<b>34</b>
<b>R</b>	<b>0</b>
<b>H</b>	<b>6</b>
<b>RBI</b>	<b>0</b>
<b>BB</b>	<b>1</b>
<b>SO</b>	<b>8</b>
<b>LOB</b>	<b>17</b>

