

Pittsburgh Pirates - 1991

Batter	1	2	3	4	5	6	7	8	9	AB	R	H	RBI	BB	SO	LOB	TOP				
Delino DeShields, L (1.4) OBP: 0.200, SLG: 0.800	G4-3		F7		G6-3		HR			5	1	1	1	0	1	1	Montreal Expos @ Pittsburgh Pirates Three Rivers Stadium, Pittsburgh, PA Mon Apr 08 1991, 7:05 PM EDT Att: 54,274 - Cloudy - 73 F				
Dave Martinez, L (1.8) OBP: 0.500, SLG: 0.800	1B		F7		HR		1B		G4-3	5	2	3	0	0	0						
Ivan Calderon, R (1.7) OBP: 0.600, SLG: 1.200	F8		F9		HR		2B		1B	5	1	3	2	0	0	1					
Tim Wallach, R (1.5) OBP: 0.200, SLG: 0.200	1B			G4-3	P4		F7		P3	5	0	1	1	0	0	2					
Larry Walker, L (1.9) OBP: 0.800, SLG: 1.000		G4-1		1B		1B		1B	F7	4	2	3	0	1	0	1					
Andres Galarraga, R (1.3) OBP: 0.250, SLG: 0.250		G4-1		1B		E5		P3		4	1	1	0	0	0	4					
Ron Hassey, L (1.2) OBP: 0.500, SLG: 0.500			F9					G1-3		4	0	2	2	0	0	2					
Spike Owen, S (1.6)		P5					G4-6-3		G4-3	4	0	0	0	0	1	4					
Dennis Martinez, R (1.1) Eric Bullock, L (8, PH) Barry Jones, R (8, 1) Scott Ruskin, R (9, 1)			K				G1-3			3	0	0	0	0	2	1					
Inning Stats	R: 1 E: 1 K: 0 S: 10	H: 2 LOB: 1 BB: 0 P: 15	R: 0 E: 0 K: 1 S: 10	H: 0 LOB: 0 BB: 0 P: 16	R: 0 E: 0 K: 0 S: 8	H: 0 LOB: 0 BB: 0 P: 11	R: 0 E: 0 K: 1 S: 15	H: 2 LOB: 2 BB: 0 P: 23	R: 2 E: 0 K: 0 S: 9	H: 2 LOB: 0 BB: 0 P: 12	R: 1 E: 0 K: 0 S: 13	H: 3 LOB: 2 BB: 1 P: 23	R: 0 E: 0 K: 1 S: 8	H: 1 LOB: 1 BB: 0 P: 13	R: 0 E: 0 K: 0 S: 8	H: 1 LOB: 1 BB: 0 P: 13	1B: 11 2B: 2 3B: 0 HR: 2	SF: 0 SAC: 0 DP: 1 HBP: 0	WP: 0 PB: 0 SB: 1 CS: 0	PA: 41	
PITCHER	IP	WLS	BF	H	R	ER	SO	BB	IBB	HBP	BLK	WP	HR	S	P	ERA	WHIP				
Doug Drabek, R (1.1) ERA: 5.4	5.0	L	22	8	4	3	3	0	0	0	0	0	1	52	77	5.40	1.600				
Neal Heaton, L (6.1) ERA: 6.75	1.1		8	5	3	1	0	0	0	0	0	0	1	14	20	6.75	3.750				
Stan Belinda, R (7.1) ERA: 0.00	1.2		7	1	0	0	1	1	0	0	0	0	0	16	26	0.00	1.200				
Bill Landrum, R (9.1) ERA: 0.00	1.0		4	1	0	0	0	0	0	0	0	0	0	8	13	0.00	1.000				

AB	40
R	7
H	15
RBI	6
BB	1
SO	4
LOB	16



Batter	1	2	3	4	5	6	7	8	9	AB	R	H	RBI	BB	SO	LOB	BOTTOM					
Gary Redus, R (1.3)	F9			F8		L7				3	0	0	0	1	0	0	Montreal Expos @ Pittsburgh Pirates Three Rivers Stadium, Pittsburgh, PA Mon Apr 08 1991, 7:05 PM EDT Att: 54,274 - Cloudy - 73 F					
Jay Bell, R (1.6)	F9			E4		K		BB		4	0	0	0	0	2	1						
Andy Van Slyke, L (1.8)	G4-3			F7		BB		F7		3	0	0	0	1	0	2						
Bobby Bonilla, S (1.9)		G4-3		BB		K			F8	3	0	0	0	1	1	1						
Barry Bonds, L (1.7) OBP: 0.250, SLG: 0.250		F7		E4				F8		4	0	1	0	0	0	2						
Jeff King, R (1.5)		L9		G5-3				1B		3	0	0	0	1	0	4						
Michael LaValliere, L (1.2) Don Slaught, R (9, PH)			G1-3		G1-3		K		F7	3	0	0	0	0	1	1						
Jose Lind, R (1.4)			K		F7		F9			3	0	0	0	0	1	1						
Doug Drabek, R (1.1) Lloyd McClendon, R (5, PH) Neal Heaton, L (6.1) Stan Belinda, R (7.1) Gary Varsho, L (8, PH) Bill Landrum, R (9.1)			K		F7			K		1	0	0	0	0	0	0						
Inning Stats	R: 0 E: 0 K: 0 S: 8	H: 0 LOB: 0 BB: 0 P: 15	R: 0 E: 0 K: 0 S: 7	H: 0 LOB: 0 BB: 0 P: 13	R: 0 E: 0 K: 2 S: 8	H: 0 LOB: 0 BB: 0 P: 12	R: 0 E: 0 K: 0 S: 12	H: 0 LOB: 3 BB: 1 P: 22	R: 0 E: 0 K: 0 S: 7	H: 0 LOB: 0 BB: 0 P: 13	R: 0 E: 0 K: 2 S: 10	H: 0 LOB: 1 BB: 1 P: 20	R: 0 E: 0 K: 1 S: 10	H: 1 LOB: 1 BB: 0 P: 16	R: 0 E: 0 K: 2 S: 11	H: 0 LOB: 1 BB: 1 P: 18	R: 0 E: 0 K: 0 S: 4	H: 0 LOB: 1 BB: 1 P: 9	1B: 1 2B: 0 3B: 0 HR: 0	SF: 0 SAC: 0 DP: 0 HBP: 0	WP: 0 PB: 0 SB: 1 CS: 0	PA: 34
PITCHER	IP	WLS	BF	H	R	ER	SO	BB	IBB	HBP	BLK	WP	HR	S	P	ERA	WHIP					
Dennis Martinez, R (1.1) ERA: 0.00	7.0	W	26	1	0	0	5	2	0	0	0	0	0	62	111	0.00	0.429					
Barry Jones, R (8.1) ERA: 0.00	1.0		4	0	0	0	2	1	0	0	0	0	0	11	18	0.00	1.000					
Scott Ruskin, L (9.1) ERA: 0.00	1.0		4	0	0	0	0	1	0	0	0	0	0	4	9	0.00	1.000					

AB	30
R	0
H	1
RBI	0
BB	4
SO	7
LOB	13



Batter	1	2	3	4	5	6	7	8	9	AB	R	H	RBI	BB	SO	LOB	TOP								
Gary Varsho, L OBP: 0.444, SLG: 0.167 Carmelo Martinez, R OBP: 0.500, SLG: 0.500	4-0 SH3-4 BB		0-0 P6		2-0 F8		4-1 1B BB		0-0 1B	2	0	0	0	2	0	1									
Jay Bell, R OBP: 0.235, SLG: 0.313	0-1 SH3-4		1-3 K		1-2 FC6-4		3-2 1B		3-2 L8	4	0	1	1	0	1	2									
Andy Van Slyke, L OBP: 0.313, SLG: 0.417	2-2 F7			2-1 G3 1B HBP		1-0 1B 3B		0-0 F8		3	2	1	0	0	0	3									
Bobby Bonilla, S OBP: 0.500, SLG: 0.462	2-2 F7			1-0 G6-3 1B		1-0 FC4-6 1B		1-2 G5-3		4	0	2	1	0	0	3									
Barry Bonds, L OBP: 0.125, SLG: 0.125		1-2 F9		1-0 G3		1-1 FC4-6 1B		3-2 G4-3		4	0	0	0	0	0	3									
Jeff King, R OBP: 0.313, SLG: 0.154		1-3 K		1-0 G6-3		0-0 F8		1-0 P6		4	0	0	1	0	1	2									
Michael LaValliere, L OBP: 0.250, SLG: 0.152		1-0 1B		2-3 3-H 2-0 G3-1		1-1 G1-3		0-0 P6		4	0	1	0	0	0	2									
Jose Lind, R OBP: 0.200, SLG: 0.267		1-2 G1-3			1-0 F8		0-0 1B 2B		1-1 G6-3	4	1	1	0	0	0	1									
John Smiley, L OBP: 0.333, SLG: 0.333 Gary Redus, R OBP: 0.400, SLG: 0.500 Vicente Palacios, R OBP: 0.500, SLG: 0.500			1-2 F7		0-0 FC6-4 1B		1-2 P1		3-1 P2	3	0	1	0	0	0	1									
Inning Stats	R: 0 E: 0 K: 0 S: 9	H: 0 LOB: 1 BB: 1 P: 17	R: 0 E: 0 K: 1 S: 10	H: 1 LOB: 1 BB: 0 P: 14	R: 0 E: 0 K: 1 S: 7	H: 0 LOB: 0 BB: 0 P: 9	R: 1 E: 0 K: 0 S: 5	H: 1 LOB: 1 BB: 0 P: 12	R: 0 E: 0 K: 0 S: 6	H: 1 LOB: 1 BB: 0 P: 10	R: 1 E: 0 K: 0 S: 7	H: 2 LOB: 1 BB: 0 P: 11	R: 1 E: 0 K: 0 S: 15	H: 2 LOB: 2 BB: 1 P: 24	R: 0 E: 0 K: 0 S: 5	H: 0 LOB: 0 BB: 0 P: 9	R: 0 E: 0 K: 0 S: 10	H: 1 LOB: 1 BB: 0 P: 17	1B: 6 2B: 1 3B: 1 HR: 0	SF: 0 SAC: 1 DP: 0 HBP: 1	WP: 0 PB: 0 SB: 0 CS: 0	PA: 38			
PITCHER	IP	WLS	BF	H	R	ER	SO	BB	IBB	HBP	BLK	WP	HR	S	P	ERA	WHIP								
Shawn Boskie, R ERA: 4.26	6.1	L	29	7	3	3	2	2	0	1	0	0	0	55	92	4.26	1.421								
Paul Assenmacher, L ERA:	1.2		5	0	0	0	0	0	0	0	0	0	0	9	14	0.00	0.000								
Heathcliff Slocumb, R ERA:	1.0		4	1	0	0	0	0	0	0	0	0	0	10	17	0.00	1.000								

Pittsburgh Pirates @ Chicago Cubs
Wrigley Field, Chicago, IL
Fri Apr 12 1991, 3:33 AM CDT
Att: 8,704 - Cloudy - 47 F


AB 34
R 3
H 8
RBI 3
BB 2
SO 2
LOB 18



Batter	1	2	3	4	5	6	7	8	9	AB	R	H	RBI	BB	SO	LOB	BOTTOM								
Doug Dascenzo, S OBP: 0.500, SLG: 0.333	2-1 G6-3		3-2 F8			0-1 P9		1-0 23 G1-3 1B		4	0	1	1	0	0	0									
23 Ryne Sandberg, R OBP: 0.353, SLG: 0.214	1-0 1B		3-2 L5			4-1 BB		0-2 G1-3		3	0	1	0	1	0	1									
Mark Grace, L OBP: 0.500, SLG: 0.800	0-0 FC6-4 1B			0-0 L7		1-0 F8		1-1 L3		4	0	1	0	0	0	2									
George Bell, R OBP: 0.118, SLG: 0.125	0-3 K		0-2 F7		1-0 F9			2-1 L7		4	0	0	0	0	1	3									
Andre Dawson, R OBP: 0.294, SLG: 0.313	1-2 FC6-4		1-1 F8			0-2 G6-3		0-0 F7		4	0	0	0	0	0	2									
Shawn Dunston, R OBP: 0.267, SLG: 0.533		0-3 K		1-1 F8		1-2 G5-3		1-1 P6		4	0	0	0	0	1	0									
Gary Scott, R OBP: 0.231, SLG: 0.091		2-1 G4-1		4-0 BB		3-2 P3				2	0	0	0	1	0	0									
Joe Girardi, R OBP: 0.286, SLG: 0.333		0-0 G5-3		1-0 F8				1-0 G6-3 1B 2B		3	1	1	0	0	0	1									
Shawn Boskie, R Paul Assenmacher, L Luis Salazar, R Heathcliff Slocumb, R			0-3 K		0-0 G5-3			0-1 G6-3		2	0	0	0	0	1	1									
Inning Stats	R: 0 E: 0 K: 1 S: 10	H: 2 LOB: 2 BB: 0 P: 14	R: 0 E: 0 K: 1 S: 6	H: 0 LOB: 0 BB: 0 P: 8	R: 0 E: 0 K: 1 S: 10	H: 0 LOB: 0 BB: 0 P: 16	R: 0 E: 0 K: 0 S: 7	H: 0 LOB: 0 BB: 0 P: 8	R: 0 E: 0 K: 0 S: 5	H: 0 LOB: 1 BB: 1 P: 11	R: 0 E: 0 K: 0 S: 10	H: 0 LOB: 0 BB: 0 P: 14	R: 1 E: 0 K: 0 S: 9	H: 2 LOB: 1 BB: 0 P: 12	R: 0 E: 0 K: 0 S: 5	H: 0 LOB: 0 BB: 0 P: 8	1B: 3 2B: 1 3B: 0 HR: 0	SF: 0 SAC: 0 DP: 0 HBP: 0	WP: 0 PB: 0 SB: 0 CS: 0	PA: 33					
PITCHER	IP	WLS	BF	H	R	ER	SO	BB	IBB	HBP	BLK	WP	HR	S	P	ERA	WHIP								
John Smiley, L ERA: 1.13	8.0	W	30	4	1	1	3	2	0	0	0	0	0	62	93	1.12	0.750								
Vicente Palacios, R ERA: 3.0	1.0	S	3	0	0	0	0	0	0	0	0	0	0	5	8	0.00	0.000								

Pittsburgh Pirates @ Chicago Cubs
Wrigley Field, Chicago, IL
Fri Apr 12 1991, 3:33 AM CDT
Att: 8,704 - Cloudy - 47 F

AB 31
R 1
H 4
RBI 1
BB 2
SO 3
LOB 11



Batter	1	2	3	4	5	6	7	8	9	AB	R	H	RBI	BB	SO	LOB	TOP		
Gary Redus, R OBP: 0.357, SLG: 0.417 (1, 3)	F9		1-1 1B		G5-3			F8		4	0	1	0	0	0	0			
Jay Bell, R OBP: 0.190, SLG: 0.250 (1, 6)	F7		F9				1-3 K		F7	4	0	0	0	0	1	2			
Andy Van Slyke, L OBP: 0.300, SLG: 0.438 (1, 8)	F9		F8				0-0 F9		1B HR 2B	4	1	1	0	0	0	2			
Bobby Bonilla, S OBP: 0.550, SLG: 0.500 (1, 9)			FC4-6 HBP		FC4-6 1B			F7		3	1	2	0	0	0	0			
Barry Bonds, L OBP: 0.111, SLG: 0.111 Lloyd McClendon, R OBP: 0.250, SLG: 1.000 (5, 7)	FC4-6 G6-3 1-2		FC4-6		FC4-6			F3		2	0	0	0	0	0	2			
Jeff King, R OBP: 0.250, SLG: 0.118 (1, 5)	G6-3		F7		F7			G5-3		4	0	0	0	0	1	2			
Michael LaValliere, L OBP: 0.189, SLG: 0.133 (1, 2)	G6-3		F9		F9			G4-3		4	0	0	0	0	0	2			
Jose Lind, R OBP: 0.167, SLG: 0.222 (1, 4)			F8		P3			E6		3	0	0	0	0	0	0			
Doug Drabek, R OBP: 0.500, SLG: 0.500 Gary Votto, L OBP: 0.400, SLG: 0.143 Bob Patterson, R OBP: 0.100, SLG: 0.100 Neal Heaton, L OBP: 0.000, SLG: 0.000 Tom Prince, R OBP: 0.000, SLG: 0.000 Bill Landrum, R OBP: 0.000, SLG: 0.000 (1, 1) (5, PH) (5, 1) (7, 1) (8, PH) (8, 1)			1B		L9			G6-3		1	0	1	0	0	0	0			
Inning Stats	R: 0 E: 0 K: 0 S: 7	H: 0 LOB: 0 BB: 0 P: 12	R: 0 E: 0 K: 0 S: 11	H: 0 LOB: 1 BB: 0 P: 20	R: 0 E: 0 K: 0 S: 8	H: 2 LOB: 2 BB: 0 P: 11	R: 0 E: 0 K: 0 S: 7	H: 1 LOB: 1 BB: 0 P: 11	R: 0 E: 0 K: 0 S: 8	H: 0 LOB: 0 BB: 0 P: 15	R: 0 E: 0 K: 0 S: 9	H: 0 LOB: 0 BB: 0 P: 15	R: 0 E: 1 K: 0 S: 7	H: 0 LOB: 0 BB: 0 P: 11	R: 3 E: 0 K: 1 S: 12	H: 3 LOB: 0 BB: 0 P: 20	1B: 4 2B: 1 3B: 0 HR: 1	SF: 0 SAC: 0 DP: 1 HBP: 1	WP: 0 PA: 34 PB: 0 SB: 1 CS: 0
PITCHER	IP	WLS	BF	H	R	ER	SO	BB	IBB	HBP	BLK	WP	HR	S	P	ERA	WHIP		
Mike Bielecki, R ERA: 7.71 Les Lancaster, R ERA: 7.71	(1, 1)	8.0	W	28	3	0	1	0	0	1	0	0	0	65	105	0.00	0.375		
PITCHER	IP	WLS	BF	H	R	ER	SO	BB	IBB	HBP	BLK	WP	HR	S	P	ERA	WHIP		

Pittsburgh Pirates @ Chicago Cubs
Wrigley Field, Chicago, IL
Sat Apr 13 1991, 3:33 AM CDT
Att: 23,838 - Cloudy - 46 F

AB	33
R	3
H	6
RBI	3
BB	0
SO	2
LOB	11



Batter	1	2	3	4	5	6	7	8	9	AB	R	H	RBI	BB	SO	LOB	BOTTOM		
Doug Dascenzo, S OBP: 0.500, SLG: 0.333 (1, 8)	F9			FC4-6 23 S						3	0	1	0	1	0	1			
23 Ryne Sandberg, R OBP: 0.286, SLG: 0.167 (1, 4)	K		P1					G6-4-3		4	0	0	0	0	1	5			
Mark Grace, L OBP: 0.400, SLG: 0.632 (1, 3)	G4-3		G5-3					F7		4	0	0	0	0	0	0			
George Bell, R OBP: 0.190, SLG: 0.200 (1, 7)			G6-3		G6-3			G6-3		4	2	2	0	0	0	0			
Andre Dawson, R OBP: 0.286, SLG: 0.300 (1, 9)			F7		G1-3			K		4	1	1	0	0	1	1			
Damon Berryhill, S OBP: 0.308, SLG: 0.417 (1, 2)			G6-3		G6-3			F4		3	3	2	0	1	0	0			
Shawon Dunston, R OBP: 0.316, SLG: 0.556 (1, 6)			G6-3		SF9			L6-3		3	1	2	1	0	0	2			
Gary Scott, R OBP: 0.294, SLG: 0.214 (1, 5)			BB		P2			L6-3		3	0	1	2	1	0	3			
Mike Bielecki, R OBP: 0.667, SLG: 0.667 Dwight Smith, L ERA: 13.5 Les Lancaster, R ERA: 7.71 (1, 1) (8, PH) (9, 1)			BB		G4-3			G4-3		3	0	2	4	0	0	1			
Inning Stats	R: 0 E: 0 K: 1 S: 10	H: 0 LOB: 0 BB: 0 P: 11	R: 2 E: 0 K: 0 S: 12	H: 3 LOB: 3 BB: 2 P: 25	R: 0 E: 0 K: 0 S: 7	H: 0 LOB: 0 BB: 0 P: 11	R: 2 E: 0 K: 0 S: 11	H: 3 LOB: 1 BB: 0 P: 17	R: 3 E: 0 K: 0 S: 14	H: 3 LOB: 1 BB: 1 P: 23	R: 0 E: 0 K: 0 S: 6	H: 1 LOB: 0 BB: 0 P: 9	R: 0 E: 0 K: 1 S: 7	H: 0 LOB: 0 BB: 0 P: 9	R: 0 E: 0 K: 0 S: 9	H: 1 LOB: 0 BB: 0 P: 13	1B: 9 2B: 3 3B: 0 HR: 0	SF: 1 SAC: 0 DP: 2 HBP: 0	WP: 0 PA: 36 PB: 0 SB: 2 CS: 0
PITCHER	IP	WLS	BF	H	R	ER	SO	BB	IBB	HBP	BLK	WP	HR	S	P	ERA	WHIP		
Doug Drabek, R ERA: 7.0 Bob Patterson, L ERA: 13.5 Neal Heaton, L ERA: 3.86 Bill Landrum, R ERA: 7.71	(1, 1)	4.0	L	20	6	4	4	1	0	0	0	0	0	20	64	13.50	2.500		
PITCHER	IP	WLS	BF	H	R	ER	SO	BB	IBB	HBP	BLK	WP	HR	S	P	ERA	WHIP		

Pittsburgh Pirates @ Chicago Cubs
Wrigley Field, Chicago, IL
Sat Apr 13 1991, 3:33 AM CDT
Att: 23,838 - Cloudy - 46 F

AB	32
R	7
H	11
RBI	7
BB	3
SO	2
LOB	13



Batter	1	2	3	4	5	6	7	8	9	AB	R	H	RBI	BB	SO	LOB	TOP									
Curtis Wilkerson, S OBP: 0.333, SLG: 0.200	4-0 FC5-4 BB	1-1 BB 1B		1-0 P4		0-0 G5-3			1-3 K	4	1	1	0	1	1	0										
Jay Bell, R OBP: 0.192, SLG: 0.208	0-0 FC5-4 BB 1B	4-1 1B BB		1-2 G5-3			3-1 G6-3		2-2 G4-3	4	1	0	0	1	0	1										
Andy Van Slyke, L OBP: 0.320, SLG: 0.429	0-2 P3	3-1 FC5-4 1B		1-2 G4-3			1-2 F9		2-2 1B	5	0	2	1	0	0	1										
Bobby Bonilla, S OBP: 0.520, SLG: 0.600	4-2 1B BB	2-1 FC5-4			2-2 G5-3			1-0 HR	0-2 G4-3	4	1	1	1	1	0	3										
Jeff King, R OBP: 0.333, SLG: 0.238	3-1 1B		2-1 F7		0-0 1B			1-0 1B		4	0	3	1	0	0	0										
Carmelo Martinez, R OBP: 0.187, SLG: 0.167	1-0 P3		3-2 G6-3		3-2 P4		3-3 K			4	0	0	0	0	1	4										
Lloyd McClendon, R OBP: 0.375, SLG: 0.857		4-0 G6-4-3 BB		0-0 2B		3-2 G6-3			2-1 G4-3	3	0	1	0	1	0	1										
Don Slaught, R OBP: 0.375, SLG: 0.571		0-0 G6-4-3		4-0 IBB		1-1 G5-3			2-2 G6-3	3	0	0	0	1	0	1										
Bob Walk, R OBP: 0.250, SLG: 1.000		0-2 HR		1-1 P4		2-0 G6-3			1-1 G6-3	3	1	1	1	0	0	2										
Bob Kipper, R (6, 1)										0	0	0	0	0	0	0										
Gary Redus, R OBP: 0.333, SLG: 0.385										1	0	0	0	0	0	0										
Stan Belinda, R (8, 1)										0	0	0	0	0	0	0										
Inning Stats	R: 1 E: 0 K: 0 S: 11	H: 1 LOB: 2 BB: 2 P: 23	R: 2 E: 0 K: 0 S: 12	H: 3 LOB: 2 BB: 2 P: 26	R: 0 E: 0 K: 0 S: 8	H: 1 LOB: 2 BB: 1 P: 18	R: 0 E: 0 K: 0 S: 8	H: 0 LOB: 0 BB: 0 P: 11	R: 0 E: 0 K: 0 S: 13	H: 1 LOB: 1 BB: 0 P: 21	R: 0 E: 0 K: 0 S: 4	H: 0 LOB: 0 BB: 0 P: 7	R: 1 E: 0 K: 1 S: 10	H: 2 LOB: 1 BB: 0 P: 19	R: 0 E: 0 K: 0 S: 7	H: 0 LOB: 0 BB: 0 P: 12	R: 0 E: 0 K: 1 S: 15	H: 1 LOB: 1 BB: 0 P: 20	1B: 6 2B: 1 3B: 0 HR: 2	SF: 0 SAC: 0 DP: 1 HBP: 0	WP: 0 PB: 0 SB: 0 CS: 0	PA: 40				
PITCHER	IP	WLS	BF	H	R	ER	SO	BB	IBB	HBP	BLK	WP	HR	S	P	ERA	WHIP									
Danny Jackson, L ERA: 5.14	(1, 1)	6.2		32	8	4	4	0	4	1	0	0	0	2	63	119	5.40	1.800								
Heathcliff Slocumb, R ERA:	(7, 1)	1.1	W	4	0	0	0	1	0	0	0	0	0	0	10	18	0.00	0.000								
Dave Smith, R ERA:	(9, 1)	1.0	S	4	1	0	0	1	0	0	0	0	0	0	15	20	0.00	1.000								

Pittsburgh Pirates @ Chicago Cubs
Wrigley Field, Chicago, IL
Sun Apr 14 1991, 3:33 AM CDT
Att: 25,994 - Cloudy - 68 F

AB 35
R 4
H 9
RBI 4
BB 5
SO 2
LOB 13



Batter	1	2	3	4	5	6	7	8	9	AB	R	H	RBI	BB	SO	LOB	BOTTOM									
Doug Dascenzo, S OBP: 0.412, SLG: 0.231	0-0 P1		2-2 G6-3		0-1 E3 BB		0-0 B1-3	4-2 FC4-6 BB		4	0	0	1	1	0	1										
23 Ryne Sandberg, R OBP: 0.289, SLG: 0.304	1-2 HR		2-1 G5-3		1-2 E3 BB		0-0 G5-3	0-3 K		5	1	1	1	0	1	4										
Mark Grace, L OBP: 0.400, SLG: 0.545	4-1 1B BB		0-0 G1-3		1-2 2-3 4-0 BB		3-2 E4 2B	0-1 FC4-6 FC6-4		3	1	0	1	2	0	2										
George Bell, R OBP: 0.231, SLG: 0.280	0-1 F7-4 1B			1-0 F9	1-1 L5		1-2 2B	0-0 FC6-4		5	0	2	0	0	0	5										
Andre Dawson, R OBP: 0.320, SLG: 0.304	2-2 1B			2-3 K2-3		3-2 G6-3	4-0 IBB			3	0	1	1	1	1	0										
Damon Berryhill, S OBP: 0.294, SLG: 0.563	3-2 F7-4			1-1 G4-3		1-0 HR	0-1 F8			4	1	1	1	0	0	5										
Shawon Dunston, R OBP: 0.304, SLG: 0.500		3-2 G5-3			1-3 K	0-1 P4		0-2 BB 1B BB		4	1	1	0	0	1	0										
Gary Scott, R OBP: 0.381, SLG: 0.250		2-1 F8			4-2 E 23 SH1-4 BB	4-1 BB		1-0 BB BB		2	2	1	0	2	0	0										
Danny Jackson, R Heathcliff Slocumb, R Chico Walker, S Dave Smith, R	(1, 1) (7, 1) (8, PH) (9, 1)		1-0 G5-3		0-2 SH1-4	0-3 K		4-2 FC4-6 BB		2	0	0	0	0	1	1										
Inning Stats	R: 2 E: 0 K: 0 S: 15	H: 3 LOB: 1 BB: 1 P: 25	R: 0 E: 0 K: 0 S: 6	H: 0 LOB: 0 BB: 0 P: 12	R: 0 E: 0 K: 0 S: 7	H: 0 LOB: 0 BB: 0 P: 11	R: 0 E: 0 K: 1 S: 6	H: 0 LOB: 0 BB: 0 P: 10	R: 1 E: 2 K: 1 S: 16	H: 0 LOB: 3 BB: 2 P: 27	R: 1 E: 0 K: 0 S: 10	H: 1 LOB: 1 BB: 1 P: 18	R: 0 E: 1 K: 0 S: 11	H: 1 LOB: 3 BB: 1 P: 19	R: 2 E: 0 K: 1 S: 17	H: 2 LOB: 2 BB: 2 P: 26	R: 0 E: 0 K: 1 S: 15	H: 0 LOB: 0 BB: 0 P: 20	1B: 4 2B: 2 3B: 0 HR: 2	SF: 0 SAC: 1 DP: 1 HBP: 0	WP: 0 PB: 0 SB: 0 CS: 0	PA: 40				
PITCHER	IP	WLS	BF	H	R	ER	SO	BB	IBB	HBP	BLK	WP	HR	S	P	ERA	WHIP									
Bob Walk, R ERA: 4.22	(1, 1)	5.2		25	4	4	3	2	3	0	0	0	0	2	56	95	4.76	1.235								
Bob Kipper, L ERA:	(6, 1)	1.1		8	1	0	0	1	1	1	0	0	0	0	15	27	0.00	1.500								
Stan Belinda, R ERA: 4.5	(8, 1)	1.0	L	7	2	2	2	1	2	0	0	0	0	0	17	26	18.00	4.000								

Pittsburgh Pirates @ Chicago Cubs
Wrigley Field, Chicago, IL
Sun Apr 14 1991, 3:33 AM CDT
Att: 25,994 - Cloudy - 68 F

AB 32
R 6
H 7
RBI 5
BB 7
SO 4
LOB 18



Batter	1	2	3	4	5	6	7	8	9	AB	R	H	RBI	BB	SO	LOB	TOP
Vince Coleman, S (1, 8) OBP: 0.422, SLG: 0.294										4	0	0	0	0	1	0	New York Mets @ Pittsburgh Pirates Three Rivers Stadium, Pittsburgh, PA Tue Apr 16 1991, 7:05 PM EDT Att: 16,963 - Cloudy - 69 F
Gregg Jefferies, S (1, 5) OBP: 0.390, SLG: 0.233										3	0	1	0	0	0	0	
Hubie Brooks, R (1, 9) OBP: 0.472, SLG: 0.750										3	1	1	1	1	1	1	
Howard Johnson, S (1, 6) OBP: 0.314, SLG: 0.536										4	0	1	0	0	1	3	
Kevin McReynolds, R (1, 7)										4	0	0	0	0	0	1	
Dave Magadan, L (1, 3)										2	0	0	0	2	0	1	
Tom Herr, S (1, 4) OBP: 0.364, SLG: 0.208										4	0	1	0	0	1	2	
Charlie O'Brien, R (1, 2) OBP: 0.364, SLG: 0.222										3	0	1	0	0	0	1	
Daryl Boston, L (9, PH) OBP: 0.276, SLG: 0.353										1	0	0	0	0	1	0	
Wally Whitehurst, R (1, 1) Mark Carreon, R (7, PH) Jeff Innis, R (7, 1) Pete Schourek, L (8, 1) Mackey Sasser, L (9, PH)										2	0	0	0	0	1	2	
Inning Stats	R: 0 E: 0 K: 2 S: 15	H: 1 LOB: 1 BB: 0 P: 23	R: 0 E: 0 K: 0 S: 8	H: 0 LOB: 1 BB: 1 P: 14	R: 0 E: 0 K: 1 S: 8	H: 0 LOB: 2 BB: 1 P: 16	R: 1 E: 0 K: 0 S: 9	H: 1 LOB: 0 BB: 0 P: 15	R: 1 E: 0 K: 1 S: 9	H: 1 LOB: 0 BB: 0 P: 14	R: 0 E: 0 K: 1 S: 15	H: 1 LOB: 1 BB: 0 P: 22	R: 0 E: 0 K: 1 S: 11	H: 0 LOB: 0 BB: 0 P: 16	1B: 3 2B: 1 3B: 0 HR: 2	SF: 0 SAC: 0 DP: 0 HBP: 1	WP: 0 PA: 37 PB: 0 SB: 1 CS: 1
PITCHER	IP WLS BF H R ER SO BB IBB HBP BLK WP HR S P ERA WHIP																
Randy Tomlin, L (1, 1) ERA: 2.57	7.0 W 29 5 2 2 3 3 0 1 1 0 2 73 117 2.57 1.143																
Stan Belinda, R (8, 1) ERA: 3.0	2.0 S 7 1 0 0 3 0 0 0 0 0 0 26 38 0.00 0.500																

AB 32
R 2
H 6
RBI 2
BB 3
SO 6
LOB 11



Batter	1	2	3	4	5	6	7	8	9	AB	R	H	RBI	BB	SO	LOB	BOTTOM		
Gary Redus, R (1, 3) OBP: 0.292, SLG: 0.318										4	1	1	0	0	0	1	New York Mets @ Pittsburgh Pirates Three Rivers Stadium, Pittsburgh, PA Tue Apr 16 1991, 7:05 PM EDT Att: 16,963 - Cloudy - 69 F		
Jay Bell, R (1, 6) OBP: 0.212, SLG: 0.226										3	1	2	0	0	0	1			
Andy Van Slyke, L (1, 8) OBP: 0.324, SLG: 0.481										3	1	1	3	0	0	1			
Bobby Bonilla, S (1, 9) OBP: 0.471, SLG: 0.536										4	0	1	0	0	0	1			
Gary Varsho, L (1, 7) OBP: 0.412, SLG: 0.429										3	1	1	0	0	1	1			
Jeff King, R (1, 5) OBP: 0.323, SLG: 0.321										3	0	1	1	0	0	1			
Michael LaValliere, L (1, 2) OBP: 0.174, SLG: 0.095										3	0	0	0	0	0	1			
Jose Lind, R (1, 4) OBP: 0.280, SLG: 0.320										3	0	2	0	0	0	0			
Randy Tomlin, L (1, 1) Orlando Merced, S (7, PH) Stan Belinda, R (8, 1)										1	0	0	0	0	0	1			
Inning Stats	R: 0 E: 0 K: 0 S: 11	H: 1 LOB: 1 BB: 0 P: 18	R: 0 E: 0 K: 1 S: 8	H: 0 LOB: 0 BB: 0 P: 11	R: 0 E: 0 K: 0 S: 7	H: 1 LOB: 1 BB: 0 P: 11	R: 1 E: 0 K: 0 S: 12	H: 2 LOB: 1 BB: 0 P: 21	R: 0 E: 0 K: 0 S: 5	H: 1 LOB: 0 BB: 0 P: 6	R: 2 E: 0 K: 0 S: 8	H: 3 LOB: 0 BB: 0 P: 12	R: 0 E: 0 K: 0 S: 6	H: 0 LOB: 0 BB: 0 P: 10	R: 1 E: 0 K: 0 S: 7	H: 1 LOB: 0 BB: 0 P: 9		1B: 6 2B: 1 3B: 1 HR: 1	SF: 1 SAC: 2 DP: 2 HBP: 0
PITCHER	IP WLS BF H R ER SO BB IBB HBP BLK WP HR S P ERA WHIP																		
Wally Whitehurst, R (1, 1) ERA: 3.45	6.0 L 24 8 3 3 1 0 0 0 0 0 0 0 9 14 6.75 1.333																		
Jeff Innis, R (7, 1) ERA: 4.5	1.1 5 1 1 1 0 0 0 0 0 0 0 0 9 14 6.75 0.750																		
Pete Schourek, L (8, 1) ERA:	0.2 2 0 0 0 0 0 0 0 0 0 0 0 4 5 0.00 0.000																		

AB 28
R 4
H 9
RBI 4
BB 0
SO 1
LOB 8



Batter	1	2	3	4	5	6	7	8	9	AB	R	H	RBI	BB	SO	LOB	TOP			
Howard Johnson, S (1, 6) OBP: 0.282, SLG: 0.469	G5-3		G5-3			K			F7	4	0	0	0	0	1	0				
Gregg Jefferies, S (1, 5) OBP: 0.364, SLG: 0.212	P4				G6-3				F7	3	0	0	0	0	0	0				
Dave Magadan, L (1, 3) OBP: 0.395, SLG: 0.258	F7				F7				K	3	0	0	0	0	1	0				
Hubie Brooks, R (1, 9) OBP: 0.436, SLG: 0.677		G6-3			G6-3				P4	3	0	0	0	0	0	0				
Kevin McReynolds, R (1, 8) OBP: 0.111, SLG: 0.222					P4				G6-3	3	0	1	0	0	0	0				
Mark Carreon, R (1, 7) OBP: 0.333, SLG: 0.435		G5-3			G5-3				L4	3	0	0	0	0	0	1				
Tom Herr, S (1, 4) OBP: 0.333, SLG: 0.185		F9			P4				G5-3	3	0	0	0	0	0	1				
Charlie O'Brien, R (1, 2) OBP: 0.333, SLG: 0.200				F8					G5-3	2	0	0	0	0	1	0				
Kevin Elster, R (9, PH) OBP: 0.455, SLG: 1.000						K				1	0	0	0	0	0	0				
Ron Darling, R (1, 1) OBP: 0.200, SLG: 0.200						G5-3			P6	2	0	0	0	0	1	0				
Doug Simons, L (8, 1)										0	0	0	0	0	0	0				
Tim Teufel, R (9, PH)										1	0	0	0	0	0	0				
Inning Stats	R: 0 E: 0 K: 0 S: 5	H: 0 LOB: 0 BB: 0 P: 8	R: 0 E: 0 K: 0 S: 8	H: 1 LOB: 1 BB: 0 P: 14	R: 0 E: 0 K: 1 S: 11	H: 0 LOB: 0 BB: 0 P: 15	R: 0 E: 0 K: 0 S: 10	H: 0 LOB: 0 BB: 0 P: 12	R: 0 E: 0 K: 0 S: 6	H: 0 LOB: 0 BB: 0 P: 8	R: 0 E: 0 K: 1 S: 10	H: 0 LOB: 0 BB: 0 P: 13	R: 0 E: 0 K: 0 S: 9	H: 0 LOB: 0 BB: 0 P: 15	R: 0 E: 0 K: 0 S: 9	H: 0 LOB: 0 BB: 0 P: 12	1B: 0 2B: 1 3B: 0 HR: 0	SF: 0 SAC: 0 DP: 0 HBP: 0	WP: 0 PB: 0 SB: 0 CS: 0	PA: 28
PITCHER John Smiley, L (1, 1) ERA: 0.53	IP: 9.0 WLS: W BF: 28 H: 1 R: 0 ER: 0 SO: 4 BB: 0 IBB: 0 HBP: 0 BLK: 0 WP: 0 HR: 0 S: 77 P: 112 ERA: 0.00 WHIP: 0.111															PITCHER				

New York Mets @ Pittsburgh Pirates
Three Rivers Stadium, Pittsburgh, PA
Wed Apr 17 1991, 7:05 PM EDT
Att. 14,792 - Sunny - 61 F

AB 28
R 0
H 1
RBI 0
BB 0
SO 4
LOB 2



Batter	1	2	3	4	5	6	7	8	9	AB	R	H	RBI	BB	SO	LOB	BOTTOM			
Gary Varsho, L (1, 7) OBP: 0.381, SLG: 0.353	K			SH3-4 E HBP		F7			K	3	1	0	0	0	2	0				
Jay Bell, R (1, 6) OBP: 0.194, SLG: 0.206	G6-3			SH3-4		F8			F7	3	0	0	0	0	0	0				
Andy Van Slyke, L (1, 8) OBP: 0.316, SLG: 0.452	G4-3			F9					G1-3	4	1	1	0	0	0	1				
Bobby Bonilla, S (1, 9) OBP: 0.432, SLG: 0.484		F9				K			F9	3	0	0	0	0	1	1				
Jeff King, R (1, 5) OBP: 0.353, SLG: 0.452				G6-4-3 1B		G1-3				3	1	2	2	0	0	0				
Carmelo Martinez, R (1, 3) OBP: 0.200, SLG: 0.200		G6-4-3 1-2				F8			E6 1B WP	3	1	0	0	0	0	1				
Michael LaValliere, L (1, 2) OBP: 0.231, SLG: 0.167				F8					WP 1B	3	0	2	0	0	0	0				
Jose Lind, R (1, 4) OBP: 0.250, SLG: 0.286				G6-3					K	3	0	0	0	0	2	2				
John Smiley, L (1, 1) OBP: 0.167, SLG: 0.167				G4-3		G4-3			K	3	0	0	0	0	1	1				
Inning Stats	R: 0 E: 0 K: 1 S: 7	H: 0 LOB: 0 BB: 0 P: 9	R: 0 E: 0 K: 0 S: 4	H: 1 LOB: 0 BB: 0 P: 7	R: 0 E: 0 K: 0 S: 5	H: 0 LOB: 0 BB: 0 P: 9	R: 1 E: 1 K: 1 S: 11	H: 0 LOB: 0 BB: 0 P: 17	R: 0 E: 0 K: 1 S: 10	H: 1 LOB: 1 BB: 0 P: 14	R: 0 E: 0 K: 0 S: 6	H: 0 LOB: 0 BB: 0 P: 9	R: 3 E: 1 K: 2 S: 17	H: 3 LOB: 1 BB: 0 P: 25	R: 0 E: 0 K: 1 S: 11	H: 0 LOB: 0 BB: 0 P: 15	1B: 4 2B: 0 3B: 0 HR: 1	SF: 0 SAC: 1 DP: 1 HBP: 1	WP: 2 PB: 0 SB: 0 CS: 0	PA: 30
PITCHER Ron Darling, R (1, 1) ERA: 3.38	IP: 7.0 WLS: L BF: 27 H: 5 R: 4 ER: 2 SO: 5 BB: 0 IBB: 0 HBP: 1 BLK: 0 WP: 2 HR: 1 S: 60 P: 90 ERA: 2.57 WHIP: 0.714															PITCHER				

New York Mets @ Pittsburgh Pirates
Three Rivers Stadium, Pittsburgh, PA
Wed Apr 17 1991, 7:05 PM EDT
Att. 14,792 - Sunny - 61 F

AB 28
R 4
H 5
RBI 2
BB 0
SO 6
LOB 6



Batter	1	2	3	4	5	6	7	8	9	AB	R	H	RBI	BB	SO	LOB	TOP								
Doug Dascenzo, S OBP: 0.382, SLG: 0.345 (1, 8)	L3		G1-3			B5-3	FC6-4 23 S			4	0	0	1	0	0	4									
23 Ryne Sandberg, R OBP: 0.205, SLG: 0.200 (1, 4)	G5-3		F7			1-2 3B	L7			4	1	1	0	0	0	4									
Mark Grace, L OBP: 0.419, SLG: 0.486 (1, 3)	G6-3			G5-3		1-1 1B		F8		4	1	1	1	0	0	0									
George Bell, R OBP: 0.250, SLG: 0.442 Jerome Walton, R OBP: 0.222, SLG: 0.125 (1, 7)		L8		K		1-1 3B	G6-4-3 1B	K		4	0	1	1	0	2	0									
Andre Dawson, R OBP: 0.326, SLG: 0.425 (1, 9)		K		1-2 1B		3-1 1B	G6-4-3	G5-3		4	0	1	0	0	1	1									
Damon Berryhill, S OBP: 0.273, SLG: 0.345 (1, 2)		G6-3		F8		4-2 SH1-4 1B FC6-4 BB		P6		3	1	0	0	1	0	1									
Jose Vizcaino, S OBP: 0.222, SLG: 0.250 Paul Assenmacher, L (9, 1)			SH1-4 1B		G4-3		FC6-4 SH1-4 1B	G4-3		4	0	2	0	0	0	0									
Gary Scott, R OBP: 0.351, SLG: 0.207 (1, 5)			SH1-4 1B		G6-3		SH1-4	P3		3	0	1	0	0	0	0									
Rick Sutcliffe, L Dwight Smith, L Heathcliff Slocumb, R Shawon Dunston, R (1, 1)			SH1-4		K		FC6-4 IBB			1	0	0	0	0	1	0									
Inning Stats	R: 0 E: 0 K: 0 S: 6	H: 0 LOB: 0 BB: 0 P: 10	R: 0 E: 0 K: 1 S: 8	H: 0 LOB: 0 BB: 0 P: 10	R: 0 E: 0 K: 1 S: 9	H: 2 LOB: 2 BB: 0 P: 15	R: 0 E: 0 K: 1 S: 10	H: 1 LOB: 1 BB: 0 P: 15	R: 0 E: 0 K: 1 S: 12	H: 0 LOB: 0 BB: 0 P: 17	R: 2 E: 0 K: 0 S: 11	H: 3 LOB: 0 BB: 0 P: 13	R: 1 E: 0 K: 0 S: 9	H: 1 LOB: 2 BB: 2 P: 19	R: 0 E: 0 K: 1 S: 8	H: 0 LOB: 0 BB: 0 P: 11	R: 0 E: 0 K: 0 S: 6	H: 0 LOB: 0 BB: 0 P: 10	1B: 6 2B: 0 3B: 1 HR: 0	SF: 0 SAC: 2 DP: 1 HBP: 0	WP: 0 PB: 0 SB: 1 CS: 0	PA: 35			
PITCHER	IP	WLS	BF	H	R	ER	SO	BB	IBB	HBP	BLK	WP	HR	S	P	ERA	WHIP								
Doug Drabek, R ERA: 5.63 (1, 1)	7.0	L	29	7	3	3	3	1	1	0	0	0	0	65	99	3.86	1.143								
Mark Huisman, R ERA: (8, 1)	1.0		3	0	0	0	1	0	0	0	0	0	0	8	11	0.00	0.000								
Bill Landrum, R ERA: (9, 1)	1.0		3	0	0	0	0	0	0	0	0	0	0	6	10	0.00	0.000								

Chicago Cubs @ Pittsburgh Pirates
Three Rivers Stadium, Pittsburgh, PA
Thu Apr 18 1991, 7:05 PM EDT
Att: 9,148 - Cloudy - 63 F

AB 31
R 3
H 7
RBI 3
BB 2
SO 4
LOB 10



Batter	1	2	3	4	5	6	7	8	9	AB	R	H	RBI	BB	SO	LOB	BOTTOM								
Jeff King, R OBP: 0.316, SLG: 0.400 (1, 5)	F9		FC3-6 BB 1B		G6-3			G3-1		4	1	0	0	0	0	1									
Jay Bell, R OBP: 0.200, SLG: 0.211 (1, 6)	F9		BB 1B		K			K2-3		4	1	1	0	0	2	0									
Andy Van Slyke, L OBP: 0.333, SLG: 0.424 (1, 8)		BB	1B			G3			F9	2	0	0	0	2	0	0									
Bobby Bonilla, S OBP: 0.415, SLG: 0.457 (1, 9)	F8		1-2 2-3 1B			F9			P3	4	0	1	2	0	0	1									
Barry Bonds, L OBP: 0.091, SLG: 0.091 (1, 7)		G4-3	K			F8			K	4	0	0	0	0	2	2									
Carmelo Martinez, R OBP: 0.250, SLG: 0.250 Gary Varsho, L OBP: 0.364, SLG: 0.333 (1, 3)		G4-3 1B		G5-3			P4			2	0	1	0	0	0	0									
Michael LaValliere, L OBP: 0.207, SLG: 0.146 (1, 2)		G4-6-3		G1-3			G6-3			3	0	0	0	0	0	1									
Jose Lind, R OBP: 0.226, SLG: 0.258 (1, 4)			L3		G3-1		P4			3	0	0	0	0	0	0									
Doug Drabek, R OBP: 0.500, SLG: 0.500 Mark Huisman, R Curtis Wilkerson, S Bill Landrum, R (1, 1)					F7			G4-3		2	0	1	0	0	0	0									
Inning Stats	R: 0 E: 0 K: 0 S: 8	H: 0 LOB: 1 BB: 1 P: 16	R: 0 E: 0 K: 0 S: 8	H: 1 LOB: 0 BB: 0 P: 12	R: 2 E: 0 K: 1 S: 13	H: 3 LOB: 2 BB: 1 P: 23	R: 0 E: 0 K: 0 S: 5	H: 0 LOB: 0 BB: 0 P: 9	R: 0 E: 0 K: 1 S: 9	H: 0 LOB: 0 BB: 0 P: 11	R: 0 E: 0 K: 0 S: 6	H: 0 LOB: 0 BB: 0 P: 8	R: 0 E: 0 K: 0 S: 6	H: 0 LOB: 0 BB: 0 P: 9	R: 0 E: 0 K: 1 S: 10	H: 0 LOB: 0 BB: 0 P: 14	R: 0 E: 0 K: 1 S: 6	H: 0 LOB: 0 BB: 0 P: 11	1B: 4 2B: 0 3B: 0 HR: 0	SF: 0 SAC: 0 DP: 1 HBP: 0	WP: 0 PB: 0 SB: 0 CS: 0	PA: 32			
PITCHER	IP	WLS	BF	H	R	ER	SO	BB	IBB	HBP	BLK	WP	HR	S	P	ERA	WHIP								
Rick Sutcliffe, R ERA: 3.0 (7, 1)	6.0	W	23	4	2	2	2	2	0	0	0	0	0	49	79	3.00	1.000								
Heathcliff Slocumb, R ERA: (9, 1)	2.0		6	0	0	0	1	0	0	0	0	0	0	16	23	0.00	0.000								
Paul Assenmacher, L ERA: (9, 1)	1.0	S	3	0	0	0	1	0	0	0	0	0	0	6	11	0.00	0.000								

Chicago Cubs @ Pittsburgh Pirates
Three Rivers Stadium, Pittsburgh, PA
Thu Apr 18 1991, 7:05 PM EDT
Att: 9,148 - Cloudy - 63 F

AB 30
R 2
H 4
RBI 2
BB 2
SO 4
LOB 5



Batter	1	2	3	4	5	6	7	8	9	AB	R	H	RBI	BB	SO	LOB	TOP			
Doug Dascenzo, S OBP: 0.326, SLG: 0.270	F9		G4-3		G6-3		G1-3		L3	5	0	0	0	0	0	0	Chicago Cubs @ Pittsburgh Pirates Three Rivers Stadium, Pittsburgh, PA Sat Apr 20 1991, 3:33 AM EDT Att: 13,179 - Cloudy - 50 F			
23 Ryne Sandberg, R OBP: 0.226, SLG: 0.250	G3		2B		G4-3		G5-3		2B	5	0	2	0	0	0					
Mark Grace, L OBP: 0.404, SLG: 0.465	1B		P8		L7		P4		F7	5	0	1	0	0	2					
George Bell, R OBP: 0.288, SLG: 0.440	1B		G6-3				FC1-4		1B	3	1	2	0	1	0					
Andre Dawson, R OBP: 0.333, SLG: 0.511	F7				2B		FC1-4		F9	4	1	1	0	0	4					
Damon Berryhill, S OBP: 0.250, SLG: 0.306		G6-3			K		E6		FC6-4	4	0	1	0	0	1					
Shawon Dunston, R OBP: 0.286, SLG: 0.395		G6-3			P9		SF8		FC6-4	3	0	0	2	0	2					
Gary Scott, R OBP: 0.349, SLG: 0.235										2	0	1	0	1	0					
Les Lancaster, R										0	0	0	0	0	0					
Chico Walker, S										1	0	0	0	0	0					
Heathcliff Slocumb, R										0	0	0	0	0	0					
Greg Maddux, R OBP: 0.250, SLG: 0.375		G4-3			G1				P3	2	0	0	0	0	3					
Chuck McElroy, L										0	0	0	0	0	0					
Luis Salazar, R OBP: 0.333, SLG: 1.333							HR			2	1	1	1	0	0					
Inning Stats	R: 0 E: 0 K: 0 S: 12	H: 2 LOB: 2 BB: 0 P: 17	R: 0 E: 0 K: 0 S: 11	H: 1 LOB: 1 BB: 0 P: 18	R: 0 E: 0 K: 1 S: 8	H: 1 LOB: 1 BB: 0 P: 9	R: 0 E: 0 K: 1 S: 9	H: 1 LOB: 2 BB: 1 P: 17	R: 0 E: 0 K: 0 S: 8	H: 0 LOB: 0 BB: 0 P: 11	R: 1 E: 1 K: 0 S: 8	H: 1 LOB: 1 BB: 0 P: 12	R: 1 E: 0 K: 0 S: 9	H: 1 LOB: 1 BB: 1 P: 15	R: 0 E: 0 K: 0 S: 10	H: 1 LOB: 1 BB: 0 P: 16	1B: 4 2B: 4 3B: 0 HR: 1	SF: 1 SAC: 0 DP: 0 HBP: 0	WP: 0 PB: 1 SB: 0 CS: 0	PA: 39
PITCHER	IP WLS BF H R ER SO BB IBB HBP BLK WP HR S P ERA WHIP																			
Zane Smith, L ERA: 3.05	(1, 1) 7.0 W 30 7 2 1 1 0 1 0 0 0 0 1 64 96 1.29 1.000																			
Mark Huisman, R ERA: 4.5	(8, 1) 1.0 5 1 1 1 0 1 0 0 0 0 0 0 9 15 9.00 2.000																			
Bob Kipper, L ERA: 14.73	(9, 1) 1.0 4 1 0 0 0 0 0 0 0 0 0 0 10 16 0.00 1.000																			

AB	36
R	3
H	9
RBI	3
BB	2
SO	1
LOB	16



Batter	1	2	3	4	5	6	7	8	9	AB	R	H	RBI	BB	SO	LOB	BOTTOM			
Gary Redus, R OBP: 0.333, SLG: 0.310	G4-3		G4-3			1B	F7			4	1	1	0	0	0	1	Chicago Cubs @ Pittsburgh Pirates Three Rivers Stadium, Pittsburgh, PA Sat Apr 20 1991, 3:33 AM EDT Att: 13,179 - Cloudy - 50 F			
Jay Bell, R OBP: 0.255, SLG: 0.318	G5-3			1B		BB	F9			4	2	2	0	0	0					
Andy Van Slyke, L OBP: 0.353, SLG: 0.500	G1-3			1B		BB	F7			4	2	2	1	0	0					
Bobby Bonilla, S OBP: 0.400, SLG: 0.405	G4-3			1B		HR	E7			3	2	1	1	1	0					
Barry Bonds, L OBP: 0.097, SLG: 0.069	K			G6-3		SF7	K			3	0	0	1	0	2					
Jeff King, R OBP: 0.340, SLG: 0.395	G6-3			K		HR	1B			3	1	1	1	1	1					
Michael LaValliere, L OBP: 0.212, SLG: 0.256			G3-1			HR	F7			4	1	1	4	0	0					
Curtis Wilkerson, S OBP: 0.364, SLG: 0.222			SH2-3			G4-3	G3-1			2	0	0	0	1	0					
Zane Smith, L OBP: 0.429, SLG: 0.500			SH2-3			L7	K			2	0	0	0	0	1					
Mark Huisman, R										0	0	0	0	0	0					
Bob Kipper, R										0	0	0	0	0	0					
Inning Stats	R: 0 E: 0 K: 0 S: 7	H: 0 LOB: 0 BB: 0 P: 11	R: 0 E: 0 K: 1 S: 8	H: 0 LOB: 0 BB: 0 P: 13	R: 0 E: 0 K: 0 S: 5	H: 0 LOB: 1 BB: 1 P: 12	R: 2 E: 0 K: 1 S: 8	H: 3 LOB: 0 BB: 0 P: 12	R: 0 E: 0 K: 0 S: 5	H: 0 LOB: 0 BB: 0 P: 6	R: 6 E: 0 K: 1 S: 21	H: 4 LOB: 2 BB: 2 P: 41	R: 0 E: 0 K: 0 S: 6	H: 0 LOB: 0 BB: 0 P: 10	R: 1 E: 1 K: 1 S: 12	H: 1 LOB: 0 BB: 0 P: 17	1B: 6 2B: 1 3B: 0 HR: 1	SF: 1 SAC: 1 DP: 1 HBP: 0	WP: 0 PB: 0 SB: 0 CS: 0	PA: 34
PITCHER	IP WLS BF H R ER SO BB IBB HBP BLK WP HR S P ERA WHIP																			
Greg Maddux, R ERA: 3.15	(1, 1) 5.0 L 21 6 5 5 2 1 0 0 0 0 0 0 0 39 66 9.00 1.400																			
Chuck McElroy, L ERA: 1.92	(6, 1) 0.1 2 0 0 0 0 1 0 0 0 0 0 0 5 11 0.00 3.000																			
Les Lancaster, R ERA: 7.04	(6, 1) 1.2 7 1 3 3 1 1 0 0 0 0 0 1 16 28 16.20 1.200																			
Heathcliff Slocumb, R ERA:	(8, 1) 1.0 4 1 1 0 1 0 0 0 0 0 0 0 12 17 0.00 1.000																			




Batter	1	2	3	4	5	6	7	8	9	10	11	AB	R	H	RBI	BB	SO	LOB	TOP					
Jerome Walton, R OBP: 0.250, SLG: 0.143	G6-3		G4-6-3			SF9 1B	BB				FC3-5 1B	5	2	1	0	1	1	5						
23 Ryne Sandberg, R OBP: 0.254, SLG: 0.296	FC6-4 1B			F7		SF9 1B 2B	FC5-4			G4-3	1B HR 1B	6	2	3	1	0	0	2						
Mark Grace, L OBP: 0.393, SLG: 0.444	F7			F7		SF9					FC5-2 1B	2	1	0	1	0	0	1						
Luis Salazar, R OBP: 0.200, SLG: 0.800	F7			F7		SF9					FC5-2 1B	2	1	0	0	0	1	3						
George Bell, R OBP: 0.286, SLG: 0.444	FC6-4			G6-3		K					HR	4	0	1	1	0	1	2						
Doug Descenzo, S OBP: 0.333, SLG: 0.282	FC6-4			G6-3		K					HR	2	2	1	1	0	0	0						
Andre Dawson, R OBP: 0.500, SLG: 0.569		P8				CS 1B					HR	6	1	3	5	0	0	1						
Dwight Smith, L		P8				CS 1B					HR	0	0	0	0	0	0	0						
Shawn Dunston, R OBP: 0.252, SLG: 0.357	G6-3			G6-3		S BB					F8	4	1	0	0	2	1	1						
Gary Scott, R OBP: 0.313, SLG: 0.205	G1-3			G1-3		P9						5	1	0	0	0	1	1						
Chuck McElroy, L	G1-3			G1-3		P9						0	0	0	0	0	0	0						
Heathcliff Stocumb, R	G1-3			G1-3		P9						0	0	0	0	0	0	0						
Mike Bielecki, R OBP: 0.667, SLG: 0.667	G1-3			G1-3		P9						0	0	0	0	0	0	0						
Erik Pappas, R OBP: 0.333, SLG: 0.200	F7			F7		F7					FC3-5 BB	4	0	1	1	1	0	1						
Mike Harkey, R OBP: 0.500, SLG: 0.500	F7			F7		F7					FC3-5 BB	2	1	2	0	0	0	0						
Paul Assenmacher, L OBP: 0.500, SLG: 0.500	F7			F7		F7					FC3-5 BB	2	0	1	0	0	1	2						
Dave Smith, R	F7			F7		F7					FC3-5 BB	0	0	0	0	0	0	0						
Jose Vizcaino, S OBP: 0.300, SLG: 0.250	G4-6-3 1B			G4-6-3 1B		G4-6-3 1B					FC5-2 BB	0	0	0	0	1	0	0						
Inning Stats	R: 0 E: 0 K: 0 S: 12	H: 1 LOB: 1 BB: 0 P: 18	R: 0 E: 0 K: 0 S: 8	H: 0 LOB: 0 BB: 0 P: 12	R: 0 E: 0 K: 0 S: 6	H: 1 LOB: 0 BB: 0 P: 7	R: 0 E: 0 K: 0 S: 7	H: 0 LOB: 0 BB: 0 P: 13	R: 0 E: 0 K: 2 S: 17	H: 4 LOB: 1 BB: 1 P: 22	R: 0 E: 0 K: 0 S: 8	H: 1 LOB: 2 BB: 1 P: 17	R: 4 E: 1 K: 2 S: 18	H: 2 LOB: 2 BB: 1 P: 30	R: 0 E: 0 K: 1 S: 8	H: 0 LOB: 0 BB: 0 P: 12	R: 0 E: 0 K: 1 S: 7	H: 0 LOB: 0 BB: 0 P: 10	R: 5 E: 0 K: 0 S: 17	H: 3 LOB: 0 BB: 2 P: 28	1B: 10 2B: 2 3B: 0 HR: 1	SF: 1 SAC: 0 DP: 1 HBP: 1	WP: 0 PB: 0 SB: 1 CS: 1	PA: 51
PITCHER	IP ERA	WLS BF	H R	ER SO	BB IBB	HBP BLK	WP HR	S SS	P 81	ERA 4.50	WHIP 1.333													
Randy Tomlin, L ERA: 3.46	6.0	24	7	3	2	0	0	0	5	18	9.00													
Neal Heaton, L ERA: 5.4	1.0	6	1	1	1	0	0	0	8	18	9.00													
Mark Hulsmann, R ERA: 5.0	1.0	7	2	3	1	2	0	1	0	18	29	9.00												
Bill Landrum, R ERA:	1.0	3	0	0	0	1	0	0	8	12	0.00													
Bob Kipper, L ERA: 16.43	1.0	5	0	2	2	1	2	0	0	10	21	18.00												

Chicago Cubs @ Pittsburgh Pirates
Three Rivers Stadium, Pittsburgh, PA
Sun Apr 21 1991, 3:33 AM EDT
Att: 10,860 - Cloudy - 43 F

livebaseballscores.com

AB 44
R 12
H 13
RBI 10
BB 5
SO 6
LOB 19



Batter	1	2	3	4	5	6	7	8	9	10	11	AB	R	H	RBI	BB	SO	LOB	BOTTOM			
Orlando Merced, S OBP: 0.500, SLG: 0.667	G1-4-3			K		CS BB		HR 3B			SF8 1B	4	2	2	2	2	1	0				
Jay Bell, R OBP: 0.245, SLG: 0.320	G5-3			F7		K		K		G6-3	SF8 1B 2B	6	1	1	2	0	2	4				
Andy Van Slyke, L OBP: 0.316, SLG: 0.444	K			F9		F5		G1-3			SF8	5	0	0	1	0	2	2				
Bobby Bonilla, S OBP: 0.429, SLG: 0.500		P4				F9 1B 2B BB		K			1B 2B BB	4	3	2	2	2	1	0				
Barry Bonds, L OBP: 0.135, SLG: 0.114				K		SF9 1B		K			BB	6	2	2	1	0	4	2				
Jeff King, R OBP: 0.346, SLG: 0.383				K		F9		P2			2B BB	4	1	1	0	1	1	3				
Michael LaValliere, L OBP: 0.229, SLG: 0.303				G6-3		SF9 2B		K		SH5-4 1B	2B BB	2	0	1	1	0	0	0				
Don Slaught, R OBP: 0.400, SLG: 0.571				G6-3		SF9 2B		K		G5-3	2B	3	0	1	2	0	1	3				
Jose Lind, R OBP: 0.250, SLG: 0.243				G6-3		SF9		P2			1B 1B BB	3	2	1	1	1	0	1				
Randy Tomlin, L ERA: 3.46				K		K		K			1B	2	0	0	0	0	2	1				
Neal Heaton, L ERA: 5.4				K		K		K			1B	0	0	0	0	0	0	0				
Mark Hulsmann, R ERA: 5.0				K		K		K			1B	0	0	0	0	0	0	0				
Bill Landrum, R ERA:				K		K		K			1B	0	0	0	0	0	0	0				
Bob Kipper, L ERA: 16.43				K		K		K			1B	0	0	0	0	0	0	0				
Inning Stats	R: 0 E: 0 K: 1 S: 9	H: 0 LOB: 0 BB: 0 P: 13	R: 0 E: 0 K: 2 S: 8	H: 0 LOB: 0 BB: 0 P: 13	R: 0 E: 0 K: 1 S: 7	H: 0 LOB: 0 BB: 0 P: 11	R: 0 E: 0 K: 1 S: 9	H: 0 LOB: 0 BB: 0 P: 15	R: 0 E: 0 K: 1 S: 9	H: 0 LOB: 1 BB: 1 P: 15	R: 4 E: 0 K: 2 S: 16	H: 3 LOB: 0 BB: 1 P: 23	R: 1 E: 0 K: 0 S: 11	H: 2 LOB: 2 BB: 1 P: 24	R: 0 E: 0 K: 2 S: 11	H: 1 LOB: 1 BB: 1 P: 22	R: 6 E: 0 K: 0 S: 18	H: 5 LOB: 2 BB: 3 P: 40	1B: 6 2B: 5 3B: 1 HR: 1	SF: 2 SAC: 1 DP: 0 HBP: 0	WP: 2 PB: 0 SB: 0 CS: 1	PA: 52
PITCHER	IP ERA	WLS BF	H R	ER SO	BB IBB	HBP BLK	WP HR	S SS	P 86	ERA 3.38	WHIP 0.750											
Mike Harkey, R ERA: 5.17	5.1	20	2	2	2	0	0	0	54	45	13.50											
Paul Assenmacher, L ERA: 3.72	2.2	12	3	4	4	5	1	1	33	45	13.50											
Dave Smith, R ERA: 6.35	1.0	6	2	1	1	0	0	0	11	24	9.00											
Chuck McElroy, L ERA: 1.69	0.2	4	1	0	0	2	0	1	0	7	15	0.00										
Heathcliff Stocumb, R ERA: 3.12	0.1	4	2	3	3	0	1	0	11	22	81.00											

Chicago Cubs @ Pittsburgh Pirates
Three Rivers Stadium, Pittsburgh, PA
Sun Apr 21 1991, 3:33 AM EDT
Att: 10,860 - Cloudy - 43 F

livebaseballscores.com

AB 41
R 13
H 13
RBI 13
BB 8
SO 14
LOB 16



Batter	1	2	3	4	5	6	7	8	9	AB	R	H	RBI	BB	SO	LOB	TOP				
Orlando Merced, S OBP: 0.538, SLG: 0.556 Bill Landrum, R	4-1 HR BB		2-2 E 2B 1B	1-1 G1-6-3		1-0 G3-1		4-2 BB	3 2 1 0 2 0 2 0 0 0 0 0 0 0												
Jay Bell, R OBP: 0.241, SLG: 0.296	0-0 L8		4-0 E 2B BB		1-3 K		1-1 G3	2-2 G5-3	4 1 0 0 1 1 3												
Andy Van Slyke, L OBP: 0.328, SLG: 0.510	2-1 SAFE HR		3-2 E3 2B G6-3		0-0 CS 1B		3-1 P6		4 2 2 2 0 0 2												
Bobby Bonilla, S OBP: 0.450, SLG: 0.531	4-1 G6-3 BB		0-0 G6-3 2B		1-0 F7		0-0 HR 1B		3 1 2 2 1 0 1												
Barry Bonds, L OBP: 0.171, SLG: 0.211	1-1 G6-3		4-0 G6-3 IBB		0-0 CS 1-2		2-2 F8	2-0 HR	3 1 1 2 1 0 1												
Jeff King, R OBP: 0.339, SLG: 0.360		1-1 G5-3	1-2 G6-3		2-1 G4-3		4-0 CS BB		3 0 0 1 1 0 2												
Michael LaValliere, L OBP: 0.265, SLG: 0.270		2-1 F7	0-0 G3		1-1 G4-3		3-2 P3		4 0 0 0 0 0 3												
Jose Lind, R OBP: 0.227, SLG: 0.220		1-3 K		3-1 F8		0-3 K		1-2 F8	4 0 0 0 0 2 0												
John Smiley, L OBP: 0.250, SLG: 0.250 Mark Huisman, R			0-0 G4-3		1-2 G1-6-3 1B		2-1 G3-1 2B	2-1 G1-3	2 0 1 0 0 0 0 0 0 0 0 0 0 0 1 0 1 0 0 0 0 1 0 0 0 0 0 0 0 0 0 0 0 0 0												
Neal Heaton, L OBP: 0.375, SLG: 0.400 Gary Varsho, L OBP: 0.250, SLG: 0.250 Carmelo Martinez, R																					
Inning Stats	R: 2 E: 0 K: 0 S: 7	H: 1 LOB: 0 BB: 2 P: 18	R: 0 E: 0 K: 1 S: 10	H: 0 LOB: 0 BB: 0 P: 14	R: 3 E: 1 K: 0 S: 12	H: 2 LOB: 2 BB: 2 P: 26	R: 0 E: 0 K: 1 S: 7	H: 1 LOB: 0 BB: 0 P: 12	R: 0 E: 0 K: 0 S: 7	H: 0 LOB: 0 BB: 0 P: 12	R: 0 E: 0 K: 1 S: 8	H: 1 LOB: 1 BB: 0 P: 12	R: 2 E: 0 K: 0 S: 7	H: 2 LOB: 0 BB: 1 P: 19	R: 0 E: 0 K: 0 S: 13	H: 0 LOB: 1 BB: 1 P: 22	1B: 4 2B: 2 3B: 0 HR: 2	SF: 0 SAC: 0 DP: 2 HBP: 0	WP: 1 PB: 0 SB: 0 CS: 2	PA: 39	
PITCHER	IP WLS BF H R ER SO	IP WLS BF H R ER SO	IP WLS BF H R ER SO	IP WLS BF H R ER SO	IP WLS BF H R ER SO	IP WLS BF H R ER SO	IP WLS BF H R ER SO	IP WLS BF H R ER SO	IP WLS BF H R ER SO	IP WLS BF H R ER SO	IP WLS BF H R ER SO	IP WLS BF H R ER SO	IP WLS BF H R ER SO	IP WLS BF H R ER SO	IP WLS BF H R ER SO	IP WLS BF H R ER SO	ERA WHIP	ERA WHIP			
Bill Sampen, R ERA: 3.07	(1, 1) 2.2 L 15 3 5 4 1	(1, 1) 2.2 L 15 3 5 4 1	(1, 1) 2.2 L 15 3 5 4 1	(1, 1) 2.2 L 15 3 5 4 1	(1, 1) 2.2 L 15 3 5 4 1	(1, 1) 2.2 L 15 3 5 4 1	(1, 1) 2.2 L 15 3 5 4 1	(1, 1) 2.2 L 15 3 5 4 1	(1, 1) 2.2 L 15 3 5 4 1	(1, 1) 2.2 L 15 3 5 4 1	(1, 1) 2.2 L 15 3 5 4 1	(1, 1) 2.2 L 15 3 5 4 1	(1, 1) 2.2 L 15 3 5 4 1	(1, 1) 2.2 L 15 3 5 4 1	(1, 1) 2.2 L 15 3 5 4 1	(1, 1) 2.2 L 15 3 5 4 1	13.50 2.250	4.0 1.000			
Scott Ruskin, L ERA: 4.76	(3, 1) 2.1 7 2 0 0 1	(3, 1) 2.1 7 2 0 0 1	(3, 1) 2.1 7 2 0 0 1	(3, 1) 2.1 7 2 0 0 1	(3, 1) 2.1 7 2 0 0 1	(3, 1) 2.1 7 2 0 0 1	(3, 1) 2.1 7 2 0 0 1	(3, 1) 2.1 7 2 0 0 1	(3, 1) 2.1 7 2 0 0 1	(3, 1) 2.1 7 2 0 0 1	(3, 1) 2.1 7 2 0 0 1	(3, 1) 2.1 7 2 0 0 1	(3, 1) 2.1 7 2 0 0 1	(3, 1) 2.1 7 2 0 0 1	(3, 1) 2.1 7 2 0 0 1	(3, 1) 2.1 7 2 0 0 1	0.00 0.857	4.0 1.000			
Mel Rojas, R ERA: 4.76	(6, 1) 1.0 3 0 0 0 0	(6, 1) 1.0 3 0 0 0 0	(6, 1) 1.0 3 0 0 0 0	(6, 1) 1.0 3 0 0 0 0	(6, 1) 1.0 3 0 0 0 0	(6, 1) 1.0 3 0 0 0 0	(6, 1) 1.0 3 0 0 0 0	(6, 1) 1.0 3 0 0 0 0	(6, 1) 1.0 3 0 0 0 0	(6, 1) 1.0 3 0 0 0 0	(6, 1) 1.0 3 0 0 0 0	(6, 1) 1.0 3 0 0 0 0	(6, 1) 1.0 3 0 0 0 0	(6, 1) 1.0 3 0 0 0 0	(6, 1) 1.0 3 0 0 0 0	(6, 1) 1.0 3 0 0 0 0	0.00 0.000	18.00 3.000			
Rick Mahler, R ERA: 4.76	(7, 1) 1.0 4 1 0 0 1	(7, 1) 1.0 4 1 0 0 1	(7, 1) 1.0 4 1 0 0 1	(7, 1) 1.0 4 1 0 0 1	(7, 1) 1.0 4 1 0 0 1	(7, 1) 1.0 4 1 0 0 1	(7, 1) 1.0 4 1 0 0 1	(7, 1) 1.0 4 1 0 0 1	(7, 1) 1.0 4 1 0 0 1	(7, 1) 1.0 4 1 0 0 1	(7, 1) 1.0 4 1 0 0 1	(7, 1) 1.0 4 1 0 0 1	(7, 1) 1.0 4 1 0 0 1	(7, 1) 1.0 4 1 0 0 1	(7, 1) 1.0 4 1 0 0 1	(7, 1) 1.0 4 1 0 0 1	0.00 1.000	18.00 3.000			
Steve Frey, L ERA: 6.49	(8, 1) 1.0 5 2 2 2 0	(8, 1) 1.0 5 2 2 2 0	(8, 1) 1.0 5 2 2 2 0	(8, 1) 1.0 5 2 2 2 0	(8, 1) 1.0 5 2 2 2 0	(8, 1) 1.0 5 2 2 2 0	(8, 1) 1.0 5 2 2 2 0	(8, 1) 1.0 5 2 2 2 0	(8, 1) 1.0 5 2 2 2 0	(8, 1) 1.0 5 2 2 2 0	(8, 1) 1.0 5 2 2 2 0	(8, 1) 1.0 5 2 2 2 0	(8, 1) 1.0 5 2 2 2 0	(8, 1) 1.0 5 2 2 2 0	(8, 1) 1.0 5 2 2 2 0	(8, 1) 1.0 5 2 2 2 0	(8, 1) 1.0 5 2 2 2 0	18.00 3.000	18.00 3.000		

Pittsburgh Pirates @ Montreal Expos
Olympic Stadium, Montreal, QB
Tue Apr 23 1991, 7:05 PM EDT
Att. 7,770 - Dome - 70 F


AB 32
R 7
H 8
RBI 7
BB 6
SO 3
LOB 14



Batter	1	2	3	4	5	6	7	8	9	AB	R	H	RBI	BB	SO	LOB	BOTTOM					
Delino DeShields, L OBP: 0.414, SLG: 0.490	2-0 E 1B 1B		3-1 F8		0-1 G4-3	1-0 SAFE F8		2-1 1B	5 1 2 0 0 0 3													
Marquis Grissom, R OBP: 0.192, SLG: 0.200	1-3 SAFE K		1-2 P3		1-1 1B WP 1B		1-1 P4	0-0 P3	5 0 1 1 0 1 2													
Ivan Calderon, R OBP: 0.345, SLG: 0.472	1-0 F8-3 1B		0-0 BB 1B 1B		1-0 SAFE 1B 1B		1-1 G1-3	0-3 K	5 0 3 1 0 1 1													
Tim Wallach, R OBP: 0.241, SLG: 0.316	1-1 F8-3		1-2 BB 1B		1-2 G5-3		0-0 P2	0-1 G4-3	5 0 1 0 0 0 4													
Andres Galarraga, R OBP: 0.268, SLG: 0.340		0-0 G4-3		0-3 K		0-0 FC6-4 1B		1-0 F8	4 0 1 0 0 1 2													
Niko Riesgo, R OBP: 0.500, SLG: 0.200		0-0 P4		4-1 BB 1B		1-2 FC6-4 1B		4-2 2B BB	2 1 0 0 2 0 1													
Gilberto Reyes, R OBP: 0.385, SLG: 0.490		0-1 G6-3		0-1 F7		0-1 1B 1B		0-0 P4	4 0 1 0 0 0 4													
Spike Owen, S OBP: 0.289, SLG: 0.349			1-3 K		0-0 P4	0-2 F9		1-1 K	4 0 1 0 0 1 2													
Bill Sampen, R ERA: 3.07 Scott Ruskin, L ERA: 4.76 Mel Rojas, R ERA: 4.76 Rick Mahler, R ERA: 4.76 Steve Frey, L ERA: 6.49			2-3 K		3-1 G4-3 1B 2B	3-1 1B		3-3 K	0 0													
Inning Stats	R: 1 E: 0 K: 1 S: 10	H: 2 LOB: 0 BB: 0 P: 15	R: 0 E: 0 K: 0 S: 4	H: 0 LOB: 0 BB: 0 P: 4	R: 0 E: 0 K: 2 S: 10	H: 0 LOB: 0 BB: 0 P: 16	R: 0 E: 0 K: 1 S: 13	H: 2 LOB: 3 BB: 1 P: 19	R: 1 E: 0 K: 0 S: 12	H: 3 LOB: 2 BB: 0 P: 18	R: 1 E: 0 K: 0 S: 13	H: 3 LOB: 2 BB: 0 P: 18	R: 0 E: 0 K: 0 S: 5	H: 0 LOB: 0 BB: 0 P: 7	R: 0 E: 0 K: 1 S: 10	H: 1 LOB: 2 BB: 1 P: 19	R: 0 E: 0 K: 1 S: 8	H: 1 LOB: 1 BB: 0 P: 10	1B: 10 2B: 3 3B: 0 HR: 0	SF: 0 SAC: 0 DP: 1 HBP: 0	WP: 1 PB: 0 SB: 1 CS: 0	PA: 40
PITCHER	IP WLS BF H R ER SO	IP WLS BF H R ER SO	IP WLS BF H R ER SO	IP WLS BF H R ER SO	IP WLS BF H R ER SO	IP WLS BF H R ER SO	IP WLS BF H R ER SO	IP WLS BF H R ER SO	IP WLS BF H R ER SO	IP WLS BF H R ER SO	IP WLS BF H R ER SO	IP WLS BF H R ER SO	IP WLS BF H R ER SO	IP WLS BF H R ER SO	IP WLS BF H R ER SO	IP WLS BF H R ER SO	ERA WHIP	ERA WHIP				
John Smiley, L ERA: 1.59	(1, 1) 5.2 W 26 9 3 3 4	(1, 1) 5.2 W 26 9 3 3 4	(1, 1) 5.2 W 26 9 3 3 4	(1, 1) 5.2 W 26 9 3 3 4	(1, 1) 5.2 W 26 9 3 3 4	(1, 1) 5.2 W 26 9 3 3 4	(1, 1) 5.2 W 26 9 3 3 4	(1, 1) 5.2 W 26 9 3 3 4	(1, 1) 5.2 W 26 9 3 3 4	(1, 1) 5.2 W 26 9 3 3 4	(1, 1) 5.2 W 26 9 3 3 4	(1, 1) 5.2 W 26 9 3 3 4	(1, 1) 5.2 W 26 9 3 3 4	(1, 1) 5.2 W 26 9 3 3 4	(1, 1) 5.2 W 26 9 3 3 4	(1, 1) 5.2 W 26 9 3 3 4	4.76 1.765	1.59 0.857				
Mark Huisman, R ERA: 6.0	(6, 1) 0.0 1 1 0 0 0	(6, 1) 0.0 1 1 0 0 0	(6, 1) 0.0 1 1 0 0 0	(6, 1) 0.0 1 1 0 0 0	(6, 1) 0.0 1 1 0 0 0	(6, 1) 0.0 1 1 0 0 0	(6, 1) 0.0 1 1 0 0 0	(6, 1) 0.0 1 1 0 0 0	(6, 1) 0.0 1 1 0 0 0	(6, 1) 0.0 1 1 0 0 0	(6, 1) 0.0 1 1 0 0 0	(6, 1) 0.0 1 1 0 0 0	(6, 1) 0.0 1 1 0 0 0	(6, 1) 0.0 1 1 0 0 0	(6, 1) 0.0 1 1 0 0 0	(6, 1) 0.0 1 1 0 0 0	0.00 1.000	1.59 0.857				
Neal Heaton, L ERA: 3.18	(6, 1) 2.1 9 1 0 0 1	(6, 1) 2.1 9 1 0 0 1	(6, 1) 2.1 9 1 0 0 1	(6, 1) 2.1 9 1 0 0 1	(6, 1) 2.1 9 1 0 0 1	(6, 1) 2.1 9 1 0 0 1	(6, 1) 2.1 9 1 0 0 1	(6, 1) 2.1 9 1 0 0 1	(6, 1) 2.1 9 1 0 0 1	(6, 1) 2.1 9 1 0 0 1	(6, 1) 2.1 9 1 0 0 1	(6, 1) 2.1 9 1 0 0 1	(6, 1) 2.1 9 1 0 0 1	(6, 1) 2.1 9 1 0 0 1	(6, 1) 2.1 9 1 0 0 1	(6, 1) 2.1 9 1 0 0 1	0.00 0.857	1.59 0.857				
Bill Landrum, R ERA: 6.0	(9, 1) 1.0 4 1 0 0 1	(9, 1) 1.0 4 1 0 0 1	(9, 1) 1.0 4 1 0 0 1	(9, 1) 1.0 4 1 0 0 1	(9, 1) 1.0 4 1 0 0 1	(9, 1) 1.0 4 1 0 0 1	(9, 1) 1.0 4 1 0 0 1	(9, 1) 1.0 4 1 0 0 1	(9, 1) 1.0 4 1 0 0 1	(9, 1) 1.0 4 1 0 0 1	(9, 1) 1.0 4 1 0 0 1	(9, 1) 1.0 4 1 0 0 1	(9, 1) 1.0 4 1 0 0 1	(9, 1) 1.0 4 1 0 0 1	(9, 1) 1.0 4 1 0 0 1	(9, 1) 1.0 4 1 0 0 1	0.00 1.000	1.59 0.857				

Pittsburgh Pirates @ Montreal Expos
Olympic Stadium, Montreal, QB
Tue Apr 23 1991, 7:05 PM EDT
Att. 7,770 - Dome - 70 F


AB 38
R 3
H 12
RBI 3
BB 2
SO 6
LOB 21



Batter	1	2	3	4	5	6	7	8	9	AB	R	H	RBI	BB	SO	LOB	TOP								
Orlando Merced, S OBP: 0.529, SLG: 0.500 Carmelo Martinez, R OBP: 0.250, SLG: 0.250	3-2 SH1-3 2B 1B	4-2 BB		2-3 K			3-3 K			3	1	1	0	1	2	2									
Jay Bell, R OBP: 0.230, SLG: 0.281	0-0 SH1-3	1-1 P3		1-1 F9			0-0 F9			3	0	0	0	0	0	5									
Gary Varsho, L OBP: 0.393, SLG: 0.458	1-0 G6-3 2H 2B		0-0 1B		0-1 B1-3			1-1 F7		4	0	2	1	0	0	0									
Bobby Bonilla, S OBP: 0.422, SLG: 0.491	0-0 G6-3		1-1 G4-6-3		0-0 G3			0-1 F8		4	0	0	0	0	0	2									
Barry Bonds, L OBP: 0.156, SLG: 0.190	3-2 G6-3		2-1 F8		1-1 G1-3			2-1 L7		4	0	0	0	0	0	1									
Jeff King, R OBP: 0.350, SLG: 0.370		1-2 FC5-4 1B		0-0 S 2B 1B		1-1 G6-3			1-2 P3	4	1	2	0	0	0	0									
Don Slaught, R OBP: 0.421, SLG: 0.529		0-2 FC5-4 BB 1B		4-2 BB 2B 1B		1-1 G4-6-3 1B			0-1 F8	3	0	1	0	1	0	1									
Jose Lind, R OBP: 0.250, SLG: 0.267		1-2 BB 1B		0-2 BB 2B		0-0 G4-6-3			2-3 K	4	0	2	1	0	1	1									
Doug Drabek, R OBP: 0.286, SLG: 0.286 Bob Patterson, R Bill Landrum, R	1-1 P5	2-1 P5		0-1 G1-3			1-3 K			3	0	0	0	0	1	4									
Inning Stats	R: 1 E: 0 K: 0 S: 10	H: 2 LOB: 1 BB: 0 P: 17	R: 0 E: 0 K: 0 S: 19	H: 2 LOB: 3 BB: 1 P: 28	R: 0 E: 0 K: 0 S: 5	H: 1 LOB: 0 BB: 0 P: 8	R: 1 E: 0 K: 1 S: 16	H: 2 LOB: 2 BB: 1 P: 21	R: 0 E: 0 K: 0 S: 5	H: 0 LOB: 0 BB: 0 P: 6	R: 0 E: 0 K: 0 S: 5	H: 1 LOB: 0 BB: 0 P: 7	R: 0 E: 0 K: 2 S: 12	H: 0 LOB: 0 BB: 0 P: 16	R: 0 E: 0 K: 0 S: 6	H: 0 LOB: 0 BB: 0 P: 9	R: 0 E: 0 K: 1 S: 11	H: 0 LOB: 0 BB: 0 P: 14	1B: 6 2B: 2 3B: 0 HR: 0	SF: 0 SAC: 1 DP: 2 HBP: 0	WP: 0 PB: 0 SB: 1 CS: 0	PA: 35			
PITCHER	IP	WLS	BF	H	R	ER	SO	BB	IBB	HBP	BLK	WP	HR	S	P	ERA	WHIP								
Dennis Martinez, R ERA: 1.63 Tim Burke, R ERA: 4.35	(1, 1) (9, 1)	8.0 1.0	32 3	8 0	2 0	2 0	3 1	2 0	0 0	0 0	0 0	0 0	0 0	78 11	112 14	2.25 0.00	1.250 0.000								

Pittsburgh Pirates @ Montreal Expos
Olympic Stadium, Montreal, QB
Wed Apr 24 1991, 7:05 PM EDT
Att. 8,592 - Dome - 70 F


AB 32
R 2
H 8
RBI 2
BB 2
SO 4
LOB 16



Batter	1	2	3	4	5	6	7	8	9	AB	R	H	RBI	BB	SO	LOB	BOTTOM								
Delino DeShields, L OBP: 0.413, SLG: 0.463	4-1 E BB	4-1 BB		0-0 G3			0-0 G6-3	2-1 FC6		3	1	0	0	2	0	4									
Dave Martinez, L OBP: 0.277, SLG: 0.311	3-1 F7	1-2 G4-3			2-2 1B		0-0 F7		1-1 G4-3	5	0	1	0	0	0	3									
Ivan Calderon, R OBP: 0.365, SLG: 0.474	0-2 P4		0-0 1B		1-1 1B		1-1 FC5-4 HBP		1-2 G6-3	4	0	2	0	0	0	1									
Tim Wallach, R OBP: 0.238, SLG: 0.306 Junior Noboa, R OBP: 0.333, SLG: 0.455	0-1 E8		2-3 K		0-1 F9		0-0 FC5-4		0-0 1B	5	0	1	0	0	1	3									
Larry Walker, L OBP: 0.280, SLG: 0.233	4-1 BB		4-2 BB		0-0 P6			0-1 G1-3	0-3 K	3	0	0	0	2	1	3									
Andres Galaraga, R OBP: 0.287, SLG: 0.333	1-3 K		0-0 F9		0-0 F8			1-2 2B FC4-2 1B		4	0	1	0	0	1	5									
Ron Hassey, L OBP: 0.333, SLG: 0.375 Marquis Grissom, R OBP: 0.192, SLG: 0.200 Gilberto Reyes, R OBP: 0.385, SLG: 0.400		2-1 G4-3		2-0 PB 2B		0-1 G3-1		0-0 FC4-2 2B		4	0	2	0	0	0	0									
Spike Owen, S OBP: 0.271, SLG: 0.326 Eric Bullock, L OBP: 0.143, SLG: 0.143 Tim Burke, R		1-2 E6		1-1 G4-3		2-3 K		1-2 FC4-2 BB		3	0	0	0	0	1	1									
Dennis Martinez, R Tom Foley, L OBP: 0.500, SLG: 0.750		0-1 SH5-4		0-2 P4		2-3 K		2-3 3H BB		2	0	0	0	0	1	1									
Inning Stats	R: 1 E: 1 K: 1 S: 15	H: 0 LOB: 2 BB: 2 P: 26	R: 0 E: 1 K: 0 S: 12	H: 0 LOB: 2 BB: 1 P: 20	R: 0 E: 0 K: 1 S: 7	H: 1 LOB: 1 BB: 1 P: 13	R: 0 E: 0 K: 0 S: 7	H: 1 LOB: 1 BB: 0 P: 10	R: 0 E: 0 K: 0 S: 9	H: 2 LOB: 2 BB: 0 P: 12	R: 0 E: 0 K: 2 S: 13	H: 0 LOB: 0 BB: 0 P: 17	R: 0 E: 0 K: 0 S: 4	H: 0 LOB: 1 BB: 0 P: 5	R: 0 E: 0 K: 0 S: 12	H: 2 LOB: 3 BB: 1 P: 20	R: 0 E: 0 K: 1 S: 11	H: 1 LOB: 1 BB: 0 P: 13	1B: 5 2B: 2 3B: 0 HR: 0	SF: 0 SAC: 1 DP: 0 HBP: 1	WP: 0 PB: 1 SB: 0 CS: 0	PA: 41			
PITCHER	IP	WLS	BF	H	R	ER	SO	BB	IBB	HBP	BLK	WP	HR	S	P	ERA	WHIP								
Doug Drabek, R ERA: 3.8 Bob Patterson, L ERA: 9.0 Bill Landrum, R ERA:	(1, 1) (8, 1) (9, 1)	7.2 0.2 0.2	36 2 3	6 0 1	0 0 0	0 0 0	0 0 1	5 0 0	0 0 0	1 0 0	0 0 0	0 0 0	0 0 0	0 4 9	7 7 10	0.00 0.00 0.00	1.435 0.000 1.500								

Pittsburgh Pirates @ Montreal Expos
Olympic Stadium, Montreal, QB
Wed Apr 24 1991, 7:05 PM EDT
Att. 8,592 - Dome - 70 F

AB 34
R 1
H 7
RBI 0
BB 5
SO 5
LOB 23



Batter	1	2	3	4	5	6	7	8	9	AB	R	H	RBI	BB	SO	LOB	TOP								
Gary Redus, R (1, 8) OBP: 0.351, SLG: 0.313 Andy Van Slyke, L (6, 8) OBP: 0.333, SLG: 0.510	3-1 P4		0-0 BB 1B		2-3 K		0-1 2H 1B		0-0 F9	3	1	1	0	0	1	0									
Jay Bell, R (1, 6) OBP: 0.227, SLG: 0.262	0-0 F7		4-1 1B 1B BB		1-2 G5-3		2-0 F8		0-0 E3 1B	4	1	0	0	1	0	1									
Jeff King, R (1, 5) OBP: 0.354, SLG: 0.373	2-0 G6-3		1-2 1B		2-1 G6-3				2-0 G5-3	5	1	2	1	0	0	0									
Bobby Bonilla, S (1, 9) OBP: 0.420, SLG: 0.552		2-2 P4		1-3 K		1-0 HR		0-0 PB 2B	2-2 P3	5	2	2	1	0	1	2									
Barry Bonds, L (1, 7) OBP: 0.220, SLG: 0.326		0-3 K		4-0 CS BB		1-0 HR		3-2 2H 1B 2B	1-1 1B	4	2	3	3	1	1	0									
Carmelo Martinez, R (1, 3) OBP: 0.313, SLG: 0.267 Lloyd McClendon, R (9, PH) OBP: 0.500, SLG: 0.875		4-1 FC6-4 BB		1-2 1B		0-0 F7		1-3 K	3-2 FC6 1B	3	0	1	0	1	1	1									
Don Slaught, R (1, 2) OBP: 0.375, SLG: 0.455	0-2 FC6-4		0-1 G5-3					1-0 G4-3	1-1 1B	5	0	1	1	0	0	4									
Jose Lind, R (1, 4) OBP: 0.269, SLG: 0.286			0-1 G4-3		1-1 F9			1-2 SH2-3 1B	0-1 1B	4	1	2	0	0	0	0									
Vicente Palacios, R (1, 1)			1-3 K		1-2 G3-1			0-1 SH2-3	1-3 K	3	0	0	0	0	2	2									
Inning Stats	R: 0 E: 0 K: 0 S: 4	H: 0 LOB: 0 BB: 0 P: 9	R: 0 E: 0 K: 1 S: 10	H: 0 LOB: 1 BB: 1 P: 16	R: 1 E: 0 K: 1 S: 10	H: 2 LOB: 1 BB: 1 P: 16	R: 0 E: 0 K: 1 S: 8	H: 1 LOB: 1 BB: 1 P: 14	R: 0 E: 0 K: 1 S: 8	H: 0 LOB: 0 BB: 0 P: 12	R: 2 E: 0 K: 0 S: 8	H: 2 LOB: 1 BB: 0 P: 13	R: 1 E: 0 K: 0 S: 10	H: 2 LOB: 1 BB: 0 P: 14	R: 2 E: 0 K: 2 S: 16	H: 4 LOB: 2 BB: 0 P: 24	R: 2 E: 1 K: 0 S: 16	H: 3 LOB: 2 BB: 0 P: 24	1B: 10 2B: 2 3B: 0 HR: 2	SF: 0 SAC: 1 DP: 0 HBP: 0	WP: 0 PB: 1 SB: 0 CS: 1	PA: 43			
PITCHER	IP	WLS	BF	H	R	ER	SO	BB	IBB	HBP	BLK	WP	HR	S	P	ERA	WHIP								
Chris Nabolz, L (1, 1) ERA: 4.56	6.2	L	28	7	4	4	4	3	0	0	0	0	2	57	91	5.40	1.500								
Mel Rojas, R (7, 1) ERA: 8.43	1.1		8	4	2	2	2	0	0	0	0	0	0	17	27	13.50	3.000								
Steve Frey, L (9, 1) ERA: 5.79	1.0		7	3	2	0	0	0	0	0	0	0	0	16	24	0.00	3.000								

Pittsburgh Pirates @ Montreal Expos
Olympic Stadium, Montreal, QB
Thu Apr 25 1991, 7:05 PM EDT
Att. 7,868 - Dome - 70 F

AB	39
R	8
H	14
RBI	8
BB	3
SO	6
LOB	10



Batter	1	2	3	4	5	6	7	8	9	AB	R	H	RBI	BB	SO	LOB	BOTTOM								
Delino DeShields, L (1, 4) OBP: 0.388, SLG: 0.431	0-3 K		2-2 F7			0-0 L4			1-0 G4-3	4	0	0	0	0	1	0									
Dave Martinez, L (1, 8) OBP: 0.255, SLG: 0.286	3-2 P5			1-1 L7		2-2 L3			2-1 P6	4	0	0	0	0	0	0									
Ivan Calderon, R (1, 7) OBP: 0.358, SLG: 0.459	0-0 CS 1B			3-3 K		0-0 G1-3			0-2 F9	4	0	1	0	0	1	0									
Tim Wallach, R (1, 5) OBP: 0.242, SLG: 0.308	2-2 CS		0-0 FC5-4 1B		0-1 F8		1-2 F7			3	0	1	0	0	0	0									
Larry Walker, L (1, 9) OBP: 0.283, SLG: 0.239		0-0 F7			1-0 1B 1B		2-0 G4-3			3	0	1	0	0	0	1									
Eric Bullock, L (1, 3) OBP: 0.200, SLG: 0.200		1-3 K		0-1 1B		1-2 G3				3	0	1	0	0	1	1									
Nelson Santovenia, R (1, 2) OBP: 0.389, SLG: 0.444		1-1 FC5-4			1-0 F9			0-2 P3		3	0	0	0	0	0	3									
Tom Foley, L (1, 6) OBP: 0.333, SLG: 0.429			0-1 F7		1-2 L3			0-2 F7		3	0	0	0	0	0	2									
Chris Nabolz, L (1, 1) OBP: 0.125, SLG: 0.125 Mel Rojas, R (7, 1) OBP: 0.444, SLG: 0.167 Steve Frey, R (9, 1)			0-3 K		1-3 K				0-0 F8	2	0	0	0	0	0	2									
Inning Stats	R: 0 E: 0 K: 1 S: 10	H: 1 LOB: 0 BB: 0 P: 15	R: 0 E: 0 K: 1 S: 7	H: 1 LOB: 1 BB: 0 P: 9	R: 0 E: 0 K: 1 S: 9	H: 0 LOB: 0 BB: 0 P: 11	R: 0 E: 0 K: 1 S: 9	H: 0 LOB: 0 BB: 0 P: 13	R: 0 E: 0 K: 1 S: 10	H: 2 LOB: 2 BB: 0 P: 14	R: 0 E: 0 K: 0 S: 5	H: 0 LOB: 0 BB: 0 P: 7	R: 0 E: 0 K: 0 S: 8	H: 0 LOB: 0 BB: 0 P: 12	R: 0 E: 0 K: 0 S: 10	H: 0 LOB: 0 BB: 0 P: 10	R: 0 E: 0 K: 0 S: 6	H: 0 LOB: 0 BB: 0 P: 9	1B: 4 2B: 0 3B: 0 HR: 0	SF: 0 SAC: 0 DP: 0 HBP: 0	WP: 0 PB: 0 SB: 0 CS: 1	PA: 31			
PITCHER	IP	WLS	BF	H	R	ER	SO	BB	IBB	HBP	BLK	WP	HR	S	P	ERA	WHIP								
Vicente Palacios, R (1, 1) ERA: 0.48	9.0	W	30	4	0	0	5	0	0	0	0	0	0	74	100	0.00	0.444								

Pittsburgh Pirates @ Montreal Expos
Olympic Stadium, Montreal, QB
Thu Apr 25 1991, 7:05 PM EDT
Att. 7,868 - Dome - 70 F


AB	30
R	0
H	4
RBI	0
BB	0
SO	5
LOB	9



Batter	1	2	3	4	5	6	7	8	9	AB	R	H	RBI	BB	SO	LOB	TOP			
Gary Redus, R OBP: 0.341, SLG: 0.306 (1, 3)										4	0	1	0	0	0	3				
Jay Bell, R OBP: 0.217, SLG: 0.250 (1, 6)										3	0	0	0	0	0	0				
Andy Van Slyke, L OBP: 0.328, SLG: 0.491 (1, 8)										4	0	1	0	0	0	1				
Bobby Bonilla, S OBP: 0.411, SLG: 0.532 (1, 9)										4	0	1	0	0	0	1				
Barry Bonds, L OBP: 0.222, SLG: 0.320 (1, 7)										4	0	1	0	0	2	2				
Jeff King, R OBP: 0.348, SLG: 0.355 (1, 5)										3	0	0	0	1	0	3				
Michael LaValliere, L OBP: 0.190, SLG: 0.250 Lloyd McClendon, R OBP: 0.545, SLG: 0.875 (9, PH)										3	0	0	0	0	0	1				
Jose Lind, R OBP: 0.286, SLG: 0.302 (1, 4)										4	0	2	0	0	0	2				
Zane Smith, L OBP: 0.444, SLG: 0.429 Carmelo Martinez, R OBP: 0.294, SLG: 0.250 Bob Kipper, R Stan Belinda, R (8, 1)										1	0	0	0	1	0	0				
Inning Stats	R: 0 E: 0 K: 0 S: 10	H: 1 LOB: 1 BB: 0 P: 17	R: 0 E: 0 K: 1 S: 14	H: 1 LOB: 3 BB: 2 P: 26	R: 0 E: 0 K: 1 S: 14	H: 2 LOB: 2 BB: 0 P: 21	R: 0 E: 0 K: 0 S: 8	H: 0 LOB: 0 BB: 0 P: 12	R: 0 E: 0 K: 0 S: 7	H: 0 LOB: 0 BB: 0 P: 8	R: 0 E: 0 K: 0 S: 6	H: 1 LOB: 0 BB: 0 P: 9	R: 0 E: 0 K: 0 S: 5	H: 0 LOB: 0 BB: 0 P: 7	R: 0 E: 0 K: 0 S: 9	H: 1 LOB: 2 BB: 1 P: 16	1B: 6 2B: 0 3B: 0 HR: 0	SF: 0 SAC: 1 DP: 1 HBP: 0	WP: 0 PB: 0 SB: 0 CS: 0	PA: 35
PITCHER	IP	WLS	BF	H	R	ER	SO	BB	IBB	HBP	BLK	WP	HR	S	P	ERA	WHIP			
Frank Viola, L ERA: 0.86 John Franco, L ERA: 1.5	8.1	W	32	6	0	0	2	2	0	0	0	0	0	73	113	0.00	0.960			

Pittsburgh Pirates @ New York Mets
Shea Stadium, Flushing, NY
Fri Apr 26 1991, 7:05 PM EDT
Att: 30,702 - Cloudy - 66 F


AB 31
R 0
H 6
RBI 0
BB 3
SO 2
LOB 14



Batter	1	2	3	4	5	6	7	8	9	AB	R	H	RBI	BB	SO	LOB	BOTTOM			
Vince Coleman, S OBP: 0.364, SLG: 0.317 (1, 8)										4	1	0	0	0	0	2				
Gregg Jefferies, S OBP: 0.333, SLG: 0.269 Tom Herr, S OBP: 0.387, SLG: 0.273 (8, 4)										4	1	1	0	0	0	3				
Dave Magadan, L OBP: 0.429, SLG: 0.302 (1, 3)										2	0	2	1	2	0	0				
Hubie Brooks, R OBP: 0.345, SLG: 0.478 Daryl Boston, L OBP: 0.250, SLG: 0.269 (8, 9)										4	0	1	0	0	0	4				
Howard Johnson, S OBP: 0.276, SLG: 0.348 (1, 5)										4	0	1	1	0	2	2				
Kevin McReynolds, R OBP: 0.179, SLG: 0.297 (1, 7)										4	0	1	0	0	1	2				
Rick Cerone, R OBP: 0.333, SLG: 0.478 (1, 2)										4	0	1	0	0	0	1				
Kevin Elster, R OBP: 0.385, SLG: 0.588 (1, 6)										3	0	2	0	0	0	0				
Frank Viola, L OBP: 0.091, SLG: 0.182 John Franco, L (9, 1)										3	0	0	0	0	2	3				
Inning Stats	R: 0 E: 0 K: 1 S: 16	H: 1 LOB: 1 BB: 1 P: 23	R: 0 E: 0 K: 0 S: 10	H: 1 LOB: 0 BB: 0 P: 14	R: 1 E: 0 K: 0 S: 11	H: 2 LOB: 1 BB: 1 P: 22	R: 0 E: 0 K: 1 S: 9	H: 2 LOB: 0 BB: 0 P: 14	R: 0 E: 0 K: 0 S: 4	H: 1 LOB: 0 BB: 0 P: 8	R: 0 E: 0 K: 0 S: 6	H: 1 LOB: 0 BB: 0 P: 9	R: 1 E: 1 K: 1 S: 12	H: 1 LOB: 1 BB: 0 P: 17	R: 0 E: 0 K: 2 S: 12	H: 0 LOB: 0 BB: 0 P: 14	1B: 8 2B: 1 3B: 0 HR: 0	SF: 0 SAC: 0 DP: 2 HBP: 0	WP: 0 PB: 0 SB: 3 CS: 0	PA: 34
PITCHER	IP	WLS	BF	H	R	ER	SO	BB	IBB	HBP	BLK	WP	HR	S	P	ERA	WHIP			
Zane Smith, L ERA: 2.7 Bob Kipper, L ERA: 12.0 Stan Belinda, R ERA: 6.23	6.0	L	26	6	1	1	2	0	0	0	0	0	0	17	23	0.00	0.750			

Pittsburgh Pirates @ New York Mets
Shea Stadium, Flushing, NY
Fri Apr 26 1991, 7:05 PM EDT
Att: 30,702 - Cloudy - 66 F

AB 32
R 2
H 9
RBI 2
BB 2
SO 5
LOB 17



Batter	1	2	3	4	5	6	7	8	9	AB	R	H	RBI	BB	SO	LOB	TOP					
Orlando Merced, S OBP: 0.545, SLG: 0.500 (1, 3)	F7	E9 1B		BB		G4-3		SF8 BB 1B		4	2	2	1	1	0	1						
Curtis Wilkerson, S OBP: 0.509, SLG: 0.500 (1, 6)	1B	1B		F7			BB	1B		4	3	3	0	1	0	1						
Andy Van Slyke, L OBP: 0.333, SLG: 0.483 Gary Redus, R OBP: 0.341, SLG: 0.306 (1, 8)	K	1B		G3			1B	SF8		3	1	1	2	1	1	2						
Bobby Bonilla, S OBP: 0.423, SLG: 0.545 Lloyd McClendon, R OBP: 0.545, SLG: 0.875 (1, 9)	2H	1B				F8	1B	SF8		4	1	3	4	0	0	0						
Barry Bonds, L OBP: 0.203, SLG: 0.291 (1, 7)	F8	P6				F7	K	K		5	0	0	0	0	2	6						
Jeff King, R OBP: 0.365, SLG: 0.354 (1, 5)		SH1-4 1B		G6-3		K	1B	G4-6-3 BB		3	1	1	0	2	1	0						
Michael LaValliere, L OBP: 0.234, SLG: 0.289 (1, 2)		SH1-4 E 1B		CS		G4-3	G5-4-3 1B	G4-6-3		5	1	3	2	0	0	1						
Jose Lind, R OBP: 0.295, SLG: 0.310 (1, 4)		F9		P4		FC1-6 1B	G5-4-3	1B		5	0	2	0	0	0	5						
Randy Tomlin, L Gary Varsho, L OBP: 0.414, SLG: 0.480 Bob Patterson, R (8, PH) (8, 1)	SH1-4			G6-3		FC1-6		SF8 1B		2	0	0	0	0	0	1						
Inning Stats	R: 1 E: 0 K: 1 S: 14	H: 2 LOB: 1 BB: 0 P: 20	R: 4 E: 1 K: 0 S: 18	H: 6 LOB: 2 BB: 0 P: 28	R: 0 E: 0 K: 0 S: 7	H: 1 LOB: 0 BB: 0 P: 11	R: 0 E: 0 K: 0 S: 9	H: 0 LOB: 1 BB: 1 P: 15	R: 0 E: 0 K: 1 S: 5	H: 0 LOB: 0 BB: 0 P: 10	R: 0 E: 0 K: 0 S: 6	H: 1 LOB: 1 BB: 0 P: 8	R: 3 E: 0 K: 1 S: 9	H: 3 LOB: 1 BB: 2 P: 21	R: 2 E: 0 K: 1 S: 14	H: 2 LOB: 1 BB: 1 P: 23	R: 0 E: 0 K: 1 S: 7	H: 1 LOB: 1 BB: 1 P: 12	1B: 15 2B: 1 3B: 0 HR: 0	SF: 2 SAC: 1 DP: 2 HBP: 0	WP: 0 PB: 0 SB: 0 CS: 1	PA: 45
PITCHER	IP	WLS	BF	H	R	ER	SO	BB	IBB	HBP	BLK	WP	HR	S	P	ERA	WHIP					
David Cone, R ERA: 5.25 (1, 1)	5.0	L	24	9	5	5	2	1	0	0	0	0	0	53	84	9.00	2.000					
Pete Schourek, L ERA: 4.91 (6, 1)	1.1	10	4	3	3	1	1	1	1	0	0	0	0	14	27	20.25	3.750					
Jeff Innis, R ERA: 6.0 (7, 1)	1.2	7	2	2	2	1	1	1	0	0	0	0	0	15	25	10.80	1.800					
Alejandro Pena, R ERA: 2.84 (9, 1)	1.0	4	1	0	0	0	1	1	0	0	0	0	0	7	12	0.00	2.000					

Pittsburgh Pirates @ New York Mets
Shea Stadium, Flushing, NY
Sat Apr 27 1991, 3:33 AM EDT
Att: 32,062 - Cloudy - 71 F

AB	37
R	10
H	16
RBI	9
BB	5
SO	5
LOB	18



Batter	1	2	3	4	5	6	7	8	9	AB	R	H	RBI	BB	SO	LOB	BOTTOM					
Vince Coleman, S OBP: 0.363, SLG: 0.318 Mark Carreon, R OBP: 0.355, SLG: 0.429 (8, PH) (8, 8)	CS			P4		P4		FC6-4 BB		3	0	1	0	0	0	0						
Tom Herr, S OBP: 0.379, SLG: 0.255 Alejandro Pena, R (9, 1)	1B			G4-3		E4 PB		FC6-4		3	0	0	0	1	0	1						
Dave Magadan, L OBP: 0.305, SLG: 0.281 (1, 3)	BB			G4-3		F9		K		4	0	0	0	0	1	3						
Hubie Brooks, R OBP: 0.339, SLG: 0.460 (1, 9)	P4					F7		F7		4	0	1	0	0	0	2						
Howard Johnson, S OBP: 0.274, SLG: 0.400 (1, 5)		HR		F9		F7		G6-3		4	1	1	1	0	0	2						
Kevin McReynolds, R OBP: 0.183, SLG: 0.288 (1, 7)	F7			F8		F8		F9		4	0	0	0	0	0	1						
Kevin Elster, R OBP: 0.381, SLG: 0.568 (1, 6)		1B		L9		G5-3				3	0	1	0	0	0	1						
Charlie O'Brien, R OBP: 0.300, SLG: 0.200 (1, 2)		P4				F7		P4		3	0	0	0	0	0	1						
David Cone, L Tim Lincecum, R OBP: 0.167, SLG: 0.091 Pete Schourek, L (8, 1) Jeff Innis, R (7, 1) Keith Miller, R OBP: 0.400, SLG: 0.482 (9, 4)	G4-3					L7		F8		1	0	0	0	0	0	1						
Inning Stats	R: 0 E: 0 K: 0 S: 8	H: 1 LOB: 1 BB: 1 P: 16	R: 1 E: 0 K: 0 S: 10	H: 2 LOB: 1 BB: 0 P: 16	R: 0 E: 0 K: 0 S: 4	H: 0 LOB: 0 BB: 0 P: 7	R: 0 E: 0 K: 0 S: 7	H: 1 LOB: 1 BB: 0 P: 12	R: 0 E: 0 K: 0 S: 7	H: 0 LOB: 0 BB: 0 P: 11	R: 0 E: 0 K: 0 S: 6	H: 0 LOB: 1 BB: 0 P: 9	R: 0 E: 0 K: 0 S: 6	H: 0 LOB: 0 BB: 0 P: 9	R: 0 E: 0 K: 1 S: 9	H: 0 LOB: 1 BB: 1 P: 16	R: 0 E: 0 K: 0 S: 5	H: 0 LOB: 0 BB: 0 P: 6	1B: 3 2B: 0 3B: 0 HR: 1	SF: 0 SAC: 0 DP: 0 HBP: 0	WP: 0 PB: 1 SB: 0 CS: 1	PA: 33
PITCHER	IP	WLS	BF	H	R	ER	SO	BB	IBB	HBP	BLK	WP	HR	S	P	ERA	WHIP					
Randy Tomlin, L ERA: 2.7 (1, 1)	7.0	W	26	4	1	1	0	1	0	0	0	0	0	14	22	0.00	0.500					
Bob Patterson, L ERA: 6.75 (8, 1)	2.0	7	0	0	0	0	1	1	0	0	0	0	0	14	22	0.00	0.500					

Pittsburgh Pirates @ New York Mets
Shea Stadium, Flushing, NY
Sat Apr 27 1991, 3:33 AM EDT
Att: 32,062 - Cloudy - 71 F

AB	31
R	1
H	4
RBI	1
BB	2
SO	1
LOB	12



Batter	1	2	3	4	5	6	7	8	9	AB	R	H	RBI	BB	SO	LOB	TOP				
Orlando Merced, S OBP: 0.491, SLG: 0.429	G3-1	K	1B			G4-3		G6-3		5	0	1	0	0	1	2					
Jay Bell, R OBP: 0.243, SLG: 0.265	HBP	1B	G4-3			1B			F9	4	1	2	0	0	0	1					
Andy Van Slyke, L OBP: 0.325, SLG: 0.460	1B	K		K		F8			G4-3	5	1	1	0	0	2	3					
Bobby Bonilla, S OBP: 0.422, SLG: 0.543	1B	1B		F9			F7		G4-3	4	2	1	1	1	0	0					
Barry Bonds, L OBP: 0.222, SLG: 0.305	1B	1B		F9			F8			4	1	2	3	0	0	0					
Jeff King, R OBP: 0.385, SLG: 0.358	1B	1B			G6-4-3		K			2	1	1	1	2	1	0					
Michael LaValliere, L OBP: 0.235, SLG: 0.296	1B	G4-3			G6-4-3			F8		4	0	1	1	0	0	3					
Jose Lind, R OBP: 0.292, SLG: 0.295	F9				G5-3				SH1-4	3	0	0	0	1	0	1					
John Smiley, L OBP: 0.182, SLG: 0.182						G4-3				3	1	0	0	0	0	0					
Bill Landrum, R		E6								0	0	0	0	0	0	0					
Neal Heaton, L OBP: 1.000, SLG: 2.000		2B							SH1-4	0	0	0	0	0	0	0					
Inning Stats	R: 4 H: 4 E: 0 K: 0 S: 16	H: 4 R: 15 ER: 7 LOB: 1 BB: 1 P: 24	R: 3 H: 3 E: 1 K: 2 S: 21	H: 3 R: 7 ER: 4 LOB: 2 BB: 1 P: 35	R: 0 H: 1 E: 0 K: 0 S: 11	H: 1 R: 7 ER: 2 LOB: 1 BB: 0 P: 12	R: 0 H: 0 E: 0 K: 1 S: 9	H: 0 R: 34 ER: 0 LOB: 0 BB: 0 P: 16	R: 0 H: 0 E: 0 K: 0 S: 12	H: 1 R: 7 ER: 1 LOB: 1 BB: 0 P: 17	R: 0 H: 0 E: 0 K: 1 S: 9	H: 0 R: 46 ER: 0 LOB: 0 BB: 0 P: 14	R: 0 H: 0 E: 0 K: 0 S: 6	H: 0 R: 21 ER: 0 LOB: 1 BB: 1 P: 11	R: 0 H: 0 E: 0 K: 0 S: 6	H: 0 R: 31 ER: 0 LOB: 0 BB: 0 P: 11	1B: 8 2B: 1 3B: 0 HR: 0	SF: 0 SAC: 1 DP: 1 HBP: 1	WP: 1 PB: 0 SB: 3 CS: 0	PA: 40	
PITCHER	IP	WLS	BF	H	R	ER	SO	BB	IBB	HBP	BLK	WP	HR	S	P	ERA	WHIP				
Ron Darling, R ERA: 3.98	1.2	L	15	7	7	4	2	2	0	1	0	1	0	34	54	21.60	5.400				
Doug Simons, L ERA: 2.19	3.1		11	1	0	0	1	1	0	0	0	0	0	30	46	0.00	0.600				
Wally Whitehurst, R ERA: 3.9	2.0		7	1	0	0	1	0	0	0	0	0	0	21	31	0.00	0.500				
Alejandro Pena, R ERA: 2.16	2.0		7	0	0	0	0	1	0	0	0	0	0	12	22	0.00	0.500				

Pittsburgh Pirates @ New York Mets
Shea Stadium, Flushing, NY
Sun Apr 28 1991, 3:33 AM EDT
Att: 34,141 - Cloudy - 63 F

AB	34
R	7
H	9
RBI	6
BB	4
SO	4
LOB	10



Batter	1	2	3	4	5	6	7	8	9	AB	R	H	RBI	BB	SO	LOB	BOTTOM					
Vince Coleman, S OBP: 0.349, SLG: 0.304	G5-3		G3		G1-3		P6		F8	3	0	0	0	0	0	0						
Wally Whitehurst, R OBP: 0.400, SLG: 0.900										0	0	0	0	0	0	0						
Tim Teufel, R OBP: 0.143, SLG: 0.077										2	0	0	0	0	0	1						
Tom Herr, S OBP: 0.371, SLG: 0.275	G4-3		1B		G6-3		F7			4	0	1	0	0	0	1						
Alejandro Pena, R			2B							0	0	0	0	0	0	0						
Dave Magadan, L OBP: 0.423, SLG: 0.288	G4-3		1B			2B	BB	1-2	BB	2	1	1	0	2	0	0						
Hubie Brooks, R OBP: 0.349, SLG: 0.481		BB	P4			1B	2B	F8		4	1	2	1	0	0	4						
Howard Johnson, S OBP: 0.273, SLG: 0.389		P9			F7			P5		4	0	1	1	0	0	1						
Kevin McReynolds, R OBP: 0.170, SLG: 0.250					L5		F9	P3		3	0	0	0	1	0	1						
Kevin Elster, R OBP: 0.286, SLG: 0.568										0	0	0	0	0	0	0						
Keith Miller, R OBP: 0.316, SLG: 0.353		K			L7		F7	P4		4	0	0	0	0	1	3						
Charlie O'Brien, R OBP: 0.286, SLG: 0.189										2	0	0	0	0	0	2						
Mackey Casser, L OBP: 0.273, SLG: 0.200										2	0	0	0	0	1	1						
Ron Darling, R OBP: 0.286, SLG: 0.429										0	0	0	0	0	0	0						
Doug Simons, L										1	0	0	0	0	0	0						
Mark Carreon, R OBP: 0.382, SLG: 0.548										3	1	2	1	0	0	0						
Inning Stats	R: 0 H: 0 E: 0 K: 0 S: 9	H: 0 R: 23 ER: 0 LOB: 0 BB: 0 P: 11	R: 0 H: 1 E: 0 K: 1 S: 10	H: 1 R: 7 ER: 4 LOB: 2 BB: 1 P: 16	R: 0 H: 2 E: 0 K: 0 S: 7	H: 2 R: 4 ER: 2 LOB: 0 BB: 0 P: 10	R: 0 H: 0 E: 0 K: 0 S: 9	H: 0 R: 50 ER: 0 LOB: 0 BB: 0 P: 15	R: 1 H: 1 E: 0 K: 0 S: 8	H: 1 R: 78 ER: 0 LOB: 0 BB: 0 P: 14	R: 2 H: 2 E: 0 K: 1 S: 14	H: 2 R: 34 ER: 0 LOB: 2 BB: 1 P: 25	R: 0 H: 1 E: 0 K: 0 S: 8	H: 1 R: 46 ER: 0 LOB: 0 BB: 1 P: 17	R: 0 H: 0 E: 0 K: 0 S: 6	H: 0 R: 21 ER: 0 LOB: 1 BB: 0 P: 7	R: 0 H: 0 E: 0 K: 0 S: 7	H: 0 R: 31 ER: 0 LOB: 0 BB: 0 P: 11	1B: 4 2B: 2 3B: 0 HR: 1	SF: 0 SAC: 0 DP: 0 HBP: 0	WP: 0 PB: 0 SB: 1 CS: 0	PA: 37
PITCHER	IP	WLS	BF	H	R	ER	SO	BB	IBB	HBP	BLK	WP	HR	S	P	ERA	WHIP					
John Smiley, L ERA: 2.28	5.0	W	23	6	3	3	1	2	0	0	0	0	0	50	78	5.40	1.600					
Bill Landrum, R	3.0		11	1	0	0	1	1	0	0	0	0	0	21	37	0.00	0.667					
Neal Heaton, L ERA: 2.7	1.0		3	0	0	0	0	0	0	0	0	0	0	7	11	0.00	0.000					

Pittsburgh Pirates @ New York Mets
Shea Stadium, Flushing, NY
Sun Apr 28 1991, 3:33 AM EDT
Att: 34,141 - Cloudy - 63 F

AB	34
R	3
H	7
RBI	3
BB	3
SO	2
LOB	14



Batter	1	2	3	4	5	6	7	8	9	AB	R	H	RBI	BB	SO	LOB	TOP		
Gary Redus, R OBP: 0.318, SLG: 0.282 Orlando Merced, S OBP: 0.464, SLG: 0.409	1-2 G6-3		2-2 G6-3			1-2 F8			1-3 K	3	0	0	0	0	0	0	0		
Jay Bell, R OBP: 0.234, SLG: 0.254 Curtis Wilkerson, S OBP: 0.500, SLG: 0.467	0-1 P4		2-1 G5-3			1-0 L1			1-3 K	3	0	0	0	0	0	0	0		
Andy Van Slyke, L OBP: 0.321, SLG: 0.493	3-2 HR			1-1 P7		3-1 P7			2-3 K	4	1	1	1	0	1	0	0		
Bobby Bonilla, S OBP: 0.407, SLG: 0.521	1-0 P2			0-1 L7						3	0	0	0	0	0	0	0		
Barry Bonds, L OBP: 0.212, SLG: 0.290		0-0 P8		2-0 P4						3	0	0	0	0	0	0	0		
Jeff King, R OBP: 0.383, SLG: 0.357		1-1 P9			3-1 E 1B G4-6-3					3	1	1	0	0	0	0	0		
Don Slaught, R OBP: 0.370, SLG: 0.440		0-2 G5-3			1-0 E1 1B G4-6-3				3-3 K	3	0	1	0	0	1	0	0		
Jose Lind, R OBP: 0.294, SLG: 0.344					2-1 G4-6-3				0-2 G6-3	3	1	1	1	0	0	1	0		
Doug Drabek, R OBP: 0.222, SLG: 0.222 Bob Patterson, R OBP: 0.294, SLG: 0.250 Camelo Martinez, R OBP: 0.400, SLG: 0.462 Gary Varsho, L OBP: 0.400, SLG: 0.462 Bob Kipper, R OBP: 0.400, SLG: 0.462			0-2 L5			0-1 G4-3			0-3 K	2	0	0	0	0	0	0	0		
Inning Stats	R: 1 E: 0 K: 0 S: 10	H: 1 LOB: 0 BB: 0 P: 15	R: 0 E: 0 K: 0 S: 6	H: 0 LOB: 0 BB: 0 P: 7	R: 1 E: 0 K: 0 S: 11	H: 1 LOB: 0 BB: 0 P: 16	R: 0 E: 0 K: 0 S: 5	H: 0 LOB: 0 BB: 0 P: 8	R: 1 E: 1 K: 0 S: 7	H: 2 LOB: 0 BB: 0 P: 13	R: 0 E: 0 K: 0 S: 6	H: 0 LOB: 0 BB: 0 P: 9	R: 0 E: 0 K: 2 S: 10	H: 0 LOB: 0 BB: 0 P: 13	R: 0 E: 0 K: 3 S: 10	H: 0 LOB: 0 BB: 0 P: 14	1B: 2 2B: 0 3B: 0 HR: 2	SF: 0 SAC: 0 DP: 1 HBP: 0	WP: 0 PA: 30 PB: 0 SB: 0 CS: 0
PITCHER	IP WLS BF H R ER SO BB IBB HBP BLK WP HR S P ERA WHIP	IP WLS BF H R ER SO BB IBB HBP BLK WP HR S P ERA WHIP																	
Tom Browning, L ERA: 2.33 Rob Dibble, R ERA: 2.53	(1, 1) 7.2 W 26 4 3 2 1 0 0 0 0 0 2 57 88 2.35 0.522	(8, 1) 1.1 S 4 0 0 0 4 0 0 0 0 0 0 14 18 0.00 0.000																	

Pittsburgh Pirates @ Cincinnati Reds
Riverfront Stadium, Cincinnati, OH
Tue Apr 30 1991, 7:05 PM EDT
Att: 20,627 - Cloudy - 76 F

AB	30
R	3
H	4
RBI	2
BB	0
SO	5
LOB	1



Batter	1	2	3	4	5	6	7	8	9	AB	R	H	RBI	BB	SO	LOB	BOTTOM		
Chris Sabo, R OBP: 0.291, SLG: 0.333	0-1 S G4-3 1B		2-2 P6							4	1	2	0	0	0	0	0		
Herm Winningham, L OBP: 0.397, SLG: 0.423	1-1 SAFE G4-3		3-1 L7							3	0	0	0	1	0	2	0		
Barry Larkin, R OBP: 0.260, SLG: 0.362	1-0 SAFE 1B G3-1 1B		3-2 G5-3							3	1	1	1	1	0	1	0		
Paul O'Neill, L OBP: 0.324, SLG: 0.475	1-0 G3-1 1B		2-0 F8							4	0	1	0	0	0	3	0		
Hal Morris, L OBP: 0.352, SLG: 0.604	1-1 G3-1 1B			2-1 HR						4	1	2	1	0	0	0	0		
Todd Benzinger, S OBP: 0.296, SLG: 0.333	1-1 G3-1			0-0 2B						4	0	1	1	0	0	2	0		
Mariano Duncan, R OBP: 0.200, SLG: 0.273	1-1 G6-3			0-1 G5-3						4	1	1	1	0	1	3	0		
Joe Oliver, R OBP: 0.229, SLG: 0.219		0-0 P3			0-0 F8					3	0	0	0	0	0	1	0		
Tom Browning, L OBP: 0.333, SLG: 0.467 Rob Dibble, L ERA: 10.29		2-2 G5-3			0-2 G4-3					3	0	0	0	0	0	1	0		
Inning Stats	R: 2 E: 0 K: 0 S: 12	H: 4 LOB: 2 BB: 0 P: 18	R: 0 E: 0 K: 0 S: 8	H: 0 LOB: 0 BB: 0 P: 12	R: 0 E: 0 K: 0 S: 8	H: 0 LOB: 0 BB: 0 P: 16	R: 1 E: 0 K: 0 S: 9	H: 2 LOB: 1 BB: 0 P: 11	R: 0 E: 0 K: 0 S: 16	H: 0 LOB: 1 BB: 1 P: 28	R: 1 E: 0 K: 0 S: 6	H: 1 LOB: 0 BB: 0 P: 11	R: 0 E: 0 K: 1 S: 11	H: 0 LOB: 2 BB: 1 P: 19	R: 0 E: 0 K: 1 S: 11	H: 0 LOB: 0 BB: 0 P: 12	1B: 5 2B: 1 3B: 0 HR: 2	SF: 0 SAC: 0 DP: 0 HBP: 0	WP: 0 PA: 34 PB: 0 SB: 3 CS: 0
PITCHER	IP WLS BF H R ER SO BB IBB HBP BLK WP HR S P ERA WHIP	IP WLS BF H R ER SO BB IBB HBP BLK WP HR S P ERA WHIP																	
Doug Drabek, R ERA: 4.15 Bob Patterson, L ERA: 6.49 Bob Kipper, L ERA: 10.29	(1, 1) 6.2 L 30 8 4 4 0 0 0 0 0 0 0 4 7 0.00 0.000	(7, 1) 0.1 1 0 0 0 0 0 0 0 0 0 0 4 7 0.00 0.000	(8, 1) 1.0 3 0 0 0 1 0 0 0 0 0 0 11 12 0.00 0.000																

Pittsburgh Pirates @ Cincinnati Reds
Riverfront Stadium, Cincinnati, OH
Tue Apr 30 1991, 7:05 PM EDT
Att: 20,627 - Cloudy - 76 F

AB	32
R	4
H	8
RBI	4
BB	2
SO	1
LOB	13



Batter	1	2	3	4	5	6	7	8	9	AB	R	H	RBI	BB	SO	LOB	TOP				
Steve Finley, L (1, 8) OBP: 0.244, SLG: 0.239 Eric Yelding, R (9, PH) OBP: 0.211, SLG: 0.257	G4-3			K		G4-3			FC6 1B	3	0	0	0	0	1	0					
Casey Candaele, S (1, 7) OBP: 0.328, SLG: 0.451	K			G4-3			G6-3		FC6 1-2	4	0	0	0	0	1	1					
Craig Biggio, R (1, 2) OBP: 0.390, SLG: 0.465	G4-3			G4-3			G3-1			3	0	0	0	0	0	0					
Ken Caminiti, S (1, 5) OBP: 0.298, SLG: 0.342		G6-3			5 1B		G4-3			3	0	1	0	0	0	0					
5 Jeff Bagwell, R (1, 3) OBP: 0.351, SLG: 0.406		F9			1B	2H	1B		G5-3	3	0	1	0	0	0	0					
Rafael Ramirez, R (1, 6) OBP: 0.300, SLG: 0.259		F9			1-3	G6-4-3	1B		G3-1	3	0	1	0	0	0	0					
Mark Davidson, R (1, 9) OBP: 0.276, SLG: 0.200			P3		0-0	G6-4-3	1-2		F9	3	0	0	0	0	0	2					
Dave Rohde, S (1, 4) OBP: 0.071, SLG: 0.071			L9				G4-3		G5-3	3	0	0	0	0	0	0					
Pete Harnisch, S (1, 1) OBP: 0.100, SLG: 0.100 Carl Nichols, R (9, PH) OBP: 0.357, SLG: 0.333			K				F9		K	2	0	0	0	0	1	0					
Inning Stats	R: 0 E: 0 K: 1 S: 6	H: 0 LOB: 0 BB: 0 P: 10	R: 0 E: 0 K: 0 S: 6	H: 0 LOB: 0 BB: 0 P: 9	R: 0 E: 0 K: 1 S: 7	H: 0 LOB: 0 BB: 0 P: 11	R: 0 E: 0 K: 1 S: 8	H: 0 LOB: 0 BB: 0 P: 10	R: 0 E: 0 K: 0 S: 6	H: 3 LOB: 1 BB: 0 P: 10	R: 0 E: 0 K: 0 S: 9	H: 0 LOB: 0 BB: 0 P: 13	R: 0 E: 0 K: 0 S: 4	H: 0 LOB: 0 BB: 0 P: 6	R: 0 E: 0 K: 0 S: 7	H: 0 LOB: 0 BB: 0 P: 12	R: 0 E: 0 K: 1 S: 7	H: 1 LOB: 1 BB: 0 P: 11	1B: 3 2B: 1 3B: 0 HR: 0	SF: 0 SAC: 0 DP: 1 HBP: 0	WP: 0 PA: 29 PB: 0 SB: 0 CS: 0
PITCHER Zane Smith, L (1, 1) ERA: 2.02	IP: 9.0 WLS: W BF: 29 H: 4 R: 0 ER: 0 SO: 4 BB: 0 IBB: 0 HBP: 0 BLK: 0 WP: 0 HR: 0 S: 60 P: 92 ERA: 0.00 WHIP: 0.444											PITCHER	IP: 9.0 WLS: W BF: 29 H: 4 R: 0 ER: 0 SO: 4 BB: 0 IBB: 0 HBP: 0 BLK: 0 WP: 0 HR: 0 S: 60 P: 92 ERA: 0.00 WHIP: 0.444								

Houston Astros @ Pittsburgh Pirates
Three Rivers Stadium, Pittsburgh, PA
Fri May 03 1991, 7:05 PM EDT
Att: 24,145 - Sunny - 62 F

AB	29
R	0
H	4
RBI	0
BB	0
SO	4
LOB	3



Batter	1	2	3	4	5	6	7	8	9	AB	R	H	RBI	BB	SO	LOB	BOTTOM				
Orlando Merced, S (1, 3) OBP: 0.389, SLG: 0.433	F8					K				3	1	1	1	0	1	0					
Jay Bell, R (1, 6) OBP: 0.224, SLG: 0.278	K			HR		P4				3	0	0	0	0	1	0					
Andy Van Slyke, L (1, 8) OBP: 0.337, SLG: 0.479						P6				2	0	0	0	1	0	0					
Bobby Bonilla, S (1, 9) OBP: 0.419, SLG: 0.570	F7					G3-1				3	0	0	0	0	0	1					
Barry Bonds, L (1, 7) OBP: 0.219, SLG: 0.279		L9				P6				3	0	0	0	0	0	0					
Jeff King, R (1, 5) OBP: 0.352, SLG: 0.329		F9				K				3	0	0	0	0	1	0					
Michael LaValliere, L (1, 2) OBP: 0.246, SLG: 0.291						G4-3				3	0	1	0	0	0	0					
Jose Lind, R (1, 4) OBP: 0.278, SLG: 0.324						G6-3				3	0	0	0	0	0	1					
Zane Smith, L (1, 1) OBP: 0.333, SLG: 0.300						F8				3	0	0	0	0	0	0					
Inning Stats	R: 0 E: 0 K: 1 S: 8	H: 0 LOB: 1 BB: 1 P: 14	R: 0 E: 0 K: 0 S: 11	H: 1 LOB: 0 BB: 0 P: 14	R: 1 E: 0 K: 0 S: 8	H: 1 LOB: 0 BB: 0 P: 14	R: 0 E: 0 K: 1 S: 10	H: 0 LOB: 0 BB: 0 P: 15	R: 0 E: 0 K: 0 S: 6	H: 0 LOB: 0 BB: 0 P: 9	R: 0 E: 0 K: 1 S: 6	H: 0 LOB: 0 BB: 0 P: 9	R: 0 E: 0 K: 0 S: 4	H: 0 LOB: 0 BB: 0 P: 7	R: 0 E: 0 K: 0 S: 6	H: 0 LOB: 0 BB: 0 P: 7	R: 0 E: 0 K: 0 S: 6	H: 0 LOB: 0 BB: 0 P: 7	1B: 1 2B: 0 3B: 0 HR: 1	SF: 0 SAC: 0 DP: 0 HBP: 0	WP: 1 PA: 27 PB: 0 SB: 0 CS: 0
PITCHER Pete Harnisch, R (1, 1) ERA: 1.07	IP: 8.0 WLS: L BF: 27 H: 2 R: 1 ER: 1 SO: 3 BB: 1 IBB: 0 HBP: 0 BLK: 0 WP: 1 HR: 1 S: 59 P: 89 ERA: 1.12 WHIP: 0.375											PITCHER	IP: 8.0 WLS: L BF: 27 H: 2 R: 1 ER: 1 SO: 3 BB: 1 IBB: 0 HBP: 0 BLK: 0 WP: 1 HR: 1 S: 59 P: 89 ERA: 1.12 WHIP: 0.375								

Houston Astros @ Pittsburgh Pirates
Three Rivers Stadium, Pittsburgh, PA
Fri May 03 1991, 7:05 PM EDT
Att: 24,145 - Sunny - 62 F

AB	26
R	1
H	2
RBI	1
BB	1
SO	3
LOB	2



Batter	1	2	3	4	5	6	7	8	9	AB	R	H	RBI	BB	SO	LOB	TOP					
Eric Yelding, R OBP: 0.233, SLG: 0.298 (1, 6)										5	1	3	1	0	1	1						
Steve Finley, L OBP: 0.284, SLG: 0.342 (1, 8)										4	1	2	2	1	0	1						
Karl Rhodes, L OBP: 0.289, SLG: 0.304 (1, 9)										5	1	1	0	0	2	3						
Ken Caminiti, S OBP: 0.330, SLG: 0.349 (1, 5)										3	1	1	0	2	0	0						
Luis Gonzalez, L OBP: 0.263, SLG: 0.384 (1, 7)										4	0	1	0	1	0	3						
Curt Schilling, R OBP: 1.000, SLG: 1.000 (9, 1)										0	0	0	0	0	0	0						
Ken Oberkfell, L OBP: 0.579, SLG: 0.462 (7, PH)										2	0	1	2	1	0	3						
5 Jeff Bagwell, R OBP: 0.370, SLG: 0.457 (7, 3)										2	1	1	1	0	1	1						
Carl Nichols, R OBP: 0.278, SLG: 0.250 (1, 2)										4	0	0	0	0	0	3						
Casey Candaele, S OBP: 0.322, SLG: 0.442 (9, PH)										1	0	0	0	0	0	1						
Craig Biggio, R OBP: 0.378, SLG: 0.440 (9, 2)										0	0	0	0	0	0	0						
Mark McLemore, S OBP: 0.228, SLG: 0.173 (1, 4)										4	1	1	0	0	1	0						
Mark Portugal, R OBP: 0.300, SLG: 0.125 (1, 1)										2	0	0	0	1	0	0						
Dwayne Henry, R (8, 1)										0	0	0	0	0	0	0						
Al Osuna, R (8, 1)										0	0	0	0	0	0	0						
Mark Davidson, R OBP: 0.276, SLG: 0.200 (9, 7)										0	0	0	0	0	0	0						
Inning Stats	R: 0 E: 0 K: 0 S: 6	H: 1 LOB: 3 BB: 3 P: 19	R: 1 E: 0 K: 0 S: 9	H: 2 LOB: 1 BB: 0 P: 12	R: 0 E: 0 K: 2 S: 9	H: 1 LOB: 2 BB: 1 P: 20	R: 0 E: 0 K: 2 S: 9	H: 0 LOB: 0 BB: 0 P: 12	R: 2 E: 1 K: 1 S: 13	H: 3 LOB: 1 BB: 0 P: 23	R: 0 E: 0 K: 1 S: 8	H: 1 LOB: 2 BB: 1 P: 15	R: 1 E: 0 K: 0 S: 16	H: 1 LOB: 0 BB: 0 P: 23	R: 2 E: 0 K: 1 S: 12	H: 2 LOB: 1 BB: 1 P: 16	R: 0 E: 0 K: 1 S: 10	H: 0 LOB: 1 BB: 1 P: 18	1B: 6 2B: 3 3B: 0 HR: 2	SF: 0 SAC: 1 DP: 0 HBP: 0	WP: 0 PB: 0 SB: 1 CS: 1	PA: 43
PITCHER	IP	WLS	BF	H	R	ER	SO	BB	IBB	HBP	BLK	WP	HR	S	P	ERA	WHIP					
Doug Drabek, R ERA: 4.08 (1, 1)	5.0	L	25	7	3	2	2	4	0	0	0	0	0	46	86	3.60	2.200					
Bob Kipper, L ERA: 9.29 (6, 1)	3.0		14	4	3	3	2	1	0	0	0	0	2	36	54	9.00	1.667					
Bill Landrum, R ERA: (9, 1)	1.0		4	0	0	0	1	1	0	0	0	0	0	10	18	0.00	1.000					

Houston Astros @ Pittsburgh Pirates
Three Rivers Stadium, Pittsburgh, PA
Sun May 05 1991, 3:33 AM EDT
Att. 17,727 - Sunny - 82 F

AB	36
R	6
H	11
RBI	6
BB	6
SO	5
LOB	16



Batter	1	2	3	4	5	6	7	8	9	AB	R	H	RBI	BB	SO	LOB	BOTTOM					
Orlando Merced, S OBP: 0.432, SLG: 0.583 (1, 3)										3	1	1	3	1	0	0						
Jay Bell, R OBP: 0.228, SLG: 0.291 (1, 6)										4	0	0	0	0	1	0						
Andy Van Slyke, L OBP: 0.320, SLG: 0.444 (1, 8)										4	0	1	0	0	0	0						
Bobby Bonilla, S OBP: 0.386, SLG: 0.517 (1, 5)										4	0	0	0	0	1	1						
Barry Bonds, L OBP: 0.222, SLG: 0.257 (1, 7)										3	1	0	0	1	0	0						
Gary Varsho, L OBP: 0.400, SLG: 0.467 (1, 9)										2	0	1	1	1	0	0						
Curtis Wilkerson, S OBP: 0.360, SLG: 0.318 (9, PH)										1	0	0	0	0	0	0						
Don Slaught, R OBP: 0.406, SLG: 0.429 (1, 2)										3	1	1	0	1	0	2						
Jose Lind, R OBP: 0.300, SLG: 0.333 (1, 4)										4	1	1	0	0	1	2						
Doug Drabek, R OBP: 0.200, SLG: 0.200 (1, 1)										1	0	0	0	0	1	0						
Jeff Schultz, L (5, PH)										1	0	0	0	0	1	1						
Bob Kipper, R (6, 1)										0	0	0	0	0	0	0						
Lloyd McClendon, R OBP: 0.462, SLG: 0.700 (8, PH)										1	0	0	0	0	1	2						
Bill Landrum, R (9, 1)										0	0	0	0	0	0	0						
Inning Stats	R: 0 E: 0 K: 0 S: 9	H: 0 LOB: 0 BB: 0 P: 14	R: 0 E: 0 K: 0 S: 9	H: 0 LOB: 1 BB: 1 P: 17	R: 0 E: 0 K: 1 S: 8	H: 0 LOB: 0 BB: 1 P: 13	R: 0 E: 0 K: 1 S: 7	H: 0 LOB: 0 BB: 0 P: 11	R: 1 E: 0 K: 1 S: 11	H: 1 LOB: 1 BB: 1 P: 20	R: 0 E: 0 K: 0 S: 8	H: 0 LOB: 0 BB: 0 P: 12	R: 0 E: 0 K: 0 S: 5	H: 0 LOB: 0 BB: 0 P: 8	R: 3 E: 0 K: 2 S: 15	H: 4 LOB: 1 BB: 0 P: 23	R: 0 E: 0 K: 1 S: 10	H: 0 LOB: 1 BB: 1 P: 16	1B: 3 2B: 1 3B: 0 HR: 1	SF: 0 SAC: 0 DP: 0 HBP: 0	WP: 0 PB: 1 SB: 0 CS: 1	PA: 36
PITCHER	IP	WLS	BF	H	R	ER	SO	BB	IBB	HBP	BLK	WP	HR	S	P	ERA	WHIP					
Mark Portugal, R ERA: 5.55 (1, 1)	0.1		2	1	0	0	1	0	0	0	0	0	0	5	6	0.00	3.000					
Dwayne Henry, R ERA: 0.73 (8, 1)	1.0		4	0	0	0	0	1	0	0	0	0	0	7	11	0.00	1.000					
Al Osuna, L ERA: 0.82 (8, 1)	0.1	S	1	0	0	0	1	0	0	0	0	0	0	4	6	0.00	0.000					
Curt Schilling, R ERA: 3.38 (9, 1)																						

Houston Astros @ Pittsburgh Pirates
Three Rivers Stadium, Pittsburgh, PA
Sun May 05 1991, 3:33 AM EDT
Att. 17,727 - Sunny - 82 F

AB	31
R	4
H	5
RBI	4
BB	4
SO	6
LOB	8



Batter	1	2	3	4	5	6	7	8	9	AB	R	H	RBI	BB	SO	LOB	TOP			
Billy Hatcher, R OBP: 0.215, SLG: 0.213 (1, 7)	1-1 G5-3	1-0 FC6-4		2-1 G5-3			0-0 G4-3		2-2 G4-3	5	0	0	0	0	0	1				
Barry Larkin, R OBP: 0.312, SLG: 0.488 (1, 6)	4-2 2B BB		1-3 K		0-2 G1-3		0-3 K			3	0	0	0	1	2	0				
Eric Davis, R OBP: 0.397, SLG: 0.510 (1, 8)	1-0 2B		4-2 BB WP BB		1-3 K			1-2 HR		3	1	2	1	1	1	0				
Hal Morris, L OBP: 0.403, SLG: 0.603 (1, 3)	4-0 IBB		4-0 BB		4-2 WP BB			2-1 FC6-4 1B		1	0	1	0	3	0	0				
Paul O'Neill, L OBP: 0.322, SLG: 0.411 Glenn Braggs, R OBP: 0.333, SLG: 0.207 (8, PH) (8, 9)	1-0 P5		4-1 BB		1-1 P6			2-2 FC6-4		2	0	0	0	1	0	4				
Luis Quiñones, S OBP: 0.190, SLG: 0.333 (1, 5)	1-1 F9		1-1 P5			1-0 P4		0-0 P4		4	0	0	0	0	0	7				
Mariano Duncan, R OBP: 0.235, SLG: 0.313 (1, 4)		1-1 F7	0-0 G5-3			4-1 L4-3 BB		0-2 G4-3		3	0	0	0	1	0	4				
Jeff Reed, L OBP: 0.289, SLG: 0.189 (1, 2)		1-2 L9		1-0 G4-3		0-0 L4-3		1-1 P6		4	0	0	0	0	0	1				
Jose Rijo, R OBP: 0.231, SLG: 0.231 Herm Winningham, L OBP: 0.289, SLG: 0.324 Don Carman, L (7, 1) Randy Myers, L (7, 1)		0-0 E4		0-1 G6-3			0-1 P6		1-0 P4	2	0	0	0	0	0	0				
Bill Doran, S OBP: 0.400, SLG: 0.352 (9, PH)										1	0	0	0	0	0	0				
Inning Stats	R: 0 E: 0 K: 0 S: 8	H: 1 LOB: 3 BB: 2 P: 20	R: 0 E: 1 K: 0 S: 7	H: 0 LOB: 1 BB: 0 P: 10	R: 0 E: 0 K: 1 S: 9	H: 0 LOB: 3 BB: 3 P: 23	R: 0 E: 0 K: 0 S: 5	H: 0 LOB: 1 BB: 0 P: 8	R: 0 E: 0 K: 1 S: 14	H: 0 LOB: 1 BB: 1 P: 20	R: 0 E: 0 K: 0 S: 6	H: 0 LOB: 0 BB: 0 P: 6	R: 0 E: 0 K: 0 S: 13	H: 2 LOB: 1 BB: 0 P: 18	R: 0 E: 0 K: 0 S: 6	H: 0 LOB: 0 BB: 0 P: 10	1B: 1 2B: 2 3B: 0 HR: 1	SF: 0 SAC: 0 DP: 1 HBP: 0	WP: 2 PB: 0 SB: 0 CS: 0	PA: 37
PITCHER	IP WLS BF H R ER SO BB IBB HBP BLK WP HR S P ERA WHIP																			
Vicente Palacios, R ERA: 1.52	(1, 1) 7.0 W 31 3 1 1 3 6 1 0 0 2 1 57 103 1.29 1.286																			
Bob Patterson, L ERA: 5.4	(8, 1) 0.2 2 0 0 0 0 0 0 0 0 0 0 5 7 0.00 0.000																			
Bill Landrum, R ERA:	(8, 1) 1.1 S 4 0 0 0 0 0 0 0 0 0 0 0 9 13 0.00 0.000																			

Cincinnati Reds @ Pittsburgh Pirates
Three Rivers Stadium, Pittsburgh, PA
Mon May 06 1991, 7:05 PM EDT
Att: 9,518 - Cloudy - 54 F

AB	30
R	1
H	3
RBI	1
BB	7
SO	3
LOB	18



Batter	1	2	3	4	5	6	7	8	9	AB	R	H	RBI	BB	SO	LOB	BOTTOM	
Orlando Merced, S OBP: 0.458, SLG: 0.625 (1, 3)	2-2 SH1-4 1B 2B		0-1 FC4-6 1B		0-0 G5-3		0-1 BB FC6-5 1B			4	2	3	0	0	0	1		
Jay Bell, R OBP: 0.232, SLG: 0.326 (1, 6)	0-0 SH1-4		2-2 FC4-6 1-2 1-2			0-1 HR	0-0 FC6-5 1B BB			3	1	1	1	0	0	3		
Andy Van Slyke, L OBP: 0.327, SLG: 0.434 (1, 8)	4-1 1B BB		3-3 K			0-1 L9	4-0 1B BB			2	0	0	0	2	1	1		
Bobby Bonilla, S OBP: 0.400, SLG: 0.522 (1, 9)	1-2 1B		1-0 P6			4-2 1B BB	0-2 BB			3	0	2	2	1	0	0		
Barry Bonds, L OBP: 0.224, SLG: 0.247 (1, 7)	1-2 3-H K		0-0 G6-3			2-2 F8	4-1 BB			3	0	0	0	1	1	3		
Curtis Wilkerson, S OBP: 0.345, SLG: 0.308 (1, 5)	0-0 F7		2-3 K			2-1 1B	2-2 P6			4	0	1	0	0	1	5		
Michael LaValliere, L OBP: 0.292, SLG: 0.328 (1, 2)		1-0 F9		2-1 F9 2B		4-0 IBB		4-2 G5-4-3 BB		2	0	1	0	2	0	0		
Jose Lind, R OBP: 0.286, SLG: 0.316 (1, 4)		0-2 G6-3		0-0 F9		1-1 F9		0-0 G5-4-3		4	0	0	0	0	0	5		
Vicente Palacios, R OBP: 0.125, SLG: 0.125 Bob Patterson, R (8, 1) Bill Landrum, R (8, 1)		1-3 K		2-3 K		2-1 FC6-5 1B		0-3 K		3	0	1	0	0	2	1		
Inning Stats	R: 1 E: 0 K: 1 S: 13	H: 2 LOB: 2 BB: 1 P: 20	R: 0 E: 0 K: 1 S: 7	H: 0 LOB: 0 BB: 0 P: 9	R: 0 E: 0 K: 1 S: 9	H: 1 LOB: 0 BB: 0 P: 14	R: 0 E: 0 K: 1 S: 7	H: 1 LOB: 1 BB: 0 P: 11	R: 1 E: 0 K: 0 S: 14	H: 2 LOB: 3 BB: 2 P: 27	R: 1 E: 0 K: 0 S: 12	H: 3 LOB: 3 BB: 2 P: 24	R: 0 E: 0 K: 1 S: 7	H: 0 LOB: 0 BB: 1 P: 11	1B: 6 2B: 2 3B: 0 HR: 1	SF: 0 SAC: 1 DP: 1 HBP: 0	WP: 0 PB: 0 SB: 0 CS: 0	PA: 36
PITCHER	IP WLS BF H R ER SO BB IBB HBP BLK WP HR S P ERA WHIP																	
Jose Rijo, R ERA: 3.0	(1, 1) 6.0 L 26 6 2 2 5 2 1 0 0 0 1 57 91 3.00 1.333																	
Don Carman, L ERA: 6.35	(7, 1) 0.1 4 2 1 1 0 1 0 0 0 0 0 5 11 27.00 9.000																	
Randy Myers, L ERA: 3.86	(7, 1) 1.2 6 1 0 0 1 2 0 0 0 0 0 0 14 24 0.00 1.800																	

Cincinnati Reds @ Pittsburgh Pirates
Three Rivers Stadium, Pittsburgh, PA
Mon May 06 1991, 7:05 PM EDT
Att: 9,518 - Cloudy - 54 F

AB	29
R	3
H	9
RBI	3
BB	6
SO	6
LOB	19



Batter	1	2	3	4	5	6	7	8	9	AB	R	H	RBI	BB	SO	LOB	TOP					
Billy Hatcher, R OBP: 0.217, SLG: 0.215 (1, 7)	1-1 CS 1B		0-3 K			0-1 P6	0-1 F8			4	0	1	0	0	1	2	Cincinnati Reds @ Pittsburgh Pirates Three Rivers Stadium, Pittsburgh, PA Tue May 07 1991, 7:05 PM EDT Att: 14,258 - Sunny - 62 F					
Mariano Duncan, R OBP: 0.236, SLG: 0.327 (1, 4)	0-0 P1			2-2 G4-3 2B		1-0 G5-3		0-3 K		4	0	1	0	0	1							
Barry Larkin, R OBP: 0.309, SLG: 0.500 (1, 6)	3-2 F8 1-2			3-1 G4-3		2-1 1B 3B		1-0 F9		4	1	1	0	0	2							
Eric Davis, R OBP: 0.403, SLG: 0.500 (1, 8)		2-3 K		3-2 G5-3		3-1 E 1B		3-2 1B HBP		3	1	1	1	0	1							
Terry Lee, R (1, 3)	0-0 F1			2-0 G1-3		0-1 SAFE E5		1-0 1B		3	0	0	0	0	0	1						
Hal Morris, L OBP: 0.411, SLG: 0.609 (8, 3)						1-H E5		1-3 1B		1	0	1	0	0	0	0						
Glenn Braggs, R OBP: 0.326, SLG: 0.188 (1, 9)	3-2 L7				4-1 FC6-4 BB	2-1 F9		0-1 F8		3	0	0	0	1	0	3						
Luis Quinones, S OBP: 0.200, SLG: 0.292 (1, 5)			0-1 F7		1-0 FC6-4 1-2		4-2 BB	1-1 F9		3	0	0	0	1	0	1						
Joe Oliver, R OBP: 0.244, SLG: 0.244 (1, 2)			2-2 E6 1B		0-3 K		1-2 P4	1-3 K		3	0	1	0	0	1	2						
Bill Doran, S OBP: 0.394, SLG: 0.345 (9, PH)			0-3 K		1-3 K		3-2 P6	1-2 F7		1	0	0	0	0	0	0						
Chris Hammond, L OBP: 0.332, SLG: 0.333 (5, PH)										1	0	0	0	0	1	1						
Jose Nunez, R OBP: 0.214, SLG: 0.214 (5, 1)										0	0	0	0	0	0	0						
Scott Scudder, R (5, 1)										0	0	0	0	0	0	0						
Herm Winningham, L OBP: 0.292, SLG: 0.314 (7, PH)										1	0	0	0	0	0	1						
Ted Power, R (7, 1)										0	0	0	0	0	0	0						
Don Carman, L (8, 1)										0	0	0	0	0	0	0						
Todd Benzinger, S OBP: 0.246, SLG: 0.246 (9, PH)										1	0	0	0	0	0	0						
Inning Stats	R: 0 E: 0 K: 0 S: 6	H: 1 LOB: 0 BB: 0 P: 10	R: 0 E: 0 K: 1 S: 8	H: 0 LOB: 0 BB: 0 P: 13	R: 0 E: 1 K: 2 S: 11	H: 1 LOB: 1 BB: 0 P: 13	R: 0 E: 0 K: 0 S: 9	H: 1 LOB: 1 BB: 0 P: 19	R: 0 E: 0 K: 2 S: 8	H: 0 LOB: 1 BB: 1 P: 14	R: 2 E: 1 K: 0 S: 11	H: 2 LOB: 1 BB: 0 P: 19	R: 0 E: 0 K: 0 S: 12	H: 0 LOB: 1 BB: 1 P: 20	R: 0 E: 0 K: 1 S: 9	H: 1 LOB: 2 BB: 0 P: 14	R: 0 E: 0 K: 1 S: 9	H: 0 LOB: 0 BB: 0 P: 12	1B: 4 2B: 1 3B: 1 HR: 0	SF: 0 SAC: 0 DP: 0 HBP: 1	WP: 0 PB: 0 SB: 0 CS: 1	PA: 36
PITCHER	IP	WLS	BF	H	R	ER	SO	BB	IBB	HBP	BLK	WP	HR	S	P	ERA	WHIP					
Randy Tomlin, L ERA: 2.33	(1, 1)	6.0	W	25	5	2	1	5	2	0	0	0	0	57	96	1.50	1.167					
Stan Belinda, R ERA: 4.61	(7, 1)	3.0	S	11	1	0	0	2	0	0	1	0	0	26	38	0.00	0.333					

AB	33
R	2
H	6
RBI	1
BB	2
SO	7
LOB	16



Batter	1	2	3	4	5	6	7	8	9	AB	R	H	RBI	BB	SO	LOB	BOTTOM				
Gary Redus, R OBP: 0.300, SLG: 0.267 (1, 3)	1-0 P9		1-0 P4	0-2 E6 2B 1B		1-2 F8		2-1 F8		5	1	1	1	0	0	1	Cincinnati Reds @ Pittsburgh Pirates Three Rivers Stadium, Pittsburgh, PA Tue May 07 1991, 7:05 PM EDT Att: 14,258 - Sunny - 62 F				
Jay Bell, R OBP: 0.250, SLG: 0.344 (1, 6)	1-2 F9		4-1 BB	1-1 2B		0-2 F9 BB G3 1B		3-2 F9		4	1	2	2	1	0	1					
Andy Van Slyke, L OBP: 0.324, SLG: 0.419 (1, 8)	2-1 F7		0-0 L9	2-3 3H 2B		4-2 E 1B BB		1-2 BB		3	1	0	0	1	0	2					
Bobby Bonilla, S OBP: 0.385, SLG: 0.500 (1, 9)		3-3 K		0-1 G6-3	0-3 K		0-0 F9			4	0	0	0	0	2	2					
Barry Bonds, L OBP: 0.225, SLG: 0.247 (1, 7)		3-2 G3-1		3-2 F9	3-2 S 1B		2-2 G3			4	0	1	1	0	0	1					
Don Slaught, R OBP: 0.444, SLG: 0.452 (1, 2)		3-2 BB 1B		4-2 BB 1B BB	0-1 G1-3		0-0 1B			3	1	2	1	1	0	1					
Curtis Wilkerson, S OBP: 0.364, SLG: 0.310 (1, 5)		4-2 FC5 BB		2-1 BB 1B	1-1 P6		1-3 K			3	1	1	0	1	1	2					
Jose Lind, R OBP: 0.295, SLG: 0.329 (1, 4)	0-0 FC5			4-0 E 1B BB		0-0 F8		2-2 2B		3	1	1	0	1	0	2					
Randy Tomlin, L OBP: 0.125, SLG: 0.125 (1, 1)			1-3 K	0-0 E8 2B 1B		2-3 K		1-3 K		3	1	1	2	0	2	0					
Stan Belinda, R (7, 1)										1	0	0	0	0	1	1					
Inning Stats	R: 0 E: 0 K: 0 S: 7	H: 0 LOB: 0 BB: 0 P: 11	R: 0 E: 0 K: 1 S: 16	H: 1 LOB: 2 BB: 1 P: 29	R: 0 E: 0 K: 1 S: 6	H: 0 LOB: 1 BB: 1 P: 12	R: 5 E: 2 K: 0 S: 17	H: 4 LOB: 1 BB: 2 P: 33	R: 0 E: 0 K: 1 S: 10	H: 1 LOB: 1 BB: 0 P: 14	R: 0 E: 0 K: 1 S: 7	H: 0 LOB: 0 BB: 0 P: 10	R: 2 E: 1 K: 1 S: 18	H: 2 LOB: 1 BB: 1 P: 24	R: 0 E: 0 K: 1 S: 11	H: 1 LOB: 1 BB: 0 P: 19	1B: 7 2B: 2 3B: 0 HR: 0	SF: 0 SAC: 0 DP: 0 HBP: 0	WP: 0 PB: 0 SB: 1 CS: 0	PA: 38	
PITCHER	IP	WLS	BF	H	R	ER	SO	BB	IBB	HBP	BLK	WP	HR	S	P	ERA	WHIP				
Chris Hammond, L ERA: 3.12	(1, 1)	4.0	L	21	5	5	2	4	0	0	0	0	0	46	85	11.25	2.250				
Scott Scudder, R ERA: 3.95	(5, 1)	2.0		7	1	0	0	2	0	0	0	0	0	17	24	0.00	0.500				
Ted Power, R ERA: 2.79	(7, 1)	1.0		6	2	2	1	1	1	0	0	0	0	18	24	9.00	3.000				
Don Carman, L ERA: 5.4	(8, 1)	1.0		4	1	0	0	1	0	0	0	0	0	11	19	0.00	1.000				



Batter	1	2	3	4	5	6	7	8	9	AB	R	H	RBI	BB	SO	LOB	TOP			
Chris Sabo, R OBP: 0.293, SLG: 0.400 (1, 5)										4	1	1	0	0	1	0	Cincinnati Reds @ Pittsburgh Pirates Three Rivers Stadium, Pittsburgh, PA Wed May 08 1991, 7:05 PM EDT Att: 14,594 - Cloudy - 71 F			
Hal Morris, L OBP: 0.390, SLG: 0.575 (1, 3)										4	0	0	0	0	1	1				
Barry Larkin, R OBP: 0.307, SLG: 0.495 (1, 6)										3	1	1	1	0	0	0				
Eric Davis, R OBP: 0.379, SLG: 0.464 (1, 8)										4	0	0	0	0	1	1				
Glenn Braggs, R OBP: 0.340, SLG: 0.222 (1, 7)										4	0	2	1	0	2	0				
Mariano Duncan, R OBP: 0.224, SLG: 0.309 (1, 4)										3	0	0	0	0	1	2				
Paul O'Neill, L OBP: 0.311, SLG: 0.395 (1, 9)										3	0	0	0	0	1	2				
Joe Oliver, R OBP: 0.244, SLG: 0.244 Jeff Reed, L OBP: 0.271, SLG: 0.175 (1, 2) (2, 2)										0	0	0	0	0	0	0				
Norm Charlton, S Billy Hatcher, R Scott Scudder, R Randy Myers, L Bill Doran, S Rob Dibble, L (5, Ph) (5, 1) (7, 1) (8, Ph) (8, 1)										1	0	0	0	0	0	0				
Inning Stats	R: 1 E: 0 K: 0 S: 12	H: 1 LOB: 0 BB: 0 P: 16	R: 0 E: 0 K: 1 S: 7	H: 0 LOB: 0 BB: 0 P: 8	R: 0 E: 0 K: 1 S: 5	H: 0 LOB: 0 BB: 0 P: 10	R: 1 E: 0 K: 2 S: 15	H: 2 LOB: 1 BB: 0 P: 21	R: 0 E: 0 K: 0 S: 10	H: 0 LOB: 0 BB: 0 P: 15	R: 0 E: 0 K: 1 S: 12	H: 1 LOB: 2 BB: 0 P: 18	R: 0 E: 0 K: 0 S: 8	H: 0 LOB: 0 BB: 0 P: 12	R: 0 E: 0 K: 2 S: 8	H: 0 LOB: 0 BB: 0 P: 12		1B: 3 2B: 1 3B: 0 HR: 0	SF: 1 SAC: 0 DP: 0 HBP: 0	WP: 0 PB: 0 SB: 0 CS: 0
PITCHER	IP WLS BF H R ER SO BB IBB HBP BLK WP HR S P ERA WHIP	IP WLS BF H R ER SO BB IBB HBP BLK WP HR S P ERA WHIP																		
Zane Smith, L ERA: 2.06 Bill Landrum, R ERA:	(1, 1) 8.0 W 29 4 2 2 7 0 0 0 0 0 0 79 114 2.25 0.500	(9, 1) 1.0 3 0 0 0 2 0 0 0 0 0 0 8 12 0.00 0.000																		

AB	31
R	2
H	4
RBI	2
BB	0
SO	9
LOB	8



Batter	1	2	3	4	5	6	7	8	9	AB	R	H	RBI	BB	SO	LOB	BOTTOM				
Gary Redus, R OBP: 0.296, SLG: 0.265 (1, 3)										4	1	1	0	0	0	0	Cincinnati Reds @ Pittsburgh Pirates Three Rivers Stadium, Pittsburgh, PA Wed May 08 1991, 7:05 PM EDT Att: 14,594 - Cloudy - 71 F				
Jay Bell, R OBP: 0.269, SLG: 0.385 (1, 6)										3	2	2	2	1	0	0					
Andy Van Slyke, L OBP: 0.330, SLG: 0.409 (1, 8)										2	1	0	0	1	1	1					
Bobby Bonilla, S OBP: 0.372, SLG: 0.480 (1, 5)										4	0	0	0	0	1	3					
Barry Bonds, L OBP: 0.237, SLG: 0.250 (1, 7)										3	1	1	1	1	0	0					
Don Slaught, R OBP: 0.425, SLG: 0.457 (1, 2)										4	0	1	2	0	1	1					
Lloyd McClendon, R OBP: 0.438, SLG: 0.846 (1, 9)										3	1	1	1	0	0	1					
Jose Lind, R OBP: 0.297, SLG: 0.365 (1, 4)										3	1	1	1	0	0	0					
Zane Smith, L OBP: 0.267, SLG: 0.231 Bill Landrum, R ERA:	(1, 1) 4.0 L 20 7 7 7 0 2 0 0 0 0 0 11 24 0.00 1.000	(9, 1) 2.0 7 0 0 0 0 2 0 0 0 0 0 11 20 0.00 1.000	(7, 1) 1.0 3 0 0 0 1 1 0 0 0 0 0 11 20 0.00 1.000	(8, 1) 1.0 3 0 0 0 2 0 0 0 0 0 0 9 14 0.00 0.000																	
Inning Stats	R: 3 E: 0 K: 0 S: 11	H: 3 LOB: 1 BB: 0 P: 20	R: 2 E: 0 K: 0 S: 7	H: 2 LOB: 0 BB: 0 P: 11	R: 0 E: 0 K: 0 S: 4	H: 0 LOB: 0 BB: 0 P: 5	R: 2 E: 0 K: 0 S: 13	H: 2 LOB: 0 BB: 0 P: 22	R: 0 E: 0 K: 0 S: 5	H: 0 LOB: 1 BB: 2 P: 14	R: 0 E: 0 K: 0 S: 6	H: 0 LOB: 0 BB: 0 P: 10	R: 0 E: 0 K: 1 S: 11	H: 0 LOB: 1 BB: 1 P: 20	R: 0 E: 0 K: 2 S: 9	H: 0 LOB: 0 BB: 0 P: 14		1B: 3 2B: 3 3B: 0 HR: 3	SF: 0 SAC: 0 DP: 2 HBP: 1	WP: 1 PB: 0 SB: 2 CS: 1	PA: 33
PITCHER	IP WLS BF H R ER SO BB IBB HBP BLK WP HR S P ERA WHIP	IP WLS BF H R ER SO BB IBB HBP BLK WP HR S P ERA WHIP																			
Norm Charlton, L ERA: 3.66 Scott Scudder, R ERA: 3.45 Randy Myers, L ERA: 3.55 Rob Dibble, R ERA: 1.88	(1, 1) 4.0 L 20 7 7 7 0 2 0 0 0 0 0 11 24 0.00 1.000	(5, 1) 2.0 7 0 0 0 0 2 0 0 0 0 0 11 20 0.00 1.000	(7, 1) 1.0 3 0 0 0 1 1 0 0 0 0 0 11 20 0.00 1.000	(8, 1) 1.0 3 0 0 0 2 0 0 0 0 0 0 9 14 0.00 0.000																	



Batter	1	2	3	4	5	6	7	8	9	AB	R	H	RBI	BB	SO	LOB	TOP			
Otis Nixon, S <small>OBP: 0.466, SLG: 0.408</small> (1, 7)										3	0	1	0	1	1	0	Atlanta Braves @ Pittsburgh Pirates Three Rivers Stadium, Pittsburgh, PA Fri May 10 1991, 7:05 PM EDT Att: 23,936 - Cloudy - 81 F			
Terry Pendleton, S <small>OBP: 0.395, SLG: 0.464</small> (1, 5)										4	1	2	0	0	0	0				
Ron Gant, R <small>OBP: 0.253, SLG: 0.329</small> (1, 8)										4	0	0	0	0	0	3				
David Justice, L <small>OBP: 0.336, SLG: 0.411</small> (1, 9)										4	0	0	1	0	1	2				
Francisco Cabrera, R <small>OBP: 0.304, SLG: 0.318</small> Sid Bream, L <small>OBP: 0.333, SLG: 0.539</small> (8, PH)										3	0	1	0	0	0	2				
Jeff Blauser, R <small>OBP: 0.333, SLG: 0.395</small> (1, 4)										2	0	1	0	2	1	0				
Mike Heath, R <small>OBP: 0.274, SLG: 0.304</small> Danny Heep, L <small>OBP: 0.333, SLG: 0.333</small> (8, PH)										3	0	0	0	0	1	1				
Rafael Belliard, R <small>OBP: 0.266, SLG: 0.307</small> (1, 6)										3	0	0	0	0	2	0				
29 John Smoltz, R <small>OBP: 0.083, SLG: 0.083</small> Lonnie Smith, R <small>OBP: 0.353, SLG: 0.154</small> Mike Stanton, L (8, 1)										2	0	0	0	0	1	0				
Inning Stats	R: 0 E: 0 K: 1 S: 7	H: 0 LOB: 0 BB: 0 P: 13	R: 0 E: 0 K: 0 S: 7	H: 0 LOB: 1 BB: 1 P: 11	R: 0 E: 0 K: 2 S: 11	H: 1 LOB: 0 BB: 0 P: 16	R: 1 E: 0 K: 0 S: 14	H: 3 LOB: 1 BB: 0 P: 21	R: 0 E: 0 K: 1 S: 13	H: 0 LOB: 2 BB: 1 P: 22	R: 0 E: 0 K: 2 S: 13	H: 0 LOB: 0 BB: 0 P: 14	R: 0 E: 0 K: 1 S: 8	H: 0 LOB: 0 BB: 0 P: 13	R: 1 E: 0 K: 1 S: 12	H: 1 LOB: 1 BB: 1 P: 22		1B: 4 2B: 1 3B: 0 HR: 1	SF: 0 SAC: 0 DP: 0 HBP: 0	WP: 0 PB: 0 SB: 1 CS: 1
PITCHER	IP WLS BF H R ER SO BB IBB HBP BLK WP HR S P ERA WHIP	IP WLS BF H R ER SO BB IBB HBP BLK WP HR S P ERA WHIP	IP WLS BF H R ER SO BB IBB HBP BLK WP HR S P ERA WHIP	IP WLS BF H R ER SO BB IBB HBP BLK WP HR S P ERA WHIP	IP WLS BF H R ER SO BB IBB HBP BLK WP HR S P ERA WHIP	IP WLS BF H R ER SO BB IBB HBP BLK WP HR S P ERA WHIP	IP WLS BF H R ER SO BB IBB HBP BLK WP HR S P ERA WHIP	IP WLS BF H R ER SO BB IBB HBP BLK WP HR S P ERA WHIP	IP WLS BF H R ER SO BB IBB HBP BLK WP HR S P ERA WHIP	IP WLS BF H R ER SO BB IBB HBP BLK WP HR S P ERA WHIP	IP WLS BF H R ER SO BB IBB HBP BLK WP HR S P ERA WHIP	IP WLS BF H R ER SO BB IBB HBP BLK WP HR S P ERA WHIP	IP WLS BF H R ER SO BB IBB HBP BLK WP HR S P ERA WHIP	IP WLS BF H R ER SO BB IBB HBP BLK WP HR S P ERA WHIP	IP WLS BF H R ER SO BB IBB HBP BLK WP HR S P ERA WHIP	IP WLS BF H R ER SO BB IBB HBP BLK WP HR S P ERA WHIP	IP WLS BF H R ER SO BB IBB HBP BLK WP HR S P ERA WHIP			
John Smiley, L <small>ERA: 3.19</small> Stan Belinda, R <small>ERA: 4.6</small> (8, 1)	7.0 W 26 5 1 1 6 2 0 0 0 0 0 1 68 107 1.29 1.000	2.0 S 8 1 1 1 2 1 0 0 0 0 0 1 20 35 4.50 1.000																		

AB	31
R	2
H	6
RBI	2
BB	3
SO	8
LOB	9



Batter	1	2	3	4	5	6	7	8	9	AB	R	H	RBI	BB	SO	LOB	BOTTOM			
Orlando Merced, S <small>OBP: 0.453, SLG: 0.667</small> (1, 3)										5	1	2	1	0	1	1	Atlanta Braves @ Pittsburgh Pirates Three Rivers Stadium, Pittsburgh, PA Fri May 10 1991, 7:05 PM EDT Att: 23,936 - Cloudy - 81 F			
Jay Bell, R <small>OBP: 0.259, SLG: 0.370</small> (1, 6)										4	0	0	0	0	1	2				
Andy Van Slyke, L <small>OBP: 0.327, SLG: 0.402</small> (1, 8)										4	0	1	0	0	0	2				
Bobby Bonilla, S <small>OBP: 0.376, SLG: 0.490</small> (1, 5)										4	1	2	0	0	0	1				
Barry Bonds, L <small>OBP: 0.258, SLG: 0.264</small> (1, 7)										3	2	2	0	1	1	1				
Gary Varsho, L <small>OBP: 0.395, SLG: 0.438</small> Lloyd McClendon, R <small>OBP: 0.471, SLG: 1.071</small> (8, PH)										2	0	0	0	1	0	3				
Michael LaValliere, L <small>OBP: 0.290, SLG: 0.313</small> (1, 2)										3	0	0	0	1	0	3				
Jose Lind, R <small>OBP: 0.284, SLG: 0.348</small> (1, 4)										4	0	0	1	0	0	4				
John Smiley, L <small>OBP: 0.214, SLG: 0.154</small> Stan Belinda, R (8, 1)										2	0	0	0	1	1	2				
Inning Stats	R: 0 E: 0 K: 2 S: 7	H: 0 LOB: 0 BB: 0 P: 12	R: 0 E: 0 K: 1 S: 8	H: 1 LOB: 1 BB: 0 P: 15	R: 0 E: 0 K: 0 S: 12	H: 1 LOB: 2 BB: 1 P: 22	R: 1 E: 0 K: 0 S: 8	H: 1 LOB: 1 BB: 1 P: 18	R: 1 E: 0 K: 0 S: 9	H: 1 LOB: 0 BB: 0 P: 16	R: 1 E: 0 K: 0 S: 8	H: 1 LOB: 2 BB: 2 P: 17	R: 0 E: 0 K: 0 S: 5	H: 1 LOB: 1 BB: 0 P: 9	R: 2 E: 1 K: 1 S: 13	H: 2 LOB: 1 BB: 0 P: 23		1B: 5 2B: 1 3B: 0 HR: 2	SF: 0 SAC: 0 DP: 0 HBP: 0	WP: 3 PB: 0 SB: 2 CS: 0
PITCHER	IP WLS BF H R ER SO BB IBB HBP BLK WP HR S P ERA WHIP	IP WLS BF H R ER SO BB IBB HBP BLK WP HR S P ERA WHIP	IP WLS BF H R ER SO BB IBB HBP BLK WP HR S P ERA WHIP	IP WLS BF H R ER SO BB IBB HBP BLK WP HR S P ERA WHIP	IP WLS BF H R ER SO BB IBB HBP BLK WP HR S P ERA WHIP	IP WLS BF H R ER SO BB IBB HBP BLK WP HR S P ERA WHIP	IP WLS BF H R ER SO BB IBB HBP BLK WP HR S P ERA WHIP	IP WLS BF H R ER SO BB IBB HBP BLK WP HR S P ERA WHIP	IP WLS BF H R ER SO BB IBB HBP BLK WP HR S P ERA WHIP	IP WLS BF H R ER SO BB IBB HBP BLK WP HR S P ERA WHIP	IP WLS BF H R ER SO BB IBB HBP BLK WP HR S P ERA WHIP	IP WLS BF H R ER SO BB IBB HBP BLK WP HR S P ERA WHIP	IP WLS BF H R ER SO BB IBB HBP BLK WP HR S P ERA WHIP	IP WLS BF H R ER SO BB IBB HBP BLK WP HR S P ERA WHIP	IP WLS BF H R ER SO BB IBB HBP BLK WP HR S P ERA WHIP	IP WLS BF H R ER SO BB IBB HBP BLK WP HR S P ERA WHIP				
29 John Smoltz, R <small>ERA: 3.59</small> Mike Stanton, L <small>ERA: 1.5</small> (8, 1)	7.0 L 31 6 3 3 4 4 0 0 0 0 0 1 57 109 3.86 1.429	1.0 6 2 2 2 1 0 0 0 0 0 0 1 13 23 18.00 2.000																		



Batter	1	2	3	4	5	6	7	8	9	AB	R	H	RBI	BB	SO	LOB	TOP										
Otis Nixon, S <small>OBP: 0.435, SLG: 0.377</small> (1, 7)	F7		B1-3		G4-3			G4-3		4	0	0	0	0	0	2	Atlanta Braves @ Pittsburgh Pirates Three Rivers Stadium, Pittsburgh, PA Sat May 11 1991, 7:05 PM EDT Att: 33,914 - Sunny - 81 F										
Ron Gant, R <small>OBP: 0.253, SLG: 0.360</small> (1, 8)	P1		F8			P3		HR		4	1	1	2	0	0												
Terry Pendleton, S <small>OBP: 0.360, SLG: 0.457</small> Mark Lemke, S <small>OBP: 0.355, SLG: 0.346</small> (1, 5)	K			FC3-6 BB		K		G3-1		1	0	0	0	0	1	0											
David Justice, L <small>OBP: 0.333, SLG: 0.398</small> (1, 9)		F4		FC3-6 1-2 S		P2		CS BB		3	0	0	0	1	0	1											
Sid Bream, L <small>OBP: 0.318, SLG: 0.513</small> (1, 3)		G6-3		K			G4-3	CS	G4-3	4	0	0	0	0	1	1											
Jeff Blauser, R <small>OBP: 0.348, SLG: 0.415</small> (1, 4)		1B 2B		F8			P5		E S BB	3	1	1	0	1	0	1											
Greg Olson, R <small>OBP: 0.543, SLG: 0.645</small> Deion Sanders, L <small>OBP: 0.304, SLG: 0.367</small> Mike Heath, R <small>OBP: 0.284, SLG: 0.304</small> (7, PR)		2H 1B		P4			S HBP		1-3 IBB	2	0	1	1	0	0	0											
Rafael Belliard, R <small>OBP: 0.265, SLG: 0.304</small> (1, 6)		K		S 1B			F8		K	4	0	1	0	0	2	4											
Charlie Leibrandt, R <small>ERA: 3.86</small> Lonnie Smith, R <small>OBP: 0.359, SLG: 0.214</small> Juan Berenguer, R <small>ERA: 1.53</small> Kent Mercker, L <small>ERA: 1.17</small> (8, 1)			G5-3		K			1-1 HR 1B	K	2	0	0	0	0	1	1											
Inning Stats	R: 0 H: 0 E: 0 K: 1 S: 7	H: 0 LOB: 0 BB: 0 P: 9	R: 1 H: 2 E: 0 K: 1 S: 14	H: 1 LOB: 1 BB: 0 P: 20	R: 0 H: 0 E: 0 K: 0 S: 6	H: 0 LOB: 0 BB: 0 P: 8	R: 0 H: 0 E: 0 K: 1 S: 11	H: 0 LOB: 1 BB: 1 P: 19	R: 0 H: 1 E: 0 K: 1 S: 12	H: 0 LOB: 0 BB: 0 P: 10	R: 0 H: 0 E: 0 K: 0 S: 7	H: 0 LOB: 2 BB: 0 P: 9	R: 2 H: 2 E: 0 K: 2 S: 10	H: 0 LOB: 2 BB: 2 P: 18	R: 0 H: 0 E: 0 K: 2 S: 11	H: 0 LOB: 2 BB: 2 P: 22		1B: 3 2B: 1 3B: 0 HR: 1	SF: 0 SAC: 0 DP: 0 HBP: 1	WP: 0 PA: 37 CS: 1							
PITCHER Doug Drabek, R <small>ERA: 3.86</small> (1, 1)	IP	WLS	BF	H	R	ER	SO	BB	IBB	HBP	BLK	WP	HR	S	P	ERA	WHIP										

Batter	1	2	3	4	5	6	7	8	9	AB	R	H	RBI	BB	SO	LOB	BOTTOM										
Gary Redus, R <small>OBP: 0.276, SLG: 0.245</small> (1, 3)	G5-3		P8		FC6-4		F7			4	0	0	0	0	0	3	Atlanta Braves @ Pittsburgh Pirates Three Rivers Stadium, Pittsburgh, PA Sat May 11 1991, 7:05 PM EDT Att: 33,914 - Sunny - 81 F										
Jay Bell, R <small>OBP: 0.259, SLG: 0.359</small> (1, 6)			F9		K			F9		3	0	0	0	1	1	1											
Andy Van Slyke, L <small>OBP: 0.316, SLG: 0.385</small> (1, 8)		K		G1-3		G1-3		G6-3		4	0	0	0	0	1	1											
Bobby Bonilla, S <small>OBP: 0.380, SLG: 0.500</small> (1, 5)		F7		E 1B		P4		2B		4	1	2	0	0	0	1											
Barry Bonds, L <small>OBP: 0.257, SLG: 0.264</small> (1, 7)		G4-3		E8 1B		K		G4-3		4	1	1	0	0	1	1											
Don Slaught, R <small>OBP: 0.386, SLG: 0.410</small> (1, 2)		F7		F9			P3		G3	4	0	0	0	0	0	0											
Lloyd McClendon, R <small>OBP: 0.476, SLG: 0.944</small> (1, 9)		1B		P8		1B 1B		K		4	0	2	0	0	1	0											
Jose Lind, R <small>OBP: 0.293, SLG: 0.355</small> (1, 4)		K		FC1-6 1B		1B 1B		K		4	0	2	0	0	2	1											
Doug Drabek, R <small>OBP: 0.154, SLG: 0.154</small> (1, 1)			K		FC1-6 FC6-4		K			3	0	0	0	0	2	3											
Inning Stats	R: 0 H: 0 E: 0 K: 1 S: 13	H: 1 LOB: 1 BB: 0 P: 20	R: 0 H: 1 E: 0 K: 1 S: 7	H: 0 LOB: 0 BB: 0 P: 11	R: 0 H: 0 E: 0 K: 1 S: 9	H: 0 LOB: 0 BB: 0 P: 12	R: 2 H: 2 E: 1 K: 0 S: 11	H: 2 LOB: 0 BB: 0 P: 21	R: 0 H: 1 E: 0 K: 1 S: 6	H: 0 LOB: 1 BB: 0 P: 10	R: 0 H: 0 E: 0 K: 1 S: 11	H: 0 LOB: 2 BB: 0 P: 16	R: 0 H: 2 E: 0 K: 1 S: 12	H: 1 LOB: 1 BB: 0 P: 11	R: 0 H: 0 E: 0 K: 2 S: 8	H: 0 LOB: 0 BB: 0 P: 12		1B: 6 2B: 1 3B: 0 HR: 0	SF: 0 SAC: 0 DP: 0 HBP: 0	WP: 0 PA: 35 CS: 0							
PITCHER Charlie Leibrandt, L <small>ERA: 3.4</small> Juan Berenguer, R <small>ERA: 1.53</small> Kent Mercker, L <small>ERA: 1.17</small> (8, 1)	IP	WLS	BF	H	R	ER	SO	BB	IBB	HBP	BLK	WP	HR	S	P	ERA	WHIP										

Batter	1	2	3	4	5	6	7	8	9	AB	R	H	RBI	BB	SO	LOB	TOP				
Otis Nixon, S <small>OBP: 0.424, SLG: 0.368</small> 										4	1	1	0	0	0	1	Atlanta Braves @ Pittsburgh Pirates Three Rivers Stadium, Pittsburgh, PA Sun May 12 1991, 3:33 AM EDT Att: 20,287 - Cloudy - 85 F				
Ron Gant, R <small>OBP: 0.263, SLG: 0.400</small> 										4	2	2	2	0	2						
Terry Pendleton, S <small>OBP: 0.356, SLG: 0.446</small> 										4	1	1	0	0	2						
David Justice, L <small>OBP: 0.330, SLG: 0.422</small> 										4	1	1	3	0	1						
Sid Bream, L <small>OBP: 0.326, SLG: 0.512</small> 										4	1	2	0	0	1						
Jeff Blauer, R <small>OBP: 0.360, SLG: 0.455</small> 										3	0	1	1	0	0						
Greg Olson, R <small>OBP: 0.487, SLG: 0.571</small> 										4	0	0	0	0	3						
Rafael Belliard, R <small>OBP: 0.264, SLG: 0.301</small> 										4	0	1	0	0	0						
Steve Avery, L <small>OBP: 0.200, SLG: 0.143</small> Lonnie Smith, R <small>OBP: 0.368, SLG: 0.200</small> Juan Berenguer, R <small>OBP: 0.368, SLG: 0.200</small> 										0	0	0	0	1	0						
Inning Stats	R: 2 H: 2 E: 0 K: 2 S: 14	H: 2 LOB: 0 BB: 0 P: 22	R: 0 H: 0 E: 0 K: 0 S: 5	H: 0 LOB: 0 BB: 0 P: 8	R: 0 H: 0 E: 0 K: 1 S: 6	H: 0 LOB: 1 BB: 1 P: 13	R: 0 H: 1 E: 0 K: 0 S: 9	H: 1 LOB: 1 BB: 0 P: 12	R: 0 H: 1 E: 0 K: 1 S: 8	H: 1 LOB: 0 BB: 0 P: 11	R: 2 H: 2 E: 0 K: 0 S: 10	H: 2 LOB: 0 BB: 0 P: 14	R: 0 H: 0 E: 0 K: 0 S: 6	H: 0 LOB: 0 BB: 0 P: 10	R: 2 H: 3 E: 0 K: 0 S: 11	H: 3 LOB: 1 BB: 0 P: 15		R: 0 H: 0 E: 0 K: 1 S: 6	H: 0 LOB: 0 BB: 0 P: 6	1B: 6 2B: 0 3B: 1 HR: 2	SF: 0 SAC: 2 DP: 1 HBP: 1
PITCHER	IP: 6.0 WLS: L BF: 25 H: 3 R: 4 ER: 4 SO: 4 BB: 1 IBB: 0 HBP: 1 BLK: 0 WP: 0 HR: 2 S: 52 P: 80 ERA: 6.00 WHIP: 1.167	IP: 1.0 WLS: S BF: 3 H: 0 R: 0 ER: 0 SO: 0 BB: 0 IBB: 0 HBP: 0 BLK: 0 WP: 0 HR: 0 S: 6 P: 10 ERA: 0.00 WHIP: 0.000	IP: 1.0 WLS: S BF: 3 H: 0 R: 0 ER: 0 SO: 0 BB: 0 IBB: 0 HBP: 0 BLK: 0 WP: 0 HR: 0 S: 6 P: 6 ERA: 0.00 WHIP: 0.000	IP: 1.0 WLS: S BF: 3 H: 0 R: 0 ER: 0 SO: 1 BB: 0 IBB: 0 HBP: 0 BLK: 0 WP: 0 HR: 0 S: 6 P: 6 ERA: 0.00 WHIP: 0.000																	

AB 33
R 6
H 9
RBI 6
BB 1
SO 5
LOB 8



Batter	1	2	3	4	5	6	7	8	9	AB	R	H	RBI	BB	SO	LOB	BOTTOM				
Gary Redus, R <small>OBP: 0.274, SLG: 0.232</small> 										3	0	0	0	1	0	0	Atlanta Braves @ Pittsburgh Pirates Three Rivers Stadium, Pittsburgh, PA Sun May 12 1991, 3:33 AM EDT Att: 20,287 - Cloudy - 85 F				
Jay Bell, R <small>OBP: 0.287, SLG: 0.358</small> 										3	0	1	0	1	2						
Andy Van Slyke, L <small>OBP: 0.306, SLG: 0.370</small> 										4	1	0	0	0	2						
Bobby Bonilla, S <small>OBP: 0.392, SLG: 0.500</small> 										2	0	1	0	2	0						
Barry Bonds, L <small>OBP: 0.248, SLG: 0.253</small> 										4	0	0	0	0	5						
Don Slaught, R <small>OBP: 0.375, SLG: 0.395</small> 										4	0	1	1	0	3						
Lloyd McClendon, R <small>OBP: 0.400, SLG: 0.773</small> 										4	0	0	0	0	2						
Curtis Wilkerson, S <small>OBP: 0.351, SLG: 0.333</small> 										4	0	1	0	0	2						
Vicente Palacios, R <small>OBP: 0.106, SLG: 0.100</small> Neal Heaton, L <small>OBP: 1.000, SLG: 2.000</small> Gary Kirtch, S <small>OBP: 0.346, SLG: 0.434</small> Bob Kipper, R <small>OBP: 0.368, SLG: 0.200</small> Bob Patterson, L <small>OBP: 0.368, SLG: 0.200</small> Jeff Schulz, L <small>OBP: 0.368, SLG: 0.200</small> 										2	0	0	0	0	1						
Inning Stats	R: 0 H: 1 E: 0 K: 0 S: 8	H: 1 LOB: 1 BB: 0 P: 11	R: 0 H: 0 E: 0 K: 1 S: 10	H: 0 LOB: 0 BB: 0 P: 15	R: 0 H: 0 E: 0 K: 2 S: 9	H: 0 LOB: 0 BB: 0 P: 13	R: 0 H: 0 E: 0 K: 0 S: 17	H: 0 LOB: 2 BB: 2 P: 26	R: 0 H: 1 E: 0 K: 1 S: 12	H: 2 LOB: 2 BB: 1 P: 19	R: 1 H: 2 E: 1 K: 0 S: 11	H: 2 LOB: 2 BB: 0 P: 12	R: 0 H: 0 E: 0 K: 1 S: 9	H: 0 LOB: 0 BB: 0 P: 13	R: 0 H: 0 E: 0 K: 0 S: 8	H: 0 LOB: 1 BB: 1 P: 18		R: 0 H: 0 E: 0 K: 0 S: 8	H: 0 LOB: 0 BB: 0 P: 11	1B: 3 2B: 1 3B: 0 HR: 0	SF: 0 SAC: 0 DP: 0 HBP: 0
PITCHER	IP: 6.0 WLS: S BF: 26 H: 4 R: 1 ER: 0 SO: 4 BB: 3 IBB: 0 HBP: 0 BLK: 0 WP: 0 HR: 0 S: 67 P: 96 ERA: 0.00 WHIP: 1.167	IP: 3.0 WLS: S BF: 10 H: 0 R: 0 ER: 0 SO: 1 BB: 1 IBB: 0 HBP: 0 BLK: 0 WP: 0 HR: 0 S: 25 P: 42 ERA: 0.00 WHIP: 0.333																			



Batter	1	2	3	4	5	6	7	8	9	AB	R	H	RBI	BB	SO	LOB	TOP								
Orlando Merced, S OBP: 0.456, SLG: 0.614	1-1 F8		1-1 1B		0-0 FC3-6 1B	4-0 1B BB		4-2 L1-3 BB		3	1	2	0	2	0	0									
Jay Bell, R OBP: 0.300, SLG: 0.407	2-1 1B		1-3 K		0-2 FC3-6 BLK	3-1 1B		0-1 L1-3		5	1	3	1	0	1	2									
Andy Van Slyke, L OBP: 0.309, SLG: 0.389	0-0 F7			1-2 G4-3 G3-1 2B	4-1 FC3-6 BB	0-0 G3			0-1 F8	4	1	1	0	1	0	3									
Bobby Bonilla, S OBP: 0.386, SLG: 0.500	0-2 F8			1-0 G4-3	0-2 FC3-6 BLK		2-1 2B		1-1 F9	5	1	1	1	0	0	4									
Barry Bonds, L OBP: 0.267, SLG: 0.262		4-0 G3-6 BB		0-0 G3-1	4-2 BB	2-2 SF9 2B			1-1 F8	3	1	1	2	2	0	0									
Mitch Webster, S OBP: 0.205, SLG: 0.139		0-2 G3-6		3-H 2-1 1B	3-H 2-3 K	0-3 K				4	0	1	0	0	2	4									
Michael LaValliere, L OBP: 0.301, SLG: 0.307		3-3 K		1-0 1B	2-2 G4-3	2-1 SF9				3	0	1	1	0	1	2									
Curtis Wilkerson, S OBP: 0.327, SLG: 0.295			0-0 F7	0-3 K		1-3 K				4	0	0	0	0	3	2									
Doug Drabek, R OBP: 0.188, SLG: 0.250			0-3 K		0-0 1B 2B	0-1 L4				3	1	1	0	0	1	0									
Neal Heaton, L OBP: 0.500, SLG: 1.000										1	0	0	0	0	1	0									
Stan Belinda, R										0	0	0	0	0	0	0									
Inning Stats	R: 0 E: 0 K: 0 S: 8	H: 1 LOB: 1 BB: 0 P: 11	R: 0 E: 0 K: 1 S: 6	H: 0 LOB: 0 BB: 1 P: 13	R: 0 E: 0 K: 2 S: 10	H: 1 LOB: 1 BB: 0 P: 12	R: 1 E: 0 K: 1 S: 12	H: 3 LOB: 2 BB: 0 P: 17	R: 3 E: 0 K: 1 S: 20	H: 3 LOB: 2 BB: 2 P: 32	R: 0 E: 0 K: 1 S: 8	H: 1 LOB: 2 BB: 1 P: 16	R: 2 E: 0 K: 2 S: 14	H: 2 LOB: 0 BB: 0 P: 20	R: 0 E: 0 K: 1 S: 8	H: 0 LOB: 0 BB: 1 P: 12	R: 0 E: 0 K: 0 S: 6	H: 0 LOB: 0 BB: 0 P: 8	1B: 7 2B: 5 3B: 0 HR: 0	SF: 1 SAC: 0 DP: 2 HBP: 0	WP: 0 PB: 0 SB: 1 CS: 0	PA: 41			
PITCHER	IP	WLS	BF	H	R	ER	SO	BB	IBB	HBP	BLK	WP	HR	S	P	ERA	WHIP								
Mark Portugal, R ERA: 5.05	4.1		23	8	4	4	4	3	0	0	1	0	0	49	74	8.31	2.538								
Jim Clancy, R ERA: 2.11	1.2	L	9	3	2	2	2	1	0	0	0	0	0	21	37	10.80	2.400								
Dwayne Henry, R ERA: 1.96	2.0		6	0	0	0	3	1	0	0	0	0	0	16	22	0.00	0.500								
Al Osuna, L ERA: 2.57	1.0		3	0	0	0	0	0	0	0	0	0	0	6	8	0.00	0.000								

Pittsburgh Pirates @ Houston Astros
Astrodome, Houston, TX
Thu May 16 1991, 8:05 PM EDT
Att. 8,419 - Dome - 70 F

AB 35
R 6
H 11
RBI 5
BB 5
SO 9
LOB 17



Batter	1	2	3	4	5	6	7	8	9	AB	R	H	RBI	BB	SO	LOB	BOTTOM								
Steve Finley, L OBP: 0.303, SLG: 0.351	1-1 1B SF9 2B			2-1 F8		1-1 L4-6			0-3 K	4	1	1	0	0	0	2									
Rafael Ramirez, R OBP: 0.268, SLG: 0.263										1	0	0	0	0	1	1									
Craig Biggio, R OBP: 0.420, SLG: 0.472	0-1 1B 2B	3-3 K		1-1 1B			1-1 F7		0-3 K	5	1	2	0	0	2	2									
Luis Gonzalez, L OBP: 0.289, SLG: 0.442	0-1 SF9	3-2 F7		1-1 P3			1-0 F8			3	0	0	1	0	0	2									
Ken Caminiti, S OBP: 0.313, SLG: 0.325	3-H 2B G4-3 1B		3-1 F7		1-3 K		0-1 F9			4	1	1	0	0	1	0									
Ken Oberkfell, L OBP: 0.519, SLG: 0.450	1-1 G4-3 1B		2-2 1B		0-1 G4-3			2-1 P6		3	1	2	1	0	0	0									
Mark Davidson, R OBP: 0.333, SLG: 0.290	1-3 1B 2B		1-2 1B							1	0	0	0	0	0	0									
Casey Candaele, S OBP: 0.333, SLG: 0.467	2-2 G4-3		1-2 L7		1-2 S 1B			2-1 L7		4	0	1	1	0	0	2									
Karl Rhodes, L OBP: 0.321, SLG: 0.309	2-3 3-H 1B		1-2 1B		2-3 K			1-1 F8		3	0	2	1	0	1	1									
5 Jeff Bagwell, R OBP: 0.362, SLG: 0.437			1-2 1B		1-2 1B					1	0	0	0	0	0	0									
Eric Yelding, R OBP: 0.246, SLG: 0.308	1-2 L3		1-3 K			0-0 L4-6 SH1-4 1B			2-2 BLK 1B	4	0	2	0	0	1	3									
Mark Portugal, R OBP: 0.288, SLG: 0.182		1-2 1B		1-2 G4-3		0-0 SH1-4			3-2 G6-3	2	0	1	0	0	0	0									
Jim Clancy, R										0	0	0	0	0	0	0									
Dwayne Henry, R										0	0	0	0	0	0	0									
Al Osuna, R										0	0	0	0	0	0	0									
Gerald Young, S OBP: 0.125, SLG: 0.125										1	0	0	0	0	0	1									
Inning Stats	R: 4 E: 1 K: 0 S: 22	H: 5 LOB: 1 BB: 0 P: 31	R: 0 E: 0 K: 1 S: 17	H: 1 LOB: 1 BB: 0 P: 24	R: 0 E: 0 K: 1 S: 17	H: 2 LOB: 2 BB: 0 P: 25	R: 0 E: 0 K: 0 S: 10	H: 1 LOB: 1 BB: 0 P: 14	R: 0 E: 0 K: 2 S: 14	H: 1 LOB: 1 BB: 0 P: 18	R: 0 E: 0 K: 0 S: 4	H: 1 LOB: 0 BB: 0 P: 5	R: 0 E: 0 K: 0 S: 5	H: 0 LOB: 0 BB: 0 P: 7	R: 0 E: 0 K: 0 S: 6	H: 0 LOB: 0 BB: 0 P: 11	R: 0 E: 0 K: 2 S: 13	H: 1 LOB: 1 BB: 0 P: 18	1B: 10 2B: 3 3B: 0 HR: 0	SF: 1 SAC: 1 DP: 1 HBP: 0	WP: 0 PB: 0 SB: 1 CS: 0	PA: 38			
PITCHER	IP	WLS	BF	H	R	ER	SO	BB	IBB	HBP	BLK	WP	HR	S	P	ERA	WHIP								
Doug Drabek, R ERA: 4.11	6.0	W	28	11	4	4	4	11	4	4	4	0	0	84	117	6.00	1.833								
Neal Heaton, L ERA: 1.5	2.1		8	1	0	0	0	0	0	0	1	0	0	18	30	0.00	0.429								
Stan Belinda, R ERA: 4.08	0.2	S	2	0	0	0	2	0	0	0	0	0	0	6	6	0.00	0.000								

Pittsburgh Pirates @ Houston Astros
Astrodome, Houston, TX
Thu May 16 1991, 8:05 PM EDT
Att. 8,419 - Dome - 70 F

AB 36
R 4
H 12
RBI 4
BB 0
SO 6
LOB 14



Batter	1	2	3	4	5	6	7	8	9	AB	R	H	RBI	BB	SO	LOB	TOP			
Gary Redus, R OBP: 0.284, SLG: 0.227	E5		F8				G6-3		P2	4	0	0	0	1	0	1	Pittsburgh Pirates @ Atlanta Braves Atlanta-Fulton County Stadium, Atlanta, GA Sun May 19 1991, 3:33 AM EDT Att: 27,164 - Cloudy - 80 F			
Andy Van Slyke, L OBP: 0.310, SLG: 0.376	P4		P3		F7	F9			G3-1	4	0	0	0	1	1	5				
Bobby Bonilla, S OBP: 0.396, SLG: 0.523	F9				F9				K	5	1	2	0	0	2	4				
Lloyd McClendon, R OBP: 0.438, SLG: 0.714		G6-3				E5				3	0	2	0	1	0	1				
Mitch Webster, S OBP: 0.213, SLG: 0.159	K				F9				F8	4	0	1	1	0	1	4				
Don Slaught, R OBP: 0.333, SLG: 0.385		G6-3			F8				G4-3	4	0	0	0	0	0	6				
Jose Lind, R OBP: 0.280, SLG: 0.347		F9				G4-3			F9	4	0	0	0	0	0	4				
Zane Smith, L OBP: 0.333, SLG: 0.313										1	0	0	0	0	0	0				
Jeff Richardson, R OBP: 0.272, SLG: 0.255			G3							2	0	0	0	0	2	2				
Barry Bonds, L OBP: 0.272, SLG: 0.255									G3-1	0	0	0	0	1	0	0				
Inning Stats	R: 0 E: 1 K: 1 S: 11	H: 0 LOB: 1 BB: 0 P: 16	R: 0 E: 0 K: 1 S: 7	H: 0 LOB: 1 BB: 1 P: 13	R: 0 E: 0 K: 0 S: 3	H: 0 LOB: 0 BB: 0 P: 5	R: 0 E: 0 K: 0 S: 9	H: 2 LOB: 2 BB: 0 P: 15	R: 0 E: 0 K: 1 S: 12	H: 1 LOB: 2 BB: 1 P: 22	R: 0 E: 0 K: 1 S: 8	H: 0 LOB: 1 BB: 1 P: 15	R: 0 E: 0 K: 0 S: 7	H: 1 LOB: 1 BB: 0 P: 13	R: 0 E: 0 K: 1 S: 11	H: 1 LOB: 2 BB: 1 P: 20	1B: 7 2B: 0 3B: 0 HR: 0	SF: 0 SAC: 0 DP: 0 HBP: 0	WP: 0 PB: 0 SB: 1 CS: 1	PA: 40
PITCHER	IP	WLS	BF	H	R	ER	SO	BB	IBB	HBP	BLK	WP	HR	S	P	ERA	WHIP			
Tom Glavine, L ERA: 2.15	6.0	W	27	5	1	0	4	2	0	0	0	0	0	61	100	0.00	1.167			
Juan Berenguer, R ERA: 1.82	3.0	S	13	2	0	0	2	2	0	0	0	0	0	26	48	0.00	1.333			

Batter	1	2	3	4	5	6	7	8	9	AB	R	H	RBI	BB	SO	LOB	BOTTOM			
Lonnie Smith, R OBP: 0.400, SLG: 0.467	1B									3	1	2	2	1	0	2	Pittsburgh Pirates @ Atlanta Braves Atlanta-Fulton County Stadium, Atlanta, GA Sun May 19 1991, 3:33 AM EDT Att: 27,164 - Cloudy - 80 F			
Otis Nixon, S OBP: 0.403, SLG: 0.343										0	1	0	0	0	0	0				
Terry Pendleton, S OBP: 0.405, SLG: 0.533										4	2	3	2	0	0	1				
Ron Gant, R OBP: 0.256, SLG: 0.394										3	0	1	0	1	0	2				
David Justice, L OBP: 0.379, SLG: 0.465										3	0	0	0	1	1	5				
Francisco Cabrera, R OBP: 0.333, SLG: 0.385										3	0	1	1	0	1	1				
Sid Bream, L OBP: 0.256, SLG: 0.480										1	0	0	0	0	1	2				
Jeff Blauser, R OBP: 0.359, SLG: 0.400										4	0	1	1	0	1	2				
Mark Lemke, S OBP: 0.412, SLG: 0.448										0	0	0	0	0	0	0				
Greg Olson, R OBP: 0.386, SLG: 0.423										4	1	1	0	0	1	0				
Rafael Belliard, R OBP: 0.274, SLG: 0.290										4	2	2	0	0	0	0				
Tom Glavine, L OBP: 0.444, SLG: 0.400										2	0	1	0	0	0	1				
Jeff Treadway, L OBP: 0.388, SLG: 0.507										1	0	0	0	0	0	0				
Juan Berenguer, R ERA: 7.43										1	0	0	0	0	1	0				
Inning Stats	R: 2 E: 0 K: 1 S: 10	H: 3 LOB: 1 BB: 0 P: 17	R: 2 E: 0 K: 1 S: 16	H: 4 LOB: 2 BB: 1 P: 31	R: 0 E: 0 K: 0 S: 6	H: 0 LOB: 0 BB: 0 P: 12	R: 1 E: 1 K: 0 S: 8	H: 2 LOB: 1 BB: 0 P: 11	R: 0 E: 0 K: 1 S: 7	H: 0 LOB: 0 BB: 1 P: 15	R: 0 E: 0 K: 0 S: 14	H: 0 LOB: 0 BB: 0 P: 20	R: 2 E: 0 K: 1 S: 16	H: 3 LOB: 2 BB: 1 P: 30	R: 0 E: 0 K: 2 S: 9	H: 0 LOB: 0 BB: 0 P: 12	1B: 11 2B: 1 3B: 0 HR: 0	SF: 0 SAC: 0 DP: 1 HBP: 0	WP: 0 PB: 0 SB: 2 CS: 1	PA: 36
PITCHER	IP	WLS	BF	H	R	ER	SO	BB	IBB	HBP	BLK	WP	HR	S	P	ERA	WHIP			
Zane Smith, L ERA: 2.67	0.1	L	1	0	0	0	0	0	0	0	0	0	0	1	1	0.00	0.000			
Bob Kipper, L ERA: 9.0	2.0		6	0	0	0	1	1	0	0	0	0	0	21	35	0.00	0.500			
Randy Tomlin, L ERA: 2.17	0.0		3	2	2	2	0	1	0	0	0	0	0	9	18	∞	∞			
Stan Belinda, R ERA: 5.09	1.0		3	1	0	0	1	0	0	0	0	0	0	7	12	0.00	1.000			
Bill Landrum, R ERA: 0.96	1.0		3	0	0	0	2	0	0	0	0	0	0	9	12	0.00	0.000			

AB 36
R 1
H 7
RBI 1
BB 4
SO 6
LOB 28

P

AB 33
R 7
H 12
RBI 6
BB 3
SO 6
LOB 16

Braves

livebaseballscores.com

Batter	1	2	3	4	5	6	7	8	9	AB	R	H	RBI	BB	SO	LOB	TOP					
Ray Lankford, L (1, 8) OBP: 0.288, SLG: 0.327	G5-3			G6-4-3 1B	0-0 S 1B		F8		L7	5	0	2	1	0	0	3						
Ozzie Smith, S (1, 6) OBP: 0.405, SLG: 0.333	CS 1B			G6-4-3 1-2	0-0 3-H 1B		F9			4	0	1	0	0	0	4						
Bernard Gilkey, R (1, 7) OBP: 0.368, SLG: 0.377	P3			0-1 2B			K		G5-4-3 BB	3	0	1	0	1	1	1						
Pedro Guerrero, R (1, 3) OBP: 0.344, SLG: 0.391	CS 1-2			F9	1-1 2B		G6-3		G5-4-3 1-2	4	0	0	0	0	1	2						
Felix Jose, S (1, 9)					0-0 E 1B					4	1	4	0	0	0	0						
Todd Zeile, R (1, 5) OBP: 0.385, SLG: 0.437	P9 1-2				1-2 SH5-3 2-3 1B SF8		F8		K	4	1	0	0	0	1	4						
Tom Pagnozzi, R (1, 2) OBP: 0.298, SLG: 0.296				G1-3	1-0 SF8 1-2 3-H 1B		F9		G3	4	1	1	1	0	0	0						
José Oquendo, S (1, 4) OBP: 0.306, SLG: 0.287				K	2-3 SH5-3				G4-3	2	0	0	0	1	1	0						
Jamie Moyer, L (1, 1) Scott Terry, R (3, 1) Craig Wilson, R (5, PH) Tim Sherrill, L (5, 1) Milt Thompson, L (7, PH) Juan Agosto, L (7, 1) Gerald Perry, L (9, PH) OBP: 0.303, SLG: 0.346				K	0-1 SF8					1	0	0	0	0	0	1	0					
Inning Stats	R: 0 E: 0 K: 0 S: 11	H: 1 LOB: 0 BB: 0 P: 17	R: 0 E: 0 K: 1 S: 10	H: 1 LOB: 0 BB: 0 P: 15	R: 0 E: 0 K: 2 S: 10	H: 0 LOB: 0 BB: 0 P: 12	R: 0 E: 0 K: 0 S: 10	H: 2 LOB: 1 BB: 0 P: 12	R: 3 E: 1 K: 0 S: 11	H: 3 LOB: 1 BB: 0 P: 13	R: 0 E: 0 K: 1 S: 7	H: 1 LOB: 1 BB: 0 P: 11	R: 0 E: 0 K: 0 S: 12	H: 1 LOB: 2 BB: 1 P: 23	R: 0 E: 0 K: 1 S: 7	H: 1 LOB: 1 BB: 1 P: 12	R: 0 E: 0 K: 0 S: 9	H: 1 LOB: 1 BB: 0 P: 12	1B: 9 2B: 2 3B: 0 HR: 0	SF: 1 SAC: 1 DP: 2 HBP: 0	WP: 0 PB: 0 SB: 1 CS: 2	PA: 38
PITCHER	IP WLS BF H R ER SO BB IBB HBP BLK WP HR S P ERA WHIP																					
John Smiley, L (1, 1) ERA: 3.06	6.0 W 24 8 3 0 4 0 0 0 0 0 0 0 59 80 0.00 1.333																					
Vicente Palacios, R (7, 1) ERA: 2.83	1.2 8 2 0 0 0 2 0 0 0 0 0 0 16 32 0.00 2.400																					
Bill Landrum, R (8, 1) ERA: 0.9	1.1 S 5 1 0 0 1 0 0 0 0 0 0 0 12 15 0.00 0.750																					

St. Louis Cardinals @ Pittsburgh Pirates
Three Rivers Stadium, Pittsburgh, PA
Tue May 21 1991, 7:05 PM EDT
Att: 9,226 - Sunny - 82 F

AB 33
R 3
H 11
RBI 3
BB 2
SO 5
LOB 14



Batter	1	2	3	4	5	6	7	8	9	AB	R	H	RBI	BB	SO	LOB	BOTTOM			
Gary Redus, R (1, 3) OBP: 0.282, SLG: 0.229	K	G6-3			1-0 S 1B		P9			4	1	1	0	0	1	3				
Jay Bell, R (1, 6) OBP: 0.293, SLG: 0.386	G6-3			4-2 CS BB	2-1 F8		F8			3	0	0	0	1	0	1				
Andy Van Slyke, L (1, 8) OBP: 0.308, SLG: 0.372	G1-3			1-2 K	1-2 1-H 1B		L9			4	0	1	1	0	1	1				
Bobby Bonilla, S (1, 5) OBP: 0.392, SLG: 0.515		G6-3		0-1 HR 1B	3-0 F8		G6-3			4	1	1	0	0	0	1				
Barry Bonds, L (1, 7) OBP: 0.295, SLG: 0.321		HR		1-H HR	4-1 HBP				CS HBP	2	2	2	3	0	0	0				
Mitch Webster, S (1, 9) OBP: 0.216, SLG: 0.149		G3 1B BB		2-3 K	3-2 G5-3				CS HBP	3	1	0	0	1	2	3				
Don Slaught, R (1, 2) OBP: 0.328, SLG: 0.393		G3		G6-3	0-1 G4-3 2B				G5-3	4	0	1	0	0	0	1				
Jose Lind, R (1, 4) OBP: 0.282, SLG: 0.346		1B		P6	1-2 G4-3					3	0	1	1	0	0	1				
John Smiley, L (1, 1) OBP: 0.235, SLG: 0.188 Lloyd McClendon, R (6, PH) Vicente Palacios, R (7, 1) Bill Landrum, R (8, 1) OBP: 0.351, SLG: 0.391		1B		G3-1	1-1 G3-1					2	0	1	0	0	0	0				
Inning Stats	R: 0 E: 0 K: 1 S: 10	H: 0 LOB: 0 BB: 0 P: 14	R: 2 E: 0 K: 0 S: 13	H: 3 LOB: 2 BB: 1 P: 26	R: 2 E: 0 K: 2 S: 12	H: 2 LOB: 0 BB: 1 P: 19	R: 0 E: 0 K: 0 S: 7	H: 0 LOB: 0 BB: 0 P: 9	R: 1 E: 0 K: 0 S: 13	H: 2 LOB: 2 BB: 0 P: 26	R: 0 E: 0 K: 1 S: 8	H: 1 LOB: 1 BB: 0 P: 11	R: 0 E: 0 K: 0 S: 7	H: 0 LOB: 0 BB: 0 P: 12	R: 0 E: 0 K: 1 S: 5	H: 0 LOB: 0 BB: 0 P: 9	1B: 5 2B: 1 3B: 0 HR: 2	SF: 0 SAC: 0 DP: 0 HBP: 2	WP: 0 PB: 0 SB: 1 CS: 2	PA: 34
PITCHER	IP WLS BF H R ER SO BB IBB HBP BLK WP HR S P ERA WHIP																			
Jamie Moyer, L (1, 1) ERA: 5.74	2.2 L 14 4 0 0 0 2 0 0 0 0 0 0 10 14 0.00 0.000																			
Scott Terry, R (3, 1) ERA: 1.53	1.1 4 0 0 0 1 0 0 0 0 0 0 0 10 14 0.00 0.000																			
Tim Sherrill, L (5, 1) ERA: 2.25	2.0 10 3 1 1 1 0 0 1 0 0 0 0 21 37 4.50 1.500																			
Juan Agosto, L (7, 1) ERA: 5.55	2.0 6 0 0 0 0 1 0 0 1 0 0 0 12 21 0.00 0.000																			

St. Louis Cardinals @ Pittsburgh Pirates
Three Rivers Stadium, Pittsburgh, PA
Tue May 21 1991, 7:05 PM EDT
Att: 9,226 - Sunny - 82 F

AB 30
R 5
H 8
RBI 5
BB 2
SO 5
LOB 12




Batter	1	2	3	4	5	6	7	8	9	AB	R	H	RBI	BB	SO	LOB	TOP			
Milt Thompson, L (1, 7) OBP: 0.500, SLG: 0.532	G3-1	E7		K			G4-3			5	0	1	1	0	1	2				
Ozzie Smith, S (1, 6) OBP: 0.411, SLG: 0.343	F9 WP 1B						K		P6	5	2	3	1	0	1	1				
Ray Lankford, L (1, 8) OBP: 0.279, SLG: 0.316	F9	G3-1					F7			4	0	0	0	0	0	4				
Pedro Guerrero, R (1, 3) OBP: 0.348, SLG: 0.394	FC4-6 1B						F9			4	0	2	2	0	0	0				
Felix Jose, S (1, 9) OBP: 0.429, SLG: 0.522	FC4-6						FC4-6			3	0	0	0	0	1	2				
Todd Zeile, R (1, 5) OBP: 0.381, SLG: 0.431							K		P3	4	0	1	0	0	1	2				
Geronimo Pena, S (1, 4) OBP: 0.386, SLG: 0.405							G1-3			4	2	2	0	0	0	0				
Tom Pagnozzi, R (1, 2) OBP: 0.306, SLG: 0.306									SH3-4 1B	3	0	2	0	0	0	2				
Bob Tewksbury, R (1, 1) Rex Hudler, R (4, PH) Cris Carpenter, R (4, 1) Juan Agosto, L (7, 1) Gerald Perry, L (9, PH) Lee Smith, R (9, 1)							K		K	1	0	0	0	0	0	2				
Inning Stats	R: 1 E: 0 K: 0 S: 16	H: 2 LOB: 1 BB: 0 P: 19	R: 2 E: 2 K: 0 S: 13	H: 3 LOB: 2 BB: 0 P: 17	R: 0 E: 0 K: 1 S: 8	H: 0 LOB: 0 BB: 0 P: 12	R: 0 E: 0 K: 2 S: 13	H: 1 LOB: 1 BB: 0 P: 18	R: 1 E: 0 K: 1 S: 13	H: 2 LOB: 1 BB: 0 P: 20	R: 0 E: 0 K: 1 S: 9	H: 0 LOB: 0 BB: 0 P: 13	R: 0 E: 0 K: 0 S: 5	H: 0 LOB: 0 BB: 0 P: 7	R: 1 E: 0 K: 1 S: 10	H: 2 LOB: 1 BB: 0 P: 16	1B: 11 2B: 0 3B: 0 HR: 0	SF: 0 SAC: 1 DP: 0 HBP: 1	WP: 1 PB: 0 SB: 2 CS: 2	PA: 38
PITCHER	IP	WLS	BF	H	R	ER	SO	BB	IBB	HBP	BLK	WP	HR	S	P	ERA	WHIP			
Doug Drabek, R (1, 1) ERA: 3.92	7.0	L	30	9	4	2	5	0	0	0	0	1	0	77	108	2.57	1.286			
Stan Belinda, R (8, 1) ERA: 5.03	2.0		8	2	1	1	1	0	0	1	0	0	0	15	23	4.50	1.000			

St. Louis Cardinals @ Pittsburgh Pirates
 Three Rivers Stadium, Pittsburgh, PA
 Wed May 22 1991, 7:05 PM EDT
 Att: 19,630 - Cloudy - 84 F

livebaseballscorecards.com

AB 36
 R 5
 H 11
 RBI 4
 BB 0
 SO 6
 LOB 18




Batter	1	2	3	4	5	6	7	8	9	AB	R	H	RBI	BB	SO	LOB	BOTTOM					
Orlando Merced, S (1, 3) OBP: 0.459, SLG: 0.603	E5 SH3 SF9 1B						G6-3		F7	5	1	2	0	0	1	0						
Jay Bell, R (1, 6) OBP: 0.287, SLG: 0.377	SH3						G6-3			3	0	0	0	0	1	2						
Andy Van Slyke, L (1, 8) OBP: 0.300, SLG: 0.363	SF9						G3			3	0	0	1	0	0	0						
Bobby Bonilla, S (1, 5) OBP: 0.395, SLG: 0.514	1B						P6		G5-3	4	1	2	0	0	0	0						
Barry Bonds, L (1, 7) OBP: 0.308, SLG: 0.336							K			4	0	3	0	0	1	0						
Mitch Webster, S (1, 9) OBP: 0.218, SLG: 0.176	L7						FC3-6 1B		P9	4	1	1	0	0	0	5						
Michael LaValliere, L (1, 2) OBP: 0.310, SLG: 0.316							F9 2B		P6	4	0	2	1	0	0	2						
Jose Lind, R (1, 4) OBP: 0.272, SLG: 0.336							SF8		L6	3	0	0	1	0	0	3						
Doug Drabek, R (1, 1) ERA: 3.14	3.0	W	10	1	1	1	3	0	0	0	0	0	0	0	0	1						
Stan Belinda, R (8, 1) ERA: 2.91	2.0	S	3	0	0	0	0	0	0	0	0	0	0	0	0	0						
Gary Varsho, L (9, PH) OBP: 0.340, SLG: 0.364	1.0		3	0	0	0	0	0	0	0	0	0	0	0	0	0						
Inning Stats	R: 1 E: 1 K: 0 S: 12	H: 3 LOB: 2 BB: 0 P: 16	R: 0 E: 0 K: 0 S: 13	H: 2 LOB: 0 BB: 0 P: 17	R: 1 E: 0 K: 0 S: 13	H: 3 LOB: 2 BB: 0 P: 17	R: 0 E: 0 K: 2 S: 9	H: 0 LOB: 0 BB: 0 P: 14	R: 0 E: 0 K: 1 S: 12	H: 0 LOB: 0 BB: 0 P: 18	R: 1 E: 0 K: 0 S: 7	H: 1 LOB: 0 BB: 0 P: 13	R: 0 E: 0 K: 0 S: 8	H: 0 LOB: 0 BB: 0 P: 9	R: 0 E: 0 K: 0 S: 6	H: 1 LOB: 1 BB: 0 P: 11	R: 0 E: 0 K: 0 S: 4	H: 0 LOB: 0 BB: 0 P: 6	1B: 9 2B: 1 3B: 0 HR: 0	SF: 2 SAC: 1 DP: 0 HBP: 0	WP: 0 PB: 0 SB: 0 CS: 0	PA: 37
PITCHER	IP	WLS	BF	H	R	ER	SO	BB	IBB	HBP	BLK	WP	HR	S	P	ERA	WHIP					
Bob Tewksbury, R (1, 1) ERA: 3.14	3.0	W	10	1	1	1	3	0	0	0	0	0	0	28	45	3.00	0.333					
Cris Carpenter, R (4, 1) ERA: 2.91	2.0		7	1	0	0	0	0	0	0	0	0	0	14	20	0.00	0.500					
Juan Agosto, L (7, 1) ERA: 5.13	1.0	S	3	0	0	0	0	0	0	0	0	0	0	4	6	0.00	0.000					

St. Louis Cardinals @ Pittsburgh Pirates
 Three Rivers Stadium, Pittsburgh, PA
 Wed May 22 1991, 7:05 PM EDT
 Att: 19,630 - Cloudy - 84 F

livebaseballscorecards.com

AB 34
 R 3
 H 10
 RBI 3
 BB 0
 SO 3
 LOB 13



Batter	1	2	3	4	5	6	7	8	9	AB	R	H	RBI	BB	SO	LOB	TOP								
Geronimo Pena, S OBP: 0.367, SLG: 0.381 (1, 4)	G6-3	K			G6-3		G3	BB		5	0	1	1	0	1	3	St. Louis Cardinals @ Pittsburgh Pirates Three Rivers Stadium, Pittsburgh, PA Thu May 23 1991, 7:05 PM EDT Att: 8,557 - Cloudy - 86 F								
Ozzie Smith, S OBP: 0.417, SLG: 0.355 (1, 6)	E		1B	2B	S		P9	P9		4	2	2	0	1	0	3									
Bernard Gilkey, R OBP: 0.362, SLG: 0.365 (1, 7)	K		K		F9		F8			4	0	0	0	1	2	4									
Pedro Guerrero, R OBP: 0.350, SLG: 0.390 (1, 3)	E5		P8		G5-3			BB		4	1	1	0	1	0	5									
Felix Jose, S OBP: 0.434, SLG: 0.524 (1, 9)	FC6-4		S		B5-3			1B	2B	5	2	3	1	0	0	1									
Todd Zeile, R OBP: 0.389, SLG: 0.445 (1, 5)		1B				CS		F8		5	1	3	1	0	1	3									
Rex Hudler, R OBP: 0.350, SLG: 0.446 (8, PH)					G5-3			2B		3	0	1	1	0	0	1									
Ray Lankford, L OBP: 0.282, SLG: 0.319 (8, B)						F9		FC		2	1	1	1	0	1	1									
Tom Pagnozzi, R OBP: 0.310, SLG: 0.319 (1, 2)					G1-3			F9		5	1	2	1	0	1	2									
Jose DeLeon, R OBP: 0.067, SLG: 0.067 (6, 1)					G1-3			FC		2	0	0	0	0	1	2									
Milt Thompson, L OBP: 0.509, SLG: 0.542 Scott Terry, R (7, 1)							G3	BB		1	0	1	0	0	0	0									
Inning Stats	R: 1 E: 1 K: 1 S: 9	H: 1 LOB: 1 BB: 1 P: 18	R: 0 E: 0 K: 2 S: 15	H: 2 LOB: 2 BB: 0 P: 19	R: 1 E: 0 K: 2 S: 11	H: 2 LOB: 1 BB: 0 P: 14	R: 0 E: 0 K: 0 S: 4	H: 0 LOB: 0 BB: 0 P: 4	R: 0 E: 0 K: 0 S: 9	H: 1 LOB: 1 BB: 0 P: 11	R: 1 E: 0 K: 0 S: 6	H: 2 LOB: 1 BB: 0 P: 6	R: 0 E: 0 K: 0 S: 7	H: 1 LOB: 1 BB: 0 P: 13	R: 4 E: 0 K: 0 S: 19	H: 4 LOB: 3 BB: 2 P: 33	R: 1 E: 0 K: 3 S: 16	H: 2 LOB: 1 BB: 0 P: 22	1B: 11 2B: 4 3B: 1 HR: 0	SF: 0 SAC: 0 DP: 1 HBP: 0	WP: 0 PB: 0 SB: 3 CS: 1	PA: 45			
PITCHER	IP	WLS	BF	H	R	ER	SO	BB	IBB	HBP	BLK	WP	HR	S	P	ERA	WHIP								
Randy Tomlin, L ERA: 2.06 (1, 1)	6.0	L	26	8	3	1	5	1	0	0	0	0	0	54	72	1.50	1.500								
Neal Heaton, L ERA: 1.99 (7, 1)	1.0		4	1	0	0	0	0	0	0	0	0	0	7	13	0.00	1.000								
Stan Belinda, R ERA: 5.85 (8, 1)	0.1		3	1	2	2	0	1	0	0	0	0	0	7	13	54.00	6.000								
Bob Kipper, L ERA: 9.82 (8, 1)	0.2		7	3	2	2	0	1	0	0	0	0	0	12	20	27.00	6.000								
Bob Patterson, L ERA: 7.53 (9, 1)	1.0		5	2	1	1	3	0	0	0	0	0	0	16	22	9.00	2.000								

Batter	1	2	3	4	5	6	7	8	9	AB	R	H	RBI	BB	SO	LOB	BOTTOM								
Orlando Merced, S OBP: 0.449, SLG: 0.582 (1, 3)	F8		1B		G4-6-3			K		4	0	1	0	0	1	1	St. Louis Cardinals @ Pittsburgh Pirates Three Rivers Stadium, Pittsburgh, PA Thu May 23 1991, 7:05 PM EDT Att: 8,557 - Cloudy - 86 F								
Jay Bell, R OBP: 0.286, SLG: 0.396 (1, 6)	G5-3		F8			HR		G6-3		4	1	1	1	0	0	1									
Andy Van Slyke, L OBP: 0.312, SLG: 0.370 Gary Redus, R OBP: 0.282, SLG: 0.229 (1, 8)			G3-1			FC6-4		E8		3	1	2	0	1	0	1									
Bobby Bonilla, S OBP: 0.404, SLG: 0.518 Jeff Richardson, R (9, 5)						F7		1B		3	0	2	1	1	0	1									
Barry Bonds, L OBP: 0.299, SLG: 0.325 (1, 7)	FC6				G3		P2	FC6-4		4	0	0	0	0	0	5									
Gary Varsho, L OBP: 0.346, SLG: 0.356 Lloyd McClendon, R OBP: 0.400, SLG: 0.645 (1, 9)		P9			G6-3		FC6-4			1	0	0	0	1	0	0									
Michael LaValliere, L OBP: 0.369, SLG: 0.313 (1, 2)		G5-3			G6-3					4	0	1	0	0	0	2									
Jose Lind, R OBP: 0.263, SLG: 0.324 (1, 4)		G6-3			K		G5-3			4	0	0	0	0	1	1									
Randy Tomlin, L ERA: 2.06 (1, 1)										2	0	1	0	0	0	0									
Neal Heaton, L ERA: 1.99 (7, 1)										0	0	0	0	0	0	0									
Curly Wilkerson, S OBP: 0.227, SLG: 0.298 (8, 1)										1	0	0	0	0	0	0									
Stan Belinda, R ERA: 5.85 (8, 1)										0	0	0	0	0	0	0									
Bob Kipper, R ERA: 9.82 (8, 1)										0	0	0	0	0	0	0									
Bob Patterson, R ERA: 7.53 (9, PH)										0	0	0	0	0	0	0									
Mitch Webster, S ERA: 0.173 (9, PH)										1	0	0	0	0	1	1									
Inning Stats	R: 0 E: 0 K: 0 S: 8	H: 1 LOB: 2 BB: 1 P: 15	R: 0 E: 0 K: 0 S: 3	H: 0 LOB: 0 BB: 0 P: 7	R: 0 E: 0 K: 0 S: 10	H: 1 LOB: 1 BB: 0 P: 15	R: 0 E: 0 K: 0 S: 8	H: 1 LOB: 0 BB: 1 P: 16	R: 0 E: 0 K: 1 S: 9	H: 1 LOB: 0 BB: 0 P: 13	R: 1 E: 0 K: 0 S: 15	H: 1 LOB: 1 BB: 1 P: 28	R: 0 E: 0 K: 0 S: 8	H: 0 LOB: 0 BB: 0 P: 12	R: 1 E: 1 K: 1 S: 10	H: 2 LOB: 1 BB: 0 P: 15	R: 0 E: 0 K: 1 S: 9	H: 1 LOB: 1 BB: 0 P: 12	1B: 7 2B: 0 3B: 0 HR: 1	SF: 0 SAC: 0 DP: 2 HBP: 0	WP: 0 PB: 0 SB: 0 CS: 0	PA: 36			
PITCHER	IP	WLS	BF	H	R	ER	SO	BB	IBB	HBP	BLK	WP	HR	S	P	ERA	WHIP								
Jose DeLeon, R ERA: 2.44 (1, 1)	5.1	W	22	5	1	1	1	3	0	0	0	0	0	48	85	1.69	1.500								
Juan Agosto, L ERA: 5.0 (6, 1)	0.2		2	0	0	0	0	0	0	0	0	0	0	5	9	0.00	0.000								
Scott Terry, R ERA: 1.08 (7, 1)	3.0	S	12	3	1	0	2	0	0	0	0	0	0	27	39	0.00	1.000								

AB	42
R	8
H	15
RBI	7
BB	3
SO	8
LOB	27



Batter	1	2	3	4	5	6	7	8	9	AB	R	H	RBI	BB	SO	LOB	TOP																				
Von Hayes, L OBP: 0.298, SLG: 0.268 (1, 8)	G1-3		P6			G4-6-3 1B		G3		4	0	1	0	0	0	1	Philadelphia Phillies @ Pittsburgh Pirates Three Rivers Stadium, Pittsburgh, PA Sun May 26 1991, 3:33 AM EDT Att: 26,117 - Cloudy - 85 F																				
Randy Ready, R OBP: 0.450, SLG: 0.359 (1, 4)	FC6-4 BB		F9			G4-6-3 1-2		G6-3 1B		3	1	1	0	1	0	1																					
John Kruk, L OBP: 0.367, SLG: 0.476 (1, 3)	FC6-4 1-2			F8		G6-3		G6-3 2B		4	0	1	0	0	0	1																					
Dale Murphy, R OBP: 0.299, SLG: 0.424 (1, 9)	P9			K		F7		G6-3		4	0	0	1	0	1	2																					
Charlie Hayes, R OBP: 0.235, SLG: 0.338 (1, 5)		G5-3		K		F9		L8		4	0	0	0	0	1	1																					
Jim Lindeman, R OBP: 0.417, SLG: 0.455 (1, 7)		G5-3 1B			G6-3 BB			G6-3 FC 2B		3	1	2	0	1	0	1																					
Dickie Thon, R OBP: 0.289, SLG: 0.312 (1, 6)		G5-3			F9			G6-3		3	0	0	0	0	0	3																					
Steve Lake, R OBP: 0.167, SLG: 0.149 Wally Ritchie, L OBP: 0.307, SLG: 0.282 Darrel Akerfelds, R (8, 1)	P4				G6-3 1-2			FC		2	0	0	0	0	0	2																					
Jason Grimsley, R OBP: 0.176, SLG: 0.067 Darin Fletcher, L OBP: 0.244, SLG: 0.341 (5, 2)				K		L6		P3		1	0	0	0	0	1	0																					
Inning Stats	R: 0 E: 0 K: 0 S: 9	H: 0 LOB: 1 BB: 1 P: 17	R: 0 E: 0 K: 0 S: 11	H: 1 LOB: 1 BB: 0 P: 14	R: 0 E: 0 K: 1 S: 8	H: 0 LOB: 0 BB: 0 P: 12	R: 0 E: 0 K: 2 S: 10	H: 0 LOB: 0 BB: 0 P: 14	R: 0 E: 0 K: 0 S: 9	H: 0 LOB: 0 BB: 1 P: 15	R: 0 E: 0 K: 0 S: 8	H: 1 LOB: 0 BB: 0 P: 13	R: 0 E: 0 K: 0 S: 5	H: 0 LOB: 0 BB: 0 P: 7	R: 1 E: 0 K: 0 S: 14	H: 1 LOB: 1 BB: 0 P: 17		R: 1 E: 0 K: 0 S: 17	H: 2 LOB: 1 BB: 0 P: 20	1B: 3 2B: 2 3B: 0 HR: 0	SF: 0 SAC: 0 DP: 2 HBP: 0	WP: 0 PB: 0 CS: 0	PA: 33														
PITCHER	IP	WLS	BF	H	R	ER	SO	BB	IBB	HBP	BLK	WP	HR	S	P	ERA	WHIP	PITCHER		IP	WLS	BF	H	R	ER	SO	BB	IBB	HBP	BLK	WP	HR	S	P	ERA	WHIP	
John Smiley, L ERA: 2.96 (1, 1)	8.0	W	30	5	2	2	3	2	0	0	0	0	0	82	119	2.25	0.875			1.0	S	3	0	0	0	0	0	0	0	0	0	0	0	0	0	0.00	0.000
Bill Landrum, R ERA: 0.75 (9, 1)	1.0	S	3	0	0	0	0	0	0	0	0	0	0	9	10	0.00	0.000																				

AB	31
R	2
H	5
RBI	2
BB	2
SO	3
LOB	13



Batter	1	2	3	4	5	6	7	8	9	AB	R	H	RBI	BB	SO	LOB	BOTTOM																					
Orlando Merced, S OBP: 0.432, SLG: 0.579 (1, 3)	B1-3		K	K		K				4	0	0	0	0	3	3	Philadelphia Phillies @ Pittsburgh Pirates Three Rivers Stadium, Pittsburgh, PA Sun May 26 1991, 3:33 AM EDT Att: 26,117 - Cloudy - 85 F																					
Curtis Wilkerson, S OBP: 0.309, SLG: 0.321 (1, 6)	L7		F7		K	K				4	0	0	0	0	2	3																						
Andy Van Slyke, L OBP: 0.315, SLG: 0.377 (1, 8)	G3-1			HR	WP 1B	K				4	2	2	1	0	1	0																						
Bobby Bonilla, S OBP: 0.402, SLG: 0.517 (1, 5)		G1-3		G4-3	HBP 1B BB	G5-3				3	0	0	0	1	0	0																						
Barry Bonds, L OBP: 0.309, SLG: 0.351 (1, 7)		G3		G3	1B HBP			1B		3	0	1	0	0	0	0																						
Mitch Webster, S OBP: 0.275, SLG: 0.213 (1, 9)		K		1B 3B BB	1-3 2H 3H	1B		F9		3	1	1	1	1	1	1																						
Michael LaValliere, L OBP: 0.316, SLG: 0.315 (1, 2)			FC6 1B	1-2 3B 1B	K			G4-3		4	1	2	0	0	1	2																						
Jose Lind, R OBP: 0.278, SLG: 0.353 (1, 4)			FC6 PE SH3-4 1-2	1-2 1B 3B		G4-3		G4-3		4	1	2	2	0	0	1																						
John Smiley, L ERA: 4.27 Bill Landrum, R (9, 1)			SH3-4 1-2	2-1 3H 1B		SH1-4 1B		K		2	0	1	1	0	1	0																						
Inning Stats	R: 0 E: 0 K: 0 S: 4	H: 0 LOB: 0 BB: 0 P: 8	R: 0 E: 0 K: 1 S: 7	H: 0 LOB: 0 BB: 0 P: 11	R: 0 E: 0 K: 1 S: 8	H: 1 LOB: 2 BB: 0 P: 12	R: 4 E: 0 K: 1 S: 14	H: 4 LOB: 1 BB: 1 P: 26	R: 1 E: 0 K: 2 S: 10	H: 2 LOB: 2 BB: 1 P: 19	R: 0 E: 0 K: 2 S: 9	H: 1 LOB: 1 BB: 0 P: 12	R: 0 E: 0 K: 1 S: 11	H: 1 LOB: 1 BB: 0 P: 14	R: 0 E: 0 K: 1 S: 5	H: 0 LOB: 0 BB: 0 P: 5		R: 0 E: 0 K: 1 S: 5	H: 0 LOB: 0 BB: 0 P: 5	1B: 7 2B: 0 3B: 1 HR: 1	SF: 0 SAC: 2 DP: 0 HBP: 1	WP: 1 PB: 1 CS: 0	PA: 36															
PITCHER	IP	WLS	BF	H	R	ER	SO	BB	IBB	HBP	BLK	WP	HR	S	P	ERA	WHIP	PITCHER		IP	WLS	BF	H	R	ER	SO	BB	IBB	HBP	BLK	WP	HR	S	P	ERA	WHIP		
Jason Grimsley, R ERA: 4.27 (1, 1)	4.1	L	22	6	5	5	4	2	0	0	0	0	0	24	33	0.00	1.125			2.2		11	3	0	0	4	0	0	0	0	0	0	0	0	0	0.00	0.000	
Wally Ritchie, L ERA: 3.18 (5, 1)	2.2		11	3	0	0	4	0	0	1	0	0	0	5	5	0.00	0.000			1.0		3	0	0	0	1	0	0	0	0	0	0	0	0	0	0	0.00	0.000
Darrel Akerfelds, R ERA: 4.94 (8, 1)	1.0		3	0	0	0	1	0	0	0	0	0	0	5	5	0.00	0.000																					

AB	31
R	5
H	9
RBI	5
BB	2
SO	9
LOB	10



Batter	1	2	3	4	5	6	7	8	9	AB	R	H	RBI	BB	SO	LOB	TOP					
Orlando Merced, S OBP: 0.430, SLG: 0.575 (1, 3)										4	2	1	0	0	2	3	Pittsburgh Pirates @ St. Louis Cardinals Busch Stadium, St. Louis, MO Mon May 27 1991, 3:33 AM CDT Att: 40,667 - Sunny - 94 F					
Jay Bell, R OBP: 0.288, SLG: 0.422 (1, 6)										4	2	2	3	0	0	2						
Andy Van Slyke, L OBP: 0.326, SLG: 0.386 (9, PH)										2	2	1	1	2	0	0						
Gary Redus, R OBP: 0.294, SLG: 0.237 (9, 8)										1	0	1	0	0	0	0						
Bobby Bonilla, S OBP: 0.408, SLG: 0.519 (9, PR)										5	1	3	1	0	0	2						
Jeff Richardson, R OBP: 0.250, SLG: 0.250 (9, 5)										0	0	0	0	0	0	0						
Barry Bonds, L OBP: 0.314, SLG: 0.353 (9, PH)										2	0	1	1	1	0	2						
Lloyd McClendon, R OBP: 0.395, SLG: 0.606 (9, 7)										1	0	0	0	0	0	1						
Mitch Webster, S OBP: 0.301, SLG: 0.297 (1, 9)										3	0	2	1	1	1	2						
Michael LaValliere, L OBP: 0.304, SLG: 0.304 (1, 2)										3	0	0	1	0	1	4						
Jose Lind, R OBP: 0.277, SLG: 0.350 (1, 4)										4	0	1	0	0	0	3						
Doug Drabek, R OBP: 0.261, SLG: 0.304 (1, 1)										4	1	3	0	0	0	0						
Inning Stats	R: 3 E: 0 K: 0 S: 9	H: 3 LOB: 1 BB: 1 P: 16	R: 0 E: 0 K: 0 S: 6	H: 1 LOB: 0 BB: 0 P: 6	R: 1 E: 0 K: 0 S: 11	H: 2 LOB: 0 BB: 1 P: 19	R: 0 E: 0 K: 0 S: 9	H: 1 LOB: 0 BB: 0 P: 11	R: 4 E: 0 K: 1 S: 12	H: 3 LOB: 2 BB: 2 P: 26	R: 0 E: 0 K: 2 S: 8	H: 0 LOB: 0 BB: 0 P: 10	R: 0 E: 0 K: 1 S: 13	H: 2 LOB: 2 BB: 0 P: 20	R: 0 E: 0 K: 1 S: 10	H: 2 LOB: 1 BB: 0 P: 12	R: 0 E: 0 K: 0 S: 4	H: 1 LOB: 1 BB: 0 P: 7	1B: 9 2B: 4 3B: 2 HR: 1	SF: 2 SAC: 1 DP: 5 HBP: 1	WP: 0 PB: 0 SB: 0 CS: 1	PA: 42
PITCHER	IP	WLS	BF	H	R	ER	SO	BB	IBB	HBP	BLK	WP	HR	S	P	ERA	WHIP					
Bob Tewksbury, R ERA: 3.72	3.0	L	15	7	4	4	4	2	0	0	0	0	0	28	44	12.00	3.000					
Tim Sherrill, L ERA: 7.0	3.0		14	3	4	4	1	1	1	1	0	0	1	27	44	12.00	1.333					
Scott Terry, R ERA: 1.0	2.0		9	4	0	0	3	0	0	0	0	0	0	23	32	0.00	2.000					
Juan Agosto, L ERA: 4.65	1.0		3	1	0	0	0	0	0	0	0	0	0	4	7	0.00	1.000					

Batter	1	2	3	4	5	6	7	8	9	AB	R	H	RBI	BB	SO	LOB	BOTTOM					
Bernard Gilkey, R OBP: 0.358, SLG: 0.355 (1, 7)										4	0	1	0	0	0	0	Pittsburgh Pirates @ St. Louis Cardinals Busch Stadium, St. Louis, MO Mon May 27 1991, 3:33 AM CDT Att: 40,667 - Sunny - 94 F					
Ozzie Smith, S OBP: 0.420, SLG: 0.356 (7, 1)										3	0	0	0	0	0	1						
Scott Terry, R (7, 1)										0	0	0	0	0	0	0						
Juan Agosto, L (9, 1)										0	0	0	0	0	0	0						
Gerald Perry, L OBP: 0.293, SLG: 0.364 (9, PH)										1	0	0	0	0	0	0						
Ray Lankford, L OBP: 0.289, SLG: 0.331 (1, 8)										3	0	0	0	0	0	0						
Pedro Guerrero, R OBP: 0.353, SLG: 0.399 (8, 3)										0	0	0	0	0	0	0						
Rex Hudler, R OBP: 0.355, SLG: 0.448 (8, 3)										0	0	0	0	0	0	0						
Felix Jose, S OBP: 0.429, SLG: 0.513 (1, 9)										3	0	0	0	0	0	0						
Milt Thompson, L OBP: 0.500, SLG: 0.519 (8, 9)										0	0	0	0	0	0	0						
Todd Zeile, R OBP: 0.383, SLG: 0.441 (1, 5)										3	0	0	0	0	0	0						
Craig Wilson, R OBP: 0.296, SLG: 0.261 (9, 5)										0	0	0	0	0	0	0						
Tom Pagnozzi, R OBP: 0.315, SLG: 0.341 (1, 2)										2	0	0	0	0	0	0						
Tim Jones, L OBP: 0.231, SLG: 0.091 (7, 6)										1	0	0	0	0	1	0						
José Oquendo, S OBP: 0.293, SLG: 0.273 (1, 4)										3	0	0	0	0	0	0						
Bob Tewksbury, R OBP: 0.125, SLG: 0.125 (4, 1)										1	0	0	0	0	1	0						
Tim Sherrill, L (4, 1)										0	0	0	0	0	0	0						
Rich Gedman, L OBP: 0.037, SLG: 0.040 (6, PH)										2	0	0	0	0	0	0						
Inning Stats	R: 0 E: 1 K: 0 S: 9	H: 0 LOB: 1 BB: 0 P: 14	R: 0 E: 0 K: 0 S: 7	H: 0 LOB: 0 BB: 0 P: 12	R: 0 E: 0 K: 1 S: 7	H: 0 LOB: 0 BB: 0 P: 9	R: 0 E: 0 K: 0 S: 6	H: 0 LOB: 0 BB: 0 P: 11	R: 0 E: 0 K: 0 S: 3	H: 0 LOB: 0 BB: 0 P: 4	R: 0 E: 0 K: 0 S: 7	H: 1 LOB: 1 BB: 0 P: 10	R: 0 E: 0 K: 0 S: 5	H: 0 LOB: 0 BB: 0 P: 9	R: 0 E: 0 K: 1 S: 8	H: 0 LOB: 0 BB: 0 P: 9	R: 0 E: 0 K: 0 S: 9	H: 0 LOB: 0 BB: 0 P: 15	1B: 1 2B: 0 3B: 0 HR: 0	SF: 0 SAC: 0 DP: 0 HBP: 0	WP: 0 PB: 0 SB: 0 CS: 0	PA: 29
PITCHER	IP	WLS	BF	H	R	ER	SO	BB	IBB	HBP	BLK	WP	HR	S	P	ERA	WHIP					
Doug Drabek, R ERA: 3.39	9.0	W	29	1	0	0	2	0	0	0	0	0	0	61	93	0.00	0.111					



Batter	1	2	3	4	5	6	7	8	9	AB	R	H	RBI	BB	SO	LOB	TOP								
Orlando Merced, S OBP: 0.449, SLG: 0.585	4-1 S BB 1B	4-1 1-2 3B BB		4-1 BB	0-0 2H 2B		2-0 CS	3-1 G1-6-3		2	2	1	1	3	0	0									
Jay Bell, R OBP: 0.291, SLG: 0.413	4-2 1B S 1B BB	2-3 K		0-0 G5-3	4-1 BB			1-3 K		3	1	0	0	2	2	3									
Andy Van Slyke, L OBP: 0.328, SLG: 0.400	2-3 K	1-2 1H 2H 3B			1B			0-3 K		5	1	2	2	0	2	4									
Bobby Bonilla, S OBP: 0.408, SLG: 0.513	0-2 1B 2H 1B	3-3 K			4-2 1-2 3B BB	0-0 P9		2-2 G5-3		4	1	1	1	1	1	1									
Barry Bonds, L OBP: 0.316, SLG: 0.370	2-2 1-2 3H 1B		0-1 F9		2-0 1-1H 2H 3B 3B	0-1 L9		0-3 K		5	1	2	3	0	1	0									
Gary Varsho, L OBP: 0.287, SLG: 0.333 Gary Caruso, R OBP: 0.287, SLG: 0.231	0-3 K		0-0 P1		2-1 G6-3	0-0 G4-3		3-2 1B		2	0	0	0	0	1	2									
Bob Patterson, R Lloyd McClendon, R Bill Landrum, R										0	0	0	0	0	0	0									
Michael LaValliere, L OBP: 0.299, SLG: 0.320	0-1 F7		3-1 G4-3		0-0 1B 3B		0-0 G4-3		1-0 F9	5	1	1	1	0	0	3									
Jose Lind, R OBP: 0.284, SLG: 0.354		1-2 G6-3		2-0 F7	1-0 SH1-4 2B 1B		1-1 CS 1B			4	1	2	1	0	0	0									
Randy Tomlin, L OBP: 0.250, SLG: 0.250 Vicente Palacios, R OBP: 0.091, SLG: 0.091 Stan Belinda, R Mitch Webster, S OBP: 0.297, SLG: 0.292		1-1 BB 3B 1B		1-2 G4-3	0-1 SH1-4		2-3 SAFE K			2	1	1	0	0	0	0									
Inning Stats	R: 2 E: 0 K: 2 S: 19	H: 2 LOB: 2 BB: 2 P: 31	R: 2 E: 0 K: 2 S: 16	H: 2 LOB: 1 BB: 1 P: 28	R: 0 E: 0 K: 0 S: 5	H: 0 LOB: 0 BB: 0 P: 8	R: 0 E: 0 K: 0 S: 6	H: 0 LOB: 1 BB: 1 P: 13	R: 5 E: 0 K: 0 S: 15	H: 5 LOB: 2 BB: 2 P: 32	R: 0 E: 0 K: 0 S: 4	H: 0 LOB: 0 BB: 0 P: 4	R: 0 E: 0 K: 1 S: 6	H: 1 LOB: 0 BB: 0 P: 11	R: 0 E: 0 K: 2 S: 8	H: 0 LOB: 0 BB: 0 P: 12	R: 0 E: 0 K: 1 S: 12	H: 1 LOB: 1 BB: 0 P: 18	1B: 7 2B: 1 3B: 3 HR: 0	SF: 0 2B: 1 3B: 3 HBP: 0	WP: 0 PB: 0 SB: 2 CS: 1	PA: 44			
PITCHER	IP	WLS	BF	H	R	ER	SO	BB	IBB	HBP	BLK	WP	HR	S	P	ERA	WHIP								
Jose DeLeon, R ERA: 3.23	4.0	L	22	5	6	6	4	5	0	0	0	0	0	49	89	13.50	2.500								
Juan Agosto, L ERA: 5.34	1.0		8	4	3	3	0	1	0	0	0	0	0	12	23	27.00	5.000								
Tim Sherrill, L ERA: 6.3	1.0		3	0	0	0	0	0	0	0	0	0	0	4	4	0.00	0.000								
Scott Terry, R ERA: 0.93	2.0		6	1	0	0	3	0	0	0	0	0	0	14	23	0.00	0.500								
Cris Carpenter, R ERA: 2.92	1.0		4	1	0	0	1	0	0	0	0	0	0	12	18	0.00	1.000								

Pittsburgh Pirates @ St. Louis Cardinals
 Busch Stadium, St. Louis, MO
 Tue May 28 1991, 7:05 PM CDT
 Att: 22,766 - Cloudy - 92 F

AB 36
 R 9
 H 11
 RBI 9
 BB 6
 SO 8
 LOB 15



Batter	1	2	3	4	5	6	7	8	9	AB	R	H	RBI	BB	SO	LOB	BOTTOM								
Bernard Gilkey, R OBP: 0.361, SLG: 0.350 Scott Terry, R	4-2 S 1B BB	0-2 P4		2-2 P5		4-0 1B BB		1-2 G5-3	1-1 F9	2	1	0	0	2	0	2									
Rex Hudler, R OBP: 0.349, SLG: 0.441 Cris Carpenter, R OBP: 0.500, SLG: 0.500 Craig Wilson, R OBP: 0.289, SLG: 0.250										1	0	0	0	0	0	0									
Ozzie Smith, S OBP: 0.425, SLG: 0.370	2-1 1H FC4-6 1B		0-0 E6 S G5-3	1-2 1-3 2H 2B		0-1 1-2 2-3 3H 1B		3-3 K		5	0	3	3	0	1	0									
Ray Lankford, L OBP: 0.279, SLG: 0.319	2-1 FC4-6 2B BLK		0-0 G5-3	2-0 G4-3		2-3 K		1-1 G1-3		5	1	0	0	0	1	7									
Pedro Guerrero, R OBP: 0.354, SLG: 0.404	2-1 1H 1B 2B		4-0 FC6 BB		1-2 G6-3	0-2 SF8		0-1 F9		3	0	1	2	1	0	0									
Felix Jose, S OBP: 0.423, SLG: 0.503	0-1 L8		1-3 K		0-0 L6	0-1 F7		1-2 G6-3 1B 1B		5	1	1	0	0	1	5									
Todd Zeile, R OBP: 0.389, SLG: 0.439	3-2 1B HBP		2-0 FC6		3-3 K		4-0 S BB		1-0 1-2 1B 1B	3	1	1	0	1	1	2									
Tom Pagnozzi, R OBP: 0.325, SLG: 0.353	2-2 1-2 2H 1B			0-0 FC1-5 2B		4-0 1B BB		3-2 G6-3		4	1	2	0	1	1	3									
José Oquendo, S OBP: 0.300, SLG: 0.267 Gerald Perry, L OBP: 0.310, SLG: 0.382 Geronimo Pena, S OBP: 0.344, SLG: 0.389			0-0 G6-3		4-1 FC1-5 2B BB		4-2 1B BB		1-1 1B 1B	2	2	0	0	2	0	1									
Jose DeLeon, R OBP: 0.059, SLG: 0.059 Juan Agosto, L Tim Sherrill, L Milt Thompson, L OBP: 0.507, SLG: 0.526			2-1 G5-3		0-0 FC1-5 2B		1-2 1B S SF8 1B		1-3 1B	2	0	0	0	0	2										
Inning Stats	R: 2 E: 0 K: 0 S: 16	H: 3 LOB: 2 BB: 1 P: 31	R: 0 E: 0 K: 0 S: 6	H: 0 LOB: 0 BB: 0 P: 8	R: 0 E: 1 K: 1 S: 7	H: 0 LOB: 2 BB: 1 P: 14	R: 1 E: 0 K: 0 S: 10	H: 2 LOB: 2 BB: 1 P: 19	R: 0 E: 0 K: 1 S: 8	H: 0 LOB: 0 BB: 0 P: 12	R: 3 E: 0 K: 1 S: 17	H: 2 LOB: 2 BB: 3 P: 32	R: 0 E: 0 K: 1 S: 5	H: 0 LOB: 1 BB: 1 P: 10	R: 0 E: 0 K: 1 S: 8	H: 0 LOB: 0 BB: 0 P: 13	R: 2 E: 0 K: 0 S: 17	H: 4 LOB: 2 BB: 0 P: 25	1B: 8 2B: 3 3B: 0 HR: 0	SF: 1 2B: 3 3B: 0 HBP: 1	WP: 0 PB: 0 SB: 4 CS: 0	PA: 46			
PITCHER	IP	WLS	BF	H	R	ER	SO	BB	IBB	HBP	BLK	WP	HR	S	P	ERA	WHIP								
Randy Tomlin, L ERA: 2.98	3.1		18	4	3	3	1	3	0	1	1	0	0	32	60	8.10	2.100								
Vicente Palacios, R ERA: 3.27	1.2		9	2	3	3	1	2	0	0	0	0	0	21	39	16.20	2.400								
Stan Belinda, R ERA: 5.32	2.0	W	9	1	0	0	2	2	0	0	0	0	0	16	27	0.00	1.500								
Bob Patterson, L ERA: 5.89	1.0		3	0	0	0	1	0	0	0	0	0	0	8	13	0.00	0.000								
Bill Landrum, R ERA: 1.5	1.0	S	7	4	2	2	0	0	0	0	0	0	0	17	25	18.00	4.000								


Pittsburgh Pirates @ St. Louis Cardinals
 Busch Stadium, St. Louis, MO
 Tue May 28 1991, 7:05 PM CDT
 Att: 22,766 - Cloudy - 92 F


AB 37
 R 8
 H 11
 RBI 8
 BB 7
 SO 5
 LOB 25



Batter	1	2	3	4	5	6	7	8	9	AB R H RBI BB SO LOB	TOP									
Orlando Merced, S (1, 3) OBP: 0.447, SLG: 0.575	G3		F8				F9		G4-3 PB	5 1 2 2 0 0 0	Pittsburgh Pirates @ St. Louis Cardinals Busch Stadium, St. Louis, MO Wed May 29 1991, 7:05 PM CDT Att: 27,178 - Cloudy - 84 F									
Jay Bell, R (1, 6) OBP: 0.288, SLG: 0.413	G5-3		G5-3				G1-3		G4-3	5 1 1 1 0 0 1										
Andy Van Slyke, L (1, 8) OBP: 0.341, SLG: 0.405									K	3 1 2 0 2 1 1										
Bobby Bonilla, S (1, 5) OBP: 0.399, SLG: 0.503	P5						P3			3 0 0 1 0 1 3										
Barry Bonds, L (1, 7) OBP: 0.321, SLG: 0.387									K	4 0 2 1 0 1 1										
Mitch Webster, S (1, 9) OBP: 0.282, SLG: 0.275									F7	4 0 0 0 0 1 1										
Michael LaValliere, L (1, 2) OBP: 0.306, SLG: 0.327									P7	4 1 2 0 0 0 1										
Jose Lind, R (1, 4) OBP: 0.290, SLG: 0.366									SH1-4	4 2 2 1 0 0 2										
Zane Smith, L (1, 1) OBP: 0.318, SLG: 0.350									SH1-4	2 0 0 0 0 0 1										
Inning Stats	R: 0 E: 0 K: 0 S: 12	H: 1 LOB: 1 BB: 0 P: 18	R: 0 E: 0 K: 0 S: 5	H: 1 LOB: 1 BB: 0 P: 7	R: 0 E: 0 K: 0 S: 6	H: 0 LOB: 0 BB: 0 P: 10	R: 1 E: 0 K: 2 S: 11	H: 2 LOB: 0 BB: 0 P: 18	R: 4 E: 0 K: 0 S: 11	H: 4 LOB: 1 BB: 1 P: 22		R: 0 E: 0 K: 0 S: 4	H: 0 LOB: 1 BB: 1 P: 12	R: 0 E: 0 K: 1 S: 8	H: 0 LOB: 0 BB: 0 P: 13	R: 1 E: 0 K: 1 S: 10	H: 2 LOB: 1 BB: 0 P: 12	1B: 7 2B: 4 3B: 0 HR: 0	SF: 1 SAC: 2 DP: 0 HBP: 0	WP: 0 PB: 1 SB: 1 CS: 0
PITCHER	IP WLS BF H R ER SO BB IBB HBP BLK WP HR S P ERA WHIP											IP WLS BF H R ER SO BB IBB HBP BLK WP HR S P ERA WHIP								
Bryn Smith, R (1, 1) ERA: 4.55	6.0 L 27 9 5 5 2 1 0 0 0 0 0 0 53 85 7.50 1.667																			
Tim Sherrill, L (7, 1) ERA: 5.25	2.0 7 0 0 0 1 1 0 0 0 0 0 0 12 25 0.00 0.500																			
Lee Smith, R (9, 1) ERA: 3.1	1.0 5 2 1 1 1 0 0 0 0 0 0 0 10 12 9.00 2.000																			

Batter	1	2	3	4	5	6	7	8	9	AB R H RBI BB SO LOB	BOTTOM									
Bernard Gilkey, R (1, 7) OBP: 0.353, SLG: 0.340	G5-3		G6-3						FC6-4 DI	4 0 0 0 0 0 2	Pittsburgh Pirates @ St. Louis Cardinals Busch Stadium, St. Louis, MO Wed May 29 1991, 7:05 PM CDT Att: 27,178 - Cloudy - 84 F									
Ozzie Smith, S (1, 6) OBP: 0.422, SLG: 0.363	K						G5-3		FC6-4 BB	3 0 0 0 1 1 0										
Ray Lankford, L (1, 8) OBP: 0.272, SLG: 0.310	G4-3						F7		FC6-4	4 0 0 0 0 1 2										
Pedro Guerrero, R (1, 3) OBP: 0.348, SLG: 0.396							G3			3 0 0 0 0 0 0										
Felix Jose, S (1, 9) OBP: 0.417, SLG: 0.494									L9	3 0 0 0 0 1 0										
Todd Zeile, R (1, 5) OBP: 0.382, SLG: 0.430									G4-3	3 0 0 0 0 1 0										
Tom Pagnozzi, R (1, 2) OBP: 0.318, SLG: 0.345									G3-1	3 0 0 0 0 0 0										
José Oquendo, S (1, 4) OBP: 0.301, SLG: 0.288									K	3 0 1 0 0 1 0										
Bryn Smith, R (1, 1) OBP: 0.217, SLG: 0.190									G6-3	1 0 0 0 0 0 1										
Geronimo Pena, S (6, PH) OBP: 0.339, SLG: 0.382									E5	1 0 0 0 0 0 0										
Tim Sherrill, L (7, 1) ERA: 5.25									FC6-4	0 0 0 0 0 0 0										
Lee Smith, R (9, 1) ERA: 3.1										0 0 0 0 0 0 0										
Rex Hudler, R (9, PH) OBP: 0.344, SLG: 0.433										1 0 0 0 0 0 0										
Inning Stats	R: 0 E: 0 K: 1 S: 5	H: 0 LOB: 0 BB: 0 P: 9	R: 0 E: 0 K: 0 S: 6	H: 0 LOB: 0 BB: 0 P: 8	R: 0 E: 0 K: 1 S: 7	H: 0 LOB: 0 BB: 0 P: 8	R: 0 E: 0 K: 2 S: 9	H: 0 LOB: 0 BB: 0 P: 11	R: 0 E: 0 K: 0 S: 5	H: 0 LOB: 0 BB: 0 P: 5	R: 0 E: 0 K: 0 S: 6	H: 0 LOB: 0 BB: 0 P: 11	R: 0 E: 0 K: 0 S: 4	H: 0 LOB: 0 BB: 0 P: 4	R: 0 E: 1 K: 1 S: 10	H: 0 LOB: 2 BB: 1 P: 17	1B: 0 2B: 0 3B: 1 HR: 0	SF: 0 SAC: 0 DP: 0 HBP: 0	WP: 0 PB: 0 SB: 0 CS: 0	PA: 30
PITCHER	IP WLS BF H R ER SO BB IBB HBP BLK WP HR S P ERA WHIP											IP WLS BF H R ER SO BB IBB HBP BLK WP HR S P ERA WHIP								
Zane Smith, L (1, 1) ERA: 2.19	9.0 W 30 1 0 0 5 1 0 0 0 0 0 0 62 89 0.00 0.222																			

AB	34
R	6
H	11
RBI	6
BB	2
SO	4
LOB	11
	

AB	29
R	0
H	1
RBI	0
BB	1
SO	5
LOB	5
	


Batter	1	2	3	4	5	6	7	8	9	AB R H RBI BB SO LOB	TOP									
Orlando Merced, S OBP: 0.454, SLG: 0.571 (1, 3)	4-1 1B SH2-4 SF7 BB		3-2 G4-3		1-1 BB SH1-4 WP 1B	3-2 G4-3			1-1 1B	4 2 2 0 1 0 1	Pittsburgh Pirates @ Philadelphia Phillies Veterans Stadium, Philadelphia, PA Fri May 31 1991, 7:05 PM EDT Att: 25,652 - Cloudy - 88 F									
Jay Bell, R OBP: 0.289, SLG: 0.411 (1, 6)	1-1 SH2-4		0-0 3B 1B	1-1 SH1-4	0-1 F8			1-3 K	3 1 1 0 0 1 2											
Andy Van Slyke, L OBP: 0.342, SLG: 0.418 (1, 8)	2-2 WP 1B		2-2 1-H 3B	1-1 L6			0-1 G6-3	1-3 K	5 0 2 1 0 1 2											
Bobby Bonilla, S OBP: 0.394, SLG: 0.494 (7, 5)	0-1 SF7		0-0 G3	4-0 WP BB IBB			2-1 G4-3	2-2 G5-3	3 0 0 1 1 0 2											
Barry Bonds, L OBP: 0.325, SLG: 0.382 (1, 7)	1-2 G3			2-1 F8	4-2 WP BB		4-2 G4-3		2 0 0 0 2 0 1											
Jeff King, R OBP: 0.333, SLG: 0.345 Neal Heaton, L OBP: 0.333, SLG: 0.667 Bill Landrum, R (9, 1)		0-0 G6-3		0-0 HR	1-2 P6		1-2 F8		4 1 1 1 0 0 3 0 0 0 0 0 0 0 0 0 0 0 0 0 0											
Michael LaValliere, L OBP: 0.304, SLG: 0.317 (1, 2)		1-1 G1-3		4-1 BB		1-1 F8		1-1 F7	3 0 0 0 1 0 0											
Jose Lind, R OBP: 0.289, SLG: 0.358 (1, 4)		1-0 G6-3		3-2 L7		4-2 1B BB		0-0 G4-3	3 1 0 0 1 0 1											
Bob Walk, R OBP: 0.286, SLG: 0.714 Stan Belinda, R (6, 1)			1-0 L6	0-3 K		0-0 G4-3 1-H 1B		3-3 K	3 0 1 1 0 1 1 0 0 0 0 0 0 0 1 0 0 0 0 1 0											
Mitch Webster, S OBP: 0.278, SLG: 0.271 (7, 9)																				
Inning Stats	R: 1 E: 0 K: 0 S: 12	H: 1 LOB: 1 BB: 1 P: 20	R: 0 E: 0 K: 0 S: 4	H: 0 LOB: 0 BB: 0 P: 6	R: 1 E: 0 K: 0 S: 13	H: 2 LOB: 1 BB: 0 P: 17	R: 1 E: 0 K: 1 S: 11	H: 1 LOB: 1 BB: 1 P: 20	R: 1 E: 0 K: 0 S: 10	H: 1 LOB: 2 BB: 2 P: 21	R: 0 E: 0 K: 0 S: 10	H: 0 LOB: 1 BB: 1 P: 17	R: 0 E: 0 K: 1 S: 6	H: 0 LOB: 0 BB: 0 P: 10	R: 0 E: 0 K: 2 S: 11	H: 1 LOB: 1 BB: 0 P: 16	1B: 5 2B: 0 3B: 1 HR: 1	SF: 1 SAC: 2 DP: 0 HBP: 0	WP: 2 PB: 0 SB: 0 CS: 0	PA: 40
PITCHER	IP WLS BF H R ER SO BB IBB HBP BLK WP HR S P ERA WHIP											PITCHER	IP WLS BF H R ER SO BB IBB HBP BLK WP HR S P ERA WHIP							
Jason Grimsley, R ERA: 4.58 Wally Ritchie, L ERA: 2.89 Joe Boever, R ERA: 3.6 Darrel Akerfelds, R ERA: 4.3	(1, 1) (5, 1) (6, 1) (9, 1)	4.1 L 20 5 4 4 1 2 0 0 0 0 1 1 43 67 8.31 1.615																		

Batter	1	2	3	4	5	6	7	8	9	AB R H RBI BB SO LOB	BOTTOM											
Von Hayes, L OBP: 0.292, SLG: 0.271 (1, 8)	3-2 FC6-4 1B		1-1 F7			1-3 K		0-0 B1-3		4 0 1 0 0 1 0	Pittsburgh Pirates @ Philadelphia Phillies Veterans Stadium, Philadelphia, PA Fri May 31 1991, 7:05 PM EDT Att: 25,652 - Cloudy - 88 F											
Mickey Morandini, L OBP: 0.343, SLG: 0.295 (1, 4)	1-1 FC6-4 1-2		4-0 BB			0-2 G3-1 1B		2-1 1B	3 0 2 0 1 0 1													
John Kruk, L OBP: 0.351, SLG: 0.441 (1, 7)	2-3 K		2-1 G3			2-1 G3-1		1-1 F8	4 0 0 0 0 1 4													
Dale Murphy, R OBP: 0.306, SLG: 0.430 (1, 9)	0-0 G6-3			1-3 K		4-2 BB		0-0 1B	3 0 1 0 1 1 1													
Ricky Jordan, R OBP: 0.328, SLG: 0.512 (1, 3)		0-1 G6-3		1-0 F7		1-3 K		1-0 F9	4 0 0 0 0 1 3													
Darin Fletcher, L OBP: 0.245, SLG: 0.365 (1, 2)		2-1 G5-3		2-3 K			2-3 K	2-2 P5	4 0 0 0 0 2 1													
Charlie Hayes, R OBP: 0.228, SLG: 0.339 (1, 5)		0-2 G6-3			0-1 L9		0-0 P6	0-0 G5-3	4 0 0 0 0 0 1													
Dickie Thon, R OBP: 0.285, SLG: 0.320 (1, 6)			0-1 HR		1-0 G5-3		0-1 G1-3		3 1 1 1 0 0 0													
Jason Grimsley, R ERA: 3.09 Stan Belinda, R ERA: 5.24 Neal Heaton, L ERA: 1.35 Bill Landrum, R ERA: 1.44	(1, 1) (6, 1) (7, 1) (9, 1)	5.2 W 21 3 1 1 4 1 0 0 0 0 0 0 6 11 0.00 3.000																				
Inning Stats	R: 0 E: 1 K: 1 S: 10	H: 1 LOB: 1 BB: 0 P: 16	R: 0 E: 0 K: 0 S: 7	H: 0 LOB: 0 BB: 0 P: 9	R: 1 E: 0 K: 0 S: 8	H: 1 LOB: 1 BB: 1 P: 17	R: 0 E: 0 K: 2 S: 8	H: 0 LOB: 0 BB: 0 P: 12	R: 0 E: 0 K: 0 S: 8	H: 0 LOB: 0 BB: 0 P: 11		R: 0 E: 0 K: 2 S: 15	H: 1 LOB: 2 BB: 1 P: 23	R: 0 E: 0 K: 1 S: 8	H: 0 LOB: 0 BB: 0 P: 10	R: 0 E: 0 K: 0 S: 6	H: 1 LOB: 1 BB: 0 P: 10	R: 0 E: 0 K: 0 S: 8	H: 1 LOB: 1 BB: 0 P: 11	1B: 4 2B: 0 3B: 0 HR: 1	SF: 0 SAC: 0 DP: 0 HBP: 0	WP: 0 PB: 0 SB: 0 CS: 0
PITCHER	IP WLS BF H R ER SO BB IBB HBP BLK WP HR S P ERA WHIP											PITCHER	IP WLS BF H R ER SO BB IBB HBP BLK WP HR S P ERA WHIP									

Batter	1	2	3	4	5	6	7	8	9	AB	R	H	RBI	BB	SO	LOB	TOP										
Orlando Merced, S OBP: 0.439, SLG: 0.542 (1, 3)	F7		K				G4-3	FC4-6		4	0	0	0	1	1	1											
Jay Bell, R OBP: 0.295, SLG: 0.404 (1, 6)	K			K	K		S 1B		F7	4	1	0	0	1	3	3											
Andy Van Slyke, L OBP: 0.355, SLG: 0.425 (1, 8)	K			G6-3		HR BB	2B 1B		2B 1B	4	2	2	1	1	1	0											
Bobby Bonilla, S OBP: 0.389, SLG: 0.491 (1, 5) (9, 9)		F9				F8			K	4	0	1	0	1	1	2											
Barry Bonds, L OBP: 0.347, SLG: 0.424 (1, 7)		S 1B			K				1B 2B	4	2	3	3	1	1	1											
Mitch Webster, S OBP: 0.286, SLG: 0.280 (1, 9)		F9				WP 1B				5	0	2	1	0	2	4											
Michael LaValliere, L OBP: 0.309, SLG: 0.321 (1, 2)	P3				WP 1B				F7	5	0	2	0	0	0	2											
Curtis Wilkerson, S OBP: 0.314, SLG: 0.313 (1, 4)			F7		F8		F7		G4-3	4	0	0	0	0	0	3											
Doug Drabek, R OBP: 0.340, SLG: 0.280 (7, PH) Gary Varsho, L OBP: 0.321, SLG: 0.327 (7, 1) Neal Heaton, L OBP: 0.300, SLG: 0.750 (8, 1) Bob Walk, R OBP: 0.300, SLG: 0.714 (9, 1) Bob Patterson, L OBP: 0.337, SLG: 0.341 (9, 9)			K		P6		L3		FC4-6 1B	2	0	0	0	0	1	2											
Inning Stats	R: 0 E: 0 K: 2 S: 8	H: 0 LOB: 0 BB: 0 P: 12	R: 0 E: 0 K: 0 S: 6	H: 1 LOB: 1 BB: 0 P: 14	R: 0 E: 0 K: 2 S: 7	H: 0 LOB: 0 BB: 0 P: 8	R: 0 E: 0 K: 2 S: 11	H: 0 LOB: 1 BB: 1 P: 20	R: 0 E: 0 K: 1 S: 14	H: 2 LOB: 3 BB: 1 P: 26	R: 2 E: 0 K: 1 S: 11	H: 2 LOB: 1 BB: 2 P: 19	R: 1 E: 0 K: 0 S: 18	H: 2 LOB: 2 BB: 2 P: 33	R: 0 E: 0 K: 0 S: 11	H: 1 LOB: 1 BB: 0 P: 14	R: 2 E: 0 K: 1 S: 16	H: 3 LOB: 1 BB: 0 P: 22	1B: 8 2B: 2 3B: 0 HR: 1	SF: 0 SAC: 0 DP: 0 HBP: 0	WP: 1 PB: 0 SB: 2 CS: 0	PA: 43					
PITCHER	IP	WLS	BF	H	R	ER	SO	BB	IBB	HBP	BLK	WP	HR	S	P	ERA	WHIP										
Tommy Greene, R ERA: 2.18 (1, 1)	6.0		26	5	2	2	8	3	0	0	0	1	1	57	99	3.00	1.333										
Roger McDowell, R ERA: 1.99 (7, 1)	2.0		11	3	1	1	1	1	1	0	0	0	0	29	47	4.50	2.000										
Mitch Williams, L ERA: 3.42 (9, 1)	1.0	L	6	3	2	2	1	0	0	0	0	0	0	16	22	18.00	3.000										

Pittsburgh Pirates @ Philadelphia Phillies
Veterans Stadium, Philadelphia, PA
Sun Jun 02 1991, 3:33 AM EDT
Att: 36,185 - Sunny - 88 F

AB 38
R 5
H 11
RBI 5
BB 5
SO 10
LOB 18



Batter	1	2	3	4	5	6	7	8	9	AB	R	H	RBI	BB	SO	LOB	BOTTOM										
Wally Backman, S OBP: 0.317, SLG: 0.292 (1, 5) Charlie Hayes, R OBP: 0.226, SLG: 0.333 (7, PH) (8, 5)	E5 SF7 1B				K		L7		G6-3 1B	3	1	1	0	0	2	2											
Mickey Morandini, L OBP: 0.397, SLG: 0.308 (1, 4)	SF7			G4-6-3 1B	F7		1B		F7	4	0	2	1	0	0	1											
John Kruk, L OBP: 0.351, SLG: 0.453 (1, 7)	L6		G4-6-3 1-2		2B		G6-4-3 1B		G6-3	5	0	2	0	0	0	2											
Ricky Jordan, R OBP: 0.317, SLG: 0.496 (1, 3)	K		G5-3				G6-4-3			4	0	1	0	0	1	2											
Von Hayes, L OBP: 0.300, SLG: 0.273 (1, 8)		G6-3		K				1B SH5-4 FC6-4 BB		2	1	0	0	2	1	0											
Darin Fletcher, L OBP: 0.241, SLG: 0.368 (1, 2)		G3-1		1B	G3-1			SH5-4		3	0	1	0	0	0	3											
John Morris, L OBP: 0.362, SLG: 0.372 (1, 9) Randy Ready, R OBP: 0.455, SLG: 0.366 (8, PH) Mitch Williams, L (9, 1)		1B BB					F7	FC6-4 1B		2	1	0	1	0	0	0											
Rod Booker, L OBP: 0.250, SLG: 0.281 (1, 6) Dale Murphy, R OBP: 0.305, SLG: 0.424 (8, PH) (9, 9)		1B		P5			L7	FC6-4		3	0	1	0	0	0	2											
Tommy Greene, R OBP: 0.263, SLG: 0.263 (1, 1) Jim Lindeman, R OBP: 0.423, SLG: 0.458 (6, PH) Roger McDowell, R (7, 1) Dickie Thon, R OBP: 0.288, SLG: 0.323 (8, PH) (9, 6)		1B			K		K	K		2	0	1	1	0	1	2											
Inning Stats	R: 1 E: 1 K: 1 S: 8	H: 1 LOB: 0 BB: 0 P: 13	R: 1 E: 0 K: 1 S: 13	H: 2 LOB: 2 BB: 1 P: 23	R: 0 E: 0 K: 0 S: 5	H: 1 LOB: 0 BB: 0 P: 7	R: 0 E: 0 K: 2 S: 11	H: 2 LOB: 2 BB: 0 P: 15	R: 0 E: 0 K: 1 S: 10	H: 2 LOB: 3 BB: 1 P: 22	R: 0 E: 0 K: 1 S: 8	H: 0 LOB: 0 BB: 0 P: 12	R: 0 E: 0 K: 0 S: 9	H: 2 LOB: 1 BB: 0 P: 14	R: 1 E: 0 K: 1 S: 11	H: 1 LOB: 1 BB: 1 P: 18	R: 0 E: 0 K: 0 S: 9	H: 1 LOB: 0 BB: 0 P: 14	1B: 10 2B: 2 3B: 0 HR: 0	SF: 1 SAC: 1 DP: 3 HBP: 0	WP: 0 PB: 0 SB: 0 CS: 0	PA: 39					
PITCHER	IP	WLS	BF	H	R	ER	SO	BB	IBB	HBP	BLK	WP	HR	S	P	ERA	WHIP										
Doug Drabek, R ERA: 3.24 (1, 1)	6.0		27	8	2	1	6	1	0	0	0	0	0	55	92	1.50	1.500										
Neal Heaton, L ERA: 1.69 (7, 1)	1.1		6	2	1	1	0	1	0	0	0	0	0	14	23	6.75	2.250										
Bob Walk, R ERA: 3.0 (8, 1)	0.2	W	4	2	0	0	1	0	0	0	0	0	0	11	16	0.00	3.000										
Bob Patterson, L ERA: 5.49 (9, 1)	1.0	S	2	0	0	0	0	0	0	0	0	0	0	4	7	0.00	0.000										

Pittsburgh Pirates @ Philadelphia Phillies
Veterans Stadium, Philadelphia, PA
Sun Jun 02 1991, 3:33 AM EDT
Att: 36,185 - Sunny - 88 F

AB 34
R 3
H 12
RBI 3
BB 3
SO 7
LOB 16



Batter	1	2	3	4	5	6	7	8	9	AB	R	H	RBI	BB	SO	LOB	TOP										
Mike Felder, S OBP: 0.348, SLG: 0.429 (1, 7)	F7		G3		G4-3		G5-3			4	0	0	0	0	0	1	San Francisco Giants @ Pittsburgh Pirates Three Rivers Stadium, Pittsburgh, PA Wed Jun 05 1991, 7:05 PM EDT Att: 15,461 - Cloudy - 69 F										
Willie McGee, S OBP: 0.349, SLG: 0.461 Francisco Oliveras, R OBP: 0.200, SLG: 0.200 (1, 8)	G1-3			1B SF9	E5 WP SF7		G5-3		4	2	1	1	0	0	0												
Will Clark, L OBP: 0.335, SLG: 0.495 (1, 3)	G4-3			1B BB	SF7		F8		3	0	1	1	0	0	0												
Matt Williams, R OBP: 0.245, SLG: 0.343 Jose Segura, R (5, 1)		BB		SF9	K		G6-3		1	0	0	1	1	1	0												
Greg Litton, R OBP: 0.235, SLG: 0.217 (8, PH)									0	0	0	0	0	0	0												
Kevin Bass, S OBP: 0.309, SLG: 0.370 (1, 9)	P6			1B BB		G3		G3	3	0	0	0	1	0	1												
Terry Kennedy, L OBP: 0.273, SLG: 0.333 (1, 2)	L6			1B		G4-3		G6-3	4	0	1	0	0	0	1												
Robby Thompson, R OBP: 0.351, SLG: 0.464 (1, 4)	P3			P3		F9		1B	4	0	1	0	0	0	4												
Jose Uribe, S OBP: 0.236, SLG: 0.175 Mike Kingery, L OBP: 0.324, SLG: 0.222 (9, PH)			K	G3			F7		3	0	0	0	0	1	3												
Kelly Downs, R (1, 1)									0	0	0	0	0	0	0												
Michael LaCoss, R OBP: 0.300, SLG: 0.222 Mark Leonard, L OBP: 0.182, SLG: 0.286 (5, PH)	G6-3			G4-3	E	2B	G4-3		1	0	0	0	0	0	0												
									2	1	1	0	0	0	0												
Inning Stats	R: 0 H: 0 E: 0 K: 0 S: 6	H: 0 LOB: 1 BB: 0 P: 8	R: 0 H: 0 E: 0 K: 0 S: 11	H: 0 LOB: 1 BB: 1 P: 18	R: 0 H: 0 E: 0 K: 1 S: 6	H: 3 LOB: 3 BB: 1 P: 8	R: 1 H: 3 E: 0 K: 0 S: 13	H: 1 LOB: 0 BB: 0 P: 18	R: 0 H: 0 E: 0 K: 0 S: 4	H: 0 LOB: 0 BB: 0 P: 10	R: 0 H: 0 E: 0 K: 0 S: 6	H: 0 LOB: 0 BB: 0 P: 10	R: 0 H: 0 E: 0 K: 0 S: 4	H: 1 LOB: 1 BB: 0 P: 5	R: 0 H: 1 E: 0 K: 0 S: 9	H: 1 LOB: 1 BB: 0 P: 15	1B: 3 2B: 2 3B: 0 HR: 0	SF: 2 SAC: 0 DP: 0 HBP: 0	WP: 1 PB: 0 SB: 1 CS: 0	PA: 35							
PITCHER	IP	WLS	BF	H	R	ER	SO	BB	IBB	HBP	BLK	WP	HR	S	P	ERA	WHIP										
Bob Walk, R ERA: 3.0 (1, 1)	6.0	W	25	4	3	2	2	2	0	0	0	1	0	51	85	3.00	1.000										
Neal Heaton, L ERA: 1.54 (7, 1)	2.0		6	0	0	0	0	0	0	0	0	0	0	10	15	0.00	0.000										
Bill Landrum, R ERA: 1.65 (9, 1)	1.0		4	1	0	0	0	0	0	0	0	0	0	9	15	0.00	1.000										

Batter	1	2	3	4	5	6	7	8	9	AB	R	H	RBI	BB	SO	LOB	BOTTOM										
Orlando Merced, S OBP: 0.419, SLG: 0.500 (1, 3)	B1-3	G1-3	G6-3			G3		F9		5	0	0	0	0	0	1	San Francisco Giants @ Pittsburgh Pirates Three Rivers Stadium, Pittsburgh, PA Wed Jun 05 1991, 7:05 PM EDT Att: 15,461 - Cloudy - 69 F										
Jay Bell, R OBP: 0.297, SLG: 0.406 (1, 6)	1B	1B	F7			K		F8		5	1	2	0	0	1												
Andy Van Slyke, L OBP: 0.350, SLG: 0.414 (1, 8)	2B	P6		G4-3		G4-3		1B		4	1	2	1	0	0												
Bobby Bonilla, S OBP: 0.401, SLG: 0.503 (1, 9)	1B	1B		G4-3		G4-3		G6-3		4	1	2	1	0	0												
Barry Bonds, L OBP: 0.357, SLG: 0.449 (1, 7)	HR	F9		HR		G3		G3		3	1	1	0	1	0												
Michael LaValliere, L OBP: 0.313, SLG: 0.319 (1, 2)	F8		2B	G3-1		G3		FC5-4		4	1	2	0	0	3												
Jeff King, R OBP: 0.330, SLG: 0.375 (1, 5)	HR		1B	1B		G6-3		FC5-4		4	2	2	3	0	0												
Jose Lind, R OBP: 0.300, SLG: 0.357 (1, 4)			G6-3	SH3-4		G6-3		FC6-4		3	0	1	2	1	0												
Bob Walk, R OBP: 0.222, SLG: 0.556 Neal Heaton, L OBP: 0.500, SLG: 0.750 Curtis Wilkerson, S OBP: 0.310, SLG: 0.308 Bill Landrum, R (9, 1)	K		SH3-4			G6-3		F8		2	0	0	0	0	1												
										0	0	0	0	0	0												
										1	0	0	0	0	0												
										0	0	0	0	0	0												
Inning Stats	R: 5 H: 4 E: 0 K: 1 S: 13	H: 4 LOB: 1 BB: 2 P: 28	R: 0 H: 2 E: 0 K: 0 S: 11	H: 2 LOB: 2 BB: 0 P: 21	R: 2 H: 3 E: 0 K: 0 S: 11	H: 3 LOB: 1 BB: 0 P: 17	R: 0 H: 1 E: 0 K: 0 S: 8	H: 1 LOB: 1 BB: 0 P: 12	R: 0 H: 0 E: 0 K: 0 S: 5	H: 0 LOB: 0 BB: 0 P: 8	R: 0 H: 1 E: 0 K: 1 S: 8	H: 1 LOB: 1 BB: 0 P: 11	R: 0 H: 1 E: 0 K: 0 S: 6	H: 1 LOB: 1 BB: 0 P: 9	R: 0 H: 0 E: 0 K: 0 S: 8	H: 0 LOB: 0 BB: 0 P: 14	1B: 8 2B: 3 3B: 0 HR: 1	SF: 0 SAC: 1 DP: 0 HBP: 0	WP: 0 PB: 0 SB: 1 CS: 0	PA: 38							
PITCHER	IP	WLS	BF	H	R	ER	SO	BB	IBB	HBP	BLK	WP	HR	S	P	ERA	WHIP										
Kelly Downs, R ERA: 4.62 (1, 1)	0.2	L	7	4	5	5	0	1	0	0	0	0	0	9	17	67.50	7.500										
Michael LaCoss, R ERA: 8.12 (1, 1)	3.1		17	6	2	2	1	1	0	0	0	0	0	34	61	5.40	2.100										
Jose Segura, R ERA: 1.15 (5, 1)	3.0		11	2	0	0	1	0	0	0	0	0	0	19	28	0.00	0.667										
Francisco Oliveras, R ERA: 2.67 (8, 1)	1.0		3	0	0	0	0	0	0	0	0	0	0	8	14	0.00	0.000										

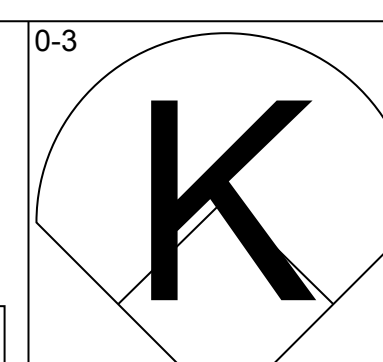
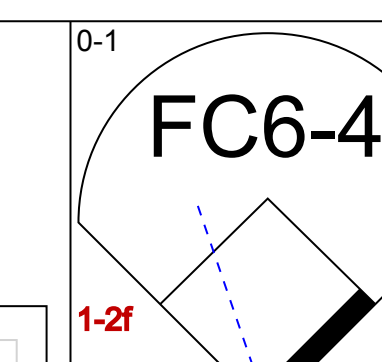
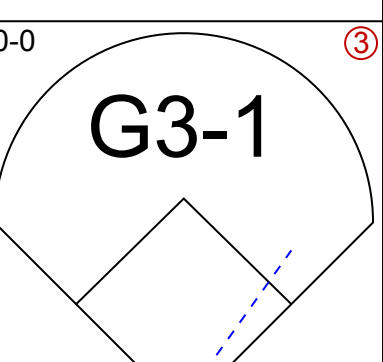
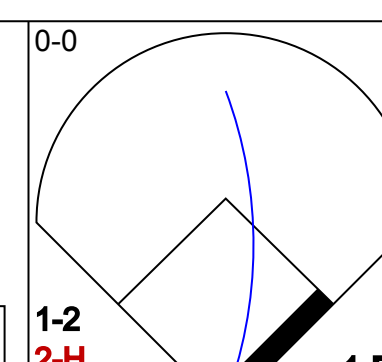
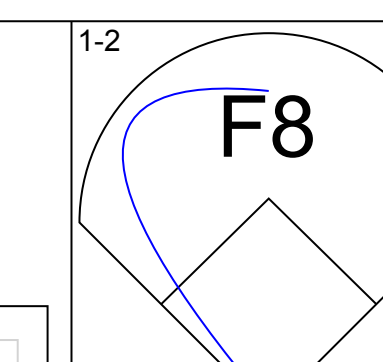
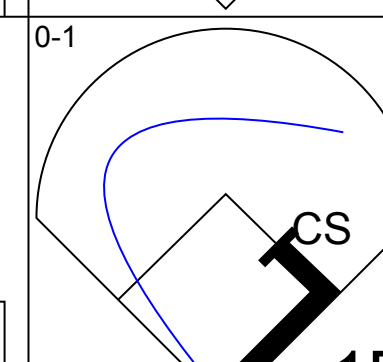
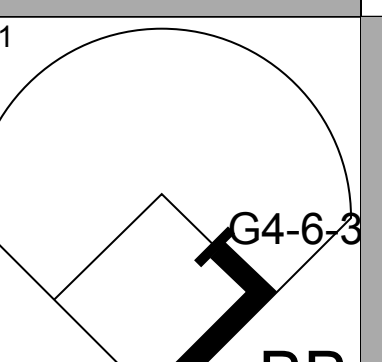
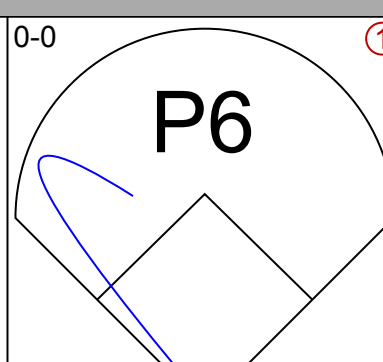
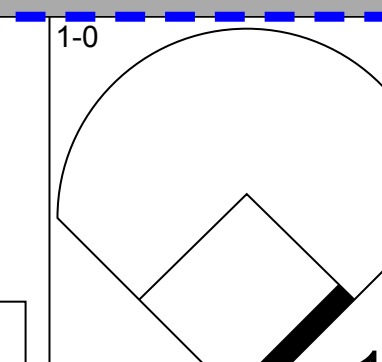
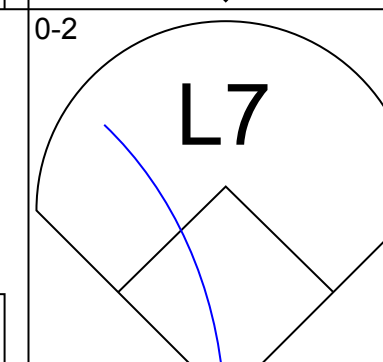
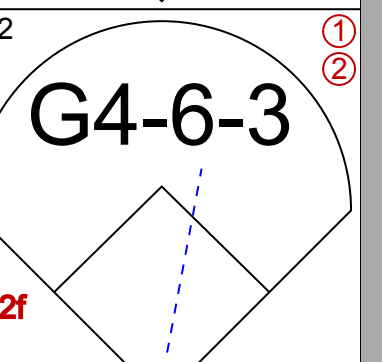
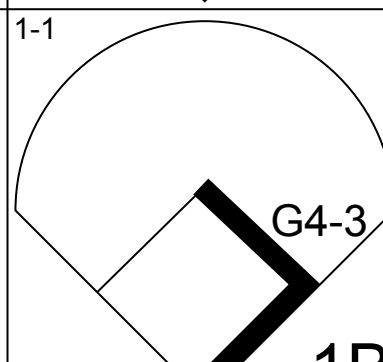
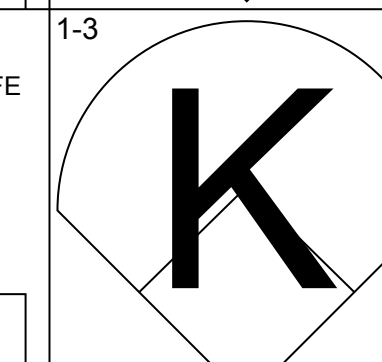
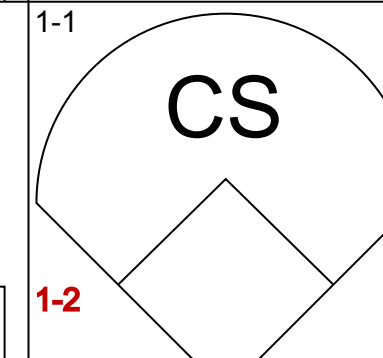
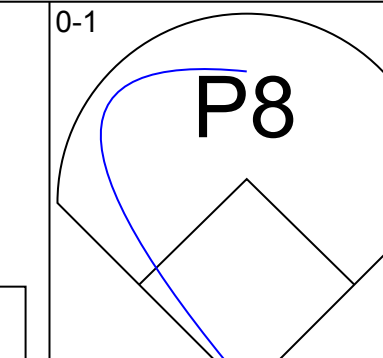
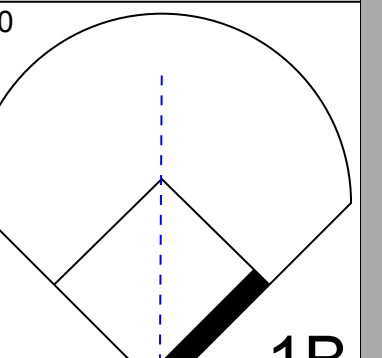
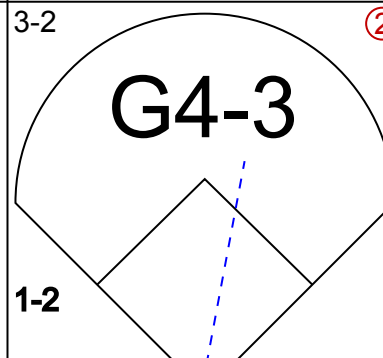
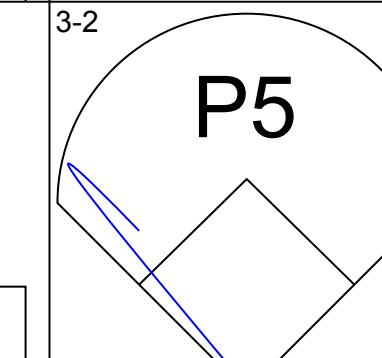
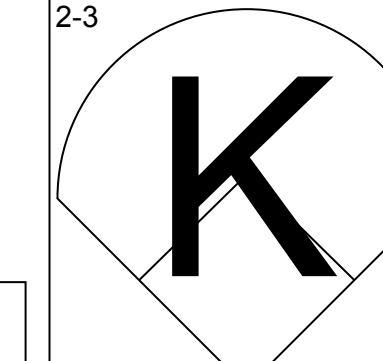
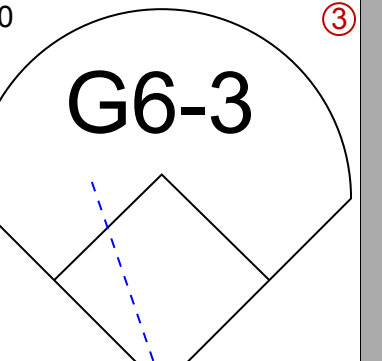
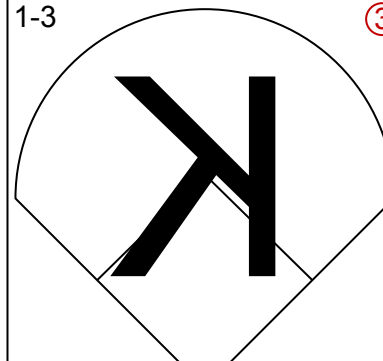
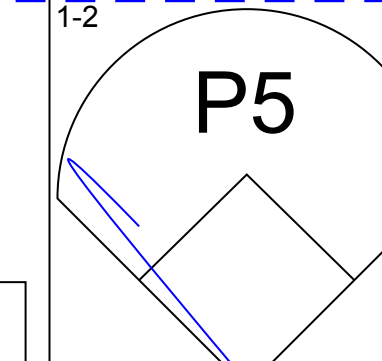
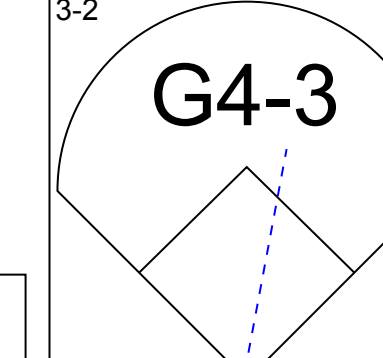
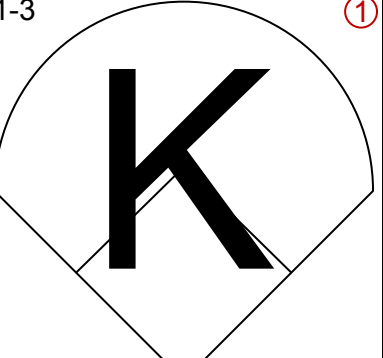
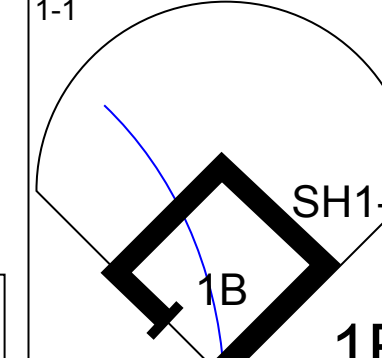
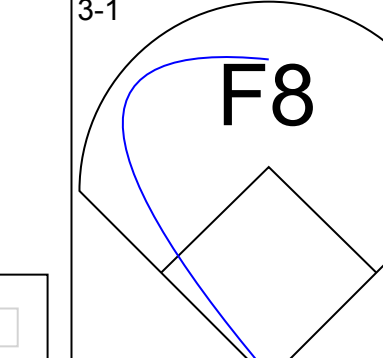
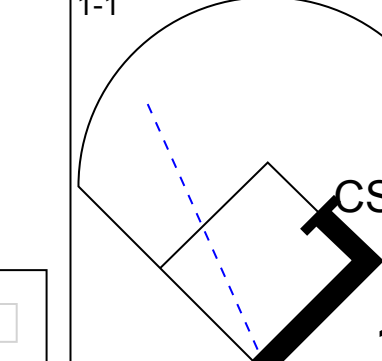
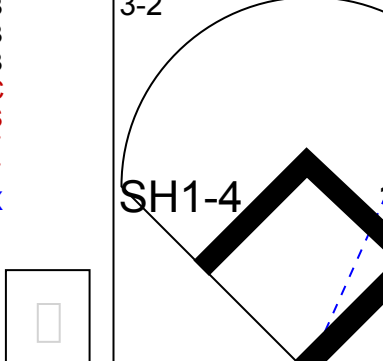
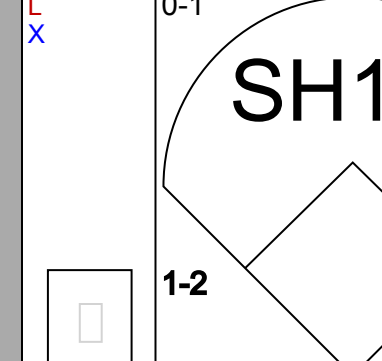
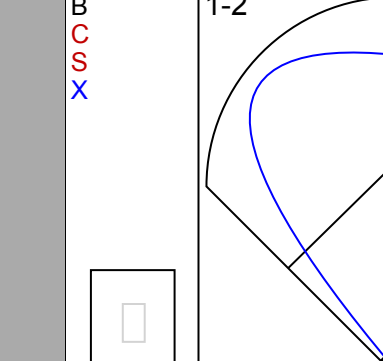
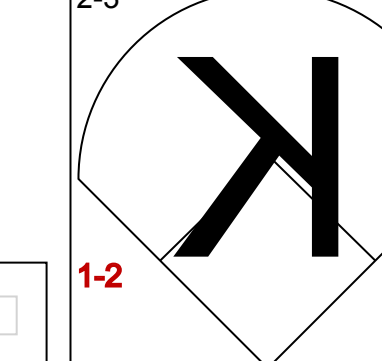
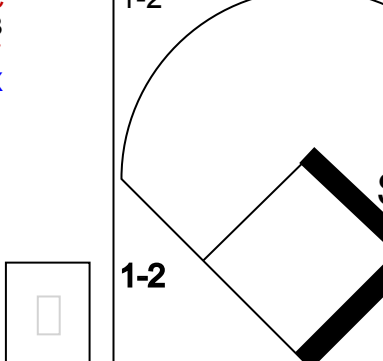
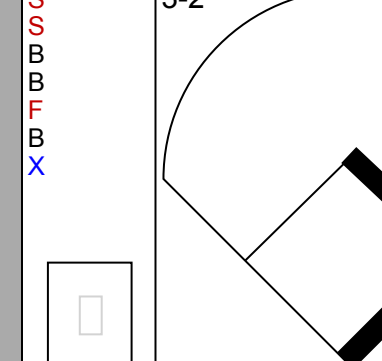
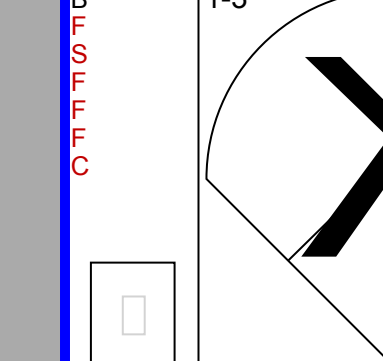
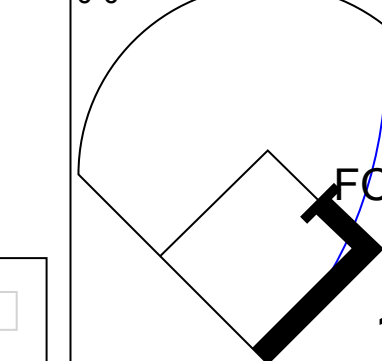
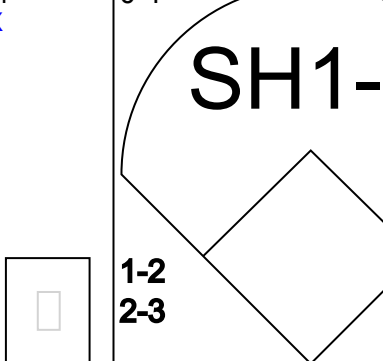
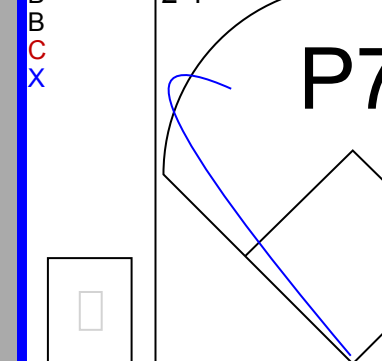
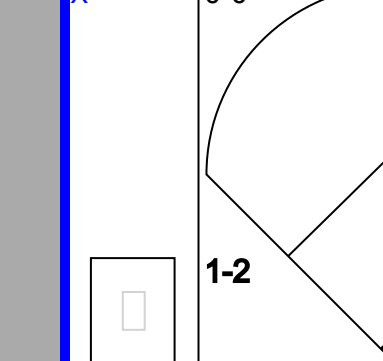
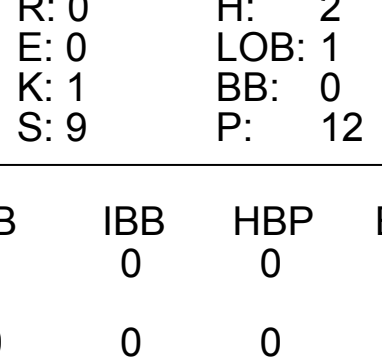
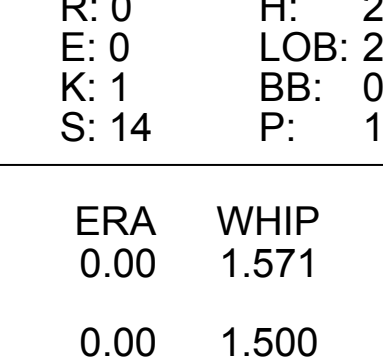
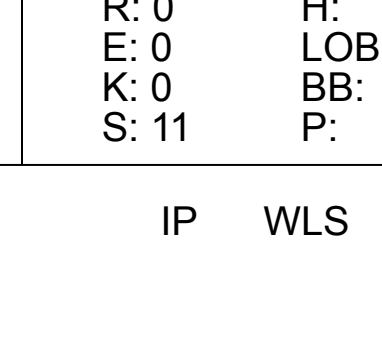
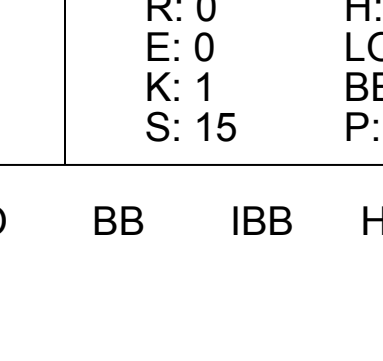



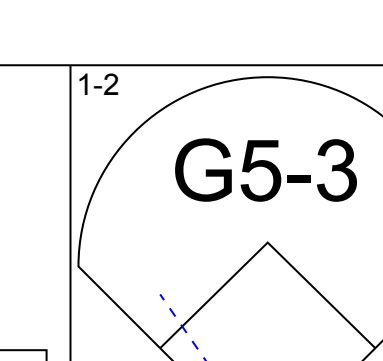
Batter	1	2	3	4	5	6	7	8	9	AB	R	H	RBI	BB	SO	LOB	TOP					
Mike Felder, S OBP: 0.338, SLG: 0.414 (1, 7)	1-1 B3	2-0 F7		2-1 F7			1-0 G3-1	1-0 G6-3		5	0	0	0	0	0	5	San Francisco Giants @ Pittsburgh Pirates Three Rivers Stadium, Pittsburgh, PA Thu Jun 06 1991, 7:05 PM EDT Att: 23,662 - Cloudy - 73 F					
Willie McGee, S OBP: 0.391, SLG: 0.464 (1, 8)	1-1 G1-3		0-1 S 1B HR		4-2 FC4-6 BB		3-2 BB 1B	4-1 BB		3	2	2	0	2	0	0						
Will Clark, L OBP: 0.336, SLG: 0.493 (1, 3)	1-0 G4-3		1-0 HR		1-0 FC4-6		0-0 BB	1-0 P9		5	2	2	0	0	0	3						
Matt Williams, R OBP: 0.253, SLG: 0.358 (1, 5)		4-2 SH1-3 1B BB	3-1 HR		2-2 F8		4-0 1B BB		0-1 F9	3	2	1	3	2	0	1						
Kevin Bass, S OBP: 0.317, SLG: 0.376 (1, 9)	1-1 1B SH1-3 1B	0-0 CS			3-1 P4		0-0 FC6-4 1B		0-1 P9	5	0	3	2	0	0	1						
Greg Litton, R OBP: 0.218, SLG: 0.200 (1, 6)	0-0 SH1-3	0-2 G6-3			2-3 K		2-3 K		0-1 G5-3	4	0	0	0	0	2	3						
Robby Thompson, R OBP: 0.354, SLG: 0.462 (1, 4)	4-2 1B BB	3-1 F8			1-1 1B		1-2 FC6-4			3	0	1	0	1	0	2						
Steve Decker, R OBP: 0.250, SLG: 0.338 Scott Garretts, R (8, FR)	1-3 K			3-3 K			0-0 P9		2-2 SH1-4 1B	4	0	1	0	0	2	4						
Terry Kennedy, L OBP: 0.273, SLG: 0.333 (8, 2)										0	0	0	0	0	0	0						
Bud Black, L OBP: 0.300, SLG: 0.333 Jeff Brantley, R (8, 1) Dave Righetti, L (9, 1)	0-0 1B			2-1 F7			1-3 K		0-0 SH1-4	3	0	1	1	0	1	1						
Inning Stats	R: 0 E: 0 K: 0 S: 5	H: 0 LOB: 0 BB: 0 P: 8	R: 1 E: 0 K: 1 S: 14	H: 2 LOB: 3 BB: 2 P: 26	R: 3 E: 0 K: 1 S: 11	H: 4 LOB: 0 BB: 0 P: 18	R: 0 E: 0 K: 1 S: 9	H: 0 LOB: 0 BB: 0 P: 16	R: 0 E: 0 K: 2 S: 10	H: 1 LOB: 1 BB: 0 P: 13	R: 2 E: 0 K: 1 S: 13	H: 3 LOB: 2 BB: 1 P: 24	R: 0 E: 0 K: 0 S: 10	H: 1 LOB: 0 BB: 0 P: 18	R: 0 E: 0 K: 0 S: 6	H: 0 LOB: 0 BB: 0 P: 6	1B: 10 2B: 0 3B: 0 HR: 1	SF: 0 SAC: 2 DP: 0 HBP: 0	WP: 0 PB: 0 SB: 1 CS: 1	PA: 42		
PITCHER	IP	WLS	BF	H	R	ER	SO	BB	IBB	HBP	BLK	WP	HR	S	P	ERA	WHIP					
John Smiley, L ERA: 3.34	(1, 1)	5.0	L	23	6	4	4	2	3	0	0	0	0	1	49	88	7.20	1.800				
Vicente Palacios, R ERA: 3.26	(8, 1)	2.0		11	4	2	2	3	1	0	0	0	0	0	22	37	9.00	2.500				
Bob Kipper, L ERA: 7.71	(8, 1)	2.0		8	1	0	0	0	1	0	0	0	0	0	16	24	0.00	1.000				

AB	35
R	6
H	11
RBI	6
BB	5
SO	5
LOB	20



Batter	1	2	3	4	5	6	7	8	9	AB	R	H	RBI	BB	SO	LOB	BOTTOM					
Lloyd McClendon, R OBP: 0.419, SLG: 0.622 (1, 3)	3-3 K		4-2 3B BB		2-0 2B			2-2 P2		3	1	1	0	1	1	0	San Francisco Giants @ Pittsburgh Pirates Three Rivers Stadium, Pittsburgh, PA Thu Jun 06 1991, 7:05 PM EDT Att: 23,662 - Cloudy - 73 F					
Jay Bell, R OBP: 0.301, SLG: 0.419 (1, 6)	1-1 G4-6-3 1B		2-2 1B 3B		2-2 G6-3			0-1 F7		4	1	2	2	0	0	1						
Andy Van Slyke, L OBP: 0.348, SLG: 0.410 (1, 8)	2-1 G4-6-3		0-0 G6-4-3 1B		1-3 K			0-1 F9		4	0	1	1	0	1	1						
Bobby Bonilla, S OBP: 0.394, SLG: 0.492 (1, 9)		3-1 G5-3	3-1 G6-4-3		3-2 G6-3			1-1 F9		4	0	0	0	0	0	1						
Barry Bonds, L OBP: 0.349, SLG: 0.438 (1, 7)	2-2 G1-3			1-1 P5		1-3 K		0-0 G1-3		4	0	0	0	0	1	0						
Jeff King, R OBP: 0.336, SLG: 0.367 (1, 5)	4-0 BB			1-0 P6			3-1 P5		4-0 BB	2	0	0	0	2	0	0						
Don Slaught, R OBP: 0.307, SLG: 0.357 (1, 2)	3-2 G5-3			1-3 K			0-2 PB 1B		1-3 K	4	0	1	0	0	2	2						
Jose Lind, R OBP: 0.294, SLG: 0.350 (1, 4)			1-1 E4 3B		1-1 L4		2-2 F9			3	1	0	0	0	0	1						
John Smiley, L OBP: 0.273, SLG: 0.238 Gary Redus, R OBP: 0.230, SLG: 0.220 Vicente Palacios, R OBP: 0.283, SLG: 0.383 Mitch Webster, S OBP: 0.291, SLG: 0.276 Bob Kipper, R (8, 1)	(1, 1)	(5, PH)	(6, 1)	(7, PH)	(8, 1)					1	0	0	0	0	1	1						
Inning Stats	R: 0 E: 0 K: 1 S: 8	H: 1 LOB: 0 BB: 0 P: 14	R: 0 E: 0 K: 0 S: 11	H: 0 LOB: 1 BB: 1 P: 23	R: 3 E: 1 K: 1 S: 15	H: 2 LOB: 0 BB: 1 P: 27	R: 0 E: 0 K: 1 S: 7	H: 0 LOB: 0 BB: 0 P: 10	R: 0 E: 0 K: 2 S: 9	H: 1 LOB: 1 BB: 0 P: 14	R: 0 E: 0 K: 0 S: 17	H: 1 LOB: 1 BB: 0 P: 25	R: 0 E: 0 K: 0 S: 7	H: 0 LOB: 0 BB: 0 P: 9	R: 0 E: 0 K: 1 S: 6	H: 0 LOB: 1 BB: 1 P: 12		1B: 3 2B: 1 3B: 1 HR: 0	SF: 0 SAC: 0 DP: 2 HBP: 0	WP: 0 PB: 1 SB: 1 CS: 0	PA: 34	
PITCHER	IP	WLS	BF	H	R	ER	SO	BB	IBB	HBP	BLK	WP	HR	S	P	ERA	WHIP					
Bud Black, L ERA: 3.2	(1, 1)	7.0	W	27	5	3	2	5	2	0	0	0	0	0	75	127	2.57	1.000				
Jeff Brantley, R ERA: 2.43	(8, 1)	1.0		3	0	0	0	0	0	0	0	0	0	7	9	0.00	0.000					
Dave Righetti, L ERA: 4.23	(9, 1)	1.0	S	4	0	0	0	1	1	0	0	0	0	6	12	0.00	1.000					

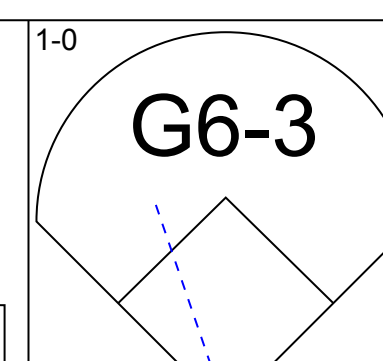
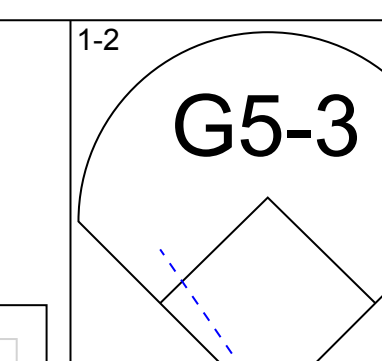
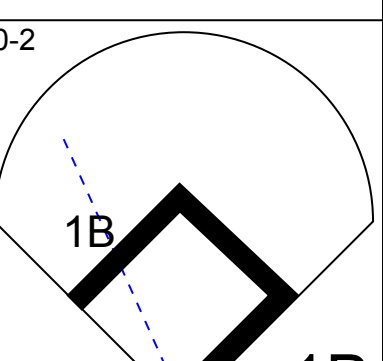
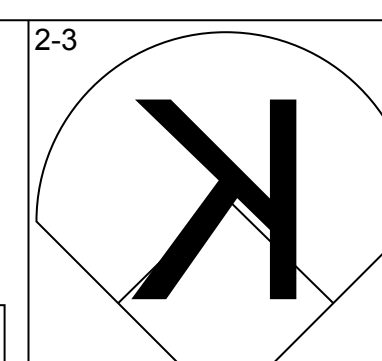
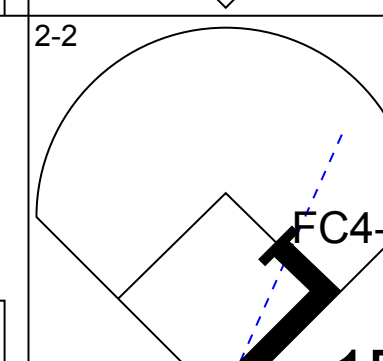
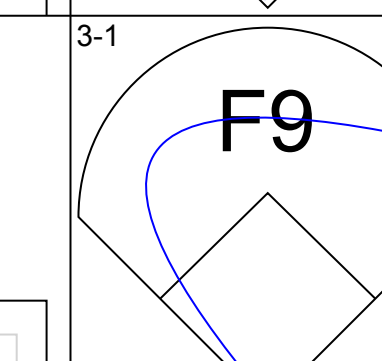
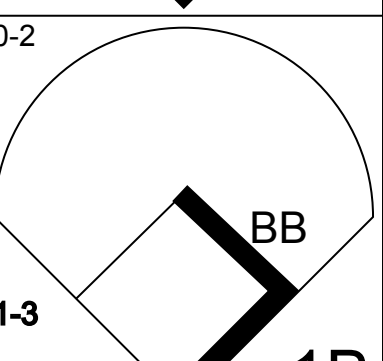
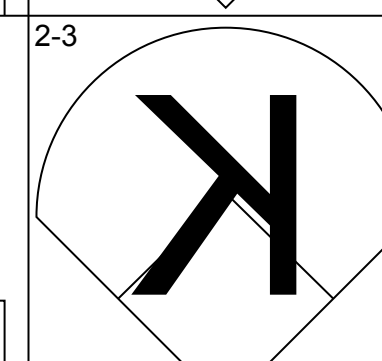
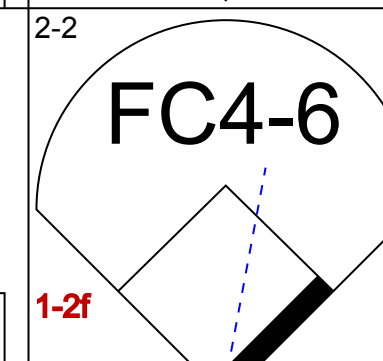
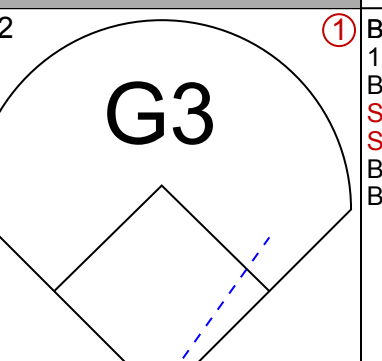
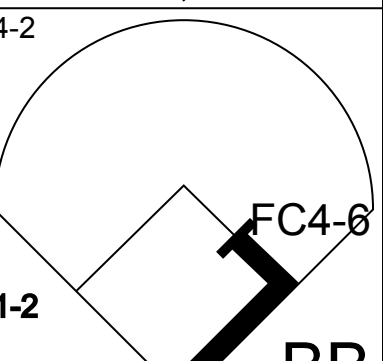
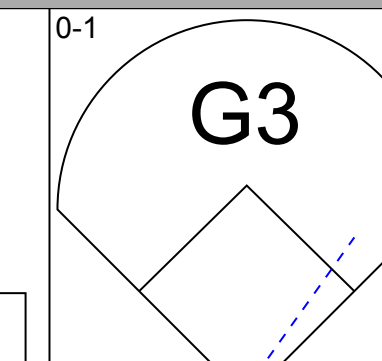
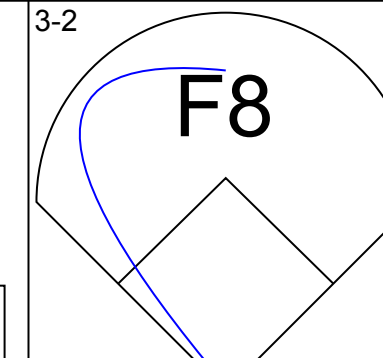
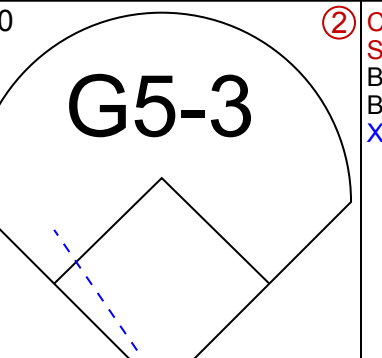
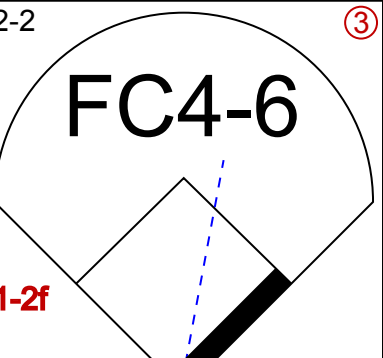

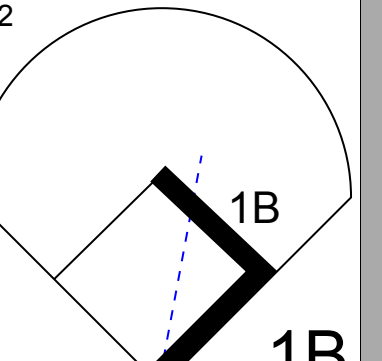

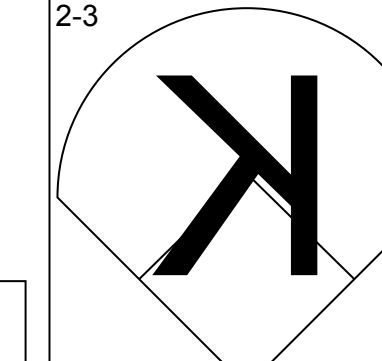
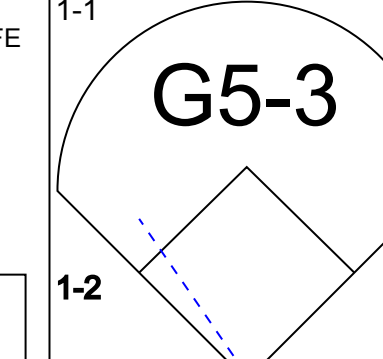
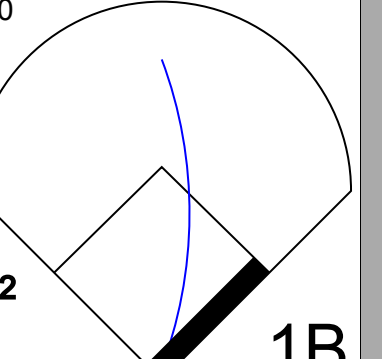

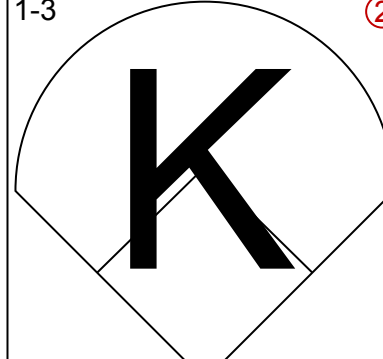

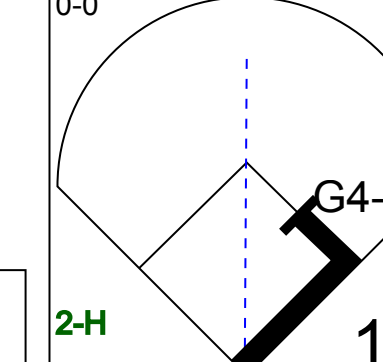
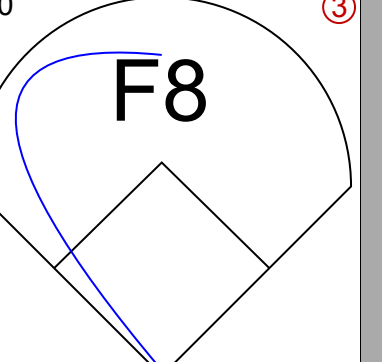

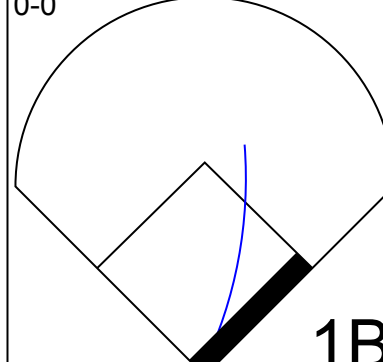

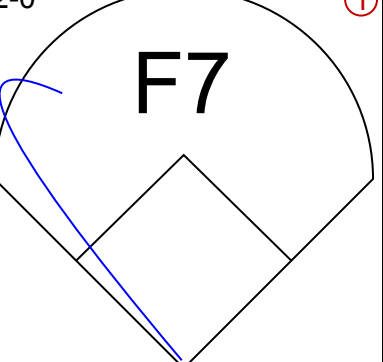
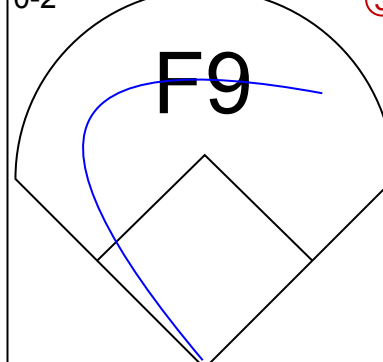

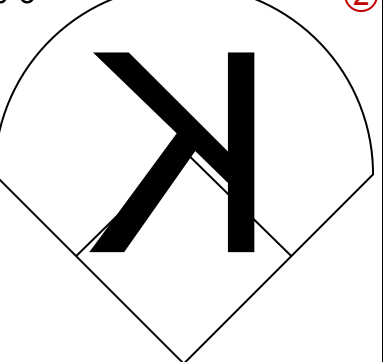

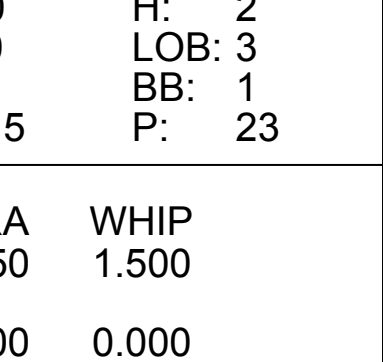
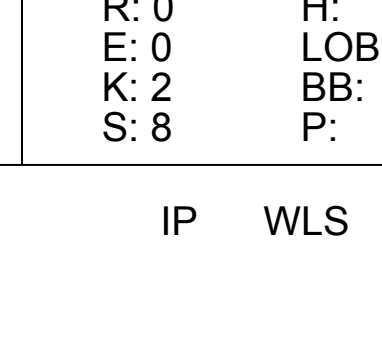
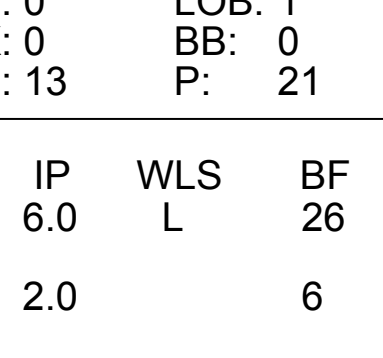


Batter	1	2	3	4	5	6	7	8	9	AB	R	H	RBI	BB	SO	LOB	TOP					
Thomas Howard, S OBP: 0.288, SLG: 0.288										5	0	1	0	0	1	5						
Tony Fernandez, S OBP: 0.361, SLG: 0.385										3	0	2	0	1	0	0						
Tony Gwynn, L OBP: 0.403, SLG: 0.518										4	0	1	0	0	1	3						
Fred McGriff, L OBP: 0.403, SLG: 0.528										4	0	1	0	0	0	2						
Bento Santiago, R OBP: 0.258, SLG: 0.366										4	0	0	0	0	2	3						
Tim Lincecum, R OBP: 0.211, SLG: 0.235										4	0	1	0	0	1	0						
Scott Coolbaugh, R OBP: 0.296, SLG: 0.363										3	0	3	0	0	0	0						
Jose Mota, S OBP: 0.313, SLG: 0.241										0	0	0	0	0	0	0						
Darrin Jackson, R OBP: 0.326, SLG: 0.351										3	0	2	0	0	1	1						
Brian Dorsett, R OBP: 0.231, SLG: 0.263										1	0	0	0	0	1	1						
Bruce Hurst, L OBP: 0.207, SLG: 0.115										1	0	1	0	0	0	0						
Tom Lampkin, L OBP: 0.281, SLG: 0.290										1	0	0	0	0	0	2						
Larry Andersen, R OBP: 0.200, SLG: 0.186										0	0	0	0	0	0	0						
Jim Presley, R OBP: 0.231, SLG: 0.263										0	0	0	0	0	0	0						
Inning Stats	R: 0 E: 0 K: 1 S: 9	H: 1 LOB: 0 BB: 0 P: 10	R: 0 E: 0 K: 1 S: 8	H: 0 LOB: 0 BB: 0 P: 13	R: 0 E: 0 K: 1 S: 9	H: 2 LOB: 1 BB: 0 P: 12	R: 0 E: 0 K: 0 S: 7	H: 1 LOB: 1 BB: 1 P: 12	R: 0 E: 0 K: 1 S: 14	H: 2 LOB: 2 BB: 0 P: 19	R: 0 E: 0 K: 1 S: 11	H: 1 LOB: 1 BB: 0 P: 16	R: 0 E: 0 K: 0 S: 11	H: 3 LOB: 2 BB: 0 P: 17	R: 0 E: 0 K: 1 S: 13	H: 1 LOB: 1 BB: 0 P: 18	R: 0 E: 0 K: 1 S: 15	H: 2 LOB: 2 BB: 0 P: 21	1B: 13 2B: 0 3B: 0 HR: 0	SF: 0 SAC: 2 DP: 1 HBP: 0	WP: 0 PB: 0 SB: 0 CS: 2	PA: 38
PITCHER	IP	WLS	BF	H	R	ER	SO	BB	IBB	HBP	BLK	WP	HR	S	P	ERA	WHIP					
Doug Drabek, R ERA: 2.95	(1, 1)	7.0	W	28	10	0	5	1	0	0	0	0	0	69	99	0.00	1.571					
Bob Patterson, L ERA: 5.09	(8, 1)	0.2		3	1	0	0	1	0	0	0	0	0	8	13	0.00	1.500					
Stan Belinda, R ERA: 4.81	(8, 1)	0.2		3	1	0	0	0	0	0	0	0	0	10	14	0.00	1.500					
Bill Landrum, R ERA: 1.61	(9, 1)	0.2	S	3	1	0	0	1	0	0	0	0	0	10	12	0.00	1.500					

San Diego Padres @ Pittsburgh Pirates
Three Rivers Stadium, Pittsburgh, PA
Fri Jun 07 1991, 7:05 PM EDT
Att: 25,095 - Cloudy - 74 F

AB 34
R 0
H 13
RBI 0
BB 1
SO 7
LOB 17



Batter	1	2	3	4	5	6	7	8	9	AB	R	H	RBI	BB	SO	LOB	BOTTOM				
Gary Redus, R OBP: 0.292, SLG: 0.224										3	0	1	0	0	0	0					
Orlando Merced, S OBP: 0.416, SLG: 0.495										1	0	0	0	0	1	0					
Jay Bell, R OBP: 0.305, SLG: 0.421										4	0	2	0	0	1	0					
Andy Van Slyke, L OBP: 0.346, SLG: 0.403										3	0	0	0	1	0	1					
Bobby Bonilla, S OBP: 0.386, SLG: 0.481										4	0	0	0	0	1	4					
Barry Bonds, L OBP: 0.352, SLG: 0.436										3	1	1	0	1	1	0					
Jeff King, R OBP: 0.336, SLG: 0.366										3	0	1	0	0	1	1					
Don Slaught, R OBP: 0.321, SLG: 0.370										3	0	2	1	0	0	2					
Jose Lind, R OBP: 0.288, SLG: 0.342										3	0	0	0	0	0	2					
Doug Drabek, R OBP: 0.222, SLG: 0.259										2	0	0	0	0	1	0					
Gary Varsho, L OBP: 0.310, SLG: 0.314										1	0	0	0	0	0	0					
Bob Patterson, R OBP: 0.231, SLG: 0.263										0	0	0	0	0	0	0					
Stan Belinda, R OBP: 0.231, SLG: 0.263										0	0	0	0	0	0	0					
Bill Landrum, R OBP: 0.231, SLG: 0.263										0	0	0	0	0	0	0					
Inning Stats	R: 0 E: 0 K: 0 S: 13	H: 1 LOB: 1 BB: 0 P: 21	R: 1 E: 0 K: 0 S: 5	H: 1 LOB: 0 BB: 1 P: 10	R: 0 E: 0 K: 0 S: 6	H: 0 LOB: 0 BB: 0 P: 11	R: 0 E: 0 K: 0 S: 9	H: 2 LOB: 2 BB: 0 P: 15	R: 0 E: 0 K: 1 S: 15	H: 2 LOB: 3 BB: 1 P: 23	R: 0 E: 0 K: 1 S: 11	H: 1 LOB: 0 BB: 0 P: 15	R: 0 E: 0 K: 2 S: 8	H: 0 LOB: 0 BB: 0 P: 12	R: 0 E: 0 K: 2 S: 9	H: 0 LOB: 0 BB: 0 P: 13	1B: 7 2B: 0 3B: 0 HR: 0	SF: 0 SAC: 0 DP: 1 HBP: 0	WP: 1 PB: 0 SB: 0 CS: 0	PA: 32	
PITCHER	IP	WLS	BF	H	R	ER	SO	BB	IBB	HBP	BLK	WP	HR	S	P	ERA	WHIP				
Bruce Hurst, L ERA: 2.99	(1, 1)	6.0	L	26	7	1	2	2	0	0	0	0	0	59	95	1.50	1.500				
Larry Andersen, R ERA: 0.71	(7, 1)	2.0		6	0	0	0	4	0	0	0	0	0	17	25	0.00	0.000				

San Diego Padres @ Pittsburgh Pirates
Three Rivers Stadium, Pittsburgh, PA
Fri Jun 07 1991, 7:05 PM EDT
Att: 25,095 - Cloudy - 74 F

AB 30
R 1
H 7
RBI 1
BB 2
SO 6
LOB 10



Batter	1	2	3	4	5	6	7	8	9	AB	R	H	RBI	BB	SO	LOB	TOP			
Thomas Howard, S (1, 8) OBP: 0.310, SLG: 0.329	F8		P1	F8		G6-3			1B	5	0	1	0	0	0	2	San Diego Padres @ Pittsburgh Pirates Three Rivers Stadium, Pittsburgh, PA Mon Jun 10 1991, 7:05 PM EDT Att: 10,512 - Cloudy - 80 F			
Tony Fernandez, S (1, 6) OBP: 0.369, SLG: 0.403	S WP BB		FC6	1B	G6-3	FC	G4-3		K	4	1	2	0	1	1					
Tony Gwynn, L (1, 9) OBP: 0.401, SLG: 0.519	F9		FC6	1-2	G6-3		G6-3		L8	5	0	0	0	0	4					
Fred McGriff, L (1, 3) OBP: 0.402, SLG: 0.519						K	FC	P6	1B	4	0	1	1	1	1	0				
Tim Teufel, R (1, 4) OBP: 0.278, SLG: 0.317	F8			2B WP	1B				E6	5	1	2	0	0	4					
Benito Santiago, R (1, 2)		G6-3		WP	1B		F9		L6	4	1	1	0	0	3					
Jerald Clark, R (1, 7)	F8			SH2-4	1B		F8		K	3	0	0	0	0	1	3				
Scott Coolbaugh, R (1, 5) OBP: 0.306, SLG: 0.365				2-3	3-H					4	0	2	1	0	1	0				
Jose Mota, S (8, FR) OBP: 0.294, SLG: 0.226	G5-3			1-2	3-H				1B	0	0	0	0	0	0	0				
Dennis Rasmussen, L (1, 1) Tom Lampkin, L (8, PH) Rich Rodriguez, L (8, 1)				K	SH2-4				F8	2	0	0	0	0	1	0				
Inning Stats	R: 0 E: 0 K: 0 S: 10	H: 0 LOB: 2 BB: 2 P: 22	R: 0 E: 0 K: 0 S: 10	H: 0 LOB: 0 BB: 0 P: 16	R: 0 E: 0 K: 1 S: 10	H: 1 LOB: 1 BB: 0 P: 13	R: 2 E: 0 K: 1 S: 15	H: 3 LOB: 2 BB: 0 P: 25	R: 1 E: 0 K: 0 S: 13	H: 2 LOB: 2 BB: 0 P: 18	R: 0 E: 0 K: 0 S: 6	H: 0 LOB: 0 BB: 0 P: 11	R: 0 E: 1 K: 1 S: 13	H: 1 LOB: 2 BB: 0 P: 19	R: 0 E: 0 K: 1 S: 13	H: 2 LOB: 2 BB: 0 P: 20	1B: 7 2B: 2 3B: 0 HR: 0	SF: 0 SAC: 1 DP: 0 HBP: 1	WP: 2 PB: 0 SB: 1 CS: 0	PA: 41
PITCHER	IP	WLS	BF	H	R	ER	SO	BB	IBB	HBP	BLK	WP	HR	S	P	ERA	WHIP			
Bob Walk, R (1, 1) ERA: 3.44	4.0	20	5	3	3	2	1	1	1	0	0	2	0	50	83	6.75	1.500			
Bob Patterson, L (5, 1) ERA: 5.32	0.1	3	1	0	0	0	0	0	0	0	0	0	0	6	8	0.00	3.000			
Vicente Palacios, R (5, 1) ERA: 2.99	3.0	W	10	0	0	0	1	0	0	0	0	0	0	19	29	0.00	0.000			
Bill Landrum, R (8, 1) ERA: 1.52	1.2	S	8	3	0	0	2	0	0	0	0	0	0	22	33	0.00	1.800			

AB	37
R	3
H	9
RBI	2
BB	2
SO	5
LOB	19




Batter	1	2	3	4	5	6	7	8	9	AB	R	H	RBI	BB	SO	LOB	BOTTOM			
Mitch Webster, S (1, 8) OBP: 0.287, SLG: 0.301	K									4	1	1	1	0	1	0	San Diego Padres @ Pittsburgh Pirates Three Rivers Stadium, Pittsburgh, PA Mon Jun 10 1991, 7:05 PM EDT Att: 10,512 - Cloudy - 80 F			
Andy Van Slyke, L (9, 8) OBP: 0.336, SLG: 0.390		F9								0	0	0	0	0	0	0				
Jay Bell, R (1, 6) OBP: 0.299, SLG: 0.407	L3		G6-3							4	0	0	0	0	1	0				
Lloyd McClendon, R (1, 3) OBP: 0.408, SLG: 0.581	E5									4	1	2	0	0	0	0				
Bobby Bonilla, S (1, 9) OBP: 0.383, SLG: 0.497										4	1	1	0	0	2	2				
Barry Bonds, L (1, 7) OBP: 0.355, SLG: 0.428										4	1	2	2	0	0	1				
Jeff King, R (1, 5) OBP: 0.336, SLG: 0.387										2	1	1	2	1	0	0				
Don Slaught, R (1, 2) OBP: 0.305, SLG: 0.351										3	0	0	0	0	2	2				
Jose Lind, R (1, 4) OBP: 0.280, SLG: 0.331										3	0	1	0	0	2	2				
Bob Walk, R (1, 1) OBP: 0.200, SLG: 0.500										1	0	0	0	0	0	0				
Bob Patterson, R (5, 1) ERA: 0.3										0	0	0	0	0	0	0				
Vicente Palacios, R (5, 1) OBP: 0.371, SLG: 0.071										2	0	0	0	0	1	1				
Bill Landrum, R (8, 1) ERA: 1.52										0	0	0	0	0	0	0				
Inning Stats	R: 4 E: 1 K: 2 S: 18	H: 3 LOB: 0 BB: 0 P: 29	R: 0 E: 0 K: 0 S: 8	H: 0 LOB: 0 BB: 0 P: 9	R: 0 E: 0 K: 0 S: 5	H: 1 LOB: 0 BB: 0 P: 7	R: 0 E: 0 K: 0 S: 3	H: 1 LOB: 1 BB: 1 P: 9	R: 0 E: 0 K: 1 S: 5	H: 0 LOB: 0 BB: 0 P: 6	R: 0 E: 0 K: 0 S: 10	H: 0 LOB: 0 BB: 0 P: 16	R: 0 E: 0 K: 2 S: 9	H: 1 LOB: 1 BB: 0 P: 15	R: 1 E: 0 K: 0 S: 10	H: 2 LOB: 1 BB: 0 P: 16	1B: 6 2B: 0 3B: 0 HR: 2	SF: 0 SAC: 0 DP: 2 HBP: 0	WP: 0 PB: 0 SB: 0 CS: 0	PA: 32
PITCHER	IP	WLS	BF	H	R	ER	SO	BB	IBB	HBP	BLK	WP	HR	S	P	ERA	WHIP			
Dennis Rasmussen, L (1, 1) ERA: 0.3	7.0	L	27	6	4	0	5	1	0	0	0	0	1	58	91	0.00	1.000			
Rich Rodriguez, L (8, 1) ERA: 2.41	1.0		5	2	1	1	0	0	0	0	0	0	1	10	16	9.00	2.000			


AB	31
R	5
H	8
RBI	5
BB	1
SO	5
LOB	8



Batter	1	2	3	4	5	6	7	8	9	AB	R	H	RBI	BB	SO	LOB	TOP					
Brett Butler, L OBP: 0.376, SLG: 0.333 (1, 8)										4	0	2	0	0	1	0	Los Angeles Dodgers @ Pittsburgh Pirates Three Rivers Stadium, Pittsburgh, PA Wed Jun 12 1991, 7:05 PM EDT Att: 21,898 - Sunny - 81 F					
Juan Samuel, R OBP: 0.381, SLG: 0.498 (1, 4)										3	0	0	0	1	0	1						
Darryl Strawberry, L OBP: 0.347, SLG: 0.409 (1, 9)										4	0	0	0	0	1	4						
Eddie Murray, S OBP: 0.348, SLG: 0.435 (1, 3)										4	0	1	0	0	1	1						
Kal Daniels, L OBP: 0.321, SLG: 0.415 (1, 7)										4	1	3	1	0	0	0						
Jose Gonzalez, R (9, PR)										0	0	0	0	0	0	0						
Lenny Harris, L OBP: 0.369, SLG: 0.375 (1, 5)										3	0	0	0	0	0	0						
Mike Scioscia, L OBP: 0.371, SLG: 0.408 (1, 2)										3	0	1	0	0	1	0						
Stan Javier, S (9, PH)										1	0	0	0	0	0	2						
Alfredo Griffin, S OBP: 0.267, SLG: 0.259 (1, 6)										3	0	2	0	0	0	0						
Gary Carter, R OBP: 0.290, SLG: 0.322 (9, PH)										1	0	0	0	0	0	2						
Mike Morgan, R OBP: 0.069, SLG: 0.069 (1, 1)										2	0	0	0	0	1	1						
Chris Gwynn, L OBP: 0.309, SLG: 0.333 (7, PH)										1	0	0	0	0	0	2						
Mike Hartley, R (7, 1)										0	0	0	0	0	0	0						
John Candelaria, L (8, 1)										0	0	0	0	0	0	0						
Inning Stats	R: 0 E: 0 K: 1 S: 5	H: 0 LOB: 0 BB: 0 P: 8	R: 0 E: 0 K: 0 S: 9	H: 0 LOB: 0 BB: 0 P: 14	R: 0 E: 0 K: 1 S: 15	H: 2 LOB: 3 BB: 1 P: 26	R: 1 E: 0 K: 1 S: 9	H: 1 LOB: 0 BB: 0 P: 13	R: 0 E: 0 K: 0 S: 7	H: 0 LOB: 0 BB: 0 P: 11	R: 0 E: 0 K: 0 S: 6	H: 2 LOB: 2 BB: 0 P: 10	R: 0 E: 0 K: 0 S: 7	H: 2 LOB: 1 BB: 0 P: 10	R: 0 E: 0 K: 1 S: 15	H: 1 LOB: 1 BB: 0 P: 22	R: 0 E: 0 K: 0 S: 5	H: 1 LOB: 2 BB: 0 P: 6	1B: 7 2B: 1 3B: 0 HR: 1	SF: 0 SAC: 1 DP: 1 HBP: 0	WP: 0 PB: 0 SB: 0 CS: 0	PA: 35
PITCHER	IP WLS BF H R ER SO BB IBB HBP BLK WP HR S P ERA WHIP																					
Doug Drabek, R ERA: 2.81 (1, 1)	7.0 W 27 7 1 1 4 1 0 0 0 0 1 58 92 1.29 1.143																					
Bob Patterson, L ERA: 5.04 (8, 1)	1.1 6 2 0 0 1 0 0 0 0 0 0 17 25 0.00 1.500																					
Bill Landrum, R ERA: 1.48 (9, 1)	0.2 S 2 0 0 0 0 0 0 0 0 0 0 3 3 0.00 0.000																					

Batter	1	2	3	4	5	6	7	8	9	AB	R	H	RBI	BB	SO	LOB	BOTTOM			
Orlando Merced, S OBP: 0.409, SLG: 0.474 (1, 3)										3	1	1	1	1	1	0	Los Angeles Dodgers @ Pittsburgh Pirates Three Rivers Stadium, Pittsburgh, PA Wed Jun 12 1991, 7:05 PM EDT Att: 21,898 - Sunny - 81 F			
Jay Bell, R OBP: 0.298, SLG: 0.414 (1, 6)										4	0	1	1	0	1	2				
Andy Van Slyke, L OBP: 0.335, SLG: 0.387 (1, 8)										4	0	1	0	0	0	1				
Bobby Bonilla, S OBP: 0.385, SLG: 0.498 (1, 9)										4	0	2	0	0	0	0				
Barry Bonds, L OBP: 0.362, SLG: 0.429 (1, 7)										2	0	1	0	2	0	0				
Jeff King, R OBP: 0.328, SLG: 0.376 (1, 5)										3	0	0	0	0	1	4				
Michael LaValliere, L OBP: 0.329, SLG: 0.331 (1, 2)										2	0	1	0	1	0	0				
Jose Lind, R OBP: 0.275, SLG: 0.325 (1, 4)										3	1	0	0	0	0	2				
Doug Drabek, R OBP: 0.207, SLG: 0.241 (1, 1)										2	0	0	0	0	1	1				
Gary Varsho, L OBP: 0.328, SLG: 0.308 (7, PH)										1	0	0	0	0	0	1				
Bob Patterson, R (8, 1)										0	0	0	0	0	0	0				
Bill Landrum, R (9, 1)										0	0	0	0	0	0	0				
Inning Stats	R: 0 E: 0 K: 2 S: 10	H: 0 LOB: 0 BB: 0 P: 14	R: 0 E: 0 K: 0 S: 7	H: 1 LOB: 0 BB: 0 P: 12	R: 2 E: 0 K: 1 S: 14	H: 3 LOB: 1 BB: 0 P: 22	R: 0 E: 0 K: 1 S: 8	H: 0 LOB: 0 BB: 0 P: 13	R: 0 E: 0 K: 0 S: 6	H: 0 LOB: 0 BB: 0 P: 8	R: 0 E: 0 K: 0 S: 10	H: 2 LOB: 3 BB: 1 P: 21	R: 0 E: 0 K: 0 S: 8	H: 0 LOB: 2 BB: 2 P: 20	R: 0 E: 0 K: 0 S: 3	H: 1 LOB: 1 BB: 1 P: 8	1B: 6 2B: 1 3B: 1 HR: 0	SF: 0 SAC: 0 DP: 1 HBP: 0	WP: 1 PB: 0 SB: 1 CS: 2	PA: 33
PITCHER	IP WLS BF H R ER SO BB IBB HBP BLK WP HR S P ERA WHIP																			
Mike Morgan, R ERA: 2.38 (1, 1)	6.0 L 24 6 2 2 4 1 0 0 0 0 1 55 90 3.00 1.167																			
Mike Hartley, R ERA: 2.65 (7, 1)	1.0 5 0 0 0 0 1 1 0 0 0 1 8 20 0.00 1.000																			
John Candelaria, L ERA: 1.29 (8, 1)	1.0 3 1 0 0 0 1 0 0 0 0 0 3 8 0.00 2.000																			

Batter	1	2	3	4	5	6	7	8	9	AB	R	H	RBI	BB	SO	LOB	TOP					
Brett Butler, L OBP: 0.369, SLG: 0.326 (1, 8)	G3		F7			K	G4-3		F8	5	0	0	0	0	1	3	Los Angeles Dodgers @ Pittsburgh Pirates Three Rivers Stadium, Pittsburgh, PA Thu Jun 13 1991, 3:33 AM EDT Att: 26,377 - Sunny - 76 F AB 33 R 3 H 7 RBI 3 BB 1 SO 7 LOB 16 					
Juan Samuel, R OBP: 0.375, SLG: 0.493 (1, 4)	P9		F8			1B 3B 1B		G6-3	4	1	1	0	0	0	0	0						
Darryl Strawberry, L OBP: 0.350, SLG: 0.411 (1, 9)	1B		F9			3B 1B		P4	4	1	2	0	0	0	0	0						
Eddie Murray, S OBP: 0.341, SLG: 0.426 (1, 3)	G1			G5-3		K		F7	4	0	0	0	0	1	3							
Stan Javier, S OBP: 0.253, SLG: 0.315 (1, 7)		1B BB		G5-3		1-H 2-H 3B		FC1-5 HBP 1B	3	0	2	2	1	0	0							
Lenny Harris, L OBP: 0.366, SLG: 0.367 (1, 5)	K			K		P4		FC1-5 HBP 1B	3	1	0	0	0	2	2							
Mike Scioscia, L OBP: 0.368, SLG: 0.400 (1, 2)	K				G6-3		S SH1-3 HBP	FC1-5 1B	3	0	0	0	0	1	3							
Alfredo Griffin, S OBP: 0.275, SLG: 0.268 (1, 6)					G5-3		SH1-3	1-2 2-H 1B	3	0	2	1	0	0	0							
Tim Belcher, R OBP: 0.116, SLG: 0.154 (7, PH)					F8			F8	2	0	0	0	0	1	2							
Mike Sharperson, R OBP: 0.277, SLG: 0.175 (7, 1)									1	0	0	0	0	1	1							
John Cantelaria, L OBP: 0.290, SLG: 0.175 (7, 1)									0	0	0	0	0	0	0							
Jim Gott, R OBP: 0.290, SLG: 0.175 (8, 1)									0	0	0	0	0	0	0							
Gary Carter, R OBP: 0.290, SLG: 0.175 (9, PH)									1	0	0	0	0	0	2							
Jay Howell, R OBP: 0.290, SLG: 0.175 (9, 1)									0	0	0	0	0	0	0							
Inning Stats	R: 0 E: 0 K: 0 S: 10	H: 1 LOB: 1 BB: 0 P: 18	R: 0 E: 0 K: 3 S: 12	H: 1 LOB: 2 BB: 1 P: 21	R: 0 E: 0 K: 0 S: 5	H: 0 LOB: 0 BB: 0 P: 8	R: 0 E: 0 K: 1 S: 6	H: 0 LOB: 0 BB: 0 P: 10	R: 0 E: 0 K: 0 S: 8	H: 0 LOB: 0 BB: 0 P: 13	R: 2 E: 0 K: 2 S: 20	H: 3 LOB: 1 BB: 0 P: 25	R: 0 E: 0 K: 1 S: 7	H: 0 LOB: 1 BB: 0 P: 8	R: 0 E: 0 K: 0 S: 7	H: 0 LOB: 0 BB: 0 P: 7	R: 1 E: 0 K: 0 S: 10	H: 2 LOB: 2 BB: 0 P: 13	1B: 6 2B: 2 3B: 1 HR: 0	SF: 0 SAC: 1 DP: 0 HBP: 2	WP: 0 PB: 0 SB: 1 CS: 0	PA: 37
PITCHER Randy Tomlin, L ERA: 3.54 (1, 1)	IP: 9.0 WLS: L BF: 37	H: 7 R: 3 ER: 3 SO: 7	BB: 1 IBB: 0 HBP: 2 BLK: 0	WP: 0 HR: 0 S: 85 P: 123	ERA: 3.00 WHIP: 0.889	PITCHER IP WLS BF H R ER SO BB IBB HBP BLK WP HR S P ERA WHIP																

Batter	1	2	3	4	5	6	7	8	9	AB	R	H	RBI	BB	SO	LOB	BOTTOM					
Orlando Merced, S OBP: 0.401, SLG: 0.463 (1, 3)	G4-3	G4-3				FC6-4 BB E 1B			F8	5	1	1	0	0	1	3	Los Angeles Dodgers @ Pittsburgh Pirates Three Rivers Stadium, Pittsburgh, PA Thu Jun 13 1991, 3:33 AM EDT Att: 26,377 - Sunny - 76 F AB 33 R 2 H 6 RBI 1 BB 5 SO 9 LOB 24 					
Jay Bell, R OBP: 0.309, SLG: 0.423 (1, 6)	CS 1B			BB BB		FC6-4 BB	F8		P4	3	0	2	0	2	0	0						
Andy Van Slyke, L OBP: 0.329, SLG: 0.379 (1, 8)	K			F9		K		F8	4	0	0	0	0	2	5							
Bobby Bonilla, S OBP: 0.387, SLG: 0.500 (1, 5)		1B 2B		K		FC6-4 E		IBB	3	1	1	0	1	1	3							
Barry Bonds, L OBP: 0.365, SLG: 0.427 (1, 7)		1B S 1B				E6		G4-3	3	0	1	0	1	0	3							
Michael LaValliere, L OBP: 0.329, SLG: 0.325 (8, PH)										2	0	0	0	1	0	4						
Gary Redus, R OBP: 0.290, SLG: 0.241 (9, PH)										1	0	0	0	0	1	0						
Don Slaught, R OBP: 0.305, SLG: 0.351 (9, 2)										0	0	0	0	0	0	0						
Gary Varsho, L OBP: 0.323, SLG: 0.304 (1, 9)					G4-3					4	0	1	1	0	0	0						
Curtis Wilkerson, S OBP: 0.278, SLG: 0.274 (8, PH)										4	0	0	0	0	2	3						
Jose Lind, R OBP: 0.275, SLG: 0.325 (9, 4)					G3					0	0	0	0	0	0	0						
Randy Tomlin, L OBP: 0.200, SLG: 0.200 (1, 1)					G4-3					3	0	0	0	0	2	3						
Mitch Webster, S OBP: 0.284, SLG: 0.298 (9, PH)										1	0	0	0	0	0	0						
Inning Stats	R: 0 E: 0 K: 1 S: 9	H: 1 LOB: 0 BB: 0 P: 17	R: 1 E: 0 K: 2 S: 16	H: 3 LOB: 3 BB: 1 P: 27	R: 0 E: 0 K: 1 S: 7	H: 0 LOB: 2 BB: 2 P: 19	R: 0 E: 0 K: 0 S: 9	H: 0 LOB: 0 BB: 0 P: 15	R: 1 E: 1 K: 1 S: 16	H: 1 LOB: 2 BB: 1 P: 33	R: 0 E: 0 K: 1 S: 5	H: 0 LOB: 0 BB: 0 P: 7	R: 0 E: 0 K: 1 S: 8	H: 1 LOB: 2 BB: 1 P: 16	R: 0 E: 0 K: 2 S: 8	H: 0 LOB: 0 BB: 0 P: 12	R: 0 E: 0 K: 0 S: 6	H: 0 LOB: 0 BB: 0 P: 8	1B: 4 2B: 2 3B: 0 HR: 0	SF: 0 SAC: 0 DP: 0 HBP: 0	WP: 0 PB: 0 SB: 1 CS: 1	PA: 38
PITCHER Tim Belcher, R ERA: 2.52 John Cantelaria, L ERA: 1.2 Jim Gott, R ERA: 2.92 Jay Howell, R ERA: 3.03 (1, 1)	IP: 6.0 WLS: 27 BF: 27	H: 5 R: 2 ER: 1 SO: 6	BB: 4 IBB: 0 HBP: 0 BLK: 0	WP: 0 HR: 0 S: 62 P: 118	ERA: 1.50 WHIP: 1.500	PITCHER IP WLS BF H R ER SO BB IBB HBP BLK WP HR S P ERA WHIP																

Batter	1	2	3	4	5	6	7	8	9	AB	R	H	RBI	BB	SO	LOB	TOP								
Orlando Merced, S OBP: 0.397, SLG: 0.456	F8		1-1 1B	1-2 F9			1-1 G4-3			4	0	1	0	0	0	1	Pittsburgh Pirates @ San Francisco Giants Candlestick Park, San Francisco, CA Fri Jun 14 1991, 10:05 PM EDT Att: 17,333 - Sunny - 61 F								
Jay Bell, R OBP: 0.308, SLG: 0.417	2-1 FC6-4 HBP		1-3 K		0-0 G5-3			1-3 K		3	0	0	0	0	2	2									
Andy Van Slyke, L OBP: 0.326, SLG: 0.375 Jose Lind, R OBP: 0.272, SLG: 0.321	1-2 FC6-4 BB		3-3 K	1-2 G6-3				0-3 K		2	0	0	0	0	1	3									
Bobby Bonilla, S OBP: 0.388, SLG: 0.495	4-0 BB		0-0 L7		2-0 F8			4-1 BB		2	0	0	0	2	0	2									
Barry Bonds, L OBP: 0.363, SLG: 0.420	0-3 K			4-1 S 1B BB			2-1 F9		0-0 P3	3	1	0	0	1	1	3									
Mitch Webster, S OBP: 0.273, SLG: 0.284		0-0 F7		1-2 P2			0-0 G4-3		2-3 K	4	0	0	0	0	1	1									
Michael LaValliere, L OBP: 0.332, SLG: 0.318 Gary Redus, R OBP: 0.293, SLG: 0.239		1-2 L8		2-1 P6			2-3 K		3-2 F8	3	0	0	0	0	1	1									
Curtis Wilkerson, S OBP: 0.280, SLG: 0.276 Lloyd McClendon, R OBP: 0.400, SLG: 0.568		1-2 F7		1-1 2B 1B			1-0 G5-3		3-2 F7	3	1	1	1	0	0	0									
Zane Smith, L OBP: 0.357, SLG: 0.423			0-2 1B	0-0 1B			2-1 G4-3			3	0	2	1	0	0	0									
Inning Stats	R: 0 E: 0 K: 1 S: 12	H: 0 LOB: 2 BB: 1 P: 20	R: 0 E: 0 K: 0 S: 7	H: 0 LOB: 0 BB: 0 P: 9	R: 0 E: 0 K: 2 S: 15	H: 2 LOB: 2 BB: 0 P: 20	R: 2 E: 0 K: 0 S: 12	H: 2 LOB: 1 BB: 1 P: 21	R: 0 E: 0 K: 0 S: 4	H: 0 LOB: 0 BB: 0 P: 9	R: 0 E: 0 K: 1 S: 7	H: 0 LOB: 0 BB: 0 P: 11	R: 0 E: 0 K: 0 S: 5	H: 0 LOB: 0 BB: 0 P: 9	R: 0 E: 0 K: 2 S: 9	H: 0 LOB: 1 BB: 1 P: 14		R: 0 E: 0 K: 1 S: 11	H: 0 LOB: 0 BB: 0 P: 19	1B: 3 2B: 1 3B: 0 HR: 0	SF: 0 SAC: 0 DP: 0 HBP: 1	WP: 0 PB: 0 SB: 1 CS: 0	PA: 35		
PITCHER	IP	WLS	BF	H	R	ER	SO	BB	IBB	HBP	BLK	WP	HR	S	P	ERA	WHIP								
John Burkett, R ERA: 3.32	(1, 1)	7.0	28	4	2	2	4	2	0	1	0	0	0	62	99	2.57	0.857								
Francisco Oliveras, R ERA: 2.32	(8, 1)	1.0	W	4	0	0	2	1	0	0	0	0	0	9	14	0.00	1.000								
Dave Righetti, L ERA: 4.06	(9, 1)	1.0	S	3	0	0	1	0	0	0	0	0	0	11	19	0.00	0.000								

AB	31
R	2
H	4
RBI	2
BB	3
SO	7
LOB	13



Batter	1	2	3	4	5	6	7	8	9	AB	R	H	RBI	BB	SO	LOB	BOTTOM								
Mike Felder, S OBP: 0.337, SLG: 0.386	G5-3		1-0 1B SH3		0-2 G6-3		2-1 G6-3			4	0	1	0	0	0	0	Pittsburgh Pirates @ San Francisco Giants Candlestick Park, San Francisco, CA Fri Jun 14 1991, 10:05 PM EDT Att: 17,333 - Sunny - 61 F								
Robby Thompson, R OBP: 0.339, SLG: 0.429	2-1 G6-3		0-0 SH3		1-1 G6-3			2-3 K		3	0	0	0	0	1	0									
Willie McGee, S OBP: 0.360, SLG: 0.465	0-1 G3-1		0-0 1B		0-1 F9			2-0 HR		4	1	2	1	0	0	0									
Matt Williams, R OBP: 0.272, SLG: 0.394		2-1 1B SF8	4-0 1B G6-4-3		1-2 F7			1-1 FC5-4 1B		3	1	2	0	1	0	0									
Kevin Bass, S OBP: 0.310, SLG: 0.347		0-0 SF8	1-2 G6-4-3		4-2 G4-3			0-1 FC5-4		3	1	1	0	1	0	4									
Greg Litton, R OBP: 0.228, SLG: 0.263		1-1 E6		1-2 G1-4-3			0-1 G4-3		1-1 L6	4	0	0	0	0	0	4									
Steve Decker, R OBP: 0.244, SLG: 0.331		2-0 SF8		0-3 K			1-2 L1			2	0	0	1	0	1	1									
Jose Uribe, S OBP: 0.268, SLG: 0.259		3-1 1B		0-0 FC6-4 1B			1-3 K			3	0	2	1	0	1	0									
John Burkett, R OBP: 0.160, SLG: 0.167 Dave Anderson, R OBP: 0.349, SLG: 0.385 Francisco Oliveras, R OBP: 0.333, SLG: 0.333 Dave Righetti, L	(1, 1)	(7, PH)	(8, 1)	(9, 1)			0-1 G5-3			2	0	0	0	0	0	2									
Inning Stats	R: 0 E: 0 K: 0 S: 7	H: 3 LOB: 1 BB: 0 P: 18	R: 2 E: 1 K: 0 S: 10	H: 3 LOB: 1 BB: 0 P: 18	R: 0 E: 0 K: 1 S: 9	H: 1 LOB: 1 BB: 0 P: 10	R: 0 E: 0 K: 0 S: 7	H: 0 LOB: 0 BB: 1 P: 8	R: 0 E: 0 K: 0 S: 12	H: 0 LOB: 1 BB: 1 P: 18	R: 0 E: 0 K: 1 S: 6	H: 0 LOB: 0 BB: 0 P: 11	R: 1 E: 0 K: 1 S: 11	H: 2 LOB: 1 BB: 0 P: 16	1B: 6 2B: 1 3B: 0 HR: 1	SF: 1 SAC: 1 DP: 1 HBP: 0		WP: 0 PB: 0 SB: 0 CS: 1	PA: 33						
PITCHER	IP	WLS	BF	H	R	ER	SO	BB	IBB	HBP	BLK	WP	HR	S	P	ERA	WHIP								
Zane Smith, L ERA: 2.78	(1, 1)	8.0	L	8	3	2	3	1	1	0	0	0	1	68	104	2.25	1.125								

AB	29
R	3
H	8
RBI	3
BB	2
SO	3
LOB	11




Batter	1	2	3	4	5	6	7	8	9	AB	R	H	RBI	BB	SO	LOB	TOP			
Gary Redus, R OBP: 0.282, SLG: 0.228										4	0	0	0	0	0	1	Pittsburgh Pirates @ San Francisco Giants Candlestick Park, San Francisco, CA Sat Jun 15 1991, 6:33 AM EDT Att: 31,807 - Sunny - 66 F			
Jay Bell, R OBP: 0.316, SLG: 0.425 Bob Kipper, R										3	0	2	0	1	0	0				
Mitch Webster, S OBP: 0.262, SLG: 0.272										4	0	0	0	0	1	4				
Bobby Bonilla, S OBP: 0.382, SLG: 0.486										4	0	0	0	0	1	2				
Lloyd McClendon, R OBP: 0.370, SLG: 0.521										4	0	0	0	0	0	0				
Don Slaught, R OBP: 0.302, SLG: 0.358										4	0	1	0	0	0	0				
Joe Redfield, R										3	0	0	0	1	0	1				
Jose Lind, R OBP: 0.273, SLG: 0.317										2	0	0	0	1	0	2				
John Smiley, L OBP: 0.250, SLG: 0.217 Stan Belinda, R OBP: 0.400, SLG: 0.600 Neal Heaton, L OBP: 0.277, SLG: 0.273 Curtis Wilkerson, S										2	0	0	0	0	1	2				
Inning Stats	R: 0 E: 0 K: 3 S: 11	H: 1 LOB: 1 BB: 0 P: 16	R: 0 E: 0 K: 1 S: 9	H: 1 LOB: 2 BB: 1 P: 18	R: 0 E: 0 K: 0 S: 8	H: 0 LOB: 0 BB: 0 P: 11	R: 0 E: 0 K: 0 S: 7	H: 0 LOB: 0 BB: 0 P: 13	R: 0 E: 0 K: 0 S: 10	H: 0 LOB: 1 BB: 1 P: 14	R: 0 E: 0 K: 0 S: 6	H: 0 LOB: 0 BB: 0 P: 7	R: 0 E: 0 K: 0 S: 11	H: 1 LOB: 2 BB: 1 P: 20	R: 0 E: 1 K: 0 S: 9	H: 0 LOB: 1 BB: 0 P: 14		1B: 1 2B: 2 3B: 0 HR: 0	SF: 0 SAC: 0 DP: 0 HBP: 0	WP: 1 PB: 0 SB: 0 CS: 0
PITCHER Mike Remlinger, L ERA:	IP: 9.0 WLS: W BF: 34 H: 3 R: 0 ER: 0 SO: 4 BB: 3 IBB: 0 HBP: 0 BLK: 0 WP: 1 HR: 0 S: 77 P: 127 ERA: 0.00 WHIP: 0.667																			

AB	31
R	0
H	3
RBI	0
BB	3
SO	4
LOB	13



Batter	1	2	3	4	5	6	7	8	9	AB	R	H	RBI	BB	SO	LOB	BOTTOM			
Mike Felder, S OBP: 0.340, SLG: 0.389										4	1	2	0	0	0	1	Pittsburgh Pirates @ San Francisco Giants Candlestick Park, San Francisco, CA Sat Jun 15 1991, 6:33 AM EDT Att: 31,807 - Sunny - 66 F			
Robby Thompson, R OBP: 0.338, SLG: 0.430										4	1	1	1	0	3	1				
Willie McGee, S OBP: 0.366, SLG: 0.470										4	1	3	1	0	0	1				
Matt Williams, R OBP: 0.272, SLG: 0.404										4	1	1	2	0	0	2				
Kevin Bass, S OBP: 0.306, SLG: 0.342										3	0	0	0	0	1	0				
Dave Anderson, R OBP: 0.339, SLG: 0.374										3	0	0	0	0	2	0				
Steve Decker, R OBP: 0.239, SLG: 0.325										3	0	0	0	0	0	0				
Jose Uribe, S OBP: 0.270, SLG: 0.261										3	0	1	0	0	0	0				
Mike Remlinger, L										2	0	0	0	0	1	0				
Inning Stats	R: 0 E: 0 K: 1 S: 11	H: 1 LOB: 1 BB: 0 P: 17	R: 0 E: 0 K: 1 S: 6	H: 0 LOB: 0 BB: 0 P: 10	R: 4 E: 0 K: 2 S: 14	H: 4 LOB: 0 BB: 0 P: 20	R: 0 E: 0 K: 0 S: 4	H: 0 LOB: 0 BB: 0 P: 9	R: 0 E: 0 K: 1 S: 12	H: 1 LOB: 1 BB: 0 P: 18	R: 0 E: 0 K: 1 S: 7	H: 0 LOB: 0 BB: 0 P: 10	R: 0 E: 0 K: 1 S: 8	H: 1 LOB: 1 BB: 0 P: 9	R: 0 E: 0 K: 1 S: 7	H: 1 LOB: 0 BB: 0 P: 10		1B: 6 2B: 1 3B: 0 HR: 1	SF: 0 SAC: 1 DP: 1 HBP: 0	WP: 0 PB: 0 SB: 2 CS: 0
PITCHER John Smiley, L ERA: 3.62 Stan Belinda, R ERA: 4.28 Neal Heaton, L ERA: 2.3 Bob Kipper, L ERA: 7.54	IP: 5.0 WLS: L BF: 21 H: 6 R: 4 ER: 4 SO: 5 BB: 0 IBB: 0 HBP: 0 BLK: 0 WP: 0 HR: 1 S: 47 P: 74 ERA: 7.20 WHIP: 1.200																			

AB	30
R	4
H	8
RBI	4
BB	0
SO	7
LOB	5



Batter	1	2	3	4	5	6	7	8	9	AB	R	H	RBI	BB	SO	LOB	TOP				
Gary Redus, R OBP: 0.280, SLG: 0.229 (1, 3)	F8		P4			SH1-4 3B 1B	K			4	1	1	0	0	1	0	Pittsburgh Pirates @ San Francisco Giants Candlestick Park, San Francisco, CA Sun Jun 16 1991, 10:05 PM EDT Att: 27,634 - Sunny - 63 F				
Jay Bell, R OBP: 0.316, SLG: 0.438 (1, 6)	G6-3			HR		SH1-4		G6-3		3	1	1	1	0	0	0					
Mitch Webster, S OBP: 0.262, SLG: 0.292 (1, 8)	G3			F9		2B 3B		P6		4	1	1	1	0	0	0					
Bobby Bonilla, S OBP: 0.380, SLG: 0.486 (1, 5)		G3-1		F8		1B 2B		P7		4	1	1	1	0	0	0					
Barry Bonds, L OBP: 0.365, SLG: 0.418 (1, 7)		F9		G6-3		3-H 2B		FC1-6 BB		3	0	1	1	1	0	0					
Lloyd McClendon, R OBP: 0.362, SLG: 0.500 (1, 9)					G5-3	K		FC1-6 G5-4-3		4	0	1	0	0	1	2					
Don Slaught, R OBP: 0.300, SLG: 0.345 (1, 2)		1B				L1		G5-4-3		3	0	0	0	1	0	3					
Jose Lind, R OBP: 0.269, SLG: 0.311 (1, 4)			G4-3		F9		L4			3	0	0	0	0	0	1					
Bob Walk, R OBP: 0.167, SLG: 0.417 Bob Patterson, R (6, 1)			G4-3		K		K			2	0	0	0	0	1	1					
Bill Landrum, R (9, 1)										1	0	0	0	0	1	0					
Inning Stats	R: 0 E: 0 K: 0 S: 9	H: 0 LOB: 0 BB: 0 P: 13	R: 0 E: 0 K: 0 S: 9	H: 1 LOB: 1 BB: 0 P: 12	R: 0 E: 0 K: 0 S: 10	H: 0 LOB: 0 BB: 0 P: 13	R: 1 E: 0 K: 0 S: 10	H: 1 LOB: 1 BB: 1 P: 14	R: 0 E: 0 K: 1 S: 6	H: 0 LOB: 1 BB: 1 P: 12	R: 3 E: 0 K: 2 S: 12	H: 4 LOB: 0 BB: 0 P: 19	R: 0 E: 0 K: 2 S: 9	H: 0 LOB: 0 BB: 0 P: 12	R: 0 E: 0 K: 0 S: 3	H: 0 LOB: 0 BB: 1 P: 8	1B: 3 2B: 1 3B: 1 HR: 1	SF: 0 SAC: 1 DP: 1 HBP: 0	WP: 0 PB: 0 SB: 2 CS: 0	PA: 34	
PITCHER	IP	WLS	BF	H	R	ER	SO	BB	IBB	HBP	BLK	WP	HR	S	P	ERA	WHIP				
Bud Black, L ERA: 3.66 (1, 1)	7.0	L	28	6	4	4	4	1	0	0	0	0	1	65	95	5.14	1.000				
Kelly Downs, R ERA: 4.23 (8, 1)	1.0		3	0	0	0	0	0	0	0	0	0	0	7	11	0.00	0.000				
Jose Segura, R ERA: 4.09 (9, 1)	1.0		3	0	0	0	0	1	0	0	0	0	0	3	8	0.00	1.000				

AB	31
R	4
H	6
RBI	4
BB	2
SO	4
LOB	7



Batter	1	2	3	4	5	6	7	8	9	AB	R	H	RBI	BB	SO	LOB	BOTTOM					
Mike Felder, S OBP: 0.333, SLG: 0.380 (1, 9)	G6-3		G4-3			P3		B5-3		4	0	0	0	0	0	0	Pittsburgh Pirates @ San Francisco Giants Candlestick Park, San Francisco, CA Sun Jun 16 1991, 10:05 PM EDT Att: 27,634 - Sunny - 63 F					
Willie McGee, S OBP: 0.360, SLG: 0.462 (1, 8)	E3			G4-3		K		G6-3		4	0	0	0	0	1	0						
Will Clark, L OBP: 0.352, SLG: 0.478 Greg Litton, R OBP: 0.238, SLG: 0.273 (7, 3)	K			G4-3		K		2B 1B		3	0	0	0	0	2	1						
Matt Williams, R OBP: 0.271, SLG: 0.406 (1, 5)	G6-3			F9		K		1B 2B		4	1	1	0	0	1	1						
Mark Leonard, L OBP: 0.326, SLG: 0.476 (1, 7)					K		2B	1B 1B		4	0	3	2	0	1	0						
Robby Thompson, R OBP: 0.336, SLG: 0.431 (1, 4)				G5-4-3		2B 2B		F9		4	1	1	0	0	0	3						
Terry Kennedy, L OBP: 0.271, SLG: 0.325 Steve Decker, R OBP: 0.242, SLG: 0.327 (7, PH) (8, 2)	P7				2B		P3	1B		2	0	1	1	0	0	0						
Jose Uribe, S OBP: 0.265, SLG: 0.256 Dave Anderson, R OBP: 0.333, SLG: 0.367 (8, PH) (9, 6)			F6		P5			G5-3	G6-3	2	0	0	0	0	0	1						
Bud Black, L OBP: 0.257, SLG: 0.286 Kelly Downs, R (8, 1)			G5-3		G4-3			G5-3		2	0	0	0	0	0	0						
Kevin Bass, S OBP: 0.305, SLG: 0.340 Jose Segura, R (9, 1)										1	0	0	0	0	0	0						
Inning Stats	R: 0 E: 1 K: 1 S: 9	H: 0 LOB: 1 BB: 0 P: 15	R: 0 E: 0 K: 0 S: 8	H: 1 LOB: 0 BB: 0 P: 12	R: 0 E: 0 K: 0 S: 8	H: 0 LOB: 0 BB: 0 P: 10	R: 0 E: 0 K: 0 S: 6	H: 0 LOB: 0 BB: 0 P: 9	R: 1 E: 0 K: 1 S: 11	H: 2 LOB: 1 BB: 0 P: 19	R: 0 E: 0 K: 2 S: 9	H: 0 LOB: 0 BB: 0 P: 14	R: 0 E: 0 K: 1 S: 10	H: 1 LOB: 1 BB: 0 P: 15	R: 0 E: 0 K: 0 S: 5	H: 0 LOB: 0 BB: 0 P: 5	R: 2 E: 0 K: 0 S: 15	H: 4 LOB: 2 BB: 0 P: 21	1B: 4 2B: 4 3B: 0 HR: 0	SF: 0 SAC: 0 DP: 1 HBP: 0	WP: 0 PB: 0 SB: 0 CS: 0	PA: 35
PITCHER	IP	WLS	BF	H	R	ER	SO	BB	IBB	HBP	BLK	WP	HR	S	P	ERA	WHIP					
Bob Walk, R ERA: 3.23 (1, 1)	5.0	W	18	3	1	1	2	0	0	0	0	0	0	42	65	1.80	0.600					
Bob Patterson, L ERA: 4.5 (6, 1)	3.0		10	1	0	0	3	0	0	0	0	0	0	24	34	0.00	0.333					
Bill Landrum, R ERA: 2.01 (9, 1)	1.0	S	7	4	2	2	0	0	0	0	0	0	0	15	21	18.00	4.000					

AB	35
R	3
H	8
RBI	3
BB	0
SO	5
LOB	10



Batter	1	2	3	4	5	6	7	8	9	AB	R	H	RBI	BB	SO	LOB	TOP					
Gary Redus, R OBP: 0.297, SLG: 0.300 (1, 3)	1-1 2B 1B 2B		2-1 HR		2-1 G4-3			0-0 G6-3 2B		4	2	3	1	0	0	0	Pittsburgh Pirates @ San Diego Padres Jack Murphy Stadium, San Diego, CA Mon Jun 17 1991, 10:05 PM EDT Att: 15,951 - Cloudy - 75 F					
Jay Bell, R OBP: 0.315, SLG: 0.439 (1, 6)	0-1 1B 2B		1-2 L8		2-2 P4			1-0 G6-3		4	1	1	0	0	0	1						
Mitch Webster, S OBP: 0.252, SLG: 0.280 (1, 8)	1-3 K		2-3 K			0-3 K		2-1 G4-3		4	0	0	0	0	3	3						
Lloyd McClendon, R OBP: 0.371, SLG: 0.500 (1, 9)	2-2 1B			2-2 L9		1-0 1B		2-2 G5-3		4	0	2	2	0	0	1						
Barry Bonds, L OBP: 0.368, SLG: 0.422 (1, 7)	3-3 K			4-2 1B BB		0-0 F9			2-2 2B	3	0	1	0	1	1	2						
Don Slaught, R OBP: 0.287, SLG: 0.330 Vicente Palacios, R OBP: 0.071, SLG: 0.071 (1, 2) (9, 1)		1-2 G6-3		1-0 F9		1-2 P4			1-3 K	4	0	0	0	0	1	3						
Joe Redfield, R OBP: 0.250, SLG: 0.143 (1, 5)		3-2 L4		0-1 1B			1-0 G5-3		1-0 G5-3	4	0	1	0	0	0	1						
Jose Lind, R OBP: 0.263, SLG: 0.304 (1, 4)		0-3 K		0-0 G6-3			1-0 G6-3		2-2 G6-3	4	0	0	0	0	1	3						
Doug Drabek, R OBP: 0.188, SLG: 0.219 Bob Kipper, R Stan Belinda, R Michael LaValliere, L OBP: 0.322, SLG: 0.318 (1, 1) (8, 1) (8, 1) (9, 2)			1-2 G6-3		1-3 K		0-0 L7			3	0	0	0	0	1	0						
Inning Stats	R: 2 E: 0 K: 2 S: 13	H: 3 LOB: 0 BB: 0 P: 20	R: 0 E: 0 K: 1 S: 9	H: 0 LOB: 0 BB: 0 P: 13	R: 1 E: 0 K: 1 S: 14	H: 1 LOB: 0 BB: 0 P: 20	R: 0 E: 0 K: 0 S: 10	H: 1 LOB: 2 BB: 1 P: 17	R: 0 E: 0 K: 1 S: 8	H: 1 LOB: 1 BB: 0 P: 10	R: 0 E: 0 K: 0 S: 3	H: 0 LOB: 0 BB: 0 P: 5	R: 0 E: 0 K: 0 S: 7	H: 1 LOB: 1 BB: 0 P: 12	R: 0 E: 0 K: 1 S: 10	H: 1 LOB: 1 BB: 0 P: 16		1B: 3 2B: 4 3B: 0 HR: 1	SF: 0 SAC: 0 DP: 0 HBP: 0	WP: 0 PB: 0 SB: 0 CS: 0	PA: 35	
PITCHER	IP	WLS	BF	H	R	ER	SO	BB	IBB	HBP	BLK	WP	HR	S	P	ERA	WHIP					
Bruce Hurst, L ERA: 2.99 Mike Maddux, R ERA: 2.91	(1, 1) (8, 1)	7.0 2.0	L 8	27 2	6 0	3 0	3 0	6 1	0 0	0 0	0 0	0 0	1 0	0 0	17 28	100 28	3.86 0.00	1.000 1.000				

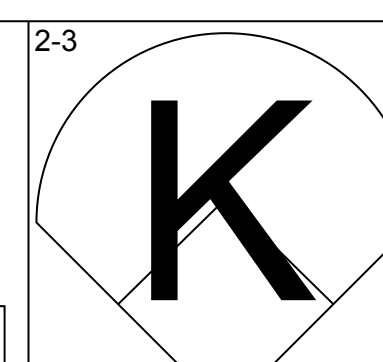
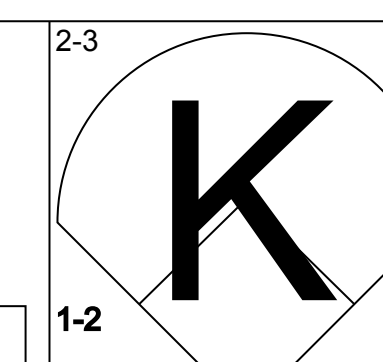
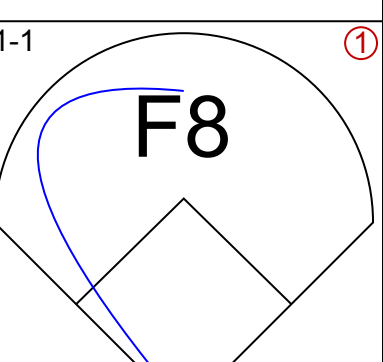
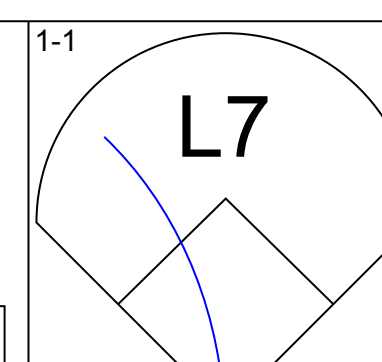
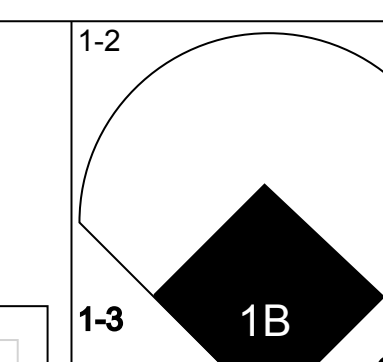
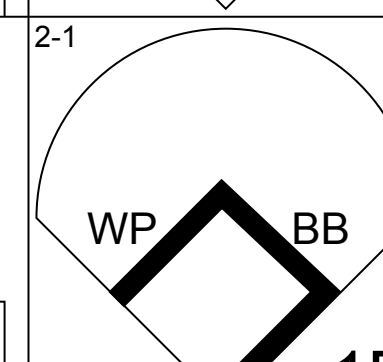
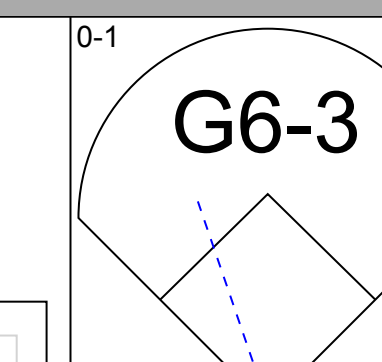
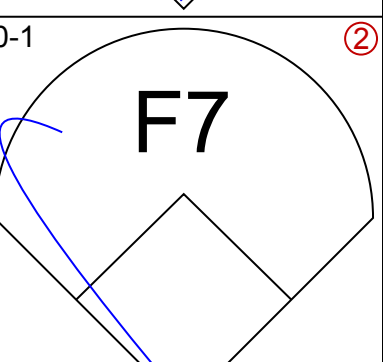
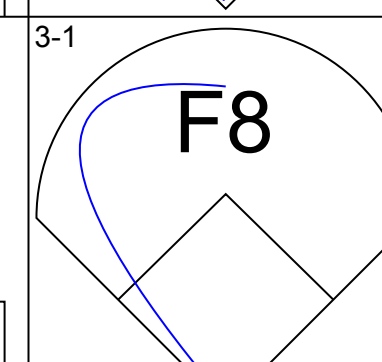
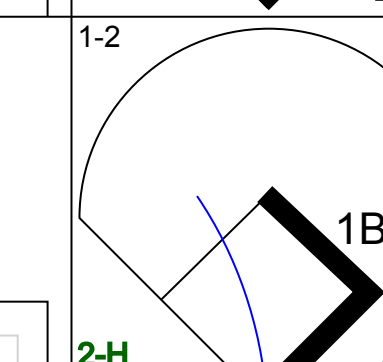
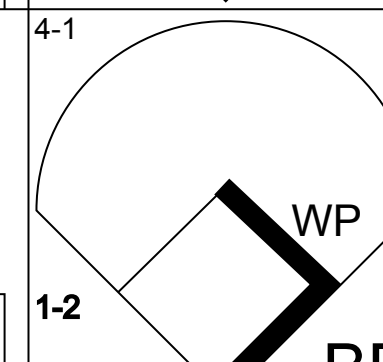
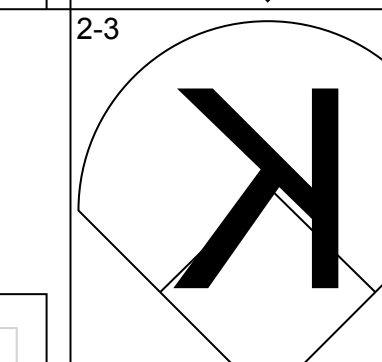
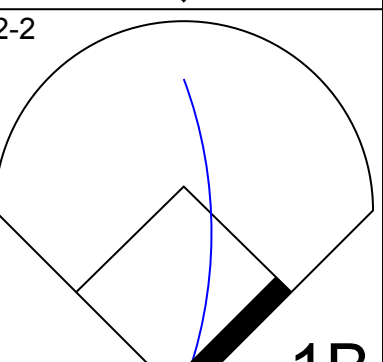
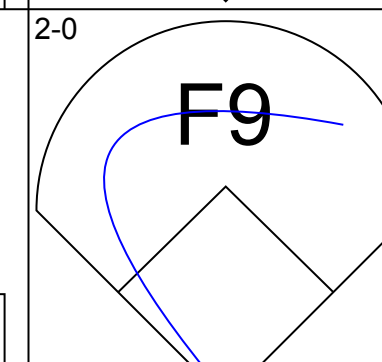
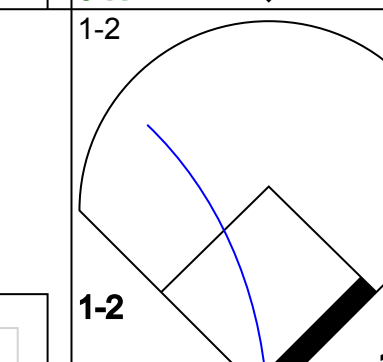
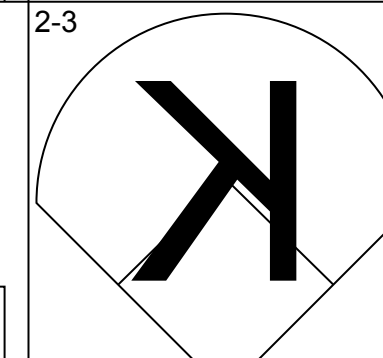
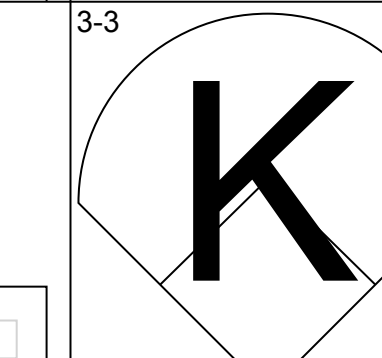
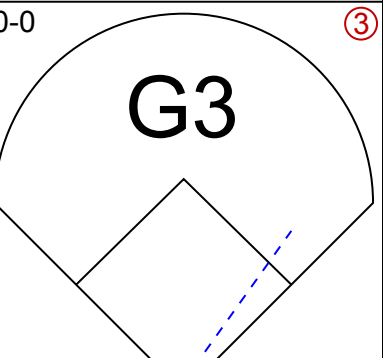
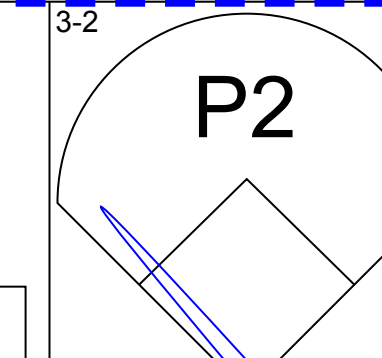
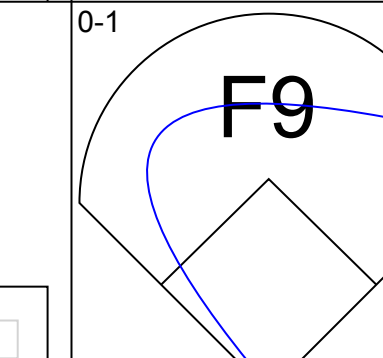
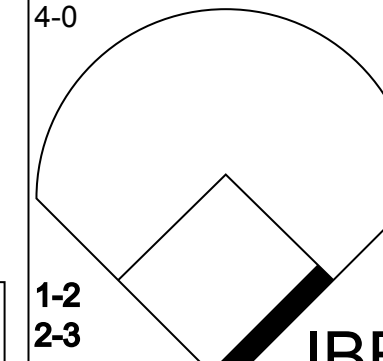
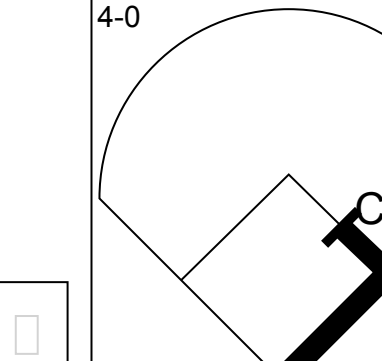
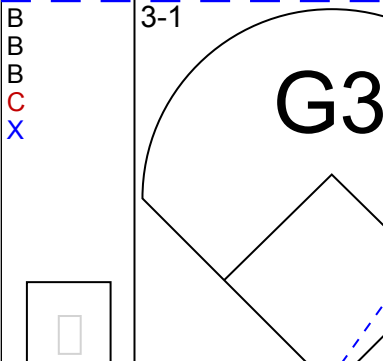
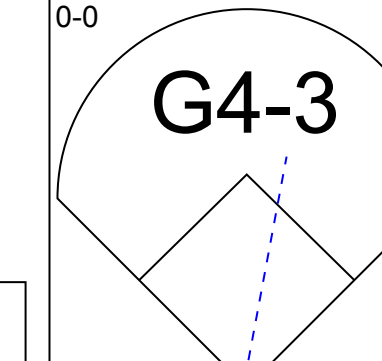
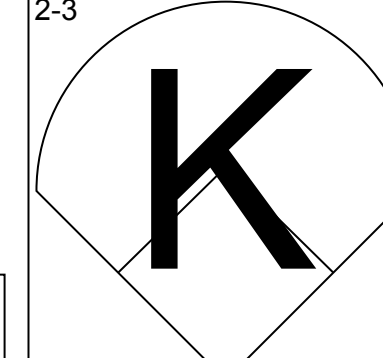
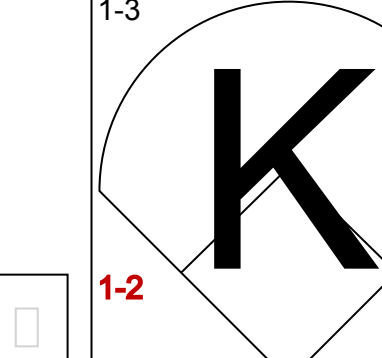
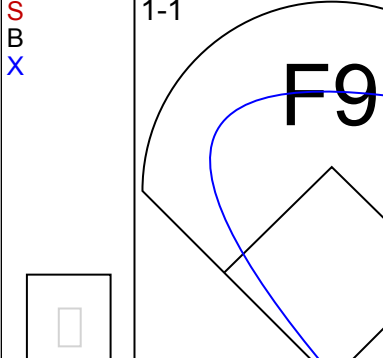
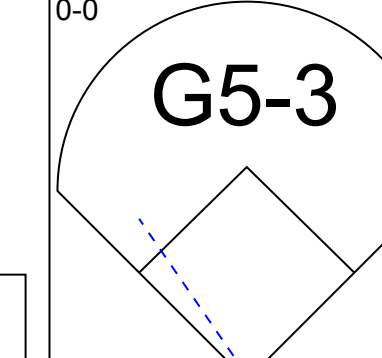
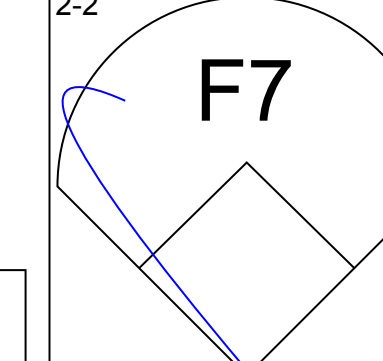
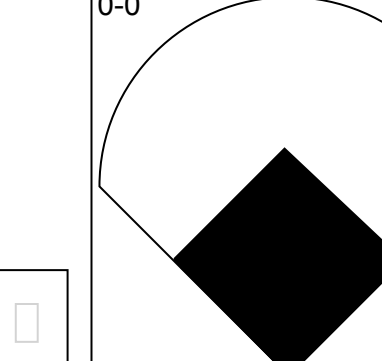
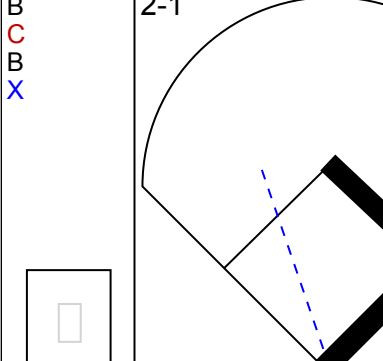
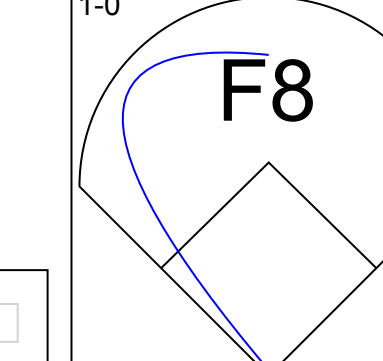
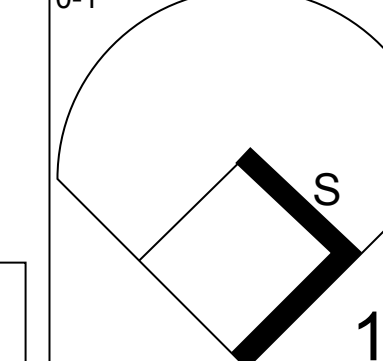
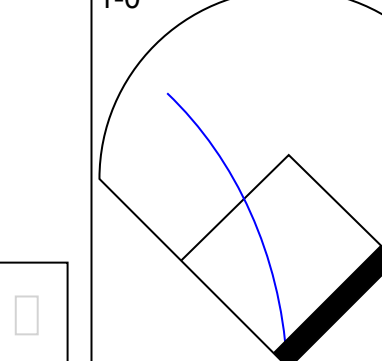
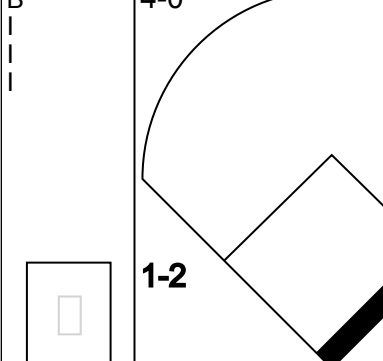
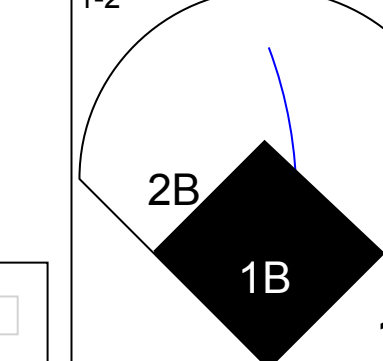
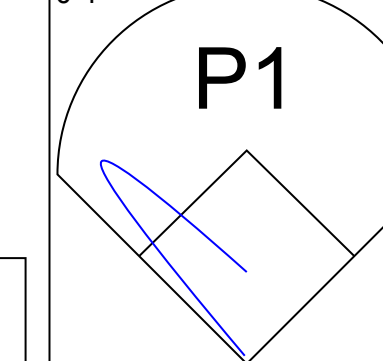
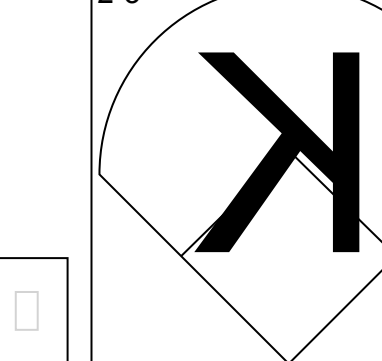
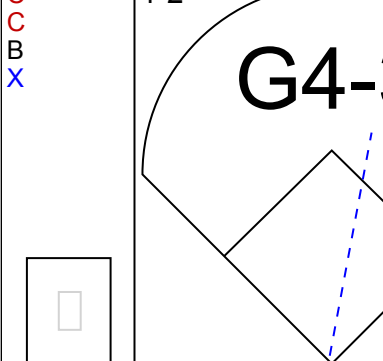
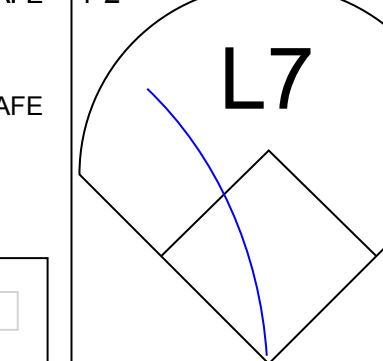
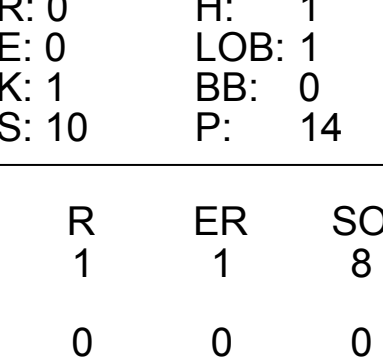
Batter	1	2	3	4	5	6	7	8	9	AB	R	H	RBI	BB	SO	LOB	BOTTOM					
Bip Roberts, S OBP: 0.332, SLG: 0.299 (1, 8)	3-2 BB 1B		3-1 G6-3		2-1 P1		0-0 G3		1-2 G6-3	5	0	1	0	0	0	2	Pittsburgh Pirates @ San Diego Padres Jack Murphy Stadium, San Diego, CA Mon Jun 17 1991, 10:05 PM EDT Att: 15,951 - Cloudy - 75 F					
Tony Fernandez, S OBP: 0.370, SLG: 0.403 (1, 6)	0-0 BB 1B		3-2 G3-1		2-0 L8			2-2 G3 1B	0-0 G6-3	5	1	2	0	0	0	0						
Tony Gwynn, L OBP: 0.399, SLG: 0.511 (1, 9)	0-1 F7		1-3 K			3-2 G5-4-3 2B		2-2 1B G3 1B		4	1	2	0	0	1	2						
Fred McGriff, L OBP: 0.398, SLG: 0.507 (1, 3)	4-2 BB		0-1 F7			4-1 G5-4-3 BB		1-1 G3		2	0	0	0	2	0	2						
Tim Teufel, R OBP: 0.323, SLG: 0.337 Thomas Howard, S OBP: 0.313, SLG: 0.367 Paul Faries, R OBP: 0.295, SLG: 0.212 (1, 4) (8, PR) (9, 4)	2-3 K			2-2 G5-4-3 1B		1-2 G5-4-3		3-2 L9 1B		4	0	2	1	0	1	5						
Benito Santiago, R OBP: 0.288, SLG: 0.387 (1, 2)	0-0 P3			1-1 G5-4-3		1-1 F8		0-0 1B		4	0	1	1	0	0	5						
Jerald Clark, R OBP: 0.336, SLG: 0.407 (1, 7)		1-0 G5-3 1B		4-2 BB			0-1 2B		1-1 L9	3	0	2	0	1	0	2						
Scott Coolbaugh, R OBP: 0.313, SLG: 0.355 (1, 5)		3-2 G5-3		0-3 K			3-3 K		1-3 K	4	0	0	0	0	3	5						
Bruce Hurst, L OBP: 0.182, SLG: 0.100 Tom Lampkin, L OBP: 0.237, SLG: 0.243 Mike Maddux, L OBP: 0.375, SLG: 0.167 Darrin Jackson, R OBP: 0.317, SLG: 0.409 (1, 1) (7, PH) (8, 1) (9, PH)		3-1 P5			3-2 G4-3		1-0 L4		1-3 K	2	0	0	0	0	0	1						
Inning Stats	R: 0 E: 0 K: 1 S: 13	H: 2 LOB: 3 BB: 1 P: 22	R: 0 E: 0 K: 0 S: 8	H: 1 LOB: 1 BB: 0 P: 18	R: 0 E: 0 K: 1 S: 9	H: 0 LOB: 0 BB: 0 P: 13	R: 0 E: 0 K: 1 S: 12	H: 1 LOB: 1 BB: 1 P: 19	R: 0 E: 0 K: 0 S: 6	H: 0 LOB: 0 BB: 0 P: 13	R: 0 E: 0 K: 0 S: 10	H: 1 LOB: 1 BB: 1 P: 19	R: 0 E: 0 K: 1 S: 8	H: 1 LOB: 1 BB: 0 P: 12	R: 2 E: 0 K: 1 S: 18	H: 4 LOB: 2 BB: 0 P: 28		R: 0 E: 0 K: 1 S: 7	H: 0 LOB: 0 BB: 0 P: 9	1B: 8 2B: 2 3B: 0 HR: 0	SF: 0 SAC: 0 DP: 2 HBP: 0	WP: 0 PB: 0 SB: 0 CS: 0
PITCHER	IP	WLS	BF	H	R	ER	SO	BB	IBB	HBP	BLK	WP	HR	S	P	ERA	WHIP					
Doug Drabek, R ERA: 2.8 Bob Kipper, L ERA: 7.43 Stan Belinda, R ERA: 4.18 Vicente Palacios, R ERA: 2.91	(1, 1) (8, 1) (8, 1) (9, 1)	7.0 0.1 0.2 1.0	W S	30 4 2 3	8 0 2 0	2 0 0 0	2 0 0 0	4 0 1 0	0 0 0 0	0 0 0 0	0 0 0 0	0 0 0 0	0 0 0 0	0 0 1 1	0 0 10 7	2 3 15 9	2.57 0.00 0.00 0.00	1.571 0.000 3.000 0.000				

AB 34
R 3
H 8
RBI 3
BB 1
SO 7
LOB 14




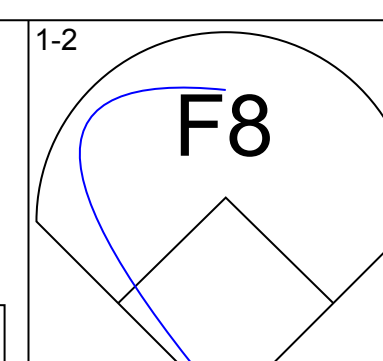
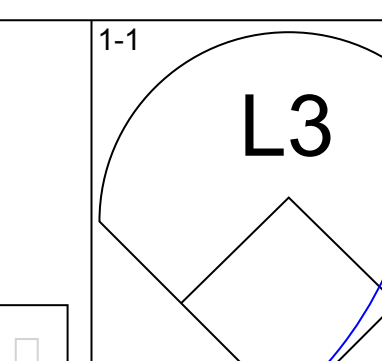
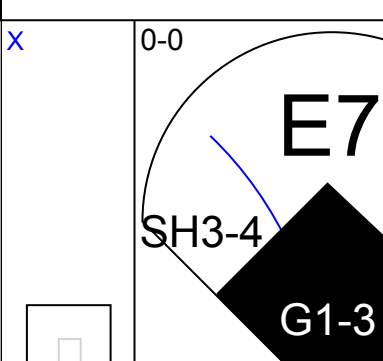
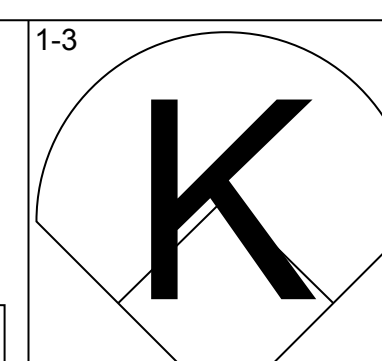
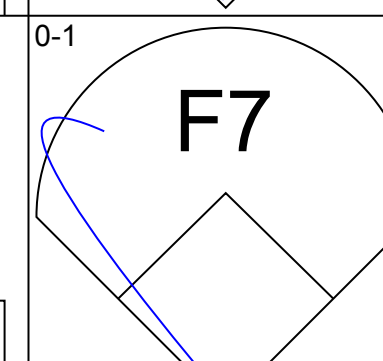
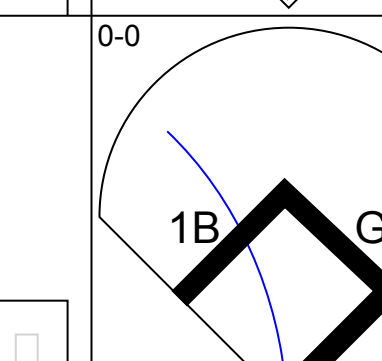
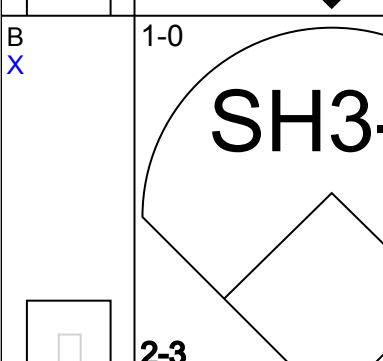
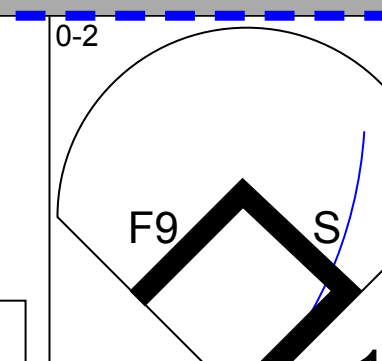
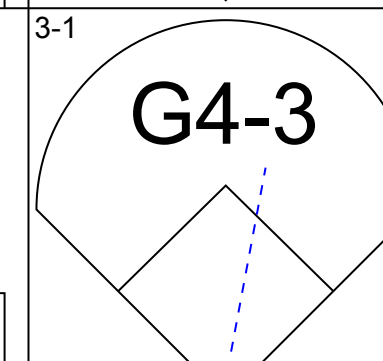
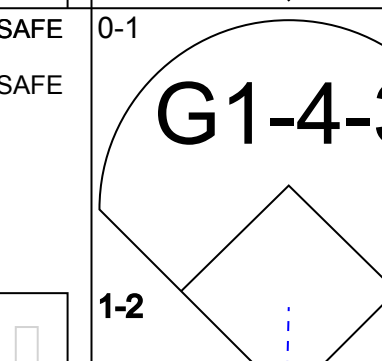
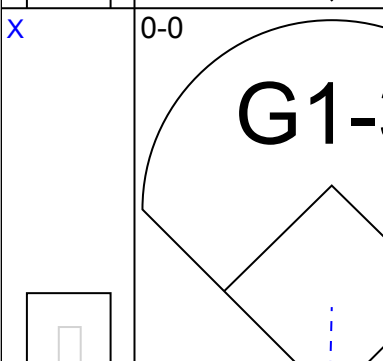
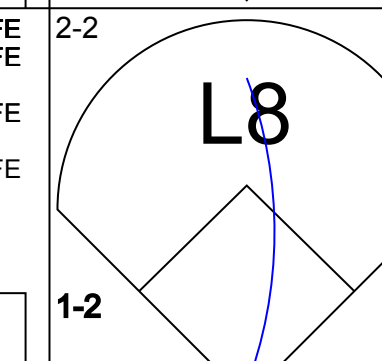
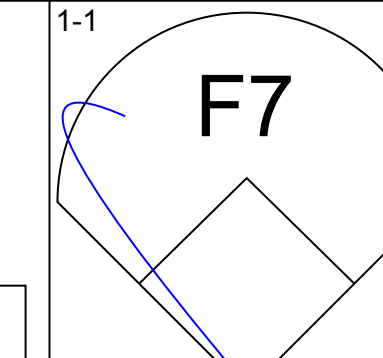
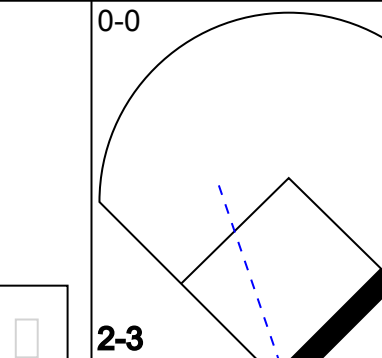
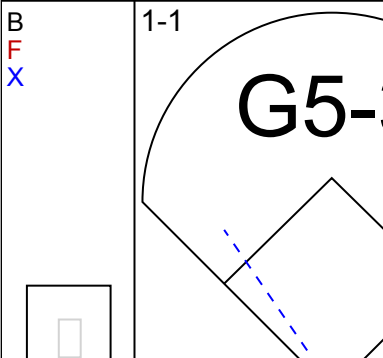
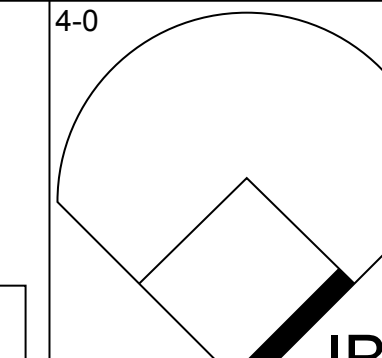
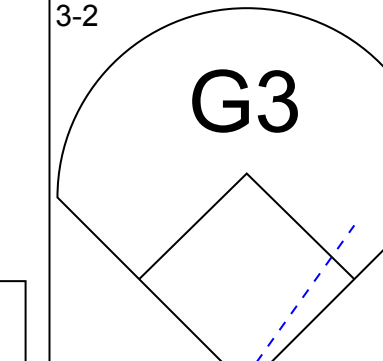
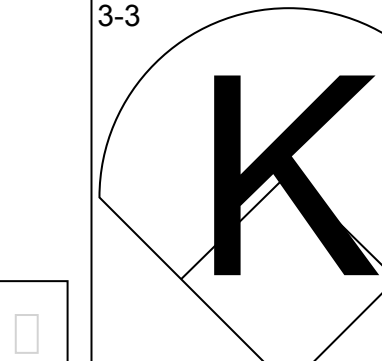
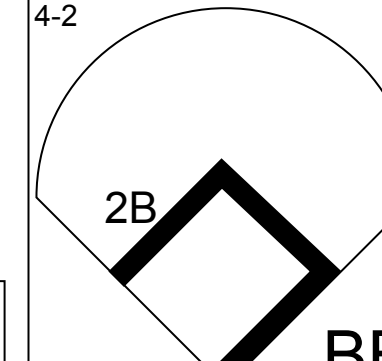
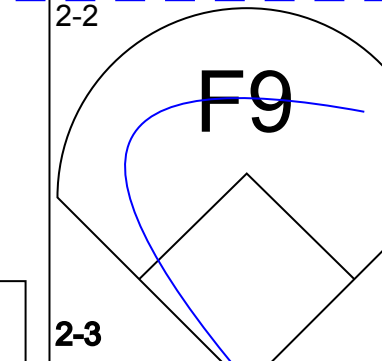
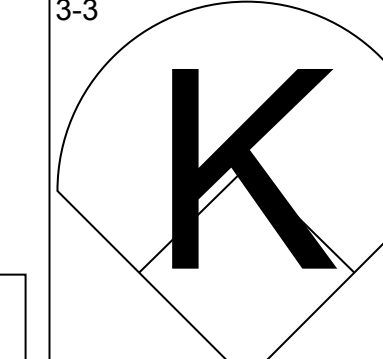
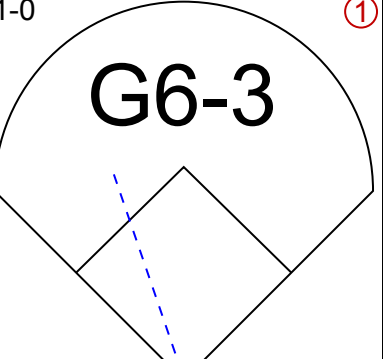
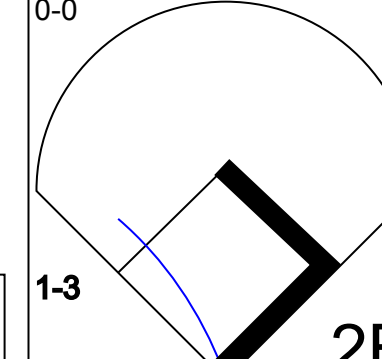
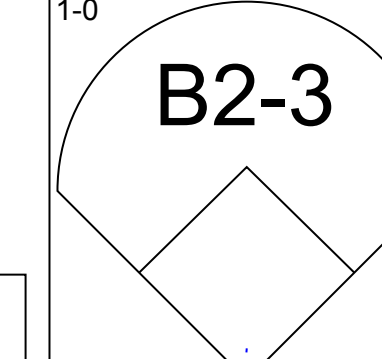
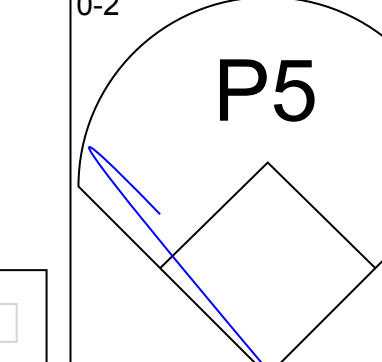
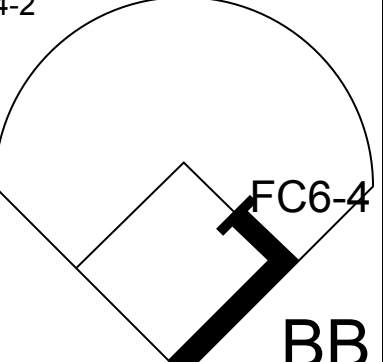
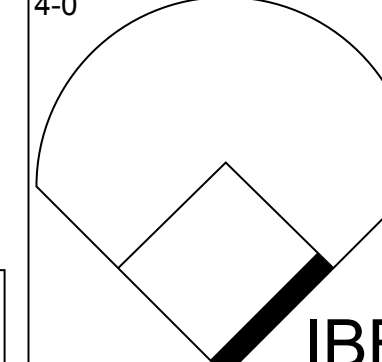
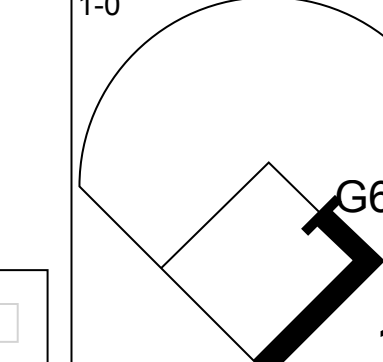
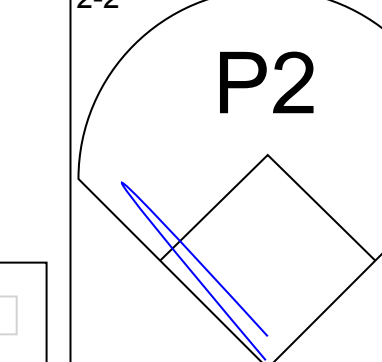
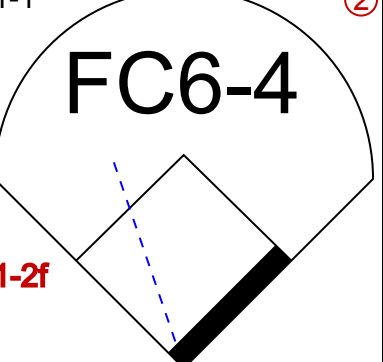
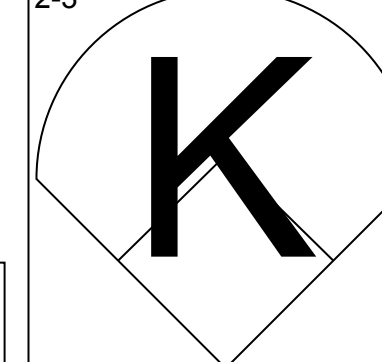
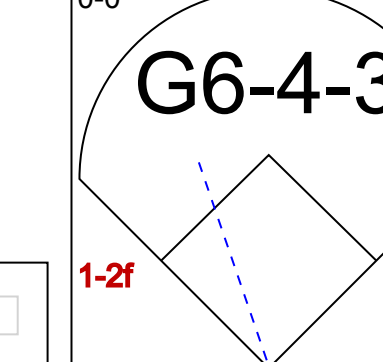
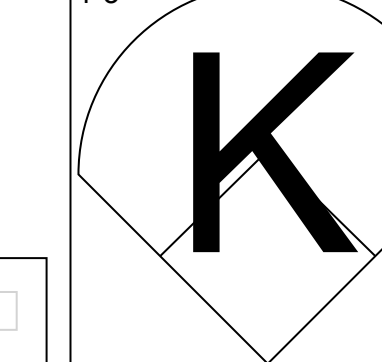
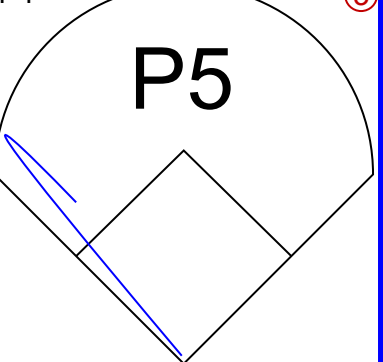
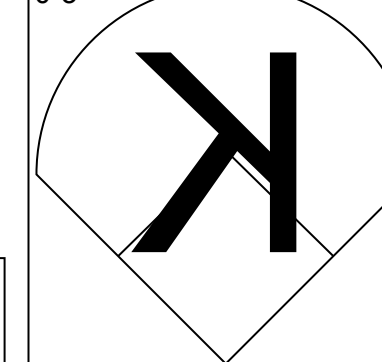
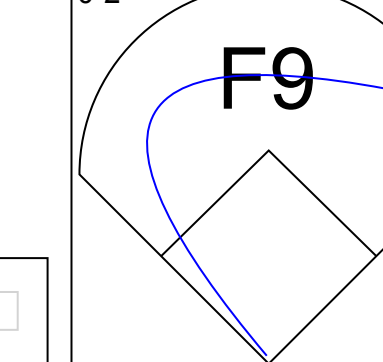
AB 35
R 2
H 10
RBI 2
BB 3
SO 6
LOB 25



Batter	1	2	3	4	5	6	7	8	9	AB	R	H	RBI	BB	SO	LOB	TOP			
Orlando Merced, S OBP: 0.391, SLG: 0.454 (1, 3)										5	1	1	0	0	2	1	Pittsburgh Pirates @ San Diego Padres Jack Murphy Stadium, San Diego, CA Tue Jun 18 1991, 10:05 PM EDT Att: 14,697 - Cloudy - 65 F			
Jay Bell, R OBP: 0.317, SLG: 0.438 (1, 6)										5	0	2	2	0	0	0				
Gary Varsho, L OBP: 0.338, SLG: 0.310 Lloyd McClendon, R (7, PH) OBP: 0.375, SLG: 0.500 (7, 9)										2	0	1	0	1	1	0				
Bobby Bonilla, S OBP: 0.373, SLG: 0.475 (1, 5)										5	0	0	0	0	2	5				
Barry Bonds, L OBP: 0.370, SLG: 0.418 (1, 7)										2	0	0	0	2	0	0				
Mitch Webster, S OBP: 0.243, SLG: 0.269 Bill Landrum, R (8, 1)										4	0	0	0	0	2	4				
Michael LaValliere, L OBP: 0.339, SLG: 0.348 Don Slaught, R OBP: 0.294, SLG: 0.326 (9, PH) (9, 2)										3	1	2	1	0	0	0				
Jose Lind, R OBP: 0.279, SLG: 0.316 (1, 4)										3	1	3	0	1	0	0				
Randy Tomlin, L OBP: 0.167, SLG: 0.167 Stan Belinda, R (7, 1)										3	0	0	0	0	1	4				
Neal Heaton, L OBP: 0.400, SLG: 0.600 Gary Redus, R OBP: 0.295, SLG: 0.297 (8, 8)										0	0	0	0	0	0	0				
Inning Stats	R: 0 E: 0 K: 3 S: 13	H: 1 LOB: 3 BB: 2 P: 29	R: 0 E: 0 K: 1 S: 10	H: 1 LOB: 1 BB: 0 P: 14	R: 0 E: 0 K: 2 S: 8	H: 0 LOB: 0 BB: 0 P: 13	R: 1 E: 0 K: 2 S: 9	H: 2 LOB: 1 BB: 1 P: 17	R: 0 E: 0 K: 0 S: 8	H: 1 LOB: 1 BB: 0 P: 11	R: 0 E: 0 K: 0 S: 5	H: 0 LOB: 0 BB: 0 P: 11	R: 0 E: 0 K: 0 S: 5	H: 0 LOB: 0 BB: 0 P: 8	R: 2 E: 0 K: 0 S: 20	H: 4 LOB: 2 BB: 0 P: 26	1B: 8 2B: 1 3B: 0 HR: 1	SF: 0 SAC: 0 DP: 0 HBP: 0	WP: 1 PB: 1 SB: 1 CS: 1	PA: 40
PITCHER	IP	WLS	BF	H	R	ER	SO	BB	IBB	HBP	BLK	WP	HR	S	P	ERA	WHIP			
Adam Peterson, R ERA: 3.06 (1, 1)	5.0		22	5	1	1	8	2	1	0	0	1	1	48	84	1.80	1.400			
Rich Rodriguez, L ERA: 3.35 (6, 1)	2.0		8	1	0	0	0	0	1	0	0	0	0	14	31	0.00	0.500			
Craig Lefferts, L ERA: 4.36 (8, 1)	2.0	L	10	4	2	2	0	0	0	0	0	0	0	25	34	9.00	2.000			

AB	36
R	3
H	10
RBI	3
BB	4
SO	8
LOB	15



Batter	1	2	3	4	5	6	7	8	9	AB	R	H	RBI	BB	SO	LOB	BOTTOM			
Bip Roberts, S OBP: 0.331, SLG: 0.298 (1, 8) (8, 7)										4	1	1	0	0	1	3	Pittsburgh Pirates @ San Diego Padres Jack Murphy Stadium, San Diego, CA Tue Jun 18 1991, 10:05 PM EDT Att: 14,697 - Cloudy - 65 F			
Tony Fernandez, S OBP: 0.373, SLG: 0.406 (1, 6)										3	0	2	0	0	0	0				
Tony Gwynn, L OBP: 0.393, SLG: 0.504 (1, 9)										4	0	0	1	0	0	2				
Jerald Clark, R OBP: 0.343, SLG: 0.405 (1, 7) (8, 3)										3	0	1	0	1	0	0				
Fred McGriff, L OBP: 0.397, SLG: 0.502 Shawn Abner, R (7, PR) OBP: 0.219, SLG: 0.248 (8, 8)										2	0	0	0	1	1	2				
Benito Santiago, R OBP: 0.287, SLG: 0.388 (1, 2)										4	0	1	0	0	1	2				
Tim Lincecum, R OBP: 0.340, SLG: 0.341 (1, 4) (8, 5)										2	0	1	0	2	0	0				
Scott Coolbaugh, R OBP: 0.309, SLG: 0.350 Thomas Howard, S OBP: 0.310, SLG: 0.383 Paul Faries, R OBP: 0.290, SLG: 0.208 (8, 4)										2	0	0	0	0	0	1				
Adam Peterson, R Brian Dorsett, R Rich Rodriguez, L Tom Lampkin, L Craig Lefferts, L Darwin Jackson, R (8, PH) (5, PH) (8, 1) (7, PH) (8, 1) (8, PH)										1	0	0	0	0	1	0				
Inning Stats	R: 0 E: 0 K: 0 S: 7	H: 0 LOB: 0 BB: 0 P: 11	R: 0 E: 0 K: 1 S: 8	H: 0 LOB: 0 BB: 0 P: 15	R: 0 E: 0 K: 1 S: 9	H: 0 LOB: 0 BB: 0 P: 12	R: 0 E: 0 K: 1 S: 9	H: 2 LOB: 2 BB: 0 P: 13	R: 0 E: 0 K: 0 S: 8	H: 0 LOB: 1 BB: 1 P: 14	R: 1 E: 1 K: 0 S: 5	H: 1 LOB: 3 BB: 2 P: 24	R: 0 E: 0 K: 0 S: 14	H: 1 LOB: 2 BB: 1 P: 23	R: 0 E: 0 K: 0 S: 5	H: 1 LOB: 0 BB: 0 P: 6		1B: 5 2B: 1 3B: 0 HR: 0	SF: 0 SAC: 1 DP: 1 HBP: 0	WP: 0 PB: 0 SB: 1 CS: 0
PITCHER	IP	WLS	BF	H	R	ER	SO	BB	IBB	HBP	BLK	WP	HR	S	P	ERA	WHIP			
Randy Tomlin, L ERA: 3.15 (1, 1)	6.0		25	4	1	0	3	2	1	0	0	0	0	50	84	0.00	1.000			
Stan Belinda, R ERA: 4.03 (7, 1)	1.0		3	0	0	0	3	0	0	0	0	0	0	9	12	0.00	0.000			
Neal Heaton, L ERA: 2.28 (8, 1)	0.1		3	1	0	0	0	0	1	0	0	0	0	9	15	0.00	3.000			
Bill Landrum, R ERA: 1.91 (8, 1)	1.2	W	5	1	0	0	0	0	0	0	0	0	0	10	14	0.00	0.600			

AB	31
R	1
H	6
RBI	1
BB	4
SO	6
LOB	20



Batter	1	2	3	4	5	6	7	8	9	AB	R	H	RBI	BB	SO	LOB	TOP								
Orlando Merced, S OBP: 0.391, SLG: 0.448 (1, 3)	G1-3	G3-1		K			L4-3 1B		SH1-4 BB	4	0	1	0	1	1	3									
Jay Bell, R OBP: 0.311, SLG: 0.430 (1, 6)	F8		K		F8		L4-3		SH1-4	4	0	0	0	0	1	1									
Gary Varsho, L OBP: 0.342, SLG: 0.333 (1, 9)	G4-3		S 1B		1B SF8-3		K		K	5	1	2	0	0	2	1									
Bobby Bonilla, S OBP: 0.373, SLG: 0.473 (1, 5)		HR 1B	K		1B SF8-3			G3-1	F7	5	1	2	0	0	1	2									
Barry Bonds, L OBP: 0.377, SLG: 0.440 (1, 7)		HR 1B			1B SF8-3			2B 1B		2	2	2	3	1	0	0									
Mitch Webster, S OBP: 0.244, SLG: 0.278 (1, 8)	G4-3		K			L3		G5-3 2B		4	1	1	1	0	1	2									
Michael LaValliere, L OBP: 0.333, SLG: 0.343 (1, 2)		SH5-4 1B BB			G1-3		G1		G5-3 BB	2	0	0	0	2	0	0									
Jose Lind, R OBP: 0.283, SLG: 0.320 (1, 4)		SH5-4 1B		E5 BLK SH2-4				G5-3		4	0	2	1	0	0	1									
Zane Smith, L OBP: 0.345, SLG: 0.407 (8, PH)	SH5-4			SH2-4			P6		G4-3	1	0	0	0	0	0	1									
Andy Van Slyke, L OBP: 0.335, SLG: 0.373 (8, PH)										1	0	0	0	0	0	1									
Neal Heaton, L OBP: 0.400, SLG: 0.600 (8, PH)										0	0	0	0	0	0	0									
Vicente Palacios, R OBP: 0.071, SLG: 0.071 (8, PH)										0	0	0	0	0	0	0									
Inning Stats	R: 0 E: 0 K: 0 S: 6	H: 0 LOB: 0 BB: 0 P: 8	R: 2 E: 0 K: 0 S: 16	H: 3 LOB: 2 BB: 1 P: 25	R: 0 E: 0 K: 3 S: 13	H: 1 LOB: 2 BB: 1 P: 26	R: 0 E: 1 K: 1 S: 8	H: 0 LOB: 1 BB: 0 P: 11	R: 1 E: 0 K: 0 S: 5	H: 2 LOB: 0 BB: 0 P: 8	R: 0 E: 0 K: 0 S: 9	H: 1 LOB: 1 BB: 0 P: 16	R: 0 E: 0 K: 1 S: 6	H: 1 LOB: 0 BB: 0 P: 8	R: 2 E: 0 K: 0 S: 11	H: 2 LOB: 1 BB: 1 P: 19	R: 0 E: 0 K: 1 S: 10	H: 0 LOB: 1 BB: 1 P: 20	1B: 7 2B: 4 3B: 0 HR: 1	SF: 1 SAC: 3 DP: 2 HBP: 0	WP: 0 PB: 0 SB: 1 CS: 0	PA: 40			
PITCHER	IP	WLS	BF	H	R	ER	SO	BB	IBB	HBP	BLK	WP	HR	S	P	ERA	WHIP								
Andy Benes, R ERA: 3.68 (1, 1)	7.0		30	8	3	3	5	1	1	0	1	0	1	63	102	3.86	1.286								
Larry Andersen, R ERA: 2.29 (8, 1)	2.0	W	10	2	2	2	1	2	0	0	0	0	0	21	39	9.00	2.000								

Pittsburgh Pirates @ San Diego Padres
Jack Murphy Stadium, San Diego, CA
Wed Jun 19 1991, 10:05 PM EDT
Att: 27,272 - Sunny - 72 F

AB 32
R 5
H 10
RBI 5
BB 4
SO 6
LOB 12



Batter	1	2	3	4	5	6	7	8	9	AB	R	H	RBI	BB	SO	LOB	BOTTOM								
Darrin Jackson, R OBP: 0.302, SLG: 0.387 (1, 8)	G5-3		F9			K	B1-3			4	0	0	0	0	1	0									
Larry Andersen, R (8, 1)										0	0	0	0	0	0	0									
Tony Fernandez, S OBP: 0.376, SLG: 0.412 (1, 6)	FC4-6 1B					G3		F8 1B		4	1	3	0	0	0	0									
Tony Gwynn, L OBP: 0.394, SLG: 0.504 (1, 9)	FC4-6 HR PB		F9			1B		1B BB		4	2	2	0	0	0	2									
Jerald Clark, R OBP: 0.347, SLG: 0.431 (1, 7)						G6-3				4	1	2	2	0	0	2									
Shawn Abner, R OBP: 0.219, SLG: 0.248 (9, 8)	HR							F8		0	0	0	0	0	0	0									
Fred McGriff, L OBP: 0.395, SLG: 0.496 (1, 3)	G6-3					K		1B BB		3	0	0	0	1	2	2									
Benito Santiago, R OBP: 0.287, SLG: 0.386 (1, 2)			K			G1-3		K		4	1	1	0	0	2	3									
Tim Lincecum, R OBP: 0.346, SLG: 0.359 (1, 4)	G5-3							2B 1B		4	1	2	3	0	0	0									
Scott Coolbaugh, R OBP: 0.302, SLG: 0.341 (1, 5)	G6-3					G5-3		SH3-4 SH1-3 2B		3	0	0	0	0	0	2									
Andy Benes, R OBP: 0.161, SLG: 0.179 (1, 1)						P3		SH3-4		2	0	0	0	0	0	0									
Bip Roberts, S OBP: 0.331, SLG: 0.298 (7, PH) (8, 8) (9, 7)			F8			G5-3		SH1-3		0	0	0	1	0	0	0									
Inning Stats	R: 2 E: 0 K: 0 S: 11	H: 2 LOB: 0 BB: 0 P: 18	R: 0 E: 0 K: 1 S: 7	H: 0 LOB: 0 BB: 0 P: 11	R: 0 E: 0 K: 0 S: 8	H: 1 LOB: 1 BB: 0 P: 11	R: 0 E: 0 K: 1 S: 9	H: 0 LOB: 0 BB: 0 P: 12	R: 0 E: 0 K: 2 S: 11	H: 2 LOB: 2 BB: 0 P: 17	R: 2 E: 0 K: 0 S: 14	H: 2 LOB: 0 BB: 0 P: 21	R: 2 E: 0 K: 1 S: 16	H: 3 LOB: 2 BB: 1 P: 25	1B: 8 2B: 1 3B: 0 HR: 1	SF: 0 SAC: 2 DP: 0 HBP: 0	WP: 0 PB: 0 SB: 0 CS: 0	PA: 35							
PITCHER	IP	WLS	BF	H	R	ER	SO	BB	IBB	HBP	BLK	WP	HR	S	P	ERA	WHIP								
Zane Smith, L ERA: 2.86 (1, 1)	7.0		28	7	4	4	4	0	0	0	0	0	0	66	101	5.14	1.000								
Neal Heaton, L ERA: 2.93 (8, 1)	0.0	L	2	2	2	2	0	0	0	0	0	0	0	3	5	-	-								
Vicente Palacios, R ERA: 2.86 (8, 1)	1.0		5	1	0	0	1	1	0	0	0	0	0	13	20	0.00	2.000								

Pittsburgh Pirates @ San Diego Padres
Jack Murphy Stadium, San Diego, CA
Wed Jun 19 1991, 10:05 PM EDT
Att: 27,272 - Sunny - 72 F


AB 32
R 6
H 10
RBI 6
BB 1
SO 5
LOB 11



Batter	1	2	3	4	5	6	7	8	9	AB	R	H	RBI	BB	SO	LOB	TOP										
Gary Redus, R OBP: 0.299, SLG: 0.333 (1, 3)	G6-3		K		SF8					4	2	2	2	0	1	1											
Jay Bell, R OBP: 0.312, SLG: 0.433 (1, 6)	G5-3			G6-3						4	0	1	1	1	1	0											
Andy Van Slyke, L OBP: 0.321, SLG: 0.363 (1, 8)	G3-1			K	F9					5	0	0	0	0	2	4											
Lloyd McClendon, R OBP: 0.353, SLG: 0.468 Bill Landrum, R (8, 1) Bob Kipper, R (9, 1)		K		G6-3		F8				4	0	0	0	0	1	0											
Barry Bonds, L OBP: 0.377, SLG: 0.462 (1, 7)		F7			E6					4	2	2	1	0	0	0											
Don Slaught, R OBP: 0.283, SLG: 0.323 (1, 2)		K			G6-3					4	0	1	0	0	2	1											
Joe Redfield, R OBP: 0.333, SLG: 0.200 (1, 5)					F8					3	1	1	0	1	0	1											
Jose Lind, R OBP: 0.281, SLG: 0.317 (1, 4)				G6-3						4	0	1	1	0	0	1											
Bob Walk, R OBP: 0.200, SLG: 0.400 Bob Patterson, R (7, 1) Mitch Webster, S OBP: 0.250, SLG: 0.283 (8, 9)										3	0	1	0	0	0	3											
Inning Stats	R: 0 H: 0 E: 0 K: 0 S: 7	H: 0 LOB: 0 BB: 0 P: 12	R: 0 H: 0 E: 0 K: 2 S: 9	H: 0 LOB: 0 BB: 0 P: 13	R: 0 H: 1 E: 0 K: 1 S: 10	LOB: 1 BB: 0 P: 15	R: 0 H: 0 E: 0 K: 1 S: 8	H: 0 LOB: 0 BB: 0 P: 13	R: 2 H: 3 E: 1 K: 0 S: 15	LOB: 3 BB: 1 P: 25	R: 0 H: 1 E: 0 K: 0 S: 10	H: 1 LOB: 1 BB: 0 P: 19	R: 1 H: 2 E: 0 K: 1 S: 14	H: 2 LOB: 1 BB: 0 P: 23	R: 1 H: 1 E: 0 K: 1 S: 10	H: 1 LOB: 1 BB: 0 P: 18	R: 1 H: 2 E: 0 K: 1 S: 7	H: 2 LOB: 0 BB: 0 P: 11	1B: 6 2B: 0 3B: 2 HR: 2	SF: 1 SAC: 0 DP: 0 HBP: 0	WP: 0 PB: 0 SB: 1 CS: 0	PA: 39					
PITCHER	IP	WLS	BF	H	R	ER	SO	BB	IBB	HBP	BLK	WP	HR	S	P	ERA	WHIP										
Bob Ojeda, L ERA: 3.2 Mike Hartley, R ERA: 3.35	7.0	L	30	7	3	1	5	1	0	0	0	0	0	73	120	1.29	1.143										
2.0	9	3	2	2	2	1	0	0	0	0	0	0	2	17	29	9.00	2.000										

Pittsburgh Pirates @ Los Angeles Dodgers
Dodger Stadium, Los Angeles, CA
Fri Jun 21 1991, 7:05 PM PDT
Att: 44,085 - Sunny - 67 F


AB 36
R 5
H 10
RBI 5
BB 2
SO 7
LOB 11



Batter	1	2	3	4	5	6	7	8	9	AB	R	H	RBI	BB	SO	LOB	BOTTOM										
Brett Butler, L OBP: 0.379, SLG: 0.323 (1, 8)	E3 G6-3 WP 1B		G4-3		G4-3					5	1	1	0	0	0	0											
Juan Samuel, R OBP: 0.375, SLG: 0.482 (1, 4)	G6-3				F9					4	0	2	0	1	0	1											
Lenny Harris, L OBP: 0.383, SLG: 0.382 (1, 5)	G4-3				F7					5	0	2	0	0	0	2											
Eddie Murray, S OBP: 0.352, SLG: 0.442 (1, 3)	G4-3				F7					4	0	0	0	1	0	2											
Kal Daniels, L OBP: 0.324, SLG: 0.411 (1, 7)		G4-3			L6					5	0	1	0	0	2	3											
Stan Javier, S OBP: 0.290, SLG: 0.333 (1, 9)		G4-3			1B					2	0	1	0	2	0	0											
Mike Scioscia, L OBP: 0.373, SLG: 0.399 (1, 2)										3	0	2	0	1	1	1											
Alfredo Griffin, S OBP: 0.253, SLG: 0.241 Chris Gwynn, L OBP: 0.317, SLG: 0.377 Mike Sharperson, R OBP: 0.302, SLG: 0.313 (6, PH) (7, 6)										2	0	0	0	0	1	3											
Bob Ojeda, L OBP: 0.240, SLG: 0.208 Dave Hansen, L (7, PH) Mike Hartley, R (8, 1) Butch Davis, R (9, PH)										1	0	0	0	0	1	0											
Inning Stats	R: 1 H: 1 E: 1 K: 0 S: 10	H: 1 LOB: 1 BB: 0 P: 19	R: 0 H: 1 E: 0 K: 1 S: 12	H: 1 LOB: 0 BB: 0 P: 18	R: 0 H: 0 E: 0 K: 1 S: 10	H: 0 LOB: 1 BB: 1 P: 16	R: 0 H: 1 E: 0 K: 0 S: 7	H: 1 LOB: 2 BB: 1 P: 12	R: 0 H: 0 E: 0 K: 0 S: 9	H: 0 LOB: 0 BB: 0 P: 11	R: 0 H: 1 E: 0 K: 0 S: 7	H: 1 LOB: 3 BB: 2 P: 18	R: 0 H: 2 E: 0 K: 1 S: 10	H: 2 LOB: 2 BB: 0 P: 14	R: 0 H: 1 E: 0 K: 2 S: 13	H: 1 LOB: 1 BB: 0 P: 22	R: 0 H: 2 E: 0 K: 1 S: 13	H: 2 LOB: 3 BB: 1 P: 24	1B: 7 2B: 2 3B: 0 HR: 0	SF: 0 SAC: 0 DP: 0 HBP: 0	WP: 1 PB: 0 SB: 0 CS: 0	PA: 41					
PITCHER	IP	WLS	BF	H	R	ER	SO	BB	IBB	HBP	BLK	WP	HR	S	P	ERA	WHIP										
Bob Walk, R ERA: 2.96 Bob Patterson, L ERA: 4.34 Bill Landrum, R ERA: 1.85 Bob Kipper, L ERA: 7.13	6.2	W	29	5	1	1	3	4	0	0	0	0	0	61	102	1.35	1.350										
1.0	5	2	0	0	2	0	0	0	0	0	0	0	0	13	21	0.00	2.000										
1.0	6	2	0	0	0	1	0	0	0	0	0	0	0	14	28	0.00	3.000										
0.1	S	1	0	0	0	0	0	0	0	0	0	0	0	3	3	0.00	0.000										

Pittsburgh Pirates @ Los Angeles Dodgers
Dodger Stadium, Los Angeles, CA
Fri Jun 21 1991, 7:05 PM PDT
Att: 44,085 - Sunny - 67 F

AB 36
R 1
H 9
RBI 0
BB 5
SO 6
LOB 16




Batter	1	2	3	4	5	6	7	8	9	AB	R	H	RBI	BB	SO	LOB	TOP							
Orlando Merced, S OBP: 0.378, SLG: 0.433 (1, 3)	G4-3		F8			G6-3			SF9	3	0	0	1	0	0	1								
Jay Bell, R OBP: 0.307, SLG: 0.426 (1, 6)	L1			F7			G6-3		F7	4	0	0	0	0	0	1								
Andy Van Slyke, L OBP: 0.316, SLG: 0.356 (1, 8)	K			F9			L9		G4-3	4	0	0	0	0	1	1								
Barry Bonds, L OBP: 0.372, SLG: 0.455 (1, 7)		G4-3					F7			3	0	0	0	0	0	0								
Mitch Webster, S OBP: 0.244, SLG: 0.276 (1, 9)		G4-3			P5				P6	3	0	0	0	0	0	0								
Michael LaValliere, L OBP: 0.325, SLG: 0.329 (1, 2)		G6-3			P5				F7	3	0	0	0	0	0	0								
Curtis Wilkerson, S OBP: 0.287, SLG: 0.253 (1, 5)			K		G5-3				G4-3	3	0	0	0	0	1	0								
Jose Lind, R OBP: 0.287, SLG: 0.322 (1, 4)			SH1-4 1B			K			1B SF9 1B	3	1	2	0	0	1	0								
Doug Drabek, R OBP: 0.182, SLG: 0.212 (1, 1)										1	0	0	0	0	0	0								
Neal Heaton, L OBP: 0.400, SLG: 0.600 (8, 1)			SH1-4			L8				0	0	0	0	0	0	0								
Gary Varsho, L OBP: 0.351, SLG: 0.344 (9, PH)									1B	1	0	1	0	0	0	0								
Inning Stats	R: 0 E: 0 K: 1 S: 7	H: 0 LOB: 0 BB: 0 P: 12	R: 0 E: 0 K: 0 S: 10	H: 0 LOB: 0 BB: 0 P: 14	R: 0 E: 0 K: 1 S: 11	H: 1 LOB: 1 BB: 0 P: 16	R: 0 E: 0 K: 0 S: 8	H: 0 LOB: 0 BB: 0 P: 11	R: 0 E: 0 K: 0 S: 6	H: 0 LOB: 0 BB: 0 P: 9	R: 0 E: 0 K: 1 S: 9	H: 0 LOB: 0 BB: 0 P: 11	R: 0 E: 0 K: 0 S: 5	H: 0 LOB: 0 BB: 0 P: 7	R: 0 E: 0 K: 0 S: 5	H: 0 LOB: 0 BB: 0 P: 8	R: 1 E: 0 K: 0 S: 7	H: 2 LOB: 1 BB: 0 P: 11	1B: 3 2B: 0 3B: 0 HR: 0	SF: 1 SAC: 1 DP: 0 HBP: 0	WP: 0 PB: 0 SB: 0 CS: 0	PA: 30		
PITCHER Mike Morgan, R ERA: 2.41 (1, 1)	IP	WLS	BF	H	R	ER	SO	BB	IBB	HBP	BLK	WP	HR	S	P	ERA	WHIP							
	9.0	W	30	3	1	1	3	0	0	0	0	0	0	68	99	1.00	0.333							

Pittsburgh Pirates @ Los Angeles Dodgers
Dodger Stadium, Los Angeles, CA
 Sat Jun 22 1991, 3:33 AM PDT
 Att: 42,891 - Cloudy - 62 F

livebaseballscorecards.com

AB	28
R	1
H	3
RBI	1
BB	0
SO	3
LOB	3




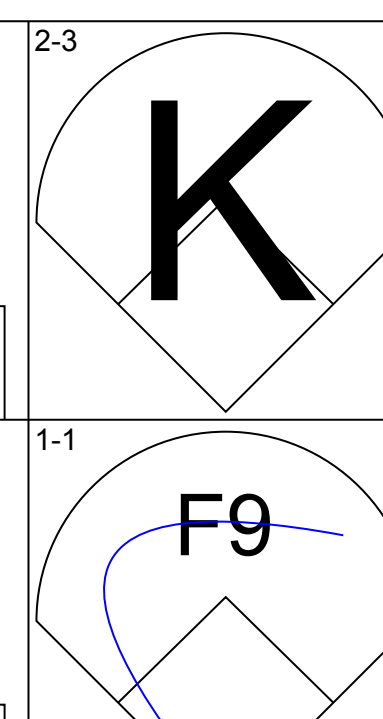
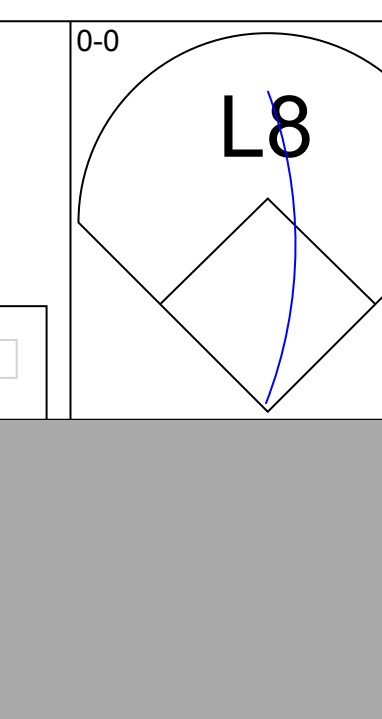
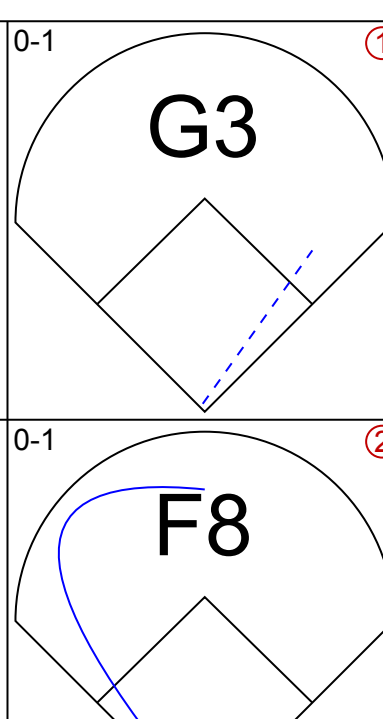
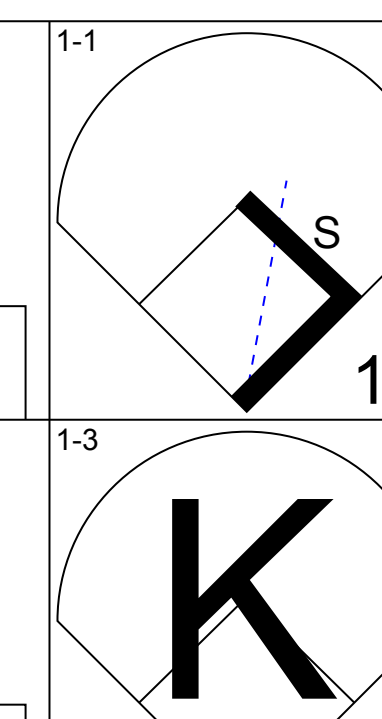
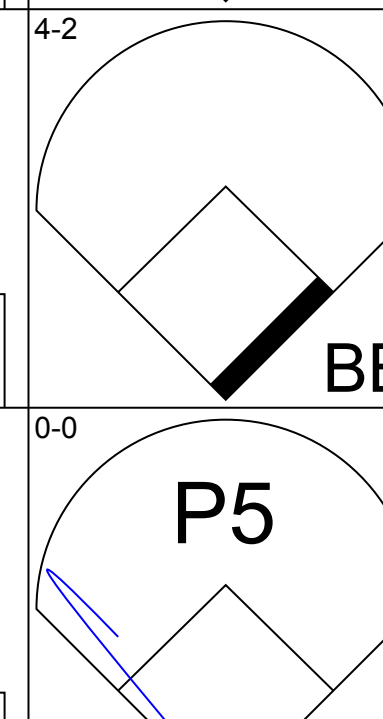
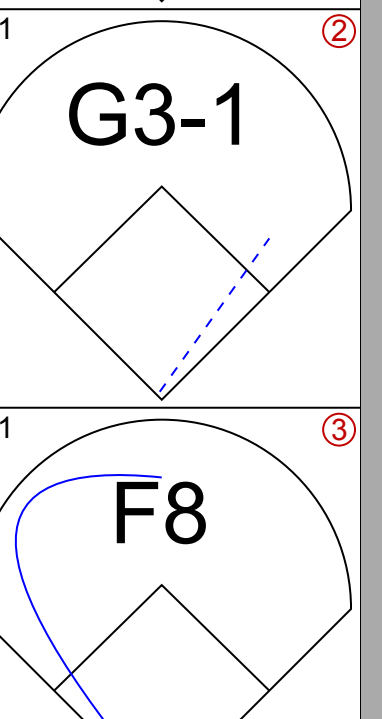
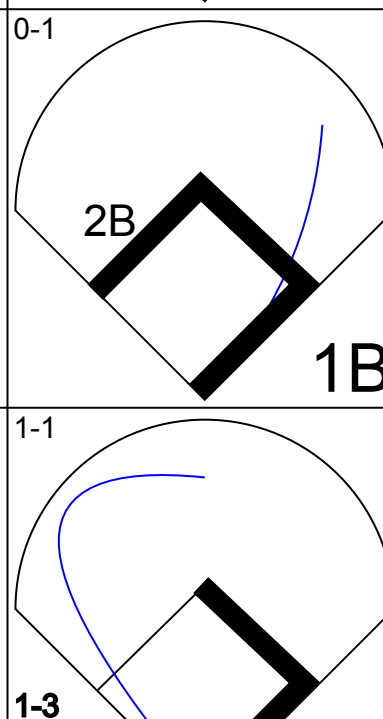
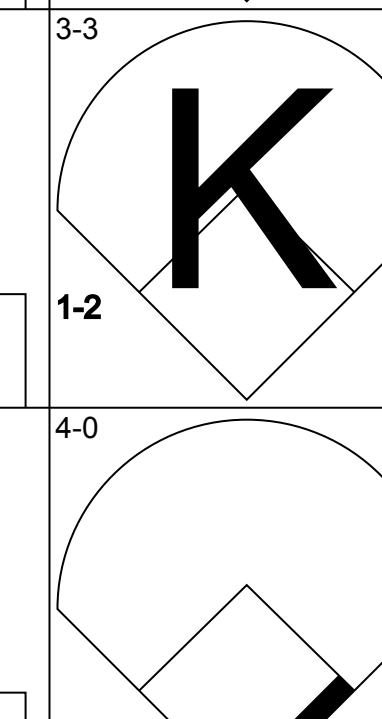


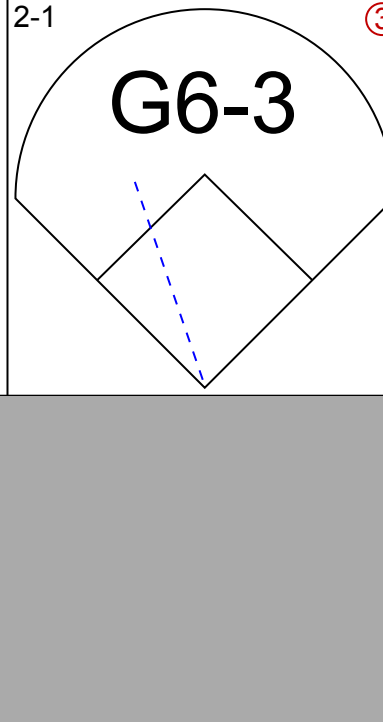
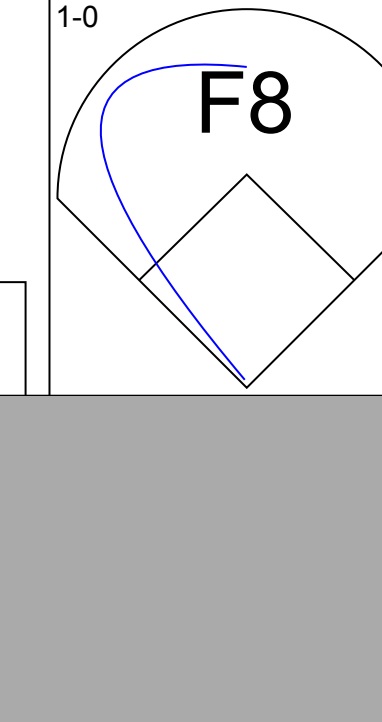




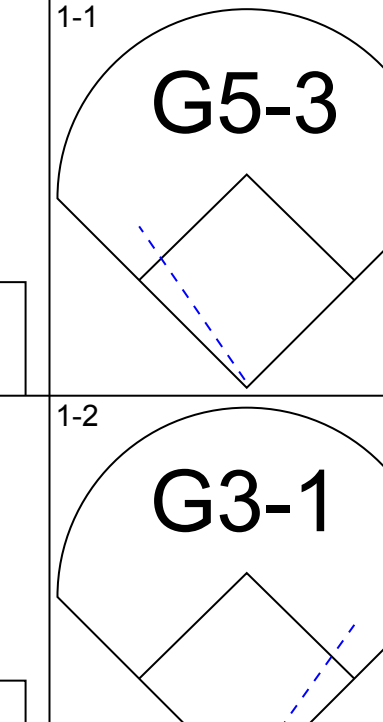
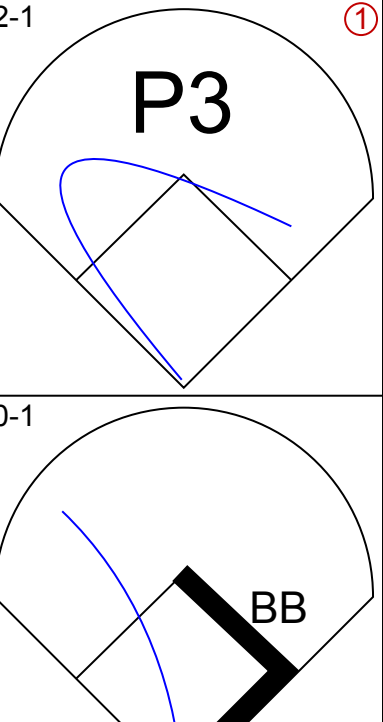
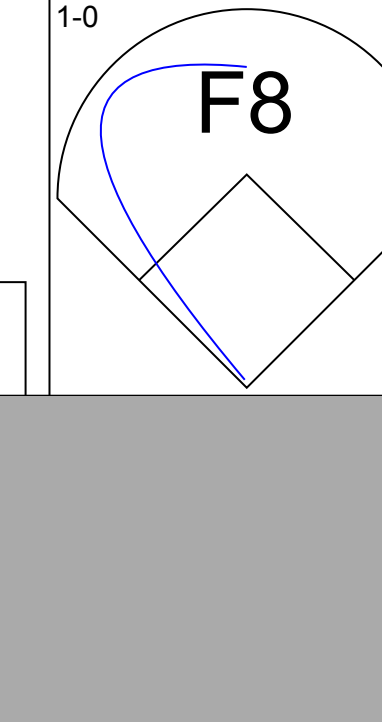
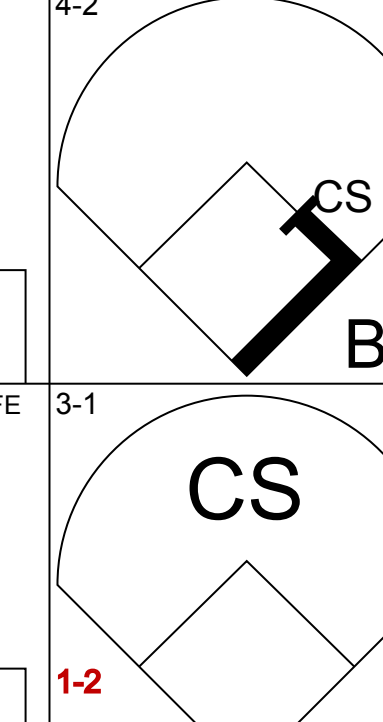

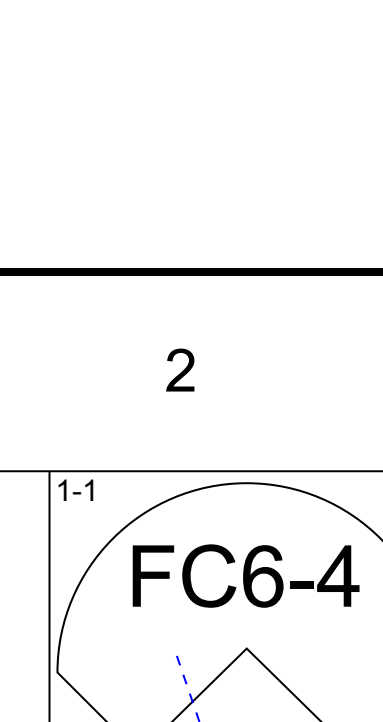
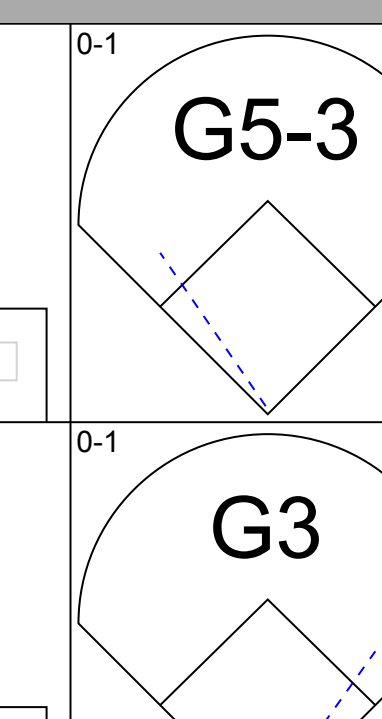
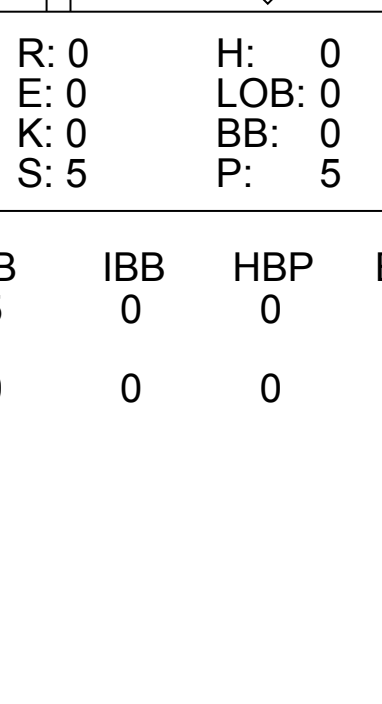
Batter	1	2	3	4	5	6	7	8	9	AB	R	H	RBI	BB	SO	LOB	BOTTOM							
Brett Butler, L OBP: 0.377, SLG: 0.322 (1, 8)	L5		G1-3		G6-3					4	0	1	0	0	0	0								
Juan Samuel, R OBP: 0.374, SLG: 0.475 (1, 4)	G4-3		K		F7		P4			4	0	0	0	0	1	2								
Lenny Harris, L OBP: 0.380, SLG: 0.375 (1, 5)	BB		E3			L3	F9			3	0	0	0	1	0	2								
Eddie Murray, S OBP: 0.350, SLG: 0.436 (1, 3)	F7		G4-3			1B 2B BB			F7	3	1	0	0	1	0	2								
Kal Daniels, L OBP: 0.323, SLG: 0.422 Jose Gonzalez, R (9, 9)		F8			F7		G4-3			4	1	1	1	0	0	1								
Chris Gwynn, L OBP: 0.333, SLG: 0.393 Stan Javier, S OBP: 0.287, SLG: 0.330 (8, PH) (9, 7)		1B 1B			G4-3				HR	0	0	0	0	0	0	0								
Mike Scioscia, L OBP: 0.380, SLG: 0.409 (1, 2)		1B 1B				2B 1B			G6-3	3	2	2	0	0	0	0								
Alfredo Griffin, S OBP: 0.254, SLG: 0.243 (1, 6)						1B 2B			G4-3	3	0	2	2	1	0	0								
Mike Morgan, R OBP: 0.086, SLG: 0.086 (1, 1)					G1-4-3					3	0	1	0	0	1	1								
Inning Stats	R: 0 E: 0 K: 0 S: 9	H: 0 LOB: 1 BB: 1 P: 16	R: 1 E: 0 K: 1 S: 10	H: 3 LOB: 1 BB: 0 P: 15	R: 0 E: 1 K: 1 S: 10	H: 0 LOB: 1 BB: 0 P: 14	R: 0 E: 0 K: 0 S: 6	H: 0 LOB: 1 BB: 1 P: 13	R: 0 E: 0 K: 0 S: 9	H: 0 LOB: 0 BB: 0 P: 14	R: 2 E: 0 K: 0 S: 15	H: 2 LOB: 1 BB: 1 P: 22	R: 0 E: 0 K: 0 S: 11	H: 2 LOB: 2 BB: 0 P: 17	R: 1 E: 0 K: 0 S: 6	H: 1 LOB: 0 BB: 0 P: 12	1B: 6 2B: 1 3B: 0 HR: 1	SF: 0 SAC: 0 DP: 0 HBP: 0	WP: 0 PB: 0 SB: 0 CS: 0	PA: 34				
PITCHER Doug Drabek, R ERA: 2.87 Neal Heaton, L ERA: 3.14 (8, 1)	IP	WLS	BF	H	R	ER	SO	BB	IBB	HBP	BLK	WP	HR	S	P	ERA	WHIP							
	7.0	L	30	7	3	3	2	3	0	0	0	0	0	70	111	3.86	1.429							
	1.0		4	1	1	1	0	0	0	0	0	0	1	6	12	9.00	1.000							

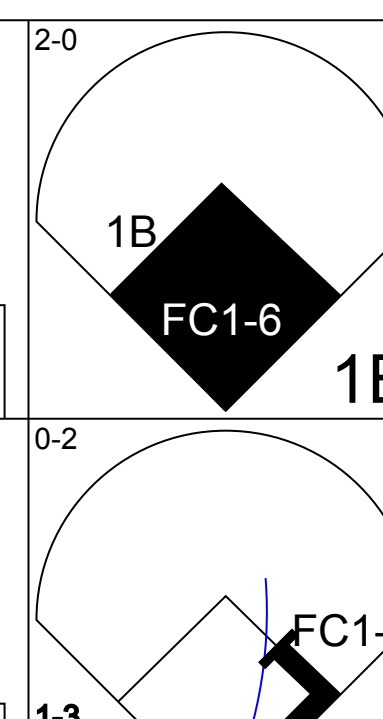
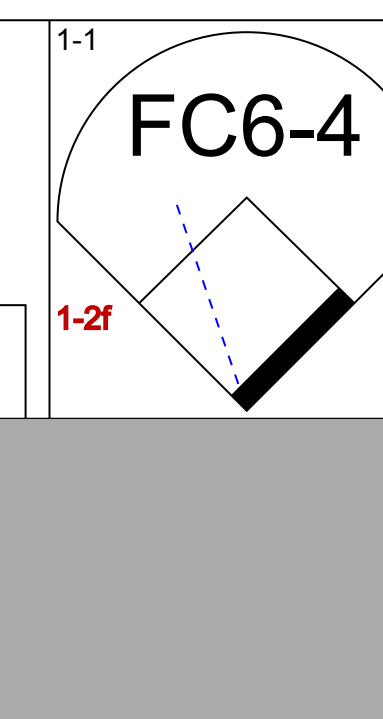
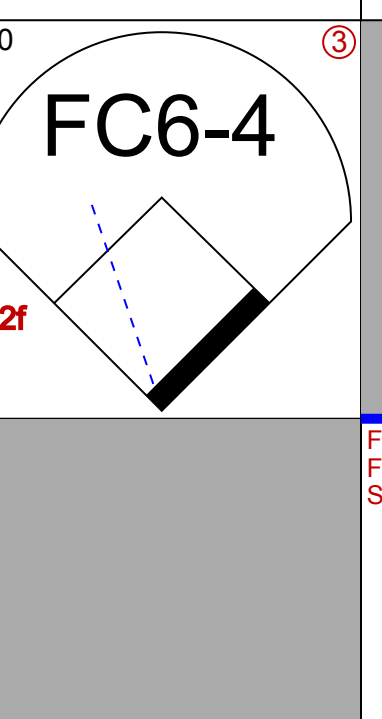
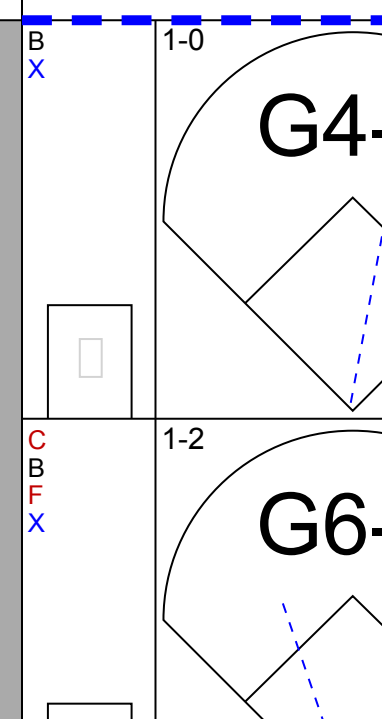
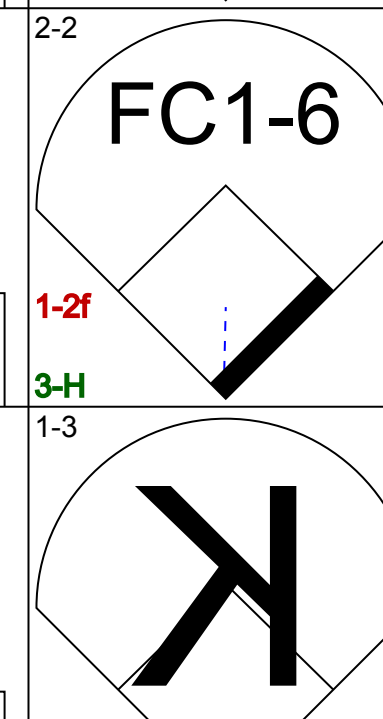
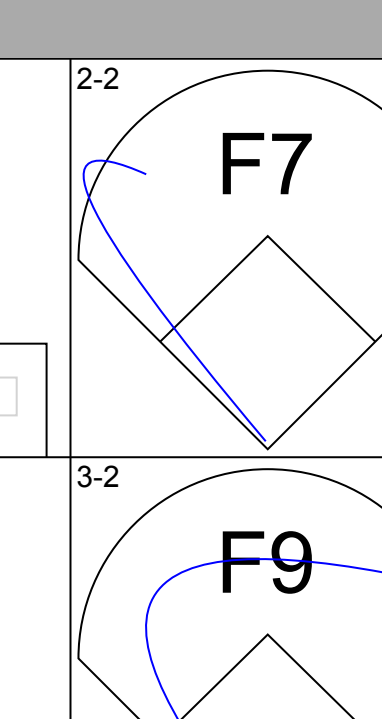
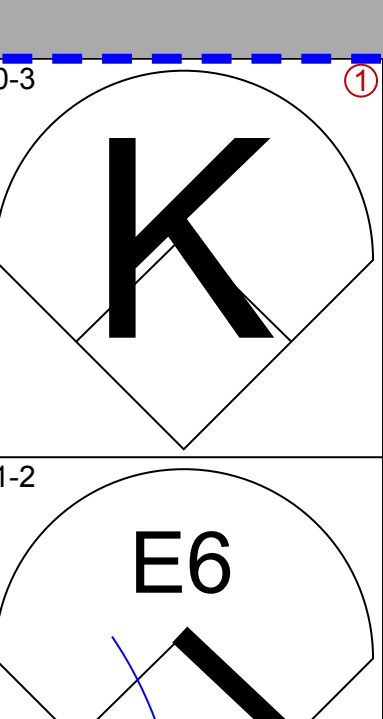
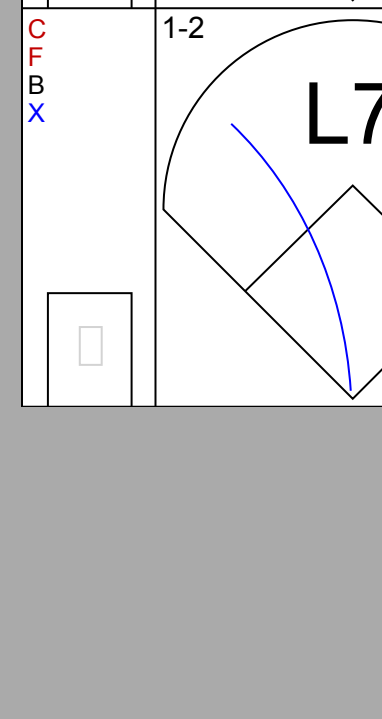
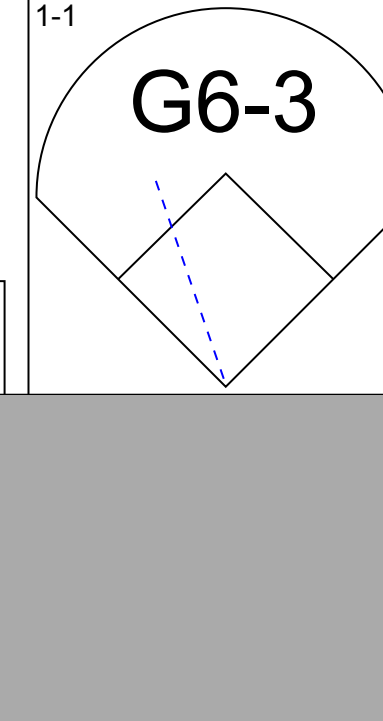
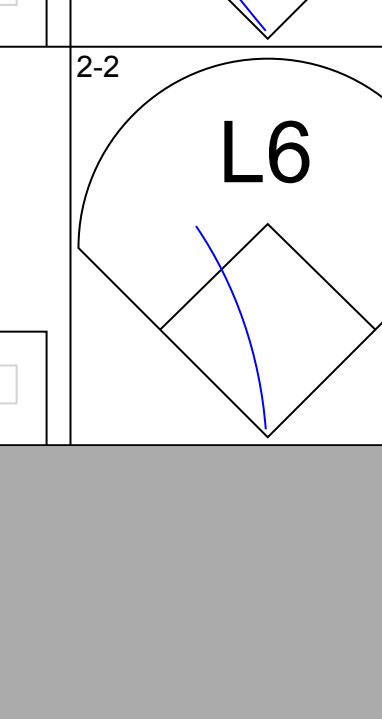
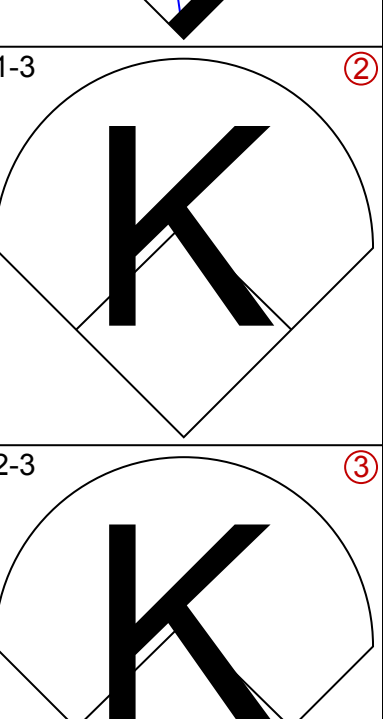





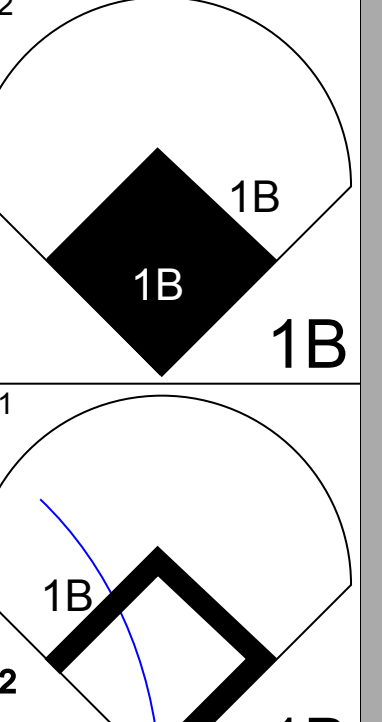
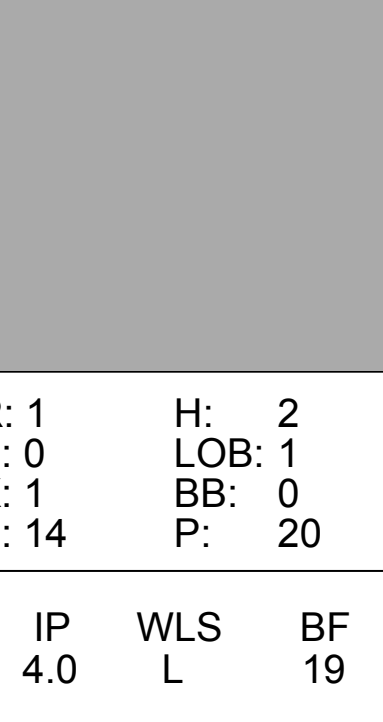
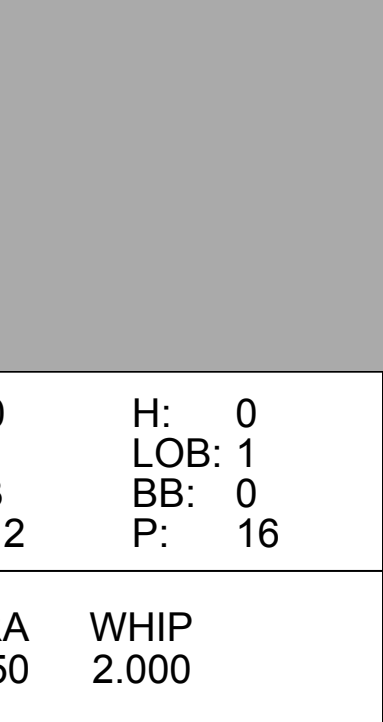

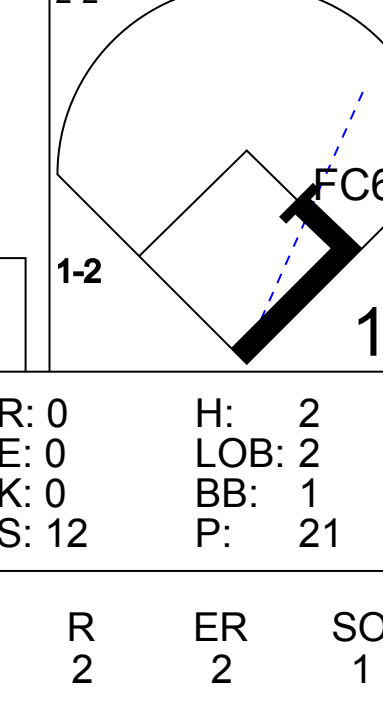
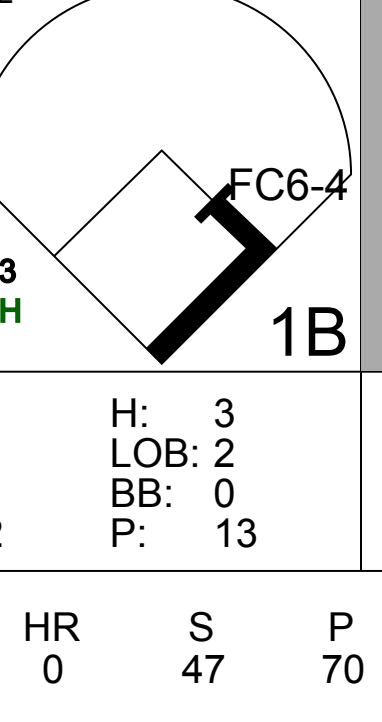




Pittsburgh Pirates @ Los Angeles Dodgers
Dodger Stadium, Los Angeles, CA
 Sat Jun 22 1991, 3:33 AM PDT
 Att: 42,891 - Cloudy - 62 F

livebaseballscorecards.com

AB	31
R	4
H	8
RBI	4
BB	3
SO	2
LOB	9



Batter	1	2	3	4	5	6	7	8	9	AB	R	H	RBI	BB	SO	LOB	TOP					
Gary Varsho, L OBP: 0.342, SLG: 0.333 (1, 9)										5	0	1	0	0	1	2	Pittsburgh Pirates @ Los Angeles Dodgers Dodger Stadium, Los Angeles, CA Sun Jun 23 1991, 3:33 AM PDT Att: 46,354 - Sunny - 75 F livebaseballscores.com					
Jay Bell, R OBP: 0.303, SLG: 0.418 (1, 6)										4	0	0	0	0	1	1						
Andy Van Slyke, L OBP: 0.319, SLG: 0.356 (1, 8)										3	0	1	0	1	1	1						
Barry Bonds, L OBP: 0.374, SLG: 0.459 (1, 7)										3	0	1	0	1	0	1						
Lloyd McClendon, R OBP: 0.333, SLG: 0.439 (1, 3)										4	0	0	0	0	0	4						
Michael LaValliere, L OBP: 0.331, SLG: 0.343 (1, 2)										3	0	2	0	0	0	0						
Doug Drabek, R OBP: 0.182, SLG: 0.212 (7, PR)										0	0	0	0	0	0	0						
Bob Patterson, R (7, 1)										0	0	0	0	0	0	0						
Stan Belinda, R (8, 1)										0	0	0	0	0	0	0						
Mitch Webster, S OBP: 0.250, SLG: 0.276 (9, PH)										0	0	0	0	1	0	0						
Joe Redfield, R OBP: 0.400, SLG: 0.182 (1, 5)										1	0	0	0	2	0	1						
Jose Lind, R OBP: 0.286, SLG: 0.321 (1, 4)										4	0	1	0	0	1	4						
Zane Smith, L OBP: 0.333, SLG: 0.393 (1, 1)										1	0	0	0	0	0	0						
Bobby Bonilla, S OBP: 0.371, SLG: 0.467 (5, PH)										1	0	0	0	0	0	2						
Randy Tomlin, L OBP: 0.167, SLG: 0.167 (5, 1)										0	0	0	0	0	0	0						
Orlando Merced, S OBP: 0.376, SLG: 0.430 (7, PH)										1	0	0	0	0	1	2						
Don Slaught, R OBP: 0.280, SLG: 0.319 (7, 2)										1	0	0	0	0	2							
Inning Stats	R: 0 E: 0 K: 1 S: 8	H: 0 LOB: 1 BB: 1 P: 15	R: 0 E: 0 K: 0 S: 8	H: 0 LOB: 0 BB: 1 P: 17	R: 0 E: 0 K: 0 S: 5	H: 0 LOB: 0 BB: 0 P: 5	R: 0 E: 0 K: 0 S: 7	H: 0 LOB: 0 BB: 0 P: 11	R: 0 E: 0 K: 1 S: 13	H: 1 LOB: 2 BB: 1 P: 21	R: 0 E: 0 K: 0 S: 10	H: 2 LOB: 2 BB: 0 P: 13	R: 0 E: 0 K: 1 S: 7	H: 1 LOB: 2 BB: 0 P: 12	R: 0 E: 0 K: 2 S: 10	H: 1 LOB: 2 BB: 1 P: 20	R: 0 E: 0 K: 0 S: 10	H: 1 LOB: 2 BB: 1 P: 19	1B: 4 2B: 2 3B: 0 HR: 0	SF: 0 SAC: 1 DP: 0 HBP: 0	WP: 0 PB: 0 SB: 1 CS: 1	PA: 38
PITCHER	IP WLS BF H R ER SO BB IBB HBP BLK WP HR S P ERA WHIP																					
Tim Belcher, R ERA: 2.4 (1, 1)	8.0 W 33 5 0 0 5 5 0 0 0 0 0 0 69 119 0.00 1.250																					
Tim Crews, R ERA: 3.68 (9, 1)	1.0 S 4 1 0 0 0 0 0 0 0 0 0 0 9 14 0.00 1.000																					

Batter	1	2	3	4	5	6	7	8	9	AB	R	H	RBI	BB	SO	LOB	BOTTOM			
Brett Butler, L OBP: 0.376, SLG: 0.321 (1, 8)										4	1	1	0	0	0	4	Pittsburgh Pirates @ Los Angeles Dodgers Dodger Stadium, Los Angeles, CA Sun Jun 23 1991, 3:33 AM PDT Att: 46,354 - Sunny - 75 F livebaseballscores.com			
Juan Samuel, R OBP: 0.372, SLG: 0.471 (1, 4)										4	0	1	0	0	1	0				
Stan Javier, S OBP: 0.276, SLG: 0.316 (1, 9)										4	0	0	1	0	0	1				
Eddie Murray, S OBP: 0.345, SLG: 0.429 (1, 3)										4	0	0	0	0	2	2				
Kal Daniels, L OBP: 0.318, SLG: 0.414 (1, 7)										4	0	0	0	0	1	2				
Jose Gonzalez, R (9, 9)										0	0	0	0	0	0	0				
Gary Carter, R OBP: 0.299, SLG: 0.307 (1, 2)										4	0	1	0	0	0	0				
Lenny Harris, L OBP: 0.385, SLG: 0.380 (1, 5)										3	1	2	0	0	0	1				
Mike Sharperson, R OBP: 0.321, SLG: 0.320 (1, 6)										2	0	1	0	1	0	1				
Alfredo Griffin, S OBP: 0.254, SLG: 0.243 (8, 6)										0	0	0	0	0	0	0				
Tim Belcher, R OBP: 0.194, SLG: 0.226 (1, 1)										3	0	2	1	0	1	1				
Tim Crews, R (9, 1)										0	0	0	0	0	0	0				
Mike Scioscia, L OBP: 0.380, SLG: 0.409 (9, 2)										0	0	0	0	0	0	0				
Inning Stats	R: 1 E: 0 K: 1 S: 14	H: 2 LOB: 1 BB: 0 P: 20	R: 0 E: 0 K: 0 S: 12	H: 2 LOB: 2 BB: 1 P: 21	R: 0 E: 0 K: 0 S: 9	H: 0 LOB: 0 BB: 0 P: 16	R: 1 E: 0 K: 0 S: 12	H: 3 LOB: 2 BB: 0 P: 13	R: 0 E: 0 K: 3 S: 12	H: 0 LOB: 1 BB: 0 P: 16	R: 0 E: 0 K: 1 S: 10	H: 1 LOB: 1 BB: 0 P: 12	R: 0 E: 0 K: 0 S: 7	H: 0 LOB: 0 BB: 0 P: 10	R: 0 E: 0 K: 0 S: 7	H: 0 LOB: 0 BB: 0 P: 11	1B: 8 2B: 0 3B: 0 HR: 0	SF: 0 SAC: 0 DP: 0 HBP: 0	WP: 0 PB: 0 SB: 0 CS: 1	PA: 33
PITCHER	IP WLS BF H R ER SO BB IBB HBP BLK WP HR S P ERA WHIP																			
Zane Smith, L ERA: 3.02 (1, 1)	4.0 L 19 7 2 2 1 1 0 0 0 0 0 0 22 28 0.00 0.500																			
Randy Tomlin, L ERA: 3.04 (5, 1)	2.0 8 1 0 0 4 0 0 0 0 0 0 0 22 28 0.00 0.500																			
Bob Patterson, L ERA: 4.11 (7, 1)	1.2 5 0 0 0 0 0 0 0 0 0 0 0 13 19 0.00 0.000																			
Stan Belinda, R ERA: 3.99 (8, 1)	0.1 1 0 0 0 0 0 0 0 0 0 0 0 1 2 0.00 0.000																			

Batter	1	2	3	4	5	6	7	8	9	AB	R	H	RBI	BB	SO	LOB	TOP								
Jerome Walton, R OBP: 0.286, SLG: 0.348	G4-3 23 HR BB		G5-3				SH1-3		23 1B	3	2	2	0	1	0	0									
Mark Grace, L OBP: 0.353, SLG: 0.398	G4-3		G4-3				G3		K	5	0	1	2	0	1	4									
23 Ryne Sandberg, R OBP: 0.359, SLG: 0.491	HR						L5			4	1	2	3	1	0	2									
Andre Dawson, R OBP: 0.314, SLG: 0.480	G5-3		F9				G5-3		K	5	0	0	0	0	1	4									
George Bell, R OBP: 0.322, SLG: 0.483	G6-3						G5-3		K	4	0	0	0	0	1	0									
Shawon Dunston, R OBP: 0.269, SLG: 0.390		K					K		3B	4	0	1	0	0	2	0									
Luis Salazar, R OBP: 0.341, SLG: 0.456		F1							F9	4	0	1	0	0	1	1									
Rick Wilkins, L OBP: 0.319, SLG: 0.442		HR					K		F7	3	2	1	1	0	1	1									
Greg Maddux, R OBP: 0.287, SLG: 0.395							G3-1			1	0	0	0	0	1	0									
Dwight Gooden, L OBP: 0.297, SLG: 0.317										0	0	0	0	0	0	0									
Chuck Maddux, L OBP: 0.206, SLG: 0.270										0	0	0	0	0	0	0									
Doug Esposito, R OBP: 0.197, SLG: 0.118										0	0	0	0	0	0	0									
Mike Bielecki, R OBP: 0.249, SLG: 0.344										1	1	1	0	0	0	0									
Chico Walker, S OBP: 0.249, SLG: 0.344										1	1	1	0	0	0	0									
Inning Stats	R: 2 E: 0 K: 0 S: 14	H: 1 LOB: 0 BB: 1 P: 24	R: 1 E: 0 K: 2 S: 9	H: 1 LOB: 0 BB: 0 P: 14	R: 0 E: 0 K: 1 S: 10	H: 0 LOB: 1 BB: 1 P: 19	R: 0 E: 0 K: 1 S: 5	H: 0 LOB: 0 BB: 0 P: 8	R: 2 E: 0 K: 0 S: 10	H: 2 LOB: 1 BB: 0 P: 21	R: 0 E: 0 K: 2 S: 11	H: 1 LOB: 1 BB: 0 P: 15	R: 0 E: 0 K: 0 S: 7	H: 1 LOB: 1 BB: 0 P: 12	R: 0 E: 0 K: 2 S: 17	H: 1 LOB: 1 BB: 0 P: 25	R: 1 E: 0 K: 1 S: 14	H: 3 LOB: 2 BB: 0 P: 19	1B: 5 2B: 1 3B: 2 HR: 2	SF: 0 SAC: 1 DP: 0 HBP: 1	WP: 0 PB: 0 SB: 2 CS: 0	PA: 40			
PITCHER	IP	WLS	BF	H	R	ER	SO	BB	IBB	HBP	BLK	WP	HR	S	P	ERA	WHIP								
Bob Walk, R ERA: 3.42	7.0	W	30	6	5	5	5	2	0	1	0	0	2	66	113	6.43	1.143								
Stan Belinda, R ERA: 3.99	1.0		4	1	0	0	2	0	0	0	0	0	0	17	25	0.00	1.000								
Bill Landrum, R ERA: 2.06	1.0	S	6	3	1	1	1	0	0	0	0	0	0	14	19	9.00	3.000								

Chicago Cubs @ Pittsburgh Pirates
Three Rivers Stadium, Pittsburgh, PA
Wed Jun 26 1991, 7:05 PM EDT
Att: 41,389 - Cloudy - 84 F

AB 36
R 6
H 10
RBI 6
BB 2
SO 8
LOB 13



Batter	1	2	3	4	5	6	7	8	9	AB	R	H	RBI	BB	SO	LOB	BOTTOM								
Orlando Merced, S OBP: 0.368, SLG: 0.409	G4-3 2B G3 BB				F9					3	1	0	0	2	1	4									
Jay Bell, R OBP: 0.315, SLG: 0.431	G3 2B		G4-3 HR 1B							5	1	5	1	0	0	0									
Andy Van Slyke, L OBP: 0.311, SLG: 0.346	K		P8 1-2		F8					5	0	0	0	0	1	7									
Bobby Bonilla, S OBP: 0.385, SLG: 0.472			G4-3		L4					2	0	0	0	3	0	2									
Joe Redfield, R OBP: 0.400, SLG: 0.182	G3 BB									0	0	0	0	0	0	0									
Barry Bonds, L OBP: 0.373, SLG: 0.465	G3									4	1	1	3	1	0	5									
Gary Varsho, L OBP: 0.349, SLG: 0.342										3	1	1	0	0	1	3									
Mitch Webster, S OBP: 0.239, SLG: 0.262	K									2	0	0	0	0	0	3									
Michael LaValliere, L OBP: 0.339, SLG: 0.354										3	1	1	0	1	1	1									
Jose Lind, R OBP: 0.295, SLG: 0.344										4	2	3	3	0	1	1									
Bob Walk, R OBP: 0.222, SLG: 0.353										2	0	0	0	1	1	1									
Curtis Wilkerson, S OBP: 0.291, SLG: 0.247										1	0	0	0	0	0	1									
Stan Belinda, R										0	0	0	0	0	0	0									
Bill Landrum, R										0	0	0	0	0	0	0									
Inning Stats	R: 1 E: 0 K: 2 S: 10	H: 1 LOB: 2 BB: 2 P: 27	R: 0 E: 0 K: 1 S: 10	H: 0 LOB: 1 BB: 1 P: 20	R: 5 E: 0 K: 1 S: 14	H: 5 LOB: 0 BB: 0 P: 23	R: 0 E: 0 K: 1 S: 11	H: 1 LOB: 1 BB: 0 P: 15	R: 0 E: 0 K: 0 S: 14	H: 1 LOB: 3 BB: 2 P: 25	R: 0 E: 0 K: 0 S: 17	H: 1 LOB: 2 BB: 1 P: 26	R: 1 E: 0 K: 0 S: 13	H: 2 LOB: 2 BB: 1 P: 22	R: 0 E: 0 K: 0 S: 4	H: 0 LOB: 1 BB: 1 P: 10	R: 0 E: 0 K: 0 S: 4	H: 0 LOB: 1 BB: 1 P: 10	1B: 8 2B: 1 3B: 0 HR: 2	SF: 0 SAC: 0 DP: 1 HBP: 0	WP: 0 PB: 0 SB: 2 CS: 0	PA: 42			
PITCHER	IP	WLS	BF	H	R	ER	SO	BB	IBB	HBP	BLK	WP	HR	S	P	ERA	WHIP								
Greg Maddux, R ERA: 3.49	4.0	L	22	7	6	6	5	3	0	0	0	0	0	45	85	13.50	2.500								
Chuck McElroy, L ERA: 1.7	2.0		11	2	0	0	1	3	0	0	0	0	0	31	51	0.00	2.500								
Mike Bielecki, R ERA: 3.8	2.0		9	2	1	1	0	2	0	0	0	0	0	17	32	4.50	2.000								

Chicago Cubs @ Pittsburgh Pirates
Three Rivers Stadium, Pittsburgh, PA
Wed Jun 26 1991, 7:05 PM EDT
Att: 41,389 - Cloudy - 84 F

AB 34
R 7
H 11
RBI 7
BB 8
SO 6
LOB 28



Batter	1	2	3	4	5	6	7	8	9	AB	R	H	RBI	BB	SO	LOB	TOP			
Jerome Walton, R OBP: 0.289, SLG: 0.346 (1, 8)	1-2 WP G6-3 1B	1-2 G5-3			0-3 K		2-1 P3		4-0 FC1-4 BB BB	4	1	1	0	1	1	0	Chicago Cubs @ Pittsburgh Pirates Three Rivers Stadium, Pittsburgh, PA Thu Jun 27 1991, 7:05 PM EDT Att: 30,960 - Sunny - 85 F			
Mark Grace, L OBP: 0.354, SLG: 0.396 (1, 3)	1 SAFE G6-3		1-1 G6-3		3-1 G4-3		0-0 23 BB 1B	1 SAFE 4-0 FC1-4 BB	4	0	1	0	1	0	1					
23 Ryne Sandberg, R OBP: 0.360, SLG: 0.486 (1, 4)	2 SAFE 1B BB		1-2 F9		1-0 G1-4-3		4-0 FC6-4 BB	0-2 FC1-4 BB	3	0	0	0	2	0	2					
Andre Dawson, R OBP: 0.312, SLG: 0.474 (1, 9)	0-0 1B		0-1 G5-3		2-3 K		0-2 F8	0-0 P3	5	0	1	0	0	1	4					
George Bell, R OBP: 0.324, SLG: 0.491 Doug Dascenzo, S OBP: 0.373, SLG: 0.373 (7, 7)	0-3 K		1-1 2B		3-2 1B 2B		1-1 FC6-4	4-1 BB	4	1	2	0	0	1	4					
Shawon Dunston, R OBP: 0.374, SLG: 0.382 (1, 6)	0-0 G5-3		3-3 K		0-2 P3		0-0 F4	1-3 K	5	0	0	0	0	2	7					
Luis Salazar, R Jose Vizcaino, S OBP: 0.295, SLG: 0.281 (8, 5)		0-3 K	1-3 K		2-0 1B		1-2 G6-3		4	0	1	1	0	2	1					
Rick Wilkins, L OBP: 0.373, SLG: 0.543 (1, 2)		0-0 HR	4-0 IBB		0-0 1B		3-1 1B		3	1	3	1	1	0	0					
Frank Castillo, R Paul Assenmacher, L Heathcliff Slocumb, R (9, 1)		0-0 G5-3	0-3 K		1-3 K		1-3 K		4	0	0	0	0	3	5					
Inning Stats	R: 1 E: 0 K: 1 S: 13	H: 2 LOB: 2 BB: 1 P: 18	R: 1 E: 0 K: 1 S: 8	H: 1 LOB: 0 BB: 0 P: 9	R: 0 E: 0 K: 0 S: 7	H: 1 LOB: 2 BB: 1 P: 22	R: 0 E: 0 K: 1 S: 7	H: 0 LOB: 0 BB: 0 P: 11	R: 1 E: 0 K: 2 S: 17	H: 3 LOB: 2 BB: 0 P: 25	R: 0 E: 0 K: 0 S: 8	H: 1 LOB: 2 BB: 1 P: 15	R: 0 E: 0 K: 1 S: 9	H: 1 LOB: 1 BB: 0 P: 14	R: 0 E: 0 K: 1 S: 12	H: 0 LOB: 3 BB: 3 P: 24		1B: 6 2B: 2 3B: 0 HR: 1	SF: 0 SAC: 0 DP: 0 HBP: 0	WP: 2 PB: 0 SB: 0 CS: 0
PITCHER	IP WLS BF H R ER SO BB IBB HBP BLK WP HR S P ERA WHIP	IP WLS BF H R ER SO BB IBB HBP BLK WP HR S P ERA WHIP	IP WLS BF H R ER SO BB IBB HBP BLK WP HR S P ERA WHIP	IP WLS BF H R ER SO BB IBB HBP BLK WP HR S P ERA WHIP	IP WLS BF H R ER SO BB IBB HBP BLK WP HR S P ERA WHIP	IP WLS BF H R ER SO BB IBB HBP BLK WP HR S P ERA WHIP	IP WLS BF H R ER SO BB IBB HBP BLK WP HR S P ERA WHIP	IP WLS BF H R ER SO BB IBB HBP BLK WP HR S P ERA WHIP	IP WLS BF H R ER SO BB IBB HBP BLK WP HR S P ERA WHIP	IP WLS BF H R ER SO BB IBB HBP BLK WP HR S P ERA WHIP	IP WLS BF H R ER SO BB IBB HBP BLK WP HR S P ERA WHIP	IP WLS BF H R ER SO BB IBB HBP BLK WP HR S P ERA WHIP	IP WLS BF H R ER SO BB IBB HBP BLK WP HR S P ERA WHIP	IP WLS BF H R ER SO BB IBB HBP BLK WP HR S P ERA WHIP	IP WLS BF H R ER SO BB IBB HBP BLK WP HR S P ERA WHIP	IP WLS BF H R ER SO BB IBB HBP BLK WP HR S P ERA WHIP				
Doug Drabek, R ERA: 2.96 Bob Kipper, L ERA: 6.84 Vicente Palacios, R ERA: 3.03	(1, 1) 6.0 27 7 3 3 8 1 1 0 0 0 2 1 65 94 4.50 1.333	(7, 1) 2.0 9 2 0 0 1 1 0 0 0 0 0 0 17 29 0.00 1.500	(9, 1) 1.0 W 6 0 0 0 1 3 0 0 0 0 0 0 12 24 0.00 3.000																	

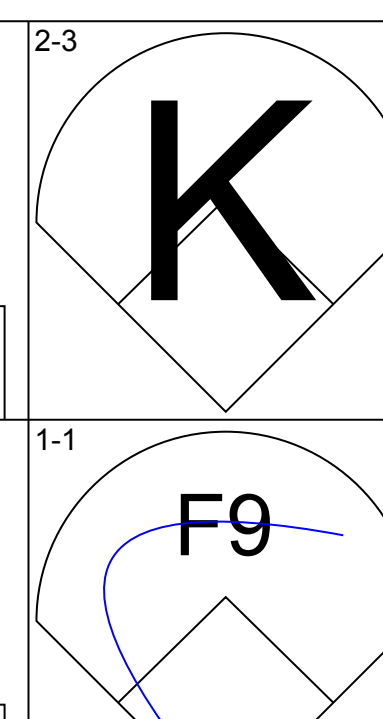
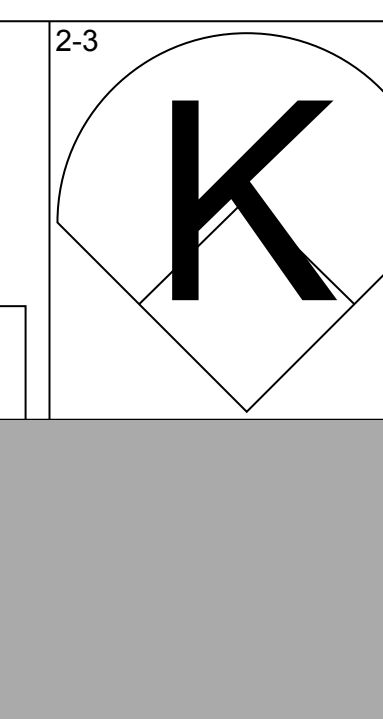
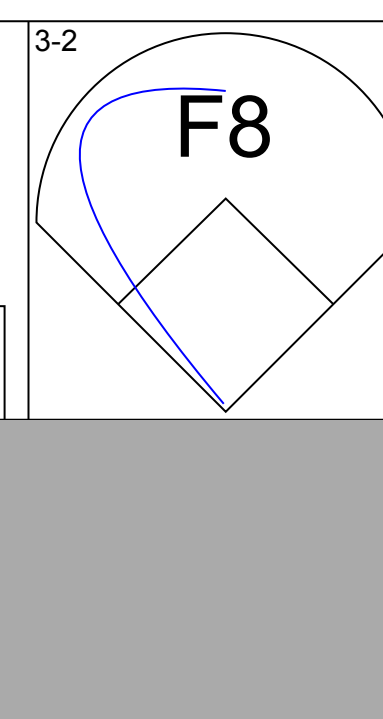
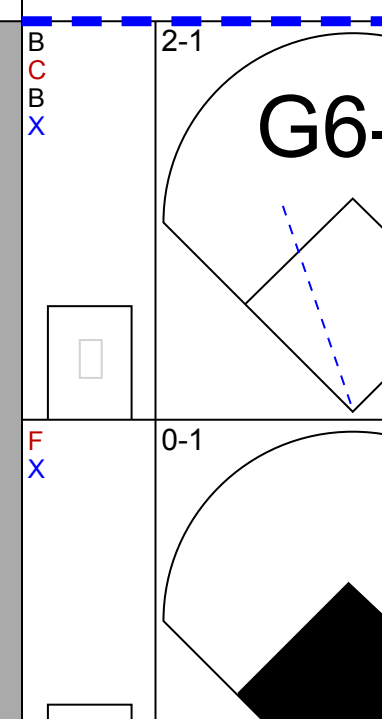
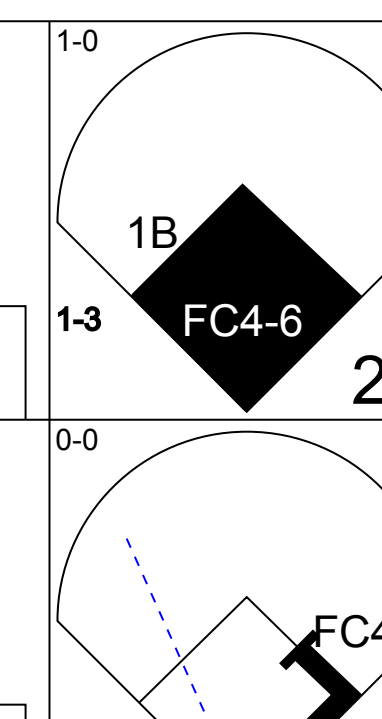
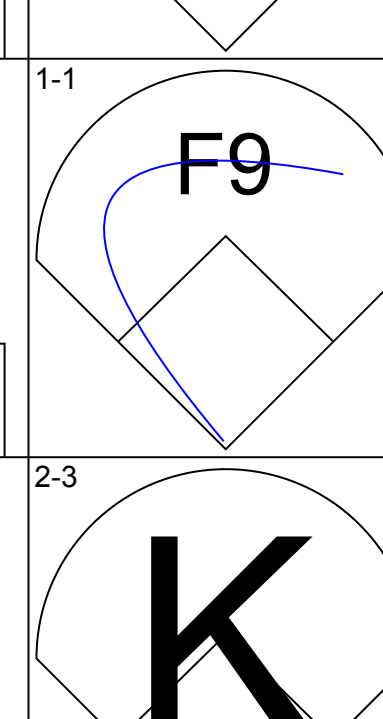
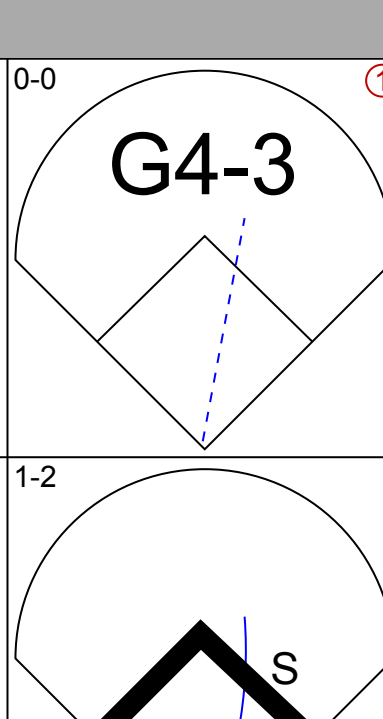
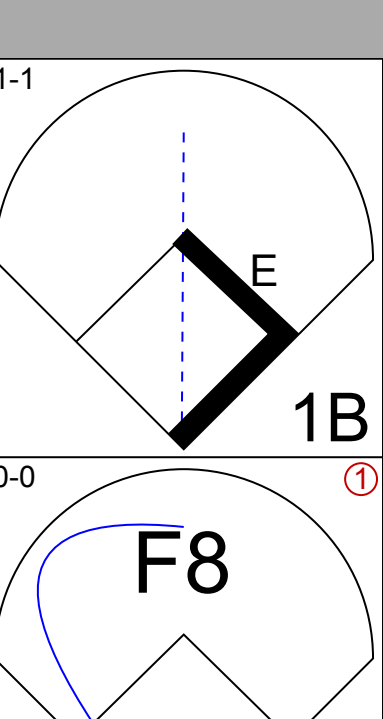
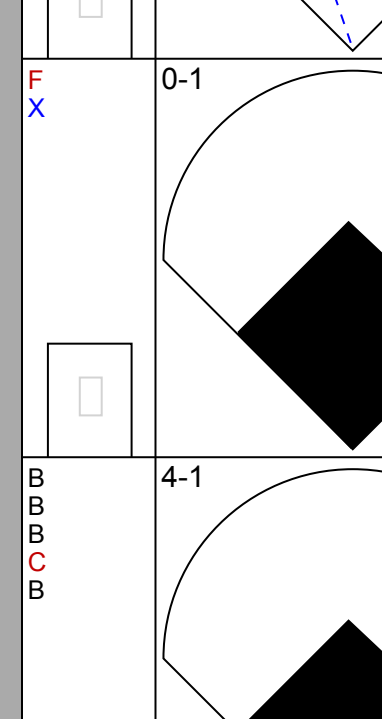
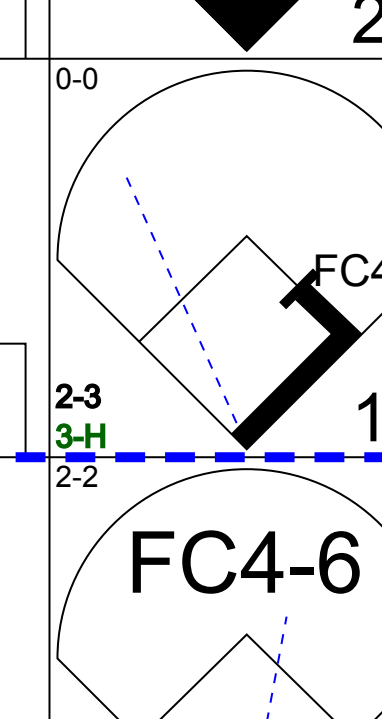
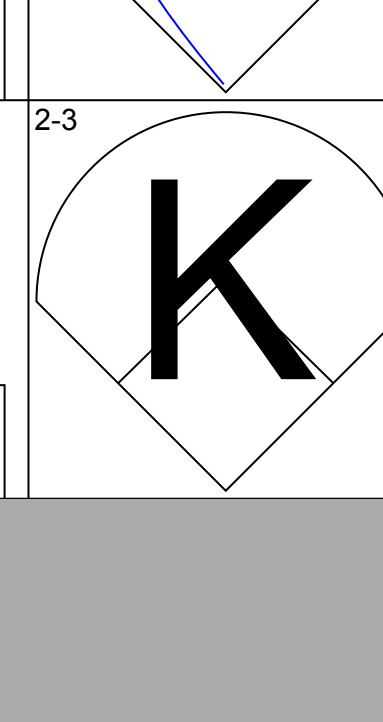
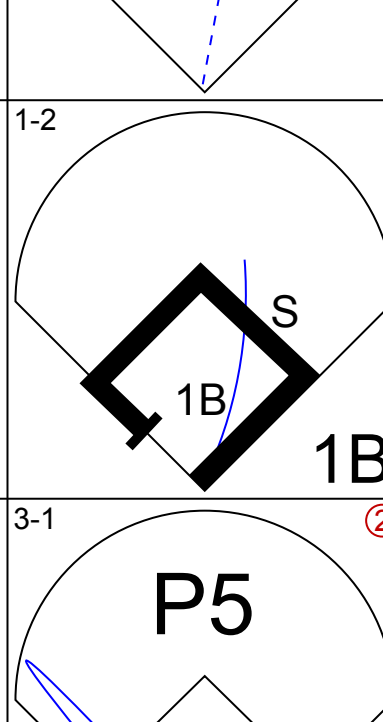
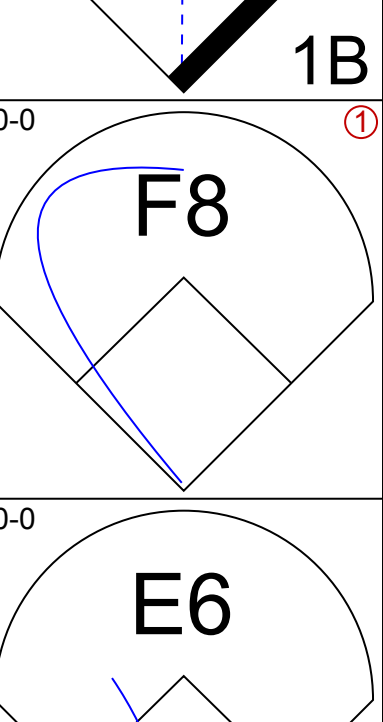
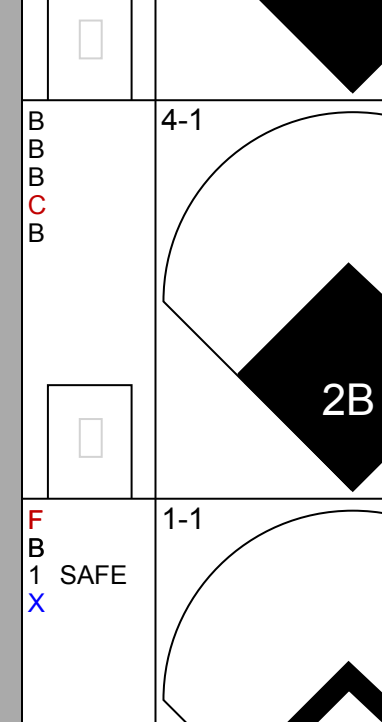
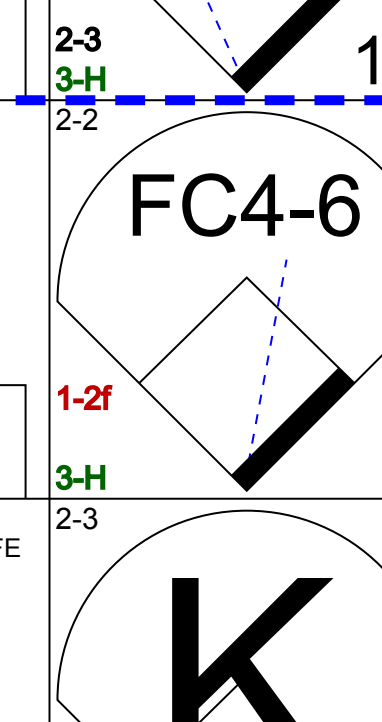
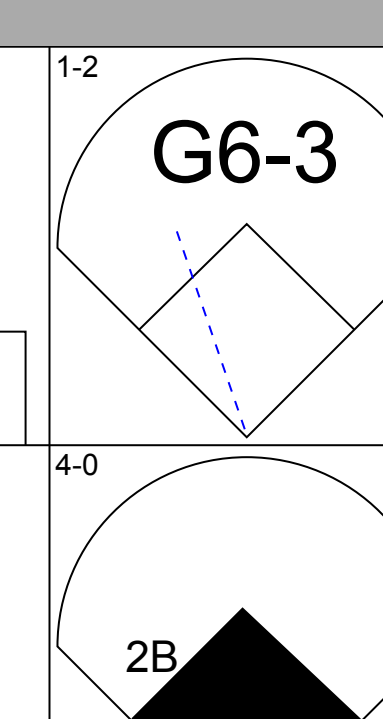
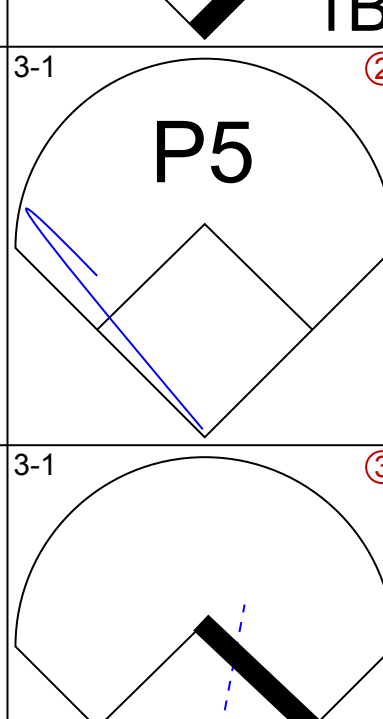
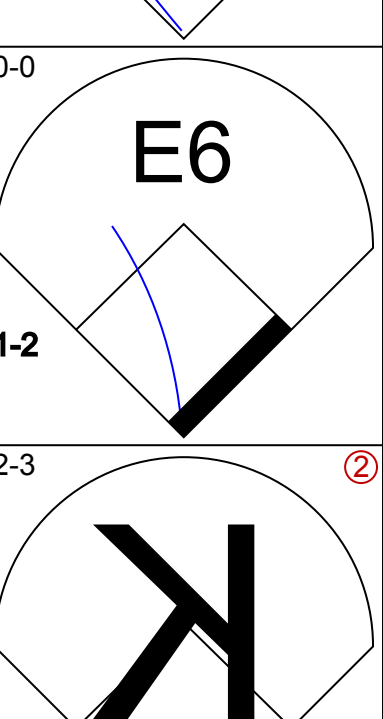
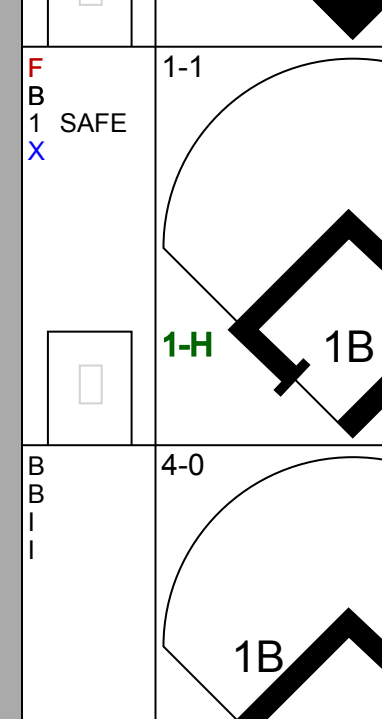
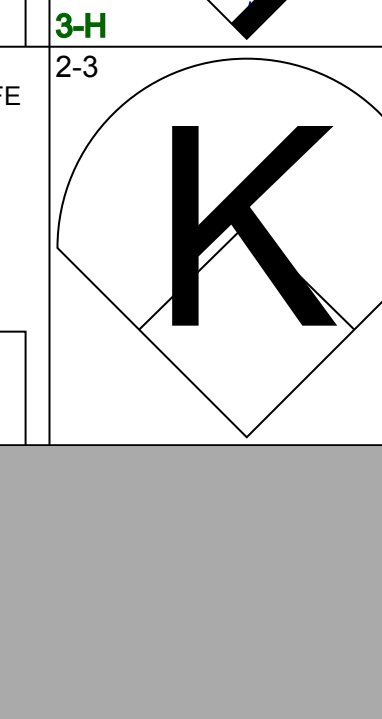
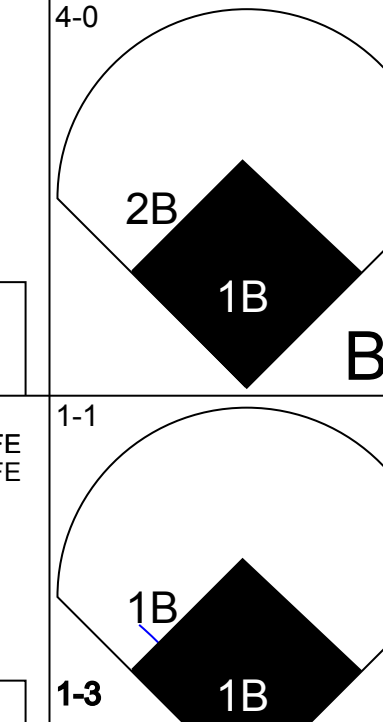
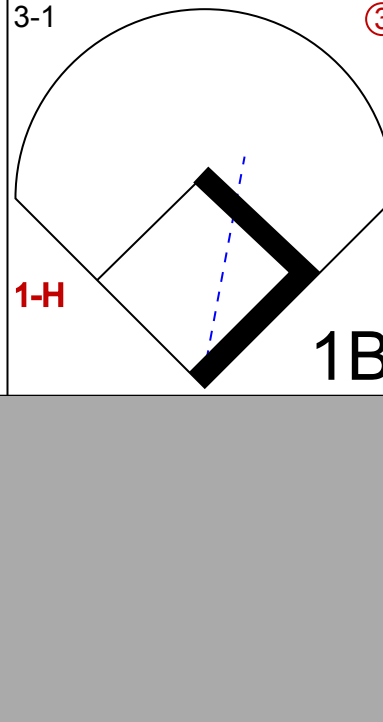
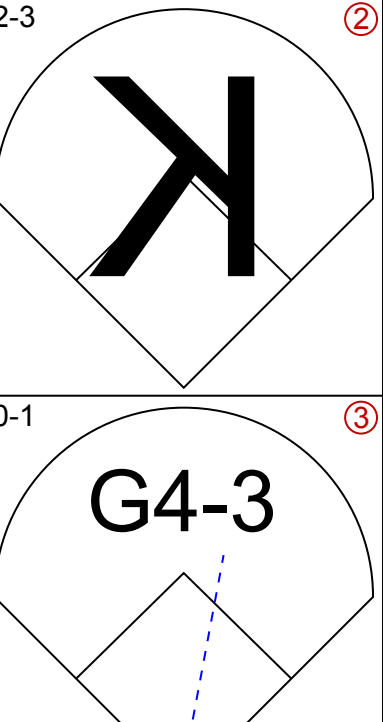
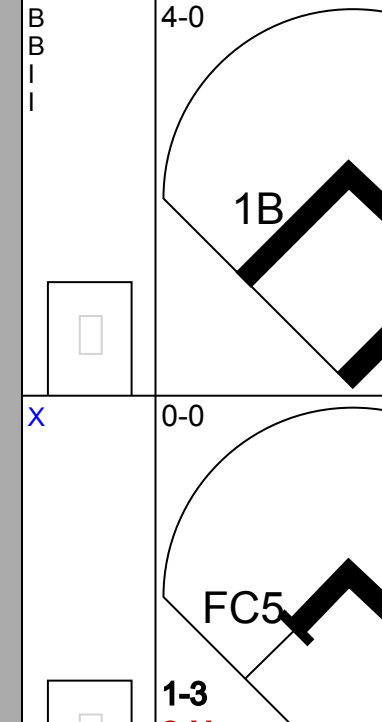


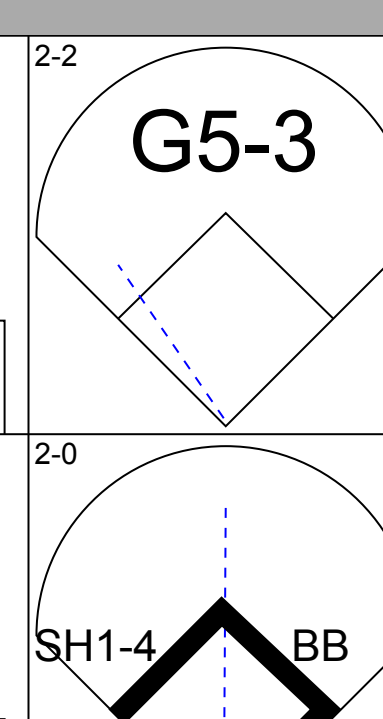
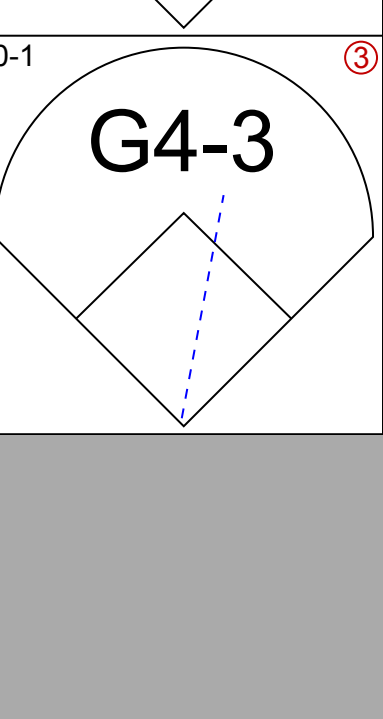
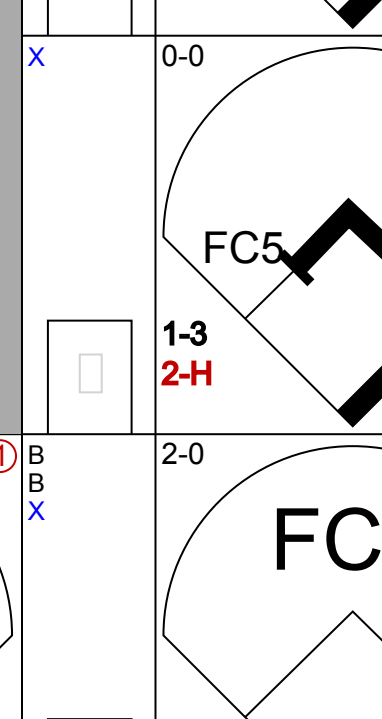
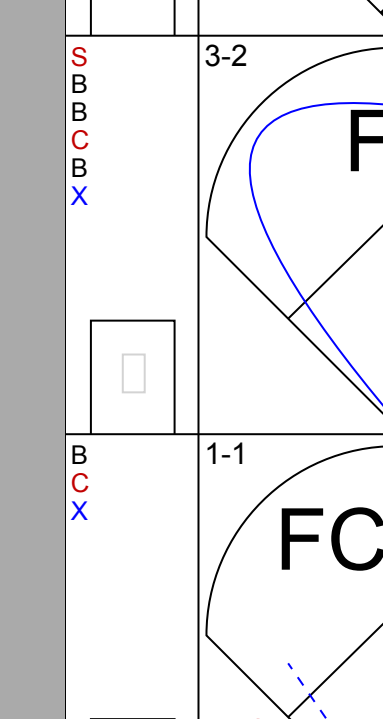

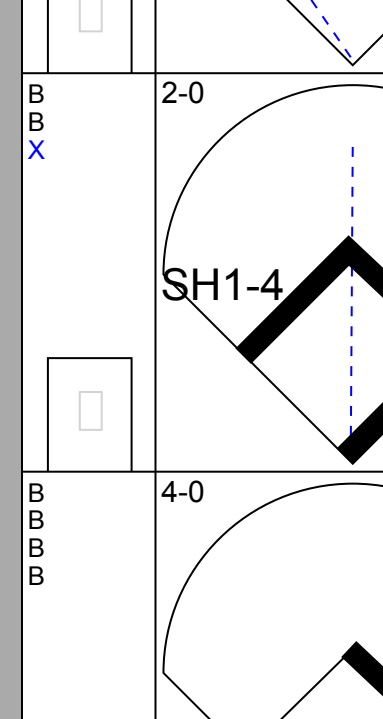
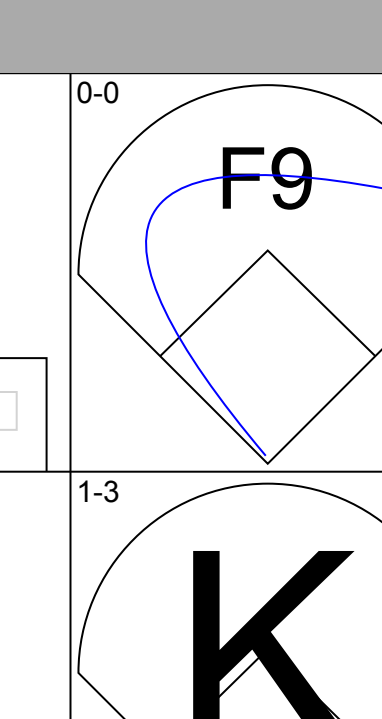
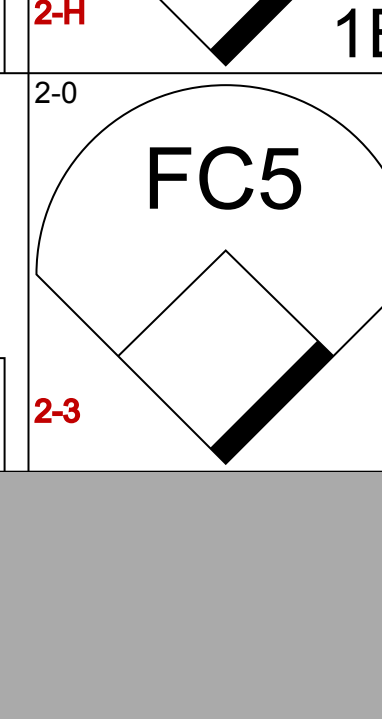
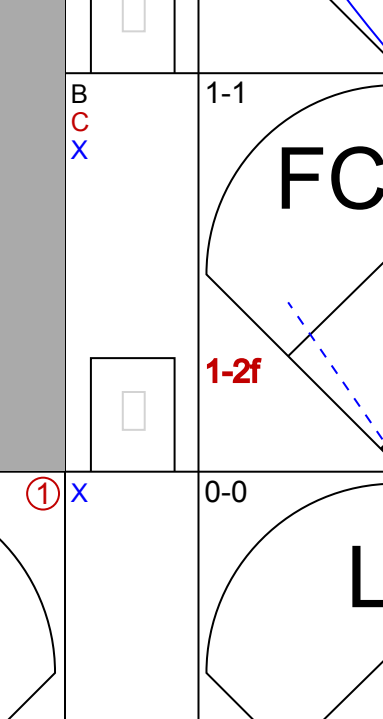

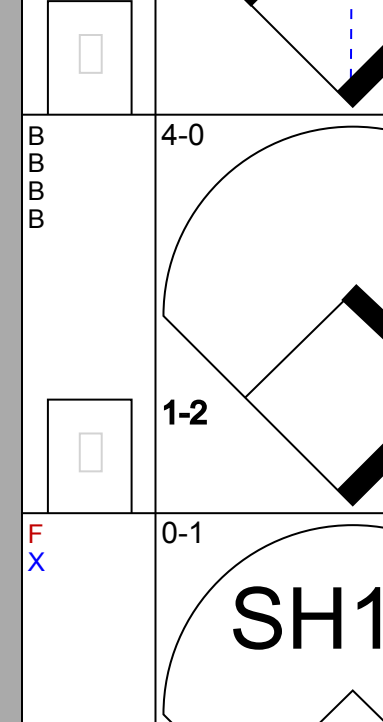
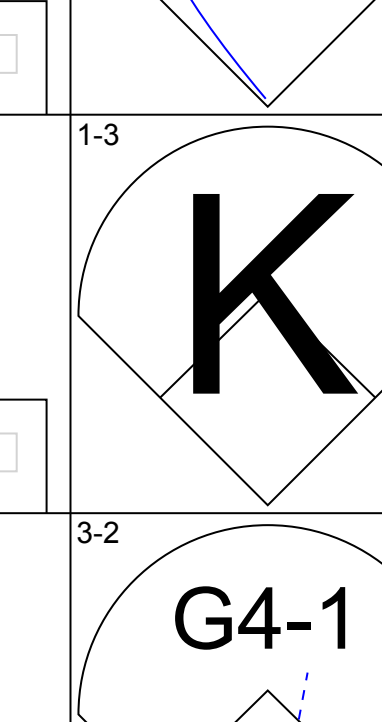
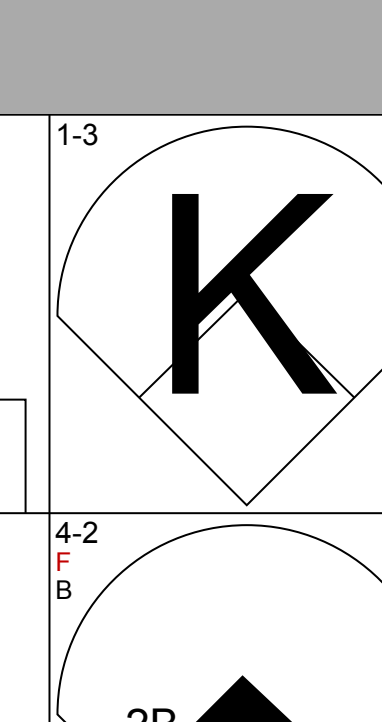
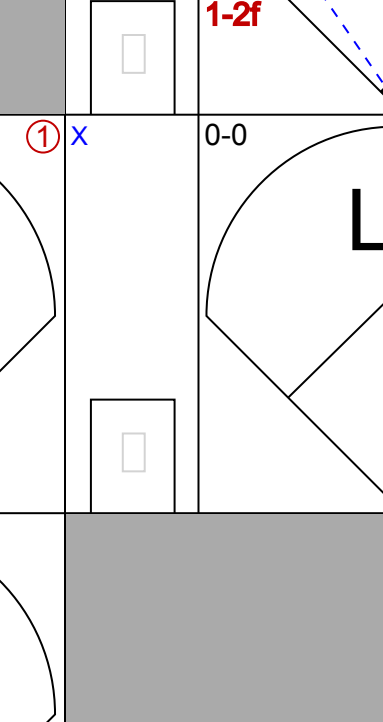

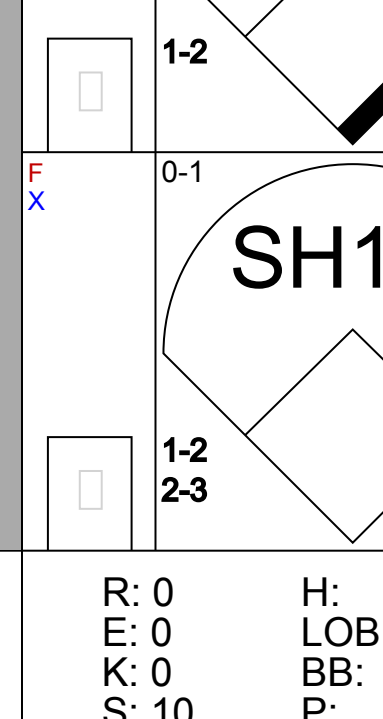
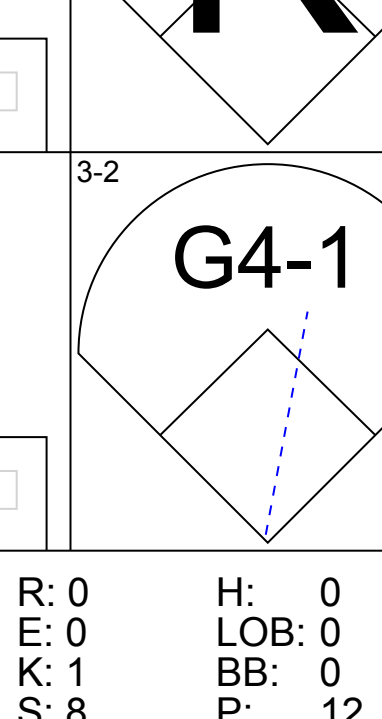
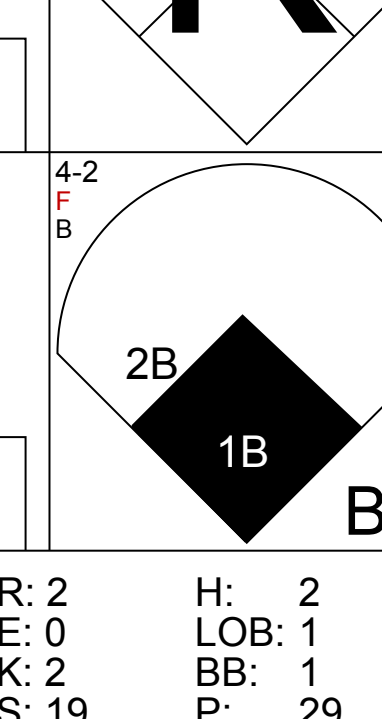
AB	36
R	3
H	9
RBI	2
BB	6
SO	10
LOB	24



Batter	1	2	3	4	5	6	7	8	9	AB	R	H	RBI	BB	SO	LOB	BOTTOM					
Orlando Merced, S OBP: 0.371, SLG: 0.408 (1, 3)	4-2 SH1-4 BB		3-3 K			3-2 P9			3-2 1B 1B	3	1	1	0	1	1	1	Chicago Cubs @ Pittsburgh Pirates Three Rivers Stadium, Pittsburgh, PA Thu Jun 27 1991, 7:05 PM EDT Att: 30,960 - Sunny - 85 F					
Jay Bell, R OBP: 0.315, SLG: 0.430 (1, 6)	0-0 SH1-4		2-3 K			0-2 L5			1-2 1B SF9 1B	3	1	1	0	0	1							
Andy Van Slyke, L OBP: 0.310, SLG: 0.344 (1, 8)	0-0 F8			1-1 P5		0-0 G3			1-2 1B BB 1B	4	1	1	1	0	2							
Bobby Bonilla, S OBP: 0.379, SLG: 0.466 (1, 5)	2-2 G3-1			0-0 G3			1-2 G3-1		1-0 SF9	3	0	0	1	0	0							
Barry Bonds, L OBP: 0.371, SLG: 0.458 (1, 7)		2-0 G4-3		1-0 P6			1-0 F7		1 SAFE 4-2 BB 1B WP BB	3	1	0	0	1	0							
Gary Varsho, L OBP: 0.337, SLG: 0.329 Lloyd McClendon, R OBP: 0.342, SLG: 0.448 (8, PH)		2-2 P8			0-0 P2		1-0 G4-3		3-1 WP BB 1B	3	0	0	0	0	0							
Michael LaValliere, L Don Slaught, R OBP: 0.279, SLG: 0.309 (9, PH)		0-1 1B		0-2 G6-3 1B				3-2 G6-3	4-0 WP BB	3	0	2	0	0	0							
Jose Lind, R OBP: 0.289, SLG: 0.337 (1, 4)		0-1 G5-3			1-0 G6-3			1-0 G6-3	2-3 K	4	0	0	0	0	1							
Doug Drabek, R Curtis Wilkerson, S Bob Kipper, R Gary Redus, R Vicente Palacios, R Mitch Webster, S (9, PH)	(1, 1) 5, PH 7, 1) 8, PH) 9, 1) 9, PH)	0-1 F9		0-1 F9		3-2 3B		0-0 G4-3	1-0 WP	1	0	0	0	0	0							
Inning Stats	R: 0 E: 0 K: 0 S: 7	H: 0 LOB: 1 BB: 1 P: 13	R: 0 E: 0 K: 0 S: 8	H: 1 LOB: 1 BB: 0 P: 12	R: 0 E: 0 K: 2 S: 10	H: 0 LOB: 0 BB: 0 P: 15	R: 0 E: 0 K: 0 S: 4	H: 0 LOB: 0 BB: 0 P: 6	R: 0 E: 0 K: 0 S: 5	H: 1 LOB: 0 BB: 0 P: 6	R: 0 E: 0 K: 0 S: 12	H: 1 LOB: 1 BB: 0 P: 18	R: 0 E: 0 K: 0 S: 6	H: 0 LOB: 0 BB: 0 P: 9	R: 0 E: 0 K: 0 S: 6	H: 0 LOB: 0 BB: 0 P: 10		R: 4 E: 0 K: 1 S: 19	H: 4 LOB: 2 BB: 2 P: 39	1B: 6 2B: 0 3B: 1 HR: 0	SF: 1 SAC: 1 DP: 1 HBP: 0	WP: 1 PB: 0 SB: 0 CS: 0
PITCHER	IP WLS BF H R ER SO BB IBB HBP BLK WP HR S P ERA WHIP	IP WLS BF H R ER SO BB IBB HBP BLK WP HR S P ERA WHIP	IP WLS BF H R ER SO BB IBB HBP BLK WP HR S P ERA WHIP	IP WLS BF H R ER SO BB IBB HBP BLK WP HR S P ERA WHIP	IP WLS BF H R ER SO BB IBB HBP BLK WP HR S P ERA WHIP	IP WLS BF H R ER SO BB IBB HBP BLK WP HR S P ERA WHIP	IP WLS BF H R ER SO BB IBB HBP BLK WP HR S P ERA WHIP	IP WLS BF H R ER SO BB IBB HBP BLK WP HR S P ERA WHIP	IP WLS BF H R ER SO BB IBB HBP BLK WP HR S P ERA WHIP	IP WLS BF H R ER SO BB IBB HBP BLK WP HR S P ERA WHIP	IP WLS BF H R ER SO BB IBB HBP BLK WP HR S P ERA WHIP	IP WLS BF H R ER SO BB IBB HBP BLK WP HR S P ERA WHIP	IP WLS BF H R ER SO BB IBB HBP BLK WP HR S P ERA WHIP	IP WLS BF H R ER SO BB IBB HBP BLK WP HR S P ERA WHIP	IP WLS BF H R ER SO BB IBB HBP BLK WP HR S P ERA WHIP	IP WLS BF H R ER SO BB IBB HBP BLK WP HR S P ERA WHIP						
Frank Castillo, R ERA: 2.25 Paul Assenmacher, L ERA: 3.69 Heathcliff Slocumb, R ERA: 2.37	(1, 1) 8.0 L 4 2 1 1 0 1 0 0 0 0 0 0 10 19 27.00 9.000	(9, 1) 0.1 3 0 1 1 1 1 1 0 0 0 0 0 0 3 10 27.00 3.000																				

AB	31
R	4
H	7
RBI	3
BB	3
SO	3
LOB	12

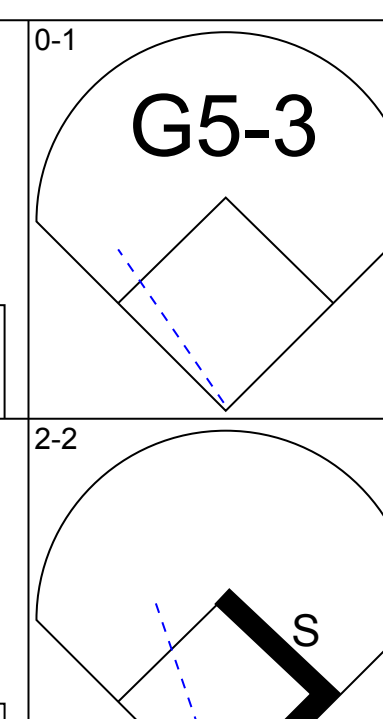
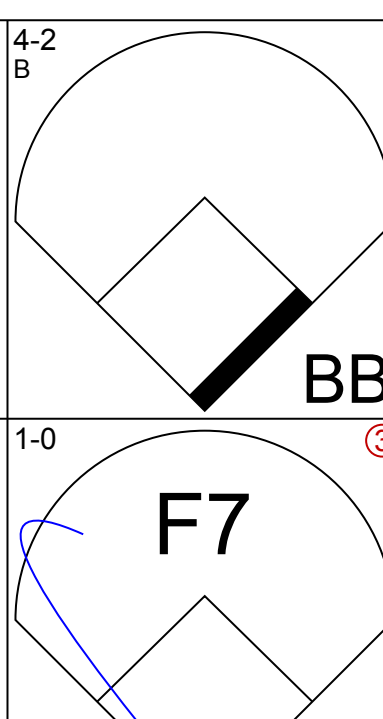
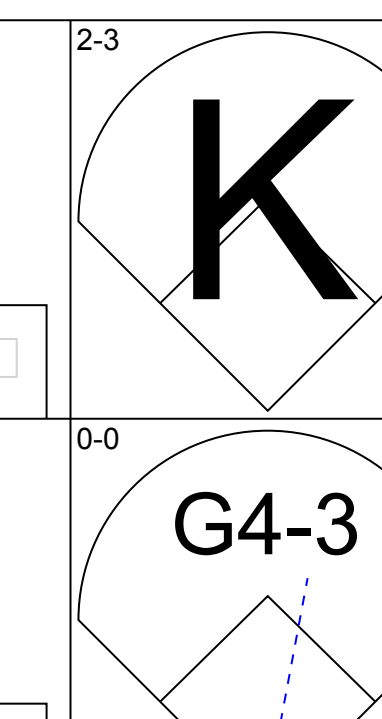
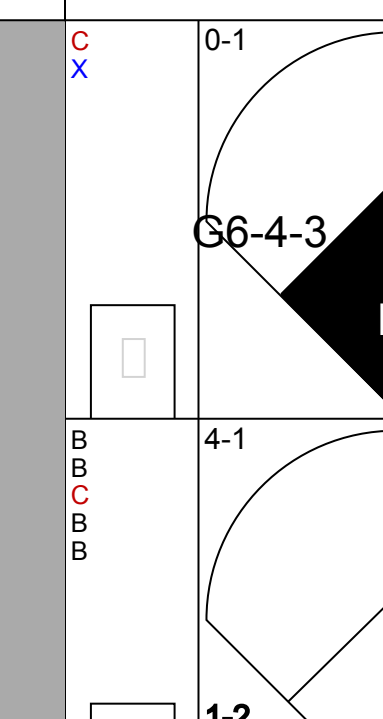
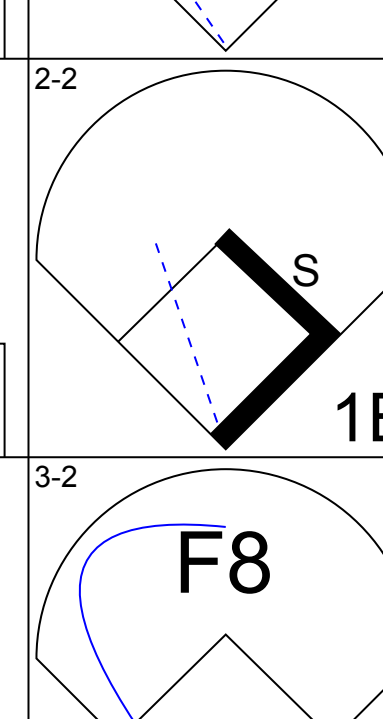
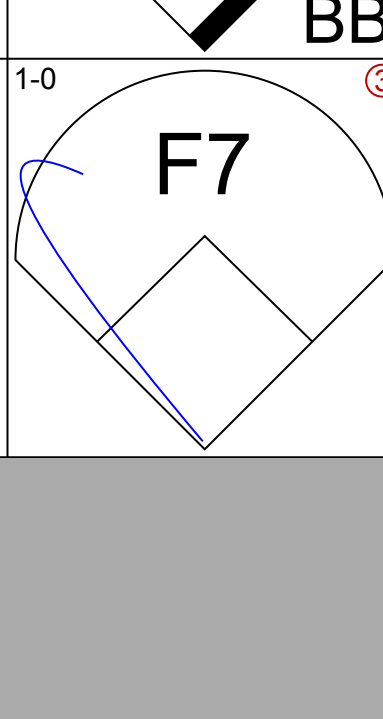
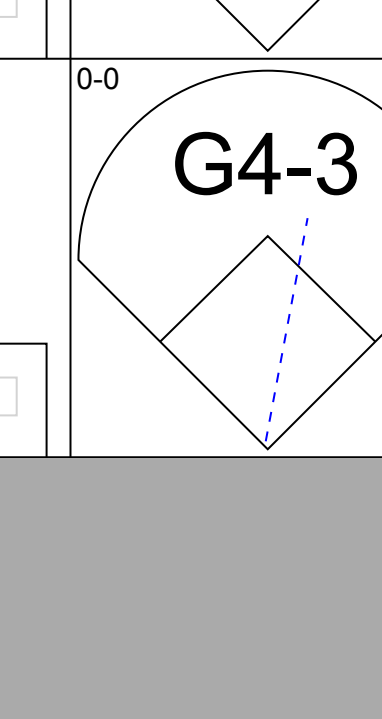
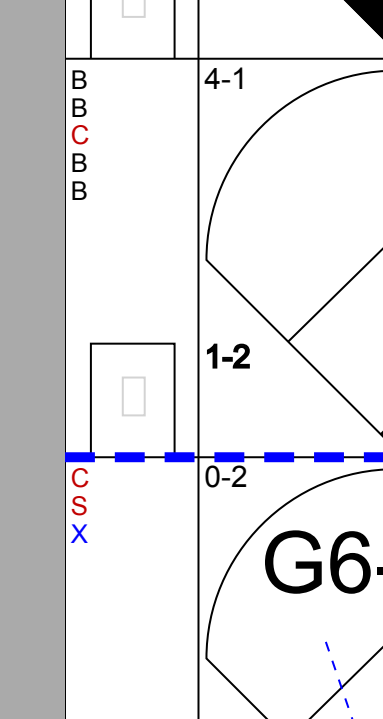
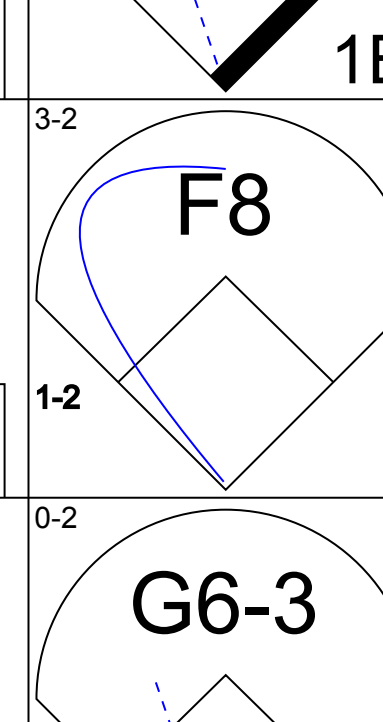
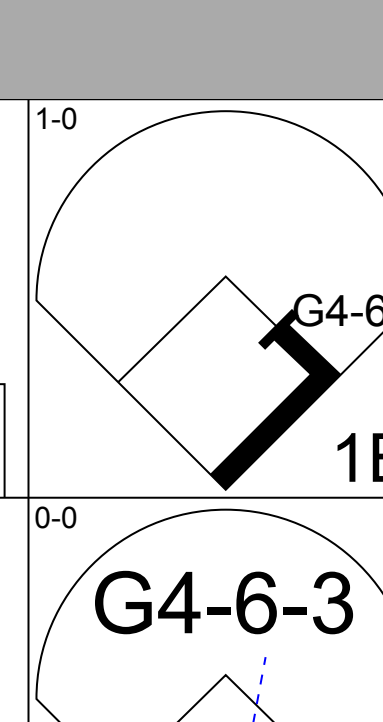
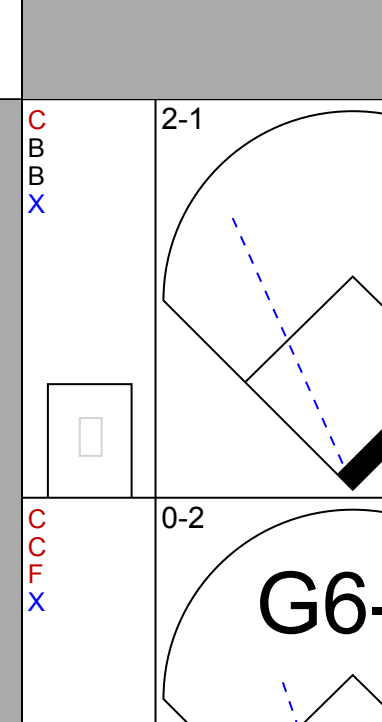
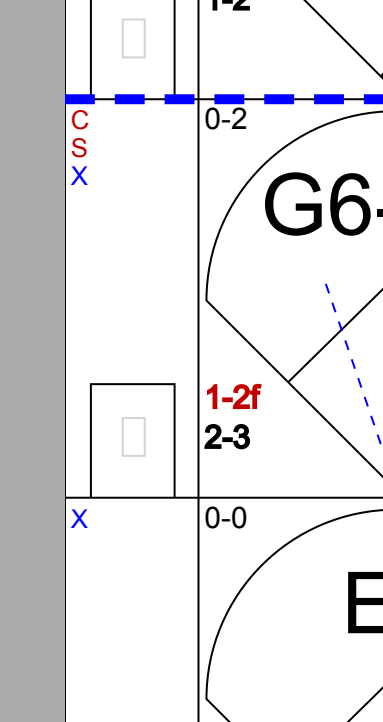
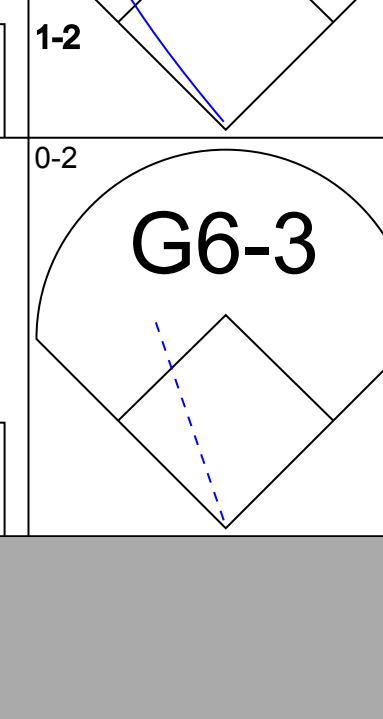
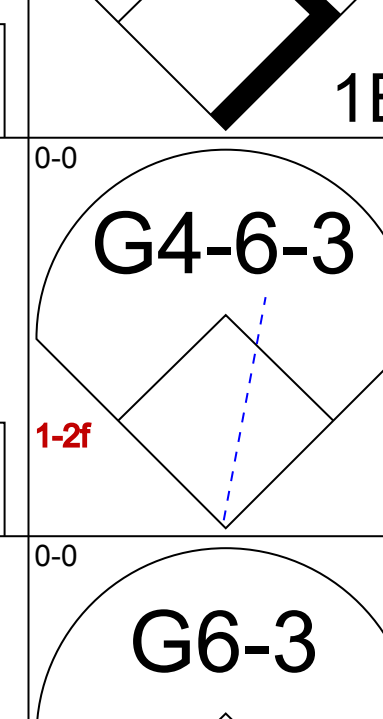
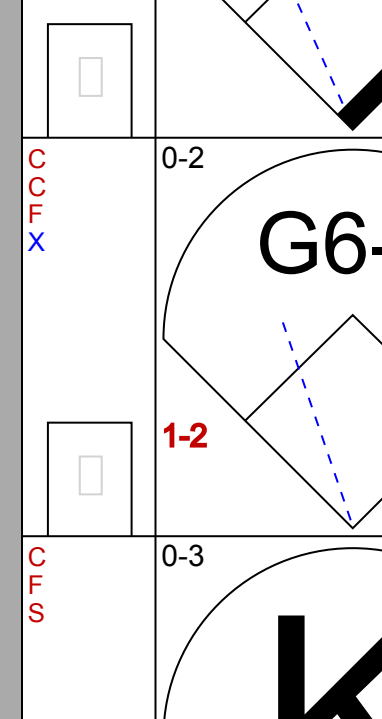
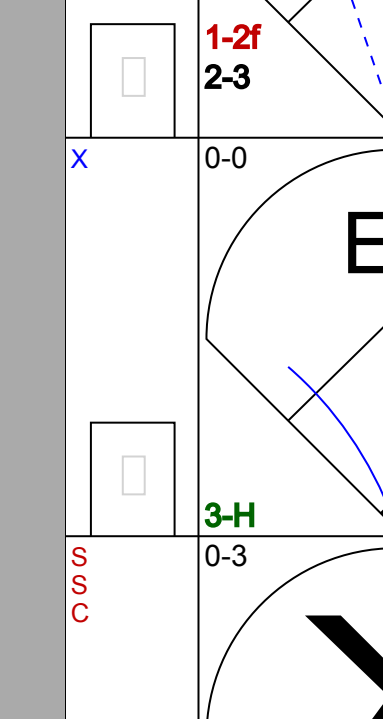
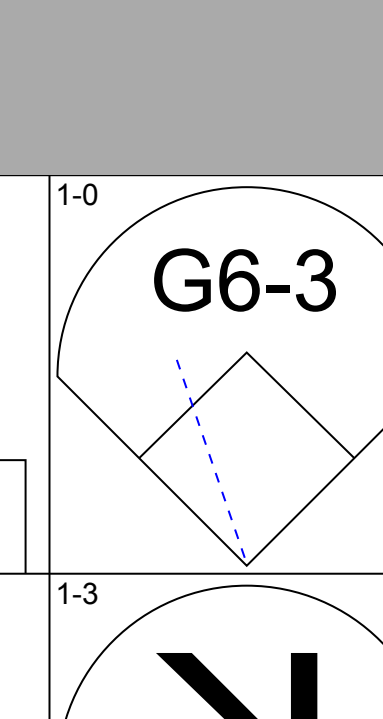
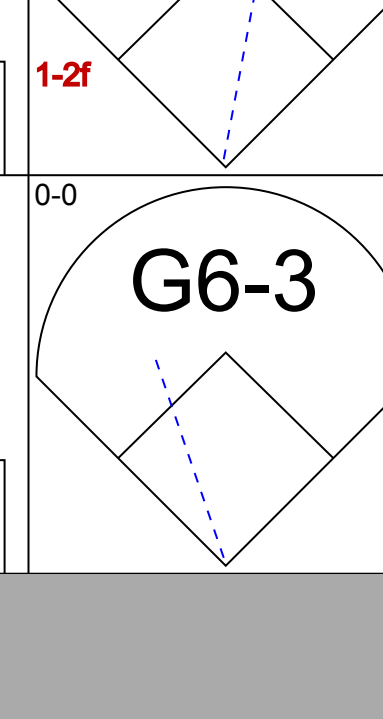
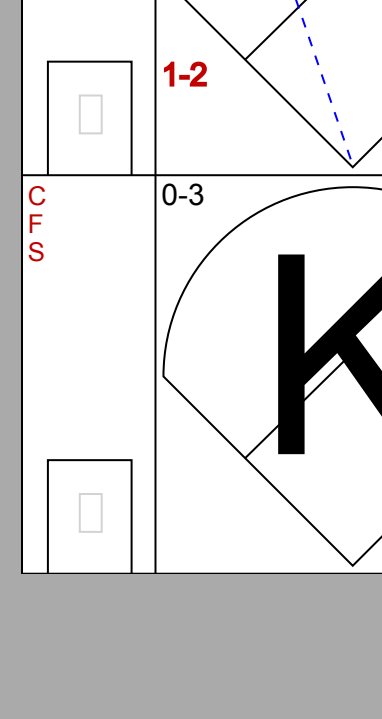
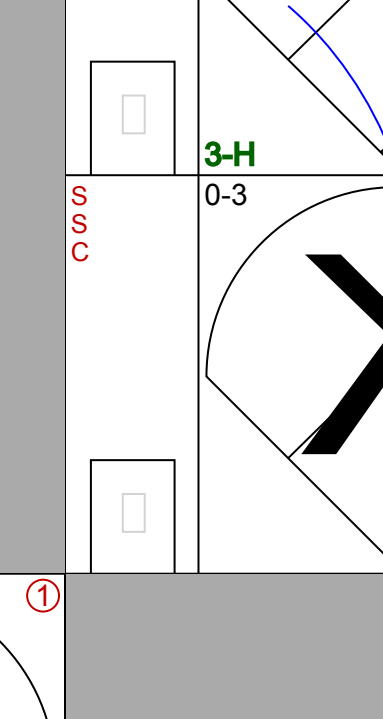

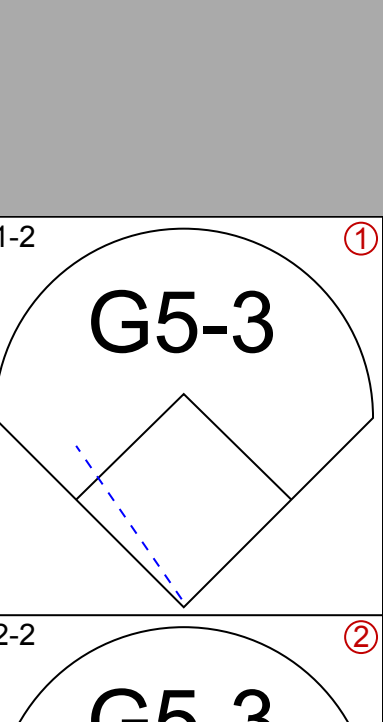
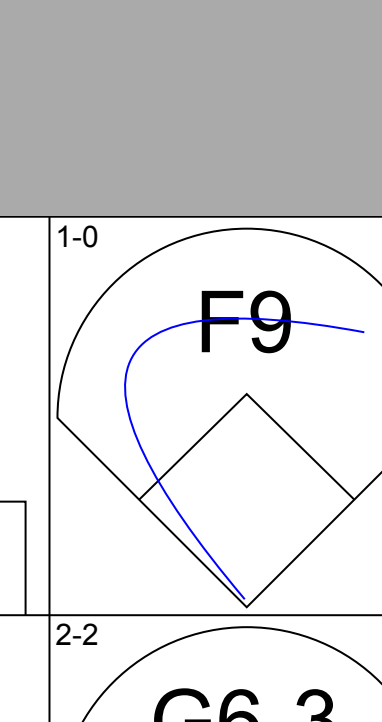

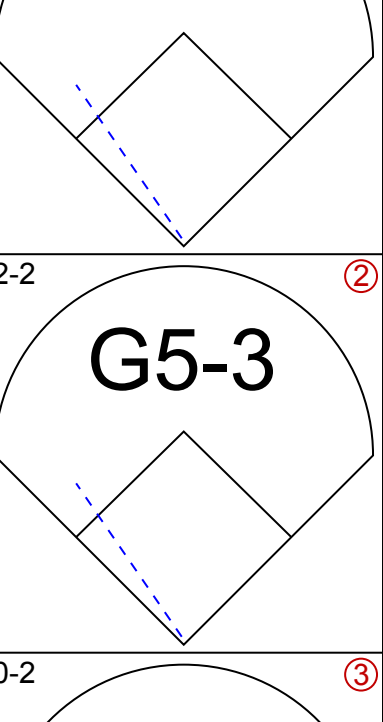
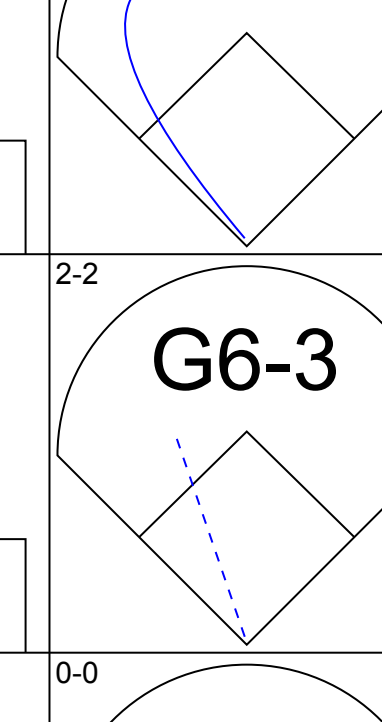
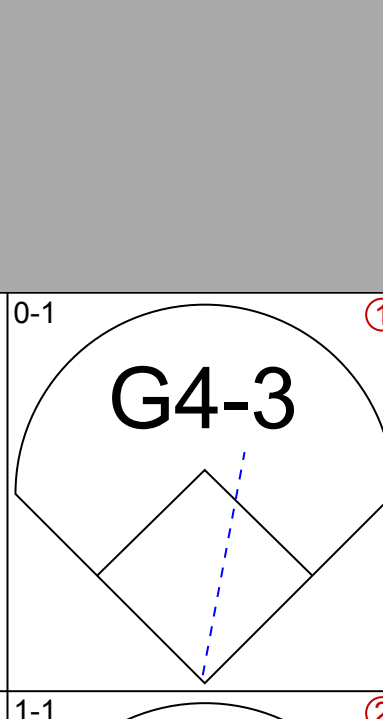
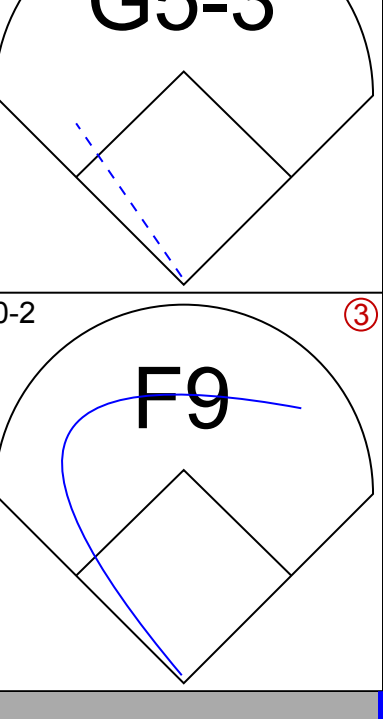
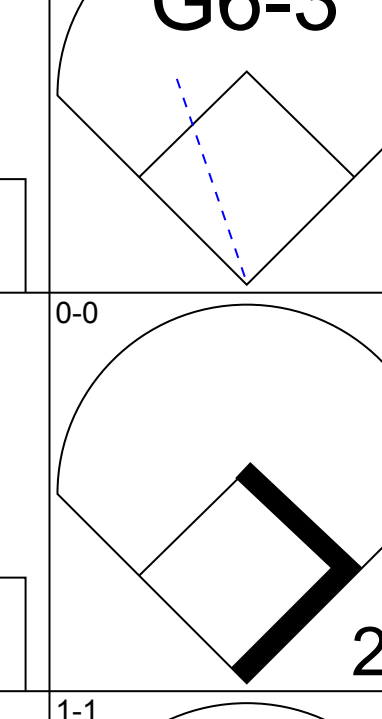


Batter	1	2	3	4	5	6	7	8	9	AB	R	H	RBI	BB	SO	LOB	TOP			
Gary Redus, R OBP: 0.293, SLG: 0.333 (1, 3)										5	1	1	0	0	2	4				
Jay Bell, R OBP: 0.320, SLG: 0.445 (1, 6)										5	1	3	2	0	0	0				
Andy Van Slyke, L OBP: 0.312, SLG: 0.342 (1, 8)										4	1	1	1	1	1	2				
Bobby Bonilla, S OBP: 0.376, SLG: 0.465 Joe Redfield, R OBP: 0.400, SLG: 0.182 (8, 5)										5	0	1	1	0	1	3				
Barry Bonds, L OBP: 0.379, SLG: 0.461 Mitch Webster, S OBP: 0.239, SLG: 0.262 (9, PR) (9, 7)										3	1	2	0	2	1	2				
Lloyd McClendon, R OBP: 0.346, SLG: 0.458 (1, 9)										5	1	2	0	0	0	3				
Don Slaught, R OBP: 0.284, SLG: 0.314 (1, 2)										5	0	2	1	0	0	3				
Jose Lind, R OBP: 0.292, SLG: 0.335 (1, 4)										4	0	1	1	1	2	1				
Zane Smith, L OBP: 0.333, SLG: 0.367 Stan Belinda, R (9, 1)										2	1	0	0	1	1	2				
Inning Stats	R: 0 E: 0 K: 2 S: 11	H: 0 LOB: 0 BB: 0 P: 16	R: 2 E: 0 K: 2 S: 15	H: 3 LOB: 2 BB: 1 P: 23	R: 0 E: 0 K: 0 S: 8	H: 2 LOB: 1 BB: 0 P: 15	R: 0 E: 0 K: 0 S: 10	H: 1 LOB: 2 BB: 1 P: 21	R: 0 E: 1 K: 1 S: 9	H: 0 LOB: 0 BB: 0 P: 12	R: 2 E: 0 K: 0 S: 9	H: 3 LOB: 2 BB: 2 P: 22	R: 2 E: 0 K: 2 S: 19	H: 2 LOB: 1 BB: 1 P: 29	R: 0 E: 0 K: 0 S: 9	H: 1 LOB: 1 BB: 0 P: 16	1B: 9 2B: 3 3B: 0 HR: 1	SF: 0 SAC: 1 DP: 0 HBP: 0	WP: 0 PB: 0 SB: 1 CS: 0	PA: 44
PITCHER	IP	WLS	BF	H	R	ER	SO	BB	IBB	HBP	BLK	WP	HR	S	P	ERA	WHIP			
Chris Haney, L ERA: 5.4 (1, 1)	6.0	L	27	7	2	2	6	2	0	0	0	0	0	61	99	3.00	1.500			
Bill Sampen, R ERA: 4.71 (7, 1)	1.1		5	4	4	1	2	1	0	0	0	0	1	21	40	27.00	5.250			
Scott Ruskin, L ERA: 2.27 (8, 1)	0.2		2	0	0	0	1	0	0	0	0	0	0	7	11	0.00	0.000			
Doug Platt, R ERA: 3.27 (9, 1)	1.0		4	1	0	0	0	0	0	0	0	0	0	9	16	0.00	1.000			

Pittsburgh Pirates @ Montreal Expos
Olympic Stadium, Montreal, QB
Fri Jun 28 1991, 7:05 PM EDT
Att: 14,501 - Cloudy - 87 F

AB 38
R 6
H 13
RBI 6
BB 5
SO 8
LOB 20



Batter	1	2	3	4	5	6	7	8	9	AB	R	H	RBI	BB	SO	LOB	BOTTOM			
Marquis Grissom, R OBP: 0.336, SLG: 0.397 (1, 8)										3	1	1	0	1	1	0				
Delino DeShields, L OBP: 0.379, SLG: 0.370 (1, 4)										3	0	1	0	1	0	1				
Ivan Calderon, R OBP: 0.368, SLG: 0.463 (1, 7)										4	0	2	0	0	0	3				
Tim Wallach, R OBP: 0.312, SLG: 0.355 (1, 5)										4	0	0	0	0	0	3				
Kenny Williams, R OBP: 0.358, SLG: 0.553 (1, 9)										4	0	0	0	0	2	1				
Mike Fitzgerald, R OBP: 0.272, SLG: 0.257 (1, 3)										3	0	0	0	0	1	0				
Gilberto Reyes, R OBP: 0.309, SLG: 0.284 (1, 2)										3	0	0	0	0	0	0				
Spike Owen, S OBP: 0.303, SLG: 0.302 (1, 6)										3	0	1	0	0	0	0				
Chris Haney, L ERA: 5.4 (1, 1)	8.0	W	29	5	1	0	3	2	0	0	0	0	0	70	103	0.00	0.875			
Bret Barberie, S OBP: 0.385, SLG: 0.545 (5, PH)																				
Bill Sampen, R ERA: 4.71 (7, 1)																				
Scott Ruskin, L ERA: 2.27 (8, 1)																				
Junior Noboa, R OBP: 0.329, SLG: 0.373 (8, PH)																				
Doug Platt, L ERA: 3.27 (9, 1)																				
Inning Stats	R: 0 E: 0 K: 0 S: 12	H: 1 LOB: 1 BB: 0 P: 17	R: 0 E: 0 K: 1 S: 7	H: 0 LOB: 0 BB: 0 P: 11	R: 0 E: 0 K: 0 S: 11	H: 0 LOB: 1 BB: 1 P: 17	R: 0 E: 0 K: 0 S: 3	H: 1 LOB: 0 BB: 0 P: 4	R: 0 E: 0 K: 0 S: 9	H: 0 LOB: 0 BB: 0 P: 12	R: 0 E: 0 K: 1 S: 7	H: 0 LOB: 0 BB: 0 P: 11	R: 0 E: 0 K: 1 S: 9	H: 1 LOB: 1 BB: 0 P: 13	R: 1 E: 1 K: 1 S: 10	H: 1 LOB: 1 BB: 1 P: 14	1B: 4 2B: 1 3B: 0 HR: 0	SF: 0 SAC: 0 DP: 2 HBP: 0	WP: 0 PB: 0 SB: 1 CS: 1	PA: 32
PITCHER	IP	WLS	BF	H	R	ER	SO	BB	IBB	HBP	BLK	WP	HR	S	P	ERA	WHIP			
Zane Smith, L ERA: 2.79 (1, 1)	8.0	W	29	5	1	0	3	2	0	0	0	0	0	70	103	0.00	0.875			
Stan Belinda, R ERA: 3.73 (9, 1)	1.0		3	0	0	0	1	0	0	0	0	0	0	7	7	0.00	0.000			

Pittsburgh Pirates @ Montreal Expos
Olympic Stadium, Montreal, QB
Fri Jun 28 1991, 7:05 PM EDT
Att: 14,501 - Cloudy - 87 F

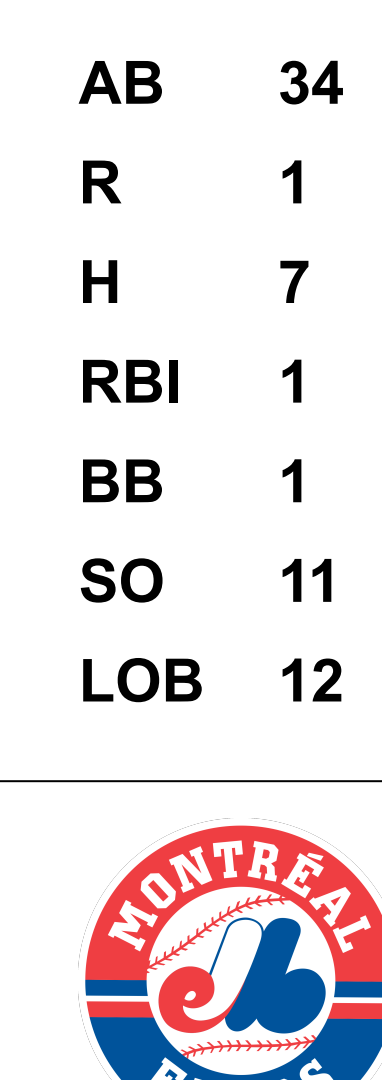
AB 30
R 1
H 5
RBI 0
BB 2
SO 4
LOB 9



Batter	1	2	3	4	5	6	7	8	9	AB	R	H	RBI	BB	SO	LOB	TOP					
Orlando Merced, S OBP: 0.366, SLG: 0.401 (1, 3)	G3		G3		E9 2B 1B		P4	K		5	1	1	0	0	1	1	Pittsburgh Pirates @ Montreal Expos Olympic Stadium, Montreal, QB Sun Jun 30 1991, 3:33 AM EDT Att: 22,920 - Sunny - 72 F					
Jay Bell, R OBP: 0.323, SLG: 0.439 (1, 6)	K		F8		L9		F9 1B 1B	G4-6-3 BB	4	1	1	0	1	1	1							
Andy Van Slyke, L OBP: 0.320, SLG: 0.356 (1, 8)	K		2B		2B		1B 1B	F9	5	0	3	1	0	1	1							
Bobby Bonilla, S OBP: 0.371, SLG: 0.458 (1, 5)		L8	BB		K		F9	G4-6-3 1-2	4	0	0	0	1	1	4							
Barry Bonds, L OBP: 0.386, SLG: 0.464 (1, 7)		BB WP BB	G4-3		BB		1B 1B		2	0	1	1	2	0	2							
Gary Varsho, L OBP: 0.333, SLG: 0.316 (1, 9)		BB BB			G4-3		F8		3	0	0	0	1	0	4							
Michael LaValliere, L OBP: 0.349, SLG: 0.359 (1, 2)		BB BB	1B		K		K		3	0	1	0	1	2	0							
Curtis Wilkerson, S OBP: 0.258, SLG: 0.267 Jose Lind, R OBP: 0.292, SLG: 0.332 (1, 4) (9, 4)	K		L4		L4		G5-3		4	0	0	0	0	1	4							
John Smiley, L OBP: 0.219, SLG: 0.167 Stan Belinda, R (8, 1)	G5-3		F8		G4-3		BB		0	0	0	0	0	0	0							
Inning Stats	R: 0 E: 0 K: 2 S: 8	H: 0 LOB: 0 BB: 0 P: 13	R: 0 E: 0 K: 1 S: 13	H: 0 LOB: 3 BB: 3 P: 27	R: 0 E: 0 K: 0 S: 13	H: 1 LOB: 2 BB: 1 P: 22	R: 0 E: 0 K: 0 S: 10	H: 1 LOB: 1 BB: 0 P: 14	R: 1 E: 1 K: 1 S: 14	H: 2 LOB: 2 BB: 1 P: 25	R: 0 E: 0 K: 0 S: 7	H: 0 LOB: 0 BB: 0 P: 12	R: 1 E: 0 K: 0 S: 16	H: 3 LOB: 2 BB: 0 P: 25	R: 0 E: 0 K: 2 S: 10	H: 0 LOB: 1 BB: 1 P: 15		R: 0 E: 0 K: 0 S: 4	H: 0 LOB: 0 BB: 1 P: 11	1B: 5 2B: 2 3B: 0 HR: 0	SF: 0 SAC: 0 DP: 1 HBP: 0	WP: 1 PB: 0 SB: 0 CS: 0
PITCHER	IP	WLS	BF	H	R	ER	SO	BB	IBB	HBP	BLK	WP	HR	S	P	ERA	WHIP					
Dennis Martinez, R ERA: 2.03 Jeff Fassero, L ERA: 1.99	(1, 1) (8, 1)	7.0 2.0	L 7	33 0	7 0	2 0	5 2	5 2	0 0	0 0	0 0	1 0	0 0	81 14	138 26	1.29 0.00	1.714 1.000					

Batter	1	2	3	4	5	6	7	8	9	AB	R	H	RBI	BB	SO	LOB	BOTTOM					
Marquis Grissom, R OBP: 0.330, SLG: 0.389 (1, 8)	K		G5-3		K			P6		4	0	0	0	0	2	0	Pittsburgh Pirates @ Montreal Expos Olympic Stadium, Montreal, QB Sun Jun 30 1991, 3:33 AM EDT Att: 22,920 - Sunny - 72 F					
Delino DeShields, L OBP: 0.374, SLG: 0.364 (1, 4)	G5-3		K		G6-3 1B		K		4	1	1	0	0	2	0							
Ivan Calderon, R OBP: 0.375, SLG: 0.471 (1, 3)	1B				G4-3		G6-3	S 1B	4	0	2	0	0	0	1							
Tim Wallach, R OBP: 0.317, SLG: 0.355 (1, 5)	K				1B 1B		G4-3 2H 1B	BB	3	0	2	1	1	1	1							
Dave Martinez, L OBP: 0.278, SLG: 0.353 (1, 7)		K			FC6-4 1B		G4-3	P3	4	0	1	0	0	1	3							
Kenny Williams, R OBP: 0.345, SLG: 0.519 Eric Bullock, L OBP: 0.308, SLG: 0.304 (1, 9) (9, PH)	S 1B		K		K		G3	G6-3	3	0	1	0	0	1	3							
Mike Fitzgerald, R OBP: 0.258, SLG: 0.244 (1, 2)	F9		FC6-4 1-2		FC6-4 1-2		F9	L6	4	0	0	0	0	0	3							
Spike Owen, S OBP: 0.299, SLG: 0.294 Ron Hassey, L OBP: 0.332, SLG: 0.367 (1, 6) (9, PH)	K		K		K		F7	K	3	0	0	0	0	2	1							
Dennis Martinez, R OBP: 0.122, SLG: 0.171 Junior Noboa, R OBP: 0.274, SLG: 0.361 Jeff Fassero, L (8, 1)			K		G6-3		G4-3		2	0	0	0	0	1	0							
Inning Stats	R: 0 E: 0 K: 2 S: 11	H: 1 LOB: 1 BB: 0 P: 16	R: 0 E: 0 K: 2 S: 11	H: 1 LOB: 1 BB: 0 P: 14	R: 0 E: 0 K: 2 S: 8	H: 0 LOB: 0 BB: 0 P: 10	R: 0 E: 0 K: 1 S: 11	H: 2 LOB: 2 BB: 0 P: 16	R: 0 E: 0 K: 2 S: 9	H: 0 LOB: 0 BB: 0 P: 13	R: 1 E: 0 K: 0 S: 12	H: 2 LOB: 1 BB: 0 P: 16	R: 0 E: 0 K: 0 S: 6	H: 0 LOB: 0 BB: 0 P: 9	R: 0 E: 0 K: 1 S: 13	H: 1 LOB: 2 BB: 1 P: 25		R: 0 E: 0 K: 1 S: 9	H: 0 LOB: 0 BB: 0 P: 13	1B: 7 2B: 0 3B: 0 HR: 0	SF: 0 SAC: 0 DP: 0 HBP: 0	WP: 0 PB: 0 SB: 3 CS: 0
PITCHER	IP	WLS	BF	H	R	ER	SO	BB	IBB	HBP	BLK	WP	HR	S	P	ERA	WHIP					
John Smiley, L ERA: 3.24 Stan Belinda, R ERA: 3.98	(1, 1) (8, 1)	7.2 1.1	W S	30 5	7 0	1 0	10 1	0 1	0 0	0 0	0 0	0 0	0 0	76 14	110 22	0.00 0.750	0.913					

AB 33
R 2
H 7
RBI 2
BB 7
SO 7
LOB 21



Batter	1	2	3	4	5	6	7	8	9	10	11	12	13	AB	R	H	RBI	BB	SO	LOB	TOP							
Orlando Merced, S OBP: 0.367, SLG: 0.407														5	2	2	0	0	0	0								
Jay Bell, R OBP: 0.317, SLG: 0.431														5	0	0	0	0	1	2								
Andy Van Slyke, L OBP: 0.327, SLG: 0.377															6	2	4	3	0	0								
Bobby Bonilla, S OBP: 0.367, SLG: 0.451															6	0	1	0	0	3	2							
Barry Bonds, L OBP: 0.385, SLG: 0.459															5	1	1	1	1	0	3							
Mitch Webster, S OBP: 0.234, SLG: 0.271															6	0	1	0	0	3	2							
Michael LaValliere, L OBP: 0.382, SLG: 0.369															4	0	2	1	0	0	0							
Lloyd McClendon, R OBP: 0.337, SLG: 0.434															1	0	0	0	0	0	1	0						
Don Slaught, R OBP: 0.288, SLG: 0.305															1	0	0	0	0	0	0	0						
Jose Lind, R OBP: 0.293, SLG: 0.332															6	0	2	0	0	0	3							
Bob Hojo, D Neal Heathon, R Paul Assanmacher, L Vicente Palacios, R Bob Patterson, L Bill Landrum, R Bob Kipper, R Stan Belinda, R Bob Scanlan, R															3	0	0	0	0	0	1	2						
Inning Stats	R: 2 E: 0 K: 1 S: 15	H: 3 LOB: 1 BB: 0 P: 21	R: 0 E: 0 K: 1 S: 7	H: 0 LOB: 0 BB: 7	R: 0 E: 0 K: 1 S: 12	H: 2 LOB: 2 BB: 0 P: 18	R: 0 E: 0 K: 1 S: 6	H: 1 LOB: 1 BB: 0 P: 9	R: 1 E: 0 K: 1 S: 8	H: 1 LOB: 0 BB: 0 P: 16	R: 1 E: 0 K: 1 S: 11	H: 1 LOB: 1 BB: 1 P: 22	R: 1 E: 0 K: 1 S: 12	H: 2 LOB: 1 BB: 0 P: 17	R: 0 E: 0 K: 0 S: 8	H: 0 LOB: 0 BB: 0 P: 13	R: 0 E: 0 K: 1 S: 10	H: 1 LOB: 1 BB: 0 P: 15	R: 0 E: 0 K: 1 S: 10	H: 1 LOB: 1 BB: 0 P: 13	R: 0 E: 0 K: 0 S: 8	H: 0 LOB: 0 BB: 0 P: 12	R: 0 E: 0 K: 1 S: 9	H: 0 LOB: 1 BB: 0 P: 14	1B: 9 2B: 2 3B: 1 HR: 1	SF: 0 SAC: 2 DP: 0 HBP: 0	WP: 1 PB: 0 SB: 3 CS: 0	PA: 54
PITCHER	IP	WLS	BF	H	R	ER	SO	BB	IBB	HBP	BLK	WP	HR	S	P	ERA	WHIP											
Frank Castillo, R ERA: 4.2	(1.1)	7.0	32	10	5	5	7	1	0	0	0	0	1	71	110	6.43	1.571											
Heathcliff Slocumb, R ERA: 2.2	(8.1)	1.0	4	1	0	0	0	0	0	0	0	0	0	9	14	0.00	1.000											
Paul Assanmacher, L ERA: 3.82	(9.1)	2.0	7	1	0	0	1	0	0	0	0	0	0	18	28	0.00	0.500											
Bob Scanlan, R ERA: 3.82	(11.1)	3.0	W	11	1	0	0	1	0	0	0	1	0	27	39	0.00	0.333											

Pittsburgh Pirates @ Chicago Cubs
Wrigley Field, Chicago, IL
Mon Jul 01 1991, 7:05 PM CDT
Att: 32,633 - Cloudy - 83 F

AB 51
R 5
H 13
RBI 5
BB 1
SO 9
LOB 18



Batter	1	2	3	4	5	6	7	8	9	10	11	12	13	AB	R	H	RBI	BB	SO	LOB	BOTTOM									
Doug Dasenzo, S OBP: 0.364, SLG: 0.370															3	0	0	0	0	0	1									
Hector Villanueva, R OBP: 0.296, SLG: 0.460															5	2	2	0	2	0	0									
Heathcliff Slocumb, R ERA: 2.2															6	1	4	3	1	0	2									
Damon Berryhill, S OBP: 0.231, SLG: 0.333															5	1	3	1	0	0	1									
Mark Grace, L OBP: 0.354, SLG: 0.392															1	0	0	0	0	0	1									
23 Ryne Sandberg, R OBP: 0.372, SLG: 0.497															5	1	3	1	0	0	1									
George Bell, R OBP: 0.332, SLG: 0.493															2	0	1	1	0	0	0									
Ced Landrum, L OBP: 0.241, SLG: 0.214															4	0	1	0	0	2	3									
Dwight Smith, L OBP: 0.292, SLG: 0.412															5	0	0	0	1	1	5									
Luis Salazar, R OBP: 0.326, SLG: 0.426															4	0	1	0	0	2	3									
Chico Walker, S OBP: 0.336, SLG: 0.317															5	0	0	0	1	1	5									
Shawon Dunston, R OBP: 0.271, SLG: 0.386															5	0	1	0	1	0	0									
Rick Wilkins, L OBP: 0.349, SLG: 0.526	(1.2)	5.0	19	5	2	2	0	0	0	0	0	0	0	41	63	3.60	1.000													
Andre Dawson, R OBP: 0.314, SLG: 0.471	(8. PH)	2.0	10	1	1	1	1	3	0	0	0	0	0	26	46	4.50	2.000													
Paul Assanmacher, L OBP: 0.667, SLG: 0.500	(9. 1)	0.2	5	3	1	1	1	0	0	0	0	0	1	17	26	13.50	4.500													
Jose Vizcaino, S OBP: 0.290, SLG: 0.270	(10. PH)	0.1	1	0	0	0	0	0	0	0	0	0	0	4	6	0.00	0.000													
Bob Scanlan, R ERA: 3.82	(11. 1)	2.0	10	3	1	1	1	0	2	0	1	0	1	15	34	4.50	1.500													
Frank Castillo, R ERA: 4.2	(1. 1)	7.0	32	10	5	5	7	1	0	0	0	0	1	71	110	6.43	1.571													
Heathcliff Slocumb, R ERA: 2.2	(8. 1)	1.0	4	1	0	0	0	0	0	0	0	0	0	9	14	0.00	1.000													
Paul Assanmacher, L ERA: 3.82	(9. 1)	2.0	7	1	0	0	1	0	0	0	0	0	0	18	28	0.00	0.500													
Bob Scanlan, R ERA: 3.82	(11. 1)	3.0	W	11	1	0	0	1	0	0	0	1	0	27	39	0.00	0.333													
Inning Stats	R: 0 E: 0 K: 0 S: 11	H: 1 LOB: 1 BB: 0 P: 16	R: 0 E: 1 K: 0 S: 6	H: 0 LOB: 0 BB: 0	R: 0 E: 0 K: 0 S: 6	H: 0 LOB: 0 BB: 0 P: 9	R: 2 E: 0 K: 0 S: 11	H: 3 LOB: 0 BB: 0 P: 18	R: 0 E: 0 K: 0 S: 7	H: 1 LOB: 1 BB: 0 P: 10	R: 0 E: 0 K: 1 S: 14	H: 1 LOB: 2 BB: 1 P: 23	R: 0 E: 0 K: 0 S: 11	H: 0 LOB: 1 BB: 1 P: 18	R: 2 E: 0 K: 1 S: 22	H: 3 LOB: 2 BB: 1 P: 37	R: 1 E: 0 K: 0 S: 7	H: 2 LOB: 0 BB: 0 P: 14	R: 0 E: 0 K: 1 S: 8	H: 1 LOB: 3 BB: 2 P: 20	R: 0 E: 0 K: 1 S: 9	H: 1 LOB: 1 BB: 0 P: 15	R: 0 E: 0 K: 1 S: 11	H: 0 LOB: 0 BB: 0 P: 14	R: 1 E: 0 K: 1 S: 9	H: 1 LOB: 2 BB: 1 P: 18	1B: 10 2B: 2 3B: 0 HR: 2	SF: 0 SAC: 1 DP: 1 HBP: 1	WP: 0 PB: 0 SB: 2 CS: 2	PA: 58
PITCHER	IP	WLS	BF	H	R	ER	SO	BB	IBB	HBP	BLK	WP	HR	S	P	ERA	WHIP													
Bob Walker, R ERA: 3.43	(1. 1)	5.0	19	5	2	2	0	0	0	0	0	0	0	41	63	3.60	1.000													
Neal Heathon, L ERA: 3.13	(8. 1)	2.0	10	1	1	1	1	3	0	0	0	0	0	26	46	4.50	2.000													
Vicente Palacios, R ERA: 3.1	(8. 1)	0.2	5	3	1	1	1	0	0	0	0	0	1	17	26	13.50	4.500													
Bob Patterson, L ERA: 3.86	(8. 1)	0.1	1	0	0	0	0	0	0	0	0	0	0	4	6	0.00	0.000													
Bill Landrum, R ERA: 2.17	(9. 1)	2.0	10	3	1	1	1	0	2	0	1	0	1	15	34	4.50	1.500													
PITCHER	IP	WLS	BF	H	R	ER	SO	BB	IBB	HBP	BLK	WP	HR	S	P	ERA	WHIP													
Bob Kipper, L ERA: 6.35	(11. 1)	2.0	7	1	0	0	1	0	0	0	0	0	0	9	18	13.50	3.000													
Stan Belinda, R ERA: 3.78	(13. 1)	0.2	L	5	1	1	1	1	0	1	0	0	0	9	18	13.50	3.000													

Pittsburgh Pirates @ Chicago Cubs
Wrigley Field, Chicago, IL
Mon Jul 01 1991, 7:05 PM CDT
Att: 32,633 - Cloudy - 83 F

AB 49
R 6
H 14
RBI 6
BB 6
SO 5
LOB 22



Batter	1	2	3	4	5	6	7	8	9	AB	R	H	RBI	BB	SO	LOB	TOP					
Orlando Merced, S OBP: 0.376, SLG: 0.425 (1, 3)										5	1	3	1	1	2	2						
Jay Bell, R OBP: 0.314, SLG: 0.425 (1, 6)										6	1	1	1	1	0	3	6					
Andy Van Slyke, L OBP: 0.334, SLG: 0.388 (1, 8)										3	3	1	1	3	1	3						
Bobby Bonilla, S OBP: 0.373, SLG: 0.464 (1, 5)										6	3	4	0	0	0	2						
Barry Bonds, L OBP: 0.384, SLG: 0.468 (1, 7)										4	1	2	3	0	0	2						
Gary Varsho, L OBP: 0.344, SLG: 0.429 Joe Redfield, R OBP: 0.353, SLG: 0.154 (9, PH)										4	3	3	6	0	0	2						
Michael LaValliere, L OBP: 0.369, SLG: 0.399 (1, 2)										5	1	4	1	0	0	1						
Jose Lind, R OBP: 0.300, SLG: 0.338 (1, 4)										5	0	3	0	0	0	2						
Doug Drabek, R OBP: 0.179, SLG: 0.205 (1, 1)										5	0	1	0	0	0	6						
Inning Stats	R: 1 E: 0 K: 0 S: 15	H: 2 LOB: 0 BB: 0 P: 19	R: 3 E: 0 K: 1 S: 16	H: 5 LOB: 2 BB: 0 P: 22	R: 1 E: 0 K: 0 S: 15	H: 2 LOB: 2 BB: 1 P: 19	R: 4 E: 1 K: 0 S: 19	H: 5 LOB: 2 BB: 1 P: 32	R: 1 E: 0 K: 2 S: 12	H: 2 LOB: 2 BB: 1 P: 19	R: 3 E: 0 K: 0 S: 11	H: 3 LOB: 0 BB: 1 P: 20	R: 0 E: 0 K: 1 S: 9	H: 0 LOB: 1 BB: 0 P: 16	R: 0 E: 0 K: 1 S: 10	H: 1 LOB: 1 BB: 0 P: 16	1B: 14 2B: 1 3B: 4 HR: 3	SF: 3 SAC: 0 DP: 2 HBP: 1	WP: 1 PB: 0 SB: 0 CS: 0	PA: 52		
PITCHER	IP	WLS	BF	H	R	ER	SO	BB	IBB	HBP	BLK	WP	HR	S	P	ERA	WHIP					
Shawn Boskie, R ERA: 5.31	(1, 1)	3.0	L	21	11	8	8	1	1	0	1	0	0	2	50	71	24.00	4.000				
Heathcliff Slocumb, R ERA: 3.05	(4, 1)	3.1		22	10	5	5	4	2	0	0	0	1	1	49	74	13.50	3.600				
Chuck McElroy, L ERA: 1.57	(7, 1)	0.2		1	0	0	0	0	0	0	0	0	0	2	4	0.00	0.000					
Dave Smith, R ERA: 4.21	(8, 1)	1.0		4	0	0	0	1	1	0	0	1	0	0	9	16	0.00	1.000				
Doug Dascenzo, L ERA:	(9, 1)	1.0		4	1	0	0	1	0	0	0	0	0	0	10	16	0.00	1.000				

Pittsburgh Pirates @ Chicago Cubs
Wrigley Field, Chicago, IL
Tue Jul 02 1991, 3:33 AM CDT
Att: 34,332 - Sunny - 83 F


AB 44
R 13
H 22
RBI 13
BB 4
SO 7
LOB 27



Batter	1	2	3	4	5	6	7	8	9	AB	R	H	RBI	BB	SO	LOB	BOTTOM				
Doug Dascenzo, S OBP: 0.365, SLG: 0.367 (1, 8)										4	1	1	0	1	0	1					
Mark Grace, L OBP: 0.351, SLG: 0.388 Hector Villanueva, R OBP: 0.293, SLG: 0.455 (7, 3)										3	0	0	0	0	0	1					
23 Ryne Sandberg, R OBP: 0.371, SLG: 0.495 Luis Salazar, R OBP: 0.319, SLG: 0.417 (1, PR)										1	0	0	1	0	0	0					
George Bell, R OBP: 0.333, SLG: 0.491 Ced Landrum, L OBP: 0.297, SLG: 0.241 (7, PR)										3	0	1	0	0	0	1					
Dwight Smith, L OBP: 0.303, SLG: 0.417 (1, 9)										4	1	2	0	0	0	1					
Chico Walker, S OBP: 0.342, SLG: 0.324 (2, 4)										4	1	2	1	0	1	2					
Shawn Dunston, R OBP: 0.272, SLG: 0.385 Dave Smith, R OBP: 0.286, SLG: 0.350 (9, 8)										3	0	1	0	0	0	3					
Rick Wilkins, L OBP: 0.328, SLG: 0.492 (1, 2)										4	0	0	0	0	0	6					
Shawn Boskie, R OBP: 0.278, SLG: 0.364 Heathcliff Slocumb, R OBP: 0.333, SLG: 0.500 Jose Vizcaino, S OBP: 0.296, SLG: 0.292 (8, 6)											1	0	0	0	0	0					
Inning Stats	R: 1 E: 0 K: 0 S: 8	H: 0 LOB: 1 BB: 1 P: 17	R: 0 E: 0 K: 0 S: 7	H: 1 LOB: 0 BB: 0 P: 10	R: 0 E: 0 K: 0 S: 8	H: 0 LOB: 0 BB: 0 P: 14	R: 0 E: 0 K: 1 S: 7	H: 1 LOB: 1 BB: 0 P: 11	R: 0 E: 0 K: 0 S: 7	H: 0 LOB: 2 BB: 0 P: 14	R: 0 E: 0 K: 1 S: 8	H: 1 LOB: 0 BB: 0 P: 10	R: 3 E: 0 K: 1 S: 11	H: 4 LOB: 1 BB: 0 P: 15	1B: 8 2B: 2 3B: 0 HR: 0	SF: 0 SAC: 0 DP: 1 HBP: 0	WP: 0 PB: 0 SB: 2 CS: 0	PA: 37			
PITCHER	IP	WLS	BF	H	R	ER	SO	BB	IBB	HBP	BLK	WP	HR	S	P	ERA	WHIP				
Doug Drabek, R ERA: 3.04	(1, 1)	9.0	W	37	9	4	4	3	1	0	0	0	0	75	115	4.00	1.111				

Pittsburgh Pirates @ Chicago Cubs
Wrigley Field, Chicago, IL
Tue Jul 02 1991, 3:33 AM CDT
Att: 34,332 - Sunny - 83 F

AB 36
R 4
H 9
RBI 4
BB 1
SO 3
LOB 20



Batter	1	2	3	4	5	6	7	8	9	10	11	AB	R	H	RBI	BB	SO	LOB
Orlando Merced, S OBP: 0.380, SLG: 0.458	F7		1B E		K		1B	HR		BB		5	2	3	4	1	1	0
Jay Bell, R OBP: 0.316, SLG: 0.421	P6		1B E		G5-3		1B	BB		F9		5	0	1	0	1	1	2
Andy Van Slyke, L OBP: 0.333, SLG: 0.394 Bob Patterson, R	K		E4 1B				G4-3	K2-3		L5		5	0	1	1	0	2	3
Michael LaValliere, L OBP: 0.364, SLG: 0.383 Bill Landrum, R	K		1-2 3-H		1B							0	0	0	0	0	0	0
Bobby Bonilla, S OBP: 0.373, SLG: 0.463		G6-3	1-2 2-3		G4-3			F7		2B		6	1	3	0	0	0	1
Barry Bonds, L OBP: 0.386, SLG: 0.479		HR	G4-6-3				1B	1B		S BB 1B BB	SH5-4 2H	5	2	3	2	1	0	4
Gary Varsho, L OBP: 0.369, SLG: 0.467					G4-3		WP S 1-2	1B		1B S HR BB	SH5-4	3	1	2	0	1	0	0
Jose Gonzalez, R		2B										1	0	0	0	0	0	0
Don Slaught, R OBP: 0.277, SLG: 0.291		L9			G6-3		1-3			1-2 HR BB	2-3	5	0	0	0	0	3	5
Curtis Wilkerson, S OBP: 0.262, SLG: 0.271		L9					G3-1			2-1 HR BB	3-2	5	1	2	1	0	0	3
Randy Tomlin, L OBP: 0.300, SLG: 0.339 Gary Radack, R OBP: 0.300, SLG: 0.339 Neal Heaton, L OBP: 0.333, SLG: 0.459 Lloyd McClendon, R OBP: 0.348, SLG: 0.474					K		G1-3			1-2 HR BB		2	0	0	0	0	1	1

Inning Stats	R: 0	H: 0	E: 0	K: 1	S: 6	LOB: 0	BB: 0	P: 12	R: 1	H: 2	E: 0	K: 0	S: 8	LOB: 1	BB: 0	P: 14	R: 1	H: 3	E: 1	K: 1	S: 13	LOB: 2	BB: 0	P: 19	R: 0	H: 1	E: 0	K: 0	S: 10	LOB: 1	BB: 0	P: 10	R: 0	H: 2	E: 0	K: 1	S: 11	LOB: 1	BB: 0	P: 15	R: 0	H: 1	E: 0	K: 1	S: 7	LOB: 1	BB: 0	P: 11	R: 5	H: 2	E: 0	K: 2	S: 17	LOB: 1	BB: 4	P: 42	R: 1	H: 2	E: 0	K: 1	S: 10	LOB: 1	BB: 0	P: 17	R: 0	H: 0	E: 0	K: 1	S: 8	LOB: 0	BB: 1	P: 15	R: 0	H: 1	E: 0	K: 0	S: 4	LOB: 0	BB: 0	P: 7	1B: 10	SF: 0	2B: 3	SAC: 1	3B: 0	DP: 2	HR: 2	HBP: 0	WP: 1	PA: 51
--------------	------	------	------	------	------	--------	-------	-------	------	------	------	------	------	--------	-------	-------	------	------	------	------	-------	--------	-------	-------	------	------	------	------	-------	--------	-------	-------	------	------	------	------	-------	--------	-------	-------	------	------	------	------	------	--------	-------	-------	------	------	------	------	-------	--------	-------	-------	------	------	------	------	-------	--------	-------	-------	------	------	------	------	------	--------	-------	-------	------	------	------	------	------	--------	-------	------	--------	-------	-------	--------	-------	-------	-------	--------	-------	--------

Batter	1	2	3	4	5	6	7	8	9	10	11	AB	R	H	RBI	BB	SO	LOB
Jerome Walton, R OBP: 0.281, SLG: 0.342	G3	B5-3			HR		FC6-4			G6-3		6	1	1	0	0	1	4
Mark Grace, L OBP: 0.365, SLG: 0.416	G3-1	F8			HR			BB				5	2	2	3	1	1	0
Shawon Dunston, R OBP: 0.267, SLG: 0.376	E5 HR		F7		G3		K			P4		5	1	0	0	0	1	2
Andre Dawson, R OBP: 0.318, SLG: 0.491	HR		2B BB		G4-3		HR			K		4	2	2	2	1	1	0
George Bell, R OBP: 0.334, SLG: 0.502 Doug Dascenzo, S OBP: 0.367, SLG: 0.369	2B 1B		1H		G4-3		HR			CS 1B		4	1	3	2	0	0	0
Luis Salazar, R OBP: 0.314, SLG: 0.411 Chuck McElroy, L OBP: 0.333, SLG: 0.500	2B		G4-3				G1-3			F8		5	0	1	0	0	0	2
Hector Villanueva, R OBP: 0.305, SLG: 0.452 Rick Wilkins, L OBP: 0.333, SLG: 0.492					G6-3		SH 1B			1B		2	0	1	0	1	0	0
Jose Vizcaino, S OBP: 0.300, SLG: 0.297					G6-3		SH 1B			FC6-4 1B		5	1	2	0	0	0	3
Greg Maddux, R OBP: 0.273, SLG: 0.372 Dave Smith, R OBP: 0.267, SLG: 0.500 Paul Assenmacher, L OBP: 0.267, SLG: 0.500 Laddie Rentfro, S OBP: 0.241, SLG: 0.351		G1-3					G4-3			SH		3	0	0	0	0	0	2


Inning Stats	R: 2	H: 3	E: 1	K: 0	S: 15	LOB: 3	BB: 0	P: 26	R: 0	H: 0	E: 0	K: 0	S: 7	LOB: 0	BB: 0	P: 11	R: 0	H: 1	E: 0	K: 0	S: 9	LOB: 1	BB: 1	P: 15	R: 0	H: 0	E: 0	K: 0	S: 5	LOB: 0	BB: 0	P: 9	R: 2	H: 2	E: 0	K: 0	S: 8	LOB: 2	BB: 1	P: 27	R: 2	H: 4	E: 0	K: 0	S: 12	LOB: 2	BB: 0	P: 18	R: 0	H: 0	E: 0	K: 2	S: 8	LOB: 0	BB: 0	P: 11	R: 0	H: 0	E: 0	K: 1	S: 10	LOB: 0	BB: 1	P: 14	R: 1	H: 1	E: 0	K: 0	S: 3	LOB: 0	BB: 0	P: 3	1B: 8	SF: 0	2B: 2	SAC: 1	3B: 0	DP: 0	HR: 4	HBP: 0	WP: 0	PA: 47
--------------	------	------	------	------	-------	--------	-------	-------	------	------	------	------	------	--------	-------	-------	------	------	------	------	------	--------	-------	-------	------	------	------	------	------	--------	-------	------	------	------	------	------	------	--------	-------	-------	------	------	------	------	-------	--------	-------	-------	------	------	------	------	------	--------	-------	-------	------	------	------	------	-------	--------	-------	-------	------	------	------	------	------	--------	-------	------	-------	-------	-------	--------	-------	-------	-------	--------	-------	--------

PITCHER	IP	WLS	BF	H	R	ER	SO	BB	IBB	HBP	BLK	WP	HR	S	P	ERA	WHIP
Randy Tomlin, L ERA: 2.91	5.2	1	29	8	6	2	1	0	0	0	0	0	2	60	93	3.18	1.765
Bob Kipper, L ERA: 6.28	0.1	1	0	0	0	1	0	0	0	0	0	0	0	4	5	0.00	0.000
Neal Heaton, L ERA: 3.95	1.0	7	4	2	2	0	0	0	0	0	0	0	1	12	18	18.00	4.000
Bob Patterson, L ERA: 4.01	2.0	6	1	0	0	3	0	0	0	0	0	0	0	16	21	0.00	0.500
Bill Landrum, R ERA: 2.35	1.0	L	4	1	1	1	1	0	0	0	0	0	1	13	17	9.00	1.000

Pittsburgh Pirates @ Chicago Cubs
 Wrigley Field, Chicago, IL
 Thu Jul 04 1991, 3:33 AM CDT
 Att: 31,098 - Cloudy - 77 F

livebaseballscorecards.com


AB 45
R 8
H 15
RBI 8
BB 5
SO 9
LOB 20



Pittsburgh Pirates @ Chicago Cubs
 Wrigley Field, Chicago, IL
 Thu Jul 04 1991, 3:33 AM CDT
 Att: 31,098 - Cloudy - 77 F

livebaseballscorecards.com

AB 43
R 9
H 14
RBI 7
BB 3
SO 6
LOB 14



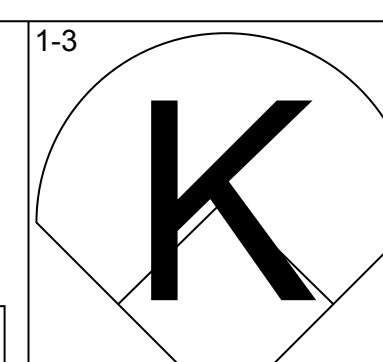
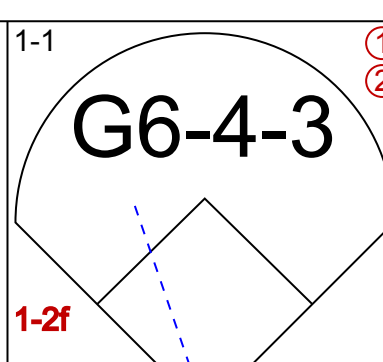
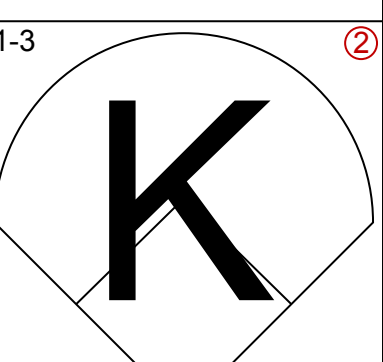
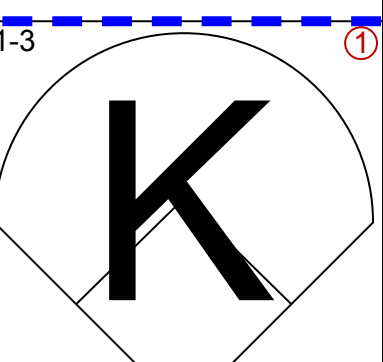
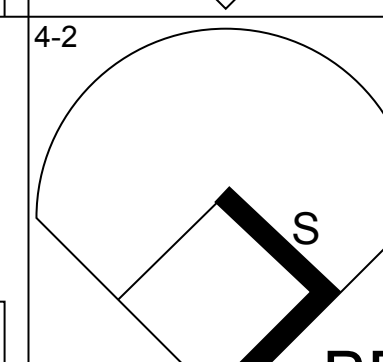
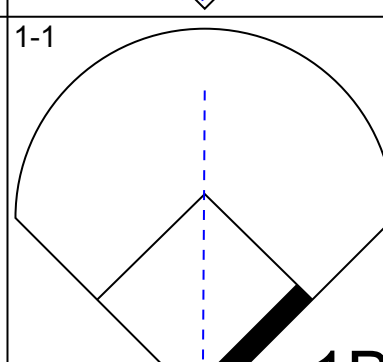
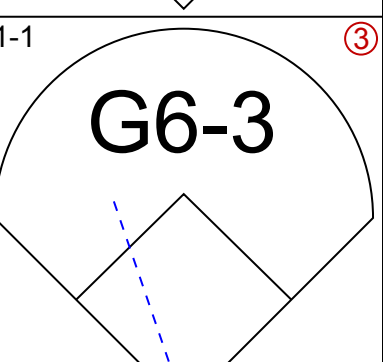
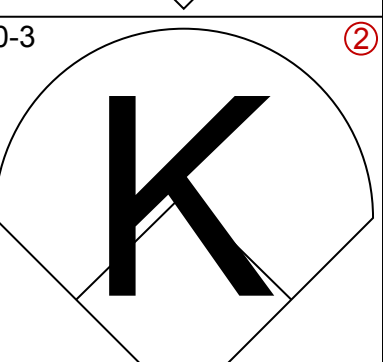
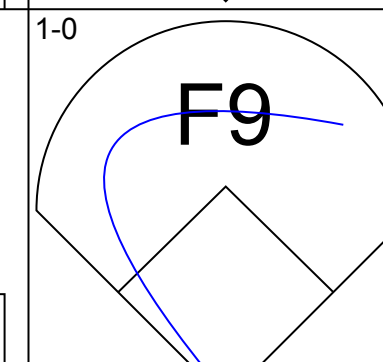
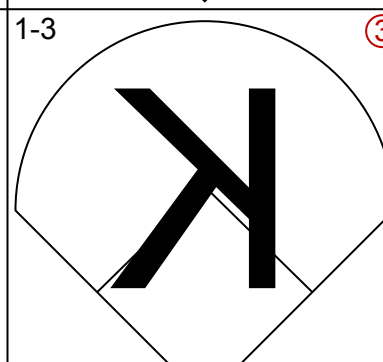
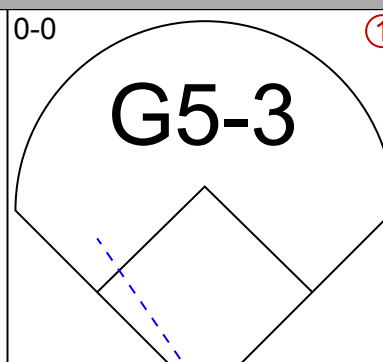
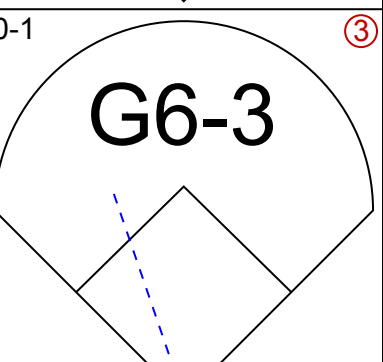
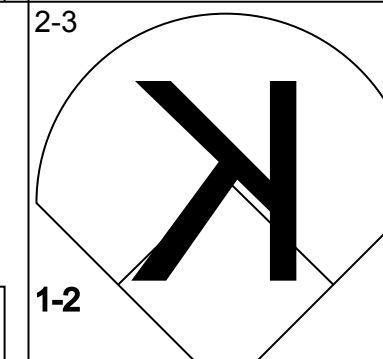
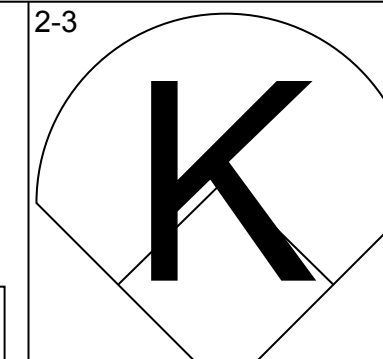
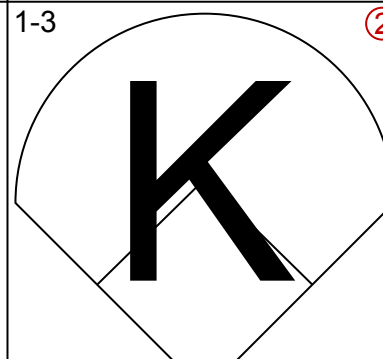
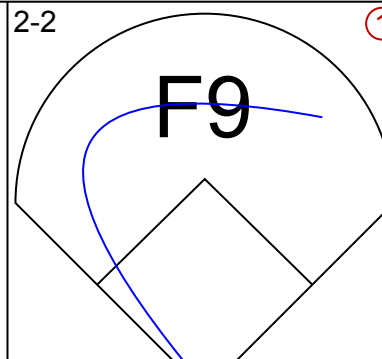
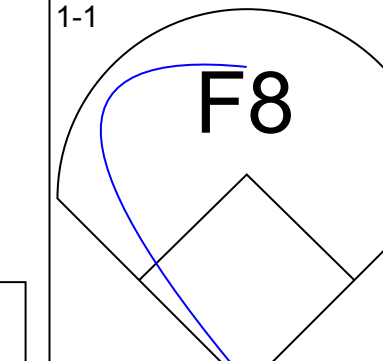
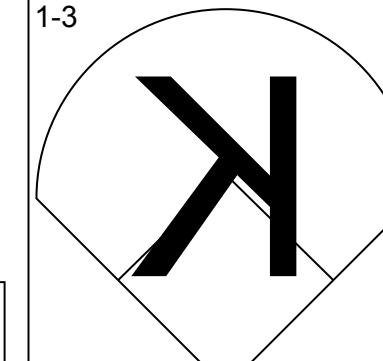
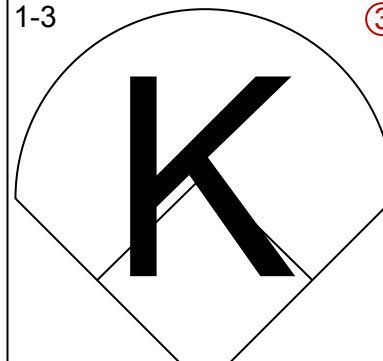
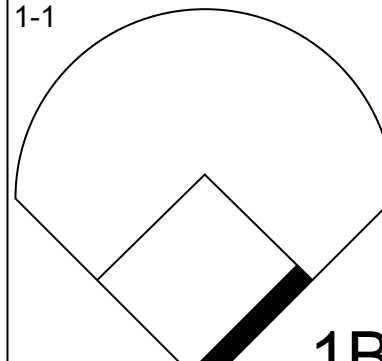
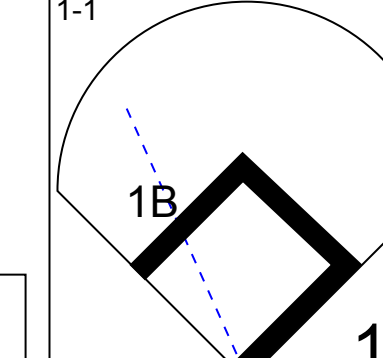
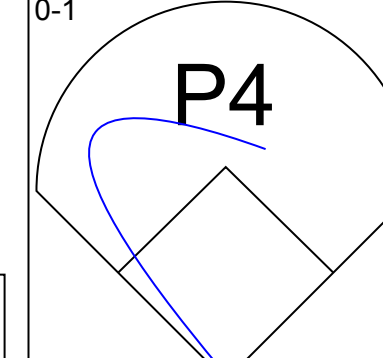
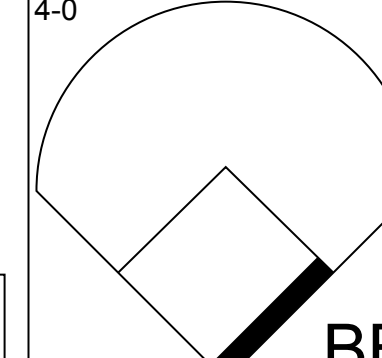
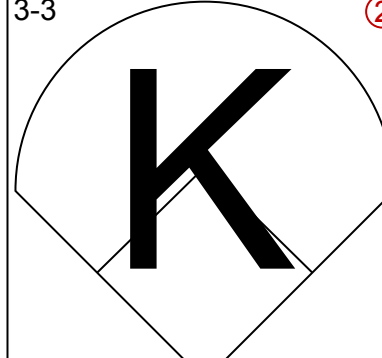
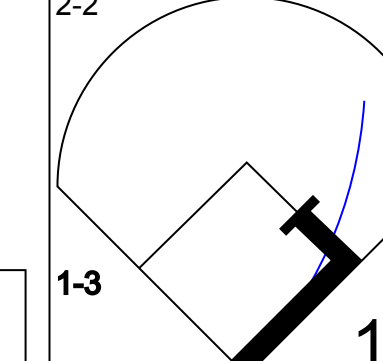
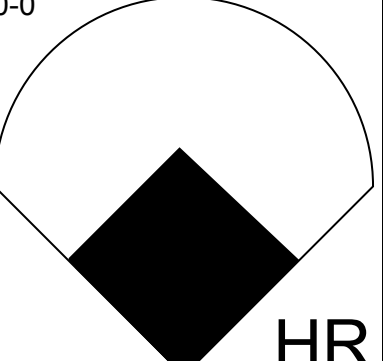
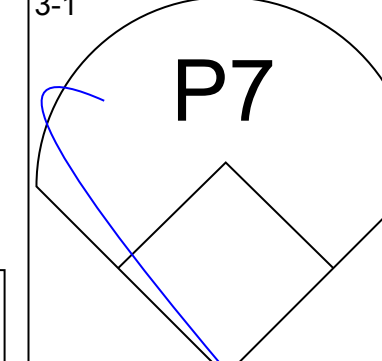
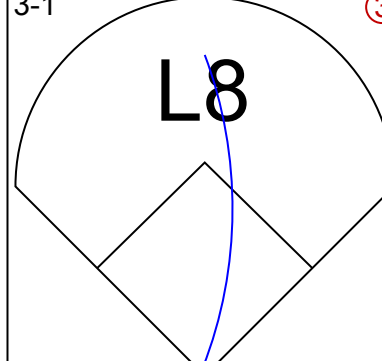
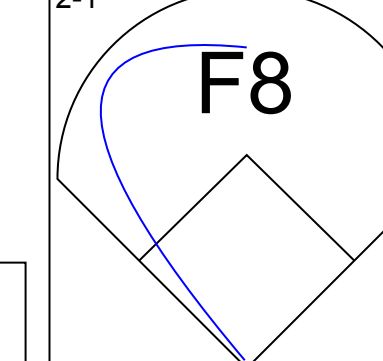
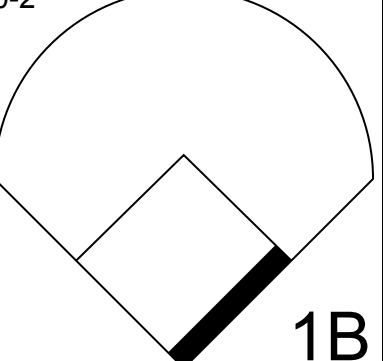
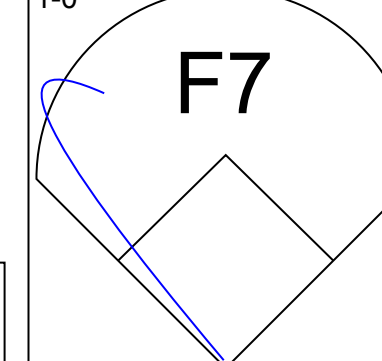
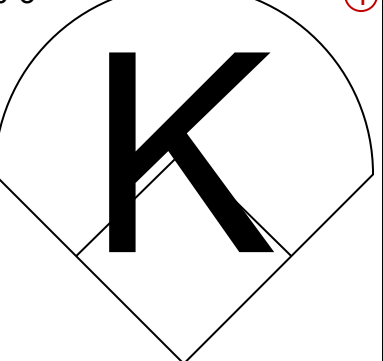
Batter	1	2	3	4	5	6	7	8	9	AB	R	H	RBI	BB	SO	LOB	TOP					
Marquis Grissom, R (1, 8) OBP: 0.323, SLG: 0.373	F9			SH SF8 BB	K			G6-3		3	1	0	0	1	1	1	Montreal Expos @ Pittsburgh Pirates Three Rivers Stadium, Pittsburgh, PA Sat Jul 06 1991, 7:05 PM EDT Att: 34,182 - Cloudy - 77 F					
Delino DeShields, L (1, 4) OBP: 0.369, SLG: 0.354	CS BB			SH SF8	G4-3			G4-3		2	1	0	0	1	0	1						
Ivan Calderon, R (1, 7) OBP: 0.376, SLG: 0.465	F8			SF8				G5-3		3	0	1	1	0	0	1						
Tim Wallach, R (1, 5) OBP: 0.310, SLG: 0.351		F9		SF7				G6-4-3	F8	3	0	0	1	0	0	1						
Dave Martinez, L (1, 9) OBP: 0.290, SLG: 0.371	F8			1B				G3	CS	4	0	2	0	0	0	0						
Andres Galarraga, R (1, 3) OBP: 0.290, SLG: 0.355	K			1B				L9	K	4	0	1	0	0	2	1						
Gilberto Reyes, R (1, 2) OBP: 0.299, SLG: 0.275			F7	K				P5		3	0	0	0	0	1	2						
Spike Owen, S (1, 6) OBP: 0.309, SLG: 0.329			F8		F9			1B		3	0	1	0	0	0	0						
Mark Gardner, R (1, 1) OBP: 0.045, SLG: 0.045			K		E5			G4-3		3	0	0	0	0	1	1						
Jeff Fassero, L (9, 1)										0	0	0	0	0	0	0						
Tim Burke, R (9, 1)										0	0	0	0	0	0	0						
Inning Stats	R: 0 H: 0 E: 0 K: 0 S: 11	H: 0 LOB: 0 BB: 1 P: 18	R: 0 H: 0 E: 0 K: 1 S: 10	H: 0 LOB: 0 BB: 0 P: 14	R: 0 H: 0 E: 0 K: 1 S: 9	H: 0 LOB: 0 BB: 0 P: 14	R: 2 H: 2 E: 1 K: 1 S: 12	H: 2 LOB: 2 BB: 1 P: 17	R: 0 H: 0 E: 1 K: 1 S: 11	H: 0 LOB: 1 BB: 0 P: 20	R: 0 H: 1 E: 0 K: 0 S: 5	H: 1 LOB: 1 BB: 0 P: 6	R: 0 H: 1 E: 0 K: 0 S: 6	H: 1 LOB: 1 BB: 0 P: 9	R: 0 H: 0 E: 0 K: 1 S: 10	H: 0 LOB: 0 BB: 0 P: 16	R: 0 H: 1 E: 0 K: 1 S: 7	H: 1 LOB: 0 BB: 0 P: 11	1B: 5 2B: 0 3B: 0 HR: 0	SF: 2 SAC: 1 DP: 1 HBP: 0	WP: 0 PB: 0 CS: 1	PA: 33
PITCHER	IP	WLS	BF	H	R	ER	SO	BB	IBB	HBP	BLK	WP	HR	S	P	ERA	WHIP					
Bob Walk, R (1, 1) ERA: 3.02	8.0	L	30	4	2	0	4	2	0	0	0	0	0	74	114	0.00	0.750					
Bill Landrum, R (9, 1) ERA: 2.29	1.0		3	1	0	0	1	0	0	0	0	0	0	7	11	0.00	1.000					

AB	28
R	2
H	5
RBI	2
BB	2
SO	5
LOB	8



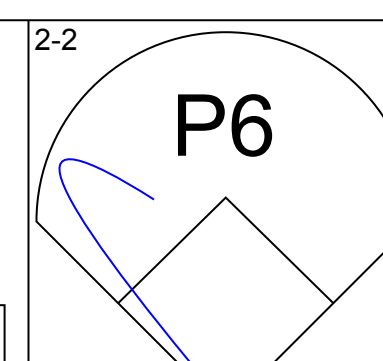
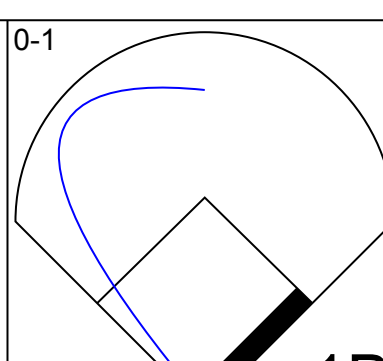
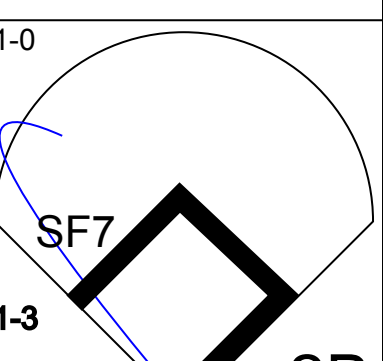
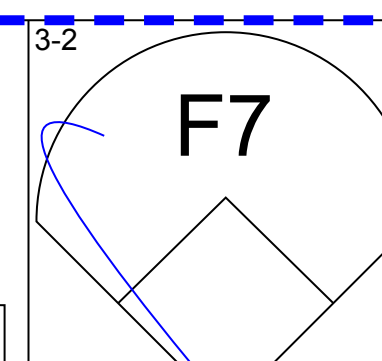
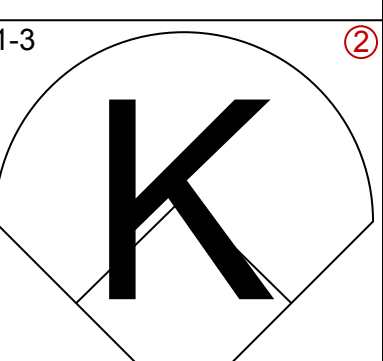
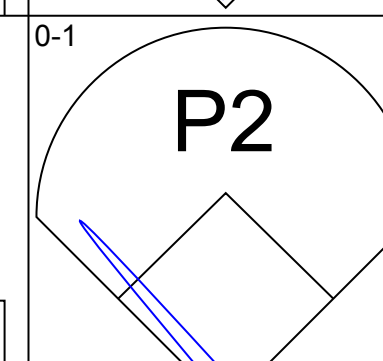
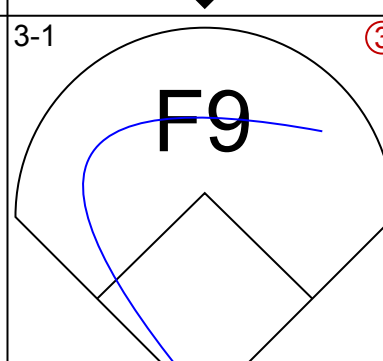
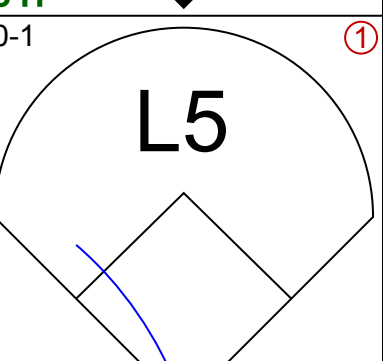
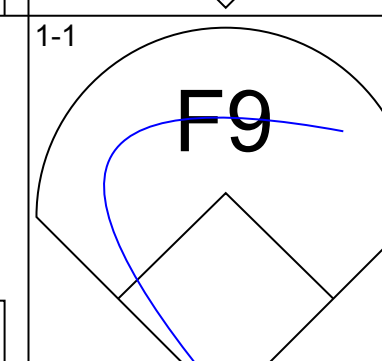

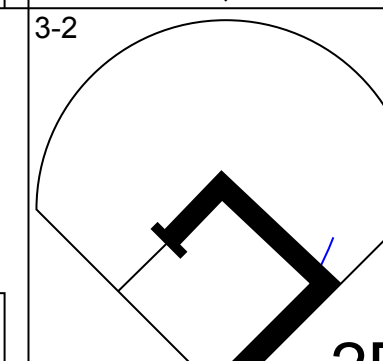
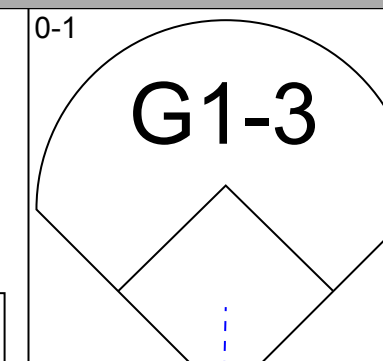
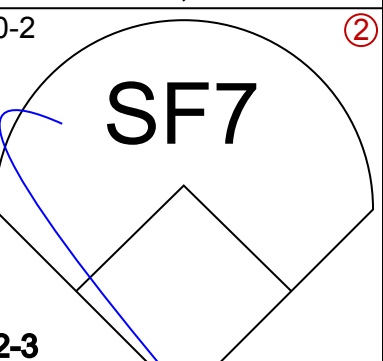
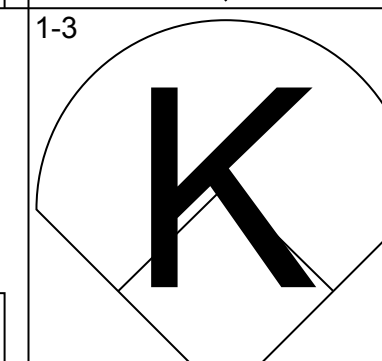
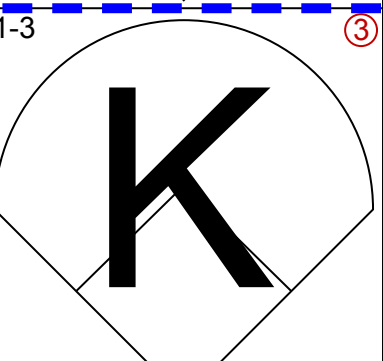
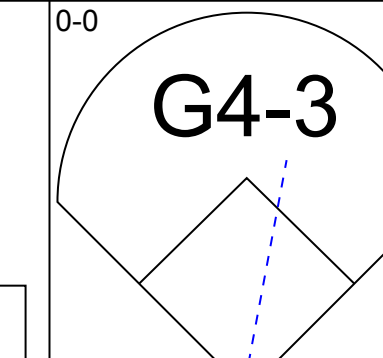
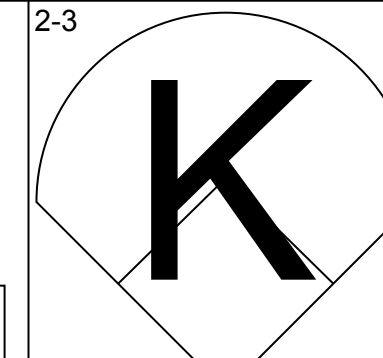
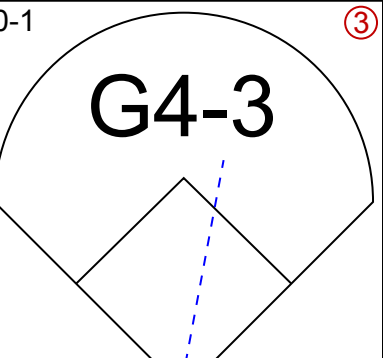
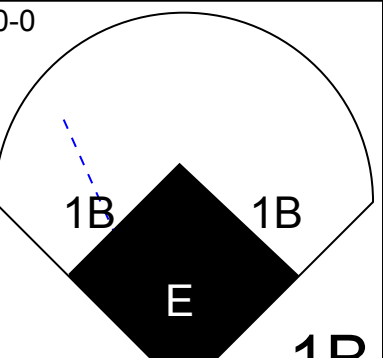

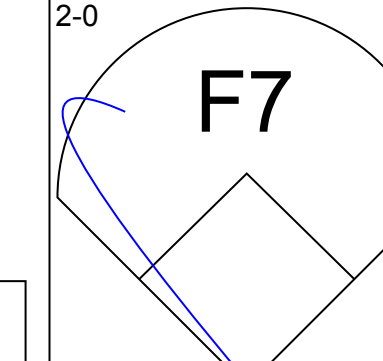
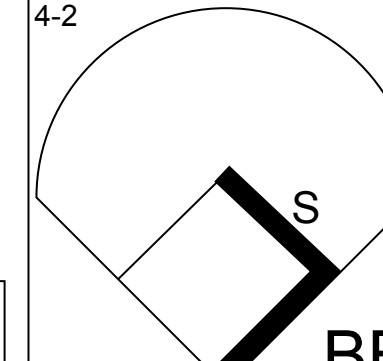
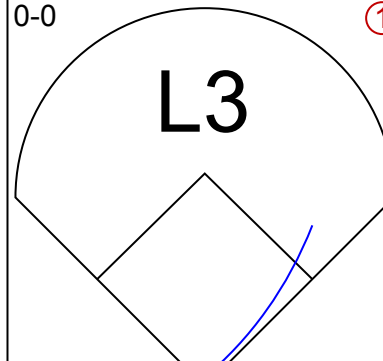
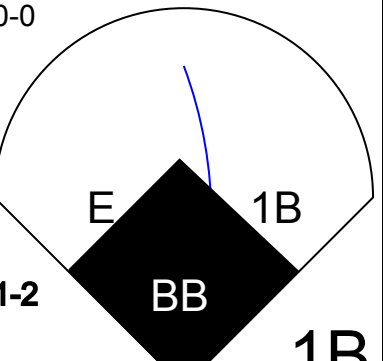

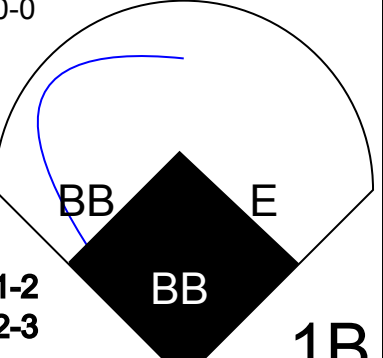

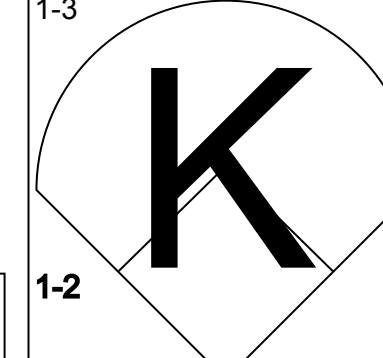
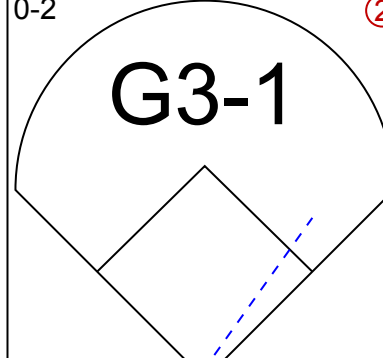
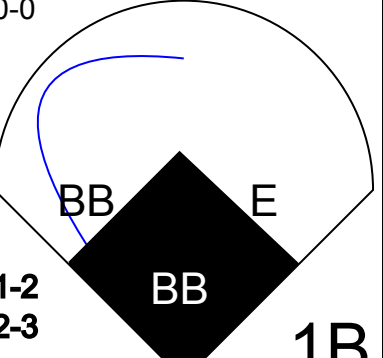

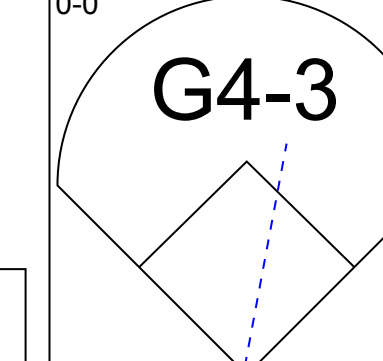
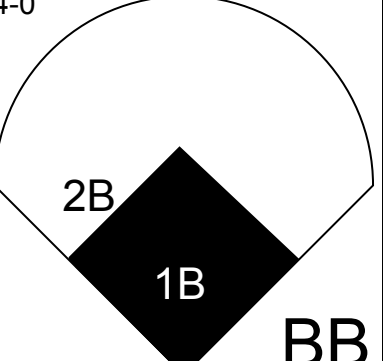
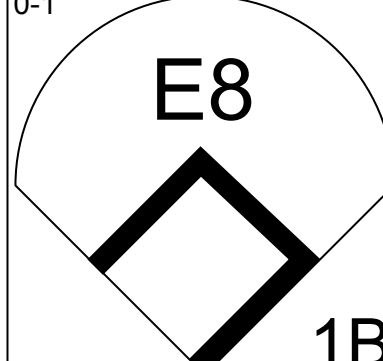
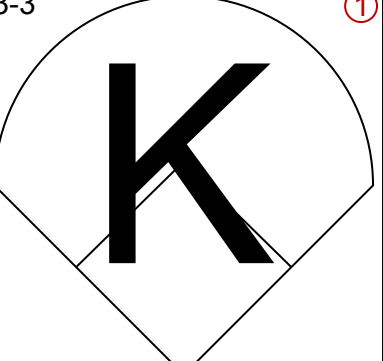
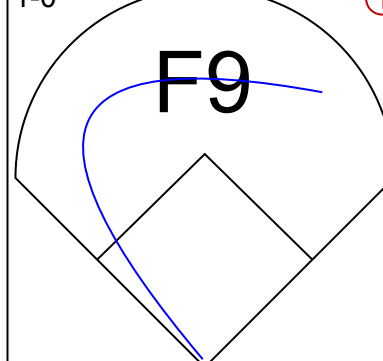
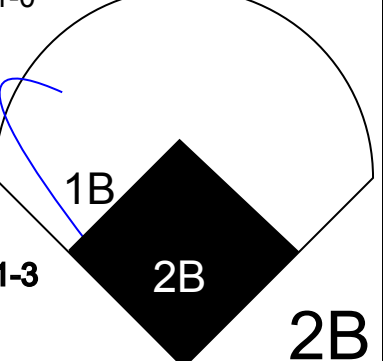
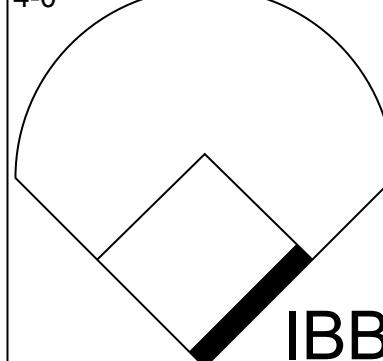
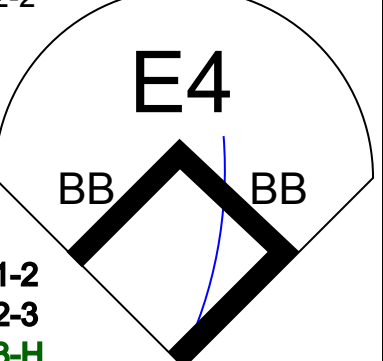

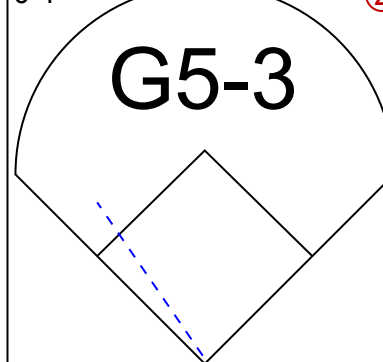
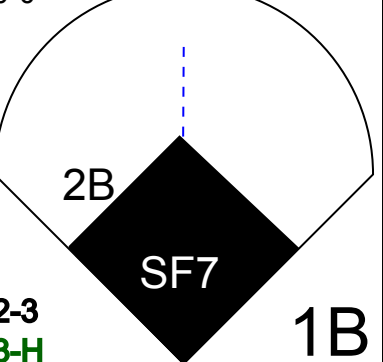
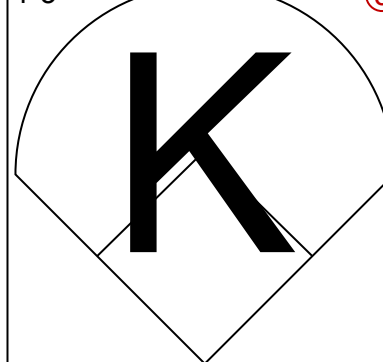
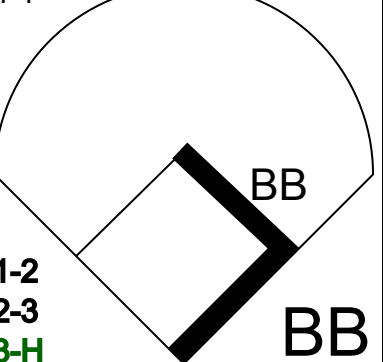
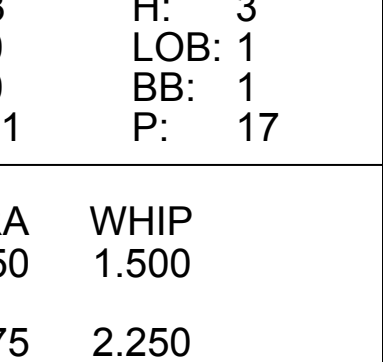
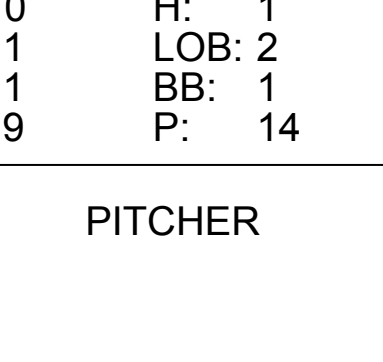
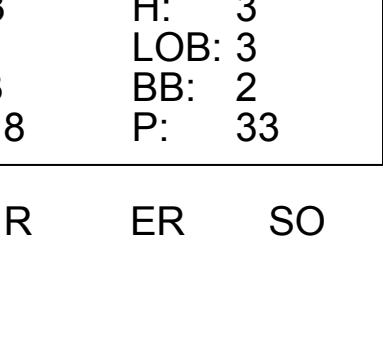
Batter	1	2	3	4	5	6	7	8	9	AB	R	H	RBI	BB	SO	LOB	BOTTOM				
Orlando Merced, S (1, 3) OBP: 0.374, SLG: 0.443	P5							F8		3	0	0	0	1	0	0	Montreal Expos @ Pittsburgh Pirates Three Rivers Stadium, Pittsburgh, PA Sat Jul 06 1991, 7:05 PM EDT Att: 34,182 - Cloudy - 77 F				
Gary Redus, R (9, FR) OBP: 0.300, SLG: 0.339			F7						G1-3 BB	0	0	0	0	0	0	0					
Jay Bell, R (1, 6) OBP: 0.318, SLG: 0.421	F9							F9		3	0	0	0	1	0	0					
Andy Van Slyke, L (1, 8) OBP: 0.334, SLG: 0.391	CS BB							P4		3	0	0	0	1	1	2					
Bobby Bonilla, S (1, 5) OBP: 0.370, SLG: 0.455	CS							G4-3		3	0	0	0	1	1	2					
Barry Bonds, L (1, 7) OBP: 0.386, SLG: 0.472								F8		2	0	1	0	2	0	1					
Gary Varsho, L (1, 9) OBP: 0.395, SLG: 0.443								F9		3	1	0	0	0	0	3					
Lloyd McClendon, R (9, PH) OBP: 0.341, SLG: 0.463								F9		1	0	0	0	0	0	3					
Michael LaValliere, L (1, 2) OBP: 0.361, SLG: 0.379								G1-3		3	0	0	0	0	1	2					
Jose Lind, R (1, 4) OBP: 0.303, SLG: 0.341								F8		3	0	1	1	0	0	0					
Bob Walk, R (1, 1) OBP: 0.174, SLG: 0.273								F8		2	0	0	0	0	1	1					
Curtis Wilkerson, S (8, PH) ERA: 1.47								K		1	0	0	0	0	1	0					
Bill Landrum, R (9, 1) ERA: 3.97								F9		0	0	0	0	0	0	0					
Inning Stats	R: 0 H: 0 E: 0 K: 0 S: 10	H: 0 LOB: 0 BB: 1 P: 18	R: 0 H: 0 E: 0 K: 0 S: 9	H: 0 LOB: 1 BB: 1 P: 17	R: 0 H: 0 E: 0 K: 1 S: 7	H: 0 LOB: 0 BB: 0 P: 11	R: 1 H: 2 E: 0 K: 1 S: 10	H: 2 LOB: 1 BB: 0 P: 14	R: 0 H: 0 E: 0 K: 0 S: 7	H: 0 LOB: 0 BB: 0 P: 12	R: 0 H: 0 E: 0 K: 1 S: 6	H: 0 LOB: 0 BB: 1 P: 13	R: 0 H: 0 E: 0 K: 1 S: 6	H: 0 LOB: 0 BB: 0 P: 8	R: 0 H: 0 E: 0 K: 1 S: 7	H: 0 LOB: 3 BB: 3 P: 22	1B: 1 2B: 1 3B: 0 HR: 0	SF: 0 SAC: 0 DP: 0 HBP: 0	WP: 0 PB: 0 CS: 2	PA: 34	
PITCHER	IP	WLS	BF	H	R	ER	SO	BB	IBB	HBP	BLK	WP	HR	S	P	ERA	WHIP				
Mark Gardner, R (1, 1) ERA: 3.46	8.0	W	29	2	1	1	4	5	0	0	0	0	0	64	113	1.12	0.875				
Jeff Fassero, L (9, 1) ERA: 1.47	0.2		3	0	0	0	1	0	1	0	0	0	0	5	11	0.00	0.000				
Tim Burke, R (9, 1) ERA: 3.97	0.1	S	1	0	0	0	0	0	0	0	0	0	0	1	2	0.00	0.000				



Batter	1	2	3	4	5	6	7	8	9	AB	R	H	RBI	BB	SO	LOB	TOP					
Marquis Grissom, R OBP: 0.318, SLG: 0.368										4	0	0	0	0	3	2	Montreal Expos @ Pittsburgh Pirates Three Rivers Stadium, Pittsburgh, PA Sun Jul 07 1991, 3:33 AM EDT Att: 41,995 - Cloudy - 90 F					
Delino DeShields, L OBP: 0.371, SLG: 0.354										3	0	1	0	1	1	1						
Ivan Calderon, R OBP: 0.372, SLG: 0.458										4	0	0	0	0	1	2						
Tim Wallach, R OBP: 0.307, SLG: 0.347										4	0	0	0	0	3	1						
Dave Martinez, L OBP: 0.290, SLG: 0.368										4	0	1	0	0	2	0						
Andres Galarraga, R OBP: 0.286, SLG: 0.355										3	0	1	0	1	1	1						
Ron Hassey, L OBP: 0.357, SLG: 0.407										4	1	2	1	0	0	2						
Spike Owen, S OBP: 0.309, SLG: 0.329										3	0	1	0	0	0	2						
Oil Can Boyd, R OBP: 0.152, SLG: 0.067										1	0	0	0	1	1	1						
Bret Barberie, S OBP: 0.333, SLG: 0.444										1	0	0	0	0	1	1						
Steve Frey, R										0	0	0	0	0	0	0						
Doug Platt, L										0	0	0	0	0	0	0						
Scott Ruskin, R										0	0	0	0	0	0	0						
Inning Stats	R: 0 E: 0 K: 2 S: 10	H: 0 LOB: 1 BB: 1 P: 17	R: 0 E: 0 K: 0 S: 9	H: 2 LOB: 1 BB: 0 P: 15	R: 0 E: 0 K: 1 S: 10	H: 1 LOB: 1 BB: 1 P: 17	R: 0 E: 0 K: 2 S: 8	H: 0 LOB: 0 BB: 0 P: 11	R: 1 E: 0 K: 2 S: 12	H: 2 LOB: 1 BB: 0 P: 14	R: 0 E: 0 K: 1 S: 9	H: 0 LOB: 0 BB: 0 P: 11	R: 0 E: 0 K: 1 S: 6	H: 0 LOB: 1 BB: 1 P: 17	R: 0 E: 0 K: 2 S: 9	H: 0 LOB: 0 BB: 0 P: 10	R: 0 E: 0 K: 1 S: 12	H: 1 LOB: 1 BB: 0 P: 21	1B: 5 2B: 0 3B: 0 HR: 1	SF: 0 SAC: 0 DP: 1 HBP: 0	WP: 0 PB: 0 CS: 1	PA: 34
PITCHER	IP WLS BF H R ER SO BB IBB HBP BLK WP HR S P ERA WHIP																					
Doug Drabek, R ERA: 2.94	(1, 1)	7.0 W 27 5 1 1 10 3 0 0 0 0 0 1 64 102 1.29 1.143																				
Stan Belinda, R ERA: 3.52	(8, 1)	2.0 S 7 1 0 0 3 0 0 0 0 0 0 0 0 21 31 0.00 0.500																				

AB	31
R	1
H	6
RBI	1
BB	3
SO	13
LOB	13



Batter	1	2	3	4	5	6	7	8	9	AB	R	H	RBI	BB	SO	LOB	BOTTOM			
Orlando Merced, S OBP: 0.374, SLG: 0.447										5	0	2	1	0	1	3	Montreal Expos @ Pittsburgh Pirates Three Rivers Stadium, Pittsburgh, PA Sun Jul 07 1991, 3:33 AM EDT Att: 41,995 - Cloudy - 90 F			
Jay Bell, R OBP: 0.316, SLG: 0.416										4	0	0	1	1	0	3				
Andy Van Slyke, L OBP: 0.332, SLG: 0.393										4	0	1	1	0	2	3				
Bobby Bonilla, S OBP: 0.368, SLG: 0.452										4	1	1	0	0	1	1				
Barry Bonds, L OBP: 0.388, SLG: 0.470										3	1	1	0	1	0	0				
Gary Varsho, L OBP: 0.354, SLG: 0.460										3	0	1	0	0	1	1				
Jose Gonzalez, R OBP: 0.094, SLG: 0.033										1	1	1	0	0	0	0				
Michael LaValliere, L OBP: 0.364, SLG: 0.379										3	1	1	0	1	1	4				
Jose Lind, R OBP: 0.306, SLG: 0.345										3	1	1	0	1	0	2				
Doug Drabek, R OBP: 0.190, SLG: 0.214										3	1	1	1	0	1	2				
Stan Belinda, R										0	0	0	1	1	0	0				
Inning Stats	R: 0 E: 0 K: 0 S: 8	H: 1 LOB: 0 BB: 0 P: 13	R: 0 E: 0 K: 0 S: 5	H: 1 LOB: 0 BB: 0 P: 8	R: 0 E: 0 K: 2 S: 11	H: 0 LOB: 1 BB: 1 P: 18	R: 3 E: 0 K: 0 S: 11	H: 3 LOB: 1 BB: 1 P: 17	R: 0 E: 1 K: 1 S: 9	H: 1 LOB: 2 BB: 1 P: 14	R: 0 E: 0 K: 1 S: 8	H: 0 LOB: 0 BB: 0 P: 13	R: 3 E: 1 K: 3 S: 18	H: 3 LOB: 3 BB: 2 P: 33	R: 0 E: 0 K: 2 S: 18	H: 0 LOB: 0 BB: 0 P: 13		1B: 6 2B: 3 3B: 1 HR: 0	SF: 1 SAC: 0 DP: 0 HBP: 0	WP: 0 PB: 0 CS: 0
PITCHER	IP WLS BF H R ER SO BB IBB HBP BLK WP HR S P ERA WHIP																			
Oil Can Boyd, R ERA: 3.86	(1, 1)	6.0 L 27 7 3 3 3 3 2 0 0 0 0 0 0 0 14 22 4.50 1.500																		
Steve Frey, L ERA: 4.35	(7, 1)	1.1 7 3 3 1 2 0 0 0 0 0 0 0 0 8 19 6.75 2.250																		
Doug Platt, R ERA: 3.07	(8, 1)	0.1 4 0 0 0 1 2 0 0 0 0 0 0 0 4 5 0.00 6.000																		
Scott Ruskin, L ERA: 2.45	(8, 1)	0.1 1 0 0 0 1 0 0 0 0 0 0 0 0 4 5 0.00 0.000																		

AB	33
R	6
H	10
RBI	5
BB	5
SO	7
LOB	19



Batter	1	2	3	4	5	6	7	8	9	AB	R	H	RBI	BB	SO	LOB	TOP					
Orlando Merced, S OBP: 0.372, SLG: 0.439										4	0	0	0	1	1	1						
Jay Bell, R OBP: 0.327, SLG: 0.419										4	2	3	1	1	0	0						
Andy Van Slyke, L OBP: 0.334, SLG: 0.396										5	1	2	2	0	0	2						
Bobby Bonilla, S OBP: 0.367, SLG: 0.450										4	0	1	0	0	0	5						
Barry Bonds, L OBP: 0.396, SLG: 0.502										4	1	2	4	0	0	0						
Gary Varsho, L OBP: 0.345, SLG: 0.447										3	0	0	0	0	1	0						
Jose Gonzalez, R OBP: 0.088, SLG: 0.031										1	0	0	0	0	0	0						
Michael LaValliere, L OBP: 0.371, SLG: 0.399										3	0	2	0	1	0	0						
Jose Lind, R OBP: 0.307, SLG: 0.349										4	1	1	0	0	1	2						
Doug Drabek, R OBP: 0.196, SLG: 0.217										4	2	1	0	0	1	3						
Bob Patterson, R										0	0	0	0	0	0	0						
Bill Landrum, R										0	0	0	0	0	0	0						
Inning Stats	R: 0 E: 0 K: 1 S: 5	H: 1 LOB: 0 BB: 0 P: 6	R: 0 E: 0 K: 0 S: 3	H: 0 LOB: 0 BB: 0 P: 6	R: 2 E: 0 K: 0 S: 11	H: 3 LOB: 2 BB: 2 P: 26	R: 0 E: 0 K: 1 S: 11	H: 1 LOB: 1 BB: 0 P: 15	R: 4 E: 0 K: 1 S: 13	H: 4 LOB: 0 BB: 0 P: 19	R: 0 E: 0 K: 0 S: 3	H: 0 LOB: 0 BB: 0 P: 4	R: 1 E: 0 K: 0 S: 9	H: 2 LOB: 2 BB: 1 P: 18	R: 0 E: 0 K: 1 S: 10	H: 1 LOB: 1 BB: 0 P: 18	R: 0 E: 0 K: 0 S: 10	H: 0 LOB: 0 BB: 0 P: 14	1B: 8 2B: 4 3B: 0 HR: 1	SF: 0 SAC: 0 DP: 2 HBP: 0	WP: 0 PB: 0 SB: 0 CS: 0	PA: 39
PITCHER	IP	WLS	BF	H	R	ER	SO	BB	IBB	HBP	BLK	WP	HR	S	P	ERA	WHIP					
Jack Armstrong, R ERA: 5.06	5.0	L	24	9	6	6	3	2	0	0	0	0	1	43	72	10.80	2.200					
Don Carman, L ERA: 4.94	3.0		12	3	1	1	1	1	0	0	0	0	0	22	40	3.00	1.333					
Keith Brown, R ERA: 2.53	1.0		3	0	0	0	0	0	0	0	0	0	0	10	14	0.00	0.000					

Pittsburgh Pirates @ Cincinnati Reds
Riverfront Stadium, Cincinnati, OH

AB 36
R 7
H 12
RBI 7
BB 3
SO 4
LOB 13



WP: 0 PA: 39
PB: 0
SB: 0
CS: 0

Fri Jul 12 1991, 7:05 PM EDT
Att: 42,181 - Cloudy - 84 F

Batter	1	2	3	4	5	6	7	8	9	AB	R	H	RBI	BB	SO	LOB	BOTTOM					
Bill Doran, S OBP: 0.392, SLG: 0.410										4	0	0	0	0	1	1						
Barry Larkin, R OBP: 0.388, SLG: 0.561										4	1	1	1	0	0	0						
Eric Davis, R OBP: 0.389, SLG: 0.443										3	0	1	0	1	2	0						
Paul O'Neill, L OBP: 0.357, SLG: 0.517										4	1	2	1	0	1	1						
Hal Morris, L OBP: 0.349, SLG: 0.472										2	0	0	0	1	0	0						
Carmelo Martinez, R OBP: 0.343, SLG: 0.341										1	0	0	0	0	0	2						
Chris Sabo, R OBP: 0.346, SLG: 0.460										4	0	1	0	0	0	4						
Joe Oliver, R OBP: 0.279, SLG: 0.367										4	0	2	0	0	1	2						
Billy Hatcher, R OBP: 0.307, SLG: 0.379										3	0	0	0	0	1	3						
Jack Armstrong, R OBP: 0.111, SLG: 0.077										1	0	0	0	0	1	0						
Chris Jones, R OBP: 0.630, SLG: 0.680										1	0	0	0	0	0	1						
Don Carman, L										0	0	0	0	0	0	0						
Herm Winningham, L OBP: 0.260, SLG: 0.309										1	0	0	0	0	0	0						
Keith Brown, S										0	0	0	0	0	0	0						
Inning Stats	R: 0 E: 0 K: 2 S: 11	H: 0 LOB: 0 BB: 0 P: 18	R: 0 E: 0 K: 0 S: 5	H: 0 LOB: 0 BB: 0 P: 8	R: 0 E: 0 K: 2 S: 8	H: 0 LOB: 0 BB: 0 P: 14	R: 1 E: 0 K: 1 S: 11	H: 1 LOB: 2 BB: 2 P: 26	R: 0 E: 0 K: 1 S: 8	H: 1 LOB: 1 BB: 0 P: 12	R: 1 E: 0 K: 1 S: 8	H: 1 LOB: 0 BB: 0 P: 11	R: 0 E: 1 K: 0 S: 7	H: 2 LOB: 1 BB: 0 P: 9	R: 0 E: 0 K: 0 S: 7	H: 0 LOB: 0 BB: 0 P: 11	R: 0 E: 0 K: 0 S: 13	H: 2 LOB: 2 BB: 0 P: 19	1B: 4 2B: 1 3B: 0 HR: 2	SF: 0 SAC: 0 DP: 1 HBP: 0	WP: 0 PB: 0 SB: 0 CS: 0	PA: 34
PITCHER	IP	WLS	BF	H	R	ER	SO	BB	IBB	HBP	BLK	WP	HR	S	P	ERA	WHIP					
Doug Drabek, R ERA: 2.9	8.0	W	31	7	2	2	7	2	0	0	0	0	2	69	114	2.25	1.125					
Bob Patterson, L ERA: 3.97	0.1		1	0	0	0	0	0	0	0	0	0	0	3	5	0.00	0.000					
Bill Landrum, R ERA: 2.25	0.2		2	0	0	0	0	0	0	0	0	0	0	6	9	0.00	0.000					

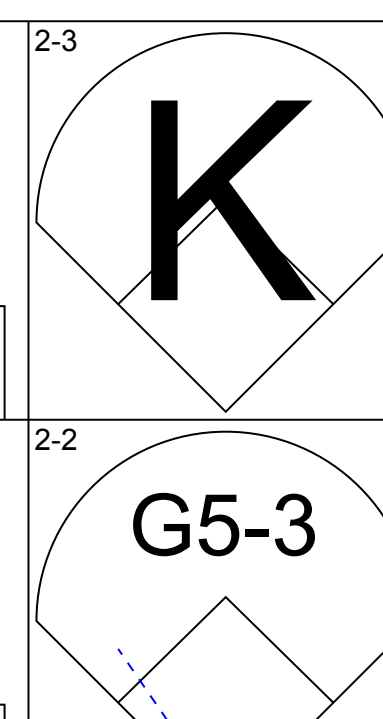
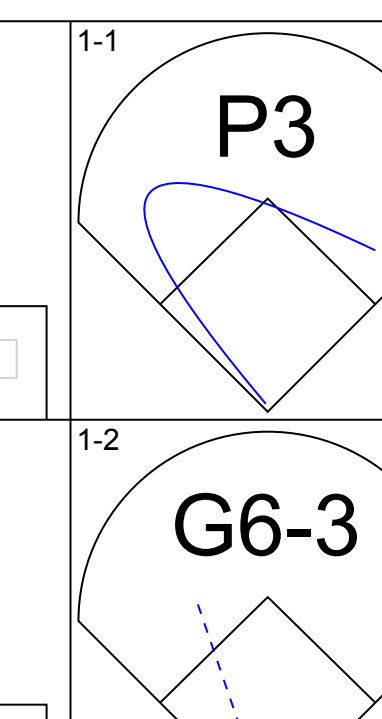
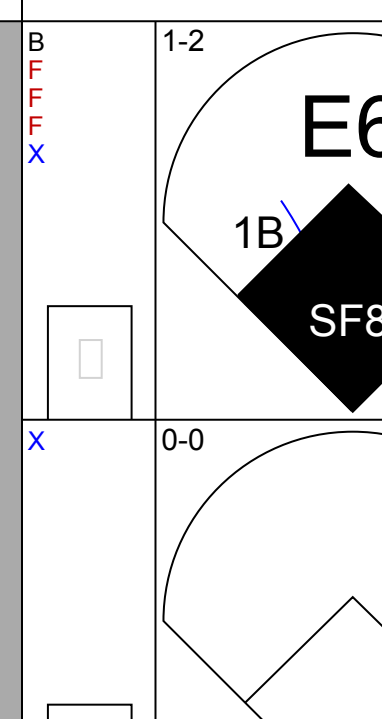
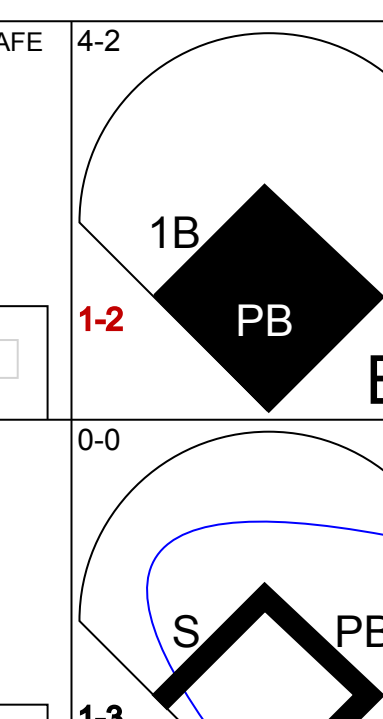
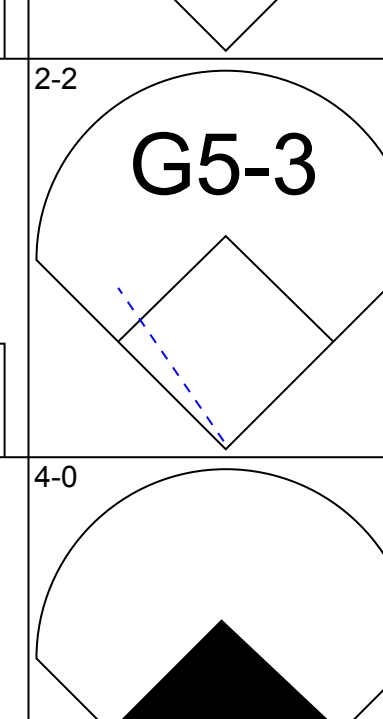
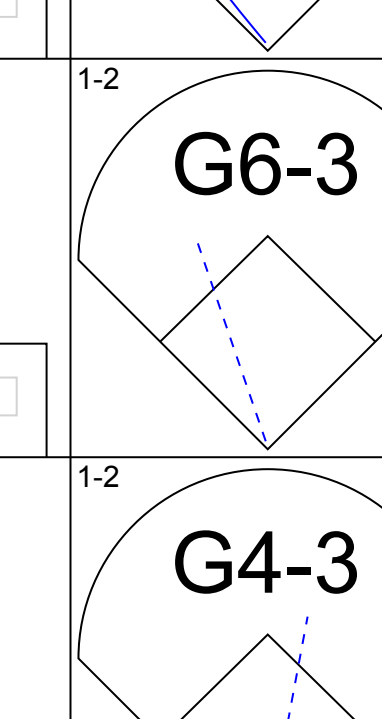
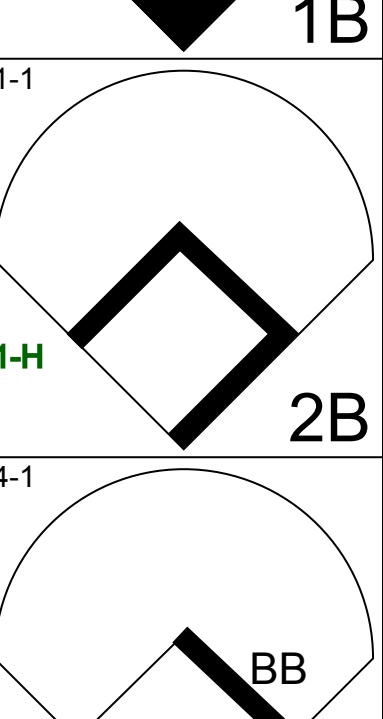
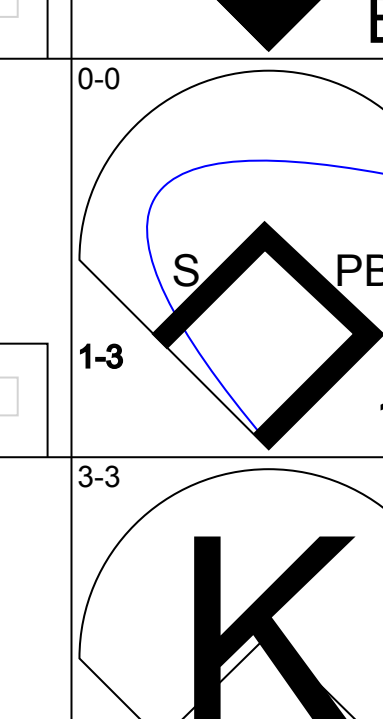
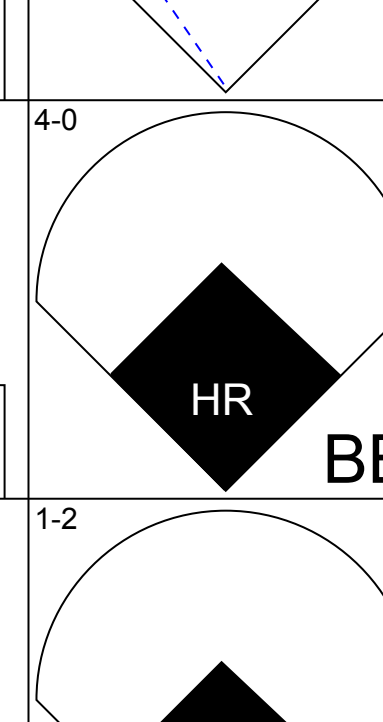
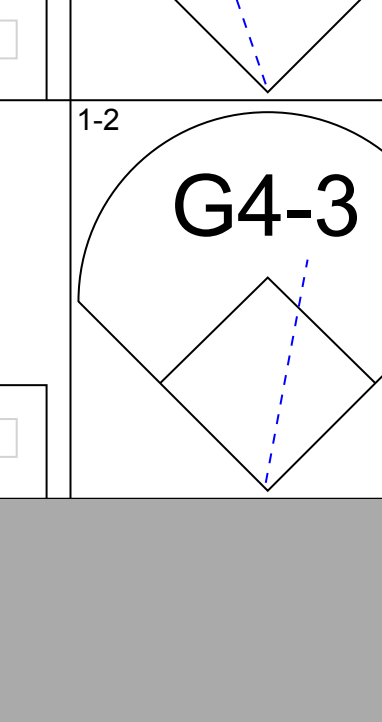
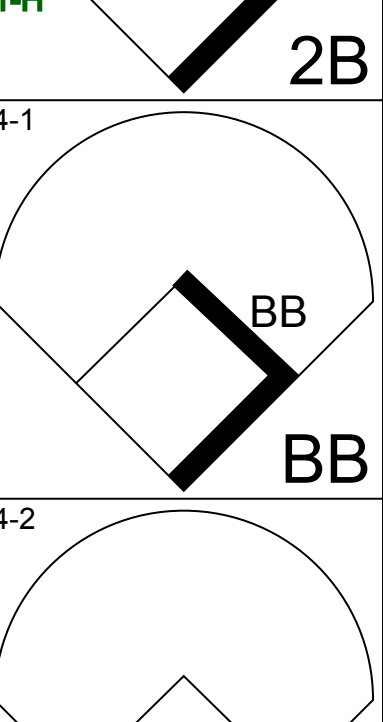
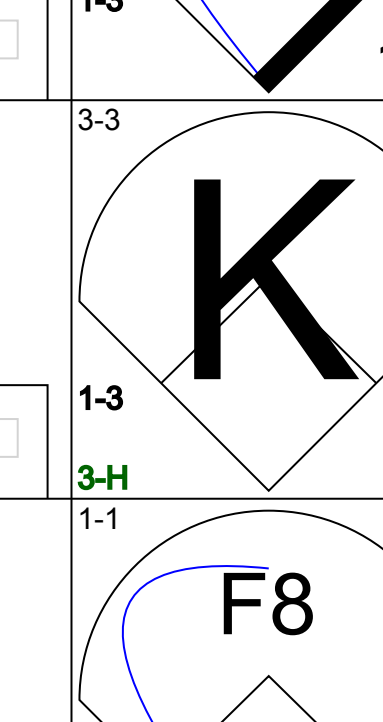
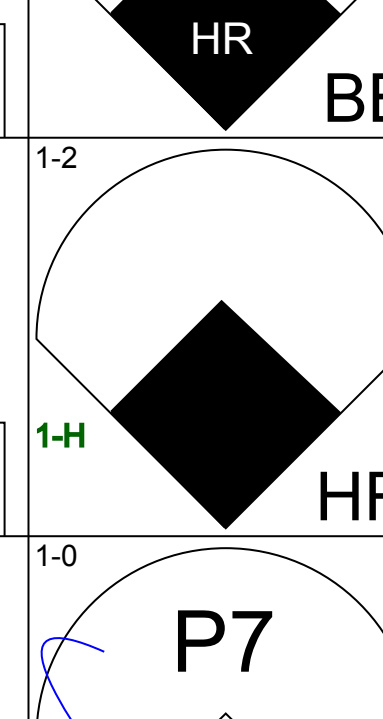
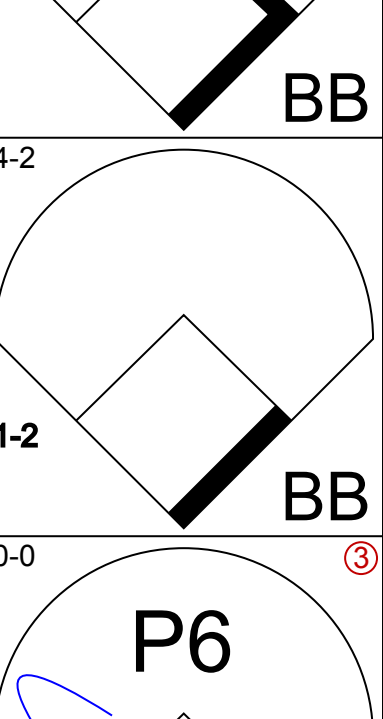
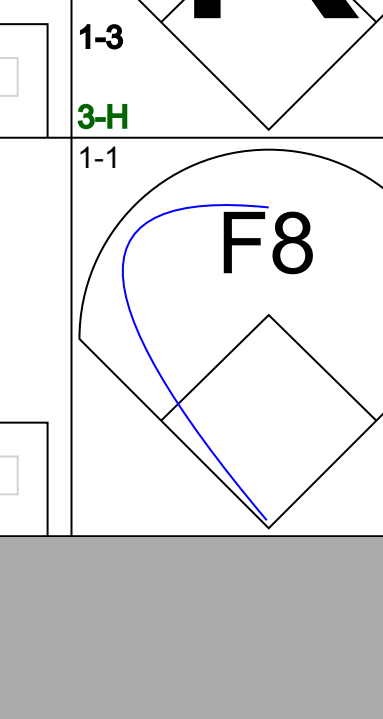
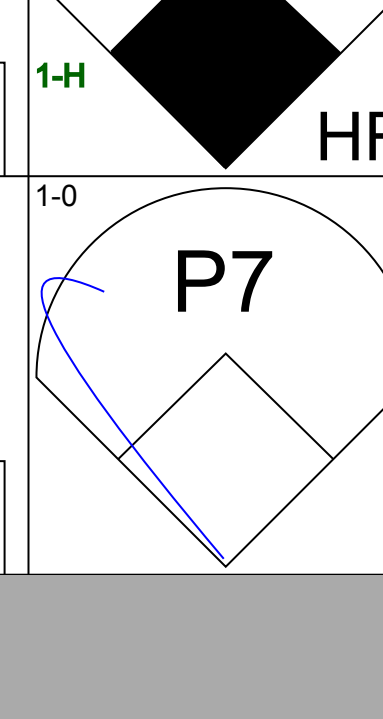
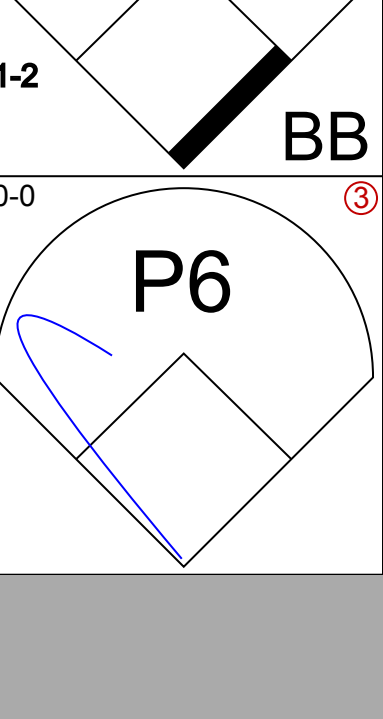
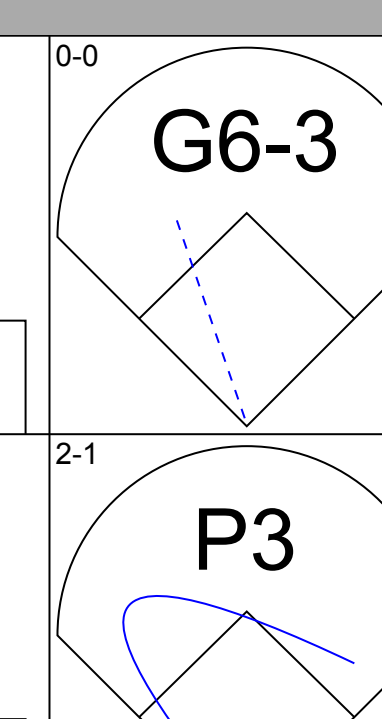
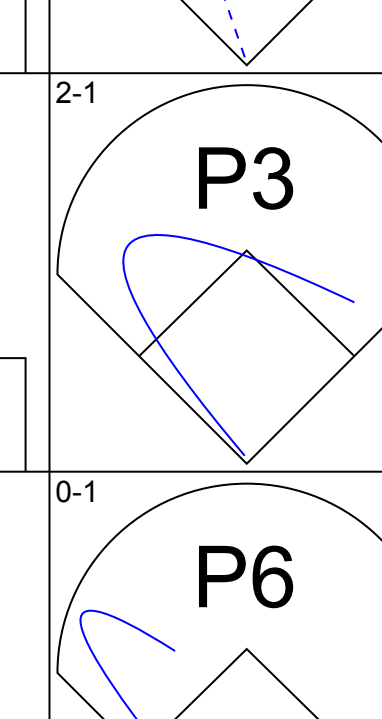
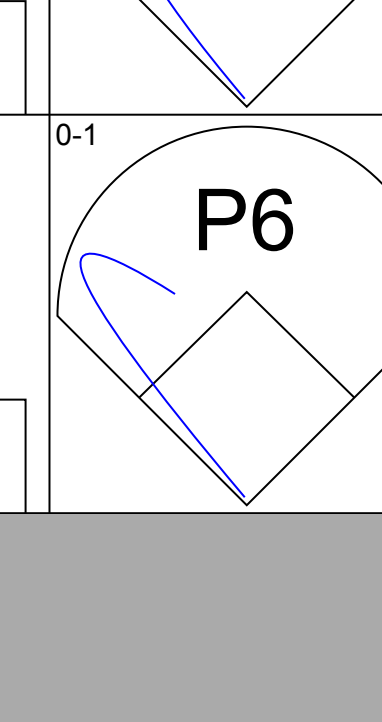
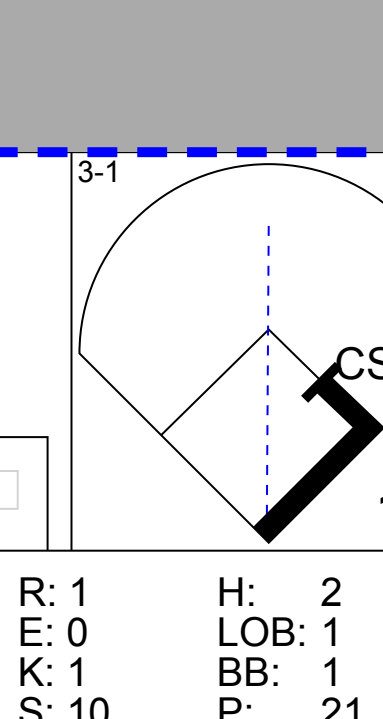
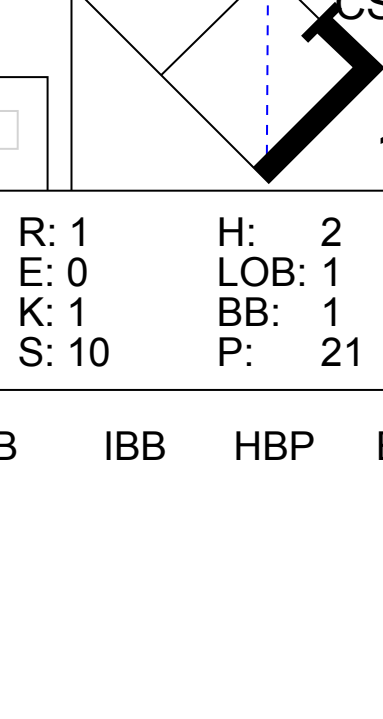
Pittsburgh Pirates @ Cincinnati Reds
Riverfront Stadium, Cincinnati, OH

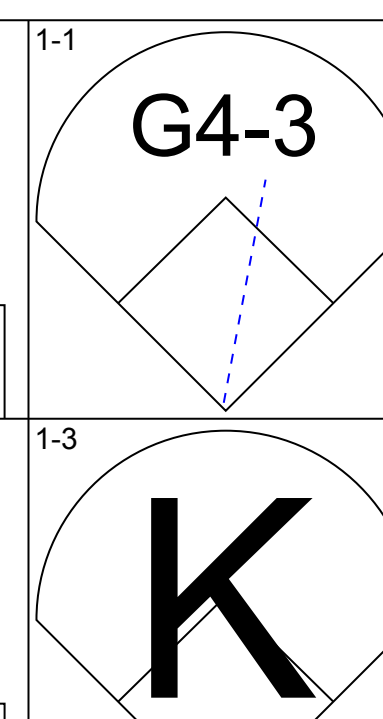
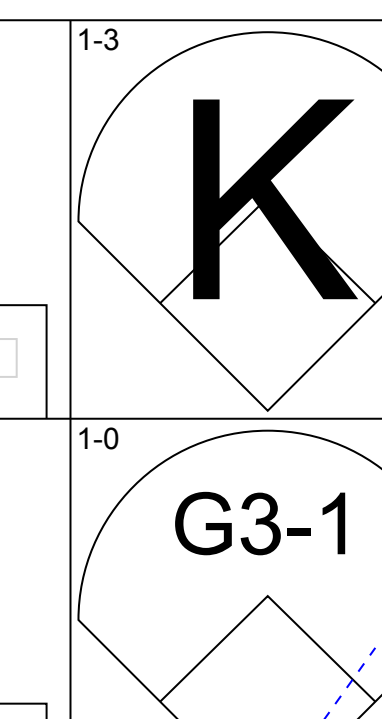
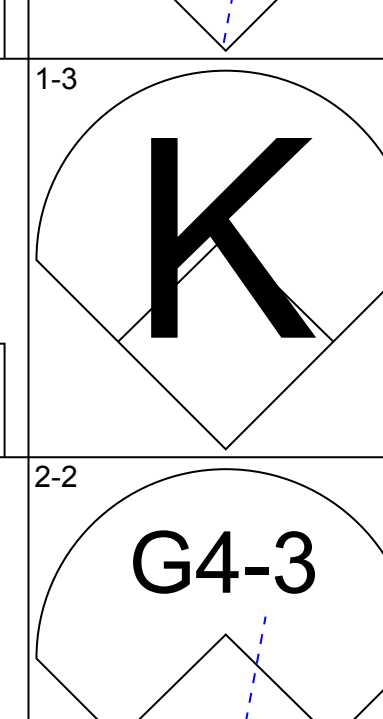
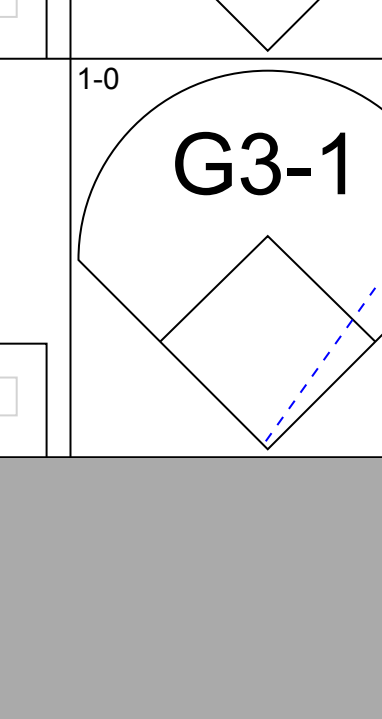
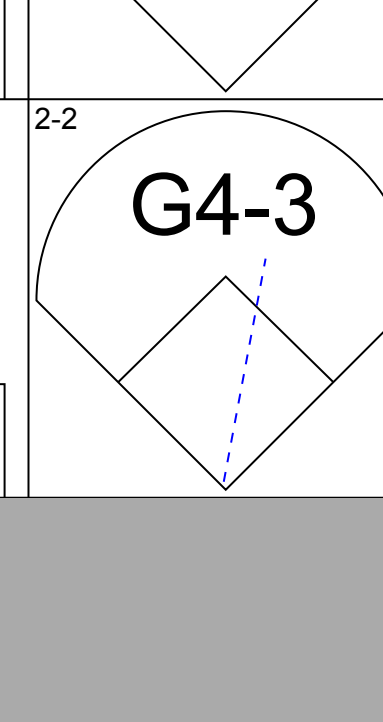
AB 32
R 2
H 7
RBI 2
BB 2
SO 7
LOB 14



WP: 0 PA: 34
PB: 0
SB: 0
CS: 0

Fri Jul 12 1991, 7:05 PM EDT
Att: 42,181 - Cloudy - 84 F

Batter	1	2	3	4	5	6	7	8	9	AB	R	H	RBI	BB	SO	LOB	TOP								
Gary Redus, R OBP: 0.309, SLG: 0.344 (1, 3)										4	3	1	0	1	1	0	Pittsburgh Pirates @ Cincinnati Reds Riverfront Stadium, Cincinnati, OH Sat Jul 13 1991, 7:05 PM EDT Att: 48,857 - Cloudy - 82 F								
Jay Bell, R OBP: 0.331, SLG: 0.425 (1, 6)										5	0	3	1	0	0	0									
Andy Van Slyke, L OBP: 0.335, SLG: 0.393 (1, 8)										2	1	0	1	2	1	1									
Bobby Bonilla, S OBP: 0.368, SLG: 0.458 (8, 5)										4	1	1	2	1	0	2									
Barry Bonds, L OBP: 0.394, SLG: 0.496 (1, 7)										3	0	0	0	1	0	4									
Don Slaught, R OBP: 0.289, SLG: 0.305 (1, 2)										3	0	1	0	0	0	1									
Joe Redfield, R OBP: 0.273, SLG: 0.111 Bob Kipper, R (9, 1)										4	0	0	0	0	0	3									
Jose Lind, R OBP: 0.302, SLG: 0.343 (1, 4)										4	0	0	0	0	0	2									
John Smiley, L OBP: 0.211, SLG: 0.167 Bill Landrum, R (8, 1)										3	0	0	0	0	0	2									
Gary Varsho, L OBP: 0.350, SLG: 0.452 (8, 9)										0	0	0	0	0	0	0									
Inning Stats	R: 2 E: 0 K: 1 S: 10	H: 1 LOB: 0 BB: 1 P: 20	R: 0 E: 0 K: 0 S: 9	H: 1 LOB: 1 BB: 0 P: 16	R: 0 E: 0 K: 0 S: 9	H: 0 LOB: 0 BB: 0 P: 12	R: 0 E: 0 K: 0 S: 6	H: 0 LOB: 1 BB: 1 P: 13	R: 1 E: 0 K: 0 S: 13	H: 2 LOB: 3 BB: 2 P: 24	R: 0 E: 0 K: 0 S: 9	H: 0 LOB: 0 BB: 0 P: 13	R: 1 E: 1 K: 0 S: 9	H: 1 LOB: 1 BB: 0 P: 14	R: 0 E: 0 K: 0 S: 5	H: 0 LOB: 0 BB: 0 P: 7	R: 1 E: 0 K: 1 S: 10	H: 2 LOB: 1 BB: 1 P: 21	1B: 5 2B: 1 3B: 0 HR: 1	SF: 1 SAC: 0 DP: 0 HBP: 1	WP: 0 PB: 1 SB: 3 CS: 1	PA: 40			
PITCHER	IP	WLS	BF	H	R	ER	SO	BB	IBB	HBP	BLK	WP	HR	S	P	ERA	WHIP								
Tom Browning, L ERA: 3.95 Rob Dibble, R ERA: 1.26	(1, 1) (9, 1)	8.0 5	L 35	5 4	4 3	3 1	1	4	0	1	0	0	0	10	21	3.38	1.125								

Batter	1	2	3	4	5	6	7	8	9	AB	R	H	RBI	BB	SO	LOB	BOTTOM								
Mariano Duncan, R OBP: 0.247, SLG: 0.313 Bill Doran, S OBP: 0.389, SLG: 0.407 (8, FH) (9, 4)										3	0	0	0	0	1	0	Pittsburgh Pirates @ Cincinnati Reds Riverfront Stadium, Cincinnati, OH Sat Jul 13 1991, 7:05 PM EDT Att: 48,857 - Cloudy - 82 F								
Hal Morris, L OBP: 0.348, SLG: 0.466 (1, 3)										3	0	0	0	1	1	0									
Barry Larkin, R OBP: 0.385, SLG: 0.556 (1, 6)										4	0	1	0	0	0	2									
Eric Davis, R OBP: 0.386, SLG: 0.439 (1, 8)										4	1	1	0	0	1	1									
Chris Sabo, R OBP: 0.347, SLG: 0.461 (1, 5)										4	0	2	0	0	1	1									
Glenn Braggs, R OBP: 0.342, SLG: 0.459 (1, 7)										4	0	2	1	0	0	1									
Paul O'Neill, L OBP: 0.352, SLG: 0.510 (1, 9)										4	0	0	0	0	2	3									
Joe Oliver, R OBP: 0.288, SLG: 0.392 Chris Jones, R OBP: 0.630, SLG: 0.680 Rob Dibble, L (9, 1)										2	1	1	1	1	0	1									
Tom Browning, L OBP: 0.179, SLG: 0.231 Carmelo Martinez, R OBP: 0.341, SLG: 0.338 Glenn Sutko, R OBP: 0.375, SLG: 0.167 (9, 2)										1	0	0	0	0	0	1									
Inning Stats	R: 0 E: 0 K: 1 S: 10	H: 0 LOB: 0 BB: 0 P: 14	R: 1 E: 0 K: 2 S: 15	H: 2 LOB: 1 BB: 0 P: 25	R: 0 E: 0 K: 2 S: 7	H: 0 LOB: 0 BB: 0 P: 9	R: 0 E: 0 K: 1 S: 9	H: 1 LOB: 0 BB: 0 P: 14	R: 1 E: 0 K: 0 S: 4	H: 1 LOB: 0 BB: 0 P: 7	R: 0 E: 0 K: 0 S: 7	H: 0 LOB: 0 BB: 0 P: 8	R: 0 E: 1 K: 1 S: 7	H: 2 LOB: 1 BB: 0 P: 9	R: 0 E: 1 K: 0 S: 11	H: 0 LOB: 2 BB: 2 P: 22		R: 0 E: 0 K: 0 S: 9	H: 1 LOB: 1 BB: 0 P: 14	1B: 6 2B: 0 3B: 0 HR: 1	SF: 0 SAC: 0 DP: 0 HBP: 0	WP: 0 PB: 0 SB: 2 CS: 1	PA: 34		
PITCHER	IP	WLS	BF	H	R	ER	SO	BB	IBB	HBP	BLK	WP	HR	S	P	ERA	WHIP								
John Smiley, L ERA: 3.34 Bill Landrum, R ERA: 2.16 Bob Kipper, L ERA: 6.21	(1, 1) (8, 1) (9, 1)	7.0 1.2 0.1	W 7 S	26 1 1	2 0 0	2 0 0	7	1	0	0	0	0	0	18	30	0.00	1.200								

Batter	1	2	3	4	5	6	7	8	9	AB	R	H	RBI	BB	SO	LOB	TOP					
Craig Biggio, R OBP: 0.375, SLG: 0.382 Gerald Young, S OBP: 0.284, SLG: 0.293	1-1 FC5-4 1B		0-1 F7		1-0 FC5 2-3f			1-0 G6-3		3	0	1	0	0	0	3						
Steve Finley, L OBP: 0.346, SLG: 0.417 Scott Servais, R	2-2 FC5-4 5 CS 1-2f		2-1 F7			1-1 P5		0-3 K		3	0	0	0	0	0	2						
5 Jeff Bagwell, R OBP: 0.389, SLG: 0.446	1-2 SAFE SAFE SAFE SAFE 1-2			1-1 L4		1-0 1B		3-3 K		3	0	1	0	1	1	0						
Luis Gonzalez, L OBP: 0.295, SLG: 0.427 Mike Capel, R Eric Anthony, L OBP: 0.234, SLG: 0.223	1-3 K		0-1 F9		0-0 F9			4-2 G5-4-3 BB		3	0	0	0	0	1	2						
Ken Caminiti, S OBP: 0.298, SLG: 0.371		1-2 G4-3		2-2 P9		1-0 L8		0-0 G5-4-3 BB 1-2f		4	0	0	0	0	2							
Mike Simms, R		1-3 K		0-3 K		4-2 1B BB		1-0 F9		3	0	0	0	1	2	0						
Rafael Ramirez, R OBP: 0.283, SLG: 0.318		3-2 G4-3		0-2 FC5 1B		1-0 P6 1B				3	0	1	0	0	0	1						
Casey Candaele, S OBP: 0.308, SLG: 0.369			4-1 BB		0-2 F8		2-1 G5-4-3 1B			2	0	1	0	1	0	1						
Jimmy Jones, R OBP: 0.273, SLG: 0.300 Mark Loretto, R OBP: 0.288, SLG: 0.234 Dwaine Henry, R Eric Yelding, R OBP: 0.291, SLG: 0.307 Jim Corsi, R Javier Ortiz, R OBP: 0.333, SLG: 0.292	1-1 K		1-3 K		0-0 1B		1-2 1B			0	0	0	0	0	0	0						
Inning Stats	R: 0 E: 0 K: 1 S: 11	H: 1 LOB: 1 BB: 1 P: 19	R: 0 E: 0 K: 1 S: 9	H: 0 LOB: 0 BB: 0 P: 14	R: 0 E: 0 K: 1 S: 9	H: 0 LOB: 1 BB: 1 P: 16	R: 0 E: 0 K: 0 S: 10	H: 0 LOB: 0 BB: 0 P: 13	R: 0 E: 0 K: 1 S: 13	H: 2 LOB: 2 BB: 0 P: 14	R: 0 E: 0 K: 0 S: 5	H: 1 LOB: 1 BB: 0 P: 8	R: 0 E: 0 K: 0 S: 7	H: 1 LOB: 1 BB: 1 P: 14	R: 0 E: 0 K: 1 S: 7	H: 0 LOB: 0 BB: 1 P: 11	R: 0 E: 0 K: 0 S: 4	H: 0 LOB: 0 BB: 1 P: 9	1B: 5 2B: 0 3B: 0 HR: 0	SF: 0 SAC: 0 DP: 2 HBP: 0	WP: 0 PB: 0 SB: 0 CS: 1	PA: 33
PITCHER Randy Tomlin, L ERA: 2.57	IP: 9.0 WLS: W BF: 33 H: 5 R: 0 ER: 0 SO: 6 BB: 4 IBB: 0 HBP: 0 BLK: 0 WP: 0 HR: 0 S: 75 P: 118 ERA: 0.00 WHIP: 1.000																					

Houston Astros @ Pittsburgh Pirates
Three Rivers Stadium, Pittsburgh, PA
Mon Jul 15 1991, 7:05 PM EDT
Att: 21,642 - Sunny - 81 F

AB	29
R	0
H	5
RBI	0
BB	4
SO	6
LOB	14

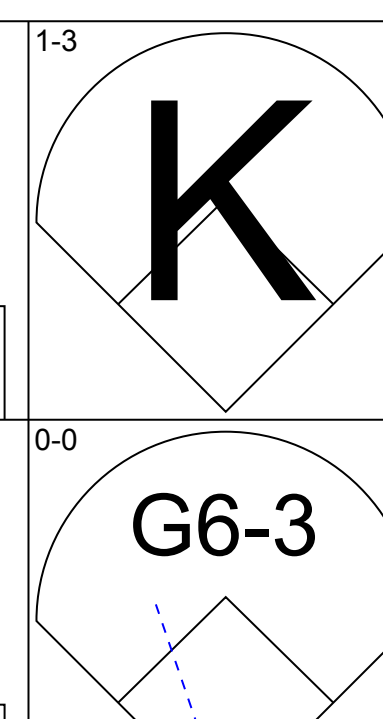
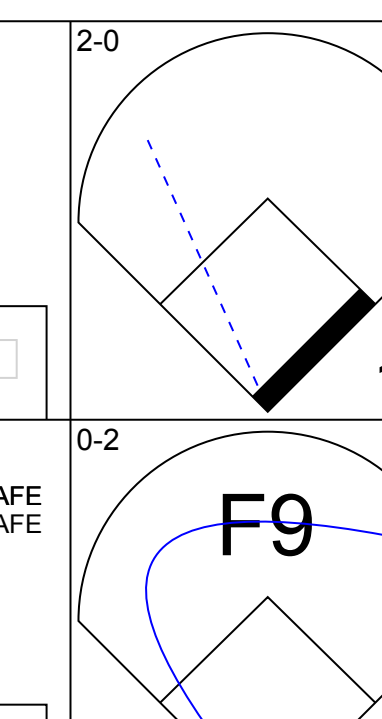
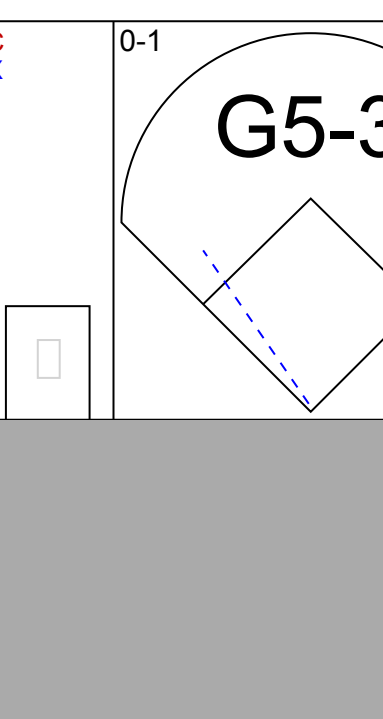
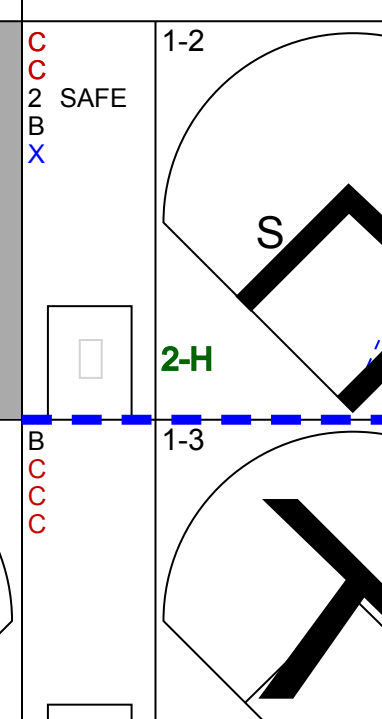
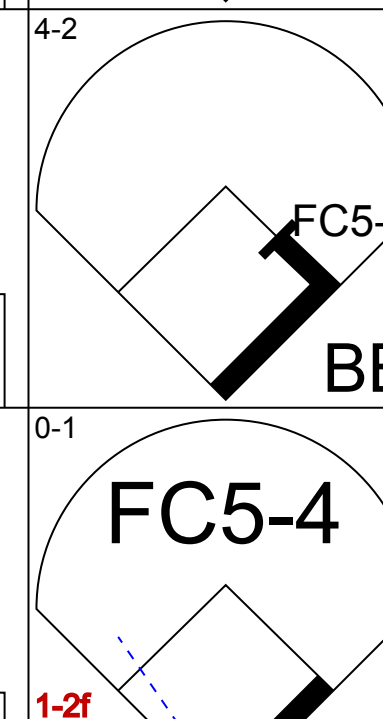

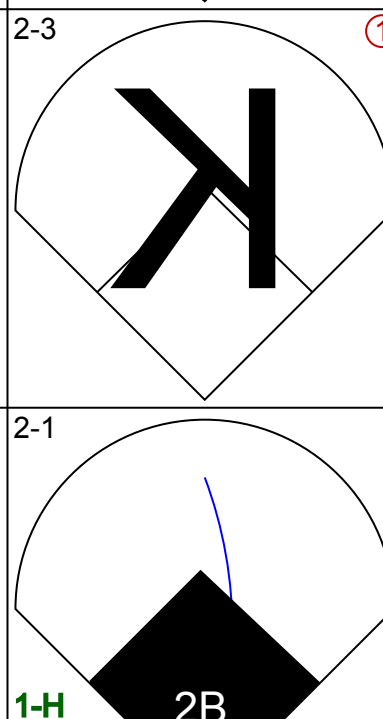
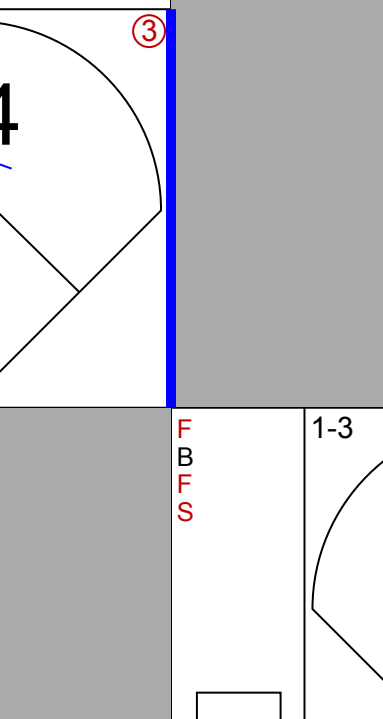

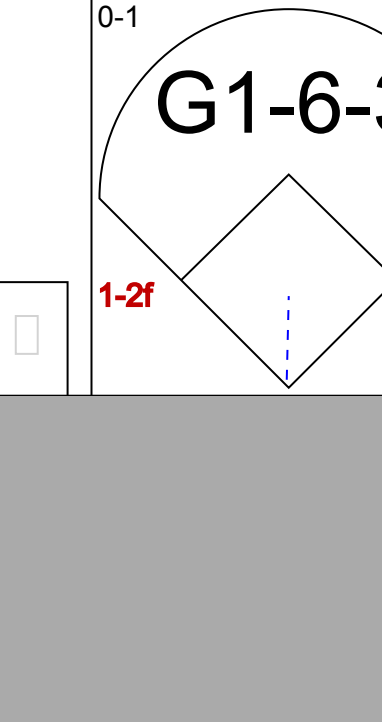
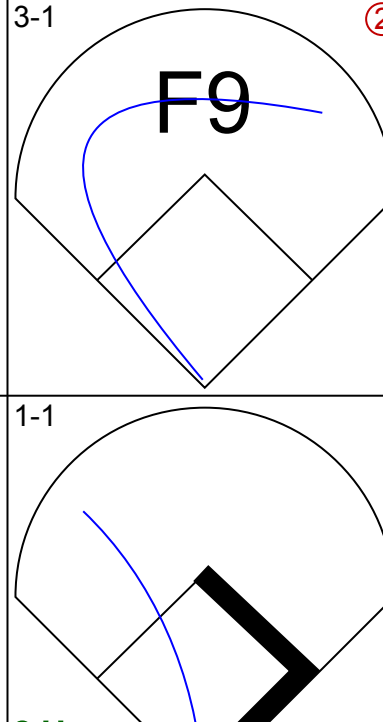
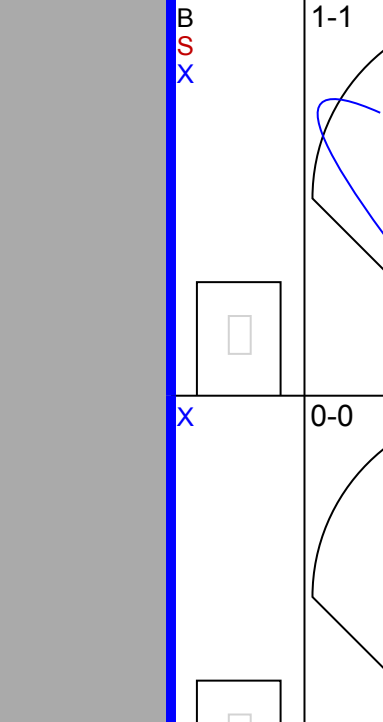


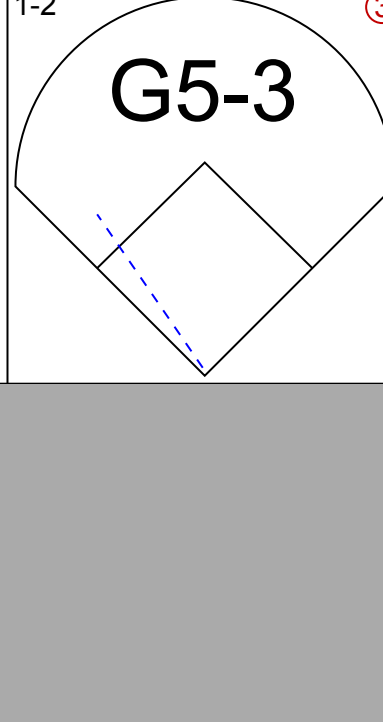

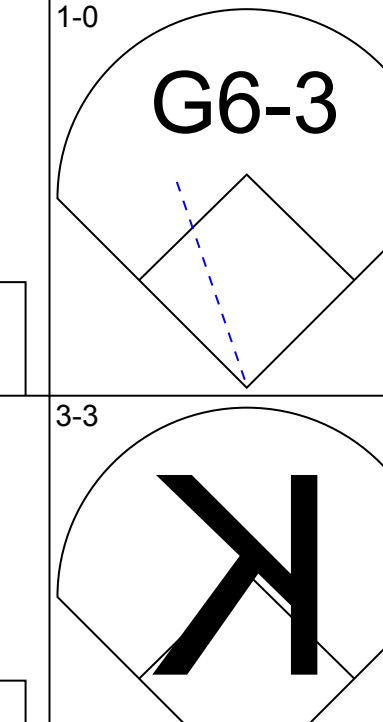
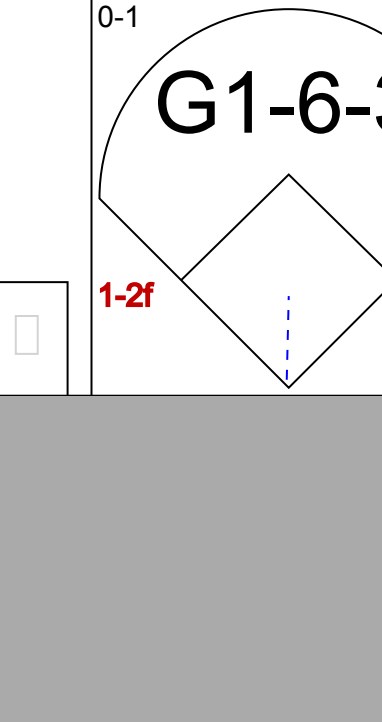
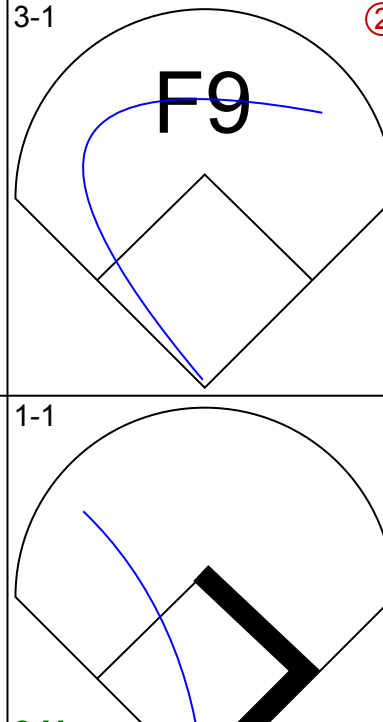
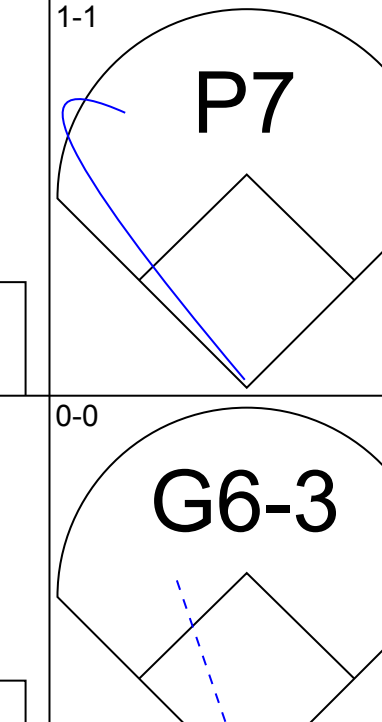

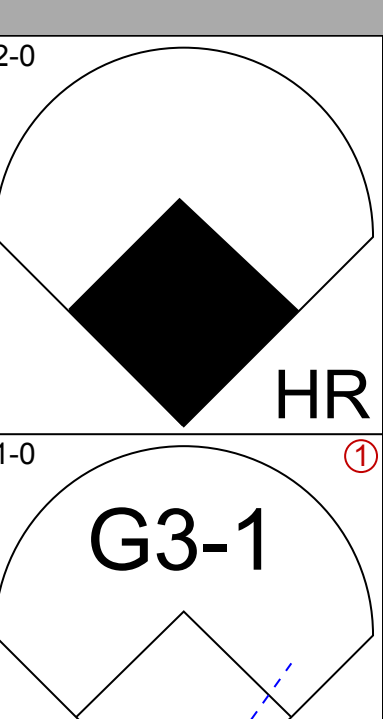
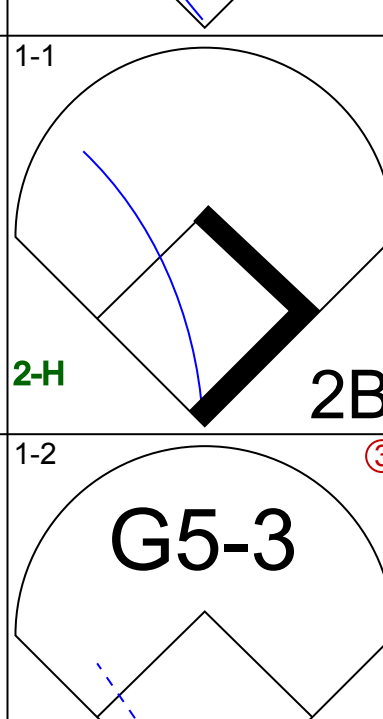
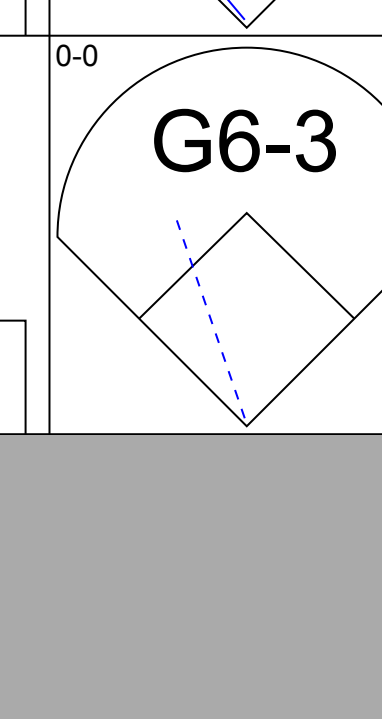
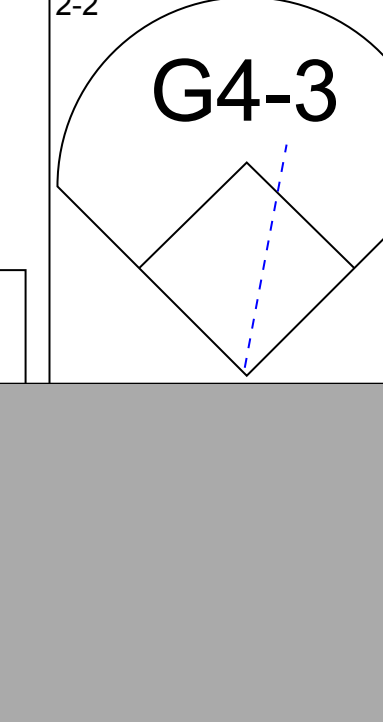
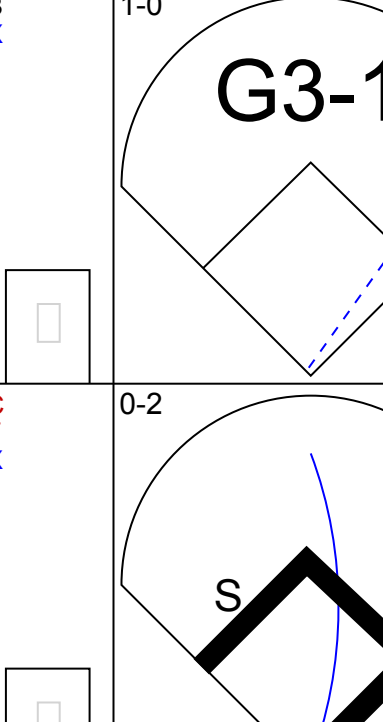
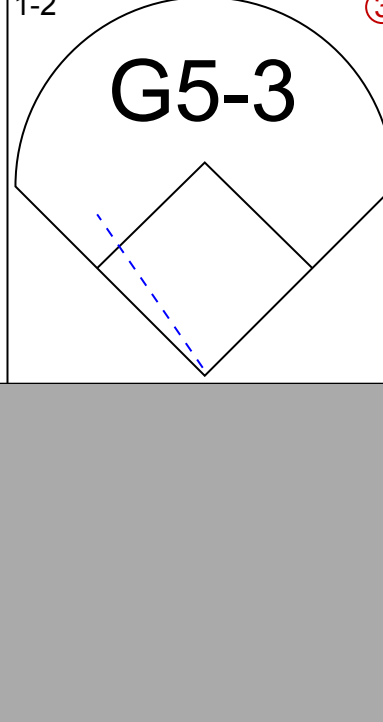
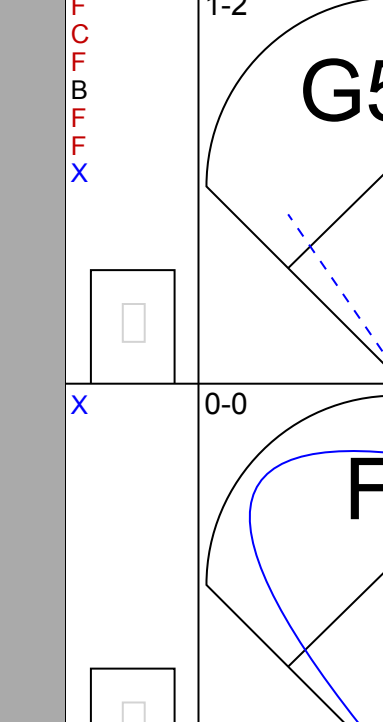
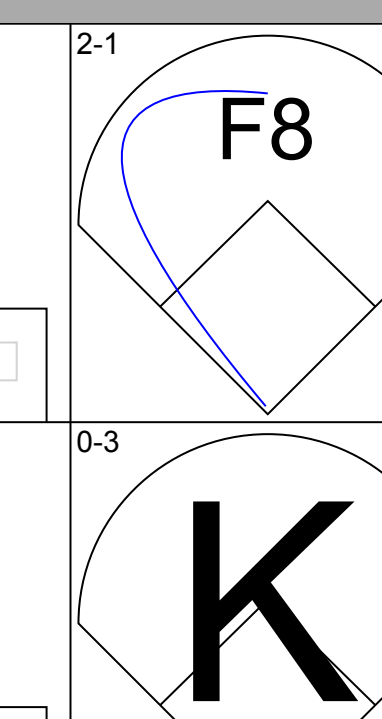
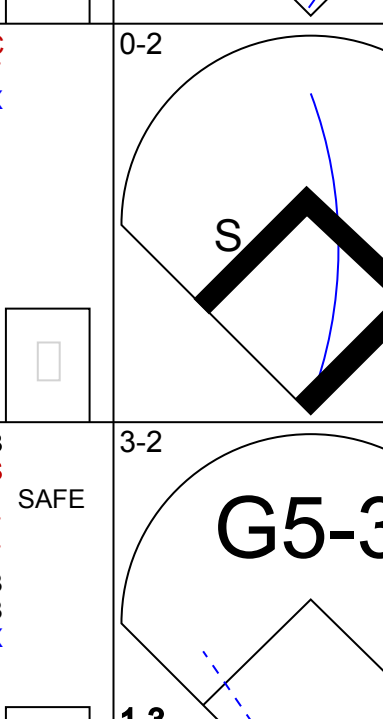
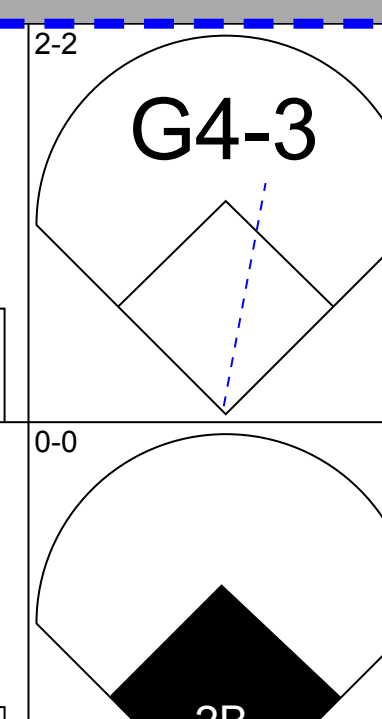
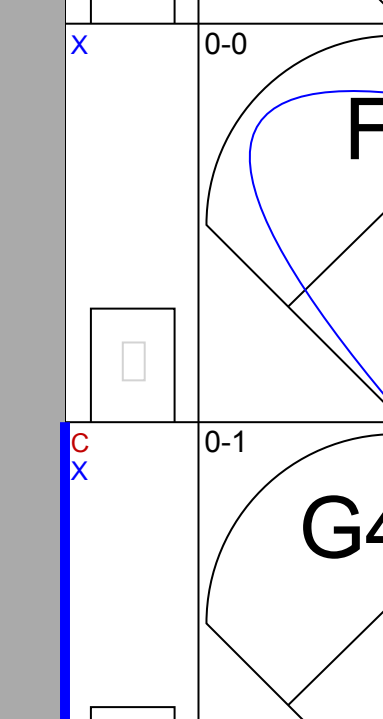
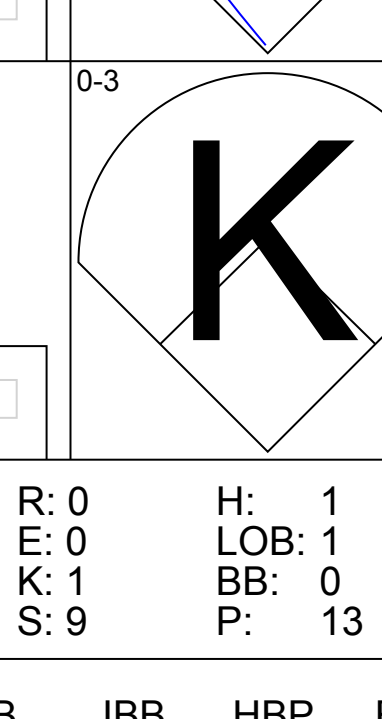
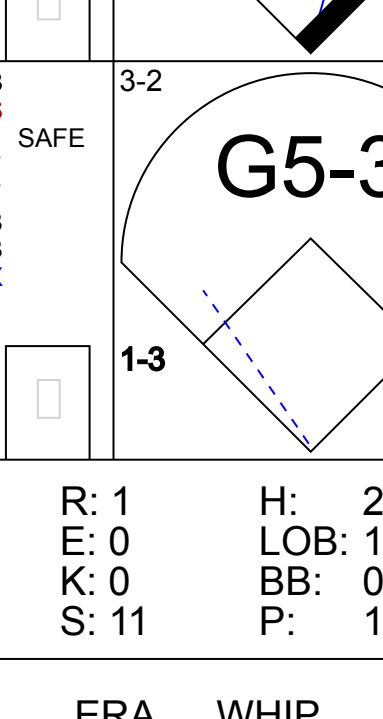
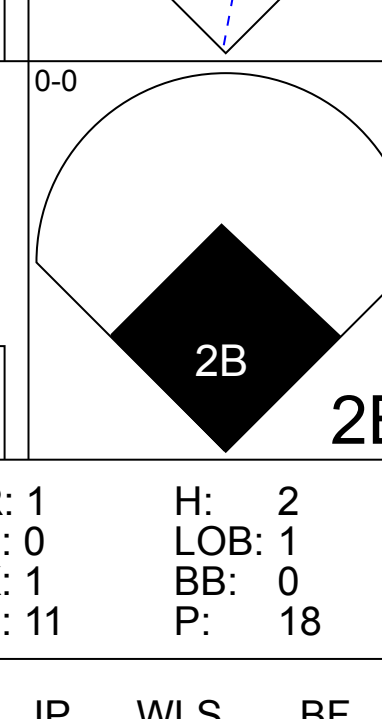
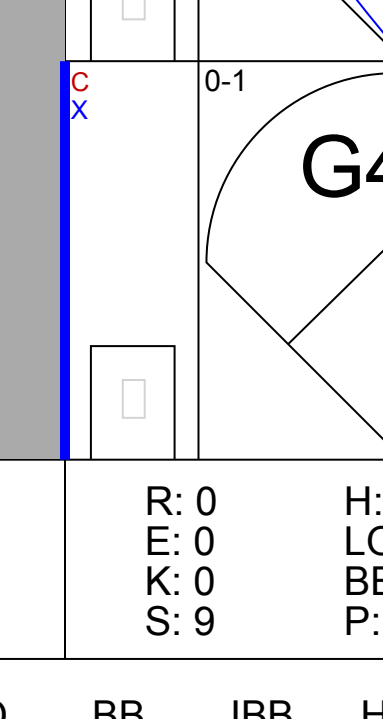


Batter	1	2	3	4	5	6	7	8	9	AB	R	H	RBI	BB	SO	LOB	BOTTOM					
Orlando Merced, S OBP: 0.373, SLG: 0.429	1-0 2B 1B	4-1 1B 3B BB		3-2 G4-3	3-3 K			4-2 G6-4-3 BB		3	2	1	0	2	1	3						
Jay Bell, R OBP: 0.330, SLG: 0.431	0-0 2B 1B	0-1 3B 1B		1-1 E7 1B		2-2 HR		0-0 G6-4-3 1-2f		5	4	3	1	0	0	1						
Andy Van Slyke, L OBP: 0.343, SLG: 0.403	1-2 1B 1H 2H	2-0 1B 1H 3H		4-2 1B BB		4-2 FC1-6 BB		2-3 K		3	2	2	4	2	1	0						
Bobby Bonilla, S OBP: 0.381, SLG: 0.479 Joe Redfield, R OBP: 0.273, SLG: 0.111	1-1 1B	0-1 3B 1B		2-2 1B		2-1 FC1-6 FC4-6 1-2f				4	0	3	3	0	0	1						
Barry Bonds, L OBP: 0.392, SLG: 0.506 Jose Gonzalez, R OBP: 0.088, SLG: 0.031	1-3 K	2-0 L4-3		1-1 1B BB		2-1 FC4-6				4	0	1	0	0	1	3						
Gary Varsho, L OBP: 0.358, SLG: 0.450	2-2 1B		2-2 P5		4-1 1B BB		2-1 G3-1			3	0	1	0	1	0	1						
Michael LaValliere, L OBP: 0.365, SLG: 0.353	2-0 F7		2-1 F7		3-3 K		0-0 F8			4	0	0	0	0	1	4						
Jose Lind, R OBP: 0.304, SLG: 0.344	0-1 G1-3		1-1 P6		2-2 F8		2-0 G6-4-3 1B			4	0	1	0	0	0	4						
Randy Tomlin, L OBP: 0.154, SLG: 0.154		0-3 K		1-3 K		2-2 1B		0-2 G6-4-3 1-2f		4	0	1	0	0	2	1						
Inning Stats	R: 3 E: 0 K: 1 S: 18	H: 5 LOB: 2 BB: 0 P: 26	R: 3 E: 0 K: 1 S: 10	H: 3 LOB: 0 BB: 1 P: 18	R: 0 E: 0 K: 0 S: 8	H: 0 LOB: 0 BB: 0 P: 13	R: 1 E: 1 K: 1 S: 13	H: 1 LOB: 2 BB: 1 P: 24	R: 0 E: 0 K: 2 S: 17	H: 2 LOB: 3 BB: 1 P: 32	R: 1 E: 0 K: 0 S: 12	H: 1 LOB: 1 BB: 1 P: 24	R: 0 E: 0 K: 0 S: 5	H: 1 LOB: 0 BB: 0 P: 7	R: 0 E: 0 K: 1 S: 6	H: 0 LOB: 0 BB: 1 P: 12	R: 0 E: 0 K: 1 S: 6	H: 0 LOB: 0 BB: 1 P: 12	1B: 10 2B: 2 3B: 1 HR: 1	SF: 0 SAC: 0 DP: 3 HBP: 0	WP: 0 PB: 0 SB: 0 CS: 0	PA: 39
PITCHER Jimmy Jones, R ERA: 3.95 Dwaine Henry, R ERA: 3.03 Jim Corsi, R ERA: 2.88 Mike Capel, R ERA: 2.25	IP: 2.0 WLS: L BF: 14 H: 6 R: 6 ER: 6 SO: 2 BB: 1 IBB: 0 HBP: 0 BLK: 0 WP: 0 HR: 0 S: 21 P: 44 ERA: 27.00 WHIP: 4.500	IP: 3.1 WLS: 8 BF: 1 H: 1 R: 1 ER: 0 SO: 1 BB: 1 IBB: 0 HBP: 0 BLK: 0 WP: 0 HR: 0 S: 21 P: 37 ERA: 0.00 WHIP: 1.000	IP: 5.1 WLS: 6 BF: 2 H: 0 R: 0 ER: 0 SO: 2 BB: 1 IBB: 0 HBP: 0 BLK: 0 WP: 0 HR: 0 S: 17 P: 32 ERA: 0.00 WHIP: 3.000	IP: 6.1 WLS: 11 BF: 2 H: 1 R: 1 ER: 1 SO: 1 BB: 2 IBB: 0 HBP: 0 BLK: 0 WP: 0 HR: 1 S: 23 P: 43 ERA: 3.00 WHIP: 1.333																		

Houston Astros @ Pittsburgh Pirates
Three Rivers Stadium, Pittsburgh, PA
Mon Jul 15 1991, 7:05 PM EDT
Att: 21,642 - Sunny - 81 F

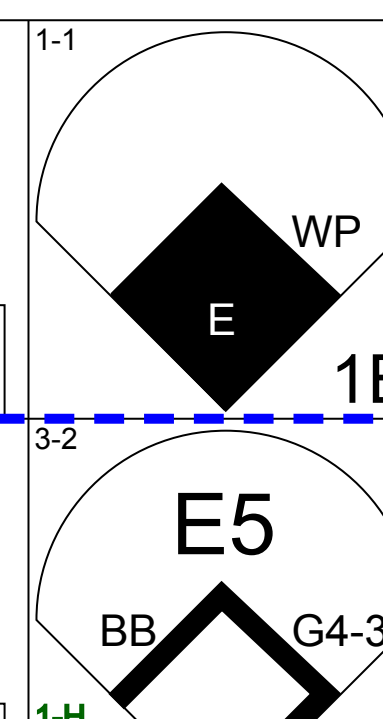
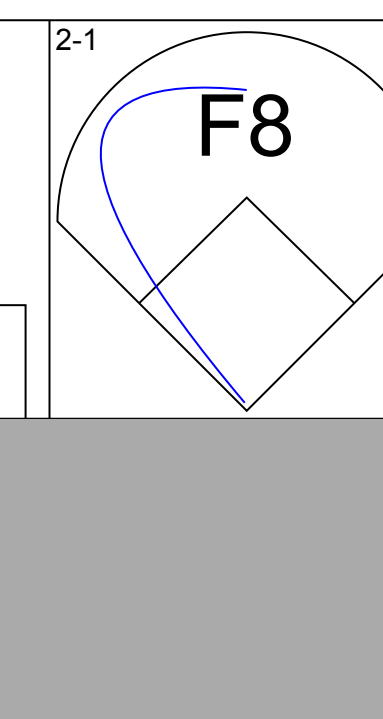
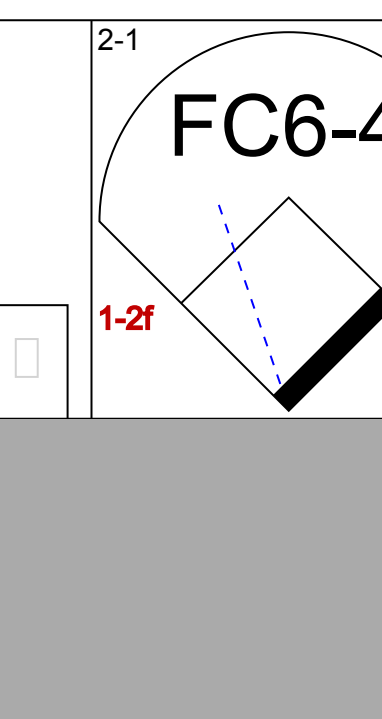
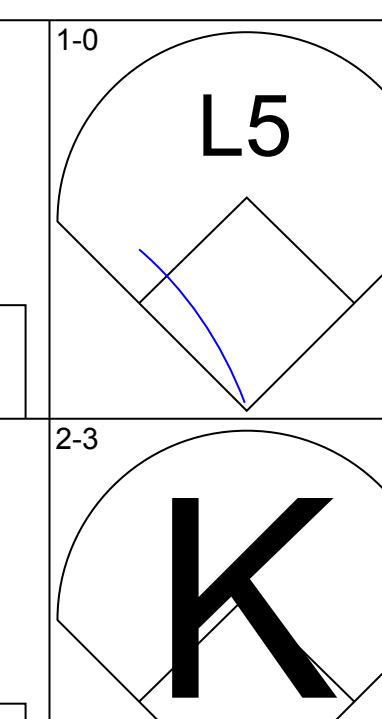
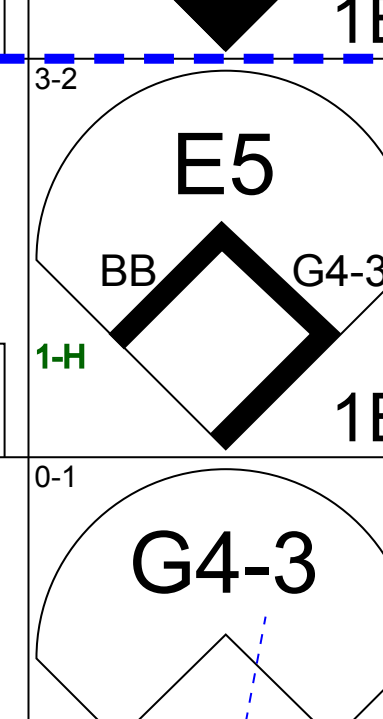
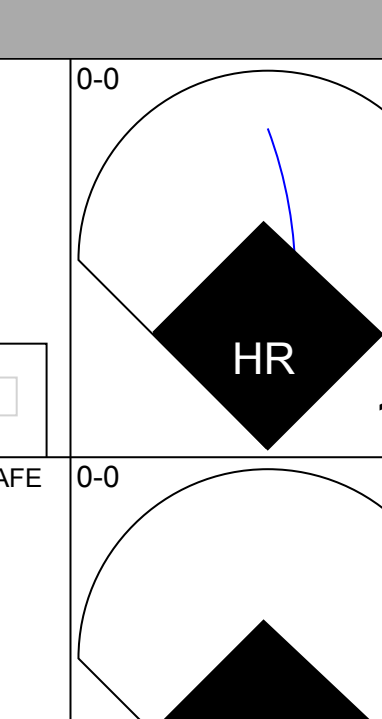
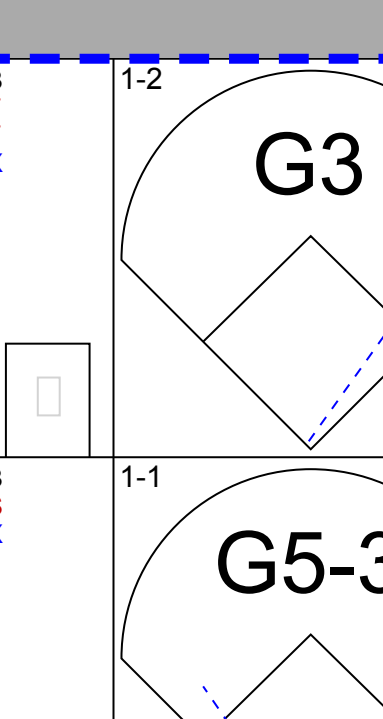
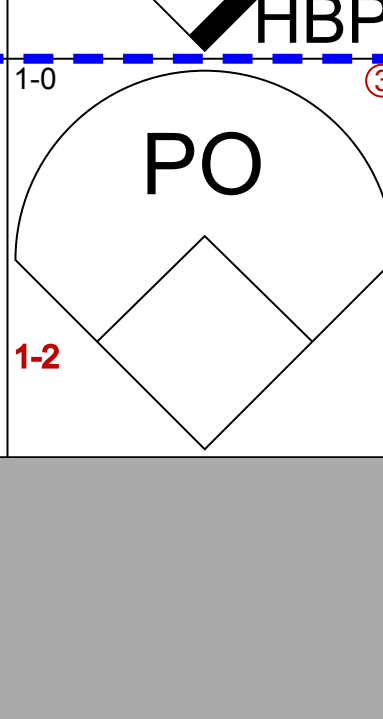
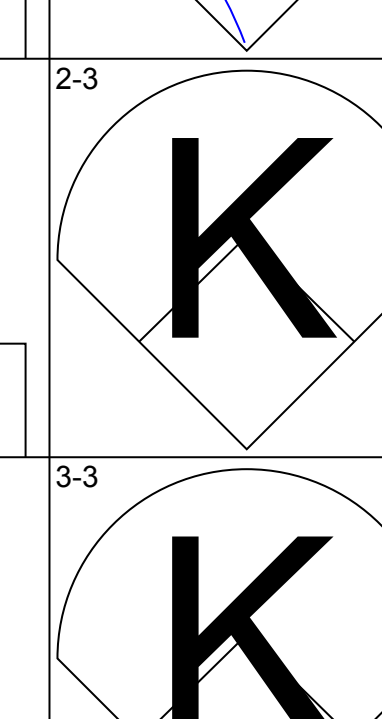
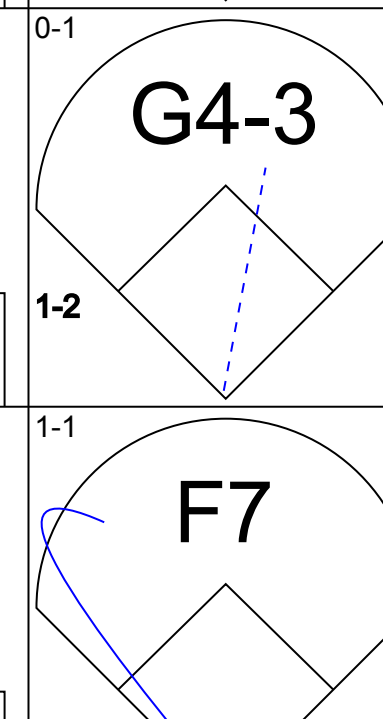
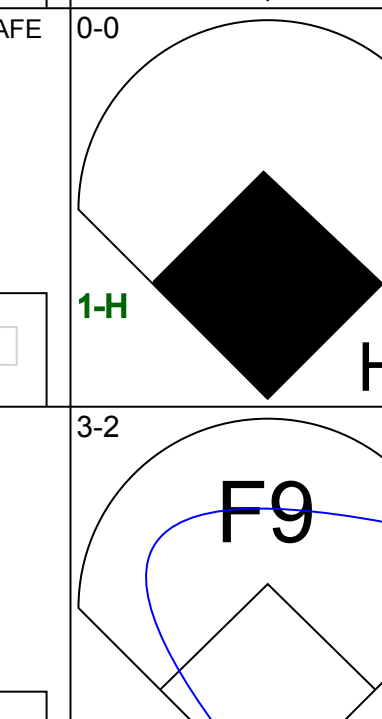
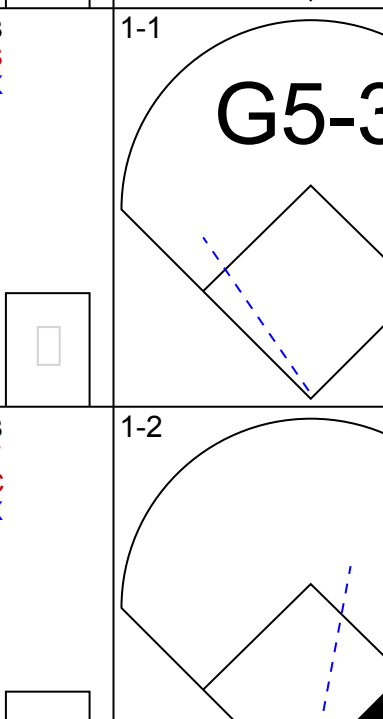
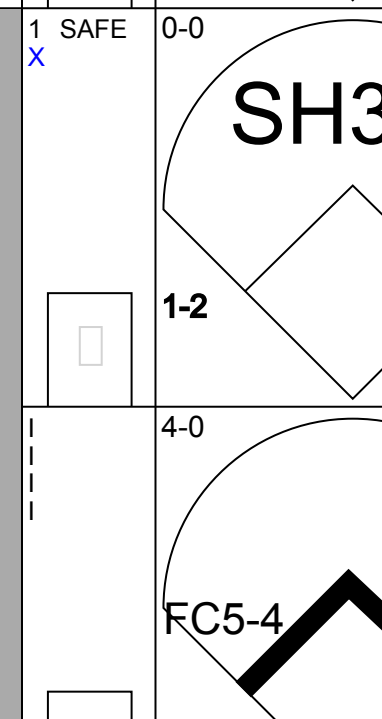
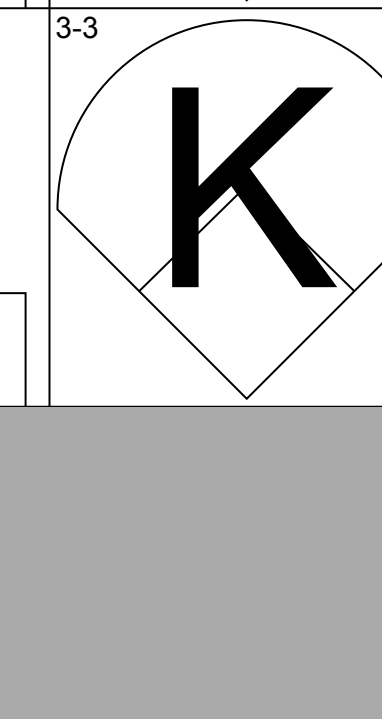
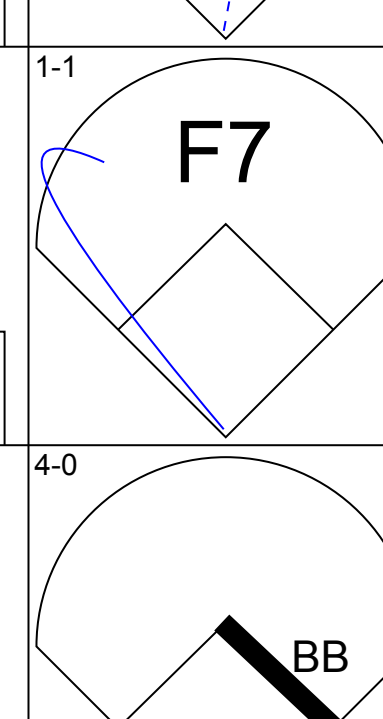
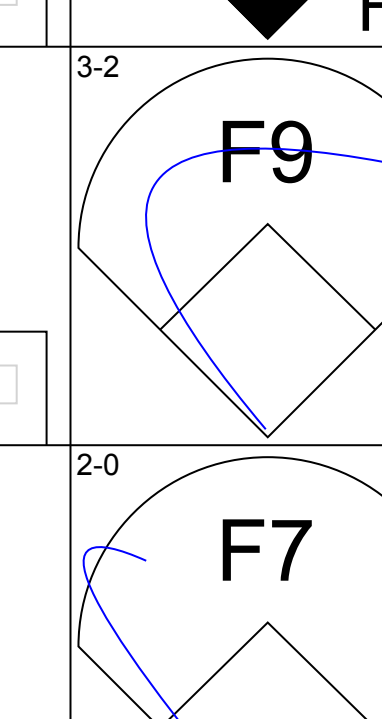
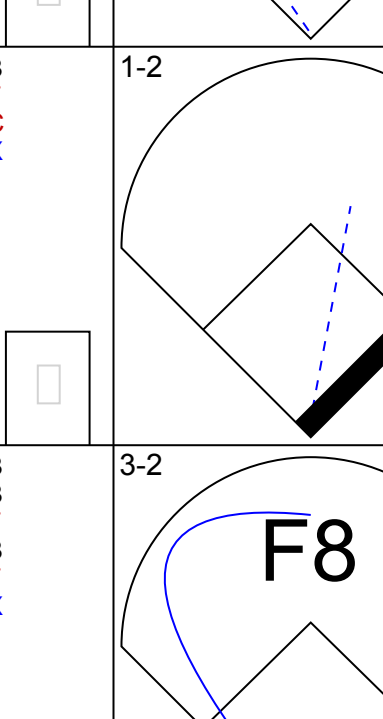
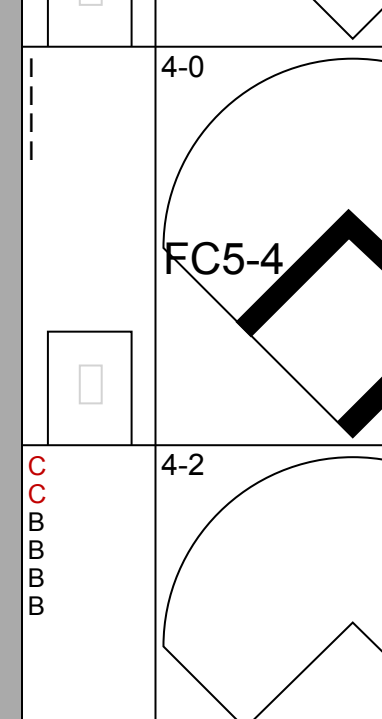

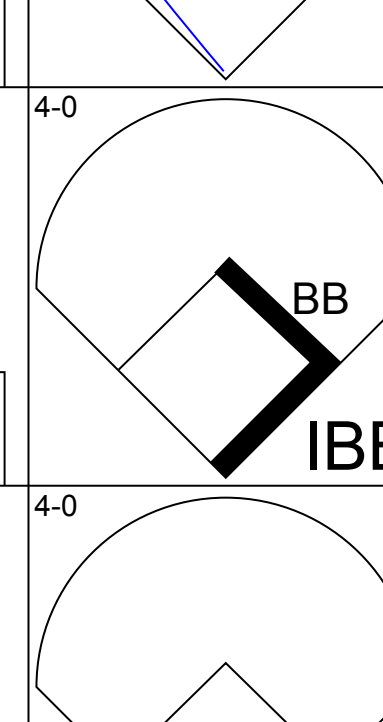
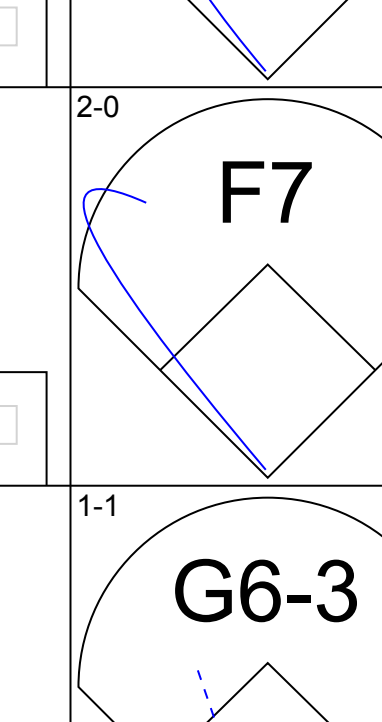
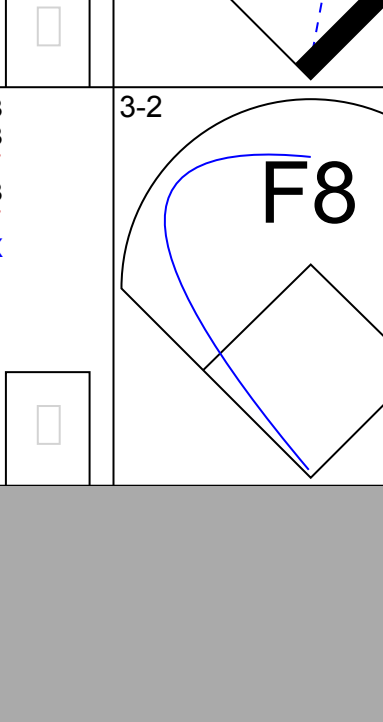
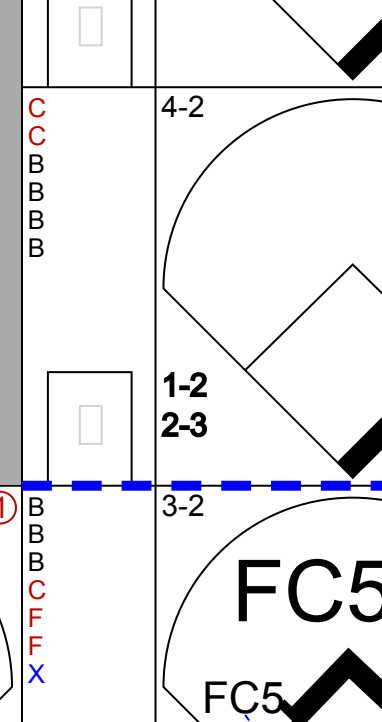

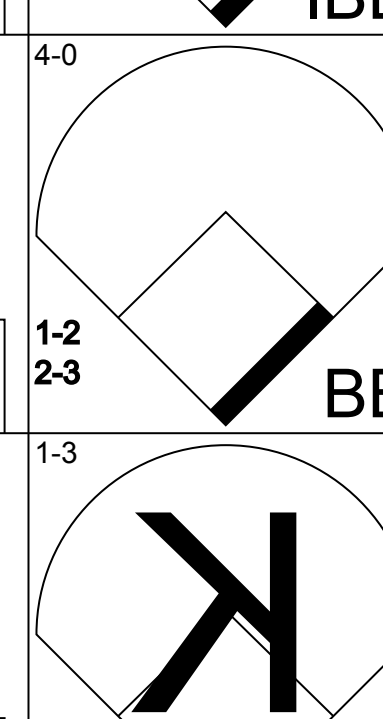
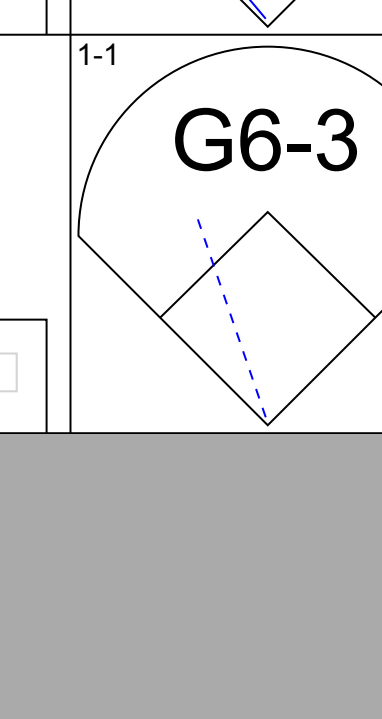
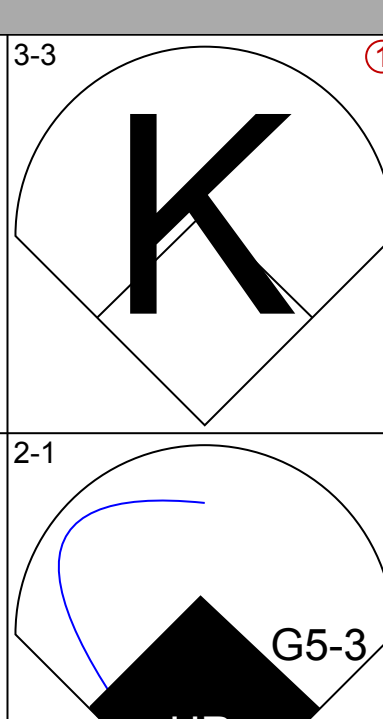
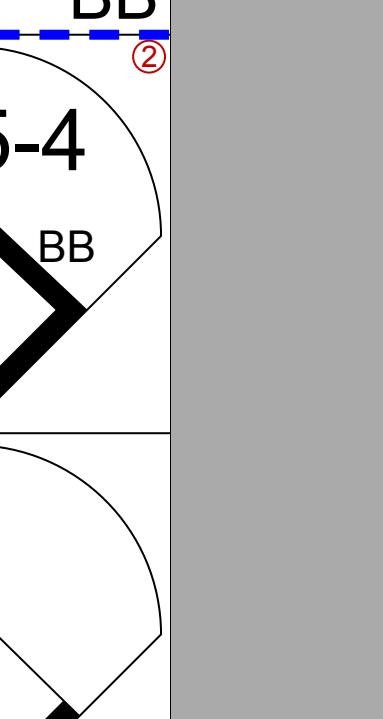

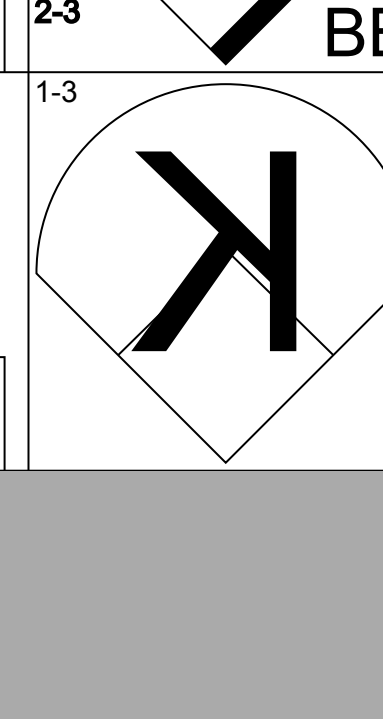
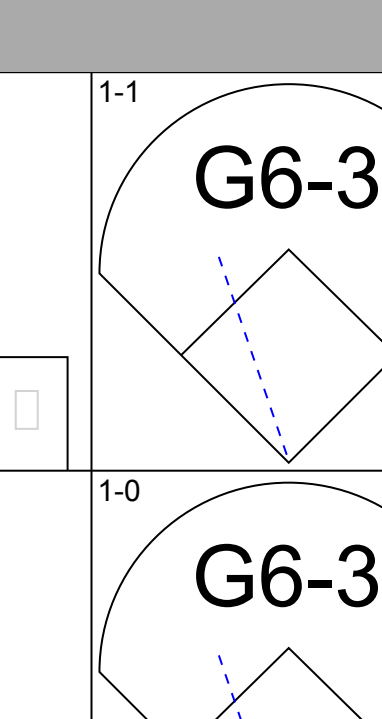
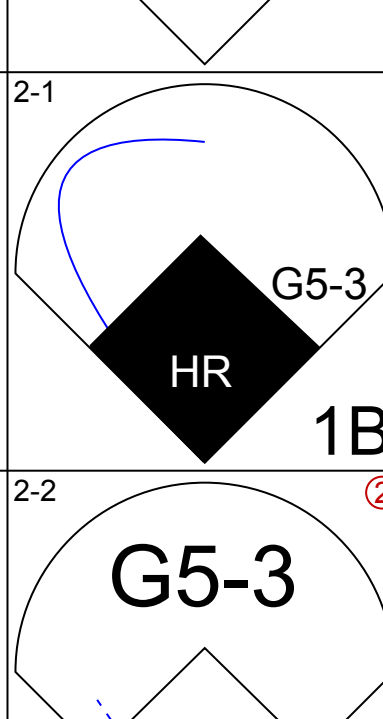


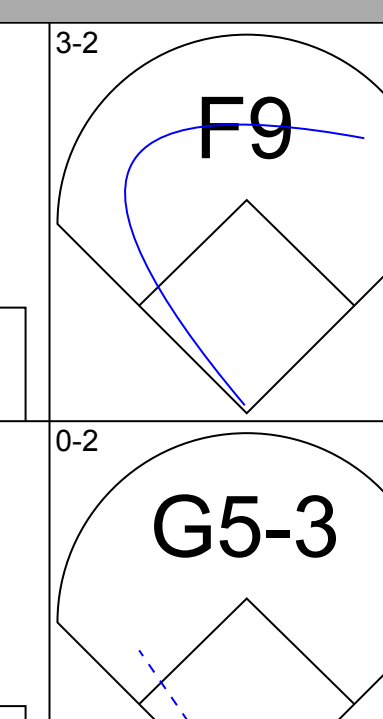
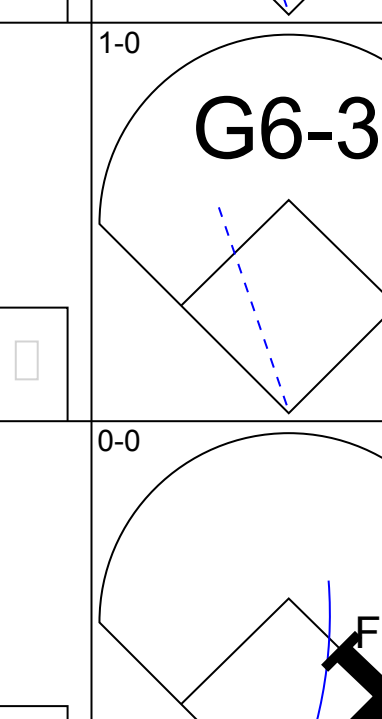
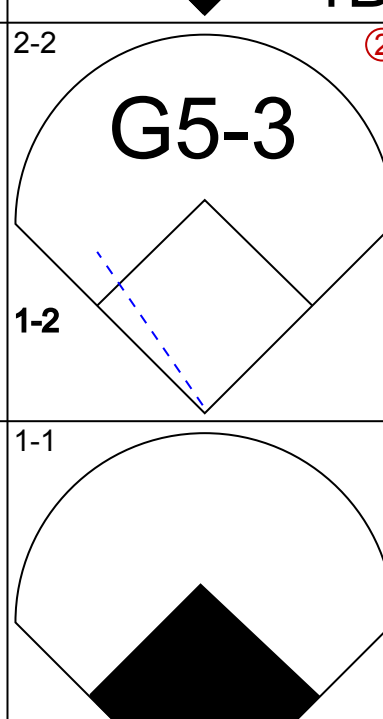
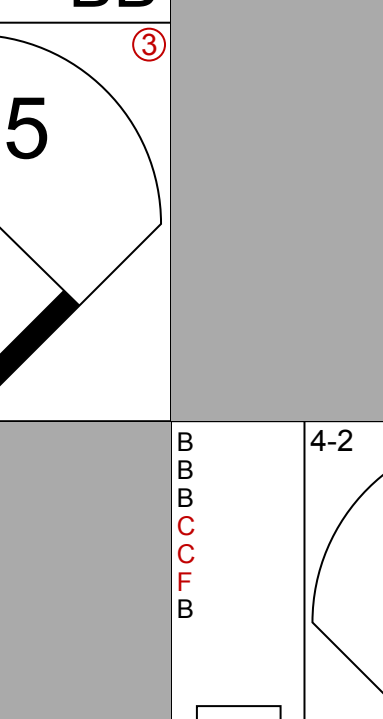
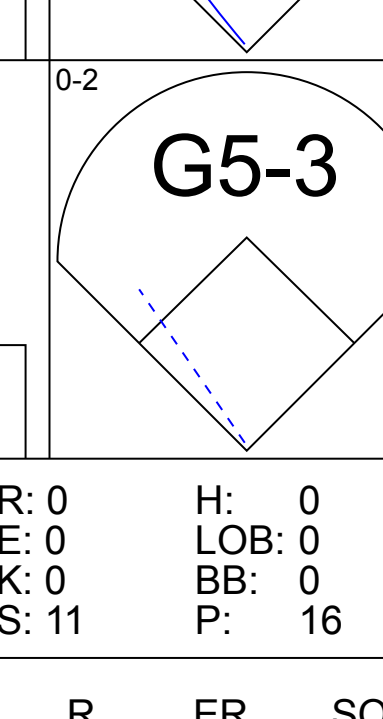
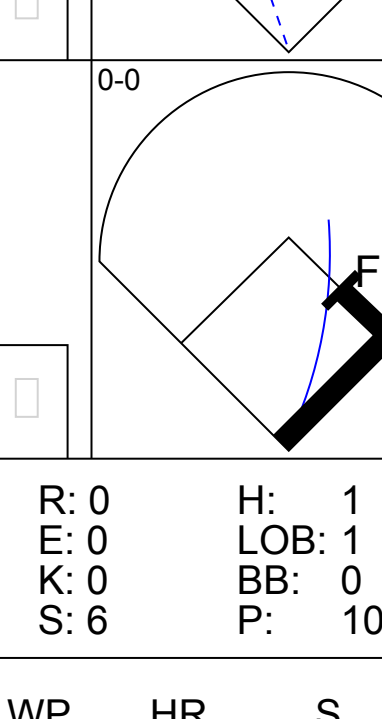
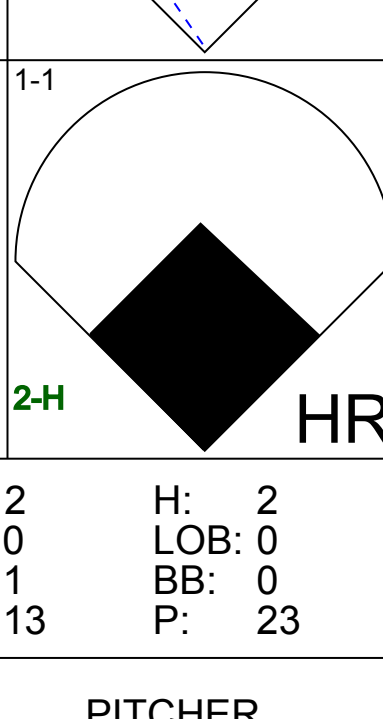
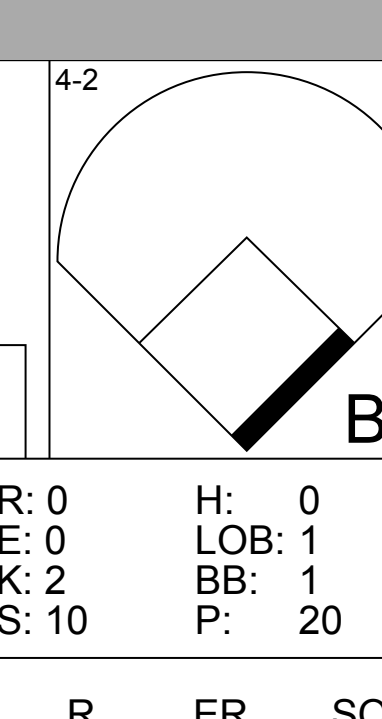
AB	34
R	8
H	13
RBI	8
BB	5
SO	6
LOB	18



Batter	1	2	3	4	5	6	7	8	9	AB	R	H	RBI	BB	SO	LOB	TOP										
Gerald Young, S OBP: 0.296, SLG: 0.323 (1, 8)										4	0	2	1	0	1	1	Houston Astros @ Pittsburgh Pirates Three Rivers Stadium, Pittsburgh, PA Tue Jul 16 1991, 7:05 PM EDT Att: 18,028 - Sunny - 87 F										
Craig Biggio, R OBP: 0.371, SLG: 0.377 (1, 2)										4	1	0	0	0	1	2											
5 Jeff Bagwell, R Al Osuna, R OBP: 0.397, SLG: 0.442 (7, 1)										3	0	0	0	1	1	2											
Ken Caminiti, S OBP: 0.301, SLG: 0.372 (1, 5)										4	1	2	1	0	1	1											
Javier Ortiz, R Eric Anthony, L OBP: 0.300, SLG: 0.259 (8, PH) (8, 9)										3	0	0	0	0	0	2											
Mark Davidson, R Dwayne Henry, R Ken Oberkell, L OBP: 0.308, SLG: 0.300 (6, 1) (7, 3)										3	1	2	2	0	1	0											
Rafael Ramirez, R OBP: 0.276, SLG: 0.310 (1, 6)										4	0	0	0	0	0	1											
Casey Candaele, S OBP: 0.307, SLG: 0.367 (1, 4)										4	0	1	0	0	0	0											
Jim Deshaies, L Jim Clancy, R Eric Yelding, R Darryl Kile, R Mike Simms, R Steve Finley, L OBP: 0.167, SLG: 0.074 (5, PH) (5, 1) (8, 9) (9, PH)										0	0	0	0	0	0	0											
Inning Stats	R: 0 E: 0 K: 1 S: 10	H: 0 LOB: 1 BB: 1 P: 15	R: 0 E: 0 K: 1 S: 9	H: 0 LOB: 0 BB: 0 P: 15	R: 0 E: 0 K: 1 S: 9	H: 1 LOB: 1 BB: 0 P: 13	R: 0 E: 0 K: 0 S: 6	H: 1 LOB: 0 BB: 0 P: 7	R: 1 E: 0 K: 0 S: 11	H: 2 LOB: 1 BB: 0 P: 17	R: 2 E: 1 K: 1 S: 16	H: 2 LOB: 1 BB: 0 P: 26	R: 1 E: 0 K: 1 S: 11	H: 2 LOB: 0 BB: 0 P: 18	R: 0 E: 0 K: 1 S: 6	H: 0 LOB: 0 BB: 0 P: 8		R: 0 E: 0 K: 0 S: 9	H: 0 LOB: 0 BB: 0 P: 10	1B: 4 2B: 3 3B: 0 HR: 1	SF: 0 SAC: 0 DP: 1 HBP: 0	WP: 0 PB: 0 SB: 4 CS: 0	PA: 36				
PITCHER	IP	WLS	BF	H	R	ER	SO	BB	IBB	HBP	BLK	WP	HR	S	P	ERA	WHIP										
Zane Smith, L ERA: 2.97 (1, 1)	6.0	W	25	6	3	1	4	1	0	0	0	0	1	61	93	1.50	1.167										
Neal Heaton, L ERA: 3.89 (7, 1)	0.1		3	2	1	1	0	0	0	0	0	0	0	7	10	27.00	6.000										
Stan Belinda, R ERA: 3.71 (7, 1)	2.2	S	8	0	0	0	2	0	0	0	0	0	0	19	26	0.00	0.000										

AB	35
R	4
H	8
RBI	4
BB	1
SO	6
LOB	10



Batter	1	2	3	4	5	6	7	8	9	AB	R	H	RBI	BB	SO	LOB	BOTTOM										
Gary Redus, R OBP: 0.313, SLG: 0.336 (7, 9)										4	1	1	0	0	0	2	Houston Astros @ Pittsburgh Pirates Three Rivers Stadium, Pittsburgh, PA Tue Jul 16 1991, 7:05 PM EDT Att: 18,028 - Sunny - 87 F										
Jay Bell, R OBP: 0.334, SLG: 0.433 (1, 6)										5	2	3	0	0	1	1											
Jose Gonzalez, R Andy Van Slyke, L OBP: 0.143 OBP: 0.342, SLG: 0.401 (1, 8) (8, 8)										3	1	1	2	0	0	1											
Bobby Bonilla, S OBP: 0.382, SLG: 0.477 (1, 5)										3	0	1	0	1	0	1											
Barry Bonds, L OBP: 0.393, SLG: 0.502 (1, 7)										2	0	0	0	2	0	1											
Lloyd McClendon, R Orlando Merced, S OBP: 0.337, SLG: 0.442 OBP: 0.370, SLG: 0.424 (1, 9) (6, PH) (7, 3)										1	0	0	0	1	0	0											
Don Slaught, R OBP: 0.295, SLG: 0.306 (1, 2)										3	1	1	0	1	1	3											
Jose Lind, R OBP: 0.300, SLG: 0.339 (1, 4)										4	0	0	0	0	0	4											
Zane Smith, L Gary Varsho, L Neal Heaton, L Stan Belinda, R OBP: 0.300, SLG: 0.324 OBP: 0.363, SLG: 0.482 OBP: 0.428, SLG: 0.571 ERA: 2.34 (1, 1) (6, PH) (7, 1) (7, 1)										2	0	1	0	0	0	0											
Inning Stats	R: 1 E: 1 K: 1 S: 15	H: 2 LOB: 3 BB: 2 P: 29	R: 0 E: 0 K: 0 S: 11	H: 0 LOB: 0 BB: 0 P: 16	R: 2 E: 0 K: 0 S: 10	H: 2 LOB: 0 BB: 0 P: 16	R: 0 E: 0 K: 0 S: 6	H: 1 LOB: 1 BB: 0 P: 10	R: 0 E: 0 K: 0 S: 11	H: 1 LOB: 1 BB: 0 P: 17	R: 2 E: 0 K: 1 S: 13	H: 2 LOB: 0 BB: 0 P: 23	R: 1 E: 0 K: 0 S: 14	H: 1 LOB: 3 BB: 3 P: 29	R: 0 E: 0 K: 2 S: 10	H: 0 LOB: 1 BB: 1 P: 20		1B: 7 2B: 0 3B: 0 HR: 2	SF: 0 SAC: 1 DP: 0 HBP: 1	WP: 2 PB: 0 SB: 0 CS: 0	PA: 40						
PITCHER	IP	WLS	BF	H	R	ER	SO	BB	IBB	HBP	BLK	WP	HR	S	P	ERA	WHIP										
Jim Deshaies, L ERA: 5.08 (1, 1)	0.0		18	4	2	2	1	1	1	0	0	1	1	40	68	4.50	1.250										
Jim Clancy, R ERA: 2.19 (5, 1)	1.2	L	9	3	2	2	1	0	0	1	0	0	1	24	39	10.80	1.800										
Dwayne Henry, R ERA: 3.22 (6, 1)	0.2		3	1	1	1	0	0	1	0	0	0	0	3	8	13.50	1.500										
Al Osuna, L ERA: 2.34 (7, 1)	1.2		8	0	0	0	2	3	0	0	0	1	0	21	42	0.00	1.800										



Batter	1	2	3	4	5	6	7	8	9	AB	R	H	RBI	BB	SO	LOB	TOP			
Bill Doran, S OBP: 0.383, SLG: 0.408 (1, 4)	0-2 CS 1B		2-2 P3			1-3 K		3-1 P6		4	0	1	0	0	1	1	Cincinnati Reds @ Pittsburgh Pirates Three Rivers Stadium, Pittsburgh, PA Fri Jul 19 1991, 7:05 PM EDT Att: 38,318 - Cloudy - 92 F			
Billy Hatcher, R OBP: 0.309, SLG: 0.392 (1, 7)	4-2 1B 1-2 BB		1-2 P4			1-3 K		1-2 1-H HR		3	1	1	2	1	1	0				
Eric Davis, R OBP: 0.384, SLG: 0.429 (1, 8)	2-0 SAFE 1-2 1B			1-2 F9		2-0 1B		4-2 FC6-4 BB		3	0	2	0	1	0	0				
Chris Sabo, R OBP: 0.353, SLG: 0.472 (1, 5)	2-0 P8			0-3 K		0-2 F9		1-0 FC6-4		4	0	0	0	0	1	4				
Glenn Braggs, R OBP: 0.326, SLG: 0.432 (1, 9)	0-1 P3			1-3 K			1-2 G4-3		2-2 G5-3		4	0	0	0	0	2				
Carmelo Martínez, R OBP: 0.349, SLG: 0.364 (1, 3)		0-1 1B			4-1 FC6-4 BB		1-1 P3		0-0 F7		2	0	1	0	1	0		0		
Hal Morris, L OBP: 0.387, SLG: 0.511 (9, PH)										1	0	0	0	0	0	0				
Mariano Duncan, R OBP: 0.251, SLG: 0.316 (1, 6)		1-2 G6-3			1-0 FC6-4 FC6-4 1-2		0-0 P4		1-1 1B		4	0	1	0	0	0		1		
Joe Oliver, R OBP: 0.270, SLG: 0.359 (1, 2)		2-3 K			1-2 FC6-4			1-2 P2	2-2 F9		3	0	0	0	0	1		1		
Paul O'Neill, L OBP: 0.344, SLG: 0.493 (9, PH)					1-2 FC6-4					1	0	0	0	0	0	1				
Tom Browning, L OBP: 0.171, SLG: 0.220 (1, 1)			1-2 G3-1			1-2 P6				2	0	0	0	0	0	1				
Tim Layana, R OBP: 0.259, SLG: 0.263 (7, 1)										0	0	0	0	0	0	0				
Luis Quinones, S OBP: 0.045, SLG: 0.091 (8, PH)										0	1	0	0	1	0	0				
Norm Charlton, S OBP: 0.045, SLG: 0.091 (8, 1)										0	0	0	0	0	0	0				
Inning Stats	R: 0 E: 0 K: 0 S: 10	H: 2 LOB: 2 BB: 1 P: 18	R: 0 E: 0 K: 1 S: 10	H: 1 LOB: 0 BB: 0 P: 13	R: 0 E: 0 K: 0 S: 10	H: 0 LOB: 0 BB: 0 P: 14	R: 0 E: 0 K: 2 S: 10	H: 0 LOB: 1 BB: 0 P: 12	R: 0 E: 0 K: 0 S: 11	H: 1 LOB: 1 BB: 0 P: 15	R: 0 E: 0 K: 0 S: 6	H: 0 LOB: 0 BB: 0 P: 8	R: 2 E: 0 K: 0 S: 14	H: 1 LOB: 1 BB: 2 P: 28	R: 0 E: 0 K: 0 S: 10	H: 1 LOB: 1 BB: 0 P: 15	1B: 5 2B: 0 3B: 0 HR: 1	SF: 0 SAC: 0 DP: 0 HBP: 0	WP: 0 PB: 0 SB: 0 CS: 1	PA: 35
PITCHER	IP	WLS	BF	H	R	ER	SO	BB	IBB	HBP	BLK	WP	HR	S	P	ERA	WHIP			
John Smiley, L ERA: 3.28 (1, 1)	7.2	W	29	5	2	2	5	3	0	0	0	0	1	77	116	2.35	1.043			
Stan Belinda, R ERA: 3.6 (8, 1)	1.1		6	1	0	0	0	1	0	0	0	0	0	15	25	0.00	1.500			

AB	31
R	2
H	6
RBI	2
BB	4
SO	5
LOB	11



Batter	1	2	3	4	5	6	7	8	9	AB	R	H	RBI	BB	SO	LOB	BOTTOM			
Gary Redus, R OBP: 0.322, SLG: 0.346 (1, 3)	1-0 3B 1B	1-1 F7 1B		3-2 G5-4-3 1B		3-3 K				4	1	3	0	0	1	0	Cincinnati Reds @ Pittsburgh Pirates Three Rivers Stadium, Pittsburgh, PA Fri Jul 19 1991, 7:05 PM EDT Att: 38,318 - Cloudy - 92 F			
Jay Bell, R OBP: 0.329, SLG: 0.425 (1, 6)	2-3 SAFE K	0-0 F7		0-0 G5-4-3			0-1 HR			4	1	1	0	0	1	3				
Andy Van Slyke, L OBP: 0.346, SLG: 0.422 (1, 8)	2-2 1-H 3B	0-0 F7			1-1 L7		1-2 F7			4	1	1	1	0	0	2				
Bobby Bonilla, S OBP: 0.388, SLG: 0.510 (1, 9)	1-0 HR 3B	0-0 F8			0-0 HR		1-2 HR			4	3	3	4	0	0	1				
Barry Bonds, L OBP: 0.396, SLG: 0.511 (1, 7)	1-0 HR		2-3 K		1-1 1B		2-0 G4-3			4	1	2	2	0	1	0				
Don Slaught, R OBP: 0.292, SLG: 0.302 (1, 2)	3-2 FC4 1B		0-0 P4		1-2 SAFE SAFE P4		2-2 P4			4	0	1	0	0	0	1				
John Wehner, R OBP: 0.200, SLG: 0.200 (1, 5)	2-2 FC4 1B 1-2		0-0 1B		1-2 G5-3			1-3 K		4	0	1	0	0	1	2				
Jose Lind, R OBP: 0.298, SLG: 0.336 (1, 4)	1-1 SAFE SAFE 1-2 1B		0-1 G1-3			1-2 G5-3		0-1 G5-3		4	0	1	0	0	0	1				
John Smiley, L OBP: 0.195, SLG: 0.154 (1, 1)	0-0 F7			0-0 F9		3-3 K		0-3 K		3	0	0	0	0	1	2				
Stan Belinda, R ERA: 4.61 (8, 1)										1	0	0	0	0	1	0				
Inning Stats	R: 4 E: 0 K: 1 S: 24	H: 6 LOB: 2 BB: 0 P: 37	R: 0 E: 0 K: 0 S: 5	H: 1 LOB: 1 BB: 0 P: 6	R: 0 E: 0 K: 1 S: 9	H: 1 LOB: 1 BB: 0 P: 11	R: 0 E: 0 K: 0 S: 5	H: 1 LOB: 0 BB: 0 P: 8	R: 1 E: 0 K: 0 S: 12	H: 2 LOB: 1 BB: 0 P: 16	R: 0 E: 0 K: 2 S: 10	H: 0 LOB: 0 BB: 0 P: 17	R: 2 E: 0 K: 0 S: 13	H: 2 LOB: 0 BB: 0 P: 19	R: 0 E: 0 K: 2 S: 8	H: 0 LOB: 0 BB: 0 P: 9	1B: 8 2B: 0 3B: 2 HR: 3	SF: 0 SAC: 0 DP: 1 HBP: 0	WP: 0 PB: 0 SB: 0 CS: 0	PA: 36
PITCHER	IP	WLS	BF	H	R	ER	SO	BB	IBB	HBP	BLK	WP	HR	S	P	ERA	WHIP			
Tom Browning, L ERA: 4.23 (1, 1)	6.1	L	31	13	7	7	4	0	0	0	0	0	0	5	9	0.00	0.000			
Tim Layana, R ERA: 4.61 (7, 1)	0.2		2	0	0	0	0	0	0	0	0	0	0	5	9	0.00	0.000			
Norm Charlton, L ERA: 4.19 (8, 1)	1.0		3	0	0	0	2	0	0	0	0	0	0	8	9	0.00	0.000			



Batter	1	2	3	4	5	6	7	8	9	AB	R	H	RBI	BB	SO	LOB	TOP								
Billy Hatcher, R OBP: 0.305, SLG: 0.386 (1, 7)	1-1 F8	1-3 K		0-0 F8			1-3 K			4	0	0	0	0	2	0	Cincinnati Reds @ Pittsburgh Pirates Three Rivers Stadium, Pittsburgh, PA Sat Jul 20 1991, 3:33 AM EDT Att: 34,805 - Cloudy - 91 F								
Bill Doran, S OBP: 0.385, SLG: 0.410 (1, 4)	1-1 BB HR 1B	2-2 F7		1-0 FC6-4 1B			2-3 K			4	1	2	0	0	1	0									
Hal Morris, L OBP: 0.369, SLG: 0.513 (1, 3)	4-1 HR BB 1B	2-1 2B		1-1 FC6-4 1-2			1-2 G6-3			3	1	1	0	1	0	1									
Eric Davis, R OBP: 0.382, SLG: 0.441 (1, 8)	0-2 HR 2H 1B	1-1 G6-3		0-1 L8			1-3 K			4	1	1	3	0	1	2									
Paul O'Neill, L OBP: 0.343, SLG: 0.488 Randy Myers, L OBP: 0.500, SLG: 0.500 Ted Power, R (8, 1) (9, 1)	4-2 2B BB		1-1 G4-3		1-0 F8		2-1 G4-3			3	0	0	0	0	1	0									
Chris Sabo, R OBP: 0.351, SLG: 0.473 (1, 5)	1-2 2B		1-2 G5-3		1-0 P4		3-2 L6			4	0	1	0	0	0	0									
Jeff Reed, L OBP: 0.345, SLG: 0.360 (1, 2)	2-0 P3		2-3 K		3-2 G4-3		2-3 K			4	0	0	0	0	2	2									
Luis Quinones, S OBP: 0.259, SLG: 0.255 (1, 6)	4-0 IBB		2-3 K		1-1 G5-3		1-0 G5-3			3	0	0	0	1	1	0									
Kip Gross, R OBP: 0.100, SLG: 0.100 Tim Layana, R (7, 1) Glenn Braggs, R OBP: 0.326, SLG: 0.432 (8, 9)	0-1 G5-3		1-0 G4-3		0-3 K2-3					3	0	0	0	0	1	3									
Inning Stats	R: 3 E: 0 K: 0 S: 18	H: 3 LOB: 3 BB: 3 P: 35	R: 0 E: 0 K: 1 S: 11	H: 1 LOB: 1 BB: 0 P: 17	R: 0 E: 0 K: 1 S: 8	H: 0 LOB: 0 BB: 0 P: 12	R: 0 E: 0 K: 1 S: 5	H: 0 LOB: 0 BB: 0 P: 8	R: 0 E: 0 K: 0 S: 6	H: 1 LOB: 1 BB: 0 P: 9	R: 0 E: 0 K: 0 S: 6	H: 0 LOB: 0 BB: 0 P: 11	R: 0 E: 0 K: 3 S: 9	H: 0 LOB: 0 BB: 0 P: 12	R: 0 E: 0 K: 1 S: 9	H: 0 LOB: 0 BB: 0 P: 13		R: 0 E: 0 K: 1 S: 7	H: 0 LOB: 0 BB: 0 P: 13	1B: 2 2B: 2 3B: 0 HR: 1	SF: 0 SAC: 0 DP: 0 HBP: 0	WP: 0 PB: 0 SB: 0 CS: 0	PA: 35		
PITCHER	IP	WLS	BF	H	R	ER	SO	BB	IBB	HBP	BLK	WP	HR	S	P	ERA	WHIP								
Bob Walk, R ERA: 3.19 Bob Kipper, L ERA: 5.97	(1, 1) 7.0	L 29	5	3	3	3	6	2	1	0	0	0	1	63	104	3.86	1.000								
(8, 1) 2.0	6	0	0	0	0	2	0	0	0	0	0	0	0	16	26	0.00	0.000								

AB	32
R	3
H	5
RBI	3
BB	3
SO	8
LOB	9



Batter	1	2	3	4	5	6	7	8	9	AB	R	H	RBI	BB	SO	LOB	BOTTOM								
Orlando Merced, S OBP: 0.379, SLG: 0.429 (1, 3)	1-2 G5-3		4-2 1B S BB		2-2 1B		4-2 G5-4-3 BB		2-2 2B	3	1	2	1	2	0	0	Cincinnati Reds @ Pittsburgh Pirates Three Rivers Stadium, Pittsburgh, PA Sat Jul 20 1991, 3:33 AM EDT Att: 34,805 - Cloudy - 91 F								
Jay Bell, R OBP: 0.327, SLG: 0.421 (1, 6)	0-0 F4		2-0 G6-4-3 1B 1-3		1-0 F6		1-0 G5-4-3 1-2		2-2 G6-3	5	0	1	0	0	4										
Andy Van Slyke, L OBP: 0.353, SLG: 0.426 (1, 8)	4-2 1B BB		1-0 G6-4-3 1-2 3-H 1B		0-0 FC3-6 1B		4-2 G6-3 BB			2	0	2	1	2	0	0									
Bobby Bonilla, S OBP: 0.386, SLG: 0.506 (1, 5)	2-0 1B		1-1 G6-4-3 1-2 2-3		0-0 L4		0-0 G6-3			4	0	1	0	0	5										
Barry Bonds, L OBP: 0.394, SLG: 0.505 (1, 7)	0-1 F9		4-1 BB		1-0 FC3-6 1-2		3-3 K			3	0	0	0	1	4										
Gary Varsho, L OBP: 0.362, SLG: 0.474 Don Slaught, R OBP: 0.290, SLG: 0.299 (8, FH) (9, FH)		0-1 G6-4-3 1B	2-2 F8		0-0 P5		0-3 K			3	0	1	0	0	2										
Michael LaValliere, L OBP: 0.361, SLG: 0.375 Gary Redus, R OBP: 0.327, SLG: 0.346 (9, FH)		1-0 G6-4-3 1-2		4-0 G6-3 BB		1-3 K		4-2 BB 2B		2	0	0	0	1	1										
Jose Lind, R OBP: 0.301, SLG: 0.336 (1, 4)		1-0 1B		0-1 G6-3 1-2		2-2 G6-3		4-1 2B BB		3	0	1	0	1	0										
Bob Walk, R OBP: 0.179, SLG: 0.259 Curtis Wilkerson, S OBP: 0.257, SLG: 0.277 Bob Kipper, R (8, 1) Lloyd McClendon, R OBP: 0.333, SLG: 0.437 (9, FH)		0-3 K		1-1 G5-3		3-2 F7		2-3 K		2	0	0	0	0	1										
Inning Stats	R: 0 E: 0 K: 0 S: 10	H: 1 LOB: 2 BB: 1 P: 17	R: 0 E: 0 K: 1 S: 7	H: 2 LOB: 1 BB: 0 P: 9	R: 1 E: 0 K: 0 S: 11	H: 2 LOB: 2 BB: 2 P: 24	R: 0 E: 0 K: 0 S: 4	H: 0 LOB: 0 BB: 1 P: 9	R: 0 E: 0 K: 0 S: 7	H: 2 LOB: 2 BB: 0 P: 10	R: 0 E: 0 K: 1 S: 8	H: 0 LOB: 0 BB: 0 P: 11	R: 0 E: 0 K: 0 S: 8	H: 0 LOB: 0 BB: 1 P: 16	R: 0 E: 0 K: 1 S: 7	H: 0 LOB: 0 BB: 1 P: 14		R: 1 E: 0 K: 2 S: 17	H: 1 LOB: 2 BB: 2 P: 31	1B: 7 2B: 1 3B: 0 HR: 0	SF: 0 SAC: 0 DP: 5 HBP: 0	WP: 0 PB: 0 SB: 1 CS: 0	PA: 38		
PITCHER	IP	WLS	BF	H	R	ER	SO	BB	IBB	HBP	BLK	WP	HR	S	P	ERA	WHIP								
Kip Gross, R ERA: 3.24 Tim Layana, R ERA: 4.4 Randy Myers, L ERA: 3.81 Ted Power, R ERA: 3.75	(1, 1) 6.1	W 28	1	1	2	0	0	5	0	0	0	0	0	54	94	1.42	1.895								
(7, 1) 0.2	1	0	0	0	0	0	0	0	0	0	0	0	0	1	2	0.00	0.000								
(8, 1) 1.1	6	1	1	2	3	0	0	0	0	0	0	0	0	14	29	6.75	2.250								
(9, 1) 0.2	S 3	1	0	0	1	0	0	0	0	0	0	0	0	10	16	0.00	1.500								

AB	30
R	2
H	8
RBI	2
BB	8
SO	5
LOB	20



Batter	1	2	3	4	5	6	7	8	9	AB	R	H	RBI	BB	SO	LOB	TOP					
Bill Doran, S OBP: 0.378, SLG: 0.401 (1, 4)	G5-3		P4			G5-3			F8	4	0	0	0	0	0	1						
Hal Morris, L OBP: 0.369, SLG: 0.511 (1, 3)	F7			G5-4-3 1B			G4-3			3	0	1	0	0	0	0						
Eric Davis, R OBP: 0.378, SLG: 0.434 (1, 8)	K			K			G4-3			3	0	0	0	0	2	1						
Chris Sabo, R OBP: 0.351, SLG: 0.470 (1, 5)		F9 G5-3 BB		G5-4-3 1-2					K	2	0	0	0	1	1	1						
Glenn Bragg, R OBP: 0.326, SLG: 0.430 (1, 7)	G5-3				G5-4-3 1B			P6		3	0	1	0	0	0	1						
Paul O'Neill, L OBP: 0.339, SLG: 0.483 (1, 9)	F9				K			K		3	0	0	0	0	2	2						
Joe Oliver, R OBP: 0.265, SLG: 0.352 (1, 2)			G1-3		G5-4-3 1-2			F8		3	0	0	0	0	0	1						
Luis Quinones, S OBP: 0.252, SLG: 0.248 (1, 6)			K			P9		G5-3		3	0	0	0	0	1	0						
Chris Hammond, L OBP: 0.400, SLG: 0.455 Tim Layana, R (8, 1)						P6		G6-3		2	0	1	0	0	0	0						
Gino Minutelli, L OBP: 0.339, SLG: 0.483 Keith Brown, S OBP: 0.347, SLG: 0.361 Carmelo Martinez, R OBP: 0.347, SLG: 0.361 (8, 1)										0	0	0	0	0	0	0						
										0	0	0	0	0	0	0						
										1	0	0	0	0	0	0						
Inning Stats	R: 0 E: 0 K: 1 S: 5	H: 0 LOB: 0 BB: 0 P: 8	R: 0 E: 0 K: 0 S: 13	H: 0 LOB: 0 BB: 1 P: 21	R: 0 E: 0 K: 1 S: 10	H: 1 LOB: 0 BB: 0 P: 15	R: 0 E: 0 K: 1 S: 9	H: 1 LOB: 0 BB: 0 P: 15	R: 0 E: 0 K: 1 S: 6	H: 1 LOB: 0 BB: 0 P: 6	R: 0 E: 0 K: 0 S: 5	H: 0 LOB: 0 BB: 0 P: 7	R: 0 E: 0 K: 1 S: 9	H: 0 LOB: 0 BB: 0 P: 11	R: 0 E: 0 K: 1 S: 8	H: 0 LOB: 0 BB: 0 P: 13	R: 0 E: 0 K: 0 S: 6	H: 0 LOB: 0 BB: 0 P: 7	1B: 3 2B: 0 3B: 0 HR: 0	SF: 0 SAC: 0 DP: 2 HBP: 0	WP: 0 PB: 0 SB: 0 CS: 0	PA: 28
PITCHER Randy Tomlin, L ERA: 2.3 (1, 1)	IP: 9.0 WLS: W BF: 28 H: 3 R: 0 ER: 0 SO: 6 BB: 1 IBB: 0 HBP: 0 BLK: 0 WP: 0 HR: 0 S: 71 P: 103 ERA: 0.00 WHIP: 0.444																					

Cincinnati Reds @ Pittsburgh Pirates
Three Rivers Stadium, Pittsburgh, PA
Sun Jul 21 1991, 7:05 PM EDT
Att: 34,717 - Cloudy - 92 F

AB 27
R 0
H 3
RBI 0
BB 1
SO 6
LOB 7



Batter	1	2	3	4	5	6	7	8	9	AB	R	H	RBI	BB	SO	LOB	BOTTOM					
Gary Redus, R OBP: 0.338, SLG: 0.379 (1, 3)	F9					1B 2B		SF9 3B		4	2	3	1	0	0	0						
Jay Bell, R OBP: 0.323, SLG: 0.416 (1, 6)	F9		P4			F9		K		4	0	0	0	0	1	4						
Andy Van Slyke, L OBP: 0.355, SLG: 0.425 (1, 8)	G4-3			G1-3		F7-4 1B		BB 2B		3	1	1	2	1	0	0						
Bobby Bonilla, S OBP: 0.385, SLG: 0.502 (1, 9)		P2		K		F7-4 1-2		2B BB		3	1	0	0	1	1	1						
Barry Bonds, L OBP: 0.393, SLG: 0.503 (1, 7)		P5		L3			G6-4-3 1B	SF9		3	0	1	1	0	0	0						
Don Slaught, R OBP: 0.289, SLG: 0.305 (1, 2)	F8			G3-1		G6-4-3 1-2		WP 2B		4	0	1	2	0	0	1						
John Wehner, R OBP: 0.222, SLG: 0.333 (1, 5)			L5		K			G2-3		4	0	1	0	0	1	1						
Jose Lind, R OBP: 0.305, SLG: 0.337 (1, 4)			SH1-4 1B		G5-3					2	1	1	0	1	0	0						
Randy Tomlin, L OBP: 0.143, SLG: 0.143 (1, 1)			SH1-4			E6 1B		F7		2	1	0	0	0	0	2						
Inning Stats	R: 0 E: 0 K: 0 S: 5	H: 0 LOB: 0 BB: 0 P: 5	R: 0 E: 0 K: 0 S: 9	H: 0 LOB: 0 BB: 0 P: 17	R: 1 E: 0 K: 0 S: 7	H: 2 LOB: 1 BB: 0 P: 11	R: 0 E: 0 K: 1 S: 9	H: 0 LOB: 0 BB: 0 P: 13	R: 0 E: 1 K: 0 S: 10	H: 2 LOB: 0 BB: 0 P: 17	R: 0 E: 0 K: 0 S: 6	H: 2 LOB: 2 BB: 1 P: 12	R: 3 E: 0 K: 1 S: 15	H: 2 LOB: 1 BB: 2 P: 29	R: 0 E: 0 K: 0 S: 6	H: 0 LOB: 0 BB: 0 P: 12	R: 3 E: 0 K: 1 S: 15	H: 2 LOB: 1 BB: 2 P: 29	1B: 4 2B: 4 3B: 1 HR: 0	SF: 1 SAC: 1 DP: 2 HBP: 0	WP: 1 PB: 0 SB: 0 CS: 0	PA: 34
PITCHER Chris Hammond, L ERA: 3.95 Tim Layana, R ERA: 4.3 Gino Minutelli, L ERA: 9.0 Keith Brown, R ERA: 2.25 (8, 1)	IP: 7.0 WLS: L BF: 28 H: 7 R: 4 ER: 3 SO: 2 BB: 0 IBB: 0 HBP: 0 BLK: 0 WP: 0 HR: 0 S: 57 P: 93 ERA: 3.86 WHIP: 1.000																					

Cincinnati Reds @ Pittsburgh Pirates
Three Rivers Stadium, Pittsburgh, PA
Sun Jul 21 1991, 7:05 PM EDT
Att: 34,717 - Cloudy - 92 F

AB 29
R 6
H 8
RBI 6
BB 3
SO 3
LOB 9



Batter	1	2	3	4	5	6	7	8	9	AB	R	H	RBI	BB	SO	LOB	TOP
Otis Nixon, S <small>OBP: 0.396, SLG: 0.362</small> 										4	1	1	1	0	0	0	Atlanta Braves @ Pittsburgh Pirates Three Rivers Stadium, Pittsburgh, PA Mon Jul 22 1991, 7:05 PM EDT Att: 20,549 - Cloudy - 88 F
Jeff Blausler, R <small>OBP: 0.368, SLG: 0.446</small> Rafael Belliard, R <small>OBP: 0.264, SLG: 0.258</small> 										4	1	2	1	0	0	1	
Terry Pendleton, S <small>OBP: 0.384, SLG: 0.527</small> 										4	1	1	0	0	0	1	
Ron Gant, R <small>OBP: 0.319, SLG: 0.521</small> 										4	1	1	1	0	0	0	
Lonnie Smith, R <small>OBP: 0.361, SLG: 0.397</small> Mike Stanton, L <small>OBP: 0.333, SLG: 0.667</small> 										2	1	0	0	2	1	0	
Brian Hunter, R <small>OBP: 0.316, SLG: 0.500</small> 										4	0	0	0	0	0	4	
Greg Olson, R <small>OBP: 0.326, SLG: 0.364</small> 										4	1	1	2	0	1	0	
Mark Lemke, S <small>OBP: 0.322, SLG: 0.298</small> 										3	0	0	0	1	0	1	
29 John Smoltz, R <small>OBP: 0.179, SLG: 0.189</small> Deion Sanders, L <small>OBP: 0.287, SLG: 0.351</small> 										3	1	1	1	0	1	1	
Inning Stats	R: 0 H: 1 E: 0 K: 0 S: 5	R: 0 H: 0 E: 0 K: 0 S: 6	R: 0 H: 0 E: 0 K: 1 S: 6	R: 7 H: 6 E: 2 K: 0 S: 23	R: 0 H: 0 E: 0 K: 0 S: 7	R: 0 H: 0 E: 0 K: 1 S: 6	R: 0 H: 0 E: 0 K: 0 S: 8	R: 0 H: 0 E: 0 K: 1 S: 8	R: 0 H: 0 E: 0 K: 1 S: 6	1B: 4 2B: 3 3B: 0 HR: 0	SF: 0 SAC: 0 DP: 1 HBP: 0	WP: 0 PA: 36 CS: 1					
PITCHER	IP: 3.2 WLS: L BF: 18 H: 6 R: 7 ER: 3 SO: 1	IP: 1.1 WLS: 5 BF: 7 H: 1 R: 0 ER: 0 SO: 1	IP: 2.0 WLS: 7 BF: 0 H: 0 R: 0 ER: 0 SO: 0	IP: 2.0 WLS: 6 BF: 0 H: 0 R: 0 ER: 0 SO: 2	IP: 3.2 WLS: 18 BF: 7 H: 7 R: 3 ER: 1 SO: 1	IP: 4.2 WLS: 11 BF: 21 H: 11 R: 21 ER: 0 SO: 23	IP: 1.3 WLS: 1 BF: 14 H: 1 R: 1 ER: 0 SO: 1	IP: 1.1 WLS: 1 BF: 11 H: 1 R: 1 ER: 0 SO: 1	IP: 2.1 WLS: 3 BF: 9 H: 3 R: 0 ER: 0 SO: 9	IP: 1.0 WLS: 3 BF: 10 H: 3 R: 1 ER: 1 SO: 1	ERA: 7.36 WHIP: 1.909	ERA: 0.000 WHIP: 0.500	ERA: 0.000 WHIP: 0.000				

Batter	1	2	3	4	5	6	7	8	9	AB	R	H	RBI	BB	SO	LOB	BOTTOM
Orlando Merced, S <small>OBP: 0.385, SLG: 0.433</small> 										3	1	2	0	1	0	0	Atlanta Braves @ Pittsburgh Pirates Three Rivers Stadium, Pittsburgh, PA Mon Jul 22 1991, 7:05 PM EDT Att: 20,549 - Cloudy - 88 F
Jay Bell, R <small>OBP: 0.321, SLG: 0.413</small> Neal Heaton, L <small>OBP: 0.429, SLG: 0.571</small> Gary Redus, R <small>OBP: 0.335, SLG: 0.376</small> Bill Landrum, R <small>OBP: 0.287, SLG: 0.351</small> 										3	0	0	0	0	2		
Andy Van Slyke, L <small>OBP: 0.354, SLG: 0.432</small> 										4	1	1	2	0	1	0	
Bobby Bonilla, S <small>OBP: 0.381, SLG: 0.495</small> 										4	0	0	0	0	1	0	
Barry Bonds, L <small>OBP: 0.394, SLG: 0.502</small> 										3	1	1	0	1	1	0	
Gary Varsho, L <small>OBP: 0.353, SLG: 0.462</small> John Wehner, R <small>OBP: 0.300, SLG: 0.500</small> 										3	0	0	0	0	0	2	
Michael LaValliere, L <small>OBP: 0.364, SLG: 0.376</small> 										4	0	2	1	0	0	2	
Jose Lind, R <small>OBP: 0.301, SLG: 0.332</small> 										4	0	0	0	0	0	3	
Zane Smith, L <small>OBP: 0.286, SLG: 0.308</small> Vicente Palacios, R <small>OBP: 0.071, SLG: 0.071</small> Curtis Wilkerson, S <small>OBP: 0.250, SLG: 0.269</small> 										1	0	0	0	0	0	1	
Inning Stats	R: 1 H: 1 E: 0 K: 0 S: 9	R: 1 H: 1 E: 0 K: 0 S: 10	R: 0 H: 0 E: 0 K: 0 S: 6	R: 0 H: 1 E: 0 K: 1 S: 12	R: 0 H: 0 E: 0 K: 0 S: 12	R: 1 H: 1 E: 0 K: 1 S: 7	R: 0 H: 2 E: 0 K: 0 S: 14	R: 0 H: 0 E: 0 K: 1 S: 6	R: 0 H: 1 E: 0 K: 0 S: 9	1B: 5 2B: 1 3B: 0 HR: 1	SF: 0 SAC: 0 DP: 0 HBP: 0	WP: 1 PA: 36 CS: 0					
PITCHER	IP: 7.0 WLS: W BF: 29 H: 6 R: 3 ER: 3 SO: 2	IP: 1.1 WLS: 3 BF: 7 H: 1 R: 0 ER: 0 SO: 1	IP: 2.0 WLS: 7 BF: 0 H: 0 R: 0 ER: 0 SO: 0	IP: 3.2 WLS: 18 BF: 7 H: 7 R: 3 ER: 1 SO: 1	IP: 4.2 WLS: 11 BF: 21 H: 11 R: 21 ER: 0 SO: 23	IP: 1.3 WLS: 1 BF: 14 H: 1 R: 1 ER: 0 SO: 1	IP: 1.1 WLS: 1 BF: 11 H: 1 R: 1 ER: 0 SO: 1	IP: 2.1 WLS: 3 BF: 9 H: 3 R: 0 ER: 0 SO: 9	IP: 1.0 WLS: 3 BF: 10 H: 3 R: 1 ER: 1 SO: 1	IP: 1.1 WLS: 3 BF: 10 H: 3 R: 1 ER: 1 SO: 1	ERA: 3.86 WHIP: 1.143	ERA: 0.000 WHIP: 0.500	ERA: 0.000 WHIP: 0.000				

Batter	1	2	3	4	5	6	7	8	9	AB	R	H	RBI	BB	SO	LOB	TOP				
Otis Nixon, S (1,9) OBP: 0.395, SLG: 0.362 Brian Hunter, R (8,PH) OBP: 0.313, SLG: 0.495 (8,9)	2-2 G4-3 1B		1-2 P4		1-1 L7			0-1 F8		3	1	1	0	0	0	1					
Deion Sanders, L (1,7) OBP: 0.277, SLG: 0.337 (6,8)	1-2 G4-3		0-0 G6-3			0-0 B1-3		0-3 K		4	0	0	0	0	1	1					
Terry Pendleton, S (1,5) OBP: 0.380, SLG: 0.522 Mark Lemke, S (6,5) OBP: 0.320, SLG: 0.295	0-0 G4-3		0-2 F8			2-2 G1		1-0 F7		3	0	0	1	0	0	0					
Ron Gant, R (1,8) OBP: 0.322, SLG: 0.519 Mike Bell, L (6,3) OBP: 0.192, SLG: 0.280	3-2 L7			4-1 CS BB		4-0 BB			2-3 K		1	0	0	0	2	0					
Tommy Gregg, L (1,3) OBP: 0.284, SLG: 0.271 Dan Petry, R (6,1) Kent Mercker, L (8,1) Rafael Belliard, R (9,PH) OBP: 0.263, SLG: 0.256		2-2 L7		0-1 F9		2-2 G4-3		1-2 G5-3		3	0	0	0	0	0	2					
Jeff Blausler, R (1,6) OBP: 0.374, SLG: 0.444	4-1 HR BB			2-2 F8		4-2 FC5-4 BB		4-1 1B BB		1	1	0	0	3	0	1					
Jeff Treadway, L (1,4) OBP: 0.373, SLG: 0.429	3-1 1H HR				3-2 F7		3-2 F9		0-0 1B		4	1	2	2	0	0	1				
Greg Olson, R (1,2) OBP: 0.323, SLG: 0.360 Francisco Cabrera, R (7,PH) OBP: 0.277, SLG: 0.286 (7,2)	3-2 F7				0-1 G6-3		1-1 FC5-4		2-3 K		2	0	0	0	0	0					
Charlie Leibrandt, R (1,1) OBP: 0.050, SLG: 0.077 Rick Mahler, R (3,1) OBP: 0.167, SLG: 0.250 Keith Mitchell, R (6,7)	2-2 G5-3				2-2 2B		2-2 P6				1	0	0	0	0	0					
Inning Stats	R: 1 E: 0 K: 0 S: 11	H: 1 LOB: 0 BB: 0 P: 17	R: 2 E: 0 K: 0 S: 15	H: 1 LOB: 0 BB: 1 P: 28	R: 0 E: 0 K: 0 S: 8	H: 0 LOB: 0 BB: 0 P: 9	R: 0 E: 0 K: 0 S: 6	H: 0 LOB: 1 BB: 1 P: 12	R: 0 E: 0 K: 0 S: 11	H: 1 LOB: 0 BB: 0 P: 17	R: 0 E: 0 K: 0 S: 8	H: 0 LOB: 1 BB: 1 P: 16	R: 0 E: 0 K: 0 S: 11	H: 0 LOB: 1 BB: 1 P: 21	R: 0 E: 0 K: 1 S: 6	H: 0 LOB: 0 BB: 1 P: 7	R: 0 E: 0 K: 2 S: 11	H: 1 LOB: 2 BB: 1 P: 20	1B: 2 2B: 1 3B: 0 HR: 1	SF: 0 SAC: 0 DP: 0 HBP: 0	WP: 0 PA: 35 CS: 1
PITCHER	IP WLS BF H R ER SO BB IBB HBP BLK WP HR S P ERA WHIP	IP WLS BF H R ER SO BB IBB HBP BLK WP HR S P ERA WHIP	IP WLS BF H R ER SO BB IBB HBP BLK WP HR S P ERA WHIP	IP WLS BF H R ER SO BB IBB HBP BLK WP HR S P ERA WHIP	IP WLS BF H R ER SO BB IBB HBP BLK WP HR S P ERA WHIP	IP WLS BF H R ER SO BB IBB HBP BLK WP HR S P ERA WHIP	IP WLS BF H R ER SO BB IBB HBP BLK WP HR S P ERA WHIP	IP WLS BF H R ER SO BB IBB HBP BLK WP HR S P ERA WHIP	IP WLS BF H R ER SO BB IBB HBP BLK WP HR S P ERA WHIP	IP WLS BF H R ER SO BB IBB HBP BLK WP HR S P ERA WHIP	IP WLS BF H R ER SO BB IBB HBP BLK WP HR S P ERA WHIP	IP WLS BF H R ER SO BB IBB HBP BLK WP HR S P ERA WHIP	IP WLS BF H R ER SO BB IBB HBP BLK WP HR S P ERA WHIP	IP WLS BF H R ER SO BB IBB HBP BLK WP HR S P ERA WHIP	IP WLS BF H R ER SO BB IBB HBP BLK WP HR S P ERA WHIP	IP WLS BF H R ER SO BB IBB HBP BLK WP HR S P ERA WHIP	IP WLS BF H R ER SO BB IBB HBP BLK WP HR S P ERA WHIP	IP WLS BF H R ER SO BB IBB HBP BLK WP HR S P ERA WHIP	IP WLS BF H R ER SO BB IBB HBP BLK WP HR S P ERA WHIP	IP WLS BF H R ER SO BB IBB HBP BLK WP HR S P ERA WHIP	IP WLS BF H R ER SO BB IBB HBP BLK WP HR S P ERA WHIP
Doug Drabek, R (1,1) ERA: 3.04 Bob Patterson, L (8,1) ERA: 3.86	7.0 W 27 3 3 3 0 4 0 0 0 0 1 70 120 3.86 1.000	2.0 8 1 0 0 3 1 0 0 0 0 0 0 17 27 0.00 1.000																			

Atlanta Braves @ Pittsburgh Pirates
 Three Rivers Stadium, Pittsburgh, PA
 Tue Jul 23 1991, 7:05 PM EDT
 Att: 21,664 - Cloudy - 76 F

AB 30
 R 3
 H 4
 RBI 3
 BB 5
 SO 3
 LOB 10



Batter	1	2	3	4	5	6	7	8	9	AB	R	H	RBI	BB	SO	LOB	BOTTOM		
Gary Redus, R (1,3) OBP: 0.331, SLG: 0.390 (8,7)	3-1 F8	3-1 P3		2-1 G6-3	3-1 HR		1-1 F9			5	1	1	4	0	0	2			
Jay Bell, R (1,6) OBP: 0.319, SLG: 0.410	0-1 G5-3		0-1 2B 1B	0-0 F8	0-2 P4		1-3 K			5	1	1	0	0	1	1			
Andy Van Slyke, L (1,8) OBP: 0.360, SLG: 0.436	4-2 BB		1-3 K	4-2 FC6 BB		4-0 FC6-4 BB		0-1 HR 2B		2	1	1	0	3	1	1			
Bobby Bonilla, S (1,9) OBP: 0.381, SLG: 0.506	3-2 P5		3-1 1B 2B	1-1 FC6		3-1 FC6-4 1B		3-2 HR 2B		5	2	2	2	0	0	3			
Barry Bonds, L (1,7) OBP: 0.395, SLG: 0.502 Orlando Merced, S (8,3) OBP: 0.383, SLG: 0.431		1-3 K	0-0 S 1B		1-0 1B S	2-1 L1		1-0 P3		4	2	2	1	0	1	1			
John Wehner, R (1,5) OBP: 0.533, SLG: 0.667	1-1 3B 1B		2-1 S 1B	1-2 1B 1B	1-3 HR 1B	0-0 1B		1-1 FC5-4 1B		5	3	5	1	0	0	0			
Jose Lind, R (1,4) OBP: 0.598, SLG: 0.342 Curtis Wilkerson, S (6,4) OBP: 0.246, SLG: 0.264	2-0 1H 1B		1-2 CS 1B	4-1 1B IBB	1-0 HR HBP	1-3 K		1-2 FC5-4		1	2	1	1	1	0	0			
Michael LaValliere, L (1,2) OBP: 0.364, SLG: 0.378	3-1 SH2-4 1B		1-0 CS 1B	2-2 P8		2-1 G6-3		1-1 F8		5	0	2	3	0	0	4			
Doug Drabek, R (1,1) OBP: 0.180, SLG: 0.200 Jeff Banister, R (7,PH) OBP: 1.000, SLG: 1.000 Bob Patterson, R (8,1)	2-1 SH2-4		2-1 G4-3		1-3 K		1-1 1B			2	0	0	0	0	1	5			
Inning Stats	R: 0 E: 0 K: 0 S: 10	H: 0 LOB: 1 BB: 1 P: 20	R: 2 E: 0 K: 1 S: 12	H: 3 LOB: 1 BB: 0 P: 24	R: 4 E: 0 K: 1 S: 15	H: 5 LOB: 1 BB: 1 P: 26	R: 0 E: 0 K: 0 S: 7	H: 0 LOB: 1 BB: 1 P: 14	R: 4 E: 0 K: 1 S: 15	H: 3 LOB: 0 BB: 0 P: 26	R: 0 E: 0 K: 1 S: 10	H: 1 LOB: 2 BB: 1 P: 20	R: 0 E: 0 K: 1 S: 9	H: 1 LOB: 1 BB: 0 P: 14	R: 2 E: 0 K: 0 S: 15	H: 3 LOB: 1 BB: 0 P: 22	1B: 11 2B: 2 3B: 1 HR: 2	SF: 0 SAC: 1 DP: 0 HBP: 1	WP: 0 PA: 44 CS: 2
PITCHER	IP WLS BF H R ER SO BB IBB HBP BLK WP HR S P ERA WHIP	IP WLS BF H R ER SO BB IBB HBP BLK WP HR S P ERA WHIP	IP WLS BF H R ER SO BB IBB HBP BLK WP HR S P ERA WHIP	IP WLS BF H R ER SO BB IBB HBP BLK WP HR S P ERA WHIP	IP WLS BF H R ER SO BB IBB HBP BLK WP HR S P ERA WHIP	IP WLS BF H R ER SO BB IBB HBP BLK WP HR S P ERA WHIP	IP WLS BF H R ER SO BB IBB HBP BLK WP HR S P ERA WHIP	IP WLS BF H R ER SO BB IBB HBP BLK WP HR S P ERA WHIP	IP WLS BF H R ER SO BB IBB HBP BLK WP HR S P ERA WHIP	IP WLS BF H R ER SO BB IBB HBP BLK WP HR S P ERA WHIP	IP WLS BF H R ER SO BB IBB HBP BLK WP HR S P ERA WHIP	IP WLS BF H R ER SO BB IBB HBP BLK WP HR S P ERA WHIP	IP WLS BF H R ER SO BB IBB HBP BLK WP HR S P ERA WHIP	IP WLS BF H R ER SO BB IBB HBP BLK WP HR S P ERA WHIP	IP WLS BF H R ER SO BB IBB HBP BLK WP HR S P ERA WHIP	IP WLS BF H R ER SO BB IBB HBP BLK WP HR S P ERA WHIP	IP WLS BF H R ER SO BB IBB HBP BLK WP HR S P ERA WHIP	IP WLS BF H R ER SO BB 	

Batter	1	2	3	4	5	6	7	8	9	AB	R	H	RBI	BB	SO	LOB	TOP																																																																														
Otis Nixon, S <small>OBP: 0.399, SLG: 0.362</small> (1, 9)											3	1	1	0	2	1	1	Atlanta Braves @ Pittsburgh Pirates Three Rivers Stadium, Pittsburgh, PA Wed Jul 24 1991, 7:05 PM EDT Att: 26,508 - Cloudy - 84 F																																																																													
Jeff Blauer, R <small>OBP: 0.371, SLG: 0.439</small> (1, 6)										5	1	1	0	0	3	3																																																																															
Terry Pendleton, S <small>OBP: 0.379, SLG: 0.530</small> (1, 5)										3	1	1	3	0	1	1																																																																															
Ron Gant, R <small>OBP: 0.324, SLG: 0.522</small> (1, 8)										4	0	2	0	0	1	0																																																																															
Lonnie Smith, R <small>OBP: 0.364, SLG: 0.399</small> (1, 7)										4	0	2	0	0	0	1																																																																															
Brian Hunter, R <small>OBP: 0.310, SLG: 0.516</small> Juan Berenguer, R <small>OBP: 0.371, SLG: 0.439</small> (8, 1)										4	1	1	1	0	0	3																																																																															
Greg Olson, R <small>OBP: 0.326, SLG: 0.360</small> (1, 2)										3	0	1	0	1	0	0																																																																															
Mark Lemke, S <small>OBP: 0.312, SLG: 0.287</small> Marvin Freeman, R <small>OBP: 0.371, SLG: 0.439</small> Kent Mercker, L <small>OBP: 0.371, SLG: 0.439</small> Tommy Gregg, L <small>OBP: 0.284, SLG: 0.271</small> Keith Mitchell, R <small>OBP: 0.371, SLG: 0.439</small> (9, PH)										3	0	0	0	0	0	5																																																																															
Tom Glavine, L <small>OBP: 0.333, SLG: 0.295</small> Jeff Treadway, L <small>OBP: 0.374, SLG: 0.429</small> (6, 4)										2	0	0	0	0	1	0																																																																															
Inning Stats	R: 1 E: 0 K: 1 S: 13	H: 2 LOB: 1 BB: 0 P: 21	R: 0 E: 0 K: 0 S: 6	H: 0 LOB: 0 BB: 0 P: 7	R: 0 E: 0 K: 2 S: 10	H: 0 LOB: 0 BB: 0 P: 17	R: 0 E: 0 K: 0 S: 10	H: 2 LOB: 3 BB: 1 P: 20	R: 2 E: 0 K: 0 S: 11	H: 2 LOB: 1 BB: 0 P: 19	R: 0 E: 0 K: 0 S: 5	H: 2 LOB: 1 BB: 0 P: 7	R: 0 E: 0 K: 2 S: 11	H: 1 LOB: 1 BB: 0 P: 16	R: 1 E: 0 K: 1 S: 12	H: 1 LOB: 0 BB: 1 P: 18	R: 0 E: 0 K: 2 S: 9		H: 0 LOB: 1 BB: 1 P: 14	1B: 7 2B: 2 3B: 0 HR: 2	SF: 1 SAC: 0 DP: 1 HBP: 0	WP: 0 PB: 0 CS: 0	PA: 38																																																																								
PITCHER	IP WLS BF H R ER SO BB IBB HBP BLK WP HR S P ERA WHIP	IP WLS BF H R ER SO BB IBB HBP BLK WP HR S P ERA WHIP	IP WLS BF H R ER SO BB IBB HBP BLK WP HR S P ERA WHIP	IP WLS BF H R ER SO BB IBB HBP BLK WP HR S P ERA WHIP	IP WLS BF H R ER SO BB IBB HBP BLK WP HR S P ERA WHIP	IP WLS BF H R ER SO BB IBB HBP BLK WP HR S P ERA WHIP	IP WLS BF H R ER SO BB IBB HBP BLK WP HR S P ERA WHIP	IP WLS BF H R ER SO BB IBB HBP BLK WP HR S P ERA WHIP	IP WLS BF H R ER SO BB IBB HBP BLK WP HR S P ERA WHIP	IP WLS BF H R ER SO BB IBB HBP BLK WP HR S P ERA WHIP	IP WLS BF H R ER SO BB IBB HBP BLK WP HR S P ERA WHIP	IP WLS BF H R ER SO BB IBB HBP BLK WP HR S P ERA WHIP	IP WLS BF H R ER SO BB IBB HBP BLK WP HR S P ERA WHIP	IP WLS BF H R ER SO BB IBB HBP BLK WP HR S P ERA WHIP	IP WLS BF H R ER SO BB IBB HBP BLK WP HR S P ERA WHIP	IP WLS BF H R ER SO BB IBB HBP BLK WP HR S P ERA WHIP	IP WLS BF H R ER SO BB IBB HBP BLK WP HR S P ERA WHIP	IP WLS BF H R ER SO BB IBB HBP BLK WP HR S P ERA WHIP	IP WLS BF H R ER SO BB IBB HBP BLK WP HR S P ERA WHIP	IP WLS BF H R ER SO BB IBB HBP BLK WP HR S P ERA WHIP	IP WLS BF H R ER SO BB IBB HBP BLK WP HR S P ERA WHIP	IP WLS BF H R ER SO BB IBB HBP BLK WP HR S P ERA WHIP	IP WLS BF H R ER SO BB IBB HBP BLK WP HR S P ERA WHIP	IP WLS BF H R ER SO BB IBB HBP BLK WP HR S P ERA WHIP	IP WLS BF H R ER SO BB IBB HBP BLK WP HR S P ERA WHIP	IP WLS BF H R ER SO BB IBB HBP BLK WP HR S P ERA WHIP	IP WLS BF H R ER SO BB IBB HBP BLK WP HR S P ERA WHIP	IP WLS BF H R ER SO BB IBB HBP BLK WP HR S P ERA WHIP	IP WLS BF H R ER SO BB IBB HBP BLK WP HR S P ERA WHIP	IP WLS BF H R ER SO BB IBB HBP BLK WP HR S P ERA WHIP	IP WLS BF H R ER SO BB IBB HBP BLK WP HR S P ERA WHIP	IP WLS BF H R ER SO BB IBB HBP BLK WP HR S P ERA WHIP	IP WLS BF H R ER SO BB IBB HBP BLK WP HR S P ERA WHIP	IP WLS BF H R ER SO BB IBB HBP BLK WP HR S P ERA WHIP	IP WLS BF H R ER SO BB IBB HBP BLK WP HR S P ERA WHIP	IP WLS BF H R ER SO BB IBB HBP BLK WP HR S P ERA WHIP	IP WLS BF H R ER SO BB IBB HBP BLK WP HR S P ERA WHIP	IP WLS BF H R ER SO BB IBB HBP BLK WP HR S P ERA WHIP	IP WLS BF H R ER SO BB IBB HBP BLK WP HR S P ERA WHIP	IP WLS BF H R ER SO BB IBB HBP BLK WP HR S P ERA WHIP	IP WLS BF H R ER SO BB IBB HBP BLK WP HR S P ERA WHIP	IP WLS BF H R ER SO BB IBB HBP BLK WP HR S P ERA WHIP	IP WLS BF H R ER SO BB IBB HBP BLK WP HR S P ERA WHIP	IP WLS BF H R ER SO BB IBB HBP BLK WP HR S P ERA WHIP	IP WLS BF H R ER SO BB IBB HBP BLK WP HR S P ERA WHIP	IP WLS BF H R ER SO BB IBB HBP BLK WP HR S P ERA WHIP	IP WLS BF H R ER SO BB IBB HBP BLK WP HR S P ERA WHIP	IP WLS BF H R ER SO BB IBB HBP BLK WP HR S P ERA WHIP	IP WLS BF H R ER SO BB IBB HBP BLK WP HR S P ERA WHIP	IP WLS BF H R ER SO BB IBB HBP BLK WP HR S P ERA WHIP	IP WLS BF H R ER SO BB IBB HBP BLK WP HR S P ERA WHIP	IP WLS BF H R ER SO BB IBB HBP BLK WP HR S P ERA WHIP	IP WLS BF H R ER SO BB IBB HBP BLK WP HR S P ERA WHIP	IP WLS BF H R ER SO BB IBB HBP BLK WP HR S P ERA WHIP	IP WLS BF H R ER SO BB IBB HBP BLK WP HR S P ERA WHIP	IP WLS BF H R ER SO BB IBB HBP BLK WP HR S P ERA WHIP	IP WLS BF H R ER SO BB IBB HBP BLK WP HR S P ERA WHIP	IP WLS BF H R ER SO BB IBB HBP BLK WP HR S P ERA WHIP	IP WLS BF H R ER SO BB IBB HBP BLK WP HR S P ERA WHIP	IP WLS BF H R ER SO BB IBB HBP BLK WP HR S P ERA WHIP	IP WLS BF H R ER SO BB IBB HBP BLK WP HR S P ERA WHIP	IP WLS BF H R ER SO BB IBB HBP BLK WP HR S P ERA WHIP	IP WLS BF H R ER SO BB IBB HBP BLK WP HR S P ERA WHIP	IP WLS BF H R ER SO BB IBB HBP BLK WP HR S P ERA WHIP	IP WLS BF H R ER SO BB IBB HBP BLK WP HR S P ERA WHIP	IP WLS BF H R ER SO BB IBB HBP BLK WP HR S P ERA WHIP	IP WLS BF H R ER SO BB IBB HBP BLK WP HR S P ERA WHIP	IP WLS BF H R ER SO BB IBB HBP BLK WP HR S P ERA WHIP	IP WLS BF H R ER SO BB IBB HBP BLK WP HR S P ERA WHIP	IP WLS BF H R ER SO BB IBB HBP BLK WP HR S P ERA WHIP	IP WLS BF H R ER SO BB IBB HBP BLK WP HR S P ERA WHIP	IP WLS BF H R ER SO BB IBB HBP BLK WP HR S P ERA WHIP	IP WLS BF H R ER SO BB IBB HBP BLK WP HR S P ERA WHIP	IP WLS BF H R ER SO BB IBB HBP BLK WP HR S P ERA WHIP	IP WLS BF H R ER SO BB IBB HBP BLK WP HR S P ERA WHIP	IP WLS BF H R ER SO BB IBB HBP BLK WP HR S P ERA WHIP	IP WLS BF H R ER SO BB IBB HBP BLK WP HR S P ERA WHIP	IP WLS BF H R ER SO BB IBB HBP BLK WP HR S P ERA WHIP	IP WLS BF H R ER SO BB IBB HBP BLK WP HR S P ERA WHIP	IP WLS BF H R ER SO BB IBB HBP BLK WP HR S P ERA WHIP	IP WLS BF H R ER SO BB IBB HBP BLK WP HR S P ERA WHIP	IP WLS BF H R ER SO BB IBB HBP BLK WP HR S P ERA WHIP	IP WLS BF H R ER SO BB IBB HBP BLK WP HR S P ERA WHIP	IP WLS BF H R ER SO BB IBB HBP BLK WP HR S P ERA WHIP	IP WLS BF H R ER SO BB IBB HBP BLK WP HR S P ERA WHIP	IP WLS BF H R ER SO BB IBB HBP BLK WP HR S P ERA WHIP	IP WLS BF H R ER SO BB IBB HBP BLK WP HR S P ERA WHIP	IP WLS BF H R ER SO BB IBB HBP BLK WP HR S P ERA WHIP	IP WLS BF H R ER SO BB IBB HBP BLK WP HR S P ERA WHIP	IP WLS BF H R ER SO BB IBB HBP BLK WP HR S P ERA WHIP	IP WLS BF H R ER SO BB IBB HBP BLK WP HR S P ERA WHIP	IP WLS BF H R ER SO BB IBB HBP BLK WP HR S P ERA WHIP	IP WLS BF H R ER SO BB IBB HBP BLK WP HR S P ERA WHIP	IP WLS BF H R ER SO BB IBB HBP BLK WP HR S P ERA WHIP	IP WLS BF H R ER SO BB IBB HBP BLK WP HR S P ERA

Batter	1	2	3	4	5	6	7	8	9	AB	R	H	RBI	BB	SO	LOB	TOP								
Orlando Merced, S OBP: 0.396, SLG: 0.430										4	1	2	1	1	1	0	Pittsburgh Pirates @ Houston Astros Astrodome, Houston, TX Fri Jul 26 1991, 8:05 PM EDT Att: 26,185 - Dome - 70 F								
Jay Bell, R OBP: 0.328, SLG: 0.427										4	2	3	1	0	1	0									
Andy Van Slyke, L OBP: 0.357, SLG: 0.438 Jose Gonzalez, R OBP: 0.093, SLG: 0.125										2	1	0	0	0	0	2									
Bobby Bonilla, S OBP: 0.382, SLG: 0.515										5	1	2	4	0	2	1									
Barry Bonds, L OBP: 0.396, SLG: 0.505										4	1	2	0	1	2	0									
Gary Varsho, L OBP: 0.350, SLG: 0.451 John Wehner, R OBP: 0.450, SLG: 0.550										3	0	0	0	1	1	2									
Michael LaValliere, L OBP: 0.362, SLG: 0.373										3	0	0	0	1	0	2									
Jose Lind, R OBP: 0.303, SLG: 0.336										4	1	1	0	0	1	2									
Bob Walk, R OBP: 0.207, SLG: 0.321 Neal Heaton, L OBP: 0.333, SLG: 0.444 Bob Kipper, R Bill Landrum, R										1	1	1	1	0	0	0									
Inning Stats	R: 0 E: 0 K: 1 S: 10	H: 0 LOB: 1 BB: 1 P: 19	R: 3 E: 1 K: 1 S: 14	H: 3 LOB: 1 BB: 0 P: 19	R: 2 E: 0 K: 1 S: 15	H: 2 LOB: 1 BB: 1 P: 27	R: 0 E: 0 K: 3 S: 9	H: 0 LOB: 0 BB: 0 P: 12	R: 1 E: 0 K: 3 S: 12	H: 1 LOB: 0 BB: 0 P: 19	R: 0 E: 0 K: 2 S: 11	H: 1 LOB: 1 BB: 0 P: 16	R: 0 E: 0 K: 0 S: 9	H: 0 LOB: 0 BB: 0 P: 10	R: 0 E: 0 K: 0 S: 14	H: 1 LOB: 2 BB: 1 P: 22		R: 2 E: 0 K: 0 S: 15	H: 3 LOB: 2 BB: 1 P: 25	1B: 6 2B: 2 3B: 1 HR: 2	SF: 0 SAC: 1 DP: 0 HBP: 0	WP: 0 PB: 0 SB: 1 CS: 0	PA: 42		
PITCHER	IP	WLS	BF	H	R	ER	SO	BB	IBB	HBP	BLK	WP	HR	S	P	ERA	WHIP								
Darryl Kile, R ERA: 3.79	3.0	L	16	5	5	2	3	2	0	0	0	0	1	39	65	6.00	2.333								
Dwayne Henry, R ERA: 3.1	2.0		7	1	1	1	6	0	0	0	0	0	1	21	31	4.50	0.500								
Mike Capel, R ERA: 3.04	3.0		12	2	0	0	2	1	0	0	0	0	0	34	48	0.00	1.000								
Jim Clancy, R ERA: 2.89	1.0		7	3	2	2	0	0	1	0	0	0	0	15	25	18.00	3.000								

AB	37
R	8
H	11
RBI	7
BB	4
SO	11
LOB	14



Batter	1	2	3	4	5	6	7	8	9	AB	R	H	RBI	BB	SO	LOB	BOTTOM								
Steve Finley, L OBP: 0.352, SLG: 0.426										4	0	3	1	0	0	0	Pittsburgh Pirates @ Houston Astros Astrodome, Houston, TX Fri Jul 26 1991, 8:05 PM EDT Att: 26,185 - Dome - 70 F								
Craig Biggio, R OBP: 0.359, SLG: 0.363										4	0	0	0	0	0	3									
5 Jeff Bagwell, R OBP: 0.383, SLG: 0.433										3	0	1	0	1	1	1									
Luis Gonzalez, L OBP: 0.304, SLG: 0.435										4	0	1	0	0	0	2									
Ken Caminiti, S OBP: 0.299, SLG: 0.372										4	0	0	0	0	0	1									
Eric Anthony, L OBP: 0.227, SLG: 0.229										3	0	0	0	0	0	0									
Rafael Ramirez, R OBP: 0.273, SLG: 0.305										3	0	0	0	0	0	0									
Casey Candaele, S OBP: 0.315, SLG: 0.377										2	1	0	0	1	1	0									
Darryl Kile, R ERA: 3.15 Mark Davidson, R ERA: 3.49 Dwayne Henry, R ERA: 3.49 Mike Simms, R ERA: 5.14 Mike Capel, R ERA: 5.14 Eric Yelding, R ERA: 1.96 Jim Clancy, R										0	0	0	0	0	0	0									
Inning Stats	R: 0 E: 0 K: 0 S: 12	H: 1 LOB: 1 BB: 0 P: 17	R: 0 E: 0 K: 0 S: 5	H: 0 LOB: 0 BB: 0 P: 6	R: 1 E: 0 K: 0 S: 8	H: 1 LOB: 1 BB: 1 P: 13	R: 0 E: 0 K: 0 S: 7	H: 1 LOB: 0 BB: 0 P: 10	R: 0 E: 0 K: 2 S: 8	H: 0 LOB: 0 BB: 0 P: 12	R: 0 E: 0 K: 0 S: 7	H: 1 LOB: 1 BB: 1 P: 12	R: 0 E: 0 K: 0 S: 8	H: 0 LOB: 0 BB: 0 P: 11	R: 0 E: 0 K: 0 S: 12	H: 1 LOB: 1 BB: 0 P: 17		R: 0 E: 0 K: 1 S: 8	H: 0 LOB: 0 BB: 0 P: 12	1B: 2 2B: 4 3B: 0 HR: 0	SF: 0 SAC: 0 DP: 2 HBP: 0	WP: 0 PB: 0 SB: 0 CS: 0	PA: 32		
PITCHER	IP	WLS	BF	H	R	ER	SO	BB	IBB	HBP	BLK	WP	HR	S	P	ERA	WHIP								
Bob Walk, R ERA: 3.15	1.0		4	1	0	0	0	0	0	0	0	0	0	12	17	0.00	1.000								
Neal Heaton, L ERA: 3.49	4.2	W	17	3	1	1	2	2	0	0	0	0	0	34	51	1.93	1.071								
Bob Kipper, L ERA: 5.14	2.0		7	1	0	0	0	0	0	0	0	0	0	18	24	0.00	0.500								
Bill Landrum, R ERA: 1.96	1.1		4	0	0	0	1	0	0	0	0	0	0	11	18	0.00	0.000								

AB	30
R	1
H	5
RBI	1
BB	2
SO	3
LOB	8



Batter	1	2	3	4	5	6	7	8	9	AB	R	H	RBI	BB	SO	LOB	TOP					
Orlando Merced, S OBP: 0.393, SLG: 0.428										3	3	2	0	2	0	0						
Jay Bell, R OBP: 0.342, SLG: 0.458										4	1	3	1	1	0	1						
Gary Varsho, L OBP: 0.345, SLG: 0.442										4	1	1	2	0	2	5						
Lloyd McClendon, R OBP: 0.350, SLG: 0.441										0	0	0	0	1	0	0						
Bobby Bonilla, S OBP: 0.384, SLG: 0.509										3	1	0	1	1	0	4						
Barry Bonds, L OBP: 0.405, SLG: 0.508										4	0	2	1	1	1	3						
Michael LaValliere, L OBP: 0.353, SLG: 0.362										4	0	0	0	0	0	5						
Jose Lind, R OBP: 0.308, SLG: 0.338										0	0	0	0	1	0	0						
John Wehner, R OBP: 0.407, SLG: 0.500										4	1	1	0	1	0	2						
Curtis Wilkerson, S OBP: 0.246, SLG: 0.266										2	0	0	1	0	1	2						
Bob Kipper, R OBP: 0.333, SLG: 0.397										0	0	0	0	0	0	0						
Gary Redus, R OBP: 0.353, SLG: 0.397										1	0	0	0	0	0	0						
Bill Landrum, R OBP: 0.087, SLG: 0.116										0	0	0	0	0	0	0						
Jose Gonzalez, R OBP: 0.087, SLG: 0.116										1	0	0	0	0	1	1						
Zane Smith, L OBP: 0.273, SLG: 0.300										1	0	0	1	0	0	2						
Vicente Palacios, R OBP: 0.071, SLG: 0.071										0	0	0	0	0	0	0						
Carlos Garcia, R OBP: 0.071, SLG: 0.071										3	0	0	0	0	3	1						
Inning Stats	R: 1 E: 0 K: 1 S: 16	H: 2 LOB: 2 BB: 1 P: 28	R: 1 E: 0 K: 2 S: 13	H: 2 LOB: 2 BB: 1 P: 22	R: 1 E: 0 K: 1 S: 9	H: 0 LOB: 2 BB: 2 P: 20	R: 1 E: 0 K: 0 S: 8	H: 1 LOB: 0 BB: 1 P: 13	R: 0 E: 0 K: 0 S: 5	H: 1 LOB: 1 BB: 0 P: 10	R: 3 E: 1 K: 1 S: 16	H: 3 LOB: 1 BB: 0 P: 23	R: 0 E: 0 K: 1 S: 7	H: 0 LOB: 0 BB: 0 P: 11	R: 0 E: 0 K: 0 S: 7	H: 0 LOB: 2 BB: 2 P: 17	R: 0 E: 0 K: 2 S: 11	H: 0 LOB: 1 BB: 1 P: 20	1B: 6 2B: 4 3B: 0 HR: 0	SF: 3 SAC: 0 DP: 1 HBP: 0	WP: 1 PB: 0 SB: 2 CS: 0	PA: 45
PITCHER	IP WLS BF H R ER SO BB IBB HBP BLK WP HR S P ERA WHIP																					
Ryan Bowen, R ERA: 7.2	5.0 W 26 6 4 3 4 4 7 1 0 0 1 0 51 93 5.40 2.000																					
Dean Wilkins, R ERA: 13.5	0.2 6 3 3 1 1 0 0 0 0 0 0 0 15 21 13.50 4.500																					
Al Osuna, L ERA: 2.13	2.1 10 0 0 0 1 3 0 0 0 0 0 0 16 35 0.00 1.286																					
Jim Clancy, R ERA: 2.78	1.0 S 3 0 0 0 2 0 0 0 0 0 0 0 10 15 0.00 0.000																					

Pittsburgh Pirates @ Houston Astros
Astrodome, Houston, TX
Sun Jul 28 1991, 4:33 AM EDT
Att: 20,754 - Dome - 70 F

AB	34
R	7
H	9
RBI	7
BB	8
SO	8
LOB	26



Batter	1	2	3	4	5	6	7	8	9	AB	R	H	RBI	BB	SO	LOB	BOTTOM					
Gerald Young, S OBP: 0.286, SLG: 0.288										4	0	0	0	1	1	1						
Casey Candaele, S OBP: 0.322, SLG: 0.391										5	4	2	1	0	0	4						
5 Jeff Bagwell, R OBP: 0.386, SLG: 0.434										4	1	1	1	1	0	2						
Ken Caminiti, S OBP: 0.305, SLG: 0.382										4	1	2	1	1	0	2						
Mike Simms, R OBP: 0.300, SLG: 0.389										3	2	1	2	1	0	2						
Steve Finley, L OBP: 0.351, SLG: 0.427										1	0	1	1	0	0	0						
Mark Davidson, R OBP: 0.320, SLG: 0.315										4	1	3	1	0	1	1						
Luis Gonzalez, L OBP: 0.304, SLG: 0.430										0	0	0	0	1	0	0						
Andujar Cedeno, R OBP: 0.333, SLG: 0.500										5	0	1	1	0	1	6						
Scott Servais, R OBP: 0.351, SLG: 0.427										3	0	0	0	1	0	1						
Ryan Bowen, R OBP: 0.500, SLG: 0.333										2	0	1	0	0	1	0						
Jose Tolentino, L OBP: 0.351, SLG: 0.427										0	0	0	0	1	0	0						
Dean Wilkins, R OBP: 0.351, SLG: 0.427										0	0	0	0	0	0	0						
Al Osuna, R OBP: 0.351, SLG: 0.427										1	0	0	0	1	0	0						
Jim Clancy, R OBP: 0.351, SLG: 0.427										0	0	0	0	1	0	0						
Inning Stats	R: 1 E: 1 K: 0 S: 11	H: 1 LOB: 1 BB: 0 P: 18	R: 0 E: 0 K: 0 S: 4	H: 1 LOB: 0 BB: 0 P: 8	R: 5 E: 0 K: 1 S: 18	H: 5 LOB: 1 BB: 1 P: 32	R: 1 E: 0 K: 1 S: 10	H: 1 LOB: 1 BB: 1 P: 17	R: 1 E: 0 K: 2 S: 18	H: 0 LOB: 3 BB: 4 P: 36	R: 0 E: 0 K: 0 S: 10	H: 2 LOB: 2 BB: 0 P: 14	R: 0 E: 0 K: 1 S: 6	H: 0 LOB: 0 BB: 0 P: 6	R: 1 E: 0 K: 0 S: 7	H: 2 LOB: 2 BB: 1 P: 15	R: 0 E: 0 K: 0 S: 7	H: 0 LOB: 2 BB: 1 P: 15	1B: 7 2B: 3 3B: 1 HR: 1	SF: 0 SAC: 0 DP: 1 HBP: 0	WP: 2 PB: 0 SB: 2 CS: 0	PA: 43
PITCHER	IP WLS BF H R ER SO BB IBB HBP BLK WP HR S P ERA WHIP																					
Zane Smith, L ERA: 3.38	2.2 L 15 6 6 5 1 1 0 0 0 0 1 1 32 60 9.00 3.500																					
Vicente Palacios, R ERA: 3.27	2.0 13 2 2 2 3 5 0 0 0 1 1 1 32 60 9.00 3.500																					
Bob Kipper, L ERA: 4.95	1.1 6 2 0 0 0 0 0 0 0 0 0 0 12 16 0.00 1.500																					
Bill Landrum, R ERA: 2.06	2.0 9 2 1 1 1 0 1 0 0 0 0 0 13 21 4.50 1.000																					

Pittsburgh Pirates @ Houston Astros
Astrodome, Houston, TX
Sun Jul 28 1991, 4:33 AM EDT
Att: 20,754 - Dome - 70 F

AB	36
R	9
H	12
RBI	8
BB	7
SO	5
LOB	19



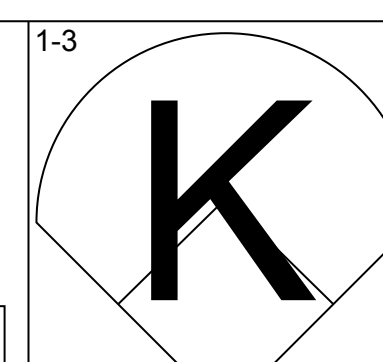
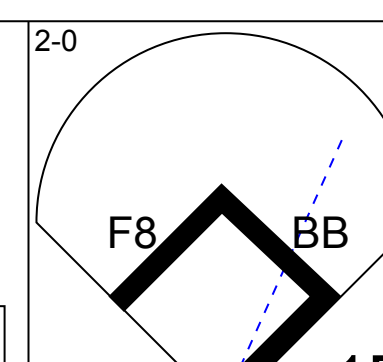
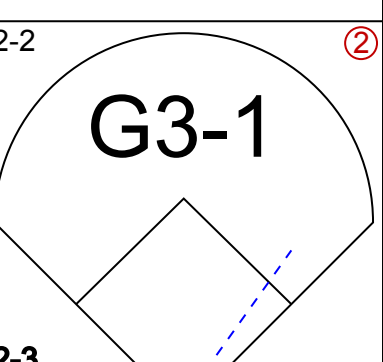
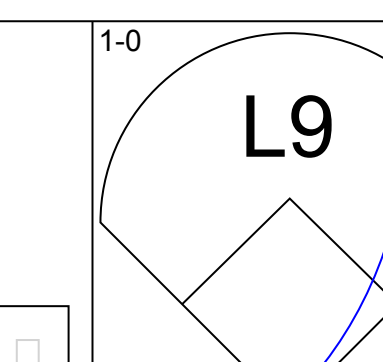
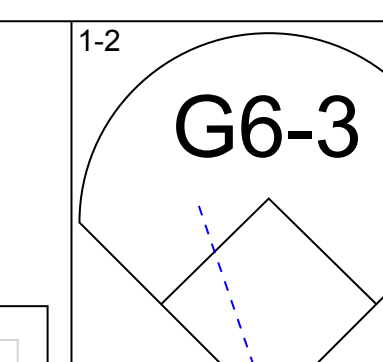
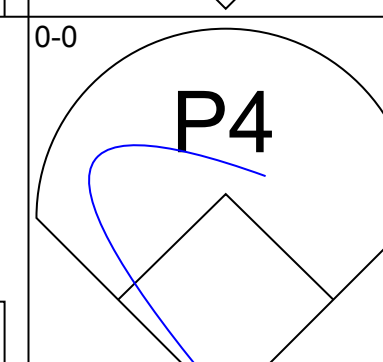
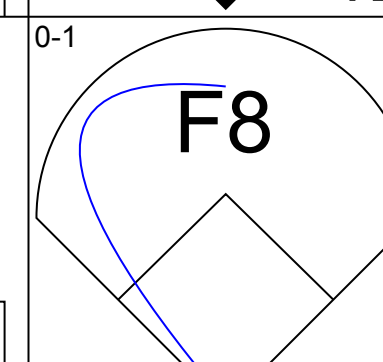
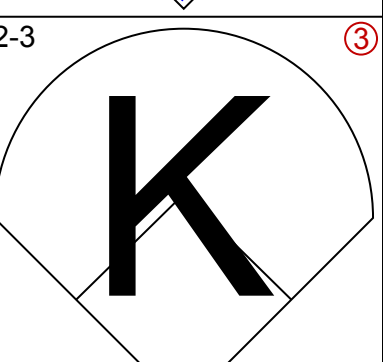
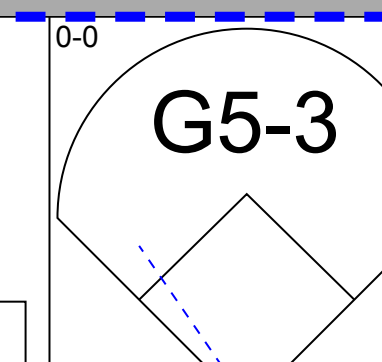
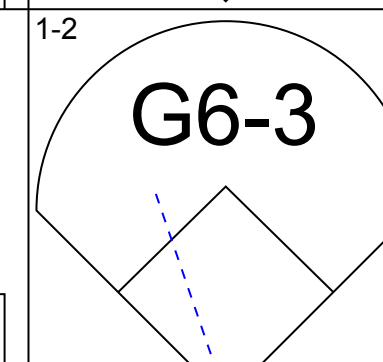
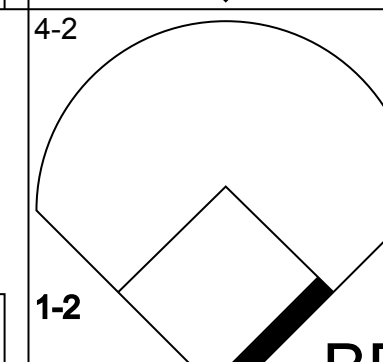
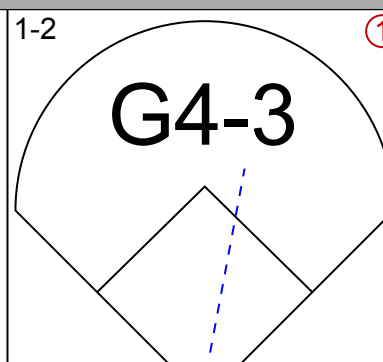
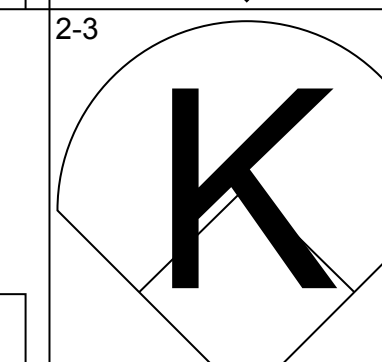
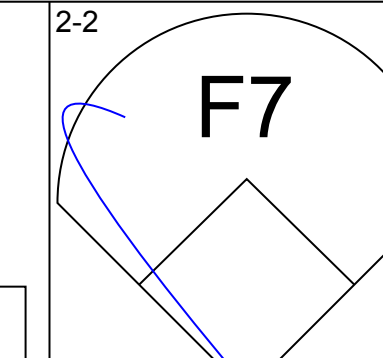
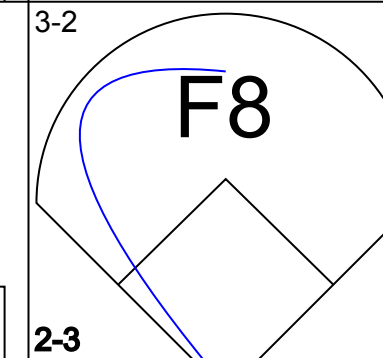
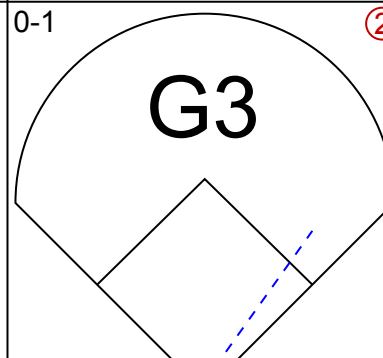
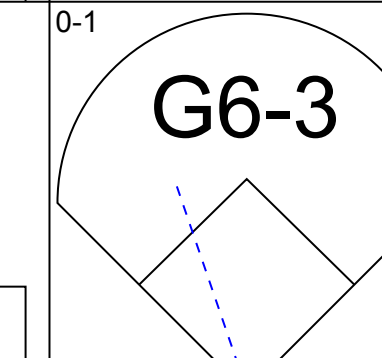
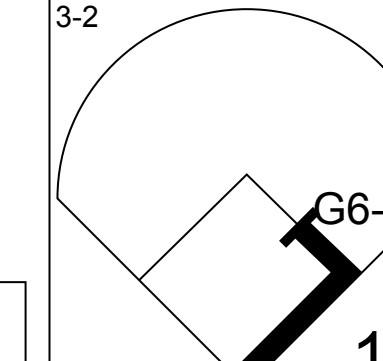
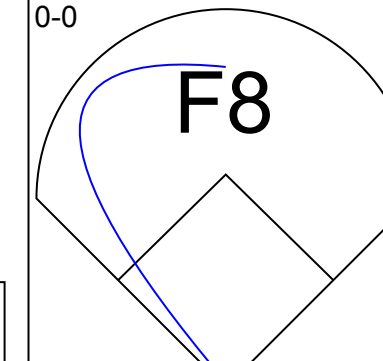
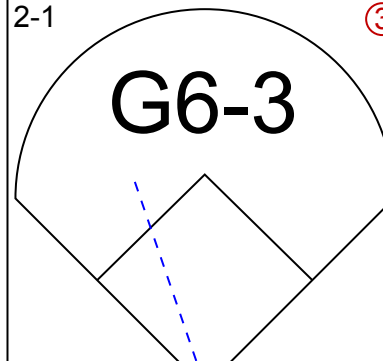
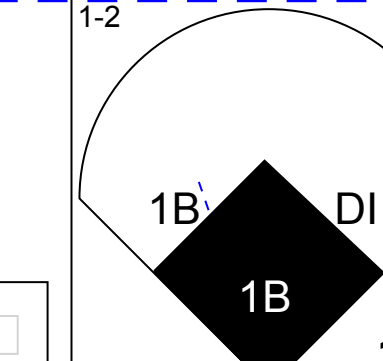
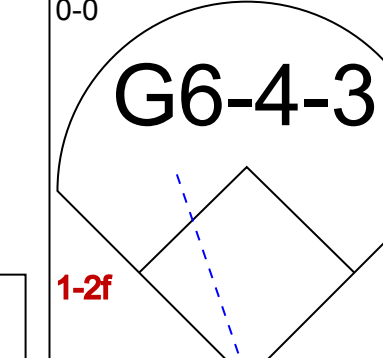
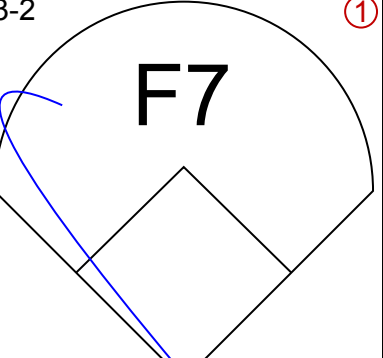
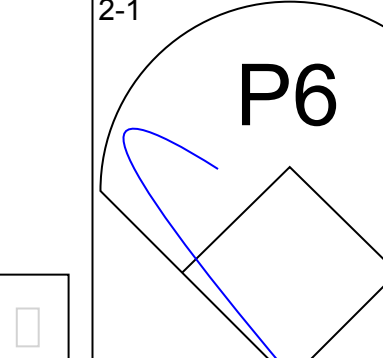
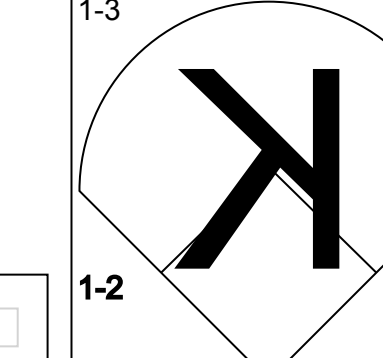
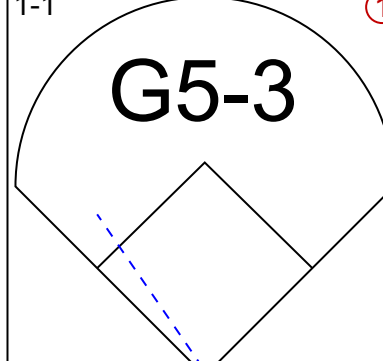
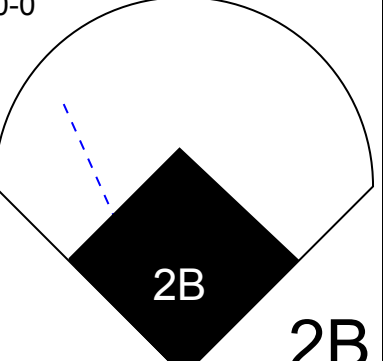
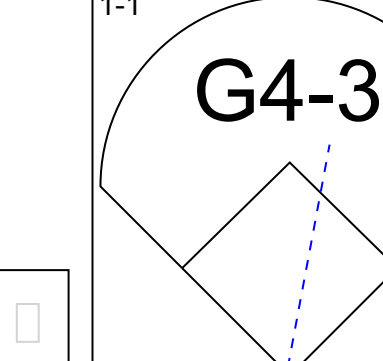
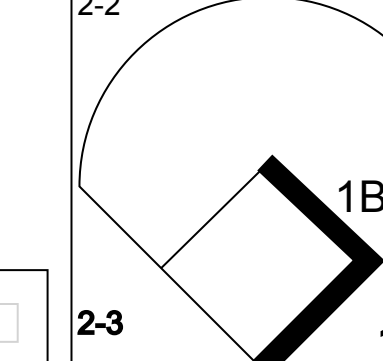
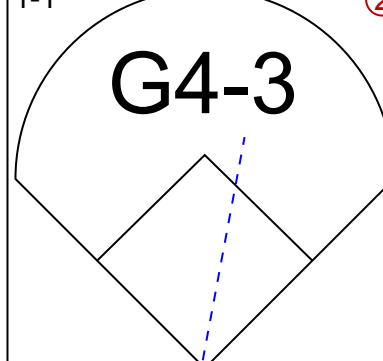
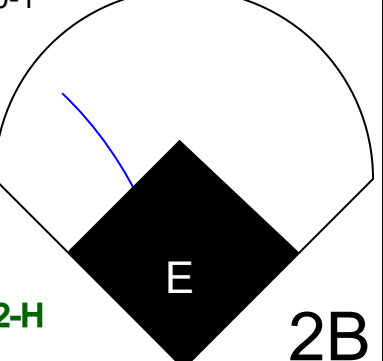
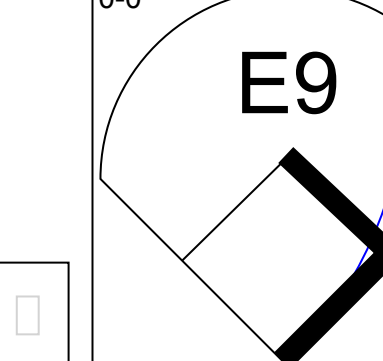
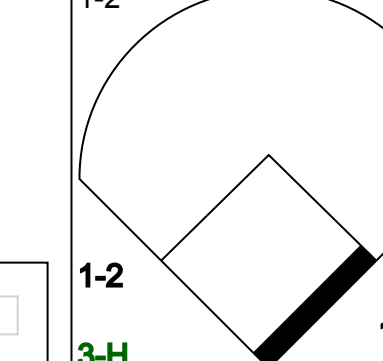
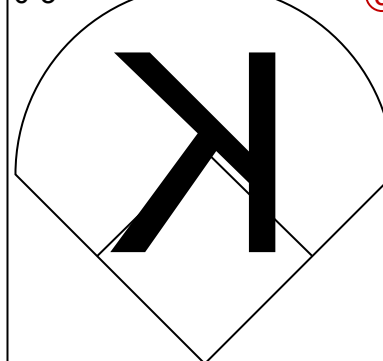
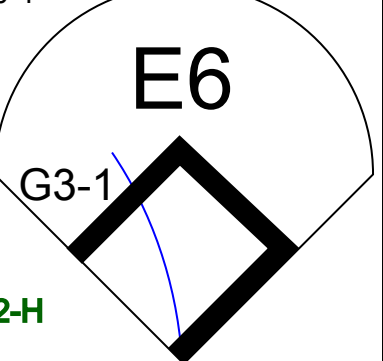
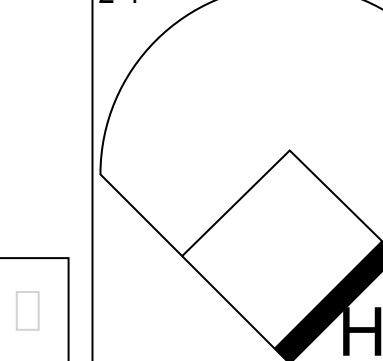
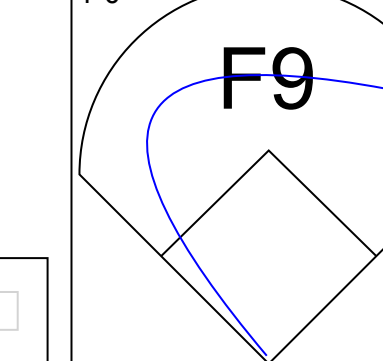
Batter	1	2	3	4	5	6	7	8	9	AB	R	H	RBI	BB	SO	LOB	TOP				
Gary Redus, R OBP: 0.335, SLG: 0.416 (1, 3)	0-1 HR		0-2 P3		1-1 SF9		4-2 BB		3-1 G5-3	3	1	2	1	0	1		Pittsburgh Pirates @ Atlanta Braves Atlanta-Fulton County Stadium, Atlanta, GA Mon Jul 29 1991, 7:05 PM EDT Cloudy - 85 F				
Jay Bell, R OBP: 0.341, SLG: 0.455 (1, 6)	1-2 P3		1-2 F8		2-3 3-H 2-1 1B		0-1 G4-3			4	0	1	1	0	0	2					
Jose Gonzalez, R OBP: 0.080, SLG: 0.106 (1, 8)	0-0 G5-3			1-2 G5-3	0-3 K			1-2 G6-3		4	0	0	0	0	1	1					
Bobby Bonilla, S OBP: 0.381, SLG: 0.503 (1, 9)	1-3 K			1-2 G6-3		0-0 P5		1-2 G5-3		4	0	0	0	0	1	0					
Lloyd McClendon, R OBP: 0.364, SLG: 0.510 (1, 7)		1-0 HR		4-2 BB		0-1 G5-3		3-1 HR		3	2	2	2	1	0	0					
John Wehner, R OBP: 0.412, SLG: 0.438 (1, 5)		0-2 G5-3		1-0 G1-4-3		2-2 G4-3		3-1 G6-3		4	0	0	0	0	0	1					
Jose Lind, R OBP: 0.310, SLG: 0.340 (1, 4)		0-1 G6-4-3 1B			0-0 SH5-4 SF9 1B		1-1 F8		0-2 P5	4	1	2	0	0	0	0					
Tom Prince, R OBP: 0.200, SLG: 0.400 (1, 2)		0-2 G6-4-3			0-1 E5 SF9 SH5-4 1B		0-0 2B		0-3 K2-3	3	1	1	0	0	0	2					
Orlando Merced, S OBP: 0.391, SLG: 0.426 (9, PH)		1-2 G6-4-3			1-2 1B					1	0	0	0	0	1	0					
Doug Drabek, R OBP: 0.176, SLG: 0.196 (1, 1)			1-3 K		3-2 SH5-4		3-2 F7		3-2 2B	1	0	0	0	0	1	0					
Bob Kipper, R OBP: 0.244, SLG: 0.264 (6, 1)					1-2 2-3					0	0	0	0	0	0	0					
Curtis Wilkerson, S OBP: 0.400, SLG: 0.444 (7, PH)										1	0	0	0	0	0	1					
Neal Heaton, L OBP: 0.400, SLG: 0.444 (7, 1)										0	0	0	0	0	0	0					
Bary Bonds, L OBP: 0.400, SLG: 0.513 (9, PH)										1	0	1	0	0	0	0					
Inning Stats	R: 1 E: 0 K: 1 S: 10	H: 1 LOB: 0 BB: 0 P: 12	R: 1 E: 0 K: 0 S: 10	H: 2 LOB: 0 BB: 0 P: 11	R: 0 E: 0 K: 1 S: 9	H: 0 LOB: 0 BB: 0 P: 11	R: 0 E: 0 K: 0 S: 10	H: 0 LOB: 1 BB: 1 P: 17	R: 2 E: 1 K: 1 S: 14	H: 2 LOB: 1 BB: 0 P: 20	R: 0 E: 0 K: 0 S: 6	H: 0 LOB: 0 BB: 0 P: 8	R: 0 E: 0 K: 0 S: 12	H: 1 LOB: 2 BB: 1 P: 20	R: 1 E: 0 K: 0 S: 10	H: 1 LOB: 0 BB: 0 P: 18	R: 0 E: 0 K: 1 S: 11	H: 1 LOB: 1 BB: 0 P: 17	1B: 3 2B: 2 3B: 0 HR: 3	SF: 1 SAC: 1 DP: 1 HBP: 0	WP: 0 PA: 37 CS: 0
PITCHER	IP	WLS	BF	H	R	ER	SO	BB	IBB	HBP	BLK	WP	HR	S	P	ERA	WHIP				
Tom Glavine, L ERA: 2.25 (1, 1)	7.2	W	32	7	5	3	3	2	0	0	0	0	3	79	112	3.52	1.174				
Marvin Freeman, R ERA: 2.63 (8, 1)	1.1	S	5	1	0	0	1	0	0	0	0	0	0	13	22	0.00	0.750				

AB 33
R 5
H 8
RBI 5
BB 2
SO 4
LOB 8



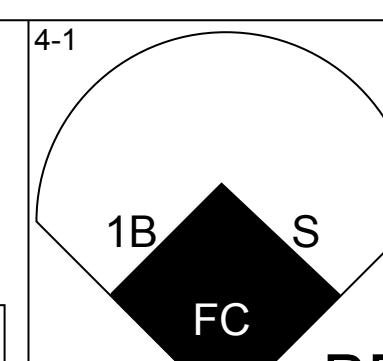
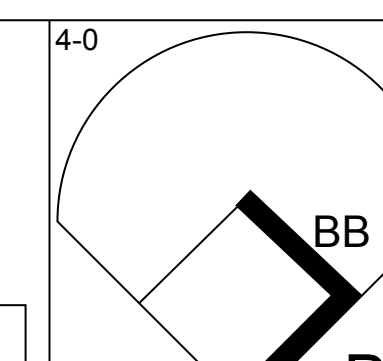
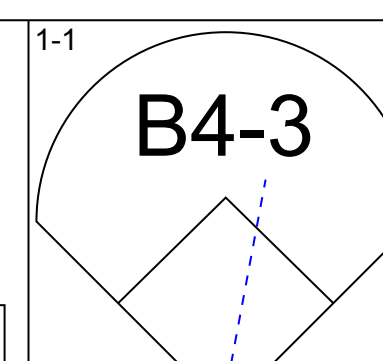
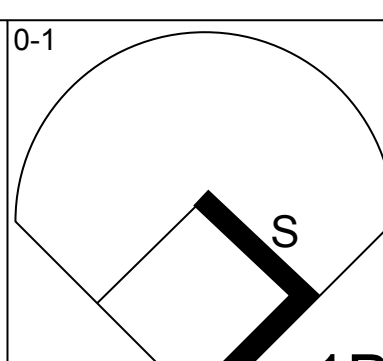
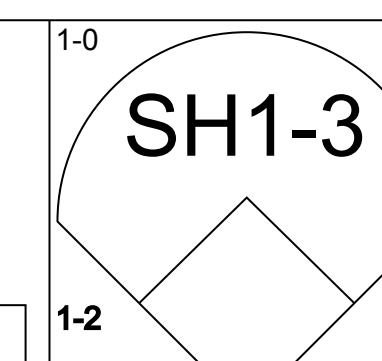
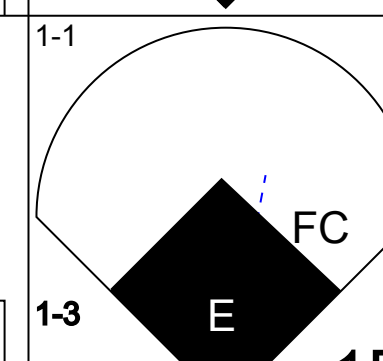
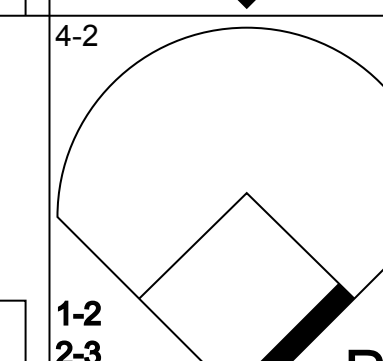
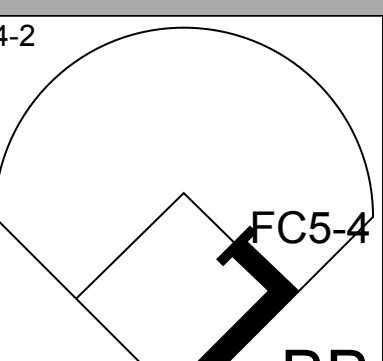
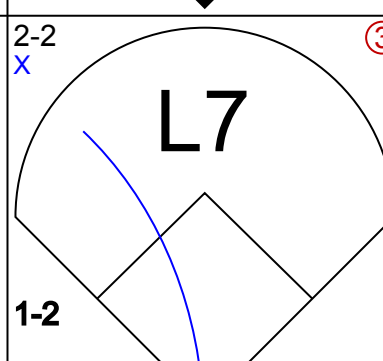
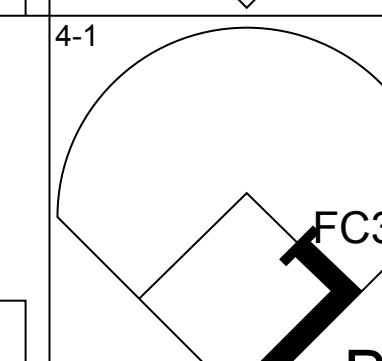
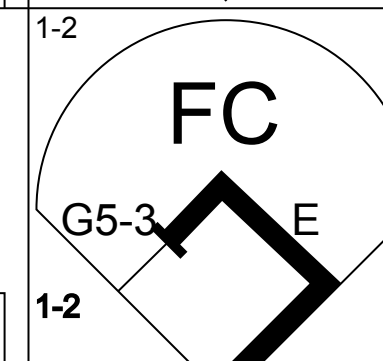
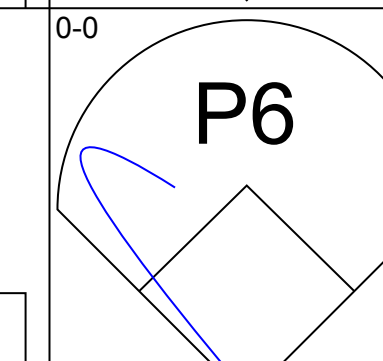
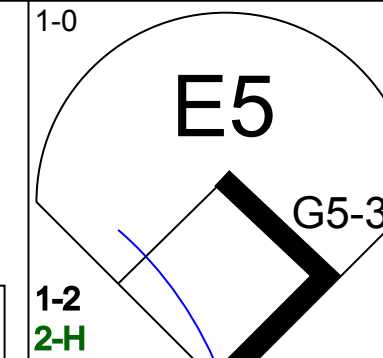

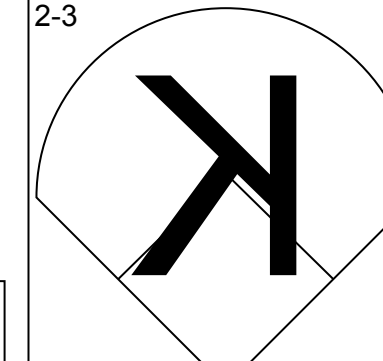

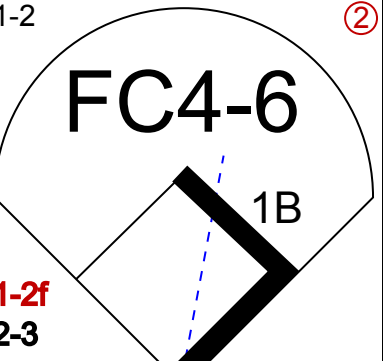
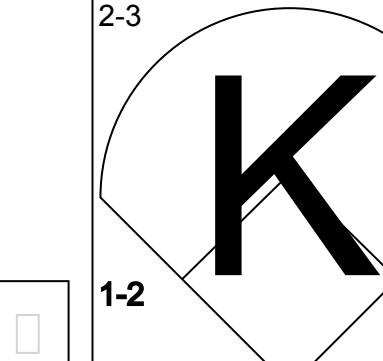

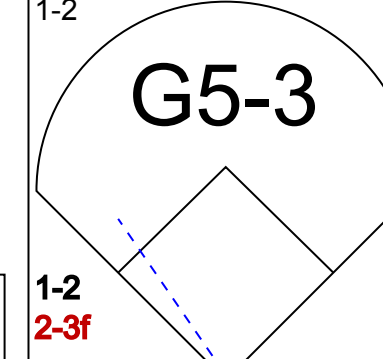
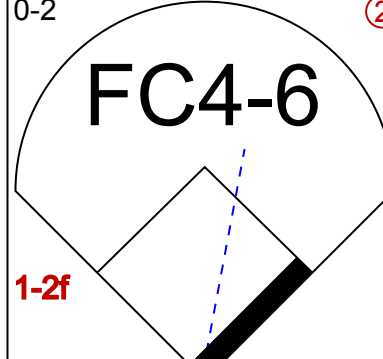
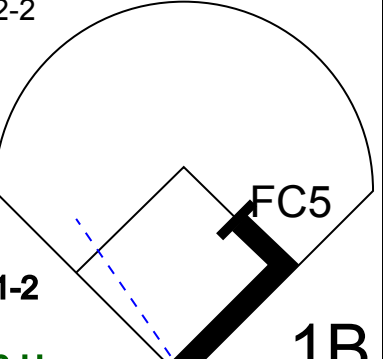
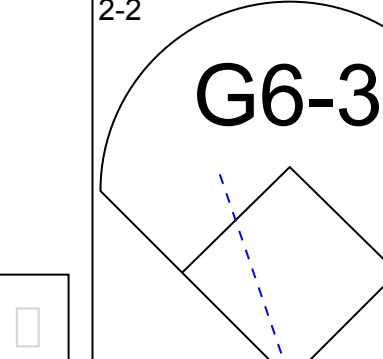


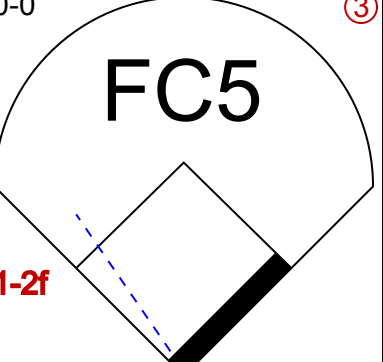




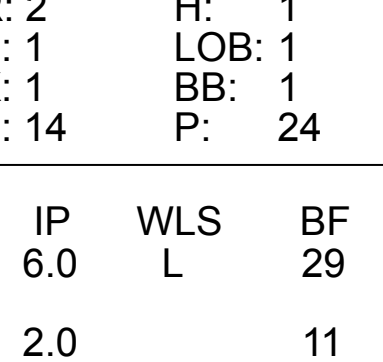
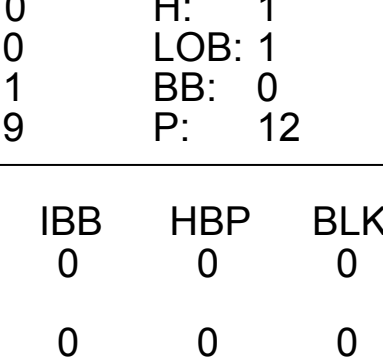
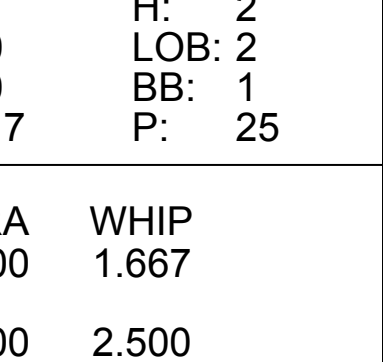
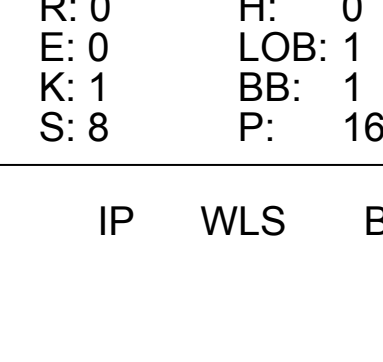




Batter	1	2	3	4	5	6	7	8	9	AB	R	H	RBI	BB	SO	LOB	BOTTOM				
Otis Nixon, S OBP: 0.394, SLG: 0.358 (1, 9)	2-1 2B	3-2 FC5-4		3-1 F7		2-2 G5-3		1-0 G4-3		5	1	1	0	0	0	2	Pittsburgh Pirates @ Atlanta Braves Atlanta-Fulton County Stadium, Atlanta, GA Mon Jul 29 1991, 7:05 PM EDT Cloudy - 85 F				
Deion Sanders, L OBP: 0.297, SLG: 0.324 (1, 7)	0-3 K	1-0 CS	1-0 F9		0-1 G3	1-3 K				4	0	0	0	0	2	1					
Terry Pendleton, S OBP: 0.384, SLG: 0.541 (1, 5)	2 SAFE 2B		4-0 BB		1-0 G1-3 BB 1B		0-1 F8			3	2	2	1	1	0	0					
Ron Gant, R OBP: 0.329, SLG: 0.523 (1, 8)	0-3 K		2-3 K		4-1 BB G1-3 BB		4-2 E S HR BB			2	1	0	0	2	2	2					
Tommy Gregg, L OBP: 0.286, SLG: 0.262 (1, 3)	4-1 2B		0-0 G3		2-0 G1-3		3-2 2B			2	1	0	0	1	0	3					
Brian Hunter, R OBP: 0.301, SLG: 0.537 (6, 3)					1-2 2-3 1B		1-H HR			1	1	1	2	0	0	0					
Jeff Treadway, L OBP: 0.385, SLG: 0.447 (1, 4)	2-1 2B				2-2 G1-3		4-0 BB IBB		2-1 G6-3	2	0	1	2	1	0	0					
Mark Lemke, S OBP: 0.308, SLG: 0.283 (6, 4)	1-H 2-H 2B				0-1 HR		4-1 BB		2-3 K	3	1	1	2	1	1	1					
Greg Olson, R OBP: 0.325, SLG: 0.372 (1, 2)	2-0 F8				2-1 HR		0-1 F7		0-1 F9	4	0	1	0	0	0	3					
Rafael Belliard, R OBP: 0.263, SLG: 0.265 (1, 6)		2-1 F9			2-1 3B		0-1 F7			3	0	1	0	0	1	1					
Tom Glavine, L OBP: 0.333, SLG: 0.298 (1, 1)		1-1 FC5-4 1B			0-3 K		0-0 B1-3		2-3 K	1	0	0	0	0	1	0					
Marvin Freeman, R ERA: 4.92 (8, 1)										1	0	0	0	0	1	0					
Inning Stats	R: 3 E: 0 K: 2 S: 15	H: 3 LOB: 1 BB: 1 P: 28	R: 0 E: 0 K: 0 S: 7	H: 1 LOB: 0 BB: 0 P: 14	R: 0 E: 0 K: 1 S: 5	H: 0 LOB: 1 BB: 1 P: 12	R: 1 E: 0 K: 1 S: 12	H: 2 LOB: 1 BB: 0 P: 19	R: 1 E: 0 K: 0 S: 8	H: 1 LOB: 3 BB: 3 P: 23	R: 0 E: 0 K: 1 S: 7	H: 0 LOB: 0 BB: 0 P: 10	R: 2 E: 0 K: 1 S: 13	H: 1 LOB: 0 BB: 1 P: 24	R: 0 E: 0 K: 1 S: 6	H: 0 LOB: 0 BB: 0 P: 9	1B: 3 2B: 2 3B: 1 HR: 2	SF: 0 SAC: 0 DP: 0 HBP: 0	WP: 0 PA: 38 CS: 1		
PITCHER	IP	WLS	BF	H	R	ER	SO	BB	IBB	HBP	BLK	WP	HR	S	P	ERA	WHIP				
Doug Drabek, R ERA: 3.24 (1, 1)	5.0	L	26	7	5	5	4	4	0	0	0	0	1	47	96	9.00	2.200				
Bob Kipper, L ERA: 4.92 (6, 1)	1.0		3	0	0	0	1	0	0	0	0	0	0	7	10	0.00	0.000				
Neal Heaton, L ERA: 3.74 (7, 1)	2.0		8	1	2	2	2	1	0	0	0	0	1	19	33	9.00	1.000				



Batter	1	2	3	4	5	6	7	8	9	AB	R	H	RBI	BB	SO	LOB	TOP					
Orlando Merced, S OBP: 0.398, SLG: 0.421										5	0	1	0	0	1	5	Pittsburgh Pirates @ Atlanta Braves Atlanta-Fulton County Stadium, Atlanta, GA Mon Jul 29 1991, 7:05 PM EDT Att: 32,292 - Cloudy - 85 F					
Jay Bell, R OBP: 0.337, SLG: 0.450										4	0	0	0	0	1	2						
Gary Redus, R OBP: 0.333, SLG: 0.408										3	0	0	0	1	1	0						
Bobby Bonilla, S OBP: 0.377, SLG: 0.497										4	0	0	0	0	0	2						
Barry Bonds, L OBP: 0.407, SLG: 0.513										4	1	2	0	0	0	2						
Michael LaValliere, L OBP: 0.347, SLG: 0.355										4	0	0	0	0	1	2						
John Wehner, R OBP: 0.421, SLG: 0.472										4	1	2	0	0	0	0						
Curtis Wilkerson, S OBP: 0.252, SLG: 0.281										4	1	2	2	0	0	0						
John Smiley, L OBP: 0.200, SLG: 0.143										2	0	0	0	0	1	0						
Lloyd McClendon, R OBP: 0.370, SLG: 0.510										0	0	0	0	0	0	0						
Stan Belinda, R OBP: 0.167, SLG: 0.333										1	0	0	0	0	0	2						
Inning Stats	R: 0 E: 0 K: 1 S: 7	H: 0 LOB: 0 BB: 0 P: 9	R: 0 E: 0 K: 0 S: 9	H: 1 LOB: 0 BB: 0 P: 14	R: 0 E: 0 K: 1 S: 7	H: 0 LOB: 0 BB: 0 P: 9	R: 0 E: 0 K: 0 S: 9	H: 1 LOB: 2 BB: 1 P: 18	R: 2 E: 1 K: 1 S: 14	H: 2 LOB: 1 BB: 0 P: 21	R: 0 E: 0 K: 0 S: 7	H: 0 LOB: 0 BB: 0 P: 10	R: 0 E: 1 K: 0 S: 7	H: 0 LOB: 2 BB: 0 P: 13	R: 0 E: 0 K: 1 S: 6	H: 0 LOB: 0 BB: 0 P: 8	R: 1 E: 0 K: 1 S: 20	H: 3 LOB: 2 BB: 0 P: 27	1B: 5 2B: 2 3B: 0 HR: 0	SF: 0 SAC: 0 DP: 1 HBP: 1	WP: 0 PB: 0 SB: 0 CS: 0	PA: 37
PITCHER	IP	WLS	BF	H	R	ER	SO	BB	IBB	HBP	BLK	WP	HR	S	P	ERA	WHIP					
Rick Mahler, R ERA: 4.0	(1, 1)	6.0	W	23	4	2	1	3	1	0	0	0	0	0	53	81	1.50	0.833				
Mike Stanton, L ERA: 3.02	(7, 1)	1.0		5	0	0	0	0	0	0	1	0	0	0	7	13	0.00	0.000				
Marvin Freeman, R ERA: 2.56	(8, 1)	1.0		3	0	0	0	1	0	0	0	0	0	6	8	0.00	0.000					
Kent Mercker, L ERA: 2.28	(9, 1)	1.0	S	6	3	1	1	1	0	0	0	0	0	20	27	9.00	3.000					

AB	35
R	3
H	7
RBI	2
BB	1
SO	5
LOB	15



Batter	1	2	3	4	5	6	7	8	9	AB	R	H	RBI	BB	SO	LOB	BOTTOM					
Otis Nixon, S OBP: 0.398, SLG: 0.359										2	1	1	0	2	0	0	Pittsburgh Pirates @ Atlanta Braves Atlanta-Fulton County Stadium, Atlanta, GA Mon Jul 29 1991, 7:05 PM EDT Att: 32,292 - Cloudy - 85 F					
Jeff Blauser, R OBP: 0.394, SLG: 0.421										2	1	1	0	2	0	1						
Mike Stanton, L OBP: 0.333, SLG: 0.667										0	0	0	0	0	0	0						
Deion Sanders, L OBP: 0.274, SLG: 0.324										0	0	0	0	1	0	0						
Terry Pendleton, S OBP: 0.379, SLG: 0.533										5	1	0	1	0	0	7						
Ron Gant, R OBP: 0.330, SLG: 0.519										4	0	1	0	1	2	3						
Lonnie Smith, R OBP: 0.373, SLG: 0.392										4	0	1	0	0	2	5						
Marvin Freeman, R OBP: 0.333, SLG: 0.667										0	0	0	0	0	0	0						
Kent Mercker, L OBP: 0.274, SLG: 0.324										0	0	0	0	0	0	0						
Brian Hunter, R OBP: 0.299, SLG: 0.527										4	0	1	1	0	0	4						
Francisco Cabrera, R OBP: 0.299, SLG: 0.340										4	1	1	1	0	0	3						
Mark Lemke, S OBP: 0.313, SLG: 0.316										4	1	2	1	0	1	0						
Rick Mahler, R OBP: 0.154, SLG: 0.231										1	0	0	0	0	1	0						
Keith Mitchell, R OBP: 0.334, SLG: 0.510										1	0	0	0	0	0	0						
Rafael Belliard, R OBP: 0.266, SLG: 0.265										0	0	0	0	1	0	0						
Inning Stats	R: 2 E: 1 K: 1 S: 14	H: 1 LOB: 1 BB: 1 P: 24	R: 0 E: 0 K: 0 S: 11	H: 1 LOB: 3 BB: 2 P: 22	R: 0 E: 0 K: 1 S: 9	H: 1 LOB: 1 BB: 0 P: 12	R: 0 E: 0 K: 1 S: 8	H: 0 LOB: 0 BB: 0 P: 13	R: 1 E: 0 K: 0 S: 17	H: 2 LOB: 2 BB: 1 P: 25	R: 0 E: 0 K: 1 S: 12	H: 1 LOB: 0 BB: 0 P: 15	R: 0 E: 0 K: 1 S: 8	H: 0 LOB: 1 BB: 1 P: 16	R: 2 E: 0 K: 1 S: 11	H: 2 LOB: 2 BB: 2 P: 25	1B: 6 2B: 0 3B: 0 HR: 2	SF: 0 SAC: 2 DP: 1 HBP: 0	WP: 0 PB: 0 SB: 3 CS: 0	PA: 40		
PITCHER	IP	WLS	BF	H	R	ER	SO	BB	IBB	HBP	BLK	WP	HR	S	P	ERA	WHIP					
John Smiley, L ERA: 3.34	(1, 1)	6.0	L	29	6	3	2	4	4	0	0	0	0	2	19	41	9.00	2.500				
Stan Belinda, R ERA: 4.1	(7, 1)	2.0		11	2	2	2	2	3	0	0	0	0	2	19	41	9.00	2.500				



Batter	1	2	3	4	5	6	7	8	9	AB	R	H	RBI	BB	SO	LOB	TOP			
Gary Redus, R OBP: 0.335, SLG: 0.400 (1, 8)	F8		F9			S 2B BB	FC5-4 BB	K		3	1	0	0	2	1	2	Pittsburgh Pirates @ Atlanta Braves Atlanta-Fulton County Stadium, Atlanta, GA Tue Jul 30 1991, 7:05 PM EDT Att: 27,099 - Cloudy - 85 F			
Jay Bell, R OBP: 0.336, SLG: 0.450 Bob Patterson, R (8, 1)	F8		P4			1B 1-H 2B	FC5-4	G4-3		5	0	1	1	0	0	5				
John Wehner, R OBP: 0.488, SLG: 0.525 (1, 5)	1B					1B FC4-6	G5-4-3	BB		4	1	4	0	1	0	0				
Bobby Bonilla, S OBP: 0.375, SLG: 0.493 (1, 9)	F7					1B FC4-6	G5-4-3	F8		5	0	1	0	0	0	5				
Barry Bonds, L OBP: 0.406, SLG: 0.510 Jose Gonzalez, R OBP: 0.078, SLG: 0.104 (8, 7)	G1-3					S BB FC4-6	G4-3 1B	K		4	1	1	1	0	1	2				
Lloyd McClendon, R OBP: 0.381, SLG: 0.505 (1, 3)	FC6-4 1B					BB G4-3 BB	F8	G5-3		3	0	1	0	2	0	2				
Tom Prince, R OBP: 0.300, SLG: 0.250 (1, 2)	FC6-4 1B					G4-3 BB	BB	1B BB		2	0	0	0	2	1	3				
Jose Lind, R OBP: 0.306, SLG: 0.336 (1, 4)	FC6-4					G4-3	G4-3	F9		4	0	0	1	0	0	6				
Paul Miller, R Bill Landrum, R Curtis Wilkerson, S OBP: 0.259, SLG: 0.287 (8, 6)	G4-3					L4	G6-3	1B		3	0	0	0	0	0	2				
Inning Stats	R: 0 E: 0 K: 0 S: 10	H: 1 LOB: 1 BB: 0 P: 14	R: 0 E: 0 K: 0 S: 13	H: 1 LOB: 1 BB: 0 P: 19	R: 0 E: 0 K: 0 S: 9	H: 0 LOB: 0 BB: 0 P: 13	R: 1 E: 0 K: 1 S: 13	H: 2 LOB: 2 BB: 1 P: 22	R: 1 E: 0 K: 0 S: 9	H: 2 LOB: 1 BB: 1 P: 15	R: 0 E: 0 K: 1 S: 6	H: 0 LOB: 1 BB: 1 P: 11	R: 0 E: 0 K: 1 S: 9	H: 1 LOB: 2 BB: 0 P: 18	R: 0 E: 0 K: 0 S: 8	H: 1 LOB: 1 BB: 0 P: 13		1B: 8 2B: 1 3B: 0 HR: 0	SF: 0 SAC: 0 DP: 1 HBP: 0	WP: 0 PB: 0 CS: 3
PITCHER	IP WLS BF H R ER SO BB IBB HBP BLK WP HR S P ERA WHIP	IP WLS BF H R ER SO BB IBB HBP BLK WP HR S P ERA WHIP	IP WLS BF H R ER SO BB IBB HBP BLK WP HR S P ERA WHIP	IP WLS BF H R ER SO BB IBB HBP BLK WP HR S P ERA WHIP	IP WLS BF H R ER SO BB IBB HBP BLK WP HR S P ERA WHIP	IP WLS BF H R ER SO BB IBB HBP BLK WP HR S P ERA WHIP	IP WLS BF H R ER SO BB IBB HBP BLK WP HR S P ERA WHIP	IP WLS BF H R ER SO BB IBB HBP BLK WP HR S P ERA WHIP	IP WLS BF H R ER SO BB IBB HBP BLK WP HR S P ERA WHIP	IP WLS BF H R ER SO BB IBB HBP BLK WP HR S P ERA WHIP	IP WLS BF H R ER SO BB IBB HBP BLK WP HR S P ERA WHIP	IP WLS BF H R ER SO BB IBB HBP BLK WP HR S P ERA WHIP	IP WLS BF H R ER SO BB IBB HBP BLK WP HR S P ERA WHIP	IP WLS BF H R ER SO BB IBB HBP BLK WP HR S P ERA WHIP	IP WLS BF H R ER SO BB IBB HBP BLK WP HR S P ERA WHIP	IP WLS BF H R ER SO BB IBB HBP BLK WP HR S P ERA WHIP	IP WLS BF H R ER SO BB IBB HBP BLK WP HR S P ERA WHIP			

AB 35
R 3
H 9
RBI 3
BB 7
SO 3
LOB 28



Batter	1	2	3	4	5	6	7	8	9	AB	R	H	RBI	BB	SO	LOB	BOTTOM			
Otis Nixon, S OBP: 0.404, SLG: 0.363 (1, 9)	G3-6-3 BB		G5-3			BB 1B BB	S 1B	FC6-4 1B		3	2	2	0	2	0	0	Pittsburgh Pirates @ Atlanta Braves Atlanta-Fulton County Stadium, Atlanta, GA Tue Jul 30 1991, 7:05 PM EDT Att: 27,099 - Cloudy - 85 F			
Jeff Treadway, L OBP: 0.387, SLG: 0.445 Mark Lemke, S (7, PR) OBP: 0.311, SLG: 0.314 (8, 4)	G3-6-3		G4-3			BB BB 1B	1B BB	F8		3	1	1	0	1	0	1				
Terry Pendleton, S OBP: 0.385, SLG: 0.542 (1, 5)	2B					1B BB SF9 BB	1B BB	FC6-4		4	2	3	1	1	0	1				
Ron Gant, R OBP: 0.328, SLG: 0.513 (1, 8)	K					SF9 1B BB	F8	K		4	1	0	1	1	2	5				
Lonnie Smith, R OBP: 0.379, SLG: 0.399 Deion Sanders, L OBP: 0.274, SLG: 0.324 (8, 7)	G5-3 1B					1B 1B	1B 1B			4	1	3	2	0	1	1				
Jeff Blauser, R OBP: 0.362, SLG: 0.420 Rafael Belliard, R OBP: 0.266, SLG: 0.265 (8, 6)	G5-3					SF9	PB 1B	1B		3	1	1	2	0	0	2				
Brian Hunter, R OBP: 0.306, SLG: 0.526 (1, 3)	G6-3					2-3 3-H	1-3 2-H	1B		4	1	2	2	0	0	1				
Greg Olson, R OBP: 0.321, SLG: 0.367 Kent Mercker, L OBP: 0.500, SLG: 0.333 (7, 1)	G6-3					F7	G5-4-3 1B	E 1B		3	0	0	0	0	0	3				
Steve Avery, L OBP: 0.271, SLG: 0.273 Dan Petry, R OBP: 0.250, SLG: 0.250 Jeff Parrett, R (6, 1) Francisco Cabrera, R OBP: 0.259, SLG: 0.327 (7, 2)	G6-3					G6-3	G4-3	F8		2	0	0	0	0	0	0				
Inning Stats	R: 0 E: 0 K: 1 S: 7	H: 1 LOB: 1 BB: 1 P: 15	R: 0 E: 0 K: 0 S: 10	H: 1 LOB: 1 BB: 0 P: 15	R: 0 E: 0 K: 0 S: 7	H: 0 LOB: 0 BB: 0 P: 10	R: 0 E: 0 K: 1 S: 9	H: 1 LOB: 1 BB: 0 P: 17	R: 0 E: 0 K: 0 S: 5	H: 0 LOB: 0 BB: 0 P: 10	R: 4 E: 0 K: 0 S: 14	H: 3 LOB: 1 BB: 3 P: 28	R: 6 E: 1 K: 0 S: 16	H: 6 LOB: 2 BB: 1 P: 25	R: 0 E: 0 K: 1 S: 10	H: 1 LOB: 1 BB: 0 P: 15		1B: 11 2B: 2 3B: 0 HR: 0	SF: 1 SAC: 0 DP: 2 HBP: 0	WP: 1 PB: 1 CS: 0
PITCHER	IP WLS BF H R ER SO BB IBB HBP BLK WP HR S P ERA WHIP	IP WLS BF H R ER SO BB IBB HBP BLK WP HR S P ERA WHIP	IP WLS BF H R ER SO BB IBB HBP BLK WP HR S P ERA WHIP	IP WLS BF H R ER SO BB IBB HBP BLK WP HR S P ERA WHIP	IP WLS BF H R ER SO BB IBB HBP BLK WP HR S P ERA WHIP	IP WLS BF H R ER SO BB IBB HBP BLK WP HR S P ERA WHIP	IP WLS BF H R ER SO BB IBB HBP BLK WP HR S P ERA WHIP	IP WLS BF H R ER SO BB IBB HBP BLK WP HR S P ERA WHIP	IP WLS BF H R ER SO BB IBB HBP BLK WP HR S P ERA WHIP	IP WLS BF H R ER SO BB IBB HBP BLK WP HR S P ERA WHIP	IP WLS BF H R ER SO BB IBB HBP BLK WP HR S P ERA WHIP	IP WLS BF H R ER SO BB IBB HBP BLK WP HR S P ERA WHIP	IP WLS BF H R ER SO BB IBB HBP BLK WP HR S P ERA WHIP	IP WLS BF H R ER SO BB IBB HBP BLK WP HR S P ERA WHIP	IP WLS BF H R ER SO BB IBB HBP BLK WP HR S P ERA WHIP	IP WLS BF H R ER SO BB IBB HBP BLK WP HR S P ERA WHIP	IP WLS BF H R ER SO BB IBB HBP BLK WP HR S P ERA WHIP			



Batter	1	2	3	4	5	6	7	8	9	AB	R	H	RBI	BB	SO	LOB	TOP					
Orlando Merced, S OBP: 0.398, SLG: 0.418 (1, 3)	G1-3	G4-3		G5-4-3 1B			1B BB		G1-3	4	0	1	0	1	0	1						
Jay Bell, R OBP: 0.334, SLG: 0.446 (1, 6)	P3		L4	G5-4-3 1-2			1B		F7	5	0	1	0	0	0	1						
Gary Varsho, L OBP: 0.351, SLG: 0.438 Lloyd McClendon, R OBP: 0.377, SLG: 0.500 (7, 7)	S BB		1B HR		G3-1		F7			1	1	0	0	2	0	0						
Bobby Bonilla, S OBP: 0.373, SLG: 0.490 (1, 9)	F9		HR		G3-1		F9			4	1	1	0	0	0	3						
Barry Bonds, L OBP: 0.404, SLG: 0.516 (7, 8)		F7	HR		G3				P4	4	1	1	3	0	0	0						
Michael LaValliere, L OBP: 0.350, SLG: 0.371 (1, 2)	1B G3 2B		HR		G3				F9	4	2	2	1	0	0	0						
John Wehner, R OBP: 0.408, SLG: 0.500 (1, 5)	G3		F9		K				1B	4	0	1	0	0	1	1						
Jose Lind, R OBP: 0.306, SLG: 0.334 (1, 4)			F9		G4-3				F7	4	1	1	0	0	0	1						
Rick Reed, R OBP: 0.500, SLG: 1.000 Vicente Palacios, R OBP: 0.271, SLG: 0.071 Curtis Wilkerson, S OBP: 0.259, SLG: 0.284 Bob Kipper, R OBP: 0.333, SLG: 0.398 (1, 1)	1-H 3-H		2B		P3		G3		F8	2	0	1	2	0	0	0						
Inning Stats	R: 0 E: 0 K: 0 S: 14	H: 0 LOB: 1 BB: 1 P: 25	R: 2 E: 0 K: 0 S: 13	H: 3 LOB: 1 BB: 0 P: 23	R: 4 E: 0 K: 0 S: 12	H: 3 LOB: 0 BB: 1 P: 24	R: 0 E: 0 K: 0 S: 8	H: 1 LOB: 0 BB: 0 P: 14	R: 0 E: 0 K: 1 S: 7	H: 0 LOB: 0 BB: 0 P: 11	R: 0 E: 0 K: 0 S: 9	H: 1 LOB: 2 BB: 1 P: 17	R: 0 E: 0 K: 0 S: 6	H: 1 LOB: 1 BB: 0 P: 8	R: 0 E: 0 K: 0 S: 10	H: 0 LOB: 0 BB: 0 P: 14	1B: 6 2B: 1 3B: 0 HR: 2	SF: 0 SAC: 0 DP: 1 HBP: 0	WP: 0 PB: 0 SB: 1 CS: 0	PA: 38		
PITCHER	IP	WLS	BF	H	R	ER	SO	BB	IBB	HBP	BLK	WP	HR	S	P	ERA	WHIP					
29 John Smoltz, R ERA: 5.47 Marvin Freeman, R ERA: 2.49 Mike Stanton, L ERA: 2.84	(1, 1)	5.0	W	23	7	6	6	0	2	0	0	0	0	2	54	98	10.80	1.800				
(6, 1)	1.1		6	1	0	0	1	1	0	0	0	0	0	0	13	21	0.00	1.500				
(7, 1)	2.2	S	9	1	0	0	0	0	0	0	0	0	0	0	20	29	0.00	0.375				

Pittsburgh Pirates @ Atlanta Braves
Atlanta-Fulton County Stadium, Atlanta, GA
Wed Jul 31 1991, 7:05 PM EDT
Att: 23,955 - Cloudy - 85 F


AB 35
R 6
H 9
RBI 6
BB 3
SO 1
LOB 9



Batter	1	2	3	4	5	6	7	8	9	AB	R	H	RBI	BB	SO	LOB	BOTTOM					
Otis Nixon, S OBP: 0.407, SLG: 0.365 (7, 8)	G6-3		E G4-3 1B		1-2 HR 1B		L4		1B IBB	4	2	2	0	1	0	0						
Deion Sanders, L OBP: 0.273, SLG: 0.349 Mike Stanton, L OBP: 0.500, SLG: 0.750 (1, 8)	P6		E3 G4-3		1-2 HR		K		1B	4	1	1	3	0	1	1						
Jeff Treadway, L OBP: 0.389, SLG: 0.451 Mark Lemke, S OBP: 0.309, SLG: 0.311 (6, 4)	2B		G4-3		1-2 HR 1B		F8		F7	4	1	2	0	0	0	1						
Terry Pendleton, S OBP: 0.383, SLG: 0.537 (1, 5)	K		G4-3		P6		S BB			3	0	0	0	1	1	2						
Lonnie Smith, R OBP: 0.385, SLG: 0.405 (1, 7)		2B BB			2B HR BB		F8			2	2	1	0	2	0	1						
Jeff Blauser, R OBP: 0.361, SLG: 0.430 Rafael Belliard, R OBP: 0.266, SLG: 0.265 (8, 6)	P4				B5-3		F8			4	1	1	3	0	0	2						
Brian Hunter, R OBP: 0.304, SLG: 0.513 (1, 3)	P5				F7				F9	3	0	0	0	1	0	1						
Greg Olson, R OBP: 0.328, SLG: 0.382 (1, 2)		1-H 2B			HR 1B				1B 2B	4	1	3	1	0	0	1						
29 John Smoltz, R OBP: 0.171, SLG: 0.179 Tommy Gregg, L OBP: 0.282, SLG: 0.258 Marvin Freeman, R Keith Mitchell, R (7, 9)	K				F8		K		K	1	0	0	0	0	1	1						
Inning Stats	R: 0 E: 0 K: 1 S: 11	H: 1 LOB: 1 BB: 0 P: 15	R: 1 E: 0 K: 1 S: 11	H: 1 LOB: 1 BB: 1 P: 18	R: 1 E: 0 K: 0 S: 8	H: 1 LOB: 0 BB: 0 P: 12	R: 0 E: 0 K: 0 S: 3	H: 1 LOB: 0 BB: 0 P: 3	R: 6 E: 0 K: 2 S: 18	H: 5 LOB: 1 BB: 2 P: 34	R: 0 E: 0 K: 2 S: 7	H: 0 LOB: 0 BB: 0 P: 12	R: 0 E: 0 K: 0 S: 10	H: 0 LOB: 1 BB: 1 P: 19	R: 0 E: 0 K: 1 S: 13	H: 2 LOB: 3 BB: 1 P: 22	1B: 5 2B: 4 3B: 0 HR: 2	SF: 0 SAC: 0 DP: 1 HBP: 0	WP: 0 PB: 0 SB: 1 CS: 0	PA: 39		
PITCHER	IP	WLS	BF	H	R	ER	SO	BB	IBB	HBP	BLK	WP	HR	S	P	ERA	WHIP					
Rick Reed, R ERA: 10.38 Vicente Palacios, R ERA: 3.44 Bob Kipper, L ERA: 4.58	(1, 1)	4.1		21	8	6	5	2	1	0	0	0	0	1	43	62	10.38	2.077				
(5, 1)	1.2	L	8	1	2	2	2	2	0	0	0	0	1	15	32	10.80	1.800					
(7, 1)	2.0		10	2	0	0	1	1	1	0	0	0	0	23	41	0.00	1.500					

Pittsburgh Pirates @ Atlanta Braves
Atlanta-Fulton County Stadium, Atlanta, GA
Wed Jul 31 1991, 7:05 PM EDT
Att: 23,955 - Cloudy - 85 F

AB 34
R 8
H 11
RBI 7
BB 5
SO 5
LOB 15



Batter	1	2	3	4	5	6	7	8	9	AB	R	H	RBI	BB	SO	LOB	TOP								
Cecil Espy, S (1, 8) OBP: 0.330, SLG: 0.440										4	0	0	0	0	1	0	Pittsburgh Pirates @ St. Louis Cardinals Busch Stadium, St. Louis, MO Fri Aug 02 1991, 7:05 PM CDT Att: 36,228 - Sunny - 97 F								
Jay Bell, R (1, 6) OBP: 0.330, SLG: 0.440										4	0	0	0	0	1	0									
John Wehner, R (1, 5) OBP: 0.436, SLG: 0.451										4	0	0	0	0	2	0									
Bobby Bonilla, S (1, 9) OBP: 0.381, SLG: 0.497										2	1	1	0	2	0	0									
Barry Bonds, L (1, 7) OBP: 0.401, SLG: 0.518										4	2	2	1	0	0	2									
Orlando Merced, S (1, 3) OBP: 0.388, SLG: 0.415										4	0	1	0	0	0	0									
Michael LaValliere, L (1, 2) OBP: 0.359, SLG: 0.390										4	0	2	0	0	1	2									
Jose Lind, R (1, 4) OBP: 0.299, SLG: 0.327										3	0	0	0	0	0	2									
Zane Smith, L (1, 1) OBP: 0.255, SLG: 0.279										3	0	0	0	0	1	1									
Stan Belinda, R (8, 1)										0	0	0	0	0	0	0									
Inning Stats	R: 0 H: 0 E: 0 K: 2 S: 8	H: 0 LOB: 0 BB: 0 P: 9	R: 2 H: 2 E: 1 K: 0 S: 11	H: 2 LOB: 0 BB: 0 P: 16	R: 0 H: 0 E: 0 K: 0 S: 6	H: 0 LOB: 0 BB: 0 P: 8	R: 0 H: 0 E: 0 K: 1 S: 9	H: 0 LOB: 1 BB: 1 P: 13	R: 0 H: 1 E: 0 K: 0 S: 5	H: 1 LOB: 1 BB: 0 P: 9	R: 0 H: 0 E: 0 K: 1 S: 7	H: 0 LOB: 0 BB: 0 P: 11	R: 1 H: 2 E: 0 K: 0 S: 13	H: 2 LOB: 1 BB: 0 P: 21	R: 0 H: 0 E: 0 K: 1 S: 11	H: 0 LOB: 0 BB: 0 P: 14	R: 0 H: 1 E: 0 K: 1 S: 13	H: 1 LOB: 2 BB: 1 P: 19	1B: 5 2B: 0 3B: 0 HR: 1	SF: 0 SAC: 0 DP: 1 HBP: 0	WP: 0 PB: 0 SB: 0 CS: 0	PA: 34			
PITCHER	IP	WLS	BF	H	R	ER	SO	BB	IBB	HBP	BLK	WP	HR	S	P	ERA	WHIP								
Jose DeLeon, R (1, 1) ERA: 2.91	8.0		29	5	3	2	5	1	0	0	0	0	1	70	101	2.25	0.750								
Cris Carpenter, R (9, 1) ERA: 4.7	0.1		2	0	0	0	0	1	0	0	0	0	0	5	10	0.00	3.000								
Bob McClure, L (9, 1) ERA: 8.22	0.2	W	3	1	0	0	1	0	0	0	0	0	0	8	9	0.00	1.500								

Batter	1	2	3	4	5	6	7	8	9	AB	R	H	RBI	BB	SO	LOB	BOTTOM								
Ray Lankford, L (1, 8) OBP: 0.297, SLG: 0.350										4	1	1	0	0	0	0	Pittsburgh Pirates @ St. Louis Cardinals Busch Stadium, St. Louis, MO Fri Aug 02 1991, 7:05 PM CDT Att: 36,228 - Sunny - 97 F								
Ozzie Smith, S (1, 6) OBP: 0.400, SLG: 0.353									3	2	1	0	1	0	0										
Gerald Perry, L (1, 3) OBP: 0.267, SLG: 0.459									4	0	2	1	0	0	0										
Geronimo Pena, S (9, PR) OBP: 0.288, SLG: 0.393									0	1	0	0	0	0	0										
Todd Zeile, R (1, 5) OBP: 0.350, SLG: 0.418										4	0	0	2	0	1	2									
Felix Jose, S (1, 9) OBP: 0.373, SLG: 0.434										3	0	0	0	1	0	0									
Bernard Gilkey, R (1, 7) OBP: 0.329, SLG: 0.306									3	0	1	1	1	0	0										
Tom Pagnozzi, R (1, 2) OBP: 0.299, SLG: 0.326									3	0	0	0	0	0	1										
José Oquendo, S (1, 4) OBP: 0.383, SLG: 0.323									3	0	0	0	0	0	1										
Jose DeLeon, R (1, 1) OBP: 0.049, SLG: 0.049									2	0	0	0	0	2	0										
Craig Wilson, R (8, PH) OBP: 0.267, SLG: 0.226									0	0	0	0	0	0	0										
Milt Thompson, L (8, PH) OBP: 0.398, SLG: 0.476									1	0	0	0	0	0	1										
Cris Carpenter, R (9, 1) OBP: 0.333, SLG: 0.333									0	0	0	0	0	0	0										
Bob McClure, R (9, 1)									0	0	0	0	0	0	0										
Inning Stats	R: 0 H: 0 E: 0 K: 0 S: 10	H: 0 LOB: 0 BB: 0 P: 17	R: 0 H: 0 E: 0 K: 1 S: 7	H: 0 LOB: 0 BB: 0 P: 10	R: 0 H: 0 E: 0 K: 1 S: 7	H: 0 LOB: 0 BB: 0 P: 12	R: 0 H: 0 E: 0 K: 0 S: 5	H: 0 LOB: 0 BB: 0 P: 9	R: 0 H: 0 E: 0 K: 1 S: 7	H: 0 LOB: 0 BB: 0 P: 7	R: 0 H: 0 E: 0 K: 1 S: 5	H: 0 LOB: 0 BB: 0 P: 6	R: 2 H: 3 E: 1 K: 0 S: 13	H: 3 LOB: 0 BB: 0 P: 22	R: 0 H: 1 E: 0 K: 0 S: 10	H: 1 LOB: 1 BB: 0 P: 12	R: 2 H: 1 E: 0 K: 0 S: 14	H: 1 LOB: 3 BB: 3 P: 28	1B: 5 2B: 0 3B: 0 HR: 0	SF: 0 SAC: 0 DP: 0 HBP: 0	WP: 0 PB: 0 SB: 3 CS: 1	PA: 33			
PITCHER	IP	WLS	BF	H	R	ER	SO	BB	IBB	HBP	BLK	WP	HR	S	P	ERA	WHIP								
Zane Smith, L (1, 1) ERA: 3.32	7.2		26	4	2	2	3	0	0	0	0	0	0	60	89	2.35	0.522								
Stan Belinda, R (8, 1) ERA: 4.41	0.2	L	7	1	2	2	0	2	1	0	0	0	0	18	34	27.00	4.500								

AB 32
R 3
H 6
RBI 1
BB 2
SO 6
LOB 7



AB 30
R 4
H 5
RBI 4
BB 3
SO 3
LOB 5



Batter	1	2	3	4	5	6	7	8	9	AB	R	H	RBI	BB	SO	LOB	TOP										
Cecil Espy, S OBP: 0.143, SLG: 0.143 (1, 8)										4	0	2	0	0	0	2											
Curtis Wilkerson, S OBP: 0.248, SLG: 0.275 Jay Bell, R OBP: 0.328, SLG: 0.433 (1, 6) (7, 6)										3	0	0	0	0	1	3											
Orlando Merced, S OBP: 0.389, SLG: 0.424 (1, 3)										4	2	1	0	0	0	1											
Bobby Bonilla, S OBP: 0.380, SLG: 0.493 (1, 5) (9, 9)										4	0	1	1	0	1	1											
Barry Bonds, L OBP: 0.397, SLG: 0.508 (1, 7)										3	0	0	0	1	0	1											
Gary Varsho, L OBP: 0.346, SLG: 0.430 John Wehner, R OBP: 0.433, SLG: 0.436 (1, 9) (9, 5)										3	0	1	0	0	1	1											
Jose Lind, R OBP: 0.301, SLG: 0.334 (1, 4)										4	0	1	0	0	0	2											
Tom Prince, R OBP: 0.313, SLG: 0.167 (1, 2)										2	0	0	0	1	0	1											
John Smiley, L OBP: 0.196, SLG: 0.140 (1, 1)										1	0	0	0	0	1	0											
Inning Stats	R: 1 E: 0 K: 1 S: 13	H: 2 LOB: 1 BB: 0 P: 19	R: 0 E: 0 K: 0 S: 10	H: 1 LOB: 2 BB: 1 P: 17	R: 0 E: 0 K: 0 S: 10	H: 0 LOB: 0 BB: 0 P: 14	R: 0 E: 0 K: 1 S: 5	H: 0 LOB: 0 BB: 0 P: 7	R: 0 E: 0 K: 0 S: 10	H: 1 LOB: 1 BB: 0 P: 13	R: 0 E: 0 K: 1 S: 6	H: 0 LOB: 0 BB: 0 P: 10	R: 0 E: 0 K: 1 S: 5	H: 0 LOB: 0 BB: 0 P: 7	R: 0 E: 0 K: 0 S: 8	H: 1 LOB: 1 BB: 0 P: 13	1B: 5 2B: 1 3B: 0 HR: 0	SF: 0 SAC: 2 DP: 1 HBP: 1	WP: 0 PB: 1 SB: 0 CS: 0	PA: 35							
PITCHER	IP	WLS	BF	H	R	ER	SO	BB	IBB	HBP	BLK	WP	HR	S	P	ERA	WHIP										
Ken Hill, R ERA: 3.92 Bob McClure, L ERA: 7.71	(1, 1) (9, 1)	8.0 1.0	L 4	31 1	5 0	2 0	1 0	4 0	1 0	0 0	0 0	0 0	0 0	66 8	100 13	1.12 0.00	0.750 1.000										

Pittsburgh Pirates @ St. Louis Cardinals
 Busch Stadium, St. Louis, MO
 Sun Aug 04 1991, 3:33 AM CDT
 Att: 34,243 - Cloudy - 79 F

AB 30
 R 2
 H 6
 RBI 1
 BB 2
 SO 4
 LOB 12

Batter	1	2	3	4	5	6	7	8	9	AB	R	H	RBI	BB	SO	LOB	BOTTOM										
Ray Lankford, L OBP: 0.292, SLG: 0.347 (1, 8)										4	0	0	0	0	1	2											
Ozzie Smith, S OBP: 0.393, SLG: 0.347 (1, 6)										4	0	0	0	0	0	0											
Gerald Perry, L OBP: 0.324, SLG: 0.445 (1, 3)										4	0	0	0	0	0	0											
Todd Zeile, R OBP: 0.353, SLG: 0.427 (1, 5)										4	0	1	0	0	0	0											
Felix Jose, S OBP: 0.370, SLG: 0.430 (1, 9)										4	0	1	0	0	0	1											
Bernard Gilkey, R OBP: 0.325, SLG: 0.302 (1, 7)										3	0	0	0	0	1	1											
Tom Pagnozzi, R OBP: 0.303, SLG: 0.328 Geronimo Pena, S OBP: 0.288, SLG: 0.393 Bob McClure, R (1, 2) (8, PR) (9, 1)										2	1	1	0	1	1	1											
José Oquendo, S OBP: 0.390, SLG: 0.337 (1, 4)										3	0	2	1	0	0	1											
Ken Hill, R OBP: 0.150, SLG: 0.081 Craig Wilson, R OBP: 0.262, SLG: 0.222 Rich Gedman, L OBP: 0.158, SLG: 0.288 (1, 1) (8, PH) (9, 2)										1	0	0	0	0	1	1											
Inning Stats	R: 0 E: 0 K: 0 S: 4	H: 0 LOB: 0 BB: 0 P: 4	R: 0 E: 0 K: 2 S: 12	H: 1 LOB: 1 BB: 0 P: 14	R: 0 E: 0 K: 0 S: 7	H: 1 LOB: 0 BB: 0 P: 10	R: 0 E: 0 K: 0 S: 5	H: 0 LOB: 0 BB: 0 P: 7	R: 0 E: 0 K: 1 S: 15	H: 2 LOB: 1 BB: 0 P: 22	R: 0 E: 0 K: 1 S: 7	H: 0 LOB: 0 BB: 0 P: 11	R: 0 E: 0 K: 0 S: 5	H: 0 LOB: 0 BB: 0 P: 8	R: 0 E: 0 K: 0 S: 9	H: 0 LOB: 1 BB: 1 P: 16	R: 0 E: 0 K: 0 S: 9	H: 1 LOB: 1 BB: 0 P: 11	1B: 3 2B: 3 3B: 0 HR: 0	SF: 0 SAC: 1 DP: 1 HBP: 0	WP: 0 PB: 0 SB: 0 CS: 0	PA: 32					
PITCHER	IP	WLS	BF	H	R	ER	SO	BB	IBB	HBP	BLK	WP	HR	S	P	ERA	WHIP										
John Smiley, L ERA: 3.18	(1, 1)	9.0	W	32	5	1	1	4	1	0	0	0	0	73	103	1.00	0.667										

Pittsburgh Pirates @ St. Louis Cardinals
 Busch Stadium, St. Louis, MO
 Sun Aug 04 1991, 3:33 AM CDT
 Att: 34,243 - Cloudy - 79 F

AB 30
 R 1
 H 5
 RBI 1
 BB 1
 SO 4
 LOB 8

Batter	1	2	3	4	5	6	7	8	9	AB R H RBI BB SO LOB	TOP	
Gary Redus, R (1, 3) OBP: 0.326, SLG: 0.383 Orlando Merced, S (8, PH) OBP: 0.388, SLG: 0.422	0-2 P4		2-3 K		1-3 K			0-3 K		3 0 0 0 0 2 1 1 0 0 0 0 1 0	Pittsburgh Pirates @ New York Mets Shea Stadium, Flushing, NY Tue Aug 06 1991, 7:05 PM EDT Att: 38,658 - Cloudy - 79 F	
Jay Bell, R (1, 6) OBP: 0.323, SLG: 0.429	0-0 F9		2-2 P4		1-0 P4			1-3 K		4 0 0 0 0 1 1		
John Wehner, R (1, 5) OBP: 0.422, SLG: 0.424	0-3 K		1-3 K			0-2 G6-3		1-2		4 0 1 0 0 2 0		
Bobby Bonilla, S (1, 9) OBP: 0.376, SLG: 0.488		0-1 F7		3-2 F9		1-2 G5-3		2-3 K		4 0 0 0 0 1 1		
Barry Bonds, L (1, 8) OBP: 0.400, SLG: 0.513		0-2 HR		1-1 S		0-2 F7			0-1 1B	4 2 3 0 0 0 0		
Lloyd McClendon, R (1, 7) OBP: 0.379, SLG: 0.529 Andy Van Slyke, L (7, PH) OBP: 0.358, SLG: 0.438		0-0 HR		2-3 K			1-2 G3		0-0 2B	2 1 1 2 0 1 1 2 0 1 0 0 0 0		
Jose Lind, R (1, 4) OBP: 0.297, SLG: 0.331		0-0 F9		1-2 F9			0-0 G6-3		0-1 SF8	3 0 0 1 0 0 1		
Tom Prince, R (1, 2) OBP: 0.400, SLG: 0.333		1-2			2-2 SH1-4		4-2		2-2 F7	3 0 2 0 1 0 1		
Randy Tomlin, L (1, 1) OBP: 0.189, SLG: 0.189		2-3 K			0-0 SH1-4		2-3 K		1-1 G1-3	3 0 0 0 0 2 3		
Inning Stats	R: 0 H: 0 E: 0 LOB: 0 K: 1 BB: 0 S: 8 P: 8	R: 2 H: 3 E: 0 LOB: 1 K: 1 BB: 0 S: 14 P: 17	R: 0 H: 0 E: 0 LOB: 0 K: 2 BB: 0 S: 11 P: 16	R: 0 H: 1 E: 0 LOB: 1 K: 1 BB: 0 S: 11 P: 18	R: 0 H: 1 E: 0 LOB: 1 K: 1 BB: 0 S: 8 P: 12	R: 0 H: 0 E: 0 LOB: 0 K: 0 BB: 0 S: 10 P: 11	R: 0 H: 0 E: 0 LOB: 1 K: 1 BB: 1 S: 11 P: 18	R: 0 H: 1 E: 0 LOB: 1 K: 3 BB: 0 S: 13 P: 17	R: 1 H: 2 E: 0 LOB: 1 K: 0 BB: 0 S: 10 P: 13	1B: 5 SF: 1 2B: 2 SAC: 1 3B: 0 DP: 0 HR: 1 HBP: 0		WP: 0 PA: 36 PB: 0 SB: 1 CS: 0
PITCHER	IP WLS BF H R ER SO BB IBB HBP BLK WP HR S P ERA WHIP										PITCHER	IP WLS BF H R ER SO BB IBB HBP BLK WP HR S P ERA WHIP
Sid Fernandez, L (1, 1) ERA: 3.86	6.0 L 23 5 2 2 6 0 0 0 0 0 0 1 62 82 3.00 0.833											
Alejandro Pena, R (7, 1) ERA: 2.59	2.0 8 1 0 0 4 1 0 0 0 0 0 0 24 35 0.00 1.000											
Tim Burke, R (9, 1) ERA: 3.77	1.0 5 2 1 1 0 0 0 0 0 0 0 0 10 13 9.00 2.000											


Batter	1	2	3	4	5	6	7	8	9	AB R H RBI BB SO LOB	BOTTOM	
Vince Coleman, S (1, 8) OBP: 0.355, SLG: 0.333	2-2 G5-3		0-1 G6-3			0-1 G6-3			0-1 F9	4 0 0 0 0 0 1	Pittsburgh Pirates @ New York Mets Shea Stadium, Flushing, NY Tue Aug 06 1991, 7:05 PM EDT Att: 38,658 - Cloudy - 79 F	
Dave Magadan, L (1, 3) OBP: 0.384, SLG: 0.350	2-2 G6-3			3-2 G3		1-0 F8			0-1 G4-3	4 0 1 0 0 0 0		
Gregg Jefferies, S (1, 4) OBP: 0.337, SLG: 0.407	1-1 G6-3			1-1			2-3 K		0-1 G6-3	4 0 1 0 0 1 1		
Kevin McReynolds, R (1, 7) OBP: 0.342, SLG: 0.446		1-1 F8		2-2 P5			1-1 G5-3			3 1 1 0 0 0 1		
Howard Johnson, S (1, 5) OBP: 0.356, SLG: 0.537		0-0 P4		0-1 F8			3-3 K			3 0 0 0 0 1 2		
Hubie Brooks, R (1, 9) OBP: 0.336, SLG: 0.420		4-1 CS			3-2 F7			2-3 K		2 0 0 0 1 1 0		
Rick Cerone, R (1, 2) OBP: 0.363, SLG: 0.337		1-2 F8			3-3 K			1-0 F7		3 0 0 0 0 1 1		
Kevin Elster, R (1, 6) OBP: 0.302, SLG: 0.349		3-H CS		1-1 G4-3		2-1 G6-3		1-1		3 0 1 0 0 0 0		
Sid Fernandez, L (1, 1) OBP: 0.167, SLG: 0.333 Keith Miller, R (6, PH) OBP: 0.343, SLG: 0.422 Alejandro Pena, R (7, 1) OBP: 0.343, SLG: 0.422 Mark Carreon, R (8, PH) OBP: 0.288, SLG: 0.320 Tim Burke, R (9, 1) OBP: 0.288, SLG: 0.320		1-1 G4-3		1-0 G4-3		4-2 G6-3		3-2 F7		1 0 0 0 0 0 0 0 0 0 0 1 0 0 0 0 0 0 0 0 0 1 0 0 0 0 0 1 0 0 0 0 0 0 1		
Inning Stats	R: 0 H: 1 E: 0 LOB: 0 K: 0 BB: 0 S: 10 P: 15	R: 1 H: 1 E: 0 LOB: 0 K: 0 BB: 1 S: 8 P: 15	R: 0 H: 0 E: 0 LOB: 0 K: 0 BB: 0 S: 4 P: 5	R: 0 H: 1 E: 0 LOB: 1 K: 0 BB: 0 S: 12 P: 18	R: 0 H: 0 E: 0 LOB: 0 K: 1 BB: 0 S: 9 P: 17	R: 0 H: 0 E: 0 LOB: 0 K: 0 BB: 1 S: 5 P: 10	R: 0 H: 0 E: 0 LOB: 0 K: 2 BB: 0 S: 8 P: 14	R: 0 H: 1 E: 0 LOB: 1 K: 1 BB: 0 S: 11 P: 18	R: 0 H: 0 E: 0 LOB: 0 K: 0 BB: 0 S: 6 P: 6	1B: 2 SF: 0 2B: 1 SAC: 0 3B: 1 DP: 2 HR: 0 HBP: 0		WP: 0 PA: 31 PB: 0 SB: 0 CS: 1
PITCHER	IP WLS BF H R ER SO BB IBB HBP BLK WP HR S P ERA WHIP										PITCHER	IP WLS BF H R ER SO BB IBB HBP BLK WP HR S P ERA WHIP
Randy Tomlin, L (1, 1) ERA: 2.37	9.0 W 30 4 1 1 4 2 0 0 0 0 0 0 73 118 1.00 0.667											



Batter	1	2	3	4	5	6	7	8	9	AB	R	H	RBI	BB	SO	LOB	TOP					
Gary Redus, R OBP: 0.325, SLG: 0.376 (1, 3)										3	0	0	0	1	1	1						
Jay Bell, R OBP: 0.324, SLG: 0.429 (1, 6)										4	2	2	0	0	1	1						
Andy Van Slyke, L OBP: 0.358, SLG: 0.435 (1, 8)										4	0	1	0	0	1	2						
Bobby Bonilla, S OBP: 0.376, SLG: 0.495 (7, 5)										3	1	2	3	0	0	0						
Barry Bonds, L OBP: 0.399, SLG: 0.507 (1, 7)										4	0	1	0	0	1	2						
John Wehner, R OBP: 0.418, SLG: 0.419 (1, 5)										3	0	1	0	0	0	2						
Michael LaValliere, L OBP: 0.354, SLG: 0.371 (1, 2)										3	0	0	0	0	1	2						
Jose Lind, R OBP: 0.294, SLG: 0.327 (1, 4)										3	0	1	0	0	0	0						
Doug Drabek, R OBP: 0.182, SLG: 0.200 (3, 1)										1	0	0	0	0	1	0						
Bob Kipper, R (3, 1)										0	0	0	0	0	0	0						
Roger Mason, R (7, 1)										0	0	0	0	0	0	0						
Bob Patterson, R (7, 1)										0	0	0	0	0	0	0						
Orlando Merced, S OBP: 0.095, SLG: 0.049 (7, 9)										1	0	0	0	0	0	0						
Lloyd McClendon, R OBP: 0.370, SLG: 0.524 (8, 9)										1	0	0	0	0	1	1						
Inning Stats	R: 0 E: 1 K: 1 S: 10	H: 0 LOB: 0 BB: 1 P: 19	R: 0 E: 0 K: 2 S: 10	H: 1 LOB: 1 BB: 0 P: 16	R: 0 E: 0 K: 1 S: 7	H: 0 LOB: 0 BB: 0 P: 9	R: 1 E: 0 K: 0 S: 7	H: 2 LOB: 1 BB: 0 P: 11	R: 0 E: 0 K: 0 S: 10	H: 1 LOB: 1 BB: 0 P: 14	R: 0 E: 0 K: 1 S: 11	H: 0 LOB: 0 BB: 0 P: 18	R: 0 E: 0 K: 0 S: 5	H: 1 LOB: 3 BB: 0 P: 10	R: 0 E: 0 K: 1 S: 8	H: 0 LOB: 0 BB: 0 P: 13	R: 2 E: 0 K: 1 S: 15	H: 3 LOB: 0 BB: 0 P: 19	1B: 6 2B: 2 3B: 0 HR: 1	SF: 1 SAC: 1 DP: 2 HBP: 0	WP: 0 PB: 0 SB: 0 CS: 1	PA: 33
PITCHER	IP	WLS	BF	H	R	ER	SO	BB	IBB	HBP	BLK	WP	HR	S	P	ERA	WHIP					
Frank Viola, L ERA: 3.14 (1, 1)	8.0	W	29	6	2	2	6	1	0	0	0	0	0	70	112	2.25	0.875					
John Franco, L ERA: 2.57 (9, 1)	1.0	S	4	2	1	1	1	0	0	0	0	0	1	13	17	9.00	2.000					

Pittsburgh Pirates @ New York Mets
Shea Stadium, Flushing, NY
Thu Aug 08 1991, 3:33 AM EDT
Att: 41,672 - Sunny - 87 F


AB 30
R 3
H 8
RBI 3
BB 1
SO 7
LOB 11



Batter	1	2	3	4	5	6	7	8	9	AB	R	H	RBI	BB	SO	LOB	BOTTOM				
Vince Coleman, S OBP: 0.355, SLG: 0.335 (1, 8)										4	1	1	0	0	1	2					
Kevin Elster, R OBP: 0.305, SLG: 0.352 (1, 6)										3	1	1	0	1	0	1					
Gregg Jefferies, S OBP: 0.339, SLG: 0.407 (1, 4)										4	0	2	1	0	0	0					
Kevin McReynolds, R OBP: 0.338, SLG: 0.442 (8, 7)										0	0	0	0	0	0	0					
Howard Johnson, S OBP: 0.358, SLG: 0.538 (1, 5)										3	1	2	2	1	0	0					
Dave Magadan, L OBP: 0.381, SLG: 0.348 (1, 3)										4	0	1	1	0	0	5					
Mackey Sasser, L OBP: 0.311, SLG: 0.468 (1, 9)										3	0	1	0	0	0	1					
Keith Miller, R OBP: 0.339, SLG: 0.417 (8, 4)										1	0	0	0	0	0	0					
Daryll Boston, L OBP: 0.309, SLG: 0.358 (8, 9)										4	0	0	0	0	2	0					
Rick Cerone, R OBP: 0.361, SLG: 0.335 (1, 2)										4	0	1	0	0	0	0					
Frank Viola, L OBP: 0.138, SLG: 0.158 (9, 1)										3	1	1	0	0	0	1					
Inning Stats	R: 2 E: 0 K: 0 S: 11	H: 3 LOB: 1 BB: 0 P: 17	R: 0 E: 0 K: 0 S: 5	H: 0 LOB: 0 BB: 0 P: 5	R: 1 E: 0 K: 1 S: 13	H: 3 LOB: 2 BB: 1 P: 26	R: 0 E: 0 K: 1 S: 14	H: 1 LOB: 0 BB: 0 P: 18	R: 0 E: 0 K: 0 S: 5	H: 0 LOB: 0 BB: 0 P: 7	R: 1 E: 0 K: 0 S: 14	H: 3 LOB: 3 BB: 1 P: 27	R: 0 E: 0 K: 1 S: 5	H: 0 LOB: 0 BB: 0 P: 5	R: 0 E: 0 K: 1 S: 5	H: 0 LOB: 0 BB: 0 P: 5	1B: 9 2B: 1 3B: 0 HR: 0	SF: 0 SAC: 0 DP: 0 HBP: 0	WP: 0 PB: 0 SB: 1 CS: 0	PA: 35	
PITCHER	IP	WLS	BF	H	R	ER	SO	BB	IBB	HBP	BLK	WP	HR	S	P	ERA	WHIP				
Doug Drabek, R ERA: 3.36 (1, 1)	2.1	L	13	3	3	3	1	0	0	0	0	0	0	25	41	11.57	2.571				
Bob Kipper, L ERA: 4.34 (3, 1)	4.1		15	3	1	1	1	0	0	0	0	0	0	36	53	2.08	0.692				
Roger Mason, R ERA: (7, 1)	0.0		1	1	0	0	0	0	0	0	0	0	0	1	2	∞	∞				
Bob Patterson, L ERA: 4.12 (7, 1)	1.1		6	1	0	0	1	1	0	0	0	0	0	12	20	0.00	1.500				

Pittsburgh Pirates @ New York Mets
Shea Stadium, Flushing, NY
Thu Aug 08 1991, 3:33 AM EDT
Att: 41,672 - Sunny - 87 F

AB 33
R 4
H 10
RBI 4
BB 2
SO 3
LOB 10



Batter	1	2	3	4	5	6	7	8	9	AB	R	H	RBI	BB	SO	LOB	TOP					
Ray Lankford, L (1, 8) OBP: 0.294, SLG: 0.361	F8		F8		K		K		G4-3	5	0	0	0	0	2	1						
Ozzie Smith, S (1, 6) OBP: 0.390, SLG: 0.353	G5-3			HR	G5-3		HR			4	2	2	1	0	0	0						
Gerald Perry, L (1, 3) OBP: 0.323, SLG: 0.428	K			K		WP	F7			3	1	0	0	1	2	1						
Todd Zeile, R (1, 5) OBP: 0.356, SLG: 0.433		F8		HR		2B	K			3	1	1	2	1	1	0						
Felix Jose, S (1, 9) OBP: 0.376, SLG: 0.442	F8			2B		2B				4	1	2	1	0	0	0						
Bernard Gilkey, R (1, 7) OBP: 0.321, SLG: 0.295	G4-3			P3			BB		FC5-4	3	0	0	0	1	0	2						
José Quiendo, S (1, 4) OBP: 0.388, SLG: 0.338			P2			F9			K	4	0	1	1	0	1	4						
Tom Pagnozzi, R (1, 2) OBP: 0.293, SLG: 0.316			P3	G5-3		K			P9	4	0	0	0	0	1	4						
Bryn Smith, R (1, 1) OBP: 0.275, SLG: 0.286					G1-3		G2-3		G3	3	0	1	0	0	0	3						
Scott Terry, R (8, 1) OBP: 0.143, SLG: 0.143										1	0	0	0	0	0	0						
Inning Stats	R: 0 E: 0 K: 1 S: 7	H: 0 LOB: 0 BB: 0 P: 11	R: 0 E: 0 K: 0 S: 7	H: 0 LOB: 0 BB: 0 P: 11	R: 0 E: 0 K: 0 S: 8	H: 1 LOB: 1 BB: 0 P: 13	R: 3 E: 0 K: 1 S: 20	H: 4 LOB: 1 BB: 0 P: 26	R: 0 E: 0 K: 1 S: 9	H: 0 LOB: 0 BB: 0 P: 12	R: 1 E: 0 K: 2 S: 14	H: 1 LOB: 3 BB: 3 P: 28	R: 1 E: 0 K: 2 S: 9	H: 1 LOB: 0 BB: 0 P: 15	R: 0 E: 1 K: 1 S: 12	H: 0 LOB: 0 BB: 0 P: 15	R: 0 E: 0 K: 0 S: 7	H: 0 LOB: 0 BB: 0 P: 8	1B: 2 2B: 3 3B: 0 HR: 2	SF: 0 SAC: 0 DP: 0 HBP: 0	WP: 1 PB: 0 SB: 0 CS: 1	PA: 37
PITCHER	IP WLS BF H R ER SO BB IBB HBP BLK WP HR S P ERA WHIP																					
John Smiley, L (1, 1) ERA: 3.33	5.0 L 24 6 4 4 3 3 0 0 0 0 1 1 58 92 7.20 1.800																					
Roger Mason, R (6, 1) ERA:	1.0 3 0 0 0 1 0 0 0 0 0 0 0 7 9 0.00 0.000																					
Bob Patterson, L (7, 1) ERA: 4.14	2.0 7 1 1 1 3 0 0 0 0 0 0 1 21 30 4.50 0.500																					
Bill Landrum, R (9, 1) ERA: 2.94	1.0 3 0 0 0 0 0 0 0 0 0 0 0 7 8 0.00 0.000																					

St. Louis Cardinals @ Pittsburgh Pirates
Three Rivers Stadium, Pittsburgh, PA
Fri Aug 09 1991, 7:05 PM EDT
Att: 38,136 - Cloudy - 73 F

AB	34
R	5
H	7
RBI	5
BB	3
SO	7
LOB	15



Batter	1	2	3	4	5	6	7	8	9	AB	R	H	RBI	BB	SO	LOB	BOTTOM					
Orlando Merced, S (1, 3) OBP: 0.383, SLG: 0.415	F8			G4-3						4	0	1	0	0	1	1						
Jay Bell, R (1, 6) OBP: 0.321, SLG: 0.425	K			K						4	0	0	0	0	3	2						
Bill Landrum, R (9, 1)										0	0	0	0	0	0	0						
Andy Van Slyke, L (1, 8) OBP: 0.357, SLG: 0.435	P6			2B		P8			G1-3	4	0	1	0	0	0	1						
Bobby Bonilla, S (1, 9) OBP: 0.373, SLG: 0.490		G3		K			L3		G1-3	4	0	0	0	0	1	1						
Barry Bonds, L (1, 7) OBP: 0.397, SLG: 0.503		G4-3			PB	G4-3	F8		F7	3	1	0	0	1	0	0						
John Wehner, R (1, 5) OBP: 0.414, SLG: 0.415		G5-3			SF9	G4-3				3	0	1	0	0	0	1						
Michael LaValliere, L (1, 2) OBP: 0.350, SLG: 0.368			G3			SF9		F8		2	0	0	1	0	0	1						
Jose Lind, R (1, 4) OBP: 0.292, SLG: 0.324			L4			P8		F8		3	0	0	0	0	0	0						
John Smiley, L (1, 1) OBP: 0.191, SLG: 0.136			G3-1							1	0	0	0	0	0	0						
Roger Mason, R (6, 1) ERA:										0	0	0	0	0	0	0						
Cecil Espy, S (6, 1) OBP: 0.186, SLG: 0.188										1	0	0	0	0	1	0						
Bob Patterson, R (7, 1) OBP: 0.252, SLG: 0.375										0	0	0	0	0	0	0						
Curtis Wilkerson, S (9, 6)										0	0	0	0	1	0	0						
Inning Stats	R: 0 E: 0 K: 1 S: 7	H: 0 LOB: 0 BB: 0 P: 10	R: 0 E: 0 K: 0 S: 11	H: 0 LOB: 0 BB: 0 P: 15	R: 0 E: 0 K: 0 S: 6	H: 0 LOB: 0 BB: 0 P: 7	R: 0 E: 0 K: 2 S: 12	H: 1 LOB: 1 BB: 0 P: 20	R: 1 E: 0 K: 0 S: 8	H: 0 LOB: 0 BB: 1 P: 15	R: 0 E: 0 K: 2 S: 11	H: 1 LOB: 1 BB: 0 P: 14	R: 0 E: 0 K: 0 S: 7	H: 1 LOB: 1 BB: 0 P: 13	R: 0 E: 0 K: 1 S: 10	H: 0 LOB: 1 BB: 1 P: 20	R: 0 E: 0 K: 0 S: 5	H: 0 LOB: 0 BB: 0 P: 8	1B: 2 2B: 1 3B: 0 HR: 0	SF: 1 SAC: 0 DP: 0 HBP: 0	WP: 0 PB: 1 SB: 0 CS: 0	PA: 32
PITCHER	IP WLS BF H R ER SO BB IBB HBP BLK WP HR S P ERA WHIP																					
Bryn Smith, R (1, 1) ERA: 3.64	7.1 W 27 3 1 0 5 2 0 0 0 0 0 0 66 104 0.00 0.682																					
Scott Terry, R (8, 1) ERA: 1.54	1.2 5 0 0 0 1 0 0 0 0 0 0 0 11 18 0.00 0.000																					

St. Louis Cardinals @ Pittsburgh Pirates
Three Rivers Stadium, Pittsburgh, PA
Fri Aug 09 1991, 7:05 PM EDT
Att: 38,136 - Cloudy - 73 F

AB	29
R	1
H	3
RBI	1
BB	2
SO	6
LOB	7



Batter	1	2	3	4	5	6	7	8	9	AB	R	H	RBI	BB	SO	LOB	TOP			
Ray Lankford, L (1, 8) OBP: 0.293, SLG: 0.358	F8	F9		F8			G3 BB 1B		G6-3	5	1	1	0	0	0	1				
Ozzie Smith, S (1, 6) OBP: 0.393, SLG: 0.353	BB WP 1B	FC5-4 BB		F7			1B G3 BB		G4-3	3	1	1	0	2	0	0				
Gerald Perry, L (1, 3) OBP: 0.325, SLG: 0.424	SAFE BB 1B	FC5-4 BB		K			G3		FC6-4 BB	4	1	1	0	1	1	4				
Todd Zeile, R (1, 5) OBP: 0.356, SLG: 0.431	FC4-6 BB			BB 2B 1B			G6-3		P4	4	1	1	0	1	0	3				
Felix Jose, S (1, 9) OBP: 0.380, SLG: 0.444	FC4-6 1B			2B G4-3 BB			G4-3		G4-3	3	1	2	3	1	0	0				
Milt Thompson, L (1, 7) OBP: 0.394, SLG: 0.482	FC4-6 S			L9			G4-3		P5	4	0	0	0	0	0	6				
José Quiendo, S (1, 4) OBP: 0.397, SLG: 0.341	K			1-3 2-H 2B			P9		F7	4	0	1	1	0	1	2				
Rich Gedman, L (1, 2) OBP: 0.148, SLG: 0.268				G4-3			K		F7	4	0	0	1	0	1	1				
Ken Hill, R (1, 1) Willie Fraser, R (2, 1) Bernard Gilkey, R (6, PH) Juan Agosto, L (6, 1) Rex Hudler, R (8, PH) Cris Carpenter, R (8, 1)				K			G4-3		K	1	0	0	0	0	0	0				
Inning Stats	R: 2 E: 0 K: 1 S: 19	H: 2 LOB: 2 BB: 2 P: 34	R: 0 E: 0 K: 0 S: 10	H: 1 LOB: 2 BB: 1 P: 19	R: 2 E: 0 K: 1 S: 11	H: 2 LOB: 1 BB: 1 P: 20	R: 0 E: 0 K: 1 S: 7	H: 0 LOB: 0 BB: 0 P: 11	R: 0 E: 0 K: 1 S: 5	H: 0 LOB: 0 BB: 0 P: 9	R: 1 E: 0 K: 0 S: 18	H: 2 LOB: 2 BB: 1 P: 25	R: 0 E: 0 K: 1 S: 5	H: 0 LOB: 0 BB: 0 P: 6	R: 0 E: 0 K: 0 S: 12	H: 1 LOB: 1 BB: 0 P: 14	1B: 7 2B: 1 3B: 0 HR: 0	SF: 0 SAC: 0 DP: 0 HBP: 0	WP: 1 PB: 0 SB: 1 CS: 0	PA: 40
PITCHER	IP WLS BF H R ER SO BB IBB HBP BLK WP HR S P ERA WHIP																			
Hector Fajardo, R (1, 1) ERA: 18.0	2.0	14	4	4	4	1	4	0	0	0	0	1	0	31	59	18.00	4.000			
Neal Heaton, L (3, 1) ERA: 3.4	4.1	W 16	2	1	1	3	1	0	0	0	0	0	0	33	53	2.08	0.692			
Stan Belinda, R (7, 1) ERA: 4.1	2.2	10	2	0	0	1	0	0	0	0	0	0	0	30	36	0.00	0.750			

St. Louis Cardinals @ Pittsburgh Pirates
Three Rivers Stadium, Pittsburgh, PA
Sat Aug 10 1991, 7:05 PM EDT
Att: 49,939 - Cloudy - 82 F

AB	35
R	5
H	8
RBI	5
BB	5
SO	5
LOB	18



Batter	1	2	3	4	5	6	7	8	9	AB	R	H	RBI	BB	SO	LOB	BOTTOM			
Orlando Merced, S (1, 3) OBP: 0.383, SLG: 0.416	HBP BB	2B 2B		G5-3		FC6-4 FC4-6 1B E	K			4	2	1	2	1	1	2				
Curtis Wilkerson, S (1, 6) OBP: 0.254, SLG: 0.282	K	HR 2B				E3 3B			F9	3	2	1	1	0	1	1				
Jay Bell, R (6, 6) OBP: 0.321, SLG: 0.425	K	HR 2B				FC4-6 1B			F9	2	0	1	0	0	0	0				
Andy Van Slyke, L (1, 8) OBP: 0.358, SLG: 0.450	F7	HR				FC4-6 E			F7	5	2	2	3	0	0	3				
Cecil Espy, S (9, 8) OBP: 0.188, SLG: 0.188	F7	HR				HR 3B			F7	0	0	0	0	0	0	0				
Bobby Bonilla, S (1, 5) OBP: 0.373, SLG: 0.490	FC4-6 HBP	K				P8			E5	4	1	1	0	0	1	2				
Barry Bonds, L (1, 7) OBP: 0.397, SLG: 0.509	FC4-6					HR			F9	4	1	1	2	1	0	4				
Gary Varsho, L (1, 9) OBP: 0.331, SLG: 0.408						HR			F9	3	0	0	0	0	0	0				
John Wehner, R (6, 5) OBP: 0.431, SLG: 0.448						HR			F9	2	1	2	1	0	0	0				
Jose Lind, R (1, 4) OBP: 0.293, SLG: 0.325	FC4-6					L8			F9	5	1	2	0	0	0	3				
Tom Prince, R (1, 2) OBP: 0.400, SLG: 0.350						L8			F9	4	1	2	1	0	0	1				
Hector Fajardo, R (1, 1) ERA: 4.21						G4-3			F9	1	0	0	0	0	1	2				
Neal Heaton, L (3, 1) ERA: 3.4						G4-3			F9	2	0	1	0	0	0	0				
Stan Belinda, R (7, 1) ERA: 4.1						G4-3			F9	0	0	0	0	0	0	0				
Inning Stats	R: 0 E: 0 K: 1 S: 8	H: 0 LOB: 1 BB: 1 P: 18	R: 5 E: 0 K: 2 S: 20	H: 5 LOB: 0 BB: 0 P: 28	R: 0 E: 0 K: 0 S: 5	H: 0 LOB: 0 BB: 0 P: 9	R: 0 E: 0 K: 0 S: 7	H: 0 LOB: 0 BB: 0 P: 9	R: 3 E: 1 K: 0 S: 14	H: 3 LOB: 1 BB: 0 P: 21	R: 1 E: 1 K: 0 S: 12	H: 2 LOB: 2 BB: 0 P: 22	R: 1 E: 0 K: 1 S: 11	H: 2 LOB: 1 BB: 0 P: 16	R: 1 E: 0 K: 0 S: 13	H: 2 LOB: 2 BB: 1 P: 25	1B: 7 2B: 4 3B: 1 HR: 2	SF: 0 SAC: 1 DP: 0 HBP: 1	WP: 0 PB: 0 SB: 0 CS: 0	PA: 43
PITCHER	IP WLS BF H R ER SO BB IBB HBP BLK WP HR S P ERA WHIP																			
Ken Hill, R (1, 1) ERA: 4.21	1.2	L 12	5	5	5	2	1	0	0	0	0	0	0	25	41	27.00	3.600			
Willie Fraser, R (2, 1) ERA: 5.13	3.1	14	3	3	2	1	0	0	0	0	0	1	29	44	5.40	0.900				
Juan Agosto, L (6, 1) ERA: 5.35	2.0	11	4	2	1	1	0	0	0	0	0	0	23	38	4.50	2.000				
Cris Carpenter, R (8, 1) ERA: 4.69	1.0	6	2	1	1	0	0	1	0	0	0	0	13	25	9.00	2.000				

St. Louis Cardinals @ Pittsburgh Pirates
Three Rivers Stadium, Pittsburgh, PA
Sat Aug 10 1991, 7:05 PM EDT
Att: 49,939 - Cloudy - 82 F

AB	39
R	11
H	14
RBI	10
BB	2
SO	4
LOB	18



Batter	1	2	3	4	5	6	7	8	9	AB	R	H	RBI	BB	SO	LOB	TOP					
Lenny Dykstra, L OBP: 0.406, SLG: 0.424	G6-3		E		G4-3					2	1	0	0	2	0	0	Philadelphia Phillies @ Pittsburgh Pirates Three Rivers Stadium, Pittsburgh, PA Tue Aug 13 1991, 7:05 PM EDT Att: 22,584 - Cloudy - 84 F					
Darren Daulton, L OBP: 0.290, SLG: 0.303	G5-3		SF8		F9					2	0	0	1	0	0							
Ricky Jordan, R OBP: 0.310, SLG: 0.454							G1-2-3			1	0	0	0	0	0							
Steve Lake, R OBP: 0.193, SLG: 0.215										0	0	0	0	0	0							
Wes Chamberlain, R OBP: 0.328, SLG: 0.438	1B		E8		F7			P4		4	0	2	0	0	0							
John Kruk, L OBP: 0.359, SLG: 0.473	F7		P5		FC6-4			FC6-4		4	0	2	0	0	2							
Dale Murphy, R OBP: 0.311, SLG: 0.420			P3		FC6-4			FC6-4		4	0	1	0	0	3							
Charlie Hayes, R OBP: 0.241, SLG: 0.331	G4-6-3				FC6-4			FC6-4		4	0	0	0	0	3							
Mickey Morandini, L OBP: 0.302, SLG: 0.295	G5-3		G1-3							4	0	1	0	0	0							
Dickie Thon, R OBP: 0.285, SLG: 0.347			E5		G6-3					4	1	2	0	0	0							
Danny Cox, R OBP: 0.120, SLG: 0.043			SH		G4-3					1	1	0	0	0	0	AB 32 R 3 H 8 RBI 1 BB 2 SO 1 LOB 13						
Steve Searcy, L										0	0	0	0	0	0							
Dave Hollins, S										1	0	0	0	0	2							
Wally Ritchie, L										0	0	0	0	0	0							
Wally Backman, S										1	0	0	0	1	0							
Inning Stats	R: 0 E: 0 K: 0 S: 11	H: 1 LOB: 1 BB: 0 P: 17	R: 0 E: 0 K: 0 S: 8	H: 1 LOB: 0 BB: 0 P: 14	R: 3 E: 2 K: 0 S: 14	H: 2 LOB: 1 BB: 1 P: 21	R: 0 E: 0 K: 0 S: 7	H: 0 LOB: 0 BB: 0 P: 10	R: 0 E: 0 K: 0 S: 9	H: 1 LOB: 0 BB: 0 P: 14	R: 0 E: 0 K: 0 S: 12	H: 2 LOB: 2 BB: 1 P: 20	R: 0 E: 1 K: 0 S: 10	H: 1 LOB: 1 BB: 0 P: 14	R: 0 E: 0 K: 1 S: 8		H: 0 LOB: 0 BB: 0 P: 8	1B: 8 2B: 0 3B: 0 HR: 0	SF: 1 SAC: 1 DP: 2 HBP: 0	WP: 0 PB: 0 SB: 1 CS: 0	PA: 36	
PITCHER	IP	WLS	BF	H	R	ER	SO	BB	IBB	HBP	BLK	WP	HR	S	P		ERA	WHIP				
Doug Drabek, R	(1, 1)	6.1	W	27	7	3	1	0	1	0	0	0	0	64	98		1.42	1.263				
Bob Kipper, L	(7, 1)	0.0		1	0	0	0	0	1	0	0	0	0	3	7		∞	∞				
Roger Mason, R	(7, 1)	1.2		5	1	0	0	0	0	0	0	0	0	12	16		0.00	0.600				
Stan Belinda, R	(9, 1)	1.0	S	3	0	0	0	1	0	0	0	0	0	8	8	0.00	0.000					

Batter	1	2	3	4	5	6	7	8	9	AB	R	H	RBI	BB	SO	LOB	BOTTOM				
Orlando Merced, S OBP: 0.385, SLG: 0.416	G1-3	E5		2B		G6-3				5	1	2	0	0	1	0	Philadelphia Phillies @ Pittsburgh Pirates Three Rivers Stadium, Pittsburgh, PA Tue Aug 13 1991, 7:05 PM EDT Att: 22,584 - Cloudy - 84 F				
Jay Bell, R OBP: 0.323, SLG: 0.424	FC6-4	G4-3		G3-1		F7				3	0	1	0	1	0						
Andy Van Slyke, L OBP: 0.351, SLG: 0.437	FC6-4			G3-1		F9				4	0	0	1	0	2						
Bobby Bonilla, S OBP: 0.376, SLG: 0.490				G4-3		F8				4	1	2	0	0	1						
Barry Bonds, L OBP: 0.401, SLG: 0.529	F8					F7				4	0	2	0	0	2						
Cecil Espy, S OBP: 0.217, SLG: 0.273										2	1	1	1	0	0						
John Wehner, R OBP: 0.429, SLG: 0.444										1	0	1	0	0	0						
Don Slaught, R OBP: 0.295, SLG: 0.306										3	1	1	0	1	2						
Jose Lind, R OBP: 0.294, SLG: 0.335										3	0	1	2	0	2						
Doug Drabek, R OBP: 0.190, SLG: 0.207										3	0	1	0	0	1						
Bob Kipper, R										0	0	0	0	0	0						
Roger Mason, R										0	0	0	0	0	0						
Gary Redus, R OBP: 0.323, SLG: 0.374										1	0	0	0	0	0						
Stan Belinda, R										0	0	0	0	0	0						
Inning Stats	R: 0 E: 0 K: 0 S: 11	H: 1 LOB: 2 BB: 1 P: 19	R: 1 E: 1 K: 0 S: 15	H: 3 LOB: 2 BB: 0 P: 22	R: 1 E: 0 K: 0 S: 6	H: 3 LOB: 2 BB: 0 P: 7	R: 1 E: 0 K: 0 S: 9	H: 2 LOB: 1 BB: 0 P: 17	R: 1 E: 0 K: 1 S: 9	H: 2 LOB: 1 BB: 1 P: 19	R: 0 E: 0 K: 0 S: 8	H: 0 LOB: 0 BB: 0 P: 14	R: 0 E: 0 K: 1 S: 9	H: 1 LOB: 1 BB: 0 P: 16	R: 0 E: 0 K: 1 S: 7	H: 0 LOB: 0 BB: 0 P: 11	1B: 9 2B: 2 3B: 1 HR: 0	SF: 2 SAC: 0 DP: 0 HBP: 0	WP: 0 PB: 0 SB: 0 CS: 0	PA: 37	
PITCHER	IP	WLS	BF	H	R	ER	SO	BB	IBB	HBP	BLK	WP	HR	S	P	ERA	WHIP				
Danny Cox, R	(1, 1)	4.2	L	26	11	4	4	0	2	0	0	0	0	47	81	7.71	2.786				
Steve Searcy, L	(5, 1)	1.1		4	0	0	0	1	0	0	0	0	0	11	17	0.00	0.000				
Wally Ritchie, L	(7, 1)	2.0		7	1	0	0	2	0	0	0	0	0	16	27	0.00	0.500				



Batter	1	2	3	4	5	6	7	8	9	AB	R	H	RBI	BB	SO	LOB	TOP				
Lenny Dykstra, L (1, 8) OBP: 0.408, SLG: 0.446										4	1	2	0	0	0	2	Philadelphia Phillies @ Pittsburgh Pirates Three Rivers Stadium, Pittsburgh, PA Wed Aug 14 1991, 7:05 PM EDT Att: 42,501 - Cloudy - 81 F				
Randy Ready, R (1, 4) OBP: 0.397, SLG: 0.270										3	0	1	1	0	0	1					
Wes Chamberlain, R (1, 7) OBP: 0.322, SLG: 0.429										4	0	0	0	0	1	2					
John Kruk, L (1, 3) OBP: 0.358, SLG: 0.478										4	1	1	1	0	1	2					
Dale Murphy, R (1, 9) OBP: 0.313, SLG: 0.424										4	1	2	0	0	2	0					
Charlie Hayes, R (1, 5) OBP: 0.241, SLG: 0.333										4	0	1	0	0	0	2					
Darren Daulton, L (1, 2) OBP: 0.286, SLG: 0.297										4	0	0	0	0	0	2					
Dickie Thon, R (1, 6) OBP: 0.285, SLG: 0.349										3	0	1	1	0	0	1					
Tommy Greene, R (1, 1) OBP: 0.308, SLG: 0.388										1	0	0	0	1	0	1					
Dave Hollins, S (7, PH) OBP: 0.409, SLG: 0.603										1	0	0	0	0	1	0					
Steve Searcy, L (7, 1)										0	0	0	0	0	0	0					
Mike Hartley, R (8, 1)										0	0	0	0	0	0	0					
Inning Stats	R: 2 H: 2 E: 0 K: 2 S: 15	H: 2 R: 3 ER: 0 LOB: 0 BB: 0 P: 26	R: 0 H: 1 E: 0 K: 0 S: 10	H: 1 R: 3 ER: 0 LOB: 1 BB: 0 P: 16	R: 0 H: 1 E: 0 K: 1 S: 9	H: 1 R: 3 ER: 0 LOB: 1 BB: 0 P: 12	R: 1 H: 2 E: 0 K: 0 S: 13	H: 2 R: 1 ER: 0 LOB: 0 BB: 0 P: 20	R: 0 H: 1 E: 0 K: 0 S: 5	H: 1 R: 3 ER: 0 LOB: 0 BB: 0 P: 6	R: 0 H: 1 E: 0 K: 0 S: 8	H: 1 R: 3 ER: 0 LOB: 0 BB: 0 P: 11	R: 0 H: 0 E: 0 K: 1 S: 8	H: 0 R: 0 ER: 0 LOB: 0 BB: 0 P: 15	R: 0 H: 0 E: 0 K: 1 S: 5	H: 0 R: 0 ER: 0 LOB: 0 BB: 0 P: 11	R: 0 H: 0 E: 0 K: 1 S: 12	H: 0 R: 0 ER: 0 LOB: 0 BB: 0 P: 17	1B: 2 2B: 4 3B: 2 HR: 1	SF: 1 SAC: 0 DP: 2 HBP: 0	WP: 1 PA: 34 PB: 0 SB: 0 CS: 0
PITCHER	IP WLS BF H R ER SO BB IBB HBP BLK WP HR S P ERA WHIP																				
John Smiley, L (1, 1) ERA: 3.38	6.0 W 25 8 3 3 3 1 0 0 0 0 1 1 60 91 4.50 1.500																				
Roger Mason, R (7, 1) ERA	2.0 6 0 0 0 1 0 0 0 0 0 0 0 13 26 0.00 0.000																				
Stan Belinda, R (9, 1) ERA: 3.95	1.0 S 3 0 0 0 1 0 0 0 0 0 0 0 12 17 0.00 0.000																				

Batter	1	2	3	4	5	6	7	8	9	AB	R	H	RBI	BB	SO	LOB	BOTTOM		
Orlando Merced, S (1, 3) OBP: 0.387, SLG: 0.415										3	1	1	0	1	2	1	Philadelphia Phillies @ Pittsburgh Pirates Three Rivers Stadium, Pittsburgh, PA Wed Aug 14 1991, 7:05 PM EDT Att: 42,501 - Cloudy - 81 F		
Jay Bell, R (1, 6) OBP: 0.325, SLG: 0.423										3	2	1	0	1	0	1			
Andy Van Slyke, L (1, 8) OBP: 0.350, SLG: 0.435										4	1	1	1	0	2	1			
Bobby Bonilla, S (1, 5) OBP: 0.377, SLG: 0.493										4	1	2	2	0	0	1			
Barry Bonds, L (1, 7) OBP: 0.402, SLG: 0.530										3	0	1	1	1	1	1			
Gary Varsho, L (1, 9) OBP: 0.321, SLG: 0.395										3	0	0	0	0	1	2			
Roger Mason, R (7, 1)										0	0	0	0	0	0	0			
Lloyd McClendon, R (8, PH) OBP: 0.391, SLG: 0.538										1	0	1	1	0	0	0			
Stan Belinda, R (9, 1)										0	0	0	0	0	0	0			
Michael LaValliere, L (1, 2) OBP: 0.347, SLG: 0.356										3	0	0	0	1	1	1			
Curtis Wilkerson, S (1, 4) OBP: 0.248, SLG: 0.276										2	0	0	0	0	2	0			
Jose Lind, R (7, 4) OBP: 0.296, SLG: 0.336										2	0	1	0	0	0	3			
John Smiley, L (1, 1) OBP: 0.184, SLG: 0.130										2	0	0	0	0	2	0			
John Wehner, R (7, 5) OBP: 0.423, SLG: 0.438										1	0	0	0	0	0	1			
Inning Stats	R: 0 H: 0 E: 0 K: 2 S: 8	H: 0 R: 0 ER: 0 LOB: 0 BB: 0 P: 11	R: 0 H: 0 E: 0 K: 2 S: 10	H: 0 R: 4 ER: 0 LOB: 0 BB: 0 P: 17	R: 0 H: 0 E: 0 K: 3 S: 10	H: 0 R: 4 ER: 0 LOB: 0 BB: 1 P: 14	R: 0 H: 1 E: 0 K: 0 S: 13	H: 1 R: 0 ER: 0 LOB: 1 BB: 0 P: 19	R: 0 H: 1 E: 0 K: 0 S: 9	H: 1 R: 3 ER: 0 LOB: 1 BB: 0 P: 16	R: 0 H: 1 E: 0 K: 1 S: 9	H: 1 R: 3 ER: 0 LOB: 1 BB: 0 P: 11	R: 1 H: 1 E: 0 K: 1 S: 10	H: 1 R: 0 ER: 0 LOB: 3 BB: 3 P: 25	R: 0 H: 0 E: 0 K: 1 S: 5	H: 0 R: 0 ER: 0 LOB: 0 BB: 0 P: 11	1B: 5 2B: 3 3B: 0 HR: 0	SF: 0 SAC: 0 DP: 0 HBP: 0	WP: 0 PA: 35 PB: 0 SB: 0 CS: 1
PITCHER	IP WLS BF H R ER SO BB IBB HBP BLK WP HR S P ERA WHIP																		
Tommy Greene, R (1, 1) ERA: 2.88	6.0 L 24 6 4 4 9 1 0 0 0 0 0 0 60 94 6.00 1.167																		
Steve Searcy, L (7, 1) ERA: 7.92	1.2 8 1 1 1 2 1 1 0 0 0 0 0 15 26 5.40 1.200																		
Mike Hartley, R (8, 1) ERA: 4.04	0.1 3 1 0 0 0 0 0 1 0 0 0 0 4 10 0.00 3.000																		

Batter	1	2	3	4	5	6	7	8	9	AB	R	H	RBI	BB	SO	LOB	TOP										
Keith Miller, R OBP: 0.315, SLG: 0.369 (1, 4)	G6-3		G1-3			FC1-4 G5-4-3		F8		4	0	0	0	0	0	2	New York Mets @ Pittsburgh Pirates Three Rivers Stadium, Pittsburgh, PA Fri Aug 16 1991, 7:05 PM EDT Att: 39,275 - Sunny - 85 F										
Kevin Elster, R OBP: 0.297, SLG: 0.330 Doug Simons, L (6, 1)	G6-3			G6-3		G5-4-3		K		3	0	0	0	0	0	2											
Charlie O'Brien, R OBP: 0.287, SLG: 0.222 Tim Burke, R (6, 1)	G6-3									0	0	0	0	0	0	0											
Gregg Jefferies, S OBP: 0.327, SLG: 0.395 (1, 5)	G6-3			P5				F8		4	1	1	0	0	0	0											
Kevin McReynolds, R OBP: 0.341, SLG: 0.444 Daryl Boston, L OBP: 0.322, SLG: 0.366 (7, 9)		FC5-4 1B		G6-3				P5		3	0	2	0	0	0	0											
Hubie Brooks, R OBP: 0.328, SLG: 0.415 Chuck Carr, S OBP: 1.000, SLG: 1.000 (7, 8)		K			P5			P4		3	0	0	0	0	1	3											
Mark Carreon, R OBP: 0.291, SLG: 0.317 (7, 7)										1	1	1	0	0	0	0											
Rick Cerone, R OBP: 0.368, SLG: 0.347 (1, 2)										3	0	1	0	1	0	1											
Garry Templeton, S OBP: 0.218, SLG: 0.282 (6, 6)										4	0	1	1	0	2	4											
Sid Fernandez, L OBP: 0.222, SLG: 0.333 Jeff Innis, R (5, 1)										1	0	0	0	0	1	0											
Dave Magadan, L OBP: 0.375, SLG: 0.338 (6, 3)										0	0	0	0	0	0	0											
Inning Stats	R: 0 E: 0 K: 0 S: 6	H: 0 LOB: 0 BB: 0 P: 8	R: 0 E: 0 K: 2 S: 14	H: 1 LOB: 1 BB: 0 P: 18	R: 0 E: 0 K: 1 S: 6	H: 0 LOB: 0 BB: 0 P: 10	R: 0 E: 0 K: 0 S: 6	H: 0 LOB: 0 BB: 0 P: 10	R: 0 E: 0 K: 0 S: 8	H: 2 LOB: 1 BB: 0 P: 8	R: 1 E: 0 K: 1 S: 11	H: 3 LOB: 3 BB: 1 P: 20	R: 0 E: 0 K: 1 S: 12	H: 0 LOB: 0 BB: 0 P: 17	R: 1 E: 0 K: 0 S: 7	H: 3 LOB: 1 BB: 0 P: 11	1B: 9 2B: 0 3B: 0 HR: 0	SF: 0 SAC: 0 DP: 2 HBP: 0	WP: 0 PB: 0 SB: 0 CS: 0	PA: 35							
PITCHER	IP	WLS	BF	H	R	ER	SO	BB	IBB	HBP	BLK	WP	HR	S	P	ERA	WHIP										
Randy Tomlin, L ERA: 2.35 Bob Kipper, L ERA: 4.17	(1, 1) (8, 1)	7.0 2.0	W 8	27 3	6 1	1 1	4 1	1 0	0 0	0 0	0 0	0 0	0 0	55 19	80 28	1.29 4.50	1.000 1.500										

Batter	1	2	3	4	5	6	7	8	9	AB	R	H	RBI	BB	SO	LOB	BOTTOM										
Gary Redus, R OBP: 0.320, SLG: 0.369 Cecil Espy, S OBP: 0.250, SLG: 0.296 (6, 8)	F7	G6-3		P3	BB			G5-3		4	0	1	1	0	0	2	New York Mets @ Pittsburgh Pirates Three Rivers Stadium, Pittsburgh, PA Fri Aug 16 1991, 7:05 PM EDT Att: 39,275 - Sunny - 85 F										
Jay Bell, R OBP: 0.326, SLG: 0.420 (1, 6)	P4			G4-3				G5-3		3	0	0	0	2	0	1											
John Wehner, R OBP: 0.422, SLG: 0.429 (1, 5)	BB							F8		4	1	1	0	1	1	5											
Bobby Bonilla, S OBP: 0.386, SLG: 0.502 (1, 9)	BB			G5-3	E9	F8		FC5-4		3	2	3	0	2	0	0											
Barry Bonds, L OBP: 0.401, SLG: 0.527 (1, 7)	K			P6	E	PB		F7		4	2	1	1	1	1	4											
Lloyd McClendon, R OBP: 0.363, SLG: 0.509 (1, 3)		E5		G5-3	SF9	PB		FC5-4		5	2	0	0	0	0	5											
Don Slaught, R OBP: 0.291, SLG: 0.312 (1, 2)		E8		G1-3	SF9	BB		FC5-4		4	1	1	2	0	0	3											
Jose Lind, R OBP: 0.297, SLG: 0.337 (1, 4)		SH1-3			G5-3	G4-3				4	0	2	1	0	0	2											
Randy Tomlin, L OBP: 0.171, SLG: 0.171 Bob Kipper, R (8, 1)		SH1-3		SH5-3	E4	F7				2	0	0	0	0	0	1											
Inning Stats	R: 0 E: 0 K: 1 S: 12	H: 0 LOB: 2 BB: 2 P: 24	R: 2 E: 2 K: 1 S: 15	H: 1 LOB: 2 BB: 1 P: 28	R: 0 E: 0 K: 0 S: 7	H: 1 LOB: 1 BB: 0 P: 8	R: 0 E: 0 K: 0 S: 7	H: 1 LOB: 1 BB: 0 P: 9	R: 4 E: 3 K: 0 S: 18	H: 4 LOB: 3 BB: 1 P: 28	R: 2 E: 0 K: 0 S: 13	H: 2 LOB: 1 BB: 1 P: 24	R: 0 E: 0 K: 0 S: 5	H: 0 LOB: 0 BB: 0 P: 9	R: 0 E: 0 K: 0 S: 6	H: 0 LOB: 1 BB: 1 P: 14		1B: 7 2B: 2 3B: 0 HR: 0	SF: 1 SAC: 2 DP: 0 HBP: 0	WP: 0 PB: 1 SB: 0 CS: 0	PA: 43						
PITCHER	IP	WLS	BF	H	R	ER	SO	BB	IBB	HBP	BLK	WP	HR	S	P	ERA	WHIP										
Sid Fernandez, L ERA: 3.48 Jeff Innis, R ERA: 2.51 Doug Simons, L ERA: 5.93 Tim Burke, R ERA: 4.39	(1, 1) (5, 1) (6, 1) (8, 1)	4.0 1.0 2.0 1.0	L 7	23 1	5 1	1 0	2 0	3 1	0 0	0 0	0 0	0 0	0 0	12 18	19 33	0.00 9.00	2.000 1.500										

AB	34
R	2
H	9
RBI	2
BB	1
SO	5
LOB	17



Batter	1	2	3	4	5	6	7	8	9	AB	R	H	RBI	BB	SO	LOB	TOP				
Keith Miller, R OBP: 0.306, SLG: 0.357 Alejandro Pena, R (8, 1)	P4		P4			F9		G4-3		4	0	0	0	0	0	0					
Kevin Elster, R OBP: 0.298, SLG: 0.330 Mackey Sasser, L OBP: 0.302, SLG: 0.438 (8, PH)	F7		G6-3			1B		F8		3	0	1	0	0	0	0					
Kevin McReynolds, R OBP: 0.343, SLG: 0.444 (1, 8)	CS		1B		G6-3	F8		1B		4	0	2	0	0	0	1					
Howard Johnson, S OBP: 0.354, SLG: 0.542 (1, 5)	CS	HR			K			K		4	1	2	1	0	2	1					
Hubie Brooks, R OBP: 0.325, SLG: 0.410 (1, 9)		G5-3			G6-3			K		4	0	0	0	0	1	2					
Dave Magadan, L OBP: 0.375, SLG: 0.338 (1, 3)		G4-3			G4-3			G6-4-3		3	0	1	0	0	0	0					
Mark Carreon, R OBP: 0.291, SLG: 0.317 (1, 7)		1B			F7			G6-4-3		3	0	1	0	0	0	2					
Charlie O'Brien, R OBP: 0.282, SLG: 0.218 Gregg Jeffenes, S OBP: 0.329, SLG: 0.397 (8, PH)	F9				P3			G4-6-3		2	0	0	0	0	0	1					
Dwight Gooden, R OBP: 0.242, SLG: 0.339 Pete Schourek, L OBP: 0.200, SLG: 0.111 Rick Cerone, R OBP: 0.366, SLG: 0.345 (8, 2)	G4-3				G4-3			G4-6-3		0	0	0	0	0	0	0					
Inning Stats	R: 0 E: 0 K: 0 S: 7	H: 1 LOB: 0 BB: 0 P: 14	R: 1 E: 0 K: 0 S: 14	H: 2 LOB: 1 BB: 0 P: 20	R: 0 E: 0 K: 0 S: 7	H: 0 LOB: 0 BB: 0 P: 11	R: 0 E: 0 K: 1 S: 8	H: 0 LOB: 0 BB: 0 P: 14	R: 0 E: 0 K: 0 S: 5	H: 1 LOB: 1 BB: 0 P: 8	R: 0 E: 0 K: 1 S: 10	H: 2 LOB: 1 BB: 0 P: 14	R: 0 E: 0 K: 0 S: 7	H: 1 LOB: 0 BB: 0 P: 9	R: 0 E: 0 K: 1 S: 13	H: 1 LOB: 1 BB: 0 P: 19	1B: 7 2B: 0 3B: 0 HR: 1	SF: 0 SAC: 0 DP: 2 HBP: 0	WP: 0 PB: 0 SB: 1 CS: 1	PA: 33	
PITCHER	IP	WLS	BF	H	R	ER	SO	BB	IBB	HBP	BLK	WP	HR	S	P	ERA	WHIP				
Zane Smith, L ERA: 3.28 Stan Belinda, R ERA: 3.88	8.0	W	28	7	1	1	2	0	0	0	0	0	1	66	101	1.12	0.875				
	1.0	S	4	1	0	0	1	0	0	0	0	0	0	13	19	0.00	1.000				

New York Mets @ Pittsburgh Pirates
Three Rivers Stadium, Pittsburgh, PA
Sat Aug 17 1991, 7:05 PM EDT
Att: 44,707 - Overcast - 82 F

AB 32
R 1
H 8
RBI 1
BB 0
SO 3
LOB 8



Batter	1	2	3	4	5	6	7	8	9	AB	R	H	RBI	BB	SO	LOB	BOTTOM				
Orlando Merced, S OBP: 0.392, SLG: 0.421 (1, 3)	G4-3		SH1-4		F8		G6-4-3			3	3	2	0	1	0	0					
Jay Bell, R OBP: 0.325, SLG: 0.418 (1, 6)	F9		SH1-4		SH1-4		G6-4-3			2	0	0	0	0	0	1					
Andy Van Slyke, L OBP: 0.353, SLG: 0.438 (1, 8)	K		1B		F8		2B			4	0	2	2	0	1	1					
Bobby Bonilla, S OBP: 0.387, SLG: 0.505 (1, 9)		G4-3	P4		1B		P8			4	1	2	1	0	0	2					
Barry Bonds, L OBP: 0.397, SLG: 0.521 (1, 7)	G4-3		K		G4-3		F7			4	0	0	0	0	1	4					
John Wehner, R OBP: 0.402, SLG: 0.407 (1, 5)	K		G5-3		P9		G6-3			4	0	0	0	0	1	1					
Don Slaught, R OBP: 0.297, SLG: 0.317 (1, 2)	1B		F9		1B		F8			4	0	2	1	0	0	0					
Jose Lind, R OBP: 0.299, SLG: 0.339 (1, 4)	1B		1B		F9		F7			4	0	2	0	0	0	1					
Zane Smith, L OBP: 0.222, SLG: 0.240 Stan Belinda, R (9, 1)	K		L1		G4-3					3	0	0	0	0	1	4					
Inning Stats	R: 0 E: 0 K: 1 S: 7	H: 0 LOB: 0 BB: 0 P: 12	R: 1 E: 0 K: 2 S: 16	H: 3 LOB: 2 BB: 0 P: 21	R: 1 E: 0 K: 1 S: 13	H: 2 LOB: 1 BB: 0 P: 26	R: 0 E: 0 K: 0 S: 7	H: 1 LOB: 1 BB: 0 P: 12	R: 1 E: 0 K: 0 S: 10	H: 1 LOB: 1 BB: 1 P: 17	R: 0 E: 0 K: 0 S: 7	H: 1 LOB: 0 BB: 0 P: 9	R: 1 E: 0 K: 0 S: 11	H: 2 LOB: 1 BB: 0 P: 18	R: 0 E: 0 K: 0 S: 7	H: 0 LOB: 0 BB: 0 P: 11	1B: 7 2B: 3 3B: 0 HR: 0	SF: 0 SAC: 2 DP: 0 HBP: 0	WP: 0 PB: 0 SB: 0 CS: 0	PA: 35	
PITCHER	IP	WLS	BF	H	R	ER	SO	BB	IBB	HBP	BLK	WP	HR	S	P	ERA	WHIP				
Dwight Gooden, R ERA: 3.7 Pete Schourek, L ERA: 4.14 Alejandro Pena, R ERA: 2.64	6.1	L	30	10	4	4	4	1	0	0	0	0	0	4	5	0.00	0.000				
	1.0		3	0	0	0	0	0	0	0	0	0	0	7	11	0.00	0.000				

New York Mets @ Pittsburgh Pirates
Three Rivers Stadium, Pittsburgh, PA
Sat Aug 17 1991, 7:05 PM EDT
Att: 44,707 - Overcast - 82 F

AB 32
R 4
H 10
RBI 4
BB 1
SO 4
LOB 14



Batter	1	2	3	4	5	6	7	8	9	AB	R	H	RBI	BB	SO	LOB	TOP										
Gregg Jefferies, S OBP: 0.325, SLG: 0.392 (1, 4)	G6-3		L3			L6		G4-3		4	0	0	0	0	0	0											
Kevin Elster, R OBP: 0.297, SLG: 0.342 (1, 6)	HR				G5-3	K		F8		4	1	1	1	0	1	0											
Dave Magadan, L OBP: 0.376, SLG: 0.340 (1, 3)	G1-4-3				1B	F7		FC4-6 1B		4	0	2	0	0	0	0											
Kevin McReynolds, R OBP: 0.340, SLG: 0.441 Chuck Carr, S OBP: 0.500, SLG: 0.500 (1, 7) (7, 8)	P3				K			F8		3	0	0	0	0	0	1	1										
Howard Johnson, S OBP: 0.351, SLG: 0.537 (1, 5)		P2			G6-3			G6-3		4	0	0	0	0	0	2											
Mackey Sasser, L OBP: 0.310, SLG: 0.466 (1, 9)						F7				3	1	2	1	0	0	0											
Daryl Boston, L OBP: 0.317, SLG: 0.359 (1, 8) (7, 7)						G3-1		G3		3	0	0	0	0	1	1											
Rick Cerone, R OBP: 0.366, SLG: 0.350 (1, 2)						F8		G6-3		3	0	1	0	0	0	0											
Frank Viola, L OBP: 0.331, SLG: 0.150 Jeff Innis, R OBP: 0.234, SLG: 0.420 Hubie Brooks, R OBP: 0.350, SLG: 0.354 Doug Simons, L OBP: 0.350, SLG: 0.354 Keith Miller, R OBP: 0.350, SLG: 0.354 Tim Burke, R OBP: 0.350, SLG: 0.354 (1, 1) (4, 1) (5, PH) (5, 1) (8, PH) (8, 1)						G3		G4-3		1	0	0	0	0	0	0											
Inning Stats	R: 1 E: 0 K: 0 S: 15	H: 1 LOB: 0 BB: 0 P: 26	R: 0 E: 0 K: 1 S: 6	H: 1 LOB: 0 BB: 0 P: 9	R: 0 E: 0 K: 0 S: 5	H: 0 LOB: 0 BB: 0 P: 7	R: 0 E: 0 K: 1 S: 8	H: 1 LOB: 1 BB: 0 P: 10	R: 0 E: 0 K: 1 S: 11	H: 0 LOB: 0 BB: 0 P: 13	R: 0 E: 0 K: 0 S: 7	H: 0 LOB: 0 BB: 0 P: 11	R: 1 E: 0 K: 0 S: 10	H: 1 LOB: 0 BB: 0 P: 14	R: 0 E: 0 K: 0 S: 6	H: 0 LOB: 0 BB: 0 P: 11	R: 0 E: 0 K: 0 S: 7	H: 1 LOB: 1 BB: 0 P: 11	1B: 3 2B: 1 3B: 0 HR: 2	SF: 0 SAC: 0 DP: 0 HBP: 0	WP: 0 PB: 0 SB: 0 CS: 1	PA: 32					
PITCHER	IP	WLS	BF	H	R	ER	SO	BB	IBB	HBP	BLK	WP	HR	S	P	ERA	WHIP										
Doug Drabek, R ERA: 3.25 (1, 1)	7.0	W	25	5	2	2	4	0	0	0	0	0	2	62	90	2.57	0.714										
Bill Landrum, R ERA: 2.64 (8, 1)	2.0		7	1	0	0	0	0	0	0	0	0	0	13	22	0.00	0.500										

New York Mets @ Pittsburgh Pirates
Three Rivers Stadium, Pittsburgh, PA

AB 32
R 2
H 6
RBI 2
BB 0
SO 4
LOB 6



WP: 0 PA: 32
PB: 0
SB: 0
CS: 1

New York Mets @ Pittsburgh Pirates
Three Rivers Stadium, Pittsburgh, PA

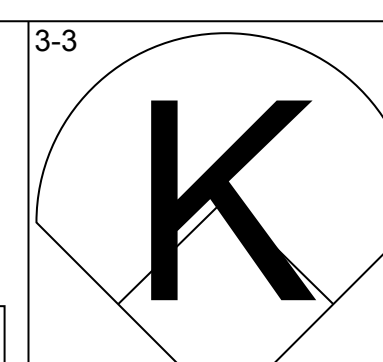
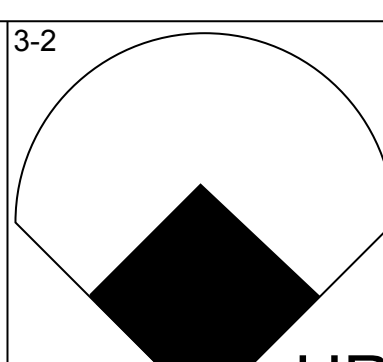
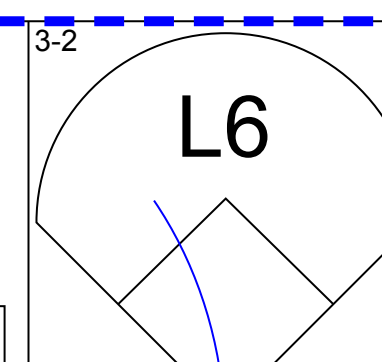
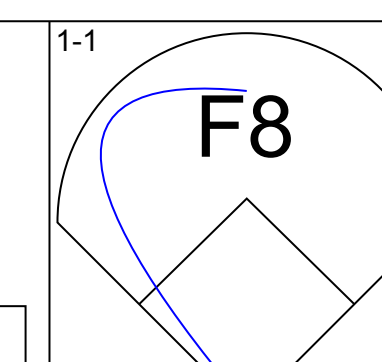
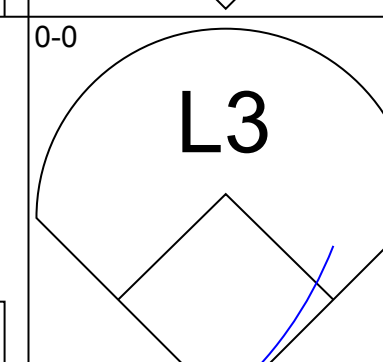
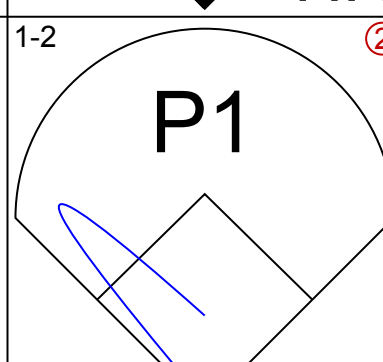
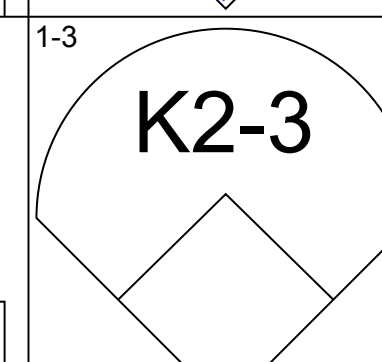
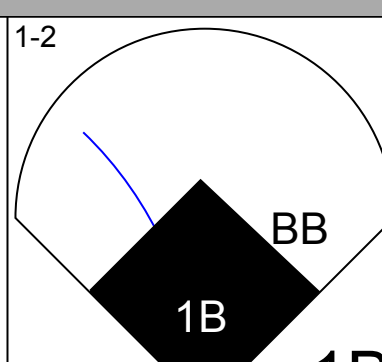
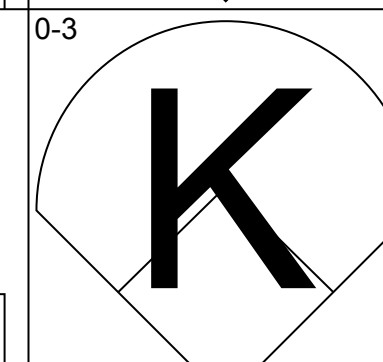
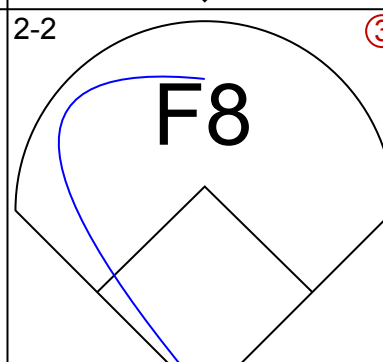
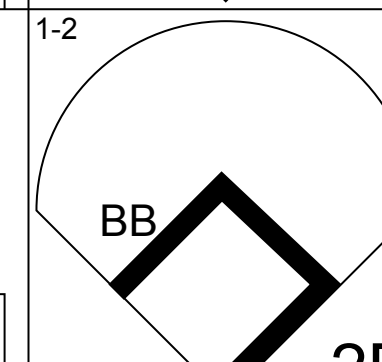
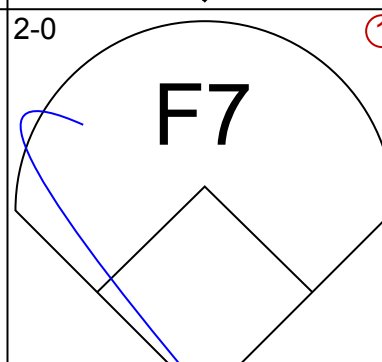
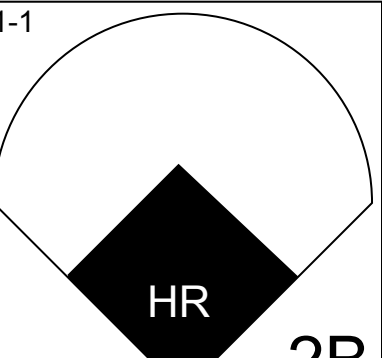
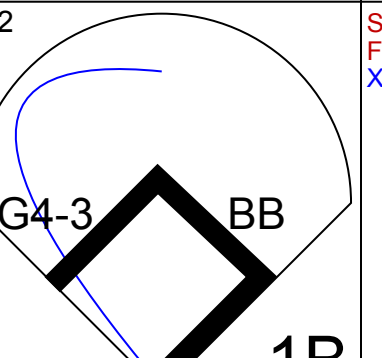
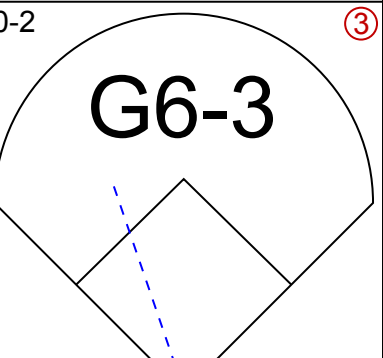
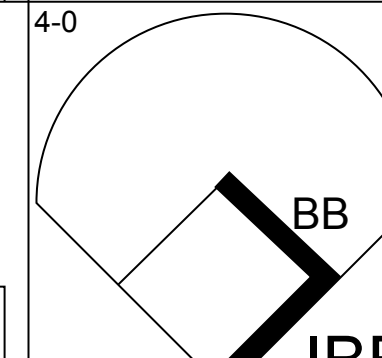
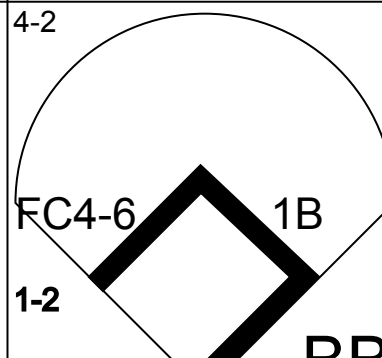
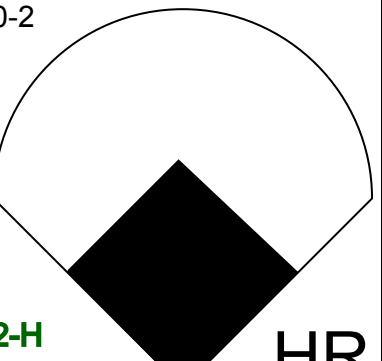
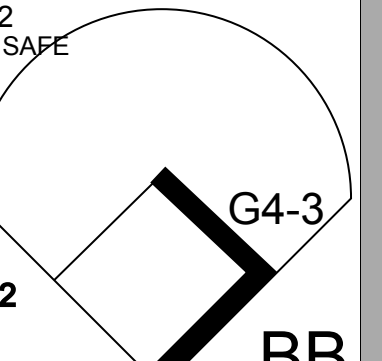
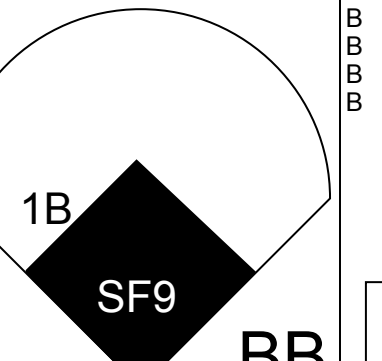
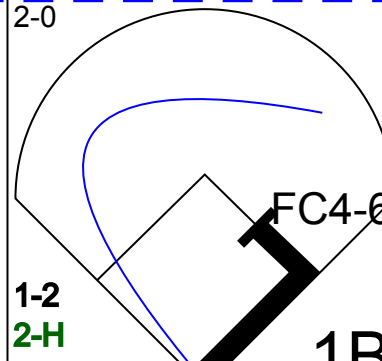
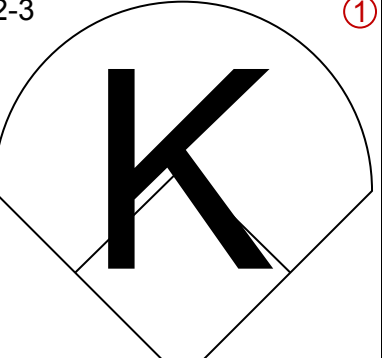

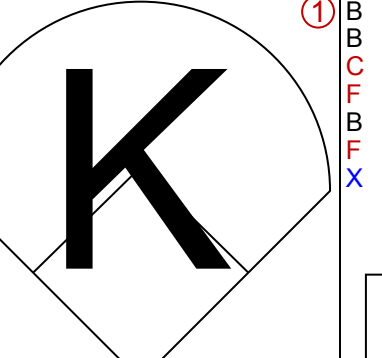
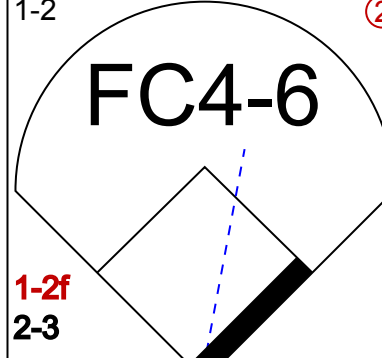
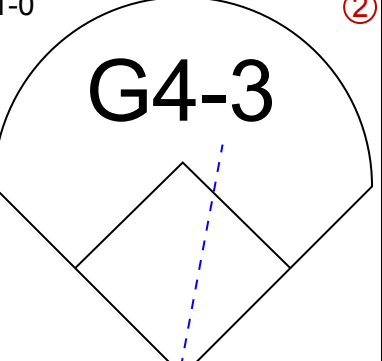
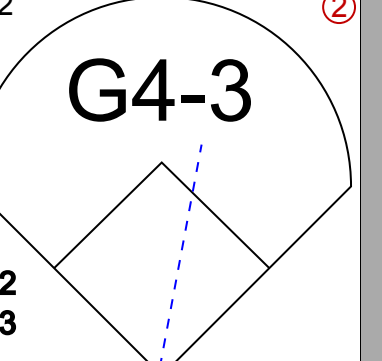
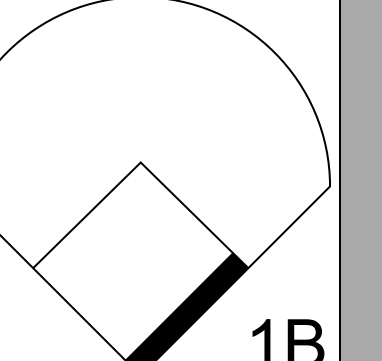
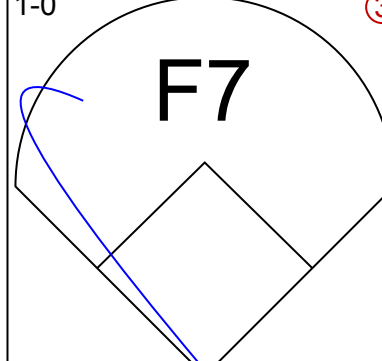
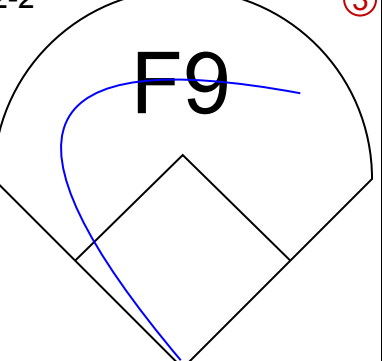
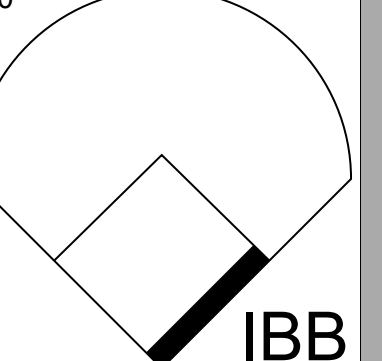
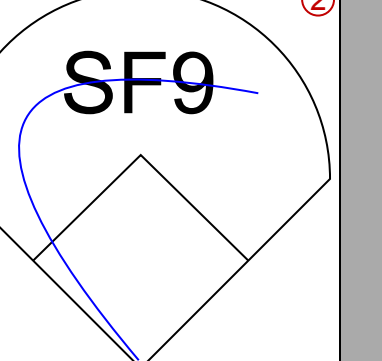





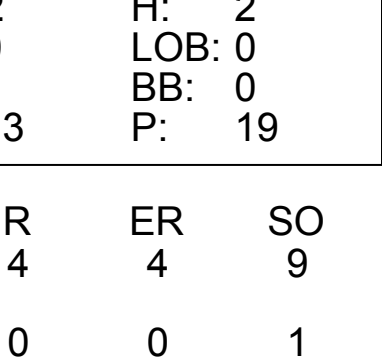
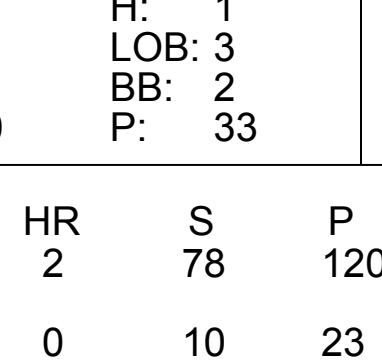
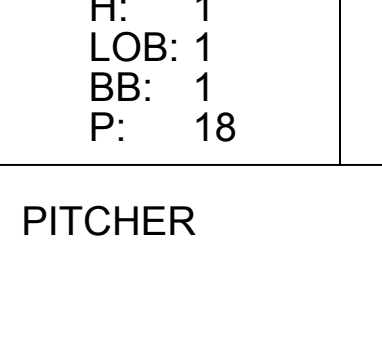
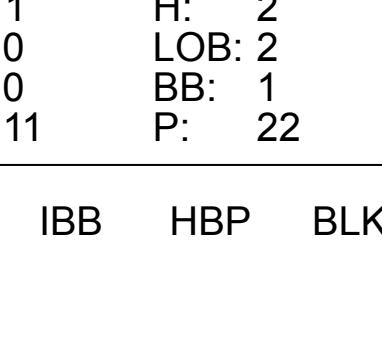

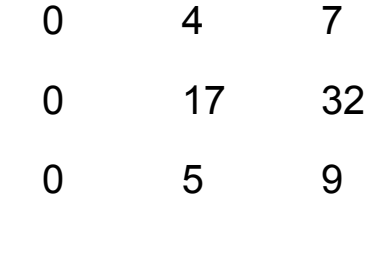


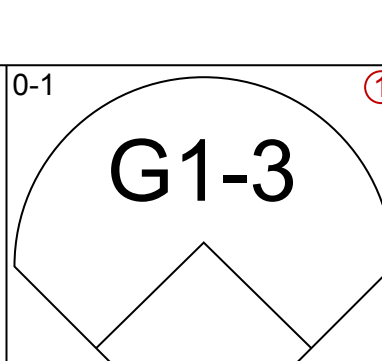

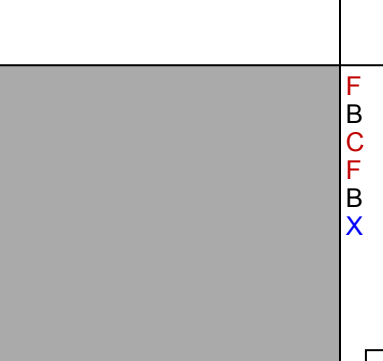

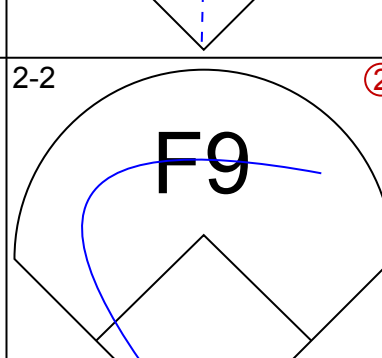


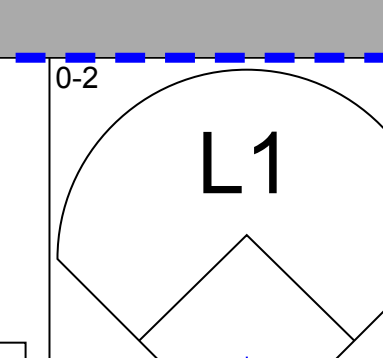
AB 35
R 9
H 11
RBI 9
BB 4
SO 10
LOB 11



WP: 0 PA: 39
PB: 0
SB: 1
CS: 0

Batter	1	2	3	4	5	6	7	8	9	AB	R	H	RBI	BB	SO	LOB	BOTTOM										
Gary Redus, R OBP: 0.319, SLG: 0.383 Cecil Espy, S OBP: 0.241, SLG: 0.286 (1, 7) (6, 7) (9, 8)	K		HR		P3			K		4	1	1	1	0	2	0											
Jay Bell, R OBP: 0.328, SLG: 0.424 (1, 6)	2B		HR		P2			G5-3		5	2	3	0	0	0	0											
Andy Van Slyke, L OBP: 0.365, SLG: 0.445 Gary Varsho, L OBP: 0.321, SLG: 0.395 (1, 8) (9, 7)	BB		HR		K			P8		3	2	1	2	2	1	0											
Bobby Bonilla, S OBP: 0.388, SLG: 0.514 Bill Landrum, R (1, 9) (8, 1)	K		1B		HR					4	2	2	3	0	1	2											
Lloyd McClendon, R OBP: 0.359, SLG: 0.496 (1, 3)	P9		1B		HR			G6-3		3	1	0	0	1	1	3											
John Wehner, R OBP: 0.396, SLG: 0.412 (1, 5)			HR		2B			P3		4	1	1	1	0	1	1											
Don Slaught, R OBP: 0.308, SLG: 0.336 (1, 2)	1B		1B		2B			G5-3		4	0	3	2	0	0	0											
Jose Lind, R OBP: 0.299, SLG: 0.336 (1, 4)	F7		K		IBB			L4		3	0	0	0	1	1	2											
Doug Drabek, R OBP: 0.180, SLG: 0.197 Orlando Merced, S OBP: 0.391, SLG: 0.419 (1, 1) (7, PH) (8, 9)	K				G6-3			G6-3		3	0	0	0	0	2	3											
Inning Stats	R: 0 E: 0 K: 2 S: 9	H: 1 LOB: 2 BB: 1 P: 21	R: 0 E: 0 K: 2 S: 13	H: 1 LOB: 1 BB: 0 P: 19	R: 4 E: 0 K: 2 S: 15	H: 5 LOB: 1 BB: 0 P: 20	R: 5 E: 0 K: 2 S: 20	H: 4 LOB: 2 BB: 3 P: 37	R: 0 E: 0 K: 1 S: 6	H: 0 LOB: 0 BB: 0 P: 9	R: 0 E: 0 K: 0 S: 4	H: 0 LOB: 0 BB: 0 P: 5	R: 0 E: 0 K: 0 S: 6	H: 0 LOB: 0 BB: 0 P: 10	R: 0 E: 0 K: 1 S: 10	H: 0 LOB: 0 BB: 0 P: 15	R: 0 E: 0 K: 0 S: 7	H: 1 LOB: 1 BB: 0 P: 11	1B: 3 2B: 5 3B: 0 HR: 3	SF: 0 SAC: 0 DP: 0 HBP: 0	WP: 0 PB: 0 SB: 1 CS: 0	PA: 39					
PITCHER	IP	WLS	BF	H	R	ER	SO	BB	IBB	HBP	BLK	WP	HR	S	P	ERA	WHIP										
Frank Viola, L ERA: 3.88 (1, 1)	3.2	L	23	9	8	8	7	3	0	0	0	0	0	8	15	27.00	6.000										
Jeff Innis, R ERA: 2.55 (4, 1)	0.1		4	2	1	1	1	0	1	0	0	0	0	8	15	27.00	6.000										
Doug Simons, L ERA: 5.52 (5, 1)	3.0		9	0	0	0	1	0	0	0	0	0	0	16	24	0.00	0.000										
Tim Burke, R ERA: 4.33 (8, 1)	1.0		3	0	0	0	1	0	0	0	0	0	0	10	15	0.00	0.000										

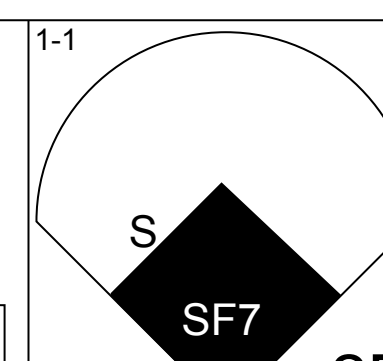
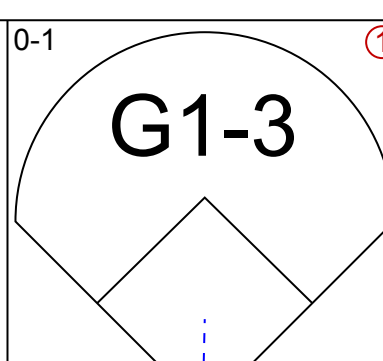
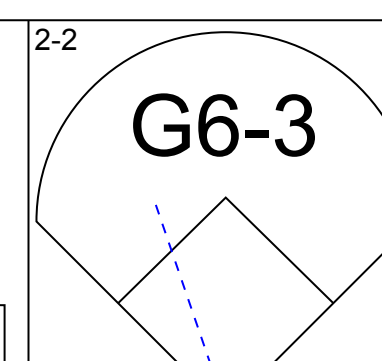
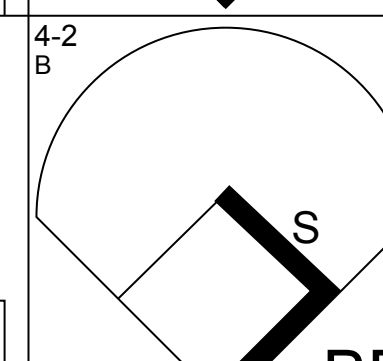
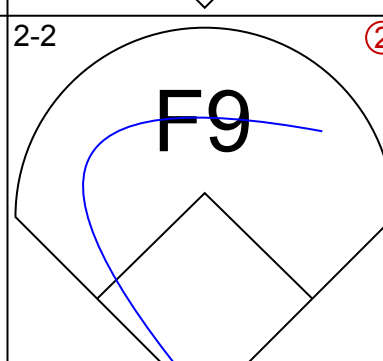
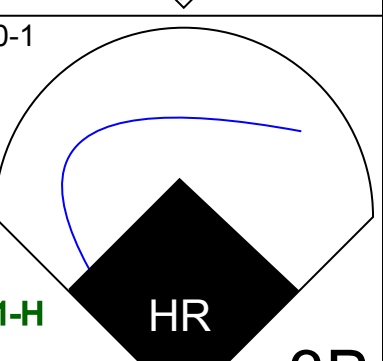
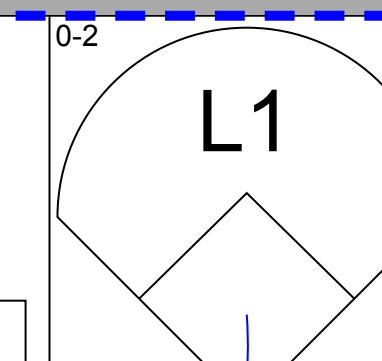
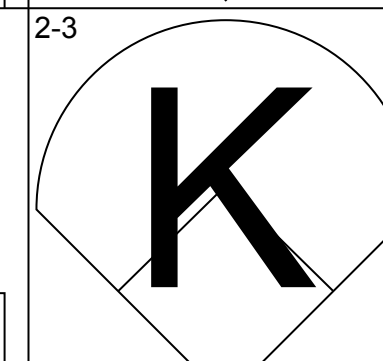
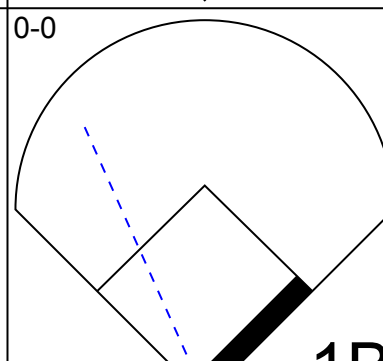
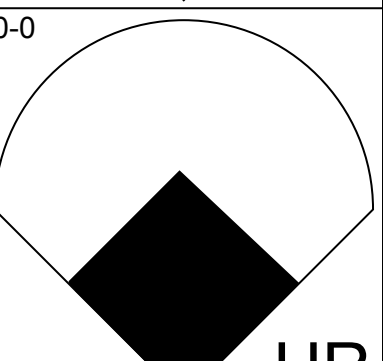
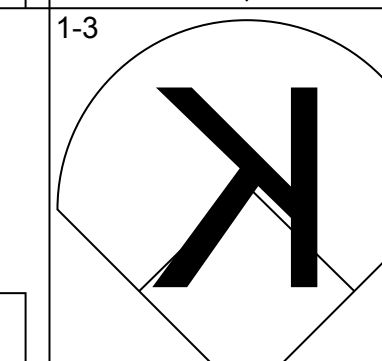
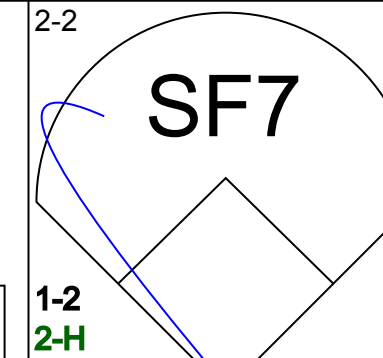
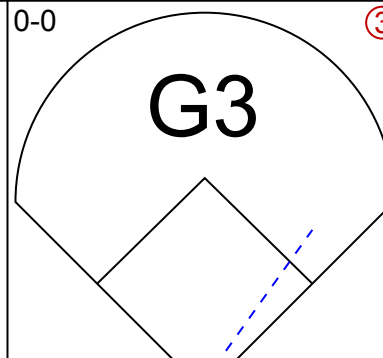
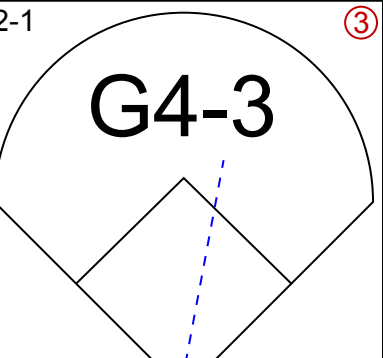
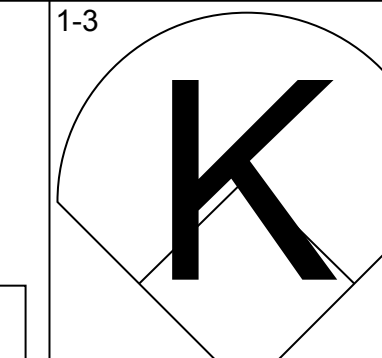
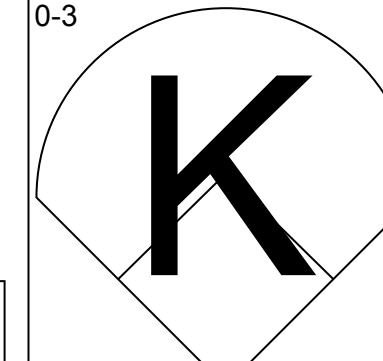
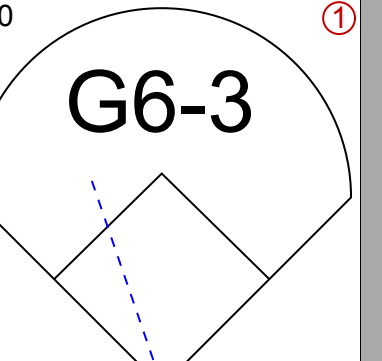
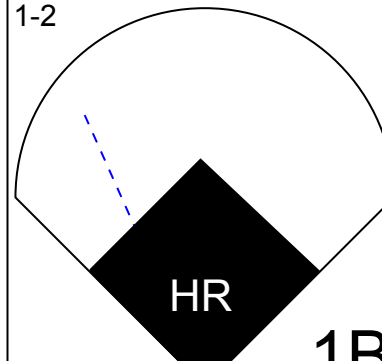

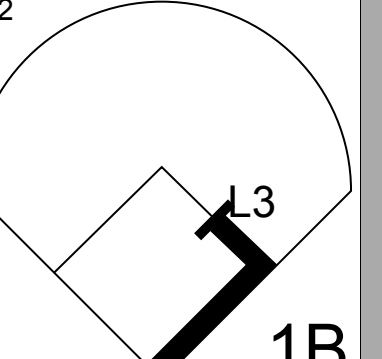
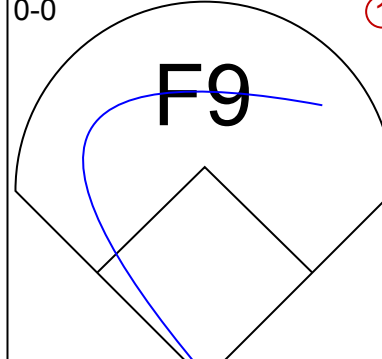
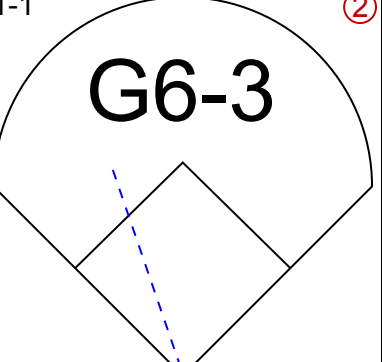
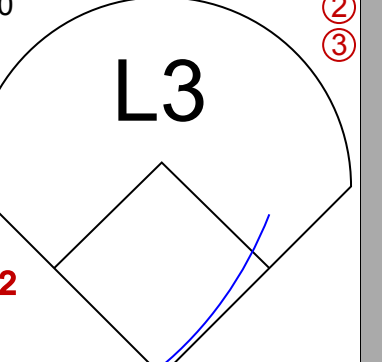
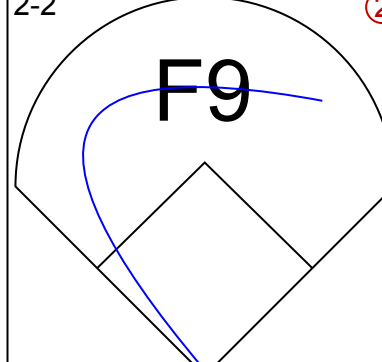
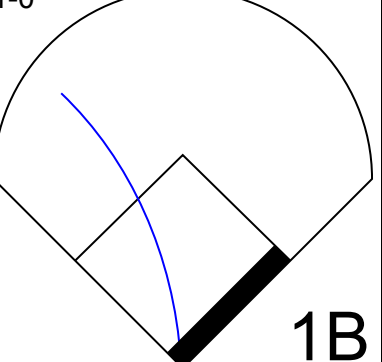

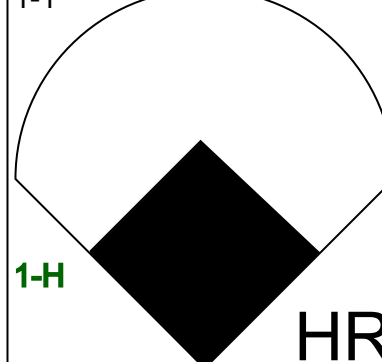
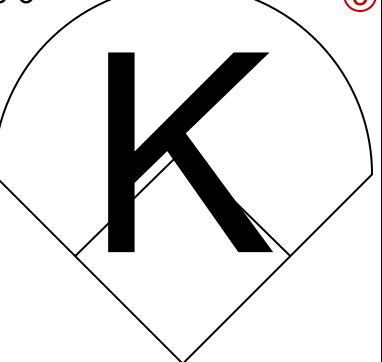

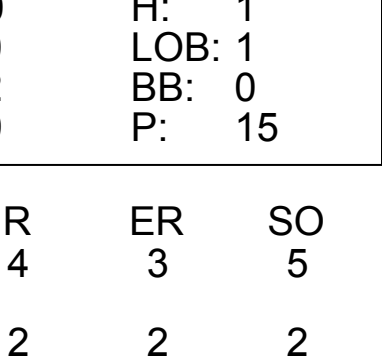
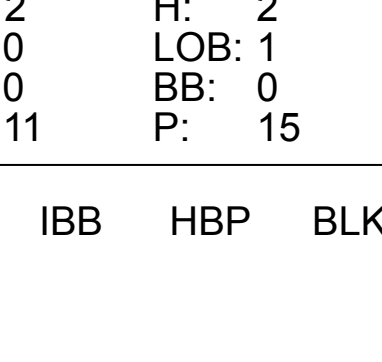


WP: 0 PA: 39
PB: 0
SB: 1
CS: 0

Batter	1	2	3	4	5	6	7	8	9	AB	R	H	RBI	BB	SO	LOB	TOP					
Orlando Merced, S OBP: 0.391, SLG: 0.427										4	1	1	1	1	1	1						
Jay Bell, R OBP: 0.326, SLG: 0.422										5	1	1	0	0	1	1						
Andy Van Slyke, L OBP: 0.354, SLG: 0.445										5	0	1	0	0	2	2						
Bobby Bonilla, S OBP: 0.392, SLG: 0.518										3	1	2	0	2	0	1						
Barry Bonds, L OBP: 0.404, SLG: 0.532										2	2	2	3	3	0	0						
Gary Varsho, L OBP: 0.317, SLG: 0.389										2	0	0	0	0	2	2						
John Wehner, R OBP: 0.383, SLG: 0.398										3	0	0	0	0	1	6						
Michael LaValliere, L OBP: 0.342, SLG: 0.350										4	0	1	0	0	0	2						
Don Slaughter, R OBP: 0.306, SLG: 0.333										1	0	0	0	0	0	2						
Jose Lind, R OBP: 0.301, SLG: 0.337										2	0	1	1	1	0	0						
John Smiley, L OBP: 0.173, SLG: 0.122										3	0	0	0	0	3	4						
Cecil Espy, S OBP: 0.233, SLG: 0.276										1	0	0	0	0	0	1						
Stan Belinda, R OBP: 0.383, SLG: 0.398										0	0	0	0	0	0	0						
Inning Stats	R: 0 E: 0 K: 2 S: 7	H: 0 LOB: 0 BB: 0 P: 10	R: 2 E: 0 K: 1 S: 13	H: 2 LOB: 0 BB: 0 P: 19	R: 1 E: 0 K: 1 S: 15	H: 1 LOB: 0 BB: 0 P: 21	R: 0 E: 0 K: 2 S: 20	H: 1 LOB: 3 BB: 2 P: 33	R: 0 E: 0 K: 1 S: 12	H: 0 LOB: 1 BB: 1 P: 19	R: 1 E: 0 K: 2 S: 11	H: 1 LOB: 1 BB: 1 P: 18	R: 0 E: 0 K: 1 S: 14	H: 1 LOB: 3 BB: 2 P: 30	R: 0 E: 0 K: 0 S: 11	H: 1 LOB: 1 BB: 0 P: 19	R: 1 E: 0 K: 0 S: 11	H: 2 LOB: 2 BB: 1 P: 22	1B: 5 2B: 2 3B: 0 HR: 2	SF: 1 SAC: 0 DP: 0 HBP: 0	WP: 0 PB: 0 SB: 1 CS: 0	PA: 43
PITCHER	IP	WLS	BF	H	R	ER	SO	BB	IBB	HBP	BLK	WP	HR	S	P	ERA	WHIP					
Tommy Greene, R ERA: 3.0	6.0		27	5	4	4	9	3	1	0	0	0	2	78	120	6.00	1.333					
Wally Ritchie, L ERA: 2.59	0.2		5	1	0	0	1	1	1	0	0	0	0	10	23	0.00	3.000					
Joe Boever, R ERA: 3.96	0.1		1	0	0	0	0	0	0	0	0	0	0	4	7	0.00	0.000					
Mike Hartley, R ERA: 4.48	1.1		7	2	1	1	0	1	0	0	0	0	0	17	32	6.75	2.250					
Steve Searcy, L ERA: 6.99	0.2	W	3	1	0	0	0	0	0	0	0	0	0	5	9	0.00	1.500					

Pittsburgh Pirates @ Philadelphia Phillies
Veterans Stadium, Philadelphia, PA
Tue Aug 20 1991, 7:05 PM EDT
Att: 23,336 - Cloudy - 72 F

AB 35
R 5
H 9
RBI 5
BB 7
SO 10
LOB 22



Batter	1	2	3	4	5	6	7	8	9	AB	R	H	RBI	BB	SO	LOB	BOTTOM					
Lenny Dykstra, L OBP: 0.397, SLG: 0.443										4	1	1	0	0	0	1						
Randy Ready, R OBP: 0.390, SLG: 0.289										3	1	1	1	1	0	0						
Wes Chamberlain, R OBP: 0.326, SLG: 0.457										4	1	2	2	0	2	2						
John Kruk, L OBP: 0.355, SLG: 0.474										3	0	0	1	0	1	1						
Dale Murphy, R OBP: 0.307, SLG: 0.419										4	0	1	0	0	1	1						
John Morris, L OBP: 0.299, SLG: 0.261										0	1	0	0	0	0	0						
Charlie Hayes, R OBP: 0.237, SLG: 0.325										4	0	2	0	0	1	1						
Darren Daulton, L OBP: 0.297, SLG: 0.339										4	0	0	0	0	1	3						
Dickie Thon, R OBP: 0.294, SLG: 0.364										4	2	3	2	0	0	0						
Tommy Greene, R ERA: 2.36, SLG: 0.373										2	0	0	0	0	1	2						
Wally Ritchie, L ERA: 2.59										0	0	0	0	0	0	0						
Joe Boever, R ERA: 3.96										0	0	0	0	0	0	0						
Jim Lindeman, R OBP: 0.266, SLG: 0.300										1	0	0	0	0	0	0						
Mike Hartley, R ERA: 4.48										0	0	0	0	0	0	0						
Steve Searcy, L ERA: 6.99										0	0	0	0	0	0	0						
Inning Stats	R: 1 E: 0 K: 2 S: 18	H: 1 LOB: 1 BB: 1 P: 27	R: 0 E: 0 K: 2 S: 9	H: 1 LOB: 0 BB: 0 P: 15	R: 0 E: 0 K: 0 S: 8	H: 1 LOB: 0 BB: 0 P: 10	R: 0 E: 0 K: 0 S: 5	H: 1 LOB: 0 BB: 0 P: 5	R: 3 E: 0 K: 0 S: 9	H: 3 LOB: 0 BB: 0 P: 13	R: 0 E: 0 K: 1 S: 8	H: 1 LOB: 1 BB: 0 P: 14	R: 0 E: 0 K: 0 S: 8	H: 0 LOB: 0 BB: 0 P: 12	R: 0 E: 0 K: 2 S: 11	H: 0 LOB: 0 BB: 0 P: 13	R: 2 E: 0 K: 0 S: 11	H: 2 LOB: 1 BB: 0 P: 15	1B: 6 2B: 3 3B: 1 HR: 2	SF: 1 SAC: 0 DP: 2 HBP: 0	WP: 0 PB: 0 SB: 2 CS: 1	PA: 35
PITCHER	IP	WLS	BF	H	R	ER	SO	BB	IBB	HBP	BLK	WP	HR	S	P	ERA	WHIP					
John Smiley, L ERA: 3.4	7.0		28	8	4	3	5	1	0	0	0	0	1	65	96	3.86	1.286					
Stan Belinda, R ERA: 4.09	1.2	L	7	2	2	2	2	0	0	0	0	0	1	22	28	10.80	1.200					

Pittsburgh Pirates @ Philadelphia Phillies
Veterans Stadium, Philadelphia, PA
Tue Aug 20 1991, 7:05 PM EDT
Att: 23,336 - Cloudy - 72 F

AB 33
R 6
H 10
RBI 6
BB 1
SO 7
LOB 11



Batter	1	2	3	4	5	6	7	8	9	AB	R	H	RBI	BB	SO	LOB	TOP																					
Orlando Merced, S OBP: 0.387, SLG: 0.421 Gary Redus, R OBP: 0.322, SLG: 0.387	1-1 B5-3	1-3 K		3-1 G3		2-0 F7		0-0 1B		4	0	0	0	0	1	3																						
Jay Bell, R OBP: 0.323, SLG: 0.417	2-3 K		2-3 K		0-0 G5-3		2-3 K	3-3 K		5	0	0	0	0	4	1																						
Andy Van Slyke, L OBP: 0.354, SLG: 0.441	4-1 WP 1B BB		4-1 BB BB		0-0 F8		1-0 G3		0-1 L6	3	0	0	0	2	0	0																						
Bobby Bonilla, S OBP: 0.392, SLG: 0.515	0-0 WP 1B		0-3 K		2-2 P6		3-1 P5		4-2 BB	4	0	1	0	1	1	1																						
Barry Bonds, L OBP: 0.406, SLG: 0.530	4-0 1B		4-0 BB		0-0 S FC5-4 1B			0-1 G4-3	1-3 K	3	1	1	0	2	1	1																						
Michael LaValliere, L OBP: 0.340, SLG: 0.349 Don Slaught, R OBP: 0.304, SLG: 0.331	1-2 2-3 G3-1		0-3 K		2-1 F8			2-1 2B 1B	0-3 K	4	1	1	0	0	1	6																						
John Wehner, R OBP: 0.398, SLG: 0.418		0-1 SH2-4 1B		2-3 K		4-2 FC5-4 BB		1-0 2B		3	1	2	0	1	1	0																						
Jose Lind, R OBP: 0.298, SLG: 0.333		1-0 F8		1-3 K		1-2 FC5-4 2B WP		0-0 P4		4	1	0	1	0	1	4																						
Randy Tomlin, L OBP: 0.190, SLG: 0.171 Roger Mason, R OBP: 0.258, SLG: 0.333 Neal Heaton, L OBP: 0.320, SLG: 0.417 Gary Varsho, L OBP: 0.321, SLG: 0.400 Bob Kipper, R OBP: 0.304, SLG: 0.331 Bill Landrum, R	0-0 SH2-4		4-2 BB		0-0 WP 2B			1-0 1B 2B		0	0	0	0	1	0	0																						
Inning Stats	R: 0 E: 0 K: 1 S: 8	H: 1 LOB: 3 BB: 2 P: 20	R: 0 E: 0 K: 1 S: 7	H: 1 LOB: 1 BB: 0 P: 9	R: 0 E: 0 K: 3 S: 11	H: 0 LOB: 2 BB: 2 P: 21	R: 0 E: 0 K: 2 S: 16	H: 0 LOB: 1 BB: 1 P: 26	R: 0 E: 0 K: 0 S: 5	H: 0 LOB: 0 BB: 0 P: 7	R: 2 E: 0 K: 0 S: 11	H: 2 LOB: 1 BB: 1 P: 20	R: 0 E: 0 K: 1 S: 6	H: 0 LOB: 0 BB: 0 P: 12	R: 3 E: 0 K: 1 S: 11	H: 4 LOB: 1 BB: 1 P: 18	R: 0 E: 0 K: 2 S: 10	H: 0 LOB: 1 BB: 1 P: 15	1B: 5 2B: 3 3B: 0 HR: 0	SF: 0 SAC: 1 DP: 0 HBP: 0	WP: 2 PB: 0 SB: 3 CS: 0	PA: 42																
PITCHER	IP	WLS	BF	H	R	ER	SO	BB	IBB	HBP	BLK	WP	HR	S	P	ERA	WHIP	PITCHER				IP	WLS	BF	H	R	ER	SO	BB	IBB	HBP	BLK	WP	HR	S	P	ERA	WHIP
Jose De Jesus, R ERA: 3.4	(1, 1)	7.2		36	7	5	5	8	5	1	0	0	0	0	71	126	5.87	1.565																				
Mitch Williams, L ERA: 2.19	(8, 1)	1.1	W	6	1	0	0	3	1	0	0	0	0	0	14	22	0.00	1.500																				

Pittsburgh Pirates @ Philadelphia Phillies
Veterans Stadium, Philadelphia, PA
Wed Aug 21 1991, 7:05 PM EDT
Att: 35,591 - Cloudy - 79 F

AB	34
R	5
H	8
RBI	4
BB	7
SO	11
LOB	17



Batter	1	2	3	4	5	6	7	8	9	AB	R	H	RBI	BB	SO	LOB	BOTTOM																					
Lenny Dykstra, L OBP: 0.401, SLG: 0.447	1-1 WP G4-3 1B		2-2 F9 2B 1B		2-3 K		0-0 F9		0-2 1B S 1B	5	2	3	0	0	1	1																						
Randy Ready, R OBP: 0.391, SLG: 0.301	2-2 G4-3 WP 1B		1-1 SAFE F9		0-1 2B 2B		1-1 G6-3		1-2 G5-3	5	1	2	1	0	0	4																						
Wes Chamberlain, R OBP: 0.328, SLG: 0.460	1-3 K		0-0 G5-3 2B		0-0 F7		1-0 S 1B 1B		0-1 P3	5	0	2	1	0	1	5																						
John Kruk, L OBP: 0.360, SLG: 0.474	2-2 G4-3		4-1 HBP		4-0 2B IBB		1-1 1B 1B		4-0 1B IBB	2	1	1	1	2	0	1																						
Dale Murphy, R OBP: 0.307, SLG: 0.420 Mitch Williams, L ERA: 2.19	2-2 G5-3		1-0 G5-3		1-1 2B		0-3 K2-3		2-2 1B	4	0	1	2	0	1	5																						
Wally Backman, S OBP: 0.335, SLG: 0.310			2-3 F9		1-1 2B				1-2 2B 1B	1	0	1	1	0	0	0																						
Charlie Hayes, R OBP: 0.235, SLG: 0.321		2-1 G5-3		2-2 P3		0-3 K		1-2 F7		4	0	0	0	0	1	1																						
Darren Daulton, L OBP: 0.297, SLG: 0.335		3-2 HBP		2-3 K		3-2 G3		1-1 F9		3	0	0	0	0	1	0																						
Dickie Thon, R OBP: 0.291, SLG: 0.360		1-0 F9		1-3 K		2-1 F9		1-1 G5-3		4	0	0	0	0	1	1																						
Jose De Jesus, R OBP: 0.173, SLG: 0.140 John Morris, L OBP: 0.259, SLG: 0.261 Ricky Jordan, R OBP: 0.358, SLG: 0.450 Braulio Castillo, R OBP: 0.500, SLG: 0.333 Bill Landrum, R		1-3 K		4-2 WP 2B BB		1-3 K			0-0 1B 2B	2	1	0	0	1	2	1																						
Inning Stats	R: 1 E: 0 K: 1 S: 14	H: 2 LOB: 1 BB: 0 P: 22	R: 0 E: 0 K: 1 S: 8	H: 0 LOB: 0 BB: 0 P: 15	R: 1 E: 0 K: 0 S: 9	H: 2 LOB: 1 BB: 0 P: 18	R: 0 E: 0 K: 2 S: 11	H: 0 LOB: 0 BB: 0 P: 16	R: 3 E: 0 K: 2 S: 15	H: 2 LOB: 1 BB: 2 P: 26	R: 0 E: 0 K: 1 S: 9	H: 0 LOB: 0 BB: 0 P: 15	R: 0 E: 0 K: 1 S: 9	H: 2 LOB: 2 BB: 0 P: 12	R: 0 E: 0 K: 0 S: 7	H: 0 LOB: 0 BB: 0 P: 10	R: 1 E: 0 K: 0 S: 12	H: 3 LOB: 3 BB: 1 P: 19	1B: 7 2B: 4 3B: 0 HR: 0	SF: 0 SAC: 0 DP: 1 HBP: 2	WP: 2 PB: 0 SB: 3 CS: 0	PA: 41																
PITCHER	IP	WLS	BF	H	R	ER	SO	BB	IBB	HBP	BLK	WP	HR	S	P	ERA	WHIP	PITCHER				IP	WLS	BF	H	R	ER	SO	BB	IBB	HBP	BLK	WP	HR	S	P	ERA	WHIP
Randy Tomlin, L ERA: 2.56	(1, 1)			5	4	4	4	5	1	0	2	0	0	0	7	12	13.50	1.385																				
Roger Mason, R ERA: 1.5	(5, 1)	0.2		4	1	1	1	1	0	1	0	0	0	0	7	12	13.50	1.500																				
Neal Heaton, L ERA: 3.6	(6, 1)	2.0		8	2	0	0	2	0	0	0	0	0	0	18	27	0.00	1.000																				
Bob Kipper, L ERA: 4.26	(8, 1)	1.0	L	5	2	1	1	0	0	0	0	0	0	0	11	14	9.00	2.000																				
Bill Landrum, R ERA: 2.61	(9, 1)	0.2		4	1	0	0	0	0	1	0	0	0	0	8	15	0.00	1.500																				

Pittsburgh Pirates @ Philadelphia Phillies
Veterans Stadium, Philadelphia, PA
Wed Aug 21 1991, 7:05 PM EDT
Att: 35,591 - Cloudy - 79 F

AB	36
R	6
H	11
RBI	6
BB	3
SO	8
LOB	19



Batter	1	2	3	4	5	6	7	8	9	AB	R	H	RBI	BB	SO	LOB	TOP			
Darren Lewis, R OBP: 0.385, SLG: 0.382 Kevin Bass, S OBP: 0.308, SLG: 0.367 (8, 9)	2-1 F9		1-2 G4-3			1-0 P8		1-2 2B		3	0	0	0	0	0	0	0			
Willie McGee, S OBP: 0.372, SLG: 0.412 (8, 8)	2-2 PO G4-1 1B		0-0 G4-3			0-1 G4-3		0-0 F8		4	0	1	0	0	0	2	0			
Will Clark, L OBP: 0.266, SLG: 0.560 Mike Kingery, L OBP: 0.301, SLG: 0.239 (6, PR) (6, 3)	1-0 G4-1			1-2 G6-4-3 1B		4-2 BB		1-1 F8		2	0	1	0	1	0	1	1			
Kevin Mitchell, R OBP: 0.363, SLG: 0.547 (1, 7)	0-0 PO	1-2 FC6-4 1B		1-1 F8		0-0 P6			2-2 P4	4	0	1	0	0	0	2	0			
Matt Williams, R OBP: 0.289, SLG: 0.472 (1, 5)		2-2 P6		1-2 G6-4-3		2-2 F8			1-3 K	4	0	0	0	0	1	2	0			
Robby Thompson, R OBP: 0.351, SLG: 0.446 Tom Herr, S OBP: 0.327, SLG: 0.260 (6, 4)		1-2 FC6-4 1B			0-1 FC4-6 1B		1-3 K		1-3 K	2	0	2	0	0	0	0	0			
Kirt Manwaring, R OBP: 0.266, SLG: 0.284 Rod Beck, R OBP: 1.000, SLG: 1.000 (7, 1)		0-1 FC6-4			2-2 F9		1-0 G3-1			3	0	0	0	0	0	3	0			
Jose Uribe, S OBP: 0.265, SLG: 0.289 (1, 6)		3-1 F8			0-0 FC4-6			2-0 P6		3	0	0	0	0	0	3	0			
John Burkett, R OBP: 0.083, SLG: 0.085 Bryan Hickerson, L (3, 1) Terry Kennedy, L OBP: 0.291, SLG: 0.356 (7, 2)			0-3 K		2-3 K			1-1 2B 1B		1	0	0	0	0	1	0	1			
Inning Stats	R: 0 E: 0 K: 0 S: 6	H: 1 LOB: 0 BB: 0 P: 11	R: 0 E: 0 K: 0 S: 15	H: 2 LOB: 2 BB: 0 P: 22	R: 0 E: 0 K: 1 S: 9	H: 0 LOB: 0 BB: 0 P: 10	R: 0 E: 0 K: 0 S: 10	H: 1 LOB: 1 BB: 0 P: 13	R: 0 E: 0 K: 1 S: 8	H: 0 LOB: 1 BB: 1 P: 13	R: 0 E: 0 K: 1 S: 13	H: 0 LOB: 0 BB: 0 P: 17	R: 0 E: 0 K: 0 S: 10	H: 2 LOB: 2 BB: 0 P: 15	R: 0 E: 0 K: 2 S: 10	H: 0 LOB: 0 BB: 0 P: 14	1B: 6 2B: 1 3B: 0 HR: 0	SF: 0 SAC: 0 DP: 1 HBP: 0	WP: 0 PB: 0 SB: 0 CS: 0	PA: 34
PITCHER Doug Drabek, R ERA: 3.09 (1, 1)	IP: 9.0 WLS: W BF: 33 H: 7 R: 0 ER: 0 SO: 5 BB: 1 IBB: 0 HBP: 0 BLK: 0 WP: 0 HR: 0 S: 91 P: 129 ERA: 0.00 WHIP: 0.889															PITCHER				

San Francisco Giants @ Pittsburgh Pirates
Three Rivers Stadium, Pittsburgh, PA
Fri Aug 23 1991, 7:05 PM EDT
Att: 32,419 - Cloudy - 83 F

AB	32
R	0
H	7
RBI	0
BB	1
SO	5
LOB	16



Batter	1	2	3	4	5	6	7	8	9	AB	R	H	RBI	BB	SO	LOB	BOTTOM			
Orlando Merced, S OBP: 0.388, SLG: 0.423 (9, 9)	1-2 G4-3		3-3 K	0-0 FC4-6 1B	1-0 2B		3-2 F9			5	0	2	2	0	1	3	0			
Jay Bell, R OBP: 0.322, SLG: 0.413 (1, 6)	1-2 P4		2-2 1B SF8	2-1 FC4-6 1B	1-3 K		0-1 P5			5	1	1	0	0	1	2	0			
Andy Van Slyke, L OBP: 0.365, SLG: 0.443 Lloyd McClendon, R OBP: 0.358, SLG: 0.483 (8, 3)	2-3 K		2-2 1B BB	0-1 1B		3-3 K		1-2 F7		5	1	2	1	0	2	0	0			
Bobby Bonilla, S OBP: 0.392, SLG: 0.513 John Wehner, R OBP: 0.400, SLG: 0.419 (9, 5)		0-0 1B 2B	2-1 SF8	1-0 P3		0-0 G5-3		0-1 F7		4	1	1	1	0	0	2	0			
Barry Bonds, L OBP: 0.409, SLG: 0.527 (1, 7)		2-1 G3 2H	4-0 1B BB		4-2 1B BB		0-0 G6-3			2	2	1	1	2	0	0	0			
Cecil Espy, S OBP: 0.257, SLG: 0.324 (9, 8)	1 SAFE G3	0-2 G3	0-1 1B		2-3 K		3-2 F8			4	0	1	1	0	1	2	0			
Michael LaValliere, L OBP: 0.346, SLG: 0.355 (1, 2)		0-0 G3	3-0 FC6-4 1B	1-2 1B 2B	1-2 1B 2B		1-1 2B 1B			4	1	3	2	0	0	1	0			
Jose Lind, R OBP: 0.306, SLG: 0.341 (1, 4)		1-1 G6-3	0-1 FC6-4		2-0 2B 1B		0-2 1B 2B			4	1	2	0	0	0	3	0			
Doug Drabek, R OBP: 0.185, SLG: 0.200 (1, 1)			0-0 1B 1B	0-3 K	0-1 F9		1-0 P8			4	1	1	0	0	1	4	0			
Inning Stats	R: 0 E: 0 K: 1 S: 10	H: 0 LOB: 0 BB: 0 P: 14	R: 1 E: 0 K: 0 S: 10	H: 2 LOB: 1 BB: 0 P: 13	R: 4 E: 0 K: 1 S: 20	H: 5 LOB: 2 BB: 1 P: 36	R: 0 E: 0 K: 1 S: 10	H: 2 LOB: 2 BB: 0 P: 13	R: 3 E: 0 K: 2 S: 15	H: 3 LOB: 1 BB: 1 P: 26	R: 0 E: 0 K: 1 S: 5	H: 0 LOB: 0 BB: 0 P: 8	R: 0 E: 0 K: 0 S: 13	H: 2 LOB: 2 BB: 0 P: 21	R: 0 E: 0 K: 0 S: 7	H: 0 LOB: 0 BB: 0 P: 8	1B: 11 2B: 3 3B: 0 HR: 0	SF: 1 SAC: 0 DP: 0 HBP: 0	WP: 0 PB: 0 SB: 1 CS: 0	PA: 40
PITCHER John Burkett, R ERA: 3.97 Bryan Hickerson, L ERA: 5.4 Rod Beck, R ERA: 3.3 (7, 1)	IP: 2.2 WLS: L BF: 16 H: 5 R: 3 ER: 3 SO: 4 BB: 1 IBB: 0 HBP: 0 BLK: 0 WP: 0 HR: 0 S: 32 P: 49 ERA: 8.10 WHIP: 1.800															PITCHER				

San Francisco Giants @ Pittsburgh Pirates
Three Rivers Stadium, Pittsburgh, PA
Fri Aug 23 1991, 7:05 PM EDT
Att: 32,419 - Cloudy - 83 F

AB	37
R	8
H	14
RBI	8
BB	2
SO	6
LOB	17



Batter	1	2	3	4	5	6	7	8	9	AB	R	H	RBI	BB	SO	LOB	TOP										
Darrin Jackson, R (1.8) OBP: 0.320, SLG: 0.493	G6-3		G5-3			P6		G4-6-3		4	0	1	1	0	0	0	San Diego Padres @ Pittsburgh Pirates Three Rivers Stadium, Pittsburgh, PA Tue Aug 27 1991, 3:33 AM EDT Att: 19,227 - Sunny - 91 F										
Tony Fernandez, S (1.6) OBP: 0.333, SLG: 0.368	G3			G6-3		L3		G4-6-3		4	0	0	0	0	0	1											
Tony Gwynn, L (1.9) OBP: 0.367, SLG: 0.451		1B		E3			1B	F7		4	0	2	0	0	0	0											
Fred McGriff, L (1.3) OBP: 0.392, SLG: 0.489	K			G4-6-3		F7			K	4	0	1	0	0	2	2											
Benito Santiago, R (1.2) OBP: 0.278, SLG: 0.388 Dann Bilardello, R (7.2) OBP: 0.313, SLG: 0.286			G4-6-3					G6-3		3	0	1	0	0	0	2											
Kevin Ward, R (1.7) OBP: 0.300, SLG: 0.456	G4-6-3				FC3-5		HR			4	1	3	1	0	0	1											
Tim Lincecum, R (1.5) OBP: 0.337, SLG: 0.367	K			G5-3	FC3-5		G5-3			4	0	2	0	0	1	0											
Paul Faries, R (1.4) OBP: 0.246, SLG: 0.208 Rich Rodriguez, L (7.1)			G3		FC3-5		G6-3		F8	3	0	0	0	0	0	2											
Thomas Howard, S (9. PH) OBP: 0.313, SLG: 0.340 Jack Howell, L (9. PH) OBP: 0.285, SLG: 0.333										0	0	0	0	0	0	0											
Ricky Bones, R (1.1) OBP: 0.314, SLG: 0.353 Jerald Clark, R (5. PH) OBP: 0.311, SLG: 0.373 Derek Lilliquist, L (5.1) Craig Shipley, R (7.4) OBP: 0.314, SLG: 0.353			K			G5-3		E9		1	0	0	0	0	1	0											
Inning Stats	R: 0 E: 0 K: 1 S: 8	H: 1 LOB: 1 BB: 0 P: 13	R: 0 E: 0 K: 1 S: 6	H: 1 LOB: 0 BB: 0 P: 7	R: 0 E: 0 K: 1 S: 9	H: 0 LOB: 0 BB: 0 P: 12	R: 0 E: 1 K: 0 S: 11	H: 1 LOB: 1 BB: 0 P: 19	R: 0 E: 0 K: 0 S: 15	H: 2 LOB: 1 BB: 0 P: 20	R: 1 E: 0 K: 0 S: 6	H: 1 LOB: 0 BB: 0 P: 11	R: 1 E: 1 K: 0 S: 7	H: 2 LOB: 0 BB: 0 P: 10	R: 0 E: 0 K: 1 S: 12	H: 2 LOB: 2 BB: 0 P: 16	1B: 9 2B: 1 3B: 0 HR: 1	SF: 0 SAC: 0 DP: 4 HBP: 0	WP: 0 PB: 0 SB: 0 CS: 0	PA: 35							
PITCHER	IP	WLS	BF	H	R	ER	SO	BB	IBB	HBP	BLK	WP	HR	S	P	ERA	WHIP										
Zane Smith, L (1.1) ERA: 3.21	8.2	W	34	11	2	1	4	0	0	0	0	0	1	79	118	1.04	1.269										
Roger Mason, R (9.1) ERA: 0.82	0.1	S	1	0	0	0	0	0	0	0	0	0	0	2	2	0.00	0.000										

Batter	1	2	3	4	5	6	7	8	9	AB	R	H	RBI	BB	SO	LOB	BOTTOM										
Orlando Merced, S (1.3) OBP: 0.383, SLG: 0.410	BB	G4-3		K		FC5-4		G5-4-3		5	1	1	0	0	1	2	San Diego Padres @ Pittsburgh Pirates Three Rivers Stadium, Pittsburgh, PA Tue Aug 27 1991, 3:33 AM EDT Att: 19,227 - Sunny - 91 F										
Jay Bell, R (1.6) OBP: 0.322, SLG: 0.420	F8					F8		F8		4	1	1	0	0	0	1											
Andy Van Slyke, L (1.8) OBP: 0.352, SLG: 0.450	F8					P6				4	1	2	1	0	0	1											
Bobby Bonilla, S (1.9) OBP: 0.394, SLG: 0.520 Cecil Espy, S (8.9) OBP: 0.282, SLG: 0.390										2	0	1	0	2	0	0											
Barry Bonds, L (1.7) OBP: 0.407, SLG: 0.520										0	0	0	0	0	0	0											
Michael LaValliere, L (1.2) OBP: 0.355, SLG: 0.360										2	1	2	2	1	0	0											
John Wehner, R (1.5) OBP: 0.398, SLG: 0.426										3	0	1	1	1	0	4											
Jose Lind, R (1.4) OBP: 0.302, SLG: 0.340										4	0	1	0	0	1	3											
Zane Smith, L (1.1) OBP: 0.220, SLG: 0.236 Roger Mason, R (9.1) ERA: 0.82										4	1	1	0	0	2	1											
Ricky Bones, R (1.1) OBP: 0.314, SLG: 0.353 Derek Lilliquist, L (5.1) OBP: 0.311, SLG: 0.373 Rich Rodriguez, L (7.1) OBP: 0.246, SLG: 0.208										4	0	1	1	0	0	1											
Inning Stats	R: 1 E: 0 K: 0 S: 15	H: 2 LOB: 2 BB: 1 P: 31	R: 1 E: 0 K: 0 S: 10	H: 1 LOB: 0 BB: 0 P: 15	R: 1 E: 0 K: 1 S: 11	H: 2 LOB: 2 BB: 2 P: 21	R: 0 E: 0 K: 1 S: 6	H: 0 LOB: 0 BB: 0 P: 10	R: 0 E: 0 K: 1 S: 7	H: 1 LOB: 0 BB: 0 P: 8	R: 2 E: 0 K: 0 S: 13	H: 3 LOB: 1 BB: 0 P: 20	R: 0 E: 0 K: 1 S: 7	H: 1 LOB: 0 BB: 0 P: 11	1B: 8 2B: 1 3B: 1 HR: 1	SF: 1 SAC: 0 DP: 1 HBP: 0	WP: 0 PB: 0 SB: 0 CS: 0	PA: 37									
PITCHER	IP	WLS	BF	H	R	ER	SO	BB	IBB	HBP	BLK	WP	HR	S	P	ERA	WHIP										
Ricky Bones, R (1.1) ERA: 4.76	4.0	L	19	5	3	3	2	3	0	0	0	0	1	26	37	6.75	2.250										
Derek Lilliquist, L (5.1) ERA: 10.32	2.2		14	5	2	2	1	1	0	0	0	0	0	9	16	0.00	0.750										
Rich Rodriguez, L (7.1) ERA: 3.44	1.1		4	1	0	0	1	0	0	0	0	0	0	9	16	0.00	0.750										

Batter	1	2	3	4	5	6	7	8	9	AB	R	H	RBI	BB	SO	LOB	TOP		
Gary Redus, R OBP: 0.327, SLG: 0.415 (1, 3)	G6-3		HR		SH2-3 BB		G6-3		BB SH3-4 SF7 1B	4	2	2	1	1	0	0	Pittsburgh Pirates @ Los Angeles Dodgers Dodger Stadium, Los Angeles, CA Wed Aug 28 1991, 7:05 PM PDT Att: 39,040 - Sunny - 74 F		
Jay Bell, R OBP: 0.326, SLG: 0.425 (1, 6)	G4-3 2B		1B SF8 1B		SH2-3		1B		SH3-4	3	1	3	0	0	0	0			
Andy Van Slyke, L OBP: 0.353, SLG: 0.448 (1, 8)	G4-3		1B		L9		2-6		BB IBB	4	0	1	0	1	1	2			
Bobby Bonilla, S OBP: 0.396, SLG: 0.520 (1, 9)	F8		SF8		IBB				2B 1B	2	1	1	2	2	0	1			
Barry Bonds, L OBP: 0.407, SLG: 0.525 (1, 7)		G5-3 2B	P4		G5-3				S 1-H 2B	4	1	2	2	0	0	3			
John Wehner, R OBP: 0.381, SLG: 0.406 (1, 5)	G5-3		G5-3				K		E6 2B	5	0	0	0	0	1	5			
Don Slaught, R OBP: 0.305, SLG: 0.327 (1, 2)					P4		F8		K	4	0	1	1	0	1	2			
Jose Lind, R OBP: 0.299, SLG: 0.337 (1, 4)					G4-3		G4-3		P4	4	0	0	0	0	1	3			
Doug Drabek, R OBP: 0.176, SLG: 0.191 Rosario Rodriguez, R Gary Varsho, L Stan Belinda, R	F7				K		G5-3		SH3-4 BB 1B	3	0	0	0	0	1	1	P		
										0	0	0	0	0	0	0			
Inning Stats	R: 0 E: 0 K: 0 S: 11	H: 1 LOB: 1 BB: 0 P: 18	R: 1 E: 0 K: 1 S: 13	H: 2 LOB: 1 BB: 0 P: 19	R: 2 E: 0 K: 1 S: 15	H: 3 LOB: 1 BB: 0 P: 28	R: 0 E: 0 K: 1 S: 7	H: 0 LOB: 2 BB: 2 P: 11	R: 0 E: 0 K: 1 S: 6	H: 0 LOB: 0 BB: 0 P: 17	R: 0 E: 0 K: 1 S: 9	H: 1 LOB: 1 BB: 0 P: 13	R: 1 E: 1 K: 2 S: 16	H: 2 LOB: 2 BB: 0 P: 23	R: 2 E: 0 K: 0 S: 14	H: 2 LOB: 2 BB: 2 P: 27	1B: 6 2B: 4 3B: 0 HR: 1	SF: 2 SAC: 2 DP: 0 HBP: 0	WP: 0 PB: 0 CS: 1 PA: 42
PITCHER	IP WLS BF H R ER SO	IP WLS BF H R ER SO	IP WLS BF H R ER SO	IP WLS BF H R ER SO	IP WLS BF H R ER SO	IP WLS BF H R ER SO	IP WLS BF H R ER SO	IP WLS BF H R ER SO	IP WLS BF H R ER SO	IP WLS BF H R ER SO	IP WLS BF H R ER SO	IP WLS BF H R ER SO	IP WLS BF H R ER SO	IP WLS BF H R ER SO	IP WLS BF H R ER SO	IP WLS BF H R ER SO	ERA WHIP	ERA WHIP	
Bob Ojeda, L ERA: 3.4	(1, 1)	5.0	23	6	3	3	2	1	1	0	0	0	0	0	0	0	0	5.40	1.400
Jim Gott, R ERA: 3.44	(6, 1)	2.0	7	1	0	0	1	0	0	0	0	0	0	0	0	0	0	0.00	0.500
John Candelaria, L ERA: 3.03	(8, 1)	0.1	3	2	1	1	1	0	0	0	0	0	0	0	0	0	0	27.00	6.000
Tim Crews, R ERA: 3.0	(8, 1)	0.2	3	0	0	0	1	0	0	0	0	0	0	0	0	0	0	0.00	0.000
Roger McDowell, R ERA: 3.3	(9, 1)	0.1	L	4	2	2	0	0	1	0	0	0	0	0	0	0	0	54.00	6.000

Batter	1	2	3	4	5	6	7	8	9	AB	R	H	RBI	BB	SO	LOB	BOTTOM				
Brett Butler, L OBP: 0.414, SLG: 0.359 (1, 8)	CS 1B		L6			L8		HR		4	1	2	3	0	0	0	Pittsburgh Pirates @ Los Angeles Dodgers Dodger Stadium, Los Angeles, CA Wed Aug 28 1991, 7:05 PM PDT Att: 39,040 - Sunny - 74 F				
Juan Samuel, R OBP: 0.333, SLG: 0.391 (1, 4)	K				G6-3	F4		G6-3		4	0	0	0	0	1	1					
Kal Daniels, L OBP: 0.341, SLG: 0.395 Roger McDowell, R Jay Howell, R					F7			K		3	0	0	0	1	2	0					
Darryl Strawberry, L OBP: 0.365, SLG: 0.499 (1, 9)	G6-3				G4-3			1B G1-6-3 1B		4	1	2	0	0	0	1					
Eddie Murray, S OBP: 0.308, SLG: 0.370 (1, 3)		F7			E3 G5-4-3			F7		4	0	1	0	0	0	1					
Mike Scioscia, L OBP: 0.357, SLG: 0.361 (1, 2)		F8			G5-4-3			P2		4	0	0	0	0	0	2					
Lenny Harris, L OBP: 0.350, SLG: 0.351 (1, 6)		F9			1B HBP			G3-1		3	0	0	0	0	0	0					
Dave Hansen, L OBP: 0.324, SLG: 0.485 (1, 5)					K			F8		4	1	2	0	0	1	0					
Bob Ojeda, L ERA: 3.16 Mitch Webster, S Jim Gott, R John Candelaria, L Tim Crews, R Chris Gwynn, L					G6-3			HR 2B		1	0	0	0	0	0	0	Dodgers				
										1	0	0	0	0	0	0					
Inning Stats	R: 0 E: 0 K: 1 S: 13	H: 1 LOB: 1 BB: 1 P: 21	R: 0 E: 0 K: 0 S: 4	H: 0 LOB: 0 BB: 0 P: 9	R: 0 E: 0 K: 1 S: 9	H: 0 LOB: 0 BB: 0 P: 12	R: 0 E: 0 K: 0 S: 8	H: 0 LOB: 0 BB: 0 P: 12	R: 0 E: 1 K: 1 S: 10	H: 1 LOB: 2 BB: 0 P: 17	R: 0 E: 0 K: 1 S: 8	H: 0 LOB: 0 BB: 0 P: 10	R: 1 E: 0 K: 0 S: 10	H: 2 LOB: 0 BB: 0 P: 15	R: 3 E: 0 K: 1 S: 15	H: 4 LOB: 1 BB: 0 P: 28	R: 0 E: 0 K: 0 S: 8	H: 0 LOB: 0 BB: 0 P: 10	1B: 6 2B: 1 3B: 0 HR: 1	SF: 0 SAC: 0 DP: 2 HBP: 1	WP: 0 PB: 0 CS: 1 PA: 35
PITCHER	IP WLS BF H R ER SO	IP WLS BF H R ER SO	IP WLS BF H R ER SO	IP WLS BF H R ER SO	IP WLS BF H R ER SO	IP WLS BF H R ER SO	IP WLS BF H R ER SO	IP WLS BF H R ER SO	IP WLS BF H R ER SO	IP WLS BF H R ER SO	IP WLS BF H R ER SO	IP WLS BF H R ER SO	IP WLS BF H R ER SO	IP WLS BF H R ER SO	IP WLS BF H R ER SO	IP WLS BF H R ER SO	ERA WHIP	ERA WHIP			
Doug Drabek, R ERA: 3.16	(1, 1)	7.1	29	7	4	4	3	1	0	1	0	0	0	0	0	0	4.91	1.091			
Rosario Rodriguez, L ERA: 3.71	(8, 1)	0.2	W	3	1	0	0	0	0	0	0	0	0	0	0	0	0.00	1.500			
Stan Belinda, R ERA: 3.71	(9, 1)	1.0	S	3	0	0	0	0	0	0	0	0	0	0	0	0	0.00	0.000			

Batter	1	2	3	4	5	6	7	8	9	AB	R	H	RBI	BB	SO	LOB	TOP										
Orlando Merced, S OBP: 0.386, SLG: 0.413	2-2 1B	3-2 1B			0-1 G4-3		1-2 FC5-4 1B		0-3 K	5	0	3	2	0	1	1	Pittsburgh Pirates @ Los Angeles Dodgers Dodger Stadium, Los Angeles, CA Thu Aug 29 1991, 7:05 PM PDT Att: 46,414 - Cloudy - 73 F										
Jay Bell, R OBP: 0.324, SLG: 0.423	0-0 F9	0-1 1B			1-2 F9		0-0 FC5-4 1B		3-2 G5-3	5	0	1	1	0	0	4											
Andy Van Slyke, L OBP: 0.352, SLG: 0.446	0-0 F8	3-H F7			2-1 F8		2-2 1B			4	0	1	1	0	0	3											
Bobby Bonilla, S OBP: 0.393, SLG: 0.515	2-1 F8			2-0 G3-1		0-0 F9			1-3 K	4	0	0	0	0	1	3											
Barry Bonds, L OBP: 0.405, SLG: 0.521		4-1 1B S 1B BB		2-3 K		1-0 G6-3		1-3 K		3	1	0	0	1	2	0											
Michael LaValliere, L OBP: 0.353, SLG: 0.358 Don Slaught, R OBP: 0.307, SLG: 0.329	1-1 G1-3	1-1 F7		0-0 F7		2-2 1B		1-3 K		2	0	0	0	0	0	1											
Curtis Wilkerson, S OBP: 0.292, SLG: 0.295 Bill Landrum, R	0-1 F8			0-0 F8		1-1 G4-3		1-3 K		4	0	0	0	0	1	2											
Jose Lind, R OBP: 0.299, SLG: 0.334	4-0 1B IBB			3-2 F8		2-2 G4-3		0-0 F9		3	1	0	0	1	0	0											
Bob Patterson, R OBP: 0.250, SLG: 0.250 Roger Mason, R Rosario Rodriguez, R Bob Kipper, R Cecil Espy, S OBP: 0.279, SLG: 0.390	1-1 1B 1B	1-1 1B 1B		0-0 P3		4-2 FC5-4 1B BB		4-2 WP S BB		2	1	1	0	0	0	0											
Inning Stats	R: 0 E: 0 K: 0 S: 7	H: 1 LOB: 1 BB: 0 P: 11	R: 3 E: 0 K: 0 S: 15	H: 3 LOB: 2 BB: 2 P: 30	R: 0 E: 0 K: 1 S: 6	H: 0 LOB: 0 BB: 0 P: 10	R: 0 E: 0 K: 0 S: 5	H: 0 LOB: 0 BB: 0 P: 8	R: 0 E: 0 K: 0 S: 7	H: 1 LOB: 1 BB: 0 P: 13	R: 1 E: 0 K: 1 S: 16	H: 2 LOB: 2 BB: 1 P: 26	R: 0 E: 0 K: 3 S: 9	H: 0 LOB: 0 BB: 1 P: 12	R: 0 E: 0 K: 1 S: 9	H: 0 LOB: 1 BB: 1 P: 16		1B: 7 2B: 0 3B: 0 HR: 0	SF: 0 SAC: 0 DP: 0 HBP: 0	WP: 1 PB: 0 CS: 2 CS: 0	PA: 38						
PITCHER	IP	WLS	BF	H	R	ER	SO	BB	IBB	HBP	BLK	WP	HR	S	P	ERA	WHIP										
Mike Morgan, R ERA: 2.76	6.2	L	30	7	4	4	1	2	1	0	0	0	0	62	104	5.40	1.350										
John Candelaria, L ERA: 3.0	0.1		1	0	0	0	1	0	0	0	0	0	0	3	4	0.00	0.000										
Jim Gott, R ERA: 3.32	2.0		7	0	0	0	4	1	0	0	0	1	0	18	28	0.00	0.500										

Batter	1	2	3	4	5	6	7	8	9	AB	R	H	RBI	BB	SO	LOB	BOTTOM										
Brett Butler, L OBP: 0.413, SLG: 0.357	4-2 CS BB		1-1 F7		0-2 G3		3-3 K			3	0	0	0	1	1	3	Pittsburgh Pirates @ Los Angeles Dodgers Dodger Stadium, Los Angeles, CA Thu Aug 29 1991, 7:05 PM PDT Att: 46,414 - Cloudy - 73 F										
Juan Samuel, R OBP: 0.334, SLG: 0.392	1-2 F9		0-1 1B		3-3 K		1-0 BB 1B			4	0	2	1	0	1	1											
Mitch Webster, S OBP: 0.281, SLG: 0.312	1-3 K		2-2 F7		4-2 1B BB		0-0 L5			3	0	0	0	1	1	3											
Darryl Strawberry, L OBP: 0.367, SLG: 0.499	3-2 CS	0-3 K		2-2 F8		0-0 1B		3-2 BB 1B		4	0	2	0	0	1	0											
Eddie Murray, S OBP: 0.310, SLG: 0.370		2-2 G5-3		3-2 G5-3 1B		0-3 K		4-1 G6-3 BB		3	0	1	0	1	1	2											
Gary Carter, R OBP: 0.323, SLG: 0.408 Kal Daniels, L OBP: 0.341, SLG: 0.394 Mike Scioscia, L OBP: 0.357, SLG: 0.361	1-2 1B		3-2 G5-3		1-2 P4		1-0 G6-3			3	0	1	0	0	0	3											
Mike Sharperson, R ERA: 4.63 Lenny Harris, L OBP: 0.349, SLG: 0.349	2-3 K		1-3 K		2-2 G6-3		1-1 L7			2	0	0	0	0	2	2											
Jose Offerman, S OBP: 0.333, SLG: 0.212 Dave Hansen, L OBP: 0.314, SLG: 0.471			3-2 SH1-4 1B		3-2 G4-3		4-1 CS BB BB		2-3 K	2	1	1	0	1	0	0											
Mike Morgan, R OBP: 0.082, SLG: 0.085 John Candelaria, L Stan Javier, S OBP: 0.257, SLG: 0.288 Jim Gott, R OBP: 0.500, SLG: 0.500 Chris Gwynn, L OBP: 0.308, SLG: 0.412	0-0 SH1-4		0-0 G6-3		4-1 SAFE		0-0 G1-3			1	0	0	0	0	0	0											
Inning Stats	R: 0 E: 0 K: 1 S: 13	H: 0 LOB: 1 BB: 1 P: 21	R: 0 E: 0 K: 2 S: 13	H: 1 LOB: 1 BB: 0 P: 18	R: 1 E: 0 K: 0 S: 11	H: 2 LOB: 1 BB: 0 P: 17	R: 0 E: 0 K: 1 S: 20	H: 1 LOB: 1 BB: 0 P: 29	R: 0 E: 0 K: 2 S: 14	H: 1 LOB: 2 BB: 1 P: 22	R: 0 E: 0 K: 1 S: 10	H: 0 LOB: 2 BB: 2 P: 23	R: 0 E: 0 K: 0 S: 9	H: 2 LOB: 1 BB: 1 P: 18	R: 0 E: 0 K: 1 S: 6	H: 0 LOB: 0 BB: 0 P: 9		1B: 7 2B: 1 3B: 0 HR: 0	SF: 0 SAC: 1 DP: 2 HBP: 0	WP: 0 PB: 0 CS: 2 CS: 2	PA: 37						
PITCHER	IP	WLS	BF	H	R	ER	SO	BB	IBB	HBP	BLK	WP	HR	S	P	ERA	WHIP										
Bob Patterson, L ERA: 4.63 Roger Mason, R ERA: 0.66 Rosario Rodriguez, L ERA: 4.35 Bill Landrum, R ERA: 2.87	1.1		14	4	1	1	3	1	0	0	0	0	0	47	71	2.70	1.500										
Stan Javier, S OBP: 0.257, SLG: 0.288	1.0		4	0	0	0	1	2	0	0	0	0	0	10	23	0.00	2.000										
Bob Kipper, L ERA: 4.35	0.1		4	2	0	0	0	1	0	0	0	0	0	8	16	0.00	9.000										
Bill Landrum, R ERA: 2.87	1.2	S	4	0	0	0	1	0	0	0	0	0	0	7	11	0.00	0.000										

AB 34
R 4
H 7
RBI 4
BB 4
SO 6
LOB 14



AB 30
R 1
H 7
RBI 1
BB 5
SO 8
LOB 17



Batter	1	2	3	4	5	6	7	8	9	10	11	12	AB	R	H	RBI	BB	SO	LOB								
Orlando Merced, S OBP: 0.379, SLG: 0.404	F8		L8		G3			K		P4		E1	6	0	0	0	0	1	4								
Jay Bell, R OBP: 0.325, SLG: 0.427	K		FC5-4			F8		P3					6	0	2	0	0	1	2								
Andy Van Slyke, L OBP: 0.348, SLG: 0.442	F7					L7				L9			6	0	1	0	0	2	4								
Bobby Bonilla, S OBP: 0.385, SLG: 0.516								G4-3					4	1	1	0	1	1	1								
Barry Bonds, L OBP: 0.407, SLG: 0.524													5	1	2	2	0	1	1								
Steve Buechele, R OBP: 0.332, SLG: 0.442													5	0	0	0	0	1	1								
Michael LaValliere, L OBP: 0.350, SLG: 0.354 Don Slaught, R OBP: 0.315, SLG: 0.352													3	0	0	0	0	0	0								
Jose Lind, R OBP: 0.297, SLG: 0.332													2	1	1	1	0	0	0								
Randy Tomlin, L ERA: 2.31 Craig Lefferts, L ERA: 4.53 Rich Rodriguez, L ERA: 3.36 Jose Melendez, R ERA: 2.89													0	0	0	0	0	0	0								
Inning Stats	R: 0 E: 0 K: 7 S: 7	H: 0 LOB: 0 BB: 11 P: 11	R: 0 E: 0 K: 1 S: 9	H: 0 LOB: 0 BB: 1 P: 18	R: 0 E: 0 K: 0 S: 11	H: 1 LOB: 2 BB: 0 P: 15	R: 0 E: 0 K: 1 S: 8	H: 1 LOB: 1 BB: 0 P: 13	R: 0 E: 0 K: 0 S: 8	H: 1 LOB: 0 BB: 0 P: 11	R: 2 E: 0 K: 8 S: 6	H: 2 LOB: 0 BB: 0 P: 11	R: 0 E: 0 K: 1 S: 13	H: 0 LOB: 0 BB: 0 P: 21	R: 0 E: 0 K: 1 S: 8	H: 0 LOB: 0 BB: 0 P: 13	R: 0 E: 0 K: 0 S: 11	H: 2 LOB: 2 BB: 0 P: 16	R: 0 E: 0 K: 1 S: 7	H: 0 LOB: 0 BB: 0 P: 12	R: 1 E: 1 K: 3 S: 15	H: 2 LOB: 2 BB: 0 P: 20	1B: 6 2B: 3 3B: 0 HR: 2	SF: 0 SAC: 2 DP: 1 HBP: 0	WP: 0 PB: 0 SB: 0 CS: 1	PA: 48	
PITCHER	IP	WLS	BF	H	R	ER	SO	BB	IBB	HBP	BLK	WP	HR	S	P	ERA	WHIP										
Greg Harris, R	(1, 1)		8.0	31	6	2	4	4	0	0	0	0	0	1	69	2.25	0.875										
Craig Lefferts, L	(9, 1)		2.0	8	2	0	1	0	0	0	0	0	0	19	29	0.00	1.000										
Rich Rodriguez, L	(11, 1)		1.0	3	0	0	1	0	0	0	0	0	0	7	12	0.00	0.000										
Jose Melendez, R	(12, 1)		1.0	L 6	2	1	1	3	0	0	0	0	1	15	20	9.00	2.000										

Pittsburgh Pirates @ San Diego Padres
Jack Murphy Stadium, San Diego, CA

Sat/Aug 31 1991, 10:05 PM EDT
Att: 16,170 - Sunny - 75 F

AB	45
R	3
H	10
RBI	3
BB	1
SO	9
LOB	13

Batter	1	2	3	4	5	6	7	8	9	10	11	12	AB	R	H	RBI	BB	SO	LOB								
Tony Fernandez, S OBP: 0.334, SLG: 0.363			G4-3			E6		G6-3					5	0	1	0	0	0	0								
Kevin Ward, R OBP: 0.286, SLG: 0.409													5	0	1	0	0	2	2								
Darin Jackson, R OBP: 0.304, SLG: 0.466													5	0	0	0	0	1	1								
Fred McGriff, L OBP: 0.387, SLG: 0.484													4	1	0	0	1	2	1								
Benito Santiago, R OBP: 0.277, SLG: 0.381													5	0	0	0	0	1	1								
Tim Lincecum, R OBP: 0.337, SLG: 0.376													4	0	0	0	0	1	1								
Jerald Clark, R OBP: 0.315, SLG: 0.384													4	1	2	2	0	1	0								
Craig Shipley, R OBP: 0.282, SLG: 0.316 Jack Howell, L OBP: 0.297, SLG: 0.311													2	0	0	0	0	1	1								
Greg Harris, R ERA: 2.71 Thomas Howard, R OBP: 0.324, SLG: 0.329 Craig Lefferts, L ERA: 4.53 Rich Rodriguez, L ERA: 3.36 Oscar Azocar, L OBP: 0.277, SLG: 0.333 Jose Melendez, R ERA: 2.89													2	0	0	0	0	1	1								
Inning Stats	R: 0 E: 0 K: 0 S: 7	H: 1 LOB: 0 BB: 11 P: 11	R: 2 E: 0 K: 1 S: 12	H: 1 LOB: 0 BB: 1 P: 19	R: 0 E: 0 K: 0 S: 9	H: 1 LOB: 0 BB: 0 P: 16	R: 0 E: 0 K: 2 S: 9	H: 1 LOB: 1 BB: 0 P: 11	R: 0 E: 1 K: 1 S: 10	H: 0 LOB: 0 BB: 0 P: 14	R: 0 E: 0 K: 1 S: 7	H: 0 LOB: 0 BB: 0 P: 11	R: 0 E: 0 K: 2 S: 8	H: 0 LOB: 0 BB: 0 P: 14	R: 0 E: 0 K: 2 S: 8	H: 0 LOB: 0 BB: 0 P: 11	R: 0 E: 0 K: 1 S: 11	H: 0 LOB: 1 BB: 0 P: 15	R: 0 E: 0 K: 0 S: 5	H: 0 LOB: 0 BB: 0 P: 8	R: 0 E: 0 K: 0 S: 7	H: 0 LOB: 0 BB: 0 P: 12	1B: 3 2B: 0 3B: 0 HR: 1	SF: 0 SAC: 0 DP: 0 HBP: 0	WP: 1 PB: 0 SB: 0 CS: 2	PA: 42	
PITCHER	IP	WLS	BF	H	R	ER	SO	BB	IBB	HBP	BLK	WP	HR	S	P	ERA	WHIP										
Randy Tomlin, L	(1, 1)		6.0	22	4	2	5	1	0	0	0	0	1	54	81	3.00	0.833										
Roger Mason, R	(7, 1)		3.0	9	0	0	4	0	0	0	0	0	0	23	36	0.00	0.000										
Bill Landrum, R	(10, 1)		2.1	W 8	0	0	2	0	0	0	0	1	0	18	28	0.00	0.000										
Bob Kipper, L	(12, 1)		0.2	S 2	0	0	0	0	0	0	0	0	0	5	7	0.00	0.000										


Pittsburgh Pirates @ San Diego Padres
Jack Murphy Stadium, San Diego, CA

Sat/Aug 31 1991, 10:05 PM EDT
Att: 16,170 - Sunny - 75 F

AB	40
R	2
H	4
RBI	2
BB	1
SO	11
LOB	9


Batter	1	2	3	4	5	6	7	8	9	AB	R	H	RBI	BB	SO	LOB	TOP			
Orlando Merced, S OBP: 0.379, SLG: 0.402 (1, 3)	G6-3		WP BB		E 1B		G2-3		G4-6-3	4	1	1	0	1	0	1	Pittsburgh Pirates @ San Diego Padres Jack Murphy Stadium, San Diego, CA Sun Sep 01 1991, 10:05 PM EDT Att: 13,099 - Sunny - 78 F			
Jay Bell, R OBP: 0.323, SLG: 0.423 (1, 6)	K		K		E5		F8			4	0	0	0	0	2	1				
Andy Van Slyke, L OBP: 0.345, SLG: 0.438 (1, 8)	G4-3		F8		G3-1		K			4	0	0	0	0	1	2				
Bobby Bonilla, S OBP: 0.396, SLG: 0.516 (1, 9)		G6-3 1B	G6-3		F8			G3 1B		4	1	2	0	0	0	0				
Barry Bonds, L OBP: 0.408, SLG: 0.523 (1, 7)		G6-3 1B		F8		1B SF7 BB		G3		3	1	1	0	1	0	1				
Steve Buechele, R OBP: 0.331, SLG: 0.440 (1, 5)		G6-3		K		SF7 1B		L9		4	1	1	0	0	1	3				
Michael LaValliere, L Rosario Rodriguez, R (1, 2) (8, 1)		G6-3		G6-3		SF7		K		3	0	0	2	0	1	2				
Jose Lind, R OBP: 0.299, SLG: 0.332 (1, 4)				G4-3		G4-3		G5-3		3	0	1	1	1	0	0				
Zane Smith, L OBP: 0.217, SLG: 0.232 (5, PH)				P5		G4-3				1	0	0	0	0	0	2				
Curtis Wilkerson, S OBP: 0.239, SLG: 0.254 (5, 1)						G4-3		K2-3		1	0	0	0	0	0	0				
Neal Heaton, L OBP: 0.327, SLG: 0.385 (5, 1)										0	0	0	0	0	0	0				
Gary Varsho, L OBP: 0.322, SLG: 0.359 (5, PH)										0	0	0	0	0	0	1				
Bob Patterson, L OBP: 0.259, SLG: 0.250 (8, 2)										0	0	0	0	0	0	0				
Tom Prince, R OBP: 0.440, SLG: 0.350 (8, 1)										0	0	0	0	0	0	0				
Cecil Espy, S OBP: 0.266, SLG: 0.405 (9, PH)										1	0	1	0	0	0	0				
Inning Stats	R: 0 E: 0 K: 1 S: 12	H: 0 LOB: 0 BB: 0 P: 17	R: 1 E: 0 K: 0 S: 13	H: 2 LOB: 2 BB: 1 P: 23	R: 1 E: 0 K: 1 S: 9	H: 0 LOB: 0 BB: 1 P: 19	R: 0 E: 0 K: 1 S: 7	H: 0 LOB: 0 BB: 0 P: 11	R: 0 E: 1 K: 0 S: 11	H: 1 LOB: 2 BB: 0 P: 18	R: 2 E: 0 K: 1 S: 13	H: 2 LOB: 1 BB: 1 P: 21	R: 0 E: 0 K: 1 S: 9	H: 1 LOB: 1 BB: 0 P: 14	R: 0 E: 0 K: 0 S: 9	H: 1 LOB: 0 BB: 0 P: 15	1B: 7 2B: 0 3B: 0 HR: 0	SF: 1 SAC: 0 DP: 1 HBP: 0	WP: 1 PA: 37 PB: 0 SB: 0 CS: 0	
PITCHER	IP	WLS	BF	H	R	ER	SO	BB	IBB	HBP	BLK	WP	HR	S	P	ERA	WHIP			
Ricky Bones, R ERA: 5.08 (1, 1)	5.2	W	26	5	4	4	3	3	0	0	0	1	0	62	106	6.35	1.412			
Mike Maddux, R ERA: 2.81 (6, 1)	3.1	S	11	2	0	0	3	0	0	0	0	0	0	30	41	0.00	0.600			

AB 33
R 4
H 7
RBI 3
BB 3
SO 6
LOB 13



Batter	1	2	3	4	5	6	7	8	9	AB	R	H	RBI	BB	SO	LOB	BOTTOM			
Tony Fernandez, S OBP: 0.333, SLG: 0.361 (1, 6)	1B BB	G6-3		G1-3		P5				3	1	0	0	1	0	1	Pittsburgh Pirates @ San Diego Padres Jack Murphy Stadium, San Diego, CA Sun Sep 01 1991, 10:05 PM EDT Att: 13,099 - Sunny - 78 F			
Kevin Ward, R OBP: 0.284, SLG: 0.400 (1, 7)				G5-3			K			4	1	1	0	0	1	1				
Thomas Howard, S OBP: 0.304, SLG: 0.329 (8, 7)	FC6-4 1B	FC5								0	0	0	0	0	0	0				
Darrin Jackson, R OBP: 0.303, SLG: 0.463 (1, 8)	L4		1B E HR		G5-3		K			4	1	1	0	0	1	2				
Fred McGriff, L OBP: 0.390, SLG: 0.486 (1, 3)	FC6-4 1B		HR 1B		S HR 1B		G4-3			4	2	3	1	0	0	0				
Benito Santiago, R OBP: 0.279, SLG: 0.387 (1, 2)	FC6-4 1B		HR		K			FC5-4 BB		3	1	1	3	1	1	3				
Tim Lincecum, R OBP: 0.339, SLG: 0.390 (1, 5)			HR 1B		HR			FC5-4 1B		4	1	2	3	0	1	1				
Jerald Clark, R OBP: 0.311, SLG: 0.380 (1, 9)					G5-3		F7			4	0	0	0	0	1	3				
Jim Vatcher, R (9, 9)	G1-3							K		0	0	0	0	0	0	0				
Craig Shipley, R OBP: 0.302, SLG: 0.333 (1, 4)		FC5 SH2-4 1B		K						4	0	2	0	0	2	0				
Ricky Bones, R (1, 1)					G1-3					1	0	0	0	0	0	0				
Mike Maddux, L OBP: 0.273, SLG: 0.111 (6, 1)		SH2-4				B1-3		G6-3		2	0	0	0	0	0	2				
Inning Stats	R: 2 E: 0 K: 0 S: 16	H: 3 LOB: 2 BB: 1 P: 30	R: 0 E: 0 K: 0 S: 6	H: 1 LOB: 0 BB: 0 P: 8	R: 3 E: 1 K: 2 S: 14	H: 3 LOB: 0 BB: 0 P: 19	R: 0 E: 0 K: 0 S: 3	H: 0 LOB: 0 BB: 0 P: 3	R: 2 E: 0 K: 1 S: 17	H: 2 LOB: 0 BB: 0 P: 27	R: 0 E: 0 K: 1 S: 8	H: 0 LOB: 0 BB: 0 P: 13	R: 0 E: 0 K: 2 S: 8	H: 0 LOB: 0 BB: 0 P: 10	R: 0 E: 0 K: 1 S: 9	H: 1 LOB: 2 BB: 1 P: 15	1B: 8 2B: 0 3B: 0 HR: 2	SF: 0 SAC: 1 DP: 0 HBP: 0	WP: 0 PA: 36 PB: 0 SB: 1 CS: 0	
PITCHER	IP	WLS	BF	H	R	ER	SO	BB	IBB	HBP	BLK	WP	HR	S	P	ERA	WHIP			
Zane Smith, L ERA: 3.39 (1, 1)	4.0	L	20	7	5	5	2	1	0	0	0	0	1	39	60	11.25	2.000			
Neal Heaton, L ERA: 3.9 (5, 1)	1.0		5	2	2	2	1	0	0	0	0	0	1	17	27	18.00	2.000			
Bob Patterson, L ERA: 0.98 (6, 1)	2.0		6	0	0	0	3	0	0	0	0	0	0	16	23	0.00	0.000			
Rosario Rodriguez, L ERA: (8, 1)	1.0		5	1	0	0	1	1	0	0	0	0	0	9	15	0.00	2.000			


AB 33
R 7
H 10
RBI 7
BB 2
SO 7
LOB 13



Batter	1	2	3	4	5	6	7	8	9	AB	R	H	RBI	BB	SO	LOB	TOP										
Orlando Merced, S OBP: 0.384, SLG: 0.407 Gary Redus, R OBP: 0.326, SLG: 0.411	0-0 BB 1B	0-0 FC3-6 1B 1-2H 3H		4-2 S BB	3-1 1-2 2-3 3H		1-0 1B		2-1 L5	4	1	3	2	1	0	1											
Jay Bell, R OBP: 0.325, SLG: 0.426	2-1 SAFE F7	0-1 1B		3-3 K	2-3 K		1-0 1B		0-1 G3 1B 2B	6	1	3	1	0	2	5											
Andy Van Slyke, L OBP: 0.349, SLG: 0.440	4-0 1-2 BB	0-0 1B			3-2 BB 1B	0-2 FC6-4 1B			3-1 G3	5	1	3	1	1	0	3											
Bobby Bonilla, S OBP: 0.394, SLG: 0.512 Cecil Espy, S OBP: 0.355, SLG: 0.405 Lloyd McClendon, R OBP: 0.371, SLG: 0.492	0-0 F8	0-0 K			4-2 1B HBP BB	1-1 F9			3-2 F8	4	1	0	0	1	1	5											
Barry Bonds, L OBP: 0.407, SLG: 0.520	1-3 K		2-0 P5		2-0 HBP 1B	0-1 FC6-4 1B			3-3 K F8	6	1	2	1	0	2	3											
Steve Buechele, R OBP: 0.332, SLG: 0.442					1-2 L1	2-1 FC6-4			1-0 E6 BB 1B	5	2	2	0	0	0	4											
Michael LaValliere, L OBP: 0.349, SLG: 0.353					1-2 G3-6 1B				4-0 1B FC3-6 2B	3	1	1	1	2	0	3											
Jose Lind, R OBP: 0.302, SLG: 0.333					1-1 F8				1-1 1B SH3-4 1B	4	1	2	2	0	0	1											
Doug Drabek, R OBP: 0.183, SLG: 0.197 Bob Kipper, R Stan Belinda, R Rosario Rodriguez, R	2-2 FC3-6 1B				1-3 K	2-3 K			2-0 SH3-4 1B	3	0	1	0	0	0	2	3										
Inning Stats	R: 0 E: 0 K: 1 S: 8	H: 1 LOB: 2 BB: 1 P: 15	R: 3 E: 0 K: 1 S: 16	H: 5 LOB: 2 BB: 0 P: 24	R: 0 E: 0 K: 0 S: 5	H: 1 LOB: 0 BB: 0 P: 10	R: 0 E: 0 K: 2 S: 10	H: 0 LOB: 1 BB: 1 P: 19	R: 3 E: 0 K: 2 S: 19	H: 3 LOB: 3 BB: 2 P: 43	R: 0 E: 0 K: 0 S: 11	H: 2 LOB: 2 BB: 0 P: 15	R: 1 E: 0 K: 0 S: 8	H: 3 LOB: 1 BB: 0 P: 16	R: 1 E: 1 K: 2 S: 14	H: 1 LOB: 2 BB: 0 P: 27	R: 1 E: 0 K: 0 S: 11	H: 2 LOB: 1 BB: 0 P: 19	1B: 15 2B: 3 3B: 0 HR: 0	SF: 0 SAC: 1 DP: 2 HBP: 1	WP: 0 PB: 0 SB: 1 CS: 0	PA: 50					
PITCHER	IP	WLS	BF	H	R	ER	SO	BB	IBB	HBP	BLK	WP	HR	S	P	ERA	WHIP										
Paul McClellan, R ERA: 5.13	4.0		22	8	5	5	4	3	0	0	0	0	0	44	80	11.25	2.750										
Kelly Downs, R ERA: 3.91	0.2		6	2	1	1	1	0	1	1	0	0	0	11	26	13.50	3.000										
Rod Beck, R ERA: 3.09	2.1		11	5	1	1	1	0	0	0	0	0	0	22	36	3.86	2.143										
Jeff Brantley, R ERA: 2.39	1.0		6	1	1	0	2	1	0	0	0	0	0	14	27	0.00	2.000										
Dave Righetti, L ERA: 5.5	1.0	L	5	2	1	1	0	0	0	0	0	0	0	11	19	9.00	2.000										

Pittsburgh Pirates @ San Francisco Giants
Candlestick Park, San Francisco, CA
Mon Sep 02 1991, 6:33 AM EDT
Att: 16,971 - Sunny - 87 F


AB 43
R 9
H 18
RBI 9
BB 5
SO 8
LOB 30



Batter	1	2	3	4	5	6	7	8	9	AB	R	H	RBI	BB	SO	LOB	BOTTOM										
Darren Lewis, R OBP: 0.370, SLG: 0.367	1-2 G5-3		0-0 CS 1B				0-3 K		0-1 SH2-3	4	0	1	0	0	2	0											
Willie McGee, S OBP: 0.354, SLG: 0.412	0-1 G4-3		3-2 G4-3				1-1 G3-1		0-1 2B 1B	5	1	1	1	0	1	1											
Will Clark, L OBP: 0.370, SLG: 0.565	1-1 2B		2-2 1B				3-2 HR 1B		0-2 1H 2B	5	2	4	1	0	0	0											
Kevin Mitchell, R OBP: 0.353, SLG: 0.549	3-3 K		3-1 L7				0-0 HR 1B		1-1 2B 1B	4	1	2	3	0	1	2											
Matt Williams, R OBP: 0.295, SLG: 0.485							2-2 F8		0-1 F9	4	1	1	1	0	1	1											
Robby Thompson, R OBP: 0.356, SLG: 0.472							3-3 K WP 3B		1-1 G5-3	4	1	1	0	0	2	0											
Kirt Manwaring, R OBP: 0.298, SLG: 0.313							1-3 K		2-0 P4	4	0	0	0	0	2	0											
Jose Uribe, S OBP: 0.350, SLG: 0.338 Rod Beck, R OBP: 0.300, SLG: 1.000 Mike Kingery, L OBP: 0.290 Jeff Brantley, R Kevin Bass, S OBP: 0.303, SLG: 0.358 Dave Righetti, L	0-1 S 1B						3-2 L5		1-2 SH2-3 1B	2	0	1	0	0	0	0											
Paul McClellan, R OBP: 0.200, SLG: 0.143 Kelly Downs, R OBP: 0.087, SLG: 0.087 Dave Anderson, R OBP: 0.280, SLG: 0.309	1-3 K						0-3 K		1-2 L8	1	0	0	0	0	1	1											
Inning Stats	R: 0 E: 0 K: 1 S: 12	H: 1 LOB: 1 BB: 0 P: 17	R: 1 E: 0 K: 3 S: 12	H: 2 LOB: 1 BB: 0 P: 15	R: 0 E: 0 K: 0 S: 9	H: 2 LOB: 1 BB: 0 P: 17	R: 1 E: 0 K: 2 S: 12	H: 1 LOB: 0 BB: 0 P: 19	R: 0 E: 0 K: 2 S: 8	H: 0 LOB: 0 BB: 0 P: 9	R: 2 E: 0 K: 1 S: 11	H: 2 LOB: 0 BB: 0 P: 21	R: 3 E: 0 K: 0 S: 17	H: 4 LOB: 1 BB: 0 P: 20	R: 1 E: 0 K: 0 S: 14	H: 1 LOB: 0 BB: 1 P: 22	R: 0 E: 0 K: 2 S: 7	H: 0 LOB: 0 BB: 0 P: 12	1B: 8 2B: 2 3B: 1 HR: 2	SF: 0 SAC: 1 DP: 0 HBP: 0	WP: 1 PB: 0 SB: 0 CS: 2	PA: 40					
PITCHER	IP	WLS	BF	H	R	ER	SO	BB	IBB	HBP	BLK	WP	HR	S	P	ERA	WHIP										
Doug Drabek, R ERA: 3.35	6.2		29	10	6	6	9	0	0	0	0	0	0	5	5												
Bob Kipper, L ERA: 4.47	0.0		1	1	0	0	0	0	0	0	0	0	0	5	5												
Stan Belinda, R ERA: 3.61	2.0	W	8	2	2	2	2	1	0	0	0	0	0	24	38	9.00	1.500										
Rosario Rodriguez, L ERA:	0.1	S	1	0	0	0	0	0	0	0	0	0	0	1	1	0.00	0.000										

Pittsburgh Pirates @ San Francisco Giants
Candlestick Park, San Francisco, CA
Mon Sep 02 1991, 6:33 AM EDT
Att: 16,971 - Sunny - 87 F

AB 37
R 8
H 13
RBI 7
BB 1
SO 11
LOB 6



Batter	1	2	3	4	5	6	7	8	9	10	AB	R	H	RBI	BB	SO	LOB	TOP					
Gary Redus, R OBP: 0.329, SLG: 0.413 Orlando Merced, S OBP: 0.398, SLG: 0.408 (10, PH)	3-1 G5-4-3 1B		0-0 SF9 BB 1B		0-0 F9		3-2 P5		2-1 SH3-4 1B	4 0 2 0 0 0 2 1 1 1 0 0 0 0													
Jay Bell, R OBP: 0.326, SLG: 0.424 (1, 8)	1-1 G5-4-3 1-2		4-1 FC6-4 BB		4-1 BB			1-2 G1-3	1-0 SH3-4 1B	2 0 0 0 2 0 1													
Andy Van Slyke, L OBP: 0.348, SLG: 0.438 (1, 8)	2-3 K		1-2 SF9		2-2 F8			2-1 L6	2-1 IBB 1B	4 1 1 1 0 1 1													
Bobby Bonilla, S OBP: 0.392, SLG: 0.508 (1, 9)		1-1 F7	2-1 FC6-4		2-1 F9			0-0 E 1B	0-3 K	5 1 1 0 0 1 4													
Barry Bonds, L OBP: 0.405, SLG: 0.515 (1, 7)		2-3 K		1-0 P5		1-2 F9		3-1 E9 CS	4-0 1B IBB	4 0 0 0 1 1 0													
Steve Buschele, R OBP: 0.335, SLG: 0.441 (1, 5)		4-0 BB		4-1 BB		3-0 P2		1-2 CS	0-1 F9	3 0 1 2 2 0 0													
Don Staught, R OBP: 0.315, SLG: 0.351 Scott Bullett, L (7, PR)	3-1 G1-3			1-3 K					1-0 SH3-4 1B	3 0 1 0 0 1 2 0 0 0 0 0 0 0													
Tom Prince, R OBP: 0.407, SLG: 0.500 (7, 2)				1-3 K					1-2 HR	2 1 1 1 0 0 2													
Jose Lind, R OBP: 0.300, SLG: 0.331 (1, 4)			0-1 E5 BB 1B SF9		1-3 K			0-0 SH3-4	1-2 G6-3	3 1 0 0 0 1 1													
Bob Walk, R OBP: 0.314, SLG: 0.390 Lloyd McClendon, R OBP: 0.368, SLG: 0.488 Roger Mason, R (7, 1)			0-3 K		0-0 L4			2-1 F8	2-3 K	2 0 0 0 0 0 1 1 1 0 0 0 0 0 0 2 0 0 0 0 0 0 0 0 0 0 0 0 0 0 0 0 1 0 0 0 0 0 1 0 0 0 0 0 0 0 0 0													
Rosario Rodriguez, R OBP: 0.306, SLG: 0.375 Bill Landrum, R OBP: 0.274, SLG: 0.286 Bob Patterson, L OBP: 0.290, SLG: 0.250 (8, 1)																							
Inning Stats	R: 0 E: 0 K: 1 S: 8	H: 1 LOB: 0 BB: 0 P: 14	R: 0 E: 0 K: 1 S: 12	H: 0 LOB: 1 BB: 1 P: 22	R: 1 E: 1 K: 1 S: 13	H: 1 LOB: 2 BB: 1 P: 20	R: 0 E: 0 K: 2 S: 8	H: 0 LOB: 1 BB: 1 P: 15	R: 0 E: 0 K: 0 S: 6	H: 0 LOB: 0 BB: 0 P: 12	R: 0 E: 0 K: 0 S: 7	H: 1 LOB: 2 BB: 0 P: 12	R: 1 E: 1 K: 0 S: 10	H: 1 LOB: 0 BB: 0 P: 17	R: 1 E: 0 K: 1 S: 9	H: 1 LOB: 0 BB: 0 P: 13	R: 2 E: 0 K: 1 S: 12	H: 3 LOB: 2 BB: 1 P: 22	1B: 7 2B: 0 3B: 0 HR: 1	SF: 1 SAC: 2 DP: 1 HBP: 0	WP: 0 PB: 0 SB: 0 CS: 1	PA: 44	
PITCHER	IP 8.0	WLS 32	BF 4	H 2	R 0	ER 0	SO 5	BB 4	IBB 0	HBP 0	BLK 0	WP 0	HR 0	S 70	P 124	ERA 0.00	WHIP 1.000						
Trevor Wilson, L ERA: 3.38 Dave Righetti, L ERA: 3.39 Francisco Oliveras, R ERA: 3.45	(1, 1)	(9, 1)	(10, 1)																				

Pittsburgh Pirates @ San Francisco Giants
Candlestick Park, San Francisco, CA
Tue Sep.03 1991, 10:05 PM EDT
Att. 9,544 - Cloudy - 61 F

AB 35
R 5
H 8
RBI 4
BB 5
SO 7
LOB 16





Batter	1	2	3	4	5	6	7	8	9	10	AB	R	H	RBI	BB	SO	LOB	BOTTOM						
Darren Lewis, R OBP: 0.378, SLG: 0.376 (1, 8)	2-1 SH3-4 1B		2-0 SH3-4			2-1 SH1-3 1B		3-2 BB WP BB 1B	1-3 K	4 2 3 0 0 1 1														
Willie McGee, S OBP: 0.350, SLG: 0.408 (1, 9)	2-3 K		2-1 G3			1-1 SH1-3		3-3 K		4 0 0 0 0 2 3														
Will Clark, L OBP: 0.373, SLG: 0.564 (1, 3)	1-0 1B		3-3 K			4-2 FC6-4 BB		4-0 BB BB 1B BB	2-1 G4-3	3 1 1 1 2 1 1														
Kevin Mitchell, R OBP: 0.351, SLG: 0.543 (1, 7)	2-2 L6			0-1 F8		1-3 K		4-2 BB BB 1B BB	0-0 F8	4 0 0 0 1 1 3														
Matt Williams, R OBP: 0.295, SLG: 0.482 (1, 5)	0-3 K			0-3 K		1-2 FC6-4		4-1 1B BB	1-2 2-3 3-4 1B BB	3 0 0 1 1 2 3														
Robby Thompson, R OBP: 0.355, SLG: 0.470 (1, 4)		1-3 K		1-0 F9				1-2 F7	1-1 1B	4 0 1 1 0 1 0														
Kirt Manwaring, R OBP: 0.292, SLG: 0.306 Mike Felder, S OBP: 0.322, SLG: 0.334 Terry Kennedy, L OBP: 0.282, SLG: 0.344 (9, PH)		1-0 G1-3			1-1 G6-3			1-0 G1-3	0-1 G1-3	3 0 0 0 0 0 0 1 0 0 0 0 0 0 0 0 0 0 0 0 0														
Jose Uribe, S OBP: 0.308, SLG: 0.337 (1, 6)		1-0 F9			2-2 P4			1-1 P4	0-2 CS 1B	4 0 1 0 0 0 0														
Trevor Wilson, L OBP: 0.306, SLG: 0.375 Kevin Bates, S OBP: 0.302, SLG: 0.387 Dave Righetti, L ERA: 3.39 Mike Kingery, R OBP: 0.302, SLG: 0.280 Tom Herr, S OBP: 0.282, SLG: 0.286 Francisco Oliveras, R ERA: 3.45 (10, 1)			0-2 SH3-4 2B			0-1 G1-3		2-2 G3	2-2 1B	2 0 1 0 0 0 0 1 0 1 0 1 0 0 0 0 0 0 0 0 0 0 0														
Inning Stats	R: 1 E: 1 K: 2 S: 13	H: 2 LOB: 1 BB: 0 P: 19	R: 0 E: 0 K: 1 S: 5	H: 0 LOB: 0 BB: 0 P: 8	R: 0 E: 0 K: 1 S: 9	H: 1 LOB: 1 BB: 0 P: 16	R: 0 E: 0 K: 1 S: 6	H: 0 LOB: 0 BB: 0 P: 7	R: 0 E: 0 K: 0 S: 7	H: 0 LOB: 0 BB: 0 P: 10	R: 0 E: 0 K: 1 S: 14	H: 1 LOB: 2 BB: 1 P: 22	R: 0 E: 0 K: 0 S: 6	H: 0 LOB: 0 BB: 0 P: 9	R: 2 E: 0 K: 1 S: 16	H: 2 LOB: 2 BB: 3 P: 37	R: 0 E: 0 K: 1 S: 12	H: 2 LOB: 1 BB: 0 P: 15	R: 0 E: 0 K: 0 S: 6	H: 0 LOB: 0 BB: 0 P: 8	1B: 7 2B: 1 3B: 0 HR: 0	SF: 0 SAC: 2 DP: 0 HBP: 0	WP: 1 PB: 0 SB: 0 CS: 1	PA: 40
PITCHER	IP 6.0	WLS 23	BF 4	H 1	R 0	ER 0	SO 6	BB 1	IBB 0	HBP 0	BLK 0	WP 0	HR 0	S 54	P 82	ERA 0.00	WHIP 0.833							
Bob Walk, R ERA: 2.93 Roger Mason, R ERA: 1.0 Rosario Rodriguez, L ERA: 1.42 Bill Landrum, R ERA: 2.74 Bob Patterson, L ERA: 3.76	(1, 1)	(7, 1)	(8, 1)	(8, 1)	(8, 1)	(8, 1)	(8, 1)	(8, 1)	(8, 1)	(8, 1)	(8, 1)	(8, 1)	(8, 1)	(8, 1)	(8, 1)	(8, 1)	(8, 1)	(8, 1)	(8, 1)	(8, 1)	(8, 1)	(8, 1)		


Pittsburgh Pirates @ San Francisco Giants
Candlestick Park, San Francisco, CA
Tue Sep.03 1991, 10:05 PM EDT
Att. 9,544 - Cloudy - 61 F


AB 34
R 3
H 8
RBI 3
BB 4
SO 8
LOB 11



Batter	1	2	3	4	5	6	7	8	9	AB	R	H	RBI	BB	SO	LOB	TOP										
Brett Butler, L OBP: 0.408, SLG: 0.355 (1, 8)	G4-3		FC4-6 1B		FC5-4 1B		K		G3	5	1	1	0	0	1	2	Los Angeles Dodgers @ Pittsburgh Pirates Three Rivers Stadium, Pittsburgh, PA Fri Sep 06 1991, 7:05 PM EDT Sunny - 84 F AB 33 R 4 H 8 RBI 4 BB 4 SO 8 LOB 16 										
Juan Samuel, R OBP: 0.327, SLG: 0.384 (1, 4)	G6-3		FC4-6 1B		FC4-6 1B		F9			4	0	1	1	0	0	1											
Mitch Webster, S OBP: 0.275, SLG: 0.315 (1, 7)	K		K		G6-3			P6		4	0	0	0	0	2	2											
Darryl Strawberry, L OBP: 0.365, SLG: 0.483 (1, 9)		1B BB	K					L8		3	1	0	0	1	2	1											
Gary Carter, R OBP: 0.325, SLG: 0.392 (8, PR)		1B BB			L4					2	1	1	0	2	0	0											
Tom Goodwin, L OBP: 1.000, SLG: 1.000 (8, PR)		1B BB								0	0	0	0	0	0	0											
John Candelaria, L (8, 1)		1B BB								0	0	0	0	0	0	0											
Roger McDowell, R (8, 1)		1B BB								0	0	0	0	0	0	0											
Mike Sharperson, R OBP: 0.385, SLG: 0.362 (8, 3)										2	0	2	1	1	0	0											
Dave Hansen, L OBP: 0.341, SLG: 0.487 (9, PH)										1	0	0	0	0	0	0											
Eric Karros, R (9, 3)										0	0	0	0	0	0	0											
Mike Scioscia, L OBP: 0.358, SLG: 0.372 (1, 2)	FC3-6 FC6-4				P7					4	1	1	1	0	1	5											
Alfredo Griffin, S OBP: 0.285, SLG: 0.273 (1, 6)	FC6-4									4	0	1	1	0	1	3											
Ramon Martinez, R OBP: 0.116, SLG: 0.118 (1, 1)										3	0	0	0	0	1	2											
Lenny Harris, L OBP: 0.360, SLG: 0.361 (8, 5)	G1-3									1	0	1	0	0	0	0											
Inning Stats	R: 0 E: 0 K: 1 S: 6	H: 0 LOB: 0 BB: 7	R: 2 E: 0 K: 0 S: 8	H: 2 LOB: 1 BB: 14	R: 0 E: 0 K: 2 S: 12	H: 1 LOB: 1 BB: 0	R: 0 E: 0 K: 1 S: 8	H: 0 LOB: 0 BB: 1	R: 1 E: 0 K: 1 S: 15	H: 2 LOB: 1 BB: 0	R: 0 E: 0 K: 2 S: 11	H: 1 LOB: 2 BB: 1	R: 0 E: 0 K: 1 S: 10	H: 0 LOB: 0 BB: 0	R: 0 E: 0 K: 0 S: 9	H: 0 LOB: 1 BB: 1	R: 1 E: 0 K: 0 S: 17	H: 2 LOB: 1 BB: 0	R: 1 E: 0 K: 0 S: 17	H: 2 LOB: 1 BB: 0	1B: 7 2B: 0 3B: 0 HR: 1	SF: 0 SAC: 0 DP: 0 HBP: 0	WP: 0 PB: 0 SB: 2 CS: 2	PA: 38			
PITCHER	IP	WLS	BF	H	R	ER	SO	BB	IBB	HBP	BLK	WP	HR	S	P	ERA	WHIP										
Randy Tomlin, L ERA: 2.77 (1, 1)	7.0		29	6	3	3	8	3	0	0	0	0	0	70	113	3.86	1.286										
Bob Kipper, L ERA: 4.39 (8, 1)	1.0		3	0	0	0	0	1	0	0	0	0	0	9	16	0.00	1.000										
Stan Belinda, R ERA: 3.69 (9, 1)	1.0	L	5	2	1	1	0	0	0	0	0	0	1	17	26	9.00	2.000										

Batter	1	2	3	4	5	6	7	8	9	AB	R	H	RBI	BB	SO	LOB	BOTTOM										
Orlando Merced, S OBP: 0.389, SLG: 0.411 (8, PH)	2B G3-1 BB		BB 1B		K			FC4-6 1B		2	1	1	0	1	1	0	Los Angeles Dodgers @ Pittsburgh Pirates Three Rivers Stadium, Pittsburgh, PA Fri Sep 06 1991, 7:05 PM EDT Sunny - 84 F AB 30 R 3 H 6 RBI 3 BB 6 SO 9 LOB 17 										
Jay Bell, R OBP: 0.324, SLG: 0.420 (1, 6)	K		BB		K			FC4-6 1B 2B		4	1	0	0	1	2	4											
Andy Van Slyke, L OBP: 0.349, SLG: 0.448 (8, 1)	G3-1 2B		F9		F9			2B 1B		4	1	2	0	0	0	2											
Stan Belinda, R (9, 1)										0	0	0	0	0	0	0											
Bobby Bonilla, S OBP: 0.390, SLG: 0.505 (1, 9)	G3-1		K		K			CS 2B		4	0	1	3	0	2	3											
Barry Bonds, L OBP: 0.404, SLG: 0.510 (1, 7)	IBB		F8		F7			CS IBB		2	0	0	0	2	0	2											
Steve Buechele, R OBP: 0.333, SLG: 0.444 (1, 5)	G4-3		K		P3			CS		3	0	0	0	0	1	2											
Michael LaValliere, L OBP: 0.349, SLG: 0.353 (7, PR)		G6-3			F8					3	0	1	0	0	0	0											
Scott Bullett, L (7, PR)										0	0	0	0	0	0	0											
Bob Kipper, R (8, 1)										0	0	0	0	0	0	0											
Cecil Espy, S OBP: 0.311, SLG: 0.405 (9, 8)										0	0	0	0	1	0	0											
Jose Lind, R OBP: 0.300, SLG: 0.333 (1, 4)		K			F8			SH1 BB		3	0	0	0	0	1	1											
Randy Tomlin, L OBP: 0.217, SLG: 0.222 (7, PH)										2	0	0	0	0	1	0											
Gary Varsho, L OBP: 0.320, SLG: 0.396 (7, PH)										1	0	0	0	0	1	2											
Tom Prince, R OBP: 0.407, SLG: 0.500 (8, 2)										0	0	0	0	0	0	0											
Curtis Wilkerson, S OBP: 0.231, SLG: 0.245 (9, PH)										1	0	0	0	0	0	1											
Inning Stats	R: 1 E: 0 K: 1 S: 11	H: 1 LOB: 2 BB: 2	R: 0 E: 0 K: 2 S: 10	H: 0 LOB: 0 BB: 0	R: 0 E: 0 K: 1 S: 8	H: 0 LOB: 0 BB: 0	R: 0 E: 0 K: 1 S: 7	H: 0 LOB: 0 BB: 0	R: 0 E: 0 K: 1 S: 11	H: 1 LOB: 2 BB: 0	R: 0 E: 0 K: 1 S: 13	H: 3 LOB: 2 BB: 1	R: 0 E: 0 K: 0 S: 7	H: 0 LOB: 2 BB: 2	R: 0 E: 0 K: 0 S: 18	H: 0 LOB: 2 BB: 2	R: 1 E: 0 K: 0 S: 17	H: 2 LOB: 1 BB: 0	R: 1 E: 0 K: 0 S: 17	H: 2 LOB: 1 BB: 0	1B: 4 2B: 3 3B: 0 HR: 0	SF: 0 SAC: 1 DP: 1 HBP: 0	WP: 0 PB: 0 SB: 0 CS: 2	PA: 38			
PITCHER	IP	WLS	BF	H	R	ER	SO	BB	IBB	HBP	BLK	WP	HR	S	P	ERA	WHIP										
Ramon Martinez, R ERA: 2.9 (1, 1)	7.0		27	3	2	2	0	2	1	0	0	0	0	68	115	1.29	0.714										
John Candelaria, L ERA: 3.52 (8, 1)	0.1		4	3	2	2	0	0	0	0	0	0	0	10	15	54.00	9.000										
Roger McDowell, R ERA: 3.26 (8, 1)	1.2	W	6	0	0	0	1	2	1	0	0	0	0	10	28	0.00	1.200										

Batter	1	2	3	4	5	6	7	8	9	AB	R	H	RBI	BB	SO	LOB	TOP			
Brett Butler, L OBP: 0.405, SLG: 0.353 (1, 8)	G6-3		G6-3		G1-3			K		4	0	0	0	0	1	0	Los Angeles Dodgers @ Pittsburgh Pirates Three Rivers Stadium, Pittsburgh, PA Fri Sep 06 1991, 7:05 PM EDT Att: 46,993 - Sunny - 84 F AB 30 R 1 H 3 RBI 1 BB 1 SO 8 LOB 7 			
Juan Samuel, R OBP: 0.327, SLG: 0.385 (1, 4)	1B 2B		E5		G6-3			K		4	1	1	0	0	1	0				
Kal Daniels, L OBP: 0.342, SLG: 0.397 (1, 7)	2H 1B		K		K			G6-3		4	0	1	1	0	2	1				
Darryl Strawberry, L OBP: 0.362, SLG: 0.478 (1, 9)	K		G1-3		F8			K		4	0	0	0	0	2	2				
Gary Carter, R OBP: 0.329, SLG: 0.393 (7, PR) Tom Goodwin, L OBP: 1.000, SLG: 1.000 Carlos Hernandez, R (7, 2)	1-2 BB		G5-3		L4-3 1B					2	0	1	0	0	0	0				
Mike Sharperson, R OBP: 0.388, SLG: 0.355 (1, 3)	G6-3		G4-3		L4-3 1-2					3	0	0	0	0	0	3				
Lenny Harris, L OBP: 0.357, SLG: 0.358 (1, 5)		F8	G4-3		G6-3					3	0	0	0	0	0	1				
Alfredo Griffin, S OBP: 0.282, SLG: 0.271 (1, 6)		G1-3		G4-3		L7				3	0	0	0	0	0	0				
Kevin Gross, R OBP: 0.381, SLG: 0.368 (8, PH) Mitch Webster, S OBP: 0.274, SLG: 0.313 Jim Gott, R OBP: 0.500, SLG: 0.500 (8, 1)		K		K		P4				2	0	0	0	0	2	0				
Inning Stats	R: 1 E: 0 K: 1 S: 16	H: 2 LOB: 2 BB: 1 P: 23	R: 0 E: 0 K: 1 S: 9	H: 0 LOB: 0 BB: 0 P: 14	R: 0 E: 1 K: 1 S: 7	H: 0 LOB: 1 BB: 0 P: 10	R: 0 E: 0 K: 0 S: 6	H: 0 LOB: 0 BB: 0 P: 10	R: 0 E: 0 K: 1 S: 11	H: 0 LOB: 0 BB: 0 P: 17	R: 0 E: 0 K: 0 S: 4	H: 1 LOB: 1 BB: 0 P: 5	R: 0 E: 0 K: 1 S: 7	H: 0 LOB: 0 BB: 0 P: 11	R: 0 E: 0 K: 2 S: 10	H: 0 LOB: 0 BB: 0 P: 12	1B: 2 2B: 2 3B: 0 HR: 0	SF: 0 SAC: 0 DP: 1 HBP: 0	WP: 0 PB: 0 SB: 1 CS: 0	PA: 31
PITCHER Zane Smith, L ERA: 3.27 (1, 1)	IP: 9.0 WLS: W BF: 31 H: 3 R: 1 ER: 1 SO: 8 BB: 1 IBB: 0 HBP: 0 BLK: 0 WP: 0 HR: 0 S: 76 P: 111 ERA: 1.00 WHIP: 0.444															PITCHER				

Batter	1	2	3	4	5	6	7	8	9	AB	R	H	RBI	BB	SO	LOB	BOTTOM			
Orlando Merced, S OBP: 0.385, SLG: 0.405 (1, 3)	G3		G3-1	G4-3		G3-1		K		5	0	0	1	0	1	4	Los Angeles Dodgers @ Pittsburgh Pirates Three Rivers Stadium, Pittsburgh, PA Fri Sep 06 1991, 7:05 PM EDT Att: 46,993 - Sunny - 84 F AB 32 R 3 H 10 RBI 3 BB 3 SO 3 LOB 16 			
Jay Bell, R OBP: 0.324, SLG: 0.425 (1, 6)	K		F7	G4-3			HR			4	1	1	1	0	1	1				
Cecil Espy, S OBP: 0.327, SLG: 0.435 (1, 8)	2B		BB 1B		G4-3		G3			4	0	2	0	0	0	0				
Barry Bonds, L OBP: 0.405, SLG: 0.508 (1, 7)	F7		BB 1B	F9			BB			2	0	0	0	2	0	1				
Gary Varsho, L OBP: 0.318, SLG: 0.392 (1, 9)		G6-4-3 1B	L8		G3-1		P5			4	0	1	0	0	0	3				
Steve Buechele, R OBP: 0.333, SLG: 0.443 (1, 5)	G6-4-3 1-2		E5 1B 1B		FC1-5 1B		P4			4	1	1	0	0	0	2				
Don Slaught, R OBP: 0.328, SLG: 0.375 (1, 2)	BB 1B		SH1-4 G4-3 1B		F8		K			4	1	2	0	0	1	1				
Jose Lind, R OBP: 0.306, SLG: 0.337 (1, 4)	BB 1B		G4-3 SH1-4 1B		FC1-5 1B		SH1-4 1B			3	0	3	1	1	0	0				
Zane Smith, L OBP: 0.210, SLG: 0.224 (1, 1)	G4-3		SH1-4		FC1-5		SH1-4			2	0	0	0	0	0	4				
Inning Stats	R: 0 E: 0 K: 1 S: 9	H: 1 LOB: 1 BB: 0 P: 12	R: 0 E: 0 K: 0 S: 8	H: 2 LOB: 2 BB: 1 P: 15	R: 0 E: 0 K: 0 S: 9	H: 1 LOB: 1 BB: 0 P: 16	R: 2 E: 1 K: 0 S: 9	H: 2 LOB: 1 BB: 0 P: 13	R: 0 E: 0 K: 0 S: 6	H: 0 LOB: 0 BB: 0 P: 8	R: 0 E: 0 K: 0 S: 8	H: 2 LOB: 2 BB: 0 P: 11	R: 1 E: 0 K: 0 S: 8	H: 1 LOB: 1 BB: 1 P: 14	R: 0 E: 0 K: 2 S: 10	H: 1 LOB: 1 BB: 0 P: 16	1B: 8 2B: 1 3B: 0 HR: 1	SF: 0 SAC: 2 DP: 1 HBP: 0	WP: 0 PB: 0 SB: 0 CS: 0	PA: 37
PITCHER Kevin Gross, R ERA: 3.4 Jim Gott, R ERA: 3.15 (8, 1)	IP: 7.0 WLS: L BF: 33 H: 9 R: 3 ER: 3 SO: 3 BB: 3 IBB: 0 HBP: 0 BLK: 0 WP: 0 HR: 1 S: 57 P: 89 ERA: 1.29 WHIP: 1.714															PITCHER				

Batter	1	2	3	4	5	6	7	8	9	AB	R	H	RBI	BB	SO	LOB	TOP			
Brett Butler, L OBP: 0.406, SLG: 0.353	2-1 FC5-4 1B	1-3 K			0-2 P6		2-1 F7	1-3 K		5	0	1	0	0	2	2	Los Angeles Dodgers @ Pittsburgh Pirates Three Rivers Stadium, Pittsburgh, PA Sun Sep 08 1991, 3:33 AM EDT Att: 31,563 - Cloudy - 83 F livebaseballscorecards.com			
Lenny Harris, L OBP: 0.353, SLG: 0.351	1-2 FC5-4 1B		0-3 K		1-2 G4-3		3-2 G4-3		1-0 P6	5	1	0	0	0	1	1				
Darryl Strawberry, L OBP: 0.362, SLG: 0.475 Stan Javier, S OBP: 0.260, SLG: 0.289	2-2 1B		1-0 1B		2-3 K		1-1 L4		0-1 G4-3	4	0	2	1	0	1	0				
Eddie Murray, S OBP: 0.318, SLG: 0.398	0-1 F7		2-2 F9		0-0 G1-3		2-2 G4-3		2-0 P3	5	0	0	0	0	2					
Chris Gwynn, L OBP: 0.319, SLG: 0.444 Mitch Webster, S OBP: 0.281, SLG: 0.322	0-1 1B		0-0 1B		0-0 G3		4-2 1B			2	0	2	0	0	0	0				
Mike Scioscia, L OBP: 0.351, SLG: 0.364	1-0 F8		0-0 L8		1-1 G3		1-1 HBP		1-3 2B	4	1	1	0	0	5					
Juan Samuel, R OBP: 0.327, SLG: 0.386			0-0 F9		1-0 G5-3		4-0 1B		1-0 HBP	2	1	0	0	1	0	0				
Alfredo Griffin, S OBP: 0.288, SLG: 0.278 Kal Daniels, L OBP: 0.342, SLG: 0.398 Jose Offerman, S OBP: 0.331, SLG: 0.214	2-2 F8		0-1 L4		0-0 1B		3-2 2B			3	0	1	1	0	0	0				
Mike Morgan, R OBP: 0.090, SLG: 0.092 Steve Wilson, L Tim Crews, R	1-1 1B		1-1 F8		2-1 F8		2-3 K		0-1 F7	3	0	1	0	0	1	2				
Inning Stats	R: 1 E: 0 K: 0 S: 13	H: 3 LOB: 2 BB: 0 P: 19	R: 0 E: 0 K: 1 S: 10	H: 1 LOB: 1 BB: 0 P: 14	R: 0 E: 0 K: 1 S: 10	H: 2 LOB: 0 BB: 0 P: 13	R: 0 E: 0 K: 0 S: 5	H: 0 LOB: 0 BB: 0 P: 8	R: 0 E: 0 K: 1 S: 9	H: 0 LOB: 0 BB: 0 P: 12	R: 0 E: 0 K: 0 S: 7	H: 0 LOB: 0 BB: 0 P: 13	R: 3 E: 0 K: 1 S: 15	H: 2 LOB: 1 BB: 1 P: 27	R: 0 E: 0 K: 0 S: 4	H: 0 LOB: 0 BB: 0 P: 7		1B: 8 2B: 2 3B: 0 HR: 0	SF: 0 SAC: 0 DP: 0 HBP: 1	WP: 0 PB: 0 SB: 1 CS: 0
PITCHER	IP WLS BF H R ER SO BB IBB HBP BLK WP HR S P ERA WHIP																			
Bob Walk, R ERA: 2.87	(1, 1) 5.0 0 21 6 1 1 3 0 0 0 0 0 0 0 0 0 0 1.80 1.200																			
Bob Patterson, L ERA: 3.77	(6, 1) 2.0 L 9 2 1 1 1 1 1 0 0 0 0 0 0 0 0 15 28 4.50 1.500																			
Roger Mason, R ERA: 2.57	(8, 1) 1.0 7 2 3 3 1 1 0 0 1 0 0 0 0 0 0 15 27 27.00 3.000																			
Neal Heaton, L ERA: 3.84	(9, 1) 1.0 3 0 0 0 0 0 0 0 0 0 0 0 0 0 0 4 7 0.00 0.000																			

Batter	1	2	3	4	5	6	7	8	9	AB	R	H	RBI	BB	SO	LOB	BOTTOM					
Orlando Merced, S OBP: 0.381, SLG: 0.400	1-3 K		1-3 K		1-3 K		3-2 F8			4	0	0	0	0	3	3	Los Angeles Dodgers @ Pittsburgh Pirates Three Rivers Stadium, Pittsburgh, PA Sun Sep 08 1991, 3:33 AM EDT Att: 31,563 - Cloudy - 83 F livebaseballscorecards.com					
Jay Bell, R OBP: 0.326, SLG: 0.426	2-2 F9		0-0 S		0-0 G5-4-3				1-1 1B	4	0	3	0	0	1							
Cecil Espy, S OBP: 0.362, SLG: 0.400 Gary Redus, R OBP: 0.335, SLG: 0.419	3-1 F9		2-3 K		3-2 F7		3-2 F7			3	0	0	0	0	1	2						
Bobby Bonilla, S OBP: 0.388, SLG: 0.500	4-0 BB		1-2 K		0-0 G4-3		1-3 K		0-0 L4	3	0	0	0	1	1							
Barry Bonds, L OBP: 0.401, SLG: 0.501	1-3 K		2-1 1B		2-1 FC4-6		3-3 K		3-2 F8	4	1	1	0	0	2	3						
Michael LaValliere, L OBP: 0.355, SLG: 0.360 Scott Bullett, L Roger Mason, R Neal Heaton, L Don Slaught, R	2-1 G6-4-3		3-1 FC4-6		3-1 FC4-6		1-1 FC6-5		0-1 G6-3	3	0	3	0	0	0	0						
Curtis Wilkerson, S OBP: 0.230, SLG: 0.238	2-3 K		1-1 FC4-6		1-1 FC4-6		1-2 F8		1-0 G4-3	4	0	0	1	0	1	3						
Jose Lind, R OBP: 0.306, SLG: 0.337	1-1 G6-4-3		3-1 G6-3		3-1 G6-3		1-2 FC6-5		1-3 K	4	0	1	0	0	1	2						
Bob Walk, R OBP: 0.188, SLG: 0.200 Gary Varsho, L OBP: 0.320, SLG: 0.394 Bob Patterson, L OBP: 0.296, SLG: 0.250 Andy Van Slake, R OBP: 0.276, SLG: 0.448 Lloyd McClendon, R Tom Prince, R	1-2 F7		1-2 F7		0-0 G5-4-3		1-2 FC6-5			1	0	0	0	0	0	0						
Inning Stats	R: 0 E: 0 K: 2 S: 11	H: 1 LOB: 2 BB: 1 P: 22	R: 0 E: 0 K: 1 S: 7	H: 1 LOB: 0 BB: 0 P: 12	R: 0 E: 0 K: 2 S: 11	H: 1 LOB: 1 BB: 0 P: 15	R: 1 E: 0 K: 0 S: 10	H: 2 LOB: 1 BB: 0 P: 18	R: 0 E: 0 K: 1 S: 5	H: 1 LOB: 0 BB: 0 P: 6	R: 0 E: 0 K: 2 S: 9	H: 0 LOB: 0 BB: 0 P: 16	R: 0 E: 0 K: 0 S: 14	H: 2 LOB: 2 BB: 0 P: 21	R: 0 E: 0 K: 0 S: 11	H: 1 LOB: 0 BB: 0 P: 18		R: 0 E: 0 K: 1 S: 6	H: 0 LOB: 0 BB: 0 P: 8	1B: 8 2B: 1 3B: 0 HR: 0	SF: 0 SAC: 0 DP: 2 HBP: 0	WP: 0 PB: 0 SB: 1 CS: 0
PITCHER	IP WLS BF H R ER SO BB IBB HBP BLK WP HR S P ERA WHIP																					
Mike Morgan, R ERA: 2.79	(1, 1) 6.1 W 26 8 1 0 0 0 1 0 0 0 0 0 0 0 0 0 0 1.42 1.421																					
Steve Wilson, L ERA: 3.77	(7, 1) 1.2 6 1 0 0 0 0 0 0 0 0 0 0 0 0 0 17 28 0.00 0.600																					
Tim Crews, R ERA: 2.96	(9, 1) 1.0 3 0 0 0 0 1 0 0 0 0 0 0 0 0 0 6 8 0.00 0.000																					

Batter	1	2	3	4	5	6	7	8	9	AB	R	H	RBI	BB	SO	LOB	TOP					
Andy Van Slyke, L (1, 8) OBP: 0.391, SLG: 0.449	4-1 F8 1B BB	0-1 SF8 E 2B		1-2 G3		3-2 G4-3		3-3 K	0-0 1B SF9	5	2	2	1	1	1	0						
Jay Bell, R (1, 6) OBP: 0.331, SLG: 0.438	0-0 BB	0-0 SF8		1-0 1B 2B		4-0 FC6-4 BB		2-1 HR	2-2 SF9 1B	4	2	4	2	1	0	0						
Lloyd McClendon, R (1, 3) OBP: 0.370, SLG: 0.462	1-0 F8	1-0 E5		1-2 HR 1B		0-0 FC6-4		0-0 1B	4-1 BB	5	1	2	1	0	0	3						
Gary Varsho, L (9, PH) OBP: 0.324, SLG: 0.394										0	0	0	0	1	0	0						
Rosario Rodriguez, R (9, 1)										0	0	0	0	0	0	0						
Bobby Bonilla, S (1, 9) OBP: 0.387, SLG: 0.505	1-0 F8	3-H G5-3		0-0 HR				2-2 2B G4-3 1B	3-2 SF9	5	2	2	3	0	0	4						
Barry Bonds, L (1, 7) OBP: 0.400, SLG: 0.500	4-1 BB			2-0 F8		0-0 G4-3		1-2 G4-3 1B	3-2 P6	5	0	1	0	1	0	3						
Steve Rucchele, R (1, 5) OBP: 0.327, SLG: 0.434	1-2 F8			0-3 K		0-3 K		0-2 G4-3	1-2 P6	5	0	0	1	0	2	4						
Don Slaught, R (1, 2) OBP: 0.343, SLG: 0.388		0-1 G6-3		2-2 1B		1-1 G4-3		2-3 3-H 3-1 1B	4-1 1B HR BB	4	0	2	0	1	0	0						
Scott Bullett, L (9, PR)										0	1	0	0	0	0	0						
Tom Prince, R (9, 2) OBP: 0.407, SLG: 0.500										0	0	0	0	0	0	0						
Jose Lind, R (1, 4) OBP: 0.307, SLG: 0.337		0-1 SH 2B 1B		1-3 K		1-1 G5-3		0-1 P2	2-0 HR 1B	5	2	2	0	0	1	3						
John Smiley, L (1, 1) OBP: 0.164, SLG: 0.121						0-0 G4-3			1-1 HR	1	1	0	0	0	0	0						
Gary Rodus, R (6, PH) OBP: 0.333, SLG: 0.417										1	0	0	0	0	1	0						
Vicente Patacos, R (6, 1) OBP: 0.271, SLG: 0.271										0	0	0	0	0	0	0						
Curtis Wilkerson, S (7, PH) OBP: 0.257, SLG: 0.237										1	0	0	0	0	0	2						
Bob Kipper, R (7, 1) OBP: 0.257, SLG: 0.237										0	0	0	0	0	0	0						
Stan Belinda, R (7, 1) OBP: 0.257, SLG: 0.237										0	0	0	0	0	0	0						
Orlando Merced, S (9, PH) OBP: 0.257, SLG: 0.237										1	1	1	3	0	0	0						
Inning Stats	R: 0 E: 0 K: 0 S: 9	H: 1 LOB: 3 BB: 2 P: 20	R: 3 E: 2 K: 0 S: 12	H: 2 LOB: 1 BB: 0 P: 14	R: 0 E: 0 K: 2 S: 11	H: 1 LOB: 1 BB: 0 P: 16	R: 3 E: 0 K: 0 S: 10	H: 3 LOB: 0 BB: 0 P: 13	R: 0 E: 0 K: 1 S: 10	H: 0 LOB: 1 BB: 1 P: 12	R: 1 E: 0 K: 0 S: 15	H: 3 LOB: 2 BB: 0 P: 22	R: 1 E: 0 K: 1 S: 15	H: 2 LOB: 1 BB: 0 P: 25	R: 4 E: 0 K: 0 S: 19	H: 4 LOB: 2 BB: 2 P: 38	1B: 10 2B: 3 3B: 0 HR: 3	SF: 2 SAC: 1 DP: 0 HBP: 0	WP: 0 PB: 0 SB: 0 CS: 0	PA: 50		
PITCHER	IP	WLS	BF	H	R	ER	SO	BB	IBB	HBP	BLK	WP	HR	S	P	ERA	WHIP					
Danny Jackson, L (1, 1) ERA: 4.85	4.0		23	7	6	4	2	2	0	0	0	0	0	1	42	63	9.00	2.250				
Bob Scanlan, R (6, 1) ERA: 4.1	1.0		3	0	0	0	1	0	0	0	0	0	0	0	10	12	0.00	0.000				
Chuck McElroy, L (6, 1) ERA: 1.9	1.0		6	2	1	1	1	1	0	0	0	0	0	15	25	9.00	3.000					
Shawn Boskie, R (7, 1) ERA: 4.84	1.0		4	1	0	0	0	0	0	0	0	0	0	9	14	0.00	1.000					
Paul Assenmacher, L (8, 1) ERA: 3.27	1.0		5	2	1	1	1	0	0	0	0	0	1	15	25	9.00	2.000					
Dave Smith, R (9, 1) ERA: 6.0	0.1		L	4	2	4	0	1	0	0	0	0	0	0	12	23	0.00	4.500				
Les Lancaster, R (9, 1) ERA: 3.83	0.2		5	2	0	0	0	1	0	0	0	0	0	0	12	23	0.00	4.500				

Pittsburgh Pirates @ Chicago Cubs
Wrigley Field, Chicago, IL
Mon Sep 09 1991, 3:33 AM CDT
Att: 18,775 - Cloudy - 89 F

AB 42
R 12
H 16
RBI 11
BB 5
SO 5
LOB 19



Batter	1	2	3	4	5	6	7	8	9	AB	R	H	RBI	BB	SO	LOB	BOTTOM					
Chico Walker, S (1, 8) OBP: 0.324, SLG: 0.334	2-2 G1-3		1-2 L6		0-1 L8		0-0 1B E 1B	0-0 G3		5	1	1	0	0	0	3						
Mark Grace, L (1, 3) OBP: 0.355, SLG: 0.381	3-1 F8			1-1 23 2B 1B		1-3 K		0-1 1-H HR 1B	1-1 FC6 23 BB 1B	5	2	3	0	0	1	0						
23 Ryne Sandberg, R (1, 4) OBP: 0.376, SLG: 0.483	2-1 L5			2-1 G1-3 1-H 2B 2B				1-1 HR	1-2 F7	4	2	2	2	1	0	1						
Andre Dawson, R (1, 9) OBP: 0.300, SLG: 0.477		1-0 G5-3		1-0 G1-3		0-1 P1		2-0 HR	1-1 F7	5	1	1	2	0	0	3						
George Bell, R (1, 7) OBP: 0.332, SLG: 0.440		2-0 G4-3		1-2 1B 2B		1-2 HR 1B		0-2 F7	0-2 FC6	4	2	2	1	0	0	0						
Paul Assenmacher, L (8, 1) OBP: 0.400, SLG: 0.500										0	0	0	0	0	0	0						
Les Lancaster, R (9, 1) ERA: 1.9										0	0	0	0	0	0	0						
Luis Salazar, R (9, PH) OBP: 0.315, SLG: 0.444										1	0	0	0	0	0	2						
Ced Landrum, L (9, PH) OBP: 0.296, SLG: 0.295										0	0	0	0	0	0	0						
Hector Villanueva, R (1, 2) OBP: 0.359, SLG: 0.528		0-0 P4		0-1 1B		1-1 F8		1-1 F8	0-0 SH3-4 2B	4	0	2	1	0	0	1						
Rick Wilkins, L (8, PR) OBP: 0.315, SLG: 0.346										0	1	0	0	0	0	0						
Damon Berryhill, S (9, PH) OBP: 0.290, SLG: 0.326										1	0	0	0	0	0	2						
Shawn Dunston, R (1, 6) OBP: 0.295, SLG: 0.415			0-2 F9 BLK 1B		1-1 F8		2-0 HR		0-0 SH3-4	3	1	2	2	0	0	1						
Doug Strange, S (1, 5) OBP: 0.455, SLG: 0.556			1-2 F9		0-2 G4-3		3-3 K		0-1 SF8	3	0	0	1	0	1	2						
Danny Jackson, R (1, 1) ERA: 3.38	5.0		20	5	3	3	2	0	0	0	0	0	0	0	0	1						
Bob Scanlan, R (6, 1) ERA: 4.12	1.0		6	3	3	3	1	0	0	0	0	0	0	0	0	0						
Doug Luster, S (5, PH) ERA: 4.7	0.1		3	2	2	2	0	0	0	0	0	0	0	6	8	54.00	6.000					
Chuck McElroy, L (6, 1) ERA: 1.9	1.2		W	8	2	2	2	0	1	0	0	1	13	20	10.80	1.800						
Shawn Boskie, R (7, 1) ERA: 3.86	1.0		S	5	1	0	0	0	0	0	0	12	20	0.00	2.000							
Rosario Rodriguez, L (9, 1) ERA: 1.94																						
Inning Stats	R: 0 E: 0 K: 0 S: 7	H: 0 LOB: 0 BB: 0 P: 14	R: 0 E: 0 K: 0 S: 3	H: 0 LOB: 0 BB: 0 P: 6	R: 0 E: 0 K: 1 S: 12	H: 1 LOB: 1 BB: 0 P: 14	R: 3 E: 0 K: 0 S: 15	H: 4 LOB: 1 BB: 0 P: 21	R: 0 E: 0 K: 1 S: 7	H: 0 LOB: 0 BB: 0 P: 8	R: 3 E: 1 K: 0 S: 13	H: 3 LOB: 0 BB: 0 P: 18	R: 3 E: 0 K: 0 S: 6	H: 1 LOB: 2 BB: 1 P: 10	R: 0 E: 0 K: 0 S: 12	H: 1 LOB: 2 BB: 1 P: 20	1B: 7 2B: 3 3B: 0 HR: 3	SF: 1 SAC: 1 DP: 0 HBP: 0	WP: 0 PB: 0 SB: 0 CS: 0	PA: 42		
PITCHER	IP	WLS	BF	H	R	ER	SO	BB	IBB	HBP	BLK	WP	HR	S	P	ERA	WHIP					
John Smiley, L (1, 1) ERA: 3.38	5.0		20	5	3	3	2	0	0	0	0	0	2	13	21	27.00	3.000					
Vicente Patacos, R (6, 1) ERA: 4.12	1.0		6	3	3	3	1	0	0	0	0	0	0	6	8	54.00	6.000					
Bob Kipper, L (7, 1) ERA: 4.7	0.1		3	2	2	2	0	0	0	0	0	0	0	1	13	20	10.80	1.800				
Stan Belinda, R (7, 1) ERA: 3.86	1.2		W	8	2	2	2	0	1	0	0	0	1	13	20	10.80	1.800					
Rosario Rodriguez, L (9, 1) ERA: 1.94	1.0		S	5	1	0	0	0	0	0	0	0	12	20	0.00	2.000						

Pittsburgh Pirates @ Chicago Cubs
Wrigley Field, Chicago, IL
Mon Sep 09 1991, 3:33 AM CDT
Att: 18,775 - Cloudy - 89 F

AB 38
R 10
H 13
RBI 9
BB 2
SO 3
LOB 16



Batter	1	2	3	4	5	6	7	8	9	AB	R	H	RBI	BB	SO	LOB	TOP			
Orlando Merced, S OBP: 0.380, SLG: 0.406	3-1 F7	1-1 G1-3			4-1 FC4-6 BB		2-1 L8		1-2 G3-1	4	0	0	0	1	0	2				
Jay Bell, R OBP: 0.332, SLG: 0.440	2-2 FC3-2 3B		1-1 P6		0-0 FC4-6 1-2			4-2 FC3-6 BB	1-0 F9	4	0	1	0	1	0	2				
Andy Van Slyke, L OBP: 0.350, SLG: 0.446	4-2 FC3-2 BB		2-0 F9			1-1 G3		2-2 FC3-6 WP 2B		3	1	0	0	1	0	1				
Bobby Bonilla, S OBP: 0.388, SLG: 0.508	4-2 FC3-2 BB		3-3 K			1-0 SF8 3B		1-1 F9		3	1	1	0	1	1	1				
Barry Bonds, L OBP: 0.399, SLG: 0.501	1-2 FC3-2				0-0 L3		0-1 SF8	3-2 1B 1-H 2B		3	0	1	2	0	0	3				
Steve Buechele, R OBP: 0.328, SLG: 0.434	1-2 2-3 3-H K				2-3 K		3-H 2-0 1B	1-1 1B		4	0	2	0	0	2	3				
Michael LaValliere, L OBP: 0.351, SLG: 0.355		2-1 G3			0-0 L9		0-0 G3	1-1 G1-3		4	0	0	0	0	0	3				
Jose Lind, R OBP: 0.309, SLG: 0.341		2-1 G6-3 2B			3-1 G6-3		1-1 G4-6-3 1B	1-2 G1-3		4	0	2	0	0	0	0				
Randy Tomlin, L OBP: 0.213, SLG: 0.217		0-0 G6-3			1-3 K		2-0 G4-6-3 1-2	1-2 G3-1 1B		1	0	0	0	0	0	1				
Cecil Lacy, S OBP: 0.296, SLG: 0.392										0	0	0	0	0	0	0				
Neal Heaton, L OBP: 0.327, SLG: 0.385										0	0	0	0	0	0	0				
Gary Varsho, S OBP: 0.322, SLG: 0.397										0	0	0	0	0	0	0				
Bill Landrum, R OBP: 0.224, SLG: 0.242										0	0	1	0	0	0	0				
Curtis Wilkerson, S OBP: 0.204, SLG: 0.242										1	0	1	0	0	0	0				
Inning Stats	R: 0 E: 0 K: 1 S: 20	H: 1 LOB: 3 BB: 2 P: 35	R: 0 E: 0 K: 0 S: 7	H: 1 LOB: 1 BB: 0 P: 12	R: 0 E: 0 K: 1 S: 7	H: 0 LOB: 0 BB: 0 P: 13	R: 0 E: 0 K: 1 S: 5	H: 0 LOB: 0 BB: 0 P: 7	R: 0 E: 0 K: 0 S: 7	H: 2 LOB: 1 BB: 1 P: 11	R: 0 E: 0 K: 0 S: 5	H: 1 LOB: 0 BB: 0 P: 10	R: 1 E: 0 K: 0 S: 16	H: 2 LOB: 2 BB: 1 P: 28	R: 0 E: 0 K: 0 S: 11	H: 1 LOB: 1 BB: 0 P: 15	1B: 4 2B: 2 3B: 2 HR: 0	SF: 1 SAC: 0 DP: 1 HBP: 0	WP: 1 PB: 0 SB: 1 CS: 0	PA: 38
PITCHER	IP	WLS	BF	H	R	ER	SO	BB	IBB	HBP	BLK	WP	HR	S	P	ERA	WHIP			
Rick Sutcliffe, R ERA: 4.19	(1, 1)	7.0	W	29	5	2	2	4	4	0	0	0	0	60	109	2.57	1.286			
Paul Assenmacher, L ERA: 3.25	(8, 1)	0.2		3	1	0	0	0	0	0	0	0	1	0	10	0.00	1.500			
Bob Scanlan, R ERA: 4.05	(8, 1)	1.1	S	6	2	0	0	0	0	0	0	0	0	15	21	0.00	1.500			

Pittsburgh Pirates @ Chicago Cubs
Wrigley Field, Chicago, IL
Tue Sep 10 1991, 7:05 PM CDT
Att: 29,299 - Sunny - 72 F

AB 33
R 2
H 8
RBI 2
BB 4
SO 4
LOB 17



Batter	1	2	3	4	5	6	7	8	9	AB	R	H	RBI	BB	SO	LOB	BOTTOM			
Chico Walker, S OBP: 0.319, SLG: 0.329	2-0 L7	3-2 G6-3		1-1 G4-3	1-2 L8			1-0 L4		5	0	0	0	0	0	4				
Mark Grace, L OBP: 0.357, SLG: 0.381	3-2 23 HR 1B		4-2 23 1B BB	4-1 23 E 23 1B BB		2-2 P9		2-1 G3-1		3	2	1	0	2	0	0				
23 Ryne Sandberg, R OBP: 0.379, SLG: 0.492	2-2 1-H SAFE HR		2-2 1B 1B	0-1 E1 1B	1-3 1B	0-3 K		0-1 1B 1B		5	2	4	2	0	1	0				
Andre Dawson, R OBP: 0.301, SLG: 0.477	3-3 K		1-2 FC5 1B	0-2 L9		2-2 G5-3		0-2 1B 1B		5	0	2	1	0	1	2				
George Bell, R OBP: 0.332, SLG: 0.482	1-2 G4-3		0-1 FC5-4 FC5 1B	1-2 2-H 1B		1-0 1B 2B		0-1 P4 P2		5	1	2	1	0	0	2				
Hector Villanueva, R OBP: 0.356, SLG: 0.519		1-1 2B 1B	1-0 FC5 FC5-4 1B		0-0 F9		0-0 E6			4	0	1	0	0	0	3				
Shawon Dunston, R OBP: 0.297, SLG: 0.417		1-2 2B	1-1 FC5-4 1B	4-0 1B IBB		0-3 K		0-3 K		3	0	1	0	1	1	3				
Doug Dascenzo, S OBP: 0.317, SLG: 0.309		1-0 L6	1-1 SAFE G6-3	2-2 G6-3		2-1 1B		1-0 G3-4-1		4	0	1	1	0	0	5				
Bob Scanlan, R OBP: 0.080, SLG: 0.042										0	0	0	0	0	0	0				
Rick Sutcliffe, L OBP: 0.107, SLG: 0.111										3	0	0	0	0	1	4				
Paul Assenmacher, L OBP: 0.400, SLG: 0.250										0	0	0	0	0	0	0				
Jerome Walton, R OBP: 0.272, SLG: 0.335										1	1	1	1	0	0	0				
Inning Stats	R: 2 E: 0 K: 1 S: 18	H: 2 LOB: 0 BB: 0 P: 29	R: 0 E: 0 K: 0 S: 10	H: 2 LOB: 2 BB: 0 P: 16	R: 2 E: 0 K: 0 S: 19	H: 3 LOB: 2 BB: 1 P: 30	R: 0 E: 1 K: 0 S: 12	H: 1 LOB: 2 BB: 1 P: 18	R: 1 E: 0 K: 1 S: 11	H: 2 LOB: 2 BB: 1 P: 19	R: 0 E: 0 K: 1 S: 9	H: 0 LOB: 0 BB: 0 P: 13	R: 0 E: 1 K: 1 S: 7	H: 0 LOB: 1 BB: 0 P: 8	R: 1 E: 0 K: 0 S: 11	H: 3 LOB: 2 BB: 0 P: 15	1B: 9 2B: 2 3B: 0 HR: 2	SF: 0 SAC: 0 DP: 0 HBP: 0	WP: 0 PB: 0 SB: 0 CS: 0	PA: 41
PITCHER	IP	WLS	BF	H	R	ER	SO	BB	IBB	HBP	BLK	WP	HR	S	P	ERA	WHIP			
Randy Tomlin, L ERA: 2.94	(1, 1)	4.0	L	22	4	4	4	1	2	0	0	0	0	59	93	9.00	2.500			
Neal Heaton, L ERA: 3.66	(5, 1)	2.0		9	2	1	1	2	0	1	0	0	0	20	32	4.50	1.000			
Bill Landrum, R ERA: 3.16	(7, 1)	2.0		10	3	1	1	1	0	0	0	0	1	18	23	4.50	1.500			

Pittsburgh Pirates @ Chicago Cubs
Wrigley Field, Chicago, IL
Tue Sep 10 1991, 7:05 PM CDT
Att: 29,299 - Sunny - 72 F

AB 38
R 6
H 13
RBI 6
BB 3
SO 4
LOB 23



Batter	1	2	3	4	5	6	7	8	9	AB	R	H	RBI	BB	SO	LOB	TOP					
Orlando Merced, S OBP: 0.380, SLG: 0.414 (1, 3)	G4-3		F7			HR			K	5	1	2	2	0	1	1	Pittsburgh Pirates @ St. Louis Cardinals Busch Stadium, St. Louis, MO Wed Sep 11, 1991, 7:05 PM CDT Att: 20,457 - Cloudy - 90 F					
Jay Bell, R OBP: 0.332, SLG: 0.440 (1, 6)	F8		F7			BB				5	0	2	0	0	0	2						
Andy Van Slyke, L OBP: 0.355, SLG: 0.450 (1, 8)	E					FC6-4			F9	3	0	2	0	2	0	2						
Bobby Bonilla, S OBP: 0.385, SLG: 0.503 (1, 9)	E5		F8			FC6-4			P3	5	0	0	0	0	0	7						
Barry Bonds, L OBP: 0.396, SLG: 0.497 (1, 7)	G3				L7					4	0	0	0	0	0	2						
Steve Buechele, R OBP: 0.329, SLG: 0.434 (1, 5)			G6-3		F9					3	1	1	0	1	0	0						
Michael LaValliere, L OBP: 0.346, SLG: 0.350 (1, 2)			F9		G6-3				L1-3	4	0	0	0	0	0	2						
Jose Lind, R OBP: 0.310, SLG: 0.343 (1, 4)						F8			F9	4	1	2	0	0	0	0						
Zane Smith, L OBP: 0.227, SLG: 0.230 (1, 1)			K			G4-3			F9	3	0	1	1	1	1	1						
Inning Stats	R: 0 E: 1 K: 0 S: 9	H: 1 LOB: 2 BB: 0 P: 12	R: 0 E: 0 K: 1 S: 10	H: 1 LOB: 1 BB: 0 P: 14	R: 0 E: 0 K: 0 S: 9	H: 1 LOB: 1 BB: 0 P: 13	R: 0 E: 0 K: 0 S: 5	H: 0 LOB: 0 BB: 0 P: 7	R: 1 E: 0 K: 0 S: 11	H: 2 LOB: 2 BB: 1 P: 18	R: 2 E: 0 K: 0 S: 17	H: 4 LOB: 2 BB: 0 P: 22	R: 0 E: 0 K: 0 S: 8	H: 0 LOB: 0 BB: 1 P: 16	R: 0 E: 0 K: 0 S: 9	H: 0 LOB: 0 BB: 1 P: 16	R: 0 E: 0 K: 1 S: 9	H: 1 LOB: 2 BB: 1 P: 17	1B: 8 2B: 2 3B: 0 HR: 1	SF: 0 SAC: 0 DP: 2 HBP: 0	WP: 0 PB: 0 SB: 0 CS: 0	PA: 40
PITCHER	IP	WLS	BF	H	R	ER	SO	BB	IBB	HBP	BLK	WP	HR	S	P	ERA	WHIP					
Bob Tewksbury, R ERA: 3.22 (1, 1)	6.0	L	29	9	3	3	1	1	0	0	0	0	1	61	86	4.50	1.667					
Juan Agosto, L ERA: 4.73 (7, 1)	2.0		6	0	0	0	0	2	0	0	0	0	0	17	32	0.00	1.000					
Bob McClure, L ERA: 4.85 (9, 1)	1.0		5	1	0	0	1	1	0	0	0	0	0	9	17	0.00	2.000					

Batter	1	2	3	4	5	6	7	8	9	AB	R	H	RBI	BB	SO	LOB	BOTTOM					
Rex Hudler, R OBP: 0.278, SLG: 0.316 (1, 8)	G6-3					FC6-4			FC5-4	4	0	0	0	0	0	2	Pittsburgh Pirates @ St. Louis Cardinals Busch Stadium, St. Louis, MO Wed Sep 11, 1991, 7:05 PM CDT Att: 20,457 - Cloudy - 90 F					
Bob McClure, R OBP: 1.000, SLG: 1.000 (9, 1)										0	0	0	0	0	0	0						
Ozzie Smith, S OBP: 0.391, SLG: 0.373 (1, 6)	G6-3								G6-3	4	1	1	0	0	0	0						
Craig Wilson, R OBP: 0.244, SLG: 0.211 (1, 5)	G4-3								G6-3	4	0	0	0	0	1	1						
Pedro Guerrero, R OBP: 0.317, SLG: 0.348 (1, 3)									G4-3	4	0	1	1	0	1	0						
Felix Jose, S OBP: 0.371, SLG: 0.436 (1, 9)	G4-3								G4-3	4	0	1	0	0	0	0						
Milt Thompson, L OBP: 0.393, SLG: 0.480 (1, 7)									G4-3	3	0	0	0	0	1	2						
Tom Pagnozzi, R OBP: 0.307, SLG: 0.343 (1, 2)									G6-3	3	0	1	0	0	0	0						
José Oquendo, S OBP: 0.362, SLG: 0.309 (1, 4)									P3	3	0	0	0	0	0	1						
Bob Tewksbury, R OBP: 0.218, SLG: 0.192 (1, 1)									G6-3	1	0	0	0	0	0	0						
Stan Royer, R OBP: 1.000, SLG: 1.000 (6, PH)										1	0	1	0	0	0	0						
Juan Agosto, L OBP: 0.333, SLG: 0.333 (7, 1)										0	0	0	0	0	0	0						
Luis Alicea, S OBP: 0.321, SLG: 0.277 (8, PH)										1	0	1	0	0	0	0						
Inning Stats	R: 0 E: 0 K: 0 S: 7	H: 0 LOB: 0 BB: 0 P: 11	R: 0 E: 0 K: 2 S: 9	H: 0 LOB: 0 BB: 0 P: 12	R: 0 E: 0 K: 0 S: 7	H: 1 LOB: 0 BB: 0 P: 10	R: 0 E: 0 K: 0 S: 5	H: 0 LOB: 0 BB: 0 P: 6	R: 0 E: 0 K: 0 S: 4	H: 0 LOB: 0 BB: 0 P: 4	R: 0 E: 0 K: 0 S: 9	H: 1 LOB: 1 BB: 0 P: 14	R: 0 E: 0 K: 1 S: 8	H: 2 LOB: 2 BB: 0 P: 12	R: 0 E: 0 K: 0 S: 13	H: 1 LOB: 1 BB: 0 P: 19	R: 1 E: 0 K: 0 S: 9	H: 1 LOB: 0 BB: 0 P: 12	1B: 6 2B: 0 3B: 0 HR: 0	SF: 0 SAC: 0 DP: 0 HBP: 0	WP: 0 PB: 1 SB: 0 CS: 1	PA: 32
PITCHER	IP	WLS	BF	H	R	ER	SO	BB	IBB	HBP	BLK	WP	HR	S	P	ERA	WHIP					
Zane Smith, L ERA: 3.12 (1, 1)	9.0	W	32	6	1	0	3	0	0	0	0	0	0	71	100	0.00	0.667					

AB	36
R	3
H	10
RBI	3
BB	4
SO	2
LOB	17

AB	32
R	1
H	6
RBI	1
BB	0
SO	3
LOB	6



Batter	1	2	3	4	5	6	7	8	9	AB	R	H	RBI	BB	SO	LOB	TOP								
Orlando Merced, S OBP: 0.378, SLG: 0.411 (1, 3)	G3		K		K		BB		F7	5	0	1	0	0	2	2	Pittsburgh Pirates @ St. Louis Cardinals Busch Stadium, St. Louis, MO Thu Sep 12 1991, 7:05 PM CDT Att: 21,412 - Sunny - 94 F								
Jay Bell, R OBP: 0.331, SLG: 0.436 (1, 6)	F7			K	K		BB		G6-3	4	0	0	0	1	2	2									
Andy Van Slyke, L OBP: 0.356, SLG: 0.451 (1, 8)	G3			HBP	G4-3		S		F8	4	0	2	0	0	0	3									
Bobby Bonilla, S OBP: 0.386, SLG: 0.502 (1, 9)				G4-3		K			1B	3	0	1	0	1	1	2									
Barry Bonds, L OBP: 0.397, SLG: 0.494 (1, 7)				HBP	IBB		G4-6-3		F7	2	0	0	0	2	1	2									
Steve Buechele, R OBP: 0.329, SLG: 0.431 (1, 5)				FC6-4	HBP		G4-6-3		K	3	0	0	0	0	2	4									
Jose Lind, R OBP: 0.310, SLG: 0.342 (1, 4)	F9			FC6-4			G6-3		1B	4	0	1	0	0	0	4									
Tom Prince, R OBP: 0.400, SLG: 0.480 (7, PR)				F8			F9		G6-3	3	0	1	0	0	0	0									
Michael LaValliere, L OBP: 0.345, SLG: 0.349 (7, 2)				F9			CS		G6-3	1	0	0	0	0	0	2									
Doug Drabek, R OBP: 0.206, SLG: 0.203 (7, PH)				F9			1B		G6-3	1	0	0	0	0	0	0									
Cecil Luby, S OBP: 0.309, SLG: 0.392 (7, 1)							BB			1	0	1	0	0	0	0									
Roger Mason, R (7, 1)										0	0	0	0	0	0	0									
Rosario Rodriguez, R (8, 1)										0	0	0	0	0	0	0									
Stan Belinda, R (8, 1)										0	0	0	0	0	0	0									
Gary Varsho, L OBP: 0.320, SLG: 0.395 (8, PH)										1	0	1	0	0	0	0									
Inning Stats	R: 0 E: 0 K: 0 S: 7	H: 0 LOB: 0 BB: 0 P: 12	R: 0 E: 0 K: 2 S: 9	H: 0 LOB: 1 BB: 1 P: 15	R: 0 E: 0 K: 1 S: 9	H: 0 LOB: 0 BB: 0 P: 12	R: 0 E: 0 K: 1 S: 15	H: 1 LOB: 3 BB: 1 P: 26	R: 0 E: 0 K: 2 S: 10	H: 0 LOB: 1 BB: 1 P: 17	R: 0 E: 0 K: 1 S: 8	H: 1 LOB: 1 BB: 1 P: 15	R: 0 E: 0 K: 0 S: 13	H: 2 LOB: 3 BB: 2 P: 25	R: 0 E: 0 K: 1 S: 14	H: 2 LOB: 2 BB: 0 P: 24	R: 0 E: 0 K: 0 S: 6	H: 1 LOB: 0 BB: 8 P: 8	1B: 7 2B: 2 3B: 0 HR: 0	SF: 0 SAC: 0 DP: 2 HBP: 1	WP: 0 PB: 0 SB: 1 CS: 1	PA: 38			
PITCHER	IP	WLS	BF	H	R	ER	SO	BB	IBB	HBP	BLK	WP	HR	S	P	ERA	WHIP								
Ken Hill, R ERA: 3.72 (1, 1)	6.2	W	29	4	0	0	7	4	2	1	0	0	0	68	118	0.00	1.200								
Bob McClure, L ERA: 4.5 (7, 1)	0.1		1	0	0	0	0	0	0	0	0	0	0	3	4	0.00	0.000								
Scott Terry, R ERA: 2.81 (8, 1)	0.2		4	2	0	0	1	0	0	0	0	0	0	10	17	0.00	3.000								
Lee Smith, R ERA: 2.39 (8, 1)	1.1	S	4	1	0	0	0	0	0	0	0	0	0	10	15	0.00	0.750								

Batter	1	2	3	4	5	6	7	8	9	AB	R	H	RBI	BB	SO	LOB	BOTTOM								
Ray Lankford, L OBP: 0.285, SLG: 0.370 (1, 8)	G6-3		K			FC3-6		SH1		4	1	2	0	0	1	0	Pittsburgh Pirates @ St. Louis Cardinals Busch Stadium, St. Louis, MO Thu Sep 12 1991, 7:05 PM CDT Att: 21,412 - Sunny - 94 F								
Ozzie Smith, S OBP: 0.393, SLG: 0.373 (1, 6)	G5-3			L5-3		FC3-6		SH1		2	0	1	0	1	0	0									
Gerald Perry, L OBP: 0.321, SLG: 0.417 (1, 3)				L5-3		FC3-6		P4		3	0	1	0	0	0	3									
Craig Wilson, R OBP: 0.241, SLG: 0.208 (6, PH)				L5-3		BB		P4		1	0	0	0	0	0	1									
Rod Brewer, L OBP: 0.250, SLG: 0.250 (9, 3)				1B		BB		P4		0	0	0	0	0	0	0									
Todd Zeile, R OBP: 0.339, SLG: 0.396 (1, 5)	CS			G3		BB		P4		2	0	1	0	2	0	1									
Felix Jose, S OBP: 0.371, SLG: 0.434 (1, 9)				F9		BB				2	0	0	1	1	1	2									
Milt Thompson, L OBP: 0.388, SLG: 0.475 (1, 7)				G3		BB				3	0	0	0	0	1	4									
Gerónimo Pena, S OBP: 0.292, SLG: 0.411 (1, 4)				G1-3		G6-3		G4-3		3	0	0	0	0	0	1									
Rich Gedman, L OBP: 0.154, SLG: 0.260 (1, 2)				G3		G4-3		G4-3		3	0	0	0	0	0	0									
Ken Hill, R OBP: 0.152, SLG: 0.093 (1, 1)				G5-3		G4-3		F9		2	0	0	0	0	0	0									
Bob McClure, R OBP: 1.000, SLG: 1.000 (7, 1)										0	0	0	0	0	0	0									
Luis Alícea, S OBP: 0.315, SLG: 0.271 (7, PH)										1	0	0	0	0	0	0									
Scott Terry, R OBP: 0.143, SLG: 0.143 (8, 1)										0	0	0	0	0	0	0									
Lee Smith, R (8, 1)										0	0	0	0	0	0	0									
Inning Stats	R: 0 E: 0 K: 0 S: 6	H: 1 LOB: 0 BB: 0 P: 10	R: 0 E: 0 K: 0 S: 8	H: 0 LOB: 1 BB: 1 P: 14	R: 0 E: 0 K: 1 S: 8	H: 0 LOB: 0 BB: 0 P: 13	R: 0 E: 0 K: 1 S: 8	H: 2 LOB: 1 BB: 0 P: 12	R: 0 E: 0 K: 0 S: 18	H: 0 LOB: 3 BB: 3 P: 35	R: 0 E: 0 K: 0 S: 7	H: 0 LOB: 0 BB: 0 P: 8	R: 0 E: 0 K: 0 S: 9	H: 1 LOB: 1 BB: 0 P: 12	R: 0 E: 0 K: 0 S: 6	H: 1 LOB: 0 BB: 0 P: 12	1B: 4 2B: 2 3B: 0 HR: 0	SF: 0 SAC: 1 DP: 1 HBP: 0	WP: 0 PB: 0 SB: 1 CS: 1	PA: 32					
PITCHER	IP	WLS	BF	H	R	ER	SO	BB	IBB	HBP	BLK	WP	HR	S	P	ERA	WHIP								
Doug Drabek, R ERA: 3.25 (1, 1)	6.0	L	24	4	1	1	3	4	0	0	0	0	0	7	8	0.00	1.333								
Roger Mason, R ERA: 2.45 (7, 1)	1.0		3	0	0	0	0	0	0	0	0	0	0	5	5	0.00	3.000								
Rosario Rodriguez, L ERA: 1.0 (8, 1)	0.1		2	1	0	0	0	0	0	0	0	0	0	4	7	0.00	0.000								
Stan Belinda, R ERA: 3.82 (8, 1)	0.2		2	0	0	0	0	0	0	0	0	0	0	4	7	0.00	0.000								



Batter	1	2	3	4	5	6	7	8	9	AB	R	H	RBI	BB	SO	LOB	TOP					
Gary Redus, R OBP: 0.331, SLG: 0.412 (1, 3)										5	0	1	1	0	0	3	Pittsburgh Pirates @ Philadelphia Phillies Veterans Stadium, Philadelphia, PA Fri Sep 13 1991, 7:05 PM EDT Att: 29,107 - Cloudy - 79 F					
Jay Bell, R OBP: 0.328, SLG: 0.432 (1, 6)										5	0	0	0	0	2	3						
Andy Van Slyke, L OBP: 0.356, SLG: 0.455 (1, 8)										5	1	2	0	0	3	0						
Bobby Bonilla, S OBP: 0.386, SLG: 0.502 (1, 9)										4	2	1	1	1	1	1						
Barry Bonds, L OBP: 0.397, SLG: 0.492 (1, 7)										4	1	1	0	1	0	1						
Steve Buechele, R OBP: 0.331, SLG: 0.437 (1, 5)										5	2	3	3	0	1	1						
Don Slaught, R OBP: 0.350, SLG: 0.387 (1, 2)										3	1	1	1	1	0	1						
Jose Lind, R OBP: 0.313, SLG: 0.350 (1, 4)										4	1	3	1	0	0	1						
Bob Walk, R Lloyd McClendon, R Neal Heaton, L Covey Williams, R Bob Patterson, L Roger Mason, R Tom Proctor, R Stan Belinda, R Rosario Rodriguez, R										1	0	0	0	0	0	0						
Inning Stats	R: 0 E: 0 K: 1 S: 12	H: 1 LOB: 1 BB: 0 P: 19	R: 0 E: 0 K: 1 S: 8	H: 0 LOB: 1 BB: 0 P: 11	R: 0 E: 0 K: 1 S: 6	H: 0 LOB: 0 BB: 0 P: 10	R: 0 E: 0 K: 1 S: 5	H: 0 LOB: 0 BB: 0 P: 8	R: 1 E: 0 K: 0 S: 16	H: 2 LOB: 2 BB: 1 P: 30	R: 5 E: 1 K: 1 S: 24	H: 6 LOB: 1 BB: 0 P: 35	R: 0 E: 0 K: 2 S: 12	H: 1 LOB: 1 BB: 0 P: 19	R: 0 E: 0 K: 0 S: 9	H: 1 LOB: 1 BB: 0 P: 15		R: 2 E: 0 K: 1 S: 12	H: 1 LOB: 1 BB: 2 P: 23	1B: 6 2B: 5 3B: 1 HR: 0	SF: 1 SAC: 0 DP: 0 HBP: 1	WP: 0 PB: 0 SB: 1 CS: 0
PITCHER	IP WLS BF H R ER SO BB IBB HBP BLK WP HR S P ERA WHIP																					
Terry Mulholland, L ERA: 3.71 (6, 1)	5.1 25 7 2 5 4 1 0 1 0 0 0 60 96 8.44 1.500																					
Joe Boever, R ERA: 3.97 (7, 1)	0.2 4 2 1 1 1 0 0 0 0 0 0 11 17 13.50 3.000																					
Steve Searcy, L ERA: 0.51 (9, 1)	2.0 8 2 0 0 2 2 0 0 0 0 0 21 34 0.00 1.000																					
Mitch Williams, L ERA: 2.29 (1, 1)	1.0 L 6 1 2 2 1 2 0 0 0 0 0 0 12 23 18.00 3.000																					

Batter	1	2	3	4	5	6	7	8	9	AB	R	H	RBI	BB	SO	LOB	BOTTOM					
Mickey Morandini, L OBP: 0.313, SLG: 0.311 (1, 4)										4	2	1	0	1	0	0	Pittsburgh Pirates @ Philadelphia Phillies Veterans Stadium, Philadelphia, PA Fri Sep 13 1991, 7:05 PM EDT Att: 29,107 - Cloudy - 79 F					
Wes Chamberlain, R OBP: 0.313, SLG: 0.411 (1, 7)										5	2	4	0	0	1	0						
Von Hayes, L OBP: 0.314, SLG: 0.304 (1, 8)										5	2	3	1	0	0	3						
John Kruk, L OBP: 0.359, SLG: 0.456 (1, 3)										5	0	1	1	0	1	6						
Dale Murphy, R OBP: 0.308, SLG: 0.424 (1, 9)										4	0	2	3	0	0	3						
Charlie Hayes, R OBP: 0.244, SLG: 0.356 (1, 5)										4	0	0	0	0	0	6						
Darrin Fletcher, L OBP: 0.242, SLG: 0.318 (6, PR)										4	0	1	0	0	0	1						
John Morris, L OBP: 0.293, SLG: 0.281 (9, 6)										0	0	0	0	0	0	0						
Dickie Thon, R OBP: 0.286, SLG: 0.359 (1, 6)										0	0	0	0	0	0	0						
Kim Batiste, R OBP: 0.385, SLG: 0.333 (8, PH)										3	0	1	0	0	0	0						
Wally Backman, S OBP: 0.242, SLG: 0.316 (9, 2)										0	0	0	0	1	0	0						
Steve Lake, R OBP: 0.228, SLG: 0.254 (1, 1)										0	0	0	0	0	0	0						
Terry Mulholland, R ERA: 3.03 (5, 1)	4.0 19 5 3 1 1 1 0 0 0 0 0 0 13 20 9.00 3.000																					
Neal Heaton, L ERA: 3.94 (6, 1)	1.0 5 3 1 1 1 0 0 0 0 0 0 0 14 20 5.40 1.800																					
Bob Patterson, L ERA: 3.81 (7, 1)	1.2 7 3 1 1 0 0 0 0 0 0 0 1 2 0.00 0.000																					
Roger Mason, R ERA: 2.42 (8, 1)	0.1 1 0 0 0 0 0 0 0 0 0 0 1 2 0.00 0.000																					
Stan Belinda, R ERA: 3.73 (9, 1)	1.2 W 6 1 0 0 1 1 0 0 0 0 0 0 15 27 0.00 1.200																					
Inning Stats	R: 1 E: 0 K: 0 S: 10	H: 3 LOB: 2 BB: 0 P: 18	R: 0 E: 0 K: 1 S: 6	H: 0 LOB: 0 BB: 0 P: 7	R: 3 E: 2 K: 0 S: 9	H: 2 LOB: 1 BB: 1 P: 16	R: 0 E: 0 K: 0 S: 6	H: 0 LOB: 0 BB: 0 P: 9	R: 1 E: 0 K: 1 S: 13	H: 3 LOB: 1 BB: 0 P: 20	R: 0 E: 0 K: 0 S: 7	H: 1 LOB: 0 BB: 0 P: 11	R: 1 E: 0 K: 0 S: 8	H: 2 LOB: 1 BB: 0 P: 11	R: 0 E: 0 K: 0 S: 9	H: 1 LOB: 2 BB: 1 P: 16	R: 0 E: 0 K: 1 S: 12	H: 1 LOB: 1 BB: 0 P: 19	1B: 13 2B: 0 3B: 0 HR: 0	SF: 0 SAC: 0 DP: 4 HBP: 0	WP: 0 PB: 0 SB: 0 CS: 0	PA: 40
PITCHER	IP WLS BF H R ER SO BB IBB HBP BLK WP HR S P ERA WHIP																					
Rosario Rodriguez, L ERA: 0.96 (9, 1)	0.1 S 2 0 0 0 0 0 0 0 0 0 0 0 1 2 0.00 0.000																					

Batter	1	2	3	4	5	6	7	8	9	AB R H RBI BB SO LOB	TOP									
Orlando Merced, S OBP: 0.379, SLG: 0.409	F7		FC3-6 HBP 1B		L3			HR BB	G4-3	4 1 1 0 1 0 0	Pittsburgh Pirates @ Philadelphia Phillies Veterans Stadium, Philadelphia, PA Sat Sep 14 1991, 7:05 PM EDT Att: 27,412 - Cloudy - 71 F									
Jay Bell, R OBP: 0.327, SLG: 0.429	F6		FC3-6 HBP		G3			P6	K	4 0 0 0 0 1 1										
Andy Van Slyke, L OBP: 0.356, SLG: 0.459	K		FC3-6		G3-1			HR		4 1 1 2 0 1 2										
Bobby Bonilla, S OBP: 0.386, SLG: 0.501		1B BB G3-6-1 1B	K		L8			BB 1B BB		3 2 1 0 1 1 2										
Barry Bonds, L OBP: 0.399, SLG: 0.495		G3-6-1 1B BB		F9 SF9 2B		P5		1B BB		2 1 1 0 2 0 0										
Steve Buechele, R OBP: 0.333, SLG: 0.436		G3-6-1 1B		BB		K		P4		3 0 1 0 1 1 2										
Michael LaValliere, L OBP: 0.344, SLG: 0.348	G3-6-1				F9		F7	1B		4 0 1 1 0 0 4										
Jose Lind, R OBP: 0.311, SLG: 0.348	G6-3			SF9		G6-3	G5-3			3 0 0 1 0 0 3										
John Smiley, L OBP: 0.154, SLG: 0.113			G5-3	G6-3		G1-3			P5	4 0 0 0 0 0 1										
Vicente Palacios, R OBP: 0.071, SLG: 0.071										0 0 0 0 0 0 0										
Inning Stats	R: 0 E: 0 K: 1 S: 6	H: 0 LOB: 0 BB: 0 P: 10	R: 1 E: 0 K: 0 S: 9	H: 2 LOB: 1 BB: 1 P: 17	R: 0 E: 0 K: 1 S: 10	H: 1 LOB: 2 BB: 0 P: 15	R: 1 E: 0 K: 0 S: 9	H: 1 LOB: 1 BB: 1 P: 16	R: 0 E: 0 K: 0 S: 5	H: 0 LOB: 0 BB: 0 P: 5	R: 0 E: 0 K: 0 S: 7	H: 0 LOB: 0 BB: 0 P: 10	R: 3 E: 0 K: 0 S: 14	H: 2 LOB: 2 BB: 3 P: 29	R: 0 E: 0 K: 1 S: 5	H: 0 LOB: 0 BB: 0 P: 11	1B: 4 2B: 1 3B: 0 HR: 1	SF: 1 SAC: 0 DP: 1 HBP: 1	WP: 0 PB: 0 SB: 0 CS: 0	PA: 38
PITCHER	IP WLS BF H R ER SO BB IBB HBP BLK WP HR S P ERA WHIP											IP WLS BF H R ER SO BB IBB HBP BLK WP HR S P ERA WHIP								
Andy Ashby, R ERA: 6.86	(1, 1) 7.1 L 31 5 5 5 3 4 0 0 0 0 0 1 59 97 6.14 1.227																			
Wally Ritchie, L ERA: 2.66	(8, 1) 0.2 4 1 0 0 0 1 0 0 0 0 0 0 7 13 0.00 3.000																			
Mike Hartley, R ERA: 4.48	(9, 1) 1.0 3 0 0 0 0 1 0 0 0 0 0 0 5 11 0.00 0.000																			

AB	31
R	5
H	6
RBI	4
BB	5
SO	4
LOB	15



Batter	1	2	3	4	5	6	7	8	9	AB R H RBI BB SO LOB	BOTTOM									
Randy Ready, R OBP: 0.395, SLG: 0.320	F8		G5-3			G5-3			HR 1B	4 1 1 0 0 0 1	Pittsburgh Pirates @ Philadelphia Phillies Veterans Stadium, Philadelphia, PA Sat Sep 14 1991, 7:05 PM EDT Att: 27,412 - Cloudy - 71 F									
Von Hayes, L OBP: 0.309, SLG: 0.299	K			G3		G4-3			K	4 0 0 0 0 2 2										
Wes Chamberlain, R OBP: 0.315, SLG: 0.422	K			G4-3					HR	4 1 2 2 0 1 0										
John Kruk, L OBP: 0.360, SLG: 0.457				G4-3		FC3-6 FC5-4 1B			WP BB	3 0 1 0 1 0 1										
Dale Murphy, R OBP: 0.306, SLG: 0.420	G5-3				G5-3	FC5-4 2B			P4	4 1 0 0 0 0 3										
Charlie Hayes, R OBP: 0.244, SLG: 0.358	F7				F7				K	4 0 1 1 0 1 2										
Dickie Thon, R OBP: 0.284, SLG: 0.357	L7				F9					3 0 0 0 0 0 1										
Steve Lake, R OBP: 0.230, SLG: 0.270					G1-3				P3	3 0 1 0 0 0 0										
Andy Ashby, R OBP: 0.167, SLG: 0.167									P3	2 0 0 0 0 2 1										
Wally Ritchie, L ERA: 3.35										0 0 0 0 0 0 0										
Jim Lindeman, R OBP: 0.416, SLG: 0.391										1 0 0 0 0 0 0										
Mike Hartley, R ERA: 4.08										0 0 0 0 0 0 0										
Inning Stats	R: 0 E: 0 K: 2 S: 11	H: 0 LOB: 0 BB: 0 P: 15	R: 0 E: 0 K: 0 S: 8	H: 1 LOB: 1 BB: 0 P: 13	R: 0 E: 0 K: 1 S: 7	H: 0 LOB: 0 BB: 0 P: 10	R: 0 E: 0 K: 0 S: 5	H: 0 LOB: 0 BB: 0 P: 9	R: 0 E: 0 K: 1 S: 9	H: 1 LOB: 1 BB: 0 P: 11	R: 1 E: 0 K: 0 S: 4	H: 2 LOB: 1 BB: 0 P: 7	R: 0 E: 0 K: 0 S: 8	H: 0 LOB: 0 BB: 0 P: 12	R: 2 E: 0 K: 2 S: 13	H: 2 LOB: 1 BB: 1 P: 22	1B: 2 2B: 2 3B: 1 HR: 1	SF: 0 SAC: 0 DP: 0 HBP: 0	WP: 1 PB: 0 SB: 0 CS: 0	PA: 33
PITCHER	IP WLS BF H R ER SO BB IBB HBP BLK WP HR S P ERA WHIP											IP WLS BF H R ER SO BB IBB HBP BLK WP HR S P ERA WHIP								
John Smiley, L ERA: 3.35	(1, 1) 8.1 W 31 6 3 3 5 1 0 0 0 0 1 0 66 97 3.24 0.840																			
Vicente Palacios, R ERA: 4.08	(9, 1) 0.2 S 2 0 0 0 0 1 0 0 0 0 0 1 0 5 10 0.00 0.000																			

AB	32
R	3
H	6
RBI	3
BB	1
SO	6
LOB	11



Batter	1	2	3	4	5	6	7	8	9	AB	R	H	RBI	BB	SO	LOB	TOP					
Scott Bullett, L (1, 8) Andy Van Slyke, L (8, FH) OBP: 0.354, SLG: 0.457										2	1	0	0	0	2	0	Pittsburgh Pirates @ Philadelphia Phillies Veterans Stadium, Philadelphia, PA Sun Sep 15 1991, 3:33 AM EDT Att: 35,560 - Cloudy - 76 F					
Gary Varsho, L (1, 7) OBP: 0.330, SLG: 0.416										4	1	2	2	0	1	0						
Curtis Wilkerson, S (1, 5) OBP: 0.233, SLG: 0.242										4	1	1	0	0	0	1						
Bobby Bonilla, S (1, 9) OBP: 0.387, SLG: 0.500										3	0	1	0	1	0	1						
Orlando Merced, S (1, 3) OBP: 0.375, SLG: 0.405										4	0	0	0	0	1	2						
Michael LaValliere, L (1, 2) Don Slaughter, R (9, FH) OBP: 0.349, SLG: 0.385										2	0	1	0	1	0	0						
Jose Lind, R (1, 4) OBP: 0.310, SLG: 0.347										4	0	1	0	0	1	3						
Carlos Garcia, R (1, 6) Jay Bell, R (9, FH) OBP: 0.327, SLG: 0.429										3	0	0	0	0	2	3						
Randy Tomlin, L (1, 1) Bob Kipper, R (8, 1) Lloyd McClelland, R (9, FH) OBP: 0.377, SLG: 0.479										3	0	0	0	0	2	0						
										0	0	0	0	0	0	0						
Inning Stats	R: 0 E: 0 K: 1 S: 11	H: 0 LOB: 0 BB: 0 P: 17	R: 0 E: 0 K: 2 S: 14	H: 0 LOB: 2 BB: 2 P: 26	R: 2 E: 0 K: 0 S: 12	H: 1 LOB: 0 BB: 0 P: 18	R: 0 E: 0 K: 2 S: 11	H: 1 LOB: 1 BB: 0 P: 13	R: 0 E: 0 K: 3 S: 11	H: 0 LOB: 0 BB: 0 P: 16	R: 1 E: 0 K: 0 S: 7	H: 2 LOB: 0 BB: 0 P: 10	R: 0 E: 0 K: 0 S: 5	H: 0 LOB: 0 BB: 0 P: 5	R: 0 E: 0 K: 0 S: 6	H: 1 LOB: 1 BB: 0 P: 12	R: 0 E: 1 K: 0 S: 11	H: 1 LOB: 3 BB: 1 P: 18	1B: 5 2B: 0 3B: 0 HR: 1	SF: 0 SAC: 0 DP: 1 HBP: 1	WP: 0 PB: 0 SB: 0 CS: 0	PA: 37
PITCHER	IP WLS BF H R ER SO BB IBB HBP BLK WP HR S P ERA WHIP																					
Tommy Greene, R (1, 1) ERA: 3.18	7.2 W 30 5 3 3 9 2 0 1 0 0 1 75 112 3.52 0.913																					
Mitch Williams, L (8, 1) ERA: 2.25	1.1 S 7 1 0 0 0 1 0 0 0 0 0 0 13 23 0.00 1.500																					

Batter	1	2	3	4	5	6	7	8	9	AB	R	H	RBI	BB	SO	LOB	BOTTOM			
Kim Batiste, R (1, 6) OBP: 0.333, SLG: 0.294										5	1	1	1	0	1	4	Pittsburgh Pirates @ Philadelphia Phillies Veterans Stadium, Philadelphia, PA Sun Sep 15 1991, 3:33 AM EDT Att: 35,560 - Cloudy - 76 F			
Randy Ready, R (1, 4) OBP: 0.396, SLG: 0.318										4	1	1	0	1	0	2				
Wes Chamberlain, R (1, 7) OBP: 0.316, SLG: 0.425										5	1	2	3	0	0	1				
John Kruk, L (1, 3) OBP: 0.360, SLG: 0.459										5	1	2	0	0	1	2				
Dale Murphy, R (1, 9) Mitch Williams, L (8, 1) OBP: 0.307, SLG: 0.425										4	2	2	1	0	0	1				
Charlie Hayes, R (1, 5) OBP: 0.245, SLG: 0.359										4	0	0	0	1	1	3				
Steve Lake, R (1, 2) OBP: 0.238, SLG: 0.277										4	1	2	1	0	1	4				
Braulio Castillo, R (1, 8) OBP: 0.200, SLG: 0.208										4	0	1	1	0	0	3				
Tommy Greene, R (1, 1) John Morris, L (8, 9) OBP: 0.299, SLG: 0.365										3	0	2	0	0	0	1				
										1	1	0	0	0	0	0				
Inning Stats	R: 0 E: 0 K: 0 S: 7	H: 0 LOB: 0 BB: 0 P: 9	R: 2 E: 0 K: 1 S: 15	H: 3 LOB: 1 BB: 0 P: 20	R: 0 E: 0 K: 0 S: 9	H: 1 LOB: 0 BB: 0 P: 18	R: 1 E: 1 K: 2 S: 13	H: 2 LOB: 2 BB: 0 P: 13	R: 0 E: 0 K: 1 S: 11	H: 1 LOB: 1 BB: 0 P: 16	R: 1 E: 0 K: 0 S: 14	H: 3 LOB: 0 BB: 0 P: 17	R: 0 E: 0 K: 0 S: 7	H: 2 LOB: 2 BB: 1 P: 13	R: 4 E: 2 K: 1 S: 18	H: 2 LOB: 1 BB: 1 P: 26	1B: 9 2B: 5 3B: 0 HR: 0	SF: 0 SAC: 0 DP: 1 HBP: 0	WP: 0 PB: 0 SB: 0 CS: 0	PA: 42
PITCHER	IP WLS BF H R ER SO BB IBB HBP BLK WP HR S P ERA WHIP																			
Randy Tomlin, L (1, 1) ERA: 3.03	7.1 L 37 13 6 5 4 0 0 0 1 1 0 83 114 6.14 1.773																			
Bob Kipper, L (8, 1) ERA: 4.8	0.2 5 1 2 0 1 1 0 0 0 0 0 0 11 18 0.00 3.000																			

Batter	1	2	3	4	5	6	7	8	9	AB	R	H	RBI	BB	SO	LOB	TOP					
Doug Dascenzo, S OBP: 0.324, SLG: 0.314	L3		23 2B		G4-3			L4-3		3	1	2	0	1	0	0	Chicago Cubs @ Pittsburgh Pirates Three Rivers Stadium, Pittsburgh, PA Mon Sep 16 1991, 7:05 PM EDT Att: 16,149 - Sunny - 88 F					
Mark Grace, L OBP: 0.346, SLG: 0.368	G6-3		K		G4-3			L4-3		4	0	0	0	0	1	3						
23 Ryne Sandberg, R OBP: 0.379, SLG: 0.490	F9		1-H		F8			G4-3		4	0	1	1	0	0	1						
Andre Dawson, R OBP: 0.301, SLG: 0.491		K	P4						K	4	0	0	0	0	3	1						
George Bell, R OBP: 0.329, SLG: 0.480		HR			HR				K	4	2	2	1	0	1	0						
Hector Villanueva, R OBP: 0.346, SLG: 0.548		HR	G6-3		F7				K	4	1	1	2	0	1	0						
Luis Salazar, R OBP: 0.298, SLG: 0.438	L6							G5-3		3	0	0	0	0	1	0						
Shawon Dunston, R OBP: 0.295, SLG: 0.412	G4-3				P3			G6-3		3	0	0	0	0	0	0						
Frank Castillo, R OBP: 0.194, SLG: 0.138								G4-3		2	0	0	0	0	2	0						
Jerome Walton, R OBP: 0.265, SLG: 0.325			K							1	0	0	0	0	0	0						
Les Lancaster, R OBP: 0.185, SLG: 0.259								G4-3		0	0	0	0	0	0	0						
Inning Stats	R: 0 E: 0 K: 0 S: 6	H: 0 LOB: 0 BB: 0 P: 8	R: 2 E: 0 K: 1 S: 13	H: 2 LOB: 0 BB: 0 P: 16	R: 1 E: 0 K: 2 S: 15	H: 2 LOB: 1 BB: 0 P: 24	R: 1 E: 0 K: 1 S: 9	H: 1 LOB: 0 BB: 0 P: 13	R: 0 E: 0 K: 1 S: 8	H: 0 LOB: 1 BB: 1 P: 14	R: 0 E: 0 K: 1 S: 10	H: 0 LOB: 0 BB: 0 P: 15	R: 0 E: 0 K: 0 S: 5	H: 0 LOB: 0 BB: 0 P: 6	R: 0 E: 0 K: 3 S: 10	H: 1 LOB: 0 BB: 0 P: 11	1B: 3 2B: 2 3B: 0 HR: 2	SF: 0 SAC: 0 DP: 1 HBP: 0	WP: 0 PB: 0 SB: 0 CS: 0	PA: 33		
PITCHER	IP	WLS	BF	H	R	ER	SO	BB	IBB	HBP	BLK	WP	HR	S	P	ERA	WHIP					
Zane Smith, L ERA: 3.18	(1, 1)	8.0	W	30	6	4	4	6	1	0	0	0	0	2	71	102	4.50	0.875				
Roger Mason, R ERA: 2.31	(9, 1)	1.0	S	3	0	0	0	3	0	0	0	0	0	10	11	0.00	0.000					

AB	32
R	4
H	6
RBI	4
BB	1
SO	9
LOB	5



Batter	1	2	3	4	5	6	7	8	9	AB	R	H	RBI	BB	SO	LOB	BOTTOM				
Orlando Merced, S OBP: 0.373, SLG: 0.410	K	F7		G5-3		HR		G6-3		5	1	1	2	0	1	2	Chicago Cubs @ Pittsburgh Pirates Three Rivers Stadium, Pittsburgh, PA Mon Sep 16 1991, 7:05 PM EDT Att: 16,149 - Sunny - 88 F				
Jay Bell, R OBP: 0.325, SLG: 0.425	F7	G4-3			P4	G5-3				4	0	0	0	0	1						
Andy Van Slyke, L OBP: 0.355, SLG: 0.457	WP							F8		3	0	1	0	1	1	0					
Bobby Bonilla, S OBP: 0.390, SLG: 0.502						F8				2	0	1	0	2	0	1					
Barry Bonds, L OBP: 0.400, SLG: 0.492	F9									2	0	0	0	2	1	3					
Steve Buechele, R OBP: 0.332, SLG: 0.437		F7	L3-6			G4-3				4	1	1	0	0	1	4					
Michael LaValliere, L OBP: 0.349, SLG: 0.351		2B				G4-3		G3-1		4	1	2	0	0	0	3					
Jose Lind, R OBP: 0.312, SLG: 0.350		E9								4	2	2	1	0	0	1					
Zane Smith, L OBP: 0.235, SLG: 0.238										2	0	1	1	0	1	1					
Gary Varsho, L OBP: 0.328, SLG: 0.413										1	0	0	0	0	0	0					
Roger Mason, R ERA: 3.71										0	0	0	0	0	0	0					
Inning Stats	R: 0 E: 0 K: 1 S: 15	H: 1 LOB: 2 BB: 1 P: 22	R: 2 E: 1 K: 0 S: 15	H: 3 LOB: 1 BB: 0 P: 19	R: 0 E: 0 K: 0 S: 8	H: 0 LOB: 1 BB: 2 P: 19	R: 0 E: 0 K: 1 S: 11	H: 1 LOB: 1 BB: 0 P: 15	R: 0 E: 0 K: 2 S: 14	H: 1 LOB: 1 BB: 0 P: 21	R: 3 E: 0 K: 0 S: 10	H: 3 LOB: 0 BB: 0 P: 15	R: 0 E: 0 K: 1 S: 15	H: 0 LOB: 2 BB: 2 P: 26	R: 0 E: 0 K: 0 S: 7	H: 0 LOB: 0 BB: 0 P: 10	1B: 5 2B: 4 3B: 0 HR: 1	SF: 0 SAC: 1 DP: 1 HBP: 0	WP: 1 PB: 0 SB: 0 CS: 0	PA: 37	
PITCHER	IP	WLS	BF	H	R	ER	SO	BB	IBB	HBP	BLK	WP	HR	S	P	ERA	WHIP				
Frank Castillo, R ERA: 3.88	(1, 1)	6.0	L	29	9	5	4	3	0	0	1	1	1	73	111	7.50	2.000				
Les Lancaster, R ERA: 3.71	(7, 1)	2.0		8	0	0	0	1	2	0	0	0	0	22	36	0.00	1.000				

AB	31
R	5
H	9
RBI	4
BB	5
SO	5
LOB	16



Batter	1	2	3	4	5	6	7	8	9	AB	R	H	RBI	BB	SO	LOB	TOP			
Chico Walker, S (1.5) OBP: 0.326, SLG: 0.352	0-1 CS 1B		1-3 K		0-2 G6-3			1-1 FC6 2B		4	1	1	0	0	1	3	Chicago Cubs @ Pittsburgh Pirates Three Rivers Stadium, Pittsburgh, PA Tue Sep 17 1991, 7:05 PM EDT Att: 18,152 - Sunny - 79 F			
Ced Landrum, L (1.8) OBP: 0.300, SLG: 0.298	0-1 1B S 1B		3-2 G6-3			0-3 K		0-0 1B 2B		4	1	2	1	0	1	0				
Mark Grace, L (1.3) OBP: 0.348, SLG: 0.368	2-1 23 1B			4-2 23 C4-6-3 BB		1-0 F7		1-1 F7		2	0	1	0	1	0	0				
Rick Wilkins, L (7.2) OBP: 0.312, SLG: 0.342	1-3 1B									1	0	0	0	0	0	1				
23 Ryne Sandberg, R (1.4) OBP: 0.378, SLG: 0.489	0-0 1B			1-1 BB		1-1 G5-3		0-0 1B		3	0	1	0	0	0	1				
Rey Sanchez, R (6.6) OBP: 0.200, SLG: 0.200	1-2 1B			1-2 G4-6-3				2-H 1B		1	0	1	1	0	0	0				
George Bell, R (1.7) OBP: 0.328, SLG: 0.478	0-0 P3			1-1 F9				1-2 P4		3	0	0	0	0	1	2				
Doug Dascenzo, S (7.7) OBP: 0.323, SLG: 0.313										1	0	0	0	0	0	1				
Dwight Smith, L (1.9) OBP: 0.280, SLG: 0.373		3-3 K		4-1 FC5-4 BB				2-2 F8		2	0	0	0	1	2	0				
Jerome Walton, R (9. PH) OBP: 0.264, SLG: 0.324										1	0	0	0	0	0	0				
Hector Villanueva, R (1.2) OBP: 0.343, SLG: 0.540		1-3 K		2-2 FC5-4 FC4-6 1B				0-0 P6		4	0	1	0	0	1	1				
Jose Vizcaino, S (1.6) OBP: 0.281, SLG: 0.295		1-2 G1-3		1-0 FC4-6 1B				0-0 G6-3		4	0	1	0	0	0	1				
Mike Bielecki, R (11.1) OBP: 0.104, SLG: 0.065			3-3 K		0-1 FC4-6			2-2 FC6 1B		1	0	0	0	0	1	0				
Derrick May, L (5. PH)										1	0	0	0	0	0	2				
Danny Jackson, R (5.1)										0	0	0	0	0	0	0				
Heathcliff Slocumb, R (5.1)										0	0	0	0	0	0	0				
Damon Berryhill, S (8. PH)										1	0	1	0	0	0	0				
Bob Scanlan, R (8.1) OBP: 0.090, SLG: 0.042										0	0	0	0	0	0	0				
Inning Stats	R: 0 E: 0 K: 0 S: 8	H: 4 LOB: 2 BB: 0 P: 10	R: 0 E: 0 K: 2 S: 11	H: 0 LOB: 0 BB: 0 P: 16	R: 0 E: 0 K: 2 S: 11	H: 0 LOB: 0 BB: 0 P: 18	R: 0 E: 0 K: 0 S: 7	H: 0 LOB: 0 BB: 1 P: 13	R: 0 E: 0 K: 1 S: 6	H: 0 LOB: 0 BB: 0 P: 8	R: 0 E: 0 K: 2 S: 12	H: 1 LOB: 1 BB: 0 P: 16	R: 2 E: 0 K: 0 S: 12	H: 3 LOB: 1 BB: 0 P: 17	R: 0 E: 0 K: 0 S: 5	H: 0 LOB: 0 BB: 0 P: 7	1B: 8 2B: 1 3B: 0 HR: 0	SF: 0 SAC: 0 DP: 1 HBP: 0	WP: 0 PB: 0 SB: 1 CS: 1	PA: 35
PITCHER	IP WLS BF H R ER SO	IP WLS BF H R ER SO	IP WLS BF H R ER SO	IP WLS BF H R ER SO	IP WLS BF H R ER SO	IP WLS BF H R ER SO	IP WLS BF H R ER SO	IP WLS BF H R ER SO	IP WLS BF H R ER SO	IP WLS BF H R ER SO	IP WLS BF H R ER SO	IP WLS BF H R ER SO	IP WLS BF H R ER SO	IP WLS BF H R ER SO	IP WLS BF H R ER SO	IP WLS BF H R ER SO	ERA WHIP	ERA WHIP	ERA WHIP	
Doug Drabek, R (1.1) ERA: 3.22	8.0	W	32	9	2	2	7	2	0	0	0	0	0	0	0	0	0	2.25	1.375	
Bob Patterson, L (9.1) ERA: 3.75	1.0		3	0	0	0	0	0	0	0	0	0	0	0	0	0	0	0.00	0.000	

AB	33
R	2
H	9
RBI	2
BB	2
SO	7
LOB	12

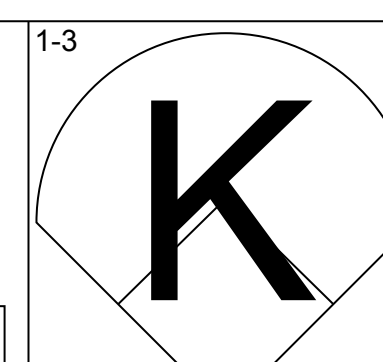
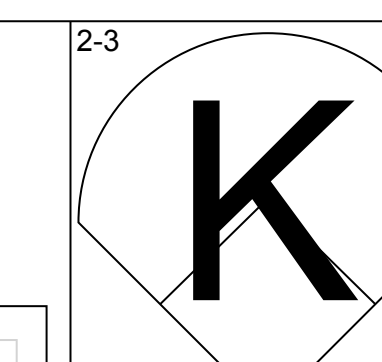
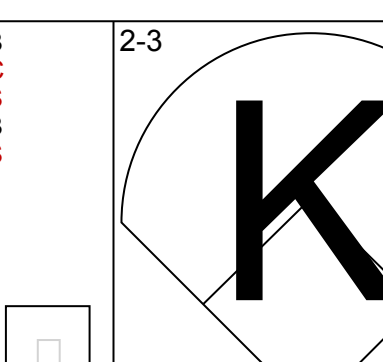
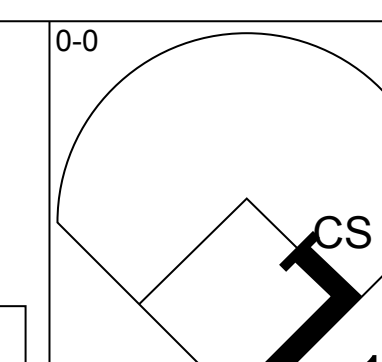
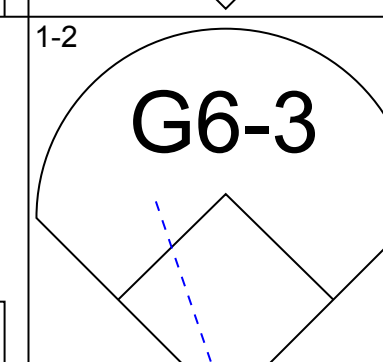
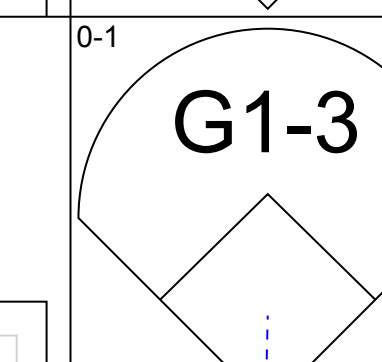
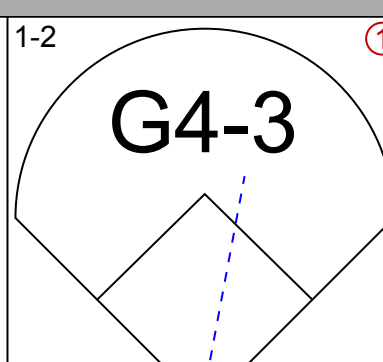
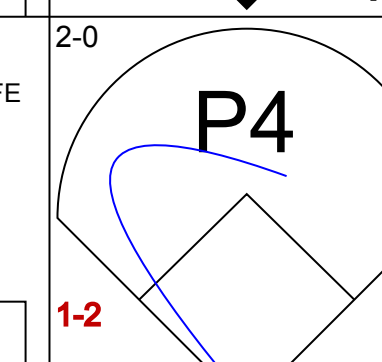
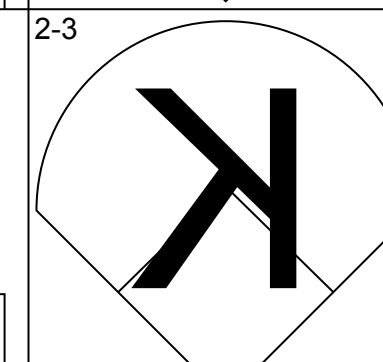
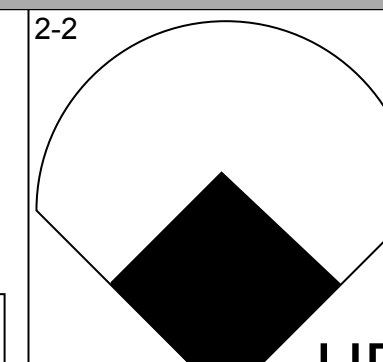
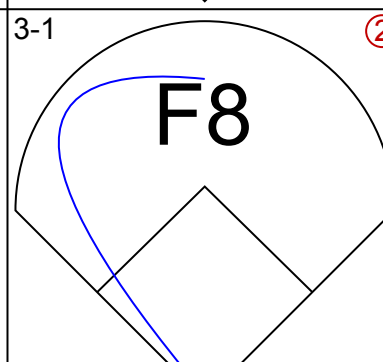
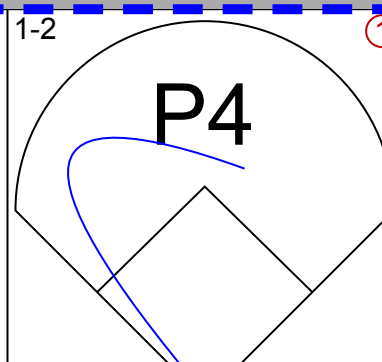
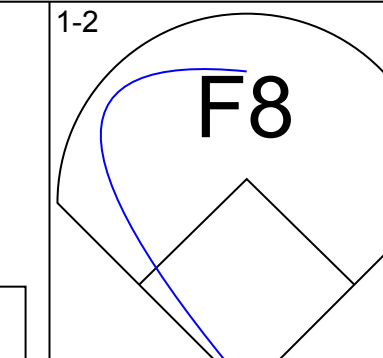
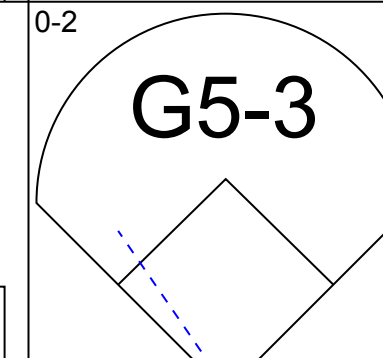
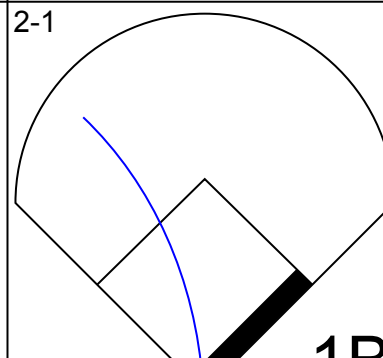
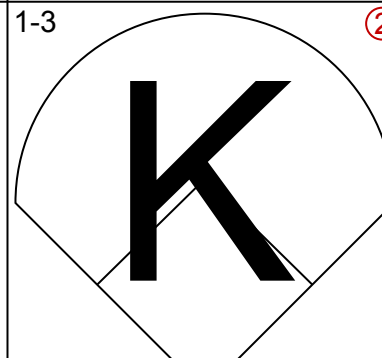
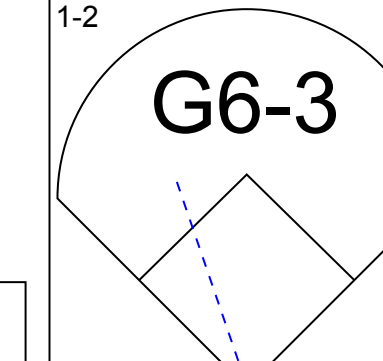
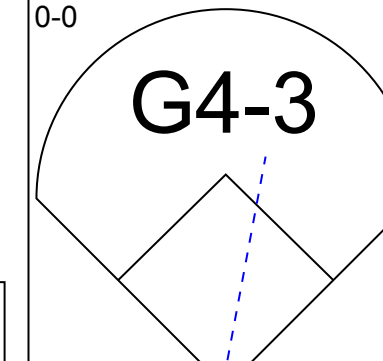
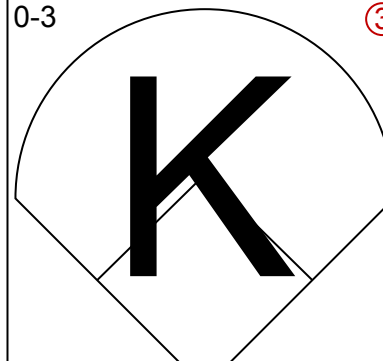
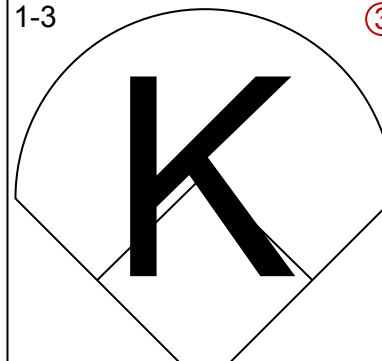
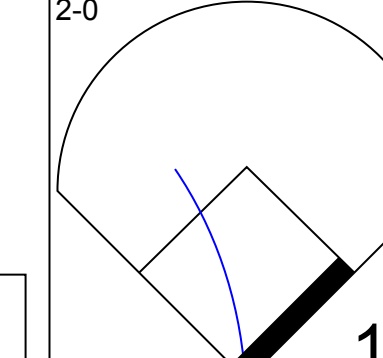
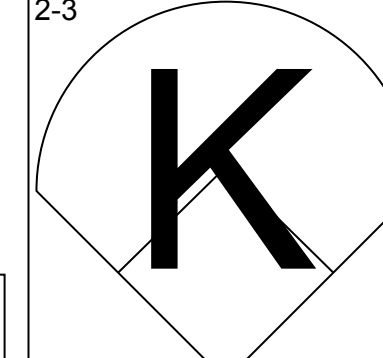
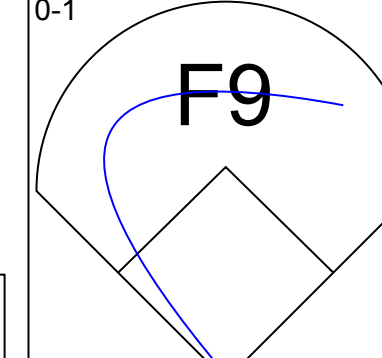
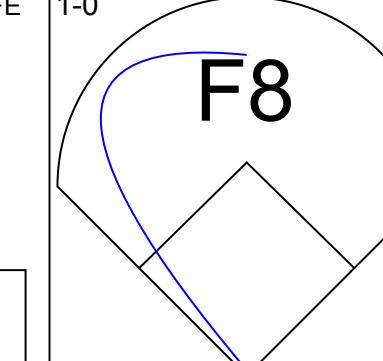
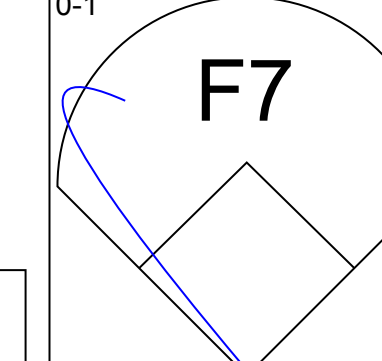
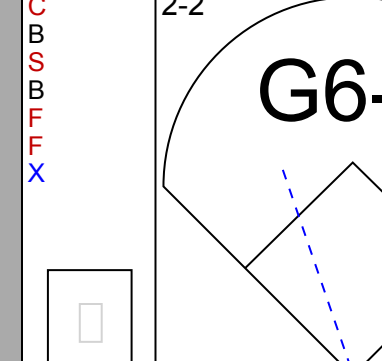
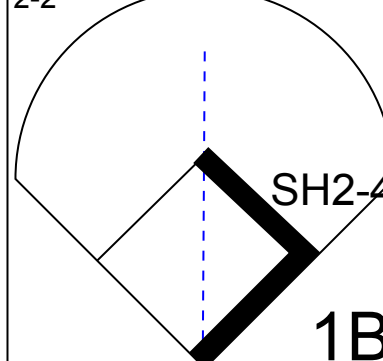
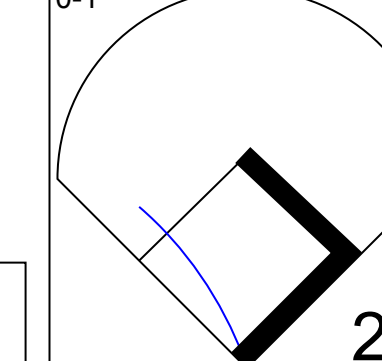
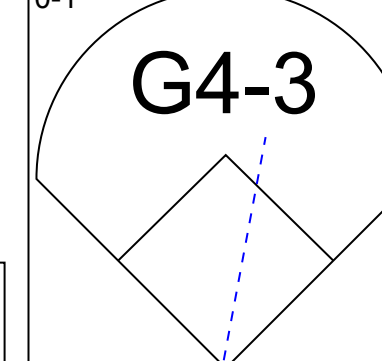
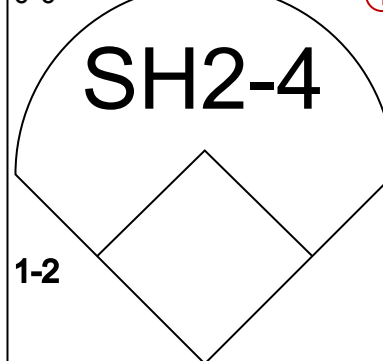
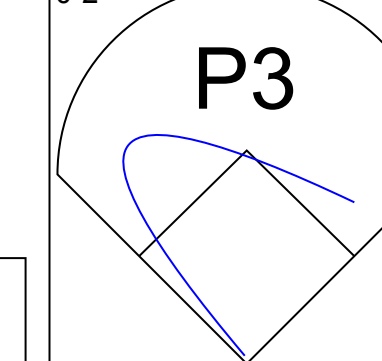
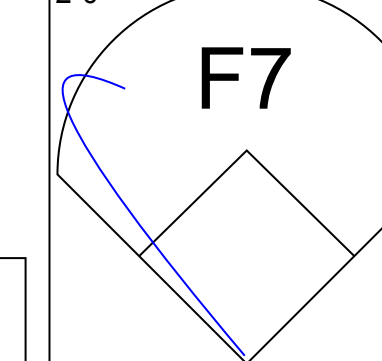


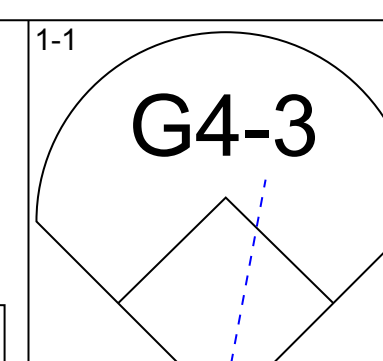
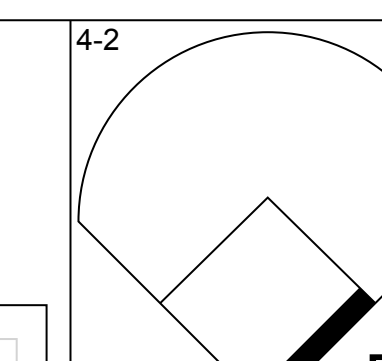
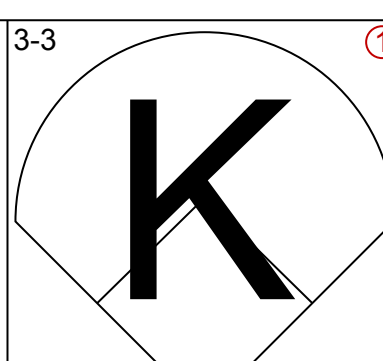
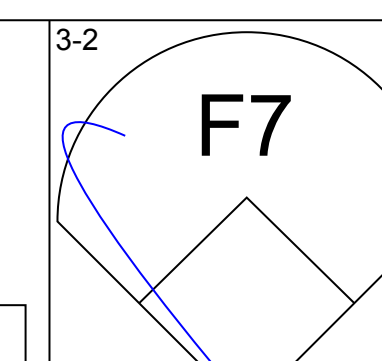
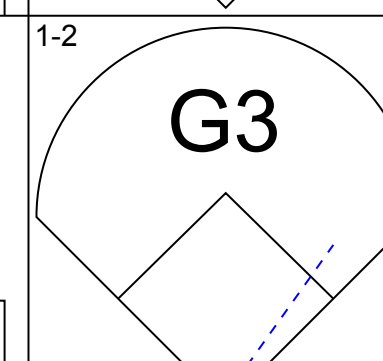
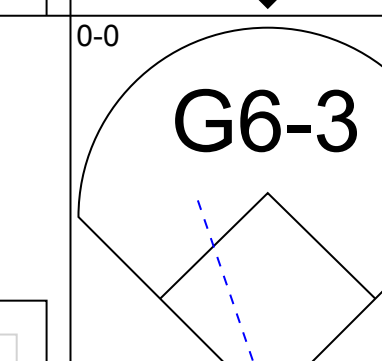
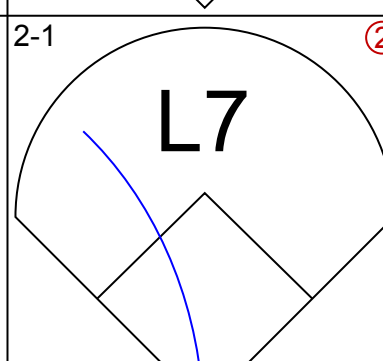
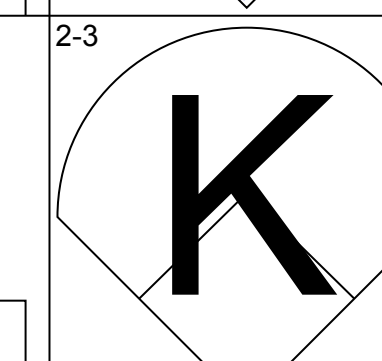
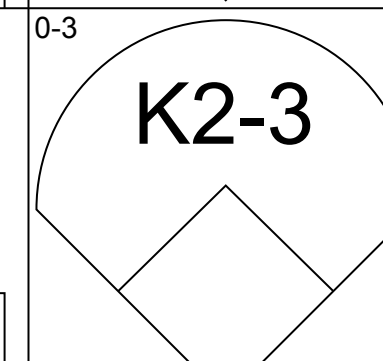
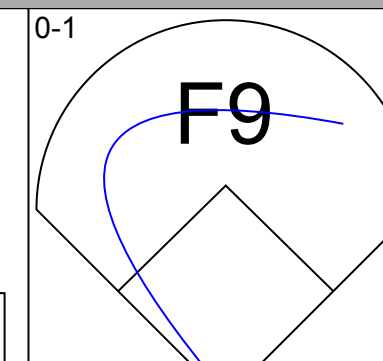
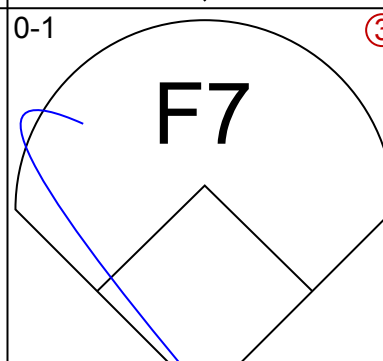
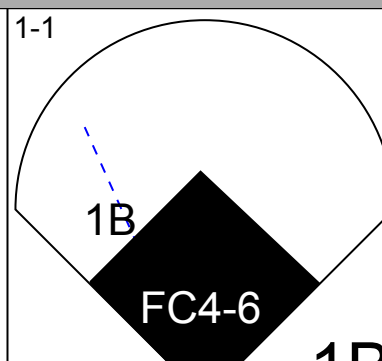
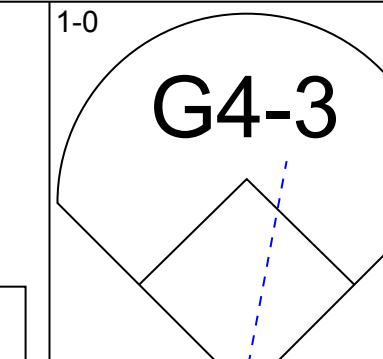
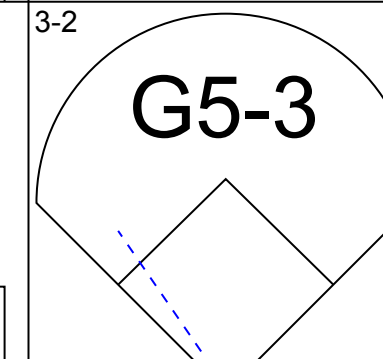
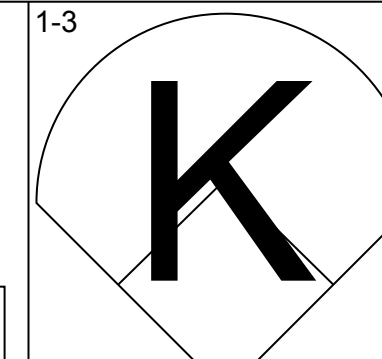
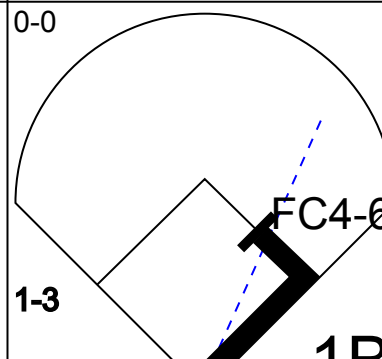
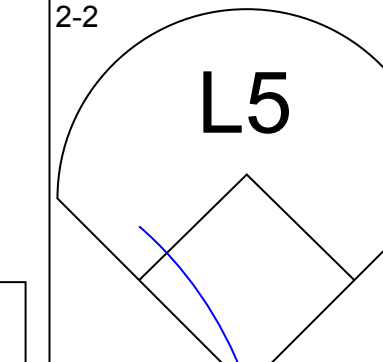
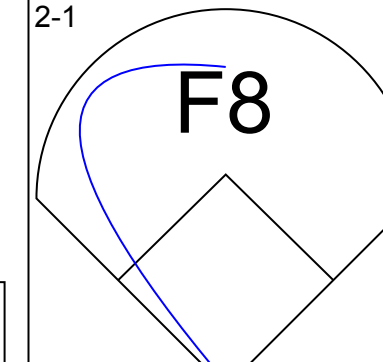
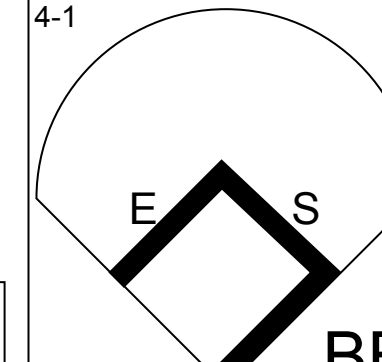
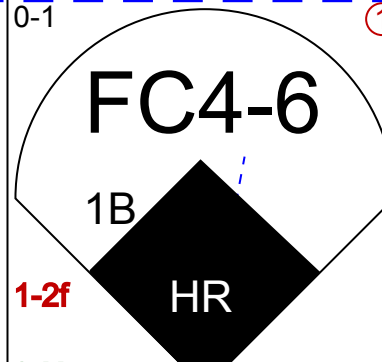
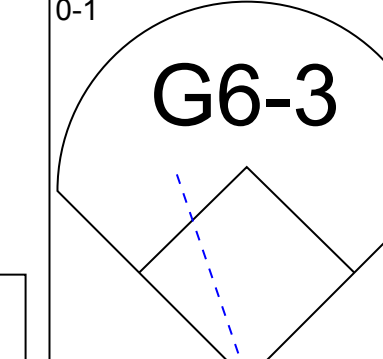
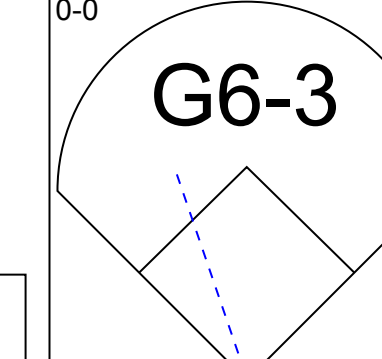
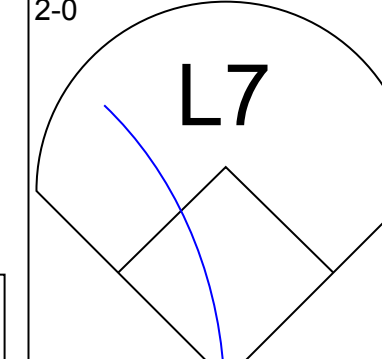
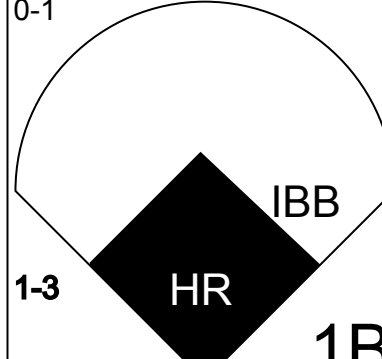
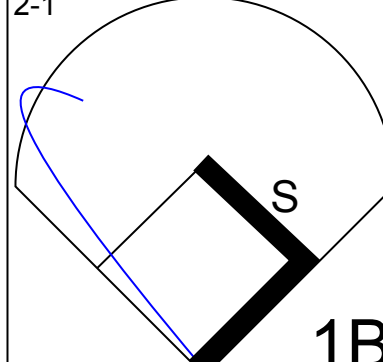
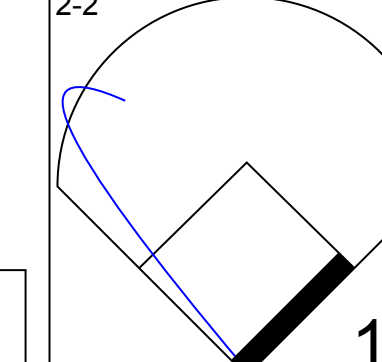
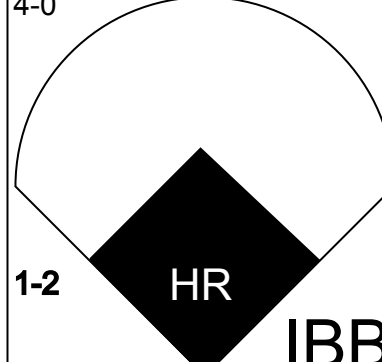
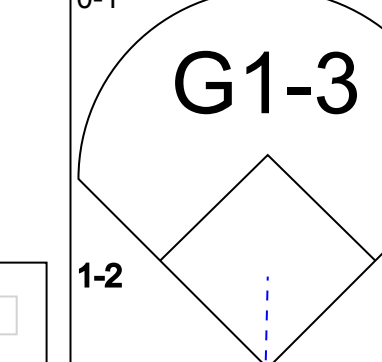
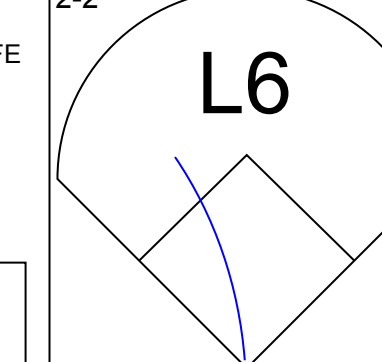
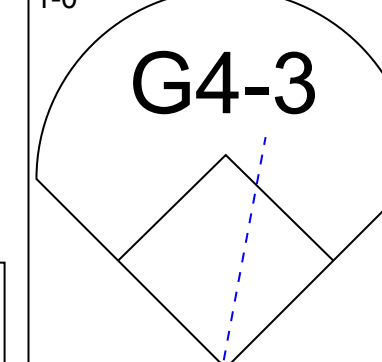
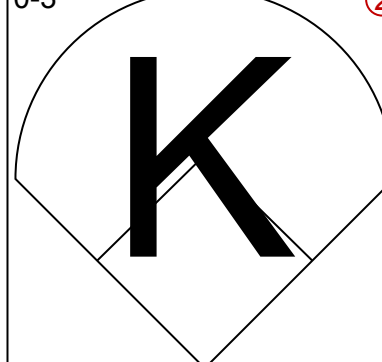
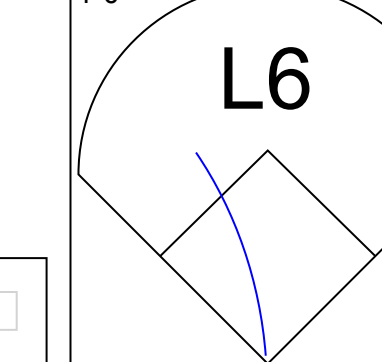
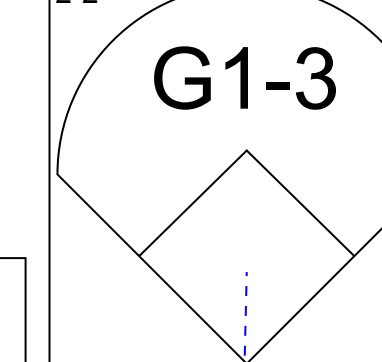
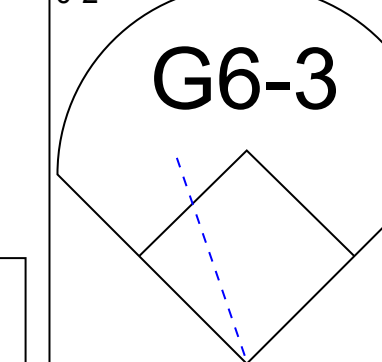
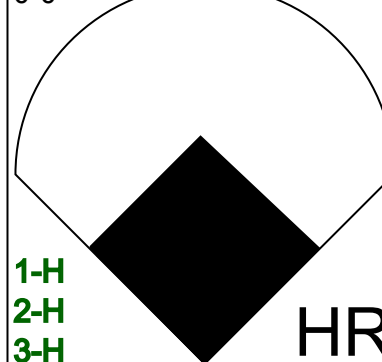
Batter	1	2	3	4	5	6	7	8	9	AB	R	H	RBI	BB	SO	LOB	BOTTOM			
Orlando Merced, S (1.3) OBP: 0.373, SLG: 0.410	3-1 SH2-4 SF7 1B		1-1 2B	1-2 G3	2-0 G4-3		1-0 F8			5	2	2	0	0	0	3	Chicago Cubs @ Pittsburgh Pirates Three Rivers Stadium, Pittsburgh, PA Tue Sep 17 1991, 7:05 PM EDT Att: 18,152 - Sunny - 79 F			
Jay Bell, R (1.6) OBP: 0.326, SLG: 0.428	1-1 SH2-4		2-1 G4-3 1B		4-0 BB 1B BB		1-1 L4			2	1	1	1	1	1	0				
Carlos Garcia, R (7. PH)	1-3 2B		1-H FC1-5-2-6 2B		1-3 BB 1B BB					1	0	0	0	0	0	0				
Andy Van Slyke, L (1.8) OBP: 0.358, SLG: 0.456	4-2 BB		0-0 G4-3		1 SAFE 3-1 1B BB 1B BB		2-2 F8			3	2	1	0	2	0	1				
Bobby Bonilla, S (1.9) OBP: 0.390, SLG: 0.501	0-0 SF7		0-0 FC1-5-2-6 3B		4-1 SF8 1B BB		2-2 F8			3	2	1	1	1	0	1				
Barry Bonds, L (1.7) OBP: 0.402, SLG: 0.499	1-3 K		4-0 3B IBB		0-2 E SF8 1B		1-0 FC3-6 BB BB			4	2	2	2	1	1	3				
Steve Buechele, R (1.5) OBP: 0.335, SLG: 0.445		2-2 2B	0-0 1B 3B		1-2 2-3 2-3 3-H 1B		4-1 SF8 BB		2-1 G4-3	3	0	2	3	1	0	0				
Don Slaught, R (1.2) OBP: 0.346, SLG: 0.379		0-0 L9	0-1 G6-3		0-2 SF8 1B		1-2 BB			3	0	0	1	1	0	4				
Jose Lind, R (1.4) OBP: 0.311, SLG: 0.348		1-0 G5-3		2-0 G6-3		4-0 G6-3		4-1 BB		3	0	0	0	1	0	4				
Doug Drabek, R (1.1) OBP: 0.190, SLG: 0.192		0-0 G5-3		1-3 K		0-2 FC				4	0	0	0	0	1	3				
Bob Patterson, R (9.1) OBP: 0.250, SLG: 0.250					1-2 2-3 3-H 1B		1-1 G5-3			0	0	0	0	0	0	0				
Inning Stats	R: 1 E: 0 K: 1 S: 10	H: 1 LOB: 1 BB: 1 P: 19	R: 0 E: 0 K: 0 S: 7	H: 1 LOB: 0 BB: 0 P: 10	R: 3 E: 0 K: 0 S: 9	H: 3 LOB: 1 BB: 1 P: 16	R: 0 E: 0 K: 1 S: 7	H: 0 LOB: 0 BB: 0 P: 11	R: 3 E: 1 K: 0 S: 15	H: 2 LOB: 3 BB: 3 P: 32	R: 1 E: 0 K: 0 S: 12	H: 1 LOB: 0 BB: 0 P: 30	R: 0 E: 0 K: 0 S: 5	H: 0 LOB: 0 BB: 0 P: 8	R: 1 E: 0 K: 0 S: 12	H: 1 LOB: 0 BB: 0 P: 21	1B: 5 2B: 2 3B: 1 HR: 1	SF: 2 SAC: 1 DP: 0 HBP: 0	WP: 0 PB: 0 SB: 1 CS: 0	PA: 42
PITCHER	IP WLS BF H R ER SO	IP WLS BF H R ER SO	IP WLS BF H R ER SO	IP WLS BF H R ER SO	IP WLS BF H R ER SO	IP WLS BF H R ER SO	IP WLS BF H R ER SO	IP WLS BF H R ER SO	IP WLS BF H R ER SO	IP WLS BF H R ER SO	IP WLS BF H R ER SO	IP WLS BF H R ER SO	IP WLS BF H R ER SO	IP WLS BF H R ER SO	IP WLS BF H R ER SO	IP WLS BF H R ER SO	ERA WHIP	ERA WHIP	ERA WHIP	
Mike Bielecki, R (1.1) ERA: 4.42	4.0	L	19	5	4	4	2	1	1	0	0	0	0	0	0	0	9.00	1.500		
Danny Jackson, L (5.1) ERA: 6.53	0.0		4	2	3	2	0	2	0	0	0	0	0	0	0	0				
Heathcliff Slocumb, R (5.1) ERA: 3.65	3.0		15	1	1	1	1	3	1	0	0	0	0	0	0	0	3.00	1.333		
Bob Scanlan, R (8.1) ERA: 4.09	1.0		4	1	1	1	0	0	0	0	0	0	0	0	0	0	9.00	1.000		



Batter	1	2	3	4	5	6	7	8	9	AB	R	H	RBI	BB	SO	LOB	TOP			
Ray Lankford, L (1.8) OBP: 0.290, SLG: 0.382	G1-3		G3	F7			P1		G3	5	0	0	0	0	0	1	St. Louis Cardinals @ Pittsburgh Pirates Three Rivers Stadium, Pittsburgh, PA Wed Sep 18 1991, 7:05 PM EDT Att: 30,123 - Cloudy - 79 F			
Ozzie Smith, S (1.6) OBP: 0.366, SLG: 0.368	2B WP 1B		P6		G4-3		F9		G6-3	5	1	1	0	0	0	0				
Todd Zeile, R (1.5) OBP: 0.349, SLG: 0.410	2-0 WP 1-3 1B 2B		4-1		P4			4-0 1B BB		2	1	1	0	2	0	0				
Pedro Guerrero, R (1.3) OBP: 0.316, SLG: 0.345	1-2 G4-6-3 2H 3-H 1B		0-0 SAFE F8		2-3 K			1-1 SAFE 1B HBP		4	0	2	1	0	1	1				
Felix Jose, S (1.9) OBP: 0.368, SLG: 0.437	3-2 G4-6-3			4-2 1B BB			1-1 G5-3		0-0 L5	3	1	0	0	1	0	3				
Milt Thompson, L (1.7) OBP: 0.383, SLG: 0.470		1-2 1B 2B		2-1 1B G6-3 1B			0-0 K 2B		0-3 K	4	2	3	0	0	1	2				
Gerónimo Pena, S (1.4) OBP: 0.307, SLG: 0.400		1-0 G4-3 2H 1B		2-3 K			2-0 G4-6-3 HBP		2-0 HBP	2	0	1	1	0	1	2				
Tom Pagnozzi, R (1.2) OBP: 0.307, SLG: 0.344		2-2 G4-3		0-0 G6-3 1B			0-1 G4-6-3		0-0 G1-3	3	0	1	1	0	0	3				
Gerald Perry, L (8. PH) OBP: 0.310, SLG: 0.402		SAFE		SAFE			SAFE			1	0	0	0	0	0	3				
Rich Gedman, L (8. 2) OBP: 0.148, SLG: 0.250		SAFE		SAFE			SAFE			0	0	0	0	0	0	0				
Bryn Smith, R (1.1) OBP: 0.274, SLG: 0.283										2	0	0	1	0	1	1				
Mark Clark, R (6. 1) OBP: 0.324, SLG: 0.528										0	0	0	0	0	0	0				
Rex Hudler, R (7. PH) OBP: 0.274, SLG: 0.328										1	0	0	0	0	0	0				
Juan Agosto, L (7. 1) OBP: 0.287, SLG: 0.333										0	0	0	0	0	0	0				
Luis Alicia, S (9. PH) OBP: 0.342, SLG: 0.280										1	0	0	0	0	0	0				
Willie Fraser, R (9. 1) OBP: 0.352, SLG: 0.410										0	0	0	0	0	0	0				
Inning Stats	R: 2 E: 0 K: 0 S: 11	H: 3 LOB: 0 BB: 0 P: 18	R: 1 E: 0 K: 1 S: 12	H: 2 LOB: 0 BB: 0 P: 16	R: 0 E: 0 K: 0 S: 6	H: 0 LOB: 1 BB: 1 P: 11	R: 2 E: 0 K: 1 S: 14	H: 2 LOB: 1 BB: 1 P: 24	R: 0 E: 0 K: 1 S: 10	H: 1 LOB: 1 BB: 0 P: 8	R: 0 E: 0 K: 0 S: 7	H: 0 LOB: 0 BB: 0 P: 10	R: 0 E: 0 K: 1 S: 7	H: 1 LOB: 3 BB: 1 P: 14	R: 0 E: 0 K: 0 S: 8	H: 0 LOB: 0 BB: 0 P: 11	1B: 6 2B: 3 3B: 0 HR: 0	SF: 0 SAC: 0 DP: 2 HBP: 2	WP: 1 PB: 0 SB: 0 CS: 0	PA: 38
PITCHER	IP WLS BF H R ER SO BB IBB HBP BLK WP HR S P ERA WHIP																			
Bob Walk, R (1. 1) ERA: 3.33	5.0 22 7 5 5 3 2 0 0 0 0 1 0 53 87 9.00 1.800																			
Neal Heaton, L (6. 1) ERA: 3.88	1.0 4 1 0 0 0 0 0 0 1 0 0 0 5 8 0.00 1.000																			
Rosario Rodriguez, L (7. 1) ERA: 0.82	1.2 8 1 0 0 1 1 0 0 0 0 0 0 13 23 0.00 1.200																			
Roger Mason, R (8. 1) ERA: 2.19	1.1 W 4 0 0 0 0 0 0 0 0 0 0 0 9 12 0.00 0.000																			

Batter	1	2	3	4	5	6	7	8	9	AB	R	H	RBI	BB	SO	LOB	BOTTOM					
Orlando Merced, S (1.3) OBP: 0.371, SLG: 0.406	L6			G3	F8	K			1B SF7 BB	4	1	0	0	1	1	4	St. Louis Cardinals @ Pittsburgh Pirates Three Rivers Stadium, Pittsburgh, PA Wed Sep 18 1991, 7:05 PM EDT Att: 30,123 - Cloudy - 79 F					
Jay Bell, R (1.6) OBP: 0.328, SLG: 0.428	F9			1B E	G5-3		4-0 FC1-6 BB		3-1 1B	4	0	2	0	1	0	2						
Andy Van Slyke, L (1.8) OBP: 0.356, SLG: 0.454	F9			F8		L4	0-0 FC1-6		0-0 SF7	2	0	0	0	0	0	1						
Cecil Espy, S (5. 8) OBP: 0.293, SLG: 0.377							1-2 G6-4-3		3-H	2	0	0	1	0	0	1						
Bobby Bonilla, S (1.9) OBP: 0.389, SLG: 0.503		1-1 G5-3		3-2 P5		0-1 1B	2-2 G6-4-3			4	1	1	0	0	0	2						
Barry Bonds, L (1.7) OBP: 0.404, SLG: 0.503		0-0 P1			0-1 2B 1B	0-0 1B HR		2-1 SH1-4 2B		4	2	3	1	0	0	0						
Steve Buechele, R (1.5) OBP: 0.336, SLG: 0.452		3-3 K			0-2 2B 1B	1-1 1B HR		0-1 SH1-4		3	2	2	2	0	1	0						
Michael LaValliere, L (1.2) OBP: 0.353, SLG: 0.362			1-2 G5-4-3 1B		0-1 1B 2B	2-0 1B 2B		0-0 P6		4	0	3	1	0	0	1						
Jose Lind, R (1.4) OBP: 0.311, SLG: 0.347			1-0 F9		0-0 G6-3	1-0 1B		1-0 G4-3		4	0	1	1	0	0	3						
Bob Walk, R (1. 1) ERA: 3.97	5.1 25 10 5 5 2 0 0 0 0 0 0 0 53 77 8.44 1.875																					
Mark Clark, R (6. 1) ERA: 3.24	0.2 3 0 0 0 0 1 1 0 0 0 0 0 5 11 0.00 1.500																					
Juan Agosto, L (7. 1) ERA: 4.6	2.0 7 1 0 0 0 1 0 0 0 0 0 0 10 19 0.00 1.000																					
Willie Fraser, R (9. 1) ERA: 5.85	0.2 L 4 1 1 1 1 1 0 0 0 0 0 0 9 16 13.50 3.000																					
Inning Stats	R: 0 E: 0 K: 0 S: 5	H: 0 LOB: 0 BB: 0 P: 10	R: 0 E: 0 K: 1 S: 6	H: 0 LOB: 0 BB: 0 P: 10	R: 0 E: 0 K: 0 S: 5	H: 1 LOB: 0 BB: 0 P: 7	R: 0 E: 1 K: 0 S: 13	H: 1 LOB: 1 BB: 0 P: 20	R: 2 E: 0 K: 1 S: 17	H: 4 LOB: 2 BB: 0 P: 20	R: 3 E: 0 K: 1 S: 12	H: 4 LOB: 2 BB: 1 P: 21	R: 0 E: 0 K: 0 S: 4	H: 0 LOB: 0 BB: 1 P: 10	R: 0 E: 0 K: 0 S: 6	H: 1 LOB: 1 BB: 0 P: 9	R: 1 E: 0 K: 1 S: 9	H: 1 LOB: 1 BB: 1 P: 16	1B: 7 2B: 3 3B: 1 HR: 1	SF: 1 SAC: 1 DP: 2 HBP: 0	WP: 0 PB: 0 SB: 0 CS: 0	PA: 39
PITCHER	IP WLS BF H R ER SO BB IBB HBP BLK WP HR S P ERA WHIP																					

Batter	1	2	3	4	5	6	7	8	9	AB	R	H	RBI	BB	SO	LOB	TOP				
Ray Lankford, L (1, 8) OBP: 0.290, SLG: 0.381										4	0	1	0	0	3	2	St. Louis Cardinals @ Pittsburgh Pirates Three Rivers Stadium, Pittsburgh, PA Thu Sep 19 1991, 7:05 PM EDT Att: 22,904 - Cloudy - 60 F				
Ozzie Smith, S (1, 6) OBP: 0.383, SLG: 0.365										4	0	0	0	0	0	2					
Todd Zeile, R (1, 5) OBP: 0.349, SLG: 0.414										4	1	1	1	0	1	0					
Pedro Guerrero, R (1, 3) OBP: 0.316, SLG: 0.344										4	0	1	0	0	1	0					
Rod Brewer, L (9, 3) OBP: 0.250, SLG: 0.250										0	0	0	0	0	0	0					
Felix Jose, S (1, 9) OBP: 0.365, SLG: 0.433										4	0	0	0	0	2	1					
Rex Hudler, R (1, 7) OBP: 0.275, SLG: 0.328										3	0	1	0	0	1	0					
Geronimo Pena, S (1, 4) OBP: 0.302, SLG: 0.393										3	0	0	0	0	0	1					
Tom Pagnozzi, R (1, 2) OBP: 0.309, SLG: 0.349										3	0	2	0	0	0	0					
Omar Olivares, R (1, 1) OBP: 0.229, SLG: 0.255										2	0	0	0	0	0	1					
Bob McClure, R (9, 1) OBP: 1.000, SLG: 1.000										0	0	0	0	0	0	0					
Lee Smith, R (9, 1)										0	0	0	0	0	0	0					
Inning Stats	R: 0 E: 0 K: 2 S: 9	H: 0 LOB: 0 BB: 0 P: 13	R: 0 E: 0 K: 0 S: 10	H: 1 LOB: 1 BB: 0 P: 15	R: 0 E: 0 K: 1 S: 10	H: 1 LOB: 1 BB: 0 P: 14	R: 1 E: 0 K: 1 S: 16	H: 1 LOB: 0 BB: 0 P: 20	R: 0 E: 0 K: 1 S: 10	H: 1 LOB: 1 BB: 0 P: 12	R: 0 E: 0 K: 0 S: 12	H: 0 LOB: 0 BB: 0 P: 18	R: 0 E: 0 K: 0 S: 9	H: 0 LOB: 0 BB: 0 P: 11	R: 0 E: 0 K: 0 S: 3	H: 1 LOB: 0 BB: 0 P: 7	R: 0 E: 0 K: 2 S: 12	H: 0 LOB: 0 BB: 0 P: 15	1B: 4 2B: 1 3B: 0 HR: 1	SF: 0 SAC: 1 DP: 0 HBP: 0	WP: 0 PA: 32 PB: 0 SB: 0 CS: 1
PITCHER	IP	WLS	BF	H	R	ER	SO	BB	IBB	HBP	BLK	WP	HR	S	P	ERA	WHIP				
John Smiley, L (1, 1) ERA: 3.29	8.0		29	6	1	1	6	0	0	0	0	0	1	79	110	1.12	0.750				
Stan Belinda, R (9, 1) ERA: 3.68	1.0	W	3	0	0	0	2	0	0	0	0	0	0	12	15	0.00	0.000				

Batter	1	2	3	4	5	6	7	8	9	AB	R	H	RBI	BB	SO	LOB	BOTTOM				
Orlando Merced, S (1, 3) OBP: 0.370, SLG: 0.403										3	0	0	0	1	1	0	St. Louis Cardinals @ Pittsburgh Pirates Three Rivers Stadium, Pittsburgh, PA Thu Sep 19 1991, 7:05 PM EDT Att: 22,904 - Cloudy - 60 F				
Jay Bell, R (1, 6) OBP: 0.326, SLG: 0.425										4	0	0	0	0	1	2					
Cecil Espy, S (1, 8) OBP: 0.290, SLG: 0.368										4	1	1	0	0	1	0					
Bobby Bonilla, S (1, 9) OBP: 0.388, SLG: 0.501										4	0	1	0	0	1	0					
Barry Bonds, L (1, 7) OBP: 0.403, SLG: 0.500										3	1	0	1	1	0	1					
Steve Buechele, R (1, 5) OBP: 0.336, SLG: 0.451										4	1	1	0	0	0	1					
Michael LaValliere, L (1, 2) OBP: 0.359, SLG: 0.366										2	0	2	0	1	0	0					
Gary Redus, R (9, PH) OBP: 0.332, SLG: 0.410										0	1	0	0	1	0	0					
Jose Lind, R (1, 4) OBP: 0.308, SLG: 0.344										4	0	0	0	0	1	7					
John Smiley, L (1, 1) OBP: 0.149, SLG: 0.109										2	0	0	0	0	0	2					
Gary Varsho, L (8, PH) OBP: 0.324, SLG: 0.408										1	0	0	0	0	0	0					
Stan Belinda, R (9, 1)										0	0	0	0	0	0	0					
Curtis Wilkerson, S (9, PH) OBP: 0.241, SLG: 0.266										1	1	1	4	0	0	0					
Inning Stats	R: 0 E: 0 K: 1 S: 9	H: 0 LOB: 0 BB: 0 P: 11	R: 0 E: 0 K: 0 S: 6	H: 0 LOB: 0 BB: 0 P: 9	R: 0 E: 0 K: 0 S: 8	H: 1 LOB: 2 BB: 1 P: 15	R: 0 E: 0 K: 0 S: 10	H: 0 LOB: 0 BB: 0 P: 15	R: 0 E: 0 K: 1 S: 11	H: 1 LOB: 1 BB: 0 P: 17	R: 0 E: 0 K: 1 S: 10	H: 0 LOB: 0 BB: 0 P: 15	R: 0 E: 0 K: 1 S: 7	H: 0 LOB: 2 BB: 2 P: 19	R: 0 E: 0 K: 1 S: 9	H: 0 LOB: 0 BB: 0 P: 14	R: 5 E: 0 K: 1 S: 11	H: 4 LOB: 0 BB: 1 P: 16	1B: 5 2B: 0 3B: 0 HR: 1	SF: 0 SAC: 0 DP: 0 HBP: 0	WP: 0 PA: 36 PB: 0 SB: 2 CS: 0
PITCHER	IP	WLS	BF	H	R	ER	SO	BB	IBB	HBP	BLK	WP	HR	S	P	ERA	WHIP				
Omar Olivares, R (1, 1) ERA: 3.72	8.0	L	31	4	2	2	4	3	0	0	0	0	0	4	119	2.25	0.875				
Bob McClure, L (9, 1) ERA: 5.04	0.1		2	1	0	0	0	0	0	0	0	0	0	4	4	0.00	3.000				
Lee Smith, R (9, 1) ERA: 2.58	0.1		3	1	3	3	1	0	1	0	0	0	1	4	8	81.00	3.000				

Batter	1	2	3	4	5	6	7	8	9	AB	R	H	RBI	BB	SO	LOB	TOP	
Randy Ready, R OBP: 0.396, SLG: 0.315 Mickey Morandini, L OBP: 0.310, SLG: 0.308	F8		E BB E	3B		F7		P3	K	5	2	2	0	0	0	0		
Dickie Thon, R OBP: 0.286, SLG: 0.361	G5-3		E 1B	P4		S BB		HR		3	2	1	1	2	0	1		
Wes Chamberlain, R OBP: 0.314, SLG: 0.415	F8		E6 1B	1B		K		1B SF8 1B		5	3	2	1	0	1	3		
John Kruk, L OBP: 0.368, SLG: 0.474		K	E3 1B	1B		K		FC5-4 1B		5	1	2	1	0	2	3		
Dale Murphy, R OBP: 0.306, SLG: 0.420 John Morris, L OBP: 0.290, SLG: 0.278	1B 2B	FC5-4 1B	1B	G4-3		FC6-5 1B		SF8		3	0	2	2	1	0	1		
Charlie Hayes, R OBP: 0.282, SLG: 0.372	2B	1B	FC5-4 1B			FC6-5 1B		FC5-4		5	0	4	1	0	0	1		
Darrin Fletcher, L OBP: 0.239, SLG: 0.302	K	FC5-4 1B	1B	K		P5		G4-3		5	0	0	1	0	2	7		
Braulio Castillo, R OBP: 0.154, SLG: 0.188	G1-3	K	FC5-4 1B			FC6-5 1B		G4-3		5	0	0	0	0	1	7		
Tommy Greene, R OBP: 0.306, SLG: 0.382	G4-3		G4-3	G5-3		K		1B		5	0	2	0	0	1	1		
Inning Stats	R: 0 H: 0 E: 0 K: 0 S: 7	H: 0 R: 0 ER: 0 LOB: 0 BB: 0 P: 11	R: 0 H: 2 E: 0 K: 2 S: 11	R: 4 H: 3 E: 2 K: 1 S: 17	R: 2 H: 3 E: 0 K: 0 S: 14	R: 0 H: 1 E: 0 K: 2 S: 8	R: 0 H: 0 E: 0 K: 2 S: 10	R: 0 H: 2 E: 0 K: 0 S: 16	R: 2 H: 3 E: 0 K: 1 S: 21	R: 0 H: 1 E: 0 K: 1 S: 9	1B: 11 2B: 2 3B: 1 HR: 1	SF: 1 SAC: 0 DP: 0 HBP: 0	WP: 0 PA: 46 PB: 0 SB: 1 CS: 0					
PITCHER	IP WLS BF H R ER SO BB IBB HBP BLK WP HR S P ERA WHIP																	
Randy Tomlin, L ERA: 3.05	(1, 1) 5.0 L 27 9 6 2 5 1 0 0 0 0 0 0 57 91 3.60 2.000																	
Vicente Palacios, R ERA: 3.97	(6, 1) 2.0 9 2 0 0 2 2 0 0 0 0 0 0 26 46 0.00 2.000																	
Bob Kipper, L ERA: 4.95	(8, 1) 2.0 10 4 2 2 1 0 0 0 0 0 0 1 30 44 9.00 2.000																	

Philadelphia Phillies @ Pittsburgh Pirates
Three Rivers Stadium, Pittsburgh, PA
Fri Sep 20 1991, 7:05 PM EDT
Att: 22,691 - Sunny - 56 F

AB 42
R 8
H 15
RBI 7
BB 3
SO 8
LOB 25



Batter	1	2	3	4	5	6	7	8	9	AB	R	H	RBI	BB	SO	LOB	BOTTOM
Orlando Merced, S OBP: 0.367, SLG: 0.398	F7		F7		K		L4			4	0	0	0	0	1	0	
Jay Bell, R OBP: 0.324, SLG: 0.422 Carlos Garcia, R	F7		L6		F8			F8		4	0	0	0	0	0	0	
Cecil Espy, S OBP: 0.303, SLG: 0.383	S BB			2B SF9 2B		K		G4-3		3	1	1	0	1	1	0	
Bobby Bonilla, S OBP: 0.389, SLG: 0.502 Scott Bulett, L	G6-3			SF9 G6-3 2B		G4-3 1B BB		F8		3	2	1	0	1	0	1	
Barry Bonds, L OBP: 0.401, SLG: 0.498 Lloyd McClendon, R OBP: 0.375, SLG: 0.475	L7			SF9		G4-3		G5-3		2	0	0	1	0	0	1	
Steve Buechele, R OBP: 0.337, SLG: 0.451	K			G6-3		1B		FC6-4 1B		4	0	2	2	0	1	0	
Michael LaValliere, L OBP: 0.361, SLG: 0.366	1B			FC4-6 BB		P4		L7		3	0	1	0	1	0	2	
Jose Lind, R OBP: 0.306, SLG: 0.341	F7			FC4-6		F8		FC6-4		4	0	0	0	0	3		
Randy Tomlin, L OBP: 0.196, SLG: 0.200 Gary Varsho, L OBP: 0.323, SLG: 0.406 Vicente Palacios, R OBP: 0.371, SLG: 0.091 Curtis Wilkerson, S OBP: 0.240, SLG: 0.264 Bob Kipper, R	L5			B4-3		F8				1	0	0	0	0	0	0	
Inning Stats	R: 0 H: 0 E: 0 K: 0 S: 9	H: 1 R: 0 ER: 0 LOB: 1 BB: 0 P: 17	H: 1 R: 0 ER: 0 LOB: 0 BB: 0 P: 12	R: 0 H: 0 E: 0 K: 0 S: 10	R: 2 H: 2 E: 0 K: 0 S: 14	R: 0 H: 0 E: 0 K: 1 S: 6	R: 1 H: 1 E: 0 K: 1 S: 14	R: 0 H: 0 E: 0 K: 0 S: 9	R: 0 H: 0 E: 0 K: 0 S: 8	R: 0 H: 1 E: 0 K: 0 S: 9	1B: 3 2B: 3 3B: 0 HR: 0	SF: 1 SAC: 0 DP: 0 HBP: 0	WP: 0 PA: 35 PB: 0 SB: 1 CS: 0				
PITCHER	IP WLS BF H R ER SO BB IBB HBP BLK WP HR S P ERA WHIP																
Tommy Greene, R ERA: 3.17	(1, 1) 9.0 W 35 5 3 3 3 3 0 0 0 0 0 0 87 133 3.00 0.889																

Philadelphia Phillies @ Pittsburgh Pirates
Three Rivers Stadium, Pittsburgh, PA
Fri Sep 20 1991, 7:05 PM EDT
Att: 22,691 - Sunny - 56 F

AB 31
R 3
H 5
RBI 3
BB 3
SO 3
LOB 7



Batter	1	2	3	4	5	6	7	8	9	AB	R	H	RBI	BB	SO	LOB	TOP					
Randy Ready, R OBP: 0.393, SLG: 0.319										4	0	1	0	0	1	0	Philadelphia Phillies @ Pittsburgh Pirates Three Rivers Stadium, Pittsburgh, PA Sat Sep 21 1991, 7:05 PM EDT Att: 27,162 - Sunny - 60 F					
Dickie Thon, R OBP: 0.285, SLG: 0.360										4	0	1	0	0	0	1						
Wes Chamberlain, R OBP: 0.310, SLG: 0.410										4	0	0	0	0	0	3						
Dave Hollins, S OBP: 0.403, SLG: 0.561										4	0	1	0	0	0	3						
Dale Murphy, R OBP: 0.504, SLG: 0.417										3	0	0	0	0	1	1						
Charlie Hayes, R OBP: 0.281, SLG: 0.370										3	0	0	0	0	0	0						
Darrin Fletcher, L OBP: 0.250, SLG: 0.312										3	0	2	0	0	0	0						
Braulio Castillo, R OBP: 0.167, SLG: 0.195										3	0	1	0	0	0	1						
Jose De Jesus, R OBP: 0.161, SLG: 0.133										2	0	0	0	0	0	2						
Jim Lindeman, R OBP: 0.408, SLG: 0.382										1	0	0	0	0	0	0						
Steve Searcy, L OBP: 0.333, SLG: 0.333										0	0	0	0	0	0	0						
Joe Boever, R OBP: 0.333, SLG: 0.333										0	0	0	0	0	0	0						
Inning Stats	R: 0 E: 1 K: 0 S: 7	H: 1 LOB: 1 BB: 0 P: 10	R: 0 E: 0 K: 1 S: 18	H: 2 LOB: 2 BB: 0 P: 28	R: 0 E: 0 K: 0 S: 4	H: 0 LOB: 0 BB: 0 P: 9	R: 0 E: 0 K: 0 S: 4	H: 1 LOB: 0 BB: 0 P: 4	R: 0 E: 0 K: 0 S: 5	H: 1 LOB: 0 BB: 0 P: 8	R: 0 E: 0 K: 0 S: 7	H: 0 LOB: 1 BB: 0 P: 11	R: 0 E: 0 K: 0 S: 4	H: 0 LOB: 0 BB: 0 P: 6	R: 0 E: 0 K: 1 S: 9	H: 0 LOB: 0 BB: 0 P: 12	R: 0 E: 0 K: 0 S: 5	H: 0 LOB: 0 BB: 0 P: 9	1B: 4 2B: 3 3B: 0 HR: 0	SF: 0 SAC: 0 DP: 3 HBP: 0	WP: 0 PB: 0 CS: 0	PA: 31
PITCHER Zane Smith, L ERA: 3.04	IP: 9.0 WLS: W BF: 31 H: 6 R: 0 ER: 0 SO: 2 BB: 0 IBB: 0 HBP: 0 BLK: 0 WP: 0 HR: 0 S: 63 P: 97 ERA: 0.00 WHIP: 0.667															PITCHER						

Batter	1	2	3	4	5	6	7	8	9	AB	R	H	RBI	BB	SO	LOB	BOTTOM			
Orlando Merced, S OBP: 0.367, SLG: 0.397										4	1	1	0	1	0	2	Philadelphia Phillies @ Pittsburgh Pirates Three Rivers Stadium, Pittsburgh, PA Sat Sep 21 1991, 7:05 PM EDT Att: 27,162 - Sunny - 60 F			
Lloyd McClendon, R OBP: 0.375, SLG: 0.475										0	0	0	0	0	0	0				
Jay Bell, R OBP: 0.325, SLG: 0.426										4	2	2	0	0	0	0				
Andy Van Slyke, L OBP: 0.359, SLG: 0.455										3	1	2	1	1	1	1				
Bobby Bonilla, S OBP: 0.388, SLG: 0.500										4	1	1	1	0	1	3				
Cecil Espy, S OBP: 0.303, SLG: 0.383										0	0	0	0	0	0	0				
Barry Bonds, L OBP: 0.402, SLG: 0.501										3	1	1	1	1	1	0				
Steve Buechele, R OBP: 0.335, SLG: 0.447										4	0	0	0	0	1	3				
Michael LaValliere, L OBP: 0.365, SLG: 0.369										3	1	2	1	1	1	0				
Jose Lind, R OBP: 0.305, SLG: 0.340										4	0	1	1	0	0	2				
Zane Smith, L OBP: 0.236, SLG: 0.239										4	0	1	0	0	0	0				
Inning Stats	R: 0 E: 0 K: 0 S: 9	H: 1 LOB: 1 BB: 0 P: 16	R: 0 E: 0 K: 1 S: 9	H: 0 LOB: 1 BB: 1 P: 17	R: 3 E: 0 K: 1 S: 13	H: 4 LOB: 1 BB: 0 P: 19	R: 0 E: 0 K: 0 S: 5	H: 1 LOB: 0 BB: 0 P: 8	R: 0 E: 0 K: 0 S: 4	H: 0 LOB: 1 BB: 1 P: 12	R: 0 E: 0 K: 1 S: 7	H: 0 LOB: 0 BB: 0 P: 10	R: 0 E: 0 K: 0 S: 5	H: 0 LOB: 0 BB: 1 P: 10	R: 4 E: 1 K: 2 S: 19	H: 5 LOB: 2 BB: 1 P: 35	1B: 9 2B: 0 3B: 2 HR: 0	SF: 0 SAC: 0 DP: 1 HBP: 0	WP: 1 PB: 0 CS: 1	PA: 38
PITCHER Jose De Jesus, R ERA: 3.44	IP: 7.0 WLS: L BF: 28 H: 6 R: 3 ER: 3 SO: 3 BB: 3 IBB: 0 HBP: 0 BLK: 0 WP: 1 HR: 0 S: 52 P: 92 ERA: 3.86 WHIP: 1.286															PITCHER				
Steve Searcy, L ERA: 5.52	0.1	4	2	3	3	1	1	0	0	0	0	8	17	81.00	9.000					
Joe Boever, R ERA: 3.9	0.2	5	3	1	0	1	0	0	0	0	0	11	18	0.00	4.500					



Batter	1	2	3	4	5	6	7	8	9	AB	R	H	RBI	BB	SO	LOB	TOP					
Mickey Morandini, L (1.4)	G4-3		G6-3		G6-3			G1-6-3		4	0	0	0	0	0	2	Philadelphia Phillies @ Pittsburgh Pirates Three Rivers Stadium, Pittsburgh, PA Sun Sep 22 1991, 3:33 AM EDT Att: 33,662 - Cloudy - 67 F					
Von Hayes, L (1.9)	F9 WP 2B		G4-3				F7	P5		4	1	1	0	0	0	0						
Wes Chamberlain, R (1.7)	F9 2-3				K		G6-3			4	0	1	0	0	1	1						
John Kruk, L (1.8)					G4-3			K		4	0	1	0	0	2	1						
Dave Hollins, S (1.3)	G3				F8			G4-3		4	0	0	0	0	0	2						
Charlie Hayes, R (1.5)			G6-3					P4		4	0	1	0	0	1	1						
Darrin Fletcher, L (1.2)			F8							3	0	2	0	0	0	0						
Kim Batiste, R (1.6)			F9							2	0	0	0	0	1	2						
Ron Jones, L (7. PH)										1	0	1	0	0	0	0						
Wally Ritchie, L (7.1)										0	0	0	0	0	0	0						
Danny Cox, R (8.1)										0	0	0	0	0	0	0						
Cliff Brantley, R (1.1)										2	0	0	0	0	2	2						
Bruce Ruffin, S (5.1)										0	0	0	0	0	0	0						
Mike Hartley, R (5.1)										0	0	0	0	0	0	0						
Dickie Thon, R (7.6)										1	0	0	0	0	1	0						
Inning Stats	R: 1 E: 0 K: 0 S: 10	H: 2 LOB: 1 BB: 0 P: 16	R: 0 E: 0 K: 0 S: 8	H: 0 LOB: 0 BB: 0 P: 10	R: 0 E: 0 K: 1 S: 6	H: 0 LOB: 0 BB: 0 P: 9	R: 0 E: 0 K: 1 S: 9	H: 0 LOB: 0 BB: 0 P: 12	R: 0 E: 1 K: 2 S: 11	H: 2 LOB: 2 BB: 0 P: 14	R: 0 E: 0 K: 0 S: 7	H: 0 LOB: 0 BB: 0 P: 12	R: 0 E: 0 K: 0 S: 5	H: 2 LOB: 2 BB: 0 P: 8	R: 0 E: 0 K: 1 S: 6	H: 0 LOB: 0 BB: 0 P: 8	R: 0 E: 0 K: 2 S: 9	H: 1 LOB: 1 BB: 0 P: 16	1B: 5 2B: 2 3B: 0 HR: 0	SF: 0 SAC: 0 DP: 0 HBP: 0	WP: 1 PB: 0 SB: 1 CS: 0	PA: 33
PITCHER Doug Drabek, R (1.1) ERA: 3.13	IP: 9.0 WLS: W BF: 33 H: 7 R: 1 ER: 1 SO: 8 BB: 0 IBB: 0 HBP: 0 BLK: 0 WP: 1 HR: 0 S: 71 P: 105 ERA: 1.00 WHIP: 0.778															PITCHER	IP: 9.0 WLS: W BF: 33 H: 7 R: 1 ER: 1 SO: 8 BB: 0 IBB: 0 HBP: 0 BLK: 0 WP: 1 HR: 0 S: 71 P: 105 ERA: 1.00 WHIP: 0.778					

Batter	1	2	3	4	5	6	7	8	9	AB	R	H	RBI	BB	SO	LOB	BOTTOM			
Orlando Merced, S (1.3)	BB HBP SF9 BB		G4-3							1	2	0	0	3	0	0	Philadelphia Phillies @ Pittsburgh Pirates Three Rivers Stadium, Pittsburgh, PA Sun Sep 22 1991, 3:33 AM EDT Att: 33,662 - Cloudy - 67 F			
Jay Bell, R (1.6)			G3							0	0	0	0	0	0	0				
Curtis Wilkerson, S (3.6)	SF9 BB HBP									3	0	1	0	0	0	2				
Andy Van Slyke, L (1.8)	K									4	0	1	0	0	1	4				
Bobby Bonilla, S (1.9)										2	0	0	1	2	0	1				
Barry Bonds, L (1.7)	BB									2	0	0	1	1	0	2				
Steve Buechele, R (1.5)										4	0	0	0	0	2	5				
Don Slaught, R (1.2)										2	0	0	0	1	1	0				
Jose Lind, R (1.4)										4	0	0	0	0	2	2				
Doug Drabek, R (1.1)										3	0	1	0	0	2	1				
Inning Stats	R: 1 E: 0 K: 2 S: 12	H: 0 LOB: 2 BB: 2 P: 24	R: 0 E: 0 K: 2 S: 13	H: 0 LOB: 0 BB: 0 P: 20	R: 0 E: 0 K: 0 S: 8	H: 1 LOB: 2 BB: 1 P: 17	R: 0 E: 0 K: 3 S: 11	H: 0 LOB: 1 BB: 0 P: 14	R: 1 E: 1 K: 0 S: 14	H: 1 LOB: 2 BB: 2 P: 30	R: 0 E: 0 K: 1 S: 9	H: 1 LOB: 1 BB: 1 P: 17	R: 0 E: 0 K: 0 S: 12	H: 0 LOB: 0 BB: 0 P: 15	R: 0 E: 0 K: 0 S: 8	H: 0 LOB: 0 BB: 1 P: 13	1B: 3 2B: 1 3B: 0 HR: 0	SF: 1 SAC: 0 DP: 2 HBP: 2	WP: 0 PB: 0 SB: 0 CS: 0	PA: 35
PITCHER Cliff Brantley, R (1.1) ERA: 4.19	IP: 4.1 WLS: L BF: 22 H: 2 R: 2 ER: 2 SO: 7 BB: 4 IBB: 0 HBP: 2 BLK: 0 WP: 0 HR: 0 S: 53 P: 95 ERA: 4.15 WHIP: 1.385															PITCHER	IP: 4.1 WLS: L BF: 22 H: 2 R: 2 ER: 2 SO: 7 BB: 4 IBB: 0 HBP: 2 BLK: 0 WP: 0 HR: 0 S: 53 P: 95 ERA: 4.15 WHIP: 1.385			
Bruce Ruffin, L (5.1)	0.0	1	0	0	0	0	1	0	0	0	0	2	6							
Mike Hartley, R (5.1)	1.2	6	1	0	0	1	1	0	0	0	0	12	21	0.00	1.200					
Wally Ritchie, L (7.1)	1.0	3	0	0	0	0	0	0	0	0	0	12	15	0.00	0.000					
Danny Cox, R (8.1)	1.0	3	0	0	0	0	1	0	0	0	0	8	13	0.00	1.000					


Batter	1	2	3	4	5	6	7	8	9	AB	R	H	RBI	BB	SO	LOB	TOP											
Gary Redus, R OBP: 0.327, SLG: 0.396 (1, 7)	G4-3 S BB		FC2-5 1B		F9		G6-3		L6	4	0	1	0	1	0	1	Pittsburgh Pirates @ New York Mets Shea Stadium, Flushing, NY Thu Sep 26 1991, 7:05 PM EDT Att: 14,451 - Cloudy - 63 F											
Cecil Espy, S OBP: 0.299, SLG: 0.357 Bobby Bonilla, S OBP: 0.387, SLG: 0.494 (9, PH)	G5-3		FC2-5 1B		K		1B BB		F7	3	0	1	0	1	1	1												
Curtis Wilkerson, S OBP: 0.239, SLG: 0.256 (8, 4)	G4-3		FC2-5 FC5-4				G5-4-3 1B			3	0	1	0	1	0	3												
Lloyd McClendon, R OBP: 0.374, SLG: 0.474 (1, 3)	G3		L7		F8		G5-4-3			4	0	0	0	0	0	6												
Steve Buechele, R OBP: 0.333, SLG: 0.448 (1, 5)		HR	FC5-4				1B SH1-4 1B		G1-3	4	1	2	1	0	0	2												
Orlando Merced, S OBP: 0.371, SLG: 0.398 Gary Varsho, L OBP: 0.332, SLG: 0.410 (4, 9)	G1-3				K S 1B		SH1-4		G4-6-3 1B	2	0	1	0	0	0	0												
Jose Lind, R OBP: 0.305, SLG: 0.338 Roger Mason, R (8, 1)	F8		F8		F8		1B		G4-6-3	4	0	1	0	0	0	2												
Tom Prince, R OBP: 0.400, SLG: 0.448 (1, 2)		1B			1B		K		G6-3	3	0	1	0	1	1	2												
John Smiley, L OBP: 0.145, SLG: 0.106 Barry Bonds, L OBP: 0.404, SLG: 0.500 Bob Patterson, R OBP: 0.250, SLG: 0.250 Carlos Garcia, R OBP: 0.263, SLG: 0.333 (8, 6)	K				K		F8		3B	2	0	0	0	0	2	3												
Inning Stats	R: 0 E: 0 K: 0 S: 10	H: 0 LOB: 1 BB: 1 P: 19	R: 1 E: 0 K: 1 S: 19	H: 2 LOB: 1 BB: 0 P: 31	R: 0 E: 0 K: 0 S: 13	H: 2 LOB: 2 BB: 0 P: 18	R: 0 E: 0 K: 1 S: 11	H: 1 LOB: 1 BB: 1 P: 18	R: 0 E: 0 K: 1 S: 7	H: 2 LOB: 2 BB: 1 P: 16	R: 0 E: 0 K: 0 S: 9	H: 1 LOB: 1 BB: 1 P: 15	R: 0 E: 0 K: 0 S: 7	H: 1 LOB: 0 BB: 0 P: 8	R: 0 E: 0 K: 0 S: 5	H: 1 LOB: 1 BB: 0 P: 8		1B: 8 2B: 0 3B: 1 HR: 1	SF: 0 SAC: 1 DP: 2 HBP: 0	WP: 0 PB: 0 SB: 2 CS: 0	PA: 38							
PITCHER	IP	WLS	BF	H	R	ER	SO	BB	IBB	HBP	BLK	WP	HR	S	P	ERA	WHIP											
Tony Castillo, L ERA: 3.16 (1, 1)	5.1		24	6	1	1	3	3	0	0	0	0	0	1	63	107	1.69	1.688										
Terry Bross, R ERA: 2.25 (6, 1)	1.2	W	7	2	0	0	1	1	0	0	0	0	0	0	16	26	0.00	1.800										
Tim Burke, R ERA: 3.43 (8, 1)	1.0	S	3	1	0	0	0	0	0	0	0	0	0	7	8	0.00	1.000											
John Franco, L ERA: 2.82 (9, 1)	1.0	S	4	1	0	0	0	0	0	0	0	0	0	5	8	0.00	1.000											


AB	33
R	1
H	10
RBI	1
BB	4
SO	4
LOB	23



Batter	1	2	3	4	5	6	7	8	9	AB	R	H	RBI	BB	SO	LOB	BOTTOM										
Keith Miller, R OBP: 0.328, SLG: 0.372 (1, 4)	K		P5		1B			1B SH5-3 SF9 BB		3	1	1	1	1	1	1	Pittsburgh Pirates @ New York Mets Shea Stadium, Flushing, NY Thu Sep 26 1991, 7:05 PM EDT Att: 14,451 - Cloudy - 63 F										
Gary Templeton, S OBP: 0.239, SLG: 0.303 (1, 6)	F9		G5-3		F9		SH5-3			3	0	0	0	0	0	2											
Gregg Jefferies, S OBP: 0.336, SLG: 0.380 (1, 5)	F9				CS BB 1B		1-1-3 1B		SF9 1B	4	0	3	0	0	0	0											
Howard Johnson, S OBP: 0.344, SLG: 0.542 (1, 9)		F7			CS BB		K		SF9	2	0	0	1	1	1	1											
Mark Carreon, R OBP: 0.284, SLG: 0.315 Daryl Boston, L OBP: 0.355, SLG: 0.406 (8, PH)		1B			F8		L1-3		1-2 3-H BB	3	0	1	0	0	0	3											
Terry McDaniel, S OBP: 0.227, SLG: 0.238 (9, 7)	F8				P3		K		L8	4	0	0	0	0	1	5											
Todd Hundley, S OBP: 0.209, SLG: 0.211 (1, 2)	K				G5-3		BB			2	0	0	0	1	1	1											
Chris Donnels, L OBP: 0.304, SLG: 0.203 (1, 3)					SH5-4 1B		SH1-4 1B BB			2	1	1	0	1	1	1											
Tony Castillo, L (1, 1)					SH5-4		SH1-4			0	0	0	0	0	0	0											
Terry Bross, R (6, 1)					SH5-4		SH1-4			0	0	0	0	0	0	0											
Rick Cerone, R OBP: 0.360, SLG: 0.345 Tim Burke, R (8, 1)							P4			1	0	0	0	0	0	1											
John Franco, L (9, 1)										0	0	0	0	0	0	0											
Inning Stats	R: 0 E: 0 K: 1 S: 14	H: 0 LOB: 0 BB: 0 P: 19	R: 0 E: 0 K: 1 S: 8	H: 1 LOB: 1 BB: 0 P: 12	R: 0 E: 0 K: 0 S: 7	H: 1 LOB: 1 BB: 0 P: 11	R: 0 E: 0 K: 0 S: 8	H: 1 LOB: 1 BB: 1 P: 13	R: 1 E: 0 K: 0 S: 10	H: 1 LOB: 1 BB: 1 P: 17	R: 0 E: 0 K: 2 S: 9	H: 0 LOB: 1 BB: 1 P: 17	R: 1 E: 0 K: 0 S: 12	H: 1 LOB: 2 BB: 2 P: 27	1B: 6 2B: 1 3B: 0 HR: 0	SF: 1 SAC: 3 DP: 1 HBP: 0	WP: 0 PB: 0 SB: 0 CS: 2	PA: 33									
PITCHER	IP	WLS	BF	H	R	ER	SO	BB	IBB	HBP	BLK	WP	HR	S	P	ERA	WHIP										
John Smiley, L ERA: 3.25 (1, 1)	5.0		20	4	1	1	2	2	0	0	0	0	0	47	72	1.80	1.200										
Bob Patterson, L ERA: 3.52 (6, 1)	2.0		7	1	0	0	3	1	0	0	0	0	0	17	28	0.00	1.000										
Roger Mason, R ERA: 2.45 (8, 1)	1.0	L	6	1	1	1	0	2	0	0	0	0	0	12	27	9.00	3.000										



Batter	1	2	3	4	5	6	7	8	9	AB	R	H	RBI	BB	SO	LOB	TOP										
Marquis Grissom, R (1, 8) OBP: 0.310, SLG: 0.374	0-1 G4-3 SF7 2B		0-1 G5-3		1-0 3B			1-3 K		4	1	2	0	0	1	0	Montreal Expos @ Pittsburgh Pirates Three Rivers Stadium, Pittsburgh, PA Sat Sep 28 1991, 7:05 PM EDT Att: 17,122 - Cloudy - 63 F										
Spike Owen, S (1, 6) OBP: 0.315, SLG: 0.344	2-1 G4-3		1-1 PB 1B		2-1 L4			1-3 K		4	0	1	0	0	1	2											
Delino DeShields, L (1, 4) OBP: 0.353, SLG: 0.341	3-2 SF7		2-0 F8		1-3 K			1-0 G4-3		3	0	0	1	0	1	1											
Tim Wallach, R (1, 5) OBP: 0.292, SLG: 0.332	1-1 L6		1-3 K		0-0 P3			0-0 2B		4	0	1	0	0	1	1											
Larry Walker, L (1, 9) OBP: 0.349, SLG: 0.466		1-0 E 2B 1B		2-3 K				2-3 K		4	1	1	0	0	2	0											
Andres Galarraga, R (1, 3) OBP: 0.265, SLG: 0.326		1-3 K		0-0 G5-3				0-0 G3 SF8 2B		4	1	1	0	0	1	1											
John Vander Wal, L (1, 7) OBP: 0.237, SLG: 0.444		3-2 2B		0-0 G3-1				1-2 G3		3	0	1	1	0	0	1											
Nelson Santovenia, R (1, 2) OBP: 0.244, SLG: 0.357		1-2 P9		0-1 F4				1-1 SF8		2	0	0	1	0	0	1											
Chris Nabholz, L (1, 1) OBP: 0.170, SLG: 0.120		0-3 K		1-1 G1-3				3-H G1-3		3	0	0	0	0	1	1											
Mel Rojas, R (8, 1)										0	0	0	0	0	0	0											
Inning Stats	R: 1 E: 0 K: 0 S: 11	H: 1 LOB: 0 BB: 0 P: 17	R: 1 E: 1 K: 2 S: 16	H: 2 LOB: 1 BB: 0 P: 22	R: 0 E: 0 K: 1 S: 9	H: 1 LOB: 0 BB: 0 P: 13	R: 0 E: 0 K: 1 S: 7	H: 0 LOB: 0 BB: 0 P: 9	R: 0 E: 0 K: 0 S: 7	H: 0 LOB: 1 BB: 0 P: 11	R: 0 E: 0 K: 2 S: 8	H: 0 LOB: 0 BB: 0 P: 11	R: 1 E: 0 K: 0 S: 8	H: 1 LOB: 0 BB: 0 P: 10	R: 0 E: 0 K: 2 S: 7	H: 0 LOB: 0 BB: 0 P: 10	R: 0 E: 0 K: 0 S: 6	H: 1 LOB: 0 BB: 0 P: 10	1B: 2 2B: 4 3B: 1 HR: 0	SF: 2 SAC: 0 DP: 0 HBP: 0	WP: 0 PB: 1 CS: 0	PA: 33					
PITCHER	IP	WLS	BF	H	R	ER	SO	BB	IBB	HBP	BLK	WP	HR	S	P	ERA	WHIP										
Doug Drabek, R (1, 1) ERA: 3.13	8.0	L	30	6	3	3	8	0	0	0	0	0	0	73	103	3.38	0.750										
Stan Belinda, R (9, 1) ERA: 3.57	1.0	S	3	1	0	0	0	0	0	0	0	0	0	6	10	0.00	1.000										

Batter	1	2	3	4	5	6	7	8	9	AB	R	H	RBI	BB	SO	LOB	BOTTOM										
Gary Redus, R (1, 7) OBP: 0.323, SLG: 0.391	3-2 F9		3-3 K		0-1 G5-3			2-2 P4		4	0	0	0	0	1	1	Montreal Expos @ Pittsburgh Pirates Three Rivers Stadium, Pittsburgh, PA Sat Sep 28 1991, 7:05 PM EDT Att: 17,122 - Cloudy - 63 F										
Curtis Wilkerson, S (1, 6) OBP: 0.237, SLG: 0.246	1-2 F8		1-0 F8		4-1 CS BB			3-1 G1-3		3	0	0	0	1	0	1											
Don Slaught, R (1, 2) OBP: 0.357, SLG: 0.389	0-0 2B 1B				2-0 G5-3			3-2 F8		4	1	1	0	0	0	1											
Bobby Bonilla, S (1, 9) OBP: 0.391, SLG: 0.501	0-2 2B				3-1 P2			1-3 K		3	0	1	1	1	1	1											
Gary Varsho, L (9, PR) OBP: 0.332, SLG: 0.409	1-H 2B				0-0 FC6-4 1B			1-2 K		0	0	0	0	0	0	0											
Lloyd McClendon, R (1, 3) OBP: 0.369, SLG: 0.465	3-1 F9				0-0 FC6-4 1B			3-1 F8		4	0	1	0	0	0	2											
Steve Buechele, R (1, 5) OBP: 0.332, SLG: 0.442		2-3 K		0-0 FC6-4				0-0 F9		4	0	0	0	0	2	2											
Cecil Espy, S (1, 8) OBP: 0.286, SLG: 0.338		1-3 K		0-1 PB G6-3 1B				0-2 G4-3		3	1	1	0	0	1	0											
Jose Lind, R (1, 4) OBP: 0.304, SLG: 0.336		1-3 K		1-0 G6-3				1-2 F9		3	0	0	1	0	1	0											
Doug Drabek, R (1, 1) OBP: 0.190, SLG: 0.193					1-2 G6-3			4-1 S BB		2	0	0	0	0	1	0											
Tom Prince, R (8, PH)										0	0	0	0	1	0	0											
Scott Bullett, L (8, PR)										0	0	0	0	0	0	0											
Stan Belinda, R (9, 1)										0	0	0	0	0	0	0											
Inning Stats	R: 1 E: 0 K: 0 S: 14	H: 2 LOB: 1 BB: 0 P: 21	R: 0 E: 0 K: 3 S: 13	H: 0 LOB: 0 BB: 0 P: 17	R: 0 E: 0 K: 2 S: 8	H: 0 LOB: 0 BB: 0 P: 12	R: 0 E: 0 K: 0 S: 5	H: 1 LOB: 1 BB: 0 P: 10	R: 1 E: 0 K: 0 S: 8	H: 1 LOB: 0 BB: 0 P: 10	R: 0 E: 0 K: 1 S: 9	H: 0 LOB: 1 BB: 1 P: 16	R: 0 E: 0 K: 0 S: 6	H: 0 LOB: 0 BB: 0 P: 9	R: 0 E: 0 K: 0 S: 10	H: 0 LOB: 2 BB: 1 P: 20	R: 0 E: 0 K: 1 S: 7	H: 0 LOB: 1 BB: 1 P: 14	1B: 3 2B: 2 3B: 0 HR: 0	SF: 0 SAC: 0 DP: 1 HBP: 0	WP: 0 PB: 2 SB: 1 CS: 1	PA: 33					
PITCHER	IP	WLS	BF	H	R	ER	SO	BB	IBB	HBP	BLK	WP	HR	S	P	ERA	WHIP										
Chris Nabholz, L (1, 1) ERA: 3.72	7.1	W	27	4	2	1	6	2	0	0	0	0	0	68	105	1.23	0.818										
Mel Rojas, R (8, 1) ERA: 3.91	1.2	S	6	0	0	0	1	1	0	0	0	0	0	12	24	0.00	0.600										

Batter	1	2	3	4	5	6	7	8	9	AB	R	H	RBI	BB	SO	LOB	TOP										
Delino DeShields, L OBP: 0.350, SLG: 0.338	G4-3		G3		F8		F8		K	5	0	0	0	0	1	2											
Spike Owen, S OBP: 0.316, SLG: 0.350	P5		K		2B				K	5	2	2	0	0	2	2											
Bret Barberie, S OBP: 0.453, SLG: 0.539	1B		1B		2B					4	0	4	2	0	0	0											
Andres Galarraga, R OBP: 0.265, SLG: 0.325		1B	FC5-4		2B			K		4	1	1	0	0	1	3											
Larry Walker, L OBP: 0.350, SLG: 0.467		1B			1B		F7	F8		4	0	2	0	0	0	1											
Marquis Grissom, R OBP: 0.310, SLG: 0.373		F8		G5-3		P3		CS		4	0	1	0	0	0	3											
John Vander Wal, L OBP: 0.241, SLG: 0.326		1B		P8		G1-3		CS	G4-1	3	0	1	1	0	0	1	AB 38										
Scott Ruskin, R OBP: 0.252, SLG: 0.332		1B								0	0	0	0	0	0	0	R 3										
Tom Walkowiak, R OBP: 0.252, SLG: 0.332		1B								0	0	0	0	0	0	0	H 13										
Tom Folley, L OBP: 0.268, SLG: 0.287		1B								0	0	0	0	0	0	0	RBI 3										
Mike Fitzgerald, R OBP: 0.269, SLG: 0.292		FC5-2-5-1		K		L5			1B	4	0	1	0	0	1	3	BB 0										
Bill Sampen, R OBP: 0.273, SLG: 0.273									1B	2	0	0	0	0	2	2	SO 7										
Eric Bullock, L OBP: 0.305, SLG: 0.319							G3-1		1B	2	0	1	0	0	0	0	LOB 17										
Inning Stats	R: 0 E: 0 K: 0 S: 8	H: 1 LOB: 1 BB: 0 P: 11	R: 1 E: 0 K: 1 S: 13	H: 3 LOB: 2 BB: 0 P: 19	R: 0 E: 0 K: 1 S: 8	H: 1 LOB: 1 BB: 0 P: 9	R: 0 E: 0 K: 1 S: 9	H: 1 LOB: 1 BB: 0 P: 14	R: 1 E: 0 K: 1 S: 8	H: 2 LOB: 1 BB: 0 P: 9	R: 0 E: 0 K: 0 S: 7	H: 0 LOB: 0 BB: 0 P: 11	R: 0 E: 0 K: 0 S: 5	H: 0 LOB: 0 BB: 0 P: 9	R: 1 E: 0 K: 1 S: 10	H: 3 LOB: 1 BB: 0 P: 16	R: 0 E: 0 K: 2 S: 10	H: 2 LOB: 2 BB: 0 P: 12	1B: 9 2B: 4 3B: 0 HR: 0	SF: 0 SAC: 0 DP: 0 HBP: 0	WP: 1 PB: 0 CS: 1	PA: 39					
PITCHER	IP	WLS	BF	H	R	ER	SO	BB	IBB	HBP	BLK	WP	HR	S	P	ERA	WHIP										
Bob Walk, R ERA: 3.73	7.0	W	28	8	2	2	4	0	0	0	0	1	0	58	82	2.57	1.143										
Bob Patterson, L ERA: 3.62	0.2		4	2	1	1	1	0	0	0	0	0	0	8	12	13.50	3.000										
Roger Mason, R ERA: 2.39	0.2		4	3	0	0	0	0	0	0	0	0	0	6	10	0.00	4.500										
Bob Kipper, L ERA: 4.73	0.2	S	2	0	0	0	2	0	0	0	0	0	0	6	6	0.00	0.000										

Montreal Expos @ Pittsburgh Pirates
Three Rivers Stadium, Pittsburgh, PA
Sun Sep 29 1991, 3:33 AM EDT
Att: 14,798 - Cloudy - 70 F

AB	38
R	3
H	13
RBI	3
BB	0
SO	7
LOB	17



Batter	1	2	3	4	5	6	7	8	9	AB	R	H	RBI	BB	SO	LOB	BOTTOM										
Gary Varsho, L OBP: 0.345, SLG: 0.425	S		1B		G4-3	G6-3		G6-3		3	1	3	0	1	0	0											
Gary Redus, R OBP: 0.322, SLG: 0.389	1B		1B		2B	BB				1	0	0	0	0	0	2											
Jay Bell, R OBP: 0.328, SLG: 0.422	F7		F7		G4-3	G1-6-3				5	0	1	1	0	0	5											
Andy Van Slyke, L OBP: 0.360, SLG: 0.455	F8		1B		G6-3			F8		5	0	1	1	0	1	3											
Barry Bonds, L OBP: 0.407, SLG: 0.515	K		P5		HR					3	1	1	1	1	1	3											
Lloyd McClendon, R OBP: 0.367, SLG: 0.466		G6-3	P4		P2			K		4	1	1	0	0	1	3											
Curtis Wilkerson, S OBP: 0.243, SLG: 0.268		G6-3		L4		HR		G5-3		4	1	2	1	0	0	1											
Jose Lind, R OBP: 0.303, SLG: 0.334		G6-3		S		K		K		3	1	0	1	1	2	1	AB 34										
Tom Prince, R OBP: 0.425, SLG: 0.469		F8		F9		1B		1B		3	1	1	0	1	0	2	R 6										
Bob Walk, R OBP: 0.225, SLG: 0.308										0	0	0	0	0	0	0	H 11										
Bob Patterson, R OBP: 0.250, SLG: 0.250										0	0	0	0	0	0	0	RBI 6										
Roger Mason, R										0	0	0	0	0	0	0	BB 4										
Bob Kipper, R										0	0	0	0	0	0	0	SO 6										
Inning Stats	R: 0 E: 0 K: 1 S: 10	H: 1 LOB: 1 BB: 0 P: 13	R: 1 E: 0 K: 1 S: 12	H: 2 LOB: 0 BB: 0 P: 21	R: 0 E: 0 K: 0 S: 15	H: 2 LOB: 2 BB: 0 P: 20	R: 0 E: 0 K: 0 S: 6	H: 0 LOB: 1 BB: 1 P: 12	R: 2 E: 0 K: 1 S: 13	H: 2 LOB: 0 BB: 0 P: 16	R: 2 E: 0 K: 1 S: 14	H: 3 LOB: 1 BB: 1 P: 22	R: 0 E: 0 K: 2 S: 10	H: 0 LOB: 1 BB: 1 P: 16	R: 1 E: 0 K: 1 S: 16	H: 1 LOB: 2 BB: 1 P: 22	1B: 6 2B: 3 3B: 0 HR: 2	SF: 0 SAC: 1 DP: 1 HBP: 0	WP: 2 PB: 0 CS: 0	PA: 39							
PITCHER	IP	WLS	BF	H	R	ER	SO	BB	IBB	HBP	BLK	WP	HR	S	P	ERA	WHIP										
Bill Sampen, R ERA: 4.07	5.0	L	23	7	3	3	2	1	0	0	0	0	1	14	22	18.00	4.000										
Doug Platt, R ERA: 2.17	1.0		6	3	2	2	1	1	0	0	0	0	0	10	16	0.00	1.000										
Scott Ruskin, L ERA: 4.43	1.0		4	0	0	0	2	1	0	0	0	0	0	10	16	0.00	1.000										
Jeff Fassero, L ERA: 2.03	1.0		6	1	1	1	1	1	0	0	0	2	0	16	22	9.00	2.000										

Montreal Expos @ Pittsburgh Pirates
Three Rivers Stadium, Pittsburgh, PA
Sun Sep 29 1991, 3:33 AM EDT
Att: 14,798 - Cloudy - 70 F

AB	34
R	6
H	11
RBI	6
BB	4
SO	6
LOB	22



Batter	1	2	3	4	5	6	7	8	9	10	11	AB	R	H	RBI	BB	SO	LOB	TOP											
Keith Miller, R OBP: 0.336, SLG: 0.378 (1, 4)	0-1 F8		1-2 G5-3		3-1 G4-3	1-1 1B		3-2 1B		0-3 K		6	0	2	1	0	1	1												
Kevin Elster, R OBP: 0.317, SLG: 0.352 (1, 6)	4-2 FC6-4 BB		0-0 G6-3		1-2 1B	1-2 E 1B	3-2 G6-3	1-1 F7		4-1 1B HR		4	2	1	0	2	0	2												
Howard Johnson, S OBP: 0.345, SLG: 0.543 (1, 9)	0-3 K		1-2 G4-3		0-0 G5-3	1-3 K	0-1 L6		0-0 F7		1-2 1B HR		6	1	1	0	0	2	2											
Kevin McReynolds, R OBP: 0.316, SLG: 0.410 (1, 8) (7, 7)	2-1 FC6-4			0-2 G5-3		0-0 1B	3-2 1B		4-2 S BB		2-2 1B HR		5	2	3	3	1	0	1											
Mark Carreon, R OBP: 0.290, SLG: 0.320 Daryl Boston, L OBP: 0.345, SLG: 0.393 (7, PH) (7, 8)	0-1 E 1B			2-1 FC1-6 1B		1-2 E6 1B	0-1 G4-3		0-3 K		2-3 K		3	1	2	0	0	0	2											
Gregg Jefferies, S OBP: 0.335, SLG: 0.376 John Franco, L (9, 1)	0-1 F9		0-0 FC1-6		0-0 1B	1-3 2H 3H 1B		0-0 G3	0-2 G4-3		0-0 G4-3		5	1	1	2	0	0	3											
Vince Coleman, S OBP: 0.347, SLG: 0.327 Tim Burke, R (11, PH) (11, 1)			1-2 S		1-2 1B	1-2 1B			1-2 1B				0	0	0	0	0	0	0											
Chris Donnels, L OBP: 0.341, SLG: 0.256 (1, 3) (9, 5)	1-3 K		2-0 G6-3		1-2 1B	1-2 1B		2-2 G3 1B		1-2 F9	2-1 1B 2B		6	2	3	1	0	1	2											
Charlie O'Brien, R OBP: 0.283, SLG: 0.267 Todd Hundley, S OBP: 0.222, SLG: 0.232 (8, PH) (8, 2)	2-0 E5		1-2 K		1-2 P6	0-0 F9		1-2 G3	0-2 FC4-6 BB	4-0 1B	0-0 1B		3	0	0	0	0	0	3											
Pete Schourek, L OBP: 0.298, SLG: 0.417 Mackey Sasser, L OBP: 0.298, SLG: 0.417 Tony Castillo, L (8, 1) Garry Templeton, S OBP: 0.239, SLG: 0.299 (9, 3)	0-3 K		0-3 K		1-3 K	1-1 1B		0-1 1B	0-1 1B	2-2 FC4-6 1B	1-1 G3		3	0	1	0	0	2	2											
Inning Stats	R: 0 E: 0 K: 1 S: 9	H: 0 LOB: 1 BB: 1 P: 15	R: 0 E: 1 K: 2 S: 11	H: 1 LOB: 2 BB: 0 P: 14	R: 0 E: 0 K: 1 S: 7	H: 0 LOB: 0 BB: 0 P: 9	R: 0 E: 0 K: 0 S: 7	H: 1 LOB: 1 BB: 0 P: 11	R: 0 E: 0 K: 1 S: 8	H: 0 LOB: 0 BB: 0 P: 13	R: 4 E: 1 K: 1 S: 22	H: 6 LOB: 2 BB: 0 P: 28	R: 0 E: 0 K: 0 S: 10	H: 1 LOB: 1 BB: 0 P: 16	R: 1 E: 0 K: 0 S: 14	H: 3 LOB: 2 BB: 0 P: 21	R: 0 E: 0 K: 1 S: 11	H: 0 LOB: 1 BB: 1 P: 15	R: 0 E: 0 K: 1 S: 11	H: 0 LOB: 1 BB: 1 P: 17	R: 4 E: 0 K: 1 S: 19	H: 4 LOB: 1 BB: 1 P: 31	1B: 14 2B: 1 3B: 0 HR: 1	SF: 0 SAC: 0 DP: 0 HBP: 0	WP: 0 PB: 0 SB: 2 CS: 0	PA: 54				
PITCHER	IP ERA: 3.0	WLS BF H R ER SO	BF H R ER SO	BB IBB HBP BLK WP HR S P	ERA WHIP	PITCHER										IP ERA: 4.11	WLS BF H R ER SO	BB IBB HBP BLK WP HR S P	ERA WHIP											
Randy Tomlin, L ERA: 3.0 Bob Walk, R ERA: 3.7 Bill Landrum, R ERA: 3.27 Bob Kipper, L ERA: 4.65 Roger Mason, R ERA: 2.51	(1, 1) (7, 1) (8, 1) (9, 1) (10, 1)	6.0 1.0 1.0 1.0 1.0	WLS BF H R ER SO	BF H R ER SO	BB IBB HBP BLK WP HR S P	ERA WHIP	PITCHER										(11, 1)	1.0 L 8 4 4 4 1	BB IBB HBP BLK WP HR S P	36.00 5.000										

New York Mets @ Pittsburgh Pirates
Three Rivers Stadium, Pittsburgh, PA
Wed Oct 02 1991, 7:05 PM EDT
Att: 13,328 - Sunny - 74 F

AB 50
R 9
H 16
RBI 9
BB 4
SO 8
LOB 23



Batter	1	2	3	4	5	6	7	8	9	10	11	AB	R	H	RBI	BB	SO	LOB	BOTTOM											
Gary Redus, R OBP: 0.325, SLG: 0.399 (1, 3)	3-2 2B		1-0 1B	2-2 FC								6	1	3	1	0	0	3												
Jay Bell, R OBP: 0.329, SLG: 0.426 (1, 6)	2-3 K		4-0 1B	1-1 F8								5	1	1	1	1	1	4												
Andy Van Slyke, L OBP: 0.356, SLG: 0.450 Cecil Espy, S OBP: 0.287, SLG: 0.338 (8, PR) (8, 8)	0-0 F7		1-0 P4		1-0 P2							4	0	1	0	0	0	3												
Bobby Bonilla, S OBP: 0.386, SLG: 0.493 Gary Varsho, L OBP: 0.351, SLG: 0.426 (9, 9)	0-0 F8		3-2 1B		2-3 K							4	0	1	1	0	1	2												
Barry Bonds, L OBP: 0.497, SLG: 0.514 Bob Kipper, R Roger Mason, R (10, 1)		2-2 G3	2-0 1B		0-0 F8							3	0	1	2	0	0	0												
Michael Lavelle, L OBP: 0.355, SLG: 0.363 Bob Patterson, R OBP: 0.290, SLG: 0.250 (11, 1)		4-1 BB	1-2 1B		3-1 F8							0	0	0	0	0	0	0												
Steve Buchholz, R OBP: 0.350, SLG: 0.443 Curtis Wilkerson, S OBP: 0.243, SLG: 0.273 (7, 4)			0-3 K		0-0 F7							2	0	0	0	1	1	2												
Don Slaught, R OBP: 0.363, SLG: 0.399 (1, 2)		2-3 K		3-1 FC SH1-4 1B								5	2	2	0	0	1	1												
Jose Lind, R OBP: 0.304, SLG: 0.337 Carlos Garcia, R OBP: 0.280, SLG: 0.417 (7, 5)	1-2 F7		0-3 K		3-2 F9							3	0	0	0	0	1	2												
Randy Tomlin, L OBP: 0.222, SLG: 0.212 Bob Walk, R OBP: 0.225, SLG: 0.308 Tom Prince, R OBP: 0.415, SLG: 0.455 Bill Landrum, R (8, 1) Lloyd McClendon, R OBP: 0.363, SLG: 0.460 (9, 7)	(1, 1) (7, 1) (7, PH) (8, 1) (9, 7)	7.0 1.0 2.0 1.0	WLS BF H R ER SO	BF H R ER SO	BB IBB HBP BLK WP HR S P	ERA WHIP	PITCHER										IP ERA: 4.27	WLS BF H R ER SO	BB IBB HBP BLK WP HR S P	ERA WHIP										

New York Mets @ Pittsburgh Pirates
Three Rivers Stadium, Pittsburgh, PA
Wed Oct 02 1991, 7:05 PM EDT
Att: 13,328 - Sunny - 74 F

AB 43
R 6
H 12
RBI 6
BB 2
SO 8
LOB 27





Batter	1	2	3	4	5	6	7	8	9	AB	R	H	RBI	BB	SO	LOB	TOP										
Kenny Williams, R OBP: 0.312, SLG: 0.394 (1, 8)										2	0	0	0	0	0	2	Montreal Expos @ Pittsburgh Pirates Three Rivers Stadium, Pittsburgh, PA Fri Oct 04 1991, 7:05 PM EDT Att: 14,227 - Cloudy - 78 F										
Mike Fitzgerald, R OBP: 0.273, SLG: 0.292 (2, 9)										3	1	2	1	0	1	0											
Spike Owen, S OBP: 0.320, SLG: 0.361 (1, 6)										4	1	2	2	1	0	1											
Bret Barberie, S OBP: 0.451, SLG: 0.539 (1, 4)										5	0	3	0	0	0	1											
Tim Wallach, R OBP: 0.294, SLG: 0.337 (1, 5)										5	0	2	0	0	1	2											
Larry Walker, L OBP: 0.349, SLG: 0.459 (1, 9)										4	0	1	0	0	0	4											
Andres Galarraga, R OBP: 0.356, SLG: 0.321 Barry Jones, R (8, 1)										3	0	0	0	0	1	4											
Mel Rojas, R (9, 1)										0	0	0	0	0	0	0											
John Vander Wal, L OBP: 0.228, SLG: 0.382 (1, 7)										4	0	1	0	0	0	3											
Nelson Santovenia, R OBP: 0.263, SLG: 0.376 (1, 2)										4	1	2	0	0	1	1											
Chris Nabholz, L OBP: 0.164, SLG: 0.115 Delino DeShields, L ERA: 4.33 Doug Platt, L ERA: 4.33 Scott Ruskin, R ERA: 3.23 Tom Foley, L OBP: 0.270, SLG: 0.287 (8, 3)										2	0	0	0	0	1	2											
Inning Stats	R: 0 E: 0 K: 0 S: 15	H: 3 LOB: 3 BB: 0 P: 25	R: 0 E: 0 K: 0 S: 12	H: 2 LOB: 1 BB: 0 P: 15	R: 0 E: 0 K: 0 S: 5	H: 1 LOB: 0 BB: 0 P: 8	R: 0 E: 0 K: 0 S: 15	H: 1 LOB: 1 BB: 0 P: 21	R: 0 E: 0 K: 1 S: 10	H: 0 LOB: 1 BB: 1 P: 16	R: 1 E: 1 K: 1 S: 10	H: 2 LOB: 1 BB: 0 P: 17	R: 0 E: 0 K: 0 S: 15	H: 1 LOB: 2 BB: 1 P: 21	R: 2 E: 0 K: 3 S: 18	H: 3 LOB: 1 BB: 0 P: 28	1B: 9 2B: 2 3B: 1 HR: 1	SF: 0 SAC: 0 DP: 2 HBP: 0	WP: 0 PB: 0 CS: 0	PA: 40							
PITCHER	IP	WLS	BF	H	R	ER	SO	BB	IBB	HBP	BLK	WP	HR	S	P	ERA	WHIP										
Doug Drabek, R ERA: 3.07	(1, 1)	5.0	21	7	0	0	2	1	0	0	0	0	0	57	86	0.00	1.600										
Rosario Rodriguez, L ERA: 4.11	(6, 1)	1.0	3	0	0	0	1	0	0	0	0	0	0	10	16	0.00	0.000										
Neal Heaton, L ERA: 4.33	(7, 1)	1.0	5	2	1	1	1	0	0	0	0	0	0	10	17	9.00	2.000										
Bill Landrum, R ERA: 3.23	(8, 1)	1.0	5	1	0	0	0	1	0	0	0	0	0	15	21	0.00	2.000										
Roger Mason, R ERA: 3.03	(9, 1)	1.0	L 6	3	2	2	3	0	0	0	0	0	1	18	28	18.00	3.000										



Batter	1	2	3	4	5	6	7	8	9	AB	R	H	RBI	BB	SO	LOB	BOTTOM										
Gary Redus, R OBP: 0.320, SLG: 0.393 (1, 3)										4	0	0	0	0	0	4	Montreal Expos @ Pittsburgh Pirates Three Rivers Stadium, Pittsburgh, PA Fri Oct 04 1991, 7:05 PM EDT Att: 14,227 - Cloudy - 78 F										
Jay Bell, R OBP: 0.329, SLG: 0.425 (1, 6)										4	0	1	0	0	1	0											
Andy Van Slyke, L OBP: 0.356, SLG: 0.450 Lloyd McClendon, R OBP: 0.363, SLG: 0.460 (9, 7)										4	0	1	0	0	1	1											
Bobby Bonilla, S OBP: 0.388, SLG: 0.494 Gary Varsho, L OBP: 0.351, SLG: 0.426 (9, 9)										3	0	2	0	1	0	1											
Barry Bonds, L OBP: 0.408, SLG: 0.514 Roger Mason, R (9, 1)										4	1	2	0	0	0	2											
Steve Buechele, R OBP: 0.331, SLG: 0.441 (1, 5)										2	0	0	0	2	1	4											
Don Slaught, R OBP: 0.361, SLG: 0.396 (1, 2)										4	0	1	0	0	0	4											
Jose Lind, R OBP: 0.304, SLG: 0.337 (1, 4)										3	0	1	1	0	2	0											
Doug Drabek, R ERA: 3.07 Tom Finley, R ERA: 2.48 Rosario Rodriguez, R ERA: 4.11 Neal Heaton, L ERA: 4.33 Curtis Wilkerson, S ERA: 3.23 Bill Landrum, R ERA: 3.23 Cecil Espy, S OBP: 0.286, SLG: 0.333 (9, 8)										1	0	0	0	0	0	3											
Inning Stats	R: 0 E: 0 K: 1 S: 8	H: 0 LOB: 0 BB: 0 P: 10	R: 1 E: 0 K: 0 S: 16	H: 3 LOB: 3 BB: 1 P: 27	R: 0 E: 0 K: 0 S: 6	H: 1 LOB: 0 BB: 0 P: 12	R: 0 E: 0 K: 0 S: 5	H: 0 LOB: 0 BB: 1 P: 10	R: 0 E: 0 K: 1 S: 8	H: 2 LOB: 2 BB: 0 P: 11	R: 0 E: 0 K: 1 S: 9	H: 1 LOB: 1 BB: 0 P: 13	R: 0 E: 0 K: 2 S: 14	H: 1 LOB: 2 BB: 1 P: 21	R: 0 E: 0 K: 2 S: 9	H: 0 LOB: 0 BB: 0 P: 12		1B: 7 2B: 1 3B: 0 HR: 0	SF: 0 SAC: 1 DP: 1 HBP: 0	WP: 0 PB: 0 CS: 1	PA: 36						
PITCHER	IP	WLS	BF	H	R	ER	SO	BB	IBB	HBP	BLK	WP	HR	S	P	ERA	WHIP										
Chris Nabholz, L ERA: 3.63	(1, 1)	6.0	24	6	1	1	2	2	0	0	0	0	0	51	82	1.50	1.333										
Doug Platt, R ERA: 2.48	(7, 1)	1.1	5	1	0	0	2	0	0	0	0	0	0	14	19	0.00	0.750										
Scott Ruskin, L ERA: 4.38	(8, 1)	0.1	3	1	0	0	0	1	0	0	0	0	0	6	10	0.00	6.000										
Barry Jones, R ERA: 3.39	(8, 1)	0.1	W 1	0	0	0	1	0	0	0	0	0	0	3	5	0.00	0.000										
Mel Rojas, R ERA: 3.75	(9, 1)	1.0	S 3	0	0	0	2	0	0	0	0	0	0	9	12	0.00	0.000										



Batter	1	2	3	4	5	6	7	8	9	AB	R	H	RBI	BB	SO	LOB	TOP										
Bret Barberie, S (1, 4) OBP: 0.446, SLG: 0.530	F8		G4-6-3 1B			F7		G6-3		4	0	1	0	0	0	0	Montreal Expos @ Pittsburgh Pirates Three Rivers Stadium, Pittsburgh, PA Sat Oct 05 1991, 7:05 PM EDT Att: 14,038 - Cloudy - 62 F										
Spike Owen, S (1, 6) OBP: 0.321, SLG: 0.367	HR		G4-6-3 1-2			WP BLK 1B		F7		4	1	2	0	0	0	1											
Mike Fitzgerald, R (1, 9) Tom Foley, L (9, PH) OBP: 0.269, SLG: 0.286	HR		G1-3			F9			K	3	1	1	2	0	0	1											
Tim Wallach, R (1, 5) OBP: 0.292, SLG: 0.335	L6			G4-3		G5-3			K	4	0	0	0	0	1	1											
Larry Walker, L (1, 8) OBP: 0.350, SLG: 0.460	K			G1-6-3 1B		F9				4	0	2	0	0	1	0											
Andres Galarraga, R (1, 3) OBP: 0.267, SLG: 0.331		HR		G1-6-3 1-2		L5-4 1B			F8	4	1	2	1	0	0	2											
John Vander Wal, L (1, 7) OBP: 0.233, SLG: 0.379		K			K	1-2 1B				3	0	1	0	0	2	0											
Gilberto Reyes, R (1, 2) OBP: 0.282, SLG: 0.261		K			F9	1-2 1B				3	0	0	0	0	1	2											
Bill Sampen, R (1, 1) OBP: 0.231, SLG: 0.231 Scott Ruskin, R (6, 1) Delino DeShields, L (8, PH) Jeff Fassero, L (8, 1)		K			K	2-3			K	2	0	0	0	0	2	0											
Inning Stats	R: 2 E: 0 K: 1 S: 18	H: 2 LOB: 0 BB: 0 P: 28	R: 1 E: 0 K: 3 S: 14	H: 1 LOB: 0 BB: 0 P: 17	R: 0 E: 0 K: 0 S: 6	H: 1 LOB: 0 BB: 0 P: 9	R: 0 E: 0 K: 0 S: 8	H: 1 LOB: 0 BB: 0 P: 13	R: 0 E: 0 K: 2 S: 9	H: 0 LOB: 0 BB: 0 P: 12	R: 0 E: 0 K: 0 S: 9	H: 1 LOB: 1 BB: 0 P: 16	R: 0 E: 0 K: 0 S: 9	H: 2 LOB: 1 BB: 0 P: 11	R: 0 E: 1 K: 1 S: 8	H: 0 LOB: 0 BB: 0 P: 14		R: 0 E: 0 K: 2 S: 10	H: 1 LOB: 1 BB: 0 P: 12	1B: 6 2B: 1 3B: 1 HR: 2	SF: 0 SAC: 0 DP: 3 HBP: 0	WP: 1 PB: 0 CS: 0	PA: 33				
PITCHER	IP	WLS	BF	H	R	ER	SO	BB	IBB	HBP	BLK	WP	HR	S	P	ERA	WHIP										
Zane Smith, L (1, 1) ERA: 3.2	5.0		18	5	3	3	6	0	0	0	0	0	2	55	79	5.40	1.000										
Bob Walk, R (6, 1) ERA: 3.6	3.0	W	11	3	0	0	1	0	0	0	1	1	0	26	41	0.00	1.000										
Stan Belinda, R (9, 1) ERA: 3.45	1.0	S	4	1	0	0	2	0	0	0	0	0	0	10	12	0.00	1.000										

Batter	1	2	3	4	5	6	7	8	9	AB	R	H	RBI	BB	SO	LOB	BOTTOM										
Gary Varsho, L (1, 9) OBP: 0.346, SLG: 0.419 Lloyd McClendon, R (8, PH) Stan Belinda, R (9, 1)	K		P5		G5-4-3 1-2 2-3			F8 1B HBP		3	0	0	0	0	1	2	Montreal Expos @ Pittsburgh Pirates Three Rivers Stadium, Pittsburgh, PA Sat Oct 05 1991, 7:05 PM EDT Att: 14,038 - Cloudy - 62 F										
Jay Bell, R (1, 6) OBP: 0.330, SLG: 0.425	K		CS		F9			1B F8 1B		3	1	1	1	1	1	2											
Andy Van Slyke, L (1, 8) OBP: 0.353, SLG: 0.447	P4		CS		P5		G3-1	F8		4	0	0	0	0	2												
Bobby Bonilla, S (1, 3) OBP: 0.391, SLG: 0.494		FC5-4 BB SF4 BB		1B BB		F7		1B		2	1	1	1	2	0	0											
Barry Bonds, L (1, 7) OBP: 0.409, SLG: 0.513		FC5-4 BB		F9		G4-3		FC6-4 1B		3	0	1	1	1	0	1											
Steve Buechele, R (1, 5) Curtis Wilkerson, S (5, 5) OBP: 0.239, SLG: 0.268		FC5-4		1B		G6-3		K		2	0	1	0	0	2												
Michael LaValliere, L (1, 2) OBP: 0.351, SLG: 0.360		SF4		F7		F7		FC6-4		3	0	0	1	0	0	4											
Jose Lind, R (1, 4) OBP: 0.304, SLG: 0.337		K			G5-4-3 1B		F9			3	0	1	0	0	1	1											
Zane Smith, L (1, 1) OBP: 0.224, SLG: 0.225 Orlando Merced, S (5, PH) Neal Hignett, L (5, PH) Bob Walk, R (8, 1) Gary Redus, R (8, PH)		G6-3			G5-4-3 1B			HBP 1B		1	0	0	0	0	0	0											
Inning Stats	R: 0 E: 0 K: 2 S: 13	H: 0 LOB: 0 BB: 0 P: 16	R: 1 E: 0 K: 1 S: 14	H: 0 LOB: 1 BB: 2 P: 27	R: 0 E: 0 K: 0 S: 7	H: 0 LOB: 0 BB: 1 P: 13	R: 0 E: 0 K: 0 S: 8	H: 1 LOB: 2 BB: 1 P: 17	R: 0 E: 0 K: 0 S: 7	H: 2 LOB: 2 BB: 0 P: 13	R: 0 E: 0 K: 0 S: 6	H: 0 LOB: 0 BB: 0 P: 11	R: 0 E: 0 K: 0 S: 6	H: 0 LOB: 0 BB: 0 P: 8	R: 3 E: 0 K: 1 S: 15	H: 4 LOB: 2 BB: 0 P: 22		1B: 7 2B: 0 3B: 0 HR: 0	SF: 1 SAC: 0 DP: 1 HBP: 1	WP: 0 PB: 0 CS: 1	PA: 35						
PITCHER	IP	WLS	BF	H	R	ER	SO	BB	IBB	HBP	BLK	WP	HR	S	P	ERA	WHIP										
Bill Sampen, R (1, 1) ERA: 4.0	5.0		20	3	1	1	3	4	0	0	0	0	0	49	86	1.80	1.400										
Scott Ruskin, L (6, 1) ERA: 4.24	2.0		6	0	0	0	0	0	0	0	0	0	0	12	19	0.00	0.000										
Jeff Fassero, L (8, 1) ERA: 2.48	1.0	L	8	4	3	3	1	0	0	1	0	0	0	15	22	27.00	4.000										

Batter	1	2	3	4	5	6	7	8	9	AB	R	H	RBI	BB	SO	LOB	TOP					
Bret Barberie, S OBP: 0.435, SLG: 0.515 (1, 4)	G6-3		G6-3			F7		F9		4	0	0	0	0	0	1						
Spike Owen, S OBP: 0.321, SLG: 0.366 (1, 6)	F8			1B		L8		F7		4	0	1	0	0	0	1						
Mike Fitzgerald, R OBP: 0.278, SLG: 0.308 (1, 9)					F9				F7	3	0	1	0	1	0	1						
Tim Wallach, R OBP: 0.292, SLG: 0.334 (1, 5)	CS	F9				G4-3			F8	4	0	1	0	0	0	1						
Larry Walker, L OBP: 0.349, SLG: 0.458 (1, 8)					F9				G6-3	4	0	1	0	0	1	2						
Andrés Galarraga, R OBP: 0.269, SLG: 0.336 (1, 3)					F7					3	0	1	0	0	1	3						
John Vander Wal, L OBP: 0.222, SLG: 0.361 (1, 7)										3	0	0	0	0	1	2						
Nelson Santovenia, R OBP: 0.255, SLG: 0.365 (1, 2)					F9				G6-3	3	0	0	0	0	0	0						
Brian Barnes, L OBP: 0.196, SLG: 0.082 (5, 1)										2	0	0	0	0	0	0						
Steve Frey, R OBP: 0.252, SLG: 0.291 (5, 1)										0	0	0	0	0	0	0						
Doug Platt, L OBP: 0.252, SLG: 0.291 (5, 1)										0	0	0	0	0	0	0						
Barry Jones, R OBP: 0.252, SLG: 0.291 (7, 1)										0	0	0	0	0	0	0						
Gilberto Reyes, R OBP: 0.252, SLG: 0.291 (8, PH)										0	0	0	0	0	0	0						
Jeff Fassero, L OBP: 0.252, SLG: 0.291 (8, 1)										0	0	0	0	0	0	0						
Inning Stats	R: 0 E: 0 K: 0 S: 6	H: 0 LOB: 0 BB: 1 P: 13	R: 0 E: 0 K: 1 S: 10	H: 1 LOB: 1 BB: 0 P: 14	R: 0 E: 0 K: 0 S: 5	H: 0 LOB: 0 BB: 0 P: 7	R: 0 E: 0 K: 0 S: 17	H: 2 LOB: 2 BB: 0 P: 22	R: 0 E: 0 K: 1 S: 13	H: 0 LOB: 0 BB: 0 P: 18	R: 0 E: 0 K: 0 S: 13	H: 1 LOB: 1 BB: 0 P: 18	R: 0 E: 0 K: 1 S: 9	H: 1 LOB: 0 BB: 0 P: 12	R: 0 E: 0 K: 0 S: 6	H: 0 LOB: 1 BB: 0 P: 13	R: 0 E: 0 K: 0 S: 4	H: 0 LOB: 0 BB: 0 P: 7	1B: 4 2B: 0 3B: 1 HR: 0	SF: 0 SAC: 0 DP: 1 HBP: 0	WP: 0 PB: 0 CS: 1	PA: 33
PITCHER	IP	WLS	BF	H	R	ER	SO	BB	IBB	HBP	BLK	WP	HR	S	P	ERA	WHIP					
John Smiley, L ERA: 3.08	(1, 1)	7.0	W	25	5	0	3	1	0	0	0	0	0	73	104	0.00	0.857					
Randy Tomlin, L ERA: 2.99	(8, 1)	1.0		4	0	0	0	1	0	0	0	0	0	6	13	0.00	1.000					
Bill Landrum, R ERA: 3.18	(9, 1)	1.0		3	0	0	0	0	0	0	0	0	0	4	7	0.00	0.000					

Montreal Expos @ Pittsburgh Pirates
Three Rivers Stadium, Pittsburgh, PA
Sun Oct 06 1991, 3:33 AM EDT
Att: 23,429 - Cloudy - 47 F

AB	30
R	0
H	5
RBI	0
BB	2
SO	3
LOB	11



Batter	1	2	3	4	5	6	7	8	9	AB	R	H	RBI	BB	SO	LOB	BOTTOM					
Gary Redus, R OBP: 0.324, SLG: 0.393 (1, 3)										4	1	1	0	1	2	0						
Jay Bell, R OBP: 0.330, SLG: 0.428 (6, PH)										3	1	1	1	0	1	1						
Orlando Merced, S OBP: 0.373, SLG: 0.599 (6, PR)										0	0	0	0	1	0	0						
Curtis Wilkerson, S OBP: 0.243, SLG: 0.277 (7, 6)										1	1	1	0	0	0	0						
Andy Van Slyke, L OBP: 0.337, SLG: 0.446 (8, 9)										3	1	1	1	1	0	1						
Lloyd McClendon, R OBP: 0.366, SLG: 0.460 (9, 9)										0	0	0	0	0	0	0						
Bobby Bonilla, S OBP: 0.391, SLG: 0.492 (6, PR)										2	1	0	0	2	0	2						
Cecil Espy, S OBP: 0.291, SLG: 0.329 (7, 9)										1	0	0	0	0	0	1						
Barry Bonds, L OBP: 0.410, SLG: 0.514 (1, 7)										3	2	1	2	2	0	1						
Tom Prince, R OBP: 0.405, SLG: 0.441 (9, 3)										0	0	0	0	0	0	0						
Steve Buechele, R OBP: 0.331, SLG: 0.440 (1, 5)										4	0	1	0	0	1	5						
Don Slaught, R OBP: 0.363, SLG: 0.395 (1, 2)										3	0	1	0	1	1	5						
Jose Lind, R OBP: 0.306, SLG: 0.339 (1, 4)										3	0	1	3	1	0	1						
John Smiley, L OBP: 0.137, SLG: 0.100 (7, PH)										3	0	0	0	0	2	4						
Gary Varsho, L OBP: 0.344, SLG: 0.417 (8, 1)										1	0	0	0	0	0	0						
Randy Tomlin, L OBP: 0.222, SLG: 0.212 (9, 1)										0	0	0	0	0	0	0						
Bill Landrum, R ERA: 2.44										0	0	0	0	0	0	0						
Inning Stats	R: 0 E: 0 K: 1 S: 8	H: 1 LOB: 1 BB: 1 P: 18	R: 0 E: 0 K: 0 S: 9	H: 1 LOB: 0 BB: 0 P: 17	R: 0 E: 0 K: 1 S: 6	H: 0 LOB: 0 BB: 0 P: 12	R: 1 E: 0 K: 1 S: 16	H: 1 LOB: 3 BB: 3 P: 36	R: 5 E: 0 K: 3 S: 22	H: 3 LOB: 1 BB: 2 P: 30	R: 1 E: 0 K: 3 S: 22	H: 1 LOB: 3 BB: 3 P: 41	R: 0 E: 0 K: 0 S: 8	H: 0 LOB: 0 BB: 0 P: 10	R: 0 E: 0 K: 0 S: 10	H: 1 LOB: 1 BB: 0 P: 15	1B: 4 2B: 3 3B: 1 HR: 0	SF: 0 SAC: 0 DP: 1 HBP: 1	WP: 1 PB: 2 CS: 0	PA: 41		
PITCHER	IP	WLS	BF	H	R	ER	SO	BB	IBB	HBP	BLK	WP	HR	S	P	ERA	WHIP					
Brian Barnes, L ERA: 4.22	(1, 1)	4.0	L	22	4	5	3	6	0	0	0	0	0	1	4	11.25	2.500					
Steve Frey, L ERA: 4.59	(5, 1)	0.0		1	1	0	0	0	0	0	0	0	0	1	4	∞	∞					
Doug Platt, R ERA: 2.6	(5, 1)	2.0		11	2	2	4	3	0	0	0	1	0	31	55	9.00	2.500					
Barry Jones, R ERA: 3.35	(7, 1)	1.0		3	0	0	0	0	0	0	0	0	0	8	10	0.00	0.000					
Jeff Fassero, L ERA: 2.44	(8, 1)	1.0		4	1	0	0	0	0	0	0	0	0	10	15	0.00	1.000					

Montreal Expos @ Pittsburgh Pirates
Three Rivers Stadium, Pittsburgh, PA
Sun Oct 06 1991, 3:33 AM EDT
Att: 23,429 - Cloudy - 47 F

AB	31
R	7
H	8
RBI	7
BB	9
SO	7
LOB	21



Batter	1	2	3	4	5	6	7	8	9	AB	R	H	RBI	BB	SO	LOB	TOP										
Lonnie Smith, R (1,7)	G6-3		G5-3		K			L6		4	0	0	0	0	1	1	Atlanta Braves @ Pittsburgh Pirates Three Rivers Stadium, Pittsburgh, PA Wed Oct 09 1991, 7:05 PM EDT Att: 57,347 - Unknown - 65 F										
Mark Lemke, S (1,4)	G4-1			E3		G4-3		L3		4	0	0	0	0	0												
Terry Pendleton, S (1,5)	G4-3			1B BB		K		G5-3		3	0	0	0	1	1	0											
David Justice, L (1,9) OBP: 0.750, SLG: 1.667		K		1-1 1B					HR	3	1	2	1	1	1	0											
Ron Gant, R (1,8)	P6		L7		K			L4-3		4	0	0	0	0	1	3											
Sid Bream, L (1,3) OBP: 0.500, SLG: 0.500			F7					F8		4	0	2	0	0	0	2											
Greg Olson, R (1,2)	P1				P8			G4-3		4	0	0	0	0	0	2											
Rafael Belliard, R (1,6)			K2-3		F9			K		2	0	0	0	0	1	0											
Jerry Willard, L (7,PH)										1	0	0	0	0	1	1											
Jeff Blauser, R (7,6)										0	0	0	0	0	0	0											
Tom Glavine, L (1,1) OBP: 0.500, SLG: 0.500			G4-3							2	0	1	0	0	0	0											
Tommy Gregg, L (7,PH)										1	0	0	0	0	1	1											
Mark Wohlers, R (7,1)										0	0	0	0	0	0	0											
Mike Stanton, L (8,1)										0	0	0	0	0	0	0											
Inning Stats	R: 0 E: 0 K: 0 S: 8	H: 0 LOB: 0 BB: 0 P: 10	R: 0 E: 0 K: 1 S: 7	H: 1 LOB: 1 BB: 0 P: 12	R: 0 E: 0 K: 1 S: 7	H: 0 LOB: 0 BB: 0 P: 10	R: 0 E: 1 K: 0 S: 11	H: 1 LOB: 2 BB: 1 P: 17	R: 0 E: 0 K: 2 S: 10	H: 0 LOB: 1 BB: 0 P: 18	R: 0 E: 0 K: 2 S: 10	H: 1 LOB: 0 BB: 0 P: 17	R: 0 E: 0 K: 0 S: 7	H: 0 LOB: 0 BB: 0 P: 12	R: 1 E: 0 K: 0 S: 4	H: 1 LOB: 0 BB: 0 P: 7	1B: 4 2B: 0 3B: 0 HR: 1	SF: 0 SAC: 0 DP: 0 HBP: 0	WP: 0 PB: 0 SB: 0 CS: 0	PA: 34							
PITCHER	IP	WLS	BF	H	R	ER	SO	BB	IBB	HBP	BLK	WP	HR	S	P	ERA	WHIP										
Doug Drabek, R (1,1) ERA: 3.0	6.0	W	23	3	0	0	5	2	0	0	0	0	0	52	82	0.00	0.833										
Bob Walk, R (7,1) ERA: 3.0	3.0	S	11	2	1	1	2	0	0	0	0	0	1	21	36	3.00	0.667										

AB	32
R	1
H	5
RBI	1
BB	2
SO	7
LOB	10



Batter	1	2	3	4	5	6	7	8	9	AB	R	H	RBI	BB	SO	LOB	BOTTOM										
Gary Redus, R (1,3) OBP: 0.250, SLG: 0.250	F8	P4		G5-3			SH3-4 F7-2 1B			4	0	1	0	0	0	0	Atlanta Braves @ Pittsburgh Pirates Three Rivers Stadium, Pittsburgh, PA Wed Oct 09 1991, 7:05 PM EDT Att: 57,347 - Unknown - 65 F										
Jay Bell, R (1,6) OBP: 0.333, SLG: 0.333	K		2B	G5-3		SH3-4				3	1	1	0	0	1	0											
Andy Van Slyke, L (1,8) OBP: 0.500, SLG: 1.500	HR		1B 2B		L7		F7-2 3H			4	2	2	2	0	0	1											
Bobby Bonilla, S (1,9) OBP: 0.750, SLG: 0.667	BB		1B		G3-1			G6-3 BB 1B		3	1	2	1	1	0	0											
Barry Bonds, L (1,7)	E6 BB		1B		G4-3			SF9 G6-3 BB		2	0	0	0	2	0	1											
Steve Buechele, R (1,5) OBP: 0.500, SLG: 0.667	BB		K			G6-3 2B 2B		G6-3		3	1	1	0	1	1	4											
Don Slaught, R (1,2)	G5-3		K			P6		IBB		3	0	0	0	1	1	6											
Jose Lind, R (1,4)		G1-3	G1-3			G6-3		SF9		3	0	0	1	0	0	3											
Doug Drabek, R (1,1) OBP: 0.333, SLG: 0.667		K			G1-3					3	0	1	1	0	1	0											
Bob Walk, R (7,1)								K		1	0	0	0	0	1	2											
Inning Stats	R: 1 E: 1 K: 1 S: 16	H: 1 LOB: 3 BB: 2 P: 33	R: 0 E: 0 K: 1 S: 5	H: 0 LOB: 0 BB: 0 P: 9	R: 2 E: 0 K: 2 S: 15	H: 3 LOB: 2 BB: 1 P: 29	R: 0 E: 0 K: 0 S: 8	H: 0 LOB: 0 BB: 0 P: 11	R: 0 E: 0 K: 0 S: 9	H: 0 LOB: 0 BB: 0 P: 14	R: 0 E: 0 K: 0 S: 10	H: 2 LOB: 1 BB: 0 P: 14	R: 0 E: 0 K: 0 S: 7	H: 1 LOB: 0 BB: 0 P: 12	R: 1 E: 0 K: 1 S: 17	H: 1 LOB: 2 BB: 2 P: 31	1B: 4 2B: 4 3B: 0 HR: 1	SF: 1 SAC: 1 DP: 1 HBP: 0	WP: 0 PB: 0 SB: 1 CS: 0	PA: 36							
PITCHER	IP	WLS	BF	H	R	ER	SO	BB	IBB	HBP	BLK	WP	HR	S	P	ERA	WHIP										
Tom Glavine, L (1,1) ERA: 6.0	6.0	L	27	6	4	4	4	3	0	0	0	0	0	7	12	0.00	1.000										
Mark Wohlers, R (7,1)	1.0		3	1	0	0	0	0	0	0	0	0	0	7	12	0.00	1.000										
Mike Stanton, L (8,1) ERA: 9.0	1.0		6	1	1	1	1	1	1	0	0	0	0	17	31	9.00	2.000										



Batter	1	2	3	4	5	6	7	8	9	AB	R	H	RBI	BB	SO	LOB	TOP			
Lonnie Smith, R (1,7) Keith Mitchell, R (7,FR) (7,7)	F9	G6-3			G1-3		G4-6-3 BB		P4	3	0	0	0	1	0	3				
Terry Pendleton, S (1,5)	G4-3		P4		L9		G4-6-3 1-2f			4	0	0	0	0	0	1				
Ron Gant, R (1,8) OBP: 0.375, SLG: 0.286					G5-3					3	0	2	0	0	0	0				
David Justice, L (1,9) OBP: 0.500, SLG: 0.857									G4-3	4	1	1	0	0	2	3				
Brian Hunter, R (1,3) OBP: 0.250, SLG: 0.250									P2	4	0	1	0	0	1	2				
Greg Olson, R (1,2) OBP: 0.250, SLG: 0.250										4	0	2	0	0	1	1				
Mark Lemke, S (1,4) OBP: 0.250, SLG: 0.375										4	0	2	1	0	0	1				
Rafael Belliard, R (1,6)										4	0	2	1	0	0	1				
Steve Avery, L (1,1) Alejandro Pena, R (9,1)										3	0	0	0	1	0	4				
										4	0	0	0	0	3	6				
										0	0	0	0	0	0	0				
Inning Stats	R: 0 E: 0 K: 1 S: 10	H: 1 LOB: 1 BB: 0 P: 15	R: 0 E: 0 K: 1 S: 13	H: 3 LOB: 3 BB: 0 P: 21	R: 0 E: 0 K: 1 S: 10	H: 0 LOB: 1 BB: 0 P: 16	R: 0 E: 0 K: 1 S: 9	H: 1 LOB: 1 BB: 0 P: 15	R: 0 E: 0 K: 0 S: 7	H: 0 LOB: 0 BB: 0 P: 14	R: 1 E: 0 K: 1 S: 12	H: 2 LOB: 2 BB: 1 P: 23	R: 0 E: 0 K: 0 S: 8	H: 1 LOB: 2 BB: 1 P: 14	R: 0 E: 0 K: 1 S: 11	H: 0 LOB: 0 BB: 0 P: 16	1B: 7 2B: 1 3B: 0 HR: 0	SF: 0 SAC: 0 DP: 1 HBP: 1	WP: 0 PB: 0 SB: 3 CS: 0	PA: 37
PITCHER	IP	WLS	BF	H	R	ER	SO	BB	IBB	HBP	BLK	WP	HR	S	P	ERA	WHIP			
Zane Smith, L (1,1) ERA: 1.29	7.0	L	31	8	1	1	5	1	1	1	0	0	0	69	118	1.29	1.286			
Roger Mason, R (8,1) ERA	1.0		3	0	0	0	1	0	0	0	0	0	0	11	16	0.00	0.000			
Stan Belinda, R (9,1) ERA	1.0		3	0	0	0	1	0	0	0	0	0	0	9	12	0.00	0.000			

Atlanta Braves @ Pittsburgh Pirates
Three Rivers Stadium, Pittsburgh, PA
Thu Oct 10 1991, 7:05 PM EDT
Att: 57,533 - Unknown - 51 F

AB 34
R 1
H 8
RBI 1
BB 2
SO 7
LOB 21



Batter	1	2	3	4	5	6	7	8	9	AB	R	H	RBI	BB	SO	LOB	BOTTOM			
Gary Redus, R (1,3) OBP: 0.375, SLG: 0.286			P3							3	0	1	0	1	1	0				
Jay Bell, R (1,6) OBP: 0.286, SLG: 0.286										4	0	1	0	0	2	1				
Andy Van Slyke, L (1,8) OBP: 0.250, SLG: 0.750										4	0	0	0	0	1	3				
Bobby Bonilla, S (1,9) OBP: 0.625, SLG: 0.714										4	0	2	0	0	1	1				
Barry Bonds, L (1,7) OBP: 0.375, SLG: 0.167										4	0	1	0	0	1	2				
Steve Buechele, R (1,5) OBP: 0.375, SLG: 0.333										3	0	0	0	1	1	2				
Don Slaught, R (1,2) Curtis Wilkerson, S (9,PH)										3	0	0	0	0	1	2				
Jose Lind, R (1,4) OBP: 0.143, SLG: 0.167										1	0	0	0	0	1	1				
Zane Smith, L (1,1) Roger Mason, R (8,1) Lloyd McClendon, R (8,PH) Stan Belinda, R (9,1)										3	0	1	0	0	0	1				
										2	0	0	0	0	1	1				
										0	0	0	0	0	0	0				
										1	0	0	0	0	0	0				
										0	0	0	0	0	0	0				
Inning Stats	R: 0 E: 0 K: 3 S: 11	H: 0 LOB: 1 BB: 1 P: 15	R: 0 E: 0 K: 1 S: 11	H: 1 LOB: 1 BB: 0 P: 14	R: 0 E: 0 K: 1 S: 7	H: 0 LOB: 0 BB: 0 P: 9	R: 0 E: 0 K: 1 S: 8	H: 0 LOB: 0 BB: 0 P: 14	R: 0 E: 0 K: 2 S: 10	H: 0 LOB: 0 BB: 0 P: 14	R: 0 E: 0 K: 0 S: 7	H: 1 LOB: 1 BB: 1 P: 14	R: 0 E: 0 K: 0 S: 11	H: 2 LOB: 2 BB: 0 P: 17	R: 0 E: 0 K: 1 S: 8	H: 1 LOB: 1 BB: 0 P: 13	1B: 5 2B: 1 3B: 0 HR: 0	SF: 0 SAC: 0 DP: 1 HBP: 0	WP: 1 PB: 0 SB: 3 CS: 0	PA: 34
PITCHER	IP	WLS	BF	H	R	ER	SO	BB	IBB	HBP	BLK	WP	HR	S	P	ERA	WHIP			
Steve Avery, L (1,1) ERA	8.1	W	32	6	0	0	9	2	0	0	0	1	0	79	118	0.00	0.960			
Alejandro Pena, R (9,1) ERA	0.2	S	2	0	0	0	1	0	0	0	0	1	0	5	6	0.00	0.000			

Atlanta Braves @ Pittsburgh Pirates
Three Rivers Stadium, Pittsburgh, PA
Thu Oct 10 1991, 7:05 PM EDT
Att: 57,533 - Unknown - 51 F

AB 32
R 0
H 6
RBI 0
BB 2
SO 10
LOB 14



Batter	1	2	3	4	5	6	7	8	9	10	AB	R	H	RBI	BB	SO	LOB	TOP										
Gary Redus, R OBP: 0.308, SLG: 0.250 (1, 3)	G3		G5-3		E		P6		K		5	1	1	0	0	1	0	Pittsburgh Pirates @ Atlanta Braves Atlanta-Fulton County Stadium, Atlanta, GA Sun Oct 13 1991, 7:05 PM EDT Att: 51,109 - Unknown										
Jay Bell, R OBP: 0.471, SLG: 0.706 (1, 6)	L8		K		E9				CS		5	0	3	0	0	1	0											
Andy Van Slyke, L OBP: 0.389, SLG: 0.500 (1, 8)	F7		K		G3				CS		3	1	0	0	2	1	1											
Bobby Bonilla, S OBP: 0.444, SLG: 0.400 (1, 9)		1B					G3			1B	3	1	1	0	2	0	3											
Barry Bonds, L OBP: 0.278, SLG: 0.188 (1, 7)	P5		K				F7			L7	5	0	1	0	0	1	4											
Steve Buschele, R OBP: 0.563, SLG: 0.615 (1, 5)	F9						FC6		SH1-3	1B	3	0	3	0	1	0	0											
Don Slaught, R OBP: 0.250, SLG: 0.182 Michael LaValliere, L OBP: 0.590, SLG: 0.333 (10, PH) (10, 2)							L7		G5-3		4	0	1	1	0	1	4											
Jose Lind, R OBP: 0.133, SLG: 0.143 (1, 4)	F9						FC6				4	0	0	0	0	2	5											
Randy Tomlin, L Curtis Wilkerson, S Bob Walk, R Lloyd McClendon, R Stan Belinda, R (7, PH) (7, 1) (9, PH) (9, 1)	G1-3						G6-3			L9	2	0	0	0	0	0	2											
Inning Stats	R: 0 E: 0 K: 0 S: 7	H: 0 LOB: 0 BB: 0 P: 12	R: 1 E: 0 K: 0 S: 11	H: 2 LOB: 2 BB: 1 P: 19	R: 0 E: 0 K: 2 S: 10	H: 0 LOB: 0 BB: 0 P: 15	R: 0 E: 0 K: 2 S: 13	H: 1 LOB: 1 BB: 1 P: 24	R: 1 E: 1 K: 1 S: 13	H: 2 LOB: 1 BB: 0 P: 17	R: 0 E: 0 K: 0 S: 7	H: 2 LOB: 2 BB: 0 P: 11	R: 0 E: 0 K: 1 S: 11	H: 1 LOB: 2 BB: 1 P: 21	R: 0 E: 0 K: 1 S: 10	H: 1 LOB: 1 BB: 0 P: 13	R: 0 E: 0 K: 1 S: 13		H: 1 LOB: 0 BB: 0 P: 19	R: 1 E: 0 K: 0 S: 12	H: 1 LOB: 2 BB: 2 P: 23	1B: 11 2B: 1 3B: 0 HR: 0	SF: 0 SAC: 1 DP: 1 HBP: 0	WP: 0 PB: 0 SB: 1 CS: 2	PA: 44			
PITCHER	IP	WLS	BF	H	R	ER	SO	BB	IBB	HBP	BLK	WP	HR	S	P	ERA	WHIP											
Charlie Leibrandt, L ERA: 1.35 (1, 1)	6.2		30	8	2	1	6	3	0	0	0	0	0	0	3	5	0.00	0.000										
Jim Clancy, R ERA: (7, 1)	0.1		1	0	0	0	0	0	0	0	0	0	0	0	3	5	0.00	0.000										
Mike Stanton, L ERA: 2.49 (8, 1)	2.0		7	2	0	0	2	0	0	0	0	0	0	0	23	32	0.00	1.000										
Kent Mercker, L ERA: 13.5 (10, 1)	0.2	L	4	0	1	1	0	2	0	0	0	0	0	8	19	13.50	3.000											
Mark Wohlers, R ERA: (10, 1)	0.1		1	1	0	0	0	0	0	0	0	0	0	4	4	0.00	3.000											
Batter	1	2	3	4	5	6	7	8	9	10	AB	R	H	RBI	BB	SO	LOB	BOTTOM										
Lonnie Smith, R OBP: 0.294, SLG: 0.214 (1, 7)	L9	1B		F7						F9	4	1	2	0	1	0	1	Pittsburgh Pirates @ Atlanta Braves Atlanta-Fulton County Stadium, Atlanta, GA Sun Oct 13 1991, 7:05 PM EDT Att: 51,109 - Unknown										
Terry Pendleton, S OBP: 0.222, SLG: 0.235 (1, 5)	L9									K	5	0	1	0	0	1	1											
Ron Gant, R OBP: 0.278, SLG: 0.471 (1, 8)	G6-3									F8	5	0	0	1	0	1	2											
David Justice, L OBP: 0.438, SLG: 0.643 (1, 9)	1B										4	1	1	0	0	0	0											
Brian Hunter, R OBP: 0.273, SLG: 0.364 Sid Bream, L OBP: 0.500, SLG: 1.000 (8, PH) (9, 3)											3	0	1	0	0	0	0											
Greg Olson, R OBP: 0.438, SLG: 0.571 (1, 2)	E7										1	0	0	0	0	0	0											
Mark Lemke, S OBP: 0.313, SLG: 0.231 (1, 4)	G6-3										3	0	1	1	1	0	0											
Rafael Belliard, R OBP: 0.250, SLG: 0.182 (1, 6)											3	0	0	0	1	0	3											
Charlie Leibrandt, R Jim Clancy, R Tommy Gregg, L Mike Stanton, L Jerry Willard, L Kent Mercker, L Mark Wohlers, R (1, 1) (7, 1) (7, PH) (8, 1) (9, PH) (10, 1) (10, 1)											1	0	0	0	0	0	0											
Inning Stats	R: 2 E: 1 K: 0 S: 15	H: 4 LOB: 2 BB: 0 P: 23	R: 0 E: 0 K: 1 S: 15	H: 1 LOB: 2 BB: 1 P: 22	R: 0 E: 0 K: 0 S: 8	H: 0 LOB: 0 BB: 0 P: 11	R: 0 E: 0 K: 0 S: 12	H: 1 LOB: 1 BB: 0 P: 17	R: 0 E: 0 K: 0 S: 7	H: 0 LOB: 1 BB: 0 P: 9	R: 0 E: 0 K: 0 S: 11	H: 0 LOB: 1 BB: 1 P: 18	R: 0 E: 0 K: 0 S: 8	H: 1 LOB: 0 BB: 0 P: 13	R: 0 E: 0 K: 0 S: 8	H: 0 LOB: 0 BB: 0 P: 14	R: 0 E: 0 K: 0 S: 7		H: 0 LOB: 1 BB: 0 P: 16	R: 0 E: 0 K: 1 S: 9	H: 0 LOB: 0 BB: 0 P: 15	1B: 6 2B: 1 3B: 0 HR: 0	SF: 0 SAC: 2 DP: 0 HBP: 0	WP: 0 PB: 0 SB: 0 CS: 0	PA: 39			
PITCHER	IP	WLS	BF	H	R	ER	SO	BB	IBB	HBP	BLK	WP	HR	S	P	ERA	WHIP											
Randy Tomlin, L ERA: 3.0 (1, 1)	6.0		26	6	2	2	1	2	0	0	0	0	0	68	100	3.00	1.333											
Bob Walk, R ERA: 1.8 (7, 1)	2.0		6	1	0	0	0	0	0	0	0	0	0	16	27	0.00	0.500											
Stan Belinda, R ERA: (9, 1)	2.0	W	7	0	0	0	1	1	0	0	0	0	0	16	31	0.00	0.500											

AB	37
R	3
H	11
RBI	2
BB	5
SO	8
LOB	19



AB	34
R	2
H	7
RBI	2
BB	3
SO	2
LOB	9



Batter	1	2	3	4	5	6	7	8	9	AB	R	H	RBI	BB	SO	LOB	TOP										
Gary Redus, R OBP: 0.235, SLG: 0.188 (1, 3)			G6-3		FC6-4			P4		4	0	0	0	0	1	2	Pittsburgh Pirates @ Atlanta Braves Atlanta-Fulton County Stadium, Atlanta, GA Mon Oct 14 1991, 3:33 AM EDT Att: 51,709 - Sunny										
Jay Bell, R OBP: 0.476, SLG: 0.714 (1, 6)	F9				G6-4-3 1B		F7	G4-3 2B		4	0	2	0	0	0	0											
Andy Van Slyke, L OBP: 0.364, SLG: 0.500 (1, 8)	G3				L8		FC5 2B	G4-3		4	0	1	0	0	0	2											
Bobby Bonilla, S OBP: 0.500, SLG: 0.471 (1, 9)					G6-4-3 1-2					2	0	1	0	2	0	1											
Barry Bonds, L OBP: 0.227, SLG: 0.150 (1, 7)							P6			4	0	0	0	0	1	5											
Steve Buechele, R OBP: 0.500, SLG: 0.500 (1, 5)							FC5 1B BB			3	1	0	0	1	1	3											
Don Slaught, R OBP: 0.267, SLG: 0.214 (1, 2)							G5-3 1B			3	0	1	0	0	0	1											
Jose Lind, R OBP: 0.158, SLG: 0.167 (1, 4)							L9			4	0	1	1	0	1	1											
Zane Smith, L Roger Mason, R (8, 1)							K			3	0	0	0	0	3	2											
										1	0	0	0	0	1	1	P										
Inning Stats	R: 0 E: 0 K: 1 S: 9	H: 0 LOB: 0 BB: 0 P: 12	R: 0 E: 0 K: 1 S: 8	H: 1 LOB: 1 BB: 0 P: 15	R: 0 E: 0 K: 2 S: 9	H: 0 LOB: 0 BB: 0 P: 11	R: 0 E: 0 K: 0 S: 7	H: 1 LOB: 0 BB: 0 P: 11	R: 1 E: 0 K: 1 S: 15	H: 2 LOB: 2 BB: 1 P: 24	R: 0 E: 0 K: 1 S: 12	H: 0 LOB: 0 BB: 0 P: 8	R: 0 E: 0 K: 0 S: 8	H: 1 LOB: 2 BB: 1 P: 17	R: 0 E: 1 K: 1 S: 11	H: 0 LOB: 1 BB: 0 P: 15		1B: 3 2B: 3 3B: 0 HR: 0	SF: 0 SAC: 1 DP: 1 HBP: 0	WP: 0 PB: 0 SB: 0 CS: 0	PA: 36						
PITCHER	IP	WLS	BF	H	R	ER	SO	BB	IBB	HBP	BLK	WP	HR	S	P	ERA	WHIP										
Tom Glavine, L ERA: 3.21 (1, 1)	8.0	L	32	6	1	1	7	1	2	0	0	0	0	74	119	1.12	0.875										
Alejandro Pena, R ERA: (9, 1)	1.0		4	0	0	0	1	0	0	0	0	0	0	11	15	0.00	0.000										

Batter	1	2	3	4	5	6	7	8	9	AB	R	H	RBI	BB	SO	LOB	BOTTOM										
Lonnie Smith, R OBP: 0.333, SLG: 0.278 Alejandro Pena, R (9, 1)	G6-3 1B		G5-3					K		4	0	2	0	0	1	0	Pittsburgh Pirates @ Atlanta Braves Atlanta-Fulton County Stadium, Atlanta, GA Mon Oct 14 1991, 3:33 AM EDT Att: 51,709 - Sunny										
Terry Pendleton, S OBP: 0.227, SLG: 0.333 (1, 5)	G6-3 1-2		G6-3		G1-3					4	0	1	0	0	0	2											
Ron Gant, R OBP: 0.273, SLG: 0.429 (1, 8)	F8 1B		F8				G6-3			4	0	1	0	0	0	1											
David Justice, L OBP: 0.350, SLG: 0.500 (1, 9)	K				E3 1B		L6			4	0	0	0	0	2	1											
Brian Hunter, R OBP: 0.286, SLG: 0.357 Tommy Gregg, L (9, PH) OBP: 0.333, SLG: 0.333					G2		F9			3	0	1	0	0	0	1											
Greg Olson, R OBP: 0.450, SLG: 0.529 (1, 2)					L8					3	0	1	0	1	0	1											
Mark Lemke, S OBP: 0.350, SLG: 0.294 (1, 4)							G6-3			4	0	2	0	0	0	2											
Rafael Belliard, R OBP: 0.214, SLG: 0.154 Jeff Blauser, R (7, PH) (8, 6)							F7			4	0	2	0	0	0	2											
Tom Glavine, L OBP: 0.250, SLG: 0.250 Keith Mitchell, R (9, 7)							G6-3			2	0	0	0	0	1	3											
										2	0	0	0	0	2	3	Braves										
Inning Stats	R: 0 E: 0 K: 1 S: 8	H: 2 LOB: 1 BB: 0 P: 15	R: 0 E: 0 K: 2 S: 12	H: 2 LOB: 3 BB: 1 P: 20	R: 0 E: 0 K: 0 S: 3	H: 0 LOB: 0 BB: 0 P: 5	R: 0 E: 1 K: 0 S: 6	H: 1 LOB: 2 BB: 0 P: 11	R: 0 E: 0 K: 1 S: 9	H: 1 LOB: 1 BB: 0 P: 12	R: 0 E: 0 K: 0 S: 6	H: 0 LOB: 0 BB: 0 P: 8	R: 0 E: 0 K: 0 S: 8	H: 0 LOB: 0 BB: 0 P: 13	R: 0 E: 0 K: 1 S: 9	H: 1 LOB: 1 BB: 0 P: 13		R: 0 E: 0 K: 1 S: 12	H: 2 LOB: 2 BB: 0 P: 16	1B: 8 2B: 1 3B: 1 HR: 0	SF: 0 SAC: 0 DP: 2 HBP: 0	WP: 0 PB: 0 SB: 2 CS: 1	PA: 35				
PITCHER	IP	WLS	BF	H	R	ER	SO	BB	IBB	HBP	BLK	WP	HR	S	P	ERA	WHIP										
Zane Smith, L ERA: 0.61 Roger Mason, R ERA: (8, 1)	7.2	W	29	7	0	0	5	1	0	0	0	0	0	16	20	0.00	1.043										

Batter	1	2	3	4	5	6	7	8	9	AB	R	H	RBI	BB	SO	LOB	TOP			
Lonnie Smith, R (1, 7) Keith Mitchell, R (9, 7)	G4-3 2B		FC5-4 CS			SH5-3 BB		G4-1 2B		3	0	2	0	1	0	1	Atlanta Braves @ Pittsburgh Pirates Three Rivers Stadium, Pittsburgh, PA Wed Oct 16 1991, 7:05 PM EDT Att: 54,508 - Unknown - 49 F			
Jeff Treadway, L (1, 4) Mark Lemke, S (8, 4)	G4-3 2-3		CS	G4-3 1B		SH5-3 1-2		G4-1 2-3		3	0	1	0	0	0	2				
Terry Pendleton, S (1, 5)	P3			L8		K		F7		4	0	0	0	0	1	4				
David Justice, L (1, 9)	G4-3			G4-3 1-2		G3			G3	4	0	0	0	0	0	3				
Ron Gant, R (1, 8)		P8		G6-3			G2-3 S FC6-2 1B		S 2B BB	3	1	1	0	1	0	1				
Sid Bream, L (1, 3)		K			G3		G2-3 1-3		F7	4	0	0	0	0	1	2				
Greg Olson, R (1, 2)		K			G6-3		FC6-2 FC5-4		2B	4	0	1	1	0	1	1				
Rafael Belliard, R (1, 6)			L4			FC4 1B	FC5-4 1-2		IBB	3	0	1	0	1	0	1				
Steve Avery, L (1, 1) Tommy Gregg, L (9, PH) Alejandro Pena, R (9, 1)				FC5-4 1B		FC4		K	K	3	0	1	0	0	1	1				
										1	0	0	0	0	1	2				
										0	0	0	0	0	0	0				
Inning Stats	R: 0 H: 1 E: 0 K: 0 S: 9	H: 1 LOB: 1 BB: 0 P: 13	R: 0 H: 0 E: 0 K: 2 S: 9	H: 0 LOB: 0 BB: 0 P: 14	R: 0 H: 1 E: 0 K: 0 S: 4	H: 1 LOB: 0 BB: 0 P: 6	R: 0 H: 1 E: 0 K: 0 S: 9	H: 1 LOB: 1 BB: 0 P: 15	R: 0 H: 1 E: 0 K: 1 S: 8	H: 0 LOB: 1 BB: 1 P: 12	R: 0 H: 1 E: 0 K: 0 S: 14	H: 1 LOB: 1 BB: 0 P: 20	R: 0 H: 1 E: 0 K: 1 S: 10	H: 1 LOB: 1 BB: 0 P: 14	R: 1 H: 1 E: 0 K: 1 S: 11	H: 1 LOB: 2 BB: 2 P: 26	1B: 4 2B: 3 3B: 0 HR: 0	SF: 0 SAC: 1 DP: 0 HBP: 0	WP: 0 PB: 0 SB: 2 CS: 1	PA: 37
PITCHER Doug Drabek, R (1, 1) ERA: 0.6	IP: 9.0 WLS: L BF: 36	H: 7 R: 1 ER: 1 SO: 5	BB: 2 IBB: 1 HBP: 0 BLK: 0	WP: 0 HR: 0 S: 83 P: 136	ERA: 1.00 WHIP: 1.000	PITCHER										IP: 9.0 WLS: L BF: 36	H: 7 R: 1 ER: 1 SO: 5	BB: 2 IBB: 1 HBP: 0 BLK: 0	WP: 0 HR: 0 S: 83 P: 136	ERA: 1.00 WHIP: 1.000

AB 32
R 1
H 7
RBI 1
BB 3
SO 5
LOB 18



Batter	1	2	3	4	5	6	7	8	9	AB	R	H	RBI	BB	SO	LOB	BOTTOM			
Gary Redus, R (1, 3) Orlando Merced, S (9, PH)	K			F9		G3-6-3 1-2			SH5-4 1-2	3	0	0	0	0	1	1	Atlanta Braves @ Pittsburgh Pirates Three Rivers Stadium, Pittsburgh, PA Wed Oct 16 1991, 7:05 PM EDT Att: 54,508 - Unknown - 49 F			
Jay Bell, R (1, 6)	K			K		G5-3			L9	4	0	0	0	0	2	1				
Andy Van Slyke, L (1, 8)	K			G4-3		G5-4-3 BB			K 2-3	3	0	0	0	1	2	1				
Bobby Bonilla, S (1, 9)		P3				G5-4-3 1-2				2	0	0	0	1	0	1				
Barry Bonds, L (1, 7)		K		F8				F7		3	0	0	0	0	1	1				
Steve Buechele, R (1, 5)		K		P3				1B		3	0	1	0	0	1	1				
Don Slaught, R (1, 2)				1B				L8		3	0	1	0	0	1	2				
Jose Lind, R (1, 4)				G1-3				G6-3		3	0	1	0	0	0	1				
Doug Drabek, R (1, 1) Gary Varsho, L (9, PH)				K		B2			WP SH5-4 1B	2	0	0	0	0	1	1				
										1	0	1	0	0	0	0				
Inning Stats	R: 0 H: 0 E: 0 K: 3 S: 10	H: 0 LOB: 0 BB: 0 P: 14	R: 0 H: 0 E: 0 K: 2 S: 8	H: 0 LOB: 0 BB: 0 P: 12	R: 0 H: 1 E: 0 K: 1 S: 8	H: 1 LOB: 0 BB: 0 P: 12	R: 0 H: 0 E: 0 K: 1 S: 13	H: 0 LOB: 0 BB: 0 P: 16	R: 0 H: 1 E: 0 K: 0 S: 6	H: 0 LOB: 0 BB: 0 P: 8	R: 0 H: 0 E: 0 K: 0 S: 7	H: 0 LOB: 1 BB: 1 P: 12	R: 0 H: 1 E: 0 K: 0 S: 13	H: 1 LOB: 1 BB: 0 P: 20	R: 0 H: 1 E: 0 K: 1 S: 12	H: 1 LOB: 1 BB: 0 P: 16	1B: 4 2B: 0 3B: 0 HR: 0	SF: 0 SAC: 1 DP: 2 HBP: 0	WP: 1 PB: 0 SB: 0 CS: 0	PA: 30
PITCHER Steve Avery, L (1, 1) ERA:	IP: 8.0 WLS: W BF: 26	H: 3 R: 0 ER: 0 SO: 8	BB: 2 IBB: 0 HBP: 0 BLK: 0	WP: 0 HR: 0 S: 77 P: 116	ERA: 0.00 WHIP: 0.625	PITCHER										IP: 8.0 WLS: W BF: 26	H: 3 R: 0 ER: 0 SO: 8	BB: 2 IBB: 0 HBP: 0 BLK: 0	WP: 0 HR: 0 S: 77 P: 116	ERA: 0.00 WHIP: 0.625
PITCHER Alejandro Pena, R (9, 1) ERA:	IP: 1.0 WLS: S BF: 4	H: 1 R: 0 ER: 0 SO: 1	BB: 0 IBB: 0 HBP: 0 BLK: 0	WP: 1 HR: 0 S: 12 P: 16	ERA: 0.00 WHIP: 1.000	PITCHER										IP: 1.0 WLS: S BF: 4	H: 1 R: 0 ER: 0 SO: 1	BB: 0 IBB: 0 HBP: 0 BLK: 0	WP: 1 HR: 0 S: 12 P: 16	ERA: 0.00 WHIP: 1.000



Batter	1	2	3	4	5	6	7	8	9	AB	R	H	RBI	BB	SO	LOB	TOP		
Lonnie Smith, R OBP: 0.379, SLG: 0.375 Keith Mitchell, R (6.7)	4-2 1B SF7 BB	0-0 G3				3-3 K	1-1 F8		1-3 K	3	1	0	0	1	1	2			
Terry Pendleton, S OBP: 0.194, SLG: 0.267	2-2 HR 1B	1-2 G4-3				2-2 G3		1-0 G4-3	2-2 L7	5	1	1	0	0	0	1			
Ron Gant, R OBP: 0.323, SLG: 0.407	3-2 SF7		3-2 F7 BLK 1B		4-1 S 2B BB		0-2 L8		3-2 G4-3	3	1	1	1	1	0	0			
David Justice, L OBP: 0.286, SLG: 0.360	2-3 K		2-2 F7		4-0 2B IBB		1-1 G3			3	0	0	0	1	1	2			
Brian Hunter, R OBP: 0.333, SLG: 0.611	0-0 HR		0-1 P3		1-1 2B			0-1 F7		4	1	2	3	0	0	1			
Greg Olson, R OBP: 0.426, SLG: 0.500	0-1 FC6 1B		3-2 P8		1-3 K			4-2 BB BB		3	0	1	0	1	1	3			
Mark Lemke, S OBP: 0.333, SLG: 0.250	0-1 FC6		0-1 G4-3			4-1 1B BB		0-0 F7		3	0	0	0	1	0	2			
Rafael Belliard, R OBP: 0.318, SLG: 0.211		0-0 G6-3		1-2 G4-3		3-2 SH2-4 1B		4-2 BB		3	0	1	0	1	0	0			
29 John Smoltz, R OBP: 0.333, SLG: 0.200		4-1 G3 BB		2-3 K		1-2 SH2-4		2-3 K		2	0	0	0	1	2	2			
Inning Stats	R: 3 E: 0 K: 1 S: 18	H: 3 LOB: 1 BB: 1 P: 29	R: 0 E: 0 K: 0 S: 6	H: 0 LOB: 1 BB: 1 P: 11	R: 0 E: 0 K: 0 S: 11	H: 1 LOB: 0 BB: 0 P: 19	R: 0 E: 0 K: 1 S: 8	H: 0 LOB: 0 BB: 0 P: 11	R: 1 E: 0 K: 2 S: 13	H: 1 LOB: 2 BB: 2 P: 28	R: 0 E: 0 K: 0 S: 6	H: 0 LOB: 0 BB: 0 P: 8	R: 0 E: 0 K: 1 S: 15	H: 0 LOB: 2 BB: 2 P: 25	R: 0 E: 0 K: 1 S: 12	H: 0 LOB: 0 BB: 0 P: 18	1B: 4 2B: 1 3B: 0 HR: 1	SF: 1 SAC: 1 DP: 0 HBP: 0	WP: 0 PA: 39 PB: 0 SB: 1 CS: 0
PITCHER	IP WLS BF H R ER SO BB IBB HBP BLK WP HR S P ERA WHIP	IP WLS BF H R ER SO BB IBB HBP BLK WP HR S P ERA WHIP																	
John Smiley, L ERA: 23.63	(1, 1)	0.2	L	6	3	3	1	1	0	0	0	0	0	0	1	16	27	40.50	6.000
Bob Walk, R ERA: 1.93	(1, 1)	4.1	R	18	2	1	1	3	2	1	0	1	0	0	40	71	2.08	0.923	
Roger Mason, R ERA:	(6, 1)	2.0	7	1	0	0	0	1	0	0	0	0	0	0	17	27	0.00	1.000	
Stan Belinda, R ERA:	(8, 1)	2.0	8	0	0	0	2	2	0	0	0	0	0	0	27	43	0.00	1.000	

Atlanta Braves @ Pittsburgh Pirates
Three Rivers Stadium, Pittsburgh, PA
Thu Oct 17 1991, 7:05 PM EDT
Att: 46,932 - Unknown - 60 F

AB	30
R	4
H	6
RBI	4
BB	7
SO	6
LOB	13



Batter	1	2	3	4	5	6	7	8	9	AB	R	H	RBI	BB	SO	LOB	BOTTOM				
Orlando Merced, S OBP: 0.222, SLG: 0.556	0-2 L9 1B		2-2 P8			2-1 F7		2-1 L8		4	0	1	0	0	0	0					
Jay Bell, R OBP: 0.414, SLG: 0.586	3-1 1B		0-3 K			1-3 K		3-2 1B		4	0	2	0	0	2	0					
Andy Van Slyke, L OBP: 0.300, SLG: 0.360	2-1 L9		0-1 F8			2-1 G3-1		1-3 K		4	0	0	0	0	1	3					
Bobby Bonilla, S OBP: 0.448, SLG: 0.391	2-0 P4			2-2 G3-1		0-0 L9		2-0 1B		4	0	1	0	0	0	2					
Barry Bonds, L OBP: 0.207, SLG: 0.185	0-2 G4-3			1-1 E 2B		1-1 G6-3		0-0 F7		4	0	1	0	0	0	4					
Steve Buechele, R OBP: 0.407, SLG: 0.391		2-3 K		0-0 P3			1-3 K		2-2 F8	4	0	0	0	0	2	1					
Michael LaValliere, L OBP: 0.500, SLG: 0.333		4-0 G5-3 BB		0-1 E4 FC4			0-0 FC6-4 1B		1-1 F9	3	0	1	0	1	0	1					
Jose Lind, R OBP: 0.154, SLG: 0.160		0-1 G5-3		0-0 FC4			1-2 FC6-4		0-2 G3	4	0	0	0	0	0	4					
John Smiley, L Bob Walk, R Cecil Espy, S Roger Mason, R Curtis Wilkerson, S Stan Belinda, R	(1, 1) (1, 1) (5, PH) (8, 1) (7, PH) (8, 1)		1-3 K		2-3 K		1-3 K			0	0	0	0	0	0	0					
Inning Stats	R: 0 E: 0 K: 0 S: 11	H: 2 LOB: 2 BB: 0 P: 18	R: 0 E: 0 K: 2 S: 8	H: 0 LOB: 1 BB: 1 P: 15	R: 0 E: 0 K: 1 S: 8	H: 0 LOB: 0 BB: 0 P: 10	R: 0 E: 0 K: 0 S: 9	H: 1 LOB: 2 BB: 0 P: 12	R: 0 E: 0 K: 2 S: 9	H: 0 LOB: 0 BB: 0 P: 14	R: 0 E: 0 K: 0 S: 5	H: 0 LOB: 0 BB: 0 P: 8	R: 0 E: 0 K: 2 S: 10	H: 1 LOB: 1 BB: 0 P: 13	R: 0 E: 0 K: 1 S: 11	H: 2 LOB: 2 BB: 0 P: 19	R: 0 E: 0 K: 0 S: 11	H: 0 LOB: 0 BB: 0 P: 14	1B: 5 2B: 1 3B: 0 HR: 0	SF: 0 SAC: 0 DP: 0 HBP: 0	WP: 0 PA: 35 PB: 0 SB: 0 CS: 0
PITCHER	IP WLS BF H R ER SO BB IBB HBP BLK WP HR S P ERA WHIP	IP WLS BF H R ER SO BB IBB HBP BLK WP HR S P ERA WHIP																			
29 John Smoltz, R ERA: 1.76	(1, 1)	9.0	W	35	6	0	0	8	1	0	0	0	0	0	82	123	0.00	0.778			

Atlanta Braves @ Pittsburgh Pirates
Three Rivers Stadium, Pittsburgh, PA
Thu Oct 17 1991, 7:05 PM EDT
Att: 46,932 - Unknown - 60 F

AB	34
R	0
H	6
RBI	0
BB	1
SO	8
LOB	17

