Pittsburgh Pirates - 1992

| Batter | 1 | 2 | 3 | 4 | 5 | 6 | 7 | 8 | 9 | AB | R | H | RBI | BB | SO | LOB |
|---|---|---|---|---|---|---|---|---|---|---|---|---|---|---|---|---|
| Delino DeShields, L (1, 4)<br>OBP: 0.250, SLG: 0.250 | C F X<br>0-2 ①<br>F7 | | | X<br>0-0<br>FC5-4<br>1B | | B B C F F X<br>2-2 ②<br>G6-3 | | B C B X<br>2-1 ②③<br>G6-4-3<br>1-2f | | 4 | 0 | 1 | 0 | 0 | 0 | 2 |
| Marquis Grissom, R (1, 8) | C X<br>0-1 ②<br>G4-3 | | | F B 1 SAFE B F F 1 SAFE X<br>2-2 ①<br>F8 | | B S F X<br>1-2 ③<br>G4-3 | | | X<br>0-0 ①<br>P4 | 4 | 0 | 0 | 0 | 0 | 0 | 1 |
| Ivan Calderon, R (1, 7)<br>OBP: 0.250, SLG: 0.500 | B S S B X<br>2-2 ③<br>F8 | | | F S B F X<br>1-2 ②<br>FC5-4<br>1B<br>1-2f | | | C B F X<br>1-2 ①<br>G6-3 | | F C X<br>0-2<br>2B | 4 | 0 | 1 | 0 | 0 | 0 | 1 |
| Larry Walker, L (1, 9)<br>OBP: 0.500, SLG: 0.500 | | S B F X<br>1-2 ①<br>G3 | | C X<br>0-1<br>FC6-4<br>1B<br>1-3 | | | X<br>0-0<br>FC4-6<br>1B | | F S X<br>0-2 ②<br>G5-3 | 4 | 0 | 2 | 0 | 0 | 0 | 1 |
| Tim Wallach, R (1, 3) | | C S B S<br>1-3 ②<br>K | | C B B F X<br>2-2 ③<br>FC6-4<br>1-2f | | | X<br>0-0 ②<br>F7 | | B F F X<br>1-2 ③<br>F8 | 4 | 0 | 0 | 0 | 0 | 1 | 4 |
| Bret Barberie, S (1, 5) | | C X<br>0-1 ③<br>G5-3 | | | C B X<br>1-1 ①<br>G6-3 | | B X<br>1-0 ③<br>FC4-6<br>1-2f | | | 3 | 0 | 0 | 0 | 0 | 0 | 1 |
| Darrin Fletcher, L (1, 2)<br>OBP: 0.333, SLG: 0.333 | | | F X<br>0-1<br>G4-6-3<br>1B | | C B F S<br>1-3 ②<br>K | | | B C S B F X<br>2-2 ①<br>G1-3 | | 3 | 0 | 1 | 0 | 0 | 1 | 0 |
| Spike Owen, S (1, 6)<br>OBP: 0.333, SLG: 0.333 | | | X<br>0-0 ①②<br>G4-6-3<br>1-2f | | C B B F F X<br>2-2 ③<br>P7 | | | C X<br>0-1<br>BB<br>1B | | 3 | 0 | 1 | 0 | 0 | 0 | 1 |
| Dennis Martinez, R (1, 1) | | | B X<br>1-0 ③<br>G6-3 | | | F F S<br>0-3 ①<br>K | | B B B B<br>4-0<br>G6-4-3<br>1-2<br>BB | | 2 | 0 | 0 | 0 | 0 | 1 | 0 |
| John Vander Wal, L (8, PH) | | | | | | | | | | 0 | 0 | 0 | 0 | 1 | 0 | 0 |
| Jeff Fassero, L (8, 1) | | | | | | | | | | 0 | 0 | 0 | 0 | 0 | 0 | 0 |
| Inning Stats | R: 0 E: 0 K: 0 S: 8 H: 0 LOB: 0 BB: 0 P: 10 | R: 0 E: 0 K: 1 S: 8 H: 0 LOB: 0 BB: 0 P: 10 | R: 0 E: 0 K: 0 S: 4 H: 1 LOB: 0 BB: 0 P: 5 | R: 0 E: 0 K: 0 S: 14 H: 2 LOB: 2 BB: 0 P: 19 | R: 0 E: 0 K: 1 S: 9 H: 0 LOB: 0 BB: 0 P: 13 | R: 0 E: 0 K: 1 S: 10 H: 0 LOB: 0 BB: 0 P: 13 | R: 0 E: 0 K: 0 S: 6 H: 1 LOB: 1 BB: 0 P: 8 | R: 0 E: 0 K: 0 S: 8 H: 1 LOB: 1 BB: 1 P: 16 | R: 0 E: 0 K: 0 S: 10 H: 1 LOB: 1 BB: 0 P: 11 | 1B: 5 2B: 1 3B: 0 HR: 0 | SF: 0 SAC: 0 DP: 2 HBP: 0 | | | | | |

| PITCHER | | IP | WLS | BF | H | R | ER | SO | BB | IBB | HBP | BLK | WP | HR | S | P | ERA | WHIP |
|---|---|---|---|---|---|---|---|---|---|---|---|---|---|---|---|---|---|---|
| Doug Drabek, R<br>ERA: | (1, 1) | 8.0 | W | 28 | 5 | 0 | 0 | 3 | 1 | 0 | 0 | 0 | 0 | 0 | 67 | 94 | 0.00 | 0.750 |
| Roger Mason, R<br>ERA: | (9, 1) | 1.0 | S | 4 | 1 | 0 | 0 | 0 | 0 | 0 | 0 | 0 | 0 | 0 | 10 | 11 | 0.00 | 1.000 |

| PITCHER | IP | WLS | BF | H | R | ER | SO | BB | IBB | HBP | BLK | WP | HR | S | P | ERA | WHIP |
|---|---|---|---|---|---|---|---|---|---|---|---|---|---|---|---|---|---|

# TOP

## Montreal Expos @ Pittsburgh Pirates

Three Rivers Stadium, Pittsburgh, PA

Mon Apr 06 1992, 7:05 PM EDT

Att. 48,800 - Cloudy - 55 F

livebaseballscorecards.com

| | |
|---|---|
| AB | 31 |
| R | 0 |
| H | 6 |
| RBI | 0 |
| BB | 1 |
| SO | 3 |
| LOB | 11 |

| | | | | | |
|---|---|---|---|---|---|
| WP: 0 | PA: 32 | | | | |
| PB: 0 | | | | | |
| SB: 0 | | | | | |
| CS: 0 | | | | | |

| Batter | 1 | 2 | 3 | 4 | 5 | 6 | 7 | 8 | 9 | AB | R | H | RBI | BB | SO | LOB |
|---|---|---|---|---|---|---|---|---|---|---|---|---|---|---|---|---|
| Kirk Gibson, L (1, 9) | B C X<br>1-1 G4-3 ① | | C S B F C<br>1-3 K ① | | B B 1 SAFE 1 SAFE B C 1 SAFE X<br>3-1 P7 ② | | | C C X<br>0-2 E3 G3 S | | 4 | 0 | 0 | 0 | 0 | 1 | 1 |
| Jay Bell, R (1, 6) | B B C B C X<br>3-2 P3 ② | | B X<br>1-0 F9 ② | | C X<br>0-1 G6-3 ③ | | | 1 SAFE B B B C X<br>3-1 G3 ② 1-3 | | 4 | 0 | 0 | 0 | 0 | 0 | 2 |
| Andy Van Slyke, L (1, 8) | B C F B F B B<br>4-2 PO BB | | B S C B X<br>2-2 G3 ③ | | | X<br>0-0 G4-3 ① | | B C B B F S<br>3-3 K ③ | | 3 | 0 | 0 | 0 | 1 | 1 | 1 |
| Barry Bonds, L (1, 7)<br>OBP: 0.333, SLG: 0.333 | B B C 1 SAFE B 1 SAFE 1 SAFE 1 SAFE<br>3-1 PO ③ 1-2 | X<br>0-0 G3 E SF7 1B | | C B X<br>1-1 G6-3 ① | | B B C X<br>2-1 G3-1 ② | | | | 3 | 1 | 1 | 0 | 0 | 0 | 0 |
| Orlando Merced, S (1, 3) | | 1 SAFE C C C B B B F X<br>3-2 G3 ① 1-3 | | C C C<br>0-3 K ② | | C B F B X<br>2-2 G6-3 ③ | | | | 3 | 0 | 0 | 0 | 0 | 1 | 1 |
| Steve Buechele, R (1, 5) | | B B B B<br>4-0 1B 1B BB | | B B F X<br>2-1 E5 | | | C C F F B B X<br>2-2 F7 ① | | | 2 | 1 | 0 | 0 | 1 | 0 | 0 |
| Michael LaValliere, L (1, 2) | | B C B 1 SAFE B F F X<br>3-2 SF7 ② 3-H | | C B F B B X<br>3-2 L5 ③ | | | C F X<br>0-2 F8 ② | | | 2 | 0 | 0 | 1 | 0 | 0 | 1 |
| Jose Lind, R (1, 4)<br>OBP: 0.667, SLG: 0.667 | X<br>0-0 S 1-3 1B 1B | | | | B B C B X<br>3-1 1B | | B B B C X<br>3-1 G6-3 ③ | | | 3 | 0 | 2 | 0 | 0 | 0 | 0 |
| Doug Drabek, R (1, 1)<br>OBP: 0.500, SLG: 0.500<br>Gary Redus, R (8, PH)<br>Roger Mason, R (9, 1) | C X<br>0-1 1-H 3-H 1B ③ | | | | 1 SAFE M 1 SAFE B L M<br>1-3 K ① | | | C S B C<br>1-3 K ① | | 2<br>1<br>0 | 0<br>0<br>0 | 1<br>0<br>0 | 1<br>0<br>0 | 0<br>0<br>0 | 1<br>1<br>0 | 1<br>0<br>0 |
| Inning Stats | R: 0 E: 0 K: 0 S: 9 H: 0 LOB: 0 BB: 1 P: 20 | R: 2 E: 1 K: 0 S: 12 H: 3 LOB: 2 BB: 1 P: 22 | R: 0 E: 0 K: 1 S: 8 H: 0 LOB: 0 BB: 0 P: 12 | R: 0 E: 1 K: 1 S: 10 H: 0 LOB: 1 BB: 0 P: 16 | R: 0 E: 0 K: 1 S: 9 H: 1 LOB: 1 BB: 0 P: 16 | R: 0 E: 0 K: 0 S: 6 H: 0 LOB: 0 BB: 0 P: 10 | R: 0 E: 0 K: 0 S: 10 H: 0 LOB: 0 BB: 0 P: 15 | R: 0 E: 1 K: 2 S: 11 H: 0 LOB: 1 BB: 0 P: 18 | | 1B: 4 2B: 0 3B: 0 HR: 0 | SF: 1 SAC: 0 DP: 0 HBP: 0 | | | | | |

| PITCHER | | IP | WLS | BF | H | R | ER | SO | BB | IBB | HBP | BLK | WP | HR | S | P | ERA | WHIP |
|---|---|---|---|---|---|---|---|---|---|---|---|---|---|---|---|---|---|---|
| Dennis Martinez, R<br>ERA: 2.57 | (1, 1) | 7.0 | L | 26 | 4 | 2 | 2 | 3 | 2 | 0 | 0 | 0 | 0 | 0 | 64 | 111 | 2.57 | 0.857 |
| Jeff Fassero, L<br>ERA: | (8, 1) | 1.0 | | 4 | 0 | 0 | 0 | 2 | 0 | 0 | 0 | 0 | 0 | 0 | 11 | 18 | 0.00 | 0.000 |

| PITCHER | IP | WLS | BF | H | R | ER | SO | BB | IBB | HBP | BLK | WP | HR | S | P | ERA | WHIP |
|---|---|---|---|---|---|---|---|---|---|---|---|---|---|---|---|---|---|

# BOTTOM

## Montreal Expos @ Pittsburgh Pirates

Three Rivers Stadium, Pittsburgh, PA

Mon Apr 06 1992, 7:05 PM EDT

Att. 48,800 - Cloudy - 55 F

livebaseballscorecards.com

| | |
|---|---|
| AB | 27 |
| R | 2 |
| H | 4 |
| RBI | 2 |
| BB | 2 |
| SO | 5 |
| LOB | 7 |

| Batter | 1 | 2 | 3 | 4 | 5 | 6 | 7 | 8 | 9 | AB | R | H | RBI | BB | SO | LOB |
|---|---|---|---|---|---|---|---|---|---|---|---|---|---|---|---|---|
| Delino DeShields, L (1, 4)<br>OBP: 0.375, SLG: 0.750 | C S B X 1-2 ① F7 | | | B X 1-0 IHR | | B B B C X 3-1 1B 1B | | F C C 0-3 ② K | | 4 | 1 | 2 | 1 | 0 | 1 | 0 |
| Marquis Grissom, R (1, 8)<br>OBP: 0.125, SLG: 0.125 | C X 0-1 ② F8 | | | X 0-0 ① G5-3 | | B X 1-0 1-2 1B | | C X 0-1 ③ G6-3 | | 4 | 0 | 1 | 0 | 0 | 0 | 0 |
| Ivan Calderon, R (1, 7)<br>OBP: 0.125, SLG: 0.250 | X 0-0 ③ G3 | | | C B B B F X 3-2 ② G4-3 | | B S C X 1-2 ③ P5 | | | B X 1-0 ① G1-3 | 4 | 0 | 0 | 0 | 0 | 0 | 2 |
| Tim Wallach, R (1, 3)<br>OBP: 0.125, SLG: 0.125 | | B B X 2-0 ① F9 | | B F X 1-1 ③ G5-3 | | | X 0-0 G3 2B 1B | | F B B X 2-1 ② F7 | 4 | 1 | 1 | 0 | 0 | 0 | 0 |
| Larry Walker, L (1, 9)<br>OBP: 0.250, SLG: 0.250 | | B S S B B F F X 3-2 ② P5 | | | S F B F B F X 2-2 ① P5 | | B X 1-0 ① G3 1-2 | | B F F X 1-2 ③ F8 | 4 | 0 | 0 | 0 | 0 | 0 | 1 |
| Gary Carter, R (1, 2) | | B B F B X 3-1 ③ F8 | | | B X 1-0 ② F9 | | B C B B X 3-1 ② F7 | | | 3 | 0 | 0 | 0 | 0 | 0 | 1 |
| Bret Barberie, S (1, 5)<br>OBP: 0.167, SLG: 0.333 | | | C B F B X 2-2 ① G5-3 | | C B C S 1-3 ③ K | | B C B S F B X 3-2 2-H 2B | | | 3 | 0 | 1 | 1 | 0 | 1 | 0 |
| Jeff Fassero, L (7, 1) | | | | | | | | | | 0 | 0 | 0 | 0 | 0 | 0 | 0 |
| Spike Owen, S (1, 6)<br>OBP: 0.167, SLG: 0.167 | | | C B B X 2-1 ② G4-3 | | | B B B B C F X 3-2 ① G4-3 | C B X 1-1 ③ F8 | | | 3 | 0 | 0 | 0 | 0 | 0 | 1 |
| Mark Gardner, R (1, 1) | | | X 0-0 ③ G5-3 | | | B F C B F S 2-3 ② K | | B C X 1-1 ① F9 | | 2 | 0 | 0 | 0 | 0 | 1 | 0 |
| Bill Sampen, R (7, 1) | | | | | | | | | | 0 | 0 | 0 | 0 | 0 | 0 | 0 |
| Archi Cianfrocco, R (7, 5) | | | | | | | | | | 1 | 0 | 0 | 0 | 0 | 0 | 0 |
| Inning Stats | R: 0 E: 0 K: 0 S: 6 H: 0 LOB: 0 BB: 0 P: 7 | R: 0 E: 0 K: 0 S: 8 H: 0 LOB: 0 BB: 0 P: 16 | R: 0 E: 0 K: 0 S: 6 H: 0 LOB: 0 BB: 0 P: 10 | R: 1 E: 0 K: 0 S: 7 H: 1 LOB: 0 BB: 0 P: 12 | R: 0 E: 0 K: 1 S: 9 H: 0 LOB: 0 BB: 0 P: 13 | R: 0 E: 0 K: 1 S: 13 H: 2 LOB: 2 BB: 0 P: 23 | R: 1 E: 0 K: 0 S: 10 H: 2 LOB: 1 BB: 0 P: 18 | R: 0 E: 0 K: 1 S: 7 H: 0 LOB: 0 BB: 0 P: 8 | R: 0 E: 0 K: 0 S: 6 H: 0 LOB: 0 BB: 0 P: 10 | 1B: 3 2B: 1 3B: 0 HR: 1 | SF: 0 SAC: 0 DP: 0 HBP: 0 | | | | | |

TOP

# Montreal Expos @ Pittsburgh Pirates

Three Rivers Stadium, Pittsburgh, PA

Wed Apr 08 1992, 7:05 PM EDT

Att. 7,075 - Cloudy - 58 F

livebaseballscorecards.com

| | |
|---|---|
| AB | 32 |
| R | 2 |
| H | 5 |
| RBI | 2 |
| BB | 0 |
| SO | 3 |
| LOB | 5 |

WP: 0 PB: 0 SB: 0 CS: 0 PA: 32

| PITCHER | IP | WLS | BF | H | R | ER | SO | BB | IBB | HBP | BLK | WP | HR | S | P | ERA | WHIP |
|---|---|---|---|---|---|---|---|---|---|---|---|---|---|---|---|---|---|
| Zane Smith, L (1, 1)<br>ERA: 2.57 | 7.0 | W | 26 | 5 | 2 | 2 | 2 | 0 | 0 | 0 | 0 | 0 | 0 | 59 | 99 | 2.57 | 0.714 |
| Stan Belinda, R (8, 1)<br>ERA: | 2.0 | S | 6 | 0 | 0 | 0 | 1 | 0 | 0 | 0 | 0 | 0 | 0 | 13 | 18 | 0.00 | 0.000 |

| PITCHER | IP | WLS | BF | H | R | ER | SO | BB | IBB | HBP | BLK | WP | HR | S | P | ERA | WHIP |
|---|---|---|---|---|---|---|---|---|---|---|---|---|---|---|---|---|---|

| Batter | 1 | 2 | 3 | 4 | 5 | 6 | 7 | 8 | 9 | AB | R | H | RBI | BB | SO | LOB |
|---|---|---|---|---|---|---|---|---|---|---|---|---|---|---|---|---|
| Kirk Gibson, L (1, 9)<br>OBP: 0.375, SLG: 0.167 | B B C B F X<br>3-2<br>G3-1 ① | | | C C B B X<br>2-2<br>CS<br>1B | B B F C B F B<br>4-2<br>1-2<br>2-3<br>BB | | B B B C C B<br>4-2<br>S<br>2B<br>BB | | | 2 | 1 | 1 | 0 | 2 | 0 | 0 |
| Jay Bell, R (1, 6)<br>OBP: 0.250, SLG: 0.286 | B B C C X<br>2-2<br>F9 ② | | | 1 SAFE B<br>1 SAFE<br>1 SAFE P B B<br>4-0<br>1-2<br>CS<br>BB ① | C B C F X<br>1-2<br>F9 ③ | | B F B X<br>2-1<br>1-H<br>2B | | | 3 | 0 | 1 | 1 | 1 | 0 | 3 |
| Andy Van Slyke, L (1, 8) | C B B X<br>2-1<br>G3 ③ | | | B B F B B<br>4-1<br>1-2<br>HR<br>BB ② | | F F S<br>0-3<br>K ① | B B B B<br>4-0<br>BB | | | 2 | 1 | 0 | 0 | 2 | 1 | 0 |
| Barry Bonds, L (1, 7)<br>OBP: 0.429, SLG: 0.833 | | B C F X<br>1-2<br>G6-3 ① | | 1 SAFE C B B S X<br>1-2<br>1-H<br>HR | | B B B B<br>4-0<br>S<br>1B<br>BB | C C B B F S<br>2-3<br>K ③ | | | 3 | 2 | 1 | 2 | 1 | 1 | 2 |
| Orlando Merced, S (1, 3) | | B C X<br>1-1<br>G1-3 ② | | X<br>0-0<br>G6-3 ③ | | 1 SAFE 1 SAFE P S 1 SAFE B X<br>2-1<br>F8 ② | | X<br>0-0<br>F9 ① | | 4 | 0 | 0 | 0 | 0 | 0 | 1 |
| Steve Buechele, R (1, 5)<br>OBP: 0.571, SLG: 0.400 | | C F F B C<br>1-3<br>K ③ | | | C X<br>0-1<br>BB 1B<br>1B | C B F X<br>1-2<br>1-H<br>FC4-6<br>1B | | B B B B<br>4-0<br>BB | | 3 | 0 | 2 | 1 | 1 | 1 | 0 |
| Michael LaValliere, L (1, 2)<br>OBP: 0.143, SLG: 0.167 | | | F S B C<br>1-3<br>K ① | | 1 SAFE C B X<br>1-1<br>1-2<br>BB<br>1B | X<br>0-0<br>FC4-6 ③<br>1-2f | | B 1 SAFE S C X<br>1-2<br>F9 ② | | 4 | 0 | 1 | 0 | 0 | 1 | 2 |
| Jose Lind, R (1, 4)<br>OBP: 0.286, SLG: 0.286 | | | B C F F X<br>1-2<br>G6-3 ② | | B C F X<br>1-2<br>P6 ① | | B C X<br>1-1<br>F7 ① | S 1 S S X<br>SAFE<br>0-2<br>F8 ③ | | 4 | 0 | 0 | 0 | 0 | 0 | 3 |
| Zane Smith, L (1, 1)<br>Stan Belinda, R (8, 1) | | | F C B S<br>1-3<br>K ③ | | X<br>0-0<br>B2 ② | | X<br>0-0<br>G1-3 ② | | | 3<br>0 | 0<br>0 | 0<br>0 | 0<br>0 | 1<br>0 | 2<br>0 | 2<br>0 |
| Inning Stats | R: 0 E: 0 K: 0 S: 8 H: 0 LOB: 0 BB: 0 P: 15 | R: 0 E: 0 K: 1 S: 9 H: 0 LOB: 0 BB: 0 P: 12 | R: 0 E: 0 K: 2 S: 10 H: 0 LOB: 0 BB: 0 P: 13 | R: 2 E: 0 K: 0 S: 9 H: 2 LOB: 0 BB: 2 P: 19 | R: 0 E: 0 K: 0 S: 15 H: 2 LOB: 3 BB: 1 P: 22 | R: 1 E: 0 K: 1 S: 10 H: 1 LOB: 1 BB: 1 P: 16 | R: 1 E: 0 K: 1 S: 11 H: 1 LOB: 2 BB: 2 P: 24 | R: 0 E: 0 K: 0 S: 7 H: 0 LOB: 1 BB: 1 P: 12 | | 1B: 4 2B: 1 3B: 0 HR: 1 | SF: 0 SAC: 0 DP: 0 HBP: 0 | | | | | |

| PITCHER | | IP | WLS | BF | H | R | ER | SO | BB | IBB | HBP | BLK | WP | HR | S | P | ERA | WHIP |
|---|---|---|---|---|---|---|---|---|---|---|---|---|---|---|---|---|---|---|
| Mark Gardner, R<br>ERA: 4.5 | (1, 1) | 6.0 | L | 25 | 5 | 3 | 3 | 4 | 4 | 0 | 0 | 0 | 0 | 1 | 61 | 97 | 4.50 | 1.500 |
| Bill Sampen, R<br>ERA: 13.5 | (7, 1) | 0.2 | | 4 | 1 | 1 | 1 | 0 | 1 | 0 | 0 | 0 | 0 | 0 | 7 | 14 | 13.50 | 3.000 |
| Jeff Fassero, L<br>ERA: | (7, 1) | 1.1 | | 6 | 0 | 0 | 0 | 1 | 2 | 0 | 0 | 0 | 0 | 0 | 11 | 22 | 0.00 | 1.500 |

| PITCHER | IP | WLS | BF | H | R | ER | SO | BB | IBB | HBP | BLK | WP | HR | S | P | ERA | WHIP |
|---|---|---|---|---|---|---|---|---|---|---|---|---|---|---|---|---|---|

# BOTTOM

## Montreal Expos @ Pittsburgh Pirates

Three Rivers Stadium, Pittsburgh, PA

Wed Apr 08 1992, 7:05 PM EDT

Att. 7,075 - Cloudy - 58 F

livebaseballscorecards.com

| | |
|---|---|
| AB | 28 |
| R | 4 |
| H | 6 |
| RBI | 4 |
| BB | 7 |
| SO | 5 |
| LOB | 13 |

1B: 4 2B: 1 3B: 0 HR: 1 SF: 0 SAC: 0 DP: 0 HBP: 0

WP: 0 PB: 0 SB: 2 CS: 2 PA: 35

| Batter | 1 | 2 | 3 | 4 | 5 | 6 | 7 | 8 | 9 | AB | R | H | RBI | BB | SO | LOB |
|---|---|---|---|---|---|---|---|---|---|---|---|---|---|---|---|---|
| Delino DeShields, L (1, 4)<br>OBP: 0.462, SLG: 0.692 | X<br>0-0<br>CS<br>1B | | C<br>B<br>X<br>1-1<br>2B<br>G6-3<br>1B | | C<br>X<br>0-1 ②<br>B1-3 | B<br>B<br>B<br>C<br>X<br>3-1 ③<br>F8 | | | X<br>0-0<br>F9<br>1B<br>PB<br>1B | 5 | 2 | 3 | 0 | 0 | 0 | 2 |
| Bret Barberie, S (1, 5)<br>OBP: 0.455, SLG: 0.556 | B<br>B<br>B<br>B<br>4-0 ①<br>1-2<br>BB | | B<br>1 SAFE<br>X<br>1-0<br>1-3<br>2B | | F<br>B<br>B<br>H<br>3-1<br>HBP | | B<br>S<br>F<br>S<br>2-3 ①<br>K | | X<br>0-0<br>PB<br>1-2<br>1B<br>1B | 3 | 1 | 2 | 0 | 1 | 1 | 0 |
| Ivan Calderon, R (1, 7)<br>OBP: 0.154, SLG: 0.308 | S<br>1 SAFE<br>B<br>S<br>S<br>1-3 ②<br>K | | S<br>S<br>X<br>0-2 ②<br>G6-3<br>3-H | | 1 SAFE<br>1 SAFE<br>S<br>B<br>C<br>B<br>X<br>2-2 ③<br>P4 | | C<br>B<br>X<br>1-1<br>1B<br>2B | | X<br>0-0 ①<br>F9<br>2-3 | 5 | 1 | 1 | 1 | 0 | 1 | 5 |
| Larry Walker, L (1, 9)<br>OBP: 0.231, SLG: 0.231 | S<br>F<br>1 SAFE<br>B<br>S<br>1-3 ③<br>K | | S<br>B<br>B<br>B<br>F<br>X<br>3-2 ③<br>G1-3 | | | B<br>X<br>1-0 ①<br>F9 | X<br>0-0<br>FC6-4<br>2-H<br>1B | | B<br>B<br>S<br>S<br>B<br>S<br>3-3 ②<br>K<br>1-2<br>3-H | 5 | 0 | 1 | 1 | 0 | 2 | 3 |
| Tim Wallach, R (1, 3)<br>OBP: 0.231, SLG: 0.167 | | B<br>F<br>S<br>F<br>S<br>1-3 ①<br>K | | X<br>0-0 ①<br>G5-3 | | B<br>S<br>B<br>X<br>2-1<br>1B<br>WP<br>2B<br>1B | X<br>0-0 ②<br>F8 | | B<br>B<br>B<br>F<br>F<br>B<br>4-2<br>1B<br>1B<br>BB | 4 | 2 | 1 | 0 | 1 | 1 | 1 |
| Marquis Grissom, R (1, 8)<br>OBP: 0.231, SLG: 0.231 | | C<br>X<br>0-1 ②<br>L6 | | B<br>C<br>F<br>X<br>1-2 ②<br>G1-3 | | B<br>F<br>F<br>B<br>F<br>X<br>2-2<br>1-3<br>2B<br>1B | 1 SAFE<br>F<br>B<br>1 SAFE<br>1 SAFE<br>X<br>1-1 ③<br>FC6-4<br>1-2f | | F<br>X<br>0-1<br>1-3<br>2-H<br>1B<br>1B | 5 | 2 | 2 | 1 | 0 | 0 | 1 |
| Darrin Fletcher, L (1, 2)<br>OBP: 0.625, SLG: 0.714 | | B<br>X<br>1-0<br>1B | | C<br>B<br>B<br>X<br>2-1<br>FC6<br>1B | | B<br>B<br>X<br>2-0<br>1-H<br>3-H<br>2B | | B<br>X<br>1-0 ①<br>F7 | B<br>B<br>I<br>I<br>4-0<br>1B<br>IBB | 4 | 0 | 3 | 2 | 1 | 0 | 0 |
| Tom Foley, L (1, 6)<br>OBP: 0.200, SLG: 0.200 | | B<br>B<br>B<br>C<br>X<br>3-1 ③<br>F7 | | F<br>B<br>F<br>F<br>X<br>1-2 ③<br>FC6<br>1-2f | | X<br>0-0 ②<br>F7 | | F<br>S<br>B<br>S<br>1-3 ②<br>K2-3 | B<br>X<br>1-0<br>1-2<br>2-H<br>3-H<br>1B | 5 | 0 | 1 | 2 | 0 | 1 | 3 |
| Chris Nabholz, L (1, 1)<br>John Vander Wal, L (6, PH)<br>Doug Simons, L (6, 1)<br>Bill Sampen, R (6, 1)<br>Archi Cianfrocco, R (8, PH)<br>Bill Landrum, R (8, 1)<br>Moises Alou, R (9, PH)<br>John Wetteland, R (9, 1) | | | C<br>S<br>B<br>X<br>1-2 ①<br>G3-1 | | B<br>X<br>1-0 ①<br>G4-3 | S<br>B<br>B<br>B<br>F<br>F<br>F<br>B<br>4-2<br>BB | | F<br>C<br>S<br>0-3 ③<br>K | B<br>C<br>B<br>B<br>X<br>3-1 ③<br>F9 | 2<br>0<br>0<br>0<br>1<br>0<br>0<br>1<br>0<br>1 | 0<br>0<br>0<br>0<br>0<br>0<br>0<br>0<br>0<br>0 | 0<br>0<br>0<br>0<br>0<br>0<br>0<br>0<br>0<br>0 | 0<br>0<br>0<br>0<br>0<br>0<br>0<br>0<br>0<br>0 | 0<br>0<br>0<br>0<br>1<br>0<br>0<br>0<br>0<br>1 | 0<br>0<br>0<br>0<br>0<br>0<br>0<br>0<br>0<br>0 | 0<br>0<br>0<br>0<br>0<br>0<br>0<br>2<br>0<br>0 |
| Inning Stats | R: 0<br>E: 0<br>K: 2<br>S: 7<br>H: 1<br>LOB: 1<br>BB: 1<br>P: 13 | R: 0<br>E: 0<br>K: 1<br>S: 9<br>H: 1<br>LOB: 1<br>BB: 0<br>P: 14 | R: 1<br>E: 0<br>K: 0<br>S: 12<br>H: 2<br>LOB: 1<br>BB: 0<br>P: 18 | R: 0<br>E: 0<br>K: 0<br>S: 10<br>H: 1<br>LOB: 1<br>BB: 0<br>P: 14 | R: 0<br>E: 0<br>K: 0<br>S: 7<br>H: 0<br>LOB: 1<br>BB: 0<br>P: 13 | R: 2<br>E: 0<br>K: 0<br>S: 15<br>H: 3<br>LOB: 2<br>BB: 1<br>P: 29 | R: 1<br>E: 0<br>K: 1<br>S: 9<br>H: 2<br>LOB: 1<br>BB: 0<br>P: 13 | R: 0<br>E: 0<br>K: 2<br>S: 7<br>H: 0<br>LOB: 0<br>BB: 0<br>P: 9 | R: 4<br>E: 0<br>K: 1<br>S: 13<br>H: 4<br>LOB: 2<br>BB: 2<br>P: 28 | 1B: 11<br>2B: 3<br>3B: 0<br>HR: 0<br>SF: 0<br>SAC: 0<br>DP: 0<br>HBP: 1 | | | | | | |

| PITCHER | | IP | WLS | BF | H | R | ER | SO | BB | IBB | HBP | BLK | WP | HR | S | P | ERA | WHIP |
|---|---|---|---|---|---|---|---|---|---|---|---|---|---|---|---|---|---|---|
| Bob Walk, R<br>ERA: 4.76 | (1, 1) | 5.2 | L | 27 | 8 | 3 | 3 | 3 | 2 | 0 | 1 | 0 | 1 | 0 | 58 | 96 | 4.76 | 1.765 |
| Denny Neagle, L<br>ERA: 6.75 | (6, 1) | 1.1 | | 6 | 2 | 1 | 1 | 1 | 0 | 0 | 0 | 0 | 0 | 0 | 11 | 18 | 6.75 | 1.500 |
| Vicente Palacios, R<br>ERA: 18.0 | (8, 1) | 2.0 | | 12 | 4 | 4 | 4 | 3 | 1 | 1 | 0 | 0 | 0 | 0 | 20 | 37 | 18.00 | 2.500 |

| PITCHER | IP | WLS | BF | H | R | ER | SO | BB | IBB | HBP | BLK | WP | HR | S | P | ERA | WHIP |
|---|---|---|---|---|---|---|---|---|---|---|---|---|---|---|---|---|---|

# TOP

## Montreal Expos @ Pittsburgh Pirates

Three Rivers Stadium, Pittsburgh, PA

Thu Apr 09 1992, 3:33 AM EDT

Att. 10,342 - Cloudy - 62 F

livebaseballscorecards.com

| | |
|---|---|
| AB | 40 |
| R | 8 |
| H | 14 |
| RBI | 7 |
| BB | 4 |
| SO | 7 |
| LOB | 17 |

| | | | | | | | | | | | |
|---|---|---|---|---|---|---|---|---|---|---|---|
| 1B: 11 | SF: 0 | WP: 1 | PA: 45 |
| 2B: 3 | SAC: 0 | PB: 1 | |
| 3B: 0 | DP: 0 | SB: 0 | |
| HR: 0 | HBP: 1 | CS: 1 | |

# BOTTOM

| Batter | 1 | 2 | 3 | 4 | 5 | 6 | 7 | 8 | 9 | AB | R | H | RBI | BB | SO | LOB |
|---|---|---|---|---|---|---|---|---|---|---|---|---|---|---|---|---|
| Gary Redus, R (1, 9)<br>Gary Varsho, L (7, PH)<br>Vicente Palacios, R (8, 1)<br>Kirk Gibson, L (9, PH)<br>OBP: 0.333, SLG: 0.143 | S B B B F X<br>3-2 G5-3 ① | | B F C B B X<br>3-2 G5-3 ② | | C F B B B B<br>4-2 1B BB | | 1 SAFE 1 SAFE 1 SAFE F X<br>0-1 F8 ① | | B B C F F S<br>2-3 K ② | 2<br>1<br>0<br>1 | 0<br>0<br>0<br>0 | 0<br>0<br>0<br>0 | 0<br>0<br>0<br>0 | 1<br>0<br>0<br>1 | 0<br>0<br>0<br>0 | 0<br>1<br>0<br>1 |
| Jay Bell, R (1, 6)<br>OBP: 0.385, SLG: 0.364 | B C B C X<br>2-2 1B | | B B C F X<br>2-2 L7 ③ | | 1 SAFE B 1 SAFE B X<br>2-0 S 1-3 1B | | 1 SAFE C B B F X<br>2-2 G6-3 ② 1-3 | | B C B F B F B<br>4-2 2B BB 1-2 | 4 | 0 | 2 | 0 | 1 | 0 | 1 |
| Andy Van Slyke, L (1, 8)<br>OBP: 0.385, SLG: 0.300 | 1 SAFE F X<br>0-1 L8 ② | | | B C B B F F F S<br>3-3 K ① | B F B F 1 SAFE<br>2-3 K ② 1-2 | | X<br>0-0 1B ② 3-H | | B F C X<br>1-2 2B ② 1-3 2-H | 5 | 0 | 2 | 2 | 0 | 2 | 3 |
| Jeff King, R (1, 3) | B B B C 1 SAFE 1 SAFE S X<br>3-2 G6-3 ③ | | | C C B B F B X<br>3-2 G5-3 ② | F C S<br>0-3 K ③ | | B B B C X<br>3-1 P5 ③ | | C B S B F C<br>2-3 K ③ | 5 | 0 | 0 | 0 | 0 | 2 | 6 |
| Barry Bonds, L (1, 7)<br>OBP: 0.455, SLG: 0.625 | | C F B B B C<br>2-3 K ① | | B B B B<br>4-0 1B E BB | | C C B B B B B<br>4-2 G4-3 S BB | | F B X<br>1-1 F7 ① | | 2 | 1 | 0 | 0 | 2 | 1 | 0 |
| Steve Buechele, R (1, 5)<br>OBP: 0.455, SLG: 0.333 | | B C B X<br>2-1 G5-3 ② | | 1 SAFE 1 SAFE 1 SAFE B X<br>1-0 E 1-2 1B | | B B X<br>2-0 G4-3 ① 1-3 | | X<br>0-0 G6-3 ② | | 4 | 0 | 1 | 0 | 0 | 0 | 1 |
| Tom Prince, R (1, 2) | | B B B C B<br>4-1 S BB | | B B X<br>2-0 E6 FC4-6 1-3 2-H | | B X<br>1-0 P3 ② | | X<br>0-0 G6-3 ③ | | 3 | 0 | 0 | 0 | 1 | 0 | 2 |
| Jose Lind, R (1, 4)<br>OBP: 0.182, SLG: 0.182 | | B B C C X<br>2-2 G6-3 ③ 1-2 | | X<br>0-0 FC4-6 ③ 1-2f | | C X<br>0-1 G3 ③ | | | C F B X<br>1-2 F9 ① | 4 | 0 | 0 | 0 | 0 | 0 | 4 |
| Bob Walk, R (1, 1)<br>Denny Neagle, L (6, 1)<br>Cecil Espy, S (7, PH)<br>(8, 9)<br>OBP: 1.000, SLG: 1.000 | | | B C B B X<br>3-1 G6-3 ① | | F B S S<br>1-3 K ① | | F X<br>0-1 G6-3 S 1B 1B | | X<br>0-0 BB 2B 1B | 2<br>0<br>2 | 0<br>0<br>2 | 0<br>0<br>2 | 0<br>0<br>2 | 0<br>0<br>0 | 1<br>0<br>0 | 0<br>0<br>0 |
| Inning Stats | R: 0 E: 0 K: 0 S: 11 H: 1 LOB: 1 BB: 0 P: 19 | R: 0 E: 0 K: 1 S: 9 H: 0 LOB: 1 BB: 1 P: 19 | R: 0 E: 0 K: 0 S: 8 H: 0 LOB: 0 BB: 0 P: 16 | R: 1 E: 1 K: 1 S: 13 H: 1 LOB: 2 BB: 1 P: 26 | R: 0 E: 0 K: 3 S: 12 H: 1 LOB: 2 BB: 1 P: 21 | R: 0 E: 0 K: 0 S: 6 H: 0 LOB: 1 BB: 1 P: 13 | R: 1 E: 0 K: 0 S: 10 H: 2 LOB: 1 BB: 0 P: 15 | R: 0 E: 0 K: 0 S: 4 H: 0 LOB: 0 BB: 0 P: 5 | R: 1 E: 0 K: 2 S: 18 H: 2 LOB: 2 BB: 1 P: 28 | 1B: 6 2B: 1 3B: 0 HR: 0 | SF: 0 SAC: 0 DP: 0 HBP: 0 | | | | | | |

| PITCHER | | IP | WLS | BF | H | R | ER | SO | BB | IBB | HBP | BLK | WP | HR | S | P | ERA | WHIP |
|---|---|---|---|---|---|---|---|---|---|---|---|---|---|---|---|---|---|---|
| Chris Nabholz, L<br>ERA: | (1, 1) | 5.0 | W | 22 | 3 | 1 | 0 | 5 | 3 | 0 | 0 | 0 | 0 | 0 | 53 | 101 | 0.00 | 1.200 |
| Doug Simons, L<br>ERA: | (6, 1) | 0.0 | | 1 | 0 | 0 | 0 | 0 | 1 | 0 | 0 | 0 | 0 | 0 | 2 | 6 | ∞ | ∞ |
| Bill Sampen, R<br>ERA: 6.75 | (6, 1) | 2.0 | | 8 | 2 | 1 | 1 | 0 | 0 | 0 | 0 | 0 | 0 | 0 | 14 | 22 | 4.50 | 1.000 |
| Bill Landrum, R<br>ERA: | (8, 1) | 1.0 | | 3 | 0 | 0 | 0 | 0 | 0 | 0 | 0 | 0 | 0 | 0 | 4 | 5 | 0.00 | 0.000 |
| John Wetteland, R<br>ERA: 9.0 | (9, 1) | 1.0 | | 6 | 2 | 1 | 1 | 2 | 1 | 0 | 0 | 0 | 0 | 0 | 18 | 28 | 9.00 | 3.000 |

| PITCHER | IP | WLS | BF | H | R | ER | SO | BB | IBB | HBP | BLK | WP | HR | S | P | ERA | WHIP |
|---|---|---|---|---|---|---|---|---|---|---|---|---|---|---|---|---|---|

# Montreal Expos @ Pittsburgh Pirates

Three Rivers Stadium, Pittsburgh, PA

Thu Apr 09 1992, 3:33 AM EDT

Att. 10,342 - Cloudy - 62 F

livebaseballscorecards.com

| | |
|---|---|
| AB | 35 |
| R | 3 |
| H | 7 |
| RBI | 2 |
| BB | 5 |
| SO | 7 |
| LOB | 19 |

| Batter | 1 | 2 | 3 | 4 | 5 | 6 | 7 | 8 | 9 | AB | R | H | RBI | BB | SO | LOB |
|---|---|---|---|---|---|---|---|---|---|---|---|---|---|---|---|---|
| Jeff King, R (1, 3) | K | | BB | | F9 | | P5 | | | 3 | 0 | 0 | 0 | 1 | 1 | 0 |
| Jay Bell, R (1, 6)<br>OBP: 0.412, SLG: 0.357 | BB | | F9 | | L7 | | | G3-6-3 1B | | 3 | 1 | 1 | 0 | 1 | 0 | 1 |
| Andy Van Slyke, L (1, 8)<br>OBP: 0.353, SLG: 0.286 | 1B | | K | | K | | | G3-6-3 | | 4 | 0 | 1 | 0 | 0 | 2 | 2 |
| Lloyd McClendon, R (1, 9)<br>OBP: 0.333, SLG: 1.000<br>Cecil Espy, S (6, 9)<br>OBP: 1.000, SLG: 1.333 | SF8 | | | K | | G3 1B 2B | | 2B | | 2<br>1 | 1<br>0 | 1<br>1 | 1<br>0 | 0<br>0 | 1<br>0 | 0<br>0 |
| Barry Bonds, L (1, 7)<br>OBP: 0.467, SLG: 0.818 | G4-3 | | | HR | | G3 | | IBB | | 3 | 1 | 1 | 1 | 1 | 0 | 2 |
| Steve Buechele, R (1, 5)<br>OBP: 0.467, SLG: 0.333 | | F8 | | 1B BB | | G4-6-3 1B | | | | 3 | 0 | 1 | 1 | 1 | 1 | 2 |
| Tom Prince, R (1, 2) | | K | | F9 | | G4-6-3 | | | L7 | 4 | 0 | 0 | 0 | 0 | 1 | 2 |
| Jose Lind, R (1, 4)<br>OBP: 0.200, SLG: 0.200 | | L4 | | 1B | | | F7 | | G6-3 | 4 | 0 | 1 | 0 | 0 | 0 | 0 |
| Randy Tomlin, L (1, 1) | | | K | K | | | P6 | | K | 3 | 0 | 0 | 0 | 0 | 2 | 2 |
| Roger Mason, R (7, 1) | | | | | | | | | | 0 | 0 | 0 | 0 | 0 | 0 | 0 |
| Kirk Gibson, L (9, PH)<br>OBP: 0.300, SLG: 0.125 | | | | | | | | | | 1 | 0 | 0 | 0 | 0 | 1 | 0 |
| Stan Belinda, R (9, 1) | | | | | | | | | | 0 | 0 | 0 | 0 | 0 | 0 | 0 |

TOP

Pittsburgh Pirates @ Philadelphia Phillies
Veterans Stadium, Philadelphia, PA
Fri Apr 10 1992, 7:05 PM EDT
Att. 21,019 - Cloudy - 67 F

livebaseballscorecards.com

| | |
|---|---|
| AB | 31 |
| R | 3 |
| H | 7 |
| RBI | 3 |
| BB | 4 |
| SO | 9 |
| LOB | 11 |

| Inning Stats | 1 | 2 | 3 | 4 | 5 | 6 | 7 | 8 | 9 |
|---|---|---|---|---|---|---|---|---|---|
| | R: 1<br>E: 0<br>K: 1<br>S: 10 | R: 0<br>E: 0<br>K: 1<br>S: 6 | R: 0<br>E: 0<br>K: 2<br>S: 10 | R: 1<br>E: 0<br>K: 2<br>S: 13 | R: 0<br>E: 0<br>K: 1<br>S: 8 | R: 1<br>E: 0<br>K: 0<br>S: 4 | R: 0<br>E: 0<br>K: 0<br>S: 8 | R: 0<br>E: 0<br>K: 1<br>S: 11 | R: 0<br>E: 0<br>K: 1<br>S: 6 |
| | H: 1<br>LOB: 1<br>BB: 1<br>P: 20 | H: 0<br>LOB: 0<br>BB: 0<br>P: 9 | H: 0<br>LOB: 1<br>BB: 1<br>P: 18 | H: 2<br>LOB: 2<br>BB: 1<br>P: 23 | H: 0<br>LOB: 0<br>BB: 0<br>P: 13 | H: 2<br>LOB: 0<br>BB: 0<br>P: 6 | H: 0<br>LOB: 0<br>BB: 0<br>P: 13 | H: 2<br>LOB: 2<br>BB: 1<br>P: 20 | H: 0<br>LOB: 0<br>BB: 0<br>P: 11 |

| | | | | | | | | | |

# BOTTOM

Pittsburgh Pirates @ Philadelphia Phillies
Veterans Stadium, Philadelphia, PA
Fri Apr 10 1992, 7:05 PM EDT
Att. 21,019 - Cloudy - 67 F

livebaseballscorecards.com

| Batter | 1 | 2 | 3 | 4 | 5 | 6 | 7 | 8 | 9 | AB | R | H | RBI | BB | SO | LOB |
|---|---|---|---|---|---|---|---|---|---|---|---|---|---|---|---|---|
| Ruben Amaro Jr, S (1, 8)<br>OBP: 0.467, SLG: 0.727 | S X 0-1 G5-3 ① | | B B B C B 4-1 1B BB | | B B B C B 4-1 BB | | B B B C X 3-1 G5-3 ② | | B X 1-0 F7 ③ | 3 | 0 | 0 | 0 | 2 | 0 | 0 |
| Mariano Duncan, R (1, 4)<br>OBP: 0.294, SLG: 0.200 | B C X 1-1 F8 ② | | F 1 SAFE X 0-1 1-2 1B | | C B X 1-1 G1-3 ③ | | C B S B H 3-2 HBP | | | 3 | 0 | 1 | 0 | 0 | 0 | 2 |
| Dave Hollins, S (1, 5)<br>OBP: 0.529, SLG: 0.818 | B B F X 2-1 G6-3 ③ | | B C B F B X 3-2 P6 ③ | | | L B F H 2-2 G6-4-3 1B HBP | B C S B S 2-3 K ③ | | | 3 | 0 | 0 | 0 | 0 | 1 | 3 |
| John Kruk, L (1, 3)<br>OBP: 0.471, SLG: 0.471 | | B X 1-0 F7 ① | | B X 1-0 F7 ① | | B X 1-0 G6-4-3 1-2 1B | | B X 1-0 L9 ① | | 4 | 0 | 1 | 0 | 0 | 0 | 0 |
| Dale Murphy, R (1, 9)<br>OBP: 0.188, SLG: 0.333 | | B B B C B 4-1 BB | | X 0-0 F7 ② | | F B X 1-1 ① ② G6-4-3 1-2f 2-3 | | B F B X 2-1 G6-3 ② | | 3 | 0 | 0 | 0 | 1 | 0 | 2 |
| Wes Chamberlain, R (1, 7)<br>OBP: 0.313, SLG: 0.625 | | C X 0-1 P4 ② | | C F B X 1-2 G4-3 ③ | | B X 1-0 P6 ③ | | X 0-0 1B | | 4 | 0 | 1 | 0 | 0 | 0 | 2 |
| Darren Daulton, L (1, 2)<br>OBP: 0.188, SLG: 0.143 | | B B B S S F X 3-2 P1 ③ | | | B B C B S S 3-3 K ① | | B C B B C F F B 4-2 G5-3 HR BB | F B B F F S 2-3 K2-3 ③ | | 3 | 1 | 0 | 0 | 1 | 2 | 2 |
| Kim Batiste, R (1, 6)<br>OBP: 0.250, SLG: 0.250 | | | C B B S F X 2-2 F8 ① | | B S X 1-1 SH5-4 1B | | C X 0-1 G5-3 ① 1-2 | | B F F F S 1-3 K ① | 3 | 0 | 1 | 0 | 0 | 0 | 1 |
| Wally Backman, S (9, PH)<br>OBP: 0.500, SLG: 0.500 | | | | | | | | | | 1 | 0 | 0 | 0 | 0 | 1 | 0 |
| Kyle Abbott, L (1, 1) | | | B C S S 1-3 K ② | | B M X 1-1 SH5-4 ② 1-2 | | B X 1-0 2-H HR | | C F B F F F S 1-3 K ② | 1 | 0 | 0 | 0 | 0 | 1 | 0 |
| Jim Lindeman, R (7, PH)<br>OBP: 1.000, SLG: 2.500 | | | | | | | | | | 1 | 1 | 1 | 2 | 0 | 0 | 0 |
| Wally Ritchie, L (8, 1) | | | | | | | | | | 0 | 0 | 0 | 0 | 0 | 0 | 0 |
| Curt Schilling, R (8, 1) | | | | | | | | | | 0 | 0 | 0 | 0 | 0 | 0 | 0 |
| Mickey Morandini, L (9, PH)<br>OBP: 0.375, SLG: 0.286 | | | | | | | | | | 1 | 0 | 0 | 0 | 0 | 1 | 0 |
| Inning Stats | R: 0 E: 0 K: 0 S: 6 H: 0 LOB: 0 BB: 0 P: 9 | R: 0 E: 0 K: 0 S: 8 H: 0 LOB: 1 BB: 1 P: 16 | R: 0 E: 0 K: 1 S: 14 H: 1 LOB: 2 BB: 1 P: 24 | R: 0 E: 0 K: 0 S: 5 H: 0 LOB: 0 BB: 0 P: 7 | R: 0 E: 0 K: 1 S: 10 H: 1 LOB: 2 BB: 1 P: 20 | R: 0 E: 0 K: 0 S: 6 H: 1 LOB: 1 BB: 0 P: 11 | R: 2 E: 0 K: 1 S: 14 H: 1 LOB: 1 BB: 1 P: 27 | R: 0 E: 0 K: 1 S: 8 H: 1 LOB: 1 BB: 0 P: 13 | R: 0 E: 0 K: 2 S: 12 H: 0 LOB: 0 BB: 0 P: 15 | 1B: 4<br>2B: 0<br>3B: 0<br>HR: 1 | SF: 0<br>SAC: 1<br>DP: 1<br>HBP: 2 | | | | | |

| | AB | 30 |
|---|---|---|
| | R | 2 |
| | H | 5 |
| | RBI | 2 |
| | BB | 4 |
| | SO | 6 |
| | LOB | 12 |

WP: 0 PB: 0 SB: 0 CS: 0 PA: 37

| PITCHER | | IP | WLS | BF | H | R | ER | SO | BB | IBB | HBP | BLK | WP | HR | S | P | ERA | WHIP |
|---|---|---|---|---|---|---|---|---|---|---|---|---|---|---|---|---|---|---|
| Randy Tomlin, L<br>ERA: 2.7 | (1, 1) | 6.2 | W | 28 | 4 | 2 | 2 | 2 | 4 | 0 | 1 | 0 | 0 | 1 | 58 | 104 | 2.70 | 1.200 |
| Roger Mason, R<br>ERA: | (7, 1) | 1.1 | | 6 | 1 | 0 | 0 | 2 | 0 | 0 | 1 | 0 | 0 | 0 | 13 | 23 | 0.00 | 0.750 |
| Stan Belinda, R<br>ERA: | (9, 1) | 1.0 | S | 3 | 0 | 0 | 0 | 2 | 0 | 0 | 0 | 0 | 0 | 0 | 12 | 15 | 0.00 | 0.000 |

| PITCHER | IP | WLS | BF | H | R | ER | SO | BB | IBB | HBP | BLK | WP | HR | S | P | ERA | WHIP |
|---|---|---|---|---|---|---|---|---|---|---|---|---|---|---|---|---|---|

| Batter | 1 | 2 | 3 | 4 | 5 | 6 | 7 | 8 | 9 | AB | R | H | RBI | BB | SO | LOB |
|---|---|---|---|---|---|---|---|---|---|---|---|---|---|---|---|---|
| Kirk Gibson, L (1, 9)<br>OBP: 0.267, SLG: 0.154 | B B F B X<br>3-1 ①<br>F8 | | S S B B B X<br>3-2 ③<br>L6 | | | B X<br>1-0 ②<br>PB BB<br>1B | B C F B X<br>2-2 ③<br>G3 | | B F B B C X<br>3-2 ②<br>P6<br>1-2 | 5 | 0 | 1 | 0 | 0 | 0 | 3 |
| Jay Bell, R (1, 6)<br>OBP: 0.318, SLG: 0.263 | C B C S<br>1-3 ②<br>K | | | B C B X<br>2-1 ①<br>G5-6-3 | | C B X<br>1-1 ①<br>F9 | | C B X<br>1-1 ①<br>G6-3 | C B B B C F T X<br>3-2 ③<br>L3 | 5 | 0 | 0 | 0 | 0 | 1 | 2 |
| Andy Van Slyke, L (1, 8)<br>OBP: 0.333, SLG: 0.235<br>Cecil Espy, S (8, 8)<br>OBP: 1.000, SLG: 1.333 | B B F F B F X<br>3-2 ③<br>P2 | | | X<br>0-0 ②<br>L6 | | B B B C B<br>4-1<br>PB<br>1-2<br>BB | | B B X<br>2-0 ②<br>F7 | | 3<br>0 | 0<br>0 | 0<br>0 | 0<br>0 | 1<br>0 | 0<br>0 | 0<br>0 |
| Barry Bonds, L (1, 7)<br>OBP: 0.421, SLG: 0.867<br>Lloyd McClendon, R (8, 7)<br>OBP: 0.333, SLG: 1.000 | | B B B C X<br>3-1 ①<br>F8 | | B C B X<br>2-1<br>HR | | B S C X<br>1-2 ②<br>P5 | | B F B S B X<br>3-2 ③<br>F7 | | 4<br>0 | 1<br>0 | 1<br>0 | 1<br>0 | 0<br>0 | 0<br>0 | 2<br>0 |
| Orlando Merced, S (1, 3)<br>OBP: 0.091, SLG: 0.091 | | B B X<br>2-0<br>S<br>1B | | B X<br>1-0 ③<br>G4-3 | | C B C X<br>1-2 ③<br>G4-3<br>1-2<br>2-3 | | | S S B B B F S<br>3-3<br>K<br>2B | 4 | 1 | 1 | 0 | 0 | 1 | 2 |
| Steve Buechele, R (1, 5)<br>OBP: 0.421, SLG: 0.375 | 1 SAFE<br>B C C B F S | 2-3 ②<br>K<br>1-2 | | | C B B S B F F S<br>3-3 ①<br>K | | X<br>0-0 ①<br>G5-3 | | F B B X<br>2-1<br>1-H<br>3B<br>2B | 4 | 1 | 1 | 1 | 0 | 2 | 1 |
| Michael LaValliere, L (1, 2)<br>OBP: 0.300, SLG: 0.444<br>Jeff King, R (9, PH)<br>OBP: 0.200, SLG: 0.333 | B B C S X<br>2-2 ③<br>P5 | | | | S B X<br>1-1<br>2B | | B C X<br>1-1<br>1B G4-3<br>1B | | B F C B X<br>2-2<br>2-H<br>SF8<br>3B | 3<br>1 | 0<br>1 | 2<br>1 | 0<br>1 | 0<br>0 | 0<br>0 | 1<br>0 |
| Jose Lind, R (1, 4)<br>OBP: 0.158, SLG: 0.167 | | | C F B X<br>1-2 ①<br>G6-3 | | C B S F B F B X<br>3-2 ②<br>G1-3 | | B X<br>1-0 ②<br>G4-3<br>1-2 | | F F B X<br>1-2 ①<br>SF8<br>3-H | 3 | 0 | 0 | 1 | 0 | 0 | 2 |
| Doug Drabek, R (1, 1)<br>OBP: 0.250, SLG: 0.250<br>Gary Varsho, L (7, PH)<br>OBP: 0.500, SLG: 0.500<br>Miguel Batista, R (7, 1)<br>Gary Redus, R (9, PH) | | | F S F C<br>0-3 ②<br>K | | B F S F X<br>1-2 ③<br>F7 | | S B X<br>1-1<br>2-3<br>1B | | B B B B<br>4-0<br>DI<br>BB | 2<br>1<br>0<br>0 | 0<br>0<br>0<br>0 | 0<br>1<br>0<br>0 | 0<br>0<br>0<br>1 | 1<br>0<br>0<br>0 | 1<br>0<br>0<br>0 | 1<br>0<br>0<br>0 |

# TOP

Pittsburgh Pirates @ Philadelphia Phillies
Veterans Stadium, Philadelphia, PA
Sat Apr 11 1992, 7:05 PM EDT
Att. 24,967 - Cloudy - 59 F

livebaseballscorecards.com

| | |
|---|---|
| AB | 35 |
| R | 4 |
| H | 8 |
| RBI | 4 |
| BB | 2 |
| SO | 5 |
| LOB | 14 |

| Inning Stats | 1 | 2 | 3 | 4 | 5 | 6 | 7 | 8 | 9 |
|---|---|---|---|---|---|---|---|---|---|
| | R: 0<br>E: 0<br>K: 1<br>S: 9 | H: 0<br>LOB: 0<br>BB: 0<br>P: 16 | R: 0<br>E: 0<br>K: 1<br>S: 10 | H: 1<br>LOB: 1<br>BB: 0<br>P: 19 | R: 0<br>E: 0<br>K: 1<br>S: 10 | H: 0<br>LOB: 0<br>BB: 0<br>P: 14 | R: 1<br>E: 0<br>K: 0<br>S: 6 | H: 1<br>LOB: 0<br>BB: 0<br>P: 11 | R: 0<br>E: 0<br>K: 1<br>S: 16 | H: 1<br>LOB: 1<br>BB: 0<br>P: 24 |
| | R: 0<br>E: 0<br>K: 0<br>S: 10 | H: 1<br>LOB: 2<br>BB: 1<br>P: 18 | R: 0<br>E: 0<br>K: 0<br>S: 9 | H: 2<br>LOB: 2<br>BB: 0<br>P: 14 | R: 0<br>E: 0<br>K: 0<br>S: 6 | H: 0<br>LOB: 0<br>BB: 0<br>P: 12 | R: 3<br>E: 0<br>K: 1<br>S: 20 | H: 2<br>LOB: 1<br>BB: 1<br>P: 38 | 1B: 4<br>2B: 2<br>3B: 1<br>HR: 1 | SF: 1<br>SAC: 0<br>DP: 0<br>HBP: 0 |
| | WP: 1<br>PB: 1<br>SB: 1<br>CS: 0 | PA: 38 | | | | | | | | |

| PITCHER | IP | WLS | BF | H | R | ER | SO | BB | IBB | HBP | BLK | WP | HR | S | P | ERA | WHIP |
|---|---|---|---|---|---|---|---|---|---|---|---|---|---|---|---|---|---|
| Andy Ashby, R (1, 1)<br>ERA: 1.5 | 6.0 | W | 23 | 4 | 1 | 1 | 4 | 1 | 0 | 0 | 0 | 0 | 1 | 61 | 102 | 1.50 | 0.833 |
| Barry Jones, R (7, 1)<br>ERA: | 2.0 | | 8 | 2 | 0 | 0 | 0 | 0 | 0 | 0 | 0 | 0 | 0 | 15 | 26 | 0.00 | 1.000 |
| Mitch Williams, L (9, 1)<br>ERA: 13.5 | 1.0 | | 7 | 2 | 3 | 3 | 1 | 1 | 0 | 0 | 0 | 1 | 0 | 20 | 38 | 27.00 | 3.000 |

| PITCHER | IP | WLS | BF | H | R | ER | SO | BB | IBB | HBP | BLK | WP | HR | S | P | ERA | WHIP |
|---|---|---|---|---|---|---|---|---|---|---|---|---|---|---|---|---|---|

# BOTTOM

Pittsburgh Pirates @ Philadelphia Phillies
Veterans Stadium, Philadelphia, PA
Sat Apr 11 1992, 7:05 PM EDT
Att. 24,967 - Cloudy - 59 F

livebaseballscorecards.com

| Batter | 1 | 2 | 3 | 4 | 5 | 6 | 7 | 8 | 9 | AB | R | H | RBI | BB | SO | LOB |
|---|---|---|---|---|---|---|---|---|---|---|---|---|---|---|---|---|
| Ruben Amaro Jr, S (1, 8) (7, 9)<br>OBP: 0.450, SLG: 0.800 | B C B X 2-1 G6-3 ① | | | B B C B C B 4-2 1B FC BB | F S C 0-3 K ② | | B B X 2-0 1-H HR | B B C F S 2-3 K ② | | 4 | 2 | 1 | 2 | 1 | 2 | 3 |
| Mariano Duncan, R (1, 6)<br>OBP: 0.273, SLG: 0.200 | B X 1-0 L6 ② | | | 1 SAFE L S B S 1-3 K ① | X 0-0 F8 ③ | | S S X 0-2 G4-3 BB 1B | F B S X 1-2 G4-3 ③ | | 5 | 0 | 1 | 0 | 0 | 1 | 4 |
| Dave Hollins, S (1, 5)<br>OBP: 0.524, SLG: 0.714 | B B C F X 2-2 G6-3 ③ | | | B 1 SAFE B X 2-0 1-3 FC 1B 1B | | B X 1-0 G3-1 ① | B B B C F B 4-2 1-2 G4-3 BB | | | 3 | 1 | 1 | 0 | 1 | 0 | 0 |
| John Kruk, L (1, 3)<br>OBP: 0.429, SLG: 0.429 | | B X 1-0 G4-3 ① | | B C B X 2-1 1-2 3-H FC 1B 1B | | C B X 1-1 E SF7 1B | C B B B F X 3-2 1-2 2-3 G4-3 ② | | | 4 | 2 | 1 | 1 | 0 | 0 | 3 |
| Dale Murphy, R (1, 9)<br>Barry Jones, R (7, 1)<br>Mitch Williams, L (9, 1) | | C C B B X 2-2 F8 ② | | X 0-0 1-3 2-H 1B | | X 0-0 E6 WP 1-3 | X 0-0 G5-3 ③ | | | 3<br>1<br>0 | 1<br>0<br>0 | 1<br>0<br>0 | 1<br>0<br>0 | 0<br>0<br>0 | 0<br>0<br>0 | 1<br>2<br>0 |
| Darren Daulton, L (1, 2)<br>OBP: 0.250, SLG: 0.188 | | B C F C 1-3 K ③ | | B F B B B 4-1 L8-4 1B BB | | C B X 1-1 3-H SF7 ② | | C B F B X 2-2 FC5-4 1B | | 2 | 0 | 1 | 1 | 1 | 1 | 0 |
| Wes Chamberlain, R (1, 7)<br>OBP: 0.300, SLG: 0.550 | | X 0-0 F9 ① | | S X 0-1 1-2 2-H 3-H 1B | | B F F S 1-3 1-2 K ③ | | X 0-0 FC5-4 E 1-2f ① | | 4 | 0 | 1 | 2 | 0 | 1 | 2 |
| Mickey Morandini, L (1, 4)<br>OBP: 0.333, SLG: 0.273 | | B F F B B S 3-3 K ② | | C B X 1-1 2-3 L8-4 ② ③ | | | C B B B B X 3-1 L7 ① | B X 1-0 1-3 E7 1B | | 4 | 0 | 1 | 0 | 0 | 1 | 2 |
| Andy Ashby, R (1, 1)<br>Julio Peguero, S (7, 8) | | C C F S 0-3 K ③ | | | C F B S 1-3 K ① | | C B S F F B B B 4-2 HR BB | B B S B B 4-1 BB | | 2<br>0 | 0<br>1 | 0<br>0 | 0<br>0 | 0<br>2 | 2<br>0 | 0<br>0 |
| Inning Stats | R: 0 E: 0 K: 0 S: 6 H: 0 LOB: 0 BB: 0 P: 11 | R: 0 E: 0 K: 1 S: 7 H: 0 LOB: 0 BB: 0 P: 11 | R: 0 E: 0 K: 2 S: 8 H: 0 LOB: 0 BB: 0 P: 11 | R: 4 E: 0 K: 1 S: 14 H: 3 LOB: 1 BB: 2 P: 28 | R: 0 E: 0 K: 2 S: 7 H: 0 LOB: 0 BB: 0 P: 8 | R: 1 E: 1 K: 1 S: 9 H: 1 LOB: 1 BB: 0 P: 13 | R: 2 E: 0 K: 0 S: 16 H: 2 LOB: 2 BB: 2 P: 32 | R: 0 E: 1 K: 1 S: 12 H: 2 LOB: 3 BB: 1 P: 22 | | 1B: 7<br>2B: 1<br>3B: 0<br>HR: 1 | SF: 1<br>SAC: 0<br>DP: 1<br>HBP: 0 | | | WP: 1<br>PB: 0<br>SB: 0<br>CS: 0 | PA: 38 | | |

| | AB | 32 |
|---|---|---|
| | R | 7 |
| | H | 8 |
| | RBI | 7 |
| | BB | 5 |
| | SO | 8 |
| | LOB | 17 |

| PITCHER | | IP | WLS | BF | H | R | ER | SO | BB | IBB | HBP | BLK | WP | HR | S | P | ERA | WHIP |
|---|---|---|---|---|---|---|---|---|---|---|---|---|---|---|---|---|---|---|
| Doug Drabek, R<br>ERA: 2.57 | (1, 1) | 6.0 | L | 25 | 4 | 5 | 4 | 7 | 2 | 0 | 0 | 0 | 1 | 0 | 51 | 82 | 6.00 | 1.000 |
| Miguel Batista, R<br>ERA: 9.0 | (7, 1) | 2.0 | | 13 | 4 | 2 | 2 | 1 | 3 | 0 | 0 | 0 | 0 | 1 | 28 | 54 | 9.00 | 3.500 |

| PITCHER | IP | WLS | BF | H | R | ER | SO | BB | IBB | HBP | BLK | WP | HR | S | P | ERA | WHIP |
|---|---|---|---|---|---|---|---|---|---|---|---|---|---|---|---|---|---|

| Batter | 1 | 2 | 3 | 4 | 5 | 6 | 7 | 8 | 9 | AB | R | H | RBI | BB | SO | LOB |
|---|---|---|---|---|---|---|---|---|---|---|---|---|---|---|---|---|
| Gary Redus, R (1, 8)<br>OBP: 0.375, SLG: 0.167 | C X<br>0-1 ① F8 | | B X<br>1-0 ① G5-3 | | | S X<br>0-1 FC6-4 1B | C X<br>0-1 1B | | B C B B B<br>4-1 L5-4 BB<br>BB | 3 | 0 | 1 | 0 | 0 | 0 | 0 |
| Cecil Espy, S (6, 8)<br>OBP: 1.000, SLG: 1.250 | | | | | | | | | | 1 | 0 | 1 | 0 | 1 | 0 | 0 |
| Jay Bell, R (1, 6)<br>OBP: 0.333, SLG: 0.261 | C B B B C X<br>3-2 BB 1B 1B | | B B C X<br>2-1 ② P3 | | | C 1 SAFE C F B X<br>1-2 ① FC6-4 BB<br>1-2f HR | 1 SAFE C B B S S<br>2-3 ② K | | B B B B<br>4-0 1-2 BB | 4 | 2 | 1 | 0 | 1 | 1 | 2 |
| Jeff King, R (1, 3)<br>OBP: 0.200, SLG: 0.231 | B B C 1 SAFE F X<br>2-2 ② P3 | | B F X<br>1-1 ③ G5-3 | | | B C C F F B F B 1 SAFE<br>4-2 B 1-2 HR BB | B 1 SAFE F B B C B X<br>3-2 ③ P6 | | B X<br>1-0 ②③ L5-4<br>2-3 | 4 | 1 | 0 | 0 | 1 | 0 | 4 |
| Barry Bonds, L (1, 7)<br>OBP: 0.478, SLG: 1.000 | B B B C F B<br>4-2 1B 1-2 E BB | | | B C F B F C<br>2-3 ① K | | F B F X<br>1-2 1-H 2-H HR | | F B B B B<br>4-1 1B BB | | 2 | 2 | 1 | 3 | 2 | 1 | 0 |
| Lloyd McClendon, R (1, 9)<br>OBP: 0.571, SLG: 1.000 | B C F B F X<br>2-2 E7 1-H 2-H 1B | | | C B F C<br>1-3 ② K | | C B B X<br>2-1 2B | | F 1 B C F B B F F<br>3-2 1 SAFE F X 1-2 1B | | 4 | 1 | 3 | 1 | 0 | 1 | 0 |
| Steve Buechele, R (1, 5)<br>OBP: 0.348, SLG: 0.300 | B X<br>1-0 ③ P3 | | | B B S S S<br>2-3 ③ K | | B C S S S<br>1-3 ② K | | S B B B B X<br>3-1 ① P3 | | 4 | 0 | 0 | 0 | 0 | 2 | 3 |
| Tom Prince, R (1, 2) | | B C B X<br>2-1 ① F7 | | | C B F B F B F S<br>3-3 ① K | F B B F B F B<br>4-2 FC5 BB | | C C B F S<br>1-3 ② K | | 3 | 0 | 0 | 0 | 1 | 2 | 2 |
| Jose Lind, R (1, 4)<br>OBP: 0.130, SLG: 0.136 | | B B C X<br>2-1 ② G5-3 | | | X<br>0-0 ② F8 | C F F B X<br>1-2 ③ FC5<br>1-2f | | F S B F B F X<br>2-2 ③ G1-3 | | 4 | 0 | 0 | 0 | 0 | 0 | 4 |
| Zane Smith, L (1, 1) | | F B F X<br>1-2 ③ G1-3 | | | S X<br>0-1 ③ G6-3 | | B X<br>1-0 ① P4 | | C F C<br>0-3 ① K | 4 | 0 | 0 | 0 | 0 | 1 | 0 |
| Inning Stats | R: 3 H: 2<br>E: 1 LOB: 0<br>K: 0 BB: 1<br>S: 15 P: 27 | R: 0 H: 0<br>E: 0 LOB: 0<br>K: 0 BB: 0<br>S: 7 P: 12 | R: 0 H: 0<br>E: 0 LOB: 0<br>K: 0 BB: 0<br>S: 5 P: 9 | R: 0 H: 0<br>E: 0 LOB: 0<br>K: 3 BB: 0<br>S: 10 P: 15 | R: 0 H: 0<br>E: 0 LOB: 0<br>K: 1 BB: 0<br>S: 8 P: 11 | R: 3 H: 3<br>E: 0 LOB: 2<br>K: 1 BB: 2<br>S: 26 P: 40 | R: 0 H: 1<br>E: 0 LOB: 1<br>K: 1 BB: 0<br>S: 9 P: 15 | R: 0 H: 1<br>E: 0 LOB: 2<br>K: 1 BB: 1<br>S: 19 P: 32 | R: 0 H: 0<br>E: 0 LOB: 1<br>K: 1 BB: 2<br>S: 5 P: 14 | 1B: 5 SF: 0<br>2B: 2 SAC: 0<br>3B: 0 DP: 1<br>HR: 1 HBP: 0 | | | | | | |

# TOP

## Pittsburgh Pirates @ Philadelphia Phillies

Veterans Stadium, Philadelphia, PA

Sun Apr 12 1992, 3:33 AM EDT

Att. 32,624 - Cloudy - 58 F

livebaseballscorecards.com

| | |
|---|---|
| AB | 33 |
| R | 6 |
| H | 7 |
| RBI | 4 |
| BB | 6 |
| SO | 8 |
| LOB | 15 |

WP: 0 PA: 39
PB: 0
SB: 0
CS: 0

| PITCHER | | IP | WLS | BF | H | R | ER | SO | BB | IBB | HBP | BLK | WP | HR | S | P | ERA | WHIP |
|---|---|---|---|---|---|---|---|---|---|---|---|---|---|---|---|---|---|---|
| Terry Mulholland, L<br>ERA: 5.54 | (1, 1) | 6.0 | L | 26 | 5 | 6 | 4 | 5 | 3 | 0 | 0 | 0 | 0 | 1 | 71 | 114 | 6.00 | 1.333 |
| Cliff Brantley, R<br>ERA: | (7, 1) | 2.0 | | 9 | 2 | 0 | 0 | 2 | 1 | 0 | 0 | 0 | 0 | 0 | 28 | 47 | 0.00 | 1.500 |
| Steve Searcy, L<br>ERA: | (9, 1) | 1.0 | | 4 | 0 | 0 | 0 | 1 | 2 | 0 | 0 | 0 | 0 | 0 | 5 | 14 | 0.00 | 2.000 |

| PITCHER | IP | WLS | BF | H | R | ER | SO | BB | IBB | HBP | BLK | WP | HR | S | P | ERA | WHIP |
|---|---|---|---|---|---|---|---|---|---|---|---|---|---|---|---|---|---|

| Batter | 1 | 2 | 3 | 4 | 5 | 6 | 7 | 8 | 9 | AB | R | H | RBI | BB | SO | LOB |
|---|---|---|---|---|---|---|---|---|---|---|---|---|---|---|---|---|
| Ruben Amaro Jr, S (1, 8)<br>OBP: 0.417, SLG: 0.842 | C B X 1-1 P4 ① | | C S B X 1-2 HR | | C B B F C 2-3 K ③ | | | C X 0-1 G5-3 ② | | 4 | 1 | 1 | 1 | 0 | 1 | 0 |
| Mariano Duncan, R (1, 4)<br>OBP: 0.231, SLG: 0.167 | B C S B X 2-2 G5-3 ② | | C B B F X 2-2 G6-3 ② | | | B X 1-0 G6-3 ① | | B C X 1-1 F9 ③ | | 4 | 0 | 0 | 0 | 0 | 0 | 0 |
| Dave Hollins, S (1, 5)<br>OBP: 0.480, SLG: 0.588 | C H 1-1 HBP | | C S B X 1-2 G6-3 ③ | | | B B X 2-0 G5-3 ② | | | X 0-0 G6-3 ① | 3 | 0 | 0 | 0 | 0 | 0 | 0 |
| John Kruk, L (1, 3)<br>OBP: 0.400, SLG: 0.400 | C S S 0-3 K ③ | | | F B S B B X 3-2 1B | | S S B X 1-2 G6-3 ③ | | | B S X 1-1 G6-3 ② | 4 | 0 | 1 | 0 | 0 | 1 | 1 |
| Dale Murphy, R (1, 9)<br>OBP: 0.217, SLG: 0.318 | | C X 0-1 FC6-4 1B | | C B X 1-1 L8 ① | | | B C F B F C 2-3 K ① | | C B X 1-1 G1-4-3 ③ | 4 | 0 | 1 | 0 | 0 | 1 | 1 |
| Wes Chamberlain, R (1, 7)<br>OBP: 0.304, SLG: 0.565 | | C X 0-1 F9 ① | | S B F S 1-3 K ② | | | F F F X 0-2 1B 2B | | | 3 | 0 | 1 | 0 | 0 | 1 | 2 |
| Steve Lake, R (1, 2)<br>OBP: 0.333, SLG: 0.333 | | B X 1-0 F8 ② | | X 0-0 G5-3 ③ | | | 2 SAFE X 0-0 G6-4-3 2-3 1B | | | 3 | 0 | 1 | 0 | 0 | 0 | 2 |
| Kim Batiste, R (1, 6)<br>OBP: 0.143, SLG: 0.143 | | C X 0-1 FC6-4 ③ 1-2f | | | C B X 1-1 G4-3 ① | | X 0-0 G6-4-3 ② ③ 1-2f | | | 3 | 0 | 0 | 0 | 0 | 0 | 3 |
| Terry Mulholland, R (1, 1)<br>Cliff Brantley, R (7, 1)<br>Jeff Grotewold, L (8, PH)<br>Steve Searcy, L (9, 1) | | | C B S B S 2-3 K ① | | F B F X 1-2 G2-3 ② | | | B F F S 1-3 K ① | | 2<br>0<br>1<br>0 | 0<br>0<br>0<br>0 | 0<br>0<br>0<br>0 | 0<br>0<br>0<br>0 | 0<br>0<br>0<br>0 | 1<br>0<br>1<br>0 | 0<br>0<br>0<br>0 |
| Inning Stats | R: 0 H: 0<br>E: 0 LOB: 1<br>K: 1 BB: 0<br>S: 9 P: 13 | R: 0 H: 1<br>E: 0 LOB: 1<br>K: 0 BB: 0<br>S: 7 P: 8 | R: 1 H: 1<br>E: 0 LOB: 0<br>K: 1 BB: 0<br>S: 12 P: 18 | R: 0 H: 1<br>E: 0 LOB: 1<br>K: 1 BB: 0<br>S: 9 P: 14 | R: 0 H: 0<br>E: 0 LOB: 0<br>K: 1 BB: 0<br>S: 8 P: 12 | R: 0 H: 0<br>E: 0 LOB: 0<br>K: 0 BB: 0<br>S: 5 P: 9 | R: 0 H: 2<br>E: 0 LOB: 1<br>K: 1 BB: 0<br>S: 10 P: 12 | R: 0 H: 0<br>E: 0 LOB: 0<br>K: 1 BB: 0<br>S: 7 P: 9 | R: 0 H: 0<br>E: 0 LOB: 0<br>K: 0 BB: 0<br>S: 5 P: 7 | 1B: 3<br>2B: 1<br>3B: 0<br>HR: 1 | SF: 0<br>SAC: 0<br>DP: 1<br>HBP: 1 | | | WP: 0<br>PB: 0<br>SB: 0<br>CS: 0 | PA: 32 | | |

| PITCHER | IP | WLS | BF | H | R | ER | SO | BB | IBB | HBP | BLK | WP | HR | S | P | ERA | WHIP |
|---|---|---|---|---|---|---|---|---|---|---|---|---|---|---|---|---|---|
| Zane Smith, L (1, 1)<br>ERA: 1.69 | 9.0 | W | 32 | 5 | 1 | 1 | 6 | 0 | 0 | 1 | 0 | 0 | 1 | 72 | 102 | 1.00 | 0.556 |

| PITCHER | IP | WLS | BF | H | R | ER | SO | BB | IBB | HBP | BLK | WP | HR | S | P | ERA | WHIP |
|---|---|---|---|---|---|---|---|---|---|---|---|---|---|---|---|---|---|

# BOTTOM

Pittsburgh Pirates @ Philadelphia Phillies

Veterans Stadium, Philadelphia, PA

Sun Apr 12 1992, 3:33 AM EDT

Att. 32,624 - Cloudy - 58 F

livebaseballscorecards.com

| | |
|---|---|
| AB | 31 |
| R | 1 |
| H | 5 |
| RBI | 1 |
| BB | 0 |
| SO | 6 |
| LOB | 9 |

| Batter | 1 | 2 | 3 | 4 | 5 | 6 | 7 | 8 | 9 | AB | R | H | RBI | BB | SO | LOB |
|---|---|---|---|---|---|---|---|---|---|---|---|---|---|---|---|---|
| Shawon Dunston, R (1, 6)<br>OBP: 0.350, SLG: 0.421 | K2-3 | | P7 | | L4 | | B1-3 | | | 4 | 0 | 0 | 0 | 0 | 1 | 1 |
| Sammy Sosa, R (1, 8)<br>OBP: 0.323, SLG: 0.286 | K | | E6 23 CS | | | P4 | | G6-4-3 1B | | 4 | 0 | 1 | 0 | 0 | 1 | 0 |
| 23 Ryne Sandberg, R (1, 4)<br>OBP: 0.290, SLG: 0.385 | S 1B BB | | CS 1-2 | G5-3 | | G5-3 | | K | | 3 | 1 | 0 | 0 | 1 | 1 | 1 |
| Andre Dawson, R (1, 9)<br>OBP: 0.238, SLG: 0.286 | 1-H 1B 1B | | | F8 | | E5 | | G6-4-3 1-2f | | 4 | 0 | 1 | 1 | 0 | 0 | 1 |
| Mark Grace, L (1, 3)<br>OBP: 0.407, SLG: 0.500 | 2-H 1B | | | 2B | | F9 | | | F7 | 4 | 0 | 2 | 0 | 0 | 0 | 1 |
| Hector Villanueva, R (1, 2)<br>OBP: 0.333, SLG: 0.444 | | G5-3 | | BB | | | SH1-4 G4-3 BB | | P3 | 2 | 1 | 0 | 0 | 2 | 0 | 0 |
| Dwight Smith, L (1, 7)<br>OBP: 0.227, SLG: 0.105 | | F7 | K | | | | G4-3 SH1-4 1-2 BB | | G3-1 | 3 | 0 | 0 | 0 | 1 | 1 | 2 |
| Gary Scott, R (1, 5)<br>OBP: 0.208, SLG: 0.136 | | L4 | | | F8 | | SH1-4 1-2 2-3 | | | 2 | 0 | 0 | 0 | 0 | 0 | 0 |
| Danny Jackson, R (1, 1) | | | K | | K | | G4-3 2-3 3-H | | | 2 | 0 | 0 | 0 | 0 | 2 | 0 |
| Chico Walker, S (7, PH) | | | | | | | | | | 1 | 0 | 0 | 1 | 0 | 0 | 1 |
| Bob Scanlan, R (7, 1) | | | | | | | | | | 0 | 0 | 0 | 0 | 0 | 0 | 0 |
| Inning Stats | R: 1 E: 0 K: 2 S: 13 H: 2 LOB: 1 BB: 1 P: 26 | R: 0 E: 0 K: 0 S: 4 H: 0 LOB: 0 BB: 0 P: 9 | R: 0 E: 1 K: 1 S: 9 H: 0 LOB: 0 BB: 0 P: 11 | R: 0 E: 0 K: 1 S: 14 H: 1 LOB: 2 BB: 1 P: 28 | R: 0 E: 0 K: 1 S: 8 H: 0 LOB: 0 BB: 0 P: 13 | R: 0 E: 1 K: 0 S: 11 H: 0 LOB: 1 BB: 0 P: 17 | R: 1 E: 0 K: 0 S: 6 H: 0 LOB: 1 BB: 2 P: 15 | R: 0 E: 0 K: 1 S: 7 H: 1 LOB: 0 BB: 0 P: 10 | R: 0 E: 0 K: 0 S: 4 H: 0 LOB: 0 BB: 0 P: 5 | 1B: 3 2B: 1 3B: 0 HR: 0 | SF: 0 SAC: 1 DP: 1 HBP: 0 | | | | | |

# TOP

## Chicago Cubs @ Pittsburgh Pirates

Three Rivers Stadium, Pittsburgh, PA

Tue Apr 14 1992, 7:05 PM EDT
Att. 14,963 - Cloudy - 55 F

livebaseballscorecards.com

| | |
|---|---|
| AB | 29 |
| R | 2 |
| H | 4 |
| RBI | 2 |
| BB | 4 |
| SO | 6 |
| LOB | 7 |

WP: 0 PB: 0 SB: 1 CS: 1 PA: 35

| PITCHER | | IP | WLS | BF | H | R | ER | SO | BB | IBB | HBP | BLK | WP | HR | S | P | ERA | WHIP |
|---|---|---|---|---|---|---|---|---|---|---|---|---|---|---|---|---|---|---|
| Bob Walk, R<br>ERA: 3.55 | (1, 1) | 7.0 | W | 28 | 3 | 2 | 2 | 5 | 4 | 0 | 0 | 0 | 0 | 0 | 65 | 119 | 2.57 | 1.000 |
| Roger Mason, R<br>ERA: | (8, 1) | 2.0 | S | 6 | 1 | 0 | 0 | 1 | 0 | 0 | 0 | 0 | 0 | 0 | 11 | 15 | 0.00 | 0.500 |

| PITCHER | IP | WLS | BF | H | R | ER | SO | BB | IBB | HBP | BLK | WP | HR | S | P | ERA | WHIP |
|---|---|---|---|---|---|---|---|---|---|---|---|---|---|---|---|---|---|

| Batter | 1 | 2 | 3 | 4 | 5 | 6 | 7 | 8 | 9 | AB | R | H | RBI | BB | SO | LOB |
|---|---|---|---|---|---|---|---|---|---|---|---|---|---|---|---|---|
| Jeff King, R (1, 3)<br>OBP: 0.158, SLG: 0.176 | B B B C X<br>3-1<br>G6-3 ① | | S F X<br>0-2<br>G3-1 ② | | C B S F B X<br>2-2<br>P4 ① | | B C X<br>1-1<br>G4-3 ① | | | 4 | 0 | 0 | 0 | 0 | 0 | 0 |
| Jay Bell, R (1, 6)<br>OBP: 0.355, SLG: 0.240 | C B B C F S<br>2-3<br>K ② | | B B B B<br>4-0<br>BB | | C B F B X<br>2-2<br>F8 ② | | C B B B B<br>4-1<br>G3-6-3<br>BB | | | 2 | 0 | 0 | 0 | 2 | 1 | 0 |
| Andy Van Slyke, L (1, 8)<br>OBP: 0.280, SLG: 0.190 | C B B F X<br>2-2<br>F8 ③ | | C F X<br>0-2<br>G4-3 ③ | | B C B S B C<br>3-3<br>K ③ | | 1 SAFE<br>C B B X<br>2-1<br>G3-6-3 ② ③<br>1-2f | | | 4 | 0 | 0 | 0 | 0 | 1 | 2 |
| Lloyd McClendon, R (1, 9)<br>OBP: 0.700, SLG: 1.000<br>Cecil Espy, S (8, 9)<br>OBP: 0.833, SLG: 1.000 | | C F B F E B F B B<br>4-2<br>E BLK<br>BB | X<br>0-0<br>E<br>SF9<br>1B | | | B B B B<br>4-0<br>E<br>G5-3<br>BB | | X<br>0-0<br>G6-3 ① | | 1<br>1 | 2<br>0 | 1<br>0 | 0<br>0 | 2<br>0 | 0<br>0 | 0<br>0 |
| Barry Bonds, L (1, 7)<br>OBP: 0.444, SLG: 0.857 | | B<br>1 SAFE<br>B F X<br>2-1<br>F7 ① | C X<br>0-1<br>E1<br>E<br>1-3 | | | 1 SAFE<br>C S F B B F<br>1 SAFE B<br>3-2<br>X<br>E7<br>G5-3<br>2B<br>1-3<br>1B | | C B B F F X<br>2-2<br>G4-3 ② | | 4 | 1 | 1 | 0 | 0 | 0 | 2 |
| Steve Buechele, R (1, 5)<br>OBP: 0.296, SLG: 0.250 | | B B S S C B X<br>3-2<br>P4 ②<br>1-2 | 1 SAFE<br>B B<br>1 SAFE<br>S S B S<br>2-3<br>K ① | | | B F B X<br>2-1<br>G5-3 ①<br>2-3<br>3-H | | B B F C X<br>2-2<br>L3 ③ | | 4 | 0 | 0 | 1 | 0 | 1 | 4 |
| Tom Prince, R (1, 2)<br>OBP: 0.200, SLG: 0.167 | | C B B S X<br>2-2<br>E5<br>2-3 | 1 SAFE<br>F F X<br>0-2<br>SF9 ②<br>1-2<br>3-H | | | F B F X<br>1-2<br>G1-6-3<br>2B<br>3-H | | | | 2 | 0 | 1 | 2 | 0 | 0 | 1 |
| Jose Lind, R (1, 4)<br>OBP: 0.154, SLG: 0.125 | | S B S X<br>1-2<br>G3 ③ | I I I<br>4-0<br>IBB | | | F B B 2 B F F X<br>2 SAFE<br>3-2<br>G1-6-3 ②<br>2-3 | | | | 2 | 0 | 0 | 0 | 1 | 0 | 3 |
| Bob Walk, R (1, 1)<br>Roger Mason, R (8, 1) | | | S F X<br>0-2<br>G5-3 ① | X<br>0-0<br>G6-3 ③ | | S X<br>0-1<br>P7 ③ | | | | 3<br>0 | 0<br>0 | 0<br>0 | 0<br>0 | 0<br>0 | 0<br>0 | 3<br>0 |
| Inning Stats | R: 0 H: 0<br>E: 0 LOB: 0<br>K: 1 BB: 0<br>S: 9 P: 16 | R: 0 H: 0<br>E: 1 LOB: 2<br>K: 0 BB: 1<br>S: 16 P: 28 | R: 0 H: 0<br>E: 0 LOB: 1<br>K: 0 BB: 1<br>S: 9 P: 13 | R: 1 H: 1<br>E: 2 LOB: 2<br>K: 1 BB: 1<br>S: 10 P: 16 | R: 0 H: 0<br>E: 0 LOB: 0<br>K: 1 BB: 0<br>S: 10 P: 17 | R: 2 H: 2<br>E: 1 LOB: 1<br>K: 0 BB: 1<br>S: 16 P: 29 | R: 0 H: 0<br>E: 0 LOB: 0<br>K: 0 BB: 1<br>S: 5 P: 12 | R: 0 H: 0<br>E: 0 LOB: 0<br>K: 0 BB: 0<br>S: 8 P: 12 | | 1B: 2 SF: 1<br>2B: 1 SAC: 0<br>3B: 0 DP: 1<br>HR: 0 HBP: 0 | | | | WP: 0 PA: 33<br>PB: 0<br>SB: 0<br>CS: 0 | | |

| PITCHER | | IP | WLS | BF | H | R | ER | SO | BB | IBB | HBP | BLK | WP | HR | S | P | ERA | WHIP |
|---|---|---|---|---|---|---|---|---|---|---|---|---|---|---|---|---|---|---|
| Danny Jackson, L<br>ERA: 7.2 | (1, 1) | 6.0 | L | 27 | 3 | 3 | 2 | 3 | 3 | 1 | 0 | 1 | 0 | 0 | 70 | 119 | 3.00 | 1.000 |
| Bob Scanlan, R<br>ERA: 2.08 | (7, 1) | 2.0 | | 6 | 0 | 0 | 0 | 0 | 1 | 0 | 0 | 0 | 0 | 0 | 13 | 24 | 0.00 | 0.500 |

| PITCHER | IP | WLS | BF | H | R | ER | SO | BB | IBB | HBP | BLK | WP | HR | S | P | ERA | WHIP |
|---|---|---|---|---|---|---|---|---|---|---|---|---|---|---|---|---|---|

# BOTTOM

## Chicago Cubs @ Pittsburgh Pirates

Three Rivers Stadium, Pittsburgh, PA

Tue Apr 14 1992, 7:05 PM EDT

Att. 14,963 - Cloudy - 55 F

livebaseballscorecards.com

| | |
|---|---|
| AB | 27 |
| R | 3 |
| H | 3 |
| RBI | 3 |
| BB | 5 |
| SO | 3 |
| LOB | 15 |

| Batter | 1 | 2 | 3 | 4 | 5 | 6 | 7 | 8 | 9 | AB | R | H | RBI | BB | SO | LOB |
|---|---|---|---|---|---|---|---|---|---|---|---|---|---|---|---|---|
| Jose Vizcaino, S (1, 6)<br>OBP: 0.125, SLG: 0.133 | B B C F X<br>2-2 ① G4-3 | | B B C X<br>2-1 ① G4-3 | | C S B X<br>1-2 ③ F8 | | C X<br>0-1 ③ F9 | | | 4 | 0 | 0 | 0 | 0 | 0 | 2 |
| Sammy Sosa, R (1, 8)<br>OBP: 0.343, SLG: 0.313 | C B X<br>1-1 23 1B SF8 1B | | B F S B C<br>2-3 ② K | | | B X<br>1-0 23 3B 1B | | C S X<br>0-2 ① F7 | | 4 | 2 | 2 | 0 | 0 | 1 | 0 |
| 23 Ryne Sandberg, R (1, 4)<br>OBP: 0.343, SLG: 0.500 | C B 1 SAFE 1 SAFE X<br>1-1 CS 1-3 1B | | B X<br>1-0 ③ G6-3 | | | C X<br>0-1 1-H 3B | | B C X<br>1-1 1B | | 4 | 0 | 3 | 1 | 0 | 0 | 0 |
| Andre Dawson, R (1, 9)<br>OBP: 0.200, SLG: 0.250<br>Chuck McElroy, L (8, 1)<br>OBP: 1.000, SLG: 2.000 | F B F X<br>1-2 ② SF8 3-H | | | C B X<br>1-1 ① G3 | | B S B X<br>2-1 ① P9 | | F B B S S<br>2-3 ② K | | 3<br>0 | 0<br>0 | 0<br>0 | 1<br>0 | 0<br>0 | 1<br>0 | 2<br>0 |
| Mark Grace, L (1, 3)<br>OBP: 0.355, SLG: 0.423 | 1 SAFE<br>0-0 ③ CS 1-2 | B C X<br>1-1 ① F8 | | B B B C X<br>3-1 ② G3 | | X<br>0-0 ② G4-3 | | B B C B X<br>3-1 ③ G3 | | 4 | 0 | 0 | 0 | 0 | 0 | 2 |
| Hector Villanueva, R (1, 2)<br>OBP: 0.333, SLG: 0.417<br>Paul Assenmacher, L (6, 1)<br>Heathcliff Slocumb, R (6, 1)<br>Dave Smith, R (7, 1)<br>Doug Dascenzo, S (8, 9)<br>OBP: 0.333, SLG: 0.333 | | B B B C C X<br>3-2 G5-3 1B 1B | | X<br>0-0 ③ G6-3 | | B X<br>1-0 ③ G1-3 | | X<br>0-0 ① P3 | | 3<br>0<br>0<br>0<br>1 | 0<br>0<br>0<br>0<br>0 | 1<br>0<br>0<br>0<br>0 | 0<br>0<br>0<br>0<br>0 | 0<br>0<br>0<br>0<br>0 | 0<br>0<br>0<br>0<br>0 | 1<br>0<br>0<br>0<br>0 |
| Luis Salazar, R (1, 7)<br>OBP: 0.571, SLG: 0.500<br>Dwight Smith, L (7, PH)<br>OBP: 0.217, SLG: 0.100<br>(7, 7)<br>Chico Walker, S (9, PH) | | 1 SAFE C C X<br>0-2 G5-3 1-2 1B | | | X<br>0-0 ① G6-3 | | X<br>0-0 ① B1-3 | C X<br>0-1 ② G5-3 | | 2<br>1<br>1 | 0<br>0<br>0 | 1<br>0<br>0 | 0<br>0<br>0 | 0<br>0<br>0 | 0<br>0<br>0 | 0<br>0<br>0 |
| Gary Scott, R (1, 5)<br>OBP: 0.179, SLG: 0.115 | B S X<br>1-1 ② G5-3 1-2 2-3 | | | | B F B X<br>2-1 ② G6-3 | | C C S<br>0-3 ② K | C C X<br>0-2 ③ F9 | | 4 | 0 | 0 | 0 | 0 | 1 | 2 |
| Mike Morgan, R (1, 1)<br>OBP: 0.500, SLG: 0.500<br>Rick Wilkins, L (6, 2)<br>OBP: 0.250, SLG: 0.143 | C B S B X<br>2-2 ③ G6-3 | | | | X<br>0-0 1B | | B B B C C F B<br>4-2 BB | | | 2<br>0 | 0<br>0 | 1<br>0 | 0<br>0 | 0<br>1 | 0<br>0 | 2<br>0 |
| Inning Stats | R: 1 H: 2<br>E: 0 LOB: 0<br>K: 0 BB: 0<br>S: 10 P: 15 | R: 0 H: 2<br>E: 0 LOB: 2<br>K: 0 BB: 0<br>S: 13 P: 20 | R: 0 H: 0<br>E: 0 LOB: 0<br>K: 1 BB: 0<br>S: 6 P: 11 | R: 0 H: 0<br>E: 0 LOB: 0<br>K: 0 BB: 0<br>S: 5 P: 9 | R: 0 H: 1<br>E: 0 LOB: 1<br>K: 0 BB: 0<br>S: 7 P: 10 | R: 1 H: 2<br>E: 0 LOB: 1<br>K: 0 BB: 0<br>S: 7 P: 11 | R: 0 H: 0<br>E: 0 LOB: 1<br>K: 1 BB: 1<br>S: 9 P: 13 | R: 0 H: 1<br>E: 0 LOB: 1<br>K: 1 BB: 0<br>S: 10 P: 16 | R: 0 H: 0<br>E: 0 LOB: 0<br>K: 0 BB: 0<br>S: 6 P: 6 | 1B: 7 SF: 1<br>2B: 0 SAC: 0<br>3B: 1 DP: 0<br>HR: 0 HBP: 0 | | | | | | |

| PITCHER | | IP | WLS | BF | H | R | ER | SO | BB | IBB | HBP | BLK | WP | HR | S | P | ERA | WHIP |
|---|---|---|---|---|---|---|---|---|---|---|---|---|---|---|---|---|---|---|
| Randy Tomlin, L<br>ERA: 2.84 | (1, 1) | 6.0 | W | 24 | 7 | 2 | 2 | 1 | 0 | 0 | 0 | 0 | 0 | 0 | 48 | 76 | 3.00 | 1.167 |
| Vicente Palacios, R<br>ERA: 9.0 | (7, 1) | 2.0 | | 8 | 1 | 0 | 0 | 2 | 1 | 0 | 0 | 0 | 0 | 0 | 19 | 29 | 0.00 | 1.000 |
| Bob Patterson, L<br>ERA: | (9, 1) | 1.0 | | 3 | 0 | 0 | 0 | 0 | 0 | 0 | 0 | 0 | 0 | 0 | 6 | 6 | 0.00 | 0.000 |

| PITCHER | IP | WLS | BF | H | R | ER | SO | BB | IBB | HBP | BLK | WP | HR | S | P | ERA | WHIP |
|---|---|---|---|---|---|---|---|---|---|---|---|---|---|---|---|---|---|

# TOP

## Chicago Cubs @ Pittsburgh Pirates

Three Rivers Stadium, Pittsburgh, PA

Wed Apr 15 1992, 7:05 PM EDT
Att. 9,022 - Cloudy - 64 F

livebaseballscorecards.com

| | |
|---|---|
| AB | 33 |
| R | 2 |
| H | 8 |
| RBI | 2 |
| BB | 1 |
| SO | 3 |
| LOB | 11 |

# BOTTOM

## Chicago Cubs @ Pittsburgh Pirates

Three Rivers Stadium, Pittsburgh, PA

Wed Apr 15 1992, 7:05 PM EDT

Att. 9,022 - Cloudy - 64 F

livebaseballscorecards.com

| Batter | 1 | 2 | 3 | 4 | 5 | 6 | 7 | 8 | 9 | AB | R | H | RBI | BB | SO | LOB |
|---|---|---|---|---|---|---|---|---|---|---|---|---|---|---|---|---|
| Gary Varsho, L (1, 9)<br>OBP: 0.400, SLG: 0.800 | C F F B B B C<br>3-3 ① K | | S C B F B B X<br>3-2 ② G3<br>2-3<br>3-H | | F B 1 SAFE F B X<br>2-2 1-H 3B | C B B F B X<br>3-2 G4-3 BB 1-2 2-H 3-H 1B | C X<br>0-1 ③ G1-3 | | | 3 | 0 | 1 | 1 | 0 | 1 | 1 |
| Lloyd McClendon, R (6, PH)<br>OBP: 0.727, SLG: 1.000 | | | | | | | | | | 1 | 0 | 1 | 2 | 0 | 0 | 0 |
| Vicente Palacios, R (7, 1) | | | | | | | | | | 1 | 0 | 0 | 0 | 0 | 0 | 2 |
| Bob Patterson, R (9, 1) | | | | | | | | | | 0 | 0 | 0 | 0 | 0 | 0 | 0 |
| Jay Bell, R (1, 6)<br>OBP: 0.389, SLG: 0.250 | B B B C B<br>4-1 CS BB | | C X<br>0-1 3-H 1B | | F C B S<br>1-3 ① K | B B B B<br>4-0 G4-3 1-2 2-3 BB | | B X<br>1-0 ① G4-3 | | 3 | 0 | 1 | 1 | 2 | 1 | 1 |
| Andy Van Slyke, L (1, 8)<br>OBP: 0.267, SLG: 0.160 | C S B 1 B 1 F C<br>SAFE SAFE<br>2-3 ②③ K 1-2 | | X<br>0-0 ③ G6-3 | | C F X<br>0-2 ② G3 | B B X<br>2-0 ② G4-3 1-2 2-3 3-H | | B B B F B<br>4-1 FC6-4 BB | | 4 | 0 | 0 | 1 | 1 | 1 | 5 |
| Barry Bonds, L (1, 7)<br>OBP: 0.406, SLG: 0.720 | | C B B F B X<br>3-2 ① F8 | X<br>0-0 ① G4-3 | C B X<br>1-1 ③ F8 | I I I<br>4-0 IBB | | | X<br>0-0 ② FC6-4 BB 1-2f | | 4 | 0 | 0 | 0 | 1 | 0 | 2 |
| Orlando Merced, S (1, 3)<br>OBP: 0.188, SLG: 0.071 | | B B F X<br>2-1 ② G4-3 | B C X<br>1-1 ② L6 | | | 4-0 BB 1B 1B BB<br>3-2 F7 | | B B B C B<br>4-1 1-2 BB | | 3 | 1 | 0 | 0 | 2 | 0 | 3 |
| Steve Buechele, R (1, 5)<br>OBP: 0.281, SLG: 0.276 | | S B B X<br>2-1 ③ G6-3 | C S F X<br>0-2 2B | | | B C 1 SAFE B F 1 SAFE 1 SAFE F S<br>2-3 ① K<br>C B B X<br>2-1 ① G5-3 | | B C C X<br>1-2 ③ G5-3 | | 5 | 0 | 1 | 0 | 0 | 1 | 3 |
| Michael LaValliere, L (1, 2)<br>OBP: 0.500, SLG: 0.583 | | | B C F F B X<br>2-2 SH1-4 CI WP 1B | B B I I<br>4-0 FC6 IBB | | X<br>0-0 1B BB 1-2 1B 1B<br>B F B X<br>2-1 FC6-4 1B | | | | 3 | 2 | 3 | 0 | 1 | 0 | 0 |
| Jose Lind, R (1, 4)<br>OBP: 0.172, SLG: 0.115 | | | X<br>0-0 CI WP SH1-4 1-2 1B | C X<br>0-1 ③ FC6 1-2f | | B 1 SAFE B B B<br>4-0 1B 1-2 2-3 1B BB<br>F B B C F X<br>2-2 ② FC6-4 1B 1-2f | | | | 2 | 2 | 0 | 0 | 1 | 0 | 3 |
| Randy Tomlin, L (1, 1) | | | L X<br>0-1 ① SH1-4 1-2 2-3 | | B B B C B<br>4-1 3B BB | X<br>S B S B B F X<br>0-0 BB 1B G4-3 1-2 2-3 3-H 1B<br>3-2 1-2 1B | | | | 0 | 1 | 0 | 0 | 1 | 0 | 0 |
| Cecil Espy, S (6, PH)<br>OBP: 0.875, SLG: 1.000 | | | | | | | | | | 2 | 1 | 2 | 1 | 0 | 0 | 0 |
| (7, 9) | | | | | | | | | | | | | | | | |
| Inning Stats | R: 0 H: 0<br>E: 0 LOB: 1<br>K: 2 BB: 1<br>S: 9 P: 18 | R: 0 H: 0<br>E: 0 LOB: 0<br>K: 0 BB: 0<br>S: 7 P: 14 | R: 2 H: 2<br>E: 1 LOB: 1<br>K: 0 BB: 0<br>S: 14 P: 19 | R: 0 H: 1<br>E: 0 LOB: 2<br>K: 0 BB: 1<br>S: 9 P: 14 | R: 1 H: 1<br>E: 0 LOB: 1<br>K: 1 BB: 1<br>S: 12 P: 20 | R: 4 H: 3<br>E: 0 LOB: 3<br>K: 1 BB: 4<br>S: 12 P: 37 | R: 0 H: 2<br>E: 0 LOB: 2<br>K: 0 BB: 0<br>S: 14 P: 23 | R: 0 H: 0<br>E: 0 LOB: 2<br>K: 0 BB: 2<br>S: 7 P: 17 | | 1B: 7 SF: 0<br>2B: 2 SAC: 1<br>3B: 1 DP: 1<br>HR: 0 HBP: 0 | | | | | | |

| | |
|---|---|
| AB | 31 |
| R | 7 |
| H | 9 |
| RBI | 6 |
| BB | 9 |
| SO | 4 |
| LOB | 20 |

| | | WP: 1 | PA: 42 |
|---|---|---|---|
| | | PB: 0 | |
| | | SB: 0 | |
| | | CS: 1 | |

| PITCHER | | IP | WLS | BF | H | R | ER | SO | BB | IBB | HBP | BLK | WP | HR | S | P | ERA | WHIP |
|---|---|---|---|---|---|---|---|---|---|---|---|---|---|---|---|---|---|---|
| Mike Morgan, R<br>ERA: 8.71 | (1, 1) | 5.1 | L | 26 | 5 | 6 | 4 | 4 | 4 | 1 | 0 | 0 | 1 | 0 | 56 | 100 | 6.75 | 1.688 |
| Paul Assenmacher, L<br>ERA: 6.75 | (6, 1) | 0.0 | | 1 | 1 | 0 | 0 | 0 | 0 | 0 | 0 | 0 | 0 | 0 | 1 | 1 | ∞ | ∞ |
| Heathcliff Slocumb, R<br>ERA: | (6, 1) | 0.2 | | 5 | 1 | 1 | 1 | 0 | 1 | 1 | 0 | 0 | 0 | 0 | 6 | 21 | 13.50 | 3.000 |
| Dave Smith, R<br>ERA: 3.38 | (7, 1) | 1.0 | | 5 | 2 | 0 | 0 | 0 | 0 | 0 | 0 | 0 | 0 | 0 | 14 | 23 | 0.00 | 2.000 |
| Chuck McElroy, L<br>ERA: | (8, 1) | 1.0 | | 5 | 0 | 0 | 0 | 0 | 2 | 0 | 0 | 0 | 0 | 0 | 7 | 17 | 0.00 | 2.000 |

| PITCHER | IP | WLS | BF | H | R | ER | SO | BB | IBB | HBP | BLK | WP | HR | S | P | ERA | WHIP |
|---|---|---|---|---|---|---|---|---|---|---|---|---|---|---|---|---|---|

| Batter | 1 | 2 | 3 | 4 | 5 | 6 | 7 | 8 | 9 | AB | R | H | RBI | BB | SO | LOB |
|---|---|---|---|---|---|---|---|---|---|---|---|---|---|---|---|---|
| Ruben Amaro Jr, S (1, 8)<br>OBP: 0.349, SLG: 0.543 | C B X 1-1 G4-3 | X 0-0 FC5 2-3 | | | C B B F F X 2-2 G5-3 | | C X 0-1 G3 | | B C B B C X 3-2 F9 | 5 | 0 | 0 | 0 | 0 | 0 | 1 |
| Mickey Morandini, L (1, 4)<br>OBP: 0.423, SLG: 0.542 | B X 1-0 G2-3 1B 1B | | B B C X 2-1 F7 | | B X 1-0 F7 | | X 0-0 SF7 3B | | B C F X 1-2 G4-3 | 5 | 2 | 2 | 0 | 0 | 0 | 0 |
| Dave Hollins, S (1, 5)<br>OBP: 0.364, SLG: 0.371 | C X 0-1 G2-3 1-2 | | S B C X 1-2 G6-3 | | F X 0-1 3B 1B | | B B B B 4-0 BB | | B X 1-0 P4 | 4 | 1 | 1 | 0 | 1 | 0 | 1 |
| John Kruk, L (1, 3)<br>OBP: 0.419, SLG: 0.487 | B F X 1-1 3B 2-H 1B | | B C C X 1-2 G4-3 | | 1 SAFE X 0-0 1-H 3B | | B X 1-0 SF7 3-H | | | 3 | 1 | 2 | 3 | 0 | 0 | 0 |
| Darren Daulton, L (1, 2)<br>OBP: 0.351, SLG: 0.333 | X 0-0 1-H 3B | | | B B C B B 4-1 1B BB | F B B B B 4-1 BB | | 1 SAFE X 0-0 G4-3 | | | 2 | 0 | 1 | 1 | 2 | 0 | 1 |
| Wes Chamberlain, R (1, 9)<br>OBP: 0.250, SLG: 0.385 | B F B F F F S 2-3 K | | | S F F S 0-3 K | C F F S 0-3 K | | | C F B B B F F F 3-3 S K | | 4 | 0 | 0 | 0 | 0 | 4 | 4 |
| Mariano Duncan, R (1, 7)<br>OBP: 0.302, SLG: 0.308 | | C B B S S 2-3 K | | 1 SAFE F B 1 SAFE F B B F X 3-2 1-2 1B | | B X 1-0 G6-3 | | B S F S 1-3 K | | 4 | 0 | 1 | 0 | 0 | 2 | 0 |
| Kim Batiste, R (1, 6)<br>OBP: 0.348, SLG: 0.318 | | B X 1-0 G4-3 | | S X 0-1 F8 | | C F X 0-2 G1-3 | | B X 1-0 1B | | 4 | 0 | 1 | 0 | 0 | 0 | 2 |
| Terry Mulholland, R (1, 1)<br>OBP: 0.167, SLG: 0.333<br>Barry Jones, R (7, 1)<br>Wally Ritchie, L (7, 1)<br>Wally Backman, S (8, PH)<br>OBP: 0.286, SLG: 0.286<br>Curt Schilling, R (8, 1) | | B C S F B X 2-2 FC5 2B | | F B B S S 2-3 K | | C S S 0-3 K | | B C F C 1-3 K | | 3<br>0<br>0<br>1<br>0 | 0<br>0<br>0<br>0<br>0 | 1<br>0<br>0<br>0<br>0 | 0<br>0<br>0<br>0<br>0 | 0<br>0<br>0<br>1<br>0 | 2<br>0<br>0<br>0<br>0 | 2<br>0<br>0<br>1<br>0 |
| Inning Stats | R: 2 E: 0 K: 1 S: 14 H: 3 LOB: 1 BB: 0 P: 19 | R: 0 E: 0 K: 1 S: 9 H: 1 LOB: 1 BB: 0 P: 14 | R: 0 E: 0 K: 0 S: 8 H: 0 LOB: 0 BB: 0 P: 12 | R: 0 E: 0 K: 2 S: 14 H: 1 LOB: 2 BB: 1 P: 23 | R: 1 E: 0 K: 1 S: 13 H: 2 LOB: 2 BB: 1 P: 20 | R: 0 E: 0 K: 1 S: 7 H: 0 LOB: 0 BB: 0 P: 8 | R: 1 E: 0 K: 0 S: 5 H: 1 LOB: 1 BB: 1 P: 10 | R: 0 E: 0 K: 3 S: 14 H: 1 LOB: 1 BB: 0 P: 20 | R: 0 E: 0 K: 0 S: 7 H: 0 LOB: 0 BB: 0 P: 12 | 1B: 5 2B: 1 3B: 3 HR: 0 | SF: 1 SAC: 0 DP: 0 HBP: 0 | | | | | | |

# TOP

Philadelphia Phillies @ Pittsburgh Pirates
Three Rivers Stadium, Pittsburgh, PA
Fri Apr 17 1992, 7:05 PM EDT
Att. 16,417 - Cloudy - 55 F

livebaseballscorecards.com

| | |
|---|---|
| AB | 35 |
| R | 4 |
| H | 9 |
| RBI | 4 |
| BB | 3 |
| SO | 9 |
| LOB | 12 |

WP: 0 PB: 0 SB: 0 CS: 0 PA: 39

| PITCHER | | IP | WLS | BF | H | R | ER | SO | BB | IBB | HBP | BLK | WP | HR | S | P | ERA | WHIP |
|---|---|---|---|---|---|---|---|---|---|---|---|---|---|---|---|---|---|---|
| Doug Drabek, R<br>ERA: 3.43 | (1, 1) | 7.0 | W | 32 | 8 | 4 | 4 | 6 | 3 | 0 | 0 | 0 | 0 | 0 | 70 | 106 | 5.14 | 1.571 |
| Stan Belinda, R<br>ERA: | (8, 1) | 2.0 | S | 7 | 1 | 0 | 0 | 3 | 0 | 0 | 0 | 0 | 0 | 0 | 21 | 32 | 0.00 | 0.500 |

| PITCHER | IP | WLS | BF | H | R | ER | SO | BB | IBB | HBP | BLK | WP | HR | S | P | ERA | WHIP |
|---|---|---|---|---|---|---|---|---|---|---|---|---|---|---|---|---|---|

# BOTTOM

Philadelphia Phillies @ Pittsburgh Pirates
Three Rivers Stadium, Pittsburgh, PA
Fri Apr 17 1992, 7:05 PM EDT
Att. 16,417 - Cloudy - 55 F

livebaseballscorecards.com

| Batter | 1 | 2 | 3 | 4 | 5 | 6 | 7 | 8 | 9 | AB | R | H | RBI | BB | SO | LOB |
|---|---|---|---|---|---|---|---|---|---|---|---|---|---|---|---|---|
| Gary Redus, R (1, 9)<br>OBP: 0.273, SLG: 0.111<br>Orlando Merced, S (7, PH)<br>OBP: 0.176, SLG: 0.067<br>Stan Belinda, R (8, 1) | F B B F F X 2-2 P8 ① | | B B C X 2-1 G6-3 ② | | C B C F X 1-2 L6 ③ | B X | 1-0 G1-3 ② 2-3 | F C X 0-2 P4 ③ | | 3<br>1<br>1 | 0<br>0<br>0 | 0<br>0<br>0 | 0<br>0<br>0 | 0<br>0<br>0 | 0<br>0<br>0 | 0<br>1<br>1 |
| Jay Bell, R (1, 6)<br>OBP: 0.400, SLG: 0.258 | B S B C B X 3-2 G4-1 1B | | C B B X 2-1 G1-3 ③ | | | B C C B X 2-2 F9 ① | B B B B 4-0 1B BB | | | 3 | 0 | 1 | 0 | 1 | 0 | 0 |
| Andy Van Slyke, L (1, 8)<br>OBP: 0.265, SLG: 0.172 | 1 SAFE B X 1-0 G4-1 ② 1-2 | | | C B F F F X 1-2 F7 ① | | C X 0-1 G4-3 ② | F B F X 1-2 1B 1-2 3-H | | | 4 | 0 | 1 | 1 | 0 | 0 | 1 |
| Jeff King, R (1, 3)<br>OBP: 0.130, SLG: 0.143 | B F F F X 1-2 G4-3 ③ | | | C X 0-1 F8 ② | | C B B X 2-1 G5-3 ③ | B X 1-0 F7 ③ | | | 4 | 0 | 0 | 0 | 0 | 0 | 3 |
| Barry Bonds, L (1, 7)<br>OBP: 0.417, SLG: 0.724 | | X 0-0 G4-3 ① | | C F B X 1-2 1B 2B | | | C B F X 1-2 L4 ① | C F B X 1-2 1B SF8 1B | | 4 | 2 | 2 | 0 | 0 | 0 | 0 |
| Steve Buechele, R (1, 5)<br>OBP: 0.306, SLG: 0.303 | | B B X 2-0 E6 BB | | C X 0-1 2-H 1B | | | B B X 2-0 E6 1B 1B | B 1 B X SAFE 2-0 E E 1-3 FC4-6 1B | | 4 | 2 | 2 | 1 | 0 | 0 | 0 |
| Tom Prince, R (1, 2)<br>OBP: 0.263, SLG: 0.214 | | B B B 1 C B SAFE 4-1 G6-4-3 1-2 BB | | F C X 0-2 G2-3 ③ | | | X 0-0 1B 1-2 2B 1B | B B X 2-0 SF8 ① 3-H | | 2 | 1 | 1 | 1 | 1 | 0 | 1 |
| Jose Lind, R (1, 4)<br>OBP: 0.182, SLG: 0.133 | | C B F X 1-2 G6-4-3 ② ③ 1-2f | | | B X 1-0 G5-3 ① | | B F X 1-1 1-2 2-H 2B 1B | B F X 1-1 E6 FC4-6 1-3 | | 4 | 1 | 1 | 1 | 0 | 0 | 3 |
| Doug Drabek, R (1, 1)<br>OBP: 0.167, SLG: 0.167<br>Cecil Espy, S (7, PH)<br>OBP: 0.800, SLG: 1.000 (8, 9) | | | F F S 0-3 K ① | | C F B C 1-3 K ② | | B F F X 1-2 G1-3 1-H 2-H 1B 2B | B F B X 2-1 FC4-6 ② 1-2f 3-H | | 2<br>2 | 0<br>1 | 0<br>1 | 0<br>3 | 0<br>0 | 2<br>0 | 0<br>1 |
| Inning Stats | R: 0 E: 0 K: 0 S: 12 H: 1 LOB: 1 BB: 0 P: 19 | R: 0 E: 1 K: 0 S: 6 H: 0 LOB: 1 BB: 1 P: 13 | R: 0 E: 0 K: 1 S: 7 H: 0 LOB: 0 BB: 0 P: 11 | R: 1 E: 0 K: 0 S: 15 H: 2 LOB: 1 BB: 0 P: 17 | R: 0 E: 0 K: 1 S: 8 H: 0 LOB: 0 BB: 0 P: 11 | R: 0 E: 0 K: 0 S: 7 H: 0 LOB: 0 BB: 0 P: 11 | R: 4 E: 1 K: 0 S: 15 H: 4 LOB: 2 BB: 1 P: 27 | R: 2 E: 1 K: 0 S: 12 H: 2 LOB: 1 BB: 0 P: 20 | | 1B: 7<br>2B: 2<br>3B: 0<br>HR: 0 | SF: 1<br>SAC: 0<br>DP: 1<br>HBP: 0 | | WP: 0<br>PB: 0<br>SB: 0<br>CS: 0 | PA: 37 | | |

| | AB | 34 |
|---|---|---|
| | R | 7 |
| | H | 9 |
| | RBI | 7 |
| | BB | 2 |
| | SO | 2 |
| | LOB | 11 |

| PITCHER | | IP | WLS | BF | H | R | ER | SO | BB | IBB | HBP | BLK | WP | HR | S | P | ERA | WHIP |
|---|---|---|---|---|---|---|---|---|---|---|---|---|---|---|---|---|---|---|
| Terry Mulholland, L<br>ERA: 5.12 | (1, 1) | 6.1 | | 26 | 5 | 4 | 3 | 2 | 1 | 0 | 0 | 0 | 0 | 0 | 62 | 93 | 4.26 | 0.947 |
| Barry Jones, R<br>ERA: 1.08 | (7, 1) | 0.1 | L | 3 | 1 | 0 | 0 | 0 | 1 | 0 | 0 | 0 | 0 | 0 | 4 | 10 | 0.00 | 6.000 |
| Wally Ritchie, L<br>ERA: | (7, 1) | 0.1 | | 2 | 1 | 1 | 1 | 0 | 0 | 0 | 0 | 0 | 0 | 0 | 4 | 6 | 27.00 | 3.000 |
| Curt Schilling, R<br>ERA: 3.52 | (8, 1) | 1.0 | | 6 | 2 | 2 | 1 | 0 | 0 | 0 | 0 | 0 | 0 | 0 | 12 | 20 | 9.00 | 2.000 |

| PITCHER | IP | WLS | BF | H | R | ER | SO | BB | IBB | HBP | BLK | WP | HR | S | P | ERA | WHIP |
|---|---|---|---|---|---|---|---|---|---|---|---|---|---|---|---|---|---|

| Batter | 1 | 2 | 3 | 4 | 5 | 6 | 7 | 8 | 9 | AB | R | H | RBI | BB | SO | LOB |
|---|---|---|---|---|---|---|---|---|---|---|---|---|---|---|---|---|
| Ruben Amaro Jr, S (1, 7)<br>OBP: 0.319, SLG: 0.487 | C F B S 1-3 K | | B B X 2-0 F9 2-3 | | C X 0-1 G6-3 | | C B C X 1-2 F7 | | | 4 | 0 | 0 | 0 | 0 | 1 | 2 |
| Mickey Morandini, L (1, 4)<br>OBP: 0.400, SLG: 0.500 | C X 0-1 G6-3 | | C F F S 0-3 K | | C B X 1-1 G1-3 | | | C F B B B F X 3-2 1B 1B | | 4 | 0 | 1 | 0 | 0 | 1 | 2 |
| Dave Hollins, S (1, 5)<br>OBP: 0.375, SLG: 0.368 | F L B C 1-3 K | | B B F X 2-1 1B 1-3 3-H 1B | | C B F B B B 4-2 CS BB | | | B C X 1-1 F9 | | 3 | 0 | 1 | 1 | 1 | 1 | 1 |
| John Kruk, L (1, 3)<br>OBP: 0.447, SLG: 0.512 | | B B C F F X 2-2 G3-6-3 1B | B S X 1-1 1-2 3-H 1B | | F 1 SAFE 0-1 CS 1-2 | F B B X 2-1 L6 | | X 0-0 1-2 1B | | 4 | 0 | 3 | 1 | 0 | 0 | 0 |
| Jim Lindeman, R (1, 9)<br>OBP: 0.333, SLG: 0.833<br>Mitch Williams, L (8, 1) | | X 0-0 G3-6-3 1-2f | C C B S 1-3 K | | | C S B S 1-3 K | | B F S S 1-3 K | | 4<br>0 | 0<br>0 | 0<br>0 | 0<br>0 | 0<br>0 | 3<br>0 | 5<br>0 |
| Mariano Duncan, R (1, 6)<br>OBP: 0.340, SLG: 0.349 | | B B X 2-0 1B | B F B C X 2-2 G6-4-3 1B | | | F F B X 1-2 1B | | C S B B B F X 3-2 G1-3 | | 4 | 0 | 3 | 0 | 0 | 0 | 2 |
| Steve Lake, R (1, 2)<br>OBP: 0.143, SLG: 0.143 | | F 1 SAFE B F B F 1 SAFE 1 SAFE B 3-2 P3 | X 0-0 1-2f G6-4-3 | | | F B B S C 2-3 K | | | S X 0-1 G3 | 4 | 0 | 0 | 0 | 0 | 1 | 3 |
| Julio Peguero, S (1, 8)<br>OBP: 0.500, SLG: 0.333 | | | B F X 1-1 F9 1B 1B 1B | B X 1-0 E3 | | | F B X 1-1 G6-4-3 1B | | C B F F F F F S 1-3 K | 4 | 1 | 2 | 0 | 0 | 1 | 0 |
| Tommy Greene, R (1, 1)<br>OBP: 0.286, SLG: 0.286<br>Cliff Brantley, R (5, 1)<br>Steve Searcy, L (5, 1)<br>Jeff Grotewold, L (7, PH)<br>OBP: 0.333, SLG: 0.333<br>Wally Ritchie, L (7, 1)<br>Wes Chamberlain, R (8, 9)<br>OBP: 0.244, SLG: 0.375 | | | X 0-0 1B 1-2 1B 1B | B X 1-0 G4-3 | | | B F X 1-1 G6-4-3 1-2f | | C S S 0-3 K | 2<br>0<br>0<br>1<br>0<br>1 | 1<br>0<br>0<br>0<br>0<br>0 | 1<br>0<br>0<br>0<br>0<br>0 | 0<br>0<br>0<br>0<br>0<br>0 | 0<br>0<br>0<br>0<br>0<br>1 | 0<br>0<br>0<br>0<br>0<br>0 | 1<br>0<br>0<br>1<br>0<br>0 |

| Inning Stats | 1 | 2 | 3 | 4 | 5 | 6 | 7 | 8 | 9 |
|---|---|---|---|---|---|---|---|---|---|
| | R: 0<br>E: 0<br>K: 2<br>S: 8 | H: 0<br>LOB: 0<br>BB: 0<br>P: 10 | R: 0<br>E: 0<br>K: 0<br>S: 10 | H: 2<br>LOB: 1<br>BB: 0<br>P: 17 | R: 2<br>E: 0<br>K: 2<br>S: 16 | H: 4<br>LOB: 2<br>BB: 0<br>P: 23 | R: 0<br>E: 1<br>K: 0<br>S: 6 | H: 1<br>LOB: 1<br>BB: 0<br>P: 10 | R: 0<br>E: 0<br>K: 0<br>S: 7 | H: 0<br>LOB: 0<br>BB: 1<br>P: 12 | R: 0<br>E: 0<br>K: 2<br>S: 11 | H: 1<br>LOB: 1<br>BB: 0<br>P: 17 | R: 0<br>E: 0<br>K: 0<br>S: 7 | H: 1<br>LOB: 0<br>BB: 0<br>P: 10 | R: 0<br>E: 0<br>K: 1<br>S: 15 | H: 2<br>LOB: 2<br>BB: 0<br>P: 23 | R: 0<br>E: 0<br>K: 2<br>S: 12 | H: 0<br>LOB: 0<br>BB: 0<br>P: 13 |

| 1B: 11 | SF: 0 |
|---|---|
| 2B: 0 | SAC: 0 |
| 3B: 0 | DP: 3 |
| HR: 0 | HBP: 0 |

WP: 0 PA: 37
PB: 0
SB: 0
CS: 1

| PITCHER | | IP | WLS | BF | H | R | ER | SO | BB | IBB | HBP | BLK | WP | HR | S | P | ERA | WHIP |
|---|---|---|---|---|---|---|---|---|---|---|---|---|---|---|---|---|---|---|
| Zane Smith, L<br>ERA: 2.14 | (1, 1) | 5.0 | W | 21 | 7 | 2 | 2 | 4 | 1 | 0 | 0 | 0 | 0 | 0 | 47 | 72 | 3.60 | 1.600 |
| Vicente Palacios, R<br>ERA: 6.0 | (6, 1) | 2.0 | | 7 | 2 | 0 | 0 | 2 | 0 | 0 | 0 | 0 | 0 | 0 | 18 | 27 | 0.00 | 1.000 |
| Jerry Don Gleaton, L<br>ERA: | (8, 1) | 1.0 | | 5 | 2 | 0 | 0 | 1 | 0 | 0 | 0 | 0 | 0 | 0 | 15 | 23 | 0.00 | 2.000 |
| Denny Neagle, L<br>ERA: 3.86 | (9, 1) | 1.0 | | 3 | 0 | 0 | 0 | 2 | 0 | 0 | 0 | 0 | 0 | 0 | 12 | 13 | 0.00 | 0.000 |

| PITCHER | IP | WLS | BF | H | R | ER | SO | BB | IBB | HBP | BLK | WP | HR | S | P | ERA | WHIP |
|---|---|---|---|---|---|---|---|---|---|---|---|---|---|---|---|---|---|

TOP

Philadelphia Phillies @ Pittsburgh Pirates
Three Rivers Stadium, Pittsburgh, PA
Sat Apr 18 1992, 3:33 AM EDT
Att. 23,411 - Cloudy - 70 F

livebaseballscorecards.com

| | |
|---|---|
| AB | 35 |
| R | 2 |
| H | 11 |
| RBI | 2 |
| BB | 1 |
| SO | 9 |
| LOB | 17 |

| Batter | 1 | 2 | 3 | 4 | 5 | 6 | 7 | 8 | 9 | AB | R | H | RBI | BB | SO | LOB |
|---|---|---|---|---|---|---|---|---|---|---|---|---|---|---|---|---|
| Kirk Gibson, L (1, 9)<br>OBP: 0.211, SLG: 0.118 | C B X<br>1-1 F7 ①<br>F X<br>0-1 SH G4-6-3<br>2-3 | C F B F B X<br>2-2 G3 ②<br>B F X<br>1-1 FC4-2 ②<br>3-H S | C X<br>0-1 G3 ②<br>1-2 | | | | | | | 4 | 0 | 0 | 0 | 0 | 0 | 2 |
| Jay Bell, R (1, 6)<br>OBP: 0.422, SLG: 0.242 | C C F B B B B<br>4-2 1B BB BB<br>C F B F X<br>1-2 G4-6-3 ① ②<br>1-2f<br>3-H | B C B B F X<br>3-2 F7 ③<br>B B C B B<br>4-1 BB<br>1-2 | B C B B B<br>4-1 BB | | | | | | | 2 | 1 | 0 | 0 | 3 | 0 | 1 |
| Andy Van Slyke, L (1, 8)<br>OBP: 0.282, SLG: 0.206 | C B 1 SAFE C B X<br>2-2 BB BB FC 1B<br>1-3<br>C S F F X<br>0-2 G3 ③ | F X<br>0-2 HR 1B<br>P3 | C B C B X<br>2-2 P4 ③ | | | | | | | 5 | 2 | 2 | 0 | 0 | 0 | 4 |
| Barry Bonds, L (1, 7)<br>OBP: 0.439, SLG: 0.781 | B B B B<br>4-0 FC BB BB<br>1-2 | C F B B B C<br>2-3 K ① | X<br>0-0 HR<br>1-H | C X<br>0-1 F7 ① | B B H<br>3-0 WP HBP | | | | | 3 | 1 | 1 | 2 | 1 | 1 | 0 |
| Orlando Merced, S (1, 3)<br>OBP: 0.273, SLG: 0.111 | B C B B B<br>4-1 FC BB<br>1-2<br>2-3<br>3-H | B B F X<br>2-1 F7 ② | B B B C F X<br>3-2 WP BB 3B 1B | B B B C C X<br>3-1 G6-3 ② | B 1 SAFE 1 SAFE B F B S F B<br>4-2 G6-4-3 BB<br>1-2 | | | | | 3 | 1 | 1 | 1 | 2 | 0 | 0 |
| Jeff King, R (1, 5)<br>OBP: 0.143, SLG: 0.154 | B F X<br>1-1 FC<br>1-2<br>2-3<br>3-H | B S B B X<br>2-1 1B 1B | 1 SAFE X<br>0-0 F7 ①<br>B X<br>1-0 F8 ③ | | X<br>0-0 P6 ① | | | | | 5 | 0 | 1 | 1 | 0 | 0 | 5 |
| Michael LaValliere, L (1, 2)<br>OBP: 0.474, SLG: 0.500 | B B B C C S<br>3-3 K ② | C X<br>0-1 FC6-4<br>1-2 1B | B B B B<br>4-0 WP BB 3B<br>1-2 | | X<br>0-0 F7 ①<br>F C X<br>0-2 G6-4-3 ② ③<br>1-2f | | | | | 4 | 1 | 1 | 0 | 1 | 1 | 5 |
| Jose Lind, R (1, 4)<br>OBP: 0.216, SLG: 0.235 | S C B F F F F B X<br>2-2 P7 ③ | C X<br>0-1 FC6-4 ③<br>1-2f | C B B B X<br>3-1 3B 1B<br>1-2<br>2-3 | | | | C F B X<br>1-2 1B 3B | | | 4 | 2 | 2 | 0 | 0 | 0 | 5 |
| Zane Smith, L (1, 1)<br>Cecil Espy, S (5, PH)<br>Vicente Palacios, R (6, 1)<br>Gary Redus, R (7, PH)<br>Jerry Don Gleaton, L (8, 1)<br>Denny Neagle, L (9, 1) | | F C F B X<br>1-2 SH G4-6-3 2B | | X<br>0-0 L8 ① | C F B X<br>1-2 FC4-2 3B<br>1-H<br>2-H<br>3-H | | B C B X<br>2-1 G3 1B<br>3-H | | | 2<br>1<br>0<br>1<br>0<br>0 | 1<br>0<br>0<br>0<br>0<br>0 | 1<br>1<br>0<br>1<br>0<br>0 | 0<br>3<br>0<br>1<br>0<br>0 | 0<br>0<br>0<br>0<br>0<br>0 | 0<br>0<br>0<br>0<br>0<br>0 | 0<br>0<br>0<br>0<br>0<br>0 |
| Inning Stats | R: 2 H: 1<br>E: 0 LOB: 3<br>K: 1 BB: 3<br>S: 22 P: 43 | R: 1 H: 1<br>E: 1 LOB: 0<br>K: 0 BB: 0<br>S: 15 P: 17 | R: 0 H: 2<br>E: 0 LOB: 2<br>K: 1 BB: 0<br>S: 11 P: 17 | R: 0 H: 0<br>E: 0 LOB: 0<br>K: 0 BB: 0<br>S: 8 P: 13 | R: 5 H: 5<br>E: 0 LOB: 2<br>K: 0 BB: 2<br>S: 18 P: 37 | R: 0 H: 0<br>E: 0 LOB: 0<br>K: 0 BB: 0<br>S: 5 P: 9 | R: 1 H: 2<br>E: 0 LOB: 2<br>K: 0 BB: 1<br>S: 12 P: 21 | R: 0 H: 0<br>E: 0 LOB: 1<br>K: 0 BB: 1<br>S: 7 P: 14 | | 1B: 7 SF: 0<br>2B: 1 SAC: 1<br>3B: 2 DP: 2<br>HR: 1 HBP: 1 | | | | | | |

# BOTTOM

Philadelphia Phillies @ Pittsburgh Pirates
Three Rivers Stadium, Pittsburgh, PA
Sat Apr 18 1992, 3:33 AM EDT
Att. 23,411 - Cloudy - 70 F

livebaseballscorecards.com

| | |
|---|---|
| AB | 34 |
| R | 9 |
| H | 11 |
| RBI | 8 |
| BB | 7 |
| SO | 2 |
| LOB | 22 |

| PITCHER | | IP | WLS | BF | H | R | ER | SO | BB | IBB | HBP | BLK | WP | HR | S | P | ERA | WHIP |
|---|---|---|---|---|---|---|---|---|---|---|---|---|---|---|---|---|---|---|
| Tommy Greene, R<br>ERA: 7.07 | (1, 1) | 4.0 | L | 23 | 7 | 6 | 6 | 2 | 3 | 0 | 0 | 0 | 0 | 1 | 63 | 100 | 13.50 | 2.500 |
| Cliff Brantley, R<br>ERA: 7.5 | (5, 1) | 0.2 | | 6 | 2 | 2 | 2 | 0 | 2 | 0 | 0 | 0 | 1 | 0 | 9 | 22 | 27.00 | 6.000 |
| Steve Searcy, L<br>ERA: | (5, 1) | 1.1 | | 4 | 0 | 0 | 0 | 0 | 0 | 0 | 0 | 0 | 0 | 0 | 7 | 14 | 0.00 | 0.000 |
| Wally Ritchie, L<br>ERA: 1.93 | (7, 1) | 1.0 | | 6 | 2 | 1 | 1 | 0 | 1 | 0 | 0 | 0 | 0 | 0 | 12 | 21 | 9.00 | 3.000 |
| Mitch Williams, L<br>ERA: 6.75 | (8, 1) | 1.0 | | 4 | 0 | 0 | 0 | 0 | 1 | 0 | 1 | 0 | 1 | 0 | 7 | 14 | 0.00 | 1.000 |

| PITCHER | IP | WLS | BF | H | R | ER | SO | BB | IBB | HBP | BLK | WP | HR | S | P | ERA | WHIP |
|---|---|---|---|---|---|---|---|---|---|---|---|---|---|---|---|---|---|

| Batter | 1 | 2 | 3 | 4 | 5 | 6 | 7 | 8 | 9 | AB | R | H | RBI | BB | SO | LOB |
|---|---|---|---|---|---|---|---|---|---|---|---|---|---|---|---|---|
| Ruben Amaro Jr, S (1, 7)<br>OBP: 0.300, SLG: 0.452 | C X<br>0-1 ①<br>F8 | | C B B X<br>2-1 ②<br>G3 | | B F X<br>1-1 ③<br>E5<br>1-2 | | B S C C<br>1-3 ③<br>K | | B S X<br>1-1 ③<br>FC6-4<br>1-2f | 3 | 0 | 0 | 0 | 0 | 0 | 1 |
| Steve Searcy, L (5, 1) | | | | | | | | | | 0 | 0 | 0 | 0 | 0 | 0 | 0 |
| Jeff Grotewold, L (7, PH)<br>OBP: 0.250, SLG: 0.250 | | | | | | | | | | 1 | 0 | 0 | 0 | 0 | 1 | 2 |
| Cliff Brantley, R (7, 1) | | | | | | | | | | 0 | 0 | 0 | 0 | 0 | 0 | 0 |
| Wally Backman, S (9, PH)<br>OBP: 0.250, SLG: 0.250 | | | | | | | | | | 1 | 0 | 0 | 0 | 0 | 0 | 2 |
| Mickey Morandini, L (1, 4)<br>OBP: 0.382, SLG: 0.469 | C F F B X<br>1-2<br>S<br>1B | | S C X<br>0-2 ③<br>G4-3 | | B X<br>1-0 ③<br>F8 | | | X<br>0-0 ①<br>G4-3 | | 4 | 0 | 1 | 0 | 0 | 0 | 2 |
| Dave Hollins, S (1, 5)<br>OBP: 0.365, SLG: 0.341 | B B 2 B C 2 B<br>SAFE<br>SAFE<br>4-1<br>G4-6-3<br>1-2<br>BB | | | B B F F X<br>2-2 ①<br>G3 | | X<br>0-0 ①<br>P3 | | C B X<br>1-1 ②<br>G6-3 | | 3 | 0 | 0 | 0 | 1 | 0 | 0 |
| John Kruk, L (1, 3)<br>OBP: 0.431, SLG: 0.478 | B C X<br>1-1 ② ③<br>G4-6-3<br>1-2f | | | B B X<br>2-0 ②<br>G6-3 | | C B B S X<br>2-2 ②<br>F7 | | C B B B B<br>4-1<br>BB | | 3 | 0 | 0 | 0 | 1 | 0 | 2 |
| Darren Daulton, L (1, 2)<br>OBP: 0.341, SLG: 0.300 | | C F F S<br>0-3 ①<br>K | | C S F B B B B<br>4-2<br>BB | | X<br>0-0 ③<br>F8 | | B C F B F B C<br>3-3 ③<br>K | | 3 | 0 | 0 | 0 | 1 | 2 | 1 |
| Mariano Duncan, R (1, 6)<br>OBP: 0.353, SLG: 0.370 | | B F H<br>2-1<br>S<br>HBP | | B F B S X<br>2-2 ③<br>G5-3 | | | S B B X<br>2-1<br>E<br>2B | | C B F F C<br>1-3 ①<br>K | 3 | 0 | 1 | 0 | 0 | 1 | 1 |
| Wes Chamberlain, R (1, 9)<br>OBP: 0.222, SLG: 0.341 | | B B S F S<br>2-3 ②<br>K<br>1-2 | | | C B B B S X<br>3-2<br>E6<br>E | | B B X<br>2-0 ①<br>G6-3 | | X<br>0-0 ②<br>G3 | 4 | 0 | 0 | 0 | 0 | 1 | 2 |
| Julio Peguero, S (1, 8)<br>OBP: 0.417, SLG: 0.222 | | C C B S<br>1-3 ③<br>K | | | B B X<br>2-0 ①<br>P4 | | X<br>0-0 ②<br>P3 | | B B B B<br>4-0<br>1B<br>BB | 3 | 0 | 0 | 0 | 1 | 1 | 3 |
| Danny Cox, R (1, 1) | | | S X<br>0-1 ①<br>G6-3 | | S C B S<br>1-3 ②<br>K | | B C F F X<br>1-2<br>E6<br>2-3 | | X<br>0-0<br>FC6-4<br>1-3<br>1B | 0 | 0 | 0 | 0 | 0 | 0 | 0 |
| Jim Lindeman, R (5, PH)<br>OBP: 0.333, SLG: 0.667 (5, 7) | | | | | | | | | | 3 | 0 | 1 | 0 | 0 | 1 | 2 |

| Inning Stats | 1 | 2 | 3 | 4 | 5 | 6 | 7 | 8 | 9 |
|---|---|---|---|---|---|---|---|---|---|
| | R: 0<br>E: 0<br>K: 0<br>S: 9 | H: 1<br>LOB: 1<br>BB: 1<br>P: 15 | R: 0<br>E: 0<br>K: 3<br>S: 11 | H: 0<br>LOB: 1<br>BB: 0<br>P: 16 | R: 0<br>E: 0<br>K: 0<br>S: 7 | H: 0<br>LOB: 0<br>BB: 0<br>P: 9 | R: 0<br>E: 0<br>K: 0<br>S: 10 | H: 0<br>LOB: 1<br>BB: 1<br>P: 20 | R: 0<br>E: 2<br>K: 1<br>S: 10 | H: 0<br>LOB: 2<br>BB: 0<br>P: 18 | R: 0<br>E: 0<br>K: 0<br>S: 5 | H: 0<br>LOB: 0<br>BB: 0<br>P: 7 | R: 0<br>E: 1<br>K: 1<br>S: 11 | H: 1<br>LOB: 2<br>BB: 0<br>P: 17 | R: 0<br>E: 0<br>K: 1<br>S: 8 | H: 0<br>LOB: 1<br>BB: 1<br>P: 16 | R: 0<br>E: 0<br>K: 1<br>S: 8 | H: 1<br>LOB: 2<br>BB: 1<br>P: 14 |

| | 1B: 2 | SF: 0 | WP: 0 | PA: 37 |
|---|---|---|---|---|
| | 2B: 1 | SAC: 0 | PB: 0 | |
| | 3B: 0 | DP: 1 | SB: 2 | |
| | HR: 0 | HBP: 1 | CS: 0 | |

| PITCHER | | IP | WLS | BF | H | R | ER | SO | BB | IBB | HBP | BLK | WP | HR | S | P | ERA | WHIP |
|---|---|---|---|---|---|---|---|---|---|---|---|---|---|---|---|---|---|---|
| Bob Walk, R<br>ERA: 2.76 | (1, 1) | 3.2 | | 14 | 1 | 0 | 0 | 3 | 2 | 0 | 1 | 0 | 0 | 0 | 34 | 55 | 0.00 | 0.818 |
| Bob Patterson, L<br>ERA: | (4, 1) | 3.1 | W | 14 | 1 | 0 | 0 | 2 | 0 | 0 | 0 | 0 | 0 | 0 | 29 | 47 | 0.00 | 0.300 |
| Roger Mason, R<br>ERA: | (8, 1) | 2.0 | | 9 | 1 | 0 | 0 | 2 | 2 | 0 | 0 | 0 | 0 | 0 | 16 | 30 | 0.00 | 1.500 |

| PITCHER | IP | WLS | BF | H | R | ER | SO | BB | IBB | HBP | BLK | WP | HR | S | P | ERA | WHIP |
|---|---|---|---|---|---|---|---|---|---|---|---|---|---|---|---|---|---|

# TOP

Philadelphia Phillies @ Pittsburgh Pirates
Three Rivers Stadium, Pittsburgh, PA
Sun Apr 19 1992, 3:33 AM EDT
Att. 11,812 - Sunny - 85 F

livebaseballscorecards.com

| | |
|---|---|
| AB | 31 |
| R | 0 |
| H | 3 |
| RBI | 0 |
| BB | 4 |
| SO | 7 |
| LOB | 18 |

| Batter | 1 | 2 | 3 | 4 | 5 | 6 | 7 | 8 | 9 | AB | R | H | RBI | BB | SO | LOB |
|---|---|---|---|---|---|---|---|---|---|---|---|---|---|---|---|---|
| Kirk Gibson, L (1, 9)<br>OBP: 0.250, SLG: 0.182 | B F F X<br>1-2 F7 ① | B X<br>1-0 G6-3 ② ③<br>1-2f | | C B X<br>1-1 1B<br>1-2 1B | B X<br>1-0 G4-3 ③ | | B F B X<br>2-1 1B<br>1B | | | 5 | 0 | 2 | 0 | 0 | 0 | 3 |
| Jay Bell, R (1, 6)<br>OBP: 0.420, SLG: 0.263 | B C C B X<br>2-2 1B<br>1B 1B | | C B B F X<br>2-2 G6-3 ①<br>S C B B S | 2-3 K ② | | B F X<br>1-1 P9 ①<br>C X | 0-1 G4-6-3<br>1-2 1B | | | 5 | 1 | 2 | 0 | 0 | 1 | 2 |
| Andy Van Slyke, L (1, 8)<br>OBP: 0.349, SLG: 0.270<br>Cecil Espy, S (7, 8)<br>OBP: 0.750, SLG: 1.091 | B C 1 SAFE<br>C B 1 SAFE<br>F X<br>2-2 E 1B<br>1-2 1B 1B | B B B B<br>4-0 IHR BB | C X<br>0-1<br>1-2 2-H 1B | B F B X<br>2-1 BB<br>1B 1B | B X<br>1-0 G4-6-3 ② ③<br>1-2f | | | | | 3<br>1 | 3<br>0 | 3<br>0 | 1<br>0 | 1<br>0 | 0<br>0 | 0<br>2 |
| Gary Varsho, L (1, 7)<br>OBP: 0.375, SLG: 1.000<br>Lloyd McClendon, R (6, PH)<br>OBP: 0.692, SLG: 1.200 (7, 7) | F B F X<br>1-2 F9 ② | F X<br>0-1<br>1-H IHR | F F B X<br>1-2 G4-3 ③ | | B C B X<br>2-1 P9 ② | | F B C X<br>1-2 HR | | | 3<br>2 | 1<br>1 | 1<br>1 | 2<br>1 | 0<br>0 | 0<br>0 | 4<br>1 |
| Orlando Merced, S (1, 3)<br>OBP: 0.296, SLG: 0.136 | X<br>0-0 E6<br>1-3 2-H 1B | C F X<br>0-2 G1-3 ② | | | B B B X<br>3-0 P9 ① | B B B B<br>4-0 1B<br>1-2 3B BB | | C B B X<br>2-1 G4-3 ① | | 4 | 2 | 1 | 1 | 1 | 0 | 0 |
| Steve Buechele, R (1, 5)<br>OBP: 0.366, SLG: 0.378 | C B B B S X<br>3-2<br>2-H 3-H 1B | B B B<br>4-0 BB | | | B B X<br>2-0 1B 2B | C B X<br>1-1<br>1-2 2-H 3B 1B | | C F B X<br>1-2 G6-3 ② | | 4 | 2 | 3 | 3 | 1 | 0 | 0 |
| Michael LaValliere, L (1, 2)<br>OBP: 0.435, SLG: 0.550<br>Roger Mason, R (8, 1) | C 1 SAFE<br>F 1 SAFE<br>B 1 SAFE<br>B S<br>2-3 K ③ | C B SAFE X<br>1-1 G6-3 ③ | | | X<br>0-0 F9 ② | X<br>0-0<br>1-H 2-H 3B | | C B B B B<br>4-1 BB<br>BB | | 4<br>0 | 0<br>0 | 1<br>0 | 2<br>0 | 0<br>1 | 1<br>0 | 3<br>0 |
| Jeff King, R (1, 4)<br>OBP: 0.242, SLG: 0.207 | | B F B F X<br>2-2 FC3-6<br>1B | | X<br>0-0 1B<br>1B 1B | B B B B<br>4-0 1B BB | C S X<br>0-2 G5-3 ③ | | B B B C B<br>4-1<br>1-2 BB | | 3 | 1 | 2 | 0 | 2 | 0 | 1 |
| Bob Walk, R (1, 1)<br>Bob Patterson, R (4, 1)<br>OBP: 0.500, SLG: 0.500<br>Tom Prince, R (7, PH)<br>OBP: 0.238, SLG: 0.188 (8, 2) | 1 SAFE<br>X<br>0-0 FC3-6 ①<br>1-2f G6-3 | | | M C S<br>0-3 K ① | X<br>0-0<br>1-3 2-H 1B | | B C B F S<br>2-3 K ① | X<br>0-0 F8 ③ | | 1<br>2<br>2 | 0<br>0<br>0 | 0<br>1<br>0 | 0<br>1<br>0 | 0<br>0<br>0 | 0<br>1<br>1 | 1<br>1<br>2 |
| Inning Stats | R: 3 H: 4<br>E: 1 LOB: 1<br>K: 1 BB: 0<br>S: 20 P: 31 | R: 0 H: 1<br>E: 0 LOB: 0<br>K: 0 BB: 0<br>S: 5 P: 8 | R: 2 H: 1<br>E: 0 LOB: 1<br>K: 0 BB: 2<br>S: 10 P: 21 | R: 1 H: 3<br>E: 0 LOB: 2<br>K: 2 BB: 0<br>S: 14 P: 18 | R: 1 H: 2<br>E: 0 LOB: 2<br>K: 0 BB: 1<br>S: 5 P: 15 | R: 3 H: 3<br>E: 0 LOB: 1<br>K: 0 BB: 1<br>S: 12 P: 22 | R: 0 H: 2<br>E: 0 LOB: 1<br>K: 1 BB: 0<br>S: 8 P: 13 | R: 1 H: 1<br>E: 0 LOB: 2<br>K: 0 BB: 2<br>S: 12 P: 24 | | 1B: 13 SF: 0<br>2B: 1 SAC: 0<br>3B: 1 DP: 2<br>HR: 2 HBP: 0 | | | | | | |

| PITCHER | | IP | WLS | BF | H | R | ER | SO | BB | IBB | HBP | BLK | WP | HR | S | P | ERA | WHIP |
|---|---|---|---|---|---|---|---|---|---|---|---|---|---|---|---|---|---|---|
| Danny Cox, R<br>ERA: 6.92 | (1, 1) | 4.0 | L | 22 | 9 | 6 | 5 | 3 | 2 | 0 | 0 | 0 | 0 | 0 | 49 | 78 | 11.25 | 2.750 |
| Steve Searcy, L<br>ERA: 7.2 | (5, 1) | 2.0 | | 13 | 5 | 4 | 4 | 0 | 2 | 0 | 0 | 0 | 0 | 0 | 17 | 37 | 18.00 | 3.500 |
| Cliff Brantley, R<br>ERA: 6.75 | (7, 1) | 2.0 | | 10 | 3 | 1 | 1 | 1 | 2 | 0 | 0 | 0 | 0 | 1 | 20 | 37 | 4.50 | 2.500 |

| PITCHER | IP | WLS | BF | H | R | ER | SO | BB | IBB | HBP | BLK | WP | HR | S | P | ERA | WHIP |
|---|---|---|---|---|---|---|---|---|---|---|---|---|---|---|---|---|---|

# BOTTOM

Philadelphia Phillies @ Pittsburgh Pirates
Three Rivers Stadium, Pittsburgh, PA
Sun Apr 19 1992, 3:33 AM EDT
Att. 11,812 - Sunny - 85 F

livebaseballscorecards.com

| | |
|---|---|
| AB | 39 |
| R | 11 |
| H | 17 |
| RBI | 11 |
| BB | 6 |
| SO | 4 |
| LOB | 20 |

WP: 0 PA: 45
PB: 0
SB: 0
CS: 0

| Batter | 1 | 2 | 3 | 4 | 5 | 6 | 7 | 8 | 9 | AB | R | H | RBI | BB | SO | LOB |
|---|---|---|---|---|---|---|---|---|---|---|---|---|---|---|---|---|
| Kirk Gibson, L (1, 9)<br>OBP: 0.276, SLG: 0.333 | C B F B S<br>2-3 ①<br>K | | B S S F B B X<br>3-2 ③<br>G1-3 | | | C X<br>0-1<br>SH1-3<br>1B<br>1B | | B X<br>1-0 ①<br>G6-3 | F B F B F B X<br>3-2<br>1-H 2-H 3-H<br>HR | 5 | 2 | 2 | 4 | 0 | 1 | 0 |
| Jay Bell, R (1, 6)<br>OBP: 0.407, SLG: 0.262 | F B X<br>1-1 ②<br>L9 | | | B X<br>1-0 ①<br>F9 | | 1 SAFE 1 SAFE X<br>0-0 ①<br>SH1-3<br>1-2 | | C B C F X<br>1-2 ②<br>P9 | B S B X<br>2-1<br>1B<br>HR<br>1B | 4 | 1 | 1 | 0 | 0 | 0 | 0 |
| Andy Van Slyke, L (1, 8)<br>OBP: 0.375, SLG: 0.293<br>Stan Belinda, R (9, 1) | B B C B B<br>4-1<br>BB | | | F C B C<br>1-3 ②<br>K | | X<br>0-0<br>FC3-6<br>2-H<br>1B | | B B C S X<br>2-2 ③<br>G3 | X<br>0-0<br>1-2<br>HR<br>1B | 4<br>0 | 1<br>0 | 2<br>0 | 1<br>0 | 1<br>0 | 1<br>0 | 0<br>0 |
| Barry Bonds, L (1, 7)<br>OBP: 0.435, SLG: 0.811<br>Lloyd McClendon, R (9, 7)<br>OBP: 0.692, SLG: 1.200 | X<br>0-0 ③<br>G1-3 | | | C C B X<br>1-2 ③<br>G1-3 | | F B F 1 SAFE X<br>1-2 ②<br>FC3-6<br>1-2f | | | B C X<br>2-2<br>F8 S<br>3B<br>1B<br>B B C S X<br>3-2<br>1-H 2-H<br>HR | 5<br>0 | 2<br>0 | 2<br>0 | 3<br>0 | 0<br>0 | 0<br>0 | 2<br>0 |
| Orlando Merced, S (1, 3)<br>OBP: 0.313, SLG: 0.154 | | C B F S<br>1-3 ①<br>K | | | X<br>0-0<br>1B<br>G5-3<br>FC4-6<br>1B | B 1 SAFE 1 SAFE X<br>1-0 ③<br>F7 | | | B X<br>1-1<br>F8<br>1-3<br>B B C S X<br>4-2<br>BB | 4 | 1 | 1 | 0 | 1 | 1 | 2 |
| Steve Buechele, R (1, 5)<br>OBP: 0.348, SLG: 0.405 | | C B B S S X<br>2-2 ②<br>G5-3 | | | B 1 SAFE B B C X<br>3-1 ①<br>G5-3<br>1-2 | | B B B C F X<br>3-2 ①<br>G6-3 | | B X<br>1-1<br>1B<br>3B<br>3-H<br>C B B X<br>2-1<br>P3 | 5 | 1 | 1 | 1 | 0 | 0 | 2 |
| Michael LaValliere, L (1, 2)<br>OBP: 0.464, SLG: 0.600 | | C B F B X<br>2-2 ③<br>G3-1 | | | S S B F F X<br>1-2<br>FC4-6<br>2-3<br>1B | | X<br>0-0<br>2B | | B X<br>2-0<br>BB 1B<br>HR<br>3-H<br>1B<br>B B C S X<br>3-2<br>G1-3 | 5 | 1 | 3 | 1 | 0 | 0 | 1 |
| Jose Lind, R (1, 4)<br>OBP: 0.220, SLG: 0.237 | | | C F B X<br>1-2 ①<br>L9 | | B F F B F 1 SAFE B X<br>3-2 ②<br>FC4-6<br>1-2f<br>3-H | | B S F B B F F F X<br>2-2 ②<br>P6 | | X<br>0-0<br>BB<br>1-2<br>HR<br>1B | 4 | 1 | 1 | 1 | 0 | 0 | 2 |
| Randy Tomlin, L (1, 1)<br>Dennis Lamp, R (7, 1)<br>Gary Varsho, L (9, PH)<br>OBP: 0.444, SLG: 1.000 (9, 8) | | | B X<br>1-0 ②<br>G6-3 | | 1 SAFE X<br>0-0 ③<br>B1-3 | | S C B B B B X<br>3-2 ③<br>L8 | | B B B B<br>4-0<br>1-2 2-3<br>HR<br>BB | 3<br>0<br>0 | 0<br>0<br>1 | 0<br>0<br>0 | 0<br>0<br>1 | 0<br>0<br>0 | 0<br>0<br>0 | 2<br>0<br>0 |

| Inning Stats | 1 | 2 | 3 | 4 | 5 | 6 | 7 | 8 | 9 |
|---|---|---|---|---|---|---|---|---|---|
| | R: 0<br>E: 0<br>K: 1<br>S: 7 | R: 0<br>E: 0<br>K: 1<br>S: 9 | R: 0<br>E: 0<br>K: 0<br>S: 9 | R: 0<br>E: 0<br>K: 1<br>S: 7 | R: 1<br>E: 0<br>K: 0<br>S: 13 | R: 1<br>E: 0<br>K: 0<br>S: 8 | R: 0<br>E: 0<br>K: 0<br>S: 13 | R: 0<br>E: 0<br>K: 0<br>S: 8 | R: 9<br>E: 0<br>K: 0<br>S: 26 |
| | H: 0<br>LOB: 1<br>BB: 1<br>P: 14 | H: 0<br>LOB: 0<br>BB: 0<br>P: 14 | H: 0<br>LOB: 0<br>BB: 0<br>P: 14 | H: 0<br>LOB: 0<br>BB: 0<br>P: 10 | H: 2<br>LOB: 1<br>BB: 0<br>P: 20 | H: 2<br>LOB: 1<br>BB: 0<br>P: 10 | H: 1<br>LOB: 1<br>BB: 0<br>P: 21 | H: 0<br>LOB: 0<br>BB: 0<br>P: 12 | H: 8<br>LOB: 1<br>BB: 2<br>P: 53 |

1B: 9 SF: 0
2B: 1 SAC: 1
3B: 1 DP: 0
HR: 2 HBP: 0

WP: 0 PA: 43
PB: 0
SB: 1
CS: 0

| PITCHER | | IP | WLS | BF | H | R | ER | SO | BB | IBB | HBP | BLK | WP | HR | S | P | ERA | WHIP |
|---|---|---|---|---|---|---|---|---|---|---|---|---|---|---|---|---|---|---|
| Ken Hill, R<br>ERA: 0.78 | (1, 1) | 7.0 | L | 27 | 5 | 2 | 2 | 3 | 1 | 0 | 0 | 0 | 0 | 0 | 66 | 103 | 2.57 | 0.857 |
| Bill Landrum, R<br>ERA: 6.14 | (8, 1) | 1.1 | | 9 | 4 | 5 | 5 | 0 | 1 | 0 | 0 | 0 | 0 | 0 | 17 | 31 | 33.75 | 3.750 |
| Bill Sampen, R<br>ERA: 6.35 | (9, 1) | 0.2 | | 7 | 4 | 4 | 4 | 0 | 1 | 0 | 0 | 0 | 0 | 2 | 17 | 34 | 54.00 | 7.500 |

| PITCHER | IP | WLS | BF | H | R | ER | SO | BB | IBB | HBP | BLK | WP | HR | S | P | ERA | WHIP |
|---|---|---|---|---|---|---|---|---|---|---|---|---|---|---|---|---|---|

# TOP

# Pittsburgh Pirates @ Montreal Expos

Olympic Stadium, Montreal, QB

Mon Apr 20 1992, 3:33 AM EDT

Att. 12,351 - Dome - 70 F

livebaseballscorecards.com

| | |
|---|---|
| AB | 39 |
| R | 11 |
| H | 13 |
| RBI | 11 |
| BB | 3 |
| SO | 3 |
| LOB | 11 |

| Batter | 1 | 2 | 3 | 4 | 5 | 6 | 7 | 8 | 9 | AB | R | H | RBI | BB | SO | LOB |
|---|---|---|---|---|---|---|---|---|---|---|---|---|---|---|---|---|
| Delino DeShields, L (1, 4)<br>OBP: 0.362, SLG: 0.481 | C S B S<br>1-3<br>K | X<br>0-0<br>F7 | | | B C B B F X<br>3-2<br>1B S<br>1B | | B B C B B<br>4-1<br>G6-3 SH1-4<br>1-2<br>BB | | B X<br>1-0<br>G3-6-1<br>1-2f | 4 | 0 | 1 | 0 | 1 | 1 | 2 |
| Bret Barberie, S (1, 5)<br>OBP: 0.422, SLG: 0.361 | B X<br>1-0<br>G5-3 | | C C F X<br>0-2<br>P3 | | 1 SAFE 1 SAFE 1 SAFE B B X<br>2-0<br>1-3<br>1B | | B X<br>1-0<br>SH1-4<br>1-2<br>2-3 | | | 3 | 0 | 1 | 0 | 0 | 0 | 0 |
| Archi Cianfrocco, R (1, 7)<br>OBP: 0.286, SLG: 0.231<br>Ivan Calderon, R (7, PH)<br>OBP: 0.213, SLG: 0.370<br>(8, 7) | B B B B<br>4-0<br>BB HBP<br>BB | | C B X<br>1-1<br>P4 | | B S S S<br>1-3<br>K | | B X<br>1-0<br>G6-3<br>2-3<br>3-H | | | 2<br>1 | 0<br>0 | 0<br>0 | 0<br>1 | 1<br>0 | 1<br>0 | 2<br>1 |
| Larry Walker, L (1, 9)<br>OBP: 0.333, SLG: 0.449 | 1 SAFE H<br>1-0<br>BB<br>1-2<br>HBP | | F F B B F F S<br>2-3<br>K | | B S X<br>1-1<br>G1-3 | | B X<br>1-0<br>P6 | | | 3 | 0 | 0 | 0 | 0 | 1 | 3 |
| Tim Wallach, R (1, 3)<br>OBP: 0.407, SLG: 0.455 | B S B B F F B<br>4-2<br>1-2<br>2-3<br>BB | | | C X<br>0-1<br>G6-4-3<br>1B | | H<br>1-0<br>FC1-6<br>HBP | | X<br>0-0<br>G6-3 | | 2 | 0 | 1 | 0 | 1 | 0 | 0 |
| Marquis Grissom, R (1, 8)<br>OBP: 0.302, SLG: 0.449 | B B X<br>2-0<br>F8 | | | C F F X<br>0-2<br>G6-4-3<br>1-2f | | B X<br>1-0<br>FC1-6<br>S<br>1-2f | | C F F B X<br>1-2<br>F9 | | 4 | 0 | 0 | 0 | 0 | 0 | 5 |
| Gary Carter, R (1, 2)<br>OBP: 0.333, SLG: 0.350 | | B C B C X<br>2-2<br>P6 | | F S F B X<br>1-2<br>FC5-4<br>1B | | B B B C 2 C C SAFE<br>3-3<br>1-3 | | B S X<br>1-1<br>F9 | | 4 | 0 | 1 | 0 | 0 | 1 | 1 |
| Spike Owen, S (1, 6)<br>OBP: 0.233, SLG: 0.162 | | B B F B B<br>4-1<br>SH1-4<br>BB | | C B S X<br>1-2<br>FC5-4<br>1-2f | | C B B S C B X<br>3-2<br>F7 | | | B C F B B<br>4-2<br>G3-6-1<br>BB | 2 | 0 | 0 | 0 | 2 | 0 | 2 |
| Ken Hill, R (1, 1)<br>Moises Alou, R (7, PH)<br>OBP: 0.667, SLG: 1.000<br>Bill Landrum, R (8, 1)<br>Bill Sampen, R (9, 1)<br>John Vander Wal, L (9, PH)<br>OBP: 0.333, SLG: 0.200 | | X<br>0-0<br>SH1-4<br>1-2 | | | X<br>0-0<br>F8 | | X<br>0-0<br>SH1-4 BB<br>G6-3<br>1B | | C B S S S<br>1-3<br>K | 1<br>1<br>0<br>0<br>1 | 0<br>1<br>0<br>0<br>0 | 0<br>1<br>0<br>0<br>1 | 0<br>0<br>0<br>0<br>0 | 0<br>0<br>0<br>0<br>0 | 0<br>0<br>0<br>0<br>1 | 0<br>0<br>0<br>0<br>1 |
| Inning Stats | R: 0 H: 0<br>E: 0 LOB: 3<br>K: 1 BB: 2<br>S: 8 P: 21 | R: 0 H: 0<br>E: 0 LOB: 1<br>K: 0 BB: 1<br>S: 6 P: 12 | R: 0 H: 0<br>E: 0 LOB: 0<br>K: 1 BB: 0<br>S: 11 P: 14 | R: 0 H: 2<br>E: 0 LOB: 1<br>K: 0 BB: 0<br>S: 13 P: 15 | R: 0 H: 2<br>E: 0 LOB: 2<br>K: 1 BB: 0<br>S: 10 P: 17 | R: 0 H: 0<br>E: 0 LOB: 1<br>K: 1 BB: 0<br>S: 7 P: 15 | R: 1 H: 1<br>E: 0 LOB: 1<br>K: 0 BB: 1<br>S: 5 P: 12 | R: 0 H: 0<br>E: 0 LOB: 0<br>K: 0 BB: 0<br>S: 7 P: 9 | R: 0 H: 0<br>E: 0 LOB: 1<br>K: 1 BB: 1<br>S: 6 P: 12 | 1B: 5 SF: 0<br>2B: 0 SAC: 2<br>3B: 0 DP: 2<br>HR: 0 HBP: 2 | | | | | WP: 0 PA: 37<br>PB: 0<br>SB: 3<br>CS: 0 | |

| PITCHER | | IP | WLS | BF | H | R | ER | SO | BB | IBB | HBP | BLK | WP | HR | S | P | ERA | WHIP |
|---|---|---|---|---|---|---|---|---|---|---|---|---|---|---|---|---|---|---|
| Randy Tomlin, L<br>ERA: 2.37 | (1, 1) | 6.1 | W | 29 | 5 | 1 | 1 | 4 | 4 | 0 | 2 | 0 | 0 | 0 | 58 | 102 | 1.42 | 1.421 |
| Dennis Lamp, R<br>ERA: | (7, 1) | 1.2 | | 5 | 0 | 0 | 0 | 0 | 0 | 0 | 0 | 0 | 0 | 0 | 9 | 13 | 0.00 | 0.000 |
| Stan Belinda, R<br>ERA: | (9, 1) | 1.0 | | 3 | 0 | 0 | 0 | 1 | 1 | 0 | 0 | 0 | 0 | 0 | 6 | 12 | 0.00 | 1.000 |

| PITCHER | IP | WLS | BF | H | R | ER | SO | BB | IBB | HBP | BLK | WP | HR | S | P | ERA | WHIP |
|---|---|---|---|---|---|---|---|---|---|---|---|---|---|---|---|---|---|

# BOTTOM

# Pittsburgh Pirates @ Montreal Expos

Olympic Stadium, Montreal, QB

Mon Apr 20 1992, 3:33 AM EDT

Att. 12,351 - Dome - 70 F

livebaseballscorecards.com

| | |
|---|---|
| AB | 28 |
| R | 1 |
| H | 5 |
| RBI | 1 |
| BB | 5 |
| SO | 5 |
| LOB | 17 |

# Pittsburgh Pirates @ Montreal Expos

Olympic Stadium, Montreal, QB

Tue Apr 21 1992, 7:05 PM EDT

Att. 7,013 - Dome - 70 F

TOP

livebaseballscorecards.com

| Batter | 1 | 2 | 3 | 4 | 5 | 6 | 7 | 8 | 9 | AB | R | H | RBI | BB | SO | LOB |
|---|---|---|---|---|---|---|---|---|---|---|---|---|---|---|---|---|
| Jeff King, R (1, 3)<br>OBP: 0.263, SLG: 0.235 | C F F B B X<br>2-2 2B 3B 1B | B F C X<br>1-2 ① F8 | | B F B B C X<br>3-2 WP 1B 1B | | B F X<br>1-1 ③ G6-3 | | C F F B B X<br>2-2 ③ F9 | | 5 | 2 | 2 | 0 | 0 | 0 | 0 |
| Jay Bell, R (1, 6)<br>OBP: 0.441, SLG: 0.311 | 1 SAFE 1 SAFE B X<br>1-0 1-3 3B 2B | B H<br>2-0 PB HBP | | B X<br>1-0 1-H 1B | | | B B B C B<br>4-1 2B BB | | B C C X<br>1-2 ① G6-3 | 3 | 2 | 2 | 1 | 1 | 0 | 0 |
| Andy Van Slyke, L (1, 8)<br>OBP: 0.396, SLG: 0.378 | C B X<br>1-1 2-H 3-H 1B 3B | F B C B X<br>2-2 ② F8 1-2 | | B C X<br>1-1 ② F8 | | | B C 1 SAFE 1 SAFE X<br>1-1 1-H 2B | | B B F C F F B F B<br>4-2 HBP BB | 4 | 1 | 2 | 3 | 1 | 0 | 2 |
| Lloyd McClendon, R (1, 9)<br>OBP: 0.588, SLG: 0.923<br>Jerry Don Gleaton, L (7, 1)<br>Gary Varsho, L (8, 9)<br>OBP: 0.400, SLG: 0.889 | B B C B B B<br>4-1 HBP 1B G5-4-3 BB | X<br>0-0 ③ G6-3 | | X<br>0-0 ③ F8 | | | B F F S<br>1-3 ① K | | B X<br>1-0 ② F7 | 3<br>0<br>1 | 1<br>0<br>0 | 0<br>0<br>0 | 0<br>0<br>0 | 1<br>0<br>0 | 1<br>0<br>0 | 3<br>0<br>1 |
| Barry Bonds, L (1, 7)<br>OBP: 0.451, SLG: 0.854 | B F 1 SAFE B B F 1 SAFE X<br>3-2 G5-4-3 HBP 1-2 3-H 1B 1B | B C C B B X<br>3-2 HR | | | B C S B F B C<br>3-3 ① K | | F B X<br>1-1 ② G3 | | H<br>1-0 1-2 HBP | 4 | 2 | 2 | 2 | 0 | 1 | 1 |
| Steve Buechele, R (1, 5)<br>OBP: 0.353, SLG: 0.378 | C C H<br>1-2 G5-4-3 1-2 2-3 HBP | C B X<br>1-1 ① L5 | | | B B X<br>2-0 ② G5-3 | | C B B B B<br>4-1 FC6-4 BB | | X<br>0-0 ③ F9 | 3 | 0 | 0 | 0 | 1 | 0 | 2 |
| Tom Prince, R (1, 2)<br>OBP: 0.200, SLG: 0.150 | B X<br>1-0 ① ② G5-4-3 1-2f 2-3 3-H | C B C X<br>1-2 ② F7 | | | B B X<br>2-0 ③ F7 | | B B X<br>2-0 ③ FC6-4 1-2f | | | 4 | 0 | 0 | 0 | 0 | 0 | 4 |
| Jose Lind, R (1, 4)<br>OBP: 0.222, SLG: 0.238 | B C X<br>1-1 FC4-6 3-H 1B | B C C B B X<br>2-2 ③ F7 | | | | B F B S B X<br>3-2 ① G4-3 | | S X<br>0-1 ① G6-3 | | 4 | 0 | 1 | 1 | 0 | 0 | 0 |
| Denny Neagle, L (1, 1)<br>Vicente Palacios, R (5, 1)<br>OBP: 0.500, SLG: 0.500<br>Cecil Espy, S (7, 9)<br>OBP: 0.692, SLG: 1.000<br>Roger Mason, R (8, 1) | F C X<br>0-2 ③ FC4-6 1-2f | | | X<br>0-0 ① G3 | | B X<br>1-0 ② 1B | | C F B X<br>1-2 ② G5-3 | | 2<br>1<br>1<br>0 | 0<br>0<br>0<br>0 | 0<br>1<br>0<br>0 | 0<br>0<br>0<br>0 | 0<br>0<br>0<br>0 | 0<br>0<br>0<br>0 | 1<br>0<br>0<br>0 |

| Inning Stats | 1 | 2 | 3 | 4 | 5 | 6 | 7 | 8 | 9 |
|---|---|---|---|---|---|---|---|---|---|
| | R: 5 E: 0 K: 0 S: 19 | H: 5 LOB: 1 BB: 1 P: 33 | R: 0 E: 0 K: 0 S: 7 | H: 0 LOB: 1 BB: 0 P: 12 | R: 1 E: 0 K: 0 S: 11 | H: 1 LOB: 0 BB: 0 P: 18 | R: 1 E: 0 K: 0 S: 8 | H: 2 LOB: 1 BB: 0 P: 13 | R: 0 E: 0 K: 1 S: 6 | H: 0 LOB: 0 BB: 0 P: 13 |
| | R: 0 E: 0 K: 0 S: 6 | H: 1 LOB: 0 BB: 0 P: 11 | R: 1 E: 0 K: 1 S: 10 | H: 1 LOB: 2 BB: 2 P: 23 | R: 0 E: 0 K: 0 S: 10 | H: 0 LOB: 0 BB: 0 P: 13 | R: 0 E: 0 K: 0 S: 10 | H: 0 LOB: 2 BB: 1 P: 17 | 1B: 6 2B: 2 3B: 1 HR: 1 | SF: 0 SAC: 0 DP: 1 HBP: 3 |

| | AB | 35 |
|---|---|---|
| | R | 8 |
| | H | 10 |
| | RBI | 7 |
| | BB | 4 |
| | SO | 2 |
| | LOB | 14 |

WP: 1 PB: 1 SB: 0 CS: 0 PA: 42

| PITCHER | | IP | WLS | BF | H | R | ER | SO | BB | IBB | HBP | BLK | WP | HR | S | P | ERA | WHIP |
|---|---|---|---|---|---|---|---|---|---|---|---|---|---|---|---|---|---|---|
| Chris Haney, L<br>ERA: 8.18 | (1, 1) | 4.0 | L | 22 | 8 | 7 | 7 | 0 | 1 | 0 | 2 | 0 | 1 | 1 | 45 | 76 | 15.75 | 2.250 |
| Mel Rojas, R<br>ERA: | (5, 1) | 2.0 | | 6 | 1 | 0 | 0 | 1 | 0 | 0 | 0 | 0 | 0 | 0 | 12 | 24 | 0.00 | 0.500 |
| Jeff Fassero, L<br>ERA: 6.3 | (7, 1) | 2.0 | | 9 | 1 | 1 | 1 | 1 | 2 | 0 | 0 | 0 | 0 | 0 | 20 | 36 | 4.50 | 1.500 |
| John Wetteland, R<br>ERA: 3.18 | (9, 1) | 1.0 | | 5 | 0 | 0 | 0 | 0 | 1 | 0 | 1 | 0 | 0 | 0 | 10 | 17 | 0.00 | 1.000 |

| PITCHER | IP | WLS | BF | H | R | ER | SO | BB | IBB | HBP | BLK | WP | HR | S | P | ERA | WHIP |
|---|---|---|---|---|---|---|---|---|---|---|---|---|---|---|---|---|---|

# Pittsburgh Pirates @ Montreal Expos

Olympic Stadium, Montreal, QB

Tue Apr 21 1992, 7:05 PM EDT

Att. 7,013 - Dome - 70 F

livebaseballscorecards.com

## BOTTOM

| Batter | 1 | 2 | 3 | 4 | 5 | 6 | 7 | 8 | 9 | AB | R | H | RBI | BB | SO | LOB |
|---|---|---|---|---|---|---|---|---|---|---|---|---|---|---|---|---|
| Delino DeShields, L (1, 4)<br>OBP: 0.349, SLG: 0.448 | X 0-0 ① F6 | C C F B S 1-3 ③ K | | | C C F H 1-2 G6-3 1B HBP | | B C F S 1-3 ① K | | B C B X 2-1 ① F8 | 4 | 0 | 0 | 0 | 0 | 2 | 2 |
| Bret Barberie, S (1, 5)<br>OBP: 0.420, SLG: 0.350 | B B C B F S 3-3 ② K | | B C B F B C 3-3 ① K | | B 1 SAFE 1 SAFE X 1-0 G6-3 1-2 1B | | F B X 1-1 ② F9 | | B B B C B 4-1 HR BB | 4 | 1 | 1 | 0 | 1 | 2 | 0 |
| Ivan Calderon, R (1, 7)<br>OBP: 0.212, SLG: 0.412 | C X 0-1 ③ L4 | | S X 0-1 ② F9 | | F F B X 1-2 ①② G6-3 1-2f 2-3 | | B F X 1-1 ③ G4-3 | | X 0-0 1-H HR | 5 | 1 | 1 | 2 | 0 | 0 | 2 |
| Larry Walker, L (1, 9)<br>OBP: 0.322, SLG: 0.415 | | C S B B S 2-3 ① K | S B X 1-1 ③ G5-3 | | B F B B S F B 4-2 BB BB | | | X 0-0 ① G4-3 | B F B S F T B X 3-2 ② P6 | 4 | 0 | 0 | 0 | 1 | 1 | 0 |
| Tim Wallach, R (1, 3)<br>OBP: 0.424, SLG: 0.521 | | C X 0-1 ② F8 | | S S X 0-2 ① G1-3 | B B F B F B 4-2 1-2 BB | | | B X 1-0 HR | B S S S X 1-2 1B | 4 | 1 | 2 | 1 | 1 | 0 | 0 |
| Marquis Grissom, R (1, 8)<br>OBP: 0.310, SLG: 0.453 | | B C B B B 4-1 1B S 2B BB | | F X 0-1 1B SF8 2B | F F F C 0-3 ③ K | | | B X 1-0 ② B1-3 | B S B X 2-1 ③ F8 | 4 | 2 | 1 | 0 | 1 | 1 | 4 |
| Rick Cerone, R (1, 2)<br>OBP: 0.444, SLG: 0.778 | | F E B F X 1-2 2B 1-3 1B 1B | | B X 1-0 2-3 1B | | C B X 1-1 ① P3 | | B F X 1-1 HR | | 4 | 2 | 3 | 1 | 0 | 0 | 0 |
| Spike Owen, S (1, 6)<br>OBP: 0.255, SLG: 0.225 | | C B X 1-1 1B 1-3 3-H 2B | | B B F X 2-1 ② SF8 3-H | | B F X 1-1 ② G1-3 | | B C B X 2-1 1B | | 3 | 0 | 2 | 2 | 0 | 0 | 0 |
| Chris Haney, L (1, 1)<br>OBP: 0.333, SLG: 0.333<br>Gary Carter, R (4, PH)<br>OBP: 0.318, SLG: 0.333<br>Mel Rojas, R (5, 1)<br>Eric Bullock, L (6, PH)<br>Jeff Fassero, L (7, 1)<br>Moises Alou, R (8, PH)<br>OBP: 0.667, SLG: 1.000<br>John Vander Wal, L (8, PH)<br>OBP: 0.308, SLG: 0.182<br>John Wetteland, R (9, 1) | | B B C X 2-1 2-3 3-H 1B | | B F B S X 2-2 ③ F9 | | F B C B X 2-2 ③ G3-1 | | F B B X 2-1 ③ G4-3 | | 1<br>1<br>0<br>1<br>0<br>0<br>0<br>1<br>0 | 0<br>0<br>0<br>0<br>0<br>0<br>0<br>0<br>0 | 1<br>0<br>0<br>0<br>0<br>0<br>0<br>0<br>0 | 1<br>0<br>0<br>0<br>0<br>0<br>0<br>0<br>0 | 0<br>0<br>0<br>0<br>0<br>0<br>0<br>0<br>0 | 0<br>0<br>0<br>0<br>0<br>0<br>0<br>0<br>0 | 0<br>1<br>0<br>0<br>0<br>0<br>0<br>1<br>0 |
| Inning Stats | R: 0 H: 0<br>E: 0 LOB: 0<br>K: 1 BB: 0<br>S: 6 P: 9 | R: 2 H: 3<br>E: 0 LOB: 2<br>K: 2 BB: 1<br>S: 18 P: 29 | R: 0 H: 0<br>E: 0 LOB: 0<br>K: 1 BB: 0<br>S: 7 P: 11 | R: 1 H: 2<br>E: 0 LOB: 1<br>K: 0 BB: 0<br>S: 11 P: 16 | R: 0 H: 1<br>E: 0 LOB: 3<br>K: 1 BB: 2<br>S: 16 P: 27 | R: 0 H: 0<br>E: 0 LOB: 0<br>K: 0 BB: 0<br>S: 7 P: 11 | R: 0 H: 0<br>E: 0 LOB: 0<br>K: 1 BB: 0<br>S: 7 P: 10 | R: 2 H: 3<br>E: 0 LOB: 1<br>K: 0 BB: 0<br>S: 9 P: 16 | R: 2 H: 2<br>E: 0 LOB: 1<br>K: 0 BB: 1<br>S: 13 P: 25 | 1B: 6 SF: 1<br>2B: 2 SAC: 0<br>3B: 0 DP: 1<br>HR: 3 HBP: 1 | | | | | | |

| | |
|---|---|
| AB | 36 |
| R | 7 |
| H | 11 |
| RBI | 7 |
| BB | 4 |
| SO | 6 |
| LOB | 10 |

| WP: 0 | PA: 42 |
|---|---|
| PB: 0 | |
| SB: 1 | |
| CS: 0 | |

| PITCHER | | IP | WLS | BF | H | R | ER | SO | BB | IBB | HBP | BLK | WP | HR | S | P | ERA | WHIP |
|---|---|---|---|---|---|---|---|---|---|---|---|---|---|---|---|---|---|---|
| Denny Neagle, L<br>ERA: 5.68 | (1, 1) | 4.0 | | 20 | 6 | 3 | 3 | 4 | 1 | 0 | 1 | 0 | 0 | 0 | 46 | 71 | 6.75 | 1.750 |
| Vicente Palacios, R<br>ERA: 4.5 | (5, 1) | 2.0 | W | 7 | 0 | 0 | 0 | 1 | 2 | 0 | 0 | 0 | 0 | 0 | 19 | 32 | 0.00 | 1.000 |
| Jerry Don Gleaton, L<br>ERA: 6.75 | (7, 1) | 1.2 | | 8 | 3 | 2 | 2 | 1 | 0 | 0 | 0 | 0 | 0 | 2 | 14 | 22 | 10.80 | 1.800 |
| Roger Mason, R<br>ERA: 2.35 | (8, 1) | 1.1 | S | 7 | 2 | 2 | 2 | 0 | 1 | 0 | 0 | 0 | 0 | 1 | 15 | 29 | 13.50 | 2.250 |

| PITCHER | | IP | WLS | BF | H | R | ER | SO | BB | IBB | HBP | BLK | WP | HR | S | P | ERA | WHIP |
|---|---|---|---|---|---|---|---|---|---|---|---|---|---|---|---|---|---|---|

| Batter | 1 | 2 | 3 | 4 | 5 | 6 | 7 | 8 | 9 | AB | R | H | RBI | BB | SO | LOB |
|---|---|---|---|---|---|---|---|---|---|---|---|---|---|---|---|---|
| Kirk Gibson, L (1, 9)<br>OBP: 0.303, SLG: 0.452 | B B X 2-0 HR | | X 0-0 1B | | | F X 0-1 ① G4-1 | | B S B X 2-1 ② F7 | | 4 | 1 | 2 | 1 | 0 | 0 | 0 |
| Jay Bell, R (1, 6)<br>OBP: 0.413, SLG: 0.286 | B C X 1-1 ① F9 | | C 1 SAFE S X 0-2 ③ F9 | | | B C X 1-1 ② F8 | | B C S F X 1-2 ③ G3 | | 4 | 0 | 0 | 0 | 0 | 0 | 1 |
| Andy Van Slyke, L (1, 8)<br>OBP: 0.386, SLG: 0.367 | X 0-0 ② P6 | | | B C C F B F B F C 3-3 ① K | | B B X 2-1 ③ F6 | | | C B B B X 3-1 G4-3 1B 1B | 4 | 1 | 1 | 0 | 0 | 1 | 0 |
| Barry Bonds, L (1, 7)<br>OBP: 0.418, SLG: 0.778 | C C F B X 1-2 ③ L5 | | | X 0-0 ② G4-3 | | | F B B C F B X 3-2 ① P4 | | 1 SAFE C 1 SAFE X 0-1 ① G4-3 1-2 | 4 | 0 | 0 | 0 | 0 | 0 | 1 |
| Orlando Merced, S (1, 3)<br>OBP: 0.333, SLG: 0.143 | | B X 1-0 ① F7 | | B B B B 4-0 BB | | | C S B B B B 4-2 CS BB | | C S S 0-3 ② K | 2 | 0 | 0 | 0 | 2 | 1 | 1 |
| Steve Buechele, R (1, 5)<br>OBP: 0.345, SLG: 0.367 | | B C C X 1-2 ② F8 | | B 1 SAFE C 1 SAFE 1 SAFE B F F F 2-3 F S ③ K | | | 1 SAFE X 0-0 ② F8 | | C F F B B X 2-2 ③ 2-H 1B | 4 | 0 | 1 | 1 | 0 | 1 | 2 |
| Michael LaValliere, L (1, 2)<br>OBP: 0.452, SLG: 0.556 | | C B S B F B X 3-2 ③ G6-3 | | | C C B S 1-3 ① K | | B 1 SAFE 1 SAFE F B 1 SAFE 1 SAFE P I 4-1 1-2 IBB | | | 2 | 0 | 0 | 0 | 1 | 1 | 0 |
| Jose Lind, R (1, 4)<br>OBP: 0.208, SLG: 0.222 | | | C X 0-1 ① P4 | | C X 0-1 ② G5-3 | | C B F B B F X 3-2 ③ G5-3 | | | 3 | 0 | 0 | 0 | 0 | 0 | 2 |
| Doug Drabek, R (1, 1)<br>OBP: 0.111, SLG: 0.111 | | | B S B F X 2-2 ② G5-3 | | B S F B X 2-2 ③ P3 | | | C B S B X 2-2 ① P3 | | 3 | 0 | 0 | 0 | 0 | 0 | 0 |
| Inning Stats | R: 1 E: 0 K: 0 S: 8 H: 1 LOB: 0 BB: 0 P: 12 | R: 0 E: 0 K: 0 S: 8 H: 0 LOB: 0 BB: 0 P: 13 | R: 0 E: 0 K: 0 S: 9 H: 1 LOB: 1 BB: 0 P: 11 | R: 0 E: 0 K: 2 S: 13 H: 0 LOB: 1 BB: 1 P: 22 | R: 0 E: 0 K: 1 S: 8 H: 0 LOB: 0 BB: 0 P: 11 | R: 0 E: 0 K: 0 S: 6 H: 0 LOB: 0 BB: 0 P: 9 | R: 0 E: 0 K: 0 S: 13 H: 0 LOB: 2 BB: 2 P: 26 | R: 0 E: 0 K: 0 S: 9 H: 0 LOB: 0 BB: 0 P: 14 | R: 1 E: 0 K: 1 S: 11 H: 2 LOB: 1 BB: 0 P: 16 | 1B: 3 2B: 0 3B: 0 HR: 1 SF: 0 SAC: 0 DP: 0 HBP: 0 | | | | | | | |

| PITCHER | | IP | WLS | BF | H | R | ER | SO | BB | IBB | HBP | BLK | WP | HR | S | P | ERA | WHIP |
|---|---|---|---|---|---|---|---|---|---|---|---|---|---|---|---|---|---|---|
| Dennis Martinez, R<br>ERA: 2.67 | (1, 1) | 8.0 | L | 29 | 2 | 1 | 1 | 3 | 2 | 1 | 0 | 0 | 0 | 1 | 74 | 118 | 1.12 | 0.500 |
| Mel Rojas, R<br>ERA: 3.0 | (9, 1) | 1.0 | | 4 | 2 | 1 | 1 | 1 | 0 | 0 | 0 | 0 | 0 | 0 | 11 | 16 | 9.00 | 2.000 |

| PITCHER | IP | WLS | BF | H | R | ER | SO | BB | IBB | HBP | BLK | WP | HR | S | P | ERA | WHIP |
|---|---|---|---|---|---|---|---|---|---|---|---|---|---|---|---|---|---|

# TOP

## Pittsburgh Pirates @ Montreal Expos

Olympic Stadium, Montreal, QB

Wed Apr 22 1992, 7:05 PM EDT

Att. 8,421 - Dome - 70 F

livebaseballscorecards.com

| | |
|---|---|
| AB | 30 |
| R | 2 |
| H | 4 |
| RBI | 2 |
| BB | 3 |
| SO | 4 |
| LOB | 7 |

WP: 0 PB: 0 SB: 0 CS: 1 PA: 33

# Pittsburgh Pirates @ Montreal Expos

Olympic Stadium, Montreal, QB

Wed Apr 22 1992, 7:05 PM EDT

Att. 8,421 - Dome - 70 F

BOTTOM

livebaseballscorecards.com

| Batter | 1 | 2 | 3 | 4 | 5 | 6 | 7 | 8 | 9 | AB | R | H | RBI | BB | SO | LOB |
|---|---|---|---|---|---|---|---|---|---|---|---|---|---|---|---|---|
| Delino DeShields, L (1, 4)<br>OBP: 0.343, SLG: 0.435 | F F B F S<br>1-3 K ① | | B C S B F X<br>2-2 CS 1B | | C C S<br>0-3 K ③ | | | B S B C S<br>2-3 K ③ | | 4 | 0 | 1 | 0 | 0 | 3 | 1 |
| Bret Barberie, S (1, 5)<br>OBP: 0.426, SLG: 0.333 | F B F F B F B F F F<br>4-2 F F F F B FC4-6 BB | | 1 SAFE 1 SAFE B P B B<br>4-0 ② 1-2 BB | | | C B F X<br>1-2 G3 ① | | | B X<br>1-0 F7 ① | 2 | 0 | 0 | 0 | 2 | 0 | 0 |
| Ivan Calderon, R (1, 7)<br>OBP: 0.196, SLG: 0.382 | F 1 SAFE 1 SAFE F B B X<br>1-2 FC4-6 HBP ② 1-2f | | B B C B F X<br>3-2 F9 ③ | | | F F B X<br>1-2 G1-3 ② | | | S F B C<br>1-3 K ② | 4 | 0 | 0 | 0 | 0 | 1 | 2 |
| Larry Walker, L (1, 9)<br>OBP: 0.333, SLG: 0.411 | H<br>1-0 1-2 HBP | | | F B B C X<br>2-2 G3 ① | | S B X<br>1-1 F8 ③ | | | B C X<br>1-1 1B 1B | 3 | 0 | 1 | 0 | 0 | 0 | 0 |
| Tim Wallach, R (1, 3)<br>OBP: 0.413, SLG: 0.500<br>Eric Bullock, L (9, PR) | C B B C X<br>2-2 F7 ③ | | | X<br>0-0 G6-3 ② | | | X<br>0-0 G5-3 ① | | C B X<br>1-1 1-2 1B | 4<br>0 | 0<br>0 | 1<br>0 | 0<br>0 | 0<br>0 | 0<br>0 | 2<br>0 |
| Marquis Grissom, R (1, 8)<br>OBP: 0.306, SLG: 0.439 | | X<br>0-0 G4-3 S 1B | | S B B X<br>2-1 F9 ③ | | | B B X<br>2-0 L5 ② | | B F C B X<br>2-2 F8 ③ | 4 | 0 | 1 | 0 | 0 | 0 | 2 |
| Darrin Fletcher, L (1, 2)<br>OBP: 0.321, SLG: 0.292 | | B B B 2 SAFE C X<br>3-1 ① ② G4-3 1-3 | | | C B B X<br>2-1 P5 ① | | C B B F X<br>2-2 F8 ③ | | | 3 | 0 | 0 | 0 | 0 | 0 | 1 |
| Tom Foley, L (1, 6)<br>OBP: 0.154, SLG: 0.154 | | B F X<br>1-1 G6-3 ③ | | | B X<br>1-0 SH2-4 1B | | | B C F X<br>1-2 F7 ① | | 3 | 0 | 1 | 0 | 0 | 0 | 0 |
| Dennis Martinez, R (1, 1)<br>John Vander Wal, L (8, PH)<br>OBP: 0.286, SLG: 0.167<br>Mel Rojas, R (9, 1) | | | F B B X<br>2-1 F8 ① | | X<br>0-0 SH2-4 1-2 ② | | | C B B F X<br>2-2 G6-3 ② | | 1<br>1<br>0 | 0<br>0<br>0 | 0<br>0<br>0 | 0<br>0<br>0 | 0<br>0<br>0 | 0<br>0<br>0 | 0<br>0<br>0 |
| Inning Stats | R: 0 H: 0 E: 0 LOB: 2 K: 1 BB: 1 S: 20 P: 29 | R: 0 H: 1 E: 0 LOB: 0 K: 0 BB: 0 S: 5 P: 9 | R: 0 H: 1 E: 0 LOB: 1 K: 0 BB: 1 S: 10 P: 20 | R: 0 H: 0 E: 0 LOB: 0 K: 0 BB: 0 S: 6 P: 10 | R: 0 H: 1 E: 0 LOB: 1 K: 1 BB: 0 S: 7 P: 10 | R: 0 H: 0 E: 0 LOB: 0 K: 0 BB: 0 S: 8 P: 11 | R: 0 H: 0 E: 0 LOB: 0 K: 0 BB: 0 S: 5 P: 9 | R: 0 H: 0 E: 0 LOB: 0 K: 1 BB: 0 S: 9 P: 14 | R: 0 H: 2 E: 0 LOB: 2 K: 1 BB: 0 S: 11 P: 17 | 1B: 5 2B: 0 3B: 0 HR: 0 | SF: 0 SAC: 1 DP: 0 HBP: 1 | | | | | | |

| | AB | 29 |
|---|---|---|
| | R | 0 |
| | H | 5 |
| | RBI | 0 |
| | BB | 2 |
| | SO | 4 |
| | LOB | 8 |

| PITCHER | IP | WLS | BF | H | R | ER | SO | BB | IBB | HBP | BLK | WP | HR | S | P | ERA | WHIP |
|---|---|---|---|---|---|---|---|---|---|---|---|---|---|---|---|---|---|
| Doug Drabek, R (1, 1)<br>ERA: 2.4 | 9.0 | W | 33 | 5 | 0 | 0 | 4 | 2 | 0 | 1 | 0 | 0 | 0 | 81 | 129 | 0.00 | 0.778 |

| PITCHER | IP | WLS | BF | H | R | ER | SO | BB | IBB | HBP | BLK | WP | HR | S | P | ERA | WHIP |
|---|---|---|---|---|---|---|---|---|---|---|---|---|---|---|---|---|---|

WP: 0 PB: 0 SB: 1 CS: 1 PA: 33

| Batter | 1 | 2 | 3 | 4 | 5 | 6 | 7 | 8 | 9 | AB | R | H | RBI | BB | SO | LOB |
|---|---|---|---|---|---|---|---|---|---|---|---|---|---|---|---|---|
| Kirk Gibson, L (1, 9)<br>OBP: 0.270, SLG: 0.400 | B B S S S S<br>3-3 ① K | | B B B X<br>3-0 ③ G4-3 | | | B X<br>1-0 ① P6 | | C F S<br>0-3 ③ K | | 4 | 0 | 0 | 0 | 0 | 2 | 1 |
| Jay Bell, R (1, 6)<br>OBP: 0.403, SLG: 0.283 | X<br>0-0 ② G6-3 | | | B B S S B F X<br>3-2 ① F7 | | B C X<br>1-1 ② P2 | | | C B B X<br>2-1 2B 1B | 4 | 1 | 1 | 0 | 0 | 0 | 0 |
| Andy Van Slyke, L (1, 8)<br>OBP: 0.393, SLG: 0.396 | B C C T T T B S<br>3-3 ③ K | | | B F X<br>1-1 FC6 1B | | C F C<br>0-3 ③ K | | | C B F X<br>1-2 1-H 2B 2B | 4 | 1 | 2 | 1 | 0 | 2 | 0 |
| Cecil Espy, S (1, 7)<br>OBP: 0.588, SLG: 0.938 | | F B B S X<br>2-2 ① F9 | | B F B 1 SAFE B C X<br>3-2 ② FC6 1-2f | | | B F F X<br>1-2 SF8 3B | | B C B S F S<br>2-3 ① K | 4 | 1 | 1 | 0 | 0 | 1 | 2 |
| Orlando Merced, S (1, 3)<br>OBP: 0.350, SLG: 0.200 | | C H<br>1-1 CS HBP | | 1 SAFE 1 SAFE C S 1 SAFE P 1 SAFE X<br>1-2 ③ F8 | | | S C B F X<br>1-2 ① SF8 3-H | | C B B C X<br>2-2 2-H 2B | 2 | 0 | 1 | 2 | 0 | 0 | 1 |
| Steve Buechele, R (1, 5)<br>OBP: 0.339, SLG: 0.358 | | S B B B X<br>3-1 ②③ G3 1-2 | | | B X<br>1-0 FC6-4 1B | | B C X<br>1-1 ② F9 | | C C B F B C<br>2-3 ② K | 4 | 0 | 1 | 0 | 0 | 1 | 2 |
| Michael LaValliere, L (1, 2)<br>OBP: 0.412, SLG: 0.500 | | | C X<br>0-1 ① G6-3 | | B X<br>1-0 ① L7 | | C X<br>0-1 ③ G6-3 | | C B B X<br>1-1 ③ F8 | 3 | 0 | 0 | 0 | 0 | 0 | 1 |
| Jerry Don Gleaton, L (7, 1) | | | | | | | | | | 0 | 0 | 0 | 0 | 0 | 0 | 0 |
| Gary Varsho, L (9, PH)<br>OBP: 0.364, SLG: 0.800 | | | | | | | | | | 1 | 0 | 0 | 0 | 0 | 0 | 1 |
| Jose Lind, R (1, 4)<br>OBP: 0.216, SLG: 0.229 | | | C C X<br>0-2 SH1-4 1B | | B 1 SAFE F X<br>1-1 ② FC6-4 1-2f | | | C F X<br>0-2 ① F8 | | 3 | 0 | 1 | 0 | 0 | 0 | 1 |
| Zane Smith, L (1, 1)<br>OBP: 0.100, SLG: 0.200 | | | X<br>0-0 ② SH1-4 1-2 | | X<br>0-0 ③ L6 | | | B C X<br>1-1 ② P4 | | 1 | 0 | 0 | 0 | 0 | 0 | 1 |
| Dennis Lamp, R (6, 1) | | | | | | | | | | 0 | 0 | 0 | 0 | 0 | 0 | 0 |
| Don Slaught, R (7, 2) | | | | | | | | | | 1 | 0 | 0 | 0 | 0 | 0 | 0 |
| Inning Stats | R: 0 E: 0 K: 2 S: 10 H: 0 LOB: 0 BB: 0 P: 16 | R: 0 E: 0 K: 0 S: 6 H: 0 LOB: 0 BB: 0 P: 12 | R: 0 E: 0 K: 0 S: 7 H: 1 LOB: 1 BB: 0 P: 10 | R: 0 E: 0 K: 0 S: 13 H: 1 LOB: 1 BB: 0 P: 20 | R: 0 E: 0 K: 0 S: 5 H: 1 LOB: 1 BB: 0 P: 8 | R: 0 E: 0 K: 1 S: 6 H: 0 LOB: 0 BB: 0 P: 8 | R: 1 E: 0 K: 0 S: 11 H: 1 LOB: 0 BB: 0 P: 14 | R: 0 E: 0 K: 1 S: 8 H: 0 LOB: 0 BB: 0 P: 9 | R: 2 E: 0 K: 2 S: 18 H: 3 LOB: 1 BB: 0 P: 28 | 1B: 4 2B: 2 3B: 1 HR: 0 | SF: 1 SAC: 1 DP: 0 HBP: 1 | | | | | | |

TOP

# Pittsburgh Pirates @ Montreal Expos

Olympic Stadium, Montreal, QB

Thu Apr 23 1992, 3:33 AM EDT

Att. 5,806 - Dome - 70 F

livebaseballscorecards.com

| | |
|---|---|
| AB | 31 |
| R | 3 |
| H | 7 |
| RBI | 3 |
| BB | 0 |
| SO | 6 |
| LOB | 10 |

| | | | | | | | | | | | | | | | | | | | | | | | | | | | | | | |
|---|---|---|---|---|---|---|---|---|---|---|---|---|---|---|---|---|---|---|---|---|---|---|---|---|---|---|---|---|---|---|
| PITCHER | | IP | WLS | BF | H | R | ER | SO | BB | IBB | HBP | BLK | WP | HR | S | P | ERA | WHIP | PITCHER | IP | WLS | BF | H | R | ER | SO | BB | IBB | HBP | BLK | WP | HR | S | P | ERA | WHIP |
| Mark Gardner, R<br>ERA: 4.07 | (1, 1) | 8.1 | W | 32 | 7 | 3 | 3 | 5 | 0 | 0 | 1 | 0 | 0 | 0 | 78 | 116 | 3.24 | 0.840 | | | | | | | | | | | | | | | | | |
| John Wetteland, R<br>ERA: 2.84 | (9, 1) | 0.2 | S | 2 | 0 | 0 | 0 | 1 | 0 | 0 | 0 | 0 | 0 | 0 | 6 | 9 | 0.00 | 0.000 | | | | | | | | | | | | | | | | | |

WP: 0 PB: 0 SB: 0 CS: 1 PA: 34

# Pittsburgh Pirates @ Montreal Expos

Olympic Stadium, Montreal, QB

Thu Apr 23 1992, 3:33 AM EDT
Att. 5,806 - Dome - 70 F

livebaseballscorecards.com

## BOTTOM

| Batter | 1 | 2 | 3 | 4 | 5 | 6 | 7 | 8 | 9 | AB | R | H | RBI | BB | SO | LOB |
|---|---|---|---|---|---|---|---|---|---|---|---|---|---|---|---|---|
| Marquis Grissom, R (1, 8)<br>OBP: 0.328, SLG: 0.459 | E7 | FC5-2, 1B<br>1-2<br>1B | | G5-3 ② | | 2B<br>1-2<br>BB | | E6 | | 4 | 2 | 2 | 0 | 1 | 0 | 1 |
| Spike Owen, S (1, 6)<br>OBP: 0.269, SLG: 0.267 | E2, E<br>FC4-6<br>3-H | FC5-2<br>1-2<br>2-3<br>1B | | G1-3 ③ | | E<br>1-H<br>2-H<br>2B | | 1 SAFE<br>1 SAFE<br>F8 ③ | | 5 | 2 | 2 | 2 | 0 | 0 | 2 |
| Ivan Calderon, R (1, 7)<br>OBP: 0.217, SLG: 0.407 | E5, FC4-6<br>2-3 | FC5-2 ②<br>1-2<br>2-3<br>3-Hf | | | G4-3<br>SF9<br>2B | E6<br>2-H<br>1B | | | | 4 | 1 | 2 | 0 | 0 | 0 | 4 |
| Larry Walker, L (1, 9)<br>OBP: 0.313, SLG: 0.383 | FC4-6 ①<br>1B<br>1-2f<br>3-H | G6-3 ③ | | | G4-3 ①<br>2-3 | G4-3 ③ | | | | 4 | 0 | 0 | 1 | 0 | 0 | 6 |
| Tim Wallach, R (1, 3)<br>OBP: 0.388, SLG: 0.473 | 1 SAFE<br>1 SAFE<br>1 SAFE<br>F9 ② | | L5 ① | | SF9 ②<br>3-H | G5-3 ① | | | | 3 | 0 | 0 | 1 | 0 | 0 | 1 |
| Gary Carter, R (1, 2)<br>OBP: 0.308, SLG: 0.320 | 1 SAFE<br>1 SAFE<br>1-2<br>1B | F7 ② | | | L9 ③ | | G5-3 ② | | | 4 | 0 | 1 | 0 | 0 | 0 | 0 |
| Bret Barberie, S (1, 5)<br>OBP: 0.414, SLG: 0.326 | K ③ | G6-3 ③ | | | | FC4-6<br>1B | P3 ③ | | | 4 | 0 | 1 | 0 | 0 | 1 | 2 |
| Tom Foley, L (1, 4)<br>OBP: 0.176, SLG: 0.176 | | K ① | | SH5-4<br>1B | | FC4-6, S<br>1-2f<br>2B | | F8 ① | | 4 | 1 | 1 | 0 | 0 | 1 | 1 |
| Mark Gardner, R (1, 1)<br>OBP: 0.250, SLG: 0.250 | | 1B, 1B<br>FC5-2<br>1B | | 1 SAFE<br>SH5-4 ①<br>1-2 | | 1 SAFE<br>1 SAFE<br>K ② | | F8 ② | | 3 | 0 | 1 | 0 | 0 | 1 | 1 |
| John Wetteland, R (9, 1) | | | | | | | | | | 0 | 0 | 0 | 0 | 0 | 0 | 0 |
| Inning Stats | R: 2<br>E: 3<br>K: 1<br>S: 20<br>H: 2<br>LOB: 2<br>BB: 0<br>P: 27 | R: 0<br>E: 0<br>K: 1<br>S: 9<br>H: 3<br>LOB: 3<br>BB: 0<br>P: 14 | R: 0<br>E: 0<br>K: 0<br>S: 11<br>H: 0<br>LOB: 0<br>BB: 0<br>P: 16 | R: 0<br>E: 0<br>K: 0<br>S: 13<br>H: 1<br>LOB: 1<br>BB: 0<br>P: 18 | R: 1<br>E: 0<br>K: 0<br>S: 12<br>H: 1<br>LOB: 0<br>BB: 0<br>P: 17 | R: 3<br>E: 1<br>K: 1<br>S: 14<br>H: 3<br>LOB: 1<br>BB: 1<br>P: 25 | R: 0<br>E: 0<br>K: 0<br>S: 7<br>H: 0<br>LOB: 0<br>BB: 0<br>P: 12 | R: 0<br>E: 1<br>K: 0<br>S: 10<br>H: 0<br>LOB: 1<br>BB: 0<br>P: 16 | | 1B: 7<br>2B: 3<br>3B: 0<br>HR: 0<br>SF: 1<br>SAC: 1<br>DP: 0<br>HBP: 0 | | | | | | |

| | |
|---|---|
| AB | 35 |
| R | 6 |
| H | 10 |
| RBI | 4 |
| BB | 1 |
| SO | 3 |
| LOB | 18 |

WP: 0 PB: 0 SB: 1 CS: 0 PA: 38

| PITCHER | | IP | WLS | BF | H | R | ER | SO | BB | IBB | HBP | BLK | WP | HR | S | P | ERA | WHIP |
|---|---|---|---|---|---|---|---|---|---|---|---|---|---|---|---|---|---|---|
| Zane Smith, L<br>ERA: 2.7 | (1, 1) | 5.2 | L | 29 | 9 | 6 | 3 | 3 | 1 | 0 | 0 | 0 | 0 | 0 | 74 | 109 | 4.76 | 1.765 |
| Dennis Lamp, R<br>ERA: | (6, 1) | 0.1 | | 2 | 1 | 0 | 0 | 0 | 0 | 0 | 0 | 0 | 0 | 0 | 5 | 8 | 0.00 | 3.000 |
| Jerry Don Gleaton, L<br>ERA: 3.86 | (7, 1) | 2.0 | | 7 | 0 | 0 | 0 | 0 | 0 | 0 | 0 | 0 | 0 | 0 | 17 | 28 | 0.00 | 0.000 |

| PITCHER | IP | WLS | BF | H | R | ER | SO | BB | IBB | HBP | BLK | WP | HR | S | P | ERA | WHIP |
|---|---|---|---|---|---|---|---|---|---|---|---|---|---|---|---|---|---|

| Batter | 1 | 2 | 3 | 4 | 5 | 6 | 7 | 8 | 9 | AB | R | H | RBI | BB | SO | LOB |
|---|---|---|---|---|---|---|---|---|---|---|---|---|---|---|---|---|
| Jeff King, R (1, 3) (8, 5)<br>OBP: 0.279, SLG: 0.308 | F F B X<br>1-2 P6 ① | | C B C X<br>1-2 G6-3 ① | | B C F X<br>1-2 1B 3B | | S B C X<br>1-2 F9 SH 1B 1B | | C F B S<br>1-3 K ① | 5 | 2 | 2 | 0 | 0 | 1 | 0 |
| Jay Bell, R (1, 6)<br>OBP: 0.423, SLG: 0.316 | C B X<br>1-1 2B 1B | | C X<br>0-1 1B BB G1-2-3 1B | | C F B X<br>1-2 FC5-4 3-H 1B | | X<br>0-0 SH 1B 1-2 | | F B X<br>1-1 G5-3 ② | 4 | 0 | 3 | 1 | 0 | 0 | 0 |
| Andy Van Slyke, L (1, 8)<br>OBP: 0.394, SLG: 0.375 | B X<br>1-0 P8 ② | | 1 SAFE C F F F F B B F<br>4-2 1 SAFE B B G1-2-3 1B 1-2 BB | | 1 SAFE 1 SAFE B S 1 SAFE B X<br>2-1 F8 ② | | L C F B F B C<br>2-3 K ① | | B F B B B B<br>4-1 BB | 3 | 0 | 0 | 0 | 2 | 1 | 4 |
| Lloyd McClendon, R (1, 9)<br>OBP: 0.571, SLG: 0.882<br>Stan Belinda, R (9, 1) | 1 SAFE B S B F X<br>2-2 1-3 2B | | B F F F F B B F F B X<br>3-2 G1-2-3 1-2 2-3 1B | | B F X<br>1-1 FC5-4 1-2f ③ | | B X<br>1-0 F9 2-3 ② | | C B C S<br>1-3 K ③ | 4 | 0 | 2 | 0 | 0 | 0 | 3 |
| | | | | | | | | | | 0 | 0 | 0 | 0 | 0 | 0 | 0 |
| Barry Bonds, L (1, 7)<br>OBP: 0.441, SLG: 0.771 | C B B B B B<br>4-1 BB | | F X<br>0-1 G1-2-3 ② ③ 1-2 2-3 3-Hf | | | B C X<br>1-1 1B 1B | F X<br>0-1 1-3 3-H 1B ③ | | | 3 | 0 | 2 | 1 | 1 | 0 | 3 |
| Steve Buechele, R (1, 5)<br>OBP: 0.333, SLG: 0.339<br>Gary Redus, R (8, PR) (8, 3)<br>OBP: 0.333, SLG: 0.200 | B C B B B C F X<br>3-2 L9 ③ | | | F B B B F X<br>3-2 E5 G6-4-3 | | 1 SAFE B C 1 SAFE 1 SAFE F F X<br>1-2 P6 ① | | B B B B<br>4-0 1B G4-6-3 BB | | 3 | 0 | 0 | 0 | 1 | 0 | 4 |
| | | | | | | | | | | 0 | 1 | 0 | 0 | 0 | 0 | 0 |
| Don Slaught, R (1, 2)<br>OBP: 0.600, SLG: 0.600 | | X<br>0-0 G4-6-3 1B | | X<br>0-0 G6-4-3 ① ② 1-2f | | P 1 SAFE X<br>1-0 1-3 1B | | L 1 SAFE P 1 SAFE L X<br>1-2 G4-6-3 1-3 1B | | 4 | 0 | 3 | 0 | 0 | 0 | 1 |
| Jose Lind, R (1, 4)<br>OBP: 0.200, SLG: 0.212 | | 1 SAFE B X<br>1-0 G4-6-3 ① ② 1-2f | | B B X<br>2-0 F8 ③ | | 1 SAFE F 1 SAFE S B X<br>1-2 L9 ② | | F 1 SAFE B X<br>1-1 G4-6-3 ① ② 1-2f 3-H | | 4 | 0 | 0 | 0 | 0 | 0 | 4 |
| Vicente Palacios, R (1, 1)<br>OBP: 0.200, SLG: 0.200<br>Dennis Lamp, R (6, 1)<br>Bob Patterson, R (7, 1)<br>OBP: 0.500, SLG: 0.500<br>Roger Mason, R (7, 1)<br>Cecil Espy, S (7, 9)<br>OBP: 0.556, SLG: 0.882<br>Gary Varsho, L (9, PH)<br>OBP: 0.333, SLG: 0.727 | | X<br>0-0 G3 ③ | | | B S F B C<br>2-3 K ① | X<br>0-0 G1-3 ③ | | F S F B S<br>1-3 K ③ | | 3 | 0 | 0 | 0 | 0 | 1 | 2 |
| | | | | | | | | | | 0 | 0 | 0 | 0 | 0 | 0 | 0 |
| | | | | | | | | | | 0 | 0 | 0 | 0 | 0 | 0 | 0 |
| | | | | | | | | | | 0 | 0 | 0 | 0 | 0 | 0 | 0 |
| | | | | | | | | | | 1 | 0 | 0 | 0 | 0 | 1 | 1 |
| | | | | | | | | | | 1 | 0 | 0 | 0 | 0 | 1 | 1 |
| Inning Stats | R: 0 E: 0 K: 0 S: 14<br>H: 2 LOB: 3 BB: 1 P: 26 | R: 0 E: 0 K: 0 S: 3<br>H: 1 LOB: 0 BB: 0 P: 4 | R: 0 E: 0 K: 0 S: 19<br>H: 2 LOB: 2 BB: 1 P: 27 | R: 0 E: 1 K: 0 S: 5<br>H: 0 LOB: 0 BB: 0 P: 10 | R: 1 E: 0 K: 1 S: 13<br>H: 2 LOB: 1 BB: 0 P: 20 | R: 0 E: 0 K: 0 S: 12<br>H: 2 LOB: 2 BB: 0 P: 15 | R: 1 E: 0 K: 1 S: 12<br>H: 2 LOB: 2 BB: 0 P: 16 | R: 1 E: 0 K: 1 S: 10<br>H: 1 LOB: 1 BB: 1 P: 16 | R: 0 E: 0 K: 2 S: 9<br>H: 0 LOB: 1 BB: 1 P: 16 | 1B: 10 2B: 1 3B: 1 HR: 0<br>SF: 0 SAC: 1 DP: 4 HBP: 0 | | | | | | |

# Pittsburgh Pirates @ Chicago Cubs

Wrigley Field, Chicago, IL

Fri Apr 24 1992, 3:33 AM CDT

Att. 11,331 - Cloudy - 45 F

TOP

livebaseballscorecards.com

| | |
|---|---|
| AB | 35 |
| R | 3 |
| H | 12 |
| RBI | 2 |
| BB | 4 |
| SO | 5 |
| LOB | 23 |

| PITCHER | | IP | WLS | BF | H | R | ER | SO | BB | IBB | HBP | BLK | WP | HR | S | P | ERA | WHIP |
|---|---|---|---|---|---|---|---|---|---|---|---|---|---|---|---|---|---|---|
| Danny Jackson, L<br>ERA: 6.0 | (1, 1) | 7.0 | | 32 | 11 | 2 | 2 | 2 | 2 | 0 | 0 | 0 | 0 | 0 | 78 | 118 | 2.57 | 1.857 |
| Bob Scanlan, R<br>ERA: 2.16 | (8, 1) | 1.0 | L | 4 | 1 | 1 | 1 | 1 | 1 | 0 | 0 | 0 | 0 | 0 | 10 | 16 | 9.00 | 2.000 |
| Heathcliff Slocumb, R<br>ERA: 3.12 | (9, 1) | 0.2 | | 3 | 0 | 0 | 0 | 1 | 1 | 0 | 0 | 0 | 0 | 0 | 6 | 12 | 0.00 | 1.500 |
| Chuck McElroy, L<br>ERA: 0.96 | (9, 1) | 0.1 | | 1 | 0 | 0 | 0 | 1 | 0 | 0 | 0 | 0 | 0 | 0 | 3 | 4 | 0.00 | 0.000 |

| PITCHER | IP | WLS | BF | H | R | ER | SO | BB | IBB | HBP | BLK | WP | HR | S | P | ERA | WHIP |
|---|---|---|---|---|---|---|---|---|---|---|---|---|---|---|---|---|---|

| | | | | | | | |
|---|---|---|---|---|---|---|---|
| WP: 0 | PB: 0 | SB: 0 | CS: 0 | PA: 40 | | | |

# BOTTOM

## Pittsburgh Pirates @ Chicago Cubs

Wrigley Field, Chicago, IL

Fri Apr 24 1992, 3:33 AM CDT

Att. 11,331 - Cloudy - 45 F

livebaseballscorecards.com

| Batter | 1 | 2 | 3 | 4 | 5 | 6 | 7 | 8 | 9 | AB | R | H | RBI | BB | SO | LOB |
|---|---|---|---|---|---|---|---|---|---|---|---|---|---|---|---|---|
| Shawon Dunston, R (1, 6)<br>OBP: 0.354, SLG: 0.400 | C X<br>0-1 ① P4 | | C C B C<br>1-3 ② K | | F B X<br>1-1 ③ P3 | | B X<br>1-0 HBP 1B 1B | | C X<br>0-1 ① L6 | 5 | 1 | 1 | 0 | 0 | 1 | 2 |
| Sammy Sosa, R (1, 8)<br>OBP: 0.313, SLG: 0.295 | L F B B X<br>2-2 BB 1B | | F F B B X<br>2-2 ③ P5 | | | B F B B X<br>3-1 F9 1B 2B | B 1 SAFE F 1 SAFE H<br>2-1 1B 1-2 HBP | | B X<br>1-0 ② F7 | 4 | 1 | 2 | 0 | 0 | 0 | 0 |
| Mark Grace, L (1, 3)<br>OBP: 0.371, SLG: 0.412<br>Jerome Walton, R (9, PR) | B B 1 SAFE B B<br>4-0 FC6-4 1-2 BB | | | X<br>0-0 ① F7 | | X<br>0-0 ① F9 2-3 | F B X<br>1-1 23 BB 1-3 2-H 1B | | B B C B C B<br>4-2 23 CS BB | 3<br>0 | 0<br>0 | 1<br>0 | 1<br>0 | 2<br>0 | 0<br>0 | 1<br>0 |
| 23 Ryne Sandberg, R (1, 4)<br>OBP: 0.328, SLG: 0.444 | B B S B S X<br>3-2 ② F8 | | | B F B X<br>2-1 ② F7 | | B B B B<br>4-0 1B BB | B B B C B<br>4-1 1-2 BB | | P<br>1-0 ③ CS 1-2 | 2 | 0 | 0 | 0 | 2 | 0 | 2 |
| Andre Dawson, R (1, 9)<br>OBP: 0.306, SLG: 0.489 | B F X<br>1-1 ③ FC6-4 1-2f | | | B X<br>1-0 ③ F8 | | F X<br>0-1 1-2 3-H 1B | C B F B F X<br>2-2 ③ F7 | | | 4 | 0 | 1 | 1 | 0 | 0 | 5 |
| Derrick May, L (1, 7)<br>OBP: 0.375, SLG: 0.167 | | X<br>0-0 ① F8 | | | C B F F F B B B<br>4-2 1B BB | X<br>0-0 ② F7 | | X<br>0-0 ① G3 | | 3 | 0 | 0 | 0 | 1 | 0 | 2 |
| Luis Salazar, R (1, 5)<br>OBP: 0.500, SLG: 0.500 | | C B F X<br>1-2 ② F9 | | | B 1 SAFE 1 SAFE X<br>1-0 ① P6 | C B F S<br>1-3 ③ K | | B X<br>1-0 FC6 1B | | 4 | 0 | 1 | 0 | 0 | 1 | 3 |
| Joe Girardi, R (1, 2)<br>OBP: 0.292, SLG: 0.348 | | B C X<br>1-1 ③ G5-3 | | | S X<br>0-1 1-3 1B | | X<br>0-0 ① G6-3 | F B B X<br>2-1 ② F8 | | 4 | 0 | 1 | 0 | 0 | 0 | 1 |
| Danny Jackson, R (1, 1)<br>Dwight Smith, L (7, PH)<br>OBP: 0.263, SLG: 0.314<br>Bob Scanlan, R (8, 1)<br>Chico Walker, S (8, PH)<br>OBP: 0.118, SLG: 0.063<br>Heathcliff Slocumb, R (9, 1)<br>Chuck McElroy, L (9, 1)<br>OBP: 1.000, SLG: 2.000 | | | S F S<br>0-3 ① K | | S C B B B F F S<br>3-3 ② K | | B B C X<br>2-1 ② G4-3 | F F B B F X<br>2-2 ③ FC6 1-2f | | 2<br>1<br>0<br>1<br>0<br>0 | 0<br>0<br>0<br>0<br>0<br>0 | 0<br>0<br>0<br>0<br>0<br>0 | 0<br>0<br>0<br>0<br>0<br>0 | 2<br>0<br>0<br>0<br>0<br>0 | 2<br>0<br>0<br>1<br>0<br>0 | 2<br>0<br>0<br>0<br>0<br>0 |
| Inning Stats | R: 0 H: 1<br>E: 0 LOB: 2<br>K: 0 BB: 1<br>S: 10 P: 20 | R: 0 H: 0<br>E: 0 LOB: 0<br>K: 0 BB: 0<br>S: 6 P: 8 | R: 0 H: 0<br>E: 0 LOB: 0<br>K: 2 BB: 0<br>S: 9 P: 12 | R: 0 H: 0<br>E: 0 LOB: 0<br>K: 0 BB: 0<br>S: 4 P: 7 | R: 0 H: 1<br>E: 0 LOB: 2<br>K: 1 BB: 1<br>S: 13 P: 22 | R: 1 H: 2<br>E: 0 LOB: 2<br>K: 1 BB: 1<br>S: 9 P: 17 | R: 1 H: 2<br>E: 0 LOB: 3<br>K: 0 BB: 1<br>S: 12 P: 24 | R: 0 H: 1<br>E: 0 LOB: 1<br>K: 0 BB: 0<br>S: 8 P: 13 | R: 0 H: 0<br>E: 0 LOB: 1<br>K: 0 BB: 1<br>S: 6 P: 11 | 1B: 6<br>2B: 1<br>3B: 0<br>HR: 0 | SF: 0<br>SAC: 0<br>DP: 0<br>HBP: 1 | | | WP: 0<br>PB: 0<br>SB: 0<br>CS: 1 | PA: 40 | | |

| PITCHER | | IP | WLS | BF | H | R | ER | SO | BB | IBB | HBP | BLK | WP | HR | S | P | ERA | WHIP |
|---|---|---|---|---|---|---|---|---|---|---|---|---|---|---|---|---|---|---|
| Vicente Palacios, R<br>ERA: 3.38 | (1, 1) | 5.1 | | 21 | 3 | 1 | 1 | 3 | 2 | 0 | 0 | 0 | 0 | 0 | 45 | 75 | 1.69 | 0.938 |
| Dennis Lamp, R<br>ERA: 2.7 | (6, 1) | 1.1 | | 8 | 2 | 1 | 1 | 1 | 1 | 0 | 1 | 0 | 0 | 0 | 11 | 21 | 6.75 | 2.250 |
| Bob Patterson, L<br>ERA: | (7, 1) | 0.0 | | 1 | 1 | 0 | 0 | 0 | 0 | 0 | 0 | 0 | 0 | 0 | 2 | 3 | ∞ | ∞ |
| Roger Mason, R<br>ERA: 2.0 | (7, 1) | 1.1 | W | 6 | 1 | 0 | 0 | 0 | 1 | 0 | 0 | 0 | 0 | 0 | 13 | 24 | 0.00 | 1.500 |
| Stan Belinda, R<br>ERA: | (9, 1) | 1.0 | S | 3 | 0 | 0 | 0 | 0 | 1 | 0 | 0 | 0 | 0 | 0 | 6 | 11 | 0.00 | 1.000 |

| PITCHER | IP | WLS | BF | H | R | ER | SO | BB | IBB | HBP | BLK | WP | HR | S | P | ERA | WHIP |
|---|---|---|---|---|---|---|---|---|---|---|---|---|---|---|---|---|---|

| | |
|---|---|
| AB | 33 |
| R | 2 |
| H | 7 |
| RBI | 2 |
| BB | 5 |
| SO | 4 |
| LOB | 19 |

| Batter | 1 | 2 | 3 | 4 | 5 | 6 | 7 | 8 | 9 | AB | R | H | RBI | BB | SO | LOB |
|---|---|---|---|---|---|---|---|---|---|---|---|---|---|---|---|---|
| Kirk Gibson, L (1, 9)<br>OBP: 0.268, SLG: 0.368 | X<br>0-0 ①<br>G1-4-3 | | C B B B X<br>3-1 ③<br>G4-3 | | | B C 1 B B B B<br>4-1<br>1B<br>1-2<br>BB | | S S B C<br>1-3 ②<br>K | | 3 | 0 | 0 | 0 | 1 | 1 | 1 |
| Jay Bell, R (1, 6)<br>OBP: 0.413, SLG: 0.311 | C B B F B X<br>3-2 ②<br>G6-3 | | | B S X<br>1-1 ①<br>P4 | | C 1 SAFE X<br>0-1 ① ②<br>2B<br>1-3<br>2-3<br>1B | | S X<br>0-1 ③<br>G4-3 | | 4 | 1 | 1 | 0 | 0 | 0 | 0 |
| Andy Van Slyke, L (1, 8)<br>OBP: 0.386, SLG: 0.383 | B C B C X<br>2-2 ③<br>P4 | | | B C B B F F S<br>3-3 ②<br>K | | F B X<br>1-1<br>2-H<br>2B | | | B C B C F F X<br>2-2 ①<br>P6 | 4 | 0 | 1 | 1 | 0 | 1 | 0 |
| Barry Bonds, L (1, 7)<br>OBP: 0.444, SLG: 0.745 | | B X<br>1-0 ①<br>F7 | | C X<br>0-1<br>1B | | I I I I<br>4-0<br>IBB | | | B C X<br>1-1 ②<br>F8 | 3 | 0 | 1 | 0 | 1 | 0 | 0 |
| Orlando Merced, S (1, 3)<br>OBP: 0.341, SLG: 0.182 | | C B X<br>1-1 ②<br>G3-1 | | C 1 SAFE F 1 SAFE B B B 1 SAFE S<br>2-3 ③<br>K | | B S F B B S<br>3-3 ③<br>K | | | B B B B<br>4-0<br>BB | 3 | 0 | 0 | 0 | 1 | 2 | 3 |
| Steve Buechele, R (1, 5)<br>OBP: 0.313, SLG: 0.317 | | C B B X<br>2-1 ③<br>G1-3 | | | F X<br>0-1 ①<br>G5-3 | | C S X<br>0-2 ①<br>G1-3 | | B 1 SAFE C S B 1 SAFE 1 SAFE X<br>2-2 ③<br>G5-3 | 4 | 0 | 0 | 0 | 0 | 0 | 1 |
| Michael LaValliere, L (1, 2)<br>OBP: 0.378, SLG: 0.455 | | | C C X<br>0-2 ①<br>G4-3 | | B B C S F X<br>2-2 ②<br>G2-3 | | B X<br>1-0 ②<br>G4-3 | | | 3 | 0 | 0 | 0 | 0 | 0 | 0 |
| Jeff King, R (1, 4)<br>OBP: 0.283, SLG: 0.310 | | | C X<br>0-1<br>SH1-4<br>1B | | C X<br>0-1 ③<br>G6-3 | | X<br>0-0 ③<br>P3 | | | 3 | 0 | 1 | 0 | 0 | 0 | 0 |
| Randy Tomlin, L (1, 1)<br>Stan Belinda, R (9, 1) | | | X<br>0-0 ②<br>SH1-4<br>1-2 | | | C F X<br>0-2<br>E5<br>1B BB | | M F B X<br>1-2 ①<br>G1-3 | | 2 | 0 | 0 | 0 | 0 | 0 | 0 |
| | | | | | | | | | | 0 | 0 | 0 | 0 | 0 | 0 | 0 |

| Inning Stats | 1 | 2 | 3 | 4 | 5 | 6 | 7 | 8 | 9 |
|---|---|---|---|---|---|---|---|---|---|
| | R: 0 H: 0<br>E: 0 LOB: 0<br>K: 0 BB: 0<br>S: 7 P: 12 | R: 0 H: 0<br>E: 0 LOB: 0<br>K: 0 BB: 0<br>S: 5 P: 9 | R: 0 H: 1<br>E: 0 LOB: 1<br>K: 0 BB: 0<br>S: 8 P: 11 | R: 0 H: 1<br>E: 0 LOB: 1<br>K: 2 BB: 0<br>S: 11 P: 17 | R: 0 H: 0<br>E: 0 LOB: 0<br>K: 0 BB: 0<br>S: 8 P: 10 | R: 1 H: 2<br>E: 1 LOB: 2<br>K: 1 BB: 2<br>S: 11 P: 23 | R: 0 H: 0<br>E: 0 LOB: 0<br>K: 0 BB: 0<br>S: 5 P: 6 | R: 0 H: 0<br>E: 0 LOB: 0<br>K: 1 BB: 0<br>S: 8 P: 10 | R: 0 H: 0<br>E: 0 LOB: 1<br>K: 0 BB: 1<br>S: 10 P: 19 |

| PITCHER | | IP | WLS | BF | H | R | ER | SO | BB | IBB | HBP | BLK | WP | HR | S | P | ERA | WHIP |
|---|---|---|---|---|---|---|---|---|---|---|---|---|---|---|---|---|---|---|
| Greg Maddux, R<br>ERA: 2.79 | (1, 1) | 8.0 | L | 29 | 4 | 1 | 1 | 4 | 1 | 1 | 0 | 0 | 0 | 0 | 63 | 98 | 1.12 | 0.625 |
| Paul Assenmacher, L<br>ERA: 2.57 | (9, 1) | 1.0 | | 4 | 0 | 0 | 0 | 0 | 1 | 0 | 0 | 0 | 0 | 0 | 10 | 19 | 0.00 | 1.000 |

| PITCHER | IP | WLS | BF | H | R | ER | SO | BB | IBB | HBP | BLK | WP | HR | S | P | ERA | WHIP |
|---|---|---|---|---|---|---|---|---|---|---|---|---|---|---|---|---|---|

# TOP

# Pittsburgh Pirates @ Chicago Cubs

Wrigley Field, Chicago, IL

Sat Apr 25 1992, 3:33 AM CDT

Att. 26,892 - Cloudy - 42 F

livebaseballscorecards.com

| | |
|---|---|
| AB | 29 |
| R | 1 |
| H | 4 |
| RBI | 1 |
| BB | 3 |
| SO | 4 |
| LOB | 5 |

| | | | | | | | | | | | | | | | | | | |
|---|---|---|---|---|---|---|---|---|---|---|---|---|---|---|---|---|---|---|
| 1B: 3 | SF: 0 | WP: 0 | PA: 33 |
| 2B: 1 | SAC: 1 | PB: 0 | |
| 3B: 0 | DP: 0 | SB: 0 | |
| HR: 0 | HBP: 0 | CS: 0 | |

# BOTTOM

## Pittsburgh Pirates @ Chicago Cubs

Wrigley Field, Chicago, IL

Sat Apr 25 1992, 3:33 AM CDT

Att. 26,892 - Cloudy - 42 F

livebaseballscorecards.com

| Batter | 1 | 2 | 3 | 4 | 5 | 6 | 7 | 8 | 9 | AB | R | H | RBI | BB | SO | LOB |
|---|---|---|---|---|---|---|---|---|---|---|---|---|---|---|---|---|
| Jerome Walton, R (1, 7)<br>OBP: 0.667, SLG: 0.500 | C B S X 1-2 FC1-6 1B | | B B C F B B 4-2 1B BB | | | X 0-0 ① G6-3 | | | B F F X 1-2 ① P4 | 2 | 0 | 1 | 0 | 1 | 0 | 0 |
| Dwight Smith, L (9, PH)<br>OBP: 0.256, SLG: 0.306 | | | | | | | | | | 1 | 0 | 0 | 0 | 0 | 0 | 0 |
| Sammy Sosa, R (1, 8)<br>OBP: 0.310, SLG: 0.292 | 1 SAFE S F 1 SAFE 1 SAFE S 0-3 ① K | | 1 SAFE S X 0-1 G4-6-3 1-2 1B | | | C S B B F X 2-2 ② L6 | | | F B F C 1-3 ② K | 4 | 0 | 1 | 0 | 0 | 2 | 1 |
| Mark Grace, L (1, 3)<br>OBP: 0.348, SLG: 0.382 | C S B X 1-2 ② FC1-6 23 WP 1-2f | | B B 1 SAFE B C X 3-1 ②③ G4-6-3 1-2f | | | C B S X 1-2 ③ G5-3 | | | B F F X 1-2 ③ G4-3 | 4 | 0 | 0 | 0 | 0 | 0 | 3 |
| 23 Ryne Sandberg, R (1, 4)<br>OBP: 0.343, SLG: 0.446 | 1 SAFE B B C B B 4-1 1-2 BB | | | B B C F X 2-2 ① G6-3 | | | B B C X 2-1 G6-4-3 1B | | | 2 | 0 | 1 | 0 | 1 | 0 | 0 |
| Andre Dawson, R (1, 9)<br>OBP: 0.288, SLG: 0.460 | X 0-0 ③ P4 | | | B X 1-0 ② P3 | | | B X 1-0 ① F8 | | | 3 | 0 | 0 | 0 | 0 | 0 | 3 |
| Hector Villanueva, R (1, 2)<br>OBP: 0.258, SLG: 0.357 | | C X 0-1 ① G6-3 | | B C B B C X 3-2 ③ L7 | | | 1 SAFE 1 SAFE X 0-0 ②③ G6-4-3 1-2f | | | 3 | 0 | 0 | 0 | 0 | 0 | 1 |
| Luis Salazar, R (1, 6)<br>OBP: 0.421, SLG: 0.412 | | B S C S 1-3 ② K | | | B C X 1-1 ① G6-3 | | | B C C B X 2-2 ① G3 | | 3 | 0 | 0 | 0 | 0 | 1 | 0 |
| Chico Walker, S (1, 5)<br>OBP: 0.100, SLG: 0.053 | | B X 1-0 ③ G3 | | | X 0-0 ② F8 | | | S B F B X 2-2 ② P3 | | 3 | 0 | 0 | 0 | 0 | 0 | 0 |
| Greg Maddux, R (1, 1)<br>OBP: 0.300, SLG: 0.700 | | | C B B F F S 2-3 ① K | | S X 0-1 ③ G5-3 | | | F B B X 2-1 ③ L4 | | 2 | 0 | 0 | 0 | 0 | 1 | 0 |
| Joe Girardi, R (8, PH)<br>OBP: 0.280, SLG: 0.333 | | | | | | | | | | 1 | 0 | 0 | 0 | 0 | 0 | 0 |
| Paul Assenmacher, L (9, 1) | | | | | | | | | | 0 | 0 | 0 | 0 | 0 | 0 | 0 |
| Inning Stats | R: 0 E: 0 K: 1 S: 11 H: 1 LOB: 2 BB: 1 P: 17 | R: 0 E: 0 K: 1 S: 6 H: 0 LOB: 0 BB: 0 P: 8 | R: 0 E: 0 K: 1 S: 10 H: 1 LOB: 1 BB: 1 P: 19 | R: 0 E: 0 K: 0 S: 7 H: 0 LOB: 0 BB: 0 P: 13 | R: 0 E: 0 K: 0 S: 5 H: 0 LOB: 0 BB: 0 P: 6 | R: 0 E: 0 K: 0 S: 8 H: 0 LOB: 0 BB: 0 P: 11 | R: 0 E: 0 K: 0 S: 4 H: 1 LOB: 0 BB: 0 P: 7 | R: 0 E: 0 K: 0 S: 8 H: 0 LOB: 0 BB: 0 P: 14 | R: 0 E: 0 K: 1 S: 9 H: 0 LOB: 0 BB: 0 P: 12 | 1B: 3<br>2B: 0<br>3B: 0<br>HR: 0 | SF: 0<br>SAC: 0<br>DP: 2<br>HBP: 0 | | | | | |

| | AB | 28 |
|---|---|---|
| | R | 0 |
| | H | 3 |
| | RBI | 0 |
| | BB | 2 |
| | SO | 4 |
| | LOB | 8 |

WP: 1 PA: 30
PB: 0
SB: 0
CS: 0

| PITCHER | | IP | WLS | BF | H | R | ER | SO | BB | IBB | HBP | BLK | WP | HR | S | P | ERA | WHIP |
|---|---|---|---|---|---|---|---|---|---|---|---|---|---|---|---|---|---|---|
| Randy Tomlin, L<br>ERA: 1.67 | (1, 1) | 8.0 | W | 27 | 3 | 0 | 0 | 3 | 2 | 0 | 0 | 0 | 1 | 0 | 59 | 95 | 0.00 | 0.625 |
| Stan Belinda, R<br>ERA: | (9, 1) | 1.0 | S | 3 | 0 | 0 | 0 | 1 | 0 | 0 | 0 | 0 | 0 | 0 | 9 | 12 | 0.00 | 0.000 |

| PITCHER | IP | WLS | BF | H | R | ER | SO | BB | IBB | HBP | BLK | WP | HR | S | P | ERA | WHIP |
|---|---|---|---|---|---|---|---|---|---|---|---|---|---|---|---|---|---|

| Batter | 1 | 2 | 3 | 4 | 5 | 6 | 7 | 8 | 9 | 10 | AB | R | H | RBI | BB | SO | LOB |
|---|---|---|---|---|---|---|---|---|---|---|---|---|---|---|---|---|---|
| Kirk Gibson, L (1, 9)<br>OBP: 0.267, SLG: 0.357 | C B B S X<br>2-2 G2-3 ① | | C X<br>0-1 G6-3 ③ | | X<br>0-0 G5-3 1B 1B | | F B B F B F F X<br>3-2 L3 ① | | B F B B X<br>3-1 P9 ② | | 4 | 1 | 1 | 0 | 0 | 0 | 0 |
| Gary Redus, R (9, PH) | | | | | | | | | | | 1 | 0 | 0 | 0 | 0 | 0 | 0 |
| OBP: 0.308, SLG: 0.182 (9, 9) | | | | | | | | | | | | | | | | | |
| Jay Bell, R (1, 6)<br>OBP: 0.388, SLG: 0.288 | F B C B X<br>2-2 G5-3 ② | | | B B C X<br>2-1 G6-3 ① | B P X<br>2-0 G5-3 ①<br>1-2 | | B C F B X<br>2-2 F7 ② | | B B C C X<br>3-2 G6-3 ③ | | 5 | 0 | 0 | 0 | 0 | 0 | 1 |
| Andy Van Slyke, L (1, 8)<br>OBP: 0.413, SLG: 0.387 | C B B C F B F F F<br>4-2 B BB | | | B B B B<br>4-0 1B 1B BB | C B C B B B<br>4-2 E 1B BB | | C F B X<br>1-2 CS 1B | | | B S B S C<br>2-3 K ① | 2 | 1 | 1 | 0 | 3 | 1 | 0 |
| Barry Bonds, L (1, 7)<br>OBP: 0.456, SLG: 0.727 | B X<br>1-0 F7 ③ | | | 1 SAFE C 1 SAFE X<br>0-1 E 1B 1-2 2B 1B | C F X<br>0-2 E8 1-3 2-H 1B | | B C 1 SAFE B<br>2-1 CS ③ 1-2 | B B B C C F B<br>4-2 G4-3 S FC5-2 BB | | F B B X<br>2-1 G4-3 ② | 4 | 1 | 2 | 1 | 1 | 0 | 1 |
| Orlando Merced, S (1, 3)<br>OBP: 0.347, SLG: 0.189 | | C F B X<br>1-2 G6-3 ① | | C X<br>0-1 E7 1-3 2-H 2B 1B | I I I<br>4-0 G6-4-3 IBB | | | 1 SAFE 1 SAFE C B X<br>1-1 G4-3 ① 1-3 | | B C C B C<br>2-3 K ③ | 4 | 1 | 1 | 1 | 1 | 1 | 1 |
| Steve Buechele, R (1, 5)<br>OBP: 0.310, SLG: 0.328 | | C B F C<br>1-3 K ② | | B B B C F X<br>3-2 2-H 3-H 2B | B C F F F X<br>1-2 G6-4-3 ② ③ 1-2f | | | C B S F X<br>1-2 FC5-2 ② WP 1B 3-H | | | 4 | 0 | 1 | 2 | 0 | 1 | 4 |
| Michael LaValliere, L (1, 2)<br>OBP: 0.415, SLG: 0.457 | X<br>0-0 L8 ③ | | | B B I<br>4-0 FC4 IBB | C B B B<br>4-1 G4-6-3 BB | | | X<br>0-0 WP 1-2 1B | | | 2 | 0 | 1 | 0 | 2 | 0 | 0 |
| Tom Prince, R (8, 2)<br>OBP: 0.200, SLG: 0.150 | | | | | | | | | | | 0 | 0 | 0 | 0 | 0 | 0 | 0 |
| Jose Lind, R (1, 4)<br>OBP: 0.186, SLG: 0.196 | | | B X<br>1-0 P4 ① | C C X<br>0-2 P4 ② | 1 SAFE B C B 1 SAFE F X<br>2-2 G4-6-3 ① ② 1-2f | | | C B F B X<br>2-2 G1-3 ③ 1-2 2-3 | | | 4 | 0 | 0 | 0 | 0 | 0 | 5 |
| Denny Neagle, L (1, 1) | | | X<br>0-0 G2-3 ② | C B X<br>1-1 FC4 ③ 1-2f | X<br>0-0 G3-1 ③ | | | | F B B B C X<br>3-2 G4-3 ① | | 3 | 0 | 0 | 0 | 0 | 0 | 2 |
| Dennis Lamp, R (7, 1) | | | | | | | | | | | 0 | 0 | 0 | 0 | 0 | 0 | 0 |
| Bob Patterson, R (8, 1)<br>OBP: 0.500, SLG: 0.500 | | | | | | | | | | | 0 | 0 | 0 | 0 | 0 | 0 | 0 |
| Roger Mason, R (8, 1) | | | | | | | | | | | 0 | 0 | 0 | 0 | 0 | 0 | 0 |
| Jeff King, R (8, 4)<br>OBP: 0.277, SLG: 0.302 | | | | | | | | | | | 1 | 0 | 0 | 0 | 0 | 0 | 0 |
| Inning Stats | R: 0 E: 0 K: 0 S: 13<br>H: 0 LOB: 1 BB: 1 P: 22 | R: 0 E: 0 K: 1 S: 7<br>H: 0 LOB: 0 BB: 0 P: 9 | R: 0 E: 0 K: 0 S: 4<br>H: 0 LOB: 0 BB: 0 P: 5 | R: 3 E: 1 K: 0 S: 14<br>H: 3 LOB: 2 BB: 2 P: 28 | R: 1 E: 1 K: 0 S: 13<br>H: 2 LOB: 2 BB: 2 P: 23 | R: 0 E: 0 K: 0 S: 5<br>H: 0 LOB: 0 BB: 1 P: 11 | R: 0 E: 0 K: 0 S: 12<br>H: 1 LOB: 0 BB: 0 P: 20 | R: 0 E: 0 K: 0 S: 13<br>H: 1 LOB: 2 BB: 1 P: 21 | R: 0 E: 0 K: 0 S: 8<br>H: 0 LOB: 0 BB: 0 P: 17 | R: 0 E: 0 K: 2 S: 8<br>H: 0 LOB: 0 BB: 0 P: 14 | 1B: 6<br>2B: 1<br>3B: 0<br>HR: 0 | SF: 0<br>SAC: 0<br>DP: 2<br>HBP: 0 | | | | | | |

| PITCHER | IP | WLS | BF | H | R | ER | SO | BB | IBB | HBP | BLK | WP | HR | S | P | ERA | WHIP |
|---|---|---|---|---|---|---|---|---|---|---|---|---|---|---|---|---|---|
| Mike Morgan, R (1, 1)<br>ERA: 5.63 | 6.2 | | 30 | 6 | 4 | 3 | 1 | 4 | 2 | 0 | 0 | 0 | 0 | 67 | 115 | 4.05 | 1.500 |
| Ken Patterson, L (7, 1)<br>ERA: 8.31 | 0.2 | | 2 | 0 | 0 | 0 | 0 | 1 | 0 | 0 | 0 | 0 | 0 | 6 | 13 | 0.00 | 1.500 |
| Bob Scanlan, R (8, 1)<br>ERA: 1.93 | 1.0 | | 4 | 1 | 0 | 0 | 0 | 0 | 0 | 0 | 0 | 1 | 0 | 11 | 17 | 0.00 | 1.000 |
| Chuck McElroy, L (9, 1)<br>ERA: 0.82 | 1.2 | W | 5 | 0 | 0 | 0 | 2 | 0 | 0 | 0 | 0 | 0 | 0 | 13 | 25 | 0.00 | 0.000 |

| PITCHER | IP | WLS | BF | H | R | ER | SO | BB | IBB | HBP | BLK | WP | HR | S | P | ERA | WHIP |
|---|---|---|---|---|---|---|---|---|---|---|---|---|---|---|---|---|---|

# TOP

## Pittsburgh Pirates @ Chicago Cubs

Wrigley Field, Chicago, IL

Sun Apr 26 1992, 3:33 AM CDT

Att. 24,403 - Cloudy - 43 F

livebaseballscorecards.com

| | |
|---|---|
| AB | 34 |
| R | 4 |
| H | 7 |
| RBI | 4 |
| BB | 7 |
| SO | 3 |
| LOB | 14 |

| | | | | | | | |
|---|---|---|---|---|---|---|---|
| 1B: 6 | SF: 0 | WP: 1 | PA: 42 |
| 2B: 1 | SAC: 0 | PB: 0 | |
| 3B: 0 | DP: 2 | SB: 1 | |
| HR: 0 | HBP: 0 | CS: 1 | |

| Batter | 1 | 2 | 3 | 4 | 5 | 6 | 7 | 8 | 9 | 10 | AB | R | H | RBI | BB | SO | LOB |
|---|---|---|---|---|---|---|---|---|---|---|---|---|---|---|---|---|---|
| Jerome Walton, R (1, 7)<br>OBP: 0.333, SLG: 0.200<br>Doug Dascenzo, S (8, PH)<br>OBP: 0.357, SLG: 0.308 (9, 9) | K | | G5-3 | | | L9 | | P5 | F8 | | 3 | 0 | 0 | 0 | 0 | 1 | 0 |
| | | | | | | | | | | | 2 | 0 | 0 | 0 | 0 | 0 | 3 |
| Sammy Sosa, R (1, 8)<br>OBP: 0.316, SLG: 0.290 | BB | | F7 | | | F9 | | E8 | FC5-4 | | 4 | 2 | 1 | 0 | 1 | 0 | 2 |
| Mark Grace, L (1, 3)<br>OBP: 0.380, SLG: 0.414 | BB | | L6 | | | 1B | | 2B | | BB | 3 | 1 | 2 | 2 | 2 | 0 | 0 |
| 23 Ryne Sandberg, R (1, 4)<br>OBP: 0.333, SLG: 0.426 | FC6-4 | | | F9 | | G4-3 | | G1-3 | | 1B | 5 | 0 | 1 | 1 | 0 | 0 | 3 |
| Andre Dawson, R (1, 9)<br>OBP: 0.304, SLG: 0.509<br>Derrick May, L (8, PR)<br>OBP: 0.375, SLG: 0.167 (9, 7) | L8 | | | G5-3 | | | HR | IBB | | SH3-4 | 3 | 1 | 1 | 1 | 1 | 0 | 1 |
| | | | | | | | | | | | 0 | 0 | 0 | 0 | 0 | 0 | 0 |
| Luis Salazar, R (1, 5)<br>OBP: 0.417, SLG: 0.429 (8, 6) | 2B | | | K | | | G4-3 | F7 | | IBB | 4 | 0 | 1 | 0 | 1 | 1 | 2 |
| Joe Girardi, R (1, 2)<br>OBP: 0.300, SLG: 0.345 | 1B | | | | G6-3 | | K | | G3 | 1B | 5 | 0 | 2 | 1 | 0 | 1 | 0 |
| Rey Sanchez, R (1, 6)<br>Bob Scanlan, R (8, 1)<br>Chuck McElroy, L (9, 1)<br>OBP: 1.000, SLG: 2.000 | FC6-4 | | | | G5-3 | | G4-3 | | 2B | | 3 | 0 | 0 | 0 | 0 | 0 | 1 |
| | | | | | | | | | | | 0 | 0 | 0 | 0 | 0 | 0 | 0 |
| | | | | | | | | | | | 1 | 0 | 1 | 0 | 0 | 0 | 0 |
| Mike Morgan, R (1, 1)<br>OBP: 0.250, SLG: 0.250<br>Ken Patterson, L (7, 1)<br>Chico Walker, S (8, 5)<br>OBP: 0.182, SLG: 0.100 | G4-3 | | | | L3 | | | 1B | FC5-4 | BB | 2 | 0 | 0 | 0 | 0 | 0 | 1 |
| | | | | | | | | | | | 0 | 0 | 0 | 0 | 0 | 0 | 0 |
| | | | | | | | | | | | 1 | 1 | 1 | 0 | 1 | 0 | 0 |
| Inning Stats | R: 1 H: 0<br>E: 0 LOB: 1<br>K: 1 BB: 2<br>S: 10 P: 20 | R: 0 H: 2<br>E: 0 LOB: 1<br>K: 0 BB: 0<br>S: 5 P: 7 | R: 0 H: 0<br>E: 0 LOB: 0<br>K: 0 BB: 0<br>S: 7 P: 12 | R: 0 H: 0<br>E: 0 LOB: 0<br>K: 1 BB: 0<br>S: 11 P: 15 | R: 0 H: 0<br>E: 0 LOB: 0<br>K: 0 BB: 0<br>S: 8 P: 11 | R: 0 H: 1<br>E: 0 LOB: 1<br>K: 0 BB: 0<br>S: 11 P: 18 | R: 1 H: 1<br>E: 0 LOB: 0<br>K: 1 BB: 0<br>S: 16 P: 22 | R: 2 H: 3<br>E: 1 LOB: 2<br>K: 0 BB: 1<br>S: 12 P: 19 | R: 0 H: 1<br>E: 0 LOB: 2<br>K: 0 BB: 1<br>S: 10 P: 17 | R: 1 H: 2<br>E: 0 LOB: 3<br>K: 0 BB: 2<br>S: 12 P: 22 | 1B: 6 SF: 0<br>2B: 3 SAC: 1<br>3B: 0 DP: 0<br>HR: 1 HBP: 0 | | | | | | |

| PITCHER | IP | WLS | BF | H | R | ER | SO | BB | IBB | HBP | BLK | WP | HR | S | P | ERA | WHIP |
|---|---|---|---|---|---|---|---|---|---|---|---|---|---|---|---|---|---|
| Denny Neagle, L (1, 1)<br>ERA: 3.65 | 6.0 | | 23 | 4 | 2 | 1 | 2 | 2 | 0 | 0 | 0 | 0 | 1 | 60 | 93 | 1.50 | 1.000 |
| Dennis Lamp, R (7, 1)<br>ERA: 5.79 | 1.1 | | 6 | 2 | 2 | 2 | 1 | 0 | 0 | 0 | 0 | 0 | 0 | 12 | 16 | 13.50 | 1.500 |
| Bob Patterson, L (8, 1)<br>ERA: | 0.0 | | 1 | 1 | 0 | 0 | 0 | 0 | 0 | 0 | 0 | 0 | 0 | 1 | 3 | ∞ | ∞ |
| Roger Mason, R (8, 1)<br>ERA: 2.45 | 2.0 | L | 13 | 3 | 1 | 1 | 0 | 2 | 2 | 0 | 0 | 0 | 0 | 29 | 51 | 4.50 | 2.500 |

| PITCHER | IP | WLS | BF | H | R | ER | SO | BB | IBB | HBP | BLK | WP | HR | S | P | ERA | WHIP |
|---|---|---|---|---|---|---|---|---|---|---|---|---|---|---|---|---|---|

# BOTTOM

# Pittsburgh Pirates @ Chicago Cubs

Wrigley Field, Chicago, IL

Sun Apr 26 1992, 3:33 AM CDT

Att. 24,403 - Cloudy - 43 F

livebaseballscorecards.com

| | |
|---|---|
| AB | 36 |
| R | 5 |
| H | 10 |
| RBI | 5 |
| BB | 6 |
| SO | 3 |
| LOB | 13 |

WP: 0 PA: 43
PB: 0
SB: 1
CS: 0

# Pittsburgh Pirates @ Cincinnati Reds

Riverfront Stadium, Cincinnati, OH

Tue Apr 28 1992, 7:05 PM EDT

Att. 24,202 - Sunny - 59 F

livebaseballscorecards.com

| Batter | 1 | 2 | 3 | 4 | 5 | 6 | 7 | 8 | 9 | AB | R | H | RBI | BB | SO | LOB |
|---|---|---|---|---|---|---|---|---|---|---|---|---|---|---|---|---|
| Gary Redus, R (1, 3)<br>OBP: 0.375, SLG: 0.385<br>Orlando Merced, S (7, PH)<br>OBP: 0.360, SLG: 0.211 (7, 3) | B F X<br>1-1 ① P3 | | B F C B B B<br>4-2 BB | | | F X<br>0-1 SF9 3B | B B C B C X<br>3-2 2-3 1B | | | 2<br>1 | 1<br>0 | 1<br>1 | 0<br>0 | 1<br>0 | 0<br>0 | 0<br>0 |
| Jay Bell, R (1, 6)<br>OBP: 0.369, SLG: 0.275 | C X<br>0-1 ② F8 | | B<br>1 SAFE<br>1 SAFE<br>B F F X<br>2-2 ③ P3 | | | C F B B X<br>2-2 ① SF9<br>3-H | C S X<br>1-2 ③ G1-3 | | | 3 | 0 | 0 | 1 | 0 | 0 | 3 |
| Andy Van Slyke, L (1, 8)<br>OBP: 0.405, SLG: 0.369 | C B B F B F X<br>3-2 E3 | | | B B F C F S<br>2-3 ① K | | B B B B<br>4-0 BB BB | | B B F F C<br>2-3 ① K | | 3 | 0 | 0 | 0 | 1 | 2 | 0 |
| Barry Bonds, L (1, 7)<br>OBP: 0.444, SLG: 0.695 | C S<br>1 SAFE<br>F B<br>1 SAFE<br>F B<br>1 SAFE<br>3-3 B S ③ K | | | C B B C C<br>2-3 ② K | | X<br>0-0 ② F7 | | B C F F B B F X<br>3-2 S 1B | | 4 | 0 | 1 | 0 | 0 | 2 | 2 |
| Jeff King, R (1, 4)<br>OBP: 0.275, SLG: 0.283 | | B C X<br>1-1 ① F9 | | B F C C X<br>1-2 ③ F7 | | F F<br>1 SAFE<br>1 SAFE<br>B B B B B<br>4-2 1-2 BB | | B X<br>1-0 ② P3<br>1-2 | | 3 | 0 | 0 | 0 | 1 | 0 | 1 |
| Steve Buechele, R (1, 5)<br>OBP: 0.307, SLG: 0.368 | | C B B F S<br>2-3 ② K | | | C B F F B B X<br>3-2 HR | B B C X<br>2-1 ③ F8 | | C S S<br>0-3 ③ K | | 4 | 1 | 1 | 1 | 0 | 2 | 3 |
| Kirk Gibson, L (1, 9)<br>OBP: 0.265, SLG: 0.348 | | F B B F X<br>2-2 ③ G4-3 | | | C C B B C<br>2-3 ① K | | X<br>0-0 1B SH1-3 1B | | C S S<br>0-3 ① K | 4 | 0 | 1 | 0 | 0 | 2 | 0 |
| Don Slaught, R (1, 2)<br>OBP: 0.500, SLG: 0.500 | | | B X<br>1-0 ① F8 | | X<br>0-0 CS 1B | | X<br>0-0 ① SH1-3<br>1-2 | | F B X<br>1-1 ② G4-3 | 3 | 0 | 1 | 0 | 0 | 0 | 0 |
| Doug Drabek, R (1, 1)<br>OBP: 0.091, SLG: 0.091<br>Cecil Espy, S (7, PH)<br>OBP: 0.526, SLG: 0.833<br>Vicente Palacios, R (7, 1)<br>OBP: 0.200, SLG: 0.200<br>Jerry Don Gleaton, L (7, 1)<br>Roger Mason, R (7, 1)<br>Bob Patterson, R (7, 1)<br>OBP: 0.500, SLG: 0.500<br>Lloyd McClendon, R (9, PH)<br>OBP: 0.545, SLG: 0.833 | | | S F B S<br>1-3 ② K | | B<br>1 SAFE<br>B S F C<br>2-3 ② ③ K<br>1-2 | | B C F F B B X<br>3-2 F7 | | B F B F X<br>2-2 ③ F8 | 2<br>1<br>0<br>0<br>0<br>0<br>1 | 0<br>0<br>0<br>0<br>0<br>0<br>0 | 0<br>0<br>0<br>0<br>0<br>0<br>0 | 0<br>0<br>0<br>0<br>0<br>0<br>0 | 0<br>0<br>0<br>0<br>0<br>0<br>0 | 2<br>0<br>0<br>0<br>0<br>0<br>0 | 1<br>1<br>0<br>0<br>0<br>0<br>0 |
| Inning Stats | R: 0 H: 0<br>E: 1 LOB: 1<br>K: 1 BB: 0<br>S: 13 P: 20 | R: 0 H: 0<br>E: 0 LOB: 0<br>K: 1 BB: 0<br>S: 8 P: 13 | R: 0 H: 0<br>E: 0 LOB: 1<br>K: 1 BB: 1<br>S: 9 P: 17 | R: 0 H: 0<br>E: 0 LOB: 0<br>K: 2 BB: 0<br>S: 10 P: 15 | R: 1 H: 2<br>E: 0 LOB: 0<br>K: 2 BB: 0<br>S: 11 P: 18 | R: 1 H: 1<br>E: 0 LOB: 2<br>K: 0 BB: 2<br>S: 10 P: 22 | R: 0 H: 2<br>E: 0 LOB: 2<br>K: 0 BB: 0<br>S: 12 P: 19 | R: 0 H: 1<br>E: 0 LOB: 1<br>K: 2 BB: 0<br>S: 12 P: 18 | R: 0 H: 0<br>E: 0 LOB: 0<br>K: 1 BB: 0<br>S: 8 P: 11 | 1B: 4<br>2B: 0<br>3B: 1<br>HR: 1 | SF: 1<br>SAC: 1<br>DP: 0<br>HBP: 0 | | | | | |

| TOP | |
|---|---|
| AB | 31 |
| R | 2 |
| H | 6 |
| RBI | 2 |
| BB | 3 |
| SO | 10 |
| LOB | 11 |

| PITCHER | | IP | WLS | BF | H | R | ER | SO | BB | IBB | HBP | BLK | WP | HR | S | P | ERA | WHIP |
|---|---|---|---|---|---|---|---|---|---|---|---|---|---|---|---|---|---|---|
| Tom Browning, L<br>ERA: 5.33 | (1, 1) | 6.0 | W | 24 | 3 | 2 | 2 | 7 | 3 | 0 | 0 | 0 | 0 | 1 | 61 | 105 | 3.00 | 1.000 |
| Dwayne Henry, R<br>ERA: 2.4 | (7, 1) | 0.2 | | 3 | 1 | 0 | 0 | 0 | 0 | 0 | 0 | 0 | 0 | 0 | 6 | 9 | 0.00 | 1.500 |
| Scott Ruskin, L<br>ERA: 3.38 | (7, 1) | 0.2 | | 4 | 2 | 0 | 0 | 1 | 0 | 0 | 0 | 0 | 0 | 0 | 14 | 23 | 0.00 | 3.000 |
| Rob Dibble, R<br>ERA: | (8, 1) | 0.2 | | 2 | 0 | 0 | 0 | 1 | 0 | 0 | 0 | 0 | 0 | 0 | 4 | 5 | 0.00 | 0.000 |
| Norm Charlton, L<br>ERA: 2.7 | (9, 1) | 1.0 | S | 3 | 0 | 0 | 0 | 1 | 0 | 0 | 0 | 0 | 0 | 0 | 8 | 11 | 0.00 | 0.000 |

| PITCHER | IP | WLS | BF | H | R | ER | SO | BB | IBB | HBP | BLK | WP | HR | S | P | ERA | WHIP |
|---|---|---|---|---|---|---|---|---|---|---|---|---|---|---|---|---|---|

# BOTTOM

## Pittsburgh Pirates @ Cincinnati Reds

Riverfront Stadium, Cincinnati, OH

Tue Apr 28 1992, 7:05 PM EDT

Att. 24,202 - Sunny - 59 F

| Batter | 1 | 2 | 3 | 4 | 5 | 6 | 7 | 8 | 9 | AB | R | H | RBI | BB | SO | LOB |
|---|---|---|---|---|---|---|---|---|---|---|---|---|---|---|---|---|
| Bip Roberts, S (1, 7) (8, 4)<br>OBP: 0.376, SLG: 0.380 | G4-3 2B | | BB | | G3-1 | | BB 2B | | | 3 | 0 | 2 | 0 | 1 | 0 | 0 |
| Dave Martinez, L (1, 3)<br>OBP: 0.362, SLG: 0.333 | G6-3 | | F9 | | | G4-3 | FC5 BB | | | 3 | 0 | 0 | 0 | 0 | 0 | 3 |
| Billy Hatcher, R (7, PH) (8, 7)<br>OBP: 0.333, SLG: 0.432 | | | | | | | | | | 1 | 0 | 0 | 0 | 0 | 0 | 2 |
| Rob Dibble, L (8, 1)<br>OBP: 1.000, SLG: 1.000 | | | | | | | | | | 0 | 0 | 0 | 0 | 0 | 0 | 0 |
| Norm Charlton, S (9, 1) | | | | | | | | | | 0 | 0 | 0 | 0 | 0 | 0 | 0 |
| Chris Sabo, R (1, 5)<br>OBP: 0.269, SLG: 0.174 | E7 G4-3 | | G5-3 | | | L5 | G6-4-3 BB | | | 3 | 0 | 0 | 0 | 1 | 0 | 3 |
| Paul O'Neill, L (1, 9)<br>OBP: 0.471, SLG: 0.549 | G4-3 | | | L9 | | HR | G6-4-3 | | | 4 | 1 | 1 | 1 | 0 | 0 | 5 |
| Bill Doran, S (1, 4) (8, 3)<br>OBP: 0.301, SLG: 0.290 | P5 | | | F8 | | 1B WP 1B | | K | | 4 | 1 | 1 | 0 | 0 | 1 | 2 |
| Reggie Sanders, R (1, 8)<br>OBP: 0.387, SLG: 0.536 | | K | | HR | | G4-3 1B | | G4-3 | | 4 | 1 | 2 | 1 | 0 | 1 | 0 |
| Joe Oliver, R (1, 2)<br>OBP: 0.295, SLG: 0.364 | | G1-4-3 | | G1-3 | | 1B | | P9 | | 4 | 0 | 1 | 1 | 0 | 0 | 0 |
| Freddie Benavides, R (1, 6)<br>OBP: 0.234, SLG: 0.289 | | P4 | | | L6 | G5-3 | | | | 3 | 0 | 0 | 0 | 0 | 0 | 2 |
| Dwayne Henry, R (7, 1) | | | | | | | | | | 0 | 0 | 0 | 0 | 0 | 0 | 0 |
| Scott Ruskin, R (7, 1) | | | | | | | | | | 0 | 0 | 0 | 0 | 0 | 0 | 0 |
| Jacob Brumfield, R (8, 7)<br>OBP: 0.364, SLG: 0.300 | | | | | | | | | | 0 | 0 | 0 | 0 | 0 | 0 | 0 |
| Tom Browning, L (1, 1)<br>OBP: 0.333, SLG: 0.375 | | | F9 BB 1B | | G5-3 | | 2B FC5 1B | | | 2 | 0 | 1 | 0 | 0 | 0 | 0 |
| Gary Green, R (7, 6)<br>OBP: 0.222, SLG: 0.333 | | | | | | | | | | 1 | 0 | 1 | 0 | 0 | 0 | 0 |
| Inning Stats | R: 0 E: 1 K: 0 S: 8 H: 1 LOB: 2 BB: 0 P: 13 | R: 0 E: 0 K: 1 S: 7 H: 0 LOB: 0 BB: 0 P: 11 | R: 0 E: 0 K: 0 S: 6 H: 1 LOB: 1 BB: 1 P: 10 | R: 1 E: 0 K: 0 S: 8 H: 1 LOB: 0 BB: 0 P: 9 | R: 0 E: 0 K: 0 S: 9 H: 0 LOB: 0 BB: 0 P: 12 | R: 2 E: 0 K: 0 S: 13 H: 4 LOB: 2 BB: 0 P: 22 | R: 0 E: 0 K: 0 S: 8 H: 2 LOB: 2 BB: 1 P: 16 | R: 0 E: 0 K: 1 S: 11 H: 0 LOB: 0 BB: 0 P: 15 | | | | | | | | | |

| | AB | 32 |
|---|---|---|
| | R | 3 |
| | H | 9 |
| | RBI | 3 |
| | BB | 2 |
| | SO | 2 |
| | LOB | 17 |

1B: 5 SF: 0 WP: 1 PA: 34
2B: 2 SAC: 0 PB: 0
3B: 0 DP: 1 SB: 0
HR: 2 HBP: 0 CS: 0

livebaseballscorecards.com

| PITCHER | | IP | WLS | BF | H | R | ER | SO | BB | IBB | HBP | BLK | WP | HR | S | P | ERA | WHIP |
|---|---|---|---|---|---|---|---|---|---|---|---|---|---|---|---|---|---|---|
| Doug Drabek, R<br>ERA: 2.75 | (1, 1) | 6.0 | L | 26 | 7 | 3 | 3 | 1 | 1 | 0 | 0 | 0 | 1 | 2 | 51 | 77 | 4.50 | 1.333 |
| Vicente Palacios, R<br>ERA: 3.38 | (7, 1) | 0.0 | | 2 | 2 | 0 | 0 | 0 | 0 | 0 | 0 | 0 | 0 | 0 | 2 | 3 | ∞ | ∞ |
| Jerry Don Gleaton, L<br>ERA: 3.6 | (7, 1) | 0.1 | | 1 | 0 | 0 | 0 | 0 | 0 | 0 | 0 | 0 | 0 | 0 | 3 | 6 | 0.00 | 0.000 |
| Roger Mason, R<br>ERA: 2.45 | (7, 1) | 0.0 | | 1 | 0 | 0 | 0 | 0 | 1 | 0 | 0 | 0 | 0 | 0 | 1 | 5 | ∞ | ∞ |
| Bob Patterson, L<br>ERA: | (7, 1) | 1.2 | | 4 | 0 | 0 | 0 | 1 | 0 | 0 | 0 | 0 | 0 | 0 | 13 | 17 | 0.00 | 0.000 |

| PITCHER | IP | WLS | BF | H | R | ER | SO | BB | IBB | HBP | BLK | WP | HR | S | P | ERA | WHIP |
|---|---|---|---|---|---|---|---|---|---|---|---|---|---|---|---|---|---|

| Batter | 1 | 2 | 3 | 4 | 5 | 6 | 7 | 8 | 9 | AB | R | H | RBI | BB | SO | LOB |
|---|---|---|---|---|---|---|---|---|---|---|---|---|---|---|---|---|
| Kirk Gibson, L (1, 9)<br>OBP: 0.245, SLG: 0.320 | C X<br>0-1 ① L1 | | S F B S<br>1-3 ① K | | B X<br>1-0 ② G1<br>1-2 | | B F B F X<br>2-2 ③ P5 | | | 4 | 0 | 0 | 0 | 0 | 1 | 1 |
| Jay Bell, R (1, 6)<br>OBP: 0.364, SLG: 0.264 | C C S<br>0-3 ② K | | X<br>0-0 ② L4 | | B B F B B<br>4-1 1B BB | | | C B B F F S<br>2-3 ① K | | 3 | 0 | 0 | 0 | 1 | 2 | 0 |
| Andy Van Slyke, L (1, 8)<br>OBP: 0.422, SLG: 0.373 | B B F B C B<br>4-2 BB | | B B C C B X<br>3-2 ③ P4 | | B C B X<br>2-1 1B<br>1-3<br>2-H | | | B B B C B<br>4-1 2B BB | | 2 | 1 | 1 | 1 | 2 | 0 | 0 |
| Barry Bonds, L (1, 7)<br>OBP: 0.434, SLG: 0.683 | C B F B F X<br>2-2 ③ P3 | | | B B C S S<br>2-3 ① K | C F B B F B C<br>3-3 ③ K | | | X<br>0-0 G4-3<br>1-H 2B | | 4 | 0 | 1 | 1 | 0 | 2 | 3 |
| Orlando Merced, S (1, 3)<br>OBP: 0.370, SLG: 0.220 | | B B B C B<br>4-1 HR BB | | B C B C X<br>2-2 1B | | B X<br>1-0 ① F7 | | C C B B F X<br>2-2 ② G4-3<br>2-3 | | 3 | 1 | 1 | 0 | 1 | 0 | 1 |
| Steve Buechele, R (1, 5)<br>OBP: 0.304, SLG: 0.403 | | F X<br>0-1 HR<br>1-H | | C B 1 SAFE C B X<br>2-2 ② F9 | | C F C<br>0-3 ② K | | B B X<br>2-0 ③ P4 | | 4 | 1 | 1 | 2 | 0 | 1 | 2 |
| Michael LaValliere, L (1, 2)<br>OBP: 0.378, SLG: 0.410 | | C B S X<br>1-2 ① G1-3 | | 1 SAFE C X<br>0-1 ③ G4-3 | | C X<br>0-1 ③ G3 | | | F X<br>0-1 ① F8 | 4 | 0 | 0 | 0 | 0 | 0 | 1 |
| Jeff King, R (1, 4)<br>OBP: 0.255, SLG: 0.260 | | B S F F X<br>1-2 ② P5 | | | X<br>0-0 ① G5-3 | | X<br>0-0 ① F7 | | C C F X<br>0-2 ② P2 | 4 | 0 | 0 | 0 | 0 | 0 | 0 |
| Zane Smith, L (1, 1)<br>OBP: 0.071, SLG: 0.143 | | X<br>0-0 ③ F9 | | | F C F S<br>0-3 K G1 1B | | C B X<br>1-1 G4-3 ② | | F X<br>0-1 ③ F8 | 4 | 1 | 0 | 0 | 0 | 1 | 0 |
| Inning Stats | R: 0 E: 0 K: 1 S: 11<br>H: 0 LOB: 1 BB: 1 P: 17 | R: 2 E: 0 K: 0 S: 11<br>H: 1 LOB: 0 BB: 1 P: 17 | R: 0 E: 0 K: 1 S: 7<br>H: 0 LOB: 0 BB: 0 P: 11 | R: 0 E: 0 K: 1 S: 11<br>H: 1 LOB: 1 BB: 0 P: 17 | R: 1 E: 0 K: 2 S: 13<br>H: 1 LOB: 2 BB: 1 P: 23 | R: 0 E: 0 K: 1 S: 6<br>H: 0 LOB: 0 BB: 0 P: 7 | R: 0 E: 0 K: 0 S: 6<br>H: 0 LOB: 0 BB: 0 P: 9 | R: 1 E: 0 K: 1 S: 11<br>H: 1 LOB: 1 BB: 1 P: 21 | R: 0 E: 0 K: 0 S: 8<br>H: 0 LOB: 0 BB: 0 P: 8 | 1B: 2 2B: 1 3B: 0 HR: 1<br>SF: 0 SAC: 0 DP: 0 HBP: 0 | | | | | | |

| PITCHER | IP | WLS | BF | H | R | ER | SO | BB | IBB | HBP | BLK | WP | HR | S | P | ERA | WHIP |
|---|---|---|---|---|---|---|---|---|---|---|---|---|---|---|---|---|---|
| Tim Belcher, R (1, 1)<br>ERA: 4.98 | 8.0 | L | 33 | 4 | 4 | 4 | 7 | 4 | 0 | 0 | 0 | 1 | 1 | 76 | 122 | 4.50 | 1.000 |
| Scott Bankhead, R (9, 1)<br>ERA: 2.08 | 1.0 | | 3 | 0 | 0 | 0 | 0 | 0 | 0 | 0 | 0 | 0 | 0 | 8 | 8 | 0.00 | 0.000 |

| PITCHER | IP | WLS | BF | H | R | ER | SO | BB | IBB | HBP | BLK | WP | HR | S | P | ERA | WHIP |
|---|---|---|---|---|---|---|---|---|---|---|---|---|---|---|---|---|---|

# TOP

## Pittsburgh Pirates @ Cincinnati Reds

Riverfront Stadium, Cincinnati, OH

Wed Apr 29 1992, 7:05 PM EDT

Att. 20,307 - Cloudy - 59 F

livebaseballscorecards.com

| | |
|---|---|
| AB | 32 |
| R | 4 |
| H | 4 |
| RBI | 4 |
| BB | 4 |
| SO | 7 |
| LOB | 8 |

PA: 36

WP: 1
PB: 0
SB: 0
CS: 0

# BOTTOM

## Pittsburgh Pirates @ Cincinnati Reds

Riverfront Stadium, Cincinnati, OH

Wed Apr 29 1992, 7:05 PM EDT

Att. 20,307 - Cloudy - 59 F

livebaseballscorecards.com

| Batter | 1 | 2 | 3 | 4 | 5 | 6 | 7 | 8 | 9 | AB | R | H | RBI | BB | SO | LOB |
|---|---|---|---|---|---|---|---|---|---|---|---|---|---|---|---|---|
| Bip Roberts, S (1, 4)<br>OBP: 0.371, SLG: 0.373 | F X 0-1 G4-3 | | B C F B X 2-2 G1-3 | | | B F C F X 1-2 G3 | | | B C X 1-1 G4-6-3 1B | 4 | 0 | 1 | 0 | 0 | 0 | 1 |
| Billy Hatcher, R (1, 7)<br>OBP: 0.302, SLG: 0.390 | C B C C B F X 2-2 L4 | | | X 0-0 L7 | | C X 0-1 F8 | | | X 0-0 G4-6-3 1-2f | 4 | 0 | 0 | 0 | 0 | 0 | 1 |
| Reggie Sanders, R (1, 8)<br>OBP: 0.367, SLG: 0.507 | X 0-0 G6-3 | | | X 0-0 L7 | | C C F S 0-3 K | | | X 0-0 F9 | 4 | 0 | 0 | 0 | 0 | 1 | 0 |
| Chris Sabo, R (1, 5)<br>OBP: 0.241, SLG: 0.154 | | C B B X 2-1 G6-3 | | F B B S X 2-2 G6-3 | | | F X 0-1 F9 | | | 3 | 0 | 0 | 0 | 0 | 0 | 0 |
| Joe Oliver, R (1, 2)<br>OBP: 0.297, SLG: 0.362 | | B X 1-0 F9 | | | C X 0-1 G1-3 1B | | B B B C X 3-1 G5-3 | | | 3 | 0 | 1 | 0 | 0 | 0 | 0 |
| Bill Doran, S (1, 3)<br>OBP: 0.289, SLG: 0.277 | | C F B B B X 3-2 G6-3 | | | B X 1-0 L9 | | B F B X 2-1 G6-3 | | | 3 | 0 | 0 | 0 | 0 | 0 | 1 |
| Paul O'Neill, L (1, 9)<br>OBP: 0.456, SLG: 0.527 | | | C B F B F F F B X 3-2 G4-3 | | B B F F X 2-2 G1-3 1-2 | | | F B X 1-1 F7 | | 3 | 0 | 0 | 0 | 0 | 0 | 1 |
| Gary Green, R (1, 6)<br>OBP: 0.333, SLG: 0.417 | | | B C X 1-1 SH1 1B | | C B B F X 2-2 1B | | | X 0-0 G6-3 | | 3 | 0 | 2 | 0 | 0 | 0 | 0 |
| Tim Belcher, R (1, 1) | | | L 1 SAFE X 0-1 SH1 1-2 | | F B C X 1-2 G1-3 | | | B X 1-0 G6-3 | | 1 | 0 | 0 | 0 | 0 | 0 | 2 |
| Geronimo Berroa, R (8, PH) | | | | | | | | | | 1 | 0 | 0 | 0 | 0 | 0 | 0 |
| Scott Bankhead, R (9, 1)<br>OBP: 0.667, SLG: 0.667 | | | | | | | | | | 0 | 0 | 0 | 0 | 0 | 0 | 0 |
| Inning Stats | R: 0 E: 0 K: 0 S: 7 H: 0 LOB: 0 BB: 0 P: 9 | R: 0 E: 0 K: 0 S: 6 H: 0 LOB: 0 BB: 0 P: 12 | R: 0 E: 0 K: 0 S: 13 H: 1 LOB: 1 BB: 0 P: 19 | R: 0 E: 0 K: 0 S: 5 H: 0 LOB: 0 BB: 0 P: 7 | R: 0 E: 0 K: 0 S: 12 H: 2 LOB: 2 BB: 0 P: 18 | R: 0 E: 0 K: 1 S: 10 H: 0 LOB: 0 BB: 0 P: 11 | R: 0 E: 0 K: 0 S: 6 H: 0 LOB: 0 BB: 0 P: 11 | R: 0 E: 0 K: 0 S: 4 H: 0 LOB: 0 BB: 0 P: 6 | R: 0 E: 0 K: 0 S: 4 H: 1 LOB: 0 BB: 0 P: 5 | 1B: 4 2B: 0 3B: 0 HR: 0 | SF: 0 SAC: 1 DP: 1 HBP: 0 | | | | | | |

| | AB | 29 |
|---|---|---|
| | R | 0 |
| | H | 4 |
| | RBI | 0 |
| | BB | 0 |
| | SO | 1 |
| | LOB | 6 |

| PITCHER | IP | WLS | BF | H | R | ER | SO | BB | IBB | HBP | BLK | WP | HR | S | P | ERA | WHIP |
|---|---|---|---|---|---|---|---|---|---|---|---|---|---|---|---|---|---|
| Zane Smith, L (1, 1)<br>ERA: 2.02 | 9.0 | W | 30 | 4 | 0 | 0 | 1 | 0 | 0 | 0 | 0 | 0 | 0 | 67 | 98 | 0.00 | 0.444 |

| PITCHER | IP | WLS | BF | H | R | ER | SO | BB | IBB | HBP | BLK | WP | HR | S | P | ERA | WHIP |
|---|---|---|---|---|---|---|---|---|---|---|---|---|---|---|---|---|---|

| Batter | 1 | 2 | 3 | 4 | 5 | 6 | 7 | 8 | 9 | AB | R | H | RBI | BB | SO | LOB |
|---|---|---|---|---|---|---|---|---|---|---|---|---|---|---|---|---|
| Kirk Gibson, L (1, 9)<br>OBP: 0.241, SLG: 0.309 | C L B F X 1-2 P5 ① | | S F S 0-3 K ① | | B X 1-0 FC4-6 BB 1B 1-2f ② | | S F X 0-2 F8 ① | | B C B X 2-1 1B | 5 | 1 | 1 | 0 | 0 | 1 | 1 |
| Jay Bell, R (1, 6)<br>OBP: 0.366, SLG: 0.263 | C B F X 1-2 CI 1B | | C B B B X 2-1 G5-3 ② | | B B B C B 4-1 1B BB 1-2 | | C S C 0-3 K ② | | C B B F C 2-3 K ② | 4 | 0 | 1 | 0 | 1 | 2 | 1 |
| Andy Van Slyke, L (1, 8)<br>OBP: 0.430, SLG: 0.377<br>Lloyd McClendon, R (7, 7)<br>OBP: 0.522, SLG: 0.789 | B F X 1-1 CI 1-2 | | B B F F F F B S 3-3 K ③ | | C F B F F F B X 2-2 1B 1-3 2-H | | B B B C C C B 4-2 WP BB | | B B B C B F F X 3-2 G6-3 ③ | 2<br>1 | 0<br>0 | 1<br>0 | 1<br>0 | 1<br>0 | 1<br>0 | 0<br>1 |
| Barry Bonds, L (1, 7)<br>OBP: 0.413, SLG: 0.642<br>Bob Patterson, R (7, 1)<br>OBP: 0.500, SLG: 0.500 | C X 0-1 F9 ② | | | X 0-0 G3-1 ① | C B B X 2-1 G3 ③ | | B B X 2-0 P2 1-2 ③ | | | 4<br>0 | 0<br>0 | 0<br>0 | 0<br>0 | 0<br>0 | 0<br>0 | 5<br>0 |
| Orlando Merced, S (1, 3)<br>OBP: 0.345, SLG: 0.200 | B F B F F B X 3-2 F8 ③ | | | B C X 1-1 F7 ② | | B C X 1-1 F7 ① | | C S B B X 2-2 G1-3 ① | | 4 | 0 | 0 | 0 | 0 | 0 | 2 |
| Steve Buechele, R (1, 5)<br>OBP: 0.325, SLG: 0.461<br>Tom Prince, R (8, 5)<br>OBP: 0.200, SLG: 0.150 | | C B X 1-1 HR | | B C X 1-1 1B | | F F B B S 2-3 K ② | | C C B X 1-2 WP 1B | | 4<br>0 | 1<br>0 | 3<br>0 | 1<br>0 | 0<br>0 | 1<br>0 | 0<br>0 |
| Michael LaValliere, L (1, 2)<br>OBP: 0.354, SLG: 0.381<br>Cecil Espy, S (7, 8)<br>OBP: 0.500, SLG: 0.789 | | B X 1-0 L8 ① | | B B C F B X 3-2 G4-3 ③ | | B X 1-0 F8 ③ | | B S X 1-1 F7 ② | | 3<br>1 | 0<br>0 | 0<br>0 | 0<br>0 | 0<br>0 | 0<br>0 | 1<br>1 |
| Jose Lind, R (1, 4)<br>OBP: 0.206, SLG: 0.217 | | B B B C X 3-1 G4-3 ② | | C B X 1-1 FC4-6 1B | | B B B C X 3-1 HR 1B | | C S B F S 1-3 K 1-2 ③ | | 4 | 1 | 2 | 0 | 0 | 1 | 1 |
| Randy Tomlin, L (1, 1)<br>Dennis Lamp, R (3, 1)<br>Gary Varsho, L (5, PH)<br>OBP: 0.308, SLG: 0.667<br>Vicente Palacios, R (5, 1)<br>OBP: 0.200, SLG: 0.200<br>Jerry Don Gleaton, L (5, 1)<br>Stan Belinda, R (6, 1)<br>Don Slaught, R (6, 2)<br>OBP: 0.500, SLG: 0.800 | | X 0-0 G4-3 ③ | | | C X 0-1 FC4-6 FC4-6 1-2f ① | | B X 1-0 1-H HR | | X 0-0 G6-3 ① | 1<br>0<br>1<br>0<br>0<br>0<br>2 | 0<br>0<br>0<br>0<br>0<br>0<br>1 | 0<br>0<br>0<br>0<br>0<br>0<br>1 | 0<br>0<br>1<br>0<br>0<br>0<br>2 | 0<br>0<br>0<br>0<br>0<br>0<br>0 | 0<br>0<br>0<br>0<br>0<br>0<br>0 | 0<br>0<br>1<br>0<br>0<br>0<br>0 |
| Inning Stats | R: 0 H: 1<br>E: 1 LOB: 2<br>K: 0 BB: 0<br>S: 15 P: 21 | R: 1 H: 1<br>E: 0 LOB: 0<br>K: 0 BB: 0<br>S: 6 P: 11 | R: 0 H: 0<br>E: 0 LOB: 0<br>K: 2 BB: 0<br>S: 9 P: 14 | R: 0 H: 1<br>E: 0 LOB: 1<br>K: 0 BB: 0<br>S: 8 P: 13 | R: 1 H: 2<br>E: 0 LOB: 2<br>K: 0 BB: 1<br>S: 13 P: 23 | R: 0 H: 0<br>E: 0 LOB: 0<br>K: 1 BB: 0<br>S: 6 P: 10 | R: 2 H: 2<br>E: 0 LOB: 1<br>K: 1 BB: 1<br>S: 12 P: 22 | R: 0 H: 1<br>E: 0 LOB: 1<br>K: 1 BB: 0<br>S: 12 P: 17 | R: 0 H: 1<br>E: 0 LOB: 1<br>K: 1 BB: 0<br>S: 10 P: 17 | 1B: 7 SF: 0<br>2B: 0 SAC: 0<br>3B: 0 DP: 0<br>HR: 2 HBP: 0 | | | | | | WP: 2 PA: 39<br>PB: 0<br>SB: 0<br>CS: 0 |

TOP

# Pittsburgh Pirates @ Houston Astros

Astrodome, Houston, TX

Fri May 01 1992, 8:05 PM EDT

Att. 16,355 - Dome - 70 F

livebaseballscorecards.com

| | |
|---|---|
| AB | 36 |
| R | 4 |
| H | 9 |
| RBI | 4 |
| BB | 2 |
| SO | 6 |
| LOB | 14 |

| PITCHER | | IP | WLS | BF | H | R | ER | SO | BB | IBB | HBP | BLK | WP | HR | S | P | ERA | WHIP |
|---|---|---|---|---|---|---|---|---|---|---|---|---|---|---|---|---|---|---|
| Pete Harnisch, R<br>ERA: 2.9 | (1, 1) | 6.2 | W | 30 | 7 | 4 | 4 | 4 | 2 | 0 | 0 | 0 | 0 | 2 | 68 | 111 | 5.40 | 1.350 |
| Rob Murphy, L<br>ERA: 4.66 | (7, 1) | 0.2 | | 2 | 0 | 0 | 0 | 0 | 0 | 0 | 0 | 0 | 1 | 0 | 4 | 8 | 0.00 | 0.000 |
| Joe Boever, R<br>ERA: | (8, 1) | 0.2 | | 3 | 1 | 0 | 0 | 1 | 0 | 0 | 0 | 0 | 1 | 0 | 9 | 12 | 0.00 | 1.500 |
| Xavier Hernandez, R<br>ERA: | (9, 1) | 1.0 | | 4 | 1 | 0 | 0 | 1 | 0 | 0 | 0 | 0 | 0 | 0 | 10 | 17 | 0.00 | 1.000 |

| PITCHER | IP | WLS | BF | H | R | ER | SO | BB | IBB | HBP | BLK | WP | HR | S | P | ERA | WHIP |
|---|---|---|---|---|---|---|---|---|---|---|---|---|---|---|---|---|---|

| Batter | 1 | 2 | 3 | 4 | 5 | 6 | 7 | 8 | 9 | AB | R | H | RBI | BB | SO | LOB |
|---|---|---|---|---|---|---|---|---|---|---|---|---|---|---|---|---|
| Craig Biggio, R (1, 4)<br>OBP: 0.378, SLG: 0.432 | 1-1 G6-3 5 1B E 1B | 2-1 E6 FC4-6 2-3 | | 0-1 G5-3 | 1-1 1-2 2-3 1B | 1-2 SF7 3-H | | X 0-0 F9 | | 5 | 1 | 2 | 1 | 0 | 0 | 1 |
| Steve Finley, L (1, 8)<br>OBP: 0.316, SLG: 0.407 | 1 SAFE<br>1 SAFE<br>1 SAFE<br>1-2 5 G6-3 1B | 1-0 FC4-6 5 S 1-2f 3-H | | 1-1 5 G6-3 1B | 3-1 F7 | 2-2 F8 | | | | 5 | 0 | 2 | 1 | 0 | 0 | 5 |
| 5 Jeff Bagwell, R (1, 3)<br>OBP: 0.361, SLG: 0.398 | 2-1 G6-3 1-2 2-3 | 1 SAFE<br>1 SAFE<br>2-2 G4-3 1-2 | | 2-2 G6-3 1-2 | | 2-1 BB BB BB 1B | 1-1 G5-3 | | | 5 | 1 | 1 | 0 | 0 | 0 | 4 |
| Pete Incaviglia, R (1, 9)<br>OBP: 0.278, SLG: 0.355 | 3-2 E5 FC6-4 3-H | | 0-2 1B G6-3 2B | 2-1 F9 | | 1 SAFE<br>4-2 BB BB 1-2 FC3-2 BB | 1-3 K | | | 4 | 1 | 1 | 1 | 1 | 1 | 2 |
| Chris Jones, R (1, 7)<br>OBP: 0.370, SLG: 0.333 | 0-0 F8 | | 1-1 G6-3 2-3 1B | | 4-1 F7 WP BB | 4-2 FC3-2 BB 1-2 2-3 BB | 4-2 1B BB | | | 2 | 2 | 1 | 0 | 3 | 0 | 2 |
| Casey Candaele, S (1, 5)<br>OBP: 0.226, SLG: 0.254 | 1-0 FC6-4 1-2f | | 2-2 G6-3 1-2f 3-H | | 1-0 F7 1-2 | 4-0 BB FC3-2 1B 1-2 2-3 3-H BB | 1-1 1-2 1B | | | 4 | 1 | 1 | 1 | 1 | 0 | 4 |
| Scott Servais, R (1, 2)<br>OBP: 0.179, SLG: 0.214<br>Benny Distefano, L (6, PH)<br>OBP: 0.167, SLG: 0.167<br>Eddie Taubensee, L (7, 2)<br>OBP: 0.296, SLG: 0.250 | | 1-1 2B 2B | 0-0 1B 1B | | 1-3 K 1B BB 2-H | 0-2 FC3-2 BB 1B 1-2 2-3 3-Hf | 0-0 G3-1 | | | 3<br>1<br>1 | 1<br>1<br>0 | 2<br>0<br>0 | 0<br>0<br>0 | 0<br>0<br>0 | 1<br>0<br>0 | 0<br>3<br>2 |
| Andujar Cedeno, R (1, 6)<br>OBP: 0.265, SLG: 0.295 | | 2-2 E FC4-6 2-H 2B | 2-2 1-2 1B | | 4-2 1 SAFE B 1-2 BB | 4-1 1B SF7 1-2 2-3 3-H BB | | 0-3 K2-3 | | 3 | 2 | 2 | 2 | 2 | 1 | 0 |
| Pete Harnisch, S (1, 1)<br>OBP: 0.231, SLG: 0.385<br>Rob Murphy, L (7, 1)<br>Joe Boever, R (8, 1)<br>Juan Guerrero, R (8, PH)<br>OBP: 0.167, SLG: 0.182<br>Xavier Hernandez, L (9, 1) | | 0-0 P2 | 0-1 P6 | | 3-2 F8 | 0-1 1-3 2-H 3-H 1B | | 2-2 L4 | | 4<br>0<br>0<br>1<br>0 | 0<br>0<br>0<br>0<br>0 | 1<br>0<br>0<br>0<br>0 | 2<br>0<br>0<br>0<br>0 | 0<br>0<br>0<br>0<br>0 | 0<br>0<br>0<br>0<br>0 | 5<br>0<br>0<br>0<br>0 |
| Inning Stats | R: 1 H: 2<br>E: 1 LOB: 2<br>K: 0 BB: 0<br>S: 13 P: 21 | R: 2 H: 2<br>E: 1 LOB: 1<br>K: 0 BB: 0<br>S: 14 P: 22 | R: 1 H: 4<br>E: 0 LOB: 2<br>K: 0 BB: 0<br>S: 17 P: 22 | R: 0 H: 1<br>E: 0 LOB: 1<br>K: 0 BB: 0<br>S: 10 P: 14 | R: 1 H: 1<br>E: 0 LOB: 3<br>K: 1 BB: 2<br>S: 20 P: 37 | R: 5 H: 2<br>E: 0 LOB: 1<br>K: 0 BB: 4<br>S: 20 P: 41 | R: 0 H: 1<br>E: 0 LOB: 2<br>K: 1 BB: 1<br>S: 13 P: 20 | R: 0 H: 0<br>E: 0 LOB: 0<br>K: 1 BB: 0<br>S: 7 P: 9 | | 1B: 10 SF: 1<br>2B: 3 SAC: 0<br>3B: 0 DP: 1<br>HR: 0 HBP: 0 | | | | | | |

| PITCHER | | IP | WLS | BF | H | R | ER | SO | BB | IBB | HBP | BLK | WP | HR | S | P | ERA | WHIP |
|---|---|---|---|---|---|---|---|---|---|---|---|---|---|---|---|---|---|---|
| Randy Tomlin, L<br>ERA: 2.43 | (1, 1) | 2.2 | L | 16 | 7 | 4 | 3 | 0 | 0 | 0 | 0 | 0 | 0 | 0 | 37 | 56 | 10.12 | 2.625 |
| Dennis Lamp, R<br>ERA: 4.5 | (3, 1) | 1.1 | | 6 | 2 | 0 | 0 | 0 | 0 | 0 | 0 | 0 | 0 | 0 | 17 | 23 | 0.00 | 1.500 |
| Vicente Palacios, R<br>ERA: 3.86 | (5, 1) | 0.2 | | 6 | 1 | 1 | 1 | 1 | 2 | 0 | 0 | 0 | 1 | 0 | 18 | 32 | 13.50 | 4.500 |
| Jerry Don Gleaton, L<br>ERA: 10.13 | (5, 1) | 0.1 | | 5 | 1 | 4 | 4 | 0 | 3 | 0 | 0 | 0 | 0 | 0 | 8 | 25 | 108.00 | 12.000 |
| Stan Belinda, R<br>ERA: 1.0 | (6, 1) | 1.0 | | 5 | 1 | 1 | 1 | 0 | 1 | 0 | 0 | 0 | 0 | 0 | 14 | 21 | 9.00 | 2.000 |

| PITCHER | | IP | WLS | BF | H | R | ER | SO | BB | IBB | HBP | BLK | WP | HR | S | P | ERA | WHIP |
|---|---|---|---|---|---|---|---|---|---|---|---|---|---|---|---|---|---|---|
| Bob Patterson, L<br>ERA: | (7, 1) | 2.0 | | 8 | 1 | 0 | 0 | 2 | 1 | 0 | 0 | 0 | 0 | 0 | 20 | 29 | 0.00 | 1.000 |

# BOTTOM

## Pittsburgh Pirates @ Houston Astros

Astrodome, Houston, TX

Fri May 01 1992, 8:05 PM EDT

Att. 16,355 - Dome - 70 F

livebaseballscorecards.com

| | |
|---|---|
| AB | 38 |
| R | 10 |
| H | 13 |
| RBI | 8 |
| BB | 7 |
| SO | 3 |
| LOB | 28 |

1B: 10 SF: 1
2B: 3 SAC: 0
3B: 0 DP: 1
HR: 0 HBP: 0

WP: 2 PA: 46
PB: 0
SB: 1
CS: 0

| Batter | 1 | 2 | 3 | 4 | 5 | 6 | 7 | 8 | 9 | AB | R | H | RBI | BB | SO | LOB |
|---|---|---|---|---|---|---|---|---|---|---|---|---|---|---|---|---|
| Orlando Merced, S (1, 3)<br>OBP: 0.365, SLG: 0.245 | B C B F X<br>2-2 ①<br>G3 | B B B X<br>3-0<br>2-H<br>2B | | B B B I<br>4-0<br>FC5<br>IBB | | | C B F X<br>1-2<br>1B<br>HR<br>1B | | C B X<br>1-1 ①②<br>L3<br>1-2 | 4 | 1 | 2 | 1 | 1 | 0 | 1 |
| Jay Bell, R (1, 6)<br>OBP: 0.357, SLG: 0.250 | C B B S B B<br>4-2<br>2B<br>BB | B X<br>1-0 ③<br>G6-3 | | C B B S X<br>2-2 ③<br>FC5<br>1-2f | | | 1 SAFE X<br>0-0 ②<br>L6 | | C F X<br>0-2 ③<br>P7 | 4 | 1 | 0 | 0 | 1 | 0 | 4 |
| Andy Van Slyke, L (1, 8)<br>OBP: 0.456, SLG: 0.408 | B B B C F 1 SAFE X<br>3-2<br>WP<br>1-H<br>2B<br>2B | H<br>1-0<br>G5-3<br>HBP | | | F B B B B<br>4-1<br>G6-4-3<br>BB | | C B 1 SAFE B X<br>2-1<br>1-3<br>HR<br>1B | | | 2 | 2 | 2 | 1 | 1 | 0 | 0 |
| Barry Bonds, L (1, 7)<br>OBP: 0.417, SLG: 0.690 | B C X<br>1-1<br>G4-3<br>2-H<br>2B | X<br>0-0 ①<br>G5-3<br>1-2 | | | B 1 SAFE F B B B X<br>3-1 ①②<br>G6-4-3<br>1-2f | | C F B X<br>1-2<br>1-H<br>3-H<br>HR | | | 4 | 1 | 2 | 4 | 0 | 0 | 2 |
| Gary Varsho, L (1, 9)<br>OBP: 0.235, SLG: 0.500 | B 2 SAFE C B X<br>2-1 ②<br>G4-3<br>2-3 | B F S B S<br>2-3 ②<br>K | | | X<br>0-0 ③<br>G4-3 | | S B F S<br>1-3 ③<br>K | | | 4 | 0 | 0 | 0 | 0 | 2 | 2 |
| Steve Buechele, R (1, 5)<br>OBP: 0.310, SLG: 0.438 | B C S C<br>1-3 ③<br>K | C X<br>0-1 ③<br>F8 | | | C S<br>0-3 ①<br>K | | | F B X<br>1-1 ①<br>L4 | | 4 | 0 | 0 | 0 | 0 | 2 | 2 |
| Michael LaValliere, L (1, 2)<br>OBP: 0.346, SLG: 0.370 | | B B B C X<br>3-1<br>G5-3<br>2B<br>1B | | B X<br>1-0 ①<br>G4-3 | X<br>0-0 ②<br>G3 | | | C B C B F C<br>2-3 ②<br>K | | 4 | 1 | 1 | 0 | 0 | 1 | 0 |
| Jose Lind, R (1, 4)<br>OBP: 0.209, SLG: 0.219 | | B C B C F B X<br>3-2 ①<br>G5-3<br>1-2 | | C X<br>0-1 ③<br>SH5-3<br>1B | B X<br>1-0 ③<br>G3 | | | C X<br>0-1 ③<br>F9 | | 4 | 0 | 1 | 0 | 0 | 0 | 1 |
| Denny Neagle, L (1, 1)<br>Kirk Gibson, L (7, PH)<br>OBP: 0.237, SLG: 0.304<br>Dennis Lamp, R (7, 1)<br>Cecil Espy, S (9, PH)<br>OBP: 0.524, SLG: 0.789<br>Roger Mason, R (9, 1) | | F S S<br>0-3 ②<br>K | | S 1 SAFE X<br>0-1 ②<br>SH5-3<br>1-2 | | | C S S<br>0-3 ①<br>K | | B B C B C B<br>4-2<br>L3<br>BB | 1<br>1<br>0<br>0<br>0 | 0<br>0<br>0<br>0<br>0 | 0<br>0<br>0<br>0<br>0 | 0<br>0<br>0<br>0<br>0 | 0<br>0<br>0<br>1<br>0 | 1<br>0<br>0<br>0<br>0 | 1<br>0<br>0<br>0<br>0 |
| Inning Stats | R: 2 E: 0 K: 1 S: 15<br>H: 2 LOB: 1 BB: 1 P: 28 | R: 1 E: 0 K: 1 S: 11<br>H: 2 LOB: 1 BB: 0 P: 21 | R: 0 E: 0 K: 1 S: 6<br>H: 0 LOB: 1 BB: 0 P: 9 | R: 0 E: 0 K: 0 S: 8<br>H: 1 LOB: 2 BB: 1 P: 15 | R: 0 E: 0 K: 0 S: 4<br>H: 0 LOB: 0 BB: 1 P: 11 | R: 0 E: 0 K: 1 S: 5<br>H: 0 LOB: 0 BB: 0 P: 6 | R: 3 E: 0 K: 2 S: 16<br>H: 3 LOB: 0 BB: 0 P: 21 | R: 0 E: 0 K: 1 S: 8<br>H: 0 LOB: 0 BB: 0 P: 11 | R: 0 E: 0 K: 0 S: 7<br>H: 0 LOB: 1 BB: 1 P: 12 | 1B: 4 2B: 4 3B: 0 HR: 1<br>SF: 0 SAC: 1 DP: 2 HBP: 1 | | | | | | |

TOP

# Pittsburgh Pirates @ Houston Astros

Astrodome, Houston, TX

Sat May 02 1992, 8:05 PM EDT

Att. 23,812 - Dome - 70 F

livebaseballscorecards.com

| | |
|---|---|
| AB | 32 |
| R | 6 |
| H | 8 |
| RBI | 6 |
| BB | 4 |
| SO | 7 |
| LOB | 13 |

| PITCHER | | IP | WLS | BF | H | R | ER | SO | BB | IBB | HBP | BLK | WP | HR | S | P | ERA | WHIP |
|---|---|---|---|---|---|---|---|---|---|---|---|---|---|---|---|---|---|---|
| Ryan Bowen, R<br>ERA: 10.2 | (1, 1) | 4.0 | L | 20 | 5 | 3 | 3 | 3 | 1 | 1 | 1 | 0 | 1 | 0 | 40 | 73 | 6.75 | 1.500 |
| Rob Murphy, L<br>ERA: 3.86 | (5, 1) | 2.0 | | 6 | 0 | 0 | 0 | 1 | 1 | 0 | 0 | 0 | 0 | 0 | 9 | 17 | 0.00 | 0.500 |
| Xavier Hernandez, R<br>ERA: 1.65 | (7, 1) | 2.0 | | 9 | 3 | 3 | 3 | 3 | 0 | 0 | 0 | 0 | 0 | 1 | 24 | 32 | 13.50 | 1.500 |
| Doug Jones, R<br>ERA: 1.53 | (9, 1) | 1.0 | | 3 | 0 | 0 | 0 | 0 | 1 | 0 | 0 | 0 | 0 | 0 | 7 | 12 | 0.00 | 1.000 |

| PITCHER | | IP | WLS | BF | H | R | ER | SO | BB | IBB | HBP | BLK | WP | HR | S | P | ERA | WHIP |
|---|---|---|---|---|---|---|---|---|---|---|---|---|---|---|---|---|---|---|

WP: 1 PB: 0 SB: 0 CS: 0 PA: 38

# Pittsburgh Pirates @ Houston Astros

Astrodome, Houston, TX

Sat May 02 1992, 8:05 PM EDT

Att. 23,812 - Dome - 70 F

livebaseballscorecards.com

## BOTTOM

| Batter | 1 | 2 | 3 | 4 | 5 | 6 | 7 | 8 | 9 | AB | R | H | RBI | BB | SO | LOB |
|---|---|---|---|---|---|---|---|---|---|---|---|---|---|---|---|---|
| Craig Biggio, R (1, 4)<br>OBP: 0.363, SLG: 0.413 | L S B X 1-2 F9 ① | | | C S B F X 1-2 L3 ① | | 1 SAFE X 0-0 FC6-4 1-2f ② | | | X 0-0 G6-3 ① | 4 | 0 | 0 | 0 | 0 | 0 | 1 |
| Steve Finley, L (1, 8)<br>OBP: 0.303, SLG: 0.389 | B X 1-0 F7 ② | | | C F F F B F S 1-3 K ② | | B F 1 SAFE X 1-1 L4 ③ | | | C X 0-1 G4-3 ② | 4 | 0 | 0 | 0 | 0 | 1 | 1 |
| 5 Jeff Bagwell, R (1, 3)<br>OBP: 0.356, SLG: 0.391 | C S B X 1-2 F9 ③ | | | S S F B B X 2-2 F7 ③ | | | B F B X 2-1 G6-3 ① | | C B B X 2-1 1B 1B | 4 | 0 | 1 | 0 | 0 | 0 | 0 |
| Pete Incaviglia, R (1, 9)<br>OBP: 0.289, SLG: 0.363 | | C B S X 1-2 F7 ① | | | B C F B X 2-2 FC5-4 1B | | X 0-0 G3-1 ② | | B S F X 1-2 1-2 1B | 4 | 0 | 2 | 0 | 0 | 0 | 0 |
| Chris Jones, R (1, 7)<br>OBP: 0.345, SLG: 0.304 | | B X 1-0 F8 ② | | | X 0-0 FC5-4 S 1-2f ① | | B X 1-0 G4-3 ③ | | B F F F B S 2-3 K ③ | 2 | 0 | 0 | 0 | 0 | 0 | 1 |
| Luis Gonzalez, L (7, PH)<br>OBP: 0.190, SLG: 0.212 (8, 7) | | | | | | | | | | 2 | 0 | 0 | 0 | 0 | 1 | 2 |
| Casey Candaele, S (1, 5)<br>OBP: 0.215, SLG: 0.242 | | C B B F B X 3-2 F7 ③ | | | B B X 2-0 F8 ② | | | B B C F X 2-2 G4-3 ① | | 3 | 0 | 0 | 0 | 0 | 0 | 1 |
| Scott Servais, R (1, 2)<br>OBP: 0.167, SLG: 0.200 | | | B B X 2-0 F8 ① | | B X 1-0 L9 1-2 ③ | | | C B X 1-1 F7 ② | | 2 | 0 | 0 | 0 | 0 | 0 | 1 |
| Eddie Taubensee, L (8, PH)<br>OBP: 0.291, SLG: 0.245 (9, 2) | | | | | | | | | | 1 | 0 | 0 | 0 | 0 | 0 | 0 |
| Andujar Cedeno, R (1, 6)<br>OBP: 0.275, SLG: 0.304 | | | B S C F F X 1-2 G5-3 ② | | | C S B F B F X 2-2 FC6-4 1B | | H 1-0 HBP | | 2 | 0 | 1 | 0 | 0 | 0 | 0 |
| Benny Distefano, L (8, PH)<br>OBP: 0.286, SLG: 0.167 | | | | | | | | | | 0 | 0 | 0 | 0 | 0 | 0 | 0 |
| Eric Yelding, R (9, 6)<br>OBP: 0.250, SLG: 0.250 | | | | | | | | | | 0 | 0 | 0 | 0 | 0 | 0 | 0 |
| Ryan Bowen, R (1, 1)<br>OBP: 0.333, SLG: 0.333 | | | B X 1-0 F9 ③ | | | B B 1 SAFE 1 SAFE B C F X 3-2 F8 ① | | C X 0-1 G3 ③ | | 1 | 0 | 0 | 0 | 0 | 0 | 0 |
| Rob Murphy, L (5, 1) | | | | | | | | | | 0 | 0 | 0 | 0 | 0 | 0 | 0 |
| Juan Guerrero, R (6, PH)<br>OBP: 0.154, SLG: 0.167 | | | | | | | | | | 1 | 0 | 0 | 0 | 0 | 0 | 1 |
| Xavier Hernandez, L (7, 1) | | | | | | | | | | 0 | 0 | 0 | 0 | 0 | 0 | 0 |
| Eric Anthony, L (8, PH)<br>OBP: 0.214, SLG: 0.154 | | | | | | | | | | 1 | 0 | 0 | 0 | 0 | 0 | 1 |
| Doug Jones, R (9, 1) | | | | | | | | | | 0 | 0 | 0 | 0 | 0 | 0 | 0 |

| | AB | 31 |
|---|---|---|
| | R | 0 |
| | H | 4 |
| | RBI | 0 |
| | BB | 0 |
| | SO | 2 |
| | LOB | 9 |

| Inning Stats | 1 | 2 | 3 | 4 | 5 | 6 | 7 | 8 | 9 |
|---|---|---|---|---|---|---|---|---|---|
| | R: 0<br>E: 0<br>K: 0<br>S: 7 | R: 0<br>E: 0<br>K: 0<br>S: 7 | R: 0<br>E: 0<br>K: 0<br>S: 7 | R: 0<br>E: 0<br>K: 1<br>S: 14 | R: 0<br>E: 0<br>K: 0<br>S: 6 | R: 0<br>E: 0<br>K: 0<br>S: 11 | R: 0<br>E: 0<br>K: 0<br>S: 4 | R: 0<br>E: 0<br>K: 0<br>S: 7 | R: 0<br>E: 0<br>K: 1<br>S: 12 |
| | H: 0<br>LOB: 0<br>BB: 0<br>P: 10 | H: 0<br>LOB: 0<br>BB: 0<br>P: 12 | H: 0<br>LOB: 0<br>BB: 0<br>P: 11 | H: 0<br>LOB: 0<br>BB: 0<br>P: 18 | H: 1<br>LOB: 1<br>BB: 0<br>P: 11 | H: 1<br>LOB: 1<br>BB: 0<br>P: 17 | H: 0<br>LOB: 0<br>BB: 0<br>P: 7 | H: 0<br>LOB: 1<br>BB: 0<br>P: 11 | H: 2<br>LOB: 2<br>BB: 0<br>P: 17 |

| | 1B: 4 | SF: 0 | WP: 0 | PA: 32 |
|---|---|---|---|---|
| | 2B: 0 | SAC: 0 | PB: 0 | |
| | 3B: 0 | DP: 0 | SB: 1 | |
| | HR: 0 | HBP: 1 | CS: 0 | |

| PITCHER | | IP | WLS | BF | H | R | ER | SO | BB | IBB | HBP | BLK | WP | HR | S | P | ERA | WHIP |
|---|---|---|---|---|---|---|---|---|---|---|---|---|---|---|---|---|---|---|
| Denny Neagle, L<br>ERA: 2.45 | (1, 1) | 6.0 | W | 20 | 2 | 0 | 0 | 1 | 0 | 0 | 0 | 0 | 0 | 0 | 52 | 79 | 0.00 | 0.333 |
| Dennis Lamp, R<br>ERA: 3.38 | (7, 1) | 2.0 | | 7 | 0 | 0 | 0 | 0 | 0 | 0 | 1 | 0 | 0 | 0 | 11 | 18 | 0.00 | 0.000 |
| Roger Mason, R<br>ERA: 2.25 | (9, 1) | 1.0 | | 5 | 2 | 0 | 0 | 1 | 0 | 0 | 0 | 0 | 0 | 0 | 12 | 17 | 0.00 | 2.000 |

| PITCHER | IP | WLS | BF | H | R | ER | SO | BB | IBB | HBP | BLK | WP | HR | S | P | ERA | WHIP |
|---|---|---|---|---|---|---|---|---|---|---|---|---|---|---|---|---|---|

# Pittsburgh Pirates @ Houston Astros

Astrodome, Houston, TX

Sun May 03 1992, 8:05 PM EDT

Att. 8,739 - Dome - 70 F

livebaseballscorecards.com

| Batter | 1 | 2 | 3 | 4 | 5 | 6 | 7 | 8 | 9 | AB | R | H | RBI | BB | SO | LOB |
|---|---|---|---|---|---|---|---|---|---|---|---|---|---|---|---|---|
| Cecil Espy, S (1, 8)<br>OBP: 0.480, SLG: 0.682 | L3 | | | G4-3 | | G5-3 | | | G5-4-3<br>BB | 3 | 0 | 0 | 0 | 1 | 0 | 0 |
| Jay Bell, R (1, 6)<br>OBP: 0.353, SLG: 0.250 | P6 | | | F7 | | | 1B<br>1B | | K | 4 | 0 | 1 | 0 | 0 | 1 | 1 |
| Jeff King, R (1, 3)<br>(8, 5)<br>OBP: 0.237, SLG: 0.241 | G5-3 | | | P5 | | | F9 | | G5-4-3<br>1-2f | 4 | 0 | 0 | 0 | 0 | 0 | 2 |
| Lloyd McClendon, R (1, 9)<br>OBP: 0.500, SLG: 0.727 | | G3 | | | F7 | | 1 SAFE<br>1 SAFE<br>1 SAFE<br>G6-4-3<br>1B | | | 3 | 0 | 1 | 0 | 0 | 0 | 0 |
| Barry Bonds, L (1, 7)<br>OBP: 0.402, SLG: 0.662 | | F7 | | | P3 | | G6-4-3<br>1-2f | | | 3 | 0 | 0 | 0 | 0 | 0 | 2 |
| Steve Buechele, R (1, 5)<br>OBP: 0.322, SLG: 0.458<br>Gary Varsho, L (8, PR)<br>OBP: 0.235, SLG: 0.500<br>Roger Mason, R (8, 1) | K | | | | 1B | | | SH1-3<br>2B | | 3<br>0<br>0 | 0<br>0<br>0 | 2<br>0<br>0 | 0<br>0<br>0 | 0<br>0<br>0 | 1<br>0<br>0 | 0<br>0<br>0 |
| Don Slaught, R (1, 2)<br>OBP: 0.417, SLG: 0.667 | | B2-3 | | | L4 | | | SH1-3<br>2-3 | | 2 | 0 | 0 | 0 | 0 | 0 | 1 |
| Jose Lind, R (1, 4)<br>OBP: 0.200, SLG: 0.209 | | F8 | | | | G4-3 | | G5-3 | | 3 | 0 | 0 | 0 | 0 | 0 | 2 |
| Doug Drabek, R (1, 1)<br>OBP: 0.077, SLG: 0.077<br>Orlando Merced, S (8, PH)<br>(8, 3)<br>OBP: 0.359, SLG: 0.240 | | L5 | | | | K | | G4-3 | | 2<br>1 | 0<br>0 | 0<br>0 | 0<br>0 | 0<br>0 | 1<br>0 | 0<br>2 |
| Inning Stats | R: 0<br>E: 0<br>K: 0<br>S: 7<br>H: 0<br>LOB: 0<br>BB: 0<br>P: 9 | R: 0<br>E: 0<br>K: 1<br>S: 7<br>H: 0<br>LOB: 0<br>BB: 0<br>P: 11 | R: 0<br>E: 0<br>K: 0<br>S: 16<br>H: 0<br>LOB: 0<br>BB: 0<br>P: 19 | R: 0<br>E: 0<br>K: 0<br>S: 4<br>H: 0<br>LOB: 0<br>BB: 0<br>P: 9 | R: 0<br>E: 0<br>K: 0<br>S: 9<br>H: 1<br>LOB: 1<br>BB: 0<br>P: 13 | R: 0<br>E: 0<br>K: 1<br>S: 9<br>H: 0<br>LOB: 0<br>BB: 0<br>P: 11 | R: 0<br>E: 0<br>K: 0<br>S: 12<br>H: 2<br>LOB: 1<br>BB: 0<br>P: 14 | R: 0<br>E: 0<br>K: 0<br>S: 11<br>H: 1<br>LOB: 2<br>BB: 0<br>P: 18 | R: 0<br>E: 0<br>K: 1<br>S: 10<br>H: 0<br>LOB: 0<br>BB: 1<br>P: 16 | 1B: 3<br>2B: 1<br>3B: 0<br>HR: 0<br>SF: 0<br>SAC: 1<br>DP: 2<br>HBP: 0 | WP: 0<br>PB: 0<br>SB: 0<br>CS: 0<br>PA: 30 | | | | | |

| TOP | |
|---|---|
| AB | 28 |
| R | 0 |
| H | 4 |
| RBI | 0 |
| BB | 1 |
| SO | 3 |
| LOB | 10 |

| PITCHER | | IP | WLS | BF | H | R | ER | SO | BB | IBB | HBP | BLK | WP | HR | S | P | ERA | WHIP |
|---|---|---|---|---|---|---|---|---|---|---|---|---|---|---|---|---|---|---|
| Butch Henry, L<br>ERA: 3.34 | (1, 1) | 7.0 | | 24 | 4 | 0 | 0 | 2 | 0 | 0 | 0 | 0 | 0 | 0 | 68 | 93 | 0.00 | 0.571 |
| Joe Boever, R<br>ERA: | (8, 1) | 0.2 | | 2 | 0 | 0 | 0 | 0 | 0 | 0 | 0 | 0 | 0 | 0 | 5 | 8 | 0.00 | 0.000 |
| Al Osuna, L<br>ERA: | (8, 1) | 0.1 | W | 2 | 0 | 0 | 0 | 0 | 1 | 0 | 0 | 0 | 0 | 0 | 6 | 11 | 0.00 | 3.000 |
| Doug Jones, R<br>ERA: 1.45 | (9, 1) | 1.0 | S | 2 | 0 | 0 | 0 | 1 | 0 | 0 | 0 | 0 | 0 | 0 | 6 | 8 | 0.00 | 0.000 |

| PITCHER | IP | WLS | BF | H | R | ER | SO | BB | IBB | HBP | BLK | WP | HR | S | P | ERA | WHIP |
|---|---|---|---|---|---|---|---|---|---|---|---|---|---|---|---|---|---|

| Batter | 1 | 2 | 3 | 4 | 5 | 6 | 7 | 8 | 9 | AB | R | H | RBI | BB | SO | LOB |
|---|---|---|---|---|---|---|---|---|---|---|---|---|---|---|---|---|
| Craig Biggio, R (1, 4)<br>OBP: 0.377, SLG: 0.421 | C F S 0-3 ① K | | X 0-0 CS 1B | | | C B X 1-1 FC5-4 1B | | C B B B 4-1 CS BB | | 3 | 0 | 2 | 0 | 1 | 1 | 0 |
| Steve Finley, L (1, 8)<br>OBP: 0.311, SLG: 0.424 | B C B X 2-1 5 S 1B | | F B B 1 SAFE B 3-1 ③ CS 1-2 | C X 0-1 ① G3 | | F B F F X 1-2 ① FC5-4 5 FC4-6 HBP 1-2f | | C B P C X 2-2 ② 1-2 HR | | 4 | 1 | 2 | 1 | 0 | 0 | 1 |
| 5 Jeff Bagwell, R (1, 3)<br>OBP: 0.352, SLG: 0.378 | C B 1 SAFE F F B 2 SAFE C 2-3 ② K 1-2 | | | F C X 0-2 ② G1-3 | | B B H 3-0 FC4-6 1-2 HBP | | C B B X 2-1 ③ F9 | | 3 | 0 | 0 | 0 | 0 | 1 | 1 |
| Luis Gonzalez, L (1, 7)<br>OBP: 0.180, SLG: 0.200 | F F B F F B B S 3-3 ③ K | | | B F B B B X 3-1 ③ F8 | | S B F X 1-2 ② FC4-6 1-2f 2-3 | | | | 3 | 0 | 0 | 0 | 0 | 1 | 3 |
| Pete Incaviglia, R (1, 9)<br>OBP: 0.291, SLG: 0.361<br>Chris Jones, R (9, 9)<br>OBP: 0.345, SLG: 0.304 | | X 0-0 ① F8 | | | F B X 1-1 G6-4-3 1B | C F B S 1-3 ③ K | | | | 3<br>0 | 0<br>0 | 1<br>0 | 0<br>0 | 0<br>0 | 1<br>0 | 2<br>0 |
| Casey Candaele, S (1, 5)<br>OBP: 0.206, SLG: 0.231 | | B F X 1-1 ② G4-3 | | | B S X 1-1 ①② G6-4-3 1-2f | | B X 1-0 ① G3 | | | 3 | 0 | 0 | 0 | 0 | 0 | 1 |
| Eddie Taubensee, L (1, 2)<br>OBP: 0.293, SLG: 0.250 | | C B S X 1-2 ③ L8 | | | C X 0-1 2B 1B | | C X 0-1 ② L1 | | | 3 | 0 | 1 | 0 | 0 | 0 | 0 |
| Andujar Cedeno, R (1, 6)<br>OBP: 0.278, SLG: 0.327<br>Al Osuna, R (8, 1)<br>Doug Jones, R (9, 1)<br>Benny Distefano, L (9, 3)<br>OBP: 0.286, SLG: 0.167 | | | B F F B B S 3-3 ① K | | S X 0-1 1-3 2B | | X 0-0 ③ F8 | | | 3<br>0<br>0<br>0 | 0<br>0<br>0<br>0 | 1<br>0<br>0<br>0 | 0<br>0<br>0<br>0 | 0<br>0<br>0<br>0 | 1<br>0<br>0<br>0 | 0<br>0<br>0<br>0 |
| Butch Henry, L (1, 1)<br>Joe Boever, R (8, 1)<br>Eric Yelding, R (8, 6)<br>OBP: 0.200, SLG: 0.200 | | | X 0-0 ② G4-3 | | C S F X 0-2 ③ G5-3 | | | C S S 0-3 ① K | | 2<br>0<br>1 | 0<br>0<br>0 | 0<br>0<br>0 | 0<br>0<br>0 | 0<br>0<br>0 | 0<br>0<br>1 | 2<br>0<br>0 |
| Inning Stats | R: 0 H: 1<br>E: 0 LOB: 1<br>K: 3 BB: 0<br>S: 14 P: 21 | R: 0 H: 0<br>E: 0 LOB: 0<br>K: 0 BB: 0<br>S: 6 P: 8 | R: 0 H: 1<br>E: 0 LOB: 0<br>K: 1 BB: 0<br>S: 6 P: 12 | R: 0 H: 0<br>E: 0 LOB: 0<br>K: 0 BB: 0<br>S: 7 P: 10 | R: 0 H: 3<br>E: 0 LOB: 2<br>K: 0 BB: 0<br>S: 12 P: 14 | R: 0 H: 1<br>E: 0 LOB: 2<br>K: 1 BB: 0<br>S: 12 P: 19 | R: 0 H: 0<br>E: 0 LOB: 0<br>K: 0 BB: 0<br>S: 4 P: 5 | R: 1 H: 1<br>E: 0 LOB: 0<br>K: 1 BB: 1<br>S: 10 P: 17 | | 1B: 5 SF: 0<br>2B: 1 SAC: 0<br>3B: 0 DP: 1<br>HR: 1 HBP: 1 | | | | | | |

| PITCHER | | IP | WLS | BF | H | R | ER | SO | BB | IBB | HBP | BLK | WP | HR | S | P | ERA | WHIP |
|---|---|---|---|---|---|---|---|---|---|---|---|---|---|---|---|---|---|---|
| Doug Drabek, R<br>ERA: 2.3 | (1, 1) | 7.0 | | 26 | 6 | 0 | 0 | 5 | 0 | 0 | 1 | 0 | 0 | 0 | 61 | 89 | 0.00 | 0.857 |
| Roger Mason, R<br>ERA: 2.77 | (8, 1) | 1.0 | L | 4 | 1 | 1 | 1 | 1 | 1 | 0 | 0 | 0 | 0 | 1 | 10 | 17 | 9.00 | 2.000 |

| PITCHER | IP | WLS | BF | H | R | ER | SO | BB | IBB | HBP | BLK | WP | HR | S | P | ERA | WHIP |
|---|---|---|---|---|---|---|---|---|---|---|---|---|---|---|---|---|---|

# BOTTOM

# Pittsburgh Pirates @ Houston Astros

Astrodome, Houston, TX

Sun May 03 1992, 8:05 PM EDT

Att. 8,739 - Dome - 70 F

livebaseballscorecards.com

| | |
|---|---|
| AB | 28 |
| R | 1 |
| H | 7 |
| RBI | 1 |
| BB | 1 |
| SO | 6 |
| LOB | 10 |

WP: 0 PA: 31
PB: 0
SB: 1
CS: 2

# Cincinnati Reds @ Pittsburgh Pirates

Three Rivers Stadium, Pittsburgh, PA

Mon May 04 1992, 7:05 PM EDT

Att. 16,343 - Cloudy - 49 F

TOP

livebaseballscorecards.com

| Batter | 1 | 2 | 3 | 4 | 5 | 6 | 7 | 8 | 9 | AB | R | H | RBI | BB | SO | LOB |
|---|---|---|---|---|---|---|---|---|---|---|---|---|---|---|---|---|
| Jacob Brumfield, R (1, 9)<br>OBP: 0.313, SLG: 0.267 | 0-0 E S 1B 1B | | 1-1 P6 | | 3-2 F9 | | 0-0 P4 | | 2-1 G5-3 | 5 | 1 | 1 | 0 | 0 | 0 | 2 |
| Billy Hatcher, R (1, 7)<br>OBP: 0.306, SLG: 0.383<br>Bip Roberts, S (6, 7)<br>OBP: 0.381, SLG: 0.368 | 1 SAFE 1-3 K | | 1-1 G4-3 | | 0-2 HR 1B 1B | | 1-1 F8 | | 3-3 K | 3 | 1 | 1 | 0 | 0 | 1 | 2 |
| | | | | | | | | | | 2 | 0 | 0 | 0 | 0 | 1 | 1 |
| Reggie Sanders, R (1, 8)<br>OBP: 0.406, SLG: 0.557 | 2-1 G6-4-3 1-H 1B | | | 1-0 1B 2B 2B | 1 SAFE 1 SAFE 3-2 HR 1-2 1B | | 1-1 1B | | | 4 | 2 | 4 | 1 | 0 | 0 | 0 |
| Chris Sabo, R (1, 5)<br>OBP: 0.244, SLG: 0.289<br>Gary Green, R (7, 5)<br>OBP: 0.333, SLG: 0.417 | 0-0 G6-4-3 1-2f | | | 2-0 2B 2-3 1B | 2-0 1-H 2-H HR | | 2-2 F8 | | | 4 | 1 | 2 | 3 | 0 | 0 | 2 |
| | | | | | | | | | | 0 | 0 | 0 | 0 | 0 | 0 | 0 |
| Darnell Coles, R (1, 3)<br>OBP: 0.250, SLG: 0.500 | | 1-1 G6-3 | | 0-0 1-3 3-H 2B | 1-0 G6-3 | | | 2-1 F8 | | 4 | 0 | 1 | 1 | 0 | 0 | 0 |
| Joe Oliver, R (1, 2)<br>OBP: 0.300, SLG: 0.361 | | 0-1 P5 | | 1-1 F8 | | 0-1 F8 | | 1-2 P6 | | 4 | 0 | 0 | 0 | 0 | 0 | 2 |
| Bill Doran, S (1, 4)<br>OBP: 0.323, SLG: 0.380 | | 1-2 P1 | | 4-0 G6-4-3 IBB | | 0-1 G3 | | 0-3 K | | 3 | 0 | 0 | 0 | 1 | 1 | 0 |
| Freddie Benavides, R (1, 6)<br>OBP: 0.254, SLG: 0.344 | | 2-0 G6-3 | | 2-1 G6-4-3 1-2f | | 2-1 1B | | | 1-0 3B | 4 | 0 | 2 | 0 | 0 | 0 | 3 |
| Tom Browning, L (1, 1)<br>OBP: 0.333, SLG: 0.364 | | 1-1 1B | | | 0-2 G2-3 | 0-1 G1-3 | | | 0-0 F7 | 3 | 0 | 1 | 0 | 0 | 0 | 1 |
| Dwayne Henry, R (6, 1) | | | | | | | | | | 0 | 0 | 0 | 0 | 0 | 0 | 0 |
| Scott Ruskin, R (6, 1) | | | | | | | | | | 0 | 0 | 0 | 0 | 0 | 0 | 0 |
| Steve Foster, R (6, 1)<br>OBP: 0.500, SLG: 0.500 | | | | | | | | | | 0 | 0 | 0 | 0 | 0 | 0 | 0 |
| Jeff Branson, L (9, PH)<br>OBP: 0.125, SLG: 0.286 | | | | | | | | | | 1 | 0 | 0 | 0 | 0 | 0 | 1 |

| | AB | 37 |
|---|---|---|
| | R | 5 |
| | H | 12 |
| | RBI | 5 |
| | BB | 1 |
| | SO | 3 |
| | LOB | 14 |

| Inning Stats | 1 | 2 | 3 | 4 | 5 | 6 | 7 | 8 | 9 | 1B: 8 | SF: 0 | WP: 0 | PA: 38 |
|---|---|---|---|---|---|---|---|---|---|---|---|---|---|
| | R: 1 E: 0 K: 1 S: 7 H: 2 LOB: 0 BB: 0 P: 10 | R: 0 E: 0 K: 0 S: 7 H: 0 LOB: 0 BB: 0 P: 9 | R: 0 E: 0 K: 0 S: 7 H: 1 LOB: 1 BB: 0 P: 12 | R: 1 E: 0 K: 0 S: 7 H: 3 LOB: 2 BB: 1 P: 17 | R: 3 E: 0 K: 0 S: 15 H: 3 LOB: 0 BB: 0 P: 24 | R: 0 E: 0 K: 0 S: 8 H: 1 LOB: 1 BB: 0 P: 10 | R: 0 E: 0 K: 0 S: 8 H: 1 LOB: 1 BB: 0 P: 12 | R: 0 E: 0 K: 1 S: 11 H: 0 LOB: 0 BB: 0 P: 14 | R: 0 E: 0 K: 1 S: 7 H: 1 LOB: 1 BB: 0 P: 13 | 2B: 2 3B: 1 HR: 1 | SAC: 0 DP: 2 HBP: 0 | PB: 0 SB: 1 CS: 0 | |

| PITCHER | | IP | WLS | BF | H | R | ER | SO | BB | IBB | HBP | BLK | WP | HR | S | P | ERA | WHIP |
|---|---|---|---|---|---|---|---|---|---|---|---|---|---|---|---|---|---|---|
| Zane Smith, L<br>ERA: 2.88 | (1, 1) | 5.0 | | 23 | 9 | 5 | 5 | 1 | 0 | 1 | 0 | 0 | 0 | 1 | 43 | 72 | 9.00 | 1.800 |
| Dennis Lamp, R<br>ERA: 3.0 | (6, 1) | 1.0 | W | 4 | 1 | 0 | 0 | 0 | 0 | 0 | 0 | 0 | 0 | 0 | 8 | 10 | 0.00 | 1.000 |
| Bob Patterson, L<br>ERA: | (7, 1) | 2.0 | | 7 | 1 | 0 | 0 | 1 | 0 | 0 | 0 | 0 | 0 | 0 | 19 | 26 | 0.00 | 0.500 |
| Stan Belinda, R<br>ERA: 0.9 | (9, 1) | 1.0 | | 4 | 1 | 0 | 0 | 1 | 0 | 0 | 0 | 0 | 0 | 0 | 7 | 13 | 0.00 | 1.000 |

| PITCHER | IP | WLS | BF | H | R | ER | SO | BB | IBB | HBP | BLK | WP | HR | S | P | ERA | WHIP |
|---|---|---|---|---|---|---|---|---|---|---|---|---|---|---|---|---|---|

# BOTTOM

## Cincinnati Reds @ Pittsburgh Pirates

Three Rivers Stadium, Pittsburgh, PA

Mon May 04 1992, 7:05 PM EDT

Att. 16,343 - Cloudy - 49 F

livebaseballscorecards.com

| Batter | 1 | 2 | 3 | 4 | 5 | 6 | 7 | 8 | 9 | AB | R | H | RBI | BB | SO | LOB |
|---|---|---|---|---|---|---|---|---|---|---|---|---|---|---|---|---|
| Gary Redus, R (1, 9)<br>OBP: 0.381, SLG: 0.412 | C B B X 2-1 P2 ① | | C S B B F X 2-2 F9 ③ | | B F F X 1-2 2B | 4-2 S 1B BB 2-3<br>0-1 G3 | | | | 4 | 1 | 1 | 0 | 1 | 0 | 2 |
| Bob Patterson, R (7, 1)<br>OBP: 0.500, SLG: 0.500 | | | | | | | | | | 0 | 0 | 0 | 0 | 0 | 0 | 0 |
| Stan Belinda, R (9, 1) | | | | | | | | | | 0 | 0 | 0 | 0 | 0 | 0 | 0 |
| Jay Bell, R (1, 6)<br>OBP: 0.346, SLG: 0.247 | C X 0-1 F9 ② | | | C X 0-1 1B 2B 1B | C X 0-1 G1-3 ② | B F F P F 1 B S SAFE<br>3-3 K ② 1-2 | S C B B X 2-2 G5-3 ① | | | 5 | 1 | 1 | 0 | 0 | 1 | 3 |
| Andy Van Slyke, L (1, 8)<br>OBP: 0.474, SLG: 0.447 | C X 0-1 1B | | | X 0-0 2B 1-2 1B | B X 1-0 F7 ③ | C F X 0-2 BB 1B BB 2-H 3-H 1B | B B F C X 2-2 2B | | | 5 | 1 | 4 | 2 | 0 | 0 | 1 |
| Jeff King, R (1, 3)<br>OBP: 0.266, SLG: 0.305 | C X 0-1 G4-3 ③ | | | L S X 0-2 1-3 2-H 2B | | 0-0 2B<br>0-1 BB BB 1-2 WP 1B | C B X 1-1 P3 ② | | | 5 | 2 | 3 | 1 | 0 | 0 | 2 |
| Barry Bonds, L (1, 7)<br>OBP: 0.402, SLG: 0.654 | | B C X 1-1 L3 ① | | X 0-0 P5 ① | | 3-1 F9 1B 2-H 2B<br>4-0 WP BB 1-2 2-3 1B BB | C X 0-1 F7 ③ | | | 4 | 2 | 1 | 1 | 1 | 0 | 3 |
| Steve Buechele, R (1, 5)<br>OBP: 0.326, SLG: 0.442 | | B C B X 2-1 F8 ② | | I 4-0 IBB | | 0-0 F9 ① 2-3<br>1-2 WP 1B 2-3 3-H BB | | B C X 1-1 F9 ① | | 3 | 1 | 0 | 1 | 2 | 0 | 1 |
| Don Slaught, R (1, 2)<br>OBP: 0.412, SLG: 0.563 | F B F X 1-2 F9 ③ | | | X 0-0 P5 ② | | 0-0 2B 1B 3-H<br>4-2 1B 1B 1-2 2-3 3-H BB | | X 0-0 G5-3 ② | | 4 | 2 | 1 | 1 | 1 | 0 | 3 |
| Jose Lind, R (1, 4)<br>OBP: 0.213, SLG: 0.236 | | | C B B X 2-1 F9 ① | X 0-0 F9 ③ | | 3-0 1B 2B 1-H<br>2-1 1B 1-2 2-H 3-H 1B | | B F B X 2-1 G6-3 ③ | | 5 | 1 | 2 | 3 | 0 | 0 | 3 |
| Zane Smith, L (1, 1)<br>OBP: 0.067, SLG: 0.133 | | | X 0-0 G3 ② | | F B C B X 2-2 P3 ① | 1-0 WP 1B 2-H<br>2-1 1B 1-2 2-H 1B | | | | 1 | 0 | 0 | 0 | 0 | 0 | 0 |
| Tom Prince, R (5, PH)<br>OBP: 0.192, SLG: 0.143 | | | | | | | | | | 1 | 0 | 0 | 0 | 0 | 0 | 0 |
| Dennis Lamp, R (6, 1) | | | | | | | | | | 0 | 0 | 0 | 0 | 0 | 0 | 0 |
| Cecil Espy, S (6, PH)<br>OBP: 0.519, SLG: 0.708 | | | | | | | | | | 2 | 1 | 2 | 2 | 0 | 0 | 0 |
| (7, 9) | | | | | | | | | | | | | | | | |
| Inning Stats | R: 0 E: 0 K: 0 S: 8 H: 1 LOB: 1 BB: 0 P: 10 | R: 0 E: 0 K: 0 S: 7 H: 0 LOB: 0 BB: 0 P: 11 | R: 0 E: 0 K: 0 S: 7 H: 0 LOB: 0 BB: 0 P: 11 | R: 1 E: 0 K: 0 S: 9 H: 3 LOB: 3 BB: 1 P: 13 | R: 0 E: 0 K: 0 S: 9 H: 1 LOB: 1 BB: 0 P: 13 | R: 11 E: 0 K: 1 S: 27 H: 9 LOB: 2 BB: 4 P: 53 | R: 0 E: 0 K: 0 S: 10 H: 1 LOB: 1 BB: 0 P: 15 | R: 0 E: 0 K: 0 S: 5 H: 0 LOB: 0 BB: 0 P: 8 | | 1B: 9 2B: 6 3B: 0 HR: 0 | SF: 0 SAC: 0 DP: 0 HBP: 0 | | | | | |

| | AB | 39 |
|---|---|---|
| | R | 12 |
| | H | 15 |
| | RBI | 11 |
| | BB | 5 |
| | SO | 1 |
| | LOB | 18 |

WP: 2 PA: 44
PB: 0
SB: 1
CS: 0

| PITCHER | | IP | WLS | BF | H | R | ER | SO | BB | IBB | HBP | BLK | WP | HR | S | P | ERA | WHIP |
|---|---|---|---|---|---|---|---|---|---|---|---|---|---|---|---|---|---|---|
| Tom Browning, L<br>ERA: 5.58 | (1, 1) | 5.1 | | 25 | 8 | 4 | 4 | 0 | 0 | 1 | 0 | 0 | 0 | 0 | 45 | 66 | 6.75 | 1.500 |
| Dwayne Henry, R<br>ERA: 3.63 | (6, 1) | 0.1 | L | 4 | 2 | 1 | 1 | 1 | 1 | 0 | 0 | 0 | 1 | 0 | 9 | 16 | 27.00 | 9.000 |
| Scott Ruskin, L<br>ERA: 5.91 | (6, 1) | 0.0 | | 3 | 2 | 2 | 2 | 0 | 1 | 0 | 0 | 0 | 0 | 0 | 5 | 9 | ∞ | ∞ |
| Steve Foster, R<br>ERA: 5.0 | (6, 1) | 2.1 | | 12 | 3 | 5 | 5 | 0 | 2 | 0 | 0 | 0 | 1 | 0 | 23 | 43 | 19.29 | 2.143 |

| PITCHER | IP | WLS | BF | H | R | ER | SO | BB | IBB | HBP | BLK | WP | HR | S | P | ERA | WHIP |
|---|---|---|---|---|---|---|---|---|---|---|---|---|---|---|---|---|---|

| Batter | 1 | 2 | 3 | 4 | 5 | 6 | 7 | 8 | 9 | AB | R | H | RBI | BB | SO | LOB |
|---|---|---|---|---|---|---|---|---|---|---|---|---|---|---|---|---|
| Bip Roberts, S (1, 4)<br>OBP: 0.385, SLG: 0.374 | S F F F B F B X<br>2-2<br>S<br>1B | | F X<br>0-1<br>CS<br>1B | | B C F X<br>1-2 ②<br>G3 | | | C B X<br>1-1<br>E6<br>S | | 4 | 0 | 2 | 0 | 0 | 0 | 0 |
| Dave Martinez, L (1, 8)<br>OBP: 0.351, SLG: 0.297 | B 1 SAFE F X<br>1-1<br>P5 | | C C X<br>0-2 ②③<br>G5-3<br>1-2 | | C B F B B X<br>3-2 ③<br>F8 | | | X<br>0-0 ①<br>F7 | | 4 | 0 | 0 | 0 | 0 | 0 | 3 |
| Reggie Sanders, R (1, 7)<br>OBP: 0.410, SLG: 0.544 | B P 1 SAFE S 1 SAFE B B<br>4-1<br>1-2<br>BB | | | C B X<br>1-1 ①<br>P4 | | B B B B<br>4-0<br>WP S<br>BB | | B C F F S<br>1-3 ②<br>K | | 2 | 0 | 0 | 0 | 2 | 1 | 1 |
| Paul O'Neill, L (1, 9)<br>OBP: 0.477, SLG: 0.563<br>Rob Dibble, L (8, 1)<br>OBP: 1.000, SLG: 1.000 | C X<br>0-1 ②<br>F8 | | | B X<br>1-0<br>1B<br>1B<br>1B | | 1 SAFE 1 SAFE B C B 1 SAFE S B S S<br>3-3 ①<br>K<br>1-2 | | B C 1 SAFE 1 SAFE B S X<br>2-2 ③<br>L7<br>1-2 | | 4<br>0 | 1<br>0 | 1<br>0 | 0<br>0 | 0<br>0 | 1<br>0 | 4<br>0 |
| Bill Doran, S (1, 3)<br>OBP: 0.320, SLG: 0.373 | B B B B C F X<br>3-2 ③<br>G3 | | | F F X<br>0-2<br>1B<br>FC5-4<br>1-3<br>1B | | X<br>0-0 ②<br>F7 | | | C B X<br>1-1 ①<br>F8 | 4 | 1 | 1 | 0 | 0 | 0 | 3 |
| Chris Sabo, R (1, 5)<br>OBP: 0.244, SLG: 0.286 | | C B X<br>1-1 ①<br>F8 | | B B X<br>2-0<br>FC5-4<br>1-3<br>3-H<br>1B | | B C S X<br>1-2 ③<br>F7<br>2-3 | | | X<br>0-0 ②<br>P3 | 4 | 0 | 1 | 1 | 0 | 0 | 1 |
| Joe Oliver, R (1, 2)<br>OBP: 0.298, SLG: 0.355 | | B S B S S<br>2-3 ②<br>K | | X<br>0-0 ②<br>FC5-4<br>1-2f<br>3-H | | | F F B B F X<br>2-2 ①<br>G5-3 | | B B C B X<br>3-1<br>E5<br>1B | 4 | 0 | 1 | 1 | 0 | 1 | 1 |
| Freddie Benavides, R (1, 6)<br>OBP: 0.254, SLG: 0.328 | | C S S<br>0-3 ③<br>K | | X<br>0-0 ③<br>F9 | | | B B B B<br>4-0<br>CS<br>BB | | X<br>0-0 ③<br>L7 | 3 | 0 | 0 | 0 | 1 | 1 | 2 |
| Tim Belcher, R (1, 1)<br>Jeff Branson, L (7, PH)<br>OBP: 0.111, SLG: 0.250<br>Scott Ruskin, R (7, 1)<br>Darnell Coles, R (8, 9)<br>OBP: 0.250, SLG: 0.500 | | | B S B X<br>2-1 ①<br>G6-3 | | S S F S<br>0-3 ①<br>K | | B B B C F S<br>3-3 ②③<br>K<br>1-2 | | | 2<br>1<br>0<br>0 | 0<br>0<br>0<br>0 | 0<br>0<br>0<br>0 | 0<br>0<br>0<br>0 | 0<br>0<br>0<br>0 | 1<br>1<br>0<br>0 | 0<br>1<br>0<br>0 |
| Inning Stats | R: 0 H: 1<br>E: 0 LOB: 2<br>K: 0 BB: 1<br>S: 15 P: 24 | R: 0 H: 0<br>E: 0 LOB: 0<br>K: 2 BB: 0<br>S: 8 P: 11 | R: 0 H: 1<br>E: 0 LOB: 0<br>K: 0 BB: 0<br>S: 7 P: 9 | R: 2 H: 3<br>E: 0 LOB: 1<br>K: 0 BB: 0<br>S: 9 P: 13 | R: 0 H: 0<br>E: 0 LOB: 0<br>K: 1 BB: 0<br>S: 10 P: 14 | R: 0 H: 0<br>E: 0 LOB: 1<br>K: 1 BB: 1<br>S: 7 P: 15 | R: 0 H: 0<br>E: 0 LOB: 1<br>K: 1 BB: 1<br>S: 7 P: 16 | R: 0 H: 0<br>E: 1 LOB: 1<br>K: 1 BB: 0<br>S: 10 P: 14 | R: 0 H: 1<br>E: 1 LOB: 1<br>K: 0 BB: 0<br>S: 6 P: 10 | 1B: 6 SF: 0<br>2B: 1 SAC: 0<br>3B: 0 DP: 1<br>HR: 0 HBP: 0 | | | | | | WP: 1 PA: 35<br>PB: 0<br>SB: 3<br>CS: 2 |

| PITCHER | | IP | WLS | BF | H | R | ER | SO | BB | IBB | HBP | BLK | WP | HR | S | P | ERA | WHIP |
|---|---|---|---|---|---|---|---|---|---|---|---|---|---|---|---|---|---|---|
| Vicente Palacios, R<br>ERA: 3.79 | (1, 1) | 5.0 | | 21 | 5 | 2 | 2 | 3 | 2 | 0 | 0 | 0 | 0 | 0 | 49 | 75 | 3.60 | 1.400 |
| Jerry Don Gleaton, L<br>ERA: 9.0 | (6, 1) | 0.2 | | 2 | 0 | 0 | 0 | 1 | 0 | 0 | 0 | 0 | 0 | 0 | 4 | 7 | 0.00 | 0.000 |
| Paul Miller, R<br>ERA: | (6, 1) | 0.2 | W | 3 | 0 | 0 | 0 | 0 | 1 | 0 | 0 | 0 | 1 | 0 | 7 | 14 | 0.00 | 1.500 |
| Roger Mason, R<br>ERA: 2.51 | (7, 1) | 1.1 | | 4 | 0 | 0 | 0 | 2 | 0 | 0 | 0 | 0 | 0 | 0 | 10 | 15 | 0.00 | 0.000 |
| Bob Patterson, L<br>ERA: | (8, 1) | 0.1 | | 1 | 0 | 0 | 0 | 0 | 0 | 0 | 0 | 0 | 0 | 0 | 3 | 5 | 0.00 | 0.000 |

| PITCHER | | IP | WLS | BF | H | R | ER | SO | BB | IBB | HBP | BLK | WP | HR | S | P | ERA | WHIP |
|---|---|---|---|---|---|---|---|---|---|---|---|---|---|---|---|---|---|---|
| Stan Belinda, R<br>ERA: 0.82 | (9, 1) | 1.0 | S | 4 | 1 | 0 | 0 | 0 | 0 | 0 | 0 | 0 | 0 | 0 | 6 | 10 | 0.00 | 1.000 |

# TOP

## Cincinnati Reds @ Pittsburgh Pirates

Three Rivers Stadium, Pittsburgh, PA

Tue May 05 1992, 7:05 PM EDT
Att. 9,103 - Cloudy - 47 F

livebaseballscorecards.com

| | |
|---|---|
| AB | 32 |
| R | 2 |
| H | 6 |
| RBI | 2 |
| BB | 3 |
| SO | 6 |
| LOB | 16 |

| Batter | 1 | 2 | 3 | 4 | 5 | 6 | 7 | 8 | 9 | AB | R | H | RBI | BB | SO | LOB |
|---|---|---|---|---|---|---|---|---|---|---|---|---|---|---|---|---|
| Orlando Merced, S (1, 3)<br>OBP: 0.368, SLG: 0.264 | B F B S X<br>2-2<br>G4-3<br>2B | | B B B C C B<br>4-2<br>BB | | X<br>0-0 ③<br>F8 | | C X<br>0-1 ②<br>G4-3 | | | 3 | 0 | 1 | 0 | 1 | 0 | 1 |
| Jeff King, R (1, 6)<br>OBP: 0.250, SLG: 0.286<br>Jay Bell, R (9, 6)<br>OBP: 0.346, SLG: 0.247 | X<br>0-0 ①<br>G4-3<br>2-3 | | F 1 SAFE X<br>0-1 ③<br>P4 | | | C F B B B X<br>3-2 ①<br>G5-3 | B C C F B X<br>2-2 ③<br>L7 | | | 4<br>0 | 0<br>0 | 0<br>0 | 0<br>0 | 0<br>0 | 0<br>0 | 2<br>0 |
| Andy Van Slyke, L (1, 8)<br>OBP: 0.485, SLG: 0.513 | B F S X<br>1-2 ②<br>G1-3 | | | B X<br>1-0<br>HR | | C X<br>0-1<br>1B<br>2B | | B X<br>1-0<br>BB 1B<br>1B | | 4 | 3 | 3 | 1 | 0 | 0 | 1 |
| Barry Bonds, L (1, 7)<br>OBP: 0.396, SLG: 0.630 | S B F S<br>1-3 ③<br>K | | | C B C S<br>1-3 ①<br>K | | C B B B B<br>4-1<br>1B<br>SF9<br>BB | | C 1 SAFE X<br>0-1 ①<br>P6 | | 3 | 1 | 0 | 0 | 1 | 2 | 2 |
| Gary Varsho, L (1, 9)<br>OBP: 0.250, SLG: 0.474<br>Roger Mason, R (7, 1)<br>Bob Patterson, R (8, 1)<br>OBP: 0.500, SLG: 0.500<br>Lloyd McClendon, R (8, PH)<br>OBP: 0.519, SLG: 0.739<br>Stan Belinda, R (9, 1) | | L B C X<br>1-2 ①<br>G4-3 | | B C F S<br>1-3 ②<br>K | | C X<br>0-1<br>SF9<br>1-3<br>2-H<br>1B | | 1 SAFE C B 1 SAFE P 1 SAFE X<br>2-1<br>BB<br>1-2<br>1B | | 3<br>0<br>0<br>0<br>1<br>0 | 0<br>0<br>0<br>0<br>1<br>0 | 1<br>0<br>0<br>0<br>1<br>0 | 1<br>0<br>0<br>0<br>0<br>0 | 0<br>0<br>0<br>0<br>0<br>0 | 1<br>0<br>0<br>0<br>0<br>0 | 0<br>0<br>0<br>0<br>0<br>0 |
| Steve Buechele, R (1, 5)<br>OBP: 0.313, SLG: 0.427 | | B B C S X<br>2-2 ②<br>P4 | | C F B S<br>1-3 ③<br>K | | B X<br>1-0 ②<br>SF9<br>1-2<br>3-H | | B B C F S<br>2-3 ②<br>K | | 3 | 0 | 0 | 1 | 0 | 2 | 2 |
| Michael LaValliere, L (1, 2)<br>OBP: 0.375, SLG: 0.375 | | B X<br>1-0 ③<br>F8 | | | C B X<br>1-1<br>SH5-4<br>1B | I I I<br>4-0<br>IBB | | B B B F B<br>4-1<br>1B<br>1-2<br>2-3<br>BB | | 2 | 0 | 1 | 0 | 2 | 0 | 0 |
| Jose Lind, R (1, 4)<br>OBP: 0.215, SLG: 0.237 | | | C B B X<br>2-1 ①<br>G4-3 | | F B B 1 SAFE F S<br>2-3 ①<br>K | B B B C X<br>3-1 ③<br>G6-3 | | B F F F B X<br>2-2 ③<br>1-3<br>2-H<br>3-H<br>1B | | 4 | 0 | 1 | 2 | 0 | 1 | 3 |
| Vicente Palacios, R (1, 1)<br>OBP: 0.167, SLG: 0.167<br>Jerry Don Gleaton, L (6, 1)<br>Paul Miller, R (6, 1)<br>Cecil Espy, S (7, 9)<br>OBP: 0.500, SLG: 0.680 | | | X<br>0-0 ②<br>F9 | | L C X<br>0-2 ②<br>SH5-4<br>1-2 | | B B B C X<br>3-1 ①<br>G3 | | | 1<br>0<br>0<br>1 | 0<br>0<br>0<br>0 | 0<br>0<br>0<br>0 | 0<br>0<br>0<br>0 | 0<br>0<br>0<br>0 | 0<br>0<br>0<br>0 | 0<br>0<br>0<br>0 |
| Inning Stats | R: 0 H: 1<br>E: 0 LOB: 1<br>K: 1 BB: 0<br>S: 10 P: 14 | R: 0 H: 0<br>E: 0 LOB: 0<br>K: 0 BB: 0<br>S: 7 P: 11 | R: 0 H: 0<br>E: 0 LOB: 1<br>K: 0 BB: 1<br>S: 7 P: 13 | R: 1 H: 1<br>E: 0 LOB: 0<br>K: 3 BB: 0<br>S: 10 P: 14 | R: 0 H: 1<br>E: 0 LOB: 1<br>K: 1 BB: 0<br>S: 9 P: 12 | R: 2 H: 2<br>E: 0 LOB: 2<br>K: 0 BB: 2<br>S: 11 P: 26 | R: 0 H: 0<br>E: 0 LOB: 0<br>K: 0 BB: 0<br>S: 8 P: 13 | R: 2 H: 3<br>E: 0 LOB: 2<br>K: 1 BB: 1<br>S: 14 P: 24 | | 1B: 5 SF: 1<br>2B: 2 SAC: 1<br>3B: 0 DP: 0<br>HR: 1 HBP: 0 | | | | | | |

| PITCHER | | IP | WLS | BF | H | R | ER | SO | BB | IBB | HBP | BLK | WP | HR | S | P | ERA | WHIP |
|---|---|---|---|---|---|---|---|---|---|---|---|---|---|---|---|---|---|---|
| Tim Belcher, R<br>ERA: 4.91 | (1, 1) | 6.0 | L | 26 | 5 | 3 | 3 | 5 | 2 | 1 | 0 | 0 | 0 | 1 | 54 | 90 | 4.50 | 1.167 |
| Scott Ruskin, L<br>ERA: 6.0 | (7, 1) | 1.1 | | 5 | 1 | 1 | 1 | 0 | 0 | 0 | 0 | 0 | 0 | 0 | 11 | 17 | 6.75 | 0.750 |
| Rob Dibble, R<br>ERA: 1.23 | (8, 1) | 0.2 | | 4 | 2 | 1 | 1 | 1 | 1 | 0 | 0 | 0 | 0 | 0 | 11 | 20 | 13.50 | 4.500 |

| PITCHER | IP | WLS | BF | H | R | ER | SO | BB | IBB | HBP | BLK | WP | HR | S | P | ERA | WHIP |
|---|---|---|---|---|---|---|---|---|---|---|---|---|---|---|---|---|---|

# BOTTOM

## Cincinnati Reds @ Pittsburgh Pirates

Three Rivers Stadium, Pittsburgh, PA

Tue May 05 1992, 7:05 PM EDT

Att. 9,103 - Cloudy - 47 F

livebaseballscorecards.com

| | |
|---|---|
| AB | 29 |
| R | 5 |
| H | 8 |
| RBI | 5 |
| BB | 4 |
| SO | 6 |
| LOB | 11 |

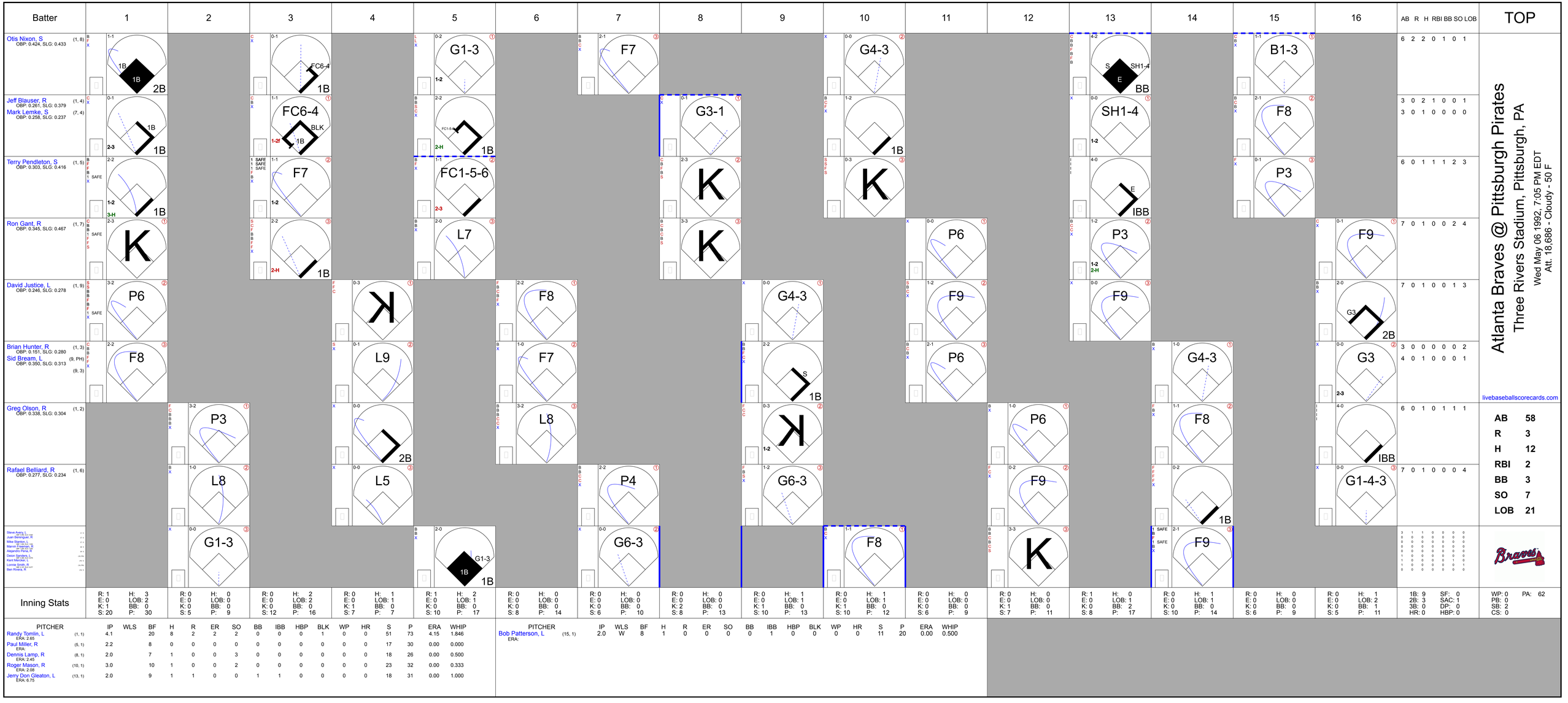
Batter
1
2
3
4
5
6
7
8
9
10
11
12
13
14
15
16
AB R H RBI BB SO LOB
TOP
Otis Nixon, S (1, 8) OBP: 0.424, SLG: 0.433
Jeff Blauser, R (1, 4) OBP: 0.261, SLG: 0.379
Mark Lemke, S (7, 4) OBP: 0.258, SLG: 0.237
Terry Pendleton, S (1, 5) OBP: 0.303, SLG: 0.416
Ron Gant, R (1, 7) OBP: 0.345, SLG: 0.467
David Justice, L (1, 9) OBP: 0.246, SLG: 0.278
Brian Hunter, R (1, 3) OBP: 0.151, SLG: 0.280
Sid Bream, L (9, PH) (9, 3) OBP: 0.350, SLG: 0.313
Greg Olson, R (1, 2) OBP: 0.338, SLG: 0.304
Rafael Belliard, R (1, 6) OBP: 0.277, SLG: 0.234
Steve Avery, L
Juan Berenguer, R
Mike Stanton, L
Marvin Freeman, R
Alejandro Pena, R
Deion Sanders, L
Kent Mercker, L
Lonnie Smith, R
Ben Rivera, R
Inning Stats
Atlanta Braves @ Pittsburgh Pirates
Three Rivers Stadium, Pittsburgh, PA
Wed May 06 1992, 7:05 PM EDT
Att. 18,686 - Cloudy - 50 F
livebaseballscorecards.com
AB 58
R 3
H 12
RBI 2
BB 3
SO 7
LOB 21
PITCHER IP WLS BF H R ER SO BB IBB HBP BLK WP HR S P ERA WHIP
Randy Tomlin, L (1, 1) ERA: 2.65 4.1 20 8 2 2 2 0 0 0 0 1 0 0 0 51 73 4.15 1.846
Paul Miller, R (5, 1) ERA: 2.2 8 0 0 0 0 0 0 0 0 0 0 0 17 30 0.00 0.000
Dennis Lamp, R (8, 1) ERA: 2.45 2.0 7 1 0 0 3 0 0 0 0 0 0 0 18 26 0.00 0.500
Roger Mason, R (10, 1) ERA: 2.08 3.0 10 1 0 0 2 0 0 0 0 0 0 0 23 32 0.00 0.333
Jerry Don Gleaton, L (13, 1) ERA: 6.75 2.0 9 1 1 0 0 1 1 0 0 0 0 0 18 31 0.00 1.000
PITCHER IP WLS BF H R ER SO BB IBB HBP BLK WP HR S P ERA WHIP
Bob Patterson, L (15, 1) ERA: 2.0 W 8 1 0 0 0 0 0 1 0 0 0 0 11 20 0.00 0.500
1B: 9 SF: 0
2B: 3 SAC: 1
3B: 0 DP: 0
HR: 0 HBP: 0
WP: 0 PA: 62
PB: 0
SB: 2
CS: 0

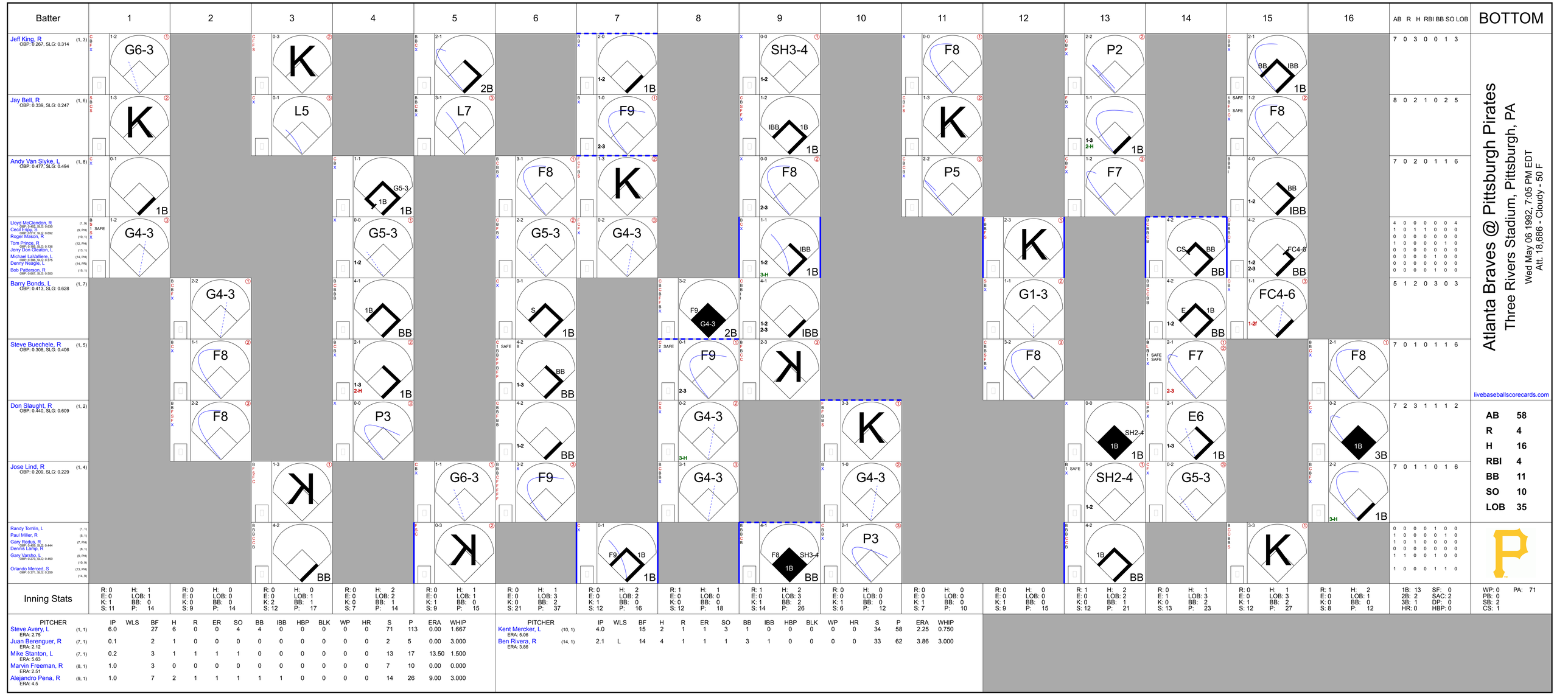
Batter
1
2
3
4
5
6
7
8
9
10
11
12
13
14
15
16
AB R H RBI BB SO LOB
BOTTOM
Jeff King, R (1, 3) OBP: 0.267, SLG: 0.314
G6-3
K
2B
K
SH3-4
F8
P2
BB IBB 1B
7 0 3 0 0 1 3
Jay Bell, R (1, 6) OBP: 0.339, SLG: 0.247
K
L5
L7
F9
IBB 1B
K
F8
1-3 2-H 1B
1 SAFE 1 SAFE
F8
8 0 2 1 0 2 5
Andy Van Slyke, L (1, 8) OBP: 0.477, SLG: 0.494
1B
G5-3 1B 1B
F8
K
F8
P5
F7
BB IBB
7 0 2 0 1 1 6
Lloyd McClendon, R (1, 9) OBP: 0.286, SLG: 0.630
Ced Landrum, L (9, PH) OBP: 0.512, SLG: 0.692
Roger Mason, R (10, 1)
Tom Prince, R (12, PH) OBP: 0.000, SLG: 0.136
Jerry Don Gleaton, L (13, 1)
Michael LaValliere, L (14, PH) OBP: 0.366, SLG: 0.375
Denny Neagle, L (14, PR)
Bob Patterson, R (15, 1) OBP: 0.667, SLG: 0.500
G4-3
G5-3
G5-3
G4-3
IBB
K
CS BB
FC4-6 BB
4 0 0 0 0 0 4
1 0 1 1 0 0 0
0 0 0 0 0 0 0
1 0 0 0 0 1 0
0 0 0 0 0 0 0
0 0 0 0 1 0 0
0 0 0 0 0 0 0
0 0 0 0 1 0 0
Barry Bonds, L (1, 7) OBP: 0.413, SLG: 0.628
G4-3
G5-3
S 1B
F9 G4-3 2B
IBB
G1-3
E 1B BB
FC4-6
5 1 2 0 3 0 3
Steve Buechele, R (1, 5) OBP: 0.308, SLG: 0.406
F8
F8
F9
K
F8
F7
F8
7 0 1 0 1 1 6
Don Slaught, R (1, 2) OBP: 0.440, SLG: 0.609
F8
P3
BB
G4-3
K
SH2-4 1B
E6
7 2 3 1 1 1 2
Jose Lind, R (1, 4) OBP: 0.209, SLG: 0.229
K
G6-3
F9
G4-3
G4-3
SH2-4
G5-3
3B
7 0 1 1 0 1 6
Randy Tomlin, L (1, 1)
Paul Miller, R (5, 1)
Gary Redus, R (7, PH) OBP: 0.400, SLG: 0.444
Dennis Lamp, R (8, 1)
Gary Varsho, L (9, PH) OBP: 0.273, SLG: 0.450
(10, 9)
Orlando Merced, S (13, PH) OBP: 0.371, SLG: 0.259
(14, 9)
BB
K
F9 1B 1B
F8 SH3-4 1B BB
P3
1B BB
K
0 0 0 0 1 0 0
1 0 0 0 0 1 0
1 0 1 0 0 0 0
0 0 0 0 0 0 0
1 1 0 0 1 0 0
1 0 0 0 1 1 0
Inning Stats
R: 0 E: 0 K: 1 S: 11 H: 1 LOB: 1 BB: 0 P: 14
R: 0 E: 0 K: 0 S: 9 H: 0 LOB: 0 BB: 0 P: 14
R: 0 E: 0 K: 2 S: 12 H: 0 LOB: 1 BB: 1 P: 17
R: 0 E: 0 K: 0 S: 7 H: 2 LOB: 2 BB: 1 P: 14
R: 0 E: 0 K: 1 S: 9 H: 2 LOB: 2 BB: 1 P: 15
R: 0 E: 0 K: 0 S: 21 H: 1 LOB: 3 BB: 2 P: 37
R: 0 E: 0 K: 1 S: 12 H: 2 LOB: 2 BB: 0 P: 16
R: 1 E: 0 K: 0 S: 12 H: 1 LOB: 0 BB: 0 P: 18
R: 1 E: 0 K: 1 S: 14 H: 2 LOB: 3 BB: 2 P: 26
R: 0 E: 0 K: 1 S: 6 H: 0 LOB: 0 BB: 0 P: 12
R: 0 E: 0 K: 1 S: 7 H: 0 LOB: 0 BB: 0 P: 10
R: 0 E: 0 K: 1 S: 9 H: 0 LOB: 0 BB: 0 P: 15
R: 1 E: 0 K: 0 S: 12 H: 2 LOB: 2 BB: 1 P: 21
R: 0 E: 1 K: 0 S: 13 H: 1 LOB: 3 BB: 2 P: 23
R: 0 E: 0 K: 1 S: 12 H: 1 LOB: 3 BB: 2 P: 27
R: 1 E: 0 K: 0 S: 8 H: 2 LOB: 1 BB: 0 P: 12
1B: 13 2B: 2 3B: 1 HR: 0
SF: 0 SAC: 2 DP: 0 HBP: 0
WP: 0 PB: 0 SB: 2 CS: 1
PA: 71
Atlanta Braves @ Pittsburgh Pirates
Three Rivers Stadium, Pittsburgh, PA
Wed May 06 1992, 7:05 PM EDT
Att. 18,686 - Cloudy - 50 F
livebaseballscorecards.com
AB 58
R 4
H 16
RBI 4
BB 11
SO 10
LOB 35
PITCHER IP WLS BF H R ER SO BB IBB HBP BLK WP HR S P ERA WHIP
Steve Avery, L (1, 1) ERA: 2.75 6.0 27 6 0 0 4 4 0 0 0 0 0 0 71 113 0.00 1.667
Juan Berenguer, R (7, 1) ERA: 2.12 0.1 2 1 0 0 0 0 0 0 0 0 0 0 2 5 0.00 3.000
Mike Stanton, L (7, 1) ERA: 5.63 0.2 3 1 1 1 0 0 0 0 0 0 0 0 13 17 13.50 1.500
Marvin Freeman, R (8, 1) ERA: 2.51 1.0 3 0 0 0 0 0 0 0 0 0 0 0 7 10 0.00 0.000
Alejandro Pena, R (9, 1) ERA: 4.5 1.0 7 2 1 1 1 1 1 0 0 0 0 0 14 26 9.00 3.000
PITCHER IP WLS BF H R ER SO BB IBB HBP BLK WP HR S P ERA WHIP
Kent Mercker, L (10, 1) ERA: 5.06 4.0 15 2 1 1 1 3 1 0 0 0 0 0 34 58 2.25 0.750
Ben Rivera, R (14, 1) ERA: 3.86 2.1 L 14 4 1 1 1 3 1 0 0 0 0 0 33 62 3.86 3.000

# Atlanta Braves @ Pittsburgh Pirates

Three Rivers Stadium, Pittsburgh, PA

Thu May 07 1992, 7:05 PM EDT

Att. 11,689 - Sunny - 64 F

livebaseballscorecards.com

## TOP

| Batter | 1 | 2 | 3 | 4 | 5 | 6 | 7 | 8 | 9 | AB | R | H | RBI | BB | SO | LOB |
|---|---|---|---|---|---|---|---|---|---|---|---|---|---|---|---|---|
| Otis Nixon, S (1, 8)<br>OBP: 0.447, SLG: 0.457 | S B C X 1-2 G1-3 ① | | B C S B X 2-2 1B | | B F M C 1-3 K ② | | B X 1-0 E S 1B 1B | | B S C X 1-2 CS 1B | 5 | 1 | 3 | 0 | 0 | 1 | 0 |
| Terry Pendleton, S (1, 5)<br>OBP: 0.306, SLG: 0.424 | C B B S S 2-3 K ② | | S 1 SAFE 1 SAFE X 0-1 P4 ③ | | C B B X 2-1 2B | | 1 SAFE 1 SAFE 1 SAFE P X 1-0 G3 S 1-H 1B | | 1 SAFE C P 1 SAFE F X 1-2 F9 ① | 5 | 0 | 2 | 1 | 0 | 1 | 2 |
| Ron Gant, R (1, 7)<br>OBP: 0.347, SLG: 0.459 | B C C S 1-3 K ③ | | | C B X 1-1 E S 1B 1B | B B I I 4-0 IBB | | B F B B F X 3-2 G3 ② 1-3 | | B 1 SAFE C B F X 2-2 F9 ② ③ 1-2 | 4 | 1 | 1 | 0 | 1 | 1 | 2 |
| David Justice, L (1, 9)<br>OBP: 0.277, SLG: 0.286 | | C B X 1-1 1B SF8 1B | | S 1 SAFE 1 SAFE S B 1 SAFE B F B 4-2 B 1B 1-3 BB | C S B X 1-2 G4-3 ③ | | C B B S B B 4-2 FC6-4 BB | | | 2 | 1 | 1 | 0 | 2 | 0 | 2 |
| Greg Olson, R (1, 2)<br>OBP: 0.348, SLG: 0.317 | | C B B B X 3-1 CS 1-3 1B | | S B B X 2-1 1-2 3-H 1B | | C X 1-1 G5-3 ① | B B B X 3-0 FC6-4 ③ 1-2f | | | 4 | 0 | 2 | 1 | 0 | 0 | 2 |
| Brian Hunter, R (1, 3)<br>OBP: 0.143, SLG: 0.269<br>Sid Bream, L (8, PH)<br>OBP: 0.358, SLG: 0.313 (8, 3) | | X 0-0 SF8 ① 3-H | | C B F S 1-3 K ① | | C B B X 2-1 G1-4-3 ② | | F C F B B F 4-2 B FC2-6 BB | | 2<br>0 | 0<br>0 | 0<br>0 | 1<br>0 | 0<br>1 | 1<br>0 | 2<br>0 |
| Mark Lemke, S (1, 4)<br>OBP: 0.258, SLG: 0.286 | | 1 SAFE C S B F F B B F 3-2 X P6 ② ③ 1-2 | | B B C S S 2-3 K ② | | X 0-0 HR | | X 0-0 FC2-6 ① SH5-3 1-2f | | 4 | 1 | 1 | 1 | 0 | 1 | 4 |
| Rafael Belliard, R (1, 6)<br>OBP: 0.267, SLG: 0.225 | | | F F S 0-3 K ① | C F F X 0-2 G1-3 ③ | | S B C S 1-3 K ③ | | X 0-0 SH5-3 ② 1-2 | | 3 | 0 | 0 | 0 | 0 | 2 | 2 |
| Tom Glavine, L (1, 1)<br>OBP: 0.350, SLG: 0.316 | | | B X 1-0 F7 ② | | X 0-0 B4-3 ① | | B C X 1-1 G6-3 ① | B S C C 1-3 K ③ | | 3 | 0 | 0 | 0 | 0 | 0 | 0 |
| Jerry Willard, L (8, PH)<br>OBP: 0.286, SLG: 0.538 | | | | | | | | | | 1 | 0 | 0 | 0 | 0 | 1 | 1 |
| Juan Berenguer, R (8, 1) | | | | | | | | | | 0 | 0 | 0 | 0 | 0 | 0 | 0 |
| Mike Stanton, L (8, 1)<br>OBP: 1.000, SLG: 1.000 | | | | | | | | | | 0 | 0 | 0 | 0 | 0 | 0 | 0 |
| **Inning Stats** | R: 0 E: 0 K: 2 S: 9 H: 0 LOB: 0 BB: 0 P: 13 | R: 1 E: 0 K: 0 S: 11 H: 2 LOB: 0 BB: 0 P: 18 | R: 0 E: 0 K: 1 S: 9 H: 1 LOB: 1 BB: 0 P: 12 | R: 1 E: 0 K: 2 S: 17 H: 2 LOB: 2 BB: 1 P: 27 | R: 0 E: 0 K: 1 S: 9 H: 1 LOB: 2 BB: 1 P: 17 | R: 1 E: 0 K: 1 S: 8 H: 1 LOB: 0 BB: 0 P: 12 | R: 1 E: 0 K: 0 S: 11 H: 2 LOB: 2 BB: 1 P: 23 | R: 0 E: 0 K: 1 S: 11 H: 0 LOB: 1 BB: 1 P: 16 | R: 0 E: 0 K: 0 S: 10 H: 1 LOB: 0 BB: 0 P: 13 | 1B: 8 2B: 1 3B: 0 HR: 1 | | SF: 1 SAC: 1 DP: 0 HBP: 0 | | | | |

| | AB | 33 |
|---|---|---|
| | R | 4 |
| | H | 10 |
| | RBI | 4 |
| | BB | 4 |
| | SO | 8 |
| | LOB | 17 |

WP: 0 PB: 0 SB: 3 CS: 2 PA: 39

| PITCHER | | IP | WLS | BF | H | R | ER | SO | BB | IBB | HBP | BLK | WP | HR | S | P | ERA | WHIP |
|---|---|---|---|---|---|---|---|---|---|---|---|---|---|---|---|---|---|---|
| Denny Neagle, L<br>ERA: 2.92 | (1, 1) | 6.1 | L | 29 | 9 | 4 | 3 | 7 | 1 | 1 | 0 | 0 | 0 | 1 | 68 | 106 | 4.26 | 1.579 |
| Dennis Lamp, R<br>ERA: 2.31 | (7, 1) | 0.2 | | 3 | 0 | 0 | 0 | 0 | 1 | 0 | 0 | 0 | 0 | 0 | 6 | 16 | 0.00 | 1.500 |
| Vicente Palacios, R<br>ERA: 3.43 | (8, 1) | 2.0 | | 7 | 1 | 0 | 0 | 1 | 1 | 0 | 0 | 0 | 0 | 0 | 21 | 29 | 0.00 | 1.000 |

| PITCHER | IP | WLS | BF | H | R | ER | SO | BB | IBB | HBP | BLK | WP | HR | S | P | ERA | WHIP |
|---|---|---|---|---|---|---|---|---|---|---|---|---|---|---|---|---|---|

# Atlanta Braves @ Pittsburgh Pirates

Three Rivers Stadium, Pittsburgh, PA

Thu May 07 1992, 7:05 PM EDT

Att. 11,689 - Sunny - 64 F

## BOTTOM

| Batter | 1 | 2 | 3 | 4 | 5 | 6 | 7 | 8 | 9 | AB | R | H | RBI | BB | SO | LOB |
|---|---|---|---|---|---|---|---|---|---|---|---|---|---|---|---|---|
| Gary Redus, R (1, 7)<br>OBP: 0.370, SLG: 0.391 | G5-3 | P3 | | | G5-3 | | 1B | | F8 | 5 | 0 | 1 | 1 | 0 | 0 | 1 |
| Jay Bell, R (1, 6)<br>OBP: 0.333, SLG: 0.245 | 1B | | K | | G1-3 | | F9 | | P8 | 5 | 1 | 1 | 0 | 0 | 1 | 1 |
| Andy Van Slyke, L (1, 8)<br>OBP: 0.477, SLG: 0.505 | 1B | | G3 | | G6-3 | | | HBP | | 4 | 0 | 2 | 0 | 0 | 0 | 0 |
| Lloyd McClendon, R (1, 9)<br>OBP: 0.471, SLG: 0.621 | 1B | | BB | | | F8 | | HBP | | 2 | 0 | 1 | 1 | 1 | 0 | 0 |
| Cecil Espy, S (8, PH) (9, 9)<br>OBP: 0.533, SLG: 0.704 | | | | | | | | 1B | | 1 | 0 | 1 | 0 | 0 | 0 | 0 |
| Jeff King, R (1, 3)<br>OBP: 0.253, SLG: 0.297 | F7 | | F8 | | | K | | P2 | | 4 | 0 | 0 | 0 | 0 | 1 | 5 |
| Steve Buechele, R (1, 5)<br>OBP: 0.315, SLG: 0.404 | G4-3 | | | CS<br>1B | | K | | HBP | | 3 | 0 | 1 | 0 | 0 | 1 | 2 |
| Tom Prince, R (1, 2)<br>OBP: 0.233, SLG: 0.130 | | G4-3<br>BB | | G5-3 | | | FC4-6<br>BB | K | | 1 | 0 | 0 | 0 | 2 | 0 | 1 |
| Barry Bonds, L (8, PH)<br>OBP: 0.410, SLG: 0.621 | | | | | | | | | | 1 | 0 | 0 | 0 | 0 | 1 | 3 |
| Michael LaValliere, L (9, 2)<br>OBP: 0.386, SLG: 0.375 | | | | | | | | | | 0 | 0 | 0 | 0 | 0 | 0 | 0 |
| Jose Lind, R (1, 4)<br>OBP: 0.211, SLG: 0.230 | | G4-3 | | 1B | | | FC4-6<br>S | K | | 4 | 1 | 1 | 0 | 0 | 1 | 5 |
| Denny Neagle, L (1, 1) | | | | | | | | | P4 | 2 | 0 | 0 | 0 | 0 | 1 | 2 |
| Dennis Lamp, R (7, 1) | | | | | | | | | | 0 | 0 | 0 | 0 | 0 | 0 | 0 |
| Don Slaught, R (7, PH)<br>OBP: 0.423, SLG: 0.583 | | | | | | | | | | 1 | 0 | 0 | 0 | 0 | 0 | 1 |
| Vicente Palacios, R (8, 1)<br>OBP: 0.167, SLG: 0.167 | | | | | | | | | | 0 | 0 | 0 | 0 | 0 | 0 | 0 |
| Orlando Merced, S (9, PH)<br>OBP: 0.366, SLG: 0.255 | | K | | G4-3 | | | F8 | | | 1 | 0 | 0 | 0 | 0 | 0 | 0 |
| Inning Stats | R: 1 E: 0 K: 0 S: 13 H: 3 LOB: 2 BB: 0 P: 21 | R: 0 E: 0 K: 1 S: 8 H: 0 LOB: 1 BB: 1 P: 16 | R: 0 E: 0 K: 1 S: 13 H: 0 LOB: 1 BB: 1 P: 22 | R: 0 E: 0 K: 0 S: 8 H: 2 LOB: 1 BB: 0 P: 9 | R: 0 E: 0 K: 0 S: 6 H: 0 LOB: 0 BB: 0 P: 10 | R: 0 E: 0 K: 2 S: 7 H: 0 LOB: 0 BB: 0 P: 7 | R: 1 E: 0 K: 0 S: 13 H: 1 LOB: 1 BB: 1 P: 21 | R: 0 E: 0 K: 2 S: 14 H: 2 LOB: 3 BB: 0 P: 21 | R: 0 E: 0 K: 0 S: 10 H: 0 LOB: 0 BB: 0 P: 14 | 1B: 7<br>2B: 1<br>3B: 0<br>HR: 0 | SF: 0<br>SAC: 0<br>DP: 0<br>HBP: 1 | | WP: 0<br>PB: 0<br>SB: 1<br>CS: 1 | | PA: 38 | | |

livebaseballscorecards.com

| | |
|---|---|
| AB | 34 |
| R | 2 |
| H | 8 |
| RBI | 2 |
| BB | 3 |
| SO | 6 |
| LOB | 21 |

| PITCHER | | IP | WLS | BF | H | R | ER | SO | BB | IBB | HBP | BLK | WP | HR | S | P | ERA | WHIP |
|---|---|---|---|---|---|---|---|---|---|---|---|---|---|---|---|---|---|---|
| Tom Glavine, L<br>ERA: 2.06 | (1, 1) | 7.0 | W | 29 | 6 | 2 | 2 | 4 | 3 | 0 | 0 | 0 | 0 | 0 | 68 | 106 | 2.57 | 1.286 |
| Juan Berenguer, R<br>ERA: 2.08 | (8, 1) | 0.1 | | 4 | 2 | 0 | 0 | 0 | 0 | 0 | 1 | 0 | 0 | 0 | 7 | 14 | 0.00 | 6.000 |
| Mike Stanton, L<br>ERA: 4.66 | (8, 1) | 1.2 | S | 5 | 0 | 0 | 0 | 2 | 0 | 0 | 0 | 0 | 0 | 0 | 17 | 21 | 0.00 | 0.000 |

| PITCHER | IP | WLS | BF | H | R | ER | SO | BB | IBB | HBP | BLK | WP | HR | S | P | ERA | WHIP |
|---|---|---|---|---|---|---|---|---|---|---|---|---|---|---|---|---|---|

| Batter | 1 | 2 | 3 | 4 | 5 | 6 | 7 | 8 | 9 | AB | R | H | RBI | BB | SO | LOB |
|---|---|---|---|---|---|---|---|---|---|---|---|---|---|---|---|---|
| Craig Biggio, R (1, 4)<br>OBP: 0.362, SLG: 0.412 | B C F X<br>1-2<br>1B | C F S<br>0-3 ③<br>K | | | B C S S<br>1-3 ②<br>K | | | B F F B S<br>2-3 ①<br>K | | 4 | 0 | 1 | 0 | 0 | 3 | 0 |
| Steve Finley, L (1, 8)<br>OBP: 0.309, SLG: 0.429 | C B F B 1 B X SAFE<br>3-2 ①<br>F8 | | B F F F B F B X<br>3-2 ①<br>F8 | | C F C<br>0-3 ③<br>K | | | C F F X<br>0-2<br>2B | | 4 | 0 | 1 | 0 | 0 | 1 | 1 |
| 5 Jeff Bagwell, R (1, 3)<br>OBP: 0.320, SLG: 0.330 | B C S S 1 SAFE<br>1-3 ②<br>K | | F X<br>0-1 ②<br>L6 | | | C B B B F S<br>3-3 ①<br>K | | C B X<br>1-1 ②<br>P9 | | 4 | 0 | 0 | 0 | 0 | 2 | 2 |
| Pete Incaviglia, R (1, 9)<br>OBP: 0.294, SLG: 0.354<br>Doug Jones, R (8, 1) | B B F 1 B C C SAFE<br>3-3 ③<br>K | | B B X<br>2-0 ③<br>F8 | | | B C F B X<br>2-2 ②<br>F8 | | S S S<br>0-3 ③<br>K | | 4<br>0 | 0<br>0 | 0<br>0 | 0<br>0 | 0<br>0 | 2<br>0 | 2<br>0 |
| Luis Gonzalez, L (1, 7)<br>OBP: 0.197, SLG: 0.214 | | L B S S B B F F X<br>3-2<br>G5-3<br>IHR<br>1B | | S X<br>0-1<br>F8 G5-3<br>1B | | B X<br>1-0<br>CS<br>1B | | | B B B C S S<br>3-3 ①<br>K | 4 | 1 | 3 | 0 | 0 | 1 | 0 |
| Juan Guerrero, R (1, 5)<br>OBP: 0.176, SLG: 0.133<br>Casey Candaele, S (9, PH)<br>OBP: 0.214, SLG: 0.250 | | B 1 SAFE C X<br>1-1 ①<br>G5-3<br>1-2 | | B X<br>1-0 ①<br>G5-3<br>1-2 | | B B<br>2-0 ③<br>CS<br>1-2 | S F S<br>0-3 ①<br>K | | B B B B C C B<br>4-2<br>FC4-6<br>BB | 3<br>0 | 0<br>0 | 0<br>0 | 0<br>0 | 0<br>1 | 1<br>0 | 2<br>0 |
| Eddie Taubensee, L (1, 2)<br>OBP: 0.274, SLG: 0.242 | | S B B F F F B B<br>4-2<br>IHR<br>BB | | C X<br>0-1 ②<br>F8<br>2-3 | | | B X<br>1-0 ②<br>F7 | | C F X<br>0-2 ②<br>FC4-6<br>1-2f | 3 | 1 | 0 | 0 | 1 | 0 | 2 |
| Andujar Cedeno, R (1, 6)<br>OBP: 0.292, SLG: 0.350 | | F B X<br>1-1 ②<br>L7 | | S S B C<br>1-3 ③<br>K | | | B S X<br>1-1<br>1B | | C B C S<br>1-3 ③<br>K | 4 | 0 | 1 | 0 | 0 | 2 | 4 |
| Butch Henry, L (1, 1)<br>OBP: 0.143, SLG: 0.571<br>Xavier Hernandez, L (3, 1)<br>Joe Boever, R (6, 1)<br>Eric Anthony, L (7, PH)<br>OBP: 0.250, SLG: 0.263<br>Al Osuna, R (7, 1)<br>Benny Distefano, L (8, 9)<br>OBP: 0.273, SLG: 0.111 | | B S S F X<br>1-2<br>1-H<br>2-H<br>IHR | | | S C C<br>0-3 ①<br>K | | B B C X<br>2-1 ③<br>G6-3 | | | 1<br>1<br>0<br>1<br>0<br>0 | 1<br>0<br>0<br>0<br>0<br>0 | 1<br>0<br>0<br>0<br>0<br>0 | 3<br>0<br>0<br>0<br>0<br>0 | 0<br>0<br>0<br>0<br>0<br>0 | 0<br>1<br>0<br>0<br>0<br>0 | 0<br>0<br>0<br>1<br>0<br>0 |

# TOP

## Houston Astros @ Pittsburgh Pirates

Three Rivers Stadium, Pittsburgh, PA

Fri May 08 1992, 7:05 PM EDT

Att. 22,351 - Cloudy - 58 F

livebaseballscorecards.com

| | |
|---|---|
| AB | 33 |
| R | 3 |
| H | 7 |
| RBI | 3 |
| BB | 2 |
| SO | 13 |
| LOB | 14 |

| Inning Stats | 1 | 2 | 3 | 4 | 5 | 6 | 7 | 8 | 9 |
|---|---|---|---|---|---|---|---|---|---|
| | R: 0<br>E: 0<br>K: 2<br>S: 12 | H: 1<br>LOB: 1<br>BB: 0<br>P: 20 | R: 3<br>E: 0<br>K: 1<br>S: 19 | H: 2<br>LOB: 0<br>BB: 1<br>P: 29 | R: 0<br>E: 0<br>K: 0<br>S: 8 | H: 0<br>LOB: 0<br>BB: 0<br>P: 13 | R: 0<br>E: 0<br>K: 1<br>S: 8 | H: 1<br>LOB: 1<br>BB: 0<br>P: 10 | R: 0<br>E: 0<br>K: 3<br>S: 9 | H: 0<br>LOB: 0<br>BB: 0<br>P: 10 | R: 0<br>E: 0<br>K: 1<br>S: 7 | H: 1<br>LOB: 0<br>BB: 0<br>P: 15 | R: 0<br>E: 0<br>K: 1<br>S: 8 | H: 1<br>LOB: 1<br>BB: 0<br>P: 12 | R: 0<br>E: 0<br>K: 2<br>S: 12 | H: 1<br>LOB: 1<br>BB: 0<br>P: 15 | R: 0<br>E: 0<br>K: 2<br>S: 11 | H: 0<br>LOB: 1<br>BB: 1<br>P: 19 |

| 1B: 5 | SF: 0 | WP: 0 | PA: 36 |
|---|---|---|---|
| 2B: 1 | SAC: 0 | PB: 0 | |
| 3B: 0 | DP: 0 | SB: 0 | |
| HR: 1 | HBP: 0 | CS: 1 | |

| PITCHER | | IP | WLS | BF | H | R | ER | SO | BB | IBB | HBP | BLK | WP | HR | S | P | ERA | WHIP |
|---|---|---|---|---|---|---|---|---|---|---|---|---|---|---|---|---|---|---|
| Doug Drabek, R<br>ERA: 2.52 | (1, 1) | 7.0 | | 27 | 6 | 3 | 3 | 9 | 1 | 0 | 0 | 0 | 0 | 0 | 71 | 109 | 3.86 | 1.000 |
| Stan Belinda, R<br>ERA: 0.69 | (8, 1) | 2.0 | W | 8 | 1 | 0 | 0 | 4 | 1 | 0 | 0 | 0 | 0 | 0 | 23 | 34 | 0.00 | 1.000 |

| PITCHER | IP | WLS | BF | H | R | ER | SO | BB | IBB | HBP | BLK | WP | HR | S | P | ERA | WHIP |
|---|---|---|---|---|---|---|---|---|---|---|---|---|---|---|---|---|---|

# Houston Astros @ Pittsburgh Pirates

Three Rivers Stadium, Pittsburgh, PA

Fri May 08 1992, 7:05 PM EDT

Att. 22,351 - Cloudy - 58 F

livebaseballscorecards.com

## BOTTOM

| Batter | 1 | 2 | 3 | 4 | 5 | 6 | 7 | 8 | 9 | AB | R | H | RBI | BB | SO | LOB |
|---|---|---|---|---|---|---|---|---|---|---|---|---|---|---|---|---|
| Jeff King, R (1, 3)<br>OBP: 0.253, SLG: 0.286<br>Orlando Merced, S (8, PH)<br>OBP: 0.375, SLG: 0.286 (9, 3) | 4-2 FC4-6 1B BB | 0-3 K | | 1-2 G4-3 | | | 2-2 F8 1-3 SAFE | 2-1 2B 1-H 2-H 3-H | | 3<br>1 | 0<br>0 | 0<br>1 | 0<br>3 | 1<br>0 | 1<br>0 | 1<br>0 |
| Jay Bell, R (1, 6)<br>OBP: 0.336, SLG: 0.245 | 3-2 FC4-6 1B 1-2 SAFE | | 3-2 G6-3 | | 2-2 F9 | | 4-0 FC5-4 BB | 0-2 G2-3 | | 4 | 0 | 1 | 0 | 1 | 0 | 1 |
| Andy Van Slyke, L (1, 8)<br>OBP: 0.461, SLG: 0.489 | 1-1 FC4-6 1-2f 2-3 | | 2-1 E9 BB PB | | 3-2 G5-3 | | 0-0 SF7 3-H | | | 3 | 0 | 0 | 1 | 0 | 0 | 2 |
| Lloyd McClendon, R (1, 9)<br>OBP: 0.421, SLG: 0.545<br>Stan Belinda, R (8, 1) | 0-1 P1 | | 2-3 K 1-2 | | 0-2 G5-3 | | 1-1 FC5-4 1-2f SAFE | | | 4<br>0 | 0<br>0 | 0<br>0 | 0<br>0 | 0<br>0 | 1<br>0 | 4<br>0 |
| Barry Bonds, L (1, 7)<br>OBP: 0.413, SLG: 0.607 | 2-2 G6-3 | | 4-1 BB IBB | | | 3-2 F9 | | 4-2 1B SH1-3 2B BB | | 2 | 1 | 0 | 0 | 2 | 0 | 2 |
| Steve Buechele, R (1, 5)<br>OBP: 0.325, SLG: 0.406 | | 2-2 3B 1B | 4-2 FC5-4 1-2 2-3 BB | | | 0-1 F8 | | 0-0 SH1-3 1-2 | | 2 | 1 | 1 | 0 | 1 | 0 | 0 |
| Don Slaught, R (1, 2)<br>OBP: 0.467, SLG: 0.667 | | 1-1 SF8 1-H 3B | 2-1 FC5-4 1-2f | | | 3-2 1B | | 4-0 1B 2B IBB | | 3 | 2 | 2 | 1 | 1 | 0 | 3 |
| Jose Lind, R (1, 4)<br>OBP: 0.213, SLG: 0.233 | | 2-1 SF8 3-H | | 2-2 G4-3 | | 0-0 P3 | | 0-0 2B 1B 1-2 2-3 | | 3 | 1 | 1 | 1 | 0 | 0 | 1 |
| Doug Drabek, R (1, 1)<br>OBP: 0.067, SLG: 0.067<br>Gary Redus, R (7, PH)<br>OBP: 0.393, SLG: 0.391<br>Cecil Espy, S (8, 9)<br>OBP: 0.516, SLG: 0.679 | | 1-3 K | | 0-2 G6-3 | | | 4-0 SF7 F8 S BB | 0-3 K | | 2<br>0<br>1 | 0<br>1<br>0 | 0<br>0<br>0 | 0<br>0<br>0 | 0<br>1<br>0 | 1<br>0<br>1 | 0<br>0<br>3 |
| Inning Stats | R: 0 E: 0 K: 0 S: 14 H: 1 LOB: 2 BB: 1 P: 24 | R: 2 E: 0 K: 2 S: 14 H: 2 LOB: 0 BB: 0 P: 20 | R: 0 E: 1 K: 1 S: 13 H: 0 LOB: 3 BB: 2 P: 30 | R: 0 E: 0 K: 0 S: 11 H: 0 LOB: 0 BB: 0 P: 14 | R: 0 E: 0 K: 0 S: 9 H: 0 LOB: 0 BB: 0 P: 14 | R: 0 E: 0 K: 0 S: 9 H: 1 LOB: 1 BB: 0 P: 15 | R: 1 E: 0 K: 0 S: 7 H: 0 LOB: 1 BB: 2 P: 18 | R: 3 E: 0 K: 1 S: 12 H: 2 LOB: 1 BB: 2 P: 22 | | 1B: 4 2B: 1 3B: 1 HR: 0 | SF: 2 SAC: 1 DP: 0 HBP: 0 | | | | | |

| | AB | 28 |
|---|---|---|
| | R | 6 |
| | H | 6 |
| | RBI | 6 |
| | BB | 7 |
| | SO | 4 |
| | LOB | 17 |

WP: 0 PB: 1 SB: 1 CS: 0 PA: 38

| PITCHER | | IP | WLS | BF | H | R | ER | SO | BB | IBB | HBP | BLK | WP | HR | S | P | ERA | WHIP |
|---|---|---|---|---|---|---|---|---|---|---|---|---|---|---|---|---|---|---|
| Butch Henry, L<br>ERA: 3.69 | (1, 1) | 2.0 | | 10 | 3 | 2 | 2 | 2 | 1 | 0 | 0 | 0 | 0 | 0 | 28 | 44 | 9.00 | 2.000 |
| Xavier Hernandez, R<br>ERA: 2.35 | (3, 1) | 3.0 | | 12 | 0 | 0 | 0 | 1 | 1 | 1 | 0 | 0 | 0 | 0 | 33 | 58 | 0.00 | 0.333 |
| Joe Boever, R<br>ERA: 1.35 | (6, 1) | 1.0 | | 4 | 1 | 0 | 0 | 0 | 0 | 0 | 0 | 0 | 0 | 0 | 9 | 15 | 0.00 | 1.000 |
| Al Osuna, L<br>ERA: 3.14 | (7, 1) | 1.2 | L | 10 | 1 | 4 | 4 | 1 | 3 | 1 | 0 | 0 | 0 | 0 | 14 | 33 | 21.60 | 2.400 |
| Doug Jones, R<br>ERA: 1.27 | (8, 1) | 0.1 | | 2 | 1 | 0 | 0 | 0 | 0 | 0 | 0 | 0 | 0 | 0 | 5 | 7 | 0.00 | 3.000 |

| PITCHER | IP | WLS | BF | H | R | ER | SO | BB | IBB | HBP | BLK | WP | HR | S | P | ERA | WHIP |
|---|---|---|---|---|---|---|---|---|---|---|---|---|---|---|---|---|---|

| Batter | 1 | 2 | 3 | 4 | 5 | 6 | 7 | 8 | 9 | AB | R | H | RBI | BB | SO | LOB |
|---|---|---|---|---|---|---|---|---|---|---|---|---|---|---|---|---|
| Craig Biggio, R (1, 4)<br>OBP: 0.351, SLG: 0.398 | X 0-0 ① P9 | | C B B F F X 2-2 ③ G3 | | | B X 1-0 ② P3 | | C B B C B F F X 3-2 ③ G5-3 | | 4 | 0 | 0 | 0 | 0 | 0 | 3 |
| Steve Finley, L (1, 8)<br>OBP: 0.315, SLG: 0.431 | C T F X 0-2 ② G4-3 | | | S X 0-1 ① F8 | | B X 1-0 1-2 1B | | | S F B F X 1-2 5 G5-4-3 1B | 4 | 0 | 2 | 0 | 0 | 0 | 0 |
| 5 Jeff Bagwell, R (1, 3)<br>OBP: 0.310, SLG: 0.319 | F C B X 1-2 ③ F9 | | | S L B B B F X 3-2 ② G4-3 | | B X 1-0 ③ F9 | | | B X 1-0 ① ② G5-4-3 1-2f | 4 | 0 | 0 | 0 | 0 | 0 | 3 |
| Pete Incaviglia, R (1, 9)<br>OBP: 0.286, SLG: 0.343<br>Eric Yelding, R (8, 7)<br>OBP: 0.286, SLG: 0.286 | | B X 1-0 ① G1-3 | | B B C B S S 3-3 ③ K | | | S X 0-1 ① G6-3 | | C C F B X 1-2 1B 1B | 3<br>1 | 0<br>0 | 0<br>1 | 0<br>0 | 0<br>0 | 1<br>0 | 0<br>0 |
| Chris Jones, R (1, 7)<br>OBP: 0.308, SLG: 0.273 (8, 9) | | C F X 0-2 ② P9 | | | F C X 0-2 G1-6-3 1B | | S X 0-1 ② F9 | | X 0-0 1-2 1B | 4 | 0 | 2 | 0 | 0 | 0 | 0 |
| Casey Candaele, S (1, 5)<br>OBP: 0.207, SLG: 0.241<br>Rob Mallicoat, L (7, 1)<br>Juan Guerrero, R (9, PH)<br>OBP: 0.167, SLG: 0.125 | | B X 1-0 ③ F9 | | | B 1 SAFE 1 SAFE B X 2-0 ① ② G1-6-3 1-2f | | B X 1-0 ③ G5-3 | | C B F X 1-2 ③ G3-1 | 3<br>0<br>1 | 0<br>0<br>0 | 0<br>0<br>0 | 0<br>0<br>0 | 0<br>0<br>0 | 0<br>0<br>0 | 1<br>0<br>2 |
| Scott Servais, R (1, 2)<br>OBP: 0.194, SLG: 0.222 | | | B C X 1-1 G1-3 1B | | X 0-0 ③ G4-3 | | | B B C X 2-1 ① G4-3 | | 3 | 0 | 1 | 0 | 0 | 0 | 0 |
| Andujar Cedeno, R (1, 6)<br>OBP: 0.279, SLG: 0.333 | | | B F B X 2-1 ① G1-3 1-2 | | | S S F B S 1-3 ① K | | X 0-0 ② G1-3 | | 3 | 0 | 0 | 0 | 0 | 1 | 1 |
| Darryl Kile, R (1, 1)<br>OBP: 0.273, SLG: 0.111<br>Rafael Ramirez, R (7, 5)<br>OBP: 0.268, SLG: 0.316 | | | X 0-0 ② L9 | | | B B B C B 4-1 1B BB | | C F B X 1-2 1B | | 1<br>1 | 0<br>0 | 0<br>1 | 0<br>0 | 1<br>0 | 0<br>0 | 1<br>0 |
| Inning Stats | R: 0 E: 0 K: 0 S: 8 H: 0 LOB: 0 BB: 0 P: 9 | R: 0 E: 0 K: 0 S: 5 H: 0 LOB: 0 BB: 0 P: 7 | R: 0 E: 0 K: 0 S: 9 H: 1 LOB: 1 BB: 0 P: 14 | R: 0 E: 0 K: 1 S: 9 H: 0 LOB: 0 BB: 0 P: 15 | R: 0 E: 0 K: 0 S: 5 H: 1 LOB: 0 BB: 0 P: 7 | R: 0 E: 0 K: 1 S: 8 H: 1 LOB: 2 BB: 1 P: 16 | R: 0 E: 0 K: 0 S: 5 H: 0 LOB: 0 BB: 0 P: 6 | R: 0 E: 0 K: 0 S: 11 H: 1 LOB: 1 BB: 0 P: 17 | R: 0 E: 0 K: 0 S: 13 H: 3 LOB: 2 BB: 0 P: 17 | 1B: 7 2B: 0 3B: 0 HR: 0 | SF: 0 SAC: 0 DP: 2 HBP: 0 | | | | | | |

| PITCHER | IP | WLS | BF | H | R | ER | SO | BB | IBB | HBP | BLK | WP | HR | S | P | ERA | WHIP |
|---|---|---|---|---|---|---|---|---|---|---|---|---|---|---|---|---|---|
| Zane Smith, L (1, 1)<br>ERA: 2.36 | 9.0 | W | 33 | 7 | 0 | 0 | 2 | 1 | 0 | 0 | 0 | 0 | 0 | 73 | 108 | 0.00 | 0.889 |

| PITCHER | IP | WLS | BF | H | R | ER | SO | BB | IBB | HBP | BLK | WP | HR | S | P | ERA | WHIP |
|---|---|---|---|---|---|---|---|---|---|---|---|---|---|---|---|---|---|

# TOP

## Houston Astros @ Pittsburgh Pirates

Three Rivers Stadium, Pittsburgh, PA

Sat May 09 1992, 7:05 PM EDT

Att. 18,985 - Cloudy - 55 F

livebaseballscorecards.com

| | |
|---|---|
| AB | 32 |
| R | 0 |
| H | 7 |
| RBI | 0 |
| BB | 1 |
| SO | 2 |
| LOB | 11 |

1B: 7 2B: 0 3B: 0 HR: 0 SF: 0 SAC: 0 DP: 2 HBP: 0

WP: 0 PB: 0 SB: 0 CS: 0 PA: 33

# BOTTOM

## Houston Astros @ Pittsburgh Pirates

Three Rivers Stadium, Pittsburgh, PA

Sat May 09 1992, 7:05 PM EDT

Att. 18,985 - Cloudy - 55 F

| Batter | 1 | 2 | 3 | 4 | 5 | 6 | 7 | 8 | 9 | AB | R | H | RBI | BB | SO | LOB |
|---|---|---|---|---|---|---|---|---|---|---|---|---|---|---|---|---|
| Orlando Merced, S (1, 3)<br>OBP: 0.382, SLG: 0.288 | G3 | | 2-H 1B | | K | | | SH1-4 BB | | 3 | 0 | 1 | 0 | 1 | 1 | 1 |
| Jay Bell, R (1, 6)<br>OBP: 0.328, SLG: 0.239 | F8 | | P9 | | | G5-3 | | SH1-4<br>1-2 | | 3 | 0 | 0 | 0 | 0 | 0 | 1 |
| Andy Van Slyke, L (1, 8)<br>OBP: 0.454, SLG: 0.474 | BB | | | F9 | | G1-3 | | G1-3 | | 3 | 0 | 0 | 0 | 1 | 0 | 1 |
| Barry Bonds, L (1, 7)<br>OBP: 0.407, SLG: 0.624 | F9 | | | HR | | P5 | | G5-3 | | 4 | 1 | 1 | 1 | 0 | 0 | 2 |
| Gary Varsho, L (1, 9)<br>OBP: 0.320, SLG: 0.565 | | K | | CS 1B | | | 1B 3B | | | 3 | 1 | 2 | 0 | 0 | 1 | 0 |
| Jeff King, R (1, 5)<br>OBP: 0.256, SLG: 0.288 | | G6-3 | | 1 SAFE<br>1 SAFE<br>1 SAFE<br>K<br>1-2 | | | 1B SF9<br>3-H 1B | | | 3 | 1 | 1 | 1 | 0 | 1 | 1 |
| Michael LaValliere, L (1, 2)<br>OBP: 0.383, SLG: 0.373 | | F8 | | | F7 | | 1 SAFE<br>CS<br>1-3 1B | | | 3 | 0 | 1 | 0 | 0 | 0 | 0 |
| Jose Lind, R (1, 4)<br>OBP: 0.216, SLG: 0.239 | | | SH1-4 1B<br>1B | | F9 | | SF9<br>3-H | | | 2 | 0 | 1 | 1 | 0 | 0 | 0 |
| Zane Smith, L (1, 1)<br>OBP: 0.118, SLG: 0.125 | | | 1 SAFE<br>1 SAFE<br>SH1-4<br>1-2 | | BB | | K<br>1-2 | | | 1 | 0 | 0 | 0 | 1 | 1 | 1 |
| Inning Stats | R: 0<br>E: 0<br>K: 0<br>S: 10<br>H: 0<br>LOB: 1<br>BB: 1<br>P: 18 | R: 0<br>E: 0<br>K: 1<br>S: 8<br>H: 0<br>LOB: 0<br>BB: 0<br>P: 11 | R: 0<br>E: 0<br>K: 0<br>S: 8<br>H: 2<br>LOB: 1<br>BB: 0<br>P: 13 | R: 1<br>E: 0<br>K: 1<br>S: 8<br>H: 2<br>LOB: 1<br>BB: 0<br>P: 18 | R: 0<br>E: 0<br>K: 1<br>S: 13<br>H: 0<br>LOB: 1<br>BB: 1<br>P: 20 | R: 0<br>E: 0<br>K: 0<br>S: 8<br>H: 0<br>LOB: 0<br>BB: 0<br>P: 14 | R: 2<br>E: 0<br>K: 1<br>S: 11<br>H: 3<br>LOB: 1<br>BB: 0<br>P: 15 | R: 0<br>E: 0<br>K: 0<br>S: 9<br>H: 0<br>LOB: 1<br>BB: 1<br>P: 15 | | 1B: 5<br>2B: 2<br>3B: 1<br>HR: 1<br>SF: 1<br>SAC: 2<br>DP: 2<br>HBP: 0 | | | | | | |

| PITCHER | IP | WLS | BF | H | R | ER | SO | BB | IBB | HBP | BLK | WP | HR | S | P | ERA | WHIP |
|---|---|---|---|---|---|---|---|---|---|---|---|---|---|---|---|---|---|
| Darryl Kile, R (1, 1)<br>ERA: 2.82 | 6.1 | L | 26 | 7 | 3 | 3 | 3 | 2 | 0 | 0 | 0 | 0 | 1 | 63 | 106 | 4.26 | 1.421 |
| Rob Mallicoat, L (7, 1)<br>ERA: 1.93 | 1.2 | | 5 | 0 | 0 | 0 | 1 | 1 | 0 | 0 | 0 | 0 | 0 | 12 | 18 | 0.00 | 0.600 |

| PITCHER | IP | WLS | BF | H | R | ER | SO | BB | IBB | HBP | BLK | WP | HR | S | P | ERA | WHIP |
|---|---|---|---|---|---|---|---|---|---|---|---|---|---|---|---|---|---|

| | |
|---|---|
| AB | 25 |
| R | 3 |
| H | 7 |
| RBI | 3 |
| BB | 3 |
| SO | 4 |
| LOB | 7 |

WP: 0 PA: 31
PB: 0
SB: 0
CS: 2

livebaseballscorecards.com

| Batter | 1 | 2 | 3 | 4 | 5 | 6 | 7 | 8 | 9 | 10 | AB | R | H | RBI | BB | SO | LOB |
|---|---|---|---|---|---|---|---|---|---|---|---|---|---|---|---|---|---|
| Craig Biggio, R (1, 4)<br>OBP: 0.346, SLG: 0.390 | X 0-0 B1-3 ① | | B C X 1-1 WP BB 2-H 1B | | L S S 0-3 K ① | | B B B C C X 3-2 G6-3 ② | | B X 1-0 F7 ③ | | 5 | 0 | 1 | 1 | 0 | 1 | 0 |
| Steve Finley, L (1, 8)<br>OBP: 0.311, SLG: 0.438 | C X 0-1 G3 ② | | C X 0-1 F7 ② | | L B X 1-1 2B 3B | | C F B B F X 2-2 F7 ③ | | | B F X 1-1 G4-3 ① | 5 | 1 | 1 | 0 | 0 | 0 | 1 |
| Benny Distefano, L (1, 3)<br>OBP: 0.286, SLG: 0.091<br>5 Jeff Bagwell, R (8, PH) (8, 3)<br>OBP: 0.321, SLG: 0.383 | B B X 2-0 F7 ③ | | 1 SAFE S B B B B 4-1 WP 1-2 BB | | B C S 1-3 K ② | | | B C B X 2-1 HR | | B B B X 3-0 HR | 2 | 0 | 0 | 0 | 1 | 1 | 1 |
| | | | | | | | | | | | 2 | 2 | 2 | 2 | 0 | 0 | 0 |
| Eric Anthony, L (1, 9)<br>OBP: 0.320, SLG: 0.478 | | B X 1-0 HR | C C S 0-3 K 1-2 2-3 | | B C C B B X 3-2 PO 3-H 2B | | | B S C B X 2-2 F8 ① | | C B F B B F B 4-2 G3-1 1B BB | 4 | 2 | 2 | 2 | 1 | 1 | 2 |
| Luis Gonzalez, L (1, 7)<br>OBP: 0.198, SLG: 0.227 | | F C X 0-2 F9 ① | B X 1-0 L7 ③ | | C B 1-1 PO ③ 2-3 | C X 0-1 G3 2B | | F X 0-1 P3 ② | | B C F B X 2-2 G3-1 ② 1-2 | 5 | 0 | 1 | 0 | 0 | 0 | 4 |
| Casey Candaele, S (1, 5)<br>OBP: 0.217, SLG: 0.261 | | L B B F X 2-2 L6 ② | | C X 0-1 G4-3 ① | | X 0-0 L4 ① | | X 0-0 2B | | X 0-0 2-H 1B | 5 | 0 | 2 | 1 | 0 | 0 | 1 |
| Eddie Taubensee, L (1, 2)<br>OBP: 0.269, SLG: 0.229 | X 0-0 G3 ③ | | | B B F B F B 4-2 FC5-4 BB | | B C X 1-1 G3 ② 2-3 | | X 0-0 F7 ③ | | X 0-0 G4-1 ③ | 4 | 0 | 0 | 0 | 1 | 0 | 3 |
| Andujar Cedeno, R (1, 6)<br>OBP: 0.278, SLG: 0.328 | | | S B F X 1-2 SH1-4 1B 1B | S B S B X 2-2 FC5-4 ② 1-2f | | C C B S 1-3 K ③ | | | X 0-0 F7 ① | | 4 | 1 | 1 | 0 | 0 | 1 | 2 |
| Mark Portugal, R (1, 1)<br>Eric Yelding, R (7, PH)<br>OBP: 0.250, SLG: 0.250<br>Al Osuna, R (7, 1)<br>Joe Boever, R (7, 1)<br>Rafael Ramirez, R (9, PH)<br>OBP: 0.282, SLG: 0.308<br>Doug Jones, R (9, 1) | | | X 0-0 SH1-4 ① 1-2 | S X 0-1 F9 ③ | | | B C X 1-1 G5-3 ① | | F X 0-1 F8 ② | | 1<br>1<br>0<br>0<br>1<br>0 | 0<br>0<br>0<br>0<br>0<br>0 | 0<br>0<br>0<br>0<br>0<br>0 | 0<br>0<br>0<br>0<br>0<br>0 | 0<br>0<br>0<br>0<br>0<br>0 | 0<br>0<br>0<br>0<br>0<br>0 | 1<br>0<br>0<br>0<br>0<br>0 |
| Inning Stats | R: 0 E: 0 K: 0 S: 4 / H: 0 LOB: 0 BB: 0 P: 6 | R: 1 E: 0 K: 0 S: 8 / H: 1 LOB: 0 BB: 0 P: 11 | R: 1 E: 0 K: 1 S: 13 / H: 2 LOB: 3 BB: 1 P: 20 | R: 0 E: 0 K: 0 S: 9 / H: 0 LOB: 1 BB: 1 P: 15 | R: 1 E: 0 K: 2 S: 12 / H: 2 LOB: 0 BB: 0 P: 18 | R: 0 E: 0 K: 1 S: 8 / H: 1 LOB: 1 BB: 0 P: 10 | R: 0 E: 0 K: 0 S: 9 / H: 0 LOB: 0 BB: 0 P: 15 | R: 1 E: 0 K: 0 S: 9 / H: 2 LOB: 1 BB: 0 P: 13 | R: 0 E: 0 K: 0 S: 4 / H: 0 LOB: 0 BB: 0 P: 5 | R: 2 E: 0 K: 0 S: 11 / H: 2 LOB: 1 BB: 1 P: 21 | 1B: 3 2B: 3 3B: 1 HR: 3 | SF: 0 SAC: 1 DP: 0 HBP: 0 | | | | | |

| PITCHER | | IP | WLS | BF | H | R | ER | SO | BB | IBB | HBP | BLK | WP | HR | S | P | ERA | WHIP |
|---|---|---|---|---|---|---|---|---|---|---|---|---|---|---|---|---|---|---|
| Bob Walk, R<br>ERA: 3.48 | (1, 1) | 4.1 | | 20 | 4 | 3 | 3 | 2 | 2 | 0 | 0 | 0 | 1 | 1 | 39 | 58 | 6.23 | 1.385 |
| Denny Neagle, L<br>ERA: 2.73 | (5, 1) | 1.2 | | 6 | 2 | 0 | 0 | 2 | 0 | 0 | 0 | 0 | 0 | 0 | 15 | 22 | 0.00 | 1.200 |
| Dennis Lamp, R<br>ERA: 2.13 | (7, 1) | 1.0 | | 3 | 0 | 0 | 0 | 0 | 0 | 0 | 0 | 0 | 0 | 0 | 9 | 15 | 0.00 | 0.000 |
| Bob Patterson, L<br>ERA: 0.68 | (8, 1) | 1.0 | | 5 | 2 | 1 | 1 | 0 | 0 | 0 | 0 | 0 | 0 | 1 | 9 | 13 | 9.00 | 2.000 |
| Roger Mason, R<br>ERA: 2.79 | (9, 1) | 2.0 | L | 9 | 2 | 2 | 2 | 0 | 1 | 0 | 0 | 0 | 0 | 1 | 15 | 26 | 9.00 | 1.500 |

| PITCHER | IP | WLS | BF | H | R | ER | SO | BB | IBB | HBP | BLK | WP | HR | S | P | ERA | WHIP |
|---|---|---|---|---|---|---|---|---|---|---|---|---|---|---|---|---|---|

# TOP

## Houston Astros @ Pittsburgh Pirates

Three Rivers Stadium, Pittsburgh, PA

Sun May 10 1992, 3:33 AM EDT

Att. 21,154 - Cloudy - 68 F

livebaseballscorecards.com

| | |
|---|---|
| AB | 39 |
| R | 6 |
| H | 10 |
| RBI | 6 |
| BB | 3 |
| SO | 4 |
| LOB | 15 |

| | | | | | | | | | | | | | | | | | | |
|---|---|---|---|---|---|---|---|---|---|---|---|---|---|---|---|---|---|---|
| 1B: 3 | SF: 0 | WP: 1 | PA: 44 |
| 2B: 3 | SAC: 1 | PB: 0 | |
| 3B: 1 | DP: 0 | SB: 0 | |
| HR: 3 | HBP: 0 | CS: 0 | |

# Houston Astros @ Pittsburgh Pirates

Three Rivers Stadium, Pittsburgh, PA

Sun May 10 1992, 3:33 AM EDT
Att. 21,154 - Cloudy - 68 F

livebaseballscorecards.com

| Batter | 1 | 2 | 3 | 4 | 5 | 6 | 7 | 8 | 9 | 10 | AB | R | H | RBI | BB | SO | LOB |
|---|---|---|---|---|---|---|---|---|---|---|---|---|---|---|---|---|---|
| Orlando Merced, S (1, 3)<br>OBP: 0.395, SLG: 0.359 | 1-1 2B 3B | | 1-0 F9 3B 2B | | 1-1 G3-1 SH1-4 1B | | 2-2 ② F7 | | 2-3 ① K | | 5 | 2 | 3 | 0 | 0 | 1 | 0 |
| Jay Bell, R (1, 6)<br>OBP: 0.326, SLG: 0.232 | 0-0 ① G5-3 | | 0-0 ① F9 2-3 | | 0-0 ① SH1-4 1-2 | | BB 1B BB | | 2-0 ② G5-3 | | 3 | 0 | 0 | 0 | 1 | 0 | 2 |
| Andy Van Slyke, L (1, 8)<br>OBP: 0.460, SLG: 0.510 | 3-2 G4-3 3-H 2B | | 0-0 1B 3-H 3B | | 0-1 ② G3-1 2-3 | | 1-2 BB 1-2 1B | | 3-0 ③ F8 | | 5 | 1 | 3 | 2 | 0 | 0 | 1 |
| Barry Bonds, L (1, 7)<br>OBP: 0.407, SLG: 0.608 | 1-2 ② G4-3 2-3 | | 2-0 CS 3-H 1B | | 0-0 ③ L8 | | 4-2 1-2 2-3 BB | | | 3-2 ① G4-3 | 4 | 0 | 1 | 1 | 1 | 0 | 2 |
| Gary Varsho, L (1, 9)<br>OBP: 0.286, SLG: 0.500<br>Lloyd McClendon, R (7, PH)<br>OBP: 0.400, SLG: 0.514<br>(8, 9) | 2-2 ③ P3 | | 0-0 ② F9 | | | 1-0 ① G3-1 | 1-2 ③ F8 | | | 2-1 ② G1-3 | 3<br>2 | 0<br>0 | 0<br>0 | 0<br>0 | 0<br>0 | 0<br>0 | 2<br>3 |
| Steve Buechele, R (1, 5)<br>OBP: 0.328, SLG: 0.394 | 4-0 BB | 1 SAFE 1 SAFE 1 SAFE | 0-1 ③ CS 1-2 | 4-2 G4-3 BB | | 3-2 ② G5-3 | | 3-2 ① F7 | | 1-1 ③ G1-3 | 3 | 0 | 0 | 0 | 2 | 0 | 0 |
| Michael LaValliere, L (1, 2)<br>OBP: 0.359, SLG: 0.345 | 1-2 ① P7 | | | 3-1 ① G4-3 1-2 | | 3-2 ③ F7 | | 1-2 ② P6 | | | 4 | 0 | 0 | 0 | 0 | 0 | 2 |
| Jeff King, R (1, 4)<br>OBP: 0.267, SLG: 0.325 | 0-0 ② P4 | | | 1-2 ② F8 | | | 0-1 HR | 4-2 BB | | | 3 | 1 | 1 | 1 | 1 | 0 | 2 |
| Bob Walk, R (1, 1)<br>Denny Neagle, L (5, 1)<br>Dennis Lamp, R (7, 1)<br>Gary Redus, R (7, PH)<br>OBP: 0.379, SLG: 0.375<br>Bob Patterson, R (8, 1)<br>OBP: 0.667, SLG: 0.500<br>Cecil Espy, S (8, PH)<br>OBP: 0.500, SLG: 0.655<br>Roger Mason, R (9, 1) | 0-0 ③ P4 | | | 0-3 ③ K | | | 3-1 ① G6-3 | 1-3 ③ K | | | 2<br>0<br>0<br>1<br>0<br>1<br>0 | 0<br>0<br>0<br>0<br>0<br>0<br>0 | 0<br>0<br>0<br>0<br>0<br>0<br>0 | 0<br>0<br>0<br>0<br>0<br>1<br>0 | 0<br>0<br>0<br>0<br>0<br>1<br>0 | 1<br>0<br>0<br>0<br>0<br>0<br>0 | 2<br>0<br>0<br>0<br>0<br>0<br>0 |
| Inning Stats | R: 1 H: 2<br>E: 0 LOB: 1<br>K: 0 BB: 0<br>S: 13 P: 20 | R: 0 H: 0<br>E: 0 LOB: 1<br>K: 0 BB: 1<br>S: 5 P: 10 | R: 2 H: 3<br>E: 0 LOB: 0<br>K: 0 BB: 0<br>S: 6 P: 9 | R: 0 H: 0<br>E: 0 LOB: 1<br>K: 1 BB: 1<br>S: 12 P: 20 | R: 0 H: 1<br>E: 0 LOB: 1<br>K: 0 BB: 0<br>S: 6 P: 7 | R: 0 H: 0<br>E: 0 LOB: 0<br>K: 0 BB: 0<br>S: 10 P: 17 | R: 1 H: 2<br>E: 0 LOB: 3<br>K: 0 BB: 2<br>S: 19 P: 34 | R: 0 H: 0<br>E: 0 LOB: 1<br>K: 1 BB: 1<br>S: 12 P: 21 | R: 0 H: 0<br>E: 0 LOB: 0<br>K: 1 BB: 0<br>S: 5 P: 12 | R: 0 H: 0<br>E: 0 LOB: 0<br>K: 0 BB: 0<br>S: 9 P: 15 | 1B: 3<br>2B: 2<br>3B: 2<br>HR: 1 | SF: 0<br>SAC: 1<br>DP: 0<br>HBP: 0 | WP: 0<br>PB: 0<br>SB: 0<br>CS: 1 | PA: 43 | | | |

| BOTTOM | |
|---|---|
| AB | 36 |
| R | 4 |
| H | 8 |
| RBI | 4 |
| BB | 5 |
| SO | 3 |
| LOB | 17 |

| PITCHER | | IP | WLS | BF | H | R | ER | SO | BB | IBB | HBP | BLK | WP | HR | S | P | ERA | WHIP |
|---|---|---|---|---|---|---|---|---|---|---|---|---|---|---|---|---|---|---|
| Mark Portugal, R<br>ERA: 2.86 | (1, 1) | 6.0 | | 25 | 6 | 3 | 3 | 1 | 2 | 0 | 0 | 0 | 0 | 0 | 52 | 83 | 4.50 | 1.333 |
| Al Osuna, L<br>ERA: 3.6 | (7, 1) | 0.2 | | 6 | 2 | 1 | 1 | 0 | 2 | 0 | 0 | 0 | 0 | 1 | 16 | 30 | 13.50 | 6.000 |
| Joe Boever, R<br>ERA: 1.27 | (7, 1) | 1.1 | | 5 | 0 | 0 | 0 | 1 | 1 | 0 | 0 | 0 | 0 | 0 | 15 | 25 | 0.00 | 0.750 |
| Doug Jones, R<br>ERA: 1.16 | (9, 1) | 2.0 | W | 6 | 0 | 0 | 0 | 1 | 0 | 0 | 0 | 0 | 0 | 0 | 14 | 27 | 0.00 | 0.000 |

| PITCHER | IP | WLS | BF | H | R | ER | SO | BB | IBB | HBP | BLK | WP | HR | S | P | ERA | WHIP |
|---|---|---|---|---|---|---|---|---|---|---|---|---|---|---|---|---|---|

| Batter | 1 | 2 | 3 | 4 | 5 | 6 | 7 | 8 | 9 | AB | R | H | RBI | BB | SO | LOB |
|---|---|---|---|---|---|---|---|---|---|---|---|---|---|---|---|---|
| Gary Redus, R (1, 9)<br>OBP: 0.333, SLG: 0.321 | C C C<br>0-3 ① K | | S B B F X<br>2-2 ③ F8 | | F S B S<br>1-3 ③ K | | | B C X<br>1-1 ① F9 | | 4 | 0 | 0 | 0 | 0 | 2 | 0 |
| Jay Bell, R (1, 6)<br>OBP: 0.316, SLG: 0.224 | C F B B B S<br>3-3 ② K | | | B S X<br>1-1 ① F8 | | C B C B F X<br>2-2 ① L4 | | C B B X<br>2-1 ② F8 | | 4 | 0 | 0 | 0 | 0 | 1 | 0 |
| Andy Van Slyke, L (1, 8)<br>OBP: 0.453, SLG: 0.500 | B B C F F B X<br>3-2 ③ G3-1 | | | F B X<br>1-1 2B 1B | | B C B B B F F F F F<br>3-2 X ② F9 | | F X<br>0-1 ③ L8 | | 4 | 1 | 1 | 0 | 0 | 0 | 0 |
| Lloyd McClendon, R (1, 3)<br>OBP: 0.395, SLG: 0.500<br>Cecil Espy, S (9, PH)<br>OBP: 0.485, SLG: 0.633 | | C F B B S<br>2-3 ① K | | X<br>0-0 ② P4 | | B B X<br>2-0 1B | | | F B F X<br>1-2 ① G3 | 3<br>1 | 0<br>0 | 1<br>0 | 0<br>0 | 0<br>0 | 1<br>0 | 1<br>0 |
| Barry Bonds, L (1, 7)<br>OBP: 0.418, SLG: 0.620 | | B B C B X<br>3-1 FC6-5 S 1B | | X<br>0-0 1-3 1B 2B | | F S B 1 SAFE F B 1 B F<br>3-2 X ③ F8 | | | B B F B B<br>4-1 BB BB | 3 | 1 | 2 | 0 | 1 | 0 | 1 |
| Steve Buechele, R (1, 5)<br>OBP: 0.341, SLG: 0.411 | | B 1 SAFE 1 SAFE B F X<br>2-1 ② FC6-5 FC6-4<br>1-3 | | B F B X<br>2-1 2-H 3-H 1B | | | C B X<br>1-2 G6-3 2B | | B B B C B<br>4-1 FC5<br>1-2 BB | 3 | 0 | 2 | 2 | 1 | 0 | 1 |
| Jeff King, R (1, 4)<br>OBP: 0.255, SLG: 0.310 | | B B C X<br>2-1 ③ FC6-4<br>1-2f | | B F 1 SAFE B B B X<br>3-1 ③ F8 | | | B C B X<br>2-1 ① G6-3<br>2-3 | | F C S<br>0-3 ② K | 4 | 0 | 0 | 0 | 0 | 1 | 5 |
| Don Slaught, R (1, 2)<br>OBP: 0.412, SLG: 0.581 | | | B F X<br>1-1 ① F8 | | X<br>0-0 ① G6-3 | | B B X<br>2-0 ② G5-3 | | X<br>0-0 ③ FC5<br>1-2f | 4 | 0 | 0 | 0 | 0 | 0 | 3 |
| Randy Tomlin, L (1, 1)<br>Paul Miller, R (3, 1)<br>Tom Prince, R (5, PH)<br>OBP: 0.229, SLG: 0.125<br>Vicente Palacios, R (5, 1)<br>OBP: 0.167, SLG: 0.167<br>Denny Neagle, L (6, 1)<br>Gary Varsho, L (7, PH)<br>OBP: 0.276, SLG: 0.481<br>Dennis Lamp, R (7, 1)<br>Stan Belinda, R (8, 1) | | | C F B S<br>1-3 ② K | | B B C S B S<br>3-3 ② K | | B X<br>1-0 ③ G3 | | | 1<br>0<br>1<br>0<br>0<br>1<br>0<br>0 | 0<br>0<br>0<br>0<br>0<br>0<br>0<br>0 | 0<br>0<br>0<br>0<br>0<br>0<br>0<br>0 | 0<br>0<br>0<br>0<br>0<br>0<br>0<br>0 | 1<br>0<br>1<br>0<br>0<br>1<br>0<br>0 | 0<br>0<br>0<br>0<br>0<br>0<br>0<br>0 | 0<br>0<br>0<br>0<br>0<br>1<br>0<br>0 |
| Inning Stats | R: 0 E: 0 K: 2 S: 10 H: 0 LOB: 0 BB: 0 P: 16 | R: 0 E: 0 K: 1 S: 9 H: 1 LOB: 1 BB: 0 P: 18 | R: 0 E: 0 K: 1 S: 8 H: 0 LOB: 0 BB: 0 P: 12 | R: 2 E: 0 K: 0 S: 10 H: 3 LOB: 1 BB: 0 P: 17 | R: 0 E: 0 K: 2 S: 7 H: 0 LOB: 0 BB: 0 P: 11 | R: 0 E: 0 K: 0 S: 17 H: 1 LOB: 1 BB: 0 P: 27 | R: 0 E: 0 K: 0 S: 7 H: 1 LOB: 1 BB: 0 P: 13 | R: 0 E: 0 K: 0 S: 6 H: 0 LOB: 0 BB: 0 P: 9 | R: 0 E: 0 K: 1 S: 9 H: 0 LOB: 2 BB: 2 P: 18 | 1B: 4 2B: 2 3B: 0 HR: 0 | SF: 0 SAC: 0 DP: 0 HBP: 0 | | | WP: 0 PB: 0 SB: 1 CS: 0 | PA: 35 | | |

| PITCHER | | IP | WLS | BF | H | R | ER | SO | BB | IBB | HBP | BLK | WP | HR | S | P | ERA | WHIP |
|---|---|---|---|---|---|---|---|---|---|---|---|---|---|---|---|---|---|---|
| Tom Glavine, L<br>ERA: 2.09 | (1, 1) | 8.0 | W | 30 | 6 | 2 | 2 | 6 | 0 | 0 | 0 | 0 | 0 | 0 | 74 | 123 | 2.25 | 0.750 |
| Marvin Freeman, R<br>ERA: 2.5 | (9, 1) | 1.0 | S | 5 | 0 | 0 | 0 | 1 | 2 | 0 | 0 | 0 | 0 | 0 | 9 | 18 | 0.00 | 2.000 |

| PITCHER | IP | WLS | BF | H | R | ER | SO | BB | IBB | HBP | BLK | WP | HR | S | P | ERA | WHIP |
|---|---|---|---|---|---|---|---|---|---|---|---|---|---|---|---|---|---|

TOP

# Pittsburgh Pirates @ Atlanta Braves

Atlanta-Fulton County Stadium, Atlanta, GA

Tue May 12 1992, 7:05 PM EDT

Att. 38,949 - Cloudy - 80 F

livebaseballscorecards.com

| | |
|---|---|
| AB | 33 |
| R | 2 |
| H | 6 |
| RBI | 2 |
| BB | 2 |
| SO | 7 |
| LOB | 12 |

| Batter | 1 | 2 | 3 | 4 | 5 | 6 | 7 | 8 | 9 | AB | R | H | RBI | BB | SO | LOB |
|---|---|---|---|---|---|---|---|---|---|---|---|---|---|---|---|---|
| Otis Nixon, S (1, 8)<br>OBP: 0.418, SLG: 0.431 | B F B X<br>2-1 SH FC5-4 2B | B F B B X<br>3-1 S 2B 1B | 1 SAFE C C B X<br>1-2 G4-3 ③ | | | X<br>0-0 S<br>2-3 1B | | S B B X<br>2-1 F8 ① | | 5 | 2 | 3 | 0 | 0 | 0 | 2 |
| Terry Pendleton, S (1, 5)<br>OBP: 0.342, SLG: 0.500 | F X<br>0-1 SH FC5-4<br>2-3 | C 1 SAFE F 1 SAFE 1 SAFE X<br>0-2 2B<br>1-2 1B | | B X<br>1-0 G6-3 ① | | F B B 1 SAFE F S<br>2-3 K ① | | X<br>0-0 G3-1 ② | | 4 | 0 | 1 | 0 | 0 | 1 | 2 |
| Ron Gant, R (1, 7)<br>OBP: 0.354, SLG: 0.454 | X<br>0-0 FC5-4 BB 1B ①<br>1-2f 3-H | B X<br>1-0 2B<br>1-3 2-H | | C F B B S<br>2-3 K ② | | C C 1 SAFE<br>0-3 K ② | | X<br>0-0 F8 ③ | | 5 | 1 | 1 | 2 | 0 | 2 | 3 |
| David Justice, L (1, 9)<br>OBP: 0.310, SLG: 0.297 | B B B B<br>4-0 1B BB<br>1-2 | B B B X<br>3-0 F9 ③ | | S S B B B C<br>3-3 K ③ | | C B B B C B<br>4-2 BB<br>1-2 | | | | 2 | 0 | 0 | 0 | 2 | 1 | 2 |
| Damon Berryhill, S (1, 2)<br>OBP: 0.279, SLG: 0.470 | X<br>0-0 1B<br>1-2 2-H | | L B C X<br>1-2 2B 2B | | B B B B<br>4-0 BB | C S B B C<br>2-3 K ③ | | | | 3 | 1 | 2 | 1 | 1 | 1 | 3 |
| Brian Hunter, R (1, 3)<br>OBP: 0.164, SLG: 0.268<br>Sid Bream, L (3, PH) (4, 3)<br>OBP: 0.378, SLG: 0.378 | B X<br>1-0 L9 ② | | C B S X<br>1-2 SH5-3 2B 2-H | | C X<br>0-1 L8 ① | | X<br>0-0 F8 ① | | | 1<br>3 | 0<br>0 | 0<br>1 | 0<br>1 | 0<br>1 | 0<br>0 | 2<br>1 |
| Mark Lemke, S (1, 4)<br>OBP: 0.235, SLG: 0.256 | C C B F S<br>1-3 K ③ | | X<br>0-0 SH5-3 ①<br>2-3 | | X<br>0-0 F8 ② | | C X<br>0-1 G3-1 ② | | | 3 | 0 | 0 | 0 | 0 | 1 | 3 |
| Rafael Belliard, R (1, 6)<br>OBP: 0.257, SLG: 0.221 | | X<br>0-0 G5-3 ① | F X<br>0-1 E6 | | F B F X<br>1-2 G5-3 ③ | | F X<br>0-1 1B | | | 4 | 0 | 1 | 0 | 0 | 0 | 2 |
| Tom Glavine, L (1, 1)<br>OBP: 0.333, SLG: 0.348<br>Marvin Freeman, R (9, 1)<br>OBP: 1.000, SLG: 1.000 | | B B C S S<br>2-3 K ② | 1 SAFE C F C<br>0-3 K ② | | | L B X<br>1-1 1B 2B | C 1 SAFE X<br>0-1 G1-3 ③ | | | 4<br>0 | 0<br>0 | 1<br>0 | 0<br>0 | 0<br>0 | 2<br>0 | 3<br>0 |
| Inning Stats | R: 2 E: 0 K: 1 S: 11<br>H: 2 LOB: 2 BB: 1 P: 19 | R: 1 E: 0 K: 1 S: 11<br>H: 3 LOB: 2 BB: 0 P: 20 | R: 1 E: 1 K: 1 S: 15<br>H: 2 LOB: 2 BB: 0 P: 18 | R: 0 E: 0 K: 2 S: 7<br>H: 0 LOB: 0 BB: 0 P: 13 | R: 0 E: 0 K: 0 S: 6<br>H: 0 LOB: 1 BB: 1 P: 11 | R: 0 E: 0 K: 3 S: 14<br>H: 2 LOB: 3 BB: 1 P: 23 | R: 0 E: 0 K: 0 S: 7<br>H: 1 LOB: 1 BB: 0 P: 7 | R: 0 E: 0 K: 0 S: 4<br>H: 0 LOB: 0 BB: 0 P: 6 | | 1B: 5 2B: 5 3B: 0 HR: 0<br>SF: 0 SAC: 2 DP: 0 HBP: 0 | | | | | | |

# BOTTOM

## Pittsburgh Pirates @ Atlanta Braves

Atlanta-Fulton County Stadium, Atlanta, GA

Tue May 12 1992, 7:05 PM EDT

Att. 38,949 - Cloudy - 80 F

livebaseballscorecards.com

| | |
|---|---|
| AB | 34 |
| R | 4 |
| H | 10 |
| RBI | 4 |
| BB | 3 |
| SO | 8 |
| LOB | 23 |

WP: 0 PB: 0 SB: 2 CS: 0 PA: 39

| PITCHER | | IP | WLS | BF | H | R | ER | SO | BB | IBB | HBP | BLK | WP | HR | S | P | ERA | WHIP |
|---|---|---|---|---|---|---|---|---|---|---|---|---|---|---|---|---|---|---|
| Randy Tomlin, L<br>ERA: 3.5 | (1, 1) | 2.0 | L | 14 | 6 | 4 | 4 | 2 | 1 | 0 | 0 | 0 | 0 | 0 | 25 | 43 | 18.00 | 3.500 |
| Paul Miller, R<br>ERA: | (3, 1) | 2.0 | | 8 | 1 | 0 | 0 | 3 | 0 | 0 | 0 | 0 | 0 | 0 | 19 | 27 | 0.00 | 0.500 |
| Vicente Palacios, R<br>ERA: 3.18 | (5, 1) | 1.2 | | 8 | 2 | 0 | 0 | 2 | 1 | 0 | 0 | 0 | 0 | 0 | 15 | 23 | 0.00 | 1.800 |
| Denny Neagle, L<br>ERA: 2.7 | (6, 1) | 0.1 | | 2 | 0 | 0 | 0 | 1 | 1 | 0 | 0 | 0 | 0 | 0 | 5 | 11 | 0.00 | 3.000 |
| Dennis Lamp, R<br>ERA: 1.98 | (7, 1) | 1.0 | | 4 | 1 | 0 | 0 | 0 | 0 | 0 | 0 | 0 | 0 | 0 | 7 | 7 | 0.00 | 1.000 |

| PITCHER | | IP | WLS | BF | H | R | ER | SO | BB | IBB | HBP | BLK | WP | HR | S | P | ERA | WHIP |
|---|---|---|---|---|---|---|---|---|---|---|---|---|---|---|---|---|---|---|
| Stan Belinda, R<br>ERA: 0.64 | (8, 1) | 1.0 | | 3 | 0 | 0 | 0 | 0 | 0 | 0 | 0 | 0 | 0 | 0 | 4 | 6 | 0.00 | 0.000 |

# Pittsburgh Pirates @ Atlanta Braves

Atlanta-Fulton County Stadium, Atlanta, GA

Wed May 13 1992, 7:05 PM EDT

Att. 24,872 - Cloudy - 73 F

TOP

livebaseballscorecards.com

| Batter | 1 | 2 | 3 | 4 | 5 | 6 | 7 | 8 | 9 | AB | R | H | RBI | BB | SO | LOB |
|---|---|---|---|---|---|---|---|---|---|---|---|---|---|---|---|---|
| Gary Redus, R (1, 9)<br>OBP: 0.359, SLG: 0.333 | C B B X<br>2-1 1B S 1B 1B | B F B X<br>2-1 S 2B 1B | B C B S B B<br>4-2 2B BB | C C X<br>0-2 FC6-4 ③<br>1-2f | | C X<br>0-1 G6-3 ③ | | B C B F B X<br>3-2 L4 ② ③<br>2-3 | | 5 | 3 | 2 | 0 | 1 | 0 | 7 |
| Dennis Lamp, R (8, 1) | | | | | | | | | | 0 | 0 | 0 | 0 | 0 | 0 | 0 |
| Bob Patterson, R (8, 1)<br>OBP: 0.667, SLG: 0.500 | | | | | | | | | | 0 | 0 | 0 | 0 | 0 | 0 | 0 |
| Stan Belinda, R (8, 1) | | | | | | | | | | 0 | 0 | 0 | 0 | 0 | 0 | 0 |
| Jay Bell, R (1, 6)<br>OBP: 0.331, SLG: 0.287 | B 1 SAFE<br>C 1 SAFE<br>B 1 SAFE<br>C X<br>2-2 1B 1B 1B 1B<br>1-3 | C B F B X<br>2-2 2B 2B<br>1-H | C B B B C X<br>3-2 ③<br>1-H<br>2-H | | B C X<br>1-1 G3 ① | | B B C F S<br>2-3 K ① | | B B C X<br>2-1 HR | 6 | 3 | 4 | 4 | 0 | 1 | 0 |
| Andy Van Slyke, L (1, 8)<br>OBP: 0.470, SLG: 0.523 | F B 1 SAFE X<br>1-1 1B 1B SF8 1B<br>1-2<br>3-H | B C X<br>1-1 2B<br>2-H | | B X<br>1-0 E9 1B 1B | B C C F X<br>1-2 G4-3 ② | | F B B F B B<br>4-2 E BB | | B B F X<br>2-1 2B P3-2 1B | 5 | 2 | 4 | 2 | 1 | 0 | 0 |
| Lloyd McClendon, R (1, 3)<br>OBP: 0.417, SLG: 0.488 | C B F B X<br>2-2 SF8 1B 1B<br>1-2<br>2-3 | X<br>0-0 P5 ② | | B S B B B<br>4-1 HBP 1B BB | B C B B B<br>4-1 BB | | X<br>0-0 FC FC5<br>1-2 | | 1 SAFE<br>1 SAFE<br>B C 1 SAFE B X<br>2-1<br>1-3 2B | 3 | 1 | 1 | 0 | 2 | 0 | 2 |
| Orlando Merced, S (9, PH)<br>OBP: 0.402, SLG: 0.385 (9, 3) | | | | | | | | | | 1 | 0 | 1 | 0 | 0 | 0 | 0 |
| Barry Bonds, L (1, 7)<br>OBP: 0.414, SLG: 0.596 | C B C B S<br>2-3 K ① | B C X<br>1-1 G4-3 ③ | | B F F H<br>2-2 1B 1B HBP<br>1-2 | C B F X<br>1-2 G4-3 ③ | | S F B B X<br>2-2 F8 ② | | I I I I<br>4-0 IBB | 4 | 0 | 0 | 0 | 1 | 1 | 7 |
| Steve Buechele, R (1, 5)<br>OBP: 0.349, SLG: 0.425 | C B X<br>1-1 1B<br>1-2<br>2-3<br>3-H | | B C X<br>1-1 G6-3 2B<br>1B | F C X<br>0-2 1B 1B<br>1-2<br>2-H<br>3-H | | C B F S<br>1-3 K ① | F B X<br>1-1 FC5 ③<br>1-2f | | C B B X<br>2-1 F9 ① | 6 | 1 | 3 | 3 | 0 | 1 | 5 |
| Jeff King, R (1, 4)<br>OBP: 0.260, SLG: 0.315 | B F B X<br>2-1 SF8 ②<br>2-3<br>3-H | C X<br>0-1 G6-3 ①<br>2-3 | B B B C F X<br>3-2 F9 ①<br>1B | | B C X<br>1-1 1B 1B | | C F B X<br>1-2 1B FC4-2 1B | C B X<br>1-1 P3-2 ② ③<br>3-Hf | | 5 | 0 | 2 | 1 | 0 | 0 | 6 |
| Don Slaught, R (1, 2)<br>OBP: 0.462, SLG: 0.611 | B F B 1 SAFE X<br>2-1 F9 ③ | B X<br>1-0 SH5-4 2B 1B<br>3-H | C F B X<br>1-2 FC6-4<br>1-2<br>2-3 1B | | | C C B X<br>1-2<br>1-2 1B | | X<br>0-0 L4 FC4-2<br>1-3 1B | | 5 | 1 | 4 | 1 | 0 | 0 | 2 |
| Doug Drabek, R (1, 1)<br>OBP: 0.056, SLG: 0.056 | | X<br>0-0 G1-3 ① | L B X<br>1-1 SH5-4 ②<br>1-2 | C S C<br>0-3 K ② | | C C L<br>0-3 K ② | | X<br>0-0 FC4-2 ①<br>1-2<br>3-H | | 3 | 0 | 0 | 0 | 0 | 2 | 5 |
| Roger Mason, R (6, 1) | | | | | | | | | | 0 | 0 | 0 | 0 | 0 | 0 | 0 |
| Cecil Espy, S (8, PH)<br>OBP: 0.471, SLG: 0.613 (8, 9) | | | | | | | | | | 1 | 0 | 0 | 0 | 0 | 0 | 2 |
| Inning Stats | R: 3 E: 0 K: 1 S: 19<br>H: 5 LOB: 2 BB: 0 P: 33 | R: 2 E: 0 K: 0 S: 11<br>H: 3 LOB: 1 BB: 0 P: 17 | R: 3 E: 0 K: 0 S: 12<br>H: 3 LOB: 1 BB: 1 P: 22 | R: 2 E: 1 K: 1 S: 19<br>H: 3 LOB: 3 BB: 1 P: 30 | R: 0 E: 0 K: 0 S: 10<br>H: 0 LOB: 1 BB: 1 P: 17 | R: 0 E: 0 K: 2 S: 13<br>H: 2 LOB: 2 BB: 0 P: 16 | R: 0 E: 1 K: 1 S: 12<br>H: 0 LOB: 2 BB: 1 P: 21 | R: 0 E: 0 K: 0 S: 8<br>H: 2 LOB: 1 BB: 0 P: 12 | R: 1 E: 0 K: 0 S: 10<br>H: 3 LOB: 2 BB: 1 P: 23 | 1B: 15 2B: 7 3B: 0 HR: 1<br>SF: 1 SAC: 1 DP: 2 HBP: 1 | | | | | | |

| | AB | 44 |
|---|---|---|
| | R | 11 |
| | H | 21 |
| | RBI | 11 |
| | BB | 5 |
| | SO | 5 |
| | LOB | 36 |

WP: 0 PB: 0 SB: 2 CS: 0 PA: 52

| PITCHER | | IP | WLS | BF | H | R | ER | SO | BB | IBB | HBP | BLK | WP | HR | S | P | ERA | WHIP |
|---|---|---|---|---|---|---|---|---|---|---|---|---|---|---|---|---|---|---|
| Charlie Leibrandt, L<br>ERA: 5.15 | (1, 1) | 3.0 | | 20 | 11 | 8 | 8 | 1 | 1 | 0 | 0 | 0 | 0 | 0 | 42 | 72 | 24.00 | 4.000 |
| Ben Rivera, R<br>ERA: 5.02 | (4, 1) | 3.0 | | 17 | 5 | 2 | 2 | 3 | 2 | 0 | 1 | 0 | 0 | 0 | 42 | 63 | 6.00 | 2.333 |
| Kent Mercker, L<br>ERA: 4.5 | (7, 1) | 1.0 | | 5 | 0 | 0 | 0 | 1 | 1 | 0 | 0 | 0 | 0 | 0 | 12 | 21 | 0.00 | 1.000 |
| Juan Berenguer, R<br>ERA: 2.89 | (8, 1) | 1.0 | | 4 | 2 | 0 | 0 | 0 | 0 | 0 | 0 | 0 | 0 | 0 | 8 | 12 | 0.00 | 2.000 |
| Alejandro Pena, R<br>ERA: 6.39 | (9, 1) | 1.0 | L | 6 | 3 | 1 | 1 | 0 | 0 | 1 | 0 | 0 | 0 | 1 | 10 | 23 | 9.00 | 3.000 |

| PITCHER | IP | WLS | BF | H | R | ER | SO | BB | IBB | HBP | BLK | WP | HR | S | P | ERA | WHIP |
|---|---|---|---|---|---|---|---|---|---|---|---|---|---|---|---|---|---|

# BOTTOM

## Pittsburgh Pirates @ Atlanta Braves

Atlanta-Fulton County Stadium, Atlanta, GA

Wed May 13 1992, 7:05 PM EDT

Att. 24,872 - Cloudy - 73 F

livebaseballscorecards.com

| Batter | 1 | 2 | 3 | 4 | 5 | 6 | 7 | 8 | 9 | AB | R | H | RBI | BB | SO | LOB |
|---|---|---|---|---|---|---|---|---|---|---|---|---|---|---|---|---|
| Deion Sanders, L (1, 8)<br>OBP: 0.378, SLG: 0.564 | K | G3-1 | | | G4-6-3 1B<br>2-H | | P5 | HR 3B<br>3-H | | 5 | 1 | 2 | 2 | 0 | 1 | 2 |
| Terry Pendleton, S (1, 5)<br>OBP: 0.344, SLG: 0.517 | G4-3 | | F9 | | G4-6-3<br>1-2f | | 1B E 1B<br>2-3 | HR<br>3-H | | 5 | 1 | 2 | 2 | 0 | 0 | 1 |
| Ron Gant, R (1, 7)<br>OBP: 0.355, SLG: 0.481 | HR | | L8 | | | 1B 2B | E5 1B<br>1-2<br>3-H | | | 5 | 2 | 2 | 2 | 0 | 0 | 1 |
| David Justice, L (1, 9)<br>OBP: 0.315, SLG: 0.333 | HR | | G3-1 | | | 1B E BB | K | F9 | | 4 | 2 | 1 | 1 | 1 | 1 | 2 |
| Sid Bream, L (1, 3)<br>OBP: 0.384, SLG: 0.398 | 2B | | | K | | E9 1B<br>1-H<br>2-H | 1B<br>1-2<br>2-3 | | F7 | 1 | 0 | 1 | 0 | 0 | 0 | 0 |
| Ben Rivera, R (4, 1) | | | | | | | | | | 1 | 0 | 0 | 0 | 0 | 1 | 0 |
| Lonnie Smith, R (6, PH)<br>OBP: 0.138, SLG: 0.111 | | | | | | | | | | 1 | 0 | 1 | 1 | 0 | 0 | 0 |
| Kent Mercker, L (7, 1) | | | | | | | | | | 0 | 0 | 0 | 0 | 0 | 0 | 0 |
| Otis Nixon, S (7, PH)<br>OBP: 0.429, SLG: 0.442 | | | | | | | | | | 1 | 0 | 1 | 0 | 0 | 0 | 0 |
| Juan Berenguer, R (8, 1) | | | | | | | | | | 0 | 0 | 0 | 0 | 0 | 0 | 0 |
| Alejandro Pena, R (9, 1) | | | | | | | | | | 0 | 0 | 0 | 0 | 0 | 0 | 0 |
| Jerry Willard, L (9, PH)<br>OBP: 0.313, SLG: 0.533 | | | | | | | | | | 1 | 0 | 0 | 0 | 0 | 0 | 0 |
| Damon Berryhill, S (1, 2)<br>OBP: 0.260, SLG: 0.437 | G4-3 | | | G4-3 | | SAFE P5 | P5 | | G4-3 | 5 | 0 | 0 | 0 | 0 | 0 | 5 |
| Jeff Blauser, R (1, 6)<br>OBP: 0.253, SLG: 0.360 | | G3-1 | | G6-3 | | K | | 1B 3B | 1B | 5 | 1 | 2 | 0 | 0 | 1 | 1 |
| Mark Lemke, S (1, 4)<br>OBP: 0.222, SLG: 0.241 | | G4-3 | | | F7 | G6-3 | | F8 | F7 | 5 | 0 | 0 | 0 | 0 | 0 | 3 |
| Charlie Leibrandt, R (1, 1)<br>OBP: 0.167, SLG: 0.182 | | E1 | | | 1B 2B | | 1B E 2B | 1B 3B<br>1-H | | 1 | 0 | 0 | 0 | 0 | 0 | 0 |
| Brian Hunter, R (4, 3)<br>OBP: 0.203, SLG: 0.373 | | | | | | | | | | 3 | 3 | 3 | 1 | 0 | 0 | 0 |

| Inning Stats | 1 | 2 | 3 | 4 | 5 | 6 | 7 | 8 | 9 |
|---|---|---|---|---|---|---|---|---|---|
| | R: 2<br>E: 0<br>K: 1<br>S: 16<br>H: 3<br>LOB: 1<br>BB: 0<br>P: 23 | R: 0<br>E: 1<br>K: 0<br>S: 10<br>H: 0<br>LOB: 1<br>BB: 0<br>P: 14 | R: 0<br>E: 0<br>K: 0<br>S: 4<br>H: 0<br>LOB: 0<br>BB: 0<br>P: 5 | R: 0<br>E: 0<br>K: 1<br>S: 11<br>H: 0<br>LOB: 0<br>BB: 0<br>P: 13 | R: 1<br>E: 0<br>K: 0<br>S: 8<br>H: 2<br>LOB: 0<br>BB: 0<br>P: 14 | R: 2<br>E: 1<br>K: 1<br>S: 17<br>H: 2<br>LOB: 1<br>BB: 1<br>P: 33 | R: 1<br>E: 1<br>K: 1<br>S: 19<br>H: 3<br>LOB: 3<br>BB: 0<br>P: 24 | R: 4<br>E: 0<br>K: 0<br>S: 19<br>H: 4<br>LOB: 0<br>BB: 0<br>P: 30 | R: 0<br>E: 0<br>K: 0<br>S: 16<br>H: 1<br>LOB: 1<br>BB: 0<br>P: 21 |

| | |
|---|---|
| 1B: 6 | SF: 0 |
| 2B: 4 | SAC: 0 |
| 3B: 2 | DP: 1 |
| HR: 3 | HBP: 0 |

| | |
|---|---|
| WP: 0 | PA: 44 |
| PB: 0 | |
| SB: 0 | |
| CS: 0 | |

| | |
|---|---|
| AB | 43 |
| R | 10 |
| H | 15 |
| RBI | 9 |
| BB | 1 |
| SO | 4 |
| LOB | 15 |

| PITCHER | | IP | WLS | BF | H | R | ER | SO | BB | IBB | HBP | BLK | WP | HR | S | P | ERA | WHIP |
|---|---|---|---|---|---|---|---|---|---|---|---|---|---|---|---|---|---|---|
| Doug Drabek, R<br>ERA: 2.93 | (1, 1) | 5.1 | | 24 | 7 | 5 | 4 | 2 | 1 | 0 | 0 | 0 | 0 | 2 | 60 | 92 | 6.75 | 1.500 |
| Roger Mason, R<br>ERA: 3.0 | (6, 1) | 1.2 | | 9 | 3 | 1 | 1 | 2 | 0 | 0 | 0 | 0 | 0 | 0 | 25 | 34 | 5.40 | 1.800 |
| Dennis Lamp, R<br>ERA: 3.21 | (8, 1) | 0.1 | | 3 | 2 | 2 | 2 | 0 | 0 | 0 | 0 | 0 | 0 | 0 | 6 | 9 | 54.00 | 6.000 |
| Bob Patterson, L<br>ERA: 1.35 | (8, 1) | 0.0 | | 1 | 1 | 0 | 0 | 0 | 0 | 0 | 0 | 0 | 0 | 0 | 2 | 3 | ∞ | ∞ |
| Stan Belinda, R<br>ERA: 1.15 | (8, 1) | 1.2 | W | 7 | 2 | 2 | 2 | 0 | 0 | 0 | 0 | 0 | 0 | 1 | 27 | 39 | 10.80 | 1.200 |

| PITCHER | IP | WLS | BF | H | R | ER | SO | BB | IBB | HBP | BLK | WP | HR | S | P | ERA | WHIP |
|---|---|---|---|---|---|---|---|---|---|---|---|---|---|---|---|---|---|

| Batter | 1 | 2 | 3 | 4 | 5 | 6 | 7 | 8 | 9 | AB | R | H | RBI | BB | SO | LOB |
|---|---|---|---|---|---|---|---|---|---|---|---|---|---|---|---|---|
| Orlando Merced, S (1, 3)<br>OBP: 0.379, SLG: 0.357 | B B B C F X<br>3-2 ① G4-3 | B B 1 SAFE C B S F X<br>3-2 ③ G1-6-3 | | | B B X<br>2-0 ② G3-1 | | | C S S<br>0-3 ① K2-3 | C B S S<br>1-3 ③ K | 5 | 0 | 0 | 0 | 0 | 2 | 4 |
| Jay Bell, R (1, 6)<br>OBP: 0.329, SLG: 0.286 | B C B B S X<br>3-2 1B | | C X<br>0-1 ① F8 | | C X<br>0-1 ③ P3 | | | B F X<br>1-1 ② F9 | | 4 | 0 | 1 | 0 | 0 | 0 | 0 |
| Andy Van Slyke, L (1, 8)<br>OBP: 0.457, SLG: 0.504 | B X<br>1-0 ② F9 | | C B B X<br>2-1 ② G4-3 | | | F B X<br>2-1 ① F8 | | C S B B S<br>2-3 ③ K | | 4 | 0 | 0 | 0 | 0 | 1 | 1 |
| Barry Bonds, L (1, 7)<br>OBP: 0.417, SLG: 0.598 | 1 SAFE B C B B C F S<br>3-3 ③ K | | X<br>0-0 2B | | | S B X<br>1-1 ② G6-3 | | | B C B B B<br>4-1 2B 1B BB | 3 | 1 | 1 | 0 | 1 | 1 | 1 |
| Gary Varsho, L (1, 9)<br>OBP: 0.242, SLG: 0.419 | | B B X<br>2-0 ① F9 | X<br>0-0 ③ F8 | | | C B C C<br>1-3 ③ K | | | 1 SAFE B B B X<br>2-0 ① F9 | 4 | 0 | 0 | 0 | 0 | 1 | 2 |
| Steve Buechele, R (1, 5)<br>OBP: 0.346, SLG: 0.427<br>Gary Redus, R (9, PR)<br>OBP: 0.359, SLG: 0.333<br>Jose Lind, R (9, 4)<br>OBP: 0.216, SLG: 0.239 | | F B S X<br>1-2 ② G6-3 | | C F S<br>0-3 ① K | | | C B F B X<br>2-2 ① F8 | | B 1 SAFE 1 SAFE S X<br>1-1 1-3 1B 2B | 4<br>0<br>0 | 0<br>1<br>0 | 1<br>0<br>0 | 0<br>0<br>0 | 0<br>0<br>0 | 1<br>0<br>0 | 0<br>0<br>0 |
| Michael LaValliere, L (1, 2)<br>OBP: 0.368, SLG: 0.362 | B S X<br>1-1 1B 2B | | | B X<br>1-0 ② F8 | | | B X<br>1-0 ② P5 | | I I I I<br>4-0 1B IBB | 3 | 1 | 1 | 0 | 1 | 0 | 0 |
| Jeff King, R (1, 4)<br>OBP: 0.279, SLG: 0.358<br>(9, 5) | B B C S S B B<br>4-2 1B BB | | | F B X<br>1-1 ③ G6-3 | | | F B S X<br>1-2 HR | | B X<br>1-0 1-2 2-H 3-H 1B | 3 | 1 | 2 | 3 | 1 | 0 | 0 |
| Zane Smith, L (1, 1)<br>OBP: 0.150, SLG: 0.158<br>Vicente Palacios, R (7, 1)<br>OBP: 0.167, SLG: 0.167<br>Cecil Espy, S (9, PH)<br>OBP: 0.457, SLG: 0.594<br>Roger Mason, R (9, 1) | | F C B F B X<br>2-2 1-2 2-H 1B | | | X<br>0-0 ① F8 | | X<br>0-0 ③ G4-3 | | F S F F C<br>0-3 ② K | 3<br>0<br>1<br>0 | 0<br>0<br>0<br>0 | 1<br>0<br>0<br>0 | 1<br>0<br>0<br>0 | 0<br>0<br>0<br>0 | 0<br>0<br>1<br>0 | 0<br>0<br>2<br>0 |
| Inning Stats | R: 0 H: 1<br>E: 0 LOB: 1<br>K: 1 BB: 0<br>S: 11 P: 21 | R: 1 H: 2<br>E: 0 LOB: 2<br>K: 0 BB: 1<br>S: 16 P: 29 | R: 0 H: 1<br>E: 0 LOB: 1<br>K: 0 BB: 0<br>S: 6 P: 8 | R: 0 H: 0<br>E: 0 LOB: 0<br>K: 1 BB: 0<br>S: 6 P: 8 | R: 0 H: 0<br>E: 0 LOB: 0<br>K: 0 BB: 0<br>S: 4 P: 6 | R: 0 H: 0<br>E: 0 LOB: 0<br>K: 1 BB: 0<br>S: 7 P: 11 | R: 1 H: 1<br>E: 0 LOB: 0<br>K: 0 BB: 0<br>S: 8 P: 12 | R: 0 H: 0<br>E: 0 LOB: 0<br>K: 2 BB: 0<br>S: 8 P: 11 | R: 2 H: 2<br>E: 0 LOB: 2<br>K: 2 BB: 2<br>S: 13 P: 26 | 1B: 3 SF: 0<br>2B: 3 SAC: 0<br>3B: 0 DP: 0<br>HR: 1 HBP: 0 | | | | | | WP: 0 PA: 37<br>PB: 0<br>SB: 0<br>CS: 0 |

# TOP

## Pittsburgh Pirates @ Atlanta Braves

Atlanta-Fulton County Stadium, Atlanta, GA

Thu May 14 1992, 7:05 PM EDT

Att. 32,303 - Sunny - 79 F

livebaseballscorecards.com

| | |
|---|---|
| AB | 34 |
| R | 4 |
| H | 7 |
| RBI | 4 |
| BB | 3 |
| SO | 7 |
| LOB | 10 |

| PITCHER | | IP | WLS | BF | H | R | ER | SO | BB | IBB | HBP | BLK | WP | HR | S | P | ERA | WHIP |
|---|---|---|---|---|---|---|---|---|---|---|---|---|---|---|---|---|---|---|
| 29 John Smoltz, R<br>ERA: 3.58 | (1, 1) | 8.1 | L | 34 | 6 | 4 | 4 | 5 | 2 | 1 | 0 | 0 | 0 | 1 | 70 | 121 | 4.32 | 0.960 |
| Marvin Freeman, R<br>ERA: 2.41 | (9, 1) | 0.2 | | 3 | 1 | 0 | 0 | 2 | 0 | 0 | 0 | 0 | 0 | 0 | 9 | 11 | 0.00 | 1.500 |

| PITCHER | IP | WLS | BF | H | R | ER | SO | BB | IBB | HBP | BLK | WP | HR | S | P | ERA | WHIP |
|---|---|---|---|---|---|---|---|---|---|---|---|---|---|---|---|---|---|

# BOTTOM

| Batter | 1 | 2 | 3 | 4 | 5 | 6 | 7 | 8 | 9 | AB | R | H | RBI | BB | SO | LOB |
|---|---|---|---|---|---|---|---|---|---|---|---|---|---|---|---|---|
| Otis Nixon, S (1, 8)<br>OBP: 0.426, SLG: 0.439 | F7 | | G4-3 | | | HR 1B | 1B | | G1-3 | 5 | 1 | 2 | 0 | 0 | 0 | 2 |
| Terry Pendleton, S (1, 5)<br>OBP: 0.359, SLG: 0.544 | K | | | 1B | | HR | 1B | | IBB | 4 | 1 | 3 | 2 | 1 | 1 | 0 |
| Ron Gant, R (1, 7)<br>OBP: 0.363, SLG: 0.478 | CS 1B | | | P2 | | BB | BB | | F9 | 3 | 0 | 1 | 0 | 2 | 0 | 3 |
| David Justice, L (1, 9)<br>OBP: 0.302, SLG: 0.317 | CS | G4-3 | | F7 | | FC6-5 1B | G3-1 | | | 4 | 1 | 0 | 0 | 0 | 0 | 5 |
| Brian Hunter, R (1, 3)<br>OBP: 0.206, SLG: 0.365 | | G5-3 | | F7 | | 1B 1B | | F9 | | 4 | 0 | 1 | 0 | 0 | 0 | 1 |
| Damon Berryhill, S (1, 2)<br>OBP: 0.260, SLG: 0.427 | | G4-3 | | | G6-3 | 1B | | K | | 4 | 0 | 1 | 1 | 0 | 1 | 0 |
| Mark Lemke, S (1, 4)<br>OBP: 0.213, SLG: 0.231 | | | G4-3 | | L3 | F8 | | F8 | | 4 | 0 | 0 | 0 | 0 | 0 | 2 |
| Rafael Belliard, R (1, 6)<br>OBP: 0.250, SLG: 0.214 | | | F8 | | F9 | | L3 | | G1-3 1B | 3 | 0 | 0 | 0 | 0 | 0 | 0 |
| Deion Sanders, L (9, PH)<br>OBP: 0.383, SLG: 0.568 | | | | | | | | | | 1 | 0 | 1 | 0 | 0 | 0 | 0 |
| 29 John Smoltz, R (1, 1)<br>OBP: 0.316, SLG: 0.444 | | | 1B | | | G4-3 | G1-3 | | F7 | 3 | 0 | 1 | 0 | 0 | 0 | 0 |
| Marvin Freeman, R (9, 1)<br>OBP: 1.000, SLG: 1.000 | | | | | | | | | | 0 | 0 | 0 | 0 | 0 | 0 | 0 |
| Sid Bream, L (9, PH)<br>OBP: 0.380, SLG: 0.393 | | | | | | | | | | 1 | 0 | 0 | 0 | 0 | 0 | 1 |
| Inning Stats | R: 0 E: 0 K: 1 S: 7 H: 1 LOB: 0 BB: 0 P: 11 | R: 0 E: 0 K: 0 S: 6 H: 0 LOB: 0 BB: 0 P: 9 | R: 0 E: 0 K: 0 S: 11 H: 1 LOB: 1 BB: 0 P: 19 | R: 0 E: 0 K: 0 S: 9 H: 1 LOB: 1 BB: 0 P: 11 | R: 0 E: 0 K: 0 S: 5 H: 0 LOB: 0 BB: 0 P: 8 | R: 3 E: 0 K: 0 S: 15 H: 4 LOB: 2 BB: 1 P: 29 | R: 0 E: 0 K: 0 S: 9 H: 2 LOB: 3 BB: 1 P: 16 | R: 0 E: 0 K: 1 S: 7 H: 0 LOB: 0 BB: 0 P: 10 | R: 0 E: 0 K: 0 S: 6 H: 1 LOB: 2 BB: 1 P: 13 | 1B: 9 2B: 0 3B: 0 HR: 1 | SF: 0 SAC: 0 DP: 0 HBP: 0 | | | | | |

| PITCHER | | IP | WLS | BF | H | R | ER | SO | BB | IBB | HBP | BLK | WP | HR | S | P | ERA | WHIP |
|---|---|---|---|---|---|---|---|---|---|---|---|---|---|---|---|---|---|---|
| Zane Smith, L<br>ERA: 2.56 | (1, 1) | 6.2 | | 29 | 9 | 3 | 3 | 1 | 1 | 0 | 0 | 0 | 0 | 1 | 59 | 96 | 4.05 | 1.500 |
| Vicente Palacios, R<br>ERA: 3.0 | (7, 1) | 1.1 | W | 5 | 0 | 0 | 0 | 1 | 1 | 0 | 0 | 0 | 0 | 0 | 10 | 17 | 0.00 | 0.750 |
| Roger Mason, R<br>ERA: 2.86 | (9, 1) | 1.0 | S | 5 | 1 | 0 | 0 | 0 | 0 | 1 | 0 | 0 | 0 | 0 | 6 | 13 | 0.00 | 1.000 |

| PITCHER | IP | WLS | BF | H | R | ER | SO | BB | IBB | HBP | BLK | WP | HR | S | P | ERA | WHIP |
|---|---|---|---|---|---|---|---|---|---|---|---|---|---|---|---|---|---|

# Pittsburgh Pirates @ Atlanta Braves

Atlanta-Fulton County Stadium, Atlanta, GA

Thu May 14 1992, 7:05 PM EDT

Att. 32,303 - Sunny - 79 F

livebaseballscorecards.com

| | |
|---|---|
| AB | 36 |
| R | 3 |
| H | 10 |
| RBI | 3 |
| BB | 3 |
| SO | 2 |
| LOB | 14 |

WP: 0 PB: 0 SB: 2 CS: 1 PA: 40

# San Diego Padres @ Pittsburgh Pirates

Three Rivers Stadium, Pittsburgh, PA

Fri May 15 1992, 7:05 PM EDT

Att. 20,232 - Sunny - 69 F

TOP

livebaseballscorecards.com

| Batter | 1 | 2 | 3 | 4 | 5 | 6 | 7 | 8 | 9 | AB | R | H | RBI | BB | SO | LOB |
|---|---|---|---|---|---|---|---|---|---|---|---|---|---|---|---|---|
| Tony Fernandez, S (1, 6)<br>OBP: 0.370, SLG: 0.423 | F B B B B B<br>4-1 BB 2B BB | B X<br>1-0 1B 1B | B B X<br>2-0 ② F8 | | | B F C F X<br>1-2 2B 1B | | B C X<br>1-1 ① F8 | X<br>0-0 ② L4 | 4 | 2 | 2 | 0 | 1 | 0 | 2 |
| Craig Shipley, R (9, PH)<br>OBP: 0.158, SLG: 0.158 (9, 6) | | | | | | | | | | 1 | 0 | 0 | 0 | 0 | 0 | 2 |
| Tony Gwynn, L (1, 9)<br>OBP: 0.420, SLG: 0.486 | B B B F F F B<br>4-2 **1-2** 2B BB | 1 SAFE<br>B X<br>1-0 **1-2** 1B | C F X<br>0-2 ③ G4-3 | | | X<br>0-0 **1-H** 2B | | C X<br>0-1 1B | B B X<br>2-0 ③ **2-H** **3-H** 1B | 5 | 1 | 4 | 2 | 1 | 0 | 2 |
| Gary Sheffield, R (1, 5)<br>OBP: 0.393, SLG: 0.500 | B S F X<br>1-2 **1-H** **2-H** 2B 2B | B X<br>1-0 ② L5 | | B B B C X<br>3-1 ① F9 | | X<br>0-0 ② L6 | | X<br>0-0 ② F7 | | 5 | 1 | 1 | 2 | 0 | 0 | 4 |
| Fred McGriff, L (1, 3)<br>OBP: 0.411, SLG: 0.617 | C B B C F X<br>2-2 **2-H** 2B | X<br>0-0 ③ G4-3 | | C B S X<br>1-2 ② G5-3 | | I I I<br>4-0 IBB | | B X<br>1-0 ③ F8 | | 4 | 0 | 1 | 1 | 1 | 0 | 3 |
| Benito Santiago, R (1, 2)<br>OBP: 0.257, SLG: 0.313 | S C F B B S<br>2-3 ① K | | B B S S B C X<br>3-2 2B 1B 2B | B X<br>1-0 CS 2B | | B C B X<br>2-1 ③ F9 | | | S F B X<br>1-2 HR 2B | 5 | 2 | 3 | 0 | 0 | 1 | 3 |
| Tim Teufel, R (1, 4)<br>OBP: 0.407, SLG: 0.442 | B B F S F B<br>4-2 BB | | B B S S B F X<br>3-2 **2-3** 1B 2B | F B B B<br>3-1 ③ CS **2-3** | C C X<br>0-2 ① F8 | | C S B X<br>1-2 G5-3 1B | | X<br>0-0 **2-H** HR | 4 | 2 | 3 | 2 | 1 | 0 | 0 |
| Darrin Jackson, R (1, 8)<br>OBP: 0.269, SLG: 0.368 | B B X<br>2-0 ② F9 | B B X<br>2-0 **2-H** **3-H** FC5-4 1B | | | X<br>0-0 ② F9 | | S B X<br>1-1 ① G5-3 **1-2** | | X<br>0-0 SH5-3 1B 1B | 5 | 1 | 2 | 2 | 0 | 0 | 3 |
| Jerald Clark, R (1, 7)<br>OBP: 0.237, SLG: 0.306 | C F B S<br>1-3 ③ K | | F X<br>0-1 ① FC5-4 1B **1-2f** | | C B X<br>1-1 ③ F8 | | B S C S<br>1-3 ② K | | F X<br>0-1 **1-2** SH5-3 1B 1B | 5 | 0 | 1 | 0 | 0 | 2 | 4 |
| Craig Lefferts, L (1, 1)<br>OBP: 0.077, SLG: 0.077 | | F X<br>0-1 ① G6-3 | L P L 1 X SAFE<br>1-2 **1-2** 1B | | | B X<br>1-0 ① F9 | X<br>0-0 ③ G4-3 | | X<br>0-0 ① **1-2** **2-3** SH5-3 | 4 | 0 | 1 | 0 | 0 | 0 | 1 |
| Mike Maddux, L (7, 1) | | | | | | | | | | 0 | 0 | 0 | 0 | 0 | 0 | 0 |
| Inning Stats | R: 3 H: 2<br>E: 0 LOB: 2<br>K: 2 BB: 3<br>S: 21 P: 41 | R: 0 H: 2<br>E: 0 LOB: 2<br>K: 0 BB: 0<br>S: 6 P: 9 | R: 2 H: 4<br>E: 0 LOB: 2<br>K: 0 BB: 0<br>S: 17 P: 27 | R: 0 H: 1<br>E: 0 LOB: 0<br>K: 0 BB: 0<br>S: 7 P: 15 | R: 0 H: 0<br>E: 0 LOB: 0<br>K: 0 BB: 0<br>S: 6 P: 7 | R: 1 H: 2<br>E: 0 LOB: 2<br>K: 0 BB: 1<br>S: 9 P: 17 | R: 0 H: 1<br>E: 0 LOB: 1<br>K: 1 BB: 0<br>S: 9 P: 12 | R: 0 H: 1<br>E: 0 LOB: 1<br>K: 0 BB: 0<br>S: 6 P: 8 | R: 3 H: 5<br>E: 0 LOB: 2<br>K: 0 BB: 0<br>S: 10 P: 13 | 1B: 10 SF: 0<br>2B: 7 SAC: 1<br>3B: 0 DP: 0<br>HR: 1 HBP: 0 | | | | | | WP: 0 PA: 48<br>PB: 0<br>SB: 0<br>CS: 1 |

| | AB | 42 |
|---|---|---|
| | R | 9 |
| | H | 18 |
| | RBI | 9 |
| | BB | 4 |
| | SO | 3 |
| | LOB | 24 |

| PITCHER | | IP | WLS | BF | H | R | ER | SO | BB | IBB | HBP | BLK | WP | HR | S | P | ERA | WHIP |
|---|---|---|---|---|---|---|---|---|---|---|---|---|---|---|---|---|---|---|
| Denny Neagle, L<br>ERA: 3.67 | (1, 1) | 0.1 | L | 6 | 2 | 3 | 3 | 1 | 3 | 0 | 0 | 0 | 0 | 0 | 17 | 34 | 81.00 | 15.000 |
| Paul Miller, R<br>ERA: 2.61 | (1, 1) | 5.0 | | 23 | 9 | 3 | 3 | 1 | 0 | 0 | 0 | 0 | 0 | 0 | 46 | 73 | 5.40 | 1.800 |
| Dennis Lamp, R<br>ERA: 2.7 | (6, 1) | 2.2 | | 11 | 2 | 0 | 0 | 1 | 0 | 1 | 0 | 0 | 0 | 0 | 18 | 29 | 0.00 | 0.750 |
| Bob Patterson, L<br>ERA: 3.14 | (9, 1) | 1.0 | | 7 | 5 | 3 | 3 | 0 | 0 | 0 | 0 | 0 | 0 | 1 | 10 | 13 | 27.00 | 5.000 |

| PITCHER | IP | WLS | BF | H | R | ER | SO | BB | IBB | HBP | BLK | WP | HR | S | P | ERA | WHIP |
|---|---|---|---|---|---|---|---|---|---|---|---|---|---|---|---|---|---|

# BOTTOM

## San Diego Padres @ Pittsburgh Pirates

Three Rivers Stadium, Pittsburgh, PA

Fri May 15 1992, 7:05 PM EDT

Att. 20,232 - Sunny - 69 F

livebaseballscorecards.com

| Batter | 1 | 2 | 3 | 4 | 5 | 6 | 7 | 8 | 9 | AB | R | H | RBI | BB | SO | LOB |
|---|---|---|---|---|---|---|---|---|---|---|---|---|---|---|---|---|
| Gary Redus, R (1, 9) OBP: 0.341, SLG: 0.316 | BB 1B | | G6-3 | | G6-3 | | F7 | | FC5-4 1-2f | 5 | 0 | 1 | 0 | 0 | 0 | 2 |
| Jay Bell, R (1, 6) OBP: 0.340, SLG: 0.302 | 1 SAFE 1-2 BB | | 1B 2B | | G3-1 1B | | K | | | 3 | 1 | 2 | 0 | 1 | 1 | 1 |
| Andy Van Slyke, L (1, 8) OBP: 0.451, SLG: 0.496 | K | | 2-H 1B | | 1 SAFE G3-1 1-2 | | | G3-1 | | 4 | 0 | 1 | 1 | 0 | 1 | 3 |
| Lloyd McClendon, R (1, 3) OBP: 0.392, SLG: 0.455<br>Dennis Lamp, R (6, 1)<br>Gary Varsho, L (8, PH) OBP: 0.265, SLG: 0.438<br>Bob Patterson, R (9, 1) OBP: 0.667, SLG: 0.500 | K | | F 1 SAFE F7 | | G5-3 | | | FC3-6 1B | | 3<br>0<br>1<br>0 | 0<br>0<br>0<br>0 | 0<br>0<br>1<br>0 | 0<br>0<br>0<br>0 | 0<br>0<br>0<br>0 | 1<br>0<br>0<br>0 | 4<br>0<br>0<br>0 |
| Barry Bonds, L (1, 7) OBP: 0.404, SLG: 0.577 | P6 | | G4-3 | | | G3 | | FC3-6 FC4-6 1-2f | | 4 | 0 | 0 | 0 | 0 | 0 | 4 |
| Steve Buechele, R (1, 5) OBP: 0.343, SLG: 0.446 | | G6-3 | | HR | | G5-3 | | FC4-6 1-2f | | 4 | 1 | 1 | 1 | 0 | 0 | 1 |
| Jeff King, R (1, 4) OBP: 0.278, SLG: 0.354 | | FC5-4 1B | | P4 | | F8 | | | F7 | 4 | 0 | 1 | 0 | 0 | 0 | 0 |
| Don Slaught, R (1, 2) OBP: 0.442, SLG: 0.575 | | FC5-4 1-2f | | P3 | | | F9 | | FC5-4 1B | 4 | 0 | 1 | 0 | 0 | 0 | 1 |
| Denny Neagle, L (1, 1)<br>Paul Miller, R (1, 1)<br>Orlando Merced, S (6, 3) OBP: 0.382, SLG: 0.352 | | K | | K | | | BB | | K | 0<br>2<br>1 | 0<br>0<br>0 | 0<br>0<br>0 | 0<br>0<br>0 | 0<br>0<br>1 | 0<br>2<br>1 | 0<br>1<br>1 |
| Inning Stats | R: 0 E: 0 K: 2 S: 11 H: 1 LOB: 2 BB: 1 P: 21 | R: 0 E: 0 K: 1 S: 10 H: 1 LOB: 1 BB: 0 P: 14 | R: 1 E: 0 K: 0 S: 11 H: 2 LOB: 1 BB: 0 P: 14 | R: 1 E: 0 K: 1 S: 8 H: 1 LOB: 0 BB: 0 P: 9 | R: 0 E: 0 K: 0 S: 7 H: 1 LOB: 1 BB: 0 P: 12 | R: 0 E: 0 K: 0 S: 3 H: 0 LOB: 0 BB: 0 P: 7 | R: 0 E: 0 K: 1 S: 7 H: 0 LOB: 1 BB: 1 P: 17 | R: 0 E: 0 K: 0 S: 9 H: 1 LOB: 1 BB: 0 P: 14 | R: 0 E: 0 K: 1 S: 6 H: 1 LOB: 1 BB: 0 P: 9 | 1B: 6 2B: 1 3B: 0 HR: 1 | SF: 0 SAC: 0 DP: 0 HBP: 0 | | | | | | |

| | AB | 35 |
|---|---|---|
| | R | 2 |
| | H | 8 |
| | RBI | 2 |
| | BB | 2 |
| | SO | 6 |
| | LOB | 18 |

| PITCHER | | IP | WLS | BF | H | R | ER | SO | BB | IBB | HBP | BLK | WP | HR | S | P | ERA | WHIP |
|---|---|---|---|---|---|---|---|---|---|---|---|---|---|---|---|---|---|---|
| Craig Lefferts, L | (1, 1) | 6.1 | W | 27 | 6 | 2 | 2 | 4 | 2 | 0 | 0 | 0 | 0 | 1 | 53 | 86 | 2.84 | 1.263 |
| ERA: 4.46 | | | | | | | | | | | | | | | | | | |
| Mike Maddux, R | (7, 1) | 2.2 | | 10 | 2 | 0 | 0 | 2 | 0 | 0 | 0 | 0 | 0 | 0 | 19 | 31 | 0.00 | 0.750 |
| ERA: | | | | | | | | | | | | | | | | | | |

| PITCHER | IP | WLS | BF | H | R | ER | SO | BB | IBB | HBP | BLK | WP | HR | S | P | ERA | WHIP |
|---|---|---|---|---|---|---|---|---|---|---|---|---|---|---|---|---|---|

# San Diego Padres @ Pittsburgh Pirates

Three Rivers Stadium, Pittsburgh, PA

Sat May 16 1992, 7:05 PM EDT

Att. 34,474 - Sunny - 80 F

livebaseballscorecards.com

TOP

| Batter | 1 | 2 | 3 | 4 | 5 | 6 | 7 | 8 | 9 | AB | R | H | RBI | BB | SO | LOB |
|---|---|---|---|---|---|---|---|---|---|---|---|---|---|---|---|---|
| Tony Fernandez, S (1, 6)<br>OBP: 0.377, SLG: 0.430 | G5-3 1B | | G1-3 | 2B 1B | CS 1B | | | F8 | | 5 | 1 | 3 | 3 | 0 | 0 | 0 |
| Tony Gwynn, L (1, 9)<br>OBP: 0.419, SLG: 0.487 | SAFE<br>G5-3 | | HR BB | 1B SF7 2B | G5-3 | | | L6 | | 4 | 2 | 1 | 3 | 1 | 0 | 2 |
| Gary Sheffield, R (1, 5)<br>OBP: 0.400, SLG: 0.523 | P3 | | HR | WP 1B BB | | CS E 1B | | F8 | | 4 | 1 | 2 | 2 | 1 | 0 | 1 |
| Fred McGriff, L (1, 3)<br>OBP: 0.410, SLG: 0.632 | P5 | | K | WP 1B | | G4-3 | | | HR | 5 | 1 | 2 | 1 | 0 | 1 | 2 |
| Benito Santiago, R (1, 2)<br>OBP: 0.255, SLG: 0.312 | | F8 | K | SF7 | | 1B | | | K | 4 | 0 | 1 | 1 | 0 | 2 | 0 |
| Tim Teufel, R (1, 4)<br>OBP: 0.391, SLG: 0.411 | | 1B BB | G5-3<br>K | | | K | K | | K | 4 | 0 | 0 | 0 | 1 | 3 | 3 |
| Darrin Jackson, R (1, 8)<br>OBP: 0.266, SLG: 0.362 | | F7 | | K E BB 1B | SH1-4 1B 1B | | K | | F8 | 5 | 2 | 1 | 0 | 0 | 2 | 1 |
| Oscar Azocar, L (1, 7)<br>OBP: 0.350, SLG: 0.278 | | 1B | | 1B E 2B BB | SH1-4 1B | | G6-3 | | | 2 | 2 | 2 | 0 | 1 | 0 | 0 |
| Jerald Clark, R (7, PH)<br>OBP: 0.235, SLG: 0.304 | | | | | | | | | | 1 | 0 | 0 | 0 | 0 | 0 | 0 |
| (7, 7) | | | | | | | | | | | | | | | | |
| Greg Harris, R (1, 1)<br>OBP: 0.267, SLG: 0.286 | | K | | FC 1B 2B | SH1-4 | | G4-3 | | | 1 | 0 | 0 | 0 | 0 | 1 | 2 |
| Kevin Ward, R (4, PH)<br>OBP: 0.238, SLG: 0.333 | | | | | | | | | | 1 | 1 | 0 | 0 | 0 | 0 | 2 |
| Rich Rodriguez, L (4, 1) | | | | | | | | | | 0 | 0 | 0 | 0 | 0 | 0 | 0 |
| Gary Pettis, S (7, PH)<br>OBP: 0.125, SLG: 0.133 | | | | | | | | | | 1 | 0 | 0 | 0 | 0 | 0 | 0 |
| Pat Clements, R (7, 1) | | | | | | | | | | 0 | 0 | 0 | 0 | 0 | 0 | 0 |
| Tim Scott, R (7, 1) | | | | | | | | | | 0 | 0 | 0 | 0 | 0 | 0 | 0 |
| Randy Myers, L (8, 1) | | | | | | | | | | 0 | 0 | 0 | 0 | 0 | 0 | 0 |
| Inning Stats | R: 0<br>E: 0<br>K: 0<br>S: 9<br>H: 1<br>LOB: 1<br>BB: 0<br>P: 15 | R: 0<br>E: 0<br>K: 1<br>S: 10<br>H: 1<br>LOB: 2<br>BB: 1<br>P: 16 | R: 2<br>E: 0<br>K: 2<br>S: 10<br>H: 1<br>LOB: 0<br>BB: 1<br>P: 19 | R: 5<br>E: 1<br>K: 2<br>S: 19<br>H: 3<br>LOB: 2<br>BB: 2<br>P: 35 | R: 2<br>E: 0<br>K: 0<br>S: 13<br>H: 3<br>LOB: 0<br>BB: 0<br>P: 18 | R: 0<br>E: 1<br>K: 1<br>S: 9<br>H: 2<br>LOB: 1<br>BB: 0<br>P: 13 | R: 0<br>E: 0<br>K: 1<br>S: 8<br>H: 0<br>LOB: 0<br>BB: 0<br>P: 11 | R: 0<br>E: 0<br>K: 0<br>S: 6<br>H: 0<br>LOB: 0<br>BB: 0<br>P: 8 | R: 1<br>E: 0<br>K: 2<br>S: 11<br>H: 1<br>LOB: 0<br>BB: 0<br>P: 14 | 1B: 9<br>2B: 1<br>3B: 0<br>HR: 2<br>SF: 1<br>SAC: 1<br>DP: 0<br>HBP: 0 | WP: 2<br>PB: 0<br>SB: 0<br>CS: 2<br>PA: 43 | | | | | |

| | AB | 37 |
|---|---|---|
| | R | 10 |
| | H | 12 |
| | RBI | 10 |
| | BB | 4 |
| | SO | 9 |
| | LOB | 13 |

| PITCHER | | IP | WLS | BF | H | R | ER | SO | BB | IBB | HBP | BLK | WP | HR | S | P | ERA | WHIP |
|---|---|---|---|---|---|---|---|---|---|---|---|---|---|---|---|---|---|---|
| Bob Walk, R<br>ERA: 5.25 | (1, 1) | 3.1 | L | 20 | 5 | 7 | 6 | 4 | 3 | 0 | 0 | 0 | 1 | 1 | 41 | 70 | 16.20 | 2.400 |
| Vicente Palacios, R<br>ERA: 3.6 | (4, 1) | 1.0 | | 8 | 4 | 2 | 2 | 1 | 1 | 0 | 0 | 0 | 1 | 0 | 18 | 30 | 18.00 | 5.000 |
| Dennis Lamp, R<br>ERA: 2.45 | (5, 1) | 1.2 | | 5 | 2 | 0 | 0 | 1 | 0 | 0 | 0 | 0 | 0 | 0 | 11 | 16 | 0.00 | 1.200 |
| Roger Mason, R<br>ERA: 2.63 | (7, 1) | 2.0 | | 6 | 0 | 0 | 0 | 1 | 0 | 0 | 0 | 0 | 0 | 0 | 14 | 19 | 0.00 | 0.000 |
| Stan Belinda, R<br>ERA: 1.62 | (9, 1) | 1.0 | | 4 | 1 | 1 | 1 | 2 | 0 | 0 | 0 | 0 | 0 | 1 | 11 | 14 | 9.00 | 1.000 |

| PITCHER | | IP | WLS | BF | H | R | ER | SO | BB | IBB | HBP | BLK | WP | HR | S | P | ERA | WHIP |
|---|---|---|---|---|---|---|---|---|---|---|---|---|---|---|---|---|---|---|

# BOTTOM

| Batter | 1 | 2 | 3 | 4 | 5 | 6 | 7 | 8 | 9 | AB | R | H | RBI | BB | SO | LOB |
|---|---|---|---|---|---|---|---|---|---|---|---|---|---|---|---|---|
| Orlando Merced, S (1, 3)<br>OBP: 0.394, SLG: 0.373<br>Stan Belinda, R (9, 1) | X<br>0-0<br>1B<br>1B<br>2B | B B X<br>2-0<br>BB<br>1-2<br>HR<br>1B | | C B B S B B<br>4-2<br>BB | | C S C<br>0-3 ②<br>K | | F B C B B X<br>3-2 ③<br>L3<br>1-2 | | 4<br>0 | 2<br>0 | 2<br>0 | 0<br>0 | 1<br>0 | 1<br>0 | 1<br>0 |
| Jay Bell, R (1, 6)<br>OBP: 0.342, SLG: 0.295 | B B B C B<br>4-1<br>1B<br>1B<br>1B<br>BB | C C B X<br>1-2 ②<br>F9 | | 1 SAFE C C C B S<br>1-3 ②<br>K | | C X<br>0-1 ③<br>L9 | | | C B C B B B<br>4-2<br>2B<br>G3<br>BB | 3 | 2 | 0 | 0 | 2 | 1 | 3 |
| Andy Van Slyke, L (1, 8)<br>OBP: 0.456, SLG: 0.504 | 1 SAFE C X<br>0-1<br>1B<br>1B<br>1-2<br>2-3<br>1B | B B C B C F B<br>4-2<br>HR<br>1-2<br>2-3<br>BB | | B B C B C F X<br>3-2 ③<br>G3-1 | | | B C F F S<br>1-3 ①<br>K | | B B X<br>2-0<br>G3<br>1-3<br>SF9<br>2B | 4 | 2 | 2 | 0 | 1 | 1 | 1 |
| Barry Bonds, L (1, 7)<br>OBP: 0.411, SLG: 0.629 | B X<br>1-0 ①<br>F7 | B F B X<br>2-1<br>1-H<br>2-H<br>3-H<br>HR | | | B C B X<br>2-1<br>HR | | B B B C X<br>3-1<br>S<br>1B | | B X<br>1-0 ①<br>G3<br>2-3<br>3-H | 5 | 2 | 3 | 6 | 0 | 0 | 4 |
| Gary Varsho, L (1, 9)<br>OBP: 0.278, SLG: 0.441<br>Lloyd McClendon, R (5, PH)<br>OBP: 0.370, SLG: 0.435 (6, 9)<br>(9, 3) | C S B X<br>1-2<br>1B<br>1-2<br>2-3<br>3-H<br>1B | X<br>0-0 ③<br>G4-3 | | | C S S<br>0-3 ①<br>K | | C B X<br>1-1 ②<br>G5-3<br>1-2 | | B C S B X<br>2-2 ②<br>SF9<br>3-H | 2<br>2 | 0<br>0 | 1<br>0 | 1<br>1 | 0<br>1 | 0<br>0 | 0<br>1 |
| Steve Buechele, R (1, 5)<br>OBP: 0.345, SLG: 0.444 | B F C X<br>1-2<br>G4-6-3<br>1-2<br>2-3<br>3-H<br>1B | | B F C F C<br>1-3 ①<br>K | | B B X<br>2-0 ②<br>L9 | | B X<br>1-0 ③<br>G6-3 | | B S C B X<br>2-2<br>1B | 5 | 0 | 2 | 1 | 0 | 1 | 1 |
| Michael LaValliere, L (1, 2)<br>OBP: 0.361, SLG: 0.355<br>Don Slaught, R (9, PH)<br>OBP: 0.432, SLG: 0.561 | C B X<br>1-1 ② ③<br>G4-6-3<br>1-2f | | F X<br>0-1 ②<br>F7 | | X<br>0-0<br>FC6-4<br>1B | | | C B X<br>1-1 ①<br>G3 | C B C S S<br>1-3 ③<br>K | 4<br>1 | 0<br>0 | 1<br>0 | 0<br>0 | 0<br>0 | 0<br>1 | 3<br>1 |
| Jeff King, R (1, 4)<br>OBP: 0.277, SLG: 0.359 | | C B X<br>1-1<br>FC1-5<br>2B | C F X<br>0-2 ③<br>G6-3 | | X<br>0-0 ③<br>FC6-4<br>1-2f | | | C F X<br>0-2 ②<br>G6-3 | | 4 | 0 | 1 | 0 | 0 | 0 | 1 |
| Bob Walk, R (1, 1)<br>Vicente Palacios, R (4, 1)<br>OBP: 0.143, SLG: 0.143<br>Dennis Lamp, R (5, 1)<br>Gary Redus, R (6, PH)<br>OBP: 0.333, SLG: 0.308<br>Roger Mason, R (7, 1)<br>Cecil Espy, S (8, PH)<br>OBP: 0.472, SLG: 0.606 (9, 9) | | C B X<br>1-1 ①<br>FC1-5<br>BB<br>1B<br>HR<br>2-3 | | C F S<br>0-3 ①<br>K | | B B C B S X<br>3-2 ①<br>F9 | | S B S X<br>1-2<br>WP<br>1B | | 1<br>1<br>0<br>1<br>0<br>1 | 1<br>0<br>0<br>0<br>0<br>0 | 0<br>0<br>0<br>0<br>0<br>1 | 0<br>0<br>0<br>0<br>0<br>0 | 0<br>1<br>0<br>0<br>0<br>0 | 0<br>0<br>0<br>0<br>0<br>0 | 1<br>0<br>0<br>0<br>0<br>0 |
| Inning Stats | R: 2<br>E: 0<br>K: 0<br>S: 13<br>H: 4<br>LOB: 2<br>BB: 1<br>P: 21 | R: 4<br>E: 0<br>K: 0<br>S: 14<br>H: 3<br>LOB: 0<br>BB: 1<br>P: 25 | R: 0<br>E: 0<br>K: 1<br>S: 9<br>H: 0<br>LOB: 0<br>BB: 0<br>P: 10 | R: 0<br>E: 0<br>K: 2<br>S: 12<br>H: 0<br>LOB: 1<br>BB: 1<br>P: 20 | R: 1<br>E: 0<br>K: 1<br>S: 8<br>H: 2<br>LOB: 1<br>BB: 0<br>P: 12 | R: 0<br>E: 0<br>K: 1<br>S: 8<br>H: 0<br>LOB: 0<br>BB: 0<br>P: 11 | R: 0<br>E: 0<br>K: 1<br>S: 9<br>H: 1<br>LOB: 1<br>BB: 0<br>P: 15 | R: 0<br>E: 0<br>K: 0<br>S: 11<br>H: 1<br>LOB: 1<br>BB: 0<br>P: 16 | R: 2<br>E: 0<br>K: 1<br>S: 13<br>H: 2<br>LOB: 1<br>BB: 1<br>P: 25 | 1B: 8<br>2B: 3<br>3B: 0<br>HR: 2<br>SF: 1<br>SAC: 0<br>DP: 1<br>HBP: 0 | | | | | | |

| PITCHER | | IP | WLS | BF | H | R | ER | SO | BB | IBB | HBP | BLK | WP | HR | S | P | ERA | WHIP |
|---|---|---|---|---|---|---|---|---|---|---|---|---|---|---|---|---|---|---|
| Greg Harris, R<br>ERA: 4.14 | (1, 1) | 3.0 | | 17 | 7 | 6 | 6 | 1 | 2 | 0 | 0 | 0 | 0 | 1 | 36 | 56 | 18.00 | 3.000 |
| Rich Rodriguez, L<br>ERA: 1.99 | (4, 1) | 3.0 | W | 12 | 2 | 1 | 1 | 4 | 1 | 0 | 0 | 0 | 0 | 1 | 28 | 43 | 3.00 | 1.000 |
| Pat Clements, L<br>ERA: 3.46 | (7, 1) | 0.1 | | 2 | 1 | 0 | 0 | 1 | 0 | 0 | 0 | 0 | 0 | 0 | 6 | 10 | 0.00 | 3.000 |
| Tim Scott, R<br>ERA: 3.0 | (7, 1) | 1.1 | | 5 | 1 | 0 | 0 | 0 | 0 | 0 | 0 | 0 | 0 | 0 | 11 | 15 | 0.00 | 0.750 |
| Randy Myers, L<br>ERA: 4.79 | (8, 1) | 1.1 | S | 7 | 2 | 2 | 2 | 1 | 1 | 0 | 0 | 0 | 1 | 0 | 16 | 31 | 13.50 | 2.250 |

| PITCHER | IP | WLS | BF | H | R | ER | SO | BB | IBB | HBP | BLK | WP | HR | S | P | ERA | WHIP |
|---|---|---|---|---|---|---|---|---|---|---|---|---|---|---|---|---|---|

# San Diego Padres @ Pittsburgh Pirates

Three Rivers Stadium, Pittsburgh, PA

Sat May 16 1992, 7:05 PM EDT

Att. 34,474 - Sunny - 80 F

livebaseballscorecards.com

| | |
|---|---|
| AB | 38 |
| R | 9 |
| H | 13 |
| RBI | 9 |
| BB | 4 |
| SO | 7 |
| LOB | 17 |

WP: 1 PA: 43
PB: 0
SB: 1
CS: 0

| Batter | 1 | 2 | 3 | 4 | 5 | 6 | 7 | 8 | 9 | AB | R | H | RBI | BB | SO | LOB |
|---|---|---|---|---|---|---|---|---|---|---|---|---|---|---|---|---|
| Tony Fernandez, S (1, 6)<br>OBP: 0.385, SLG: 0.432 | X 0-0 1B 1B G4-6-3 1B | | F B B X 2-1 ② G4-3 | | B X 1-0 BB 1B 1-2 3-H 1B | B S B F X 2-2 ③ F9 | | | B B B B 4-0 WP BB | 4 | 2 | 2 | 1 | 1 | 0 | 0 |
| Tony Gwynn, L (1, 9)<br>OBP: 0.424, SLG: 0.487 | C C X 0-2 G4-6-3 1B 1-2 1B | | B F X 1-1 ③ F9 | | B F B S X 2-2 1B BB SF9 1-2 2-3 1B | | B B C F X 2-2 ① G3 | | B B B B 4-0 G6-4-3 1-2 BB | 4 | 1 | 2 | 0 | 1 | 0 | 0 |
| Gary Sheffield, R (1, 5)<br>OBP: 0.400, SLG: 0.515 | X 0-0 G4-6-3 1-2 2-3 1B | | | X 0-0 ① G1-3 | B B B C B 4-1 SF9 1B 1-2 2-3 3-H BB | | X 0-0 ② P3 | | B F X 1-1 ②③ G6-4-3 1-2f | 4 | 0 | 1 | 1 | 1 | 0 | 2 |
| Fred McGriff, L (1, 3)<br>OBP: 0.406, SLG: 0.618<br>Gary Pettis, S (9, 8)<br>OBP: 0.125, SLG: 0.133 | S B S X 1-2 ①② G4-6-3 1-2f 2-3 3-H | | | B S X 1-1 ② G6-3 | C F S 0-3 ① K | | C F B B B B 4-2 BB | | | 3<br>0 | 0<br>0 | 0<br>0 | 0<br>0 | 1<br>0 | 1<br>0 | 5<br>0 |
| Benito Santiago, R (1, 2)<br>OBP: 0.262, SLG: 0.312 | L B B S X 2-2 ③ G1-3 | | | F B F B B F B 4-2 BB | B X 1-0 FC5-4 1-2 2-3 3-H 1B | | X 0-0 ③ F7 | | | 3 | 0 | 1 | 1 | 1 | 0 | 2 |
| Tim Teufel, R (1, 4)<br>OBP: 0.368, SLG: 0.390 | | X 0-0 ① G3-1 | | 1 SAFE X 0-0 ③ G4-3 | B S B B X 3-1 ② SF9 2-3 3-H | | | B X 1-0 ① F7 | | 3 | 0 | 0 | 1 | 0 | 0 | 1 |
| Kevin Ward, R (1, 8)<br>OBP: 0.250, SLG: 0.476<br>Darrin Jackson, R (7, 8)<br>OBP: 0.264, SLG: 0.359 (9, 7) | | S S B C 1-3 ② K | | | B B B X 3-1 HR<br>X 0-1 ③ FC5-4 1-2f | | | F F B B X 2-2 ② G6-3 | | 3<br>1 | 1<br>0 | 1<br>0 | 1<br>0 | 0<br>0 | 1<br>0 | 2<br>0 |
| Jerald Clark, R (1, 7)<br>OBP: 0.236, SLG: 0.310 (9, 3) | | B S F B B B X 3-2 ③ G4-3 | | | F X 0-1 WP 1B 2B | F F B X 1-2 ① G5-3 | | X 0-0 ③ G5-3 | | 4 | 1 | 1 | 0 | 0 | 0 | 0 |
| Andy Benes, R (1, 1)<br>OBP: 0.353, SLG: 0.333<br>Mike Maddux, L (8, 1)<br>Randy Myers, L (9, 1) | | | F B F B S 2-3 ① K | | B B B B 4-0 1B 1B BB 2-3 BB | X 0-0 ② F8 | | | B B C C F S 2-3 ① K | 2<br>1<br>0 | 1<br>0<br>0 | 0<br>0<br>0 | 0<br>0<br>0 | 1<br>0<br>0 | 1<br>1<br>0 | 0<br>0<br>0 |
| Inning Stats | R: 1 H: 3<br>E: 0 LOB: 1<br>K: 0 BB: 0<br>S: 11 P: 14 | R: 0 H: 0<br>E: 0 LOB: 0<br>K: 1 BB: 0<br>S: 7 P: 11 | R: 0 H: 0<br>E: 0 LOB: 0<br>K: 1 BB: 0<br>S: 7 P: 12 | R: 0 H: 0<br>E: 0 LOB: 1<br>K: 0 BB: 1<br>S: 7 P: 12 | R: 5 H: 5<br>E: 0 LOB: 2<br>K: 1 BB: 2<br>S: 17 P: 35 | R: 0 H: 0<br>E: 0 LOB: 0<br>K: 0 BB: 0<br>S: 7 P: 10 | R: 0 H: 0<br>E: 0 LOB: 1<br>K: 0 BB: 1<br>S: 7 P: 13 | R: 0 H: 0<br>E: 0 LOB: 0<br>K: 0 BB: 0<br>S: 5 P: 8 | R: 0 H: 0<br>E: 0 LOB: 1<br>K: 1 BB: 2<br>S: 6 P: 17 | 1B: 6 SF: 1<br>2B: 1 SAC: 0<br>3B: 0 DP: 2<br>HR: 1 HBP: 0 | | | | | | |

# TOP

## San Diego Padres @ Pittsburgh Pirates

Three Rivers Stadium, Pittsburgh, PA

Sun May 17 1992, 3:33 AM EDT

Att. 16,580 - Cloudy - 84 F

livebaseballscorecards.com

| | |
|---|---|
| AB | 32 |
| R | 6 |
| H | 8 |
| RBI | 5 |
| BB | 6 |
| SO | 4 |
| LOB | 12 |

| PITCHER | | IP | WLS | BF | H | R | ER | SO | BB | IBB | HBP | BLK | WP | HR | S | P | ERA | WHIP |
|---|---|---|---|---|---|---|---|---|---|---|---|---|---|---|---|---|---|---|
| Randy Tomlin, L<br>ERA: 4.46 | (1, 1) | 4.1 | L | 22 | 7 | 6 | 6 | 3 | 3 | 0 | 0 | 0 | 1 | 1 | 44 | 75 | 12.46 | 2.308 |
| Paul Miller, R<br>ERA: 2.45 | (5, 1) | 0.2 | | 3 | 1 | 0 | 0 | 0 | 0 | 0 | 0 | 0 | 0 | 0 | 5 | 9 | 0.00 | 1.500 |
| Denny Neagle, L<br>ERA: 3.41 | (6, 1) | 2.0 | | 7 | 0 | 0 | 0 | 0 | 1 | 0 | 0 | 0 | 0 | 0 | 14 | 23 | 0.00 | 0.500 |
| Vicente Palacios, R<br>ERA: 3.33 | (8, 1) | 2.0 | | 7 | 0 | 0 | 0 | 1 | 2 | 0 | 0 | 0 | 1 | 0 | 11 | 25 | 0.00 | 1.000 |

| PITCHER | IP | WLS | BF | H | R | ER | SO | BB | IBB | HBP | BLK | WP | HR | S | P | ERA | WHIP |
|---|---|---|---|---|---|---|---|---|---|---|---|---|---|---|---|---|---|

| | | | | | | | | | | | | | | | | | |
|---|---|---|---|---|---|---|---|---|---|---|---|---|---|---|---|---|---|
| WP: 2 | PA: 39 | | | | | | | | | | | | | | | | |
| PB: 0 | | | | | | | | | | | | | | | | | |
| SB: 0 | | | | | | | | | | | | | | | | | |
| CS: 0 | | | | | | | | | | | | | | | | | |

# BOTTOM

## San Diego Padres @ Pittsburgh Pirates

Three Rivers Stadium, Pittsburgh, PA

Sun May 17 1992, 3:33 AM EDT

Att. 16,580 - Cloudy - 84 F

livebaseballscorecards.com

| Batter | 1 | 2 | 3 | 4 | 5 | 6 | 7 | 8 | 9 | AB | R | H | RBI | BB | SO | LOB |
|---|---|---|---|---|---|---|---|---|---|---|---|---|---|---|---|---|
| Orlando Merced, S (1, 3)<br>OBP: 0.404, SLG: 0.392 | X<br>0-0<br>1B<br>FC4-6<br>2B | | B B B C C B<br>4-2<br>G4-3<br>3B<br>BB | | B C X<br>1-1 ②<br>F7 | | C B X<br>1-1 ③<br>G3-1 | | F B S B F F X<br>2-2<br>1-2<br>2B<br>1B | 4 | 3 | 2 | 0 | 1 | 0 | 0 |
| Jay Bell, R (1, 6)<br>OBP: 0.344, SLG: 0.307 | C B B C F X<br>2-2<br>FC4-6<br>HBP<br>2-3<br>1B | | P I B L 1 SAFE B F X<br>3-2 ①<br>G4-3<br>1-2 | | B B B C X<br>3-1 ③<br>F8 | | | B B C X<br>2-1 ①<br>P6 | C B X<br>1-1<br>1-H<br>2-H<br>2B | 5 | 0 | 2 | 2 | 0 | 0 | 1 |
| Andy Van Slyke, L (1, 8)<br>OBP: 0.461, SLG: 0.531 | C F B B S<br>2-3 ①<br>K | | C F B X<br>1-2<br>2-H<br>3B | | | F F B B X<br>2-2<br>FC5-4<br>1B<br>1B | | B C B X<br>2-1<br>2B<br>2B | S F S<br>0-3 ③<br>K | 5 | 1 | 3 | 1 | 0 | 2 | 3 |
| Barry Bonds, L (1, 7)<br>OBP: 0.414, SLG: 0.622 | C B H<br>2-1<br>FC4-6<br>1-2<br>HBP | | B B B C S F X<br>3-2 ②<br>P4 | | | 1 SAFE X<br>0-0<br>FC5-4<br>1-2<br>1B | | C B B B X<br>3-1 ②<br>F7 | | 3 | 0 | 1 | 0 | 0 | 0 | 2 |
| Gary Varsho, L (1, 9)<br>OBP: 0.275, SLG: 0.447 | S B B X<br>2-1 ②<br>FC4-6<br>FC4-6<br>1-2f<br>2-3<br>3-H | | X<br>0-0 ③<br>G3 | | | F B C X<br>1-2 ①<br>FC5-4<br>1-2f<br>2-3 | | C B B X<br>2-1<br>2-H<br>2B | | 4 | 0 | 1 | 2 | 0 | 0 | 5 |
| Steve Buechele, R (1, 5)<br>OBP: 0.336, SLG: 0.431 | X<br>0-0 ③<br>FC4-6<br>1-2f | | | C C S<br>0-3 ①<br>K | | C B F S<br>1-3 ②<br>K | | C C S<br>0-3 ③<br>K | | 4 | 0 | 0 | 0 | 0 | 3 | 5 |
| Jeff King, R (1, 4)<br>OBP: 0.267, SLG: 0.346 | | X<br>0-0 ①<br>F7 | | B F F B B X<br>2-2 ②<br>P2 | | B B F B F F X<br>3-2 ③<br>F9 | | | C B X<br>1-1 ①<br>F7 | 4 | 0 | 0 | 0 | 0 | 0 | 2 |
| Tom Prince, R (1, 2)<br>OBP: 0.229, SLG: 0.143 | | C C X<br>0-2 ②<br>G5-3 | | F B B S B S<br>3-3 ③<br>K | | | B B X<br>2-0 ①<br>F8 | | X<br>0-0<br>CS<br>1B | 4 | 0 | 1 | 0 | 0 | 1 | 0 |
| Randy Tomlin, L (1, 1)<br>Paul Miller, R (5, 1)<br>Zane Smith, L (5, PH)<br>OBP: 0.143, SLG: 0.150<br>Denny Neagle, L (6, 1)<br>Cecil Espy, S (7, PH)<br>OBP: 0.459, SLG: 0.588<br>Vicente Palacios, R (8, 1)<br>OBP: 0.143, SLG: 0.143<br>Gary Redus, R (9, PH)<br>OBP: 0.348, SLG: 0.308 | | C B F F B F F B F<br>3-2 ③<br>X<br>F7 | | | B F F F F F S<br>1-3 ①<br>K | | B F B X<br>2-2 ②<br>F7 | | B B C B B B<br>4-1 ②<br>1B<br>1-2<br>2B<br>BB | 1<br>0<br>1<br>0<br>1<br>0<br>0 | 0<br>0<br>0<br>0<br>0<br>0<br>1 | 0<br>0<br>0<br>0<br>0<br>0<br>0 | 0<br>0<br>0<br>0<br>0<br>0<br>0 | 0<br>0<br>0<br>0<br>0<br>0<br>1 | 0<br>0<br>1<br>0<br>0<br>0<br>0 | 0<br>0<br>0<br>0<br>0<br>0<br>0 |
| Inning Stats | R: 1 E: 0 K: 1 S: 12<br>H: 2 LOB: 2 BB: 0 P: 20 | R: 0 E: 0 K: 0 S: 11<br>H: 0 LOB: 0 BB: 0 P: 14 | R: 1 E: 0 K: 0 S: 15<br>H: 1 LOB: 1 BB: 1 P: 25 | R: 0 E: 0 K: 2 S: 9<br>H: 0 LOB: 0 BB: 0 P: 14 | R: 0 E: 0 K: 1 S: 9<br>H: 0 LOB: 0 BB: 0 P: 14 | R: 0 E: 0 K: 1 S: 14<br>H: 2 LOB: 2 BB: 0 P: 21 | R: 0 E: 0 K: 0 S: 6<br>H: 0 LOB: 0 BB: 0 P: 11 | R: 1 E: 0 K: 1 S: 11<br>H: 2 LOB: 1 BB: 0 P: 20 | R: 2 E: 0 K: 1 S: 14<br>H: 3 LOB: 1 BB: 1 P: 22 | 1B: 5<br>2B: 4<br>3B: 1<br>HR: 0 | SF: 0<br>SAC: 0<br>DP: 0<br>HBP: 1 | WP: 0<br>PB: 0<br>SB: 0<br>CS: 1 | PA: 39 | | | | |

| | AB | 36 |
|---|---|---|
| | R | 5 |
| | H | 10 |
| | RBI | 5 |
| | BB | 2 |
| | SO | 7 |
| | LOB | 18 |

| PITCHER | | IP | WLS | BF | H | R | ER | SO | BB | IBB | HBP | BLK | WP | HR | S | P | ERA | WHIP |
|---|---|---|---|---|---|---|---|---|---|---|---|---|---|---|---|---|---|---|
| Andy Benes, R<br>ERA: 3.79 | (1, 1) | 7.2 | W | 32 | 7 | 3 | 3 | 5 | 1 | 0 | 1 | 0 | 0 | 0 | 84 | 136 | 3.52 | 1.043 |
| Mike Maddux, R<br>ERA: | (8, 1) | 0.2 | | 3 | 1 | 1 | 1 | 1 | 0 | 0 | 0 | 0 | 0 | 0 | 6 | 7 | 13.50 | 1.500 |
| Randy Myers, L<br>ERA: 5.48 | (9, 1) | 0.2 | S | 4 | 2 | 1 | 1 | 1 | 1 | 0 | 0 | 0 | 0 | 0 | 11 | 18 | 13.50 | 4.500 |

| PITCHER | IP | WLS | BF | H | R | ER | SO | BB | IBB | HBP | BLK | WP | HR | S | P | ERA | WHIP |
|---|---|---|---|---|---|---|---|---|---|---|---|---|---|---|---|---|---|

| Batter | 1 | 2 | 3 | 4 | 5 | 6 | 7 | 8 | 9 | AB | R | H | RBI | BB | SO | LOB |
|---|---|---|---|---|---|---|---|---|---|---|---|---|---|---|---|---|
| Gary Redus, R (1, 3)<br>OBP: 0.340, SLG: 0.286 | C B X 1-1 ① F9 | B B S B C T B 4-2 1-2 2-3 BB | | | F B F X 1-2 ① G4-3 | B X 1-0 ② P3 | | | | 3 | 0 | 0 | 0 | 1 | 0 | 0 |
| Jay Bell, R (1, 6)<br>OBP: 0.348, SLG: 0.307 | B B B C B 4-1 BB | C B X 1-1 ③ P5 | | | B B F C X 2-2 2B 1B | B X 1-0 ③ F9 | | | | 3 | 1 | 1 | 0 | 1 | 0 | 3 |
| Andy Van Slyke, L (1, 8)<br>OBP: 0.455, SLG: 0.530 | C 1 SAFE B B B 1 S 2-3 ② K | | B C F S 1-3 ① K | | X 0-0 ② 1-H 2B | | | C F X 0-2 ① G1-3 | | 4 | 0 | 1 | 1 | 0 | 2 | 1 |
| Lloyd McClendon, R (1, 9)<br>OBP: 0.345, SLG: 0.400 | B 1 SAFE B B 1 C X 3-1 ③ F7 | | B C B X 2-1 ② L7 | | B F X 1-1 ③ F8 | | | C C X 0-2 ② G6-3 | | 4 | 0 | 0 | 0 | 0 | 0 | 1 |
| Barry Bonds, L (1, 7)<br>OBP: 0.409, SLG: 0.610 | | C B B X 2-1 BB 1B 1B | B B B X 3-0 ③ P4 | | | B F X 1-1 ① G6-3 | | C B B X 2-1 ③ G5-3 | | 4 | 1 | 1 | 0 | 0 | 0 | 0 |
| Steve Buechele, R (1, 5)<br>OBP: 0.347, SLG: 0.439 | | 1 SAFE B B B 1 SAFE B B 4-0 FC1-5 1B 1-2 BB | C F B B B X 3-2 ① P3 | | | B B C B B 4-1 BB | | | X 0-0 2B | 2 | 0 | 1 | 0 | 2 | 0 | 0 |
| Jeff King, R (1, 4)<br>OBP: 0.258, SLG: 0.333 | | C X 0-1 ① P5 | B B F B X 3-1 ② G5-3 | | | 1 SAFE C B F B F F F S 2-3 ② K | | | F B X 1-1 ① P3 | 4 | 0 | 0 | 0 | 0 | 1 | 4 |
| Don Slaught, R (1, 2)<br>OBP: 0.438, SLG: 0.556 | | C X 0-1 BB FC1-5 1B 1-2 2-H | B X 1-0 1B | | | B C C C 1 SAFE B F B X 3-2 ③ F8 | | | C X 0-1 ② G5-3 | 4 | 0 | 2 | 1 | 0 | 0 | 2 |
| Doug Drabek, R (1, 1)<br>OBP: 0.050, SLG: 0.050<br>Tom Prince, R (7, PH)<br>OBP: 0.222, SLG: 0.138<br>Dennis Lamp, R (7, 1)<br>Roger Mason, R (8, 1)<br>Cecil Espy, S (9, PH)<br>OBP: 0.447, SLG: 0.571 | | F B 1 SAFE X 1-1 ② FC1-5 BB 1-2 2-3f | | F F X 0-2 ③ L3 | | C C B X 1-2 ① G3 | | | F B B F X 2-2 ③ G6-3 | 2<br>1<br>0<br>0<br>1 | 0<br>0<br>0<br>0<br>0 | 0<br>0<br>0<br>0<br>1 | 0<br>0<br>0<br>0<br>0 | 0<br>0<br>0<br>0<br>0 | 0<br>0<br>0<br>0<br>0 | 3<br>0<br>0<br>0<br>1 |
| Inning Stats | R: 0 H: 0<br>E: 0 LOB: 1<br>K: 1 BB: 1<br>S: 8 P: 18 | R: 1 H: 2<br>E: 0 LOB: 3<br>K: 0 BB: 2<br>S: 13 P: 25 | R: 0 H: 0<br>E: 0 LOB: 0<br>K: 1 BB: 0<br>S: 6 P: 12 | R: 0 H: 1<br>E: 0 LOB: 1<br>K: 0 BB: 0<br>S: 9 P: 16 | R: 1 H: 2<br>E: 0 LOB: 0<br>K: 0 BB: 0<br>S: 9 P: 13 | R: 0 H: 0<br>E: 0 LOB: 1<br>K: 1 BB: 1<br>S: 13 P: 23 | R: 0 H: 0<br>E: 0 LOB: 0<br>K: 0 BB: 0<br>S: 5 P: 8 | R: 0 H: 0<br>E: 0 LOB: 0<br>K: 0 BB: 0<br>S: 8 P: 10 | R: 0 H: 1<br>E: 0 LOB: 1<br>K: 0 BB: 0<br>S: 8 P: 11 | 1B: 4 SF: 0<br>2B: 2 SAC: 0<br>3B: 0 DP: 0<br>HR: 0 HBP: 0 | | | | WP: 0 PA: 36<br>PB: 0<br>SB: 0<br>CS: 0 | | |

| PITCHER | | IP | WLS | BF | H | R | ER | SO | BB | IBB | HBP | BLK | WP | HR | S | P | ERA | WHIP |
|---|---|---|---|---|---|---|---|---|---|---|---|---|---|---|---|---|---|---|
| Trevor Wilson, L<br>ERA: 4.02 | (1, 1) | 7.0 | W | 29 | 5 | 2 | 2 | 3 | 4 | 0 | 0 | 0 | 0 | 0 | 63 | 115 | 2.57 | 1.286 |
| Dave Righetti, L<br>ERA: 3.86 | (8, 1) | 2.0 | S | 7 | 1 | 0 | 0 | 0 | 0 | 0 | 0 | 0 | 0 | 0 | 16 | 21 | 0.00 | 0.500 |

| PITCHER | IP | WLS | BF | H | R | ER | SO | BB | IBB | HBP | BLK | WP | HR | S | P | ERA | WHIP |
|---|---|---|---|---|---|---|---|---|---|---|---|---|---|---|---|---|---|

# TOP

## Pittsburgh Pirates @ San Francisco Giants

Candlestick Park, San Francisco, CA

Tue May 19 1992, 10:05 PM EDT
Att. 12,995 - Cloudy - 59 F

livebaseballscorecards.com

| | |
|---|---|
| AB | 32 |
| R | 2 |
| H | 6 |
| RBI | 2 |
| BB | 4 |
| SO | 3 |
| LOB | 15 |

| Batter | 1 | 2 | 3 | 4 | 5 | 6 | 7 | 8 | 9 | AB | R | H | RBI | BB | SO | LOB |
|---|---|---|---|---|---|---|---|---|---|---|---|---|---|---|---|---|
| Mike Felder, S (1, 8) (7, 7)<br>OBP: 0.302, SLG: 0.322 | B C B S S<br>2-3 K ① | | B C B B C X<br>3-2 G3 ② | | | C B X<br>1-1 S HR 1B | | C X<br>0-1 G6-3 ① | | 4 | 1 | 1 | 0 | 0 | 1 | 0 |
| Greg Litton, R (1, 4)<br>OBP: 0.333, SLG: 0.513 | B B C C X<br>2-2 1B 2B | | F S B F X<br>1-2 G1-3 ③ | | | 1 SAFE F X<br>0-1 F9 ① | | B C B X<br>2-1 E9 1B 3B 1B | | 4 | 1 | 2 | 0 | 0 | 0 | 1 |
| Will Clark, L (1, 3)<br>OBP: 0.425, SLG: 0.514 | B B B C X<br>3-1 2-3 1B | | | F X<br>0-1 F7 ① | | F B 1 SAFE 1 SAFE 1 B B 2 SAFE C X<br>3-2 1-H HR | | I I I I<br>4-0 1B 3B IBB | | 3 | 2 | 2 | 2 | 1 | 0 | 0 |
| Cory Snyder, R (1, 9)<br>OBP: 0.267, SLG: 0.419 | F B F F B F C<br>2-3 K ② | | | F X<br>0-1 G5-3 ② | | S S S<br>0-3 K ② | | C F F B X<br>1-2 3B 1-2 2-3 1B | | 4 | 1 | 1 | 0 | 0 | 2 | 2 |
| Matt Williams, R (1, 5)<br>OBP: 0.303, SLG: 0.515 | B F B F C<br>2-3 K ③ | | | X<br>0-0 G5-3 ③ | | S B B X<br>2-1 G6-3 ③ | | F B S X<br>1-2 CS 1-H 2-H 3-H 3B | | 4 | 0 | 1 | 3 | 0 | 1 | 2 |
| Chris James, R (1, 7)<br>OBP: 0.239, SLG: 0.154 | | C B S B X<br>2-2 P4 ① | | | F X<br>0-1 G6-3 ① | | C B B X<br>2-1 G6-3 ① | B C F B H<br>3-2 S 1B 3-H HBP ② | | 2 | 0 | 0 | 0 | 0 | 0 | 0 |
| Darren Lewis, R (7, 8)<br>OBP: 0.341, SLG: 0.295 | | | | | | | | | | 1 | 1 | 0 | 0 | 0 | 0 | 0 |
| Jim McNamara, L (1, 2)<br>OBP: 0.333, SLG: 0.359 | | B S F F S<br>1-3 K ② | | | C F S<br>0-3 K ② | | X<br>0-0 1B | C B X<br>1-1 FC6-4 1-H 1B | | 4 | 0 | 2 | 1 | 0 | 2 | 0 |
| Royce Clayton, R (1, 6)<br>OBP: 0.293, SLG: 0.345 | | B X<br>1-0 G6-3 ③ | | | X<br>0-0 HR | | C F S<br>0-3 K ② | F B B X<br>2-1 FC6-4 1-2f ③ | | 4 | 1 | 1 | 1 | 0 | 1 | 2 |
| Trevor Wilson, L (1, 1)<br>OBP: 0.182, SLG: 0.200 | | | C F X<br>0-2 G4-3 ① | | S B X<br>1-1 F7 ③ | | B C B X<br>2-1 P6 ③ | | | 2 | 0 | 0 | 0 | 0 | 0 | 0 |
| Kevin Bass, S (7, PH)<br>OBP: 0.271, SLG: 0.352 | | | | | | | | | | 1 | 0 | 0 | 0 | 0 | 0 | 1 |
| Dave Righetti, L (8, 1) | | | | | | | | | | 0 | 0 | 0 | 0 | 0 | 0 | 0 |
| Inning Stats | R: 0 H: 2<br>E: 0 LOB: 2<br>K: 3 BB: 0<br>S: 16 P: 27 | R: 0 H: 0<br>E: 0 LOB: 0<br>K: 1 BB: 0<br>S: 8 P: 12 | R: 0 H: 0<br>E: 0 LOB: 0<br>K: 0 BB: 0<br>S: 10 P: 14 | R: 0 H: 0<br>E: 0 LOB: 0<br>K: 0 BB: 0<br>S: 5 P: 5 | R: 1 H: 1<br>E: 0 LOB: 0<br>K: 1 BB: 0<br>S: 8 P: 9 | R: 2 H: 2<br>E: 0 LOB: 0<br>K: 1 BB: 0<br>S: 12 P: 18 | R: 0 H: 1<br>E: 0 LOB: 1<br>K: 1 BB: 0<br>S: 8 P: 12 | R: 4 H: 4<br>E: 1 LOB: 1<br>K: 0 BB: 1<br>S: 17 P: 31 | | 1B: 6 SF: 0<br>2B: 1 SAC: 0<br>3B: 1 DP: 0<br>HR: 2 HBP: 1 | | | | WP: 0 PA: 35<br>PB: 0<br>SB: 2<br>CS: 1 | | |

| PITCHER | | IP | WLS | BF | H | R | ER | SO | BB | IBB | HBP | BLK | WP | HR | S | P | ERA | WHIP |
|---|---|---|---|---|---|---|---|---|---|---|---|---|---|---|---|---|---|---|
| Doug Drabek, R<br>ERA: 3.08 | (1, 1) | 6.0 | L | 23 | 5 | 3 | 3 | 6 | 0 | 0 | 0 | 0 | 0 | 2 | 59 | 85 | 4.50 | 0.833 |
| Dennis Lamp, R<br>ERA: 3.66 | (7, 1) | 1.1 | | 8 | 3 | 3 | 3 | 1 | 0 | 1 | 0 | 0 | 0 | 0 | 16 | 27 | 20.25 | 2.250 |
| Roger Mason, R<br>ERA: 2.92 | (8, 1) | 0.2 | | 4 | 2 | 1 | 1 | 0 | 0 | 0 | 1 | 0 | 0 | 0 | 9 | 16 | 13.50 | 3.000 |

| PITCHER | IP | WLS | BF | H | R | ER | SO | BB | IBB | HBP | BLK | WP | HR | S | P | ERA | WHIP |
|---|---|---|---|---|---|---|---|---|---|---|---|---|---|---|---|---|---|

# BOTTOM

## Pittsburgh Pirates @ San Francisco Giants

Candlestick Park, San Francisco, CA

Tue May 19 1992, 10:05 PM EDT

Att. 12,995 - Cloudy - 59 F

livebaseballscorecards.com

| | |
|---|---|
| AB | 33 |
| R | 7 |
| H | 10 |
| RBI | 7 |
| BB | 1 |
| SO | 7 |
| LOB | 8 |

| Batter | 1 | 2 | 3 | 4 | 5 | 6 | 7 | 8 | 9 | AB | R | H | RBI | BB | SO | LOB |
|---|---|---|---|---|---|---|---|---|---|---|---|---|---|---|---|---|
| Gary Redus, R (1, 3)<br>OBP: 0.333, SLG: 0.283 | F S C<br>0-3 ① K | | S B F X<br>1-2 ① G4-3 | | B X<br>1-0 ③ G1-3 | | | C B X<br>1-1 S 1B | | 4 | 0 | 1 | 0 | 0 | 1 | 0 |
| Denny Neagle, L (8, 1) | | | | | | | | | | 0 | 0 | 0 | 0 | 0 | 0 | 0 |
| Vicente Palacios, R (8, 1)<br>OBP: 0.143, SLG: 0.143 | | | | | | | | | | 0 | 0 | 0 | 0 | 0 | 0 | 0 |
| Jay Bell, R (1, 6)<br>OBP: 0.351, SLG: 0.303 | B C B B B<br>4-1 BLK BB | | C C B S<br>1-3 ② K | | | B C S S<br>1-3 ① K | | C B C B B B<br>4-2 1-2 BB | | 2 | 0 | 0 | 0 | 2 | 2 | 0 |
| Andy Van Slyke, L (1, 8)<br>OBP: 0.444, SLG: 0.515 | B 1 SAFE C C F 1 SAFE C<br>1-3 ② K | | B B B C C X<br>3-1 ③ F8 | | | C B C C X<br>2-2 ② G1-3 | | C B C B X<br>2-2 ③ G4-3 | | 4 | 0 | 0 | 0 | 0 | 1 | 3 |
| Lloyd McClendon, R (1, 9)<br>OBP: 0.344, SLG: 0.385 | C X<br>0-1 ③ G1-3 1-2 | | | S B F B F B<br>4-2 G5-4-3 1B BB | | B X<br>1-0 ③ G6-3 | | | B C S X<br>1-2 ① G4-3 | 2 | 0 | 0 | 0 | 1 | 0 | 1 |
| Cecil Espy, S (9, PH)<br>OBP: 0.436, SLG: 0.556 | | | | | | | | | | 1 | 0 | 0 | 0 | 0 | 0 | 0 |
| Barry Bonds, L (1, 7)<br>OBP: 0.405, SLG: 0.598 | | X<br>0-0 ① F8 | | S B B B X<br>2-1 G5-4-3 1-2 1B | | | X<br>0-0 ① P4 | | B X<br>1-0 ② P2 | 4 | 0 | 1 | 0 | 0 | 0 | 0 |
| Steve Buechele, R (1, 5)<br>OBP: 0.344, SLG: 0.456 | | C B X<br>1-1 HR | | C B B F F F X<br>2-2 ① ② G5-4-3 1-2f 2-3 | | | B C B X<br>2-1 ② F8 | | B X<br>1-0 ③ F8 | 4 | 1 | 1 | 1 | 0 | 0 | 2 |
| Jeff King, R (1, 4)<br>OBP: 0.252, SLG: 0.325 | | B B F X<br>2-1 ② F8 | | F B X<br>1-1 ③ G5-3 | | | C X<br>0-1 ③ F9 | | | 3 | 0 | 0 | 0 | 0 | 0 | 1 |
| Don Slaught, R (1, 2)<br>OBP: 0.431, SLG: 0.542 | | C B B F F F B F X<br>3-2 1B | | | B X<br>1-0 ① L8 | | | B F X<br>1-1 ① F9 | | 3 | 0 | 1 | 0 | 0 | 0 | 0 |
| Zane Smith, L (1, 1)<br>OBP: 0.130, SLG: 0.136 | | X<br>0-0 ③ G4-3 | | | B X<br>1-0 ② P5 | | | B C F B F X<br>2-2 ② F8 | | 2 | 0 | 0 | 0 | 0 | 0 | 1 |
| Tom Prince, R (8, PH)<br>OBP: 0.216, SLG: 0.133 | | | | | | | | | | 1 | 0 | 0 | 0 | 0 | 0 | 0 |
| Orlando Merced, S (8, 3)<br>OBP: 0.404, SLG: 0.392 | | | | | | | | | | 0 | 0 | 0 | 0 | 0 | 0 | 0 |
| Inning Stats | R: 0<br>E: 0<br>K: 2<br>S: 10<br>H: 0<br>LOB: 1<br>BB: 1<br>P: 15 | R: 1<br>E: 0<br>K: 0<br>S: 12<br>H: 2<br>LOB: 1<br>BB: 0<br>P: 18 | R: 0<br>E: 0<br>K: 1<br>S: 8<br>H: 0<br>LOB: 0<br>BB: 0<br>P: 13 | R: 0<br>E: 0<br>K: 0<br>S: 13<br>H: 1<br>LOB: 1<br>BB: 1<br>P: 22 | R: 0<br>E: 0<br>K: 0<br>S: 3<br>H: 0<br>LOB: 0<br>BB: 0<br>P: 6 | R: 0<br>E: 0<br>K: 1<br>S: 7<br>H: 0<br>LOB: 0<br>BB: 0<br>P: 11 | R: 0<br>E: 0<br>K: 0<br>S: 5<br>H: 0<br>LOB: 0<br>BB: 0<br>P: 7 | R: 0<br>E: 0<br>K: 0<br>S: 13<br>H: 1<br>LOB: 2<br>BB: 1<br>P: 23 | R: 0<br>E: 0<br>K: 0<br>S: 5<br>H: 0<br>LOB: 0<br>BB: 0<br>P: 8 | 1B: 3<br>2B: 0<br>3B: 0<br>HR: 1 | SF: 0<br>SAC: 0<br>DP: 1<br>HBP: 0 | | | WP: 0<br>PB: 0<br>SB: 1<br>CS: 0 | PA: 33 | | |

| PITCHER | | IP | WLS | BF | H | R | ER | SO | BB | IBB | HBP | BLK | WP | HR | S | P | ERA | WHIP |
|---|---|---|---|---|---|---|---|---|---|---|---|---|---|---|---|---|---|---|
| Bud Black, L<br>ERA: 4.66 | (1, 1) | 7.2 | W | 29 | 4 | 1 | 1 | 4 | 3 | 0 | 0 | 1 | 0 | 1 | 68 | 110 | 1.17 | 0.913 |
| Bryan Hickerson, L<br>ERA: 1.5 | (8, 1) | 0.1 | | 1 | 0 | 0 | 0 | 0 | 0 | 0 | 0 | 0 | 0 | 0 | 3 | 5 | 0.00 | 0.000 |
| Jeff Brantley, R<br>ERA: 2.65 | (9, 1) | 1.0 | S | 3 | 0 | 0 | 0 | 0 | 0 | 0 | 0 | 0 | 0 | 0 | 5 | 8 | 0.00 | 0.000 |

| PITCHER | IP | WLS | BF | H | R | ER | SO | BB | IBB | HBP | BLK | WP | HR | S | P | ERA | WHIP |
|---|---|---|---|---|---|---|---|---|---|---|---|---|---|---|---|---|---|

# TOP

# Pittsburgh Pirates @ San Francisco Giants

Candlestick Park, San Francisco, CA

Wed May 20 1992, 6:33 AM EDT

Att. 15,554 - Sunny - 75 F

livebaseballscorecards.com

| | |
|---|---|
| AB | 30 |
| R | 1 |
| H | 4 |
| RBI | 1 |
| BB | 3 |
| SO | 4 |
| LOB | 8 |

# BOTTOM

## Pittsburgh Pirates @ San Francisco Giants

Candlestick Park, San Francisco, CA

Wed May 20 1992, 6:33 AM EDT

Att. 15,554 - Sunny - 75 F

livebaseballscorecards.com

| Batter | 1 | 2 | 3 | 4 | 5 | 6 | 7 | 8 | 9 | AB | R | H | RBI | BB | SO | LOB |
|---|---|---|---|---|---|---|---|---|---|---|---|---|---|---|---|---|
| Darren Lewis, R (1, 8)<br>OBP: 0.333, SLG: 0.287 | C C F X 0-2 G6-3 ① | | B X 1-0 FC4-6 S 1B 1-2f ② | | B C C C 1-3 K ③ | | X 0-0 G1-3 ② | | | 4 | 1 | 0 | 0 | 0 | 1 | 1 |
| Greg Litton, R (1, 4)<br>OBP: 0.326, SLG: 0.488 | B C B X 2-1 F8 ② | | 1 SAFE C B F F 1 SAFE B F X 2-2 1B 1-H ② | | | B B C F S 2-3 K ① | C B F X 1-2 G1-3 ③ | | | 4 | 0 | 1 | 1 | 0 | 1 | 0 |
| Will Clark, L (1, 3)<br>OBP: 0.421, SLG: 0.507 | C F X 0-2 F8 ③ | | B X 1-0 G4-3 ③ | | | F B X 1-1 1B 1B 1B | | B B F F B X 3-2 F9 ① | | 4 | 1 | 1 | 0 | 0 | 0 | 1 |
| Cory Snyder, R (1, 9)<br>OBP: 0.286, SLG: 0.447 | | C F S 0-3 K ① | | F X 0-1 2B ② | | X 0-0 1B SF8 1-2 1B | | C B X 1-1 P9 ② | | 4 | 1 | 2 | 0 | 0 | 1 | 0 |
| Matt Williams, R (1, 5)<br>OBP: 0.302, SLG: 0.507 | | B B B C X 3-1 P6 ② | | F B B X 2-1 F7 ① | | S B F B X 2-2 1B 1-3 2-H | | S B X 1-1 F9 ③ | | 4 | 0 | 1 | 1 | 0 | 0 | 1 |
| Chris James, R (1, 7)<br>OBP: 0.265, SLG: 0.195<br>Jim McNamara, L (7, 2)<br>OBP: 0.333, SLG: 0.359 | | F B X 1-1 2B ② | | F F B B F C 2-3 K ② | | I I I 4-0 IBB | | | | 2<br>0 | 0<br>0 | 1<br>0 | 0<br>0 | 1<br>0 | 1<br>0 | 1<br>0 |
| Kirt Manwaring, R (1, 2)<br>OBP: 0.363, SLG: 0.337<br>Mike Felder, S (6, PH)<br>OBP: 0.297, SLG: 0.322<br>(7, 7) | | C B C B F X 2-2 G3 ③ | | B F X 1-1 G3 ③ | | C X 0-1 SF8 3-H ② | | | | 2<br>0 | 0<br>0 | 0<br>0 | 0<br>1 | 0<br>0 | 0<br>0 | 2<br>0 |
| Royce Clayton, R (1, 6)<br>OBP: 0.294, SLG: 0.345 | | | X 0-0 FC1-5 S 1B | | B B F F X 2-2 G6-3 ① | F F X 0-2 P9 ③ | | | | 3 | 0 | 1 | 0 | 0 | 0 | 2 |
| Bud Black, L (1, 1)<br>Bryan Hickerson, L (8, 1)<br>Jeff Brantley, R (9, 1) | | | M M B X 1-2 FC1-5 FC4-6 1-3 ① | | C C B X 1-2 G5-3 ② | | B C C B X 2-2 G5-3 ① | | | 3<br>0<br>0 | 0<br>0<br>0 | 0<br>0<br>0 | 0<br>0<br>0 | 0<br>0<br>0 | 0<br>0<br>0 | 1<br>0<br>0 |
| Inning Stats | R: 0 E: 0 K: 0 S: 9 H: 0 LOB: 0 BB: 0 P: 11 | R: 0 E: 0 K: 1 S: 11 H: 1 LOB: 1 BB: 0 P: 17 | R: 1 E: 0 K: 0 S: 11 H: 2 LOB: 1 BB: 0 P: 16 | R: 0 E: 0 K: 1 S: 10 H: 1 LOB: 1 BB: 0 P: 15 | R: 0 E: 0 K: 1 S: 9 H: 0 LOB: 0 BB: 0 P: 13 | R: 2 E: 0 K: 1 S: 14 H: 3 LOB: 2 BB: 1 P: 23 | R: 0 E: 0 K: 0 S: 7 H: 0 LOB: 0 BB: 0 P: 10 | R: 0 E: 0 K: 0 S: 7 H: 0 LOB: 0 BB: 0 P: 12 | | 1B: 5 2B: 2 3B: 0 HR: 0 | SF: 1 SAC: 0 DP: 0 HBP: 0 | | | WP: 0 PB: 0 SB: 2 CS: 0 | PA: 32 | |

| | AB | 30 |
|---|---|---|
| | R | 3 |
| | H | 7 |
| | RBI | 3 |
| | BB | 1 |
| | SO | 4 |
| | LOB | 9 |

| PITCHER | | IP | WLS | BF | H | R | ER | SO | BB | IBB | HBP | BLK | WP | HR | S | P | ERA | WHIP |
|---|---|---|---|---|---|---|---|---|---|---|---|---|---|---|---|---|---|---|
| Zane Smith, L<br>ERA: 2.7 | (1, 1) | 7.0 | L | 29 | 7 | 3 | 3 | 4 | 0 | 1 | 0 | 0 | 0 | 0 | 71 | 105 | 3.86 | 1.000 |
| Denny Neagle, L<br>ERA: 3.38 | (8, 1) | 0.1 | | 1 | 0 | 0 | 0 | 0 | 0 | 0 | 0 | 0 | 0 | 0 | 3 | 6 | 0.00 | 0.000 |
| Vicente Palacios, R<br>ERA: 3.25 | (8, 1) | 0.2 | | 2 | 0 | 0 | 0 | 0 | 0 | 0 | 0 | 0 | 0 | 0 | 4 | 6 | 0.00 | 0.000 |

| PITCHER | IP | WLS | BF | H | R | ER | SO | BB | IBB | HBP | BLK | WP | HR | S | P | ERA | WHIP |
|---|---|---|---|---|---|---|---|---|---|---|---|---|---|---|---|---|---|

# Pittsburgh Pirates @ San Francisco Giants

Candlestick Park, San Francisco, CA

Thu May 21 1992, 6:33 AM EDT

Att. 14,708 - Sunny - 75 F

TOP

livebaseballscorecards.com

| Batter | 1 | 2 | 3 | 4 | 5 | 6 | 7 | 8 | 9 | AB | R | H | RBI | BB | SO | LOB |
|---|---|---|---|---|---|---|---|---|---|---|---|---|---|---|---|---|
| Orlando Merced, S (1, 3)<br>OBP: 0.388, SLG: 0.373 | C S B B X 2-2 ① G6-3 | | C X 0-1 ③ G5-3 | | | B C F X 1-2 ③ G6-3 | | | X 0-0 ③ F8 | 4 | 0 | 0 | 0 | 0 | 0 | 0 |
| Jay Bell, R (1, 6)<br>OBP: 0.345, SLG: 0.297 | C C S 0-3 ② K | | | C B B X 2-1 ① F7 | | | C X 0-1 ① G5-3 | | | 3 | 0 | 0 | 0 | 0 | 1 | 0 |
| Andy Van Slyke, L (1, 8)<br>OBP: 0.448, SLG: 0.518 | C B B X 2-1 1B | | | B B X 2-0 G4-6-3 1B | | | X 0-0 ② F7 | | | 3 | 0 | 2 | 0 | 0 | 0 | 0 |
| Barry Bonds, L (1, 7)<br>OBP: 0.397, SLG: 0.585 | B C 1 SAFE C 1 SAFE B F X 2-2 ③ F8 | | | 1 SAFE X 0-0 ② ③ G4-6-3 1-2f | | | C B C S 1-3 ③ K | | | 3 | 0 | 0 | 0 | 0 | 1 | 2 |
| Cecil Espy, S (1, 9)<br>OBP: 0.405, SLG: 0.513 | | C C B F B X 2-2 ① F8 | | | B F C B X 2-2 ① G6-3 | | | B B C F B F X 3-2 ① G4-3 | | 3 | 0 | 0 | 0 | 0 | 0 | 0 |
| Steve Buechele, R (1, 5)<br>OBP: 0.338, SLG: 0.446 | | X 0-0 ② G1-3 | | | C C C 0-3 ② K | | | C S B B F F B X 3-2 ② F7 | | 3 | 0 | 0 | 0 | 0 | 1 | 0 |
| Michael LaValliere, L (1, 2)<br>OBP: 0.347, SLG: 0.338 | | B C C X 1-2 ③ G6-3 | | | X 0-0 ③ G4-3 | | | S C F B F B S 2-3 ③ K | | 3 | 0 | 0 | 0 | 0 | 1 | 0 |
| Jose Lind, R (1, 4)<br>OBP: 0.212, SLG: 0.234 | | | B F F B F F C 2-3 ① K | | | C B X 1-1 ① L4 | | | B X 1-0 ① F9 | 2 | 0 | 0 | 0 | 0 | 1 | 0 |
| Gary Varsho, L (9, PH)<br>OBP: 0.268, SLG: 0.436 | | | | | | | | | | 1 | 0 | 0 | 0 | 0 | 0 | 0 |
| Bob Walk, R (1, 1) | | | B S X 1-1 ② G1-3 | | | F F B F F X 1-2 ② G2-3 | | | B C C S 1-3 ② K | 2 | 0 | 0 | 0 | 0 | 0 | 0 |
| Dennis Lamp, R (8, 1) | | | | | | | | | | 0 | 0 | 0 | 0 | 0 | 0 | 0 |
| Bob Patterson, R (8, 1)<br>OBP: 0.667, SLG: 0.500 | | | | | | | | | | 0 | 0 | 0 | 0 | 0 | 0 | 0 |
| Paul Miller, R (8, 1) | | | | | | | | | | 0 | 0 | 0 | 0 | 0 | 0 | 0 |
| Jeff King, R (9, PH)<br>OBP: 0.250, SLG: 0.322 | | | | | | | | | | 1 | 0 | 0 | 0 | 0 | 1 | 0 |

| | AB | 28 |
|---|---|---|
| | R | 0 |
| | H | 2 |
| | RBI | 0 |
| | BB | 0 |
| | SO | 6 |
| | LOB | 2 |

| Inning Stats | 1 | 2 | 3 | 4 | 5 | 6 | 7 | 8 | 9 |
|---|---|---|---|---|---|---|---|---|---|
| | R: 0 E: 0 K: 1 S: 12 | R: 0 E: 0 K: 0 S: 8 | R: 0 E: 0 K: 1 S: 9 | R: 0 E: 0 K: 0 S: 4 | R: 0 E: 0 K: 1 S: 7 | R: 0 E: 0 K: 0 S: 10 | R: 0 E: 0 K: 1 S: 6 | R: 0 E: 0 K: 1 S: 14 | R: 0 E: 0 K: 1 S: 6 |
| | H: 1 LOB: 1 BB: 0 P: 18 | H: 0 LOB: 0 BB: 0 P: 11 | H: 0 LOB: 0 BB: 0 P: 12 | H: 1 LOB: 0 BB: 0 P: 8 | H: 0 LOB: 0 BB: 0 P: 9 | H: 0 LOB: 0 BB: 0 P: 13 | H: 0 LOB: 0 BB: 0 P: 7 | H: 0 LOB: 0 BB: 0 P: 22 | H: 0 LOB: 0 BB: 0 P: 8 |

| 1B: 2 | SF: 0 | WP: 0 | PA: 28 |
|---|---|---|---|
| 2B: 0 | SAC: 0 | PB: 0 | |
| 3B: 0 | DP: 1 | SB: 0 | |
| HR: 0 | HBP: 0 | CS: 0 | |

| PITCHER | | IP | WLS | BF | H | R | ER | SO | BB | IBB | HBP | BLK | WP | HR | S | P | ERA | WHIP |
|---|---|---|---|---|---|---|---|---|---|---|---|---|---|---|---|---|---|---|
| John Burkett, R<br>ERA: 3.83 | (1, 1) | 7.0 | W | 22 | 2 | 0 | 0 | 4 | 0 | 0 | 0 | 0 | 0 | 0 | 56 | 78 | 0.00 | 0.286 |
| Michael Jackson, R<br>ERA: 2.31 | (8, 1) | 2.0 | S | 6 | 0 | 0 | 0 | 2 | 0 | 0 | 0 | 0 | 0 | 0 | 20 | 30 | 0.00 | 0.000 |

| PITCHER | | IP | WLS | BF | H | R | ER | SO | BB | IBB | HBP | BLK | WP | HR | S | P | ERA | WHIP |
|---|---|---|---|---|---|---|---|---|---|---|---|---|---|---|---|---|---|---|

# Pittsburgh Pirates @ San Francisco Giants

Candlestick Park, San Francisco, CA

Thu May 21 1992, 6:33 AM EDT

Att. 14,708 - Sunny - 75 F

livebaseballscorecards.com

## BOTTOM

| Batter | 1 | 2 | 3 | 4 | 5 | 6 | 7 | 8 | 9 | AB | R | H | RBI | BB | SO | LOB |
|---|---|---|---|---|---|---|---|---|---|---|---|---|---|---|---|---|
| Darren Lewis, R (1, 8)<br>OBP: 0.331, SLG: 0.281 | E4 | | G6-3 | | G1-3 | | | BB | | 3 | 0 | 0 | 0 | 1 | 0 | 1 |
| Greg Litton, R (1, 4)<br>OBP: 0.300, SLG: 0.447 | FC1-5-6 | | G6-3 | | | G5-3 | | FC1-6 | | 4 | 0 | 0 | 0 | 0 | 0 | 2 |
| Will Clark, L (1, 3)<br>OBP: 0.423, SLG: 0.500 | BB | | G4-3 | | | FC6-4 | | F9 | | 2 | 0 | 0 | 0 | 2 | 0 | 1 |
| Cory Snyder, R (1, 9)<br>OBP: 0.283, SLG: 0.431 | P8 | | | G6-3 | | F9 | | 1B | | 4 | 0 | 1 | 0 | 0 | 0 | 3 |
| Matt Williams, R (1, 5)<br>OBP: 0.294, SLG: 0.493 | FC5 | | | K | | FC6-4 | | K | | 4 | 0 | 0 | 0 | 0 | 2 | 5 |
| Kevin Bass, S (1, 7)<br>OBP: 0.283, SLG: 0.396 | | 3B | | F9 | | | | 2B | | 3 | 1 | 2 | 0 | 0 | 0 | 0 |
| Jim McNamara, L (1, 2)<br>OBP: 0.356, SLG: 0.381 | | K | | | G6-3 | | | L4-3 | | 3 | 0 | 2 | 0 | 0 | 1 | 1 |
| Royce Clayton, R (1, 6)<br>OBP: 0.287, SLG: 0.336 | | K | | | G6-3 | | | L4-3 | | 3 | 0 | 0 | 0 | 0 | 1 | 4 |
| John Burkett, R (1, 1)<br>OBP: 0.118, SLG: 0.125 | | K | | | G6-3 | | | G4-3 | | 2 | 0 | 0 | 0 | 0 | 1 | 2 |
| Mike Felder, S (7, PH)<br>OBP: 0.292, SLG: 0.317 | | | | | | | | | | 1 | 0 | 0 | 0 | 0 | 0 | 0 |
| Michael Jackson, R (8, 1) | | | | | | | | | | 0 | 0 | 0 | 0 | 0 | 0 | 0 |

| | AB | 29 |
|---|---|---|
| | R | 1 |
| | H | 5 |
| | RBI | 0 |
| | BB | 3 |
| | SO | 5 |
| | LOB | 19 |

| Inning Stats | 1 | 2 | 3 | 4 | 5 | 6 | 7 | 8 | 9 |
|---|---|---|---|---|---|---|---|---|---|
| | R: 0<br>E: 1<br>K: 0<br>S: 9 | H: 0<br>LOB: 2<br>BB: 1<br>P: 18 | R: 0<br>E: 0<br>K: 3<br>S: 14 | H: 1<br>LOB: 1<br>BB: 0<br>P: 19 | R: 0<br>E: 0<br>K: 0<br>S: 6 | H: 0<br>LOB: 0<br>BB: 0<br>P: 13 | R: 0<br>E: 0<br>K: 1<br>S: 7 | H: 0<br>LOB: 0<br>BB: 0<br>P: 11 | R: 0<br>E: 0<br>K: 0<br>S: 11 | H: 1<br>LOB: 1<br>BB: 0<br>P: 20 | R: 0<br>E: 0<br>K: 0<br>S: 7 | H: 0<br>LOB: 1<br>BB: 1<br>P: 13 | R: 1<br>E: 0<br>K: 0<br>S: 12 | H: 2<br>LOB: 0<br>BB: 0<br>P: 17 | R: 0<br>E: 0<br>K: 1<br>S: 13 | H: 1<br>LOB: 2<br>BB: 1<br>P: 19 |

| | 1B: 3 | SF: 0 | WP: 1 | PA: 32 |
|---|---|---|---|---|
| | 2B: 2 | SAC: 0 | PB: 0 | |
| | 3B: 1 | DP: 1 | SB: 1 | |
| | HR: 0 | HBP: 0 | CS: 0 | |

| PITCHER | | IP | WLS | BF | H | R | ER | SO | BB | IBB | HBP | BLK | WP | HR | S | P | ERA | WHIP |
|---|---|---|---|---|---|---|---|---|---|---|---|---|---|---|---|---|---|---|
| Bob Walk, R<br>ERA: 4.35 | (1, 1) | 7.0 | L | 27 | 4 | 1 | 1 | 4 | 2 | 0 | 0 | 0 | 1 | 0 | 66 | 111 | 1.29 | 0.857 |
| Dennis Lamp, R<br>ERA: 3.6 | (8, 1) | 0.1 | | 2 | 0 | 0 | 0 | 0 | 1 | 0 | 0 | 0 | 0 | 0 | 6 | 10 | 0.00 | 3.000 |
| Bob Patterson, L<br>ERA: 3.07 | (8, 1) | 0.1 | | 2 | 1 | 0 | 0 | 0 | 0 | 0 | 0 | 0 | 0 | 0 | 4 | 5 | 0.00 | 3.000 |
| Paul Miller, R<br>ERA: 2.38 | (8, 1) | 0.1 | | 1 | 0 | 0 | 0 | 1 | 0 | 0 | 0 | 0 | 0 | 0 | 3 | 4 | 0.00 | 0.000 |

| PITCHER | IP | WLS | BF | H | R | ER | SO | BB | IBB | HBP | BLK | WP | HR | S | P | ERA | WHIP |
|---|---|---|---|---|---|---|---|---|---|---|---|---|---|---|---|---|---|

| Batter | 1 | 2 | 3 | 4 | 5 | 6 | 7 | 8 | 9 | AB | R | H | RBI | BB | SO | LOB |
|---|---|---|---|---|---|---|---|---|---|---|---|---|---|---|---|---|
| Orlando Merced, S (1, 9)<br>OBP: 0.380, SLG: 0.364 | C S B X<br>1-2<br>SH3-4<br>2B<br>1B | | C F S<br>0-3 ②<br>K | X<br>0-0 ③<br>F7 | | | B B X<br>2-0<br>F9 ② | | C B X<br>1-1<br>G4-3 ② | 5 | 1 | 1 | 0 | 0 | 1 | 3 |
| Jay Bell, R (1, 6)<br>OBP: 0.343, SLG: 0.302 | B X<br>1-0 ①<br>SH3-4<br>1-2 | | C B B B X<br>3-1 ③<br>F9 | | B C B F X<br>2-2 ①<br>L4 | | B C C B X<br>2-2 ③<br>1-H<br>2B | | X<br>0-0<br>E6<br>BB BB | 4 | 0 | 1 | 1 | 0 | 0 | 0 |
| Andy Van Slyke, L (1, 8)<br>OBP: 0.452, SLG: 0.524 | C T F S<br>0-3 ②<br>K | | | B C X<br>1-1<br>1B<br>1B<br>1B | B B X<br>2-0 ②<br>P6 | | | C B B F X<br>2-2<br>1B<br>1B<br>2B | B C B B B<br>4-1<br>BB<br>1-2<br>BB | 4 | 2 | 2 | 0 | 1 | 1 | 1 |
| Barry Bonds, L (1, 7)<br>OBP: 0.404, SLG: 0.590 | B B C X<br>2-1<br>S<br>2-H<br>2B | | | C B 1 SAFE X<br>1-1 ①<br>P4 | C B X<br>1-1 ③<br>G3 | | | F B F B F X<br>2-2<br>1B<br>G6-2-3<br>2-3<br>1B | B C B B B<br>4-1<br>1-2<br>2-3<br>BB | 4 | 0 | 2 | 1 | 1 | 0 | 1 |
| Jeff King, R (1, 3)<br>OBP: 0.256, SLG: 0.325 | C T B B S<br>2-3 ③<br>K<br>2-3 | | | B 1 SAFE B C 1 SAFE F F X<br>2-2<br>1B<br>E<br>1-2<br>1B | | C X<br>1-1 ①<br>P4 | | F 1 SAFE X<br>0-1<br>G6-2-3<br>BB<br>1-3<br>3-H<br>1B | F F B S<br>1-3 ③<br>K | 5 | 1 | 2 | 1 | 0 | 2 | 4 |
| Steve Buechele, R (1, 5)<br>OBP: 0.348, SLG: 0.451 | | C X<br>0-1<br>G4-6-3<br>1B | | B S C B X<br>2-2<br>E9<br>1-H<br>2-H<br>1B | | C B X<br>1-1 ②<br>F9 | | C B B B 1 SAFE B<br>4-1<br>G6-2-3<br>1-2<br>BB | | 3 | 1 | 2 | 1 | 1 | 0 | 0 |
| Michael LaValliere, L (1, 2)<br>OBP: 0.342, SLG: 0.324 | | C B 1 SAFE B B X<br>3-1 ① ②<br>G4-6-3<br>1-2f | | I I I<br>4-0<br>1B<br>IBB | | C C B B X<br>2-2 ③<br>G4-3 | | B F B B X<br>2-1 ① ②<br>G6-2-3<br>1-2<br>2-3<br>3-Hf | | 3 | 0 | 0 | 0 | 1 | 0 | 4 |
| Jose Lind, R (1, 4)<br>OBP: 0.214, SLG: 0.235 | | B F B X<br>2-1 ③<br>G4-3 | | B X<br>1-0<br>1-2<br>2-H<br>1B | | | X<br>0-0 ①<br>G4-3 | F X<br>0-1 ③<br>G1-3 | | 4 | 0 | 1 | 1 | 0 | 0 | 2 |
| Randy Tomlin, L (1, 1)<br>OBP: 0.188, SLG: 0.071<br>Roger Mason, R (7, 1)<br>Gary Varsho, L (9, PH)<br>OBP: 0.262, SLG: 0.425<br>Stan Belinda, R (9, 1) | | | B B C X<br>2-1 ①<br>G4-3 | L L L<br>0-3 ②<br>K | | | X<br>0-0<br>2B<br>1B | | C S S<br>0-3 ①<br>K | 3<br>0<br>1<br>0 | 1<br>0<br>0<br>0 | 1<br>0<br>0<br>0 | 0<br>0<br>0<br>0 | 0<br>0<br>0<br>0 | 1<br>0<br>1<br>0 | 2<br>0<br>0<br>0 |

TOP

# Pittsburgh Pirates @ Los Angeles Dodgers

Dodger Stadium, Los Angeles, CA

Fri May 22 1992, 7:05 PM PDT

Att. 33,888 - Cloudy - 74 F

livebaseballscorecards.com

| | |
|---|---|
| AB | 36 |
| R | 6 |
| H | 12 |
| RBI | 5 |
| BB | 4 |
| SO | 6 |
| LOB | 17 |

| Inning Stats | 1 | 2 | 3 | 4 | 5 | 6 | 7 | 8 | 9 | | | |
|---|---|---|---|---|---|---|---|---|---|---|---|---|
| | R: 1<br>E: 0<br>K: 2<br>S: 13 | H: 2<br>LOB: 1<br>BB: 0<br>P: 19 | R: 0<br>E: 0<br>K: 0<br>S: 6 | H: 1<br>LOB: 0<br>BB: 0<br>P: 11 | R: 0<br>E: 0<br>K: 1<br>S: 7 | H: 0<br>LOB: 0<br>BB: 0<br>P: 12 | R: 3<br>E: 1<br>K: 1<br>S: 16 | H: 4<br>LOB: 2<br>BB: 1<br>P: 27 | R: 0<br>E: 0<br>K: 0<br>S: 6 | H: 0<br>LOB: 0<br>BB: 0<br>P: 11 | R: 0<br>E: 0<br>K: 0<br>S: 7 | H: 0<br>LOB: 0<br>BB: 0<br>P: 11 |
| | R: 1<br>E: 0<br>K: 0<br>S: 6 | H: 2<br>LOB: 1<br>BB: 0<br>P: 10 | R: 1<br>E: 0<br>K: 0<br>S: 14 | H: 3<br>LOB: 2<br>BB: 1<br>P: 24 | R: 0<br>E: 1<br>K: 2<br>S: 11 | H: 0<br>LOB: 3<br>BB: 2<br>P: 21 | 1B: 9<br>2B: 3<br>3B: 0<br>HR: 0 | SF: 0<br>SAC: 1<br>DP: 2<br>HBP: 0 | WP: 0<br>PB: 0<br>SB: 1<br>CS: 0 | PA: 41 | | |

| PITCHER | | IP | WLS | BF | H | R | ER | SO | BB | IBB | HBP | BLK | WP | HR | S | P | ERA | WHIP |
|---|---|---|---|---|---|---|---|---|---|---|---|---|---|---|---|---|---|---|
| Tom Candiotti, R<br>ERA: 3.81 | (1, 1) | 5.0 | L | 22 | 7 | 4 | 4 | 4 | 0 | 1 | 0 | 0 | 0 | 0 | 48 | 80 | 7.20 | 1.400 |
| Tim Crews, R<br>ERA: 6.43 | (6, 1) | 2.0 | | 7 | 2 | 1 | 1 | 0 | 0 | 0 | 0 | 0 | 0 | 0 | 13 | 21 | 4.50 | 1.000 |
| Steve Wilson, L<br>ERA: 3.14 | (8, 1) | 0.0 | | 3 | 3 | 1 | 1 | 0 | 0 | 0 | 0 | 0 | 0 | 0 | 9 | 13 | ∞ | ∞ |
| Jay Howell, R<br>ERA: | (8, 1) | 2.0 | | 9 | 0 | 0 | 0 | 2 | 3 | 0 | 0 | 0 | 0 | 0 | 16 | 32 | 0.00 | 1.500 |

| PITCHER | | IP | WLS | BF | H | R | ER | SO | BB | IBB | HBP | BLK | WP | HR | S | P | ERA | WHIP |
|---|---|---|---|---|---|---|---|---|---|---|---|---|---|---|---|---|---|---|

| Batter | 1 | 2 | 3 | 4 | 5 | 6 | 7 | 8 | 9 | AB | R | H | RBI | BB | SO | LOB |
|---|---|---|---|---|---|---|---|---|---|---|---|---|---|---|---|---|
| Brett Butler, L (1, 8)<br>OBP: 0.377, SLG: 0.364 | B C X 1-1 G1-6-3 1B | | B C B C F X 2-2 ① G5-3 | | B C C X 1-2 2B 2-3 1B | | | B C B F B F F B 4-2 G4-3 G5-3 BB | L X 0-1 1B | 4 | 0 | 3 | 0 | 1 | 0 | 0 |
| Mike Sharperson, R (1, 4)<br>OBP: 0.444, SLG: 0.426 | C B B 1 SAFE X 2-1 ①② G1-6-3 1-2f | | C C F F F X 0-2 G3-6 1B | | F B C 1 SAFE B X 2-2 1-3 3-H 2B | | | B C X 1-1 ① G5-3 1-2 | F X 0-1 ③ G4-3 | 5 | 0 | 2 | 1 | 0 | 0 | 3 |
| Kal Daniels, L (1, 7)<br>OBP: 0.289, SLG: 0.275 | C X 0-1 2B | | X 0-0 ②③ G3-6 1-2f | | F B X 1-1 ③ G1-3 | | | B C X 1-1 ② G4-3 2-3 | | 4 | 0 | 1 | 0 | 0 | 0 | 4 |
| Eric Davis, R (1, 9)<br>OBP: 0.351, SLG: 0.416<br>Mitch Webster, S (6, 9)<br>OBP: 0.309, SLG: 0.522 | B C B S X 2-2 ③ F8 | | | B B B C F F B 4-2 F9-1-6 BB | | X 0-0 ① F8 | | L B X 1-1 ③ B1-3 | | 1<br>2 | 0<br>0 | 0<br>0 | 0<br>0 | 1<br>0 | 0<br>0 | 1<br>1 |
| Todd Benzinger, S (1, 3)<br>OBP: 0.282, SLG: 0.329 | | B X 1-0 ① F8 | | B C X 1-1 ①② F9-1-6 1-2 | | X 0-0 ② F8 | | | X 0-0 HR 2B | 4 | 1 | 1 | 0 | 0 | 0 | 1 |
| Dave Anderson, R (1, 5)<br>OBP: 0.238, SLG: 0.250<br>Lenny Harris, L (9, PH)<br>OBP: 0.370, SLG: 0.329 | | C F B B X 2-2 ② G6-3 | | C B S X 1-2 ③ F8 | | B X 1-0 ③ L6 | | | F B B B B C B 4-2 HR BB | 3<br>0 | 0<br>1 | 0<br>0 | 0<br>0 | 0<br>1 | 0<br>0 | 0<br>0 |
| Mike Scioscia, L (1, 2)<br>OBP: 0.275, SLG: 0.274 | | C B B B B B 4-1 S BB | | | B B C X 2-1 ① F9 | | F X 0-1 ① L9 | | C B L B X 2-2 ① F7 | 3 | 0 | 0 | 0 | 1 | 0 | 2 |
| Jose Offerman, S (1, 6)<br>OBP: 0.304, SLG: 0.300 | | B B C C B B 4-1 1-2 BB | | | M B B B C B F X 3-2 ② F8 | | B X 1-0 ② F8 | | B S S F 1 SAFE F X 1-2 ② P6 | 3 | 0 | 0 | 0 | 1 | 0 | 2 |
| Tom Candiotti, R (1, 1)<br>OBP: 0.056, SLG: 0.056<br>Eric Karros, R (5, PH)<br>OBP: 0.275, SLG: 0.431<br>Tim Crews, R (6, 1)<br>Dave Hansen, L (7, PH)<br>OBP: 0.243, SLG: 0.226<br>Steve Wilson, L (8, 1)<br>Jay Howell, R (8, 1)<br>Stan Javier, S (9, PH)<br>OBP: 0.314, SLG: 0.323 | | C F B B B S 2-3 ③ K | | | B C S B X 2-2 1B 2B 2B | | C B C X 1-2 ③ G6-3 | | X 0-0 1-H 2-H HR | 1<br>1<br>0<br>1<br>0<br>0<br>1 | 0<br>1<br>0<br>0<br>0<br>0<br>1 | 0<br>1<br>0<br>0<br>0<br>0<br>3 | 0<br>0<br>0<br>0<br>0<br>0<br>0 | 0<br>0<br>0<br>0<br>0<br>0<br>0 | 1<br>0<br>0<br>0<br>0<br>0<br>0 | 2<br>0<br>0<br>0<br>0<br>0<br>0 |
| Inning Stats | R: 0 E: 0 K: 0 S: 9 H: 2 LOB: 1 BB: 0 P: 14 | R: 0 E: 0 K: 1 S: 10 H: 0 LOB: 2 BB: 2 P: 23 | R: 0 E: 0 K: 0 S: 11 H: 1 LOB: 0 BB: 0 P: 13 | R: 0 E: 0 K: 0 S: 8 H: 0 LOB: 0 BB: 1 P: 14 | R: 1 E: 0 K: 0 S: 17 H: 3 LOB: 2 BB: 0 P: 28 | R: 0 E: 0 K: 0 S: 3 H: 0 LOB: 0 BB: 0 P: 4 | R: 0 E: 0 K: 0 S: 6 H: 0 LOB: 0 BB: 0 P: 8 | R: 0 E: 0 K: 0 S: 10 H: 0 LOB: 1 BB: 1 P: 17 | R: 3 E: 0 K: 0 S: 15 H: 3 LOB: 1 BB: 1 P: 22 | 1B: 4<br>2B: 5<br>3B: 0<br>HR: 1 | SF: 0<br>SAC: 0<br>DP: 3<br>HBP: 0 | | | WP: 0<br>PB: 0<br>SB: 1<br>CS: 0 | PA: 38 | | |

| PITCHER | | IP | WLS | BF | H | R | ER | SO | BB | IBB | HBP | BLK | WP | HR | S | P | ERA | WHIP |
|---|---|---|---|---|---|---|---|---|---|---|---|---|---|---|---|---|---|---|
| Randy Tomlin, L<br>ERA: 4.05 | (1, 1) | 6.1 | W | 25 | 6 | 1 | 1 | 1 | 3 | 0 | 0 | 0 | 0 | 0 | 60 | 98 | 1.42 | 1.421 |
| Roger Mason, R<br>ERA: 2.73 | (7, 1) | 1.2 | | 6 | 0 | 0 | 0 | 0 | 1 | 0 | 0 | 0 | 0 | 0 | 14 | 23 | 0.00 | 0.600 |
| Stan Belinda, R<br>ERA: 3.06 | (9, 1) | 1.0 | | 7 | 3 | 3 | 3 | 0 | 1 | 0 | 0 | 0 | 0 | 1 | 15 | 22 | 27.00 | 4.000 |

| PITCHER | IP | WLS | BF | H | R | ER | SO | BB | IBB | HBP | BLK | WP | HR | S | P | ERA | WHIP |
|---|---|---|---|---|---|---|---|---|---|---|---|---|---|---|---|---|---|

# BOTTOM

# Pittsburgh Pirates @ Los Angeles Dodgers

Dodger Stadium, Los Angeles, CA

Fri May 22 1992, 7:05 PM PDT

Att. 33,888 - Cloudy - 74 F

livebaseballscorecards.com

| | |
|---|---|
| AB | 33 |
| R | 4 |
| H | 9 |
| RBI | 4 |
| BB | 5 |
| SO | 1 |
| LOB | 16 |

| Batter | 1 | 2 | 3 | 4 | 5 | 6 | 7 | 8 | 9 | AB | R | H | RBI | BB | SO | LOB |
|---|---|---|---|---|---|---|---|---|---|---|---|---|---|---|---|---|
| Orlando Merced, S (1, 9) (9, 3)<br>OBP: 0.372, SLG: 0.366 | B C F B F X<br>2-2 ① G4-3 | | X<br>0-0 1B 2B | X<br>0-0 ② G6-3<br>2-3<br>3-H | | F B B S B S<br>3-3 ③ K | | | C S S<br>0-3 ① K2-3 | 5 | 1 | 1 | 1 | 0 | 2 | 2 |
| Jay Bell, R (1, 6)<br>OBP: 0.344, SLG: 0.305 | C X<br>0-1 ② G6-3 | | B C B S X<br>2-2 1B ② 1B<br>2-H | F S B C<br>1-3 ③ K | | | B X<br>1-0 ① F7 | | C B F X<br>1-2 BB 1B | 5 | 1 | 2 | 1 | 0 | 1 | 1 |
| Andy Van Slyke, L (1, 8)<br>OBP: 0.462, SLG: 0.524 | B B C B B<br>4-1 BB | | B C B B X<br>2-2 ② 1B<br>2-H | | B C C F B X<br>2-2 ① F8 | | S B B B B<br>4-1 BB BB | | 1 SAFE 1 SAFE B B B B<br>4-0 BB<br>1-2 | 2 | 0 | 1 | 1 | 3 | 0 | 0 |
| Barry Bonds, L (1, 7)<br>OBP: 0.404, SLG: 0.580 | X<br>0-0 ③ G4-3 | | C X<br>0-1 ② L7 | | X<br>0-0 CS 1B 1B | | B B 1 SAFE B C 1 SAFE 1 SAFE B<br>4-1 BB<br>1-2 | | B C X<br>1-1 ② P5 | 4 | 0 | 1 | 0 | 1 | 0 | 4 |
| Jeff King, R (1, 3)<br>OBP: 0.254, SLG: 0.320<br>Stan Belinda, R (9, 1) | | C F F B F X<br>1-2 ① G3 | 1 SAFE F F B 1 SAFE S<br>1-3 ③ K | | 1 SAFE C X<br>0-1 FC5-4 1B<br>1-2 | | B C F S<br>1-3 ② K | | F B C F B F F X<br>2-2 ③ F7 | 5 | 0 | 1 | 0 | 0 | 2 | 5 |
| | | | | | | | | | | 0 | 0 | 0 | 0 | 0 | 0 | 0 |
| Steve Buechele, R (1, 5)<br>OBP: 0.345, SLG: 0.441 | | B B X<br>2-0 ② P4 | | B B C F F F B F B<br>4-2 BB 1B BB | B F X<br>1-1 ② ③ FC5-4<br>1-2f<br>2-3 | | B S S S<br>1-3 ③ K | | | 3 | 1 | 0 | 0 | 1 | 1 | 4 |
| Don Slaught, R (1, 2)<br>OBP: 0.455, SLG: 0.588 | | C X<br>0-1 2B | | B B B C B<br>4-1 SH3-4 1B G6-3 BB<br>1-2 | | B X<br>1-0 FC1-5 2B | | B C F C<br>1-3 ① K | | 3 | 1 | 2 | 0 | 1 | 1 | 0 |
| Jose Lind, R (1, 4)<br>OBP: 0.215, SLG: 0.235 | | B C F F B X<br>2-2 ③ L3 | | X<br>0-0 G6-3 SH3-4 1B<br>1-2<br>2-H | | X<br>0-0 ① G6-3 | | C B F F S<br>1-3 ② K | | 4 | 0 | 1 | 1 | 0 | 1 | 2 |
| Vicente Palacios, R (1, 1)<br>OBP: 0.111, SLG: 0.111<br>Zane Smith, L (8, PH)<br>OBP: 0.125, SLG: 0.130<br>Bob Patterson, R (8, 1)<br>OBP: 0.667, SLG: 0.500<br>Roger Mason, R (8, 1)<br>Cecil Espy, S (9, 9)<br>OBP: 0.405, SLG: 0.513 | | | B C B S F F S<br>2-3 ① K | 1 SAFE X<br>0-0 ① SH3-4<br>1-2<br>2-3 | | X<br>0-0 ② FC1-5<br>2-3 | | C B S C<br>1-3 ③ K | | 2 | 0 | 0 | 0 | 0 | 1 | 1 |
| | | | | | | | | | | 1 | 0 | 0 | 0 | 0 | 1 | 0 |
| | | | | | | | | | | 0 | 0 | 0 | 0 | 0 | 0 | 0 |
| | | | | | | | | | | 0 | 0 | 0 | 0 | 0 | 0 | 0 |
| | | | | | | | | | | 0 | 0 | 0 | 0 | 0 | 0 | 0 |

# TOP

# Pittsburgh Pirates @ Los Angeles Dodgers

Dodger Stadium, Los Angeles, CA

Sat May 23 1992, 7:05 PM PDT

Att. 39,910 - Cloudy - 72 F

livebaseballscorecards.com

| | |
|---|---|
| AB | 34 |
| R | 4 |
| H | 9 |
| RBI | 4 |
| BB | 6 |
| SO | 10 |
| LOB | 19 |

| Inning Stats | 1 | 2 | 3 | 4 | 5 | 6 | 7 | 8 | 9 |
|---|---|---|---|---|---|---|---|---|---|
| | R: 0 E: 0 K: 0 S: 8 | R: 0 E: 0 K: 0 S: 12 | R: 2 E: 0 K: 2 S: 17 | R: 2 E: 0 K: 1 S: 12 | R: 0 E: 0 K: 0 S: 9 | R: 0 E: 0 K: 1 S: 6 | R: 0 E: 0 K: 2 S: 9 | R: 0 E: 0 K: 3 S: 10 | R: 0 E: 0 K: 1 S: 14 |
| | H: 0 LOB: 1 BB: 1 P: 14 | H: 1 LOB: 1 BB: 0 P: 17 | H: 3 LOB: 1 BB: 0 P: 24 | H: 1 LOB: 1 BB: 2 P: 21 | H: 2 LOB: 1 BB: 0 P: 12 | H: 1 LOB: 1 BB: 0 P: 10 | H: 0 LOB: 2 BB: 2 P: 20 | H: 0 LOB: 0 BB: 0 P: 13 | H: 1 LOB: 2 BB: 1 P: 22 |

1B: 6 2B: 3 3B: 0 HR: 0 SF: 0 SAC: 1 DP: 0 HBP: 0

WP: 0 PB: 0 SB: 0 CS: 1 PA: 41

| PITCHER | | IP | WLS | BF | H | R | ER | SO | BB | IBB | HBP | BLK | WP | HR | S | P | ERA | WHIP |
|---|---|---|---|---|---|---|---|---|---|---|---|---|---|---|---|---|---|---|
| Ramon Martinez, R<br>ERA: 3.86 | (1, 1) | 7.0 | | 33 | 8 | 4 | 4 | 6 | 5 | 0 | 0 | 0 | 0 | 0 | 73 | 118 | 5.14 | 1.857 |
| Jim Gott, R<br>ERA: 2.08 | (8, 1) | 1.1 | | 5 | 1 | 0 | 0 | 4 | 0 | 0 | 0 | 0 | 0 | 0 | 16 | 20 | 0.00 | 0.750 |
| Steve Wilson, L<br>ERA: 3.0 | (9, 1) | 0.2 | W | 3 | 0 | 0 | 0 | 0 | 1 | 0 | 0 | 0 | 0 | 0 | 8 | 15 | 0.00 | 1.500 |

| PITCHER | IP | WLS | BF | H | R | ER | SO | BB | IBB | HBP | BLK | WP | HR | S | P | ERA | WHIP |
|---|---|---|---|---|---|---|---|---|---|---|---|---|---|---|---|---|---|

# Pittsburgh Pirates @ Los Angeles Dodgers

Dodger Stadium, Los Angeles, CA

Sat May 23 1992, 7:05 PM PDT

Att. 39,910 - Cloudy - 72 F

livebaseballscorecards.com

| Batter | 1 | 2 | 3 | 4 | 5 | 6 | 7 | 8 | 9 | AB | R | H | RBI | BB | SO | LOB |
|---|---|---|---|---|---|---|---|---|---|---|---|---|---|---|---|---|
| Brett Butler, L (1, 8)<br>OBP: 0.380, SLG: 0.368 | C B X 1-1 G1-6-3 1B 1B | | B X 1-0 P1 ① | | C X 0-1 G6-3 ② | | | C X 0-1 FC6-4 1B | | 4 | 0 | 2 | 0 | 0 | 0 | 0 |
| Lenny Harris, L (1, 4)<br>OBP: 0.379, SLG: 0.333<br>Mike Sharperson, R (8, PH)<br>OBP: 0.439, SLG: 0.420 (9, 4) | 1 SAFE B X 1-0 G1-6-3 1B 1-2 | | B C B B B 4-1 S 1B BB | | F B X 1-1 P3 ③ | | | C F X 0-2 F8 ① | | 2<br>1 | 1<br>0 | 1<br>0 | 0<br>0 | 1<br>0 | 0<br>0 | 0<br>1 |
| Kal Daniels, L (1, 7)<br>OBP: 0.265, SLG: 0.250 | F F B B X 2-2 G1-6-3 ①② 1-2f 2-3 | | C B C B C 2-3 K ② 1-2 | | | X 0-0 F7 ① | | B X 1-0 FC6-4 ② 1-2f | | 4 | 0 | 0 | 0 | 0 | 1 | 4 |
| Mitch Webster, S (1, 9)<br>OBP: 0.305, SLG: 0.500 | B X 1-0 B1-3 ③ | | B C X 1-1 E 1B 2-H | | | B F C F C 1-3 K ② | | F B B B X 3-1 F8 ③ | | 4 | 0 | 1 | 1 | 0 | 1 | 2 |
| Todd Benzinger, S (1, 3)<br>OBP: 0.280, SLG: 0.325 | | C S S 0-3 K ① | 1 SAFE B B P 1 SAFE X 2-0 G4-3 ③ 1-3 | | | B C B X 2-1 F7 ③ | | | C B X 1-1 WP 1B 1B | 4 | 1 | 1 | 0 | 0 | 1 | 1 |
| Mike Scioscia, L (1, 2)<br>OBP: 0.274, SLG: 0.273<br>Dave Anderson, R (9, PR)<br>OBP: 0.238, SLG: 0.250 | | C F F X 0-2 P6 ② | | B C B F X 2-2 G3 ① | | | B C X 1-1 F7 ① | | C B F B F F X 2-2 SH3-4 BB HR 1-H 1B | 4<br>0 | 0<br>1 | 1<br>0 | 1<br>0 | 0<br>0 | 0<br>0 | 0<br>0 |
| Dave Hansen, L (1, 5)<br>OBP: 0.257, SLG: 0.231 | | B C F B B X 3-2 1B 1B | | B B B C X 3-1 G3 ② | | | C S B B X 2-2 F8 ② | | B S B B B 4-1 SH3-4 HR 1-2 BB | 3 | 1 | 1 | 0 | 1 | 0 | 0 |
| Jose Offerman, S (1, 6)<br>OBP: 0.312, SLG: 0.309 | | X 0-0 1-2 1B | | B F X 1-1 G3-1 ③ | | | B B C X 2-1 1B | | L B X 1-1 SH3-4 ① 1-2 2-3 | 3 | 0 | 2 | 0 | 0 | 0 | 0 |
| Ramon Martinez, R (1, 1)<br>OBP: 0.158, SLG: 0.158<br>Stan Javier, S (7, PH)<br>OBP: 0.306, SLG: 0.313<br>Jim Gott, R (8, 1)<br>Steve Wilson, L (9, 1)<br>Eric Karros, R (9, PH)<br>OBP: 0.286, SLG: 0.485 | | X 0-0 F8 ③ | | | C F S 0-3 K ① | | F C X 0-2 G3 ③ | | B F C B F B F X 3-2 2-H 3-H HR | 2<br>1<br>0<br>0<br>1 | 0<br>0<br>0<br>0<br>1 | 0<br>0<br>0<br>0<br>1 | 0<br>0<br>0<br>0<br>3 | 0<br>0<br>0<br>0<br>0 | 1<br>0<br>0<br>0<br>0 | 2<br>1<br>0<br>0<br>0 |
| Inning Stats | R: 0 E: 0 K: 0 S: 7 H: 2 LOB: 1 BB: 0 P: 12 | R: 0 E: 0 K: 1 S: 12 H: 2 LOB: 2 BB: 0 P: 15 | R: 1 E: 1 K: 1 S: 9 H: 1 LOB: 1 BB: 1 P: 18 | R: 0 E: 0 K: 0 S: 7 H: 0 LOB: 0 BB: 0 P: 13 | R: 0 E: 0 K: 1 S: 7 H: 0 LOB: 0 BB: 0 P: 8 | R: 0 E: 0 K: 1 S: 7 H: 0 LOB: 0 BB: 0 P: 10 | R: 0 E: 0 K: 0 S: 10 H: 1 LOB: 1 BB: 0 P: 15 | R: 0 E: 0 K: 0 S: 8 H: 1 LOB: 1 BB: 0 P: 12 | R: 4 E: 0 K: 0 S: 15 H: 3 LOB: 1 BB: 1 P: 26 | 1B: 9 2B: 0 3B: 0 HR: 1 | SF: 0 SAC: 1 DP: 1 HBP: 0 | | | | | | |

| BOTTOM | |
|---|---|
| AB | 33 |
| R | 5 |
| H | 10 |
| RBI | 5 |
| BB | 2 |
| SO | 4 |
| LOB | 11 |

WP: 1 PB: 0 SB: 1 CS: 0 PA: 36

| PITCHER | | IP | WLS | BF | H | R | ER | SO | BB | IBB | HBP | BLK | WP | HR | S | P | ERA | WHIP |
|---|---|---|---|---|---|---|---|---|---|---|---|---|---|---|---|---|---|---|
| Vicente Palacios, R<br>ERA: 2.86 | (1, 1) | 7.0 | | 27 | 6 | 1 | 1 | 4 | 1 | 0 | 0 | 0 | 0 | 0 | 59 | 91 | 1.29 | 1.000 |
| Bob Patterson, L<br>ERA: 2.93 | (8, 1) | 0.2 | | 3 | 1 | 0 | 0 | 0 | 0 | 0 | 0 | 0 | 0 | 0 | 6 | 7 | 0.00 | 1.500 |
| Roger Mason, R<br>ERA: 3.67 | (8, 1) | 0.2 | | 5 | 2 | 3 | 3 | 0 | 1 | 0 | 0 | 0 | 1 | 0 | 12 | 23 | 40.50 | 4.500 |
| Stan Belinda, R<br>ERA: 3.57 | (9, 1) | 0.0 | L | 1 | 1 | 1 | 1 | 0 | 0 | 0 | 0 | 0 | 0 | 1 | 5 | 8 | ∞ | ∞ |

| PITCHER | IP | WLS | BF | H | R | ER | SO | BB | IBB | HBP | BLK | WP | HR | S | P | ERA | WHIP |
|---|---|---|---|---|---|---|---|---|---|---|---|---|---|---|---|---|---|

| Batter | 1 | 2 | 3 | 4 | 5 | 6 | 7 | 8 | 9 | AB | R | H | RBI | BB | SO | LOB |
|---|---|---|---|---|---|---|---|---|---|---|---|---|---|---|---|---|
| Orlando Merced, S (1, 3)<br>OBP: 0.368, SLG: 0.361 | G6-3 | | CS 1B | | K | | G3 | | | 4 | 0 | 1 | 0 | 0 | 1 | 1 |
| Jay Bell, R (1, 6)<br>OBP: 0.337, SLG: 0.297 | K | | K<br>1-2 | | F8 | | K | | | 4 | 0 | 0 | 0 | 0 | 3 | 2 |
| Andy Van Slyke, L (1, 8)<br>OBP: 0.458, SLG: 0.517 | G4-3 | | | 1B 2B 1B | L4 | | | G4-3 | | 4 | 1 | 1 | 0 | 0 | 0 | 0 |
| Barry Bonds, L (1, 7)<br>OBP: 0.412, SLG: 0.579 | | G3 1B BB | | 2B FC5-2 1B<br>1-3 | | S BB | | F8 | | 2 | 0 | 1 | 0 | 2 | 0 | 0 |
| Cecil Espy, S (1, 9)<br>OBP: 0.391, SLG: 0.512 | | K | | FC5-2 WP 2B<br>1-3<br>3-H | | K<br>1-2 | | G6-3 | | 4 | 1 | 1 | 1 | 0 | 2 | 2 |
| Steve Buechele, R (1, 5)<br>OBP: 0.343, SLG: 0.436 | | G3 1B<br>1-2 | | K2-3 | | K | | | K | 4 | 0 | 1 | 0 | 0 | 3 | 3 |
| Michael LaValliere, L (1, 2)<br>OBP: 0.349, SLG: 0.324<br>Tom Prince, R (9, PR)<br>OBP: 0.216, SLG: 0.133 | G3<br>1-2<br>2-3 | | | WP FC5-2 IBB | F7 | | | | G4-3 1B | 3<br>0 | 0<br>0 | 1<br>0 | 0<br>0 | 1<br>0 | 0<br>0 | 3<br>0 |
| Jose Lind, R (1, 4)<br>OBP: 0.218, SLG: 0.238<br>Gary Varsho, L (9, PH)<br>OBP: 0.256, SLG: 0.415 | G4-3 | | | FC5-2 WP<br>1-2<br>2-3<br>3-Hf | | | G3 SH1-4 1B | | G4-3<br>1-2f | 3<br>1 | 0<br>0 | 1<br>0 | 0<br>0 | 0<br>0 | 0<br>0 | 5<br>1 |
| Doug Drabek, R (1, 1)<br>OBP: 0.045, SLG: 0.045 | | | K | F8<br>1-2<br>2-3<br>3-H | | | SH1-4<br>1-2 | | | 2 | 0 | 0 | 0 | 0 | 1 | 2 |
| Inning Stats | R: 0<br>E: 0<br>K: 1<br>S: 8<br>H: 0<br>LOB: 0<br>BB: 0<br>P: 12 | R: 0<br>E: 0<br>K: 1<br>S: 12<br>H: 1<br>LOB: 2<br>BB: 1<br>P: 21 | R: 0<br>E: 0<br>K: 2<br>S: 8<br>H: 1<br>LOB: 0<br>BB: 0<br>P: 12 | R: 2<br>E: 0<br>K: 1<br>S: 12<br>H: 3<br>LOB: 2<br>BB: 1<br>P: 18 | R: 0<br>E: 0<br>K: 1<br>S: 9<br>H: 0<br>LOB: 0<br>BB: 0<br>P: 13 | R: 0<br>E: 0<br>K: 2<br>S: 10<br>H: 0<br>LOB: 1<br>BB: 1<br>P: 21 | R: 0<br>E: 0<br>K: 1<br>S: 9<br>H: 1<br>LOB: 1<br>BB: 0<br>P: 13 | R: 0<br>E: 0<br>K: 0<br>S: 10<br>H: 0<br>LOB: 0<br>BB: 0<br>P: 15 | R: 0<br>E: 0<br>K: 1<br>S: 11<br>H: 1<br>LOB: 1<br>BB: 0<br>P: 15 | 1B: 6<br>2B: 1<br>3B: 0<br>HR: 0<br>SF: 0<br>SAC: 1<br>DP: 1<br>HBP: 0 | | | | | | |

| PITCHER | IP | WLS | BF | H | R | ER | SO | BB | IBB | HBP | BLK | WP | HR | S | P | ERA | WHIP |
|---|---|---|---|---|---|---|---|---|---|---|---|---|---|---|---|---|---|
| Kevin Gross, R (1, 1)<br>ERA: 2.68 | 7.0 | W | 29 | 6 | 2 | 2 | 9 | 2 | 1 | 0 | 0 | 1 | 0 | 68 | 110 | 2.57 | 1.143 |
| John Candelaria, L (8, 1)<br>ERA: 0.87 | 1.0 | | 3 | 0 | 0 | 0 | 0 | 0 | 0 | 0 | 0 | 0 | 0 | 10 | 15 | 0.00 | 0.000 |
| Roger McDowell, R (9, 1)<br>ERA: 2.91 | 1.0 | S | 3 | 1 | 0 | 0 | 1 | 0 | 0 | 0 | 0 | 0 | 0 | 11 | 15 | 0.00 | 1.000 |

| PITCHER | IP | WLS | BF | H | R | ER | SO | BB | IBB | HBP | BLK | WP | HR | S | P | ERA | WHIP |
|---|---|---|---|---|---|---|---|---|---|---|---|---|---|---|---|---|---|

# TOP

## Pittsburgh Pirates @ Los Angeles Dodgers

Dodger Stadium, Los Angeles, CA

Sun May 24 1992, 3:33 AM PDT

Att. 36,407 - Overcast - 75 F

livebaseballscorecards.com

| | |
|---|---|
| AB | 31 |
| R | 2 |
| H | 7 |
| RBI | 1 |
| BB | 3 |
| SO | 10 |
| LOB | 19 |

| | | | | | | | | | |
|---|---|---|---|---|---|---|---|---|---|
| 1B: 6 | SF: 0 | WP: 1 | PA: 35 |
| 2B: 1 | SAC: 1 | PB: 0 | |
| 3B: 0 | DP: 1 | SB: 1 | |
| HR: 0 | HBP: 0 | CS: 1 | |

| Batter | 1 | 2 | 3 | 4 | 5 | 6 | 7 | 8 | 9 | AB | R | H | RBI | BB | SO | LOB |
|---|---|---|---|---|---|---|---|---|---|---|---|---|---|---|---|---|
| Brett Butler, L (1, 8)<br>OBP: 0.376, SLG: 0.361 | B F B X 2-1 ① F8 | | | B C B C B F B 4-2 1B SF9 BB | | B C C B X 2-2 ① G5-3 | | B B B C C X 3-2 ② G4-3 | | 3 | 1 | 0 | 0 | 1 | 0 | 0 |
| Lenny Harris, L (1, 4) (8, 6) (9, 4)<br>OBP: 0.364, SLG: 0.319 | X 0-0 ② G5-3 | | | B C F 1 SAFE F S 1-3 ① K | | X 0-0 ② G4-3 | | B S B F X 2-2 ③ G4-3 | | 4 | 0 | 0 | 0 | 0 | 1 | 1 |
| Kal Daniels, L (1, 7)<br>OBP: 0.269, SLG: 0.255<br>Tom Goodwin, L (9, 7) | B X 1-0 ③ G4-3 | | | 1 SAFE S F B 1 SAFE 1 SAFE B X 2-2 1-3 HR 1B | | B F C B C 2-3 ③ K | | | | 3<br>0 | 1<br>0 | 1<br>0 | 0<br>0 | 0<br>0 | 1<br>0 | 0<br>0 |
| Eric Karros, R (1, 3)<br>OBP: 0.288, SLG: 0.485 | | B S B X 2-1 ① P3 | | B C S B B F X 3-2 ② SF9 3-H | | | B B B X 3-0 1B E 1B | | | 2 | 1 | 1 | 1 | 0 | 0 | 0 |
| Todd Benzinger, S (1, 9)<br>OBP: 0.294, SLG: 0.375 | | B X 1-0 ② F8 | | B X 1-0 1-H HR | | | C F B X 1-2 1-H E9 1B | | | 3 | 1 | 2 | 2 | 0 | 0 | 0 |
| Mike Scioscia, L (1, 2)<br>OBP: 0.267, SLG: 0.265 | | C C T T E X 0-2 ③ G1-3 | | B X 1-0 ③ L7 | | | C B C S 1-3 ① K | | | 3 | 0 | 0 | 0 | 0 | 1 | 1 |
| Dave Hansen, L (1, 5)<br>OBP: 0.247, SLG: 0.221<br>Jose Offerman, S (9, 6)<br>OBP: 0.312, SLG: 0.309 | | | C C B F B X 2-2 ① F9 | | C B S B B B X 3-2 ① G3-1 | | B P X 2-0 ② G6-3 | | | 3<br>0 | 0<br>0 | 0<br>0 | 0<br>0 | 0<br>0 | 0<br>0 | 1<br>0 |
| Dave Anderson, R (1, 6)<br>OBP: 0.261, SLG: 0.273<br>Mike Sharperson, R (7, PH) (8, 4) (9, 5)<br>OBP: 0.434, SLG: 0.414 | | | S B F F B F B X 3-2 ② L9 | | C X 0-1 CS 1B | | B C S X 1-2 ③ F7 | | | 2<br>1 | 0<br>0 | 1<br>0 | 0<br>0 | 0<br>0 | 0<br>0 | 0<br>1 |
| Kevin Gross, R (1, 1)<br>OBP: 0.188, SLG: 0.133<br>John Candelaria, L (8, 1)<br>Stan Javier, S (8, PH)<br>OBP: 0.297, SLG: 0.303<br>Roger McDowell, R (9, 1) | | | S B X 1-1 ③ F8 | | P B S X 2-1 ②③ P4 1-2 | | | C B S F B X 2-2 ① F8 | | 2<br>0<br>1<br>0 | 0<br>0<br>0<br>0 | 0<br>0<br>0<br>0 | 0<br>0<br>0<br>0 | 0<br>0<br>0<br>0 | 0<br>0<br>0<br>0 | 1<br>0<br>0<br>0 |
| Inning Stats | R: 0 E: 0 K: 0 S: 4 H: 0 LOB: 0 BB: 0 P: 7 | R: 0 E: 0 K: 0 S: 9 H: 0 LOB: 0 BB: 0 P: 12 | R: 0 E: 0 K: 0 S: 11 H: 0 LOB: 0 BB: 0 P: 17 | R: 3 E: 0 K: 1 S: 16 H: 2 LOB: 0 BB: 1 P: 28 | R: 0 E: 0 K: 0 S: 8 H: 1 LOB: 0 BB: 0 P: 12 | R: 0 E: 0 K: 1 S: 7 H: 0 LOB: 0 BB: 0 P: 11 | R: 1 E: 1 K: 1 S: 12 H: 2 LOB: 1 BB: 0 P: 19 | R: 0 E: 0 K: 0 S: 10 H: 0 LOB: 0 BB: 0 P: 17 | | 1B: 4 2B: 0 3B: 0 HR: 1 | SF: 1 SAC: 0 DP: 0 HBP: 0 | | | | | |

| PITCHER | IP | WLS | BF | H | R | ER | SO | BB | IBB | HBP | BLK | WP | HR | S | P | ERA | WHIP |
|---|---|---|---|---|---|---|---|---|---|---|---|---|---|---|---|---|---|
| Doug Drabek, R (1, 1)<br>ERA: 3.12 | 8.0 | L | 29 | 5 | 4 | 3 | 3 | 1 | 0 | 0 | 0 | 0 | 1 | 77 | 123 | 3.38 | 0.750 |

| PITCHER | IP | WLS | BF | H | R | ER | SO | BB | IBB | HBP | BLK | WP | HR | S | P | ERA | WHIP |
|---|---|---|---|---|---|---|---|---|---|---|---|---|---|---|---|---|---|

# BOTTOM

## Pittsburgh Pirates @ Los Angeles Dodgers

Dodger Stadium, Los Angeles, CA

Sun May 24 1992, 3:33 AM PDT

Att. 36,407 - Overcast - 75 F

livebaseballscorecards.com

| | |
|---|---|
| AB | 27 |
| R | 4 |
| H | 5 |
| RBI | 3 |
| BB | 1 |
| SO | 3 |
| LOB | 5 |

| Batter | 1 | 2 | 3 | 4 | 5 | 6 | 7 | 8 | 9 | AB | R | H | RBI | BB | SO | LOB |
|---|---|---|---|---|---|---|---|---|---|---|---|---|---|---|---|---|
| Cecil Espy, S (1, 8)<br>OBP: 0.412, SLG: 0.542 | S F B F X<br>1-2 BB CS 1B 1B | F X<br>0-1 1-2 1B | | X<br>0-0 ② L7 | | B C X<br>1-1 ③ G6-3 | | X<br>0-0 2-H 2B | | 5 | 1 | 3 | 1 | 0 | 0 | 2 |
| Jay Bell, R (1, 6)<br>OBP: 0.333, SLG: 0.290 | C B X<br>1-1 ① F8 | B B X<br>2-0 ③ FC5 2-3f | | B C C F S<br>1-3 ③ K | | | B C B B B<br>4-1 HR BB | X<br>0-0 ③ L9 | | 4 | 1 | 0 | 0 | 1 | 1 | 6 |
| Jeff King, R (1, 3)<br>OBP: 0.252, SLG: 0.315 | 1 SAFE B B X<br>2-0 1B BB 1-2 1B | | C X<br>0-1 ① L8 | | L X<br>0-1 ① P8 | | X<br>0-0 ① P6 | | C B X<br>1-1 ① P2 | 5 | 0 | 1 | 0 | 0 | 0 | 1 |
| Lloyd McClendon, R (1, 9)<br>OBP: 0.364, SLG: 0.382 | C B F B B B<br>4-2 1B 1-2 2-3 BB | | B S X<br>1-1 ② F8 | | X<br>0-0 FC4-6 1B | | B X<br>1-0 ② L9 | | B F B C F B B<br>4-2 2B BB | 3 | 1 | 1 | 0 | 2 | 0 | 1 |
| Barry Bonds, L (1, 7)<br>OBP: 0.423, SLG: 0.614 | C B B C X<br>2-2 G6-4-3 1-2 2-3 3-H 1B | | B X<br>2-0 S 1B | | F X<br>0-1 ② FC4-6 1B S 1-2f | | B X<br>1-0 1-H HR | | C B B B X<br>3-1 1B 1-H FC9-6 2B | 5 | 2 | 4 | 4 | 0 | 0 | 1 |
| Steve Buechele, R (1, 5)<br>OBP: 0.345, SLG: 0.435 | X<br>0-0 ② ③ G6-4-3 1-2f | | 1 SAFE B C B F S<br>2-3 ③ K 1-2 | | C B 1 F B F F X<br>2-2 1-3 1B | | X<br>0-0 ③ L5 | | C F X<br>0-2 FC9-6 2-3 1B | 5 | 0 | 2 | 0 | 0 | 1 | 4 |
| Don Slaught, R (1, 2)<br>OBP: 0.448, SLG: 0.574 | | C F X<br>0-2 ① L9 | | F B F X<br>1-2 1B | B F X<br>1-1 ③ P9 | | | X<br>0-0 G3 2B 1B | B B S S X<br>2-1 ② FC9-6 FC5-4 1-2f 3-H | 3 | 0 | 1 | 0 | 0 | 0 | 2 |
| Dennis Lamp, R (5, 1) | | | | | | | | | | 0 | 0 | 0 | 0 | 0 | 0 | 0 |
| Gary Varsho, L (8, PH)<br>OBP: 0.273, SLG: 0.429 | | | | | | | | | | 1 | 1 | 1 | 0 | 0 | 0 | 0 |
| Jerry Don Gleaton, L (8, 1) | | | | | | | | | | 0 | 0 | 0 | 0 | 0 | 0 | 0 |
| Orlando Merced, S (9, PH)<br>OBP: 0.364, SLG: 0.357 | | | | | | | | | | 1 | 0 | 0 | 1 | 0 | 0 | 1 |
| Jose Lind, R (1, 4)<br>OBP: 0.217, SLG: 0.236 | | B F X<br>1-1 ② L8 | | C B 1 S S X<br>1-2 1-2 1B | | B X<br>1-0 ① F9 | | B F X<br>1-1 ① G3 1-2 | C S 1 SAFE X<br>0-2 ③ FC5-4 1-2f | 5 | 0 | 1 | 0 | 0 | 0 | 2 |
| Zane Smith, L (1, 1)<br>OBP: 0.154, SLG: 0.160 | F S F X<br>0-2 FC5 1B 1B | | L L M<br>0-3 ① K | | | B S X<br>1-1 ② P6 | | C B S S<br>1-3 ② K2-3 | | 2 | 0 | 1 | 0 | 0 | 1 | 2 |
| Tom Prince, R (5, 2)<br>OBP: 0.205, SLG: 0.125 | | | | | | | | | | 2 | 0 | 0 | 0 | 0 | 1 | 1 |

# TOP

## Pittsburgh Pirates @ San Diego Padres

Jack Murphy Stadium, San Diego, CA

Mon May 25 1992, 10:05 PM EDT

Att. 18,546 - Sunny - 71 F

livebaseballscorecards.com

| | |
|---|---|
| AB | 41 |
| R | 6 |
| H | 15 |
| RBI | 6 |
| BB | 3 |
| SO | 4 |
| LOB | 23 |

| Inning Stats | 1 | 2 | 3 | 4 | 5 | 6 | 7 | 8 | 9 |
|---|---|---|---|---|---|---|---|---|---|
| | R: 1<br>E: 0<br>K: 0<br>S: 13 | R: 0<br>E: 0<br>K: 0<br>S: 12 | R: 0<br>E: 0<br>K: 1<br>S: 8 | R: 0<br>E: 0<br>K: 2<br>S: 14 | R: 0<br>E: 0<br>K: 0<br>S: 12 | R: 0<br>E: 0<br>K: 0<br>S: 5 | R: 2<br>E: 0<br>K: 0<br>S: 5 | R: 1<br>E: 0<br>K: 1<br>S: 8 | R: 2<br>E: 0<br>K: 0<br>S: 15 |
| | H: 3<br>LOB: 2<br>BB: 1<br>P: 23 | H: 2<br>LOB: 2<br>BB: 0<br>P: 15 | H: 1<br>LOB: 1<br>BB: 0<br>P: 13 | H: 2<br>LOB: 2<br>BB: 0<br>P: 17 | H: 2<br>LOB: 2<br>BB: 0<br>P: 15 | H: 0<br>LOB: 0<br>BB: 0<br>P: 8 | H: 1<br>LOB: 0<br>BB: 1<br>P: 11 | H: 2<br>LOB: 1<br>BB: 0<br>P: 10 | H: 2<br>LOB: 1<br>BB: 1<br>P: 25 |

| | |
|---|---|
| 1B: 12 | SF: 0 |
| 2B: 2 | SAC: 0 |
| 3B: 0 | DP: 1 |
| HR: 1 | HBP: 0 |

| | |
|---|---|
| WP: 0 | PA: 44 |
| PB: 0 | |
| SB: 2 | |
| CS: 1 | |

| PITCHER | | IP | WLS | BF | H | R | ER | SO | BB | IBB | HBP | BLK | WP | HR | S | P | ERA | WHIP |
|---|---|---|---|---|---|---|---|---|---|---|---|---|---|---|---|---|---|---|
| Craig Lefferts, L<br>ERA: 4.01 | (1, 1) | 7.0 | W | 33 | 11 | 3 | 2 | 3 | 2 | 0 | 0 | 0 | 0 | 1 | 69 | 102 | 2.57 | 1.857 |
| Mike Maddux, R<br>ERA: 2.45 | (8, 1) | 1.1 | | 7 | 2 | 2 | 2 | 1 | 1 | 0 | 0 | 0 | 0 | 0 | 13 | 20 | 13.50 | 2.250 |
| Randy Myers, L<br>ERA: 5.48 | (9, 1) | 0.2 | S | 4 | 2 | 1 | 1 | 0 | 0 | 0 | 0 | 0 | 0 | 0 | 10 | 15 | 13.50 | 3.000 |

| PITCHER | IP | WLS | BF | H | R | ER | SO | BB | IBB | HBP | BLK | WP | HR | S | P | ERA | WHIP |
|---|---|---|---|---|---|---|---|---|---|---|---|---|---|---|---|---|---|

# BOTTOM

## Pittsburgh Pirates @ San Diego Padres

Jack Murphy Stadium, San Diego, CA

Mon May 25 1992, 10:05 PM EDT

Att. 18,546 - Sunny - 71 F

livebaseballscorecards.com

| Batter | 1 | 2 | 3 | 4 | 5 | 6 | 7 | 8 | 9 | AB | R | H | RBI | BB | SO | LOB |
|---|---|---|---|---|---|---|---|---|---|---|---|---|---|---|---|---|
| Tony Fernandez, S (1, 6)<br>OBP: 0.366, SLG: 0.418 | B C C B B C<br>3-3 ① K | | S B C F F B B X<br>3-2 ②③ L1-6<br>2-3 | | B X<br>1-0 HR<br>2-3 1B | F B F B X<br>2-2 ② P9 | | X<br>0-0<br>1-2 1B | | 5 | 1 | 2 | 0 | 0 | 1 | 2 |
| Tony Gwynn, L (1, 9)<br>OBP: 0.425, SLG: 0.494 | B F B X<br>2-1 ② F8 | | | C X<br>0-1 G6-3 HR 1B | C 1 SAFE X<br>0-1<br>1-H<br>3-H HR | I I I<br>4-0 IBB | | C B X<br>1-1 ③ G1-3 | | 4 | 2 | 2 | 3 | 1 | 0 | 2 |
| Gary Sheffield, R (1, 5)<br>OBP: 0.415, SLG: 0.589<br>Tim Teufel, R (6, 5)<br>OBP: 0.345, SLG: 0.351 | B B X<br>2-0 ③ F9 | | | F X<br>0-1 ① G6-3<br>1-2 | B X<br>1-0 HR | B C S B F X<br>2-2 ③ G5-3 | | | | 3<br>1 | 1<br>0 | 1<br>0 | 1<br>0 | 0<br>0 | 0<br>0 | 1<br>2 |
| Fred McGriff, L (1, 3)<br>OBP: 0.432, SLG: 0.621 | | C B X<br>1-1 ① G4-3 | | B B B B<br>4-0 HR BB | B X<br>1-0 1B 1B | | F C B X<br>1-2 G5-4-3 1B | | | 3 | 1 | 2 | 0 | 1 | 0 | 0 |
| Benito Santiago, R (1, 2)<br>OBP: 0.279, SLG: 0.359 | | F F B F B B X<br>3-2 F9 2B | | B X<br>1-0<br>1-H<br>2-H HR | B F F F B F F F S<br>2-3 ② K | | B B B C X<br>3-1 ①② G5-4-3<br>1-2f | | | 4 | 1 | 2 | 3 | 0 | 1 | 2 |
| Darrin Jackson, R (1, 8)<br>OBP: 0.269, SLG: 0.366 | 2 SAFE B X<br>1-0 ② F9<br>2-3 | | | B X<br>1-0 ② F8 | B S X<br>1-1<br>1-2 1B | | S S C<br>0-3 ③ K | | | 4 | 0 | 1 | 0 | 0 | 1 | 1 |
| Kurt Stillwell, S (1, 4)<br>OBP: 0.291, SLG: 0.365 | X<br>0-0 ③ L8 | | | B C S X<br>1-2 ③ G5-3 | B X<br>1-0 ③ L7 | | | C B B X<br>2-1 ① G1-3 | | 4 | 0 | 0 | 0 | 0 | 0 | 3 |
| Jerald Clark, R (1, 7)<br>OBP: 0.234, SLG: 0.289 | | C B X<br>1-1 L1-6 SH1-4 1B | | | B F B B F B<br>4-2 1B SH2-4 HR BB | B F S S X<br>1-2 E6 SH1-4 BLK | | C S B B X<br>2-2 ② G5-3 | | 3 | 1 | 1 | 0 | 1 | 0 | 0 |
| Craig Lefferts, L (1, 1)<br>OBP: 0.067, SLG: 0.067<br>Mike Maddux, L (8, 1)<br>Randy Myers, L (9, 1) | | L 1 SAFE B X<br>1-1 ① SH1-4<br>1-2 | | | X<br>0-0 ① SH2-4<br>1-2 | L L X<br>0-2 ① SH1-4<br>1-3 | | C B B B C B<br>4-2 1B BB | | 0<br>0<br>0 | 0<br>0<br>0 | 0<br>0<br>0 | 0<br>0<br>0 | 0<br>1<br>0 | 0<br>0<br>0 | 0<br>0<br>0 |
| Inning Stats | R: 0 H: 0<br>E: 0 LOB: 0<br>K: 1 BB: 0<br>S: 6 P: 13 | R: 0 H: 1<br>E: 0 LOB: 1<br>K: 0 BB: 0<br>S: 8 P: 13 | R: 0 H: 1<br>E: 0 LOB: 0<br>K: 0 BB: 0<br>S: 9 P: 14 | R: 3 H: 2<br>E: 0 LOB: 0<br>K: 0 BB: 1<br>S: 9 P: 16 | R: 4 H: 5<br>E: 0 LOB: 2<br>K: 1 BB: 1<br>S: 18 P: 29 | R: 0 H: 0<br>E: 1 LOB: 2<br>K: 0 BB: 1<br>S: 13 P: 22 | R: 0 H: 1<br>E: 0 LOB: 0<br>K: 1 BB: 0<br>S: 8 P: 12 | R: 0 H: 1<br>E: 0 LOB: 2<br>K: 0 BB: 1<br>S: 10 P: 19 | | 1B: 7 SF: 0<br>2B: 2 SAC: 3<br>3B: 0 DP: 2<br>HR: 3 HBP: 0 | | | | | | |

| | AB | 31 |
|---|---|---|
| | R | 7 |
| | H | 11 |
| | RBI | 7 |
| | BB | 4 |
| | SO | 3 |
| | LOB | 13 |

WP: 0 PA: 38
PB: 0
SB: 0
CS: 0

| PITCHER | | IP | WLS | BF | H | R | ER | SO | BB | IBB | HBP | BLK | WP | HR | S | P | ERA | WHIP |
|---|---|---|---|---|---|---|---|---|---|---|---|---|---|---|---|---|---|---|
| Zane Smith, L<br>ERA: 3.46 | (1, 1) | 4.1 | L | 22 | 8 | 7 | 7 | 1 | 2 | 0 | 0 | 0 | 0 | 3 | 40 | 71 | 14.54 | 2.308 |
| Dennis Lamp, R<br>ERA: 3.18 | (5, 1) | 2.2 | | 11 | 2 | 0 | 0 | 2 | 0 | 1 | 0 | 1 | 0 | 0 | 31 | 48 | 0.00 | 0.750 |
| Jerry Don Gleaton, L<br>ERA: 6.0 | (8, 1) | 1.0 | | 5 | 1 | 0 | 0 | 0 | 1 | 0 | 0 | 0 | 0 | 0 | 10 | 19 | 0.00 | 2.000 |

| PITCHER | IP | WLS | BF | H | R | ER | SO | BB | IBB | HBP | BLK | WP | HR | S | P | ERA | WHIP |
|---|---|---|---|---|---|---|---|---|---|---|---|---|---|---|---|---|---|

| Batter | 1 | 2 | 3 | 4 | 5 | 6 | 7 | 8 | 9 | 10 | AB | R | H | RBI | BB | SO | LOB |
|---|---|---|---|---|---|---|---|---|---|---|---|---|---|---|---|---|---|
| Cecil Espy, S (1, 9)<br>OBP: 0.393, SLG: 0.509 | X 0-0 G6-3 ① | | X 0-0 E FC6-4 2-3 1B | | C S S 0-3 K ② | | C S 1 SAFE F B X 1-2 FC6-4 ③ 1-2f | | C X 0-1 P3 ③ | | 5 | 1 | 1 | 0 | 0 | 1 | 3 |
| Jay Bell, R (1, 6)<br>OBP: 0.325, SLG: 0.281 | C B C C 1-3 K ② | | B X 1-0 E4 FC6-4 1-3 3-H | | B F B X 2-1 F9 ③ | | | B B C X 2-1 F8 ① | | B X 1-0 G4-3 ① | 5 | 0 | 0 | 0 | 0 | 1 | 1 |
| Andy Van Slyke, L (1, 8)<br>OBP: 0.456, SLG: 0.507 | X 0-0 F9 ③ | | C 1 SAFE B X 1-1 FC6-4 1-2f 3-H ② | | | C C B S 1-3 K ① | | B F B B B 4-1 S BB | | B F B B F B 4-2 S BB | 3 | 0 | 0 | 1 | 2 | 1 | 1 |
| Barry Bonds, L (1, 7)<br>OBP: 0.411, SLG: 0.593 | | C B B X 2-1 F7 ① | B C C 1 B S 1 SAFE 2-3 K ③ | | | C B B S F X 2-2 L7 ② | | C X 0-1 L8 ② | | C B B B 1 SAFE F 1 SAFE X 2-2 F8 ② | 5 | 0 | 0 | 0 | 0 | 1 | 3 |
| Orlando Merced, S (1, 3)<br>OBP: 0.366, SLG: 0.363 | | B X 1-0 P6 ② | | B B C F F B X 3-2 G6-3 ① | | X 0-0 2B | | 1 SAFE B C X 1-1 F9 1-2 ③ | | B 1 SAFE S B I I 4-1 IBB 1-2 | 4 | 0 | 1 | 0 | 1 | 0 | 1 |
| Steve Buechele, R (1, 5)<br>OBP: 0.348, SLG: 0.439<br>Gary Varsho, L (9, PR)<br>OBP: 0.273, SLG: 0.429<br>Stan Belinda, R (9, 1)<br>Dave Clark, L (10, PH)<br>Dennis Lamp, R (10, 1) | | B B B C B 4-1 BB | | C S X 0-2 L6 ② | | C X 0-1 G5-3 ③ | | | C S F B B X 2-2 1B 2B | S B B B C F S 3-3 K ③ | 3<br>0<br>0<br>1<br>0 | 0<br>1<br>0<br>0<br>0 | 1<br>0<br>0<br>0<br>0 | 0<br>0<br>0<br>0<br>0 | 1<br>0<br>0<br>0<br>0 | 0<br>0<br>0<br>1<br>0 | 1<br>0<br>0<br>2<br>0 |
| Michael LaValliere, L (1, 2)<br>OBP: 0.353, SLG: 0.329<br>Don Slaught, R (7, PH)<br>OBP: 0.450, SLG: 0.571<br>(7, 2) | | C X 0-1 L7 ③ | | B C S B X 2-2 1B | | | X 0-0 L8 ① | | F C X 0-2 SH1-4 2-H 1B | | 2<br>2 | 0<br>0 | 1<br>1 | 0<br>1 | 0<br>0 | 0<br>0 | 1<br>0 |
| Jose Lind, R (1, 4)<br>OBP: 0.229, SLG: 0.248 | | | C F B X 1-2 1B SH2-4 E 1B ③ | F X 0-1 G4-3 ③ | | | B C B B F F X 3-2 FC6-4 1B | | X 0-0 SH1-4 2-3 ① | | 3 | 1 | 2 | 0 | 0 | 0 | 1 |
| Bob Walk, R (1, 1)<br>Lloyd McClendon, R (7, PH)<br>OBP: 0.358, SLG: 0.375<br>Denny Neagle, L (7, 1)<br>Roger Mason, R (8, 1)<br>Jeff King, R (9, PH)<br>OBP: 0.250, SLG: 0.313<br>(9, 5) | | | X 0-0 SH2-4 1-2 ① | | X 0-0 P3 ① | | 1 SAFE B X 1-0 L7 ② | | F B F B X 2-2 P3 ② | | 1<br>1<br>0<br>0<br>1 | 0<br>0<br>0<br>0<br>0 | 0<br>0<br>0<br>0<br>0 | 0<br>0<br>0<br>0<br>0 | 0<br>0<br>0<br>0<br>0 | 0<br>1<br>0<br>0<br>0 | 0<br>1<br>0<br>0<br>2 |
| Inning Stats | R: 0 E: 0 K: 1 S: 5 H: 0 LOB: 0 BB: 0 P: 6 | R: 0 E: 0 K: 0 S: 6 H: 0 LOB: 1 BB: 1 P: 13 | R: 2 E: 1 K: 1 S: 11 H: 2 LOB: 1 BB: 0 P: 16 | R: 0 E: 0 K: 0 S: 12 H: 1 LOB: 1 BB: 0 P: 17 | R: 0 E: 0 K: 1 S: 6 H: 0 LOB: 0 BB: 0 P: 8 | R: 0 E: 0 K: 1 S: 10 H: 1 LOB: 1 BB: 0 P: 13 | R: 0 E: 0 K: 0 S: 10 H: 1 LOB: 1 BB: 0 P: 15 | R: 0 E: 0 K: 0 S: 7 H: 0 LOB: 1 BB: 1 P: 14 | R: 1 E: 0 K: 0 S: 13 H: 2 LOB: 2 BB: 0 P: 17 | R: 0 E: 0 K: 1 S: 13 H: 0 LOB: 2 BB: 2 P: 27 | 1B: 5 2B: 2 3B: 0 HR: 0 | SF: 0 SAC: 2 DP: 0 HBP: 0 | | | | | | |

| PITCHER | | IP | WLS | BF | H | R | ER | SO | BB | IBB | HBP | BLK | WP | HR | S | P | ERA | WHIP |
|---|---|---|---|---|---|---|---|---|---|---|---|---|---|---|---|---|---|---|
| Greg Harris, R<br>ERA: 4.53 | (1, 1) | 6.0 | | 24 | 4 | 2 | 0 | 4 | 1 | 0 | 0 | 0 | 0 | 0 | 50 | 73 | 0.00 | 0.833 |
| Rich Rodriguez, L<br>ERA: 1.78 | (7, 1) | 1.1 | | 6 | 1 | 0 | 0 | 0 | 1 | 0 | 0 | 0 | 0 | 0 | 13 | 24 | 0.00 | 1.500 |
| Pat Clements, L<br>ERA: 2.65 | (8, 1) | 0.2 | | 2 | 0 | 0 | 0 | 0 | 0 | 0 | 0 | 0 | 0 | 0 | 4 | 5 | 0.00 | 0.000 |
| Randy Myers, L<br>ERA: 5.63 | (9, 1) | 1.0 | | 5 | 2 | 1 | 1 | 0 | 0 | 0 | 0 | 0 | 0 | 0 | 13 | 17 | 9.00 | 2.000 |
| Tim Scott, R<br>ERA: 7.5 | (10, 1) | 1.0 | W | 5 | 0 | 0 | 0 | 1 | 1 | 1 | 0 | 0 | 0 | 0 | 13 | 27 | 0.00 | 1.000 |

| PITCHER | IP | WLS | BF | H | R | ER | SO | BB | IBB | HBP | BLK | WP | HR | S | P | ERA | WHIP |
|---|---|---|---|---|---|---|---|---|---|---|---|---|---|---|---|---|---|

# TOP

## Pittsburgh Pirates @ San Diego Padres

Jack Murphy Stadium, San Diego, CA

Tue May 26 1992, 10:05 PM EDT
Att. 11,709 - Overcast - 72 F

livebaseballscorecards.com

| | |
|---|---|
| AB | 36 |
| R | 3 |
| H | 7 |
| RBI | 2 |
| BB | 4 |
| SO | 5 |
| LOB | 17 |

1B: 5 2B: 2 3B: 0 HR: 0
SF: 0 SAC: 2 DP: 0 HBP: 0

WP: 0 PB: 0 SB: 2 CS: 0
PA: 42

| Batter | 1 | 2 | 3 | 4 | 5 | 6 | 7 | 8 | 9 | 10 | AB | R | H | RBI | BB | SO | LOB |
|---|---|---|---|---|---|---|---|---|---|---|---|---|---|---|---|---|---|
| Tony Fernandez, S (1, 6)<br>OBP: 0.372, SLG: 0.429 | 0-0 1B BLK 1B | 2-1 1-3 3-H 2B | | 1 SAFE X 0-0 ③ G6-3 | | | B S X 1-1 G4-6-3 1B | | B X 1-0 ② P6 | | 5 | 1 | 3 | 1 | 0 | 0 | 1 |
| Tony Gwynn, L (1, 9)<br>OBP: 0.424, SLG: 0.488 | B 1 SAFE X 1-0 G3 BLK 1B 1-3 1B | I I I I 4-0 G4-6-3 IBB | | | X 0-0 ① G4-3 | | B 1 SAFE 1 SAFE B X 2-0 ① ② G4-6-3 1-2f | | S X 0-1 ③ G4-3 | | 4 | 1 | 1 | 0 | 1 | 0 | 1 |
| Gary Sheffield, R (1, 5)<br>OBP: 0.404, SLG: 0.572 | X 0-0 ① G6-3 1-2 3-H | F X 0-1 ② ③ G4-6-3 1-2f | | | S F F B X 1-2 ② G5-3 | | B X 1-0 ③ G4-3 | | | B B C X 2-1 ① L8 | 5 | 0 | 0 | 0 | 0 | 0 | 4 |
| Fred McGriff, L (1, 3)<br>OBP: 0.426, SLG: 0.614 | X 0-0 ② G3 2-3 | | C X 0-1 ① L1 | | B B F B X 3-1 ③ 2B | | | C B F B S 2-3 ① K | | X 0-0 ② G6-3 | 5 | 0 | 1 | 0 | 0 | 1 | 1 |
| Benito Santiago, R (1, 2)<br>OBP: 0.293, SLG: 0.383 | C X 0-1 3-H 1B | | B B X 2-0 ② P2 | | | B B C S F X 2-2 G5-3 1B | | F B B S X 2-2 F9 2B | | X 0-0 HR 2B | 5 | 1 | 4 | 1 | 0 | 0 | 0 |
| Kurt Stillwell, S (1, 4)<br>OBP: 0.296, SLG: 0.355 | C 1 SAFE S B 1 SAFE 1 SAFE S 1-3 ③ K | | B X 1-0 ③ G6-3 | | | C B 1 SAFE X 1-1 ① G5-3 1-2 | | I I I I 4-0 FC6-4 IBB | | I I I I 4-0 HR IBB | 3 | 1 | 0 | 0 | 2 | 1 | 2 |
| Darrin Jackson, R (1, 8)<br>OBP: 0.278, SLG: 0.392 | | L X 0-1 1B 2B 1B | | C F F B X 1-2 1B | | B B 2 S F F B S 3-3 ② K | | C C B F B X 2-2 F9 ② 2-3 | | B B B X 3-0 1-H 2-H HR | 5 | 2 | 3 | 3 | 0 | 1 | 3 |
| Jerald Clark, R (1, 7)<br>OBP: 0.240, SLG: 0.290 | | B X 1-0 2B 1-3 1B | | B 1 SAFE F C B X 2-2 ① L8 | | I I I I 4-0 FC6-4 IBB | | X 0-0 ③ FC6-4 1-2f | | | 3 | 0 | 1 | 0 | 1 | 0 | 3 |
| Greg Harris, R (1, 1)<br>OBP: 0.222, SLG: 0.235 | | M L C 0-3 ① K | | M L L 0-3 ② K | | C F X 0-2 ③ FC6-4 1-2f | | | S B S C 1-3 ① K | | 2 | 0 | 0 | 0 | 0 | 2 | 3 |
| Oscar Azocar, L (6, PH)<br>OBP: 0.303, SLG: 0.233 | | | | | | | | | | | 1 | 0 | 0 | 0 | 0 | 0 | 2 |
| Rich Rodriguez, L (7, 1) | | | | | | | | | | | 0 | 0 | 0 | 0 | 0 | 0 | 0 |
| Pat Clements, R (8, 1) | | | | | | | | | | | 0 | 0 | 0 | 0 | 0 | 0 | 0 |
| Randy Myers, L (9, 1) | | | | | | | | | | | 0 | 0 | 0 | 0 | 0 | 0 | 0 |
| Gary Pettis, S (9, PH)<br>OBP: 0.208, SLG: 0.182 | | | | | | | | | | | 1 | 0 | 0 | 0 | 0 | 1 | 0 |
| Tim Scott, R (10, 1) | | | | | | | | | | | 0 | 0 | 0 | 0 | 0 | 0 | 0 |
| Inning Stats | R: 2 E: 0 K: 1 S: 9 H: 3 LOB: 1 BB: 0 P: 11 | R: 1 E: 0 K: 1 S: 11 H: 3 LOB: 2 BB: 1 P: 17 | R: 0 E: 0 K: 0 S: 4 H: 0 LOB: 0 BB: 0 P: 7 | R: 0 E: 0 K: 1 S: 11 H: 1 LOB: 1 BB: 0 P: 14 | R: 0 E: 0 K: 0 S: 7 H: 1 LOB: 1 BB: 0 P: 11 | R: 0 E: 0 K: 1 S: 13 H: 1 LOB: 2 BB: 1 P: 23 | R: 0 E: 0 K: 0 S: 4 H: 1 LOB: 0 BB: 0 P: 8 | R: 0 E: 0 K: 1 S: 11 H: 1 LOB: 2 BB: 1 P: 21 | R: 0 E: 0 K: 1 S: 6 H: 0 LOB: 0 BB: 0 P: 8 | R: 3 E: 0 K: 0 S: 5 H: 2 LOB: 0 BB: 1 P: 14 | 1B: 8 2B: 4 3B: 0 HR: 1 | SF: 0 SAC: 0 DP: 2 HBP: 0 | | | | | | |

| PITCHER | | IP | WLS | BF | H | R | ER | SO | BB | IBB | HBP | BLK | WP | HR | S | P | ERA | WHIP |
|---|---|---|---|---|---|---|---|---|---|---|---|---|---|---|---|---|---|---|
| Bob Walk, R<br>ERA: 4.38 | (1, 1) | 6.0 | | 27 | 9 | 3 | 3 | 4 | 0 | 2 | 0 | 1 | 0 | 0 | 55 | 83 | 4.50 | 1.500 |
| Denny Neagle, L<br>ERA: 3.23 | (7, 1) | 1.1 | | 4 | 1 | 0 | 0 | 1 | 0 | 0 | 0 | 0 | 0 | 0 | 7 | 13 | 0.00 | 0.750 |
| Roger Mason, R<br>ERA: 3.58 | (8, 1) | 0.2 | | 4 | 1 | 0 | 0 | 0 | 0 | 1 | 0 | 0 | 0 | 0 | 8 | 16 | 0.00 | 1.500 |
| Stan Belinda, R<br>ERA: 3.38 | (9, 1) | 1.0 | | 3 | 0 | 0 | 0 | 1 | 0 | 0 | 0 | 0 | 0 | 0 | 6 | 8 | 0.00 | 0.000 |
| Dennis Lamp, R<br>ERA: 4.24 | (10, 1) | 0.2 | L | 5 | 2 | 3 | 3 | 0 | 0 | 1 | 0 | 0 | 0 | 1 | 5 | 14 | 40.50 | 3.000 |

PITCHER IP WLS BF H R ER SO BB IBB HBP BLK WP HR S P ERA WHIP

# BOTTOM

## Pittsburgh Pirates @ San Diego Padres

Jack Murphy Stadium, San Diego, CA

Tue May 26 1992, 10:05 PM EDT
Att. 11,709 - Overcast - 72 F

livebaseballscorecards.com

| | |
|---|---|
| AB | 39 |
| R | 6 |
| H | 13 |
| RBI | 5 |
| BB | 4 |
| SO | 6 |
| LOB | 20 |

WP: 0 PB: 0 SB: 0 CS: 0 PA: 43

| Batter | 1 | 2 | 3 | 4 | 5 | 6 | 7 | 8 | 9 | AB | R | H | RBI | BB | SO | LOB |
|---|---|---|---|---|---|---|---|---|---|---|---|---|---|---|---|---|
| Orlando Merced, S (1, 3)<br>OBP: 0.367, SLG: 0.362 | B F X<br>1-1<br>1B<br>FC4-6<br>1B | | B B C F B B<br>4-2<br>SH1-4<br>2B<br>BB | B S B X<br>2-1 ②<br>SF8<br>3-H | | 1 SAFE B C B X<br>2-1 ②<br>L7 | | 1 SAFE B 1 B F 1 SAFE B 1 SAFE X<br>3-1 ②<br>G4-3<br>1-2 | | 3 | 2 | 1 | 1 | 1 | 0 | 2 |
| Jay Bell, R (1, 6)<br>OBP: 0.333, SLG: 0.292 | B B X<br>2-0<br>FC4-6<br>1-3<br>1B | | 1 SAFE B F X<br>1-1 ①<br>SH1-4<br>1-2 | S S F X<br>0-2<br>2-3<br>1B | | C 1 S X<br>0-2<br>HBP<br>1-2<br>1B | | X<br>0-0 ③<br>G5-3 | | 4 | 0 | 3 | 0 | 0 | 0 | 1 |
| Andy Van Slyke, L (1, 8)<br>OBP: 0.455, SLG: 0.506 | B F C X<br>1-2 ①<br>L7 | | B B X<br>2-0<br>HR<br>2-H<br>2B | B X<br>1-0 ③<br>G1-3 | | H<br>1-0 ①<br>1-2<br>2-3<br>HBP | | | B X<br>1-0 ①<br>F8 | 4 | 1 | 1 | 1 | 0 | 0 | 4 |
| Barry Bonds, L (1, 7)<br>OBP: 0.411, SLG: 0.613 | C F B F B F F F<br>3-2 ②<br>B X<br>FC4-6<br>1B<br>1-2f<br>3-H | | C C B F B B X<br>3-2<br>2-H<br>HR | C B F X<br>1-2 ①<br>G4-3 | | B C B C B F F X<br>3-2 ③<br>G4-3 | | | B C C X<br>1-2<br>1B<br>FC8-4<br>2B | 5 | 2 | 2 | 3 | 0 | 0 | 4 |
| Gary Varsho, L (1, 9)<br>OBP: 0.292, SLG: 0.435<br>Lloyd McClendon, R (9, PH)<br>OBP: 0.368, SLG: 0.386<br>(9, 9) | B X<br>1-0<br>1-2<br>1B | | X<br>0-0 ①<br>FC6-4<br>1B | C F S<br>0-3 ②<br>K | | | X<br>0-0 ①<br>G4-3 | | B B S X<br>2-1<br>FC8-4<br>2-3<br>1B | 4<br>1 | 0<br>0 | 2<br>1 | 0<br>0 | 0<br>0 | 1<br>0 | 0<br>0 |
| Jeff King, R (1, 5)<br>OBP: 0.248, SLG: 0.331 | C X<br>0-1 ③<br>F7 | | C C X<br>0-2 ②<br>FC6-4<br>CS<br>1-2f | S F B B B X<br>3-2<br>HR | | | B B S S F F X<br>2-2 ②<br>G5-3 | | B X<br>1-0 ②<br>FC8-4<br>BB<br>1-2f<br>3-H | 5 | 1 | 1 | 2 | 0 | 0 | 4 |
| Michael LaValliere, L (1, 2)<br>OBP: 0.356, SLG: 0.325 | | X<br>0-0 ①<br>P7 | 1 SAFE B C<br>1-1 ③<br>CS<br>1-2 | X<br>0-0<br>SH1-4 E<br>SF8<br>1B | F F B X<br>1-2 ③<br>G4-3 | | X<br>0-0 ③<br>F8 | | F B B B B<br>4-1<br>1-2<br>BB | 4 | 1 | 1 | 0 | 1 | 0 | 0 |
| Jose Lind, R (1, 4)<br>OBP: 0.236, SLG: 0.254 | | B B C X<br>2-1 ②<br>G6-3 | | F X<br>0-1<br>E4<br>1B SH1-4<br>1-2 | | B X<br>1-0<br>HBP 1B<br>1B | | C X<br>0-1<br>FC4-6<br>1B | B F B F X<br>2-2 ③<br>P8 | 5 | 0 | 2 | 0 | 0 | 0 | 3 |
| Randy Tomlin, L (1, 1)<br>OBP: 0.176, SLG: 0.067<br>Roger Mason, R (4, 1)<br>Dave Clark, L (8, PH)<br>Stan Belinda, R (8, 1) | | F S F B B B S<br>3-3 ③<br>K | | B B L X<br>2-1 ①<br>SH1-4<br>1-2<br>2-3 | | B C B B M L<br>3-3 ①<br>K | | B 1 SAFE F 1 C B X<br>2-2 ①<br>FC4-6<br>G4-3<br>1-2f | | 1<br>1<br>1<br>0 | 0<br>0<br>0<br>0 | 0<br>0<br>0<br>0 | 0<br>0<br>0<br>0 | 1<br>1<br>0<br>0 | 0<br>1<br>1<br>0 | 0<br>1<br>1<br>0 |

# TOP

# Pittsburgh Pirates @ San Diego Padres

Jack Murphy Stadium, San Diego, CA

Wed May 27 1992, 6:33 AM EDT

Att. 16,338 - Sunny - 74 F

livebaseballscorecards.com

| | |
|---|---|
| AB | 38 |
| R | 7 |
| H | 14 |
| RBI | 7 |
| BB | 2 |
| SO | 3 |
| LOB | 20 |

| Inning Stats | 1 | 2 | 3 | 4 | 5 | 6 | 7 | 8 | 9 | 1B: 10 | SF: 1 | WP: 0 | PA: 45 |
|---|---|---|---|---|---|---|---|---|---|---|---|---|---|
| | R: 1<br>E: 0<br>K: 0<br>S: 17 | R: 0<br>E: 0<br>K: 1<br>S: 7 | R: 3<br>E: 0<br>K: 0<br>S: 14 | R: 1<br>E: 1<br>K: 0<br>S: 12 | R: 1<br>E: 0<br>K: 1<br>S: 12 | R: 0<br>E: 0<br>K: 1<br>S: 14 | R: 0<br>E: 0<br>K: 0<br>S: 7 | R: 0<br>E: 0<br>K: 0<br>S: 8 | R: 1<br>E: 0<br>K: 0<br>S: 11 | 2B: 2<br>3B: 0<br>HR: 2 | SAC: 2<br>DP: 0<br>HBP: 1 | PB: 0<br>SB: 0<br>CS: 1 | |
| | H: 3<br>LOB: 2<br>BB: 0<br>P: 25 | H: 0<br>LOB: 0<br>BB: 0<br>P: 12 | H: 3<br>LOB: 0<br>BB: 1<br>P: 25 | H: 2<br>LOB: 2<br>BB: 0<br>P: 17 | H: 1<br>LOB: 0<br>BB: 0<br>P: 17 | H: 2<br>LOB: 3<br>BB: 0<br>P: 24 | H: 0<br>LOB: 0<br>BB: 0<br>P: 9 | H: 1<br>LOB: 1<br>BB: 0<br>P: 13 | H: 2<br>LOB: 2<br>BB: 1<br>P: 22 | | | | |

| PITCHER | | IP | WLS | BF | H | R | ER | SO | BB | IBB | HBP | BLK | WP | HR | S | P | ERA | WHIP |
|---|---|---|---|---|---|---|---|---|---|---|---|---|---|---|---|---|---|---|
| Andy Benes, R<br>ERA: 3.63 | (1, 1) | 5.2 | | 29 | 11 | 6 | 5 | 3 | 1 | 0 | 0 | 0 | 0 | 2 | 71 | 111 | 7.94 | 2.118 |
| Pat Clements, L<br>ERA: 2.6 | (6, 1) | 0.1 | | 2 | 0 | 0 | 0 | 0 | 0 | 0 | 1 | 0 | 0 | 0 | 5 | 9 | 0.00 | 0.000 |
| Jeremy Hernandez, R<br>ERA: 4.95 | (7, 1) | 1.1 | | 5 | 1 | 0 | 0 | 0 | 0 | 0 | 0 | 0 | 0 | 0 | 12 | 16 | 0.00 | 0.750 |
| Mike Maddux, R<br>ERA: 2.35 | (8, 1) | 0.2 | | 2 | 0 | 0 | 0 | 0 | 0 | 0 | 0 | 0 | 0 | 0 | 3 | 6 | 0.00 | 0.000 |
| Randy Myers, L<br>ERA: 5.76 | (9, 1) | 1.0 | W | 6 | 2 | 1 | 1 | 0 | 1 | 0 | 0 | 0 | 0 | 0 | 11 | 22 | 9.00 | 3.000 |

| PITCHER | IP | WLS | BF | H | R | ER | SO | BB | IBB | HBP | BLK | WP | HR | S | P | ERA | WHIP |
|---|---|---|---|---|---|---|---|---|---|---|---|---|---|---|---|---|---|

| Batter | 1 | 2 | 3 | 4 | 5 | 6 | 7 | 8 | 9 | AB | R | H | RBI | BB | SO | LOB |
|---|---|---|---|---|---|---|---|---|---|---|---|---|---|---|---|---|
| Tony Fernandez, S (1, 6)<br>OBP: 0.378, SLG: 0.430 | B B F F B B<br>4-2 G4-3 E BB | B S F X<br>1-2 ③ FC6-4 1-2f | | F B F B X<br>2-2 HR 1B 3-H | | F B X<br>1-1 ② L7 | | B X<br>1-0 FC6-4 1-2 2-3 1B | | 4 | 2 | 2 | 1 | 1 | 0 | 2 |
| Tony Gwynn, L (1, 9)<br>OBP: 0.423, SLG: 0.506 | C X<br>0-1 ① G4-3 1-2 | C B B C B X<br>3-2 BB 1B 1B | 1 SAFE 1 SAFE B 1 SAFE 1 SAFE C B F 1 SAFE<br>2-2 F X 1-H HR | | B C X<br>1-1 ③ L7 | | X<br>0-0 ② SF8 3-H | | 4 | 1 | 2 | 3 | 0 | 0 | 1 |
| Gary Sheffield, R (1, 5)<br>OBP: 0.404, SLG: 0.567 | B X<br>1-0 E5 2-H | B C X<br>1-1 BB 1-2 1B | B X<br>1-0 ② F7 | | | | S X<br>0-1 1B SF8 1B | X<br>0-0 ③ FC6-4 1-2f | | 5 | 1 | 2 | 0 | 0 | 0 | 2 |
| Fred McGriff, L (1, 3)<br>OBP: 0.431, SLG: 0.612 | B S X<br>1-1 ② P5 | F F B X<br>1-2 ① L9 | B B B B<br>4-0 FC6-4 BB | | | | C X<br>0-1 G6-4-3 1-3 1B | | F C F X<br>0-2 FC5-4 1B | 4 | 0 | 2 | 0 | 1 | 0 | 3 |
| Benito Santiago, R (1, 2)<br>OBP: 0.286, SLG: 0.374 | X<br>0-0 ③ P3 | B X<br>1-0 ② L8 | F B F B X<br>2-2 ③ FC6-4 1-2f | | | | X<br>0-0 ① SF8 3-H | | B F B X<br>2-1 ① FC5-4 1-2f 1B 2B | 4 | 1 | 0 | 1 | 0 | 0 | 5 |
| Kevin Ward, R (1, 7)<br>OBP: 0.294, SLG: 0.414 | | B C X<br>1-1 G5-4-3 1B | B C B B B<br>4-1 FC6-4 1-2 2-3 BB | | F F F B X<br>1-2 ① G4-3 | | F B X<br>1-1 ② ③ G6-4-3 1-2f | | C X<br>0-1 2B 1B 1-2 1B | 1 | 0 | 1 | 0 | 1 | 0 | 0 |
| Oscar Azocar, L (5, PH) (6, 7)<br>OBP: 0.286, SLG: 0.219 | | | | | | | | | | 2 | 0 | 0 | 0 | 0 | 0 | 1 |
| Jerald Clark, R (9, 7)<br>OBP: 0.244, SLG: 0.294 | | | | | | | | | | 1 | 1 | 1 | 0 | 0 | 0 | 0 |
| Darrin Jackson, R (1, 8)<br>OBP: 0.276, SLG: 0.392 | | F 1 SAFE 1 SAFE B 1 SAFE 1 SAFE B X<br>2-1 ① ② G5-4-3 1-2f | B X<br>1-0 ③ FC6-4 1-2f | | B B S F B F X<br>3-2 ② L5 | | | C B C B B F S<br>3-3 ① K | C X<br>0-1 1B 1-3 2-H 2B | 5 | 0 | 1 | 1 | 0 | 1 | 4 |
| Kurt Stillwell, S (1, 4)<br>OBP: 0.317, SLG: 0.378 | | C B X<br>1-1 1B 1B | | C B B X<br>2-1 SH1-4 WP 1B 1B | F B C C<br>1-3 ③ K | | | B X<br>1-0 1B SF8 2B | I I I<br>4-0 1B IBB | 4 | 2 | 3 | 0 | 1 | 1 | 0 |
| Andy Benes, R (1, 1)<br>OBP: 0.333, SLG: 0.316 | | S B B F X<br>2-2 FC6-4 1-2 1B | | B M B B X<br>2-1 ① SH1-4 1-3 | | X<br>0-0 ① B3-4 | | B B C F B B<br>4-2 1B BB | X<br>0-0 1-2 2-3 3-H 1B | 1 | 0 | 1 | 0 | 0 | 0 | 0 |
| Pat Clements, R (6, 1) | | | | | | | | | | 0 | 0 | 0 | 0 | 0 | 0 | 0 |
| Gary Pettis, S (6, PH)<br>OBP: 0.200, SLG: 0.174 | | | | | | | | | | 1 | 0 | 0 | 0 | 0 | 0 | 0 |
| Jeremy Hernandez, R (7, 1) | | | | | | | | | | 0 | 0 | 0 | 0 | 0 | 0 | 0 |
| Mike Maddux, L (8, 1) | | | | | | | | | | 0 | 0 | 0 | 0 | 0 | 0 | 0 |
| Tim Teufel, R (8, PH)<br>OBP: 0.353, SLG: 0.351 | | | | | | | | | | 0 | 0 | 0 | 0 | 1 | 0 | 0 |
| Randy Myers, L (9, 1) | | | | | | | | | | 0 | 0 | 0 | 0 | 0 | 0 | 0 |
| Craig Shipley, R (9, PH)<br>OBP: 0.241, SLG: 0.214 | | | | | | | | | | 1 | 0 | 1 | 1 | 0 | 0 | 0 |
| Inning Stats | R: 1 E: 1 K: 0 S: 8 H: 0 LOB: 1 BB: 1 P: 14 | R: 0 E: 0 K: 0 S: 12 H: 3 LOB: 2 BB: 0 P: 19 | R: 0 E: 0 K: 0 S: 11 H: 2 LOB: 3 BB: 1 P: 22 | R: 3 E: 0 K: 0 S: 15 H: 3 LOB: 1 BB: 1 P: 30 | R: 0 E: 0 K: 1 S: 11 H: 0 LOB: 0 BB: 0 P: 16 | R: 0 E: 0 K: 0 S: 5 H: 0 LOB: 0 BB: 0 P: 7 | R: 1 E: 0 K: 0 S: 7 H: 2 LOB: 0 BB: 0 P: 8 | R: 1 E: 0 K: 1 S: 10 H: 2 LOB: 2 BB: 1 P: 19 | R: 2 E: 0 K: 0 S: 11 H: 4 LOB: 3 BB: 1 P: 17 | 1B: 13 2B: 2 3B: 0 HR: 1 | SF: 2 SAC: 1 DP: 2 HBP: 0 | | | | | | |

| PITCHER | | IP | WLS | BF | H | R | ER | SO | BB | IBB | HBP | BLK | WP | HR | S | P | ERA | WHIP |
|---|---|---|---|---|---|---|---|---|---|---|---|---|---|---|---|---|---|---|
| Randy Tomlin, L<br>ERA: 4.29 | (1, 1) | 3.2 | | 22 | 8 | 4 | 3 | 0 | 3 | 0 | 0 | 0 | 1 | 1 | 43 | 80 | 7.36 | 3.000 |
| Roger Mason, R<br>ERA: 3.48 | (4, 1) | 3.1 | | 11 | 2 | 1 | 1 | 1 | 0 | 0 | 0 | 0 | 0 | 0 | 26 | 36 | 2.70 | 0.600 |
| Stan Belinda, R<br>ERA: 4.5 | (8, 1) | 1.1 | L | 12 | 6 | 3 | 3 | 1 | 1 | 1 | 0 | 0 | 0 | 0 | 21 | 36 | 20.25 | 5.250 |

| PITCHER | IP | WLS | BF | H | R | ER | SO | BB | IBB | HBP | BLK | WP | HR | S | P | ERA | WHIP |
|---|---|---|---|---|---|---|---|---|---|---|---|---|---|---|---|---|---|

# BOTTOM

## Pittsburgh Pirates @ San Diego Padres

Jack Murphy Stadium, San Diego, CA

Wed May 27 1992, 6:33 AM EDT

Att. 16,338 - Sunny - 74 F

livebaseballscorecards.com

| | |
|---|---|
| AB | 37 |
| R | 8 |
| H | 16 |
| RBI | 7 |
| BB | 5 |
| SO | 2 |
| LOB | 18 |

PA: 45

WP: 1
PB: 0
SB: 0
CS: 0

| Batter | 1 | 2 | 3 | 4 | 5 | 6 | 7 | 8 | 9 | AB | R | H | RBI | BB | SO | LOB |
|---|---|---|---|---|---|---|---|---|---|---|---|---|---|---|---|---|
| Darren Lewis, R (1, 8)<br>OBP: 0.316, SLG: 0.267 | C C B X<br>1-2 G5-3 ① | | B F C F S<br>1-3 K ② | | B X<br>1-0 2-H 1B | | B B C B B<br>4-1 1B 1B BB | | C X<br>0-1 G6-4-3 ① ②<br>1-2f | 4 | 1 | 1 | 1 | 1 | 1 | 2 |
| Mike Felder, S (1, 7)<br>OBP: 0.357, SLG: 0.455 | B C X<br>1-1 3B | | B F X<br>1-1 2-H 1B | | B 1 SAFE B C X<br>2-1 F9 ③ | | 1 SAFE B B C C X<br>2-2 BB 1B 1-3 1B | | X<br>0-0 2B | 5 | 0 | 4 | 1 | 0 | 0 | 1 |
| Will Clark, L (1, 3)<br>OBP: 0.422, SLG: 0.471<br>Cory Snyder, R (8, 3)<br>OBP: 0.278, SLG: 0.403 | X<br>0-0 P8 ② | | F B X<br>1-1 G4-1 ③ | | | B B F B X<br>3-1 P6 ① | B S S X<br>1-2 BB 1-2 3-H 1B | | B F B F S<br>2-3 K ③ | 4<br>1 | 0<br>0 | 1<br>0 | 1<br>0 | 0<br>0 | 0<br>1 | 2<br>1 |
| Matt Williams, R (1, 5)<br>OBP: 0.298, SLG: 0.463<br>Royce Clayton, R (8, 5)<br>OBP: 0.284, SLG: 0.325 | X<br>0-0 P3 ③ | | | S F B S<br>1-3 K ① | | B B F S F F B B<br>4-2 F8 BB | B B B<br>4-0 1-2 2-3 BB | | | 2<br>0 | 0<br>0 | 0<br>0 | 0<br>0 | 2<br>0 | 1<br>0 | 1<br>0 |
| Willie McGee, S (1, 9)<br>OBP: 0.329, SLG: 0.336<br>Kelly Downs, R (7, 1) | | C S F X<br>0-2 F8 ① | | S X<br>0-1 G6-3 ② | | X<br>0-0 F8 ② 1-2 | X<br>0-0 L6 ③ | | | 4<br>0 | 0<br>0 | 0<br>0 | 0<br>0 | 0<br>0 | 0<br>0 | 4<br>0 |
| Greg Litton, R (1, 4)<br>OBP: 0.283, SLG: 0.382 | | X<br>0-0 F8 ② | | B B C X<br>2-1 G6-3 ③ | | B B C F B B<br>4-2 BB | | C S X<br>0-2 G5-3 ① | | 3 | 0 | 0 | 0 | 1 | 0 | 0 |
| Kirt Manwaring, R (1, 2)<br>OBP: 0.367, SLG: 0.343<br>Rod Beck, R (6, 1)<br>Dave Righetti, L (7, 1)<br>Kevin Bass, S (7, 9)<br>OBP: 0.263, SLG: 0.368 | | B B X<br>2-0 G6-3 ③ | | | B F B C F B B<br>4-2 SH1-4 1B BB | B B C C X<br>2-2 F9 ③ | | B F S S<br>1-3 K ② | | 2<br>0<br>0<br>1 | 1<br>0<br>0<br>0 | 0<br>0<br>0<br>0 | 0<br>0<br>0<br>0 | 1<br>0<br>0<br>0 | 0<br>0<br>0<br>1 | 2<br>0<br>0<br>0 |
| Jose Uribe, S (1, 6)<br>OBP: 0.381, SLG: 0.474 | | | C F X<br>0-2 SH1-4 1B 1B | | P C X<br>1-1 F9 ① | | B C X<br>1-1 G5-3 ① | B C B F S<br>2-3 K ③ | | 4 | 1 | 1 | 0 | 0 | 1 | 1 |
| Trevor Wilson, L (1, 1)<br>OBP: 0.167, SLG: 0.182<br>Jim McNamara, L (6, 2)<br>OBP: 0.333, SLG: 0.353 | | | X<br>0-0 SH1-4 ① 1-2 | | B B X<br>2-0 SH1-4 ② 1-2 | | B C C C<br>1-3 K ② | | S X<br>0-1 G6-4-3 1B | 0<br>2 | 0<br>0 | 0<br>1 | 0<br>0 | 0<br>0 | 0<br>1 | 0<br>0 |
| Inning Stats | R: 0 H: 1<br>E: 0 LOB: 1<br>K: 0 BB: 0<br>S: 7 P: 9 | R: 0 H: 0<br>E: 0 LOB: 0<br>K: 0 BB: 0<br>S: 6 P: 8 | R: 1 H: 2<br>E: 0 LOB: 1<br>K: 1 BB: 0<br>S: 13 P: 16 | R: 0 H: 0<br>E: 0 LOB: 0<br>K: 1 BB: 0<br>S: 7 P: 10 | R: 1 H: 1<br>E: 0 LOB: 1<br>K: 0 BB: 1<br>S: 10 P: 19 | R: 0 H: 0<br>E: 0 LOB: 2<br>K: 0 BB: 2<br>S: 12 P: 25 | R: 1 H: 2<br>E: 0 LOB: 3<br>K: 1 BB: 2<br>S: 13 P: 26 | R: 0 H: 0<br>E: 0 LOB: 0<br>K: 2 BB: 0<br>S: 9 P: 12 | R: 0 H: 2<br>E: 0 LOB: 1<br>K: 1 BB: 0<br>S: 8 P: 10 | 1B: 6 SF: 0<br>2B: 1 SAC: 2<br>3B: 1 DP: 1<br>HR: 0 HBP: 0 | | | | | | |

| PITCHER | | IP | WLS | BF | H | R | ER | SO | BB | IBB | HBP | BLK | WP | HR | S | P | ERA | WHIP |
|---|---|---|---|---|---|---|---|---|---|---|---|---|---|---|---|---|---|---|
| Vicente Palacios, R<br>ERA: 2.88 | (1, 1) | 6.0 | W | 25 | 4 | 2 | 2 | 2 | 3 | 0 | 0 | 0 | 0 | 0 | 55 | 87 | 3.00 | 1.167 |
| Bob Patterson, L<br>ERA: 2.95 | (7, 1) | 3.0 | S | 14 | 4 | 1 | 1 | 4 | 2 | 0 | 0 | 0 | 0 | 0 | 30 | 48 | 3.00 | 2.000 |

| PITCHER | IP | WLS | BF | H | R | ER | SO | BB | IBB | HBP | BLK | WP | HR | S | P | ERA | WHIP |
|---|---|---|---|---|---|---|---|---|---|---|---|---|---|---|---|---|---|

# San Francisco Giants @ Pittsburgh Pirates

Three Rivers Stadium, Pittsburgh, PA

Fri May 29 1992, 7:05 PM EDT

Att. 23,421 - Cloudy - 67 F

TOP

livebaseballscorecards.com

| | |
|---|---|
| AB | 32 |
| R | 3 |
| H | 8 |
| RBI | 3 |
| BB | 5 |
| SO | 6 |
| LOB | 14 |

| | | | | | | | | | | | | | | | | | | |
|---|---|---|---|---|---|---|---|---|---|---|---|---|---|---|---|---|---|---|
| 1B: 6 | SF: 0 | WP: 0 | PA: 39 |
| 2B: 1 | SAC: 2 | PB: 0 | |
| 3B: 1 | DP: 1 | SB: 0 | |
| HR: 0 | HBP: 0 | CS: 0 | |

| Batter | 1 | 2 | 3 | 4 | 5 | 6 | 7 | 8 | 9 | AB | R | H | RBI | BB | SO | LOB |
|---|---|---|---|---|---|---|---|---|---|---|---|---|---|---|---|---|
| Jeff King, R (1, 3)<br>OBP: 0.253, SLG: 0.333 | BBFBFX<br>2-2 BB 1B 1B | CBFX<br>1-2 G5-3 ③ | | | FX<br>0-1 F9 ② | | 1-2 FC6-2 1B 1B 1B<br>3-3 K ② | | | 5 | 1 | 2 | 0 | 0 | 1 | 2 |
| Jay Bell, R (1, 6)<br>OBP: 0.337, SLG: 0.293 | 1 SAFE BBB 1 SAFE BB<br>4-0 1B G6-4-3 1-2 BB | BBFBX<br>2-1 G5-3 ① | | | BBFBFS<br>3-3 K ③ | | SAFE SAFE SAFE SAFE<br>2-0 FC6-2 E 1B 1B 1-2<br>1-2 1B 2-H 1B | | | 3 | 2 | 1 | 0 | 1 | 1 | 0 |
| Carlos Garcia, R (7, PH)<br>OBP: 1.000, SLG: 1.000 | | | | | | | | | | 1 | 0 | 1 | 1 | 0 | 0 | 0 |
| Andy Van Slyke, L (1, 8)<br>OBP: 0.458, SLG: 0.509 | BBCFBX<br>3-2 G6-4-3 1-3 2-H 1B | CCBC<br>1-3 K ② | | | | BSBX<br>2-1 G1-3 ① | 1-1 FC6-2 E 1B 1-2 2-3<br>2-2 1B 1-2 1B | | | 5 | 1 | 3 | 1 | 0 | 1 | 0 |
| Cecil Espy, S (7, PR)<br>OBP: 0.393, SLG: 0.509 | | | | | | | | | | 0 | 0 | 0 | 0 | 0 | 0 | 0 |
| Lloyd McClendon, R (1, 9)<br>OBP: 0.370, SLG: 0.367 | CSFX<br>0-2 G6-4-3 ① ② 1-2f 3-H | FBBBCBB<br>4-2 BB | | | | FBFBBFB<br>4-2 G5-3 BB BLK BB | 1-2 FC6-2 E 1B 1-2 2-3 3-H<br>2-3 K ③ | | | 3 | 2 | 0 | 0 | 2 | 1 | 6 |
| Barry Bonds, L (1, 7)<br>OBP: 0.421, SLG: 0.620 | BBCBCFFB<br>4-2 BLK BB | FBFB 1 SAFE B 1 SAFE FS<br>2-3 K ③ | | | | BBBBC 1 SAFE FFF 1 SAFE B<br>4-2 BLK G5-3 2B 1-2 BB | BFSBX<br>2-2 E9 1B 1B 1-3 2-H 3-H 1B | BX<br>1-0 2B | | 3 | 2 | 2 | 2 | 2 | 1 | 1 |
| Gary Varsho, L (8, PR)<br>OBP: 0.292, SLG: 0.435 | | | | | | | | | | 0 | 0 | 0 | 0 | 0 | 0 | 0 |
| (9, 7) | | | | | | | | | | | | | | | | |
| Steve Buechele, R (1, 5)<br>OBP: 0.350, SLG: 0.431 | 1 SAFE 1 SAFE BBBCX<br>2-1 G5-3 ③ 1-2 | CBFS<br>1-3 K ① | | | | BCBSBX<br>3-2 G5-3 ② 1-2 2-3 | IIII<br>4-0 1B 1B 2B IBB | BBCBB<br>4-1 BB | | 3 | 1 | 0 | 0 | 2 | 1 | 3 |
| Don Slaught, R (1, 2)<br>OBP: 0.450, SLG: 0.571 | CBBBBB<br>4-1 G6-3 BB | BBBB<br>4-0 G4-6-3 BB | | | | IIII<br>4-0 BLK 2B IBB | FBCFX<br>1-2 1B 2B 1-2 2-3 3-H 1B | CBX<br>1-1 P5 ① | | 0 | 0 | 0 | 0 | 0 | 0 | 0 |
| Michael LaValliere, L (1, 2)<br>OBP: 0.379, SLG: 0.329 | | | | | | | | | | 2 | 2 | 1 | 1 | 3 | 0 | 2 |
| Jose Lind, R (1, 4)<br>OBP: 0.242, SLG: 0.268 | X<br>0-0 G6-3 ① 1-2 | 1 SAFE BBCB 1 SAFE F 1 SAFE F<br>2-2 F 1 SAFE X G4-6-3 ② ③ 1-2f | | | | BFX<br>1-1 1-H 2-H 3-H 2B | BFSX<br>1-2 2B 1-2 2-3 3-H 1B | BX<br>1-0 F7 ② | | 5 | 1 | 2 | 3 | 0 | 0 | 4 |
| Vicente Palacios, R (1, 1)<br>OBP: 0.091, SLG: 0.091 | BCBSS<br>2-3 K ② | | | | CSBFC<br>1-3 K ① | BCBSBS<br>3-3 K ③ | CFFX<br>0-2 1-H 2-H 3-H 1B 2B | SBCS<br>1-3 K ③ | | 2 | 0 | 0 | 0 | 0 | 2 | 1 |
| Dave Clark, L (6, PH)<br>OBP: 0.091, SLG: 0.091 | | | | | | | | | | 1 | 0 | 0 | 0 | 0 | 1 | 1 |
| Bob Patterson, R (7, 1)<br>OBP: 0.600, SLG: 0.750 | | | | | | | | | | 2 | 1 | 1 | 3 | 0 | 1 | 2 |
| Inning Stats | R: 2<br>E: 0<br>K: 0<br>S: 16<br>H: 2<br>LOB: 1<br>BB: 2<br>P: 31 | R: 0<br>E: 0<br>K: 1<br>S: 8<br>H: 0<br>LOB: 1<br>BB: 1<br>P: 15 | R: 0<br>E: 0<br>K: 2<br>S: 11<br>H: 0<br>LOB: 1<br>BB: 1<br>P: 20 | R: 0<br>E: 0<br>K: 1<br>S: 9<br>H: 0<br>LOB: 0<br>BB: 1<br>P: 16 | R: 0<br>E: 0<br>K: 2<br>S: 9<br>H: 0<br>LOB: 0<br>BB: 0<br>P: 13 | R: 3<br>E: 0<br>K: 1<br>S: 16<br>H: 1<br>LOB: 1<br>BB: 3<br>P: 37 | R: 8<br>E: 1<br>K: 2<br>S: 37<br>H: 9<br>LOB: 2<br>BB: 1<br>P: 58 | R: 0<br>E: 0<br>K: 1<br>S: 8<br>H: 1<br>LOB: 2<br>BB: 1<br>P: 16 | | 1B: 10<br>2B: 3<br>3B: 0<br>HR: 0<br>SF: 0<br>SAC: 0<br>DP: 2<br>HBP: 0 | | | | | WP: 0<br>PB: 0<br>SB: 0<br>CS: 0<br>PA: 45 | |

| PITCHER | | IP | WLS | BF | H | R | ER | SO | BB | IBB | HBP | BLK | WP | HR | S | P | ERA | WHIP |
|---|---|---|---|---|---|---|---|---|---|---|---|---|---|---|---|---|---|---|
| Trevor Wilson, L<br>ERA: 4.35 | (1, 1) | 5.1 | L | 23 | 2 | 4 | 4 | 6 | 7 | 0 | 1 | 1 | 0 | 0 | 61 | 113 | 6.75 | 1.688 |
| Rod Beck, R<br>ERA: 2.38 | (6, 1) | 0.2 | | 6 | 3 | 3 | 3 | 1 | 0 | 1 | 0 | 1 | 0 | 0 | 13 | 27 | 40.50 | 4.500 |
| Dave Righetti, L<br>ERA: 5.21 | (7, 1) | 0.1 | | 5 | 3 | 1 | 1 | 0 | 0 | 1 | 0 | 0 | 0 | 0 | 12 | 21 | 27.00 | 9.000 |
| Kelly Downs, R<br>ERA: 3.6 | (7, 1) | 1.2 | | 11 | 5 | 5 | 5 | 3 | 1 | 0 | 0 | 0 | 0 | 0 | 28 | 45 | 27.00 | 3.600 |

| PITCHER | IP | WLS | BF | H | R | ER | SO | BB | IBB | HBP | BLK | WP | HR | S | P | ERA | WHIP |
|---|---|---|---|---|---|---|---|---|---|---|---|---|---|---|---|---|---|

# BOTTOM

## San Francisco Giants @ Pittsburgh Pirates

Three Rivers Stadium, Pittsburgh, PA

Fri May 29 1992, 7:05 PM EDT

Att. 23,421 - Cloudy - 67 F

livebaseballscorecards.com

| | |
|---|---|
| AB | 35 |
| R | 13 |
| H | 13 |
| RBI | 11 |
| BB | 10 |
| SO | 10 |
| LOB | 22 |

| Batter | 1 | 2 | 3 | 4 | 5 | 6 | 7 | 8 | 9 | 10 | AB | R | H | RBI | BB | SO | LOB |
|---|---|---|---|---|---|---|---|---|---|---|---|---|---|---|---|---|---|
| Mike Felder, S (1, 8)<br>OBP: 0.371, SLG: 0.463 | B C B X 2-1 BLK 1B | | B B C C S 2-3 ② ③ K2-3-2 1-1 | | | B X 1-0 ① G6-3 | | C B X 1-1 G6-3 1B | | C B X 1-1 G6-3 1B | 5 | 0 | 3 | 0 | 0 | 1 | 1 |
| Willie McGee, S (1, 9)<br>OBP: 0.320, SLG: 0.325 | 1 SAFE S L S 0-3 ① K 1-2 | | | X 0-0 ① G6-3 | | C S X 0-2 ② P6 | | X 0-0 ② ③ G6-3 1-2f | | F B X 1-1 ② G6-3 1-2 | 5 | 0 | 0 | 0 | 0 | 1 | 3 |
| Will Clark, L (1, 3)<br>OBP: 0.417, SLG: 0.463 | B C B C S 2-3 ② K | | | B X 1-0 ② G6-3 | | S C S 0-3 ③ K | | | B B X 2-0 2B 1B | B B C C S 2-3 ③ K | 5 | 1 | 1 | 0 | 0 | 3 | 2 |
| Matt Williams, R (1, 5)<br>OBP: 0.297, SLG: 0.464 | F B B C F S 2-3 ③ K | | | B F S X 1-2 ③ G3-1 | | | B C X 1-1 ① F8 | | X 0-0 1-H 2B | | 4 | 0 | 1 | 1 | 0 | 1 | 1 |
| Kevin Bass, S (1, 7)<br>OBP: 0.271, SLG: 0.373 | | X 0-0 ① G4-3 | | | C B S X 1-2 WP S FC6-4 1B | | C X 0-1 S 1B | | L F F B C 1-3 ① K | | 4 | 1 | 2 | 0 | 0 | 1 | 1 |
| Greg Litton, R (1, 4)<br>OBP: 0.281, SLG: 0.362 | | C B C B X 2-2 ② P3 | | | C F 1 SAFE X 0-2 ① P8 | | 1 SAFE S B 1 SAFE P S B B 4-2 1-2 BB | | F S B X 1-2 ② G5-3 | | 3 | 0 | 0 | 0 | 1 | 0 | 2 |
| Jim McNamara, L (1, 2)<br>OBP: 0.328, SLG: 0.333 | | B B F X 2-1 ③ G4-3 | | | C B 2 SAFE F F F S 1-3 K FC6-4 1-3 | | B B X 2-0 ② F7 | | B B I 4-0 IBB | | 3 | 0 | 0 | 0 | 1 | 1 | 3 |
| Royce Clayton, R (1, 6)<br>OBP: 0.280, SLG: 0.320<br>Robby Thompson, R (7, PH)<br>OBP: 0.406, SLG: 0.506<br>Jose Uribe, S (7, 6)<br>OBP: 0.372, SLG: 0.462 | | | B B S B F S 3-3 ① K | | S B F B X 2-2 ② FC6-4 FC6-4 1-2f 3-H | | B B S B C X 3-2 ③ F8 | | B S C S 1-3 ③ K | | 2 | 0 | 0 | 1 | 0 | 1 | 1 |
| | | | | | | | | | | | 1 | 0 | 0 | 0 | 0 | 0 | 2 |
| | | | | | | | | | | | 1 | 0 | 0 | 0 | 0 | 1 | 2 |
| Gil Heredia, R (1, 1)<br>OBP: 0.500, SLG: 0.500<br>Bryan Hickerson, L (6, 1)<br>Darren Lewis, R (8, PH)<br>OBP: 0.314, SLG: 0.266<br>Michael Jackson, R (8, 1)<br>Chris James, R (10, PH)<br>OBP: 0.246, SLG: 0.167<br>Jeff Brantley, R (10, 1) | | | X 0-0 K2-3-2 1B | | X 0-0 ③ FC6-4 1-2f | | | C B L S 1-3 ① K | | C B X 1-1 ① F7 | 2 | 0 | 1 | 0 | 0 | 0 | 1 |
| | | | | | | | | | | | 0 | 0 | 0 | 0 | 0 | 0 | 0 |
| | | | | | | | | | | | 1 | 0 | 0 | 0 | 0 | 1 | 0 |
| | | | | | | | | | | | 0 | 0 | 0 | 0 | 0 | 0 | 0 |
| | | | | | | | | | | | 1 | 0 | 0 | 0 | 0 | 0 | 0 |
| | | | | | | | | | | | 0 | 0 | 0 | 0 | 0 | 0 | 0 |

# TOP

## San Francisco Giants @ Pittsburgh Pirates

Three Rivers Stadium, Pittsburgh, PA

Sat May 30 1992, 7:05 PM EDT
Att. 10,266 - Cloudy - 56 F

livebaseballscorecards.com

| | |
|---|---|
| AB | 37 |
| R | 2 |
| H | 8 |
| RBI | 2 |
| BB | 2 |
| SO | 11 |
| LOB | 19 |

| Inning Stats | 1 | 2 | 3 | 4 | 5 | 6 | 7 | 8 | 9 | 10 | 1B: 7 | SF: 0 | WP: 1 | PA: 39 |
|---|---|---|---|---|---|---|---|---|---|---|---|---|---|---|
| R: | 0 | 0 | 0 | 0 | 1 | 0 | 0 | 0 | 1 | 0 | 2B: 2 | SAC: 0 | PB: 0 | |
| E: | 0 | 0 | 0 | 0 | 0 | 0 | 0 | 0 | 0 | 0 | 3B: 0 | DP: 2 | SB: 2 | |
| K: | 3 | 0 | 2 | 0 | 1 | 1 | 0 | 1 | 2 | 1 | HR: 0 | HBP: 0 | CS: 0 | |
| S: | 12 | 6 | 7 | 5 | 15 | 7 | 11 | 6 | 12 | 9 | | | | |
| H: | 1 | 0 | 1 | 0 | 1 | 0 | 1 | 1 | 2 | 1 | | | | |
| LOB: | 1 | 0 | 1 | 0 | 1 | 0 | 2 | 0 | 2 | 1 | | | | |
| BB: | 0 | 0 | 0 | 0 | 0 | 0 | 1 | 0 | 1 | 0 | | | | |
| P: | 18 | 10 | 12 | 7 | 19 | 8 | 20 | 8 | 21 | 14 | | | | |

| PITCHER | IP | WLS | BF | H | R | ER | SO | BB | IBB | HBP | BLK | WP | HR | S | P | ERA | WHIP |
|---|---|---|---|---|---|---|---|---|---|---|---|---|---|---|---|---|---|
| Doug Drabek, R (1, 1)<br>ERA: 2.99 | 9.0 | | 35 | 7 | 2 | 2 | 10 | 1 | 1 | 0 | 1 | 1 | 0 | 81 | 123 | 2.00 | 0.889 |
| Denny Neagle, L (10, 1)<br>ERA: 3.13 | 1.0 | W | 4 | 1 | 0 | 0 | 1 | 0 | 0 | 0 | 0 | 0 | 0 | 9 | 14 | 0.00 | 1.000 |

| PITCHER | IP | WLS | BF | H | R | ER | SO | BB | IBB | HBP | BLK | WP | HR | S | P | ERA | WHIP |
|---|---|---|---|---|---|---|---|---|---|---|---|---|---|---|---|---|---|

| Batter | 1 | 2 | 3 | 4 | 5 | 6 | 7 | 8 | 9 | 10 | AB | R | H | RBI | BB | SO | LOB |
|---|---|---|---|---|---|---|---|---|---|---|---|---|---|---|---|---|---|
| Orlando Merced, S (1, 9)<br>OBP: 0.361, SLG: 0.349 | B B B C F B<br>4-2 S BB | | B X<br>1-0 ② G6-3 | | C B C B B F X<br>3-2 ③ F7 | | B X<br>1-0 ② G6-3 | | B B C F B C<br>3-3 ① K | | 4 | 0 | 0 | 0 | 1 | 1 | 1 |
| Jay Bell, R (1, 6)<br>OBP: 0.338, SLG: 0.307 | 1 SAFE B X<br>1-0 ① L9 | | C B C F X<br>1-2 2B | | | C B B F F S<br>2-3 ① K | B F F B X<br>2-2 2-H 2B | | S S X<br>0-2 ② G1-3 | | 5 | 0 | 2 | 1 | 0 | 1 | 1 |
| Cecil Espy, S (1, 8)<br>OBP: 0.377, SLG: 0.483 | F B 1 SAFE B F S<br>2-3 ② K 1-2 | | C S B F X<br>1-2 ③ G6-3 | | | C F B F X<br>1-2 ② P7 | X<br>0-0 ③ G5-3 | | B S B B C X<br>3-2 1B | | 5 | 0 | 1 | 0 | 0 | 1 | 3 |
| Barry Bonds, L (1, 7)<br>OBP: 0.431, SLG: 0.619 | I I I<br>4-0 IBB | | | B C B B F B<br>4-2 L6 1B BB | | B B B<br>4-0 BB 1B BB | | C C B B X<br>2-2 1B SH5-4 1B | B X<br>1-0 ③ G1-3 | | 2 | 1 | 1 | 0 | 3 | 0 | 1 |
| Jeff King, R (1, 3)<br>OBP: 0.260, SLG: 0.333 | B B S B F F F X<br>3-2 ③ F9 | | | B 1 SAFE X<br>1-0 ① F9 | | 1 SAFE B 1 SAFE B 1 SAFE B B<br>4-0 1B 1-2 BB | | M X<br>0-1 ① SH5-4 1-2 | | C X<br>0-1 BLK SH1-4 SF9 1B | 3 | 1 | 1 | 0 | 1 | 0 | 3 |
| Steve Buechele, R (1, 5)<br>OBP: 0.358, SLG: 0.436 | | B B F F B S<br>3-3 ① K | | B 1 SAFE X<br>1-0 1-2 1B | | C B X<br>1-1 1-2 2-H 1B | | B B B I<br>4-0 1B IBB | | 1 SAFE B M 1 SAFE X<br>1-1 ① SH1-4 1-2 | 3 | 0 | 2 | 1 | 1 | 1 | 0 |
| Michael LaValliere, L (1, 2)<br>OBP: 0.381, SLG: 0.325<br>Don Slaught, R (6, PH) (7, 2)<br>OBP: 0.429, SLG: 0.552 | B B B B<br>4-0 G6-3 BB | | | B C B C X<br>2-2 ② ③ L6 2-3 | | B S X<br>1-1 ③ P3 | | S B C F S<br>1-3 ② K | | B F F B B X<br>3-2 ② SF9 2-H | 1<br>2 | 0<br>0 | 0<br>0 | 0<br>1 | 1<br>0 | 0<br>1 | 2<br>4 |
| Jose Lind, R (1, 4)<br>OBP: 0.250, SLG: 0.276 | B B C B F X<br>3-2 ② ③ G6-3 1-2f | | | | C F B F F F X<br>1-2 ① G5-3 | | B B F B X<br>3-1 SH3-4 2B 1B | B C B X<br>2-1 1-2 2-3 1B | | | 4 | 1 | 2 | 0 | 0 | 0 | 1 |
| Doug Drabek, R (1, 1)<br>OBP: 0.040, SLG: 0.040<br>Denny Neagle, L (10, 1) | | | X<br>0-0 ① F7 | | S B X<br>1-1 ② F8 | | B M L X<br>1-2 ① SH3-4 1-2 | F S F F C<br>0-3 ③ K | | | 3<br>0 | 0<br>0 | 0<br>0 | 0<br>0 | 0<br>0 | 1<br>0 | 3<br>0 |
| Inning Stats | R: 0 H: 0<br>E: 0 LOB: 2<br>K: 1 BB: 2<br>S: 11 P: 25 | R: 0 H: 0<br>E: 0 LOB: 0<br>K: 1 BB: 1<br>S: 6 P: 16 | R: 0 H: 1<br>E: 0 LOB: 1<br>K: 0 BB: 0<br>S: 10 P: 13 | R: 0 H: 1<br>E: 0 LOB: 1<br>K: 0 BB: 1<br>S: 7 P: 15 | R: 0 H: 0<br>E: 0 LOB: 0<br>K: 0 BB: 0<br>S: 12 P: 17 | R: 1 H: 1<br>E: 0 LOB: 2<br>K: 1 BB: 2<br>S: 12 P: 25 | R: 1 H: 2<br>E: 0 LOB: 1<br>K: 0 BB: 0<br>S: 10 P: 17 | R: 0 H: 2<br>E: 0 LOB: 3<br>K: 2 BB: 1<br>S: 16 P: 25 | R: 0 H: 1<br>E: 0 LOB: 1<br>K: 1 BB: 0<br>S: 10 P: 17 | R: 1 H: 1<br>E: 0 LOB: 0<br>K: 0 BB: 0<br>S: 7 P: 11 | 1B: 7<br>2B: 3<br>3B: 0<br>HR: 0 | SF: 1<br>SAC: 3<br>DP: 2<br>HBP: 0 | | | | | WP: 0<br>PB: 0<br>SB: 1<br>CS: 0 | PA: 43 |

| PITCHER | | IP | WLS | BF | H | R | ER | SO | BB | IBB | HBP | BLK | WP | HR | S | P | ERA | WHIP |
|---|---|---|---|---|---|---|---|---|---|---|---|---|---|---|---|---|---|---|
| Gil Heredia, R<br>ERA: 2.08 | (1, 1) | 5.2 | | 24 | 3 | 1 | 1 | 3 | 5 | 1 | 0 | 0 | 0 | 0 | 56 | 108 | 1.59 | 1.412 |
| Bryan Hickerson, L<br>ERA: 2.49 | (6, 1) | 1.1 | | 6 | 2 | 1 | 1 | 0 | 0 | 0 | 0 | 0 | 0 | 0 | 12 | 20 | 6.75 | 1.500 |
| Michael Jackson, R<br>ERA: 2.73 | (8, 1) | 2.0 | | 10 | 3 | 0 | 0 | 3 | 0 | 1 | 0 | 0 | 0 | 0 | 26 | 42 | 0.00 | 1.500 |
| Jeff Brantley, R<br>ERA: 2.61 | (10, 1) | 0.2 | L | 3 | 1 | 1 | 1 | 0 | 0 | 0 | 0 | 1 | 0 | 0 | 7 | 11 | 13.50 | 1.500 |

| PITCHER | IP | WLS | BF | H | R | ER | SO | BB | IBB | HBP | BLK | WP | HR | S | P | ERA | WHIP |
|---|---|---|---|---|---|---|---|---|---|---|---|---|---|---|---|---|---|

# BOTTOM

## San Francisco Giants @ Pittsburgh Pirates

Three Rivers Stadium, Pittsburgh, PA

Sat May 30 1992, 7:05 PM EDT

Att. 10,266 - Cloudy - 56 F

livebaseballscorecards.com

| | |
|---|---|
| AB | 32 |
| R | 3 |
| H | 9 |
| RBI | 3 |
| BB | 7 |
| SO | 6 |
| LOB | 19 |

| Batter | 1 | 2 | 3 | 4 | 5 | 6 | 7 | 8 | 9 | AB | R | H | RBI | BB | SO | LOB |
|---|---|---|---|---|---|---|---|---|---|---|---|---|---|---|---|---|
| Darren Lewis, R (1, 8)<br>OBP: 0.317, SLG: 0.270 | B C X 1-1 G5-3 ① | | F B C X 1-2 G1-3 ③ | | C X 0-1 S 1B 3-H | | B L 1 B X SAFE 2-1 FC4-6 1-3 1B | | C C B F B F C 2-3 K ② | 5 | 0 | 2 | 1 | 0 | 1 | 0 |
| Mike Felder, S (1, 7)<br>OBP: 0.351, SLG: 0.437 | C F X 0-2 F8 ② | | | B X 1-0 L7 ① | 1 SAFE C P 1 B B X 3-1 G4-3 ③ 1-2 | | B X 1-0 FC4-6 1B 1B ② 1-2f 3-H | | X 0-0 G4-3 ③ | 5 | 1 | 0 | 1 | 0 | 0 | 2 |
| Willie McGee, S (1, 9)<br>OBP: 0.329, SLG: 0.348 | C B B C X 2-2 G6-3 ③ | | | F C X 0-2 SF9 3B | | X 0-0 BB SH 1B | B 1 SAFE X 1-0 1B 1-2 1B | | | 4 | 2 | 3 | 0 | 0 | 0 | 0 |
| Matt Williams, R (1, 5)<br>OBP: 0.302, SLG: 0.464 | | B B S B F F F S 3-3 K ① | | B X 1-0 SF9 ② 3-H | | B F B 1 B S B SAFE 4-2 G6-4-3 SH 1-2 BB | X 0-0 1-3 2-H 1B | | | 2 | 0 | 1 | 2 | 1 | 1 | 0 |
| Robby Thompson, R (1, 4)<br>OBP: 0.413, SLG: 0.511 | | C X 0-1 1B | | C X 0-1 1B | | B B X 2-0 SH G6-4-3 1-2 2-H | C B B B F S 3-3 K ③ | | | 3 | 0 | 2 | 0 | 0 | 1 | 2 |
| Cory Snyder, R (1, 3)<br>OBP: 0.263, SLG: 0.380 | | F F B X 1-2 F8 ② | | X 0-0 F9 ③ | | B B B C X 3-1 G6-4-3 ① ② 1-2f 2-3 | | B B B C X 3-1 P4 ① | | 4 | 0 | 0 | 0 | 0 | 0 | 4 |
| Kirt Manwaring, R (1, 2)<br>OBP: 0.363, SLG: 0.333 | | X 0-0 G4-3 ③ | | | C B F S 1-3 K ① | X 0-0 G6-3 ③ | | B B B B 4-0 G6-4-3 BB | | 3 | 0 | 0 | 0 | 1 | 1 | 2 |
| Royce Clayton, R (1, 6)<br>OBP: 0.279, SLG: 0.326 | | B B X 2-0 G4-3 ① | | | C X 0-1 G4-3 1B 2B | | B C F X 1-2 E3 1B FC4-6 | C F X 0-2 G6-4-3 ② ③ 1-2f | | 4 | 2 | 1 | 0 | 0 | 0 | 1 |
| Bud Black, L (1, 1)<br>Jeff Brantley, R (8, 1)<br>Jose Uribe, S (8, 6)<br>OBP: 0.364, SLG: 0.450 | | B C B S S S 2-3 K ② | | | F B F 2 SAFE B X 2-2 G4-3 ② 2-3 | | C L L 0-3 K ① | | C B S S F X 1-2 F7 ① | 3<br>0<br>1 | 0<br>0<br>0 | 0<br>0<br>0 | 0<br>0<br>0 | 0<br>0<br>0 | 2<br>0<br>0 | 2<br>0<br>0 |
| Inning Stats | R: 0 E: 0 K: 0 S: 8 H: 0 LOB: 0 BB: 0 P: 11 | R: 0 E: 0 K: 1 S: 11 H: 1 LOB: 1 BB: 0 P: 15 | R: 0 E: 0 K: 1 S: 7 H: 0 LOB: 0 BB: 0 P: 12 | R: 1 E: 0 K: 0 S: 8 H: 2 LOB: 1 BB: 0 P: 10 | R: 1 E: 0 K: 1 S: 13 H: 2 LOB: 1 BB: 0 P: 18 | R: 1 E: 1 K: 0 S: 7 H: 1 LOB: 1 BB: 1 P: 16 | R: 2 E: 1 K: 2 S: 14 H: 3 LOB: 2 BB: 0 P: 22 | R: 0 E: 0 K: 0 S: 5 H: 0 LOB: 0 BB: 1 P: 12 | R: 0 E: 0 K: 1 S: 10 H: 0 LOB: 0 BB: 0 P: 13 | 1B: 7 2B: 1 3B: 1 HR: 0 | SF: 1 SAC: 1 DP: 2 HBP: 0 | | | | | |

# San Francisco Giants @ Pittsburgh Pirates

Three Rivers Stadium, Pittsburgh, PA

Sun May 31 1992, 3:33 AM EDT

Att. 29,451 - Cloudy - 57 F

TOP

livebaseballscorecards.com

| | |
|---|---|
| AB | 34 |
| R | 5 |
| H | 9 |
| RBI | 4 |
| BB | 2 |
| SO | 6 |
| LOB | 13 |

WP: 0 PB: 0 SB: 1 CS: 0 PA: 38

| PITCHER | | IP | WLS | BF | H | R | ER | SO | BB | IBB | HBP | BLK | WP | HR | S | P | ERA | WHIP |
|---|---|---|---|---|---|---|---|---|---|---|---|---|---|---|---|---|---|---|
| Zane Smith, L<br>ERA: 3.39 | (1, 1) | 6.2 | L | 30 | 8 | 5 | 2 | 4 | 1 | 0 | 0 | 0 | 0 | 0 | 64 | 97 | 2.70 | 1.350 |
| Dennis Lamp, R<br>ERA: 4.18 | (7, 1) | 0.1 | | 2 | 1 | 0 | 0 | 1 | 0 | 0 | 0 | 0 | 0 | 0 | 4 | 7 | 0.00 | 3.000 |
| Roger Mason, R<br>ERA: 3.27 | (8, 1) | 2.0 | | 6 | 0 | 0 | 0 | 1 | 1 | 0 | 0 | 0 | 0 | 0 | 15 | 25 | 0.00 | 0.500 |

| PITCHER | | IP | WLS | BF | H | R | ER | SO | BB | IBB | HBP | BLK | WP | HR | S | P | ERA | WHIP |
|---|---|---|---|---|---|---|---|---|---|---|---|---|---|---|---|---|---|---|

# BOTTOM

## San Francisco Giants @ Pittsburgh Pirates

Three Rivers Stadium, Pittsburgh, PA

Sun May 31 1992, 3:33 AM EDT

Att. 29,451 - Cloudy - 57 F

livebaseballscorecards.com

| Batter | 1 | 2 | 3 | 4 | 5 | 6 | 7 | 8 | 9 | AB | R | H | RBI | BB | SO | LOB |
|---|---|---|---|---|---|---|---|---|---|---|---|---|---|---|---|---|
| Orlando Merced, S (1, 9)<br>OBP: 0.358, SLG: 0.345 | G5-3 | P6 | | | F9 | | | 1B | | 4 | 0 | 1 | 0 | 0 | 0 | 1 |
| Jay Bell, R (1, 6)<br>OBP: 0.336, SLG: 0.306 | 1B | | P2 | | L8 | | | P3 | | 4 | 0 | 1 | 0 | 0 | 0 | 1 |
| Cecil Espy, S (1, 8)<br>OBP: 0.354, SLG: 0.452 | F7 | | F7 | | F9 | | | K | | 4 | 0 | 0 | 0 | 0 | 1 | 2 |
| Jeff King, R (1, 3)<br>OBP: 0.259, SLG: 0.351 | F8 | | HR | | | P3 | | F8 | | 4 | 1 | 1 | 1 | 0 | 0 | 2 |
| Barry Bonds, L (1, 7)<br>OBP: 0.427, SLG: 0.610 | | HR 1B | P6 | | | K | | | P5 | 4 | 1 | 1 | 0 | 0 | 1 | 0 |
| Steve Buechele, R (1, 5)<br>OBP: 0.356, SLG: 0.449 | | 1-H HR | | F8 | | K | | | F8 | 4 | 1 | 1 | 2 | 0 | 1 | 0 |
| Don Slaught, R (1, 2)<br>OBP: 0.448, SLG: 0.581 | | WP 1B | | 2B | | | L4 | | 1B | 4 | 0 | 3 | 0 | 0 | 0 | 0 |
| Jose Lind, R (1, 4)<br>OBP: 0.244, SLG: 0.269 | G5-3 | | | F9 | | | G4-3 | | K | 3 | 0 | 0 | 0 | 0 | 0 | 2 |
| Gary Varsho, L (9, PH)<br>OBP: 0.286, SLG: 0.426 | 1-2 | | | | | | | | | 1 | 0 | 0 | 0 | 0 | 1 | 1 |
| Zane Smith, L (1, 1)<br>OBP: 0.143, SLG: 0.148 | | | | | | | | | | 2 | 0 | 0 | 0 | 0 | 1 | 2 |
| Dennis Lamp, R (7, 1) | | G6-3 | | K | | | F9 | | | 0 | 0 | 0 | 0 | 0 | 0 | 0 |
| Lloyd McClendon, R (7, PH)<br>OBP: 0.365, SLG: 0.361 | | | | | | | | | | 1 | 0 | 0 | 0 | 0 | 0 | 0 |
| Roger Mason, R (8, 1) | | | | | | | | | | 0 | 0 | 0 | 0 | 0 | 0 | 0 |
| Inning Stats | R: 0<br>E: 0<br>K: 0<br>S: 10<br>H: 1<br>LOB: 1<br>BB: 0<br>P: 17 | R: 2<br>E: 0<br>K: 0<br>S: 12<br>H: 3<br>LOB: 1<br>BB: 0<br>P: 17 | R: 1<br>E: 0<br>K: 0<br>S: 6<br>H: 1<br>LOB: 0<br>BB: 0<br>P: 10 | R: 0<br>E: 0<br>K: 1<br>S: 8<br>H: 1<br>LOB: 1<br>BB: 0<br>P: 11 | R: 0<br>E: 0<br>K: 0<br>S: 7<br>H: 0<br>LOB: 0<br>BB: 0<br>P: 10 | R: 0<br>E: 0<br>K: 2<br>S: 9<br>H: 0<br>LOB: 0<br>BB: 0<br>P: 18 | R: 0<br>E: 0<br>K: 0<br>S: 4<br>H: 0<br>LOB: 0<br>BB: 0<br>P: 7 | R: 0<br>E: 0<br>K: 1<br>S: 11<br>H: 1<br>LOB: 1<br>BB: 0<br>P: 17 | R: 0<br>E: 0<br>K: 1<br>S: 9<br>H: 1<br>LOB: 1<br>BB: 0<br>P: 14 | 1B: 5<br>2B: 1<br>3B: 0<br>HR: 2<br>SF: 0<br>SAC: 0<br>DP: 0<br>HBP: 0 | | | | | | |

| | AB | 35 |
|---|---|---|
| | R | 3 |
| | H | 8 |
| | RBI | 3 |
| | BB | 0 |
| | SO | 5 |
| | LOB | 11 |

WP: 1 PA: 35
PB: 0
SB: 0
CS: 0

| PITCHER | | IP | WLS | BF | H | R | ER | SO | BB | IBB | HBP | BLK | WP | HR | S | P | ERA | WHIP |
|---|---|---|---|---|---|---|---|---|---|---|---|---|---|---|---|---|---|---|
| Bud Black, L<br>ERA: 4.26 | (1, 1) | 7.0 | W | 28 | 7 | 3 | 3 | 3 | 0 | 0 | 0 | 0 | 1 | 2 | 59 | 95 | 3.86 | 1.000 |
| Jeff Brantley, R<br>ERA: 2.38 | (8, 1) | 2.0 | S | 7 | 1 | 0 | 0 | 2 | 0 | 0 | 0 | 0 | 0 | 0 | 17 | 26 | 0.00 | 0.500 |

| PITCHER | IP | WLS | BF | H | R | ER | SO | BB | IBB | HBP | BLK | WP | HR | S | P | ERA | WHIP |
|---|---|---|---|---|---|---|---|---|---|---|---|---|---|---|---|---|---|

# Los Angeles Dodgers @ Pittsburgh Pirates

Three Rivers Stadium, Pittsburgh, PA

Mon Jun 01 1992, 7:05 PM EDT

Att. 12,346 - Cloudy - 69 F

TOP

livebaseballscorecards.com

| Batter | 1 | 2 | 3 | 4 | 5 | 6 | 7 | 8 | 9 | AB | R | H | RBI | BB | SO | LOB |
|---|---|---|---|---|---|---|---|---|---|---|---|---|---|---|---|---|
| Brett Butler, L (1, 8)<br>OBP: 0.365, SLG: 0.343 | C S X<br>0-2 G4-3 ① | C B C X<br>1-2 2B 1B<br>3-H | | B B B<br>4-0 CS BB | | B B B C B<br>4-1 CS BB | | | C C B C<br>1-3 K ① | 3 | 1 | 1 | 1 | 2 | 1 | 0 |
| Lenny Harris, L (1, 4)<br>(6, 5)<br>OBP: 0.350, SLG: 0.319 | C B B X<br>2-1 E S 1B | X<br>0-0 2B<br>1-H<br>2-H | | 1 SAFE B<br>1-0 CS ③<br>1-2 | F X<br>0-1 G4-3 ① | F B 1 SAFE F S<br>1-3 K ② | | | B B B B<br>4-0 2B BB | 4 | 1 | 2 | 2 | 1 | 1 | 1 |
| Kal Daniels, L (1, 7)<br>OBP: 0.321, SLG: 0.362<br>Jay Howell, R (9, 1)<br>John Candelaria, L (9, 1) | B B C C B C<br>3-3 K ②<br>1-3 | F B C X<br>1-2 G4-3 ③ | | | B C X<br>2-1 G6-3 ② | S B 1 SAFE 1 SAFE 1 SAFE<br>1-1 CS ③<br>1-2 | C B C C<br>1-3 K ① | | B 1 SAFE C F B B F X<br>3-2 F7 ② | 5<br>0<br>0 | 0<br>0<br>0 | 0<br>0<br>0 | 0<br>0<br>0 | 0<br>0<br>0 | 2<br>0<br>0 | 3<br>0<br>0 |
| Eric Karros, R (1, 3)<br>OBP: 0.314, SLG: 0.531<br>Tom Goodwin, L (9, PR)<br>OBP: 1.000, SLG: 1.000 (9, 7) | B B C B F X<br>3-2 G5-3 ③ | | F B B F B X<br>3-2 CS 1B | | B B C F B X<br>3-2 1B | | C C B B S<br>2-3 K ② | | C X<br>0-1 1-H 2B | 5<br>0 | 0<br>0 | 3<br>0 | 1<br>0 | 0<br>0 | 1<br>0 | 1<br>0 |
| Todd Benzinger, S (1, 9)<br>OBP: 0.263, SLG: 0.371 (9, 3) | | C S X<br>0-2 G4-3 ①<br>1-2 | C B B F B S<br>3-3 K ① ②<br>1-2 | | B S B 1 SAFE C X<br>2-2 F9 ③ | | S C C<br>0-3 K ③ | | F S S<br>0-3 K ③ | 5 | 0 | 0 | 0 | 0 | 3 | 3 |
| Mike Scioscia, L (1, 2)<br>OBP: 0.263, SLG: 0.268 | | B B X<br>2-0 1B WP E 1B | B C B C X<br>2-2 1B 2B | | | B F C F X<br>1-2 G4-3 ① | | F X<br>0-1 1B | | 4 | 1 | 3 | 0 | 0 | 0 | 0 |
| Dave Hansen, L (1, 5)<br>OBP: 0.316, SLG: 0.373<br>Mike Sharperson, R (6, PH)<br>OBP: 0.474, SLG: 0.423 (6, 4) | F B B B B<br>4-1 E 1B<br>1-2 BB | B C B C X<br>2-2 ③<br>2-H 1B | | | | B B B<br>4-0 1B HR BB | | B L C X<br>1-2 L8 ① | | 1<br>1 | 1<br>1 | 1<br>0 | 0<br>0 | 1<br>1 | 0<br>0 | 0<br>1 |
| Jose Offerman, S (1, 6)<br>OBP: 0.323, SLG: 0.317 | C F C<br>0-3 K ② | | | S C X<br>0-2 G6-3 ① | | C F X<br>0-2 1B HR<br>1-2 | | 1 SAFE M S B F B C<br>2-3 K ② | | 4 | 1 | 1 | 0 | 0 | 2 | 3 |
| Bob Ojeda, L (1, 1)<br>OBP: 0.158, SLG: 0.263<br>Tim Crews, R (4, 1)<br>Steve Wilson, L (4, 1)<br>Mitch Webster, S (6, PH)<br>OBP: 0.308, SLG: 0.536<br>Jim Gott, R (6, 1)<br>Stan Javier, S (9, 9)<br>OBP: 0.268, SLG: 0.270 | F S B B X<br>2-2 E2 1B 2B 1B<br>1-3<br>2-H | | | C B S F B S<br>2-3 K ② | | X<br>0-0 1B HR<br>1-H<br>2-H | | L S F S<br>0-3 K ③ | | 2<br>0<br>0<br>1<br>1<br>0 | 1<br>0<br>0<br>1<br>0<br>0 | 1<br>0<br>0<br>3<br>0<br>0 | 0<br>0<br>0<br>0<br>0<br>0 | 1<br>0<br>0<br>0<br>1<br>0 | 0<br>0<br>0<br>0<br>1<br>0 | 0<br>0<br>0<br>0<br>1<br>0 |
| Inning Stats | R: 0 H: 1<br>E: 0 LOB: 1<br>K: 1 BB: 0<br>S: 11 P: 19 | R: 4 H: 4<br>E: 1 LOB: 1<br>K: 1 BB: 1<br>S: 18 P: 28 | R: 0 H: 3<br>E: 0 LOB: 2<br>K: 1 BB: 0<br>S: 12 P: 22 | R: 0 H: 0<br>E: 0 LOB: 0<br>K: 1 BB: 1<br>S: 7 P: 14 | R: 0 H: 1<br>E: 0 LOB: 1<br>K: 0 BB: 0<br>S: 10 P: 17 | R: 3 H: 2<br>E: 0 LOB: 0<br>K: 1 BB: 2<br>S: 13 P: 24 | R: 0 H: 0<br>E: 0 LOB: 0<br>K: 3 BB: 0<br>S: 9 P: 12 | R: 0 H: 1<br>E: 0 LOB: 1<br>K: 2 BB: 0<br>S: 13 P: 16 | R: 1 H: 1<br>E: 0 LOB: 1<br>K: 2 BB: 1<br>S: 12 P: 20 | 1B: 9 SF: 0<br>2B: 4 SAC: 0<br>3B: 0 DP: 1<br>HR: 1 HBP: 0 | | | | | | |

| | AB | 36 |
|---|---|---|
| | R | 8 |
| | H | 13 |
| | RBI | 7 |
| | BB | 5 |
| | SO | 12 |
| | LOB | 13 |

WP: 1 PA: 43
PB: 0
SB: 1
CS: 3

| PITCHER | | IP | WLS | BF | H | R | ER | SO | BB | IBB | HBP | BLK | WP | HR | S | P | ERA | WHIP |
|---|---|---|---|---|---|---|---|---|---|---|---|---|---|---|---|---|---|---|
| Bob Walk, R<br>ERA: 4.08 | (1, 1) | 2.2 | | 14 | 6 | 4 | 0 | 3 | 1 | 0 | 0 | 0 | 1 | 0 | 35 | 59 | 0.00 | 2.625 |
| Jerry Don Gleaton, L<br>ERA: 5.23 | (3, 1) | 1.1 | | 5 | 2 | 0 | 0 | 1 | 1 | 0 | 0 | 0 | 0 | 0 | 13 | 24 | 0.00 | 2.250 |
| Denny Neagle, L<br>ERA: 3.53 | (5, 1) | 4.0 | L | 17 | 4 | 3 | 3 | 6 | 2 | 0 | 0 | 0 | 0 | 1 | 45 | 69 | 6.75 | 1.500 |
| Bob Patterson, L<br>ERA: 3.32 | (9, 1) | 0.2 | | 3 | 0 | 1 | 1 | 1 | 1 | 0 | 0 | 0 | 0 | 0 | 7 | 15 | 13.50 | 1.500 |
| Stan Belinda, R<br>ERA: 4.43 | (9, 1) | 0.1 | | 2 | 1 | 0 | 0 | 1 | 0 | 0 | 0 | 0 | 0 | 0 | 5 | 5 | 0.00 | 3.000 |

| PITCHER | | IP | WLS | BF | H | R | ER | SO | BB | IBB | HBP | BLK | WP | HR | S | P | ERA | WHIP |
|---|---|---|---|---|---|---|---|---|---|---|---|---|---|---|---|---|---|---|

| Batter | 1 | 2 | 3 | 4 | 5 | 6 | 7 | 8 | 9 | AB | R | H | RBI | BB | SO | LOB |
|---|---|---|---|---|---|---|---|---|---|---|---|---|---|---|---|---|
| Orlando Merced, S (1, 9)<br>OBP: 0.366, SLG: 0.345 | C B B S S<br>2-3 K ① | | B B C S B B<br>4-2 2B BB | B B B C S F B<br>4-2 1-2 2-3 3-H BB | | C B B X<br>2-1 E FC4-2 BLK 1B | | X<br>0-0 G6-3 ③ | | 3 | 1 | 1 | 1 | 2 | 1 | 0 |
| Jay Bell, R (1, 6)<br>OBP: 0.333, SLG: 0.309 | C C B B B X<br>3-2 G6-3 ② | | B B X<br>2-0 1-H 2-H 2B 2B | X<br>0-0 F9 ② | | 1 SAFE 1 SAFE 1 SAFE B 1 SAFE 1 SAFE C L B<br>3-3 B S K ①<br>1-2 | | | B C X<br>1-1 G5-3 ① | 5 | 1 | 1 | 2 | 0 | 1 | 4 |
| Andy Van Slyke, L (1, 8)<br>OBP: 0.457, SLG: 0.512 | S X<br>0-1 F7 ③ | | C S X<br>0-2 G4-3 2-H 2B | C X<br>0-1 P6 ③ | | F B B X<br>2-1 FC4-2 2-H ② | | | B X<br>1-0 1B | 5 | 0 | 2 | 1 | 0 | 0 | 4 |
| Jeff King, R (1, 3)<br>OBP: 0.252, SLG: 0.340 | | C F B B X<br>2-2 G5-3 ① | C B B C X<br>2-2 G4-3 ② 2-3 | | X<br>0-0 F8 ① | F 1 SAFE B S F X<br>1-2 F9 ③ | | | C B S S<br>1-3 K ② | 5 | 0 | 0 | 0 | 0 | 1 | 3 |
| Barry Bonds, L (1, 7)<br>OBP: 0.426, SLG: 0.599 | | B B B C F F B<br>4-2 1B S BB | C X<br>0-1 G3 ③ | | B C B B B<br>4-1 S 2B BB | | B C F S<br>1-3 K ① | | B X<br>1-0 P5 ③ | 3 | 1 | 0 | 0 | 2 | 1 | 2 |
| Steve Buechele, R (1, 5)<br>OBP: 0.354, SLG: 0.444 | C B B C B X<br>3-2 G4-6-3 1-3 1B | | | C B B B C F F X<br>3-2 E6 BB 1B BB | 1 SAFE 1 SAFE 1 SAFE C 1 C S<br>0-3 K ② 1-2 | | B S B F X<br>2-2 F8 ② | | | 4 | 1 | 1 | 0 | 0 | 1 | 1 |
| Don Slaught, R (1, 2)<br>OBP: 0.437, SLG: 0.554 | F X<br>0-1 G4-6-3 1-2f ② ③ | | | S B 1 SAFE B B X<br>2-1 F9 ① | I I I I<br>4-0 2B IBB | | S S B B C<br>2-3 K ③ | | | 3 | 1 | 0 | 0 | 1 | 1 | 3 |
| Jose Lind, R (1, 4)<br>OBP: 0.259, SLG: 0.299 | | | C B B B X<br>3-1 2B 2B | C F B B F F X<br>2-2 BB BB 1-2 1B | C B X<br>1-1 1-H 2-H 2B | | | X<br>0-0 G6-3 ① | | 4 | 1 | 3 | 2 | 0 | 0 | 0 |
| Bob Walk, R (1, 1)<br>Jerry Don Gleaton, L (3, 1)<br>Lloyd McClendon, R (4, PH)<br>OBP: 0.373, SLG: 0.361<br>Denny Neagle, L (5, 1)<br>Gary Varsho, L (8, PH)<br>OBP: 0.280, SLG: 0.417<br>Bob Patterson, R (9, 1)<br>OBP: 0.600, SLG: 0.750<br>Stan Belinda, R (9, 1) | | | L L M<br>0-3 K ① | B B B<br>4-0 BB 1-2 2-3 BB | X<br>0-0 G5-3 ③ | | | C S S B B X<br>3-2 G3-1 ② | | 0<br>1<br>0<br>1<br>1<br>0<br>0 | 0<br>0<br>0<br>0<br>0<br>0<br>0 | 0<br>0<br>0<br>0<br>0<br>0<br>0 | 0<br>1<br>1<br>0<br>0<br>0<br>0 | 0<br>0<br>0<br>0<br>0<br>0<br>0 | 0<br>1<br>0<br>0<br>1<br>0<br>0 | 0<br>1<br>0<br>1<br>0<br>0<br>0 |
| Inning Stats | R: 0 E: 0 K: 1 S: 8 H: 0 LOB: 0 BB: 0 P: 13 | R: 0 E: 0 K: 0 S: 11 H: 1 LOB: 1 BB: 1 P: 20 | R: 3 E: 0 K: 1 S: 16 H: 3 LOB: 1 BB: 1 P: 27 | R: 1 E: 1 K: 0 S: 18 H: 1 LOB: 3 BB: 2 P: 33 | R: 2 E: 0 K: 1 S: 8 H: 1 LOB: 1 BB: 2 P: 17 | R: 0 E: 1 K: 1 S: 11 H: 1 LOB: 1 BB: 0 P: 19 | R: 0 E: 0 K: 2 S: 9 H: 0 LOB: 0 BB: 0 P: 14 | R: 0 E: 0 K: 0 S: 5 H: 0 LOB: 0 BB: 0 P: 8 | R: 0 E: 0 K: 1 S: 7 H: 1 LOB: 1 BB: 0 P: 11 | 1B: 4<br>2B: 4<br>3B: 0<br>HR: 0 | SF: 0<br>SAC: 0<br>DP: 1<br>HBP: 0 | | | WP: 0<br>PB: 0<br>SB: 2<br>CS: 0 | PA: 41 | |

| PITCHER | | IP | WLS | BF | H | R | ER | SO | BB | IBB | HBP | BLK | WP | HR | S | P | ERA | WHIP |
|---|---|---|---|---|---|---|---|---|---|---|---|---|---|---|---|---|---|---|
| Bob Ojeda, L<br>ERA: 3.56 | (1, 1) | 3.1 | | 19 | 5 | 4 | 3 | 2 | 4 | 0 | 0 | 0 | 0 | 0 | 50 | 90 | 8.10 | 2.700 |
| Tim Crews, R<br>ERA: 6.33 | (4, 1) | 0.1 | | 1 | 0 | 0 | 0 | 0 | 0 | 0 | 0 | 0 | 0 | 0 | 1 | 1 | 0.00 | 0.000 |
| Steve Wilson, L<br>ERA: 3.44 | (4, 1) | 1.1 | | 7 | 1 | 2 | 2 | 1 | 1 | 1 | 0 | 0 | 0 | 0 | 10 | 19 | 13.50 | 1.500 |
| Jim Gott, R<br>ERA: 1.69 | (6, 1) | 3.0 | W | 10 | 1 | 0 | 0 | 3 | 0 | 0 | 0 | 1 | 0 | 0 | 25 | 41 | 0.00 | 0.333 |
| Jay Howell, R<br>ERA: | (9, 1) | 0.2 | | 3 | 1 | 0 | 0 | 1 | 0 | 0 | 0 | 0 | 0 | 0 | 6 | 9 | 0.00 | 1.500 |

| PITCHER | | IP | WLS | BF | H | R | ER | SO | BB | IBB | HBP | BLK | WP | HR | S | P | ERA | WHIP |
|---|---|---|---|---|---|---|---|---|---|---|---|---|---|---|---|---|---|---|
| John Candelaria, L<br>ERA: 0.77 | (9, 1) | 0.1 | S | 1 | 0 | 0 | 0 | 0 | 0 | 0 | 0 | 0 | 0 | 0 | 1 | 2 | 0.00 | 0.000 |

# BOTTOM

## Los Angeles Dodgers @ Pittsburgh Pirates

Three Rivers Stadium, Pittsburgh, PA

Mon Jun 01 1992, 7:05 PM EDT

Att. 12,346 - Cloudy - 69 F

livebaseballscorecards.com

| | |
|---|---|
| AB | 35 |
| R | 6 |
| H | 8 |
| RBI | 6 |
| BB | 6 |
| SO | 7 |
| LOB | 19 |

| Batter | 1 | 2 | 3 | 4 | 5 | 6 | 7 | 8 | 9 | AB | R | H | RBI | BB | SO | LOB |
|---|---|---|---|---|---|---|---|---|---|---|---|---|---|---|---|---|
| Brett Butler, L (1, 8)<br>OBP: 0.372, SLG: 0.352 | C F X<br>0-2<br>FC4<br>1B | | | B C X<br>1-1<br>SH2-3<br>1B | | B C X<br>1-1 ①<br>G4-3 | | C X<br>0-1<br>1B | | 4 | 0 | 3 | 0 | 0 | 0 | 0 |
| Mike Sharperson, R (1, 4)<br>OBP: 0.465, SLG: 0.413<br>Lenny Harris, L (8, PH)<br>OBP: 0.347, SLG: 0.316<br>(8, 4) | L B 1 SAFE F X<br>1-2 ①<br>FC4<br>G5-4-3<br>1-2f | | | X<br>0-0 ①<br>SH2-3<br>1-2 | | B B F X<br>2-1 ②<br>G6-3 | | B X<br>1-0 ③<br>G4-3 | | 2<br>1 | 0<br>0 | 0<br>0 | 0<br>0 | 0<br>0 | 0<br>0 | 1<br>1 |
| Kal Daniels, L (1, 7)<br>OBP: 0.305, SLG: 0.342 | 1 SAFE B B S X<br>2-1 ② ③<br>G5-4-3<br>1-2f | | | C F B S<br>1-3 ②<br>K | | B B X<br>2-0 ③<br>G4-3 | | | X<br>0-0 ①<br>F7 | 4 | 0 | 0 | 0 | 0 | 1 | 2 |
| Eric Karros, R (1, 3)<br>OBP: 0.312, SLG: 0.520 | | S C X<br>0-2<br>G4-6-3<br>1B | | B S C F X<br>1-2 ③<br>F8 | | | C B F F B B S<br>3-3 ①<br>K | | C C B S<br>1-3 ②<br>K | 4 | 0 | 1 | 0 | 0 | 2 | 1 |
| Todd Benzinger, S (1, 9)<br>OBP: 0.263, SLG: 0.367 | | B X<br>1-0 ① ②<br>G4-6-3<br>1-2f | | | B X<br>1-0<br>E<br>G5-2-3<br>1B | | X<br>0-0 ②<br>G5-3 | | B B X<br>2-0 ③<br>F9 | 4 | 0 | 1 | 0 | 0 | 0 | 1 |
| Dave Anderson, R (1, 5)<br>OBP: 0.286, SLG: 0.463 | | B C F B C<br>2-3 ③<br>K | | | 1 SAFE B X<br>1-0<br>E3<br>1-3 | | B S F B B X<br>3-2<br>2B | | | 3 | 0 | 1 | 0 | 0 | 1 | 1 |
| Carlos Hernandez, R (1, 2)<br>OBP: 0.340, SLG: 0.302 | | | B X<br>1-0 ①<br>L3 | | X<br>0-0 ①<br>G4-3 | | B B X<br>2-0 ③<br>G6-3 | | | 3 | 0 | 0 | 0 | 0 | 0 | 3 |
| Jose Offerman, S (1, 6)<br>OBP: 0.323, SLG: 0.313 | | | F B C X<br>1-2 ②<br>G6-3 | | B B I I<br>4-0<br>IBB | | | C F X<br>0-2 ①<br>F8 | | 2 | 0 | 0 | 0 | 1 | 0 | 0 |
| Tom Candiotti, R (1, 1)<br>OBP: 0.091, SLG: 0.091<br>Dave Hansen, L (8, PH)<br>OBP: 0.313, SLG: 0.369<br>Steve Wilson, L (8, 1)<br>Tim Crews, R (8, 1) | | | B B F X<br>2-1 ③<br>F8 | | S F X<br>0-2 ② ③<br>G5-2-3<br>3-Hf | | | X<br>0-0 ②<br>F7 | | 2<br>1<br>0<br>0 | 0<br>0<br>0<br>0 | 0<br>0<br>0<br>0 | 0<br>0<br>0<br>0 | 0<br>0<br>0<br>0 | 0<br>0<br>0<br>0 | 3<br>0<br>0<br>0 |
| Inning Stats | R: 0 H: 1<br>E: 0 LOB: 0<br>K: 0 BB: 0<br>S: 8 P: 11 | R: 0 H: 1<br>E: 0 LOB: 0<br>K: 1 BB: 0<br>S: 7 P: 10 | R: 0 H: 0<br>E: 0 LOB: 0<br>K: 0 BB: 0<br>S: 6 P: 10 | R: 0 H: 1<br>E: 0 LOB: 1<br>K: 1 BB: 0<br>S: 10 P: 13 | R: 0 H: 1<br>E: 1 LOB: 2<br>K: 0 BB: 1<br>S: 6 P: 12 | R: 0 H: 0<br>E: 0 LOB: 0<br>K: 0 BB: 0<br>S: 5 P: 10 | R: 0 H: 1<br>E: 0 LOB: 1<br>K: 1 BB: 0<br>S: 9 P: 17 | R: 0 H: 1<br>E: 0 LOB: 1<br>K: 0 BB: 0<br>S: 7 P: 8 | R: 0 H: 0<br>E: 0 LOB: 0<br>K: 1 BB: 0<br>S: 5 P: 8 | 1B: 5 SF: 0<br>2B: 1 SAC: 1<br>3B: 0 DP: 3<br>HR: 0 HBP: 0 | | | | | | WP: 0 PA: 32<br>PB: 0<br>SB: 0<br>CS: 0 |

# TOP

## Los Angeles Dodgers @ Pittsburgh Pirates

Three Rivers Stadium, Pittsburgh, PA

Tue Jun 02 1992, 7:05 PM EDT

Att. 18,644 - Cloudy - 71 F

livebaseballscorecards.com

| | |
|---|---|
| AB | 30 |
| R | 0 |
| H | 6 |
| RBI | 0 |
| BB | 1 |
| SO | 4 |
| LOB | 13 |

| PITCHER | | IP | WLS | BF | H | R | ER | SO | BB | IBB | HBP | BLK | WP | HR | S | P | ERA | WHIP |
|---|---|---|---|---|---|---|---|---|---|---|---|---|---|---|---|---|---|---|
| Randy Tomlin, L<br>ERA: 3.77 | (1, 1) | 7.0 | W | 25 | 5 | 0 | 0 | 3 | 0 | 1 | 0 | 0 | 0 | 0 | 51 | 83 | 0.00 | 0.714 |
| Roger Mason, R<br>ERA: 3.09 | (8, 1) | 2.0 | S | 7 | 1 | 0 | 0 | 1 | 0 | 0 | 0 | 0 | 0 | 0 | 12 | 16 | 0.00 | 0.500 |

| PITCHER | IP | WLS | BF | H | R | ER | SO | BB | IBB | HBP | BLK | WP | HR | S | P | ERA | WHIP |
|---|---|---|---|---|---|---|---|---|---|---|---|---|---|---|---|---|---|

| Batter | 1 | 2 | 3 | 4 | 5 | 6 | 7 | 8 | 9 | AB | R | H | RBI | BB | SO | LOB |
|---|---|---|---|---|---|---|---|---|---|---|---|---|---|---|---|---|
| Cecil Espy, S (1, 9)<br>OBP: 0.348, SLG: 0.439 | B C F B F B X<br>3-2<br>G6-4-3<br>1B | | C X<br>0-1 ③<br>P6 | | | B B B C F S<br>3-3 ②<br>K | B S C X<br>1-2 ③<br>G4-3 | | | 4 | 0 | 1 | 0 | 0 | 1 | 4 |
| Jay Bell, R (1, 6)<br>OBP: 0.341, SLG: 0.314 | B X<br>1-0 ① ②<br>G6-4-3<br>1-2f | | | B C B X<br>2-1<br>FC4-6<br>1B | | B B B C B<br>4-2<br>1-2<br>BB | | B B C X<br>2-1<br>G4-3<br>1B | | 3 | 0 | 2 | 0 | 1 | 0 | 1 |
| Andy Van Slyke, L (1, 8)<br>OBP: 0.448, SLG: 0.500 | B S B C B X<br>3-2 ③<br>L8 | | | F 1 SAFE B B 1 SAFE B F 1 SAFE X<br>3-2 ①<br>F9 | | X<br>0-0 ③<br>F7 | | 1 SAFE C 1 SAFE X<br>0-1 ① ②<br>G4-3<br>1-2f | | 4 | 0 | 0 | 0 | 0 | 0 | 4 |
| Barry Bonds, L (1, 7)<br>OBP: 0.433, SLG: 0.614 | | C B B F X<br>2-2<br>WP S<br>1B | | C X<br>0-1 ②<br>FC4-6<br>CS S<br>1-2f | | | B S C B X<br>2-2<br>WP SH1-3<br>BB<br>1B | B C S B F X<br>2-2<br>3B | | 4 | 1 | 3 | 0 | 0 | 0 | 1 |
| Jeff King, R (1, 3)<br>OBP: 0.247, SLG: 0.333 | | 1 SAFE B M 2 SAFE B X<br>2-1 ①<br>G6-3<br>1-2 | | 1 SAFE C 1 SAFE 1 SAFE C B<br>1-2 ③<br>CS<br>1-3 | S X<br>0-1 ①<br>P4 | | 1 SAFE B 1 SAFE 1 SAFE 1 SAFE S 1 SAFE X<br>1-1 ①<br>SH1-3<br>1-2 | B C F B S<br>2-3 ③<br>K | | 3 | 0 | 0 | 0 | 0 | 1 | 2 |
| Steve Buechele, R (1, 5)<br>OBP: 0.348, SLG: 0.437 | | B B C C B C<br>3-3 ②<br>K | | | B F B C F B S<br>3-3 ②<br>K | | F B F S<br>1-3 ②<br>K<br>2-3 | | | 3 | 0 | 0 | 0 | 0 | 3 | 2 |
| Michael LaValliere, L (1, 2)<br>OBP: 0.380, SLG: 0.317 | | B B C X<br>2-1 ③<br>F8<br>2-3 | | | X<br>0-0 ③<br>G4-3 | | I I I I<br>4-0<br>BB BB<br>IBB | | | 2 | 0 | 0 | 0 | 1 | 0 | 1 |
| Jose Lind, R (1, 4)<br>OBP: 0.261, SLG: 0.294 | | | C S X<br>0-2 ①<br>G6-3 | | | C F B B X<br>2-2 ①<br>F8 | B S B F B B<br>4-2<br>BB<br>1-2<br>BB | | | 2 | 0 | 0 | 0 | 1 | 0 | 0 |
| Randy Tomlin, L (1, 1)<br>OBP: 0.211, SLG: 0.118<br>Dave Clark, L (7, PH)<br>Roger Mason, R (8, 1) | | | S S B B X<br>2-2 ②<br>G4-3 | | | B X<br>1-0<br>BB<br>1B | S B B B B<br>4-1<br>1-2<br>2-3<br>3-H<br>BB | | | 2<br>0<br>0 | 0<br>0<br>0 | 1<br>0<br>0 | 0<br>1<br>0 | 0<br>1<br>0 | 0<br>0<br>0 | 0<br>0<br>0 |
| Inning Stats | R: 0 E: 0 K: 0 S: 8 H: 1 LOB: 0 BB: 0 P: 15 | R: 0 E: 0 K: 1 S: 10 H: 1 LOB: 1 BB: 0 P: 19 | R: 0 E: 0 K: 0 S: 8 H: 0 LOB: 0 BB: 0 P: 10 | R: 0 E: 0 K: 0 S: 9 H: 1 LOB: 0 BB: 0 P: 15 | R: 0 E: 0 K: 1 S: 7 H: 0 LOB: 0 BB: 0 P: 10 | R: 0 E: 0 K: 1 S: 10 H: 1 LOB: 2 BB: 1 P: 20 | R: 1 E: 0 K: 1 S: 14 H: 1 LOB: 3 BB: 3 P: 31 | R: 0 E: 0 K: 1 S: 11 H: 2 LOB: 1 BB: 0 P: 17 | | 1B: 6 2B: 0 3B: 1 HR: 0 | SF: 0 SAC: 1 DP: 2 HBP: 0 | | | | | |

| PITCHER | | IP | WLS | BF | H | R | ER | SO | BB | IBB | HBP | BLK | WP | HR | S | P | ERA | WHIP |
|---|---|---|---|---|---|---|---|---|---|---|---|---|---|---|---|---|---|---|
| Tom Candiotti, R<br>ERA: 3.38 | (1, 1) | 7.0 | L | 28 | 5 | 1 | 1 | 4 | 3 | 1 | 0 | 0 | 2 | 0 | 66 | 120 | 1.29 | 1.143 |
| Steve Wilson, L<br>ERA: 3.32 | (8, 1) | 0.2 | | 3 | 2 | 0 | 0 | 0 | 0 | 0 | 0 | 0 | 0 | 0 | 8 | 12 | 0.00 | 3.000 |
| Tim Crews, R<br>ERA: 6.23 | (8, 1) | 0.1 | | 1 | 0 | 0 | 0 | 1 | 0 | 0 | 0 | 0 | 0 | 0 | 3 | 5 | 0.00 | 0.000 |

| PITCHER | IP | WLS | BF | H | R | ER | SO | BB | IBB | HBP | BLK | WP | HR | S | P | ERA | WHIP |
|---|---|---|---|---|---|---|---|---|---|---|---|---|---|---|---|---|---|

# BOTTOM

## Los Angeles Dodgers @ Pittsburgh Pirates

Three Rivers Stadium, Pittsburgh, PA

Tue Jun 02 1992, 7:05 PM EDT

Att. 18,644 - Cloudy - 71 F

livebaseballscorecards.com

| | |
|---|---|
| AB | 27 |
| R | 1 |
| H | 7 |
| RBI | 1 |
| BB | 4 |
| SO | 5 |
| LOB | 15 |

1B: 6 2B: 0 3B: 1 HR: 0 SF: 0 SAC: 1 DP: 2 HBP: 0

WP: 2 PB: 0 SB: 2 CS: 1 PA: 33

# Los Angeles Dodgers @ Pittsburgh Pirates

Three Rivers Stadium, Pittsburgh, PA

Wed Jun 03 1992, 3:33 AM EDT

Att. 11,736 - Cloudy - 81 F

TOP

livebaseballscorecards.com

| Batter | 1 | 2 | 3 | 4 | 5 | 6 | 7 | 8 | 9 | AB | R | H | RBI | BB | SO | LOB |
|---|---|---|---|---|---|---|---|---|---|---|---|---|---|---|---|---|
| Brett Butler, L (1, 8)<br>OBP: 0.368, SLG: 0.348 | C X<br>0-1 ① P6 | B B F F X<br>2-2 ② FC3-2<br>1-2<br>2-3<br>3-Hf | | | X<br>0-0 ① B4-3 | | C C S<br>0-3 ② K | | C C F X<br>0-2 FC5-4<br>1-2<br>1B | 5 | 0 | 1 | 0 | 0 | 1 | 3 |
| Lenny Harris, L (1, 4)<br>OBP: 0.341, SLG: 0.310<br>Mike Sharperson, R (5, PH)<br>OBP: 0.461, SLG: 0.422<br>(5, 4) | S B B F F B F X<br>3-2 ② G4-3 | X<br>0-0 ③ G4-3 | | | B B B C F F F X<br>3-2 ② F7 | | C X<br>0-1 2B | | X<br>0-0 ② FC5-4<br>1-2f<br>2-H | 2<br>3 | 0<br>0 | 0<br>1 | 0<br>0 | 0<br>0 | 0<br>0 | 3<br>1 |
| Stan Javier, S (1, 7)<br>OBP: 0.261, SLG: 0.244 | X<br>0-0 ③ G4-3 | | B B B C B<br>4-1 CS<br>BB | | C F F F B B B F F<br>3-2 X ③ G6-3 | | C X<br>0-1 ③ G3-1 | | S B F F S<br>1-3 ③ K | 4 | 0 | 0 | 0 | 1 | 1 | 2 |
| Eric Karros, R (1, 3)<br>OBP: 0.301, SLG: 0.500 | | C B F F B X<br>2-2 ① G5-3 | B X<br>1-0 ① F9 | | | X<br>0-0 ① G5-3 | | C C S<br>0-3 ① K | | 4 | 0 | 0 | 0 | 0 | 1 | 1 |
| Todd Benzinger, S (1, 9)<br>OBP: 0.279, SLG: 0.381 | | B B S B C X<br>3-2 BB 1B BB 1B | B B C X<br>2-1 ②<br>1-2<br>1B | | | C C X<br>0-2 ② F8 | | C C B F X<br>1-2 1B | | 4 | 1 | 3 | 0 | 0 | 0 | 0 |
| Mike Scioscia, L (1, 2)<br>OBP: 0.264, SLG: 0.264<br>Carlos Hernandez, R (8, PH)<br>OBP: 0.333, SLG: 0.295<br>(8, 2) | | B 1 SAFE B B B C B<br>4-1 1B BB 1B<br>1-2<br>BB | F B B S F F X<br>2-2 ③ F9 | | | B X<br>1-0 ③ G4-3 | | B X<br>1-0 ② F8 | | 2<br>1 | 1<br>0 | 0<br>0 | 0<br>0 | 1<br>0 | 0<br>0 | 1<br>1 |
| Dave Hansen, L (1, 5)<br>OBP: 0.330, SLG: 0.372 | | B B B C F B<br>4-2 1B 1B FC3-2<br>1-2<br>2-3<br>BB | B F X<br>1-1 G4-6-3<br>1B | | | | B B B C B<br>4-1 HR<br>BB | X<br>0-0 ③ F8 | | 2 | 1 | 1 | 0 | 2 | 0 | 1 |
| Jose Offerman, S (1, 6)<br>OBP: 0.321, SLG: 0.311 | | B X<br>1-0 FC3-2 1B<br>1-2<br>2-3<br>3-H<br>1B | B B C C B X<br>3-2 ① F8 | | | | X<br>0-0 ① F8 | | C B B S X<br>2-2 ① G6-3 | 4 | 0 | 1 | 1 | 0 | 0 | 2 |
| Ramon Martinez, R (1, 1)<br>OBP: 0.167, SLG: 0.167<br>Kal Daniels, L (4, PH)<br>OBP: 0.301, SLG: 0.338<br>Tim Crews, R (4, 1)<br>Steve Wilson, L (5, 1)<br>Dave Anderson, R (7, PH)<br>OBP: 0.302, SLG: 0.548<br>Jay Howell, R (7, 1)<br>Mitch Webster, S (9, PH)<br>OBP: 0.318, SLG: 0.536 | | S T F X<br>0-2 FC3-2<br>1-2<br>2-3<br>3-H<br>1B | B C B C X<br>2-2 ② ③ G4-6-3<br>1-2f | | | | B X<br>1-0 1-H HR | | B B B B<br>4-0 1B E BB | 1<br>1<br>0<br>0<br>1<br>0<br>0<br>0<br>0 | 0<br>0<br>0<br>0<br>1<br>0<br>0<br>0<br>1 | 1<br>0<br>0<br>0<br>2<br>0<br>0<br>0<br>0 | 1<br>0<br>0<br>0<br>0<br>0<br>0<br>0<br>1 | 0<br>0<br>0<br>0<br>0<br>0<br>0<br>0<br>0 | 0<br>1<br>0<br>0<br>0<br>0<br>0<br>0<br>0 | 0<br>1<br>0<br>0<br>0<br>0<br>0<br>0<br>0 |
| Inning Stats | R: 0<br>E: 0<br>K: 0<br>S: 8<br>H: 0<br>LOB: 0<br>BB: 0<br>P: 11 | R: 2<br>E: 0<br>K: 0<br>S: 19<br>H: 3<br>LOB: 3<br>BB: 2<br>P: 35 | R: 0<br>E: 0<br>K: 0<br>S: 9<br>H: 1<br>LOB: 1<br>BB: 1<br>P: 18 | R: 0<br>E: 0<br>K: 0<br>S: 8<br>H: 1<br>LOB: 0<br>BB: 0<br>P: 14 | R: 0<br>E: 0<br>K: 0<br>S: 13<br>H: 0<br>LOB: 0<br>BB: 0<br>P: 19 | R: 0<br>E: 0<br>K: 0<br>S: 5<br>H: 0<br>LOB: 0<br>BB: 0<br>P: 6 | R: 2<br>E: 0<br>K: 1<br>S: 10<br>H: 2<br>LOB: 1<br>BB: 1<br>P: 15 | R: 0<br>E: 0<br>K: 1<br>S: 9<br>H: 1<br>LOB: 1<br>BB: 0<br>P: 11 | R: 1<br>E: 1<br>K: 1<br>S: 12<br>H: 1<br>LOB: 1<br>BB: 1<br>P: 19 | 1B: 7<br>2B: 1<br>3B: 0<br>HR: 1<br>SF: 0<br>SAC: 0<br>DP: 1<br>HBP: 0 | | | | WP: 0<br>PB: 0<br>SB: 0<br>CS: 1 | | PA: 39 |

| | AB | 34 |
|---|---|---|
| | R | 5 |
| | H | 9 |
| | RBI | 4 |
| | BB | 5 |
| | SO | 3 |
| | LOB | 16 |

| PITCHER | | IP | WLS | BF | H | R | ER | SO | BB | IBB | HBP | BLK | WP | HR | S | P | ERA | WHIP |
|---|---|---|---|---|---|---|---|---|---|---|---|---|---|---|---|---|---|---|
| Vicente Palacios, R<br>ERA: 3.02 | (1, 1) | 4.0 | | 18 | 5 | 2 | 2 | 0 | 3 | 0 | 0 | 0 | 0 | 0 | 44 | 78 | 4.50 | 2.000 |
| Jerry Don Gleaton, L<br>ERA: 5.54 | (5, 1) | 2.2 | W | 10 | 1 | 2 | 2 | 1 | 1 | 0 | 0 | 0 | 0 | 1 | 24 | 36 | 6.75 | 0.750 |
| Dennis Lamp, R<br>ERA: 4.07 | (7, 1) | 0.2 | | 4 | 2 | 0 | 0 | 1 | 0 | 0 | 0 | 0 | 0 | 0 | 11 | 12 | 0.00 | 3.000 |
| Bob Patterson, L<br>ERA: 3.2 | (8, 1) | 0.2 | | 2 | 0 | 0 | 0 | 0 | 0 | 0 | 0 | 0 | 0 | 0 | 2 | 3 | 0.00 | 0.000 |
| Stan Belinda, R<br>ERA: 4.22 | (9, 1) | 1.0 | S | 5 | 1 | 1 | 0 | 1 | 1 | 0 | 0 | 0 | 0 | 0 | 12 | 19 | 0.00 | 2.000 |

| PITCHER | IP | WLS | BF | H | R | ER | SO | BB | IBB | HBP | BLK | WP | HR | S | P | ERA | WHIP |
|---|---|---|---|---|---|---|---|---|---|---|---|---|---|---|---|---|---|

# BOTTOM

## Los Angeles Dodgers @ Pittsburgh Pirates

Three Rivers Stadium, Pittsburgh, PA

Wed Jun 03 1992, 3:33 AM EDT

Att. 11,736 - Cloudy - 81 F

livebaseballscorecards.com

| Batter | 1 | 2 | 3 | 4 | 5 | 6 | 7 | 8 | 9 | AB | R | H | RBI | BB | SO | LOB |
|---|---|---|---|---|---|---|---|---|---|---|---|---|---|---|---|---|
| Cecil Espy, S (1, 9)<br>OBP: 0.351, SLG: 0.437 | B B X<br>2-0 S 1B<br>1B | | B X<br>1-0 E6 BB 1B<br>1B | L F B S<br>1-3 K ① | | B F B X<br>2-1 2-3 3-H<br>1B | | C B C S<br>1-3 K ③ | | 5 | 2 | 2 | 1 | 0 | 2 | 3 |
| Carlos Garcia, R (1, 6)<br>OBP: 0.200, SLG: 0.200 | 1 SAFE X<br>0-0 P1 ① | | C L 1 SAFE B 1 SAFE 1 SAFE F P 1 SAFE X<br>3-2 B F 1 SAFE 1 SAFE F X F8 ① | C S B B X<br>2-2 G4-3 ② ③<br>1-3 | | X<br>0-0 G4-3 ③ | | | | 4 | 0 | 0 | 0 | 0 | 0 | 5 |
| Andy Van Slyke, L (1, 8)<br>OBP: 0.444, SLG: 0.494 | C F B B X<br>2-2 F7 ②<br>1-2 | | B F B 1 SAFE B F 1 SAFE F X<br>3-2 BB 1B<br>1-2 1B | | B F X<br>1-1 F9 ① | | C C S<br>0-3 K ① | | | 4 | 1 | 1 | 0 | 0 | 1 | 1 |
| Barry Bonds, L (1, 7)<br>OBP: 0.434, SLG: 0.607 | I I I I<br>4-0 1B IBB | | B B F B B<br>4-1 1B 1B<br>1-2 2-3 BB | | C X<br>0-1 P5 ② | | C F B S<br>1-3 K ② | | | 2 | 1 | 0 | 0 | 2 | 1 | 0 |
| Jeff King, R (1, 3)<br>OBP: 0.253, SLG: 0.338 | S X<br>0-1 FC6-4<br>1-2 2-H 1B | | X<br>0-0 1B SF8<br>1-2 2-H 3-H 1B | | B F C B B B F S X<br>3-3 K ③ | | C C B X<br>1-2 G5-3 ③ | | | 4 | 1 | 2 | 3 | 0 | 1 | 0 |
| Steve Buechele, R (1, 5)<br>OBP: 0.351, SLG: 0.438 | X<br>0-0 FC6-4 ③<br>1-2f | | C X<br>0-1 1-3 2-H 1B | | | B F X<br>1-1 SH1-4 BB 1B<br>1B | | C B B B X<br>3-1 F9 ① | | 4 | 1 | 2 | 1 | 0 | 0 | 2 |
| Michael LaValliere, L (1, 2)<br>OBP: 0.365, SLG: 0.306 | | B X<br>1-0 G4-3 ①<br>B C X<br>1-1 SF8 ②<br>3-H | | | | C F B B B F C<br>2-3 K ① | | C F B F X<br>1-2 E4 BB | | 3 | 0 | 0 | 1 | 0 | 1 | 1 |
| Jose Lind, R (1, 4)<br>OBP: 0.267, SLG: 0.290 | | C X<br>0-1 G6-3 ②<br>B X<br>1-0 F9 ③ | | | | 1 SAFE B B B F F B 1 SAFE B<br>4-2 1B SH1-4<br>1-2 BB | | C B C B B B<br>4-2 1-2 BB | | 2 | 0 | 0 | 0 | 2 | 0 | 1 |
| Vicente Palacios, R (1, 1)<br>OBP: 0.083, SLG: 0.083<br>Gary Varsho, L (4, PH)<br>OBP: 0.286, SLG: 0.429<br>Jerry Don Gleaton, L (5, 1)<br>Dennis Lamp, R (7, 1)<br>Bob Patterson, R (8, 1)<br>OBP: 0.600, SLG: 0.750<br>Orlando Merced, S (8, PH)<br>OBP: 0.364, SLG: 0.342<br>Stan Belinda, R (9, 1) | | S C B F F C<br>1-3 K ③ | | L B S F X<br>1-2 G4-3 S 1B | | 1 SAFE C X<br>0-1 SH1-4 ②<br>1-2 2-3 | | C C F F X<br>0-2 P6 ② | | 1<br>1<br>0<br>0<br>0<br>1<br>0 | 0<br>0<br>0<br>0<br>0<br>0<br>0 | 0<br>1<br>0<br>0<br>0<br>0<br>0 | 0<br>0<br>0<br>0<br>0<br>0<br>0 | 0<br>0<br>0<br>0<br>0<br>0<br>0 | 1<br>0<br>0<br>0<br>0<br>0<br>2 | 0<br>0<br>0<br>0<br>0<br>0<br>0 |
| Inning Stats | R: 1 E: 0 K: 0 S: 8<br>H: 2 LOB: 2 BB: 1 P: 16 | R: 0 E: 0 K: 1 S: 8<br>H: 0 LOB: 0 BB: 0 P: 10 | R: 4 E: 1 K: 0 S: 19<br>H: 3 LOB: 1 BB: 1 P: 31 | R: 0 E: 0 K: 1 S: 10<br>H: 1 LOB: 1 BB: 0 P: 14 | R: 0 E: 0 K: 1 S: 8<br>H: 0 LOB: 0 BB: 0 P: 12 | R: 1 E: 0 K: 1 S: 13<br>H: 2 LOB: 2 BB: 1 P: 22 | R: 0 E: 0 K: 2 S: 9<br>H: 0 LOB: 0 BB: 0 P: 11 | R: 0 E: 1 K: 1 S: 16<br>H: 0 LOB: 2 BB: 1 P: 25 | | 1B: 8 2B: 0 3B: 0 HR: 0<br>SF: 1 SAC: 1 DP: 0 HBP: 0 | | | | | | |

| PITCHER | | IP | WLS | BF | H | R | ER | SO | BB | IBB | HBP | BLK | WP | HR | S | P | ERA | WHIP |
|---|---|---|---|---|---|---|---|---|---|---|---|---|---|---|---|---|---|---|
| Ramon Martinez, R<br>ERA: 3.57 | (1, 1) | 3.0 | L | 17 | 5 | 5 | 3 | 1 | 1 | 1 | 0 | 0 | 0 | 0 | 35 | 57 | 9.00 | 2.000 |
| Tim Crews, R<br>ERA: 5.96 | (4, 1) | 1.0 | | 3 | 1 | 0 | 0 | 1 | 0 | 0 | 0 | 0 | 0 | 0 | 10 | 14 | 0.00 | 1.000 |
| Steve Wilson, L<br>ERA: 3.43 | (5, 1) | 2.0 | | 9 | 2 | 1 | 1 | 2 | 1 | 0 | 0 | 0 | 0 | 0 | 21 | 34 | 4.50 | 1.500 |
| Jay Howell, R<br>ERA: | (7, 1) | 2.0 | | 8 | 0 | 0 | 0 | 3 | 1 | 0 | 0 | 0 | 0 | 0 | 25 | 36 | 0.00 | 0.500 |

| PITCHER | IP | WLS | BF | H | R | ER | SO | BB | IBB | HBP | BLK | WP | HR | S | P | ERA | WHIP |
|---|---|---|---|---|---|---|---|---|---|---|---|---|---|---|---|---|---|

| | |
|---|---|
| AB | 31 |
| R | 6 |
| H | 8 |
| RBI | 6 |
| BB | 4 |
| SO | 7 |
| LOB | 15 |

WP: 0 PB: 0 SB: 2 CS: 0 PA: 37

| Batter | 1 | 2 | 3 | 4 | 5 | 6 | 7 | 8 | 9 | AB | R | H | RBI | BB | SO | LOB |
|---|---|---|---|---|---|---|---|---|---|---|---|---|---|---|---|---|
| Vince Coleman, S (1, 7)<br>OBP: 0.447, SLG: 0.441 | C X<br>0-1 ①<br>B3 | | X<br>0-0 ②<br>G6-3 | | C S S<br>0-3 ②<br>K | | | X<br>0-0<br>BB 1B<br>SF7<br>1B | | 4 | 1 | 1 | 0 | 0 | 1 | 1 |
| Willie Randolph, R (1, 4)<br>OBP: 0.349, SLG: 0.315 | C B X<br>1-1<br>E5 | | C B F B C<br>2-3 ③<br>K | | F B B X<br>2-1 ③<br>F7 | | | B F B X<br>2-1<br>WP BB<br>1-2<br>1B | | 4 | 0 | 1 | 0 | 0 | 1 | 1 |
| Howard Johnson, S (1, 8)<br>OBP: 0.335, SLG: 0.343 | B C B B F S<br>3-3 ②<br>K | | | B C S B F X<br>2-2<br>FC3-6 1B<br>1B<br>1B | | X<br>0-0 ①<br>L6 | | F B B S B B<br>4-2<br>WP<br>1-2<br>2-3<br>BB | | 3 | 1 | 1 | 0 | 1 | 1 | 1 |
| Eddie Murray, S (1, 3)<br>OBP: 0.346, SLG: 0.425 | S F B C<br>1-3 ③<br>K | | | X<br>0-0<br>FC3-6<br>1-2<br>1B | | B B B C F F C<br>3-3 ②<br>K | | B F X<br>1-1 ②<br>SF7<br>3-H | | 3 | 0 | 1 | 1 | 0 | 2 | 1 |
| Bobby Bonilla, S (1, 9)<br>OBP: 0.369, SLG: 0.390 | | B C X<br>1-1 ①<br>G4-3 | | F X<br>0-1 ①<br>FC3-6<br>L3-6 1B<br>1-2f<br>2-3 | | B F C B C<br>2-3 ③<br>K | | F B X<br>1-1 ③<br>G6-3<br>1-2<br>2-3 | | 4 | 0 | 0 | 0 | 0 | 1 | 4 |
| Dave Magadan, L (1, 5)<br>OBP: 0.401, SLG: 0.384 | | B C B B B<br>4-1<br>BB | | B X<br>1-0<br>1-2<br>3-H<br>1B | | | B F C F B S<br>2-3 ①<br>K | | C F F B X<br>1-2 ①<br>G1-3 | 3 | 0 | 1 | 1 | 1 | 1 | 0 |
| Mackey Sasser, L (1, 2)<br>OBP: 0.267, SLG: 0.302<br>Bill Pecota, R (9, PH)<br>OBP: 0.237, SLG: 0.214 | | B X<br>1-0 ②<br>F9 | | F B B X<br>2-1 ②③<br>L3-6<br>2-3 | | | B X<br>1-0 ②<br>F7 | | X<br>0-0 ②<br>F9 | 3<br>1 | 0<br>0 | 0<br>0 | 0<br>0 | 0<br>0 | 0<br>0 | 3<br>0 |
| Dick Schofield, R (1, 6)<br>OBP: 0.339, SLG: 0.311 | | C T S<br>0-3 ③<br>K | | | B B X<br>2-0<br>FC2-6<br>1B | | B X<br>1-0 ③<br>F8 | | C X<br>0-1 ③<br>G6-3 | 4 | 0 | 1 | 0 | 0 | 1 | 1 |
| Dwight Gooden, R (1, 1)<br>OBP: 0.280, SLG: 0.280<br>Paul Gibson, R (6, 1)<br>Daryl Boston, L (8, PH)<br>OBP: 0.315, SLG: 0.384<br>Mark Dewey, R (8, 1) | | | B F B E B X<br>3-2 ①<br>F9 | | L X<br>0-1 ①<br>FC2-6<br>1-2f | | | B X<br>1-0 ①<br>L9 | | 2<br>0<br>1<br>0 | 0<br>0<br>0<br>0 | 0<br>0<br>0<br>0 | 0<br>0<br>0<br>0 | 0<br>0<br>0<br>0 | 0<br>0<br>0<br>0 | 1<br>0<br>0<br>0 |
| Inning Stats | R: 0 H: 0<br>E: 1 LOB: 1<br>K: 2 BB: 0<br>S: 10 P: 15 | R: 0 H: 0<br>E: 0 LOB: 1<br>K: 1 BB: 1<br>S: 7 P: 13 | R: 0 H: 0<br>E: 0 LOB: 0<br>K: 1 BB: 0<br>S: 7 P: 12 | R: 1 H: 3<br>E: 0 LOB: 1<br>K: 0 BB: 0<br>S: 10 P: 15 | R: 0 H: 1<br>E: 0 LOB: 1<br>K: 1 BB: 0<br>S: 8 P: 12 | R: 0 H: 0<br>E: 0 LOB: 0<br>K: 2 BB: 0<br>S: 8 P: 13 | R: 0 H: 0<br>E: 0 LOB: 0<br>K: 1 BB: 0<br>S: 6 P: 10 | R: 1 H: 2<br>E: 0 LOB: 2<br>K: 0 BB: 1<br>S: 10 P: 19 | R: 0 H: 0<br>E: 0 LOB: 0<br>K: 0 BB: 0<br>S: 7 P: 8 | 1B: 6<br>2B: 1<br>3B: 0<br>HR: 0 | SF: 1<br>SAC: 0<br>DP: 1<br>HBP: 0 | | | | | | |

| PITCHER | | IP | WLS | BF | H | R | ER | SO | BB | IBB | HBP | BLK | WP | HR | S | P | ERA | WHIP |
|---|---|---|---|---|---|---|---|---|---|---|---|---|---|---|---|---|---|---|
| Doug Drabek, R<br>ERA: 2.94 | (1, 1) | 7.1 | W | 30 | 6 | 2 | 2 | 8 | 2 | 0 | 0 | 0 | 0 | 0 | 62 | 103 | 2.46 | 1.091 |
| Bob Patterson, L<br>ERA: 2.95 | (8, 1) | 1.2 | S | 5 | 0 | 0 | 0 | 0 | 0 | 0 | 0 | 0 | 1 | 0 | 11 | 14 | 0.00 | 0.000 |

| PITCHER | IP | WLS | BF | H | R | ER | SO | BB | IBB | HBP | BLK | WP | HR | S | P | ERA | WHIP |
|---|---|---|---|---|---|---|---|---|---|---|---|---|---|---|---|---|---|

# TOP

## New York Mets @ Pittsburgh Pirates

Three Rivers Stadium, Pittsburgh, PA

Thu Jun 04 1992, 7:05 PM EDT

Att. 24,907 - Cloudy - 61 F

livebaseballscorecards.com

| | |
|---|---|
| AB | 32 |
| R | 2 |
| H | 6 |
| RBI | 2 |
| BB | 2 |
| SO | 8 |
| LOB | 13 |

| | | | | | | |
|---|---|---|---|---|---|---|
| WP: 1 | PA: 35 | | | | | |
| PB: 0 | | | | | | |
| SB: 0 | | | | | | |
| CS: 0 | | | | | | |

# BOTTOM

| Batter | 1 | 2 | 3 | 4 | 5 | 6 | 7 | 8 | 9 | AB | R | H | RBI | BB | SO | LOB |
|---|---|---|---|---|---|---|---|---|---|---|---|---|---|---|---|---|
| Cecil Espy, S (1, 9)<br>OBP: 0.354, SLG: 0.419 | B B F F B X<br>3-2 ①<br>G6-3 | | B S B C S<br>2-3 ①<br>K2-3 | | S M B B F B F B<br>4-2 ①<br>L7-4 S<br>2-3<br>BB | | B C X<br>1-1 ①<br>G5-3 | F B B F F B B<br>4-2<br>1-2<br>BB | | 3 | 0 | 0 | 0 | 2 | 1 | 1 |
| Jay Bell, R (1, 6)<br>OBP: 0.338, SLG: 0.308 | B B X<br>2-0 ②<br>F9 | | C F B B B F S<br>3-3 ②<br>K | | 1 SAFE 1 P S B F X<br>2-2 ②③<br>L7-4<br>1-3 | | C B B C B B<br>4-2<br>BB | B C C X<br>1-2 ③<br>G4-3 | | 4 | 0 | 0 | 0 | 1 | 1 | 3 |
| Andy Van Slyke, L (1, 8)<br>OBP: 0.435, SLG: 0.483 | C X<br>0-1 ③<br>L3 | | B B F C S S<br>2-3 ③<br>K | | | X<br>0-0 ①<br>G3 | B B S S X<br>2-1 ②<br>F8 | | | 4 | 0 | 0 | 0 | 0 | 1 | 2 |
| Barry Bonds, L (1, 7)<br>OBP: 0.440, SLG: 0.631 | | B B B B<br>4-0<br>1B<br>1B<br>BB | | X<br>0-0<br>G3<br>1B<br>2B | | B B X<br>2-0<br>HR | B B C B S S<br>3-3 ③<br>K | | | 3 | 3 | 2 | 1 | 1 | 1 | 2 |
| Orlando Merced, S (1, 3)<br>OBP: 0.374, SLG: 0.364 | | B 1 SAFE B X<br>2-0<br>S<br>1-3<br>1B<br>1B | | B B X<br>2-0 ①<br>G3<br>2-3 | | B B C B X<br>3-1<br>2B | | B F F B X<br>2-2<br>HR<br>1B | | 4 | 2 | 3 | 0 | 0 | 0 | 1 |
| Steve Buechele, R (1, 5)<br>OBP: 0.359, SLG: 0.459 | | B C F F C<br>1-3 ①<br>K | | B X<br>1-0<br>G5-4-3<br>3-H<br>1B | | B B B B<br>4-0<br>BB | | C B 1 SAFE C B X<br>2-2<br>1-H<br>HR | | 3 | 1 | 2 | 3 | 1 | 1 | 2 |
| Michael LaValliere, L (1, 2)<br>OBP: 0.352, SLG: 0.292 | F X<br>0-1 ②<br>P5 | | C 1 SAFE X<br>0-1 ②③<br>G5-4-3<br>1-2f | | | C S B B B X<br>2-2 ②<br>F7 | | F X<br>0-1<br>E4<br>BB | | 4 | 0 | 0 | 0 | 0 | 0 | 5 |
| Jose Lind, R (1, 4)<br>OBP: 0.273, SLG: 0.291 | | F S B X<br>1-2<br>1-H<br>3-H<br>1B | | | B B B<br>4-0<br>S<br>SH<br>BB | B X<br>1-0 ③<br>F8 | | B B X<br>2-0 ①<br>L4 | | 3 | 1 | 1 | 2 | 1 | 0 | 3 |
| Doug Drabek, R (1, 1)<br>OBP: 0.074, SLG: 0.111<br>Bob Patterson, R (8, 1)<br>OBP: 0.500, SLG: 0.600 | | F F F S<br>0-3 ③<br>K | | | M B M X<br>1-2<br>SH<br>BB<br>1-H | | F B X<br>1-1<br>2B | L B L<br>1-3 ②<br>K | | 2<br>1 | 0<br>0 | 1<br>0 | 0<br>0 | 0<br>0 | 1<br>1 | 1<br>1 |
| Inning Stats | R: 0 H: 0<br>E: 0 LOB: 0<br>K: 0 BB: 0<br>S: 6 P: 11 | R: 2 H: 2<br>E: 0 LOB: 1<br>K: 2 BB: 1<br>S: 14 P: 22 | R: 0 H: 0<br>E: 0 LOB: 0<br>K: 3 BB: 0<br>S: 10 P: 17 | R: 1 H: 2<br>E: 0 LOB: 0<br>K: 0 BB: 0<br>S: 5 P: 8 | R: 1 H: 0<br>E: 1 LOB: 0<br>K: 0 BB: 2<br>S: 11 P: 21 | R: 1 H: 2<br>E: 0 LOB: 2<br>K: 0 BB: 1<br>S: 8 P: 20 | R: 0 H: 1<br>E: 0 LOB: 2<br>K: 1 BB: 1<br>S: 11 P: 22 | R: 2 H: 2<br>E: 1 LOB: 2<br>K: 1 BB: 1<br>S: 18 P: 30 | | 1B: 4 SF: 0<br>2B: 4 SAC: 1<br>3B: 0 DP: 2<br>HR: 2 HBP: 0 | | | | | | |

| PITCHER | IP | WLS | BF | H | R | ER | SO | BB | IBB | HBP | BLK | WP | HR | S | P | ERA | WHIP |
|---|---|---|---|---|---|---|---|---|---|---|---|---|---|---|---|---|---|
| Dwight Gooden, R (1, 1)<br>ERA: 3.95 | 5.1 | L | 24 | 6 | 5 | 4 | 5 | 4 | 0 | 0 | 0 | 0 | 1 | 50 | 92 | 6.75 | 1.875 |
| Paul Gibson, L (6, 1)<br>ERA: 4.56 | 1.2 | | 7 | 1 | 0 | 0 | 1 | 1 | 0 | 0 | 0 | 0 | 0 | 15 | 29 | 0.00 | 1.200 |
| Mark Dewey, R (8, 1)<br>ERA: 6.52 | 1.0 | | 7 | 2 | 2 | 2 | 1 | 1 | 0 | 0 | 0 | 0 | 1 | 18 | 30 | 18.00 | 3.000 |

| PITCHER | IP | WLS | BF | H | R | ER | SO | BB | IBB | HBP | BLK | WP | HR | S | P | ERA | WHIP |
|---|---|---|---|---|---|---|---|---|---|---|---|---|---|---|---|---|---|

# New York Mets @ Pittsburgh Pirates

Three Rivers Stadium, Pittsburgh, PA

Thu Jun 04 1992, 7:05 PM EDT

Att. 24,907 - Cloudy - 61 F

livebaseballscorecards.com

| | |
|---|---|
| AB | 31 |
| R | 7 |
| H | 9 |
| RBI | 6 |
| BB | 6 |
| SO | 7 |
| LOB | 21 |

| Batter | 1 | 2 | 3 | 4 | 5 | 6 | 7 | 8 | 9 | 10 | AB | R | H | RBI | BB | SO | LOB |
|---|---|---|---|---|---|---|---|---|---|---|---|---|---|---|---|---|---|
| Vince Coleman, S (1, 7)<br>OBP: 0.442, SLG: 0.462 | C S B B X<br>2-2<br>L9 1B 2B 1B | X<br>0-0 ③<br>G5-3 | | | B B B C C F X<br>3-2 ②<br>G5-3 | | C X<br>0-1 ②<br>F8 | B B X<br>2-0<br>SH1-4<br>2-H 2B | | | 5 | 1 | 2 | 1 | 0 | 0 | 1 |
| Willie Randolph, R (1, 4)<br>OBP: 0.358, SLG: 0.321 | C B 1 SAFE 1 SAFE P X<br>2-1<br>2B<br>1-2 1B | F B B X<br>2-1 ①<br>G4-3 | | | B B B C B<br>4-1<br>1B 2B BB | | F B B F X<br>2-2<br>1B 1B | B B C X<br>2-1 ①<br>SH1-4<br>2-3 | | | 3 | 1 | 2 | 0 | 1 | 0 | 0 |
| Howard Johnson, S (1, 8)<br>OBP: 0.341, SLG: 0.346 | S X<br>0-1 ①<br>L9<br>2-3 | B B C X<br>2-1 ②<br>F9 | | | B X<br>1-0<br>2B<br>1-3 1B | | B C X<br>1-1<br>1-2 1B | F B B F B B<br>4-2<br>BB | | | 4 | 0 | 2 | 0 | 1 | 0 | 2 |
| Eddie Murray, S (1, 3)<br>OBP: 0.347, SLG: 0.435 | B F X<br>1-1<br>1-3<br>3-H 2B | X<br>0-0 ③<br>F9 | | | X<br>0-0<br>1-3<br>3-H 2B | | X<br>0-0 ③<br>P3 | C B X<br>1-1 ②<br>L6 | | | 5 | 0 | 2 | 2 | 0 | 0 | 4 |
| Bobby Bonilla, S (1, 9)<br>OBP: 0.365, SLG: 0.390<br>Jeff Innis, R (9, 1)<br>John Franco, L (10, 1) | B F F S<br>1-3 ②<br>K | X<br>0-0<br>SH1-3<br>G6-3 2B | | | B X<br>1-0 ③<br>G4-3 | | X<br>0-0 ①<br>G6-3 | S B B C C<br>2-3 ③<br>K | | | 5<br>0<br>0 | 1<br>0<br>0 | 1<br>0<br>0 | 0<br>0<br>0 | 0<br>0<br>0 | 2<br>0<br>0 | 6<br>0<br>0 |
| Dave Magadan, L (1, 5)<br>OBP: 0.400, SLG: 0.383<br>Junior Noboa, R (8, PR)<br>OBP: 0.244, SLG: 0.162<br>Charlie O'Brien, R (8, 2)<br>OBP: 0.323, SLG: 0.345 | C B X<br>1-1 ③<br>G4-3 | X<br>0-0 ①<br>SH1-3<br>2-3 | | | | C B X<br>1-1 ①<br>G4-3 | | F B B F X<br>2-2<br>FC5-4-5-4<br>1B 1B | | C B B C X<br>2-2 ①<br>F8 | 3<br>0<br>1 | 0<br>0<br>0 | 1<br>0<br>0 | 0<br>0<br>0 | 0<br>0<br>0 | 0<br>0<br>0 | 2<br>0<br>0 |
| Dick Schofield, R (1, 6)<br>OBP: 0.335, SLG: 0.308 | B F C C<br>1-3 ①<br>K | B B X<br>2-0 ②<br>G6-3<br>3-H | | | | B C F F B F B F S<br>3-3 ②<br>K | | F C B F X<br>1-2<br>FC5-4-5-4<br>1-2 1B | | X<br>0-0 ②<br>F8 | 5 | 0 | 1 | 1 | 0 | 2 | 0 |
| Todd Hundley, S (1, 2)<br>OBP: 0.271, SLG: 0.305<br>Chico Walker, S (8, PH)<br>OBP: 0.254, SLG: 0.262<br>(8, 5)<br>Bill Pecota, R (9, 5)<br>OBP: 0.247, SLG: 0.225 | B F S C<br>1-3 ②<br>K | F B F X<br>1-2 ③<br>F8 | | | | X<br>0-0 ③<br>G4-3 | | F B C X<br>1-2 ②③<br>FC5-4-5-4<br>1-2<br>2-3 | | B B X<br>2-0<br>1B | 3<br>1<br><br>1 | 0<br>0<br><br>0 | 0<br>0<br><br>1 | 0<br>0<br><br>0 | 1<br>0<br><br>0 | 0<br>2<br><br>0 | 0<br>2<br><br>0 |
| David Cone, L (1, 1)<br>OBP: 0.121, SLG: 0.065<br>Daryl Boston, L (9, PH)<br>OBP: 0.317, SLG: 0.395<br>(9, 9) | B S X<br>1-1<br>1B | | | | S C F C<br>0-3 ①<br>K | | S S F S<br>0-3 ①<br>K | | B F X<br>1-1<br>2B 2B | B X<br>1-0 ③<br>P5 | 3<br>2 | 0<br>1 | 1<br>1 | 0<br>0 | 0<br>0 | 2<br>0 | 0<br>1 |
| Inning Stats | R: 1 H: 3<br>E: 0 LOB: 2<br>K: 1 BB: 0<br>S: 15 P: 21 | R: 0 H: 1<br>E: 0 LOB: 1<br>K: 2 BB: 0<br>S: 9 P: 12 | R: 0 H: 0<br>E: 0 LOB: 0<br>K: 0 BB: 0<br>S: 5 P: 9 | R: 1 H: 1<br>E: 0 LOB: 0<br>K: 0 BB: 0<br>S: 6 P: 9 | R: 1 H: 2<br>E: 0 LOB: 2<br>K: 1 BB: 1<br>S: 12 P: 21 | R: 0 H: 0<br>E: 0 LOB: 0<br>K: 1 BB: 0<br>S: 9 P: 13 | R: 0 H: 2<br>E: 0 LOB: 2<br>K: 1 BB: 0<br>S: 12 P: 15 | R: 0 H: 2<br>E: 0 LOB: 1<br>K: 0 BB: 0<br>S: 11 P: 15 | R: 1 H: 2<br>E: 0 LOB: 2<br>K: 1 BB: 1<br>S: 12 P: 24 | R: 0 H: 1<br>E: 0 LOB: 1<br>K: 0 BB: 0<br>S: 6 P: 11 | 1B: 9<br>2B: 5<br>3B: 0<br>HR: 0 | SF: 0<br>SAC: 2<br>DP: 1<br>HBP: 0 | | | | | | |

| PITCHER | | IP | WLS | BF | H | R | ER | SO | BB | IBB | HBP | BLK | WP | HR | S | P | ERA | WHIP |
|---|---|---|---|---|---|---|---|---|---|---|---|---|---|---|---|---|---|---|
| Zane Smith, L<br>ERA: 3.42 | (1, 1) | 7.1 | | 34 | 11 | 3 | 3 | 6 | 1 | 0 | 0 | 0 | 0 | 0 | 76 | 111 | 3.68 | 1.636 |
| Roger Mason, R<br>ERA: 3.25 | (8, 1) | 1.0 | | 4 | 2 | 1 | 1 | 0 | 0 | 0 | 0 | 0 | 0 | 0 | 8 | 14 | 9.00 | 2.000 |
| Jerry Don Gleaton, L<br>ERA: 5.27 | (9, 1) | 0.2 | | 3 | 0 | 0 | 0 | 1 | 1 | 0 | 0 | 0 | 0 | 0 | 7 | 14 | 0.00 | 1.500 |
| Stan Belinda, R<br>ERA: 4.03 | (10, 1) | 1.0 | W | 4 | 1 | 0 | 0 | 0 | 0 | 0 | 0 | 0 | 0 | 0 | 6 | 11 | 0.00 | 1.000 |

| PITCHER | IP | WLS | BF | H | R | ER | SO | BB | IBB | HBP | BLK | WP | HR | S | P | ERA | WHIP |
|---|---|---|---|---|---|---|---|---|---|---|---|---|---|---|---|---|---|

# TOP

## New York Mets @ Pittsburgh Pirates

Three Rivers Stadium, Pittsburgh, PA

Fri Jun 05 1992, 7:05 PM EDT

Att. 23,957 - Cloudy - 68 F

livebaseballscorecards.com

| | |
|---|---|
| AB | 41 |
| R | 4 |
| H | 14 |
| RBI | 4 |
| BB | 2 |
| SO | 7 |
| LOB | 18 |

| | | | | | | | | | |
|---|---|---|---|---|---|---|---|---|---|
| 1B: 9 | SF: 0 | WP: 0 | PA: 45 |
| 2B: 5 | SAC: 2 | PB: 0 | |
| 3B: 0 | DP: 1 | SB: 0 | |
| HR: 0 | HBP: 0 | CS: 0 | |

# New York Mets @ Pittsburgh Pirates

Three Rivers Stadium, Pittsburgh, PA

Fri Jun 05 1992, 7:05 PM EDT

Att. 23,957 - Cloudy - 68 F

livebaseballscorecards.com

## BOTTOM

| Batter | 1 | 2 | 3 | 4 | 5 | 6 | 7 | 8 | 9 | 10 | AB | R | H | RBI | BB | SO | LOB |
|---|---|---|---|---|---|---|---|---|---|---|---|---|---|---|---|---|---|
| Orlando Merced, S (1, 3)<br>OBP: 0.362, SLG: 0.349 | K | G4-3 | | | G3-1 | P2 | G4-6-3 | | | P8 | 5 | 0 | 0 | 0 | 0 | 1 | 2 |
| Jay Bell, R (1, 6)<br>OBP: 0.343, SLG: 0.322 | BB | K | | | G6-3 | | | G4-6-3 BB | | 1B 3B | 4 | 1 | 2 | 0 | 1 | 1 | 1 |
| Andy Van Slyke, L (1, 8)<br>OBP: 0.444, SLG: 0.503 | S 1-3 1B | G6-3 | | | HR | | | G4-6-3 1-2 BB | | 1B IBB BB | 3 | 1 | 2 | 1 | 2 | 0 | 1 |
| Barry Bonds, L (1, 7)<br>OBP: 0.434, SLG: 0.617 | K 1-2 | | G3-1 | | K | | | G4-6-3 1-2f 2-3 | | 1B 1-2 IBB | 4 | 0 | 0 | 0 | 1 | 2 | 4 |
| Gary Varsho, L (1, 9)<br>OBP: 0.291, SLG: 0.415 | G4-3 | | P4 WP 1B | | | P2 | | K | | 1B 1-2 2-3 3-H | 4 | 0 | 1 | 0 | 0 | 1 | 3 |
| Stan Belinda, R (10, 1) | | | | | | | | | | | 0 | 0 | 0 | 0 | 0 | 0 | 0 |
| Lloyd McClendon, R (10, PH)<br>OBP: 0.382, SLG: 0.371 | | | | | | K | | | F8 | | 1 | 0 | 1 | 1 | 0 | 0 | 0 |
| Steve Buechele, R (1, 5)<br>OBP: 0.357, SLG: 0.451 | | 1B 1B BB | P4 1-3 | | | F8 | | | | | 3 | 1 | 0 | 0 | 1 | 1 | 1 |
| Michael LaValliere, L (1, 2)<br>OBP: 0.348, SLG: 0.290 | | 1B 1-3 2B 1B | | | G6-3 | | | | | | 4 | 1 | 1 | 0 | 0 | 1 | 0 |
| Jose Lind, R (1, 4)<br>OBP: 0.279, SLG: 0.297 | | 2B 1-2 3-H 1B | | | G6-3 | | | G4-6-3 1B | | G5-3 | 4 | 1 | 2 | 1 | 0 | 0 | 0 |
| Zane Smith, L (1, 1)<br>OBP: 0.161, SLG: 0.200 | | | | | | | | | | | 3 | 0 | 1 | 2 | 0 | 0 | 1 |
| Roger Mason, R (8, 1) | | | | | | | | | | | 0 | 0 | 0 | 0 | 0 | 0 | 0 |
| Jerry Don Gleaton, L (9, 1) | | | | | | | | | | | 0 | 0 | 0 | 0 | 0 | 0 | 0 |
| Cecil Espy, S (10, 9)<br>OBP: 0.350, SLG: 0.413 | | G4-3 1-H 2-H 2B | | | L3 | | P2 | | | G3 | 1 | 0 | 0 | 0 | 0 | 0 | 0 |

| Inning Stats | 1 | 2 | 3 | 4 | 5 | 6 | 7 | 8 | 9 | 10 |
|---|---|---|---|---|---|---|---|---|---|---|
| | R: 0 H: 1<br>E: 0 LOB: 2<br>K: 2 BB: 1<br>S: 13 P: 26 | R: 3 H: 3<br>E: 0 LOB: 1<br>K: 1 BB: 1<br>S: 21 P: 38 | R: 0 H: 1<br>E: 0 LOB: 0<br>K: 0 BB: 0<br>S: 6 P: 11 | R: 0 H: 0<br>E: 0 LOB: 0<br>K: 0 BB: 0<br>S: 11 P: 15 | R: 1 H: 1<br>E: 0 LOB: 0<br>K: 1 BB: 0<br>S: 11 P: 15 | R: 0 H: 0<br>E: 0 LOB: 0<br>K: 1 BB: 0<br>S: 5 P: 8 | R: 0 H: 1<br>E: 0 LOB: 0<br>K: 0 BB: 0<br>S: 8 P: 11 | R: 0 H: 1<br>E: 0 LOB: 1<br>K: 1 BB: 1<br>S: 8 P: 15 | R: 0 H: 0<br>E: 0 LOB: 0<br>K: 1 BB: 0<br>S: 10 P: 11 | R: 1 H: 2<br>E: 0 LOB: 3<br>K: 0 BB: 2<br>S: 10 P: 26 |

| | 1B | 2B | 3B | HR | SF | SAC | DP | HBP | WP | PB | SB | CS | PA |
|---|---|---|---|---|---|---|---|---|---|---|---|---|---|
| | 7 | 1 | 1 | 1 | 0 | 0 | 2 | 0 | 1 | 0 | 1 | 0 | 41 |

| | AB | R | H | RBI | BB | SO | LOB |
|---|---|---|---|---|---|---|---|
| | 36 | 5 | 10 | 5 | 5 | 7 | 13 |

| PITCHER | | IP | WLS | BF | H | R | ER | SO | BB | IBB | HBP | BLK | WP | HR | S | P | ERA | WHIP |
|---|---|---|---|---|---|---|---|---|---|---|---|---|---|---|---|---|---|---|
| David Cone, R<br>ERA: 2.48 | (1, 1) | 8.0 | | 32 | 8 | 4 | 3 | 6 | 3 | 0 | 0 | 0 | 1 | 1 | 83 | 139 | 3.38 | 1.375 |
| Jeff Innis, R<br>ERA: 3.25 | (9, 1) | 1.2 | L | 6 | 1 | 1 | 1 | 1 | 0 | 0 | 0 | 0 | 0 | 0 | 18 | 26 | 5.40 | 0.600 |
| John Franco, L<br>ERA: | (10, 1) | 0.0 | | 3 | 1 | 0 | 0 | 0 | 1 | 1 | 0 | 0 | 0 | 0 | 2 | 11 | ∞ | ∞ |

| PITCHER | IP | WLS | BF | H | R | ER | SO | BB | IBB | HBP | BLK | WP | HR | S | P | ERA | WHIP |
|---|---|---|---|---|---|---|---|---|---|---|---|---|---|---|---|---|---|

# New York Mets @ Pittsburgh Pirates

Three Rivers Stadium, Pittsburgh, PA

Sat Jun 06 1992, 7:05 PM EDT

Att. 32,138 - Cloudy - 76 F

TOP

livebaseballscorecards.com

| Batter | 1 | 2 | 3 | 4 | 5 | 6 | 7 | 8 | 9 | AB | R | H | RBI | BB | SO | LOB |
|---|---|---|---|---|---|---|---|---|---|---|---|---|---|---|---|---|
| Vince Coleman, S (1, 7)<br>OBP: 0.458, SLG: 0.476 | C S X<br>0-2<br>1B SF7 2B | | C B S F X<br>1-2 ①<br>F9 | B B X<br>2-0 ②<br>F8 | | B F B F B B B<br>4-2<br>BB 1B 1B BB | B B B C C B<br>4-2<br>1-2 BB | | S B S F B B F B X<br>3-2<br>1-2 HR 1B | 3 | 2 | 1 | 0 | 2 | 0 | 0 |
| Daryl Boston, L (9, PH)<br>OBP: 0.323, SLG: 0.400 (9, 7) | | | | | | | | | | 1 | 1 | 1 | 0 | 0 | 0 | 0 |
| Willie Randolph, R (1, 4)<br>OBP: 0.360, SLG: 0.326 | C B L F 2 X SAFE<br>1-2<br>SF7 G3-1 1B<br>2-3 1B | | F B B C F B X<br>3-2 ②<br>L7 | B B C F X<br>2-2 ③<br>F8 | | C X<br>0-1<br>1B BB E<br>1-2 1B<br>2-3 | X<br>0-0 ②<br>F7 | | X<br>0-0<br>1-H HR<br>2-H HR | 4 | 2 | 2 | 0 | 0 | 0 | 0 |
| Chico Walker, S (7, PH)<br>OBP: 0.261, SLG: 0.317 (7, 4) (8, 5) | | | | | | | | | | 2 | 1 | 1 | 3 | 0 | 0 | 2 |
| Howard Johnson, S (1, 8)<br>OBP: 0.345, SLG: 0.348 | X<br>0-0 ①<br>G3-1<br>1-2 | | B C X<br>1-1<br>1B | | B F B F X<br>2-2<br>CS 1B | B B B<br>4-0<br>E 2B BB<br>1-2 2-3 3-H | C B F B S<br>3-3 ③<br>K | | C S F F B B F S<br>2-3 ②<br>K | 5 | 1 | 2 | 1 | 1 | 2 | 4 |
| Eddie Murray, S (1, 3)<br>OBP: 0.350, SLG: 0.435 | C B X<br>1-1 ②<br>SF7<br>2-3 3-H | | B S 1 SAFE 1 SAFE 1 SAFE S B F F<br>2-2 SAFE ③<br>F7 | | B B B<br>4-0 ①<br>BB<br>1-2 | B B F F B X<br>3-2<br>E7 2B 1B<br>1-2 2-H 3-H | | B C F X<br>1-2 ①<br>G4-3 | F C B B X<br>2-2 ③<br>G5-3 | 2 | 1 | 1 | 2 | 1 | 0 | 1 |
| Bill Pecota, R (7, 5)<br>OBP: 0.241, SLG: 0.219 (8, 6) | | | | | | | | | | 2 | 0 | 0 | 0 | 0 | 0 | 0 |
| Bobby Bonilla, S (1, 9)<br>OBP: 0.379, SLG: 0.424 | X<br>0-0<br>1B<br>3-H | | | F X<br>0-1<br>1B 1B 1B | F B F F B B B<br>4-2<br>FC5 BB<br>1-2 | X<br>0-0<br>1-H 2-H 2B | | X<br>0-0<br>HR | | 4 | 2 | 4 | 4 | 1 | 0 | 0 |
| Dave Magadan, L (1, 5)<br>OBP: 0.402, SLG: 0.382 | 1 SAFE C F B X<br>1-2 ③<br>F9 | | | C B X<br>1-1<br>1B HR 1B<br>1-3 | B F X<br>1-1 ②<br>F8 | C S B B B F F F B<br>4-2<br>G6-4-3 BB | | B X<br>1-0 ②<br>G3 | | 3 | 1 | 1 | 0 | 1 | 0 | 3 |
| Mackey Sasser, L (7, 3)<br>OBP: 0.261, SLG: 0.295 | | | | | | | | | | 1 | 0 | 0 | 0 | 0 | 0 | 0 |
| Dick Schofield, R (1, 6)<br>OBP: 0.332, SLG: 0.304 | | X<br>0-0 ①<br>F9 | | B B X<br>2-0<br>1-2 HR 1B<br>3-H | B X<br>1-0 ③<br>FC5<br>1-2f | S X<br>0-1 ② ③<br>G6-4-3<br>1-2f | | C B X<br>1-1 ③<br>P4 | | 5 | 1 | 1 | 1 | 0 | 0 | 4 |
| Junior Noboa, R (8, 4)<br>OBP: 0.244, SLG: 0.162 | | | | | | | | | | 0 | 0 | 0 | 0 | 0 | 0 | 0 |
| Todd Hundley, S (1, 2)<br>OBP: 0.268, SLG: 0.327 | | B C B S T F X<br>2-2 ②<br>L5 | | B B B C X<br>3-1<br>1-H 2-H HR | | X<br>0-0 ①<br>G3 | F X<br>0-1 ①<br>F8 | | B F C S<br>1-3 ①<br>K | 5 | 1 | 1 | 3 | 0 | 1 | 0 |
| Sid Fernandez, L (1, 1)<br>OBP: 0.214, SLG: 0.250 | | F S C<br>0-3 ③<br>K | | B C S S<br>1-3 ①<br>K | X<br>0-0<br>1B BB 2B | B C B F X<br>2-2<br>BB 1B | | C B X<br>1-1<br>1B HR 1B | | 5 | 2 | 3 | 0 | 0 | 2 | 0 |

| | AB | 42 |
|---|---|---|
| | R | 15 |
| | H | 18 |
| | RBI | 14 |
| | BB | 6 |
| | SO | 5 |
| | LOB | 14 |

| Inning Stats | | | | | | | | | | | | | | | | | | | | |
|---|---|---|---|---|---|---|---|---|---|---|---|---|---|---|---|---|---|---|---|---|
| | R: 2 | H: 3 | R: 0 | H: 0 | R: 0 | H: 1 | R: 4 | H: 4 | R: 0 | H: 1 | R: 5 | H: 4 | R: 0 | H: 1 | R: 1 | H: 1 | R: 3 | H: 3 | 1B: 12 | SF: 1 | WP: 0 | PA: 49 |
| | E: 0 | LOB: 1 | E: 0 | LOB: 0 | E: 0 | LOB: 1 | E: 0 | LOB: 0 | E: 0 | LOB: 2 | E: 1 | LOB: 2 | E: 0 | LOB: 0 | E: 0 | LOB: 0 | E: 0 | LOB: 0 | 2B: 3 | SAC: 0 | PB: 0 | |
| | K: 0 | BB: 0 | K: 1 | BB: 0 | K: 0 | BB: 0 | K: 1 | BB: 0 | K: 0 | BB: 2 | K: 0 | BB: 1 | K: 1 | BB: 0 | K: 0 | BB: 0 | K: 2 | BB: 0 | 3B: 0 | DP: 1 | SB: 0 | |
| | S: 14 | P: 17 | S: 9 | P: 11 | S: 15 | P: 22 | S: 14 | P: 25 | S: 9 | P: 21 | S: 17 | P: 32 | S: 11 | P: 20 | S: 7 | P: 10 | S: 20 | P: 29 | HR: 3 | HBP: 0 | CS: 1 | |

| PITCHER | | IP | WLS | BF | H | R | ER | SO | BB | IBB | HBP | BLK | WP | HR | S | P | ERA | WHIP |
|---|---|---|---|---|---|---|---|---|---|---|---|---|---|---|---|---|---|---|
| Denny Neagle, L<br>ERA: 4.54 | (1, 1) | 4.0 | L | 20 | 8 | 6 | 6 | 2 | 0 | 0 | 0 | 0 | 0 | 1 | 52 | 75 | 13.50 | 2.000 |
| Victor Cole, R<br>ERA: 27.0 | (5, 1) | 1.1 | | 10 | 3 | 4 | 4 | 0 | 4 | 0 | 0 | 0 | 0 | 0 | 15 | 35 | 27.00 | 5.250 |
| Dennis Lamp, R<br>ERA: 5.14 | (6, 1) | 3.2 | | 19 | 7 | 5 | 5 | 3 | 2 | 0 | 0 | 0 | 0 | 2 | 49 | 77 | 12.27 | 2.455 |

| PITCHER | IP | WLS | BF | H | R | ER | SO | BB | IBB | HBP | BLK | WP | HR | S | P | ERA | WHIP |
|---|---|---|---|---|---|---|---|---|---|---|---|---|---|---|---|---|---|

# New York Mets @ Pittsburgh Pirates

Three Rivers Stadium, Pittsburgh, PA

Sat Jun 06 1992, 7:05 PM EDT

Att. 32,138 - Cloudy - 76 F

## BOTTOM

| Batter | 1 | 2 | 3 | 4 | 5 | 6 | 7 | 8 | 9 | AB | R | H | RBI | BB | SO | LOB |
|---|---|---|---|---|---|---|---|---|---|---|---|---|---|---|---|---|
| Orlando Merced, S (1, 9)<br>OBP: 0.353, SLG: 0.338 | G4-3 | F8 | | G5-3 | | | G4-3 | | | 4 | 0 | 0 | 0 | 0 | 0 | 2 |
| Jay Bell, R (1, 6)<br>OBP: 0.342, SLG: 0.320 | 1B | | P3 | | F7 | | K | | | 4 | 1 | 1 | 0 | 0 | 1 | 0 |
| Lloyd McClendon, R (8, 3)<br>OBP: 0.382, SLG: 0.371 | | | | | | | | | | 0 | 0 | 0 | 0 | 0 | 0 | 0 |
| Andy Van Slyke, L (1, 8)<br>OBP: 0.442, SLG: 0.500 | 1B | | P7 | | F7 | | P4 | | | 3 | 0 | 1 | 0 | 0 | 0 | 0 |
| Gary Varsho, L (7, 8)<br>OBP: 0.286, SLG: 0.407 | | | | | | | | | | 1 | 0 | 0 | 0 | 0 | 0 | 0 |
| Jeff King, R (1, 3) (8, 6)<br>OBP: 0.253, SLG: 0.331 | F9 | | BB | | P3 | | | P4 | | 3 | 0 | 0 | 0 | 1 | 0 | 2 |
| Barry Bonds, L (1, 7)<br>OBP: 0.442, SLG: 0.621 | 1B | | FC6-4 | | | 1B | | K | | 2 | 0 | 2 | 1 | 1 | 0 | 0 |
| Dave Clark, L (7, 7) | | | BB | | | | | | | 1 | 0 | 0 | 0 | 0 | 1 | 0 |
| Steve Buechele, R (1, 5)<br>OBP: 0.350, SLG: 0.441 | G5-3 | | FC6-4 | | | P6 | | G5-3 | | 4 | 0 | 0 | 0 | 0 | 0 | 5 |
| Michael LaValliere, L (9, 5)<br>OBP: 0.348, SLG: 0.290 | | | 1-2f | | | | | | | 0 | 0 | 0 | 0 | 0 | 0 | 0 |
| Don Slaught, R (1, 2)<br>OBP: 0.427, SLG: 0.536 | | G6-3 | | 1B | | K | | | F9 | 4 | 0 | 1 | 0 | 0 | 1 | 1 |
| Jose Lind, R (1, 4)<br>OBP: 0.285, SLG: 0.302 | | SH1-3 1B | | K | | 1B | | | G4-3 | 4 | 0 | 2 | 0 | 0 | 1 | 1 |
| Denny Neagle, L (1, 1) | | SH1-3 | | K | | F8 | | | F9 | 0 | 0 | 0 | 0 | 0 | 0 | 0 |
| Carlos Garcia, R (4, PH)<br>OBP: 0.167, SLG: 0.167 | | | | | | | | | | 1 | 0 | 0 | 0 | 0 | 1 | 1 |
| Victor Cole, S (5, 1) | | | | | | | | | | 0 | 0 | 0 | 0 | 0 | 0 | 0 |
| Dennis Lamp, R (6, 1) | | | | | | | | | | 1 | 0 | 0 | 0 | 0 | 0 | 2 |
| Cecil Espy, S (9, PH)<br>OBP: 0.346, SLG: 0.408 | | | | | | | | | | 1 | 0 | 0 | 0 | 0 | 0 | 0 |
| Inning Stats | R: 1 H: 3<br>E: 0 LOB: 2<br>K: 0 BB: 0<br>S: 12 P: 14 | R: 0 H: 1<br>E: 0 LOB: 1<br>K: 0 BB: 0<br>S: 6 P: 9 | R: 0 H: 0<br>E: 0 LOB: 2<br>K: 0 BB: 2<br>S: 14 P: 25 | R: 0 H: 1<br>E: 0 LOB: 1<br>K: 2 BB: 0<br>S: 11 P: 17 | R: 0 H: 0<br>E: 0 LOB: 0<br>K: 0 BB: 0<br>S: 9 P: 13 | R: 0 H: 2<br>E: 0 LOB: 2<br>K: 1 BB: 0<br>S: 13 P: 20 | R: 0 H: 0<br>E: 0 LOB: 0<br>K: 1 BB: 0<br>S: 8 P: 12 | R: 0 H: 0<br>E: 0 LOB: 0<br>K: 1 BB: 0<br>S: 8 P: 12 | R: 0 H: 0<br>E: 0 LOB: 0<br>K: 0 BB: 0<br>S: 7 P: 10 | 1B: 7 SF: 0<br>2B: 0 SAC: 1<br>3B: 0 DP: 0<br>HR: 0 HBP: 0 | | | | | | |

| PITCHER | IP | WLS | BF | H | R | ER | SO | BB | IBB | HBP | BLK | WP | HR | S | P | ERA | WHIP |
|---|---|---|---|---|---|---|---|---|---|---|---|---|---|---|---|---|---|
| Sid Fernandez, L (1, 1)<br>ERA: 2.99 | 9.0 | W | 36 | 7 | 1 | 1 | 5 | 2 | 0 | 0 | 0 | 0 | 0 | 88 | 132 | 1.00 | 1.000 |

| PITCHER | IP | WLS | BF | H | R | ER | SO | BB | IBB | HBP | BLK | WP | HR | S | P | ERA | WHIP |
|---|---|---|---|---|---|---|---|---|---|---|---|---|---|---|---|---|---|

| | |
|---|---|
| AB | 33 |
| R | 1 |
| H | 7 |
| RBI | 1 |
| BB | 2 |
| SO | 5 |
| LOB | 14 |

WP: 0 PA: 36
PB: 0
SB: 0
CS: 0

livebaseballscorecards.com

# New York Mets @ Pittsburgh Pirates

Three Rivers Stadium, Pittsburgh, PA

Sun Jun 07 1992, 3:33 AM EDT

Att. 33,451 - Cloudy - 79 F

TOP

livebaseballscorecards.com

| Batter | 1 | 2 | 3 | 4 | 5 | 6 | 7 | 8 | 9 | AB | R | H | RBI | BB | SO | LOB |
|---|---|---|---|---|---|---|---|---|---|---|---|---|---|---|---|---|
| Vince Coleman, S (1, 7)<br>OBP: 0.431, SLG: 0.444 | C S F F B S<br>1-3 ① K | | L F B B F B X<br>3-2 ② G5-3 | | | B C X<br>1-1 ① SH1-3<br>1-2 | | B C B C F F X<br>2-2 ③ L9 | | 3 | 0 | 0 | 0 | 0 | 1 | 0 |
| Dick Schofield, R (1, 6)<br>OBP: 0.330, SLG: 0.303 | B F X<br>1-1 ② G3-1 | | B F F C<br>1-3 ③ K | | | F S B B F B X<br>3-2 2-3 1B | | | C B B X<br>2-1 ① L4 | 4 | 0 | 1 | 0 | 0 | 1 | 0 |
| Howard Johnson, S (1, 8)<br>OBP: 0.344, SLG: 0.346 | F B X<br>1-1 ③ G4-3 | | | F X<br>0-1 G4-6-3 1B | | B F C F 1 SAFE X<br>1-2 ② P9 | | | C X<br>0-1 ② F8 | 4 | 0 | 1 | 0 | 0 | 0 | 2 |
| Eddie Murray, S (1, 3)<br>OBP: 0.348, SLG: 0.432 | | S B B X<br>2-1 ① F8 | | S X<br>0-1 ① P4 | | X<br>0-0 ③ G5-3 | | | B X<br>1-0 2B 1B | 4 | 0 | 1 | 0 | 0 | 0 | 3 |
| Bobby Bonilla, S (1, 9)<br>OBP: 0.381, SLG: 0.431 | | X<br>0-0 FC6-4 1B | | 1 SAFE B B B X<br>3-0 ② ③ G4-6-3<br>1-2f | | | S X<br>0-1 ① F8 | | B X<br>1-0 1-3 2B | 4 | 0 | 2 | 0 | 0 | 0 | 1 |
| Dave Magadan, L (1, 5)<br>OBP: 0.399, SLG: 0.376 | | C B 1 SAFE C X<br>1-2 ② FC6-4 BB<br>1-2f | | | B B B<br>4-0 G5-4-3 BB | | B C B B C C<br>3-3 ② K | | B F X<br>1-1 ③ G4-3 | 3 | 0 | 0 | 0 | 1 | 1 | 3 |
| Bill Pecota, R (1, 4)<br>OBP: 0.244, SLG: 0.213 | | B B B C B<br>4-1 FC5<br>1-2 BB | | | C 1 SAFE F F 1 SAFE C<br>0-3 ① K | | B F F B B X<br>3-2 ③ G6-3 | | | 2 | 0 | 0 | 0 | 1 | 1 | 1 |
| Todd Hundley, S (1, 2)<br>OBP: 0.262, SLG: 0.319 | | B X<br>1-0 ③ FC5<br>1-2f | | | F 1 SAFE F B X<br>1-2 ② ③ G5-4-3<br>1-2f | | | S B C S<br>1-3 ① K | | 3 | 0 | 0 | 0 | 0 | 1 | 3 |
| Pete Schourek, L (1, 1)<br>OBP: 0.250, SLG: 0.250<br>Wally Whitehurst, R (6, 1)<br>OBP: 0.333, SLG: 0.400<br>Junior Noboa, R (8, PH)<br>OBP: 0.238, SLG: 0.158<br>Paul Gibson, R (8, 1)<br>Jeff Innis, R (8, 1) | | | X<br>0-0 ① G4-3 | | | X<br>0-0 1B SH1-3 1B | | F F X<br>0-2 ② G5-3 | | 2<br>0<br>1<br>0<br>0 | 0<br>0<br>0<br>0<br>0 | 1<br>0<br>0<br>0<br>0 | 0<br>0<br>0<br>0<br>0 | 0<br>0<br>0<br>0<br>0 | 0<br>0<br>0<br>0<br>0 | 0<br>0<br>0<br>0<br>0 |
| Inning Stats | R: 0 E: 0 K: 1 S: 9<br>H: 0 LOB: 0 BB: 0 P: 12 | R: 0 E: 0 K: 0 S: 8<br>H: 1 LOB: 2 BB: 1 P: 16 | R: 0 E: 0 K: 1 S: 8<br>H: 0 LOB: 0 BB: 0 P: 12 | R: 0 E: 0 K: 0 S: 5<br>H: 1 LOB: 0 BB: 0 P: 8 | R: 0 E: 0 K: 1 S: 7<br>H: 0 LOB: 0 BB: 1 P: 12 | R: 0 E: 0 K: 0 S: 12<br>H: 2 LOB: 2 BB: 0 P: 17 | R: 0 E: 0 K: 1 S: 8<br>H: 0 LOB: 0 BB: 0 P: 14 | R: 0 E: 0 K: 1 S: 11<br>H: 0 LOB: 0 BB: 0 P: 14 | R: 0 E: 0 K: 0 S: 8<br>H: 2 LOB: 2 BB: 0 P: 13 | 1B: 5 2B: 1 3B: 0 HR: 0<br>SF: 0 SAC: 1 DP: 2 HBP: 0 | | | | | | |

| | AB | 30 |
|---|---|---|
| | R | 0 |
| | H | 6 |
| | RBI | 0 |
| | BB | 2 |
| | SO | 5 |
| | LOB | 13 |

| PITCHER | IP | WLS | BF | H | R | ER | SO | BB | IBB | HBP | BLK | WP | HR | S | P | ERA | WHIP |
|---|---|---|---|---|---|---|---|---|---|---|---|---|---|---|---|---|---|
| Randy Tomlin, L (1, 1)<br>ERA: 3.26 | 9.0 | W | 33 | 6 | 0 | 0 | 5 | 2 | 0 | 0 | 0 | 0 | 0 | 76 | 118 | 0.00 | 0.889 |

| PITCHER | IP | WLS | BF | H | R | ER | SO | BB | IBB | HBP | BLK | WP | HR | S | P | ERA | WHIP |
|---|---|---|---|---|---|---|---|---|---|---|---|---|---|---|---|---|---|

WP: 0 PB: 0 SB: 0 CS: 0 PA: 33

| Batter | 1 | 2 | 3 | 4 | 5 | 6 | 7 | 8 | 9 | AB | R | H | RBI | BB | SO | LOB |
|---|---|---|---|---|---|---|---|---|---|---|---|---|---|---|---|---|
| Jeff King, R (1, 3)<br>OBP: 0.247, SLG: 0.323 | B B B C X<br>3-1<br>F8 ① | | B B X<br>2-0<br>G4-3 ② ③<br>1-2f | | X<br>0-0<br>F9 ③ | | X<br>0-0<br>P4 ① | | | 4 | 0 | 0 | 0 | 0 | 0 | 3 |
| Jay Bell, R (1, 6)<br>OBP: 0.345, SLG: 0.329 | B X<br>1-0<br>G5-3 ② | | | B C B X<br>2-1<br>G4-3<br>1B | | C B F F F X<br>1-2<br>F8<br>1B<br>2B | B S X<br>1-1<br>G4-3 ② | | | 4 | 1 | 2 | 0 | 0 | 0 | 0 |
| Andy Van Slyke, L (1, 8)<br>OBP: 0.439, SLG: 0.500 | C C B C<br>1-3<br>K ③ | | | 1 SAFE B B B F 1 SAFE S F X<br>2-2<br>G4-3 ①<br>1-3 | | X<br>0-0<br>F8 ①<br>2-3 | B B C F X<br>2-2<br>2B | | | 4 | 0 | 1 | 0 | 0 | 1 | 2 |
| Lloyd McClendon, R (1, 9)<br>OBP: 0.392, SLG: 0.375<br>Cecil Espy, S (7, 9)<br>OBP: 0.341, SLG: 0.403 | | F B C C<br>1-3<br>K ① | | B B B F B<br>4-1<br>FC6-4<br>BB | | F X<br>0-1<br>BB WP<br>E<br>3-H<br>1B | F C S<br>0-3<br>K2-3 ③ | | | 2<br>1 | 1<br>0 | 1<br>0 | 1<br>0 | 1<br>0 | 1<br>1 | 0<br>1 |
| Barry Bonds, L (1, 7)<br>OBP: 0.443, SLG: 0.614 | | X<br>0-0<br>L6 ② | | B X<br>1-0<br>P5 ② | | B B B B<br>4-0<br>BB<br>E<br>1-2<br>BB | | B C B B B<br>4-1<br>CS<br>BB | | 2 | 1 | 0 | 0 | 2 | 0 | 2 |
| Steve Buechele, R (1, 5)<br>OBP: 0.353, SLG: 0.440 | | B C B B X<br>2-1<br>F9 ③ | | B C B B F X<br>2-2<br>FC6-4 ③<br>1-2f | | B B B B<br>4-0<br>E5 E<br>1-2<br>2-3<br>BB | | 1 SAFE C 1 SAFE 1 SAFE B B B X<br>2-1<br>E<br>1-2<br>1B | | 3 | 0 | 1 | 0 | 1 | 0 | 2 |
| Don Slaught, R (1, 2)<br>OBP: 0.405, SLG: 0.507 | | | B F S B F S<br>2-3<br>K ① | | F X<br>0-1<br>F8 ① | B F B X<br>2-1<br>E5 ②<br>1-3<br>2-H<br>3-H | | F F 1 SAFE C<br>0-3<br>K ② | | 4 | 0 | 0 | 1 | 0 | 2 | 2 |
| Jose Lind, R (1, 4)<br>OBP: 0.296, SLG: 0.316 | | | C X<br>0-1<br>1B<br>2B | | B X<br>1-0<br>FC5-6<br>1B | I I I<br>4-0<br>IBB | | C X<br>0-1<br>E5<br>1-2 | | 3 | 0 | 2 | 0 | 1 | 0 | 1 |
| Randy Tomlin, L (1, 1)<br>OBP: 0.217, SLG: 0.143 | | | B X<br>1-0<br>G4-3<br>2-3<br>1B | | C B B X<br>2-1<br>FC5-6 ②<br>1-2f | L C F S<br>0-3<br>K ③ | | C C B B S<br>2-3<br>K ③ | | 4 | 0 | 1 | 0 | 0 | 2 | 5 |
| Inning Stats | R: 0<br>E: 0<br>K: 1<br>S: 6<br>H: 0<br>LOB: 0<br>BB: 0<br>P: 11 | R: 0<br>E: 0<br>K: 1<br>S: 6<br>H: 0<br>LOB: 0<br>BB: 0<br>P: 9 | R: 0<br>E: 0<br>K: 1<br>S: 8<br>H: 2<br>LOB: 1<br>BB: 0<br>P: 13 | R: 0<br>E: 0<br>K: 0<br>S: 11<br>H: 1<br>LOB: 2<br>BB: 1<br>P: 22 | R: 0<br>E: 0<br>K: 0<br>S: 6<br>H: 1<br>LOB: 1<br>BB: 0<br>P: 9 | R: 3<br>E: 1<br>K: 1<br>S: 14<br>H: 2<br>LOB: 2<br>BB: 3<br>P: 29 | R: 0<br>E: 0<br>K: 1<br>S: 9<br>H: 1<br>LOB: 1<br>BB: 0<br>P: 12 | R: 0<br>E: 1<br>K: 2<br>S: 11<br>H: 1<br>LOB: 2<br>BB: 1<br>P: 19 | | 1B: 5<br>2B: 3<br>3B: 0<br>HR: 0<br>SF: 0<br>SAC: 0<br>DP: 1<br>HBP: 0 | | | | | | |

| PITCHER | | IP | WLS | BF | H | R | ER | SO | BB | IBB | HBP | BLK | WP | HR | S | P | ERA | WHIP |
|---|---|---|---|---|---|---|---|---|---|---|---|---|---|---|---|---|---|---|
| Pete Schourek, L<br>ERA: 2.38 | (1, 1) | 5.1 | L | 23 | 6 | 3 | 2 | 3 | 2 | 0 | 0 | 0 | 1 | 0 | 45 | 77 | 3.38 | 1.500 |
| Wally Whitehurst, R<br>ERA: 2.93 | (6, 1) | 1.2 | | 8 | 1 | 0 | 0 | 2 | 1 | 1 | 0 | 0 | 0 | 0 | 15 | 28 | 0.00 | 1.200 |
| Paul Gibson, L<br>ERA: 4.56 | (8, 1) | 0.0 | | 1 | 0 | 0 | 0 | 0 | 1 | 0 | 0 | 0 | 0 | 0 | 1 | 5 | ∞ | ∞ |
| Jeff Innis, R<br>ERA: 3.14 | (8, 1) | 1.0 | | 4 | 1 | 0 | 0 | 2 | 0 | 0 | 0 | 0 | 0 | 0 | 10 | 14 | 0.00 | 1.000 |

| PITCHER | IP | WLS | BF | H | R | ER | SO | BB | IBB | HBP | BLK | WP | HR | S | P | ERA | WHIP |
|---|---|---|---|---|---|---|---|---|---|---|---|---|---|---|---|---|---|

# BOTTOM

## New York Mets @ Pittsburgh Pirates

Three Rivers Stadium, Pittsburgh, PA

Sun Jun 07 1992, 3:33 AM EDT
Att. 33,451 - Cloudy - 79 F

livebaseballscorecards.com

| | |
|---|---|
| AB | 31 |
| R | 3 |
| H | 8 |
| RBI | 2 |
| BB | 5 |
| SO | 7 |
| LOB | 18 |

| Batter | 1 | 2 | 3 | 4 | 5 | 6 | 7 | 8 | 9 | AB | R | H | RBI | BB | SO | LOB |
|---|---|---|---|---|---|---|---|---|---|---|---|---|---|---|---|---|
| Jeff King, R (1, 3)<br>OBP: 0.242, SLG: 0.316 | B X 1-0 F7 ① | | C X 0-1 G5-3 ② | | | C F B X 1-2 G1-3 ① | | B B X 2-0 G6-3 ③ | | 4 | 0 | 0 | 0 | 0 | 0 | 1 |
| Jay Bell, R (1, 6)<br>OBP: 0.343, SLG: 0.332 | X 0-0 2B | | C B F F B F B X 3-2 G4-3 ③ | | | X 0-0 L6 ② | | | C F B X 1-2 G6-3 ① | 4 | 0 | 1 | 0 | 0 | 0 | 0 |
| Andy Van Slyke, L (1, 8)<br>OBP: 0.431, SLG: 0.490 | B X 1-0 F7 ② | | | C B F X 1-2 F9 ① | | B C X 1-1 G6-3 ③ | | | C F X 0-2 G6-3 ② | 4 | 0 | 0 | 0 | 0 | 0 | 1 |
| Barry Bonds, L (1, 7)<br>OBP: 0.440, SLG: 0.604 | B B B I 4-0 IBB | | | B S S F B F B C 3-3 K ② | | | C B X 1-1 F9 ① | | C F X 0-2 L9 ③ | 3 | 0 | 0 | 0 | 1 | 1 | 0 |
| Orlando Merced, S (1, 9)<br>OBP: 0.352, SLG: 0.346 | S F B B B X 2-2 F8 ③ | | | B B F C F X 2-2 2B | | | S X 0-1 G3 ② | | | 3 | 0 | 1 | 0 | 0 | 0 | 2 |
| Steve Buechele, R (1, 5)<br>OBP: 0.348, SLG: 0.433 | | C B X 1-1 P8 ① | | C F B X 1-2 P3 ③ | | | F X 0-1 F8 ③ | | | 3 | 0 | 0 | 0 | 0 | 0 | 1 |
| Michael LaValliere, L (1, 2)<br>OBP: 0.348, SLG: 0.302 | | F B X 1-1 G4-1 ② | | | C C F F F X 0-2 F7 ① | | | F F B B F X 2-2 G4-3 2B | | 3 | 0 | 1 | 0 | 0 | 0 | 0 |
| Jose Lind, R (1, 4)<br>OBP: 0.291, SLG: 0.310<br>Victor Cole, S (8, 1) | | B C C T B F X 2-2 G6-3 ③ | | | C F F B B F B X 3-2 G6-3 ② | | | B F S F B X 2-2 F9 ① | | 3<br>0 | 0<br>0 | 0<br>0 | 0<br>0 | 0<br>0 | 0<br>0 | 1<br>0 |
| Vicente Palacios, R (1, 1)<br>OBP: 0.083, SLG: 0.083<br>Gary Varsho, L (3, PH)<br>OBP: 0.281, SLG: 0.400<br>Jerry Don Gleaton, L (3, 1)<br>Carlos Garcia, R (8, PH)<br>OBP: 0.143, SLG: 0.143<br>(8, 4) | | | B C X 1-1 P5 ① | | C F F B B F X 2-2 F7 ③ | | | B S B X 2-1 G4-3 2-3 ② | | 0<br>1<br>1<br>1 | 0<br>0<br>0<br>0 | 0<br>0<br>0<br>0 | 0<br>0<br>0<br>0 | 0<br>0<br>0<br>0 | 0<br>0<br>0<br>0 | 0<br>0<br>0<br>1 |
| Inning Stats | R: 0 H: 1<br>E: 0 LOB: 2<br>K: 0 BB: 1<br>S: 6 P: 14 | R: 0 H: 0<br>E: 0 LOB: 0<br>K: 0 BB: 0<br>S: 9 P: 13 | R: 0 H: 0<br>E: 0 LOB: 0<br>K: 0 BB: 0<br>S: 10 P: 14 | R: 0 H: 1<br>E: 0 LOB: 1<br>K: 1 BB: 0<br>S: 15 P: 22 | R: 0 H: 0<br>E: 0 LOB: 0<br>K: 0 BB: 0<br>S: 16 P: 21 | R: 0 H: 0<br>E: 0 LOB: 0<br>K: 0 BB: 0<br>S: 6 P: 8 | R: 0 H: 0<br>E: 0 LOB: 0<br>K: 0 BB: 0<br>S: 6 P: 7 | R: 0 H: 1<br>E: 0 LOB: 1<br>K: 0 BB: 0<br>S: 11 P: 19 | R: 0 H: 0<br>E: 0 LOB: 0<br>K: 0 BB: 0<br>S: 9 P: 10 | 1B: 0 SF: 0<br>2B: 3 SAC: 0<br>3B: 0 DP: 0<br>HR: 0 HBP: 0 | | | | | | |

| PITCHER | | IP | WLS | BF | H | R | ER | SO | BB | IBB | HBP | BLK | WP | HR | S | P | ERA | WHIP |
|---|---|---|---|---|---|---|---|---|---|---|---|---|---|---|---|---|---|---|
| Curt Schilling, R<br>ERA: 2.09 | (1, 1) | 9.0 | W | 31 | 3 | 0 | 0 | 1 | 0 | 1 | 0 | 0 | 0 | 0 | 88 | 128 | 0.00 | 0.333 |

| PITCHER | | IP | WLS | BF | H | R | ER | SO | BB | IBB | HBP | BLK | WP | HR | S | P | ERA | WHIP |
|---|---|---|---|---|---|---|---|---|---|---|---|---|---|---|---|---|---|---|

# TOP

Pittsburgh Pirates @ Philadelphia Phillies
Veterans Stadium, Philadelphia, PA
Mon Jun 08 1992, 7:05 PM EDT
Att. 21,040 - Cloudy - 82 F

livebaseballscorecards.com

| | |
|---|---|
| AB | 30 |
| R | 0 |
| H | 3 |
| RBI | 0 |
| BB | 1 |
| SO | 1 |
| LOB | 7 |

| Batter | 1 | 2 | 3 | 4 | 5 | 6 | 7 | 8 | 9 | AB | R | H | RBI | BB | SO | LOB |
|---|---|---|---|---|---|---|---|---|---|---|---|---|---|---|---|---|
| Lenny Dykstra, L (1, 8)<br>OBP: 0.355, SLG: 0.375 | B B B C B<br>4-1 G3-6 BB | C B C X<br>1-2 HR 2-3 1B | | X<br>0-0 1B 1B | | B X<br>1-0 1B | | B X<br>1-0 1B | | 4 | 1 | 4 | 0 | 1 | 0 | 0 |
| Mariano Duncan, R (1, 7)<br>OBP: 0.287, SLG: 0.393 | B X<br>1-0 ① F9 | F B F X<br>1-2 1-H 3-H HR | | C F X<br>0-2 1-2 1B | | S S B S<br>1-3 ③ K | | X<br>0-0 ③ F9 | | 5 | 1 | 2 | 3 | 0 | 1 | 3 |
| Dave Hollins, S (1, 5)<br>OBP: 0.389, SLG: 0.416 | B 1 SAFE F B 1 SAFE 1 SAFE X<br>2-1 ②③ G3-6 1-2f | B F X<br>1-1 ③ F9 | | F B F F F X<br>1-2 ② F7 | | | S C B B S<br>2-3 ① K | | | 4 | 0 | 0 | 0 | 0 | 1 | 3 |
| John Kruk, L (1, 3)<br>OBP: 0.457, SLG: 0.495 | | B C B X<br>2-1 F9 WP 1B 1B | B B X<br>2-0 ① G6-3 | B B F B F S<br>3-3 ③ K | | | C F B B X<br>2-2 ② G4-3 | | | 4 | 1 | 1 | 0 | 0 | 1 | 2 |
| Darren Daulton, L (1, 2)<br>OBP: 0.415, SLG: 0.593 | | C B B F X<br>2-2 ① F9 1-3 | B X<br>1-0 ② F9 | | B X<br>1-0 ① F8 | | F B B X<br>2-1 HR | | | 4 | 1 | 1 | 1 | 0 | 0 | 1 |
| Ruben Amaro Jr, S (1, 9)<br>OBP: 0.333, SLG: 0.358 | | X<br>0-0 FC5-4 3-H 1B | B C C X<br>1-2 1B 1B | | C X<br>0-1 ② G6-3 | | B X<br>1-0 1B | | | 4 | 0 | 3 | 1 | 0 | 0 | 0 |
| Mickey Morandini, L (1, 4)<br>OBP: 0.325, SLG: 0.369 | P C 1 SAFE B 1 SAFE X | 2-1 ② FC5-4 WP 1B 2B 1-2f<br>C B F B B F F X<br>3-2 1-2 1B | | | F C B B F B F F X<br>3-2 ③ G4-3 | | B B F B X<br>3-1 ③ G4-3 | | | 4 | 1 | 1 | 0 | 0 | 0 | 2 |
| Dale Sveum, S (1, 6)<br>OBP: 0.215, SLG: 0.183 | | 1 SAFE B X<br>1-0 WP 1-2 2B 1B<br>B F X<br>1-1 ③ F9 | | | | C X<br>0-1 ① F8 | | B X<br>1-0 ① P5 | | 4 | 1 | 1 | 0 | 0 | 0 | 2 |
| Curt Schilling, R (1, 1)<br>OBP: 0.063, SLG: 0.125 | | F B S F B X<br>2-2 1B HR 1-H 2-H 2B | | B S F S<br>1-3 ① K | | F C X<br>0-2 ② G6-3 | | X<br>0-0 ② G1-3 | | 4 | 1 | 1 | 2 | 0 | 1 | 0 |
| Inning Stats | R: 0 E: 0 K: 0 S: 4 H: 0 LOB: 0 BB: 1 P: 11 | R: 6 E: 0 K: 0 S: 22 H: 6 LOB: 0 BB: 0 P: 33 | R: 0 E: 0 K: 0 S: 12 H: 2 LOB: 2 BB: 0 P: 20 | R: 0 E: 0 K: 2 S: 15 H: 2 LOB: 2 BB: 0 P: 20 | R: 0 E: 0 K: 0 S: 9 H: 0 LOB: 0 BB: 0 P: 13 | R: 0 E: 0 K: 1 S: 9 H: 1 LOB: 1 BB: 0 P: 11 | R: 1 E: 0 K: 1 S: 11 H: 2 LOB: 1 BB: 0 P: 21 | R: 0 E: 0 K: 0 S: 4 H: 1 LOB: 1 BB: 0 P: 6 | | 1B: 11 2B: 1 3B: 0 HR: 2 | SF: 0 SAC: 0 DP: 1 HBP: 0 | | | | | |

BOTTOM

Pittsburgh Pirates @ Philadelphia Phillies
Veterans Stadium, Philadelphia, PA
Mon Jun 08 1992, 7:05 PM EDT
Att. 21,040 - Cloudy - 82 F

livebaseballscorecards.com

| | |
|---|---|
| AB | 37 |
| R | 7 |
| H | 14 |
| RBI | 7 |
| BB | 1 |
| SO | 4 |
| LOB | 13 |

WP: 2 PB: 0 SB: 0 CS: 0 PA: 38

| PITCHER | | IP | WLS | BF | H | R | ER | SO | BB | IBB | HBP | BLK | WP | HR | S | P | ERA | WHIP |
|---|---|---|---|---|---|---|---|---|---|---|---|---|---|---|---|---|---|---|
| Vicente Palacios, R<br>ERA: 4.05 | (1, 1) | 2.0 | L | 12 | 6 | 6 | 6 | 0 | 1 | 0 | 0 | 0 | 2 | 1 | 26 | 44 | 27.00 | 3.500 |
| Jerry Don Gleaton, L<br>ERA: 4.34 | (3, 1) | 5.0 | | 22 | 7 | 1 | 1 | 4 | 0 | 0 | 0 | 0 | 0 | 1 | 56 | 85 | 1.80 | 1.400 |
| Victor Cole, R<br>ERA: 15.43 | (8, 1) | 1.0 | | 4 | 1 | 0 | 0 | 0 | 0 | 0 | 0 | 0 | 0 | 0 | 4 | 6 | 0.00 | 1.000 |

| PITCHER | IP | WLS | BF | H | R | ER | SO | BB | IBB | HBP | BLK | WP | HR | S | P | ERA | WHIP |
|---|---|---|---|---|---|---|---|---|---|---|---|---|---|---|---|---|---|

| Batter | 1 | 2 | 3 | 4 | 5 | 6 | 7 | 8 | 9 | AB | R | H | RBI | BB | SO | LOB |
|---|---|---|---|---|---|---|---|---|---|---|---|---|---|---|---|---|
| Jeff King, R (1, 3) (9, 5)<br>OBP: 0.241, SLG: 0.309 | C X<br>0-1 ① L6 | | F C B B B F C<br>3-3 ① K | C C H<br>1-2 1B 1-2 2-3 HBP | | S X<br>0-1 FC WP 1-2 2B | | B F B C X<br>2-2 ① G4-3 | | 4 | 1 | 0 | 0 | 0 | 1 | 2 |
| Jay Bell, R (1, 6)<br>OBP: 0.344, SLG: 0.330 | S T B C<br>1-3 ② K | | B B B C B<br>4-1 WP 1B 1-2 BB | B B C X<br>2-1 1-3 2-H 3-H 1B | | B X<br>1-0 ② G1-3 1-2 2-3 | | C B F S<br>1-3 ② K | | 4 | 0 | 1 | 2 | 1 | 2 | 2 |
| Andy Van Slyke, L (1, 8)<br>OBP: 0.430, SLG: 0.492 | C X<br>0-1 ③ G6-3 | | B B B C X<br>3-1 WP 1-2 2-H 1B | B B X<br>2-0 ③ G3 | | C B X<br>1-1 2-H 3-H 2B | | C B S B S<br>2-3 ③ K | | 5 | 0 | 2 | 3 | 0 | 1 | 2 |
| Barry Bonds, L (1, 7)<br>OBP: 0.439, SLG: 0.595 | | C B B B F X<br>3-2 ① G3 | B B I I<br>4-0 G3-6-1 1-2 2-3 IBB | | B F X<br>1-1 ① G4-3 | I I I I<br>4-0 IBB | | | C B F S<br>1-3 ① K | 3 | 0 | 0 | 0 | 2 | 1 | 0 |
| Orlando Merced, S (1, 9)<br>OBP: 0.348, SLG: 0.336 | | B B B B<br>4-0 BB BB BB | C X<br>0-1 ② ③ G3-6-1 1-2f | | B S B B X<br>3-1 ② F7 | F B S S<br>1-3 ③ K | | | B B B C X<br>3-1 ② P4 | 4 | 0 | 0 | 0 | 1 | 1 | 5 |
| Steve Buechele, R (1, 5)<br>OBP: 0.358, SLG: 0.439 | | B B 1 B B<br>SAFE<br>4-0 1-2 BB BB | | C B X<br>1-1 ① L7 | B B B C B<br>4-1 FC6-4 BB | | B F C F F X<br>1-2 G4-3 2B | | B B C B B<br>4-1 BB | 2 | 0 | 1 | 0 | 3 | 0 | 0 |
| Denny Neagle, L (9, 1) | | | | | | | | | | 0 | 0 | 0 | 0 | 0 | 0 | 0 |
| Michael LaValliere, L (1, 2)<br>OBP: 0.350, SLG: 0.293 | | B B B B<br>4-0 1-2 2-3 G6-4-3 BB | | B B B B<br>4-0 FC1-5 1B BB | X<br>0-0 ③ FC6-4 1-2f | F X<br>0-1 ① G4-3 2-3 | | | C B S F C<br>1-3 ③ K | 3 | 0 | 0 | 0 | 2 | 1 | 3 |
| Jose Lind, R (1, 4)<br>OBP: 0.296, SLG: 0.314 | | B C B F X<br>2-2 ② ③ G6-4-3 1-2f | | B F B X<br>2-1 HBP FC1-5 1-2 1B | B X<br>1-0 WP E 2B 1B | C S X<br>0-2 ② G5-3 | | | | 4 | 2 | 2 | 0 | 0 | 0 | 4 |
| Doug Drabek, R (1, 1)<br>OBP: 0.100, SLG: 0.133 | | | F X<br>0-1 BB 1B 1B | B X<br>1-0 ② FC1-5 HBP 1-2 2-3f 1B | B X<br>1-0 ① P3 | X<br>0-0 ③ L8 | | | | 3 | 2 | 1 | 0 | 0 | 0 | 3 |
| Cecil Espy, S (7, PH)<br>OBP: 0.337, SLG: 0.397 | | | | | | | | | | 1 | 0 | 0 | 0 | 0 | 0 | 1 |
| Bob Patterson, R (7, 1)<br>OBP: 0.500, SLG: 0.600 | | | | | | | | | | 0 | 0 | 0 | 0 | 0 | 0 | 0 |
| Roger Mason, R (9, 1) | | | | | | | | | | 0 | 0 | 0 | 0 | 0 | 0 | 0 |
| Lloyd McClendon, R (9, 3)<br>OBP: 0.392, SLG: 0.375 | | | | | | | | | | 0 | 0 | 0 | 0 | 0 | 0 | 0 |

# TOP

Pittsburgh Pirates @ Philadelphia Phillies
Veterans Stadium, Philadelphia, PA
Tue Jun 09 1992, 7:05 PM EDT
Att. 29,138 - Sunny - 79 F

livebaseballscorecards.com

| | |
|---|---|
| AB | 33 |
| R | 5 |
| H | 7 |
| RBI | 5 |
| BB | 9 |
| SO | 7 |
| LOB | 22 |

| Inning Stats | 1 | 2 | 3 | 4 | 5 | 6 | 7 | 8 | 9 |
|---|---|---|---|---|---|---|---|---|---|
| | R: 0<br>E: 0<br>K: 1<br>S: 7 | H: 0<br>LOB: 0<br>BB: 0<br>P: 8 | R: 0<br>E: 0<br>K: 0<br>S: 6 | H: 0<br>LOB: 2<br>BB: 3<br>P: 23 | R: 1<br>E: 0<br>K: 1<br>S: 11 | H: 2<br>LOB: 2<br>BB: 2<br>P: 25 | R: 2<br>E: 0<br>K: 0<br>S: 10 | H: 2<br>LOB: 2<br>BB: 1<br>P: 23 | R: 0<br>E: 0<br>K: 0<br>S: 6 | H: 0<br>LOB: 1<br>BB: 1<br>P: 14 |
| | R: 2<br>E: 1<br>K: 1<br>S: 10 | H: 2<br>LOB: 2<br>BB: 1<br>P: 19 | R: 0<br>E: 0<br>K: 0<br>S: 11 | H: 1<br>LOB: 1<br>BB: 0<br>P: 12 | R: 0<br>E: 0<br>K: 2<br>S: 9 | H: 0<br>LOB: 0<br>BB: 0<br>P: 14 | R: 0<br>E: 0<br>K: 2<br>S: 10 | H: 0<br>LOB: 1<br>BB: 1<br>P: 19 | | |

| | | | | | | | | | |

# BOTTOM

| Batter | 1 | 2 | 3 | 4 | 5 | 6 | 7 | 8 | 9 | AB | R | H | RBI | BB | SO | LOB |
|---|---|---|---|---|---|---|---|---|---|---|---|---|---|---|---|---|
| Lenny Dykstra, L (1, 8)<br>OBP: 0.351, SLG: 0.370 | X<br>0-0 ①<br>G6-3 | | CFBX<br>1-2 ①<br>G4-3 | | CBFBX<br>2-2<br>E8<br>E<br>G1-6-3<br>2-H<br>1B | CBBX<br>2-1<br>E6 | | BBBCFFFX<br>3-2 ③<br>F8 | | 5 | 1 | 1 | 1 | 0 | 0 | 1 |
| Mariano Duncan, R (1, 7)<br>OBP: 0.285, SLG: 0.389 | BCSTX<br>1-2 ②<br>G1-3 | | SSSS<br>1-3 ②<br>K | | LFX<br>0-2<br>G1-6-3<br>E<br>FC3-2<br>1B | CBB1BFS SAFE<br>3-3 ③<br>K | | | CX<br>0-1 ①<br>P3 | 5 | 0 | 1 | 0 | 0 | 2 | 1 |
| Dave Hollins, S (1, 5)<br>OBP: 0.385, SLG: 0.411 | BBCBX<br>3-1 ③<br>F9 | | BBX<br>2-0<br>1B | | FBX<br>1-1<br>FC<br>FC3-2<br>G1-6-3<br>1-2<br>2-3 | | X<br>0-0 ①<br>B5-3 | | CFC<br>0-3 ②<br>K | 5 | 0 | 1 | 0 | 0 | 1 | 2 |
| John Kruk, L (1, 3)<br>OBP: 0.460, SLG: 0.495 | | CBBSBFX<br>3-2<br>2B<br>1B | X<br>0-0 ③<br>G6-3 | | BCCX<br>1-2 ①<br>G1-6-3<br>1-2<br>2-3<br>3-H | | SSSBBX<br>3-2<br>FC3-6<br>1B | | BBCBB<br>4-1<br>DI<br>BB | 4 | 0 | 2 | 1 | 1 | 0 | 3 |
| Darren Daulton, L (1, 2)<br>OBP: 0.415, SLG: 0.602 | | BX<br>1-0 ①<br>P6 | | CBCX<br>1-2<br>HR | I<br>I<br>I<br>4-0<br>FC3-2<br>IBB | | CBX<br>1-1 ②<br>FC3-6<br>1-2f | | CBCC<br>1-3 ③<br>K<br>1-2 | 4 | 1 | 1 | 1 | 1 | 1 | 3 |
| Ruben Amaro Jr, S (1, 9)<br>OBP: 0.331, SLG: 0.362 | | BC1 SAFEBX<br>2-1<br>1-3<br>2B | | BBCSFBC<br>3-3 ①<br>K | BFX<br>1-1 ②<br>FC3-2<br>1-2<br>2-3<br>3-Hf | | X<br>0-0 ③<br>F7 | | | 4 | 0 | 1 | 0 | 0 | 1 | 4 |
| Mickey Morandini, L (1, 4)<br>OBP: 0.316, SLG: 0.359 | CFS<br>0-3 ②<br>K | | BFFFFFFBFB<br>3-2 ②<br>X<br>F8 | | BX<br>1-0 ③<br>G4-3 | | | SX<br>0-1 ①<br>G4-3 | | 4 | 0 | 0 | 0 | 0 | 1 | 5 |
| Dale Sveum, S (1, 6)<br>OBP: 0.217, SLG: 0.176 | I<br>I<br>I<br>I<br>4-0<br>IBB | | CSFBBBBFX<br>3-2 ③<br>F7 | | | BBCFS<br>2-3 ①<br>K | | SCBX<br>1-2 ②<br>P6 | | 3 | 0 | 0 | 0 | 1 | 1 | 0 |
| Ben Rivera, R (1, 1)<br>Cliff Brantley, R (3, 1)<br>OBP: 0.222, SLG: 0.222<br>Jeff Grotewold, L (5, PH)<br>OBP: 0.357, SLG: 0.385<br>Mike Hartley, R (6, 1)<br>Tom Marsh, R (6, PH)<br>OBP: 0.667, SLG: 0.600<br>Bob Ayrault, R (7, 1)<br>Ricky Jordan, R (8, PH)<br>OBP: 0.292, SLG: 0.420<br>Wally Ritchie, L (9, 1) | | FBBBSFFBX<br>3-2 ③<br>G6-3 | | | BFBCX<br>2-2<br>E<br>2B | X<br>0-0 ②<br>F9 | | BCFX<br>1-2<br>2B | | 1<br>0<br>1<br>0<br>1<br>0<br>1<br>0 | 0<br>0<br>1<br>0<br>0<br>0<br>0<br>0 | 0<br>0<br>1<br>0<br>0<br>0<br>1<br>0 | 0<br>0<br>0<br>0<br>0<br>0<br>0<br>0 | 0<br>0<br>0<br>0<br>0<br>0<br>0<br>0 | 0<br>0<br>0<br>0<br>0<br>0<br>0<br>0 | 3<br>0<br>0<br>0<br>0<br>0<br>0<br>0 |
| Inning Stats | R: 0 E: 0 K: 0 S: 7<br>H: 0 LOB: 0 BB: 0 P: 11 | R: 0 E: 0 K: 1 S: 15<br>H: 2 LOB: 3 BB: 1 P: 28 | R: 0 E: 0 K: 1 S: 8<br>H: 1 LOB: 1 BB: 0 P: 12 | R: 1 E: 0 K: 1 S: 19<br>H: 1 LOB: 0 BB: 0 P: 29 | R: 2 E: 2 K: 0 S: 17<br>H: 3 LOB: 3 BB: 1 P: 29 | R: 0 E: 1 K: 2 S: 9<br>H: 0 LOB: 1 BB: 0 P: 16 | R: 0 E: 0 K: 0 S: 7<br>H: 1 LOB: 1 BB: 0 P: 11 | R: 0 E: 0 K: 0 S: 13<br>H: 1 LOB: 1 BB: 0 P: 18 | R: 0 E: 0 K: 2 S: 9<br>H: 0 LOB: 1 BB: 1 P: 14 | 1B: 5<br>2B: 3<br>3B: 0<br>HR: 1 | SF: 0<br>SAC: 0<br>DP: 0<br>HBP: 0 | | WP: 0<br>PB: 0<br>SB: 0<br>CS: 0 | PA: 41 | | | |

| PITCHER | | IP | WLS | BF | H | R | ER | SO | BB | IBB | HBP | BLK | WP | HR | S | P | ERA | WHIP |
|---|---|---|---|---|---|---|---|---|---|---|---|---|---|---|---|---|---|---|
| Doug Drabek, R<br>ERA: 3.04 | (1, 1) | 6.0 | W | 29 | 7 | 3 | 3 | 5 | 0 | 2 | 0 | 0 | 0 | 1 | 75 | 125 | 4.50 | 1.167 |
| Bob Patterson, L<br>ERA: 2.7 | (7, 1) | 2.0 | | 8 | 2 | 0 | 0 | 0 | 0 | 0 | 0 | 0 | 0 | 0 | 20 | 29 | 0.00 | 1.000 |
| Roger Mason, R<br>ERA: 3.19 | (9, 1) | 0.2 | | 3 | 0 | 0 | 0 | 1 | 1 | 0 | 0 | 0 | 0 | 0 | 6 | 10 | 0.00 | 1.500 |
| Denny Neagle, L<br>ERA: 4.5 | (9, 1) | 0.1 | S | 1 | 0 | 0 | 0 | 1 | 0 | 0 | 0 | 0 | 0 | 0 | 3 | 4 | 0.00 | 0.000 |

| PITCHER | IP | WLS | BF | H | R | ER | SO | BB | IBB | HBP | BLK | WP | HR | S | P | ERA | WHIP |
|---|---|---|---|---|---|---|---|---|---|---|---|---|---|---|---|---|---|

Pittsburgh Pirates @ Philadelphia Phillies
Veterans Stadium, Philadelphia, PA
Tue Jun 09 1992, 7:05 PM EDT
Att. 29,138 - Sunny - 79 F

livebaseballscorecards.com

| | |
|---|---|
| AB | 38 |
| R | 3 |
| H | 9 |
| RBI | 3 |
| BB | 3 |
| SO | 7 |
| LOB | 22 |

| Batter | 1 | 2 | 3 | 4 | 5 | 6 | 7 | 8 | 9 | 10 | 11 | 12 | AB | R | H | RBI | BB | SO | LOB |
|---|---|---|---|---|---|---|---|---|---|---|---|---|---|---|---|---|---|---|---|
| Gary Redus, R (1, 9)<br>OBP: 0.310, SLG: 0.260 | C B B S S<br>2-3 ① K | | B X<br>1-0 ① L9 | | B X<br>1-0 ③ F7 | | | B C X<br>1-1 ② G5-3 | | F F F B X<br>1-2 ③ G4-3 | | | 4 | 0 | 0 | 0 | 0 | 1 | 0 |
| Cecil Espy, S (8, 9)<br>OBP: 0.333, SLG: 0.392 | | | | | | | | | | | | | 1 | 0 | 0 | 0 | 0 | 0 | 2 |
| Stan Belinda, R (10, 1) | | | | | | | | | | | | | 0 | 0 | 0 | 0 | 0 | 0 | 0 |
| Orlando Merced, S (11, 3)<br>OBP: 0.348, SLG: 0.336 | | | | | | | | | | | | | 0 | 0 | 0 | 0 | 0 | 0 | 0 |
| Jay Bell, R (1, 6)<br>OBP: 0.345, SLG: 0.332 | B C B L B F F X<br>3-2 2B 1B | | B C S X<br>1-2 ② G5-3 | | | B X<br>1-0 1B | | F F S<br>0-3 ③ K | | | X<br>0-0 ① F7 | | 5 | 1 | 2 | 0 | 0 | 1 | 0 |
| Andy Van Slyke, L (1, 8)<br>OBP: 0.426, SLG: 0.490 | 1 SAFE X<br>0-0 1-H 2B | | B B F B S X<br>3-2 ③ G6-3 | | | C C B S<br>1-3 ① K | | | B B C F F C<br>2-3 ① K | | C X<br>0-1 ② F7 | | 5 | 0 | 1 | 1 | 0 | 2 | 1 |
| Lloyd McClendon, R (1, 3)<br>OBP: 0.369, SLG: 0.348 | B C C S<br>1-3 ② K | | | F B F B B X<br>3-2 ① G5-3 | | B X<br>1-0 ② P6 | | | C S X<br>0-2 ② F9 | | X<br>0-0 ③ F7 | | 5 | 0 | 0 | 0 | 0 | 1 | 2 |
| Bob Patterson, R (11, 1)<br>OBP: 0.500, SLG: 0.600 | | | | | | | | | | | | | 0 | 0 | 0 | 0 | 0 | 0 | 0 |
| Roger Mason, R (12, 1) | | | | | | | | | | | | | 0 | 0 | 0 | 0 | 0 | 0 | 0 |
| Barry Bonds, L (1, 7)<br>OBP: 0.438, SLG: 0.585 | B X<br>1-0 ③ P5 | | | B C B X<br>2-1 ② G4-3 | | B B 1 SAFE C S C<br>2-3 ③ K | | | C F B B B B<br>4-2 FC6-4 BB | | | B B B B<br>4-1 1B E G5-3 BB | 3 | 1 | 0 | 0 | 2 | 1 | 2 |
| Steve Buechele, R (1, 5)<br>OBP: 0.359, SLG: 0.432 | | B F F B B F F B<br>4-2 BB | | B B B C F B<br>4-2 FC5-4 BB | | | B C B B F X<br>3-2 ① F7 | | C 1 SAFE X<br>0-1 ③ FC6-4<br>1-2f | | | 1 SAFE 1 SAFE 1 B B C X SAFE<br>3-1 ① G5-3<br>1-2 | 3 | 0 | 0 | 0 | 2 | 0 | 2 |
| Don Slaught, R (1, 2)<br>OBP: 0.398, SLG: 0.487 | C B B 1 SAFE X<br>2-1 ① L6 | | B F X<br>1-1 ③ FC5-4<br>1-2f | | | | X<br>0-0 ② F8 | | | B B B C B<br>4-1 SH3-4 BB | | I I I<br>4-0 E IBB | 3 | 0 | 0 | 0 | 1 | 0 | 2 |
| Gary Varsho, L (10, PR)<br>OBP: 0.293, SLG: 0.400 | | | | | | | | | | | | | 0 | 0 | 0 | 0 | 1 | 0 | 0 |
| (10, 9) | | | | | | | | | | | | | | | | | | | |
| Jose Lind, R (1, 4)<br>OBP: 0.295, SLG: 0.313 | B F B X<br>2-1 ② F8 | | | | C B X<br>1-1 ① G6-3 | | B F B S T F X<br>2-2 ③ P2 | | | B L 1 SAFE X<br>1-1 ① SH3-4<br>1-2 | | B X<br>1-0 E8 G4-6-3 1B<br>1-3 2-H | 4 | 0 | 1 | 0 | 0 | 0 | 1 |
| Zane Smith, L (1, 1)<br>OBP: 0.147, SLG: 0.182 | F B F B B S<br>3-3 ③ K | | | | X<br>0-0 ② F8 | | | F X<br>0-1 ① G6-3 | | F F B B F C<br>2-3 ② K | | C X<br>0-1 ② ③ G4-6-3<br>1-2f | 3 | 0 | 0 | 0 | 0 | 1 | 1 |
| Jeff King, R (10, PH)<br>OBP: 0.239, SLG: 0.307 | | | | | | | | | | | | | 1 | 0 | 0 | 0 | 0 | 1 | 2 |
| Michael LaValliere, L (10, 2)<br>OBP: 0.347, SLG: 0.290 | | | | | | | | | | | | | 1 | 0 | 0 | 0 | 0 | 0 | 2 |
| Inning Stats | R: 1 E: 0 K: 2 S: 13<br>H: 2 LOB: 1 BB: 0 P: 20 | R: 0 E: 0 K: 1 S: 11<br>H: 0 LOB: 1 BB: 1 P: 22 | R: 0 E: 0 K: 0 S: 7<br>H: 0 LOB: 0 BB: 0 P: 12 | R: 0 E: 0 K: 0 S: 9<br>H: 0 LOB: 1 BB: 1 P: 19 | R: 0 E: 0 K: 0 S: 4<br>H: 0 LOB: 0 BB: 0 P: 6 | R: 0 E: 0 K: 2 S: 8<br>H: 1 LOB: 1 BB: 0 P: 13 | R: 0 E: 0 K: 0 S: 9<br>H: 0 LOB: 0 BB: 0 P: 14 | R: 0 E: 0 K: 1 S: 7<br>H: 0 LOB: 0 BB: 0 P: 8 | R: 0 E: 0 K: 1 S: 11<br>H: 0 LOB: 1 BB: 1 P: 17 | R: 0 E: 0 K: 1 S: 12<br>H: 0 LOB: 2 BB: 1 P: 20 | R: 0 E: 0 K: 0 S: 4<br>H: 0 LOB: 0 BB: 0 P: 4 | R: 1 E: 1 K: 0 S: 6<br>H: 1 LOB: 1 BB: 2 P: 18 | 1B: 3<br>2B: 1<br>3B: 0<br>HR: 0 | SF: 0<br>SAC: 1<br>DP: 1<br>HBP: 0 | WP: 0<br>PB: 0<br>SB: 0<br>CS: 0 | PA: 45 | | | |

| PITCHER | | IP | WLS | BF | H | R | ER | SO | BB | IBB | HBP | BLK | WP | HR | S | P | ERA | WHIP |
|---|---|---|---|---|---|---|---|---|---|---|---|---|---|---|---|---|---|---|
| Terry Mulholland, L<br>ERA: 4.04 | (1, 1) | 8.0 | | 29 | 3 | 1 | 1 | 6 | 2 | 0 | 0 | 0 | 0 | 0 | 68 | 114 | 1.12 | 0.625 |
| Mitch Williams, L<br>ERA: 3.09 | (9, 1) | 2.0 | | 8 | 0 | 0 | 0 | 2 | 2 | 0 | 0 | 0 | 0 | 0 | 23 | 37 | 0.00 | 1.000 |
| Barry Jones, R<br>ERA: 4.58 | (11, 1) | 1.1 | L | 7 | 1 | 1 | 0 | 0 | 1 | 1 | 0 | 0 | 0 | 0 | 8 | 20 | 0.00 | 1.500 |
| Wally Ritchie, L<br>ERA: 1.93 | (12, 1) | 0.2 | | 1 | 0 | 0 | 0 | 0 | 0 | 0 | 0 | 0 | 0 | 0 | 2 | 2 | 0.00 | 0.000 |

| PITCHER | IP | WLS | BF | H | R | ER | SO | BB | IBB | HBP | BLK | WP | HR | S | P | ERA | WHIP |
|---|---|---|---|---|---|---|---|---|---|---|---|---|---|---|---|---|---|

# TOP

Pittsburgh Pirates @ Philadelphia Phillies

Veterans Stadium, Philadelphia, PA

Wed Jun 10 1992, 7:05 PM EDT

Att. 25,112 - Sunny - 78 F

livebaseballscorecards.com

| | |
|---|---|
| AB | 38 |
| R | 2 |
| H | 4 |
| RBI | 1 |
| BB | 6 |
| SO | 8 |
| LOB | 17 |

# Pittsburgh Pirates @ Philadelphia Phillies

Veterans Stadium, Philadelphia, PA

Wed Jun 10 1992, 7:05 PM EDT

Att. 25,112 - Sunny - 78 F

livebaseballscorecards.com

## BOTTOM

| Batter | 1 | 2 | 3 | 4 | 5 | 6 | 7 | 8 | 9 | 10 | 11 | 12 | AB | R | H | RBI | BB | SO | LOB |
|---|---|---|---|---|---|---|---|---|---|---|---|---|---|---|---|---|---|---|---|
| Lenny Dykstra, L (1, 8)<br>OBP: 0.342, SLG: 0.359 | G6-3 | | | K | | F8 | | G4-3 | | | F7 | | 5 | 0 | 0 | 0 | 0 | 1 | 2 |
| Ruben Amaro Jr, S (1, 9)<br>OBP: 0.333, SLG: 0.359 | G4-3 | | | G6-3 | | | G5-3 | | FC4 BB | | 1B | | 4 | 0 | 1 | 0 | 1 | 0 | 0 |
| Dave Hollins, S (1, 5)<br>OBP: 0.382, SLG: 0.406 | K | | | 1B | | | P5 | | FC4 FC4-6 1-2f | | P3 | | 5 | 0 | 1 | 0 | 0 | 1 | 2 |
| John Kruk, L (1, 3)<br>OBP: 0.455, SLG: 0.488 | | G6-3 | | G5-3 | | | G1-3 | | FC4-6 1-2f | | | FC1-6 1B | 5 | 0 | 1 | 0 | 0 | 0 | 2 |
| Mariano Duncan, R (1, 4) (9, 6) (11, 4)<br>OBP: 0.283, SLG: 0.385 | | G6-3 | | | K | | | SH1-4 1B 1B | G3-1 | | | FC1-6 1B 1-2f | 5 | 1 | 1 | 0 | 0 | 1 | 2 |
| Tom Marsh, R (1, 7)<br>OBP: 0.444, SLG: 0.375 | | G4-3 | | | G6-3 | | | SH1-4 1-2 | | K | | | 3 | 0 | 0 | 0 | 0 | 1 | 0 |
| Wally Backman, S (12, PH)<br>OBP: 0.370, SLG: 0.333 | | | | | | | | | | | | 1B 1-2 | 1 | 0 | 1 | 0 | 0 | 0 | 0 |
| Steve Lake, R (1, 2)<br>OBP: 0.364, SLG: 0.485 | | | G6-4-3 1B | | G4-3 | | | P4 | | P3 | | K | 5 | 0 | 1 | 0 | 0 | 1 | 3 |
| Kim Batiste, R (1, 6)<br>OBP: 0.244, SLG: 0.282<br>Ricky Jordan, R (8, PH)<br>OBP: 0.301, SLG: 0.429<br>Mickey Morandini, L (8, PR) (9, 4)<br>OBP: 0.314, SLG: 0.356<br>Barry Jones, R (11, 1)<br>Wally Ritchie, L (12, 1)<br>Jeff Grotewold, L (12, PH)<br>OBP: 0.333, SLG: 0.357 | G6-4-3 1-2f | | | | | F7 | | 1B 2-3 1B | | G3 | | K | 2<br>1<br>1<br><br><br><br>0<br>0<br>1 | 0<br>0<br>0<br><br><br><br>0<br>0<br>0 | 0<br>1<br>0<br><br><br><br>0<br>0<br>0 | 0<br>0<br>0<br><br><br><br>0<br>0<br>0 | 0<br>0<br>0<br><br><br><br>0<br>0<br>0 | 0<br>0<br>0<br><br><br><br>0<br>0<br>1 | 1<br>0<br>0<br><br><br><br>0<br>0<br>2 |
| Terry Mulholland, R (1, 1)<br>OBP: 0.184, SLG: 0.167<br>Darren Daulton, L (8, PH)<br>OBP: 0.418, SLG: 0.605<br>Mitch Williams, L (9, 1)<br>OBP: 0.500, SLG: 0.500<br>Dale Sveum, S (11, 6)<br>OBP: 0.214, SLG: 0.173 | G6-3 | | | | G4-3 | | | 1B 1-2 3-H | | | F7 | | 2<br>1<br>0<br>1 | 0<br>0<br>0<br>0 | 0<br>1<br>0<br>0 | 0<br>1<br>0<br>0 | 0<br>0<br>0<br>0 | 0<br>0<br>0<br>0 | 0<br>0<br>0<br>0 |
| Inning Stats | R: 0<br>E: 0<br>K: 1<br>S: 8 — H: 0<br>LOB: 0<br>BB: 0<br>P: 11 | R: 0<br>E: 0<br>K: 0<br>S: 7 — H: 0<br>LOB: 0<br>BB: 0<br>P: 11 | R: 0<br>E: 0<br>K: 0<br>S: 4 — H: 1<br>LOB: 0<br>BB: 0<br>P: 5 | R: 0<br>E: 0<br>K: 1<br>S: 9 — H: 1<br>LOB: 1<br>BB: 0<br>P: 11 | R: 0<br>E: 0<br>K: 1<br>S: 8 — H: 0<br>LOB: 0<br>BB: 0<br>P: 13 | R: 0<br>E: 0<br>K: 0<br>S: 8 — H: 0<br>LOB: 0<br>BB: 0<br>P: 10 | R: 0<br>E: 0<br>K: 0<br>S: 4 — H: 0<br>LOB: 0<br>BB: 0<br>P: 5 | R: 1<br>E: 0<br>K: 0<br>S: 12 — H: 3<br>LOB: 2<br>BB: 0<br>P: 19 | R: 0<br>E: 0<br>K: 0<br>S: 7 — H: 0<br>LOB: 1<br>BB: 1<br>P: 12 | R: 0<br>E: 0<br>K: 1<br>S: 9 — H: 0<br>LOB: 0<br>BB: 0<br>P: 13 | R: 0<br>E: 0<br>K: 0<br>S: 13 — H: 1<br>LOB: 1<br>BB: 0<br>P: 18 | R: 0<br>E: 0<br>K: 2<br>S: 14 — H: 2<br>LOB: 2<br>BB: 0<br>P: 20 | 1B: 8<br>2B: 0<br>3B: 0<br>HR: 0 | SF: 0<br>SAC: 1<br>DP: 1<br>HBP: 0 | WP: 0<br>PB: 0<br>SB: 0<br>CS: 0 | PA: 44 | | |

| | AB | 42 |
|---|---|---|
| | R | 1 |
| | H | 8 |
| | RBI | 1 |
| | BB | 1 |
| | SO | 6 |
| | LOB | 14 |

| PITCHER | | IP | WLS | BF | H | R | ER | SO | BB | IBB | HBP | BLK | WP | HR | S | P | ERA | WHIP |
|---|---|---|---|---|---|---|---|---|---|---|---|---|---|---|---|---|---|---|
| Zane Smith, L<br>ERA: 3.18 | (1, 1) | 9.0 | | 32 | 5 | 1 | 1 | 3 | 1 | 0 | 0 | 0 | 0 | 0 | 67 | 97 | 1.00 | 0.667 |
| Stan Belinda, R<br>ERA: 3.8 | (10, 1) | 1.1 | | 4 | 0 | 0 | 0 | 1 | 0 | 0 | 0 | 0 | 0 | 0 | 11 | 16 | 0.00 | 0.000 |
| Bob Patterson, L<br>ERA: 2.63 | (11, 1) | 0.2 | W | 4 | 2 | 0 | 0 | 0 | 0 | 0 | 0 | 0 | 0 | 0 | 14 | 20 | 0.00 | 3.000 |
| Roger Mason, R<br>ERA: 3.11 | (12, 1) | 1.0 | S | 4 | 1 | 0 | 0 | 2 | 0 | 0 | 0 | 0 | 0 | 0 | 11 | 15 | 0.00 | 1.000 |

| PITCHER | IP | WLS | BF | H | R | ER | SO | BB | IBB | HBP | BLK | WP | HR | S | P | ERA | WHIP |
|---|---|---|---|---|---|---|---|---|---|---|---|---|---|---|---|---|---|

| Batter | 1 | 2 | 3 | 4 | 5 | 6 | 7 | 8 | 9 | AB | R | H | RBI | BB | SO | LOB |
|---|---|---|---|---|---|---|---|---|---|---|---|---|---|---|---|---|
| Jeff King, R (1, 3)<br>OBP: 0.240, SLG: 0.322 | B L X 1-1 ① P6 | | C F X 0-2 ② G6-3 | | B X 1-0 HR | | B X 1-0 ③ F9 | | | 4 | 1 | 1 | 1 | 0 | 0 | 0 |
| Jay Bell, R (1, 6)<br>OBP: 0.340, SLG: 0.326 | B X 1-0 ② P4 | | B C B B X 3-1 ③ P4 | | C B F B B X 3-2 ① P2 | | | B C C F X 1-2 ① G6-3 | | 4 | 0 | 0 | 0 | 0 | 0 | 0 |
| Andy Van Slyke, L (1, 8)<br>OBP: 0.427, SLG: 0.498 | C B X 1-1 3B | | | B B B B 4-0 1B 2B BB | F F B B F C 2-3 ② K | | | F B B F F F B X 3-2 ② F9 | | 3 | 1 | 1 | 0 | 1 | 1 | 0 |
| Lloyd McClendon, R (1, 9)<br>OBP: 0.364, SLG: 0.342<br>Cecil Espy, S (8, 9)<br>OBP: 0.333, SLG: 0.392 | B B X 2-0 ③ P3 | | | B F C 1 SAFE X 1-2 **1-2** 2B 1B | X 0-0 ③ G5-3 | | | B X 1-0 ③ F8 | | 4<br>0 | 1<br>0 | 1<br>0 | 0<br>0 | 0<br>0 | 0<br>0 | 1<br>0 |
| Barry Bonds, L (1, 7)<br>OBP: 0.431, SLG: 0.574 | | B X 1-0 ① F9 | | X 0-0 ① F9 | | B X 1-0 ① L9 | | | B B X 2-0 ① L3 | 4 | 0 | 0 | 0 | 0 | 0 | 2 |
| Steve Buechele, R (1, 5)<br>OBP: 0.357, SLG: 0.433 | | C L B B X 2-2 ② G6-3 | | B C X 1-1 1B 1-H 2-H FC5-2 2B | | B C F X 1-2 ② L5 | | | B C C F S 1-3 ② K | 4 | 0 | 1 | 2 | 0 | 1 | 0 |
| Don Slaught, R (1, 2)<br>OBP: 0.414, SLG: 0.500 | | X 0-0 1B | | C B F X 1-2 FC5-2 **2-3** 1B | | B F B X 2-1 ③ F9 | | | X 0-0 1B 1B | 4 | 0 | 3 | 0 | 0 | 0 | 0 |
| Jose Lind, R (1, 4)<br>OBP: 0.294, SLG: 0.311 | | B F C S S 1-3 ③ K | | F F X 0-2 ② FC5-2 **1-2** 3-H | | | X 0-0 ① F7 | | C B X 1-1 **1-2** 1B | 4 | 0 | 1 | 0 | 0 | 1 | 3 |
| Randy Tomlin, L (1, 1)<br>OBP: 0.192, SLG: 0.125<br>Roger Mason, R (8, 1)<br>Gary Redus, R (9, PH)<br>OBP: 0.310, SLG: 0.260<br>Gary Varsho, L (9, PH)<br>OBP: 0.288, SLG: 0.393<br>Bob Patterson, R (9, 1)<br>OBP: 0.500, SLG: 0.600 | | | X 0-0 ① P1 | B F S S 1-3 ③ K | | | F F B B F C 2-3 ② K | | B F B X 2-1 ③ G4-3 | 3<br>0<br>0<br>1<br>0 | 0<br>0<br>0<br>0<br>0 | 0<br>0<br>0<br>0<br>0 | 0<br>0<br>0<br>0<br>0 | 0<br>0<br>0<br>0<br>0 | 2<br>0<br>0<br>0<br>0 | 2<br>0<br>0<br>2<br>0 |
| Inning Stats | R: 0 H: 1<br>E: 0 LOB: 1<br>K: 0 BB: 0<br>S: 6 P: 11 | R: 0 H: 1<br>E: 0 LOB: 1<br>K: 1 BB: 0<br>S: 8 P: 12 | R: 0 H: 0<br>E: 0 LOB: 0<br>K: 0 BB: 0<br>S: 6 P: 9 | R: 2 H: 3<br>E: 0 LOB: 2<br>K: 1 BB: 1<br>S: 15 P: 23 | R: 1 H: 1<br>E: 0 LOB: 0<br>K: 1 BB: 0<br>S: 9 P: 15 | R: 0 H: 0<br>E: 0 LOB: 0<br>K: 0 BB: 0<br>S: 7 P: 11 | R: 0 H: 0<br>E: 0 LOB: 0<br>K: 1 BB: 0<br>S: 6 P: 9 | R: 0 H: 0<br>E: 0 LOB: 0<br>K: 0 BB: 0<br>S: 10 P: 15 | R: 0 H: 2<br>E: 0 LOB: 2<br>K: 1 BB: 0<br>S: 11 P: 17 | 1B: 5 SF: 0<br>2B: 1 SAC: 0<br>3B: 1 DP: 0<br>HR: 1 HBP: 0 | | | | | | WP: 0 PA: 36<br>PB: 0<br>SB: 0<br>CS: 0 |

| PITCHER | | IP | WLS | BF | H | R | ER | SO | BB | IBB | HBP | BLK | WP | HR | S | P | ERA | WHIP |
|---|---|---|---|---|---|---|---|---|---|---|---|---|---|---|---|---|---|---|
| Sid Fernandez, L<br>ERA: 3.02 | (1, 1) | 8.0 | L | 31 | 6 | 3 | 3 | 4 | 1 | 0 | 0 | 0 | 0 | 1 | 67 | 105 | 3.38 | 0.875 |
| Lee Guetterman, L<br>ERA: 8.88 | (9, 1) | 0.2 | | 4 | 2 | 0 | 0 | 1 | 0 | 0 | 0 | 0 | 0 | 0 | 9 | 13 | 0.00 | 3.000 |
| Jeff Innis, R<br>ERA: 3.77 | (9, 1) | 0.1 | | 1 | 0 | 0 | 0 | 0 | 0 | 0 | 0 | 0 | 0 | 0 | 2 | 4 | 0.00 | 0.000 |

| PITCHER | IP | WLS | BF | H | R | ER | SO | BB | IBB | HBP | BLK | WP | HR | S | P | ERA | WHIP |
|---|---|---|---|---|---|---|---|---|---|---|---|---|---|---|---|---|---|

# TOP

## Pittsburgh Pirates @ New York Mets

Shea Stadium, Flushing, NY

Fri Jun 12 1992, 7:05 PM EDT

Att. 38,976 - Sunny - 75 F

livebaseballscorecards.com

| | |
|---|---|
| AB | 35 |
| R | 3 |
| H | 8 |
| RBI | 3 |
| BB | 1 |
| SO | 5 |
| LOB | 10 |

# Pittsburgh Pirates @ New York Mets

Shea Stadium, Flushing, NY

Fri Jun 12 1992, 7:05 PM EDT

Att. 38,976 - Sunny - 75 F

livebaseballscorecards.com

## BOTTOM

| Batter | 1 | 2 | 3 | 4 | 5 | 6 | 7 | 8 | 9 | AB | R | H | RBI | BB | SO | LOB |
|---|---|---|---|---|---|---|---|---|---|---|---|---|---|---|---|---|
| Vince Coleman, S (1, 7)<br>OBP: 0.406, SLG: 0.419 | G6-3 | | K | | | F9 | | G4-3<br>2-3<br>3-H | | 4 | 0 | 0 | 1 | 0 | 1 | 2 |
| Willie Randolph, R (1, 4)<br>OBP: 0.354, SLG: 0.313 | F8 | | F7 | | | K | | K | | 4 | 0 | 0 | 0 | 0 | 2 | 2 |
| Eddie Murray, S (1, 3)<br>OBP: 0.335, SLG: 0.413 | G4-3 | | P2 | | | G6-3 | | | P2 | 4 | 0 | 0 | 0 | 0 | 0 | 0 |
| Bobby Bonilla, S (1, 9)<br>OBP: 0.391, SLG: 0.440 | | G5-4-3<br>1B | L9 | | | G6-3 | | | P4 | 4 | 0 | 1 | 0 | 0 | 0 | 0 |
| Howard Johnson, S (1, 8)<br>OBP: 0.335, SLG: 0.356 | | G5-4-3<br>1-2f | | | G6-3 | HR | | | G5-3 | 4 | 1 | 1 | 1 | 0 | 0 | 1 |
| Dave Magadan, L (1, 5)<br>OBP: 0.401, SLG: 0.378 | | BB | | | G6-3 | F7 | | | | 2 | 0 | 0 | 0 | 1 | 0 | 0 |
| Dick Schofield, R (1, 6)<br>OBP: 0.335, SLG: 0.315 | | L8 | | | G4-3 | | | SH1-4<br>G4-3 | | 3 | 1 | 1 | 0 | 0 | 0 | 1 |
| Todd Hundley, S (1, 2)<br>OBP: 0.261, SLG: 0.322 | | | G3 | | | 2B | | G4-3<br>1-2 | | 3 | 0 | 2 | 0 | 0 | 0 | 0 |
| Sid Fernandez, L (1, 1)<br>OBP: 0.200, SLG: 0.233 | | | G6-3 | | | K | | SH1-4<br>1-2<br>2-3 | | 2 | 0 | 0 | 0 | 0 | 1 | 1 |
| Dave Gallagher, R (8, PH)<br>OBP: 0.333, SLG: 0.379 | | | | | | | | | | 0 | 0 | 0 | 0 | 0 | 0 | 0 |
| Lee Guetterman, L (9, 1) | | | | | | | | | | 0 | 0 | 0 | 0 | 0 | 0 | 0 |
| Jeff Innis, R (9, 1) | | | | | | | | | | 0 | 0 | 0 | 0 | 0 | 0 | 0 |
| Inning Stats | R: 0<br>E: 0<br>K: 0<br>S: 4<br>H: 0<br>LOB: 0<br>BB: 0<br>P: 8 | R: 0<br>E: 0<br>K: 0<br>S: 6<br>H: 1<br>LOB: 1<br>BB: 1<br>P: 12 | R: 0<br>E: 0<br>K: 1<br>S: 9<br>H: 0<br>LOB: 0<br>BB: 0<br>P: 12 | R: 0<br>E: 0<br>K: 0<br>S: 10<br>H: 0<br>LOB: 0<br>BB: 0<br>P: 17 | R: 0<br>E: 0<br>K: 0<br>S: 12<br>H: 0<br>LOB: 0<br>BB: 0<br>P: 19 | R: 0<br>E: 0<br>K: 2<br>S: 12<br>H: 1<br>LOB: 1<br>BB: 0<br>P: 19 | R: 1<br>E: 0<br>K: 0<br>S: 10<br>H: 1<br>LOB: 0<br>BB: 0<br>P: 18 | R: 1<br>E: 0<br>K: 1<br>S: 11<br>H: 2<br>LOB: 1<br>BB: 0<br>P: 21 | R: 0<br>E: 0<br>K: 0<br>S: 7<br>H: 0<br>LOB: 0<br>BB: 0<br>P: 11 | 1B: 3<br>2B: 1<br>3B: 0<br>HR: 1<br>SF: 0<br>SAC: 1<br>DP: 1<br>HBP: 0 | | | | | | |

| | |
|---|---|
| AB | 30 |
| R | 2 |
| H | 5 |
| RBI | 2 |
| BB | 1 |
| SO | 4 |
| LOB | 7 |

| PITCHER | | IP | WLS | BF | H | R | ER | SO | BB | IBB | HBP | BLK | WP | HR | S | P | ERA | WHIP |
|---|---|---|---|---|---|---|---|---|---|---|---|---|---|---|---|---|---|---|
| Randy Tomlin, L<br>ERA: 3.18 | (1, 1) | 7.1 | W | 27 | 5 | 2 | 2 | 3 | 1 | 0 | 0 | 0 | 0 | 1 | 70 | 119 | 2.46 | 0.818 |
| Roger Mason, R<br>ERA: 3.05 | (8, 1) | 0.2 | | 2 | 0 | 0 | 0 | 1 | 0 | 0 | 0 | 0 | 0 | 0 | 4 | 7 | 0.00 | 0.000 |
| Bob Patterson, L<br>ERA: 2.52 | (9, 1) | 1.0 | S | 3 | 0 | 0 | 0 | 0 | 0 | 0 | 0 | 0 | 0 | 0 | 7 | 11 | 0.00 | 0.000 |

| PITCHER | IP | WLS | BF | H | R | ER | SO | BB | IBB | HBP | BLK | WP | HR | S | P | ERA | WHIP |
|---|---|---|---|---|---|---|---|---|---|---|---|---|---|---|---|---|---|

# Pittsburgh Pirates @ New York Mets

Shea Stadium, Flushing, NY

Sat Jun 13 1992, 7:05 PM EDT

Att. 39,009 - Sunny - 79 F

TOP

livebaseballscorecards.com

| Batter | 1 | 2 | 3 | 4 | 5 | 6 | 7 | 8 | 9 | AB | R | H | RBI | BB | SO | LOB |
|---|---|---|---|---|---|---|---|---|---|---|---|---|---|---|---|---|
| Jeff King, R (1, 3)<br>OBP: 0.240, SLG: 0.321<br>Orlando Merced, S (8, PH)<br>OBP: 0.352, SLG: 0.348<br>Denny Neagle, L (8, 1)<br>Roger Mason, R (9, 1)<br>Bob Patterson, R (9, 1)<br>OBP: 0.500, SLG: 0.600<br>Stan Belinda, R (9, 1) | F8 | G4-3 | | | FC3-6, BB<br>1B | G6-3 | | 1 SAFE<br>1 SAFE<br>3-0<br>1-3<br>3-H<br>2B | | 4<br>1<br>0<br>0<br>0<br>0 | 0<br>0<br>0<br>0<br>0<br>0 | 1<br>1<br>0<br>0<br>0<br>0 | 0<br>1<br>0<br>0<br>0<br>0 | 0<br>0<br>0<br>0<br>0<br>0 | 4<br>0<br>0<br>0<br>0<br>0 |
| Jay Bell, R (1, 6)<br>OBP: 0.345, SLG: 0.333 | 1-2<br>1B<br>1B<br>2B | | G6-3 | | 4-2<br>FC3-6<br>1-2<br>BB | | G4-6-3<br>1B | F8 | | 4 | 1 | 2 | 0 | 1 | 0 | 3 |
| Andy Van Slyke, L (1, 8)<br>OBP: 0.430, SLG: 0.505 | 0-0<br>F9<br>1B<br>2-3<br>1B | | 1-2<br>1B | | 3-1<br>FC3-6<br>1-2f<br>2-3 | G4-6-3<br>1-2f | | | 2-2<br>1B<br>FC6-2-5<br>2B | 5 | 0 | 3 | 0 | 0 | 0 | 3 |
| Lloyd McClendon, R (1, 9)<br>OBP: 0.366, SLG: 0.346<br>(8, 3) | 3-1<br>SAFE<br>1-2<br>3-H<br>1B | | 0-0<br>L9 | | F8 | 1-3<br>K | | | 1-2<br>BB<br>FC6-2-5<br>2-3<br>1B | 5 | 0 | 2 | 1 | 0 | 1 | 3 |
| Barry Bonds, L (1, 7)<br>OBP: 0.430, SLG: 0.582 | 2-2<br>F9<br>2-3 | | 1-0<br>F7 | | | 4-1<br>BB<br>1B<br>BB | | 1-1<br>HR | 1 SAFE<br>1 SAFE<br>1 SAFE<br>0-2<br>FC6-2-5<br>BB<br>1-2<br>3-H | 4 | 1 | 1 | 1 | 1 | 0 | 5 |
| Steve Buechele, R (1, 5)<br>OBP: 0.350, SLG: 0.423 | 1-2<br>F8 | | | 1-2<br>L3 | | 1 SAFE<br>0-3<br>K | | 1-2<br>G1-3 | 1-3<br>K | 5 | 0 | 0 | 0 | 0 | 2 | 5 |
| Don Slaught, R (1, 2)<br>OBP: 0.440, SLG: 0.536<br>Gary Varsho, L (8, PR)<br>OBP: 0.288, SLG: 0.393<br>Michael LaValliere, L (8, 2)<br>OBP: 0.352, SLG: 0.290 | | 1-0<br>G4-3<br>2B | | 1-0<br>G4-3<br>1B | | 1 SAFE<br>0-0<br>BB<br>1-2<br>1B | | 1-0<br>FC4-6<br>2B<br>1B | 4-0<br>1-2<br>2-3<br>BB | 4<br>0<br>0 | 0<br>1<br>0 | 4<br>0<br>0 | 0<br>0<br>0 | 0<br>0<br>1 | 0<br>0<br>0 | 0<br>0<br>0 |
| Jose Lind, R (1, 4)<br>OBP: 0.291, SLG: 0.308 | 1-3<br>K | | | 0-2<br>G4-3<br>1-2f | | 0-0<br>P3 | | 1 SAFE<br>1 SAFE<br>1 SAFE<br>1 SAFE<br>1-1<br>FC4-6<br>1-2<br>1B | 0-0<br>G5-3 | 5 | 0 | 1 | 0 | 0 | 1 | 7 |
| Vicente Palacios, R (1, 1)<br>OBP: 0.071, SLG: 0.071<br>Gary Redus, R (6, PH)<br>OBP: 0.322, SLG: 0.260<br>Jerry Don Gleaton, L (6, 1)<br>Jeff Robinson, R (6, 1)<br>Cecil Espy, S (8, PH)<br>OBP: 0.329, SLG: 0.388 (8, 9) | 0-0<br>G4-3<br>2-3 | | | | 0-0<br>F9 | 4-1<br>1-2<br>2-3<br>BB | | 0-0<br>FC4-6<br>2B<br>1-2f<br>2-3 | | 2<br>0<br>0<br>0<br>1 | 0<br>0<br>0<br>0<br>0 | 0<br>0<br>0<br>0<br>0 | 0<br>1<br>0<br>0<br>0 | 0<br>0<br>0<br>0<br>0 | 0<br>0<br>0<br>0<br>0 | 1<br>0<br>0<br>0<br>2 |

| | |
|---|---|
| AB | 40 |
| R | 3 |
| H | 15 |
| RBI | 3 |
| BB | 4 |
| SO | 4 |
| LOB | 33 |

| Inning Stats | 1 | 2 | 3 | 4 | 5 | 6 | 7 | 8 | 9 |
|---|---|---|---|---|---|---|---|---|---|
| | R: 1<br>E: 0<br>K: 0<br>S: 14 | R: 0<br>E: 0<br>K: 1<br>S: 10 | R: 0<br>E: 0<br>K: 0<br>S: 8 | R: 0<br>E: 0<br>K: 0<br>S: 7 | R: 0<br>E: 0<br>K: 0<br>S: 9 | R: 0<br>E: 0<br>K: 1<br>S: 10 | R: 0<br>E: 0<br>K: 1<br>S: 6 | R: 2<br>E: 0<br>K: 0<br>S: 13 | R: 0<br>E: 0<br>K: 1<br>S: 15 |
| | H: 3<br>LOB: 2<br>BB: 0<br>P: 22 | H: 1<br>LOB: 1<br>BB: 0<br>P: 14 | H: 1<br>LOB: 1<br>BB: 0<br>P: 13 | H: 1<br>LOB: 0<br>BB: 0<br>P: 9 | H: 1<br>LOB: 2<br>BB: 1<br>P: 19 | H: 1<br>LOB: 3<br>BB: 2<br>P: 21 | H: 1<br>LOB: 0<br>BB: 0<br>P: 7 | H: 4<br>LOB: 3<br>BB: 0<br>P: 22 | H: 2<br>LOB: 3<br>BB: 1<br>P: 23 |

| | | |
|---|---|---|
| 1B: 10 | SF: 0 | WP: 0 |
| 2B: 4 | SAC: 0 | PB: 0 |
| 3B: 0 | DP: 2 | SB: 0 |
| HR: 1 | HBP: 0 | CS: 0 |

PA: 44

| PITCHER | | IP | WLS | BF | H | R | ER | SO | BB | IBB | HBP | BLK | WP | HR | S | P | ERA | WHIP |
|---|---|---|---|---|---|---|---|---|---|---|---|---|---|---|---|---|---|---|
| Pete Schourek, L<br>ERA: 2.12 | (1, 1) | 5.2 | | 27 | 8 | 1 | 1 | 2 | 3 | 0 | 0 | 0 | 0 | 0 | 55 | 92 | 1.59 | 1.941 |
| Wally Whitehurst, R<br>ERA: 3.18 | (6, 1) | 1.2 | L | 8 | 4 | 2 | 2 | 1 | 0 | 0 | 0 | 0 | 0 | 1 | 17 | 25 | 10.80 | 2.400 |
| Lee Guetterman, L<br>ERA: 8.76 | (8, 1) | 0.1 | | 1 | 0 | 0 | 0 | 0 | 0 | 0 | 0 | 0 | 0 | 0 | 1 | 1 | 0.00 | 0.000 |
| Jeff Innis, R<br>ERA: 3.62 | (8, 1) | 1.1 | | 8 | 3 | 0 | 0 | 1 | 1 | 0 | 0 | 0 | 0 | 0 | 19 | 32 | 0.00 | 3.000 |

| PITCHER | IP | WLS | BF | H | R | ER | SO | BB | IBB | HBP | BLK | WP | HR | S | P | ERA | WHIP |
|---|---|---|---|---|---|---|---|---|---|---|---|---|---|---|---|---|---|

# BOTTOM

## Pittsburgh Pirates @ New York Mets

Shea Stadium, Flushing, NY

Sat Jun 13 1992, 7:05 PM EDT

Att. 39,009 - Sunny - 79 F

livebaseballscorecards.com

| Batter | 1 | 2 | 3 | 4 | 5 | 6 | 7 | 8 | 9 | AB | R | H | RBI | BB | SO | LOB |
|---|---|---|---|---|---|---|---|---|---|---|---|---|---|---|---|---|
| Vince Coleman, S (1, 7)<br>OBP: 0.405, SLG: 0.418 | CLBX 1-2 CS 1B | | CBCX 1-2 G5-3 ② | | MBBBCX 3-2 G4-3 ③ | | X 0-0 G3 ② | | X 0-0 1-2 1B | 5 | 0 | 2 | 0 | 0 | 0 | 0 |
| Willie Randolph, R (1, 4)<br>OBP: 0.346, SLG: 0.305 | LBX 1 SAFE 1-1 F9 ① | | BBX 2-0 F9 ③ | | | BCBX 2-1 G6-3 ① | SFX 0-2 F9 ③ | | BSSSBS 2-3 K ③ 2-3 | 5 | 0 | 0 | 0 | 0 | 1 | 3 |
| Eddie Murray, S (1, 3)<br>OBP: 0.337, SLG: 0.411<br>Daryl Boston, L (8, PR)<br>OBP: 0.320, SLG: 0.397 (9, 9) | SBCX 1-2 F8 ②③ 1-2 | | | FFX 0-2 G4-3 ① | | BX 1-0 2B 2B 1B | | CBBFFFBB 4-2 S BB | | 3<br>0 | 1<br>0 | 1<br>0 | 0<br>0 | 1<br>0 | 0<br>0 | 1<br>0 |
| Bobby Bonilla, S (1, 9)<br>OBP: 0.393, SLG: 0.450 (9, 3) | | X 0-0 F8 ① | | BSFFFX 1-2 2B | | BBX 2-0 1-3 2B 2B | | FBBFFS 2-3 K ① | | 4 | 1 | 2 | 0 | 0 | 1 | 1 |
| Howard Johnson, S (1, 8)<br>OBP: 0.341, SLG: 0.370 | | BBFX 2-1 2B | | FBBBBB 4-1 1B BB | | BBX 2-0 1B FC3-2 2-H 3-H 2B | | CFB 1 SAFE BS 2-3 K ② | | 3 | 0 | 2 | 2 | 1 | 1 | 1 |
| Dave Magadan, L (1, 5)<br>OBP: 0.408, SLG: 0.383 | | BBBB 4-0 BB | | X 0-0 1-2 1B | | BFCFBX 2-2 FC3-2 2-3 1B | | C 1 SAFE 1 SAFE 1 SAFE 1 SAFE C 1 SAFE BB 2-3 S K ③ 1-2 | | 3 | 0 | 2 | 0 | 1 | 1 | 1 |
| Dick Schofield, R (1, 6)<br>OBP: 0.330, SLG: 0.309<br>Chico Walker, S (9, PH)<br>OBP: 0.260, SLG: 0.310 | | BBCCCX 2-2 F8 ② | | BBCSFBC 3-3 K ③ | | X 0-0 FC3-2 1-2 3-H ② | | | CBSSBX 2-2 F7 ① | 3<br>1 | 0<br>0 | 0<br>0 | 0<br>0 | 0<br>0 | 1<br>0 | 6<br>0 |
| Todd Hundley, S (1, 2)<br>OBP: 0.255, SLG: 0.315<br>Dave Gallagher, R (9, PH)<br>OBP: 0.351, SLG: 0.400 | | CBFX 1-2 G4-3 ③ | | | FBSBC 2-3 K ① | SFBBX 2-2 F7 ③ | | | BCX 1-1 S 1B 1B | 3<br>1 | 0<br>0 | 0<br>1 | 0<br>0 | 0<br>0 | 1<br>0 | 4<br>0 |
| Pete Schourek, L (1, 1)<br>OBP: 0.167, SLG: 0.167<br>Wally Whitehurst, R (6, 1)<br>OBP: 0.286, SLG: 0.333<br>Lee Guetterman, L (8, 1)<br>Jeff Innis, R (8, 1)<br>Mackey Sasser, L (9, PH)<br>OBP: 0.231, SLG: 0.260 | | | X 0-0 F9 ① | | CSS 0-3 K ② | | FBFFFBFS 2-3 K ① | | CB 1 SAFE BBSC 3-3 K ② | 2<br>1<br>0<br>0<br>1 | 0<br>0<br>0<br>0<br>0 | 0<br>0<br>0<br>0<br>1 | 0<br>0<br>0<br>0<br>0 | 0<br>1<br>0<br>0<br>1 | 1<br>0<br>0<br>0<br>1 | 0<br>0<br>0<br>0<br>1 |
| Inning Stats | R: 0 H: 1<br>E: 0 LOB: 0<br>K: 0 BB: 0<br>S: 8 P: 11 | R: 0 H: 1<br>E: 0 LOB: 2<br>K: 0 BB: 1<br>S: 9 P: 18 | R: 0 H: 0<br>E: 0 LOB: 0<br>K: 0 BB: 0<br>S: 5 P: 8 | R: 0 H: 2<br>E: 0 LOB: 2<br>K: 1 BB: 1<br>S: 14 P: 22 | R: 0 H: 0<br>E: 0 LOB: 0<br>K: 2 BB: 0<br>S: 9 P: 14 | R: 2 H: 4<br>E: 0 LOB: 2<br>K: 0 BB: 0<br>S: 13 P: 24 | R: 0 H: 0<br>E: 0 LOB: 0<br>K: 1 BB: 0<br>S: 9 P: 11 | R: 0 H: 0<br>E: 0 LOB: 2<br>K: 3 BB: 1<br>S: 14 P: 24 | R: 0 H: 2<br>E: 0 LOB: 2<br>K: 2 BB: 0<br>S: 12 P: 20 | 1B: 6<br>2B: 4<br>3B: 0<br>HR: 0 | SF: 0<br>SAC: 0<br>DP: 0<br>HBP: 0 | | | WP: 0<br>PB: 0<br>SB: 2<br>CS: 1 | PA: 38 | |

| | AB | 35 |
|---|---|---|
| | R | 2 |
| | H | 10 |
| | RBI | 2 |
| | BB | 3 |
| | SO | 9 |
| | LOB | 18 |

| PITCHER | | IP | WLS | BF | H | R | ER | SO | BB | IBB | HBP | BLK | WP | HR | S | P | ERA | WHIP |
|---|---|---|---|---|---|---|---|---|---|---|---|---|---|---|---|---|---|---|
| Vicente Palacios, R<br>ERA: 3.66 | (1, 1) | 5.0 | | 19 | 4 | 0 | 0 | 3 | 2 | 0 | 0 | 0 | 0 | 0 | 45 | 73 | 0.00 | 1.200 |
| Jerry Don Gleaton, L<br>ERA: 5.21 | (6, 1) | 0.1 | | 5 | 4 | 2 | 2 | 0 | 0 | 0 | 0 | 0 | 0 | 0 | 9 | 18 | 54.00 | 12.000 |
| Jeff Robinson, R<br>ERA: 5.51 | (6, 1) | 1.2 | W | 5 | 0 | 0 | 0 | 1 | 0 | 0 | 0 | 0 | 0 | 0 | 13 | 17 | 0.00 | 0.000 |
| Denny Neagle, L<br>ERA: 4.39 | (8, 1) | 1.0 | | 4 | 0 | 0 | 0 | 3 | 1 | 0 | 0 | 0 | 0 | 0 | 14 | 24 | 0.00 | 1.000 |
| Roger Mason, R<br>ERA: 3.03 | (9, 1) | 0.1 | | 2 | 1 | 0 | 0 | 0 | 0 | 0 | 0 | 0 | 0 | 0 | 5 | 8 | 0.00 | 3.000 |

| PITCHER | | IP | WLS | BF | H | R | ER | SO | BB | IBB | HBP | BLK | WP | HR | S | P | ERA | WHIP |
|---|---|---|---|---|---|---|---|---|---|---|---|---|---|---|---|---|---|---|
| Bob Patterson, L<br>ERA: 2.49 | (9, 1) | 0.1 | | 2 | 1 | 0 | 0 | 1 | 0 | 0 | 0 | 0 | 0 | 0 | 4 | 7 | 0.00 | 3.000 |
| Stan Belinda, R<br>ERA: 3.75 | (9, 1) | 0.1 | S | 1 | 0 | 0 | 0 | 1 | 0 | 0 | 0 | 0 | 0 | 0 | 3 | 5 | 0.00 | 0.000 |

| Batter | 1 | 2 | 3 | 4 | 5 | 6 | 7 | 8 | 9 | AB | R | H | RBI | BB | SO | LOB |
|---|---|---|---|---|---|---|---|---|---|---|---|---|---|---|---|---|
| Gary Varsho, L (1, 9)<br>OBP: 0.297, SLG: 0.383 | C B B B C B<br>4-2<br>BB<br>BB | | X<br>0-0 ②<br>P1 | | C B B B X<br>3-1 ②<br>G1-3 | C C X<br>0-2 ③<br>G4-3 | | | F X<br>0-1<br>E SF9 1B<br>1B | 4 | 1 | 1 | 0 | 1 | 0 | 2 |
| Jay Bell, R (1, 6)<br>OBP: 0.342, SLG: 0.330 | X<br>0-0 ①<br>F7 | | C C B B B X<br>2-2 ③<br>F9 | | C B B F F B F S<br>3-3 ③<br>K | | B C X<br>1-1 ①<br>P2 | | 1 SAFE 1 SAFE B 1 SAFE X<br>1-0<br>E4<br>SF9<br>1-3<br>1B | 5 | 0 | 1 | 0 | 0 | 1 | 1 |
| Andy Van Slyke, L (1, 8)<br>OBP: 0.434, SLG: 0.507 | C B 1 SAFE 1 SAFE F B B 1 SAFE F<br>3-2 ②<br>F7 | | | C B X<br>1-1<br>FC4-6 1B<br>1B<br>1B | | S B B F F B B<br>4-2<br>1B<br>1B<br>BB | X<br>0-0<br>1B | | X<br>0-0 ②<br>SF9<br>2-3<br>3-H | 3 | 2 | 2 | 1 | 1 | 0 | 1 |
| Barry Bonds, L (1, 7)<br>OBP: 0.434, SLG: 0.580<br>Jerry Don Gleaton, L (9, 1)<br>Stan Belinda, R (9, 1) | B B C B B<br>4-1<br>1-2<br>BB | | | 1 SAFE C C X<br>0-2<br>FC4-6<br>1-2<br>1B | | X<br>0-0<br>1B<br>2B<br>1-2<br>1B | X<br>0-0 ②<br>F7 | | S F B B X<br>2-2 ③<br>G4-3 | 4<br>0<br>0 | 1<br>0<br>0 | 2<br>0<br>0 | 0<br>0<br>0 | 1<br>0<br>0 | 0<br>0<br>0 | 2<br>0<br>0 |
| Orlando Merced, S (1, 3)<br>OBP: 0.349, SLG: 0.345 | B F X<br>1-1 ③<br>G3 | | | B F X<br>1-1 ①<br>FC4-6 1B<br>1-2f<br>2-3 | | 1 SAFE B B C C B X<br>3-2<br>2B<br>FC6-4<br>1-3<br>2-H<br>1B | 1 SAFE B X<br>1-0 ③<br>F8 | | | 4 | 1 | 1 | 1 | 0 | 0 | 5 |
| Jeff King, R (1, 5)<br>OBP: 0.240, SLG: 0.319 | | C B X<br>1-1 ①<br>F7 | | B X<br>1-0<br>1-2<br>3-H<br>1B | | C B F S<br>1-3 ①<br>K | | C B B X<br>2-1 ①<br>F9 | | 4 | 0 | 1 | 1 | 0 | 1 | 2 |
| Michael LaValliere, L (1, 2)<br>OBP: 0.349, SLG: 0.298 | | X<br>0-0 ②<br>F8 | | B B S X<br>2-1 ②<br>F8 | | C B B B X<br>3-1<br>FC6-4<br>1-3<br>3-H<br>2B | | C B B B X<br>3-1 ②<br>F8 | | 4 | 0 | 1 | 1 | 0 | 0 | 2 |
| Jose Lind, R (1, 4)<br>OBP: 0.290, SLG: 0.303 | | B X<br>1-0 ③<br>F8 | | B S X<br>1-1 ③<br>P6 | | I I I I<br>4-0<br>FC6-4<br>IBB | | C X<br>0-1 ③<br>G5-3 | | 3 | 0 | 0 | 0 | 1 | 0 | 2 |
| Doug Drabek, R (1, 1)<br>OBP: 0.091, SLG: 0.121<br>Denny Neagle, L (8, 1)<br>Cecil Espy, S (9, PH)<br>OBP: 0.326, SLG: 0.383<br>(9, 7) | | | X<br>0-0 ①<br>F9 | | F F S<br>0-3 ①<br>K | X<br>0-0 ②<br>FC6-4<br>1-2f<br>2-3<br>3-H | | | B B B C C C O<br>3-3 ①<br>K | 3<br>0<br>1 | 0<br>0<br>0 | 0<br>0<br>0 | 1<br>0<br>0 | 0<br>0<br>0 | 1<br>0<br>0 | 2<br>0<br>0 |
| Inning Stats | R: 0 E: 0 K: 0 S: 13<br>H: 0 LOB: 2 BB: 2 P: 25 | R: 0 E: 0 K: 0 S: 4<br>H: 0 LOB: 0 BB: 0 P: 6 | R: 0 E: 0 K: 0 S: 5<br>H: 0 LOB: 0 BB: 0 P: 7 | R: 1 E: 0 K: 0 S: 12<br>H: 3 LOB: 2 BB: 0 P: 18 | R: 0 E: 0 K: 2 S: 10<br>H: 0 LOB: 0 BB: 0 P: 16 | R: 3 E: 0 K: 1 S: 16<br>H: 3 LOB: 2 BB: 2 P: 31 | R: 0 E: 0 K: 0 S: 5<br>H: 1 LOB: 1 BB: 0 P: 7 | R: 0 E: 0 K: 0 S: 6<br>H: 0 LOB: 0 BB: 0 P: 11 | R: 1 E: 1 K: 1 S: 10<br>H: 2 LOB: 1 BB: 0 P: 16 | 1B: 8 2B: 1 3B: 0 HR: 0<br>SF: 1 SAC: 0 DP: 0 HBP: 0 | | | | | | |

# TOP

## Pittsburgh Pirates @ New York Mets

Shea Stadium, Flushing, NY

Sun Jun 14 1992, 3:33 AM EDT

Att. 43,527 - Cloudy - 82 F

livebaseballscorecards.com

| | |
|---|---|
| AB | 35 |
| R | 5 |
| H | 9 |
| RBI | 5 |
| BB | 4 |
| SO | 4 |
| LOB | 19 |

| PITCHER | | IP | WLS | BF | H | R | ER | SO | BB | IBB | HBP | BLK | WP | HR | S | P | ERA | WHIP |
|---|---|---|---|---|---|---|---|---|---|---|---|---|---|---|---|---|---|---|
| Dwight Gooden, R<br>ERA: 4.01 | (1, 1) | 7.0 | | 32 | 7 | 4 | 4 | 3 | 3 | 1 | 0 | 0 | 0 | 0 | 65 | 110 | 5.14 | 1.429 |
| Jeff Innis, R<br>ERA: 3.48 | (8, 1) | 1.1 | L | 6 | 2 | 1 | 0 | 1 | 0 | 0 | 0 | 0 | 0 | 0 | 12 | 21 | 0.00 | 1.500 |
| John Franco, L<br>ERA: 0.53 | (9, 1) | 0.2 | | 2 | 0 | 0 | 0 | 0 | 0 | 0 | 0 | 0 | 0 | 0 | 4 | 6 | 0.00 | 0.000 |

| PITCHER | IP | WLS | BF | H | R | ER | SO | BB | IBB | HBP | BLK | WP | HR | S | P | ERA | WHIP |
|---|---|---|---|---|---|---|---|---|---|---|---|---|---|---|---|---|---|

# BOTTOM

## Pittsburgh Pirates @ New York Mets

Shea Stadium, Flushing, NY

Sun Jun 14 1992, 3:33 AM EDT

Att. 43,527 - Cloudy - 82 F

livebaseballscorecards.com

| Batter | 1 | 2 | 3 | 4 | 5 | 6 | 7 | 8 | 9 | AB | R | H | RBI | BB | SO | LOB |
|---|---|---|---|---|---|---|---|---|---|---|---|---|---|---|---|---|
| Vince Coleman, S (1, 7)<br>OBP: 0.397, SLG: 0.408 | B1-3 | | G4-3 | | | 1B | | | | 4 | 1 | 1 | 0 | 0 | 1 | 0 |
| Chico Walker, S (1, 4)<br>OBP: 0.259, SLG: 0.307 | G3 | | G4-3 | | | HR | | F7 | | 4 | 1 | 1 | 1 | 0 | 0 | 0 |
| Willie Randolph, R (9, 4)<br>OBP: 0.346, SLG: 0.305 | | | | | | | | | | 0 | 0 | 0 | 0 | 0 | 0 | 0 |
| Eddie Murray, S (1, 3)<br>OBP: 0.340, SLG: 0.427 | F7 | | | F8 | | HR | | 1B | | 4 | 1 | 2 | 2 | 0 | 0 | 0 |
| Bobby Bonilla, S (1, 9)<br>OBP: 0.391, SLG: 0.444 | | BB | | G6-3 | | G6-3 | | P4 | | 3 | 1 | 0 | 0 | 1 | 0 | 1 |
| Howard Johnson, S (1, 8)<br>OBP: 0.344, SLG: 0.370 | | 1B | | P5 | | BB | | L4 | | 3 | 0 | 1 | 0 | 1 | 0 | 1 |
| Dave Magadan, L (1, 5)<br>OBP: 0.409, SLG: 0.378 | | F8 | | | G4-3 | BB | | | SH2-4<br>BB | 2 | 0 | 0 | 0 | 2 | 0 | 2 |
| Junior Noboa, R (9, PR)<br>OBP: 0.238, SLG: 0.158 | | | | | | | | | | 0 | 0 | 0 | 0 | 0 | 0 | 0 |
| Charlie O'Brien, R (1, 2)<br>OBP: 0.319, SLG: 0.328 | G5-3 | | | | FC4-6<br>BB | P4 | | SH2-4 | | 2 | 0 | 0 | 0 | 1 | 0 | 3 |
| Dick Schofield, R (1, 6)<br>OBP: 0.326, SLG: 0.304 | F7 | | | | FC4-6 | F8 | | L8 | | 3 | 0 | 0 | 0 | 0 | 0 | 2 |
| Dave Gallagher, R (9, PH)<br>OBP: 0.342, SLG: 0.387 | | | | | WP S | | | | | 1 | 0 | 0 | 0 | 0 | 0 | 2 |
| Dwight Gooden, R (1, 1)<br>OBP: 0.290, SLG: 0.290 | | | G4-3 | | G6-3 | | | | | 2 | 0 | 0 | 0 | 0 | 0 | 1 |
| Daryl Boston, L (7, PH)<br>OBP: 0.318, SLG: 0.393 | | | | | | | | | | 1 | 0 | 0 | 0 | 0 | 0 | 0 |
| Jeff Innis, R (8, 1) | | | | | | | | | | 0 | 0 | 0 | 0 | 0 | 0 | 0 |
| John Franco, L (9, 1) | | | | | | | | | | 0 | 0 | 0 | 0 | 0 | 0 | 0 |
| Mackey Sasser, L (9, PH)<br>OBP: 0.226, SLG: 0.255 | | | | | | | G3 | | F7 | 1 | 0 | 0 | 0 | 0 | 0 | 2 |
| Inning Stats | R: 0<br>E: 0<br>K: 0<br>S: 6<br>H: 0<br>LOB: 0<br>BB: 0<br>P: 10 | R: 1<br>E: 0<br>K: 0<br>S: 9<br>H: 1<br>LOB: 1<br>BB: 1<br>P: 20 | R: 0<br>E: 0<br>K: 0<br>S: 3<br>H: 0<br>LOB: 0<br>BB: 0<br>P: 4 | R: 0<br>E: 0<br>K: 0<br>S: 7<br>H: 0<br>LOB: 0<br>BB: 0<br>P: 10 | R: 0<br>E: 0<br>K: 0<br>S: 12<br>H: 0<br>LOB: 1<br>BB: 1<br>P: 20 | R: 3<br>E: 0<br>K: 0<br>S: 14<br>H: 3<br>LOB: 1<br>BB: 2<br>P: 25 | R: 0<br>E: 0<br>K: 1<br>S: 7<br>H: 0<br>LOB: 0<br>BB: 0<br>P: 9 | R: 0<br>E: 0<br>K: 0<br>S: 8<br>H: 1<br>LOB: 1<br>BB: 0<br>P: 14 | R: 0<br>E: 0<br>K: 0<br>S: 4<br>H: 0<br>LOB: 2<br>BB: 1<br>P: 10 | 1B: 4<br>2B: 0<br>3B: 0<br>HR: 1<br>SF: 0<br>SAC: 1<br>DP: 0<br>HBP: 0 | | | | | | |

| | |
|---|---|
| AB | 30 |
| R | 4 |
| H | 5 |
| RBI | 3 |
| BB | 5 |
| SO | 1 |
| LOB | 14 |

| | | | | | | | | | | | | | | | | | | | | | | | | | | | | | | | | | | |
|---|---|---|---|---|---|---|---|---|---|---|---|---|---|---|---|---|---|---|---|---|---|---|---|---|---|---|---|---|---|---|---|---|---|---|
| PITCHER | | IP | WLS | BF | H | R | ER | SO | BB | IBB | HBP | BLK | WP | HR | S | P | ERA | WHIP | PITCHER | IP | WLS | BF | H | R | ER | SO | BB | IBB | HBP | BLK | WP | HR | S | P | ERA | WHIP |
| Doug Drabek, R<br>ERA: 3.18 | (1, 1) | 7.1 | | 30 | 5 | 4 | 4 | 1 | 4 | 0 | 0 | 0 | 2 | 1 | 60 | 101 | 4.91 | 1.227 | | | | | | | | | | | | | | | | | |
| Denny Neagle, L<br>ERA: 4.32 | (8, 1) | 0.2 | W | 2 | 0 | 0 | 0 | 0 | 0 | 0 | 0 | 0 | 0 | 0 | 6 | 11 | 0.00 | 0.000 | | | | | | | | | | | | | | | | | |
| Jerry Don Gleaton, L<br>ERA: 5.12 | (9, 1) | 0.1 | | 2 | 0 | 0 | 0 | 0 | 1 | 0 | 0 | 0 | 0 | 0 | 1 | 5 | 0.00 | 3.000 | | | | | | | | | | | | | | | | | |
| Stan Belinda, R<br>ERA: 3.65 | (9, 1) | 0.2 | S | 2 | 0 | 0 | 0 | 0 | 0 | 0 | 0 | 0 | 0 | 0 | 3 | 5 | 0.00 | 0.000 | | | | | | | | | | | | | | | | | |

| Batter | 1 | 2 | 3 | 4 | 5 | 6 | 7 | 8 | 9 | AB | R | H | RBI | BB | SO | LOB |
|---|---|---|---|---|---|---|---|---|---|---|---|---|---|---|---|---|
| Lenny Dykstra, L (1, 8)<br>OBP: 0.346, SLG: 0.362 | F<br>X<br>0-1 ①<br>G3 | | B F F F B F B F X<br>3-2<br>1B BB FC3-2<br>1B | | B C B B X<br>3-1 ②<br>F8 | | X<br>0-0 ③<br>F8 | | B B B F B<br>4-1<br>BB<br>1-2<br>2-3<br>BB | 4 | 0 | 1 | 0 | 1 | 0 | 1 |
| Ruben Amaro Jr, S (1, 9)<br>OBP: 0.333, SLG: 0.352 | C<br>B<br>C<br>F<br>X<br>1-2 ②<br>G6-3 | | B<br>1 SAFE<br>L<br>P<br>B<br>B<br>4-1<br>FC3-2 1B<br>1-2<br>BB | | C<br>B<br>C<br>B<br>B<br>F<br>X<br>3-2 ③<br>G4-3 | | | B<br>X<br>1-0 ①<br>G5-3 | B F B F B F F B<br>4-2<br>1-2<br>2-3<br>3-H<br>BB | 3 | 0 | 0 | 1 | 2 | 0 | 0 |
| Dave Hollins, S (1, 5)<br>OBP: 0.382, SLG: 0.415 | B<br>X<br>1-0<br>2B<br>1B | | F<br>B<br>S<br>X<br>1-2<br>FC3-2<br>1-2<br>2-3<br>1B | | | X<br>0-0 ①<br>G5-3 | | C<br>F<br>X<br>0-2<br>HR | B B X<br>2-0 ③<br>P4 | 5 | 2 | 3 | 1 | 0 | 0 | 3 |
| John Kruk, L (1, 3)<br>OBP: 0.448, SLG: 0.491 | S<br>X<br>0-1<br>1-H<br>2B<br>2B | | F<br>B<br>X<br>1-1 ①<br>FC3-2<br>G4-6-3<br>1-2<br>2-3<br>3-Hf | | | B<br>C<br>F<br>S<br>1-3 ②<br>K | | B<br>F<br>X<br>1-1 ②<br>G3 | | 4 | 1 | 1 | 1 | 0 | 1 | 3 |
| Mariano Duncan, R (1, 4)<br>OBP: 0.303, SLG: 0.404 | B<br>F<br>B<br>F<br>F<br>B<br>X<br>3-2<br>2-H<br>2B | | B<br>B<br>B<br>B<br>X<br>3-1 ② ③<br>G4-6-3<br>1-2f | | | F<br>B<br>B<br>F<br>B<br>F<br>B<br>4-2<br>BB | | B<br>F<br>X<br>1-1 ③<br>G4-3 | | 3 | 0 | 1 | 1 | 1 | 0 | 3 |
| Darren Daulton, L (1, 2)<br>OBP: 0.408, SLG: 0.588 | C<br>F<br>X<br>0-2 ③<br>G4-3 | | | B<br>C<br>F<br>X<br>1-2 ①<br>G4-3 | | S<br>B<br>B<br>X<br>2-1 ③<br>G4-3 | | | B B B C C F B<br>4-2<br>FC1-5 1B<br>BB | 3 | 0 | 0 | 0 | 1 | 0 | 2 |
| Tom Marsh, R (1, 7)<br>OBP: 0.364, SLG: 0.550 | | F<br>B<br>X<br>1-1 ①<br>F8 | | X<br>0-0 ②<br>P3 | | | S<br>B<br>X<br>1-1<br>G4-3<br>2B | | X<br>0-0<br>BB FC1-5<br>1-2<br>BB<br>1B | 4 | 1 | 2 | 0 | 0 | 0 | 0 |
| Dale Sveum, S (1, 6)<br>OBP: 0.211, SLG: 0.185 | | B<br>B<br>B<br>C<br>F<br>X<br>3-2 ②<br>G3 | | B<br>C<br>S<br>C<br>1-3 ③ | | | C<br>X<br>0-1 ①<br>G4-3<br>2-3 | | B<br>S<br>S<br>B<br>S<br>2-3 ①<br>K | 4 | 0 | 0 | 0 | 0 | 2 | 3 |
| Terry Mulholland, R (1, 1)<br>OBP: 0.167, SLG: 0.150 | | S<br>X<br>0-1 ③<br>G4-3 | | | C<br>S<br>B<br>S<br>1-3 ①<br>K | | C<br>S<br>S<br>0-3 ②<br>K | | X<br>0-0 ②<br>FC1-5<br>BB BB<br>1-2<br>2-3f | 4 | 0 | 0 | 0 | 0 | 2 | 3 |
| Inning Stats | R: 2 E: 0 K: 0 S: 16<br>H: 3 LOB: 1 BB: 0 P: 21 | R: 0 E: 0 K: 0 S: 7<br>H: 0 LOB: 0 BB: 0 P: 11 | R: 0 E: 0 K: 0 S: 15<br>H: 2 LOB: 2 BB: 1 P: 26 | R: 0 E: 0 K: 1 S: 7<br>H: 0 LOB: 0 BB: 0 P: 9 | R: 0 E: 0 K: 1 S: 9<br>H: 0 LOB: 0 BB: 0 P: 16 | R: 0 E: 0 K: 1 S: 9<br>H: 0 LOB: 1 BB: 1 P: 16 | R: 0 E: 0 K: 1 S: 8<br>H: 1 LOB: 1 BB: 0 P: 9 | R: 1 E: 0 K: 0 S: 8<br>H: 1 LOB: 0 BB: 0 P: 11 | R: 1 E: 0 K: 1 S: 14<br>H: 1 LOB: 3 BB: 3 P: 30 | 1B: 4 2B: 3 3B: 0 HR: 1<br>SF: 0 SAC: 0 DP: 1 HBP: 0 | | | | | | |

# TOP

Philadelphia Phillies @ Pittsburgh Pirates
Three Rivers Stadium, Pittsburgh, PA
Mon Jun 15 1992, 7:05 PM EDT
Att. 23,581 - Cloudy - 80 F

livebaseballscorecards.com

| | |
|---|---|
| AB | 34 |
| R | 4 |
| H | 8 |
| RBI | 4 |
| BB | 5 |
| SO | 5 |
| LOB | 18 |

| PITCHER | | IP | WLS | BF | H | R | ER | SO | BB | IBB | HBP | BLK | WP | HR | S | P | ERA | WHIP |
|---|---|---|---|---|---|---|---|---|---|---|---|---|---|---|---|---|---|---|
| Zane Smith, L<br>ERA: 3.19 | (1, 1) | 8.0 | L | 32 | 7 | 3 | 3 | 4 | 2 | 0 | 0 | 0 | 0 | 1 | 79 | 119 | 3.38 | 1.125 |
| Bob Patterson, L<br>ERA: 2.73 | (9, 1) | 1.0 | | 7 | 1 | 1 | 1 | 1 | 3 | 0 | 0 | 0 | 0 | 0 | 14 | 30 | 9.00 | 4.000 |

| PITCHER | IP | WLS | BF | H | R | ER | SO | BB | IBB | HBP | BLK | WP | HR | S | P | ERA | WHIP |
|---|---|---|---|---|---|---|---|---|---|---|---|---|---|---|---|---|---|

# BOTTOM

Philadelphia Phillies @ Pittsburgh Pirates
Three Rivers Stadium, Pittsburgh, PA
Mon Jun 15 1992, 7:05 PM EDT
Att. 23,581 - Cloudy - 80 F

livebaseballscorecards.com

| Batter | 1 | 2 | 3 | 4 | 5 | 6 | 7 | 8 | 9 | AB | R | H | RBI | BB | SO | LOB |
|---|---|---|---|---|---|---|---|---|---|---|---|---|---|---|---|---|
| Cecil Espy, S (1, 8)<br>OBP: 0.311, SLG: 0.365 | G5-3 | | G5-3 | | FC6-4 (1-2f) | | | G5-3 | | 4 | 0 | 0 | 0 | 0 | 0 | 1 |
| Jay Bell, R (1, 6)<br>OBP: 0.344, SLG: 0.328 | G6-3 (1B) BB | | K | | | F9 | | BB | | 2 | 1 | 0 | 0 | 2 | 1 | 0 |
| Jeff King, R (1, 3)<br>OBP: 0.240, SLG: 0.318 | G6-3 (1-2) | | | CS E 1B | | L5 | | L5 | | 4 | 0 | 1 | 0 | 0 | 0 | 2 |
| Bob Patterson, R (9, 1)<br>OBP: 0.500, SLG: 0.600 | | | | | | | | | | 0 | 0 | 0 | 0 | 0 | 0 | 0 |
| Lloyd McClendon, R (1, 7)<br>OBP: 0.381, SLG: 0.370 | FC6 1B (2-H) | | | 1 SAFE BB (1-2) | | 2B | | | F9 | 3 | 0 | 2 | 1 | 1 | 0 | 0 |
| Orlando Merced, S (1, 9)<br>OBP: 0.347, SLG: 0.342 | FC6 (1-2f) | | | P8 | | G3 | | | G6-4-3 1B | 4 | 0 | 1 | 0 | 0 | 0 | 4 |
| Steve Buechele, R (1, 5)<br>OBP: 0.344, SLG: 0.415 | | F8 | | K (2-3) | | | G6-3 | | G6-4-3 (1-2f) | 4 | 0 | 0 | 0 | 0 | 1 | 3 |
| Don Slaught, R (1, 2)<br>OBP: 0.426, SLG: 0.517 | | K | | | P6 | | F9 | | | 3 | 0 | 0 | 0 | 0 | 1 | 0 |
| Jose Lind, R (1, 4)<br>OBP: 0.286, SLG: 0.298 | | G3-1 | | | P6 | | L8 | | | 3 | 0 | 0 | 0 | 0 | 0 | 0 |
| Zane Smith, L (1, 1)<br>OBP: 0.167, SLG: 0.200 | | | G5-3 | | FC6-4 1B | | | K | | 2 | 0 | 1 | 0 | 0 | 0 | 0 |
| John Wehner, R (8, PH) (9, 3) | | | | | | | | | | 1 | 0 | 0 | 0 | 0 | 1 | 0 |
| Inning Stats | R: 1 E: 0 K: 0 S: 7 H: 1 LOB: 1 BB: 1 P: 17 | R: 0 E: 0 K: 1 S: 8 H: 0 LOB: 0 BB: 0 P: 11 | R: 0 E: 0 K: 1 S: 8 H: 0 LOB: 0 BB: 0 P: 10 | R: 0 E: 1 K: 1 S: 9 H: 1 LOB: 2 BB: 1 P: 20 | R: 0 E: 0 K: 0 S: 7 H: 1 LOB: 1 BB: 0 P: 11 | R: 0 E: 0 K: 0 S: 7 H: 1 LOB: 1 BB: 0 P: 12 | R: 0 E: 0 K: 0 S: 12 H: 0 LOB: 0 BB: 0 P: 15 | R: 0 E: 0 K: 1 S: 9 H: 0 LOB: 1 BB: 1 P: 16 | R: 0 E: 0 K: 0 S: 7 H: 1 LOB: 0 BB: 0 P: 8 | 1B: 4 2B: 2 3B: 0 HR: 0 | SF: 0 SAC: 0 DP: 2 HBP: 0 | | | | | | |

| | AB | 30 |
|---|---|---|
| | R | 1 |
| | H | 5 |
| | RBI | 1 |
| | BB | 3 |
| | SO | 4 |
| | LOB | 10 |

WP: 0 PB: 0 SB: 0 CS: 1 PA: 33

| PITCHER | IP | WLS | BF | H | R | ER | SO | BB | IBB | HBP | BLK | WP | HR | S | P | ERA | WHIP |
|---|---|---|---|---|---|---|---|---|---|---|---|---|---|---|---|---|---|
| Terry Mulholland, L (1, 1)<br>ERA: 3.77 | 9.0 | W | 33 | 5 | 1 | 1 | 4 | 3 | 0 | 0 | 0 | 0 | 0 | 74 | 120 | 1.00 | 0.889 |

| PITCHER | IP | WLS | BF | H | R | ER | SO | BB | IBB | HBP | BLK | WP | HR | S | P | ERA | WHIP |
|---|---|---|---|---|---|---|---|---|---|---|---|---|---|---|---|---|---|

# TOP

Philadelphia Phillies @ Pittsburgh Pirates
Three Rivers Stadium, Pittsburgh, PA
Tue Jun 16 1992, 7:05 PM EDT
Att. 18,548 - Cloudy - 83 F

livebaseballscorecards.com

| Batter | 1 | 2 | 3 | 4 | 5 | 6 | 7 | 8 | 9 | 10 | 11 | 12 | AB | R | H | RBI | BB | SO | LOB |
|---|---|---|---|---|---|---|---|---|---|---|---|---|---|---|---|---|---|---|---|
| Lenny Dykstra, L (1, 8) OBP: 0.350, SLG: 0.366 | 0-1 BB 1B | | 3-1 CS 1B | | | 2-1 BB 1B | 2-2 F9 2-3 | 3-3 K | | | 0-1 G4-3 | | 6 | 1 | 3 | 0 | 0 | 1 | 4 |
| Mariano Duncan, R (1, 6) (6, 7) OBP: 0.307, SLG: 0.421 | 0-1 F9 | | 2-1 CS 1-2 | 3-1 S 1B | | 2-3 K | 0-0 1-H 3-H HR | | 0-1 F8 | | 3-1 2B | | 6 | 1 | 3 | 3 | 0 | 1 | 2 |
| Dave Hollins, S (1, 5) OBP: 0.381, SLG: 0.410 | 4-0 G6-4-3 1-2 BB | | | 0-2 L7 | | 2-2 BB 1-2 1B | 1-0 F9 | | 2-1 F8 | | 1-0 F8 | | 5 | 1 | 1 | 0 | 1 | 0 | 2 |
| John Kruk, L (1, 3) OBP: 0.449, SLG: 0.496 | 1-0 G6-4-3 1-2f | | | 3-1 F8 | | 4-2 FC4-6 1B 1-2 2-3 BB | 3-2 3B | | 1-2 F8 | | | 4-0 CS BB | 4 | 0 | 1 | 0 | 2 | 0 | 3 |
| Darren Daulton, L (1, 2) OBP: 0.406, SLG: 0.578 | | 2-1 G1-3 | | 4-2 1-2 BB | | 0-1 FC4-6 1-2 2-H 3-H 1B | 1-0 G4-3 | | | 1-1 F8 | | 3-3 K 1-2 | 5 | 0 | 1 | 2 | 1 | 1 | 2 |
| Ruben Amaro Jr, S (1, 9) OBP: 0.328, SLG: 0.340 | | 2-1 G6-3 | | 1-2 L3 | | 3-2 FC4-6 1-2f 2-3 | | 1-0 SH1-4 HBP | | 0-0 P3 | | 1-3 K | 5 | 0 | 0 | 0 | 0 | 1 | 4 |
| Tom Marsh, R (1, 7) OBP: 0.320, SLG: 0.478<br>Wally Ritchie, L (6, 1)<br>Mike Hartley, R (7, 1)<br>Kim Batiste, R (8, PH) OBP: 0.230, SLG: 0.265<br>Barry Jones, R (8, 1)<br>Ricky Jordan, R (10, PH) OBP: 0.311, SLG: 0.429<br>Mitch Williams, L (10, 1) OBP: 0.500, SLG: 0.500<br>Cliff Brantley, R (12, 1) OBP: 0.222, SLG: 0.222 | | 1-0 F8 | | 1-2 G1-3 | | 1-1 F9 | | 0-1 SH1-4 1-2 | | 4-1 FC4-6 BB | | | 3<br>0<br>0<br>0<br>0<br>0<br>0<br>0<br>0 | 0<br>0<br>0<br>0<br>0<br>0<br>0<br>0<br>0 | 0<br>0<br>0<br>0<br>0<br>0<br>0<br>1<br>0 | 0<br>0<br>0<br>0<br>0<br>0<br>0<br>0<br>0 | 0<br>0<br>0<br>0<br>0<br>0<br>0<br>0<br>0 | 0<br>0<br>0<br>0<br>0<br>0<br>0<br>0<br>0 | 2<br>0<br>0<br>0<br>0<br>0<br>0<br>0<br>0 |
| Mickey Morandini, L (1, 4) OBP: 0.310, SLG: 0.340 | | | 0-1 F7 | 3-1 F8 | | | 4-2 F9 HR BB | 4-0 BB | | 0-1 FC4-6 1-2f | | | 3 | 1 | 0 | 0 | 2 | 0 | 1 |
| Ben Rivera, R (1, 1)<br>Jeff Grotewold, L (5, PH) OBP: 0.333, SLG: 0.313<br>Bob Ayrault, R (5, 1)<br>Dale Sveum, S (6, 6) OBP: 0.215, SLG: 0.190 | | | 3-2 G4-3 | 3-2 G3-1 | | | 1-1 HR 1B 1-2 | 2-3 K | | | 2-3 K | | 1<br>1<br>0<br>3 | 0<br>0<br>0<br>1 | 0<br>0<br>0<br>1 | 0<br>0<br>0<br>0 | 0<br>0<br>0<br>2 | 0<br>0<br>0<br>2 | 0<br>0<br>0<br>2 |
| Inning Stats | R: 0 E: 0 K: 0 S: 5 H: 1 LOB: 1 BB: 1 P: 10 | R: 0 E: 0 K: 0 S: 5 H: 0 LOB: 0 BB: 0 P: 10 | R: 0 E: 0 K: 0 S: 9 H: 1 LOB: 0 BB: 0 P: 17 | R: 0 E: 0 K: 0 S: 13 H: 1 LOB: 2 BB: 1 P: 24 | R: 0 E: 0 K: 0 S: 10 H: 0 LOB: 0 BB: 0 P: 17 | R: 2 E: 0 K: 1 S: 20 H: 3 LOB: 2 BB: 1 P: 34 | R: 3 E: 0 K: 0 S: 14 H: 3 LOB: 1 BB: 1 P: 26 | R: 0 E: 0 K: 2 S: 8 H: 0 LOB: 2 BB: 1 P: 18 | R: 0 E: 0 K: 0 S: 7 H: 0 LOB: 0 BB: 0 P: 10 | R: 0 E: 0 K: 0 S: 6 H: 0 LOB: 1 BB: 1 P: 11 | R: 0 E: 0 K: 1 S: 8 H: 1 LOB: 1 BB: 0 P: 14 | R: 0 E: 0 K: 2 S: 6 H: 0 LOB: 0 BB: 1 P: 14 | 1B: 7<br>2B: 2<br>3B: 1<br>HR: 1 | SF: 0<br>SAC: 1<br>DP: 2<br>HBP: 1 | WP: 0<br>PB: 0<br>SB: 1<br>CS: 2 | PA: 52 | | |

| | AB | 42 |
|---|---|---|
| | R | 5 |
| | H | 10 |
| | RBI | 5 |
| | BB | 7 |
| | SO | 6 |
| | LOB | 22 |

| PITCHER | | IP | WLS | BF | H | R | ER | SO | BB | IBB | HBP | BLK | WP | HR | S | P | ERA | WHIP |
|---|---|---|---|---|---|---|---|---|---|---|---|---|---|---|---|---|---|---|
| Jeff Robinson, R (1, 1) ERA: 4.99 | | 5.0 | | 18 | 3 | 0 | 0 | 0 | 2 | 0 | 0 | 0 | 0 | 0 | 42 | 78 | 0.00 | 1.000 |
| Jerry Don Gleaton, L (6, 1) ERA: 5.95 | | 0.1 | | 5 | 3 | 2 | 2 | 1 | 1 | 0 | 0 | 0 | 0 | 0 | 13 | 23 | 54.00 | 12.000 |
| Roger Mason, R (6, 1) ERA: 3.6 | | 1.1 | | 8 | 3 | 3 | 3 | 0 | 1 | 0 | 0 | 0 | 0 | 1 | 20 | 35 | 20.25 | 3.000 |
| Denny Neagle, L (7, 1) ERA: 4.19 | | 1.1 | | 6 | 0 | 0 | 0 | 2 | 1 | 0 | 1 | 0 | 0 | 0 | 9 | 20 | 0.00 | 0.750 |
| Stan Belinda, R (9, 1) ERA: 3.25 | | 3.0 | | 11 | 1 | 0 | 0 | 1 | 1 | 0 | 0 | 0 | 0 | 0 | 21 | 35 | 0.00 | 0.667 |

| PITCHER | | IP | WLS | BF | H | R | ER | SO | BB | IBB | HBP | BLK | WP | HR | S | P | ERA | WHIP |
|---|---|---|---|---|---|---|---|---|---|---|---|---|---|---|---|---|---|---|
| Bob Patterson, L (12, 1) ERA: 2.63 | | 1.0 | W | 3 | 0 | 0 | 0 | 2 | 1 | 0 | 0 | 0 | 0 | 0 | 6 | 14 | 0.00 | 1.000 |

| Batter | 1 | 2 | 3 | 4 | 5 | 6 | 7 | 8 | 9 | 10 | 11 | 12 | AB | R | H | RBI | BB | SO | LOB |
|---|---|---|---|---|---|---|---|---|---|---|---|---|---|---|---|---|---|---|---|
| Cecil Espy, S (1, 7)<br>OBP: 0.302, SLG: 0.344 | C S B S<br>1-3<br>K<br>① | | B X<br>1-0<br>G6-3<br>② | | B C F X<br>1-2<br>F7<br>① | C X<br>0-1<br>F8<br>③ | | X<br>0-0<br>G3<br>③ | | | B B B C B<br>4-1<br>2B<br>BB | | 5 | 0 | 0 | 0 | 1 | 1 | 3 |
| Jay Bell, R (1, 6)<br>OBP: 0.348, SLG: 0.346 | C X<br>0-1<br>G6-3<br>② | | B F X<br>1-1<br>F8<br>③ | | B B F B B<br>4-1<br>L9-3<br>BB | | B B X<br>2-0<br>HR | | F X<br>0-1<br>F8<br>① | | C 1 SAFE C X<br>0-2<br>1-H<br>2B<br>③ | | 5 | 1 | 2 | 1 | 1 | 0 | 0 |
| Andy Van Slyke, L (1, 8)<br>OBP: 0.439, SLG: 0.523 | B B B B C X<br>3-1<br>1B | | | B B B B C F F F X<br>3-2<br>HR | C X<br>0-1<br>L9-3<br>②③<br>1-2 | | B F B B F B<br>4-2<br>SH5-4<br>BB | | B C X<br>1-1<br>F9<br>② | | | F F B X<br>1-2<br>SH1-4<br>BB<br>1B<br>1B | 5 | 2 | 3 | 1 | 1 | 0 | 1 |
| Orlando Merced, S (1, 3)<br>(7, 9)<br>OBP: 0.348, SLG: 0.347 | S B B C X<br>2-2<br>F7<br>③ | | X<br>0-0<br>G4-3<br>1B<br>2B | | | B B C X<br>2-1<br>P3<br>① | X<br>0-0<br>SH5-4<br>①<br>1-2 | | C B F X<br>1-2<br>G1-3<br>③ | | | B 1 SAFE B B B C B<br>4-1<br>1B<br>SH1-4<br>1-2<br>BB | 4 | 1 | 1 | 0 | 1 | 0 | 1 |
| Gary Varsho, L (1, 9)<br>John Wehner, R (6, PH)<br>(7, 3)<br>OBP: 0.288, SLG: 0.371<br>OBP: 0.250, SLG: 0.250 | | F F B B B C<br>2-3<br>K<br>① | F X<br>0-1<br>G4-3<br>①<br>2-3 | | | B B C X<br>2-0<br>S<br>1B<br>1B | B B B F S<br>2-3<br>K<br>② | | | B B C S B S<br>3-3<br>K<br>① | | B B B X<br>3-1<br>SH1-4<br>①<br>1-2<br>2-3 | 2<br>3 | 0<br>1 | 0<br>1 | 0<br>0 | 0<br>2 | 1<br>1 | 1<br>1 |
| Steve Buechele, R (1, 5)<br>OBP: 0.348, SLG: 0.412 | C B X<br>1-1<br>E6 | | X<br>0-0<br>G6-3<br>WP<br>1B<br>3-H | | | B C F F B B B<br>4-2<br>1B<br>1B<br>1-2<br>BB | B C F S<br>1-3<br>K<br>③ | | | C X<br>0-1<br>F9<br>② | | I I I<br>4-0<br>1B<br>IBB | 4 | 1 | 1 | 1 | 2 | 1 | 1 |
| Michael LaValliere, L (1, 2)<br>OBP: 0.356, SLG: 0.303 | X<br>0-0<br>L7<br>② | | C C B X<br>1-2<br>G6-3<br>②<br>1-3 | | | X<br>0-0<br>1B<br>1-2<br>2-H<br>1B | | B B B B<br>4-0<br>G3-1<br>BB | | F F B B B B X<br>3-2<br>P4<br>③ | | B X<br>1-0<br>1-2<br>2-3<br>3-H<br>1B | 5 | 0 | 2 | 2 | 1 | 0 | 2 |
| Jose Lind, R (1, 4)<br>OBP: 0.289, SLG: 0.297 | B X<br>1-0<br>F8<br>③ | | B B C B I<br>4-1<br>IBB | | | C B X<br>1-1<br>1-2<br>2-H<br>1B | | 1 SAFE F F B B F S<br>1-3<br>K<br>① | | | C X<br>0-1<br>G4-3<br>① | | 4 | 0 | 1 | 1 | 1 | 1 | 2 |
| Jeff Robinson, R (1, 1)<br>Jerry Don Gleaton, L (6, 1)<br>Roger Mason, R (6, 1)<br>Denny Neagle, L (7, 1)<br>Dave Clark, L (8, PH)<br>Stan Belinda, R (9, 1)<br>Jeff King, R (11, PH)<br>OBP: 0.239, SLG: 0.316<br>Bob Patterson, R (12, 1)<br>OBP: 0.500, SLG: 0.600 | | | B C S S<br>1-3<br>K<br>① | B B F S<br>2-3<br>K<br>③ | | C S S<br>0-3<br>K<br>② | | S X<br>0-1<br>G3-1<br>②<br>1-2 | | | F X<br>0-1<br>F7<br>② | | 2<br>0<br>1<br>0<br>1<br>0<br>1<br>0<br>1 | 0<br>0<br>0<br>0<br>0<br>0<br>0<br>0<br>0 | 0<br>0<br>0<br>0<br>0<br>0<br>0<br>0<br>0 | 0<br>0<br>0<br>0<br>0<br>0<br>0<br>0<br>0 | 0<br>0<br>1<br>0<br>0<br>0<br>0<br>0<br>0 | 2<br>0<br>0<br>0<br>0<br>0<br>0<br>0<br>0 | 2<br>0<br>2<br>0<br>1<br>0<br>1<br>0<br>0 |
| Inning Stats | R: 0<br>E: 0<br>K: 1<br>S: 10<br>H: 1<br>LOB: 1<br>BB: 0<br>P: 16 | R: 0<br>E: 1<br>K: 1<br>S: 7<br>H: 0<br>LOB: 1<br>BB: 0<br>P: 11 | R: 0<br>E: 0<br>K: 1<br>S: 6<br>H: 0<br>LOB: 0<br>BB: 0<br>P: 9 | R: 2<br>E: 0<br>K: 1<br>S: 16<br>H: 3<br>LOB: 2<br>BB: 1<br>P: 26 | R: 0<br>E: 0<br>K: 0<br>S: 6<br>H: 0<br>LOB: 0<br>BB: 1<br>P: 11 | R: 2<br>E: 0<br>K: 1<br>S: 14<br>H: 3<br>LOB: 2<br>BB: 1<br>P: 23 | R: 1<br>E: 0<br>K: 2<br>S: 10<br>H: 1<br>LOB: 1<br>BB: 1<br>P: 19 | R: 0<br>E: 0<br>K: 1<br>S: 7<br>H: 0<br>LOB: 1<br>BB: 1<br>P: 12 | R: 0<br>E: 0<br>K: 0<br>S: 7<br>H: 0<br>LOB: 0<br>BB: 0<br>P: 9 | R: 0<br>E: 0<br>K: 1<br>S: 8<br>H: 0<br>LOB: 0<br>BB: 0<br>P: 14 | R: 0<br>E: 0<br>K: 0<br>S: 8<br>H: 1<br>LOB: 2<br>BB: 1<br>P: 12 | R: 1<br>E: 0<br>K: 0<br>S: 7<br>H: 2<br>LOB: 3<br>BB: 2<br>P: 20 | 1B: 7<br>2B: 3<br>3B: 0<br>HR: 2 | SF: 0<br>SAC: 2<br>DP: 1<br>HBP: 0 | WP: 1<br>PB: 0<br>SB: 1<br>CS: 0 | PA: 52 | | | | |

| PITCHER | | IP | WLS | BF | H | R | ER | SO | BB | IBB | HBP | BLK | WP | HR | S | P | ERA | WHIP |
|---|---|---|---|---|---|---|---|---|---|---|---|---|---|---|---|---|---|---|
| Ben Rivera, R<br>ERA: 4.07 | (1, 1) | 4.0 | | 18 | 4 | 2 | 2 | 4 | 0 | 1 | 0 | 0 | 1 | 1 | 39 | 62 | 4.50 | 1.000 |
| Bob Ayrault, R<br>ERA: 3.18 | (5, 1) | 1.0 | | 3 | 0 | 0 | 0 | 0 | 1 | 0 | 0 | 0 | 0 | 0 | 6 | 11 | 0.00 | 1.000 |
| Wally Ritchie, L<br>ERA: 2.7 | (6, 1) | 1.1 | | 10 | 4 | 3 | 3 | 1 | 2 | 0 | 0 | 0 | 0 | 1 | 18 | 33 | 20.25 | 4.500 |
| Mike Hartley, R<br>ERA: 2.03 | (7, 1) | 0.2 | | 2 | 0 | 0 | 0 | 2 | 0 | 0 | 0 | 0 | 0 | 0 | 6 | 9 | 0.00 | 0.000 |
| Barry Jones, R<br>ERA: 4.23 | (8, 1) | 2.0 | | 7 | 0 | 0 | 0 | 1 | 1 | 0 | 0 | 0 | 0 | 0 | 14 | 21 | 0.00 | 0.500 |

| PITCHER | | IP | WLS | BF | H | R | ER | SO | BB | IBB | HBP | BLK | WP | HR | S | P | ERA | WHIP |
|---|---|---|---|---|---|---|---|---|---|---|---|---|---|---|---|---|---|---|
| Mitch Williams, L<br>ERA: 2.83 | (10, 1) | 2.0 | | 7 | 1 | 0 | 0 | 1 | 1 | 0 | 0 | 0 | 0 | 0 | 16 | 26 | 0.00 | 1.000 |
| Cliff Brantley, R<br>ERA: 5.12 | (12, 1) | 0.1 | L | 5 | 2 | 1 | 1 | 0 | 1 | 1 | 0 | 0 | 0 | 0 | 7 | 20 | 27.00 | 9.000 |

# BOTTOM

Philadelphia Phillies @ Pittsburgh Pirates

Three Rivers Stadium, Pittsburgh, PA

Tue Jun 16 1992, 7:05 PM EDT

Att. 18,548 - Cloudy - 83 F

livebaseballscorecards.com

| | |
|---|---|
| AB | 42 |
| R | 6 |
| H | 11 |
| RBI | 6 |
| BB | 8 |
| SO | 9 |
| LOB | 17 |

| Batter | 1 | 2 | 3 | 4 | 5 | 6 | 7 | 8 | 9 | AB | R | H | RBI | BB | SO | LOB |
|---|---|---|---|---|---|---|---|---|---|---|---|---|---|---|---|---|
| Lenny Dykstra, L (1, 8)<br>OBP: 0.348, SLG: 0.364<br>Cliff Brantley, R (8, 1)<br>OBP: 0.222, SLG: 0.222 | B F B X 2-1 ① G4-3 | | C B B B X 3-1 ① G3 2-3 | | | B B C F F F X 2-2 1B | | X 0-0 ① F7 | | 4 0 1 0 0 0 2<br>0 0 0 0 0 0 0 | | | | | | |
| Ruben Amaro Jr, S (1, 9)<br>OBP: 0.326, SLG: 0.338<br>(8, 8) | X 0-0 ② F8 | | B S X 1-1 ② G1-3 | | | C B S S 1-3 ① K | | F B X 1-1 1B 1B FC4-6 1-2 1B | | 4 1 1 0 0 1 2 | | | | | | |
| Dave Hollins, S (1, 5)<br>OBP: 0.379, SLG: 0.408 | C F X 0-2 ③ G4-3 | | C F X 0-2 ③ F8 | | | F X 0-1 ② P5 | | C X 0-1 FC4-6 1B 1-2 2-H 1B | | 4 0 1 1 0 0 2 | | | | | | |
| John Kruk, L (1, 3)<br>OBP: 0.450, SLG: 0.496 | | X 0-0 1B 1B 1B | | B B C B C X 3-2 ① F8 | | S B X 1-1 ③ G5-3 | | B B B C F X 3-2 FC4-6 1-2 2-3 1B | | 4 0 2 0 0 0 1 | | | | | | |
| Mariano Duncan, R (1, 4)<br>OBP: 0.307, SLG: 0.419 | | B X 1-0 L6 1B 1-2 1B | | C B C X 1-2 ② G5-3 | | | S F B X 1-2 ① P4 | X 0-0 ② FC4-6 1-2f 2-3 3-H | | 4 0 1 1 0 0 2 | | | | | | |
| Darren Daulton, L (1, 2)<br>OBP: 0.410, SLG: 0.584<br>Steve Lake, R (7, 2)<br>OBP: 0.353, SLG: 0.471 | | B X 1-0 1-2 2-3 1B | | C B B S B C 3-3 ③ K | | | F B X 1-1 2B | X 0-0 ③ F7 | | 3 0 2 0 0 1 0<br>1 0 0 0 0 0 2 | | | | | | |
| Tom Marsh, R (1, 7)<br>OBP: 0.345, SLG: 0.462<br>(8, 9) | | B C X 1-1 ① ② L6 2-3 | | | X 0-0 FC3-6 1B | | S F F X 0-2 ② G1-3 | | B B B B 4-0 G5-4-3 BB | 3 0 1 0 1 0 4 | | | | | | |
| Kim Batiste, R (1, 6)<br>OBP: 0.224, SLG: 0.257 | | F X 0-1 ③ G4-3 | | | X 0-0 ① FC3-6 G5-4-3 1-2f | | B X 1-0 ③ G5-3 | | B C X 1-1 ① P4 | 4 0 0 0 0 0 5 | | | | | | |
| Don Robinson, R (1, 1)<br>OBP: 0.364, SLG: 0.545<br>Bob Ayrault, R (6, 1)<br>Ricky Jordan, R (8, PH)<br>OBP: 0.316, SLG: 0.431<br>(8, 7) | | | B X 1-0 G3 2B | | S B X 1-1 ② ③ G5-4-3 1-2f | | | C B X 1-1 1B 1B 1B | B B X 2-0 ② ③ G5-4-3 1-2f | 2 0 1 0 0 0 1<br>0 0 0 0 0 0 0<br>2 1 1 0 0 0 1 | | | | | | |
| Inning Stats | R: 0 E: 0 K: 0 S: 6 H: 0 LOB: 0 BB: 0 P: 8 | R: 0 E: 0 K: 0 S: 7 H: 3 LOB: 2 BB: 0 P: 10 | R: 0 E: 0 K: 0 S: 8 H: 1 LOB: 1 BB: 0 P: 13 | R: 0 E: 0 K: 1 S: 9 H: 0 LOB: 0 BB: 0 P: 16 | R: 0 E: 0 K: 0 S: 4 H: 1 LOB: 0 BB: 0 P: 5 | R: 0 E: 0 K: 1 S: 12 H: 1 LOB: 1 BB: 0 P: 16 | R: 0 E: 0 K: 0 S: 10 H: 1 LOB: 1 BB: 0 P: 13 | R: 2 E: 0 K: 0 S: 12 H: 4 LOB: 2 BB: 0 P: 17 | R: 0 E: 0 K: 0 S: 3 H: 0 LOB: 0 BB: 1 P: 10 | 1B: 9 2B: 3 3B: 0 HR: 0 SF: 0 SAC: 0 DP: 3 HBP: 0 | | | | | | | |

# TOP

Philadelphia Phillies @ Pittsburgh Pirates
Three Rivers Stadium, Pittsburgh, PA
Wed Jun 17 1992, 7:05 PM EDT
Att. 24,854 - Sunny - 83 F

livebaseballscorecards.com

| | |
|---|---|
| AB | 35 |
| R | 2 |
| H | 11 |
| RBI | 2 |
| BB | 1 |
| SO | 2 |
| LOB | 22 |

| PITCHER | | IP | WLS | BF | H | R | ER | SO | BB | IBB | HBP | BLK | WP | HR | S | P | ERA | WHIP |
|---|---|---|---|---|---|---|---|---|---|---|---|---|---|---|---|---|---|---|
| Randy Tomlin, L<br>ERA: 3.11 | (1, 1) | 7.1 | W | 31 | 11 | 2 | 2 | 2 | 0 | 0 | 0 | 0 | 0 | 0 | 66 | 96 | 2.46 | 1.500 |
| Victor Cole, R<br>ERA: 9.0 | (8, 1) | 1.2 | | 5 | 0 | 0 | 0 | 0 | 1 | 0 | 0 | 0 | 0 | 0 | 5 | 12 | 0.00 | 0.600 |

| PITCHER | IP | WLS | BF | H | R | ER | SO | BB | IBB | HBP | BLK | WP | HR | S | P | ERA | WHIP |
|---|---|---|---|---|---|---|---|---|---|---|---|---|---|---|---|---|---|

| Batter | 1 | 2 | 3 | 4 | 5 | 6 | 7 | 8 | 9 | AB | R | H | RBI | BB | SO | LOB |
|---|---|---|---|---|---|---|---|---|---|---|---|---|---|---|---|---|
| Gary Varsho, L (1, 7)<br>OBP: 0.286, SLG: 0.409 | HR | G4-3<br>3-H | | | FC3-6<br>E S<br>SF9<br>1-2f | K | | | | 4 | 2 | 1 | 2 | 0 | 1 | 2 |
| Jay Bell, R (1, 6)<br>OBP: 0.343, SLG: 0.342 | G3 | F9 | | | SF9<br>1-H | G6-3 | | | | 3 | 0 | 0 | 1 | 0 | 0 | 0 |
| Andy Van Slyke, L (1, 8)<br>OBP: 0.436, SLG: 0.516<br>Cecil Espy, S (8, 8)<br>OBP: 0.302, SLG: 0.344 | 1B<br>SF7<br>BB | G3 | G6-3 | | F8 | | | | | 3<br>0 | 1<br>0 | 0<br>0 | 0<br>0 | 1<br>0 | 0<br>0 | 0<br>0 |
| Orlando Merced, S (1, 9)<br>OBP: 0.352, SLG: 0.351 | E S<br>1-3<br>1B | K | | | | HR<br>1B | P6 | | | 4 | 1 | 2 | 0 | 0 | 1 | 0 |
| Michael LaValliere, L (1, 2)<br>OBP: 0.353, SLG: 0.330 | SF7<br>3-H | F8 | | | | HR<br>1-H | G4-3 | | | 3 | 1 | 1 | 3 | 0 | 0 | 0 |
| Steve Buechele, R (1, 5)<br>OBP: 0.343, SLG: 0.405 | F9<br>1-3 | P4 | | | | E6<br>2B | F8 | | | 4 | 1 | 0 | 0 | 0 | 0 | 1 |
| Jeff King, R (1, 4)<br>OBP: 0.249, SLG: 0.342 | | HR | | | | G5-3<br>1-H<br>2B | BB | | | 3 | 1 | 2 | 2 | 1 | 0 | 0 |
| John Wehner, R (1, 3)<br>OBP: 0.250, SLG: 0.375 | | SH5-4<br>G4-3<br>2B | | | | P2 | G3 | | | 4 | 1 | 1 | 0 | 0 | 0 | 2 |
| Randy Tomlin, L (1, 1)<br>OBP: 0.214, SLG: 0.154<br>Victor Cole, S (8, 1) | | SH5-4<br>2-3 | | | FC3-6<br>1B | G5-3<br>2-3 | | | | 2<br>0 | 0<br>0 | 1<br>0 | 0<br>0 | 0<br>0 | 0<br>0 | 1<br>0 |
| Inning Stats | R: 2<br>E: 0<br>K: 0<br>S: 14<br>H: 2<br>LOB: 1<br>BB: 1<br>P: 24 | R: 2<br>E: 0<br>K: 0<br>S: 11<br>H: 2<br>LOB: 0<br>BB: 0<br>P: 17 | R: 0<br>E: 0<br>K: 1<br>S: 6<br>H: 0<br>LOB: 0<br>BB: 0<br>P: 11 | R: 0<br>E: 0<br>K: 0<br>S: 8<br>H: 0<br>LOB: 0<br>BB: 0<br>P: 14 | R: 1<br>E: 0<br>K: 0<br>S: 6<br>H: 1<br>LOB: 0<br>BB: 0<br>P: 10 | R: 3<br>E: 1<br>K: 1<br>S: 13<br>H: 3<br>LOB: 1<br>BB: 0<br>P: 16 | R: 0<br>E: 0<br>K: 0<br>S: 8<br>H: 0<br>LOB: 0<br>BB: 0<br>P: 10 | R: 0<br>E: 0<br>K: 0<br>S: 6<br>H: 0<br>LOB: 1<br>BB: 1<br>P: 12 | | 1B: 3<br>2B: 2<br>3B: 0<br>HR: 3<br>SF: 2<br>SAC: 1<br>DP: 0<br>HBP: 0 | | | | WP: 0<br>PB: 0<br>SB: 2<br>CS: 0<br>PA: 35 | | |

| PITCHER | IP | WLS | BF | H | R | ER | SO | BB | IBB | HBP | BLK | WP | HR | S | P | ERA | WHIP |
|---|---|---|---|---|---|---|---|---|---|---|---|---|---|---|---|---|---|
| Don Robinson, R (1, 1)<br>ERA: 4.23 | 5.0 | L | 23 | 7 | 7 | 6 | 1 | 1 | 0 | 0 | 0 | 0 | 3 | 49 | 82 | 10.80 | 1.600 |
| Bob Ayrault, R (6, 1)<br>ERA: 2.35 | 2.0 | | 8 | 1 | 1 | 0 | 1 | 0 | 0 | 0 | 0 | 0 | 0 | 17 | 20 | 0.00 | 0.500 |
| Cliff Brantley, R (8, 1)<br>ERA: 5.01 | 1.0 | | 4 | 0 | 0 | 0 | 0 | 1 | 0 | 0 | 0 | 0 | 0 | 6 | 12 | 0.00 | 1.000 |

| PITCHER | IP | WLS | BF | H | R | ER | SO | BB | IBB | HBP | BLK | WP | HR | S | P | ERA | WHIP |
|---|---|---|---|---|---|---|---|---|---|---|---|---|---|---|---|---|---|

# BOTTOM

Philadelphia Phillies @ Pittsburgh Pirates
Three Rivers Stadium, Pittsburgh, PA
Wed Jun 17 1992, 7:05 PM EDT
Att. 24,854 - Sunny - 83 F

livebaseballscorecards.com

| | |
|---|---|
| AB | 30 |
| R | 8 |
| H | 8 |
| RBI | 8 |
| BB | 2 |
| SO | 2 |
| LOB | 6 |

# Montreal Expos @ Pittsburgh Pirates

Three Rivers Stadium, Pittsburgh, PA

Thu Jun 18 1992, 7:05 PM EDT

Att. 20,512 - Cloudy - 77 F

TOP

livebaseballscorecards.com

| Batter | 1 | 2 | 3 | 4 | 5 | 6 | 7 | 8 | 9 | AB | R | H | RBI | BB | SO | LOB |
|---|---|---|---|---|---|---|---|---|---|---|---|---|---|---|---|---|
| Marquis Grissom, R (1, 8)<br>OBP: 0.330, SLG: 0.420 | G5-3 | 1-0 CS 2-H 1B | | | G6-4-3 1B | | 1B | | G4-3 | 5 | 0 | 3 | 1 | 0 | 0 | 1 |
| Delino DeShields, L (1, 4)<br>OBP: 0.357, SLG: 0.374 | 1-0 2B 1B | 1 SAFE G5-3 1-2 | | | 1 SAFE 1-0 G6-4-3 1-2f | | 1 SAFE 1 SAFE 1-1 G5-3 | | | 4 | 1 | 1 | 0 | 0 | 0 | 3 |
| Moises Alou, R (1, 7)<br>OBP: 0.369, SLG: 0.550 | 1 SAFE 1-1 2B 1-H 2B | 1-1 F8 | | | 0-0 1B | | | 0-1 F8 | | 4 | 1 | 2 | 1 | 0 | 0 | 0 |
| Larry Walker, L (1, 9)<br>OBP: 0.342, SLG: 0.498 | 0-1 2B 2-H 2B | 0-0 G6-3 | | | 0-0 G4-3 | | | 0-1 F7 | | 4 | 1 | 1 | 1 | 0 | 0 | 1 |
| Darrin Fletcher, L (1, 2)<br>OBP: 0.246, SLG: 0.281 | 1-3 K | 0-0 F8 | | | | 0-0 F7 | | 0-0 1B | | 4 | 0 | 1 | 0 | 0 | 1 | 1 |
| Tim Wallach, R (1, 5)<br>OBP: 0.313, SLG: 0.347 | 1-1 2-H 2B | | 3-1 F9 | | | 2-0 G6-3 | | 1-2 F9 | | 4 | 0 | 1 | 1 | 0 | 0 | 1 |
| Archi Cianfrocco, R (1, 3)<br>OBP: 0.276, SLG: 0.401 | 2-3 K | | 3-1 1B | | | 1-1 F8 | | | 0-1 F8 | 4 | 0 | 1 | 0 | 0 | 1 | 1 |
| Spike Owen, S (1, 6)<br>OBP: 0.333, SLG: 0.438 | | 0-1 WP 1B 2B | 1 SAFE 0-0 F7 | | | | 2-1 F8 | | 2-1 SH3-4 1B | 4 | 1 | 2 | 0 | 0 | 0 | 1 |
| Chris Nabholz, L (1, 1)<br>OBP: 0.111, SLG: 0.185<br>Jeff Fassero, L (6, 1) | | 2-3 K | 0-3 K | | | | 0-0 G6-3 | | 0-0 SH3-4 1-2 | 2<br>1 | 0<br>0 | 0<br>0 | 0<br>0 | 0<br>0 | 2<br>0 | 2<br>0 |
| Inning Stats | R: 3 E: 0 K: 2 S: 15 H: 4 LOB: 1 BB: 0 P: 21 | R: 1 E: 0 K: 1 S: 12 H: 2 LOB: 0 BB: 0 P: 16 | R: 0 E: 0 K: 0 S: 4 H: 0 LOB: 0 BB: 0 P: 5 | R: 0 E: 0 K: 1 S: 8 H: 1 LOB: 1 BB: 0 P: 14 | R: 0 E: 0 K: 0 S: 5 H: 2 LOB: 1 BB: 0 P: 6 | R: 0 E: 0 K: 0 S: 4 H: 0 LOB: 0 BB: 0 P: 7 | R: 0 E: 0 K: 0 S: 8 H: 1 LOB: 1 BB: 0 P: 12 | R: 0 E: 0 K: 0 S: 8 H: 1 LOB: 1 BB: 0 P: 9 | R: 0 E: 0 K: 0 S: 8 H: 1 LOB: 1 BB: 0 P: 12 | 1B: 8<br>2B: 4<br>3B: 0<br>HR: 0 | SF: 0<br>SAC: 1<br>DP: 1<br>HBP: 0 | | | WP: 1<br>PB: 0<br>SB: 0<br>CS: 1 | PA: 37 | | |

| | AB | 36 |
|---|---|---|
| | R | 4 |
| | H | 12 |
| | RBI | 4 |
| | BB | 0 |
| | SO | 4 |
| | LOB | 11 |

| PITCHER | | IP | WLS | BF | H | R | ER | SO | BB | IBB | HBP | BLK | WP | HR | S | P | ERA | WHIP |
|---|---|---|---|---|---|---|---|---|---|---|---|---|---|---|---|---|---|---|
| Vicente Palacios, R<br>ERA: 4.25 | (1, 1) | 1.1 | L | 10 | 6 | 4 | 4 | 3 | 0 | 0 | 0 | 0 | 1 | 0 | 22 | 31 | 27.00 | 4.500 |
| Jerry Don Gleaton, L<br>ERA: 5.01 | (2, 1) | 3.2 | | 12 | 3 | 0 | 0 | 1 | 0 | 0 | 0 | 0 | 0 | 0 | 22 | 31 | 0.00 | 0.818 |
| Victor Cole, R<br>ERA: 6.0 | (6, 1) | 2.0 | | 7 | 1 | 0 | 0 | 0 | 0 | 0 | 0 | 0 | 0 | 0 | 12 | 19 | 0.00 | 0.500 |
| Bob Patterson, L<br>ERA: 2.54 | (8, 1) | 1.0 | | 4 | 1 | 0 | 0 | 0 | 0 | 0 | 0 | 0 | 0 | 0 | 8 | 9 | 0.00 | 1.000 |
| Roger Mason, R<br>ERA: 3.51 | (9, 1) | 1.0 | | 4 | 1 | 0 | 0 | 0 | 0 | 0 | 0 | 0 | 0 | 0 | 8 | 12 | 0.00 | 1.000 |

| PITCHER | IP | WLS | BF | H | R | ER | SO | BB | IBB | HBP | BLK | WP | HR | S | P | ERA | WHIP |
|---|---|---|---|---|---|---|---|---|---|---|---|---|---|---|---|---|---|

# Montreal Expos @ Pittsburgh Pirates

Three Rivers Stadium, Pittsburgh, PA

Thu Jun 18 1992, 7:05 PM EDT

Att. 20,512 - Cloudy - 77 F

## BOTTOM

| Batter | 1 | 2 | 3 | 4 | 5 | 6 | 7 | 8 | 9 | AB | R | H | RBI | BB | SO | LOB |
|---|---|---|---|---|---|---|---|---|---|---|---|---|---|---|---|---|
| Cecil Espy, S (1, 9)<br>OBP: 0.290, SLG: 0.330 | C X<br>0-1<br>G5-3 ① | | C C B S<br>1-3<br>K ① | | B B C C B S<br>3-3<br>K ② | | X<br>0-0<br>G4-3 ③ | | | 4 | 0 | 0 | 0 | 0 | 2 | 1 |
| Bob Patterson, R (8, 1)<br>OBP: 0.500, SLG: 0.600 | | | | | | | | | | 0 | 0 | 0 | 0 | 0 | 0 | 0 |
| Gary Varsho, L (9, 7)<br>OBP: 0.286, SLG: 0.409 | | | | | | | | | | 0 | 0 | 0 | 0 | 0 | 0 | 0 |
| Jay Bell, R (1, 6)<br>OBP: 0.345, SLG: 0.339 | B C H<br>2-1<br>S HBP | | C C B F S<br>1-3<br>K ② | | C X<br>0-1<br>F7 ③ | | | B B B B<br>4-0<br>G6-4-3 BB | | 2 | 0 | 0 | 0 | 1 | 1 | 1 |
| Andy Van Slyke, L (1, 8)<br>OBP: 0.433, SLG: 0.509 | B 1 SAFE<br>B 1 SAFE<br>F F 1 SAFE<br>F 1 SAFE<br>1 SAFE<br>2-3 F S<br>K ②<br>1-2 | | B X<br>1-0<br>L1 ③ | | | F B B F B B<br>4-2<br>BB BB G5-3 BB | | B F F S<br>1-3<br>K ① | | 3 | 0 | 0 | 0 | 1 | 2 | 3 |
| Lloyd McClendon, R (1, 7)<br>OBP: 0.386, SLG: 0.361 | B F X<br>1-1<br>G6-3 ③ | | | B B F B F F B<br>4-2<br>FC6-4 BB | | B B B B<br>4-0<br>BB<br>1-2<br>BB | | B X<br>1-0<br>G6-4-3 ②③<br>1-2f | | 2 | 0 | 0 | 0 | 2 | 0 | 2 |
| Roger Mason, R (9, 1) | | | | | | | | | | 0 | 0 | 0 | 0 | 0 | 0 | 0 |
| Jeff King, R (1, 3)<br>OBP: 0.244, SLG: 0.335 | | B L B B F F X<br>3-2<br>G6-3 ① | | B C F S<br>1-3<br>K ① | | F B X<br>1-1<br>F8 ① | | | C B X<br>1-1<br>G3 ① | 4 | 0 | 0 | 0 | 0 | 1 | 3 |
| Steve Buechele, R (1, 5)<br>OBP: 0.341, SLG: 0.399 | | C B C F B B S<br>3-3<br>K ② | | F F X<br>0-2<br>FC6-4 1B ② 1-2f | | B B B B<br>4-0<br>1-2 2-3 BB | | | B C B B C X<br>3-2<br>G6-3 ② | 3 | 0 | 0 | 0 | 1 | 1 | 1 |
| Don Slaught, R (1, 2)<br>OBP: 0.439, SLG: 0.538 | | C B X<br>1-1<br>2B | | X<br>0-0<br>FC4 1-3 1B | | X<br>0-0 ②③<br>G5-3 3-Hf | | | X<br>0-0<br>1B | 4 | 0 | 3 | 0 | 0 | 0 | 3 |
| Jose Lind, R (1, 4)<br>OBP: 0.283, SLG: 0.290 | | B C B F S<br>2-3<br>K ③ | | F B X<br>1-1<br>FC4 ③ 1-2f | | | B X<br>1-0<br>G4-3 ① | | C X<br>0-1<br>G5-3 ③ | 4 | 0 | 0 | 0 | 0 | 1 | 4 |
| Vicente Palacios, R (1, 1)<br>Jerry Don Gleaton, L (2, 1)<br>John Wehner, R (5, PH)<br>Victor Cole, S (6, 1)<br>Orlando Merced, S (7, PH)<br>(8, 9) | | | B B C B B<br>4-1<br>BB | | C B X<br>1-1<br>L5 ① | | C S B F B S<br>2-3<br>K ② | | | 0 0 0 0 0 0 0<br>0 0 0 0 1 0 0<br>1 0 0 0 0 0 0<br>0 0 0 0 0 0 0<br>1 0 0 0 0 1 0 | | | | | | | |
| Inning Stats | R: 0 H: 0<br>E: 0 LOB: 1<br>K: 1 BB: 0<br>S: 10 P: 15 | R: 0 H: 1<br>E: 0 LOB: 1<br>K: 2 BB: 0<br>S: 13 P: 22 | R: 0 H: 0<br>E: 0 LOB: 1<br>K: 2 BB: 1<br>S: 9 P: 16 | R: 0 H: 1<br>E: 0 LOB: 2<br>K: 1 BB: 1<br>S: 12 P: 18 | R: 0 H: 0<br>E: 0 LOB: 0<br>K: 1 BB: 0<br>S: 7 P: 11 | R: 0 H: 0<br>E: 0 LOB: 2<br>K: 0 BB: 3<br>S: 5 P: 18 | R: 0 H: 0<br>E: 0 LOB: 0<br>K: 1 BB: 0<br>S: 6 P: 9 | R: 0 H: 0<br>E: 0 LOB: 0<br>K: 1 BB: 1<br>S: 4 P: 10 | R: 0 H: 1<br>E: 0 LOB: 1<br>K: 0 BB: 0<br>S: 8 P: 12 | 1B: 2 SF: 0<br>2B: 1 SAC: 0<br>3B: 0 DP: 2<br>HR: 0 HBP: 1 | | | | | | |

livebaseballscorecards.com

| | |
|---|---|
| AB | 28 |
| R | 0 |
| H | 3 |
| RBI | 0 |
| BB | 6 |
| SO | 9 |
| LOB | 18 |

WP: 0 PB: 0 SB: 1 CS: 0 PA: 35

| PITCHER | | IP | WLS | BF | H | R | ER | SO | BB | IBB | HBP | BLK | WP | HR | S | P | ERA | WHIP |
|---|---|---|---|---|---|---|---|---|---|---|---|---|---|---|---|---|---|---|
| Chris Nabholz, L<br>ERA: 3.87 | (1, 1) | 5.1 | W | 24 | 2 | 0 | 0 | 7 | 5 | 0 | 1 | 0 | 0 | 0 | 55 | 99 | 0.00 | 1.312 |
| Jeff Fassero, L<br>ERA: 2.95 | (6, 1) | 3.2 | S | 11 | 1 | 0 | 0 | 2 | 1 | 0 | 0 | 0 | 0 | 0 | 19 | 32 | 0.00 | 0.545 |

| PITCHER | IP | WLS | BF | H | R | ER | SO | BB | IBB | HBP | BLK | WP | HR | S | P | ERA | WHIP |
|---|---|---|---|---|---|---|---|---|---|---|---|---|---|---|---|---|---|

| Batter | 1 | 2 | 3 | 4 | 5 | 6 | 7 | 8 | 9 | AB | R | H | RBI | BB | SO | LOB |
|---|---|---|---|---|---|---|---|---|---|---|---|---|---|---|---|---|
| Marquis Grissom, R (1, 8)<br>OBP: 0.328, SLG: 0.417 | B B B C X<br>3-1<br>S S 1B<br>1B | | C C S<br>0-3 ①<br>K | | | B X<br>1-0 ①<br>G4-3 | | B C X<br>1-1 ③<br>G5-3 | | 4 | 1 | 1 | 0 | 0 | 1 | 0 |
| Delino DeShields, L (1, 4)<br>OBP: 0.356, SLG: 0.372 | B C C S<br>1-3 ①<br>K<br>1-2 | | B B C B X<br>3-1 ②<br>G1-3 | | | B F F B F X<br>2-2<br>K<br>1B | | | X<br>0-0 ①<br>P8 | 4 | 0 | 1 | 0 | 0 | 1 | 1 |
| Moises Alou, R (1, 9)<br>OBP: 0.365, SLG: 0.538 | 2 SAFE<br>B B C C B X<br>3-2<br>2B<br>2-H 1B | | X<br>0-0 ③<br>G5-3 | | | 1 SAFE<br>S C B B F S<br>2-3 ② ③<br>K<br>1-2 | | | S B F X<br>1-2 ②<br>P6 | 4 | 1 | 1 | 1 | 0 | 1 | 1 |
| John Vander Wal, L (1, 3)<br>OBP: 0.318, SLG: 0.320<br>(7, 7) | C 1 SAFE<br>B 1 SAFE<br>X<br>1-1<br>FC1-4<br>1-H 2B | | | B X<br>1-0 ①<br>G4-3 | | | B C B F X<br>2-2 ①<br>G3 | | F B B X<br>2-1 ③<br>F7 | 4 | 0 | 1 | 1 | 0 | 0 | 0 |
| Tim Wallach, R (1, 5)<br>OBP: 0.310, SLG: 0.342 | C F B F X<br>1-2 ②<br>FC1-4<br>2-3 | | | B F S S S<br>1-3 ②<br>K | | | S B C F B S<br>2-3 ②<br>K | | | 3 | 0 | 0 | 0 | 0 | 2 | 1 |
| Gary Carter, R (1, 2)<br>OBP: 0.325, SLG: 0.387 | B B S S F S<br>2-3 ③<br>K | | | S X<br>0-1 ③<br>G5-3 | | | B S B F B X<br>3-2<br>1B | | | 3 | 0 | 1 | 0 | 0 | 1 | 1 |
| Matt Stairs, L (1, 7)<br>OBP: 0.296, SLG: 0.190 | | C X<br>0-1 ①<br>G4-3 | | | X<br>0-0 ①<br>G4-3 | | B C C S<br>1-3 ③<br>K | | | 3 | 0 | 0 | 0 | 0 | 1 | 1 |
| Archi Cianfrocco, R (7, 3)<br>OBP: 0.276, SLG: 0.401 | | | | | | | | | | 0 | 0 | 0 | 0 | 0 | 0 | 0 |
| Spike Owen, S (1, 6)<br>OBP: 0.328, SLG: 0.430 | | B C B X<br>2-1 ②<br>G6-3 | | | C C S<br>0-3 ②<br>K | | | B C B X<br>2-1 ①<br>G6-3 | | 3 | 0 | 0 | 0 | 0 | 1 | 0 |
| Ken Hill, R (1, 1)<br>OBP: 0.259, SLG: 0.280 | | B C S B X<br>2-2 ③<br>G6-3 | | | X<br>0-0 ③<br>G6-3 | | | B X<br>1-0 ②<br>F7 | | 2 | 0 | 0 | 0 | 0 | 0 | 0 |
| Darrin Fletcher, L (8, PH)<br>OBP: 0.242, SLG: 0.276 | | | | | | | | | | 1 | 0 | 0 | 0 | 0 | 0 | 0 |
| Mel Rojas, R (8, 1)<br>OBP: 0.200, SLG: 0.200 | | | | | | | | | | 0 | 0 | 0 | 0 | 0 | 0 | 0 |
| John Wetteland, R (8, 1) | | | | | | | | | | 0 | 0 | 0 | 0 | 0 | 0 | 0 |
| Inning Stats | R: 2<br>E: 0<br>K: 2<br>S: 17<br>H: 3<br>LOB: 1<br>BB: 0<br>P: 28 | R: 0<br>E: 0<br>K: 0<br>S: 7<br>H: 0<br>LOB: 0<br>BB: 0<br>P: 11 | R: 0<br>E: 0<br>K: 1<br>S: 6<br>H: 0<br>LOB: 0<br>BB: 0<br>P: 9 | R: 0<br>E: 0<br>K: 1<br>S: 6<br>H: 0<br>LOB: 0<br>BB: 0<br>P: 8 | R: 0<br>E: 0<br>K: 1<br>S: 5<br>H: 0<br>LOB: 0<br>BB: 0<br>P: 5 | R: 0<br>E: 0<br>K: 1<br>S: 9<br>H: 1<br>LOB: 0<br>BB: 0<br>P: 14 | R: 0<br>E: 0<br>K: 2<br>S: 13<br>H: 1<br>LOB: 1<br>BB: 0<br>P: 21 | R: 0<br>E: 0<br>K: 0<br>S: 5<br>H: 0<br>LOB: 0<br>BB: 0<br>P: 9 | R: 0<br>E: 0<br>K: 0<br>S: 6<br>H: 0<br>LOB: 0<br>BB: 0<br>P: 9 | 1B: 4<br>2B: 1<br>3B: 0<br>HR: 0<br>SF: 0<br>SAC: 0<br>DP: 0<br>HBP: 0 | | | | | | |

| PITCHER | | IP | WLS | BF | H | R | ER | SO | BB | IBB | HBP | BLK | WP | HR | S | P | ERA | WHIP |
|---|---|---|---|---|---|---|---|---|---|---|---|---|---|---|---|---|---|---|
| Doug Drabek, R<br>ERA: 3.11 | (1, 1) | 8.0 | L | 28 | 5 | 2 | 2 | 8 | 0 | 0 | 0 | 0 | 0 | 0 | 68 | 105 | 2.25 | 0.625 |
| Denny Neagle, L<br>ERA: 4.09 | (9, 1) | 1.0 | | 3 | 0 | 0 | 0 | 0 | 0 | 0 | 0 | 0 | 0 | 0 | 6 | 9 | 0.00 | 0.000 |

| PITCHER | IP | WLS | BF | H | R | ER | SO | BB | IBB | HBP | BLK | WP | HR | S | P | ERA | WHIP |
|---|---|---|---|---|---|---|---|---|---|---|---|---|---|---|---|---|---|

# TOP

## Montreal Expos @ Pittsburgh Pirates

Three Rivers Stadium, Pittsburgh, PA

Fri Jun 19 1992, 7:05 PM EDT
Att. 22,091 - Cloudy - 70 F

livebaseballscorecards.com

| | |
|---|---|
| AB | 31 |
| R | 2 |
| H | 5 |
| RBI | 2 |
| BB | 0 |
| SO | 8 |
| LOB | 5 |

WP: 0 PA: 31
PB: 0
SB: 2
CS: 0

# Montreal Expos @ Pittsburgh Pirates

Three Rivers Stadium, Pittsburgh, PA

Fri Jun 19 1992, 7:05 PM EDT

Att. 22,091 - Cloudy - 70 F

## BOTTOM

| Batter | 1 | 2 | 3 | 4 | 5 | 6 | 7 | 8 | 9 | AB | R | H | RBI | BB | SO | LOB |
|---|---|---|---|---|---|---|---|---|---|---|---|---|---|---|---|---|
| Gary Varsho, L (1, 7)<br>OBP: 0.284, SLG: 0.414 | C C B B S 2-3 ① K | | M C B X 1-2 ② G3-1 | | S F P X 1-2 ③ G3 | | | C L B B F B X 3-2 2B | | 4 | 0 | 1 | 0 | 0 | 1 | 2 |
| Jay Bell, R (1, 6)<br>OBP: 0.344, SLG: 0.341 | B X 1-0 WP SF7 2B | | B C F C 1-3 ③ K | | | C F B X 1-2 ① P8 | | F X 0-1 ② F8 | | 4 | 1 | 1 | 0 | 0 | 1 | 1 |
| Andy Van Slyke, L (1, 8)<br>OBP: 0.427, SLG: 0.502<br>Denny Neagle, L (9, 1) | B B B F F F F X 3-2 ② SF7 2-H | | | F F B F X 1-2 ① F9 | | X 0-0 ② F8 | | C S S 0-3 ③ K | | 3<br>0 | 0<br>0 | 0<br>0 | 1<br>0 | 0<br>0 | 1<br>0 | 1<br>0 |
| Orlando Merced, S (1, 3)<br>OBP: 0.342, SLG: 0.340 | B C F X 1-2 ③ L4 | | | B C X 1-1 ② G4-3 | | B B C X 2-1 ③ G4-3 | | | F B B X 2-1 ① F8 | 4 | 0 | 0 | 0 | 0 | 0 | 0 |
| Dave Clark, L (1, 9)<br>OBP: 0.200, SLG: 0.111 | | F B S S 1-3 ① K | | B X 1-0 ③ G4-3 | | | B C X 1-1 SH2-4 1B | | B S B B X 3-1 ② F7 | 4 | 0 | 1 | 0 | 0 | 1 | 0 |
| John Wehner, R (1, 5)<br>OBP: 0.250, SLG: 0.333 | | B C C B X 2-2 1B BLK 1B | | | B B S X 2-1 ① P3 | | 1 SAFE X 0-0 ① SH2-4 1-2 | | F B B S T F X 2-2 ③ G3 | 3 | 0 | 1 | 0 | 0 | 0 | 0 |
| Don Slaught, R (1, 2)<br>OBP: 0.446, SLG: 0.553 | | 1 SAFE B B F X 2-1 L6-3 1-3 1B | | | S B S B F F B X 3-2 1B 2B | | S F S 0-3 ② K | | | 3 | 0 | 2 | 0 | 0 | 1 | 1 |
| Jose Lind, R (1, 4)<br>OBP: 0.284, SLG: 0.291 | | 1 SAFE B 1 SAFE X 1-0 ② ③ L6-3 1-2 | | | B F B X 2-1 2-3 1B | | X 0-0 ③ F9 | | | 3 | 0 | 1 | 0 | 0 | 0 | 3 |
| Doug Drabek, R (1, 1)<br>OBP: 0.086, SLG: 0.114<br>Cecil Espy, S (8, PH) (9, 8)<br>OBP: 0.287, SLG: 0.326 | | | S C X 0-2 ① L6 | | 1 SAFE 1 SAFE X 0-0 ② L7 | | | F B S X 1-2 ① P5 | | 2<br>1 | 0<br>0 | 0<br>0 | 0<br>0 | 0<br>0 | 0<br>0 | 2<br>0 |
| Inning Stats | R: 1 H: 1<br>E: 0 LOB: 0<br>K: 1 BB: 0<br>S: 12 P: 19 | R: 0 H: 2<br>E: 0 LOB: 1<br>K: 1 BB: 0<br>S: 9 P: 15 | R: 0 H: 0<br>E: 0 LOB: 0<br>K: 1 BB: 0<br>S: 9 P: 11 | R: 0 H: 0<br>E: 0 LOB: 0<br>K: 0 BB: 0<br>S: 7 P: 10 | R: 0 H: 2<br>E: 0 LOB: 2<br>K: 0 BB: 0<br>S: 14 P: 21 | R: 0 H: 0<br>E: 0 LOB: 0<br>K: 0 BB: 0<br>S: 6 P: 9 | R: 0 H: 1<br>E: 0 LOB: 1<br>K: 1 BB: 0<br>S: 7 P: 8 | R: 0 H: 1<br>E: 0 LOB: 1<br>K: 1 BB: 0<br>S: 12 P: 16 | R: 0 H: 0<br>E: 0 LOB: 0<br>K: 0 BB: 0<br>S: 8 P: 15 | 1B: 4 SF: 1<br>2B: 4 SAC: 1<br>3B: 0 DP: 1<br>HR: 0 HBP: 0 | | | | | | |

livebaseballscorecards.com

| | |
|---|---|
| AB | 31 |
| R | 1 |
| H | 7 |
| RBI | 1 |
| BB | 0 |
| SO | 5 |
| LOB | 10 |

| PITCHER | | IP | WLS | BF | H | R | ER | SO | BB | IBB | HBP | BLK | WP | HR | S | P | ERA | WHIP |
|---|---|---|---|---|---|---|---|---|---|---|---|---|---|---|---|---|---|---|
| Ken Hill, R<br>ERA: 2.71 | (1, 1) | 7.0 | W | 26 | 6 | 1 | 1 | 4 | 0 | 0 | 0 | 1 | 1 | 0 | 64 | 93 | 1.29 | 0.857 |
| Mel Rojas, R<br>ERA: 1.56 | (8, 1) | 0.1 | | 2 | 1 | 0 | 0 | 0 | 0 | 0 | 0 | 0 | 0 | 0 | 7 | 11 | 0.00 | 3.000 |
| John Wetteland, R<br>ERA: 4.15 | (8, 1) | 1.2 | S | 5 | 0 | 0 | 0 | 1 | 0 | 0 | 0 | 0 | 0 | 0 | 13 | 20 | 0.00 | 0.000 |

| PITCHER | IP | WLS | BF | H | R | ER | SO | BB | IBB | HBP | BLK | WP | HR | S | P | ERA | WHIP |
|---|---|---|---|---|---|---|---|---|---|---|---|---|---|---|---|---|---|

| Batter | 1 | 2 | 3 | 4 | 5 | 6 | 7 | 8 | 9 | AB | R | H | RBI | BB | SO | LOB |
|---|---|---|---|---|---|---|---|---|---|---|---|---|---|---|---|---|
| Marquis Grissom, R (1, 8)<br>OBP: 0.327, SLG: 0.412 | G4-3 | FC6-4<br>1-2f<br>3-H | | IBB | | | F8 | | | 3 | 0 | 0 | 1 | 1 | 0 | 1 |
| Delino DeShields, L (1, 4)<br>OBP: 0.350, SLG: 0.366 | K | F7 | | K | | | K | | | 4 | 0 | 0 | 0 | 0 | 3 | 4 |
| Moises Alou, R (1, 7)<br>OBP: 0.353, SLG: 0.519 | F9 | | G5-3 | | F8 | | | K | | 4 | 0 | 0 | 0 | 0 | 1 | 0 |
| Tim Wallach, R (1, 5)<br>OBP: 0.309, SLG: 0.345 | | E<br>1B<br>2B | F9 | | K | | | G5-3 | | 4 | 1 | 1 | 0 | 0 | 1 | 0 |
| Archi Cianfrocco, R (1, 3)<br>OBP: 0.268, SLG: 0.390 | | E5<br>1B<br>1B<br>2-3 | G6-3 | | K | | | F8 | | 4 | 1 | 0 | 0 | 0 | 1 | 1 |
| Rick Cerone, R (1, 2)<br>OBP: 0.373, SLG: 0.490 | | BB<br>SF8<br>1B<br>2-3<br>3-H<br>1B | | 1B<br>CS<br>FC5-2-6<br>1B | | L4 | | | K | 4 | 1 | 2 | 1 | 0 | 1 | 0 |
| Spike Owen, S (1, 6)<br>OBP: 0.332, SLG: 0.432 | | SF8<br>BB<br>FC6-4<br>1-2<br>3-H<br>1B | | SH5-4<br>FC5-2-6<br>1-3<br>1B | | F7 | | | F8 | 4 | 1 | 2 | 1 | 0 | 0 | 0 |
| Darren Reed, R (1, 9)<br>OBP: 0.226, SLG: 0.414 | | FC6-4<br>1-2<br>2-3<br>BB | | FC5-2-6<br>SH5-4<br>1-2<br>3-H | | G6-3 | | | K | 3 | 0 | 0 | 0 | 1 | 1 | 2 |
| Mark Gardner, R (1, 1)<br>OBP: 0.148, SLG: 0.231<br>John Wetteland, R (9, 1) | | SF8<br>2-3<br>3-H | | SH5-4<br>1-2<br>2-3 | | | G4-3 | | | 1<br>0 | 0<br>0 | 0<br>0 | 1<br>0 | 0<br>0 | 0<br>0 | 0<br>0 |
| Inning Stats | R: 0<br>E: 0<br>K: 1<br>S: 6<br>H: 0<br>LOB: 0<br>BB: 0<br>P: 8 | R: 4<br>E: 1<br>K: 0<br>S: 18<br>H: 3<br>LOB: 1<br>BB: 1<br>P: 32 | R: 0<br>E: 0<br>K: 0<br>S: 7<br>H: 0<br>LOB: 0<br>BB: 0<br>P: 8 | R: 0<br>E: 0<br>K: 1<br>S: 9<br>H: 2<br>LOB: 3<br>BB: 1<br>P: 17 | R: 0<br>E: 0<br>K: 2<br>S: 11<br>H: 0<br>LOB: 0<br>BB: 0<br>P: 14 | R: 0<br>E: 0<br>K: 0<br>S: 4<br>H: 0<br>LOB: 0<br>BB: 0<br>P: 5 | R: 0<br>E: 0<br>K: 1<br>S: 10<br>H: 0<br>LOB: 0<br>BB: 0<br>P: 15 | R: 0<br>E: 0<br>K: 1<br>S: 7<br>H: 0<br>LOB: 0<br>BB: 0<br>P: 11 | R: 0<br>E: 0<br>K: 2<br>S: 7<br>H: 0<br>LOB: 0<br>BB: 0<br>P: 10 | 1B: 4<br>2B: 1<br>3B: 0<br>HR: 0<br>SF: 1<br>SAC: 1<br>DP: 0<br>HBP: 0 | | | | | | |

| PITCHER | IP | WLS | BF | H | R | ER | SO | BB | IBB | HBP | BLK | WP | HR | S | P | ERA | WHIP |
|---|---|---|---|---|---|---|---|---|---|---|---|---|---|---|---|---|---|
| Zane Smith, L (1, 1)<br>ERA: 3.15 | 7.0 | L | 29 | 5 | 4 | 2 | 5 | 1 | 1 | 0 | 0 | 0 | 0 | 65 | 99 | 2.57 | 0.857 |
| Stan Belinda, R (8, 1)<br>ERA: 3.03 | 2.0 | | 6 | 0 | 0 | 0 | 3 | 0 | 0 | 0 | 0 | 0 | 0 | 14 | 21 | 0.00 | 0.000 |

| PITCHER | IP | WLS | BF | H | R | ER | SO | BB | IBB | HBP | BLK | WP | HR | S | P | ERA | WHIP |
|---|---|---|---|---|---|---|---|---|---|---|---|---|---|---|---|---|---|

# TOP

## Montreal Expos @ Pittsburgh Pirates

Three Rivers Stadium, Pittsburgh, PA

Sat Jun 20 1992, 7:05 PM EDT

Att. 31,614 - Cloudy - 56 F

livebaseballscorecards.com

| | |
|---|---|
| AB | 31 |
| R | 4 |
| H | 5 |
| RBI | 4 |
| BB | 2 |
| SO | 8 |
| LOB | 8 |

WP: 0 PB: 0 SB: 0 CS: 1 PA: 35

# Montreal Expos @ Pittsburgh Pirates

Three Rivers Stadium, Pittsburgh, PA

Sat Jun 20 1992, 7:05 PM EDT

Att. 31,614 - Cloudy - 56 F

## BOTTOM

| Batter | 1 | 2 | 3 | 4 | 5 | 6 | 7 | 8 | 9 | AB | R | H | RBI | BB | SO | LOB |
|---|---|---|---|---|---|---|---|---|---|---|---|---|---|---|---|---|
| Gary Varsho, L (1, 7)<br>OBP: 0.282, SLG: 0.405<br>Stan Belinda, R (8, 1)<br>Dave Clark, L (9, PH)<br>OBP: 0.182, SLG: 0.100 | B C B B C F X<br>3-2 F9 ① | 1 SAFE B 1 SAFE F C B B X<br>2-2 1B 1-3 1B | | C S B B X<br>2-2 F8 ②<br>2-3 | | | B X<br>1-0 F7 ② | | F 1 SAFE F B C<br>1-3 K ③<br>1-2 | 4<br>0<br>1 | 0<br>0<br>0 | 1<br>0<br>0 | 0<br>0<br>0 | 0<br>0<br>0 | 0<br>0<br>1 | 1<br>0<br>1 |
| Jay Bell, R (1, 6)<br>OBP: 0.349, SLG: 0.360 | B C B B X<br>2-1 HR | C X<br>0-1 1B 1-2 3-H | | C F B B B X<br>3-2 F7 ③ | | | F X<br>0-1 S 1B | | | 4 | 1 | 3 | 2 | 0 | 0 | 1 |
| Andy Van Slyke, L (1, 8)<br>OBP: 0.424, SLG: 0.498 | C B F X<br>1-2 BB 1B 1B | C C C<br>0-3 K ② | | | C X<br>0-1 G3 ① | | F B 1 SAFE B C 1 SAFE 1 SAFE B C<br>3-3 K ③ 1-2 | | | 4 | 1 | 1 | 0 | 0 | 2 | 3 |
| Orlando Merced, S (1, 9)<br>OBP: 0.340, SLG: 0.333 | B B 1 SAFE B C B<br>4-1 1B BB 1-2 FC5-2-5 | B B X<br>2-0 F8 ③ | | | C B B B C X<br>3-2 G3-1 ② | | | C B C B X<br>2-2 F7 ① | | 3 | 0 | 0 | 0 | 1 | 0 | 2 |
| Michael LaValliere, L (1, 2)<br>OBP: 0.350, SLG: 0.328 | B C C C F B X<br>2-2 FC5-2-5 1-3 2-H 1B | | C B X<br>1-1 G4-3 ① | | X<br>0-0 G4-3 ③ | | | C X<br>0-1 G4-3 ② | | 4 | 0 | 1 | 1 | 0 | 0 | 0 |
| Steve Buechele, R (1, 5)<br>OBP: 0.336, SLG: 0.392 | C C X<br>0-2 FC5-2-5 ② 1-2 3-H | | C B B B C X<br>2-2 F9 ② | | | B F X<br>1-1 F8 ① | | C B C B X<br>2-2 P8 ③ | | 4 | 0 | 0 | 0 | 0 | 0 | 2 |
| Jeff King, R (1, 3)<br>OBP: 0.240, SLG: 0.328 | C S B C<br>1-3 K ③ | | X<br>0-0 F8 ③ | | | C B C F F X<br>1-2 F8 ② | | | X<br>0-0 F8 ① | 4 | 0 | 0 | 0 | 0 | 1 | 2 |
| Jose Lind, R (1, 4)<br>OBP: 0.283, SLG: 0.290 | | C F B X<br>1-2 1B 1B 1B | | B C X<br>1-1 E5 F8 SH1-3 | | B C F F F B B X<br>3-2 F9 ③ | | | C F F B F F B X<br>2-2 G5-3 ② | 4 | 1 | 1 | 0 | 0 | 0 | 0 |
| Zane Smith, L (1, 1)<br>OBP: 0.162, SLG: 0.194<br>Cecil Espy, S (7, PH)<br>OBP: 0.291, SLG: 0.330 (8, 7) | | X<br>0-0 P2 ① | | 1 SAFE F X<br>0-1 SH1-3 ①<br>1-2 | | | B B C C F F X<br>2-2 F8 ① | | B F F X<br>1-2 S 1B | 1<br>2 | 0<br>0 | 0<br>1 | 0<br>0 | 0<br>0 | 0<br>0 | 1<br>0 |
| Inning Stats | R: 2 E: 0 K: 1 S: 20<br>H: 3 LOB: 2 BB: 1 P: 33 | R: 1 E: 0 K: 1 S: 13<br>H: 3 LOB: 2 BB: 0 P: 18 | R: 0 E: 0 K: 0 S: 6<br>H: 0 LOB: 0 BB: 0 P: 9 | R: 0 E: 1 K: 0 S: 10<br>H: 0 LOB: 1 BB: 0 P: 16 | R: 0 E: 0 K: 0 S: 6<br>H: 0 LOB: 0 BB: 0 P: 9 | R: 0 E: 0 K: 0 S: 12<br>H: 0 LOB: 0 BB: 0 P: 17 | R: 0 E: 0 K: 1 S: 10<br>H: 1 LOB: 1 BB: 0 P: 16 | R: 0 E: 0 K: 0 S: 8<br>H: 0 LOB: 0 BB: 0 P: 12 | R: 0 E: 0 K: 1 S: 13<br>H: 1 LOB: 1 BB: 0 P: 17 | 1B: 7 2B: 0 3B: 0 HR: 1<br>SF: 0 SAC: 1 DP: 0 HBP: 0 | | | | | | |

livebaseballscorecards.com

| | |
|---|---|
| AB | 35 |
| R | 3 |
| H | 8 |
| RBI | 3 |
| BB | 1 |
| SO | 4 |
| LOB | 13 |

WP: 0 PB: 0 SB: 2 CS: 0 PA: 37

| PITCHER | | IP | WLS | BF | H | R | ER | SO | BB | IBB | HBP | BLK | WP | HR | S | P | ERA | WHIP |
|---|---|---|---|---|---|---|---|---|---|---|---|---|---|---|---|---|---|---|
| Mark Gardner, R<br>ERA: 3.47 | (1, 1) | 8.2 | W | 36 | 8 | 3 | 3 | 3 | 1 | 0 | 0 | 0 | 0 | 1 | 95 | 143 | 3.12 | 1.038 |
| John Wetteland, R<br>ERA: 4.11 | (9, 1) | 0.1 | S | 1 | 0 | 0 | 0 | 1 | 0 | 0 | 0 | 0 | 0 | 0 | 3 | 4 | 0.00 | 0.000 |

| PITCHER | IP | WLS | BF | H | R | ER | SO | BB | IBB | HBP | BLK | WP | HR | S | P | ERA | WHIP |
|---|---|---|---|---|---|---|---|---|---|---|---|---|---|---|---|---|---|

# Montreal Expos @ Pittsburgh Pirates

Three Rivers Stadium, Pittsburgh, PA

Sun Jun 21 1992, 3:33 AM EDT

Att. 20,138 - Cloudy - 52 F

TOP

livebaseballscorecards.com

| Batter | 1 | 2 | 3 | 4 | 5 | 6 | 7 | 8 | 9 | AB | R | H | RBI | BB | SO | LOB |
|---|---|---|---|---|---|---|---|---|---|---|---|---|---|---|---|---|
| Marquis Grissom, R (1, 8)<br>OBP: 0.332, SLG: 0.414 | G6-3 | | E6 G4-3 1B | | | F7 | F9 BB<br>1-2 2-3 3-H | | S 1B | 4 | 0 | 2 | 1 | 1 | 0 | 0 |
| Delino DeShields, L (1, 4)<br>OBP: 0.349, SLG: 0.366 | S 1B | | G4-3<br>2-3 | | | F8 | SF8<br>3-H | | K | 3 | 0 | 1 | 1 | 0 | 0 | 1 |
| Darren Reed, R (9, PH)<br>OBP: 0.219, SLG: 0.400 | | | | | | | | | | 1 | 0 | 0 | 0 | 0 | 1 | 1 |
| Moises Alou, R (1, 9)<br>OBP: 0.347, SLG: 0.504 | G5-3<br>1-2 | | G6-3 | | | 1B 1B | F9<br>1-2 2-3 | | P9<br>1-3 | 5 | 0 | 1 | 0 | 0 | 0 | 5 |
| John Vander Wal, L (1, 3)<br>OBP: 0.315, SLG: 0.316 | L6 | | | G6-3 | | FC6-4<br>1-3 1B | F7 | | K | 4 | 0 | 1 | 0 | 0 | 0 | 3 |
| Mel Rojas, R (7, 1)<br>OBP: 0.200, SLG: 0.200 | | | | | | | | | | 0 | 0 | 0 | 0 | 0 | 0 | 0 |
| Rick Cerone, R (9, PH)<br>OBP: 0.365, SLG: 0.480 | | | | | | | | | | 1 | 0 | 0 | 0 | 0 | 1 | 1 |
| Gary Carter, R (1, 2)<br>OBP: 0.323, SLG: 0.379 | | P3 | | BB<br>CS | | FC6-4<br>1-2f | | K | | 3 | 0 | 0 | 0 | 1 | 1 | 2 |
| (8, 3) | | | | | | | | | | | | | | | | |
| Tim Wallach, R (1, 5)<br>OBP: 0.315, SLG: 0.357 | | 1B | | F8 | | | WP 1B 2B | 2B SF7 1B | | 4 | 2 | 3 | 0 | 0 | 0 | 1 |
| Matt Stairs, L (1, 7)<br>OBP: 0.323, SLG: 0.250 | | P5 | | CS<br>1-2 | G4-3 | | 1B 1B BB BB | 1-3 2B | | 3 | 1 | 1 | 0 | 1 | 0 | 1 |
| Spike Owen, S (1, 6)<br>OBP: 0.332, SLG: 0.430 | | F7 | | | P5 | | 1-2 2-H 1B | 3-H | | 3 | 1 | 1 | 1 | 0 | 0 | 1 |
| Larry Walker, L (8, PH)<br>OBP: 0.341, SLG: 0.498 | | | | | | | | | | 0 | 0 | 0 | 1 | 0 | 0 | 0 |
| Tom Foley, L (8, 6)<br>OBP: 0.222, SLG: 0.190 | | | | | | | | | | 0 | 0 | 0 | 0 | 0 | 0 | 0 |
| Dennis Martinez, R (1, 1)<br>OBP: 0.206, SLG: 0.206 | | | F9 | | K | | F9 BB<br>1-2 2-3 1B | K | | 1 | 0 | 0 | 0 | 0 | 0 | 0 |
| Bill Sampen, R (4, 1) | | | | | | | | | | 1 | 0 | 0 | 0 | 0 | 1 | 0 |
| Archi Cianfrocco, R (7, PH)<br>OBP: 0.273, SLG: 0.394 | | | | | | | | | | 1 | 0 | 1 | 0 | 0 | 0 | 0 |
| (7, 3) | | | | | | | | | | | | | | | | |
| Darrin Fletcher, L (8, PH)<br>OBP: 0.238, SLG: 0.271 | | | | | | | | | | 1 | 0 | 0 | 0 | 0 | 1 | 1 |
| (8, 2) | | | | | | | | | | | | | | | | |
| Inning Stats | R: 0<br>E: 0<br>K: 0<br>S: 9<br>H: 1<br>LOB: 1<br>BB: 0<br>P: 17 | R: 0<br>E: 0<br>K: 0<br>S: 8<br>H: 1<br>LOB: 1<br>BB: 0<br>P: 15 | R: 0<br>E: 1<br>K: 0<br>S: 9<br>H: 1<br>LOB: 1<br>BB: 0<br>P: 10 | R: 0<br>E: 0<br>K: 0<br>S: 10<br>H: 0<br>LOB: 0<br>BB: 1<br>P: 21 | R: 0<br>E: 0<br>K: 1<br>S: 8<br>H: 0<br>LOB: 0<br>BB: 0<br>P: 11 | R: 0<br>E: 0<br>K: 0<br>S: 9<br>H: 2<br>LOB: 2<br>BB: 0<br>P: 16 | R: 3<br>E: 0<br>K: 0<br>S: 19<br>H: 3<br>LOB: 2<br>BB: 2<br>P: 33 | R: 1<br>E: 0<br>K: 2<br>S: 14<br>H: 2<br>LOB: 1<br>BB: 0<br>P: 21 | R: 0<br>E: 0<br>K: 2<br>S: 11<br>H: 1<br>LOB: 1<br>BB: 0<br>P: 18 | 1B: 9<br>2B: 2<br>3B: 0<br>HR: 0<br>SF: 2<br>SAC: 0<br>DP: 0<br>HBP: 0 | WP: 1<br>PB: 0<br>SB: 3<br>CS: 1<br>PA: 41 | | | | | |

| PITCHER | | IP | WLS | BF | H | R | ER | SO | BB | IBB | HBP | BLK | WP | HR | S | P | ERA | WHIP |
|---|---|---|---|---|---|---|---|---|---|---|---|---|---|---|---|---|---|---|
| Jeff Robinson, R<br>ERA: 4.47 | (1, 1) | 6.0 | W | 23 | 5 | 0 | 0 | 1 | 1 | 0 | 0 | 0 | 0 | 0 | 53 | 90 | 0.00 | 1.000 |
| Denny Neagle, L<br>ERA: 4.7 | (7, 1) | 0.0 | | 3 | 2 | 3 | 3 | 0 | 1 | 0 | 0 | 0 | 1 | 0 | 6 | 12 | ∞ | ∞ |
| Roger Mason, R<br>ERA: 3.56 | (7, 1) | 2.0 | | 11 | 4 | 1 | 1 | 2 | 1 | 0 | 0 | 0 | 0 | 0 | 29 | 46 | 4.50 | 2.500 |
| Bob Patterson, L<br>ERA: 2.51 | (9, 1) | 0.1 | | 1 | 0 | 0 | 0 | 1 | 0 | 0 | 0 | 0 | 0 | 0 | 3 | 5 | 0.00 | 0.000 |
| Stan Belinda, R<br>ERA: 2.97 | (9, 1) | 0.2 | S | 2 | 0 | 0 | 0 | 1 | 0 | 0 | 0 | 0 | 0 | 0 | 6 | 9 | 0.00 | 0.000 |

| PITCHER | IP | WLS | BF | H | R | ER | SO | BB | IBB | HBP | BLK | WP | HR | S | P | ERA | WHIP |
|---|---|---|---|---|---|---|---|---|---|---|---|---|---|---|---|---|---|

| | |
|---|---|
| AB | 35 |
| R | 4 |
| H | 11 |
| RBI | 4 |
| BB | 3 |
| SO | 5 |
| LOB | 17 |

# Montreal Expos @ Pittsburgh Pirates

Three Rivers Stadium, Pittsburgh, PA

Sun Jun 21 1992, 3:33 AM EDT

Att. 20,138 - Cloudy - 52 F

## BOTTOM

| Batter | 1 | 2 | 3 | 4 | 5 | 6 | 7 | 8 | 9 | AB | R | H | RBI | BB | SO | LOB |
|---|---|---|---|---|---|---|---|---|---|---|---|---|---|---|---|---|
| Gary Varsho, L (1, 9)<br>OBP: 0.268, SLG: 0.385 | C B B B X 3-1 ① F8 | | C X 0-1 ① F7 | 1 SAFE C B B X 2-1 ② FC3-6 S 1B 1-2f 3-H | | F X 0-1 ③ G4-3 | | | | 4 | 1 | 0 | 1 | 0 | 0 | 2 |
| Jay Bell, R (1, 6)<br>OBP: 0.351, SLG: 0.359 | C C C 0-3 ② K | | B B B C C B 4-2 HR BB | 1 C B B C B F F X 3-2 1-H 1B | | | B C F C 1-3 ① K | | | 3 | 1 | 1 | 1 | 1 | 2 | 0 |
| Andy Van Slyke, L (1, 8)<br>OBP: 0.422, SLG: 0.494 | C X 0-1 1B | | B 1 SAFE 1 SAFE X 1-0 ② F8 | C X 0-1 ③ F7 | | | S B B X 2-1 ② G4-3 | | | 4 | 0 | 1 | 0 | 0 | 0 | 2 |
| Orlando Merced, S (1, 3)<br>OBP: 0.338, SLG: 0.349 | X 0-0 ③ F7 | | 1 SAFE C 1 SAFE 1 SAFE F X 0-2 1-H HR | | C B X 1-1 ① G5-3 | | S B X 1-1 ③ G4-3 | | | 4 | 1 | 1 | 2 | 0 | 0 | 1 |
| Cecil Espy, S (1, 7)<br>OBP: 0.280, SLG: 0.317 | | B C F X 1-2 ① P6 | F E C 0-3 ③ K | | S B B X 2-1 ② G6-3 | | | C X 0-1 ① F8 | | 4 | 0 | 0 | 0 | 0 | 1 | 0 |
| Michael LaValliere, L (1, 2)<br>OBP: 0.354, SLG: 0.328 | | B X 1-0 1B E6 | | B C B B F B 4-2 F9 BB 1B BB | F F F B X 1-2 ③ F7 | | | B C X 1-1 ② P5 | | 3 | 1 | 1 | 0 | 1 | 0 | 0 |
| John Wehner, R (1, 5)<br>OBP: 0.250, SLG: 0.267<br>Stan Belinda, R (9, 1) | | C B S B F B X 3-2 ② F7 | | 1 SAFE B B B B B 4-0 E 1B 1-2 FC3-6 BB | | B F X 1-1 ① P6 | | B F F X 1-2 ③ F8 | | 3<br>0 | 1<br>0 | 0<br>0 | 0<br>0 | 1<br>0 | 0<br>0 | 1<br>0 |
| Jose Lind, R (1, 4)<br>OBP: 0.284, SLG: 0.287 | I I I I 4-0 IBB | | | F X 0-1 ① F9 2-3 | | C X 0-1 ② F7 | | | | 2 | 0 | 0 | 0 | 1 | 0 | 2 |
| Jeff Robinson, R (1, 1)<br>OBP: 0.250, SLG: 0.250<br>Zane Smith, L (6, PH)<br>OBP: 0.184, SLG: 0.194<br>Denny Neagle, L (7, 1)<br>Roger Mason, R (7, 1)<br>Bob Patterson, R (9, 1)<br>OBP: 0.500, SLG: 0.600<br>Steve Buechele, R (9, 5)<br>OBP: 0.336, SLG: 0.392 | | S F C 0-3 ③ K | | 1 SAFE X 0-0 E1 FC3-6 1-3 3-H 1B | | B B B B 4-0 BB | | | | 2<br>0<br>0<br>0<br>0<br>0 | 0<br>0<br>0<br>0<br>0<br>0 | 1<br>0<br>0<br>0<br>0<br>0 | 1<br>1<br>0<br>0<br>0<br>0 | 0<br>0<br>0<br>0<br>0<br>0 | 1<br>0<br>0<br>0<br>0<br>0 | 2<br>0<br>0<br>0<br>0<br>0 |
| Inning Stats | R: 0<br>E: 0<br>K: 1<br>S: 8<br>H: 1<br>LOB: 1<br>BB: 0<br>P: 11 | R: 0<br>E: 1<br>K: 1<br>S: 11<br>H: 1<br>LOB: 2<br>BB: 1<br>P: 20 | R: 2<br>E: 0<br>K: 1<br>S: 11<br>H: 1<br>LOB: 0<br>BB: 1<br>P: 16 | R: 3<br>E: 1<br>K: 0<br>S: 14<br>H: 2<br>LOB: 1<br>BB: 2<br>P: 27 | R: 0<br>E: 0<br>K: 0<br>S: 8<br>H: 0<br>LOB: 0<br>BB: 0<br>P: 12 | R: 0<br>E: 0<br>K: 0<br>S: 6<br>H: 0<br>LOB: 1<br>BB: 1<br>P: 11 | R: 0<br>E: 0<br>K: 1<br>S: 7<br>H: 0<br>LOB: 0<br>BB: 0<br>P: 11 | R: 0<br>E: 0<br>K: 0<br>S: 7<br>H: 0<br>LOB: 0<br>BB: 0<br>P: 9 | | 1B: 4<br>2B: 0<br>3B: 0<br>HR: 1<br>SF: 0<br>SAC: 0<br>DP: 0<br>HBP: 0 | | | | | | |

livebaseballscorecards.com

| | |
|---|---|
| AB | 29 |
| R | 5 |
| H | 5 |
| RBI | 5 |
| BB | 5 |
| SO | 4 |
| LOB | 10 |

WP: 0 PA: 34
PB: 0
SB: 1
CS: 0

| PITCHER | | IP | WLS | BF | H | R | ER | SO | BB | IBB | HBP | BLK | WP | HR | S | P | ERA | WHIP |
|---|---|---|---|---|---|---|---|---|---|---|---|---|---|---|---|---|---|---|
| Dennis Martinez, R<br>ERA: 2.7 | (1, 1) | 3.2 | L | 20 | 5 | 5 | 5 | 3 | 3 | 1 | 0 | 0 | 0 | 1 | 42 | 72 | 12.27 | 2.182 |
| Bill Sampen, R<br>ERA: 3.12 | (4, 1) | 2.1 | | 8 | 0 | 0 | 0 | 0 | 1 | 0 | 0 | 0 | 0 | 0 | 16 | 25 | 0.00 | 0.429 |
| Mel Rojas, R<br>ERA: 1.47 | (7, 1) | 2.0 | | 6 | 0 | 0 | 0 | 1 | 0 | 0 | 0 | 0 | 0 | 0 | 14 | 20 | 0.00 | 0.000 |

| PITCHER | IP | WLS | BF | H | R | ER | SO | BB | IBB | HBP | BLK | WP | HR | S | P | ERA | WHIP |
|---|---|---|---|---|---|---|---|---|---|---|---|---|---|---|---|---|---|

# St. Louis Cardinals @ Pittsburgh Pirates

Three Rivers Stadium, Pittsburgh, PA

Mon Jun 22 1992, 7:05 PM EDT

Att. 20,831 - Cloudy - 67 F

TOP

livebaseballscorecards.com

| Batter | 1 | 2 | 3 | 4 | 5 | 6 | 7 | 8 | 9 | AB | R | H | RBI | BB | SO | LOB |
|---|---|---|---|---|---|---|---|---|---|---|---|---|---|---|---|---|
| Geronimo Pena, S (1, 4)<br>OBP: 0.409, SLG: 0.545 | C B X 1-1 F7 ① | | C X 0-1 FC5-4 1-2 1B ① | | | B C S F S 1-3 K ② | | S 1 SAFE F B S 1-3 K ② | | 4 | 0 | 1 | 0 | 0 | 2 | 1 |
| Bernard Gilkey, R (1, 7)<br>OBP: 0.385, SLG: 0.424<br>Bien Figueroa, R (8, 6)<br>OBP: 0.200, SLG: 0.200 | C X 0-1 G6-3 ② | | B F B B X 3-1 FC5-4 1-2f ③ | | | C C S 0-3 K ③ | | S X 0-1 FC5-4 1-2f ③ | | 4 | 0 | 0 | 0 | 0 | 1 | 3 |
| | | | | | | | | | | 0 | 0 | 0 | 0 | 0 | 0 | 0 |
| Felix Jose, S (1, 9)<br>OBP: 0.371, SLG: 0.460 | C B F X 1-2 G6-3 ③ | | | B X 1-0 G6-3 ① | | | S F B B X 2-2 G6-3 1B | | B C B B C X 3-2 G3 ① | 4 | 0 | 1 | 0 | 0 | 0 | 0 |
| Todd Zeile, R (1, 5)<br>OBP: 0.331, SLG: 0.362 | | X 0-0 F9 ① | | B B C B X 3-1 G6-4-3 1B | | | 1 SAFE 1 SAFE C 1 B C S 1-3 K ① | | B B B C C F X 3-2 F8 ② | 4 | 0 | 1 | 0 | 0 | 1 | 1 |
| Brian Jordan, R (1, 8)<br>OBP: 0.259, SLG: 0.438<br>(8, 7) | | X 0-0 L7 ② | | 1 SAFE C B X 1-1 G6-4-3 1-2f ② ③ | | | F F X 0-2 G6-3 1-2f ② ③ | | C C F F S 0-3 K2-3 ③ | 4 | 0 | 0 | 0 | 0 | 1 | 2 |
| Andres Galarraga, R (1, 3)<br>OBP: 0.213, SLG: 0.225 | | C F X 0-2 G4-3 ③ | | | S X 0-1 G5-3 ① | | | S X 0-1 HR 1B | | 3 | 1 | 1 | 0 | 0 | 0 | 0 |
| Tom Pagnozzi, R (1, 2)<br>OBP: 0.340, SLG: 0.427 | | | X 0-0 L8 ① | | C F B X 1-2 G4-3 ② | | | S X 0-1 1-H HR | | 3 | 1 | 1 | 2 | 0 | 0 | 0 |
| Tim Jones, L (1, 6)<br>OBP: 0.217, SLG: 0.200<br>Ray Lankford, L (8, PH)<br>OBP: 0.374, SLG: 0.431<br>(8, 8) | | | B X 1-0 G3 ② | | C C B X 1-2 F7 ③ | | | C S B C 1-3 K ① | | 2 | 0 | 0 | 0 | 0 | 0 | 0 |
| | | | | | | | | | | 1 | 0 | 0 | 0 | 0 | 1 | 0 |
| Donovan Osborne, S (1, 1)<br>OBP: 0.179, SLG: 0.250<br>Mike Perez, R (7, 1)<br>Bob McClure, R (7, 1)<br>Milt Thompson, L (8, PH)<br>OBP: 0.358, SLG: 0.465<br>Jose DeLeon, R (8, 1) | | | B C X 1-1 1B 1B | | | X 0-0 P8 ① | | B S S X 1-2 FC5-4 1B | | 2 | 0 | 1 | 0 | 0 | 0 | 0 |
| | | | | | | | | | | 0 | 0 | 0 | 0 | 0 | 0 | 0 |
| | | | | | | | | | | 0 | 0 | 0 | 0 | 0 | 0 | 0 |
| | | | | | | | | | | 1 | 0 | 1 | 0 | 0 | 0 | 0 |
| | | | | | | | | | | 0 | 0 | 0 | 0 | 0 | 0 | 0 |
| Inning Stats | R: 0 E: 0 K: 0 S: 7 H: 0 LOB: 0 BB: 0 P: 9 | R: 0 E: 0 K: 0 S: 5 H: 0 LOB: 0 BB: 0 P: 5 | R: 0 E: 0 K: 0 S: 8 H: 2 LOB: 2 BB: 0 P: 13 | R: 0 E: 0 K: 0 S: 5 H: 1 LOB: 0 BB: 0 P: 10 | R: 0 E: 0 K: 0 S: 8 H: 0 LOB: 0 BB: 0 P: 10 | R: 0 E: 0 K: 2 S: 8 H: 0 LOB: 0 BB: 0 P: 9 | R: 0 E: 0 K: 1 S: 9 H: 1 LOB: 0 BB: 0 P: 12 | R: 2 E: 0 K: 2 S: 15 H: 3 LOB: 1 BB: 0 P: 18 | R: 0 E: 0 K: 1 S: 12 H: 0 LOB: 0 BB: 0 P: 18 | 1B: 6 2B: 0 3B: 0 HR: 1 SF: 0 SAC: 0 DP: 2 HBP: 0 | | | | | | | |

| | AB | 32 |
|---|---|---|
| | R | 2 |
| | H | 7 |
| | RBI | 2 |
| | BB | 0 |
| | SO | 6 |
| | LOB | 7 |

WP: 0 PB: 0 SB: 0 CS: 0 PA: 32

| PITCHER | | IP | WLS | BF | H | R | ER | SO | BB | IBB | HBP | BLK | WP | HR | S | P | ERA | WHIP |
|---|---|---|---|---|---|---|---|---|---|---|---|---|---|---|---|---|---|---|
| Randy Tomlin, L<br>ERA: 3.03 | (1, 1) | 8.0 | W | 29 | 7 | 2 | 2 | 5 | 0 | 0 | 0 | 0 | 0 | 1 | 65 | 86 | 2.25 | 0.875 |
| Bob Walk, R<br>ERA: 3.98 | (9, 1) | 1.0 | S | 3 | 0 | 0 | 0 | 1 | 0 | 0 | 0 | 0 | 0 | 0 | 12 | 18 | 0.00 | 0.000 |

| PITCHER | IP | WLS | BF | H | R | ER | SO | BB | IBB | HBP | BLK | WP | HR | S | P | ERA | WHIP |
|---|---|---|---|---|---|---|---|---|---|---|---|---|---|---|---|---|---|

# BOTTOM

| Batter | 1 | 2 | 3 | 4 | 5 | 6 | 7 | 8 | 9 | AB | R | H | RBI | BB | SO | LOB |
|---|---|---|---|---|---|---|---|---|---|---|---|---|---|---|---|---|
| John Wehner, R (1, 3)<br>OBP: 0.263, SLG: 0.235 | 4-2 S E BB | | 2-2 G4-3 ① | 0-0 L8 ③ | | | 0-1 G1-6-3 1B<br>1-2<br>3-H | | | 2 | 1 | 0 | 0 | 1 | 0 | 2 |
| Orlando Merced, S (7, PH)<br>OBP: 0.342, SLG: 0.353 (8, 3) | | | | | | | | | | 1 | 0 | 1 | 1 | 0 | 0 | 0 |
| Jay Bell, R (1, 6)<br>OBP: 0.350, SLG: 0.355 | 4-1 E E BB<br>1-2 | | 1-3 K ② | | 1-0 F9 ① | | 1-0 F8 ① | | | 3 | 1 | 0 | 0 | 1 | 1 | 2 |
| Andy Van Slyke, L (1, 8)<br>OBP: 0.423, SLG: 0.494 | 1-0 E3 1B<br>1-H<br>2-H | | 1-0 1B 1B | | 1-1 G5-4-3 1B | | 2-2 G1-6-3 ②③<br>1-2f | | | 4 | 1 | 2 | 0 | 0 | 0 | 2 |
| Lloyd McClendon, R (1, 7)<br>OBP: 0.390, SLG: 0.368 | 3-2 CS 1B<br>2-H | | 1 SAFE 1 SAFE<br>1-0 1B<br>1-2 | | P 1-0 G5-4-3 ②③<br>1-2f | | | S S S 0-3 K ① | | 4 | 0 | 2 | 1 | 0 | 1 | 1 |
| Jeff King, R (1, 9)<br>OBP: 0.236, SLG: 0.324 | 0-1 L7 ① | | C 0-1 F9 ③ | | | B S X 1-1 F7 ① | | C S X 0-2 1B 2B 1B | | 3 | 0 | 0 | 0 | 0 | 0 | 3 |
| Cecil Espy, S (7, 9)<br>OBP: 0.287, SLG: 0.324 | | | | | | | | | | 1 | 1 | 1 | 0 | 0 | 0 | 0 |
| Steve Buechele, R (1, 5)<br>OBP: 0.335, SLG: 0.390 | C B S S 1-3 K ②③<br>1-2 | | | B C B F B X 3-2 G5-3 ① | | C X 0-1 F7 ② | | C P P F F X 2-2 2B 1B<br>1-2 | | 4 | 0 | 1 | 0 | 0 | 1 | 1 |
| Don Slaught, R (1, 2)<br>OBP: 0.438, SLG: 0.551 | | | C B X 1-1 F8 ① | C B F B F B X 3-2 F9 ② | | B B S S X 2-2 G5-3 ③ | | C X 0-1 1B 2B<br>1-H<br>2-H | | 4 | 0 | 1 | 1 | 0 | 0 | 0 |
| Jose Lind, R (1, 4)<br>OBP: 0.288, SLG: 0.288 | | | B X 1-0 F7 ② | X 0-0 BB 1B | | | B B C B B 4-1 1B 1B BB | B F F B X 2-2 F8 ③ | | 3 | 1 | 1 | 0 | 1 | 0 | 1 |
| Randy Tomlin, L (1, 1)<br>OBP: 0.258, SLG: 0.179 | | | F B X 1-1 G1-3 ③ | B B B C 1 SAFE C B 4-2 BB<br>1-2 | | | X 0-0 1B 1B<br>1-3 | | | 2 | 0 | 1 | 0 | 1 | 0 | 0 |
| Bob Walk, R (9, 1) | | | | | | | | | | 0 | 0 | 0 | 0 | 0 | 0 | 0 |
| Inning Stats | R: 3 H: 1<br>E: 1 LOB: 0<br>K: 1 BB: 2<br>S: 15 P: 28 | | R: 0 H: 0<br>E: 0 LOB: 0<br>K: 0 BB: 0<br>S: 5 P: 8 | R: 0 H: 2<br>E: 0 LOB: 2<br>K: 1 BB: 0<br>S: 10 P: 15 | R: 0 H: 1<br>E: 0 LOB: 2<br>K: 0 BB: 1<br>S: 11 P: 21 | R: 0 H: 1<br>E: 0 LOB: 0<br>K: 0 BB: 0<br>S: 5 P: 7 | R: 0 H: 0<br>E: 0 LOB: 0<br>K: 0 BB: 0<br>S: 7 P: 10 | R: 1 H: 2<br>E: 0 LOB: 1<br>K: 0 BB: 1<br>S: 8 P: 15 | R: 1 H: 3<br>E: 0 LOB: 1<br>K: 1 BB: 0<br>S: 17 P: 19 | | | | | | | |

| PITCHER | | IP | WLS | BF | H | R | ER | SO | BB | IBB | HBP | BLK | WP | HR | S | P | ERA | WHIP |
|---|---|---|---|---|---|---|---|---|---|---|---|---|---|---|---|---|---|---|
| Donovan Osborne, L<br>ERA: 3.12 | (1, 1) | 6.0 | L | 27 | 6 | 4 | 3 | 2 | 4 | 0 | 0 | 0 | 0 | 0 | 55 | 95 | 4.50 | 1.667 |
| Mike Perez, R<br>ERA: 1.41 | (7, 1) | 0.1 | | 2 | 1 | 0 | 0 | 0 | 0 | 0 | 0 | 0 | 0 | 0 | 3 | 4 | 0.00 | 3.000 |
| Bob McClure, L<br>ERA: 3.75 | (7, 1) | 0.2 | | 1 | 0 | 0 | 0 | 0 | 0 | 0 | 0 | 0 | 0 | 0 | 3 | 5 | 0.00 | 0.000 |
| Jose DeLeon, R<br>ERA: 4.56 | (8, 1) | 1.0 | | 5 | 3 | 1 | 1 | 1 | 0 | 0 | 0 | 0 | 0 | 0 | 17 | 19 | 9.00 | 3.000 |

| PITCHER | IP | WLS | BF | H | R | ER | SO | BB | IBB | HBP | BLK | WP | HR | S | P | ERA | WHIP |
|---|---|---|---|---|---|---|---|---|---|---|---|---|---|---|---|---|---|

# St. Louis Cardinals @ Pittsburgh Pirates

Three Rivers Stadium, Pittsburgh, PA

Mon Jun 22 1992, 7:05 PM EDT

Att. 20,831 - Cloudy - 67 F

livebaseballscorecards.com

| | |
|---|---|
| AB | 31 |
| R | 5 |
| H | 10 |
| RBI | 3 |
| BB | 4 |
| SO | 3 |
| LOB | 12 |

| | | | |
|---|---|---|---|
| 1B: 9 | SF: 0 | WP: 0 | PA: 35 |
| 2B: 1 | SAC: 0 | PB: 0 | |
| 3B: 0 | DP: 2 | SB: 1 | |
| HR: 0 | HBP: 0 | CS: 1 | |

| Batter | 1 | 2 | 3 | 4 | 5 | 6 | 7 | 8 | 9 | AB | R | H | RBI | BB | SO | LOB |
|---|---|---|---|---|---|---|---|---|---|---|---|---|---|---|---|---|
| Geronimo Pena, S (1, 4)<br>OBP: 0.398, SLG: 0.519 | X 0-0 ① G3-1 | | C B S B X 2-2 ② G6-3 | | | B B B B 4-0 HR BB BB | S S X 0-2 ① G4-3 | | B X 1-0 ② F9 | 4 | 1 | 0 | 0 | 1 | 0 | 1 |
| Todd Zeile, R (1, 5)<br>OBP: 0.332, SLG: 0.364 | C B B C X 2-2 ② G5-3 | | X 0-0 2-H 2B | | | B 1 B C B F F B 4-2 1-2 HR BB | C S B C 1-3 ② K | | B B C F F X 2-2 ③ F8 | 4 | 1 | 1 | 1 | 1 | 1 | 0 |
| Ray Lankford, L (1, 8)<br>OBP: 0.379, SLG: 0.450 | C B X 1-1 PB S 1B | | C C B B X 2-2 ③ G5-3 | | | B X 1-0 1-H 2-H HR | C B B B S X 3-2 2B | | | 4 | 1 | 3 | 3 | 0 | 0 | 1 |
| Felix Jose, S (1, 9)<br>OBP: 0.364, SLG: 0.451 | C 1 SAFE S B X 1-2 ③ G5-3 1-3 | | | C B S F B F S 2-3 ① K | | X 0-0 ① G5-3 | X 0-0 ③ G4-3 | | | 4 | 0 | 0 | 0 | 0 | 1 | 2 |
| Brian Jordan, R (1, 7)<br>OBP: 0.252, SLG: 0.426 | | F X 0-1 ① G6-3 | | F B S C 1-3 ② K | | B X 1-0 ② G5-3 | | X 0-0 ① G5-3 | | 4 | 0 | 0 | 0 | 0 | 1 | 0 |
| Andres Galarraga, R (1, 3)<br>OBP: 0.223, SLG: 0.236 | | B B X 2-0 ② F8 | | B S S B X 2-2 ③ G6-3 | | C B C X 1-2 BB S 1B | | X 0-0 1B | | 4 | 0 | 2 | 0 | 0 | 0 | 0 |
| Tom Pagnozzi, R (1, 2)<br>OBP: 0.339, SLG: 0.422 | C C B S 1-3 ③ K | | | | B F B F X 2-2 ① G6-3 | F B I I 4-1 1-2 BB IBB | | B X 1-0 ② F7 | | 3 | 0 | 0 | 0 | 1 | 1 | 1 |
| Tim Jones, L (1, 6)<br>OBP: 0.225, SLG: 0.209<br>Bernard Gilkey, R (6, PH)<br>OBP: 0.390, SLG: 0.424<br>Bien Figueroa, R (6, 6)<br>OBP: 0.167, SLG: 0.167 | | | X 0-0 SH3 2B 1B | | C B X 1-1 ② B1 | B S S C B F F B B 4-2 1-2 2-3 BB | | B C X 1-1 ③ F8 | | 2<br>0<br>1 | 1<br>0<br>0 | 1<br>0<br>0 | 0<br>0<br>0 | 0<br>1<br>0 | 0<br>0<br>0 | 0<br>0<br>1 |
| Omar Olivares, R (1, 1)<br>OBP: 0.296, SLG: 0.308<br>Gerald Perry, L (6, PH)<br>OBP: 0.315, SLG: 0.317<br>Cris Carpenter, R (6, 1)<br>OBP: 0.500, SLG: 0.500<br>Todd Worrell, R (8, 1)<br>Milt Thompson, L (9, PH)<br>OBP: 0.355, SLG: 0.461 | | | B X 1-0 ① SH3 1-2 | | B F S C 1-3 ③ K | C B X 1-1 ③ G6-3 | | | C X 0-1 ① G4-3 | 1<br>1<br>0<br>0<br>1 | 0<br>0<br>0<br>0<br>0 | 0<br>0<br>0<br>0<br>0 | 0<br>0<br>0<br>0<br>0 | 0<br>0<br>0<br>0<br>0 | 1<br>0<br>0<br>0<br>0 | 0<br>3<br>0<br>0<br>0 |
| Inning Stats | R: 0 H: 1<br>E: 0 LOB: 1<br>K: 0 BB: 0<br>S: 9 P: 13 | R: 0 H: 0<br>E: 0 LOB: 0<br>K: 1 BB: 0<br>S: 6 P: 9 | R: 1 H: 2<br>E: 0 LOB: 1<br>K: 0 BB: 0<br>S: 9 P: 14 | R: 0 H: 0<br>E: 0 LOB: 0<br>K: 2 BB: 0<br>S: 11 P: 16 | R: 0 H: 0<br>E: 0 LOB: 0<br>K: 1 BB: 0<br>S: 8 P: 12 | R: 3 H: 2<br>E: 0 LOB: 3<br>K: 0 BB: 4<br>S: 16 P: 36 | R: 0 H: 1<br>E: 0 LOB: 1<br>K: 1 BB: 0<br>S: 10 P: 14 | R: 0 H: 1<br>E: 0 LOB: 1<br>K: 0 BB: 0<br>S: 5 P: 7 | R: 0 H: 0<br>E: 0 LOB: 0<br>K: 0 BB: 0<br>S: 7 P: 10 | 1B: 4 SF: 0<br>2B: 2 SAC: 1<br>3B: 0 DP: 0<br>HR: 1 HBP: 0 | | | | | | WP: 0 PA: 38<br>PB: 1<br>SB: 2<br>CS: 0 |

# TOP

## St. Louis Cardinals @ Pittsburgh Pirates

Three Rivers Stadium, Pittsburgh, PA

Tue Jun 23 1992, 7:05 PM EDT
Att. 11,408 - Cloudy - 67 F

livebaseballscorecards.com

| | |
|---|---|
| AB | 33 |
| R | 4 |
| H | 7 |
| RBI | 4 |
| BB | 4 |
| SO | 5 |
| LOB | 9 |

| PITCHER | | IP | WLS | BF | H | R | ER | SO | BB | IBB | HBP | BLK | WP | HR | S | P | ERA | WHIP |
|---|---|---|---|---|---|---|---|---|---|---|---|---|---|---|---|---|---|---|
| Victor Cole, R<br>ERA: 5.73 | (1, 1) | 5.0 | | 20 | 3 | 3 | 3 | 4 | 2 | 0 | 0 | 0 | 0 | 0 | 46 | 75 | 5.40 | 1.000 |
| Denny Neagle, L<br>ERA: 4.84 | (6, 1) | 0.2 | | 5 | 2 | 1 | 1 | 0 | 0 | 1 | 0 | 0 | 0 | 1 | 7 | 14 | 13.50 | 3.000 |
| Bob Walk, R<br>ERA: 3.95 | (6, 1) | 0.1 | | 2 | 0 | 0 | 0 | 0 | 1 | 0 | 0 | 0 | 0 | 0 | 6 | 11 | 0.00 | 3.000 |
| Roger Mason, R<br>ERA: 3.4 | (7, 1) | 2.0 | W | 8 | 2 | 0 | 0 | 1 | 0 | 0 | 0 | 0 | 0 | 0 | 15 | 21 | 0.00 | 1.000 |
| Bob Patterson, L<br>ERA: 2.43 | (9, 1) | 1.0 | S | 3 | 0 | 0 | 0 | 0 | 0 | 0 | 0 | 0 | 0 | 0 | 7 | 10 | 0.00 | 0.000 |

| PITCHER | IP | WLS | BF | H | R | ER | SO | BB | IBB | HBP | BLK | WP | HR | S | P | ERA | WHIP |
|---|---|---|---|---|---|---|---|---|---|---|---|---|---|---|---|---|---|

# BOTTOM

## St. Louis Cardinals @ Pittsburgh Pirates

Three Rivers Stadium, Pittsburgh, PA

Tue Jun 23 1992, 7:05 PM EDT

Att. 11,408 - Cloudy - 67 F

livebaseballscorecards.com

| Batter | 1 | 2 | 3 | 4 | 5 | 6 | 7 | 8 | 9 | AB | R | H | RBI | BB | SO | LOB |
|---|---|---|---|---|---|---|---|---|---|---|---|---|---|---|---|---|
| Gary Varsho, L (1, 7)<br>OBP: 0.256, SLG: 0.366 | C B S B X 2-2 L3 ① | | F B X 1-1 G4-3 ① | | B C X 1-1 G4-3 ① | | F S B B B S 3-3 K ③ | | | 4 | 0 | 0 | 0 | 0 | 1 | 0 |
| Jay Bell, R (1, 6)<br>OBP: 0.355, SLG: 0.359 | F B F X 1-2 G6-3 ② | | B B S B B 4-1 CS BB | | C S X 0-2 E 1B | | | F B S X 1-2 HR 1B | | 3 | 1 | 2 | 0 | 1 | 0 | 0 |
| Andy Van Slyke, L (1, 8)<br>OBP: 0.417, SLG: 0.486 | B B B C X 3-1 P5 ③ | | F F 1 SAFE S 0-3 K ② | | B C 1 SAFE X 2-1 E4 G1-6-3 1-2 | | | 1 SAFE C 1 B F F S 1-3 K ① | | 4 | 0 | 0 | 0 | 0 | 2 | 3 |
| Orlando Merced, S (1, 3)<br>OBP: 0.345, SLG: 0.380 | | S X 0-1 G4-3 ① | B 1 SAFE 1-0 CS ③ 1-2 | B X 1-0 G4-3 SF7 2B | B B S F F B X 3-2 G1-6-3 ②③ 1-2f | | | P 1 SAFE 1 SAFE X 1-0 1-H HR | | 4 | 2 | 2 | 2 | 0 | 0 | 2 |
| Michael LaValliere, L (1, 2)<br>OBP: 0.358, SLG: 0.328 | | B B B C C B 4-2 1B HR BB | | C B X 1-1 G4-3 ① 2-3 | | C B X 1-1 L3 1B | | B C B B C F S 3-3 K ② | | 3 | 1 | 1 | 0 | 1 | 1 | 1 |
| Steve Buechele, R (1, 5)<br>OBP: 0.337, SLG: 0.393 | C X 0-1 1-2 HR 1B | | | B B C X 2-1 SF7 ② 3-H | | C F B X 1-2 L3 ①② 1-2 | | C B X 1-1 E 1B | | 3 | 1 | 2 | 1 | 0 | 0 | 1 |
| Dave Clark, L (1, 9)<br>OBP: 0.286, SLG: 0.417<br>Roger Mason, R (7, 1)<br>Bob Patterson, R (9, 1)<br>OBP: 0.500, SLG: 0.600 | C X 0-1 1-H 2-H HR | | | B B B C B 4-1 1B BB | | F X 0-1 G3 ③ | | B S B X 2-1 E6 1-2 | | 2<br>1<br>0 | 1<br>0<br>0 | 1<br>0<br>0 | 3<br>0<br>0 | 1<br>0<br>0 | 0<br>0<br>0 | 0<br>1<br>0 |
| Jose Lind, R (1, 4)<br>OBP: 0.287, SLG: 0.287 | B B C F B S 3-3 K ② | | | F B 1 SAFE X 1-1 FC4-6 1-2 1B | | | C F B F B X 2-2 G6-3 ① | B X 1-0 F8 ③ | | 4 | 0 | 1 | 0 | 0 | 1 | 2 |
| Victor Cole, S (1, 1)<br>Denny Neagle, L (6, 1)<br>Bob Walk, R (6, 1)<br>Cecil Espy, S (7, 9)<br>OBP: 0.284, SLG: 0.320 | C X 0-1 G4-3 ③ | | | X 0-0 FC4-6 ③ 1-2f | | | B X 1-0 G4-3 ② | | | 2<br>0<br>0<br>1 | 0<br>0<br>0<br>0 | 0<br>0<br>0<br>0 | 0<br>0<br>0<br>0 | 0<br>0<br>0<br>0 | 0<br>0<br>0<br>0 | 2<br>0<br>0<br>0 |
| Inning Stats | R: 0 E: 0 K: 0 S: 8 H: 0 LOB: 0 BB: 0 P: 14 | R: 3 E: 0 K: 1 S: 13 H: 2 LOB: 0 BB: 1 P: 20 | R: 0 E: 0 K: 1 S: 6 H: 0 LOB: 0 BB: 1 P: 12 | R: 1 E: 0 K: 0 S: 9 H: 2 LOB: 2 BB: 1 P: 18 | R: 0 E: 1 K: 0 S: 11 H: 1 LOB: 1 BB: 0 P: 17 | R: 0 E: 0 K: 0 S: 7 H: 1 LOB: 0 BB: 0 P: 9 | R: 0 E: 0 K: 1 S: 8 H: 0 LOB: 0 BB: 0 P: 14 | R: 2 E: 1 K: 2 S: 18 H: 3 LOB: 2 BB: 0 P: 27 | | 1B: 6 2B: 2 3B: 0 HR: 2 | SF: 1 SAC: 0 DP: 2 HBP: 0 | | | | | |

| | AB | 31 |
|---|---|---|
| | R | 6 |
| | H | 9 |
| | RBI | 6 |
| | BB | 3 |
| | SO | 5 |
| | LOB | 12 |

| PITCHER | | IP | WLS | BF | H | R | ER | SO | BB | IBB | HBP | BLK | WP | HR | S | P | ERA | WHIP |
|---|---|---|---|---|---|---|---|---|---|---|---|---|---|---|---|---|---|---|
| Omar Olivares, R<br>ERA: 4.28 | (1, 1) | 5.0 | | 22 | 5 | 4 | 4 | 2 | 3 | 0 | 0 | 0 | 0 | 1 | 47 | 81 | 7.20 | 1.600 |
| Cris Carpenter, R<br>ERA: 2.9 | (6, 1) | 2.0 | | 6 | 1 | 0 | 0 | 1 | 0 | 0 | 0 | 0 | 0 | 0 | 15 | 23 | 0.00 | 0.500 |
| Todd Worrell, R<br>ERA: 4.44 | (8, 1) | 1.0 | L | 7 | 3 | 2 | 2 | 2 | 0 | 0 | 0 | 0 | 0 | 1 | 18 | 27 | 18.00 | 3.000 |

| PITCHER | IP | WLS | BF | H | R | ER | SO | BB | IBB | HBP | BLK | WP | HR | S | P | ERA | WHIP |
|---|---|---|---|---|---|---|---|---|---|---|---|---|---|---|---|---|---|

# St. Louis Cardinals @ Pittsburgh Pirates

Three Rivers Stadium, Pittsburgh, PA

Wed Jun 24 1992, 7:05 PM EDT

Att. 22,096 - Cloudy - 72 F

TOP

livebaseballscorecards.com

| Batter | 1 | 2 | 3 | 4 | 5 | 6 | 7 | 8 | 9 | AB | R | H | RBI | BB | SO | LOB |
|---|---|---|---|---|---|---|---|---|---|---|---|---|---|---|---|---|
| Geronimo Pena, S (1, 4)<br>OBP: 0.398, SLG: 0.500 | K | | K | HBP | | | G3 | | BB | 3 | 0 | 0 | 1 | 1 | 2 | 0 |
| Todd Zeile, R (1, 5)<br>OBP: 0.333, SLG: 0.365 | K | | K | 1B<br>F7 | | | F8 1B | | CS<br>K | 5 | 1 | 2 | 0 | 0 | 2 | 4 |
| Ray Lankford, L (1, 8)<br>OBP: 0.383, SLG: 0.453 | K2-3 | | | 1B G6-3 | CS | | S | | CS | 3 | 1 | 2 | 0 | 1 | 1 | 0 |
| Felix Jose, S (1, 9)<br>OBP: 0.367, SLG: 0.457 | | FC5 2B | | 1B G6-3 1B | G3-1 | | F8 | | | 4 | 1 | 2 | 1 | 0 | 0 | 3 |
| Brian Jordan, R (1, 7)<br>OBP: 0.245, SLG: 0.414 | | F9 | | G6-3 | K | | P4 | | | 4 | 0 | 0 | 1 | 0 | 1 | 4 |
| Andres Galarraga, R (1, 3)<br>OBP: 0.224, SLG: 0.236 | | P4 | | 1B HBP BB | F7 | | | | G6-3 | 4 | 1 | 1 | 0 | 0 | 0 | 1 |
| Tom Pagnozzi, R (1, 2)<br>OBP: 0.341, SLG: 0.421 | | FC5 | | HBP 1B | 1B CS | | | | G3 | 3 | 0 | 1 | 0 | 1 | 0 | 1 |
| Tim Jones, L (1, 6)<br>OBP: 0.253, SLG: 0.239 | | | G1-6-3 1B | HBP | CS | | | | B4-3 | 4 | 0 | 3 | 1 | 0 | 0 | 0 |
| Bob Tewksbury, R (1, 1)<br>OBP: 0.083, SLG: 0.057 | | | G1-6-3 | K | K | | | | G5-3 | 3 | 0 | 0 | 0 | 0 | 2 | 6 |
| Bob McClure, R (7, 1) | | | | | | | | | | 0 | 0 | 0 | 0 | 0 | 0 | 0 |
| Mike Perez, R (8, 1) | | | | | | | | | | 0 | 0 | 0 | 0 | 0 | 0 | 0 |
| Bernard Gilkey, R (9, PH)<br>OBP: 0.387, SLG: 0.421 | | | | | | | | | | 1 | 0 | 0 | 0 | 0 | 0 | 0 |
| Lee Smith, R (9, 1) | | | | | | | | | | 0 | 0 | 0 | 0 | 0 | 0 | 0 |
| Inning Stats | R: 0<br>E: 0<br>K: 3<br>S: 9<br>H: 0<br>LOB: 0<br>BB: 0<br>P: 11 | R: 0<br>E: 0<br>K: 0<br>S: 5<br>H: 1<br>LOB: 1<br>BB: 0<br>P: 11 | R: 0<br>E: 0<br>K: 1<br>S: 6<br>H: 1<br>LOB: 0<br>BB: 0<br>P: 10 | R: 4<br>E: 0<br>K: 1<br>S: 21<br>H: 5<br>LOB: 3<br>BB: 1<br>P: 35 | R: 0<br>E: 0<br>K: 1<br>S: 5<br>H: 0<br>LOB: 0<br>BB: 1<br>P: 12 | R: 0<br>E: 0<br>K: 1<br>S: 8<br>H: 2<br>LOB: 2<br>BB: 0<br>P: 12 | R: 0<br>E: 0<br>K: 0<br>S: 9<br>H: 2<br>LOB: 2<br>BB: 0<br>P: 15 | R: 0<br>E: 0<br>K: 0<br>S: 7<br>H: 0<br>LOB: 0<br>BB: 0<br>P: 8 | R: 0<br>E: 0<br>K: 1<br>S: 8<br>H: 0<br>LOB: 0<br>BB: 1<br>P: 14 | 1B: 10<br>2B: 1<br>3B: 0<br>HR: 0<br>SF: 0<br>SAC: 0<br>DP: 1<br>HBP: 1 | | | | | | |

| | AB | 34 |
|---|---|---|
| | R | 4 |
| | H | 11 |
| | RBI | 4 |
| | BB | 3 |
| | SO | 8 |
| | LOB | 19 |

WP: 0 PB: 0 SB: 1 CS: 4 PA: 39

| PITCHER | | IP | WLS | BF | H | R | ER | SO | BB | IBB | HBP | BLK | WP | HR | S | P | ERA | WHIP |
|---|---|---|---|---|---|---|---|---|---|---|---|---|---|---|---|---|---|---|
| Doug Drabek, R<br>ERA: 3.24 | (1, 1) | 7.0 | L | 32 | 11 | 4 | 4 | 7 | 2 | 0 | 1 | 0 | 0 | 0 | 63 | 106 | 5.14 | 1.857 |
| Jerry Don Gleaton, L<br>ERA: 4.62 | (8, 1) | 2.0 | | 6 | 0 | 0 | 0 | 1 | 1 | 0 | 0 | 0 | 0 | 0 | 15 | 22 | 0.00 | 0.500 |

| PITCHER | IP | WLS | BF | H | R | ER | SO | BB | IBB | HBP | BLK | WP | HR | S | P | ERA | WHIP |
|---|---|---|---|---|---|---|---|---|---|---|---|---|---|---|---|---|---|

# BOTTOM

## St. Louis Cardinals @ Pittsburgh Pirates

Three Rivers Stadium, Pittsburgh, PA

Wed Jun 24 1992, 7:05 PM EDT

Att. 22,096 - Cloudy - 72 F

| Batter | 1 | 2 | 3 | 4 | 5 | 6 | 7 | 8 | 9 | AB | R | H | RBI | BB | SO | LOB |
|---|---|---|---|---|---|---|---|---|---|---|---|---|---|---|---|---|
| Cecil Espy, S (1, 7)<br>OBP: 0.307, SLG: 0.343 | 1-1 1B | | 0-1 1B 1-2 | | 1-1 F8 ② | | 3-2 1B 1-2 | | 0-0 1B 3-H | 5 | 0 | 4 | 1 | 0 | 0 | 0 |
| Jay Bell, R (1, 6)<br>OBP: 0.353, SLG: 0.356 | 0-1 F8 ① | | 0-0 F9 ② | | 3-2 E5 | | 2-1 1-2 2-3 1B | | 2-1 P6 ② | 5 | 0 | 1 | 0 | 0 | 0 | 4 |
| Andy Van Slyke, L (1, 8)<br>OBP: 0.417, SLG: 0.484 | 0-0 G4-3 1-2 1B | | 2-1 1-2 2-3 1B | | 2-2 F7 ③ | | 2-1 P3 ② | | 2-2 L6 ③ | 5 | 0 | 2 | 0 | 0 | 0 | 5 |
| Orlando Merced, S (1, 3)<br>OBP: 0.338, SLG: 0.371 (9, 9) | 2-1 G4-3 ②③ 1-2f | | 0-1 G1-3 ③ | | | 3-3 K ① | 2-2 G5-3 ③ | | | 4 | 0 | 0 | 0 | 0 | 1 | 8 |
| Dave Clark, L (1, 9)<br>OBP: 0.294, SLG: 0.400 | | 1-0 G3-1 ① | | 1-2 P4 ① | | 0-0 1B | | 1-0 E5 FC6-4 | | 3 | 0 | 1 | 0 | 0 | 0 | 0 |
| Jeff King, R (8, PH) (9, 3)<br>OBP: 0.235, SLG: 0.322 | | | | | | | | | | 1 | 0 | 0 | 0 | 0 | 0 | 0 |
| Steve Buechele, R (1, 5)<br>OBP: 0.336, SLG: 0.395 | | 0-1 G6-3 ② | | 2-1 G4-3 2B | | 0-3 K ② | | 0-1 FC6-4 L4-3 ① 1-2f | | 4 | 0 | 1 | 0 | 0 | 1 | 2 |
| Michael LaValliere, L (1, 2)<br>OBP: 0.349, SLG: 0.317 | | 1-2 G4-3 ③ | | 0-0 G4-3 ② 2-3 | | 2-3 K ③ | | 3-2 L4-3 ②③ 1-2 | | 4 | 0 | 0 | 0 | 0 | 1 | 3 |
| Jose Lind, R (1, 4)<br>OBP: 0.282, SLG: 0.282 | | | 1-2 P3 ① | 0-0 G6-3 ③ | | | 1-0 G4-3 ① | | 1-2 G6-3 ① | 4 | 0 | 0 | 0 | 0 | 0 | 1 |
| Doug Drabek, R (1, 1)<br>OBP: 0.108, SLG: 0.135 | | | 0-0 1B 1B 1B | | 0-1 G4-3 ① | | 0-1 1B 1B 1B | | 1-0 1B 3B | 2 | 0 | 1 | 0 | 0 | 0 | 0 |
| Don Slaught, R (7, PH)<br>OBP: 0.443, SLG: 0.556 | | | | | | | | | | 1 | 0 | 1 | 0 | 0 | 0 | 0 |
| Jerry Don Gleaton, L (8, 1) | | | | | | | | | | 0 | 0 | 0 | 0 | 0 | 0 | 0 |
| Gary Varsho, L (9, PH)<br>OBP: 0.264, SLG: 0.398 | | | | | | | | | | 1 | 1 | 1 | 0 | 0 | 0 | 0 |
| Inning Stats | R: 0 E: 0 K: 0 S: 7 H: 2 LOB: 1 BB: 0 P: 10 | R: 0 E: 0 K: 0 S: 6 H: 0 LOB: 0 BB: 0 P: 8 | R: 0 E: 0 K: 0 S: 12 H: 3 LOB: 3 BB: 0 P: 15 | R: 0 E: 0 K: 0 S: 8 H: 1 LOB: 1 BB: 0 P: 11 | R: 0 E: 1 K: 0 S: 10 H: 0 LOB: 1 BB: 0 P: 16 | R: 0 E: 0 K: 3 S: 11 H: 1 LOB: 1 BB: 0 P: 16 | R: 0 E: 0 K: 0 S: 14 H: 3 LOB: 3 BB: 0 P: 24 | R: 0 E: 1 K: 0 S: 6 H: 0 LOB: 0 BB: 0 P: 10 | R: 1 E: 0 K: 0 S: 10 H: 2 LOB: 1 BB: 0 P: 16 | 1B: 10 2B: 2 3B: 1 HR: 0 | SF: 0 SAC: 0 DP: 2 HBP: 0 | | | | | | |

livebaseballscorecards.com

| | |
|---|---|
| AB | 39 |
| R | 1 |
| H | 12 |
| RBI | 1 |
| BB | 0 |
| SO | 3 |
| LOB | 23 |

WP: 0 PB: 0 SB: 0 CS: 0 PA: 39

| PITCHER | | IP | WLS | BF | H | R | ER | SO | BB | IBB | HBP | BLK | WP | HR | S | P | ERA | WHIP |
|---|---|---|---|---|---|---|---|---|---|---|---|---|---|---|---|---|---|---|
| Bob Tewksbury, R<br>ERA: 2.02 | (1, 1) | 6.1 | W | 29 | 10 | 0 | 0 | 3 | 0 | 0 | 0 | 0 | 0 | 0 | 63 | 91 | 0.00 | 1.579 |
| Bob McClure, L<br>ERA: 3.65 | (7, 1) | 0.2 | | 2 | 0 | 0 | 0 | 0 | 0 | 0 | 0 | 0 | 0 | 0 | 5 | 9 | 0.00 | 0.000 |
| Mike Perez, R<br>ERA: 1.38 | (8, 1) | 1.0 | | 3 | 0 | 0 | 0 | 0 | 0 | 0 | 0 | 0 | 0 | 0 | 6 | 10 | 0.00 | 0.000 |
| Lee Smith, R<br>ERA: 3.6 | (9, 1) | 1.0 | | 5 | 2 | 1 | 1 | 0 | 0 | 0 | 0 | 0 | 0 | 0 | 10 | 16 | 9.00 | 2.000 |

| PITCHER | IP | WLS | BF | H | R | ER | SO | BB | IBB | HBP | BLK | WP | HR | S | P | ERA | WHIP |
|---|---|---|---|---|---|---|---|---|---|---|---|---|---|---|---|---|---|

# Pittsburgh Pirates @ Montreal Expos

Olympic Stadium, Montreal, QB

Fri Jun 26 1992, 7:05 PM EDT

Att. 23,014 - Dome - 70 F

TOP

livebaseballscorecards.com

| Batter | 1 | 2 | 3 | 4 | 5 | 6 | 7 | 8 | 9 | AB | R | H | RBI | BB | SO | LOB |
|---|---|---|---|---|---|---|---|---|---|---|---|---|---|---|---|---|
| Cecil Espy, S (1, 7)<br>OBP: 0.305, SLG: 0.348 | 0-2 SH1-3 G4-3 2B | 1-1 FC4-6 CS 1-2f | | | 0-2 F8 | | 0-0 L9 | | | 4 | 1 | 1 | 0 | 0 | 0 | 2 |
| Jay Bell, R (1, 6)<br>OBP: 0.349, SLG: 0.352 | 0-1 SH1-3 2-3 | 1 SAFE<br>B 1 SAFE<br>1 SAFE<br>P<br>2-0 CS 1-2 | 1-1 G1-3 | | 3-2 G1-3 | | | 2-1 E5 FC5-4 | | 3 | 0 | 0 | 0 | 0 | 0 | 0 |
| Andy Van Slyke, L (1, 8)<br>OBP: 0.414, SLG: 0.478 | 4-2 G4-3 1B BB | | 0-3 K | | 2-2 G4-3 | | | 3-3 K | | 3 | 1 | 0 | 0 | 1 | 2 | 1 |
| Orlando Merced, S (1, 3)<br>OBP: 0.332, SLG: 0.363 | B 1 SAFE<br>3-1 G4-3 1-2 3-H | | 2-2 L3 | | | 1-3 K | | 1-2 FC5-4 1B 1-2f | | 4 | 0 | 0 | 1 | 0 | 1 | 2 |
| Michael LaValliere, L (1, 2)<br>OBP: 0.355, SLG: 0.320<br>Don Slaught, R (8, PH)<br>OBP: 0.449, SLG: 0.560<br>(8, 2) | 4-2 1B BB | | | 2-2 BB 1B | | 0-0 G1-4-3 | | 1-1 1-2 1B | | 2<br>1 | 0<br>0 | 1<br>1 | 0<br>0 | 1<br>0 | 0<br>0 | 0<br>0 |
| Steve Buechele, R (1, 5)<br>OBP: 0.336, SLG: 0.394<br>Denny Neagle, L (6, 1)<br>Lloyd McClendon, R (8, PH)<br>OBP: 0.390, SLG: 0.368<br>Gary Varsho, L (8, PH)<br>OBP: 0.261, SLG: 0.393<br>Jerry Don Gleaton, L (8, 1) | 0-1 FC6 1-2 2-H 1B | | | 0-2 L9 | | 2-0 G6-3 | | 0-3 K | | 3<br>0<br>0<br>1<br>0 | 0<br>0<br>0<br>0<br>0 | 1<br>0<br>0<br>0<br>0 | 1<br>0<br>0<br>0<br>0 | 0<br>0<br>0<br>1<br>0 | 0<br>0<br>0<br>0<br>0 | 1<br>0<br>0<br>2<br>0 |
| Dave Clark, L (1, 9)<br>OBP: 0.333, SLG: 0.353 | 2-2 FC6 1-2f | | | 4-1 1-2 BB | | | 4-2 G4-6-3 1B BB | | 1-0 G4-3 | 2 | 0 | 0 | 0 | 2 | 0 | 2 |
| Jose Lind, R (1, 4)<br>OBP: 0.281, SLG: 0.281 | | 0-1 F8 | | 1-1 F7 | | | 0-0 1-2 G4-6-3 1B | | 3-2 P3 | 4 | 0 | 1 | 0 | 0 | 0 | 2 |
| Zane Smith, L (1, 1)<br>OBP: 0.205, SLG: 0.216<br>Bob Walk, R (2, 1)<br>John Wehner, R (6, 5)<br>OBP: 0.238, SLG: 0.211 | | 2-1 FC4-6 1B | | 0-3 K | | | 1-0 G4-6-3 1-2f 2-3 | | 2-1 F9 | 1<br>1<br>2 | 0<br>0<br>0 | 1<br>0<br>0 | 0<br>0<br>0 | 0<br>0<br>0 | 0<br>1<br>0 | 0<br>2<br>2 |

| Inning Stats | | | | | | | | | | | | | | | | | | |
|---|---|---|---|---|---|---|---|---|---|---|---|---|---|---|---|---|---|---|
| | R: 2 | H: 2 | R: 0 | H: 1 | R: 0 | H: 0 | R: 0 | H: 1 | R: 0 | H: 0 | R: 0 | H: 0 | R: 0 | H: 1 | R: 0 | H: 0 | 1B: 5 | SF: 0 |
| | E: 0 | LOB: 2 | E: 0 | LOB: 0 | E: 0 | LOB: 0 | E: 0 | LOB: 2 | E: 0 | LOB: 0 | E: 0 | LOB: 0 | E: 1 | LOB: 2 | E: 0 | LOB: 0 | 2B: 1 | SAC: 1 |
| | K: 0 | BB: 2 | K: 0 | BB: 0 | K: 1 | BB: 0 | K: 1 | BB: 1 | K: 0 | BB: 0 | K: 1 | BB: 0 | K: 0 | BB: 1 | K: 2 | BB: 0 | 3B: 0 | DP: 1 |
| | S: 17 | P: 30 | S: 7 | P: 11 | S: 9 | P: 12 | S: 13 | P: 20 | S: 10 | P: 15 | S: 7 | P: 10 | S: 6 | P: 11 | S: 14 | P: 21 | HR: 0 | HBP: 0 |

| | | | | | | | | | | | | | | | | | | | | | | | | | | | | | | | | |
|---|---|---|---|---|---|---|---|---|---|---|---|---|---|---|---|---|---|---|---|---|---|---|---|---|---|---|---|---|---|---|---|---|
| PITCHER | | IP | WLS | BF | H | R | ER | SO | BB | IBB | HBP | BLK | WP | HR | S | P | ERA | WHIP | PITCHER | | IP | WLS | BF | H | R | ER | SO | BB | IBB | HBP | BLK | WP | HR | S | P | ERA | WHIP |
| Dennis Martinez, R<br>ERA: 2.72 | (1, 1) | 6.0 | W | 26 | 5 | 2 | 2 | 3 | 4 | 0 | 0 | 0 | 0 | 0 | 67 | 106 | 3.00 | 1.500 | | | | | | | | | | | | | | | | | | | | |
| Jeff Fassero, L<br>ERA: 2.91 | (7, 1) | 1.2 | | 6 | 1 | 0 | 0 | 1 | 0 | 0 | 0 | 0 | 0 | 0 | 13 | 21 | 0.00 | 0.600 | | | | | | | | | | | | | | | | | | | | |
| Mel Rojas, R<br>ERA: 1.35 | (8, 1) | 1.1 | S | 4 | 0 | 0 | 0 | 1 | 0 | 0 | 0 | 0 | 0 | 0 | 10 | 16 | 0.00 | 0.000 | | | | | | | | | | | | | | | | | | | | |

| | |
|---|---|
| AB | 31 |
| R | 2 |
| H | 6 |
| RBI | 2 |
| BB | 4 |
| SO | 5 |
| LOB | 16 |

| | |
|---|---|
| WP: 0 | PA: 37 |
| PB: 0 | |
| SB: 0 | |
| CS: 1 | |

# Pittsburgh Pirates @ Montreal Expos

Olympic Stadium, Montreal, QB

Fri Jun 26 1992, 7:05 PM EDT

Att. 23,014 - Dome - 70 F

BOTTOM

livebaseballscorecards.com

| Batter | 1 | 2 | 3 | 4 | 5 | 6 | 7 | 8 | 9 | AB | R | H | RBI | BB | SO | LOB |
|---|---|---|---|---|---|---|---|---|---|---|---|---|---|---|---|---|
| Delino DeShields, L (1, 4)<br>OBP: 0.358, SLG: 0.379 | 4-1 SH3 S 2B BB | 0-2 1B 2-H 3B | | | 2-2 F5 ① | | 2-1 G1-3 E 1B | | | 3 | 3 | 2 | 1 | 1 | 0 | 0 |
| Moises Alou, R (1, 7)<br>OBP: 0.348, SLG: 0.492 | 0-1 SH3 ① 1-3 | 2-1 FC6-4 3-H 1B | | | 1-0 F9 ② | | 2-2 F G1-3 ① 1-H | | | 3 | 0 | 1 | 1 | 0 | 0 | 0 |
| Marquis Grissom, R (1, 8)<br>OBP: 0.340, SLG: 0.418 | 0-0 G4-3 3-H 2B | 0-1 FC6-4 ③ 1-2f | | | 0-1 FC6 1B | | 2-2 F7 ② | | | 4 | 0 | 2 | 1 | 0 | 0 | 1 |
| Larry Walker, L (1, 9)<br>OBP: 0.338, SLG: 0.490 | 2 SAFE 0-0 G4-3 ②③ 2-3 | | 2-0 G3 ① | | 0-0 FC6 ③ 1-2f | | 1-0 G4-3 ③ | | | 4 | 0 | 0 | 0 | 0 | 0 | 2 |
| Tim Wallach, R (1, 3)<br>OBP: 0.318, SLG: 0.354 | | 3-2 1B 1B 1B | 0-1 F9 ② | | | 1-2 CS 1B | | 1-0 G5-4-3 1B | | 4 | 1 | 3 | 0 | 0 | 0 | 0 |
| Gary Carter, R (1, 2)<br>OBP: 0.320, SLG: 0.364 | | 2-1 FC6-4 1B SH3-4 1-3 1B | 0-1 P3 ③ | | | 3-3 K ①② 1-2 | | 2-1 F8 ① | | 4 | 1 | 1 | 0 | 0 | 1 | 2 |
| Spike Owen, S (1, 6)<br>OBP: 0.336, SLG: 0.426 | | 2-2 FC6-4 1-2 3-H 1B | | 3-2 G6-3 ① | | 2-2 S 1B | | 1-2 G5-4-3 ②③ 1-2f | | 4 | 0 | 2 | 1 | 0 | 0 | 1 |
| Bret Barberie, S (1, 5)<br>OBP: 0.364, SLG: 0.250 | | 1-2 FC6-4 ① SH3-4 1-2f 3B 2-3 | | 1-1 G6-3 ② | | 4-2 1-2 BB | | | | 2 | 1 | 0 | 0 | 1 | 0 | 2 |
| Dennis Martinez, R (1, 1)<br>OBP: 0.194, SLG: 0.194 | | 1-1 SH3-4 ② 1-2 3-H | | 1-2 G4-3 ③ | | 0-2 G1-3 ③ | | | | 2 | 0 | 0 | 1 | 0 | 0 | 2 |
| Jeff Fassero, L (7, 1) | | | | | | | | | | 0 | 0 | 0 | 0 | 0 | 0 | 0 |
| Mel Rojas, R (8, 1)<br>OBP: 0.200, SLG: 0.200 | | | | | | | | | | 0 | 0 | 0 | 0 | 0 | 0 | 0 |
| Inning Stats | R: 1 H: 1<br>E: 0 LOB: 0<br>K: 0 BB: 1<br>S: 5 P: 9 | R: 4 H: 5<br>E: 0 LOB: 1<br>K: 0 BB: 0<br>S: 22 P: 33 | R: 0 H: 0<br>E: 0 LOB: 0<br>K: 0 BB: 0<br>S: 5 P: 7 | R: 0 H: 0<br>E: 0 LOB: 0<br>K: 0 BB: 0<br>S: 8 P: 13 | R: 0 H: 1<br>E: 0 LOB: 1<br>K: 0 BB: 0<br>S: 7 P: 10 | R: 0 H: 2<br>E: 0 LOB: 2<br>K: 1 BB: 1<br>S: 19 P: 29 | R: 1 H: 1<br>E: 1 LOB: 0<br>K: 0 BB: 0<br>S: 14 P: 21 | R: 0 H: 1<br>E: 0 LOB: 0<br>K: 0 BB: 0<br>S: 6 P: 10 | | 1B: 9 SF: 0<br>2B: 2 SAC: 2<br>3B: 1 DP: 2<br>HR: 0 HBP: 0 | | | | | | |

| | |
|---|---|
| AB | 30 |
| R | 6 |
| H | 11 |
| RBI | 5 |
| BB | 2 |
| SO | 1 |
| LOB | 10 |

WP: 0 PA: 34
PB: 0
SB: 2
CS: 1

| PITCHER | | IP | WLS | BF | H | R | ER | SO | BB | IBB | HBP | BLK | WP | HR | S | P | ERA | WHIP |
|---|---|---|---|---|---|---|---|---|---|---|---|---|---|---|---|---|---|---|
| Zane Smith, L<br>ERA: 3.52 | (1, 1) | 1.2 | L | 10 | 5 | 5 | 5 | 0 | 1 | 0 | 0 | 0 | 0 | 0 | 23 | 36 | 27.00 | 3.600 |
| Bob Walk, R<br>ERA: 3.65 | (2, 1) | 3.1 | | 12 | 2 | 0 | 0 | 0 | 0 | 0 | 0 | 0 | 0 | 0 | 24 | 36 | 0.00 | 0.600 |
| Denny Neagle, L<br>ERA: 4.82 | (6, 1) | 2.0 | | 9 | 3 | 1 | 1 | 1 | 1 | 0 | 0 | 0 | 0 | 0 | 33 | 50 | 4.50 | 2.000 |
| Jerry Don Gleaton, L<br>ERA: 4.44 | (8, 1) | 1.0 | | 3 | 1 | 0 | 0 | 0 | 0 | 0 | 0 | 0 | 0 | 0 | 6 | 10 | 0.00 | 1.000 |

| PITCHER | IP | WLS | BF | H | R | ER | SO | BB | IBB | HBP | BLK | WP | HR | S | P | ERA | WHIP |
|---|---|---|---|---|---|---|---|---|---|---|---|---|---|---|---|---|---|

| Batter | 1 | 2 | 3 | 4 | 5 | 6 | 7 | 8 | 9 | AB | R | H | RBI | BB | SO | LOB |
|---|---|---|---|---|---|---|---|---|---|---|---|---|---|---|---|---|
| Cecil Espy, S (1, 9) (8, 7)<br>OBP: 0.309, SLG: 0.353 | B X<br>1-0 1B HR 1B | C C B F B F C<br>2-3 ③ K | | F F B F X<br>1-2 ② SF8<br>2-3<br>3-H 2B | | | B C B B X<br>3-1 ① G4-3 | | 1 SAFE 1 SAFE B C B X<br>2-1 1B<br>1-3 3B 1B | 4 | 2 | 2 | 1 | 0 | 1 | 1 |
| Jay Bell, R (1, 6)<br>OBP: 0.347, SLG: 0.349 | 1 SAFE X<br>0-0 ① F7 | C F C<br>0-3 ① K | C X<br>0-1 ③ F8 | | | | X<br>0-0 ② F9 | | 1 SAFE B X<br>1-0 3B<br>1-2 1B<br>3-H | 5 | 1 | 1 | 1 | 0 | 1 | 2 |
| Andy Van Slyke, L (1, 8)<br>OBP: 0.421, SLG: 0.492 | 1 SAFE 1 SAFE C B 1 SAFE B B X<br>3-1 HR<br>1-3 1B | B B S X<br>2-1 G4-3 1B | | | B B S X<br>2-1 FC3-6 1B | | B S F C<br>1-3 ③ K | | X<br>0-0 3B<br>1-H 3B<br>2-H | 5 | 2 | 4 | 2 | 0 | 1 | 0 |
| Orlando Merced, S (1, 3) (8, 9) (8, 3)<br>OBP: 0.333, SLG: 0.391 | B F 1 SAFE S F 1 SAFE 1 SAFE B F<br>2-2 1 SAFE X<br>1-H HR<br>3-H | F C 1 SAFE 1 SAFE X<br>0-2 ② G4-3<br>1-2 | | | S 1 SAFE 1 SAFE X<br>0-1 ① FC3-6 FC3-6<br>1-2f | | | C S S<br>0-3 ① K2-3 | C F F X<br>0-2 2B<br>3-H 3B | 5 | 2 | 2 | 4 | 0 | 1 | 2 |
| Gary Varsho, L (1, 7)<br>OBP: 0.253, SLG: 0.379<br>Jeff King, R (8, PH)<br>OBP: 0.234, SLG: 0.321 (8, 3)<br>Stan Belinda, R (8, 1)<br>OBP: 0.500, SLG: 1.000 | B C F B B S<br>3-3 ② K | C X<br>0-1 ③ G3-1 | | | B 1 SAFE X<br>1-0 ② FC3-6<br>1-2f | | | S B S F B X<br>2-2 ② G6-3 | C S F X<br>1-2 WP SF7 2B<br>3-H | 3<br>1<br>1 | 0<br>0<br>1 | 0<br>0<br>1 | 0<br>0<br>1 | 0<br>0<br>0 | 1<br>0<br>0 | 2<br>0<br>0 |
| Steve Buechele, R (1, 5)<br>OBP: 0.340, SLG: 0.408 | X<br>0-0 ③ L8 | | | C X<br>0-1 HR | B 1 SAFE C 1 SAFE S 1 SAFE P 1 SAFE B<br>3-3 ③ K | | | B X<br>1-0 1B | B B B B<br>4-0 G4-6-3<br>2-3 BB | 4 | 1 | 2 | 1 | 1 | 1 | 1 |
| Michael LaValliere, L (1, 2)<br>OBP: 0.350, SLG: 0.326 | | B C B X<br>2-1 ① G4-3 | | C X<br>0-1 1B SF8 2B | | F X<br>0-1 ① F7 | | X<br>0-0 ③ G4-3 | B C F X<br>1-2 ① SF7<br>3-H | 4 | 1 | 1 | 1 | 0 | 0 | 1 |
| Jose Lind, R (1, 4)<br>OBP: 0.288, SLG: 0.298 | | B B F X<br>2-1 2B | | B S F F X<br>1-2 SF8 SH3<br>2-3 1B | | | C B B F S<br>2-3 ② K | | 1-2 E 2B<br>2-2 G4-6-3 1-2f | 5 | 1 | 3 | 0 | 0 | 1 | 1 |
| Jeff Robinson, R (1, 1)<br>OBP: 0.167, SLG: 0.167<br>Bob Patterson, R (6, 1)<br>OBP: 0.500, SLG: 0.600<br>Roger Mason, R (6, 1)<br>Jerry Don Gleaton, L (8, 1)<br>Will Pennyfeather, R (8, 9)<br>OBP: 1.000, SLG: 1.000 | | S B B S S C<br>2-3 ② K | | X<br>0-0 ① SH3<br>1-2 | | F S F S<br>0-3 ③ K | | | L B X<br>1-1 E1 1B 1B 1B<br>2-H | 2<br>0<br>0<br>0<br>1 | 0<br>0<br>0<br>0<br>1 | 0<br>0<br>0<br>0<br>1 | 0<br>0<br>0<br>0<br>1 | 0<br>0<br>0<br>0<br>0 | 2<br>0<br>0<br>0<br>0 | 1<br>0<br>0<br>0<br>0 |
| Inning Stats | R: 3 H: 3<br>E: 0 LOB: 0<br>K: 1 BB: 0<br>S: 13 P: 22 | R: 0 H: 1<br>E: 0 LOB: 1<br>K: 2 BB: 0<br>S: 12 P: 20 | R: 0 H: 1<br>E: 0 LOB: 1<br>K: 1 BB: 0<br>S: 10 P: 12 | R: 2 H: 3<br>E: 0 LOB: 1<br>K: 0 BB: 0<br>S: 15 P: 17 | R: 0 H: 1<br>E: 0 LOB: 1<br>K: 1 BB: 0<br>S: 9 P: 14 | R: 0 H: 0<br>E: 0 LOB: 0<br>K: 2 BB: 0<br>S: 9 P: 11 | R: 0 H: 0<br>E: 0 LOB: 0<br>K: 1 BB: 0<br>S: 6 P: 10 | R: 0 H: 1<br>E: 0 LOB: 1<br>K: 1 BB: 0<br>S: 9 P: 12 | R: 7 H: 7<br>E: 1 LOB: 0<br>K: 0 BB: 1<br>S: 23 P: 36 | 1B: 9 SF: 2<br>2B: 4 SAC: 1<br>3B: 2 DP: 1<br>HR: 2 HBP: 0 | | | | | | WP: 1 PA: 44<br>PB: 0<br>SB: 0<br>CS: 0 | |

| PITCHER | | IP | WLS | BF | H | R | ER | SO | BB | IBB | HBP | BLK | WP | HR | S | P | ERA | WHIP |
|---|---|---|---|---|---|---|---|---|---|---|---|---|---|---|---|---|---|---|
| Mark Gardner, R<br>ERA: 3.81 | (1, 1) | 4.0 | L | 20 | 8 | 5 | 5 | 4 | 0 | 0 | 0 | 0 | 0 | 2 | 50 | 71 | 11.25 | 2.000 |
| Sergio Valdez, R<br>ERA: | (5, 1) | 1.0 | | 4 | 1 | 0 | 0 | 1 | 0 | 0 | 0 | 0 | 0 | 0 | 9 | 14 | 0.00 | 1.000 |
| Bill Sampen, R<br>ERA: 2.95 | (6, 1) | 2.0 | | 6 | 0 | 0 | 0 | 3 | 0 | 0 | 0 | 0 | 0 | 0 | 15 | 21 | 0.00 | 0.000 |
| Jeff Fassero, L<br>ERA: 2.85 | (8, 1) | 1.0 | | 4 | 1 | 0 | 0 | 1 | 0 | 0 | 0 | 0 | 0 | 0 | 9 | 12 | 0.00 | 1.000 |
| John Wetteland, R<br>ERA: 5.12 | (9, 1) | 0.0 | | 4 | 4 | 4 | 4 | 0 | 0 | 0 | 0 | 0 | 0 | 0 | 8 | 13 | ∞ | ∞ |

| PITCHER | | IP | WLS | BF | H | R | ER | SO | BB | IBB | HBP | BLK | WP | HR | S | P | ERA | WHIP |
|---|---|---|---|---|---|---|---|---|---|---|---|---|---|---|---|---|---|---|
| Pete Young, R<br>ERA: 4.35 | (9, 1) | 1.0 | | 6 | 3 | 3 | 3 | 0 | 1 | 0 | 0 | 0 | 1 | 0 | 15 | 23 | 27.00 | 4.000 |

# Pittsburgh Pirates @ Montreal Expos

Olympic Stadium, Montreal, QB

Sat Jun 27 1992, 7:05 PM EDT

Att. 20,146 - Dome - 70 F

TOP

livebaseballscorecards.com

| | |
|---|---|
| AB | 40 |
| R | 12 |
| H | 17 |
| RBI | 11 |
| BB | 1 |
| SO | 9 |
| LOB | 11 |

# BOTTOM

## Pittsburgh Pirates @ Montreal Expos

Olympic Stadium, Montreal, QB

Sat Jun 27 1992, 7:05 PM EDT
Att. 20,146 - Dome - 70 F

livebaseballscorecards.com

| Batter | 1 | 2 | 3 | 4 | 5 | 6 | 7 | 8 | 9 | AB | R | H | RBI | BB | SO | LOB |
|---|---|---|---|---|---|---|---|---|---|---|---|---|---|---|---|---|
| Delino DeShields, L (1, 4)<br>OBP: 0.355, SLG: 0.376 | C B C B S<br>2-3 K ① | | B B C B C X<br>3-2 L8 ③ | | B X<br>1-0 G1-3 ③ | | C B C B F F X<br>2-2 S 1B | | C B B X<br>2-1 G4-3 ① | 5 | 0 | 1 | 0 | 0 | 1 | 1 |
| Moises Alou, R (1, 7)<br>OBP: 0.349, SLG: 0.485 | B F S X<br>1-2 P4 ② | | | B X<br>1-0 BB 1B 1B | | B B B B<br>4-0 2B SF9 BB | C F B X<br>1-2 F9 ③<br>1-2 | | C B B F S<br>2-3 K ② | 4 | 2 | 1 | 0 | 1 | 1 | 1 |
| Marquis Grissom, R (1, 8)<br>OBP: 0.344, SLG: 0.423 | B B F B B X<br>3-1 G5-3 ③ | | | B B F B B<br>4-1 F9 1B BB<br>1-2 | | B X<br>1-0 SF9 1B 2B<br>1-3 | | C X<br>0-1 G3 1B 1B | C B C F S<br>1-3 K ③ | 4 | 2 | 2 | 0 | 1 | 1 | 0 |
| Larry Walker, L (1, 9)<br>OBP: 0.336, SLG: 0.488 | | F C S<br>0-3 K ① | | F F X<br>0-2 1B<br>1-2<br>2-H | X<br>0-0 SF9 ①<br>2-3<br>3-H | | | B X<br>1-0 G3 ①<br>1-2 | | 3 | 0 | 1 | 2 | 0 | 1 | 1 |
| Tim Wallach, R (1, 5)<br>OBP: 0.320, SLG: 0.356 | | X<br>0-0 G4-3 ② | | B 1 SAFE X<br>1-0 F9 ①<br>2-3 | | F B F X<br>1-2 1B<br>3-H | | X<br>0-0 BB 1B 1B<br>2-H | | 4 | 0 | 2 | 2 | 0 | 0 | 2 |
| Darrin Fletcher, L (1, 2)<br>OBP: 0.243, SLG: 0.261<br>Gary Carter, R (6, PH)<br>OBP: 0.316, SLG: 0.359 (7, 2) | | C B X<br>1-1 L7 ③ | | S F S<br>0-3 K ② | | B F S B F F F X<br>2-2 L7 ② | | X<br>0-0 P4 ② | | 2<br>2 | 0<br>0 | 0<br>0 | 0<br>0 | 0<br>0 | 1<br>0 | 2<br>2 |
| Archi Cianfrocco, R (1, 3)<br>OBP: 0.261, SLG: 0.373<br>Tom Foley, L (8, PH)<br>OBP: 0.221, SLG: 0.190 (9, 3) | | | B F C F X<br>1-2 E5 1B | B B F B X<br>3-1 F8 ③ | | C S B S<br>1-3 K ③ | | B C F X<br>1-2 BB 1B<br>1-2 | | 3<br>1 | 0<br>0 | 0<br>1 | 0<br>0 | 0<br>0 | 1<br>0 | 3<br>0 |
| Spike Owen, S (1, 6)<br>OBP: 0.339, SLG: 0.424 | | | C B X<br>1-1 ①<br>1-3 1B | | C B B B S F F X<br>2-2 P8 ① | | C B X<br>1-1 G4-3 ① | B B B B<br>4-0<br>1-2<br>2-3 BB | | 3 | 0 | 1 | 0 | 1 | 0 | 0 |
| Mark Gardner, R (1, 1)<br>Sergio Valdez, R (6, 1)<br>Bret Barberie, S (5, PH)<br>Bill Sampen, R (8, 1)<br>John Vander Wal, L (7, PH)<br>Jeff Fassero, L (8, 1)<br>Rick Cerone, R (8, PH)<br>John Wetteland, R (9, 1)<br>Pete Young, R (8, 1) | | | C S B F F S<br>1-3 K ② | | X<br>0-0 F9 ② | | F F C<br>0-3 K ② | B F F X<br>1-2 F8 ③ | | 1<br>0<br>1<br>0<br>1<br>0<br>1<br>0<br>0 | 0<br>0<br>0<br>0<br>0<br>0<br>0<br>0<br>0 | 0<br>0<br>0<br>0<br>1<br>0<br>0<br>0<br>0 | 0<br>0<br>0<br>0<br>0<br>0<br>0<br>0<br>0 | 0<br>0<br>0<br>0<br>1<br>0<br>0<br>3<br>0 | 1<br>0<br>0<br>0<br>0<br>0<br>0<br>0<br>0 | 1<br>0<br>0<br>0<br>0<br>0<br>0<br>0<br>0 |
| Inning Stats | R: 0 E: 0 K: 1 S: 8 H: 0 LOB: 0 BB: 0 P: 14 | R: 0 E: 0 K: 1 S: 6 H: 0 LOB: 0 BB: 0 P: 7 | R: 0 E: 1 K: 1 S: 14 H: 1 LOB: 1 BB: 0 P: 20 | R: 1 E: 0 K: 1 S: 11 H: 2 LOB: 2 BB: 1 P: 20 | R: 0 E: 0 K: 0 S: 7 H: 0 LOB: 0 BB: 0 P: 10 | R: 2 E: 0 K: 1 S: 14 H: 2 LOB: 1 BB: 1 P: 23 | R: 0 E: 0 K: 1 S: 13 H: 1 LOB: 1 BB: 0 P: 17 | R: 1 E: 0 K: 0 S: 11 H: 3 LOB: 3 BB: 1 P: 18 | R: 0 E: 0 K: 2 S: 9 H: 0 LOB: 0 BB: 0 P: 14 | 1B: 8 2B: 1 3B: 0 HR: 0 | | SF: 1 SAC: 0 DP: 0 HBP: 0 | | | WP: 0 PB: 0 SB: 1 CS: 0 | PA: 39 | |

| | AB | R | H | RBI | BB | SO | LOB |
|---|---|---|---|---|---|---|---|
| **BOTTOM** | 35 | 4 | 9 | 4 | 3 | 8 | 16 |

| PITCHER | | IP | WLS | BF | H | R | ER | SO | BB | IBB | HBP | BLK | WP | HR | S | P | ERA | WHIP |
|---|---|---|---|---|---|---|---|---|---|---|---|---|---|---|---|---|---|---|
| Jeff Robinson, R<br>ERA: 4.55 | (1, 1) | 5.0 | W | 21 | 4 | 3 | 3 | 4 | 2 | 0 | 0 | 0 | 0 | 0 | 47 | 77 | 5.40 | 1.200 |
| Bob Patterson, L<br>ERA: 2.4 | (6, 1) | 0.1 | | 2 | 1 | 0 | 0 | 0 | 0 | 0 | 0 | 0 | 0 | 0 | 4 | 5 | 0.00 | 3.000 |
| Roger Mason, R<br>ERA: 3.47 | (6, 1) | 1.2 | | 7 | 2 | 1 | 1 | 2 | 0 | 0 | 0 | 0 | 0 | 0 | 24 | 31 | 5.40 | 1.200 |
| Jerry Don Gleaton, L<br>ERA: 4.39 | (8, 1) | 0.1 | | 1 | 0 | 0 | 0 | 0 | 0 | 0 | 0 | 0 | 0 | 0 | 1 | 2 | 0.00 | 0.000 |
| Stan Belinda, R<br>ERA: 2.81 | (8, 1) | 1.2 | S | 8 | 2 | 0 | 0 | 2 | 1 | 0 | 0 | 0 | 0 | 0 | 17 | 28 | 0.00 | 1.800 |

| PITCHER | | IP | WLS | BF | H | R | ER | SO | BB | IBB | HBP | BLK | WP | HR | S | P | ERA | WHIP |
|---|---|---|---|---|---|---|---|---|---|---|---|---|---|---|---|---|---|---|

| Batter | 1 | 2 | 3 | 4 | 5 | 6 | 7 | 8 | 9 | AB | R | H | RBI | BB | SO | LOB |
|---|---|---|---|---|---|---|---|---|---|---|---|---|---|---|---|---|
| Cecil Espy, S (1, 9)<br>OBP: 0.307, SLG: 0.345 | C X<br>0-1 ①<br>G1-3 | | B B B B<br>4-0<br>CS<br>BB | | B X<br>1-0 ③<br>G6-3 | | | C C B B C<br>2-3 ①<br>K | | 3 | 0 | 0 | 0 | 1 | 1 | 0 |
| Jay Bell, R (1, 6)<br>OBP: 0.343, SLG: 0.344 | C X<br>0-1 ②<br>G5-3 | | 1 SAFE C 1 SAFE B B 1 SAFE S 1 SAFE 1 SAFE<br>2-2 ①<br>F F 1 SAFE X<br>P6 | | | C F B X<br>1-2 ①<br>F8 | | B X<br>1-0<br>E5 | | 4 | 0 | 0 | 0 | 0 | 0 | 1 |
| John Wehner, R (1, 3)<br>OBP: 0.280, SLG: 0.190 | B B B C B<br>4-1<br>2B<br>BB | | 1 SAFE 1 SAFE 1 SAFE B X<br>1-0 ② ③<br>F9<br>1-2 | | | C B C B B B<br>4-2<br>F9 1B<br>BB | | X<br>0-0 ②<br>L9 | | 2 | 0 | 0 | 0 | 2 | 0 | 2 |
| Lloyd McClendon, R (1, 7)<br>OBP: 0.394, SLG: 0.385 | C B B 1 SAFE B X<br>3-1<br>1-3<br>2B | | | C B X<br>1-1 ①<br>G5-3 | | B F 1 SAFE B X<br>2-1<br>1-2<br>1B | | B B C B F X<br>3-2 ③<br>F8 | | 4 | 0 | 2 | 0 | 0 | 0 | 1 |
| Jeff King, R (1, 4)<br>OBP: 0.230, SLG: 0.315 | C B F S<br>1-3 ③<br>K | | | B F S X<br>1-2 ②<br>G6-3 | | B B X<br>2-0 ②<br>F9<br>2-3 | | | X<br>0-0 ①<br>F8 | 4 | 0 | 0 | 0 | 0 | 1 | 4 |
| Steve Buechele, R (1, 5)<br>OBP: 0.343, SLG: 0.407<br>Gary Varsho, L (9, PR)<br>OBP: 0.253, SLG: 0.379 | | X<br>0-0 ①<br>G6-3 | | B B C B X<br>3-1<br>1B | | B C X<br>1-1 ③<br>L8 | | | B B B C B<br>4-1<br>G5-3 1B<br>BB | 3<br>0 | 0<br>0 | 1<br>0 | 0<br>0 | 1<br>0 | 0<br>0 | 2<br>0 |
| Don Slaught, R (1, 2)<br>OBP: 0.450, SLG: 0.558 | | B S B X<br>2-1<br>1B | B F L 1 SAFE F B B X<br>3-2 ③<br>G5-3 | | | | F F B X<br>1-2 ①<br>F9 | | C C B F F X<br>1-2<br>G5-3<br>1-2<br>1B | 4 | 0 | 2 | 0 | 0 | 0 | 1 |
| Will Pennyfeather, R (1, 8)<br>OBP: 0.200, SLG: 0.200 | | X<br>0-0 ②<br>F9 | | | B S B X<br>2-1 ①<br>G5-3 | | X<br>0-0 ②<br>F9 | | C X<br>0-1 ② ③<br>G5-3<br>1-2<br>2-3f | 4 | 0 | 0 | 0 | 0 | 0 | 3 |
| Randy Tomlin, L (1, 1)<br>OBP: 0.242, SLG: 0.167<br>Jose Lind, R (7, PH)<br>OBP: 0.287, SLG: 0.296<br>Denny Neagle, L (7, 1) | | B X<br>1-0 ③<br>F9 | | | X<br>0-0 ②<br>F7 | | B C X<br>1-1 ③<br>F9 | | | 2<br>1<br>0 | 0<br>0<br>0 | 0<br>0<br>0 | 0<br>0<br>0 | 0<br>0<br>0 | 0<br>0<br>0 | 1<br>0<br>0 |
| Inning Stats | R: 0 H: 1<br>E: 0 LOB: 2<br>K: 1 BB: 1<br>S: 10 P: 18 | R: 0 H: 1<br>E: 0 LOB: 1<br>K: 0 BB: 0<br>S: 5 P: 8 | R: 0 H: 0<br>E: 0 LOB: 0<br>K: 0 BB: 1<br>S: 6 P: 13 | R: 0 H: 1<br>E: 0 LOB: 1<br>K: 0 BB: 0<br>S: 11 P: 19 | R: 0 H: 0<br>E: 0 LOB: 0<br>K: 0 BB: 0<br>S: 4 P: 7 | R: 0 H: 1<br>E: 0 LOB: 2<br>K: 0 BB: 1<br>S: 10 P: 20 | R: 0 H: 0<br>E: 0 LOB: 0<br>K: 0 BB: 0<br>S: 6 P: 8 | R: 0 H: 0<br>E: 1 LOB: 1<br>K: 1 BB: 0<br>S: 8 P: 14 | R: 0 H: 1<br>E: 0 LOB: 2<br>K: 0 BB: 1<br>S: 9 P: 14 | 1B: 4 SF: 0<br>2B: 1 SAC: 0<br>3B: 0 DP: 1<br>HR: 0 HBP: 0 | | | | | | WP: 0 PA: 35<br>PB: 0<br>SB: 0<br>CS: 1 |

# Pittsburgh Pirates @ Montreal Expos

Olympic Stadium, Montreal, QB

Sun Jun 28 1992, 3:33 AM EDT

Att. 24,793 - Dome - 70 F

TOP

livebaseballscorecards.com

| | |
|---|---|
| AB | 31 |
| R | 0 |
| H | 5 |
| RBI | 0 |
| BB | 4 |
| SO | 2 |
| LOB | 15 |

| PITCHER | | IP | WLS | BF | H | R | ER | SO | BB | IBB | HBP | BLK | WP | HR | S | P | ERA | WHIP |
|---|---|---|---|---|---|---|---|---|---|---|---|---|---|---|---|---|---|---|
| Brian Barnes, L<br>ERA: 2.77 | (1, 1) | 8.1 | W | 34 | 5 | 0 | 0 | 2 | 4 | 0 | 0 | 0 | 0 | 0 | 67 | 119 | 0.00 | 1.080 |
| Mel Rojas, R<br>ERA: 1.33 | (9, 1) | 0.2 | | 1 | 0 | 0 | 0 | 0 | 0 | 0 | 0 | 0 | 0 | 0 | 2 | 2 | 0.00 | 0.000 |

| PITCHER | IP | WLS | BF | H | R | ER | SO | BB | IBB | HBP | BLK | WP | HR | S | P | ERA | WHIP |
|---|---|---|---|---|---|---|---|---|---|---|---|---|---|---|---|---|---|

# BOTTOM

## Pittsburgh Pirates @ Montreal Expos

Olympic Stadium, Montreal, QB

Sun Jun 28 1992, 3:33 AM EDT

Att. 24,793 - Dome - 70 F

livebaseballscorecards.com

| Batter | 1 | 2 | 3 | 4 | 5 | 6 | 7 | 8 | 9 | AB | R | H | RBI | BB | SO | LOB |
|---|---|---|---|---|---|---|---|---|---|---|---|---|---|---|---|---|
| Delino DeShields, L (1, 4)<br>OBP: 0.361, SLG: 0.377 | C B B C B X<br>3-2 G6-4-3 1B | | B B C X<br>2-1 G1-3 ③ | | | B B F B B<br>4-1 2B BB | | B S C B B B<br>4-2 S 2B BB | | 2 | 2 | 1 | 0 | 2 | 0 | 0 |
| Marquis Grissom, R (1, 8)<br>OBP: 0.346, SLG: 0.426 | L 1 SAFE<br>1 SAFE<br>1 SAFE<br>B 1 SAFE<br>X<br>1-1 G6-4-3 ① ②<br>1-2f | | | B F X<br>1-1 P3 ① | | C S X<br>0-2 S HR 2B<br>1-H | | B B B B<br>4-0 2B BB<br>1-2 | | 3 | 2 | 1 | 1 | 1 | 0 | 1 |
| Moises Alou, R (1, 7)<br>OBP: 0.360, SLG: 0.522 | B X<br>1-0 CS 1B | | | C F B X<br>1-2 P6 ② | | C B X<br>1-1 HR<br>2-H | | B C X<br>1-1 HR 2B<br>1-H 2-H | | 4 | 2 | 3 | 4 | 0 | 0 | 0 |
| Larry Walker, L (1, 9)<br>OBP: 0.343, SLG: 0.521 | 1 SAFE<br>0-0 CS ③<br>1-2 | L X<br>0-1 HR | | B B C X<br>2-1 CS 1B | | F S S<br>0-3 K ① | | F C X<br>0-2 HR<br>2-H | | 4 | 2 | 3 | 3 | 0 | 1 | 0 |
| Tim Wallach, R (1, 3)<br>OBP: 0.316, SLG: 0.350 | | B C S S<br>1-3 K ① | | 1 SAFE<br>1 SAFE<br>0-0 CS ③<br>1-2 | S X<br>0-1 F8 ① | B S X<br>1-1 F8 ② | | B B X<br>2-0 L4 ① | | 4 | 0 | 0 | 0 | 0 | 1 | 0 |
| Spike Owen, S (1, 6)<br>OBP: 0.338, SLG: 0.426 | | C B F B B S<br>3-3 K ② | | | B B C F B F X<br>3-2 1B 2B | B S B X<br>2-1 L5 ③ | | B C B B X<br>3-1 G5-3 ② | | 4 | 1 | 1 | 0 | 0 | 1 | 0 |
| Bret Barberie, S (1, 5)<br>OBP: 0.359, SLG: 0.248 | | C B B X<br>2-1 F9 ③ | | | B B F B F F F X<br>3-2 2-H 1B | | B F F F C<br>1-3 K ① | S B X<br>1-1 L9 ③ | | 4 | 0 | 1 | 1 | 0 | 1 | 0 |
| Rick Cerone, R (1, 2)<br>OBP: 0.333, SLG: 0.436 | | | X<br>0-0 G5-3 ① | | 1 SAFE X<br>0-0 F7 ② | | B B X<br>2-0 F7 ② | | | 3 | 0 | 0 | 0 | 0 | 0 | 1 |
| Brian Barnes, L (1, 1)<br>Mel Rojas, R (9, 1)<br>OBP: 0.200, SLG: 0.200 | | | B C B S F B C<br>3-3 K ② | | F S B B B X<br>3-2 G6-3 ③ | | C C B F S<br>1-3 K ③ | | | 3<br>0 | 0<br>0 | 0<br>0 | 0<br>0 | 0<br>0 | 2<br>0 | 1<br>0 |
| Inning Stats | R: 0 H: 2<br>E: 0 LOB: 0<br>K: 0 BB: 0<br>S: 6 P: 11 | R: 1 H: 1<br>E: 0 LOB: 0<br>K: 2 BB: 0<br>S: 10 P: 16 | R: 0 H: 0<br>E: 0 LOB: 0<br>K: 1 BB: 0<br>S: 7 P: 12 | R: 0 H: 1<br>E: 0 LOB: 0<br>K: 0 BB: 0<br>S: 7 P: 11 | R: 1 H: 2<br>E: 0 LOB: 1<br>K: 0 BB: 0<br>S: 15 P: 24 | R: 3 H: 2<br>E: 0 LOB: 0<br>K: 1 BB: 1<br>S: 13 P: 21 | R: 0 H: 0<br>E: 0 LOB: 0<br>K: 2 BB: 0<br>S: 9 P: 13 | R: 4 H: 2<br>E: 0 LOB: 0<br>K: 0 BB: 2<br>S: 12 P: 27 | | 1B: 4 SF: 0<br>2B: 3 SAC: 0<br>3B: 0 DP: 1<br>HR: 3 HBP: 0 | | | | | | |

| | AB | 31 |
|---|---|---|
| | R | 9 |
| | H | 10 |
| | RBI | 9 |
| | BB | 3 |
| | SO | 6 |
| | LOB | 3 |

WP: 0 PA: 36
PB: 0
SB: 2
CS: 2

| PITCHER | | IP | WLS | BF | H | R | ER | SO | BB | IBB | HBP | BLK | WP | HR | S | P | ERA | WHIP |
|---|---|---|---|---|---|---|---|---|---|---|---|---|---|---|---|---|---|---|
| Randy Tomlin, L<br>ERA: 3.32 | (1, 1) | 6.0 | L | 24 | 8 | 5 | 5 | 4 | 1 | 0 | 0 | 0 | 0 | 2 | 58 | 95 | 7.50 | 1.500 |
| Denny Neagle, L<br>ERA: 5.36 | (7, 1) | 2.0 | | 10 | 2 | 4 | 4 | 2 | 2 | 0 | 0 | 0 | 0 | 1 | 21 | 40 | 18.00 | 2.000 |

| PITCHER | IP | WLS | BF | H | R | ER | SO | BB | IBB | HBP | BLK | WP | HR | S | P | ERA | WHIP |
|---|---|---|---|---|---|---|---|---|---|---|---|---|---|---|---|---|---|

| Batter | 1 | 2 | 3 | 4 | 5 | 6 | 7 | 8 | 9 | AB | R | H | RBI | BB | SO | LOB |
|---|---|---|---|---|---|---|---|---|---|---|---|---|---|---|---|---|
| Cecil Espy, S (1, 7)<br>OBP: 0.313, SLG: 0.350 | F B X<br>1-1<br>G4-6-3 1B<br>1B | C S B X<br>1-2<br>G6-4-3<br>1B | B F S B S<br>2-3 ③<br>K | | | F F B B B F X<br>3-2 ②<br>G4-3 | | 4 | 0 | 2 | 0 | 0 | 1 | 2 |
| Jay Bell, R (1, 6)<br>OBP: 0.345, SLG: 0.346 | C 1 SAFE X<br>0-1<br>G4-6-3<br>1-2<br>1B | X<br>0-0 ② ③<br>G6-4-3<br>1-2f | | | | C F B F F X<br>1-2 ①<br>G4-3 | | B X<br>1-0<br>1B | | 4 | 0 | 2 | 0 | 0 | 0 | 1 |
| Andy Van Slyke, L (1, 8)<br>OBP: 0.415, SLG: 0.485 | B X<br>1-0 ① ②<br>G4-6-3<br>1-2f<br>2-3 | | | C B X<br>1-1 ①<br>G3 | | C C F B S<br>1-3 ②<br>K | | X<br>0-0 ③<br>G1-4-3 | | 4 | 0 | 0 | 0 | 0 | 1 | 3 |
| Orlando Merced, S (1, 3)<br>OBP: 0.336, SLG: 0.404 | C S X<br>0-2 ③<br>F8 | | | B C C C<br>1-3 ②<br>K | | F X<br>0-1<br>S<br>1B | | | F X<br>0-1<br>G4-3<br>3B | 4 | 1 | 2 | 0 | 0 | 1 | 1 |
| Dave Clark, L (1, 9)<br>OBP: 0.280, SLG: 0.286 | | X<br>0-0 ①<br>G4-3 | | B B B X<br>3-0 ③<br>G4-3 | | B F F X<br>1-2 ③<br>F9<br>1-2 | | | C X<br>0-1 ①<br>G4-3<br>3-H | 4 | 0 | 0 | 1 | 0 | 0 | 1 |
| Steve Buechele, R (1, 5)<br>OBP: 0.341, SLG: 0.405 | | C B X<br>1-1<br>E4<br>FC4-6 | | | C B F F X<br>1-2<br>SH3-4 E<br>1B | | C B X<br>1-1 ①<br>F9 | | B B C X<br>2-1 ②<br>F8 | 4 | 0 | 1 | 0 | 0 | 0 | 0 |
| Michael LaValliere, L (1, 2)<br>OBP: 0.341, SLG: 0.316 | | C B 1 SAFE C X<br>1-2 ②<br>F7 | | | C B X<br>1-1 ①<br>F8 | | B B C X<br>2-1 ②<br>G6-3 | | B B C X<br>2-1<br>F8 | 4 | 0 | 0 | 0 | 0 | 0 | 2 |
| Jose Lind, R (1, 4)<br>OBP: 0.283, SLG: 0.292 | | C X<br>0-1 ③<br>FC4-6<br>1-2f | | | B F 1 SAFE X<br>1-1<br>E4<br>SH3-4<br>1-2 | | X<br>0-0 ③<br>P5 | | | 3 | 0 | 0 | 0 | 0 | 0 | 2 |
| Victor Cole, S (1, 1)<br>Jerry Don Gleaton, L (7, 1)<br>Don Slaught, R (8, PH)<br>OBP: 0.446, SLG: 0.552<br>Roger Mason, R (8, 1) | | | B X<br>1-0 ①<br>G4-3 | | X<br>0-0 ②<br>SH3-4<br>1-2<br>2-3 | | | C T B B X<br>2-2 ①<br>G6-3 | | 1<br>0<br>1<br>0 | 0<br>0<br>0<br>0 | 0<br>0<br>0<br>0 | 0<br>0<br>0<br>0 | 0<br>0<br>0<br>0 | 0<br>0<br>0<br>0 | 0<br>0<br>0<br>0 |
| Inning Stats | R: 0 H: 2<br>E: 0 LOB: 1<br>K: 0 BB: 0<br>S: 8 P: 10 | R: 0 H: 0<br>E: 1 LOB: 1<br>K: 0 BB: 0<br>S: 8 P: 10 | R: 0 H: 1<br>E: 0 LOB: 0<br>K: 0 BB: 0<br>S: 5 P: 7 | R: 0 H: 0<br>E: 0 LOB: 0<br>K: 1 BB: 0<br>S: 6 P: 11 | R: 0 H: 1<br>E: 1 LOB: 2<br>K: 1 BB: 0<br>S: 12 P: 17 | R: 0 H: 1<br>E: 0 LOB: 1<br>K: 1 BB: 0<br>S: 14 P: 17 | R: 0 H: 0<br>E: 0 LOB: 0<br>K: 0 BB: 0<br>S: 5 P: 8 | R: 0 H: 1<br>E: 0 LOB: 1<br>K: 0 BB: 0<br>S: 9 P: 15 | R: 1 H: 1<br>E: 0 LOB: 0<br>K: 0 BB: 0<br>S: 8 P: 12 | 1B: 6 SF: 0<br>2B: 0 SAC: 1<br>3B: 1 DP: 2<br>HR: 0 HBP: 0 | | | | | | |

# TOP

## Pittsburgh Pirates @ St. Louis Cardinals

Busch Stadium, St. Louis, MO

Mon Jun 29 1992, 7:05 PM CDT

Att. 38,381 - Cloudy - 86 F

livebaseballscorecards.com

| | |
|---|---|
| AB | 33 |
| R | 1 |
| H | 7 |
| RBI | 1 |
| BB | 0 |
| SO | 3 |
| LOB | 12 |

| PITCHER | | IP | WLS | BF | H | R | ER | SO | BB | IBB | HBP | BLK | WP | HR | S | P | ERA | WHIP |
|---|---|---|---|---|---|---|---|---|---|---|---|---|---|---|---|---|---|---|
| Bob Tewksbury, R<br>ERA: 1.94 | (1, 1) | 9.0 | W | 34 | 7 | 1 | 1 | 3 | 0 | 0 | 0 | 0 | 0 | 0 | 75 | 107 | 1.00 | 0.778 |

| PITCHER | | IP | WLS | BF | H | R | ER | SO | BB | IBB | HBP | BLK | WP | HR | S | P | ERA | WHIP |
|---|---|---|---|---|---|---|---|---|---|---|---|---|---|---|---|---|---|---|

| Batter | 1 | 2 | 3 | 4 | 5 | 6 | 7 | 8 | 9 | AB | R | H | RBI | BB | SO | LOB |
|---|---|---|---|---|---|---|---|---|---|---|---|---|---|---|---|---|
| Milt Thompson, L (1, 7)<br>OBP: 0.357, SLG: 0.454 | X<br>0-0<br>1B<br>FC5-2-6<br>1B | | B<br>X<br>1-0 ②<br>P4 | | B<br>B<br>C<br>C<br>S<br>2-3 ②<br>K | | B<br>C<br>X<br>1-1 ②③<br>G5-4-3<br>1-2f | | | 3 | 0 | 1 | 0 | 0 | 1 | 0 |
| Brian Jordan, R (7, PH) (8, 7)<br>OBP: 0.259, SLG: 0.414 | | | | | | | | | | 1 | 0 | 0 | 0 | 0 | 0 | 2 |
| Tim Jones, L (1, 6)<br>OBP: 0.250, SLG: 0.250 | B<br>B<br>X<br>2-0<br>FC5-2-6<br>S<br>1-3<br>1B | | B<br>C<br>C<br>S<br>1-3 ③<br>K | | B<br>B<br>X<br>2-0 ③<br>F9 | | | B<br>B<br>B<br>C<br>X<br>3-1 ①<br>F9 | | 4 | 0 | 1 | 0 | 0 | 1 | 0 |
| Ray Lankford, L (1, 8)<br>OBP: 0.373, SLG: 0.450 | S<br>X<br>0-1 ①<br>L1<br>1-2 | | | B<br>C<br>B<br>B<br>X<br>3-1 ①<br>F9 | | B<br>B<br>C<br>X<br>2-1 ①<br>G4-3 | | C<br>X<br>0-1<br>S<br>2B | | 4 | 0 | 1 | 0 | 0 | 0 | 2 |
| Felix Jose, S (1, 9)<br>OBP: 0.367, SLG: 0.477 | X<br>0-0 ②<br>FC5-2-6<br>2-3<br>3-H | | | X<br>0-0 ②<br>G6-3 | | F<br>C<br>F<br>B<br>X<br>1-2<br>HR | | B<br>B<br>S<br>C<br>B<br>F<br>S<br>3-3 ②<br>K | | 4 | 1 | 1 | 1 | 0 | 1 | 3 |
| Todd Zeile, R (1, 5)<br>OBP: 0.339, SLG: 0.367 | C<br>B<br>X<br>1-1 ③<br>G5-3 | | | F<br>B<br>F<br>X<br>1-2<br>2B<br>1B | | B<br>F<br>F<br>X<br>1-2 ②<br>G6-3 | | B<br>C<br>B<br>F<br>B<br>X<br>3-2 ③<br>G4-3<br>2-3 | | 4 | 1 | 1 | 0 | 0 | 0 | 3 |
| Gerald Perry, L (1, 3)<br>OBP: 0.343, SLG: 0.344 | | C<br>B<br>B<br>X<br>2-1 ①<br>P4 | | X<br>0-0<br>1-H<br>2B<br>2B | | B<br>X<br>1-0 ③<br>F8 | | | | 3 | 1 | 1 | 1 | 0 | 0 | 0 |
| Andres Galarraga, R (9, 3)<br>OBP: 0.230, SLG: 0.235 | | | | | | | | | | 0 | 0 | 0 | 0 | 0 | 0 | 0 |
| Craig Wilson, R (1, 4)<br>OBP: 0.397, SLG: 0.411 | X<br>0-0 ②<br>G1-3 | | B<br>X<br>1-0<br>2-H<br>2B | | | | B<br>B<br>C<br>F<br>X<br>2-2 ①<br>G6-3 | | | 3 | 0 | 1 | 1 | 0 | 0 | 0 |
| Bien Figueroa, R (8, 4)<br>OBP: 0.167, SLG: 0.167 | | | | | | | | | | 0 | 0 | 0 | 0 | 0 | 0 | 0 |
| Rich Gedman, L (1, 2)<br>OBP: 0.200, SLG: 0.211 | | B<br>F<br>C<br>S<br>1-3 ③<br>K | B<br>C<br>X<br>1-1 ③<br>F7 | | | | B<br>S<br>S<br>F<br>B<br>X<br>2-2<br>1B<br>2B | | | 3 | 0 | 1 | 0 | 0 | 1 | 1 |
| Bob Tewksbury, R (1, 1)<br>OBP: 0.103, SLG: 0.079 | | | B<br>S<br>C<br>C<br>1-3 ①<br>K | | X<br>0-0 ①<br>G5-3 | | B<br>X<br>1-0<br>G5-4-3<br>2-3<br>1B | | | 3 | 0 | 1 | 0 | 0 | 1 | 0 |
| Inning Stats | R: 0<br>E: 0<br>K: 0<br>S: 7<br>H: 2<br>LOB: 2<br>BB: 0<br>P: 10 | R: 0<br>E: 0<br>K: 1<br>S: 6<br>H: 0<br>LOB: 0<br>BB: 0<br>P: 9 | R: 0<br>E: 0<br>K: 2<br>S: 7<br>H: 0<br>LOB: 0<br>BB: 0<br>P: 10 | R: 2<br>E: 0<br>K: 0<br>S: 10<br>H: 3<br>LOB: 1<br>BB: 0<br>P: 16 | R: 0<br>E: 0<br>K: 1<br>S: 5<br>H: 0<br>LOB: 0<br>BB: 0<br>P: 9 | R: 1<br>E: 0<br>K: 0<br>S: 10<br>H: 1<br>LOB: 0<br>BB: 0<br>P: 15 | R: 0<br>E: 0<br>K: 0<br>S: 10<br>H: 2<br>LOB: 1<br>BB: 0<br>P: 16 | R: 0<br>E: 0<br>K: 1<br>S: 11<br>H: 1<br>LOB: 1<br>BB: 0<br>P: 20 | | 1B: 4<br>2B: 4<br>3B: 0<br>HR: 1<br>SF: 0<br>SAC: 0<br>DP: 1<br>HBP: 0 | | | | | |

| PITCHER | | IP | WLS | BF | H | R | ER | SO | BB | IBB | HBP | BLK | WP | HR | S | P | ERA | WHIP |
|---|---|---|---|---|---|---|---|---|---|---|---|---|---|---|---|---|---|---|
| Victor Cole, R<br>ERA: 5.19 | (1, 1) | 6.1 | L | 27 | 8 | 3 | 3 | 4 | 0 | 0 | 0 | 0 | 0 | 1 | 53 | 82 | 4.26 | 1.263 |
| Jerry Don Gleaton, L<br>ERA: 4.28 | (7, 1) | 0.2 | | 1 | 0 | 0 | 0 | 0 | 0 | 0 | 0 | 0 | 0 | 0 | 2 | 3 | 0.00 | 0.000 |
| Roger Mason, R<br>ERA: 3.4 | (8, 1) | 1.0 | | 4 | 1 | 0 | 0 | 1 | 0 | 0 | 0 | 0 | 0 | 0 | 11 | 20 | 0.00 | 1.000 |

| PITCHER | IP | WLS | BF | H | R | ER | SO | BB | IBB | HBP | BLK | WP | HR | S | P | ERA | WHIP |
|---|---|---|---|---|---|---|---|---|---|---|---|---|---|---|---|---|---|

# BOTTOM

# Pittsburgh Pirates @ St. Louis Cardinals

Busch Stadium, St. Louis, MO

Mon Jun 29 1992, 7:05 PM CDT

Att. 38,381 - Cloudy - 86 F

livebaseballscorecards.com

| | |
|---|---|
| AB | 32 |
| R | 3 |
| H | 9 |
| RBI | 3 |
| BB | 0 |
| SO | 5 |
| LOB | 11 |

| Batter | 1 | 2 | 3 | 4 | 5 | 6 | 7 | 8 | 9 | AB | R | H | RBI | BB | SO | LOB |
|---|---|---|---|---|---|---|---|---|---|---|---|---|---|---|---|---|
| John Wehner, R (1, 3)<br>OBP: 0.286, SLG: 0.208 | C<br>X<br>0-1 ① G4-3 | | X<br>0-0 ② F8 | | X<br>0-0 G5-4-3 1B | | C<br>B<br>X<br>2-1 ② G5-3 | | | 3 | 0 | 1 | 0 | 0 | 0 | 0 |
| Orlando Merced, S (7, PH) (7, 3)<br>OBP: 0.335, SLG: 0.402 | | | | | | | | | | 1 | 0 | 0 | 0 | 0 | 0 | 0 |
| Jay Bell, R (1, 6)<br>OBP: 0.340, SLG: 0.341 | C<br>F<br>S<br>0-3 ② K | | C<br>C<br>F<br>B<br>F<br>B<br>X<br>2-2 ③ F8 | | X<br>0-0 ① ② G5-4-3<br>1-2f | | X<br>0-0 ③ G3-1 | | | 4 | 0 | 0 | 0 | 0 | 1 | 1 |
| Andy Van Slyke, L (1, 8)<br>OBP: 0.416, SLG: 0.485 | F<br>C<br>X<br>0-2 1B 1B | | | B<br>S<br>S<br>F<br>F<br>X<br>1-2 ① L4 | B<br>B<br>F<br>C<br>X<br>2-2 1B S 1B | | | C<br>F<br>S<br>0-3 ① K | | 4 | 0 | 2 | 0 | 0 | 1 | 0 |
| Lloyd McClendon, R (1, 7)<br>OBP: 0.411, SLG: 0.398 | X<br>0-0 1-2 1B | | | B<br>C<br>B<br>B<br>4-1 1B 1B E BB | 1 SAFE<br>B<br>S<br>1<br>C<br>X SAFE<br>1-2 FC5-4 1-3 1B | | | B<br>S<br>X<br>1-1 ② L3 | | 2 | 1 | 2 | 0 | 1 | 0 | 0 |
| Gary Varsho, L (8, PH) (8, 7)<br>OBP: 0.250, SLG: 0.375 | | | | | | | | | | 1 | 0 | 0 | 0 | 0 | 0 | 0 |
| Don Slaught, R (1, 2)<br>OBP: 0.440, SLG: 0.541 | X<br>0-0 ③ F8 | | | P<br>X<br>1-0 E 1-2 1B 1B | X<br>0-0 ③ FC5-4<br>1-2f | | | S<br>X<br>0-1 ③ B2-3 | | 4 | 1 | 1 | 0 | 0 | 0 | 4 |
| Steve Buechele, R (1, 5)<br>OBP: 0.337, SLG: 0.398 | | C<br>B<br>X<br>1-1 ① G6-3 | | X<br>0-0 ② F7 | | C<br>F<br>F<br>S<br>1-3 ① K | | | F<br>B<br>S<br>F<br>S<br>1-3 ① K | 4 | 0 | 0 | 0 | 0 | 2 | 2 |
| Cecil Espy, S (1, 9)<br>OBP: 0.319, SLG: 0.354 | | X<br>0-0 ② F8 | | X<br>0-0 E6 1B 1-3 2-H 1B | | C<br>B<br>F<br>X<br>1-2 ② F8 | | | B<br>S<br>C<br>X<br>1-2 G6-3 S 1B | 4 | 0 | 2 | 0 | 0 | 0 | 0 |
| Jose Lind, R (1, 4)<br>OBP: 0.283, SLG: 0.291 | C<br>C<br>S<br>0-3 ③ K | | B<br>1 SAFE<br>X<br>1-0 FC6-4 1-2 3-H 1B | | C<br>X<br>0-1 ③ G4-3 | | | C<br>B<br>F<br>F<br>B<br>X<br>2-2 ② G6-3 1-3 | | 4 | 0 | 1 | 1 | 0 | 1 | 1 |
| Doug Drabek, R (1, 1)<br>OBP: 0.098, SLG: 0.122 | | F<br>X<br>0-1 ① L6 | F<br>X<br>0-1 ③ FC6-4<br>1-2f | | | S<br>X<br>0-1 ① F8 | | | F<br>X<br>0-1 ③ G4-3 | 4 | 0 | 0 | 0 | 0 | 0 | 3 |
| Inning Stats | R: 0 H: 2<br>E: 0 LOB: 2<br>K: 1 BB: 0<br>S: 10 P: 10 | R: 0 H: 0<br>E: 0 LOB: 0<br>K: 1 BB: 0<br>S: 6 P: 7 | R: 0 H: 0<br>E: 0 LOB: 0<br>K: 0 BB: 0<br>S: 8 P: 10 | R: 2 H: 3<br>E: 1 LOB: 2<br>K: 0 BB: 1<br>S: 13 P: 19 | R: 0 H: 3<br>E: 0 LOB: 2<br>K: 0 BB: 0<br>S: 9 P: 12 | R: 0 H: 0<br>E: 0 LOB: 0<br>K: 1 BB: 0<br>S: 9 P: 11 | R: 0 H: 0<br>E: 0 LOB: 0<br>K: 0 BB: 0<br>S: 5 P: 7 | R: 0 H: 0<br>E: 0 LOB: 0<br>K: 1 BB: 0<br>S: 7 P: 8 | R: 0 H: 1<br>E: 0 LOB: 1<br>K: 1 BB: 0<br>S: 13 P: 17 | 1B: 9 SF: 0<br>2B: 0 SAC: 0<br>3B: 0 DP: 1<br>HR: 0 HBP: 0 | | | | | | |

| PITCHER | | IP | WLS | BF | H | R | ER | SO | BB | IBB | HBP | BLK | WP | HR | S | P | ERA | WHIP |
|---|---|---|---|---|---|---|---|---|---|---|---|---|---|---|---|---|---|---|
| Rheal Cormier, L<br>ERA: 5.25 | (1, 1) | 5.0 | L | 23 | 8 | 2 | 2 | 2 | 1 | 0 | 0 | 0 | 0 | 0 | 46 | 58 | 3.60 | 1.800 |
| Cris Carpenter, R<br>ERA: 2.64 | (6, 1) | 2.0 | | 6 | 0 | 0 | 0 | 1 | 0 | 0 | 0 | 0 | 0 | 0 | 14 | 18 | 0.00 | 0.000 |
| Jose DeLeon, R<br>ERA: 4.38 | (8, 1) | 1.0 | | 3 | 0 | 0 | 0 | 1 | 0 | 0 | 0 | 0 | 0 | 0 | 7 | 8 | 0.00 | 0.000 |
| Todd Worrell, R<br>ERA: 4.28 | (9, 1) | 1.0 | | 4 | 1 | 0 | 0 | 1 | 0 | 0 | 0 | 0 | 0 | 0 | 13 | 17 | 0.00 | 1.000 |

| PITCHER | IP | WLS | BF | H | R | ER | SO | BB | IBB | HBP | BLK | WP | HR | S | P | ERA | WHIP |
|---|---|---|---|---|---|---|---|---|---|---|---|---|---|---|---|---|---|

# TOP

## Pittsburgh Pirates @ St. Louis Cardinals

Busch Stadium, St. Louis, MO

Tue Jun 30 1992, 7:05 PM CDT

Att. 32,252 - Cloudy - 88 F

livebaseballscorecards.com

| | |
|---|---|
| AB | 35 |
| R | 2 |
| H | 9 |
| RBI | 1 |
| BB | 1 |
| SO | 5 |
| LOB | 11 |

# BOTTOM

## Pittsburgh Pirates @ St. Louis Cardinals

Busch Stadium, St. Louis, MO

Tue Jun 30 1992, 7:05 PM CDT
Att. 32,252 - Cloudy - 88 F

livebaseballscorecards.com

| Batter | 1 | 2 | 3 | 4 | 5 | 6 | 7 | 8 | 9 | AB | R | H | RBI | BB | SO | LOB |
|---|---|---|---|---|---|---|---|---|---|---|---|---|---|---|---|---|
| Brian Jordan, R (1, 7)<br>OBP: 0.253, SLG: 0.404 | C B B C F B S<br>3-3 K ① | | B S S S<br>1-3 K ③ | | | C S B S<br>1-3 K ① | | | C S F S<br>0-3 K ① | 4 | 0 | 0 | 0 | 0 | 4 | 0 |
| Tim Jones, L (1, 6)<br>OBP: 0.242, SLG: 0.242 | B F B B X<br>2-1 G4-3 ② | | | B S C S<br>1-3 K ① | | X<br>0-0 F8 ② | | | B S X<br>1-1 G6-3 ② | 3 | 0 | 0 | 0 | 0 | 1 | 0 |
| Bernard Gilkey, R (9, PH)<br>OBP: 0.379, SLG: 0.414 | | | | | | | | | | 1 | 0 | 0 | 0 | 0 | 0 | 0 |
| Ray Lankford, L (1, 8)<br>OBP: 0.369, SLG: 0.444 | C C B B F B X<br>3-2 P5 ③ | | | C B F F S<br>1-3 K ② | | C X<br>0-1 G3 ③ | | | X<br>0-0 G4-3 ③ | 4 | 0 | 0 | 0 | 0 | 1 | 0 |
| Felix Jose, S (1, 9)<br>OBP: 0.371, SLG: 0.479 | | S B B X<br>2-1 G4-3 G6-3 1B | | F X<br>0-1 FC4-6 1B | | | C X<br>0-1 F7 ① | | | 3 | 0 | 2 | 0 | 0 | 0 | 0 |
| Todd Zeile, R (1, 5)<br>OBP: 0.336, SLG: 0.363 | | C<br>1 SAFE<br>B<br>1 SAFE<br>X<br>1-1 G6-3 ①<br>1-2 | | B C<br>1 SAFE<br>1 SAFE<br>X<br>1-1 FC4-6 ③<br>1-2f | | | F B B B X<br>3-1 G1-3 ② | | | 3 | 0 | 0 | 0 | 0 | 0 | 2 |
| Gerald Perry, L (1, 3)<br>OBP: 0.333, SLG: 0.333 | | X<br>0-0 G4-3 ②<br>2-3 | | | B X<br>1-0 G4-3 ① | | C B X<br>1-1 G1 ③ | | | 3 | 0 | 0 | 0 | 0 | 0 | 1 |
| Craig Wilson, R (1, 4)<br>OBP: 0.394, SLG: 0.424 | | C X<br>0-1 F7 ③ | | | C X<br>0-1 2B | | | C F B X<br>1-2 F8 ① | | 3 | 0 | 1 | 0 | 0 | 0 | 1 |
| Rich Gedman, L (1, 2)<br>OBP: 0.186, SLG: 0.195 | | | B F B X<br>2-1 L9 ① | | C S S<br>0-3 K ② | | | B F S S<br>1-3 K ② | | 3 | 0 | 0 | 0 | 0 | 2 | 1 |
| Rheal Cormier, L (1, 1)<br>OBP: 0.200, SLG: 0.300 | | | X<br>0-0 G4-3 ② | | B C F S<br>1-3 K ③ | | | C B F F B F F X<br>2-2 P4 ③ | | 1 | 0 | 0 | 0 | 0 | 0 | 0 |
| Milt Thompson, L (5, PH)<br>OBP: 0.354, SLG: 0.450 | | | | | | | | | | 1 | 0 | 0 | 0 | 0 | 0 | 0 |
| Cris Carpenter, R (6, 1)<br>OBP: 0.500, SLG: 0.500 | | | | | | | | | | 0 | 0 | 0 | 0 | 0 | 0 | 0 |
| Jose DeLeon, R (8, 1) | | | | | | | | | | 0 | 0 | 0 | 0 | 0 | 0 | 0 |
| Rex Hudler, R (8, PH)<br>OBP: 0.250, SLG: 0.392 | | | | | | | | | | 1 | 0 | 0 | 0 | 0 | 0 | 0 |
| Todd Worrell, R (9, 1) | | | | | | | | | | 0 | 0 | 0 | 0 | 0 | 0 | 0 |
| Inning Stats | R: 0 E: 0 K: 1 S: 10 H: 0 LOB: 0 BB: 0 P: 18 | R: 0 E: 0 K: 0 S: 7 H: 1 LOB: 1 BB: 0 P: 10 | R: 0 E: 0 K: 1 S: 6 H: 0 LOB: 0 BB: 0 P: 9 | R: 0 E: 0 K: 2 S: 11 H: 1 LOB: 1 BB: 0 P: 14 | R: 0 E: 0 K: 2 S: 9 H: 1 LOB: 1 BB: 0 P: 11 | R: 0 E: 0 K: 1 S: 6 H: 0 LOB: 0 BB: 0 P: 7 | R: 0 E: 0 K: 0 S: 6 H: 0 LOB: 0 BB: 0 P: 10 | R: 0 E: 0 K: 1 S: 11 H: 0 LOB: 0 BB: 0 P: 15 | R: 0 E: 0 K: 1 S: 7 H: 0 LOB: 0 BB: 0 P: 8 | 1B: 2<br>2B: 1<br>3B: 0<br>HR: 0 | | SF: 0<br>SAC: 0<br>DP: 0<br>HBP: 0 | | | | |

| PITCHER | IP | WLS | BF | H | R | ER | SO | BB | IBB | HBP | BLK | WP | HR | S | P | ERA | WHIP |
|---|---|---|---|---|---|---|---|---|---|---|---|---|---|---|---|---|---|
| Doug Drabek, R (1, 1)<br>ERA: 3.0 | 9.0 | W | 30 | 3 | 0 | 0 | 9 | 0 | 0 | 0 | 0 | 0 | 0 | 73 | 102 | 0.00 | 0.333 |

| PITCHER | IP | WLS | BF | H | R | ER | SO | BB | IBB | HBP | BLK | WP | HR | S | P | ERA | WHIP |
|---|---|---|---|---|---|---|---|---|---|---|---|---|---|---|---|---|---|

| | |
|---|---|
| AB | 30 |
| R | 0 |
| H | 3 |
| RBI | 0 |
| BB | 0 |
| SO | 9 |
| LOB | 6 |

WP: 0 PA: 30
PB: 0
SB: 0
CS: 0

| Batter | 1 | 2 | 3 | 4 | 5 | 6 | 7 | 8 | 9 | AB | R | H | RBI | BB | SO | LOB |
|---|---|---|---|---|---|---|---|---|---|---|---|---|---|---|---|---|
| Cecil Espy, S (1, 9)<br>OBP: 0.309, SLG: 0.344 | B B C S F X<br>2-2 ①<br>F7 | | B C X<br>1-1 ②<br>F7 | | C F F B S<br>1-3 ③<br>K | | | B F F F B F F F F<br>2-2 X ③<br>G6-3 | | 4 | 0 | 0 | 0 | 0 | 1 | 0 |
| Jay Bell, R (1, 6)<br>OBP: 0.336, SLG: 0.337 | X<br>0-0 ②<br>F8 | | B B F S F X<br>2-2 ③<br>F9 | | | F C S<br>0-3 ①<br>K | | | B C B X<br>2-1 ①<br>F8 | 4 | 0 | 0 | 0 | 0 | 1 | 0 |
| Andy Van Slyke, L (1, 8)<br>OBP: 0.417, SLG: 0.489 | B C C S<br>1-3 ③<br>K | | | B F B X<br>2-1<br>1B 2B | | B B F B X<br>3-1 ②<br>F7 | | | C S X<br>0-2 ②<br>1B | 4 | 1 | 2 | 0 | 0 | 1 | 0 |
| Orlando Merced, S (1, 3)<br>OBP: 0.333, SLG: 0.404 | | F B X<br>1-1 ①<br>L3 | | C X<br>0-1 ①<br>F7 | | B B X<br>2-0 ③<br>L9 | | | F B X<br>1-1<br>2B | 4 | 0 | 1 | 0 | 0 | 0 | 1 |
| Gary Varsho, L (1, 7)<br>OBP: 0.260, SLG: 0.380 | | B B F F F F F X<br>2-2<br>G6-3 1B | | X<br>0-0<br>2-H 1B | | | F S B B X<br>2-2 ①<br>G4-3 | | C B B S X<br>2-2 ③<br>G3 | 4 | 0 | 2 | 1 | 0 | 0 | 1 |
| Michael LaValliere, L (1, 2)<br>OBP: 0.335, SLG: 0.309 | | X<br>0-0 ②<br>G6-3<br>1-2 | | F B X<br>1-1 ②<br>F7 | | | C X<br>0-1 ②<br>G4-3 | | | 3 | 0 | 0 | 0 | 0 | 0 | 2 |
| Jeff King, R (1, 5)<br>OBP: 0.231, SLG: 0.315 | | B B F C B X<br>3-2<br>FC1-6 1B | | B F F B X<br>2-2 ③<br>G1-3 | | | C F F B F X<br>1-2 ③<br>G4-3 | | | 3 | 0 | 1 | 0 | 0 | 0 | 1 |
| Jose Lind, R (1, 4)<br>OBP: 0.279, SLG: 0.288 | | X<br>0-0 ③<br>FC1-6<br>1-2f | | | C C X<br>0-2 ①<br>P3 | | | X<br>0-0 ①<br>F9 | | 3 | 0 | 0 | 0 | 0 | 0 | 2 |
| Zane Smith, L (1, 1)<br>OBP: 0.190, SLG: 0.200 | | | F B X<br>1-1 ①<br>G6-3 | | X<br>0-0 ②<br>F8 | | | F F S<br>0-3 ②<br>K | | 3 | 0 | 0 | 0 | 0 | 1 | 0 |
| Inning Stats | R: 0 E: 0 K: 1 S: 8<br>H: 0 LOB: 0 BB: 0 P: 11 | R: 0 E: 0 K: 0 S: 12<br>H: 2 LOB: 2 BB: 0 P: 18 | R: 0 E: 0 K: 0 S: 8<br>H: 0 LOB: 0 BB: 0 P: 12 | R: 1 E: 0 K: 0 S: 10<br>H: 2 LOB: 1 BB: 0 P: 15 | R: 0 E: 0 K: 1 S: 8<br>H: 0 LOB: 0 BB: 0 P: 9 | R: 0 E: 0 K: 1 S: 6<br>H: 0 LOB: 0 BB: 0 P: 11 | R: 0 E: 0 K: 0 S: 10<br>H: 0 LOB: 0 BB: 0 P: 13 | R: 0 E: 0 K: 1 S: 12<br>H: 0 LOB: 0 BB: 0 P: 14 | R: 0 E: 0 K: 0 S: 10<br>H: 2 LOB: 1 BB: 0 P: 15 | 1B: 4 2B: 2 3B: 0 HR: 0<br>SF: 0 SAC: 0 DP: 0 HBP: 0 | | | | | | |

# TOP

## Pittsburgh Pirates @ St. Louis Cardinals

Busch Stadium, St. Louis, MO

Wed Jul 01 1992, 3:33 AM CDT

Att. 40,042 - Cloudy - 84 F

livebaseballscorecards.com

| | |
|---|---|
| AB | 32 |
| R | 1 |
| H | 6 |
| RBI | 1 |
| BB | 0 |
| SO | 4 |
| LOB | 7 |

| PITCHER | | IP | WLS | BF | H | R | ER | SO | BB | IBB | HBP | BLK | WP | HR | S | P | ERA | WHIP |
|---|---|---|---|---|---|---|---|---|---|---|---|---|---|---|---|---|---|---|
| Mark Clark, R<br>ERA: 3.93 | (1, 1) | 8.0 | L | 28 | 4 | 1 | 1 | 4 | 0 | 0 | 0 | 0 | 0 | 0 | 74 | 103 | 1.12 | 0.500 |
| Bob McClure, L<br>ERA: 3.46 | (9, 1) | 1.0 | | 4 | 2 | 0 | 0 | 0 | 0 | 0 | 0 | 0 | 0 | 0 | 10 | 15 | 0.00 | 2.000 |

| PITCHER | IP | WLS | BF | H | R | ER | SO | BB | IBB | HBP | BLK | WP | HR | S | P | ERA | WHIP |
|---|---|---|---|---|---|---|---|---|---|---|---|---|---|---|---|---|---|

| Batter | 1 | 2 | 3 | 4 | 5 | 6 | 7 | 8 | 9 | AB | R | H | RBI | BB | SO | LOB |
|---|---|---|---|---|---|---|---|---|---|---|---|---|---|---|---|---|
| Bernard Gilkey, R (1, 7)<br>OBP: 0.375, SLG: 0.409 | X 0-0 G6-3 ① | | | B C B X 2-1 F9 ① | | B X 1-0 FC6-4 1-2 1B | | | X 0-0 F9 ① | 4 | 0 | 1 | 0 | 0 | 0 | 0 |
| Ozzie Smith, S (1, 6)<br>OBP: 0.355, SLG: 0.324 | C C C B X 2-2 F8 ② | | | F F F B B F X 2-2 G6-4-3 1B | | C B F F F X 1-2 F7 ② | | | C C F B B F B X 3-2 F8 ② | 4 | 0 | 1 | 0 | 0 | 0 | 2 |
| Felix Jose, S (1, 9)<br>OBP: 0.365, SLG: 0.471 | B S X 1-1 G4-3 ③ | | | X 0-0 G6-4-3 ② ③ 1-2f | | X 0-0 FC6-4 ③ 1-2f | | | C S F F F X 0-2 E6 S | 4 | 0 | 0 | 0 | 0 | 0 | 3 |
| Todd Zeile, R (1, 5)<br>OBP: 0.334, SLG: 0.359 | | B B B B 4-0 G5-4-3 BB | | | B C C B B X 3-2 G5-3 ① | | B B X 2-0 G5-3 ① | | B B C F S 2-3 K ③ 1-2 | 3 | 0 | 0 | 0 | 1 | 1 | 1 |
| Brian Jordan, R (1, 8)<br>OBP: 0.254, SLG: 0.402 | | 1 SAFE X 0-0 G5-4-3 ① ② 1-2f | | | C S X 0-2 1B 1B | | X 0-0 G5-3 ② | | | 3 | 0 | 1 | 0 | 0 | 0 | 1 |
| Craig Wilson, R (1, 4)<br>OBP: 0.391, SLG: 0.419 | | B X 1-0 G1-3 ③ | | | 1 SAFE P 1 SAFE L C F X 1-2 G4-6-3 1-2 1B | | X 0-0 F8 ③ | | | 3 | 0 | 1 | 0 | 0 | 0 | 0 |
| Andres Galarraga, R (1, 3)<br>OBP: 0.225, SLG: 0.230 | | | B F X 1-1 G4-3 ① | | X 0-0 G4-6-3 ② ③ 1-2f | | | X 0-0 F8 ① | | 3 | 0 | 0 | 0 | 0 | 0 | 2 |
| Tom Pagnozzi, R (1, 2)<br>OBP: 0.333, SLG: 0.407 | | | X 0-0 G6-3 ② | | | F B F X 1-2 G4-3 ① | | X 0-0 G6-3 ② | | 3 | 0 | 0 | 0 | 0 | 0 | 0 |
| Mark Clark, R (1, 1)<br>OBP: 0.300, SLG: 0.300<br>Rex Hudler, R (8, PH)<br>OBP: 0.245, SLG: 0.385<br>Bob McClure, R (9, 1) | | | F S B B B X 2-2 G6-3 ③ | | | X 0-0 1B 1B | | B B X 2-0 P4 ③ | | 2<br>1<br>0 | 0<br>0<br>0 | 1<br>0<br>0 | 0<br>0<br>0 | 0<br>0<br>0 | 0<br>0<br>0 | 0<br>0<br>0 |
| Inning Stats | R: 0 E: 0 K: 0 S: 6 H: 0 LOB: 0 BB: 0 P: 9 | R: 0 E: 0 K: 0 S: 2 H: 0 LOB: 0 BB: 1 P: 7 | R: 0 E: 0 K: 0 S: 6 H: 0 LOB: 0 BB: 0 P: 9 | R: 0 E: 0 K: 0 S: 8 H: 1 LOB: 0 BB: 0 P: 12 | R: 0 E: 0 K: 0 S: 12 H: 2 LOB: 1 BB: 0 P: 15 | R: 0 E: 0 K: 0 S: 11 H: 2 LOB: 2 BB: 0 P: 14 | R: 0 E: 0 K: 0 S: 3 H: 0 LOB: 0 BB: 0 P: 5 | R: 0 E: 0 K: 0 S: 3 H: 0 LOB: 0 BB: 0 P: 5 | R: 0 E: 1 K: 1 S: 15 H: 0 LOB: 1 BB: 0 P: 20 | 1B: 5 2B: 0 3B: 0 HR: 0 | SF: 0 SAC: 0 DP: 3 HBP: 0 | | | | | | |

| PITCHER | IP | WLS | BF | H | R | ER | SO | BB | IBB | HBP | BLK | WP | HR | S | P | ERA | WHIP |
|---|---|---|---|---|---|---|---|---|---|---|---|---|---|---|---|---|---|
| Zane Smith, L (1, 1)<br>ERA: 3.25 | 9.0 | W | 31 | 5 | 0 | 0 | 1 | 1 | 0 | 0 | 0 | 0 | 0 | 66 | 96 | 0.00 | 0.667 |

| PITCHER | IP | WLS | BF | H | R | ER | SO | BB | IBB | HBP | BLK | WP | HR | S | P | ERA | WHIP |
|---|---|---|---|---|---|---|---|---|---|---|---|---|---|---|---|---|---|

# BOTTOM

# Pittsburgh Pirates @ St. Louis Cardinals

Busch Stadium, St. Louis, MO

Wed Jul 01 1992, 3:33 AM CDT
Att. 40,042 - Cloudy - 84 F

livebaseballscorecards.com

| | |
|---|---|
| AB | 30 |
| R | 0 |
| H | 5 |
| RBI | 0 |
| BB | 1 |
| SO | 1 |
| LOB | 9 |

| | | | |
|---|---|---|---|
| 1B: 5 | SF: 0 | WP: 0 | PA: 31 |
| 2B: 0 | SAC: 0 | PB: 0 | |
| 3B: 0 | DP: 3 | SB: 1 | |
| HR: 0 | HBP: 0 | CS: 0 | |

| Batter | 1 | 2 | 3 | 4 | 5 | 6 | 7 | 8 | 9 | AB | R | H | RBI | BB | SO | LOB |
|---|---|---|---|---|---|---|---|---|---|---|---|---|---|---|---|---|
| Bip Roberts, S (1, 4)<br>OBP: 0.373, SLG: 0.376 | X 0-0 ① G1-3 | | B B C B S B 4-2 S 1B BB | | C S B S 1-3 ① K | | B B F X 2-1 ② G6-3 | | X 0-0 ③ 2-H 1B | 2 | 1 | 0 | 0 | 1 | 1 | 0 |
| Jeff Branson, L (5, 4)<br>OBP: 0.250, SLG: 0.389 | | | | | | | | | | 2 | 0 | 1 | 0 | 0 | 0 | 0 |
| Dave Martinez, L (1, 8)<br>OBP: 0.329, SLG: 0.339 | C X 0-1 ② F8 | | 1 SAFE 1 SAFE C X 0-1 1-H CS 1B | | B F C X 1-2 ② G1-3 | | B F B B F X 3-2 PO 1B | | | 4 | 0 | 2 | 1 | 0 | 0 | 0 |
| Barry Larkin, R (1, 6)<br>OBP: 0.337, SLG: 0.381 | B S F T X 1-2 S 1B | | B P B B 4-0 ② 1-2 BB | | F X 0-1 1B 1B | | 1 SAFE 1 SAFE B C 1 SAFE 1 SAFE 1-1 ③ PO 1-2 | | B B C C X 2-2 1B | 3 | 0 | 3 | 0 | 1 | 0 | 0 |
| Paul O'Neill, L (1, 9)<br>OBP: 0.375, SLG: 0.431 | B B B B 4-0 1-2 BB | | B C 1 SAFE B F F F X 2-2 ③ F7 | | 1 SAFE X 0-0 1-3 1B | | | | 1 SAFE C B 1 L M SAFE 1-3 ① K | 3 | 0 | 1 | 0 | 1 | 1 | 2 |
| Hal Morris, L (1, 3)<br>OBP: 0.398, SLG: 0.440 | X 0-0 ③ G3-1 | | | B B B C S F B 4-2 1B FC5-2-5 BB | 1 SAFE B C B C 1 SAFE B S 3-3 ③ K | | | | C 1 SAFE 1 SAFE B 1 SAFE C F S 1-3 ② K | 3 | 0 | 0 | 0 | 1 | 2 | 5 |
| Chris Sabo, R (1, 5)<br>OBP: 0.321, SLG: 0.449 | | B S X 1-1 ① F9 | | C B B B X 3-1 FC5-2-5 1-3 G5-3 1B | | X 0-0 CS S 1B | | B C S 1 SAFE 1 SAFE B X 2-2 ③ P4 | | 4 | 1 | 2 | 0 | 0 | 0 | 1 |
| Reggie Sanders, R (1, 7)<br>OBP: 0.330, SLG: 0.423 | | C F C 0-3 ② K | X 0-0 ① FC5-2-5 1-3 3-H | | B 1 SAFE F 1 SAFE F 1 SAFE B B B S 3-3 ① K 1-2 | | | | F S B F B S 2-3 ① K | 4 | 0 | 0 | 0 | 0 | 3 | 3 |
| Joe Oliver, R (1, 2)<br>OBP: 0.293, SLG: 0.340 | | C B B B S F F X 3-2 ③ G4-3 | X 0-0 ② G5-3 3-H | | 2 SAFE C X 0-1 ② ③ F7 2-3 | | | | S F B F F B B B 4-2 SH3-4 1B BB | 3 | 0 | 0 | 1 | 1 | 0 | 2 |
| Jose Rijo, R (1, 1)<br>OBP: 0.233, SLG: 0.300 | | X 0-0 ① G5-3 | B F B X 2-1 ③ G4-3 | | | | S X 0-1 ① G4-3 | | X 0-0 ② SH3-4 1-2 | 3 | 0 | 0 | 0 | 0 | 0 | 1 |
| Norm Charlton, S (8, 1)<br>OBP: 0.500, SLG: 0.500 | | | | | | | | | | 0 | 0 | 0 | 0 | 0 | 0 | 0 |
| Inning Stats | R: 0 H: 1<br>E: 0 LOB: 2<br>K: 0 BB: 1<br>S: 8 P: 13 | R: 0 H: 0<br>E: 0 LOB: 0<br>K: 1 BB: 0<br>S: 10 P: 14 | R: 1 H: 1<br>E: 0 LOB: 1<br>K: 0 BB: 2<br>S: 10 P: 19 | R: 1 H: 1<br>E: 0 LOB: 1<br>K: 0 BB: 1<br>S: 9 P: 18 | R: 0 H: 2<br>E: 0 LOB: 2<br>K: 2 BB: 0<br>S: 12 P: 17 | R: 0 H: 1<br>E: 0 LOB: 0<br>K: 1 BB: 0<br>S: 6 P: 9 | R: 0 H: 1<br>E: 0 LOB: 0<br>K: 0 BB: 0<br>S: 8 P: 14 | R: 0 H: 1<br>E: 0 LOB: 1<br>K: 2 BB: 0<br>S: 13 P: 19 | R: 0 H: 1<br>E: 0 LOB: 2<br>K: 1 BB: 1<br>S: 10 P: 16 | 1B: 9 SF: 0<br>2B: 0 SAC: 1<br>3B: 0 DP: 0<br>HR: 0 HBP: 0 | | | | | | |

# TOP

## Cincinnati Reds @ Pittsburgh Pirates

Three Rivers Stadium, Pittsburgh, PA

Thu Jul 02 1992, 7:05 PM EDT

Att. 19,445 - Overcast - 83 F

livebaseballscorecards.com

| | |
|---|---|
| AB | 31 |
| R | 2 |
| H | 9 |
| RBI | 2 |
| BB | 5 |
| SO | 7 |
| LOB | 14 |

| PITCHER | | IP | WLS | BF | H | R | ER | SO | BB | IBB | HBP | BLK | WP | HR | S | P | ERA | WHIP |
|---|---|---|---|---|---|---|---|---|---|---|---|---|---|---|---|---|---|---|
| Jeff Robinson, R<br>ERA: 4.5 | (1, 1) | 4.2 | L | 22 | 5 | 2 | 2 | 2 | 4 | 0 | 0 | 0 | 0 | 0 | 46 | 75 | 3.86 | 1.929 |
| Denny Neagle, L<br>ERA: 5.33 | (5, 1) | 0.1 | | 1 | 0 | 0 | 0 | 1 | 0 | 0 | 0 | 0 | 0 | 0 | 3 | 6 | 0.00 | 0.000 |
| Bob Walk, R<br>ERA: 3.5 | (6, 1) | 2.0 | | 6 | 2 | 0 | 0 | 1 | 0 | 0 | 0 | 0 | 0 | 0 | 14 | 23 | 0.00 | 1.000 |
| Bob Patterson, L<br>ERA: 2.32 | (8, 1) | 1.0 | | 4 | 1 | 0 | 0 | 2 | 0 | 0 | 0 | 0 | 0 | 0 | 13 | 19 | 0.00 | 1.000 |
| Stan Belinda, R<br>ERA: 2.73 | (9, 1) | 1.0 | | 4 | 1 | 0 | 0 | 1 | 1 | 0 | 0 | 0 | 0 | 0 | 10 | 16 | 0.00 | 2.000 |

| PITCHER | IP | WLS | BF | H | R | ER | SO | BB | IBB | HBP | BLK | WP | HR | S | P | ERA | WHIP |
|---|---|---|---|---|---|---|---|---|---|---|---|---|---|---|---|---|---|

| Batter | 1 | 2 | 3 | 4 | 5 | 6 | 7 | 8 | 9 | AB | R | H | RBI | BB | SO | LOB |
|---|---|---|---|---|---|---|---|---|---|---|---|---|---|---|---|---|
| Gary Varsho, L (1, 7)<br>OBP: 0.250, SLG: 0.365 | B C X<br>1-1 E6 G3 SH1-3 | X<br>0-0 FC FC6-4<br>1-2 2-3 | | | X<br>0-0 ② B4-3 | | F C X<br>0-2 ② FC6-4 S<br>1-2f | | | 4 | 0 | 0 | 0 | 0 | 0 | 3 |
| Jeff King, R (1, 6)<br>OBP: 0.228, SLG: 0.311 | X<br>0-0 ① SH1-3<br>1-2 | S X<br>0-1 ③ FC6-4<br>1-2f | | | S B X<br>1-1 ③ G6-3 | | C F B S<br>1-3 ③ K<br>1-2 | | | 3 | 0 | 0 | 0 | 0 | 1 | 4 |
| Andy Van Slyke, L (1, 8)<br>OBP: 0.419, SLG: 0.491 | B B B F S B<br>4-2 G3 BB | F F B B B F F S<br>3-3 ① K | | | | B B F B X<br>3-1 ① G4-3 | | B C B C B X<br>3-2 ① 2B | | 3 | 0 | 1 | 0 | 1 | 1 | 0 |
| Orlando Merced, S (1, 3)<br>OBP: 0.336, SLG: 0.411 | B F X<br>1-1 ② G3<br>1-2 2-3 | C B B X<br>2-1 G5-4-3 1B | | | | X<br>0-0 2B | | S S S<br>0-3 ② K2-3 | | 4 | 0 | 2 | 0 | 0 | 1 | 2 |
| Michael LaValliere, L (1, 2)<br>OBP: 0.335, SLG: 0.305<br>Don Slaught, R (8, PH) (9, 2)<br>OBP: 0.436, SLG: 0.536 | C B B X<br>2-1 ③ G4-3 | C C X<br>0-2 ② ③ G5-4-3<br>1-2f | | | | B B B B<br>4-0 G6-4-3 BB | | C B S S<br>1-3 ③ K | | 2<br>1 | 0<br>0 | 0<br>0 | 0<br>0 | 1<br>0 | 0<br>1 | 3<br>0 |
| Steve Buechele, R (1, 5)<br>OBP: 0.336, SLG: 0.396 | | B C F X<br>1-2 FC6-4 1B | | B X<br>1-0 ① G4-3 | | C B X<br>1-1 ② ③ G6-4-3<br>1-2f | | | B C C S<br>1-3 ① K | 4 | 0 | 1 | 0 | 0 | 1 | 2 |
| Dave Clark, L (1, 9)<br>OBP: 0.286, SLG: 0.417<br>Lloyd McClendon, R (9, PH)<br>OBP: 0.407, SLG: 0.394 | C X<br>0-1 ① FC6-4 FC 1B<br>1-2f | | | X<br>0-0 ② G1-3 | | | C B X<br>1-1 HR | | B C C B B F F S<br>3-3 ② K | 3<br>1 | 1<br>0 | 1<br>0 | 1<br>0 | 0<br>0 | 0<br>1 | 1<br>0 |
| Jose Lind, R (1, 4)<br>OBP: 0.279, SLG: 0.287 | B C B 1 SAFE B X<br>3-1 FC 1B<br>1-2 | | | C X<br>0-1 ③ G1-3 | | | B C F X<br>1-2 ① G3-1 | | C S F F B X<br>1-2 ③ G6-3 | 4 | 0 | 1 | 0 | 0 | 0 | 0 |
| Jeff Robinson, R (1, 1)<br>OBP: 0.143, SLG: 0.143<br>Denny Neagle, L (5, 1)<br>Gary Redus, R (5, PH)<br>OBP: 0.317, SLG: 0.255<br>Bob Walk, R (6, 1)<br>John Wehner, R (7, PH)<br>OBP: 0.310, SLG: 0.240<br>Bob Patterson, R (8, 1)<br>OBP: 0.500, SLG: 0.600<br>Stan Belinda, R (9, 1)<br>OBP: 0.500, SLG: 1.000 | M L L<br>0-3 ② K | | | | C B S X<br>1-2 ① P3 | | B X<br>1-0 FC6-4 1B | | | 1<br>0<br>1<br>0<br>1<br>0<br>0 | 0<br>0<br>0<br>0<br>0<br>0<br>0 | 0<br>0<br>0<br>0<br>1<br>0<br>0 | 0<br>0<br>0<br>0<br>0<br>0<br>0 | 0<br>0<br>0<br>0<br>0<br>0<br>0 | 1<br>0<br>0<br>0<br>0<br>0<br>0 | 2<br>0<br>0<br>0<br>0<br>0<br>0 |
| Inning Stats | R: 0 E: 1 K: 0 S: 9 H: 0 LOB: 2 BB: 1 P: 17 | R: 0 E: 0 K: 1 S: 13 H: 2 LOB: 3 BB: 0 P: 17 | R: 0 E: 0 K: 1 S: 10 H: 1 LOB: 0 BB: 0 P: 15 | R: 0 E: 0 K: 0 S: 4 H: 0 LOB: 0 BB: 0 P: 5 | R: 0 E: 0 K: 0 S: 6 H: 0 LOB: 0 BB: 0 P: 8 | R: 0 E: 0 K: 0 S: 5 H: 1 LOB: 1 BB: 1 P: 13 | R: 1 E: 0 K: 1 S: 12 H: 2 LOB: 1 BB: 0 P: 16 | R: 0 E: 0 K: 2 S: 9 H: 1 LOB: 0 BB: 0 P: 13 | R: 0 E: 0 K: 2 S: 13 H: 0 LOB: 0 BB: 0 P: 18 | 1B: 4 2B: 2 3B: 0 HR: 1 | SF: 0 SAC: 1 DP: 2 HBP: 0 | | | | | | |

| PITCHER | | IP | WLS | BF | H | R | ER | SO | BB | IBB | HBP | BLK | WP | HR | S | P | ERA | WHIP |
|---|---|---|---|---|---|---|---|---|---|---|---|---|---|---|---|---|---|---|
| Jose Rijo, R<br>ERA: 3.3 | (1, 1) | 7.0 | W | 29 | 6 | 1 | 1 | 3 | 2 | 0 | 0 | 0 | 0 | 1 | 59 | 91 | 1.29 | 1.143 |
| Norm Charlton, L<br>ERA: 2.17 | (8, 1) | 2.0 | S | 6 | 1 | 0 | 0 | 4 | 0 | 0 | 0 | 0 | 0 | 0 | 22 | 31 | 0.00 | 0.500 |

| PITCHER | IP | WLS | BF | H | R | ER | SO | BB | IBB | HBP | BLK | WP | HR | S | P | ERA | WHIP |
|---|---|---|---|---|---|---|---|---|---|---|---|---|---|---|---|---|---|

# Cincinnati Reds @ Pittsburgh Pirates

Three Rivers Stadium, Pittsburgh, PA

Thu Jul 02 1992, 7:05 PM EDT

Att. 19,445 - Overcast - 83 F

BOTTOM

livebaseballscorecards.com

| | |
|---|---|
| AB | 32 |
| R | 1 |
| H | 7 |
| RBI | 1 |
| BB | 2 |
| SO | 7 |
| LOB | 17 |

1B: 4 SF: 0 WP: 0 PA: 35
2B: 2 SAC: 1 PB: 0
3B: 0 DP: 2 SB: 1
HR: 1 HBP: 0 CS: 0

# Cincinnati Reds @ Pittsburgh Pirates

Three Rivers Stadium, Pittsburgh, PA

Fri Jul 03 1992, 7:05 PM EDT

Att. 29,870 - Cloudy - 84 F

TOP

livebaseballscorecards.com

| Batter | 1 | 2 | 3 | 4 | 5 | 6 | 7 | 8 | 9 | AB | R | H | RBI | BB | SO | LOB |
|---|---|---|---|---|---|---|---|---|---|---|---|---|---|---|---|---|
| Reggie Sanders, R (1, 8) (7, 7)<br>OBP: 0.336, SLG: 0.447 | FC6-5 2B | | K | | SF7 3B | | 2B | | K | 5 | 2 | 3 | 0 | 0 | 2 | 0 |
| Billy Hatcher, R (1, 7)<br>OBP: 0.317, SLG: 0.387<br>Dave Martinez, L (7, 8)<br>OBP: 0.332, SLG: 0.348 | FC6-5 2B HR<br>2-3 | | G4-3 | | SF7<br>3-H | | G6-3 | | 1B SF7 2B | 3<br>1 | 1<br>1 | 0<br>1 | 1<br>1 | 0<br>0 | 0<br>0 | 2<br>0 |
| Barry Larkin, R (1, 6)<br>OBP: 0.346, SLG: 0.400 | HR 2B<br>1-3 | | 2B | | G6-3 | | 2B<br>2-H | | SF7 1B IBB | 4 | 1 | 3 | 1 | 1 | 0 | 0 |
| Chris Sabo, R (1, 5)<br>OBP: 0.322, SLG: 0.461 | HR<br>2-H 3-H | | P3 | | | G6-3 | F9 | | BB 1B<br>1-2 2-3 | 5 | 1 | 2 | 3 | 0 | 0 | 2 |
| Glenn Braggs, R (1, 9)<br>OBP: 0.324, SLG: 0.314 | G4-3 | | | L8 | | G5-3 | | K | SF7<br>2-3 3-H | 4 | 0 | 0 | 1 | 0 | 1 | 0 |
| Hal Morris, L (1, 3)<br>OBP: 0.403, SLG: 0.441 | F7 | | | 1B | | 2B 1B | | G4-3 | BB<br>1-2 | 4 | 1 | 2 | 0 | 1 | 0 | 0 |
| Joe Oliver, R (1, 2)<br>OBP: 0.296, SLG: 0.348<br>Troy Afenir, R (8, 2)<br>OBP: 0.306, SLG: 0.355 | | G3-1 | | F8 | | 2B<br>1-H | | E6 1B | P4 | 4<br>1 | 0<br>0 | 2<br>0 | 1<br>0 | 0<br>0 | 0<br>0 | 1<br>3 |
| Freddie Benavides, R (1, 4)<br>OBP: 0.272, SLG: 0.330 | | F9 | | F8 | | F7 | | IBB | | 3 | 0 | 0 | 0 | 1 | 0 | 2 |
| Tim Belcher, R (1, 1)<br>OBP: 0.143, SLG: 0.214<br>Scott Ruskin, R (7, 1)<br>Scott Bankhead, R (7, 1)<br>OBP: 0.250, SLG: 0.250<br>Rob Dibble, L (9, 1)<br>OBP: 1.000, SLG: 1.000 | | G4-3 | | | G3 | | K | K | | 3<br>0<br>1<br>0 | 0<br>0<br>0<br>0 | 0<br>0<br>0<br>0 | 0<br>0<br>0<br>0 | 0<br>0<br>0<br>0 | 1<br>0<br>1<br>0 | 0<br>0<br>2<br>0 |
| Inning Stats | R: 3 E: 0 K: 0 S: 12 H: 3 LOB: 0 BB: 0 P: 19 | R: 0 E: 0 K: 0 S: 4 H: 0 LOB: 0 BB: 0 P: 5 | R: 0 E: 0 K: 1 S: 7 H: 1 LOB: 1 BB: 0 P: 12 | R: 0 E: 0 K: 0 S: 9 H: 1 LOB: 1 BB: 0 P: 13 | R: 1 E: 0 K: 0 S: 7 H: 1 LOB: 0 BB: 0 P: 10 | R: 1 E: 0 K: 0 S: 9 H: 2 LOB: 1 BB: 0 P: 15 | R: 1 E: 0 K: 1 S: 13 H: 2 LOB: 1 BB: 0 P: 17 | R: 0 E: 1 K: 2 S: 11 H: 1 LOB: 2 BB: 1 P: 20 | R: 1 E: 0 K: 1 S: 19 H: 2 LOB: 3 BB: 2 P: 37 | 1B: 4 2B: 7 3B: 1 HR: 1 | SF: 2 SAC: 0 DP: 0 HBP: 0 | | | | | | |

| | AB | 38 |
|---|---|---|
| | R | 7 |
| | H | 13 |
| | RBI | 7 |
| | BB | 3 |
| | SO | 5 |
| | LOB | 12 |

WP: 0 PB: 0 SB: 0 CS: 0 PA: 43

| PITCHER | | IP | WLS | BF | H | R | ER | SO | BB | IBB | HBP | BLK | WP | HR | S | P | ERA | WHIP |
|---|---|---|---|---|---|---|---|---|---|---|---|---|---|---|---|---|---|---|
| Randy Tomlin, L<br>ERA: 3.56 | (1, 1) | 6.0 | L | 26 | 8 | 5 | 5 | 1 | 0 | 0 | 0 | 0 | 0 | 1 | 48 | 74 | 7.50 | 1.333 |
| Jerry Don Gleaton, L<br>ERA: 4.45 | (7, 1) | 3.0 | | 17 | 5 | 2 | 2 | 4 | 1 | 2 | 0 | 0 | 0 | 0 | 43 | 74 | 6.00 | 2.000 |

| PITCHER | IP | WLS | BF | H | R | ER | SO | BB | IBB | HBP | BLK | WP | HR | S | P | ERA | WHIP |
|---|---|---|---|---|---|---|---|---|---|---|---|---|---|---|---|---|---|

# Cincinnati Reds @ Pittsburgh Pirates

Three Rivers Stadium, Pittsburgh, PA

Fri Jul 03 1992, 7:05 PM EDT

Att. 29,870 - Cloudy - 84 F

livebaseballscorecards.com

## BOTTOM

| Batter | 1 | 2 | 3 | 4 | 5 | 6 | 7 | 8 | 9 | AB | R | H | RBI | BB | SO | LOB |
|---|---|---|---|---|---|---|---|---|---|---|---|---|---|---|---|---|
| Gary Varsho, L (1, 7)<br>OBP: 0.260, SLG: 0.364 | BBCBFB<br>4-2<br>2B<br>F8-2<br>BB | X<br>0-0 ③<br>G6-3 | | | B<br>X<br>1-0<br>1B<br>SF7<br>1B | FBBFS<br>2-3 ③<br>K | | | X<br>0-0 ①<br>P3 | 3 | 1 | 1 | 0 | 1 | 1 | 6 |
| Jerry Don Gleaton, L (7, 1) | | | | | | | | | | 0 | 0 | 0 | 0 | 0 | 0 | 0 |
| Gary Redus, R (9, PH)<br>OBP: 0.311, SLG: 0.250 | | | | | | | | | | 1 | 0 | 0 | 0 | 0 | 0 | 0 |
| Jay Bell, R (1, 6)<br>OBP: 0.340, SLG: 0.348 | BSSTBTTTX<br>2-2<br>1-3<br>2B | | FCBS<br>1-3 ①<br>K | | CX<br>0-1<br>SF7<br>1-3<br>1B | | FX<br>0-1<br>HR<br>2B | | BCSFFFBBX<br>3-2 ②<br>G4-3 | 5 | 1 | 3 | 0 | 0 | 1 | 0 |
| Andy Van Slyke, L (1, 8)<br>OBP: 0.418, SLG: 0.502 | BBBCX<br>3-1 ①②<br>F8-2<br>3-H | | BCBX<br>2-1<br>1B | | X<br>0-0 ②<br>SF7<br>1-2<br>3-H | | X<br>0-0<br>2-H<br>HR | | CFBFBFX<br>2-2 ③<br>G5-3 | 4 | 1 | 2 | 3 | 0 | 0 | 2 |
| Orlando Merced, S (1, 3)<br>OBP: 0.330, SLG: 0.403 | SBBX<br>2-1 ③<br>F8 | | FFBS<br>1-3 ②<br>K | | CX<br>0-1 ③<br>F8 | | FBCS<br>1-3 ①<br>K | | | 4 | 0 | 0 | 0 | 0 | 2 | 3 |
| (8, 9) | | | | | | | | | | | | | | | | |
| Dave Clark, L (1, 9)<br>OBP: 0.290, SLG: 0.407 | | BCX<br>1-1 ①<br>G4-3 | 1 SAFE<br>X<br>0-0 ③<br>F8 | | | BCX<br>1-1<br>FC6-4<br>1B<br>1B | BCSX<br>1-2 ②<br>G5-3 | | | 3 | 0 | 1 | 0 | 0 | 0 | 1 |
| John Wehner, R (7, PH)<br>OBP: 0.300, SLG: 0.231 | | | | | | | | | | 1 | 0 | 0 | 0 | 0 | 0 | 0 |
| (8, 3) | | | | | | | | | | | | | | | | |
| Steve Buechele, R (1, 5)<br>OBP: 0.334, SLG: 0.394 | | CBCX<br>1-2<br>1B<br>1B<br>FC5-2<br>1B | | BX<br>1-0 ①<br>G6-3 | | CSBS<br>1-3 ①<br>K | FSFS<br>0-3 ③<br>K | | | 4 | 0 | 1 | 0 | 0 | 2 | 1 |
| Michael LaValliere, L (1, 2)<br>OBP: 0.339, SLG: 0.310 | | 1 SAFE<br>X<br>0-0<br>FC5-2<br>1B<br>1-2<br>1B | | CX<br>0-1 ②<br>G3 | | BCX<br>1-1<br>FC6-4<br>1-2<br>1B | | BBCFX<br>2-2 ①<br>F8 | | 4 | 0 | 2 | 0 | 0 | 0 | 0 |
| Jose Lind, R (1, 4)<br>OBP: 0.278, SLG: 0.286 | | BX<br>1-0<br>FC5-2<br>1-2<br>2-3<br>1B | | CX<br>0-1 ③<br>F7 | | FX<br>0-1 ②<br>FC6-4<br>BB<br>1-2f<br>2-3 | | CBBBFX<br>2-2 ②<br>G5-3 | | 4 | 0 | 1 | 0 | 0 | 0 | 2 |
| Randy Tomlin, L (1, 1)<br>OBP: 0.229, SLG: 0.156 | | BFBFX<br>2-2 ②<br>FC5-2<br>1-2<br>2-3<br>3-Hf | | | X<br>0-0 ①<br>G1-3 | SBBCBB<br>4-2<br>1-2<br>BB | | BCBCBX<br>3-2 ③<br>G3-1 | | 2 | 0 | 0 | 0 | 0 | 0 | 3 |
| Cecil Espy, S (6, PH)<br>OBP: 0.312, SLG: 0.341 | | | | | | | | | | 1 | 0 | 0 | 0 | 1 | 0 | 0 |
| (7, 7) | | | | | | | | | | | | | | | | |
| Inning Stats | R: 0 E: 0 K: 0 S: 13<br>H: 1 LOB: 1 BB: 1 P: 24 | R: 0 E: 0 K: 0 S: 11<br>H: 3 LOB: 3 BB: 0 P: 16 | R: 0 E: 0 K: 2 S: 9<br>H: 1 LOB: 1 BB: 0 P: 13 | R: 0 E: 0 K: 0 S: 5<br>H: 0 LOB: 0 BB: 0 P: 6 | R: 1 E: 0 K: 0 S: 7<br>H: 2 LOB: 1 BB: 0 P: 8 | R: 0 E: 0 K: 2 S: 14<br>H: 2 LOB: 3 BB: 1 P: 23 | R: 2 E: 0 K: 2 S: 13<br>H: 2 LOB: 0 BB: 0 P: 15 | R: 0 E: 0 K: 0 S: 9<br>H: 0 LOB: 0 BB: 0 P: 16 | R: 0 E: 0 K: 0 S: 12<br>H: 0 LOB: 0 BB: 0 P: 17 | 1B: 8 2B: 3 3B: 0 HR: 1<br>SF: 1 SAC: 0 DP: 1 HBP: 0 | | | | | | | |

| | AB | 36 |
|---|---|---|
| | R | 3 |
| | H | 11 |
| | RBI | 3 |
| | BB | 2 |
| | SO | 6 |
| | LOB | 18 |

WP: 0 PB: 0 SB: 0 CS: 0 PA: 39

| PITCHER | | IP | WLS | BF | H | R | ER | SO | BB | IBB | HBP | BLK | WP | HR | S | P | ERA | WHIP |
|---|---|---|---|---|---|---|---|---|---|---|---|---|---|---|---|---|---|---|
| Tim Belcher, R<br>ERA: 3.45 | (1, 1) | 6.0 | W | 29 | 10 | 2 | 2 | 4 | 2 | 0 | 0 | 0 | 0 | 0 | 61 | 92 | 3.00 | 2.000 |
| Scott Ruskin, L<br>ERA: 6.31 | (7, 1) | 0.1 | | 2 | 1 | 1 | 1 | 1 | 0 | 0 | 0 | 0 | 0 | 1 | 4 | 5 | 27.00 | 3.000 |
| Scott Bankhead, R<br>ERA: 2.19 | (7, 1) | 1.2 | | 5 | 0 | 0 | 0 | 1 | 0 | 0 | 0 | 0 | 0 | 0 | 16 | 24 | 0.00 | 0.000 |
| Rob Dibble, R<br>ERA: 4.28 | (9, 1) | 1.0 | | 3 | 0 | 0 | 0 | 0 | 0 | 0 | 0 | 0 | 0 | 0 | 12 | 17 | 0.00 | 0.000 |

| PITCHER | IP | WLS | BF | H | R | ER | SO | BB | IBB | HBP | BLK | WP | HR | S | P | ERA | WHIP |
|---|---|---|---|---|---|---|---|---|---|---|---|---|---|---|---|---|---|

| Batter | 1 | 2 | 3 | 4 | 5 | 6 | 7 | 8 | 9 | AB | R | H | RBI | BB | SO | LOB |
|---|---|---|---|---|---|---|---|---|---|---|---|---|---|---|---|---|
| Bip Roberts, S (1, 7)<br>OBP: 0.377, SLG: 0.376 | B C B B C X<br>3-2<br>F8 ① | | B X<br>1-0<br>G4-3 ① | | B B B C B<br>4-1<br>2B<br>1-2 2-5-2<br>BB | B C X<br>1-1<br>E8<br>WP<br>1-3<br>2-H<br>3-H<br>1B | | B B B C F F B<br>4-2<br>BB<br>BB | | 3 | 0 | 1 | 2 | 2 | 0 | 0 |
| Dave Martinez, L (1, 8)<br>OBP: 0.324, SLG: 0.339 | B C C X<br>1-2<br>P5 ② | | C B S S<br>1-3<br>K ② | | B S S S<br>1-3<br>K ① | B S L B B S<br>3-3<br>K ③<br>2-3<br>3-H | | C S C<br>0-3<br>K ② | | 5 | 0 | 0 | 0 | 0 | 4 | 5 |
| Barry Larkin, R (1, 6)<br>OBP: 0.347, SLG: 0.402 | B B C F X<br>2-2<br>P9 ③ | | X<br>0-0<br>G6-3 ③ | | B C B X<br>2-1<br>1-3<br>2-H<br>2B | | C F B X<br>1-2<br>G5-3 ① | B F B C B B<br>4-2<br>1-2<br>2-3<br>BB | | 4 | 0 | 1 | 1 | 1 | 0 | 0 |
| Paul O'Neill, L (1, 9)<br>OBP: 0.369, SLG: 0.424<br>Glenn Braggs, R (8, PH)<br>OBP: 0.321, SLG: 0.311 (8, 9) | | S C B X<br>1-2<br>G6-3 ① | | X<br>0-0<br>G1-3 ① | C X<br>0-1<br>F8 ② | | C B C B C<br>2-3<br>K ② | B X<br>1-0<br>F7 ③ | | 4<br>1 | 0<br>0 | 0<br>0 | 0<br>0 | 0<br>0 | 1<br>0 | 2<br>3 |
| Hal Morris, L (1, 3)<br>OBP: 0.418, SLG: 0.448 | | B C B B B B<br>4-1<br>1B<br>1B<br>BB | | C B X<br>1-1<br>WP<br>1B | B<br>1-0<br>2-5-2 ③<br>3-H | B B C B B<br>4-2<br>2B<br>1B<br>BB | F B S S B B B<br>4-2<br>E<br>BB | | X<br>0-0<br>1B G4-3<br>1B | 2 | 2 | 2 | 0 | 3 | 0 | 0 |
| Chris Sabo, R (1, 5)<br>OBP: 0.324, SLG: 0.457 | | B F X<br>1-1<br>1B<br>1-3<br>1B | | B<br>1 SAFE<br>1 SAFE<br>B B B B<br>4-0<br>1-2<br>BB | | 1 SAFE<br>L F<br>1 SAFE<br>F F B<br>1 SAFE<br>F<br>2-3<br>F B C<br>K ① | 1 SAFE<br>B S X<br>1-1<br>E6<br>1-3 | | F X<br>0-1<br>P7 ① | 4 | 0 | 1 | 0 | 1 | 1 | 3 |
| Bill Doran, S (1, 4)<br>OBP: 0.329, SLG: 0.382<br>Jeff Branson, L (7, 4)<br>OBP: 0.238, SLG: 0.368 | | 1 SAFE<br>B F S 1 S<br>SAFE<br>1-3<br>K ② | | S B X<br>1-1<br>P6 ② | | X<br>0-0<br>1-3<br>1B<br>2B | F C F B S<br>1-3<br>K ③ | | P X<br>1-0<br>1-2<br>G4-3 ② | 4<br>1 | 1<br>0 | 1<br>0 | 0<br>0 | 0<br>0 | 2<br>0 | 6<br>1 |
| Joe Oliver, R (1, 2)<br>OBP: 0.307, SLG: 0.355 | | C F B B B F F X<br>2-2<br>1-3<br>3-H<br>1B | | C X<br>0-1<br>F7 ③ | | I I I I<br>4-0<br>E 1B<br>WP<br>IBB | | C X<br>0-1<br>BB BLK<br>1B | B X<br>1-0<br>2-3<br>1B | 4 | 1 | 3 | 1 | 1 | 0 | 2 |
| Greg Swindell, L (1, 1)<br>OBP: 0.167, SLG: 0.196 | | B X<br>1-0<br>P4 ③ | | | F X<br>0-1<br>BB<br>2B 1B | F F F S<br>0-3<br>K ② | | S L L<br>0-3<br>1-2<br>K ① | C S B B X<br>2-2<br>G3 ③ | 5 | 1 | 1 | 0 | 0 | 2 | 8 |
| Inning Stats | R: 0 E: 0 K: 0 S: 9<br>H: 0 LOB: 0 BB: 0 P: 15 | R: 1 E: 0 K: 1 S: 15<br>H: 2 LOB: 2 BB: 1 P: 25 | R: 0 E: 0 K: 1 S: 5<br>H: 0 LOB: 0 BB: 0 P: 7 | R: 0 E: 0 K: 0 S: 7<br>H: 1 LOB: 2 BB: 1 P: 13 | R: 1 E: 0 K: 1 S: 10<br>H: 2 LOB: 2 BB: 1 P: 18 | R: 3 E: 1 K: 3 S: 19<br>H: 2 LOB: 1 BB: 2 P: 33 | R: 0 E: 1 K: 2 S: 14<br>H: 0 LOB: 2 BB: 1 P: 23 | R: 0 E: 0 K: 2 S: 14<br>H: 1 LOB: 3 BB: 2 P: 23 | R: 0 E: 0 K: 0 S: 9<br>H: 2 LOB: 2 BB: 0 P: 12 | 1B: 8 2B: 2 3B: 0 HR: 0<br>SF: 0 SAC: 0 DP: 0 HBP: 0 | | | | | | |

# TOP

## Cincinnati Reds @ Pittsburgh Pirates

Three Rivers Stadium, Pittsburgh, PA

Sat Jul 04 1992, 3:33 AM EDT

Att. 21,507 - Cloudy - 77 F

livebaseballscorecards.com

| | |
|---|---|
| AB | 37 |
| R | 5 |
| H | 10 |
| RBI | 4 |
| BB | 8 |
| SO | 10 |
| LOB | 30 |

WP: 2 PB: 0 SB: 0 CS: 0 PA: 45

| PITCHER | | IP | WLS | BF | H | R | ER | SO | BB | IBB | HBP | BLK | WP | HR | S | P | ERA | WHIP |
|---|---|---|---|---|---|---|---|---|---|---|---|---|---|---|---|---|---|---|
| Victor Cole, R<br>ERA: 4.98 | (1, 1) | 4.1 | L | 21 | 5 | 2 | 2 | 3 | 3 | 0 | 0 | 0 | 1 | 0 | 44 | 75 | 4.15 | 1.846 |
| Bob Patterson, L<br>ERA: 2.76 | (5, 1) | 1.2 | | 9 | 2 | 3 | 2 | 3 | 1 | 1 | 0 | 0 | 1 | 0 | 21 | 36 | 10.80 | 1.800 |
| Denny Neagle, L<br>ERA: 5.15 | (7, 1) | 1.2 | | 10 | 1 | 0 | 0 | 4 | 3 | 0 | 0 | 1 | 0 | 0 | 27 | 44 | 0.00 | 2.400 |
| Roger Mason, R<br>ERA: 3.38 | (8, 1) | 0.1 | | 1 | 0 | 0 | 0 | 0 | 0 | 0 | 0 | 0 | 0 | 0 | 1 | 2 | 0.00 | 0.000 |
| Bob Walk, R<br>ERA: 3.42 | (9, 1) | 1.0 | | 5 | 2 | 0 | 0 | 0 | 0 | 0 | 0 | 0 | 0 | 0 | 9 | 12 | 0.00 | 2.000 |

| PITCHER | IP | WLS | BF | H | R | ER | SO | BB | IBB | HBP | BLK | WP | HR | S | P | ERA | WHIP |
|---|---|---|---|---|---|---|---|---|---|---|---|---|---|---|---|---|---|

# Cincinnati Reds @ Pittsburgh Pirates

Three Rivers Stadium, Pittsburgh, PA

Sat Jul 04 1992, 3:33 AM EDT

Att. 21,507 - Cloudy - 77 F

## BOTTOM

| Batter | 1 | 2 | 3 | 4 | 5 | 6 | 7 | 8 | 9 | AB | R | H | RBI | BB | SO | LOB |
|---|---|---|---|---|---|---|---|---|---|---|---|---|---|---|---|---|
| Gary Redus, R (1, 3)<br>OBP: 0.292, SLG: 0.232 | B B C C X 2-2 F9 ① | | | X 0-0 P6 ① | | C B X 1-1 F7 ② | | B 1 SAFE B C B X 3-1 P4 ③ | | 4 | 0 | 0 | 0 | 0 | 0 | 1 |
| Jay Bell, R (1, 6)<br>OBP: 0.342, SLG: 0.357 | C B S B X 2-2 F9 ② | | | C X 0-1 2B | | B C B C B X 3-2 F8 ③ | | | C B X 1-1 2B | 4 | 0 | 2 | 0 | 0 | 0 | 0 |
| Andy Van Slyke, L (1, 8)<br>OBP: 0.416, SLG: 0.502 | F F B F F F F F X 1-2 P5 ③ | | | X 0-0 F7 ② | | | B C B B F F X 3-2 F8 SF9 2B | | X 0-0 F8 ① | 4 | 1 | 1 | 0 | 0 | 0 | 2 |
| Lloyd McClendon, R (1, 9)<br>OBP: 0.393, SLG: 0.378 | | C C B C 1-3 K ① | | F X 0-1 F8 ③ | | | B X 1-0 F8 ① 2-3 | | B X 1-0 P2 ② | 4 | 0 | 0 | 0 | 0 | 1 | 3 |
| Barry Bonds, L (1, 7)<br>OBP: 0.431, SLG: 0.582 | | S T C 0-3 K ② | | | C B X 1-1 G6-3 SF8 2B | | X 0-0 SF9 ② 3-H | | B F X 1-1 F8 ③ | 3 | 1 | 1 | 1 | 0 | 1 | 1 |
| Steve Buechele, R (1, 5)<br>OBP: 0.331, SLG: 0.390 | | B B B C X 3-1 F9 ③ | | | B F C B X 2-2 G6-3 ① 2-3 | | C B B X 2-1 F8 ③ | | | 3 | 0 | 0 | 0 | 0 | 0 | 1 |
| Don Slaught, R (1, 2)<br>OBP: 0.425, SLG: 0.527 | | | F F X 0-2 L7 ① | | C B F B B F F X 2-2 SF8 ② 3-H | | | X 0-0 G6-3 ① | | 2 | 0 | 0 | 1 | 0 | 0 | 0 |
| Jose Lind, R (1, 4)<br>OBP: 0.275, SLG: 0.283 | | | C B F B S 2-3 K ② | | C B F S 1-3 K ③ | | | X 0-0 F9 ② | | 3 | 0 | 0 | 0 | 0 | 2 | 0 |
| Victor Cole, S (1, 1)<br>Bob Patterson, R (5, 1)<br>OBP: 0.500, SLG: 0.600<br>Cecil Espy, S (6, PH)<br>OBP: 0.310, SLG: 0.338<br>Denny Neagle, L (7, 1)<br>Roger Mason, R (8, 1)<br>John Wehner, R (8, PH)<br>OBP: 0.323, SLG: 0.259<br>Bob Walk, R (9, 1) | | | X 0-0 F7 ③ | | | C X 0-1 G4-3 ① | | B F F F F X 2-2 1B | | 1<br>0<br>1<br>0<br>0<br>1<br>0 | 0<br>0<br>0<br>0<br>0<br>0<br>0 | 0<br>0<br>0<br>0<br>0<br>1<br>0 | 0<br>0<br>0<br>0<br>0<br>0<br>0 | 0<br>0<br>0<br>0<br>0<br>0<br>0 | 0<br>0<br>0<br>0<br>0<br>0<br>0 | 0<br>0<br>0<br>0<br>0<br>0<br>0 |
| Inning Stats | R: 0<br>E: 0<br>K: 0<br>S: 14<br>H: 0<br>LOB: 0<br>BB: 0<br>P: 19 | R: 0<br>E: 0<br>K: 2<br>S: 8<br>H: 0<br>LOB: 0<br>BB: 0<br>P: 12 | R: 0<br>E: 0<br>K: 1<br>S: 7<br>H: 0<br>LOB: 0<br>BB: 0<br>P: 9 | R: 0<br>E: 0<br>K: 0<br>S: 6<br>H: 1<br>LOB: 1<br>BB: 0<br>P: 6 | R: 1<br>E: 0<br>K: 1<br>S: 13<br>H: 1<br>LOB: 0<br>BB: 0<br>P: 19 | R: 0<br>E: 0<br>K: 0<br>S: 7<br>H: 0<br>LOB: 0<br>BB: 0<br>P: 11 | R: 1<br>E: 0<br>K: 0<br>S: 8<br>H: 1<br>LOB: 0<br>BB: 0<br>P: 14 | R: 0<br>E: 0<br>K: 0<br>S: 8<br>H: 1<br>LOB: 1<br>BB: 0<br>P: 13 | R: 0<br>E: 0<br>K: 0<br>S: 6<br>H: 1<br>LOB: 1<br>BB: 0<br>P: 9 | 1B: 1<br>2B: 4<br>3B: 0<br>HR: 0<br>SF: 2<br>SAC: 0<br>DP: 0<br>HBP: 0 | | | | | | |

livebaseballscorecards.com

| | |
|---|---|
| AB | 30 |
| R | 2 |
| H | 5 |
| RBI | 2 |
| BB | 0 |
| SO | 4 |
| LOB | 8 |

WP: 0 PA: 32
PB: 0
SB: 0
CS: 0

| PITCHER | | IP | WLS | BF | H | R | ER | SO | BB | IBB | HBP | BLK | WP | HR | S | P | ERA | WHIP |
|---|---|---|---|---|---|---|---|---|---|---|---|---|---|---|---|---|---|---|
| Greg Swindell, L<br>ERA: 2.96 | (1, 1) | 9.0 | W | 32 | 5 | 2 | 2 | 4 | 0 | 0 | 0 | 0 | 0 | 0 | 77 | 112 | 2.00 | 0.556 |

| PITCHER | IP | WLS | BF | H | R | ER | SO | BB | IBB | HBP | BLK | WP | HR | S | P | ERA | WHIP |
|---|---|---|---|---|---|---|---|---|---|---|---|---|---|---|---|---|---|

| Batter | 1 | 2 | 3 | 4 | 5 | 6 | 7 | 8 | 9 | AB | R | H | RBI | BB | SO | LOB |
|---|---|---|---|---|---|---|---|---|---|---|---|---|---|---|---|---|
| Bip Roberts, S (1, 7)<br>OBP: 0.374, SLG: 0.373 | B C C S<br>1-3 ① K | | B X<br>1-0 ② FC6<br>1-2f | | B X<br>1-0 ① ② G1-2-3<br>1-2<br>2-3<br>3-Hf | | | C S F F X<br>0-2 2B SF8 1B | B C F C<br>1-3 ② K | 5 | 1 | 1 | 0 | 0 | 2 | 5 |
| Troy Afenir, R (9, 2)<br>OBP: 0.306, SLG: 0.355 | | | | | | | | | | 0 | 0 | 0 | 0 | 0 | 0 | 0 |
| Dave Martinez, L (1, 8)<br>OBP: 0.321, SLG: 0.340 | F S B S<br>1-3 ② K | | 1 SAFE B F<br>1 SAFE 1 SAFE F<br>1 SAFE F<br>1 SAFE<br>3-2 ③ B B X F7 | | X<br>0-0 ③ G3 | | | F B M X<br>1-2 BB SF9 1-3 2B | B X<br>1-0 ③ P6 | 5 | 1 | 1 | 0 | 0 | 1 | 4 |
| Barry Larkin, R (1, 6)<br>OBP: 0.353, SLG: 0.413 | C B B X<br>2-1 1B | | | F X<br>0-1 ① G6-3 | | C F X<br>0-2 3B | | I I I I<br>4-0 SF9 BB IBB | | 3 | 0 | 2 | 0 | 1 | 0 | 0 |
| Paul O'Neill, L (1, 9)<br>OBP: 0.367, SLG: 0.420 | X<br>0-0 ③ G3 | | | C C B X<br>1-2 ② G5-3 | | B F B C F B B<br>4-2 L1-3 BB | | F B X<br>1-1 ① SF8 3-H | | 2 | 0 | 0 | 1 | 1 | 0 | 1 |
| Hal Morris, L (1, 3)<br>OBP: 0.420, SLG: 0.446 | | C B X<br>1-1 ① F7 | | C B C B X<br>3-2 S 1B | | C 1 SAFE F X<br>1-2 ① ② L1-3<br>1-2 | | B F B B B F 1 SAFE F F<br>4-2 B 1-2 2-3 BB | | 3 | 0 | 1 | 0 | 1 | 0 | 2 |
| Chris Sabo, R (1, 5)<br>OBP: 0.319, SLG: 0.451 | | C B X<br>1-1 ② G4-3 | | B B S F B X<br>3-2 ③ P4<br>1-2 | | X<br>0-0 ③ F7 | | F B B B F F X<br>3-2 ② SF9 2-3 3-H | | 3 | 0 | 0 | 1 | 0 | 0 | 2 |
| Jeff Branson, L (1, 4)<br>OBP: 0.280, SLG: 0.391 | | X<br>0-0 ③ G4-3 | | | B F X<br>1-1 BB 1B G1-2-3 1B | | C F B F B B B X<br>3-2 FC6-4 1B | S F X<br>0-2 ③ F7 | | 4 | 0 | 2 | 0 | 0 | 0 | 2 |
| Norm Charlton, S (8, 1)<br>OBP: 0.500, SLG: 0.500 | | | | | | | | | | 0 | 0 | 0 | 0 | 0 | 0 | 0 |
| Joe Oliver, R (1, 2)<br>OBP: 0.314, SLG: 0.367 | | | C X<br>0-1 FC1-6 1B | | B 1 SAFE B F X<br>2-1 G1-2-3 BB 1-2 1B | | F B 1 SAFE X<br>1-1 ① FC6-4 G4-6-3 1-2f | | S X<br>0-1 2B | 4 | 0 | 3 | 0 | 0 | 0 | 1 |
| Reggie Sanders, R (9, PR)<br>OBP: 0.336, SLG: 0.447 (9, 7) | | | | | | | | | | 0 | 0 | 0 | 0 | 0 | 0 | 0 |
| Chris Hammond, L (1, 1)<br>OBP: 0.367, SLG: 0.375 | | | M M B X<br>1-2 ① FC1-6 FC6 1-2f | | M 1 SAFE L B B B F 1 SAFE F<br>4-2 B G1-2-3 1-2 2-3 BB | | B C X<br>1-1 ② ③ G4-6-3 1-2f | | M L C<br>0-3 ① K | 1 | 0 | 0 | 0 | 1 | 0 | 1 |
| Glenn Braggs, R (7, PH)<br>OBP: 0.319, SLG: 0.308 | | | | | | | | | | 1 | 0 | 0 | 0 | 0 | 0 | 1 |
| Tony Menendez, R (7, 1) | | | | | | | | | | 0 | 0 | 0 | 0 | 0 | 0 | 0 |
| Freddie Benavides, R (8, 4)<br>OBP: 0.269, SLG: 0.327 | | | | | | | | | | 1 | 0 | 0 | 0 | 0 | 1 | 1 |
| Inning Stats | R: 0<br>E: 0<br>K: 2<br>S: 9<br>H: 1<br>LOB: 1<br>BB: 0<br>P: 13 | R: 0<br>E: 0<br>K: 0<br>S: 5<br>H: 0<br>LOB: 0<br>BB: 0<br>P: 7 | R: 0<br>E: 0<br>K: 0<br>S: 10<br>H: 1<br>LOB: 0<br>BB: 0<br>P: 15 | R: 0<br>E: 0<br>K: 0<br>S: 11<br>H: 1<br>LOB: 1<br>BB: 0<br>P: 18 | R: 0<br>E: 0<br>K: 0<br>S: 10<br>H: 2<br>LOB: 2<br>BB: 1<br>P: 18 | R: 0<br>E: 0<br>K: 0<br>S: 10<br>H: 1<br>LOB: 1<br>BB: 1<br>P: 15 | R: 0<br>E: 0<br>K: 0<br>S: 8<br>H: 1<br>LOB: 0<br>BB: 0<br>P: 13 | R: 2<br>E: 0<br>K: 0<br>S: 23<br>H: 2<br>LOB: 2<br>BB: 2<br>P: 36 | R: 0<br>E: 0<br>K: 2<br>S: 9<br>H: 1<br>LOB: 1<br>BB: 0<br>P: 11 | 1B: 7<br>2B: 3<br>3B: 1<br>HR: 0<br>SF: 2<br>SAC: 0<br>DP: 3<br>HBP: 0 | | | | | | |

| PITCHER | | IP | WLS | BF | H | R | ER | SO | BB | IBB | HBP | BLK | WP | HR | S | P | ERA | WHIP |
|---|---|---|---|---|---|---|---|---|---|---|---|---|---|---|---|---|---|---|
| Doug Drabek, R<br>ERA: 2.95 | (1, 1) | 8.0 | L | 34 | 9 | 2 | 2 | 2 | 3 | 1 | 0 | 0 | 0 | 0 | 86 | 135 | 2.25 | 1.500 |
| Stan Belinda, R<br>ERA: 2.65 | (9, 1) | 1.0 | | 4 | 1 | 0 | 0 | 2 | 0 | 0 | 0 | 0 | 0 | 0 | 9 | 11 | 0.00 | 1.000 |

| PITCHER | IP | WLS | BF | H | R | ER | SO | BB | IBB | HBP | BLK | WP | HR | S | P | ERA | WHIP |
|---|---|---|---|---|---|---|---|---|---|---|---|---|---|---|---|---|---|

TOP

# Cincinnati Reds @ Pittsburgh Pirates

Three Rivers Stadium, Pittsburgh, PA

Sun Jul 05 1992, 3:33 AM EDT

Att. 24,369 - Cloudy - 81 F

livebaseballscorecards.com

| | |
|---|---|
| AB | 32 |
| R | 2 |
| H | 10 |
| RBI | 2 |
| BB | 4 |
| SO | 4 |
| LOB | 20 |

| | | | |
|---|---|---|---|
| WP: 0 | PA: 38 | | |
| PB: 0 | | | |
| SB: 1 | | | |
| CS: 0 | | | |

# Cincinnati Reds @ Pittsburgh Pirates

Three Rivers Stadium, Pittsburgh, PA

Sun Jul 05 1992, 3:33 AM EDT

Att. 24,369 - Cloudy - 81 F

## BOTTOM

| Batter | 1 | 2 | 3 | 4 | 5 | 6 | 7 | 8 | 9 | AB | R | H | RBI | BB | SO | LOB |
|---|---|---|---|---|---|---|---|---|---|---|---|---|---|---|---|---|
| Gary Redus, R (1, 9)<br>OBP: 0.294, SLG: 0.271 | P6 | | P4 | | | 3B | | K | | 3 | 0 | 1 | 0 | 0 | 0 | 0 |
| Cecil Espy, S (7, 9)<br>OBP: 0.308, SLG: 0.336 | | | | | | | | | | 1 | 0 | 0 | 0 | 0 | 1 | 0 |
| Stan Belinda, R (9, 1)<br>OBP: 0.500, SLG: 1.000 | | | | | | | | | | 0 | 0 | 0 | 0 | 0 | 0 | 0 |
| Jay Bell, R (1, 6)<br>OBP: 0.341, SLG: 0.355 | FC3-6 1B | | F7 | | | P9 | | F9 | | 4 | 0 | 1 | 0 | 0 | 0 | 2 |
| Andy Van Slyke, L (1, 8)<br>OBP: 0.411, SLG: 0.495 | FC3-6 1B 1B<br>1-2f | | P5 | | | G4-3 | | | K | 4 | 1 | 0 | 0 | 0 | 1 | 2 |
| Barry Bonds, L (1, 7)<br>OBP: 0.428, SLG: 0.575 | 1B<br>1-2 1B | | | G4-3 | | G3-1 | | | F7 | 4 | 0 | 1 | 0 | 0 | 0 | 1 |
| Don Slaught, R (1, 2)<br>OBP: 0.419, SLG: 0.517 | 1-3<br>2-H 1B | | | G5-3 | | | F9 | | K | 4 | 0 | 1 | 1 | 0 | 1 | 0 |
| Steve Buechele, R (1, 5)<br>OBP: 0.328, SLG: 0.385 | K | | | F8 | | | K | | | 3 | 0 | 0 | 0 | 0 | 2 | 2 |
| John Wehner, R (1, 3)<br>OBP: 0.294, SLG: 0.233 | | L7 | | | G6-3 | | F8 | | | 3 | 0 | 0 | 0 | 0 | 0 | 0 |
| Jose Lind, R (1, 4)<br>OBP: 0.272, SLG: 0.279 | | L4 | | | P3 | | | L1 | | 3 | 0 | 0 | 0 | 0 | 0 | 0 |
| Doug Drabek, R (1, 1)<br>OBP: 0.093, SLG: 0.116 | | G6-3 | | | K | | | K | | 2 | 0 | 0 | 0 | 0 | 1 | 0 |
| Alex Cole, L (8, PH)<br>OBP: 0.282, SLG: 0.214 (9, 9) | | | | | | | | | | 1 | 0 | 0 | 0 | 0 | 1 | 0 |
| Inning Stats | R: 1 E: 0 K: 1 S: 17 H: 3 LOB: 2 BB: 0 P: 25 | R: 0 E: 0 K: 0 S: 6 H: 0 LOB: 0 BB: 0 P: 9 | R: 0 E: 0 K: 0 S: 6 H: 0 LOB: 0 BB: 0 P: 10 | R: 0 E: 0 K: 0 S: 7 H: 0 LOB: 0 BB: 0 P: 12 | R: 0 E: 0 K: 1 S: 8 H: 0 LOB: 0 BB: 0 P: 11 | R: 0 E: 0 K: 0 S: 7 H: 1 LOB: 1 BB: 0 P: 13 | R: 0 E: 0 K: 1 S: 6 H: 0 LOB: 0 BB: 0 P: 10 | R: 0 E: 0 K: 2 S: 11 H: 0 LOB: 1 BB: 0 P: 21 | R: 0 E: 0 K: 2 S: 10 H: 0 LOB: 0 BB: 0 P: 17 | 1B: 3 2B: 0 3B: 1 HR: 0 | SF: 0 SAC: 0 DP: 0 HBP: 0 | | | | | | |

livebaseballscorecards.com

| | |
|---|---|
| AB | 32 |
| R | 1 |
| H | 4 |
| RBI | 1 |
| BB | 0 |
| SO | 7 |
| LOB | 7 |

WP: 1 PA: 32
PB: 0
SB: 0
CS: 0

| PITCHER | | IP | WLS | BF | H | R | ER | SO | BB | IBB | HBP | BLK | WP | HR | S | P | ERA | WHIP |
|---|---|---|---|---|---|---|---|---|---|---|---|---|---|---|---|---|---|---|
| Chris Hammond, L<br>ERA: 3.54 | (1, 1) | 6.0 | | 22 | 4 | 1 | 1 | 2 | 0 | 0 | 0 | 0 | 0 | 0 | 51 | 80 | 1.50 | 0.667 |
| Tony Menendez, R<br>ERA: 1.93 | (7, 1) | 1.0 | W | 3 | 0 | 0 | 0 | 1 | 0 | 0 | 0 | 0 | 0 | 0 | 6 | 10 | 0.00 | 0.000 |
| Norm Charlton, L<br>ERA: 2.08 | (8, 1) | 2.0 | S | 7 | 0 | 0 | 0 | 4 | 0 | 0 | 0 | 0 | 1 | 0 | 21 | 38 | 0.00 | 0.000 |

| PITCHER | IP | WLS | BF | H | R | ER | SO | BB | IBB | HBP | BLK | WP | HR | S | P | ERA | WHIP |
|---|---|---|---|---|---|---|---|---|---|---|---|---|---|---|---|---|---|

| Batter | 1 | 2 | 3 | 4 | 5 | 6 | 7 | 8 | 9 | AB | R | H | RBI | BB | SO | LOB |
|---|---|---|---|---|---|---|---|---|---|---|---|---|---|---|---|---|
| Craig Biggio, R (1, 4)<br>OBP: 0.378, SLG: 0.408 | B B C F X<br>2-2 ①<br>G1-3 | | X<br>0-0 ③<br>F8 | | | B B C F B F X<br>3-2 ①<br>L5 | | C B B X<br>2-1 ②<br>F8 | | 4 | 0 | 0 | 0 | 0 | 0 | 0 |
| Steve Finley, L (1, 8)<br>OBP: 0.323, SLG: 0.410 | C S B S<br>1-3 ②<br>K | | | C S B B B X<br>3-2 ①<br>G4-3 | | F F F F F X<br>0-2 ②<br>G3 | | C S X<br>0-2 ③<br>G3 | | 4 | 0 | 0 | 0 | 0 | 1 | 0 |
| 5 Jeff Bagwell, R (1, 3)<br>OBP: 0.359, SLG: 0.422 | B C C C F B X<br>2-2<br>1B | | | C B X<br>1-1<br>1B | | B F X<br>1-1<br>3B | | | B C F B F B X<br>3-2<br>2B | 4 | 0 | 4 | 0 | 0 | 0 | 0 |
| Eric Anthony, L (1, 9)<br>OBP: 0.309, SLG: 0.449 | F B X<br>1-1 ③<br>P5 | | | C C B 1 F S<br>SAFE<br>1-3 ②<br>K | | S C B C<br>1-3 ③<br>K | | | S C S<br>0-3 ①<br>K | 4 | 0 | 0 | 0 | 0 | 3 | 4 |
| Pete Incaviglia, R (1, 7)<br>OBP: 0.317, SLG: 0.408<br>Luis Gonzalez, L (9, PH)<br>OBP: 0.288, SLG: 0.398 | | B F X<br>1-1 ①<br>G4-3 | | X<br>0-0<br>1-2<br>1B | | | B B B F F B<br>4-2<br>FC1-6<br>BB | | B S B B S B<br>4-2<br>BB | 2<br>0 | 0<br>0 | 1<br>0 | 0<br>0 | 1<br>1 | 0<br>0 | 0<br>0 |
| Juan Guerrero, R (1, 5)<br>OBP: 0.222, SLG: 0.184<br>Benny Distefano, L (9, PH)<br>OBP: 0.315, SLG: 0.340 | | C B B X<br>2-1 ②<br>L6 | | C X<br>0-1 ③<br>F9 | | | X<br>0-0 ①<br>1-2f<br>FC1-6<br>G6-3 | | B F X<br>1-1 ②<br>P5 | 3<br>1 | 0<br>0 | 0<br>0 | 0<br>0 | 0<br>0 | 0<br>0 | 3<br>2 |
| Casey Candaele, S (1, 6)<br>OBP: 0.234, SLG: 0.226 | | C B X<br>1-1 ③<br>G4-3 | | | X<br>0-0 ①<br>G5-3 | | C B P B X<br>3-1 ②<br>1-2<br>G6-3 | | B X<br>1-0 ③<br>P7 | 4 | 0 | 0 | 0 | 0 | 0 | 3 |
| Scott Servais, R (1, 2)<br>OBP: 0.261, SLG: 0.245 | | | X<br>0-0 ①<br>G1-3 | | B F X<br>1-1 ②<br>G6-3 | | X<br>0-0 ③<br>G4-3 | | | 3 | 0 | 0 | 0 | 0 | 0 | 1 |
| Jimmy Jones, R (1, 1)<br>OBP: 0.261, SLG: 0.190<br>Gerald Young, S (8, PH)<br>Joe Boever, R (8, 1)<br>Al Osuna, R (8, 1) | | | C B F B X<br>2-2 ②<br>G3 | | B B B C X<br>3-1 ③<br>F8 | | | B C F X<br>1-2 ①<br>F7 | | 2<br>1<br>0<br>0 | 0<br>0<br>0<br>0 | 0<br>0<br>0<br>0 | 0<br>0<br>0<br>0 | 0<br>0<br>0<br>0 | 0<br>0<br>0<br>0 | 0<br>0<br>0<br>0 |
| Inning Stats | R: 0 H: 1<br>E: 0 LOB: 1<br>K: 1 BB: 0<br>S: 13 P: 19 | R: 0 H: 0<br>E: 0 LOB: 0<br>K: 0 BB: 0<br>S: 6 P: 10 | R: 0 H: 0<br>E: 0 LOB: 0<br>K: 0 BB: 0<br>S: 5 P: 7 | R: 0 H: 2<br>E: 0 LOB: 2<br>K: 1 BB: 0<br>S: 12 P: 17 | R: 0 H: 0<br>E: 0 LOB: 0<br>K: 0 BB: 0<br>S: 5 P: 9 | R: 0 H: 1<br>E: 0 LOB: 1<br>K: 1 BB: 0<br>S: 15 P: 20 | R: 0 H: 0<br>E: 0 LOB: 1<br>K: 0 BB: 1<br>S: 7 P: 13 | R: 0 H: 0<br>E: 0 LOB: 0<br>K: 0 BB: 0<br>S: 8 P: 11 | R: 0 H: 1<br>E: 0 LOB: 2<br>K: 1 BB: 1<br>S: 12 P: 21 | 1B: 3 SF: 0<br>2B: 1 SAC: 0<br>3B: 1 DP: 0<br>HR: 0 HBP: 0 | | | | | | |

TOP

# Houston Astros @ Pittsburgh Pirates

Three Rivers Stadium, Pittsburgh, PA

Mon Jul 06 1992, 7:05 PM EDT

Att. 15,358 - Cloudy - 73 F

livebaseballscorecards.com

| | |
|---|---|
| AB | 32 |
| R | 0 |
| H | 5 |
| RBI | 0 |
| BB | 2 |
| SO | 4 |
| LOB | 13 |

| PITCHER | | IP | WLS | BF | H | R | ER | SO | BB | IBB | HBP | BLK | WP | HR | S | P | ERA | WHIP |
|---|---|---|---|---|---|---|---|---|---|---|---|---|---|---|---|---|---|---|
| Zane Smith, L<br>ERA: 3.03 | (1, 1) | 8.1 | W | 31 | 5 | 0 | 0 | 4 | 1 | 0 | 0 | 0 | 0 | 0 | 78 | 116 | 0.00 | 0.720 |
| Stan Belinda, R<br>ERA: 2.6 | (9, 1) | 0.2 | S | 3 | 0 | 0 | 0 | 0 | 1 | 0 | 0 | 0 | 0 | 0 | 5 | 11 | 0.00 | 1.500 |

| PITCHER | IP | WLS | BF | H | R | ER | SO | BB | IBB | HBP | BLK | WP | HR | S | P | ERA | WHIP |
|---|---|---|---|---|---|---|---|---|---|---|---|---|---|---|---|---|---|

# BOTTOM

## Houston Astros @ Pittsburgh Pirates

Three Rivers Stadium, Pittsburgh, PA

Mon Jul 06 1992, 7:05 PM EDT

Att. 15,358 - Cloudy - 73 F

| Batter | 1 | 2 | 3 | 4 | 5 | 6 | 7 | 8 | 9 | AB | R | H | RBI | BB | SO | LOB |
|---|---|---|---|---|---|---|---|---|---|---|---|---|---|---|---|---|
| Alex Cole, L (1, 9)<br>OBP: 0.272, SLG: 0.206 | B1-3 | | K | | G4-3 | | F8 | | | 4 | 0 | 0 | 0 | 0 | 1 | 0 |
| Cecil Espy, S (8, 9)<br>OBP: 0.308, SLG: 0.336 | | | | | | | | | | 0 | 0 | 0 | 0 | 0 | 0 | 0 |
| Jay Bell, R (1, 6)<br>OBP: 0.340, SLG: 0.354 | F9 | | K | | 1B | | | P4 | | 4 | 0 | 1 | 0 | 0 | 1 | 0 |
| Andy Van Slyke, L (1, 8)<br>OBP: 0.412, SLG: 0.495 | 1B | | 1B | | F8 | | | G4-1 | | 4 | 0 | 2 | 0 | 0 | 0 | 1 |
| Barry Bonds, L (1, 7)<br>OBP: 0.425, SLG: 0.569 | P7 | | P6 | | | G4-3 | | 1B | | 4 | 0 | 1 | 0 | 0 | 0 | 2 |
| Orlando Merced, S (1, 3)<br>OBP: 0.333, SLG: 0.420 | | G4-3 1B | | P7 | | HR | | F8 | | 4 | 1 | 2 | 1 | 0 | 0 | 1 |
| Steve Buechele, R (1, 5)<br>OBP: 0.328, SLG: 0.385 | | G4-3 1-2 | | FC6-4 1B | | F9 | | | | 3 | 0 | 1 | 0 | 0 | 0 | 1 |
| Michael LaValliere, L (1, 2)<br>OBP: 0.333, SLG: 0.304 | | G1-3 | | F9 | | G4-3 | | | | 3 | 0 | 0 | 0 | 0 | 0 | 2 |
| Jose Lind, R (1, 4)<br>OBP: 0.272, SLG: 0.277 | | BB | | FC6-4 1-2f | | | P8 | | | 2 | 0 | 0 | 0 | 1 | 0 | 1 |
| Zane Smith, L (1, 1)<br>OBP: 0.178, SLG: 0.186 | | L9 | | | P6 | | G3 | | | 3 | 0 | 0 | 0 | 0 | 0 | 2 |
| Stan Belinda, R (9, 1)<br>OBP: 0.500, SLG: 1.000 | | | | | | | | | | 0 | 0 | 0 | 0 | 0 | 0 | 0 |
| Inning Stats | R: 0<br>E: 0<br>K: 0<br>S: 7<br>H: 1<br>LOB: 1<br>BB: 0<br>P: 12 | R: 0<br>E: 0<br>K: 0<br>S: 6<br>H: 1<br>LOB: 2<br>BB: 1<br>P: 12 | R: 0<br>E: 0<br>K: 2<br>S: 13<br>H: 1<br>LOB: 1<br>BB: 0<br>P: 16 | R: 0<br>E: 0<br>K: 0<br>S: 5<br>H: 1<br>LOB: 1<br>BB: 0<br>P: 9 | R: 0<br>E: 0<br>K: 0<br>S: 5<br>H: 1<br>LOB: 1<br>BB: 0<br>P: 7 | R: 1<br>E: 0<br>K: 0<br>S: 11<br>H: 1<br>LOB: 0<br>BB: 0<br>P: 20 | R: 0<br>E: 0<br>K: 0<br>S: 5<br>H: 0<br>LOB: 0<br>BB: 0<br>P: 7 | R: 0<br>E: 0<br>K: 0<br>S: 9<br>H: 1<br>LOB: 1<br>BB: 0<br>P: 15 | | 1B: 6<br>2B: 0<br>3B: 0<br>HR: 1<br>SF: 0<br>SAC: 0<br>DP: 0<br>HBP: 0 | | | | | | |

| PITCHER | | IP | WLS | BF | H | R | ER | SO | BB | IBB | HBP | BLK | WP | HR | S | P | ERA | WHIP |
|---|---|---|---|---|---|---|---|---|---|---|---|---|---|---|---|---|---|---|
| Jimmy Jones, R<br>ERA: 3.92 | (1, 1) | 7.0 | L | 28 | 6 | 1 | 1 | 2 | 1 | 0 | 0 | 0 | 0 | 1 | 52 | 83 | 1.29 | 1.000 |
| Joe Boever, R<br>ERA: 2.67 | (8, 1) | 0.1 | | 1 | 0 | 0 | 0 | 0 | 0 | 0 | 0 | 0 | 0 | 0 | 2 | 3 | 0.00 | 0.000 |
| Al Osuna, L<br>ERA: 3.78 | (8, 1) | 0.2 | | 3 | 1 | 0 | 0 | 0 | 0 | 0 | 0 | 0 | 0 | 0 | 7 | 12 | 0.00 | 1.500 |

| PITCHER | IP | WLS | BF | H | R | ER | SO | BB | IBB | HBP | BLK | WP | HR | S | P | ERA | WHIP |
|---|---|---|---|---|---|---|---|---|---|---|---|---|---|---|---|---|---|

livebaseballscorecards.com

| | |
|---|---|
| AB | 31 |
| R | 1 |
| H | 7 |
| RBI | 1 |
| BB | 1 |
| SO | 2 |
| LOB | 10 |

WP: 0 PA: 32
PB: 0
SB: 0
CS: 0

| Batter | 1 | 2 | 3 | 4 | 5 | 6 | 7 | 8 | 9 | AB | R | H | RBI | BB | SO | LOB |
|---|---|---|---|---|---|---|---|---|---|---|---|---|---|---|---|---|
| Craig Biggio, R (1, 4)<br>OBP: 0.378, SLG: 0.406 | C S C<br>0-3 ① K | | | B B C F X<br>2-2 ① G3 | B B B B<br>4-0 1B BB | | X<br>0-0 ③ FC6-4<br>1-2f | | B X<br>1-0 E 1B 1B | 4 | 0 | 1 | 0 | 1 | 1 | 1 |
| Steve Finley, L (1, 8)<br>OBP: 0.330, SLG: 0.416 | B B C X<br>2-1 ② F8 | | | B B C F X<br>2-2 F9 5 S 1B | C B B X<br>2-1 1-2 2-H 1B | | | B C X<br>1-1 5 G5-3 1B 1B | B F X<br>1-1 E4 5 S 1-3 1B | 5 | 1 | 4 | 1 | 0 | 0 | 0 |
| 5 Jeff Bagwell, R (1, 3)<br>OBP: 0.357, SLG: 0.417 | X<br>0-0 ③ F9 | | | B B C F B B<br>4-2 1-2 BB | B C X<br>1-1 ③ F9 | | | S S X<br>0-2 ① G5-3 1-2 | B C B F S<br>2-3 ③ K 1-2 | 4 | 0 | 0 | 0 | 1 | 1 | 5 |
| Eric Anthony, L (1, 9)<br>OBP: 0.313, SLG: 0.447 | | B B S X<br>2-1 ① G4-3 | | C B B X<br>2-1 ② F9 2-3 | | B B B B<br>4-0 FC3-6 BB | | B X<br>1-0 G4-3 1B 2-H 1B | | 3 | 0 | 1 | 1 | 1 | 0 | 2 |
| Ken Caminiti, S (1, 5)<br>OBP: 0.368, SLG: 0.449 | | C B F B F B F X<br>3-2 ② L6 | | B B X<br>2-0 ③ G4-3 | | F X<br>0-1 ① FC3-6 F8 1-2f | | X<br>0-0 G4-3 1-2 1B | | 4 | 0 | 1 | 0 | 0 | 0 | 3 |
| Luis Gonzalez, L (1, 7)<br>OBP: 0.284, SLG: 0.391<br>Joe Boever, R (6, 1)<br>Al Osuna, R (7, 1)<br>Gerald Young, S (7, 7) | | B F X<br>1-1 ③ G1-3 | | | X<br>0-0 ① F9 | B X<br>1-0 ②③ F8 1-2 | | C B B B B X<br>3-2 ② G4-3 1-2 2-3 | | 3<br>0<br>0<br>1 | 0<br>0<br>0<br>0 | 0<br>0<br>0<br>0 | 0<br>0<br>0<br>0 | 0<br>0<br>0<br>0 | 0<br>0<br>0<br>0 | 1<br>0<br>0<br>2 |
| Juan Guerrero, R (1, 6)<br>OBP: 0.224, SLG: 0.189 | | | C C S<br>0-3 ① K | | B S X<br>1-1 2B 1B | | X<br>0-0 ① G5-3 | C B B B S C<br>3-3 ③ K | | 4 | 1 | 1 | 0 | 0 | 2 | 2 |
| Scooter Tucker, R (1, 2)<br>OBP: 0.275, SLG: 0.200 | | | B X<br>1-0 ② F7 | | P C 1 SAFE X<br>1-1 1-H 1B 2B | | B S X<br>1-1 FC6-4 1B | | C S B B S<br>2-3 ① K | 4 | 1 | 2 | 1 | 0 | 1 | 0 |
| Butch Henry, L (1, 1)<br>OBP: 0.148, SLG: 0.259<br>Pete Incaviglia, R (6, 7)<br>OBP: 0.316, SLG: 0.407<br>Xavier Hernandez, L (7, 1)<br>Benny Distefano, L (9, PH)<br>OBP: 0.309, SLG: 0.333 | | | X<br>0-0 ③ F7 | | X<br>0-0 ② F8 | | B B S S S X<br>2-2 ② P4 | | X<br>0-0 ② B1-3 | 2<br>1<br>0<br>1 | 0<br>0<br>0<br>0 | 0<br>0<br>0<br>0 | 0<br>0<br>0<br>0 | 0<br>0<br>0<br>0 | 0<br>0<br>0<br>0 | 1<br>1<br>0<br>0 |
| Inning Stats | R: 0 E: 0 K: 1 S: 6<br>H: 0 LOB: 0 BB: 0 P: 8 | R: 0 E: 0 K: 0 S: 9<br>H: 0 LOB: 0 BB: 0 P: 15 | R: 0 E: 0 K: 1 S: 5<br>H: 0 LOB: 0 BB: 0 P: 6 | R: 0 E: 0 K: 0 S: 11<br>H: 1 LOB: 2 BB: 1 P: 23 | R: 2 E: 0 K: 0 S: 11<br>H: 3 LOB: 2 BB: 1 P: 19 | R: 0 E: 0 K: 0 S: 3<br>H: 0 LOB: 0 BB: 1 P: 8 | R: 0 E: 0 K: 0 S: 7<br>H: 1 LOB: 1 BB: 0 P: 10 | R: 1 E: 0 K: 1 S: 13<br>H: 3 LOB: 2 BB: 0 P: 21 | R: 0 E: 1 K: 2 S: 10<br>H: 2 LOB: 2 BB: 0 P: 16 | 1B: 9 2B: 2 3B: 0 HR: 0<br>SF: 0 SAC: 0 DP: 1 HBP: 0 | | | | | | |

| PITCHER | | IP | WLS | BF | H | R | ER | SO | BB | IBB | HBP | BLK | WP | HR | S | P | ERA | WHIP |
|---|---|---|---|---|---|---|---|---|---|---|---|---|---|---|---|---|---|---|
| Jeff Robinson, R<br>ERA: 4.38 | (1, 1) | 6.0 | | 24 | 4 | 2 | 2 | 2 | 3 | 0 | 0 | 0 | 0 | 0 | 45 | 79 | 3.00 | 1.167 |
| Bob Walk, R<br>ERA: 3.4 | (7, 1) | 3.0 | W | 15 | 6 | 1 | 1 | 3 | 0 | 0 | 0 | 0 | 0 | 0 | 30 | 47 | 3.00 | 2.000 |

| PITCHER | IP | WLS | BF | H | R | ER | SO | BB | IBB | HBP | BLK | WP | HR | S | P | ERA | WHIP |
|---|---|---|---|---|---|---|---|---|---|---|---|---|---|---|---|---|---|

TOP

# Houston Astros @ Pittsburgh Pirates

Three Rivers Stadium, Pittsburgh, PA

Tue Jul 07 1992, 7:05 PM EDT

Att. 19,164 - Cloudy - 74 F

livebaseballscorecards.com

| | |
|---|---|
| AB | 36 |
| R | 3 |
| H | 10 |
| RBI | 3 |
| BB | 3 |
| SO | 5 |
| LOB | 18 |

# Houston Astros @ Pittsburgh Pirates

Three Rivers Stadium, Pittsburgh, PA

Tue Jul 07 1992, 7:05 PM EDT

Att. 19,164 - Cloudy - 74 F

## BOTTOM

| Batter | 1 | 2 | 3 | 4 | 5 | 6 | 7 | 8 | 9 | AB | R | H | RBI | BB | SO | LOB |
|---|---|---|---|---|---|---|---|---|---|---|---|---|---|---|---|---|
| Gary Redus, R (1, 3)<br>OBP: 0.306, SLG: 0.302<br>Gary Varsho, L (8, PH)<br>OBP: 0.257, SLG: 0.360 (9, 9) | C S B S<br>1-3 K ① | | C X<br>0-1 F7 1B 1B | | F F B S<br>1-3 K ② | | B B C B X<br>3-1 1B 2B 2B | B X<br>1-0 P3 ① | | 4<br>1 | 1<br>0 | 2<br>0 | 0<br>0 | 0<br>0 | 2<br>0 | 0<br>0 |
| Jay Bell, R (1, 6)<br>OBP: 0.344, SLG: 0.358 | C B X<br>1-1 F8 ② | | 1 SAFE B X<br>1-0 1-2 1B | | B X<br>1-0 1B | | B F X<br>1-1 2B 1B 2-3 1B | X<br>0-0 G5-3 ② | | 5 | 1 | 3 | 0 | 0 | 0 | 0 |
| Andy Van Slyke, L (1, 8)<br>OBP: 0.412, SLG: 0.497 | B C X<br>1-1 1B | | C B B X<br>2-1 F7 ② 2-3 | | C B 1 SAFE X<br>1-1 F8 ③ | | X<br>0-0 1B 2B 1-3 3-H | B C B B X<br>3-1 L8 ③ | | 5 | 1 | 2 | 1 | 0 | 0 | 3 |
| Lloyd McClendon, R (1, 9)<br>OBP: 0.380, SLG: 0.363 (9, 3) | C 1 SAFE C B P X<br>2-2 F8 ③ | | C B B X<br>2-1 F7 ③ | | | C X<br>0-1 G6-3 ① | X<br>0-0 P7 ① | | | 4 | 0 | 0 | 0 | 0 | 0 | 5 |
| Barry Bonds, L (1, 7)<br>OBP: 0.430, SLG: 0.580 | | S X<br>0-1 2B 2B | | C C B F C<br>1-3 K ① | | F B F B B F X<br>3-2 G6-3 1B 2B | I I I I<br>4-0 1B IBB | | | 3 | 2 | 2 | 0 | 1 | 1 | 0 |
| Steve Buechele, R (1, 5)<br>OBP: 0.333, SLG: 0.394 | | S X<br>0-1 G5-3 CS 2-H 2B | | B C B B C F F X<br>3-2 FC6-4 1B | | S X<br>0-1 ② G6-3 2-3 | S X<br>0-1 FC5 1-3 2-H 3-H 1B | | | 4 | 0 | 3 | 3 | 0 | 0 | 1 |
| Don Slaught, R (1, 2)<br>OBP: 0.422, SLG: 0.513 | C B X<br>1-1 G5-3 ① 2-3 | | | X<br>0-0 P7 ② | | B B X<br>2-0 1B 1B 3-H | I I I I<br>4-0 IBB | | | 3 | 0 | 1 | 1 | 1 | 0 | 2 |
| Jose Lind, R (1, 4)<br>OBP: 0.272, SLG: 0.276 | M F X<br>0-2 F8 ② ③ 3-H | | | 1 SAFE B X<br>1-0 FC6-4 ③ 1-2f | | C X<br>0-1 1-2 1B | F F S<br>0-3 K ② | | | 4 | 0 | 1 | 0 | 0 | 1 | 5 |
| Jeff Robinson, R (1, 1)<br>OBP: 0.111, SLG: 0.111<br>Cecil Espy, S (6, PH)<br>OBP: 0.306, SLG: 0.333<br>Bob Walk, R (7, 1) | | | S F X<br>0-2 G1-3 ① | | F X<br>0-1 G1-3 ① | B C C C<br>1-3 K ③ X | 0-0 FC5 ③ 2-3f | | | 2<br>1<br>1 | 0<br>0<br>0 | 0<br>0<br>0 | 0<br>0<br>0 | 0<br>0<br>0 | 0<br>1<br>0 | 0<br>2<br>3 |
| Inning Stats | R: 0 H: 1<br>E: 0 LOB: 1<br>K: 1 BB: 0<br>S: 11 P: 15 | R: 1 H: 2<br>E: 0 LOB: 0<br>K: 0 BB: 0<br>S: 9 P: 10 | R: 0 H: 2<br>E: 0 LOB: 2<br>K: 0 BB: 0<br>S: 10 P: 15 | R: 0 H: 1<br>E: 0 LOB: 1<br>K: 1 BB: 0<br>S: 11 P: 16 | R: 0 H: 1<br>E: 0 LOB: 1<br>K: 1 BB: 0<br>S: 8 P: 11 | R: 1 H: 3<br>E: 0 LOB: 3<br>K: 1 BB: 0<br>S: 14 P: 20 | R: 3 H: 4<br>E: 0 LOB: 3<br>K: 1 BB: 2<br>S: 12 P: 24 | R: 0 H: 0<br>E: 0 LOB: 0<br>K: 0 BB: 0<br>S: 4 P: 8 | | 1B: 9<br>2B: 5<br>3B: 0<br>HR: 0 | SF: 0<br>SAC: 0<br>DP: 0<br>HBP: 0 | | | WP: 0<br>PB: 0<br>SB: 0<br>CS: 1 | PA: 39 | |

| PITCHER | | IP | WLS | BF | H | R | ER | SO | BB | IBB | HBP | BLK | WP | HR | S | P | ERA | WHIP |
|---|---|---|---|---|---|---|---|---|---|---|---|---|---|---|---|---|---|---|
| Butch Henry, L<br>ERA: 4.83 | (1, 1) | 5.1 | | 23 | 8 | 2 | 2 | 3 | 0 | 0 | 0 | 0 | 0 | 0 | 55 | 76 | 3.38 | 1.500 |
| Joe Boever, R<br>ERA: 2.93 | (6, 1) | 0.2 | L | 6 | 4 | 2 | 2 | 1 | 0 | 0 | 0 | 0 | 0 | 0 | 12 | 19 | 27.00 | 6.000 |
| Al Osuna, L<br>ERA: 4.01 | (7, 1) | 0.1 | | 3 | 1 | 0 | 0 | 0 | 0 | 1 | 0 | 0 | 0 | 0 | 2 | 6 | 0.00 | 3.000 |
| Xavier Hernandez, R<br>ERA: 2.16 | (7, 1) | 1.2 | | 7 | 1 | 1 | 1 | 1 | 0 | 1 | 0 | 0 | 0 | 0 | 10 | 18 | 5.40 | 0.600 |

| PITCHER | IP | WLS | BF | H | R | ER | SO | BB | IBB | HBP | BLK | WP | HR | S | P | ERA | WHIP |
|---|---|---|---|---|---|---|---|---|---|---|---|---|---|---|---|---|---|

| | |
|---|---|
| AB | 37 |
| R | 5 |
| H | 14 |
| RBI | 5 |
| BB | 2 |
| SO | 5 |
| LOB | 21 |

livebaseballscorecards.com

| Batter | 1 | 2 | 3 | 4 | 5 | 6 | 7 | 8 | 9 | AB | R | H | RBI | BB | SO | LOB |
|---|---|---|---|---|---|---|---|---|---|---|---|---|---|---|---|---|
| Craig Biggio, R (1, 4)<br>OBP: 0.379, SLG: 0.406 | B C X 1-1 ① L5 | | C X 0-1 BLK 2B 1B | | X 0-0 ① FC5-4 CS 1-2f | | | B B B B 4-0 5 S SH1-4 BB | | 3 | 1 | 1 | 0 | 1 | 0 | 1 |
| Gerald Young, S (1, 8)<br>Doug Jones, R (8, 1) | C B B B B F X 3-2 ② G6-3 | | X 0-0 ② P8 | | B 1 SAFE 1 SAFE 1 SAFE S B F S 2-3 ② ③ K 1-2 | | | X 0-0 ① SH1-4 1-2 | | 3<br>0 | 0<br>0 | 0<br>0 | 0<br>0 | 0<br>0 | 1<br>0 | 2<br>0 |
| Ken Caminiti, S (1, 5)<br>OBP: 0.366, SLG: 0.450 | B S B C X 2-2 ③ G6-3 | | B B X 2-0 1-H 2B | | | B S S B F S 2-3 ① K | | X 0-0 ② G5-3 | | 4 | 0 | 1 | 1 | 0 | 1 | 1 |
| 5 Jeff Bagwell, R (1, 3)<br>OBP: 0.356, SLG: 0.413 | | C H 1-1 2B HBP | C B B F B F S 3-3 ③ K | | | S C B X 1-2 ② F8 | | S B B B X 3-1 ③ P9 2-3 | | 3 | 1 | 0 | 0 | 0 | 1 | 2 |
| Pete Incaviglia, R (1, 7)<br>OBP: 0.323, SLG: 0.431<br>Luis Gonzalez, L (9, 7)<br>OBP: 0.284, SLG: 0.391 | | B X 1-0 ① 1-H 2B | | S F B S 2-3 ① K | | B B S S S X 2-2 FC5-4 1B | | | X 0-0 HR | 4<br>0 | 1<br>0 | 3<br>0 | 2<br>0 | 0<br>0 | 1<br>0 | 0<br>0 |
| Chris Jones, R (1, 9)<br>OBP: 0.284, SLG: 0.317 | | B S F B B F S 3-3 ② K | | X 0-0 S G1-3 1B | | 1 SAFE S S S B X 1-2 ③ FC5-4 1-2f | | | B B F F F X 2-2 ① G6-3 | 4 | 0 | 1 | 0 | 0 | 1 | 1 |
| Casey Candaele, S (1, 6)<br>OBP: 0.235, SLG: 0.231 | | B B F X 2-1 2B | C X 0-1 ② G1-3 1-2 | | | | C X 0-1 ① L5 | | X 0-0 ② G4-3 | 4 | 0 | 1 | 0 | 0 | 0 | 1 |
| Scooter Tucker, R (1, 2)<br>OBP: 0.250, SLG: 0.179 | | B S F S 1-3 ③ K | B C S B B F X 3-2 ③ F9 2-3 | | | | S X 0-1 ② G3 | | F B C S 1-3 ③ K | 4 | 0 | 0 | 0 | 0 | 2 | 2 |
| Brian Williams, R (1, 1)<br>OBP: 0.200, SLG: 0.300<br>Steve Finley, L (8, 8)<br>OBP: 0.330, SLG: 0.416 | | | S F X 0-2 ① F8 | | S X 0-1 FC5-4 1B | | S S S 0-3 ③ K | | | 3<br>0 | 0<br>0 | 1<br>0 | 0<br>0 | 0<br>0 | 1<br>0 | 0<br>0 |
| Inning Stats | R: 0 E: 0 K: 0 S: 8 H: 0 LOB: 0 BB: 0 P: 14 | R: 1 E: 0 K: 2 S: 11 H: 2 LOB: 1 BB: 0 P: 19 | R: 1 E: 0 K: 1 S: 11 H: 2 LOB: 1 BB: 0 P: 16 | R: 0 E: 0 K: 1 S: 10 H: 1 LOB: 1 BB: 0 P: 15 | R: 0 E: 0 K: 1 S: 6 H: 1 LOB: 0 BB: 0 P: 8 | R: 0 E: 0 K: 1 S: 13 H: 1 LOB: 1 BB: 0 P: 19 | R: 0 E: 0 K: 1 S: 7 H: 0 LOB: 0 BB: 0 P: 7 | R: 0 E: 0 K: 0 S: 4 H: 0 LOB: 1 BB: 1 P: 11 | R: 1 E: 0 K: 1 S: 9 H: 1 LOB: 0 BB: 0 P: 12 | 1B: 4 2B: 3 3B: 0 HR: 1 | SF: 0 SAC: 1 DP: 0 HBP: 1 | | | | | | |

| PITCHER | | IP | WLS | BF | H | R | ER | SO | BB | IBB | HBP | BLK | WP | HR | S | P | ERA | WHIP |
|---|---|---|---|---|---|---|---|---|---|---|---|---|---|---|---|---|---|---|
| Randy Tomlin, L<br>ERA: 3.47 | (1, 1) | 8.0 | | 31 | 7 | 2 | 2 | 7 | 1 | 0 | 1 | 1 | 0 | 0 | 70 | 109 | 2.25 | 1.000 |
| Bob Patterson, L<br>ERA: 2.94 | (9, 1) | 1.0 | L | 4 | 1 | 1 | 1 | 1 | 0 | 0 | 0 | 0 | 0 | 1 | 9 | 12 | 9.00 | 1.000 |

| PITCHER | IP | WLS | BF | H | R | ER | SO | BB | IBB | HBP | BLK | WP | HR | S | P | ERA | WHIP |
|---|---|---|---|---|---|---|---|---|---|---|---|---|---|---|---|---|---|

# TOP

## Houston Astros @ Pittsburgh Pirates

Three Rivers Stadium, Pittsburgh, PA

Wed Jul 08 1992, 7:05 PM EDT

Att. 22,551 - Cloudy - 77 F

livebaseballscorecards.com

| | |
|---|---|
| AB | 32 |
| R | 3 |
| H | 8 |
| RBI | 3 |
| BB | 1 |
| SO | 8 |
| LOB | 10 |

PA: 35

WP: 0 PB: 0 SB: 2 CS: 1

# BOTTOM

## Houston Astros @ Pittsburgh Pirates

Three Rivers Stadium, Pittsburgh, PA

Wed Jul 08 1992, 7:05 PM EDT

Att. 22,551 - Cloudy - 77 F

| Batter | 1 | 2 | 3 | 4 | 5 | 6 | 7 | 8 | 9 | AB | R | H | RBI | BB | SO | LOB |
|---|---|---|---|---|---|---|---|---|---|---|---|---|---|---|---|---|
| Alex Cole, L (1, 9)<br>OBP: 0.288, SLG: 0.245<br>Bob Patterson, R (9, 1)<br>OBP: 0.500, SLG: 0.600 | C F B B X 2-2 F8 ① | | B X 1-0 1-2 1B | | | B X 1-0 G6-3 3B | | B B C X 2-1 3-H 1B | | 4<br>0 | 1<br>0 | 3<br>0 | 1<br>0 | 0<br>0 | 0<br>0 | 0<br>0 |
| Jay Bell, R (1, 6)<br>OBP: 0.340, SLG: 0.353 | F B F X 1-2 G4-3 ② | | S X 0-1 ② ③ G5-3 2-3f | | | B F F B X 2-2 ② G6-3 3-H | | B 1 SAFE X 1-0 ③ F9 | | 4 | 0 | 0 | 1 | 0 | 0 | 3 |
| Andy Van Slyke, L (1, 8)<br>OBP: 0.410, SLG: 0.493 | B C B X 2-1 G3 ③ | | | C B C S 1-3 ① K | | X 0-0 ③ F8 | | | B C F X 1-2 1B | 4 | 0 | 1 | 0 | 0 | 1 | 0 |
| Barry Bonds, L (1, 7)<br>OBP: 0.424, SLG: 0.570 | | C F C 0-3 ① K | | X 0-0 ② G3 | | | B B B C S X 3-2 ① G4-3 | | C F B F F X 1-2 ① F8 | 4 | 0 | 0 | 0 | 0 | 1 | 1 |
| Orlando Merced, S (1, 3)<br>OBP: 0.332, SLG: 0.416 | | B B F X 2-1 BLK 1B | | C F B F B X 2-2 ③ G3 | | | X 0-0 ② G3-1 | | B F S C 1-3 ② K | 4 | 0 | 1 | 0 | 0 | 1 | 1 |
| Steve Buechele, R (1, 5)<br>OBP: 0.329, SLG: 0.388 | | B B F 1 SAFE F X 2-2 ② G6-3 1-2 | | | B C X 1-1 ① F8 | | B C B F X 2-2 ③ L6 | | C C B F X 1-2 ③ F8 | 4 | 0 | 0 | 0 | 0 | 0 | 2 |
| Michael LaValliere, L (1, 2)<br>OBP: 0.333, SLG: 0.300<br>Gary Redus, R (8, PR)<br>OBP: 0.306, SLG: 0.302<br>Don Slaught, R (9, 2)<br>OBP: 0.422, SLG: 0.513 | | B C F S 1-3 ③ K | | | F X 0-1 ② F8 | | | B B B B 4-0 G3 SH3 1B BB | | 2<br>0<br>0 | 0<br>1<br>0 | 0<br>0<br>0 | 0<br>0<br>0 | 1<br>0<br>0 | 1<br>0<br>0 | 1<br>0<br>0 |
| Jose Lind, R (1, 4)<br>OBP: 0.270, SLG: 0.274 | | | C B X 1-1 ① G6-3 | | B F X 1-1 ③ G6-3 | | | 1 SAFE X 0-0 ① SH3 1-2 | | 2 | 0 | 0 | 0 | 0 | 0 | 0 |
| Randy Tomlin, L (1, 1)<br>OBP: 0.243, SLG: 0.176<br>Cecil Espy, S (8, PH)<br>OBP: 0.303, SLG: 0.331<br>(9, 9) | | | C S B B B F X 3-2 G5-3 1B 1B | | | F M B B B X 2-2 ① F7 | | F X 0-1 ② G3 2-3 | | 2<br>1 | 0<br>0 | 1<br>0 | 0<br>0 | 0<br>0 | 0<br>0 | 0<br>2 |
| Inning Stats | R: 0 E: 0 K: 0 S: 8 H: 0 LOB: 0 BB: 0 P: 13 | R: 0 E: 0 K: 2 S: 11 H: 1 LOB: 1 BB: 0 P: 16 | R: 0 E: 0 K: 0 S: 9 H: 2 LOB: 1 BB: 0 P: 14 | R: 0 E: 0 K: 1 S: 8 H: 0 LOB: 0 BB: 0 P: 11 | R: 0 E: 0 K: 0 S: 6 H: 0 LOB: 0 BB: 0 P: 8 | R: 1 E: 0 K: 0 S: 8 H: 1 LOB: 0 BB: 0 P: 13 | R: 0 E: 0 K: 0 S: 7 H: 0 LOB: 0 BB: 0 P: 12 | R: 1 E: 0 K: 0 S: 6 H: 1 LOB: 1 BB: 1 P: 13 | R: 0 E: 0 K: 1 S: 15 H: 1 LOB: 1 BB: 0 P: 19 | 1B: 5<br>2B: 0<br>3B: 1<br>HR: 0 | SF: 0<br>SAC: 1<br>DP: 1<br>HBP: 0 | | | | | |

livebaseballscorecards.com

| | |
|---|---|
| AB | 31 |
| R | 2 |
| H | 6 |
| RBI | 2 |
| BB | 1 |
| SO | 4 |
| LOB | 10 |

| PITCHER | | IP | WLS | BF | H | R | ER | SO | BB | IBB | HBP | BLK | WP | HR | S | P | ERA | WHIP |
|---|---|---|---|---|---|---|---|---|---|---|---|---|---|---|---|---|---|---|
| Brian Williams, R<br>ERA: 1.57 | (1, 1) | 7.2 | | 28 | 5 | 2 | 2 | 3 | 1 | 0 | 0 | 1 | 0 | 0 | 62 | 98 | 2.35 | 0.783 |
| Doug Jones, R<br>ERA: 1.86 | (8, 1) | 1.1 | W | 5 | 1 | 0 | 0 | 1 | 0 | 0 | 0 | 0 | 0 | 0 | 16 | 21 | 0.00 | 0.750 |

| PITCHER | IP | WLS | BF | H | R | ER | SO | BB | IBB | HBP | BLK | WP | HR | S | P | ERA | WHIP |
|---|---|---|---|---|---|---|---|---|---|---|---|---|---|---|---|---|---|

| Batter | 1 | 2 | 3 | 4 | 5 | 6 | 7 | 8 | 9 | AB | R | H | RBI | BB | SO | LOB |
|---|---|---|---|---|---|---|---|---|---|---|---|---|---|---|---|---|
| Gary Redus, R (1, 9)<br>OBP: 0.307, SLG: 0.292<br>Gary Varsho, L (8, PH)<br>OBP: 0.255, SLG: 0.356 (8, 9) | B C C F B B B<br>4-2 G6-3 S G3 BB | | C B F F B B X<br>3-2 G5-3 ② | | | X<br>0-0 F9 ① | | B X<br>1-0 F9 ① | | 2<br>1 | 1<br>0 | 0<br>0 | 0<br>0 | 1<br>0 | 0<br>0 | 0<br>0 |
| Jay Bell, R (1, 6)<br>OBP: 0.339, SLG: 0.352 | C F F X<br>0-2 G6-3 1-3 ① | | B B C X<br>2-1 F9 ③ | | | B B F B C F X<br>3-2 2B 1B | | C B B F X<br>2-2 F7 ② | | 4 | 1 | 1 | 0 | 0 | 0 | 1 |
| Andy Van Slyke, L (1, 8)<br>OBP: 0.411, SLG: 0.497 | B C B X<br>2-1 G3 3-H ② | | | B B S B F S<br>3-3 K ① | | B B S S B X<br>3-2 G3-1 1-H 2B | | B C B B F X<br>3-2 BB 1B | | 4 | 0 | 2 | 2 | 0 | 1 | 0 |
| Barry Bonds, L (1, 7)<br>OBP: 0.425, SLG: 0.566 | C B X<br>1-1 1B | | | X<br>0-0 G4-3 ② | | B B C X<br>2-1 G3-1 2-3 ② | | B 1 SAFE B B C F F B<br>4-2 1-2 BB | | 3 | 0 | 1 | 0 | 1 | 0 | 1 |
| Don Slaught, R (1, 2)<br>OBP: 0.409, SLG: 0.496 | 1 SAFE B C 1 SAFE S B F C<br>2-3 K ③ | | | S F X<br>0-2 G3 ③ | | C X<br>0-2 G5-3 ③ | | S S B B X<br>2-2 F8 ③ | | 4 | 0 | 0 | 0 | 0 | 1 | 4 |
| Steve Buechele, R (1, 5)<br>OBP: 0.331, SLG: 0.389 | | B B C S S<br>2-3 K ① | | | C B B B X<br>3-1 1B | | C X<br>0-1 1B | | C S B S<br>1-3 K ① | 4 | 0 | 2 | 0 | 0 | 2 | 0 |
| John Wehner, R (1, 3)<br>OBP: 0.263, SLG: 0.206 | | F X<br>0-1 G2-3 ② | | | F F B C<br>1-3 K ① | | X<br>0-0 F7 ① | | F X<br>0-1 F7 ② | 4 | 0 | 0 | 0 | 0 | 1 | 2 |
| Jose Lind, R (1, 4)<br>OBP: 0.266, SLG: 0.270 | | C S F F S<br>0-3 K ③ | | | F F B F F F X<br>1-2 P9 ② | | 1 SAFE X<br>0-0 P3 ② | | C B X<br>1-1 F9 ③ | 4 | 0 | 0 | 0 | 0 | 1 | 2 |
| Victor Cole, S (1, 1) | | | X<br>0-0 F7 ① | | F X<br>0-1 G5-3 ③ | | C S S<br>0-3 K ③ | | | 0 | 0 | 0 | 0 | 0 | 0 | 0 |
| Denny Neagle, L (2, 1) | | | | | | | | | | 2 | 0 | 0 | 0 | 0 | 0 | 1 |
| Roger Mason, R (5, 1) | | | | | | | | | | 1 | 0 | 0 | 0 | 0 | 1 | 1 |
| Bob Patterson, R (8, 1)<br>OBP: 0.500, SLG: 0.600 | | | | | | | | | | 0 | 0 | 0 | 0 | 0 | 0 | 0 |
| Bob Walk, R (8, 1) | | | | | | | | | | 0 | 0 | 0 | 0 | 0 | 0 | 0 |
| Inning Stats | R: 1 E: 0 K: 1 S: 15 H: 1 LOB: 1 BB: 1 P: 24 | R: 0 E: 0 K: 2 S: 10 H: 0 LOB: 0 BB: 0 P: 12 | R: 0 E: 0 K: 0 S: 7 H: 0 LOB: 0 BB: 0 P: 12 | R: 0 E: 0 K: 1 S: 7 H: 0 LOB: 0 BB: 0 P: 10 | R: 0 E: 0 K: 1 S: 13 H: 1 LOB: 1 BB: 0 P: 18 | R: 1 E: 0 K: 0 S: 13 H: 2 LOB: 1 BB: 0 P: 21 | R: 0 E: 0 K: 1 S: 7 H: 1 LOB: 1 BB: 0 P: 7 | R: 0 E: 0 K: 0 S: 13 H: 1 LOB: 2 BB: 1 P: 25 | R: 0 E: 0 K: 1 S: 7 H: 0 LOB: 0 BB: 0 P: 9 | 1B: 5 2B: 1 3B: 0 HR: 0 | SF: 0 SAC: 0 DP: 0 HBP: 0 | | | | | | |

# TOP

## Pittsburgh Pirates @ Cincinnati Reds

Riverfront Stadium, Cincinnati, OH

Thu Jul 09 1992, 7:05 PM EDT

Att. 32,681 - Cloudy - 84 F

livebaseballscorecards.com

| | |
|---|---|
| AB | 33 |
| R | 2 |
| H | 6 |
| RBI | 2 |
| BB | 2 |
| SO | 7 |
| LOB | 12 |

WP: 0 PB: 0 SB: 1 CS: 0 PA: 35

| PITCHER | | IP | WLS | BF | H | R | ER | SO | BB | IBB | HBP | BLK | WP | HR | S | P | ERA | WHIP |
|---|---|---|---|---|---|---|---|---|---|---|---|---|---|---|---|---|---|---|
| Greg Swindell, L<br>ERA: 2.94 | (1, 1) | 7.0 | | 27 | 5 | 2 | 2 | 6 | 1 | 0 | 0 | 0 | 0 | 0 | 72 | 104 | 2.57 | 0.857 |
| Scott Bankhead, R<br>ERA: 2.04 | (8, 1) | 1.0 | W | 5 | 1 | 0 | 0 | 0 | 1 | 0 | 0 | 0 | 0 | 0 | 13 | 25 | 0.00 | 2.000 |
| Norm Charlton, L<br>ERA: 2.13 | (9, 1) | 1.0 | S | 3 | 0 | 0 | 0 | 1 | 0 | 0 | 0 | 0 | 0 | 0 | 7 | 9 | 0.00 | 0.000 |

| PITCHER | IP | WLS | BF | H | R | ER | SO | BB | IBB | HBP | BLK | WP | HR | S | P | ERA | WHIP |
|---|---|---|---|---|---|---|---|---|---|---|---|---|---|---|---|---|---|

# BOTTOM

## Pittsburgh Pirates @ Cincinnati Reds

Riverfront Stadium, Cincinnati, OH

Thu Jul 09 1992, 7:05 PM EDT

Att. 32,681 - Cloudy - 84 F

livebaseballscorecards.com

| Batter | 1 | 2 | 3 | 4 | 5 | 6 | 7 | 8 | 9 | AB | R | H | RBI | BB | SO | LOB |
|---|---|---|---|---|---|---|---|---|---|---|---|---|---|---|---|---|
| Bip Roberts, S (1, 7)<br>OBP: 0.373, SLG: 0.361 | 4-1 1B PB 1B BB | 4-0 WP S BB | | 4-0 1B BB | | 2-2 ② G4-3 | | 1-3 ② K | | 2 | 1 | 0 | 0 | 3 | 1 | 1 |
| Dave Martinez, L (1, 8)<br>OBP: 0.315, SLG: 0.329 | 2-0 1B SF9 1-3 1B | 2-0 ② F8 | | C B 1 SAFE 1 SAFE 1 SAFE 1 SAFE B F X 2-2 1-2 1B | | F X 1-1 ③ G6-3 | | B C B C X 2-2 E 2-3 1B | | 4 | 1 | 2 | 0 | 0 | 0 | 1 |
| Reggie Sanders, R (8, PH)<br>OBP: 0.338, SLG: 0.447 (9, 8) | | | | | | | | | | 1 | 1 | 1 | 0 | 0 | 0 | 0 |
| Barry Larkin, R (1, 6)<br>OBP: 0.358, SLG: 0.422 | 1-0 SF9 BB 1-3 3-H 1B | C 1 SAFE C B B B B 4-2 1-3 BB | | C B C F B X 2-2 ③ G4-3 | | | B B B C F S 3-3 ① K | B B X 2-0 E9 1B 1-H 3-H 2B | | 4 | 1 | 2 | 3 | 1 | 1 | 2 |
| Paul O'Neill, L (1, 9)<br>OBP: 0.373, SLG: 0.420 | 4-0 BB 1-2 BB | 2-0 ③ G2-3 | | | B B B 4-0 SH5-3 BB | | F C X 0-2 F9 2B | B C X 1-1 3-H 1B | | 3 | 0 | 2 | 1 | 2 | 0 | 2 |
| Hal Morris, L (1, 3)<br>OBP: 0.412, SLG: 0.428 | 2-2 ① P5 | | B F F B F B X 3-2 ① L3 | | 1 SAFE X 0-0 ① SH5-3 1-2 | | I I I I 4-0 IBB | 1 SAFE F X 0-1 ③ G3 | | 3 | 0 | 0 | 0 | 1 | 0 | 4 |
| Chris Sabo, R (1, 5)<br>OBP: 0.311, SLG: 0.438 | C C B B B X 3-2 ② SF9 2-3 3-H | | C S B F B S 2-3 ② K | | B F B F B X 2-2 ② P4 | | B B X 2-0 ② F9 2-3 | | | 3 | 0 | 0 | 1 | 0 | 1 | 3 |
| Bill Doran, S (1, 4)<br>OBP: 0.329, SLG: 0.383 | B B B B 4-0 1-2 BB | | X 0-0 ③ P5 | | B B C B B 4-1 BB | | C F S 0-3 ③ K | | | 2 | 0 | 0 | 0 | 2 | 1 | 2 |
| Scott Bankhead, R (8, 1)<br>OBP: 0.250, SLG: 0.250 | | | | | | | | | | 0 | 0 | 0 | 0 | 0 | 0 | 0 |
| Norm Charlton, S (9, 1)<br>OBP: 0.333, SLG: 0.333 | | | | | | | | | | 0 | 0 | 0 | 0 | 0 | 0 | 0 |
| Joe Oliver, R (1, 2)<br>OBP: 0.310, SLG: 0.361 | C B B F X 2-2 ③ G6-3 | | | B F S F B F X 2-2 ① L9 | F B F X 1-2 ③ G4-3 | | | S F B F S 1-3 ① K | | 4 | 0 | 0 | 0 | 0 | 1 | 5 |
| Greg Swindell, L (1, 1)<br>OBP: 0.157, SLG: 0.184 | | F B F B C 2-3 ① K | | F B S F S 1-3 ② K | | F F B B X 2-2 ① P3 | | F X 0-1 1B E 2B | | 3 | 0 | 0 | 0 | 0 | 2 | 0 |
| Jeff Branson, L (8, 4)<br>OBP: 0.333, SLG: 0.481 | | | | | | | | | | 1 | 1 | 1 | 0 | 0 | 0 | 0 |
| Inning Stats | R: 2 E: 0 K: 0 S: 12 H: 2 LOB: 3 BB: 3 P: 34 | R: 0 E: 0 K: 1 S: 7 H: 0 LOB: 2 BB: 2 P: 21 | R: 0 E: 0 K: 1 S: 9 H: 0 LOB: 0 BB: 0 P: 14 | R: 0 E: 0 K: 1 S: 16 H: 1 LOB: 2 BB: 1 P: 27 | R: 0 E: 0 K: 0 S: 8 H: 0 LOB: 2 BB: 2 P: 19 | R: 0 E: 0 K: 0 S: 9 H: 0 LOB: 0 BB: 0 P: 14 | R: 0 E: 0 K: 2 S: 10 H: 1 LOB: 2 BB: 1 P: 19 | R: 3 E: 1 K: 2 S: 18 H: 4 LOB: 1 BB: 0 P: 25 | | 1B: 5 2B: 3 3B: 0 HR: 0 | SF: 1 SAC: 1 DP: 0 HBP: 0 | | | WP: 1 PB: 1 SB: 1 CS: 0 | PA: 41 | |

| | AB | 30 |
|---|---|---|
| | R | 5 |
| | H | 8 |
| | RBI | 5 |
| | BB | 9 |
| | SO | 7 |
| | LOB | 20 |

| PITCHER | | IP | WLS | BF | H | R | ER | SO | BB | IBB | HBP | BLK | WP | HR | S | P | ERA | WHIP |
|---|---|---|---|---|---|---|---|---|---|---|---|---|---|---|---|---|---|---|
| Victor Cole, R<br>ERA: 5.48 | (1, 1) | 1.1 | | 10 | 2 | 2 | 2 | 1 | 4 | 0 | 0 | 0 | 0 | 0 | 15 | 43 | 13.50 | 4.500 |
| Denny Neagle, L<br>ERA: 4.86 | (2, 1) | 3.0 | | 13 | 1 | 0 | 0 | 2 | 3 | 0 | 0 | 0 | 1 | 0 | 30 | 58 | 0.00 | 1.333 |
| Roger Mason, R<br>ERA: 3.35 | (5, 1) | 3.0 | L | 13 | 2 | 1 | 1 | 3 | 1 | 1 | 0 | 0 | 0 | 0 | 32 | 54 | 3.00 | 1.000 |
| Bob Patterson, L<br>ERA: 2.91 | (8, 1) | 0.1 | | 1 | 0 | 0 | 0 | 1 | 0 | 0 | 0 | 0 | 0 | 0 | 4 | 5 | 0.00 | 0.000 |
| Bob Walk, R<br>ERA: 3.73 | (8, 1) | 0.1 | | 4 | 3 | 2 | 2 | 0 | 0 | 0 | 0 | 0 | 0 | 0 | 8 | 13 | 54.00 | 9.000 |

| PITCHER | IP | WLS | BF | H | R | ER | SO | BB | IBB | HBP | BLK | WP | HR | S | P | ERA | WHIP |
|---|---|---|---|---|---|---|---|---|---|---|---|---|---|---|---|---|---|

| Batter | 1 | 2 | 3 | 4 | 5 | 6 | 7 | 8 | 9 | AB | R | H | RBI | BB | SO | LOB |
|---|---|---|---|---|---|---|---|---|---|---|---|---|---|---|---|---|
| Gary Redus, R (1, 9) (2, 3)<br>OBP: 0.288, SLG: 0.271 | X 0-0 ① G5-3 | | B C X 1-1 ③ P4 | | C B B C F F S 2-3 ② K | X 0-0 ③ F7 | | B C X 1-1 ③ F9 | | 5 | 0 | 0 | 0 | 0 | 1 | 8 |
| Jay Bell, R (1, 6)<br>OBP: 0.337, SLG: 0.350 | B B X 2-0 ② G5-3 | | | C B B F X 2-2 CS 1B | X 0-0 ③ F9 | | B B F X 2-1 ① G6-3 | | B F B C F B X 3-2 ① G1-3 | 5 | 0 | 1 | 0 | 0 | 0 | 2 |
| Andy Van Slyke, L (1, 8)<br>OBP: 0.408, SLG: 0.490 | B X 1-0 ③ F9 | | | 1 SAFE F B B B B X 3-1 ① F8 | | B B C X 2-1 ① G4-3 | B C X 2-1 ② G5-3 | | B C F B B B F B 4-2 1B BB | 4 | 0 | 0 | 0 | 1 | 0 | 1 |
| Barry Bonds, L (1, 7)<br>OBP: 0.428, SLG: 0.570 | | C B B B B 4-1 G6-4-3 BB | | B B F B F S 3-3 ② ③ K 1-2 | | C C B B B S 3-3 ② K | B B F S F B X 3-2 2B | | C X 0-1 1-2 G6-4-3 1B | 4 | 0 | 2 | 0 | 1 | 2 | 1 |
| Don Slaught, R (1, 2)<br>OBP: 0.401, SLG: 0.480 | | B X 1-0 ① ② G6-4-3 1-2f | | | F F X 0-2 ① F9 | B B F B B 4-1 HR BB | S B X 1-1 ③ F9 | | B F C X 1-2 ② ③ G6-4-3 1-2f | 4 | 1 | 0 | 0 | 1 | 0 | 4 |
| Steve Buechele, R (1, 5)<br>OBP: 0.331, SLG: 0.389<br>Cecil Espy, S (2, PH) (2, 9)<br>OBP: 0.315, SLG: 0.360 | | B X 1-0 ③ G6-3 | | | B X 1-0 2B 1B | C C 1 SAFE X 0-2 1-H HR | | B B C B S B 4-2 FC4-6 BB BB | | 0<br>3 | 0<br>2 | 0<br>2 | 0<br>2 | 0<br>1 | 0<br>0 | 0<br>0 |
| John Wehner, R (1, 3) (2, 5)<br>OBP: 0.310, SLG: 0.297 | | | X 0-0 ① L5 | | B B 1 SAFE X 2-0 1B 1-H 1B 2B | B B C B F X 3-2 1B 2B | | B 1 SAFE 1 SAFE B F F B B 4-2 1-2 FC4-6 BB | | 3 | 1 | 2 | 1 | 1 | 0 | 0 |
| Jose Lind, R (1, 4)<br>OBP: 0.273, SLG: 0.275 | | | C F B B B F X 2-2 1B | | B B B X 3-0 1B 2-3 1B | I I I I 4-0 1B IBB | | B X 1-0 ① FC4-6 1-2f 2-3 | | 3 | 0 | 2 | 0 | 1 | 0 | 2 |
| Doug Drabek, R (1, 1)<br>OBP: 0.128, SLG: 0.149 | | | 1 SAFE B 1 SAFE 1 SAFE 1 SAFE L L B F 2-3 F S ② K | | X 0-0 1-2 3-H 1B | S S B B B X 2-2 1-2 2-3 1B | | B F B F S 2-3 ② K | | 4 | 0 | 2 | 1 | 0 | 2 | 3 |
| Inning Stats | R: 0 E: 0 K: 0 S: 3 H: 0 LOB: 0 BB: 0 P: 6 | R: 0 E: 0 K: 0 S: 3 H: 0 LOB: 0 BB: 1 P: 9 | R: 0 E: 0 K: 1 S: 12 H: 1 LOB: 1 BB: 0 P: 17 | R: 0 E: 0 K: 1 S: 8 H: 1 LOB: 1 BB: 0 P: 16 | R: 2 E: 0 K: 1 S: 14 H: 4 LOB: 2 BB: 0 P: 22 | R: 2 E: 0 K: 1 S: 16 H: 3 LOB: 3 BB: 2 P: 34 | R: 0 E: 0 K: 0 S: 11 H: 1 LOB: 1 BB: 0 P: 19 | R: 0 E: 0 K: 1 S: 10 H: 0 LOB: 2 BB: 2 P: 22 | R: 0 E: 0 K: 0 S: 12 H: 1 LOB: 1 BB: 1 P: 20 | 1B: 7 2B: 4 3B: 0 HR: 1 | SF: 0 SAC: 0 DP: 3 HBP: 0 | | | | | | |

# TOP

## Pittsburgh Pirates @ Cincinnati Reds

Riverfront Stadium, Cincinnati, OH

Fri Jul 10 1992, 7:05 PM EDT

Att. 42,438 - Cloudy - 72 F

livebaseballscorecards.com

| | |
|---|---|
| AB | 35 |
| R | 4 |
| H | 11 |
| RBI | 4 |
| BB | 6 |
| SO | 5 |
| LOB | 21 |

| PITCHER | | IP | WLS | BF | H | R | ER | SO | BB | IBB | HBP | BLK | WP | HR | S | P | ERA | WHIP |
|---|---|---|---|---|---|---|---|---|---|---|---|---|---|---|---|---|---|---|
| Chris Hammond, L<br>ERA: 3.71 | (1, 1) | 5.2 | L | 26 | 8 | 4 | 4 | 4 | 2 | 1 | 0 | 0 | 0 | 1 | 52 | 98 | 6.35 | 1.765 |
| Dwayne Henry, R<br>ERA: 2.8 | (6, 1) | 1.1 | | 6 | 2 | 0 | 0 | 0 | 0 | 0 | 0 | 0 | 0 | 0 | 15 | 25 | 0.00 | 1.500 |
| Tom Bolton, L<br>ERA: 3.19 | (8, 1) | 2.0 | | 9 | 1 | 0 | 0 | 1 | 3 | 0 | 0 | 0 | 0 | 0 | 22 | 42 | 0.00 | 2.000 |

| PITCHER | IP | WLS | BF | H | R | ER | SO | BB | IBB | HBP | BLK | WP | HR | S | P | ERA | WHIP |
|---|---|---|---|---|---|---|---|---|---|---|---|---|---|---|---|---|---|

# BOTTOM

| Batter | 1 | 2 | 3 | 4 | 5 | 6 | 7 | 8 | 9 | AB | R | H | RBI | BB | SO | LOB |
|---|---|---|---|---|---|---|---|---|---|---|---|---|---|---|---|---|
| Reggie Sanders, R (1, 7) OBP: 0.341, SLG: 0.448 | C B S B X 2-2 G2-3 ① | | X 0-0 G5-3 ① | | S B X 1-1 1B | | | B F B B C X 3-2 G4-3 1B | | 4 | 0 | 2 | 0 | 0 | 0 | 0 |
| Dave Martinez, L (1, 8) OBP: 0.310, SLG: 0.323 | B C F B B X 3-2 G6-3 ② | | C C B B F B X 3-2 G3-1 ② | | X 0-0 G4-3 ③ | | | C B C F B F F X 2-2 G4-3 ① 1-2 | | 4 | 0 | 0 | 0 | 0 | 0 | 2 |
| Barry Larkin, R (1, 6) OBP: 0.356, SLG: 0.424 | C F B X 1-2 2B | | C C B X 1-2 G6-3 ③ | | | C X 0-1 G6-3 ① | | X 0-0 G6-3 ② | | 4 | 0 | 1 | 0 | 0 | 0 | 1 |
| Paul O'Neill, L (1, 9) OBP: 0.372, SLG: 0.417 | C B B X 2-1 F9 ③ | | | B C X 1-1 G4-3 ① | | B B C X 2-1 1B | | F B C S 1-3 K ③ | | 4 | 0 | 1 | 0 | 0 | 1 | 2 |
| Hal Morris, L (1, 3) OBP: 0.413, SLG: 0.435 | | C B F B B X 2-2 WP G5-3 FC5-2 1B | | B B X 2-0 G4-3 2B | | F C F B B X 2-2 F8 ② | | | B X 1-0 F9 ① | 4 | 0 | 2 | 0 | 0 | 0 | 1 |
| Jeff Branson, L (1, 4) OBP: 0.294, SLG: 0.419 | | X 0-0 G5-3 ① 1-2 | | F F X 0-2 G4-3 ② 2-3 | | C B B B S S 3-3 K ③ | | | X 0-0 G1-4-3 ② | 4 | 0 | 0 | 0 | 0 | 1 | 3 |
| Darnell Coles, R (1, 5) OBP: 0.281, SLG: 0.464 | | C B X 1-1 E5 FC5-2 WP | | B F B X 2-1 G6-3 ③ | | | C B X 1-1 G1-3 ① | | C B X 1-1 L4 ③ | 4 | 0 | 0 | 0 | 0 | 0 | 2 |
| Troy Afenir, R (1, 2) OBP: 0.282, SLG: 0.324 | | B B X 2-0 FC5-2 FC6-4 ② 1-3 2-H | | | B C C S 1-3 K ① | | F C F C 0-3 K ② | | | 3 | 0 | 0 | 0 | 0 | 2 | 2 |
| Chris Hammond, L (1, 1) OBP: 0.344, SLG: 0.346 | | C X 0-1 FC6-4 ③ 1-2f | | | C F F C 0-3 K ② | | C B F F X 1-2 G3-1 ③ | | | 2 | 0 | 0 | 0 | 0 | 1 | 2 |
| Dwayne Henry, R (6, 1) OBP: 0.250, SLG: 0.250 | | | | | | | | | | 0 | 0 | 0 | 0 | 0 | 0 | 0 |
| Bill Doran, S (7, PH) OBP: 0.328, SLG: 0.381 | | | | | | | | | | 1 | 0 | 0 | 0 | 0 | 0 | 0 |
| Tom Bolton, L (8, 1) | | | | | | | | | | 0 | 0 | 0 | 0 | 0 | 0 | 0 |
| Inning Stats | R: 0 E: 0 K: 0 S: 11 H: 1 LOB: 1 BB: 0 P: 19 | R: 0 E: 1 K: 0 S: 9 H: 1 LOB: 2 BB: 0 P: 14 | R: 0 E: 0 K: 0 S: 8 H: 0 LOB: 0 BB: 0 P: 12 | R: 0 E: 0 K: 0 S: 8 H: 1 LOB: 1 BB: 0 P: 13 | R: 0 E: 0 K: 2 S: 10 H: 1 LOB: 1 BB: 0 P: 12 | R: 0 E: 0 K: 1 S: 11 H: 1 LOB: 1 BB: 0 P: 18 | R: 0 E: 0 K: 1 S: 10 H: 0 LOB: 0 BB: 0 P: 12 | R: 0 E: 0 K: 1 S: 13 H: 1 LOB: 1 BB: 0 P: 19 | R: 0 E: 0 K: 0 S: 4 H: 0 LOB: 0 BB: 0 P: 6 | 1B: 4 2B: 2 3B: 0 HR: 0 | SF: 0 SAC: 0 DP: 0 HBP: 0 | | | | | | |

| PITCHER | IP | WLS | BF | H | R | ER | SO | BB | IBB | HBP | BLK | WP | HR | S | P | ERA | WHIP |
|---|---|---|---|---|---|---|---|---|---|---|---|---|---|---|---|---|---|
| Doug Drabek, R (1, 1) ERA: 2.76 | 9.0 | W | 34 | 6 | 0 | 0 | 5 | 0 | 0 | 0 | 0 | 1 | 0 | 84 | 125 | 0.00 | 0.667 |

| PITCHER | IP | WLS | BF | H | R | ER | SO | BB | IBB | HBP | BLK | WP | HR | S | P | ERA | WHIP |
|---|---|---|---|---|---|---|---|---|---|---|---|---|---|---|---|---|---|

# Pittsburgh Pirates @ Cincinnati Reds

Riverfront Stadium, Cincinnati, OH

Fri Jul 10 1992, 7:05 PM EDT

Att. 42,438 - Cloudy - 72 F

livebaseballscorecards.com

| | |
|---|---|
| AB | 34 |
| R | 0 |
| H | 6 |
| RBI | 0 |
| BB | 0 |
| SO | 5 |
| LOB | 15 |

| | | | | | | |
|---|---|---|---|---|---|---|
| 1B: 4 | SF: 0 | WP: 1 | PA: 34 |
| 2B: 2 | SAC: 0 | PB: 0 | |
| 3B: 0 | DP: 0 | SB: 0 | |
| HR: 0 | HBP: 0 | CS: 0 | |

| Batter | 1 | 2 | 3 | 4 | 5 | 6 | 7 | 8 | 9 | AB | R | H | RBI | BB | SO | LOB |
|---|---|---|---|---|---|---|---|---|---|---|---|---|---|---|---|---|
| Alex Cole, L (1, 9)<br>OBP: 0.301, SLG: 0.279 | C B C F X<br>1-2<br>E<br>1B<br>1B | | C M B S<br>1-3 ③<br>K2-3 | | S B C C<br>1-3 ①<br>K | | S F F B X<br>1-2<br>FC6-4<br>1B | | C X<br>0-1<br>G6-4-3<br>3B | 5 | 2 | 3 | 0 | 0 | 2 | 0 |
| Jay Bell, R (1, 6)<br>OBP: 0.338, SLG: 0.348 | 1 SAFE<br>1 SAFE<br>P<br>1 B B C X<br>3-1 ①<br>P4<br>1-3 | | | X<br>0-0 ①<br>G5-3 | F X<br>0-1<br>S<br>1B<br>1B | | 1 SAFE<br>1 SAFE<br>X<br>0-0 ②<br>FC6-4<br>1-2f<br>3B | | B B F B F F B<br>4-2<br>G6-4-3<br>BB | 4 | 2 | 1 | 0 | 1 | 0 | 2 |
| Andy Van Slyke, L (1, 8)<br>OBP: 0.412, SLG: 0.503<br>Cecil Espy, S (8, 8)<br>OBP: 0.313, SLG: 0.357 | C S B B X<br>2-2<br>G6-4-3<br>3-H<br>1B | | | C S B B F B X<br>3-2<br>HR<br>2B | F B 1 SAFE C B B F F X<br>3-2 ②<br>P2 | | 1 SAFE B X<br>1-0<br>1-H<br>3B<br>3B | | B C C B F X<br>2-2 ① ②<br>G6-4-3<br>1-2f<br>3-H | 4<br>1 | 2<br>0 | 3<br>0 | 2<br>0 | 0<br>0 | 0<br>0 | 1<br>1 |
| Barry Bonds, L (1, 7)<br>OBP: 0.431, SLG: 0.577 | B C 1 SAFE X<br>1-1 ② ③<br>G6-4-3<br>1-2f | | | B B B B<br>4-0<br>HR<br>BB | C C B B 1 SAFE B X<br>3-2<br>1-H<br>1B | | B X<br>1-0<br>WP<br>3B<br>3-H | | C B F S<br>1-3 ③<br>K | 4 | 2 | 2 | 2 | 1 | 1 | 1 |
| Orlando Merced, S (1, 3)<br>OBP: 0.331, SLG: 0.427 | | C B S B X<br>2-2 ①<br>G4-3 | | B B B C X<br>3-1<br>1-H<br>2-H<br>HR | X<br>0-0 ③<br>G6-3 | | B B X<br>2-0 ③<br>G3-1<br>3-H | | | 4 | 1 | 1 | 3 | 0 | 0 | 1 |
| John Wehner, R (1, 5)<br>OBP: 0.304, SLG: 0.317 | | B B F F F B X<br>3-2 ②<br>F7 | | X<br>0-0<br>S<br>2B | B B F S X<br>2-2 ①<br>G6-3 | | | C F B S<br>1-3 ①<br>K | | 4 | 0 | 1 | 0 | 0 | 1 | 0 |
| Michael LaValliere, L (1, 2)<br>OBP: 0.332, SLG: 0.299 | | X<br>0-0 ③<br>F7 | | 2 SAFE B S F F F S<br>1-3 ②<br>K<br>2-3 | S B F X<br>1-2 ②<br>F8 | | | F X<br>0-1<br>WP<br>1B | | 4 | 0 | 1 | 0 | 0 | 1 | 1 |
| Jose Lind, R (1, 4)<br>OBP: 0.273, SLG: 0.271 | | | B C F X<br>1-2 ①<br>G6-3 | I I I I<br>4-0<br>IBB | B X<br>1-0 ③<br>F8 | | | C B C B B S<br>3-3 ②<br>K<br>1-2 | | 3 | 0 | 0 | 0 | 1 | 1 | 1 |
| Zane Smith, L (1, 1)<br>OBP: 0.167, SLG: 0.174<br>Bob Walk, R (7, 1)<br>Randy Tomlin, L (8, 1)<br>OBP: 0.243, SLG: 0.176<br>Stan Belinda, R (8, 1)<br>OBP: 0.500, SLG: 1.000 | | | B X<br>1-0 ②<br>G4-3 | F X<br>0-1 ③<br>G4-3 | | | S S F S<br>0-3 ①<br>K | B F S X<br>1-2 ③<br>G6-3 | | 3<br>1<br>0<br>0 | 0<br>0<br>0<br>0 | 0<br>0<br>0<br>0 | 0<br>0<br>0<br>0 | 1<br>0<br>0<br>0 | 2<br>1<br>0<br>0 | |
| Inning Stats | R: 1<br>E: 1<br>K: 0<br>S: 13<br>H: 2<br>LOB: 0<br>BB: 0<br>P: 19 | R: 0<br>E: 0<br>K: 0<br>S: 8<br>H: 0<br>LOB: 0<br>BB: 0<br>P: 13 | R: 0<br>E: 0<br>K: 1<br>S: 7<br>H: 0<br>LOB: 0<br>BB: 0<br>P: 10 | R: 3<br>E: 0<br>K: 1<br>S: 15<br>H: 3<br>LOB: 2<br>BB: 2<br>P: 30 | R: 1<br>E: 0<br>K: 1<br>S: 14<br>H: 2<br>LOB: 1<br>BB: 0<br>P: 21 | R: 0<br>E: 0<br>K: 0<br>S: 7<br>H: 0<br>LOB: 0<br>BB: 0<br>P: 11 | R: 3<br>E: 0<br>K: 1<br>S: 12<br>H: 3<br>LOB: 0<br>BB: 0<br>P: 17 | R: 0<br>E: 0<br>K: 2<br>S: 11<br>H: 1<br>LOB: 1<br>BB: 0<br>P: 16 | R: 1<br>E: 0<br>K: 1<br>S: 12<br>H: 1<br>LOB: 0<br>BB: 1<br>P: 19 | 1B: 6<br>2B: 2<br>3B: 3<br>HR: 1<br>SF: 0<br>SAC: 0<br>DP: 2<br>HBP: 0 | | | | | | |

| PITCHER | IP | WLS | BF | H | R | ER | SO | BB | IBB | HBP | BLK | WP | HR | S | P | ERA | WHIP |
|---|---|---|---|---|---|---|---|---|---|---|---|---|---|---|---|---|---|
| Keith Brown, R (1, 1)<br>ERA: 4.5 | 3.1 | L | 15 | 5 | 4 | 3 | 1 | 1 | 0 | 0 | 0 | 0 | 1 | 36 | 60 | 8.10 | 1.800 |
| Scott Ruskin, L (4, 1)<br>ERA: 5.97 | 1.2 | | 8 | 2 | 1 | 1 | 2 | 0 | 1 | 0 | 0 | 0 | 0 | 21 | 33 | 5.40 | 1.200 |
| Dwayne Henry, R (6, 1)<br>ERA: 3.19 | 3.0 | | 13 | 4 | 3 | 3 | 3 | 0 | 0 | 0 | 0 | 2 | 0 | 30 | 44 | 9.00 | 1.333 |
| Tom Bolton, L (9, 1)<br>ERA: 3.38 | 1.0 | | 4 | 1 | 1 | 1 | 1 | 1 | 0 | 0 | 0 | 0 | 0 | 12 | 19 | 9.00 | 2.000 |

| PITCHER | IP | WLS | BF | H | R | ER | SO | BB | IBB | HBP | BLK | WP | HR | S | P | ERA | WHIP |
|---|---|---|---|---|---|---|---|---|---|---|---|---|---|---|---|---|---|

TOP

# Pittsburgh Pirates @ Cincinnati Reds

Riverfront Stadium, Cincinnati, OH

Sat Jul 11 1992, 7:05 PM EDT
Att. 44,367 - Cloudy - 71 F

livebaseballscorecards.com

| | |
|---|---|
| AB | 37 |
| R | 9 |
| H | 12 |
| RBI | 7 |
| BB | 3 |
| SO | 7 |
| LOB | 11 |

| Batter | 1 | 2 | 3 | 4 | 5 | 6 | 7 | 8 | 9 | AB | R | H | RBI | BB | SO | LOB |
|---|---|---|---|---|---|---|---|---|---|---|---|---|---|---|---|---|
| Reggie Sanders, R (1, 8) (9, 7)<br>OBP: 0.339, SLG: 0.444 | 1-1 G4-3 | | 2-1 G4-6-3 1-2f 2-3 3-H | | | 2-2 G5-3 | | 1-2 SF8 1B 1-2 1B | | 4 | 1 | 1 | 0 | 0 | 0 | 2 |
| Darnell Coles, R (1, 7)<br>OBP: 0.267, SLG: 0.441 | 2-2 G6-3 | | 0-0 F9 | | | 0-2 G3-1 | | 3-1 1-3 2-H 1B | | 3 | 0 | 0 | 0 | 0 | 0 | 1 |
| Paul O'Neill, L (8, PH)<br>OBP: 0.374, SLG: 0.420 | | | | | | | | | | 1 | 0 | 1 | 1 | 0 | 0 | 0 |
| Tom Bolton, L (9, 1) | | | | | | | | | | 0 | 0 | 0 | 0 | 0 | 0 | 0 |
| Barry Larkin, R (1, 6)<br>OBP: 0.358, SLG: 0.426 | 3-2 P3 | | | 2-0 G5-4-3 1B | | 1-2 FC5-4 1B | | 0-0 SF8 3-H | | 3 | 0 | 2 | 1 | 0 | 0 | 0 |
| Chris Sabo, R (1, 5)<br>OBP: 0.306, SLG: 0.430 | | 1-2 G5-3 | | 1-2 G5-4-3 1-2f | | 2-1 FC5-4 1-2f | | 3-2 F7 | | 4 | 0 | 0 | 0 | 0 | 0 | 3 |
| Glenn Braggs, R (1, 9)<br>OBP: 0.315, SLG: 0.298 | | 0-1 G5-3 | | 1-0 P6 | | | 1-0 F7 | | 2-1 G5-3 | 4 | 0 | 0 | 0 | 0 | 0 | 0 |
| Hal Morris, L (1, 3)<br>OBP: 0.406, SLG: 0.426 | | 3-2 G4-3 | | | 2-0 G4-3 | | 1-0 G3-1 | | 1-1 F8 | 4 | 0 | 0 | 0 | 0 | 0 | 0 |
| Joe Oliver, R (1, 2)<br>OBP: 0.309, SLG: 0.363 | | | 0-0 SH G4-6-3 2B | | 0-0 F9 | | 1-1 G6-3 | | 0-3 K | 4 | 1 | 1 | 0 | 0 | 1 | 0 |
| Freddie Benavides, R (1, 4)<br>OBP: 0.282, SLG: 0.340 | | | 1-2 G4-6-3 SH HBP | | 0-0 FC4-6 1B | | | 2-2 1B 1B 1B | | 1 | 0 | 1 | 0 | 0 | 0 | 0 |
| Jeff Branson, L (8, PH) (9, 4)<br>OBP: 0.314, SLG: 0.438 | | | | | | | | | | 1 | 1 | 1 | 0 | 0 | 0 | 0 |
| Keith Brown, S (1, 1) | | | | | | | | | | 0 | 0 | 0 | 0 | 0 | 0 | 0 |
| Scott Ruskin, R (4, 1) | | | | | | | | | | 0 | 0 | 0 | 0 | 0 | 0 | 0 |
| Bill Doran, S (5, PH)<br>OBP: 0.326, SLG: 0.379 | | | | | | | | | | 1 | 0 | 0 | 0 | 0 | 0 | 1 |
| Dwayne Henry, R (6, 1)<br>OBP: 0.250, SLG: 0.250 | | | | | | | | | | 0 | 0 | 0 | 0 | 0 | 0 | 0 |
| Dave Martinez, L (8, PH)<br>OBP: 0.308, SLG: 0.321 | | | | | | | | | | 1 | 0 | 0 | 0 | 0 | 0 | 1 |
| (9, 8) | | | 1-1 SH G4-6-3 1-2 2-3 | | 0-0 FC4-6 1-2f | | | 1-2 F8 | | | | | | | | |
| Inning Stats | R: 0 E: 0 K: 0 S: 9 H: 0 LOB: 0 BB: 0 P: 15 | R: 0 E: 0 K: 0 S: 8 H: 0 LOB: 0 BB: 0 P: 12 | R: 1 E: 0 K: 0 S: 8 H: 1 LOB: 1 BB: 0 P: 12 | R: 0 E: 0 K: 0 S: 5 H: 1 LOB: 0 BB: 0 P: 9 | R: 0 E: 0 K: 0 S: 4 H: 1 LOB: 1 BB: 0 P: 6 | R: 0 E: 0 K: 0 S: 11 H: 1 LOB: 1 BB: 0 P: 16 | R: 0 E: 0 K: 0 S: 4 H: 0 LOB: 0 BB: 0 P: 7 | R: 2 E: 0 K: 0 S: 17 H: 3 LOB: 1 BB: 0 P: 27 | R: 0 E: 0 K: 1 S: 7 H: 0 LOB: 0 BB: 0 P: 10 | 1B: 6 2B: 1 3B: 0 HR: 0 | SF: 1 SAC: 1 DP: 2 HBP: 1 | | | | | | |

| PITCHER | | IP | WLS | BF | H | R | ER | SO | BB | IBB | HBP | BLK | WP | HR | S | P | ERA | WHIP |
|---|---|---|---|---|---|---|---|---|---|---|---|---|---|---|---|---|---|---|
| Zane Smith, L<br>ERA: 2.96 | (1, 1) | 6.0 | W | 22 | 4 | 1 | 1 | 0 | 0 | 0 | 1 | 0 | 0 | 0 | 45 | 70 | 1.50 | 0.667 |
| Bob Walk, R<br>ERA: 3.98 | (7, 1) | 1.1 | | 6 | 2 | 2 | 2 | 0 | 0 | 0 | 0 | 0 | 0 | 0 | 15 | 22 | 13.50 | 1.500 |
| Randy Tomlin, L<br>ERA: 3.47 | (8, 1) | 0.0 | | 1 | 1 | 0 | 0 | 0 | 0 | 0 | 0 | 0 | 0 | 0 | 2 | 5 | ∞ | ∞ |
| Stan Belinda, R<br>ERA: 2.48 | (8, 1) | 1.2 | | 5 | 0 | 0 | 0 | 1 | 0 | 0 | 0 | 0 | 0 | 0 | 11 | 17 | 0.00 | 0.000 |

| PITCHER | IP | WLS | BF | H | R | ER | SO | BB | IBB | HBP | BLK | WP | HR | S | P | ERA | WHIP |
|---|---|---|---|---|---|---|---|---|---|---|---|---|---|---|---|---|---|

# BOTTOM

## Pittsburgh Pirates @ Cincinnati Reds

Riverfront Stadium, Cincinnati, OH

Sat Jul 11 1992, 7:05 PM EDT

Att. 44,367 - Cloudy - 71 F

livebaseballscorecards.com

| | |
|---|---|
| AB | 31 |
| R | 3 |
| H | 7 |
| RBI | 2 |
| BB | 0 |
| SO | 1 |
| LOB | 8 |

| | | | |
|---|---|---|---|
| WP: 0 | PA: 34 | | |
| PB: 0 | | | |
| SB: 0 | | | |
| CS: 0 | | | |

| Batter | 1 | 2 | 3 | 4 | 5 | 6 | 7 | 8 | 9 | 10 | AB | R | H | RBI | BB | SO | LOB |
|---|---|---|---|---|---|---|---|---|---|---|---|---|---|---|---|---|---|
| Alex Cole, L (1, 9)<br>OBP: 0.291, SLG: 0.270 | B X 1-0 L3 ① | | C F B B B S 3-3 K ① | | B C B F S 2-3 K ① | F X 0-1 P7 ③ | | | X 0-0 F8 ② | B B B C F F X 3-2 BB 1B | 4 | 0 | 0 | 0 | 0 | 2 | 2 |
| Kevin Young, R (9, PH)<br>OBP: 0.500, SLG: 0.500 | | | | | | | | | | | 2 | 0 | 1 | 0 | 0 | 0 | 1 |
| (9, 3) | | | | | | | | | | | | | | | | | |
| Jay Bell, R (1, 6)<br>OBP: 0.340, SLG: 0.349 | B B S S S 2-3 K ② | | C B F B F S 2-3 K ② | | X 0-0 BB 1B 2-3 1B | | X 0-0 F8 ① | | C X 0-1 BB 3B 1-2 1B | B B 1 SAFE S S B B 4-1 BB 1-2 | 5 | 2 | 2 | 0 | 1 | 2 | 0 |
| Andy Van Slyke, L (1, 8)<br>OBP: 0.411, SLG: 0.500 | C B C F B F S 2-3 K ③ | | B B C F B X 3-2 1B | | X 0-0 SF7 ② 3-H | | X 0-0 L4 ② | | B C B B B 4-1 3B 1-2 2-3 BB | C B F F B F X 2-2 G3 ③ | 4 | 1 | 1 | 1 | 1 | 1 | 2 |
| Barry Bonds, L (1, 7)<br>OBP: 0.434, SLG: 0.588 | | B B C X 2-1 G6-3 2B | B X 1-0 G1 ③ | | C B B B B 4-1 1B 1-2 BB | | C B B C X 2-2 F7 ③ | | C F F B F B X 2-2 3B 1-H 2-H 3-H | | 4 | 0 | 2 | 3 | 1 | 0 | 1 |
| Orlando Merced, S (1, 3)<br>OBP: 0.332, SLG: 0.424 | | B B B S B 4-1 G6-3 BB | | C C B F B S 2-3 K ① | X 0-0 1-3 2-H 1B | | | C X 0-1 G5-3 ① | B X 1-0 P4 ③ | | 4 | 0 | 1 | 1 | 1 | 1 | 1 |
| Bob Patterson, R (9, 1)<br>OBP: 0.500, SLG: 0.600 | | | | | | | | | | | 0 | 0 | 0 | 0 | 0 | 0 | 0 |
| Stan Belinda, R (10, 1)<br>OBP: 0.500, SLG: 1.000 | | | | | | | | | | | 0 | 0 | 0 | 0 | 0 | 0 | 0 |
| John Wehner, R (1, 5)<br>OBP: 0.294, SLG: 0.289 | | X 0-0 F9 ① | | C B S B X 2-2 G6-3 ② | B S B C C 2-3 K ③ | | | B X 1-0 F9 ② | | B B C S F B B 4-2 F9 SH5-4 HR BB | 4 | 1 | 0 | 0 | 1 | 1 | 4 |
| Michael LaValliere, L (1, 2)<br>OBP: 0.337, SLG: 0.306 | | B 1 SAFE C F B B 1 SAFE F X 3-2 G6-3 ② 1-2 2-3 | | C B X 2-1 1B | | C B X 1-1 WP 1B | | X 0-0 G5-3 ③ | | S X 0-1 SH5-4 ① 1-2 | 3 | 0 | 2 | 0 | 0 | 0 | 2 |
| Don Slaught, R (8, PH)<br>OBP: 0.399, SLG: 0.477 | | | | | | | | | | | 1 | 0 | 0 | 0 | 0 | 0 | 0 |
| (8, 2) | | | | | | | | | | | | | | | | | |
| Jose Lind, R (1, 4)<br>OBP: 0.271, SLG: 0.267 | I I I I 4-0 IBB | | X 0-0 G1-3 ③ | | | 1 SAFE C X 0-1 F9 ① | | | F X 0-1 G4-3 ① | F X 0-1 F9 ② 2-3 | 4 | 0 | 0 | 0 | 1 | 0 | 3 |
| Jeff Robinson, R (1, 1)<br>OBP: 0.100, SLG: 0.100 | F C B S 1-3 K ③ | | | | C B F X 1-2 1B SF7 2B | S F B X 1-2 F7 ② 1-2 | | | S X 0-1 BB 1B 3B 1B | B F B B X 3-1 3-H HR | 1 | 0 | 0 | 0 | 0 | 1 | 3 |
| Jerry Don Gleaton, L (4, 1) | | | | | | | | | | | 0 | 0 | 0 | 0 | 0 | 0 | 0 |
| Gary Varsho, L (5, PH)<br>OBP: 0.262, SLG: 0.373 | | | | | | | | | | | 1 | 1 | 1 | 0 | 0 | 0 | 0 |
| Roger Mason, R (5, 1) | | | | | | | | | | | 0 | 0 | 0 | 0 | 0 | 0 | 0 |
| Cecil Espy, S (6, PH)<br>OBP: 0.311, SLG: 0.355 | | | | | | | | | | | 1 | 0 | 0 | 0 | 0 | 0 | 1 |
| Denny Neagle, L (6, 1) | | | | | | | | | | | 0 | 0 | 0 | 0 | 0 | 0 | 0 |
| Gary Redus, R (9, PH)<br>OBP: 0.305, SLG: 0.333 | | | | | | | | | | | 2 | 2 | 2 | 2 | 0 | 0 | 0 |
| (9, 9) | | | | | | | | | | | | | | | | | |
| Inning Stats | R: 0 E: 0 K: 2 S: 10 H: 0 LOB: 0 BB: 0 P: 15 | R: 0 E: 0 K: 1 S: 11 H: 1 LOB: 3 BB: 2 P: 25 | R: 0 E: 0 K: 2 S: 11 H: 1 LOB: 1 BB: 0 P: 20 | R: 0 E: 0 K: 1 S: 10 H: 1 LOB: 1 BB: 0 P: 16 | R: 2 E: 0 K: 2 S: 13 H: 3 LOB: 2 BB: 1 P: 22 | R: 0 E: 0 K: 0 S: 9 H: 1 LOB: 1 BB: 0 P: 11 | R: 0 E: 0 K: 0 S: 5 H: 0 LOB: 0 BB: 0 P: 7 | R: 0 E: 0 K: 0 S: 4 H: 0 LOB: 0 BB: 0 P: 5 | R: 3 E: 0 K: 0 S: 14 H: 3 LOB: 1 BB: 1 P: 21 | R: 2 E: 0 K: 0 S: 19 H: 2 LOB: 2 BB: 2 P: 35 | | | | | | | |

| PITCHER | IP | WLS | BF | H | R | ER | SO | BB | IBB | HBP | BLK | WP | HR | S | P | ERA | WHIP |
|---|---|---|---|---|---|---|---|---|---|---|---|---|---|---|---|---|---|
| Jose Rijo, R (1, 1)<br>ERA: 3.18 | 5.0 | | 24 | 6 | 2 | 2 | 8 | 2 | 1 | 0 | 0 | 0 | 0 | 55 | 98 | 3.60 | 1.600 |
| Scott Bankhead, R (6, 1)<br>ERA: 1.94 | 2.0 | | 7 | 1 | 0 | 0 | 0 | 0 | 0 | 0 | 0 | 1 | 0 | 14 | 18 | 0.00 | 0.500 |
| Norm Charlton, L (8, 1)<br>ERA: 2.56 | 2.0 | | 10 | 3 | 3 | 3 | 0 | 1 | 0 | 0 | 0 | 0 | 0 | 18 | 26 | 13.50 | 2.000 |
| Tim Belcher, R (10, 1)<br>ERA: 3.42 | 1.0 | L | 7 | 2 | 2 | 2 | 0 | 2 | 0 | 0 | 0 | 0 | 1 | 19 | 35 | 18.00 | 4.000 |

| PITCHER | IP | WLS | BF | H | R | ER | SO | BB | IBB | HBP | BLK | WP | HR | S | P | ERA | WHIP |
|---|---|---|---|---|---|---|---|---|---|---|---|---|---|---|---|---|---|

# TOP

## Pittsburgh Pirates @ Cincinnati Reds

Riverfront Stadium, Cincinnati, OH

Sun Jul 12 1992, 3:33 AM EDT

Att. 35,120 - Cloudy - 85 F

livebaseballscorecards.com

| | |
|---|---|
| AB | 40 |
| R | 7 |
| H | 12 |
| RBI | 7 |
| BB | 6 |
| SO | 8 |
| LOB | 20 |

| | | | | | | | |
|---|---|---|---|---|---|---|---|
| 1B: 8 | SF: 1 | WP: 1 | PA: 48 |
| 2B: 2 | SAC: 1 | PB: 0 | |
| 3B: 1 | DP: 0 | SB: 0 | |
| HR: 1 | HBP: 0 | CS: 0 | |

| Batter | 1 | 2 | 3 | 4 | 5 | 6 | 7 | 8 | 9 | 10 | AB | R | H | RBI | BB | SO | LOB |
|---|---|---|---|---|---|---|---|---|---|---|---|---|---|---|---|---|---|
| Bip Roberts, S (1, 4) (5, 5) (10, 8)<br>OBP: 0.370, SLG: 0.358 | K | | P6 | BB WP BB<br>1-3<br>1B | | G5-3 | | K | | | 5 | 1 | 1 | 0 | 0 | 2 | 0 |
| Dave Martinez, L (1, 8) (10, 9)<br>OBP: 0.314, SLG: 0.335 | CS<br>BB | | HR | WP BB<br>1-2<br>BB | | K | | | F7 | | 3 | 1 | 1 | 1 | 2 | 1 | 0 |
| Barry Larkin, R (1, 6)<br>OBP: 0.359, SLG: 0.422 | S BB<br>1B<br>1-2<br>HBP | | F8 | WP<br>1-2<br>2-3<br>3-H<br>BB | | | G5-3 | | F9 | | 3 | 1 | 0 | 1 | 1 | 0 | 0 |
| Paul O'Neill, L (1, 9)<br>OBP: 0.374, SLG: 0.415<br>Tim Belcher, R (10, 1)<br>OBP: 0.133, SLG: 0.200 | 1B<br>1-2<br>BB | | BB | K<br>1-2<br>2-3<br>3-H | | | G4-3 | | G6-3 | | 3<br>0 | 0<br>0 | 0<br>0 | 0<br>0 | 2<br>0 | 1<br>0 | 2<br>0 |
| Hal Morris, L (1, 3)<br>OBP: 0.410, SLG: 0.435 | 1-2<br>2-H<br>1B | | G4-3 | | G5-3 | | 2B | | | SH1-4 BB<br>SF8<br>1B | 5 | 1 | 3 | 1 | 0 | 0 | 1 |
| Reggie Sanders, R (1, 7)<br>OBP: 0.344, SLG: 0.447 | F7 | | | 1B<br>SF9<br>2B | F8 | | IBB | | | SF8 SH1-4<br>1-2<br>BB | 3 | 1 | 1 | 0 | 2 | 0 | 2 |
| Chris Sabo, R (1, 5)<br>OBP: 0.307, SLG: 0.431<br>Freddie Benavides, R (4, PR)<br>OBP: 0.288, SLG: 0.346<br>(5, 4)<br>Scott Bankhead, R (6, 1)<br>OBP: 0.250, SLG: 0.250<br>Glenn Braggs, R (7, PH)<br>OBP: 0.313, SLG: 0.296<br>Norm Charlton, S (8, 1)<br>OBP: 0.333, SLG: 0.333<br>Darnell Coles, R (10, 5)<br>OBP: 0.267, SLG: 0.441 | | F7 | | 1B<br>BB<br>2-3<br>1B | FC6-4<br>1B | | K | | | SH1-4<br>1-2<br>2-3 | 2<br>1 | 0<br>1 | 1<br>1 | 0<br>0 | 0<br>0 | 0<br>0 | 0<br>0 |
| Joe Oliver, R (1, 2)<br>OBP: 0.303, SLG: 0.358 | | F7 | | SF9<br>3-H | FC6-4<br>1-2f | | | P4 | | SF8<br>2-3<br>3-H | 3 | 0 | 0 | 2 | 0 | 0 | 1 |
| Jose Rijo, R (1, 1)<br>OBP: 0.200, SLG: 0.257<br>Bill Doran, S (6, 4)<br>OBP: 0.322, SLG: 0.374 | K | | K | | | F7 | | G5-3 | | K | 2<br>3 | 0<br>0 | 0<br>0 | 0<br>0 | 0<br>0 | 2<br>1 | 1<br>1 |
| Inning Stats | R: 1 H: 1<br>E: 0 LOB: 2<br>K: 1 BB: 2<br>S: 14 P: 28 | R: 0 H: 0<br>E: 0 LOB: 0<br>K: 1 BB: 0<br>S: 11 P: 14 | R: 1 H: 1<br>E: 0 LOB: 1<br>K: 0 BB: 1<br>S: 11 P: 20 | R: 3 H: 3<br>E: 0 LOB: 3<br>K: 2 BB: 2<br>S: 17 P: 30 | R: 0 H: 1<br>E: 0 LOB: 1<br>K: 0 BB: 0<br>S: 9 P: 13 | R: 0 H: 0<br>E: 0 LOB: 0<br>K: 1 BB: 0<br>S: 13 P: 17 | R: 0 H: 1<br>E: 0 LOB: 2<br>K: 1 BB: 1<br>S: 8 P: 16 | R: 0 H: 0<br>E: 0 LOB: 0<br>K: 1 BB: 0<br>S: 9 P: 10 | R: 0 H: 0<br>E: 0 LOB: 0<br>K: 0 BB: 0<br>S: 11 P: 16 | R: 1 H: 1<br>E: 0 LOB: 1<br>K: 1 BB: 1<br>S: 10 P: 20 | 1B: 5 SF: 2<br>2B: 2 SAC: 1<br>3B: 0 DP: 0<br>HR: 1 HBP: 1 | | | | | | |

| PITCHER | | IP | WLS | BF | H | R | ER | SO | BB | IBB | HBP | BLK | WP | HR | S | P | ERA | WHIP |
|---|---|---|---|---|---|---|---|---|---|---|---|---|---|---|---|---|---|---|
| Jeff Robinson, R<br>ERA: 4.75 | (1, 1) | 3.2 | | 19 | 5 | 5 | 5 | 3 | 3 | 0 | 1 | 0 | 0 | 1 | 49 | 78 | 12.27 | 2.182 |
| Jerry Don Gleaton, L<br>ERA: 4.4 | (4, 1) | 0.1 | | 3 | 0 | 0 | 0 | 1 | 2 | 0 | 0 | 0 | 1 | 0 | 4 | 14 | 0.00 | 6.000 |
| Roger Mason, R<br>ERA: 3.29 | (5, 1) | 1.0 | | 4 | 1 | 0 | 0 | 0 | 0 | 0 | 0 | 0 | 0 | 0 | 9 | 13 | 0.00 | 1.000 |
| Denny Neagle, L<br>ERA: 4.61 | (6, 1) | 3.0 | | 11 | 1 | 0 | 0 | 3 | 0 | 1 | 0 | 0 | 0 | 0 | 30 | 43 | 0.00 | 0.333 |
| Bob Patterson, L<br>ERA: 3.09 | (9, 1) | 1.0 | W | 4 | 1 | 1 | 1 | 0 | 0 | 0 | 0 | 0 | 0 | 0 | 14 | 21 | 9.00 | 1.000 |

| PITCHER | | IP | WLS | BF | H | R | ER | SO | BB | IBB | HBP | BLK | WP | HR | S | P | ERA | WHIP |
|---|---|---|---|---|---|---|---|---|---|---|---|---|---|---|---|---|---|---|
| Stan Belinda, R<br>ERA: 2.41 | (10, 1) | 1.0 | S | 4 | 0 | 0 | 0 | 1 | 1 | 0 | 0 | 0 | 0 | 0 | 7 | 15 | 0.00 | 1.000 |

# BOTTOM

## Pittsburgh Pirates @ Cincinnati Reds

Riverfront Stadium, Cincinnati, OH

Sun Jul 12 1992, 3:33 AM EDT

Att. 35,120 - Cloudy - 85 F

livebaseballscorecards.com

| | |
|---|---|
| AB | 34 |
| R | 6 |
| H | 8 |
| RBI | 5 |
| BB | 7 |
| SO | 8 |
| LOB | 10 |

1B: 5 SF: 2
2B: 2 SAC: 1
3B: 0 DP: 0
HR: 1 HBP: 1

WP: 1 PA: 45
PB: 0
SB: 1
CS: 1

| Batter | 1 | 2 | 3 | 4 | 5 | 6 | 7 | 8 | 9 | AB | R | H | RBI | BB | SO | LOB |
|---|---|---|---|---|---|---|---|---|---|---|---|---|---|---|---|---|
| Rey Sanchez, R (1, 6)<br>OBP: 0.261, SLG: 0.327 | B X<br>1-0 ① F7 | | B S B X<br>2-1 ③ F8 | | | C X<br>0-1 ② G6-3 | | B X<br>1-0 ③ G6-3 | | 4 | 0 | 0 | 0 | 0 | 0 | 2 |
| 23 Ryne Sandberg, R (1, 4)<br>OBP: 0.358, SLG: 0.463 | C B B B F B<br>4-2 CS BB | | | B F B X<br>2-1 ① G6-3 | | B C C F X<br>1-2 ③ F9 | | | C B B X<br>2-1 1B | 3 | 0 | 1 | 0 | 1 | 0 | 0 |
| Mark Grace, L (1, 3)<br>OBP: 0.404, SLG: 0.439 | 1 SAFE C F F X<br>0-2 ② F7 | | | C B B X<br>2-1 ② F7 | | | C B S C<br>1-3 ① K | | X<br>0-0 ① F7 | 4 | 0 | 0 | 0 | 0 | 1 | 2 |
| Andre Dawson, R (1, 9)<br>OBP: 0.308, SLG: 0.457 | C B<br>1-1 ③ CS<br>1-2 | B B S S F X<br>2-2 ① G4-3 | | C F F B C<br>1-3 ③ K | | | B X<br>1-0 ② G4-3 | | B X<br>1-0 ② P4 | 4 | 0 | 0 | 0 | 0 | 1 | 1 |
| Kal Daniels, L (1, 7)<br>OBP: 0.343, SLG: 0.387 | | C B X<br>1-1 FC6-4 1B | | | C S B F S<br>1-3 ① K | | C C X<br>0-2 ③ G3 | | S C F X<br>0-2 ③ L6 | 4 | 0 | 1 | 0 | 0 | 1 | 1 |
| Steve Buechele, R (1, 5)<br>OBP: 0.331, SLG: 0.391 | | B S F F X<br>1-2 ② FC6-4<br>1-2f | | | C B F X<br>1-2 ② F9 | | | B S S F C<br>1-3 ① K | | 3 | 0 | 0 | 0 | 0 | 1 | 1 |
| Rick Wilkins, L (1, 2)<br>OBP: 0.329, SLG: 0.435 | | F F F S<br>0-3 ③ K | | | S S B F S<br>1-3 ③ K | | | C B B X<br>2-1 ② G6-3 | | 3 | 0 | 0 | 0 | 0 | 2 | 1 |
| Doug Dascenzo, S (1, 8)<br>OBP: 0.285, SLG: 0.277 | | | B B B C C X<br>3-2 ① G4-3 | | | C C X<br>0-2 ① F8 | | B B F B B<br>4-1 2B BB | | 2 | 0 | 0 | 0 | 1 | 0 | 0 |
| Shawn Boskie, R (1, 1)<br>OBP: 0.083, SLG: 0.083<br>Derrick May, L (6, PH)<br>OBP: 0.264, SLG: 0.353<br>Ken Patterson, L (6, 1)<br>Jeff Robinson, R (7, 1)<br>Dwight Smith, L (8, PH)<br>OBP: 0.283, SLG: 0.382<br>Chuck McElroy, L (8, 1)<br>OBP: 0.750, SLG: 1.500 | | | B C M B B C<br>3-3 ② K | | | B F B B F F X<br>3-2 HR | | B F B F F F X<br>2-2 1-3 2B | | 1<br>1<br>0<br>0<br>1<br>0 | 0<br>1<br>0<br>0<br>0<br>0 | 0<br>1<br>0<br>0<br>1<br>0 | 0<br>1<br>0<br>0<br>0<br>0 | 1<br>0<br>0<br>0<br>0<br>0 | 0<br>0<br>0<br>0<br>0<br>0 | 0<br>0<br>0<br>0<br>0<br>0 |
| Inning Stats | R: 0 E: 0 K: 0 S: 8<br>H: 0 LOB: 0 BB: 1 P: 14 | R: 0 E: 0 K: 1 S: 14<br>H: 1 LOB: 1 BB: 0 P: 18 | R: 0 E: 0 K: 1 S: 8<br>H: 0 LOB: 0 BB: 0 P: 16 | R: 0 E: 0 K: 1 S: 8<br>H: 0 LOB: 0 BB: 0 P: 13 | R: 0 E: 0 K: 2 S: 11<br>H: 0 LOB: 0 BB: 0 P: 14 | R: 1 E: 0 K: 0 S: 13<br>H: 1 LOB: 0 BB: 0 P: 17 | R: 0 E: 0 K: 1 S: 7<br>H: 0 LOB: 0 BB: 0 P: 9 | R: 0 E: 0 K: 1 S: 13<br>H: 1 LOB: 2 BB: 1 P: 23 | R: 0 E: 0 K: 0 S: 8<br>H: 1 LOB: 1 BB: 0 P: 11 | 1B: 2<br>2B: 1<br>3B: 0<br>HR: 1 | SF: 0<br>SAC: 0<br>DP: 0<br>HBP: 0 | | | WP: 0<br>PB: 0<br>SB: 0<br>CS: 1 | PA: 33 | | |

# Chicago Cubs @ Pittsburgh Pirates

Three Rivers Stadium, Pittsburgh, PA

Thu Jul 16 1992, 7:05 PM EDT

Att. 30,504 - Sunny - 81 F

TOP

livebaseballscorecards.com

| | |
|---|---|
| AB | 30 |
| R | 1 |
| H | 4 |
| RBI | 1 |
| BB | 2 |
| SO | 7 |
| LOB | 8 |

| PITCHER | | IP | WLS | BF | H | R | ER | SO | BB | IBB | HBP | BLK | WP | HR | S | P | ERA | WHIP |
|---|---|---|---|---|---|---|---|---|---|---|---|---|---|---|---|---|---|---|
| Doug Drabek, R<br>ERA: 2.68 | (1, 1) | 8.0 | W | 28 | 3 | 1 | 1 | 7 | 2 | 0 | 0 | 0 | 0 | 1 | 82 | 124 | 1.12 | 0.625 |
| Stan Belinda, R<br>ERA: 2.35 | (9, 1) | 1.0 | S | 4 | 1 | 0 | 0 | 0 | 0 | 0 | 0 | 0 | 0 | 0 | 8 | 11 | 0.00 | 1.000 |

| PITCHER | IP | WLS | BF | H | R | ER | SO | BB | IBB | HBP | BLK | WP | HR | S | P | ERA | WHIP |
|---|---|---|---|---|---|---|---|---|---|---|---|---|---|---|---|---|---|

# Chicago Cubs @ Pittsburgh Pirates

Three Rivers Stadium, Pittsburgh, PA

Thu Jul 16 1992, 7:05 PM EDT

Att. 30,504 - Sunny - 81 F

livebaseballscorecards.com

## BOTTOM

| Batter | 1 | 2 | 3 | 4 | 5 | 6 | 7 | 8 | 9 | AB | R | H | RBI | BB | SO | LOB |
|---|---|---|---|---|---|---|---|---|---|---|---|---|---|---|---|---|
| Alex Cole, L (1, 9)<br>OBP: 0.290, SLG: 0.269 | G6-3 | | K | PO 1B<br>2-H | | | G4-3 | | | 4 | 0 | 1 | 1 | 0 | 1 | 1 |
| Jay Bell, R (1, 6)<br>OBP: 0.339, SLG: 0.348 | F9 | | BB BB 1B | PO<br>1-2 | F8 | | F8 | | | 4 | 0 | 1 | 0 | 0 | 0 | 1 |
| Andy Van Slyke, L (1, 8)<br>OBP: 0.412, SLG: 0.509 | HR | | P5 | | L9 | | | 1B | | 4 | 1 | 2 | 1 | 0 | 0 | 1 |
| Barry Bonds, L (1, 7)<br>OBP: 0.435, SLG: 0.583 | BB | | BB<br>1-2 | | F9 | | | K | | 2 | 0 | 0 | 0 | 2 | 1 | 1 |
| Orlando Merced, S (1, 3)<br>OBP: 0.331, SLG: 0.418 | P6 | | K<br>1-2<br>2-3 | | | G4-3 | | F9 | | 3 | 0 | 0 | 0 | 1 | 0 | 2 |
| Jeff King, R (1, 5)<br>OBP: 0.225, SLG: 0.305 | | P3 | F8 | | | G5-3 | | F9 | | 4 | 0 | 0 | 0 | 0 | 0 | 4 |
| Michael LaValliere, L (1, 2)<br>OBP: 0.337, SLG: 0.306 | | FC4-6 1B | K | | | P5 | | | | 3 | 0 | 1 | 0 | 0 | 1 | 0 |
| Jose Lind, R (1, 4)<br>OBP: 0.276, SLG: 0.275 | | F9 | SH3-4 1B | | | | SH5-4 2B | | | 3 | 1 | 2 | 0 | 0 | 0 | 1 |
| Doug Drabek, R (1, 1)<br>OBP: 0.125, SLG: 0.146 | | FC4-6<br>1-2f | SH3-4<br>1-2 | | | | SH5-4<br>2-3 | | | 1 | 0 | 0 | 0 | 0 | 0 | 1 |
| Stan Belinda, R (9, 1)<br>OBP: 0.500, SLG: 1.000 | | | | | | | | | | 0 | 0 | 0 | 0 | 0 | 0 | 0 |
| Inning Stats | R: 1 H: 1<br>E: 0 LOB: 1<br>K: 0 BB: 1<br>S: 14 P: 26 | R: 0 H: 1<br>E: 0 LOB: 1<br>K: 0 BB: 0<br>S: 8 P: 10 | R: 0 H: 1<br>E: 0 LOB: 3<br>K: 1 BB: 2<br>S: 16 P: 31 | R: 1 H: 2<br>E: 0 LOB: 0<br>K: 1 BB: 0<br>S: 10 P: 18 | R: 0 H: 0<br>E: 0 LOB: 0<br>K: 0 BB: 0<br>S: 6 P: 11 | R: 0 H: 0<br>E: 0 LOB: 0<br>K: 0 BB: 0<br>S: 10 P: 17 | R: 0 H: 1<br>E: 0 LOB: 1<br>K: 0 BB: 0<br>S: 8 P: 13 | R: 0 H: 1<br>E: 0 LOB: 1<br>K: 1 BB: 0<br>S: 10 P: 12 | | 1B: 5 SF: 0<br>2B: 1 SAC: 2<br>3B: 0 DP: 0<br>HR: 1 HBP: 0 | | | | | | |

| | AB | 28 |
|---|---|---|
| | R | 2 |
| | H | 7 |
| | RBI | 2 |
| | BB | 3 |
| | SO | 3 |
| | LOB | 12 |

WP: 0 PA: 34
PB: 0
SB: 0
CS: 0

| PITCHER | | IP | WLS | BF | H | R | ER | SO | BB | IBB | HBP | BLK | WP | HR | S | P | ERA | WHIP |
|---|---|---|---|---|---|---|---|---|---|---|---|---|---|---|---|---|---|---|
| Shawn Boskie, R<br>ERA: 3.93 | (1, 1) | 5.0 | L | 22 | 5 | 2 | 2 | 2 | 3 | 0 | 0 | 0 | 0 | 1 | 54 | 96 | 3.60 | 1.600 |
| Ken Patterson, L<br>ERA: 3.26 | (6, 1) | 1.2 | | 6 | 1 | 0 | 0 | 0 | 0 | 0 | 0 | 0 | 0 | 0 | 15 | 26 | 0.00 | 0.600 |
| Jeff Robinson, R<br>ERA: 2.3 | (7, 1) | 0.1 | | 1 | 0 | 0 | 0 | 0 | 0 | 0 | 0 | 0 | 0 | 0 | 3 | 4 | 0.00 | 0.000 |
| Chuck McElroy, L<br>ERA: 2.53 | (8, 1) | 1.0 | | 4 | 1 | 0 | 0 | 1 | 0 | 0 | 0 | 0 | 0 | 0 | 10 | 12 | 0.00 | 1.000 |

| PITCHER | IP | WLS | BF | H | R | ER | SO | BB | IBB | HBP | BLK | WP | HR | S | P | ERA | WHIP |
|---|---|---|---|---|---|---|---|---|---|---|---|---|---|---|---|---|---|

| Batter | 1 | 2 | 3 | 4 | 5 | 6 | 7 | 8 | 9 | AB | R | H | RBI | BB | SO | LOB |
|---|---|---|---|---|---|---|---|---|---|---|---|---|---|---|---|---|
| Rey Sanchez, R (1, 6)<br>OBP: 0.261, SLG: 0.325 | C B X 1-1 F9 ① | | C F B S 1-3 K ③ | | B S B B F X 3-2 2-H 1B | | B C X 1-1 G6-3 ③ | | | 4 | 0 | 1 | 1 | 0 | 1 | 1 |
| 23 Ryne Sandberg, R (1, 4)<br>OBP: 0.360, SLG: 0.462 | B X 1-0 G4-3 ② | | | B C F B X 2-2 2B 1B | B C B B B 4-1 BB | | | C X 0-1 P4 ① | | 3 | 1 | 1 | 0 | 1 | 0 | 0 |
| Mark Grace, L (1, 3)<br>OBP: 0.408, SLG: 0.450 | B F X 1-1 2B | | | 1 SAFE S X 0-1 1-H 2B | C B S X 1-2 P6 ③ | | | C B S F B X 2-2 1B | | 4 | 0 | 3 | 1 | 0 | 0 | 2 |
| Andre Dawson, R (1, 9)<br>OBP: 0.304, SLG: 0.451 | C B X 1-1 G3 ③ | | | B B 2 SAFE X 3-0 L9 ① | | X 0-0 F7 ① | | B X 1-0 F9 ② | | 4 | 0 | 0 | 0 | 0 | 0 | 3 |
| Steve Buechele, R (1, 5)<br>OBP: 0.327, SLG: 0.385 | | C S X 0-2 G5-3 ① | | F B C X 1-2 F8 ② | | B F B F F B X 3-2 G6-3 ② | | 1 SAFE 1 SAFE B S 1 SAFE X 1-1 F7 ③ | | 4 | 0 | 0 | 0 | 0 | 0 | 2 |
| Jeff Kunkel, R (1, 7)<br>OBP: 0.100, SLG: 0.100<br>Derrick May, L (9, 7)<br>OBP: 0.284, SLG: 0.353 | | B X 1-0 G3 ② | | S S F B X 1-2 G4-3 ③ | | C F B X 1-2 G6-3 ③ | | | S X 0-1 F9 ① | 4<br>0 | 0<br>0 | 0<br>0 | 0<br>0 | 0<br>0 | 0<br>0 | 1<br>0 |
| Joe Girardi, R (1, 2)<br>OBP: 0.342, SLG: 0.298 | | B S X 1-1 G3 ③ | | | S X 0-1 G6-3 ① | | X 0-0 G4-3 ① | | C F X 0-2 1B | 4 | 0 | 1 | 0 | 0 | 0 | 0 |
| Doug Dascenzo, S (1, 8)<br>OBP: 0.289, SLG: 0.282 | | | X 0-0 P4 ① | | B B C B S X 3-2 E 1B 1B | | C B B C X 2-2 SH3 1B | | 1 SAFE 1 SAFE P S B X 2-1 F8 ② | 4 | 1 | 2 | 0 | 0 | 0 | 1 |
| Greg Maddux, R (1, 1)<br>OBP: 0.170, SLG: 0.269<br>Paul Assenmacher, L (9, 1)<br>Bob Scanlan, R (9, 1) | | | B X 1-0 G4-3 ② | | X 0-0 B2-6-4 ② 1-2 | | P L 1 SAFE L B 1 SAFE X 2-2 SH3 ② 1-2 | | S F S 0-3 K ③ | 3<br>0<br>0 | 0<br>0<br>0 | 0<br>0<br>0 | 0<br>0<br>0 | 0<br>0<br>0 | 1<br>0<br>0 | 2<br>0<br>0 |
| Inning Stats | R: 0 H: 1<br>E: 0 LOB: 1<br>K: 0 BB: 0<br>S: 7 P: 11 | R: 0 H: 0<br>E: 0 LOB: 0<br>K: 0 BB: 0<br>S: 6 P: 8 | R: 0 H: 0<br>E: 0 LOB: 0<br>K: 1 BB: 0<br>S: 5 P: 7 | R: 1 H: 2<br>E: 0 LOB: 1<br>K: 0 BB: 0<br>S: 13 P: 20 | R: 1 H: 2<br>E: 1 LOB: 2<br>K: 0 BB: 1<br>S: 13 P: 24 | R: 0 H: 0<br>E: 0 LOB: 0<br>K: 0 BB: 0<br>S: 8 P: 12 | R: 0 H: 1<br>E: 0 LOB: 1<br>K: 0 BB: 0<br>S: 10 P: 14 | R: 0 H: 1<br>E: 0 LOB: 1<br>K: 0 BB: 0<br>S: 9 P: 13 | R: 0 H: 1<br>E: 0 LOB: 1<br>K: 1 BB: 0<br>S: 11 P: 12 | 1B: 6 SF: 0<br>2B: 2 SAC: 1<br>3B: 0 DP: 0<br>HR: 0 HBP: 0 | | | | | | |

| PITCHER | | IP | WLS | BF | H | R | ER | SO | BB | IBB | HBP | BLK | WP | HR | S | P | ERA | WHIP |
|---|---|---|---|---|---|---|---|---|---|---|---|---|---|---|---|---|---|---|
| Randy Tomlin, L<br>ERA: 3.31 | (1, 1) | 8.0 | L | 32 | 7 | 2 | 1 | 1 | 1 | 0 | 0 | 0 | 0 | 0 | 71 | 109 | 1.12 | 1.000 |
| Denny Neagle, L<br>ERA: 4.53 | (9, 1) | 1.0 | | 4 | 1 | 0 | 0 | 1 | 0 | 0 | 0 | 0 | 0 | 0 | 11 | 12 | 0.00 | 1.000 |

| PITCHER | IP | WLS | BF | H | R | ER | SO | BB | IBB | HBP | BLK | WP | HR | S | P | ERA | WHIP |
|---|---|---|---|---|---|---|---|---|---|---|---|---|---|---|---|---|---|

# TOP

## Chicago Cubs @ Pittsburgh Pirates

Three Rivers Stadium, Pittsburgh, PA

Fri Jul 17 1992, 7:05 PM EDT
Att. 24,037 - Cloudy - 72 F

livebaseballscorecards.com

| | |
|---|---|
| AB | 34 |
| R | 2 |
| H | 8 |
| RBI | 2 |
| BB | 1 |
| SO | 2 |
| LOB | 12 |

| | | | |
|---|---|---|---|
| WP: 0 | PA: 36 | | |
| PB: 0 | | | |
| SB: 0 | | | |
| CS: 0 | | | |

# Chicago Cubs @ Pittsburgh Pirates

Three Rivers Stadium, Pittsburgh, PA

Fri Jul 17 1992, 7:05 PM EDT

Att. 24,037 - Cloudy - 72 F

livebaseballscorecards.com

## BOTTOM

| Batter | 1 | 2 | 3 | 4 | 5 | 6 | 7 | 8 | 9 | AB | R | H | RBI | BB | SO | LOB |
|---|---|---|---|---|---|---|---|---|---|---|---|---|---|---|---|---|
| Alex Cole, L (1, 9)<br>OBP: 0.296, SLG: 0.287 | 4-2 CS SH1-3 BB | | 3-1 2-H 3B | | 2-2 G4-3 | | | 2-1 F8 | | 3 | 0 | 1 | 1 | 1 | 0 | 0 |
| Jay Bell, R (1, 6)<br>OBP: 0.337, SLG: 0.345 | 1-1 SH1-3<br>1-2 | | 2-2 G5-3 | | | 1-1 G4-3 | | 2-2 G6-3 | | 3 | 0 | 0 | 0 | 0 | 0 | 1 |
| Andy Van Slyke, L (1, 8)<br>OBP: 0.415, SLG: 0.511 | 1-1<br>2-3 1B | | 4-0 BB | | | 2-2 F7 | | | 3-2 1B | 3 | 0 | 2 | 0 | 1 | 0 | 0 |
| Barry Bonds, L (1, 7)<br>OBP: 0.432, SLG: 0.578 | 0-1 G3 | | 2-1 F7 | | | 0-0 CS 1B | | | 2-2 P6 | 4 | 0 | 1 | 0 | 0 | 0 | 4 |
| Orlando Merced, S (1, 3)<br>OBP: 0.327, SLG: 0.413<br>Lloyd McClendon, R (9, PH)<br>OBP: 0.377, SLG: 0.359 | | 0-0 F8 | | 1-2 F8 | | 1-1 CS<br>1-2 | 0-1 B2-3 | | 1-1 F9 | 3<br>1 | 0<br>0 | 0<br>0 | 0<br>0 | 0<br>0 | 0<br>0 | 0<br>1 |
| Jeff King, R (1, 5)<br>OBP: 0.222, SLG: 0.301<br>Cecil Espy, S (9, PH)<br>OBP: 0.309, SLG: 0.352 | | 3-2 G5-3 | | 1-2 G6-3 | | | 0-0 G1-3 | | 0-0 G4-3 | 3<br>1 | 0<br>0 | 0<br>0 | 0<br>0 | 0<br>0 | 0<br>0 | 0<br>1 |
| Michael LaValliere, L (1, 2)<br>OBP: 0.337, SLG: 0.307 | | 0-1 G4-3 | | 1-1 G4-3 | | | 1-1 1B | | | 3 | 0 | 1 | 0 | 0 | 0 | 0 |
| Jose Lind, R (1, 4)<br>OBP: 0.276, SLG: 0.276 | | | 2-1 SH3-4 3B 1B | | 0-2 G1-3 | | 1-2 G4-3 | | | 3 | 1 | 1 | 0 | 0 | 0 | 1 |
| Randy Tomlin, L (1, 1)<br>OBP: 0.237, SLG: 0.171<br>Gary Varsho, L (8, PH)<br>OBP: 0.259, SLG: 0.369<br>Denny Neagle, L (9, 1) | | | 0-0 SH3-4<br>1-2 | | 1-1 F7 | | | 0-0 G5-3 | | 1<br>1<br>0 | 0<br>0<br>0 | 0<br>0<br>0 | 0<br>0<br>0 | 0<br>0<br>0 | 0<br>0<br>0 | 0<br>0<br>0 |
| Inning Stats | R: 0 H: 1<br>E: 0 LOB: 1<br>K: 0 BB: 1<br>S: 8 P: 14 | R: 0 H: 0<br>E: 0 LOB: 0<br>K: 0 BB: 0<br>S: 6 P: 9 | R: 1 H: 2<br>E: 0 LOB: 2<br>K: 0 BB: 1<br>S: 10 P: 23 | R: 0 H: 0<br>E: 0 LOB: 0<br>K: 0 BB: 0<br>S: 8 P: 11 | R: 0 H: 0<br>E: 0 LOB: 0<br>K: 0 BB: 0<br>S: 8 P: 11 | R: 0 H: 1<br>E: 0 LOB: 0<br>K: 0 BB: 0<br>S: 7 P: 11 | R: 0 H: 1<br>E: 0 LOB: 1<br>K: 0 BB: 0<br>S: 8 P: 10 | R: 0 H: 0<br>E: 0 LOB: 0<br>K: 0 BB: 0<br>S: 7 P: 11 | R: 0 H: 1<br>E: 0 LOB: 1<br>K: 0 BB: 0<br>S: 9 P: 15 | 1B: 5 SF: 0<br>2B: 0 SAC: 2<br>3B: 1 DP: 0<br>HR: 0 HBP: 0 | | | | | | |

| | AB | 29 |
|---|---|---|
| | R | 1 |
| | H | 6 |
| | RBI | 1 |
| | BB | 2 |
| | SO | 0 |
| | LOB | 8 |

WP: 0 PA: 34
PB: 0
SB: 0
CS: 2

| PITCHER | | IP | WLS | BF | H | R | ER | SO | BB | IBB | HBP | BLK | WP | HR | S | P | ERA | WHIP |
|---|---|---|---|---|---|---|---|---|---|---|---|---|---|---|---|---|---|---|
| Greg Maddux, R<br>ERA: 2.33 | (1, 1) | 8.0 | W | 30 | 6 | 1 | 1 | 0 | 2 | 0 | 0 | 0 | 0 | 0 | 65 | 106 | 1.12 | 1.000 |
| Paul Assenmacher, L<br>ERA: 2.84 | (9, 1) | 0.1 | | 1 | 0 | 0 | 0 | 0 | 0 | 0 | 0 | 0 | 0 | 0 | 3 | 5 | 0.00 | 0.000 |
| Bob Scanlan, R<br>ERA: 2.22 | (9, 1) | 0.2 | S | 2 | 0 | 0 | 0 | 0 | 0 | 0 | 0 | 0 | 0 | 0 | 3 | 4 | 0.00 | 0.000 |

| PITCHER | IP | WLS | BF | H | R | ER | SO | BB | IBB | HBP | BLK | WP | HR | S | P | ERA | WHIP |
|---|---|---|---|---|---|---|---|---|---|---|---|---|---|---|---|---|---|

| Batter | 1 | 2 | 3 | 4 | 5 | 6 | 7 | 8 | 9 | AB | R | H | RBI | BB | SO | LOB |
|---|---|---|---|---|---|---|---|---|---|---|---|---|---|---|---|---|
| Jose Vizcaino, S (1, 6)<br>OBP: 0.235, SLG: 0.260 | G3 | | F8 | | | F8 | | K | | 4 | 0 | 0 | 0 | 0 | 1 | 1 |
| 23 Ryne Sandberg, R (1, 4)<br>OBP: 0.359, SLG: 0.459 | G6-3 | | | K | | F7 | | 1B | | 4 | 0 | 1 | 0 | 0 | 1 | 0 |
| Mark Grace, L (1, 3)<br>OBP: 0.404, SLG: 0.444 | G6-3 | | | G5-3 | | | L4 | F9 | | 4 | 0 | 0 | 0 | 0 | 0 | 2 |
| Kal Daniels, L (1, 7)<br>OBP: 0.333, SLG: 0.375 | | F7 | | K | | | K | | G3-1 | 4 | 0 | 0 | 0 | 0 | 2 | 0 |
| Steve Buechele, R (1, 5)<br>OBP: 0.329, SLG: 0.387 | | 1B | | | L5 | | 1B | | F9 | 4 | 0 | 2 | 0 | 0 | 0 | 0 |
| Rick Wilkins, L (1, 2)<br>OBP: 0.347, SLG: 0.451 | | G4-6-3 | | | 1B | | FC6-4 | | G4-3 | 2 | 0 | 2 | 0 | 0 | 0 | 0 |
| Joe Girardi, R (7, PH)<br>OBP: 0.344, SLG: 0.300 (7, 2) | | 1B | | | | | 1B | | | 2 | 0 | 1 | 0 | 0 | 0 | 0 |
| Derrick May, L (1, 9)<br>OBP: 0.280, SLG: 0.348 | | G4-6-3 | | | F8 | | FC6-4 | | | 2 | 0 | 0 | 0 | 0 | 0 | 3 |
| Andre Dawson, R (7, PH)<br>OBP: 0.303, SLG: 0.450 (7, 9) | | 1-2f | | | | | 1-2f | | | 1 | 0 | 0 | 0 | 0 | 0 | 2 |
| Doug Dascenzo, S (1, 8)<br>OBP: 0.290, SLG: 0.283 | | | L6 | | F7 | | | 23<br>1B | | 3 | 0 | 1 | 0 | 0 | 0 | 1 |
| Mike Morgan, R (1, 1)<br>OBP: 0.122, SLG: 0.103 | | | K | | | P7 | | P4 | | 1 | 0 | 0 | 0 | 0 | 1 | 0 |
| Doug Strange, S (6, PH)<br>OBP: 0.259, SLG: 0.224 | | | | | | | | | | 1 | 0 | 0 | 0 | 0 | 0 | 0 |
| Chuck McElroy, L (6, 1)<br>OBP: 0.750, SLG: 1.500 | | | | | | | | | | 0 | 0 | 0 | 0 | 0 | 0 | 0 |
| Luis Salazar, R (8, PH)<br>OBP: 0.242, SLG: 0.273 | | | | | | | | | | 1 | 0 | 0 | 0 | 0 | 0 | 1 |
| Jeff Robinson, R (8, 1) | | | | | | | | | | 0 | 0 | 0 | 0 | 0 | 0 | 0 |
| Inning Stats | R: 0<br>E: 0<br>K: 0<br>S: 7<br>H: 0<br>LOB: 0<br>BB: 0<br>P: 11 | R: 0<br>E: 0<br>K: 0<br>S: 8<br>H: 2<br>LOB: 1<br>BB: 0<br>P: 11 | R: 0<br>E: 0<br>K: 1<br>S: 8<br>H: 0<br>LOB: 0<br>BB: 0<br>P: 13 | R: 0<br>E: 0<br>K: 2<br>S: 12<br>H: 0<br>LOB: 0<br>BB: 0<br>P: 17 | R: 0<br>E: 0<br>K: 0<br>S: 7<br>H: 1<br>LOB: 1<br>BB: 0<br>P: 11 | R: 0<br>E: 0<br>K: 0<br>S: 8<br>H: 0<br>LOB: 0<br>BB: 0<br>P: 14 | R: 0<br>E: 0<br>K: 1<br>S: 11<br>H: 2<br>LOB: 2<br>BB: 0<br>P: 16 | R: 0<br>E: 0<br>K: 1<br>S: 8<br>H: 2<br>LOB: 2<br>BB: 0<br>P: 11 | R: 0<br>E: 0<br>K: 0<br>S: 7<br>H: 0<br>LOB: 0<br>BB: 0<br>P: 12 | 1B: 7<br>2B: 0<br>3B: 0<br>HR: 0<br>SF: 0<br>SAC: 0<br>DP: 1<br>HBP: 0 | | | | | | |

| PITCHER | | IP | WLS | BF | H | R | ER | SO | BB | IBB | HBP | BLK | WP | HR | S | P | ERA | WHIP |
|---|---|---|---|---|---|---|---|---|---|---|---|---|---|---|---|---|---|---|
| Bob Walk, R<br>ERA: 3.57 | (1, 1) | 6.0 | W | 20 | 3 | 0 | 0 | 3 | 0 | 0 | 0 | 0 | 0 | 0 | 50 | 77 | 0.00 | 0.500 |
| Bob Patterson, L<br>ERA: 2.84 | (7, 1) | 3.0 | S | 13 | 4 | 0 | 0 | 2 | 0 | 0 | 0 | 0 | 0 | 0 | 26 | 39 | 0.00 | 1.333 |

| PITCHER | IP | WLS | BF | H | R | ER | SO | BB | IBB | HBP | BLK | WP | HR | S | P | ERA | WHIP |
|---|---|---|---|---|---|---|---|---|---|---|---|---|---|---|---|---|---|

# TOP

## Chicago Cubs @ Pittsburgh Pirates

Three Rivers Stadium, Pittsburgh, PA

Sat Jul 18 1992, 7:05 PM EDT
Att. 32,908 - Cloudy - 70 F

livebaseballscorecards.com

| | |
|---|---|
| AB | 33 |
| R | 0 |
| H | 7 |
| RBI | 0 |
| BB | 0 |
| SO | 5 |
| LOB | 10 |

WP: 0 PA: 33
PB: 0
SB: 0
CS: 0

| Batter | 1 | 2 | 3 | 4 | 5 | 6 | 7 | 8 | 9 | AB | R | H | RBI | BB | SO | LOB |
|---|---|---|---|---|---|---|---|---|---|---|---|---|---|---|---|---|
| Alex Cole, L (1, 9)<br>OBP: 0.288, SLG: 0.278 | B B C X<br>2-1 ① L8 | | C S B B S<br>3-3 ② K | | B L B X<br>3-1 ① FC6-4 1B E<br>1-2f | B F B F B 1 SAFE 1 SAFE F F<br>3-3 C ②③ K<br>1-2 | | | | 4 | 1 | 0 | 0 | 0 | 2 | 2 |
| Jay Bell, R (1, 6)<br>OBP: 0.338, SLG: 0.347 | X<br>0-0 ② G4-3 | | X<br>0-0 ③ G6-3 | | 1 SAFE C X<br>0-1 E 1B 1B<br>1-2 | | C X<br>0-1 L4-3 1B | | | 4 | 1 | 2 | 0 | 0 | 0 | 0 |
| Andy Van Slyke, L (1, 8)<br>OBP: 0.416, SLG: 0.509 | C C B F X<br>1-2 ③ F8 | | | C F B B F F B B<br>4-2 FC6-4 BB | 1 SAFE X<br>0-0 1-H 2-H 2B 1B | | B 1 SAFE B X<br>2-0 ①② L4-3<br>1-2 | | | 3 | 1 | 1 | 1 | 1 | 0 | 1 |
| Barry Bonds, L (1, 7)<br>OBP: 0.430, SLG: 0.577 | | F X<br>0-1 ① F8 | | C X<br>0-1 ① FC6-4 FC4-6<br>1-2f | B C B F 1 F B X SAFE<br>3-2 1-H 2B | | B X<br>1-0 ③ F7 | | | 4 | 0 | 1 | 1 | 0 | 0 | 1 |
| Orlando Merced, S (1, 3)<br>OBP: 0.326, SLG: 0.407 | | B C B F B F F B<br>4-2 1B BB | | 1 SAFE B 1 SAFE X<br>1-0 ② FC4-6 E<br>1-2f | C B M B S<br>2-3 ② K | | | B C F S<br>1-3 ① K | | 3 | 1 | 0 | 0 | 1 | 2 | 2 |
| Don Slaught, R (1, 2)<br>OBP: 0.415, SLG: 0.492 | X<br>0-0 1-2 1B | | | C B 1 SAFE B X<br>2-1 E6 2B<br>1-H | I I I I<br>4-0 IBB | | | B B B B<br>4-0 WP BB | | 2 | 0 | 2 | 1 | 2 | 0 | 0 |
| John Wehner, R (1, 5)<br>OBP: 0.291, SLG: 0.271 | C S C<br>0-3 ② K | | | B B C C B B<br>4-2 FC4-6 BB | B S C B B B X<br>3-2 ③ G5-3 | | | S B 1 SAFE S B B B X<br>3-2 ② G6-3<br>1-3 | | 3 | 0 | 0 | 0 | 1 | 1 | 5 |
| Jose Lind, R (1, 4)<br>OBP: 0.272, SLG: 0.272 | B B S X<br>2-1 ③ G4-3 | | | X<br>0-0 ③ FC4-6<br>1-2f | | C B F B B X<br>3-2 ① F8 | | X<br>0-0 ③ G3 | | 4 | 0 | 0 | 0 | 0 | 0 | 5 |
| Bob Walk, R (1, 1)<br>Gary Redus, R (6, PH)<br>OBP: 0.313, SLG: 0.333<br>Bob Patterson, R (7, 1)<br>OBP: 0.500, SLG: 0.600 | | | C B C S<br>1-3 ① K | | C B F S<br>1-3 K FC6-4 | B B C B S B<br>4-2 CS BB | | | | 2<br>0<br>0 | 0<br>0<br>0 | 0<br>0<br>0 | 0<br>0<br>0 | 0<br>1<br>0 | 2<br>0<br>0 | 0<br>0<br>0 |
| Inning Stats | R: 0 E: 0 K: 0 S: 7<br>H: 0 LOB: 0 BB: 0 P: 10 | R: 0 E: 0 K: 1 S: 12<br>H: 1 LOB: 2 BB: 1 P: 18 | R: 0 E: 0 K: 2 S: 7<br>H: 0 LOB: 0 BB: 0 P: 11 | R: 1 E: 1 K: 0 S: 12<br>H: 1 LOB: 2 BB: 2 P: 23 | R: 3 E: 1 K: 2 S: 18<br>H: 3 LOB: 2 BB: 1 P: 34 | R: 0 E: 0 K: 1 S: 10<br>H: 0 LOB: 1 BB: 1 P: 20 | R: 0 E: 0 K: 0 S: 4<br>H: 1 LOB: 0 BB: 0 P: 7 | R: 0 E: 0 K: 1 S: 7<br>H: 0 LOB: 1 BB: 1 P: 15 | | 1B: 4 2B: 4 3B: 0 HR: 0<br>SF: 0 SAC: 0 DP: 2 HBP: 0 | | | | | | |

# BOTTOM

Chicago Cubs @ Pittsburgh Pirates
Three Rivers Stadium, Pittsburgh, PA
Sat Jul 18 1992, 7:05 PM EDT
Att. 32,908 - Cloudy - 70 F

livebaseballscorecards.com

| | |
|---|---|
| AB | 29 |
| R | 4 |
| H | 6 |
| RBI | 3 |
| BB | 6 |
| SO | 7 |
| LOB | 16 |

WP: 2 PB: 1 SB: 0 CS: 1 PA: 35

| PITCHER | | IP | WLS | BF | H | R | ER | SO | BB | IBB | HBP | BLK | WP | HR | S | P | ERA | WHIP |
|---|---|---|---|---|---|---|---|---|---|---|---|---|---|---|---|---|---|---|
| Mike Morgan, R<br>ERA: 2.76 | (1, 1) | 5.0 | L | 25 | 5 | 4 | 3 | 5 | 3 | 1 | 0 | 0 | 0 | 0 | 56 | 96 | 5.40 | 1.600 |
| Chuck McElroy, L<br>ERA: 2.42 | (6, 1) | 2.0 | | 6 | 1 | 0 | 0 | 1 | 1 | 0 | 0 | 0 | 0 | 0 | 14 | 27 | 0.00 | 1.000 |
| Jeff Robinson, R<br>ERA: 2.23 | (8, 1) | 1.0 | | 4 | 0 | 0 | 0 | 1 | 1 | 0 | 0 | 0 | 1 | 0 | 7 | 15 | 0.00 | 1.000 |

| PITCHER | IP | WLS | BF | H | R | ER | SO | BB | IBB | HBP | BLK | WP | HR | S | P | ERA | WHIP |
|---|---|---|---|---|---|---|---|---|---|---|---|---|---|---|---|---|---|

| Batter | 1 | 2 | 3 | 4 | 5 | 6 | 7 | 8 | 9 | AB | R | H | RBI | BB | SO | LOB |
|---|---|---|---|---|---|---|---|---|---|---|---|---|---|---|---|---|
| Rey Sanchez, R (1, 6)<br>OBP: 0.276, SLG: 0.328 | B B B B<br>4-0<br>23 G1-3<br>1B<br>BB | | B X<br>1-0<br>23 1B<br>SF8<br>1B | | B B B<br>4-0<br>23 FC6-4<br>BB | | C B B B C F X<br>3-2 ③<br>G5-3 | | F B F X<br>1-2 ②<br>F8 | 2 | 2 | 1 | 0 | 2 | 0 | 2 |
| Dwight Smith, L (9, PH)<br>OBP: 0.280, SLG: 0.379 | | | | | | | | | | 1 | 0 | 0 | 0 | 0 | 0 | 1 |
| Jose Vizcaino, S (9, 6)<br>OBP: 0.235, SLG: 0.260 | | | | | | | | | | 0 | 0 | 0 | 0 | 0 | 0 | 0 |
| 23 Ryne Sandberg, R (1, 4)<br>OBP: 0.359, SLG: 0.467 | B C X<br>1-1 ①<br>G1-3<br>1-2 | | B B B B C X<br>3-1<br>1-3<br>1B | | F X<br>0-1 ③<br>FC6-4<br>1-2f | | | B C S B X<br>2-2 ①<br>L3 | B C F F F B B F X<br>3-2<br>2-H<br>HR | 5 | 1 | 2 | 2 | 0 | 0 | 2 |
| Mark Grace, L (1, 3)<br>OBP: 0.404, SLG: 0.445 | F B F B X<br>2-2<br>2-H<br>1B | | B C F F B X<br>2-2 ②<br>SF8<br>3-H | | | C F F C<br>0-3 ①<br>K | | B S X<br>1-1<br>FC4-6<br>1B | X<br>0-0 ③<br>F8 | 4 | 0 | 2 | 2 | 0 | 1 | 0 |
| Andre Dawson, R (1, 9)<br>OBP: 0.299, SLG: 0.444 | B S S S<br>1-3 ②<br>K | | X<br>0-0 ③<br>G4-3 | | | C B X<br>1-1 ②<br>F8 | | X<br>0-0 ②<br>FC4-6<br>E S<br>1-2f | | 4 | 0 | 0 | 0 | 0 | 1 | 3 |
| Steve Buechele, R (1, 5)<br>OBP: 0.331, SLG: 0.386 | S X<br>0-1 ③<br>G6-3 | | | C F B X<br>1-2<br>FC5-4<br>1B | | B B X<br>2-0 ③<br>F9 | | B B B C F B<br>4-2<br>BB<br>1-3<br>BB | | 3 | 0 | 1 | 0 | 1 | 0 | 1 |
| Kal Daniels, L (1, 7)<br>OBP: 0.331, SLG: 0.366 | | B B C F F F X<br>2-2 ①<br>G6-3 | | B X<br>1-0 ①<br>FC5-4<br>CS<br>1-2f | | | C X<br>0-1 ①<br>G4-3 | B B B C F F B<br>4-2<br>1-2<br>BB | | 3 | 0 | 0 | 0 | 1 | 0 | 1 |
| Paul Assenmacher, L (8, 1) | | | | | | | | | | 0 | 0 | 0 | 0 | 0 | 0 | 0 |
| Bob Scanlan, R (8, 1) | | | | | | | | | | 0 | 0 | 0 | 0 | 0 | 0 | 0 |
| Joe Girardi, R (1, 2)<br>OBP: 0.342, SLG: 0.299 | | C X<br>0-1 ②<br>F9 | | S B B X<br>2-1 ②③<br>G6-3<br>1-2 | | | C F B X<br>1-2<br>1B<br>1B | B S S C<br>1-3 ③<br>K | | 4 | 0 | 1 | 0 | 0 | 1 | 4 |
| Doug Dascenzo, S (1, 8)<br>OBP: 0.294, SLG: 0.292 | | X<br>0-0 ③<br>G4-3 | | | C B B X<br>2-1 ①<br>P6 | | F B F F B F X<br>2-2<br>1-2<br>1B | | B C F X<br>1-2<br>23 HR<br>2B | 4 | 1 | 2 | 0 | 0 | 0 | 0 |
| Frank Castillo, R (1, 1)<br>OBP: 0.081, SLG: 0.056 | | | F C F S<br>0-3 ①<br>K | | C X<br>0-1 ②<br>G3 | | L L B L<br>1-3 ②<br>K | | L L F B X<br>1-2 ①<br>G6-3 | 3 | 0 | 0 | 0 | 0 | 2 | 2 |
| Jim Bullinger, R (7, 1)<br>OBP: 1.000, SLG: 4.000 | | | | | | | | | | 0 | 0 | 0 | 0 | 0 | 0 | 0 |
| Derrick May, L (8, 7)<br>OBP: 0.279, SLG: 0.346 | | | | | | | | | | 1 | 0 | 0 | 0 | 0 | 0 | 1 |
| Inning Stats | R: 1 H: 1<br>E: 0 LOB: 1<br>K: 1 BB: 1<br>S: 10 P: 18 | R: 0 H: 0<br>E: 0 LOB: 0<br>K: 0 BB: 0<br>S: 8 P: 10 | R: 1 H: 2<br>E: 0 LOB: 1<br>K: 1 BB: 0<br>S: 12 P: 18 | R: 0 H: 1<br>E: 0 LOB: 0<br>K: 0 BB: 0<br>S: 6 P: 10 | R: 0 H: 0<br>E: 0 LOB: 1<br>K: 0 BB: 1<br>S: 6 P: 12 | R: 0 H: 0<br>E: 0 LOB: 0<br>K: 1 BB: 0<br>S: 7 P: 10 | R: 0 H: 2<br>E: 0 LOB: 2<br>K: 1 BB: 0<br>S: 17 P: 24 | R: 0 H: 1<br>E: 0 LOB: 3<br>K: 1 BB: 2<br>S: 14 P: 26 | R: 2 H: 2<br>E: 0 LOB: 0<br>K: 0 BB: 0<br>S: 17 P: 23 | 1B: 7 SF: 1<br>2B: 1 SAC: 0<br>3B: 0 DP: 0<br>HR: 1 HBP: 0 | | | | | | WP: 0 PA: 39<br>PB: 0<br>SB: 1<br>CS: 1 | |

| PITCHER | | IP | WLS | BF | H | R | ER | SO | BB | IBB | HBP | BLK | WP | HR | S | P | ERA | WHIP |
|---|---|---|---|---|---|---|---|---|---|---|---|---|---|---|---|---|---|---|
| Danny Jackson, L<br>ERA: 4.13 | (1, 1) | 7.0 | | 28 | 6 | 2 | 2 | 4 | 2 | 0 | 0 | 0 | 0 | 0 | 66 | 102 | 2.57 | 1.143 |
| Roger Mason, R<br>ERA: 3.25 | (8, 1) | 0.2 | | 4 | 1 | 0 | 0 | 0 | 1 | 0 | 0 | 0 | 0 | 0 | 8 | 15 | 0.00 | 3.000 |
| Denny Neagle, L<br>ERA: 4.63 | (8, 1) | 0.2 | L | 4 | 1 | 1 | 1 | 1 | 1 | 0 | 0 | 0 | 0 | 0 | 13 | 20 | 13.50 | 3.000 |
| Stan Belinda, R<br>ERA: 2.54 | (9, 1) | 0.2 | | 3 | 1 | 1 | 1 | 0 | 0 | 0 | 0 | 0 | 0 | 1 | 10 | 14 | 13.50 | 1.500 |

| PITCHER | IP | WLS | BF | H | R | ER | SO | BB | IBB | HBP | BLK | WP | HR | S | P | ERA | WHIP |
|---|---|---|---|---|---|---|---|---|---|---|---|---|---|---|---|---|---|

# Chicago Cubs @ Pittsburgh Pirates

Three Rivers Stadium, Pittsburgh, PA

Sun Jul 19 1992, 7:05 PM EDT

Att. 32,304 - Sunny - 77 F

TOP

livebaseballscorecards.com

| | |
|---|---|
| AB | 34 |
| R | 4 |
| H | 9 |
| RBI | 4 |
| BB | 4 |
| SO | 5 |
| LOB | 17 |

# Chicago Cubs @ Pittsburgh Pirates

Three Rivers Stadium, Pittsburgh, PA

Sun Jul 19 1992, 7:05 PM EDT

Att. 32,304 - Sunny - 77 F

livebaseballscorecards.com

## BOTTOM

| Batter | 1 | 2 | 3 | 4 | 5 | 6 | 7 | 8 | 9 | AB | R | H | RBI | BB | SO | LOB |
|---|---|---|---|---|---|---|---|---|---|---|---|---|---|---|---|---|
| Alex Cole, L (1, 9)<br>OBP: 0.294, SLG: 0.279 | B F C X<br>1-2 1B | X<br>0-0 G4-3 | | | C C B X<br>1-2 L6 | | B B B<br>4-0 1-2 BB | | | 3 | 0 | 1 | 0 | 1 | 0 | 1 |
| Roger Mason, R (8, 1) | | | | | | | | | | 0 | 0 | 0 | 0 | 0 | 0 | 0 |
| Denny Neagle, L (8, 1) | | | | | | | | | | 0 | 0 | 0 | 0 | 0 | 0 | 0 |
| Gary Redus, R (9, 3)<br>OBP: 0.313, SLG: 0.333 | | | | | | | | | | 0 | 0 | 0 | 0 | 0 | 0 | 0 |
| Jay Bell, R (1, 6)<br>OBP: 0.338, SLG: 0.344 | 1 SAFE C B 1 P X<br>2-1 F9 ① | | B B B B<br>4-0 BB G1-4-6-3 | | | F B B S X<br>2-2 G6-3 ① | S F B X<br>1-2 G5-3 ③ | | | 3 | 0 | 0 | 0 | 1 | 0 | 4 |
| Andy Van Slyke, L (1, 8)<br>OBP: 0.417, SLG: 0.515 | 1 SAFE B F 1 B F X<br>2-2 BB 1-3 1B | | B C S S<br>1-3 K ① | | | C B B B F F X<br>3-2 SF8 3B | | C B C S<br>1-3 K ① | | 4 | 1 | 2 | 0 | 0 | 2 | 1 |
| Barry Bonds, L (1, 7)<br>OBP: 0.431, SLG: 0.588 | C B B 1 SAFE S B 1 SAFE B<br>4-2 1-2 BB | | 1 SAFE C X<br>0-1 G1-4-6-3 ②③ 1-2f | | | X<br>0-0 SF8 ② 3-H | | B C F B B X<br>3-2 HR | | 2 | 1 | 1 | 2 | 1 | 0 | 1 |
| Orlando Merced, S (1, 3)<br>OBP: 0.322, SLG: 0.402 | B C X<br>1-1 P6 ② | | | C B S S<br>1-3 K ① | | B S B S C<br>2-3 K ③ | | B B X<br>2-0 F9 ② | | 3 | 0 | 0 | 0 | 0 | 2 | 3 |
| Lloyd McClendon, R (8, PH)<br>OBP: 0.374, SLG: 0.356 | | | | | | | | | | 1 | 0 | 0 | 0 | 0 | 0 | 0 |
| (9, 3) | | | | | | | | | | | | | | | | |
| Stan Belinda, R (9, 1)<br>OBP: 0.500, SLG: 1.000 | | | | | | | | | | 0 | 0 | 0 | 0 | 0 | 0 | 0 |
| John Wehner, R (1, 5)<br>OBP: 0.281, SLG: 0.260 | C C B B X<br>2-2 F9 ③ | | | X<br>0-0 G5-3 ② | | | B B B<br>4-0 WP G4-6-3 BB | S X<br>0-1 G5-3 ③ | | 2 | 0 | 0 | 0 | 0 | 0 | 3 |
| Gary Varsho, L (7, PH)<br>OBP: 0.266, SLG: 0.369 | | | | | | | | | | 0 | 0 | 0 | 0 | 1 | 0 | 0 |
| Jeff King, R (8, 5)<br>OBP: 0.221, SLG: 0.300 | | | | | | | | | | 1 | 0 | 0 | 0 | 0 | 0 | 0 |
| Michael LaValliere, L (1, 2)<br>OBP: 0.335, SLG: 0.305 | | B B C X<br>2-1 SH3-4 1B | | C X<br>0-1 G3 ③ | | | B 1 SAFE B C L 1 B X<br>3-2 G4-6-3 ① 1-2 | | B X<br>1-0 G4-3 ① | 4 | 0 | 1 | 0 | 0 | 0 | 1 |
| Jose Lind, R (1, 4)<br>OBP: 0.269, SLG: 0.268 | | C F X<br>0-2 F9 ① | | | C C S<br>0-3 K ① | | X<br>0-0 F9 ② | | B C B F F B F X<br>3-2 F8 ② | 4 | 0 | 0 | 0 | 0 | 1 | 2 |
| Danny Jackson, R (1, 1)<br>OBP: 0.081, SLG: 0.081 | | S C X<br>0-2 SH3-4 ② 1-2 | | | S F B S<br>1-3 K ② | | B S C S<br>1-3 K BB 2-3 | | B S S B F S<br>2-3 K ③ | 1 | 0 | 0 | 0 | 0 | 1 | 0 |
| Cecil Espy, S (7, PH)<br>OBP: 0.305, SLG: 0.347 | | | | | | | | | | 2 | 0 | 0 | 0 | 0 | 2 | 1 |
| (8, 9) | | | | | | | | | | | | | | | | |
| Inning Stats | R: 0 E: 0 K: 0 S: 16 H: 2 LOB: 3 BB: 1 P: 27 | R: 0 E: 0 K: 0 S: 9 H: 1 LOB: 1 BB: 0 P: 11 | R: 0 E: 0 K: 1 S: 5 H: 0 LOB: 0 BB: 1 P: 10 | R: 0 E: 0 K: 1 S: 6 H: 0 LOB: 0 BB: 0 P: 7 | R: 0 E: 0 K: 2 S: 9 H: 0 LOB: 0 BB: 0 P: 11 | R: 1 E: 0 K: 1 S: 11 H: 1 LOB: 0 BB: 0 P: 18 | R: 0 E: 0 K: 1 S: 11 H: 0 LOB: 3 BB: 2 P: 24 | R: 1 E: 0 K: 1 S: 9 H: 1 LOB: 0 BB: 0 P: 15 | R: 0 E: 0 K: 1 S: 11 H: 0 LOB: 0 BB: 0 P: 17 | 1B: 3 2B: 0 3B: 1 HR: 1 | SF: 1 SAC: 1 DP: 1 HBP: 0 | | | | | | |

| PITCHER | | IP | WLS | BF | H | R | ER | SO | BB | IBB | HBP | BLK | WP | HR | S | P | ERA | WHIP |
|---|---|---|---|---|---|---|---|---|---|---|---|---|---|---|---|---|---|---|
| Frank Castillo, R<br>ERA: 3.1 | (1, 1) | 6.2 | | 28 | 4 | 1 | 1 | 6 | 4 | 0 | 0 | 0 | 1 | 0 | 63 | 103 | 1.35 | 1.200 |
| Jim Bullinger, R<br>ERA: 5.31 | (7, 1) | 0.1 | | 1 | 0 | 0 | 0 | 0 | 0 | 0 | 0 | 0 | 0 | 0 | 4 | 5 | 0.00 | 0.000 |
| Paul Assenmacher, L<br>ERA: 3.05 | (8, 1) | 0.1 | | 2 | 1 | 1 | 1 | 1 | 0 | 0 | 0 | 0 | 0 | 1 | 6 | 10 | 27.00 | 3.000 |
| Bob Scanlan, R<br>ERA: 2.15 | (8, 1) | 1.2 | W | 5 | 0 | 0 | 0 | 1 | 0 | 0 | 0 | 0 | 0 | 0 | 14 | 22 | 0.00 | 0.000 |

| PITCHER | IP | WLS | BF | H | R | ER | SO | BB | IBB | HBP | BLK | WP | HR | S | P | ERA | WHIP |
|---|---|---|---|---|---|---|---|---|---|---|---|---|---|---|---|---|---|

| | |
|---|---|
| AB | 30 |
| R | 2 |
| H | 5 |
| RBI | 2 |
| BB | 4 |
| SO | 8 |
| LOB | 17 |

WP: 1 PA: 36
PB: 0
SB: 0
CS: 0

| Batter | 1 | 2 | 3 | 4 | 5 | 6 | 7 | 8 | 9 | AB | R | H | RBI | BB | SO | LOB |
|---|---|---|---|---|---|---|---|---|---|---|---|---|---|---|---|---|
| Alex Cole, L (1, 9)<br>OBP: 0.304, SLG: 0.280 | B C B F X<br>2-2 1B 1B 1B | C F B B B X<br>3-2 ③ G6-3 | | F C B F B B B<br>4-2 S BLK BB | | B F F C<br>1-3 ② K | | F B B F B B<br>4-2 FC4-2<br>1-2<br>2-3 BB | | 3 | 2 | 1 | 0 | 2 | 1 | 1 |
| Jay Bell, R (1, 6)<br>OBP: 0.338, SLG: 0.347 | 1 SAFE C 1 SAFE F B X<br>1-2 1B 1B 1B | B S B B X<br>2-1 ① G6-3 | 1 SAFE 1 SAFE B C C B F F<br>3-2 X 1-H HR 2B | | | F B B F B X<br>3-2 ③ F9 | | C X<br>0-1 ② FC4-2<br>1-2<br>2-3<br>3-Hf | | 5 | 1 | 2 | 0 | 0 | 0 | 3 |
| Andy Van Slyke, L (1, 8)<br>OBP: 0.417, SLG: 0.523 | C B S F B B F X<br>3-2 S<br>1-3<br>2-H 1B | B B B C F F X<br>3-2 ② F7 | B F X<br>1-1 2-H HR | | | | B C B C X<br>2-2 ① G6-3 | B C F X<br>1-2 ③ P7 | | 5 | 1 | 2 | 3 | 0 | 0 | 3 |
| Barry Bonds, L (1, 7)<br>OBP: 0.437, SLG: 0.605 | C F B X<br>1-2 ① P5 | B B B S S B<br>4-2 S 1B BB | B X<br>1-0 HR | | | | B B B B<br>4-0 HBP BB | | S B B C B X<br>3-2 S G3 2B | 3 | 3 | 2 | 1 | 2 | 0 | 2 |
| Orlando Merced, S (1, 3)<br>OBP: 0.322, SLG: 0.401<br>Lloyd McClendon, R (7, PH)<br>OBP: 0.376, SLG: 0.352 (7, 3) | B 1 SAFE C F B C<br>2-3 ② K<br>1-2 | B 1 SAFE B X<br>2-0 1-H 1B | S B X<br>1-1 ③ G6-3 | | | | B F 1 SAFE 1 SAFE H<br>2-1 F7-5-3<br>1-2 HBP | | B S B B B X<br>3-1 ① G5-3<br>2-3 | 3<br>1 | 0<br>0 | 1<br>0 | 1<br>0 | 0<br>0 | 1<br>0 | 2<br>1 |
| Don Slaught, R (1, 2)<br>OBP: 0.404, SLG: 0.478<br>Jerry Don Gleaton, L (8, 1)<br>Gary Varsho, L (9, PH)<br>OBP: 0.264, SLG: 0.365 | F F B X<br>1-2 ③ L4 | B X<br>1-0 ③ F7 | B X<br>1-0 ① G6-3 | | | | B B S F B X<br>3-2 ②③ F7-5-3<br>1-2 | | L H X<br>0-2 ② G3<br>3-H | 4<br>0<br>1 | 0<br>0<br>0 | 0<br>0<br>1 | 0<br>0<br>1 | 0<br>0<br>0 | 0<br>0<br>0 | 5<br>0<br>0 |
| Jeff King, R (1, 4)<br>OBP: 0.225, SLG: 0.316<br>Cecil Espy, S (9, PH)<br>OBP: 0.303, SLG: 0.345 | C X<br>0-1 FC5-4 1B | B C X<br>1-1 HR | C X<br>0-1 ② F7 | | | | | B C S B X<br>2-2 ① F8 | F F F S<br>0-3 ③ K | 4<br>1 | 1<br>0 | 2<br>0 | 1<br>0 | 0<br>0 | 0<br>1 | 0<br>0 |
| John Wehner, R (1, 5)<br>OBP: 0.279, SLG: 0.259 | X<br>0-0 ① FC5-4 SH1-4<br>1-2f | B C B C X<br>2-2 ① G6-3 | C B B B F F X<br>3-2 ③ P4 | | | | | X<br>0-0 BB 1B FC4-2 1B | | 4 | 0 | 1 | 0 | 0 | 0 | 1 |
| Jeff Robinson, R (1, 1)<br>OBP: 0.091, SLG: 0.091<br>Roger Mason, R (5, 1)<br>Denny Neagle, L (6, 1)<br>Bob Patterson, R (7, 1)<br>OBP: 0.500, SLG: 0.600<br>Michael LaValliere, L (7, 2)<br>OBP: 0.338, SLG: 0.310 | L L X<br>0-2 ② SH1-4<br>1-2 | S F F S<br>0-3 ② K | | S X<br>0-1 ① G4-3 | | | | C B X<br>1-1 FC4-2 BB<br>1-2 1B | | 1<br>1<br>0<br>0<br>1 | 0<br>0<br>0<br>0<br>0 | 0<br>0<br>0<br>0<br>1 | 0<br>0<br>0<br>0<br>0 | 0<br>0<br>0<br>0<br>0 | 1<br>0<br>0<br>0<br>0 | 0<br>0<br>0<br>0<br>0 |
| Inning Stats | R: 1 H: 3<br>E: 0 LOB: 2<br>K: 1 BB: 0<br>S: 20 P: 30 | R: 0 H: 1<br>E: 0 LOB: 1<br>K: 0 BB: 0<br>S: 9 P: 12 | R: 1 H: 1<br>E: 0 LOB: 1<br>K: 0 BB: 1<br>S: 10 P: 22 | R: 5 H: 4<br>E: 0 LOB: 0<br>K: 1 BB: 1<br>S: 22 P: 35 | R: 0 H: 0<br>E: 0 LOB: 0<br>K: 0 BB: 0<br>S: 7 P: 11 | R: 0 H: 0<br>E: 0 LOB: 0<br>K: 1 BB: 0<br>S: 8 P: 12 | R: 0 H: 0<br>E: 0 LOB: 1<br>K: 0 BB: 1<br>S: 7 P: 18 | R: 0 H: 2<br>E: 0 LOB: 3<br>K: 0 BB: 1<br>S: 14 P: 22 | R: 1 H: 1<br>E: 0 LOB: 0<br>K: 1 BB: 0<br>S: 12 P: 18 | 1B: 7 SF: 0<br>2B: 3 SAC: 1<br>3B: 0 DP: 1<br>HR: 3 HBP: 1 | | | | | | |

| PITCHER | | IP | WLS | BF | H | R | ER | SO | BB | IBB | HBP | BLK | WP | HR | S | P | ERA | WHIP |
|---|---|---|---|---|---|---|---|---|---|---|---|---|---|---|---|---|---|---|
| Shane Reynolds, R<br>ERA: 14.73 | (1, 1) | 3.2 | | 21 | 8 | 6 | 6 | 2 | 2 | 0 | 0 | 1 | 0 | 2 | 58 | 94 | 14.73 | 2.727 |
| Al Osuna, L<br>ERA: 3.79 | (4, 1) | 1.1 | | 5 | 1 | 1 | 1 | 0 | 0 | 0 | 0 | 0 | 0 | 1 | 10 | 16 | 6.75 | 0.750 |
| Willie Blair, R<br>ERA: 3.81 | (6, 1) | 1.0 | W | 3 | 0 | 0 | 0 | 1 | 0 | 0 | 0 | 0 | 0 | 0 | 8 | 12 | 0.00 | 0.000 |
| Rob Murphy, L<br>ERA: 2.84 | (7, 1) | 0.1 | | 2 | 0 | 0 | 0 | 0 | 1 | 0 | 0 | 0 | 0 | 0 | 3 | 9 | 0.00 | 3.000 |
| Joe Boever, R<br>ERA: 2.62 | (7, 1) | 1.0 | | 6 | 2 | 0 | 0 | 0 | 1 | 0 | 1 | 0 | 0 | 0 | 12 | 24 | 0.00 | 3.000 |

| PITCHER | | IP | WLS | BF | H | R | ER | SO | BB | IBB | HBP | BLK | WP | HR | S | P | ERA | WHIP |
|---|---|---|---|---|---|---|---|---|---|---|---|---|---|---|---|---|---|---|
| Doug Jones, R<br>ERA: 2.3 | (8, 1) | 1.2 | S | 6 | 1 | 1 | 1 | 1 | 0 | 0 | 0 | 0 | 0 | 0 | 18 | 25 | 5.40 | 0.600 |

# TOP

# Pittsburgh Pirates @ Houston Astros

Astrodome, Houston, TX

Mon Jul 20 1992, 8:05 PM EDT

Att. 12,112 - Dome - 70 F

livebaseballscorecards.com

| | |
|---|---|
| AB | 37 |
| R | 8 |
| H | 12 |
| RBI | 7 |
| BB | 4 |
| SO | 4 |
| LOB | 18 |

| | | | |
|---|---|---|---|
| WP: 0 | PA: 43 | | |
| PB: 0 | | | |
| SB: 5 | | | |
| CS: 0 | | | |

| Batter | 1 | 2 | 3 | 4 | 5 | 6 | 7 | 8 | 9 | AB | R | H | RBI | BB | SO | LOB |
|---|---|---|---|---|---|---|---|---|---|---|---|---|---|---|---|---|
| Craig Biggio, R (1, 4)<br>OBP: 0.370, SLG: 0.386 | F9 | L5 | | | 3B 1B<br>2-H | 1-2<br>2-3 BB | | F8 | | 4 | 1 | 1 | 1 | 1 | 0 | 0 |
| Steve Finley, L (1, 8)<br>OBP: 0.330, SLG: 0.405 | 5 FC3-6 1B | | F8 | | 5 SF9 3B<br>1-H | P5 | | G4-3 | | 5 | 1 | 2 | 1 | 0 | 0 | 3 |
| 5 Jeff Bagwell, R (1, 3)<br>OBP: 0.352, SLG: 0.408 | FC3-6 2B<br>1-2f | | F7 | | SF9<br>3-H | K | | S BB | | 3 | 1 | 0 | 1 | 1 | 1 | 4 |
| Luis Gonzalez, L (1, 7)<br>OBP: 0.286, SLG: 0.386 | 2B<br>1-H | | G6-3 | | K | | 1B HR BB | 1-2 BB | | 3 | 0 | 1 | 1 | 0 | 1 | 0 |
| Gerald Young, S (7, PH) (8, 9) | | | | | | | | | | 0 | 1 | 0 | 0 | 2 | 0 | 0 |
| Pete Incaviglia, R (1, 9) (8, 7)<br>OBP: 0.319, SLG: 0.446 | K | | | F8 | | HR | 1 SAFE<br>1-3 HR 1B | F7 | | 5 | 2 | 2 | 1 | 0 | 1 | 3 |
| Ken Caminiti, S (1, 5)<br>OBP: 0.377, SLG: 0.465 | | HR 1B | | F8 | | 1B SH3-4 FC BB<br>1-2 | 1-H<br>3-H HR | | | 3 | 3 | 2 | 3 | 1 | 0 | 0 |
| Casey Candaele, S (1, 6)<br>OBP: 0.247, SLG: 0.250 | | 1 SAFE<br>1 SAFE<br>P8 | | P2 | | SH3-4<br>1-2 | G1-6-3 1B | | | 3 | 0 | 1 | 0 | 0 | 0 | 1 |
| Eddie Taubensee, L (1, 2)<br>OBP: 0.274, SLG: 0.264 | | 1-H HR | | | 1B 2B | BB FC<br>2-3 1B | G1-6-3<br>1-2f | | | 4 | 2 | 3 | 2 | 0 | 0 | 1 |
| Shane Reynolds, R (1, 1) | | L5 | | | P6 | FC<br>1-2<br>3-H | P9 | | | 1 | 0 | 0 | 0 | 0 | 0 | 0 |
| Al Osuna, R (4, 1) | | | | | | | | | | 0 | 0 | 0 | 0 | 0 | 0 | 0 |
| Benny Distefano, L (5, PH)<br>OBP: 0.295, SLG: 0.304 | | | | | | | | | | 1 | 0 | 0 | 0 | 0 | 0 | 1 |
| Willie Blair, R (6, 1) | | | | | | | | | | 0 | 0 | 0 | 0 | 0 | 0 | 0 |
| Eric Anthony, L (6, PH)<br>OBP: 0.293, SLG: 0.417 | | | | | | | | | | 1 | 0 | 0 | 1 | 0 | 0 | 1 |
| Rob Murphy, L (7, 1) | | | | | | | | | | 0 | 0 | 0 | 0 | 0 | 0 | 0 |
| Joe Boever, R (7, 1) | | | | | | | | | | 1 | 0 | 0 | 0 | 0 | 0 | 0 |
| Doug Jones, R (8, 1) | | | | | | | | | | 0 | 0 | 0 | 0 | 0 | 0 | 0 |
| Inning Stats | R: 1<br>E: 0<br>K: 1<br>S: 10<br>H: 2<br>LOB: 1<br>BB: 0<br>P: 18 | R: 2<br>E: 0<br>K: 0<br>S: 16<br>H: 2<br>LOB: 0<br>BB: 0<br>P: 24 | R: 0<br>E: 0<br>K: 0<br>S: 8<br>H: 0<br>LOB: 0<br>BB: 0<br>P: 12 | R: 0<br>E: 0<br>K: 0<br>S: 6<br>H: 0<br>LOB: 0<br>BB: 0<br>P: 10 | R: 3<br>E: 0<br>K: 1<br>S: 15<br>H: 3<br>LOB: 0<br>BB: 0<br>P: 19 | R: 2<br>E: 0<br>K: 1<br>S: 18<br>H: 2<br>LOB: 3<br>BB: 2<br>P: 31 | R: 3<br>E: 0<br>K: 0<br>S: 12<br>H: 3<br>LOB: 0<br>BB: 1<br>P: 20 | R: 0<br>E: 0<br>K: 0<br>S: 11<br>H: 0<br>LOB: 2<br>BB: 2<br>P: 25 | | 1B: 6<br>2B: 2<br>3B: 1<br>HR: 3<br>SF: 1<br>SAC: 1<br>DP: 1<br>HBP: 0 | | | | | | |

| PITCHER | | IP | WLS | BF | H | R | ER | SO | BB | IBB | HBP | BLK | WP | HR | S | P | ERA | WHIP |
|---|---|---|---|---|---|---|---|---|---|---|---|---|---|---|---|---|---|---|
| Jeff Robinson, R<br>ERA: 5.16 | (1, 1) | 4.1 | | 20 | 7 | 6 | 6 | 1 | 0 | 0 | 0 | 0 | 0 | 1 | 49 | 77 | 12.46 | 1.615 |
| Roger Mason, R<br>ERA: 3.52 | (5, 1) | 1.0 | L | 6 | 2 | 2 | 2 | 1 | 1 | 0 | 0 | 0 | 0 | 1 | 17 | 21 | 18.00 | 3.000 |
| Denny Neagle, L<br>ERA: 4.88 | (6, 1) | 0.2 | | 6 | 1 | 2 | 2 | 1 | 2 | 0 | 0 | 0 | 0 | 0 | 10 | 24 | 27.00 | 4.500 |
| Bob Patterson, L<br>ERA: 3.0 | (7, 1) | 1.0 | | 4 | 2 | 1 | 1 | 0 | 0 | 0 | 0 | 0 | 0 | 1 | 9 | 12 | 9.00 | 2.000 |
| Jerry Don Gleaton, L<br>ERA: 4.26 | (8, 1) | 1.0 | | 5 | 0 | 0 | 0 | 0 | 2 | 0 | 0 | 0 | 0 | 0 | 11 | 25 | 0.00 | 2.000 |

| PITCHER | IP | WLS | BF | H | R | ER | SO | BB | IBB | HBP | BLK | WP | HR | S | P | ERA | WHIP |
|---|---|---|---|---|---|---|---|---|---|---|---|---|---|---|---|---|---|

# BOTTOM

## Pittsburgh Pirates @ Houston Astros

Astrodome, Houston, TX

Mon Jul 20 1992, 8:05 PM EDT

Att. 12,112 - Dome - 70 F

livebaseballscorecards.com

| | |
|---|---|
| AB | 34 |
| R | 11 |
| H | 12 |
| RBI | 11 |
| BB | 5 |
| SO | 3 |
| LOB | 14 |

WP: 0 PA: 41
PB: 0
SB: 1
CS: 0

| Batter | 1 | 2 | 3 | 4 | 5 | 6 | 7 | 8 | 9 | 10 | 11 | 12 | AB | R | H | RBI | BB | SO | LOB |
|---|---|---|---|---|---|---|---|---|---|---|---|---|---|---|---|---|---|---|---|
| Alex Cole, L (1, 9)<br>OBP: 0.299, SLG: 0.275 | F8 | K | | | G6-3 | | K | | E9 1B | | | G3 | 6 | 0 | 1 | 0 | 0 | 2 | 1 |
| Jay Bell, R (1, 6)<br>OBP: 0.338, SLG: 0.344 | BB 1B | 1B BB | | | F7 | | G6-3 | | K | | | L7 | 4 | 1 | 0 | 0 | 2 | 1 | 1 |
| Andy Van Slyke, L (1, 8)<br>OBP: 0.417, SLG: 0.519 | G1-3 1B BB | F7 | | | BB 1B | | K | | | G4-3 | | | 4 | 0 | 1 | 0 | 1 | 1 | 1 |
| Barry Bonds, L (1, 7)<br>OBP: 0.442, SLG: 0.611 | G1-3 | FC5-4 | | | FC4-6 | | | G4-3 SF8 2B | | K | | | 4 | 1 | 3 | 1 | 1 | 1 | 0 |
| Orlando Merced, S (1, 3)<br>OBP: 0.316, SLG: 0.392<br>Bob Patterson, R (10, 1)<br>OBP: 0.500, SLG: 0.600<br>Gary Redus, R (12, 3)<br>OBP: 0.313, SLG: 0.333 | G1-3 | F9 | | | FC4-6 | | | G4-3 | | P4 | | | 5<br>0<br>0 | 0<br>0<br>0 | 0<br>0<br>0 | 0<br>0<br>0 | 0<br>0<br>0 | 0<br>0<br>0 | 7<br>0<br>0 |
| Jeff King, R (1, 5)<br>OBP: 0.225, SLG: 0.328 | P5 | | FC5-4 | | | HR | | SF8 | | | K | | 4 | 1 | 1 | 2 | 0 | 1 | 4 |
| Michael LaValliere, L (1, 2)<br>OBP: 0.330, SLG: 0.301 | | L7 | | G3-1 | | L6 | | F7 | | | G6-3 | | 5 | 0 | 0 | 0 | 0 | 0 | 0 |
| Jose Lind, R (1, 4)<br>OBP: 0.264, SLG: 0.263 | | F8 | | P4 | | F7 | | | G6-3 | | F8 | | 5 | 0 | 0 | 0 | 0 | 0 | 0 |
| Doug Drabek, R (1, 1)<br>OBP: 0.135, SLG: 0.173<br>Stan Belinda, R (9, 1)<br>OBP: 0.500, SLG: 1.000<br>Lloyd McClendon, R (10, 3)<br>OBP: 0.376, SLG: 0.352<br>Gary Varsho, L (12, PH)<br>OBP: 0.261, SLG: 0.362<br>Roger Mason, R (12, 1) | | 2B | | K | | K | | | G1-3 | | | G1-3 | 4<br>0<br>0<br>1<br>0 | 0<br>0<br>0<br>0<br>0 | 1<br>0<br>0<br>0<br>0 | 0<br>0<br>0<br>0<br>0 | 0<br>0<br>0<br>0<br>0 | 2<br>0<br>0<br>0<br>0 | 0<br>0<br>0<br>0<br>0 |
| Inning Stats | R: 1 H: 1<br>E: 0 LOB: 2<br>K: 0 BB: 2<br>S: 7 P: 17 | R: 0 H: 1<br>E: 0 LOB: 1<br>K: 1 BB: 0<br>S: 6 P: 10 | R: 0 H: 1<br>E: 0 LOB: 2<br>K: 0 BB: 1<br>S: 10 P: 18 | R: 0 H: 0<br>E: 0 LOB: 0<br>K: 1 BB: 0<br>S: 9 P: 12 | R: 0 H: 1<br>E: 0 LOB: 2<br>K: 0 BB: 1<br>S: 9 P: 16 | R: 1 H: 1<br>E: 0 LOB: 0<br>K: 1 BB: 0<br>S: 7 P: 11 | R: 0 H: 0<br>E: 0 LOB: 0<br>K: 2 BB: 0<br>S: 9 P: 13 | R: 1 H: 1<br>E: 0 LOB: 0<br>K: 0 BB: 0<br>S: 7 P: 8 | R: 0 H: 1<br>E: 1 LOB: 1<br>K: 1 BB: 0<br>S: 7 P: 13 | R: 0 H: 0<br>E: 0 LOB: 0<br>K: 1 BB: 0<br>S: 8 P: 15 | R: 0 H: 0<br>E: 0 LOB: 0<br>K: 1 BB: 0<br>S: 10 P: 16 | R: 0 H: 0<br>E: 0 LOB: 0<br>K: 0 BB: 0<br>S: 8 P: 12 | 1B: 4 SF: 1<br>2B: 2 SAC: 0<br>3B: 0 DP: 0<br>HR: 1 HBP: 0 | | | | | | |

| PITCHER | | IP | WLS | BF | H | R | ER | SO | BB | IBB | HBP | BLK | WP | HR | S | P | ERA | WHIP |
|---|---|---|---|---|---|---|---|---|---|---|---|---|---|---|---|---|---|---|
| Brian Williams, R<br>ERA: 2.43 | (1, 1) | 6.0 | | 27 | 5 | 2 | 2 | 3 | 4 | 0 | 0 | 0 | 0 | 1 | 48 | 84 | 3.00 | 1.500 |
| Rob Murphy, L<br>ERA: 3.0 | (7, 1) | 1.1 | | 5 | 1 | 1 | 1 | 2 | 0 | 0 | 0 | 0 | 0 | 0 | 11 | 15 | 6.75 | 0.750 |
| Xavier Hernandez, R<br>ERA: 2.12 | (8, 1) | 0.2 | | 2 | 0 | 0 | 0 | 0 | 0 | 0 | 0 | 0 | 0 | 0 | 5 | 6 | 0.00 | 0.000 |
| Joe Boever, R<br>ERA: 2.58 | (9, 1) | 1.0 | | 4 | 1 | 0 | 0 | 1 | 0 | 0 | 0 | 0 | 0 | 0 | 7 | 13 | 0.00 | 1.000 |
| Al Osuna, L<br>ERA: 3.69 | (10, 1) | 1.0 | | 3 | 0 | 0 | 0 | 1 | 0 | 0 | 0 | 0 | 0 | 0 | 8 | 15 | 0.00 | 0.000 |

| PITCHER | | IP | WLS | BF | H | R | ER | SO | BB | IBB | HBP | BLK | WP | HR | S | P | ERA | WHIP |
|---|---|---|---|---|---|---|---|---|---|---|---|---|---|---|---|---|---|---|
| Doug Jones, R<br>ERA: 2.23 | (11, 1) | 2.0 | W | 6 | 0 | 0 | 0 | 1 | 0 | 0 | 0 | 0 | 0 | 0 | 18 | 28 | 0.00 | 0.000 |

TOP

# Pittsburgh Pirates @ Houston Astros

Astrodome, Houston, TX

Tue Jul 21 1992, 8:05 PM EDT

Att. 13,836 - Dome - 70 F

livebaseballscorecards.com

| | |
|---|---|
| AB | 42 |
| R | 3 |
| H | 7 |
| RBI | 3 |
| BB | 4 |
| SO | 8 |
| LOB | 14 |

# Pittsburgh Pirates @ Houston Astros

Astrodome, Houston, TX

Tue Jul 21 1992, 8:05 PM EDT

Att. 13,836 - Dome - 70 F

BOTTOM

livebaseballscorecards.com

| Batter | 1 | 2 | 3 | 4 | 5 | 6 | 7 | 8 | 9 | 10 | 11 | 12 | AB | R | H | RBI | BB | SO | LOB |
|---|---|---|---|---|---|---|---|---|---|---|---|---|---|---|---|---|---|---|---|
| Craig Biggio, R (1, 4)<br>OBP: 0.368, SLG: 0.384 | C B F X 1-2 CS 1B | | F X 0-1 G6-3 ③ | | | B C F F B B F F X 3-2 F8 ② | | B C X 1-1 F7 ② 1-2 | | B X 1-0 P3-4 ① ② 1-2f | | | 5 | 0 | 1 | 0 | 0 | 0 | 2 |
| Steve Finley, L (1, 8)<br>OBP: 0.333, SLG: 0.408<br>Doug Jones, R (11, 1) | C B F X 1-2 G6-3 ① 1-2 1B | | | F S B F B S 2-3 K ① | | B X 1-0 1B | | C X 0-1 F9 ③ | | B F B C B F X 3-2 1B | | | 5<br>0 | 0<br>0 | 3<br>0 | 0<br>0 | 0<br>0 | 1<br>0 | 1<br>0 |
| Ernest Riles, L (1, 3)<br>OBP: 0.200, SLG: 0.200 | B B F F F B X 3-2 G6-3 ② 1-2 | | | C B B F B X 3-2 F9 ② | | B F F 1 SAFE 1 SAFE B F X 2-2 P6 ③ | | | C F B B B X 2-2 1B SF8 1B | C 1 SAFE X 0-1 F8 ③ | | | 5 | 1 | 1 | 0 | 0 | 0 | 3 |
| Eric Anthony, L (1, 9)<br>OBP: 0.291, SLG: 0.413 | X 0-0 G4-3 ③ | | | B C B X 2-1 F7 ③ | | | F B C X 1-2 F8 ① | | B F X 1-1 1-3 2B 1B | C F B S 1-3 K ① | | | 5 | 1 | 1 | 0 | 0 | 1 | 1 |
| Ken Caminiti, S (1, 5)<br>OBP: 0.377, SLG: 0.470 | | B C C F F X 1-2 P4 ① | B X 1-0 G3-1 1B | | | | B B B C X 3-1 2B | | X 0-0 SF8 ① 3-H | B F C S 1-3 K ② | | | 4 | 0 | 2 | 1 | 0 | 1 | 0 |
| Pete Incaviglia, R (1, 7)<br>OBP: 0.321, SLG: 0.447 | | C S B F X 1-2 P5 ② | F B B X 2-1 F8 ① | | | | B F X 1-1 P4 ② | | C X 0-1 WP SF8 1-H 2B | B B B F B 4-1 BB | | | 4 | 1 | 1 | 1 | 1 | 0 | 2 |
| Casey Candaele, S (1, 6)<br>OBP: 0.242, SLG: 0.246<br>(11, 8) | | C B F B F F F B X 3-2 F7 ③ | F S B B 1 SAFE 1 SAFE X 2-2 G3-1 ② 1-2 | | | | C X 0-1 G4-3 ③ | | B B X 2-0 SF8 ② 2-H | 1 SAFE F 1 SAFE 1 SAFE S B X 1-2 F9 ③ | | | 4 | 0 | 0 | 1 | 0 | 0 | 3 |
| Eddie Taubensee, L (1, 2)<br>OBP: 0.270, SLG: 0.261<br>Benny Distefano, L (8, PH)<br>OBP: 0.306, SLG: 0.316<br>Scott Servais, R (9, 2)<br>OBP: 0.252, SLG: 0.233 | | | B B X 2-0 P5 ① | | B B B C X 2-1 F7 ③ | | | B B F C X 2-2 F7 1B | X 0-0 P4 ③ | | C B S X 1-2 F7 ① | | 2<br>1<br>2 | 0<br>0<br>0 | 0<br>1<br>0 | 0<br>0<br>0 | 0<br>0<br>0 | 0<br>0<br>0 | 1<br>0<br>0 |
| Brian Williams, R (1, 1)<br>Gerald Young, S (8, PH)<br>Rob Murphy, L (7, 1)<br>Xavier Hernandez, L (8, 1)<br>S Jeff Bagwell, R (9, PH)<br>OPS: 0.767, SLG: 0.447<br>Joe Boever, R (9, 1)<br>Al Osuna, R (10, 1)<br>Juan Guerrero, R (10, PH)<br>OBP: 0.000, SLG: 0.000 (11, 6) | | | S S X 0-2 P6 ② | | | B B X 2-0 F8 ① | | B C S F F B B F X 3-2 F7 ① | | B C F F B B 4-2 P3-4 BB | | B C B X 2-1 HR | 1<br>1<br>0<br>0<br>1<br>0<br>0<br>1 | 0<br>1<br>0<br>0<br>0<br>0<br>0<br>1 | 0<br>0<br>0<br>0<br>0<br>0<br>0<br>1 | 0<br>0<br>0<br>0<br>0<br>0<br>0<br>1 | 0<br>0<br>0<br>0<br>0<br>0<br>0<br>0 | 0<br>0<br>0<br>0<br>0<br>0<br>0<br>0 | 0<br>0<br>0<br>0<br>0<br>0<br>0<br>0 |
| Inning Stats | R: 0 H: 2<br>E: 0 LOB: 1<br>K: 0 BB: 0<br>S: 10 P: 15 | R: 0 H: 0<br>E: 0 LOB: 0<br>K: 0 BB: 0<br>S: 15 P: 20 | R: 0 H: 0<br>E: 0 LOB: 0<br>K: 0 BB: 0<br>S: 6 P: 8 | R: 0 H: 0<br>E: 0 LOB: 0<br>K: 1 BB: 0<br>S: 9 P: 16 | R: 0 H: 1<br>E: 0 LOB: 1<br>K: 0 BB: 0<br>S: 8 P: 15 | R: 0 H: 1<br>E: 0 LOB: 1<br>K: 0 BB: 0<br>S: 12 P: 20 | R: 0 H: 1<br>E: 0 LOB: 1<br>K: 0 BB: 0<br>S: 9 P: 14 | R: 0 H: 1<br>E: 0 LOB: 1<br>K: 0 BB: 0<br>S: 12 P: 18 | R: 3 H: 3<br>E: 0 LOB: 0<br>K: 0 BB: 0<br>S: 10 P: 15 | R: 0 H: 1<br>E: 0 LOB: 1<br>K: 0 BB: 1<br>S: 10 P: 18 | R: 0 H: 0<br>E: 0 LOB: 1<br>K: 2 BB: 1<br>S: 11 P: 18 | R: 1 H: 1<br>E: 0 LOB: 0<br>K: 0 BB: 0<br>S: 5 P: 8 | 1B: 8 SF: 2<br>2B: 3 SAC: 0<br>3B: 0 DP: 1<br>HR: 1 HBP: 0 | | | | | | |

| | AB | 41 |
|---|---|---|
| | R | 4 |
| | H | 11 |
| | RBI | 4 |
| | BB | 2 |
| | SO | 3 |
| | LOB | 14 |

WP: 1 PA: 45
PB: 0
SB: 0
CS: 1

| PITCHER | | IP | WLS | BF | H | R | ER | SO | BB | IBB | HBP | BLK | WP | HR | S | P | ERA | WHIP |
|---|---|---|---|---|---|---|---|---|---|---|---|---|---|---|---|---|---|---|
| Doug Drabek, R<br>ERA: 2.65 | (1, 1) | 8.0 | | 31 | 8 | 2 | 2 | 1 | 0 | 0 | 0 | 0 | 0 | 0 | 86 | 134 | 2.25 | 1.000 |
| Stan Belinda, R<br>ERA: 2.66 | (9, 1) | 1.2 | | 7 | 2 | 1 | 1 | 0 | 1 | 0 | 0 | 0 | 1 | 0 | 13 | 23 | 5.40 | 1.800 |
| Bob Patterson, L<br>ERA: 2.9 | (10, 1) | 1.1 | | 5 | 0 | 0 | 0 | 2 | 1 | 0 | 0 | 0 | 0 | 0 | 13 | 20 | 0.00 | 0.750 |
| Roger Mason, R<br>ERA: 3.67 | (12, 1) | 0.1 | L | 2 | 1 | 1 | 1 | 0 | 0 | 0 | 0 | 0 | 0 | 1 | 5 | 8 | 27.00 | 3.000 |

| PITCHER | IP | WLS | BF | H | R | ER | SO | BB | IBB | HBP | BLK | WP | HR | S | P | ERA | WHIP |
|---|---|---|---|---|---|---|---|---|---|---|---|---|---|---|---|---|---|

| Batter | 1 | 2 | 3 | 4 | 5 | 6 | 7 | 8 | 9 | 10 | 11 | 12 | 13 | AB | R | H | RBI | BB | SO | LOB |
|---|---|---|---|---|---|---|---|---|---|---|---|---|---|---|---|---|---|---|---|---|
| Alex Cole, L (1, 9)<br>OBP: 0.302, SLG: 0.281 | C C F F B B X<br>2-2<br>WP<br>2B<br>1B | B X<br>1-0 ③<br>F7 | | | B C X<br>1-1 ①<br>F8 | | X<br>0-0<br>S<br>E<br>1B | C L S<br>1-3 ①<br>K | C X<br>0-1 ③<br>G4-3 | | | C B F X<br>1-2<br>G6-4-3<br>1B | F C F F B B C<br>2-3 ③<br>K | 8 | 2 | 3 | 0 | 0 | 2 | 6 |
| Bob Patterson, R (13, 1)<br>OBP: 0.500, SLG: 0.600 | | | | | | | | | | | | | | 0 | 0 | 0 | 0 | 0 | 0 | 0 |
| Jay Bell, R (1, 6)<br>OBP: 0.337, SLG: 0.343 | 1 SAFE<br>C B<br>B 1 F F 1 P F<br>SAFE<br>F8<br>1-H<br>1B<br>2B | S B F X<br>3-2<br>1-2 ①<br>L1 | B B C F B B<br>4-2<br>3B<br>BB | | B B C F B X<br>3-2<br>1-H<br>HR<br>3B | | 1 SAFE<br>B<br>1 B 1 B C X<br>SAFE<br>3-1 ①<br>P4<br>1-2 | B X<br>1-0 ②<br>G5-3<br>2-3 | | C B S F B X<br>2-2<br>P4 | | B 1 SAFE X<br>1-0 ②③<br>G6-4-3<br>1-2f | | 6 | 2 | 1 | 1 | 1 | 0 | 3 |
| Andy Van Slyke, L (1, 8)<br>OBP: 0.417, SLG: 0.522 | C X<br>0-1 ①<br>F8<br>2-3 | C F X<br>0-2 ②<br>F8 | B F B F B X<br>3-2<br>1-H<br>HR<br>3B | | C B F B F B X<br>2-2<br>3-H<br>HR | | C B 2 SAFE F B X<br>2-2<br>E8<br>1B<br>FC3-2<br>2-H<br>1B | B B B<br>4-0<br>IBB<br>BB | | C B B X<br>2-1 ②<br>G3-1 | | | X<br>0-0 ①<br>G4-3 | 6 | 1 | 2 | 1 | 1 | 0 | 1 |
| Barry Bonds, L (1, 7)<br>OBP: 0.448, SLG: 0.619 | S S B F S<br>2-3 ②<br>K | C B B B F F B<br>4-2<br>BB | C B F B F X<br>2-2<br>3-H<br>HR | | I I I<br>4-0<br>FC3-2<br>1B<br>IBB | | I I I<br>4-0<br>1-2<br>IBB | C S S<br>0-3 ③<br>K | | | | | B F B B B B<br>4-1<br>S<br>1B<br>BB | 3 | 2 | 1 | 2 | 4 | 2 | 1 |
| Jeff King, R (1, 5)<br>OBP: 0.228, SLG: 0.329 | B X<br>1-0<br>3-H<br>1B | B B 1 SAFE S B F F S<br>3-3 ③<br>K | C F F C<br>0-3 ②<br>K | | B C C B X<br>2-2<br>FC5<br>FC3-2<br>1-2<br>2-3<br>1B | | B X<br>1-0 ③<br>L7 | | | | B X<br>1-0 ①<br>F7 | | B 1 SAFE C B F F B X<br>3-2<br>1B<br>2B<br>1-H<br>1B | 5 | 0 | 2 | 1 | 0 | 2 | 4 |
| Denny Neagle, L (8, 1) | | | | | | | | | | | | | | 0 | 0 | 0 | 0 | 0 | 0 | 0 |
| Orlando Merced, S (11, PH)<br>OBP: 0.317, SLG: 0.393 (11, 3) | | | | | | | | | | | | | | 2 | 1 | 1 | 1 | 0 | 0 | 0 |
| Michael LaValliere, L (1, 2)<br>OBP: 0.324, SLG: 0.294 | X<br>0-0 ③<br>F8 | | | X<br>0-0 ①<br>G4-3 | B X<br>1-0 ③<br>F9 | | C B B X<br>2-1 ②<br>FC3-2<br>1-2<br>2-3<br>3-H-f | | B C B X<br>2-1 ①<br>G3 | | B C B F B X<br>3-2 ②<br>P6 | | 1 SAFE B 1 B B B C X<br>3-1<br>BB<br>2B<br>1-3<br>1B | 7 | 1 | 1 | 0 | 0 | 0 | 4 |
| Gary Redus, R (1, 3)<br>OBP: 0.326, SLG: 0.346 | | B B C X<br>2-1 ①<br>P4 | | C B B B X<br>3-1<br>FC5-4<br>1B | | B X<br>1-0 ①<br>F8 | X<br>0-0 ③<br>FC5<br>2-3f | | B C X<br>1-1<br>BB<br>1B | | C X<br>0-1<br>1B | | B S B F B<br>4-1<br>2B<br>1-2<br>BB | 6 | 0 | 3 | 0 | 0 | 0 | 3 |
| Stan Belinda, R (11, 1)<br>OBP: 0.500, SLG: 1.000 | | | | | | | | | | | | | | 0 | 0 | 0 | 0 | 0 | 0 | 0 |
| Cecil Espy, S (13, PH)<br>OBP: 0.308, SLG: 0.345 (13, 9) | | | | | | | | | | | | | | 0 | 0 | 0 | 0 | 1 | 0 | 0 |
| Jose Lind, R (1, 4)<br>OBP: 0.265, SLG: 0.271 | | B C F B B X<br>2-2 ②<br>G6-3 | | S 1 SAFE X<br>0-1 ②<br>FC5-4<br>FC6<br>1-2f | | B B X<br>1-0 ②<br>L4 | | C X<br>0-1<br>1B<br>2B | B B X<br>2-0 ②<br>F8 | | X<br>0-0 ③<br>F8 | | X<br>0-0<br>1-3<br>2-H<br>3-H<br>2B | 7 | 1 | 2 | 2 | 0 | 0 | 3 |
| Randy Tomlin, L (1, 1)<br>OBP: 0.244, SLG: 0.184 | F B B B C X<br>2-2<br>1B | B B X<br>2-0 ③<br>FC6<br>1-2f | | | C X<br>0-1 ③<br>G6-3 | | X<br>0-0<br>G5-3<br>2-H<br>1B | B 1 C B S B B<br>4-2<br>1-2<br>BB | | | | B F B X<br>2-1 ①<br>F8 | B S C F S<br>1-3 ②<br>K | 3 | 0 | 1 | 0 | 0 | 0 | 1 |
| Gary Varsho, L (8, PH)<br>OBP: 0.268, SLG: 0.368 | | | | | | | | | | | | | | 1 | 0 | 1 | 1 | 0 | 0 | 0 |
| John Wehner, R (8, 5)<br>OBP: 0.281, SLG: 0.250 | | | | | | | | | | | | | | 2 | 0 | 0 | 0 | 1 | 1 | 2 |
| Inning Stats | R: 2 H: 3<br>E: 0 LOB: 1<br>K: 1 BB: 0<br>S: 20 P: 27 | R: 0 H: 1<br>E: 0 LOB: 1<br>K: 0 BB: 0<br>S: 9 P: 16 | R: 0 H: 0<br>E: 0 LOB: 1<br>K: 1 BB: 1<br>S: 13 P: 21 | R: 0 H: 1<br>E: 0 LOB: 1<br>K: 0 BB: 0<br>S: 6 P: 11 | R: 3 H: 2<br>E: 0 LOB: 0<br>K: 1 BB: 1<br>S: 16 P: 27 | R: 0 H: 0<br>E: 0 LOB: 0<br>K: 0 BB: 0<br>S: 4 P: 6 | R: 1 H: 3<br>E: 1 LOB: 3<br>K: 0 BB: 1<br>S: 12 P: 25 | R: 1 H: 2<br>E: 0 LOB: 3<br>K: 1 BB: 2<br>S: 8 P: 19 | R: 0 H: 1<br>E: 0 LOB: 2<br>K: 0 BB: 1<br>S: 9 P: 18 | R: 0 H: 0<br>E: 0 LOB: 0<br>K: 1 BB: 0<br>S: 9 P: 13 | R: 0 H: 1<br>E: 0 LOB: 1<br>K: 0 BB: 0<br>S: 7 P: 11 | R: 0 H: 1<br>E: 0 LOB: 0<br>K: 0 BB: 0<br>S: 6 P: 10 | R: 3 H: 3<br>E: 0 LOB: 2<br>K: 2 BB: 2<br>S: 20 P: 36 | 1B: 13 SF: 0<br>2B: 3 SAC: 0<br>3B: 1 DP: 1<br>HR: 1 HBP: 0 | | | | | | |

| PITCHER | | IP | WLS | BF | H | R | ER | SO | BB | IBB | HBP | BLK | WP | HR | S | P | ERA | WHIP |
|---|---|---|---|---|---|---|---|---|---|---|---|---|---|---|---|---|---|---|
| Pete Harnisch, R<br>ERA: 3.86 | (1, 1) | 6.0 | | 27 | 7 | 5 | 5 | 3 | 2 | 0 | 0 | 0 | 1 | 1 | 68 | 108 | 7.50 | 1.500 |
| Al Osuna, L<br>ERA: 3.89 | (7, 1) | 0.1 | | 4 | 2 | 1 | 1 | 0 | 0 | 1 | 0 | 0 | 0 | 0 | 6 | 15 | 27.00 | 6.000 |
| Xavier Hernandez, R<br>ERA: 2.19 | (7, 1) | 2.0 | | 12 | 4 | 1 | 1 | 1 | 1 | 1 | 0 | 0 | 0 | 0 | 18 | 36 | 4.50 | 2.500 |
| Doug Jones, R<br>ERA: 2.17 | (9, 1) | 1.2 | | 6 | 0 | 0 | 0 | 1 | 1 | 0 | 0 | 0 | 0 | 0 | 14 | 24 | 0.00 | 0.600 |
| Willie Blair, R<br>ERA: 4.4 | (11, 1) | 2.1 | L | 13 | 5 | 3 | 3 | 0 | 2 | 0 | 0 | 0 | 0 | 0 | 24 | 45 | 11.57 | 3.000 |

| PITCHER | | IP | WLS | BF | H | R | ER | SO | BB | IBB | HBP | BLK | WP | HR | S | P | ERA | WHIP |
|---|---|---|---|---|---|---|---|---|---|---|---|---|---|---|---|---|---|---|
| Joe Boever, R<br>ERA: 2.56 | (13, 1) | 0.2 | | 2 | 0 | 0 | 0 | 2 | 0 | 0 | 0 | 0 | 0 | 0 | 9 | 12 | 0.00 | 0.000 |

# TOP

## Pittsburgh Pirates @ Houston Astros

Astrodome, Houston, TX

Wed Jul 22 1992, 8:05 PM EDT

Att. 13,194 - Dome - 70 F

livebaseballscorecards.com

| | |
|---|---|
| AB | 56 |
| R | 10 |
| H | 18 |
| RBI | 9 |
| BB | 8 |
| SO | 7 |
| LOB | 28 |

WP: 1 PA: 64
PB: 0
SB: 2
CS: 0

# Pittsburgh Pirates @ Houston Astros

Astrodome, Houston, TX

Wed Jul 22 1992, 8:05 PM EDT

Att. 13,194 - Dome - 70 F

livebaseballscorecards.com

## BOTTOM

| Batter | 1 | 2 | 3 | 4 | 5 | 6 | 7 | 8 | 9 | 10 | 11 | 12 | 13 | AB | R | H | RBI | BB | SO | LOB |
|---|---|---|---|---|---|---|---|---|---|---|---|---|---|---|---|---|---|---|---|---|
| Craig Biggio, R (1, 4) OBP: 0.369, SLG: 0.385 | G4-3 | | F8 | FC5-4 1B; 2-3 | | FC4-6 1B | | F7 | | | S 1B | | B5-3 | 7 | 0 | 3 | 0 | 0 | 0 | 0 |
| Casey Candaele, S (1, 7) (10, 6) OBP: 0.235, SLG: 0.238 | G5-3 | | | G6-3; FC5-4 1-3 | | FC4-6 1-2f | | F8 | | | F7 1-2 | | P8 | 7 | 0 | 0 | 0 | 0 | 0 | 4 |
| Ken Caminiti, S (1, 5) OBP: 0.376, SLG: 0.464 | F9 | | | G6-3 | S 1B | | G6-3 | F8 | | | IBB | | | 5 | 0 | 1 | 0 | 1 | 0 | 0 |
| 5 Jeff Bagwell, R (1, 3) OBP: 0.351, SLG: 0.407 | | K | | 1B 2B | F9 | | 2B BB | | K | | L5 | | | 5 | 2 | 1 | 0 | 1 | 2 | 3 |
| Pete Incaviglia, R (1, 9) (10, 7) OBP: 0.325, SLG: 0.452 | | 1B 1B | | 1B 1B; 2-H | F8 | | FC6-4 2B; 1-H | | K | | K | | | 6 | 2 | 3 | 2 | 0 | 2 | 3 |
| Juan Guerrero, R (1, 6) OBP: 0.289, SLG: 0.338 | | G4-6-3 1B; 1-3 | | 1B 1B; 1-2 | FC6-4 BB; 1-3 | | FC6-4 IBB | | F8 | | | | G4-3 | 3 | 1 | 2 | 0 | 2 | 0 | 0 |
| Steve Finley, L (10, 8) OBP: 0.333, SLG: 0.407 | | | | | | | | | | | | | | 1 | 0 | 0 | 0 | 0 | 0 | 0 |
| Scott Servais, R (1, 2) OBP: 0.248, SLG: 0.230 | | G4-6-3 1-2f | | 2B 1B; 1-2 2-H | FC6-4 1-2f | | FC6-4 1B; 1-2f 2-3 | | | F9 | | F8 | | 6 | 1 | 1 | 1 | 0 | 0 | 6 |
| Gerald Young, S (1, 8) (10, 9) OBP: 0.250, SLG: 0.100 | F8 | | | 2B 1B; 1-2 2-H | | G6-3 | | S 1B; 1-3 3-H | | K | | F7 | | 6 | 1 | 2 | 2 | 0 | 1 | 0 |
| Joe Boever, R (13, 1) | | | | | | | | | | | | | | 0 | 0 | 0 | 0 | 0 | 0 | 0 |
| Pete Harnisch, S (1, 1) OBP: 0.143, SLG: 0.238 | | G6-3 | | 1B 2B; 1-H 2-H | | F7 | K | | | K | | F7 | | 2 | 0 | 1 | 2 | 0 | 0 | 0 |
| Ernest Riles, L (6, PH) OBP: 0.167, SLG: 0.167 | | | | | | | | | | | | | | 1 | 0 | 0 | 0 | 0 | 0 | 0 |
| Al Osuna, R (7, 1) | | | | | | | | | | | | | | 0 | 0 | 0 | 0 | 0 | 0 | 0 |
| Xavier Hernandez, L (7, 1) | | | | | | | | | | | | | | 1 | 0 | 0 | 0 | 0 | 1 | 2 |
| Doug Jones, R (9, 1) | | | | | | | | | | | | | | 0 | 0 | 0 | 0 | 0 | 0 | 0 |
| Chris Jones, R (10, PH) OBP: 0.278, SLG: 0.311 | | | | | | | | | | | | | | 1 | 0 | 0 | 0 | 0 | 1 | 0 |
| Willie Blair, R (11, 1) | | | | | | | | | | | | | | 0 | 0 | 0 | 0 | 0 | 0 | 0 |
| Eric Anthony, L (13, 9) OBP: 0.200, SLG: 0.411 | | | | | | | | | | | | | | 1 | 0 | 0 | 0 | 0 | 0 | 0 |
| Inning Stats | R: 0 E: 0 K: 0 S: 7 H: 0 LOB: 0 BB: 0 P: 10 | R: 0 E: 0 K: 1 S: 9 H: 2 LOB: 1 BB: 0 P: 15 | R: 0 E: 0 K: 0 S: 9 H: 0 LOB: 0 BB: 0 P: 14 | R: 5 E: 0 K: 0 S: 16 H: 7 LOB: 2 BB: 0 P: 25 | R: 0 E: 0 K: 0 S: 15 H: 1 LOB: 2 BB: 1 P: 24 | R: 0 E: 0 K: 0 S: 7 H: 1 LOB: 1 BB: 0 P: 10 | R: 2 E: 0 K: 1 S: 11 H: 2 LOB: 2 BB: 2 P: 24 | R: 0 E: 0 K: 0 S: 10 H: 0 LOB: 0 BB: 0 P: 14 | R: 0 E: 0 K: 0 S: 8 H: 0 LOB: 0 BB: 0 P: 12 | R: 0 E: 0 K: 2 S: 9 H: 0 LOB: 0 BB: 0 P: 14 | R: 0 E: 0 K: 1 S: 13 H: 1 LOB: 2 BB: 1 P: 22 | R: 0 E: 0 K: 0 S: 5 H: 0 LOB: 0 BB: 0 P: 10 | R: 0 E: 0 K: 0 S: 7 H: 0 LOB: 0 BB: 0 P: 11 | 1B: 11 2B: 3 3B: 0 HR: 0 | SF: 0 SAC: 0 DP: 1 HBP: 0 | WP: 0 PB: 0 SB: 4 CS: 0 | PA: 56 | | | | | |

| | AB | 52 |
|---|---|---|
| | R | 7 |
| | H | 14 |
| | RBI | 7 |
| | BB | 4 |
| | SO | 7 |
| | LOB | 18 |

| PITCHER | | IP | WLS | BF | H | R | ER | SO | BB | IBB | HBP | BLK | WP | HR | S | P | ERA | WHIP |
|---|---|---|---|---|---|---|---|---|---|---|---|---|---|---|---|---|---|---|
| Randy Tomlin, L ERA: 3.63 | (1, 1) | 7.0 | | 36 | 13 | 7 | 7 | 2 | 2 | 1 | 0 | 0 | 0 | 0 | 74 | 122 | 9.00 | 2.143 |
| Denny Neagle, L ERA: 4.65 | (8, 1) | 3.0 | | 9 | 0 | 0 | 0 | 4 | 0 | 0 | 0 | 0 | 0 | 0 | 27 | 40 | 0.00 | 0.000 |
| Stan Belinda, R ERA: 2.53 | (11, 1) | 2.0 | W | 8 | 1 | 0 | 0 | 1 | 0 | 1 | 0 | 0 | 0 | 0 | 18 | 32 | 0.00 | 0.500 |
| Bob Patterson, L ERA: 2.83 | (13, 1) | 1.0 | S | 3 | 0 | 0 | 0 | 0 | 0 | 0 | 0 | 0 | 0 | 0 | 7 | 11 | 0.00 | 0.000 |

| PITCHER | | IP | WLS | BF | H | R | ER | SO | BB | IBB | HBP | BLK | WP | HR | S | P | ERA | WHIP |
|---|---|---|---|---|---|---|---|---|---|---|---|---|---|---|---|---|---|---|

| Batter | 1 | 2 | 3 | 4 | 5 | 6 | 7 | 8 | 9 | AB | R | H | RBI | BB | SO | LOB |
|---|---|---|---|---|---|---|---|---|---|---|---|---|---|---|---|---|
| Gary Redus, R (1, 3)<br>OBP: 0.323, SLG: 0.333 | C B F B B S<br>3-3 ①<br>K | | B C X<br>1-1 ②<br>G6-3 | | B C F X<br>1-2 ③<br>G1-3 | | B B B C B<br>4-1<br>BB | | | 3 | 0 | 0 | 0 | 1 | 1 | 0 |
| Jay Bell, R (1, 6)<br>OBP: 0.334, SLG: 0.340 | B C X<br>1-1 ②<br>F8 | | B B B C C X<br>3-2 ③<br>G1-3 | | | C X<br>0-1 ①<br>L4 | B B 1 SAFE C 1 SAFE 1 SAFE C C<br>2-3 ③<br>K | | | 4 | 0 | 0 | 0 | 0 | 1 | 1 |
| Andy Van Slyke, L (1, 8)<br>OBP: 0.418, SLG: 0.522 | B C C B X<br>2-2 ③<br>L6 | | | B C X<br>1-1<br>F8 G4-3<br>1B | | B B X<br>2-0<br>PB<br>3B 1B | | B C B F X<br>2-2 ①<br>G3 | | 4 | 1 | 2 | 0 | 0 | 0 | 0 |
| Lloyd McClendon, R (1, 9)<br>OBP: 0.364, SLG: 0.339 | | X<br>0-0<br>E6<br>G6-3 BB<br>G5-3 | | C 1 SAFE 1 SAFE X<br>0-1 ①<br>G4-3<br>1-2 | | B C 1 SAFE X<br>1-1 ②<br>P6 | | X<br>0-0 ②<br>F8 | | 4 | 1 | 0 | 0 | 0 | 0 | 2 |
| Barry Bonds, L (1, 7)<br>OBP: 0.449, SLG: 0.624 | | 1 SAFE F 1 SAFE 1 SAFE C B 1 SAFE B 1 SAFE<br>4-2<br>F F B B<br>G5-3 G6-3<br>1-2 BB | | B X<br>1-0 ②<br>F8<br>2-3 | | B F 1 SAFE B B X<br>3-1<br>1-H 1B<br>3B | | B B B X<br>3-0 ③<br>F8 | | 3 | 1 | 1 | 1 | 1 | 0 | 1 |
| Jeff King, R (1, 5)<br>OBP: 0.233, SLG: 0.331<br>Alex Cole, L (9, PH)<br>OBP: 0.307, SLG: 0.281 | | X<br>0-0 ①<br>G6-3<br>1-2<br>2-3 | | B B B B<br>4-0<br>BB | | C B C X<br>1-2<br>3-H 1B | | | B B B B<br>4-0<br>G6-3<br>BB | 2<br>0 | 0<br>0 | 1<br>0 | 1<br>0 | 1<br>1 | 0<br>0 | 2<br>0 |
| Don Slaught, R (1, 2)<br>OBP: 0.396, SLG: 0.467<br>Orlando Merced, S (9, PH)<br>OBP: 0.316, SLG: 0.392 | | C B B B X<br>3-1 ②<br>G5-3<br>2-3<br>3-H | | B C 1 SAFE X<br>1-1 ③<br>G5-3 | | F 1 SAFE B X<br>1-1 ③<br>G4-3 | | | 1 SAFE 1 SAFE C F 1 F SAFE X<br>0-2 ① ②<br>G6-3<br>1-2f | 3<br>1 | 0<br>0 | 0<br>0 | 1<br>0 | 0<br>0 | 0<br>0 | 4<br>1 |
| Jose Lind, R (1, 4)<br>OBP: 0.261, SLG: 0.267 | | C B S B B X<br>2-2 ③<br>G4-3 | | | B X<br>1-0 ①<br>L9 | | C F B F B S<br>2-3 ①<br>K | | B X<br>1-0 ③<br>G4-3 | 4 | 0 | 0 | 0 | 0 | 1 | 1 |
| Bob Walk, R (1, 1)<br>Gary Varsho, L (7, PH)<br>OBP: 0.265, SLG: 0.364<br>Roger Mason, R (7, 1) | | | B F S F C<br>1-3 ①<br>K | | F B S B X<br>2-2 ②<br>G5-3 | | B B C X<br>2-1 ②<br>L8 | | | 2<br>1<br>0 | 0<br>0<br>0 | 0<br>0<br>0 | 0<br>0<br>0 | 0<br>0<br>0 | 1<br>0<br>0 | 0<br>0<br>0 |
| Inning Stats | R: 0 H: 0<br>E: 0 LOB: 0<br>K: 1 BB: 0<br>S: 9 P: 15 | R: 1 H: 0<br>E: 1 LOB: 1<br>K: 0 BB: 1<br>S: 11 P: 20 | R: 0 H: 0<br>E: 0 LOB: 0<br>K: 1 BB: 0<br>S: 9 P: 14 | R: 0 H: 1<br>E: 0 LOB: 2<br>K: 0 BB: 1<br>S: 7 P: 14 | R: 0 H: 0<br>E: 0 LOB: 0<br>K: 0 BB: 0<br>S: 7 P: 11 | R: 2 H: 3<br>E: 0 LOB: 1<br>K: 0 BB: 0<br>S: 12 P: 20 | R: 0 H: 0<br>E: 0 LOB: 1<br>K: 2 BB: 1<br>S: 10 P: 20 | R: 0 H: 0<br>E: 0 LOB: 0<br>K: 0 BB: 0<br>S: 5 P: 10 | R: 0 H: 0<br>E: 0 LOB: 0<br>K: 0 BB: 1<br>S: 5 P: 10 | 1B: 3 SF: 0<br>2B: 0 SAC: 0<br>3B: 1 DP: 1<br>HR: 0 HBP: 0 | | | | | WP: 0 PA: 35<br>PB: 1<br>SB: 0<br>CS: 0 | |

# TOP

## Pittsburgh Pirates @ Atlanta Braves

Atlanta-Fulton County Stadium, Atlanta, GA

Fri Jul 24 1992, 7:05 PM EDT

Att. 44,965 - Cloudy - 86 F

livebaseballscorecards.com

| | |
|---|---|
| AB | 31 |
| R | 3 |
| H | 4 |
| RBI | 3 |
| BB | 4 |
| SO | 4 |
| LOB | 12 |

| PITCHER | | IP | WLS | BF | H | R | ER | SO | BB | IBB | HBP | BLK | WP | HR | S | P | ERA | WHIP |
|---|---|---|---|---|---|---|---|---|---|---|---|---|---|---|---|---|---|---|
| Tom Glavine, L<br>ERA: 2.45 | (1, 1) | 7.0 | W | 29 | 4 | 3 | 2 | 4 | 3 | 0 | 0 | 0 | 0 | 0 | 65 | 114 | 2.57 | 1.000 |
| Kent Mercker, L<br>ERA: 1.9 | (8, 1) | 1.0 | | 3 | 0 | 0 | 0 | 0 | 0 | 0 | 0 | 0 | 0 | 0 | 5 | 10 | 0.00 | 0.000 |
| Alejandro Pena, R<br>ERA: 3.73 | (9, 1) | 1.0 | S | 3 | 0 | 0 | 0 | 0 | 1 | 0 | 0 | 0 | 0 | 0 | 5 | 10 | 0.00 | 1.000 |

| PITCHER | IP | WLS | BF | H | R | ER | SO | BB | IBB | HBP | BLK | WP | HR | S | P | ERA | WHIP |
|---|---|---|---|---|---|---|---|---|---|---|---|---|---|---|---|---|---|

# Pittsburgh Pirates @ Atlanta Braves

Atlanta-Fulton County Stadium, Atlanta, GA

Fri Jul 24 1992, 7:05 PM EDT

Att. 44,965 - Cloudy - 86 F

livebaseballscorecards.com

## BOTTOM

| Batter | 1 | 2 | 3 | 4 | 5 | 6 | 7 | 8 | 9 | AB | R | H | RBI | BB | SO | LOB |
|---|---|---|---|---|---|---|---|---|---|---|---|---|---|---|---|---|
| Otis Nixon, S (1, 8)<br>OBP: 0.375, SLG: 0.389 | B S M X 1-2 L6 ① | | X 0-0 G3 ② | | B X 1-0 G6-3 ② | | B C X 1-1 E4 | | | 4 | 0 | 0 | 0 | 0 | 0 | 0 |
| Jeff Treadway, L (1, 4)<br>OBP: 0.186, SLG: 0.238 | C X 0-1 F7 ② | | B X 1-0 G1-3 ③ | | B X 1-0 1B 2B | | C F X 0-2 F8 ③ | | | 4 | 1 | 1 | 0 | 0 | 0 | 1 |
| Kent Mercker, L (8, 1) | | | | | | | | | | 0 | 0 | 0 | 0 | 0 | 0 | 0 |
| Alejandro Pena, R (9, 1) | | | | | | | | | | 0 | 0 | 0 | 0 | 0 | 0 | 0 |
| Terry Pendleton, S (1, 5)<br>OBP: 0.319, SLG: 0.455 | M B C X 1-2 G4-3 ③ | | | F B F B B X 3-2 S 1B 1B | F X 0-1 2-H 1B | | | X 0-0 P3 ① | | 4 | 1 | 2 | 1 | 0 | 0 | 0 |
| David Justice, L (1, 9)<br>OBP: 0.365, SLG: 0.404 | | B B B S C X 3-2 G4-3 ① | | S B C B 1 SAFE B F B 4-2 1B 1B 1-2 BB | B X 1-0 G3 ③ | | | B C X 1-1 P7 ② | | 3 | 1 | 0 | 0 | 1 | 0 | 1 |
| Ron Gant, R (1, 7)<br>OBP: 0.333, SLG: 0.436 | | B S B C B X 3-2 S 2B 1B | | X 0-0 F7 ① | | B B B C F B X 3-2 L7 ① | | B C F X 1-2 F7 ③ | | 4 | 1 | 1 | 0 | 0 | 0 | 2 |
| Sid Bream, L (1, 3)<br>OBP: 0.347, SLG: 0.388 | | B 1 SAFE C B B C F F S 3-3 K 1-3 ② | | X 0-0 1-3 S 2-H 1B 1B | | B B X 2-0 G3 ② | | | | 3 | 0 | 1 | 1 | 0 | 1 | 1 |
| Damon Berryhill, S (1, 2)<br>OBP: 0.262, SLG: 0.363 | | B X 1-0 3-H 2B | | S B B B F F B S 3-3 K 1-2 ② | | B X 1-0 F9 ③ | | | | 3 | 0 | 1 | 1 | 0 | 1 | 2 |
| Rafael Belliard, R (1, 6)<br>OBP: 0.267, SLG: 0.245 | | S X 0-1 G4-3 ③ | | X 0-0 2-H 3-H 1B | | | X 0-0 G6-3 ① | | | 3 | 0 | 1 | 1 | 0 | 0 | 1 |
| Tom Glavine, L (1, 1)<br>OBP: 0.298, SLG: 0.327 | | | B B F X 2-1 G3 ① | | B X 1-0 G4-3 ① | | B F F X 1-2 G5-3 ② | | | 2 | 0 | 0 | 0 | 0 | 0 | 0 |
| Deion Sanders, L (7, PH)<br>OBP: 0.363, SLG: 0.552 | | | | | | | | | | 1 | 0 | 0 | 0 | 0 | 0 | 0 |
| Mark Lemke, S (8, 4)<br>OBP: 0.272, SLG: 0.282 | | | | | | | | | | 0 | 0 | 0 | 0 | 0 | 0 | 0 |
| Inning Stats | R: 0 E: 0 K: 0 S: 8 H: 0 LOB: 0 BB: 0 P: 10 | R: 1 E: 0 K: 1 S: 14 H: 2 LOB: 1 BB: 0 P: 24 | R: 0 E: 0 K: 0 S: 4 H: 0 LOB: 0 BB: 0 P: 7 | R: 2 E: 0 K: 1 S: 13 H: 3 LOB: 1 BB: 1 P: 23 | R: 1 E: 0 K: 0 S: 6 H: 2 LOB: 1 BB: 0 P: 10 | R: 0 E: 0 K: 0 S: 5 H: 0 LOB: 0 BB: 0 P: 11 | R: 0 E: 1 K: 0 S: 9 H: 0 LOB: 1 BB: 0 P: 11 | R: 0 E: 0 K: 0 S: 6 H: 0 LOB: 0 BB: 0 P: 8 | | 1B: 5 2B: 2 3B: 0 HR: 0 SF: 0 SAC: 0 DP: 0 HBP: 0 | | | | | | |

| PITCHER | | IP | WLS | BF | H | R | ER | SO | BB | IBB | HBP | BLK | WP | HR | S | P | ERA | WHIP |
|---|---|---|---|---|---|---|---|---|---|---|---|---|---|---|---|---|---|---|
| Bob Walk, R<br>ERA: 3.8 | (1, 1) | 6.0 | L | 25 | 7 | 4 | 4 | 2 | 1 | 0 | 0 | 0 | 0 | 0 | 50 | 85 | 6.00 | 1.333 |
| Roger Mason, R<br>ERA: 3.54 | (7, 1) | 2.0 | | 7 | 0 | 0 | 0 | 0 | 0 | 0 | 0 | 0 | 0 | 0 | 15 | 19 | 0.00 | 0.000 |

| PITCHER | IP | WLS | BF | H | R | ER | SO | BB | IBB | HBP | BLK | WP | HR | S | P | ERA | WHIP |
|---|---|---|---|---|---|---|---|---|---|---|---|---|---|---|---|---|---|

| | |
|---|---|
| AB | 31 |
| R | 4 |
| H | 7 |
| RBI | 4 |
| BB | 1 |
| SO | 2 |
| LOB | 8 |

WP: 0 PB: 0 SB: 4 CS: 0 PA: 32

| Batter | 1 | 2 | 3 | 4 | 5 | 6 | 7 | 8 | 9 | AB | R | H | RBI | BB | SO | LOB |
|---|---|---|---|---|---|---|---|---|---|---|---|---|---|---|---|---|
| Gary Redus, R (1, 3)<br>OBP: 0.313, SLG: 0.321<br>Gary Varsho, L (9, PH)<br>OBP: 0.263, SLG: 0.361 | C B S F S<br>1-3 ① K | | 1 SAFE 1 SAFE S B B B X<br>2-1 ② L7 | | | C C B X<br>1-2 ② F8 | | | B C X<br>1-1 ① B4-3 | 3<br>1 | 0<br>0 | 0<br>0 | 0<br>0 | 0<br>0 | 1<br>0 | 1<br>0 |
| Jay Bell, R (1, 6)<br>OBP: 0.336, SLG: 0.344 | B X<br>1-0 S 2B | | B B C S 1 SAFE F X<br>2-2 ③ L7 | | | C S F B S<br>1-3 ③ K | | | B X<br>1-0 BB 1B | 4 | 0 | 2 | 0 | 0 | 1 | 1 |
| Andy Van Slyke, L (1, 8)<br>OBP: 0.416, SLG: 0.517 | B C B B C F F B<br>4-2 CS BB | | | B B C X<br>2-1 ① G3-1 | | | B X<br>1-0 ① L1 | | 1 SAFE X<br>0-0 ② F8 | 3 | 0 | 0 | 0 | 1 | 0 | 1 |
| Lloyd McClendon, R (1, 9)<br>OBP: 0.371, SLG: 0.342<br>Orlando Merced, S (9, PH)<br>OBP: 0.319, SLG: 0.392 | B B S B 1 SAFE C F B<br>4-2 ② CS BB<br>1-2<br>2-3 | | | S F B X<br>1-2 FC4-6 1B | | | B B F B X<br>3-1 ② L5 | | B F B F B B<br>4-2 BB<br>1-2 | 2<br>0 | 0<br>0 | 1<br>0 | 0<br>0 | 1<br>1 | 0<br>0 | 0<br>0 |
| Barry Bonds, L (1, 7)<br>OBP: 0.443, SLG: 0.614 | B C B 1 SAFE<br>2-1 ③ CS<br>1-2 | C B F S<br>2-3 ① K | | B X<br>1-0 ② FC4-6 CS<br>1-2f | | | B X<br>1-0 ③ G4-3 | | F B B X<br>2-1 ③ G3 | 4 | 0 | 0 | 0 | 0 | 1 | 3 |
| Jeff King, R (1, 5)<br>OBP: 0.235, SLG: 0.331 | | C X<br>0-1 ② G5-3 | | C 1 SAFE 1 SAFE P 1 SAFE<br>1-1 ③ CS<br>1-2 | B C X<br>1-1 ① G5-3 | | | C X<br>0-1 1B | | 3 | 0 | 1 | 0 | 0 | 0 | 0 |
| Don Slaught, R (1, 2)<br>OBP: 0.388, SLG: 0.457 | | C T S<br>0-3 ③ K | | | X<br>0-0 ② G4-3 | | | B 1 SAFE B F X<br>2-1 ① F9 | | 3 | 0 | 0 | 0 | 0 | 1 | 1 |
| Jose Lind, R (1, 4)<br>OBP: 0.262, SLG: 0.268 | | C B X<br>1-1 1B | | | C F B B X<br>2-2 ③ F8 | | | F P 1 SAFE 1 SAFE F B 1 SAFE X<br>2-2 ② F9 | | 3 | 0 | 1 | 0 | 0 | 0 | 1 |
| Danny Jackson, R (1, 1)<br>OBP: 0.077, SLG: 0.077<br>John Wehner, R (8, PH)<br>OBP: 0.277, SLG: 0.246<br>Bob Patterson, R (8, 1)<br>OBP: 0.500, SLG: 0.600 | | C L B L<br>1-3 ① K | | | | B S S S<br>1-3 ① K | | B C C B 1 SAFE 1 SAFE B S<br>3-3 ③ K | | 2<br>1<br>0 | 0<br>0<br>0 | 0<br>0<br>0 | 0<br>0<br>0 | 0<br>1<br>0 | 2<br>1<br>0 | 1<br>1<br>0 |
| Inning Stats | R: 0 H: 1<br>E: 0 LOB: 1<br>K: 1 BB: 2<br>S: 13 P: 25 | R: 0 H: 0<br>E: 0 LOB: 0<br>K: 2 BB: 0<br>S: 8 P: 10 | R: 0 H: 1<br>E: 0 LOB: 1<br>K: 1 BB: 0<br>S: 11 P: 17 | R: 0 H: 1<br>E: 0 LOB: 0<br>K: 0 BB: 0<br>S: 8 P: 12 | R: 0 H: 0<br>E: 0 LOB: 0<br>K: 0 BB: 0<br>S: 6 P: 9 | R: 0 H: 0<br>E: 0 LOB: 0<br>K: 2 BB: 0<br>S: 10 P: 13 | R: 0 H: 0<br>E: 0 LOB: 0<br>K: 0 BB: 0<br>S: 4 P: 9 | R: 0 H: 1<br>E: 0 LOB: 1<br>K: 1 BB: 0<br>S: 11 P: 17 | R: 0 H: 1<br>E: 0 LOB: 2<br>K: 0 BB: 1<br>S: 8 P: 16 | 1B: 4 SF: 0<br>2B: 1 SAC: 0<br>3B: 0 DP: 0<br>HR: 0 HBP: 0 | | | | | | |

| PITCHER | | IP | WLS | BF | H | R | ER | SO | BB | IBB | HBP | BLK | WP | HR | S | P | ERA | WHIP |
|---|---|---|---|---|---|---|---|---|---|---|---|---|---|---|---|---|---|---|
| Charlie Leibrandt, L<br>ERA: 3.27 | (1, 1) | 8.0 | W | 27 | 4 | 0 | 0 | 7 | 2 | 0 | 0 | 0 | 0 | 0 | 71 | 112 | 0.00 | 0.750 |
| Alejandro Pena, R<br>ERA: 3.66 | (9, 1) | 0.2 | | 3 | 1 | 0 | 0 | 0 | 0 | 0 | 0 | 0 | 0 | 0 | 4 | 6 | 0.00 | 1.500 |
| Kent Mercker, L<br>ERA: 1.89 | (9, 1) | 0.1 | S | 2 | 0 | 0 | 0 | 0 | 1 | 0 | 0 | 0 | 0 | 0 | 4 | 10 | 0.00 | 3.000 |

| PITCHER | IP | WLS | BF | H | R | ER | SO | BB | IBB | HBP | BLK | WP | HR | S | P | ERA | WHIP |
|---|---|---|---|---|---|---|---|---|---|---|---|---|---|---|---|---|---|

# TOP

# Pittsburgh Pirates @ Atlanta Braves

Atlanta-Fulton County Stadium, Atlanta, GA

Sat Jul 25 1992, 7:05 PM EDT

Att. 44,567 - Cloudy - 88 F

livebaseballscorecards.com

| | |
|---|---|
| AB | 29 |
| R | 0 |
| H | 5 |
| RBI | 0 |
| BB | 3 |
| SO | 7 |
| LOB | 10 |

| | | | |
|---|---|---|---|
| WP: 0 | PA: 34 | | |
| PB: 0 | | | |
| SB: 1 | | | |
| CS: 3 | | | |

| Batter | 1 | 2 | 3 | 4 | 5 | 6 | 7 | 8 | 9 | AB | R | H | RBI | BB | SO | LOB |
|---|---|---|---|---|---|---|---|---|---|---|---|---|---|---|---|---|
| Otis Nixon, S (1, 8)<br>OBP: 0.370, SLG: 0.383 | F7 | | G5-3 | | | G6-3 | | | | 3 | 0 | 0 | 0 | 0 | 0 | 0 |
| Jeff Blauser, R (1, 6)<br>OBP: 0.286, SLG: 0.400 | F9 | | | BB | | | F8 | | | 2 | 0 | 0 | 0 | 1 | 0 | 0 |
| Rafael Belliard, R (8, 6)<br>OBP: 0.267, SLG: 0.245 | | | | | | | | | | 0 | 0 | 0 | 0 | 0 | 0 | 0 |
| Terry Pendleton, S (1, 5)<br>OBP: 0.317, SLG: 0.452 | F8 | | | K | | | L9 | | | 3 | 0 | 0 | 0 | 0 | 1 | 1 |
| Ron Gant, R (1, 7)<br>OBP: 0.331, SLG: 0.432 | | G5-3 | | K | | | L5 | | | 3 | 0 | 0 | 0 | 0 | 1 | 0 |
| David Justice, L (1, 9)<br>OBP: 0.364, SLG: 0.414 | | HR | | G5-3 | | | | K | | 3 | 1 | 1 | 1 | 0 | 1 | 0 |
| Brian Hunter, R (1, 3)<br>OBP: 0.246, SLG: 0.454 | | F7 | | P6 | | | | K | | 3 | 0 | 0 | 0 | 0 | 1 | 0 |
| Greg Olson, R (1, 2)<br>OBP: 0.345, SLG: 0.385 | | P2 | | G3-1 | | | | F8 | | 3 | 0 | 0 | 0 | 0 | 0 | 0 |
| Mark Lemke, S (1, 4)<br>OBP: 0.270, SLG: 0.280 | | | G5-3 | | | B1-3 | | | | 2 | 0 | 0 | 0 | 0 | 0 | 0 |
| Charlie Leibrandt, R (1, 1)<br>OBP: 0.118, SLG: 0.121 | | | F8 | | | K | | | | 2 | 0 | 0 | 0 | 0 | 1 | 0 |
| Alejandro Pena, R (9, 1) | | | | | | | | | | 0 | 0 | 0 | 0 | 0 | 0 | 0 |
| Kent Mercker, L (9, 1) | | | | | | | | | | 0 | 0 | 0 | 0 | 0 | 0 | 0 |
| Inning Stats | R: 0 E: 0 K: 0 S: 5 H: 0 LOB: 0 BB: 0 P: 8 | R: 1 E: 0 K: 0 S: 5 H: 1 LOB: 0 BB: 0 P: 11 | R: 0 E: 0 K: 0 S: 8 H: 0 LOB: 0 BB: 0 P: 12 | R: 0 E: 0 K: 2 S: 8 H: 0 LOB: 0 BB: 1 P: 16 | R: 0 E: 0 K: 0 S: 6 H: 0 LOB: 0 BB: 0 P: 8 | R: 0 E: 0 K: 1 S: 8 H: 0 LOB: 0 BB: 0 P: 12 | R: 0 E: 0 K: 0 S: 7 H: 0 LOB: 0 BB: 0 P: 11 | R: 0 E: 0 K: 2 S: 8 H: 0 LOB: 0 BB: 0 P: 14 | | 1B: 0 2B: 1 3B: 0 HR: 1 | SF: 0 SAC: 0 DP: 1 HBP: 0 | | | WP: 0 PB: 0 SB: 0 CS: 1 | PA: 25 | | |

| PITCHER | | IP | WLS | BF | H | R | ER | SO | BB | IBB | HBP | BLK | WP | HR | S | P | ERA | WHIP |
|---|---|---|---|---|---|---|---|---|---|---|---|---|---|---|---|---|---|---|
| Danny Jackson, L<br>ERA: 3.97 | (1, 1) | 7.0 | L | 22 | 1 | 1 | 1 | 3 | 1 | 0 | 0 | 0 | 0 | 1 | 47 | 78 | 1.29 | 0.286 |
| Bob Patterson, L<br>ERA: 2.76 | (8, 1) | 1.0 | | 3 | 0 | 0 | 0 | 2 | 0 | 0 | 0 | 0 | 0 | 0 | 8 | 14 | 0.00 | 0.000 |

| PITCHER | IP | WLS | BF | H | R | ER | SO | BB | IBB | HBP | BLK | WP | HR | S | P | ERA | WHIP |
|---|---|---|---|---|---|---|---|---|---|---|---|---|---|---|---|---|---|

# BOTTOM

# Pittsburgh Pirates @ Atlanta Braves

Atlanta-Fulton County Stadium, Atlanta, GA

Sat Jul 25 1992, 7:05 PM EDT

Att. 44,567 - Cloudy - 88 F

livebaseballscorecards.com

| | |
|---|---|
| AB | 24 |
| R | 1 |
| H | 1 |
| RBI | 1 |
| BB | 1 |
| SO | 5 |
| LOB | 1 |

| Batter | 1 | 2 | 3 | 4 | 5 | 6 | 7 | 8 | 9 | AB | R | H | RBI | BB | SO | LOB |
|---|---|---|---|---|---|---|---|---|---|---|---|---|---|---|---|---|
| Gary Redus, R (1, 3)<br>OBP: 0.320, SLG: 0.330 | B<br>C<br>F<br>X<br>1-2<br>F8 S<br>1B | | F<br>B<br>X<br>1-1<br>CS<br>1B | | | X<br>0-0 ①<br>G5-3 | 1 SAFE<br>C<br>1 SAFE<br>S<br>P<br>B<br>F<br>S<br>2-3 ③<br>K | | I<br>I<br>I<br>4-0<br>IBB | 4 | 0 | 2 | 0 | 0 | 1 | 2 |
| Roger Mason, R (7, 1) | | | | | | | | | | 0 | 0 | 0 | 0 | 0 | 0 | 0 |
| Stan Belinda, R (8, 1)<br>OBP: 0.500, SLG: 1.000 | | | | | | | | | | 0 | 0 | 0 | 0 | 0 | 0 | 0 |
| Andy Van Slyke, L (8, 8)<br>OBP: 0.418, SLG: 0.517 | | | | | | | | | | 0 | 0 | 0 | 0 | 1 | 0 | 0 |
| Jay Bell, R (1, 6)<br>OBP: 0.334, SLG: 0.350 | B<br>1 SAFE<br>F<br>S<br>B<br>F<br>B<br>X<br>3-2 ①<br>F8<br>1-3 | | 1 SAFE<br>B<br>X<br>1-0 ②③<br>L7<br>1-2 | | | C<br>B<br>S<br>X<br>1-2 ②<br>P3 | | X<br>0-0<br>HR | B<br>B<br>C<br>X<br>2-1 ③<br>F9 | 5 | 1 | 1 | 1 | 0 | 0 | 4 |
| John Wehner, R (1, 5)<br>OBP: 0.261, SLG: 0.230 | C<br>S<br>C<br>0-3 ②<br>K | | | X<br>0-0 ①<br>F9 | | X<br>0-0 ③<br>P4 | | C<br>X<br>0-1 ①<br>G5-3 | | 4 | 0 | 0 | 0 | 0 | 1 | 1 |
| Lloyd McClendon, R (1, 9)<br>OBP: 0.370, SLG: 0.342 | C<br>C<br>F<br>S<br>0-3 ③<br>K | | | C<br>C<br>B<br>X<br>1-2 ②<br>G6-3 | | | F<br>B<br>X<br>1-1<br>BB<br>2B<br>1B | X<br>0-0 ②<br>L4 | | 3 | 0 | 1 | 0 | 0 | 1 | 1 |
| Gary Varsho, L (7, PR)<br>OBP: 0.261, SLG: 0.358 (7, 9) | | | | | | | | | | 1 | 1 | 0 | 0 | 0 | 0 | 0 |
| Barry Bonds, L (1, 7)<br>OBP: 0.441, SLG: 0.607 | | C<br>B<br>F<br>X<br>1-2 ①<br>P3 | | C<br>B<br>B<br>C<br>F<br>X<br>2-2 ③<br>F7 | | | B<br>B<br>B<br>C<br>1 SAFE<br>B<br>4-1<br>2B<br>1-2<br>SF9<br>BB | B<br>B<br>C<br>X<br>2-1 ③<br>L9 | | 3 | 1 | 0 | 0 | 1 | 0 | 0 |
| Jeff King, R (1, 4)<br>OBP: 0.239, SLG: 0.337 | | B<br>B<br>C<br>B<br>X<br>3-1 ②<br>F8 | | | C<br>B<br>B<br>X<br>2-1 ①<br>G6-3 | | C<br>X<br>0-1<br>SF9<br>1-3<br>2-H<br>1B<br>2B | | C<br>B<br>F<br>B<br>F<br>X<br>2-2<br>SH5-4<br>1B<br>1B | 4 | 2 | 2 | 1 | 0 | 0 | 0 |
| Don Slaught, R (1, 2)<br>OBP: 0.387, SLG: 0.454 | | F<br>S<br>B<br>F<br>B<br>B<br>B<br>4-2<br>BB | | | B<br>X<br>1-0 ②<br>F9 | | B<br>F<br>B<br>X<br>2-1 ①<br>SF9<br>2-3<br>3-H | | 1 SAFE<br>B<br>X<br>1-0 ①<br>SH5-4<br>1-2 | 1 | 0 | 0 | 1 | 1 | 0 | 0 |
| Cecil Espy, S (1, 8)<br>OBP: 0.306, SLG: 0.349 (8, 9) | | 1 SAFE<br>X<br>0-0 ③<br>G5-3 | | | C<br>B<br>F<br>F<br>F<br>X<br>1-2<br>2B | | X<br>0-0 ②<br>G5-3 | | F<br>X<br>0-1 ②<br>F7 | 4 | 0 | 1 | 0 | 0 | 0 | 4 |
| Paul Wagner, R (1, 1) | | | F<br>B<br>X<br>1-1 ①<br>G5-3 | | B<br>S<br>B<br>C<br>B<br>X<br>3-2 ③<br>G4-3 | | B<br>X<br>1-0<br>3-H<br>1B | | B<br>C<br>B<br>X<br>2-1<br>2-H<br>1B | 1 | 0 | 0 | 0 | 0 | 0 | 0 |
| Alex Cole, L (5, PH)<br>OBP: 0.305, SLG: 0.279 | | | | | | | | | | 1 | 0 | 0 | 0 | 0 | 0 | 1 |
| Denny Neagle, L (5, 1) | | | | | | | | | | 0 | 0 | 0 | 0 | 0 | 0 | 0 |
| Orlando Merced, S (7, PH)<br>OBP: 0.324, SLG: 0.397 (7, 3) | | | | | | | | | | 2 | 0 | 2 | 2 | 0 | 0 | 0 |
| Inning Stats | R: 0<br>E: 0<br>K: 2<br>S: 14<br>H: 1<br>LOB: 1<br>BB: 0<br>P: 18 | R: 0<br>E: 0<br>K: 0<br>S: 9<br>H: 0<br>LOB: 1<br>BB: 1<br>P: 17 | R: 0<br>E: 0<br>K: 0<br>S: 5<br>H: 1<br>LOB: 0<br>BB: 0<br>P: 8 | R: 0<br>E: 0<br>K: 0<br>S: 8<br>H: 0<br>LOB: 0<br>BB: 0<br>P: 11 | R: 0<br>E: 0<br>K: 0<br>S: 11<br>H: 1<br>LOB: 1<br>BB: 0<br>P: 18 | R: 0<br>E: 0<br>K: 0<br>S: 5<br>H: 0<br>LOB: 0<br>BB: 0<br>P: 6 | R: 3<br>E: 0<br>K: 1<br>S: 14<br>H: 3<br>LOB: 2<br>BB: 1<br>P: 23 | R: 1<br>E: 0<br>K: 0<br>S: 6<br>H: 1<br>LOB: 0<br>BB: 0<br>P: 8 | R: 1<br>E: 0<br>K: 0<br>S: 11<br>H: 2<br>LOB: 2<br>BB: 1<br>P: 22 | 1B: 6<br>2B: 2<br>3B: 0<br>HR: 1<br>SF: 1<br>SAC: 1<br>DP: 0<br>HBP: 0 | | | | | | |

| PITCHER | | IP | WLS | BF | H | R | ER | SO | BB | IBB | HBP | BLK | WP | HR | S | P | ERA | WHIP |
|---|---|---|---|---|---|---|---|---|---|---|---|---|---|---|---|---|---|---|
| Steve Avery, L<br>ERA: 2.81 | (1, 1) | 6.2 | | 27 | 6 | 3 | 3 | 2 | 2 | 0 | 0 | 0 | 0 | 0 | 61 | 95 | 4.05 | 1.200 |
| Marvin Freeman, R<br>ERA: 3.79 | (7, 1) | 0.2 | | 3 | 1 | 1 | 1 | 1 | 0 | 0 | 0 | 0 | 0 | 1 | 8 | 9 | 13.50 | 1.500 |
| Mark Davis, L<br>ERA: 7.05 | (8, 1) | 0.2 | | 2 | 0 | 0 | 0 | 0 | 0 | 0 | 0 | 0 | 0 | 0 | 3 | 5 | 0.00 | 0.000 |
| Mark Wohlers, R<br>ERA: 5.79 | (9, 1) | 1.0 | L | 6 | 2 | 1 | 1 | 0 | 0 | 1 | 0 | 0 | 0 | 0 | 11 | 22 | 9.00 | 2.000 |

| PITCHER | IP | WLS | BF | H | R | ER | SO | BB | IBB | HBP | BLK | WP | HR | S | P | ERA | WHIP |
|---|---|---|---|---|---|---|---|---|---|---|---|---|---|---|---|---|---|

# TOP

# Pittsburgh Pirates @ Atlanta Braves

Atlanta-Fulton County Stadium, Atlanta, GA

Sun Jul 26 1992, 3:33 AM EDT

Att. 43,714 - Cloudy - 89 F

livebaseballscorecards.com

| | |
|---|---|
| AB | 33 |
| R | 5 |
| H | 9 |
| RBI | 5 |
| BB | 3 |
| SO | 3 |
| LOB | 13 |

| | | | |
|---|---|---|---|
| 1B: 6 | SF: 1 | WP: 0 | PA: 38 |
| 2B: 2 | SAC: 1 | PB: 0 | |
| 3B: 0 | DP: 0 | SB: 1 | |
| HR: 1 | HBP: 0 | CS: 1 | |

# BOTTOM

## Pittsburgh Pirates @ Atlanta Braves

Atlanta-Fulton County Stadium, Atlanta, GA

Sun Jul 26 1992, 3:33 AM EDT

Att. 43,714 - Cloudy - 89 F

livebaseballscorecards.com

| Batter | 1 | 2 | 3 | 4 | 5 | 6 | 7 | 8 | 9 | AB | R | H | RBI | BB | SO | LOB |
|---|---|---|---|---|---|---|---|---|---|---|---|---|---|---|---|---|
| Deion Sanders, L (1, 8)<br>OBP: 0.364, SLG: 0.552 | B F B X 2-1 P6 ① | | F B X 1-1 1B 1-2 1B ① | | X 0-0 B1-3 ② | B B F B F X 3-2 F8 ③ | | X 0-0 CS 1B ① | | 2 | 0 | 1 | 0 | 0 | 0 | 0 |
| Otis Nixon, S (5, 8)<br>OBP: 0.369, SLG: 0.382 | | | | | | | | | | 3 | 0 | 1 | 0 | 0 | 0 | 2 |
| Jeff Treadway, L (1, 4)<br>OBP: 0.222, SLG: 0.273 | X 0-0 WP 1B | | B C S X 1-2 1-3 2-H 1B | | C B B B B 4-1 BB BLK BB | B B B B 4-0 G3 BB ② ③ | P X 1-0 G6-3 1-2 ② ③ | | | 2 | 0 | 2 | 1 | 0 | 0 | 0 |
| Mark Lemke, S (5, PH)<br>OBP: 0.274, SLG: 0.278 (6, 4) | | | | | | | | | | 1 | 0 | 0 | 0 | 2 | 0 | 1 |
| Terry Pendleton, S (1, 5)<br>OBP: 0.315, SLG: 0.447 | M S S 0-3 K ② | | B X 1-0 F9 ② | | 1 SAFE<br>1 SAFE<br>1 SAFE 4-0 BB 1-2 IBB | B B B C T X 3-2 G3 1-2 ① | | | X 0-0 F8 ① | 4 | 0 | 0 | 0 | 1 | 1 | 4 |
| David Justice, L (1, 9)<br>OBP: 0.362, SLG: 0.408 | C B B S T B X 3-2 F7 1-2 ③ | | X 0-0 P4 ③ | | B B B C B 4-1 1-2 2-3 BB | | C B B X 2-1 F8 ② | | F B S X 1-2 G4-3 ② | 4 | 0 | 0 | 0 | 1 | 0 | 4 |
| Ron Gant, R (1, 7)<br>OBP: 0.327, SLG: 0.426 | | X 0-0 G2-3 ① | | B B B C X 3-1 P3 ① | C C X 0-2 F7 ③ | | B F X 1-1 P4 ③ | | S B B F C 2-3 K ③ | 5 | 0 | 0 | 0 | 0 | 1 | 4 |
| Sid Bream, L (1, 3)<br>OBP: 0.350, SLG: 0.392 | | B X 1-0 F8 ② | | B F C B X 2-2 F9 2B | | L B F S 1-3 K ① | | B B B C B 4-1 BB HR BB | | 3 | 1 | 1 | 0 | 1 | 1 | 0 |
| Greg Olson, R (1, 2)<br>OBP: 0.343, SLG: 0.378 | | B X 1-0 L9 ③ | | B X 1-0 F9 ② 2-3 | | C B X 1-1 F8 ② | | B B B B 4-0 1-2 HR BB | | 3 | 1 | 0 | 0 | 1 | 0 | 1 |
| Rafael Belliard, R (1, 6)<br>OBP: 0.268, SLG: 0.246 | | F F B X 1-2 G4-3 ① | B B F F F F B X 3-2 L9 ③ | | | C F B B B F F X 2-2 1B 1B | | C F B F S 1-3 K ① | | 3 | 0 | 1 | 0 | 0 | 0 | 1 |
| Jeff Blauser, R (8, PH)<br>OBP: 0.284, SLG: 0.398 (9, 6) | | | | | | | | | | 1 | 0 | 0 | 0 | 0 | 1 | 2 |
| Steve Avery, L (1, 1)<br>OBP: 0.220, SLG: 0.271 | | | B F S F B B B 4-2 1B 1B BB | | B X 1-0 G4-3 ① | C B F F X 1-2 1-2 1B | | X 0-0 1-H 2-H HR | | 2 | 1 | 1 | 0 | 1 | 0 | 0 |
| Marvin Freeman, R (7, 1)<br>OBP: 0.500, SLG: 0.500 | | | | | | | | | | 0 | 0 | 0 | 0 | 0 | 0 | 0 |
| Mark Davis, L (8, 1) | | | | | | | | | | 0 | 0 | 0 | 0 | 0 | 0 | 0 |
| Lonnie Smith, R (8, PH)<br>OBP: 0.292, SLG: 0.339 | | | | | | | | | | 1 | 1 | 1 | 3 | 0 | 0 | 0 |
| Mark Wohlers, R (9, 1) | | | | | | | | | | 0 | 0 | 0 | 0 | 0 | 0 | 0 |
| Inning Stats | R: 0 E: 0 K: 1 S: 10 H: 1 LOB: 1 BB: 0 P: 15 | R: 0 E: 0 K: 0 S: 3 H: 0 LOB: 0 BB: 0 P: 5 | R: 1 E: 0 K: 0 S: 13 H: 2 LOB: 2 BB: 1 P: 21 | R: 0 E: 0 K: 0 S: 11 H: 1 LOB: 1 BB: 0 P: 20 | R: 0 E: 0 K: 0 S: 7 H: 0 LOB: 3 BB: 3 P: 20 | R: 0 E: 0 K: 1 S: 17 H: 2 LOB: 2 BB: 0 P: 25 | R: 0 E: 0 K: 0 S: 7 H: 0 LOB: 1 BB: 1 P: 17 | R: 3 E: 0 K: 1 S: 9 H: 2 LOB: 0 BB: 2 P: 18 | R: 0 E: 0 K: 1 S: 7 H: 0 LOB: 0 BB: 0 P: 10 | 1B: 6<br>2B: 1<br>3B: 0<br>HR: 1 | SF: 0<br>SAC: 0<br>DP: 0<br>HBP: 0 | | | | | |

| | AB | 34 |
|---|---|---|
| | R | 4 |
| | H | 8 |
| | RBI | 4 |
| | BB | 7 |
| | SO | 4 |
| | LOB | 19 |

WP: 1 PB: 0 SB: 0 CS: 1 PA: 41

| PITCHER | | IP | WLS | BF | H | R | ER | SO | BB | IBB | HBP | BLK | WP | HR | S | P | ERA | WHIP |
|---|---|---|---|---|---|---|---|---|---|---|---|---|---|---|---|---|---|---|
| Paul Wagner, R<br>ERA: 2.25 | (1, 1) | 4.0 | | 17 | 4 | 1 | 1 | 1 | 1 | 0 | 0 | 0 | 1 | 0 | 37 | 61 | 2.25 | 1.250 |
| Denny Neagle, L<br>ERA: 4.5 | (5, 1) | 2.0 | | 11 | 2 | 0 | 0 | 1 | 2 | 1 | 0 | 1 | 0 | 0 | 24 | 45 | 0.00 | 2.000 |
| Roger Mason, R<br>ERA: 3.63 | (7, 1) | 1.0 | | 5 | 0 | 1 | 1 | 0 | 2 | 0 | 0 | 0 | 0 | 0 | 8 | 22 | 9.00 | 2.000 |
| Stan Belinda, R<br>ERA: 2.82 | (8, 1) | 2.0 | W | 8 | 2 | 2 | 2 | 2 | 1 | 0 | 0 | 0 | 0 | 1 | 15 | 23 | 9.00 | 1.500 |

| PITCHER | IP | WLS | BF | H | R | ER | SO | BB | IBB | HBP | BLK | WP | HR | S | P | ERA | WHIP |
|---|---|---|---|---|---|---|---|---|---|---|---|---|---|---|---|---|---|

| Batter | 1 | 2 | 3 | 4 | 5 | 6 | 7 | 8 | 9 | AB | R | H | RBI | BB | SO | LOB |
|---|---|---|---|---|---|---|---|---|---|---|---|---|---|---|---|---|
| Gary Varsho, L (1, 9)<br>OBP: 0.258, SLG: 0.345 | B B C X 2-1 G3 ① | | S S B B S 2-3 K ① | | S B S S 1-3 K ① | | S B B C B B 4-2 BB | | B B C F F F X 2-2 F8 ② | 4 | 0 | 0 | 0 | 1 | 2 | 1 |
| Jay Bell, R (1, 6)<br>OBP: 0.330, SLG: 0.346 | B C F S 1-3 K ② | | C F C 0-3 K ② | | B C S S S 1-3 K ② | | B S F S 1-3 K2-3 ③ | | X 0-0 G5-3 ③ | 5 | 0 | 0 | 0 | 0 | 4 | 3 |
| Andy Van Slyke, L (1, 8)<br>OBP: 0.421, SLG: 0.526 | B B X 2-0 HR | | B B B B 4-0 1-2 BB | | B F B B C 2-3 K ③ | | | B B F B B 4-1 2B BB | | 2 | 1 | 1 | 1 | 2 | 1 | 0 |
| Barry Bonds, L (1, 7)<br>OBP: 0.439, SLG: 0.601 | F B B B B 4-1 S BB | | F S B X 1-2 G4-3 ③ | | | C X 0-1 F8 ① | | C B 1 SAFE 1 SAFE S C 1-3 K ① | | 3 | 0 | 0 | 0 | 1 | 1 | 3 |
| Orlando Merced, S (1, 3)<br>OBP: 0.323, SLG: 0.398 | 1 SAFE B B 1 SAFE S 1 SAFE B F X 3-2 G4-3 1-2 ③ | | | B F F B B X 3-2 L7 ① | | B F S B X 2-2 F7 ② | | 1 SAFE B 1 SAFE 1 SAFE B 1 SAFE C 1 SAFE F 2-2 X 1-3 2B | | 4 | 0 | 1 | 0 | 0 | 0 | 1 |
| Jeff King, R (1, 5)<br>OBP: 0.243, SLG: 0.341 | | B C S C 1-3 K ① | | X 0-0 1B 2B | | B B C F X 2-2 G1-3 ③ | | B B B I 4-0 IBB | | 3 | 1 | 1 | 0 | 1 | 1 | 0 |
| Michael LaValliere, L (1, 2)<br>OBP: 0.327, SLG: 0.295 | | X 0-0 G6-3 ② | | F B B B C F X 3-2 1B 2-H 1B | | | B B B B 4-0 FC5-4 BB | C F B S 1-3 K ② | | 3 | 0 | 1 | 1 | 1 | 1 | 3 |
| Jose Lind, R (1, 4)<br>OBP: 0.262, SLG: 0.268 | | B B F C B X 3-2 F8 ③ | | B 1 SAFE B X 2-0 1-3 1B ② | | | C 1 SAFE B X 1-1 FC5-4 SH2-4 1-2f ① | F F B X 1-2 F8 ③ | | 4 | 0 | 1 | 0 | 0 | 0 | 4 |
| Doug Drabek, R (1, 1)<br>OBP: 0.148, SLG: 0.185<br>Alex Cole, L (9, PH)<br>OBP: 0.303, SLG: 0.277 | | | B X 1-0 BB 1B | B F B X 2-1 G1-3 ③ | | | B X 1-0 SH2-4 1-2 ② | | C X 0-1 G4-3 ① | 2<br>1 | 0<br>0 | 1<br>0 | 0<br>0 | 0<br>0 | 0<br>0 | 1<br>0 |
| Inning Stats | R: 1 E: 0 K: 1 S: 10 H: 1 LOB: 1 BB: 1 P: 22 | R: 0 E: 0 K: 1 S: 7 H: 0 LOB: 0 BB: 0 P: 11 | R: 0 E: 0 K: 2 S: 10 H: 1 LOB: 2 BB: 1 P: 18 | R: 1 E: 0 K: 0 S: 11 H: 3 LOB: 1 BB: 0 P: 21 | R: 0 E: 0 K: 3 S: 9 H: 0 LOB: 0 BB: 0 P: 13 | R: 0 E: 0 K: 0 S: 8 H: 0 LOB: 0 BB: 0 P: 12 | R: 0 E: 0 K: 1 S: 8 H: 0 LOB: 2 BB: 2 P: 19 | R: 0 E: 0 K: 2 S: 13 H: 1 LOB: 3 BB: 2 P: 26 | R: 0 E: 0 K: 0 S: 8 H: 0 LOB: 0 BB: 0 P: 10 | 1B: 3 2B: 2 3B: 0 HR: 1 SF: 0 SAC: 1 DP: 0 HBP: 0 | | | | | | |

# TOP

## Pittsburgh Pirates @ Chicago Cubs

Wrigley Field, Chicago, IL

Mon Jul 27 1992, 7:05 PM CDT

Att. 34,990 - Sunny - 71 F

livebaseballscorecards.com

| | |
|---|---|
| AB | 31 |
| R | 2 |
| H | 6 |
| RBI | 2 |
| BB | 6 |
| SO | 10 |
| LOB | 16 |

WP: 0 PB: 0 SB: 1 CS: 0 PA: 38

| PITCHER | | IP | WLS | BF | H | R | ER | SO | BB | IBB | HBP | BLK | WP | HR | S | P | ERA | WHIP |
|---|---|---|---|---|---|---|---|---|---|---|---|---|---|---|---|---|---|---|
| Greg Maddux, R<br>ERA: 2.21 | (1, 1) | 8.0 | W | 35 | 6 | 2 | 2 | 10 | 5 | 1 | 0 | 0 | 0 | 1 | 76 | 142 | 2.25 | 1.375 |
| Jeff Robinson, R<br>ERA: 2.13 | (9, 1) | 1.0 | S | 3 | 0 | 0 | 0 | 0 | 0 | 0 | 0 | 0 | 0 | 0 | 8 | 10 | 0.00 | 0.000 |

| PITCHER | IP | WLS | BF | H | R | ER | SO | BB | IBB | HBP | BLK | WP | HR | S | P | ERA | WHIP |
|---|---|---|---|---|---|---|---|---|---|---|---|---|---|---|---|---|---|

# Pittsburgh Pirates @ Chicago Cubs

Wrigley Field, Chicago, IL

Mon Jul 27 1992, 7:05 PM CDT

Att. 34,990 - Sunny - 71 F

## BOTTOM

| Batter | 1 | 2 | 3 | 4 | 5 | 6 | 7 | 8 | 9 | AB | R | H | RBI | BB | SO | LOB |
|---|---|---|---|---|---|---|---|---|---|---|---|---|---|---|---|---|
| Sammy Sosa, R (1, 8)<br>OBP: 0.308, SLG: 0.370 | HR | | K | | 1B | | | SF7 | | 4 | 2 | 3 | 2 | 0 | 1 | 0 |
| 23 Ryne Sandberg, R (1, 4)<br>OBP: 0.361, SLG: 0.462 | G6-3 | | P3 | | P3 | | | BB | | 4 | 0 | 2 | 0 | 0 | 0 | 2 |
| Mark Grace, L (1, 3)<br>OBP: 0.410, SLG: 0.447 | G6-3 | | | G1-4-6-3 | | L7 | | | | 3 | 0 | 1 | 0 | 1 | 0 | 1 |
| Kal Daniels, L (1, 7)<br>OBP: 0.324, SLG: 0.388 | | | | G1-4-6-3 | | L5 | | SF7 | | 3 | 0 | 1 | 1 | 0 | 0 | 1 |
| Jeff Robinson, R (9, 1) | | | | | | | | | | 0 | 0 | 0 | 0 | 0 | 0 | 0 |
| Steve Buechele, R (1, 5)<br>OBP: 0.334, SLG: 0.381 | G6-3 | | | | P3 | P3 | | P3 | | 4 | 0 | 1 | 0 | 0 | 0 | 3 |
| Rick Wilkins, L (1, 2)<br>OBP: 0.337, SLG: 0.442 | | K | | | K | | G6-3 | | | 3 | 0 | 0 | 0 | 0 | 2 | 0 |
| Derrick May, L (1, 9)<br>OBP: 0.273, SLG: 0.333 | | G3-1 | | | BB | | G4-3 | | | 2 | 1 | 0 | 0 | 1 | 0 | 0 |
| Rey Sanchez, R (1, 6)<br>OBP: 0.261, SLG: 0.292 | | G6-3 | | | K | | F7 | | | 3 | 0 | 0 | 0 | 0 | 1 | 1 |
| Greg Maddux, R (1, 1)<br>OBP: 0.169, SLG: 0.259 | | | K | | 1B | | | | | 2 | 0 | 1 | 0 | 0 | 1 | 0 |
| Dwight Smith, L (8, PH)<br>OBP: 0.273, SLG: 0.368 | | | | | | | | K | | 1 | 0 | 0 | 0 | 0 | 1 | 0 |
| Doug Dascenzo, S (9, 7)<br>OBP: 0.302, SLG: 0.290 | | | | | | | | | | 0 | 0 | 0 | 0 | 0 | 0 | 0 |
| Inning Stats | R: 1<br>E: 0<br>K: 0<br>S: 13<br>H: 3<br>LOB: 1<br>BB: 0<br>P: 17 | R: 0<br>E: 0<br>K: 1<br>S: 10<br>H: 0<br>LOB: 0<br>BB: 0<br>P: 14 | R: 0<br>E: 0<br>K: 2<br>S: 8<br>H: 0<br>LOB: 0<br>BB: 0<br>P: 10 | R: 0<br>E: 0<br>K: 0<br>S: 6<br>H: 2<br>LOB: 1<br>BB: 0<br>P: 9 | R: 1<br>E: 0<br>K: 2<br>S: 14<br>H: 2<br>LOB: 2<br>BB: 1<br>P: 22 | R: 0<br>E: 0<br>K: 0<br>S: 7<br>H: 0<br>LOB: 0<br>BB: 0<br>P: 11 | R: 0<br>E: 0<br>K: 0<br>S: 6<br>H: 0<br>LOB: 0<br>BB: 0<br>P: 9 | R: 1<br>E: 0<br>K: 1<br>S: 18<br>H: 2<br>LOB: 2<br>BB: 1<br>P: 26 | | 1B: 8<br>2B: 0<br>3B: 0<br>HR: 1<br>SF: 1<br>SAC: 0<br>DP: 2<br>HBP: 0 | | | | | | |

| PITCHER | IP | WLS | BF | H | R | ER | SO | BB | IBB | HBP | BLK | WP | HR | S | P | ERA | WHIP |
|---|---|---|---|---|---|---|---|---|---|---|---|---|---|---|---|---|---|
| Doug Drabek, R (1, 1)<br>ERA: 2.69 | 8.0 | L | 32 | 9 | 3 | 3 | 6 | 2 | 0 | 0 | 0 | 0 | 1 | 82 | 118 | 3.38 | 1.375 |

| PITCHER | IP | WLS | BF | H | R | ER | SO | BB | IBB | HBP | BLK | WP | HR | S | P | ERA | WHIP |
|---|---|---|---|---|---|---|---|---|---|---|---|---|---|---|---|---|---|

| | |
|---|---|
| AB | 29 |
| R | 3 |
| H | 9 |
| RBI | 3 |
| BB | 2 |
| SO | 6 |
| LOB | 8 |

WP: 0 PA: 32
PB: 0
SB: 0
CS: 0

livebaseballscorecards.com

| Batter | 1 | 2 | 3 | 4 | 5 | 6 | 7 | 8 | 9 | AB | R | H | RBI | BB | SO | LOB |
|---|---|---|---|---|---|---|---|---|---|---|---|---|---|---|---|---|
| Alex Cole, L (1, 9)<br>OBP: 0.300, SLG: 0.270 | X<br>0-0 ①<br>B1-3 | | C B B B X<br>3-1 ③<br>L7 | | B F C C<br>1-3 ③<br>K | | | B B B B<br>4-0<br>2B<br>G4-3<br>BB | X<br>0-0 ③<br>F8 | 4 | 1 | 0 | 0 | 1 | 1 | 2 |
| Jay Bell, R (1, 6)<br>OBP: 0.332, SLG: 0.350<br>John Wehner, R (8, PR)<br>OBP: 0.261, SLG: 0.230 (8, 5) | X<br>0-0 ②<br>F8 | | | B C X<br>1-1 ①<br>G5-3 | | B C X<br>1-1<br>1B | | C X<br>0-1<br>G4-3<br>1-3<br>2B | | 4<br>0 | 0<br>0 | 2<br>0 | 0<br>0 | 0<br>0 | 0<br>0 | 0<br>0 |
| Andy Van Slyke, L (1, 8)<br>OBP: 0.419, SLG: 0.523<br>Cecil Espy, S (8, 8)<br>OBP: 0.306, SLG: 0.349 | C B B C X<br>2-2<br>1B | | | C C B X<br>1-2 ②<br>L8 | | X<br>0-0 ①<br>F8 | | F S B X<br>1-2 ①<br>P6 | | 4<br>0 | 0<br>0 | 1<br>0 | 0<br>0 | 0<br>0 | 0<br>0 | 3<br>0 |
| Barry Bonds, L (1, 7)<br>OBP: 0.437, SLG: 0.599<br>Lloyd McClendon, R (8, 7)<br>OBP: 0.370, SLG: 0.342 | C F C<br>0-3 ③<br>K | | | B C X<br>1-1<br>1B<br>2B | | B B X<br>2-0 ②<br>P3 | | F B X<br>1-1 ②<br>G4-3<br>2-3<br>3-H | | 4<br>0 | 0<br>0 | 1<br>0 | 1<br>0 | 0<br>0 | 1<br>0 | 3<br>0 |
| Orlando Merced, S (1, 3)<br>OBP: 0.322, SLG: 0.396 | | B C B C X<br>2-2 ①<br>P5 | | B C X<br>1-1<br>BB<br>2-3<br>1B | | C F B B B X<br>2-2 ③<br>G3 | | C B B C F F B X<br>3-2 ③<br>L1 | | 4 | 0 | 1 | 0 | 0 | 0 | 3 |
| Jeff King, R (1, 5)<br>OBP: 0.246, SLG: 0.341 (8, 6) | | C X<br>0-1 ②<br>G5-3 | | B B C B B<br>4-1<br>1-2<br>BB | | | F X<br>0-1 ①<br>G5-3 | | C B B B C F X<br>3-2<br>G1-3<br>1B | 3 | 0 | 1 | 0 | 1 | 0 | 0 |
| Michael LaValliere, L (1, 2)<br>OBP: 0.330, SLG: 0.305 | | F B B B X<br>3-1 ③<br>G4-3 | | X<br>0-0 ③<br>F9 | | | C B X<br>1-1<br>G4-3<br>2B | | X<br>0-0<br>G1-3<br>1-2<br>1B | 4 | 0 | 2 | 0 | 0 | 0 | 3 |
| Jose Lind, R (1, 4)<br>OBP: 0.259, SLG: 0.264 | | C B C X<br>1-2 ①<br>G4-3 | | | B X<br>1-0 ①<br>G5-3 | | C B B X<br>2-1 ②<br>G4-3<br>2-3 | | B B X<br>2-0 ①<br>F9 | 4 | 0 | 0 | 0 | 0 | 0 | 3 |
| Randy Tomlin, L (1, 1)<br>OBP: 0.238, SLG: 0.179<br>Gary Varsho, L (5, PH)<br>OBP: 0.256, SLG: 0.342<br>Blas Minor, R (5, 1)<br>Al Martin, L (7, PH)<br>Steve Cooke, R (7, 1)<br>Gary Redus, R (9, PH)<br>OBP: 0.317, SLG: 0.326 | | X<br>0-0 ②<br>L6 | | | C B B X<br>2-1 ②<br>F8 | | C F F B S<br>1-3 ③<br>K | | B B C B S X<br>3-2 ②<br>G1-3<br>1-2<br>2-3 | 1<br>1<br>0<br>1<br>0<br>1 | 0<br>0<br>0<br>0<br>0<br>0 | 0<br>0<br>0<br>0<br>0<br>0 | 0<br>0<br>0<br>0<br>0<br>0 | 0<br>0<br>0<br>1<br>0<br>0 | 0<br>0<br>0<br>1<br>0<br>0 | 0<br>0<br>0<br>1<br>0<br>2 |
| Inning Stats | R: 0 H: 1<br>E: 0 LOB: 1<br>K: 1 BB: 0<br>S: 8 P: 10 | R: 0 H: 0<br>E: 0 LOB: 0<br>K: 0 BB: 0<br>S: 7 P: 12 | R: 0 H: 0<br>E: 0 LOB: 0<br>K: 0 BB: 0<br>S: 6 P: 10 | R: 0 H: 2<br>E: 0 LOB: 3<br>K: 0 BB: 1<br>S: 11 P: 19 | R: 0 H: 0<br>E: 0 LOB: 0<br>K: 1 BB: 0<br>S: 6 P: 10 | R: 0 H: 1<br>E: 0 LOB: 1<br>K: 0 BB: 0<br>S: 7 P: 12 | R: 0 H: 1<br>E: 0 LOB: 1<br>K: 1 BB: 0<br>S: 10 P: 14 | R: 1 H: 1<br>E: 0 LOB: 2<br>K: 0 BB: 1<br>S: 12 P: 21 | R: 0 H: 2<br>E: 0 LOB: 2<br>K: 0 BB: 0<br>S: 10 P: 18 | 1B: 5 SF: 0<br>2B: 3 SAC: 0<br>3B: 0 DP: 0<br>HR: 0 HBP: 0 | | | | | | WP: 0 PA: 37<br>PB: 0<br>SB: 0<br>CS: 0 |

# TOP

## Pittsburgh Pirates @ Chicago Cubs

Wrigley Field, Chicago, IL

Tue Jul 28 1992, 3:33 AM CDT

Att. 35,187 - Sunny - 82 F

livebaseballscorecards.com

| | |
|---|---|
| AB | 35 |
| R | 1 |
| H | 8 |
| RBI | 1 |
| BB | 2 |
| SO | 3 |
| LOB | 20 |

| PITCHER | | IP | WLS | BF | H | R | ER | SO | BB | IBB | HBP | BLK | WP | HR | S | P | ERA | WHIP |
|---|---|---|---|---|---|---|---|---|---|---|---|---|---|---|---|---|---|---|
| Mike Morgan, R<br>ERA: 2.47 | (1, 1) | 7.0 | W | 27 | 5 | 0 | 0 | 3 | 1 | 0 | 0 | 0 | 0 | 0 | 55 | 87 | 0.00 | 0.857 |
| Paul Assenmacher, L<br>ERA: 3.48 | (8, 1) | 1.0 | | 5 | 1 | 1 | 1 | 0 | 1 | 0 | 0 | 0 | 0 | 0 | 12 | 21 | 9.00 | 2.000 |
| Jim Bullinger, R<br>ERA: 5.33 | (9, 1) | 1.0 | | 5 | 2 | 0 | 0 | 0 | 0 | 0 | 0 | 0 | 0 | 0 | 10 | 18 | 0.00 | 2.000 |

| PITCHER | IP | WLS | BF | H | R | ER | SO | BB | IBB | HBP | BLK | WP | HR | S | P | ERA | WHIP |
|---|---|---|---|---|---|---|---|---|---|---|---|---|---|---|---|---|---|

| Batter | 1 | 2 | 3 | 4 | 5 | 6 | 7 | 8 | 9 | AB | R | H | RBI | BB | SO | LOB |
|---|---|---|---|---|---|---|---|---|---|---|---|---|---|---|---|---|
| Sammy Sosa, R (1, 8)<br>OBP: 0.314, SLG: 0.379 | F X<br>0-1<br>23 CS<br>1B | S B X<br>1-1<br>1-2<br>1B | | B F X<br>1-1<br>2-H<br>23 3B<br>2B | | S S B F F X<br>1-2 ①<br>G5-3 | X<br>0-0 ③<br>FC6-4<br>1-2f | | | 5 | 1 | 3 | 1 | 0 | 0 | 2 |
| 23 Ryne Sandberg, R (1, 4)<br>OBP: 0.360, SLG: 0.465<br>Jose Vizcaino, S (8, 4)<br>OBP: 0.234, SLG: 0.258 | B C F 1 SAFE B B X<br>3-2 ① ②<br>G5-3<br>1-2 | B F X<br>1-1 ③<br>L4 | | C X<br>0-1<br>2-H<br>3B | | B B X<br>2-0 ②<br>G4-3<br>2-3 | | F B B X<br>2-1 ①<br>F9 | | 4<br>1 | 0<br>0 | 1<br>0 | 1<br>0 | 0<br>0 | 0<br>0 | 4<br>0 |
| Mark Grace, L (1, 3)<br>OBP: 0.407, SLG: 0.447 | B B F B C F F X<br>3-2 ③<br>P4 | | B B C B F X<br>3-2 ①<br>G3 | B B C X<br>2-1 ③<br>G6-3 | | C X<br>0-1 ③<br>P7 | | B X<br>1-0<br>1B<br>2B | | 5 | 1 | 1 | 0 | 0 | 0 | 2 |
| Andre Dawson, R (1, 9)<br>OBP: 0.296, SLG: 0.441<br>Paul Assenmacher, L (8, 1)<br>Dwight Smith, L (8, PH)<br>OBP: 0.279, SLG: 0.374<br>Jim Bullinger, R (9, 1)<br>OBP: 0.500, SLG: 2.000 | | B B B B<br>4-0<br>2B<br>SF8<br>BB | C X<br>0-1<br>1B | | B S B X<br>2-1 ①<br>L4 | | X<br>0-0 ①<br>G1-3 | C C B B B X<br>3-2<br>G5-3<br>2-H<br>1B | | 3<br>0<br>1<br>0 | 1<br>0<br>0<br>0 | 1<br>0<br>1<br>0 | 0<br>0<br>1<br>0 | 1<br>0<br>1<br>0 | 0<br>0<br>0<br>0 | 0<br>0<br>0<br>0 |
| Steve Buechele, R (1, 5)<br>OBP: 0.338, SLG: 0.402 | | B X<br>1-0<br>1-3<br>2B<br>2B | B B B C X<br>3-1 ②<br>F7 | | X<br>0-0<br>WP<br>3B | | C C X<br>0-2<br>HR | C B S X<br>1-2 ②<br>G5-3<br>1-2 | | 5 | 3 | 3 | 1 | 0 | 0 | 2 |
| Luis Salazar, R (1, 7)<br>OBP: 0.249, SLG: 0.298<br>Derrick May, L (5, PH)<br>OBP: 0.280, SLG: 0.339 (6, 7) | B C X<br>1-1 ①<br>SF8<br>3-H | 1 SAFE<br>1 SAFE<br>B B C 1 SAFE F X<br>2-2 ③<br>P4 | | | B C F B F B X<br>3-2<br>G1-6-3<br>3-H<br>1B | | B X<br>1-0<br>2B<br>1B | C C S<br>0-3 ③<br>K | | 1<br>3 | 0<br>1 | 0<br>2 | 1<br>0 | 0<br>0 | 0<br>1 | 1<br>1 |
| Joe Girardi, R (1, 2)<br>OBP: 0.346, SLG: 0.312 | X<br>0-0<br>1B<br>2-H<br>2B | | | C B B F X<br>2-2<br>SH2-4<br>2B<br>1B | S B F B X<br>2-2 ② ③<br>G1-6-3<br>1-2f | | B F B X<br>2-1 ②<br>F8 | | | 4 | 2 | 2 | 1 | 0 | 0 | 2 |
| Rey Sanchez, R (1, 6)<br>OBP: 0.268, SLG: 0.311 | B C B F F 2 SAFE X<br>2-2 ②<br>L9 | | | X<br>0-0 ①<br>P3 | | B C X<br>1-1<br>E<br>2B | B B C X<br>2-1<br>1-H<br>1B<br>2B | | | 4 | 2 | 2 | 1 | 0 | 0 | 2 |
| Mike Morgan, R (1, 1)<br>OBP: 0.130, SLG: 0.114<br>Doug Dascenzo, S (7, PH)<br>OBP: 0.305, SLG: 0.293 (8, 9) | X<br>0-0<br>1B<br>2-H<br>1B | | | C L B X<br>1-2 ②<br>SH2-4<br>1-2 | | B X<br>1-0<br>FC<br>23<br>G4-3<br>2-H | B X<br>1-0<br>FC6-4<br>2-H<br>1B | | | 2<br>1 | 0<br>0 | 1<br>1 | 1<br>1 | 0<br>0 | 0<br>0 | 0<br>0 |
| Inning Stats | R: 0<br>E: 0<br>K: 0<br>S: 10<br>H: 1<br>LOB: 0<br>BB: 0<br>P: 16 | R: 3<br>E: 0<br>K: 0<br>S: 13<br>H: 4<br>LOB: 2<br>BB: 1<br>P: 23 | R: 0<br>E: 0<br>K: 0<br>S: 10<br>H: 1<br>LOB: 1<br>BB: 0<br>P: 18 | R: 2<br>E: 0<br>K: 0<br>S: 13<br>H: 3<br>LOB: 1<br>BB: 0<br>P: 19 | R: 1<br>E: 0<br>K: 0<br>S: 10<br>H: 2<br>LOB: 0<br>BB: 0<br>P: 17 | R: 1<br>E: 1<br>K: 0<br>S: 11<br>H: 1<br>LOB: 1<br>BB: 0<br>P: 16 | R: 3<br>E: 0<br>K: 0<br>S: 11<br>H: 4<br>LOB: 1<br>BB: 0<br>P: 17 | R: 1<br>E: 0<br>K: 1<br>S: 12<br>H: 2<br>LOB: 1<br>BB: 0<br>P: 19 | | 1B: 9<br>2B: 6<br>3B: 2<br>HR: 1 | SF: 1<br>SAC: 1<br>DP: 1<br>HBP: 0 | | | | | |

| PITCHER | | IP | WLS | BF | H | R | ER | SO | BB | IBB | HBP | BLK | WP | HR | S | P | ERA | WHIP |
|---|---|---|---|---|---|---|---|---|---|---|---|---|---|---|---|---|---|---|
| Randy Tomlin, L<br>ERA: 3.87 | (1, 1) | 4.0 | L | 21 | 9 | 5 | 5 | 0 | 1 | 0 | 0 | 0 | 0 | 0 | 46 | 76 | 11.25 | 2.500 |
| Blas Minor, R<br>ERA: 4.5 | (5, 1) | 2.0 | | 9 | 3 | 2 | 1 | 0 | 0 | 0 | 0 | 0 | 1 | 0 | 21 | 33 | 4.50 | 1.500 |
| Steve Cooke, L<br>ERA: 18.0 | (7, 1) | 2.0 | | 12 | 6 | 4 | 4 | 1 | 0 | 0 | 0 | 0 | 0 | 1 | 23 | 36 | 18.00 | 3.000 |

| PITCHER | IP | WLS | BF | H | R | ER | SO | BB | IBB | HBP | BLK | WP | HR | S | P | ERA | WHIP |
|---|---|---|---|---|---|---|---|---|---|---|---|---|---|---|---|---|---|

# BOTTOM

## Pittsburgh Pirates @ Chicago Cubs

Wrigley Field, Chicago, IL

Tue Jul 28 1992, 3:33 AM CDT

Att. 35,187 - Sunny - 82 F

livebaseballscorecards.com

| | |
|---|---|
| AB | 39 |
| R | 11 |
| H | 18 |
| RBI | 9 |
| BB | 1 |
| SO | 1 |
| LOB | 16 |

WP: 1 PA: 42
PB: 0
SB: 0
CS: 1

| Batter | 1 | 2 | 3 | 4 | 5 | 6 | 7 | 8 | 9 | 10 | 11 | AB | R | H | RBI | BB | SO | LOB |
|---|---|---|---|---|---|---|---|---|---|---|---|---|---|---|---|---|---|---|
| Alex Cole, L (1, 9)<br>OBP: 0.303, SLG: 0.274 | F8 | | 1B SH SF6 1-2 1B | CS 1B | | F7 | | | | | | 5 | 1 | 2 | 0 | 0 | 1 | 0 |
| Stan Belinda, R (9, 1)<br>OBP: 0.500, SLG: 1.000 | | | | | | | | | | | | 0 | 0 | 0 | 0 | 0 | 0 | 0 |
| Jay Bell, R (1, 6)<br>OBP: 0.331, SLG: 0.349 | G6-3 | | SH SF6 1B E 1-2 2-3 | SAFE K 1-2 | | | FC4-6 1B | | F8 | | | 4 | 1 | 1 | 0 | 0 | 1 | 1 |
| Andy Van Slyke, L (1, 8)<br>OBP: 0.414, SLG: 0.515 | L7 | | K | | L9 | | FC4-6 G6-3 1-2f | | | G6-3 | | 5 | 0 | 0 | 0 | 0 | 1 | 4 |
| Barry Bonds, L (1, 7)<br>OBP: 0.436, SLG: 0.606 | | HR | BB E 1-2 2-3 3-H 1B | | F8 | | G6-3 1-2 | | | F8 | | 5 | 1 | 2 | 2 | 0 | 0 | 1 |
| Orlando Merced, S (1, 3)<br>OBP: 0.319, SLG: 0.398 | | G6-3 | SF6 2-3 3-H | | 2B | | G1-3 | | | G6-3 | | 4 | 0 | 1 | 1 | 0 | 0 | 1 |
| Jeff King, R (1, 4) (8, 5)<br>OBP: 0.245, SLG: 0.336 | | K | SAFE SAFE E5 BB 1-2 3-H | | IBB | | | G1-3 | | | P3 | 4 | 0 | 0 | 0 | 1 | 1 | 1 |
| Michael LaValliere, L (1, 2)<br>OBP: 0.333, SLG: 0.305 | | 1B | 1-2 2-3 BB | | P5 | | | G6-3 | | | 1B | 3 | 0 | 1 | 0 | 1 | 0 | 2 |
| Don Slaught, R (11, PH) (11, 2)<br>OBP: 0.391, SLG: 0.458 | | | | | | | | | | | | 1 | 0 | 1 | 0 | 0 | 0 | 0 |
| John Wehner, R (1, 5)<br>OBP: 0.250, SLG: 0.219 | | K | G1-3 | | | L3 | | K | | | F9 | 3 | 0 | 0 | 0 | 1 | 4 | |
| Al Martin, L (8, PH) | | | | | | | | | | | | 1 | 0 | 0 | 0 | 1 | 0 | |
| Jose Lind, R (8, 4)<br>OBP: 0.258, SLG: 0.263 | | | | | | | | | | | | 1 | 0 | 0 | 0 | 0 | 1 | |
| Bob Walk, R (1, 1)<br>OBP: 0.045, SLG: 0.045 | | | SH 1B 1B 1B | P3 | | P3 | | | K | | K | 3 | 1 | 1 | 0 | 0 | 0 | |
| Roger Mason, R (7, 1) | | | | | | | | | | | | 0 | 0 | 0 | 0 | 0 | 0 | |
| Denny Neagle, L (8, 1) | | | | | | | | | | | | 0 | 0 | 0 | 0 | 0 | 0 | |
| Cecil Espy, S (9, PH) (9, 9)<br>OBP: 0.302, SLG: 0.344 | | | | | | | | | | | | 2 | 0 | 0 | 0 | 0 | 2 | 1 |
| Inning Stats | R: 0 E: 0 K: 0 S: 5 H: 0 LOB: 0 BB: 0 P: 8 | R: 1 E: 0 K: 2 S: 14 H: 2 LOB: 1 BB: 0 P: 23 | R: 3 E: 1 K: 1 S: 20 H: 3 LOB: 3 BB: 1 P: 33 | R: 0 E: 0 K: 1 S: 8 H: 1 LOB: 0 BB: 0 P: 14 | R: 0 E: 0 K: 0 S: 8 H: 1 LOB: 2 BB: 1 P: 18 | R: 0 E: 0 K: 0 S: 5 H: 0 LOB: 0 BB: 0 P: 7 | R: 0 E: 0 K: 0 S: 6 H: 1 LOB: 1 BB: 0 P: 9 | R: 0 E: 0 K: 1 S: 8 H: 0 LOB: 0 BB: 0 P: 11 | R: 0 E: 0 K: 2 S: 11 H: 0 LOB: 0 BB: 0 P: 15 | R: 0 E: 0 K: 0 S: 7 H: 0 LOB: 0 BB: 0 P: 11 | R: 0 E: 0 K: 1 S: 12 H: 1 LOB: 1 BB: 0 P: 16 | 1B: 7 2B: 1 3B: 0 HR: 1 | SF: 1 SAC: 1 DP: 0 HBP: 0 | | WP: 0 PB: 0 SB: 0 CS: 1 | PA: 45 | | |

| PITCHER | | IP | WLS | BF | H | R | ER | SO | BB | IBB | HBP | BLK | WP | HR | S | P | ERA | WHIP |
|---|---|---|---|---|---|---|---|---|---|---|---|---|---|---|---|---|---|---|
| Frank Castillo, R<br>ERA: 3.14 | (1, 1) | 3.0 | | 17 | 5 | 4 | 3 | 3 | 1 | 0 | 0 | 0 | 0 | 1 | 39 | 64 | 9.00 | 2.000 |
| Ken Patterson, L<br>ERA: 2.7 | (4, 1) | 2.0 | | 8 | 2 | 0 | 0 | 1 | 0 | 1 | 0 | 0 | 0 | 0 | 16 | 32 | 0.00 | 1.000 |
| Chuck McElroy, L<br>ERA: 2.83 | (6, 1) | 2.0 | | 7 | 1 | 0 | 0 | 0 | 0 | 0 | 0 | 0 | 0 | 0 | 11 | 16 | 0.00 | 0.500 |
| Jeff Robinson, R<br>ERA: 2.03 | (8, 1) | 2.0 | | 6 | 0 | 0 | 0 | 3 | 0 | 0 | 0 | 0 | 0 | 0 | 19 | 26 | 0.00 | 0.000 |
| Paul Assenmacher, L<br>ERA: 3.32 | (10, 1) | 2.0 | W | 7 | 1 | 0 | 0 | 1 | 0 | 0 | 0 | 0 | 0 | 0 | 19 | 27 | 0.00 | 0.500 |

| PITCHER | IP | WLS | BF | H | R | ER | SO | BB | IBB | HBP | BLK | WP | HR | S | P | ERA | WHIP |
|---|---|---|---|---|---|---|---|---|---|---|---|---|---|---|---|---|---|

# TOP

## Pittsburgh Pirates @ Chicago Cubs

Wrigley Field, Chicago, IL

Wed Jul 29 1992, 3:33 AM CDT

Att. 36,554 - Sunny - 72 F

livebaseballscorecards.com

| | |
|---|---|
| AB | 41 |
| R | 4 |
| H | 9 |
| RBI | 3 |
| BB | 2 |
| SO | 8 |
| LOB | 16 |

| Batter | 1 | 2 | 3 | 4 | 5 | 6 | 7 | 8 | 9 | 10 | 11 | AB | R | H | RBI | BB | SO | LOB |
|---|---|---|---|---|---|---|---|---|---|---|---|---|---|---|---|---|---|---|
| Sammy Sosa, R (1, 8)<br>OBP: 0.310, SLG: 0.387 | F9 | L7 | | | K | | K 1-2 | | K | | HR 1-H | 6 | 1 | 1 | 2 | 0 | 3 | 5 |
| 23 Ryne Sandberg, R (1, 4)<br>OBP: 0.361, SLG: 0.472 | G6-3 | | E5 G6-4-3 | | P3 | | HR 2-H | | 1B S | | | 5 | 1 | 2 | 2 | 0 | 0 | 1 |
| Mark Grace, L (1, 3)<br>OBP: 0.407, SLG: 0.444 | 1B | | F8 | | BB 1-2 | | P4 | | F7 1-2 | | | 4 | 0 | 1 | 0 | 1 | 0 | 2 |
| Andre Dawson, R (1, 9)<br>OBP: 0.292, SLG: 0.435 | G2-3 | | G6-4-3 1-2f | | L7 | | F7 | | | G6-3 | | 5 | 0 | 0 | 0 | 0 | 0 | 4 |
| Kal Daniels, L (1, 7)<br>OBP: 0.315, SLG: 0.376 | | F9 | | G3-1 | | G1-3 | | K | | G4-3 | | 5 | 0 | 0 | 0 | 0 | 1 | 0 |
| Steve Buechele, R (1, 5)<br>OBP: 0.341, SLG: 0.403 | L6 | | L8 | | | G4-6-3 1B | | WP 1B | | BB | | 4 | 0 | 2 | 0 | 1 | 0 | 0 |
| Rick Wilkins, L (1, 2)<br>OBP: 0.340, SLG: 0.473 | BB BB 1B | | HR | | | G4-6-3 1-2f | | F7 | | K | | 5 | 1 | 2 | 1 | 0 | 1 | 3 |
| Rey Sanchez, R (1, 6)<br>OBP: 0.272, SLG: 0.316 | BB 1-2 | | L5 | | | | WP 1B 2B | L7 1-2 | | | K | 4 | 1 | 1 | 0 | 1 | 1 | 1 |
| Frank Castillo, R (1, 1)<br>OBP: 0.100, SLG: 0.053 | | | | | | | | | | | | 0 | 0 | 0 | 0 | 1 | 0 | 0 |
| Ken Patterson, L (4, 1) | | | | | | | | | | | | 0 | 0 | 0 | 0 | 0 | 0 | 0 |
| Jose Vizcaino, S (5, PH)<br>OBP: 0.227, SLG: 0.258 | | | | | | | | | | | | 0 | 0 | 0 | 0 | 1 | 0 | 0 |
| Chuck McElroy, L (6, 1)<br>OBP: 0.667, SLG: 1.333 | | | | | | | | | | | | 0 | 0 | 0 | 0 | 0 | 0 | 0 |
| Dwight Smith, L (7, PH)<br>OBP: 0.286, SLG: 0.380 | | | | | | | | | | | | 1 | 1 | 1 | 1 | 0 | 0 | 0 |
| Jeff Robinson, R (8, 1) | | | | | | | | | | | | 0 | 0 | 0 | 0 | 0 | 0 | 0 |
| Derrick May, L (9, PH)<br>OBP: 0.278, SLG: 0.337 | | | | | | | | | | | | 1 | 0 | 0 | 0 | 0 | 0 | 0 |
| Paul Assenmacher, L (10, 1) | | | | | | | | | | | | 0 | 1 | 0 | 0 | 1 | 0 | 0 |
| Inning Stats | R: 0 E: 0 K: 0 S: 7 H: 1 LOB: 1 BB: 0 P: 12 | R: 0 E: 0 K: 0 S: 12 H: 1 LOB: 3 BB: 2 P: 29 | R: 0 E: 1 K: 0 S: 6 H: 0 LOB: 0 BB: 0 P: 9 | R: 1 E: 0 K: 0 S: 10 H: 1 LOB: 0 BB: 0 P: 18 | R: 0 E: 0 K: 1 S: 8 H: 0 LOB: 2 BB: 2 P: 17 | R: 0 E: 0 K: 0 S: 8 H: 1 LOB: 0 BB: 0 P: 14 | R: 3 E: 0 K: 1 S: 16 H: 3 LOB: 0 BB: 0 P: 29 | R: 0 E: 0 K: 1 S: 9 H: 1 LOB: 1 BB: 0 P: 18 | R: 0 E: 0 K: 1 S: 10 H: 1 LOB: 1 BB: 0 P: 12 | R: 0 E: 0 K: 1 S: 9 H: 0 LOB: 1 BB: 1 P: 17 | R: 2 E: 0 K: 1 S: 9 H: 1 LOB: 0 BB: 1 P: 15 | 1B: 6<br>2B: 1<br>3B: 0<br>HR: 3 | SF: 0<br>SAC: 0<br>DP: 2<br>HBP: 0 | | | | | |

| PITCHER | | IP | WLS | BF | H | R | ER | SO | BB | IBB | HBP | BLK | WP | HR | S | P | ERA | WHIP |
|---|---|---|---|---|---|---|---|---|---|---|---|---|---|---|---|---|---|---|
| Bob Walk, R<br>ERA: 3.86 | (1, 1) | 6.0 | | 27 | 6 | 3 | 3 | 1 | 4 | 0 | 0 | 0 | 1 | 1 | 54 | 106 | 4.50 | 1.667 |
| Roger Mason, R<br>ERA: 3.72 | (7, 1) | 1.0 | | 4 | 1 | 1 | 1 | 1 | 0 | 0 | 0 | 0 | 1 | 1 | 13 | 22 | 9.00 | 1.000 |
| Denny Neagle, L<br>ERA: 4.43 | (8, 1) | 1.0 | | 4 | 1 | 0 | 0 | 1 | 0 | 0 | 0 | 0 | 1 | 0 | 9 | 18 | 0.00 | 1.000 |
| Stan Belinda, R<br>ERA: 3.06 | (9, 1) | 2.1 | L | 11 | 2 | 2 | 2 | 3 | 2 | 0 | 0 | 0 | 0 | 1 | 28 | 44 | 7.71 | 1.714 |

| PITCHER | IP | WLS | BF | H | R | ER | SO | BB | IBB | HBP | BLK | WP | HR | S | P | ERA | WHIP |
|---|---|---|---|---|---|---|---|---|---|---|---|---|---|---|---|---|---|

# BOTTOM

## Pittsburgh Pirates @ Chicago Cubs

Wrigley Field, Chicago, IL

Wed Jul 29 1992, 3:33 AM CDT

Att. 36,554 - Sunny - 72 F

livebaseballscorecards.com

| | |
|---|---|
| AB | 40 |
| R | 6 |
| H | 10 |
| RBI | 6 |
| BB | 6 |
| SO | 6 |
| LOB | 16 |

WP: 3 PA: 46
PB: 0
SB: 2
CS: 0

| Batter | 1 | 2 | 3 | 4 | 5 | 6 | 7 | 8 | 9 | AB | R | H | RBI | BB | SO | LOB |
|---|---|---|---|---|---|---|---|---|---|---|---|---|---|---|---|---|
| Rex Hudler, R (1, 9)<br>OBP: 0.261, SLG: 0.353 | X<br>0-0 ① F7 | | C F S<br>0-3 ① K | | C B X<br>1-1 ① F8 | | B X<br>1-0 G1-4-3<br>2-3 1B | | | 4 | 0 | 1 | 0 | 0 | 1 | 1 |
| Ozzie Smith, S (1, 6)<br>OBP: 0.377, SLG: 0.340 | B C X<br>1-1 ② P6 | | B X<br>1-0 1B | | B X<br>1-0 ② G3-1<br>1-2 | | B 1 SAFE B X<br>2-0 ② ③ G1-4-3<br>1-2f | | | 4 | 0 | 1 | 0 | 0 | 0 | 3 |
| Ray Lankford, L (1, 8)<br>OBP: 0.374, SLG: 0.466 | C S B F S<br>1-3 ③ K | | B C B F 1 SAFE C<br>2-3 ② K | | B F B F F B F F B<br>4-2 BB | | | C X<br>0-1 ① F8 | | 3 | 0 | 0 | 0 | 1 | 2 | 1 |
| Andres Galarraga, R (1, 3)<br>OBP: 0.271, SLG: 0.359 | | B S B F F F X<br>2-2 ① 2B | 1 SAFE B F X<br>1-1 ③ F8 | | F B B B F X<br>3-2 ③ F8 | | | B F X<br>1-1 ② P5 | | 4 | 0 | 1 | 0 | 0 | 0 | 3 |
| Todd Zeile, R (1, 5)<br>OBP: 0.353, SLG: 0.364 | | C B F B B B<br>4-2 1B 1B BB | | B B B C B<br>4-1 BB | | X<br>0-0 ① P7 | | C B B X<br>2-1 ③ F8 | | 2 | 0 | 0 | 0 | 2 | 0 | 0 |
| Bernard Gilkey, R (1, 7)<br>OBP: 0.362, SLG: 0.401 | | X<br>0-0 1B<br>1-2 1B | | 1 SAFE X<br>0-0 ① F8 | | B C X<br>1-1 G5-4-3 1B | | | C B B C B F X<br>3-2 ① G3-1 | 4 | 0 | 2 | 0 | 0 | 0 | 1 |
| Tom Pagnozzi, R (1, 2)<br>OBP: 0.322, SLG: 0.415 | | F F B X<br>1-2 ② F7 | | B B B<br>4-0 G6-3<br>1-2 BB | | 1 SAFE X<br>0-0 ② ③ G5-4-3<br>1-2f | | | B B C F F X<br>2-2 ② F7 | 3 | 0 | 0 | 0 | 1 | 0 | 3 |
| Luis Alicea, S (1, 4)<br>OBP: 0.335, SLG: 0.423 | | C B X<br>1-1 1B<br>1-2 2-3 | | F B C B X<br>2-2 ② ③ G6-3<br>1-2f | | | F B X<br>1-1 1B SH1-4 1B | | C C B X<br>1-2 ③ F7 | 4 | 0 | 2 | 0 | 0 | 0 | 2 |
| Mark Clark, R (1, 1)<br>OBP: 0.217, SLG: 0.217 | | X<br>0-0 ③ G3 | | | B C B X<br>2-1 G3-1 1B | | L X<br>0-1 ① SH1-4<br>1-2 | | | 2 | 0 | 1 | 0 | 0 | 0 | 3 |
| Bob McClure, R (7, 1) | | | | | | | | | | 0 | 0 | 0 | 0 | 0 | 0 | 0 |
| Cris Carpenter, R (8, 1)<br>OBP: 0.500, SLG: 0.500 | | | | | | | | | | 0 | 0 | 0 | 0 | 0 | 0 | 0 |
| Inning Stats | R: 0 E: 0 K: 1 S: 7<br>H: 0 LOB: 0 BB: 0 P: 9 | R: 0 E: 0 K: 0 S: 14<br>H: 3 LOB: 3 BB: 1 P: 22 | R: 0 E: 0 K: 2 S: 9<br>H: 1 LOB: 1 BB: 0 P: 13 | R: 0 E: 0 K: 0 S: 5<br>H: 0 LOB: 1 BB: 2 P: 15 | R: 0 E: 0 K: 0 S: 13<br>H: 1 LOB: 2 BB: 1 P: 24 | R: 0 E: 0 K: 0 S: 4<br>H: 1 LOB: 0 BB: 0 P: 5 | R: 0 E: 0 K: 0 S: 6<br>H: 2 LOB: 1 BB: 0 P: 10 | R: 0 E: 0 K: 0 S: 6<br>H: 0 LOB: 0 BB: 0 P: 9 | R: 0 E: 0 K: 0 S: 11<br>H: 0 LOB: 0 BB: 0 P: 17 | 1B: 7 2B: 1 3B: 0 HR: 0<br>SF: 0 SAC: 1 DP: 3 HBP: 0 | | | | | | |

| PITCHER | | IP | WLS | BF | H | R | ER | SO | BB | IBB | HBP | BLK | WP | HR | S | P | ERA | WHIP |
|---|---|---|---|---|---|---|---|---|---|---|---|---|---|---|---|---|---|---|
| Danny Jackson, L<br>ERA: 3.76 | (1, 1) | 7.0 | W | 29 | 8 | 0 | 0 | 3 | 4 | 0 | 0 | 0 | 0 | 0 | 58 | 98 | 0.00 | 1.714 |
| Bob Patterson, L<br>ERA: 2.64 | (8, 1) | 2.0 | S | 6 | 0 | 0 | 0 | 0 | 0 | 0 | 0 | 0 | 0 | 0 | 17 | 26 | 0.00 | 0.000 |

| PITCHER | IP | WLS | BF | H | R | ER | SO | BB | IBB | HBP | BLK | WP | HR | S | P | ERA | WHIP |
|---|---|---|---|---|---|---|---|---|---|---|---|---|---|---|---|---|---|

# TOP

## St. Louis Cardinals @ Pittsburgh Pirates

Three Rivers Stadium, Pittsburgh, PA

Thu Jul 30 1992, 7:05 PM EDT
Att. 18,295 - Cloudy - 79 F

livebaseballscorecards.com

| | |
|---|---|
| AB | 30 |
| R | 0 |
| H | 8 |
| RBI | 0 |
| BB | 4 |
| SO | 3 |
| LOB | 17 |

| | | | |
|---|---|---|---|
| WP: 0 | PA: 35 | | |
| PB: 0 | | | |
| SB: 0 | | | |
| CS: 0 | | | |

# BOTTOM

## St. Louis Cardinals @ Pittsburgh Pirates

Three Rivers Stadium, Pittsburgh, PA

Thu Jul 30 1992, 7:05 PM EDT

Att. 18,295 - Cloudy - 79 F

livebaseballscorecards.com

| Batter | 1 | 2 | 3 | 4 | 5 | 6 | 7 | 8 | 9 | AB | R | H | RBI | BB | SO | LOB |
|---|---|---|---|---|---|---|---|---|---|---|---|---|---|---|---|---|
| Alex Cole, L (1, 9)<br>OBP: 0.307, SLG: 0.288 | C F F B B B B<br>4-2 F8 S BB | | B B C S X<br>2-2 F7 ① | | C B F B X<br>2-2 F7 ① | | 1 SAFE X<br>0-0 1-H 2B 3-H 3B | | | 3 | 1 | 1 | 2 | 1 | 0 | 0 |
| Jay Bell, R (1, 6)<br>OBP: 0.330, SLG: 0.346 | 1 SAFE 1 SAFE L 1 SAFE L 1 SAFE F S<br>0-3 K ① | | B B B B<br>4-0 BB BB | | C X<br>0-1 P6 ② | | P F F B X<br>2-2 G6-3 ② | | | 3 | 0 | 0 | 0 | 1 | 1 | 2 |
| Andy Van Slyke, L (1, 8)<br>OBP: 0.412, SLG: 0.515 | B 1 C B X SAFE<br>2-1 F8 ② 1-3 | | C 1 X SAFE<br>0-1 F7 ② | | F X<br>0-1 F7 ③ | | L B F X<br>1-2 3-H 2B | | | 4 | 0 | 1 | 1 | 0 | 0 | 2 |
| Barry Bonds, L (1, 7)<br>OBP: 0.434, SLG: 0.600 | C B X<br>1-1 G4-3 ③ | | B F B B B<br>4-1 1-2 BB | | | B F C S<br>1-3 K ① | C X<br>0-1 F8 ③ | | | 3 | 0 | 0 | 0 | 1 | 1 | 3 |
| Orlando Merced, S (1, 3)<br>OBP: 0.318, SLG: 0.395 | | C B X<br>1-1 P6 ① | X<br>0-0 F7 ③ | | | C B X<br>1-1 G4-3 ② | | C B F B F X<br>2-2 1B SF9 1B | | 4 | 1 | 1 | 0 | 0 | 0 | 2 |
| Jeff King, R (1, 5)<br>OBP: 0.246, SLG: 0.335 | | C B B B F F X<br>3-2 G5-3 ② | | C B F X<br>1-2 F7 ① | | S C B C<br>1-3 K ③ | | C B B 1 SAFE X<br>2-1 1-3 1B | | 4 | 0 | 1 | 0 | 0 | 1 | 0 |
| Michael LaValliere, L (1, 2)<br>OBP: 0.342, SLG: 0.318<br>Gary Redus, R (7, PR)<br>OBP: 0.317, SLG: 0.326<br>Don Slaught, R (8, 2)<br>OBP: 0.389, SLG: 0.458 | | B C C B B B F B<br>4-2 1B WP BB | | X<br>0-0 FC6-4 1B | | | X<br>0-0 1B 3B 2B | X<br>0-0 SF9 ① 3-H | | 2<br>0<br>0 | 0<br>1<br>0 | 2<br>0<br>0 | 0<br>0<br>1 | 1<br>0<br>0 | 0<br>0<br>0 | 0<br>0<br>0 |
| Jose Lind, R (1, 4)<br>OBP: 0.261, SLG: 0.266 | | B X<br>1-0 1-3 1B | F X<br>0-1 F9 ② | | | | X<br>0-0 2-3 3B 1B | F X<br>0-1 F8 ② | | 4 | 1 | 2 | 0 | 0 | 0 | 2 |
| Danny Jackson, R (1, 1)<br>OBP: 0.073, SLG: 0.073<br>Gary Varsho, L (7, PH)<br>OBP: 0.254, SLG: 0.339<br>Bob Patterson, R (8, 1)<br>OBP: 0.429, SLG: 0.500 | | F S F X<br>0-2 G5-3 ③ | F B B X<br>2-1 FC6-4 ③ 1-2f | | | | B X<br>1-0 P3 ① | X<br>0-0 G4-3 ③ | | 2<br>1<br>1 | 0<br>0<br>0 | 0<br>0<br>0 | 0<br>0<br>0 | 0<br>0<br>0 | 0<br>0<br>0 | 3<br>2<br>1 |
| Inning Stats | R: 0 H: 0<br>E: 0 LOB: 1<br>K: 1 BB: 1<br>S: 12 P: 19 | R: 0 H: 1<br>E: 0 LOB: 2<br>K: 0 BB: 1<br>S: 14 P: 23 | R: 0 H: 0<br>E: 0 LOB: 2<br>K: 0 BB: 2<br>S: 7 P: 17 | R: 0 H: 1<br>E: 0 LOB: 1<br>K: 0 BB: 0<br>S: 8 P: 11 | R: 0 H: 0<br>E: 0 LOB: 0<br>K: 0 BB: 0<br>S: 7 P: 9 | R: 0 H: 0<br>E: 0 LOB: 0<br>K: 2 BB: 0<br>S: 8 P: 11 | R: 3 H: 4<br>E: 0 LOB: 2<br>K: 0 BB: 0<br>S: 13 P: 16 | R: 1 H: 2<br>E: 0 LOB: 1<br>K: 0 BB: 0<br>S: 10 P: 14 | | 1B: 5 SF: 1<br>2B: 2 SAC: 0<br>3B: 1 DP: 0<br>HR: 0 HBP: 0 | | | | | | |

| | AB | R | H | RBI | BB | SO | LOB |
|---|---|---|---|---|---|---|---|
| | 31 | 4 | 8 | 4 | 4 | 3 | 17 |

WP: 1 PB: 0 SB: 1 CS: 0 PA: 36

| PITCHER | | IP | WLS | BF | H | R | ER | SO | BB | IBB | HBP | BLK | WP | HR | S | P | ERA | WHIP |
|---|---|---|---|---|---|---|---|---|---|---|---|---|---|---|---|---|---|---|
| Mark Clark, R<br>ERA: 3.28 | (1, 1) | 6.2 | L | 29 | 5 | 3 | 3 | 3 | 4 | 0 | 0 | 0 | 1 | 0 | 64 | 100 | 4.05 | 1.350 |
| Bob McClure, L<br>ERA: 2.95 | (7, 1) | 0.1 | | 3 | 2 | 1 | 1 | 0 | 0 | 0 | 0 | 0 | 0 | 0 | 9 | 12 | 27.00 | 6.000 |
| Cris Carpenter, R<br>ERA: 3.05 | (8, 1) | 1.0 | | 4 | 1 | 0 | 0 | 0 | 0 | 0 | 0 | 0 | 0 | 0 | 6 | 8 | 0.00 | 1.000 |

| PITCHER | IP | WLS | BF | H | R | ER | SO | BB | IBB | HBP | BLK | WP | HR | S | P | ERA | WHIP |
|---|---|---|---|---|---|---|---|---|---|---|---|---|---|---|---|---|---|

| Batter | 1 | 2 | 3 | 4 | 5 | 6 | 7 | 8 | 9 | AB | R | H | RBI | BB | SO | LOB |
|---|---|---|---|---|---|---|---|---|---|---|---|---|---|---|---|---|
| Bernard Gilkey, R (1, 7)<br>OBP: 0.358, SLG: 0.395 | C B S X<br>1-2 ① L5 | | B B B B<br>4-0 WP BB | | B C B F B F F X<br>3-2 ① SF8<br>1-2<br>2-H | 1 SAFE X<br>0-0 ③ G5-3 | | | B B C X<br>2-1 ② L5 | 3 | 0 | 0 | 1 | 1 | 0 | 1 |
| Ozzie Smith, S (1, 6)<br>OBP: 0.374, SLG: 0.335 | B B S C X<br>2-2 ② L6 | | 1 SAFE B B B C B<br>4-1<br>1-2 BB | | F B S B S<br>2-3 ② K | | B C C S<br>1-3 ① K | | F B X<br>1-1 ③ G2-3 | 4 | 0 | 0 | 0 | 1 | 2 | 1 |
| Ray Lankford, L (1, 8)<br>OBP: 0.375, SLG: 0.472 | X<br>0-0 2B | | B B X<br>2-0 ② F8 | | F B X<br>1-1 WP<br>2-H 2B | | C B C F S<br>1-3 ② K | | | 4 | 0 | 2 | 1 | 0 | 1 | 2 |
| Felix Jose, S (1, 9)<br>OBP: 0.357, SLG: 0.438 | F B X<br>1-1 ③ G3 | | S B F B B S<br>3-3 ③ K | | B B B B<br>4-0 WP BB | | B B B X<br>3-0 ③ F7 | | | 3 | 0 | 0 | 0 | 1 | 1 | 3 |
| Andres Galarraga, R (1, 3)<br>OBP: 0.279, SLG: 0.364 | | F X<br>0-1 1B 1B | | F X<br>0-1 ① B1-3 | B B S B F B<br>4-2<br>1-2<br>2-3 BB | | | X<br>0-0 1B | | 3 | 0 | 2 | 0 | 1 | 0 | 0 |
| Todd Zeile, R (1, 5)<br>OBP: 0.352, SLG: 0.363 | | B B 1 SAFE X<br>2-0<br>1-3 CS 1B | | C B B C B S<br>3-3 ② K | C S B B C<br>1-3 ③ K | | | B B X<br>2-0 ① F8 | | 4 | 0 | 1 | 0 | 0 | 2 | 4 |
| Luis Alicea, S (1, 4)<br>OBP: 0.327, SLG: 0.411 | | C 1 SAFE F 1 SAFE 1 SAFE B 1 SAFE S<br>1-3 ① K | | C S B B S<br>2-3 ③ K | | F B F S<br>1-3 ① K | | X<br>0-0 ② P5 | | 4 | 0 | 0 | 0 | 0 | 3 | 3 |
| Tom Pagnozzi, R (1, 2)<br>OBP: 0.318, SLG: 0.410 | | F B B B B F S<br>3-3 ② ③ K<br>1-2 | | | B C F X<br>1-2 E5<br>WP 1B SF8 | B B B C X<br>3-1 ② F9 | | C X<br>0-1 ③ F9 | | 4 | 1 | 0 | 0 | 0 | 1 | 3 |
| Jose DeLeon, R (1, 1)<br>OBP: 0.143, SLG: 0.053<br>Milt Thompson, L (6, PH)<br>OBP: 0.355, SLG: 0.421<br>Donovan Osborne, S (6, 1)<br>OBP: 0.154, SLG: 0.205<br>Gerald Perry, L (9, PH)<br>OBP: 0.289, SLG: 0.284 | | | C B X<br>1-1 ① F7 | | M B X<br>1-1 WP<br>1-2 2B 1B | C B S F B B B<br>4-2 BB | | | B B X<br>2-0 ① G3 | 2<br>0<br>0<br>1 | 1<br>0<br>0<br>0 | 1<br>0<br>0<br>0 | 0<br>0<br>0<br>0 | 0<br>1<br>0<br>0 | 0<br>0<br>0<br>0 | 0<br>0<br>0<br>0 |
| Inning Stats | R: 0 E: 0 K: 0 S: 9<br>H: 1 LOB: 1 BB: 0 P: 13 | R: 0 E: 0 K: 2 S: 9<br>H: 2 LOB: 2 BB: 0 P: 15 | R: 0 E: 0 K: 1 S: 7<br>H: 0 LOB: 2 BB: 2 P: 21 | R: 0 E: 0 K: 2 S: 8<br>H: 0 LOB: 0 BB: 0 P: 13 | R: 2 E: 1 K: 2 S: 20<br>H: 2 LOB: 3 BB: 2 P: 37 | R: 0 E: 0 K: 1 S: 9<br>H: 0 LOB: 1 BB: 1 P: 17 | R: 0 E: 0 K: 2 S: 8<br>H: 0 LOB: 0 BB: 0 P: 13 | R: 0 E: 0 K: 0 S: 5<br>H: 1 LOB: 1 BB: 0 P: 7 | R: 0 E: 0 K: 0 S: 5<br>H: 0 LOB: 0 BB: 0 P: 10 | 1B: 4 2B: 3 3B: 0 HR: 0<br>SF: 1 SAC: 0 DP: 1 HBP: 0 | | | | | | |

# TOP

## St. Louis Cardinals @ Pittsburgh Pirates

Three Rivers Stadium, Pittsburgh, PA

Fri Jul 31 1992, 7:05 PM EDT
Att. 20,299 - Cloudy - 65 F

livebaseballscorecards.com

| | |
|---|---|
| AB | 32 |
| R | 2 |
| H | 6 |
| RBI | 2 |
| BB | 5 |
| SO | 10 |
| LOB | 17 |

WP: 3 PB: 0 SB: 0 CS: 1 PA: 38

| PITCHER | IP | WLS | BF | H | R | ER | SO | BB | IBB | HBP | BLK | WP | HR | S | P | ERA | WHIP |
|---|---|---|---|---|---|---|---|---|---|---|---|---|---|---|---|---|---|
| Tim Wakefield, R (1, 1)<br>ERA: | 9.0 | W | 38 | 6 | 2 | 0 | 10 | 5 | 0 | 0 | 0 | 3 | 0 | 80 | 146 | 0.00 | 1.222 |

| PITCHER | IP | WLS | BF | H | R | ER | SO | BB | IBB | HBP | BLK | WP | HR | S | P | ERA | WHIP |
|---|---|---|---|---|---|---|---|---|---|---|---|---|---|---|---|---|---|

| Batter | 1 | 2 | 3 | 4 | 5 | 6 | 7 | 8 | 9 | AB | R | H | RBI | BB | SO | LOB |
|---|---|---|---|---|---|---|---|---|---|---|---|---|---|---|---|---|
| Alex Cole, L (1, 9)<br>OBP: 0.311, SLG: 0.293 | X 0-0 SH3-4 HR 1B | | B C C B F S 2-3 ① K | | B B C X 2-1 1B | | | C B B S F B F C 3-3 ② K | | 4 | 1 | 2 | 0 | 0 | 2 | 0 |
| Jay Bell, R (1, 6)<br>OBP: 0.330, SLG: 0.354 | 1 SAFE L P X 1-1 ① SH3-4 1-2 | | X 0-0 HR | | 1 C F S 0-3 ③ K | | | C S B S 1-3 ③ K | | 3 | 1 | 1 | 1 | 0 | 2 | 1 |
| Andy Van Slyke, L (1, 8)<br>OBP: 0.410, SLG: 0.511 | X 0-0 ② F7 | | C X 0-1 ② F7 | | | F B F B X 2-2 ① G5-3 | | | | 3 | 0 | 0 | 0 | 0 | 0 | 1 |
| Barry Bonds, L (1, 7)<br>OBP: 0.433, SLG: 0.608 | C B B C B F X 3-2 2-H HR | | B F X 1-1 ③ F9 | | | C B B C B X 3-2 ② G4-3 | | | | 3 | 1 | 1 | 2 | 0 | 0 | 0 |
| Orlando Merced, S (1, 3)<br>OBP: 0.315, SLG: 0.391 | B C B B X 3-1 ③ P5 | | | B C X 1-1 ① F8 | | C B F B B X 3-2 ③ G6-3 | | | | 3 | 0 | 0 | 0 | 0 | 0 | 0 |
| Jeff King, R (1, 5)<br>OBP: 0.246, SLG: 0.338 | | C F F F B X 1-2 2B | | C X 0-1 ② G5-3 | | | C B X 1-1 ① G5-3 | | | 3 | 0 | 1 | 0 | 0 | 0 | 0 |
| Don Slaught, R (1, 2)<br>OBP: 0.381, SLG: 0.448 | | B F F S 1-3 ① K | | X 0-0 G3 | | | B X 1-0 ② F9 | | | 3 | 0 | 0 | 0 | 0 | 1 | 1 |
| Jose Lind, R (1, 4)<br>OBP: 0.258, SLG: 0.264 | | B X 1-0 ② F7 | | | B B X 2-0 ① F9 | | X 0-0 ③ F9 | | | 3 | 0 | 0 | 0 | 0 | 0 | 1 |
| Tim Wakefield, R (1, 1) | | F S S 0-3 ③ K | | | C F B B F F B X 3-2 ② F8 | | | B X 1-0 ① G4-3 | | 3 | 0 | 0 | 0 | 0 | 1 | 1 |
| Inning Stats | R: 2 E: 0 K: 0 S: 11 H: 2 LOB: 0 BB: 0 P: 17 | R: 0 E: 0 K: 2 S: 12 H: 1 LOB: 1 BB: 0 P: 15 | R: 1 E: 0 K: 1 S: 9 H: 1 LOB: 0 BB: 0 P: 12 | R: 0 E: 0 K: 0 S: 5 H: 0 LOB: 0 BB: 0 P: 6 | R: 0 E: 0 K: 1 S: 11 H: 1 LOB: 1 BB: 0 P: 18 | R: 0 E: 0 K: 0 S: 9 H: 0 LOB: 0 BB: 0 P: 17 | R: 0 E: 0 K: 0 S: 4 H: 0 LOB: 0 BB: 0 P: 6 | R: 0 E: 0 K: 2 S: 9 H: 0 LOB: 0 BB: 0 P: 14 | | 1B: 2 2B: 1 3B: 0 HR: 2 | SF: 0 SAC: 1 DP: 0 HBP: 0 | | | | | |

| PITCHER | | IP | WLS | BF | H | R | ER | SO | BB | IBB | HBP | BLK | WP | HR | S | P | ERA | WHIP |
|---|---|---|---|---|---|---|---|---|---|---|---|---|---|---|---|---|---|---|
| Jose DeLeon, R<br>ERA: 4.3 | (1, 1) | 5.0 | L | 20 | 5 | 3 | 3 | 4 | 0 | 0 | 0 | 0 | 0 | 2 | 48 | 68 | 5.40 | 1.000 |
| Donovan Osborne, L<br>ERA: 3.8 | (6, 1) | 3.0 | | 9 | 0 | 0 | 0 | 2 | 0 | 0 | 0 | 0 | 0 | 0 | 22 | 37 | 0.00 | 0.000 |

| PITCHER | IP | WLS | BF | H | R | ER | SO | BB | IBB | HBP | BLK | WP | HR | S | P | ERA | WHIP |
|---|---|---|---|---|---|---|---|---|---|---|---|---|---|---|---|---|---|

# BOTTOM

## St. Louis Cardinals @ Pittsburgh Pirates

Three Rivers Stadium, Pittsburgh, PA

Fri Jul 31 1992, 7:05 PM EDT
Att. 20,299 - Cloudy - 65 F

livebaseballscorecards.com

| | |
|---|---|
| AB | 28 |
| R | 3 |
| H | 5 |
| RBI | 3 |
| BB | 0 |
| SO | 6 |
| LOB | 5 |

1B: 2 SF: 0
2B: 1 SAC: 1
3B: 0 DP: 0
HR: 2 HBP: 0

WP: 0 PA: 29
PB: 0
SB: 0
CS: 0

| Batter | 1 | 2 | 3 | 4 | 5 | 6 | 7 | 8 | 9 | AB | R | H | RBI | BB | SO | LOB |
|---|---|---|---|---|---|---|---|---|---|---|---|---|---|---|---|---|
| Bernard Gilkey, R (1, 7)<br>OBP: 0.357, SLG: 0.397 | X<br>0-0<br>SH<br>1B<br>2B | | B B C X<br>2-1 ②<br>G5-3 | | X<br>0-0 ③<br>FC5-4<br>1-2f | | | B 1 SAFE F X<br>1-1 ②<br>P4 | | 4 | 1 | 1 | 0 | 0 | 0 | 2 |
| Mike Perez, R (8, 1) | | | | | | | | | | 0 | 0 | 0 | 0 | 0 | 0 | 0 |
| Ozzie Smith, S (1, 6)<br>OBP: 0.371, SLG: 0.332 | B X<br>1-0<br>SH<br>1B S<br>2-3 | | B B X<br>2-0 ③<br>F7 | | | X<br>0-0 ①<br>G5-3 | | C B B B X<br>3-1 ③<br>G4-3<br>1-2 | | 3 | 0 | 0 | 0 | 0 | 0 | 1 |
| Ray Lankford, L (1, 8)<br>OBP: 0.376, SLG: 0.472 | S B X<br>1-1 ①<br>1-3<br>3-H<br>1B | | | C X<br>0-1<br>S<br>1B | | S B S X<br>1-2 ②<br>P5 | | | B B C C F B C<br>3-3 ①<br>K | 4 | 0 | 2 | 1 | 0 | 1 | 0 |
| Felix Jose, S (1, 9)<br>OBP: 0.353, SLG: 0.432 | C C B F F B B F F<br>3-3<br>F C ②<br>K | | | B F S 1 SAFE C<br>1-3 ①<br>K | | B X<br>1-0 ③<br>L7 | | | B X<br>1-0 ②<br>G6-3 | 4 | 0 | 0 | 0 | 0 | 2 | 2 |
| Andres Galarraga, R (1, 3)<br>OBP: 0.274, SLG: 0.357 | B B X<br>2-0 ③<br>P7 | | | 1 SAFE B F 2 SAFE S S<br>1-3 ②<br>K<br>1-2 | | | B F X<br>1-1 ①<br>G5-3 | | S B X<br>1-1 ③<br>G5-3 | 4 | 0 | 0 | 0 | 0 | 1 | 2 |
| Todd Zeile, R (1, 5)<br>OBP: 0.349, SLG: 0.360 | | C C B X<br>1-2 ①<br>P4 | | C F S<br>0-3 ③<br>K | | | B B F F S<br>2-3 ②<br>K | | | 3 | 0 | 0 | 0 | 0 | 2 | 1 |
| Luis Alicea, S (1, 4)<br>OBP: 0.327, SLG: 0.410 | | B X<br>1-0<br>G4-6-3<br>1B | | | B X<br>1-0 ①<br>F8 | | C X<br>0-1 ③<br>G3-1 | | | 3 | 0 | 1 | 0 | 0 | 0 | 0 |
| Tom Pagnozzi, R (1, 2)<br>OBP: 0.315, SLG: 0.406 | | 1 SAFE P 1 SAFE X<br>1-0 ② ③<br>G4-6-3<br>1-2f | | | X<br>0-0 ②<br>G5-3 | | | B B C X<br>2-1 ①<br>P6 | | 3 | 0 | 0 | 0 | 0 | 0 | 1 |
| Omar Olivares, R (1, 1)<br>OBP: 0.289, SLG: 0.364 | | | C B C S<br>1-3 ①<br>K | | B C B X<br>2-1<br>FC5-4<br>1B | | | F S X<br>0-2<br>S<br>1B | | 2 | 0 | 1 | 0 | 0 | 1 | 0 |
| Bob McClure, R (7, 1) | | | | | | | | | | 0 | 0 | 0 | 0 | 0 | 0 | 0 |
| Milt Thompson, L (8, PH) (8, 7)<br>OBP: 0.358, SLG: 0.425 | | | | | | | | | | 1 | 0 | 1 | 0 | 0 | 0 | 0 |
| Inning Stats | R: 1 H: 2<br>E: 1 LOB: 1<br>K: 1 BB: 0<br>S: 13 P: 20 | R: 0 H: 1<br>E: 0 LOB: 0<br>K: 0 BB: 0<br>S: 6 P: 8 | R: 0 H: 0<br>E: 0 LOB: 0<br>K: 1 BB: 0<br>S: 6 P: 11 | R: 0 H: 1<br>E: 0 LOB: 1<br>K: 3 BB: 0<br>S: 11 P: 13 | R: 0 H: 1<br>E: 0 LOB: 1<br>K: 0 BB: 0<br>S: 5 P: 8 | R: 0 H: 0<br>E: 0 LOB: 0<br>K: 0 BB: 0<br>S: 5 P: 7 | R: 0 H: 0<br>E: 0 LOB: 0<br>K: 1 BB: 0<br>S: 7 P: 10 | R: 0 H: 1<br>E: 0 LOB: 1<br>K: 0 BB: 0<br>S: 9 P: 15 | R: 0 H: 0<br>E: 0 LOB: 0<br>K: 1 BB: 0<br>S: 7 P: 12 | 1B: 5 SF: 0<br>2B: 1 SAC: 1<br>3B: 0 DP: 1<br>HR: 0 HBP: 0 | | | | | | |

| PITCHER | | IP | WLS | BF | H | R | ER | SO | BB | IBB | HBP | BLK | WP | HR | S | P | ERA | WHIP |
|---|---|---|---|---|---|---|---|---|---|---|---|---|---|---|---|---|---|---|
| Doug Drabek, R<br>ERA: 2.6 | (1, 1) | 9.0 | W | 32 | 6 | 1 | 1 | 7 | 0 | 0 | 0 | 0 | 0 | 0 | 69 | 104 | 1.00 | 0.667 |

| PITCHER | IP | WLS | BF | H | R | ER | SO | BB | IBB | HBP | BLK | WP | HR | S | P | ERA | WHIP |
|---|---|---|---|---|---|---|---|---|---|---|---|---|---|---|---|---|---|

# TOP

## St. Louis Cardinals @ Pittsburgh Pirates

Three Rivers Stadium, Pittsburgh, PA

Sat Aug 01 1992, 3:33 AM EDT
Att. 30,577 - Cloudy - 77 F

livebaseballscorecards.com

| | |
|---|---|
| AB | 31 |
| R | 1 |
| H | 6 |
| RBI | 1 |
| BB | 0 |
| SO | 7 |
| LOB | 9 |

# St. Louis Cardinals @ Pittsburgh Pirates

Three Rivers Stadium, Pittsburgh, PA

Sat Aug 01 1992, 3:33 AM EDT

Att. 30,577 - Cloudy - 77 F

## BOTTOM

| Batter | 1 | 2 | 3 | 4 | 5 | 6 | 7 | 8 | 9 | AB | R | H | RBI | BB | SO | LOB |
|---|---|---|---|---|---|---|---|---|---|---|---|---|---|---|---|---|
| Alex Cole, L (1, 9)<br>OBP: 0.314, SLG: 0.296 | C B B X<br>2-1<br>BB SH1-4 SF7 1B | C B S B<br>2-2 ③<br>CS<br>1-2 | C B F B S<br>2-3 ①<br>K | | X<br>0-0 ①<br>G4-3 | | L X<br>0-1<br>BB 1B | C B C S<br>1-3 ③<br>K | | 5 | 1 | 2 | 0 | 0 | 2 | 1 |
| Jay Bell, R (1, 6)<br>OBP: 0.328, SLG: 0.351 | 1 SAFE B 1 SAFE X<br>1-0 ①<br>SH1-4<br>1-2 | | C X<br>0-1 ②<br>G6-3 | | C X<br>0-1 ②<br>G4-3 | | 1 SAFE P P X<br>2-0 ①<br>P5 | | | 3 | 0 | 0 | 0 | 0 | 0 | 1 |
| Andy Van Slyke, L (1, 8)<br>OBP: 0.410, SLG: 0.509 | B F B B F F B<br>4-2<br>BB<br>BB | | C B B B X<br>3-1<br>1B 1B<br>1B | | B B B C F X<br>3-2 ③<br>P4 | | B 1 SAFE 1 SAFE 1 SAFE C 1 SAFE X<br>1-1 ②<br>P8 | | | 3 | 1 | 1 | 0 | 1 | 0 | 1 |
| Barry Bonds, L (1, 7)<br>OBP: 0.440, SLG: 0.614 | F B C B B F F F B<br>4-2<br>1-2 2-3<br>BB | | X<br>0-0<br>1B<br>1-2<br>1B | | | C C B X<br>1-2<br>1B<br>2B | B B C F B B<br>4-2<br>1-2<br>BB | | | 2 | 1 | 2 | 0 | 2 | 0 | 0 |
| Orlando Merced, S (1, 3)<br>OBP: 0.318, SLG: 0.394 | S X<br>0-1 ②<br>SF7<br>3-H | | F B B X<br>2-1<br>1-2 2-H<br>1B | | | X<br>0-0<br>2-H<br>1B | S B C X<br>1-2 ③<br>P3 | | | 3 | 0 | 2 | 3 | 0 | 0 | 2 |
| Jeff King, R (1, 5)<br>OBP: 0.247, SLG: 0.348 | B X<br>1-0 ③<br>P3 | | B B X<br>2-0 ③<br>L4 | | | X<br>0-0 ①<br>G5-3 | | C X<br>0-1<br>HR | | 4 | 1 | 1 | 1 | 0 | 0 | 5 |
| Michael LaValliere, L (1, 2)<br>OBP: 0.345, SLG: 0.321<br>Don Slaught, R (4, 2)<br>OBP: 0.374, SLG: 0.439 | | C X<br>0-1<br>CS<br>1B | C X<br>0-1 ①<br>F8 | | | B B F X<br>2-1 ②<br>G6-3 | | F X<br>0-1 ①<br>G1-3 | | 1<br>3 | 0<br>0 | 1<br>0 | 0<br>0 | 0<br>0 | 0<br>0 | 0<br>1 |
| Jose Lind, R (1, 4)<br>OBP: 0.258, SLG: 0.261 | | C X<br>0-1 ①<br>L4 | F X<br>0-1 ②<br>F9 | | | I I I I<br>4-0<br>FC6-4<br>IBB | | X<br>0-0 ②<br>G5-3 | | 3 | 0 | 0 | 0 | 1 | 0 | 1 |
| Doug Drabek, R (1, 1)<br>OBP: 0.155, SLG: 0.190 | | B F B F S<br>2-3 ②<br>K | F S S<br>0-3 ③<br>K | | | S B X<br>1-1 ③<br>FC6-4<br>1-2f | | X<br>0-0<br>1B | | 4 | 0 | 1 | 0 | 0 | 2 | 3 |
| Inning Stats | R: 1 E: 0 K: 0 S: 14 H: 1 LOB: 2 BB: 2 P: 26 | R: 0 E: 0 K: 1 S: 9 H: 1 LOB: 0 BB: 0 P: 13 | R: 1 E: 0 K: 1 S: 11 H: 3 LOB: 2 BB: 0 P: 20 | R: 0 E: 0 K: 1 S: 7 H: 0 LOB: 0 BB: 0 P: 7 | R: 0 E: 0 K: 0 S: 6 H: 0 LOB: 0 BB: 0 P: 9 | R: 1 E: 0 K: 0 S: 9 H: 2 LOB: 2 BB: 1 P: 17 | R: 0 E: 0 K: 0 S: 12 H: 1 LOB: 2 BB: 1 P: 18 | R: 1 E: 0 K: 1 S: 9 H: 2 LOB: 1 BB: 0 P: 10 | | 1B: 8 2B: 1 3B: 0 HR: 1 | SF: 1 SAC: 1 DP: 0 HBP: 0 | | | | | |

livebaseballscorecards.com

| | |
|---|---|
| AB | 31 |
| R | 4 |
| H | 10 |
| RBI | 4 |
| BB | 4 |
| SO | 4 |
| LOB | 15 |

WP: 0 PB: 0 SB: 0 CS: 1 PA: 38

| PITCHER | | IP | WLS | BF | H | R | ER | SO | BB | IBB | HBP | BLK | WP | HR | S | P | ERA | WHIP |
|---|---|---|---|---|---|---|---|---|---|---|---|---|---|---|---|---|---|---|
| Omar Olivares, R<br>ERA: 3.81 | (1, 1) | 6.1 | L | 29 | 8 | 3 | 3 | 3 | 2 | 1 | 0 | 0 | 0 | 0 | 61 | 97 | 4.26 | 1.579 |
| Bob McClure, L<br>ERA: 2.89 | (7, 1) | 0.2 | | 3 | 0 | 0 | 0 | 0 | 1 | 0 | 0 | 0 | 0 | 0 | 7 | 13 | 0.00 | 1.500 |
| Mike Perez, R<br>ERA: 1.57 | (8, 1) | 1.0 | | 5 | 2 | 1 | 1 | 1 | 0 | 0 | 0 | 0 | 0 | 1 | 9 | 10 | 9.00 | 2.000 |

| PITCHER | IP | WLS | BF | H | R | ER | SO | BB | IBB | HBP | BLK | WP | HR | S | P | ERA | WHIP |
|---|---|---|---|---|---|---|---|---|---|---|---|---|---|---|---|---|---|

# St. Louis Cardinals @ Pittsburgh Pirates

Three Rivers Stadium, Pittsburgh, PA

Sun Aug 02 1992, 3:33 AM EDT

Att. 28,309 - Cloudy - 78 F

TOP

livebaseballscorecards.com

| Batter | 1 | 2 | 3 | 4 | 5 | 6 | 7 | 8 | 9 | AB | R | H | RBI | BB | SO | LOB |
|---|---|---|---|---|---|---|---|---|---|---|---|---|---|---|---|---|
| Bernard Gilkey, R (1, 7)<br>OBP: 0.355, SLG: 0.394 | B B F M X 2-2 F9 ① | | S X 0-1 G6-3 ③ | | | B X 1-0 F7 ① | | 1 SAFE X 0-0 1B 1-2 1B | | 4 | 0 | 1 | 0 | 0 | 0 | 1 |
| Ozzie Smith, S (1, 6)<br>OBP: 0.370, SLG: 0.331 | B X 1-0 G3 ② | | | B C B X 2-1 G1-3 ① | | X 0-0 G6-3 ② | | C B F B X 2-2 1B 1-2 2-H | | 4 | 0 | 1 | 1 | 0 | 0 | 0 |
| Ray Lankford, L (1, 8)<br>OBP: 0.373, SLG: 0.467 | C B F B B F F S 3-3 K ③ | | | L B B F B F X 3-2 G4-3 ② | | B S F B X 2-2 P5 ③ | | B C S B S 2-3 K ③ | | 4 | 0 | 0 | 0 | 0 | 2 | 2 |
| Felix Jose, S (1, 9)<br>OBP: 0.351, SLG: 0.430 | | X 0-0 G6-3 ① | | B S C B B F X 3-2 WP 1B | | | C F B S 1-3 K ① | | B B B C C F X 3-2 G1-6-3 ① | 4 | 0 | 1 | 0 | 0 | 1 | 0 |
| Andres Galarraga, R (1, 3)<br>OBP: 0.270, SLG: 0.350 | | B B F F B X 3-2 F7 ② | | C B F S 1-3 K 1-2 ③ | | | F S B X 1-2 G3 ② | | X 0-0 G5-3 ② | 4 | 0 | 0 | 0 | 0 | 1 | 1 |
| Craig Wilson, R (1, 5)<br>OBP: 0.358, SLG: 0.353<br>Lee Smith, R (9, 1) | | C B X 1-1 G3 ③ | | | X 0-0 G6-4-3 1B | | B F X 1-1 CS 1B | | X 0-0 G5-3 ③ | 4<br>0 | 0<br>0 | 2<br>0 | 0<br>0 | 0<br>0 | 0<br>0 | 0<br>0 |
| Tom Pagnozzi, R (1, 2)<br>OBP: 0.312, SLG: 0.402 | | | B B B C X 3-1 F7 ① | | 1 SAFE 1 SAFE C X 0-1 G6-4-3 1-2f ① ② | | B C 1 SAFE 1-1 CS 1-2 ③ | C F B X 1-2 G5-3 ① | | 3 | 0 | 0 | 0 | 0 | 0 | 1 |
| Luis Alicea, S (1, 4)<br>OBP: 0.333, SLG: 0.418 | | | B B X 2-0 2B | | F B B B B 4-1 BB | | | B X 1-0 G5-3 ② | | 2 | 0 | 1 | 0 | 1 | 0 | 0 |
| Rheal Cormier, L (1, 1)<br>OBP: 0.161, SLG: 0.226<br>Rex Hudler, R (8, PH)<br>OBP: 0.258, SLG: 0.349<br>Todd Worrell, R (8, 1)<br>Todd Zeile, R (9, 5)<br>OBP: 0.349, SLG: 0.360 | | | F B B X 2-1 P1 ② | | F F S 0-3 K ③ | | | C B B F F F S 2-3 K 1B 1B | | 2<br>1<br>0<br>0 | 0<br>1<br>0<br>0 | 0<br>1<br>0<br>0 | 0<br>0<br>0<br>0 | 0<br>0<br>0<br>0 | 1<br>1<br>0<br>0 | 2<br>0<br>0<br>0 |
| Inning Stats | R: 0 H: 0<br>E: 0 LOB: 0<br>K: 1 BB: 0<br>S: 9 P: 15 | R: 0 H: 0<br>E: 0 LOB: 0<br>K: 0 BB: 0<br>S: 6 P: 10 | R: 0 H: 1<br>E: 0 LOB: 1<br>K: 0 BB: 0<br>S: 7 P: 14 | R: 0 H: 1<br>E: 0 LOB: 1<br>K: 1 BB: 0<br>S: 13 P: 22 | R: 0 H: 1<br>E: 0 LOB: 1<br>K: 1 BB: 1<br>S: 7 P: 11 | R: 0 H: 0<br>E: 0 LOB: 0<br>K: 0 BB: 0<br>S: 5 P: 8 | R: 0 H: 1<br>E: 0 LOB: 0<br>K: 1 BB: 0<br>S: 9 P: 13 | R: 1 H: 2<br>E: 0 LOB: 2<br>K: 2 BB: 0<br>S: 16 P: 24 | R: 0 H: 0<br>E: 0 LOB: 0<br>K: 0 BB: 0<br>S: 6 P: 9 | 1B: 5 SF: 0<br>2B: 1 SAC: 0<br>3B: 0 DP: 1<br>HR: 0 HBP: 0 | | | | | | |

| | AB | 32 |
|---|---|---|
| | R | 1 |
| | H | 6 |
| | RBI | 1 |
| | BB | 1 |
| | SO | 6 |
| | LOB | 7 |

WP: 2 PA: 34
PB: 0
SB: 0
CS: 1

| PITCHER | | IP | WLS | BF | H | R | ER | SO | BB | IBB | HBP | BLK | WP | HR | S | P | ERA | WHIP |
|---|---|---|---|---|---|---|---|---|---|---|---|---|---|---|---|---|---|---|
| Randy Tomlin, L<br>ERA: 3.71 | (1, 1) | 8.0 | | 30 | 6 | 1 | 1 | 6 | 1 | 0 | 0 | 0 | 2 | 0 | 72 | 117 | 1.12 | 0.875 |
| Bob Walk, R<br>ERA: 3.8 | (9, 1) | 1.0 | W | 3 | 0 | 0 | 0 | 0 | 0 | 0 | 0 | 0 | 0 | 0 | 6 | 9 | 0.00 | 0.000 |

| PITCHER | IP | WLS | BF | H | R | ER | SO | BB | IBB | HBP | BLK | WP | HR | S | P | ERA | WHIP |
|---|---|---|---|---|---|---|---|---|---|---|---|---|---|---|---|---|---|

# BOTTOM

## St. Louis Cardinals @ Pittsburgh Pirates

Three Rivers Stadium, Pittsburgh, PA

Sun Aug 02 1992, 3:33 AM EDT

Att. 28,309 - Cloudy - 78 F

livebaseballscorecards.com

| Batter | 1 | 2 | 3 | 4 | 5 | 6 | 7 | 8 | 9 | AB | R | H | RBI | BB | SO | LOB |
|---|---|---|---|---|---|---|---|---|---|---|---|---|---|---|---|---|
| Gary Redus, R (1, 7) | B F B X 2-1 F7 ① | | B X 1-0 G5-3 ③ | | | B B B C F X 3-2 F8 ② | | C B C B C 2-3 K 1-2 ③ | | 3 | 0 | 0 | 0 | 0 | 0 | 0 |
| Barry Bonds, L (8, PH) (9, 7) OBP: 0.438, SLG: 0.612 | | | | | | | | | | 1 | 0 | 0 | 0 | 0 | 1 | 1 |
| Jay Bell, R (1, 6) OBP: 0.325, SLG: 0.347 | X 0-0 F8 ② | | | B B C F S 2-3 K ① | | F C B B F F S 2-3 K ③ | | | B B C F X 2-2 G6-3 ① | 4 | 0 | 0 | 0 | 0 | 2 | 0 |
| Andy Van Slyke, L (1, 8) OBP: 0.411, SLG: 0.509 | B C C B X 2-2 G4-3 ③ | | | B B C B F X 3-2 BLK 1B | | | C F B S 1-3 K ① | | C B X 1-1 S 1B 1B | 4 | 1 | 2 | 0 | 0 | 1 | 0 |
| Lloyd McClendon, R (1, 9) OBP: 0.370, SLG: 0.342 | | X 0-0 FC6 1B | | B F B X 2-1 F9 ② | | | B F F F X 1-2 P4 ② | | 1 SAFE C B C B F X 2-2 F8 1-2 ② | 3 | 0 | 1 | 0 | 0 | 0 | 1 |
| (9, 3) Orlando Merced, S (9, PH) OBP: 0.317, SLG: 0.392 | | | | | | | | | | 1 | 0 | 0 | 0 | 0 | 0 | 1 |
| Jeff King, R (1, 5) OBP: 0.250, SLG: 0.348 | | B C 1 SAFE 1 SAFE F F 1 SAFE B X 2-2 FC6 1-2f ① | | 1 SAFE F B 1 SAFE B F X 2-2 F9 1-2 ③ | | | B B B B 4-0 BB | | B C X 1-1 1B 2-H 1B | 3 | 1 | 1 | 1 | 1 | 0 | 2 |
| (9, 4) Don Slaught, R (1, 2) OBP: 0.377, SLG: 0.441 | | B X 1-0 F8 ② | | | C B S X 1-2 FC5-4 1B | | B C B S X 2-2 F7 ③ | | C X 0-1 2-H 1B | 4 | 0 | 2 | 1 | 0 | 0 | 2 |
| John Wehner, R (1, 3) OBP: 0.240, SLG: 0.209 | | X 0-0 F9 ③ | | | X 0-0 FC5-4 G6-4-3 1-2f ① | | | B F C F B S 2-3 K ① | | 3 | 0 | 0 | 0 | 0 | 1 | 2 |
| (9, 5) Jose Lind, R (1, 4) OBP: 0.257, SLG: 0.259 | | | B F X 1-1 G5-3 ① | | X 0-0 G6-4-3 ② ③ 1-2f | | | C X 0-1 G4-3 ② | | 2 | 0 | 0 | 0 | 0 | 0 | 1 |
| Alex Cole, L (8, PH) OBP: 0.312, SLG: 0.294 (9, 9) | | | | | | | | | | 1 | 0 | 0 | 0 | 0 | 0 | 0 |
| Randy Tomlin, L (1, 1) OBP: 0.227, SLG: 0.171 | | | C B C X 1-2 G1-3 ② | | | C F F F X 0-2 G6-3 ① | | C B C B B F F X 3-2 BLK 1B | | 2 | 0 | 0 | 0 | 0 | 0 | 0 |
| Gary Varsho, L (8, PH) OBP: 0.260, SLG: 0.345 | | | | | | | | | | 1 | 0 | 1 | 0 | 0 | 0 | 0 |
| Bob Walk, R (9, 1) OBP: 0.045, SLG: 0.045 | | | | | | | | | | 0 | 0 | 0 | 0 | 0 | 0 | 0 |
| Inning Stats | R: 0 E: 0 K: 0 S: 6 H: 0 LOB: 0 BB: 0 P: 10 | R: 0 E: 0 K: 0 S: 7 H: 1 LOB: 1 BB: 0 P: 10 | R: 0 E: 0 K: 0 S: 6 H: 0 LOB: 0 BB: 0 P: 9 | R: 0 E: 0 K: 1 S: 11 H: 1 LOB: 1 BB: 0 P: 20 | R: 0 E: 0 K: 0 S: 5 H: 1 LOB: 0 BB: 0 P: 6 | R: 0 E: 0 K: 1 S: 13 H: 0 LOB: 0 BB: 0 P: 18 | R: 0 E: 0 K: 1 S: 10 H: 0 LOB: 1 BB: 1 P: 18 | R: 0 E: 0 K: 2 S: 14 H: 1 LOB: 1 BB: 0 P: 21 | R: 2 E: 0 K: 0 S: 13 H: 3 LOB: 1 BB: 0 P: 19 | 1B: 7 2B: 0 3B: 0 HR: 0 SF: 0 SAC: 0 DP: 1 HBP: 0 | | | | | | | |

| | AB | 32 |
|---|---|---|
| | R | 2 |
| | H | 7 |
| | RBI | 2 |
| | BB | 1 |
| | SO | 5 |
| | LOB | 10 |

| PITCHER | | IP | WLS | BF | H | R | ER | SO | BB | IBB | HBP | BLK | WP | HR | S | P | ERA | WHIP |
|---|---|---|---|---|---|---|---|---|---|---|---|---|---|---|---|---|---|---|
| Rheal Cormier, L | (1, 1) | 7.0 | | 24 | 3 | 0 | 0 | 3 | 1 | 0 | 0 | 1 | 0 | 0 | 58 | 91 | 0.00 | 0.571 |
| ERA: 4.63 | | | | | | | | | | | | | | | | | | |
| Todd Worrell, R | (8, 1) | 1.0 | | 4 | 1 | 0 | 0 | 2 | 0 | 0 | 0 | 1 | 0 | 0 | 14 | 21 | 0.00 | 1.000 |
| ERA: 3.35 | | | | | | | | | | | | | | | | | | |
| Lee Smith, R | (9, 1) | 0.2 | L | 5 | 3 | 2 | 2 | 0 | 0 | 0 | 0 | 0 | 0 | 0 | 13 | 19 | 27.00 | 4.500 |
| ERA: 3.22 | | | | | | | | | | | | | | | | | | |

| PITCHER | IP | WLS | BF | H | R | ER | SO | BB | IBB | HBP | BLK | WP | HR | S | P | ERA | WHIP |
|---|---|---|---|---|---|---|---|---|---|---|---|---|---|---|---|---|---|

| Batter | 1 | 2 | 3 | 4 | 5 | 6 | 7 | 8 | 9 | 10 | 11 | 12 | AB | R | H | RBI | BB | SO | LOB |
|---|---|---|---|---|---|---|---|---|---|---|---|---|---|---|---|---|---|---|---|
| Vince Coleman, S (1, 7)<br>OBP: 0.378, SLG: 0.414 | 1-1 SH1-3 1B 2B | 0-1 G4-3 | | | 0-0 G4-3 | | | 3-3 K | | 2-0 FC5-4 1B | | 4-0 IBB | 2 | 1 | 1 | 0 | 0 | 0 | 0 |
| Daryl Boston, L (3, 7)<br>OBP: 0.302, SLG: 0.399 | | | | | | | | | | | | | 3 | 0 | 1 | 0 | 1 | 1 | 0 |
| Willie Randolph, R (1, 4)<br>OBP: 0.341, SLG: 0.315 | 4-1 1B SH1-3 BB | | 0-2 G6-3 | | 0-0 G6-3 | | | 1-1 FC6-4 BB 1B | | 1-2 FC5-4 L1-3<br>1-2f | | 1-2 F8 | 5 | 0 | 1 | 0 | 1 | 0 | 3 |
| Dave Magadan, L (1, 5)<br>OBP: 0.396, SLG: 0.353 | 0-1 SH1-3<br>1-2<br>2-3 | | 1-3 K | | 1-0 G4-3 | | | 4-1 FC6-4<br>1-2 | | 1-0 L1-3<br>1-2 | | 1-2 G5-3 | 2 | 0 | 0 | 0 | 1 | 1 | 0 |
| Bill Pecota, R (8, PR)<br>OBP: 0.296, SLG: 0.272 (8, 5) | | | | | | | | BB | | | | | 2 | 0 | 0 | 0 | 0 | 0 | 3 |
| Eddie Murray, S (1, 3)<br>OBP: 0.317, SLG: 0.402 | 4-0 1B IBB | | 2-3 K | | | 1-0 P5 | | 2-2 FC6-4 FC5-4<br>1-2f<br>2-3 | | | 0-2 G3-1 | | 4 | 0 | 0 | 0 | 1 | 1 | 2 |
| Dave Gallagher, R (1, 9)<br>OBP: 0.279, SLG: 0.333 | 3-1 1B<br>1-2<br>2-3<br>3-H | | | 1-0 1B FC6-4 1B | | 1-3 K | | 2-2 FC5-4<br>1-2f | | | 2-1 S HBP | | 4 | 1 | 2 | 1 | 0 | 1 | 2 |
| Todd Hundley, S (1, 2)<br>OBP: 0.259, SLG: 0.344 | 3-3 K | | | 0-0 F8 | | 1-0 G6-3 | | | 2-2 L9 | | 3-2 F7<br>1-2 | | 5 | 0 | 0 | 0 | 0 | 1 | 5 |
| Dick Schofield, R (1, 6)<br>OBP: 0.315, SLG: 0.283 | 0-0 G4-3 | | | 1-0 FC6-4<br>1-3 1B | | | 2-3 K | | 4-2 BB BB | | 0-1 P6 | | 4 | 0 | 1 | 0 | 1 | 1 | 4 |
| Pat Howell, S (1, 8)<br>OBP: 0.178, SLG: 0.140 | | 0-0 G5-3 | | 1-0 FC6-4<br>1-2f<br>3-H | | | 1-1 P5-3 1B | | 4-2 L8-3<br>1-2 BB | | | 1-1 SH3 1B | 3 | 0 | 1 | 1 | 0 | 0 | 1 |
| Chico Walker, S (9, PH)<br>OBP: 0.312, SLG: 0.368 (9, 8) | | | | | | | | | | | | | 1 | 0 | 1 | 0 | 1 | 0 | 0 |
| Sid Fernandez, L (1, 1)<br>OBP: 0.235, SLG: 0.255 | | | | | | | | | | | | | 3 | 0 | 0 | 0 | 0 | 1 | 2 |
| Jeff Innis, R (7, 1) | | | | | | | | | | | | | 0 | 0 | 0 | 0 | 0 | 0 | 0 |
| Lee Guetterman, L (7, 1) | | | | | | | | | | | | | 0 | 0 | 0 | 0 | 0 | 0 | 0 |
| Mackey Sasser, L (9, PH)<br>OBP: 0.277, SLG: 0.319 | | | | | | | | | | | | | 1 | 0 | 0 | 0 | 0 | 0 | 2 |
| Anthony Young, R (9, 1)<br>OBP: 0.148, SLG: 0.115 | | | | | | | | | | | | | 0 | 0 | 0 | 0 | 0 | 0 | 0 |
| Chris Donnels, L (12, PH)<br>OBP: 0.364, SLG: 0.250 | | | | | | | | | | | | | 0 | 0 | 0 | 0 | 0 | 0 | 0 |
| Tom Filer, R (12, 1) | | | | | | | | | | | | | 0 | 0 | 0 | 0 | 0 | 0 | 0 |
| John Franco, L (12, 1) | | 1-3 K | | 1-0 G5-3 | | | | 1-0 P5-3<br>1-2f | | 1-0 L8-3<br>1-2 | | 0-0 SH3<br>1-2 | 0 | 0 | 0 | 0 | 0 | 0 | 0 |
| Inning Stats | R: 1 E: 0 K: 1 S: 12<br>H: 2 LOB: 3 BB: 2 P: 27 | R: 0 E: 0 K: 1 S: 6<br>H: 0 LOB: 0 BB: 0 P: 7 | R: 0 E: 0 K: 2 S: 10<br>H: 0 LOB: 0 BB: 0 P: 13 | R: 1 E: 0 K: 0 S: 5<br>H: 2 LOB: 1 BB: 0 P: 9 | R: 0 E: 0 K: 0 S: 3<br>H: 0 LOB: 0 BB: 0 P: 4 | R: 0 E: 0 K: 1 S: 5<br>H: 0 LOB: 0 BB: 0 P: 8 | R: 0 E: 0 K: 1 S: 7<br>H: 1 LOB: 0 BB: 0 P: 10 | R: 0 E: 0 K: 1 S: 12<br>H: 1 LOB: 2 BB: 1 P: 24 | R: 0 E: 0 K: 0 S: 12<br>H: 0 LOB: 1 BB: 2 P: 22 | R: 0 E: 0 K: 0 S: 5<br>H: 1 LOB: 0 BB: 0 P: 9 | R: 0 E: 0 K: 0 S: 11<br>H: 0 LOB: 1 BB: 0 P: 16 | R: 0 E: 0 K: 0 S: 9<br>H: 1 LOB: 2 BB: 1 P: 16 | 1B: 7<br>2B: 4<br>3B: 0<br>HR: 0 | SF: 0<br>SAC: 2<br>DP: 3<br>HBP: 1 | WP: 0<br>PB: 0<br>SB: 1<br>CS: 0 | PA: 48 | | |

| PITCHER | | IP | WLS | BF | H | R | ER | SO | BB | IBB | HBP | BLK | WP | HR | S | P | ERA | WHIP |
|---|---|---|---|---|---|---|---|---|---|---|---|---|---|---|---|---|---|---|
| Danny Jackson, L<br>ERA: 3.7 | (1, 1) | 7.0 | | 27 | 5 | 2 | 2 | 6 | 1 | 1 | 0 | 0 | 0 | 0 | 48 | 78 | 2.57 | 0.857 |
| Denny Neagle, L<br>ERA: 4.36 | (8, 1) | 1.0 | | 5 | 1 | 0 | 0 | 1 | 1 | 0 | 0 | 0 | 0 | 0 | 12 | 24 | 0.00 | 2.000 |
| Stan Belinda, R<br>ERA: 3.04 | (9, 1) | 0.1 | | 3 | 0 | 0 | 0 | 0 | 2 | 0 | 0 | 0 | 0 | 0 | 11 | 20 | 0.00 | 6.000 |
| Bob Patterson, L<br>ERA: 2.6 | (9, 1) | 0.2 | | 1 | 0 | 0 | 0 | 0 | 0 | 0 | 0 | 0 | 0 | 0 | 1 | 2 | 0.00 | 0.000 |
| Bob Walk, R<br>ERA: 3.65 | (10, 1) | 3.0 | W | 12 | 2 | 0 | 0 | 0 | 0 | 1 | 1 | 0 | 0 | 0 | 25 | 41 | 0.00 | 0.667 |

| PITCHER | IP | WLS | BF | H | R | ER | SO | BB | IBB | HBP | BLK | WP | HR | S | P | ERA | WHIP |
|---|---|---|---|---|---|---|---|---|---|---|---|---|---|---|---|---|---|

TOP

# New York Mets @ Pittsburgh Pirates

Three Rivers Stadium, Pittsburgh, PA

Tue Aug 04 1992, 7:05 PM EDT

Att. 28,211 - Sunny - 73 F

livebaseballscorecards.com

| | |
|---|---|
| AB | 39 |
| R | 2 |
| H | 8 |
| RBI | 2 |
| BB | 6 |
| SO | 7 |
| LOB | 24 |

| Batter | 1 | 2 | 3 | 4 | 5 | 6 | 7 | 8 | 9 | 10 | 11 | 12 | AB | R | H | RBI | BB | SO | LOB |
|---|---|---|---|---|---|---|---|---|---|---|---|---|---|---|---|---|---|---|---|
| Gary Redus, R (1, 3)<br>OBP: 0.306, SLG: 0.313<br>Alex Cole, L (10, PH)<br>OBP: 0.314, SLG: 0.297 (11, 9) | C X<br>0-1 ① G5-3 | B C B X<br>2-1 ① G5-3 | B F F C<br>1-3 ② K | B B B B<br>3-2 ① L7 | S B F B F X<br>2-2 1-2 3-H 1B | | 4<br>2 | 0<br>0 | 1<br>1 | 1<br>1 | 0<br>0 | 1<br>0 | 1<br>0 |
| Jay Bell, R (1, 6)<br>OBP: 0.324, SLG: 0.344 | B B C X<br>2-1 ② F7 | C S B F B X<br>2-2 ② F9 | B B B B<br>4-0 BB | 1 SAFE 1 SAFE B X<br>1-0 ② G4-3 1-2 | S B X<br>1-1 ② P4 | | 4 | 0 | 0 | 0 | 1 | 0 | 1 |
| Andy Van Slyke, L (1, 8)<br>OBP: 0.406, SLG: 0.503 | C B S B X<br>2-2 ③ F8 | C B B X<br>2-1 ③ P2 | F B C F F X<br>1-2 ③ F7 | B C B X<br>2-1 ③ F8 2-3 | X<br>0-0 ③ F7 | | 5 | 0 | 0 | 0 | 0 | 0 | 3 |
| Lloyd McClendon, R (1, 9)<br>OBP: 0.366, SLG: 0.347 (11, 3)<br>Orlando Merced, S (11, PH)<br>OBP: 0.316, SLG: 0.391 (12, 3) | B B X<br>2-0 1B 2B | B F B B B X<br>3-1 ① G6-3 | B B B B C F X<br>3-2 ① P9 | C B B B B X<br>3-2 ① G6-3 | F B C<br>1-3 ① K | | 4<br>1 | 1<br>0 | 1<br>0 | 0<br>0 | 0<br>0 | 0<br>1 | 0<br>0 |
| Barry Bonds, L (1, 7)<br>OBP: 0.441, SLG: 0.610 | C F B F F F X<br>1-2 ① F7 | B F C B F B H<br>4-2 S HBP | X<br>0-0 1B | C X<br>0-1 ② F9 | C X<br>0-2 CS 1B | | 4 | 0 | 2 | 0 | 0 | 0 | 1 |
| Jeff King, R (1, 5)<br>OBP: 0.246, SLG: 0.342 | C F B F B F X<br>1-2 ② F7 | B C B C X<br>2-2 ② F9 1-2 | S B 1 SAFE 1 SAFE S X<br>1-2 ② F9 | C B B F B S<br>3-3 K | 1 SAFE 1 SAFE B B C X<br>2-1 ② P5 | | 5 | 0 | 0 | 0 | 0 | 1 | 4 |
| Don Slaught, R (1, 2)<br>OBP: 0.378, SLG: 0.439 | B F F B X<br>2-2 1B 2-H 1B | B F B X<br>2-1 ③ P3 | B 1 SAFE 1 SAFE C X<br>1-1 ③ F9 | B X<br>1-0 ① G6-3 | 1 SAFE F P<br>1-1 ③ CS 1-2 | B B X<br>2-0 SH1-4 S 1B 1B | 5 | 1 | 2 | 1 | 0 | 0 | 2 |
| Jose Lind, R (1, 4)<br>OBP: 0.263, SLG: 0.266 | X<br>0-0 1-2 1B | B B B C X<br>3-1 SH1-4 1B | C B S X<br>1-2 SH1-4 1B | B X<br>1-0 ② G4-3 | 1 SAFE B X<br>1-0 ① SH1-4 1-3 | | 4 | 1 | 3 | 0 | 0 | 0 | 0 |
| Danny Jackson, R (1, 1)<br>OBP: 0.071, SLG: 0.071<br>Will Pennyfeather, R (7, PH)<br>OBP: 0.200, SLG: 0.200<br>Denny Neagle, L (8, 1)<br>Stan Belinda, R (9, 1)<br>OBP: 0.000, SLG: 1.000<br>Bob Patterson, R (9, 1)<br>OBP: 0.429, SLG: 0.500<br>Gary Varsho, L (9, PH)<br>OBP: 0.286, SLG: 0.342<br>Bob Walk, R (10, 1)<br>OBP: 0.045, SLG: 0.045<br>Cecil Espy, S (12, PH)<br>OBP: 0.307, SLG: 0.344 | S B F S<br>1-3 ③ K | X<br>0-0 ① SH1-4 1-2 | 1 SAFE F X<br>0-1 ① SH1-4 1-2 | F B F X<br>1-2 ③ F9 | S B S F F B B<br>4-2 1B BB | | 1<br>0<br>0<br>0<br>0<br>1<br>0<br>0<br>0 | 0<br>0<br>0<br>0<br>0<br>0<br>0<br>0<br>0 | 0<br>0<br>0<br>0<br>0<br>0<br>0<br>0<br>0 | 0<br>0<br>0<br>0<br>0<br>0<br>0<br>0<br>0 | 1<br>0<br>0<br>0<br>0<br>0<br>0<br>0<br>0 | 2<br>0<br>0<br>0<br>0<br>0<br>0<br>0<br>0 | |
| Inning Stats | R: 0 H: 0<br>E: 0 LOB: 0<br>K: 0 BB: 0<br>S: 7 P: 11 | R: 1 H: 3<br>E: 0 LOB: 2<br>K: 1 BB: 0<br>S: 20 P: 27 | R: 0 H: 0<br>E: 0 LOB: 0<br>K: 0 BB: 0<br>S: 8 P: 14 | R: 0 H: 0<br>E: 0 LOB: 1<br>K: 0 BB: 0<br>S: 10 P: 21 | R: 0 H: 0<br>E: 0 LOB: 2<br>K: 1 BB: 1<br>S: 12 P: 21 | R: 0 H: 1<br>E: 0 LOB: 1<br>K: 0 BB: 0<br>S: 9 P: 14 | R: 1 H: 2<br>E: 0 LOB: 1<br>K: 0 BB: 0<br>S: 10 P: 16 | R: 0 H: 0<br>E: 0 LOB: 0<br>K: 1 BB: 0<br>S: 8 P: 14 | R: 0 H: 0<br>E: 0 LOB: 0<br>K: 0 BB: 0<br>S: 5 P: 8 | R: 0 H: 0<br>E: 0 LOB: 0<br>K: 0 BB: 0<br>S: 6 P: 10 | R: 0 H: 1<br>E: 0 LOB: 0<br>K: 1 BB: 0<br>S: 10 P: 13 | R: 1 H: 2<br>E: 0 LOB: 2<br>K: 0 BB: 1<br>S: 9 P: 18 | 1B: 9<br>2B: 1<br>3B: 0<br>HR: 0 | SF: 0<br>SAC: 3<br>DP: 0<br>HBP: 1 | WP: 1<br>PB: 0<br>SB: 2<br>CS: 1 | PA: 47 | | |

# New York Mets @ Pittsburgh Pirates

Three Rivers Stadium, Pittsburgh, PA

Tue Aug 04 1992, 7:05 PM EDT

Att. 28,211 - Sunny - 73 F

livebaseballscorecards.com

| | |
|---|---|
| AB | 40 |
| R | 3 |
| H | 10 |
| RBI | 3 |
| BB | 2 |
| SO | 4 |
| LOB | 14 |

| PITCHER | | IP | WLS | BF | H | R | ER | SO | BB | IBB | HBP | BLK | WP | HR | S | P | ERA | WHIP |
|---|---|---|---|---|---|---|---|---|---|---|---|---|---|---|---|---|---|---|
| Sid Fernandez, L<br>ERA: 2.79 | (1, 1) | 6.1 | | 28 | 7 | 2 | 2 | 2 | 1 | 0 | 1 | 0 | 0 | 0 | 73 | 118 | 2.84 | 1.263 |
| Jeff Innis, R<br>ERA: 3.03 | (7, 1) | 0.1 | | 1 | 0 | 0 | 0 | 0 | 0 | 0 | 0 | 0 | 0 | 0 | 1 | 2 | 0.00 | 0.000 |
| Lee Guetterman, L<br>ERA: 6.26 | (7, 1) | 1.1 | | 4 | 0 | 0 | 0 | 1 | 0 | 0 | 0 | 0 | 1 | 0 | 10 | 18 | 0.00 | 0.000 |
| Anthony Young, R<br>ERA: 4.15 | (9, 1) | 3.0 | | 9 | 1 | 0 | 0 | 1 | 0 | 0 | 0 | 0 | 0 | 0 | 21 | 31 | 0.00 | 0.333 |
| Tom Filer, R<br>ERA: 2.29 | (12, 1) | 0.1 | L | 2 | 1 | 1 | 1 | 0 | 0 | 0 | 0 | 0 | 0 | 0 | 2 | 5 | 27.00 | 3.000 |

| PITCHER | | IP | WLS | BF | H | R | ER | SO | BB | IBB | HBP | BLK | WP | HR | S | P | ERA | WHIP |
|---|---|---|---|---|---|---|---|---|---|---|---|---|---|---|---|---|---|---|
| John Franco, L<br>ERA: 1.38 | (12, 1) | 0.0 | | 2 | 1 | 0 | 0 | 0 | 1 | 0 | 0 | 0 | 0 | 0 | 7 | 13 | ∞ | ∞ |

# New York Mets @ Pittsburgh Pirates

Three Rivers Stadium, Pittsburgh, PA

Wed Aug 05 1992, 7:05 PM EDT

Att. 30,009 - Cloudy - 74 F

TOP

livebaseballscorecards.com

| Batter | 1 | 2 | 3 | 4 | 5 | 6 | 7 | 8 | 9 | AB | R | H | RBI | BB | SO | LOB |
|---|---|---|---|---|---|---|---|---|---|---|---|---|---|---|---|---|
| Daryl Boston, L (1, 7)<br>OBP: 0.305, SLG: 0.392 | F9 | | BB | K | | | BB | | F8 | 3 | 0 | 0 | 0 | 2 | 1 | 2 |
| Chris Donnels, L (1, 4)<br>OBP: 0.333, SLG: 0.182 | F8 | | BB | G3-1 | | | F8 | | BB | 3 | 0 | 0 | 0 | 1 | 0 | 1 |
| Jeff Innis, R (7, 1) | | | | | | | | | | 0 | 0 | 0 | 0 | 0 | 0 | 0 |
| Willie Randolph, R (9, PH)<br>OBP: 0.343, SLG: 0.315 | | | | | | | | | | 0 | 0 | 0 | 0 | 1 | 0 | 0 |
| Dave Magadan, L (1, 5)<br>OBP: 0.393, SLG: 0.350 | F7 | | K | G4-3 | | | | 1B | F8 | 5 | 0 | 1 | 0 | 0 | 1 | 4 |
| Eddie Murray, S (1, 3)<br>OBP: 0.319, SLG: 0.403 | | F9 | | SF8 | P6 | | | S | | 4 | 1 | 2 | 0 | 0 | 0 | 0 |
| Chico Walker, S (1, 8)<br>OBP: 0.310, SLG: 0.364 | | G1-3 | | FC4-6 | | K | | P2 | | 4 | 1 | 1 | 0 | 0 | 1 | 2 |
| Pat Howell, S (8, 8)<br>OBP: 0.178, SLG: 0.140 | | | | | | | | | | 0 | 0 | 0 | 0 | 0 | 0 | 0 |
| Dave Gallagher, R (1, 9)<br>OBP: 0.287, SLG: 0.337 | | G5-3 | | SF8 | | G4-6-3 | | BB | | 2 | 0 | 1 | 1 | 1 | 0 | 0 |
| Todd Hundley, S (1, 2)<br>OBP: 0.263, SLG: 0.347 | | | E9 | FC4-6 | | G4-6-3 | | K | | 4 | 0 | 2 | 0 | 0 | 1 | 4 |
| Dick Schofield, R (1, 6)<br>OBP: 0.312, SLG: 0.280 | | | K | FC4-6 | | | P2 | F7 | | 3 | 0 | 0 | 1 | 0 | 1 | 2 |
| Bill Pecota, R (8, PH)<br>OBP: 0.294, SLG: 0.270 | | | | | | | | | | 1 | 0 | 0 | 0 | 0 | 0 | 3 |
| (8, 6) | | | | | | | | | | | | | | | | |
| Pete Schourek, L (1, 1)<br>OBP: 0.045, SLG: 0.045 | | | F7 | K | | | K | | K | 1 | 0 | 0 | 0 | 0 | 0 | 1 |
| Mackey Sasser, L (4, PH)<br>OBP: 0.274, SLG: 0.315 | | | | | | | | | | 1 | 0 | 0 | 0 | 0 | 1 | 1 |
| Mark Dewey, R (4, 1) | | | | | | | | | | 0 | 0 | 0 | 0 | 0 | 0 | 0 |
| Jeff McKnight, S (7, PH) | | | | | | | | | | 2 | 0 | 0 | 0 | 0 | 2 | 0 |
| (7, 4) | | | | | | | | | | | | | | | | |

| Inning Stats | 1 | 2 | 3 | 4 | 5 | 6 | 7 | 8 | 9 |
|---|---|---|---|---|---|---|---|---|---|
| | R: 0<br>E: 0<br>K: 0<br>S: 6 | H: 0<br>LOB: 0<br>BB: 0<br>P: 10 | R: 0<br>E: 0<br>K: 0<br>S: 8 | H: 0<br>LOB: 0<br>BB: 0<br>P: 10 | R: 0<br>E: 1<br>K: 2<br>S: 16 | H: 1<br>LOB: 3<br>BB: 2<br>P: 28 | R: 2<br>E: 0<br>K: 2<br>S: 15 | H: 3<br>LOB: 2<br>BB: 0<br>P: 28 | R: 0<br>E: 0<br>K: 0<br>S: 6 | H: 0<br>LOB: 0<br>BB: 0<br>P: 13 | R: 0<br>E: 0<br>K: 1<br>S: 7 | H: 1<br>LOB: 0<br>BB: 0<br>P: 13 | R: 0<br>E: 0<br>K: 1<br>S: 6 | H: 0<br>LOB: 1<br>BB: 1<br>P: 13 | R: 0<br>E: 0<br>K: 1<br>S: 14 | H: 2<br>LOB: 3<br>BB: 1<br>P: 29 | R: 0<br>E: 0<br>K: 1<br>S: 8 | H: 0<br>LOB: 1<br>BB: 1<br>P: 18 |

| | |
|---|---|
| AB | 33 |
| R | 2 |
| H | 7 |
| RBI | 2 |
| BB | 5 |
| SO | 8 |
| LOB | 20 |

| | 1B: 7<br>2B: 0<br>3B: 0<br>HR: 0 | SF: 1<br>SAC: 0<br>DP: 1<br>HBP: 0 | WP: 0<br>PB: 1<br>SB: 1<br>CS: 0 | PA: 39 |
|---|---|---|---|---|

| PITCHER | | IP | WLS | BF | H | R | ER | SO | BB | IBB | HBP | BLK | WP | HR | S | P | ERA | WHIP |
|---|---|---|---|---|---|---|---|---|---|---|---|---|---|---|---|---|---|---|
| Tim Wakefield, R<br>ERA: 1.06 | (1, 1) | 8.0 | W | 35 | 7 | 2 | 2 | 7 | 4 | 0 | 0 | 0 | 0 | 0 | 78 | 144 | 2.25 | 1.375 |
| Roger Mason, R<br>ERA: 3.66 | (9, 1) | 1.0 | | 4 | 0 | 0 | 0 | 1 | 1 | 0 | 0 | 0 | 0 | 0 | 8 | 18 | 0.00 | 1.000 |

| PITCHER | | IP | WLS | BF | H | R | ER | SO | BB | IBB | HBP | BLK | WP | HR | S | P | ERA | WHIP |
|---|---|---|---|---|---|---|---|---|---|---|---|---|---|---|---|---|---|---|

# New York Mets @ Pittsburgh Pirates

Three Rivers Stadium, Pittsburgh, PA

Wed Aug 05 1992, 7:05 PM EDT
Att. 30,009 - Cloudy - 74 F

livebaseballscorecards.com

## BOTTOM

| Batter | 1 | 2 | 3 | 4 | 5 | 6 | 7 | 8 | 9 | AB | R | H | RBI | BB | SO | LOB |
|---|---|---|---|---|---|---|---|---|---|---|---|---|---|---|---|---|
| Gary Redus, R (1, 3)<br>OBP: 0.295, SLG: 0.300 | B X 1-0 F9 ① | C X 0-1 F9 ③ | | B C S B S 2-3 K ① | | B F B C S 2-3 K ③ | | | | 4 | 0 | 0 | 0 | 0 | 2 | 1 |
| Jay Bell, R (1, 6)<br>OBP: 0.325, SLG: 0.346 | B X 1-0 1B 2B | | C F H 1-2 S 1B 2B HBP | C S C 0-3 K ② | | | B B X 2-0 G5-3 ① | | | 3 | 2 | 1 | 0 | 0 | 1 | 0 |
| Andy Van Slyke, L (1, 8)<br>OBP: 0.407, SLG: 0.503 | X 0-0 S SF7 1B<br>2-H | | X 0-0 S 2B 1B<br>1-2 | C F B B X 2-2 G6-3 ③ | | | C B B X 2-1 G4-3 ② | | | 4 | 2 | 2 | 1 | 0 | 0 | 0 |
| Lloyd McClendon, R (1, 9)<br>OBP: 0.363, SLG: 0.339 | C B B B C B 4-2 1B S BB<br>2-3 | | C B F B S 2-3 K ① | | C S C 0-3 K ① | | B C B X 2-1 G5-3 ③ | | | 3 | 1 | 0 | 0 | 1 | 2 | 2 |
| Barry Bonds, L (1, 7)<br>OBP: 0.439, SLG: 0.606 | B C B B C X 3-2 SF7 ②<br>3-H | | B B I I 4-0 2B IBB<br>1-2 2-3 | | S C F B B F X 2-2 G4-3 ② | | | F B B X 2-1 G4-3 ① | | 2 | 0 | 0 | 1 | 1 | 0 | 0 |
| Jeff King, R (1, 5)<br>OBP: 0.249, SLG: 0.348 | B B C C B X 3-2 S 1B<br>1-3 | | B B C B X 3-1 1B 2B ②<br>1-H 2-H 3-H | | B C F X 1-2 F7 ③ | | | C B X 1-1 G4-3 ② | | 4 | 1 | 2 | 2 | 0 | 0 | 0 |
| Don Slaught, R (1, 2)<br>OBP: 0.381, SLG: 0.447 | B M F B X 2-2 F8 ③<br>1-2 3-H | | B B X 2-0 1B ④<br>2-H | | | X 0-0 G6-3 2B | | B S B B X 3-1 G5-3 ③ | | 4 | 0 | 2 | 1 | 0 | 0 | 1 |
| Jose Lind, R (1, 4)<br>OBP: 0.263, SLG: 0.264 | | B X 1-0 P4 ① | B B B C F B B 4-2 BB | | | F F X 0-2 G6-3 ①<br>2-3 | | | | 2 | 0 | 0 | 0 | 1 | 0 | 1 |
| Tim Wakefield, R (1, 1)<br>Roger Mason, R (9, 1) | | B F B X 2-1 F8 ② | S B B F C 2-3 K ③ | | | P C X 1-1 P3 ② | | | | 3 0<br>0 0 | 0 0 | 0 0 | 0 0 | 1 0 | 3 0 | |
| Inning Stats | R: 3 H: 3<br>E: 0 LOB: 1<br>K: 0 BB: 1<br>S: 14 P: 28 | R: 0 H: 0<br>E: 0 LOB: 0<br>K: 0 BB: 0<br>S: 5 P: 8 | R: 3 H: 3<br>E: 0 LOB: 2<br>K: 2 BB: 2<br>S: 15 P: 33 | R: 0 H: 0<br>E: 0 LOB: 0<br>K: 2 BB: 0<br>S: 9 P: 13 | R: 0 H: 0<br>E: 0 LOB: 0<br>K: 1 BB: 0<br>S: 12 P: 15 | R: 0 H: 1<br>E: 0 LOB: 1<br>K: 1 BB: 0<br>S: 10 P: 12 | R: 0 H: 0<br>E: 0 LOB: 0<br>K: 0 BB: 0<br>S: 5 P: 11 | R: 0 H: 0<br>E: 0 LOB: 0<br>K: 0 BB: 0<br>S: 6 P: 12 | | 1B: 4 SF: 1<br>2B: 3 SAC: 0<br>3B: 0 DP: 0<br>HR: 0 HBP: 1 | | | | WP: 0 PA: 34<br>PB: 0<br>SB: 5<br>CS: 0 | | |

| | AB | 29 |
|---|---|---|
| | R | 6 |
| | H | 7 |
| | RBI | 5 |
| | BB | 3 |
| | SO | 6 |
| | LOB | 8 |

| PITCHER | | IP | WLS | BF | H | R | ER | SO | BB | IBB | HBP | BLK | WP | HR | S | P | ERA | WHIP |
|---|---|---|---|---|---|---|---|---|---|---|---|---|---|---|---|---|---|---|
| Pete Schourek, L<br>ERA: 3.26 | (1, 1) | 3.0 | L | 18 | 6 | 6 | 6 | 2 | 2 | 1 | 1 | 0 | 0 | 0 | 34 | 69 | 18.00 | 2.667 |
| Mark Dewey, R<br>ERA: 4.97 | (4, 1) | 3.0 | | 10 | 1 | 0 | 0 | 4 | 0 | 0 | 0 | 0 | 0 | 0 | 31 | 40 | 0.00 | 0.333 |
| Jeff Innis, R<br>ERA: 2.94 | (7, 1) | 2.0 | | 6 | 0 | 0 | 0 | 0 | 0 | 0 | 0 | 0 | 0 | 0 | 11 | 23 | 0.00 | 0.000 |

| PITCHER | IP | WLS | BF | H | R | ER | SO | BB | IBB | HBP | BLK | WP | HR | S | P | ERA | WHIP |
|---|---|---|---|---|---|---|---|---|---|---|---|---|---|---|---|---|---|

| Batter | 1 | 2 | 3 | 4 | 5 | 6 | 7 | 8 | 9 | 10 | 11 | 12 | 13 | AB | R | H | RBI | BB | SO | LOB |
|---|---|---|---|---|---|---|---|---|---|---|---|---|---|---|---|---|---|---|---|---|
| Alex Cole, L (1, 9)<br>OBP: 0.320, SLG: 0.303 | F C F B S<br>1-3<br>K ① | | C B F B X<br>2-2<br>FC5-4<br>1B | | C X<br>0-1<br>2B<br>1-3<br>1B | | | C F F B X<br>1-2<br>G1-3 ① | | C F F B X<br>1-2<br>F7 ① | | X<br>0-0<br>P6 ② | | 3 | 0 | 2 | 0 | 0 | 1 | 0 |
| Gary Redus, R (8, PH)<br>OBP: 0.292, SLG: 0.297 | | | | | | | | | | | | | | 1 | 0 | 0 | 0 | 0 | 0 | 0 |
| Will Pennyfeather, R (8, 9)<br>OBP: 0.200, SLG: 0.200 | | | | | | | | | | | | | | 0 | 0 | 0 | 0 | 0 | 0 | 0 |
| Cecil Espy, S (10, PH)<br>OBP: 0.303, SLG: 0.340 | | | | | | | | | | | | | | 2 | 0 | 0 | 0 | 0 | 0 | 0 |
| (10, 9) | | | | | | | | | | | | | | | | | | | | |
| Jay Bell, R (1, 6)<br>OBP: 0.325, SLG: 0.349 | B X<br>1-0<br>G6-3 ② | | 1 SAFE B<br>1 SAFE C X<br>1-1<br>FC5-4 ②<br>1-2f | | 1 SAFE X<br>0-0<br>1-3<br>3-H<br>2B | | | B C C F X<br>1-2<br>1B | | C S F B X<br>1-2<br>P5 ② | | S S S<br>0-3<br>K ③ | | 6 | 0 | 2 | 1 | 0 | 1 | 1 |
| Andy Van Slyke, L (1, 8)<br>OBP: 0.404, SLG: 0.496 | C B B S B S<br>3-3<br>K ③ | X<br>0-0<br>F7 ③ | | | C X<br>0-1<br>F7 ③ | | | B B C 1 SAFE 1 SAFE B X<br>3-1<br>P5 ② | | B B B B<br>4-0<br>BB<br>BB | | | F C F B S<br>2-3<br>K ① | 5 | 0 | 0 | 0 | 1 | 2 | 4 |
| Barry Bonds, L (1, 7)<br>OBP: 0.439, SLG: 0.601 | | C B F B B B<br>4-2<br>1B BB<br>G1-2-3<br>BB | | B C X<br>1-1<br>G1-3 ① | | S B B C F X<br>2-2<br>F8 ① | | 1 SAFE 1 SAFE C B B F B S<br>3-3<br>K ③ | | B B B 1 SAFE B B<br>4-0<br>FC4<br>1-2<br>BB | | | B B X<br>2-0<br>S<br>1B<br>1B | 4 | 1 | 1 | 0 | 2 | 1 | 1 |
| Orlando Merced, S (1, 3)<br>OBP: 0.317, SLG: 0.389 | B 1 SAFE 1 SAFE B 1 SAFE B B<br>4-0<br>1B<br>1-2<br>BB | | | C X<br>0-1<br>G4-3 ② | | B C B F S<br>2-3<br>K ② | | X<br>0-0<br>BB SH1-4<br>1B | | C X<br>0-1<br>FC4<br>1-2f ③ | | | X<br>0-0<br>P5 ② | 4 | 0 | 1 | 0 | 1 | 1 | 2 |
| Bob Patterson, R (10, 1)<br>OBP: 0.429, SLG: 0.500 | | | | | | | | | | | | | | 0 | 0 | 0 | 0 | 0 | 0 | 0 |
| John Wehner, R (12, 3)<br>OBP: 0.237, SLG: 0.206 | | | | | | | | | | | | | | 1 | 0 | 0 | 0 | 0 | 1 | 1 |
| Jeff King, R (1, 5)<br>OBP: 0.248, SLG: 0.345 | F B L B S<br>2-3<br>K ① | | | C B X<br>1-1<br>G1-3 ③ | | F X<br>0-1<br>P2 ③ | | | X<br>0-0<br>SH1-4 ①<br>1-2 | | S X<br>0-1<br>P6 ① | | 1 SAFE 1 SAFE B C C B X<br>2-2<br>1-H<br>1B | 5 | 1 | 1 | 1 | 0 | 1 | 2 |
| Michael LaValliere, L (1, 2)<br>OBP: 0.349, SLG: 0.320 | F B B B X<br>3-1<br>1-2<br>2-3<br>1B | | B B B C X<br>3-1<br>G5-3 ① | | | | X<br>0-0<br>G4-3 ① | | I I I I<br>4-0<br>BB<br>IBB | | B X<br>1-0<br>P7 ② | | I I I I<br>4-0<br>1B<br>IBB | 4 | 0 | 1 | 0 | 2 | 0 | 0 |
| Jose Lind, R (1, 4)<br>OBP: 0.267, SLG: 0.266 | F F X<br>0-2<br>G1-2-3 ② ③<br>3-Hf | | X<br>0-0<br>CS<br>1B | | | | B X<br>1-0<br>G4-3 ② | | C B C F B B B<br>4-2<br>G4-3<br>1-2<br>2-3<br>BB | | B B B B C F F F X<br>3-2<br>L9 ③ | | B F B X<br>2-1<br>1-2<br>2-H<br>1B | 5 | 0 | 2 | 1 | 1 | 0 | 3 |
| Doug Drabek, R (1, 1)<br>OBP: 0.164, SLG: 0.197 | | F B S X<br>1-2<br>G4-3 ① | | B S X<br>1-1<br>1B<br>1-2<br>2B<br>1B | | | F B B S S B X<br>3-2<br>G5-3 ③ | | B B X<br>2-0<br>G4-3 ② ③<br>1-2f | | | C C B X<br>1-2<br>F7 ① X | <br>0-0<br>G6-3 ③ | 3 | 1 | 1 | 0 | 0 | 0 | 0 |
| Gary Varsho, L (9, PH)<br>OBP: 0.256, SLG: 0.339 | | | | | | | | | | | | | | 1 | 0 | 0 | 0 | 0 | 0 | 3 |
| Stan Belinda, R (9, 1)<br>ERA: 0.00, SLG: 1.000 | | | | | | | | | | | | | | 0 | 0 | 0 | 0 | 0 | 0 | 0 |
| Lloyd McClendon, R (10, 3)<br>OBP: 0.000, SLG: 0.000 | | | | | | | | | | | | | | 1 | 0 | 0 | 0 | 0 | 0 | 0 |
| Roger Mason, R (12, 1) | | | | | | | | | | | | | | 0 | 0 | 0 | 0 | 0 | 0 | 0 |
| Don Slaught, R (12, PH)<br>OBP: 0.379, SLG: 0.444 | | | | | | | | | | | | | | 1 | 0 | 0 | 0 | 0 | 0 | 2 |
| Denny Neagle, L (13, 1) | | | | | | | | | | | | | | 0 | 0 | 0 | 0 | 0 | 0 | 0 |
| Inning Stats | R: 0<br>E: 0<br>K: 2<br>S: 8<br>H: 0<br>LOB: 0<br>BB: 0<br>P: 13 | R: 0<br>E: 0<br>K: 1<br>S: 10<br>H: 1<br>LOB: 2<br>BB: 2<br>P: 23 | R: 0<br>E: 0<br>K: 0<br>S: 10<br>H: 1<br>LOB: 1<br>BB: 0<br>P: 14 | R: 0<br>E: 0<br>K: 0<br>S: 6<br>H: 0<br>LOB: 0<br>BB: 0<br>P: 8 | R: 1<br>E: 0<br>K: 0<br>S: 10<br>H: 4<br>LOB: 2<br>BB: 0<br>P: 14 | R: 0<br>E: 0<br>K: 1<br>S: 9<br>H: 0<br>LOB: 0<br>BB: 0<br>P: 13 | R: 0<br>E: 0<br>K: 0<br>S: 5<br>H: 0<br>LOB: 0<br>BB: 0<br>P: 9 | R: 0<br>E: 0<br>K: 1<br>S: 12<br>H: 1<br>LOB: 1<br>BB: 0<br>P: 20 | R: 0<br>E: 0<br>K: 0<br>S: 6<br>H: 1<br>LOB: 2<br>BB: 2<br>P: 16 | R: 0<br>E: 0<br>K: 0<br>S: 11<br>H: 0<br>LOB: 2<br>BB: 2<br>P: 21 | R: 0<br>E: 0<br>K: 0<br>S: 8<br>H: 0<br>LOB: 0<br>BB: 0<br>P: 12 | R: 0<br>E: 0<br>K: 1<br>S: 7<br>H: 0<br>LOB: 0<br>BB: 0<br>P: 8 | R: 2<br>E: 0<br>K: 1<br>S: 12<br>H: 3<br>LOB: 2<br>BB: 1<br>P: 24 | 1B: 10<br>2B: 1<br>3B: 0<br>HR: 0<br>SF: 0<br>SAC: 1<br>DP: 2<br>HBP: 0 | WP: 0<br>PB: 0<br>SB: 1<br>CS: 1<br>PA: 54 | | | | | | |

| PITCHER | | IP | WLS | BF | H | R | ER | SO | BB | IBB | HBP | BLK | WP | HR | S | P | ERA | WHIP |
|---|---|---|---|---|---|---|---|---|---|---|---|---|---|---|---|---|---|---|
| Omar Olivares, R<br>ERA: 3.67 | (1, 1) | 7.0 | | 27 | 6 | 1 | 1 | 4 | 2 | 0 | 0 | 0 | 0 | 0 | 58 | 94 | 1.29 | 1.143 |
| Bob McClure, L<br>ERA: 2.75 | (8, 1) | 1.0 | | 5 | 2 | 0 | 0 | 1 | 0 | 0 | 0 | 0 | 0 | 0 | 13 | 21 | 0.00 | 2.000 |
| Mike Perez, R<br>ERA: 1.52 | (9, 1) | 2.0 | | 9 | 0 | 0 | 0 | 0 | 3 | 1 | 0 | 0 | 0 | 0 | 16 | 36 | 0.00 | 1.500 |
| Todd Worrell, R<br>ERA: 3.18 | (11, 1) | 1.0 | | 3 | 0 | 0 | 0 | 0 | 0 | 0 | 0 | 0 | 0 | 0 | 8 | 12 | 0.00 | 0.000 |
| Lee Smith, R<br>ERA: 3.33 | (12, 1) | 2.0 | L | 10 | 3 | 2 | 2 | 2 | 0 | 1 | 0 | 0 | 0 | 0 | 19 | 32 | 9.00 | 1.500 |

| PITCHER | IP | WLS | BF | H | R | ER | SO | BB | IBB | HBP | BLK | WP | HR | S | P | ERA | WHIP |
|---|---|---|---|---|---|---|---|---|---|---|---|---|---|---|---|---|---|

# TOP

## Pittsburgh Pirates @ St. Louis Cardinals

Busch Stadium, St. Louis, MO

Thu Aug 06 1992, 7:05 PM CDT

Att. 32,001 - Sunny - 82 F

livebaseballscorecards.com

| | |
|---|---|
| AB | 46 |
| R | 3 |
| H | 11 |
| RBI | 3 |
| BB | 7 |
| SO | 7 |
| LOB | 19 |

| Batter | 1 | 2 | 3 | 4 | 5 | 6 | 7 | 8 | 9 | 10 | 11 | 12 | 13 | AB | R | H | RBI | BB | SO | LOB |
|---|---|---|---|---|---|---|---|---|---|---|---|---|---|---|---|---|---|---|---|---|
| Bernard Gilkey, R (1, 7)<br>OBP: 0.358, SLG: 0.399 | 3-1 SH1-3 2B | | 2-3 K 1 | | 2-3 K 2 | | | 0-0 L7 1 | | 4-1 S BB | | 1-3 K 2 | | 5 | 0 | 1 | 0 | 1 | 3 | 2 |
| Ozzie Smith, S (1, 6)<br>OBP: 0.378, SLG: 0.341 | 0-0 SH1-3 1 2-3 | | 2-0 S 1B | | 1-2 CS 1B | | | 1-0 L7 2 | | 4-0 1-2 IBB | | 0-0 FC4-6 3 1-2f | | 4 | 0 | 2 | 0 | 1 | 0 | 2 |
| Ray Lankford, L (1, 8)<br>OBP: 0.370, SLG: 0.463 | 2-3 K 2 | | 2-3 K 2 1-2 | | 0-1 CS 3 1-2 | P5 1 | | 2-0 CS 1B | | 1-2 F7 3 | | | 3-2 G4-3 1 | 6 | 0 | 1 | 0 | 0 | 2 | 4 |
| Todd Zeile, R (1, 5)<br>OBP: 0.344, SLG: 0.353<br>Lee Smith, R (12, 1)<br>Rex Hudler, R (13, PH)<br>OBP: 0.256, SLG: 0.345 | 1-3 K 3 | | 0-0 G6-3 3 | | | G3 2 | | 1-0 CS 3 1-2 | 2-3 K 1 | | P4 1 | | 1-2 G5-3 2 | 5<br>0<br>1 | 0<br>0<br>0 | 0<br>0<br>0 | 0<br>0<br>0 | 0<br>0<br>0 | 2<br>0<br>0 | 2<br>0<br>0 |
| Felix Jose, S (1, 9)<br>OBP: 0.350, SLG: 0.446 | | 0-0 G6-3 1 | | G4-3 1 | | 1-3 K 3 | | | 3-1 S 1B | | 0-0 G6-3 2 | | 3-2 HR | 6 | 1 | 2 | 1 | 0 | 1 | 0 |
| Andres Galarraga, R (1, 3)<br>OBP: 0.274, SLG: 0.366 | | 0-0 1B 2B | | 1-0 2B | | | K2-3 1 | | P4 2 1-2 | | 2-2 CS 1B | | 1-2 L6 3 | 6 | 1 | 3 | 0 | 0 | 1 | 1 |
| Luis Alicea, S (1, 4)<br>OBP: 0.354, SLG: 0.433 | | 3-3 K 2 | | 4-1 G6-4-3 BB | | | 4-0 S BB | | 0-2 F9 3 | | 1-0 CS 3 1-2 | 0-0 1B 2B | | 3 | 0 | 1 | 0 | 2 | 1 | 2 |
| Tom Pagnozzi, R (1, 2)<br>OBP: 0.307, SLG: 0.395 | | 2-1 2-H 1B | | 0-1 G6-4-3 2 3 1-2f | | | 1-1 G6-3 2 1-2 | | | 2-3 K 1 | | 0-3 K 1 | | 5 | 0 | 1 | 1 | 0 | 2 | 4 |
| Omar Olivares, R (1, 1)<br>OBP: 0.277, SLG: 0.348<br>Gerald Perry, L (7, PH)<br>OBP: 0.298, SLG: 0.294<br>Bob McClure, R (8, 1)<br>Mike Perez, R (9, 1)<br>Milt Thompson, L (10, PH)<br>OBP: 0.328, SLG: 0.429<br>Todd Worrell, R (11, 1)<br>Craig Wilson, R (12, 5)<br>OBP: 0.359, SLG: 0.355 | | 1-2 P4 3 | | | 0-3 K 1 | | 0-0 G3-1 3 | | | 0-3 K 2 | | 0-0 FC4-6 1B 2-3 | | 2<br>1<br>0<br>0<br>1<br>0<br>1 | 0<br>0<br>0<br>0<br>0<br>0<br>0 | 0<br>0<br>0<br>0<br>0<br>0<br>0 | 0<br>0<br>0<br>0<br>0<br>0<br>0 | 1<br>0<br>0<br>0<br>1<br>0<br>0 | 1<br>1<br>0<br>0<br>0<br>0<br>0 | 1<br>1<br>1<br>0<br>0<br>0<br>0 |
| Inning Stats | R: 0 E: 0 K: 2 S: 9 H: 1 LOB: 1 BB: 0 P: 15 | R: 1 E: 0 K: 1 S: 11 H: 2 LOB: 1 BB: 0 P: 17 | R: 0 E: 0 K: 2 S: 8 H: 1 LOB: 1 BB: 0 P: 14 | R: 0 E: 0 K: 0 S: 7 H: 1 LOB: 1 BB: 1 P: 15 | R: 0 E: 0 K: 2 S: 10 H: 1 LOB: 0 BB: 0 P: 13 | R: 0 E: 0 K: 1 S: 8 H: 0 LOB: 0 BB: 0 P: 11 | R: 0 E: 0 K: 1 S: 7 H: 0 LOB: 1 BB: 1 P: 12 | R: 0 E: 0 K: 0 S: 3 H: 1 LOB: 0 BB: 0 P: 7 | R: 0 E: 0 K: 1 S: 11 H: 1 LOB: 1 BB: 0 P: 16 | R: 0 E: 0 K: 2 S: 13 H: 0 LOB: 2 BB: 2 P: 22 | R: 0 E: 0 K: 0 S: 6 H: 1 LOB: 0 BB: 0 P: 11 | R: 0 E: 0 K: 2 S: 9 H: 2 LOB: 2 BB: 0 P: 10 | R: 1 E: 0 K: 0 S: 14 H: 1 LOB: 0 BB: 0 P: 22 | 1B: 7<br>2B: 4<br>3B: 0<br>HR: 1 | SF: 0<br>SAC: 1<br>DP: 1<br>HBP: 0 | WP: 0<br>PB: 0<br>SB: 4<br>CS: 3 | PA: 54 | | |

| PITCHER | | IP | WLS | BF | H | R | ER | SO | BB | IBB | HBP | BLK | WP | HR | S | P | ERA | WHIP |
|---|---|---|---|---|---|---|---|---|---|---|---|---|---|---|---|---|---|---|
| Doug Drabek, R<br>ERA: 2.54 | (1, 1) | 8.0 | | 30 | 7 | 1 | 1 | 9 | 2 | 0 | 0 | 0 | 0 | 0 | 63 | 104 | 1.12 | 1.125 |
| Stan Belinda, R<br>ERA: 2.94 | (9, 1) | 1.2 | | 8 | 1 | 0 | 0 | 3 | 1 | 1 | 0 | 0 | 0 | 0 | 21 | 34 | 0.00 | 1.200 |
| Bob Patterson, L<br>ERA: 2.51 | (10, 1) | 1.2 | | 6 | 2 | 0 | 0 | 1 | 0 | 0 | 0 | 0 | 0 | 0 | 13 | 19 | 0.00 | 1.200 |
| Roger Mason, R<br>ERA: 3.62 | (12, 1) | 0.2 | W | 3 | 1 | 0 | 0 | 1 | 0 | 0 | 0 | 0 | 0 | 0 | 5 | 6 | 0.00 | 1.500 |
| Denny Neagle, L<br>ERA: 4.43 | (13, 1) | 1.0 | S | 4 | 1 | 1 | 1 | 0 | 0 | 0 | 0 | 0 | 0 | 1 | 14 | 22 | 9.00 | 1.000 |

| PITCHER | IP | WLS | BF | H | R | ER | SO | BB | IBB | HBP | BLK | WP | HR | S | P | ERA | WHIP |
|---|---|---|---|---|---|---|---|---|---|---|---|---|---|---|---|---|---|

# BOTTOM

# Pittsburgh Pirates @ St. Louis Cardinals

Busch Stadium, St. Louis, MO

Thu Aug 06 1992, 7:05 PM CDT

Att. 32,001 - Sunny - 82 F

livebaseballscorecards.com

| | |
|---|---|
| AB | 46 |
| R | 2 |
| H | 12 |
| RBI | 2 |
| BB | 4 |
| SO | 14 |
| LOB | 19 |

# Pittsburgh Pirates @ St. Louis Cardinals

Busch Stadium, St. Louis, MO

Fri Aug 07 1992, 7:05 PM CDT

Att. 37,518 - Cloudy - 77 F

livebaseballscorecards.com

## TOP

| Batter | 1 | 2 | 3 | 4 | 5 | 6 | 7 | 8 | 9 | AB | R | H | RBI | BB | SO | LOB |
|---|---|---|---|---|---|---|---|---|---|---|---|---|---|---|---|---|
| Gary Redus, R (1, 3)<br>OBP: 0.302, SLG: 0.308 | X<br>0-0<br>F9 S 1B | | B B X<br>2-0<br>P4 | | X<br>0-0<br>FC6-4<br>2-H<br>1B | | B B X<br>2-0<br>1-H 2-H<br>3B | | X<br>0-0<br>G4-3 | 3 | 0 | 2 | 1 | 0 | 0 | 0 |
| Orlando Merced, S (7, PH)<br>OBP: 0.318, SLG: 0.397 (7, 3) | | | | | | | | | | 2 | 0 | 1 | 2 | 0 | 0 | 0 |
| Jay Bell, R (1, 6)<br>OBP: 0.325, SLG: 0.348 | S B B 1 SAFE 1 SAFE C X<br>2-2<br>F9<br>1-3 | | C B B F X<br>2-2<br>BLK 1B | | X<br>0-0<br>FC6-4<br>1-2f | | B B S S S<br>2-3<br>K | | | 4 | 0 | 1 | 0 | 0 | 1 | 3 |
| Andy Van Slyke, L (1, 8)<br>OBP: 0.405, SLG: 0.494 | C B F F S<br>2-3<br>K | | B F S X<br>1-2<br>G4-3<br>1-2 | | | H<br>1-0<br>G6-3<br>HBP | I I I I<br>4-0<br>IBB | | | 2 | 0 | 0 | 0 | 1 | 1 | 2 |
| Lloyd McClendon, R (1, 9)<br>OBP: 0.351, SLG: 0.326 | B B C S B X<br>3-2<br>F8 | | | C B S B S<br>2-3<br>K | | 1 SAFE S 1 SAFE X<br>0-1<br>G6-3<br>1-2f | B X<br>1-0<br>P6 | | | 4 | 0 | 0 | 0 | 0 | 1 | 4 |
| Barry Bonds, L (1, 7)<br>OBP: 0.438, SLG: 0.597 | | F B C B B F S<br>3-3<br>K | | B X<br>1-0<br>G1-4-3<br>1B | | B X<br>1-0<br>G1-3 | | X<br>0-0<br>G3 | | 4 | 0 | 1 | 0 | 0 | 1 | 0 |
| Jeff King, R (1, 5)<br>OBP: 0.248, SLG: 0.354 | | B B C X<br>2-1<br>HR | | X<br>0-0<br>G1-4-3<br>1-2f | | | C L X<br>0-2<br>F9 | B C B B X<br>3-1<br>F7 | | 4 | 1 | 1 | 1 | 0 | 0 | 1 |
| Don Slaught, R (1, 2)<br>OBP: 0.376, SLG: 0.436 | | F B F B S<br>2-3<br>K | | | B S B B B F X<br>3-2<br>G6-3 | | S B F F F B B B<br>4-2<br>1B 1B BB | S S B X<br>1-2<br>G6-3 | | 3 | 1 | 0 | 0 | 1 | 1 | 0 |
| Jose Lind, R (1, 4)<br>OBP: 0.270, SLG: 0.269 | | F B S X<br>1-2<br>G5-3 | | | F F X<br>0-2<br>SH1-4<br>1B 1B | | B B F X<br>2-1<br>1B 3B 1-3 1B | | B X<br>1-0<br>G4-3 | 4 | 2 | 2 | 0 | 0 | 0 | 0 |
| Randy Tomlin, L (1, 1)<br>OBP: 0.239, SLG: 0.186 | | | B F S F B B X<br>3-2<br>G1-3 | | B X<br>1-0<br>SH1-4<br>1-2 | | C B F X<br>1-2<br>1-2 3-H 3B 1B | | X<br>0-0<br>G4-3 | 2 | 1 | 1 | 1 | 0 | 0 | 0 |
| Will Pennyfeather, R (9, PH)<br>OBP: 0.167, SLG: 0.167 | | | | | | | | | | 1 | 0 | 0 | 0 | 0 | 0 | 0 |
| Bob Patterson, R (9, 1)<br>OBP: 0.429, SLG: 0.500 | | | | | | | | | | 0 | 0 | 0 | 0 | 0 | 0 | 0 |

| | AB | 33 |
|---|---|---|
| | R | 5 |
| | H | 9 |
| | RBI | 5 |
| | BB | 2 |
| | SO | 5 |
| | LOB | 10 |

| Inning Stats | 1 | 2 | 3 | 4 | 5 | 6 | 7 | 8 | 9 |
|---|---|---|---|---|---|---|---|---|---|
| | R: 0 E: 0 K: 1 S: 11 | R: 1 E: 0 K: 2 S: 12 | R: 0 E: 0 K: 0 S: 11 | R: 0 E: 0 K: 1 S: 5 | R: 1 E: 0 K: 0 S: 9 | R: 0 E: 0 K: 0 S: 3 | R: 3 E: 0 K: 1 S: 17 | R: 0 E: 0 K: 0 S: 6 | R: 0 E: 0 K: 0 S: 3 |
| | H: 1 LOB: 1 BB: 0 P: 18 | H: 1 LOB: 0 BB: 0 P: 20 | H: 1 LOB: 1 BB: 0 P: 19 | H: 1 LOB: 0 BB: 0 P: 8 | H: 2 LOB: 1 BB: 0 P: 13 | H: 0 LOB: 0 BB: 0 P: 5 | H: 3 LOB: 2 BB: 2 P: 33 | H: 0 LOB: 0 BB: 0 P: 10 | H: 0 LOB: 0 BB: 0 P: 4 |

| | 1B: 7 | SF: 0 |
|---|---|---|
| | 2B: 0 | SAC: 1 |
| | 3B: 1 | DP: 2 |
| | HR: 1 | HBP: 1 |

| | WP: 0 | PA: 37 |
|---|---|---|
| | PB: 0 | |
| | SB: 1 | |
| | CS: 0 | |

| PITCHER | | IP | WLS | BF | H | R | ER | SO | BB | IBB | HBP | BLK | WP | HR | S | P | ERA | WHIP |
|---|---|---|---|---|---|---|---|---|---|---|---|---|---|---|---|---|---|---|
| Rheal Cormier, L<br>ERA: 4.54 | (1, 1) | 6.0 | L | 23 | 6 | 2 | 2 | 4 | 0 | 0 | 1 | 1 | 0 | 1 | 51 | 83 | 3.00 | 1.000 |
| Cris Carpenter, R<br>ERA: 3.47 | (7, 1) | 2.0 | | 11 | 3 | 3 | 3 | 1 | 1 | 1 | 0 | 0 | 0 | 0 | 23 | 43 | 13.50 | 2.000 |
| Donovan Osborne, L<br>ERA: 3.82 | (9, 1) | 1.0 | | 3 | 0 | 0 | 0 | 0 | 0 | 0 | 0 | 0 | 0 | 0 | 3 | 4 | 0.00 | 0.000 |

| PITCHER | IP | WLS | BF | H | R | ER | SO | BB | IBB | HBP | BLK | WP | HR | S | P | ERA | WHIP |
|---|---|---|---|---|---|---|---|---|---|---|---|---|---|---|---|---|---|

| Batter | 1 | 2 | 3 | 4 | 5 | 6 | 7 | 8 | 9 | AB | R | H | RBI | BB | SO | LOB |
|---|---|---|---|---|---|---|---|---|---|---|---|---|---|---|---|---|
| Bernard Gilkey, R (1, 7)<br>OBP: 0.353, SLG: 0.392 | G4-3 | | F8 | | | L5 | | F8 | | 4 | 0 | 0 | 0 | 0 | 0 | 1 |
| Ozzie Smith, S (1, 6)<br>OBP: 0.376, SLG: 0.340 | G4-3 | | FC5-4 | | | 1B | | | F9 | 4 | 0 | 1 | 0 | 0 | 0 | 1 |
| Ray Lankford, L (1, 8)<br>OBP: 0.367, SLG: 0.458 | K | | | K | | F7 | | | F7 | 4 | 0 | 0 | 0 | 0 | 2 | 1 |
| Felix Jose, S (1, 9)<br>OBP: 0.352, SLG: 0.456 | | G5-4-3 1B | | P4 | | | HR | | G5-3 | 4 | 1 | 2 | 1 | 0 | 0 | 0 |
| Andres Galarraga, R (1, 3)<br>OBP: 0.271, SLG: 0.361 | | G5-4-3 | | G5-3 | | | F7 | | | 3 | 0 | 0 | 0 | 0 | 0 | 1 |
| Todd Zeile, R (1, 5)<br>OBP: 0.344, SLG: 0.353 | | 1B | | | G1-3 | | G3-1 | | | 3 | 0 | 1 | 0 | 0 | 0 | 0 |
| Tom Pagnozzi, R (1, 2)<br>OBP: 0.304, SLG: 0.392 | | G1 | | | G6-3 | | L3 | | | 3 | 0 | 0 | 0 | 0 | 0 | 1 |
| Luis Alicea, S (1, 4)<br>OBP: 0.353, SLG: 0.431 | | | FC1-6 1B | | G5-3 | | | F8 | | 3 | 0 | 1 | 0 | 0 | 0 | 0 |
| Rheal Cormier, L (1, 1)<br>OBP: 0.156, SLG: 0.219 | | | FC1-6 FC5-4 | | | P4 | | K | | 1 | 0 | 0 | 0 | 0 | 0 | 1 |
| Rex Hudler, R (6, PH)<br>OBP: 0.253, SLG: 0.341 | | | | | | | | | | 1 | 0 | 0 | 0 | 0 | 0 | 0 |
| Cris Carpenter, R (7, 1)<br>OBP: 0.500, SLG: 0.500 | | | | | | | | | | 0 | 0 | 0 | 0 | 0 | 0 | 0 |
| Milt Thompson, L (8, PH)<br>OBP: 0.356, SLG: 0.427 | | | | | | | | | | 1 | 0 | 0 | 0 | 0 | 1 | 0 |
| Donovan Osborne, S (9, 1)<br>OBP: 0.154, SLG: 0.205 | | | | | | | | | | 0 | 0 | 0 | 0 | 0 | 0 | 0 |
| Inning Stats | R: 0<br>E: 0<br>K: 1<br>S: 9<br>H: 0<br>LOB: 0<br>BB: 0<br>P: 13 | R: 0<br>E: 0<br>K: 0<br>S: 10<br>H: 2<br>LOB: 1<br>BB: 0<br>P: 11 | R: 0<br>E: 0<br>K: 0<br>S: 9<br>H: 1<br>LOB: 1<br>BB: 0<br>P: 14 | R: 0<br>E: 0<br>K: 1<br>S: 12<br>H: 0<br>LOB: 0<br>BB: 0<br>P: 18 | R: 0<br>E: 0<br>K: 0<br>S: 6<br>H: 0<br>LOB: 0<br>BB: 0<br>P: 9 | R: 0<br>E: 0<br>K: 0<br>S: 11<br>H: 1<br>LOB: 1<br>BB: 0<br>P: 16 | R: 1<br>E: 0<br>K: 0<br>S: 7<br>H: 1<br>LOB: 0<br>BB: 0<br>P: 9 | R: 0<br>E: 0<br>K: 1<br>S: 7<br>H: 0<br>LOB: 0<br>BB: 0<br>P: 12 | R: 0<br>E: 0<br>K: 0<br>S: 6<br>H: 0<br>LOB: 0<br>BB: 0<br>P: 11 | 1B: 4<br>2B: 0<br>3B: 0<br>HR: 1<br>SF: 0<br>SAC: 0<br>DP: 1<br>HBP: 0 | | | | | | |

| PITCHER | | IP | WLS | BF | H | R | ER | SO | BB | IBB | HBP | BLK | WP | HR | S | P | ERA | WHIP |
|---|---|---|---|---|---|---|---|---|---|---|---|---|---|---|---|---|---|---|
| Randy Tomlin, L<br>ERA: 3.56 | (1, 1) | 8.0 | W | 28 | 5 | 1 | 1 | 3 | 0 | 0 | 0 | 0 | 0 | 1 | 71 | 102 | 1.12 | 0.625 |
| Bob Patterson, L<br>ERA: 2.45 | (9, 1) | 1.0 | | 3 | 0 | 0 | 0 | 0 | 0 | 0 | 0 | 0 | 0 | 0 | 6 | 11 | 0.00 | 0.000 |

| PITCHER | IP | WLS | BF | H | R | ER | SO | BB | IBB | HBP | BLK | WP | HR | S | P | ERA | WHIP |
|---|---|---|---|---|---|---|---|---|---|---|---|---|---|---|---|---|---|

# BOTTOM

## Pittsburgh Pirates @ St. Louis Cardinals

Busch Stadium, St. Louis, MO

Fri Aug 07 1992, 7:05 PM CDT
Att. 37,518 - Cloudy - 77 F

livebaseballscorecards.com

| | |
|---|---|
| AB | 31 |
| R | 1 |
| H | 5 |
| RBI | 1 |
| BB | 0 |
| SO | 3 |
| LOB | 6 |

WP: 0 PA: 31
PB: 0
SB: 0
CS: 0

| Batter | 1 | 2 | 3 | 4 | 5 | 6 | 7 | 8 | 9 | AB | R | H | RBI | BB | SO | LOB |
|---|---|---|---|---|---|---|---|---|---|---|---|---|---|---|---|---|
| Alex Cole, L (1, 9)<br>OBP: 0.323, SLG: 0.318 | C C B S<br>1-3 ① K | | L B F S<br>1-3 ① K | | B X<br>1-0 ③ 3B | | | X<br>0-0 1B SF7 1B | | 4 | 1 | 2 | 0 | 0 | 2 | 0 |
| Denny Neagle, L (8, 1) | | | | | | | | | | 0 | 0 | 0 | 0 | 0 | 0 | 0 |
| Stan Belinda, R (8, 1)<br>OBP: 0.500, SLG: 1.000 | | | | | | | | | | 0 | 0 | 0 | 0 | 0 | 0 | 0 |
| Jay Bell, R (1, 6)<br>OBP: 0.324, SLG: 0.347 | B X<br>1-0 ② F8 | | C B F X<br>1-2 ② G6-3 | | B X<br>1-0 ③ G6-3 | | | 1 SAFE B 1 SAFE C P 1 SAFE S F X<br>2-2 1-3 1B | | 4 | 0 | 1 | 0 | 0 | 0 | 1 |
| Andy Van Slyke, L (1, 8)<br>OBP: 0.404, SLG: 0.492 | X<br>0-0 2B 1B | | B B B F S S<br>3-3 ③ K | | | B B C C X<br>2-2 ① G6-3 | | B C F X<br>1-2 ② SF7 3-H | | 3 | 1 | 1 | 1 | 0 | 1 | 0 |
| Barry Bonds, L (1, 7)<br>OBP: 0.436, SLG: 0.595 | C B 1 SAFE B B X<br>3-1 1-H 2B | | | X<br>0-0 ① F9 | | B B C X<br>2-1 ② F8 | | B B X<br>2-0 ③ F7 | | 4 | 0 | 1 | 1 | 0 | 0 | 1 |
| Orlando Merced, S (1, 3)<br>OBP: 0.314, SLG: 0.391 | B X<br>1-0 ③ L7 | | | B X<br>1-0 ② F9 | | C B F B S<br>2-3 ③ K | | | B F B X<br>2-1 ① G3 | 4 | 0 | 0 | 0 | 0 | 1 | 1 |
| Jeff King, R (1, 5)<br>OBP: 0.248, SLG: 0.353 | | B C F X<br>1-2 ① P3 | | C X<br>0-1 PB 1B | | | F X<br>0-1 ① F9 | | C X<br>0-1 ② F9 | 4 | 0 | 1 | 0 | 0 | 0 | 0 |
| Michael LaValliere, L (1, 2)<br>OBP: 0.343, SLG: 0.313 | | X<br>0-0 ② L3 | | B C F X<br>1-2 ③ G6-3 1-2 | | | B B C X<br>2-1 ② F7 | | X<br>0-0 ③ G4-3 | 4 | 0 | 0 | 0 | 0 | 0 | 1 |
| Jose Lind, R (1, 4)<br>OBP: 0.270, SLG: 0.269 | | B F X<br>1-1 FC6-4 1B | | | B X<br>1-0 ① F8 | | C F B F B F F X<br>2-2 ③ F7 | | | 3 | 0 | 1 | 0 | 0 | 0 | 0 |
| Zane Smith, L (1, 1)<br>OBP: 0.160, SLG: 0.167 | | X<br>0-0 ③ FC6-4 1-2f | | | X<br>0-0 ② G4-3 | | | S T B B F X<br>2-2 ① G4-3 | | 2 | 0 | 0 | 0 | 0 | 0 | 1 |
| Bob Walk, R (6, 1)<br>OBP: 0.045, SLG: 0.045 | | | | | | | | | | 0 | 0 | 0 | 0 | 0 | 0 | 0 |
| Cecil Espy, S (8, PH)<br>OBP: 0.301, SLG: 0.338 | | | | | | | | | | 1 | 0 | 0 | 0 | 0 | 0 | 0 |
| (8, 9) | | | | | | | | | | | | | | | | |
| Inning Stats | R: 1 E: 0 K: 1 S: 8<br>H: 2 LOB: 1 BB: 0 P: 14 | R: 0 E: 0 K: 0 S: 7<br>H: 1 LOB: 1 BB: 0 P: 9 | R: 0 E: 0 K: 2 S: 9<br>H: 0 LOB: 0 BB: 0 P: 14 | R: 0 E: 0 K: 0 S: 7<br>H: 1 LOB: 1 BB: 0 P: 9 | R: 0 E: 0 K: 0 S: 4<br>H: 1 LOB: 1 BB: 0 P: 7 | R: 0 E: 0 K: 1 S: 8<br>H: 0 LOB: 0 BB: 0 P: 14 | R: 0 E: 0 K: 0 S: 10<br>H: 0 LOB: 0 BB: 0 P: 14 | R: 1 E: 0 K: 0 S: 15<br>H: 2 LOB: 1 BB: 0 P: 21 | R: 0 E: 0 K: 0 S: 5<br>H: 0 LOB: 0 BB: 0 P: 7 | 1B: 5 2B: 1 3B: 1 HR: 0<br>SF: 1 SAC: 0 DP: 0 HBP: 0 | | | | | | |

# TOP

## Pittsburgh Pirates @ St. Louis Cardinals

Busch Stadium, St. Louis, MO

Sat Aug 08 1992, 7:05 PM CDT

Att. 44,094 - Sunny - 93 F

livebaseballscorecards.com

| | |
|---|---|
| AB | 33 |
| R | 2 |
| H | 7 |
| RBI | 2 |
| BB | 0 |
| SO | 4 |
| LOB | 5 |

WP: 0 PB: 1 SB: 0 CS: 0 PA: 34

| PITCHER | | IP | WLS | BF | H | R | ER | SO | BB | IBB | HBP | BLK | WP | HR | S | P | ERA | WHIP |
|---|---|---|---|---|---|---|---|---|---|---|---|---|---|---|---|---|---|---|
| Bob Tewksbury, R<br>ERA: 1.95 | (1, 1) | 7.1 | L | 29 | 7 | 2 | 2 | 4 | 0 | 0 | 0 | 0 | 0 | 0 | 64 | 95 | 2.46 | 0.955 |
| Bob McClure, L<br>ERA: 2.7 | (8, 1) | 0.2 | | 2 | 0 | 0 | 0 | 0 | 0 | 0 | 0 | 0 | 0 | 0 | 4 | 7 | 0.00 | 0.000 |
| Mike Perez, R<br>ERA: 1.5 | (9, 1) | 1.0 | | 3 | 0 | 0 | 0 | 0 | 0 | 0 | 0 | 0 | 0 | 0 | 5 | 7 | 0.00 | 0.000 |

| PITCHER | IP | WLS | BF | H | R | ER | SO | BB | IBB | HBP | BLK | WP | HR | S | P | ERA | WHIP |
|---|---|---|---|---|---|---|---|---|---|---|---|---|---|---|---|---|---|

# Pittsburgh Pirates @ St. Louis Cardinals

Busch Stadium, St. Louis, MO

Sat Aug 08 1992, 7:05 PM CDT
Att. 44,094 - Sunny - 93 F

BOTTOM

livebaseballscorecards.com

| Batter | 1 | 2 | 3 | 4 | 5 | 6 | 7 | 8 | 9 | AB | R | H | RBI | BB | SO | LOB |
|---|---|---|---|---|---|---|---|---|---|---|---|---|---|---|---|---|
| Luis Alicea, S (1, 4)<br>OBP: 0.351, SLG: 0.427 | C C B S 1-3 K ① | | C B X 1-1 1B | | C B X 1-1 G6-3 ② | | | B C S B F F C 2-3 K ② | | 4 | 0 | 1 | 0 | 0 | 2 | 0 |
| Ozzie Smith, S (1, 6)<br>OBP: 0.375, SLG: 0.339 | X 0-0 G6-3 ② | | B 1 SAFE C C 1 SAFE B 1 SAFE F B 3-2 X G1-6-3 ③ | | X 0-0 G5-3 ③ | | | S S X 0-2 1B | | 4 | 0 | 1 | 0 | 0 | 0 | 1 |
| Felix Jose, S (1, 9)<br>OBP: 0.351, SLG: 0.453 | C S X 0-2 1B | | | C B F X 1-2 G6-3 ① | | B X 1-0 G4-3 ① | | F P X 1-1 F9 ③ | | 4 | 0 | 1 | 0 | 0 | 0 | 1 |
| Andres Galarraga, R (1, 3)<br>OBP: 0.267, SLG: 0.355 | S T C 0-3 K ③ | | | B S X 1-1 P4 ② | | C S S 0-3 K ② | | | B B X 2-0 G6-3 ① | 4 | 0 | 0 | 0 | 0 | 2 | 1 |
| Ray Lankford, L (1, 8)<br>OBP: 0.366, SLG: 0.456 | | B X 1-0 F8 ① | | B B X 2-0 1B 1B | | B F X 1-1 L7 ③ | | | S B C S 1-3 K ② | 4 | 1 | 1 | 0 | 0 | 1 | 0 |
| Bernard Gilkey, R (1, 7)<br>OBP: 0.359, SLG: 0.396 | | B F X 1-1 G4-3 1B | | S X 0-1 1B 1-3 1B | | | B B X 2-0 G5-3 ① | | B B B C B 4-1 S BB | 3 | 0 | 2 | 0 | 1 | 0 | 0 |
| Craig Wilson, R (1, 5)<br>OBP: 0.355, SLG: 0.351 | | 1 SAFE B F X 1-1 G4-3 1-2f ②③ | | B F B X 2-1 1-3 3-H 1B | | | C B F X 1-2 G5-3 ② | | C B B C F C 2-3 1-2 ③ | 4 | 0 | 1 | 1 | 0 | 1 | 2 |
| Tom Pagnozzi, R (1, 2)<br>OBP: 0.305, SLG: 0.391 | | | C X 0-1 CS 1B | B C C B S 2-3 K ③ | | | S B X 1-1 F8 ③ | | | 3 | 0 | 1 | 0 | 0 | 1 | 2 |
| Bob Tewksbury, R (1, 1)<br>OBP: 0.109, SLG: 0.058<br>Bob McClure, R (8, 1)<br>Rex Hudler, R (8, PH)<br>OBP: 0.250, SLG: 0.337<br>Mike Perez, R (9, 1) | | | S F B F X 2-2 G6-3 1-2 ①② | | C C S 0-3 K ① | | | B X 1-0 F8 ① | | 2 | 0 | 0 | 0 | 0 | 1 | 1 |
| | | | | | | | | | | 0 | 0 | 0 | 0 | 0 | 0 | 0 |
| | | | | | | | | | | 1 | 0 | 0 | 0 | 0 | 0 | 0 |
| | | | | | | | | | | 0 | 0 | 0 | 0 | 0 | 0 | 0 |
| Inning Stats | R: 0 H: 1<br>E: 0 LOB: 1<br>K: 2 BB: 0<br>S: 10 P: 11 | R: 0 H: 1<br>E: 0 LOB: 0<br>K: 0 BB: 0<br>S: 5 P: 8 | R: 0 H: 2<br>E: 0 LOB: 1<br>K: 0 BB: 0<br>S: 12 P: 17 | R: 1 H: 3<br>E: 0 LOB: 2<br>K: 1 BB: 0<br>S: 13 P: 21 | R: 0 H: 0<br>E: 0 LOB: 0<br>K: 1 BB: 0<br>S: 6 P: 7 | R: 0 H: 0<br>E: 0 LOB: 0<br>K: 1 BB: 0<br>S: 6 P: 8 | R: 0 H: 0<br>E: 0 LOB: 0<br>K: 0 BB: 0<br>S: 6 P: 10 | R: 0 H: 1<br>E: 0 LOB: 1<br>K: 1 BB: 0<br>S: 12 P: 15 | R: 0 H: 0<br>E: 0 LOB: 1<br>K: 2 BB: 1<br>S: 9 P: 18 | 1B: 8<br>2B: 0<br>3B: 0<br>HR: 0 | SF: 0<br>SAC: 0<br>DP: 1<br>HBP: 0 | | | | | |

| | AB | 33 |
|---|---|---|
| | R | 1 |
| | H | 8 |
| | RBI | 1 |
| | BB | 1 |
| | SO | 8 |
| | LOB | 8 |

| PITCHER | | IP | WLS | BF | H | R | ER | SO | BB | IBB | HBP | BLK | WP | HR | S | P | ERA | WHIP |
|---|---|---|---|---|---|---|---|---|---|---|---|---|---|---|---|---|---|---|
| Zane Smith, L<br>ERA: 2.92 | (1, 1) | 5.0 | | 20 | 7 | 1 | 1 | 4 | 0 | 0 | 0 | 0 | 0 | 0 | 46 | 64 | 1.80 | 1.400 |
| Bob Walk, R<br>ERA: 3.55 | (6, 1) | 2.0 | W | 6 | 0 | 0 | 0 | 1 | 0 | 0 | 0 | 0 | 0 | 0 | 12 | 18 | 0.00 | 0.000 |
| Denny Neagle, L<br>ERA: 4.39 | (8, 1) | 0.2 | | 3 | 1 | 0 | 0 | 1 | 0 | 0 | 0 | 0 | 0 | 0 | 9 | 12 | 0.00 | 1.500 |
| Stan Belinda, R<br>ERA: 2.86 | (8, 1) | 1.1 | S | 5 | 0 | 0 | 0 | 2 | 1 | 0 | 0 | 0 | 0 | 0 | 12 | 21 | 0.00 | 0.750 |

| PITCHER | IP | WLS | BF | H | R | ER | SO | BB | IBB | HBP | BLK | WP | HR | S | P | ERA | WHIP |
|---|---|---|---|---|---|---|---|---|---|---|---|---|---|---|---|---|---|

WP: 0 PA: 34
PB: 0
SB: 1
CS: 1

# Pittsburgh Pirates @ St. Louis Cardinals

Busch Stadium, St. Louis, MO

Sun Aug 09 1992, 3:33 AM CDT

Att. 40,444 - Cloudy - 99 F

livebaseballscorecards.com

TOP

| Batter | 1 | 2 | 3 | 4 | 5 | 6 | 7 | 8 | 9 | AB | R | H | RBI | BB | SO | LOB |
|---|---|---|---|---|---|---|---|---|---|---|---|---|---|---|---|---|
| Alex Cole, L (1, 9)<br>OBP: 0.325, SLG: 0.321 | X<br>0-0 ① P6 | | L F B F F B X<br>2-2 BB S SF8 1B | C B C X<br>1-2 ② G6-3 | | C B F B X<br>2-2 1B 1B | | S B C B X<br>2-2 ③ G1-3 | | 5 | 1 | 2 | 0 | 0 | 0 | 0 |
| John Wehner, R (1, 5)<br>OBP: 0.263, SLG: 0.225<br>Jay Bell, R (8, 6)<br>OBP: 0.324, SLG: 0.346 | B C B B X<br>3-1 BB 2B 1B | | 1 SAFE B 1 SAFE C B M 1 SAFE F 1 SAFE<br>4-2 B B SF8 BB 1-2 2B BB | B C B X<br>2-1 ③ G6-3 | | X<br>0-0 1-2 1B | | | X<br>0-0 ① F7 | 3<br>1 | 2<br>0 | 2<br>0 | 0<br>0 | 1<br>0 | 0<br>0 | 0<br>0 |
| Andy Van Slyke, L (1, 8)<br>OBP: 0.401, SLG: 0.491 | B 1 SAFE B 1 SAFE X<br>2-0 ② F9 | | F B X<br>1-1 ① F7 | | B X<br>1-0 G3 1B 2B | B B C F F S<br>2-3 ③ K | | | B F B X<br>2-1 ② F9 | 5 | 1 | 1 | 0 | 0 | 1 | 5 |
| Barry Bonds, L (1, 7)<br>OBP: 0.438, SLG: 0.592 | C B B F B F B<br>4-2 1-2 2B BB | | B F B F B B<br>4-2 BB 1-2 2-3 2B BB | | B X<br>1-0 ① G3 2-3 | | F B B S B B<br>4-2 G4-3 BB | | C F F F B B B X<br>3-2 ③ F7 | 2 | 2 | 0 | 0 | 3 | 0 | 1 |
| Orlando Merced, S (1, 3)<br>OBP: 0.316, SLG: 0.398 | X<br>0-0 1-H 2-H 2B | | X<br>0-0 ② SF8 2-3 3-H | | B X<br>1-0 3-H 1B | | B C 1 SAFE B X<br>2-1 ① ② G4-3 1-2f | | | 3 | 0 | 2 | 4 | 0 | 0 | 1 |
| Jeff King, R (1, 6)<br>OBP: 0.252, SLG: 0.352 (8, 5) | C B B B C X<br>2-2 ③ G5-3 | | B B B B<br>4-0 1-2 2B BB | | B F X<br>1-1 ② F7 | | B B C C X<br>2-2 1B | | | 3 | 1 | 1 | 0 | 1 | 0 | 2 |
| Michael LaValliere, L (1, 2)<br>OBP: 0.342, SLG: 0.317 | | B C X<br>1-1 ① F7 | F F X<br>0-2 1-H 2-H 3-H 2B | | 1 SAFE B X<br>1-0 ③ L5 | | S B B C X<br>2-2 ③ P6 | | | 4 | 0 | 1 | 3 | 0 | 0 | 2 |
| Jose Lind, R (1, 4)<br>OBP: 0.267, SLG: 0.266 | | X<br>0-0 ② F9 | C F S<br>0-3 ③ K | | | F X<br>0-1 ① G3-1 | | B C X<br>1-1 ① G6-3 | | 4 | 0 | 0 | 0 | 0 | 1 | 1 |
| Danny Jackson, R (1, 1)<br>OBP: 0.068, SLG: 0.068<br>Roger Mason, R (4, 1)<br>Bob Patterson, R (7, 1)<br>OBP: 0.429, SLG: 0.500<br>Gary Varsho, L (8, PH)<br>OBP: 0.254, SLG: 0.336<br>Bob Walk, R (8, 1)<br>OBP: 0.045, SLG: 0.045 | | B X<br>1-0 ③ G4-3 | | B B C F X<br>2-2 ① B1-3 | | B S B C S<br>2-3 ② K | | B B X<br>2-0 ② P6 | | 2<br>1<br>0<br>1<br>0 | 0<br>0<br>0<br>0<br>0 | 0<br>0<br>0<br>0<br>0 | 0<br>0<br>0<br>0<br>0 | 0<br>1<br>0<br>0<br>0 | 0<br>0<br>0<br>0<br>0 | 0<br>0<br>0<br>0<br>0 |
| Inning Stats | R: 2 E: 0 K: 0 S: 11 H: 2 LOB: 1 BB: 1 P: 22 | R: 0 E: 0 K: 0 S: 4 H: 0 LOB: 0 BB: 0 P: 6 | R: 4 E: 0 K: 1 S: 19 H: 2 LOB: 1 BB: 3 P: 34 | R: 0 E: 0 K: 0 S: 8 H: 0 LOB: 0 BB: 0 P: 13 | R: 1 E: 0 K: 0 S: 6 H: 2 LOB: 1 BB: 0 P: 11 | R: 0 E: 0 K: 2 S: 13 H: 2 LOB: 2 BB: 0 P: 19 | R: 0 E: 0 K: 0 S: 10 H: 1 LOB: 1 BB: 1 P: 20 | R: 0 E: 0 K: 0 S: 6 H: 0 LOB: 0 BB: 0 P: 11 | R: 0 E: 0 K: 0 S: 8 H: 0 LOB: 0 BB: 0 P: 13 | 1B: 6 2B: 3 3B: 0 HR: 0 SF: 1 SAC: 0 DP: 1 HBP: 0 | | | | | | |

| | AB | 34 |
|---|---|---|
| | R | 7 |
| | H | 9 |
| | RBI | 7 |
| | BB | 5 |
| | SO | 3 |
| | LOB | 12 |

WP: 0 PB: 0 SB: 1 CS: 0 PA: 40

| PITCHER | | IP | WLS | BF | H | R | ER | SO | BB | IBB | HBP | BLK | WP | HR | S | P | ERA | WHIP |
|---|---|---|---|---|---|---|---|---|---|---|---|---|---|---|---|---|---|---|
| Mark Clark, R<br>ERA: 4.02 | (1, 1) | 2.2 | L | 15 | 3 | 6 | 6 | 0 | 4 | 0 | 0 | 0 | 0 | 0 | 28 | 56 | 20.25 | 2.625 |
| Cris Carpenter, R<br>ERA: 3.45 | (3, 1) | 0.1 | | 2 | 1 | 0 | 0 | 1 | 0 | 0 | 0 | 0 | 0 | 0 | 6 | 6 | 0.00 | 3.000 |
| Donovan Osborne, L<br>ERA: 3.77 | (4, 1) | 4.0 | | 17 | 5 | 1 | 1 | 2 | 1 | 0 | 0 | 0 | 0 | 0 | 37 | 63 | 2.25 | 1.500 |
| Mike Perez, R<br>ERA: 1.47 | (8, 1) | 1.1 | | 4 | 0 | 0 | 0 | 0 | 0 | 0 | 0 | 0 | 0 | 0 | 7 | 12 | 0.00 | 0.000 |
| Bob McClure, L<br>ERA: 2.66 | (9, 1) | 0.2 | | 2 | 0 | 0 | 0 | 0 | 0 | 0 | 0 | 0 | 0 | 0 | 7 | 12 | 0.00 | 0.000 |

| PITCHER | IP | WLS | BF | H | R | ER | SO | BB | IBB | HBP | BLK | WP | HR | S | P | ERA | WHIP |
|---|---|---|---|---|---|---|---|---|---|---|---|---|---|---|---|---|---|

| Batter | 1 | 2 | 3 | 4 | 5 | 6 | 7 | 8 | 9 | AB | R | H | RBI | BB | SO | LOB |
|---|---|---|---|---|---|---|---|---|---|---|---|---|---|---|---|---|
| Bernard Gilkey, R (1, 7)<br>OBP: 0.356, SLG: 0.396 | 1-0 1B 2B | | B F X 1-1 P4 ① | B B X 2-0 F9 ③ | | | C B B X 2-1 P4 ① | | X 0-0 FC3-5 FC5-4 ① 1-2 2-3f | 5 | 1 | 1 | 0 | 0 | 0 | 5 |
| Ozzie Smith, S (1, 6)<br>OBP: 0.373, SLG: 0.337 | L B X 1-1 L7 ① | | B F B X 2-1 2B 1B 1-2 | | B C F B X 2-2 F7 ① | | B B C 1 SAFE X 2-1 G5-4-3 ②③ 1-2f | | C X 0-1 FC5-4 ② 1-2f 2-3 | 5 | 1 | 1 | 0 | 0 | 0 | 4 |
| Felix Jose, S (1, 9)<br>OBP: 0.349, SLG: 0.452 | C F C 0-3 K ② | | F S B X 1-2 E 2B 1-H 2-H | | X 0-0 G4-3 ② | | | B B S X 2-1 F8 ① | X 0-0 F7 ③ | 5 | 1 | 1 | 2 | 0 | 1 | 3 |
| Andres Galarraga, R (1, 3)<br>OBP: 0.270, SLG: 0.358 | B B S X 2-1 1B 2-H | | F B X 1-1 E1 2-H 1B | | C F B B F F S 2-3 K ③ | | | C X 0-1 G6-3 ② | | 4 | 0 | 2 | 1 | 0 | 1 | 0 |
| Ray Lankford, L (1, 8)<br>OBP: 0.367, SLG: 0.462 | C F C 0-3 K ③ | | C F F B S 1-3 K ② | | | C X 0-1 HR | | C S B B F B B 4-2 1B BB | | 3 | 1 | 1 | 1 | 1 | 2 | 2 |
| Craig Wilson, R (1, 5)<br>OBP: 0.351, SLG: 0.347 | | C X 0-1 G1-5-3 ① | F B B F F F F E B 3-3 S K ③ | | | B B C X 2-1 G6-3 ① | | B X 1-0 1B 1-2 | | 4 | 0 | 1 | 0 | 0 | 1 | 1 |
| Luis Alicea, S (1, 4)<br>OBP: 0.349, SLG: 0.435 | | X 0-0 F9 ② | | C B B X 2-1 3B | | C C B S 1-3 K ② | | C B X 1-1 G4-3 ③ | | 4 | 0 | 1 | 0 | 0 | 1 | 2 |
| Tom Pagnozzi, R (1, 2)<br>OBP: 0.304, SLG: 0.390 | | C B X 1-1 F7 ③ | | B F F F X 1-2 G3 ① | | F X 0-1 L4 ③ | | | S F X 0-2 FC3-5 1B 1B | 4 | 0 | 1 | 0 | 0 | 0 | 1 |
| Mark Clark, R (1, 1)<br>OBP: 0.200, SLG: 0.200<br>Cris Carpenter, R (3, 1)<br>OBP: 0.500, SLG: 0.500<br>Omar Olivares, R (3, PH)<br>OBP: 0.292, SLG: 0.362<br>Donovan Osborne, S (4, 1)<br>OBP: 0.150, SLG: 0.200<br>Milt Thompson, L (7, PH)<br>OBP: 0.360, SLG: 0.430<br>Mike Perez, R (8, 1)<br>Bob McClure, R (9, 1)<br>Gerald Perry, L (9, PH)<br>OBP: 0.303, SLG: 0.300 | | | F X 0-1 1B 2B 1B | S C C 0-3 K ② | | | F B B F F F X 2-2 G5-4-3 1B | | B B X 2-0 FC5-4 FC3-5 1-2 1B | 0<br>0<br>1<br>1<br>1<br>0<br>0<br>0 | 0<br>0<br>1<br>0<br>0<br>0<br>0<br>0 | 0<br>0<br>1<br>0<br>0<br>0<br>0<br>0 | 0<br>0<br>0<br>0<br>0<br>0<br>0<br>0 | 0<br>0<br>0<br>0<br>0<br>0<br>0<br>0 | 0<br>0<br>0<br>1<br>0<br>0<br>0<br>0 | 0<br>0<br>1<br>1<br>0<br>0<br>0<br>0 |
| Inning Stats | R: 1 H: 2<br>E: 0 LOB: 1<br>K: 2 BB: 0<br>S: 11 P: 15 | R: 0 H: 0<br>E: 0 LOB: 0<br>K: 0 BB: 0<br>S: 5 P: 6 | R: 3 H: 4<br>E: 1 LOB: 1<br>K: 2 BB: 0<br>S: 22 P: 31 | R: 0 H: 1<br>E: 0 LOB: 1<br>K: 1 BB: 0<br>S: 10 P: 15 | R: 0 H: 0<br>E: 0 LOB: 0<br>K: 1 BB: 0<br>S: 9 P: 13 | R: 1 H: 1<br>E: 0 LOB: 0<br>K: 1 BB: 0<br>S: 9 P: 12 | R: 0 H: 1<br>E: 0 LOB: 0<br>K: 0 BB: 0<br>S: 9 P: 15 | R: 0 H: 1<br>E: 0 LOB: 2<br>K: 0 BB: 1<br>S: 10 P: 18 | R: 0 H: 2<br>E: 0 LOB: 2<br>K: 0 BB: 0<br>S: 8 P: 10 | 1B: 8<br>2B: 2<br>3B: 1<br>HR: 1 | SF: 0<br>SAC: 0<br>DP: 1<br>HBP: 0 | | | | | |

| PITCHER | | IP | WLS | BF | H | R | ER | SO | BB | IBB | HBP | BLK | WP | HR | S | P | ERA | WHIP |
|---|---|---|---|---|---|---|---|---|---|---|---|---|---|---|---|---|---|---|
| Danny Jackson, L<br>ERA: 3.79 | (1, 1) | 3.2 | | 18 | 7 | 4 | 3 | 5 | 0 | 0 | 0 | 0 | 0 | 0 | 47 | 64 | 7.36 | 1.909 |
| Roger Mason, R<br>ERA: 3.63 | (4, 1) | 2.1 | W | 8 | 1 | 1 | 1 | 2 | 0 | 0 | 0 | 0 | 0 | 1 | 19 | 28 | 3.86 | 0.429 |
| Bob Patterson, L<br>ERA: 2.4 | (7, 1) | 1.0 | | 3 | 1 | 0 | 0 | 0 | 0 | 0 | 0 | 0 | 0 | 0 | 9 | 15 | 0.00 | 1.000 |
| Bob Walk, R<br>ERA: 3.46 | (8, 1) | 2.0 | S | 10 | 3 | 0 | 0 | 0 | 1 | 0 | 0 | 0 | 0 | 0 | 18 | 28 | 0.00 | 2.000 |

| PITCHER | IP | WLS | BF | H | R | ER | SO | BB | IBB | HBP | BLK | WP | HR | S | P | ERA | WHIP |
|---|---|---|---|---|---|---|---|---|---|---|---|---|---|---|---|---|---|

# BOTTOM

## Pittsburgh Pirates @ St. Louis Cardinals

Busch Stadium, St. Louis, MO

Sun Aug 09 1992, 3:33 AM CDT
Att. 40,444 - Cloudy - 99 F

livebaseballscorecards.com

| | |
|---|---|
| AB | 38 |
| R | 5 |
| H | 12 |
| RBI | 4 |
| BB | 1 |
| SO | 7 |
| LOB | 19 |

WP: 0 PA: 39
PB: 0
SB: 0
CS: 0

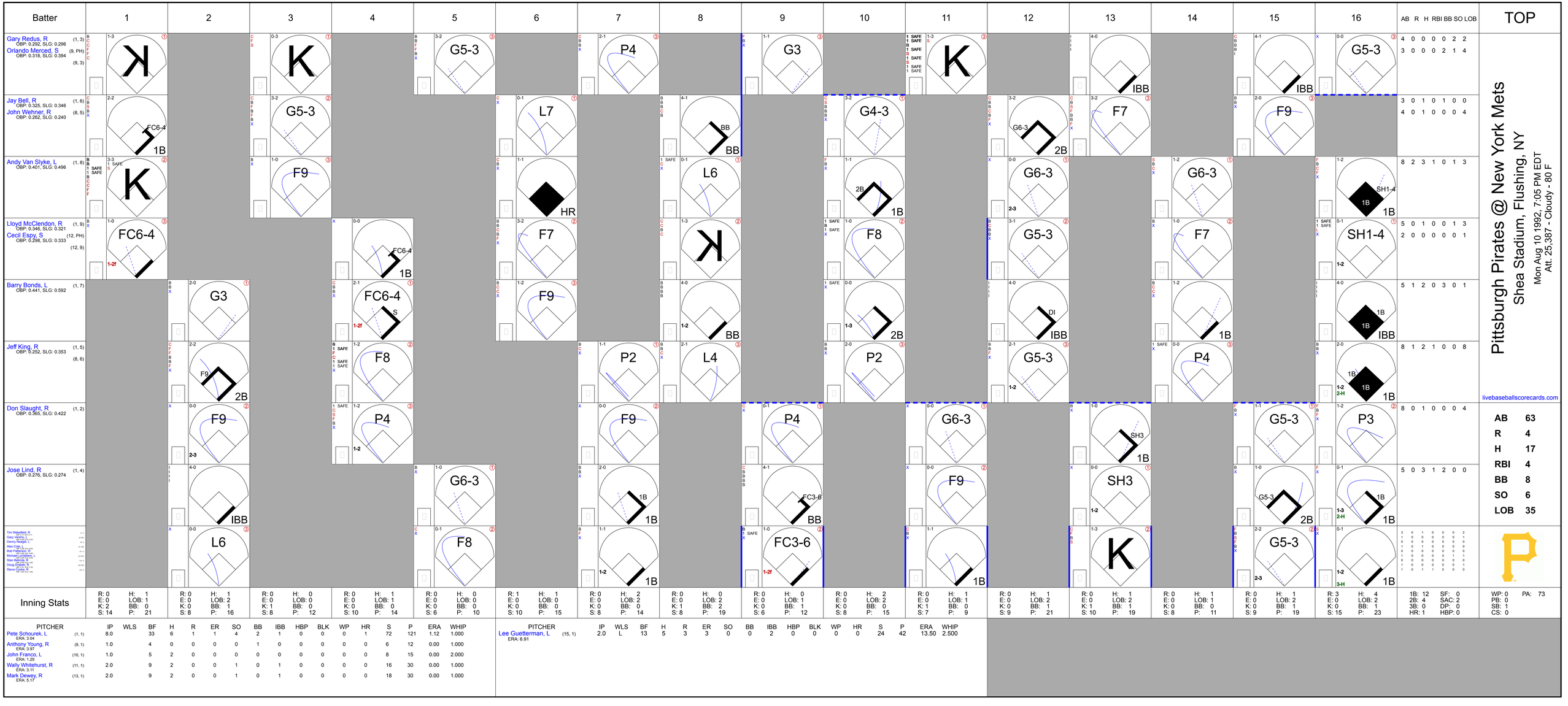

# Pittsburgh Pirates @ New York Mets

Shea Stadium, Flushing, NY

Mon Aug 10 1992, 7:05 PM EDT
Att. 25,387 - Cloudy - 80 F

livebaseballscorecards.com

| Batter | 1 | 2 | 3 | 4 | 5 | 6 | 7 | 8 | 9 | 10 | 11 | 12 | 13 | 14 | 15 | 16 | AB | R | H | RBI | BB | SO | LOB |
|---|---|---|---|---|---|---|---|---|---|---|---|---|---|---|---|---|---|---|---|---|---|---|---|
| Gary Redus, R (1, 3) OBP: 0.292, SLG: 0.296 | K | | K | | G5-3 | | P4 | | G3 | | K | | IBB | | IBB | G5-3 | 4 | 0 | 0 | 0 | 0 | 2 | 2 |
| Orlando Merced, S (9, PH) OBP: 0.318, SLG: 0.394 (9, 3) | | | | | | | | | | | | | | | | | 3 | 0 | 0 | 0 | 2 | 1 | 4 |
| Jay Bell, R (1, 6) OBP: 0.325, SLG: 0.346 | FC6-4 1B | | G5-3 | | | L7 | | BB BB | | G4-3 | | G6-3 2B | F7 | | F9 | | 3 | 0 | 1 | 0 | 1 | 0 | 0 |
| John Wehner, R (8, 5) OBP: 0.262, SLG: 0.240 | | | | | | | | | | | | | | | | | 4 | 0 | 1 | 0 | 0 | 0 | 4 |
| Andy Van Slyke, L (1, 8) OBP: 0.401, SLG: 0.496 | K | | F9 | | | HR | | L6 | | 2B 1B | | G6-3 2-3 | | G6-3 | | SH1-4 1B 1B | 8 | 2 | 3 | 1 | 0 | 1 | 3 |
| Lloyd McClendon, R (1, 9) OBP: 0.346, SLG: 0.321 | FC6-4 1-2f | | | FC6-4 1B | | F7 | | K | | F8 | | G5-3 | | F7 | | SH1-4 1-2 | 5 | 0 | 1 | 0 | 0 | 1 | 3 |
| Cecil Espy, S (12, PH) OBP: 0.298, SLG: 0.333 (12, 9) | | | | | | | | | | | | | | | | | 2 | 0 | 0 | 0 | 0 | 0 | 1 |
| Barry Bonds, L (1, 7) OBP: 0.441, SLG: 0.592 | | G3 | | FC6-4 S 1-2f | | F9 | | BB 1-2 | | 2B 1-3 | | DI IBB | | 1B | | 1B 1B IBB | 5 | 1 | 2 | 0 | 3 | 0 | 1 |
| Jeff King, R (1, 5) OBP: 0.252, SLG: 0.353 (8, 6) | | F9 2B | | F8 | | | P2 | L4 | | P2 | | G5-3 1-2 | | P4 | | 1B 1B 1B 1-2 2-H | 8 | 1 | 2 | 1 | 0 | 0 | 8 |
| Don Slaught, R (1, 2) OBP: 0.365, SLG: 0.422 | | F9 2-3 | | P4 1-2 | | | F9 | | P4 | | G6-3 | | SH3 1B | | G5-3 | P3 | 8 | 0 | 1 | 0 | 0 | 0 | 4 |
| Jose Lind, R (1, 4) OBP: 0.276, SLG: 0.274 | | IBB | | | G6-3 | | 1B 1B | | FC3-6 BB | | F9 | | SH3 1-2 | | G5-3 2B | 1B 1-3 2-H | 5 | 0 | 3 | 1 | 2 | 0 | 0 |
| Tim Wakefield, R | | L6 | | | F8 | | 1B | | FC3-6 1-2f | | 1B | | K | | G5-3 2-3 | 1B | | | | | | | |

| Inning Stats | 1 | 2 | 3 | 4 | 5 | 6 | 7 | 8 | 9 | 10 | 11 | 12 | 13 | 14 | 15 | 16 | AB | R | H | RBI | BB | SO | LOB |
|---|---|---|---|---|---|---|---|---|---|---|---|---|---|---|---|---|---|---|---|---|---|---|---|
| | R: 0 E: 0 K: 2 S: 14 | H: 1 LOB: 1 BB: 0 P: 21 | R: 0 E: 0 K: 0 S: 8 | H: 1 LOB: 2 BB: 1 P: 16 | R: 0 E: 0 K: 1 S: 8 | H: 0 LOB: 0 BB: 0 P: 12 | R: 0 E: 0 K: 0 S: 10 | H: 1 LOB: 1 BB: 0 P: 14 | R: 0 E: 0 K: 0 S: 6 | H: 0 LOB: 0 BB: 0 P: 10 | R: 1 E: 0 K: 0 S: 10 | H: 1 LOB: 0 BB: 0 P: 15 | R: 0 E: 0 K: 0 S: 8 | H: 2 LOB: 2 BB: 0 P: 14 | R: 0 E: 0 K: 1 S: 8 | H: 0 LOB: 2 BB: 2 P: 19 | R: 0 E: 0 K: 0 S: 6 | H: 0 LOB: 1 BB: 1 P: 12 | R: 0 E: 0 K: 0 S: 8 | H: 2 LOB: 2 BB: 0 P: 15 | R: 0 E: 0 K: 1 S: 7 | H: 1 LOB: 1 BB: 0 P: 9 | R: 0 E: 0 K: 0 S: 9 | H: 1 LOB: 2 BB: 1 P: 21 | R: 0 E: 0 K: 1 S: 10 | H: 1 LOB: 2 BB: 1 P: 19 | R: 0 E: 0 K: 0 S: 8 | H: 1 LOB: 1 BB: 0 P: 11 | R: 0 E: 0 K: 0 S: 9 | H: 1 LOB: 2 BB: 1 P: 19 | R: 3 E: 0 K: 0 S: 15 | H: 4 LOB: 2 BB: 1 P: 23 | 1B: 12 2B: 4 3B: 0 HR: 1 | SF: 0 SAC: 2 DP: 0 HBP: 0 |

| TOP | |
|---|---|
| AB | 63 |
| R | 4 |
| H | 17 |
| RBI | 4 |
| BB | 8 |
| SO | 6 |
| LOB | 35 |

WP: 0 PB: 0 SB: 1 CS: 0 PA: 73

| PITCHER | | IP | WLS | BF | H | R | ER | SO | BB | IBB | HBP | BLK | WP | HR | S | P | ERA | WHIP |
|---|---|---|---|---|---|---|---|---|---|---|---|---|---|---|---|---|---|---|
| Pete Schourek, L ERA: 3.04 | (1, 1) | 8.0 | | 33 | 6 | 1 | 1 | 4 | 2 | 1 | 0 | 0 | 0 | 1 | 72 | 121 | 1.12 | 1.000 |
| Anthony Young, R ERA: 3.97 | (9, 1) | 1.0 | | 4 | 0 | 0 | 0 | 0 | 1 | 0 | 0 | 0 | 0 | 0 | 6 | 12 | 0.00 | 1.000 |
| John Franco, L ERA: 1.29 | (10, 1) | 1.0 | | 5 | 2 | 0 | 0 | 0 | 0 | 0 | 0 | 0 | 0 | 0 | 8 | 15 | 0.00 | 2.000 |
| Wally Whitehurst, R ERA: 3.11 | (11, 1) | 2.0 | | 9 | 2 | 0 | 0 | 1 | 0 | 1 | 0 | 0 | 0 | 0 | 16 | 30 | 0.00 | 1.000 |
| Mark Dewey, R ERA: 5.17 | (13, 1) | 2.0 | | 9 | 2 | 0 | 0 | 1 | 0 | 1 | 0 | 0 | 0 | 0 | 18 | 30 | 0.00 | 1.000 |

| PITCHER | | IP | WLS | BF | H | R | ER | SO | BB | IBB | HBP | BLK | WP | HR | S | P | ERA | WHIP |
|---|---|---|---|---|---|---|---|---|---|---|---|---|---|---|---|---|---|---|
| Lee Guetterman, L ERA: 6.91 | (15, 1) | 2.0 | L | 13 | 5 | 3 | 3 | 0 | 0 | 2 | 0 | 0 | 0 | 0 | 24 | 42 | 13.50 | 2.500 |

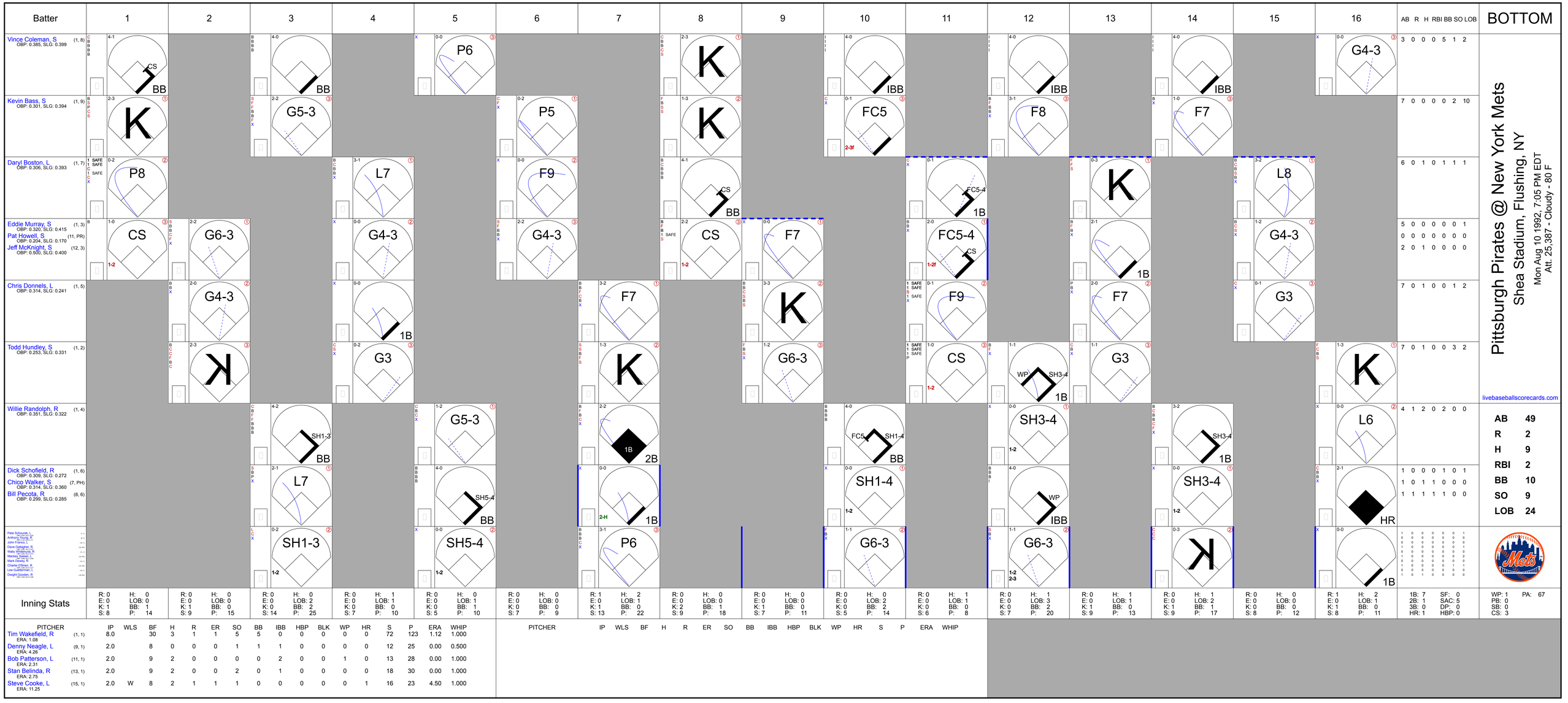

# Pittsburgh Pirates @ New York Mets

Shea Stadium, Flushing, NY

Mon Aug 10 1992, 7:05 PM EDT
Att. 25,387 - Cloudy - 80 F

livebaseballscorecards.com

| Batter | 1 | 2 | 3 | 4 | 5 | 6 | 7 | 8 | 9 | 10 | 11 | 12 | 13 | 14 | 15 | 16 | AB | R | H | RBI | BB | SO | LOB |
|---|---|---|---|---|---|---|---|---|---|---|---|---|---|---|---|---|---|---|---|---|---|---|---|
| Vince Coleman, S (1, 8) OBP: 0.385, SLG: 0.399 | 4-1 CS BB | | 4-0 BB | | 0-0 P6 | | | 2-3 K | | 4-0 IBB | | 4-0 IBB | | 4-0 IBB | | 0-0 G4-3 | 3 | 0 | 0 | 0 | 5 | 1 | 2 |
| Kevin Bass, S (1, 9) OBP: 0.301, SLG: 0.394 | 2-3 K | | 2-2 G5-3 | | | 0-2 P5 | | 1-3 K | | 0-1 FC5 2-3f | | 3-1 F8 | | 1-0 F7 | | | 7 | 0 | 0 | 0 | 0 | 2 | 10 |
| Daryl Boston, L (1, 7) OBP: 0.306, SLG: 0.393 | 0-2 P8 | | | 3-1 L7 | | 0-0 F9 | | 4-1 CS BB | | | 0-1 FC5-4 1B | | 0-3 K | | 3-2 L8 | | 6 | 0 | 1 | 0 | 1 | 1 | 1 |
| Eddie Murray, S (1, 3) OBP: 0.320, SLG: 0.415 | 1-0 CS 1-2 | 2-2 G6-3 | | 0-0 G4-3 | | 2-2 G4-3 | | 2-2 CS 1-2 | 0-0 F7 | | 2-0 FC5-4 CS 1-2f | | 2-1 1B | | 1-2 G4-3 | | 5 | 0 | 0 | 0 | 0 | 0 | 1 |
| Pat Howell, S (11, PR) OBP: 0.204, SLG: 0.170 | | | | | | | | | | | | | | | | | 0 | 0 | 0 | 0 | 0 | 0 | 0 |
| Jeff McKnight, S (12, 3) OBP: 0.500, SLG: 0.400 | | | | | | | | | | | | | | | | | 2 | 0 | 1 | 0 | 0 | 0 | 0 |
| Chris Donnels, L (1, 5) OBP: 0.314, SLG: 0.241 | | 2-0 G4-3 | | 0-0 1B | | | 3-2 F7 | | 3-3 K | | 0-1 F9 | | 2-0 F7 | | 0-1 G3 | | 7 | 0 | 1 | 0 | 0 | 1 | 2 |
| Todd Hundley, S (1, 2) OBP: 0.253, SLG: 0.331 | | 2-3 K | | 0-2 G3 | | | 1-3 K | | 1-2 G6-3 | | 1-0 CS 1-2 | 1-1 WP SH3-4 1B | 1-1 G3 | | | 1-3 K | 7 | 0 | 1 | 0 | 0 | 3 | 2 |
| Willie Randolph, R (1, 4) OBP: 0.351, SLG: 0.322 | | | 4-2 SH1-3 BB | | 1-2 G5-3 | | 2-2 1B 2B | | | 4-0 FC5 SH1-4 BB | | 0-0 SH3-4 1-2 | | 3-2 SH3-4 1B | | 0-0 L6 | 4 | 1 | 2 | 0 | 2 | 0 | 0 |
| Dick Schofield, R (1, 6) OBP: 0.309, SLG: 0.272 | | | 2-1 L7 | | 4-0 SH5-4 BB | | 0-0 1B 2-H | | | 0-0 SH1-4 1-2 | | 4-0 WP IBB | | 0-0 SH3-4 1-2 | | 2-1 HR | 1 | 0 | 0 | 0 | 1 | 0 | 1 |
| Chico Walker, S (7, PH) OBP: 0.314, SLG: 0.360 | | | | | | | | | | | | | | | | | 1 | 0 | 1 | 1 | 0 | 0 | 0 |
| Bill Pecota, R (8, 6) OBP: 0.299, SLG: 0.285 | | | | | | | | | | | | | | | | | 1 | 1 | 1 | 1 | 1 | 0 | 0 |
| Pete Schourek, L | | | 0-2 SH1-3 1-2 | | 0-0 SH5-4 1-2 | | 3-1 P6 | | | 1-1 G6-3 | | 1-1 G6-3 1-2 2-3 | | 0-3 K | | 0-0 1B | 1 | 0 | 0 | 0 | 0 | 0 | 1 |
| Anthony Young, R | | | | | | | | | | | | | | | | | 0 | 0 | 0 | 0 | 0 | 0 | 0 |
| John Franco, L | | | | | | | | | | | | | | | | | 0 | 0 | 0 | 0 | 0 | 0 | 0 |
| Dave Gallagher, R | | | | | | | | | | | | | | | | | 1 | 0 | 0 | 0 | 0 | 0 | 1 |
| Wally Whitehurst, R | | | | | | | | | | | | | | | | | 0 | 0 | 0 | 0 | 0 | 0 | 0 |
| Mackey Sasser, L | | | | | | | | | | | | | | | | | 1 | 0 | 0 | 0 | 0 | 0 | 2 |
| Mark Dewey, R | | | | | | | | | | | | | | | | | 0 | 0 | 0 | 0 | 0 | 0 | 0 |
| Charlie O'Brien, R | | | | | | | | | | | | | | | | | 1 | 0 | 0 | 0 | 0 | 1 | 1 |
| Lee Guetterman, L | | | | | | | | | | | | | | | | | 0 | 0 | 0 | 0 | 0 | 0 | 0 |
| Dwight Gooden, R | | | | | | | | | | | | | | | | | 1 | 0 | 1 | 0 | 0 | 0 | 0 |
| Inning Stats | R: 0 E: 0 K: 1 S: 8 | H: 0 LOB: 0 BB: 1 P: 14 | R: 0 E: 0 K: 1 S: 9 | H: 0 LOB: 0 BB: 0 P: 15 | R: 0 E: 0 K: 0 S: 14 | H: 0 LOB: 2 BB: 2 P: 25 | R: 0 E: 0 K: 0 S: 7 | H: 1 LOB: 1 BB: 0 P: 10 | R: 0 E: 0 K: 0 S: 5 | H: 0 LOB: 1 BB: 1 P: 10 | R: 0 E: 0 K: 0 S: 7 | H: 0 LOB: 0 BB: 0 P: 9 | R: 1 E: 0 K: 1 S: 13 | H: 2 LOB: 1 BB: 0 P: 22 | R: 0 E: 0 K: 2 S: 9 | H: 0 LOB: 0 BB: 1 P: 18 | R: 0 E: 0 K: 1 S: 7 | H: 0 LOB: 0 BB: 0 P: 11 | R: 0 E: 0 K: 0 S: 5 | H: 0 LOB: 2 BB: 2 P: 14 | R: 0 E: 0 K: 0 S: 6 | H: 1 LOB: 1 BB: 0 P: 8 | R: 0 E: 0 K: 0 S: 7 | H: 1 LOB: 3 BB: 2 P: 20 | R: 0 E: 0 K: 1 S: 9 | H: 1 LOB: 1 BB: 0 P: 13 | R: 0 E: 0 K: 1 S: 9 | H: 1 LOB: 2 BB: 1 P: 17 | R: 0 E: 0 K: 0 S: 8 | H: 0 LOB: 0 BB: 0 P: 12 | R: 1 E: 0 K: 1 S: 8 | H: 2 LOB: 1 BB: 0 P: 11 | 1B: 7 2B: 1 3B: 0 HR: 1 | SF: 0 SAC: 5 DP: 0 HBP: 0 | WP: 1 PB: 0 SB: 0 CS: 3 | PA: 67 |

| PITCHER | | IP | WLS | BF | H | R | ER | SO | BB | IBB | HBP | BLK | WP | HR | S | P | ERA | WHIP |
|---|---|---|---|---|---|---|---|---|---|---|---|---|---|---|---|---|---|---|
| Tim Wakefield, R ERA: 1.08 | (1, 1) | 8.0 | | 30 | 3 | 1 | 1 | 5 | 5 | 0 | 0 | 0 | 0 | 0 | 72 | 123 | 1.12 | 1.000 |
| Denny Neagle, L ERA: 4.26 | (9, 1) | 2.0 | | 8 | 0 | 0 | 0 | 1 | 1 | 1 | 0 | 0 | 0 | 0 | 12 | 25 | 0.00 | 0.500 |
| Bob Patterson, L ERA: 2.31 | (11, 1) | 2.0 | | 9 | 2 | 0 | 0 | 0 | 0 | 2 | 0 | 0 | 1 | 0 | 13 | 28 | 0.00 | 1.000 |
| Stan Belinda, R ERA: 2.75 | (13, 1) | 2.0 | | 9 | 2 | 0 | 0 | 2 | 0 | 1 | 0 | 0 | 0 | 0 | 18 | 30 | 0.00 | 1.000 |
| Steve Cooke, L ERA: 11.25 | (15, 1) | 2.0 | W | 8 | 2 | 1 | 1 | 1 | 0 | 0 | 0 | 0 | 0 | 1 | 16 | 23 | 4.50 | 1.000 |

| PITCHER | IP | WLS | BF | H | R | ER | SO | BB | IBB | HBP | BLK | WP | HR | S | P | ERA | WHIP |
|---|---|---|---|---|---|---|---|---|---|---|---|---|---|---|---|---|---|

| Batter | 1 | 2 | 3 | 4 | 5 | 6 | 7 | 8 | 9 | AB | R | H | RBI | BB | SO | LOB |
|---|---|---|---|---|---|---|---|---|---|---|---|---|---|---|---|---|
| Alex Cole, L (1, 8)<br>OBP: 0.327, SLG: 0.323<br>Gary Varsho, L (3, PR)<br>OBP: 0.256, SLG: 0.336 (3, 7) | B L C B X 2-2 ① G3 | | X 0-0 SH G4-6-3 1-2 | | B X 1-0 1B | | | C B B S S 2-3 ① K | | 1 0 0 0 0 0 0<br>2 0 1 0 0 1 0 | | | | | | |
| Jay Bell, R (1, 6)<br>OBP: 0.322, SLG: 0.343 | C B B S F X 2-2 ② G3 | | X 0-0 ① P2 | | F 1 SAFE B 1 SAFE F B X 2-2 ② F8 | | | S S B B B S 3-3 ② K | | 4 0 0 0 0 1 3 | | | | | | |
| John Wehner, R (1, 3)<br>OBP: 0.250, SLG: 0.228 | F F B B B X 2-2 ③ G6-3 | | X 0-0 ②③ G4-6-3 1-2f | | F B 1 SAFE X 1-1 ③ G1-3 | | | B B X 2-0 ③ G6-3 | | 4 0 0 0 0 0 3 | | | | | | |
| Lloyd McClendon, R (1, 9)<br>OBP: 0.344, SLG: 0.319 | | C B C F X 1-2 ① G4-3 | | X 0-0 FC6-4 1B | | B C X 1-1 ① G5-3 | | | B B C C X 2-2 ① G5-3 | 4 0 1 0 0 0 0 | | | | | | |
| Jeff King, R (1, 5)<br>OBP: 0.248, SLG: 0.348 | | C C B X 1-2 ② G6-3 | | X 0-0 ① FC6-4 1B 1-2f | | B F X 1-1 ② P3 | | | B B C C S 2-3 ② K | 4 0 0 0 0 1 1 | | | | | | |
| Cecil Espy, S (1, 7)<br>OBP: 0.302, SLG: 0.338 (3, 8) | | C B X 1-1 1B 1B | | B X 1-0 1-2 1B | | B C B F F B X 3-2 ③ G5-3 | | | C B X 1-1 ③ G5-3 | 4 0 2 0 0 0 0 | | | | | | |
| Don Slaught, R (1, 2)<br>OBP: 0.370, SLG: 0.423 | | F X 0-1 FC6-4 1-2 1B | | F F S 0-3 ② K | | | C F H 1-2 G4-6-3 HBP | | | 2 0 1 0 0 1 2 | | | | | | |
| Jose Lind, R (1, 4)<br>OBP: 0.274, SLG: 0.272 | | F X 0-1 ③ FC6-4 1-2f | | B B X 2-0 ③ L6 | | | C L X 0-2 ①② G4-6-3 1-2f | | | 3 0 0 0 0 0 5 | | | | | | |
| Doug Drabek, R (1, 1)<br>OBP: 0.169, SLG: 0.200 | | | F C X 0-2 SH 1B | | S C B X 1-2 ① G5-3 | | F S B F B S 2-3 ③ K | | | 3 0 1 0 0 1 0 | | | | | | |
| Inning Stats | R: 0 H: 0<br>E: 0 LOB: 0<br>K: 0 BB: 0<br>S: 10 P: 16 | R: 0 H: 2<br>E: 0 LOB: 2<br>K: 0 BB: 0<br>S: 13 P: 16 | R: 0 H: 1<br>E: 0 LOB: 2<br>K: 0 BB: 0<br>S: 6 P: 6 | R: 0 H: 2<br>E: 0 LOB: 2<br>K: 1 BB: 0<br>S: 7 P: 10 | R: 0 H: 1<br>E: 0 LOB: 1<br>K: 0 BB: 0<br>S: 9 P: 14 | R: 0 H: 0<br>E: 0 LOB: 0<br>K: 0 BB: 0<br>S: 8 P: 13 | R: 0 H: 0<br>E: 0 LOB: 0<br>K: 1 BB: 0<br>S: 9 P: 12 | R: 0 H: 0<br>E: 0 LOB: 0<br>K: 2 BB: 0<br>S: 7 P: 14 | R: 0 H: 0<br>E: 0 LOB: 0<br>K: 1 BB: 0<br>S: 8 P: 13 | 1B: 6 SF: 0<br>2B: 0 SAC: 1<br>3B: 0 DP: 2<br>HR: 0 HBP: 1 | | | | | | |

# TOP

## Pittsburgh Pirates @ New York Mets

Shea Stadium, Flushing, NY

Tue Aug 11 1992, 7:05 PM EDT

Att. 20,488 - Cloudy - 72 F

livebaseballscorecards.com

| | |
|---|---|
| AB | 31 |
| R | 0 |
| H | 6 |
| RBI | 0 |
| BB | 0 |
| SO | 5 |
| LOB | 14 |

| PITCHER | | IP | WLS | BF | H | R | ER | SO | BB | IBB | HBP | BLK | WP | HR | S | P | ERA | WHIP |
|---|---|---|---|---|---|---|---|---|---|---|---|---|---|---|---|---|---|---|
| Eric Hillman, L<br>ERA: 2.45 | (1, 1) | 8.0 | W | 30 | 6 | 0 | 0 | 4 | 0 | 0 | 1 | 0 | 0 | 0 | 69 | 101 | 0.00 | 0.750 |
| John Franco, L<br>ERA: 1.24 | (9, 1) | 1.0 | S | 3 | 0 | 0 | 0 | 1 | 0 | 0 | 0 | 0 | 0 | 0 | 8 | 13 | 0.00 | 0.000 |

| PITCHER | IP | WLS | BF | H | R | ER | SO | BB | IBB | HBP | BLK | WP | HR | S | P | ERA | WHIP |
|---|---|---|---|---|---|---|---|---|---|---|---|---|---|---|---|---|---|

# Pittsburgh Pirates @ New York Mets

Shea Stadium, Flushing, NY

Tue Aug 11 1992, 7:05 PM EDT

Att. 20,488 - Cloudy - 72 F

livebaseballscorecards.com

## BOTTOM

| Batter | 1 | 2 | 3 | 4 | 5 | 6 | 7 | 8 | 9 | AB | R | H | RBI | BB | SO | LOB |
|---|---|---|---|---|---|---|---|---|---|---|---|---|---|---|---|---|
| Vince Coleman, S (1, 8)<br>OBP: 0.374, SLG: 0.386 | B F B F S<br>2-3 K ① | | B X<br>1-0 G6-3 ②<br>C X<br>0-1 G5-3 ③ | | | | C C B X<br>1-2 G1-3 ①<br>C F B B X<br>2-2 G3-1 ③ | | | 5 | 0 | 0 | 0 | 0 | 1 | 3 |
| Chris Donnels, L (1, 5)<br>OBP: 0.308, SLG: 0.242 | B X<br>1-0 G4-3 ② | | C B B X<br>2-1 E5 1B<br>1B | | X<br>0-0 G1-3 ① | | B B C C F X<br>2-2 1B<br>1B | | | 4 | 1 | 1 | 0 | 0 | 0 | 0 |
| Daryl Boston, L (1, 7)<br>OBP: 0.309, SLG: 0.395 | B F C B X<br>2-2 F8 ③ | | X<br>0-0 1B<br>1-3 1B<br>1B | | C B X<br>1-1 G3 ② | | B X<br>1-0 FC6-4<br>1-3 1B | | | 4 | 1 | 2 | 0 | 0 | 0 | 0 |
| Eddie Murray, S (1, 3)<br>OBP: 0.319, SLG: 0.414 | | B C B X<br>2-1 E7 G3<br>X<br>0-0 1B<br>1-3 3-H 1B | | | F S B F B S<br>2-3 K ③ | | F B B F S<br>2-3 K ② | | | 4 | 0 | 1 | 1 | 0 | 2 | 2 |
| Mackey Sasser, L (1, 9)<br>OBP: 0.280, SLG: 0.320<br>Dave Gallagher, R (6, PR)<br>OBP: 0.279, SLG: 0.324<br>(7, 9) | | B C B X<br>2-1 G3 ①<br>2-3<br>X<br>0-0 FC6-4<br>1-2 3-H 1B | | | | X<br>0-0 FC6-4 1B | B F B X<br>2-1 FC6-4 ③<br>1-2f | | | 3<br>1 | 0<br>0 | 2<br>0 | 1<br>0 | 0<br>0 | 0<br>0 | 1<br>2 |
| Bill Pecota, R (1, 4)<br>OBP: 0.294, SLG: 0.279 | | B X<br>1-0 L1 ②<br>C F F B X<br>1-2 FC6-4 ③<br>1-2f | | | | F 1 SAFE B X<br>1-1 FC6-4 ①<br>G5-3<br>1-2f | | X<br>0-0 F8 ① | | 4 | 0 | 0 | 0 | 0 | 0 | 4 |
| Charlie O'Brien, R (1, 2)<br>OBP: 0.297, SLG: 0.311<br>Kevin Bass, S (8, PR)<br>OBP: 0.301, SLG: 0.394<br>Todd Hundley, S (9, 2)<br>OBP: 0.253, SLG: 0.331 | | F B B B B<br>4-1 BB | | B X<br>1-0 G6-3 ① | | F P F F X<br>1-2 G5-3 ②<br>1-2 | | C B F B F B B<br>4-2 BB BB | | 2<br>0<br>0 | 0<br>0<br>0 | 0<br>0<br>0 | 0<br>0<br>0 | 2<br>0<br>0 | 0<br>0<br>0 | 1<br>0<br>0 |
| Dick Schofield, R (1, 6)<br>OBP: 0.311, SLG: 0.273 | | X<br>0-0 P3 ③ | | B X<br>1-0 SH1-4<br>1B | | I I I I<br>4-0 IBB | | F B 1 SAFE X<br>1-1 F9 ② | | 3 | 0 | 1 | 0 | 1 | 0 | 3 |
| Eric Hillman, L (1, 1)<br>Chico Walker, S (8, PH)<br>OBP: 0.318, SLG: 0.360<br>John Franco, L (9, 1) | | F S S<br>0-3 K ① | B L C X<br>1-2 SH1-4 ②<br>1-2 | | | S X<br>0-1 G3 ③ | | C B S F B F B B<br>4-2 BB<br>1-2 | | 2<br>0<br>0 | 0<br>0<br>0 | 0<br>0<br>0 | 0<br>0<br>0 | 0<br>1<br>0 | 1<br>0<br>0 | 2<br>0<br>0 |
| Inning Stats | R: 0 H: 0<br>E: 0 LOB: 0<br>K: 1 BB: 0<br>S: 7 P: 12 | R: 0 H: 0<br>E: 1 LOB: 2<br>K: 0 BB: 1<br>S: 7 P: 16 | R: 2 H: 3<br>E: 1 LOB: 2<br>K: 1 BB: 0<br>S: 13 P: 17 | R: 0 H: 1<br>E: 0 LOB: 1<br>K: 0 BB: 0<br>S: 7 P: 10 | R: 0 H: 0<br>E: 0 LOB: 0<br>K: 1 BB: 0<br>S: 7 P: 10 | R: 0 H: 1<br>E: 0 LOB: 2<br>K: 0 BB: 1<br>S: 10 P: 15 | R: 0 H: 2<br>E: 0 LOB: 2<br>K: 1 BB: 0<br>S: 13 P: 21 | R: 0 H: 0<br>E: 0 LOB: 2<br>K: 0 BB: 2<br>S: 13 P: 24 | | 1B: 7 SF: 0<br>2B: 0 SAC: 1<br>3B: 0 DP: 0<br>HR: 0 HBP: 0 | | | | | | |

| | |
|---|---|
| AB | 32 |
| R | 2 |
| H | 7 |
| RBI | 2 |
| BB | 4 |
| SO | 4 |
| LOB | 18 |

WP: 0 PB: 0 SB: 0 CS: 0 PA: 37

| PITCHER | IP | WLS | BF | H | R | ER | SO | BB | IBB | HBP | BLK | WP | HR | S | P | ERA | WHIP |
|---|---|---|---|---|---|---|---|---|---|---|---|---|---|---|---|---|---|
| Doug Drabek, R (1, 1)<br>ERA: 2.43 | 8.0 | L | 37 | 7 | 2 | 0 | 4 | 3 | 1 | 0 | 0 | 0 | 0 | 77 | 125 | 0.00 | 1.250 |

| Batter | 1 | 2 | 3 | 4 | 5 | 6 | 7 | 8 | 9 | 10 | AB | R | H | RBI | BB | SO | LOB |
|---|---|---|---|---|---|---|---|---|---|---|---|---|---|---|---|---|---|
| Gary Varsho, L (1, 9)<br>OBP: 0.261, SLG: 0.346 | 2-2 SH1-3 2B | 2-2 2B 1B<br>1-3<br>2-H | | | 0-1 ① G3 | 0-0 ③ G4-3 | | 0-1 ① G4-3 | | 0-0 3B 1B | 5 | 1 | 2 | 1 | 0 | 0 | 2 |
| Lloyd McClendon, R (10, PH)<br>OBP: 0.348, SLG: 0.324 | | | | | | | | | | | 1 | 1 | 1 | 0 | 0 | 0 | 0 |
| Stan Belinda, R (10, 1)<br>OBP: 0.500, SLG: 1.000 | | | | | | | | | | | 0 | 0 | 0 | 0 | 0 | 0 | 0 |
| Bob Patterson, R (10, 1)<br>OBP: 0.429, SLG: 0.500 | | | | | | | | | | | 0 | 0 | 0 | 0 | 0 | 0 | 0 |
| Jay Bell, R (1, 6)<br>OBP: 0.327, SLG: 0.352 | 0-0 ① SH1-3<br>2-3 | 1 SAFE<br>0-1<br>1-H<br>3-H 2B | | | 4-0 1B BB | | 1-2 E5 HR | 4-1 BB | | 0-0 1-H 3B | 3 | 1 | 2 | 3 | 2 | 0 | 0 |
| Andy Van Slyke, L (1, 8)<br>OBP: 0.402, SLG: 0.502 | 3-0 ② L3 | 3-3 ③ K | | | 1 SAFE<br>1-1 1-3 1B | | 0-0 2-H HR | 3-1 ② F7 | | 4-2 BB | 5 | 1 | 2 | 2 | 1 | 1 | 3 |
| Barry Bonds, L (1, 7)<br>OBP: 0.437, SLG: 0.583 | 4-2 BB | 1-0 ① F7 | | | 0-0 ② F7 | | 1-1 ① P6 | 0-0 ③ F7 | | 2-1 ③ P5 | 5 | 0 | 0 | 0 | 1 | 0 | 5 |
| Orlando Merced, S (1, 3)<br>OBP: 0.316, SLG: 0.388 | 1-3 ③ K<br>1 SAFE | 1-3 ② K | | | 1-2 ③ L9 | | 1-0 ② F7 | | 4-2 G6-3 BB | | 4 | 0 | 0 | 0 | 1 | 2 | 4 |
| Jeff King, R (1, 5)<br>OBP: 0.251, SLG: 0.352 | | 1-2 ① G4-3 | 1-3 ③ K | | | 0-0 E G5-3 1B | 2-0 1B 2B | | 1 SAFE<br>1-0 ①②<br>1-2f G6-3 | | 5 | 1 | 2 | 0 | 0 | 1 | 1 |
| Michael LaValliere, L (1, 2)<br>OBP: 0.341, SLG: 0.318 | 0-0 FC2-5 1B 1B | 1-0 F7 | | | 1 SAFE<br>1-0 ① G5-3<br>1-2 | 0-1<br>2-H BB 1B | | 2-2 ③ G6-3 | | | 5 | 0 | 2 | 1 | 0 | 0 | 1 |
| Jose Lind, R (1, 4)<br>OBP: 0.275, SLG: 0.271 | 0-0 FC2-5<br>1-2 1B 1B | 2-3 ② K | | | 1-1 ② P6 | 4-0<br>1-2 BB | | | | 3-2 ① F G6-3 | 4 | 1 | 1 | 0 | 1 | 1 | 1 |
| Randy Tomlin, L (1, 1)<br>OBP: 0.220, SLG: 0.170<br>Bob Walk, R (7, 1)<br>OBP: 0.045, SLG: 0.045<br>Denny Neagle, L (7, 1)<br>Gary Redus, R (10, PH)<br>OBP: 0.289, SLG: 0.294<br>Cecil Espy, S (10, 9)<br>OBP: 0.302, SLG: 0.338 | 1-2 ② FC2-5 1B 2B<br>1-2<br>2-3f | 0-0 ③ G4-3 | | | 0-1 E4<br>2-3 | 1-3 ③ K | | | | 0-1 ② G6-3 | 4<br>0<br>0<br>1<br>0 | 1<br>0<br>0<br>0<br>0 | 0<br>0<br>0<br>0<br>0 | 0<br>0<br>0<br>0<br>0 | 0<br>0<br>0<br>0<br>0 | 1<br>0<br>0<br>0<br>0 | 5<br>0<br>0<br>0<br>0 |
| Inning Stats | R: 0 E: 0 K: 1 S: 13 / H: 1 LOB: 2 BB: 1 P: 23 | R: 3 E: 0 K: 1 S: 17 / H: 4 LOB: 1 BB: 0 P: 24 | R: 0 E: 0 K: 2 S: 7 / H: 0 LOB: 0 BB: 0 P: 10 | R: 0 E: 0 K: 1 S: 6 / H: 0 LOB: 0 BB: 0 P: 9 | R: 0 E: 0 K: 0 S: 8 / H: 1 LOB: 2 BB: 1 P: 14 | R: 0 E: 1 K: 0 S: 7 / H: 1 LOB: 2 BB: 0 P: 9 | R: 3 E: 1 K: 1 S: 14 / H: 3 LOB: 2 BB: 1 P: 24 | R: 0 E: 0 K: 0 S: 6 / H: 0 LOB: 1 BB: 1 P: 13 | R: 0 E: 0 K: 0 S: 7 / H: 0 LOB: 0 BB: 1 P: 13 | R: 1 E: 0 K: 0 S: 17 / H: 2 LOB: 2 BB: 1 P: 26 | 1B: 7 2B: 3 3B: 1 HR: 1 / SF: 0 SAC: 1 DP: 1 HBP: 0 | | | | | | |

| PITCHER | IP | WLS | BF | H | R | ER | SO | BB | IBB | HBP | BLK | WP | HR | S | P | ERA | WHIP |
|---|---|---|---|---|---|---|---|---|---|---|---|---|---|---|---|---|---|
| David Cone, R (1, 1)<br>ERA: 2.89 | 7.0 | | 36 | 10 | 6 | 4 | 6 | 3 | 0 | 0 | 0 | 0 | 1 | 72 | 113 | 5.14 | 1.857 |
| Anthony Young, R (8, 1)<br>ERA: 3.9 | 2.0 | | 7 | 0 | 0 | 0 | 0 | 2 | 0 | 0 | 0 | 0 | 0 | 13 | 26 | 0.00 | 1.000 |
| John Franco, L (10, 1)<br>ERA: 1.5 | 1.0 | L | 6 | 2 | 1 | 1 | 0 | 1 | 0 | 0 | 0 | 0 | 0 | 17 | 26 | 9.00 | 3.000 |

| PITCHER | IP | WLS | BF | H | R | ER | SO | BB | IBB | HBP | BLK | WP | HR | S | P | ERA | WHIP |
|---|---|---|---|---|---|---|---|---|---|---|---|---|---|---|---|---|---|

# TOP

## Pittsburgh Pirates @ New York Mets

Shea Stadium, Flushing, NY

Wed Aug 12 1992, 3:33 AM EDT

Att. 29,559 - Sunny - 80 F

livebaseballscorecards.com

| | |
|---|---|
| AB | 42 |
| R | 7 |
| H | 12 |
| RBI | 7 |
| BB | 6 |
| SO | 6 |
| LOB | 22 |

WP: 0 PA: 49
PB: 0
SB: 0
CS: 0

# Pittsburgh Pirates @ New York Mets

Shea Stadium, Flushing, NY

Wed Aug 12 1992, 3:33 AM EDT

Att. 29,559 - Sunny - 80 F

livebaseballscorecards.com

| Batter | 1 | 2 | 3 | 4 | 5 | 6 | 7 | 8 | 9 | 10 | AB | R | H | RBI | BB | SO | LOB |
|---|---|---|---|---|---|---|---|---|---|---|---|---|---|---|---|---|---|
| Bill Pecota, R (1, 4)<br>OBP: 0.290, SLG: 0.275<br>Daryl Boston, L (7, PH)<br>OBP: 0.311, SLG: 0.410 (8, 8) | C B X 1-1 G6-3 ① | | C S X 0-2 G6-3 ① | | B F C F B X 2-2 P3 ② | | B X 1-0 1-H 2-H HR | | B B X 2-0 G4-3 ① | | 3 0 0 0 0 0 0<br>2 1 1 3 0 0 0 | | | | | | |
| Chris Donnels, L (1, 5)<br>OBP: 0.273, SLG: 0.211 | B B X 2-0 G6-3 ② | | C B X 1-1 G5-3 ② | | B C B X 2-1 F7 ③ | | C X 0-1 G4-3 ① | | C S B S 1-3 K ② | | 5 0 0 0 0 1 0 | | | | | | |
| Dave Gallagher, R (1, 8)<br>OBP: 0.283, SLG: 0.327 (8, 9) | C B X 1-1 G5-3 ③ | | C B F B X 2-2 1B 1B | | | X 0-0 1B G1-3 1B | B F C F B F B X 3-2 G5-3 ② | | S C F B S 1-3 K ③ | | 5 1 2 0 0 1 0 | | | | | | |
| Chico Walker, S (1, 7)<br>OBP: 0.340, SLG: 0.378 | | B X 1-0 FC4-6 1B 1B 1B | X 0-0 FC6 1-2 1B | | | F X 0-1 G1-3 1-3 1B | B B C F B F X 3-2 1B 1B | | | F B B B B S F B 4-2 BB 1B BB | 4 1 4 0 1 0 0 | | | | | | |
| Jeff McKnight, S (1, 3)<br>OBP: 0.455, SLG: 0.400 (8, 4) | | B X 1-0 FC4-6 1-2 1B | S F B F X 1-2 FC6 1-2f ③ | | | X 0-0 G1-3 1-2 3-H ① | C 1 SAFE X 0-1 FC5-4 1-3 1B | | | B F F B B X 3-2 F9 ① | 5 0 2 1 0 0 4 | | | | | | |
| Mackey Sasser, L (1, 9)<br>OBP: 0.272, SLG: 0.310<br>Kevin Bass, S (7, 9)<br>OBP: 0.300, SLG: 0.393<br>Anthony Young, R (8, 1)<br>OBP: 0.143, SLG: 0.111<br>John Franco, L (10, 1)<br>Vince Coleman, S (10, PH)<br>OBP: 0.378, SLG: 0.390 | | X 0-0 FC4-6 E 1B G1-3 1-2f 2-3 ① | | C X 0-1 G3 ① | | B X 1-0 L4 ② | B B X 2-0 FC5-4 1-2f ③ | | | 1 SAFE C S B B F F X 2-2 BB 1-2 1B | 3 1 0 0 0 0 3<br>1 0 0 0 0 0 2<br>0 0 0 0 0 0 0<br>0 0 0 0 0 0 0<br>1 0 1 0 0 0 0 | | | | | | |
| Todd Hundley, S (1, 2)<br>OBP: 0.252, SLG: 0.328 | | B S B F B 1 SAFE F F F 3-2 X E8 G1-3 1-3 3-H 1B | | B C C S 1-3 K ② | | B X 1-0 F9 ③ | | B B B C F X 3-2 F9 ① | | B C F S 1-3 K ② | 5 0 1 1 0 2 3 | | | | | | |
| Dick Schofield, R (1, 6)<br>OBP: 0.312, SLG: 0.273 | | S B B B X 3-1 G1-3 2-3 3-H ② | | B C F S 1-3 K ③ | | | B B B C S X 3-2 HBP HR 1B | C F B S 1-3 K ② | | B B B B 4-0 1-2 2-3 BB | 4 1 1 1 1 2 1 | | | | | | |
| David Cone, L (1, 1)<br>OBP: 0.125, SLG: 0.098<br>Willie Randolph, R (7, PH)<br>OBP: 0.353, SLG: 0.322<br>Eddie Murray, S (8, 3)<br>OBP: 0.318, SLG: 0.411 | | B S X 1-1 G3 ③ | | | C B C X 1-2 G1-3 ① | | B C H 2-1 1-2 HR HBP | C F X 0-2 F8 ③ | | C C B B B X 2-2 F8 ③ | 2 0 0 0 0 0 1<br>0 1 0 0 0 0 0<br>2 0 0 0 0 0 3 | | | | | | |
| Inning Stats | R: 0 E: 0 K: 0 S: 5 H: 0 LOB: 0 BB: 0 P: 9 | R: 2 E: 1 K: 0 S: 13 H: 3 LOB: 1 BB: 0 P: 22 | R: 0 E: 0 K: 0 S: 13 H: 2 LOB: 2 BB: 0 P: 17 | R: 0 E: 0 K: 2 S: 8 H: 0 LOB: 0 BB: 0 P: 10 | R: 0 E: 0 K: 0 S: 9 H: 0 LOB: 0 BB: 0 P: 14 | R: 1 E: 0 K: 0 S: 6 H: 2 LOB: 1 BB: 0 P: 8 | R: 3 E: 0 K: 0 S: 19 H: 4 LOB: 2 BB: 0 P: 33 | R: 0 E: 0 K: 1 S: 9 H: 0 LOB: 0 BB: 0 P: 13 | R: 0 E: 0 K: 2 S: 8 H: 0 LOB: 0 BB: 0 P: 12 | R: 0 E: 0 K: 1 S: 17 H: 1 LOB: 3 BB: 2 P: 33 | 1B: 11 2B: 0 3B: 0 HR: 1 SF: 0 SAC: 0 DP: 0 HBP: 1 | | | | | | |

| | AB | 42 |
|---|---|---|
| | R | 6 |
| | H | 12 |
| | RBI | 6 |
| | BB | 2 |
| | SO | 6 |
| | LOB | 17 |

WP: 0 PB: 0 SB: 0 CS: 0 PA: 45

| PITCHER | | IP | WLS | BF | H | R | ER | SO | BB | IBB | HBP | BLK | WP | HR | S | P | ERA | WHIP |
|---|---|---|---|---|---|---|---|---|---|---|---|---|---|---|---|---|---|---|
| Randy Tomlin, L<br>ERA: 3.6 | (1, 1) | 6.0 | | 26 | 8 | 4 | 3 | 2 | 0 | 0 | 0 | 0 | 0 | 0 | 57 | 86 | 4.50 | 1.333 |
| Bob Walk, R<br>ERA: 3.66 | (7, 1) | 0.2 | | 6 | 3 | 2 | 2 | 0 | 0 | 0 | 1 | 0 | 0 | 1 | 15 | 24 | 27.00 | 4.500 |
| Denny Neagle, L<br>ERA: 4.13 | (7, 1) | 2.1 | W | 7 | 0 | 0 | 0 | 3 | 0 | 0 | 0 | 0 | 0 | 0 | 18 | 28 | 0.00 | 0.000 |
| Stan Belinda, R<br>ERA: 2.75 | (10, 1) | 0.0 | | 1 | 0 | 0 | 0 | 0 | 1 | 0 | 0 | 0 | 0 | 0 | 3 | 7 | ∞ | ∞ |
| Bob Patterson, L<br>ERA: 2.26 | (10, 1) | 1.0 | S | 5 | 1 | 0 | 0 | 1 | 1 | 0 | 0 | 0 | 0 | 0 | 14 | 26 | 0.00 | 2.000 |

| PITCHER | IP | WLS | BF | H | R | ER | SO | BB | IBB | HBP | BLK | WP | HR | S | P | ERA | WHIP |
|---|---|---|---|---|---|---|---|---|---|---|---|---|---|---|---|---|---|

# Atlanta Braves @ Pittsburgh Pirates

Three Rivers Stadium, Pittsburgh, PA

Fri Aug 14 1992, 7:05 PM EDT

Att. 38,595 - Cloudy - 74 F

TOP

livebaseballscorecards.com

| Batter | 1 | 2 | 3 | 4 | 5 | 6 | 7 | 8 | 9 | AB | R | H | RBI | BB | SO | LOB |
|---|---|---|---|---|---|---|---|---|---|---|---|---|---|---|---|---|
| Otis Nixon, S (1, 9)<br>OBP: 0.383, SLG: 0.399 | SBX 1-1 SH3-4 1B 2B | BCCBFX 2-2 SH1-4 HR 1B<br>1-2 | SCX 0-2 F9 1B 1B<br>2-3 | | X 0-0 ① F8 | | BBX 2-0 ① G4-3 | BBX 2-0 ③ 1B | | 6 | 3 | 4 | 0 | 0 | 0 | 0 |
| Jeff Blauser, R (1, 6)<br>OBP: 0.311, SLG: 0.404 | BX 1-0 ① SH3-4<br>2-3 | X 0-0 ① SH1-4<br>1-2<br>2-3 | SX 0-1 F9 E 1B<br>1-2<br>3-H | | BCBFBX 3-2 1B | | CBBX 2-1 G4-3 2B | | BCX 1-1 ① G6-3 | 4 | 2 | 3 | 1 | 0 | 0 | 0 |
| Terry Pendleton, S (1, 5)<br>OBP: 0.337, SLG: 0.480<br>Jeff Treadway, L (6, 4)<br>OBP: 0.270, SLG: 0.286 | X 0-0 1B 3B 1B<br>3-H | IIII 4-0 HR IBB | CX 0-1 ② F9<br>1-2<br>2-3 | | BCBBX 3-1 ② F8 | | BBFBFX 3-2 ② G4-3<br>2-3 | | CX 0-1 2B FC6-2 1B | 3<br>2 | 2<br>0 | 1<br>1 | 1<br>0 | 1<br>0 | 0<br>0 | 3<br>1 |
| Lonnie Smith, R (1, 7)<br>OBP: 0.315, SLG: 0.432 | FBFFFX 1-2 3B 1B<br>1-2 | BSX 1-1 HR<br>1-H<br>2-H<br>3-H | FBFX 1-2 E5 FC4 1B<br>2-H<br>3-H | | X 0-0 ③ P6 | | BSBX 2-1 1B 2B<br>3-H | | BBBX 3-0 FC6-2 2B<br>1-3 | 6 | 3 | 5 | 6 | 0 | 0 | 1 |
| Ron Gant, R (1, 8)<br>OBP: 0.325, SLG: 0.407 | X 0-0 2B 3B<br>1-H<br>2-H | CBSBFBX 3-2 ② P4 | BCCX 1-2 ③ FC4<br>1-2f | | | SX 0-1 HR 1B | BBSBB 4-1 1B BB | | X 0-0 ② FC6-2 FC6-4<br>2-3<br>3-H | 5 | 2 | 2 | 2 | 1 | 0 | 3 |
| Brian Hunter, R (1, 3)<br>OBP: 0.275, SLG: 0.483 | SBBBX 2-1 G6-3 2B<br>3-H | BSFX 1-2 1B | | BFBSFFBFF 3-2 ① P3 | | X 0-0 1-H HR | CFFBX 1-2 1-3<br>2-H 1B | | BCX 1-1 ③ FC6-4<br>1-2f | 6 | 1 | 4 | 4 | 0 | 0 | 2 |
| Greg Olson, R (1, 2)<br>OBP: 0.326, SLG: 0.351 | CCX 0-2 ② G6-3<br>2-3 | CSSSS 0-3 ③ K | | FH 1-1 HBP | | CX 0-1 ① G6-3 | BBX 2-0 ③ P3 | | | 4 | 0 | 0 | 0 | 0 | 1 | 4 |
| Mark Lemke, S (1, 4)<br>OBP: 0.301, SLG: 0.319<br>(6, 5) | BBBCBX 3-2 ③ G6-3 | BBCX 2-1 1B G5-3 1B | X 0-0 ② F8 | | | X 0-0 ② G4-3 | | X 0-0 ① G5-3 | | 5 | 1 | 1 | 0 | 0 | 0 | 2 |
| Tom Glavine, L (1, 1)<br>OBP: 0.265, SLG: 0.292<br>Sid Bream, L (8, PH)<br>OBP: 0.345, SLG: 0.415<br>Randy St. Claire, R (8, 1)<br>Mike Stanton, L (9, 1)<br>OBP: 0.500, SLG: 0.500 | | BX 1-0 SH1-4 HR 1B | CBBBSX 2-2 ① G5-3<br>1-2 | BBBCSX 3-2 ③ G5-3 | | FX 0-1 ③ G6-3 | | CCC 0-3 ② K | | 4<br>1<br>0<br>0 | 1<br>0<br>0<br>0 | 1<br>0<br>0<br>0 | 0<br>0<br>0<br>0 | 0<br>0<br>0<br>0 | 0<br>1<br>0<br>0 | 2<br>0<br>0<br>0 |
| Inning Stats | R: 4 H: 5<br>E: 0 LOB: 1<br>K: 0 BB: 0<br>S: 18 P: 26 | R: 4 H: 4<br>E: 0 LOB: 1<br>K: 1 BB: 1<br>S: 18 P: 30 | R: 3 H: 4<br>E: 1 LOB: 1<br>K: 0 BB: 0<br>S: 18 P: 24 | R: 0 H: 0<br>E: 0 LOB: 1<br>K: 0 BB: 0<br>S: 12 P: 19 | R: 0 H: 1<br>E: 0 LOB: 1<br>K: 0 BB: 0<br>S: 7 P: 13 | R: 2 H: 2<br>E: 0 LOB: 0<br>K: 0 BB: 0<br>S: 8 P: 8 | R: 2 H: 3<br>E: 0 LOB: 2<br>K: 0 BB: 1<br>S: 14 P: 30 | R: 0 H: 1<br>E: 0 LOB: 1<br>K: 1 BB: 0<br>S: 5 P: 7 | R: 0 H: 2<br>E: 0 LOB: 2<br>K: 0 BB: 0<br>S: 8 P: 13 | 1B: 14 SF: 0<br>2B: 5 SAC: 2<br>3B: 1 DP: 0<br>HR: 2 HBP: 1 | | | | | | |

| | |
|---|---|
| AB | 46 |
| R | 15 |
| H | 22 |
| RBI | 14 |
| BB | 2 |
| SO | 2 |
| LOB | 18 |

WP: 0 PB: 0 SB: 0 CS: 0 PA: 51

| PITCHER | | IP | WLS | BF | H | R | ER | SO | BB | IBB | HBP | BLK | WP | HR | S | P | ERA | WHIP |
|---|---|---|---|---|---|---|---|---|---|---|---|---|---|---|---|---|---|---|
| Zane Smith, L<br>ERA: 3.18 | (1, 1) | 0.1 | L | 6 | 5 | 4 | 4 | 0 | 0 | 0 | 0 | 0 | 0 | 0 | 12 | 17 | 108.00 | 15.000 |
| Roger Mason, R<br>ERA: 4.39 | (1, 1) | 5.2 | | 30 | 11 | 9 | 8 | 1 | 0 | 1 | 1 | 0 | 0 | 2 | 69 | 103 | 12.71 | 1.941 |
| Steve Cooke, L<br>ERA: 9.0 | (7, 1) | 3.0 | | 15 | 6 | 2 | 2 | 1 | 1 | 0 | 0 | 0 | 0 | 0 | 27 | 50 | 6.00 | 2.333 |

| PITCHER | IP | WLS | BF | H | R | ER | SO | BB | IBB | HBP | BLK | WP | HR | S | P | ERA | WHIP |
|---|---|---|---|---|---|---|---|---|---|---|---|---|---|---|---|---|---|

# BOTTOM

## Atlanta Braves @ Pittsburgh Pirates

Three Rivers Stadium, Pittsburgh, PA

Fri Aug 14 1992, 7:05 PM EDT

Att. 38,595 - Cloudy - 74 F

| Batter | 1 | 2 | 3 | 4 | 5 | 6 | 7 | 8 | 9 | AB | R | H | RBI | BB | SO | LOB |
|---|---|---|---|---|---|---|---|---|---|---|---|---|---|---|---|---|
| Gary Redus, R (1, 3)<br>OBP: 0.288, SLG: 0.292 | F B B B X 3-1 F9 ① | | | F C X 0-2 G6-3 ① | | X 0-0 BB 1B 1B | | B X 1-0 F7 ② | | 4 | 0 | 1 | 0 | 0 | 0 | 0 |
| Jay Bell, R (1, 6)<br>OBP: 0.327, SLG: 0.351 | B F B B C S 3-3 K ② | | | B B C B X 3-1 G4-3 ② | | B B C B X 2-1 BB 1-2 1B | | C X 0-1 G5-3 ③ | | 4 | 0 | 1 | 0 | 0 | 1 | 0 |
| Andy Van Slyke, L (1, 8)<br>OBP: 0.401, SLG: 0.499 | C X 0-1 G3-1 ③ | | | B C B C S 2-3 K ③ | | B B B C B 4-1 FC6-4 BB 1-2 2-3 | | | S B C B F S 2-3 K2-3 ① | 3 | 0 | 0 | 0 | 1 | 2 | 0 |
| Lloyd McClendon, R (1, 9)<br>OBP: 0.348, SLG: 0.319<br>Steve Cooke, R (7, 1)<br>OBP: 1.000, SLG: 1.000<br>Cecil Espy, S (9, PH)<br>OBP: 0.306, SLG: 0.342 | | B F B B B 4-1 G6-4-3 BB | | | C X 0-1 F8 ① | B X 1-0 FC6-4 ③ 1-2f | | | C X 0-1 BB 1B | 2<br>0<br>1 | 0<br>0<br>0 | 0<br>0<br>1 | 0<br>0<br>0 | 1<br>0<br>0 | 0<br>0<br>0 | 3<br>0<br>0 |
| Barry Bonds, L (1, 7)<br>OBP: 0.436, SLG: 0.577 | | B B X 2-0 F7 ① | | | B F B X 2-1 G3-1 ② | | X 0-0 F8 ① | | C B B B C B 4-2 BB 1-2 | 3 | 0 | 0 | 0 | 1 | 0 | 1 |
| Jeff King, R (1, 5)<br>OBP: 0.251, SLG: 0.351 | | C X 0-1 G6-4-3 ② ③ 1-2f | | | C S X 0-2 FC5-4 1B | | B B B C F X 3-2 F9 ② | | B B B C X 3-1 F8 ② | 4 | 0 | 1 | 0 | 0 | 0 | 3 |
| Don Slaught, R (1, 2)<br>OBP: 0.367, SLG: 0.419 | | | B X 1-0 F8 ① | | B F S X 1-2 FC5-4 ③ 1-2f | | X 0-0 FC6-4 1B | | B B X 2-0 F9 ③ | 4 | 0 | 1 | 0 | 0 | 0 | 3 |
| Jose Lind, R (1, 4)<br>OBP: 0.276, SLG: 0.272 | | | C B F X 1-2 G4-6-3 1B | | | X 0-0 G1-3 ① | B F F B X 2-2 FC6-4 ③ 1-2f | | | 3 | 0 | 1 | 0 | 0 | 0 | 1 |
| Zane Smith, L (1, 1)<br>OBP: 0.160, SLG: 0.167<br>Roger Mason, R (1, 1)<br>Gary Varsho, L (6, PH)<br>OBP: 0.257, SLG: 0.341 (7, 9) | | | S S B X 1-2 G4-6-3 ② ③ 1-2f | | | C B S B S 2-3 K ② | | F X 0-1 G4-3 ① | | 0<br>1<br>2 | 0<br>0<br>0 | 0<br>0<br>0 | 0<br>0<br>0 | 0<br>0<br>0 | 0<br>0<br>1 | 0<br>1<br>0 |
| Inning Stats | R: 0 E: 0 K: 1 S: 7 H: 0 LOB: 0 BB: 0 P: 13 | R: 0 E: 0 K: 0 S: 4 H: 0 LOB: 0 BB: 1 P: 10 | R: 0 E: 0 K: 0 S: 7 H: 1 LOB: 0 BB: 0 P: 10 | R: 0 E: 0 K: 1 S: 8 H: 0 LOB: 0 BB: 0 P: 13 | R: 0 E: 0 K: 0 S: 10 H: 1 LOB: 1 BB: 0 P: 13 | R: 0 E: 0 K: 1 S: 9 H: 2 LOB: 3 BB: 1 P: 18 | R: 0 E: 0 K: 0 S: 8 H: 1 LOB: 1 BB: 0 P: 13 | R: 0 E: 0 K: 0 S: 5 H: 0 LOB: 0 BB: 0 P: 6 | R: 0 E: 0 K: 1 S: 11 H: 1 LOB: 2 BB: 1 P: 22 | 1B: 6<br>2B: 0<br>3B: 0<br>HR: 0 | SF: 0<br>SAC: 0<br>DP: 2<br>HBP: 0 | | | | WP: 0<br>PB: 0<br>SB: 0<br>CS: 0 | PA: 34 | |

| PITCHER | | IP | WLS | BF | H | R | ER | SO | BB | IBB | HBP | BLK | WP | HR | S | P | ERA | WHIP |
|---|---|---|---|---|---|---|---|---|---|---|---|---|---|---|---|---|---|---|
| Tom Glavine, L<br>ERA: 2.5 | (1, 1) | 7.0 | W | 26 | 5 | 0 | 0 | 3 | 2 | 0 | 0 | 0 | 0 | 0 | 53 | 90 | 0.00 | 1.000 |
| Randy St. Claire, R<br>ERA: 3.38 | (8, 1) | 1.0 | | 3 | 0 | 0 | 0 | 0 | 0 | 0 | 0 | 0 | 0 | 0 | 5 | 6 | 0.00 | 0.000 |
| Mike Stanton, L<br>ERA: 5.5 | (9, 1) | 1.0 | | 5 | 1 | 0 | 0 | 1 | 1 | 0 | 0 | 0 | 0 | 0 | 11 | 22 | 0.00 | 2.000 |

| PITCHER | IP | WLS | BF | H | R | ER | SO | BB | IBB | HBP | BLK | WP | HR | S | P | ERA | WHIP |
|---|---|---|---|---|---|---|---|---|---|---|---|---|---|---|---|---|---|

| | |
|---|---|
| AB | 31 |
| R | 0 |
| H | 6 |
| RBI | 0 |
| BB | 3 |
| SO | 4 |
| LOB | 12 |

livebaseballscorecards.com

# Atlanta Braves @ Pittsburgh Pirates

Three Rivers Stadium, Pittsburgh, PA

Sat Aug 15 1992, 7:05 PM EDT

Att. 38,808 - Cloudy - 66 F

livebaseballscorecards.com

## TOP

| Batter | 1 | 2 | 3 | 4 | 5 | 6 | 7 | 8 | 9 | AB | R | H | RBI | BB | SO | LOB |
|---|---|---|---|---|---|---|---|---|---|---|---|---|---|---|---|---|
| Otis Nixon, S (1, 9)<br>OBP: 0.387, SLG: 0.401 | X<br>0-0<br>1B S<br>E<br>1B | B C S B X<br>2-2<br>2B<br>1B | | B X<br>1-0 ②<br>G6-3 | | C L X<br>0-2 ③<br>G1-3 | | B S B B F B<br>4-2<br>BB | | 4 | 2 | 2 | 0 | 1 | 0 | 0 |
| Jeff Blauser, R (1, 6)<br>OBP: 0.318, SLG: 0.405<br>Deion Sanders, L (7, PR)<br>OBP: 0.356, SLG: 0.530 (7, 8) | C B 1 SAFE B B B<br>4-1<br>BB E<br>1-2<br>2B<br>BB | B X<br>1-0 ②<br>F7 | | X<br>0-0<br>FC5-4<br>1B | | | C B C B B B<br>4-2<br>G6-3 1B<br>BB | 1 SAFE 1 SAFE X<br>0-0 ②<br>F7 | | 2<br>1 | 1<br>0 | 1<br>0 | 0<br>0 | 2<br>0 | 0<br>0 | 1<br>1 |
| Terry Pendleton, S (1, 5)<br>OBP: 0.339, SLG: 0.484 | X<br>0-0<br>E5<br>BB<br>1-2<br>2-H<br>2B<br>1B | F 1 SAFE X<br>0-1<br>1-H<br>2B | | 1 SAFE 1 SAFE F S B X<br>1-2 ③<br>FC5-4<br>1-2f | | | C X<br>0-1<br>G6-3<br>1-2<br>1B | P P C F S<br>2-3 ③<br>K | | 5 | 1 | 3 | 1 | 0 | 1 | 2 |
| Lonnie Smith, R (1, 7)<br>OBP: 0.323, SLG: 0.429<br>Kent Mercker, L (7, 1)<br>David Justice, L (9, PH)<br>OBP: 0.345, SLG: 0.374<br>Alejandro Pena, R (9, 1) | B B X<br>2-0 ①<br>P6 | B B B B<br>4-0<br>FC6-4<br>BB | | | F B X<br>1-1<br>BLK<br>1B | | B B B C F F F X<br>3-2 ①<br>G6-3<br>1-2<br>2-3 | | F C X<br>0-2 ①<br>L8 | 3<br>0<br>0<br>0 | 0<br>0<br>0<br>0 | 1<br>0<br>0<br>0 | 0<br>0<br>0<br>0 | 1<br>0<br>0<br>0 | 0<br>0<br>0<br>0 | 4<br>0<br>0<br>0 |
| Ron Gant, R (1, 8) (7, 7)<br>OBP: 0.326, SLG: 0.404 | B B B B C B<br>4-1<br>2B<br>WP<br>1-2<br>2-3<br>BB | X<br>0-0 ③<br>FC6-4<br>1-2f | | | B S 1 SAFE C C<br>1-3 ①<br>K | | I I I<br>4-0<br>IBB | | C B B B F S<br>3-3 ②<br>K | 3 | 1 | 0 | 0 | 2 | 2 | 3 |
| Brian Hunter, R (1, 3)<br>OBP: 0.278, SLG: 0.483 | B X<br>1-0<br>WP<br>SF9<br>1-3<br>2-H<br>3-H<br>2B | | X<br>0-0 ①<br>G3-1 | | B B B S F C<br>3-3 ②<br>K | | S C F X<br>0-2 ②<br>L6 | | B B S B C F F B<br>4-2<br>FC4<br>BB | 4 | 1 | 1 | 2 | 1 | 1 | 4 |
| Damon Berryhill, S (1, 2)<br>OBP: 0.265, SLG: 0.382 | F B B B X<br>3-1 ②<br>SF9<br>2-H<br>3-H | | B X<br>1-0 ②<br>G5-3 | | B B S X<br>2-1 ③<br>F8<br>1-2 | | C C B F C<br>1-3 ③<br>K | | C S F X<br>0-2 ③<br>FC4<br>1-2f | 4 | 0 | 0 | 1 | 0 | 1 | 5 |
| Mark Lemke, S (1, 4)<br>OBP: 0.301, SLG: 0.328 | B X<br>1-0 ③<br>F8 | | S X<br>0-1 ③<br>G5-3 | | | B B X<br>2-0 ①<br>G4-3 | | X<br>0-0<br>HR | | 4 | 1 | 1 | 1 | 0 | 0 | 0 |
| Steve Avery, L (1, 1)<br>OBP: 0.217, SLG: 0.246<br>Marvin Freeman, R (6, 1)<br>OBP: 0.500, SLG: 0.500<br>Rafael Belliard, R (7, 6)<br>OBP: 0.259, SLG: 0.233 | | C B F S<br>1-3 ①<br>K | | B F F X<br>1-2 ①<br>G6-3 | | C S F S<br>0-3 ②<br>K | | B S S F B X<br>2-2 ①<br>L7 | | 3<br>0<br>1 | 0<br>0<br>0 | 0<br>0<br>0 | 0<br>0<br>0 | 0<br>0<br>0 | 2<br>0<br>0 | 0<br>0<br>0 |
| Inning Stats | R: 5 H: 3<br>E: 1 LOB: 0<br>K: 0 BB: 2<br>S: 9 P: 24 | R: 1 H: 2<br>E: 0 LOB: 2<br>K: 1 BB: 1<br>S: 10 P: 18 | R: 0 H: 0<br>E: 0 LOB: 0<br>K: 0 BB: 0<br>S: 4 P: 5 | R: 0 H: 1<br>E: 0 LOB: 1<br>K: 0 BB: 0<br>S: 8 P: 11 | R: 0 H: 1<br>E: 0 LOB: 1<br>K: 2 BB: 0<br>S: 10 P: 17 | R: 0 H: 0<br>E: 0 LOB: 0<br>K: 1 BB: 0<br>S: 8 P: 10 | R: 0 H: 1<br>E: 0 LOB: 3<br>K: 1 BB: 2<br>S: 17 P: 29 | R: 1 H: 1<br>E: 0 LOB: 1<br>K: 1 BB: 1<br>S: 13 P: 19 | R: 0 H: 0<br>E: 0 LOB: 1<br>K: 1 BB: 1<br>S: 14 P: 21 | 1B: 6 SF: 1<br>2B: 2 SAC: 0<br>3B: 0 DP: 0<br>HR: 1 HBP: 0 | | | | | | WP: 1 PA: 43<br>PB: 0<br>SB: 1<br>CS: 0 | |

| | AB | 35 |
|---|---|---|
| | R | 7 |
| | H | 9 |
| | RBI | 5 |
| | BB | 7 |
| | SO | 7 |
| | LOB | 20 |

| PITCHER | | IP | WLS | BF | H | R | ER | SO | BB | IBB | HBP | BLK | WP | HR | S | P | ERA | WHIP |
|---|---|---|---|---|---|---|---|---|---|---|---|---|---|---|---|---|---|---|
| Danny Jackson, L<br>ERA: 4.06 | (1, 1) | 4.0 | L | 21 | 6 | 6 | 6 | 1 | 3 | 0 | 0 | 0 | 1 | 0 | 31 | 58 | 13.50 | 2.250 |
| Bob Walk, R<br>ERA: 3.57 | (5, 1) | 2.0 | | 7 | 1 | 0 | 0 | 3 | 0 | 0 | 0 | 1 | 0 | 0 | 18 | 27 | 0.00 | 0.500 |
| Denny Neagle, L<br>ERA: 4.14 | (7, 1) | 2.0 | | 11 | 2 | 1 | 1 | 2 | 2 | 1 | 0 | 0 | 0 | 1 | 30 | 48 | 4.50 | 2.000 |
| Bob Patterson, L<br>ERA: 2.22 | (9, 1) | 1.0 | | 4 | 0 | 0 | 0 | 1 | 1 | 0 | 0 | 0 | 0 | 0 | 14 | 21 | 0.00 | 1.000 |

| PITCHER | IP | WLS | BF | H | R | ER | SO | BB | IBB | HBP | BLK | WP | HR | S | P | ERA | WHIP |
|---|---|---|---|---|---|---|---|---|---|---|---|---|---|---|---|---|---|

# Atlanta Braves @ Pittsburgh Pirates

Three Rivers Stadium, Pittsburgh, PA

Sat Aug 15 1992, 7:05 PM EDT

Att. 38,808 - Cloudy - 66 F

## BOTTOM

livebaseballscorecards.com

| Batter | 1 | 2 | 3 | 4 | 5 | 6 | 7 | 8 | 9 | AB | R | H | RBI | BB | SO | LOB |
|---|---|---|---|---|---|---|---|---|---|---|---|---|---|---|---|---|
| Gary Redus, R (1, 3)<br>OBP: 0.289, SLG: 0.293<br>Orlando Merced, S (6, PH)<br>OBP: 0.317, SLG: 0.387 (7, 3) | F9 | | F8 | | S, 1B | 1B, BB | | | K | 3<br>1 | 0<br>0 | 1<br>0 | 0<br>0 | 0<br>1 | 0<br>1 | 0<br>0 |
| Jay Bell, R (1, 6)<br>OBP: 0.327, SLG: 0.351 | G1-3 | | WP, 1B | | K<br>1-2 | 1-3, 2-3<br>1B | | | K | 5 | 1 | 2 | 0 | 0 | 2 | 1 |
| Andy Van Slyke, L (1, 8)<br>OBP: 0.403, SLG: 0.499 | F7 | | 1-H<br>3B | | P5 | | SH3<br>1B | | S<br>BB | 4 | 1 | 2 | 1 | 1 | 0 | 1 |
| Lloyd McClendon, R (1, 9)<br>OBP: 0.345, SLG: 0.331 | | P3 | 1-H<br>1B | | F7 | | SH3<br>1-2 | | P6<br>1-2 | 4 | 1 | 1 | 1 | 0 | 0 | 2 |
| Barry Bonds, L (1, 7)<br>OBP: 0.434, SLG: 0.573<br>Gary Varsho, L (8, 7)<br>OBP: 0.257, SLG: 0.341 | | G4-3 | 3-H<br>1B | | | F7 | K | | | 4<br>0 | 0<br>0 | 1<br>0 | 1<br>0 | 0<br>0 | 1<br>0 | 1<br>0 |
| Jeff King, R (1, 5)<br>OBP: 0.254, SLG: 0.351 | | FC5, 1B<br>BB | 1-2<br>K | | | 2B<br>1B | G5-3 | | | 3 | 1 | 1 | 0 | 1 | 1 | 2 |
| Don Slaught, R (1, 2)<br>OBP: 0.370, SLG: 0.426 | | 1-2<br>1B | | G6-3 | | 1-H<br>2B | | G5-3 | | 4 | 1 | 2 | 1 | 0 | 0 | 0 |
| Jose Lind, R (1, 4)<br>OBP: 0.276, SLG: 0.272 | | FC5<br>2-3f | | G4-6-3<br>1B | | P6 | | G6-3 | | 4 | 0 | 1 | 0 | 0 | 0 | 3 |
| Danny Jackson, R (1, 1)<br>OBP: 0.067, SLG: 0.067<br>Cecil Espy, S (4, PH)<br>OBP: 0.308, SLG: 0.340<br>Bob Walk, R (5, 1)<br>OBP: 0.045, SLG: 0.045<br>John Wehner, R (6, PH)<br>OBP: 0.258, SLG: 0.250<br>Denny Neagle, L (7, 1)<br>Alex Cole, L (8, PH)<br>OBP: 0.325, SLG: 0.321<br>Bob Patterson, R (9, 1)<br>OBP: 0.429, SLG: 0.500 | | | K | 1-2f | | 2-H<br>2B | | K | | 1<br>1<br>0<br>1<br>0<br>0<br>1<br>0 | 0<br>0<br>0<br>0<br>0<br>0<br>0<br>0 | 0<br>0<br>0<br>1<br>0<br>0<br>1<br>0 | 0<br>0<br>0<br>0<br>0<br>0<br>0<br>0 | 1<br>0<br>0<br>0<br>0<br>0<br>0<br>0 | 0<br>0<br>0<br>0<br>0<br>0<br>1<br>0 | 0<br>1<br>0<br>0<br>0<br>0<br>0<br>0 |
| Inning Stats | R: 0<br>E: 0<br>K: 0<br>S: 9<br>H: 0<br>LOB: 0<br>BB: 0<br>P: 15 | R: 0<br>E: 0<br>K: 0<br>S: 8<br>H: 1<br>LOB: 2<br>BB: 1<br>P: 16 | R: 3<br>E: 0<br>K: 2<br>S: 17<br>H: 4<br>LOB: 1<br>BB: 0<br>P: 25 | R: 0<br>E: 0<br>K: 0<br>S: 8<br>H: 1<br>LOB: 0<br>BB: 0<br>P: 9 | R: 0<br>E: 0<br>K: 1<br>S: 7<br>H: 1<br>LOB: 1<br>BB: 0<br>P: 10 | R: 2<br>E: 0<br>K: 0<br>S: 15<br>H: 4<br>LOB: 3<br>BB: 1<br>P: 26 | R: 0<br>E: 0<br>K: 1<br>S: 8<br>H: 1<br>LOB: 1<br>BB: 0<br>P: 13 | R: 0<br>E: 0<br>K: 1<br>S: 10<br>H: 0<br>LOB: 0<br>BB: 0<br>P: 16 | R: 0<br>E: 0<br>K: 2<br>S: 11<br>H: 0<br>LOB: 1<br>BB: 1<br>P: 19 | 1B: 9<br>2B: 2<br>3B: 1<br>HR: 0<br>SF: 0<br>SAC: 1<br>DP: 1<br>HBP: 0 | | | | | | |

| | AB | 36 |
|---|---|---|
| | R | 5 |
| | H | 12 |
| | RBI | 5 |
| | BB | 3 |
| | SO | 7 |
| | LOB | 11 |

| PITCHER | | IP | WLS | BF | H | R | ER | SO | BB | IBB | HBP | BLK | WP | HR | S | P | ERA | WHIP |
|---|---|---|---|---|---|---|---|---|---|---|---|---|---|---|---|---|---|---|
| Steve Avery, L<br>ERA: 2.94 | (1, 1) | 5.2 | W | 27 | 10 | 5 | 5 | 3 | 1 | 0 | 0 | 0 | 1 | 0 | 62 | 94 | 7.94 | 1.941 |
| Marvin Freeman, R<br>ERA: 3.83 | (6, 1) | 0.1 | | 2 | 1 | 0 | 0 | 0 | 1 | 0 | 0 | 0 | 0 | 0 | 2 | 7 | 0.00 | 6.000 |
| Kent Mercker, L<br>ERA: 2.28 | (7, 1) | 2.0 | | 7 | 1 | 0 | 0 | 2 | 0 | 0 | 0 | 0 | 0 | 0 | 18 | 29 | 0.00 | 0.500 |
| Alejandro Pena, R<br>ERA: 4.03 | (9, 1) | 1.0 | S | 4 | 0 | 0 | 0 | 2 | 1 | 0 | 0 | 0 | 0 | 0 | 11 | 19 | 0.00 | 1.000 |

| PITCHER | IP | WLS | BF | H | R | ER | SO | BB | IBB | HBP | BLK | WP | HR | S | P | ERA | WHIP |
|---|---|---|---|---|---|---|---|---|---|---|---|---|---|---|---|---|---|

# Atlanta Braves @ Pittsburgh Pirates

Three Rivers Stadium, Pittsburgh, PA

Sun Aug 16 1992, 3:33 AM EDT

Att. 35,199 - Cloudy - 73 F

TOP

livebaseballscorecards.com

| Batter | 1 | 2 | 3 | 4 | 5 | 6 | 7 | 8 | 9 | AB | R | H | RBI | BB | SO | LOB |
|---|---|---|---|---|---|---|---|---|---|---|---|---|---|---|---|---|
| Otis Nixon, S (1, 8)<br>OBP: 0.388, SLG: 0.402 | K | | 1B | | F8 | | | CS 1B | | 4 | 0 | 2 | 0 | 0 | 1 | 1 |
| Deion Sanders, L (1, 7)<br>OBP: 0.351, SLG: 0.522 | F8 | | P7 | | | F9 | | F8<br>1-2 | | 4 | 0 | 0 | 0 | 0 | 0 | 2 |
| Terry Pendleton, S (1, 5)<br>OBP: 0.341, SLG: 0.484 | F8 | | G5-3<br>1-2 | | | 1B | | | G4-3 1B 2B 1B | 4 | 1 | 2 | 0 | 0 | 0 | 1 |
| David Justice, L (1, 9)<br>OBP: 0.344, SLG: 0.373 | | F8 | | F9 | | F8 | | | G4-3<br>1-2 2B 1B | 4 | 1 | 1 | 0 | 0 | 0 | 1 |
| Sid Bream, L (1, 3)<br>OBP: 0.343, SLG: 0.412 | | FC4-6 BB 1B | | F7 | | G4-3 | | | G4-3<br>1-2<br>2-3 | 4 | 0 | 1 | 0 | 0 | 0 | 3 |
| Greg Olson, R (1, 2)<br>OBP: 0.328, SLG: 0.355 | | FC4-6<br>1-2 BB | | K | | | G3-1 | | G4-3 2B<br>2-H<br>3-H | 3 | 0 | 1 | 2 | 1 | 1 | 0 |
| Mark Lemke, S (1, 4)<br>OBP: 0.300, SLG: 0.325 | | FC4-6<br>FC4-6<br>1-2f<br>2-3 | | | 29<br>G6-3 SH1-4<br>BB | | P5 | | G4-3<br>2-3 | 3 | 0 | 0 | 0 | 1 | 0 | 3 |
| Rafael Belliard, R (1, 6)<br>OBP: 0.258, SLG: 0.232<br>Jeff Blauser, R (7, PH)<br>OBP: 0.316, SLG: 0.401 (7, 6) | | FC4-6<br>1-2f | | | SH1-4<br>1-2 | | G5-3 | | F9 | 1<br>2 | 0<br>0 | 0<br>0 | 0<br>0 | 0<br>0 | 0<br>0 | 2<br>1 |
| 29 John Smoltz, R (1, 1)<br>OBP: 0.222, SLG: 0.193<br>Jeff Treadway, L (8, PH)<br>OBP: 0.267, SLG: 0.282<br>Mike Stanton, L (8, 1)<br>OBP: 0.500, SLG: 0.500<br>Marvin Freeman, R (8, 1)<br>OBP: 0.500, SLG: 0.500<br>Mark Davis, L (8, 1) | | | K | | G6-3<br>2-3 | | | P4 | | 2<br>1<br>0<br>0<br>0 | 0<br>0<br>0<br>0<br>0 | 0<br>0<br>0<br>0<br>0 | 0<br>0<br>0<br>0<br>0 | 1<br>0<br>0<br>0<br>0 | 1<br>0<br>0<br>0<br>0 | 1<br>0<br>0<br>0<br>0 |

| Inning Stats | | | | | | | | | |
|---|---|---|---|---|---|---|---|---|---|
| | R: 0 H: 0<br>E: 0 LOB: 0<br>K: 1 BB: 0<br>S: 11 P: 14 | R: 0 H: 1<br>E: 0 LOB: 2<br>K: 0 BB: 1<br>S: 10 P: 16 | R: 0 H: 1<br>E: 0 LOB: 1<br>K: 1 BB: 0<br>S: 12 P: 18 | R: 0 H: 0<br>E: 0 LOB: 0<br>K: 1 BB: 0<br>S: 7 P: 11 | R: 0 H: 0<br>E: 0 LOB: 1<br>K: 0 BB: 1<br>S: 5 P: 10 | R: 0 H: 1<br>E: 0 LOB: 1<br>K: 0 BB: 0<br>S: 7 P: 10 | R: 0 H: 0<br>E: 0 LOB: 0<br>K: 0 BB: 0<br>S: 6 P: 10 | R: 0 H: 1<br>E: 0 LOB: 0<br>K: 0 BB: 0<br>S: 7 P: 8 | R: 2 H: 3<br>E: 0 LOB: 1<br>K: 0 BB: 0<br>S: 15 P: 17 |

| | | | | | | | | | | | | | | | | | | | | | | | | | | | | | | | |
|---|---|---|---|---|---|---|---|---|---|---|---|---|---|---|---|---|---|---|---|---|---|---|---|---|---|---|---|---|---|---|---|
| 1B: 6 | SF: 0 | WP: 0 | PA: 35 |
| 2B: 1 | SAC: 1 | PB: 0 | |
| 3B: 0 | DP: 0 | SB: 1 | |
| HR: 0 | HBP: 0 | CS: 1 | |

| PITCHER | | IP | WLS | BF | H | R | ER | SO | BB | IBB | HBP | BLK | WP | HR | S | P | ERA | WHIP |
|---|---|---|---|---|---|---|---|---|---|---|---|---|---|---|---|---|---|---|
| Tim Wakefield, R<br>ERA: 1.32 | (1, 1) | 9.0 | W | 35 | 7 | 2 | 2 | 3 | 2 | 0 | 0 | 0 | 0 | 0 | 80 | 114 | 2.00 | 1.000 |

| PITCHER | IP | WLS | BF | H | R | ER | SO | BB | IBB | HBP | BLK | WP | HR | S | P | ERA | WHIP |
|---|---|---|---|---|---|---|---|---|---|---|---|---|---|---|---|---|---|

| | |
|---|---|
| AB | 32 |
| R | 2 |
| H | 7 |
| RBI | 2 |
| BB | 2 |
| SO | 3 |
| LOB | 15 |

# Atlanta Braves @ Pittsburgh Pirates

Three Rivers Stadium, Pittsburgh, PA

Sun Aug 16 1992, 3:33 AM EDT

Att. 35,199 - Cloudy - 73 F

## BOTTOM

livebaseballscorecards.com

| Batter | 1 | 2 | 3 | 4 | 5 | 6 | 7 | 8 | 9 | AB | R | H | RBI | BB | SO | LOB |
|---|---|---|---|---|---|---|---|---|---|---|---|---|---|---|---|---|
| Gary Varsho, L (1, 9)<br>OBP: 0.250, SLG: 0.331 | X 0-0 G4-3 ① | | B C B X 2-1 G4-3 ① | | F B S F S 1-3 K ① | | L C B S 1-3 K ② | | | 4 | 0 | 0 | 0 | 0 | 2 | 0 |
| Jay Bell, R (1, 6)<br>OBP: 0.325, SLG: 0.348 | B F F X 1-2 P6 ② | | B B B C C S 3-3 K ② | | C F F B S 1-3 K ② | | B B B C X 3-1 P3 ③ | | | 4 | 0 | 0 | 0 | 0 | 2 | 0 |
| Andy Van Slyke, L (1, 8)<br>OBP: 0.402, SLG: 0.499 | F B B B X 3-1 G6-3 ③ | | B B X 2-0 G3-1 ③ | | B X 1-0 G4-3 ③ | | | C B C F B X 2-2 1B 2B | | 4 | 1 | 1 | 0 | 0 | 0 | 0 |
| Barry Bonds, L (1, 7)<br>OBP: 0.437, SLG: 0.571 | | B B B B 4-0 FC4-6 BB | | B B F F B B 4-2 1B BB | | F B C S 1-3 K ① | | B F B F F B B 4-2 E 1B 1B BB | | 1 | 1 | 0 | 0 | 3 | 1 | 0 |
| Orlando Merced, S (1, 3)<br>OBP: 0.319, SLG: 0.390 | | B X 1-0 FC4-6 1B 1B 1-2f ① | | B 1 SAFE B B B B 4-0 1B 1-2 BB | | C B B X 2-1 L9 2B | | C S B X 1-2 F7 ① | | 3 | 1 | 1 | 0 | 1 | 0 | 3 |
| Jeff King, R (1, 5)<br>OBP: 0.254, SLG: 0.350 | | B F 1 SAFE X 1-1 F9 ② | | C B B X 2-1 P5 ① | | B B S F F B F X 3-2 L9 2-3 ② | | F X 0-1 E9 1B FC6-4 1-3 2-H 1B | | 4 | 1 | 1 | 1 | 0 | 0 | 4 |
| Michael LaValliere, L (1, 2)<br>OBP: 0.352, SLG: 0.327 | | 1 SAFE C 1 SAFE B B B F X 2-2 1B 1-3 1B | | S C X 0-2 1-2 2-3 1B | | I I I I 4-0 IBB | | B B C B F X 3-2 FC6-4 1-3 3-H 1B | | 3 | 0 | 3 | 1 | 1 | 0 | 0 |
| Jose Lind, R (1, 4)<br>OBP: 0.275, SLG: 0.271 | | X 0-0 1-2 3-H 1B | | B B C S X 2-2 P3 ② | | X 0-0 F9 ③ | | B B B B X 3-0 FC6-4 1-2f 3-H ② | | 4 | 0 | 1 | 2 | 0 | 0 | 6 |
| Tim Wakefield, R (1, 1)<br>OBP: 0.077, SLG: 0.077 | | F X 0-1 F8 ③ | | B C C S 1-3 K ③ | | | B S S S 1-3 K ① | F C C 0-3 K ③ | | 4 | 0 | 0 | 0 | 0 | 3 | 6 |
| Inning Stats | R: 0 H: 0<br>E: 0 LOB: 0<br>K: 0 BB: 0<br>S: 6 P: 10 | R: 1 H: 2<br>E: 0 LOB: 2<br>K: 0 BB: 1<br>S: 9 P: 17 | R: 0 H: 0<br>E: 0 LOB: 0<br>K: 1 BB: 0<br>S: 6 P: 13 | R: 0 H: 1<br>E: 0 LOB: 3<br>K: 1 BB: 2<br>S: 13 P: 26 | R: 0 H: 0<br>E: 0 LOB: 0<br>K: 2 BB: 0<br>S: 9 P: 12 | R: 0 H: 1<br>E: 0 LOB: 2<br>K: 1 BB: 1<br>S: 12 P: 22 | R: 0 H: 0<br>E: 0 LOB: 0<br>K: 2 BB: 0<br>S: 8 P: 13 | R: 3 H: 3<br>E: 1 LOB: 1<br>K: 1 BB: 1<br>S: 19 P: 32 | | 1B: 5 SF: 0<br>2B: 2 SAC: 0<br>3B: 0 DP: 0<br>HR: 0 HBP: 0 | | | | | | |

| | AB | 31 |
|---|---|---|
| | R | 4 |
| | H | 7 |
| | RBI | 4 |
| | BB | 5 |
| | SO | 8 |
| | LOB | 19 |

WP: 0 PA: 36
PB: 0
SB: 0
CS: 0

| PITCHER | | IP | WLS | BF | H | R | ER | SO | BB | IBB | HBP | BLK | WP | HR | S | P | ERA | WHIP |
|---|---|---|---|---|---|---|---|---|---|---|---|---|---|---|---|---|---|---|
| 29 John Smoltz, R<br>ERA: 2.74 | (1, 1) | 7.0 | L | 29 | 4 | 1 | 1 | 7 | 3 | 1 | 0 | 0 | 0 | 0 | 63 | 113 | 1.29 | 1.000 |
| Mike Stanton, L<br>ERA: 5.92 | (8, 1) | 0.1 | | 3 | 1 | 2 | 2 | 0 | 1 | 0 | 0 | 0 | 0 | 0 | 10 | 17 | 54.00 | 6.000 |
| Marvin Freeman, R<br>ERA: 4.02 | (8, 1) | 0.0 | | 1 | 1 | 0 | 0 | 0 | 0 | 0 | 0 | 0 | 0 | 0 | 2 | 2 | ∞ | ∞ |
| Mark Davis, L<br>ERA: 6.6 | (8, 1) | 0.2 | | 3 | 1 | 1 | 1 | 1 | 0 | 0 | 0 | 0 | 0 | 0 | 7 | 13 | 13.50 | 1.500 |

| PITCHER | IP | WLS | BF | H | R | ER | SO | BB | IBB | HBP | BLK | WP | HR | S | P | ERA | WHIP |
|---|---|---|---|---|---|---|---|---|---|---|---|---|---|---|---|---|---|

# Atlanta Braves @ Pittsburgh Pirates

Three Rivers Stadium, Pittsburgh, PA

Mon Aug 17 1992, 7:05 PM EDT

Att. 38,062 - Cloudy - 70 F

TOP

livebaseballscorecards.com

| Batter | 1 | 2 | 3 | 4 | 5 | 6 | 7 | 8 | 9 | 10 | AB | R | H | RBI | BB | SO | LOB |
|---|---|---|---|---|---|---|---|---|---|---|---|---|---|---|---|---|---|
| Otis Nixon, S (1, 8)<br>OBP: 0.385, SLG: 0.397 | E6<br>L3-6 WP | | G4-3 | | CS<br>BB | | FC2-6<br>G6-3<br>1-2f | | F8 | | 4 | 0 | 0 | 0 | 1 | 0 | 1 |
| Deion Sanders, L (1, 7)<br>OBP: 0.351, SLG: 0.523 | L3-6<br>1-3 | | G4-3 | | 2B<br>1-2 | | G6-3<br>1-2f | | S<br>1B | | 5 | 0 | 2 | 0 | 0 | 0 | 2 |
| Terry Pendleton, S (1, 5)<br>OBP: 0.339, SLG: 0.481 | 1B<br>1B<br>1B | | G4-3 | | G5-3 | | | G3-1 | G4-3<br>1-2 | | 5 | 1 | 1 | 0 | 0 | 0 | 2 |
| David Justice, L (1, 9)<br>OBP: 0.349, SLG: 0.380 | 1B<br>1-3<br>1B | | | G3 G5-3<br>1B<br>BB | | P5 | | G2-3<br>2B<br>1B | | 2B<br>2B | 4 | 3 | 3 | 0 | 1 | 0 | 0 |
| Sid Bream, L (1, 3)<br>OBP: 0.346, SLG: 0.425 | 1-2<br>3-H<br>1B | | | G5-3<br>1-2 | | HR | | G2-3<br>1-2 | | K | 4 | 1 | 2 | 2 | 0 | 0 | 2 |
| Brian Hunter, R (10, PH)<br>OBP: 0.276, SLG: 0.480 (10, 3) | | | | | | | | | | | 1 | 0 | 0 | 0 | 0 | 1 | 1 |
| Damon Berryhill, S (1, 2)<br>OBP: 0.263, SLG: 0.382 | F8 | | | G3<br>2-3 | | G3-1 | | 2B<br>2-H | | G5-3 | 5 | 0 | 1 | 1 | 0 | 0 | 4 |
| Alejandro Pena, R (10, 1) | | | | | | | | | | | 0 | 0 | 0 | 0 | 0 | 0 | 0 |
| Jeff Treadway, L (1, 4)<br>OBP: 0.291, SLG: 0.297 | | K2-3 | | FC6-4<br>3-H<br>1B | | 1B | | IBB | | 2B<br>2-H | 3 | 0 | 2 | 1 | 1 | 1 | 0 |
| Mark Lemke, S (8, 4)<br>OBP: 0.302, SLG: 0.330 | | | | | | | | | | | 1 | 0 | 1 | 1 | 0 | 0 | 0 |
| Rafael Belliard, R (1, 6)<br>OBP: 0.253, SLG: 0.228 | | G5-3 | | FC6-4<br>1-2f | | P4 | | L5 | | P6 | 5 | 0 | 0 | 0 | 0 | 0 | 5 |
| Pete Smith, R (1, 1) | | K | | | | | | | | | 2 | 0 | 0 | 0 | 0 | 2 | 0 |
| Lonnie Smith, R (7, PH)<br>OBP: 0.330, SLG: 0.429 | | | | | | | | | | | 0 | 0 | 0 | 0 | 1 | 0 | 0 |
| Kent Mercker, L (7, 1) | | | | | | | | | | | 0 | 0 | 0 | 0 | 0 | 0 | 0 |
| Mike Stanton, L (8, 1)<br>OBP: 0.500, SLG: 0.500 | | | | | | | | | | | 0 | 0 | 0 | 0 | 0 | 0 | 0 |
| Ron Gant, R (9, PH)<br>OBP: 0.325, SLG: 0.403 | | | | | | | | | | | 1 | 0 | 0 | 0 | 0 | 0 | 0 |
| Marvin Freeman, R (9, 1)<br>OBP: 0.500, SLG: 0.500 | | | | | | | | | | | 0 | 0 | 0 | 0 | 0 | 0 | 0 |
| Greg Olson, R (10, 2)<br>OBP: 0.328, SLG: 0.355 | | | | | 1B | | BB | | F9 | | 0 | 0 | 0 | 0 | 0 | 0 | 0 |

| | | | | | | | | | | |
|---|---|---|---|---|---|---|---|---|---|---|
| Inning Stats | R: 1<br>E: 1<br>K: 0<br>S: 23 | H: 3<br>LOB: 2<br>BB: 0<br>P: 32 | R: 0<br>E: 0<br>K: 2<br>S: 9 | H: 0<br>LOB: 0<br>BB: 0<br>P: 11 | R: 0<br>E: 0<br>K: 0<br>S: 5 | H: 0<br>LOB: 0<br>BB: 0<br>P: 8 | R: 1<br>E: 0<br>K: 0<br>S: 19 | H: 1<br>LOB: 1<br>BB: 1<br>P: 26 | R: 0<br>E: 0<br>K: 1<br>S: 9 | H: 1<br>LOB: 1<br>BB: 1<br>P: 18 |
| | R: 1<br>E: 0<br>K: 0<br>S: 9 | H: 2<br>LOB: 1<br>BB: 0<br>P: 17 | R: 0<br>E: 0<br>K: 0<br>S: 6 | H: 0<br>LOB: 0<br>BB: 1<br>P: 10 | R: 1<br>E: 0<br>K: 0<br>S: 9 | H: 2<br>LOB: 2<br>BB: 1<br>P: 14 | R: 0<br>E: 0<br>K: 0<br>S: 11 | H: 1<br>LOB: 1<br>BB: 0<br>P: 15 | R: 1<br>E: 0<br>K: 1<br>S: 10 | H: 2<br>LOB: 1<br>BB: 0<br>P: 15 |

| | AB | 40 |
|---|---|---|
| | R | 5 |
| | H | 12 |
| | RBI | 5 |
| | BB | 4 |
| | SO | 4 |
| | LOB | 17 |

1B: 7 SF: 0 PA: 44
2B: 5 SAC: 0
3B: 0 DP: 2
HR: 1 HBP: 0

WP: 1
PB: 0
SB: 1
CS: 1

| PITCHER | | IP | WLS | BF | H | R | ER | SO | BB | IBB | HBP | BLK | WP | HR | S | P | ERA | WHIP |
|---|---|---|---|---|---|---|---|---|---|---|---|---|---|---|---|---|---|---|
| Doug Drabek, R<br>ERA: 2.51 | (1, 1) | 8.0 | | 35 | 9 | 4 | 4 | 3 | 3 | 1 | 0 | 0 | 1 | 1 | 89 | 136 | 4.50 | 1.500 |
| Stan Belinda, R<br>ERA: 2.7 | (9, 1) | 1.0 | | 4 | 1 | 0 | 0 | 0 | 0 | 0 | 0 | 0 | 0 | 0 | 11 | 15 | 0.00 | 1.000 |
| Bob Patterson, L<br>ERA: 2.35 | (10, 1) | 1.0 | L | 5 | 2 | 1 | 1 | 1 | 0 | 0 | 0 | 0 | 0 | 0 | 10 | 15 | 9.00 | 2.000 |

| PITCHER | IP | WLS | BF | H | R | ER | SO | BB | IBB | HBP | BLK | WP | HR | S | P | ERA | WHIP |
|---|---|---|---|---|---|---|---|---|---|---|---|---|---|---|---|---|---|

# Atlanta Braves @ Pittsburgh Pirates

Three Rivers Stadium, Pittsburgh, PA

Mon Aug 17 1992, 7:05 PM EDT

Att. 38,062 - Cloudy - 70 F

livebaseballscorecards.com

## BOTTOM

| Batter | 1 | 2 | 3 | 4 | 5 | 6 | 7 | 8 | 9 | 10 | AB | R | H | RBI | BB | SO | LOB |
|---|---|---|---|---|---|---|---|---|---|---|---|---|---|---|---|---|---|
| Alex Cole, L (1, 9)<br>OBP: 0.322, SLG: 0.314 | B F M B X<br>2-2 ① G3 | | C B F X<br>1-2 ② F8 | | F B X<br>1-1 ② G4-3 | | | B L 1 SAFE B B L B<br>4-2 G4-3 SH5-4 1-2 BB | X<br>0-0 ③ G1-3 | | 4 | 0 | 0 | 0 | 1 | 0 | 2 |
| Bob Patterson, R (10, 1)<br>OBP: 0.429, SLG: 0.500 | | | | | | | | | | | 0 | 0 | 0 | 0 | 0 | 0 | 0 |
| Jay Bell, R (1, 6)<br>OBP: 0.324, SLG: 0.347 | C S B F S<br>1-3 ② K | | S B S B B F X<br>3-2 S 1B | | X<br>0-0 ③ L6 | | | B X<br>1-0 ① SH5-4 1-2 2-3 | | C B C F B X<br>2-2 ① G6-3 | 4 | 0 | 1 | 0 | 0 | 1 | 0 |
| Andy Van Slyke, L (1, 8)<br>OBP: 0.398, SLG: 0.493 | C B B B B X<br>3-1 ③ G4-3 | | 1 SAFE B B X<br>2-0 ③ F9 1-2 | | | C F B X<br>1-2 ① G6-3 | | X<br>0-0 ② G4-3 2-3 3-H | | B F F B F B F X<br>3-2 ② G4-3 | 5 | 0 | 0 | 1 | 0 | 0 | 2 |
| Barry Bonds, L (1, 7)<br>OBP: 0.436, SLG: 0.568 | | X<br>0-0 S 1B 1B | | B B C X<br>2-1 ① F8 | | F B B B X<br>3-1 ② F7 | | I I I I<br>4-0 IBB | | C S C<br>0-3 ③ K | 4 | 1 | 1 | 0 | 1 | 1 | 0 |
| Orlando Merced, S (1, 3)<br>OBP: 0.318, SLG: 0.388 | | 1 SAFE C 1 SAFE 1 SAFE F B B 1 SAFE B<br>3-2 ① F F7 X | | B B C B X<br>3-1 HR 1B | | C F B F B C<br>2-3 ③ K | | B F S F S<br>1-3 ③ K | | | 4 | 1 | 1 | 0 | 0 | 2 | 3 |
| Jeff King, R (1, 5)<br>OBP: 0.254, SLG: 0.358 | | 1 SAFE B 1 SAFE B C S S<br>2-3 ② K 1-2 | | 1 SAFE X<br>0-0 1-H HR | | | B F B B X<br>3-1 ① F7 | | C C X<br>0-2 ① F8 | | 4 | 1 | 1 | 2 | 0 | 1 | 1 |
| Michael LaValliere, L (1, 2)<br>OBP: 0.358, SLG: 0.329 | C B C F F X<br>1-2 2-H 1B | | | B B B C B<br>4-1 CS BB | | | F B F X<br>1-2 ② G3 | | B B B B<br>4-0 G3 BB | | 2 | 0 | 1 | 1 | 2 | 0 | 0 |
| Gary Varsho, L (9, PR)<br>OBP: 0.250, SLG: 0.331 (10, 9) | | | | | | | | | | | 0 | 0 | 0 | 0 | 0 | 0 | 0 |
| Jose Lind, R (1, 4)<br>OBP: 0.272, SLG: 0.268 | C S X<br>0-2 ③ F9 | | | C B 1 SAFE B S B X<br>3-2 ② ③ F7 1-2 | | | B B C B S X<br>3-2 ③ G4-3 | | B 1 SAFE C 1 SAFE 1 SAFE B B B X<br>3-1 ② G3 1-2 | | 4 | 0 | 0 | 0 | 0 | 0 | 3 |
| Doug Drabek, R (1, 1)<br>OBP: 0.164, SLG: 0.194 | | | X<br>0-0 ① F8 | | B X<br>1-0 ① G1-3 | | | C C B B B F B<br>4-2 SH5-4 S G4-3 BB | I I I I<br>4-0 IBB | | 2 | 0 | 0 | 0 | 0 | 0 | 0 |
| Gary Redus, R (8, PH)<br>OBP: 0.295, SLG: 0.293 | | | | | | | | | | | 0 | 1 | 0 | 0 | 1 | 0 | 0 |
| Stan Belinda, R (9, 1)<br>OBP: 0.500, SLG: 1.000 | | | | | | | | | | | 0 | 0 | 0 | 0 | 0 | 0 | 0 |
| Cecil Espy, S (9, PH)<br>OBP: 0.309, SLG: 0.340 | | | | | | | | | | | 0 | 0 | 0 | 0 | 1 | 0 | 0 |
| Don Slaught, R (10, 2)<br>OBP: 0.370, SLG: 0.426 | | | | | | | | | | | 0 | 0 | 0 | 0 | 0 | 0 | 0 |
| Inning Stats | R: 0 E: 0 K: 1 S: 9 / H: 0 LOB: 0 BB: 0 P: 15 | R: 1 E: 0 K: 1 S: 16 / H: 2 LOB: 1 BB: 0 P: 22 | R: 0 E: 0 K: 0 S: 9 / H: 1 LOB: 1 BB: 0 P: 15 | R: 2 E: 0 K: 0 S: 9 / H: 2 LOB: 0 BB: 1 P: 21 | R: 0 E: 0 K: 0 S: 4 / H: 0 LOB: 0 BB: 0 P: 6 | R: 0 E: 0 K: 1 S: 9 / H: 0 LOB: 0 BB: 0 P: 15 | R: 0 E: 0 K: 0 S: 8 / H: 0 LOB: 0 BB: 0 P: 15 | R: 1 E: 0 K: 1 S: 11 / H: 0 LOB: 2 BB: 3 P: 25 | R: 0 E: 0 K: 0 S: 6 / H: 0 LOB: 2 BB: 2 P: 17 | R: 0 E: 0 K: 1 S: 12 / H: 0 LOB: 0 BB: 0 P: 17 | 1B: 4<br>2B: 0<br>3B: 0<br>HR: 1 | SF: 0<br>SAC: 1<br>DP: 0<br>HBP: 0 | | | | | |

| PITCHER | | IP | WLS | BF | H | R | ER | SO | BB | IBB | HBP | BLK | WP | HR | S | P | ERA | WHIP |
|---|---|---|---|---|---|---|---|---|---|---|---|---|---|---|---|---|---|---|
| Pete Smith, R<br>ERA: 2.08 | (1, 1) | 6.0 | | 23 | 5 | 3 | 3 | 3 | 1 | 0 | 0 | 0 | 0 | 1 | 56 | 94 | 4.50 | 1.000 |
| Kent Mercker, L<br>ERA: 2.38 | (7, 1) | 1.1 | | 6 | 0 | 1 | 1 | 0 | 2 | 0 | 0 | 0 | 0 | 0 | 14 | 30 | 6.75 | 1.500 |
| Mike Stanton, L<br>ERA: 5.82 | (8, 1) | 0.2 | | 3 | 0 | 0 | 0 | 1 | 0 | 1 | 0 | 0 | 0 | 0 | 5 | 10 | 0.00 | 0.000 |
| Marvin Freeman, R<br>ERA: 3.94 | (9, 1) | 1.0 | W | 5 | 0 | 0 | 0 | 0 | 1 | 1 | 0 | 0 | 0 | 0 | 6 | 17 | 0.00 | 1.000 |
| Alejandro Pena, R<br>ERA: 3.92 | (10, 1) | 1.0 | S | 3 | 0 | 0 | 0 | 1 | 0 | 0 | 0 | 0 | 0 | 0 | 12 | 17 | 0.00 | 0.000 |

| | |
|---|---|
| AB | 33 |
| R | 4 |
| H | 5 |
| RBI | 4 |
| BB | 6 |
| SO | 5 |
| LOB | 11 |

WP: 0 PB: 0 SB: 3 CS: 1 PA: 40

# San Diego Padres @ Pittsburgh Pirates

Three Rivers Stadium, Pittsburgh, PA

Tue Aug 18 1992, 7:05 PM EDT

Att. 21,453 - Sunny - 74 F

TOP

livebaseballscorecards.com

| Batter | 1 | 2 | 3 | 4 | 5 | 6 | 7 | 8 | 9 | AB | R | H | RBI | BB | SO | LOB |
|---|---|---|---|---|---|---|---|---|---|---|---|---|---|---|---|---|
| Tony Fernandez, S (1, 6) OBP: 0.333, SLG: 0.345 | S B B X 2-1 G3-1 | | 1 SAFE X 0-0 F8 | | X 0-0 G1-3 | | | F F B B F X 2-2 G6-3 | F F B X 1-2 FC6-4 1-2f | 5 | 0 | 0 | 0 | 0 | 0 | 4 |
| Tony Gwynn, L (1, 9) OBP: 0.379, SLG: 0.419 | B S T B B F X 3-2 F7 | | B C F 1 SAFE 1 SAFE X 1-2 1B 1-3 1B | | | B B C X 2-1 F7 | | X 0-0 1B | | 4 | 0 | 2 | 0 | 0 | 0 | 0 |
| Gary Sheffield, R (1, 5) OBP: 0.391, SLG: 0.588 | X 0-0 F7 | | B F X 1-1 1B 1-2 3-H | | | B X 1-0 L7 | | B B F C F X 2-2 L9 | | 4 | 0 | 1 | 1 | 0 | 0 | 1 |
| Fred McGriff, L (1, 3) OBP: 0.402, SLG: 0.569 | | B C T T C 1-3 K | F X 0-1 G6-3 | | | C B X 1-1 G6-3 | | S F S 0-3 K | | 4 | 0 | 0 | 0 | 0 | 2 | 3 |
| Benito Santiago, R (1, 2) OBP: 0.282, SLG: 0.356 | | L C X 0-2 1B | | B X 1-1 F9 | | | C X 0-1 F7 | | B F C S 1-3 K | 4 | 0 | 1 | 0 | 0 | 1 | 0 |
| Jerald Clark, R (1, 7) OBP: 0.286, SLG: 0.372 | | B 1 SAFE X 1-0 F8 | | C X 0-1 G4-3 | | | F S B F X 1-2 P3 | | B X 1-0 E 1B | 4 | 0 | 1 | 0 | 0 | 0 | 1 |
| Kevin Ward, R (1, 8) OBP: 0.274, SLG: 0.291 | | S B C F C 1-3 K | | B F B C X 2-2 G6-3 | | | X 0-0 1B | | C B T T X 1-2 E3 1-3 | 3 | 0 | 1 | 0 | 0 | 1 | 1 |
| Oscar Azocar, L (9, PH) OBP: 0.257, SLG: 0.250 | | | | | | | | | | 1 | 0 | 0 | 0 | 0 | 0 | 1 |
| Kurt Stillwell, S (1, 4) OBP: 0.277, SLG: 0.318 | | | B C X 1-1 1B 1B | | B X 1-0 G5-3 | | B X 1-0 FC6-4 1-2 | | F B S B B B 4-2 FC6-4 BB | 3 | 1 | 2 | 0 | 1 | 0 | 0 |
| Andy Benes, R (1, 1) OBP: 0.214, SLG: 0.240 | | | 1 SAFE B M 1 SAFE L B B M 3-3 K | | X 0-0 G1-3 | | B X 1-0 FC6-4 1-2f | | C T T T X 0-2 P7 | 2 | 0 | 0 | 0 | 0 | 1 | 1 |
| Tim Teufel, R (7, PH) OBP: 0.327, SLG: 0.350 | | | | | | | | | | 1 | 0 | 0 | 0 | 0 | 0 | 2 |
| Rich Rodriguez, L (7, 1) | | | | | | | | | | 0 | 0 | 0 | 0 | 0 | 0 | 0 |
| Jose Melendez, R (8, 1) | | | | | | | | | | 0 | 0 | 0 | 0 | 0 | 0 | 0 |
| Phil Stephenson, L (9, PH) OBP: 0.280, SLG: 0.304 | | | | | | | | | | 1 | 0 | 0 | 0 | 0 | 0 | 3 |
| Inning Stats | R: 0 E: 0 K: 0 S: 7 H: 0 LOB: 0 BB: 0 P: 12 | R: 0 E: 0 K: 2 S: 12 H: 1 LOB: 1 BB: 0 P: 15 | R: 1 E: 0 K: 1 S: 13 H: 3 LOB: 2 BB: 0 P: 19 | R: 0 E: 0 K: 0 S: 7 H: 0 LOB: 0 BB: 0 P: 10 | R: 0 E: 0 K: 0 S: 3 H: 0 LOB: 0 BB: 0 P: 4 | R: 0 E: 0 K: 0 S: 5 H: 0 LOB: 0 BB: 0 P: 9 | R: 0 E: 0 K: 0 S: 9 H: 2 LOB: 2 BB: 0 P: 12 | R: 0 E: 0 K: 1 S: 12 H: 1 LOB: 1 BB: 0 P: 16 | R: 0 E: 1 K: 1 S: 17 H: 1 LOB: 3 BB: 1 P: 25 | 1B: 8 2B: 0 3B: 0 HR: 0 SF: 0 SAC: 0 DP: 0 HBP: 0 | | | | | | | WP: 0 PB: 0 SB: 0 CS: 0 PA: 37 |

| AB | 36 |
|---|---|
| R | 1 |
| H | 8 |
| RBI | 1 |
| BB | 1 |
| SO | 5 |
| LOB | 17 |

| PITCHER | | IP | WLS | BF | H | R | ER | SO | BB | IBB | HBP | BLK | WP | HR | S | P | ERA | WHIP |
|---|---|---|---|---|---|---|---|---|---|---|---|---|---|---|---|---|---|---|
| Randy Tomlin, L | (1, 1) | 8.0 | W | 31 | 7 | 1 | 1 | 4 | 0 | 0 | 0 | 0 | 0 | 0 | 68 | 97 | 1.12 | 0.875 |
| ERA: 3.47 | | | | | | | | | | | | | | | | | | |
| Stan Belinda, R | (9, 1) | 1.0 | | 6 | 1 | 0 | 0 | 1 | 1 | 0 | 0 | 0 | 0 | 0 | 17 | 25 | 0.00 | 2.000 |
| ERA: 2.65 | | | | | | | | | | | | | | | | | | |

| PITCHER | IP | WLS | BF | H | R | ER | SO | BB | IBB | HBP | BLK | WP | HR | S | P | ERA | WHIP |
|---|---|---|---|---|---|---|---|---|---|---|---|---|---|---|---|---|---|

# BOTTOM

## San Diego Padres @ Pittsburgh Pirates

Three Rivers Stadium, Pittsburgh, PA

Tue Aug 18 1992, 7:05 PM EDT
Att. 21,453 - Sunny - 74 F

livebaseballscorecards.com

| Batter | 1 | 2 | 3 | 4 | 5 | 6 | 7 | 8 | 9 | AB | R | H | RBI | BB | SO | LOB |
|---|---|---|---|---|---|---|---|---|---|---|---|---|---|---|---|---|
| Alex Cole, L (1, 9)<br>OBP: 0.321, SLG: 0.309 | F9 | | S SH1-3 E BB | | F9 | | K | | | 3 | 1 | 0 | 0 | 1 | 1 | 0 |
| Jay Bell, R (1, 6)<br>OBP: 0.326, SLG: 0.348 | 1B G4-3 BB | | 1 SAFE<br>SH1-3<br>1-2 | | 3B 1B | | K2-3 | | | 2 | 2 | 1 | 0 | 1 | 1 | 0 |
| Andy Van Slyke, L (1, 8)<br>OBP: 0.398, SLG: 0.498 | G4-3<br>1-3 1B | | G4-3<br>2-H | | SF9<br>1-H 3B | | G1-6-3 | | | 4 | 1 | 2 | 1 | 0 | 0 | 0 |
| Barry Bonds, L (1, 7)<br>OBP: 0.435, SLG: 0.568 | G4-3<br>2-3<br>3-H | | L7 | | SF9<br>3-H | | | 1B SF7 2B | | 3 | 1 | 1 | 2 | 0 | 0 | 1 |
| Orlando Merced, S (1, 3)<br>OBP: 0.321, SLG: 0.387 | L4 | | | F7 | BB | | | 2-0<br>2-3 1B | | 3 | 0 | 1 | 0 | 1 | 0 | 1 |
| Jeff King, R (1, 5)<br>OBP: 0.254, SLG: 0.354 | | L8 | | 1B BB | P5 | | | P4 | | 3 | 0 | 0 | 0 | 1 | 0 | 3 |
| Michael LaValliere, L (1, 2)<br>OBP: 0.353, SLG: 0.324 | | G1-5-3 | | K | G4-3 | | | SF7<br>3-H | | 3 | 0 | 0 | 1 | 0 | 1 | 1 |
| Jose Lind, R (1, 4)<br>OBP: 0.275, SLG: 0.269 | | BB | | FC5<br>1-2 1B | L9 | | | G4-3 | | 3 | 0 | 1 | 0 | 1 | 0 | 1 |
| Randy Tomlin, L (1, 1)<br>OBP: 0.208, SLG: 0.160<br>Stan Belinda, R (9, 1)<br>OBP: 0.500, SLG: 1.000 | | K | | FC5<br>1-2f | K | | | | | 3<br>0 | 0<br>0 | 0<br>0 | 0<br>0 | 0<br>0 | 2<br>0 | 3<br>0 |
| Inning Stats | R: 1 H: 1<br>E: 0 LOB: 1<br>K: 0 BB: 1<br>S: 7 P: 13 | R: 0 H: 0<br>E: 0 LOB: 1<br>K: 1 BB: 1<br>S: 9 P: 17 | R: 1 H: 0<br>E: 0 LOB: 0<br>K: 0 BB: 1<br>S: 9 P: 17 | R: 0 H: 1<br>E: 0 LOB: 2<br>K: 1 BB: 1<br>S: 10 P: 18 | R: 2 H: 2<br>E: 0 LOB: 1<br>K: 0 BB: 1<br>S: 12 P: 20 | R: 0 H: 0<br>E: 0 LOB: 0<br>K: 1 BB: 0<br>S: 8 P: 12 | R: 0 H: 0<br>E: 0 LOB: 0<br>K: 2 BB: 0<br>S: 8 P: 11 | R: 1 H: 2<br>E: 0 LOB: 1<br>K: 0 BB: 0<br>S: 10 P: 16 | | 1B: 4 SF: 2<br>2B: 1 SAC: 1<br>3B: 1 DP: 0<br>HR: 0 HBP: 0 | | | | | | |

| | AB | 27 |
|---|---|---|
| | R | 5 |
| | H | 6 |
| | RBI | 4 |
| | BB | 5 |
| | SO | 5 |
| | LOB | 10 |

WP: 0 PA: 35
PB: 0
SB: 1
CS: 0

| PITCHER | | IP | WLS | BF | H | R | ER | SO | BB | IBB | HBP | BLK | WP | HR | S | P | ERA | WHIP |
|---|---|---|---|---|---|---|---|---|---|---|---|---|---|---|---|---|---|---|
| Andy Benes, R<br>ERA: 3.78 | (1, 1) | 6.0 | L | 27 | 4 | 4 | 4 | 3 | 5 | 0 | 0 | 0 | 0 | 0 | 55 | 97 | 6.00 | 1.500 |
| Rich Rodriguez, L<br>ERA: 2.58 | (7, 1) | 1.0 | | 5 | 2 | 1 | 1 | 2 | 0 | 0 | 0 | 0 | 0 | 0 | 10 | 15 | 9.00 | 2.000 |
| Jose Melendez, R<br>ERA: 3.3 | (8, 1) | 1.0 | | 3 | 0 | 0 | 0 | 0 | 0 | 0 | 0 | 0 | 0 | 0 | 8 | 12 | 0.00 | 0.000 |

| PITCHER | IP | WLS | BF | H | R | ER | SO | BB | IBB | HBP | BLK | WP | HR | S | P | ERA | WHIP |
|---|---|---|---|---|---|---|---|---|---|---|---|---|---|---|---|---|---|

# San Diego Padres @ Pittsburgh Pirates

Three Rivers Stadium, Pittsburgh, PA

Wed Aug 19 1992, 7:05 PM EDT

Att. 34,696 - Sunny - 71 F

TOP

livebaseballscorecards.com

| Batter | 1 | 2 | 3 | 4 | 5 | 6 | 7 | 8 | 9 | AB | R | H | RBI | BB | SO | LOB |
|---|---|---|---|---|---|---|---|---|---|---|---|---|---|---|---|---|
| Tony Fernandez, S (1, 6) OBP: 0.329, SLG: 0.341 | F7 | F8 | | | F7 | | G4-3 | | F8 | 5 | 0 | 0 | 0 | 0 | 0 | 5 |
| Tony Gwynn, L (1, 9) OBP: 0.380, SLG: 0.422 | F7 | | 2B | | 1B | | | L5 | | 4 | 0 | 2 | 0 | 0 | 0 | 0 |
| Gary Sheffield, R (1, 5) OBP: 0.390, SLG: 0.584 | G1-3 | | G6-3 | | K | | | E 1B SF9 1B | | 4 | 1 | 1 | 0 | 0 | 1 | 2 |
| Fred McGriff, L (1, 3) OBP: 0.403, SLG: 0.567 | | L3 | G5-4-3 IBB | | | F8 | | E8 FC6-4 1B | | 3 | 0 | 1 | 0 | 1 | 0 | 0 |
| Darrin Jackson, R (1, 8) OBP: 0.292, SLG: 0.418 | | K | G5-4-3 | | | G5-3 | | SF9 | | 3 | 0 | 0 | 1 | 0 | 1 | 2 |
| Benito Santiago, R (1, 2) OBP: 0.282, SLG: 0.365 | | HR | | G6-3 | | G4-3 | | FC6-4 | | 4 | 1 | 1 | 1 | 0 | 0 | 1 |
| Jerald Clark, R (1, 7) OBP: 0.291, SLG: 0.378 | | HBP | | F8 | | | | | SH5-4 | 3 | 0 | 2 | 0 | 0 | 0 | 0 |
| Kurt Stillwell, S (1, 4) OBP: 0.278, SLG: 0.318 | | | | G4-3 | | | | | | 3 | 0 | 1 | 0 | 0 | 0 | 1 |
| Jim Deshaies, L (1, 1) OBP: 0.294, SLG: 0.250 | | | | | G6-3 | | | | G5-3 | 2 | 0 | 1 | 0 | 0 | 0 | 0 |
| Oscar Azocar, L (7, PH) OBP: 0.255, SLG: 0.248 | | | | | | | | | | 1 | 0 | 0 | 0 | 0 | 0 | 1 |
| Mike Maddux, L (7, 1) OBP: 0.333, SLG: 0.200 | | | | | | | | | | 0 | 0 | 0 | 0 | 0 | 0 | 0 |
| Phil Stephenson, L (9, PH) OBP: 0.275, SLG: 0.298 | | | | | | | | | | 1 | 0 | 0 | 0 | 0 | 0 | 1 |
| Inning Stats | R: 0 E: 0 K: 0 S: 8 H: 0 LOB: 0 BB: 0 P: 10 | R: 1 E: 0 K: 1 S: 15 H: 3 LOB: 3 BB: 0 P: 24 | R: 0 E: 0 K: 0 S: 6 H: 1 LOB: 1 BB: 1 P: 14 | R: 0 E: 0 K: 0 S: 5 H: 0 LOB: 0 BB: 0 P: 11 | R: 0 E: 0 K: 1 S: 11 H: 1 LOB: 1 BB: 0 P: 18 | R: 0 E: 0 K: 0 S: 7 H: 0 LOB: 0 BB: 0 P: 9 | R: 0 E: 0 K: 0 S: 9 H: 1 LOB: 1 BB: 0 P: 15 | R: 1 E: 1 K: 0 S: 9 H: 2 LOB: 1 BB: 0 P: 12 | R: 0 E: 0 K: 0 S: 8 H: 1 LOB: 1 BB: 0 P: 11 | 1B: 6 2B: 2 3B: 0 HR: 1 | SF: 1 SAC: 1 DP: 1 HBP: 1 | | | | | | |

| | AB | 33 |
|---|---|---|
| | R | 2 |
| | H | 9 |
| | RBI | 2 |
| | BB | 1 |
| | SO | 2 |
| | LOB | 13 |

WP: 0 PB: 0 SB: 0 CS: 0 PA: 37

| PITCHER | | IP | WLS | BF | H | R | ER | SO | BB | IBB | HBP | BLK | WP | HR | S | P | ERA | WHIP |
|---|---|---|---|---|---|---|---|---|---|---|---|---|---|---|---|---|---|---|
| Bob Walk, R ERA: 3.39 | (1, 1) | 7.0 | W | 28 | 6 | 1 | 1 | 2 | 0 | 1 | 1 | 0 | 0 | 1 | 61 | 101 | 1.29 | 0.857 |
| Denny Neagle, L ERA: 4.12 | (8, 1) | 0.1 | | 3 | 2 | 1 | 0 | 0 | 0 | 0 | 0 | 0 | 0 | 0 | 5 | 6 | 0.00 | 6.000 |
| Danny Cox, R ERA: 5.18 | (8, 1) | 1.2 | S | 6 | 1 | 0 | 0 | 0 | 0 | 0 | 0 | 0 | 0 | 0 | 12 | 17 | 0.00 | 0.600 |

| PITCHER | IP | WLS | BF | H | R | ER | SO | BB | IBB | HBP | BLK | WP | HR | S | P | ERA | WHIP |
|---|---|---|---|---|---|---|---|---|---|---|---|---|---|---|---|---|---|

# BOTTOM

| Batter | 1 | 2 | 3 | 4 | 5 | 6 | 7 | 8 | 9 | AB | R | H | RBI | BB | SO | LOB |
|---|---|---|---|---|---|---|---|---|---|---|---|---|---|---|---|---|
| Gary Redus, R (1, 3) | C<br>X | 0-1<br>G5-4-3<br>1B | | C<br>B<br>B<br>B<br>B | 4-1<br>CS S<br>BB | C<br>B<br>S<br>X | 1-2<br>2-H<br>1B | F<br>B<br>X | 1-1<br>SH1-4<br>2B | | 2 | 0 | 2 | 1 | 1 | 0 | 0 |
| Alex Cole, L (8, PH) | | | | | | | | | | | 1 | 0 | 1 | 0 | 0 | 0 | 0 |
| OBP: 0.324, SLG: 0.318 (9, 9) | | | | | | | | | | | | | | | | | |
| Jay Bell, R (1, 6) | C<br>1 SAFE<br>X | 0-1 ①②<br>G5-4-3<br>1-2f | | B<br>1 SAFE<br>B<br>C<br>F<br>C | 2-3 ②③<br>K<br>1-3 | 1 SAFE<br>F<br>1 SAFE<br>B<br>1 SAFE<br>F<br>F<br>1 SAFE<br>S | 1-3 ③<br>K | B<br>X | 1-0 ①<br>SH1-4<br>2-3 | | 3 | 0 | 0 | 0 | 0 | 2 | 3 |
| OBP: 0.324, SLG: 0.346 | | | | | | | | | | | | | | | | | |
| Andy Van Slyke, L (1, 8) | C<br>B<br>B<br>C<br>X | 2-2 ③<br>F8 | | | C<br>B<br>F<br>S<br>1-3 ①<br>K | X | 0-0<br>FC6-4-5<br>1B | I<br>I<br>I<br>I | 4-0<br>IBB<br>IBB | | 3 | 0 | 1 | 0 | 1 | 1 | 0 |
| OBP: 0.399, SLG: 0.497 | | | | | | | | | | | | | | | | | |
| Lloyd McClendon, R (1, 9) | | B<br>B<br>B<br>C<br>F<br>B | 4-2<br>G4-3 BLK<br>1B<br>BB | | B<br>C<br>C<br>B<br>X<br>2-2 ②<br>P4 | B<br>X | 1-0 ①<br>FC6-4-5<br>1-2f | S<br>C<br>F<br>B<br>S | 1-3 ②<br>K | | 2 | 1 | 0 | 0 | 1 | 0 | 1 |
| Cecil Espy, S (8, PH) | | | | | | | | | | | 1 | 0 | 0 | 0 | 0 | 1 | 2 |
| OBP: 0.307, SLG: 0.337 | | | | | | | | | | | | | | | | | |
| Orlando Merced, S (9, 3) | | | | | | | | | | | 0 | 0 | 0 | 0 | 0 | 0 | 0 |
| OBP: 0.321, SLG: 0.387 | | | | | | | | | | | | | | | | | |
| Barry Bonds, L (1, 7) | | B<br>B<br>F<br>1 SAFE<br>F<br>X | 2-2 ①<br>G4-3<br>1-3 | B<br>B<br>C<br>F<br>B<br>B | 4-2<br>PO<br>BB | X | 0-0 ②<br>F7 | B<br>I<br>I<br>I | 4-0<br>FC5<br>1-2<br>IBB | | 2 | 0 | 0 | 0 | 2 | 0 | 2 |
| OBP: 0.435, SLG: 0.565 | | | | | | | | | | | | | | | | | |
| Jeff King, R (1, 5) | | B<br>S<br>X | 1-1<br>CS<br>3-H<br>1B | 1 SAFE | 0-0 ③<br>PO<br>1-2 | B<br>C<br>X<br>1-1<br>2B<br>1B | B<br>B<br>X<br>2-0 ③<br>F8 | S<br>X | 0-1 ③<br>FC5<br>1-2f | | 4 | 1 | 2 | 1 | 0 | 0 | 4 |
| OBP: 0.256, SLG: 0.356 | | | | | | | | | | | | | | | | | |
| Don Slaught, R (1, 2) | | F<br>B<br>S<br>B<br>1 SAFE<br>X<br>2-2 ②<br>1-2<br>1B | | | B<br>1 SAFE<br>F<br>1 SAFE<br>B<br>X<br>2-1<br>1-H<br>1B<br>2B | X | 0-0 ①<br>G6-3 | | | | 3 | 1 | 2 | 1 | 0 | 0 | 0 |
| OBP: 0.374, SLG: 0.435 | | | | | | | | | | | | | | | | | |
| Jose Lind, R (1, 4) | | B<br>F<br>X<br>1-1 ③<br>F9 | | | X<br>0-0 ①<br>P6 | C<br>X | 0-1 ②<br>G5-3 | | | | 3 | 0 | 0 | 0 | 0 | 0 | 2 |
| OBP: 0.273, SLG: 0.267 | | | | | | | | | | | | | | | | | |
| Bob Walk, R (1, 1) | | | C<br>X<br>0-1 ①<br>F9 | | F<br>S<br>X<br>0-2 ②<br>L4 | F<br>S<br>C | 0-3 ③<br>K | | | | 2 | 0 | 0 | 0 | 0 | 0 | 1 |
| OBP: 0.042, SLG: 0.042 | | | | | | | | | | | | | | | | | |
| Gary Varsho, L (7, PH) | | | | | | | | | | | 1 | 0 | 0 | 0 | 0 | 1 | 0 |
| OBP: 0.248, SLG: 0.328 | | | | | | | | | | | | | | | | | |
| Denny Neagle, L (8, 1) | | | | | | | | | | | 0 | 0 | 0 | 0 | 0 | 0 | 0 |
| Danny Cox, R (8, 1) | | | | | | | | | | | 0 | 0 | 0 | 0 | 0 | 0 | 0 |
| OBP: 0.091, SLG: 0.091 | | | | | | | | | | | | | | | | | |
| Inning Stats | R: 0<br>E: 0<br>K: 0<br>S: 7<br>H: 1<br>LOB: 0<br>BB: 0<br>P: 9 | R: 1<br>E: 0<br>K: 0<br>S: 12<br>H: 2<br>LOB: 1<br>BB: 1<br>P: 22 | R: 0<br>E: 0<br>K: 1<br>S: 6<br>H: 0<br>LOB: 0<br>BB: 1<br>P: 12 | R: 0<br>E: 0<br>K: 1<br>S: 8<br>H: 0<br>LOB: 0<br>BB: 1<br>P: 15 | R: 2<br>E: 0<br>K: 1<br>S: 15<br>H: 3<br>LOB: 1<br>BB: 0<br>P: 20 | R: 0<br>E: 0<br>K: 0<br>S: 4<br>H: 1<br>LOB: 1<br>BB: 0<br>P: 7 | R: 0<br>E: 0<br>K: 1<br>S: 6<br>H: 0<br>LOB: 0<br>BB: 0<br>P: 6 | R: 0<br>E: 0<br>K: 1<br>S: 9<br>H: 1<br>LOB: 3<br>BB: 2<br>P: 20 | | 1B: 6<br>2B: 2<br>3B: 0<br>HR: 0<br>SF: 0<br>SAC: 1<br>DP: 1<br>HBP: 0 | | | | | | |

| PITCHER | IP | WLS | BF | H | R | ER | SO | BB | IBB | HBP | BLK | WP | HR | S | P | ERA | WHIP |
|---|---|---|---|---|---|---|---|---|---|---|---|---|---|---|---|---|---|
| Jim Deshaies, L (1, 1)<br>ERA: 2.23 | 6.0 | L | 24 | 7 | 3 | 3 | 3 | 3 | 0 | 0 | 1 | 0 | 0 | 52 | 85 | 4.50 | 1.667 |
| Mike Maddux, R (7, 1)<br>ERA: 2.5 | 2.0 | | 9 | 1 | 0 | 0 | 2 | 0 | 2 | 0 | 0 | 0 | 0 | 15 | 26 | 0.00 | 0.500 |

| PITCHER | IP | WLS | BF | H | R | ER | SO | BB | IBB | HBP | BLK | WP | HR | S | P | ERA | WHIP |
|---|---|---|---|---|---|---|---|---|---|---|---|---|---|---|---|---|---|

# San Diego Padres @ Pittsburgh Pirates

Three Rivers Stadium, Pittsburgh, PA

Wed Aug 19 1992, 7:05 PM EDT

Att. 34,696 - Sunny - 71 F

livebaseballscorecards.com

| | |
|---|---|
| AB | 27 |
| R | 3 |
| H | 8 |
| RBI | 3 |
| BB | 5 |
| SO | 5 |
| LOB | 15 |

| | |
|---|---|
| WP: 0 | PA: 34 |
| PB: 0 | |
| SB: 1 | |
| CS: 2 | |

| Batter | 1 | 2 | 3 | 4 | 5 | 6 | 7 | 8 | 9 | AB | R | H | RBI | BB | SO | LOB |
|---|---|---|---|---|---|---|---|---|---|---|---|---|---|---|---|---|
| Darrin Jackson, R (1, 8)<br>OBP: 0.292, SLG: 0.415 | B F X 1-1 F9 ① | | B B B B 4-0 FC6-4 1-2 BB | | X 0-0 G5-3 ③ | | | X 0-0 F7 ① | | 3 | 0 | 0 | 0 | 1 | 0 | 1 |
| Tony Gwynn, L (1, 9)<br>OBP: 0.377, SLG: 0.419 | B S T X 1-2 F8 ② | | C X 0-1 FC6-4 FC6-4 1-2f 2-3 ② | | | C B X 1-1 G5-3 ① | | B C X 1-1 G3 ② | | 4 | 0 | 0 | 0 | 0 | 0 | 2 |
| Gary Sheffield, R (1, 5)<br>OBP: 0.389, SLG: 0.581 | X 0-0 S 1B | | B X 1-0 FC6-4 1-2f ③ | | | F X 0-1 F8 ② | | B B X 2-0 P5 ③ | | 4 | 0 | 1 | 0 | 0 | 0 | 2 |
| Fred McGriff, L (1, 3)<br>OBP: 0.400, SLG: 0.561 | C S B T F S 1-3 K 1-2 ③ | | | X 0-0 G6-3 ① | | S S C 0-3 K ③ | | | C F F B F X 1-2 G3-1 ① | 4 | 0 | 0 | 0 | 0 | 2 | 1 |
| Benito Santiago, R (1, 2)<br>OBP: 0.281, SLG: 0.366 | | F B S X 1-2 F8 ① | | X 0-0 G4-3 ② | | | B C F F X 1-2 E9 G6-3 2B | | X 0-0 G5-3 ② | 4 | 1 | 1 | 0 | 0 | 0 | 0 |
| Jerald Clark, R (1, 7)<br>OBP: 0.288, SLG: 0.374 | | C F B B S 2-3 K ② | | C F B S 1-3 K ③ | | | F B X 1-1 G6-3 ① | | S B F X 1-2 F8 ③ | 4 | 0 | 0 | 0 | 0 | 2 | 1 |
| Tim Teufel, R (1, 4)<br>OBP: 0.322, SLG: 0.344 | | B F X 1-1 P3 ③ | | | F B F S 1-3 K ① | | B B C F F F F B X 3-2 G6-3 3-H ② | | | 3 | 0 | 0 | 1 | 0 | 1 | 0 |
| Craig Shipley, R (1, 6)<br>OBP: 0.243, SLG: 0.261 | | | F B X 1-1 G5-3 ① | | X 0-0 SH1-4 1B | | X 0-0 1B | | | 3 | 0 | 2 | 0 | 0 | 0 | 0 |
| Craig Lefferts, L (1, 1)<br>OBP: 0.080, SLG: 0.080 | | | C C X 0-2 FC6-4 BB 1B | | X 0-0 SH1-4 1-2 ② | | B C X 1-1 F9 ③ | | | 1 | 0 | 1 | 0 | 0 | 0 | 0 |
| Kevin Ward, R (7, PH)<br>OBP: 0.272, SLG: 0.288 | | | | | | | | | | 1 | 0 | 0 | 0 | 0 | 0 | 1 |
| Tim Scott, R (7, 1) | | | | | | | | | | 0 | 0 | 0 | 0 | 0 | 0 | 0 |
| Jose Melendez, R (7, 1) | | | | | | | | | | 0 | 0 | 0 | 0 | 0 | 0 | 0 |
| Rich Rodriguez, L (7, 1) | | | | | | | | | | 0 | 0 | 0 | 0 | 0 | 0 | 0 |
| Inning Stats | R: 0 E: 0 K: 1 S: 11 H: 1 LOB: 1 BB: 0 P: 14 | R: 0 E: 0 K: 1 S: 8 H: 0 LOB: 0 BB: 0 P: 12 | R: 0 E: 0 K: 0 S: 8 H: 1 LOB: 2 BB: 1 P: 14 | R: 0 E: 0 K: 1 S: 5 H: 0 LOB: 0 BB: 0 P: 6 | R: 0 E: 0 K: 1 S: 6 H: 1 LOB: 1 BB: 0 P: 7 | R: 0 E: 0 K: 1 S: 7 H: 0 LOB: 0 BB: 0 P: 8 | R: 1 E: 1 K: 0 S: 15 H: 2 LOB: 1 BB: 0 P: 21 | R: 0 E: 0 K: 0 S: 4 H: 0 LOB: 0 BB: 0 P: 7 | R: 0 E: 0 K: 0 S: 9 H: 0 LOB: 0 BB: 0 P: 11 | 1B: 4 2B: 1 3B: 0 HR: 0 | SF: 0 SAC: 1 DP: 0 HBP: 0 | | | | | |

| PITCHER | | IP | WLS | BF | H | R | ER | SO | BB | IBB | HBP | BLK | WP | HR | S | P | ERA | WHIP |
|---|---|---|---|---|---|---|---|---|---|---|---|---|---|---|---|---|---|---|
| Danny Jackson, L<br>ERA: 3.93 | (1, 1) | 7.0 | W | 27 | 5 | 1 | 1 | 5 | 1 | 0 | 0 | 0 | 0 | 0 | 60 | 82 | 1.29 | 0.857 |
| Roger Mason, R<br>ERA: 4.26 | (8, 1) | 2.0 | | 6 | 0 | 0 | 0 | 0 | 0 | 0 | 0 | 0 | 0 | 0 | 13 | 18 | 0.00 | 0.000 |

| PITCHER | | IP | WLS | BF | H | R | ER | SO | BB | IBB | HBP | BLK | WP | HR | S | P | ERA | WHIP |
|---|---|---|---|---|---|---|---|---|---|---|---|---|---|---|---|---|---|---|

# TOP

## San Diego Padres @ Pittsburgh Pirates

Three Rivers Stadium, Pittsburgh, PA

Thu Aug 20 1992, 3:33 AM EDT

Att. 30,384 - Sunny - 70 F

livebaseballscorecards.com

| | |
|---|---|
| AB | 31 |
| R | 1 |
| H | 5 |
| RBI | 1 |
| BB | 1 |
| SO | 5 |
| LOB | 8 |

WP: 0 PB: 0 SB: 1 CS: 0 PA: 33

# BOTTOM

| Batter | 1 | 2 | 3 | 4 | 5 | 6 | 7 | 8 | 9 | AB | R | H | RBI | BB | SO | LOB |
|---|---|---|---|---|---|---|---|---|---|---|---|---|---|---|---|---|
| Gary Redus, R (1, 3)<br>OBP: 0.304, SLG: 0.298 | B B B C X<br>3-1 ①<br>G5-3 | | X<br>0-0 ②<br>F8 | | | B B X<br>2-0 ①<br>F7 | I N I<br>4-0<br>1B<br>FC3-6<br>IBB | B B C F X<br>2-2 ③<br>G1-3 | | 3 | 0 | 0 | 0 | 0 | 0 | 0 |
| Orlando Merced, S (7, PH) (8, 3)<br>OBP: 0.322, SLG: 0.386 | | | | | | | | | | 1 | 1 | 0 | 0 | 1 | 0 | 1 |
| Jay Bell, R (1, 6)<br>OBP: 0.326, SLG: 0.347 | B B X<br>2-0 ②<br>G5-3 | | B C F B S<br>3-3 ③<br>K | | | C B X<br>1-1<br>3B<br>1B | C F X<br>0-2<br>FC3-6<br>1-3<br>2-H<br>3-H<br>1B | | | 4 | 1 | 2 | 2 | 0 | 1 | 0 |
| Andy Van Slyke, L (1, 8)<br>OBP: 0.400, SLG: 0.501 | C F B X<br>1-2 ③<br>G4-3 | | | B B S S X<br>2-2<br>CS<br>1B | | B S S F B X<br>2-2<br>1-H<br>1B<br>3B | C X<br>0-1 ②<br>FC3-6<br>BB E<br>1-2f<br>3-H | | | 4 | 1 | 2 | 2 | 0 | 0 | 1 |
| Lloyd McClendon, R (1, 9)<br>OBP: 0.351, SLG: 0.353 | | F X<br>0-1<br>HR | | B 1 SAFE 1 SAFE C X<br>1-1 ①<br>P6 | | C B B F X<br>2-2<br>G4-6-3<br>3-H<br>1B | C B X<br>1-1<br>E6<br>BB<br>1-2 | | | 3 | 1 | 2 | 2 | 0 | 0 | 1 |
| Cecil Espy, S (7, 9)<br>OBP: 0.305, SLG: 0.335 | | | | | | | | | | 1 | 0 | 0 | 0 | 0 | 0 | 1 |
| Barry Bonds, L (1, 7)<br>OBP: 0.433, SLG: 0.560 | | B B C T B F C<br>3-3 ①<br>K | | C 1 SAFE B S S<br>1-3 ②<br>K | | X<br>0-0 ②③<br>G4-6-3<br>1-2f | B C B B B<br>4-1<br>1-2<br>2-3<br>BB | | | 3 | 0 | 0 | 0 | 1 | 2 | 2 |
| Jeff King, R (1, 5)<br>OBP: 0.259, SLG: 0.361 | C B C X<br>1-2<br>FC6-4<br>1B | | | B C F 1 SAFE 1 SAFE<br>1-2 ③<br>CS<br>1-2 | B S B X<br>2-1<br>2B | | G6-3<br>F8 | | | 4 | 0 | 2 | 0 | 0 | 0 | 3 |
| Don Slaught, R (1, 2)<br>OBP: 0.372, SLG: 0.432 | X<br>0-0 ②<br>P6 | | X<br>0-0 ①<br>G6-3 | | | | B X<br>1-0<br>1B<br>1B | B S S X<br>1-2 ①<br>G1-3 | | 4 | 1 | 1 | 0 | 0 | 0 | 2 |
| Jose Lind, R (1, 4)<br>OBP: 0.275, SLG: 0.272 | B 1 SAFE X<br>1-0 ③<br>FC6-4<br>1-2f | | C F B S<br>1-3 ②<br>K | | | | F F X<br>0-2<br>1B<br>1-2<br>1B | B C F F X<br>1-2<br>2B | | 4 | 1 | 2 | 0 | 0 | 1 | 2 |
| Danny Jackson, R (1, 1)<br>OBP: 0.064, SLG: 0.064 | | | X<br>0-0 ①<br>G6-3 | | F X<br>0-1 ③<br>G5-3 | | B B B C S X<br>3-2<br>1-3<br>2-H<br>1B | C F B F B X<br>2-2 ②<br>F9 | | 2 | 0 | 0 | 0 | 0 | 0 | 1 |
| Gary Varsho, L (7, PH)<br>OBP: 0.254, SLG: 0.333 | | | | | | | | | | 1 | 1 | 1 | 1 | 0 | 0 | 0 |
| Roger Mason, R (8, 1) | | | | | | | | | | 1 | 0 | 0 | 0 | 0 | 0 | 1 |
| Inning Stats | R: 0 H: 0<br>E: 0 LOB: 0<br>K: 0 BB: 0<br>S: 6 P: 12 | R: 1 H: 2<br>E: 0 LOB: 1<br>K: 1 BB: 0<br>S: 11 P: 16 | R: 0 H: 0<br>E: 0 LOB: 0<br>K: 1 BB: 0<br>S: 5 P: 8 | R: 0 H: 1<br>E: 0 LOB: 0<br>K: 1 BB: 0<br>S: 10 P: 15 | R: 0 H: 1<br>E: 0 LOB: 1<br>K: 1 BB: 0<br>S: 8 P: 11 | R: 2 H: 3<br>E: 0 LOB: 0<br>K: 0 BB: 0<br>S: 11 P: 18 | R: 4 H: 4<br>E: 1 LOB: 3<br>K: 0 BB: 2<br>S: 22 P: 39 | R: 0 H: 1<br>E: 0 LOB: 1<br>K: 0 BB: 0<br>S: 14 P: 20 | | 1B: 8 SF: 0<br>2B: 2 SAC: 0<br>3B: 1 DP: 1<br>HR: 1 HBP: 0 | | | | | | |

| PITCHER | | IP | WLS | BF | H | R | ER | SO | BB | IBB | HBP | BLK | WP | HR | S | P | ERA | WHIP |
|---|---|---|---|---|---|---|---|---|---|---|---|---|---|---|---|---|---|---|
| Craig Lefferts, L<br>ERA: 3.69 | (1, 1) | 6.0 | L | 23 | 7 | 3 | 3 | 4 | 0 | 0 | 0 | 0 | 0 | 1 | 51 | 80 | 4.50 | 1.167 |
| Tim Scott, R<br>ERA: 5.24 | (7, 1) | 0.1 | | 5 | 3 | 4 | 4 | 0 | 0 | 1 | 0 | 0 | 0 | 0 | 10 | 21 | 108.00 | 9.000 |
| Jose Melendez, R<br>ERA: 3.3 | (7, 1) | 0.0 | | 1 | 1 | 0 | 0 | 0 | 0 | 0 | 0 | 0 | 0 | 0 | 3 | 3 | ∞ | ∞ |
| Rich Rodriguez, L<br>ERA: 2.52 | (7, 1) | 1.2 | | 8 | 1 | 0 | 0 | 0 | 1 | 0 | 0 | 0 | 0 | 0 | 23 | 35 | 0.00 | 1.200 |

| PITCHER | IP | WLS | BF | H | R | ER | SO | BB | IBB | HBP | BLK | WP | HR | S | P | ERA | WHIP |
|---|---|---|---|---|---|---|---|---|---|---|---|---|---|---|---|---|---|

# San Diego Padres @ Pittsburgh Pirates

Three Rivers Stadium, Pittsburgh, PA

Thu Aug 20 1992, 3:33 AM EDT

Att. 30,384 - Sunny - 70 F

livebaseballscorecards.com

| | |
|---|---|
| AB | 35 |
| R | 7 |
| H | 12 |
| RBI | 7 |
| BB | 2 |
| SO | 4 |
| LOB | 15 |

WP: 0 PA: 38
PB: 0
SB: 0
CS: 1

# TOP

## Pittsburgh Pirates @ San Francisco Giants

Candlestick Park, San Francisco, CA

Fri Aug 21 1992, 10:05 PM EDT

Att. 16,767 - Sunny - 57 F

livebaseballscorecards.com

| Batter | 1 | 2 | 3 | 4 | 5 | 6 | 7 | 8 | 9 | AB | R | H | RBI | BB | SO | LOB |
|---|---|---|---|---|---|---|---|---|---|---|---|---|---|---|---|---|
| Alex Cole, L (1, 9) OBP: 0.320, SLG: 0.313 | L C X 0-2 ① L7 | | | L X 0-1 ① G5-3 | C B C X 1-2 ② G1-4-3 2-3 | | B 1 SAFE 1 SAFE B X 2-0 ② SF7 3-H | | | 3 | 0 | 0 | 0 | 0 | 0 | 1 |
| Lloyd McClendon, R (7, PH) (7, 9) OBP: 0.349, SLG: 0.353 | | | | | | | | | | 0 | 0 | 0 | 1 | 0 | 0 | 0 |
| Jay Bell, R (1, 6) OBP: 0.325, SLG: 0.346 | B C B C F X 2-2 ② G3 | | | X 0-0 2B G3 1B | B B C X 2-1 ③ G6-3 | | C F B 1 SAFE B S 2-3 ③ K 1-2 | | | 4 | 1 | 1 | 0 | 0 | 1 | 2 |
| Andy Van Slyke, L (1, 8) OBP: 0.401, SLG: 0.506 | C X 0-1 ③ F8 | | | 1 SAFE X 0-0 G3 2B 1-3 2B | | B C C C T S 1-3 ① K | | X 0-0 G5-3 2B | | 4 | 1 | 2 | 0 | 0 | 1 | 0 |
| Barry Bonds, L (1, 7) OBP: 0.432, SLG: 0.555 | | B C C X 1-2 ① F9 | | I I I 4-0 G3 2B IBB | | B X 1-0 ② P6 | | C B C S 1-3 ① K | | 3 | 1 | 0 | 0 | 1 | 1 | 1 |
| Orlando Merced, S (1, 3) OBP: 0.318, SLG: 0.381 | | F L B C 1-3 ② K | | X 0-0 ② G3 1-2 2-3 3-H | | F C X 0-2 ③ P6 | | F B X 1-1 ② G5-3 2-3 | | 4 | 0 | 0 | 1 | 0 | 1 | 3 |
| Jeff King, R (1, 5) OBP: 0.262, SLG: 0.368 | | B C B F X 2-2 ③ F8 | | C X 0-1 2-H 3-H 2B | | | B C X 1-1 2B 2B | B C F S 1-3 ③ K | | 4 | 1 | 2 | 2 | 0 | 1 | 1 |
| Michael LaValliere, L (1, 2) OBP: 0.355, SLG: 0.332 | | F C B B X 2-2 ① G6-3 | X 0-0 ③ F7 | | | | X 0-0 G3 SF7 2-H 2B | | C X 0-1 L5-4 SH3-4 1B | 4 | 1 | 2 | 1 | 0 | 0 | 1 |
| Gary Redus, R (9, PR) OBP: 0.304, SLG: 0.298 | | | | | | | | | | 0 | 0 | 0 | 0 | 0 | 0 | 0 |
| Jose Lind, R (1, 4) OBP: 0.275, SLG: 0.272 | | F B F F X 1-2 ② F9 | | | B X 1-0 G1-4-3 SH5-4 1B | | F F X 0-2 ① G3 2-3 | | 1 SAFE B 1 SAFE C X 1-1 ① SH3-4 1-2 | 3 | 0 | 1 | 0 | 0 | 0 | 1 |
| Tim Wakefield, R (1, 1) OBP: 0.071, SLG: 0.071 | | F S F F F F S 0-3 ③ K | | | X 0-0 ① SH5-4 1-2 | | F B X 1-1 WP 1B | | X 0-0 ② ③ L5-4 2-3 | 1 | 0 | 0 | 0 | 0 | 1 | 0 |
| Gary Varsho, L (7, PH) OBP: 0.259, SLG: 0.338 | | | | | | | | | | 1 | 0 | 1 | 0 | 0 | 0 | 0 |
| Steve Cooke, R (7, 1) OBP: 1.000, SLG: 1.000 | | | | | | | | | | 0 | 0 | 0 | 0 | 0 | 0 | 0 |
| Cecil Espy, S (9, PH) OBP: 0.303, SLG: 0.333 | | | | | | | | | | 1 | 0 | 0 | 0 | 0 | 0 | 2 |
| **Inning Stats** | R: 0 E: 0 K: 0 S: 9 H: 0 LOB: 0 BB: 0 P: 11 | R: 0 E: 0 K: 1 S: 9 H: 0 LOB: 0 BB: 0 P: 13 | R: 0 E: 0 K: 1 S: 13 H: 0 LOB: 0 BB: 0 P: 16 | R: 3 E: 0 K: 0 S: 8 H: 3 LOB: 1 BB: 1 P: 12 | R: 0 E: 0 K: 0 S: 7 H: 1 LOB: 1 BB: 0 P: 11 | R: 0 E: 0 K: 1 S: 8 H: 0 LOB: 0 BB: 0 P: 10 | R: 2 E: 0 K: 1 S: 12 H: 3 LOB: 1 BB: 0 P: 18 | R: 0 E: 0 K: 2 S: 9 H: 1 LOB: 1 BB: 0 P: 12 | R: 0 E: 0 K: 0 S: 5 H: 1 LOB: 1 BB: 0 P: 6 | 1B: 4 2B: 6 3B: 0 HR: 0 | SF: 1 SAC: 2 DP: 1 HBP: 0 | | | | | | |

| | AB | 32 |
|---|---|---|
| | R | 5 |
| | H | 9 |
| | RBI | 5 |
| | BB | 1 |
| | SO | 6 |
| | LOB | 12 |

WP: 1 PB: 0 SB: 0 CS: 0 PA: 36

| PITCHER | | IP | WLS | BF | H | R | ER | SO | BB | IBB | HBP | BLK | WP | HR | S | P | ERA | WHIP |
|---|---|---|---|---|---|---|---|---|---|---|---|---|---|---|---|---|---|---|
| John Burkett, R (1, 1) ERA: 3.58 | | 6.1 | W | 27 | 7 | 5 | 5 | 3 | 0 | 1 | 0 | 0 | 0 | 0 | 62 | 83 | 7.11 | 1.105 |
| Bryan Hickerson, L (7, 1) ERA: 2.79 | | 1.1 | | 5 | 1 | 0 | 0 | 2 | 0 | 0 | 0 | 0 | 1 | 0 | 10 | 16 | 0.00 | 0.750 |
| Michael Jackson, R (8, 1) ERA: 2.73 | | 0.1 | | 1 | 0 | 0 | 0 | 1 | 0 | 0 | 0 | 0 | 0 | 0 | 3 | 4 | 0.00 | 0.000 |
| Rod Beck, R (9, 1) ERA: 2.17 | | 1.0 | S | 3 | 1 | 0 | 0 | 0 | 0 | 0 | 0 | 0 | 0 | 0 | 5 | 6 | 0.00 | 1.000 |

| PITCHER | IP | WLS | BF | H | R | ER | SO | BB | IBB | HBP | BLK | WP | HR | S | P | ERA | WHIP |
|---|---|---|---|---|---|---|---|---|---|---|---|---|---|---|---|---|---|

| Batter | 1 | 2 | 3 | 4 | 5 | 6 | 7 | 8 | 9 | AB | R | H | RBI | BB | SO | LOB |
|---|---|---|---|---|---|---|---|---|---|---|---|---|---|---|---|---|
| Willie McGee, S (1, 8)<br>OBP: 0.335, SLG: 0.353 | C F S<br>0-3 K2-3 ① | | S B B X<br>2-1 F7 ② | | X<br>0-0 BB 1B 1B 2-3 1B | X<br>0-0 B1-3 ③ | | | | 4 | 1 | 1 | 0 | 0 | 1 | 1 |
| Ted Wood, L (1, 9)<br>OBP: 0.304, SLG: 0.244<br>Mike Felder, S (7, PH)<br>OBP: 0.320, SLG: 0.391 (8, 7) | B C B F B X<br>3-2 2B | | B B B C B<br>4-1 BB | | B C B F X<br>2-2 1B BB FC5-4 1-2 3-H 1B | | C C X<br>0-2 G6-3 ① | | | 2<br>1 | 1<br>0 | 2<br>0 | 1<br>0 | 1<br>0 | 0<br>0 | 0<br>0 |
| Will Clark, L (1, 3)<br>OBP: 0.386, SLG: 0.473 | C F F B B X<br>2-2 P5 ② | | F S S<br>0-3 K ③ | | B B B<br>4-0 FC5-4 1B HR 1-2 2-3 BB | | X<br>0-0 G4-3 ② | | | 3 | 1 | 0 | 0 | 1 | 1 | 3 |
| Mark Leonard, L (1, 7)<br>OBP: 0.361, SLG: 0.500<br>Cory Snyder, R (7, PH)<br>OBP: 0.317, SLG: 0.452 (8, 9) | B X<br>1-0 F9 ③ | | | B B B C B<br>4-1 PB BB | B X<br>1-0 FC5-4 1-2 2-3 3-H 1B | | S X<br>0-1 F9 ③ | | | 2<br>1 | 0<br>0 | 1<br>0 | 1<br>0 | 1<br>0 | 0<br>0 | 1<br>0 |
| Matt Williams, R (1, 5)<br>OBP: 0.283, SLG: 0.385 | | X<br>0-0 F9 ① | | C B S F S<br>1-3 K ① | X<br>0-0 FC5-4 HR 1-2f 2-3 3-H ② | | | S S F F X<br>0-2 L7 ① | | 4 | 1 | 0 | 1 | 0 | 1 | 3 |
| Robby Thompson, R (1, 4)<br>OBP: 0.338, SLG: 0.422 | | C S X<br>0-2 G6-3 ② | | B B C F B B<br>4-2 G6-4-3 BB 1-2 | B B C X<br>2-1 HR 1-H 3-H | | | B X<br>1-0 F9 ② | | 3 | 1 | 1 | 3 | 1 | 0 | 0 |
| Craig Colbert, R (1, 2)<br>OBP: 0.275, SLG: 0.318<br>Rod Beck, R (9, 1) | C F X<br>0-2 G5-3 ③ | | | X<br>0-0 G6-4-3 ② ③ 1-2f | X<br>0-0 G3 ③ | | | B S B B X<br>3-1 P6 ③ | | 4<br>0 | 0<br>0 | 0<br>0 | 0<br>0 | 0<br>0 | 0<br>0 | 2<br>0 |
| Royce Clayton, R (1, 6)<br>OBP: 0.292, SLG: 0.339 | | | F X<br>0-1 SH5-4 1B | | B C C X<br>1-2 SH2-4 1B 1B | B X<br>1-0 CS 1B | | | | 3 | 1 | 3 | 0 | 0 | 0 | 0 |
| John Burkett, R (1, 1)<br>OBP: 0.106, SLG: 0.047<br>Bryan Hickerson, L (7, 1)<br>Michael Jackson, R (8, 1)<br>Kirt Manwaring, R (9, 2)<br>OBP: 0.309, SLG: 0.301 | | | X<br>0-0 SH5-4 ① 1-2 | | X<br>0-0 SH2-4 ① 1-2 | B L B 1 SAFE C F S<br>2-3 K ① ② 1-2 | | | | 1<br>0<br>0<br>0 | 0<br>0<br>0<br>0 | 0<br>0<br>0<br>0 | 0<br>0<br>0<br>0 | 0<br>0<br>0<br>0 | 1<br>0<br>0<br>0 | 1<br>0<br>0<br>0 |
| Inning Stats | R: 0 E: 0 K: 1 S: 11 H: 1 LOB: 1 BB: 0 P: 17 | R: 0 E: 0 K: 0 S: 7 H: 0 LOB: 0 BB: 0 P: 7 | R: 0 E: 0 K: 1 S: 9 H: 1 LOB: 2 BB: 1 P: 15 | R: 0 E: 0 K: 1 S: 8 H: 0 LOB: 1 BB: 2 P: 17 | R: 6 E: 0 K: 0 S: 13 H: 5 LOB: 0 BB: 1 P: 23 | R: 0 E: 0 K: 1 S: 6 H: 1 LOB: 0 BB: 0 P: 9 | R: 0 E: 0 K: 0 S: 6 H: 0 LOB: 0 BB: 0 P: 6 | R: 0 E: 0 K: 0 S: 9 H: 0 LOB: 0 BB: 0 P: 13 | | 1B: 6 2B: 1 3B: 0 HR: 1 | | SF: 0 SAC: 2 DP: 1 HBP: 0 | | WP: 0 PB: 1 SB: 0 CS: 1 | | PA: 34 |

| PITCHER | | IP | WLS | BF | H | R | ER | SO | BB | IBB | HBP | BLK | WP | HR | S | P | ERA | WHIP |
|---|---|---|---|---|---|---|---|---|---|---|---|---|---|---|---|---|---|---|
| Tim Wakefield, R<br>ERA: 2.48 | (1, 1) | 6.0 | L | 28 | 8 | 6 | 6 | 4 | 4 | 0 | 0 | 0 | 0 | 1 | 54 | 88 | 9.00 | 2.000 |
| Steve Cooke, L<br>ERA: 7.0 | (7, 1) | 2.0 | | 6 | 0 | 0 | 0 | 0 | 0 | 0 | 0 | 0 | 0 | 0 | 15 | 19 | 0.00 | 0.000 |

| PITCHER | IP | WLS | BF | H | R | ER | SO | BB | IBB | HBP | BLK | WP | HR | S | P | ERA | WHIP |
|---|---|---|---|---|---|---|---|---|---|---|---|---|---|---|---|---|---|

# BOTTOM

# Pittsburgh Pirates @ San Francisco Giants

Candlestick Park, San Francisco, CA

Fri Aug 21 1992, 10:05 PM EDT

Att. 16,767 - Sunny - 57 F

livebaseballscorecards.com

| | |
|---|---|
| AB | 28 |
| R | 6 |
| H | 8 |
| RBI | 6 |
| BB | 4 |
| SO | 4 |
| LOB | 11 |

| Batter | 1 | 2 | 3 | 4 | 5 | 6 | 7 | 8 | 9 | AB | R | H | RBI | BB | SO | LOB |
|---|---|---|---|---|---|---|---|---|---|---|---|---|---|---|---|---|
| Alex Cole, L (1, 9)<br>OBP: 0.321, SLG: 0.312 | C B C S<br>1-3 K2-3 ① | | S S B X<br>1-2 HR 1B | B C C B F F B F F<br>3-2 X G6-3 ② | | C B C B B B<br>4-2 BB | | X<br>0-0 FC5-4 ②<br>1-2f 3B | | 4 | 2 | 1 | 0 | 1 | 1 | 1 |
| Jay Bell, R (1, 6)<br>OBP: 0.326, SLG: 0.357 | B F X<br>1-1 G6-3 ② | | 1 SAFE<br>1 SAFE<br>P X<br>1-0 1-H HR | C C B S<br>1-3 K ③ | | C S C<br>0-3 K ③ | | F C 1 B F F X<br>SAFE<br>1-2 1-H 3B | | 5 | 1 | 2 | 3 | 0 | 2 | 1 |
| Andy Van Slyke, L (1, 8)<br>OBP: 0.401, SLG: 0.506 | B B X<br>2-0 G4-3 ③ | | B B B B<br>4-0 HR BB | | B B X<br>2-0 2B 2B | | S F X<br>0-2 G5-3 ① | B C S B F S<br>2-3 K ③ | | 4 | 2 | 1 | 0 | 1 | 1 | 1 |
| Barry Bonds, L (1, 7)<br>OBP: 0.434, SLG: 0.567 | | F B F B F X<br>2-2 G4-3 ①<br>S B B X<br>2-1 1-H HR | | | C B B X<br>2-1 S 2-H 2B | | B B S X<br>2-1 P4 ② | | X<br>0-0 G6-4-3 1B | 5 | 1 | 3 | 3 | 0 | 0 | 0 |
| Orlando Merced, S (1, 3)<br>OBP: 0.319, SLG: 0.379 | | B C X<br>1-1 F7 ②<br>X<br>0-0 1B 1B | | | C B S F S<br>1-3 K 2-3 ① | | B C B B B F F B<br>4-2 2B BB | | B C B B S X<br>2-2 F9 ① | 4 | 1 | 1 | 0 | 1 | 1 | 2 |
| Jeff King, R (1, 5)<br>OBP: 0.266, SLG: 0.374 | | B C B F B F X<br>3-2 HR 1B<br>B B B C X<br>3-1 1-2 1B | | | C F S<br>0-3 K ② | | B C X<br>1-1 1-H 2B | | C X<br>0-1 G6-4-3 ② ③<br>1-2f | 5 | 1 | 3 | 1 | 0 | 1 | 2 |
| Michael LaValliere, L (1, 2)<br>OBP: 0.353, SLG: 0.344 | | B F X<br>1-1 1-H HR<br>B X<br>1-0 P6 ② | | | B S F C<br>1-3 K ③ | | B C F X<br>1-2 G4-3 ③ | | | 4 | 1 | 1 | 2 | 0 | 1 | 4 |
| Jose Lind, R (1, 4)<br>OBP: 0.273, SLG: 0.270 | | B B B C X<br>3-1 G6-3 ③<br>B X<br>1-0 G4-3 ③ | | | F S B X<br>1-2 G5-3 ① | | | B X<br>1-0 G4-3 ① | | 4 | 0 | 0 | 0 | 0 | 0 | 2 |
| Doug Drabek, R (1, 1)<br>OBP: 0.169, SLG: 0.197<br>Bob Patterson, R (9, 1)<br>OBP: 0.429, SLG: 0.500 | | | B F F X<br>1-2 G5-3 ①<br>F F B F F S<br>1-3 K ① | | S F X<br>0-2 G5-3 ② | | | X<br>0-0 FC5-4 1B | | 4<br>0 | 0<br>0 | 1<br>0 | 0<br>0 | 0<br>0 | 1<br>0 | 0<br>0 |
| Inning Stats | R: 0 E: 0 K: 1 S: 6<br>H: 0 LOB: 0 BB: 0 P: 10 | R: 2 E: 0 K: 0 S: 14<br>H: 2 LOB: 0 BB: 0 P: 24 | R: 4 E: 0 K: 0 S: 15<br>H: 5 LOB: 2 BB: 1 P: 28 | R: 0 E: 0 K: 2 S: 15<br>H: 0 LOB: 0 BB: 0 P: 20 | R: 1 E: 0 K: 3 S: 13<br>H: 2 LOB: 1 BB: 0 P: 19 | R: 0 E: 0 K: 1 S: 11<br>H: 0 LOB: 1 BB: 1 P: 16 | R: 1 E: 0 K: 0 S: 13<br>H: 1 LOB: 1 BB: 1 P: 21 | R: 1 E: 0 K: 1 S: 12<br>H: 2 LOB: 1 BB: 0 P: 16 | R: 0 E: 0 K: 0 S: 6<br>H: 1 LOB: 0 BB: 0 P: 8 | 1B: 6 2B: 3 3B: 1 HR: 3<br>SF: 0 SAC: 0 DP: 1 HBP: 0 | | | | | | |

# TOP

## Pittsburgh Pirates @ San Francisco Giants

Candlestick Park, San Francisco, CA

Sat Aug 22 1992, 6:33 AM EDT

Att. 30,568 - Sunny - 75 F

livebaseballscorecards.com

| | |
|---|---|
| AB | 39 |
| R | 9 |
| H | 13 |
| RBI | 9 |
| BB | 3 |
| SO | 8 |
| LOB | 13 |

| PITCHER | | IP | WLS | BF | H | R | ER | SO | BB | IBB | HBP | BLK | WP | HR | S | P | ERA | WHIP |
|---|---|---|---|---|---|---|---|---|---|---|---|---|---|---|---|---|---|---|
| Francisco Oliveras, R<br>ERA: 3.76 | (1, 1) | 2.1 | L | 13 | 5 | 6 | 6 | 1 | 1 | 0 | 0 | 0 | 0 | 3 | 30 | 52 | 23.14 | 2.571 |
| Jim Pena, L<br>ERA: 3.08 | (3, 1) | 2.2 | | 12 | 4 | 1 | 1 | 5 | 0 | 0 | 0 | 0 | 0 | 0 | 33 | 49 | 3.38 | 1.500 |
| Jeff Brantley, R<br>ERA: 3.73 | (6, 1) | 2.0 | | 9 | 1 | 1 | 1 | 1 | 2 | 0 | 0 | 0 | 0 | 0 | 24 | 37 | 4.50 | 1.500 |
| Dave Righetti, L<br>ERA: 5.0 | (8, 1) | 2.0 | | 8 | 3 | 1 | 1 | 1 | 0 | 0 | 0 | 0 | 0 | 0 | 18 | 24 | 4.50 | 1.500 |

| PITCHER | IP | WLS | BF | H | R | ER | SO | BB | IBB | HBP | BLK | WP | HR | S | P | ERA | WHIP |
|---|---|---|---|---|---|---|---|---|---|---|---|---|---|---|---|---|---|

| Batter | 1 | 2 | 3 | 4 | 5 | 6 | 7 | 8 | 9 | AB | R | H | RBI | BB | SO | LOB |
|---|---|---|---|---|---|---|---|---|---|---|---|---|---|---|---|---|
| Willie McGee, S (1, 8)<br>OBP: 0.334, SLG: 0.352 | C F X<br>0-2 G6-3 ① | | B F B F B X<br>3-2 G4-3 ②<br>2-H | | | C B F B F X<br>2-2 G6-3 ① | | X<br>0-0 DI<br>1B | | 4 | 0 | 1 | 1 | 0 | 0 | 0 |
| Ted Wood, L (1, 9)<br>OBP: 0.280, SLG: 0.222 | C B C X<br>1-2 G4-3 ② | | C B X<br>1-1 G3-1 ③ | | | B F X<br>1-1 F9 ② | | B C C S<br>1-3 K ③<br>1-2 | | 4 | 0 | 0 | 0 | 0 | 1 | 1 |
| Will Clark, L (1, 3)<br>OBP: 0.388, SLG: 0.481<br>Cory Snyder, R (9, 3)<br>OBP: 0.316, SLG: 0.450 | C B X<br>1-1 HR | | | C B F B F X<br>2-2 G6-3 ① | | C B B B B<br>4-1 BB | | | B F F F B S<br>2-3 K ① | 2<br>1 | 1<br>0 | 1<br>0 | 1<br>0 | 1<br>0 | 0<br>1 | 0<br>0 |
| Mark Leonard, L (1, 7)<br>OBP: 0.354, SLG: 0.482 | C C X<br>0-2 G3 ③ | | | X<br>0-0 1B | | S B X<br>1-1 G3 ③ | | | S B B B X<br>3-1 F9 ② | 4 | 0 | 1 | 0 | 0 | 0 | 1 |
| Matt Williams, R (1, 5)<br>OBP: 0.283, SLG: 0.384 | | S B B S B S<br>2-3 K2-3 ① | | F B F B X<br>2-2 L5 ② | | | S X<br>0-1 G5-3 ① | | C B X<br>1-1 1B | 4 | 0 | 1 | 0 | 0 | 1 | 1 |
| Robby Thompson, R (1, 4)<br>OBP: 0.336, SLG: 0.418<br>Dave Righetti, L (8, 1)<br>OBP: 0.143, SLG: 0.143<br>Craig Colbert, R (9, PH)<br>OBP: 0.272, SLG: 0.314 | | B B C X<br>2-1 F8 ② | | F C S<br>0-3 K ③ | | | B F X<br>1-1 P5 ② | | F F B X<br>1-2 G1-3 ③ | 3<br>0<br>1 | 0<br>0<br>0 | 0<br>0<br>0 | 0<br>0<br>0 | 0<br>0<br>0 | 1<br>0<br>0 | 1<br>0<br>1 |
| Kirt Manwaring, R (1, 2)<br>OBP: 0.306, SLG: 0.297 | | B C X<br>1-1 G4-3 ③ | | | F S B B F F S<br>2-3 K ① | | B F X<br>1-1 G1-3 ③ | | | 3 | 0 | 0 | 0 | 0 | 1 | 0 |
| Royce Clayton, R (1, 6)<br>OBP: 0.292, SLG: 0.339 | | | C F X<br>0-2 WP SH1-4 G4-3 1B | | S F F F B X<br>1-2 G6-3 ② | | | X<br>0-0 G6-3 ① | | 3 | 1 | 1 | 0 | 0 | 0 | 0 |
| Francisco Oliveras, R (1, 1)<br>OBP: 0.250, SLG: 0.143<br>Jim Pena, L (3, 1)<br>OBP: 0.200, SLG: 0.200<br>Mark Bailey, S (5, PH)<br>OBP: 0.241, SLG: 0.192<br>Jeff Brantley, R (6, 1)<br>OBP: 0.667, SLG: 0.500<br>Greg Litton, R (8, 4)<br>OBP: 0.274, SLG: 0.318 | | | B L X<br>1-1 SH1-4 ①<br>1-2 | | B B F B C C<br>3-3 K ③ | | | B S S S<br>1-3 K ② | | 0<br>0<br>1<br>0<br>1 | 0<br>0<br>0<br>0<br>0 | 0<br>0<br>0<br>0<br>0 | 0<br>0<br>0<br>0<br>0 | 0<br>0<br>1<br>0<br>0 | 0<br>0<br>0<br>0<br>1 | 0<br>0<br>0<br>0<br>0 |
| Inning Stats | R: 1 H: 1<br>E: 0 LOB: 0<br>K: 0 BB: 0<br>S: 11 P: 13 | R: 0 H: 0<br>E: 0 LOB: 0<br>K: 1 BB: 0<br>S: 7 P: 12 | R: 1 H: 1<br>E: 0 LOB: 0<br>K: 0 BB: 0<br>S: 10 P: 15 | R: 0 H: 1<br>E: 0 LOB: 1<br>K: 1 BB: 0<br>S: 11 P: 15 | R: 0 H: 0<br>E: 0 LOB: 0<br>K: 2 BB: 0<br>S: 12 P: 18 | R: 0 H: 0<br>E: 0 LOB: 1<br>K: 0 BB: 1<br>S: 9 P: 17 | R: 0 H: 0<br>E: 0 LOB: 0<br>K: 0 BB: 0<br>S: 6 P: 8 | R: 0 H: 1<br>E: 0 LOB: 1<br>K: 2 BB: 0<br>S: 8 P: 10 | R: 0 H: 1<br>E: 0 LOB: 1<br>K: 1 BB: 0<br>S: 11 P: 18 | | | | | | | |

| PITCHER | | IP | WLS | BF | H | R | ER | SO | BB | IBB | HBP | BLK | WP | HR | S | P | ERA | WHIP |
|---|---|---|---|---|---|---|---|---|---|---|---|---|---|---|---|---|---|---|
| Doug Drabek, R<br>ERA: 2.5 | (1, 1) | 8.0 | W | 29 | 4 | 2 | 2 | 6 | 1 | 0 | 0 | 0 | 1 | 1 | 74 | 108 | 2.25 | 0.625 |
| Bob Patterson, L<br>ERA: 2.3 | (9, 1) | 1.0 | | 4 | 1 | 0 | 0 | 1 | 0 | 0 | 0 | 0 | 0 | 0 | 11 | 18 | 0.00 | 1.000 |

| PITCHER | IP | WLS | BF | H | R | ER | SO | BB | IBB | HBP | BLK | WP | HR | S | P | ERA | WHIP |
|---|---|---|---|---|---|---|---|---|---|---|---|---|---|---|---|---|---|

# BOTTOM

# Pittsburgh Pirates @ San Francisco Giants

Candlestick Park, San Francisco, CA

Sat Aug 22 1992, 6:33 AM EDT
Att. 30,568 - Sunny - 75 F

livebaseballscorecards.com

| | |
|---|---|
| AB | 31 |
| R | 2 |
| H | 5 |
| RBI | 2 |
| BB | 1 |
| SO | 7 |
| LOB | 5 |

| | | | |
|---|---|---|---|
| 1B: 4 | SF: 0 | WP: 1 | PA: 33 |
| 2B: 0 | SAC: 1 | PB: 0 | |
| 3B: 0 | DP: 0 | SB: 0 | |
| HR: 1 | HBP: 0 | CS: 0 | |

| Batter | 1 | 2 | 3 | 4 | 5 | 6 | 7 | 8 | 9 | AB | R | H | RBI | BB | SO | LOB |
|---|---|---|---|---|---|---|---|---|---|---|---|---|---|---|---|---|
| Gary Redus, R (1, 3)<br>OBP: 0.295, SLG: 0.288 | X 0-0 ① G6-3 | | B C C B S 2-3 ② K | | | X 0-0 ① P3 | | B X 1-0 ②③ G5-4-3 1-2f | | 4 | 0 | 0 | 0 | 0 | 1 | 1 |
| Jay Bell, R (1, 6)<br>OBP: 0.323, SLG: 0.354 | B X 1-0 ② P6 | | B B B C C S 3-3 ③ K | | | B B X 2-0 ② P3 | | | X 0-0 ① F9 | 4 | 0 | 0 | 0 | 0 | 1 | 0 |
| Andy Van Slyke, L (1, 8)<br>OBP: 0.402, SLG: 0.512 | B C B X 2-1 1B 1B | | | X 0-0 ① G3 | | B C X 1-1 ③ F7 | | | X 0-0 HR | 4 | 1 | 2 | 1 | 0 | 0 | 0 |
| Lloyd McClendon, R (1, 9)<br>OBP: 0.354, SLG: 0.355<br>Alex Cole, L (9, PH)<br>OBP: 0.324, SLG: 0.315 | 1 SAFE B B B C 1 SAFE F X 3-2 1-2 1B | | | B F B S F B B 4-2 BB | | | F C B F B F X 2-2 ① F7 | | C B B X 2-1 G5-3 1B | 2<br>1 | 0<br>0 | 1<br>1 | 0<br>0 | 1<br>0 | 0<br>0 | 0<br>0 |
| Barry Bonds, L (1, 7)<br>OBP: 0.430, SLG: 0.561 | B B X 2-0 ③ G5-3 | | | C B C S 1-3 ② K | | | B F B X 2-1 ② G3 | | B F X 1-1 ② G5-3 1-2 | 4 | 0 | 0 | 0 | 0 | 1 | 4 |
| Jeff King, R (1, 4)<br>OBP: 0.265, SLG: 0.373<br>Jose Lind, R (2, 4)<br>OBP: 0.271, SLG: 0.268 | | C B X 1-1 ① G5-3 | | 1 SAFE C F S 0-3 ③ K | | | F X 0-1 ③ G1-3 | | F B F X 1-2 ③ G4-3 | 1<br>3 | 0<br>0 | 0<br>0 | 0<br>0 | 0<br>0 | 0<br>1 | 0<br>2 |
| Don Slaught, R (1, 2)<br>OBP: 0.371, SLG: 0.446 | | B F C B X 2-2 ② P4 | | | X 0-0 ① P6 | | | F C B B X 2-2 HR | | 3 | 1 | 1 | 1 | 0 | 0 | 0 |
| John Wehner, R (1, 5)<br>OBP: 0.261, SLG: 0.253 | | B X 1-0 ③ P3 | | | C B X 1-1 B1-6-3 1B | | | X 0-0 ① G6-3 | | 3 | 0 | 1 | 0 | 0 | 0 | 0 |
| Randy Tomlin, L (1, 1)<br>OBP: 0.200, SLG: 0.154<br>Danny Cox, R (7, 1)<br>OBP: 0.091, SLG: 0.091<br>Cecil Espy, S (8, PH)<br>OBP: 0.307, SLG: 0.337<br>Stan Belinda, R (8, 1)<br>OBP: 0.500, SLG: 1.000 | | | F X 0-1 ① G4-3 | | X 0-0 ②③ B1-6-3 1-2f | | | B X 1-0 G5-4-3 1B | | 2<br>0<br>1<br>0 | 0<br>0<br>0<br>0 | 0<br>0<br>1<br>0 | 0<br>0<br>0<br>0 | 0<br>0<br>0<br>0 | 0<br>0<br>0<br>0 | 1<br>0<br>0<br>0 |
| Inning Stats | R: 0 H: 2<br>E: 0 LOB: 2<br>K: 0 BB: 0<br>S: 8 P: 16 | R: 0 H: 0<br>E: 0 LOB: 0<br>K: 0 BB: 0<br>S: 6 P: 10 | R: 0 H: 0<br>E: 0 LOB: 0<br>K: 2 BB: 0<br>S: 8 P: 13 | R: 0 H: 0<br>E: 0 LOB: 1<br>K: 2 BB: 1<br>S: 10 P: 15 | R: 0 H: 1<br>E: 0 LOB: 0<br>K: 0 BB: 0<br>S: 4 P: 5 | R: 0 H: 0<br>E: 0 LOB: 0<br>K: 0 BB: 0<br>S: 4 P: 7 | R: 0 H: 0<br>E: 0 LOB: 0<br>K: 0 BB: 0<br>S: 9 P: 13 | R: 1 H: 2<br>E: 0 LOB: 0<br>K: 0 BB: 0<br>S: 6 P: 10 | R: 1 H: 2<br>E: 0 LOB: 1<br>K: 0 BB: 0<br>S: 9 P: 13 | 1B: 5 SF: 0<br>2B: 0 SAC: 0<br>3B: 0 DP: 2<br>HR: 2 HBP: 0 | | | | | | WP: 0 PA: 33<br>PB: 0<br>SB: 0<br>CS: 0 |

# TOP

## Pittsburgh Pirates @ San Francisco Giants

Candlestick Park, San Francisco, CA

Sun Aug 23 1992, 6:33 AM EDT

Att. 32,129 - Sunny - 87 F

livebaseballscorecards.com

| | |
|---|---|
| AB | 32 |
| R | 2 |
| H | 7 |
| RBI | 2 |
| BB | 1 |
| SO | 4 |
| LOB | 8 |

| PITCHER | | IP | WLS | BF | H | R | ER | SO | BB | IBB | HBP | BLK | WP | HR | S | P | ERA | WHIP |
|---|---|---|---|---|---|---|---|---|---|---|---|---|---|---|---|---|---|---|
| Bud Black, L<br>ERA: 3.22 | (1, 1) | 8.1 | W | 30 | 6 | 2 | 2 | 4 | 1 | 0 | 0 | 0 | 0 | 2 | 57 | 91 | 2.16 | 0.840 |
| Rod Beck, R<br>ERA: 2.14 | (9, 1) | 0.2 | | 3 | 1 | 0 | 0 | 0 | 0 | 0 | 0 | 0 | 0 | 0 | 7 | 11 | 0.00 | 1.500 |

| PITCHER | | IP | WLS | BF | H | R | ER | SO | BB | IBB | HBP | BLK | WP | HR | S | P | ERA | WHIP |
|---|---|---|---|---|---|---|---|---|---|---|---|---|---|---|---|---|---|---|

# Pittsburgh Pirates @ San Francisco Giants

Candlestick Park, San Francisco, CA

Sun Aug 23 1992, 6:33 AM EDT

Att. 32,129 - Sunny - 87 F

livebaseballscorecards.com

## BOTTOM

| Batter | 1 | 2 | 3 | 4 | 5 | 6 | 7 | 8 | 9 | AB | R | H | RBI | BB | SO | LOB |
|---|---|---|---|---|---|---|---|---|---|---|---|---|---|---|---|---|
| Mike Felder, S (1, 7)<br>OBP: 0.319, SLG: 0.389 | G6-3 | | P2 | | F7 | | 2B SF7 1B | | | 4 | 1 | 1 | 0 | 0 | 0 | 0 |
| Willie McGee, S (1, 8)<br>OBP: 0.336, SLG: 0.356 | G5-3 | | L3 | | FC4-6 1B | | SF7 2B<br>1-3<br>2-H<br>3-H | | | 4 | 0 | 2 | 2 | 0 | 0 | 0 |
| Will Clark, L (1, 3)<br>OBP: 0.385, SLG: 0.477 | F8 | | | G3 | FC4-6 CS<br>1-2f | | SF7<br>2-3<br>3-H | | | 3 | 0 | 0 | 1 | 0 | 0 | 1 |
| Cory Snyder, R (1, 9)<br>OBP: 0.319, SLG: 0.461 | | HR | | WP G1-3 2B 1B | CS<br>1-2 | K | G5-3 | | | 4 | 2 | 2 | 1 | 0 | 1 | 1 |
| Matt Williams, R (1, 5)<br>OBP: 0.280, SLG: 0.380 | | P6 | | G1-3<br>1-2 | | G3 | | F9 | | 4 | 0 | 0 | 0 | 0 | 0 | 1 |
| Robby Thompson, R (1, 4)<br>OBP: 0.335, SLG: 0.414 | | F8 | | 2B BB<br>2-3 | | G6-3 | | K | | 3 | 0 | 0 | 0 | 1 | 1 | 0 |
| Kirt Manwaring, R (1, 2)<br>OBP: 0.312, SLG: 0.314 | | 3B | | 1-3<br>3-H 2B | | | 1B 2B 1B | K | | 4 | 1 | 3 | 1 | 0 | 1 | 0 |
| Royce Clayton, R (1, 6)<br>OBP: 0.298, SLG: 0.340 | | G6-3 | | IBB | | | SH2-3 2B 1B<br>1-3 | | | 2 | 1 | 1 | 0 | 1 | 0 | 1 |
| Bud Black, L (1, 1)<br>OBP: 0.071, SLG: 0.049<br>Rod Beck, R (9, 1) | | | G3 | F8 | | | SH2-3<br>1-2 | | | 2<br>0 | 0<br>0 | 0<br>0 | 0<br>0 | 0<br>0 | 0<br>0 | 3<br>0 |

| | AB | 30 |
|---|---|---|
| | R | 5 |
| | H | 9 |
| | RBI | 5 |
| | BB | 2 |
| | SO | 3 |
| | LOB | 7 |

| Inning Stats | 1 | 2 | 3 | 4 | 5 | 6 | 7 | 8 | 9 |
|---|---|---|---|---|---|---|---|---|---|
| | R: 0 E: 0 K: 0 S: 6 | H: 0 LOB: 0 BB: 0 P: 7 | R: 1 E: 0 K: 0 S: 13 | H: 2 LOB: 1 BB: 0 P: 20 | R: 0 E: 0 K: 0 S: 6 | H: 0 LOB: 0 BB: 0 P: 9 | R: 1 E: 0 K: 0 S: 11 | H: 2 LOB: 3 BB: 2 P: 23 | R: 0 E: 0 K: 0 S: 6 | H: 1 LOB: 0 BB: 0 P: 8 | R: 0 E: 0 K: 1 S: 7 | H: 0 LOB: 0 BB: 0 P: 8 | R: 3 E: 0 K: 0 S: 18 | H: 4 LOB: 1 BB: 0 P: 27 | R: 0 E: 0 K: 2 S: 9 | H: 0 LOB: 0 BB: 0 P: 12 |

| | 1B: 5 | SF: 1 |
|---|---|---|
| | 2B: 2 | SAC: 1 |
| | 3B: 1 | DP: 0 |
| | HR: 1 | HBP: 0 |

| | WP: 1 | PA: 35 |
|---|---|---|
| | PB: 0 | |
| | SB: 0 | |
| | CS: 1 | |

| PITCHER | | IP | WLS | BF | H | R | ER | SO | BB | IBB | HBP | BLK | WP | HR | S | P | ERA | WHIP |
|---|---|---|---|---|---|---|---|---|---|---|---|---|---|---|---|---|---|---|
| Randy Tomlin, L<br>ERA: 3.61 | (1, 1) | 6.2 | L | 30 | 9 | 5 | 5 | 1 | 1 | 1 | 0 | 0 | 1 | 1 | 64 | 97 | 6.75 | 1.500 |
| Danny Cox, R<br>ERA: 5.13 | (7, 1) | 0.1 | | 1 | 0 | 0 | 0 | 0 | 0 | 0 | 0 | 0 | 0 | 0 | 3 | 5 | 0.00 | 0.000 |
| Stan Belinda, R<br>ERA: 2.6 | (8, 1) | 1.0 | | 3 | 0 | 0 | 0 | 2 | 0 | 0 | 0 | 0 | 0 | 0 | 9 | 12 | 0.00 | 0.000 |

| PITCHER | IP | WLS | BF | H | R | ER | SO | BB | IBB | HBP | BLK | WP | HR | S | P | ERA | WHIP |
|---|---|---|---|---|---|---|---|---|---|---|---|---|---|---|---|---|---|

| Batter | 1 | 2 | 3 | 4 | 5 | 6 | 7 | 8 | 9 | AB | R | H | RBI | BB | SO | LOB |
|---|---|---|---|---|---|---|---|---|---|---|---|---|---|---|---|---|
| Alex Cole, L (1, 9)<br>OBP: 0.330, SLG: 0.324 | B C X<br>1-1 ① G4-1 | B S F B X<br>2-2 2-3 1B | | | B B B B<br>4-0 2B BB | F B X<br>1-1 ③ F7 | | C S B<br>1-2 ③ CS 1-2 | B C X<br>1-1 G5-3 SF7 2B | 4 | 2 | 2 | 0 | 1 | 0 | 1 |
| Jay Bell, R (1, 6)<br>OBP: 0.324, SLG: 0.359 | C B X<br>1-1 2B | C B B 1 SAFE B X<br>3-1 ③ F7 | | | 1 SAFE B 1 SAFE 1 SAFE F 1 SAFE C X<br>1-2 1-H 1B 2B | | C B X<br>1-1 ① F7 | | B C X<br>1-1 ① G5-3 2-3 | 5 | 1 | 2 | 1 | 0 | 0 | 3 |
| Andy Van Slyke, L (1, 8)<br>OBP: 0.400, SLG: 0.509 | X<br>0-0 ② F7 | | C B B F S<br>2-3 ① K | | B X<br>1-0 ① F7 | | F S H<br>1-2 S BB HBP | | B X<br>1-0 ② SF7 3-H | 3 | 0 | 0 | 1 | 0 | 1 | 2 |
| Barry Bonds, L (1, 7)<br>OBP: 0.432, SLG: 0.558 | B C B B B<br>4-1 BB | | B C B F F B F X<br>3-2 ② G4-3 | | I I I I<br>4-0 1B IBB | | B F C B B 1 SAFE B<br>4-2 1-2 BB | | F C X<br>0-2 ③ F7 | 2 | 0 | 0 | 0 | 3 | 0 | 0 |
| Orlando Merced, S (1, 3)<br>OBP: 0.318, SLG: 0.377 | C B X<br>1-1 ③ G1-3 | | C S B B S<br>2-3 ③ K | | C X<br>0-1 G6-3 1-2 2-H 1B | | B B X<br>2-0 ② F7 | | | 4 | 0 | 1 | 1 | 0 | 1 | 4 |
| John Wehner, R (1, 5)<br>OBP: 0.260, SLG: 0.253 | | X<br>0-0 ① F8 | | X<br>0-0 ② ③ G3-1 G6-3 1B | B X<br>1-0 ② ③ G6-3 1-2f | | B B C F C<br>2-3 ③ K 2-3 | | | 4 | 0 | 1 | 0 | 0 | 1 | 4 |
| Michael LaValliere, L (1, 2)<br>OBP: 0.356, SLG: 0.351 | | C F F B B X<br>2-2 2B 2B | | X<br>0-0 ① G6-3 1-2 | B F X<br>1-1 L3 1B | | | F C B F X<br>1-2 ① F9 | | 4 | 1 | 2 | 0 | 0 | 0 | 1 |
| Jose Lind, R (1, 4)<br>OBP: 0.271, SLG: 0.270 | | B X<br>1-0 1B 2-H 2B | | B B C X<br>2-1 ② G3-1 2-3 | X<br>0-0 ① ② L3 1-2 | | | B C B F F B X<br>3-2 ② G4-3 | | 4 | 0 | 1 | 1 | 0 | 0 | 2 |
| Bob Walk, R (1, 1)<br>OBP: 0.074, SLG: 0.074 | | B F S S<br>1-3 ② K | | F B S S<br>1-3 ③ K | X<br>0-0 1B | | | S C B S<br>1-3 K CS | | 3 | 0 | 1 | 0 | 0 | 2 | 2 |
| Gary Varsho, L (8, PH)<br>OBP: 0.257, SLG: 0.336 | | | | | | | | | | 1 | 0 | 0 | 0 | 0 | 1 | 0 |
| Denny Neagle, L (8, 1) | | | | | | | | | | 0 | 0 | 0 | 0 | 0 | 0 | 0 |
| Roger Mason, R (8, 1) | | | | | | | | | | 0 | 0 | 0 | 0 | 0 | 0 | 0 |
| Inning Stats | R: 0 E: 0 K: 0 S: 8 H: 1 LOB: 2 BB: 1 P: 15 | R: 1 E: 0 K: 1 S: 14 H: 3 LOB: 2 BB: 0 P: 23 | R: 0 E: 0 K: 2 S: 11 H: 0 LOB: 0 BB: 0 P: 18 | R: 0 E: 0 K: 1 S: 7 H: 1 LOB: 1 BB: 0 P: 10 | R: 2 E: 0 K: 0 S: 7 H: 2 LOB: 1 BB: 2 P: 18 | R: 0 E: 0 K: 0 S: 6 H: 2 LOB: 1 BB: 0 P: 8 | R: 0 E: 0 K: 1 S: 10 H: 0 LOB: 2 BB: 1 P: 20 | R: 0 E: 0 K: 1 S: 13 H: 0 LOB: 0 BB: 0 P: 19 | R: 1 E: 0 K: 0 S: 8 H: 1 LOB: 0 BB: 0 P: 11 | 1B: 5 2B: 6 3B: 0 HR: 0 | SF: 1 SAC: 0 DP: 2 HBP: 1 | | | | | | |

| PITCHER | | IP | WLS | BF | H | R | ER | SO | BB | IBB | HBP | BLK | WP | HR | S | P | ERA | WHIP |
|---|---|---|---|---|---|---|---|---|---|---|---|---|---|---|---|---|---|---|
| Orel Hershiser, R<br>ERA: 3.86 | (1, 1) | 7.0 | | 33 | 9 | 3 | 3 | 5 | 3 | 1 | 1 | 0 | 0 | 0 | 63 | 112 | 3.86 | 1.714 |
| Jim Gott, R<br>ERA: 1.75 | (8, 1) | 1.1 | W | 5 | 1 | 1 | 1 | 1 | 0 | 0 | 0 | 0 | 1 | 0 | 17 | 25 | 6.75 | 0.750 |
| John Candelaria, L<br>ERA: 2.86 | (9, 1) | 0.2 | S | 2 | 0 | 0 | 0 | 0 | 0 | 0 | 0 | 0 | 0 | 0 | 4 | 5 | 0.00 | 0.000 |

| PITCHER | IP | WLS | BF | H | R | ER | SO | BB | IBB | HBP | BLK | WP | HR | S | P | ERA | WHIP |
|---|---|---|---|---|---|---|---|---|---|---|---|---|---|---|---|---|---|

# TOP

## Pittsburgh Pirates @ Los Angeles Dodgers

Dodger Stadium, Los Angeles, CA

Mon Aug 24 1992, 7:05 PM PDT

Att. 21,991 - Sunny - 77 F

livebaseballscorecards.com

| | |
|---|---|
| AB | 34 |
| R | 4 |
| H | 10 |
| RBI | 4 |
| BB | 4 |
| SO | 6 |
| LOB | 19 |

1B: 5 SF: 1
2B: 6 SAC: 0
3B: 0 DP: 2
HR: 0 HBP: 1

WP: 1 PA: 41
PB: 0
SB: 1
CS: 1

| Batter | 1 | 2 | 3 | 4 | 5 | 6 | 7 | 8 | 9 | AB | R | H | RBI | BB | SO | LOB |
|---|---|---|---|---|---|---|---|---|---|---|---|---|---|---|---|---|
| Jose Offerman, S (1, 6)<br>OBP: 0.335, SLG: 0.344 | F B X 1-1 ① G5-3 | | B X 1-0 ① F9 | | B X 1-0 1-H 2B | | F X 0-1 ②③ L6-5 3-H | | | 4 | 0 | 1 | 1 | 0 | 0 | 2 |
| Brett Butler, L (1, 8)<br>OBP: 0.419, SLG: 0.415 | B B C L B B 4-2 S G1-3 2B BB | | B C C X 1-2 ② G1-3 | | B C B 2 SAFE X 2-1 ③ G3 | | | B L C X 1-2 S SH5-4 FC 1B | | 3 | 2 | 1 | 0 | 1 | 0 | 1 |
| Lenny Harris, L (1, 4)<br>OBP: 0.319, SLG: 0.316 | X 0-0 ② G1-3 1-2 | | C B B F C 2-3 ③ K | | | C X 0-1 ① F7 | | X 0-0 ① SH5-4 1-2 | | 3 | 0 | 0 | 0 | 0 | 1 | 1 |
| Eric Karros, R (1, 3)<br>OBP: 0.304, SLG: 0.450 | B B C B X 3-1 2-H 2B | | | B B C F X 2-2 ① G3 | | F X 0-1 ② G4-3 | | I I I I 4-0 FC S 1B IBB | | 3 | 1 | 1 | 1 | 1 | 0 | 0 |
| Henry Rodriguez, L (1, 9)<br>OBP: 0.288, SLG: 0.434 | F X 0-1 ③ L9 | | | C B F X 1-2 G4-6-3 1B | | B F X 1-1 ③ F8 | | S B S X 1-2 FC 1B 1-3 2-H | | 4 | 0 | 1 | 1 | 0 | 0 | 2 |
| Mike Scioscia, L (1, 2)<br>OBP: 0.294, SLG: 0.282<br>Eric Young Sr., R (8, PR)<br>OBP: 0.246, SLG: 0.200<br>Carlos Hernandez, R (9, 2)<br>OBP: 0.331, SLG: 0.354 | | B X 1-0 G3-1 G2-3 1B | | S 1 SAFE B 1 SAFE 1 SAFE F B X 2-2 ②③ G4-6-3 1-2f | | | B C F X 1-2 FC1-6 1B | 1 SAFE X 0-0 CS 1-3 3-H 1B | | 4<br>0<br>0 | 0<br>0<br>0 | 3<br>0<br>0 | 1<br>0<br>0 | 0<br>0<br>0 | 0<br>0<br>0 | 1<br>0<br>0 |
| Dave Hansen, L (1, 5)<br>OBP: 0.286, SLG: 0.310<br>Mike Sharperson, R (8, PH)<br>OBP: 0.401, SLG: 0.409<br>(9, 5) | | B X 1-0 ① G2-3 1-2 | | | B B B F X 3-1 ① F7 | | B X 1-0 ① FC1-6 E 1-2f 2B | C P 1 SAFE 1 SAFE F 1 SAFE S 1-3 ② K 1-2 | | 3<br>1 | 1<br>0 | 0<br>0 | 0<br>0 | 0<br>0 | 0<br>1 | 2<br>2 |
| Tom Goodwin, L (1, 7)<br>OBP: 0.229, SLG: 0.229<br>Mitch Webster, S (7, PH)<br>OBP: 0.320, SLG: 0.391<br>(8, 7) | | B X 1-0 ② G3-1 2-3 | | | B X 1-0 ② G6-3 | | B C X 1-1 E4 2B 1-2 L6-5 | | | 2<br>1 | 0<br>0 | 0<br>0 | 0<br>0 | 0<br>0 | 0<br>0 | 1<br>1 |
| Orel Hershiser, R (1, 1)<br>OBP: 0.224, SLG: 0.304<br>Todd Benzinger, S (7, PH)<br>OBP: 0.271, SLG: 0.328<br>Jim Gott, R (8, 1)<br>OBP: 0.500, SLG: 0.500<br>John Candelaria, L (9, 1) | | S C T S 0-3 ③ K | | | X 0-0 S 2B 1B | | B T T T F B B X 3-2 1-3 2-H 2B | | | 2<br>1<br>0<br>0 | 1<br>0<br>0<br>0 | 1<br>1<br>0<br>0 | 0<br>1<br>0<br>0 | 0<br>0<br>0<br>0 | 1<br>0<br>0<br>0 | 1<br>0<br>0<br>0 |
| Inning Stats | R: 1 H: 1<br>E: 0 LOB: 1<br>K: 0 BB: 1<br>S: 9 P: 17 | R: 0 H: 1<br>E: 0 LOB: 1<br>K: 1 BB: 0<br>S: 7 P: 10 | R: 0 H: 0<br>E: 0 LOB: 0<br>K: 1 BB: 0<br>S: 7 P: 11 | R: 0 H: 1<br>E: 0 LOB: 0<br>K: 0 BB: 0<br>S: 9 P: 14 | R: 1 H: 2<br>E: 0 LOB: 1<br>K: 0 BB: 0<br>S: 7 P: 14 | R: 0 H: 0<br>E: 0 LOB: 0<br>K: 0 BB: 0<br>S: 6 P: 7 | R: 1 H: 2<br>E: 1 LOB: 1<br>K: 0 BB: 0<br>S: 12 P: 18 | R: 2 H: 2<br>E: 0 LOB: 2<br>K: 1 BB: 1<br>S: 12 P: 18 | | 1B: 6<br>2B: 5<br>3B: 0<br>HR: 0 | SF: 0<br>SAC: 1<br>DP: 3<br>HBP: 0 | | | | | |

| PITCHER | | IP | WLS | BF | H | R | ER | SO | BB | IBB | HBP | BLK | WP | HR | S | P | ERA | WHIP |
|---|---|---|---|---|---|---|---|---|---|---|---|---|---|---|---|---|---|---|
| Bob Walk, R<br>ERA: 3.33 | (1, 1) | 7.0 | | 28 | 7 | 3 | 2 | 2 | 1 | 0 | 0 | 0 | 0 | 0 | 57 | 91 | 2.57 | 1.143 |
| Denny Neagle, L<br>ERA: 4.34 | (8, 1) | 0.1 | L | 5 | 2 | 2 | 2 | 0 | 0 | 1 | 0 | 0 | 0 | 0 | 8 | 14 | 54.00 | 6.000 |
| Roger Mason, R<br>ERA: 4.22 | (8, 1) | 0.2 | | 1 | 0 | 0 | 0 | 1 | 0 | 0 | 0 | 0 | 0 | 0 | 4 | 4 | 0.00 | 0.000 |

| PITCHER | IP | WLS | BF | H | R | ER | SO | BB | IBB | HBP | BLK | WP | HR | S | P | ERA | WHIP |
|---|---|---|---|---|---|---|---|---|---|---|---|---|---|---|---|---|---|

# BOTTOM

# Pittsburgh Pirates @ Los Angeles Dodgers

Dodger Stadium, Los Angeles, CA

Mon Aug 24 1992, 7:05 PM PDT

Att. 21,991 - Sunny - 77 F

livebaseballscorecards.com

| | |
|---|---|
| AB | 31 |
| R | 5 |
| H | 9 |
| RBI | 5 |
| BB | 2 |
| SO | 3 |
| LOB | 14 |

WP: 0 PA: 34
PB: 0
SB: 4
CS: 1

| Batter | 1 | 2 | 3 | 4 | 5 | 6 | 7 | 8 | 9 | AB | R | H | RBI | BB | SO | LOB |
|---|---|---|---|---|---|---|---|---|---|---|---|---|---|---|---|---|
| Alex Cole, L (1, 9)<br>OBP: 0.340, SLG: 0.332 | 2-1 SH1-4 2B 1B | 4-0 S 1B BB | | 2-2 CS 1B | | | 1-3 K | | 1-0 1B 1B | 4 | 3 | 3 | 0 | 1 | 1 | 0 |
| Jay Bell, R (1, 6)<br>OBP: 0.327, SLG: 0.361 | 0-1 SH1-4 1-2 | 3-2 1-H 3-H 1B | | 3-0 CS 1-2 | 0-1 F9 | | 4-2 HR BB | | 1-2 1B FC6-4 1B | 3 | 2 | 2 | 2 | 1 | 0 | 0 |
| Andy Van Slyke, L (1, 8)<br>OBP: 0.402, SLG: 0.519 | 1-1 1B 2-H 2B | 1-1 G3 | | | 2-3 K | | 2-0 1-H HR | | 2-1 FC6-4 1B 1-2 2-H 1B | 5 | 2 | 3 | 4 | 0 | 1 | 1 |
| Barry Bonds, L (1, 7)<br>OBP: 0.431, SLG: 0.556 | 1-1 2-H 1B | | 1-0 E S SF7 1B | | 1-3 K | | 0-2 F8 | | 2-1 L8 | 5 | 1 | 2 | 1 | 0 | 1 | 2 |
| Orlando Merced, S (1, 3)<br>OBP: 0.319, SLG: 0.376 | 1-2 F8 | | 4-1 G4-6-3 1-3 BB | | | 2-2 G1-3 | | 1-1 E6 1B | 1-1 FC6-4 1-2 2-3 1B | 4 | 1 | 1 | 0 | 1 | 0 | 1 |
| Don Slaught, R (1, 2)<br>OBP: 0.367, SLG: 0.442 | 1-0 F8 | | 1-2 SF7 3-H | | | 0-1 G1-3 1B | | 1-3 K | 0-0 FC6-4 FC6-4 1-2f 2-3 3-H | 4 | 0 | 1 | 2 | 0 | 1 | 4 |
| John Wehner, R (1, 5)<br>OBP: 0.248, SLG: 0.239 | | 3-1 E7 1B | 1-1 G4-6-3 1-2f | | | 0-0 G1-3 1-2 | | 2-3 K | 0-1 FC6-4 1-2f | 5 | 1 | 0 | 0 | 0 | 1 | 5 |
| Jose Lind, R (1, 4)<br>OBP: 0.270, SLG: 0.270 | | 0-0 P6 | | 1-2 G5-3 | | 1-0 G1-3 | | 0-0 2-H 1B | | 4 | 0 | 1 | 1 | 0 | 0 | 2 |
| Danny Jackson, R (1, 1)<br>OBP: 0.061, SLG: 0.061<br>Danny Cox, R (5, 1)<br>OBP: 0.077, SLG: 0.077<br>Bob Patterson, R (9, 1)<br>OBP: 0.429, SLG: 0.500 | | 0-3 K | | 0-3 K | | | 3-2 F9 | 0-0 L8 | | 2<br>2<br>0 | 0<br>0<br>0 | 0<br>0<br>0 | 0<br>0<br>0 | 0<br>0<br>0 | 2<br>0<br>0 | 1<br>1<br>0 |
| Inning Stats | R: 2<br>E: 0<br>K: 0<br>S: 12<br>H: 3<br>LOB: 1<br>BB: 0<br>P: 18 | R: 2<br>E: 1<br>K: 1<br>S: 12<br>H: 1<br>LOB: 1<br>BB: 1<br>P: 23 | R: 1<br>E: 1<br>K: 0<br>S: 7<br>H: 1<br>LOB: 0<br>BB: 1<br>P: 14 | R: 0<br>E: 0<br>K: 1<br>S: 10<br>H: 1<br>LOB: 0<br>BB: 0<br>P: 15 | R: 0<br>E: 0<br>K: 2<br>S: 9<br>H: 0<br>LOB: 0<br>BB: 0<br>P: 12 | R: 0<br>E: 0<br>K: 0<br>S: 8<br>H: 1<br>LOB: 1<br>BB: 0<br>P: 11 | R: 2<br>E: 0<br>K: 1<br>S: 14<br>H: 1<br>LOB: 0<br>BB: 1<br>P: 24 | R: 1<br>E: 1<br>K: 2<br>S: 12<br>H: 1<br>LOB: 1<br>BB: 0<br>P: 16 | R: 2<br>E: 0<br>K: 0<br>S: 15<br>H: 4<br>LOB: 2<br>BB: 0<br>P: 22 | 1B: 11<br>2B: 1<br>3B: 0<br>HR: 1<br>SF: 1<br>SAC: 1<br>DP: 1<br>HBP: 0 | | | | | | |

| PITCHER | IP | WLS | BF | H | R | ER | SO | BB | IBB | HBP | BLK | WP | HR | S | P | ERA | WHIP |
|---|---|---|---|---|---|---|---|---|---|---|---|---|---|---|---|---|---|
| Ramon Martinez, R (1, 1)<br>ERA: 4.0 | 2.0 | L | 14 | 5 | 5 | 2 | 1 | 2 | 0 | 0 | 0 | 0 | 0 | 26 | 48 | 9.00 | 3.500 |
| Tim Crews, R (3, 1)<br>ERA: 4.91 | 3.0 | | 8 | 1 | 0 | 0 | 3 | 0 | 0 | 0 | 0 | 0 | 0 | 24 | 34 | 0.00 | 0.333 |
| Steve Wilson, L (6, 1)<br>ERA: 4.53 | 3.0 | | 14 | 3 | 3 | 2 | 3 | 1 | 0 | 0 | 0 | 0 | 1 | 34 | 51 | 6.00 | 1.333 |
| Roger McDowell, R (9, 1)<br>ERA: 4.26 | 1.0 | | 7 | 4 | 2 | 2 | 0 | 0 | 0 | 0 | 0 | 0 | 0 | 15 | 22 | 18.00 | 4.000 |

| PITCHER | IP | WLS | BF | H | R | ER | SO | BB | IBB | HBP | BLK | WP | HR | S | P | ERA | WHIP |
|---|---|---|---|---|---|---|---|---|---|---|---|---|---|---|---|---|---|

# TOP

## Pittsburgh Pirates @ Los Angeles Dodgers

Dodger Stadium, Los Angeles, CA

Tue Aug 25 1992, 7:05 PM PDT

Att. 24,170 - Sunny - 74 F

livebaseballscorecards.com

| | |
|---|---|
| AB | 38 |
| R | 10 |
| H | 13 |
| RBI | 10 |
| BB | 3 |
| SO | 7 |
| LOB | 17 |

WP: 0 PA: 44
PB: 0
SB: 2
CS: 1

| Batter | 1 | 2 | 3 | 4 | 5 | 6 | 7 | 8 | 9 | AB | R | H | RBI | BB | SO | LOB |
|---|---|---|---|---|---|---|---|---|---|---|---|---|---|---|---|---|
| Jose Offerman, S (1, 6)<br>OBP: 0.338, SLG: 0.347 | G4-3 | | G1-4-3 BB 1B | | 1B E G4-3 1-2 2-3 1B | | L6-4 1B 1B | | K | 5 | 1 | 3 | 0 | 0 | 1 | 1 |
| Brett Butler, L (1, 8)<br>OBP: 0.421, SLG: 0.414 | F8 PB BB | | G1-4-3 1-2 BB | | P6 | | 1-2 1B | | FC4 BB 1-2f | 3 | 0 | 1 | 0 | 2 | 0 | 4 |
| Eric Young Sr., R (1, 4)<br>OBP: 0.236, SLG: 0.191<br>Lenny Harris, L (7, PH)<br>OBP: 0.318, SLG: 0.315<br>(8, 4)<br>Eric Davis, R (9, PH)<br>OBP: 0.330, SLG: 0.339 | F8 1-3 | | G1-4-3 1-2 2-3 | | E4 G4-3 1B 1-2 2-3 3-H | | F8 | | BB 1-2 | 3<br>1<br><br>0 | 0<br>0<br><br>0 | 0<br>0<br><br>0 | 1<br>0<br><br>0 | 0<br>0<br><br>0 | 0<br>0<br><br>1 | 5<br>2<br><br>0 |
| Eric Karros, R (1, 3)<br>OBP: 0.303, SLG: 0.447 | G4-3 | | G1-3 | | G4-3 1-2 2-3 3-H 1B | | L6-4 2-3 | | G5-3 | 5 | 0 | 1 | 1 | 0 | 0 | 7 |
| Mitch Webster, S (1, 9)<br>OBP: 0.319, SLG: 0.385 | | G6-3 | | G4-6-3 BB | G4-3 1-2 2-3 3-H | | | F7 | | 3 | 0 | 0 | 1 | 1 | 0 | 2 |
| Mike Sharperson, R (1, 5)<br>OBP: 0.400, SLG: 0.408<br>Steve Wilson, L (6, 1)<br>OBP: 0.333, SLG: 0.333<br>Tom Goodwin, L (8, PH)<br>OBP: 0.250, SLG: 0.250<br>Roger McDowell, R (9, 1) | | 1B | | G4-6-3 1-2f | K2-3 | | | FC4-6 1B | | 3<br>0<br>1<br>0 | 0<br>0<br>0<br>0 | 1<br>0<br>1<br>0 | 0<br>0<br>0<br>0 | 0<br>0<br>0<br>0 | 1<br>0<br>0<br>0 | 3<br>0<br>0<br>0 |
| Todd Benzinger, S (1, 7)<br>OBP: 0.267, SLG: 0.323 | F9 | | G5-3 | | G5-3 | | | FC4-6 WP 1-2f | | 4 | 0 | 0 | 0 | 0 | 0 | 2 |
| Carlos Hernandez, R (1, 2)<br>OBP: 0.330, SLG: 0.352 | G5-3 | | | | 1B BB E 1B | | | P4 1-2 | | 4 | 1 | 1 | 0 | 0 | 1 | 2 |
| Ramon Martinez, R (1, 1)<br>OBP: 0.120, SLG: 0.120<br>Tim Crews, R (3, 1)<br>OBP: 0.200, SLG: 0.200<br>Dave Hansen, L (5, PH)<br>OBP: 0.290, SLG: 0.311<br>(6, 5) | | | K | | E 1B 1B 1-2 BB | | G3-1 | | FC4 1B | 0<br>1<br>2 | 0<br>0<br>1 | 0<br>0<br>1 | 0<br>0<br>1 | 0<br>1<br>0 | 0<br>0<br>0 | 0<br>0<br>0 |
| Inning Stats | R: 0 E: 0 K: 0 S: 14 H: 0 LOB: 1 BB: 1 P: 24 | R: 0 E: 0 K: 0 S: 6 H: 1 LOB: 1 BB: 0 P: 6 | R: 0 E: 0 K: 1 S: 12 H: 1 LOB: 2 BB: 1 P: 22 | R: 0 E: 0 K: 0 S: 5 H: 0 LOB: 0 BB: 1 P: 11 | R: 3 E: 1 K: 1 S: 14 H: 3 LOB: 2 BB: 1 P: 24 | R: 0 E: 0 K: 1 S: 8 H: 0 LOB: 0 BB: 0 P: 13 | R: 0 E: 0 K: 0 S: 9 H: 2 LOB: 1 BB: 0 P: 12 | R: 0 E: 0 K: 0 S: 9 H: 1 LOB: 1 BB: 0 P: 15 | R: 0 E: 0 K: 1 S: 9 H: 1 LOB: 2 BB: 1 P: 16 | 1B: 9 2B: 1 3B: 0 HR: 0 | SF: 0 SAC: 0 DP: 2 HBP: 0 | | | | | | |

| PITCHER | | IP | WLS | BF | H | R | ER | SO | BB | IBB | HBP | BLK | WP | HR | S | P | ERA | WHIP |
|---|---|---|---|---|---|---|---|---|---|---|---|---|---|---|---|---|---|---|
| Danny Jackson, L<br>ERA: 3.94 | (1, 1) | 4.1 | | 22 | 5 | 3 | 2 | 1 | 4 | 0 | 0 | 0 | 0 | 0 | 46 | 77 | 4.15 | 2.077 |
| Danny Cox, R<br>ERA: 4.7 | (5, 1) | 3.2 | W | 13 | 3 | 0 | 0 | 2 | 0 | 0 | 0 | 0 | 1 | 0 | 31 | 50 | 0.00 | 0.818 |
| Bob Patterson, L<br>ERA: 2.26 | (9, 1) | 1.0 | | 5 | 1 | 0 | 0 | 1 | 1 | 0 | 0 | 0 | 0 | 0 | 9 | 16 | 0.00 | 2.000 |

| PITCHER | IP | WLS | BF | H | R | ER | SO | BB | IBB | HBP | BLK | WP | HR | S | P | ERA | WHIP |
|---|---|---|---|---|---|---|---|---|---|---|---|---|---|---|---|---|---|

# BOTTOM

# Pittsburgh Pirates @ Los Angeles Dodgers

Dodger Stadium, Los Angeles, CA

Tue Aug 25 1992, 7:05 PM PDT

Att. 24,170 - Sunny - 74 F

livebaseballscorecards.com

| | |
|---|---|
| AB | 35 |
| R | 3 |
| H | 9 |
| RBI | 3 |
| BB | 5 |
| SO | 4 |
| LOB | 28 |

| | | | |
|---|---|---|---|
| 1B: 9 | SF: 0 | WP: 1 | PA: 40 |
| 2B: 1 | SAC: 0 | PB: 1 | |
| 3B: 0 | DP: 2 | SB: 0 | |
| HR: 0 | HBP: 0 | CS: 0 | |

| Batter | 1 | 2 | 3 | 4 | 5 | 6 | 7 | 8 | 9 | AB | R | H | RBI | BB | SO | LOB |
|---|---|---|---|---|---|---|---|---|---|---|---|---|---|---|---|---|
| Alex Cole, L (1, 9)<br>OBP: 0.339, SLG: 0.330 | B<br>C<br>S<br>B<br>X<br>2-2 ①<br>F8 | | C<br>B<br>X<br>1-1<br>FC4-6<br>1B | | B<br>X<br>1-0 ②<br>G3<br>2-3 | | C<br>B<br>X<br>1-1 ①<br>B5-3 | | | 4 | 0 | 1 | 0 | 0 | 0 | 1 |
| Jay Bell, R (1, 6)<br>OBP: 0.328, SLG: 0.364 | X<br>0-0<br>1B<br>1B | | 1 SAFE<br>F<br>1 SAFE<br>B<br>1 SAFE<br>C<br>X<br>1-2 ①<br>FC4-6<br>G4-6-3<br>1-2f | | X<br>0-0<br>3-H<br>2B | | B<br>F<br>F<br>S<br>1-3 ②<br>K | | | 4 | 0 | 2 | 1 | 0 | 1 | 1 |
| Andy Van Slyke, L (1, 8)<br>OBP: 0.398, SLG: 0.514 | C<br>B<br>F<br>F<br>F<br>1 SAFE<br>B<br>X<br>2-2 ②<br>F8 | | B<br>B<br>X<br>2-0 ②③<br>G4-6-3<br>1-2f | | B<br>B<br>F<br>X<br>2-1 ③<br>L3 | | C<br>B<br>S<br>F<br>B<br>B<br>S<br>3-3 ③<br>K | | | 4 | 0 | 0 | 0 | 0 | 1 | 3 |
| Barry Bonds, L (1, 7)<br>OBP: 0.430, SLG: 0.552 | B<br>1 SAFE<br>X<br>1-0<br>1-2<br>1B | | | C<br>B<br>C<br>F<br>S<br>1-3 ①<br>K | | B<br>C<br>B<br>S<br>S<br>2-3 ①<br>K | | F<br>B<br>F<br>B<br>S<br>2-3 ①<br>K | | 4 | 0 | 1 | 0 | 0 | 3 | 0 |
| Orlando Merced, S (1, 3)<br>OBP: 0.319, SLG: 0.372 | S<br>B<br>C<br>S<br>1-3 ③<br>K | | | L<br>B<br>X<br>1-1 ②<br>P4 | | B<br>F<br>B<br>B<br>B<br>4-1<br>CS<br>BB | | S<br>C<br>S<br>0-3 ②<br>K | | 3 | 0 | 0 | 0 | 1 | 2 | 2 |
| Michael LaValliere, L (1, 2)<br>OBP: 0.358, SLG: 0.357 | | C<br>B<br>X<br>1-1 ①<br>L4 | | B<br>C<br>B<br>X<br>2-1<br>FC5-4<br>1B | | 1 SAFE<br>B<br>1 SAFE<br>S<br>B<br>P<br>X<br>3-1 ②<br>1B<br>1-2<br>1B<br>2B | | B<br>X<br>1-0 ③<br>F7 | | 4 | 1 | 2 | 0 | 0 | 0 | 0 |
| John Wehner, R (1, 5)<br>OBP: 0.248, SLG: 0.240 | | C<br>F<br>B<br>X<br>1-2<br>E6<br>G5-3 | | C<br>B<br>C<br>B<br>X<br>2-2 ③<br>FC5-4<br>1-2f | | B<br>C<br>X<br>1-1<br>1B<br>2-3<br>1B | | | C<br>S<br>B<br>C<br>1-3 ①<br>K | 4 | 0 | 1 | 0 | 0 | 1 | 1 |
| Jose Lind, R (1, 4)<br>OBP: 0.273, SLG: 0.272 | | X<br>0-0 ②<br>G5-3<br>1-2 | | | C<br>S<br>X<br>0-2<br>G3<br>SH3-4<br>2B<br>1B | | F<br>F<br>X<br>0-2<br>1-2<br>3-H<br>1B | | B<br>F<br>X<br>1-1 ②<br>G1-3 | 4 | 1 | 2 | 1 | 0 | 0 | 1 |
| Tim Wakefield, R (1, 1)<br>OBP: 0.059, SLG: 0.059 | | B<br>C<br>B<br>S<br>X<br>2-2 ③<br>G6-3 | | | X<br>0-0 ①<br>SH3-4<br>1-2 | | F<br>B<br>F<br>F<br>S<br>1-3 ③<br>K | | S<br>C<br>F<br>B<br>S<br>1-3 ③<br>K | 3 | 0 | 0 | 0 | 0 | 2 | 3 |
| Inning Stats | R: 0<br>E: 0<br>K: 1<br>S: 13<br>H: 2<br>LOB: 2<br>BB: 0<br>P: 19 | R: 0<br>E: 1<br>K: 0<br>S: 9<br>H: 0<br>LOB: 1<br>BB: 0<br>P: 13 | R: 0<br>E: 0<br>K: 0<br>S: 6<br>H: 1<br>LOB: 0<br>BB: 0<br>P: 10 | R: 0<br>E: 0<br>K: 1<br>S: 11<br>H: 1<br>LOB: 1<br>BB: 0<br>P: 17 | R: 1<br>E: 0<br>K: 0<br>S: 8<br>H: 2<br>LOB: 1<br>BB: 0<br>P: 11 | R: 1<br>E: 0<br>K: 2<br>S: 16<br>H: 3<br>LOB: 2<br>BB: 1<br>P: 26 | R: 0<br>E: 0<br>K: 2<br>S: 9<br>H: 0<br>LOB: 0<br>BB: 0<br>P: 14 | R: 0<br>E: 0<br>K: 2<br>S: 7<br>H: 0<br>LOB: 0<br>BB: 0<br>P: 10 | R: 0<br>E: 0<br>K: 2<br>S: 9<br>H: 0<br>LOB: 0<br>BB: 0<br>P: 12 | 1B: 7<br>2B: 2<br>3B: 0<br>HR: 0<br>SF: 0<br>SAC: 1<br>DP: 1<br>HBP: 0 | | | | | | |

| PITCHER | | IP | WLS | BF | H | R | ER | SO | BB | IBB | HBP | BLK | WP | HR | S | P | ERA | WHIP |
|---|---|---|---|---|---|---|---|---|---|---|---|---|---|---|---|---|---|---|
| Tom Candiotti, R<br>ERA: 3.1 | (1, 1) | 6.0 | L | 27 | 9 | 2 | 2 | 4 | 1 | 0 | 0 | 0 | 0 | 0 | 63 | 96 | 3.00 | 1.667 |
| Jim Gott, R<br>ERA: 1.71 | (7, 1) | 2.0 | | 6 | 0 | 0 | 0 | 4 | 0 | 0 | 0 | 0 | 0 | 0 | 16 | 24 | 0.00 | 0.000 |
| Jay Howell, R<br>ERA: 1.4 | (9, 1) | 1.0 | | 3 | 0 | 0 | 0 | 2 | 0 | 0 | 0 | 0 | 0 | 0 | 9 | 12 | 0.00 | 0.000 |

| PITCHER | IP | WLS | BF | H | R | ER | SO | BB | IBB | HBP | BLK | WP | HR | S | P | ERA | WHIP |
|---|---|---|---|---|---|---|---|---|---|---|---|---|---|---|---|---|---|

# TOP

# Pittsburgh Pirates @ Los Angeles Dodgers

Dodger Stadium, Los Angeles, CA

Wed Aug 26 1992, 7:05 PM PDT

Att. 25,006 - Sunny - 77 F

livebaseballscorecards.com

| | |
|---|---|
| AB | 34 |
| R | 2 |
| H | 9 |
| RBI | 2 |
| BB | 1 |
| SO | 10 |
| LOB | 12 |

WP: 0 PA: 36
PB: 0
SB: 0
CS: 1

| Batter | 1 | 2 | 3 | 4 | 5 | 6 | 7 | 8 | 9 | AB | R | H | RBI | BB | SO | LOB |
|---|---|---|---|---|---|---|---|---|---|---|---|---|---|---|---|---|
| Jose Offerman, S (1, 6)<br>OBP: 0.340, SLG: 0.347 | B C F F B X<br>2-2<br>BLK S<br>1B | | C B B F F S<br>2-3 ③<br>K | | | B S B B B<br>4-1<br>1B<br>BB | | B B C S X<br>2-2 ①<br>FC5-4<br>FC6-4<br>1-2f | | 3 | 0 | 1 | 0 | 1 | 1 | 1 |
| Brett Butler, L (1, 8)<br>OBP: 0.419, SLG: 0.411 | 1 SAFE<br>1 B B X<br>2-0 ①<br>G3<br>1-3 | | | B B C B B<br>4-1<br>K 1B<br>BB | | C B B B X<br>3-1 ②<br>F7 | | C B B F X<br>2-2 ②<br>FC6-4<br>CS<br>1-2f | | 3 | 0 | 0 | 0 | 1 | 0 | 3 |
| Lenny Harris, L (1, 4)<br>OBP: 0.321, SLG: 0.318 | F B X<br>1-1 ②<br>L7 | | | X<br>0-0<br>K<br>1-2<br>1B | | 1 SAFE<br>1 B X<br>1-0<br>1-2<br>1B | | S<br>0-1 ③<br>CS<br>1-2 | C B X<br>1-1 ①<br>G6-3 | 4 | 0 | 2 | 0 | 0 | 0 | 1 |
| Eric Karros, R (1, 3)<br>OBP: 0.300, SLG: 0.443 | X<br>0-0 ③<br>F7 | | | S 1 SAFE F B 1 SAFE F S<br>1-3 ① ② ③<br>K<br>1-2<br>2-3 | | S C F X<br>0-2 ③<br>P3 | | | B C C B X<br>2-2 ②<br>F8 | 4 | 0 | 0 | 0 | 0 | 1 | 5 |
| Henry Rodriguez, L (1, 9)<br>OBP: 0.274, SLG: 0.413 | | C B S S S<br>1-3 ①<br>K | | | X<br>0-0 ①<br>G4-3 | | X<br>0-0 ①<br>G4-3 | | B X<br>1-0 ③<br>F8 | 4 | 0 | 0 | 0 | 0 | 1 | 0 |
| Mike Scioscia, L (1, 2)<br>OBP: 0.291, SLG: 0.279 | C B F B X<br>2-2 ②<br>G4-3 | | | | C B B X<br>2-1 ②<br>G4-3 | | L S X<br>0-2 ②<br>G3 | | | 3 | 0 | 0 | 0 | 0 | 0 | 0 |
| Dave Hansen, L (1, 5)<br>OBP: 0.294, SLG: 0.315 | X<br>0-0 ③<br>F8 | | | | B C F X<br>1-2<br>1B | | C B X<br>1-1<br>1B | | | 3 | 0 | 2 | 0 | 0 | 0 | 0 |
| Tom Goodwin, L (1, 7)<br>OBP: 0.231, SLG: 0.231 | | B C B X<br>2-1 ①<br>G4-3 | | | B X<br>1-0 ③<br>G4-3 | | B X<br>1-0 ③<br>P2 | | | 3 | 0 | 0 | 0 | 0 | 0 | 2 |
| Tom Candiotti, R (1, 1)<br>OBP: 0.111, SLG: 0.091 | | B S X<br>1-1 ②<br>G1-3 | | | | B X<br>1-0 ①<br>F7 | | X<br>0-0<br>FC5-4<br>1B | | 1 | 0 | 0 | 0 | 0 | 0 | 0 |
| Todd Benzinger, S (6, PH)<br>OBP: 0.266, SLG: 0.322 | | | | | | | | | | 1 | 0 | 0 | 0 | 0 | 0 | 0 |
| Jim Gott, R (7, 1)<br>OBP: 0.500, SLG: 0.500 | | | | | | | | | | 0 | 0 | 0 | 0 | 0 | 0 | 0 |
| Mitch Webster, S (8, PH)<br>OBP: 0.322, SLG: 0.388 | | | | | | | | | | 1 | 0 | 1 | 0 | 0 | 0 | 0 |
| Jay Howell, R (9, 1) | | | | | | | | | | 0 | 0 | 0 | 0 | 0 | 0 | 0 |
| Inning Stats | R: 0 H: 1<br>E: 0 LOB: 1<br>K: 0 BB: 0<br>S: 8 P: 13 | R: 0 H: 0<br>E: 0 LOB: 0<br>K: 1 BB: 0<br>S: 7 P: 10 | R: 0 H: 0<br>E: 0 LOB: 0<br>K: 1 BB: 0<br>S: 8 P: 13 | R: 0 H: 1<br>E: 0 LOB: 0<br>K: 1 BB: 1<br>S: 6 P: 11 | R: 0 H: 1<br>E: 0 LOB: 1<br>K: 0 BB: 0<br>S: 7 P: 11 | R: 0 H: 1<br>E: 0 LOB: 2<br>K: 0 BB: 1<br>S: 9 P: 18 | R: 0 H: 1<br>E: 0 LOB: 1<br>K: 0 BB: 0<br>S: 7 P: 9 | R: 0 H: 1<br>E: 0 LOB: 0<br>K: 0 BB: 0<br>S: 8 P: 12 | R: 0 H: 0<br>E: 0 LOB: 0<br>K: 0 BB: 0<br>S: 6 P: 10 | 1B: 6 SF: 0<br>2B: 0 SAC: 0<br>3B: 0 DP: 0<br>HR: 0 HBP: 0 | | | | | | |

| PITCHER | | IP | WLS | BF | H | R | ER | SO | BB | IBB | HBP | BLK | WP | HR | S | P | ERA | WHIP |
|---|---|---|---|---|---|---|---|---|---|---|---|---|---|---|---|---|---|---|
| Tim Wakefield, R<br>ERA: 2.02 | (1, 1) | 9.0 | W | 32 | 6 | 0 | 0 | 3 | 2 | 0 | 0 | 1 | 0 | 0 | 66 | 107 | 0.00 | 0.889 |

| PITCHER | IP | WLS | BF | H | R | ER | SO | BB | IBB | HBP | BLK | WP | HR | S | P | ERA | WHIP |
|---|---|---|---|---|---|---|---|---|---|---|---|---|---|---|---|---|---|

# BOTTOM

## Pittsburgh Pirates @ Los Angeles Dodgers

Dodger Stadium, Los Angeles, CA

Wed Aug 26 1992, 7:05 PM PDT

Att. 25,006 - Sunny - 77 F

livebaseballscorecards.com

| | |
|---|---|
| AB | 30 |
| R | 0 |
| H | 6 |
| RBI | 0 |
| BB | 2 |
| SO | 3 |
| LOB | 12 |

PA: 33

WP: 0
PB: 0
SB: 1
CS: 1

| Batter | 1 | 2 | 3 | 4 | 5 | 6 | 7 | 8 | 9 | AB | R | H | RBI | BB | SO | LOB |
|---|---|---|---|---|---|---|---|---|---|---|---|---|---|---|---|---|
| Gary Redus, R (1, 3)<br>OBP: 0.296, SLG: 0.313<br>Alex Cole, L (7, PH)<br>OBP: 0.336, SLG: 0.327 (7, 9) | S X<br>0-1 ① G5-3 | | B B C F X<br>2-2 HR | B F X<br>1-1 ③ G4-3 | | | C B C S<br>1-3 ① K | | C F B X<br>1-2 ③ G4-3 | 3<br>2 | 1<br>0 | 1<br>0 | 1<br>0 | 0<br>0 | 0<br>1 | 0<br>1 |
| Jay Bell, R (1, 6)<br>OBP: 0.332, SLG: 0.367 | C C X<br>0-2 G3-4 1B | | F X<br>0-1 L7-4 G4-3 1B | | C F F X<br>0-2 ① G5-3 | | S B S X<br>1-2 1B<br>1-2 1B | | | 4 | 0 | 3 | 0 | 0 | 0 | 0 |
| Andy Van Slyke, L (1, 8)<br>OBP: 0.397, SLG: 0.512 | B B 1 X SAFE<br>2-0 ② G3-4<br>1-2 | | X<br>0-0 ① G4-3<br>1-2 | | C C B F F B S<br>2-3 ② K | | B X<br>1-0 G5-4-3<br>1-3 1B<br>2-H | | | 4 | 0 | 1 | 1 | 0 | 1 | 2 |
| Lloyd McClendon, R (1, 9)<br>OBP: 0.346, SLG: 0.346<br>John Wehner, R (7, 3)<br>OBP: 0.248, SLG: 0.240 (8, 5) | B C B X<br>2-1 ③ G5-3 | | C B F X<br>1-2 ② ③ L7-4<br>2-3 | | S S B B C<br>2-3 ③ K | | C X<br>0-1 ② ③ G5-4-3<br>1-2f | | | 4<br>0 | 0<br>0 | 0<br>0 | 0<br>0 | 0<br>0 | 1<br>0 | 4<br>0 |
| Barry Bonds, L (1, 7)<br>OBP: 0.433, SLG: 0.560 | | B S B B B B<br>4-1 2B BB | | B B B X<br>3-1 HR | | B S B B B C F B<br>4-2 S BB | | C B B X<br>2-1 ① F7 | | 2 | 2 | 1 | 1 | 2 | 0 | 0 |
| Jeff King, R (1, 5)<br>OBP: 0.268, SLG: 0.377<br>Denny Neagle, L (8, 1) | | B F X<br>1-1 SH1-3 1-H 2B | | C B X<br>1-1 2B 1B | | 1 SAFE C 1 SAFE C B B B S<br>3-3 ① K<br>1-2 | | X<br>0-0 ② P6 | | 4<br>0 | 1<br>0 | 2<br>0 | 1<br>0 | 0<br>0 | 1<br>0 | 1<br>0 |
| Don Slaught, R (1, 2)<br>OBP: 0.367, SLG: 0.445 | | X<br>0-0 ① SH1-3<br>2-3 | | X<br>0-0 G4-3 1-H SH1-3 2B | | F F B S<br>1-3 ② K | | F C B F F F C<br>1-3 ③ K | | 3 | 1 | 1 | 1 | 0 | 2 | 1 |
| Jose Lind, R (1, 4)<br>OBP: 0.270, SLG: 0.269 | | S X<br>0-1 ② P7 | | B X<br>1-0 ① G4-3<br>2-3 | | C S B X<br>1-2 ③ G4-3 | | | B X<br>1-0 ① L9 | 4 | 0 | 0 | 0 | 0 | 0 | 3 |
| Doug Drabek, R (1, 1)<br>OBP: 0.167, SLG: 0.194<br>Roger Mason, R (5, 1)<br>Gary Varsho, L (7, PH)<br>OBP: 0.262, SLG: 0.336<br>Steve Cooke, R (7, 1)<br>OBP: 1.000, SLG: 1.000<br>Stan Belinda, R (7, 1)<br>OBP: 0.500, SLG: 1.000<br>Orlando Merced, S (7, 3)<br>OBP: 0.318, SLG: 0.371 | | F B X<br>1-1 ③ G5-3 | | B C P F X<br>2-2 ② SH1-3<br>3-H | | | B B B C B<br>4-1 1B 1B BB | | C C B B C<br>2-3 ② K | 1<br>0<br>0<br>0<br>0<br>0<br>1 | 0<br>0<br>1<br>0<br>0<br>0<br>0 | 0<br>0<br>0<br>0<br>0<br>0<br>0 | 1<br>0<br>0<br>0<br>0<br>0<br>0 | 0<br>0<br>1<br>0<br>0<br>0<br>1 | 0<br>0<br>0<br>0<br>0<br>0<br>0 | 1<br>0<br>0<br>0<br>0<br>0<br>0 |
| Inning Stats | R: 0 H: 1<br>E: 0 LOB: 1<br>K: 0 BB: 0<br>S: 8 P: 12 | R: 1 H: 1<br>E: 0 LOB: 1<br>K: 0 BB: 1<br>S: 8 P: 14 | R: 1 H: 2<br>E: 0 LOB: 0<br>K: 0 BB: 0<br>S: 9 P: 12 | R: 3 H: 3<br>E: 0 LOB: 0<br>K: 0 BB: 0<br>S: 12 P: 19 | R: 0 H: 0<br>E: 0 LOB: 0<br>K: 2 BB: 0<br>S: 12 P: 16 | R: 0 H: 0<br>E: 0 LOB: 1<br>K: 2 BB: 1<br>S: 12 P: 21 | R: 1 H: 2<br>E: 0 LOB: 1<br>K: 1 BB: 1<br>S: 10 P: 17 | R: 0 H: 0<br>E: 0 LOB: 0<br>K: 1 BB: 0<br>S: 9 P: 12 | R: 0 H: 0<br>E: 0 LOB: 0<br>K: 1 BB: 0<br>S: 7 P: 11 | 1B: 5<br>2B: 3<br>3B: 0<br>HR: 2 | SF: 0<br>SAC: 2<br>DP: 2<br>HBP: 0 | | | | | |

| PITCHER | | IP | WLS | BF | H | R | ER | SO | BB | IBB | HBP | BLK | WP | HR | S | P | ERA | WHIP |
|---|---|---|---|---|---|---|---|---|---|---|---|---|---|---|---|---|---|---|
| Bruce Hurst, L<br>ERA: 3.58 | (1, 1) | 4.0 | | 19 | 7 | 5 | 5 | 0 | 1 | 0 | 0 | 0 | 0 | 2 | 37 | 57 | 11.25 | 2.000 |
| Mike Maddux, R<br>ERA: 2.52 | (5, 1) | 2.1 | W | 10 | 1 | 1 | 1 | 5 | 2 | 0 | 0 | 0 | 0 | 0 | 31 | 50 | 3.86 | 1.286 |
| Rich Rodriguez, L<br>ERA: 2.48 | (7, 1) | 0.2 | | 2 | 1 | 0 | 0 | 0 | 0 | 0 | 0 | 0 | 0 | 0 | 3 | 4 | 0.00 | 1.500 |
| Tim Scott, R<br>ERA: 4.56 | (8, 1) | 2.0 | | 6 | 0 | 0 | 0 | 2 | 0 | 0 | 0 | 0 | 0 | 0 | 16 | 23 | 0.00 | 0.000 |

| PITCHER | IP | WLS | BF | H | R | ER | SO | BB | IBB | HBP | BLK | WP | HR | S | P | ERA | WHIP |
|---|---|---|---|---|---|---|---|---|---|---|---|---|---|---|---|---|---|

# TOP

## Pittsburgh Pirates @ San Diego Padres

Jack Murphy Stadium, San Diego, CA

Fri Aug 28 1992, 10:05 PM EDT

Att. 15,916 - Cloudy - 77 F

livebaseballscorecards.com

| | |
|---|---|
| AB | 32 |
| R | 6 |
| H | 9 |
| RBI | 6 |
| BB | 3 |
| SO | 7 |
| LOB | 13 |

WP: 0 PA: 37
PB: 0
SB: 1
CS: 0

# BOTTOM

## Pittsburgh Pirates @ San Diego Padres

Jack Murphy Stadium, San Diego, CA

Fri Aug 28 1992, 10:05 PM EDT

Att. 15,916 - Cloudy - 77 F

livebaseballscorecards.com

| Batter | 1 | 2 | 3 | 4 | 5 | 6 | 7 | 8 | 9 | AB | R | H | RBI | BB | SO | LOB |
|---|---|---|---|---|---|---|---|---|---|---|---|---|---|---|---|---|
| Tony Fernandez, S (1, 6)<br>OBP: 0.333, SLG: 0.345 | HR, 1B | P7 | | FC6-4-5-4 | | G6-3 | L4 | | | 5 | 1 | 1 | 0 | 0 | 0 | 4 |
| Tony Gwynn, L (1, 9)<br>OBP: 0.373, SLG: 0.416 | SAFE<br>HR | G3 | | | BB, HR | P6 | G6-3 | | | 5 | 2 | 2 | 0 | 0 | 0 | 2 |
| Gary Sheffield, R (1, 5)<br>OBP: 0.388, SLG: 0.593 | HR | | FC5-4, 1B | | L7 | K | | P4 | | 5 | 1 | 2 | 3 | 0 | 1 | 1 |
| Fred McGriff, L (1, 3)<br>OBP: 0.399, SLG: 0.574 | HR | FC5-4 | | | HR<br>BB | | 1B, 1B<br>3B<br>1B | F8 | | 4 | 3 | 3 | 1 | 1 | 0 | 0 |
| Darrin Jackson, R (1, 8)<br>OBP: 0.296, SLG: 0.418 | L9 | | SAFE<br>FC5-4 | | SAFE<br>HR | | 1B<br>3B<br>1B | G5-3 | | 5 | 2 | 2 | 3 | 0 | 0 | 2 |
| Benito Santiago, R (1, 2)<br>OBP: 0.285, SLG: 0.391 | K | | SAFE<br>SAFE<br>SAFE<br>G6-3 | | P3 | | 3B<br>1B | | | 4 | 1 | 1 | 0 | 0 | 1 | 1 |
| Jerald Clark, R (1, 7)<br>OBP: 0.293, SLG: 0.388 | G6-3 | | | SH2-3<br>1B | 1B<br>HBP | | 2B<br>3B | | | 3 | 1 | 2 | 3 | 0 | 0 | 0 |
| Craig Shipley, R (1, 4)<br>OBP: 0.250, SLG: 0.280 | | K<br>SH1-4 | | SH2-3 | | K | 2B | | | 3 | 0 | 2 | 1 | 0 | 1 | 0 |
| Bruce Hurst, L (1, 1)<br>OBP: 0.172, SLG: 0.180<br>Phil Stephenson, L (4, PH)<br>OBP: 0.286, SLG: 0.280<br>Mike Maddux, L (5, 1)<br>OBP: 0.286, SLG: 0.167<br>Rich Rodriguez, L (7, 1)<br>Oscar Azocar, L (7, PH)<br>OBP: 0.252, SLG: 0.246<br>Tim Scott, R (8, 1) | | SH1-4 | | BB | | K | F7 | | | 0<br>0<br>1<br>0<br>0<br>1<br>0 | 0<br>0<br>0<br>0<br>0<br>0<br>0 | 0<br>0<br>0<br>0<br>0<br>0<br>0 | 0<br>1<br>0<br>0<br>0<br>0<br>0 | 0<br>0<br>0<br>0<br>0<br>0<br>0 | 0<br>0<br>1<br>0<br>0<br>0<br>0 | 0<br>0<br>2<br>0<br>0<br>1<br>0 |
| Inning Stats | R: 4<br>E: 0<br>K: 1<br>S: 12<br>H: 4<br>LOB: 0<br>BB: 0<br>P: 20 | R: 0<br>E: 0<br>K: 1<br>S: 12<br>H: 0<br>LOB: 1<br>BB: 0<br>P: 18 | R: 0<br>E: 0<br>K: 0<br>S: 9<br>H: 2<br>LOB: 1<br>BB: 0<br>P: 12 | R: 0<br>E: 0<br>K: 0<br>S: 8<br>H: 1<br>LOB: 1<br>BB: 1<br>P: 14 | R: 3<br>E: 0<br>K: 1<br>S: 19<br>H: 3<br>LOB: 2<br>BB: 1<br>P: 30 | R: 0<br>E: 0<br>K: 1<br>S: 9<br>H: 0<br>LOB: 0<br>BB: 0<br>P: 10 | R: 4<br>E: 0<br>K: 0<br>S: 16<br>H: 5<br>LOB: 1<br>BB: 0<br>P: 26 | R: 0<br>E: 0<br>K: 0<br>S: 12<br>H: 0<br>LOB: 0<br>BB: 0<br>P: 17 | | 1B: 10<br>2B: 2<br>3B: 1<br>HR: 3<br>SF: 0<br>SAC: 2<br>DP: 2<br>HBP: 1 | | | | | | |

| | AB | 36 |
|---|---|---|
| | R | 11 |
| | H | 15 |
| | RBI | 11 |
| | BB | 2 |
| | SO | 4 |
| | LOB | 13 |

WP: 1 PB: 0 SB: 0 CS: 0 PA: 41

| PITCHER | | IP | WLS | BF | H | R | ER | SO | BB | IBB | HBP | BLK | WP | HR | S | P | ERA | WHIP |
|---|---|---|---|---|---|---|---|---|---|---|---|---|---|---|---|---|---|---|
| Doug Drabek, R<br>ERA: 2.75 | (1, 1) | 4.1 | L | 23 | 9 | 7 | 7 | 2 | 2 | 0 | 0 | 0 | 1 | 3 | 51 | 82 | 14.54 | 2.538 |
| Roger Mason, R<br>ERA: 4.13 | (5, 1) | 1.2 | | 7 | 1 | 0 | 0 | 2 | 0 | 0 | 1 | 0 | 0 | 0 | 18 | 22 | 0.00 | 0.600 |
| Steve Cooke, L<br>ERA: 9.0 | (7, 1) | 0.0 | | 2 | 2 | 2 | 2 | 0 | 0 | 0 | 0 | 0 | 0 | 0 | 4 | 7 | ∞ | ∞ |
| Stan Belinda, R<br>ERA: 2.88 | (7, 1) | 1.0 | | 6 | 3 | 2 | 2 | 0 | 0 | 0 | 0 | 0 | 0 | 0 | 12 | 19 | 18.00 | 3.000 |
| Denny Neagle, L<br>ERA: 4.28 | (8, 1) | 1.0 | | 3 | 0 | 0 | 0 | 0 | 0 | 0 | 0 | 0 | 0 | 0 | 12 | 17 | 0.00 | 0.000 |

| PITCHER | IP | WLS | BF | H | R | ER | SO | BB | IBB | HBP | BLK | WP | HR | S | P | ERA | WHIP |
|---|---|---|---|---|---|---|---|---|---|---|---|---|---|---|---|---|---|

| Batter | 1 | 2 | 3 | 4 | 5 | 6 | 7 | 8 | 9 | AB | R | H | RBI | BB | SO | LOB |
|---|---|---|---|---|---|---|---|---|---|---|---|---|---|---|---|---|
| Alex Cole, L (1, 9)<br>OBP: 0.339, SLG: 0.330 | L F B X 1-2 G4-3 ① | | C B X 1-1 1B ③ | | | B F X 1-1 F8 ① | | X 0-0 BB 1B 1B | | 4 | 1 | 2 | 0 | 0 | 0 | 0 |
| Jay Bell, R (1, 6)<br>OBP: 0.333, SLG: 0.367 | F B X 1-1 L7 ② | | | C X 0-1 E5 F9 SF7 1B | | C B X 1-1 G5-3 ② | | S C P 1 SAFE B 1 SAFE 1 SAFE B F 4-2 F B 1B 1-2 SF7 BB | | 3 | 2 | 1 | 0 | 1 | 0 | 0 |
| Andy Van Slyke, L (1, 8)<br>OBP: 0.400, SLG: 0.514 | B B X 2-0 WP 1B | | | B C X 1-1 F9 ① 2-3 | | B F F X 1-2 1B | | F S X 0-2 1-3 2-H 1B | | 4 | 0 | 3 | 1 | 0 | 0 | 1 |
| Barry Bonds, L (1, 7)<br>OBP: 0.429, SLG: 0.557 | C C B X 1-2 F8 ③ 1-2 | | | S B F B X 2-2 SF7 ② 3-H | | C B X 1-1 G3 ③ | | C B B B F 1 SAFE X 3-2 SF7 ② 3-H | | 2 | 0 | 0 | 2 | 0 | 0 | 2 |
| Jeff King, R (1, 5)<br>OBP: 0.265, SLG: 0.373 | | C B B F S 2-3 K ① | | C C S 0-3 K ③ | | | S X 0-1 P6 ① | B X 1-0 F8 ③ | | 4 | 0 | 0 | 0 | 0 | 2 | 1 |
| Orlando Merced, S (1, 3)<br>OBP: 0.314, SLG: 0.366 | | X 0-0 G6-3 ② | | | C X 0-1 G4-3 ① | | B C X 1-1 L8 ② | | S B S F F X 1-2 F8 ① | 4 | 0 | 0 | 0 | 0 | 0 | 0 |
| Michael LaValliere, L (1, 2)<br>OBP: 0.360, SLG: 0.357 | | B B B C X 3-1 G3 ③ | | | B X 1-0 L8 ② | | B B B C X 3-1 1B | | C C F B F F B B F 4-2 B BB | 3 | 0 | 1 | 0 | 1 | 0 | 0 |
| Jose Lind, R (1, 4)<br>OBP: 0.270, SLG: 0.269 | | | C S X 0-2 P3 ① | | X 0-0 1B | | X 0-0 G4-3 ③ | | S S F C 0-3 K ② | 4 | 0 | 1 | 0 | 0 | 1 | 2 |
| Randy Tomlin, L (1, 1)<br>OBP: 0.193, SLG: 0.148<br>Gary Varsho, L (8, PH)<br>OBP: 0.260, SLG: 0.333<br>Bob Patterson, R (8, 1)<br>OBP: 0.429, SLG: 0.500<br>Roger Mason, R (8, 1) | | | L B C X 1-2 G3-1 ② | | X 0-0 F9 ③ | | | S T B S 1-3 K ① | C S X 0-2 L3 ③ | 2<br>1<br>0<br>1 | 0<br>0<br>0<br>0 | 0<br>0<br>0<br>0 | 0<br>0<br>0<br>0 | 0<br>1<br>0<br>0 | 0<br>0<br>0<br>0 | 1<br>0<br>0<br>1 |
| Inning Stats | R: 0 H: 1<br>E: 0 LOB: 1<br>K: 0 BB: 0<br>S: 9 P: 14 | R: 0 H: 0<br>E: 0 LOB: 0<br>K: 1 BB: 0<br>S: 6 P: 11 | R: 0 H: 1<br>E: 0 LOB: 1<br>K: 0 BB: 0<br>S: 8 P: 10 | R: 1 H: 1<br>E: 1 LOB: 0<br>K: 1 BB: 0<br>S: 10 P: 13 | R: 0 H: 1<br>E: 0 LOB: 1<br>K: 0 BB: 0<br>S: 5 P: 6 | R: 0 H: 1<br>E: 0 LOB: 1<br>K: 0 BB: 0<br>S: 9 P: 13 | R: 0 H: 1<br>E: 0 LOB: 1<br>K: 0 BB: 0<br>S: 7 P: 11 | R: 2 H: 2<br>E: 0 LOB: 1<br>K: 1 BB: 1<br>S: 16 P: 24 | R: 0 H: 0<br>E: 0 LOB: 1<br>K: 1 BB: 1<br>S: 18 P: 23 | 1B: 8 SF: 2<br>2B: 0 SAC: 0<br>3B: 0 DP: 0<br>HR: 0 HBP: 0 | | | | | | |

| PITCHER | | IP | WLS | BF | H | R | ER | SO | BB | IBB | HBP | BLK | WP | HR | S | P | ERA | WHIP |
|---|---|---|---|---|---|---|---|---|---|---|---|---|---|---|---|---|---|---|
| Greg Harris, R<br>ERA: 4.33 | (1, 1) | 7.1 | L | 29 | 7 | 3 | 2 | 3 | 1 | 0 | 0 | 0 | 1 | 0 | 63 | 91 | 2.46 | 1.091 |
| Randy Myers, L<br>ERA: 4.37 | (8, 1) | 1.2 | | 7 | 1 | 0 | 0 | 1 | 1 | 0 | 0 | 0 | 0 | 0 | 25 | 34 | 0.00 | 1.200 |

| PITCHER | IP | WLS | BF | H | R | ER | SO | BB | IBB | HBP | BLK | WP | HR | S | P | ERA | WHIP |
|---|---|---|---|---|---|---|---|---|---|---|---|---|---|---|---|---|---|

TOP

# Pittsburgh Pirates @ San Diego Padres

Jack Murphy Stadium, San Diego, CA

Sat Aug 29 1992, 10:05 PM EDT

Att. 24,965 - Cloudy - 77 F

livebaseballscorecards.com

| | |
|---|---|
| AB | 32 |
| R | 3 |
| H | 8 |
| RBI | 3 |
| BB | 2 |
| SO | 4 |
| LOB | 8 |

| | | | |
|---|---|---|---|
| WP: 1 | PA: 36 | | |
| PB: 0 | | | |
| SB: 0 | | | |
| CS: 0 | | | |

# BOTTOM

## Pittsburgh Pirates @ San Diego Padres

Jack Murphy Stadium, San Diego, CA

Sat Aug 29 1992, 10:05 PM EDT

Att. 24,965 - Cloudy - 77 F

livebaseballscorecards.com

| Batter | 1 | 2 | 3 | 4 | 5 | 6 | 7 | 8 | 9 | AB | R | H | RBI | BB | SO | LOB |
|---|---|---|---|---|---|---|---|---|---|---|---|---|---|---|---|---|
| Tony Fernandez, S (1, 6)<br>OBP: 0.338, SLG: 0.351 | BBFBB 4-1 G6-4-3 BB | | X 0-0 ② 2-H 3-H 2B | | | X 0-0 FC4-6 G4-3 1B | | FBBFFX 2-2 E 1B | | 3 | 0 | 3 | 2 | 1 | 0 | 0 |
| Tony Gwynn, L (1, 9)<br>OBP: 0.374, SLG: 0.416 | 1 SAFE<br>B 1 SAFE<br>CFX 1-2 ①② G6-4-3 1-2f | | BCX 1-1 FC6-4 1B | | | X 0-0 ① G4-3 1-2 | | BBBCB 4-1 1-2 BB | | 3 | 0 | 1 | 0 | 1 | 0 | 2 |
| Gary Sheffield, R (1, 5)<br>OBP: 0.387, SLG: 0.590 | BBFBX 3-1 ③ G6-3 | | X 0-0 ③ FC6-4 1-2f | | | IIII 4-0 FC4-6 IBB | | BFSFFX 1-2 ① L 2-2 | | 3 | 0 | 0 | 0 | 1 | 0 | 3 |
| Fred McGriff, L (1, 3)<br>OBP: 0.396, SLG: 0.569 | | BCX 1-1 ① G1-3 | | FX 0-1 ① G4-3 | | X 0-0 ② FC4-6 1-2f 2-3 | | CBCBBFFS 3-3 ② K | | 4 | 0 | 0 | 0 | 0 | 1 | 4 |
| Darrin Jackson, R (1, 8)<br>OBP: 0.294, SLG: 0.414 | | BCFBS 2-3 ② K | | X 0-0 ② F7 | | BBLSFX 2-2 ③ G3 | | CCS 0-3 ③ K | | 4 | 0 | 0 | 0 | 0 | 2 | 4 |
| Benito Santiago, R (1, 2)<br>OBP: 0.285, SLG: 0.390 | | MCBBFFX 2-2 ③ G6-3 | | BBX 2-0 ③ G5-3 | | | SBFX 1-2 ① G5-3 | | FX 0-1 SH5-4 1B | 4 | 0 | 1 | 0 | 0 | 0 | 0 |
| Jerald Clark, R (1, 7)<br>OBP: 0.293, SLG: 0.388 | | | CX 0-1 SH1-4 1B 2B 1B | | BSFX 1-2 ① G4-3 | | X 0-0 ② F9 | | BX 1-0 ① SH5-4 1-2 | 3 | 1 | 1 | 0 | 0 | 0 | 0 |
| Tim Teufel, R (1, 4)<br>OBP: 0.330, SLG: 0.350<br>Oscar Azocar, L (9, PH)<br>OBP: 0.250, SLG: 0.243 | | | BFX 1-1 SH1-4 1-2 2B 1B | | BCBSX 2-2 ② G5-3 | | BCBCBB 4-2 BB | | CBX 1-1 ② P6 | 2<br>1 | 1<br>0 | 1<br>0 | 0<br>0 | 1<br>0 | 0<br>0 | 0<br>1 |
| Greg Harris, R (1, 1)<br>OBP: 0.174, SLG: 0.182<br>Randy Myers, L (8, 1)<br>Phil Stephenson, L (9, PH)<br>OBP: 0.281, SLG: 0.275 | | | LBBBBX 3-1 ① SH1-4 1-2 2-3 | | CCS 0-3 ③ K2-3 | | SSBSS 1-3 ③ K | | BCX 1-1 ③ F8 | 2<br>0<br>1 | 0<br>0<br>0 | 0<br>0<br>0 | 0<br>0<br>0 | 0<br>0<br>0 | 2<br>0<br>0 | 1<br>0<br>1 |
| Inning Stats | R: 0 H: 0<br>E: 0 LOB: 0<br>K: 0 BB: 1<br>S: 6 P: 14 | R: 0 H: 0<br>E: 0 LOB: 0<br>K: 1 BB: 0<br>S: 10 P: 15 | R: 2 H: 4<br>E: 0 LOB: 1<br>K: 0 BB: 0<br>S: 10 P: 15 | R: 0 H: 0<br>E: 0 LOB: 0<br>K: 0 BB: 0<br>S: 4 P: 6 | R: 0 H: 0<br>E: 0 LOB: 0<br>K: 1 BB: 0<br>S: 9 P: 12 | R: 0 H: 1<br>E: 0 LOB: 2<br>K: 0 BB: 1<br>S: 7 P: 13 | R: 0 H: 0<br>E: 0 LOB: 1<br>K: 1 BB: 1<br>S: 9 P: 15 | R: 0 H: 1<br>E: 1 LOB: 2<br>K: 2 BB: 1<br>S: 18 P: 28 | R: 0 H: 1<br>E: 0 LOB: 1<br>K: 0 BB: 0<br>S: 7 P: 10 | 1B: 6<br>2B: 1<br>3B: 0<br>HR: 0 | SF: 0<br>SAC: 2<br>DP: 1<br>HBP: 0 | | | | WP: 0<br>PB: 0<br>SB: 0<br>CS: 0 | PA: 36 | |

| | AB | 30 |
|---|---|---|
| | R | 2 |
| | H | 7 |
| | RBI | 2 |
| | BB | 4 |
| | SO | 5 |
| | LOB | 16 |

| PITCHER | | IP | WLS | BF | H | R | ER | SO | BB | IBB | HBP | BLK | WP | HR | S | P | ERA | WHIP |
|---|---|---|---|---|---|---|---|---|---|---|---|---|---|---|---|---|---|---|
| Randy Tomlin, L<br>ERA: 3.57 | (1, 1) | 7.0 | W | 27 | 5 | 2 | 2 | 3 | 2 | 1 | 0 | 0 | 0 | 0 | 55 | 90 | 2.57 | 1.000 |
| Bob Patterson, L<br>ERA: 2.24 | (8, 1) | 0.2 | | 4 | 1 | 0 | 0 | 1 | 1 | 0 | 0 | 0 | 0 | 0 | 15 | 25 | 0.00 | 3.000 |
| Roger Mason, R<br>ERA: 4.05 | (8, 1) | 1.1 | S | 5 | 1 | 0 | 0 | 1 | 0 | 0 | 0 | 0 | 0 | 0 | 10 | 13 | 0.00 | 0.750 |

| PITCHER | | IP | WLS | BF | H | R | ER | SO | BB | IBB | HBP | BLK | WP | HR | S | P | ERA | WHIP |
|---|---|---|---|---|---|---|---|---|---|---|---|---|---|---|---|---|---|---|

| Batter | 1 | 2 | 3 | 4 | 5 | 6 | 7 | 8 | 9 | AB | R | H | RBI | BB | SO | LOB |
|---|---|---|---|---|---|---|---|---|---|---|---|---|---|---|---|---|
| Gary Redus, R (1, 3)<br>OBP: 0.295, SLG: 0.305<br>Orlando Merced, S (8, PH)<br>OBP: 0.316, SLG: 0.368<br>(8, 3) | C S B S<br>1-3 ① K | | B B S B B<br>4-1 G5-4-3 BB | | B S B S B X<br>3-2 ② P8 | B B C B X<br>3-1 ③ P2 | | B F X<br>1-1 G1-6-3 1B | | 3<br>1 | 0<br>0 | 0<br>1 | 0<br>0 | 1<br>0 | 1<br>0 | 3<br>0 |
| Jay Bell, R (1, 6)<br>OBP: 0.332, SLG: 0.367 | C T B F C<br>1-3 ② K | | 1 SAFE B C 1 SAFE P X<br>2-1 ② ③ G5-4-3<br>1-2f | | F B B C F X<br>2-2 ③ P4 | | B B X<br>2-0 G5-3 1B 2B | C S X<br>0-2 ① ② G1-6-3<br>1-2f | | 5 | 1 | 1 | 0 | 0 | 1 | 2 |
| Andy Van Slyke, L (1, 8)<br>OBP: 0.400, SLG: 0.513 | B C B X<br>2-1 ③ G4-3 | | | X<br>0-0 1B 1B | | B X<br>1-0 S HR 1B | B X<br>1-0 ① G5-3<br>2-3 | S F F S<br>0-3 ③ K | | 5 | 1 | 2 | 0 | 0 | 1 | 1 |
| Barry Bonds, L (1, 7)<br>OBP: 0.433, SLG: 0.566 | | F C B F B F B<br>4-2 G4-3 BLK BB | 1 SAFE B X<br>1-0 ① S SF8<br>1-3 1B | | C B X<br>1-1 I I I I<br>1-H HR | | 4-0 1B 2B IBB | | C X<br>0-1 ① P6 | 3 | 3 | 2 | 2 | 2 | 0 | 0 |
| Lloyd McClendon, R (1, 9)<br>OBP: 0.346, SLG: 0.342<br>Alex Cole, L (7, PH)<br>OBP: 0.336, SLG: 0.327<br>(7, 9) | | X<br>0-0 ① L9 | B C S B B F B<br>4-2 1B 1B<br>2-3 BB | | B S B B C S<br>2-3 ① K | B S B F B S<br>2-3 ② K | | | B C C S<br>1-3 ② K | 2<br>2 | 1<br>0 | 0<br>0 | 0<br>0 | 1<br>0 | 1<br>2 | 1<br>2 |
| Jeff King, R (1, 4)<br>OBP: 0.264, SLG: 0.372 | | B<br>2 SAFE C X<br>1-1 ② G4-3<br>1-3 | B X<br>1-0 ② SF8<br>3-H | | C C B X<br>1-2 E6 2B | X<br>0-0 2B<br>1-2 3-H 1B | | | B X<br>1-0 ③ F8 | 4 | 0 | 1 | 2 | 0 | 0 | 1 |
| Don Slaught, R (1, 2)<br>OBP: 0.378, SLG: 0.463 | | B C B B B<br>4-1 FC5-4 BB | 1 SAFE B B X<br>2-0 1B<br>1-2 1B | | 1 SAFE 1 SAFE 1 SAFE 1 SAFE B B S 1 SAFE F<br>2-2 F X<br>1-3 2B | B S S X<br>1-2<br>1-3 2-H 2B | | | | 3 | 0 | 3 | 1 | 1 | 0 | 0 |
| John Wehner, R (1, 5)<br>OBP: 0.266, SLG: 0.245 | | B C B F F X<br>2-2 ③ FC5-4<br>1-2f | B F B C F F F F X<br>2-2 ③<br>1-3 2-H 1B | | I I I I<br>4-0 IBB | I I I I<br>4-0 IBB | | | | 2 | 0 | 1 | 1 | 2 | 0 | 2 |
| Bob Walk, R (1, 1)<br>OBP: 0.065, SLG: 0.065<br>Danny Cox, R (9, 1)<br>OBP: 0.077, SLG: 0.077 | | | F X<br>0-1 ① L5 | | F F S<br>0-3 ① K | X<br>0-0 ② P2 | X<br>0-0 ③ L7 | | | 4<br>0 | 0<br>0 | 0<br>0 | 0<br>0 | 0<br>0 | 1<br>0 | 6<br>0 |
| Inning Stats | R: 0 E: 0 K: 2 S: 9<br>H: 0 LOB: 0 BB: 0 P: 13 | R: 0 E: 0 K: 0 S: 12<br>H: 0 LOB: 2 BB: 2 P: 23 | R: 0 E: 0 K: 0 S: 6<br>H: 0 LOB: 0 BB: 1 P: 11 | R: 2 E: 0 K: 0 S: 14<br>H: 4 LOB: 2 BB: 1 P: 24 | R: 0 E: 0 K: 1 S: 10<br>H: 0 LOB: 0 BB: 0 P: 15 | R: 2 E: 1 K: 1 S: 16<br>H: 3 LOB: 3 BB: 1 P: 30 | R: 2 E: 0 K: 1 S: 10<br>H: 3 LOB: 3 BB: 2 P: 24 | R: 0 E: 0 K: 1 S: 9<br>H: 1 LOB: 0 BB: 0 P: 10 | R: 0 E: 0 K: 1 S: 6<br>H: 0 LOB: 0 BB: 0 P: 8 | 1B: 7 2B: 3 3B: 0 HR: 1<br>SF: 1 SAC: 0 DP: 2 HBP: 0 | | | | | | |

# TOP

## Pittsburgh Pirates @ San Diego Padres

Jack Murphy Stadium, San Diego, CA

Sun Aug 30 1992, 6:33 AM EDT

Att. 18,617 - Sunny - 78 F

livebaseballscorecards.com

| | |
|---|---|
| AB | 34 |
| R | 6 |
| H | 11 |
| RBI | 6 |
| BB | 7 |
| SO | 7 |
| LOB | 18 |

WP: 0 PB: 0 SB: 2 CS: 0 PA: 42

| PITCHER | | IP | WLS | BF | H | R | ER | SO | BB | IBB | HBP | BLK | WP | HR | S | P | ERA | WHIP |
|---|---|---|---|---|---|---|---|---|---|---|---|---|---|---|---|---|---|---|
| Jim Deshaies, L<br>ERA: 3.25 | (1, 1) | 6.1 | L | 31 | 8 | 6 | 6 | 4 | 4 | 2 | 0 | 1 | 0 | 1 | 69 | 125 | 8.53 | 1.895 |
| Jose Melendez, R<br>ERA: 3.11 | (7, 1) | 1.2 | | 8 | 3 | 0 | 0 | 2 | 0 | 1 | 0 | 0 | 0 | 0 | 17 | 25 | 0.00 | 1.800 |
| Jeremy Hernandez, R<br>ERA: 4.71 | (9, 1) | 1.0 | | 3 | 0 | 0 | 0 | 1 | 0 | 0 | 0 | 0 | 0 | 0 | 6 | 8 | 0.00 | 0.000 |

| PITCHER | IP | WLS | BF | H | R | ER | SO | BB | IBB | HBP | BLK | WP | HR | S | P | ERA | WHIP |
|---|---|---|---|---|---|---|---|---|---|---|---|---|---|---|---|---|---|

# BOTTOM

| Batter | 1 | 2 | 3 | 4 | 5 | 6 | 7 | 8 | 9 | AB | R | H | RBI | BB | SO | LOB |
|---|---|---|---|---|---|---|---|---|---|---|---|---|---|---|---|---|
| Tony Fernandez, S (1, 6)<br>OBP: 0.336, SLG: 0.349 | B B C B X 3-1 F8 ① | | B X 1-0 L7 ② | | X 0-0 B5-3 ③ | | | B F B X 2-1 F8 ② | | 3 | 0 | 0 | 0 | 0 | 0 | 2 |
| Craig Shipley, R (7, 6)<br>OBP: 0.247, SLG: 0.276 | | | | | | | | | | 1 | 0 | 0 | 0 | 0 | 0 | 1 |
| Tony Gwynn, L (1, 9)<br>OBP: 0.371, SLG: 0.412 | B C B X 2-1 G6-3 ② | | B B 2 SAFE B C X 3-1 G4-3 ③ | | | B B B C F X 3-2 G6-3 ① | | F B X 1-1 L7 ③ | | 4 | 0 | 0 | 0 | 0 | 0 | 2 |
| Gary Sheffield, R (1, 5)<br>OBP: 0.388, SLG: 0.595 | C X 0-1 F7 ③ | | | B B X 2-0 HR | | B F X 1-1 F9 ② | | | B C B F F X 2-2 HR 1B | 4 | 2 | 2 | 1 | 0 | 0 | 0 |
| Fred McGriff, L (1, 3)<br>OBP: 0.396, SLG: 0.574 | | X 0-0 G6-3 ① | | B B S B B 4-1 G5-4-3 BB | | X 0-0 G5-3 ③ | | | B X 1-0 1-H HR | 3 | 1 | 1 | 2 | 1 | 0 | 0 |
| Darrin Jackson, R (1, 8)<br>OBP: 0.293, SLG: 0.415 | | C B F B X 2-2 L5-4 2B | | C B X 1-1 G5-4-3 ① ② 1-2f | | | F B C B S 2-3 K ① | | F C B S 1-3 K ① | 4 | 0 | 1 | 0 | 0 | 2 | 1 |
| Dan Walters, R (1, 2)<br>OBP: 0.322, SLG: 0.439 | | B B B B 4-0 BB | | C B F B B F F X 3-2 G6-3 ③ | | | B X 1-0 F8 ② | | B B X 2-0 F8 ② | 3 | 0 | 0 | 0 | 1 | 0 | 0 |
| Jerald Clark, R (1, 7)<br>OBP: 0.293, SLG: 0.386 | B X 1-0 2-3 L5-4 ② ③ | | | | C F B X 1-2 FC1-6 1B | | X 0-0 G6-3 ③ | | X 0-0 G5-3 ③ | 4 | 0 | 1 | 0 | 0 | 0 | 2 |
| Tim Teufel, R (1, 4)<br>OBP: 0.335, SLG: 0.351 | | | B C F F B B X 3-2 SH1-4 1B | | B C 1 SAFE 1 SAFE X 1-1 FC1-6 SH1-4 ① 1-2f | | | C B B B B 4-1 BB | | 2 | 0 | 1 | 0 | 1 | 0 | 1 |
| Jim Deshaies, L (1, 1)<br>OBP: 0.263, SLG: 0.222 | | | X 0-0 SH1-4 ① 1-2 | | X 0-0 SH1-4 ② 1-2 | | | C C X 0-2 F8 ① | | 0 | 0 | 0 | 0 | 0 | 0 | 0 |
| Jose Melendez, R (7, 1) | | | | | | | | | | 0 | 0 | 0 | 0 | 0 | 0 | 0 |
| Oscar Azocar, L (8, PH)<br>OBP: 0.248, SLG: 0.241 | | | | | | | | | | 1 | 0 | 0 | 0 | 0 | 0 | 1 |
| Jeremy Hernandez, R (9, 1) | | | | | | | | | | 0 | 0 | 0 | 0 | 0 | 0 | 0 |
| Inning Stats | R: 0 H: 0<br>E: 0 LOB: 0<br>K: 0 BB: 0<br>S: 6 P: 11 | R: 0 H: 1<br>E: 0 LOB: 1<br>K: 0 BB: 1<br>S: 5 P: 12 | R: 0 H: 1<br>E: 0 LOB: 1<br>K: 0 BB: 0<br>S: 8 P: 15 | R: 1 H: 1<br>E: 0 LOB: 0<br>K: 0 BB: 1<br>S: 9 P: 19 | R: 0 H: 1<br>E: 0 LOB: 1<br>K: 0 BB: 0<br>S: 7 P: 9 | R: 0 H: 0<br>E: 0 LOB: 0<br>K: 0 BB: 0<br>S: 6 P: 10 | R: 0 H: 0<br>E: 0 LOB: 0<br>K: 1 BB: 0<br>S: 5 P: 8 | R: 0 H: 0<br>E: 0 LOB: 1<br>K: 0 BB: 1<br>S: 8 P: 15 | R: 2 H: 2<br>E: 0 LOB: 0<br>K: 1 BB: 0<br>S: 10 P: 16 | 1B: 3 SF: 0<br>2B: 2 SAC: 2<br>3B: 0 DP: 2<br>HR: 2 HBP: 0 | | | | | | |

| PITCHER | | IP | WLS | BF | H | R | ER | SO | BB | IBB | HBP | BLK | WP | HR | S | P | ERA | WHIP |
|---|---|---|---|---|---|---|---|---|---|---|---|---|---|---|---|---|---|---|
| Bob Walk, R<br>ERA: 3.16 | (1, 1) | 8.0 | W | 29 | 4 | 1 | 1 | 1 | 3 | 0 | 0 | 0 | 0 | 1 | 54 | 99 | 1.12 | 0.875 |
| Danny Cox, R<br>ERA: 5.0 | (9, 1) | 1.0 | | 5 | 2 | 2 | 2 | 1 | 0 | 0 | 0 | 0 | 0 | 1 | 10 | 16 | 18.00 | 2.000 |

| PITCHER | IP | WLS | BF | H | R | ER | SO | BB | IBB | HBP | BLK | WP | HR | S | P | ERA | WHIP |
|---|---|---|---|---|---|---|---|---|---|---|---|---|---|---|---|---|---|

# Pittsburgh Pirates @ San Diego Padres

Jack Murphy Stadium, San Diego, CA

Sun Aug 30 1992, 6:33 AM EDT
Att. 18,617 - Sunny - 78 F

livebaseballscorecards.com

| | |
|---|---|
| AB | 29 |
| R | 3 |
| H | 6 |
| RBI | 3 |
| BB | 3 |
| SO | 2 |
| LOB | 10 |

PA: 34

WP: 0
PB: 0
SB: 0
CS: 0

# San Francisco Giants @ Pittsburgh Pirates

Three Rivers Stadium, Pittsburgh, PA

Tue Sep 01 1992, 7:05 PM EDT

Att. 20,930 - Sunny - 72 F

livebaseballscorecards.com

TOP

| Batter | 1 | 2 | 3 | 4 | 5 | 6 | 7 | 8 | 9 | AB | R | H | RBI | BB | SO | LOB |
|---|---|---|---|---|---|---|---|---|---|---|---|---|---|---|---|---|
| Darren Lewis, R (1, 8)<br>OBP: 0.294, SLG: 0.259 | FC4-6<br>BB | | G5-3 | | 1B | | P1 | | | 3 | 1 | 1 | 0 | 1 | 0 | 1 |
| Robby Thompson, R (1, 4)<br>OBP: 0.328, SLG: 0.409 | FC4-6<br>1B<br>G5-3<br>1-2f | | G5-3 | | 2B<br>1-H<br>2-H | | F9 | | | 4 | 1 | 1 | 2 | 0 | 0 | 2 |
| Will Clark, L (1, 3)<br>OBP: 0.387, SLG: 0.475 | G5-3<br>1-3<br>1B | | F7 | | 1B<br>2-3 | | G1-3 | | | 4 | 0 | 2 | 0 | 0 | 0 | 1 |
| Cory Snyder, R (1, 7)<br>OBP: 0.309, SLG: 0.441 | G5-3<br>1-2<br>3-H | | | K | K | | | F7 | | 4 | 0 | 0 | 1 | 0 | 2 | 3 |
| Matt Williams, R (1, 5)<br>OBP: 0.271, SLG: 0.363 | P3 | | | G6-3 | | F7 | | F7 | | 4 | 0 | 0 | 0 | 0 | 0 | 1 |
| Steve Hosey, R (1, 9)<br>OBP: 0.200, SLG: 0.200 | | K | | G4-3 | | FC5-4<br>1B | | F9 | | 4 | 0 | 1 | 0 | 0 | 1 | 0 |
| Kirt Manwaring, R (1, 2)<br>OBP: 0.309, SLG: 0.332 | | FC4-6<br>1B | | | E5<br>1B<br>2B | FC5-4<br>1-2f | | | K | 4 | 1 | 1 | 0 | 0 | 1 | 1 |
| Royce Clayton, R (1, 6)<br>OBP: 0.286, SLG: 0.317 | | FC4-6<br>1-2f | | | K | F8 | | | K | 4 | 0 | 0 | 0 | 0 | 2 | 3 |
| John Burkett, R (1, 1)<br>OBP: 0.100, SLG: 0.043<br>Mike Felder, S (7, PH)<br>OBP: 0.326, SLG: 0.393<br>Bryan Hickerson, L (7, 1)<br>Willie McGee, S (9, PH)<br>OBP: 0.335, SLG: 0.355 | | G4-3 | | | K | 1B | | | G6-3 | 2<br>1<br>0<br>1 | 0<br>0<br>0<br>0 | 0<br>1<br>0<br>0 | 0<br>0<br>0<br>0 | 0<br>0<br>0<br>0 | 1<br>0<br>0<br>0 | 2<br>0<br>0<br>0 |
| Inning Stats | R: 1<br>E: 0<br>K: 0<br>S: 11<br>H: 1<br>LOB: 1<br>BB: 1<br>P: 17 | R: 0<br>E: 0<br>K: 1<br>S: 14<br>H: 1<br>LOB: 1<br>BB: 0<br>P: 20 | R: 0<br>E: 0<br>K: 0<br>S: 6<br>H: 0<br>LOB: 0<br>BB: 0<br>P: 7 | R: 0<br>E: 0<br>K: 1<br>S: 10<br>H: 0<br>LOB: 0<br>BB: 0<br>P: 12 | R: 2<br>E: 1<br>K: 3<br>S: 25<br>H: 3<br>LOB: 2<br>BB: 0<br>P: 34 | R: 0<br>E: 0<br>K: 0<br>S: 7<br>H: 1<br>LOB: 1<br>BB: 0<br>P: 12 | R: 0<br>E: 0<br>K: 0<br>S: 8<br>H: 1<br>LOB: 1<br>BB: 0<br>P: 10 | R: 0<br>E: 0<br>K: 0<br>S: 7<br>H: 0<br>LOB: 0<br>BB: 0<br>P: 12 | R: 0<br>E: 0<br>K: 2<br>S: 10<br>H: 0<br>LOB: 0<br>BB: 0<br>P: 14 | 1B: 6<br>2B: 1<br>3B: 0<br>HR: 0<br>SF: 0<br>SAC: 0<br>DP: 0<br>HBP: 0 | | | | | | |

| | AB | 35 |
|---|---|---|
| | R | 3 |
| | H | 7 |
| | RBI | 3 |
| | BB | 1 |
| | SO | 7 |
| | LOB | 14 |

WP: 0 PB: 0 SB: 0 CS: 0 PA: 36

| PITCHER | | IP | WLS | BF | H | R | ER | SO | BB | IBB | HBP | BLK | WP | HR | S | P | ERA | WHIP |
|---|---|---|---|---|---|---|---|---|---|---|---|---|---|---|---|---|---|---|
| Danny Jackson, L<br>ERA: 3.83 | (1, 1) | 7.0 | W | 30 | 7 | 3 | 1 | 5 | 1 | 0 | 0 | 0 | 0 | 0 | 81 | 112 | 1.29 | 1.143 |
| Roger Mason, R<br>ERA: 3.94 | (8, 1) | 2.0 | S | 6 | 0 | 0 | 0 | 2 | 0 | 0 | 0 | 0 | 0 | 0 | 17 | 26 | 0.00 | 0.000 |

| PITCHER | IP | WLS | BF | H | R | ER | SO | BB | IBB | HBP | BLK | WP | HR | S | P | ERA | WHIP |
|---|---|---|---|---|---|---|---|---|---|---|---|---|---|---|---|---|---|

| Batter | 1 | 2 | 3 | 4 | 5 | 6 | 7 | 8 | 9 | AB | R | H | RBI | BB | SO | LOB |
|---|---|---|---|---|---|---|---|---|---|---|---|---|---|---|---|---|
| Alex Cole, L (1, 9)<br>OBP: 0.335, SLG: 0.330 | C<br>X<br>0-1<br>G4-3 ① | | B<br>C<br>F<br>B<br>X<br>2-2<br>G3 ② | | B<br>X<br>1-0<br>1-3<br>2-H<br>1B<br>2B | | B<br>X<br>1-0<br>FC6-4 ②<br>1-2f<br>2-3 | | | 4 | 1 | 1 | 1 | 0 | 0 | 2 |
| Jay Bell, R (1, 6)<br>OBP: 0.331, SLG: 0.367 | C<br>C<br>C<br>0-3<br>K ② | | B<br>B<br>B<br>C<br>X<br>3-1<br>G5-3 ③ | | X<br>0-0<br>G3-6<br>2-H<br>3-H<br>1B | | B<br>1 SAFE<br>B<br>X<br>2-0<br>F9 ③ | | | 4 | 0 | 1 | 2 | 0 | 1 | 2 |
| Andy Van Slyke, L (1, 8)<br>OBP: 0.399, SLG: 0.510 | X<br>0-0<br>1B | | | B<br>B<br>B<br>C<br>X<br>3-1<br>F8 ① | 1 SAFE<br>X<br>0-0<br>G3-6 ②③<br>1-2f | | | B<br>C<br>F<br>X<br>1-2<br>F9 ① | | 4 | 0 | 1 | 0 | 0 | 0 | 1 |
| Barry Bonds, L (1, 7)<br>OBP: 0.433, SLG: 0.572 | S<br>B<br>C<br>1 SAFE<br>B<br>X<br>2-2<br>F8 ③ | | | F<br>B<br>B<br>C<br>B<br>X<br>3-2<br>HR | | B<br>B<br>B<br>C<br>S<br>X<br>3-2<br>F7 ① | | B<br>B<br>B<br>C<br>F<br>F<br>B<br>4-2<br>2B<br>BB | | 3 | 2 | 1 | 1 | 1 | 0 | 1 |
| Jeff King, R (1, 5)<br>OBP: 0.262, SLG: 0.368 | | F<br>C<br>B<br>B<br>F<br>X<br>2-2<br>G6-3 ① | | B<br>X<br>1-0<br>F8 ② | | B<br>B<br>X<br>2-0<br>F7 ② | | X<br>0-0<br>P4 ② | | 4 | 0 | 0 | 0 | 0 | 0 | 1 |
| Orlando Merced, S (1, 3)<br>OBP: 0.316, SLG: 0.370 | | C<br>S<br>C<br>0-3<br>K ② | | B<br>S<br>B<br>F<br>B<br>X<br>3-2<br>F7 ③ | | C<br>X<br>0-1<br>F8 ③ | | B<br>B<br>C<br>B<br>1 SAFE<br>X<br>3-1<br>1-H<br>2B | | 4 | 0 | 1 | 1 | 0 | 1 | 0 |
| Michael LaValliere, L (1, 2)<br>OBP: 0.362, SLG: 0.357 | | B<br>B<br>B<br>C<br>B<br>4-1<br>BB | | | B<br>X<br>1-0<br>1B<br>2B<br>1B | | X<br>0-0<br>F8 ① | X<br>0-0<br>P4 ③ | | 3 | 1 | 1 | 0 | 1 | 0 | 1 |
| Jose Lind, R (1, 4)<br>OBP: 0.273, SLG: 0.272 | | X<br>0-0<br>G4-3 ③ | | | C<br>X<br>0-1<br>2B<br>1-2<br>1B<br>1B | | C<br>S<br>B<br>X<br>1-2<br>FC6-4<br>1B<br>1B | | | 3 | 1 | 2 | 0 | 0 | 0 | 1 |
| Danny Jackson, R (1, 1)<br>OBP: 0.059, SLG: 0.059<br>John Wehner, R (7, PH)<br>OBP: 0.273, SLG: 0.253<br>Roger Mason, R (8, 1) | | | X<br>0-0<br>G6-3 ① | | 1 SAFE<br>F<br>S<br>B<br>F<br>B<br>1 SAFE<br>S<br>2-3<br>K ① | | B<br>1 SAFE<br>B<br>C<br>1 SAFE<br>X<br>2-1<br>FC6-4<br>1-2<br>1B | | | 2<br>1<br>0 | 0<br>0<br>0 | 0<br>1<br>0 | 0<br>0<br>0 | 0<br>0<br>0 | 1<br>0<br>0 | 2<br>0<br>0 |
| Inning Stats | R: 0<br>E: 0<br>K: 1<br>S: 9<br>H: 1<br>LOB: 1<br>BB: 0<br>P: 11 | R: 0<br>E: 0<br>K: 1<br>S: 9<br>H: 0<br>LOB: 1<br>BB: 1<br>P: 15 | R: 0<br>E: 0<br>K: 0<br>S: 6<br>H: 0<br>LOB: 0<br>BB: 0<br>P: 11 | R: 1<br>E: 0<br>K: 0<br>S: 9<br>H: 1<br>LOB: 0<br>BB: 0<br>P: 19 | R: 3<br>E: 0<br>K: 1<br>S: 10<br>H: 4<br>LOB: 0<br>BB: 0<br>P: 14 | R: 0<br>E: 0<br>K: 0<br>S: 6<br>H: 0<br>LOB: 0<br>BB: 0<br>P: 11 | R: 0<br>E: 0<br>K: 0<br>S: 8<br>H: 2<br>LOB: 2<br>BB: 0<br>P: 14 | R: 1<br>E: 0<br>K: 0<br>S: 10<br>H: 1<br>LOB: 1<br>BB: 1<br>P: 18 | | 1B: 6<br>2B: 2<br>3B: 0<br>HR: 1<br>SF: 0<br>SAC: 0<br>DP: 1<br>HBP: 0 | | | | | | |

| PITCHER | | IP | WLS | BF | H | R | ER | SO | BB | IBB | HBP | BLK | WP | HR | S | P | ERA | WHIP |
|---|---|---|---|---|---|---|---|---|---|---|---|---|---|---|---|---|---|---|
| John Burkett, R<br>ERA: 3.76 | (1, 1) | 6.0 | L | 24 | 6 | 4 | 4 | 3 | 1 | 0 | 0 | 0 | 0 | 1 | 49 | 81 | 6.00 | 1.167 |
| Bryan Hickerson, L<br>ERA: 3.14 | (7, 1) | 2.0 | | 10 | 3 | 1 | 1 | 0 | 1 | 0 | 0 | 0 | 0 | 0 | 18 | 32 | 4.50 | 2.000 |

| PITCHER | IP | WLS | BF | H | R | ER | SO | BB | IBB | HBP | BLK | WP | HR | S | P | ERA | WHIP |
|---|---|---|---|---|---|---|---|---|---|---|---|---|---|---|---|---|---|

# BOTTOM

## San Francisco Giants @ Pittsburgh Pirates

Three Rivers Stadium, Pittsburgh, PA

Tue Sep 01 1992, 7:05 PM EDT
Att. 20,930 - Sunny - 72 F

livebaseballscorecards.com

| | |
|---|---|
| AB | 32 |
| R | 5 |
| H | 9 |
| RBI | 5 |
| BB | 2 |
| SO | 3 |
| LOB | 11 |

WP: 0 PA: 34
PB: 0
SB: 0
CS: 0

# San Francisco Giants @ Pittsburgh Pirates

Three Rivers Stadium, Pittsburgh, PA

Wed Sep 02 1992, 7:05 PM EDT

Att. 13,099 - Cloudy - 77 F

livebaseballscorecards.com

TOP

| Batter | 1 | 2 | 3 | 4 | 5 | 6 | 7 | 8 | 9 | AB | R | H | RBI | BB | SO | LOB |
|---|---|---|---|---|---|---|---|---|---|---|---|---|---|---|---|---|
| Darren Lewis, R (1, 8)<br>OBP: 0.297, SLG: 0.263 | B C B S F X<br>2-2 FC3-6 1B | X<br>0-0 P2 ③ | | | B C B X<br>2-1 F8 ① | C X<br>0-1 1B ③ | | | C X<br>0-1 F9 ① | 4 | 0 | 2 | 0 | 0 | 0 | 1 |
| Mike Felder, S (9, PH)<br>OBP: 0.325, SLG: 0.391 | | | | | | | | | | 1 | 0 | 0 | 0 | 0 | 0 | 2 |
| Willie McGee, S (1, 9)<br>OBP: 0.331, SLG: 0.350 | 1 SAFE S F<br>1 SAFE<br>1 SAFE F S<br>0-3 K ① | | B F F F F B S<br>2-3 K ① | | X<br>0-0 G4-3 ② | | B C X<br>1-1 G4-3 ① | | S B F B X<br>2-2 G4-3 ②<br>2-3<br>3-H | 5 | 0 | 0 | 1 | 0 | 2 | 2 |
| Will Clark, L (1, 3)<br>OBP: 0.387, SLG: 0.480 | C 1 SAFE F X<br>0-2 FC3-6 1B ②<br>1-2f | | B B F C B<br>4-1 G4-3 BB | | B C B X<br>2-1 HR | | X<br>0-0 F7 ② | | B X<br>1-0 F7 ③ | 4 | 1 | 1 | 1 | 1 | 0 | 3 |
| Mark Leonard, L (1, 7)<br>OBP: 0.395, SLG: 0.529 | X<br>0-0 HBP 1B<br>1-3 | | X<br>0-0 G4-3 ②<br>1-2 | | B S B F B F B<br>4-2 BB 1B BB | | B C F X<br>1-2 G5-3 ③ | | | 3 | 0 | 1 | 0 | 1 | 0 | 1 |
| Matt Williams, R (1, 5)<br>OBP: 0.273, SLG: 0.363 | B H<br>2-0 HBP<br>1-2 | | B S X<br>1-1 F9 ③ | | B B C S X<br>2-2 BB 1B<br>1-2 | | | B C B X<br>2-1 G5-3 ① | | 3 | 0 | 1 | 0 | 0 | 0 | 1 |
| Robby Thompson, R (1, 4)<br>OBP: 0.329, SLG: 0.411 | C F X<br>0-2 F9 ③ | | | X<br>0-0 2B | B B B C S B<br>4-2 BB<br>1-2<br>2-3 | | | C S X<br>0-2 G1-3 ② | | 3 | 0 | 1 | 0 | 1 | 0 | 3 |
| Kirt Manwaring, R (1, 2)<br>OBP: 0.309, SLG: 0.331 | | S B S S X<br>1-2 FC6 1B | | B S F X<br>1-2 G1-3 ①<br>X | 0-0 P6 ③ | | | S X<br>0-1 F7 ③ | | 4 | 0 | 1 | 0 | 0 | 0 | 4 |
| Royce Clayton, R (1, 6)<br>OBP: 0.286, SLG: 0.315 | | S X<br>0-1 FC6 ①<br>1-2f | | F S F X<br>0-2 G5-3 ② | | F B B C F F X<br>2-2 G4-3 ① | | | B C S X<br>1-2 2B G4-3 1B | 4 | 1 | 1 | 0 | 0 | 0 | 2 |
| Bud Black, L (1, 1)<br>OBP: 0.085, SLG: 0.087<br>Steve Reed, R (7, 1)<br>Dave Righetti, L (7, 1)<br>OBP: 0.143, SLG: 0.143<br>Rod Beck, R (8, 1)<br>Chris James, R (9, PH)<br>OBP: 0.302, SLG: 0.388<br>Mike Benjamin, R (9, PR)<br>OBP: 0.230, SLG: 0.286 | | L X<br>0-1 F9 ② | | C S S<br>0-3 K ③ | | C B X<br>1-1 G4-3 ② | | | B S F F X<br>1-2 G4-3<br>1-3 2B | 3<br>0<br>0<br>0<br>1<br>0 | 0<br>0<br>0<br>0<br>0<br>0 | 0<br>0<br>0<br>0<br>1<br>0 | 0<br>0<br>0<br>0<br>0<br>0 | 0<br>0<br>0<br>0<br>0<br>0 | 1<br>0<br>0<br>0<br>0<br>0 | 2<br>0<br>0<br>0<br>0<br>0 |
| Inning Stats | R: 0 H: 2<br>E: 0 LOB: 3<br>K: 1 BB: 0<br>S: 15 P: 19 | R: 0 H: 1<br>E: 0 LOB: 1<br>K: 0 BB: 0<br>S: 8 P: 9 | R: 0 H: 0<br>E: 0 LOB: 1<br>K: 1 BB: 1<br>S: 9 P: 16 | R: 0 H: 1<br>E: 0 LOB: 1<br>K: 1 BB: 0<br>S: 11 P: 12 | R: 1 H: 2<br>E: 0 LOB: 3<br>K: 0 BB: 2<br>S: 14 P: 28 | R: 0 H: 1<br>E: 0 LOB: 1<br>K: 0 BB: 0<br>S: 9 P: 12 | R: 0 H: 0<br>E: 0 LOB: 0<br>K: 0 BB: 0<br>S: 6 P: 8 | R: 0 H: 0<br>E: 0 LOB: 0<br>K: 0 BB: 0<br>S: 7 P: 9 | R: 1 H: 2<br>E: 0 LOB: 2<br>K: 0 BB: 0<br>S: 13 P: 18 | 1B: 6 SF: 0<br>2B: 2 SAC: 0<br>3B: 0 DP: 0<br>HR: 1 HBP: 1 | | | | | | |

| | AB | 35 |
|---|---|---|
| | R | 2 |
| | H | 9 |
| | RBI | 2 |
| | BB | 3 |
| | SO | 3 |
| | LOB | 21 |

WP: 0 PA: 39
PB: 0
SB: 0
CS: 0

| PITCHER | | IP | WLS | BF | H | R | ER | SO | BB | IBB | HBP | BLK | WP | HR | S | P | ERA | WHIP |
|---|---|---|---|---|---|---|---|---|---|---|---|---|---|---|---|---|---|---|
| Tim Wakefield, R<br>ERA: 2.03 | (1, 1) | 8.2 | W | 38 | 9 | 2 | 2 | 3 | 3 | 0 | 1 | 0 | 0 | 1 | 91 | 129 | 2.08 | 1.385 |
| Bob Patterson, L<br>ERA: 2.22 | (9, 1) | 0.1 | S | 1 | 0 | 0 | 0 | 0 | 0 | 0 | 0 | 0 | 0 | 0 | 1 | 2 | 0.00 | 0.000 |

| PITCHER | IP | WLS | BF | H | R | ER | SO | BB | IBB | HBP | BLK | WP | HR | S | P | ERA | WHIP |
|---|---|---|---|---|---|---|---|---|---|---|---|---|---|---|---|---|---|

| Batter | 1 | 2 | 3 | 4 | 5 | 6 | 7 | 8 | 9 | AB | R | H | RBI | BB | SO | LOB |
|---|---|---|---|---|---|---|---|---|---|---|---|---|---|---|---|---|
| Alex Cole, L (1, 9)<br>OBP: 0.337, SLG: 0.330 | F B X<br>1-1 G1-3 ① | | B F X<br>1-1 CS 1B | | C B F B B S<br>3-3 K ③ | | B B B<br>4-0 G6-3 E<br>1-2 BB | | | 3 | 0 | 1 | 0 | 1 | 1 | 0 |
| Jay Bell, R (1, 6)<br>OBP: 0.330, SLG: 0.368 | B B X<br>2-0 2B | | 1 SAFE<br>1 SAFE<br>B<br>1 SAFE<br>B F<br>1 SAFE<br>1 SAFE C<br>2-2 CS ③<br>1-2 | B B C F S<br>2-3 K ① | | F F B X<br>1-2 G6-3 ① | B B B C C X<br>3-2 E4 G6-3<br>1-2<br>2-3 | | | 4 | 0 | 1 | 0 | 0 | 1 | 2 |
| Andy Van Slyke, L (1, 8)<br>OBP: 0.398, SLG: 0.510 | B F X<br>1-1 F8 ② | | | B C F X<br>1-2 G4-3 ② | | B X<br>1-0 HR 2B | C B F B X<br>2-2 G6-3 ② ③<br>1-2<br>2-3<br>3-H | | | 4 | 1 | 1 | 0 | 0 | 0 | 4 |
| Barry Bonds, L (1, 7)<br>OBP: 0.436, SLG: 0.581 | C C B C<br>1-3 K ③ | | | B C B B F B<br>4-2 BB BB | | X<br>0-0 2-H HR | | C X<br>0-1 1B | | 3 | 1 | 2 | 2 | 1 | 1 | 1 |
| Lloyd McClendon, R (1, 3)<br>OBP: 0.356, SLG: 0.346<br>Orlando Merced, S (8, PH)<br>OBP: 0.315, SLG: 0.369 (9, 3) | | X<br>0-0 CS 1B | | 1 SAFE<br>B<br>1 SAFE<br>B<br>F<br>1 SAFE<br>C F F<br>4-2 1 SAFE B F B<br>1-2 BB | | B C B B F B<br>4-2 BB | | 1 SAFE<br>S F X<br>0-2 F9 ① | | 1<br>1 | 0<br>0 | 1<br>0 | 0<br>0 | 2<br>0 | 0<br>0 | 0<br>1 |
| Jeff King, R (1, 5)<br>OBP: 0.261, SLG: 0.367 | | F B C B B X<br>3-2 G6-4-3 ①<br>1-2 1B | B X<br>1-0 P3 ③ | | | X<br>0-0 P9 ② | | C 1 SAFE P B X<br>2-1 P5 ② | | 4 | 0 | 1 | 0 | 0 | 0 | 4 |
| Don Slaught, R (1, 2)<br>OBP: 0.376, SLG: 0.473 | | 1 SAFE<br>B F<br>1 SAFE<br>B F<br>1 SAFE X<br>2-2 G6-4-3 ② ③<br>1-2f | | | B F B B F F X<br>3-2 HR | B 1 SAFE B X<br>2-0 F7 ③ | | X<br>0-0 F9 ③ | | 4 | 1 | 1 | 1 | 0 | 0 | 3 |
| Jose Lind, R (1, 4)<br>OBP: 0.271, SLG: 0.270 | | | B X<br>1-0 G6-3 ① | | B X<br>1-0 L7 ① | | B C X<br>1-1 L6 ① | | | 3 | 0 | 0 | 0 | 0 | 0 | 0 |
| Tim Wakefield, R (1, 1)<br>OBP: 0.100, SLG: 0.100<br>Bob Patterson, R (9, 1)<br>OBP: 0.429, SLG: 0.500 | | | B S F B X<br>2-2 F8 ② | | B X<br>1-0 P4 ② | | X<br>0-0 E BB G6-3 1B | | | 3<br>0 | 0<br>0 | 1<br>0 | 0<br>0 | 0<br>0 | 0<br>0 | 0<br>0 |
| Inning Stats | R: 0 E: 0 K: 1 S: 8<br>H: 1 LOB: 1 BB: 0 P: 13 | R: 0 E: 0 K: 0 S: 7<br>H: 2 LOB: 0 BB: 0 P: 12 | R: 0 E: 0 K: 0 S: 8<br>H: 1 LOB: 0 BB: 0 P: 14 | R: 0 E: 0 K: 1 S: 14<br>H: 0 LOB: 2 BB: 2 P: 26 | R: 1 E: 0 K: 1 S: 9<br>H: 1 LOB: 0 BB: 0 P: 17 | R: 2 E: 0 K: 0 S: 9<br>H: 2 LOB: 1 BB: 1 P: 17 | R: 0 E: 1 K: 0 S: 9<br>H: 1 LOB: 3 BB: 1 P: 19 | R: 0 E: 0 K: 0 S: 9<br>H: 1 LOB: 1 BB: 0 P: 10 | | 1B: 5<br>2B: 2<br>3B: 0<br>HR: 2 | SF: 0<br>SAC: 0<br>DP: 1<br>HBP: 0 | | | | | |

# BOTTOM

## San Francisco Giants @ Pittsburgh Pirates

Three Rivers Stadium, Pittsburgh, PA

Wed Sep 02 1992, 7:05 PM EDT

Att. 13,099 - Cloudy - 77 F

livebaseballscorecards.com

| | |
|---|---|
| AB | 30 |
| R | 3 |
| H | 9 |
| RBI | 3 |
| BB | 4 |
| SO | 3 |
| LOB | 15 |

WP: 0 PB: 0 SB: 0 CS: 2 PA: 35

| PITCHER | | IP | WLS | BF | H | R | ER | SO | BB | IBB | HBP | BLK | WP | HR | S | P | ERA | WHIP |
|---|---|---|---|---|---|---|---|---|---|---|---|---|---|---|---|---|---|---|
| Bud Black, L<br>ERA: 3.18 | (1, 1) | 6.1 | L | 28 | 8 | 3 | 3 | 3 | 4 | 0 | 0 | 0 | 0 | 2 | 58 | 107 | 4.26 | 1.895 |
| Steve Reed, R<br>ERA: | (7, 1) | 0.0 | | 1 | 0 | 0 | 0 | 0 | 0 | 0 | 0 | 0 | 0 | 0 | 3 | 6 | ∞ | ∞ |
| Dave Righetti, L<br>ERA: 4.77 | (7, 1) | 0.2 | | 2 | 1 | 0 | 0 | 0 | 0 | 0 | 0 | 0 | 0 | 0 | 5 | 7 | 0.00 | 1.500 |
| Rod Beck, R<br>ERA: 2.06 | (8, 1) | 1.0 | | 3 | 0 | 0 | 0 | 0 | 0 | 0 | 0 | 0 | 0 | 0 | 7 | 8 | 0.00 | 0.000 |

| PITCHER | IP | WLS | BF | H | R | ER | SO | BB | IBB | HBP | BLK | WP | HR | S | P | ERA | WHIP |
|---|---|---|---|---|---|---|---|---|---|---|---|---|---|---|---|---|---|

| Batter | 1 | 2 | 3 | 4 | 5 | 6 | 7 | 8 | 9 | AB | R | H | RBI | BB | SO | LOB |
|---|---|---|---|---|---|---|---|---|---|---|---|---|---|---|---|---|
| Mike Felder, S (1, 8)<br>OBP: 0.326, SLG: 0.399 | B B C X<br>2-1<br>HBP 1B 2B | B C F X<br>1-2 ③<br>F8 | | | B C X<br>1-1 ①<br>P6 | | C B B C B X<br>3-2 ①<br>F7 | | F B B F X<br>2-2<br>1B 2B | 5 | 1 | 2 | 0 | 0 | 0 | 1 |
| Willie McGee, S (1, 9)<br>OBP: 0.332, SLG: 0.351 | F B B F X<br>2-2 ①<br>G1-3 | X<br>0-0 ①<br>G1 | | | C B X<br>1-1<br>1B | | C B F B F 1 SAFE S<br>2-3 ②<br>K | | F B X<br>1-1<br>DI<br>2-3 1B | 5 | 0 | 2 | 0 | 0 | 1 | 2 |
| Will Clark, L (1, 3)<br>OBP: 0.388, SLG: 0.480<br>Cory Snyder, R (2, 3)<br>OBP: 0.308, SLG: 0.442 | I<br>I<br>I<br>4-0<br>HBP 1B IBB | S B B B C X<br>3-2 ②<br>G6-3 | | | 1 SAFE B F 1 SAFE 1 SAFE F 1 SAFE B S<br>2-3 ②<br>K | | F S B B B B F X<br>3-2<br>1-H 2B | | F F S<br>0-3 ②<br>K | 0<br>4 | 1<br>0 | 0<br>1 | 0<br>1 | 1<br>0 | 0<br>2 | 0<br>3 |
| Mark Leonard, L (1, 7)<br>OBP: 0.384, SLG: 0.500 | B B C F H<br>3-2<br>FC5-4 1B<br>1-2<br>2-3<br>HBP | B B C S F B X<br>3-2 ③<br>P4 | | | P X<br>1-0 ③<br>G4-3 | | B X<br>1-0 ③<br>G3 | | F S F S<br>0-3 ③<br>K<br>1-2 | 4 | 0 | 0 | 0 | 0 | 1 | 4 |
| Matt Williams, R (1, 5)<br>OBP: 0.274, SLG: 0.364 | X<br>0-0<br>FC5-4<br>1-2<br>2-H<br>3-H 1B | | | B B X<br>2-0<br>G4-3 1B<br>FC6 1B | | B X<br>1-0 ①<br>G5-3 | | B B B C C X<br>3-2 ①<br>F8 | | 4 | 0 | 2 | 2 | 0 | 0 | 0 |
| Robby Thompson, R (1, 4)<br>OBP: 0.331, SLG: 0.412 | C F F B X<br>1-2 ②<br>FC5-4<br>1-2f<br>2-3 | | | X<br>0-0<br>FC6 G4-3<br>1-2 1B | | B C F B S<br>2-3 ②<br>K | | C X<br>0-1<br>1B | | 4 | 0 | 2 | 0 | 0 | 1 | 2 |
| Kirt Manwaring, R (1, 2)<br>OBP: 0.308, SLG: 0.328 | F X<br>0-1 ③<br>F9 | | | B B C X<br>2-1 ①<br>G4-3<br>1-2<br>2-3 | | C F B B B B<br>4-2<br>BB | | B X<br>1-0 ②<br>F8 | | 3 | 0 | 0 | 0 | 1 | 0 | 5 |
| Royce Clayton, R (1, 6)<br>OBP: 0.282, SLG: 0.311<br>Jim Pena, L (6, 1)<br>OBP: 0.200, SLG: 0.200<br>Steve Hosey, R (8, PH)<br>OBP: 0.167, SLG: 0.167<br>Dave Righetti, L (8, 1)<br>OBP: 0.143, SLG: 0.143 | | C B F F B B X<br>3-2 ①<br>F8 | | C X<br>0-1 ②<br>FC6<br>2-3<br>3-H | | X<br>0-0 ③<br>F9 | | C F S<br>0-3 ③<br>K | | 3<br>0<br>1<br>0 | 0<br>0<br>0<br>0 | 0<br>0<br>0<br>0 | 0<br>0<br>0<br>0 | 0<br>0<br>1<br>0 | 0<br>0<br>1<br>0 | 3<br>0<br>1<br>0 |
| Dave Burba, R (1, 1)<br>OBP: 0.143, SLG: 0.077<br>Chris James, R (4, PH)<br>OBP: 0.301, SLG: 0.386<br>Jeff Brantley, R (4, 1)<br>OBP: 0.667, SLG: 0.500<br>Michael Jackson, R (6, 1)<br>Greg Litton, R (6, 6)<br>OBP: 0.272, SLG: 0.307 | | C B S S<br>1-3 ②<br>K | | B B S B C X<br>3-2 ③<br>G4-3 | | S S X<br>0-2<br>2B 1B | | | S B S S<br>1-3 ①<br>K | 1<br>1<br>0<br>0<br>2 | 0<br>0<br>0<br>0<br>1 | 0<br>0<br>0<br>0<br>1 | 0<br>0<br>0<br>0<br>1 | 1<br>0<br>0<br>0<br>0 | 0<br>0<br>0<br>0<br>1 | 0<br>2<br>0<br>0<br>0 |
| Inning Stats | R: 2 H: 2<br>E: 0 LOB: 2<br>K: 0 BB: 1<br>S: 14 P: 26 | R: 0 H: 0<br>E: 0 LOB: 0<br>K: 1 BB: 0<br>S: 10 P: 15 | R: 0 H: 0<br>E: 0 LOB: 0<br>K: 0 BB: 0<br>S: 8 P: 14 | R: 0 H: 2<br>E: 0 LOB: 2<br>K: 0 BB: 0<br>S: 9 P: 16 | R: 0 H: 1<br>E: 0 LOB: 1<br>K: 1 BB: 0<br>S: 9 P: 13 | R: 0 H: 0<br>E: 0 LOB: 1<br>K: 1 BB: 1<br>S: 7 P: 14 | R: 1 H: 2<br>E: 0 LOB: 1<br>K: 1 BB: 0<br>S: 15 P: 24 | R: 0 H: 1<br>E: 0 LOB: 1<br>K: 1 BB: 0<br>S: 9 P: 13 | R: 0 H: 2<br>E: 0 LOB: 2<br>K: 3 BB: 0<br>S: 15 P: 19 | 1B: 7 SF: 0<br>2B: 3 SAC: 0<br>3B: 0 DP: 0<br>HR: 0 HBP: 1 | | | | | | WP: 0 PA: 40<br>PB: 0<br>SB: 0<br>CS: 0 |

# TOP

## San Francisco Giants @ Pittsburgh Pirates

Three Rivers Stadium, Pittsburgh, PA

Thu Sep 03 1992, 7:05 PM EDT

Att. 9,057 - Cloudy - 72 F

livebaseballscorecards.com

| | |
|---|---|
| AB | 37 |
| R | 3 |
| H | 10 |
| RBI | 3 |
| BB | 2 |
| SO | 8 |
| LOB | 23 |

| PITCHER | | IP | WLS | BF | H | R | ER | SO | BB | IBB | HBP | BLK | WP | HR | S | P | ERA | WHIP |
|---|---|---|---|---|---|---|---|---|---|---|---|---|---|---|---|---|---|---|
| Doug Drabek, R<br>ERA: 2.8 | (1, 1) | 6.1 | W | 28 | 6 | 3 | 3 | 3 | 1 | 1 | 1 | 0 | 0 | 0 | 63 | 107 | 4.26 | 1.105 |
| Danny Cox, R<br>ERA: 4.82 | (7, 1) | 1.2 | | 7 | 2 | 0 | 0 | 2 | 0 | 0 | 0 | 0 | 0 | 0 | 18 | 28 | 0.00 | 1.200 |
| Stan Belinda, R<br>ERA: 2.83 | (9, 1) | 1.0 | | 5 | 2 | 0 | 0 | 3 | 0 | 0 | 0 | 0 | 0 | 0 | 15 | 19 | 0.00 | 2.000 |

| PITCHER | IP | WLS | BF | H | R | ER | SO | BB | IBB | HBP | BLK | WP | HR | S | P | ERA | WHIP |
|---|---|---|---|---|---|---|---|---|---|---|---|---|---|---|---|---|---|

| Batter | 1 | 2 | 3 | 4 | 5 | 6 | 7 | 8 | 9 | AB | R | H | RBI | BB | SO | LOB |
|---|---|---|---|---|---|---|---|---|---|---|---|---|---|---|---|---|
| Alex Cole, L (1, 9)<br>OBP: 0.346, SLG: 0.357 | X<br>0-0<br>1B SH1-3<br>1B 1B | C B B B X<br>3-1<br>1B | | B X<br>1-0 ③<br>F8 | | B B B C X<br>3-1<br>1-H<br>3B | | B B C B X<br>3-1<br>E6<br>3B | | 5 | 2 | 4 | 1 | 0 | 0 | 1 |
| Jay Bell, R (1, 6)<br>OBP: 0.332, SLG: 0.371 | X<br>0-0 ①<br>SH1-3<br>1-2 | 1 SAFE X<br>0-0 ③<br>P5 | | | C B X<br>1-1<br>BB<br>2B 1B | B S X<br>1-1 ②<br>G6-3 | | F X<br>0-1<br>2B 2B | | 4 | 2 | 2 | 0 | 0 | 0 | 2 |
| Andy Van Slyke, L (1, 8)<br>OBP: 0.398, SLG: 0.511 | C X<br>0-1<br>BB<br>2-3 1B 1B | | B B X<br>2-0 ①<br>L6 | | 1 SAFE F C B S<br>1-3 ①<br>K | B C B S X<br>3-1 ③<br>G3 | | X<br>0-0<br>2-H 2B | | 5 | 1 | 2 | 1 | 0 | 1 | 2 |
| Barry Bonds, L (1, 7)<br>OBP: 0.438, SLG: 0.582 | B C F S<br>1-3 ②<br>K | | B B X<br>2-0<br>FC6-5<br>2B | | B B B B<br>4-0<br>1-2 2B BB | | C S B B B F B<br>4-2<br>2B BB | C B B C S<br>2-3 ②<br>K | | 3 | 2 | 1 | 0 | 2 | 2 | 3 |
| Jeff King, R (1, 5)<br>OBP: 0.263, SLG: 0.368 | B B C B 1 SAFE B<br>4-1<br>1B<br>1-2 BB | | X<br>0-0 ②<br>FC6-5<br>2-3 | | F C F B S<br>1-3 ②<br>K | | C 1 SAFE B C X<br>1-2<br>1-H 1B 2B | B B C B X<br>3-1 ③<br>G4-3 | | 4 | 1 | 1 | 1 | 1 | 1 | 4 |
| Orlando Merced, S (1, 3)<br>OBP: 0.319, SLG: 0.377 | C S B F X<br>1-2<br>1-3 2-H 3-H 1B | | B B B C F F X<br>3-2 ③<br>P8 | | S B S X<br>1-2<br>1-H 2-H 2B | | C B S X<br>1-2<br>2-H G1-6-3 1B | | | 4 | 0 | 3 | 5 | 0 | 0 | 1 |
| Michael LaValliere, L (1, 2)<br>OBP: 0.357, SLG: 0.351 | B B C F X<br>2-2 ③<br>F9 | | | B F B B B X<br>3-1 ①<br>P4 | B X<br>1-0 ③<br>G4-3 | | F B F C<br>1-3 ①<br>K | | | 4 | 0 | 0 | 0 | 0 | 1 | 4 |
| Carlos Garcia, R (1, 4)<br>OBP: 0.182, SLG: 0.182 | | C B F S<br>1-3 ①<br>K | | F B F C<br>1-3 ②<br>K | | B X<br>1-0<br>FC3-6<br>1B | F X<br>0-1 ② ③<br>G1-6-3<br>1-2f | | | 4 | 0 | 1 | 0 | 0 | 2 | 1 |
| Doug Drabek, R (1, 1)<br>OBP: 0.173, SLG: 0.189<br>Danny Cox, R (7, 1)<br>OBP: 0.077, SLG: 0.077<br>Gary Redus, R (8, PH)<br>OBP: 0.293, SLG: 0.303<br>Stan Belinda, R (9, 1)<br>OBP: 0.500, SLG: 1.000 | | S B F B S<br>2-3 ②<br>K | | B S S B B F B<br>4-2<br>BB | | B 1 SAFE B F 1 SAFE L 1 SAFE X<br>2-2 ①<br>FC3-6<br>1-2f 3B | | X<br>0-0 ①<br>F8 | | 2<br>0<br>1<br>0 | 1<br>0<br>0<br>0 | 0<br>0<br>0<br>0 | 0<br>0<br>0<br>0 | 1<br>0<br>0<br>0 | 1<br>0<br>0<br>0 | 1<br>0<br>0<br>0 |
| Inning Stats | R: 2 E: 0 K: 1 S: 15<br>H: 3 LOB: 2 BB: 1 P: 23 | R: 0 E: 0 K: 2 S: 9<br>H: 1 LOB: 1 BB: 0 P: 15 | R: 0 E: 0 K: 0 S: 7<br>H: 1 LOB: 1 BB: 0 P: 14 | R: 0 E: 0 K: 1 S: 9<br>H: 0 LOB: 1 BB: 1 P: 18 | R: 2 E: 0 K: 2 S: 13<br>H: 2 LOB: 1 BB: 1 P: 22 | R: 1 E: 0 K: 0 S: 10<br>H: 2 LOB: 1 BB: 0 P: 20 | R: 2 E: 0 K: 1 S: 14<br>H: 2 LOB: 0 BB: 1 P: 21 | R: 2 E: 1 K: 1 S: 11<br>H: 3 LOB: 1 BB: 0 P: 19 | | 1B: 7<br>2B: 5<br>3B: 2<br>HR: 0 | SF: 0<br>SAC: 1<br>DP: 1<br>HBP: 0 | | | WP: 0<br>PB: 0<br>SB: 0<br>CS: 0 | PA: 41 | |

| PITCHER | IP | WLS | BF | H | R | ER | SO | BB | IBB | HBP | BLK | WP | HR | S | P | ERA | WHIP |
|---|---|---|---|---|---|---|---|---|---|---|---|---|---|---|---|---|---|
| Dave Burba, R (1, 1)<br>ERA: 5.65 | 3.0 | | 15 | 5 | 2 | 2 | 3 | 1 | 0 | 0 | 0 | 0 | 0 | 31 | 52 | 6.00 | 2.000 |
| Jeff Brantley, R (4, 1)<br>ERA: 3.9 | 2.0 | L | 10 | 2 | 2 | 2 | 3 | 2 | 0 | 0 | 0 | 0 | 0 | 22 | 40 | 9.00 | 2.000 |
| Michael Jackson, R (6, 1)<br>ERA: 3.1 | 0.2 | | 4 | 2 | 1 | 1 | 0 | 0 | 0 | 0 | 0 | 0 | 0 | 8 | 15 | 13.50 | 3.000 |
| Jim Pena, L (6, 1)<br>ERA: 3.48 | 1.1 | | 6 | 2 | 2 | 2 | 1 | 1 | 0 | 0 | 0 | 0 | 0 | 16 | 26 | 13.50 | 2.250 |
| Dave Righetti, L (8, 1)<br>ERA: 4.97 | 1.0 | | 6 | 3 | 2 | 2 | 1 | 0 | 0 | 0 | 0 | 0 | 0 | 11 | 19 | 18.00 | 3.000 |

| PITCHER | IP | WLS | BF | H | R | ER | SO | BB | IBB | HBP | BLK | WP | HR | S | P | ERA | WHIP |
|---|---|---|---|---|---|---|---|---|---|---|---|---|---|---|---|---|---|

# BOTTOM

## San Francisco Giants @ Pittsburgh Pirates

Three Rivers Stadium, Pittsburgh, PA

Thu Sep 03 1992, 7:05 PM EDT
Att. 9,057 - Cloudy - 72 F

livebaseballscorecards.com

| | |
|---|---|
| AB | 36 |
| R | 9 |
| H | 14 |
| RBI | 8 |
| BB | 4 |
| SO | 8 |
| LOB | 19 |

| Batter | 1 | 2 | 3 | 4 | 5 | 6 | 7 | 8 | 9 | AB | R | H | RBI | BB | SO | LOB |
|---|---|---|---|---|---|---|---|---|---|---|---|---|---|---|---|---|
| Eric Young Sr., R (1, 4)<br>OBP: 0.241, SLG: 0.195 | C<br>X<br>0-1 ① B5-3 | | 1 SAFE<br>B<br>C<br>X<br>1-1 FC4-6 1B<br>1-2 | | X<br>0-0 1B<br>3-H | | | C<br>B<br>C<br>X<br>1-2 ② G3 | | 4 | 0 | 2 | 1 | 0 | 0 | 0 |
| Brett Butler, L (1, 8)<br>OBP: 0.411, SLG: 0.398 | C<br>C<br>S<br>0-3 ② K | | X<br>0-0 ② FC4-6 FC6-4<br>1-2f<br>2-3 | | X<br>0-0 ③ B2-3 | | | B<br>B<br>B<br>C<br>C<br>X<br>3-2 ③ G6-3 | | 4 | 0 | 0 | 0 | 0 | 1 | 3 |
| Eric Davis, R (1, 7)<br>OBP: 0.326, SLG: 0.323 | F<br>B<br>B<br>B<br>B<br>4-1 S BB | | X<br>0-0 ③ FC6-4<br>1-2f | | | X<br>0-0 ① P9 | | | S<br>F<br>X<br>0-2 ① F9 | 3 | 0 | 0 | 0 | 1 | 0 | 2 |
| Eric Karros, R (1, 3)<br>OBP: 0.298, SLG: 0.440<br>Tom Goodwin, L (9, PR)<br>OBP: 0.233, SLG: 0.214<br>Dave Hansen, L (9, 5)<br>OBP: 0.295, SLG: 0.307 | C<br>F<br>B<br>F<br>B<br>B<br>F<br>X<br>3-2 ③ F7<br>1-2 | | | X<br>0-0 ① F9 | | C<br>X<br>0-1 ② F9 | | | B<br>B<br>B<br>B<br>4-0 1B BB HR BB | 3<br>0<br>0 | 0<br>1<br>0 | 0<br>0<br>0 | 0<br>0<br>0 | 1<br>0<br>0 | 0<br>0<br>0 | 1<br>0<br>0 |
| Mike Piazza, R (1, 2)<br>OBP: 0.750, SLG: 0.833<br>Lenny Harris, L (9, PR)<br>OBP: 0.324, SLG: 0.315<br>(9, 6) | | B<br>B<br>B<br>C<br>S<br>F<br>X<br>3-2 G6-3 1B | | B<br>S<br>B<br>S<br>2-3 ② K2-3 | | C<br>B<br>F<br>X<br>1-2 ③ G1-3 | | | B<br>S<br>S<br>B<br>B<br>B<br>4-2 1B HR<br>1-2 BB | 3<br>0 | 0<br>1 | 1<br>0 | 0<br>0 | 1<br>0 | 1<br>0 | 0<br>0 |
| Billy Ashley, R (1, 9) | | F<br>B<br>S<br>B<br>S<br>2-3 ① K | | B<br>S<br>F<br>C<br>1-3 ③ K | | | X<br>0-0 ① G6-3 | | S<br>C<br>F<br>S<br>0-3 ② K | 4 | 0 | 0 | 0 | 0 | 3 | 3 |
| Mike Sharperson, R (1, 5)<br>OBP: 0.400, SLG: 0.406<br>Darryl Strawberry, L (9, PH)<br>OBP: 0.319, SLG: 0.388<br>Steve Wilson, L (9, 1)<br>OBP: 0.333, SLG: 0.333<br>Jim Gott, R (9, 1)<br>OBP: 0.500, SLG: 0.500<br>Jay Howell, R (9, 1) | | 1 SAFE<br>C<br>X<br>0-1 ②③ G6-3<br>1-2f | | | C<br>F<br>X<br>0-2 G5-3 PB 1B 1B | | X<br>0-0 ② L7 | | C<br>C<br>B<br>B<br>X<br>2-2 HR 1B<br>1-2<br>2-3 | 3<br>1<br>0<br>0<br>0 | 1<br>1<br>0<br>0<br>0 | 1<br>1<br>0<br>0<br>0 | 0<br>0<br>0<br>0<br>0 | 0<br>0<br>0<br>0<br>0 | 0<br>0<br>0<br>0<br>0 | 1<br>0<br>0<br>0<br>0 |
| Rafael Bournigal, R (1, 6)<br>OBP: 0.143, SLG: 0.143<br>Todd Benzinger, S (9, PH)<br>OBP: 0.268, SLG: 0.344<br>(9, 3) | | | X<br>0-0 FC4-6 1B 1B | | 1 SAFE<br>1 SAFE<br>X<br>0-0 ① F7 | | C<br>F<br>S<br>0-3 ③ K | | X<br>0-0 1-H 2-H 3-H HR | 3<br>1 | 0<br>1 | 1<br>1 | 0<br>4 | 0<br>0 | 1<br>0 | 1<br>0 |
| Kevin Gross, R (1, 1)<br>OBP: 0.115, SLG: 0.080<br>Mitch Webster, S (8, PH)<br>OBP: 0.322, SLG: 0.391<br>Roger McDowell, R (8, 1)<br>Carlos Hernandez, R (9, PH)<br>OBP: 0.321, SLG: 0.341<br>(9, 2) | | | 1 SAFE<br>M<br>L<br>F<br>B<br>1 SAFE<br>B<br>S<br>2-3 ① K | | 1 SAFE<br>B<br>B<br>C<br>X<br>2-1 ② G5-3<br>1-3 | | | F<br>F<br>B<br>F<br>B<br>F<br>F<br>X<br>2-2 ① G1-3 | X<br>0-0 ③ F8 | 2<br>1<br>0<br>1 | 0<br>0<br>0<br>0 | 0<br>0<br>0<br>0 | 0<br>0<br>0<br>0 | 1<br>0<br>0<br>0 | 0<br>0<br>0<br>0 | 2<br>0<br>0<br>1 |
| Inning Stats | R: 0<br>E: 0<br>K: 1<br>S: 11<br>H: 0<br>LOB: 1<br>BB: 1<br>P: 18 | R: 0<br>E: 0<br>K: 1<br>S: 9<br>H: 1<br>LOB: 0<br>BB: 0<br>P: 14 | R: 0<br>E: 0<br>K: 1<br>S: 9<br>H: 2<br>LOB: 2<br>BB: 0<br>P: 12 | R: 0<br>E: 0<br>K: 2<br>S: 7<br>H: 0<br>LOB: 0<br>BB: 0<br>P: 10 | R: 1<br>E: 0<br>K: 0<br>S: 8<br>H: 2<br>LOB: 1<br>BB: 0<br>P: 10 | R: 0<br>E: 0<br>K: 0<br>S: 6<br>H: 0<br>LOB: 0<br>BB: 0<br>P: 7 | R: 0<br>E: 0<br>K: 1<br>S: 5<br>H: 0<br>LOB: 0<br>BB: 0<br>P: 5 | R: 0<br>E: 0<br>K: 0<br>S: 12<br>H: 0<br>LOB: 0<br>BB: 0<br>P: 18 | R: 4<br>E: 0<br>K: 1<br>S: 14<br>H: 2<br>LOB: 1<br>BB: 2<br>P: 24 | 1B: 6<br>2B: 0<br>3B: 0<br>HR: 1<br>SF: 0<br>SAC: 0<br>DP: 1<br>HBP: 0 | | | | | | |

# TOP

## Los Angeles Dodgers @ Pittsburgh Pirates

Three Rivers Stadium, Pittsburgh, PA

Fri Sep 04 1992, 7:05 PM EDT
Att. 30,341 - Cloudy - 76 F

livebaseballscorecards.com

| | |
|---|---|
| AB | 33 |
| R | 5 |
| H | 7 |
| RBI | 5 |
| BB | 3 |
| SO | 7 |
| LOB | 14 |

| PITCHER | | IP | WLS | BF | H | R | ER | SO | BB | IBB | HBP | BLK | WP | HR | S | P | ERA | WHIP |
|---|---|---|---|---|---|---|---|---|---|---|---|---|---|---|---|---|---|---|
| Randy Tomlin, L<br>ERA: 3.41 | (1, 1) | 8.0 | | 29 | 5 | 1 | 0 | 6 | 1 | 0 | 0 | 0 | 0 | 0 | 67 | 94 | 0.00 | 0.750 |
| Roger Mason, R<br>ERA: 4.14 | (9, 1) | 0.2 | | 4 | 0 | 2 | 2 | 1 | 2 | 0 | 0 | 0 | 0 | 0 | 9 | 17 | 27.00 | 3.000 |
| Bob Patterson, L<br>ERA: 2.53 | (9, 1) | 0.1 | W | 3 | 2 | 2 | 2 | 0 | 0 | 0 | 0 | 0 | 0 | 1 | 5 | 7 | 54.00 | 6.000 |

| PITCHER | IP | WLS | BF | H | R | ER | SO | BB | IBB | HBP | BLK | WP | HR | S | P | ERA | WHIP |
|---|---|---|---|---|---|---|---|---|---|---|---|---|---|---|---|---|---|

| Batter | 1 | 2 | 3 | 4 | 5 | 6 | 7 | 8 | 9 | AB | R | H | RBI | BB | SO | LOB |
|---|---|---|---|---|---|---|---|---|---|---|---|---|---|---|---|---|
| Alex Cole, L (1, 9)<br>OBP: 0.343, SLG: 0.351 | G4-3 | | G6-3 | | G4-3<br>2-3 | | G4-3 | SAFE<br>BB<br>1-2 | | 4 | 0 | 0 | 0 | 1 | 0 | 1 |
| Jay Bell, R (1, 6)<br>OBP: 0.330, SLG: 0.375 | K | | P7 | | HR<br>3-H | | K | P4 | | 5 | 1 | 1 | 2 | 0 | 2 | 2 |
| Andy Van Slyke, L (1, 8)<br>OBP: 0.400, SLG: 0.518 | 2B | | G4-3 | | 2B | | 2B | | F9 | 5 | 0 | 3 | 0 | 0 | 0 | 0 |
| Barry Bonds, L (1, 7)<br>OBP: 0.441, SLG: 0.580 | FC6-4<br>BB | | | F8 | IBB | | IBB | | S<br>1B<br>BB | 1 | 1 | 0 | 0 | 4 | 0 | 0 |
| Jeff King, R (1, 5)<br>OBP: 0.265, SLG: 0.368 | FC6-4<br>1-2f | | | 1B | G4-3 | | G4-3 | | 1B<br>FC<br>1-H | 5 | 1 | 2 | 1 | 0 | 0 | 6 |
| Orlando Merced, S (1, 3)<br>OBP: 0.323, SLG: 0.381 | | F7 | | F8 | | BB | | G4-3<br>G6-3<br>2B | FC<br>1B<br>1-3<br>1B | 4 | 2 | 2 | 0 | 1 | 0 | 1 |
| Michael LaValliere, L (1, 2)<br>OBP: 0.351, SLG: 0.344 | | G6-3 | | P6 | | F9 | | G4-3<br>2-3 | FC<br>1B<br>1-2<br>3-H | 5 | 0 | 0 | 1 | 0 | 0 | 4 |
| Carlos Garcia, R (1, 4)<br>OBP: 0.267, SLG: 0.267<br>Cecil Espy, S (9, PH)<br>OBP: 0.306, SLG: 0.335 | | 1B | | | G4-3<br>SH3-4<br>HR<br>1B | | F9 | G6-3<br>3-H | K | 4<br>1 | 1<br>0 | 2<br>0 | 1<br>0 | 0<br>0 | 0<br>1 | 1<br>2 |
| Randy Tomlin, L (1, 1)<br>OBP: 0.186, SLG: 0.143<br>Gary Varsho, L (8, PH)<br>OBP: 0.265, SLG: 0.333<br>Roger Mason, R (9, 1)<br>Bob Patterson, R (9, 1)<br>OBP: 0.429, SLG: 0.500<br>Don Slaught, R (9, PH)<br>OBP: 0.379, SLG: 0.476 | G5-4-3 | | | | SH3-4<br>1-2 | G3 | | S<br>BB | 1B<br>1-2<br>2-H | 2<br>0<br>0<br>0<br>1 | 0<br>0<br>0<br>0<br>0 | 0<br>0<br>0<br>0<br>1 | 0<br>0<br>0<br>0<br>1 | 0<br>1<br>0<br>0<br>0 | 0<br>0<br>0<br>0<br>0 | 2<br>0<br>0<br>0<br>0 |
| Inning Stats | R: 0<br>E: 0<br>K: 1<br>S: 8<br>H: 1<br>LOB: 2<br>BB: 1<br>P: 16 | R: 0<br>E: 0<br>K: 0<br>S: 8<br>H: 1<br>LOB: 1<br>BB: 0<br>P: 13 | R: 0<br>E: 0<br>K: 0<br>S: 9<br>H: 0<br>LOB: 0<br>BB: 0<br>P: 13 | R: 0<br>E: 0<br>K: 0<br>S: 9<br>H: 1<br>LOB: 1<br>BB: 0<br>P: 12 | R: 2<br>E: 0<br>K: 0<br>S: 12<br>H: 3<br>LOB: 2<br>BB: 1<br>P: 24 | R: 0<br>E: 0<br>K: 0<br>S: 8<br>H: 0<br>LOB: 1<br>BB: 1<br>P: 17 | R: 0<br>E: 0<br>K: 1<br>S: 9<br>H: 1<br>LOB: 2<br>BB: 1<br>P: 18 | R: 1<br>E: 0<br>K: 0<br>S: 12<br>H: 1<br>LOB: 2<br>BB: 2<br>P: 20 | R: 3<br>E: 0<br>K: 1<br>S: 16<br>H: 3<br>LOB: 2<br>BB: 1<br>P: 26 | 1B: 6<br>2B: 4<br>3B: 0<br>HR: 1<br>SF: 0<br>SAC: 1<br>DP: 0<br>HBP: 0 | | | | | | |

| PITCHER | | IP | WLS | BF | H | R | ER | SO | BB | IBB | HBP | BLK | WP | HR | S | P | ERA | WHIP |
|---|---|---|---|---|---|---|---|---|---|---|---|---|---|---|---|---|---|---|
| Kevin Gross, R<br>ERA: 3.35 | (1, 1) | 7.0 | | 32 | 7 | 2 | 2 | 2 | 2 | 2 | 0 | 0 | 0 | 1 | 63 | 113 | 2.57 | 1.286 |
| Roger McDowell, R<br>ERA: 4.06 | (8, 1) | 1.0 | | 6 | 1 | 1 | 1 | 0 | 2 | 0 | 0 | 0 | 0 | 0 | 12 | 20 | 9.00 | 3.000 |
| Steve Wilson, L<br>ERA: 4.5 | (9, 1) | 0.1 | | 2 | 0 | 1 | 1 | 0 | 1 | 0 | 0 | 0 | 0 | 0 | 5 | 11 | 27.00 | 3.000 |
| Jim Gott, R<br>ERA: 1.96 | (9, 1) | 0.0 | L | 2 | 2 | 0 | 0 | 0 | 0 | 0 | 0 | 0 | 0 | 0 | 5 | 8 | ∞ | ∞ |
| Jay Howell, R<br>ERA: 1.38 | (9, 1) | 0.1 | | 3 | 1 | 2 | 2 | 1 | 0 | 0 | 0 | 0 | 0 | 0 | 6 | 7 | 54.00 | 3.000 |

| PITCHER | IP | WLS | BF | H | R | ER | SO | BB | IBB | HBP | BLK | WP | HR | S | P | ERA | WHIP |
|---|---|---|---|---|---|---|---|---|---|---|---|---|---|---|---|---|---|

# BOTTOM

## Los Angeles Dodgers @ Pittsburgh Pirates

Three Rivers Stadium, Pittsburgh, PA

Fri Sep 04 1992, 7:05 PM EDT
Att. 30,341 - Cloudy - 76 F

livebaseballscorecards.com

| | |
|---|---|
| AB | 37 |
| R | 6 |
| H | 11 |
| RBI | 6 |
| BB | 7 |
| SO | 3 |
| LOB | 19 |

WP: 0 PA: 45
PB: 0
SB: 2
CS: 0

| Batter | 1 | 2 | 3 | 4 | 5 | 6 | 7 | 8 | 9 | AB | R | H | RBI | BB | SO | LOB |
|---|---|---|---|---|---|---|---|---|---|---|---|---|---|---|---|---|
| Brett Butler, L (1, 8)<br>OBP: 0.410, SLG: 0.396 | C X<br>0-1 ①<br>F7 | | C C B B X<br>2-2 ③<br>G3 | | | X<br>0-0 ③<br>P6 | | | C B B B B<br>4-1<br>G4-6-3<br>BB | 3 | 0 | 0 | 0 | 1 | 0 | 0 |
| Lenny Harris, L (1, 4) (6, 6)<br>OBP: 0.323, SLG: 0.314 | C X<br>0-1<br>G6-4-3<br>1B | | | C X<br>0-1 ①<br>B1-3 | | | C X<br>0-1 ①<br>G6-3 | | F X<br>0-1 ① ②<br>G4-6-3<br>1-2f | 4 | 0 | 1 | 0 | 0 | 0 | 1 |
| Eric Davis, R (1, 7)<br>OBP: 0.325, SLG: 0.322 | B B X<br>2-0 ② ③<br>G6-4-3<br>1-2f | | | C B B F F F X<br>2-2 ②<br>L4 | | | C B X<br>1-1 ②<br>G4-3 | | C S F B B B F X<br>2-2<br>1B | 4 | 0 | 1 | 0 | 0 | 0 | 1 |
| Eric Karros, R (1, 3)<br>OBP: 0.297, SLG: 0.441 | | C B X<br>1-1 ①<br>F8 | | B B X<br>2-0 ③<br>G6-3 | | | S B X<br>1-1<br>2B<br>2B | | C F B F S<br>1-3 ③<br>K | 4 | 1 | 1 | 0 | 0 | 1 | 1 |
| Henry Rodriguez, L (1, 9)<br>OBP: 0.262, SLG: 0.378 | | B B X<br>2-0 ②<br>F7 | | | F S F B B F B S<br>3-3 ①<br>K | | B C X<br>1-1<br>2-H<br>2B | | | 3 | 0 | 1 | 1 | 0 | 1 | 0 |
| Mike Scioscia, L (1, 2)<br>OBP: 0.290, SLG: 0.278 | | B X<br>1-0<br>2B | | | C X<br>0-1 ②<br>F9 | | C B X<br>1-1 ③<br>P6 | | | 3 | 0 | 1 | 0 | 0 | 0 | 1 |
| Dave Hansen, L (1, 5)<br>OBP: 0.295, SLG: 0.308 | | B C X<br>1-1 ③<br>G4-3 | | | B C X<br>1-1 ③<br>G5-3 | | | X<br>0-0<br>G6-3<br>1B | | 3 | 0 | 1 | 0 | 0 | 0 | 1 |
| Rafael Bournigal, R (1, 6)<br>OBP: 0.125, SLG: 0.125 | | | C B X<br>1-1 ①<br>G6-3 | | | B B F B X<br>3-1 ①<br>F8 | | F B X<br>1-1 ① ②<br>G6-3<br>1-2f | | 1 | 0 | 0 | 0 | 0 | 0 | 0 |
| Todd Benzinger, S (6, PH)<br>OBP: 0.267, SLG: 0.343 | | | | | | | | | | 1 | 0 | 0 | 0 | 0 | 0 | 0 |
| Eric Young Sr., R (6, 4)<br>OBP: 0.239, SLG: 0.193 | | | | | | | | | | 1 | 0 | 0 | 0 | 0 | 0 | 1 |
| Orel Hershiser, R (1, 1)<br>OBP: 0.230, SLG: 0.305 | | | B F B B C X<br>3-2 ②<br>G6-3 | | | C C B B B X<br>3-2 ②<br>P6 | | B S C S<br>1-3 ③<br>K | | 1 | 0 | 0 | 0 | 0 | 0 | 0 |
| Mitch Webster, S (6, PH)<br>OBP: 0.321, SLG: 0.389 | | | | | | | | | | 1 | 0 | 0 | 0 | 0 | 0 | 0 |
| Kip Gross, R (6, 1)<br>OBP: 1.000, SLG: 1.000 | | | | | | | | | | 0 | 0 | 0 | 0 | 0 | 0 | 0 |
| Billy Ashley, R (8, PH) | | | | | | | | | | 1 | 0 | 0 | 0 | 0 | 1 | 0 |
| Steve Wilson, L (8, 1)<br>OBP: 0.333, SLG: 0.333 | | | | | | | | | | 0 | 0 | 0 | 0 | 0 | 0 | 0 |
| Inning Stats | R: 0 H: 1<br>E: 0 LOB: 0<br>K: 0 BB: 0<br>S: 5 P: 7 | R: 0 H: 1<br>E: 0 LOB: 1<br>K: 0 BB: 0<br>S: 6 P: 11 | R: 0 H: 0<br>E: 0 LOB: 0<br>K: 0 BB: 0<br>S: 8 P: 14 | R: 0 H: 0<br>E: 0 LOB: 0<br>K: 0 BB: 0<br>S: 8 P: 12 | R: 0 H: 0<br>E: 0 LOB: 0<br>K: 1 BB: 0<br>S: 9 P: 13 | R: 0 H: 0<br>E: 0 LOB: 0<br>K: 0 BB: 0<br>S: 6 P: 12 | R: 1 H: 2<br>E: 0 LOB: 1<br>K: 0 BB: 0<br>S: 10 P: 14 | R: 0 H: 1<br>E: 0 LOB: 0<br>K: 1 BB: 0<br>S: 6 P: 8 | R: 0 H: 1<br>E: 0 LOB: 1<br>K: 1 BB: 1<br>S: 12 P: 19 | 1B: 3 SF: 0<br>2B: 3 SAC: 0<br>3B: 0 DP: 3<br>HR: 0 HBP: 0 | | | | | | |

| PITCHER | | IP | WLS | BF | H | R | ER | SO | BB | IBB | HBP | BLK | WP | HR | S | P | ERA | WHIP |
|---|---|---|---|---|---|---|---|---|---|---|---|---|---|---|---|---|---|---|
| Bob Walk, R<br>ERA: 2.98 | (1, 1) | 9.0 | W | 31 | 6 | 1 | 1 | 3 | 1 | 0 | 0 | 0 | 0 | 0 | 70 | 110 | 1.00 | 0.778 |

| PITCHER | IP | WLS | BF | H | R | ER | SO | BB | IBB | HBP | BLK | WP | HR | S | P | ERA | WHIP |
|---|---|---|---|---|---|---|---|---|---|---|---|---|---|---|---|---|---|

# TOP

## Los Angeles Dodgers @ Pittsburgh Pirates

Three Rivers Stadium, Pittsburgh, PA

Sat Sep 05 1992, 7:05 PM EDT
Att. 41,420 - Cloudy - 75 F

livebaseballscorecards.com

| | |
|---|---|
| AB | 30 |
| R | 1 |
| H | 6 |
| RBI | 1 |
| BB | 1 |
| SO | 3 |
| LOB | 6 |

# BOTTOM

## Los Angeles Dodgers @ Pittsburgh Pirates

Three Rivers Stadium, Pittsburgh, PA

Sat Sep 05 1992, 7:05 PM EDT

Att. 41,420 - Cloudy - 75 F

livebaseballscorecards.com

| Batter | 1 | 2 | 3 | 4 | 5 | 6 | 7 | 8 | 9 | AB | R | H | RBI | BB | SO | LOB |
|---|---|---|---|---|---|---|---|---|---|---|---|---|---|---|---|---|
| Alex Cole, L (1, 9)<br>OBP: 0.348, SLG: 0.351 | B F F B B B<br>4-2 G4-6-3 BB | | X<br>0-0 FC3-6 1B HR 1B | C B B F B B<br>4-2 BB | | | C X<br>0-1 ① G4-3 | B C B C X<br>2-2 ③ G1-3 | | 3 | 1 | 1 | 0 | 2 | 0 | 2 |
| Jay Bell, R (1, 6)<br>OBP: 0.330, SLG: 0.374 | C X<br>0-1 ①② G4-6-3<br>1-2f | | B 1 SAFE X<br>1-0 FC3-6<br>1-2 1B | 1 SAFE X<br>0-0 ③ P6 | | | X<br>0-0 ② F8 | | | 4 | 0 | 1 | 0 | 0 | 0 | 2 |
| Andy Van Slyke, L (1, 8)<br>OBP: 0.397, SLG: 0.514 | B C B F C<br>2-3 ③ K | | X<br>0-0 ① FC3-6 HR<br>1-2f 2-3 | | B C X<br>1-1 ① G4-3 | | X<br>0-0 ③ G3-1 | | | 4 | 1 | 0 | 0 | 0 | 1 | 2 |
| Barry Bonds, L (1, 7)<br>OBP: 0.444, SLG: 0.587 | | X<br>0-0 ① G4-3 | C F B B F F F 1 SAFE X<br>2-2 1-H 3-H HR | | B B F B<br>4-1 FC5-4 BB | | | S B B F F F B F B<br>4-2 S 2B BB | | 2 | 2 | 1 | 3 | 2 | 0 | 0 |
| Jeff King, R (1, 5)<br>OBP: 0.270, SLG: 0.375 | | B C X<br>1-1 1B SF9 1B | C F X<br>0-2 S 1B | B B 1 SAFE 1 SAFE F X<br>2-1 ② FC5-4 CS<br>1-2f | | | | 1 SAFE B F F X<br>1-2 1-H 1B 2B | | 4 | 2 | 3 | 1 | 0 | 0 | 1 |
| Orlando Merced, S (1, 3)<br>OBP: 0.327, SLG: 0.383 | | X<br>0-0 SF9 BB<br>1-3 1B | B 1 SAFE 1 SAFE B C B F B<br>4-2 G4-6-3<br>1-2 BB | C C<br>0-2 ③ CS<br>1-2 | F C S<br>0-3 ① K | | | B X<br>1-0 L4-6<br>2-H 1B | | 3 | 0 | 2 | 1 | 1 | 1 | 0 |
| Michael LaValliere, L (1, 2)<br>OBP: 0.349, SLG: 0.340 | C B B B 1 SAFE F B<br>4-2 FC6-4<br>1-2 BB | C X<br>0-1 ②③ G4-6-3<br>1-2f | | | X<br>0-0 ② G1-5-3 | | C B C F F X<br>1-2 ①② L4-6<br>2-3 | | | 3 | 0 | 0 | 0 | 1 | 0 | 3 |
| Carlos Garcia, R (1, 4)<br>OBP: 0.263, SLG: 0.278 | C X<br>0-1 ② SF9<br>2-3 3-H | | S B S S<br>1-3 ① K2-3 | C S X<br>0-2 1B | | | X<br>0-0 E6 1B | | | 3 | 0 | 1 | 1 | 0 | 1 | 0 |
| Bob Walk, R (1, 1)<br>OBP: 0.086, SLG: 0.086 | B F X<br>1-1 ③ FC6-4<br>1-2f | | B F L B S<br>2-3 ② K | S X<br>0-1 ③ G1-3 | | | F C B F F F X<br>1-2 1-2 1B | | | 4 | 0 | 1 | 0 | 0 | 1 | 3 |

| Inning Stats | 1 | 2 | 3 | 4 | 5 | 6 | 7 | 8 | 9 |
|---|---|---|---|---|---|---|---|---|---|
| | R: 0 H: 0<br>E: 0 LOB: 0<br>K: 1 BB: 1<br>S: 7 P: 13 | R: 1 H: 2<br>E: 0 LOB: 2<br>K: 0 BB: 1<br>S: 10 P: 16 | R: 3 H: 4<br>E: 0 LOB: 1<br>K: 0 BB: 1<br>S: 16 P: 23 | R: 0 H: 0<br>E: 0 LOB: 1<br>K: 2 BB: 1<br>S: 9 P: 16 | R: 0 H: 0<br>E: 0 LOB: 0<br>K: 0 BB: 1<br>S: 7 P: 14 | R: 0 H: 1<br>E: 0 LOB: 1<br>K: 1 BB: 0<br>S: 9 P: 9 | R: 0 H: 0<br>E: 0 LOB: 0<br>K: 0 BB: 0<br>S: 4 P: 4 | R: 2 H: 3<br>E: 1 LOB: 2<br>K: 0 BB: 1<br>S: 24 P: 34 | |

| | 1B: 8 | SF: 1 | WP: 0 | PA: 38 |
|---|---|---|---|---|
| | 2B: 2 | SAC: 0 | PB: 0 | |
| | 3B: 0 | DP: 3 | SB: 2 | |
| | HR: 1 | HBP: 0 | CS: 1 | |

| | AB | 30 |
|---|---|---|
| | R | 6 |
| | H | 10 |
| | RBI | 6 |
| | BB | 6 |
| | SO | 4 |
| | LOB | 13 |

| PITCHER | | IP | WLS | BF | H | R | ER | SO | BB | IBB | HBP | BLK | WP | HR | S | P | ERA | WHIP |
|---|---|---|---|---|---|---|---|---|---|---|---|---|---|---|---|---|---|---|
| Orel Hershiser, R<br>ERA: 3.85 | (1, 1) | 5.0 | L | 23 | 6 | 4 | 4 | 3 | 5 | 0 | 0 | 0 | 0 | 1 | 49 | 82 | 7.20 | 2.200 |
| Kip Gross, R<br>ERA: 2.25 | (6, 1) | 2.0 | | 7 | 1 | 0 | 0 | 1 | 0 | 0 | 0 | 0 | 0 | 0 | 13 | 13 | 0.00 | 0.500 |
| Steve Wilson, L<br>ERA: 4.73 | (8, 1) | 1.0 | | 7 | 3 | 2 | 2 | 0 | 1 | 0 | 0 | 0 | 0 | 0 | 24 | 34 | 18.00 | 4.000 |

| PITCHER | IP | WLS | BF | H | R | ER | SO | BB | IBB | HBP | BLK | WP | HR | S | P | ERA | WHIP |
|---|---|---|---|---|---|---|---|---|---|---|---|---|---|---|---|---|---|

# Los Angeles Dodgers @ Pittsburgh Pirates

Three Rivers Stadium, Pittsburgh, PA

Sun Sep 06 1992, 3:33 AM EDT

Att. 20,362 - Cloudy - 80 F

livebaseballscorecards.com

| Batter | 1 | 2 | 3 | 4 | 5 | 6 | 7 | 8 | 9 | AB | R | H | RBI | BB | SO | LOB |
|---|---|---|---|---|---|---|---|---|---|---|---|---|---|---|---|---|
| Eric Young Sr., R (1, 4)<br>OBP: 0.253, SLG: 0.209 | B C C F X<br>1-2 FC5-4 1B | | C X<br>0-1 F7 ③ | | B B X<br>2-0 E 2-3 1B | | B C B B F X<br>3-2 2B 2B 2-H 1B | X<br>0-0 G4-3 ③ | | 3 | 1 | 2 | 0 | 0 | 0 | 0 |
| Lenny Harris, L (7, PH) (7, 4)<br>OBP: 0.324, SLG: 0.316 | | | | | | | | | | 2 | 1 | 1 | 1 | 0 | 0 | 0 |
| Mike Sharperson, R (1, 5)<br>OBP: 0.403, SLG: 0.411 | 1 SAFE X<br>0-0 ① FC5-4 G5-4-3 1-2f | | | B C B X<br>2-1 FC4-6 1B | 1 SAFE X<br>0-0 ② F9 | | P F 1 SAFE B X<br>2-1 2B 1-3 2B | | B B C B B<br>4-1 G6-3 SH 1B BB | 4 | 2 | 2 | 0 | 1 | 0 | 3 |
| Mitch Webster, S (1, 8) (8, 7)<br>OBP: 0.324, SLG: 0.393 | B X<br>1-0 ②③ G5-4-3 1-2f | | | L 1 SAFE X<br>0-1 ① FC4-6 S 1B 1-2f | B F X<br>1-1 E6 1-H 3-H 2B | | C B B B B<br>4-1 2B BB | | X<br>0-0 SH 1B G6-3 1-2 | 3 | 1 | 1 | 2 | 1 | 0 | 2 |
| Eric Karros, R (1, 3)<br>OBP: 0.301, SLG: 0.445 | | F B X<br>1-1 G4-6-3 1B | | B C X<br>1-1 1B 1-H 1B | S B F F B F F S<br>2-3 K ③ | | C B B S F B X<br>3-2 1-3 2-H 3-H 2B | | C X<br>0-1 ① F8 | 5 | 0 | 3 | 3 | 0 | 1 | 3 |
| Mike Piazza, R (1, 2)<br>OBP: 0.462, SLG: 0.455 | | B B X<br>2-0 ①② G4-6-3 1-2f | | C B F F F X<br>1-2 ② F9 | | X<br>0-0 ① G5-3 | B S F S<br>1-3 ② K | | C X<br>0-1 ② G6-3 1-2 2-3 | 5 | 0 | 0 | 0 | 0 | 1 | 6 |
| Todd Benzinger, S (1, 7)<br>OBP: 0.273, SLG: 0.346 | F X<br>0-1 1B | | | B X<br>1-0 FC5-4 1-2 1B | | C X<br>0-1 ② F9 | I I I I<br>4-0 IBB | | 4-0 1B IBB | 3 | 0 | 2 | 0 | 1 | 0 | 0 |
| Brett Butler, L (8, 8)<br>OBP: 0.411, SLG: 0.396 | | | | | | | | | | 0 | 0 | 0 | 0 | 1 | 0 | 0 |
| Billy Ashley, R (1, 9)<br>OBP: 0.077, SLG: 0.077 | X<br>0-0 ③ F7 | | | X<br>0-0 ③ FC5-4 1-2f | | B X<br>1-0 ③ F9 | S F B X<br>1-2 ③ F8 | | F F X<br>0-2 1-2 2-3 3-H 1B | 5 | 0 | 1 | 1 | 0 | 0 | 6 |
| Rafael Bournigal, R (1, 6)<br>OBP: 0.154, SLG: 0.083 | | | F F F B X<br>1-2 ① F8 | | B X<br>1-0 ① G6-3 | | F B B B B<br>4-1 SH1-4 1B BB | X<br>0-0 ① F7 | B X<br>1-0 ③ F8 | 4 | 1 | 0 | 0 | 1 | 0 | 3 |
| Tom Candiotti, R (1, 1)<br>OBP: 0.122, SLG: 0.125 | | | B F X<br>1-1 ② G6-3 | | F X<br>0-1 1B E 2B | | X<br>0-0 ① SH1-4 1-2 | X<br>0-0 ② L5 | | 2 | 1 | 1 | 0 | 0 | 0 | 0 |
| Carlos Hernandez, R (8, PH)<br>OBP: 0.319, SLG: 0.339 | | | | | | | | | | 1 | 0 | 0 | 0 | 0 | 0 | 0 |
| Jay Howell, R (8, 1) | | | | | | | | | | 0 | 0 | 0 | 0 | 0 | 0 | 0 |
| Inning Stats | R: 0 E: 0 K: 0 S: 6<br>H: 1 LOB: 0 BB: 0 P: 8 | R: 0 E: 0 K: 0 S: 6<br>H: 2 LOB: 1 BB: 0 P: 9 | R: 0 E: 0 K: 0 S: 8<br>H: 0 LOB: 0 BB: 0 P: 10 | R: 1 E: 0 K: 0 S: 12<br>H: 3 LOB: 2 BB: 0 P: 17 | R: 2 E: 1 K: 1 S: 13<br>H: 3 LOB: 1 BB: 0 P: 19 | R: 0 E: 0 K: 0 S: 4<br>H: 0 LOB: 0 BB: 0 P: 5 | R: 3 E: 0 K: 1 S: 19<br>H: 3 LOB: 3 BB: 3 P: 40 | R: 0 E: 0 K: 0 S: 3<br>H: 0 LOB: 0 BB: 0 P: 3 | R: 1 E: 0 K: 0 S: 10<br>H: 1 LOB: 3 BB: 2 P: 19 | 1B: 9 2B: 4 3B: 0 HR: 0<br>SF: 0 SAC: 2 DP: 2 HBP: 0 | | | | | | | |

| TOP | |
|---|---|
| AB | 37 |
| R | 7 |
| H | 13 |
| RBI | 7 |
| BB | 5 |
| SO | 2 |
| LOB | 23 |

WP: 0 PB: 0 SB: 1 CS: 0 — PA: 44

| PITCHER | | IP | WLS | BF | H | R | ER | SO | BB | IBB | HBP | BLK | WP | HR | S | P | ERA | WHIP |
|---|---|---|---|---|---|---|---|---|---|---|---|---|---|---|---|---|---|---|
| Danny Jackson, L<br>ERA: 3.89 | (1, 1) | 6.1 | | 27 | 9 | 4 | 4 | 1 | 1 | 0 | 0 | 0 | 0 | 0 | 51 | 74 | 5.68 | 1.579 |
| Danny Cox, R<br>ERA: 5.21 | (7, 1) | 0.0 | L | 4 | 3 | 2 | 2 | 0 | 1 | 0 | 0 | 0 | 0 | 0 | 11 | 22 | ∞ | ∞ |
| Roger Mason, R<br>ERA: 4.11 | (7, 1) | 0.2 | | 3 | 0 | 0 | 0 | 1 | 0 | 1 | 0 | 0 | 0 | 0 | 6 | 12 | 0.00 | 0.000 |
| Denny Neagle, L<br>ERA: 4.23 | (8, 1) | 1.0 | | 3 | 0 | 0 | 0 | 0 | 0 | 0 | 0 | 0 | 0 | 0 | 3 | 3 | 0.00 | 0.000 |
| Stan Belinda, R<br>ERA: 2.93 | (9, 1) | 1.0 | | 7 | 1 | 1 | 1 | 0 | 1 | 1 | 0 | 0 | 0 | 0 | 10 | 19 | 9.00 | 2.000 |

| PITCHER | IP | WLS | BF | H | R | ER | SO | BB | IBB | HBP | BLK | WP | HR | S | P | ERA | WHIP |
|---|---|---|---|---|---|---|---|---|---|---|---|---|---|---|---|---|---|

| Batter | 1 | 2 | 3 | 4 | 5 | 6 | 7 | 8 | 9 | AB | R | H | RBI | BB | SO | LOB |
|---|---|---|---|---|---|---|---|---|---|---|---|---|---|---|---|---|
| Alex Cole, L (1, 9)<br>OBP: 0.349, SLG: 0.352 | C B F B F B X<br>3-2<br>PB SH1-3 SF8 1B | X<br>0-0 ③<br>G3 | | B C X<br>1-1 ①<br>FC4-6 G6-4-3<br>1-2f<br>3-H | | B B B C X<br>3-1<br>1B | | C C C<br>0-3 ③<br>K | | 5 | 1 | 2 | 1 | 0 | 1 | 2 |
| Jay Bell, R (1, 6)<br>OBP: 0.329, SLG: 0.375 | X<br>0-0 ①<br>SH1-3<br>1-2 | | X<br>0-0<br>F9 SF8 2B | B C 1 SAFE B X<br>2-1 ② ③<br>G6-4-3<br>1-2f | | 1 SAFE X<br>0-0 ③<br>F7 | | | F B S X<br>1-2 ①<br>G5-3 | 4 | 1 | 1 | 0 | 0 | 0 | 2 |
| Andy Van Slyke, L (1, 8)<br>OBP: 0.395, SLG: 0.512 | C S B F X<br>1-2 ②<br>SF8<br>2-H | | X<br>0-0 ①<br>F9<br>2-3 | | B X<br>1-0 ①<br>G3-1 | | B C B B X<br>3-1<br>SH1-4 BB 1B | | B C C B X<br>2-2 ②<br>G4-3 | 4 | 0 | 1 | 1 | 0 | 0 | 1 |
| Barry Bonds, L (1, 7)<br>OBP: 0.449, SLG: 0.597 | C F B B F X<br>2-2<br>2B 1B | | B F B B F B<br>4-2<br>BB BB | | B B B C B<br>4-1<br>CI BB | | F B 1 SAFE B S F B B<br>4-2<br>SH1-4<br>1-2 BB | | C B B F B X<br>3-2<br>HR | 2 | 2 | 2 | 1 | 3 | 0 | 0 |
| Jeff King, R (1, 5)<br>(9, 4) | B C 1 SAFE B F 1 SAFE X<br>2-2<br>WP<br>1-H 2B | | S X<br>0-1 ②<br>SF8<br>3-H | 1 SAFE B C 1 X<br>1-1 ②<br>F7 | | | X<br>0-0 ①<br>SH1-4<br>1-2<br>2-3 | | C L X<br>0-2 ③<br>F8 | 3 | 0 | 1 | 2 | 0 | 0 | 1 |
| Orlando Merced, S (1, 3)<br>OBP: 0.327, SLG: 0.381 | C C B B X<br>2-2 ③<br>G3-1<br>2-3 | | F 1 SAFE B B B B<br>4-1<br>1-2 BB | | F B B X<br>2-1<br>CI<br>1-2 | | B B S X<br>2-1 ②<br>L7 | | | 2 | 0 | 0 | 0 | 1 | 0 | 3 |
| Don Slaught, R (1, 2)<br>OBP: 0.372, SLG: 0.467 | | S C X<br>0-2 ①<br>B2-3 | B S B X<br>2-1 ③<br>F9 | | B C C S<br>1-3 ③<br>K | | S X<br>0-1 ③<br>P9 | | | 4 | 0 | 0 | 0 | 0 | 1 | 6 |
| Carlos Garcia, R (1, 4)<br>OBP: 0.273, SLG: 0.333<br>Gary Varsho, L (8, PH)<br>OBP: 0.264, SLG: 0.331<br>Stan Belinda, R (9, 1)<br>OBP: 0.500, SLG: 1.000 | | C F F B B F B S<br>3-3 ②<br>K | | S B F B X<br>2-2<br>SH<br>FC4-6 2B | | S X<br>0-1 ①<br>G5-3 | | B B C C S<br>2-3 ①<br>K | | 3<br>1<br>0 | 1<br>0<br>0 | 1<br>0<br>0 | 0<br>0<br>0 | 0<br>0<br>0 | 1<br>1<br>0 | 0<br>0<br>0 |
| Danny Jackson, R (1, 1)<br>OBP: 0.075, SLG: 0.075<br>Danny Cox, R (7, 1)<br>OBP: 0.077, SLG: 0.077<br>Roger Mason, R (7, 1)<br>Denny Neagle, L (8, 1)<br>Cecil Espy, S (8, PH)<br>OBP: 0.304, SLG: 0.333<br>John Wehner, R (9, 5)<br>OBP: 0.273, SLG: 0.253 | | C S X<br>0-2<br>1B | | L B B X<br>2-1<br>SH<br>FC4-6<br>2-3 | | C S S<br>0-3 ②<br>K | | C S B X<br>1-2 ②<br>G3-1 | | 2<br>0<br>0<br>0<br>0<br>1 | 0<br>0<br>0<br>0<br>0<br>0 | 1<br>0<br>0<br>0<br>0<br>0 | 0<br>0<br>0<br>0<br>0<br>0 | 0<br>0<br>0<br>0<br>0<br>0 | 1<br>0<br>0<br>0<br>0<br>0 | 0<br>0<br>0<br>0<br>0<br>0 |
| Inning Stats | R: 2 H: 3<br>E: 0 LOB: 1<br>K: 0 BB: 0<br>S: 19 P: 29 | R: 0 H: 1<br>E: 0 LOB: 1<br>K: 1 BB: 0<br>S: 12 P: 15 | R: 1 H: 1<br>E: 0 LOB: 2<br>K: 0 BB: 2<br>S: 9 P: 19 | R: 1 H: 1<br>E: 0 LOB: 0<br>K: 0 BB: 0<br>S: 9 P: 16 | R: 0 H: 0<br>E: 1 LOB: 2<br>K: 1 BB: 1<br>S: 9 P: 18 | R: 0 H: 1<br>E: 0 LOB: 1<br>K: 1 BB: 0<br>S: 8 P: 11 | R: 0 H: 1<br>E: 0 LOB: 2<br>K: 0 BB: 1<br>S: 10 P: 19 | R: 0 H: 0<br>E: 0 LOB: 0<br>K: 2 BB: 0<br>S: 9 P: 12 | R: 1 H: 1<br>E: 0 LOB: 0<br>K: 0 BB: 0<br>S: 12 P: 18 | | | | | | | |

| PITCHER | | IP | WLS | BF | H | R | ER | SO | BB | IBB | HBP | BLK | WP | HR | S | P | ERA | WHIP |
|---|---|---|---|---|---|---|---|---|---|---|---|---|---|---|---|---|---|---|
| Tom Candiotti, R<br>ERA: 3.04 | (1, 1) | 7.0 | W | 34 | 8 | 4 | 4 | 3 | 4 | 0 | 0 | 0 | 1 | 0 | 76 | 127 | 5.14 | 1.714 |
| Jay Howell, R<br>ERA: 1.54 | (8, 1) | 2.0 | S | 7 | 1 | 1 | 1 | 2 | 0 | 0 | 0 | 0 | 0 | 1 | 21 | 30 | 4.50 | 0.500 |

| PITCHER | IP | WLS | BF | H | R | ER | SO | BB | IBB | HBP | BLK | WP | HR | S | P | ERA | WHIP |
|---|---|---|---|---|---|---|---|---|---|---|---|---|---|---|---|---|---|

# BOTTOM

## Los Angeles Dodgers @ Pittsburgh Pirates

Three Rivers Stadium, Pittsburgh, PA

Sun Sep 06 1992, 3:33 AM EDT
Att. 20,362 - Cloudy - 80 F

livebaseballscorecards.com

| | |
|---|---|
| AB | 31 |
| R | 5 |
| H | 9 |
| RBI | 5 |
| BB | 4 |
| SO | 5 |
| LOB | 15 |

| | | | | | | | | | | | | | | | | |
|---|---|---|---|---|---|---|---|---|---|---|---|---|---|---|---|---|
| 1B: 5 | SF: 2 | WP: 1 | PA: 41 |
| 2B: 3 | SAC: 3 | PB: 1 | |
| 3B: 0 | DP: 1 | SB: 0 | |
| HR: 1 | HBP: 0 | CS: 0 | |

# Chicago Cubs @ Pittsburgh Pirates

Three Rivers Stadium, Pittsburgh, PA

Mon Sep 07 1992, 3:33 AM EDT

Att. 21,663 - Cloudy - 87 F

livebaseballscorecards.com

| Batter | 1 | 2 | 3 | 4 | 5 | 6 | 7 | 8 | 9 | 10 | 11 | AB | R | H | RBI | BB | SO | LOB |
|---|---|---|---|---|---|---|---|---|---|---|---|---|---|---|---|---|---|---|
| Dwight Smith, L (1, 8)<br>OBP: 0.302, SLG: 0.373 | 2-2 23 CS 1B | 0-1 F8 | | | 2-0 P5 | 1-1 F8 | | | 0-1 G6-3 | 0-0 FC5 2-3f | | 3 | 0 | 1 | 0 | 0 | 0 | 1 |
| Doug Dascenzo, S (6, PH)<br>OBP: 0.293, SLG: 0.302 (6, 8) | | | | | | | | | | | | 3 | 0 | 0 | 0 | 0 | 0 | 4 |
| 23 Ryne Sandberg, R (1, 4)<br>OBP: 0.359, SLG: 0.474 | 3-2 L5 1-2 | 0-2 F8 | | | 2-0 G5-3 1B | 1-1 1B | | | 1-1 P2 | | 1-1 FC6-4 HR 1B | 6 | 1 | 3 | 0 | 0 | 0 | 1 |
| Mark Grace, L (1, 3)<br>OBP: 0.389, SLG: 0.433 | 2-2 F7 | 0-0 1B 2B | | | 2-0 G5-3 1-2 | 1-1 P5 | | | 2-0 1B 1B | | 1-1 FC6-4 1-2 1B | 6 | 0 | 3 | 0 | 0 | 0 | 2 |
| Andre Dawson, R (1, 9)<br>OBP: 0.327, SLG: 0.460 | | 0-0 F9 | 0-2 G4-6-3 2-3 1B | | 4-0 IBB | 1-1 F8 | | | 0-1 1-2 1B | | 0-0 FC6-4 1-2f 2-3 HR | 5 | 1 | 2 | 0 | 1 | 0 | 3 |
| Derrick May, L (1, 7)<br>OBP: 0.314, SLG: 0.368 | | 1-0 1B 3B 1B | 1-0 G4-6-3 1-2f | | 1-1 L6 | | 0-0 G4-3 | | 0-0 F7 | | 0-0 1-H 3-H HR | 6 | 2 | 2 | 3 | 0 | 0 | 7 |
| Steve Buechele, R (1, 5)<br>OBP: 0.331, SLG: 0.379 | 0-1 1-2 3B 1B | 2-1 1B | | | | 2-2 1B | | 4-2 FC2-6 BB | | 2-2 P3 | 1-1 F8 | 5 | 1 | 3 | 0 | 1 | 0 | 0 |
| Rick Wilkins, L (1, 2)<br>OBP: 0.335, SLG: 0.385<br>Fernando Ramsey, R (8, PR)<br>Joe Girardi, R (8, 2)<br>OBP: 0.328, SLG: 0.311 | 1-2 1-H 2-H 2B 3B | 0-2 F9 | | | | 3-2 F7 | | 0-1 FC2-6 1B 1-2f | | 0-1 F9 | 3-1 P6 | 4 | 1 | 1 | 2 | 0 | 0 | 3 |
| | | | | | | | | | | | | 0 | 0 | 0 | 0 | 0 | 0 | 0 |
| | | | | | | | | | | | | 2 | 0 | 0 | 0 | 0 | 0 | 0 |
| Alex Arias, R (1, 6)<br>OBP: 0.667, SLG: 0.750 | 2-0 3-H 2B | 1-2 G5-4-3 1-2 1B | | | | 3-2 SH2-4 1-3 1B | | 1-2 G5-4-3 1-2 1B | | 1-0 FC5 1B 1B | | 5 | 0 | 5 | 1 | 0 | 0 | 0 |
| Mike Morgan, R (1, 1)<br>OBP: 0.108, SLG: 0.081<br>Hector Villanueva, R (8, PH)<br>OBP: 0.235, SLG: 0.260<br>Chuck McElroy, L (8, 1)<br>OBP: 0.667, SLG: 1.333<br>Kal Daniels, L (10, PH)<br>OBP: 0.309, SLG: 0.362<br>Paul Assenmacher, L (10, 1)<br>Bob Scanlan, R (11, 1) | 1-2 G5-3 | 2-2 G5-4-3 1-2f | | | | 0-0 SH2-4 1-2 | | 2-1 G5-4-3 1-2f | | 3-1 1-2 1B | | 2 | 0 | 0 | 0 | 0 | 0 | 3 |
| | | | | | | | | | | | | 1 | 0 | 0 | 0 | 0 | 0 | 2 |
| | | | | | | | | | | | | 0 | 0 | 0 | 0 | 0 | 0 | 0 |
| | | | | | | | | | | | | 1 | 0 | 1 | 0 | 0 | 0 | 0 |
| | | | | | | | | | | | | 0 | 0 | 0 | 0 | 0 | 0 | 0 |
| | | | | | | | | | | | | 0 | 0 | 0 | 0 | 0 | 0 | 0 |
| Inning Stats | R: 0 E: 0 K: 0 S: 12 H: 1 LOB: 0 BB: 0 P: 19 | R: 3 E: 0 K: 0 S: 13 H: 4 LOB: 1 BB: 0 P: 18 | R: 0 E: 0 K: 0 S: 8 H: 2 LOB: 1 BB: 0 P: 9 | R: 0 E: 0 K: 0 S: 13 H: 2 LOB: 1 BB: 0 P: 18 | R: 0 E: 0 K: 0 S: 5 H: 1 LOB: 2 BB: 1 P: 16 | R: 0 E: 0 K: 0 S: 14 H: 2 LOB: 2 BB: 0 P: 22 | R: 0 E: 0 K: 0 S: 7 H: 1 LOB: 1 BB: 0 P: 9 | R: 0 E: 0 K: 0 S: 10 H: 1 LOB: 1 BB: 1 P: 17 | R: 0 E: 0 K: 0 S: 8 H: 2 LOB: 2 BB: 0 P: 11 | R: 0 E: 0 K: 0 S: 9 H: 2 LOB: 2 BB: 0 P: 15 | R: 3 E: 0 K: 0 S: 10 H: 3 LOB: 0 BB: 0 P: 16 | 1B: 17 2B: 2 3B: 1 HR: 1 | SF: 0 SAC: 1 DP: 3 HBP: 0 | | WP: 0 PB: 0 SB: 0 CS: 1 | PA: 52 | | | |

| TOP | |
|---|---|
| AB | 49 |
| R | 6 |
| H | 21 |
| RBI | 6 |
| BB | 2 |
| SO | 0 |
| LOB | 26 |

| PITCHER | | IP | WLS | BF | H | R | ER | SO | BB | IBB | HBP | BLK | WP | HR | S | P | ERA | WHIP |
|---|---|---|---|---|---|---|---|---|---|---|---|---|---|---|---|---|---|---|
| Tim Wakefield, R<br>ERA: 2.4 | (1, 1) | 2.1 | | 13 | 7 | 3 | 3 | 0 | 0 | 0 | 0 | 0 | 0 | 0 | 32 | 44 | 11.57 | 3.000 |
| Steve Cooke, L<br>ERA: 6.94 | (3, 1) | 2.2 | | 10 | 3 | 0 | 0 | 0 | 0 | 1 | 0 | 0 | 0 | 0 | 19 | 36 | 0.00 | 1.125 |
| Roger Mason, R<br>ERA: 4.07 | (6, 1) | 0.2 | | 4 | 2 | 0 | 0 | 0 | 0 | 0 | 0 | 0 | 0 | 0 | 12 | 19 | 0.00 | 3.000 |
| Denny Neagle, L<br>ERA: 4.1 | (6, 1) | 2.1 | | 9 | 2 | 0 | 0 | 0 | 1 | 0 | 0 | 0 | 0 | 0 | 19 | 29 | 0.00 | 1.286 |
| Stan Belinda, R<br>ERA: 3.12 | (9, 1) | 2.1 | L | 13 | 6 | 2 | 2 | 0 | 0 | 0 | 0 | 0 | 0 | 0 | 22 | 33 | 7.71 | 2.571 |

| PITCHER | | IP | WLS | BF | H | R | ER | SO | BB | IBB | HBP | BLK | WP | HR | S | P | ERA | WHIP |
|---|---|---|---|---|---|---|---|---|---|---|---|---|---|---|---|---|---|---|
| Bob Patterson, L<br>ERA: 2.65 | (11, 1) | 0.2 | | 3 | 1 | 1 | 1 | 0 | 0 | 0 | 0 | 0 | 0 | 1 | 5 | 9 | 13.50 | 1.500 |

# Chicago Cubs @ Pittsburgh Pirates

Three Rivers Stadium, Pittsburgh, PA

Mon Sep 07 1992, 3:33 AM EDT

Att. 21,663 - Cloudy - 87 F

livebaseballscorecards.com

## BOTTOM

| Batter | 1 | 2 | 3 | 4 | 5 | 6 | 7 | 8 | 9 | 10 | 11 | AB | R | H | RBI | BB | SO | LOB |
|---|---|---|---|---|---|---|---|---|---|---|---|---|---|---|---|---|---|---|
| Gary Varsho, L (1, 9)<br>OBP: 0.263, SLG: 0.336 | G3-1 | | B2 | | 2B | | F8 | | | K2-3 | F7 | 4 | 0 | 1 | 1 | 0 | 0 | 0 |
| Lloyd McClendon, R (10, PH)<br>OBP: 0.354, SLG: 0.344 | | | | | | | | | | | | 1 | 0 | 0 | 0 | 0 | 1 | 0 |
| (11, 9) | | | | | | | | | | | | | | | | | | |
| Bob Patterson, R (11, 1)<br>OBP: 0.429, SLG: 0.500 | | | | | | | | | | | | 0 | 0 | 0 | 0 | 0 | 0 | 0 |
| Alex Cole, L (11, PH)<br>OBP: 0.348, SLG: 0.351 | | | | | | | | | | | | 1 | 0 | 0 | 0 | 0 | 0 | 1 |
| Jay Bell, R (1, 6)<br>OBP: 0.328, SLG: 0.373 | F8 | | F9 | | K | | P2 | | | 1B | | 5 | 0 | 1 | 0 | 0 | 1 | 2 |
| Andy Van Slyke, L (1, 8)<br>OBP: 0.393, SLG: 0.512 | F8 | | | 2B | SF8 | | | K | | P5 | | 4 | 0 | 1 | 1 | 0 | 1 | 1 |
| Barry Bonds, L (1, 7)<br>OBP: 0.447, SLG: 0.591 | | G6-3 | | F9 | IBB | | | K | | K | | 4 | 0 | 0 | 0 | 1 | 2 | 2 |
| Jeff King, R (1, 5)<br>OBP: 0.370, SLG: 0.377 | | 1B S | | G5-3 | F7 | | | K | | | WP 1B | 3 | 1 | 1 | 0 | 0 | 0 | 3 |
| Roger Mason, R (6, 1) | | | | | | | | | | | | 0 | 0 | 0 | 0 | 0 | 0 | 0 |
| Denny Neagle, L (6, 1) | | | | | | | | | | | | 0 | 0 | 0 | 0 | 0 | 0 | 0 |
| Gary Redus, R (8, PH)<br>OBP: 0.291, SLG: 0.301 | | | | | | | | | | | | 1 | 0 | 0 | 0 | 0 | 1 | 0 |
| Stan Belinda, R (9, 1)<br>OBP: 0.500, SLG: 1.000 | | | | | | | | | | | | 0 | 0 | 0 | 0 | 0 | 0 | 0 |
| Cecil Espy, S (11, 9)<br>OBP: 0.308, SLG: 0.337 | | | | | | | | | | | | 1 | 1 | 1 | 0 | 0 | 0 | 0 |
| Orlando Merced, S (1, 3)<br>OBP: 0.328, SLG: 0.380 | | 1-3 1B | | FC6-4 BB | | F7 | | | F9 | | L8 | 4 | 0 | 1 | 0 | 1 | 0 | 1 |
| Michael LaValliere, L (1, 2)<br>OBP: 0.346, SLG: 0.336 | | K | | FC6-4 1-2f | | F7 | | | CS BB | | G3 1-3 | 3 | 0 | 0 | 0 | 0 | 1 | 4 |
| Don Slaught, R (9, PH)<br>OBP: 0.373, SLG: 0.465 | | | | | | | | | | | | 1 | 0 | 0 | 0 | 1 | 0 | 1 |
| (10, 2) | | | | | | | | | | | | | | | | | | |
| Jose Lind, R (1, 4)<br>OBP: 0.274, SLG: 0.272 | | G4-3 3-H | | | 1B 2B 1B | | F9 | | FC6-4 1-2 BB | | BLK 1B 3-H 1B | 4 | 2 | 2 | 1 | 1 | 0 | 1 |
| Tim Wakefield, R (1, 1)<br>OBP: 0.100, SLG: 0.100 | | | L8 | | 2B SF8 1-2 1B | | P2 | | FC6-4 1-2f | | 1-H 1B | 0 | 0 | 0 | 0 | 0 | 0 | 0 |
| Steve Cooke, R (3, 1)<br>OBP: 0.500, SLG: 0.500 | | | | | | | | | | | | 1 | 0 | 0 | 0 | 0 | 0 | 0 |
| Dave Clark, L (5, PH)<br>OBP: 0.313, SLG: 0.429 | | | | | | | | | | | | 1 | 1 | 1 | 0 | 0 | 0 | 0 |
| John Wehner, R (6, 5)<br>OBP: 0.274, SLG: 0.255 | | | | | | | | | | | | 3 | 0 | 1 | 1 | 0 | 0 | 1 |

| Inning Stats | 1 | 2 | 3 | 4 | 5 | 6 | 7 | 8 | 9 | 10 | 11 |
|---|---|---|---|---|---|---|---|---|---|---|---|
| | R: 0 H: 0<br>E: 0 LOB: 0<br>K: 0 BB: 0<br>S: 4 P: 6 | R: 1 H: 2<br>E: 0 LOB: 1<br>K: 1 BB: 0<br>S: 14 P: 22 | R: 0 H: 0<br>E: 0 LOB: 0<br>K: 0 BB: 0<br>S: 5 P: 6 | R: 0 H: 1<br>E: 0 LOB: 2<br>K: 0 BB: 1<br>S: 6 P: 14 | R: 2 H: 3<br>E: 0 LOB: 2<br>K: 1 BB: 1<br>S: 16 P: 29 | R: 0 H: 0<br>E: 0 LOB: 0<br>K: 0 BB: 0<br>S: 6 P: 9 | R: 0 H: 0<br>E: 0 LOB: 0<br>K: 0 BB: 0<br>S: 4 P: 4 | R: 0 H: 0<br>E: 0 LOB: 0<br>K: 3 BB: 0<br>S: 9 P: 14 | R: 0 H: 0<br>E: 0 LOB: 1<br>K: 0 BB: 2<br>S: 8 P: 17 | R: 0 H: 1<br>E: 0 LOB: 1<br>K: 2 BB: 0<br>S: 16 P: 25 | R: 2 H: 3<br>E: 0 LOB: 1<br>K: 0 BB: 0<br>S: 11 P: 14 |

| | |
|---|---|
| AB | 41 |
| R | 5 |
| H | 10 |
| RBI | 4 |
| BB | 4 |
| SO | 7 |
| LOB | 17 |

| | | | | | | | | | | | | | | | | | | | | |
|---|---|---|---|---|---|---|---|---|---|---|---|---|---|---|---|---|---|---|---|---|
| 1B: 8 | SF: 1 | WP: 1 | PA: 46 |
| 2B: 2 | SAC: 0 | PB: 0 | |
| 3B: 0 | DP: 0 | SB: 1 | |
| HR: 0 | HBP: 0 | CS: 1 | |

| PITCHER | | IP | WLS | BF | H | R | ER | SO | BB | IBB | HBP | BLK | WP | HR | S | P | ERA | WHIP |
|---|---|---|---|---|---|---|---|---|---|---|---|---|---|---|---|---|---|---|
| Mike Morgan, R<br>ERA: 2.37 | (1, 1) | 7.0 | | 29 | 6 | 3 | 3 | 2 | 1 | 1 | 0 | 0 | 0 | 0 | 55 | 90 | 3.86 | 1.000 |
| Chuck McElroy, L<br>ERA: 2.81 | (8, 1) | 2.0 | | 7 | 0 | 0 | 0 | 3 | 2 | 0 | 0 | 0 | 0 | 0 | 17 | 31 | 0.00 | 1.000 |
| Paul Assenmacher, L<br>ERA: 3.47 | (10, 1) | 1.0 | W | 4 | 1 | 0 | 0 | 2 | 0 | 0 | 0 | 0 | 0 | 0 | 16 | 25 | 0.00 | 1.000 |
| Bob Scanlan, R<br>ERA: 2.44 | (11, 1) | 1.0 | S | 6 | 3 | 2 | 2 | 0 | 0 | 0 | 0 | 1 | 1 | 0 | 11 | 14 | 18.00 | 3.000 |

| PITCHER | IP | WLS | BF | H | R | ER | SO | BB | IBB | HBP | BLK | WP | HR | S | P | ERA | WHIP |
|---|---|---|---|---|---|---|---|---|---|---|---|---|---|---|---|---|---|

| Batter | 1 | 2 | 3 | 4 | 5 | 6 | 7 | 8 | 9 | AB | R | H | RBI | BB | SO | LOB |
|---|---|---|---|---|---|---|---|---|---|---|---|---|---|---|---|---|
| Dwight Smith, L (1, 8)<br>OBP: 0.294, SLG: 0.366 | C F B X 1-2 G3-1 | | B C B X 2-1 SF8 2-3 3-H | | C B C S 1-3 K | | | B F B X 2-1 F8 | | 3 | 0 | 0 | 1 | 0 | 1 | 1 |
| 23 Ryne Sandberg, R (1, 4)<br>OBP: 0.357, SLG: 0.471 | B B C B X 3-1 P6 | | X 0-0 G5-4-3 1-2f | | B C B F F X 2-2 G5-3 | | | C B S B B X 3-2 G6-3 | | 4 | 0 | 0 | 0 | 0 | 0 | 3 |
| Mark Grace, L (1, 3)<br>OBP: 0.388, SLG: 0.433 | X 0-0 G6-3 | | | C F X 0-2 E G4-6-3 2B | | C X 0-1 G5-3 | | | C X 0-1 G3-1 | 4 | 1 | 1 | 0 | 0 | 0 | 0 |
| Andre Dawson, R (1, 9)<br>OBP: 0.325, SLG: 0.456 | | B B B C F S 3-3 K | | X 0-0 E4 G4-6-3 2-3 | | B X 1-0 G6-3 | | | C X 0-1 G5-3 | 4 | 0 | 0 | 0 | 0 | 1 | 1 |
| Derrick May, L (1, 7)<br>OBP: 0.311, SLG: 0.364<br>Heathcliff Slocumb, R (6, 1)<br>Paul Assenmacher, L (8, 1)<br>Doug Dascenzo, S (9, PH)<br>OBP: 0.295, SLG: 0.302 | | B B X 2-0 L8 | | B X 1-0 G4-6-3 1-2f 3-H | | C X 0-1 G4-3 | | | B B B B 4-0 E BB | 3<br>0<br>0<br>0 | 0<br>0<br>0<br>0 | 0<br>0<br>0<br>0 | 0<br>0<br>0<br>1 | 0<br>0<br>0<br>0 | 0<br>0<br>0<br>0 | 1<br>0<br>0<br>0 |
| Steve Buechele, R (1, 5)<br>OBP: 0.331, SLG: 0.378 | | C F B X 1-2 F9 | | F F B X 1-2 1B | | | C C X 0-2 G6-3 | | C B S X 1-2 E5 FC4-6 1-2 | 4 | 0 | 1 | 0 | 0 | 0 | 1 |
| Rick Wilkins, L (1, 2)<br>OBP: 0.333, SLG: 0.382 | | | B X 1-0 BB HBP SF8 1B | F B F X 1-2 F7 | | | F B X 1-1 P7 | | C B X 1-1 FC4-6 1-2f | 4 | 1 | 1 | 0 | 0 | 0 | 3 |
| Alex Arias, R (1, 6)<br>OBP: 0.667, SLG: 0.667 | | | C H 1-1 SF8 BB 1-2 HBP | | B C B F B B 4-2 SH1-4 BB | | C B F C 1-3 K | | | 1 | 0 | 0 | 0 | 1 | 1 | 0 |
| Shawn Boskie, R (1, 1)<br>OBP: 0.120, SLG: 0.083<br>Ken Patterson, L (3, 1)<br>Kal Daniels, L (6, 7)<br>OBP: 0.308, SLG: 0.360 | | | B B B C L B 4-2 23 G5-4-3 1-2 2-3 BB | | X 0-0 SH1-4 1-2 | | | B F B F X 2-2 G3-1 | | 0<br>0<br>1 | 0<br>0<br>0 | 0<br>0<br>0 | 0<br>0<br>0 | 1<br>0<br>0 | 0<br>0<br>0 | 0<br>0<br>0 |
| Inning Stats | R: 0 E: 0 K: 0 S: 6 H: 0 LOB: 0 BB: 0 P: 10 | R: 0 E: 0 K: 1 S: 8 H: 0 LOB: 0 BB: 0 P: 14 | R: 1 E: 0 K: 0 S: 7 H: 1 LOB: 1 BB: 1 P: 15 | R: 1 E: 1 K: 0 S: 11 H: 2 LOB: 1 BB: 0 P: 14 | R: 0 E: 0 K: 1 S: 10 H: 0 LOB: 1 BB: 1 P: 17 | R: 0 E: 0 K: 0 S: 5 H: 0 LOB: 0 BB: 0 P: 6 | R: 0 E: 0 K: 1 S: 8 H: 0 LOB: 0 BB: 0 P: 10 | R: 0 E: 0 K: 0 S: 8 H: 0 LOB: 0 BB: 0 P: 15 | R: 0 E: 1 K: 0 S: 9 H: 0 LOB: 2 BB: 1 P: 15 | 1B: 2 2B: 1 3B: 0 HR: 0 | SF: 1 SAC: 1 DP: 2 HBP: 1 | | | | | | |

| PITCHER | | IP | WLS | BF | H | R | ER | SO | BB | IBB | HBP | BLK | WP | HR | S | P | ERA | WHIP |
|---|---|---|---|---|---|---|---|---|---|---|---|---|---|---|---|---|---|---|
| Doug Drabek, R<br>ERA: 2.76 | (1, 1) | 9.0 | W | 34 | 3 | 2 | 2 | 3 | 3 | 0 | 1 | 0 | 0 | 0 | 72 | 116 | 2.00 | 0.667 |

| PITCHER | IP | WLS | BF | H | R | ER | SO | BB | IBB | HBP | BLK | WP | HR | S | P | ERA | WHIP |
|---|---|---|---|---|---|---|---|---|---|---|---|---|---|---|---|---|---|

# Chicago Cubs @ Pittsburgh Pirates

Three Rivers Stadium, Pittsburgh, PA

Tue Sep 08 1992, 7:05 PM EDT

Att. 7,720 - Cloudy - 76 F

TOP

livebaseballscorecards.com

| | |
|---|---|
| AB | 28 |
| R | 2 |
| H | 3 |
| RBI | 1 |
| BB | 3 |
| SO | 3 |
| LOB | 10 |

| | | | | | | | | | | | | | | | | | | |
|---|---|---|---|---|---|---|---|---|---|---|---|---|---|---|---|---|---|---|
| 1B: 2 | SF: 1 | WP: 0 | PA: 34 |
| 2B: 1 | SAC: 1 | PB: 0 | |
| 3B: 0 | DP: 2 | SB: 0 | |
| HR: 0 | HBP: 1 | CS: 0 | |

# BOTTOM

## Chicago Cubs @ Pittsburgh Pirates

Three Rivers Stadium, Pittsburgh, PA

Tue Sep 08 1992, 7:05 PM EDT

Att. 7,720 - Cloudy - 76 F

livebaseballscorecards.com

| Batter | 1 | 2 | 3 | 4 | 5 | 6 | 7 | 8 | 9 | AB | R | H | RBI | BB | SO | LOB |
|---|---|---|---|---|---|---|---|---|---|---|---|---|---|---|---|---|
| Alex Cole, L (1, 9)<br>OBP: 0.343, SLG: 0.345 | K | | G4-3 | | F8 | | K | | | 4 | 0 | 0 | 0 | 0 | 2 | 0 |
| Jay Bell, R (1, 6)<br>OBP: 0.328, SLG: 0.374 | P2 | | 1B 2B | | F7 | | G1-3 | | | 4 | 1 | 1 | 0 | 0 | 0 | 0 |
| Andy Van Slyke, L (1, 8)<br>OBP: 0.392, SLG: 0.510 | HR 1B | | K | | G1-3 | | | K | | 4 | 1 | 1 | 0 | 0 | 2 | 1 |
| Barry Bonds, L (1, 7)<br>OBP: 0.451, SLG: 0.607 | 1-H HR | | 1B IBB | | | F9 2B | | 1B 2B | | 3 | 2 | 3 | 2 | 1 | 0 | 0 |
| Jeff King, R (1, 5)<br>OBP: 0.272, SLG: 0.378 | F8 | | 1-2 2-H 1B | | | 2-3 F9 | | 2-H G5-3 1B | | 4 | 0 | 2 | 2 | 0 | 0 | 1 |
| Orlando Merced, S (1, 3)<br>OBP: 0.328, SLG: 0.387 | | HR | F8 | | | G4-3 | | SAFE SAFE 1-2 G5-3 | | 4 | 1 | 1 | 1 | 0 | 0 | 4 |
| Michael LaValliere, L (1, 2)<br>OBP: 0.344, SLG: 0.332 | | P6 | G6-3 | | | FC6-4 HBP | | F7 | | 3 | 0 | 0 | 0 | 0 | 0 | 1 |
| Carlos Garcia, R (1, 4)<br>OBP: 0.240, SLG: 0.292 | | P6 | L5 | | | 1-2f FC6-4 | | | | 3 | 0 | 0 | 0 | 0 | 0 | 2 |
| Doug Drabek, R (1, 1)<br>OBP: 0.167, SLG: 0.182 | | G6-3 | G4-3 | | | | G6-3 | | | 3 | 0 | 0 | 0 | 0 | 0 | 0 |
| Inning Stats | R: 2 H: 2<br>E: 0 LOB: 0<br>K: 1 BB: 0<br>S: 19 P: 28 | R: 1 H: 1<br>E: 0 LOB: 0<br>K: 0 BB: 0<br>S: 9 P: 12 | R: 1 H: 2<br>E: 0 LOB: 2<br>K: 1 BB: 1<br>S: 12 P: 22 | R: 0 H: 0<br>E: 0 LOB: 0<br>K: 0 BB: 0<br>S: 7 P: 11 | R: 0 H: 0<br>E: 0 LOB: 0<br>K: 0 BB: 0<br>S: 6 P: 11 | R: 0 H: 1<br>E: 0 LOB: 2<br>K: 0 BB: 0<br>S: 9 P: 15 | R: 0 H: 0<br>E: 0 LOB: 0<br>K: 1 BB: 0<br>S: 8 P: 13 | R: 1 H: 2<br>E: 0 LOB: 1<br>K: 1 BB: 0<br>S: 15 P: 23 | | 1B: 3 SF: 0<br>2B: 3 SAC: 0<br>3B: 0 DP: 0<br>HR: 2 HBP: 1 | | | | | | |

| | AB | 32 |
|---|---|---|
| | R | 5 |
| | H | 8 |
| | RBI | 5 |
| | BB | 1 |
| | SO | 4 |
| | LOB | 9 |

WP: 0 PA: 34
PB: 0
SB: 0
CS: 0

| PITCHER | | IP | WLS | BF | H | R | ER | SO | BB | IBB | HBP | BLK | WP | HR | S | P | ERA | WHIP |
|---|---|---|---|---|---|---|---|---|---|---|---|---|---|---|---|---|---|---|
| Shawn Boskie, R<br>ERA: 4.38 | (1, 1) | 2.2 | L | 14 | 5 | 4 | 4 | 2 | 0 | 1 | 0 | 0 | 0 | 2 | 39 | 60 | 13.50 | 1.875 |
| Ken Patterson, L<br>ERA: 2.75 | (3, 1) | 3.0 | | 11 | 1 | 0 | 0 | 0 | 0 | 0 | 1 | 0 | 0 | 0 | 22 | 37 | 0.00 | 0.333 |
| Heathcliff Slocumb, R<br>ERA: 5.06 | (6, 1) | 1.1 | | 4 | 0 | 0 | 0 | 1 | 0 | 0 | 0 | 0 | 0 | 0 | 9 | 15 | 0.00 | 0.000 |
| Paul Assenmacher, L<br>ERA: 3.57 | (8, 1) | 1.0 | | 5 | 2 | 1 | 1 | 1 | 0 | 0 | 0 | 0 | 0 | 0 | 15 | 23 | 9.00 | 2.000 |

| PITCHER | IP | WLS | BF | H | R | ER | SO | BB | IBB | HBP | BLK | WP | HR | S | P | ERA | WHIP |
|---|---|---|---|---|---|---|---|---|---|---|---|---|---|---|---|---|---|

| Batter | 1 | 2 | 3 | 4 | 5 | 6 | 7 | 8 | 9 | AB | R | H | RBI | BB | SO | LOB |
|---|---|---|---|---|---|---|---|---|---|---|---|---|---|---|---|---|
| Doug Dascenzo, S (1, 8)<br>OBP: 0.293, SLG: 0.301 | C X<br>0-1 ①<br>G1-3 | | C F B F X<br>1-2 ①<br>G1-3<br>1-2 | X<br>0-0 ③<br>P3 | | B C C X<br>1-2<br>23 HR<br>1-2<br>2-3<br>1B | | X<br>0-0<br>E1 | | 5 | 1 | 1 | 0 | 0 | 0 | 2 |
| 23 Ryne Sandberg, R (1, 4)<br>OBP: 0.357, SLG: 0.475 | B F S B F X<br>2-2 ②<br>G4-3 | | C X<br>0-1 ②<br>G4-3<br>2-3 | | B B B C B<br>4-1<br>FC5-4 1B<br>BB | B X<br>1-0<br>1-H<br>2-H<br>3-H<br>HR | | B C S S<br>1-3 ①<br>K | | 4 | 1 | 1 | 4 | 1 | 1 | 2 |
| Mark Grace, L (1, 3)<br>OBP: 0.389, SLG: 0.434 | B B B C C F F X<br>3-2 ③<br>F8 | | B B B C C B<br>4-1<br>BB | | C B B B F X<br>3-2<br>FC5-4<br>1-2<br>1B | C X<br>0-1<br>G4-3<br>1B | | C B F B X<br>2-2 ②<br>P7 | | 4 | 0 | 2 | 0 | 1 | 0 | 1 |
| Andre Dawson, R (1, 9)<br>OBP: 0.323, SLG: 0.456 | | X<br>0-0<br>E<br>2B | F F F B X<br>1-2 ③<br>G1-3 | | C X<br>0-1 ①<br>FC5-4<br>1-2f<br>2-3 | X<br>0-0 ②<br>G4-3<br>1-2 | | B B X<br>2-0 ③<br>F8 | | 5 | 1 | 1 | 0 | 0 | 0 | 6 |
| Steve Buechele, R (1, 5)<br>OBP: 0.331, SLG: 0.380 | | B 2 SAFE B B X<br>3-0<br>E9<br>2-H<br>1B | | C X<br>0-1<br>1B<br>FC5-4<br>2B | B B F F X<br>2-2 ②<br>F9 | B F F S<br>1-3 ③<br>K | | | F B F B F B F F F<br>3-2 ①<br>X<br>F7 | 5 | 1 | 2 | 1 | 0 | 1 | 3 |
| Luis Salazar, R (1, 7)<br>OBP: 0.236, SLG: 0.290<br>Kal Daniels, L (5, PH)<br>OBP: 0.313, SLG: 0.361 (5, 7) | B C F X<br>1-2 ①<br>L6 | | | F F X<br>0-2<br>FC5-4<br>2-3<br>1B | F B C B S<br>2-3 ③<br>K | | B B B<br>4-0<br>BB | | X<br>0-0<br>G6-3<br>2B<br>1B | 2 | 0 | 1 | 0 | 0 | 0 | 1 |
| | | | | | | | | | | 2 | 1 | 1 | 0 | 1 | 1 | 2 |
| Joe Girardi, R (1, 2)<br>OBP: 0.322, SLG: 0.305 | B X<br>1-0 ②<br>G3 | | | F X<br>0-1 ①<br>FC5-4<br>G1<br>1-2f<br>2B<br>3-H | | F X<br>0-1 ①<br>P9 | C S B X<br>1-2 ①<br>P2 | | S F B X<br>1-2 ②<br>G6-3<br>1-2 | 5 | 1 | 0 | 1 | 0 | 0 | 4 |
| Alex Arias, R (1, 6)<br>OBP: 0.600, SLG: 0.667<br>Derrick May, L (7, PH)<br>OBP: 0.310, SLG: 0.362<br>Jeff Kunkel, R (7, 6)<br>OBP: 0.148, SLG: 0.222 | B F S F B F B X<br>3-2 ③<br>F8 | | | 1 SAFE X<br>0-0 ②<br>G1<br>1-2 | | B B B C C C X<br>3-2<br>1B<br>23 HR<br>2B | C F C<br>0-3 ②<br>K | | C X<br>0-1<br>2-H<br>2B | 3 | 1 | 1 | 0 | 0 | 0 | 2 |
| | | | | | | | | | | 1 | 0 | 0 | 0 | 0 | 1 | 1 |
| | | | | | | | | | | 1 | 0 | 1 | 1 | 0 | 0 | 0 |
| Frank Castillo, R (1, 1)<br>Hector Villanueva, R (4, PH)<br>Heathcliff Slocumb, R (4, 1)<br>Chuck McElroy, L (4, 1)<br>Doug Strange, S (5, PH)<br>Jeff Robinson, R (5, 1)<br>Ken Patterson, L (5, 1)<br>Dwight Smith, L (7, PH)<br>Bob Scanlan, R (7, 1)<br>Rick Wilkins, L (9, PH) | | | X<br>0-0<br>23<br>G4-3<br>G1-3<br>1B | C B F X<br>1-2<br>2-H<br>2B | | B X<br>1-0<br>1B<br>23 HR<br>1B | X<br>0-0 ③<br>F7 | | F B F X<br>1-2 ③<br>F8 | 1 0 1 0 0 0 0<br>1 0 1 1 0 0 0<br>0 0 0 0 0 0 0<br>0 0 0 0 0 0 0<br>1 1 1 0 0 0 0<br>0 0 0 0 0 0 0<br>0 0 0 0 0 0 0<br>1 0 0 0 0 0 1<br>0 0 0 0 0 0 0<br>1 0 0 0 0 0 1 | | | | | | | |

# TOP

## Chicago Cubs @ Pittsburgh Pirates

Three Rivers Stadium, Pittsburgh, PA

Wed Sep 09 1992, 7:05 PM EDT

Att. 10,853 - Sunny - 80 F

livebaseballscorecards.com

| | |
|---|---|
| AB | 42 |
| R | 8 |
| H | 14 |
| RBI | 8 |
| BB | 3 |
| SO | 4 |
| LOB | 26 |

| Inning Stats | 1 | 2 | 3 | 4 | 5 | 6 | 7 | 8 | 9 |
|---|---|---|---|---|---|---|---|---|---|
| | R: 0<br>E: 0<br>K: 0<br>S: 11 | H: 0<br>LOB: 0<br>BB: 0<br>P: 16 | R: 1<br>E: 1<br>K: 0<br>S: 11 | H: 2<br>LOB: 1<br>BB: 0<br>P: 19 | R: 0<br>E: 0<br>K: 0<br>S: 12 | H: 1<br>LOB: 2<br>BB: 1<br>P: 18 | R: 2<br>E: 0<br>K: 0<br>S: 12 | H: 3<br>LOB: 1<br>BB: 0<br>P: 13 | R: 0<br>E: 0<br>K: 1<br>S: 12 | H: 1<br>LOB: 2<br>BB: 1<br>P: 23 |
| | R: 4<br>E: 0<br>K: 1<br>S: 16 | H: 5<br>LOB: 1<br>BB: 0<br>P: 23 | R: 0<br>E: 0<br>K: 1<br>S: 7 | H: 0<br>LOB: 1<br>BB: 1<br>P: 12 | R: 0<br>E: 1<br>K: 1<br>S: 8 | H: 0<br>LOB: 1<br>BB: 0<br>P: 13 | R: 1<br>E: 0<br>K: 0<br>S: 16 | H: 2<br>LOB: 1<br>BB: 0<br>P: 21 | 1B: 8<br>2B: 5<br>3B: 0<br>HR: 1 | SF: 0<br>SAC: 0<br>DP: 0<br>HBP: 0 | WP: 0<br>PB: 0<br>SB: 0<br>CS: 0 | PA: 45 |

| PITCHER | | IP | WLS | BF | H | R | ER | SO | BB | IBB | HBP | BLK | WP | HR | S | P | ERA | WHIP |
|---|---|---|---|---|---|---|---|---|---|---|---|---|---|---|---|---|---|---|
| Randy Tomlin, L<br>ERA: 3.48 | (1, 1) | 4.0 | | 19 | 6 | 3 | 3 | 0 | 1 | 0 | 0 | 0 | 0 | 0 | 46 | 66 | 6.75 | 1.750 |
| Paul Wagner, R<br>ERA: 1.93 | (5, 1) | 0.2 | | 4 | 1 | 0 | 0 | 0 | 1 | 0 | 0 | 0 | 0 | 0 | 9 | 18 | 0.00 | 3.000 |
| Denny Neagle, L<br>ERA: 4.41 | (5, 1) | 0.2 | | 5 | 3 | 3 | 3 | 1 | 0 | 0 | 0 | 0 | 0 | 0 | 12 | 19 | 40.50 | 4.500 |
| Danny Cox, R<br>ERA: 5.21 | (6, 1) | 1.2 | W | 8 | 2 | 1 | 1 | 2 | 1 | 0 | 0 | 0 | 0 | 1 | 14 | 21 | 5.40 | 1.800 |
| Roger Mason, R<br>ERA: 4.08 | (8, 1) | 2.0 | | 9 | 2 | 1 | 1 | 1 | 0 | 0 | 0 | 0 | 0 | 0 | 24 | 34 | 4.50 | 1.000 |

| PITCHER | IP | WLS | BF | H | R | ER | SO | BB | IBB | HBP | BLK | WP | HR | S | P | ERA | WHIP |
|---|---|---|---|---|---|---|---|---|---|---|---|---|---|---|---|---|---|

# BOTTOM

## Chicago Cubs @ Pittsburgh Pirates

Three Rivers Stadium, Pittsburgh, PA

Wed Sep 09 1992, 7:05 PM EDT

Att. 10,853 - Sunny - 80 F

| Batter | 1 | 2 | 3 | 4 | 5 | 6 | 7 | 8 | 9 | AB | R | H | RBI | BB | SO | LOB |
|---|---|---|---|---|---|---|---|---|---|---|---|---|---|---|---|---|
| Alex Cole, L (1, 9)<br>OBP: 0.351, SLG: 0.354 | G6-3 WP<br>WP 1B | | HR 1B | BB 1B | | 2B 1B | K | | | 5 | 3 | 4 | 0 | 0 | 1 | 0 |
| Jay Bell, R (1, 6)<br>OBP: 0.328, SLG: 0.380 | G6-3<br>1-3 | | 1-H HR | P4 | | 2B HR<br>1-2 1B | | G4-3 | | 5 | 2 | 2 | 2 | 0 | 0 | 2 |
| Andy Van Slyke, L (1, 8)<br>OBP: 0.394, SLG: 0.512 | F7<br>3-H | | 2B 1B | 1-2 BB | | 1-3 HR<br>2-H 2B | | F8 | | 4 | 2 | 2 | 1 | 1 | 0 | 0 |
| Barry Bonds, L (1, 7)<br>OBP: 0.453, SLG: 0.608 | F7 | | S<br>1-H 2B | F8 | | HR IBB | | 1B<br>2B BB | | 3 | 2 | 1 | 1 | 2 | 0 | 2 |
| Jeff King, R (1, 5)<br>(6, 4)<br>OBP: 0.274, SLG: 0.386 | | F7 | G1-3<br>2-3 | | K | 1-H HR<br>2-H<br>3-H | | 1B<br>1-2 2B | | 5 | 2 | 2 | 4 | 0 | 1 | 1 |
| Orlando Merced, S (1, 3)<br>OBP: 0.326, SLG: 0.387 | | G1-3 | G3 | | G6-3 | G5-3 | | 1-H<br>2-H 2B | | 5 | 0 | 1 | 2 | 0 | 0 | 1 |
| Michael LaValliere, L (1, 2)<br>OBP: 0.352, SLG: 0.331 | | BB | SH1-3<br>HR BB | | FC5-4 BB | F9 | | IBB | | 1 | 1 | 0 | 0 | 4 | 0 | 0 |
| Carlos Garcia, R (1, 4)<br>OBP: 0.222, SLG: 0.269 | | L6 | | SH1-3<br>1-2 | FC5-4<br>1-2f | | G3-1 | K | | 2 | 0 | 0 | 0 | 0 | 0 | 2 |
| Danny Cox, R (6, 1)<br>OBP: 0.077, SLG: 0.077 | | | | | | | | | | 0 | 0 | 0 | 0 | 0 | 0 | 0 |
| Cecil Espy, S (7, PH)<br>OBP: 0.306, SLG: 0.335 | | | | | | | | | | 1 | 0 | 0 | 0 | 0 | 0 | 0 |
| Roger Mason, R (8, 1) | | | | | | | | | | 1 | 0 | 0 | 0 | 0 | 1 | 2 |
| Randy Tomlin, L (1, 1)<br>OBP: 0.183, SLG: 0.140 | | | G5-3 | 2-H HR | | G6-3 | G4-3 | | | 1 | 0 | 0 | 0 | 0 | 0 | 0 |
| Gary Varsho, L (4, PH)<br>OBP: 0.268, SLG: 0.361 | | | | | | | | | | 1 | 1 | 1 | 2 | 0 | 0 | 0 |
| Paul Wagner, R (5, 1) | | | | | | | | | | 0 | 0 | 0 | 0 | 0 | 0 | 0 |
| Denny Neagle, L (5, 1) | | | | | | | | | | 0 | 0 | 0 | 0 | 0 | 0 | 0 |
| John Wehner, R (6, 5)<br>OBP: 0.270, SLG: 0.250 | | | | | | | | | | 2 | 0 | 0 | 0 | 0 | 0 | 0 |
| Inning Stats | R: 1<br>E: 0<br>K: 0<br>S: 12<br>H: 1<br>LOB: 0<br>BB: 0<br>P: 22 | R: 0<br>E: 0<br>K: 0<br>S: 14<br>H: 0<br>LOB: 1<br>BB: 1<br>P: 23 | R: 3<br>E: 0<br>K: 0<br>S: 13<br>H: 4<br>LOB: 1<br>BB: 0<br>P: 20 | R: 2<br>E: 0<br>K: 0<br>S: 12<br>H: 2<br>LOB: 2<br>BB: 2<br>P: 27 | R: 0<br>E: 0<br>K: 1<br>S: 9<br>H: 0<br>LOB: 1<br>BB: 1<br>P: 15 | R: 5<br>E: 0<br>K: 0<br>S: 12<br>H: 4<br>LOB: 0<br>BB: 1<br>P: 24 | R: 0<br>E: 0<br>K: 1<br>S: 7<br>H: 0<br>LOB: 0<br>BB: 0<br>P: 12 | R: 2<br>E: 0<br>K: 1<br>S: 15<br>H: 2<br>LOB: 2<br>BB: 2<br>P: 31 | | 1B: 7<br>2B: 3<br>3B: 0<br>HR: 3<br>SF: 0<br>SAC: 1<br>DP: 0<br>HBP: 0 | | | | | | |

| | |
|---|---|
| AB | 36 |
| R | 13 |
| H | 13 |
| RBI | 12 |
| BB | 7 |
| SO | 3 |
| LOB | 10 |

WP: 2 PB: 0 SB: 1 CS: 0 PA: 44

livebaseballscorecards.com

| PITCHER | | IP | WLS | BF | H | R | ER | SO | BB | IBB | HBP | BLK | WP | HR | S | P | ERA | WHIP |
|---|---|---|---|---|---|---|---|---|---|---|---|---|---|---|---|---|---|---|
| Frank Castillo, R<br>ERA: 3.5 | (1, 1) | 3.0 | | 15 | 5 | 4 | 4 | 0 | 1 | 0 | 0 | 0 | 2 | 1 | 39 | 65 | 12.00 | 2.000 |
| Heathcliff Slocumb, R<br>ERA: 5.6 | (4, 1) | 0.2 | | 5 | 2 | 2 | 2 | 0 | 1 | 0 | 0 | 0 | 0 | 1 | 11 | 22 | 27.00 | 4.500 |
| Chuck McElroy, L<br>ERA: 2.76 | (4, 1) | 1.1 | | 6 | 0 | 0 | 0 | 1 | 2 | 0 | 0 | 0 | 0 | 0 | 10 | 20 | 0.00 | 1.500 |
| Jeff Robinson, R<br>ERA: 3.22 | (6, 1) | 0.1 | L | 3 | 2 | 2 | 2 | 0 | 0 | 0 | 0 | 0 | 0 | 0 | 8 | 13 | 54.00 | 6.000 |
| Ken Patterson, L<br>ERA: 3.44 | (6, 1) | 0.2 | | 5 | 2 | 3 | 3 | 0 | 0 | 1 | 0 | 0 | 0 | 1 | 4 | 11 | 40.50 | 3.000 |

| PITCHER | | IP | WLS | BF | H | R | ER | SO | BB | IBB | HBP | BLK | WP | HR | S | P | ERA | WHIP |
|---|---|---|---|---|---|---|---|---|---|---|---|---|---|---|---|---|---|---|
| Bob Scanlan, R<br>ERA: 2.62 | (7, 1) | 2.0 | | 10 | 2 | 2 | 2 | 2 | 1 | 1 | 0 | 0 | 0 | 0 | 22 | 43 | 9.00 | 1.500 |

| Batter | 1 | 2 | 3 | 4 | 5 | 6 | 7 | 8 | 9 | AB | R | H | RBI | BB | SO | LOB |
|---|---|---|---|---|---|---|---|---|---|---|---|---|---|---|---|---|
| Alex Cole, L (1, 9)<br>OBP: 0.346, SLG: 0.349 | C C B B X<br>2-2 ①<br>F7 | | B F B L X<br>2-2 ②<br>F8 | | C B B X<br>2-1 ③<br>P6 | | | C C B X<br>1-2 ①②<br>G4-6-3<br>1-2f | | 4 | 0 | 0 | 0 | 0 | 0 | 2 |
| Jay Bell, R (1, 6)<br>OBP: 0.328, SLG: 0.384 | C C B B X<br>1-2 ②<br>G4-3 | | S B B F F X<br>2-2 ③<br>G4-3 | | | B C B F X<br>2-2 ①<br>G5-3 | | X<br>0-0<br>HR | | 4 | 1 | 1 | 1 | 0 | 0 | 0 |
| Andy Van Slyke, L (1, 8)<br>OBP: 0.397, SLG: 0.517 | X<br>0-0<br>1B | | | B B X<br>2-0 ①<br>P4 | | B C B B B X<br>3-1<br>G4-3<br>3B | | B F X<br>1-1<br>1B | | 4 | 1 | 3 | 0 | 0 | 0 | 0 |
| Barry Bonds, L (1, 7)<br>OBP: 0.449, SLG: 0.602 | B C B S X<br>2-2 ③<br>P4 | | | X<br>0-0 ②<br>F7 | | B F F B X<br>2-2 ②<br>G4-3<br>3-H | | F X<br>0-1 ③<br>G4-3 | | 4 | 0 | 0 | 1 | 0 | 0 | 2 |
| Jeff King, R (1, 5)<br>OBP: 0.276, SLG: 0.386 | | C F X<br>0-2<br>CS<br>1B | | B B B B<br>4-0<br>BB | | B F S X<br>1-2 ③<br>F9 | | | B C C S<br>1-3 ①<br>K | 3 | 0 | 1 | 0 | 1 | 1 | 0 |
| Orlando Merced, S (1, 3)<br>OBP: 0.328, SLG: 0.385 | | 1 SAFE<br>B B B B C B<br>4-1 ①<br>1-2<br>BB | | C F B B X<br>2-2 ③<br>G3 | | | B S B S C<br>2-3 ①<br>K | | B C C B B B<br>4-2<br>F8 BB<br>BB | 2 | 0 | 0 | 0 | 2 | 1 | 1 |
| Michael LaValliere, L (1, 2)<br>OBP: 0.352, SLG: 0.331<br>Gary Redus, R (9, PH)<br>OBP: 0.295, SLG: 0.301 | | X<br>0-0 ②<br>P3 | | | C F X<br>0-2<br>1B | | B C B X<br>2-1 ②<br>G1-3 | | C B B B B B<br>4-1<br>1-2<br>BB | 3<br>0 | 0<br>0 | 1<br>0 | 0<br>0 | 0<br>1 | 0<br>0 | 1<br>0 |
| Carlos Garcia, R (1, 4)<br>OBP: 0.200, SLG: 0.241<br>Lloyd McClendon, R (9, PH)<br>OBP: 0.353, SLG: 0.342 | | C F 1 SAFE S<br>0-3 ③<br>K | | | B B S F F F S<br>2-3 ①<br>K | | F F B C<br>1-3 ③<br>K | | B X<br>1-0 ②<br>F8<br>2-3 | 3<br>1 | 0<br>0 | 0<br>0 | 0<br>0 | 0<br>0 | 3<br>0 | 2<br>2 |
| Bob Walk, R (1, 1)<br>OBP: 0.081, SLG: 0.081<br>Denny Neagle, L (7, 1)<br>Gary Varsho, L (8, PH)<br>OBP: 0.273, SLG: 0.361<br>Steve Cooke, R (8, 1)<br>OBP: 0.500, SLG: 0.500<br>Don Slaught, R (9, PH)<br>OBP: 0.372, SLG: 0.463 | | | F B B F B F S<br>3-3 ①<br>K | | F B X<br>1-1 ②<br>P6 | | | C B B B F B<br>4-2<br>G4-6-3<br>BB | B F B B C X<br>3-2 ③<br>P6 | 2<br>0<br>0<br>0<br>1 | 0<br>0<br>0<br>0<br>0 | 0<br>0<br>0<br>0<br>0 | 0<br>0<br>1<br>0<br>0 | 1<br>0<br>0<br>0<br>0 | 1<br>0<br>0<br>0<br>0 | 1<br>0<br>0<br>0<br>2 |
| Inning Stats | R: 0 H: 1<br>E: 0 LOB: 1<br>K: 0 BB: 0<br>S: 10 P: 15 | R: 0 H: 1<br>E: 0 LOB: 1<br>K: 1 BB: 1<br>S: 8 P: 12 | R: 0 H: 0<br>E: 0 LOB: 0<br>K: 1 BB: 0<br>S: 11 P: 18 | R: 0 H: 0<br>E: 0 LOB: 1<br>K: 0 BB: 1<br>S: 5 P: 13 | R: 0 H: 1<br>E: 0 LOB: 1<br>K: 1 BB: 0<br>S: 12 P: 17 | R: 1 H: 1<br>E: 0 LOB: 0<br>K: 0 BB: 0<br>S: 11 P: 19 | R: 0 H: 0<br>E: 0 LOB: 0<br>K: 2 BB: 0<br>S: 8 P: 13 | R: 1 H: 2<br>E: 0 LOB: 1<br>K: 0 BB: 1<br>S: 10 P: 16 | R: 0 H: 0<br>E: 0 LOB: 2<br>K: 1 BB: 2<br>S: 10 P: 23 | 1B: 4 SF: 0<br>2B: 0 SAC: 0<br>3B: 1 DP: 1<br>HR: 1 HBP: 0 | | | | | | |

# TOP

Pittsburgh Pirates @ Philadelphia Phillies
Veterans Stadium, Philadelphia, PA
Fri Sep 11 1992, 7:05 PM EDT
Att. 20,168 - Cloudy - 73 F

livebaseballscorecards.com

| | |
|---|---|
| AB | 31 |
| R | 2 |
| H | 6 |
| RBI | 2 |
| BB | 5 |
| SO | 6 |
| LOB | 13 |

| PITCHER | | IP | WLS | BF | H | R | ER | SO | BB | IBB | HBP | BLK | WP | HR | S | P | ERA | WHIP |
|---|---|---|---|---|---|---|---|---|---|---|---|---|---|---|---|---|---|---|
| Ben Rivera, R<br>ERA: 3.19 | (1, 1) | 8.0 | W | 31 | 6 | 2 | 2 | 5 | 3 | 0 | 0 | 0 | 0 | 1 | 75 | 123 | 2.25 | 1.125 |
| Mitch Williams, L<br>ERA: 4.04 | (9, 1) | 1.0 | S | 5 | 0 | 0 | 0 | 1 | 2 | 0 | 0 | 0 | 0 | 0 | 10 | 23 | 0.00 | 2.000 |

| PITCHER | IP | WLS | BF | H | R | ER | SO | BB | IBB | HBP | BLK | WP | HR | S | P | ERA | WHIP |
|---|---|---|---|---|---|---|---|---|---|---|---|---|---|---|---|---|---|

# BOTTOM

Pittsburgh Pirates @ Philadelphia Phillies
Veterans Stadium, Philadelphia, PA
Fri Sep 11 1992, 7:05 PM EDT
Att. 20,168 - Cloudy - 73 F

livebaseballscorecards.com

| Batter | 1 | 2 | 3 | 4 | 5 | 6 | 7 | 8 | 9 | AB | R | H | RBI | BB | SO | LOB |
|---|---|---|---|---|---|---|---|---|---|---|---|---|---|---|---|---|
| Ruben Amaro Jr, S (1, 9)<br>OBP: 0.308, SLG: 0.345 | HR | | K | | G4-6-3 1-2f | | G5-3 | | | 4 | 1 | 1 | 1 | 0 | 1 | 2 |
| Mickey Morandini, L (1, 4)<br>OBP: 0.319, SLG: 0.360 | G1-3 | | G4-3 | | | 1B HR 1B | BB 2B 1B | | | 4 | 2 | 2 | 0 | 0 | 0 | 0 |
| John Kruk, L (1, 3)<br>OBP: 0.420, SLG: 0.450 | G4-3 | | F7 | | | 1-3 HR 1B | 1-2 2B BB | | | 3 | 1 | 1 | 0 | 1 | 0 | 0 |
| Darren Daulton, L (1, 2)<br>OBP: 0.387, SLG: 0.543 | G6-3 | | | P4 | | 1-H 3-H HR | 1-H 2-H 2B | | | 4 | 1 | 2 | 4 | 0 | 0 | 0 |
| Dave Hollins, S (1, 5)<br>OBP: 0.359, SLG: 0.451 | | P6 | | K | | G3-1 | G6-3 | | | 4 | 0 | 0 | 0 | 0 | 1 | 1 |
| Mariano Duncan, R (1, 7)<br>OBP: 0.294, SLG: 0.389<br>Tom Marsh, R (6, PH)<br>OBP: 0.212, SLG: 0.263<br>(7, 7)<br>Mitch Williams, L (9, 1)<br>OBP: 0.333, SLG: 0.333 | | 2B | | F7 | | F7 | | F8 | | 2<br>2<br>0 | 0<br>0<br>0 | 1<br>0<br>0 | 0<br>0<br>0 | 0<br>0<br>0 | 0<br>0<br>0 | 0<br>0<br>0 |
| Stan Javier, S (1, 8)<br>OBP: 0.330, SLG: 0.309 | | F7 | | | FC6-4 1B BB | WP 2B | | K | | 3 | 0 | 1 | 0 | 1 | 1 | 1 |
| Juan Bell, R (1, 6)<br>OBP: 0.287, SLG: 0.269 | | BB | | | 1-2 FC6-4 1B | WP IBB | | G6-3 | | 2 | 0 | 1 | 0 | 2 | 0 | 0 |
| Ben Rivera, R (1, 1)<br>OBP: 0.125, SLG: 0.087<br>Braulio Castillo, R (9, 7)<br>OBP: 0.125, SLG: 0.250 | | K | | | 1-2f 2-3 FC6-4 G4-6-3 | 1-2 2-3 G5-3 | | | | 3<br>0 | 0<br>0 | 0<br>0 | 0<br>0 | 0<br>0 | 1<br>0 | 6<br>0 |
| Inning Stats | R: 1 H: 1<br>E: 0 LOB: 0<br>K: 0 BB: 0<br>S: 11 P: 16 | R: 0 H: 1<br>E: 0 LOB: 2<br>K: 1 BB: 1<br>S: 15 P: 26 | R: 0 H: 0<br>E: 0 LOB: 0<br>K: 1 BB: 0<br>S: 8 P: 15 | R: 0 H: 0<br>E: 0 LOB: 0<br>K: 1 BB: 0<br>S: 8 P: 13 | R: 0 H: 1<br>E: 0 LOB: 1<br>K: 0 BB: 1<br>S: 7 P: 13 | R: 3 H: 4<br>E: 0 LOB: 2<br>K: 0 BB: 1<br>S: 9 P: 18 | R: 1 H: 2<br>E: 0 LOB: 1<br>K: 0 BB: 1<br>S: 10 P: 20 | R: 0 H: 0<br>E: 0 LOB: 0<br>K: 1 BB: 0<br>S: 8 P: 13 | | 1B: 4 SF: 0<br>2B: 3 SAC: 0<br>3B: 0 DP: 1<br>HR: 2 HBP: 0 | | | | | | |

| | AB | 31 |
|---|---|---|
| | R | 5 |
| | H | 9 |
| | RBI | 5 |
| | BB | 4 |
| | SO | 4 |
| | LOB | 10 |

WP: 1 PA: 35
PB: 0
SB: 0
CS: 0

| PITCHER | | IP | WLS | BF | H | R | ER | SO | BB | IBB | HBP | BLK | WP | HR | S | P | ERA | WHIP |
|---|---|---|---|---|---|---|---|---|---|---|---|---|---|---|---|---|---|---|
| Bob Walk, R<br>ERA: 3.14 | (1, 1) | 6.0 | L | 27 | 7 | 4 | 4 | 3 | 2 | 1 | 0 | 0 | 1 | 2 | 58 | 101 | 6.00 | 1.500 |
| Denny Neagle, L<br>ERA: 4.46 | (7, 1) | 1.0 | | 5 | 2 | 1 | 1 | 0 | 1 | 0 | 0 | 0 | 0 | 0 | 10 | 20 | 9.00 | 3.000 |
| Steve Cooke, L<br>ERA: 6.39 | (8, 1) | 1.0 | | 3 | 0 | 0 | 0 | 1 | 0 | 0 | 0 | 0 | 0 | 0 | 8 | 13 | 0.00 | 0.000 |

| PITCHER | IP | WLS | BF | H | R | ER | SO | BB | IBB | HBP | BLK | WP | HR | S | P | ERA | WHIP |
|---|---|---|---|---|---|---|---|---|---|---|---|---|---|---|---|---|---|

| Batter | 1 | 2 | 3 | 4 | 5 | 6 | 7 | 8 | 9 | AB | R | H | RBI | BB | SO | LOB |
|---|---|---|---|---|---|---|---|---|---|---|---|---|---|---|---|---|
| Alex Cole, L (1, 9)<br>OBP: 0.341, SLG: 0.343 | B B B C C X<br>3-2 ① F8 | | C S X<br>0-2 ③ F9 | | | B B C F B X<br>3-2 ① G3 | B B X<br>2-0 ③ G6-3 | | B S F X<br>1-2 ① G4-3<br>1-3 | 4 | 0 | 0 | 0 | 0 | 0 | 1 |
| Gary Redus, R (9, PH)<br>OBP: 0.293, SLG: 0.299 | | | | | | | | | | 1 | 0 | 0 | 0 | 0 | 0 | 1 |
| Cecil Espy, S (9, 9)<br>OBP: 0.306, SLG: 0.335 | | | | | | | | | | 0 | 0 | 0 | 0 | 0 | 0 | 0 |
| Jay Bell, R (1, 6)<br>OBP: 0.330, SLG: 0.390 | C C B B B F X<br>3-2 ② L7 | | | C S B X<br>1-2 CS 1B | | S X<br>0-1 ② 1B | | B C F S<br>1-3 ① K | B S F X<br>2-2 1B<br>3-H 3B | 5 | 1 | 3 | 1 | 0 | 1 | 0 |
| Andy Van Slyke, L (1, 8)<br>OBP: 0.397, SLG: 0.516 | C B F B X<br>2-2 ③ P6 | | | B B X<br>2-0 ① F8 | | C X<br>0-1 ③ G3 | | B C C B B F X<br>3-2 WP BB 1B 1B | B X<br>1-0 G3 1B 1B<br>3-H | 5 | 2 | 2 | 1 | 0 | 0 | 1 |
| Barry Bonds, L (1, 7)<br>OBP: 0.449, SLG: 0.598 | | C X<br>0-1 ① F7 | | C B F F B B C<br>3-3 ②③ K<br>1-2 | | | F B B S B X<br>3-2 1B 1B 1B | B C F F B 1 B B<br>SAFE<br>4-2 WP BB<br>1-2 1B | C B C X<br>1-2 ② G3<br>1-2 | 4 | 2 | 1 | 0 | 1 | 1 | 2 |
| Jeff King, R (1, 4)<br>(7, 5)<br>OBP: 0.277, SLG: 0.384 | | B B X<br>2-0 ② F8 | | | S C B C<br>1-3 ① K | | B X<br>1-0 E 1B 1B<br>1-3 | B F B B B C X<br>3-2 ② F9 | I I I I<br>4-0 1B IBB | 4 | 1 | 1 | 0 | 1 | 1 | 2 |
| Orlando Merced, S (1, 3)<br>OBP: 0.329, SLG: 0.386 | | B F F B F F S<br>2-3 ③ K | | | X<br>0-0 BB 1B | | B B X<br>2-0 E 1B<br>1-2 3-H | B C F B S<br>2-3 K 1B<br>1-2 2-3 | C S B B X<br>2-2 ③ 1B<br>1-3 2-H | 4 | 1 | 2 | 1 | 0 | 2 | 2 |
| Bob Patterson, R (8, 1)<br>OBP: 0.429, SLG: 0.500 | | | | | | | | | | 0 | 0 | 0 | 0 | 0 | 0 | 0 |
| Stan Belinda, R (8, 1)<br>OBP: 0.667, SLG: 1.000 | | | | | | | | | | 1 | 0 | 1 | 1 | 0 | 0 | 0 |
| Michael LaValliere, L (1, 2)<br>OBP: 0.354, SLG: 0.331 | | | C B F X<br>1-2 ① F8 | | B B B B<br>4-0 1-2 BB | | C B C B F X<br>2-2 ① P5 | X<br>0-0 1-3 2-H 3-H 1B | | 3 | 0 | 1 | 2 | 1 | 0 | 2 |
| John Wehner, R (1, 5)<br>OBP: 0.274, SLG: 0.248 | B C B B F F B<br>4-2 SH3-4 BB | | | | C F F B F B S<br>2-3 ② K | | X<br>0-0 E8 SF8<br>1-H 2-H | X<br>0-0 ③ P2 | | 1 | 0 | 0 | 0 | 1 | 1 | 2 |
| Gary Varsho, L (7, PH)<br>OBP: 0.271, SLG: 0.359 | | | | | | | | | | 1 | 1 | 0 | 0 | 0 | 0 | 0 |
| Carlos Garcia, R (7, 4)<br>OBP: 0.194, SLG: 0.233 | | | | | | | | | | 1 | 0 | 0 | 0 | 0 | 0 | 2 |
| Danny Jackson, R (1, 1)<br>OBP: 0.074, SLG: 0.074 | | | X<br>0-0 ② SH3-4<br>1-2 | | B F S B X<br>2-2 ③ F9 | | B F F F F F F B X<br>2-2 ② SF8<br>3-H | | F B X<br>1-1 G4-3 BLK 3B 1B | 1 | 0 | 0 | 0 | 0 | 0 | 2 |
| Roger Mason, R (6, 1) | | | | | | | | | | 0 | 0 | 0 | 0 | 0 | 0 | 0 |
| Dave Clark, L (7, PH)<br>OBP: 0.303, SLG: 0.429 | | | | | | | | | | 0 | 0 | 0 | 1 | 0 | 0 | 0 |
| Danny Cox, R (7, 1)<br>OBP: 0.077, SLG: 0.077 | | | | | | | | | | 0 | 0 | 0 | 0 | 0 | 0 | 0 |
| Lloyd McClendon, R (8, 3)<br>OBP: 0.356, SLG: 0.346 | | | | | | | | | | 1 | 1 | 1 | 0 | 0 | 0 | 0 |
| Inning Stats | R: 0 H: 0<br>E: 0 LOB: 0<br>K: 0 BB: 0<br>S: 10 P: 18 | R: 0 H: 0<br>E: 0 LOB: 0<br>K: 1 BB: 0<br>S: 8 P: 12 | R: 0 H: 0<br>E: 0 LOB: 0<br>K: 0 BB: 1<br>S: 10 P: 15 | R: 0 H: 1<br>E: 0 LOB: 1<br>K: 1 BB: 0<br>S: 8 P: 14 | R: 0 H: 1<br>E: 0 LOB: 2<br>K: 2 BB: 1<br>S: 12 P: 21 | R: 0 H: 1<br>E: 0 LOB: 0<br>K: 0 BB: 0<br>S: 7 P: 10 | R: 4 H: 3<br>E: 1 LOB: 0<br>K: 0 BB: 0<br>S: 16 P: 28 | R: 2 H: 2<br>E: 0 LOB: 2<br>K: 2 BB: 1<br>S: 18 P: 31 | R: 3 H: 4<br>E: 0 LOB: 2<br>K: 0 BB: 1<br>S: 15 P: 27 | 1B: 11 SF: 1<br>2B: 1 SAC: 1<br>3B: 1 DP: 1<br>HR: 0 HBP: 0 | | | | | | |

TOP

Pittsburgh Pirates @ Philadelphia Phillies
Veterans Stadium, Philadelphia, PA
Sat Sep 12 1992, 7:05 PM EDT
Att. 22,857 - Sunny - 68 F

livebaseballscorecards.com

| | |
|---|---|
| AB | 36 |
| R | 9 |
| H | 12 |
| RBI | 7 |
| BB | 4 |
| SO | 6 |
| LOB | 17 |

WP: 1 PA: 42
PB: 0
SB: 0
CS: 1

| PITCHER | | IP | WLS | BF | H | R | ER | SO | BB | IBB | HBP | BLK | WP | HR | S | P | ERA | WHIP |
|---|---|---|---|---|---|---|---|---|---|---|---|---|---|---|---|---|---|---|
| Jose DeLeon, R<br>ERA: 4.4 | (1, 1) | 6.0 | | 24 | 6 | 3 | 1 | 4 | 2 | 0 | 0 | 0 | 0 | 0 | 60 | 101 | 1.50 | 1.333 |
| Keith Shepherd, R<br>ERA: 1.23 | (7, 1) | 1.1 | | 5 | 0 | 1 | 0 | 1 | 0 | 0 | 0 | 0 | 0 | 0 | 14 | 21 | 0.00 | 0.000 |
| Greg Mathews, L<br>ERA: 5.58 | (8, 1) | 0.0 | | 2 | 1 | 0 | 0 | 0 | 1 | 0 | 0 | 0 | 0 | 0 | 7 | 14 | ∞ | ∞ |
| Mike Hartley, R<br>ERA: 3.6 | (8, 1) | 0.2 | | 4 | 1 | 2 | 2 | 1 | 0 | 0 | 0 | 0 | 1 | 0 | 8 | 13 | 27.00 | 1.500 |
| Mitch Williams, L<br>ERA: 4.37 | (9, 1) | 1.0 | L | 7 | 4 | 3 | 3 | 0 | 0 | 1 | 0 | 1 | 0 | 0 | 15 | 27 | 27.00 | 4.000 |

| PITCHER | IP | WLS | BF | H | R | ER | SO | BB | IBB | HBP | BLK | WP | HR | S | P | ERA | WHIP |
|---|---|---|---|---|---|---|---|---|---|---|---|---|---|---|---|---|---|

| Batter | 1 | 2 | 3 | 4 | 5 | 6 | 7 | 8 | 9 | AB | R | H | RBI | BB | SO | LOB |
|---|---|---|---|---|---|---|---|---|---|---|---|---|---|---|---|---|
| Ruben Amaro Jr, S (1, 9)<br>OBP: 0.310, SLG: 0.350 | SF8 3B | F8 | | | G6-3 | FC BB 1B<br>1-2<br>2-H | | HR BB | | 4 | 2 | 1 | 0 | 1 | 0 | 3 |
| Mickey Morandini, L (1, 4)<br>OBP: 0.317, SLG: 0.358 | G3 | L3 | | | FC6-4 1B 1B | F7 | | K | | 5 | 0 | 1 | 0 | 0 | 1 | 6 |
| John Kruk, L (1, 7) (8, 3)<br>OBP: 0.423, SLG: 0.451 | 1B BB | | F7 | | FC6-4<br>1-2 | BB<br>1-2<br>2-3 1B | | HR<br>1-2 BB | | 3 | 1 | 2 | 0 | 2 | 0 | 0 |
| Dave Hollins, S (1, 5)<br>OBP: 0.361, SLG: 0.457 | SF8<br>3-H | | FC4-6 BB | | FC6-4<br>1-2f<br>2-3 | BB<br>1-2<br>2-3<br>3-H | | HR<br>1-H<br>2-H | | 2 | 1 | 1 | 5 | 2 | 0 | 2 |
| Darren Daulton, L (1, 2)<br>OBP: 0.386, SLG: 0.539 | FC5-4 1B<br>1-3 | | 1 SAFE<br>FC4-6<br>FC5 S<br>1-2f | | F9 | F8 | | K | | 5 | 0 | 1 | 0 | 0 | 1 | 6 |
| Ricky Jordan, R (1, 3)<br>OBP: 0.276, SLG: 0.373<br>Mitch Williams, L (9, 1)<br>OBP: 0.333, SLG: 0.333<br>Jim Lindeman, R (9, PH)<br>OBP: 0.276, SLG: 0.346 | FC5-4<br>1-2f | | FC5<br>1-3 | | | 1B PB 1B 1B | F8 | | K | 4<br>0<br>1 | 1<br>0<br>0 | 1<br>0<br>0 | 0<br>0<br>0 | 0<br>0<br>1 | 0<br>0<br>0 | 3<br>0<br>0 |
| Stan Javier, S (1, 8)<br>OBP: 0.328, SLG: 0.307 | | SH1-4 1B 1B | | G3-1 | K | E1 L5-3 | | L5 | | 5 | 0 | 1 | 0 | 0 | 1 | 1 |
| Juan Bell, R (1, 6)<br>OBP: 0.297, SLG: 0.280<br>Jeff Grotewold, L (9, PH)<br>OBP: 0.322, SLG: 0.453 | | SH1-4<br>1-2 1B | | G4-3 | | FC 1B<br>1-3 E 1B | L5-3<br>1-2 | | F7 | 4<br>1 | 1<br>0 | 2<br>0 | 0<br>0 | 0<br>0 | 0<br>0 | 1<br>0 |
| Jose DeLeon, R (1, 1)<br>OBP: 0.160, SLG: 0.087<br>Keith Shepherd, R (7, 1)<br>Greg Mathews, R (8, 1)<br>Mike Hartley, R (8, 1)<br>Tom Marsh, R (8, 7)<br>OBP: 0.209, SLG: 0.259 | | SH1-4<br>1-2<br>2-3 | | K | | 1B E BB 1B<br>1-2<br>3-H | | F8 | | 2<br>0<br>0<br>0<br>1 | 1<br>0<br>0<br>0<br>0 | 1<br>0<br>0<br>0<br>0 | 1<br>0<br>0<br>0<br>0 | 0<br>0<br>0<br>0<br>0 | 1<br>0<br>0<br>0<br>0 | 0<br>0<br>0<br>0<br>0 |
| Inning Stats | R: 1 H: 2<br>E: 0 LOB: 2<br>K: 0 BB: 1<br>S: 10 P: 18 | R: 0 H: 2<br>E: 0 LOB: 2<br>K: 0 BB: 0<br>S: 13 P: 22 | R: 0 H: 0<br>E: 0 LOB: 1<br>K: 0 BB: 1<br>S: 11 P: 20 | R: 0 H: 0<br>E: 0 LOB: 0<br>K: 1 BB: 0<br>S: 7 P: 11 | R: 0 H: 2<br>E: 0 LOB: 2<br>K: 0 BB: 0<br>S: 10 P: 14 | R: 3 H: 4<br>E: 1 LOB: 3<br>K: 1 BB: 1<br>S: 24 P: 40 | R: 0 H: 0<br>E: 1 LOB: 0<br>K: 0 BB: 0<br>S: 8 P: 11 | R: 3 H: 1<br>E: 0 LOB: 0<br>K: 2 BB: 2<br>S: 17 P: 29 | R: 0 H: 0<br>E: 0 LOB: 0<br>K: 1 BB: 0<br>S: 9 P: 13 | 1B: 9 SF: 1<br>2B: 1 SAC: 1<br>3B: 1 DP: 1<br>HR: 1 HBP: 0 | | | | | | |

| PITCHER | | IP | WLS | BF | H | R | ER | SO | BB | IBB | HBP | BLK | WP | HR | S | P | ERA | WHIP |
|---|---|---|---|---|---|---|---|---|---|---|---|---|---|---|---|---|---|---|
| Danny Jackson, L<br>ERA: 3.87 | (1, 1) | 5.2 | | 30 | 10 | 4 | 2 | 2 | 2 | 0 | 0 | 0 | 0 | 0 | 70 | 116 | 3.18 | 2.118 |
| Roger Mason, R<br>ERA: 4.07 | (6, 1) | 0.1 | | 2 | 0 | 0 | 0 | 0 | 1 | 0 | 0 | 0 | 0 | 0 | 5 | 9 | 0.00 | 3.000 |
| Danny Cox, R<br>ERA: 5.26 | (7, 1) | 1.1 | | 5 | 0 | 1 | 1 | 0 | 1 | 0 | 0 | 0 | 0 | 0 | 12 | 20 | 6.75 | 0.750 |
| Bob Patterson, L<br>ERA: 2.79 | (8, 1) | 0.1 | | 2 | 0 | 0 | 0 | 1 | 1 | 0 | 0 | 0 | 0 | 0 | 7 | 13 | 0.00 | 3.000 |
| Stan Belinda, R<br>ERA: 3.19 | (8, 1) | 1.1 | W | 5 | 1 | 2 | 2 | 2 | 0 | 0 | 0 | 0 | 0 | 1 | 15 | 20 | 13.50 | 0.750 |

| PITCHER | IP | WLS | BF | H | R | ER | SO | BB | IBB | HBP | BLK | WP | HR | S | P | ERA | WHIP |
|---|---|---|---|---|---|---|---|---|---|---|---|---|---|---|---|---|---|

# BOTTOM

Pittsburgh Pirates @ Philadelphia Phillies
Veterans Stadium, Philadelphia, PA
Sat Sep 12 1992, 7:05 PM EDT
Att. 22,857 - Sunny - 68 F

livebaseballscorecards.com

| | |
|---|---|
| AB | 37 |
| R | 7 |
| H | 11 |
| RBI | 6 |
| BB | 5 |
| SO | 5 |
| LOB | 22 |

1B: 9 SF: 1
2B: 1 SAC: 1
3B: 1 DP: 1
HR: 1 HBP: 0

WP: 0 PA: 44
PB: 1
SB: 1
CS: 0

| Batter | 1 | 2 | 3 | 4 | 5 | 6 | 7 | 8 | 9 | AB | R | H | RBI | BB | SO | LOB |
|---|---|---|---|---|---|---|---|---|---|---|---|---|---|---|---|---|
| Gary Redus, R (1, 3)<br>OBP: 0.292, SLG: 0.312 | C X 0-1 ① L8 | | | X 0-0 ① F7 | | B X 1-0 ① G6-3 | | B X 1-0 1B 3B | | 4 | 1 | 1 | 0 | 0 | 0 | 0 |
| Jay Bell, R (1, 6)<br>OBP: 0.329, SLG: 0.389 | C C S 0-3 ② K | | | F B C B S 2-3 ② K | | B F F X 1-2 ② P4 | | C B B S B F X 3-2 FC3-6 3-H 1B | | 4 | 0 | 1 | 1 | 0 | 2 | 0 |
| Andy Van Slyke, L (1, 8)<br>OBP: 0.394, SLG: 0.512 | X 0-0 ③ G5-3 | | | C B B X 2-1 ③ G6-3 | | B B S S B X 3-2 ③ L8 | | B B X 2-0 ② FC3-6 1-2f | | 4 | 0 | 0 | 0 | 0 | 0 | 1 |
| Barry Bonds, L (1, 7)<br>OBP: 0.449, SLG: 0.596 | | B B S B B 4-1 K BB | | | X 0-0 BB 1B | | B X 1-0 ① F8 | C B 1 B X SAFE 2-1 ③ G3 | | 3 | 1 | 1 | 0 | 1 | 0 | 1 |
| Jeff King, R (1, 4)<br>OBP: 0.277, SLG: 0.385 | | 1 SAFE C C S 0-3 ① ② K 1-2 | | | 1 SAFE X 0-0 ① F7 | | C X 0-1 1B 2B | | F B F X 1-2 ① F8 | 4 | 1 | 1 | 0 | 0 | 1 | 2 |
| Lloyd McClendon, R (1, 9)<br>OBP: 0.354, SLG: 0.339 | | X 0-0 ③ F9 | | | B B B 4-0 1B 1-2 BB | | C C B B S 2-3 ② K | | F B X 1-1 ② F8 | 3 | 0 | 0 | 0 | 1 | 1 | 1 |
| Don Slaught, R (1, 2)<br>OBP: 0.374, SLG: 0.463 | | | C X 0-1 ① F8 | | C X 0-1 1-2 2-H 1B | | F C B X 1-2 2-H 1B | | B B X 2-0 ③ F7 | 4 | 0 | 2 | 2 | 0 | 0 | 0 |
| John Wehner, R (1, 5)<br>OBP: 0.267, SLG: 0.241 | | | S F B C 1-3 ② K | | F X 0-1 ② L4 | | S F S 0-3 ③ K | | | 3 | 0 | 0 | 0 | 0 | 2 | 3 |
| Tim Wakefield, R (1, 1)<br>OBP: 0.091, SLG: 0.091 | | | F X 0-1 ③ G4-3 | | X 0-0 ③ B1-3 | | | B X 1-0 ① G6-3 | | 2 | 0 | 0 | 0 | 0 | 0 | 2 |
| Cecil Espy, S (8, PH)<br>OBP: 0.304, SLG: 0.333 | | | | | | | | | | 1 | 0 | 0 | 0 | 0 | 0 | 0 |
| Bob Patterson, R (8, 1)<br>OBP: 0.429, SLG: 0.500 | | | | | | | | | | 0 | 0 | 0 | 0 | 0 | 0 | 0 |
| Paul Wagner, R (8, 1) | | | | | | | | | | 0 | 0 | 0 | 0 | 0 | 0 | 0 |
| Inning Stats | R: 0 E: 0 K: 1 S: 6 H: 0 LOB: 0 BB: 0 P: 6 | R: 0 E: 0 K: 1 S: 5 H: 0 LOB: 0 BB: 1 P: 9 | R: 0 E: 0 K: 1 S: 7 H: 0 LOB: 0 BB: 0 P: 8 | R: 0 E: 0 K: 1 S: 6 H: 0 LOB: 0 BB: 0 P: 10 | R: 1 E: 0 K: 0 S: 7 H: 2 LOB: 2 BB: 1 P: 11 | R: 0 E: 0 K: 0 S: 7 H: 0 LOB: 0 BB: 0 P: 12 | R: 1 E: 0 K: 2 S: 12 H: 2 LOB: 1 BB: 0 P: 16 | R: 1 E: 0 K: 0 S: 9 H: 2 LOB: 1 BB: 0 P: 18 | R: 0 E: 0 K: 0 S: 6 H: 0 LOB: 0 BB: 0 P: 10 | 1B: 4 2B: 1 3B: 1 HR: 0 | SF: 0 SAC: 0 DP: 0 HBP: 0 | | | | | | |

| PITCHER | IP | WLS | BF | H | R | ER | SO | BB | IBB | HBP | BLK | WP | HR | S | P | ERA | WHIP |
|---|---|---|---|---|---|---|---|---|---|---|---|---|---|---|---|---|---|
| Terry Mulholland, L (1, 1)<br>ERA: 3.72 | 9.0 | W | 34 | 6 | 3 | 3 | 6 | 2 | 0 | 0 | 0 | 0 | 0 | 65 | 100 | 3.00 | 0.889 |

| PITCHER | IP | WLS | BF | H | R | ER | SO | BB | IBB | HBP | BLK | WP | HR | S | P | ERA | WHIP |
|---|---|---|---|---|---|---|---|---|---|---|---|---|---|---|---|---|---|

# TOP

Pittsburgh Pirates @ Philadelphia Phillies
Veterans Stadium, Philadelphia, PA
Sun Sep 13 1992, 3:33 AM EDT
Att. 35,842 - Sunny - 73 F

livebaseballscorecards.com

| | |
|---|---|
| AB | 32 |
| R | 3 |
| H | 6 |
| RBI | 3 |
| BB | 2 |
| SO | 6 |
| LOB | 10 |

PA: 34

| | | | | | | | | | | | | | | | | | |
|---|---|---|---|---|---|---|---|---|---|---|---|---|---|---|---|---|---|
| 1B: 4 | SF: 0 | WP: 0 | PA: 34 |
| 2B: 1 | SAC: 0 | PB: 0 | |
| 3B: 1 | DP: 0 | SB: 0 | |
| HR: 0 | HBP: 0 | CS: 0 | |

| Batter | 1 | 2 | 3 | 4 | 5 | 6 | 7 | 8 | 9 | AB | R | H | RBI | BB | SO | LOB |
|---|---|---|---|---|---|---|---|---|---|---|---|---|---|---|---|---|
| Ruben Amaro Jr, S (1, 9)<br>OBP: 0.309, SLG: 0.347 | L B B C F S<br>2-3 K ① | | C B L B B F B<br>4-2 1B BB | | X<br>0-0 L6 ① | | C F F X<br>0-2 L3 ② ③<br>1-2 | | | 3 | 0 | 0 | 0 | 1 | 1 | 1 |
| Mickey Morandini, L (1, 4)<br>OBP: 0.317, SLG: 0.356 | C F C<br>0-3 K ② | | B 1 SAFE X<br>1-0 1B ①<br>1-2 1B | | C S X<br>0-2 F8 ② | | | B B C X<br>2-1 G6-3 ① | | 4 | 0 | 1 | 0 | 0 | 1 | 0 |
| Dave Hollins, S (1, 5)<br>OBP: 0.360, SLG: 0.456 | C X<br>0-1 G4-3 ③ | | 1 SAFE B F X<br>1-1 P5 ② | | X<br>0-0 G4-3 ③ | | | X<br>0-0 1B HR 1B | | 4 | 1 | 1 | 0 | 0 | 0 | 1 |
| John Kruk, L (1, 3)<br>OBP: 0.426, SLG: 0.454 | | C X<br>0-1 1B PB G3 1B | F X<br>0-1 1-3 1B | | | C B X<br>1-1 G3 ① | | F C 1 SAFE B X<br>1-2 1-3 HR 1B | | 4 | 2 | 3 | 0 | 0 | 0 | 0 |
| Todd Pratt, R (1, 2)<br>OBP: 0.360, SLG: 0.565 | | B X<br>1-0 G3 1-3 3B 1B | C X<br>0-1 P6 ③ | | | B S S S<br>1-3 K ② | | B S F B X<br>2-2 2-H 3-H HR | | 4 | 2 | 2 | 3 | 0 | 1 | 2 |
| Stan Javier, S (1, 8)<br>OBP: 0.327, SLG: 0.309 | | B S 1 SAFE I F X<br>1-2 G3 ①<br>1-2 3-H | | L X<br>0-1 G3-1 ① | | F B X<br>1-1 S 2B | | L C B X<br>1-2 G6-3 ② | | 4 | 0 | 1 | 1 | 0 | 0 | 1 |
| Tom Marsh, R (1, 7)<br>OBP: 0.222, SLG: 0.318 | | X<br>0-0 SF8 2-H 3B | | C X<br>0-1 G6-3 ② | | B L C X<br>1-2 G5-3 ③<br>2-3 | | F B B F X<br>2-2 3B | | 4 | 1 | 2 | 1 | 0 | 0 | 1 |
| Juan Bell, R (1, 6)<br>OBP: 0.305, SLG: 0.277 | | B X<br>1-0 SF8 ②<br>3-H | | B B B B<br>4-0 BB | | | B B X<br>2-0 L7 ① | I I I I<br>4-0 FC4-6 IBB | | 1 | 0 | 0 | 1 | 2 | 0 | 0 |
| Terry Mulholland, R (1, 1)<br>OBP: 0.134, SLG: 0.114 | | C C F S<br>0-3 K ③ | | B C B S X<br>2-2 G4-3 ③ | | | C X<br>0-1 L3 1B | B X<br>1-0 FC4-6 ③<br>1-2f | | 4 | 0 | 1 | 0 | 0 | 1 | 3 |
| Inning Stats | R: 0 H: 0<br>E: 0 LOB: 0<br>K: 2 BB: 0<br>S: 9 P: 11 | R: 3 H: 3<br>E: 0 LOB: 0<br>K: 1 BB: 0<br>S: 12 P: 15 | R: 0 H: 2<br>E: 0 LOB: 2<br>K: 0 BB: 1<br>S: 10 P: 16 | R: 0 H: 0<br>E: 0 LOB: 1<br>K: 0 BB: 1<br>S: 7 P: 13 | R: 0 H: 0<br>E: 0 LOB: 0<br>K: 0 BB: 0<br>S: 5 P: 5 | R: 0 H: 1<br>E: 0 LOB: 1<br>K: 1 BB: 0<br>S: 10 P: 14 | R: 0 H: 1<br>E: 0 LOB: 0<br>K: 0 BB: 0<br>S: 7 P: 9 | R: 3 H: 4<br>E: 0 LOB: 2<br>K: 0 BB: 1<br>S: 16 P: 29 | | 1B: 7 SF: 1<br>2B: 2 SAC: 0<br>3B: 2 DP: 1<br>HR: 1 HBP: 0 | | | | | | |

| PITCHER | | IP | WLS | BF | H | R | ER | SO | BB | IBB | HBP | BLK | WP | HR | S | P | ERA | WHIP |
|---|---|---|---|---|---|---|---|---|---|---|---|---|---|---|---|---|---|---|
| Tim Wakefield, R<br>ERA: 2.55 | (1, 1) | 7.0 | | 28 | 7 | 3 | 3 | 4 | 2 | 0 | 0 | 0 | 0 | 0 | 60 | 83 | 3.86 | 1.286 |
| Bob Patterson, L<br>ERA: 3.22 | (8, 1) | 0.2 | L | 7 | 4 | 3 | 3 | 0 | 0 | 1 | 0 | 0 | 0 | 1 | 15 | 27 | 40.50 | 6.000 |
| Paul Wagner, R<br>ERA: 1.8 | (8, 1) | 0.1 | | 1 | 0 | 0 | 0 | 0 | 0 | 0 | 0 | 0 | 0 | 0 | 1 | 2 | 0.00 | 0.000 |

| PITCHER | IP | WLS | BF | H | R | ER | SO | BB | IBB | HBP | BLK | WP | HR | S | P | ERA | WHIP |
|---|---|---|---|---|---|---|---|---|---|---|---|---|---|---|---|---|---|

# BOTTOM

Pittsburgh Pirates @ Philadelphia Phillies
Veterans Stadium, Philadelphia, PA
Sun Sep 13 1992, 3:33 AM EDT
Att. 35,842 - Sunny - 73 F

livebaseballscorecards.com

| | |
|---|---|
| AB | 32 |
| R | 6 |
| H | 11 |
| RBI | 6 |
| BB | 3 |
| SO | 4 |
| LOB | 9 |

WP: 0 PA: 36
PB: 1
SB: 1
CS: 0

| Batter | 1 | 2 | 3 | 4 | 5 | 6 | 7 | 8 | 9 | 10 | AB | R | H | RBI | BB | SO | LOB |
|---|---|---|---|---|---|---|---|---|---|---|---|---|---|---|---|---|---|
| Gary Redus, R (1, 3)<br>OBP: 0.297, SLG: 0.317 | F B B F X<br>2-2 ①<br>G4-3 | | B B C B S X<br>3-2<br>1B | | F B B X<br>2-1 ①<br>P9 | | B B C X<br>2-1<br>1B<br>2B<br>1B | B C S B S<br>2-3 ②<br>K | | 1 SAFE S X<br>0-1<br>1-3<br>3-H<br>1B | 4 | 1 | 2 | 0 | 0 | 0 | 2 |
| Cecil Espy, S (7, 9)<br>OBP: 0.306, SLG: 0.335 | | | | | | | | | | | 2 | 0 | 1 | 1 | 0 | 1 | 0 |
| Jay Bell, R (1, 6)<br>OBP: 0.330, SLG: 0.388 | B F B S B S<br>3-3 ②<br>K | | B X<br>1-0 ②<br>F9 | | B B F B X<br>3-1<br>1-2<br>2-3<br>FC3-2<br>1B<br>1B | | B X<br>1-0 ①<br>F9 | F B F X<br>1-2<br>1B | | C P S S<br>1-3 ②<br>K | 6 | 1 | 2 | 0 | 0 | 2 | 4 |
| Andy Van Slyke, L (1, 8)<br>OBP: 0.393, SLG: 0.512 | B X<br>1-0<br>2B | | F X<br>0-1 ③<br>G4-3 | | X<br>0-0 ②<br>1-2<br>2-3<br>3-Hf<br>FC3-2<br>1B | | 1 SAFE X<br>0-0<br>1-3<br>2B<br>1B | C X<br>0-1 ③<br>F7 | | S F S<br>0-3 ③<br>K | 6 | 1 | 2 | 0 | 0 | 1 | 7 |
| Barry Bonds, L (1, 7)<br>OBP: 0.450, SLG: 0.595 | B B F X<br>2-1 ③<br>P6 | | | B B C X<br>2-1<br>1B | B C B X<br>2-1<br>1-3<br>2-H<br>3-H<br>S<br>1B | | I I I<br>4-0<br>2B<br>IBB | | B X<br>1-0 ①<br>P6 | | 4 | 0 | 2 | 2 | 1 | 0 | 1 |
| Jeff King, R (1, 5)<br>OBP: 0.274, SLG: 0.381 | | B B S B X<br>3-1 ①<br>G6-3 | | C B X<br>1-1 ①<br>F7 | B S X<br>1-1 ③<br>1-2<br>P6 | | F B X<br>1-1 ②<br>P5 | | B B B C X<br>3-1 ②<br>F9 | | 5 | 0 | 0 | 0 | 0 | 0 | 6 |
| Lloyd McClendon, R (1, 9)<br>OBP: 0.348, SLG: 0.333 | | C B B S X<br>2-2 ②<br>F8 | | C B X<br>1-1 ②<br>F7 | | B S B F X<br>2-2 ①<br>F8 | C B X<br>1-1<br>1-3<br>2-H<br>3-H<br>2B | | B B X<br>2-0 ③<br>G6-3 | | 3 | 0 | 0 | 0 | 0 | 0 | 1 |
| Orlando Merced, S (7, PH)<br>OBP: 0.330, SLG: 0.390 (7, 3) | | | | | | | | | | | 2 | 0 | 1 | 2 | 0 | 0 | 0 |
| Don Slaught, R (1, 2)<br>OBP: 0.379, SLG: 0.464 | F X<br>0-1<br>WP<br>1B | | | 1 SAFE F<br>1 SAFE X<br>0-1 ③<br>G6-3 | | X<br>0-0<br>1B | F F F F H<br>1-2<br>HBP | | | C S S B F F X<br>1-2 ①<br>G6-3 | 4 | 0 | 2 | 0 | 0 | 0 | 1 |
| Jose Lind, R (1, 4)<br>OBP: 0.274, SLG: 0.272 | S B B F F F B X<br>3-2 ③<br>1-2<br>F9 | | | | C B B X<br>2-1<br>1B<br>BB<br>FC3-2<br>1B | F F B F F F B X<br>2-2 ②<br>P9 | S X<br>0-1 ③<br>P3 | | | C T F X<br>0-2<br>E4<br>1B<br>1B | 4 | 0 | 1 | 0 | 0 | 0 | 5 |
| Alex Cole, L (10, PH)<br>OBP: 0.340, SLG: 0.342 | | | | | | | | | | | 1 | 1 | 0 | 0 | 0 | 0 | 0 |
| Carlos Garcia, R (10, 4)<br>OBP: 0.194, SLG: 0.233 | | | | | | | | | | | 0 | 0 | 0 | 0 | 0 | 0 | 0 |
| Doug Drabek, R (1, 1)<br>OBP: 0.171, SLG: 0.175 | | | F X<br>0-1 ①<br>G4-3 | | 1 SAFE B B B C B<br>4-1<br>FC3-2<br>1B<br>1-2<br>1B<br>BB | B X<br>1-0 ③<br>F7 | | X<br>0-0 ①<br>F8 | | 1 SAFE C B S F 1 SAFE X<br>1-2<br>1B<br>1-3<br>1B | 3 | 1 | 0 | 0 | 1 | 0 | 1 |
| Dave Clark, L (10, PH)<br>OBP: 0.324, SLG: 0.448 | | | | | | | | | | | 1 | 0 | 1 | 0 | 0 | 0 | 0 |
| Roger Mason, R (10, 1) | | | | | | | | | | | 0 | 0 | 0 | 0 | 0 | 0 | 0 |
| Denny Neagle, L (10, 1) | | | | | | | | | | | 0 | 0 | 0 | 0 | 0 | 0 | 0 |
| Stan Belinda, R (10, 1)<br>OBP: 0.667, SLG: 1.000 | | | | | | | | | | | 0 | 0 | 0 | 0 | 0 | 0 | 0 |
| Inning Stats | R: 0 E: 0 K: 1 S: 9 / H: 1 LOB: 1 BB: 0 P: 17 | R: 0 E: 0 K: 0 S: 12 / H: 1 LOB: 1 BB: 0 P: 20 | R: 0 E: 0 K: 0 S: 8 / H: 1 LOB: 1 BB: 0 P: 12 | R: 0 E: 0 K: 0 S: 8 / H: 1 LOB: 1 BB: 0 P: 12 | R: 2 E: 0 K: 0 S: 12 / H: 3 LOB: 2 BB: 1 P: 26 | R: 0 E: 0 K: 0 S: 10 / H: 1 LOB: 1 BB: 0 P: 15 | R: 2 E: 0 K: 0 S: 14 / H: 3 LOB: 3 BB: 1 P: 24 | R: 0 E: 0 K: 1 S: 9 / H: 1 LOB: 1 BB: 0 P: 12 | R: 0 E: 0 K: 0 S: 4 / H: 0 LOB: 0 BB: 0 P: 10 | R: 1 E: 1 K: 2 S: 22 / H: 2 LOB: 2 BB: 0 P: 24 | 1B: 12 2B: 2 3B: 0 HR: 0 / SF: 0 SAC: 0 DP: 0 HBP: 1 | | | | | | |

| PITCHER | | IP | WLS | BF | H | R | ER | SO | BB | IBB | HBP | BLK | WP | HR | S | P | ERA | WHIP |
|---|---|---|---|---|---|---|---|---|---|---|---|---|---|---|---|---|---|---|
| Donovan Osborne, L (1, 1)<br>ERA: 3.63 | | 6.1 | | 29 | 9 | 3 | 3 | 1 | 1 | 0 | 0 | 0 | 1 | 0 | 62 | 108 | 4.26 | 1.579 |
| Bob McClure, L (7, 1)<br>ERA: 3.04 | | 0.0 | | 1 | 1 | 0 | 0 | 0 | 0 | 0 | 0 | 0 | 0 | 0 | 1 | 1 | ∞ | ∞ |
| Cris Carpenter, R (7, 1)<br>ERA: 3.25 | | 0.2 | | 5 | 1 | 1 | 1 | 0 | 0 | 1 | 1 | 0 | 0 | 0 | 10 | 17 | 13.50 | 1.500 |
| Mike Perez, R (8, 1)<br>ERA: 1.92 | | 1.0 | | 4 | 1 | 0 | 0 | 1 | 0 | 0 | 0 | 0 | 0 | 0 | 9 | 12 | 0.00 | 1.000 |
| Todd Worrell, R (9, 1)<br>ERA: 2.41 | | 1.0 | | 3 | 0 | 0 | 0 | 0 | 0 | 0 | 0 | 0 | 0 | 0 | 4 | 10 | 0.00 | 0.000 |

| PITCHER | | IP | WLS | BF | H | R | ER | SO | BB | IBB | HBP | BLK | WP | HR | S | P | ERA | WHIP |
|---|---|---|---|---|---|---|---|---|---|---|---|---|---|---|---|---|---|---|
| Lee Smith, R (10, 1)<br>ERA: 2.95 | | 1.0 | L | 6 | 2 | 1 | 0 | 2 | 0 | 0 | 0 | 0 | 0 | 0 | 22 | 24 | 0.00 | 2.000 |

# TOP

## Pittsburgh Pirates @ St. Louis Cardinals

Busch Stadium, St. Louis, MO

Mon Sep 14 1992, 7:05 PM CDT
Att. 19,470 - Cloudy - 87 F

livebaseballscorecards.com

| | |
|---|---|
| AB | 45 |
| R | 5 |
| H | 14 |
| RBI | 5 |
| BB | 2 |
| SO | 4 |
| LOB | 28 |

WP: 1 PA: 48
PB: 0
SB: 1
CS: 0

# Pittsburgh Pirates @ St. Louis Cardinals

Busch Stadium, St. Louis, MO

Mon Sep 14 1992, 7:05 PM CDT

Att. 19,470 - Cloudy - 87 F

livebaseballscorecards.com

## BOTTOM

| Batter | 1 | 2 | 3 | 4 | 5 | 6 | 7 | 8 | 9 | 10 | AB | R | H | RBI | BB | SO | LOB |
|---|---|---|---|---|---|---|---|---|---|---|---|---|---|---|---|---|---|
| Bernard Gilkey, R (1, 7)<br>OBP: 0.353, SLG: 0.402 | P4 | | G6-3 | | | P3 | | SF8 | | WP | 5 | 1 | 2 | 0 | 0 | 0 | 1 |
| Chuck Carr, S (10, PR)<br>OBP: 0.500, SLG: 0.538 | | | | | | | | 1B | | 2B | 0 | 0 | 0 | 0 | 0 | 0 | 0 |
| Ozzie Smith, S (1, 6)<br>OBP: 0.367, SLG: 0.347 | G3 | | | G1-4-3 | | 2B | | 1-3 | | G3 | 5 | 2 | 3 | 0 | 0 | 0 | 1 |
| | | | | 1B S | | 1B | | 1B | | 2-3 | | | | | | | |
| Ray Lankford, L (1, 8)<br>OBP: 0.369, SLG: 0.476 | G6-3 | | | CS G1-4-3 | | G6-3 WP | | SF8 | | K | 4 | 1 | 2 | 2 | 0 | 1 | 2 |
| | | | | 1-3 1B | | 1-H 2B | | 3-H | | | | | | | | | |
| Felix Jose, S (1, 9)<br>OBP: 0.342, SLG: 0.449 | | G4-3 | | G1-4-3 | | G6-3 | | G6-3 | | L8 | 5 | 0 | 0 | 1 | 0 | 0 | 5 |
| | | | | 1-2 | | 2-3 | | | | | | | | | | | |
| Todd Zeile, R (1, 5)<br>OBP: 0.350, SLG: 0.376 | | F9 | | F9 | | G1-3 | | | G5-3 | | 4 | 0 | 0 | 0 | 0 | 0 | 1 |
| | | | | 2-3 | | 3-H | | | | | | | | | | | |
| Rod Brewer, L (1, 3)<br>OBP: 0.333, SLG: 0.356 | | K | K | | | K | | | G3-1 | | 4 | 0 | 0 | 0 | 0 | 3 | 0 |
| Luis Alicea, S (1, 4)<br>OBP: 0.329, SLG: 0.388 | | | K | FC3-6 | | G3 | | | 2B | | 2 | 0 | 0 | 0 | 1 | 1 | 0 |
| Mike Perez, R (8, 1) | | | | | | | | | | | 0 | 0 | 0 | 0 | 0 | 0 | 0 |
| Todd Worrell, R (9, 1) | | | | | | | | | | | 0 | 0 | 0 | 0 | 0 | 0 | 0 |
| Gerald Perry, L (9, PH)<br>OBP: 0.307, SLG: 0.321 | | | | | | | | | | | 1 | 0 | 1 | 0 | 0 | 0 | 0 |
| Rex Hudler, R (9, PR)<br>OBP: 0.270, SLG: 0.381 | | | | | | | | | | | 0 | 0 | 0 | 0 | 0 | 0 | 0 |
| Lee Smith, R (10, 1) | | | | | | | | | | | 0 | 0 | 0 | 0 | 0 | 0 | 0 |
| | | | | BB | | | | | | 2B | | | | | | | |
| Tom Pagnozzi, R (1, 2)<br>OBP: 0.296, SLG: 0.372 | | F7 | | FC3-6 | | L6 | | | | HBP | 3 | 0 | 0 | 0 | 0 | 0 | 1 |
| | | | | 1-2f | | | | | | | | | | | | | |
| Donovan Osborne, S (1, 1)<br>OBP: 0.135, SLG: 0.173 | | | | P5 | | | | K | G4-3 | | 2 | 0 | 1 | 0 | 0 | 0 | 1 |
| Bob McClure, R (7, 1) | | | | | | | | | | | 0 | 0 | 0 | 0 | 0 | 0 | 0 |
| Cris Carpenter, R (7, 1)<br>OBP: 0.333, SLG: 0.333 | | | | | | | | | | | 0 | 0 | 0 | 0 | 0 | 0 | 0 |
| Geronimo Pena, S (8, 4)<br>OBP: 0.390, SLG: 0.490 | | | 1B | | | | | | | | 2 | 0 | 0 | 0 | 0 | 1 | 2 |

| Inning Stats | 1 | 2 | 3 | 4 | 5 | 6 | 7 | 8 | 9 | 10 |
|---|---|---|---|---|---|---|---|---|---|---|
| | R: 0 H: 0<br>E: 0 LOB: 0<br>K: 0 BB: 0<br>S: 5 P: 8 | R: 0 H: 0<br>E: 0 LOB: 0<br>K: 1 BB: 0<br>S: 14 P: 19 | R: 0 H: 1<br>E: 0 LOB: 1<br>K: 1 BB: 0<br>S: 6 P: 7 | R: 1 H: 2<br>E: 0 LOB: 0<br>K: 0 BB: 0<br>S: 14 P: 20 | R: 0 H: 0<br>E: 0 LOB: 1<br>K: 1 BB: 1<br>S: 6 P: 12 | R: 2 H: 2<br>E: 0 LOB: 0<br>K: 0 BB: 0<br>S: 15 P: 22 | R: 0 H: 0<br>E: 0 LOB: 0<br>K: 1 BB: 0<br>S: 8 P: 11 | R: 1 H: 2<br>E: 0 LOB: 1<br>K: 1 BB: 0<br>S: 12 P: 17 | R: 0 H: 1<br>E: 0 LOB: 2<br>K: 0 BB: 0<br>S: 15 P: 22 | R: 0 H: 1<br>E: 0 LOB: 2<br>K: 1 BB: 0<br>S: 10 P: 14 |

| | | |
|---|---|---|
| 1B: 6 | SF: 1 | WP: 2 |
| 2B: 3 | SAC: 0 | PB: 0 |
| 3B: 0 | DP: 0 | SB: 2 |
| HR: 0 | HBP: 1 | CS: 1 |

PA: 40

| | |
|---|---|
| AB | 37 |
| R | 4 |
| H | 9 |
| RBI | 3 |
| BB | 1 |
| SO | 6 |
| LOB | 14 |

| PITCHER | | IP | WLS | BF | H | R | ER | SO | BB | IBB | HBP | BLK | WP | HR | S | P | ERA | WHIP |
|---|---|---|---|---|---|---|---|---|---|---|---|---|---|---|---|---|---|---|
| Doug Drabek, R<br>ERA: 2.81 | (1, 1) | 9.0 | W | 36 | 8 | 4 | 4 | 5 | 1 | 0 | 1 | 0 | 1 | 0 | 95 | 138 | 4.00 | 1.000 |
| Roger Mason, R<br>ERA: 4.05 | (10, 1) | 0.1 | | 2 | 1 | 0 | 0 | 0 | 0 | 0 | 0 | 0 | 1 | 0 | 3 | 6 | 0.00 | 3.000 |
| Denny Neagle, L<br>ERA: 4.44 | (10, 1) | 0.1 | | 1 | 0 | 0 | 0 | 1 | 0 | 0 | 0 | 0 | 0 | 0 | 3 | 4 | 0.00 | 0.000 |
| Stan Belinda, R<br>ERA: 3.18 | (10, 1) | 0.1 | S | 1 | 0 | 0 | 0 | 0 | 0 | 0 | 0 | 0 | 0 | 0 | 4 | 4 | 0.00 | 0.000 |

| PITCHER | IP | WLS | BF | H | R | ER | SO | BB | IBB | HBP | BLK | WP | HR | S | P | ERA | WHIP |
|---|---|---|---|---|---|---|---|---|---|---|---|---|---|---|---|---|---|

# Pittsburgh Pirates @ St. Louis Cardinals

Busch Stadium, St. Louis, MO

Tue Sep 15 1992, 7:05 PM CDT

Att. 20,992 - Cloudy - 84 F

livebaseballscorecards.com

TOP

| Batter | 1 | 2 | 3 | 4 | 5 | 6 | 7 | 8 | 9 | AB | R | H | RBI | BB | SO | LOB |
|---|---|---|---|---|---|---|---|---|---|---|---|---|---|---|---|---|
| Alex Cole, L (1, 9)<br>OBP: 0.334, SLG: 0.336 | G6-3 | | G3 | | F8 | | G3 | | K | 5 | 0 | 0 | 0 | 0 | 1 | 1 |
| Jay Bell, R (1, 6)<br>OBP: 0.330, SLG: 0.389 | P5 | | G6-3 | | | G4-3 HR 2B | HBP | | F7 | 4 | 1 | 1 | 0 | 0 | 0 | 0 |
| Andy Van Slyke, L (1, 8)<br>OBP: 0.394, SLG: 0.518 | HR | | | F8 1B | | G4-3 2-3 | G4-3 | | | 4 | 1 | 2 | 1 | 0 | 0 | 2 |
| Barry Bonds, L (1, 7)<br>OBP: 0.451, SLG: 0.601 | P5 | | | F8 1-2 | | HR 3-H | | G6-3 SH1-3 1B | | 4 | 1 | 2 | 2 | 0 | 0 | 1 |
| Jeff King, R (1, 5)<br>OBP: 0.274, SLG: 0.388 | | P3 | | F8 | | HR | | SH1-3 1-2 | | 3 | 1 | 1 | 1 | 0 | 0 | 1 |
| Orlando Merced, S (1, 3)<br>OBP: 0.332, SLG: 0.389 | | FC6-4 1B | | G4-3 | | P6 | | G6-3 IBB | | 3 | 0 | 1 | 0 | 1 | 0 | 1 |
| Michael LaValliere, L (1, 2)<br>OBP: 0.352, SLG: 0.327 | | F8 | | | G3 | BB | | G6-3 1-2 2-3 | | 3 | 0 | 0 | 0 | 1 | 0 | 3 |
| Jose Lind, R (1, 4)<br>OBP: 0.274, SLG: 0.272 | | FC6-4 1-2f | | | FC2-6 1B | F9 | | G5-3 | | 4 | 0 | 1 | 0 | 0 | 0 | 4 |
| Randy Tomlin, L (1, 1)<br>OBP: 0.177, SLG: 0.136 | | | K | | FC2-6 1-2f | | G3-1 | | K | 2 | 0 | 0 | 0 | 0 | 1 | 1 |
| Tim Wakefield, R (5, PR)<br>OBP: 0.091, SLG: 0.091 | | | | | | | | | | 0 | 0 | 0 | 0 | 0 | 0 | 0 |
| Paul Wagner, R (5, 1) | | | | | | | | | | 0 | 0 | 0 | 0 | 0 | 0 | 0 |
| Gary Varsho, L (7, PH)<br>OBP: 0.269, SLG: 0.356 | | | | | | | | | | 1 | 0 | 0 | 0 | 0 | 0 | 0 |
| Danny Cox, R (7, 1)<br>OBP: 0.071, SLG: 0.071 | | | | | | | | | | 1 | 0 | 0 | 0 | 0 | 1 | 0 |

| Inning Stats | 1 | 2 | 3 | 4 | 5 | 6 | 7 | 8 | 9 |
|---|---|---|---|---|---|---|---|---|---|
| R | 1 | 0 | 0 | 0 | 0 | 3 | 0 | 0 | 0 |
| E | 0 | 0 | 0 | 0 | 0 | 0 | 0 | 0 | 0 |
| K | 0 | 0 | 1 | 0 | 0 | 0 | 0 | 0 | 2 |
| S | 11 | 8 | 10 | 6 | 6 | 7 | 9 | 11 | 7 |
| H | 1 | 1 | 0 | 1 | 1 | 3 | 0 | 1 | 0 |
| LOB | 0 | 1 | 0 | 1 | 1 | 1 | 1 | 2 | 0 |
| BB | 0 | 0 | 0 | 0 | 0 | 1 | 0 | 1 | 0 |
| P | 16 | 14 | 17 | 9 | 8 | 16 | 16 | 21 | 9 |

| | |
|---|---|
| 1B | 4 |
| 2B | 1 |
| 3B | 0 |
| HR | 3 |
| SF | 0 |
| SAC | 1 |
| DP | 0 |
| HBP | 1 |
| WP | 0 |
| PB | 0 |
| SB | 0 |
| CS | 0 |
| PA | 38 |

| | |
|---|---|
| AB | 34 |
| R | 4 |
| H | 8 |
| RBI | 4 |
| BB | 2 |
| SO | 3 |
| LOB | 14 |

| PITCHER | | IP | WLS | BF | H | R | ER | SO | BB | IBB | HBP | BLK | WP | HR | S | P | ERA | WHIP |
|---|---|---|---|---|---|---|---|---|---|---|---|---|---|---|---|---|---|---|
| Mark Clark, R<br>ERA: 4.17 | (1, 1) | 6.0 | L | 26 | 7 | 4 | 4 | 1 | 1 | 0 | 0 | 0 | 0 | 3 | 48 | 80 | 6.00 | 1.333 |
| Bryn Smith, R<br>ERA: 3.48 | (7, 1) | 0.2 | | 3 | 0 | 0 | 0 | 0 | 0 | 0 | 1 | 0 | 0 | 0 | 6 | 11 | 0.00 | 0.000 |
| Frank DiPino, L<br>ERA: 3.0 | (7, 1) | 0.1 | | 1 | 0 | 0 | 0 | 0 | 0 | 0 | 0 | 0 | 0 | 0 | 3 | 5 | 0.00 | 0.000 |
| Omar Olivares, R<br>ERA: 3.8 | (8, 1) | 2.0 | | 8 | 1 | 0 | 0 | 2 | 0 | 1 | 0 | 0 | 0 | 0 | 18 | 30 | 0.00 | 0.500 |

| PITCHER | IP | WLS | BF | H | R | ER | SO | BB | IBB | HBP | BLK | WP | HR | S | P | ERA | WHIP |
|---|---|---|---|---|---|---|---|---|---|---|---|---|---|---|---|---|---|

# BOTTOM

## Pittsburgh Pirates @ St. Louis Cardinals

Busch Stadium, St. Louis, MO

Tue Sep 15 1992, 7:05 PM CDT

Att. 20,992 - Cloudy - 84 F

livebaseballscorecards.com

| Batter | 1 | 2 | 3 | 4 | 5 | 6 | 7 | 8 | 9 | AB | R | H | RBI | BB | SO | LOB |
|---|---|---|---|---|---|---|---|---|---|---|---|---|---|---|---|---|
| Chuck Carr, S (1, 8)<br>OBP: 0.500, SLG: 0.500 | X 0-0 1B S SF9 1B | | C X 0-1 ① G6-3 | | S B B F B B 4-2 CS BB BB | | B C S B F S 2-3 ③ K | | | 3 | 1 | 1 | 0 | 1 | 1 | 0 |
| Ozzie Smith, S (1, 6)<br>OBP: 0.370, SLG: 0.349 | B 1 SAFE B B F 2 SAFE X 1-3 2-1 S 1B 1B | | C B B X 2-1 S 1B | | B 1 SAFE B B B 1-2 4-0 CS BB | | | C C X 0-2 ① G3 | | 3 | 1 | 2 | 0 | 1 | 0 | 0 |
| Todd Zeile, R (1, 5)<br>OBP: 0.347, SLG: 0.373 | B B F 1 SAFE X 3-H 2-1 ① SF9 | | B C C 1 SAFE B S 1-2 2-3 ② K | | B C B X 2-3 ② ③ G5-3 | | | C S B S 1-3 ② K | | 3 | 0 | 0 | 1 | 0 | 2 | 3 |
| Felix Jose, S (1, 9)<br>OBP: 0.340, SLG: 0.445 | 1 SAFE 1 SAFE B F B S X 1-2 2-2 ② G6-3 | | F F B B E B F S 3-3 ③ K | | | F B F S 1-3 ① K | | B B X 2-0 ③ L6 | | 4 | 0 | 0 | 0 | 0 | 2 | 2 |
| Tracy Woodson, R (1, 3)<br>OBP: 0.341, SLG: 0.415 | S B B X 2-H 2-1 1B | | | X 0-0 FC4-6 1B | | C B F X 1-2 ② G1-3 | | | B X 1-0 ① G4-3 | 4 | 0 | 2 | 1 | 0 | 0 | 0 |
| Bernard Gilkey, R (1, 7)<br>OBP: 0.355, SLG: 0.406 | C B B F B S 3-3 ③ K | | | X 0-0 ① FC4-6 G6-3 1-2f | | S X 0-1 2B | | | C S B B B X 3-2 FC4-6 1B | 4 | 0 | 2 | 0 | 0 | 1 | 2 |
| Luis Alicea, S (1, 4)<br>OBP: 0.324, SLG: 0.382 | | B B X 2-0 ① G5-3 | | B 1 SAFE P S 1 SAFE 1 SAFE X 1-2 2-1 ② G6-3 | | B F B C F X 2-2 ③ G3-1 | | | B X 1-0 ② FC4-6 1-2f | 4 | 0 | 0 | 0 | 0 | 0 | 3 |
| Tom Pagnozzi, R (1, 2)<br>OBP: 0.294, SLG: 0.369<br>Gerald Perry, L (9, PH)<br>OBP: 0.305, SLG: 0.319 | | S C B X 1-2 ② G6-3 | | X 0-0 ③ P4 | | | B X 1-0 ① G4-3 | | X 0-0 ③ G6-3 | 3<br>1 | 0<br>0 | 0<br>0 | 0<br>0 | 0<br>0 | 0<br>0 | 1<br>1 |
| Mark Clark, R (1, 1)<br>OBP: 0.152, SLG: 0.152<br>Bryn Smith, R (7, 1)<br>Frank DiPino, L (7, 1)<br>Milt Thompson, L (7, PH)<br>OBP: 0.348, SLG: 0.407<br>Omar Olivares, R (8, 1)<br>OBP: 0.279, SLG: 0.333 | | B B C X 2-1 ③ G9-3 | | | B C B C C 2-3 ① K | | B X 1-0 ② G3-1 | | | 2<br>0<br>0<br>1<br>0 | 0<br>0<br>0<br>0<br>0 | 0<br>0<br>0<br>0<br>0 | 0<br>0<br>0<br>0<br>0 | 0<br>0<br>0<br>0<br>0 | 1<br>0<br>0<br>0<br>0 | 0<br>0<br>0<br>0<br>0 |

| | AB | 32 |
|---|---|---|
| | R | 2 |
| | H | 7 |
| | RBI | 2 |
| | BB | 2 |
| | SO | 7 |
| | LOB | 12 |

| Inning Stats | 1 | 2 | 3 | 4 | 5 | 6 | 7 | 8 | 9 |
|---|---|---|---|---|---|---|---|---|---|
| | R: 2 H: 3<br>E: 0 LOB: 1<br>K: 1 BB: 0<br>S: 13 P: 24 | R: 0 H: 0<br>E: 0 LOB: 0<br>K: 0 BB: 0<br>S: 6 P: 11 | R: 0 H: 1<br>E: 0 LOB: 1<br>K: 2 BB: 0<br>S: 12 P: 19 | R: 0 H: 1<br>E: 0 LOB: 1<br>K: 0 BB: 0<br>S: 6 P: 7 | R: 0 H: 0<br>E: 0 LOB: 1<br>K: 1 BB: 2<br>S: 7 P: 19 | R: 0 H: 1<br>E: 0 LOB: 1<br>K: 1 BB: 0<br>S: 12 P: 16 | R: 0 H: 0<br>E: 0 LOB: 0<br>K: 1 BB: 0<br>S: 6 P: 10 | R: 0 H: 0<br>E: 0 LOB: 0<br>K: 1 BB: 0<br>S: 7 P: 10 | R: 0 H: 1<br>E: 0 LOB: 1<br>K: 0 BB: 0<br>S: 6 P: 11 |

| | 1B: 6 | SF: 1 | WP: 0 | PA: 35 |
|---|---|---|---|---|
| | 2B: 1 | SAC: 0 | PB: 0 | |
| | 3B: 0 | DP: 0 | SB: 3 | |
| | HR: 0 | HBP: 0 | CS: 2 | |

| PITCHER | | IP | WLS | BF | H | R | ER | SO | BB | IBB | HBP | BLK | WP | HR | S | P | ERA | WHIP |
|---|---|---|---|---|---|---|---|---|---|---|---|---|---|---|---|---|---|---|
| Randy Tomlin, L<br>ERA: 3.5 | (1, 1) | 4.0 | | 17 | 5 | 2 | 2 | 3 | 0 | 0 | 0 | 0 | 0 | 0 | 37 | 61 | 4.50 | 1.250 |
| Paul Wagner, R<br>ERA: 1.29 | (5, 1) | 2.0 | W | 8 | 1 | 0 | 0 | 2 | 2 | 0 | 0 | 0 | 0 | 0 | 19 | 35 | 0.00 | 1.500 |
| Danny Cox, R<br>ERA: 4.96 | (7, 1) | 3.0 | S | 10 | 1 | 0 | 0 | 2 | 0 | 0 | 0 | 0 | 0 | 0 | 19 | 31 | 0.00 | 0.333 |

| PITCHER | IP | WLS | BF | H | R | ER | SO | BB | IBB | HBP | BLK | WP | HR | S | P | ERA | WHIP |
|---|---|---|---|---|---|---|---|---|---|---|---|---|---|---|---|---|---|

# Montreal Expos @ Pittsburgh Pirates

Three Rivers Stadium, Pittsburgh, PA

Wed Sep 16 1992, 7:05 PM EDT

Att. 37,436 - Cloudy - 78 F

livebaseballscorecards.com

## TOP

| Batter | 1 | 2 | 3 | 4 | 5 | 6 | 7 | 8 | 9 | AB | R | H | RBI | BB | SO | LOB |
|---|---|---|---|---|---|---|---|---|---|---|---|---|---|---|---|---|
| Marquis Grissom, R (1, 8)<br>OBP: 0.327, SLG: 0.434 | SF6 1B | G4-3 | | | 1B 3B | | HR | | P5 | 5 | 3 | 3 | 1 | 0 | 0 | 1 |
| Bret Barberie, S (1, 4)<br>OBP: 0.365, SLG: 0.303 | L8 | F8 | | | 1B BB | | BB 1B | | 2B | 4 | 0 | 2 | 1 | 1 | 0 | 1 |
| Ivan Calderon, R (1, 7)<br>OBP: 0.306, SLG: 0.435 | SF6 2B BB | G1-3 | | | 1B | | BB | | P4 | 2 | 1 | 1 | 1 | 2 | 0 | 0 |
| Moises Alou, R (7, PR) (7, 7)<br>OBP: 0.326, SLG: 0.432 | | | | | | | | | | 1 | 0 | 0 | 0 | 0 | 0 | 1 |
| Larry Walker, L (1, 9)<br>OBP: 0.358, SLG: 0.524 | SF6 | G4-3 | G4-3 | | G4-3 | | G3-1 | | | 3 | 0 | 0 | 1 | 0 | 0 | 4 |
| Greg Colbrunn, R (1, 3)<br>OBP: 0.331, SLG: 0.418 | 2B | G6-3 | | G6-3 | | F7 | | K | | 4 | 0 | 1 | 1 | 0 | 1 | 0 |
| Tom Foley, L (8, 3)<br>OBP: 0.246, SLG: 0.234 | | | | | | | | | | 0 | 0 | 0 | 0 | 0 | 0 | 0 |
| Tim Wallach, R (1, 5)<br>OBP: 0.300, SLG: 0.345 | G6-3 | | | G6-3 | | F8 | | F7 | | 4 | 0 | 0 | 0 | 0 | 0 | 1 |
| Darrin Fletcher, L (1, 2)<br>OBP: 0.271, SLG: 0.299 | | HR | | G4-3 | | L8 | | 2B | | 3 | 1 | 1 | 1 | 0 | 0 | 0 |
| Mel Rojas, R (6, 1)<br>OBP: 0.067, SLG: 0.067 | | | | | | | | | | 0 | 0 | 0 | 0 | 0 | 0 | 0 |
| Jeff Fassero, L (7, 1)<br>OBP: 0.143, SLG: 0.286 | | | | | | | | | | 1 | 0 | 1 | 0 | 0 | 0 | 0 |
| John Wetteland, R (8, 1)<br>OBP: 0.200, SLG: 0.200 | | | | | | | | | | 0 | 0 | 0 | 0 | 0 | 0 | 0 |
| Spike Owen, S (1, 6)<br>OBP: 0.355, SLG: 0.393 | | G6-3 | | | G4-3 | | F8 | | G6-3 | 4 | 0 | 0 | 0 | 0 | 0 | 0 |
| Chris Nabholz, L (1, 1)<br>OBP: 0.129, SLG: 0.148 | | F8 | | | K | | G5-3 | | S 2B 1B | 2 | 0 | 0 | 0 | 0 | 1 | 0 |
| Tim Laker, R (6, 2)<br>OBP: 0.303, SLG: 0.323 | | | | | | | | | | 2 | 1 | 1 | 0 | 0 | 0 | 0 |
| Inning Stats | R: 2<br>E: 0<br>K: 0<br>S: 14<br>H: 2<br>LOB: 1<br>BB: 1<br>P: 21 | R: 1<br>E: 0<br>K: 0<br>S: 12<br>H: 1<br>LOB: 0<br>BB: 0<br>P: 19 | R: 0<br>E: 0<br>K: 0<br>S: 4<br>H: 0<br>LOB: 0<br>BB: 0<br>P: 5 | R: 0<br>E: 0<br>K: 0<br>S: 6<br>H: 0<br>LOB: 0<br>BB: 0<br>P: 12 | R: 1<br>E: 0<br>K: 1<br>S: 13<br>H: 2<br>LOB: 2<br>BB: 1<br>P: 23 | R: 0<br>E: 0<br>K: 0<br>S: 7<br>H: 0<br>LOB: 0<br>BB: 0<br>P: 10 | R: 1<br>E: 0<br>K: 0<br>S: 12<br>H: 2<br>LOB: 2<br>BB: 1<br>P: 22 | R: 0<br>E: 0<br>K: 1<br>S: 7<br>H: 1<br>LOB: 1<br>BB: 0<br>P: 10 | R: 1<br>E: 0<br>K: 0<br>S: 14<br>H: 2<br>LOB: 1<br>BB: 0<br>P: 20 | 1B: 4<br>2B: 3<br>3B: 1<br>HR: 2<br>SF: 1<br>SAC: 0<br>DP: 0<br>HBP: 0 | | | | | | |

| | AB | 35 |
|---|---|---|
| | R | 6 |
| | H | 10 |
| | RBI | 6 |
| | BB | 3 |
| | SO | 2 |
| | LOB | 8 |

WP: 0 PB: 0 SB: 3 CS: 0 PA: 39

### PITCHER

| PITCHER | | IP | WLS | BF | H | R | ER | SO | BB | IBB | HBP | BLK | WP | HR | S | P | ERA | WHIP |
|---|---|---|---|---|---|---|---|---|---|---|---|---|---|---|---|---|---|---|
| Bob Walk, R<br>ERA: 3.33 | (1, 1) | 6.2 | L | 30 | 7 | 5 | 5 | 1 | 3 | 0 | 0 | 0 | 0 | 2 | 67 | 111 | 6.75 | 1.500 |
| Denny Neagle, L<br>ERA: 4.43 | (7, 1) | 0.1 | | 1 | 0 | 0 | 0 | 0 | 0 | 0 | 0 | 0 | 0 | 0 | 1 | 1 | 0.00 | 0.000 |
| Roger Mason, R<br>ERA: 4.0 | (8, 1) | 1.0 | | 3 | 1 | 0 | 0 | 1 | 0 | 0 | 0 | 0 | 0 | 0 | 7 | 10 | 0.00 | 1.000 |
| Stan Belinda, R<br>ERA: 3.27 | (9, 1) | 1.0 | | 5 | 2 | 1 | 1 | 0 | 0 | 0 | 0 | 0 | 0 | 0 | 14 | 20 | 9.00 | 2.000 |

### PITCHER

| PITCHER | IP | WLS | BF | H | R | ER | SO | BB | IBB | HBP | BLK | WP | HR | S | P | ERA | WHIP |
|---|---|---|---|---|---|---|---|---|---|---|---|---|---|---|---|---|---|

# Montreal Expos @ Pittsburgh Pirates

Three Rivers Stadium, Pittsburgh, PA

Wed Sep 16 1992, 7:05 PM EDT

Att. 37,436 - Cloudy - 78 F

## BOTTOM

| Batter | 1 | 2 | 3 | 4 | 5 | 6 | 7 | 8 | 9 | AB | R | H | RBI | BB | SO | LOB |
|---|---|---|---|---|---|---|---|---|---|---|---|---|---|---|---|---|
| Gary Redus, R (1, 3) OBP: 0.304, SLG: 0.331 | B X 1-0 1B 1B 2B | | C C F B X 1-2 P8 ① | | | C X 0-1 FC 1B E 1B | S B S F B B B 4-2 BB BB | B B X 2-0 G3 ③ | | 3 | 2 | 2 | 0 | 0 | 0 | 0 |
| Orlando Merced, S (7, PH) (8, 3) OBP: 0.333, SLG: 0.388 | | | | | | | | | | 1 | 0 | 0 | 0 | 1 | 0 | 3 |
| Jay Bell, R (1, 6) OBP: 0.332, SLG: 0.390 | B C X 1-1 1B 1B 2-3 1B | | C F B B X 2-2 G6-3 ② | | | C F X 0-2 G4-3 E 1-2 1B | B B B B 4-0 1-2 BB | | F B S S 1-3 K ① | 4 | 0 | 2 | 0 | 1 | 1 | 0 |
| Andy Van Slyke, L (1, 8) OBP: 0.392, SLG: 0.515 | C F 1 SAFE B X 1-2 1B 1-2 3-H 1B | | C B X 1-1 G3 ③ | | | B C X 1-1 FC G4-3 1-2 2-H | X 0-0 G3 ③ | | F F X 0-2 F8 ② | 5 | 0 | 1 | 1 | 0 | 0 | 4 |
| Barry Bonds, L (1, 7) OBP: 0.450, SLG: 0.601 | S B X 1-1 ① 1-2 2-H 1B | | | B C C S 1-3 K G6-4-3 | | B C F F B X 2-2 ①② G4-3 1-2f 2-3 | | X 0-0 1B 2B 2B | C X 0-1 F8 ③ | 5 | 1 | 2 | 0 | 0 | 1 | 2 |
| Jeff King, R (1, 5) (8, 4) OBP: 0.274, SLG: 0.385 | B X 1-0 P9 ② | | | 1 SAFE X 0-0 ①② G6-4-3 1-2f | | S S H 1-2 HBP | | S C F B S 1-3 K ① | | 3 | 0 | 0 | 0 | 0 | 1 | 4 |
| Lloyd McClendon, R (1, 9) OBP: 0.345, SLG: 0.329 | C B X 1-1 G6-3 ③ | | | B F B F B X 2-2 P4 ③ | | B C X 1-1 F8 ③ | | C B F B X 2-2 2B 2-3 1B | | 2 | 0 | 0 | 0 | 0 | 0 | 2 |
| Alex Cole, L (6, PH) (7, 9) OBP: 0.336, SLG: 0.337 | | | | | | | | | | 2 | 0 | 1 | 0 | 0 | 0 | 2 |
| Don Slaught, R (1, 2) OBP: 0.381, SLG: 0.478 | | B B B C C X 3-2 F9 ① | | | B X 1-0 G1-3 ① | | B X 1-0 3B | 1 SAFE S B 1 SAFE X 1-1 1-3 3-H 2B | | 4 | 0 | 2 | 1 | 0 | 0 | 0 |
| Will Pennyfeather, R (8, PR) OBP: 0.167, SLG: 0.167 | | | | | | | | | | 0 | 0 | 0 | 0 | 0 | 0 | 0 |
| Kevin Young, R (9, 5) OBP: 0.500, SLG: 0.500 | | | | | | | | | | 0 | 0 | 0 | 0 | 0 | 0 | 0 |
| Jose Lind, R (1, 4) OBP: 0.273, SLG: 0.271 | | X 0-0 P3 ② | | | C X 0-1 G1-3 ② | | F B F B S 2-3 K ① | B B B B 4-0 BB | | 2 | 0 | 0 | 0 | 0 | 0 | 0 |
| Gary Varsho, L (7, PH) OBP: 0.268, SLG: 0.354 | | | | | | | | | | 1 | 0 | 0 | 0 | 0 | 1 | 1 |
| Roger Mason, R (8, 1) | | | | | | | | | | 0 | 0 | 0 | 0 | 0 | 0 | 0 |
| Dave Clark, L (8, PH) OBP: 0.343, SLG: 0.448 | | | | | | | | | | 0 | 0 | 0 | 0 | 1 | 0 | 0 |
| Tom Prince, R (9, 2) OBP: 0.205, SLG: 0.125 | | | | | | | | | | 0 | 0 | 0 | 0 | 0 | 0 | 0 |
| Bob Walk, R (1, 1) OBP: 0.077, SLG: 0.077 | | S X 0-1 G6-3 ③ | | | B F X 1-1 G6-3 ③ | | F F B B S 2-3 K ② | S B C B S 2-3 K ② | | 2 | 0 | 0 | 0 | 0 | 0 | 0 |
| Denny Neagle, L (7, 1) | | | | | | | | | | 0 | 0 | 0 | 0 | 0 | 0 | 0 |
| Cecil Espy, S (7, PH) OBP: 0.305, SLG: 0.333 | | | | | | | | | | 1 | 0 | 0 | 0 | 0 | 1 | 1 |
| John Wehner, R (8, 5) OBP: 0.267, SLG: 0.241 | | | | | | | | | | 0 | 0 | 0 | 0 | 0 | 0 | 0 |
| Al Martin, L (8, PH) | | | | | | | | | | 1 | 0 | 0 | 0 | 0 | 1 | 3 |
| Stan Belinda, R (9, 1) OBP: 0.667, SLG: 1.000 | | | | | | | | | | 0 | 0 | 0 | 0 | 0 | 0 | 0 |
| Inning Stats | R: 1 H: 4 E: 0 LOB: 2 K: 0 BB: 0 S: 11 P: 17 | R: 0 H: 0 E: 0 LOB: 0 K: 0 BB: 0 S: 6 P: 9 | R: 0 H: 0 E: 0 LOB: 0 K: 0 BB: 0 S: 9 P: 13 | R: 0 H: 0 E: 0 LOB: 0 K: 1 BB: 0 S: 7 P: 10 | R: 0 H: 0 E: 0 LOB: 0 K: 0 BB: 0 S: 5 P: 7 | R: 1 H: 2 E: 1 LOB: 2 K: 0 BB: 2 S: 15 P: 20 | R: 0 H: 1 E: 0 LOB: 3 K: 2 BB: 2 S: 11 P: 24 | R: 1 H: 3 E: 0 LOB: 3 K: 2 BB: 1 S: 15 P: 27 | R: 0 H: 0 E: 0 LOB: 0 K: 1 BB: 0 S: 8 P: 9 | 1B: 6 2B: 3 3B: 1 HR: 0 | SF: 0 SAC: 0 DP: 2 HBP: 1 | | | | | | |

| | AB | 36 |
|---|---|---|
| | R | 3 |
| | H | 10 |
| | RBI | 2 |
| | BB | 3 |
| | SO | 6 |
| | LOB | 22 |

WP: 1 PA: 40
PB: 0
SB: 0
CS: 0

livebaseballscorecards.com

| PITCHER | | IP | WLS | BF | H | R | ER | SO | BB | IBB | HBP | BLK | WP | HR | S | P | ERA | WHIP |
|---|---|---|---|---|---|---|---|---|---|---|---|---|---|---|---|---|---|---|
| Chris Nabholz, L | (1, 1) | 5.2 | W | 22 | 6 | 2 | 1 | 1 | 0 | 0 | 0 | 0 | 1 | 0 | 49 | 70 | 1.59 | 1.059 |
| ERA: 3.31 | | | | | | | | | | | | | | | | | | |
| Mel Rojas, R | (6, 1) | 1.0 | | 7 | 1 | 0 | 0 | 2 | 2 | 0 | 1 | 0 | 0 | 0 | 14 | 29 | 0.00 | 3.000 |
| ERA: 1.08 | | | | | | | | | | | | | | | | | | |
| Jeff Fassero, L | (7, 1) | 0.1 | | 1 | 0 | 0 | 0 | 0 | 0 | 0 | 0 | 0 | 0 | 0 | 1 | 1 | 0.00 | 0.000 |
| ERA: 2.84 | | | | | | | | | | | | | | | | | | |
| John Wetteland, R | (8, 1) | 2.0 | S | 10 | 3 | 1 | 1 | 3 | 1 | 0 | 0 | 0 | 0 | 0 | 23 | 36 | 4.50 | 2.000 |
| ERA: 3.36 | | | | | | | | | | | | | | | | | | |

| PITCHER | IP | WLS | BF | H | R | ER | SO | BB | IBB | HBP | BLK | WP | HR | S | P | ERA | WHIP |
|---|---|---|---|---|---|---|---|---|---|---|---|---|---|---|---|---|---|

| Batter | 1 | 2 | 3 | 4 | 5 | 6 | 7 | 8 | 9 | 10 | 11 | 12 | 13 | AB | R | H | RBI | BB | SO | LOB |
|---|---|---|---|---|---|---|---|---|---|---|---|---|---|---|---|---|---|---|---|---|
| Marquis Grissom, R (1, 8)<br>OBP: 0.327, SLG: 0.432 | C B F S<br>1-3<br>K | | B B F X<br>2-1<br>SH5-4<br>1-2<br>1B | | B B B C X<br>3-1<br>G6-3 | I I I I<br>4-0<br>IBB | | | C X<br>0-1<br>P3 | | B X<br>1-0<br>G5-3 | | | 5 | 0 | 1 | 0 | 1 | 1 | 0 |
| Spike Owen, S (1, 6)<br>OBP: 0.353, SLG: 0.390 | B X<br>1-0<br>F8 | | B X<br>1-0<br>SH5-4<br>1-2<br>2-3 | | C X<br>0-1<br>P9 | B S B F F X<br>2-2<br>P4 | | | B B C X<br>2-1<br>F8 | | | C X<br>0-1<br>SH1-4<br>1B | | 5 | 0 | 1 | 0 | 0 | 0 | 2 |
| Ivan Calderon, R (1, 7)<br>OBP: 0.312, SLG: 0.433<br>Moises Alou, R (7, 7)<br>OBP: 0.325, SLG: 0.431 | C B B B X<br>3-2<br>L3 | | I I I I<br>4-0<br>IBB | | X<br>0-0<br>1B | | B B F B X<br>3-1<br>L9 | | B C F X<br>1-2<br>F7 | | | X<br>0-0<br>SH1-4<br>1-2 | | 3<br>1 | 0<br>0 | 1<br>0 | 0<br>0 | 1<br>0 | 0<br>0 | 0<br>0 |
| Larry Walker, L (1, 9)<br>OBP: 0.360, SLG: 0.522 | | S S B X<br>1-2<br>BB<br>1B | B B F F S<br>2-3<br>K | | F X<br>0-1<br>F7 | | S X<br>0-1<br>G6-3 | | | B B B B<br>4-0<br>SH5-4<br>BB | | I I I I<br>4-0<br>IBB | | 4 | 0 | 1 | 0 | 2 | 1 | 4 |
| Greg Colbrunn, R (1, 3)<br>OBP: 0.328, SLG: 0.413<br>Todd Haney, R (10, PH)<br>John Wetteland, R (10, 1)<br>OBP: 0.200, SLG: 0.200<br>Jerry Willard, L (12, PH)<br>OBP: 0.268, SLG: 0.425<br>Kent Bottenfield, R (12, 1) | S B<br>1 SAFE<br>1 SAFE<br>F<br>1 SAFE<br>S<br>1-3<br>K | | B F X<br>1-1<br>G4-3 | | C X<br>0-1<br>L8 | X<br>0-0<br>CS<br>1B | | | | X<br>0-0<br>SH5-4<br>1-2 | | C C C S S<br>1-3<br>K | | 4<br>0<br>0<br>0<br>1 | 0<br>0<br>0<br>0<br>0 | 1<br>0<br>0<br>0<br>0 | 0<br>0<br>0<br>0<br>0 | 1<br>0<br>0<br>0<br>0 | 4<br>0<br>0<br>1<br>0 | 4<br>0<br>0<br>2<br>0 |
| Tim Wallach, R (1, 5)<br>OBP: 0.301, SLG: 0.343 (10, 3) | C S X<br>0-2<br>L7 | | | F F X<br>0-2<br>G4-3 | | B S B B S F X<br>2-2<br>1B<br>2B<br>1B | B<br>1-0<br>CS<br>1-2 | B X<br>1-0<br>P6 | | I I I I<br>4-0<br>G6-4-3<br>IBB | | X<br>0-0<br>F9 | | 5 | 1 | 1 | 0 | 1 | 0 | 3 |
| Wil Cordero, R (1, 4)<br>OBP: 0.387, SLG: 0.381<br>Bret Barberie, S (6, 4)<br>OBP: 0.367, SLG: 0.303<br>Sean Berry, R (10, PH)<br>OBP: 0.250, SLG: 0.250 (10, 5) | 1 SAFE<br>B<br>B<br>B<br>B<br>F<br>B<br>4-2<br>1-2<br>BB | | | X<br>0-0<br>G6-3<br>2B | | B<br>1 SAFE<br>F<br>1 SAFE<br>B B X<br>3-1<br>1-2<br>2B<br>1B | | C B C B F B B<br>4-2<br>S<br>BB | | X<br>0-0<br>G6-4-3<br>1-2f | | B S S F S<br>2-3<br>K | | 2<br>0<br>2 | 1<br>0<br>0 | 2<br>0<br>0 | 0<br>0<br>0 | 1<br>1<br>0 | 0<br>0<br>1 | 0<br>0<br>2 |
| Gary Carter, R (1, 2)<br>OBP: 0.298, SLG: 0.339<br>Tim Laker, R (8, 2)<br>OBP: 0.286, SLG: 0.303 | X<br>0-0<br>G6-3 | | | B X<br>1-0<br>G6-3<br>2-3 | | B X<br>1-0<br>1-H<br>2-H<br>2B | | C S B<br>1 SAFE<br>B<br>F<br>B<br>1 SAFE<br>F<br>3-3<br>C<br>1-2<br>K | | | B S S S<br>1-3<br>K | | C C B F F B X<br>2-2<br>G1-3 | 4<br>2 | 0<br>0 | 1<br>0 | 2<br>0 | 0<br>0 | 1<br>1 | 4<br>0 |
| Dennis Martinez, R (1, 1)<br>OBP: 0.194, SLG: 0.194<br>Mel Rojas, R (8, 1)<br>OBP: 0.067, SLG: 0.067<br>Tom Foley, L (10, 4)<br>OBP: 0.242, SLG: 0.229 | | | F X<br>0-1<br>SH5-4<br>1B<br>1B | B B C X<br>2-1<br>G5-3 | | S B B B B C F X<br>3-2<br>G6-3 | | B F C B S<br>2-3<br>K | | | B B B B C C C<br>3-3<br>K | | F B B B B C X<br>3-2<br>F7 | 4<br>0<br>0 | 0<br>0<br>0 | 1<br>0<br>0 | 0<br>0<br>0 | 0<br>0<br>0 | 1<br>0<br>1 | 3<br>0<br>0 |
| Inning Stats | R: 0 H: 0<br>E: 0 LOB: 0<br>K: 1 BB: 0<br>S: 7 P: 12 | R: 0 H: 1<br>E: 0 LOB: 2<br>K: 1 BB: 1<br>S: 12 P: 18 | R: 0 H: 2<br>E: 0 LOB: 3<br>K: 1 BB: 1<br>S: 11 P: 21 | R: 0 H: 1<br>E: 0 LOB: 1<br>K: 0 BB: 0<br>S: 7 P: 10 | R: 0 H: 1<br>E: 0 LOB: 1<br>K: 0 BB: 0<br>S: 7 P: 10 | R: 2 H: 3<br>E: 0 LOB: 2<br>K: 0 BB: 1<br>S: 18 P: 33 | R: 0 H: 1<br>E: 0 LOB: 0<br>K: 0 BB: 0<br>S: 5 P: 9 | R: 0 H: 0<br>E: 0 LOB: 1<br>K: 2 BB: 1<br>S: 12 P: 22 | R: 0 H: 0<br>E: 0 LOB: 0<br>K: 0 BB: 0<br>S: 7 P: 10 | R: 0 H: 0<br>E: 0 LOB: 1<br>K: 0 BB: 2<br>S: 2 P: 10 | R: 0 H: 0<br>E: 0 LOB: 0<br>K: 2 BB: 0<br>S: 7 P: 12 | R: 0 H: 1<br>E: 0 LOB: 2<br>K: 1 BB: 1<br>S: 7 P: 12 | R: 0 H: 0<br>E: 0 LOB: 0<br>K: 1 BB: 0<br>S: 11 P: 18 | 1B: 8<br>2B: 2<br>3B: 0<br>HR: 0 | SF: 0<br>SAC: 3<br>DP: 1<br>HBP: 0 | | WP: 0<br>PB: 0<br>SB: 1<br>CS: 1 | PA: 55 | |

| PITCHER | | IP | WLS | BF | H | R | ER | SO | BB | IBB | HBP | BLK | WP | HR | S | P | ERA | WHIP |
|---|---|---|---|---|---|---|---|---|---|---|---|---|---|---|---|---|---|---|
| Danny Jackson, L<br>ERA: 3.84 | (1, 1) | 6.0 | | 29 | 8 | 2 | 2 | 3 | 1 | 2 | 0 | 0 | 0 | 0 | 62 | 104 | 3.00 | 1.500 |
| Roger Mason, R<br>ERA: 3.95 | (7, 1) | 1.0 | | 3 | 1 | 0 | 0 | 0 | 0 | 0 | 0 | 0 | 0 | 0 | 5 | 9 | 0.00 | 1.000 |
| Denny Neagle, L<br>ERA: 4.37 | (8, 1) | 1.0 | | 4 | 0 | 0 | 0 | 2 | 1 | 0 | 0 | 0 | 0 | 0 | 12 | 22 | 0.00 | 1.000 |
| Stan Belinda, R<br>ERA: 3.22 | (9, 1) | 1.0 | | 3 | 0 | 0 | 0 | 0 | 0 | 0 | 0 | 0 | 0 | 0 | 7 | 10 | 0.00 | 0.000 |
| Bob Patterson, L<br>ERA: 3.12 | (10, 1) | 2.0 | | 7 | 0 | 0 | 0 | 2 | 1 | 1 | 0 | 0 | 0 | 0 | 9 | 22 | 0.00 | 0.500 |

| PITCHER | | IP | WLS | BF | H | R | ER | SO | BB | IBB | HBP | BLK | WP | HR | S | P | ERA | WHIP |
|---|---|---|---|---|---|---|---|---|---|---|---|---|---|---|---|---|---|---|
| Danny Cox, R<br>ERA: 4.77 | (12, 1) | 2.0 | W | 8 | 1 | 0 | 0 | 2 | 0 | 1 | 0 | 0 | 0 | 0 | 18 | 30 | 0.00 | 0.500 |

# TOP

## Montreal Expos @ Pittsburgh Pirates

Three Rivers Stadium, Pittsburgh, PA

Thu Sep 17 1992, 7:05 PM EDT

Att. 20,802 - Sunny - 75 F

livebaseballscorecards.com

| | |
|---|---|
| AB | 44 |
| R | 2 |
| H | 10 |
| RBI | 2 |
| BB | 7 |
| SO | 9 |
| LOB | 24 |

| Batter | 1 | 2 | 3 | 4 | 5 | 6 | 7 | 8 | 9 | 10 | 11 | 12 | 13 | AB | R | H | RBI | BB | SO | LOB |
|---|---|---|---|---|---|---|---|---|---|---|---|---|---|---|---|---|---|---|---|---|
| Alex Cole, L (1, 9)<br>OBP: 0.338, SLG: 0.335 | L<br>B B F F B B<br>4-2<br>1B BB | S B C B S<br>2-3<br>K | | | B X<br>1-0<br>E4 1B | | B S B S B S<br>3-3<br>K | | 1 SAFE 1 SAFE B 1 SAFE C X<br>1-1<br>P2 | | B C C B F C<br>2-3<br>K | | I I I I<br>4-0<br>1B IBB | 5 | 0 | 1 | 0 | 2 | 3 | 3 |
| Jay Bell, R (1, 6)<br>OBP: 0.332, SLG: 0.389 | 1 SAFE 1 SAFE B 1 SAFE 1 SAFE 1 SAFE C 1 SAFE L<br>1-3<br>S K | B C B F X<br>2-2<br>G4-3 | B X<br>1-0<br>P6 | | | C X<br>0-1<br>P8 | | 1 SAFE 1 SAFE F X<br>0-1<br>F9 | | S X<br>0-1<br>1B 1B | F F B X<br>1-2<br>1-2 3-H 1B | | 7 | 0 | 2 | 1 | 0 | 1 | 3 |
| Andy Van Slyke, L (1, 8)<br>OBP: 0.393, SLG: 0.514<br>Bob Patterson, R (10, 1)<br>OBP: 0.429, SLG: 0.500<br>Al Martin, L (11, PH)<br>Danny Cox, R (12, 1)<br>OBP: 0.071, SLG: 0.071 | 1 SAFE C B 1 SAFE 1 SAFE X<br>1-1<br>F9 | B S F X<br>1-2<br>G6-3 | | | | C B X<br>1-1<br>2B 1B | | X<br>0-0<br>E 1B 1B | 1 SAFE S 1 SAFE 1 SAFE P B S B S<br>3-3<br>K | | C S S<br>0-3<br>K | | | 5<br>0<br>1<br>0 | 2<br>0<br>0<br>0 | 2<br>0<br>0<br>0 | 0<br>0<br>0<br>0 | 0<br>0<br>1<br>0 | 1<br>0<br>1<br>0 | 2<br>0<br>1<br>0 |
| Barry Bonds, L (1, 7)<br>OBP: 0.455, SLG: 0.606 | X<br>0-0<br>S<br>1-3 1B | B C B X<br>2-1<br>G4-3 | | | | C B B F X<br>2-2<br>G4-3 2B<br>1-H | | 1 SAFE B C S X<br>1-2<br>E 1B | | B C B B C B<br>4-2<br>G3 S BB | X<br>0-0<br>1-2 1B | | | 5 | 0 | 4 | 1 | 1 | 0 | 0 |
| Jeff King, R (1, 5)<br>OBP: 0.273, SLG: 0.380<br>(9, 4)<br>(11, 5) | C B F C<br>1-3<br>K<br>1-2 | | | C B B S C<br>2-3<br>K | | X<br>0-0<br>P8 | | B B X<br>2-0<br>E6 BB<br>1-3 2-H | | B 1 SAFE B B B<br>4-0<br>G3 BB<br>1-2 | S B F S<br>1-3<br>K | | | 5 | 0 | 0 | 0 | 1 | 3 | 6 |
| Orlando Merced, S (1, 3)<br>OBP: 0.330, SLG: 0.383 | | C B B X<br>2-1<br>L9 | | B X<br>1-0<br>G1-3 | | B X<br>1-0<br>G4-3<br>2-3 | | 1 SAFE C B B B B S B<br>4-2<br>1-2 BB | | L F X<br>0-2<br>G3<br>1-2 2-3 | | C X<br>0-1<br>G4-3 | | 5 | 0 | 0 | 0 | 1 | 0 | 3 |
| Michael LaValliere, L (1, 2)<br>OBP: 0.352, SLG: 0.325 | X<br>0-0<br>FC1-5 1B<br>1B | | C B X<br>1-1<br>F8 | | | B C C B X<br>2-2<br>F7 | | X<br>0-0<br>P4 | | I I I I<br>4-0<br>IBB | B C C B X<br>2-2<br>G4-3 | | | 5 | 0 | 1 | 0 | 1 | 0 | 4 |
| Jose Lind, R (1, 4)<br>OBP: 0.273, SLG: 0.271<br>Dave Clark, L (8, PH)<br>OBP: 0.333, SLG: 0.433<br>John Wehner, R (9, 5)<br>OBP: 0.267, SLG: 0.241<br>Don Slaught, R (10, PH)<br>OBP: 0.379, SLG: 0.476<br>Carlos Garcia, R (11, 4)<br>OBP: 0.188, SLG: 0.226 | 1 SAFE X<br>0-0<br>FC1-5 1B<br>1-2 1B | | C B X<br>1-1<br>G6-3 | | | | X<br>0-0<br>G6-3 | S B S S<br>1-3<br>K | | S B B B F F X<br>2-2<br>P8 | S X<br>0-1<br>G6-3 | | | 3<br>1<br>0<br>1<br>1 | 0<br>0<br>0<br>0<br>0 | 1<br>0<br>0<br>0<br>0 | 0<br>0<br>0<br>0<br>0 | 0<br>1<br>0<br>0<br>0 | 0<br>3<br>0<br>3<br>0 | 0<br>3<br>0<br>0<br>0 |
| Danny Jackson, R (1, 1)<br>OBP: 0.071, SLG: 0.071<br>Roger Mason, R (7, 1)<br>Gary Varsho, L (7, PH)<br>OBP: 0.266, SLG: 0.351<br>Denny Neagle, L (8, 1)<br>Stan Belinda, R (9, 1)<br>OBP: 0.667, SLG: 1.000<br>Cecil Espy, S (9, PH)<br>OBP: 0.311, SLG: 0.350 (10, 8) | C X<br>0-1<br>FC1-5<br>1-2<br>2-3f | | C B C C<br>1-3<br>K | | | | S X<br>0-1<br>F9 | B B B C X<br>3-2<br>1B | | B B C T F F F B S<br>3-3<br>K | | | C B B C X<br>2-2<br>1B 3B | 2<br>0<br>1<br>0<br>0<br>3 | 0<br>0<br>0<br>0<br>0<br>1 | 0<br>0<br>0<br>0<br>0<br>3 | 0<br>0<br>0<br>0<br>0<br>1 | 0<br>0<br>0<br>0<br>0<br>3 | 1<br>0<br>0<br>0<br>0<br>3 | 2<br>3<br>0<br>0<br>0<br>3 |
| Inning Stats | R: 0 E: 0 K: 2 S: 12 H: 1 LOB: 2 BB: 1 P: 19 | R: 0 E: 0 K: 1 S: 9 H: 2 LOB: 2 BB: 0 P: 13 | R: 0 E: 0 K: 0 S: 8 H: 0 LOB: 0 BB: 0 P: 13 | R: 0 E: 0 K: 1 S: 6 H: 0 LOB: 0 BB: 0 P: 10 | R: 0 E: 1 K: 1 S: 7 H: 1 LOB: 1 BB: 0 P: 11 | R: 1 E: 0 K: 0 S: 10 H: 2 LOB: 1 BB: 0 P: 16 | R: 0 E: 0 K: 1 S: 6 H: 0 LOB: 0 BB: 0 P: 9 | R: 1 E: 1 K: 1 S: 13 H: 2 LOB: 3 BB: 1 P: 21 | R: 0 E: 0 K: 1 S: 11 H: 1 LOB: 1 BB: 0 P: 17 | R: 0 E: 0 K: 1 S: 16 H: 0 LOB: 3 BB: 3 P: 33 | R: 0 E: 0 K: 3 S: 13 H: 2 LOB: 2 BB: 0 P: 16 | R: 0 E: 0 K: 0 S: 7 H: 0 LOB: 0 BB: 0 P: 9 | R: 1 E: 0 K: 0 S: 6 H: 2 LOB: 2 BB: 1 P: 13 | 1B: 11<br>2B: 1<br>3B: 1<br>HR: 0 | | SF: 0<br>SAC: 0<br>DP: 0<br>HBP: 0 | | WP: 0<br>PB: 0<br>SB: 2<br>CS: 0 | | PA: 56 |

| PITCHER | | IP | WLS | BF | H | R | ER | SO | BB | IBB | HBP | BLK | WP | HR | S | P | ERA | WHIP |
|---|---|---|---|---|---|---|---|---|---|---|---|---|---|---|---|---|---|---|
| Dennis Martinez, R<br>ERA: 2.57 | (1, 1) | 7.1 | | 30 | 7 | 2 | 1 | 6 | 1 | 0 | 0 | 0 | 0 | 0 | 61 | 94 | 1.23 | 1.091 |
| Mel Rojas, R<br>ERA: 1.06 | (8, 1) | 1.2 | | 9 | 2 | 0 | 0 | 2 | 1 | 0 | 0 | 0 | 0 | 0 | 21 | 35 | 0.00 | 1.800 |
| John Wetteland, R<br>ERA: 3.27 | (10, 1) | 2.0 | | 11 | 2 | 0 | 0 | 4 | 2 | 1 | 0 | 0 | 0 | 0 | 29 | 49 | 0.00 | 2.000 |
| Kent Bottenfield, R<br>ERA: 1.88 | (12, 1) | 1.0 | L | 6 | 2 | 1 | 1 | 0 | 0 | 1 | 0 | 0 | 0 | 0 | 13 | 22 | 9.00 | 2.000 |

| PITCHER | IP | WLS | BF | H | R | ER | SO | BB | IBB | HBP | BLK | WP | HR | S | P | ERA | WHIP |
|---|---|---|---|---|---|---|---|---|---|---|---|---|---|---|---|---|---|

# BOTTOM

## Montreal Expos @ Pittsburgh Pirates

Three Rivers Stadium, Pittsburgh, PA

Thu Sep 17 1992, 7:05 PM EDT

Att. 20,802 - Sunny - 75 F

livebaseballscorecards.com

| | |
|---|---|
| AB | 50 |
| R | 3 |
| H | 13 |
| RBI | 2 |
| BB | 6 |
| SO | 12 |
| LOB | 33 |

| Batter | 1 | 2 | 3 | 4 | 5 | 6 | 7 | 8 | 9 | AB | R | H | RBI | BB | SO | LOB |
|---|---|---|---|---|---|---|---|---|---|---|---|---|---|---|---|---|
| Ruben Amaro Jr, S (1, 9)<br>OBP: 0.305, SLG: 0.333 | B B C B C B<br>4-2 BB<br>BB | | S C F X<br>0-2 ① F9 | C B B S S<br>2-3 ③ K | | C B S F X<br>1-2 ② P6 | | | | 3 | 0 | 0 | 0 | 1 | 1 | 5 |
| Mickey Morandini, L (1, 4)<br>OBP: 0.313, SLG: 0.364 | X<br>0-0 ① P4 | | C C C B B X<br>2-2 ② F7 | | S F B X<br>1-2 F9<br>1B | B B C X<br>2-1 ③ G3 | | | | 4 | 0 | 1 | 0 | 0 | 0 | 4 |
| John Kruk, L (1, 3)<br>OBP: 0.419, SLG: 0.451 | X<br>0-0 ② P8 | | C X<br>0-1 ③ F8 | | X<br>0-0 ① F9<br>1-2 | | | | | 3 | 0 | 0 | 0 | 0 | 0 | 2 |
| Darren Daulton, L (1, 2)<br>OBP: 0.387, SLG: 0.534 | B B B B<br>4-0<br>1-2 BB | | | B S B X<br>2-1 ① F8 | S C B X<br>1-2 ② L6 | | | | | 2 | 0 | 0 | 0 | 1 | 0 | 1 |
| Dave Hollins, S (1, 5)<br>OBP: 0.362, SLG: 0.459 | B C B C B X<br>3-2 ③ G3 | | | C X<br>0-1 1B<br>2B 1B | B B C X<br>2-1 ③ F7 | | | | | 3 | 1 | 1 | 0 | 0 | 0 | 3 |
| Mariano Duncan, R (1, 7)<br>OBP: 0.294, SLG: 0.388 | | B C F F B F X<br>2-2 ① L7 | | F F X<br>0-2<br>2B<br>1-2 PB 1B | | B B C B C X<br>3-2 ① G5-3 | | | | 3 | 1 | 1 | 0 | 0 | 0 | 0 |
| Stan Javier, S (1, 8)<br>OBP: 0.330, SLG: 0.317 | | C B X<br>1-1 ② G4-3 | | F B F B X<br>2-2<br>PB<br>1-3<br>2-H 2B | | X<br>0-0<br>BB BB<br>1B | | | | 3 | 0 | 2 | 1 | 0 | 0 | 0 |
| Juan Bell, R (1, 6)<br>OBP: 0.333, SLG: 0.292 | | C B S X<br>1-2<br>1B | | B B B I<br>4-0<br>PB<br>IBB | | B B B C B<br>4-1<br>BB<br>1-2 BB | | | | 1 | 0 | 1 | 0 | 2 | 0 | 0 |
| Terry Mulholland, R (1, 1)<br>OBP: 0.131, SLG: 0.111<br>Jeff Grotewold, L (6, PH)<br>OBP: 0.333, SLG: 0.421<br>Mike Hartley, R (6, 1) | | B C S S<br>1-3 ③ K | | C S S<br>0-3 ② K<br>1-2<br>2-3<br>3-H | | B B B C B<br>4-1<br>1-2<br>2-3 BB | | | | 2<br>0<br>0 | 0<br>0<br>0 | 0<br>0<br>0 | 0<br>0<br>0 | 0<br>1<br>0 | 2<br>0<br>0 | 3<br>0<br>0 |
| Inning Stats | R: 0 H: 0<br>E: 0 LOB: 2<br>K: 0 BB: 2<br>S: 7 P: 18 | R: 0 H: 1<br>E: 0 LOB: 1<br>K: 1 BB: 0<br>S: 13 P: 18 | R: 0 H: 0<br>E: 0 LOB: 0<br>K: 0 BB: 0<br>S: 9 P: 11 | R: 2 H: 3<br>E: 0 LOB: 2<br>K: 2 BB: 1<br>S: 16 P: 26 | R: 0 H: 1<br>E: 0 LOB: 1<br>K: 0 BB: 0<br>S: 9 P: 13 | R: 0 H: 1<br>E: 0 LOB: 3<br>K: 0 BB: 2<br>S: 12 P: 26 | | | | 1B: 5 SF: 0<br>2B: 1 SAC: 0<br>3B: 0 DP: 0<br>HR: 0 HBP: 0 | | | | | | |

TOP

Philadelphia Phillies @ Pittsburgh Pirates
Three Rivers Stadium, Pittsburgh, PA
Fri Sep 18 1992, 7:05 PM EDT
Att. 20,387 - Cloudy - 70 F

livebaseballscorecards.com

| | |
|---|---|
| AB | 24 |
| R | 2 |
| H | 6 |
| RBI | 1 |
| BB | 5 |
| SO | 3 |
| LOB | 18 |

WP: 0 PA: 29
PB: 1
SB: 0
CS: 0

| PITCHER | | IP | WLS | BF | H | R | ER | SO | BB | IBB | HBP | BLK | WP | HR | S | P | ERA | WHIP |
|---|---|---|---|---|---|---|---|---|---|---|---|---|---|---|---|---|---|---|
| Tim Wakefield, R<br>ERA: 2.47 | (1, 1) | 6.0 | W | 29 | 6 | 2 | 1 | 3 | 4 | 1 | 0 | 0 | 0 | 0 | 66 | 112 | 1.50 | 1.667 |

| PITCHER | IP | WLS | BF | H | R | ER | SO | BB | IBB | HBP | BLK | WP | HR | S | P | ERA | WHIP |
|---|---|---|---|---|---|---|---|---|---|---|---|---|---|---|---|---|---|

| Batter | 1 | 2 | 3 | 4 | 5 | 6 | 7 | 8 | 9 | AB | R | H | RBI | BB | SO | LOB |
|---|---|---|---|---|---|---|---|---|---|---|---|---|---|---|---|---|
| Gary Redus, R (1, 3)<br>OBP: 0.305, SLG: 0.331 | C F B F F F S<br>1-3 K ① | | B F B F X<br>2-2 1B<br>3-H | S F B S<br>1-3 K ③ | | | | | | 3 | 0 | 1 | 1 | 0 | 2 | 2 |
| Jay Bell, R (1, 6)<br>OBP: 0.330, SLG: 0.387 | B F B F X<br>2-2 F8 ② | | B 1 SAFE C X<br>1-1 F7 ③ | | B C X<br>1-1 G5-3 ① | | | | | 3 | 0 | 0 | 0 | 0 | 0 | 1 |
| Andy Van Slyke, L (1, 8)<br>OBP: 0.391, SLG: 0.511 | B B C B X<br>3-1 G3 ③ | | | S B F X<br>1-2 G4-3 ① | B L S F S<br>1-3 K ② | | | | | 3 | 0 | 0 | 0 | 0 | 1 | 0 |
| Barry Bonds, L (1, 7)<br>OBP: 0.456, SLG: 0.616 | | X<br>0-0 G4-3 ① | | B F F X<br>1-2 1B 2B | B B F X<br>2-1 HR | | | | | 3 | 2 | 2 | 1 | 0 | 0 | 0 |
| Jeff King, R (1, 5)<br>OBP: 0.273, SLG: 0.380 | | B B C C B X<br>3-2 G6-3 ② | | C F X<br>0-2 1B 1B<br>2-H 1B | C X<br>0-1 F9 ③ | | | | | 3 | 1 | 1 | 1 | 0 | 0 | 0 |
| Lloyd McClendon, R (1, 9)<br>OBP: 0.347, SLG: 0.331 | | B C B F F X<br>2-2 F7 ③ | | 1 SAFE 1 SAFE B X<br>1-0 1B<br>1-2 1B 1B | | 0-0 | | | | 3 | 1 | 1 | 0 | 0 | 0 | 0 |
| Don Slaught, R (1, 2)<br>OBP: 0.384, SLG: 0.485 | | | X<br>0-0 F9 1B 2B | B C B X<br>2-1 SH5-4 1B<br>1-2<br>2-H 1B | | | | | | 2 | 1 | 2 | 1 | 0 | 0 | 0 |
| Jose Lind, R (1, 4)<br>OBP: 0.274, SLG: 0.272 | | | X<br>0-0 F9 ① | B X<br>1-0 SH5-4<br>1-2<br>2-H 1B | | | | | | 2 | 0 | 1 | 1 | 0 | 0 | 1 |
| Tim Wakefield, R (1, 1)<br>OBP: 0.087, SLG: 0.087 | | | B X<br>1-0 F9 ②<br>2-3 | X<br>0-0 SH5-4 ②<br>1-2<br>2-3 | | | | | | 1 | 0 | 0 | 0 | 0 | 0 | 1 |
| Inning Stats | R: 0 H: 0<br>E: 0 LOB: 0<br>K: 1 BB: 0<br>S: 11 P: 17 | R: 0 H: 0<br>E: 0 LOB: 0<br>K: 0 BB: 0<br>S: 8 P: 13 | R: 1 H: 2<br>E: 0 LOB: 1<br>K: 0 BB: 0<br>S: 8 P: 12 | R: 3 H: 5<br>E: 0 LOB: 2<br>K: 1 BB: 0<br>S: 17 P: 24 | R: 1 H: 1<br>E: 0 LOB: 0<br>K: 1 BB: 0<br>S: 10 P: 14 | R: 0 H: 0<br>E: 0 LOB: 0<br>K: 0 BB: 0<br>S: 0 P: 0 | | | | 1B: 5 SF: 0<br>2B: 2 SAC: 1<br>3B: 0 DP: 0<br>HR: 1 HBP: 0 | | | | | | |

# BOTTOM

Philadelphia Phillies @ Pittsburgh Pirates
Three Rivers Stadium, Pittsburgh, PA
Fri Sep 18 1992, 7:05 PM EDT
Att. 20,387 - Cloudy - 70 F

livebaseballscorecards.com

| | |
|---|---|
| AB | 23 |
| R | 5 |
| H | 8 |
| RBI | 5 |
| BB | 0 |
| SO | 3 |
| LOB | 5 |

| PITCHER | | IP | WLS | BF | H | R | ER | SO | BB | IBB | HBP | BLK | WP | HR | S | P | ERA | WHIP |
|---|---|---|---|---|---|---|---|---|---|---|---|---|---|---|---|---|---|---|
| Terry Mulholland, L<br>ERA: 3.84 | (1, 1) | 5.0 | L | 23 | 8 | 5 | 5 | 3 | 0 | 0 | 0 | 0 | 0 | 1 | 54 | 80 | 9.00 | 1.600 |
| Mike Hartley, R<br>ERA: 3.38 | (6, 1) | 0.0 | | 1 | 0 | 0 | 0 | 0 | 0 | 0 | 0 | 0 | 0 | 0 | 0 | 0 | ∞ | ∞ |

| PITCHER | IP | WLS | BF | H | R | ER | SO | BB | IBB | HBP | BLK | WP | HR | S | P | ERA | WHIP |
|---|---|---|---|---|---|---|---|---|---|---|---|---|---|---|---|---|---|

| Batter | 1 | 2 | 3 | 4 | 5 | 6 | 7 | 8 | 9 | AB | R | H | RBI | BB | SO | LOB |
|---|---|---|---|---|---|---|---|---|---|---|---|---|---|---|---|---|
| Stan Javier, S (1, 8)<br>OBP: 0.329, SLG: 0.314 | B C F X 1-2 G5-3 | | F B B X 2-1 F8 | | B C B B C B 4-2 FC4-6 BB | | C F F B B S 2-3 K | | | 3 | 0 | 0 | 0 | 1 | 1 | 0 |
| Mickey Morandini, L (1, 4)<br>OBP: 0.312, SLG: 0.363 | X 0-0 1B 1B | | F X 0-1 G3 | | X 0-0 FC4-6 1-2f | | B B B S F B X 3-2 L7 | | | 4 | 0 | 1 | 0 | 0 | 0 | 1 |
| John Kruk, L (1, 3)<br>OBP: 0.421, SLG: 0.457 | 1 SAFE F X 0-1 1-2 1B | | B S X 1-1 2B | | B F B F S 2-3 K | | | B B C B X 3-1 2B | | 4 | 0 | 3 | 0 | 0 | 1 | 1 |
| Darren Daulton, L (1, 2)<br>OBP: 0.384, SLG: 0.529 | B X 1-0 P6 | | F C F B S 1-3 K | | F B F S 1-3 K | | | B F C S 1-3 K | | 4 | 0 | 0 | 0 | 0 | 3 | 5 |
| Dave Hollins, S (1, 5)<br>OBP: 0.361, SLG: 0.457 | C B C B X 2-2 P5 | | | B B X 2-0 FC6-4 1B | | S X 0-1 F9 | | B X 1-0 F7 | | 4 | 0 | 1 | 0 | 0 | 0 | 3 |
| Mariano Duncan, R (1, 7)<br>OBP: 0.294, SLG: 0.387 | | C S S 0-3 K | | C S F B X 1-2 FC6-4 1B 1-2f | | B F X 1-1 G3 1B | | X 0-0 F9 | | 4 | 0 | 1 | 0 | 0 | 1 | 2 |
| Ruben Amaro Jr, S (1, 9)<br>OBP: 0.302, SLG: 0.329 | | C B X 1-1 P4 | | C F B F S 1-3 K | | C B 1 SAFE X 1-1 1-2 G3 | | | B B B C C F S 3-3 K | 4 | 0 | 0 | 0 | 0 | 2 | 2 |
| Juan Bell, R (1, 6)<br>OBP: 0.339, SLG: 0.300 | | B F F B B B X 3-2 1B | | L B C 1 SAFE F X 1-2 1-2 1B | | C C B X 1-2 F8 | | | C B C X 1-2 G4-3 | 4 | 0 | 2 | 0 | 0 | 0 | 1 |
| Tommy Greene, R (1, 1)<br>OBP: 0.105, SLG: 0.105<br>Jeff Grotewold, L (7, PH)<br>OBP: 0.328, SLG: 0.414<br>Keith Shepherd, R (7, 1)<br>Ricky Jordan, R (9, PH)<br>OBP: 0.274, SLG: 0.370 | | B F S F S 1-3 K | | S B B F S 2-3 K | | | B S B B F X 3-2 G4-3 | | S F S 0-3 K | 2<br>1<br>0<br>1 | 0<br>0<br>0<br>0 | 0<br>0<br>0<br>0 | 0<br>0<br>0<br>0 | 0<br>0<br>0<br>0 | 2<br>0<br>0<br>1 | 3<br>0<br>0<br>0 |
| Inning Stats | R: 0 E: 0 K: 0 S: 10 H: 2 LOB: 2 BB: 0 P: 14 | R: 0 E: 0 K: 2 S: 12 H: 1 LOB: 1 BB: 0 P: 17 | R: 0 E: 0 K: 1 S: 10 H: 1 LOB: 1 BB: 0 P: 14 | R: 0 E: 0 K: 2 S: 16 H: 2 LOB: 2 BB: 0 P: 23 | R: 0 E: 0 K: 2 S: 9 H: 0 LOB: 1 BB: 1 P: 16 | R: 0 E: 0 K: 0 S: 9 H: 1 LOB: 1 BB: 0 P: 12 | R: 0 E: 0 K: 1 S: 10 H: 0 LOB: 0 BB: 0 P: 18 | R: 0 E: 0 K: 1 S: 7 H: 1 LOB: 1 BB: 0 P: 12 | R: 0 E: 0 K: 2 S: 10 H: 0 LOB: 0 BB: 0 P: 14 | 1B: 6 2B: 2 3B: 0 HR: 0 | SF: 0 SAC: 0 DP: 0 HBP: 0 | | | | | | |

| PITCHER | IP | WLS | BF | H | R | ER | SO | BB | IBB | HBP | BLK | WP | HR | S | P | ERA | WHIP |
|---|---|---|---|---|---|---|---|---|---|---|---|---|---|---|---|---|---|
| Doug Drabek, R (1, 1)<br>ERA: 2.71 | 9.0 | W | 36 | 8 | 0 | 0 | 11 | 1 | 0 | 0 | 0 | 0 | 0 | 93 | 140 | 0.00 | 1.000 |

| PITCHER | IP | WLS | BF | H | R | ER | SO | BB | IBB | HBP | BLK | WP | HR | S | P | ERA | WHIP |
|---|---|---|---|---|---|---|---|---|---|---|---|---|---|---|---|---|---|

# TOP

Philadelphia Phillies @ Pittsburgh Pirates
Three Rivers Stadium, Pittsburgh, PA
Sat Sep 19 1992, 7:05 PM EDT
Att. 25,497 - Sunny - 65 F

livebaseballscorecards.com

| | |
|---|---|
| AB | 35 |
| R | 0 |
| H | 8 |
| RBI | 0 |
| BB | 1 |
| SO | 11 |
| LOB | 18 |

| | | | | | | | | | | | | | | | | | |
|---|---|---|---|---|---|---|---|---|---|---|---|---|---|---|---|---|---|
| 1B: 6 | SF: 0 | WP: 0 | PA: 36 |
| 2B: 2 | SAC: 0 | PB: 0 | |
| 3B: 0 | DP: 0 | SB: 0 | |
| HR: 0 | HBP: 0 | CS: 0 | |

# BOTTOM

Philadelphia Phillies @ Pittsburgh Pirates
Three Rivers Stadium, Pittsburgh, PA
Sat Sep 19 1992, 7:05 PM EDT
Att. 25,497 - Sunny - 65 F

livebaseballscorecards.com

| Batter | 1 | 2 | 3 | 4 | 5 | 6 | 7 | 8 | 9 | AB | R | H | RBI | BB | SO | LOB |
|---|---|---|---|---|---|---|---|---|---|---|---|---|---|---|---|---|
| Alex Cole, L (1, 9)<br>OBP: 0.333, SLG: 0.330 | BBBCCX 3-2 G4-3 ① | FBX 1-1 G6-3 ② 2-3 | | CCBC 1-3 K ③ | | | BCX 1-1 G3 ① | | | 4 | 0 | 0 | 0 | 0 | 1 | 1 |
| Will Pennyfeather, R (8, 9)<br>OBP: 0.167, SLG: 0.167 | | | | | | | | | | 0 | 0 | 0 | 0 | 0 | 0 | 0 |
| Jay Bell, R (1, 6)<br>OBP: 0.328, SLG: 0.384 | BCX 1-1 F7 ② | SBBX 2-1 P6 ③ | | | X 0-0 P6 ① | | BFX 1-1 P2 ② | | | 4 | 0 | 0 | 0 | 0 | 0 | 1 |
| Andy Van Slyke, L (1, 8)<br>OBP: 0.391, SLG: 0.513 | CX 0-1 S 1B | | CBBX 2-1 1B 2B | | CBFX 1-2 G4-3 ② | | BCSC 1-3 K ③ | | | 4 | 1 | 2 | 0 | 0 | 1 | 0 |
| Barry Bonds, L (1, 7)<br>OBP: 0.460, SLG: 0.619 | BCBBI 4-1 FC6-4 1-2 IBB | | X 0-0 S 2-H 1B | | CFFBBX 2-2 1B 1B | | | BBCX 2-1 F9 E 1B | | 3 | 0 | 3 | 1 | 1 | 0 | 0 |
| Jeff King, R (1, 5)<br>OBP: 0.273, SLG: 0.379 | BBCX 2-1 FC6-4 ③ 1-2f | | C 1 SAFE 1 SAFE FX 0-2 F8 ① | | CX 0-1 1-2 1B | | | B 1 SAFE X 1-0 F9 ① 1-3 | | 4 | 0 | 1 | 0 | 0 | 0 | 4 |
| Orlando Merced, S (1, 3)<br>OBP: 0.329, SLG: 0.387 | | BCBX 2-1 2B 3B | B 1 SAFE 1 SAFE CX 1-1 P6 ② | | BBX 2-0 F7 ③ | | | FBBX 2-1 G3 ② | | 4 | 1 | 1 | 0 | 0 | 0 | 4 |
| Michael LaValliere, L (1, 2)<br>OBP: 0.354, SLG: 0.331 | | FBBBX 3-1 2B 2B 3-H | BBBCX 3-1 L8 ③ 1-2 | | | | BFBBX 3-1 G6-4-3 1B | CBFX 1-2 G6-3 ③ | | 4 | 1 | 2 | 1 | 0 | 0 | 2 |
| Jose Lind, R (1, 4)<br>OBP: 0.272, SLG: 0.270 | | X 0-0 G6-3 ① | | BBFFX 2-2 L9 ① | | | BBCFX 2-2 G6-4-3 ① ② 1-2f | | | 3 | 0 | 0 | 0 | 0 | 0 | 2 |
| Doug Drabek, R (1, 1)<br>OBP: 0.176, SLG: 0.193 | | CBX 1-1 G6-3 2-H 2B | | CBX 1-1 G5-3 ② | | | FCBBBX 3-2 G6-3 ③ | | | 3 | 0 | 1 | 1 | 0 | 0 | 0 |
| Inning Stats | R: 0 E: 0 K: 0 S: 10 H: 1 LOB: 2 BB: 1 P: 20 | R: 2 E: 0 K: 0 S: 11 H: 3 LOB: 1 BB: 0 P: 20 | R: 1 E: 0 K: 0 S: 10 H: 2 LOB: 1 BB: 0 P: 16 | R: 0 E: 0 K: 1 S: 8 H: 0 LOB: 0 BB: 0 P: 12 | R: 0 E: 0 K: 0 S: 11 H: 2 LOB: 2 BB: 0 P: 16 | R: 0 E: 0 K: 0 S: 8 H: 1 LOB: 0 BB: 0 P: 16 | R: 0 E: 0 K: 1 S: 7 H: 0 LOB: 0 BB: 0 P: 10 | R: 0 E: 1 K: 0 S: 8 H: 1 LOB: 1 BB: 0 P: 14 | | 1B: 6 2B: 3 3B: 1 HR: 0 | SF: 0 SAC: 0 DP: 1 HBP: 0 | | | WP: 0 PB: 0 SB: 2 CS: 0 | PA: 34 | |

| | AB | 33 |
|---|---|---|
| | R | 3 |
| | H | 10 |
| | RBI | 3 |
| | BB | 1 |
| | SO | 2 |
| | LOB | 14 |

| PITCHER | | IP | WLS | BF | H | R | ER | SO | BB | IBB | HBP | BLK | WP | HR | S | P | ERA | WHIP |
|---|---|---|---|---|---|---|---|---|---|---|---|---|---|---|---|---|---|---|
| Tommy Greene, R<br>ERA: 5.11 | (1, 1) | 6.0 | L | 27 | 9 | 3 | 3 | 1 | 0 | 1 | 0 | 0 | 0 | 0 | 58 | 100 | 4.50 | 1.500 |
| Keith Shepherd, R<br>ERA: 0.79 | (7, 1) | 2.0 | | 7 | 1 | 0 | 0 | 1 | 0 | 0 | 0 | 0 | 0 | 0 | 15 | 24 | 0.00 | 0.500 |

| PITCHER | IP | WLS | BF | H | R | ER | SO | BB | IBB | HBP | BLK | WP | HR | S | P | ERA | WHIP |
|---|---|---|---|---|---|---|---|---|---|---|---|---|---|---|---|---|---|

| Batter | 1 | 2 | 3 | 4 | 5 | 6 | 7 | 8 | 9 | 10 | 11 | 12 | 13 | AB | R | H | RBI | BB | SO | LOB |
|---|---|---|---|---|---|---|---|---|---|---|---|---|---|---|---|---|---|---|---|---|
| Stan Javier, S (1, 8)<br>OBP: 0.329, SLG: 0.319 | 2-2 3B | 3-1 P3 | | | 0-3 K | | 2-3 K | | | 1-2 G6-3 | | 4-2 S BB | | 5 | 0 | 1 | 0 | 1 | 2 | 2 |
| Mickey Morandini, L (1, 4)<br>OBP: 0.313, SLG: 0.363 | 0-0 G4-3 | | 1-1 G1-3 | | 0-1 S 1B | | | 1-1 G5-3 | | 0-1 BB 1B | | 4-2 G4-3 1-2 | | 6 | 0 | 2 | 0 | 0 | 0 | 2 |
| John Kruk, L (1, 3)<br>OBP: 0.422, SLG: 0.455 | 2-3 K | | 1-1 1B 1B | | 4-2 BB 1-2 | | | 2-3 K | | 4-2 BB 1-2 | | | 2-1 G5-3 | 4 | 0 | 1 | 0 | 2 | 2 | 1 |
| Dave Hollins, S (1, 5)<br>OBP: 0.361, SLG: 0.461 | 0-0 F7 | | 1-1 G1-4-3 1-2 1B | | 2-1 P5 | | | 1-0 HR | | 2-2 L4 | | | 3-3 K | 6 | 1 | 2 | 1 | 0 | 1 | 5 |
| Todd Pratt, R (1, 2)<br>OBP: 0.313, SLG: 0.467 | | 2-2 F8 | 1-1 G1-4-3 1-2f | | | 0-1 G6-3 1B | | 0-3 K | | | 1-1 L4 | | 2-1 F8 | 6 | 0 | 1 | 0 | 0 | 1 | 2 |
| Mariano Duncan, R (1, 7)<br>OBP: 0.293, SLG: 0.391 | 1-0 HR | | | 0-1 G3-1 | | 1-0 G6-3 1-2f | | | 2-2 G4-3 | | 3-2 G3-1 | | | 5 | 1 | 1 | 1 | 0 | 0 | 1 |
| Braulio Castillo, R (1, 9)<br>OBP: 0.150, SLG: 0.325<br>Ruben Amaro Jr, S (9, PH)<br>OBP: 0.300, SLG: 0.327 (9, 9) | 2-1 1B 1B | | | 3-2 G6-3 | | 1-0 L5 | | | 0-0 L6 | | 1-3 K | | | 3<br>2 | 0<br>0 | 1<br>0 | 0<br>0 | 0<br>0 | 0<br>1 | 0<br>0 |
| Juan Bell, R (1, 6)<br>OBP: 0.328, SLG: 0.288<br>Jeff Grotewold, L (12, PH)<br>OBP: 0.324, SLG: 0.407<br>Joe Millette, R (12, 6)<br>OBP: 0.268, SLG: 0.200 | 1 SAFE 0-3 K | | | 1-2 P6 | | | 2-2 F8 | 1-3 K | 2-2 G4-3 | 0-3 K | | 1-2 G6-3 | | 4<br>1<br>0 | 0<br>0<br>0 | 0<br>0<br>0 | 0<br>0<br>0 | 0<br>0<br>0 | 1<br>0<br>0 | 1<br>0<br>0 |
| Curt Schilling, R (1, 1)<br>OBP: 0.169, SLG: 0.172<br>Ricky Jordan, R (10, PH)<br>OBP: 0.272, SLG: 0.368<br>Mitch Williams, L (10, 1)<br>OBP: 0.333, SLG: 0.333<br>Darren Daulton, L (12, PH)<br>OBP: 0.383, SLG: 0.528<br>Keith Shepherd, R (12, 1) | 0-0 1-3 1B | | | | 2-2 G4-3 | | | | | | | 2-2 G4-3 | | 3<br>1<br>0<br>1<br>0 | 0<br>0<br>0<br>0<br>0 | 1<br>0<br>0<br>0<br>0 | 0<br>0<br>0<br>0<br>0 | 1<br>1<br>0<br>0<br>0 | 0<br>0<br>0<br>0<br>0 | 0<br>0<br>0<br>0<br>0 |
| Inning Stats | R: 0 E: 0 K: 1 S: 8 H: 1 LOB: 1 BB: 0 P: 12 | R: 1 E: 0 K: 1 S: 13 H: 3 LOB: 2 BB: 0 P: 21 | R: 0 E: 0 K: 0 S: 8 H: 2 LOB: 1 BB: 0 P: 12 | R: 0 E: 0 K: 0 S: 11 H: 0 LOB: 0 BB: 0 P: 15 | R: 0 E: 0 K: 1 S: 13 H: 1 LOB: 2 BB: 1 P: 21 | R: 0 E: 0 K: 0 S: 4 H: 1 LOB: 0 BB: 0 P: 6 | R: 0 E: 0 K: 2 S: 12 H: 0 LOB: 0 BB: 0 P: 17 | R: 1 E: 0 K: 2 S: 9 H: 1 LOB: 0 BB: 0 P: 13 | R: 0 E: 0 K: 0 S: 7 H: 0 LOB: 0 BB: 0 P: 11 | R: 0 E: 0 K: 1 S: 17 H: 1 LOB: 2 BB: 1 P: 24 | R: 0 E: 0 K: 1 S: 9 H: 0 LOB: 0 BB: 0 P: 14 | R: 0 E: 0 K: 0 S: 11 H: 0 LOB: 1 BB: 1 P: 19 | R: 0 E: 0 K: 1 S: 8 H: 0 LOB: 0 BB: 0 P: 15 | 1B: 7<br>2B: 0<br>3B: 1<br>HR: 2 | SF: 0<br>SAC: 0<br>DP: 2<br>HBP: 0 | | WP: 0<br>PB: 0<br>SB: 2<br>CS: 0 | PA: 50 | |

| PITCHER | | IP | WLS | BF | H | R | ER | SO | BB | IBB | HBP | BLK | WP | HR | S | P | ERA | WHIP |
|---|---|---|---|---|---|---|---|---|---|---|---|---|---|---|---|---|---|---|
| Randy Tomlin, L<br>ERA: 3.42 | (1, 1) | 7.0 | | 28 | 8 | 1 | 1 | 5 | 1 | 0 | 0 | 0 | 0 | 1 | 69 | 104 | 1.29 | 1.286 |
| Denny Neagle, L<br>ERA: 4.43 | (8, 1) | 1.0 | | 4 | 1 | 1 | 1 | 2 | 0 | 0 | 0 | 0 | 0 | 1 | 9 | 13 | 9.00 | 1.000 |
| Danny Cox, R<br>ERA: 4.69 | (9, 1) | 0.0 | | 0 | 0 | 0 | 0 | 0 | 0 | 0 | 0 | 0 | 0 | 0 | 0 | 0 | ∞ | ∞ |
| Bob Patterson, L<br>ERA: 3.08 | (10, 1) | 0.2 | | 4 | 1 | 0 | 0 | 1 | 1 | 0 | 0 | 0 | 0 | 0 | 13 | 18 | 0.00 | 3.000 |
| Stan Belinda, R<br>ERA: 3.11 | (10, 1) | 2.1 | | 8 | 0 | 0 | 0 | 1 | 1 | 0 | 0 | 0 | 0 | 0 | 24 | 39 | 0.00 | 0.429 |

| PITCHER | | IP | WLS | BF | H | R | ER | SO | BB | IBB | HBP | BLK | WP | HR | S | P | ERA | WHIP |
|---|---|---|---|---|---|---|---|---|---|---|---|---|---|---|---|---|---|---|
| Roger Mason, R<br>ERA: 3.9 | (13, 1) | 1.0 | W | 3 | 0 | 0 | 0 | 1 | 0 | 0 | 0 | 0 | 0 | 0 | 8 | 15 | 0.00 | 0.000 |

# TOP

## Philadelphia Phillies @ Pittsburgh Pirates

Three Rivers Stadium, Pittsburgh, PA

Sun Sep 20 1992, 3:33 AM EDT

Att. 21,652 - Sunny - 70 F

livebaseballscorecards.com

| | |
|---|---|
| AB | 47 |
| R | 2 |
| H | 10 |
| RBI | 2 |
| BB | 3 |
| SO | 10 |
| LOB | 14 |

# BOTTOM

Philadelphia Phillies @ Pittsburgh Pirates
Three Rivers Stadium, Pittsburgh, PA
Sun Sep 20 1992, 3:33 AM EDT
Att. 21,652 - Sunny - 70 F

livebaseballscorecards.com

| Batter | 1 | 2 | 3 | 4 | 5 | 6 | 7 | 8 | 9 | 10 | 11 | 12 | 13 | AB | R | H | RBI | BB | SO | LOB |
|---|---|---|---|---|---|---|---|---|---|---|---|---|---|---|---|---|---|---|---|---|
| Cecil Espy, S (1, 9) OBP: 0.321, SLG: 0.359 | F9 | | 1-0 FC4-6 1B | | 1-1 2B | | 3-1 F7 | | | 4-2 BB | | | 4-1 SH2-4 1B BB | 4 | 1 | 2 | 0 | 2 | 0 | 1 |
| Jay Bell, R (1, 6) OBP: 0.327, SLG: 0.383 | 1-1 WP 1B | | 1-2 FC4-6 1-2f | | 1-1 F7 | | | 0-2 G6-3 | | 0-1 P3 | | | 0-2 SH2-4 1-2 | 5 | 0 | 1 | 0 | 0 | 0 | 3 |
| Andy Van Slyke, L (1, 8) OBP: 0.389, SLG: 0.509 | 0-0 F9 | | 2-1 F8 | | | 3-1 L4 1B | | 1-3 K | | 3-3 K | | | 3-1 L7 | 6 | 0 | 1 | 0 | 0 | 2 | 4 |
| Barry Bonds, L (1, 7) OBP: 0.460, SLG: 0.621 | 2-3 K 1-2 | | | 0-1 SF8 3B | | 1-1 L4 1-2 1B | | 3-2 P5 | | | 3-3 K | | 4-0 1B IBB | 5 | 1 | 2 | 0 | 1 | 2 | 1 |
| Jeff King, R (1, 5) (11, 4) OBP: 0.271, SLG: 0.377 | | 1-1 F8 | | 2-1 SF8 3-H | | 3-2 L4 1-2 2-3 | | | 0-0 G6-3 | | 3-2 P6 | | 0-1 1B 1-2 2-H | 5 | 0 | 1 | 2 | 0 | 0 | 2 |
| Orlando Merced, S (1, 3) OBP: 0.328, SLG: 0.387 | 2-2 G3 | | 1-1 L9 | | 2-2 E9 SF8 2B | | | | 1-1 F7 | | 1-3 K | | | 5 | 1 | 1 | 0 | 0 | 1 | 0 |
| Michael LaValliere, L (1, 2) OBP: 0.355, SLG: 0.333<br>Kevin Young, R (9, PR) OBP: 0.500, SLG: 0.500<br>Bob Patterson, R (10, 1) OBP: 0.429, SLG: 0.500<br>Stan Belinda, R (10, 1) OBP: 0.667, SLG: 1.000<br>Alex Cole, L (12, PH) OBP: 0.332, SLG: 0.329<br>Roger Mason, R (13, 1) | 1-0 FC6-4 1B | | 1-1 L8 | | 0-2 P4 | | | | 2-2 1B | | | 1-0 G4-3 | | 4<br>0<br>0<br>0<br>1<br>0 | 0<br>0<br>0<br>0<br>0<br>0 | 2<br>0<br>0<br>0<br>0<br>0 | 0<br>0<br>0<br>0<br>0<br>0 | 0<br>0<br>0<br>0<br>0<br>0 | 0<br>0<br>0<br>0<br>0<br>0 | 1<br>0<br>0<br>0<br>0<br>0 |
| Jose Lind, R (1, 4) OBP: 0.271, SLG: 0.269<br>Dave Clark, L (7, PH) OBP: 0.351, SLG: 0.433<br>Will Pennyfeather, R (7, PR) OBP: 0.167, SLG: 0.167<br>Denny Neagle, L (8, 1)<br>Danny Cox, R (9, 1) OBP: 0.071, SLG: 0.071<br>Al Martin, L (9, PH)<br>Tom Prince, R (10, 2) OBP: 0.200, SLG: 0.121 | 1-0 FC6-4 1-2f | | | | 0-2 F9 | | 4-2 BB | | 1-0 L9 | | | 0-0 G6-3 | | 2<br>0<br>0<br>0<br>0<br>1 | 0<br>0<br>0<br>0<br>0<br>0 | 0<br>0<br>0<br>0<br>0<br>0 | 0<br>1<br>0<br>0<br>0<br>0 | 0<br>0<br>0<br>0<br>0<br>0 | 0<br>0<br>0<br>0<br>0<br>0 | 1<br>0<br>0<br>0<br>0<br>1 |
| Randy Tomlin, L (1, 1) OBP: 0.172, SLG: 0.131<br>Gary Varsho, L (7, PH) OBP: 0.264, SLG: 0.351<br>Carlos Garcia, R (8, 4) OBP: 0.188, SLG: 0.226<br>Gary Redus, R (10, PH) OBP: 0.303, SLG: 0.329<br>John Wehner, R (11, 5) OBP: 0.264, SLG: 0.239 | | | 1-3 K | | 1-0 G6-3 | | 1-1 SF8 3-H | | | 1-2 G1-3 | | 0-3 K | | 2<br>0<br>0<br>1<br>1 | 0<br>0<br>0<br>0<br>0 | 0<br>0<br>0<br>0<br>1 | 1<br>0<br>0<br>0<br>0 | 0<br>0<br>0<br>0<br>1 | 0<br>0<br>0<br>0<br>0 | 0<br>0<br>0<br>0<br>0 |
| Inning Stats | R: 0 H: 1<br>E: 0 LOB: 1<br>K: 1 BB: 0<br>S: 10 P: 16 | R: 0 H: 1<br>E: 0 LOB: 1<br>K: 0 BB: 0<br>S: 8 P: 13 | R: 0 H: 1<br>E: 0 LOB: 1<br>K: 1 BB: 0<br>S: 11 P: 16 | R: 1 H: 1<br>E: 0 LOB: 0<br>K: 0 BB: 0<br>S: 8 P: 12 | R: 0 H: 1<br>E: 0 LOB: 1<br>K: 0 BB: 0<br>S: 10 P: 13 | R: 0 H: 2<br>E: 0 LOB: 0<br>K: 0 BB: 0<br>S: 7 P: 14 | R: 1 H: 1<br>E: 1 LOB: 1<br>K: 0 BB: 1<br>S: 13 P: 23 | R: 0 H: 0<br>E: 0 LOB: 0<br>K: 1 BB: 0<br>S: 9 P: 13 | R: 0 H: 1<br>E: 0 LOB: 1<br>K: 0 BB: 0<br>S: 7 P: 11 | R: 0 H: 0<br>E: 0 LOB: 1<br>K: 1 BB: 1<br>S: 10 P: 18 | R: 0 H: 0<br>E: 0 LOB: 0<br>K: 2 BB: 0<br>S: 11 P: 18 | R: 0 H: 0<br>E: 0 LOB: 0<br>K: 1 BB: 0<br>S: 5 P: 6 | R: 1 H: 1<br>E: 0 LOB: 2<br>K: 0 BB: 2<br>S: 8 P: 19 | 1B: 7<br>2B: 2<br>3B: 2<br>HR: 0 | SF: 2<br>SAC: 1<br>DP: 0<br>HBP: 0 | WP: 1<br>PB: 0<br>SB: 0<br>CS: 0 | PA: 50 | | |

| PITCHER | | IP | WLS | BF | H | R | ER | SO | BB | IBB | HBP | BLK | WP | HR | S | P | ERA | WHIP |
|---|---|---|---|---|---|---|---|---|---|---|---|---|---|---|---|---|---|---|
| Curt Schilling, R<br>ERA: 2.41 | (1, 1) | 9.0 | | 35 | 9 | 2 | 1 | 3 | 1 | 0 | 0 | 0 | 1 | 0 | 83 | 131 | 1.00 | 1.111 |
| Mitch Williams, L<br>ERA: 4.19 | (10, 1) | 2.0 | | 7 | 0 | 0 | 0 | 3 | 1 | 0 | 0 | 0 | 0 | 0 | 21 | 36 | 0.00 | 0.500 |
| Keith Shepherd, R<br>ERA: 1.38 | (12, 1) | 1.2 | L | 8 | 1 | 1 | 1 | 1 | 1 | 1 | 0 | 0 | 0 | 0 | 13 | 25 | 5.40 | 1.200 |

| PITCHER | IP | WLS | BF | H | R | ER | SO | BB | IBB | HBP | BLK | WP | HR | S | P | ERA | WHIP |
|---|---|---|---|---|---|---|---|---|---|---|---|---|---|---|---|---|---|

| | |
|---|---|
| AB | 43 |
| R | 3 |
| H | 10 |
| RBI | 3 |
| BB | 4 |
| SO | 7 |
| LOB | 14 |

| Batter | 1 | 2 | 3 | 4 | 5 | 6 | 7 | 8 | 9 | AB | R | H | RBI | BB | SO | LOB |
|---|---|---|---|---|---|---|---|---|---|---|---|---|---|---|---|---|
| Chuck Carr, S (1, 7)<br>OBP: 0.325, SLG: 0.333 | F8 | | F7 | | | F7 | | | F9 | 4 | 0 | 0 | 0 | 0 | 0 | 0 |
| Ozzie Smith, S (1, 6)<br>OBP: 0.368, SLG: 0.346 | G4-3 | | | 1B BB | | G1-3 | | | 2B | 3 | 0 | 1 | 0 | 1 | 0 | 0 |
| Ray Lankford, L (1, 8)<br>OBP: 0.374, SLG: 0.483 | F8 | | | K | | | G4-3 | | F7 | 4 | 0 | 0 | 0 | 0 | 1 | 2 |
| Felix Jose, S (1, 9)<br>OBP: 0.341, SLG: 0.440 | | G3-1 | | G6-4-3 1B<br>1-2 | | | G5-3 | | K | 4 | 0 | 1 | 0 | 0 | 1 | 1 |
| Todd Zeile, R (1, 5)<br>OBP: 0.351, SLG: 0.374 | | F8 | | G6-4-3<br>1-2f | | | G6-3 | | | 3 | 0 | 0 | 0 | 0 | 0 | 2 |
| Cris Carpenter, R (7, 1)<br>OBP: 0.333, SLG: 0.333 | | | | | | | | | | 0 | 0 | 0 | 0 | 0 | 0 | 0 |
| Rod Brewer, L (1, 3)<br>OBP: 0.366, SLG: 0.364 | | 1B | | | F9 | | | P9 | | 3 | 0 | 1 | 0 | 0 | 0 | 0 |
| Geronimo Pena, S (1, 4)<br>OBP: 0.397, SLG: 0.509 | | G4-3 | | | K | | | 1B | | 3 | 0 | 1 | 0 | 0 | 1 | 1 |
| Tom Pagnozzi, R (1, 2)<br>OBP: 0.292, SLG: 0.365 | | | K | | L5 | | | F8 | | 3 | 0 | 0 | 0 | 0 | 1 | 1 |
| Joe Magrane, R (1, 1)<br>OBP: 0.286, SLG: 0.714 | | | G6-3 | | | P4 | | F8 | | 2 | 0 | 0 | 0 | 0 | 0 | 0 |
| Bob McClure, R (7, 1) | | | | | | | | | | 0 | 0 | 0 | 0 | 0 | 0 | 0 |
| Stan Royer, R (7, 5)<br>OBP: 0.500, SLG: 0.833 | | | | | | | | | | 1 | 0 | 0 | 0 | 0 | 0 | 1 |
| Inning Stats | R: 0 H: 0<br>E: 0 LOB: 0<br>K: 0 BB: 0<br>S: 4 P: 9 | R: 0 H: 1<br>E: 0 LOB: 1<br>K: 0 BB: 0<br>S: 9 P: 14 | R: 0 H: 0<br>E: 0 LOB: 0<br>K: 1 BB: 0<br>S: 6 P: 9 | R: 0 H: 1<br>E: 0 LOB: 1<br>K: 1 BB: 1<br>S: 7 P: 12 | R: 0 H: 0<br>E: 0 LOB: 0<br>K: 1 BB: 0<br>S: 5 P: 11 | R: 0 H: 0<br>E: 0 LOB: 0<br>K: 0 BB: 0<br>S: 7 P: 10 | R: 0 H: 0<br>E: 0 LOB: 0<br>K: 0 BB: 0<br>S: 8 P: 12 | R: 0 H: 1<br>E: 0 LOB: 1<br>K: 0 BB: 0<br>S: 11 P: 15 | R: 0 H: 1<br>E: 0 LOB: 1<br>K: 1 BB: 0<br>S: 10 P: 14 | 1B: 3 SF: 0<br>2B: 1 SAC: 0<br>3B: 0 DP: 1<br>HR: 0 HBP: 0 | | | | | | |

# TOP

## St. Louis Cardinals @ Pittsburgh Pirates

Three Rivers Stadium, Pittsburgh, PA

Mon Sep 21 1992, 7:05 PM EDT

Att. 13,345 - Cloudy - 77 F

livebaseballscorecards.com

| | |
|---|---|
| AB | 30 |
| R | 0 |
| H | 4 |
| RBI | 0 |
| BB | 1 |
| SO | 4 |
| LOB | 8 |

WP: 0 PA: 31
PB: 0
SB: 0
CS: 0

| PITCHER | | IP | WLS | BF | H | R | ER | SO | BB | IBB | HBP | BLK | WP | HR | S | P | ERA | WHIP |
|---|---|---|---|---|---|---|---|---|---|---|---|---|---|---|---|---|---|---|
| Bob Walk, R<br>ERA: 3.28 | (1, 1) | 2.0 | | 7 | 1 | 0 | 0 | 0 | 0 | 0 | 0 | 0 | 0 | 0 | 13 | 23 | 0.00 | 0.500 |
| Steve Cooke, L<br>ERA: 4.12 | (3, 1) | 7.0 | W | 24 | 3 | 0 | 0 | 4 | 1 | 0 | 0 | 0 | 0 | 0 | 54 | 83 | 0.00 | 0.571 |

| PITCHER | IP | WLS | BF | H | R | ER | SO | BB | IBB | HBP | BLK | WP | HR | S | P | ERA | WHIP |
|---|---|---|---|---|---|---|---|---|---|---|---|---|---|---|---|---|---|

# BOTTOM

## St. Louis Cardinals @ Pittsburgh Pirates

Three Rivers Stadium, Pittsburgh, PA

Mon Sep 21 1992, 7:05 PM EDT

Att. 13,345 - Cloudy - 77 F

livebaseballscorecards.com

| Batter | 1 | 2 | 3 | 4 | 5 | 6 | 7 | 8 | 9 | AB | R | H | RBI | BB | SO | LOB |
|---|---|---|---|---|---|---|---|---|---|---|---|---|---|---|---|---|
| Gary Redus, R (1, 3)<br>OBP: 0.308, SLG: 0.340<br>Orlando Merced, S (8, PH)<br>OBP: 0.330, SLG: 0.387 (9, 3) | C B B X<br>2-1 F8 ① | C B B C S<br>2-3 K ③ | | B X<br>1-0 1B<br>2-H 1B | | S C F F B B X<br>2-2 2B | | I N T<br>4-0 IBB | | 4<br>0 | 0<br>0 | 2<br>0 | 1<br>0 | 0<br>1 | 1<br>0 | 2<br>0 |
| Jay Bell, R (1, 6)<br>OBP: 0.328, SLG: 0.386 | F B B X<br>2-1 G3-1 3B | | C C B S<br>1-3 K ① | 1 SAFE C X<br>0-1<br>1-2 1B | | S B B X<br>2-1 G6-3 ③ | | B F C X<br>1-2 L8 ③ | | 5 | 1 | 2 | 0 | 0 | 1 | 3 |
| Andy Van Slyke, L (1, 8)<br>OBP: 0.387, SLG: 0.505 | X<br>0-0 G3-1 ②<br>3-H | | B C X<br>1-1 P6 ② | C F F B X<br>1-2 G4-3 ③ | | | B X<br>1-0 F7 ① | | | 4 | 0 | 0 | 1 | 0 | 0 | 2 |
| Barry Bonds, L (1, 7)<br>OBP: 0.462, SLG: 0.622 | B B B B<br>4-0 S BB | | B B B S B<br>4-1 BB BB | | B C F B X<br>2-2 F8 ① | | F F B B F B X<br>3-2 WP 2B | | | 2 | 0 | 1 | 0 | 2 | 0 | 0 |
| Jeff King, R (1, 5)<br>OBP: 0.271, SLG: 0.374 | C 1 SAFE B 1 SAFE 1 SAFE B B B X<br>3-1 G6-3 ③<br>1-2 | | C B B F B F B<br>4-2 BB<br>1-2 | | C B B C X<br>1-2 P6 ② | | X<br>0-0 P6 ② | | | 3 | 0 | 0 | 0 | 1 | 0 | 2 |
| Lloyd McClendon, R (1, 9)<br>OBP: 0.346, SLG: 0.328<br>Cecil Espy, S (7, PH)<br>OBP: 0.320, SLG: 0.357 (8, 9) | | S C H<br>1-2 WP 1B HBP | F B B B X<br>3-1 F9 ③ | | X<br>0-0 G5-3 ③ | | C S B B B S<br>3-3 K ③<br>2-3 | | | 2<br>1 | 0<br>0 | 0<br>0 | 0<br>0 | 0<br>1 | 0<br>1 | 2<br>1 |
| Don Slaught, R (1, 2)<br>OBP: 0.390, SLG: 0.502 | | X<br>0-0 WP<br>1-2 1B | | B B B C X<br>3-1 F7 ① | | B X<br>1-0 HR | | X<br>0-0 SH3-4 1B | | 4 | 1 | 3 | 1 | 0 | 0 | 0 |
| Jose Lind, R (1, 4)<br>OBP: 0.271, SLG: 0.269 | | B B B C X<br>3-1 G6-3 ①<br>1-2<br>2-3 | | B C S F F B X<br>2-2 SH1-4 1B 1B | | B X<br>1-0 G6-3 ① | | B X<br>1-0 P9 ① | | 4 | 1 | 1 | 0 | 0 | 0 | 3 |
| Bob Walk, R (1, 1)<br>OBP: 0.077, SLG: 0.077<br>John Wehner, R (2, PH)<br>OBP: 0.262, SLG: 0.236<br>Steve Cooke, R (3, 1)<br>OBP: 0.333, SLG: 0.333 | | B F B S S F S<br>2-3 K ② | | B M B X<br>2-1 SH1-4 ②<br>1-2 | | B X<br>1-0 G3 ② | | B C X<br>1-1 SH3-4 ②<br>1-2 | | 0<br>1<br>1 | 0<br>0<br>0 | 0<br>0<br>0 | 0<br>0<br>0 | 0<br>1<br>0 | 0<br>2<br>0 | 0<br>2<br>0 |
| Inning Stats | R: 1 E: 0 K: 0 S: 7 H: 1 LOB: 1 BB: 1 P: 18 | R: 0 E: 0 K: 2 S: 12 H: 1 LOB: 2 BB: 0 P: 20 | R: 0 E: 0 K: 1 S: 12 H: 0 LOB: 2 BB: 2 P: 25 | R: 1 E: 0 K: 0 S: 16 H: 3 LOB: 2 BB: 0 P: 25 | R: 0 E: 0 K: 0 S: 7 H: 0 LOB: 0 BB: 0 P: 10 | R: 1 E: 0 K: 0 S: 10 H: 2 LOB: 1 BB: 0 P: 17 | R: 0 E: 0 K: 1 S: 9 H: 1 LOB: 1 BB: 0 P: 16 | R: 0 E: 0 K: 0 S: 7 H: 1 LOB: 2 BB: 1 P: 14 | | 1B: 5<br>2B: 2<br>3B: 1<br>HR: 1 | SF: 0<br>SAC: 2<br>DP: 0<br>HBP: 1 | | | WP: 2<br>PB: 0<br>SB: 1<br>CS: 0 | PA: 38 | | |

| | AB | 31 |
|---|---|---|
| | R | 3 |
| | H | 9 |
| | RBI | 3 |
| | BB | 4 |
| | SO | 4 |
| | LOB | 17 |

| PITCHER | | IP | WLS | BF | H | R | ER | SO | BB | IBB | HBP | BLK | WP | HR | S | P | ERA | WHIP |
|---|---|---|---|---|---|---|---|---|---|---|---|---|---|---|---|---|---|---|
| Joe Magrane, L<br>ERA: 5.0 | (1, 1) | 6.0 | L | 29 | 7 | 3 | 3 | 3 | 3 | 0 | 1 | 0 | 1 | 1 | 64 | 115 | 4.50 | 1.667 |
| Bob McClure, L<br>ERA: 3.08 | (7, 1) | 0.1 | | 2 | 1 | 0 | 0 | 0 | 0 | 0 | 0 | 0 | 0 | 0 | 5 | 9 | 0.00 | 3.000 |
| Cris Carpenter, R<br>ERA: 3.09 | (7, 1) | 1.2 | | 7 | 1 | 0 | 0 | 1 | 0 | 1 | 0 | 0 | 1 | 0 | 11 | 21 | 0.00 | 0.600 |

| PITCHER | IP | WLS | BF | H | R | ER | SO | BB | IBB | HBP | BLK | WP | HR | S | P | ERA | WHIP |
|---|---|---|---|---|---|---|---|---|---|---|---|---|---|---|---|---|---|

# St. Louis Cardinals @ Pittsburgh Pirates

Three Rivers Stadium, Pittsburgh, PA

Tue Sep 22 1992, 7:05 PM EDT

Att. 8,222 - Cloudy - 63 F

TOP

livebaseballscorecards.com

| Batter | 1 | 2 | 3 | 4 | 5 | 6 | 7 | 8 | 9 | AB | R | H | RBI | BB | SO | LOB |
|---|---|---|---|---|---|---|---|---|---|---|---|---|---|---|---|---|
| Bernard Gilkey, R (1, 7)<br>OBP: 0.368, SLG: 0.426 | G6-3 | | 2B 1B | | F7 | 1-2 2-3 1B | | K | | 5 | 1 | 2 | 0 | 0 | 1 | 0 |
| Geronimo Pena, S (1, 4)<br>OBP: 0.397, SLG: 0.508 | CS HBP | | 1-H 2B | | F8 | K | | | G3 | 4 | 0 | 1 | 1 | 0 | 1 | 3 |
| Ray Lankford, L (1, 8)<br>OBP: 0.372, SLG: 0.480 | G4-3<br>1-2 | | G4-3 | | S BB | K | | | K2-3 | 4 | 0 | 0 | 0 | 1 | 2 | 5 |
| Felix Jose, S (1, 9)<br>OBP: 0.344, SLG: 0.443 | | F9 | | G4-3 1B 2B | 1-2 F7 | | K 1B | | BB | 4 | 1 | 2 | 0 | 1 | 0 | 1 |
| Todd Zeile, R (1, 5)<br>OBP: 0.352, SLG: 0.371 | | G6-3 | | G4-3 1B BB | | 2B SF9 BB | K<br>1-2 | | P6 | 3 | 2 | 0 | 0 | 2 | 1 | 2 |
| Tracy Woodson, R (1, 3)<br>OBP: 0.350, SLG: 0.433<br>Rod Brewer, L (8, 3)<br>OBP: 0.366, SLG: 0.364 | 1B | | G4-3<br>1-2 2-3 | | | 1-3 1B E 2B | 1B | | | 4<br>0 | 1<br>0 | 3<br>0 | 0<br>0 | 0<br>0 | 0<br>0 | 2<br>0 |
| Luis Alicea, S (1, 6)<br>OBP: 0.324, SLG: 0.380 | G1-3 | | 2-H 3-H 1B | | | SF9<br>3-H | K | | | 3 | 0 | 1 | 3 | 0 | 1 | 2 |
| Tom Pagnozzi, R (1, 2)<br>OBP: 0.291, SLG: 0.364 | | | G5-3 | F9 | | 1B E 1B<br>2-3 | | G5-3 | | 4 | 0 | 1 | 0 | 0 | 0 | 1 |
| Rheal Cormier, L (1, 1)<br>OBP: 0.113, SLG: 0.151<br>Craig Wilson, R (6, PH)<br>OBP: 0.362, SLG: 0.368<br>Mike Perez, R (6, 1)<br>Milt Thompson, L (8, PH)<br>OBP: 0.349, SLG: 0.404<br>Todd Worrell, R (8, 1)<br>Lee Smith, R (9, 1) | | | G3 | G4-3 | | E5 1B<br>1-2 3-H | | P5 | | 2<br>1<br>0<br>1<br>0<br>0 | 0<br>0<br>0<br>0<br>0<br>0 | 0<br>1<br>0<br>0<br>0<br>0 | 0<br>1<br>0<br>0<br>0<br>0 | 0<br>0<br>0<br>0<br>0<br>0 | 0<br>0<br>0<br>0<br>0<br>0 | 1<br>1<br>0<br>0<br>0<br>0 |

| Inning Stats | 1 | 2 | 3 | 4 | 5 | 6 | 7 | 8 | 9 |
|---|---|---|---|---|---|---|---|---|---|
| | R: 0<br>E: 0<br>K: 0<br>S: 7 | H: 0<br>LOB: 0<br>BB: 0<br>P: 13 | R: 0<br>E: 0<br>K: 0<br>S: 8 | H: 1<br>LOB: 1<br>BB: 0<br>P: 12 | R: 1<br>E: 0<br>K: 0<br>S: 10 | H: 2<br>LOB: 1<br>BB: 0<br>P: 14 | R: 2<br>E: 0<br>K: 0<br>S: 12 | H: 2<br>LOB: 1<br>BB: 1<br>P: 20 | R: 0<br>E: 0<br>K: 0<br>S: 7 | H: 0<br>LOB: 1<br>BB: 1<br>P: 12 | R: 2<br>E: 1<br>K: 2<br>S: 18 | H: 3<br>LOB: 3<br>BB: 1<br>P: 29 | R: 0<br>E: 0<br>K: 2<br>S: 11 | H: 2<br>LOB: 1<br>BB: 0<br>P: 17 | R: 0<br>E: 0<br>K: 1<br>S: 8 | H: 0<br>LOB: 0<br>BB: 0<br>P: 10 | R: 0<br>E: 0<br>K: 1<br>S: 7 | H: 0<br>LOB: 1<br>BB: 1<br>P: 15 |

| | | |

# BOTTOM

## St. Louis Cardinals @ Pittsburgh Pirates

Three Rivers Stadium, Pittsburgh, PA

Tue Sep 22 1992, 7:05 PM EDT

Att. 8,222 - Cloudy - 63 F

livebaseballscorecards.com

| Batter | 1 | 2 | 3 | 4 | 5 | 6 | 7 | 8 | 9 | AB | R | H | RBI | BB | SO | LOB |
|---|---|---|---|---|---|---|---|---|---|---|---|---|---|---|---|---|
| Gary Redus, R (1, 3) | C B B F X 2-2 G6-3 ① | | C X 0-1 FC6-4 1B | | F B X 2-1 F8 ① | | C X 0-1 F8 ② | | | 3 | 0 | 1 | 0 | 0 | 0 | 1 |
| Orlando Merced, S (7, PH) (8, 3) | | | | | | | | | | 1 | 0 | 0 | 0 | 0 | 0 | 0 |
| Jay Bell, R (1, 6) | F C S 0-3 K ② | | B 1 SAFE B F 1 SAFE B X 3-1 FC6-4 ③ 1-2f | | X 0-0 G4-3 1-3 2B | | B C X 1-1 P6 ③ | | | 4 | 0 | 1 | 0 | 0 | 1 | 1 |
| Andy Van Slyke, L (1, 8) | B C F S 1-3 K ③ | | | S B X 1-1 G3 E 2B | F F B X 1-2 G4-3 ② 2-3 3-H | | | S B B X 2-1 P4 ① | | 4 | 1 | 1 | 1 | 0 | 1 | 1 |
| Barry Bonds, L (1, 7) | | S B B B F F X 3-2 1B 2B | | C B X 1-1 G3 ① 2-3 | B C F B X 2-2 G2 ③ | | | C B B F S 2-3 K ② | | 4 | 1 | 1 | 0 | 0 | 1 | 2 |
| Jeff King, R (1, 5) | | L X 0-1 CS 2-H 1B | | X 0-0 E5 FC5-4 3-H | | S B X 1-1 G5-3 G1-6-3 1B | | B B F F F F F B B 4-2 BB | | 3 | 0 | 2 | 2 | 1 | 0 | 0 |
| Lloyd McClendon, R (1, 9) | | X 0-0 F9 ① | | B X 1-0 F7 ② | | F B B 1 SAFE X 2-1 G1-6-3 ① 1-2 | | B C X 1-1 F9 ③ | | 2 | 0 | 0 | 0 | 0 | 0 | 2 |
| Cecil Espy, S (6, PH) (7, 9) | | | | | | | | | | 2 | 0 | 0 | 0 | 0 | 0 | 2 |
| Don Slaught, R (1, 2) | | S F B B X 2-2 F7 ② | | C X 0-1 FC5-4 1-2f | | S B F B B X 3-2 G5-3 ② 2-3 | | | B C F X 1-2 F9 ① | 4 | 0 | 0 | 0 | 0 | 0 | 3 |
| Jose Lind, R (1, 4) | | C S B 1-2 CS ③ 1-2 | B F X 1-1 P3 ① | | X 0-0 E7 1B 1B | B B C X 2-1 L4 ③ | | | X 0-0 F8 ② | 3 | 1 | 1 | 0 | 0 | 0 | 1 |
| Gary Varsho, L (9, PH) | | | | | | | | | | 1 | 0 | 0 | 0 | 0 | 0 | 0 |
| Danny Jackson, R (1, 1) | | | F F B B F S 2-3 K ② | | X 0-0 2B G4-3 3-H 1B | | B B C C C 2-3 K ① | | C F B F B X 2-2 F9 ③ | 2 | 1 | 1 | 1 | 0 | 1 | 0 |
| Roger Mason, R (6, 1) | | | | | | | | | | 0 | 0 | 0 | 0 | 0 | 0 | 0 |
| Alex Cole, L (7, PH) | | | | | | | | | | 1 | 0 | 0 | 0 | 0 | 1 | 0 |
| Danny Cox, R (8, 1) | | | | | | | | | | 0 | 0 | 0 | 0 | 0 | 0 | 0 |
| Dave Clark, L (9, PH) | | | | | | | | | | 1 | 0 | 0 | 0 | 0 | 0 | 0 |
| Inning Stats | R: 0 E: 0 K: 2 S: 9 H: 0 LOB: 0 BB: 0 P: 12 | R: 1 E: 0 K: 0 S: 12 H: 2 LOB: 0 BB: 0 P: 18 | R: 0 E: 0 K: 1 S: 10 H: 1 LOB: 1 BB: 0 P: 16 | R: 1 E: 1 K: 0 S: 8 H: 1 LOB: 1 BB: 0 P: 11 | R: 2 E: 1 K: 0 S: 11 H: 3 LOB: 1 BB: 0 P: 16 | R: 0 E: 0 K: 0 S: 9 H: 1 LOB: 1 BB: 0 P: 17 | R: 0 E: 0 K: 1 S: 7 H: 0 LOB: 0 BB: 0 P: 10 | R: 0 E: 0 K: 1 S: 12 H: 0 LOB: 1 BB: 1 P: 21 | R: 0 E: 0 K: 0 S: 8 H: 0 LOB: 0 BB: 0 P: 11 | 1B: 5 2B: 3 3B: 0 HR: 0 | SF: 0 SAC: 0 DP: 0 HBP: 0 | | | | | | |

| | AB | 35 |
|---|---|---|
| | R | 4 |
| | H | 8 |
| | RBI | 4 |
| | BB | 1 |
| | SO | 5 |
| | LOB | 13 |

WP: 0 PB: 0 SB: 0 CS: 1 PA: 37

| PITCHER | | IP | WLS | BF | H | R | ER | SO | BB | IBB | HBP | BLK | WP | HR | S | P | ERA | WHIP |
|---|---|---|---|---|---|---|---|---|---|---|---|---|---|---|---|---|---|---|
| Rheal Cormier, L (1, 1) ERA: 3.84 | | 5.0 | W | 22 | 7 | 4 | 4 | 3 | 0 | 0 | 0 | 0 | 0 | 0 | 50 | 73 | 7.20 | 1.400 |
| Mike Perez, R (6, 1) ERA: 1.79 | | 2.0 | | 7 | 1 | 0 | 0 | 1 | 0 | 0 | 0 | 0 | 0 | 0 | 16 | 27 | 0.00 | 0.500 |
| Todd Worrell, R (8, 1) ERA: 2.33 | | 1.0 | | 4 | 0 | 0 | 0 | 1 | 1 | 0 | 0 | 0 | 0 | 0 | 12 | 21 | 0.00 | 1.000 |
| Lee Smith, R (9, 1) ERA: 3.04 | | 1.0 | S | 3 | 0 | 0 | 0 | 0 | 0 | 0 | 0 | 0 | 0 | 0 | 8 | 11 | 0.00 | 0.000 |

| PITCHER | IP | WLS | BF | H | R | ER | SO | BB | IBB | HBP | BLK | WP | HR | S | P | ERA | WHIP |
|---|---|---|---|---|---|---|---|---|---|---|---|---|---|---|---|---|---|

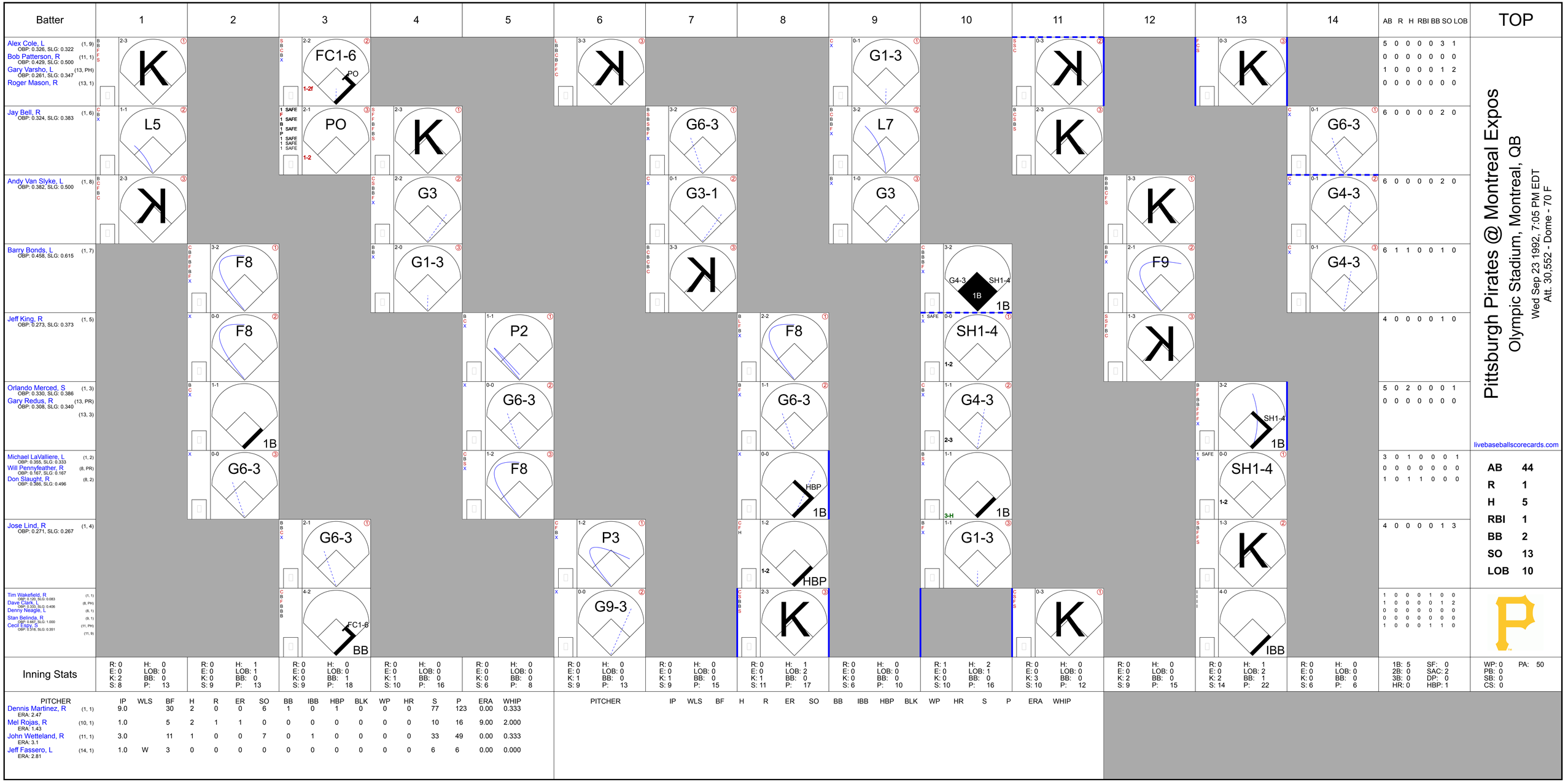

# Pittsburgh Pirates @ Montreal Expos

Olympic Stadium, Montreal, QB

Wed Sep 23 1992, 7:05 PM EDT

Att. 30,552 - Dome - 70 F

| Batter | 1 | 2 | 3 | 4 | 5 | 6 | 7 | 8 | 9 | 10 | 11 | 12 | 13 | 14 | AB | R | H | RBI | BB | SO | LOB |
|---|---|---|---|---|---|---|---|---|---|---|---|---|---|---|---|---|---|---|---|---|---|
| Alex Cole, L (1, 9) OBP: 0.326, SLG: 0.322 | B B F F S 2-3 K ① | | S B C B X 2-2 FC1-6 PO 1-2f ② | | | L B B C B F F C 3-3 K ③ | | | C X 0-1 G1-3 ① | | S S C 0-3 K ② | | F C S 0-3 K ③ | | 5 | 0 | 0 | 0 | 0 | 3 | 1 |
| Bob Patterson, R (11, 1) OBP: 0.429, SLG: 0.500 | | | | | | | | | | | | | | | 0 | 0 | 0 | 0 | 0 | 0 | 0 |
| Gary Varsho, L (13, PH) OBP: 0.261, SLG: 0.347 | | | | | | | | | | | | | | | 1 | 0 | 0 | 0 | 0 | 1 | 2 |
| Roger Mason, R (13, 1) | | | | | | | | | | | | | | | 0 | 0 | 0 | 0 | 0 | 0 | 0 |
| Jay Bell, R (1, 6) OBP: 0.324, SLG: 0.383 | C B X 1-1 L5 ② | | 1 SAFE 1 SAFE 1 SAFE 1 SAFE 1 SAFE 1 SAFE 2-1 PO 1-2 ③ | S F B F B S 2-3 K ① | | | B S B S B F X 3-2 G6-3 ① | | B C B B F X 3-2 L7 ② | | B C S B S 2-3 K ③ | | | C X 0-1 G6-3 ① | 6 | 0 | 0 | 0 | 0 | 2 | 0 |
| Andy Van Slyke, L (1, 8) OBP: 0.382, SLG: 0.500 | B C F B C 2-3 K ③ | | | C S B B F X 2-2 G3 ② | | | C X 0-1 G3-1 ② | | B X 1-0 G3 ③ | | | B B B C F S 3-3 K ① | | C X 0-1 G4-3 ② | 6 | 0 | 0 | 0 | 0 | 2 | 0 |
| Barry Bonds, L (1, 7) OBP: 0.458, SLG: 0.615 | | C B F B F X 3-2 F8 ① | | B B X 2-0 G1-3 ③ | | | B C B C B C 3-3 K ③ | | | C B B B F X 3-2 G4-3 SH1-4 1B 1B | | B B F X 2-1 F9 ② | | C X 0-1 G4-3 ③ | 6 | 1 | 1 | 0 | 0 | 1 | 0 |
| Jeff King, R (1, 5) OBP: 0.273, SLG: 0.373 | | X 0-0 F8 ② | | | B C X 1-1 P2 ① | | | B L F B X 2-2 F8 ① | | 1 SAFE X 0-0 SH1-4 1-2 ① | | S S F B C 1-3 K ③ | | | 4 | 0 | 0 | 0 | 0 | 1 | 0 |
| Orlando Merced, S (1, 3) OBP: 0.330, SLG: 0.386 | | B C X 1-1 1B | | | X 0-0 G6-3 ② | | | B F X 1-1 G6-3 ② | | C B X 1-1 G4-3 2-3 ② | | | B F F B B F F F X 3-2 SH1-4 1B | | 5 | 0 | 2 | 0 | 0 | 0 | 1 |
| Gary Redus, R (13, PR) OBP: 0.308, SLG: 0.340 | | | | | | | | | | | | | | | 0 | 0 | 0 | 0 | 0 | 0 | 0 |
| (13, 3) | | | | | | | | | | | | | | | | | | | | | |
| Michael LaValliere, L (1, 2) OBP: 0.355, SLG: 0.333 | | X 0-0 G6-3 ③ | | | C B S X 1-2 F8 ③ | | | X 0-0 HBP 1B | | B S X 1-1 1B 3-H | | | 1 SAFE X 0-0 SH1-4 1-2 ① | | 3 | 0 | 1 | 0 | 0 | 0 | 1 |
| Will Pennyfeather, R (8, PR) OBP: 0.167, SLG: 0.167 | | | | | | | | | | | | | | | 0 | 0 | 0 | 0 | 0 | 0 | 0 |
| Don Slaught, R (8, 2) OBP: 0.386, SLG: 0.496 | | | | | | | | | | | | | | | 1 | 0 | 1 | 1 | 0 | 0 | 0 |
| Jose Lind, R (1, 4) OBP: 0.271, SLG: 0.267 | | | B B C X 2-1 G6-3 ① | | | C F B X 1-2 P3 ① | | C F H 1-2 1-2 HBP | | B F X 1-1 G1-3 ③ | | | S B F F S 1-3 K ② | | 4 | 0 | 0 | 0 | 0 | 1 | 3 |
| Tim Wakefield, R (1, 1) OBP: 0.120, SLG: 0.083 | | | | | | | | | | | | | | | 1 | 0 | 0 | 0 | 1 | 0 | 0 |
| Dave Clark, L (8, PH) OBP: 0.333, SLG: 0.406 | | | | | | | | | | | | | | | 1 | 0 | 0 | 0 | 0 | 1 | 2 |
| Denny Neagle, L (8, 1) | | | | | | | | | | | | | | | 0 | 0 | 0 | 0 | 0 | 0 | 0 |
| Stan Belinda, R (9, 1) OBP: 0.667, SLG: 1.000 | | | | | | | | | | | | | | | 0 | 0 | 0 | 0 | 0 | 0 | 0 |
| Cecil Espy, S (11, PH) OBP: 0.318, SLG: 0.351 | | | | | | | | | | | | | | | 1 | 0 | 0 | 0 | 1 | 1 | 0 |
| (11, 9) | | | | | | | | | | | | | | | | | | | | | |
| Inning Stats | R: 0 E: 0 K: 2 S: 8 | H: 0 LOB: 0 BB: 0 P: 13 | R: 0 E: 0 K: 0 S: 9 | H: 1 LOB: 1 BB: 0 P: 13 | R: 0 E: 0 K: 0 S: 9 | H: 0 LOB: 0 BB: 1 P: 18 | R: 0 E: 0 K: 1 S: 10 | H: 0 LOB: 0 BB: 0 P: 16 | R: 0 E: 0 K: 0 S: 6 | H: 0 LOB: 0 BB: 0 P: 8 | R: 0 E: 0 K: 1 S: 9 | H: 0 LOB: 0 BB: 0 P: 13 | R: 0 E: 0 K: 1 S: 9 | H: 0 LOB: 0 BB: 0 P: 15 | R: 0 E: 0 K: 1 S: 11 | H: 1 LOB: 2 BB: 0 P: 17 | R: 0 E: 0 K: 0 S: 6 | H: 0 LOB: 0 BB: 0 P: 10 | R: 1 E: 0 K: 0 S: 10 | H: 2 LOB: 1 BB: 0 P: 16 | R: 0 E: 0 K: 3 S: 10 | H: 0 LOB: 0 BB: 0 P: 12 | R: 0 E: 0 K: 2 S: 9 | H: 0 LOB: 0 BB: 0 P: 15 | R: 0 E: 0 K: 2 S: 14 | H: 1 LOB: 2 BB: 1 P: 22 | R: 0 E: 0 K: 0 S: 6 | H: 0 LOB: 0 BB: 0 P: 6 | 1B: 5 2B: 0 3B: 0 HR: 0 | SF: 0 SAC: 2 DP: 0 HBP: 1 | WP: 0 PB: 0 SB: 0 CS: 0 | PA: 50 |

| PITCHER | IP | WLS | BF | H | R | ER | SO | BB | IBB | HBP | BLK | WP | HR | S | P | ERA | WHIP |
|---|---|---|---|---|---|---|---|---|---|---|---|---|---|---|---|---|---|
| Dennis Martinez, R (1, 1) ERA: 2.47 | 9.0 | | 30 | 2 | 0 | 0 | 6 | 1 | 0 | 1 | 0 | 0 | 0 | 77 | 123 | 0.00 | 0.333 |
| Mel Rojas, R (10, 1) ERA: 1.43 | 1.0 | | 5 | 2 | 1 | 1 | 0 | 0 | 0 | 0 | 0 | 0 | 0 | 10 | 16 | 9.00 | 2.000 |
| John Wetteland, R (11, 1) ERA: 3.1 | 3.0 | | 11 | 1 | 0 | 0 | 7 | 0 | 1 | 0 | 0 | 0 | 0 | 33 | 49 | 0.00 | 0.333 |
| Jeff Fassero, L (14, 1) ERA: 2.81 | 1.0 | W | 3 | 0 | 0 | 0 | 0 | 0 | 0 | 0 | 0 | 0 | 0 | 6 | 6 | 0.00 | 0.000 |

| PITCHER | IP | WLS | BF | H | R | ER | SO | BB | IBB | HBP | BLK | WP | HR | S | P | ERA | WHIP |
|---|---|---|---|---|---|---|---|---|---|---|---|---|---|---|---|---|---|

livebaseballscorecards.com

| | |
|---|---|
| AB | 44 |
| R | 1 |
| H | 5 |
| RBI | 1 |
| BB | 2 |
| SO | 13 |
| LOB | 10 |

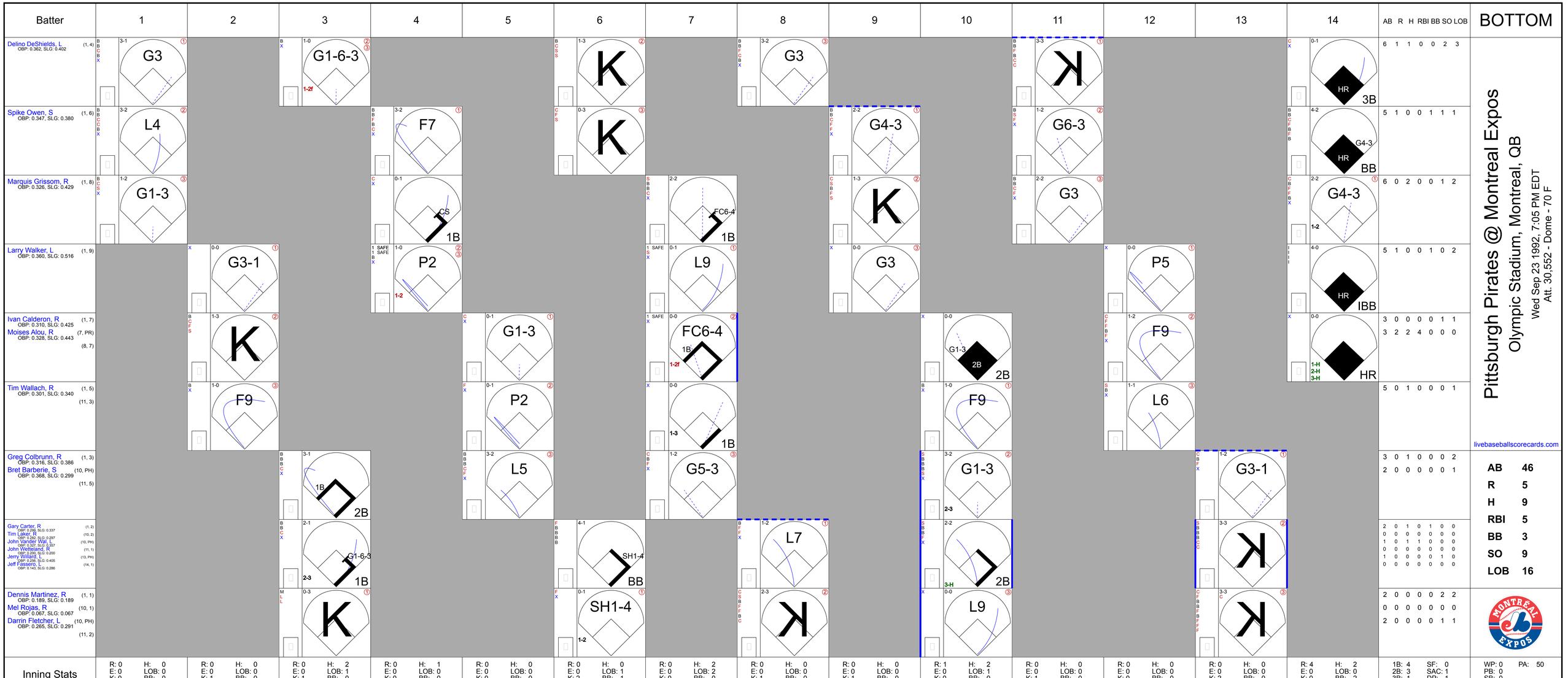
Batter
1
2
3
4
5
6
7
8
9
10
11
12
13
14
AB R H RBI BB SO LOB
BOTTOM
Delino DeShields, L (1, 4)
OBP: 0.362, SLG: 0.402
G3
G1-6-3
1-2f
K
G3
K
6 1 1 0 0 2 3
HR
3B
Spike Owen, S (1, 6)
OBP: 0.347, SLG: 0.380
L4
F7
K
G4-3
K
G6-3
5 1 0 0 1 1 1
G4-3
HR
BB
Marquis Grissom, R (1, 8)
OBP: 0.326, SLG: 0.429
G1-3
CS
1B
FC6-4
1B
K
G3
6 0 2 0 0 1 2
G4-3
1-2
Larry Walker, L (1, 9)
OBP: 0.360, SLG: 0.516
G3-1
P2
1-2
L9
G3
P5
5 1 0 0 1 0 2
HR
IBB
Ivan Calderon, R (1, 7)
OBP: 0.310, SLG: 0.425
Moises Alou, R (7, PR)
OBP: 0.328, SLG: 0.443
(8, 7)
K
G1-3
FC6-4
1B
1-2f
G1-3
2B
2B
F9
3 0 0 0 0 1 1
3 2 2 4 0 0 0
F9
1-3
F9
F9
1-H
2-H
3-H
HR
livebaseballscorecards.com
Tim Wallach, R (1, 5)
OBP: 0.301, SLG: 0.340
(11, 3)
F9
P2
L6
5 0 1 0 0 0 1
Greg Colbrunn, R (1, 3)
OBP: 0.316, SLG: 0.386
Bret Barberie, S (10, PH)
OBP: 0.368, SLG: 0.299
(11, 5)
1B
2B
L5
G5-3
G1-3
2-3
G3-1
3 0 1 0 0 0 2
2 0 0 0 0 0 1
Gary Carter, R (1, 2)
OBP: 0.299, SLG: 0.337
Tim Laker, R (10, 2)
OBP: 0.262, SLG: 0.297
John Vander Wal (10, PH)
OBP: 0.320, SLG: 0.357
John Wetteland, R (11, 1)
OBP: 0.250, SLG: 0.200
Jerry Willard, L (13, PH)
OBP: 0.256, SLG: 0.405
Jeff Fassero, L (14, 1)
OBP: 0.143, SLG: 0.286
G1-6-3
2-3
1B
SH1-4
BB
L7
2B
3-H
2 0 1 0 1 0 0
0 0 0 0 0 0 0
1 0 1 1 0 0 0
0 0 0 0 0 0 0
1 0 0 0 0 1 0
0 0 0 0 0 0 0
Dennis Martinez, R (1, 1)
OBP: 0.189, SLG: 0.189
Mel Rojas, R (10, 1)
OBP: 0.067, SLG: 0.067
Darrin Fletcher, L (10, PH)
OBP: 0.265, SLG: 0.291
(11, 2)
K
SH1-4
1-2
K
K
L9
K
K
2 0 0 0 0 2 2
0 0 0 0 0 0 0
2 0 0 0 0 1 1
Inning Stats
R: 0 H: 0
E: 0 LOB: 0
K: 0 BB: 0
S: 8 P: 15
R: 0 H: 0
E: 0 LOB: 0
K: 1 BB: 0
S: 5 P: 7
R: 0 H: 2
E: 0 LOB: 1
K: 1 BB: 0
S: 8 P: 14
R: 0 H: 1
E: 0 LOB: 0
K: 0 BB: 0
S: 6 P: 10
R: 0 H: 0
E: 0 LOB: 0
K: 0 BB: 0
S: 7 P: 10
R: 0 H: 0
E: 0 LOB: 1
K: 2 BB: 1
S: 9 P: 14
R: 0 H: 2
E: 0 LOB: 2
K: 0 BB: 0
S: 10 P: 13
R: 0 H: 0
E: 0 LOB: 0
K: 1 BB: 0
S: 11 P: 17
R: 0 H: 0
E: 0 LOB: 0
K: 1 BB: 0
S: 9 P: 12
R: 1 H: 2
E: 0 LOB: 1
K: 0 BB: 0
S: 9 P: 15
R: 0 H: 0
E: 0 LOB: 0
K: 1 BB: 0
S: 9 P: 15
R: 0 H: 0
E: 0 LOB: 0
K: 0 BB: 0
S: 8 P: 10
R: 0 H: 0
E: 0 LOB: 0
K: 2 BB: 0
S: 13 P: 20
R: 4 H: 2
E: 0 LOB: 0
K: 0 BB: 2
S: 10 P: 20
1B: 4 SF: 0
2B: 3 SAC: 1
3B: 1 DP: 1
HR: 1 HBP: 0
WP: 0 PA: 50
PB: 0
SB: 0
CS: 1
Pittsburgh Pirates @ Montreal Expos
Olympic Stadium, Montreal, QB
Wed Sep 23 1992, 7:05 PM EDT
Att. 30,552 - Dome - 70 F
AB 46
R 5
H 9
RBI 5
BB 3
SO 9
LOB 16
PITCHER IP WLS BF H R ER SO BB IBB HBP BLK WP HR S P ERA WHIP
Tim Wakefield, R (1, 1) ERA: 2.25 7.0 25 5 0 0 4 1 0 0 0 0 0 53 83 0.00 0.857
Denny Neagle, L (8, 1) ERA: 4.38 1.0 3 0 0 0 1 0 0 0 0 0 0 11 17 0.00 0.000
Stan Belinda, R (9, 1) ERA: 3.15 2.0 8 2 1 1 1 0 0 0 0 0 0 18 27 4.50 1.000
Bob Patterson, L (11, 1) ERA: 2.98 2.0 6 0 0 0 1 0 0 0 0 0 0 17 25 0.00 0.000
Roger Mason, R (13, 1) ERA: 4.19 1.1 L 8 2 4 4 2 1 1 0 0 0 1 23 40 27.00 2.250
PITCHER IP WLS BF H R ER SO BB IBB HBP BLK WP HR S P ERA WHIP

| Batter | 1 | 2 | 3 | 4 | 5 | 6 | 7 | 8 | 9 | AB | R | H | RBI | BB | SO | LOB |
|---|---|---|---|---|---|---|---|---|---|---|---|---|---|---|---|---|
| Gary Redus, R (1, 3)<br>OBP: 0.313, SLG: 0.350 | B C B X<br>2-1 CS 1B | | B B C F B C<br>3-3 ① K | C X<br>0-1 ③ FC5-4<br>1-2f | | S B B X<br>2-1 1B HR 2B | B C X<br>1-1 ③ G3 | | | 4 | 1 | 2 | 0 | 0 | 1 | 2 |
| Orlando Merced, S (7, PH)<br>OBP: 0.329, SLG: 0.385 (7, 3) | | | | | | | | | | 1 | 0 | 0 | 0 | 0 | 0 | 1 |
| Jay Bell, R (1, 6)<br>OBP: 0.326, SLG: 0.385 | B F 1 SAFE 1 SAFE F B C<br>2-3 ① K | | C S B B X<br>2-2 1B | | C F B F X<br>1-2 1B WP 1B | B B F C X<br>2-2 2-3 HR 1B | | C C B B X<br>2-2 ① L7 | | 5 | 2 | 3 | 0 | 0 | 1 | 1 |
| Andy Van Slyke, L (1, 8)<br>OBP: 0.382, SLG: 0.499 | C B 1 SAFE B X<br>2-1 ② BB 1B 1-2 1B | | C B C 1 SAFE F X<br>1-2 ② F9 | | B S B C X<br>2-2 BB 1B 1-3 1B | C F 1 SAFE B S<br>1-3 ① K | | X<br>0-0 ② F8 | | 5 | 2 | 2 | 0 | 0 | 1 | 3 |
| Barry Bonds, L (1, 7)<br>OBP: 0.460, SLG: 0.621 | 1 SAFE F B B 1 B B SAFE<br>4-1 1B 1-2 BB | | F 1 SAFE X<br>0-1 ③ F9 | | C B B 1 SAFE B B B<br>4-1 S 1B FC6-2-5 1-2 BB | X<br>0-0 1-H 3-H HR | | C B C B B B<br>4-2 BB | | 2 | 1 | 1 | 3 | 3 | 0 | 1 |
| Jeff King, R (1, 5)<br>OBP: 0.272, SLG: 0.371 | B X<br>1-0 1-2 2-H 1B | | | C B C X<br>1-2 ① G6-3 | B F S X<br>1-2 ① P5 | B B C X<br>2-1 ② G6-3 | | B B X<br>2-0 ③ L7 | | 5 | 0 | 1 | 1 | 0 | 0 | 4 |
| Lloyd McClendon, R (1, 9)<br>OBP: 0.340, SLG: 0.320 | C S B B B B X<br>3-2 ③ F9 | | | B X<br>1-0 ② P4 | X<br>0-0 FC6-2-5 S 2B 1-2 2-H 3-H 1B | B F F F X<br>1-2 ③ G5-3 | | | X<br>0-0 ① G6-3 | 2 | 0 | 0 | 0 | 0 | 0 | 2 |
| Cecil Espy, S (5, PH)<br>OBP: 0.319, SLG: 0.351 (5, 9) | | | | | | | | | | 3 | 1 | 1 | 2 | 0 | 0 | 0 |
| Don Slaught, R (1, 2)<br>OBP: 0.383, SLG: 0.490 | | F B F C<br>1-3 ① K | | B C F B B F F F X<br>3-2 BB 1B 1B | S S B B X<br>3-2 ② FC6-2-5 1-3 2-H 2B | | B B F B F X<br>3-2 ① F9 | | C B B F B X<br>3-2 ② G6-3 | 5 | 2 | 1 | 0 | 0 | 1 | 2 |
| Jose Lind, R (1, 4)<br>OBP: 0.274, SLG: 0.271 | | F X<br>0-1 ② P6 | | C F B B B B<br>4-2 1B 1-2 BB | X<br>0-0 1-H 3-H 2B | | B X<br>1-0 1B | | B X<br>1-0 ③ G5-3 | 4 | 0 | 2 | 2 | 1 | 0 | 0 |
| Doug Drabek, R (1, 1)<br>OBP: 0.180, SLG: 0.195 | | X<br>0-0 ③ F8 | | B X<br>1-0 FC5-4 1-2 2-H 1B | C B S S<br>1-3 ③ K | | L L B L<br>1-3 ② K | | | 4 | 0 | 1 | 1 | 0 | 2 | 2 |
| Inning Stats | R: 1 E: 0 K: 1 S: 12<br>H: 3 LOB: 2 BB: 1 P: 26 | R: 0 E: 0 K: 1 S: 6<br>H: 0 LOB: 0 BB: 0 P: 7 | R: 0 E: 0 K: 1 S: 12<br>H: 1 LOB: 1 BB: 0 P: 18 | R: 1 E: 0 K: 0 S: 15<br>H: 2 LOB: 2 BB: 1 P: 25 | R: 4 E: 0 K: 1 S: 19<br>H: 4 LOB: 1 BB: 1 P: 31 | R: 3 E: 0 K: 1 S: 15<br>H: 3 LOB: 0 BB: 0 P: 23 | R: 0 E: 0 K: 1 S: 9<br>H: 1 LOB: 1 BB: 0 P: 15 | R: 0 E: 0 K: 0 S: 7<br>H: 0 LOB: 1 BB: 1 P: 15 | R: 0 E: 0 K: 0 S: 5<br>H: 0 LOB: 0 BB: 0 P: 9 | 1B: 11 2B: 2 3B: 0 HR: 1<br>SF: 0 SAC: 0 DP: 0 HBP: 0 | | | | | | |

# TOP

## Pittsburgh Pirates @ Montreal Expos

Olympic Stadium, Montreal, QB

Thu Sep 24 1992, 7:05 PM EDT

Att. 33,493 - Dome - 70 F

livebaseballscorecards.com

| | |
|---|---|
| AB | 40 |
| R | 9 |
| H | 14 |
| RBI | 9 |
| BB | 4 |
| SO | 6 |
| LOB | 18 |

WP: 1 PB: 0 SB: 2 CS: 1 PA: 44

| PITCHER | | IP | WLS | BF | H | R | ER | SO | BB | IBB | HBP | BLK | WP | HR | S | P | ERA | WHIP |
|---|---|---|---|---|---|---|---|---|---|---|---|---|---|---|---|---|---|---|
| Bill Krueger, L<br>ERA: 4.46 | (1, 1) | 4.0 | L | 22 | 8 | 5 | 5 | 3 | 3 | 0 | 0 | 0 | 1 | 0 | 53 | 91 | 11.25 | 2.750 |
| Sergio Valdez, R<br>ERA: 2.56 | (5, 1) | 1.0 | | 5 | 2 | 1 | 1 | 1 | 0 | 0 | 0 | 0 | 0 | 0 | 11 | 16 | 9.00 | 2.000 |
| Doug Simons, L<br>ERA: 23.63 | (6, 1) | 1.0 | | 6 | 3 | 3 | 3 | 1 | 0 | 0 | 0 | 0 | 0 | 1 | 15 | 23 | 27.00 | 3.000 |
| Gil Heredia, R<br>ERA: 4.76 | (7, 1) | 2.0 | | 8 | 1 | 0 | 0 | 1 | 1 | 0 | 0 | 0 | 0 | 0 | 16 | 30 | 0.00 | 1.000 |
| Brian Barnes, L<br>ERA: 3.05 | (9, 1) | 1.0 | | 3 | 0 | 0 | 0 | 0 | 0 | 0 | 0 | 0 | 0 | 0 | 5 | 9 | 0.00 | 0.000 |

| PITCHER | IP | WLS | BF | H | R | ER | SO | BB | IBB | HBP | BLK | WP | HR | S | P | ERA | WHIP |
|---|---|---|---|---|---|---|---|---|---|---|---|---|---|---|---|---|---|

| Batter | 1 | 2 | 3 | 4 | 5 | 6 | 7 | 8 | 9 | AB | R | H | RBI | BB | SO | LOB |
|---|---|---|---|---|---|---|---|---|---|---|---|---|---|---|---|---|
| Delino DeShields, L (1, 4)<br>OBP: 0.360, SLG: 0.399 | X | 0-0 ① G3 | B S B B S C | 3-3 ③ K | B X | 1-0 ② FC3-6 1B 1-2f | | B C X | 1-1 ① G1-3 | 4 | 0 | 0 | 0 | 0 | 1 | 1 |
| Todd Haney, R (9, 4) | | | | | | | | | | 0 | 0 | 0 | 0 | 0 | 0 | 0 |
| Spike Owen, S (1, 6)<br>OBP: 0.350, SLG: 0.384 | C F B F X | 2-2 E 1B 1B | B B X | 2-0 ① G4-3 | B X | 1-0 FC6-4 1-2 1B | | X | 0-0 G6-4-3 1B | 4 | 1 | 3 | 0 | 0 | 0 | 0 |
| Marquis Grissom, R (1, 8)<br>OBP: 0.326, SLG: 0.428 | C B C 1 SAFE X | 1-2 E 1-2 1B | X | 0-0 ② F8 | C B X | 1-1 ③ FC6-4 1-2f | | X | 0-0 ② ③ G6-4-3 1-2f | 4 | 1 | 1 | 0 | 0 | 0 | 3 |
| Larry Walker, L (1, 9)<br>OBP: 0.357, SLG: 0.512 | X | 0-0 ② L8 | B B X | 2-0 ③ G5-3 | | B S F X | 1-2 E1 G6-4-3 | F S B F X | 1-2 ① G4-3 | 4 | 0 | 0 | 0 | 0 | 0 | 2 |
| Moises Alou, R (1, 7)<br>OBP: 0.327, SLG: 0.443 | B X | 1-0 E7 2B 1-H 2-H 2B | | C B X | 1-1 ① L9 | F X | 0-1 ① ② G6-4-3 1-2f | B S F S | 1-3 ② K | 4 | 1 | 1 | 2 | 0 | 1 | 1 |
| Darrin Fletcher, L (1, 2)<br>OBP: 0.266, SLG: 0.297 | C B X | 1-1 2B 3-H | | C B C X | 1-2 ② G3 | X | 0-0 ③ F8 | C X | 0-1 1B | 3 | 0 | 1 | 1 | 0 | 0 | 0 |
| Gil Heredia, R (7, 1)<br>OBP: 0.143, SLG: 0.143 | | | | | | | | | | 0 | 0 | 0 | 0 | 0 | 0 | 0 |
| Brian Barnes, L (9, 1)<br>OBP: 0.276, SLG: 0.250 | | | | | | | | | | 0 | 0 | 0 | 0 | 0 | 0 | 0 |
| Jerry Willard, L (9, PH)<br>OBP: 0.273, SLG: 0.419 | | | | | | | | | | 1 | 0 | 1 | 0 | 0 | 0 | 0 |
| Tim Wallach, R (1, 5)<br>OBP: 0.299, SLG: 0.338 | F B S B X | 2-2 ③ G6-3 | | S S B F B F S | 2-3 ③ K | | B F B S F X | 2-2 ① G6-3 | B F B F S | 3 | 0 | 0 | 0 | 0 | 1 | 1 |
| Sean Berry, R (8, 5)<br>OBP: 0.250, SLG: 0.250 | | | | | | | | | | 1 | 0 | 0 | 0 | 0 | 1 | 1 |
| Greg Colbrunn, R (1, 3)<br>OBP: 0.310, SLG: 0.378 | | C B X | 1-1 ① G5-3 | | X | 0-0 ① L6 | S B F X | 1-2 ② F7 | | 3 | 0 | 0 | 0 | 0 | 0 | 0 |
| Bill Krueger, L (1, 1) | | F S S | 0-3 ② K | | B B B C F B | 4-2 FC3-6 BB | B X | 1-0 ③ P4 | | 1 | 0 | 0 | 0 | 0 | 1 | 0 |
| Sergio Valdez, R (5, 1) | | | | | | | | | | 0 | 0 | 0 | 0 | 0 | 0 | 0 |
| Bret Barberie, S (5, PH)<br>OBP: 0.370, SLG: 0.299 | | | | | | | | | | 0 | 0 | 0 | 0 | 1 | 0 | 0 |
| Doug Simons, L (6, 1) | | | | | | | | | | 0 | 0 | 0 | 0 | 0 | 0 | 0 |
| Tim Laker, R (7, 2)<br>OBP: 0.275, SLG: 0.289 | | | | | | | | | | 1 | 0 | 0 | 0 | 0 | 0 | 0 |
| Inning Stats | R: 3 E: 1 K: 0 S: 15 H: 4 LOB: 1 BB: 0 P: 22 | R: 0 E: 0 K: 2 S: 8 H: 0 LOB: 0 BB: 0 P: 12 | R: 0 E: 0 K: 0 S: 3 H: 0 LOB: 0 BB: 0 P: 7 | R: 0 E: 0 K: 1 S: 10 H: 0 LOB: 0 BB: 0 P: 14 | R: 0 E: 0 K: 0 S: 8 H: 1 LOB: 2 BB: 1 P: 15 | R: 0 E: 1 K: 0 S: 6 H: 0 LOB: 0 BB: 0 P: 7 | R: 0 E: 0 K: 0 S: 8 H: 0 LOB: 0 BB: 0 P: 12 | R: 0 E: 0 K: 0 S: 4 H: 1 LOB: 0 BB: 0 P: 5 | R: 0 E: 0 K: 2 S: 12 H: 1 LOB: 1 BB: 0 P: 16 | 1B: 5 2B: 2 3B: 0 HR: 0 | SF: 0 SAC: 0 DP: 2 HBP: 0 | | | | | | |

| PITCHER | IP | WLS | BF | H | R | ER | SO | BB | IBB | HBP | BLK | WP | HR | S | P | ERA | WHIP |
|---|---|---|---|---|---|---|---|---|---|---|---|---|---|---|---|---|---|
| Doug Drabek, R (1, 1)<br>ERA: 2.72 | 9.0 | W | 34 | 7 | 3 | 3 | 5 | 1 | 0 | 0 | 0 | 0 | 0 | 74 | 110 | 3.00 | 0.889 |

| PITCHER | IP | WLS | BF | H | R | ER | SO | BB | IBB | HBP | BLK | WP | HR | S | P | ERA | WHIP |
|---|---|---|---|---|---|---|---|---|---|---|---|---|---|---|---|---|---|

# BOTTOM

# Pittsburgh Pirates @ Montreal Expos

Olympic Stadium, Montreal, QB

Thu Sep 24 1992, 7:05 PM EDT

Att. 33,493 - Dome - 70 F

livebaseballscorecards.com

| | |
|---|---|
| AB | 33 |
| R | 3 |
| H | 7 |
| RBI | 3 |
| BB | 1 |
| SO | 5 |
| LOB | 9 |

| | | | |
|---|---|---|---|
| 1B: 5 | SF: 0 | WP: 0 | PA: 34 |
| 2B: 2 | SAC: 0 | PB: 0 | |
| 3B: 0 | DP: 2 | SB: 0 | |
| HR: 0 | HBP: 0 | CS: 0 | |

| Batter | 1 | 2 | 3 | 4 | 5 | 6 | 7 | 8 | 9 | AB | R | H | RBI | BB | SO | LOB |
|---|---|---|---|---|---|---|---|---|---|---|---|---|---|---|---|---|
| Ryan Thompson, R (1, 8)<br>OBP: 0.209, SLG: 0.305 | G6-3 2B | | F9 | | F8 | | G1-3 | | K | 5 | 0 | 1 | 0 | 0 | 1 | 2 |
| Dave Gallagher, R (1, 9)<br>OBP: 0.298, SLG: 0.310 | G6-3 | | G5-4-3 1B | | | WP 1B 1B | | L4 | | 4 | 1 | 2 | 0 | 0 | 0 | 1 |
| Chico Walker, S (1, 5)<br>OBP: 0.361, SLG: 0.413 | G6-3<br>2-3 | | 1 SAFE<br>1 SAFE<br>G5-4-3<br>1-2f | | | K | | G4-3 | | 4 | 0 | 0 | 0 | 0 | 1 | 3 |
| Eddie Murray, S (1, 3)<br>OBP: 0.336, SLG: 0.423<br>Bill Pecota, R (8, PR)<br>OBP: 0.301, SLG: 0.311 (8, 3) | G6-3 | | | 2B | | S E<br>1-H 1B | | 1B | | 4<br>0 | 0<br>0 | 3<br>0 | 1<br>0 | 0<br>0 | 0<br>0 | 1<br>0 |
| Kevin Bass, S (1, 7)<br>OBP: 0.305, SLG: 0.418 | | G5-3 | | G6-3 | | E5 S<br>1-2 | | G4-3 | | 4 | 0 | 0 | 0 | 0 | 0 | 3 |
| Jeff Kent, R (1, 4)<br>OBP: 0.309, SLG: 0.430<br>Vince Coleman, S (9, PH)<br>OBP: 0.352, SLG: 0.355 | | 2B | | G5-3 | | P1 | | | F8 | 3<br>1 | 0<br>0 | 1<br>0 | 0<br>0 | 0<br>0 | 0<br>0 | 3<br>0 |
| Todd Hundley, S (1, 2)<br>OBP: 0.259, SLG: 0.327<br>D.J. Dozier, R (9, PR)<br>OBP: 0.234, SLG: 0.190 | | K | | L4 | | F8<br>1-2<br>2-3 | | | S 2B 1B | 4<br>0 | 0<br>1 | 1<br>0 | 0<br>0 | 0<br>0 | 1<br>0 | 4<br>0 |
| Dick Schofield, R (1, 6)<br>OBP: 0.310, SLG: 0.278<br>Mackey Sasser, L (9, PH)<br>OBP: 0.245, SLG: 0.311 | | BB | | | G1-3 | | K | | F8 | 2<br>1 | 0<br>0 | 0<br>0 | 0<br>0 | 1<br>0 | 1<br>0 | 0<br>1 |
| Sid Fernandez, L (1, 1)<br>OBP: 0.208, SLG: 0.250<br>Jeff McKnight, S (7, PH)<br>OBP: 0.299, SLG: 0.431<br>Barry Jones, R (7, 1)<br>Lee Guetterman, L (8, 1)<br>Daryl Boston, L (9, PH)<br>OBP: 0.328, SLG: 0.418 | | K | | | G4-3 | | K | | 1-H 2B | 2<br>1<br>0<br>0<br>1 | 0<br>0<br>0<br>0<br>0 | 0<br>0<br>0<br>0<br>1 | 0<br>0<br>0<br>0<br>1 | 0<br>0<br>0<br>0<br>0 | 1<br>1<br>0<br>0<br>0 | 2<br>0<br>0<br>0<br>0 |
| Inning Stats | R: 0 E: 0 K: 0 S: 8<br>H: 1 LOB: 1 BB: 0 P: 13 | R: 0 E: 0 K: 2 S: 17<br>H: 1 LOB: 2 BB: 1 P: 28 | R: 0 E: 0 K: 0 S: 10<br>H: 1 LOB: 0 BB: 0 P: 14 | R: 0 E: 0 K: 0 S: 11<br>H: 1 LOB: 1 BB: 0 P: 15 | R: 0 E: 0 K: 0 S: 5<br>H: 0 LOB: 0 BB: 0 P: 7 | R: 1 E: 1 K: 1 S: 14<br>H: 2 LOB: 2 BB: 0 P: 18 | R: 0 E: 0 K: 2 S: 7<br>H: 0 LOB: 0 BB: 0 P: 11 | R: 0 E: 0 K: 0 S: 11<br>H: 1 LOB: 1 BB: 0 P: 21 | R: 1 E: 0 K: 1 S: 8<br>H: 2 LOB: 2 BB: 0 P: 14 | 1B: 5 2B: 4 3B: 0 HR: 0<br>SF: 0 SAC: 0 DP: 1 HBP: 0 | | | | | | |

| PITCHER | | IP | WLS | BF | H | R | ER | SO | BB | IBB | HBP | BLK | WP | HR | S | P | ERA | WHIP |
|---|---|---|---|---|---|---|---|---|---|---|---|---|---|---|---|---|---|---|
| Randy Tomlin, L<br>ERA: 3.35 | (1, 1) | 7.0 | W | 28 | 6 | 1 | 1 | 5 | 1 | 0 | 0 | 0 | 1 | 0 | 72 | 106 | 1.29 | 1.000 |
| Denny Neagle, L<br>ERA: 4.34 | (8, 1) | 0.2 | | 3 | 1 | 0 | 0 | 0 | 0 | 0 | 0 | 0 | 0 | 0 | 8 | 16 | 0.00 | 1.500 |
| Danny Cox, R<br>ERA: 4.58 | (8, 1) | 1.1 | S | 6 | 2 | 1 | 1 | 1 | 0 | 0 | 0 | 0 | 0 | 0 | 11 | 19 | 6.75 | 1.500 |

| PITCHER | IP | WLS | BF | H | R | ER | SO | BB | IBB | HBP | BLK | WP | HR | S | P | ERA | WHIP |
|---|---|---|---|---|---|---|---|---|---|---|---|---|---|---|---|---|---|

# TOP

# New York Mets @ Pittsburgh Pirates

Three Rivers Stadium, Pittsburgh, PA

Fri Sep 25 1992, 7:05 PM EDT

Att. 22,291 - Cloudy - 59 F

livebaseballscorecards.com

| | |
|---|---|
| AB | 36 |
| R | 2 |
| H | 9 |
| RBI | 2 |
| BB | 1 |
| SO | 6 |
| LOB | 20 |

| | | | | | | |
|---|---|---|---|---|---|---|
| 1B: 5 | SF: 0 | WP: 1 | PA: 37 |
| 2B: 4 | SAC: 0 | PB: 0 | |
| 3B: 0 | DP: 1 | SB: 3 | |
| HR: 0 | HBP: 0 | CS: 0 | |

# BOTTOM

| Batter | 1 | 2 | 3 | 4 | 5 | 6 | 7 | 8 | 9 | AB | R | H | RBI | BB | SO | LOB |
|---|---|---|---|---|---|---|---|---|---|---|---|---|---|---|---|---|
| Gary Redus, R (1, 3) OBP: 0.318, SLG: 0.370 | B B X 2-0 HR | | C S B B X 2-2 ② G5-3 | | B B B B 4-0 1B BB | | B C F X 1-2 G6-4-3 1B | | | 2 | 1 | 1 | 1 | 1 | 0 | 0 |
| Orlando Merced, S (7, PH) (8, 3) OBP: 0.330, SLG: 0.387 | | | | | | | | | | 1 | 0 | 1 | 0 | 0 | 0 | 0 |
| Jay Bell, R (1, 6) OBP: 0.326, SLG: 0.384 | S X 0-1 ① F8 | | C F S 0-3 ③ K | | B B B B C X 3-1 FC5 1-2 1B | | F 1 SAFE C B X 1-2 ②③ G6-4-3 1-2f | | | 4 | 0 | 1 | 0 | 0 | 1 | 1 |
| Andy Van Slyke, L (1, 8) OBP: 0.382, SLG: 0.499 | B C S S 1-3 ② K | | | S B S F F X 1-2 G4-3 PB 2B | B C F B F B S 3-3 ① K | | | B B F F X 2-2 ① G4-3 | | 4 | 1 | 1 | 0 | 0 | 2 | 2 |
| Barry Bonds, L (1, 7) OBP: 0.461, SLG: 0.619 | C S B B F B F B 4-2 BB | | | C X 0-1 ① G4-3 2-3 | X 0-0 ② F7 | | | C B X 1-1 G4-6-3 1B | | 3 | 0 | 1 | 0 | 1 | 0 | 3 |
| Jeff King, R (1, 5) OBP: 0.272, SLG: 0.370 | X 0-0 ③ F7 | | | B B B C X 3-1 2B SF8 1B 3-H | C X 0-1 ③ FC5 1-2f | | | C X 0-1 ②③ G4-6-3 1-2f | | 4 | 1 | 1 | 0 | 0 | 0 | 4 |
| Lloyd McClendon, R (1, 9) OBP: 0.344, SLG: 0.331 | | B S F X 1-2 FC5-4 1B | | B X 1-0 SF8 1-3 2B | | C B C X 1-2 ① P6 | | | | 3 | 0 | 2 | 0 | 0 | 0 | 0 |
| Will Pennyfeather, R (9, 9) OBP: 0.167, SLG: 0.167 | | | | | | | | | | 0 | 0 | 0 | 0 | 0 | 0 | 0 |
| Don Slaught, R (1, 2) OBP: 0.382, SLG: 0.486 | | B B X 2-0 ① FC5-4 G6-3 1-2f | | I I I 4-0 IBB | | B S F B X 2-2 ② P3 | | | | 2 | 0 | 0 | 0 | 1 | 0 | 1 |
| Jose Lind, R (1, 4) OBP: 0.272, SLG: 0.270 | | C B C X 1-2 ②③ G6-3 1-2f | | X 0-0 ② SF8 2-3 3-H | | C F F C 0-3 ③ K | | | | 2 | 0 | 0 | 1 | 0 | 1 | 1 |
| Randy Tomlin, L (1, 1) OBP: 0.167, SLG: 0.127 | | | X 0-0 ① G6-3 | B B C C C 2-3 ③ K | | | X 0-0 ① F8 | | | 2 | 0 | 0 | 0 | 0 | 1 | 2 |
| Gary Varsho, L (7, PH) OBP: 0.259, SLG: 0.344 | | | | | | | | | | 1 | 0 | 0 | 0 | 0 | 0 | 0 |
| Denny Neagle, L (8, 1) | | | | | | | | | | 0 | 0 | 0 | 0 | 0 | 0 | 0 |
| Danny Cox, R (8, 1) OBP: 0.071, SLG: 0.071 | | | | | | | | | | 0 | 0 | 0 | 0 | 0 | 0 | 0 |
| Inning Stats | R: 1 E: 0 K: 1 S: 11 H: 1 LOB: 1 BB: 1 P: 18 | R: 0 E: 0 K: 0 S: 7 H: 1 LOB: 0 BB: 0 P: 11 | R: 0 E: 0 K: 1 S: 7 H: 0 LOB: 0 BB: 0 P: 9 | R: 2 E: 0 K: 1 S: 14 H: 3 LOB: 2 BB: 1 P: 25 | R: 0 E: 0 K: 1 S: 9 H: 1 LOB: 2 BB: 1 P: 19 | R: 0 E: 0 K: 1 S: 10 H: 0 LOB: 0 BB: 0 P: 13 | R: 0 E: 0 K: 0 S: 7 H: 1 LOB: 0 BB: 0 P: 9 | R: 0 E: 0 K: 0 S: 7 H: 1 LOB: 0 BB: 0 P: 10 | | 1B: 5 2B: 2 3B: 0 HR: 1 | SF: 1 SAC: 0 DP: 3 HBP: 0 | | | | | |

| PITCHER | | IP | WLS | BF | H | R | ER | SO | BB | IBB | HBP | BLK | WP | HR | S | P | ERA | WHIP |
|---|---|---|---|---|---|---|---|---|---|---|---|---|---|---|---|---|---|---|
| Sid Fernandez, L ERA: 2.76 | (1, 1) | 6.0 | L | 26 | 6 | 3 | 3 | 5 | 2 | 1 | 0 | 0 | 0 | 1 | 58 | 95 | 4.50 | 1.333 |
| Barry Jones, R ERA: 5.94 | (7, 1) | 1.0 | | 3 | 1 | 0 | 0 | 0 | 0 | 0 | 0 | 0 | 0 | 0 | 7 | 9 | 0.00 | 1.000 |
| Lee Guetterman, L ERA: 6.99 | (8, 1) | 1.0 | | 3 | 1 | 0 | 0 | 0 | 0 | 0 | 0 | 0 | 0 | 0 | 7 | 10 | 0.00 | 1.000 |

| PITCHER | IP | WLS | BF | H | R | ER | SO | BB | IBB | HBP | BLK | WP | HR | S | P | ERA | WHIP |
|---|---|---|---|---|---|---|---|---|---|---|---|---|---|---|---|---|---|

# New York Mets @ Pittsburgh Pirates

Three Rivers Stadium, Pittsburgh, PA

Fri Sep 25 1992, 7:05 PM EDT
Att. 22,291 - Cloudy - 59 F

livebaseballscorecards.com

| | |
|---|---|
| AB | 28 |
| R | 3 |
| H | 8 |
| RBI | 2 |
| BB | 3 |
| SO | 5 |
| LOB | 14 |

| | | | |
|---|---|---|---|
| WP: 0 | PA: 32 | | |
| PB: 1 | | | |
| SB: 0 | | | |
| CS: 0 | | | |

# New York Mets @ Pittsburgh Pirates

Three Rivers Stadium, Pittsburgh, PA

Sat Sep 26 1992, 3:33 AM EDT

Att. 25,886 - Cloudy - 79 F

livebaseballscorecards.com

## TOP

| Batter | 1 | 2 | 3 | 4 | 5 | 6 | 7 | 8 | 9 | AB | R | H | RBI | BB | SO | LOB |
|---|---|---|---|---|---|---|---|---|---|---|---|---|---|---|---|---|
| Vince Coleman, S (1, 7)<br>OBP: 0.356, SLG: 0.359 | B B B C F X<br>3-2<br>S<br>1B<br>1B | | C F B B F X<br>2-2 ①<br>P8 | | C X<br>0-1<br>G4-3 S<br>1B | B C S B B X<br>3-2<br>3-H<br>1B | | F S S<br>0-3 ③<br>K | | 3 | 1 | 2 | 0 | 0 | 0 | 0 |
| Ryan Thompson, R (5, 9)<br>OBP: 0.216, SLG: 0.310 | | | | | | | | | | 2 | 0 | 1 | 1 | 0 | 1 | 1 |
| Chico Walker, S (1, 5)<br>OBP: 0.362, SLG: 0.411 | P C 1 SAFE B 1 B B<br>4-1<br>1B 1B<br>1-2<br>BB | | C B S B X<br>2-2 ②<br>G4-3 | | F F B S<br>1-3 ①<br>K<br>1-2 | C S<br>0-3 ③<br>K | | | S F B B X<br>2-2 ①<br>F8 | 1 | 0 | 0 | 0 | 1 | 0 | 0 |
| Jeff Kent, R (3, 5)<br>OBP: 0.306, SLG: 0.425 | SAFE | | | | | | | | | 3 | 0 | 0 | 0 | 0 | 2 | 2 |
| Daryl Boston, L (1, 8)<br>OBP: 0.331, SLG: 0.424 | B X<br>1-0<br>1B<br>1-2<br>2-H<br>1B | | X<br>0-0<br>2B | | B B F X<br>2-1 ②<br>G4-3<br>2-3 | | B F S X<br>1-2<br>G1-3<br>2B | | B S C B S<br>2-3 ②<br>K | 3 | 0 | 2 | 1 | 0 | 0 | 1 |
| (4, 9) | | | | | | | | | | | | | | | | |
| D.J. Dozier, R (5, 7)<br>OBP: 0.245, SLG: 0.227 | | | | | | | | | | 2 | 0 | 1 | 0 | 0 | 1 | 0 |
| Eddie Murray, S (1, 3)<br>OBP: 0.335, SLG: 0.421 | B B B C C X<br>3-2 ①<br>F7 | | B X<br>1-0 ③<br>G4-3 | | B B B B<br>4-0<br>HBP<br>BB | | C B F B F B X<br>3-2 ①<br>F8 | | B F B X<br>2-1 ③<br>G4-3 | 2 | 0 | 0 | 0 | 0 | 0 | 3 |
| Mackey Sasser, L (3, 3)<br>OBP: 0.246, SLG: 0.306 | | | | | | | | | | 2 | 0 | 0 | 0 | 1 | 0 | 1 |
| Kevin Bass, S (1, 9)<br>OBP: 0.306, SLG: 0.419 | F B 1 SAFE X<br>1-1<br>G6-4-3<br>1-2<br>2-3<br>1B | | | B X<br>1-0 ①<br>P7 | C B C H<br>2-2<br>1-2<br>HBP | | B S B X<br>2-1 ②<br>G1-3<br>2-3 | | | 2 | 0 | 1 | 0 | 0 | 0 | 0 |
| Pat Howell, S (4, 8)<br>OBP: 0.211, SLG: 0.191 | | | | | | | | | | 1 | 0 | 0 | 0 | 0 | 0 | 1 |
| Jeff McKnight, S (1, 4)<br>OBP: 0.282, SLG: 0.406 | C B C B F X<br>2-2 ② ③<br>G6-4-3<br>1-2f | | | B X<br>1-0 ②<br>F7 | B B F X<br>2-1 ③<br>G3 | X<br>0-0 ③<br>G4-3 | | | | 4 | 0 | 0 | 0 | 0 | 0 | 7 |
| Charlie O'Brien, R (1, 2)<br>OBP: 0.289, SLG: 0.327 | | B X<br>1-0 ①<br>G6-3 | | B B C F X<br>2-2<br>2B | | X<br>0-0<br>G4-3 G3<br>1B<br>1B | | F B B F X<br>2-2 ①<br>G6-3 | | 2 | 0 | 1 | 0 | 0 | 0 | 0 |
| Todd Hundley, S (5, 2)<br>OBP: 0.261, SLG: 0.328 | | | | | | | | | | 2 | 1 | 1 | 0 | 0 | 0 | 0 |
| Dick Schofield, R (1, 6)<br>OBP: 0.311, SLG: 0.278 | | B B X<br>2-0 ②<br>P6 | | B B B C B<br>4-1<br>BB | | X<br>0-0 ①<br>G3<br>1-2 | | B F B X<br>2-1<br>1B | | 1 | 0 | 0 | 0 | 1 | 0 | 0 |
| Kevin Baez, R (5, 6)<br>OBP: 0.200, SLG: 0.200 | | | | | | | | | | 2 | 0 | 1 | 0 | 0 | 0 | 1 |
| Eric Hillman, L (1, 1)<br>OBP: 0.077, SLG: 0.077 | | B X<br>1-0 ③<br>G5-3 | | C S C<br>0-3 ③<br>K | | C B B B S X<br>3-2 ②<br>G4-3<br>2-3 | | B X<br>1-0 ②<br>F9 | | 0 | 0 | 0 | 0 | 0 | 0 | 0 |
| Wally Whitehurst, R (1, 1)<br>OBP: 0.217, SLG: 0.227 | | | | | | | | | | 1 | 0 | 0 | 0 | 0 | 0 | 0 |
| Paul Gibson, R (2, 1) | | | | | | | | | | 1 | 0 | 0 | 0 | 0 | 1 | 2 |
| Chris Donnels, L (6, PH)<br>OBP: 0.286, SLG: 0.211 | | | | | | | | | | 1 | 0 | 0 | 0 | 0 | 0 | 1 |
| Mark Dewey, R (6, 1) | | | | | | | | | | 0 | 0 | 0 | 0 | 0 | 0 | 0 |
| Jeff Innis, R (7, 1) | | | | | | | | | | 0 | 0 | 0 | 0 | 0 | 0 | 0 |
| Bill Pecota, R (8, PH)<br>OBP: 0.300, SLG: 0.310 | | | | | | | | | | 1 | 0 | 0 | 0 | 0 | 0 | 1 |
| (8, 1) | | | | | | | | | | | | | | | | |
| Inning Stats | R: 1 E: 0 K: 0 S: 16<br>H: 3 LOB: 2 BB: 1 P: 29 | R: 0 E: 0 K: 0 S: 3<br>H: 0 LOB: 0 BB: 0 P: 7 | R: 0 E: 0 K: 0 S: 9<br>H: 1 LOB: 1 BB: 0 P: 14 | R: 0 E: 0 K: 1 S: 9<br>H: 1 LOB: 2 BB: 1 P: 17 | R: 0 E: 0 K: 1 S: 11<br>H: 1 LOB: 3 BB: 1 P: 22 | R: 1 E: 0 K: 1 S: 11<br>H: 2 LOB: 1 BB: 0 P: 17 | R: 0 E: 0 K: 0 S: 10<br>H: 1 LOB: 1 BB: 0 P: 16 | R: 0 E: 0 K: 1 S: 9<br>H: 1 LOB: 1 BB: 0 P: 14 | R: 0 E: 0 K: 1 S: 8<br>H: 0 LOB: 0 BB: 0 P: 14 | 1B: 7 2B: 3 3B: 0 HR: 0<br>SF: 0 SAC: 0 DP: 1 HBP: 1 | | | | | | |

| | |
|---|---|
| AB | 36 |
| R | 2 |
| H | 10 |
| RBI | 2 |
| BB | 3 |
| SO | 5 |
| LOB | 21 |

WP: 0 PB: 0 SB: 2 CS: 0 PA: 40

| PITCHER | | IP | W/L/S | BF | H | R | ER | SO | BB | IBB | HBP | BLK | WP | HR | S | P | ERA | WHIP |
|---|---|---|---|---|---|---|---|---|---|---|---|---|---|---|---|---|---|---|
| Bob Walk, R<br>ERA: 3.26 | (1, 1) | 6.0 | W | 29 | 8 | 2 | 2 | 3 | 3 | 0 | 1 | 0 | 0 | 0 | 59 | 106 | 3.00 | 1.833 |
| Paul Wagner, R<br>ERA: 1.0 | (7, 1) | 2.0 | | 8 | 2 | 0 | 0 | 1 | 0 | 0 | 0 | 0 | 0 | 0 | 19 | 30 | 0.00 | 1.000 |
| Steve Cooke, L<br>ERA: 3.92 | (9, 1) | 1.0 | | 3 | 0 | 0 | 0 | 1 | 0 | 0 | 0 | 0 | 0 | 0 | 8 | 14 | 0.00 | 0.000 |

| PITCHER | IP | W/L/S | BF | H | R | ER | SO | BB | IBB | HBP | BLK | WP | HR | S | P | ERA | WHIP |
|---|---|---|---|---|---|---|---|---|---|---|---|---|---|---|---|---|---|

# BOTTOM

## New York Mets @ Pittsburgh Pirates

Three Rivers Stadium, Pittsburgh, PA

Sat Sep 26 1992, 3:33 AM EDT

Att. 25,886 - Cloudy - 79 F

livebaseballscorecards.com

| Batter | 1 | 2 | 3 | 4 | 5 | 6 | 7 | 8 | 9 | AB | R | H | RBI | BB | SO | LOB |
|---|---|---|---|---|---|---|---|---|---|---|---|---|---|---|---|---|
| Gary Redus, R (1, 3)<br>OBP: 0.324, SLG: 0.381 | G5-3<br>F8 | 1B<br>1B | | 3B<br>1B | | P8 | 2B | | | 6 | 1 | 3 | 1 | 0 | 0 | 1 |
| Jay Bell, R (1, 6)<br>OBP: 0.328, SLG: 0.389 | 1B BB<br>HR<br>BB | E 3B<br>FC4-6<br>1B | | L8 | | 1B<br>1B | K | | | 3 | 2 | 2 | 1 | 1 | 0 | 1 |
| Carlos Garcia, R (6, 6)<br>OBP: 0.206, SLG: 0.242 | | | | | | | | | | 2 | 1 | 1 | 0 | 0 | 1 | 1 |
| Andy Van Slyke, L (1, 8)<br>OBP: 0.384, SLG: 0.509 | L4 | E<br>HR<br>BB<br>FC4-6 | | 2B<br>3B | | 1B<br>1B | | HR | | 5 | 4 | 3 | 2 | 1 | 0 | 3 |
| Gary Varsho, L (9, 9)<br>OBP: 0.259, SLG: 0.344 | | | | | | | | | | 0 | 0 | 0 | 0 | 0 | 0 | 0 |
| Barry Bonds, L (1, 7)<br>OBP: 0.464, SLG: 0.630 | 1B<br>HR<br>BB | HR | 2B<br>BB | 1B<br>2B | | F9 | | L5 | | 2 | 3 | 2 | 3 | 2 | 0 | 0 |
| Will Pennyfeather, R (4, PR)<br>OBP: 0.125, SLG: 0.125 | | | | | | | | | | 2 | 1 | 0 | 0 | 0 | 0 | 2 |
| (5, 7) | | | | | | | | | | | | | | | | |
| (7, 9) | | | | | | | | | | | | | | | | |
| (9, 8) | | | | | | | | | | | | | | | | |
| Jeff King, R (1, 5)<br>OBP: 0.276, SLG: 0.375 | HR<br>1B | K | G5-3<br>FC5-2<br>2B | 1B | | 1B | | G5-3 | | 4 | 1 | 3 | 2 | 0 | 1 | 0 |
| Kevin Young, R (4, PR)<br>OBP: 0.500, SLG: 0.500 | | | | | | | | | | 2 | 0 | 1 | 1 | 0 | 0 | 0 |
| (5, 5) | | | | | | | | | | | | | | | | |
| Lloyd McClendon, R (1, 9)<br>OBP: 0.347, SLG: 0.348 | HR | 2B<br>1B<br>BB | G5-3 | G4-3 | | | | G3 | | 3 | 2 | 1 | 4 | 1 | 0 | 3 |
| Al Martin, L (6, PH)<br>OBP: 0.143, SLG: 0.143 | | | | | | 1B | | | | 2 | 0 | 1 | 1 | 0 | 0 | 0 |
| (7, 7) | | | | | | | | | | | | | | | | |
| Don Slaught, R (1, 2)<br>OBP: 0.387, SLG: 0.490 | S<br>2B<br>BB | 1B<br>1B<br>2B | FC5-2 | G5-4-3<br>BB | | G4-3 | | | | 2 | 2 | 1 | 0 | 2 | 0 | 1 |
| Tom Prince, R (5, PR)<br>OBP: 0.195, SLG: 0.118 | | | | | | | | | | 1 | 0 | 0 | 0 | 0 | 0 | 2 |
| (6, 2) | | | | | | | | | | | | | | | | |
| Jose Lind, R (1, 4)<br>OBP: 0.274, SLG: 0.270 | 2B<br>IBB | 1B<br>1B<br>1B | G4-3 | K | | | G5-3 | | | 3 | 2 | 1 | 1 | 1 | 1 | 2 |
| John Wehner, R (7, PH)<br>OBP: 0.260, SLG: 0.234 | | | | | | | | | | 1 | 0 | 0 | 0 | 0 | 0 | 0 |
| (8, 4) | | | | | | | | | | | | | | | | |
| Bob Walk, R (1, 1)<br>OBP: 0.093, SLG: 0.116 | 2B | P3 | | G5-3 | | G5-4-3 | K | | | 4 | 0 | 1 | 2 | 0 | 0 | 3 |
| Paul Wagner, R (7, 1) | | | | | | | | | | 1 | 0 | 0 | 0 | 0 | 1 | 0 |
| Steve Cooke, R (9, 1)<br>OBP: 0.333, SLG: 0.333 | | | | | | | | | | 0 | 0 | 0 | 0 | 0 | 0 | 0 |
| Inning Stats | R: 6<br>E: 0<br>K: 0<br>S: 11<br>H: 3<br>LOB: 1<br>BB: 4<br>P: 30 | R: 6<br>E: 1<br>K: 1<br>S: 21<br>H: 6<br>LOB: 2<br>BB: 2<br>P: 45 | R: 1<br>E: 0<br>K: 0<br>S: 10<br>H: 1<br>LOB: 1<br>BB: 1<br>P: 17 | R: 3<br>E: 0<br>K: 0<br>S: 18<br>H: 4<br>LOB: 2<br>BB: 0<br>P: 28 | R: 0<br>E: 0<br>K: 1<br>S: 5<br>H: 0<br>LOB: 1<br>BB: 1<br>P: 11 | R: 2<br>E: 0<br>K: 0<br>S: 12<br>H: 4<br>LOB: 2<br>BB: 0<br>P: 17 | R: 0<br>E: 0<br>K: 2<br>S: 11<br>H: 1<br>LOB: 1<br>BB: 0<br>P: 16 | R: 1<br>E: 0<br>K: 0<br>S: 11<br>H: 1<br>LOB: 0<br>BB: 0<br>P: 16 | | | | | | | | | |

| | |
|---|---|
| AB | 43 |
| R | 19 |
| H | 20 |
| RBI | 18 |
| BB | 8 |
| SO | 4 |
| LOB | 19 |

| | | | | | | | | | | | | | | | | | | | |
|---|---|---|---|---|---|---|---|---|---|---|---|---|---|---|---|---|---|---|---|
| 1B: 10 | SF: 0 | WP: 0 | PA: 51 |
| 2B: 5 | SAC: 0 | PB: 0 | |
| 3B: 2 | DP: 1 | SB: 1 | |
| HR: 3 | HBP: 0 | CS: 0 | |

| PITCHER | | IP | WLS | BF | H | R | ER | SO | BB | IBB | HBP | BLK | WP | HR | S | P | ERA | WHIP |
|---|---|---|---|---|---|---|---|---|---|---|---|---|---|---|---|---|---|---|
| Eric Hillman, L<br>ERA: 5.55 | (1, 1) | 0.2 | L | 9 | 3 | 6 | 6 | 0 | 3 | 1 | 0 | 0 | 0 | 1 | 10 | 29 | 81.00 | 9.000 |
| Wally Whitehurst, R<br>ERA: 3.62 | (1, 1) | 0.2 | | 6 | 2 | 4 | 4 | 1 | 2 | 0 | 0 | 0 | 0 | 1 | 10 | 26 | 54.00 | 6.000 |
| Paul Gibson, L<br>ERA: 5.31 | (2, 1) | 3.2 | | 21 | 9 | 6 | 6 | 1 | 2 | 0 | 0 | 0 | 0 | 0 | 45 | 76 | 14.73 | 3.000 |
| Mark Dewey, R<br>ERA: 4.45 | (6, 1) | 1.0 | | 7 | 4 | 2 | 2 | 0 | 0 | 0 | 0 | 0 | 0 | 0 | 12 | 17 | 18.00 | 4.000 |
| Jeff Innis, R<br>ERA: 2.85 | (7, 1) | 1.0 | | 4 | 1 | 0 | 0 | 2 | 0 | 0 | 0 | 0 | 0 | 0 | 11 | 16 | 0.00 | 1.000 |

| PITCHER | | IP | WLS | BF | H | R | ER | SO | BB | IBB | HBP | BLK | WP | HR | S | P | ERA | WHIP |
|---|---|---|---|---|---|---|---|---|---|---|---|---|---|---|---|---|---|---|
| Bill Pecota, R<br>ERA: 9.0 | (8, 1) | 1.0 | | 4 | 1 | 1 | 1 | 0 | 0 | 0 | 0 | 0 | 0 | 1 | 11 | 16 | 9.00 | 1.000 |

| Batter | 1 | 2 | 3 | 4 | 5 | 6 | 7 | 8 | 9 | AB | R | H | RBI | BB | SO | LOB |
|---|---|---|---|---|---|---|---|---|---|---|---|---|---|---|---|---|
| Ryan Thompson, R (1, 8)<br>OBP: 0.217, SLG: 0.307 | G6-3 | | G1-4-3 | | | F7 | | PB, 1B | | 4 | 0 | 1 | 0 | 0 | 0 | 0 |
| Dave Gallagher, R (1, 9)<br>OBP: 0.299, SLG: 0.316 | G5-3 | | L7 | | | 1B, 2B | | F7 | | 3 | 1 | 1 | 0 | 0 | 0 | 0 |
| Mackey Sasser, L (8, PH)<br>OBP: 0.245, SLG: 0.304 (8, 3) | | | | | | | | | | 1 | 0 | 0 | 0 | 0 | 0 | 2 |
| Chico Walker, S (1, 5)<br>OBP: 0.361, SLG: 0.406 | 1B, BB | | | L4 | | K | | K | | 3 | 0 | 0 | 0 | 1 | 2 | 3 |
| Eddie Murray, S (1, 3)<br>OBP: 0.338, SLG: 0.422 | 1B | | | G4-3 | | FC4-6, 1B | | BB | | 3 | 0 | 2 | 1 | 1 | 0 | 0 |
| D.J. Dozier, R (8, PR)<br>OBP: 0.245, SLG: 0.227 | | | | | | | | | | 0 | 0 | 0 | 0 | 0 | 0 | 0 |
| Barry Jones, R (8, 1) | | | | | | | | | | 0 | 0 | 0 | 0 | 0 | 0 | 0 |
| Kevin Bass, S (1, 7)<br>OBP: 0.306, SLG: 0.417 | G5-3 | | | 1B | | FC4-6 | | FC6-4 | | 4 | 0 | 1 | 0 | 0 | 0 | 6 |
| Bill Pecota, R (1, 6)<br>OBP: 0.297, SLG: 0.307 | | P4 | | F9 | | | F7 | | G4-3, S, G3, 1B | 3 | 0 | 0 | 0 | 0 | 0 | 1 |
| Vince Coleman, S (9, PH)<br>OBP: 0.358, SLG: 0.362 | | | | | | | | | | 1 | 1 | 1 | 0 | 0 | 0 | 0 |
| Jeff Kent, R (1, 4)<br>OBP: 0.303, SLG: 0.420 | | F8 | | | F9 | | G6-3 | | G4-3, 1-3 | 3 | 0 | 0 | 0 | 0 | 0 | 0 |
| Daryl Boston, L (9, PH)<br>OBP: 0.330, SLG: 0.423 | | | | | | | | | | 1 | 0 | 0 | 0 | 0 | 0 | 1 |
| Todd Hundley, S (1, 2)<br>OBP: 0.258, SLG: 0.324 | | L4 | | | K | | K | | G3, 3-H | 4 | 0 | 0 | 1 | 0 | 2 | 0 |
| Pete Schourek, L (1, 1)<br>OBP: 0.050, SLG: 0.051 | | | G5-3 | | G1-3 | | | PB, 1B | K | 2 | 0 | 0 | 0 | 0 | 0 | 0 |
| Jeff McKnight, S (8, PH)<br>OBP: 0.288, SLG: 0.408 (8, 9) | | | | | | | | | | 2 | 0 | 1 | 0 | 0 | 1 | 0 |
| Inning Stats | R: 0<br>E: 0<br>K: 0<br>S: 9<br>H: 1<br>LOB: 2<br>BB: 1<br>P: 14 | R: 0<br>E: 0<br>K: 0<br>S: 6<br>H: 0<br>LOB: 0<br>BB: 0<br>P: 8 | R: 0<br>E: 0<br>K: 0<br>S: 5<br>H: 0<br>LOB: 0<br>BB: 0<br>P: 6 | R: 0<br>E: 0<br>K: 0<br>S: 7<br>H: 1<br>LOB: 1<br>BB: 0<br>P: 13 | R: 0<br>E: 0<br>K: 1<br>S: 6<br>H: 0<br>LOB: 0<br>BB: 0<br>P: 8 | R: 1<br>E: 0<br>K: 1<br>S: 11<br>H: 2<br>LOB: 1<br>BB: 0<br>P: 14 | R: 0<br>E: 0<br>K: 1<br>S: 9<br>H: 0<br>LOB: 0<br>BB: 0<br>P: 10 | R: 0<br>E: 0<br>K: 1<br>S: 11<br>H: 2<br>LOB: 3<br>BB: 1<br>P: 25 | R: 1<br>E: 0<br>K: 1<br>S: 10<br>H: 1<br>LOB: 0<br>BB: 0<br>P: 20 | 1B: 6<br>2B: 1<br>3B: 0<br>HR: 0<br>SF: 0<br>SAC: 0<br>DP: 0<br>HBP: 0 | | | | | | |

| PITCHER | | IP | WLS | BF | H | R | ER | SO | BB | IBB | HBP | BLK | WP | HR | S | P | ERA | WHIP |
|---|---|---|---|---|---|---|---|---|---|---|---|---|---|---|---|---|---|---|
| Danny Jackson, L<br>ERA: 3.88 | (1, 1) | 7.0 | W | 28 | 6 | 1 | 1 | 3 | 1 | 0 | 0 | 0 | 0 | 0 | 55 | 79 | 1.29 | 1.000 |
| Danny Cox, R<br>ERA: 4.5 | (8, 1) | 1.0 | | 4 | 0 | 0 | 0 | 1 | 1 | 0 | 0 | 0 | 0 | 0 | 9 | 19 | 0.00 | 1.000 |
| Stan Belinda, R<br>ERA: 3.23 | (9, 1) | 1.0 | S | 4 | 1 | 1 | 1 | 1 | 0 | 0 | 0 | 0 | 0 | 0 | 10 | 20 | 9.00 | 1.000 |

| PITCHER | IP | WLS | BF | H | R | ER | SO | BB | IBB | HBP | BLK | WP | HR | S | P | ERA | WHIP |
|---|---|---|---|---|---|---|---|---|---|---|---|---|---|---|---|---|---|

# TOP

## New York Mets @ Pittsburgh Pirates

Three Rivers Stadium, Pittsburgh, PA

Sun Sep 27 1992, 3:33 AM EDT

Att. 31,217 - Cloudy - 67 F

livebaseballscorecards.com

| | |
|---|---|
| AB | 34 |
| R | 2 |
| H | 7 |
| RBI | 2 |
| BB | 2 |
| SO | 5 |
| LOB | 13 |

| | | | | | | | | | | | | | | | | | | |
|---|---|---|---|---|---|---|---|---|---|---|---|---|---|---|---|---|---|---|
| WP: 0 | PA: 36 | | | | | | | | | | | | | | | | | |
| PB: 1 | | | | | | | | | | | | | | | | | | |
| SB: 1 | | | | | | | | | | | | | | | | | | |
| CS: 0 | | | | | | | | | | | | | | | | | | |

# New York Mets @ Pittsburgh Pirates

Three Rivers Stadium, Pittsburgh, PA

Sun Sep 27 1992, 3:33 AM EDT

Att. 31,217 - Cloudy - 67 F

livebaseballscorecards.com

## BOTTOM

| Batter | 1 | 2 | 3 | 4 | 5 | 6 | 7 | 8 | 9 | AB | R | H | RBI | BB | SO | LOB |
|---|---|---|---|---|---|---|---|---|---|---|---|---|---|---|---|---|
| Gary Redus, R (1, 3)<br>OBP: 0.328, SLG: 0.390 | X<br>0-0 ① G6-3 | | B C B X<br>2-1 1B 1B 1-2 1B | | B B C F B F F X<br>3-2 1B 2B | C X<br>0-1 ③ L5 | | | | 4 | 2 | 2 | 0 | 0 | 0 | 1 |
| Jay Bell, R (1, 6)<br>OBP: 0.331, SLG: 0.390 | B C B B B<br>4-1 1B SF9 BB | | B F B L B X<br>3-2 1B 1-2 2-H 1B | | B X<br>1-0 BB 2-H 1B | | B X<br>1-0 ① F7 | | | 3 | 1 | 2 | 2 | 1 | 0 | 0 |
| Andy Van Slyke, L (1, 8)<br>OBP: 0.383, SLG: 0.507 | L B F F F X<br>1-2 BLK 1-3 1B | | C F B X<br>1-2 ① P3 | | B C X<br>1-1 ① F8 | | B C F B F X<br>2-2 ② F7 | | | 4 | 0 | 1 | 0 | 0 | 0 | 3 |
| Barry Bonds, L (1, 7)<br>OBP: 0.463, SLG: 0.627 | C B X<br>1-1 ② SF9 3-H | | S F B S<br>1-3 ② K | | B B B C F B<br>4-2 FC6-4 1-2 BB | | B F S C<br>1-3 ③ K | | | 2 | 0 | 0 | 1 | 1 | 2 | 2 |
| Jeff King, R (1, 5)<br>OBP: 0.276, SLG: 0.374 | 1 SAFE B C F B S<br>2-3 ③ K 1-2 | | C F X<br>0-2 FC5-4 1-3 2-H 1B | | 1 SAFE X<br>0-0 ② P9 | | | B C S B S<br>2-3 ① K | | 4 | 0 | 1 | 1 | 0 | 2 | 3 |
| Lloyd McClendon, R (1, 9)<br>OBP: 0.342, SLG: 0.342<br>Cecil Espy, S (8, PH)<br>OBP: 0.317, SLG: 0.349 (9, 9) | | B B F B X<br>3-1 ① L5 | B X<br>1-0 ③ FC5-4 1-2f | | C B X<br>1-1 ③ FC6-4 1-2f | | | B F C F B S<br>2-3 ② K | | 3<br>1 | 0<br>0 | 0<br>0 | 0<br>0 | 0<br>0 | 0<br>1 | 4<br>0 |
| Don Slaught, R (1, 2)<br>OBP: 0.382, SLG: 0.482 | | S X<br>0-1 ② G4-3 | L B B F B X<br>3-2 ① G5-3 | | X<br>0-0 ① G6-3 | | | C F S<br>0-3 ③ K | | 4 | 0 | 0 | 0 | 0 | 1 | 0 |
| Jose Lind, R (1, 4)<br>OBP: 0.275, SLG: 0.271 | | B B F F B X<br>3-2 ③ G5-3 | B C X<br>1-1 ② G5-3 | | C C B B X<br>2-2 SH1-4 1B | | | | | 3 | 0 | 1 | 0 | 0 | 0 | 0 |
| Danny Jackson, R (1, 1)<br>OBP: 0.100, SLG: 0.085<br>Danny Cox, R (8, 1)<br>OBP: 0.071, SLG: 0.071<br>Stan Belinda, R (9, 1)<br>OBP: 0.667, SLG: 1.000 | | | B B C F F B B<br>4-2 1B 1B BB | | B X<br>1-0 ③ G5-3 | L B C B X<br>2-2 ② SH1-4 1-2 | | | | 1<br>0<br>0 | 1<br>0<br>0 | 0<br>0<br>0 | 0<br>0<br>0 | 1<br>0<br>0 | 0<br>0<br>0 | 0<br>0<br>0 |
| Inning Stats | R: 1 H: 1<br>E: 0 LOB: 1<br>K: 1 BB: 1<br>S: 12 P: 20 | R: 0 H: 0<br>E: 0 LOB: 0<br>K: 0 BB: 0<br>S: 7 P: 13 | R: 2 H: 3<br>E: 0 LOB: 2<br>K: 1 BB: 1<br>S: 18 P: 30 | R: 0 H: 0<br>E: 0 LOB: 0<br>K: 0 BB: 0<br>S: 6 P: 11 | R: 1 H: 2<br>E: 0 LOB: 2<br>K: 0 BB: 1<br>S: 13 P: 23 | R: 0 H: 1<br>E: 0 LOB: 1<br>K: 0 BB: 0<br>S: 9 P: 13 | R: 0 H: 0<br>E: 0 LOB: 0<br>K: 1 BB: 0<br>S: 8 P: 12 | R: 0 H: 0<br>E: 0 LOB: 0<br>K: 3 BB: 0<br>S: 10 P: 14 | | 1B: 6 SF: 1<br>2B: 1 SAC: 1<br>3B: 0 DP: 0<br>HR: 0 HBP: 0 | | | | | | |

| | AB | 29 |
|---|---|---|
| | R | 4 |
| | H | 7 |
| | RBI | 4 |
| | BB | 3 |
| | SO | 6 |
| | LOB | 13 |

WP: 0 PA: 34
PB: 0
SB: 0
CS: 0

| PITCHER | | IP | WLS | BF | H | R | ER | SO | BB | IBB | HBP | BLK | WP | HR | S | P | ERA | WHIP |
|---|---|---|---|---|---|---|---|---|---|---|---|---|---|---|---|---|---|---|
| Pete Schourek, L<br>ERA: 3.66 | (1, 1) | 7.0 | L | 31 | 7 | 4 | 4 | 3 | 3 | 0 | 0 | 1 | 0 | 0 | 73 | 122 | 5.14 | 1.429 |
| Barry Jones, R<br>ERA: 5.85 | (8, 1) | 1.0 | | 3 | 0 | 0 | 0 | 3 | 0 | 0 | 0 | 0 | 0 | 0 | 10 | 14 | 0.00 | 0.000 |

| PITCHER | IP | WLS | BF | H | R | ER | SO | BB | IBB | HBP | BLK | WP | HR | S | P | ERA | WHIP |
|---|---|---|---|---|---|---|---|---|---|---|---|---|---|---|---|---|---|

| Batter | 1 | 2 | 3 | 4 | 5 | 6 | 7 | 8 | 9 | AB | R | H | RBI | BB | SO | LOB |
|---|---|---|---|---|---|---|---|---|---|---|---|---|---|---|---|---|
| Gary Varsho, L (1, 9)<br>OBP: 0.262, SLG: 0.369 | S B C S<br>1-3 ① K | | B B C X<br>2-1 ② G3-1 | F B F B F X<br>2-2 ③ G1-3 | | B B X<br>2-0 2B | X<br>0-0 2-H 3-H HR | | C X<br>0-1 ③ F8 | 6 | 1 | 2 | 3 | 0 | 1 | 2 |
| Carlos Garcia, R (1, 6)<br>OBP: 0.205, SLG: 0.237 | L S B X<br>1-2 ② F8 | | X<br>0-0 ③ F8 | | C X<br>0-1 1B 1B 1B | X<br>0-0 ① P4 | B X<br>1-0 ③ G1-3 | | | 5 | 1 | 1 | 0 | 0 | 0 | 1 |
| Andy Van Slyke, L (1, 8)<br>OBP: 0.383, SLG: 0.505<br>Bob Patterson, R (8, 1)<br>OBP: 0.429, SLG: 0.500<br>Roger Mason, R (9, 1) | X<br>0-0 ③ G4-3 | | | B B B B<br>4-0 E 1B 1B BB | 1 SAFE B B B X<br>3-0 1B 1-2 SF8 1B | B S X<br>1-1 ② P5 | | X<br>0-0 ① F8 | | 4<br>0<br>0 | 2<br>0<br>0 | 1<br>0<br>0 | 0<br>0<br>0 | 1<br>0<br>0 | 0<br>0<br>0 | 1<br>0<br>0 |
| Orlando Merced, S (1, 3)<br>OBP: 0.336, SLG: 0.390 | | F C B X<br>1-2 ① F7 | | 1 SAFE B X<br>1-0 E 1-2 1B | C B B B X<br>3-1 1B 1-3 2-H 1B | F B B B F B<br>4-2 BB | | C X<br>0-1 E5 1B | | 4 | 2 | 3 | 1 | 1 | 0 | 0 |
| Al Martin, L (1, 7)<br>OBP: 0.167, SLG: 0.364 | | C B S F B F X<br>2-2 3B | | X<br>0-0 E4 1B 2B 1-2 2-3 | B C X<br>1-1 ① SF8 3-H | F C X<br>0-2 ③ G4-3 | | B B F B C F S<br>3-3 ② K | | 4 | 1 | 1 | 1 | 0 | 1 | 5 |
| John Wehner, R (1, 4)<br>OBP: 0.258, SLG: 0.233 | | B C B B F S<br>3-3 ② K | | B B F F B C<br>3-3 ① K | C X<br>0-1 1B 1-2 1B | | B X<br>1-0 E5 SH3-4 BB HR | B C B S B X<br>3-2 ③ F9 | | 5 | 1 | 1 | 0 | 0 | 2 | 5 |
| Kevin Young, R (1, 5)<br>OBP: 0.667, SLG: 0.571 | | B B C F B B<br>4-2 BB | | C B C X<br>1-2 1-2 2-H 3-H 2B 1B | F B B B X<br>3-1 S 1-3 2-H 1B | | C B 1 SAFE 1 SAFE B C F 1 SAFE F<br>4-2 B F F F 1 SAFE B SH3-4 1-2 HR BB | | B F B B B X<br>3-1 ① F9 | 3 | 2 | 2 | 3 | 2 | 0 | 0 |
| Tom Prince, R (1, 2)<br>OBP: 0.196, SLG: 0.154 | 1 SAFE X<br>0-0 ③ G6-3 | | | X<br>0-0 G3-1 1-H 2-H 2B | B S B B F X<br>3-2 ② G4-3 1-2 | | S C F F S<br>0-3 ① K | | X<br>0-0 ② P4 | 5 | 0 | 1 | 2 | 0 | 1 | 6 |
| Tim Wakefield, R (1, 1)<br>OBP: 0.107, SLG: 0.074<br>Will Pennyfeather, R (8, 8)<br>OBP: 0.222, SLG: 0.222 | | B F C B X<br>2-2 ① G6-3 | | X<br>0-0 ② G3-1 2-3 | S C B F C<br>1-3 ③ K | | X<br>0-0 ② SH3-4 1-2 2-3 | | C S B X<br>1-2 1B | 3<br>1 | 0<br>0 | 0<br>1 | 0<br>0 | 0<br>0 | 1<br>0 | 3<br>0 |
| Inning Stats | R: 0 E: 0 K: 1 S: 7<br>H: 0 LOB: 0 BB: 0 P: 9 | R: 0 E: 0 K: 1 S: 14<br>H: 1 LOB: 2 BB: 1 P: 24 | R: 0 E: 0 K: 0 S: 6<br>H: 0 LOB: 0 BB: 0 P: 10 | R: 4 E: 1 K: 1 S: 14<br>H: 3 LOB: 1 BB: 1 P: 25 | R: 3 E: 0 K: 1 S: 18<br>H: 5 LOB: 2 BB: 0 P: 32 | R: 0 E: 0 K: 0 S: 9<br>H: 1 LOB: 2 BB: 1 P: 16 | R: 3 E: 1 K: 1 S: 16<br>H: 1 LOB: 0 BB: 1 P: 22 | R: 0 E: 1 K: 1 S: 11<br>H: 1 LOB: 1 BB: 0 P: 17 | R: 0 E: 0 K: 0 S: 8<br>H: 1 LOB: 1 BB: 0 P: 12 | 1B: 9 2B: 2 3B: 1 HR: 1<br>SF: 1 SAC: 1 DP: 0 HBP: 0 | | | | | | |

# TOP

## Pittsburgh Pirates @ Chicago Cubs

Wrigley Field, Chicago, IL

Mon Sep 28 1992, 3:33 AM CDT

Att. 9,603 - Sunny - 57 F

livebaseballscorecards.com

| | |
|---|---|
| AB | 40 |
| R | 10 |
| H | 13 |
| RBI | 10 |
| BB | 4 |
| SO | 6 |
| LOB | 23 |

WP: 0 PB: 0 SB: 1 CS: 0 PA: 46

| PITCHER | | IP | WLS | BF | H | R | ER | SO | BB | IBB | HBP | BLK | WP | HR | S | P | ERA | WHIP |
|---|---|---|---|---|---|---|---|---|---|---|---|---|---|---|---|---|---|---|
| Jim Bullinger, R<br>ERA: 4.74 | (1, 1) | 4.0 | L | 21 | 6 | 6 | 5 | 3 | 2 | 0 | 0 | 0 | 0 | 0 | 44 | 74 | 11.25 | 2.000 |
| Jeff Hartsock, R<br>ERA: 6.75 | (5, 1) | 1.0 | | 6 | 3 | 1 | 1 | 1 | 0 | 0 | 0 | 0 | 0 | 0 | 15 | 26 | 9.00 | 3.000 |
| Chuck McElroy, L<br>ERA: 3.55 | (6, 1) | 2.0 | | 11 | 2 | 3 | 0 | 1 | 2 | 0 | 0 | 0 | 0 | 1 | 25 | 38 | 0.00 | 2.000 |
| Ken Patterson, L<br>ERA: 3.89 | (8, 1) | 1.0 | | 4 | 1 | 0 | 0 | 1 | 0 | 0 | 0 | 0 | 0 | 0 | 11 | 17 | 0.00 | 1.000 |
| Jessie Hollins, R<br>ERA: 13.5 | (9, 1) | 1.0 | | 4 | 1 | 0 | 0 | 0 | 0 | 0 | 0 | 0 | 0 | 0 | 8 | 12 | 0.00 | 1.000 |

| PITCHER | IP | WLS | BF | H | R | ER | SO | BB | IBB | HBP | BLK | WP | HR | S | P | ERA | WHIP |
|---|---|---|---|---|---|---|---|---|---|---|---|---|---|---|---|---|---|

# BOTTOM

**Pittsburgh Pirates @ Chicago Cubs**
Wrigley Field, Chicago, IL
Mon Sep 28 1992, 3:33 AM CDT
Att. 9,603 - Sunny - 57 F

livebaseballscorecards.com

| Batter | 1 | 2 | 3 | 4 | 5 | 6 | 7 | 8 | 9 | AB | R | H | RBI | BB | SO | LOB |
|---|---|---|---|---|---|---|---|---|---|---|---|---|---|---|---|---|
| Dwight Smith, L (1, 8) (8, 9)<br>OBP: 0.321, SLG: 0.402 | 4-1 23 HR BB | | 1-2 G3-1 ② | | | 0-0 E6 23 F9 SF9 1B | | 1-0 F8 ③ | | 3 | 2 | 1 | 0 | 1 | 0 | 0 |
| 23 Ryne Sandberg, R (1, 4)<br>OBP: 0.368, SLG: 0.508<br>Gary Scott, R (8, 5)<br>OBP: 0.198, SLG: 0.240 | 2-1 1-H HR | | 1-1 G1-3 ③ | | | 1-1 F9 ① 2-3 | | | 2-2 FC3-6 1B | 3<br>1 | 1<br>0 | 1<br>1 | 2<br>0 | 0<br>0 | 0<br>0 | 1<br>0 |
| Mark Grace, L (1, 3)<br>OBP: 0.382, SLG: 0.431<br>Fernando Ramsey, R (8, 8)<br>OBP: 0.154, SLG: 0.154 | 0-1 F8 ① | | | 0-0 G3-6 1B | | 1-0 SF9 ② 3-H | | | 1-0 L7 ① | 2<br>1 | 0<br>0 | 1<br>0 | 1<br>0 | 0<br>0 | 0<br>0 | 0<br>1 |
| Andre Dawson, R (1, 9)<br>OBP: 0.319, SLG: 0.457<br>Jorge Pedre, R (8, 2) | 1-1 F7 ② | | | 0-0 L7 ① | | 0-1 G6-3 ③ | | | 0-0 F8 ② | 3<br>1 | 0<br>0 | 0<br>0 | 0<br>0 | 0<br>0 | 0<br>0 | 1<br>1 |
| Derrick May, L (1, 7)<br>OBP: 0.306, SLG: 0.373<br>Doug Dascenzo, S (5, 7)<br>OBP: 0.304, SLG: 0.310 | 1-3 K ③ | | | 0-0 G3-6 ②③ 1-2f | | | 3-3 K ① | | 0-2 FC3-6 ③ 1-2f | 2<br>2 | 0<br>0 | 0<br>0 | 0<br>0 | 0<br>0 | 1<br>1 | 1<br>1 |
| Rick Wilkins, L (1, 2)<br>OBP: 0.344, SLG: 0.419<br>Ken Patterson, L (8, 1)<br>Jessie Hollins, R (9, 1) | | 1-2 F7 ① | | | 0-0 G3 ① | | 1-0 F7 ② | | | 3<br>0<br>0 | 0<br>0<br>0 | 0<br>0<br>0 | 0<br>0<br>0 | 0<br>0<br>0 | 0<br>0<br>0 | 0<br>0<br>0 |
| Luis Salazar, R (1, 5) (8, 3)<br>OBP: 0.234, SLG: 0.287 | | 2-0 G5-3 ② | | | 1-0 F7 ② | | 2-1 P2 ③ | | | 3 | 0 | 0 | 0 | 0 | 0 | 0 |
| Alex Arias, R (1, 6)<br>OBP: 0.404, SLG: 0.370 | | 1-2 L5 ③ | | | 0-2 1B | | | 0-3 K ① | | 3 | 0 | 1 | 0 | 0 | 1 | 0 |
| Jim Bullinger, R (1, 1)<br>OBP: 0.316, SLG: 0.444<br>Jeff Hartsock, R (5, 1)<br>Hector Villanueva, R (5, PH)<br>OBP: 0.233, SLG: 0.266<br>Chuck McElroy, L (6, 1)<br>OBP: 0.667, SLG: 1.333<br>Doug Strange, S (8, 4)<br>OBP: 0.248, SLG: 0.209 | | | 0-2 L8 ① | | 1-1 P8 ③ | | | 0-0 P3 ② | | 1<br>0<br>1<br>0<br>1 | 0<br>0<br>0<br>0<br>0 | 0<br>0<br>0<br>0<br>0 | 0<br>0<br>0<br>0<br>0 | 0<br>0<br>0<br>0<br>0 | 0<br>0<br>0<br>0<br>0 | 0<br>0<br>1<br>0<br>0 |

| Inning Stats | 1 | 2 | 3 | 4 | 5 | 6 | 7 | 8 | 9 |
|---|---|---|---|---|---|---|---|---|---|
| | R: 2 H: 1<br>E: 0 LOB: 0<br>K: 1 BB: 1<br>S: 10 P: 18 | R: 0 H: 0<br>E: 0 LOB: 0<br>K: 0 BB: 0<br>S: 7 P: 11 | R: 0 H: 0<br>E: 0 LOB: 0<br>K: 0 BB: 0<br>S: 8 P: 10 | R: 0 H: 1<br>E: 0 LOB: 0<br>K: 0 BB: 0<br>S: 3 P: 3 | R: 0 H: 1<br>E: 0 LOB: 1<br>K: 0 BB: 0<br>S: 7 P: 9 | R: 1 H: 1<br>E: 1 LOB: 0<br>K: 0 BB: 0<br>S: 6 P: 8 | R: 0 H: 0<br>E: 0 LOB: 0<br>K: 1 BB: 0<br>S: 6 P: 12 | R: 0 H: 0<br>E: 0 LOB: 0<br>K: 1 BB: 0<br>S: 5 P: 6 | R: 0 H: 1<br>E: 0 LOB: 1<br>K: 0 BB: 0<br>S: 11 P: 14 |

1B: 4 SF: 1
2B: 0 SAC: 0
3B: 0 DP: 1
HR: 1 HBP: 0

WP: 0 PA: 32
PB: 0
SB: 0
CS: 0

| | AB | 30 |
|---|---|---|
| | R | 3 |
| | H | 5 |
| | RBI | 3 |
| | BB | 1 |
| | SO | 3 |
| | LOB | 7 |

| PITCHER | IP | WLS | BF | H | R | ER | SO | BB | IBB | HBP | BLK | WP | HR | S | P | ERA | WHIP |
|---|---|---|---|---|---|---|---|---|---|---|---|---|---|---|---|---|---|
| Tim Wakefield, R (1, 1)<br>ERA: 2.28 | 7.0 | W | 25 | 4 | 3 | 2 | 2 | 1 | 0 | 0 | 0 | 0 | 1 | 47 | 71 | 2.57 | 0.714 |
| Bob Patterson, L (8, 1)<br>ERA: 2.94 | 1.0 | | 3 | 0 | 0 | 0 | 1 | 0 | 0 | 0 | 0 | 0 | 0 | 5 | 6 | 0.00 | 0.000 |
| Roger Mason, R (9, 1)<br>ERA: 4.14 | 1.0 | | 4 | 1 | 0 | 0 | 0 | 0 | 0 | 0 | 0 | 0 | 0 | 11 | 14 | 0.00 | 1.000 |

| PITCHER | IP | WLS | BF | H | R | ER | SO | BB | IBB | HBP | BLK | WP | HR | S | P | ERA | WHIP |
|---|---|---|---|---|---|---|---|---|---|---|---|---|---|---|---|---|---|

| Batter | 1 | 2 | 3 | 4 | 5 | 6 | 7 | 8 | 9 | AB | R | H | RBI | BB | SO | LOB |
|---|---|---|---|---|---|---|---|---|---|---|---|---|---|---|---|---|
| Alex Cole, L (1, 9)<br>OBP: 0.323, SLG: 0.318 | B B X 2-0 B2-3 | | B C S B B F F X 3-2 F7 | | C F F F S 0-3 K | | | B B 1 SAFE F X 2-1 FC5-2-5 1-3 3-H | | 3 | 0 | 0 | 0 | 0 | 1 | 1 |
| Cecil Espy, S (8, PH)<br>OBP: 0.316, SLG: 0.347 (8, 8) | | | | | | | | | | 1 | 0 | 0 | 0 | 0 | 0 | 2 |
| Jay Bell, R (1, 6)<br>OBP: 0.331, SLG: 0.390 | F B B C B X 3-2 G6-3 | | | X 0-0 HR 1B | | B B X 2-0 F9 | | B F 1 SAFE 1 SAFE X 1-1 SF8 3-H | | 3 | 1 | 1 | 0 | 0 | 0 | 0 |
| Carlos Garcia, R (6, 6)<br>OBP: 0.200, SLG: 0.237 | | | | | | | | | | 0 | 0 | 0 | 1 | 0 | 0 | 0 |
| Andy Van Slyke, L (1, 8)<br>OBP: 0.384, SLG: 0.510 | B C B B X 3-1 1B | | | B 1 SAFE B B X 3-0 1-H HR | | X 0-0 G4-3 | | 1 SAFE C S 1 SAFE B S 1-3 K | | 4 | 1 | 2 | 2 | 0 | 1 | 1 |
| Steve Cooke, R (8, 1)<br>OBP: 0.333, SLG: 0.333 | | | | | | | | | | 0 | 0 | 0 | 0 | 0 | 0 | 0 |
| Al Martin, L (9, 7)<br>OBP: 0.167, SLG: 0.364 | | | | | | | | | | 0 | 0 | 0 | 0 | 0 | 0 | 0 |
| Barry Bonds, L (1, 7)<br>OBP: 0.460, SLG: 0.622 | F B 1 SAFE S B 1 SAFE X 2-2 L6 | | | B C F X 1-2 F8 | | C B B B X 3-1 F7 | | | B B F X 2-1 G3 | 4 | 0 | 0 | 0 | 0 | 0 | 1 |
| Stan Belinda, R (9, 1)<br>OBP: 0.667, SLG: 1.000 | | | | | | | | | | 0 | 0 | 0 | 0 | 0 | 0 | 0 |
| Jeff King, R (1, 5)<br>OBP: 0.274, SLG: 0.372 | | B F X 1-1 G5-3 | | C X 0-1 G6-3 | | | C B C B X 2-2 G4-3 | | C X 0-1 G1-3 | 3 | 0 | 0 | 0 | 0 | 0 | 0 |
| John Wehner, R (7, 5)<br>OBP: 0.256, SLG: 0.231 (8, 4) | | | | | | | | | | 1 | 0 | 0 | 0 | 0 | 0 | 0 |
| Orlando Merced, S (1, 3)<br>OBP: 0.335, SLG: 0.391 | | B X 1-0 G4-3 | | C C B S 1-3 K | | | B B B X 3-0 G6-3 | | B B X 2-0 2B | 4 | 0 | 1 | 0 | 0 | 1 | 0 |
| Michael LaValliere, L (1, 2)<br>OBP: 0.352, SLG: 0.330 | | B F C B X 2-2 F7 | | | F B C X 1-2 G6-3 | | B C F B X 2-2 P8 | | X 0-0 G5-3 | 3 | 0 | 0 | 0 | 0 | 0 | 0 |
| Tom Prince, R (7, 2)<br>OBP: 0.191, SLG: 0.150 | | | | | | | | | | 1 | 0 | 0 | 0 | 0 | 0 | 1 |
| Jose Lind, R (1, 4)<br>OBP: 0.275, SLG: 0.271 | | | B X 1-0 F8 | | B X 1-0 F9 | | | C B F X 1-2 1B FC5-2-5 1B | | 3 | 0 | 1 | 0 | 0 | 0 | 0 |
| Kevin Young, R (8, PR)<br>OBP: 0.667, SLG: 0.571 (8, 5) | | | | | | | | | | 0 | 0 | 0 | 0 | 0 | 0 | 0 |
| Zane Smith, L (1, 1)<br>OBP: 0.157, SLG: 0.163 | | | X 0-0 G4-3 | | X 0-0 1B | | | P 1 SAFE B 1 SAFE C B 1 SAFE F X 3-2 FC5-2-5 1-3 SF8 1B | | 1 | 0 | 0 | 0 | 0 | 0 | 0 |
| Paul Wagner, R (4, 1)<br>OBP: 0.333, SLG: 0.333 | | | | | | | | | | 1 | 0 | 1 | 0 | 0 | 0 | 0 |
| Gary Varsho, L (8, PH)<br>OBP: 0.266, SLG: 0.373 (8, 9) | | | | | | | | | | 1 | 1 | 1 | 0 | 0 | 0 | 0 |
| Inning Stats | R: 0 E: 0 K: 0 S: 9 H: 1 LOB: 1 BB: 0 P: 19 | R: 0 E: 0 K: 0 S: 6 H: 0 LOB: 0 BB: 0 P: 10 | R: 0 E: 0 K: 0 S: 7 H: 0 LOB: 0 BB: 0 P: 11 | R: 2 E: 0 K: 1 S: 10 H: 2 LOB: 0 BB: 0 P: 15 | R: 0 E: 0 K: 1 S: 10 H: 1 LOB: 1 BB: 0 P: 12 | R: 0 E: 0 K: 0 S: 4 H: 0 LOB: 0 BB: 0 P: 9 | R: 0 E: 0 K: 0 S: 7 H: 0 LOB: 0 BB: 0 P: 14 | R: 1 E: 0 K: 1 S: 14 H: 2 LOB: 1 BB: 0 P: 21 | R: 0 E: 0 K: 0 S: 6 H: 1 LOB: 1 BB: 0 P: 10 | 1B: 5 2B: 1 3B: 0 HR: 1 | SF: 1 SAC: 0 DP: 0 HBP: 0 | | | | | |

TOP

# Pittsburgh Pirates @ Chicago Cubs

Wrigley Field, Chicago, IL

Tue Sep 29 1992, 7:05 PM CDT

Att. 18,759 - Sunny - 55 F

livebaseballscorecards.com

| | |
|---|---|
| AB | 33 |
| R | 3 |
| H | 7 |
| RBI | 3 |
| BB | 0 |
| SO | 3 |
| LOB | 6 |

WP: 0 PB: 0 SB: 0 CS: 0 PA: 34

| PITCHER | | IP | WLS | BF | H | R | ER | SO | BB | IBB | HBP | BLK | WP | HR | S | P | ERA | WHIP |
|---|---|---|---|---|---|---|---|---|---|---|---|---|---|---|---|---|---|---|
| Frank Castillo, R<br>ERA: 3.56 | (1, 1) | 7.0 | L | 27 | 6 | 3 | 3 | 2 | 0 | 0 | 0 | 0 | 0 | 1 | 60 | 100 | 3.86 | 0.857 |
| Paul Assenmacher, L<br>ERA: 4.05 | (8, 1) | 1.1 | | 4 | 0 | 0 | 0 | 1 | 0 | 0 | 0 | 0 | 0 | 0 | 9 | 15 | 0.00 | 0.000 |
| Bob Scanlan, R<br>ERA: 2.89 | (9, 1) | 0.2 | | 3 | 1 | 0 | 0 | 0 | 0 | 0 | 0 | 0 | 0 | 0 | 4 | 6 | 0.00 | 1.500 |

| PITCHER | IP | WLS | BF | H | R | ER | SO | BB | IBB | HBP | BLK | WP | HR | S | P | ERA | WHIP |
|---|---|---|---|---|---|---|---|---|---|---|---|---|---|---|---|---|---|

| Batter | 1 | 2 | 3 | 4 | 5 | 6 | 7 | 8 | 9 | AB | R | H | RBI | BB | SO | LOB |
|---|---|---|---|---|---|---|---|---|---|---|---|---|---|---|---|---|
| Doug Dascenzo, S (1, 7)<br>OBP: 0.303, SLG: 0.307 | B C B B C X 3-2 G3 ① | | | C B X 1-1 G6-3 ① | | B B B C B 4-1 BB | | | X 0-0 P1 ② | 3 | 0 | 0 | 0 | 1 | 0 | 0 |
| Alex Arias, R (1, 6)<br>OBP: 0.392, SLG: 0.357<br>Mark Grace, L (9, PH)<br>OBP: 0.382, SLG: 0.430 | B C C B X 2-2 G1-3 ② | | | S B X 1-1 P3 ② | | B 1 SAFE C 1 SAFE X 1-1 F7 ③ | | | C X 0-1 E5 | 3<br>1 | 0<br>0 | 0<br>0 | 0<br>0 | 0<br>0 | 0<br>0 | 1<br>0 |
| 23 Ryne Sandberg, R (1, 4)<br>OBP: 0.367, SLG: 0.507 | C B F B B X 3-2 F8 ③ | | | C X 0-1 1B | | | B B C B C X 3-2 G6-3 ① | | B B C S X 2-2 G1-3 ③ | 4 | 0 | 1 | 0 | 0 | 0 | 1 |
| Andre Dawson, R (1, 9)<br>OBP: 0.317, SLG: 0.455 | | C X 0-1 G6-3 ① | | B B X 2-0 F7 ③ | | | C X 0-1 G6-3 ② | | | 3 | 0 | 0 | 0 | 0 | 0 | 1 |
| Luis Salazar, R (1, 5)<br>OBP: 0.235, SLG: 0.288<br>Dwight Smith, L (9, 8)<br>OBP: 0.321, SLG: 0.402 | | B S X 1-1 G6-4-3 1B | | | S B X 1-1 G6-3 ① | | B B S B X 3-1 F9 ③ | | | 3<br>0 | 0<br>0 | 1<br>0 | 0<br>0 | 0<br>0 | 0<br>0 | 0<br>0 |
| Hector Villanueva, R (1, 3)<br>OBP: 0.228, SLG: 0.259 | | B 1 SAFE C P F 1 SAFE X 2-2 G6-4-3 ② ③ 1-2f | | | C B C B F F B S 3-3 K ② | | | C S C 0-3 K ① | | 3 | 0 | 0 | 0 | 0 | 2 | 1 |
| Rick Wilkins, L (1, 2)<br>OBP: 0.340, SLG: 0.414 | | | X 0-0 F8 ① | | B F X 1-1 P7 ③ | | | B B F X 2-1 G6-3 ② | | 3 | 0 | 0 | 0 | 0 | 0 | 0 |
| Fernando Ramsey, R (1, 8)<br>OBP: 0.125, SLG: 0.125<br>Bob Scanlan, R (9, 1) | | C B S X 1-2 F9 ② | | | | L F B X 1-2 G3-1 ① | | B X 1-0 B1-3 ③ | | 3<br>0 | 0<br>0 | 0<br>0 | 0<br>0 | 0<br>0 | 0<br>0 | 0<br>0 |
| Frank Castillo, R (1, 1)<br>OBP: 0.138, SLG: 0.097<br>Paul Assenmacher, L (8, 1)<br>Steve Buechele, R (8, 5)<br>OBP: 0.333, SLG: 0.371 | | B B X 2-0 G1-4-3 ③ | | | | B X 1-0 G4-3 ② | | | C S B B F X 2-2 F8 ① | 2<br>0<br>1 | 0<br>0<br>0 | 0<br>0<br>0 | 0<br>0<br>0 | 0<br>0<br>0 | 0<br>0<br>0 | 0<br>0<br>0 |
| Inning Stats | R: 0 E: 0 K: 0 S: 9 H: 0 LOB: 0 BB: 0 P: 17 | R: 0 E: 0 K: 0 S: 8 H: 1 LOB: 0 BB: 0 P: 10 | R: 0 E: 0 K: 0 S: 5 H: 0 LOB: 0 BB: 0 P: 8 | R: 0 E: 0 K: 0 S: 7 H: 1 LOB: 1 BB: 0 P: 11 | R: 0 E: 0 K: 1 S: 9 H: 0 LOB: 0 BB: 0 P: 14 | R: 0 E: 0 K: 0 S: 7 H: 0 LOB: 1 BB: 1 P: 14 | R: 0 E: 0 K: 0 S: 7 H: 0 LOB: 0 BB: 0 P: 13 | R: 0 E: 0 K: 1 S: 6 H: 0 LOB: 0 BB: 0 P: 9 | R: 0 E: 1 K: 0 S: 10 H: 0 LOB: 1 BB: 0 P: 14 | 1B: 2<br>2B: 0<br>3B: 0<br>HR: 0 | SF: 0<br>SAC: 0<br>DP: 1<br>HBP: 0 | | | | | |

| PITCHER | | IP | WLS | BF | H | R | ER | SO | BB | IBB | HBP | BLK | WP | HR | S | P | ERA | WHIP |
|---|---|---|---|---|---|---|---|---|---|---|---|---|---|---|---|---|---|---|
| Zane Smith, L<br>ERA: 3.11 | (1, 1) | 3.0 | | 9 | 1 | 0 | 0 | 0 | 0 | 0 | 0 | 0 | 0 | 0 | 22 | 35 | 0.00 | 0.333 |
| Paul Wagner, R<br>ERA: 0.69 | (4, 1) | 4.0 | W | 14 | 1 | 0 | 0 | 1 | 1 | 0 | 0 | 0 | 0 | 0 | 30 | 52 | 0.00 | 0.500 |
| Steve Cooke, L<br>ERA: 3.74 | (8, 1) | 1.0 | | 3 | 0 | 0 | 0 | 1 | 0 | 0 | 0 | 0 | 0 | 0 | 6 | 9 | 0.00 | 0.000 |
| Stan Belinda, R<br>ERA: 3.18 | (9, 1) | 1.0 | S | 4 | 0 | 0 | 0 | 0 | 0 | 0 | 0 | 0 | 0 | 0 | 10 | 14 | 0.00 | 0.000 |

| PITCHER | IP | WLS | BF | H | R | ER | SO | BB | IBB | HBP | BLK | WP | HR | S | P | ERA | WHIP |
|---|---|---|---|---|---|---|---|---|---|---|---|---|---|---|---|---|---|

# BOTTOM

## Pittsburgh Pirates @ Chicago Cubs

Wrigley Field, Chicago, IL

Tue Sep 29 1992, 7:05 PM CDT

Att. 18,759 - Sunny - 55 F

livebaseballscorecards.com

| | |
|---|---|
| AB | 29 |
| R | 0 |
| H | 2 |
| RBI | 0 |
| BB | 1 |
| SO | 2 |
| LOB | 4 |

| Batter | 1 | 2 | 3 | 4 | 5 | 6 | 7 | 8 | 9 | AB | R | H | RBI | BB | SO | LOB |
|---|---|---|---|---|---|---|---|---|---|---|---|---|---|---|---|---|
| Alex Cole, L (1, 9)<br>OBP: 0.323, SLG: 0.319 | C F B B B X<br>3-2 G2-3 ① | | F F B C<br>1-3 K ③ | | X<br>0-0 1-2 1B | | F B X<br>1-1 G3-1 ② 1-2 2-3 | | C B S X<br>1-2 F7 ③ | 3 | 0 | 1 | 0 | 0 | 1 | 0 |
| Cecil Espy, S (5, 9)<br>OBP: 0.313, SLG: 0.344 | | | | | | | | | | 2 | 0 | 0 | 0 | 0 | 0 | 2 |
| Jay Bell, R (1, 6)<br>OBP: 0.329, SLG: 0.387 | F F X<br>0-2 G3 ② | | | C F X<br>0-2 F9 ① | C F B S<br>1-3 K ② | | C B F S<br>1-3 K ③ | | | 4 | 0 | 0 | 0 | 0 | 2 | 5 |
| John Wehner, R (7, 5)<br>OBP: 0.256, SLG: 0.231 (8, 4) | | | | | | | | | | 0 | 0 | 0 | 0 | 0 | 0 | 0 |
| Andy Van Slyke, L (1, 8)<br>OBP: 0.385, SLG: 0.510 | C B S X<br>1-2 1B | | | C X<br>0-1 E7 FC6-4 1B | F F S<br>0-3 K ③ | | | B C F C<br>1-3 K ① | | 4 | 0 | 2 | 0 | 0 | 2 | 2 |
| Al Martin, L (8, 7)<br>OBP: 0.167, SLG: 0.364 | | | | | | | | | | 0 | 0 | 0 | 0 | 0 | 0 | 0 |
| Barry Bonds, L (1, 7)<br>OBP: 0.458, SLG: 0.618 | C X<br>0-1 F7 ③ | | | B B I I<br>4-0 FC6-4 IBB | | F X<br>0-1 G3-1 ① | | C S C<br>0-3 K ② | | 3 | 0 | 0 | 0 | 1 | 1 | 1 |
| Will Pennyfeather, R (8, 8)<br>OBP: 0.222, SLG: 0.222 | | | | | | | | | | 0 | 0 | 0 | 0 | 0 | 0 | 0 |
| Jeff King, R (1, 5)<br>OBP: 0.274, SLG: 0.369 (7, 4) | | C B F F B X<br>2-2 F7 ① | | C F X<br>0-2 FC6-4 HBP 1-2f 2-3 ② | | B X<br>1-0 F7 ② | | F B B F B B<br>4-2 1B BB | | 3 | 0 | 0 | 0 | 1 | 0 | 2 |
| Kevin Young, R (8, 5)<br>OBP: 0.667, SLG: 0.571 | | | | | | | | | | 0 | 0 | 0 | 0 | 0 | 0 | 0 |
| Orlando Merced, S (1, 3)<br>OBP: 0.336, SLG: 0.391 | | C S X<br>0-2 G4-3 ② | | B B C H<br>3-1 1-2 HBP | | B C F S<br>1-3 K ③ | | B X<br>1-0 1-3 1B | | 3 | 0 | 1 | 0 | 0 | 1 | 0 |
| Michael LaValliere, L (1, 2)<br>OBP: 0.352, SLG: 0.330 | | B X<br>1-0 G6-3 ③ | | C B X<br>1-1 F9 ③ | | | B C X<br>1-1 G3-1 1B 1B | X<br>0-0 G1-3 ③ | | 3 | 0 | 1 | 0 | 0 | 0 | 3 |
| Tom Prince, R (7, PR)<br>OBP: 0.188, SLG: 0.146 (7, 2) | | | | | | | | | | 1 | 0 | 0 | 0 | 0 | 0 | 2 |
| Jose Lind, R (1, 4)<br>OBP: 0.275, SLG: 0.272 | | C X<br>0-1 L3 ① | | | C X<br>0-1 G4-3 ① | | C F F B B X<br>2-2 G3-1 1-2 1B | C F X<br>0-2 G3-1 ① | | 3 | 0 | 1 | 0 | 0 | 0 | 0 |
| Carlos Garcia, R (7, PR)<br>OBP: 0.195, SLG: 0.231 (7, 6) | | | | | | | | | | 1 | 0 | 0 | 0 | 0 | 0 | 0 |
| Randy Tomlin, L (1, 1)<br>OBP: 0.179, SLG: 0.138 | | X<br>0-0 G6-3 ② | | | X<br>0-0 1B 1B | | B S B S F B S<br>3-3 K ① | S F B S<br>1-3 K ② | | 2 | 0 | 1 | 0 | 0 | 0 | 0 |
| Bob Walk, R (6, 1)<br>OBP: 0.093, SLG: 0.116 | | | | | | | | | | 0 | 0 | 0 | 0 | 0 | 0 | 0 |
| Dave Clark, L (7, PH)<br>OBP: 0.325, SLG: 0.394 | | | | | | | | | | 1 | 0 | 0 | 0 | 0 | 1 | 2 |
| Denny Neagle, L (7, 1) | | | | | | | | | | 0 | 0 | 0 | 0 | 0 | 0 | 0 |
| Danny Cox, R (7, 1)<br>OBP: 0.071, SLG: 0.071 | | | | | | | | | | 0 | 0 | 0 | 0 | 0 | 0 | 0 |
| Gary Varsho, L (9, PH)<br>OBP: 0.265, SLG: 0.371 | | | | | | | | | | 1 | 0 | 0 | 0 | 0 | 1 | 0 |
| Inning Stats | R: 0 E: 0 K: 0 S: 11 H: 1 LOB: 1 BB: 0 P: 15 | R: 0 E: 0 K: 0 S: 8 H: 0 LOB: 0 BB: 0 P: 11 | R: 0 E: 0 K: 1 S: 6 H: 0 LOB: 0 BB: 0 P: 7 | R: 0 E: 1 K: 0 S: 11 H: 1 LOB: 3 BB: 1 P: 19 | R: 0 E: 0 K: 2 S: 10 H: 2 LOB: 2 BB: 0 P: 11 | R: 0 E: 0 K: 1 S: 6 H: 0 LOB: 0 BB: 0 P: 8 | R: 0 E: 0 K: 2 S: 15 H: 2 LOB: 3 BB: 0 P: 23 | R: 0 E: 0 K: 2 S: 10 H: 1 LOB: 2 BB: 1 P: 16 | R: 0 E: 0 K: 1 S: 9 H: 0 LOB: 0 BB: 0 P: 11 | 1B: 7 2B: 0 3B: 0 HR: 0 | SF: 0 SAC: 0 DP: 0 HBP: 1 | | | | | | |

| PITCHER | IP | WLS | BF | H | R | ER | SO | BB | IBB | HBP | BLK | WP | HR | S | P | ERA | WHIP |
|---|---|---|---|---|---|---|---|---|---|---|---|---|---|---|---|---|---|
| Greg Maddux, R (1, 1)<br>ERA: 2.18 | 9.0 | W | 37 | 7 | 0 | 0 | 9 | 1 | 1 | 1 | 0 | 0 | 0 | 86 | 121 | 0.00 | 0.889 |

| PITCHER | IP | WLS | BF | H | R | ER | SO | BB | IBB | HBP | BLK | WP | HR | S | P | ERA | WHIP |
|---|---|---|---|---|---|---|---|---|---|---|---|---|---|---|---|---|---|

# TOP

## Pittsburgh Pirates @ Chicago Cubs

Wrigley Field, Chicago, IL

Wed Sep 30 1992, 3:33 AM CDT

Att. 11,547 - Sunny - 62 F

livebaseballscorecards.com

| | |
|---|---|
| AB | 34 |
| R | 0 |
| H | 7 |
| RBI | 0 |
| BB | 2 |
| SO | 9 |
| LOB | 19 |

WP: 0 PA: 37
PB: 0
SB: 0
CS: 0

| Batter | 1 | 2 | 3 | 4 | 5 | 6 | 7 | 8 | 9 | AB | R | H | RBI | BB | SO | LOB |
|---|---|---|---|---|---|---|---|---|---|---|---|---|---|---|---|---|
| Doug Dascenzo, S (1, 7)<br>OBP: 0.300, SLG: 0.304 | C C B X<br>1-2<br>G4-3 ① | | B F B B X<br>3-1<br>F9 ② | | X<br>0-0<br>F8 ③ | | C F B B S<br>2-3<br>K ① | | | 4 | 0 | 0 | 0 | 0 | 1 | 0 |
| 23 Ryne Sandberg, R (1, 4)<br>OBP: 0.371, SLG: 0.510 | B S S X<br>1-2<br>FC3-6<br>1B | | C B X<br>1-1<br>E<br>1B | | | B B C X<br>2-1<br>2B<br>1B | C B C B B X<br>3-2<br>1B<br>FC6-4<br>1B | | | 4 | 3 | 4 | 0 | 0 | 0 | 0 |
| Mark Grace, L (1, 3)<br>OBP: 0.384, SLG: 0.434 | B B F F 1 SAFE 1 SAFE X<br>2-2<br>FC3-6 ②<br>1-2f | | C 1 SAFE 1 SAFE 1 SAFE F F B P B<br>3-2 1 SAFE F X<br>1-H<br>1B | | | S B B B X<br>3-1<br>S<br>1-H<br>3B<br>2B | B B F B X<br>3-1<br>FC6-4<br>1-3<br>1B | | | 4 | 1 | 3 | 2 | 0 | 0 | 1 |
| Andre Dawson, R (1, 9)<br>OBP: 0.317, SLG: 0.452 | F X<br>0-1<br>P8 ③ | | B C X<br>1-1<br>L8 ③ | | | S S B H<br>2-2<br>S<br>3B<br>HBP | B F B X<br>2-1<br>FC6-4 ②<br>1-2f<br>3-H | | | 3 | 1 | 0 | 1 | 0 | 0 | 3 |
| Luis Salazar, R (1, 5)<br>OBP: 0.236, SLG: 0.295 | | B B F B F B X<br>3-2<br>G1-3 ① | | C C B F F X<br>1-2<br>G1-3 ① | | B S X<br>2-0<br>1-H<br>2-H<br>1B<br>3B | B C X<br>1-1<br>F7 ③ | | | 4 | 1 | 1 | 2 | 0 | 0 | 1 |
| Alex Arias, R (1, 6)<br>OBP: 0.376, SLG: 0.341 | | X<br>0-0<br>G6-3 ② | | C X<br>0-1<br>F8 ② | | C B B X<br>2-1<br>G6-3 ① | | C B B B X<br>3-1<br>P3 ① | | 4 | 0 | 0 | 0 | 0 | 0 | 1 |
| Rick Wilkins, L (1, 2)<br>OBP: 0.346, SLG: 0.417 | C S B B X<br>2-2<br>1B | | | B B B C F B<br>4-2<br>CS<br>BB | | B F B C F F X<br>2-2<br>CS<br>3-H<br>1B | | C B S B F F B F C<br>3-3<br>K ② | | 3 | 0 | 2 | 1 | 1 | 1 | 0 |
| Fernando Ramsey, R (1, 8)<br>OBP: 0.150, SLG: 0.150 | B C S F X<br>1-2<br>P3 ③ | | | 1 SAFE<br>0-0<br>CS ③<br>1-2 | B X<br>1-0<br>B1-3 ① | B B X<br>2-0<br>1-2<br>1B | | C B X<br>1-1<br>G6-3 ③ | | 4 | 0 | 1 | 0 | 0 | 0 | 1 |
| Greg Maddux, R (1, 1)<br>OBP: 0.180, SLG: 0.239 | | | L S X<br>0-2<br>P2 ① | | F B S X<br>1-2<br>G3-1 ② | B 1 SAFE X<br>1-0<br>L1 ③ | | | | 3 | 0 | 0 | 0 | 0 | 0 | 1 |
| Inning Stats | R: 0 E: 0 K: 0 S: 11<br>H: 1 LOB: 1 BB: 0 P: 15 | R: 0 E: 0 K: 0 S: 11<br>H: 1 LOB: 1 BB: 0 P: 17 | R: 1 E: 1 K: 0 S: 15<br>H: 2 LOB: 1 BB: 0 P: 22 | R: 0 E: 0 K: 0 S: 8<br>H: 0 LOB: 0 BB: 1 P: 13 | R: 0 E: 0 K: 0 S: 5<br>H: 0 LOB: 0 BB: 0 P: 7 | R: 4 E: 0 K: 0 S: 17<br>H: 5 LOB: 1 BB: 0 P: 32 | R: 1 E: 0 K: 1 S: 13<br>H: 2 LOB: 1 BB: 0 P: 24 | R: 0 E: 0 K: 1 S: 10<br>H: 0 LOB: 0 BB: 0 P: 17 | | 1B: 9<br>2B: 1<br>3B: 1<br>HR: 0 | SF: 0<br>SAC: 0<br>DP: 0<br>HBP: 1 | | WP: 0<br>PB: 0<br>SB: 2<br>CS: 2 | PA: 36 | | |

| PITCHER | | IP | WLS | BF | H | R | ER | SO | BB | IBB | HBP | BLK | WP | HR | S | P | ERA | WHIP |
|---|---|---|---|---|---|---|---|---|---|---|---|---|---|---|---|---|---|---|
| Randy Tomlin, L<br>ERA: 3.44 | (1, 1) | 5.0 | L | 23 | 7 | 5 | 4 | 0 | 1 | 0 | 1 | 0 | 0 | 0 | 58 | 90 | 7.20 | 1.600 |
| Bob Walk, R<br>ERA: 3.24 | (6, 1) | 1.0 | | 4 | 2 | 0 | 0 | 0 | 0 | 0 | 0 | 0 | 0 | 0 | 9 | 16 | 0.00 | 2.000 |
| Denny Neagle, L<br>ERA: 4.43 | (7, 1) | 0.1 | | 3 | 2 | 1 | 1 | 1 | 0 | 0 | 0 | 0 | 0 | 0 | 9 | 17 | 27.00 | 6.000 |
| Danny Cox, R<br>ERA: 4.38 | (7, 1) | 1.2 | | 5 | 0 | 0 | 0 | 1 | 0 | 0 | 0 | 0 | 0 | 0 | 14 | 24 | 0.00 | 0.000 |

| PITCHER | IP | WLS | BF | H | R | ER | SO | BB | IBB | HBP | BLK | WP | HR | S | P | ERA | WHIP |
|---|---|---|---|---|---|---|---|---|---|---|---|---|---|---|---|---|---|

# BOTTOM

# Pittsburgh Pirates @ Chicago Cubs

Wrigley Field, Chicago, IL

Wed Sep 30 1992, 3:33 AM CDT

Att. 11,547 - Sunny - 62 F

livebaseballscorecards.com

| | |
|---|---|
| AB | 33 |
| R | 6 |
| H | 11 |
| RBI | 6 |
| BB | 1 |
| SO | 2 |
| LOB | 8 |

| Batter | 1 | 2 | 3 | 4 | 5 | 6 | 7 | 8 | 9 | AB | R | H | RBI | BB | SO | LOB |
|---|---|---|---|---|---|---|---|---|---|---|---|---|---|---|---|---|
| Gary Redus, R (1, 3)<br>OBP: 0.321, SLG: 0.381 | C B B X 2-1 F7 ① | | B C S B F B S 3-3 K ① | | C F C 0-3 K ① | | C S B F B X 2-2 F8 ② | | | 4 | 0 | 0 | 0 | 0 | 2 | 0 |
| Jay Bell, R (1, 6)<br>OBP: 0.327, SLG: 0.385 | X 0-0 F8 ② | | B B X 2-0 L7 ② | | C B X 1-1 G5-3 ② | | F X 0-1 P3 ③ | | | 4 | 0 | 0 | 0 | 0 | 0 | 0 |
| Carlos Garcia, R (7, 6)<br>OBP: 0.195, SLG: 0.231 | | | | | | | | | | 0 | 0 | 0 | 0 | 0 | 0 | 0 |
| Andy Van Slyke, L (1, 8)<br>OBP: 0.383, SLG: 0.507 | C X 0-1 G3-1 ③ | | X 0-0 G4-3 ③ | | B B C X 2-1 F8 ③ | | | B B X 2-0 F9 ① | | 4 | 0 | 0 | 0 | 0 | 0 | 0 |
| Al Martin, L (8, 7)<br>OBP: 0.167, SLG: 0.364 | | | | | | | | | | 0 | 0 | 0 | 0 | 0 | 0 | 0 |
| Barry Bonds, L (1, 7)<br>OBP: 0.459, SLG: 0.623 | | B S B X 2-1 F8 ① | | C B B C X 2-2 CS 1B | | B F B C X 2-2 HR | | B S B X 2-1 F9 ② | | 4 | 1 | 2 | 1 | 0 | 0 | 0 |
| Will Pennyfeather, R (8, 8)<br>OBP: 0.222, SLG: 0.222 | | | | | | | | | | 0 | 0 | 0 | 0 | 0 | 0 | 0 |
| Jeff King, R (1, 5)<br>OBP: 0.276, SLG: 0.376 | | B B F B B 4-1 WP S 1B BB | | C B 1 SAFE F B B F X 3-2 E6 ① 2B 1-2 | | B B C B X 3-1 G5-3 ① | | B C X 1-1 HR | | 3 | 2 | 1 | 1 | 1 | 0 | 1 |
| Kevin Young, R (8, 5)<br>OBP: 0.667, SLG: 0.571 | | | | | | | | | | 0 | 0 | 0 | 0 | 0 | 0 | 0 |
| Lloyd McClendon, R (1, 9)<br>OBP: 0.350, SLG: 0.353 | | C B B B B 4-1 1B 1-2 BB | | B X 1-0 2B 1-3 | | B B X 2-0 1B | | C B B F B C 3-3 K ③ | | 3 | 0 | 2 | 0 | 1 | 1 | 0 |
| Don Slaught, R (1, 2)<br>OBP: 0.384, SLG: 0.482 | | B 1 SAFE B F L X 2-2 1B 1-2 2-H | | X 0-0 P7 ② | | 1 SAFE 1 SAFE C X 0-1 P4 ② | | | X 0-0 G1-6-3 1B | 4 | 0 | 2 | 1 | 0 | 0 | 3 |
| Tom Prince, R (9, PR)<br>OBP: 0.188, SLG: 0.146 | | | | | | | | | | 0 | 0 | 0 | 0 | 0 | 0 | 0 |
| Jose Lind, R (1, 4)<br>OBP: 0.276, SLG: 0.270 | | F X 0-1 F8 ② | | 4-0 IBB | | X 0-0 F8 ③ | | | X 0-0 F7 ① | 2 | 0 | 0 | 0 | 1 | 0 | 3 |
| Gary Varsho, L (9, PH)<br>OBP: 0.263, SLG: 0.369 | | | | | | | | | | 1 | 0 | 0 | 0 | 0 | 0 | 1 |
| Doug Drabek, R (1, 1)<br>OBP: 0.176, SLG: 0.191 | | S S F S 0-3 K ③ | | F C F C 0-3 K ③ | | | B X 1-0 F7 ① | | X 0-0 G1-6-3 ② ③ 1-2f | 2 | 0 | 0 | 0 | 0 | 2 | 5 |
| Denny Neagle, L (6, 1) | | | | | | | | | | 0 | 0 | 0 | 0 | 0 | 0 | 0 |
| John Wehner, R (7, PH)<br>OBP: 0.254, SLG: 0.229 | | | | | | | | | | 1 | 0 | 0 | 0 | 0 | 0 | 0 |
| Bob Walk, R (7, 1)<br>OBP: 0.083, SLG: 0.116 | | | | | | | | | | 0 | 0 | 0 | 0 | 0 | 0 | 0 |
| Danny Cox, R (8, 1)<br>OBP: 0.071, SLG: 0.071 | | | | | | | | | | 0 | 0 | 0 | 0 | 0 | 0 | 0 |
| Alex Cole, L (9, PH)<br>OBP: 0.322, SLG: 0.318 | | | | | | | | | | 1 | 0 | 0 | 0 | 0 | 0 | 1 |
| Inning Stats | R: 0 E: 0 K: 0 S: 5 H: 0 LOB: 0 BB: 0 P: 7 | R: 1 E: 0 K: 1 S: 13 H: 1 LOB: 2 BB: 2 P: 25 | R: 0 E: 0 K: 1 S: 6 H: 0 LOB: 0 BB: 0 P: 11 | R: 0 E: 1 K: 1 S: 13 H: 2 LOB: 3 BB: 1 P: 23 | R: 0 E: 0 K: 1 S: 7 H: 0 LOB: 0 BB: 0 P: 10 | R: 1 E: 0 K: 0 S: 9 H: 2 LOB: 1 BB: 0 P: 16 | R: 0 E: 0 K: 0 S: 7 H: 0 LOB: 0 BB: 0 P: 10 | R: 1 E: 0 K: 1 S: 8 H: 1 LOB: 0 BB: 0 P: 16 | R: 0 E: 0 K: 0 S: 3 H: 1 LOB: 1 BB: 0 P: 3 | 1B: 4 2B: 1 3B: 0 HR: 2 | SF: 0 SAC: 0 DP: 1 HBP: 0 | | | | | | |

| PITCHER | | IP | WLS | BF | H | R | ER | SO | BB | IBB | HBP | BLK | WP | HR | S | P | ERA | WHIP |
|---|---|---|---|---|---|---|---|---|---|---|---|---|---|---|---|---|---|---|
| Pete Schourek, L<br>ERA: 3.64 | (1, 1) | 8.0 | W | 33 | 6 | 3 | 3 | 5 | 2 | 1 | 0 | 0 | 1 | 2 | 68 | 118 | 3.38 | 1.000 |
| Barry Jones, R<br>ERA: 5.68 | (9, 1) | 1.0 | S | 3 | 1 | 0 | 0 | 0 | 0 | 0 | 0 | 0 | 0 | 0 | 3 | 3 | 0.00 | 1.000 |

| PITCHER | IP | WLS | BF | H | R | ER | SO | BB | IBB | HBP | BLK | WP | HR | S | P | ERA | WHIP |
|---|---|---|---|---|---|---|---|---|---|---|---|---|---|---|---|---|---|

# TOP

## Pittsburgh Pirates @ New York Mets

Shea Stadium, Flushing, NY

Fri Oct 02 1992, 7:05 PM EDT

Att. 10,183 - Sunny - 65 F

livebaseballscorecards.com

| | |
|---|---|
| AB | 33 |
| R | 3 |
| H | 7 |
| RBI | 3 |
| BB | 3 |
| SO | 5 |
| LOB | 14 |

WP: 1 PA: 36
PB: 0
SB: 1
CS: 1

# BOTTOM

## Pittsburgh Pirates @ New York Mets

Shea Stadium, Flushing, NY

Fri Oct 02 1992, 7:05 PM EDT

Att. 10,183 - Sunny - 65 F

livebaseballscorecards.com

| Batter | 1 | 2 | 3 | 4 | 5 | 6 | 7 | 8 | 9 | AB | R | H | RBI | BB | SO | LOB |
|---|---|---|---|---|---|---|---|---|---|---|---|---|---|---|---|---|
| Ryan Thompson, R (1, 8)<br>OBP: 0.273, SLG: 0.408 | B F C X<br>1-2<br>G4-6-3<br>1B | | C S B X<br>1-2 ②<br>P8 | | C C X<br>0-2 ②<br>F9 | | S C S<br>0-3 ①<br>K | C S X<br>0-2<br>BB<br>1-2<br>2-3<br>3-H<br>1B | | 5 | 0 | 2 | 1 | 0 | 1 | 0 |
| Daryl Boston, L (1, 7)<br>OBP: 0.338, SLG: 0.426 | 1 SAFE C P X<br>1-1 ① ②<br>G4-6-3<br>1-2f | | C X<br>0-1 ③<br>F7 | | B F B X<br>2-1<br>2B | | B C T F B B F B<br>4-2<br>BB<br>BB | C S T C<br>0-3 ②<br>K | | 4 | 0 | 1 | 0 | 1 | 1 | 4 |
| Chico Walker, S (1, 5)<br>OBP: 0.357, SLG: 0.398 | C B S S<br>1-3 ③<br>K | | | F C S<br>0-3 ①<br>K | F B B S S<br>2-3 ③<br>K | | 1 SAFE L S B 1 S<br>1-3 ②<br>K | B B B C B<br>4-1<br>1-2<br>2-3<br>3-H<br>BB | | 4 | 0 | 0 | 1 | 1 | 4 | 2 |
| Eddie Murray, S (1, 3)<br>OBP: 0.338, SLG: 0.425 | | C S X<br>0-2 ①<br>G4-1 | | X<br>0-0<br>1B<br>2B | | F X<br>0-1<br>2B<br>3B | B B B B<br>4-0<br>1-2<br>BB | B C B C C<br>2-3 ③<br>K | | 4 | 2 | 2 | 0 | 1 | 1 | 3 |
| Kevin Bass, S (1, 9)<br>OBP: 0.308, SLG: 0.416<br>Dave Gallagher, R (8, 9)<br>OBP: 0.294, SLG: 0.310 | | B B C X<br>2-1<br>WP 1B<br>G4-3<br>1B | | B X<br>1-0<br>2B<br>FC6-4<br>2-H<br>1B | | B B C F X<br>2-2 ①<br>G6-3 | B X<br>1-0 ③<br>L9 | | | 4<br>0 | 2<br>0 | 2<br>0 | 1<br>0 | 0<br>0 | 0<br>0 | 3<br>0 |
| Jeff Kent, R (1, 4)<br>OBP: 0.315, SLG: 0.435 | X<br>0-0<br>G4-3 WP<br>1-2<br>1B | | F 1 SAFE P P F 1 SAFE F F B<br>3-2 X<br>FC6-4<br>1-3 CS<br>2B | | | X<br>0-0<br>3-H<br>2B | | B C F X<br>1-2<br>1B<br>1B<br>1B | | 4 | 1 | 4 | 1 | 0 | 0 | 0 |
| Todd Hundley, S (1, 2)<br>OBP: 0.257, SLG: 0.318 | B B X<br>2-0 ②<br>G4-3<br>1-3<br>2-H | | I I I<br>4-0<br>FC6-4<br>IBB | | | F F F S<br>0-3 ②<br>K | | F 1 SAFE B X<br>1-1<br>1B BB<br>1-3 BB<br>1B | | 3 | 1 | 1 | 1 | 1 | 1 | 2 |
| Bill Pecota, R (1, 6)<br>OBP: 0.296, SLG: 0.301 | B C B C S S<br>2-3 ③<br>K | | X<br>0-0 ②<br>FC6-4<br>CS<br>1-2f<br>2-3<br>3-H | | | I I I I<br>4-0<br>IBB | | F B B B B<br>4-1<br>BB 1B<br>1-2<br>BB | | 2 | 0 | 0 | 1 | 2 | 1 | 3 |
| Pete Schourek, L (1, 1)<br>OBP: 0.047, SLG: 0.048<br>Mackey Sasser, L (8, PH)<br>OBP: 0.248, SLG: 0.326<br>Barry Jones, R (9, 1) | | | X<br>0-0 ①<br>F7 | C S<br>0-2 ③<br>CS<br>1-2<br>3-H | C X<br>0-1 ①<br>G3-1 | B F C B C<br>2-3 ③<br>K | | F S B X<br>1-2 ①<br>P2 | | 3<br>1<br>0 | 0<br>0<br>0 | 0<br>0<br>0 | 0<br>0<br>0 | 0<br>0<br>0 | 1<br>0<br>0 | 2<br>3<br>0 |
| Inning Stats | R: 0<br>E: 0<br>K: 1<br>S: 9<br>H: 1<br>LOB: 0<br>BB: 0<br>P: 11 | R: 1<br>E: 0<br>K: 1<br>S: 10<br>H: 2<br>LOB: 1<br>BB: 0<br>P: 16 | R: 0<br>E: 0<br>K: 0<br>S: 6<br>H: 0<br>LOB: 0<br>BB: 0<br>P: 7 | R: 2<br>E: 0<br>K: 1<br>S: 15<br>H: 3<br>LOB: 1<br>BB: 1<br>P: 21 | R: 0<br>E: 0<br>K: 1<br>S: 10<br>H: 1<br>LOB: 1<br>BB: 0<br>P: 14 | R: 1<br>E: 0<br>K: 2<br>S: 13<br>H: 2<br>LOB: 2<br>BB: 1<br>P: 21 | R: 0<br>E: 0<br>K: 2<br>S: 10<br>H: 0<br>LOB: 2<br>BB: 2<br>P: 20 | R: 2<br>E: 0<br>K: 2<br>S: 20<br>H: 3<br>LOB: 3<br>BB: 2<br>P: 33 | | 1B: 7<br>2B: 4<br>3B: 1<br>HR: 0<br>SF: 0<br>SAC: 0<br>DP: 1<br>HBP: 0 | | | | | | WP: 1<br>PB: 0<br>SB: 0<br>CS: 2<br>PA: 41 |

| | AB | 34 |
|---|---|---|
| | R | 6 |
| | H | 12 |
| | RBI | 6 |
| | BB | 6 |
| | SO | 10 |
| | LOB | 22 |

| PITCHER | | IP | WLS | BF | H | R | ER | SO | BB | IBB | HBP | BLK | WP | HR | S | P | ERA | WHIP |
|---|---|---|---|---|---|---|---|---|---|---|---|---|---|---|---|---|---|---|
| Doug Drabek, R<br>ERA: 2.77 | (1, 1) | 5.0 | L | 21 | 7 | 3 | 3 | 4 | 0 | 1 | 0 | 0 | 1 | 0 | 50 | 69 | 5.40 | 1.400 |
| Denny Neagle, L<br>ERA: 4.48 | (6, 1) | 1.0 | | 6 | 2 | 1 | 1 | 2 | 0 | 1 | 0 | 0 | 0 | 0 | 13 | 21 | 9.00 | 2.000 |
| Bob Walk, R<br>ERA: 3.22 | (7, 1) | 1.0 | | 5 | 0 | 0 | 0 | 2 | 2 | 0 | 0 | 0 | 0 | 0 | 10 | 20 | 0.00 | 2.000 |
| Danny Cox, R<br>ERA: 4.6 | (8, 1) | 1.0 | | 8 | 3 | 2 | 2 | 2 | 2 | 0 | 0 | 0 | 0 | 0 | 20 | 33 | 18.00 | 5.000 |

| PITCHER | | IP | WLS | BF | H | R | ER | SO | BB | IBB | HBP | BLK | WP | HR | S | P | ERA | WHIP |
|---|---|---|---|---|---|---|---|---|---|---|---|---|---|---|---|---|---|---|

# Pittsburgh Pirates @ New York Mets

Shea Stadium, Flushing, NY

Sat Oct 03 1992, 3:33 AM EDT

Att. 13,549 - Sunny - 71 F

livebaseballscorecards.com

| Batter | 1 | 2 | 3 | 4 | 5 | 6 | 7 | 8 | 9 | AB | R | H | RBI | BB | SO | LOB |
|---|---|---|---|---|---|---|---|---|---|---|---|---|---|---|---|---|
| Alex Cole, L (1, 9)<br>OBP: 0.322, SLG: 0.318<br>Cecil Espy, S (8, PH)<br>OBP: 0.311, SLG: 0.342 (8, 9) | F7 | | | G4-3 1B | | F7 | | G4-3 | | 3 | 0 | 1 | 0 | 0 | 0 | 0 |
| | | | | | | | | | | 1 | 0 | 0 | 0 | 0 | 0 | 0 |
| Jay Bell, R (1, 6)<br>OBP: 0.328, SLG: 0.385<br>Kevin Young, R (9, PR)<br>OBP: 0.667, SLG: 0.571 | G3 | | | F7 | | 2B 1B | | | G4-6-3 1B | 4 | 1 | 2 | 0 | 0 | 0 | 1 |
| | | | | | | | | | | 0 | 0 | 0 | 0 | 0 | 0 | 0 |
| Andy Van Slyke, L (1, 8)<br>OBP: 0.382, SLG: 0.507 | F9 | | | G4-3 | | 1-H 2B | | | G4-6-3 1-2f | 4 | 0 | 1 | 1 | 0 | 0 | 2 |
| Barry Bonds, L (1, 7)<br>OBP: 0.456, SLG: 0.619<br>Al Martin, L (6, 7)<br>OBP: 0.154, SLG: 0.333 | | K | | F9 | | F8 | | | G6-3 | 3 | 0 | 0 | 0 | 0 | 1 | 2 |
| | | | | | | | | | | 1 | 0 | 0 | 0 | 0 | 0 | 1 |
| Jeff King, R (1, 5)<br>(5, 4)<br>OBP: 0.274, SLG: 0.373<br>Carlos Garcia, R (7, 4)<br>OBP: 0.195, SLG: 0.231 | G6-3 | | | | P6 | | F9 | | | 3 | 0 | 0 | 0 | 0 | 0 | 0 |
| | | | | | | | | | | 0 | 0 | 0 | 0 | 0 | 0 | 0 |
| Orlando Merced, S (1, 3)<br>OBP: 0.334, SLG: 0.388 | G6-3 | | | | G4-3 | | K | | | 3 | 0 | 0 | 0 | 0 | 1 | 0 |
| Tom Prince, R (1, 2)<br>OBP: 0.196, SLG: 0.140 | | G6-3 | | | FC6-4 BB | | P4 | | | 2 | 0 | 0 | 0 | 1 | 0 | 0 |
| Jose Lind, R (1, 4)<br>OBP: 0.275, SLG: 0.269<br>Randy Tomlin, L (5, 1)<br>OBP: 0.176, SLG: 0.138<br>Roger Mason, R (7, 1)<br>Gary Varsho, L (8, PH)<br>OBP: 0.262, SLG: 0.366<br>Stan Belinda, R (8, 1)<br>OBP: 0.667, SLG: 1.000<br>Bob Patterson, R (8, 1)<br>OBP: 0.429, SLG: 0.500 | | G6-3 | | | FC6-4 1-2f | | | G4-3 | | 2 | 0 | 0 | 0 | 0 | 0 | 1 |
| | | | | | | | | | | 0 | 0 | 0 | 0 | 0 | 0 | 0 |
| | | | | | | | | | | 0 | 0 | 0 | 0 | 0 | 0 | 0 |
| | | | | | | | | | | 1 | 0 | 0 | 0 | 0 | 0 | 0 |
| | | | | | | | | | | 0 | 0 | 0 | 0 | 0 | 0 | 0 |
| | | | | | | | | | | 0 | 0 | 0 | 0 | 0 | 0 | 0 |
| Danny Jackson, R (1, 1)<br>OBP: 0.098, SLG: 0.083<br>John Wehner, R (5, 5)<br>OBP: 0.250, SLG: 0.225 | | K | | | | G6-3 | | P4 | | 1 | 0 | 0 | 0 | 0 | 1 | 0 |
| | | | | | | | | | | 2 | 0 | 0 | 0 | 0 | 0 | 0 |
| Inning Stats | R: 0<br>E: 0<br>K: 0<br>S: 6<br>H: 0<br>LOB: 0<br>BB: 0<br>P: 10 | R: 0<br>E: 0<br>K: 1<br>S: 9<br>H: 0<br>LOB: 0<br>BB: 0<br>P: 13 | R: 0<br>E: 0<br>K: 1<br>S: 5<br>H: 0<br>LOB: 0<br>BB: 0<br>P: 7 | R: 0<br>E: 0<br>K: 0<br>S: 5<br>H: 1<br>LOB: 1<br>BB: 0<br>P: 7 | R: 0<br>E: 0<br>K: 0<br>S: 9<br>H: 0<br>LOB: 1<br>BB: 1<br>P: 13 | R: 1<br>E: 0<br>K: 0<br>S: 8<br>H: 2<br>LOB: 1<br>BB: 0<br>P: 10 | R: 0<br>E: 0<br>K: 1<br>S: 6<br>H: 0<br>LOB: 0<br>BB: 0<br>P: 10 | R: 0<br>E: 0<br>K: 0<br>S: 6<br>H: 0<br>LOB: 0<br>BB: 0<br>P: 9 | R: 0<br>E: 0<br>K: 0<br>S: 7<br>H: 1<br>LOB: 1<br>BB: 0<br>P: 9 | 1B: 3<br>2B: 1<br>3B: 0<br>HR: 0<br>SF: 0<br>SAC: 0<br>DP: 1<br>HBP: 0 | | | | | | |

| PITCHER | | IP | WLS | BF | H | R | ER | SO | BB | IBB | HBP | BLK | WP | HR | S | P | ERA | WHIP |
|---|---|---|---|---|---|---|---|---|---|---|---|---|---|---|---|---|---|---|
| Dwight Gooden, R<br>ERA: 3.67 | (1, 1) | 9.0 | W | 31 | 4 | 1 | 1 | 3 | 1 | 0 | 0 | 0 | 0 | 0 | 61 | 88 | 1.00 | 0.556 |

| PITCHER | IP | WLS | BF | H | R | ER | SO | BB | IBB | HBP | BLK | WP | HR | S | P | ERA | WHIP |
|---|---|---|---|---|---|---|---|---|---|---|---|---|---|---|---|---|---|

| | |
|---|---|
| AB | 30 |
| R | 1 |
| H | 4 |
| RBI | 1 |
| BB | 1 |
| SO | 3 |
| LOB | 7 |

WP: 0 PB: 0 SB: 0 CS: 0 PA: 31

| Batter | 1 | 2 | 3 | 4 | 5 | 6 | 7 | 8 | 9 | AB | R | H | RBI | BB | SO | LOB |
|---|---|---|---|---|---|---|---|---|---|---|---|---|---|---|---|---|
| Ryan Thompson, R (1, 8)<br>OBP: 0.272, SLG: 0.396 | F B C F B B F B<br>4-2<br>S 1B SF8<br>BB | | X<br>0-0 ①<br>G5-3 | | C X<br>0-1 ②<br>G5-3 | | | X<br>0-0 ②<br>G6-3 | | 3 | 1 | 0 | 0 | 1 | 0 | 1 |
| Dave Gallagher, R (1, 9)<br>OBP: 0.303, SLG: 0.331 | B X<br>1-0<br>1-2<br>E<br>1B | | X<br>0-0<br>2B | | L C B C<br>1-3 ③<br>K | | | X<br>0-0<br>2B | | 4 | 1 | 3 | 0 | 0 | 1 | 1 |
| Chico Walker, S (1, 5)<br>OBP: 0.352, SLG: 0.393 | B B B C C X<br>3-2 ①<br>SF8<br>2-H | | B B F X<br>2-1 ②<br>P3 | | | C C F B X<br>1-2 ①<br>G5-3 | | C B F F S<br>2-3 ③<br>K | | 3 | 0 | 0 | 1 | 0 | 1 | 2 |
| Eddie Murray, S (1, 3)<br>OBP: 0.336, SLG: 0.423 | B S C F F F S<br>1-3 ②<br>K | | F B S F B F X<br>2-2 ③<br>L9 | | | B C B B C F X<br>3-2 ②<br>G6-3 | | | | 3 | 0 | 0 | 0 | 0 | 1 | 2 |
| Kevin Bass, S (1, 7)<br>OBP: 0.308, SLG: 0.418 | S B X<br>1-1<br>E6<br>1-H | | | B X<br>1-0<br>F8 CS<br>2B | | B C B S B F X<br>3-2 ③<br>G5-3 | | | | 3 | 0 | 1 | 0 | 0 | 0 | 0 |
| Jeff Kent, R (1, 4)<br>OBP: 0.312, SLG: 0.430 | B F B F B F F X<br>3-2 ③<br>L6 | | | B X<br>1-0 ①<br>F8<br>2-3 | | | M C B S<br>1-3 ①<br>K | | | 3 | 0 | 0 | 0 | 0 | 1 | 2 |
| Todd Hundley, S (1, 2)<br>OBP: 0.255, SLG: 0.315 | | B S S S B S<br>2-3 ①<br>K | | B S P X<br>2-1 ② ③<br>G6-3<br>3-H | | | S F B S<br>1-3 ②<br>K | | | 3 | 0 | 0 | 0 | 0 | 2 | 1 |
| Bill Pecota, R (1, 6)<br>OBP: 0.293, SLG: 0.297 | | C C C<br>0-3 ②<br>K | | | B X<br>1-0 ①<br>F9 | | B C S F B F B X<br>3-2 ③<br>G5-3 | | | 3 | 0 | 0 | 0 | 0 | 1 | 0 |
| Dwight Gooden, R (1, 1)<br>OBP: 0.274, SLG: 0.375 | | F B S F F C<br>1-3 ③<br>K | | | B B S X<br>2-1<br>3B | | | F X<br>0-1 ①<br>G5-3 | | 3 | 0 | 1 | 0 | 0 | 1 | 0 |
| Inning Stats | R: 2 H: 1<br>E: 1 LOB: 1<br>K: 1 BB: 1<br>S: 21 P: 34 | R: 0 H: 0<br>E: 0 LOB: 0<br>K: 3 BB: 0<br>S: 11 P: 14 | R: 0 H: 1<br>E: 0 LOB: 1<br>K: 0 BB: 0<br>S: 9 P: 13 | R: 0 H: 1<br>E: 0 LOB: 0<br>K: 0 BB: 0<br>S: 5 P: 8 | R: 0 H: 1<br>E: 0 LOB: 1<br>K: 1 BB: 0<br>S: 8 P: 12 | R: 0 H: 0<br>E: 0 LOB: 0<br>K: 0 BB: 0<br>S: 12 P: 19 | R: 0 H: 0<br>E: 0 LOB: 0<br>K: 2 BB: 0<br>S: 11 P: 16 | R: 0 H: 1<br>E: 0 LOB: 1<br>K: 1 BB: 0<br>S: 8 P: 10 | | 1B: 1 SF: 1<br>2B: 3 SAC: 0<br>3B: 1 DP: 0<br>HR: 0 HBP: 0 | | | | | | |

| PITCHER | | IP | WLS | BF | H | R | ER | SO | BB | IBB | HBP | BLK | WP | HR | S | P | ERA | WHIP |
|---|---|---|---|---|---|---|---|---|---|---|---|---|---|---|---|---|---|---|
| Danny Jackson, L<br>ERA: 3.84 | (1, 1) | 4.0 | L | 16 | 3 | 2 | 1 | 4 | 1 | 0 | 0 | 0 | 0 | 0 | 46 | 69 | 2.25 | 1.000 |
| Randy Tomlin, L<br>ERA: 3.41 | (5, 1) | 2.0 | | 7 | 1 | 0 | 0 | 1 | 0 | 0 | 0 | 0 | 0 | 0 | 20 | 31 | 0.00 | 0.500 |
| Roger Mason, R<br>ERA: 4.09 | (7, 1) | 1.0 | | 3 | 0 | 0 | 0 | 2 | 0 | 0 | 0 | 0 | 0 | 0 | 11 | 16 | 0.00 | 0.000 |
| Stan Belinda, R<br>ERA: 3.15 | (8, 1) | 0.2 | | 2 | 0 | 0 | 0 | 0 | 0 | 0 | 0 | 0 | 0 | 0 | 3 | 3 | 0.00 | 0.000 |
| Bob Patterson, L<br>ERA: 2.92 | (8, 1) | 0.1 | | 2 | 1 | 0 | 0 | 1 | 0 | 0 | 0 | 0 | 0 | 0 | 5 | 7 | 0.00 | 3.000 |

| PITCHER | IP | WLS | BF | H | R | ER | SO | BB | IBB | HBP | BLK | WP | HR | S | P | ERA | WHIP |
|---|---|---|---|---|---|---|---|---|---|---|---|---|---|---|---|---|---|

# BOTTOM

## Pittsburgh Pirates @ New York Mets

Shea Stadium, Flushing, NY

Sat Oct 03 1992, 3:33 AM EDT

Att. 13,549 - Sunny - 71 F

livebaseballscorecards.com

| | |
|---|---|
| AB | 28 |
| R | 2 |
| H | 5 |
| RBI | 1 |
| BB | 1 |
| SO | 8 |
| LOB | 9 |

WP: 0 PA: 30
PB: 0
SB: 1
CS: 1

| Batter | 1 | 2 | 3 | 4 | 5 | 6 | 7 | 8 | 9 | AB | R | H | RBI | BB | SO | LOB |
|---|---|---|---|---|---|---|---|---|---|---|---|---|---|---|---|---|
| Alex Cole, L (1, 9)<br>OBP: 0.318, SLG: 0.315 | F B F B F F X<br>2-2 ① F8 | | | X<br>0-0 ① B1-3 | | B B X<br>2-0 ② SF9<br>1-2<br>2-H | | | B C X<br>1-1 ① G3 | 3 | 0 | 0 | 1 | 0 | 0 | 0 |
| Jay Bell, R (1, 6)<br>OBP: 0.326, SLG: 0.383<br>Kevin Young, R (9, 5)<br>OBP: 0.667, SLG: 0.571 | C B X<br>1-1 ② G5-3 | | | X<br>0-0 ② F7 | | X<br>0-0 ③ F9 | | | B F S X<br>1-2 ② G6-3 | 4<br>0 | 0<br>0 | 0<br>0 | 0<br>0 | 0<br>0 | 0<br>0 | 1<br>0 |
| Andy Van Slyke, L (1, 8)<br>OBP: 0.381, SLG: 0.505<br>Will Pennyfeather, R (9, 8)<br>OBP: 0.222, SLG: 0.222 | B C C B S<br>2-3 ③ K | | | X<br>0-0 PO 1B | | | B C C X<br>1-2 ① L8 | | B S X<br>1-1 ③ F2 | 4<br>0 | 0<br>0 | 1<br>0 | 0<br>0 | 0<br>0 | 1<br>0 | 0<br>0 |
| Barry Bonds, L (1, 7)<br>OBP: 0.456, SLG: 0.624<br>Al Martin, L (7, 7)<br>OBP: 0.154, SLG: 0.333 | | B C F X<br>1-2 ① F9 | | 1 SAFE<br>0-0 ③ PO<br>1-2 | X<br>0-0 ① F7 | | B F B X<br>2-1 HR | | | 3<br>0 | 1<br>0 | 1<br>0 | 1<br>0 | 0<br>0 | 0<br>0 | 0<br>0 |
| Jeff King, R (1, 4)<br>OBP: 0.272, SLG: 0.371<br>Carlos Garcia, R (7, 4)<br>OBP: 0.195, SLG: 0.231 (9, 6) | | C X<br>0-1 ② G5-3 | | | B X<br>1-0 ② F8 | | B F F B F X<br>2-2 ② P6 | | | 3<br>0 | 0<br>0 | 0<br>0 | 0<br>0 | 0<br>0 | 0<br>0 | 0<br>0 |
| Orlando Merced, S (1, 3)<br>OBP: 0.332, SLG: 0.385 | | B B X<br>2-0 ③ G1-3 | | | F B C B S<br>2-3 ③ K | | B X<br>1-0 ③ G4-3 | | | 3 | 0 | 0 | 0 | 0 | 1 | 0 |
| Michael LaValliere, L (1, 2)<br>OBP: 0.350, SLG: 0.328<br>Tom Prince, R (6, 2)<br>OBP: 0.192, SLG: 0.136 | | | X<br>0-0 ① L8 | | | C F B S<br>1-3 ① K | | C X<br>0-1 ① G6-3 | | 2<br>1 | 0<br>0 | 0<br>0 | 0<br>0 | 0<br>0 | 1<br>0 | 0<br>0 |
| John Wehner, R (1, 5)<br>OBP: 0.252, SLG: 0.228 (9, 4) | | | C C B X<br>1-2 ② G6-3 | | | F S B F X<br>1-2 BLK 1B SF9 1B | | X<br>0-0 ② F8 | | 3 | 1 | 1 | 0 | 0 | 0 | 0 |
| Tim Wakefield, R (1, 1)<br>OBP: 0.103, SLG: 0.071<br>Gary Varsho, L (6, PH)<br>OBP: 0.266, SLG: 0.370<br>Zane Smith, L (6, 1)<br>OBP: 0.157, SLG: 0.163<br>Cecil Espy, S (8, PH)<br>OBP: 0.310, SLG: 0.340<br>Bob Walk, R (8, 1)<br>OBP: 0.093, SLG: 0.116<br>Steve Cooke, R (8, 1)<br>OBP: 0.333, SLG: 0.333 | | | X<br>0-0 ③ L8 | | | X<br>0-0 BLK<br>1-2 1B | | S C S<br>0-3 ③ K | | 1<br>1<br>0<br>1<br>0<br>0 | 0<br>0<br>0<br>0<br>0<br>0 | 0<br>1<br>0<br>0<br>0<br>0 | 0<br>0<br>0<br>0<br>0<br>0 | 0<br>0<br>0<br>1<br>0<br>0 | 0<br>0<br>0<br>0<br>0<br>0 | 0<br>0<br>0<br>0<br>0<br>0 |
| Inning Stats | R: 0 E: 0 K: 1 S: 10 H: 0 LOB: 0 BB: 0 P: 15 | R: 0 E: 0 K: 0 S: 6 H: 0 LOB: 0 BB: 0 P: 9 | R: 0 E: 0 K: 0 S: 5 H: 0 LOB: 0 BB: 0 P: 6 | R: 0 E: 0 K: 0 S: 3 H: 1 LOB: 0 BB: 0 P: 3 | R: 0 E: 0 K: 1 S: 5 H: 0 LOB: 0 BB: 0 P: 8 | R: 1 E: 0 K: 1 S: 10 H: 2 LOB: 1 BB: 0 P: 14 | R: 1 E: 0 K: 0 S: 10 H: 1 LOB: 0 BB: 0 P: 16 | R: 0 E: 0 K: 1 S: 6 H: 0 LOB: 0 BB: 0 P: 6 | R: 0 E: 0 K: 0 S: 7 H: 0 LOB: 0 BB: 0 P: 10 | 1B: 3 2B: 0 3B: 0 HR: 1 | SF: 1 SAC: 0 DP: 0 HBP: 0 | | | | | |

# TOP

## Pittsburgh Pirates @ New York Mets

Shea Stadium, Flushing, NY

Sun Oct 04 1992, 3:33 AM EDT

Att. 14,274 - Cloudy - 65 F

livebaseballscorecards.com

| | |
|---|---|
| AB | 29 |
| R | 2 |
| H | 4 |
| RBI | 2 |
| BB | 0 |
| SO | 4 |
| LOB | 1 |

| PITCHER | | IP | WLS | BF | H | R | ER | SO | BB | IBB | HBP | BLK | WP | HR | S | P | ERA | WHIP |
|---|---|---|---|---|---|---|---|---|---|---|---|---|---|---|---|---|---|---|
| Bret Saberhagen, R<br>ERA: 3.5 | (1, 1) | 8.0 | L | 27 | 4 | 2 | 2 | 4 | 0 | 0 | 0 | 1 | 0 | 1 | 55 | 77 | 2.25 | 0.500 |
| Paul Gibson, L<br>ERA: 5.23 | (9, 1) | 1.0 | | 3 | 0 | 0 | 0 | 0 | 0 | 0 | 0 | 0 | 0 | 0 | 7 | 10 | 0.00 | 0.000 |

| PITCHER | IP | WLS | BF | H | R | ER | SO | BB | IBB | HBP | BLK | WP | HR | S | P | ERA | WHIP |
|---|---|---|---|---|---|---|---|---|---|---|---|---|---|---|---|---|---|

| Batter | 1 | 2 | 3 | 4 | 5 | 6 | 7 | 8 | 9 | AB | R | H | RBI | BB | SO | LOB |
|---|---|---|---|---|---|---|---|---|---|---|---|---|---|---|---|---|
| Pat Howell, S (1, 8)<br>OBP: 0.218, SLG: 0.200 | B B S X 2-1 B5-3 ① | F B S B S 2-3 K ③ | | | | X 0-0 G6-3 ② | | | C X 0-1 F9 ① | 3 | 0 | 0 | 0 | 0 | 1 | 0 |
| D.J. Dozier, R (7, 7)<br>OBP: 0.264, SLG: 0.234 | | | | | | | | | | 1 | 0 | 0 | 0 | 0 | 0 | 0 |
| Willie Randolph, R (1, 4)<br>OBP: 0.352, SLG: 0.318 | C B B F X 2-2 G6-3 ② | | | C B S C 1-3 K ① | | X 0-0 F8 ③ | | | B B B C B 4-1 BB | 3 | 0 | 0 | 0 | 1 | 1 | 0 |
| Dick Schofield, R (9, PR)<br>OBP: 0.311, SLG: 0.286 | | | | | | | | | | 0 | 0 | 0 | 0 | 0 | 0 | 0 |
| Dave Gallagher, R (1, 7)<br>OBP: 0.307, SLG: 0.331 | B F X 1-1 G6-3 ③ | | | B X 1-0 1B | | | B B B 4-0 G5-4-3 BB | | B B X 2-0 P6 ② | 3 | 0 | 1 | 0 | 1 | 0 | 1 |
| (7, 9) | | | | | | | | | | | | | | | | |
| Jeff McKnight, S (1, 3)<br>OBP: 0.287, SLG: 0.400 | | C X 0-1 L6 ① | | X 0-0 F9 ② | | | C C B B X 2-2 L9 ① | | C B F X 1-2 F9 ③ | 4 | 0 | 0 | 0 | 0 | 0 | 3 |
| Ryan Thompson, R (1, 9)<br>OBP: 0.274, SLG: 0.389 | | B B B B 4-0 CS BB | | B B X 2-0 P4 ③ | | | B X 1-0 G5-4-3 ②③ 1-2f | | | 2 | 0 | 0 | 0 | 1 | 0 | 2 |
| (7, 8) | | | | | | | | | | | | | | | | |
| Jeff Kent, R (1, 6)<br>OBP: 0.312, SLG: 0.430 | | C F 1 SAFE B B 1 SAFE 1 SAFE F X 2-2 F7 ② | | | X 0-0 G5-3 ① | | | C X 0-1 FC5-4 1B | | 3 | 0 | 1 | 0 | 0 | 0 | 1 |
| Chris Donnels, L (1, 5)<br>OBP: 0.275, SLG: 0.207 | | F P C B S 2-3 K ③ 1-2 | | | C X 0-1 G1-3 ② | | | B S B X 2-1 FC5-4 ① 1B 1-2f | | 3 | 0 | 0 | 0 | 0 | 1 | 2 |
| Todd Hundley, S (1, 2)<br>OBP: 0.256, SLG: 0.316 | | | B X 1-0 G3 ① | | B F F F F X 1-2 P3 ③ | | | B F B X 2-1 1-3 1B ② | | 3 | 0 | 1 | 0 | 0 | 0 | 0 |
| Bret Saberhagen, R (1, 1)<br>OBP: 0.138, SLG: 0.107 | | | L C B X 1-2 F8 ② | | | C F F B B X 2-2 G4-3 ① | | B X 1-0 P6 ③ | | 2 | 0 | 0 | 0 | 0 | 0 | 0 |
| Daryl Boston, L (8, PH)<br>OBP: 0.338, SLG: 0.426 | | | | | | | | | | 0 | 0 | 0 | 0 | 0 | 0 | 0 |
| Chico Walker, S (8, PH)<br>OBP: 0.351, SLG: 0.391 | | | | | | | | | | 1 | 0 | 0 | 0 | 0 | 0 | 1 |
| Paul Gibson, R (9, 1) | | | | | | | | | | 0 | 0 | 0 | 0 | 0 | 0 | 0 |
| Inning Stats | R: 0 E: 0 K: 0 S: 7 H: 0 LOB: 0 BB: 0 P: 12 | R: 0 E: 0 K: 1 S: 10 H: 0 LOB: 1 BB: 1 P: 17 | R: 0 E: 0 K: 1 S: 7 H: 0 LOB: 0 BB: 0 P: 11 | R: 0 E: 0 K: 1 S: 6 H: 1 LOB: 1 BB: 0 P: 10 | R: 0 E: 0 K: 0 S: 8 H: 0 LOB: 0 BB: 0 P: 9 | R: 0 E: 0 K: 0 S: 6 H: 0 LOB: 0 BB: 0 P: 8 | R: 0 E: 0 K: 0 S: 4 H: 0 LOB: 0 BB: 1 P: 11 | R: 0 E: 0 K: 0 S: 7 H: 2 LOB: 1 BB: 0 P: 12 | R: 0 E: 0 K: 0 S: 7 H: 0 LOB: 1 BB: 1 P: 14 | | | | | | | |

# BOTTOM

## Pittsburgh Pirates @ New York Mets

Shea Stadium, Flushing, NY

Sun Oct 04 1992, 3:33 AM EDT

Att. 14,274 - Cloudy - 65 F

livebaseballscorecards.com

| | |
|---|---|
| AB | 28 |
| R | 0 |
| H | 3 |
| RBI | 0 |
| BB | 3 |
| SO | 3 |
| LOB | 10 |

| | | | | | | | | | | | | | | | |

| Batter | 1 | 2 | 3 | 4 | 5 | 6 | 7 | 8 | 9 | AB | R | H | RBI | BB | SO | LOB |
|---|---|---|---|---|---|---|---|---|---|---|---|---|---|---|---|---|
| Alex Cole, L (1, 9)<br>OBP: 0.250, SLG: 0.250 | B B X 2-0 ① F7 | | | L C X 0-2 ① G4-3 | | X 0-0 G5-4-3 1B | | B C X 1-1 ② F9 | | 4 | 0 | 1 | 0 | 0 | 0 | 0 |
| Jay Bell, R (1, 6) | X 0-0 ② G6-3 | | | C B B F F B B 4-2 WP BB BB | | B 1 SAFE X 1-0 ① ② G5-4-3 1-2f | | S B B X 2-1 ③ G5-3 | | 3 | 0 | 0 | 0 | 1 | 0 | 1 |
| Andy Van Slyke, L (1, 8)<br>OBP: 0.250, SLG: 0.250 | B C B X 2-1 ③ G1-3 | | | F F B C 1-3 ② K | | B B C X 2-1 1B | | | C S S 0-3 ① K | 4 | 0 | 1 | 0 | 0 | 2 | 1 |
| Barry Bonds, L (1, 7) | | S S S 0-3 ① K | | B 1 SAFE B C B F B 4-2 1-3 BB | | 1 SAFE B X 1-0 ③ P7 | | | B F C X 1-2 ② G6-3 | 3 | 0 | 0 | 0 | 1 | 1 | 1 |
| Jeff King, R (1, 5)<br>OBP: 0.250, SLG: 0.500 | | B C B X 2-1 ② P5 | | C X 0-1 ③ P3 | | | B C X 1-1 ① L5 | | B B B C X 3-1 2B | 4 | 0 | 1 | 0 | 0 | 0 | 2 |
| Orlando Merced, S (1, 3) | | C B B B B 4-1 CS BB | | | B C S S 1-3 ① K | | B C X 1-1 ② G4-3 | | B B C F C 2-3 ③ K | 3 | 0 | 0 | 0 | 1 | 2 | 1 |
| Michael LaValliere, L (1, 2) | | B F 1 SAFE B 1 SAFE B 3-1 ③ CS 1-2 | F B F X 1-2 ① G4-3 | | C B S F B S 2-3 ② K2-3 | | B B X 2-0 ③ F9 | | | 3 | 0 | 0 | 0 | 0 | 1 | 0 |
| Jose Lind, R (1, 4)<br>OBP: 0.667, SLG: 1.667 | | | C B B B B F F X 3-2 ② G6-3 | | X 0-0 1B | | | B F B X 2-1 HR | | 3 | 1 | 2 | 1 | 0 | 0 | 0 |
| Doug Drabek, R (1, 1) | | | C S S 0-3 ③ K | | S F B F S 1-3 ③ K | | | C S B B X 2-2 ① G4-3 | | 2 | 0 | 0 | 0 | 0 | 2 | 1 |
| Bob Patterson, R (5, 1) | | | | | | | | | | 0 | 0 | 0 | 0 | 0 | 0 | 0 |
| Denny Neagle, L (7, 1) | | | | | | | | | | 1 | 0 | 0 | 0 | 0 | 0 | 0 |
| Danny Cox, R (8, 1) | | | | | | | | | | 0 | 0 | 0 | 0 | 0 | 0 | 0 |
| Inning Stats | R: 0 E: 0 K: 0 S: 4 H: 0 LOB: 0 BB: 0 P: 8 | R: 0 E: 0 K: 1 S: 7 H: 0 LOB: 0 BB: 1 P: 16 | R: 0 E: 0 K: 1 S: 10 H: 0 LOB: 0 BB: 0 P: 14 | R: 0 E: 0 K: 1 S: 13 H: 0 LOB: 2 BB: 2 P: 22 | R: 0 E: 0 K: 3 S: 12 H: 1 LOB: 1 BB: 0 P: 16 | R: 0 E: 0 K: 0 S: 5 H: 2 LOB: 1 BB: 0 P: 9 | R: 0 E: 0 K: 0 S: 5 H: 0 LOB: 0 BB: 0 P: 9 | R: 1 E: 0 K: 0 S: 9 H: 1 LOB: 0 BB: 0 P: 16 | R: 0 E: 0 K: 2 S: 11 H: 1 LOB: 1 BB: 0 P: 17 | 1B: 3 2B: 1 3B: 0 HR: 1 | SF: 0 SAC: 0 DP: 1 HBP: 0 | | | | | |

# TOP

## Pittsburgh Pirates @ Atlanta Braves

Atlanta-Fulton County Stadium, Atlanta, GA

Tue Oct 06 1992, 7:05 PM EDT

Att. 51,971 - Unknown - 58 F

livebaseballscorecards.com

| | |
|---|---|
| AB | 30 |
| R | 1 |
| H | 5 |
| RBI | 1 |
| BB | 3 |
| SO | 8 |
| LOB | 7 |

| PITCHER | | IP | WLS | BF | H | R | ER | SO | BB | IBB | HBP | BLK | WP | HR | S | P | ERA | WHIP |
|---|---|---|---|---|---|---|---|---|---|---|---|---|---|---|---|---|---|---|
| 29 John Smoltz, R<br>ERA: 1.13 | (1, 1) | 8.0 | W | 29 | 4 | 1 | 1 | 6 | 3 | 0 | 0 | 0 | 1 | 1 | 65 | 110 | 1.12 | 0.875 |
| Mike Stanton, L<br>ERA: | (9, 1) | 1.0 | | 4 | 1 | 0 | 0 | 2 | 0 | 0 | 0 | 0 | 0 | 0 | 11 | 17 | 0.00 | 1.000 |

| PITCHER | | IP | WLS | BF | H | R | ER | SO | BB | IBB | HBP | BLK | WP | HR | S | P | ERA | WHIP |
|---|---|---|---|---|---|---|---|---|---|---|---|---|---|---|---|---|---|---|

WP: 1 PB: 0 SB: 0 CS: 1 PA: 34

| Batter | 1 | 2 | 3 | 4 | 5 | 6 | 7 | 8 | 9 | AB | R | H | RBI | BB | SO | LOB |
|---|---|---|---|---|---|---|---|---|---|---|---|---|---|---|---|---|
| Otis Nixon, S (1, 8)<br>OBP: 0.200, SLG: 0.200 | X<br>0-0 ① B5-3 | | C F X<br>0-2 ① G4-3 | | B F F B X<br>2-2 ① F8 | | B X<br>1-0 S 1B 1B | B F 1 SAFE S 1 SAFE 1 SAFE B S<br>2-3 ③ K | | 5 | 1 | 1 | 0 | 0 | 1 | 1 |
| Jeff Blauser, R (1, 6)<br>OBP: 0.500, SLG: 1.333 | B B X<br>2-0 ② L5 | | S B X<br>1-1 ② F9 | | B C C B F B X<br>3-2 HR | | L 1 SAFE B B S F F B<br>4-2 FC3-6 1B 1-2 BB | | | 3 | 1 | 1 | 1 | 1 | 0 | 0 |
| Rafael Belliard, R (7, PR) (8, 6) | | | | | | | | | | 0 | 0 | 0 | 0 | 0 | 0 | 0 |
| Terry Pendleton, S (1, 5)<br>OBP: 0.250, SLG: 0.250 | C X<br>0-1 ③ G5-3 | | B C F B X<br>2-2 ③ G4-3 | | B S B S X<br>2-2 ② G3 | | X<br>0-0 FC3-6 1-2 2-H 1B | | | 4 | 0 | 1 | 1 | 0 | 0 | 0 |
| David Justice, L (1, 9)<br>OBP: 0.500, SLG: 0.667 | | F F F B B X<br>2-2 ① P2 | | B F B B C B<br>4-2 2B BB | C B S B F B X<br>3-2 2B | | B B F B S X<br>3-2 ① F9 | | | 3 | 1 | 1 | 0 | 1 | 0 | 2 |
| Sid Bream, L (1, 3)<br>OBP: 0.500, SLG: 0.750 | | B X<br>1-0 BB 1B 1B | | B 1 SAFE F X<br>1-1 1-H SH 2B | B X<br>1-0 ③ F8 | | B X<br>1-0 ② FC3-6 1-2f 2-3 | | | 4 | 2 | 2 | 1 | 0 | 0 | 3 |
| Ron Gant, R (1, 7) | | B C B C C<br>2-3 ② K | | X<br>0-0 SH L8 S 2-H | | C F B F X<br>1-2 ① F8 | B B F F X<br>2-2 ③ P6 | | | 3 | 0 | 0 | 0 | 0 | 1 | 3 |
| Damon Berryhill, S (1, 2) | | B B B C F F F B<br>4-2 1B 1-2 BB | | F F 1 SAFE F B C<br>1-3 ① K 1-2 | | C B F B S<br>2-3 ② K | | B S B F F B X<br>3-2 ① P6 | | 3 | 0 | 0 | 0 | 1 | 2 | 1 |
| Mark Lemke, S (1, 4)<br>OBP: 0.750, SLG: 0.667 | | B C X<br>1-1 1-2 2-H 1B | | 2 SAFE B B B X<br>2-0 ② L8 2-3 | | B C B B C X<br>3-2 1B | | B B S C F F F B<br>4-2 B BB | | 3 | 0 | 2 | 1 | 1 | 0 | 1 |
| 29 John Smoltz, R (1, 1)<br>Lonnie Smith, R (8, PH)<br>Mike Stanton, L (9, 1) | | F C F B S<br>1-3 ③ K | | B B F F F F S<br>3-3 ③ K | | B S B F B F F X<br>3-2 ③ G4-3 | | X<br>0-0 ② F9 | | 3<br>1<br>0 | 0<br>0<br>0 | 0<br>0<br>0 | 0<br>0<br>0 | 0<br>0<br>0 | 2<br>0<br>0 | 4<br>1<br>0 |
| Inning Stats | R: 0 H: 0<br>E: 0 LOB: 0<br>K: 0 BB: 0<br>S: 4 P: 6 | R: 1 H: 2<br>E: 0 LOB: 2<br>K: 2 BB: 1<br>S: 19 P: 30 | R: 0 H: 0<br>E: 0 LOB: 0<br>K: 0 BB: 0<br>S: 8 P: 11 | R: 2 H: 1<br>E: 1 LOB: 1<br>K: 2 BB: 1<br>S: 15 P: 26 | R: 1 H: 2<br>E: 0 LOB: 1<br>K: 0 BB: 0<br>S: 15 P: 26 | R: 0 H: 1<br>E: 0 LOB: 1<br>K: 1 BB: 0<br>S: 14 P: 23 | R: 1 H: 2<br>E: 0 LOB: 2<br>K: 0 BB: 1<br>S: 13 P: 24 | R: 0 H: 0<br>E: 0 LOB: 1<br>K: 1 BB: 1<br>S: 14 P: 23 | | 1B: 5 SF: 0<br>2B: 2 SAC: 1<br>3B: 0 DP: 0<br>HR: 1 HBP: 0 | | | | | WP: 0 PA: 37<br>PB: 0<br>SB: 2<br>CS: 0 | |

| PITCHER | | IP | WLS | BF | H | R | ER | SO | BB | IBB | HBP | BLK | WP | HR | S | P | ERA | WHIP |
|---|---|---|---|---|---|---|---|---|---|---|---|---|---|---|---|---|---|---|
| Doug Drabek, R<br>ERA: 5.79 | (1, 1) | 4.2 | L | 22 | 5 | 4 | 3 | 4 | 2 | 0 | 0 | 0 | 0 | 1 | 60 | 97 | 5.79 | 1.500 |
| Bob Patterson, L<br>ERA: 6.75 | (5, 1) | 1.1 | | 8 | 3 | 1 | 1 | 1 | 1 | 0 | 0 | 0 | 0 | 0 | 21 | 36 | 6.75 | 3.000 |
| Denny Neagle, L<br>ERA: | (7, 1) | 1.0 | | 3 | 0 | 0 | 0 | 0 | 0 | 0 | 0 | 0 | 0 | 0 | 7 | 13 | 0.00 | 0.000 |
| Danny Cox, R<br>ERA: | (8, 1) | 1.0 | | 4 | 0 | 0 | 0 | 1 | 1 | 0 | 0 | 0 | 0 | 0 | 14 | 23 | 0.00 | 1.000 |

| PITCHER | IP | WLS | BF | H | R | ER | SO | BB | IBB | HBP | BLK | WP | HR | S | P | ERA | WHIP |
|---|---|---|---|---|---|---|---|---|---|---|---|---|---|---|---|---|---|

# BOTTOM

# Pittsburgh Pirates @ Atlanta Braves

Atlanta-Fulton County Stadium, Atlanta, GA

Tue Oct 06 1992, 7:05 PM EDT

Att. 51,971 - Unknown - 58 F

livebaseballscorecards.com

| | |
|---|---|
| AB | 32 |
| R | 5 |
| H | 8 |
| RBI | 4 |
| BB | 4 |
| SO | 6 |
| LOB | 16 |

| Batter | 1 | 2 | 3 | 4 | 5 | 6 | 7 | 8 | 9 | AB | R | H | RBI | BB | SO | LOB |
|---|---|---|---|---|---|---|---|---|---|---|---|---|---|---|---|---|
| Gary Redus, R (1, 3)<br>Orlando Merced, S (7, PH)<br>(7, 3) | X 0-0 ① L7 | | F F B F B F X 2-2 ② P8 | | | F X 0-1 ① L6 | S F B S 1-3 ② K | | C B B B B 4-1 BB | 3<br>1 | 0<br>0 | 0<br>0 | 0<br>0 | 0<br>1 | 0<br>1 | 0<br>1 |
| Jay Bell, R (1, 6)<br>OBP: 0.333, SLG: 0.143 | B B C B B 4-1 G3 BB | | F B X 1-1 ③ G6-3 | | | C X 0-1 ② G6-3 | 1 SAFE B F X 1-1 1-3 1B | | B S X 1-1 ② L7 | 4 | 0 | 1 | 0 | 1 | 0 | 1 |
| Andy Van Slyke, L (1, 8)<br>OBP: 0.111, SLG: 0.111 | 1 SAFE C C B X 1-2 ② G3 1-2 | | | F B F X 1-2 ① F9 | | S B X 1-1 ③ F8 | B X 1-0 ③ G1-3 | | X 0-0 ③ L9 | 5 | 0 | 0 | 0 | 0 | 0 | 4 |
| Barry Bonds, L (1, 7)<br>OBP: 0.375, SLG: 0.167 | B S B B F C 3-3 ③ K | | | S B C X 1-2 ② P4 | | | B S F X 1-2 2B 1B | B B B B 4-0 PB G5-3 G5-3 BB | | 3 | 2 | 1 | 0 | 1 | 1 | 1 |
| Jeff King, R (1, 5)<br>OBP: 0.125, SLG: 0.250 | | B C F X 1-2 ① G6-3 | | B C F X 1-2 ③ F8 | | | X 0-0 ① P4 | C B F X 1-2 ① G5-3 1-2 | | 4 | 0 | 0 | 0 | 0 | 0 | 2 |
| Lloyd McClendon, R (1, 9)<br>OBP: 0.667, SLG: 1.000<br>Alex Cole, L (8, PH)<br>OBP: 0.400, SLG: 0.250<br>(8, 9) | | C X 0-1 1B | | | B B C X 2-1 ① F8 | | C F B B X 2-2 1-H 3B 2B | B B B C F F B 4-2 PB BB | | 3<br>0 | 1<br>0 | 2<br>0 | 1<br>0 | 0<br>1 | 0<br>0 | 0<br>0 |
| Don Slaught, R (1, 2)<br>OBP: 0.500, SLG: 0.333 | 1 SAFE B B 1 SAFE X 2-0 ② F7 | | | | F X 0-1 FC6-4 1B | | C B C B B B 4-2 3B BB | C B B B X 3-1 ② G5-3 1-2 2-H | | 3 | 1 | 1 | 1 | 1 | 0 | 2 |
| Jose Lind, R (1, 4)<br>OBP: 0.429, SLG: 1.143<br>Stan Belinda, R (8, 1) | B C C S 1-3 ③ K | | | | X 0-0 ② FC6-4 1-2f | | X 0-0 1-H 2-H WP 3B | C B X 1-1 ③ G6-3 | | 4<br>0 | 1<br>0 | 1<br>0 | 2<br>0 | 0<br>0 | 1<br>0 | 3<br>0 |
| Danny Jackson, R (1, 1)<br>Roger Mason, R (2, 1)<br>John Wehner, R (3, PH)<br>Bob Walk, R (3, 1)<br>Randy Tomlin, L (5, 1)<br>Cecil Espy, S (7, PH)<br>BP: 1.000 SLG: 1.000<br>Denny Neagle, L (7, 1)<br>Bob Patterson, R (7, 1)<br>Carlos Garcia, R (8, 4) | | C C C 0-3 ① K | | | 1 SAFE C C X 0-1 ③ G5-3 | | C B S X 1-2 1B 3-H 1B | | B X 1-0 ① F9 | 0<br>0<br>1<br>0<br>1<br>0<br>1<br>0<br>0<br>1 | 0<br>0<br>0<br>0<br>0<br>0<br>0<br>0<br>0<br>0 | 0<br>0<br>0<br>1<br>0<br>0<br>1<br>0<br>0<br>0 | 0<br>0<br>0<br>0<br>0<br>0<br>0<br>0<br>0<br>0 | 0<br>0<br>0<br>0<br>0<br>0<br>0<br>0<br>0<br>0 | 0<br>0<br>1<br>0<br>1<br>0<br>0<br>0<br>0<br>0 | 0<br>0<br>0<br>1<br>0<br>0<br>1<br>0<br>0<br>0 |
| Inning Stats | R: 0 H: 0<br>E: 0 LOB: 1<br>K: 1 BB: 1<br>S: 8 P: 16 | R: 0 H: 1<br>E: 0 LOB: 1<br>K: 1 BB: 0<br>S: 9 P: 13 | R: 0 H: 0<br>E: 0 LOB: 0<br>K: 1 BB: 0<br>S: 10 P: 13 | R: 0 H: 0<br>E: 0 LOB: 0<br>K: 0 BB: 0<br>S: 9 P: 12 | R: 0 H: 1<br>E: 0 LOB: 1<br>K: 0 BB: 0<br>S: 7 P: 9 | R: 0 H: 0<br>E: 0 LOB: 0<br>K: 0 BB: 0<br>S: 6 P: 7 | R: 4 H: 5<br>E: 0 LOB: 2<br>K: 1 BB: 1<br>S: 19 P: 30 | R: 1 H: 0<br>E: 0 LOB: 1<br>K: 0 BB: 2<br>S: 10 P: 23 | R: 0 H: 0<br>E: 0 LOB: 1<br>K: 0 BB: 1<br>S: 5 P: 11 | 1B: 5<br>2B: 1<br>3B: 1<br>HR: 0 | SF: 0<br>SAC: 0<br>DP: 0<br>HBP: 0 | | WP: 1<br>PB: 1<br>SB: 0<br>CS: 0 | PA: 39 | | | |

# TOP

## Pittsburgh Pirates @ Atlanta Braves

Atlanta-Fulton County Stadium, Atlanta, GA

Wed Oct 07 1992, 3:33 AM EDT

Att. 51,975 - Sunny - 68 F

livebaseballscorecards.com

| | |
|---|---|
| AB | 34 |
| R | 5 |
| H | 7 |
| RBI | 4 |
| BB | 5 |
| SO | 4 |
| LOB | 15 |

| PITCHER | | IP | WLS | BF | H | R | ER | SO | BB | IBB | HBP | BLK | WP | HR | S | P | ERA | WHIP |
|---|---|---|---|---|---|---|---|---|---|---|---|---|---|---|---|---|---|---|
| Steve Avery, L<br>ERA: 5.68 | (1, 1) | 6.1 | W | 27 | 6 | 4 | 4 | 3 | 2 | 0 | 0 | 0 | 1 | 0 | 62 | 91 | 5.68 | 1.263 |
| Marvin Freeman, R<br>ERA: | (7, 1) | 0.1 | | 2 | 1 | 0 | 0 | 1 | 0 | 0 | 0 | 0 | 0 | 0 | 5 | 7 | 0.00 | 3.000 |
| Mike Stanton, L<br>ERA: | (7, 1) | 0.1 | | 2 | 0 | 1 | 0 | 0 | 1 | 0 | 0 | 0 | 0 | 0 | 1 | 6 | 0.00 | 3.000 |
| Mark Wohlers, R<br>ERA: | (8, 1) | 1.0 | | 4 | 0 | 0 | 0 | 0 | 1 | 0 | 0 | 0 | 0 | 0 | 10 | 19 | 0.00 | 1.000 |
| Jeff Reardon, R<br>ERA: | (9, 1) | 1.0 | | 4 | 0 | 0 | 0 | 0 | 1 | 0 | 0 | 0 | 0 | 0 | 5 | 11 | 0.00 | 1.000 |

| PITCHER | IP | WLS | BF | H | R | ER | SO | BB | IBB | HBP | BLK | WP | HR | S | P | ERA | WHIP |
|---|---|---|---|---|---|---|---|---|---|---|---|---|---|---|---|---|---|

# BOTTOM

## Pittsburgh Pirates @ Atlanta Braves

Atlanta-Fulton County Stadium, Atlanta, GA

Wed Oct 07 1992, 3:33 AM EDT

Att. 51,975 - Sunny - 68 F

livebaseballscorecards.com

| Batter | 1 | 2 | 3 | 4 | 5 | 6 | 7 | 8 | 9 | AB | R | H | RBI | BB | SO | LOB |
|---|---|---|---|---|---|---|---|---|---|---|---|---|---|---|---|---|
| Otis Nixon, S (1, 8)<br>OBP: 0.364, SLG: 0.222 | B B C B B<br>4-1 G6-3 BB | 1 SAFE 1 SAFE C B B 1 SAFE X<br>2-1 ② P8 | | | C B C F B B X<br>3-2 G1-4-3 S HR 1B | X<br>0-0 ① G5-3 | I I I I<br>4-0 BB 2B IBB | B B B C F S<br>3-3 ③ K | | 4 | 2 | 1 | 0 | 2 | 1 | 2 |
| Jeff Blauser, R (1, 6)<br>OBP: 0.556, SLG: 1.167 | B C B 1 SAFE F F X<br>2-2 ① P9 | B X<br>1-0 1-H 3B | | | B F 2 SAFE 2 SAFE B B B<br>4-1 G1-4-3 1-2 HR BB | C B S X<br>1-2 ② G5-3 | B B B C C B<br>4-2 2B 1B 1-2 2-3 BB | | | 3 | 2 | 1 | 1 | 2 | 0 | 1 |
| Terry Pendleton, S (1, 5)<br>OBP: 0.333, SLG: 0.444 | 1 SAFE B B B F 1 SAFE X<br>2-1 ② G6-3 1-2 | B F X<br>1-1 ③ G3-1 | | | S F B 2 SAFE B F X<br>2-2 ① G1-4-3 1-2 2-3 | B C X<br>1-1 BB 1B | C B S X<br>1-2 1B 1-3 2-H 3-H 2B | | | 5 | 1 | 2 | 2 | 0 | 0 | 4 |
| David Justice, L (1, 9)<br>OBP: 0.556, SLG: 0.500 | S B S X<br>1-2 ③ G5-3 | | B F F B F B S<br>3-3 ① K | | I I I I<br>4-0 HR IBB | B F B B F B<br>4-2 1-2 BB | X<br>0-0 BB 2-H 3-H 1B | | | 3 | 1 | 1 | 2 | 2 | 1 | 1 |
| Brian Hunter, R (1, 3)<br>OBP: 0.500, SLG: 0.500<br>Lonnie Smith, R (5, PH)<br>Sid Bream, L (6, 3)<br>OBP: 0.500, SLG: 0.600 | | X<br>0-0 BB 1B 1B | C S B B B C<br>3-3 ② K | | S B B S F B X<br>3-2 ② P9 | B S X<br>1-1 ③ G4-3 | B B F B B B<br>4-1 1-2 BB | | | 2<br>1<br>1 | 1<br>0<br>0 | 1<br>0<br>0 | 0<br>0<br>0 | 0<br>0<br>1 | 1<br>0<br>0 | 0<br>3<br>2 |
| Ron Gant, R (1, 7)<br>OBP: 0.375, SLG: 0.714<br>Jeff Reardon, R (9, 1) | B B B C B<br>4-1 1B 1B 1-2 BB | B B C B X<br>3-1 ③ L4 | | | B B X<br>2-0 1-H 2-H 3-H HR | X<br>1-1 2B 1B G5-3 | | | | 4<br>0 | 3<br>0 | 2<br>0 | 4<br>0 | 1<br>0 | 0<br>0 | 2<br>0 |
| Damon Berryhill, S (1, 2)<br>OBP: 0.333, SLG: 0.250 | F B X<br>1-1 1B SF8 1-3 2-H 1B | | B B F S X<br>2-2 ① F7 | B X<br>1-0 1B 1B | | 1 SAFE X<br>0-0 ① F9 | F X<br>0-1 ① L9 | | | 5 | 1 | 2 | 1 | 0 | 0 | 1 |
| Mark Lemke, S (1, 4)<br>OBP: 0.667, SLG: 0.625 | X<br>0-0 3B 2-3 3-H 1B | | C B B S S<br>2-3 ② K | B X<br>1-0 FC1-6-4 1-2 1B | | 1 SAFE 1 SAFE C B X<br>1-1 ② P5 | C C B X<br>1-2 1B | | | 5 | 1 | 3 | 1 | 0 | 1 | 1 |
| Steve Avery, L (1, 1)<br>Marvin Freeman, R (7, 1)<br>Mike Stanton, L (7, 1)<br>OBP: 1.000, SLG: 2.000<br>Mark Wohlers, R (8, 1)<br>Deion Sanders, L (8, PH)<br>(9, 7) | X<br>0-0 ① SF8 3-H | | F C F B C<br>1-3 ③ K | S S X<br>0-2 ③ FC1-6-4 1-2f | | 1 SAFE 1 SAFE B X<br>1-0 BB 1-H 2B 2B | C F S<br>0-3 ② K | | | 2<br>0<br>1<br>0<br>1 | 0<br>0<br>1<br>0<br>0 | 0<br>0<br>1<br>0<br>0 | 1<br>0<br>1<br>0<br>0 | 0<br>0<br>0<br>0<br>0 | 1<br>0<br>0<br>0<br>1 | 2<br>0<br>0<br>0<br>1 |
| Inning Stats | R: 0 E: 0 K: 0 S: 10<br>H: 0 LOB: 1 BB: 1 P: 19 | R: 4 E: 0 K: 0 S: 11<br>H: 4 LOB: 1 BB: 1 P: 20 | R: 0 E: 0 K: 2 S: 9<br>H: 0 LOB: 0 BB: 0 P: 18 | R: 0 E: 0 K: 2 S: 10<br>H: 0 LOB: 0 BB: 0 P: 15 | R: 4 E: 0 K: 0 S: 18<br>H: 4 LOB: 2 BB: 2 P: 38 | R: 0 E: 0 K: 0 S: 10<br>H: 1 LOB: 2 BB: 1 P: 17 | R: 5 E: 0 K: 0 S: 15<br>H: 4 LOB: 2 BB: 3 P: 31 | R: 0 E: 0 K: 2 S: 12<br>H: 1 LOB: 1 BB: 0 P: 16 | | 1B: 10<br>2B: 2<br>3B: 1<br>HR: 1 | SF: 1<br>SAC: 0<br>DP: 0<br>HBP: 0 | | | | | |

| | AB | 37 |
|---|---|---|
| | R | 13 |
| | H | 14 |
| | RBI | 13 |
| | BB | 8 |
| | SO | 6 |
| | LOB | 20 |

| PITCHER | | IP | WLS | BF | H | R | ER | SO | BB | IBB | HBP | BLK | WP | HR | S | P | ERA | WHIP |
|---|---|---|---|---|---|---|---|---|---|---|---|---|---|---|---|---|---|---|
| Danny Jackson, L<br>ERA: 21.6 | (1, 1) | 1.2 | L | 11 | 4 | 4 | 4 | 0 | 2 | 0 | 0 | 0 | 0 | 0 | 19 | 36 | 21.60 | 3.600 |
| Roger Mason, R<br>ERA: | (2, 1) | 0.1 | | 1 | 0 | 0 | 0 | 0 | 0 | 0 | 0 | 0 | 0 | 0 | 2 | 3 | 0.00 | 0.000 |
| Bob Walk, R<br>ERA: 13.5 | (3, 1) | 2.2 | | 13 | 3 | 4 | 4 | 4 | 1 | 1 | 0 | 0 | 0 | 1 | 33 | 66 | 13.50 | 1.500 |
| Randy Tomlin, L<br>ERA: | (5, 1) | 1.1 | | 7 | 2 | 0 | 0 | 0 | 1 | 0 | 0 | 0 | 0 | 0 | 14 | 22 | 0.00 | 2.250 |
| Denny Neagle, L<br>ERA: 27.0 | (7, 1) | 0.2 | | 9 | 4 | 5 | 5 | 0 | 2 | 1 | 0 | 0 | 0 | 0 | 13 | 29 | 67.50 | 9.000 |
| Bob Patterson, L<br>ERA: 5.4 | (7, 1) | 0.1 | | 1 | 0 | 0 | 0 | 0 | 0 | 0 | 0 | 0 | 0 | 0 | 2 | 2 | 0.00 | 0.000 |
| Stan Belinda, R<br>ERA: | (8, 1) | 1.0 | | 4 | 1 | 0 | 0 | 2 | 0 | 0 | 0 | 0 | 0 | 0 | 12 | 16 | 0.00 | 1.000 |

# Atlanta Braves @ Pittsburgh Pirates

Three Rivers Stadium, Pittsburgh, PA

Fri Oct 09 1992, 7:05 PM EDT

Att. 56,610 - Unknown - 60 F

livebaseballscorecards.com

## TOP

| Batter | 1 | 2 | 3 | 4 | 5 | 6 | 7 | 8 | 9 | AB | R | H | RBI | BB | SO | LOB |
|---|---|---|---|---|---|---|---|---|---|---|---|---|---|---|---|---|
| Otis Nixon, S (1, 8)<br>OBP: 0.400, SLG: 0.333 | C F S<br>0-3 ① K | | B B B C B<br>4-1 G5-4-3 1-2 BB | | | B C B F X<br>2-2 ① G4-3 | | B C X<br>1-1 2B | | 3 | 0 | 1 | 0 | 1 | 1 | 0 |
| Jeff Blauser, R (1, 6)<br>OBP: 0.385, SLG: 0.700 | C X<br>0-1 ② P4 | | S F X<br>0-2 ②③ G5-4-3 1-2f | | | B F F B B F X<br>3-2 ② L7 | | B S B F F F X<br>2-2 ③ G5-3 | | 4 | 0 | 0 | 0 | 0 | 0 | 3 |
| Terry Pendleton, S (1, 5)<br>OBP: 0.231, SLG: 0.308 | B X<br>1-0 ③ L3 | | | C S F C<br>0-3 ① K | | X<br>0-0 ③ G1-3 | | | F F F X<br>0-2 ① G4-3 | 4 | 0 | 0 | 0 | 0 | 1 | 0 |
| David Justice, L (1, 9)<br>OBP: 0.462, SLG: 0.400 | | B F B X<br>2-1 ① FC5-4 E 1B | | B F F F X<br>1-2 ② G3 | | | X<br>0-0 ① G3 | | B B F S F F B X<br>3-2 ② F8 | 4 | 0 | 1 | 0 | 0 | 0 | 0 |
| Sid Bream, L (1, 3)<br>OBP: 0.400, SLG: 0.778 | | B B C X<br>2-1 E4 FC5-4 1-2 | | B F F B F X<br>2-2 HR | | | X<br>0-0 ② P6 | | B F X<br>1-1 ③ P6 | 4 | 1 | 1 | 1 | 0 | 0 | 1 |
| Ron Gant, R (1, 7)<br>OBP: 0.364, SLG: 0.900 | | X<br>0-0 ①② FC5-4 1-2 2-3 | | B S B B X<br>3-1 ③ P5 | | | X<br>0-0 HR | | | 3 | 1 | 1 | 1 | 0 | 0 | 2 |
| Damon Berryhill, S (1, 2)<br>OBP: 0.250, SLG: 0.182 | | 1 SAFE X<br>0-0 ③ F7 | | | F X<br>0-1 ① G4-3 | | X<br>0-0 ③ G3-1 | | | 3 | 0 | 0 | 0 | 0 | 0 | 1 |
| Mark Lemke, S (1, 4)<br>OBP: 0.583, SLG: 0.636 | | | C X<br>0-1 FC1-5 2B | | C B B S F F F C<br>2-3 ② K | | | C X<br>0-1 ① L1 | | 3 | 0 | 1 | 0 | 0 | 1 | 0 |
| Tom Glavine, L (1, 1) | | | B L B X<br>2-1 ① FC1-5 BB 2-3 | | C B X<br>1-1 ③ L1 | | | X<br>0-0 ② P8 | | 2 | 0 | 0 | 0 | 0 | 0 | 1 |
| Mike Stanton, L (7, 1)<br>OBP: 1.000, SLG: 2.000 | | | | | | | | | | 0 | 0 | 0 | 0 | 0 | 0 | 0 |
| Lonnie Smith, R (8, PH) | | | | | | | | | | 1 | 0 | 0 | 0 | 0 | 0 | 0 |
| Mark Wohlers, R (8, 1) | | | | | | | | | | 0 | 0 | 0 | 0 | 0 | 0 | 0 |

| | AB | 31 |
|---|---|---|
| | R | 2 |
| | H | 5 |
| | RBI | 2 |
| | BB | 1 |
| | SO | 3 |
| | LOB | 8 |

| Inning Stats | | | | | | | | | | | | | | | | | | | | | | | | | | | | | | | | |
|---|---|---|---|---|---|---|---|---|---|---|---|---|---|---|---|---|---|---|---|---|---|---|---|---|---|---|---|---|---|---|---|---|
| | R: 0 | H: 0 | R: 0 | H: 1 | R: 0 | H: 1 | R: 1 | H: 1 | R: 0 | H: 0 | R: 0 | H: 0 | R: 1 | H: 1 | R: 0 | H: 1 | R: 0 | H: 0 | 1B: 1 | SF: 0 | WP: 0 | PA: 32 |
| | E: 0 | LOB: 0 | E: 1 | LOB: 1 | E: 0 | LOB: 1 | E: 0 | LOB: 0 | E: 0 | LOB: 0 | E: 0 | LOB: 0 | E: 0 | LOB: 0 | E: 0 | LOB: 1 | E: 0 | LOB: 0 | 2B: 2 | SAC: 0 | PB: 0 | |
| | K: 1 | BB: 0 | K: 0 | BB: 0 | K: 0 | BB: 1 | K: 1 | BB: 0 | K: 1 | BB: 0 | K: 0 | BB: 0 | K: 0 | BB: 0 | K: 0 | BB: 0 | S: 10 | BB: 0 | 3B: 0 | DP: 2 | SB: 0 | |
| | S: 6 | P: 7 | S: 6 | P: 10 | S: 8 | P: 14 | S: 14 | P: 20 | S: 10 | P: 13 | S: 8 | P: 13 | S: 4 | P: 4 | S: 10 | P: 13 | S: 11 | P: 15 | HR: 2 | HBP: 0 | CS: 0 | |

| PITCHER | IP | WLS | BF | H | R | ER | SO | BB | IBB | HBP | BLK | WP | HR | S | P | ERA | WHIP |
|---|---|---|---|---|---|---|---|---|---|---|---|---|---|---|---|---|---|
| Tim Wakefield, R (1, 1)<br>ERA: 2.0 | 9.0 | W | 32 | 5 | 2 | 2 | 3 | 1 | 0 | 0 | 0 | 0 | 2 | 77 | 109 | 2.00 | 0.667 |

| PITCHER | IP | WLS | BF | H | R | ER | SO | BB | IBB | HBP | BLK | WP | HR | S | P | ERA | WHIP |
|---|---|---|---|---|---|---|---|---|---|---|---|---|---|---|---|---|---|

# BOTTOM

## Atlanta Braves @ Pittsburgh Pirates

Three Rivers Stadium, Pittsburgh, PA

Fri Oct 09 1992, 7:05 PM EDT

Att. 56,610 - Unknown - 60 F

livebaseballscorecards.com

| Batter | 1 | 2 | 3 | 4 | 5 | 6 | 7 | 8 | 9 | AB | R | H | RBI | BB | SO | LOB |
|---|---|---|---|---|---|---|---|---|---|---|---|---|---|---|---|---|
| Gary Redus, R (1, 3)<br>OBP: 0.571, SLG: 1.000 | B C F F B B X<br>3-2<br>3B | | B F B S X<br>2-2<br>2B | | B B B B<br>4-0<br>FC4-6<br>BB | | B X<br>1-0<br>2B<br>SF9<br>1B | | | 3 | 1 | 3 | 0 | 1 | 0 | 0 |
| Jay Bell, R (1, 6)<br>OBP: 0.308, SLG: 0.273 | B F F B B F X<br>3-2 ①<br>G1-3 | | B F B X<br>2-1 ③<br>G1-3 | | X<br>0-0 ③<br>FC4-6<br>1-2f | | 1 SAFE 1 SAFE C X<br>0-1<br>SF9<br>1-3<br>2B | | | 4 | 0 | 1 | 0 | 0 | 0 | 3 |
| Andy Van Slyke, L (1, 8)<br>OBP: 0.154, SLG: 0.250 | X<br>0-0 ②<br>G3 | | | C C B B X<br>2-2 ①<br>G3-1 | | B B X<br>2-0<br>L8<br>2B<br>2B | B S S F X<br>1-2 ②<br>SF9<br>2-3<br>3-H | | | 3 | 1 | 1 | 1 | 0 | 0 | 1 |
| Barry Bonds, L (1, 7)<br>OBP: 0.333, SLG: 0.111 | B B B C X<br>3-1 ③<br>G3 | | | C C H<br>1-2<br>FC6-4<br>HBP | | B X<br>1-0 ①<br>L8<br>2-3 | C X<br>0-1 ③<br>L8 | | | 3 | 0 | 0 | 0 | 0 | 0 | 3 |
| Jeff King, R (1, 5)<br>OBP: 0.167, SLG: 0.333 | | B B C T B F X<br>3-2 ①<br>P3 | | 1 SAFE X<br>0-0 ②<br>FC6-4<br>1-2f | | B B F C X<br>2-2<br>3-H<br>2B | | B B B C F X<br>3-2 ①<br>P2 | | 4 | 0 | 1 | 1 | 0 | 0 | 1 |
| Lloyd McClendon, R (1, 9)<br>OBP: 0.500, SLG: 0.600<br>Cecil Espy, S (8, PH) (9, 9)<br>OBP: 1.000, SLG: 1.000 | | B B B B<br>4-0<br>G5-4-3<br>BB | | C B 1 SAFE X<br>1-1 ③<br>L8 | | C 2 SAFE C B S<br>1-3 ②<br>K | | B F S B X<br>2-2<br>G3<br>1B | | 2<br>1 | 0<br>0 | 0<br>1 | 0<br>0 | 1<br>0 | 1<br>0 | 2<br>0 |
| Don Slaught, R (1, 2)<br>OBP: 0.500, SLG: 0.833 | | B B 1 SAFE 1 SAFE F 1 SAFE B X<br>3-1 ② ③<br>G5-4-3<br>1-2f | | | X<br>0-0<br>HR | I I I I<br>4-0<br>IBB | | 1 SAFE 1 SAFE F B 1 SAFE X<br>1-1 ②<br>G3<br>1-2 | | 3 | 1 | 1 | 1 | 1 | 0 | 2 |
| Jose Lind, R (1, 4)<br>OBP: 0.273, SLG: 0.727 | | | C F S<br>0-3 ①<br>K | | B B F B X<br>3-1 ①<br>F9 | F S X<br>0-2 ③<br>G4-3 | | F X<br>0-1 ③<br>L8 | | 4 | 0 | 0 | 0 | 0 | 1 | 3 |
| Tim Wakefield, R (1, 1) | | | X<br>0-0 ②<br>L8 | | B F F F X<br>1-2 ②<br>G5-3 | | B F X<br>1-1 ①<br>G6-3 | | | 3 | 0 | 0 | 0 | 0 | 0 | 0 |
| Inning Stats | R: 0 E: 0 K: 0 S: 11 H: 1 LOB: 1 BB: 0 P: 20 | R: 0 E: 0 K: 0 S: 6 H: 0 LOB: 0 BB: 1 P: 16 | R: 0 E: 0 K: 1 S: 9 H: 1 LOB: 1 BB: 0 P: 13 | R: 0 E: 0 K: 0 S: 8 H: 0 LOB: 1 BB: 0 P: 12 | R: 1 E: 0 K: 0 S: 8 H: 1 LOB: 1 BB: 1 P: 16 | R: 1 E: 0 K: 1 S: 11 H: 2 LOB: 2 BB: 1 P: 21 | R: 1 E: 0 K: 0 S: 11 H: 2 LOB: 1 BB: 0 P: 14 | R: 0 E: 0 K: 0 S: 10 H: 1 LOB: 1 BB: 0 P: 16 | | 1B: 2 2B: 4 3B: 1 HR: 1 | SF: 1 SAC: 0 DP: 1 HBP: 1 | | WP: 0 PB: 0 SB: 0 CS: 0 | PA: 35 | | |

| | AB | 30 |
|---|---|---|
| | R | 3 |
| | H | 8 |
| | RBI | 3 |
| | BB | 3 |
| | SO | 2 |
| | LOB | 15 |

| PITCHER | | IP | WLS | BF | H | R | ER | SO | BB | IBB | HBP | BLK | WP | HR | S | P | ERA | WHIP |
|---|---|---|---|---|---|---|---|---|---|---|---|---|---|---|---|---|---|---|
| Tom Glavine, L<br>ERA: 4.26 | (1, 1) | 6.1 | L | 29 | 7 | 3 | 3 | 2 | 2 | 1 | 1 | 0 | 0 | 1 | 58 | 105 | 4.26 | 1.421 |
| Mike Stanton, L<br>ERA: | (7, 1) | 0.2 | | 2 | 0 | 0 | 0 | 0 | 0 | 0 | 0 | 0 | 0 | 0 | 6 | 7 | 0.00 | 0.000 |
| Mark Wohlers, R<br>ERA: | (8, 1) | 1.0 | | 4 | 1 | 0 | 0 | 0 | 0 | 0 | 0 | 0 | 0 | 0 | 10 | 16 | 0.00 | 1.000 |

| PITCHER | IP | WLS | BF | H | R | ER | SO | BB | IBB | HBP | BLK | WP | HR | S | P | ERA | WHIP |
|---|---|---|---|---|---|---|---|---|---|---|---|---|---|---|---|---|---|

# Atlanta Braves @ Pittsburgh Pirates

Three Rivers Stadium, Pittsburgh, PA

Sat Oct 10 1992, 7:05 PM EDT

Att. 57,164 - Unknown - 66 F

livebaseballscorecards.com

| Batter | 1 | 2 | 3 | 4 | 5 | 6 | 7 | 8 | 9 | AB | R | H | RBI | BB | SO | LOB |
|---|---|---|---|---|---|---|---|---|---|---|---|---|---|---|---|---|
| Otis Nixon, S (1, 8)<br>OBP: 0.500, SLG: 0.529 | SH3-4 S 1B | FC4 1B<br>1-2<br>3-H | | | 1B 1B 1B | 1-H 1B 2B | | L8 | | 5 | 2 | 4 | 2 | 0 | 0 | 1 |
| Jeff Blauser, R (1, 6)<br>OBP: 0.438, SLG: 0.692 | SH3-4 ①<br>1-3 | FC4 ③<br>1-2f | | | 1B E 1B<br>1-3 | 0-0<br>2-H 1B | | | F9 ① | 3 | 1 | 2 | 1 | 0 | 0 | 2 |
| Rafael Belliard, R (8, 6) | | | | | | | | | | 1 | 0 | 0 | 0 | 0 | 0 | 0 |
| Terry Pendleton, S (1, 5)<br>OBP: 0.167, SLG: 0.222 | F7 ② | | G5-3 ① | | K ① | G4-3 ③ | | | G3-1 ② | 5 | 0 | 0 | 0 | 0 | 1 | 4 |
| David Justice, L (1, 9)<br>OBP: 0.444, SLG: 0.357 | P3 ③ | | F7 ② | | E 1B<br>1-3<br>3-H | | L5-3 BB | | F8 ③ | 4 | 0 | 1 | 1 | 1 | 0 | 1 |
| Sid Bream, L (1, 3)<br>OBP: 0.333, SLG: 0.636 | G6-3 ①<br>1-2 | F8 ③<br>1-2 | | | FC5 G5-4-3<br>1-2<br>3-H | | L5-3 ①②<br>1-2 | | | 2 | 0 | 0 | 0 | 0 | 0 | 0 |
| Brian Hunter, R (5, PH)<br>OBP: 0.250, SLG: 0.250 | | | | | | | | | | 2 | 0 | 0 | 0 | 0 | 0 | 2 |
| (5, 3) | | | | | | | | | | | | | | | | |
| Ron Gant, R (1, 7)<br>OBP: 0.333, SLG: 0.714 | 29 1B G4-3 1B | | G5-3 ① | | G5-4-3 ②③<br>1-2f | F8 ③ | | | | 4 | 1 | 1 | 0 | 0 | 0 | 2 |
| Mike Stanton, L (7, 1)<br>OBP: 1.000, SLG: 2.000 | | | | | | | | | | 0 | 0 | 0 | 0 | 0 | 0 | 0 |
| Jeff Reardon, R (9, 1) | | | | | | | | | | 0 | 0 | 0 | 0 | 0 | 0 | 0 |
| Damon Berryhill, S (1, 2)<br>OBP: 0.313, SLG: 0.214 | G4-3 ②<br>1-2 | | G4-3 BB | | | L9-3 1B | | F8 ① | | 3 | 0 | 1 | 0 | 1 | 0 | 1 |
| Mark Lemke, S (1, 4)<br>OBP: 0.563, SLG: 0.538 | 29 1B 1B IBB | | G4-3 ②<br>1-2 | | | L9-3 ①②<br>1-2 | | BB | | 2 | 1 | 0 | 0 | 2 | 0 | 2 |
| 29 John Smoltz, R (1, 1)<br>OBP: 0.333, SLG: 0.333 | 1B 1B<br>1-3<br>2-H | | P8 ③ | | | S 2B 1B | | K ② | | 3 | 1 | 2 | 1 | 0 | 0 | 1 |
| Deion Sanders, L (7, 7) | | | | | | | | | | 1 | 0 | 0 | 0 | 0 | 1 | 1 |
| Inning Stats | R: 0 E: 0 K: 0 S: 8 H: 1 LOB: 1 BB: 0 P: 16 | R: 2 E: 0 K: 0 S: 12 H: 3 LOB: 2 BB: 1 P: 19 | R: 0 E: 0 K: 0 S: 6 H: 0 LOB: 0 BB: 0 P: 8 | R: 0 E: 0 K: 0 S: 9 H: 0 LOB: 1 BB: 1 P: 18 | R: 2 E: 1 K: 1 S: 19 H: 3 LOB: 1 BB: 0 P: 25 | R: 2 E: 0 K: 0 S: 9 H: 4 LOB: 1 BB: 0 P: 14 | R: 0 E: 0 K: 0 S: 4 H: 0 LOB: 0 BB: 1 P: 8 | R: 0 E: 0 K: 1 S: 9 H: 0 LOB: 1 BB: 1 P: 15 | R: 0 E: 0 K: 0 S: 6 H: 0 LOB: 0 BB: 0 P: 9 | 1B: 10 2B: 3 3B: 0 HR: 0 | SF: 0 SAC: 1 DP: 3 HBP: 0 | | | | | | |

| | AB | 35 |
|---|---|---|
| | R | 6 |
| | H | 11 |
| | RBI | 5 |
| | BB | 4 |
| | SO | 2 |
| | LOB | 17 |

WP: 0 PB: 0 SB: 2 CS: 0 PA: 40

| PITCHER | | IP | WLS | BF | H | R | ER | SO | BB | IBB | HBP | BLK | WP | HR | S | P | ERA | WHIP |
|---|---|---|---|---|---|---|---|---|---|---|---|---|---|---|---|---|---|---|
| Doug Drabek, R<br>ERA: 6.0 | (1, 1) | 4.1 | L | 22 | 7 | 4 | 3 | 1 | 1 | 1 | 0 | 0 | 0 | 0 | 51 | 82 | 6.23 | 1.846 |
| Randy Tomlin, L<br>ERA: 6.75 | (5, 1) | 1.1 | | 6 | 3 | 2 | 2 | 0 | 0 | 0 | 0 | 0 | 0 | 0 | 10 | 15 | 13.50 | 2.250 |
| Danny Cox, R<br>ERA: | (6, 1) | 0.1 | | 2 | 1 | 0 | 0 | 0 | 0 | 0 | 0 | 0 | 0 | 0 | 2 | 3 | 0.00 | 3.000 |
| Roger Mason, R<br>ERA: | (7, 1) | 3.0 | | 10 | 0 | 0 | 0 | 1 | 2 | 0 | 0 | 0 | 0 | 0 | 19 | 32 | 0.00 | 0.667 |

# Atlanta Braves @ Pittsburgh Pirates

Three Rivers Stadium, Pittsburgh, PA

Sat Oct 10 1992, 7:05 PM EDT

Att. 57,164 - Unknown - 66 F

BOTTOM

livebaseballscorecards.com

| Batter | 1 | 2 | 3 | 4 | 5 | 6 | 7 | 8 | 9 | AB | R | H | RBI | BB | SO | LOB |
|---|---|---|---|---|---|---|---|---|---|---|---|---|---|---|---|---|
| Alex Cole, L (1, 9)<br>OBP: 0.400, SLG: 0.250 | B B C C C<br>2-3 K ① | X<br>0-0 E6<br>1-2<br>2-H<br>3-H<br>1B | | B F B B X<br>3-1 F8 ① | | | B C B B C B<br>4-2 2B BB | | C F C<br>0-3 K ② | 4 | 1 | 1 | 1 | 1 | 2 | 0 |
| Jay Bell, R (1, 6)<br>OBP: 0.222, SLG: 0.188 | F B C B S<br>2-3 K ② | X<br>0-0 F8 ②<br>2-3 | | F S B S<br>1-3 K ② | | | F B B B C X<br>3-2 F7 ① | | B C B F X<br>2-2 G5-3 ③ | 5 | 0 | 0 | 0 | 0 | 2 | 3 |
| Andy Van Slyke, L (1, 8)<br>OBP: 0.235, SLG: 0.500 | B C B X<br>2-1 3B | 1 SAFE S B B 1 SAFE S<br>2-3 K ③ | | C C B F S<br>1-3 K2-3 ③ | | | 1 SAFE B X<br>1-0 1-H 2B | | | 4 | 0 | 2 | 1 | 0 | 2 | 2 |
| Barry Bonds, L (1, 7)<br>OBP: 0.375, SLG: 0.091 | B C B B B<br>4-1 BB | | B B B<br>4-0 FC9-6 BB | | S B B F S<br>2-3 K ① | | B C S S<br>1-3 K ② | | | 2 | 0 | 0 | 0 | 2 | 2 | 1 |
| Jeff King, R (1, 5)<br>OBP: 0.125, SLG: 0.250 | B B B C F S<br>3-3 K ③ | | F<br>1 SAFE X<br>0-1 FC9-6 ①<br>1-2f<br>2B | | B C X<br>1-1 G5-3 ② | | X<br>0-0 G4-3 ③ | | | 4 | 1 | 0 | 0 | 0 | 1 | 4 |
| Orlando Merced, S (1, 3)<br>OBP: 0.333, SLG: 0.286 | | X<br>0-0 L7 ① | C B B X<br>2-1 G3 2B<br>1-H | | B C S S<br>1-3 K ③ | | | C B B F S<br>2-3 K ① | | 3 | 0 | 1 | 1 | 0 | 1 | 0 |
| Gary Redus, R (8, PH)<br>OBP: 0.500, SLG: 0.857 (9, 3) | | | | | | | | | | 1 | 0 | 0 | 0 | 0 | 1 | 0 |
| Michael LaValliere, L (1, 2)<br>OBP: 0.167, SLG: 0.167 | B C B X<br>2-1 BB 1B 1B 1B | | B C X<br>1-1 G3 ②<br>2-3 | | | X<br>0-0 F6 ① | | F B F S<br>1-3 K ② | | 3 | 1 | 1 | 0 | 0 | 0 | 1 |
| Don Slaught, R (8, PH)<br>OBP: 0.444, SLG: 0.714 (9, 2) | | | | | | | | | | 1 | 0 | 0 | 0 | 0 | 1 | 0 |
| Jose Lind, R (1, 4)<br>OBP: 0.333, SLG: 0.643 | C X<br>0-1 1B BB E 1B<br>1-2 | I I I I<br>4-0 IBB | | | | X<br>0-0 L9 ② | | C C F X<br>0-2 L9 ③ | | 3 | 1 | 1 | 0 | 1 | 0 | 0 |
| Doug Drabek, R (1, 1) | B C C B B B<br>4-2 F8 E BB<br>1-2<br>2-3 | C B S B X<br>2-2 P3 ③ | | | | C S B S<br>1-3 K ③ | | | C B S B C<br>2-3 K ① | 1 | 0 | 0 | 0 | 1 | 0 | 2 |
| Randy Tomlin, L (5, 1) | | | | | | | | | | 0 | 0 | 0 | 0 | 0 | 0 | 0 |
| Danny Cox, R (6, 1) | | | | | | | | | | 0 | 0 | 0 | 0 | 0 | 0 | 0 |
| John Wehner, R (6, PH) | | | | | | | | | | 1 | 0 | 0 | 0 | 0 | 1 | 0 |
| Roger Mason, R (7, 1) | | | | | | | | | | 0 | 0 | 0 | 0 | 0 | 0 | 0 |
| Cecil Espy, S (9, PH)<br>OBP: 0.667, SLG: 0.667 | | | | | | | | | | 1 | 0 | 0 | 0 | 0 | 1 | 0 |

| Inning Stats | 1 | 2 | 3 | 4 | 5 | 6 | 7 | 8 | 9 |
|---|---|---|---|---|---|---|---|---|---|
| | R: 0 E: 0 K: 3 S: 12 | H: 1 LOB: 2 BB: 1 P: 25 | R: 2 E: 1 K: 1 S: 12 | H: 3 LOB: 2 BB: 1 P: 20 | R: 1 E: 0 K: 0 S: 9 | H: 1 LOB: 2 BB: 2 P: 22 | R: 0 E: 0 K: 2 S: 9 | H: 0 LOB: 0 BB: 0 P: 14 | R: 0 E: 0 K: 2 S: 8 | H: 0 LOB: 0 BB: 0 P: 12 |
| | R: 0 E: 0 K: 1 S: 5 | H: 0 LOB: 0 BB: 0 P: 6 | R: 1 E: 0 K: 1 S: 10 | H: 1 LOB: 1 BB: 1 P: 19 | R: 0 E: 0 K: 2 S: 11 | H: 0 LOB: 0 BB: 0 P: 14 | R: 0 E: 0 K: 2 S: 9 | H: 0 LOB: 0 BB: 0 P: 13 | | |

| | AB | 33 |
|---|---|---|
| | R | 4 |
| | H | 6 |
| | RBI | 3 |
| | BB | 5 |
| | SO | 14 |
| | LOB | 13 |

| | 1B: 3 | SF: 0 | WP: 0 | PA: 38 |
|---|---|---|---|---|
| | 2B: 2 | SAC: 0 | PB: 0 | |
| | 3B: 1 | DP: 0 | SB: 0 | |
| | HR: 0 | HBP: 0 | CS: 0 | |

| PITCHER | | IP | WLS | BF | H | R | ER | SO | BB | IBB | HBP | BLK | WP | HR | S | P | ERA | WHIP |
|---|---|---|---|---|---|---|---|---|---|---|---|---|---|---|---|---|---|---|
| 29 John Smoltz, R<br>ERA: 2.51 | (1, 1) | 6.1 | W | 30 | 6 | 4 | 3 | 9 | 4 | 1 | 0 | 0 | 0 | 0 | 61 | 113 | 4.26 | 1.579 |
| Mike Stanton, L<br>ERA: | (7, 1) | 1.2 | | 5 | 0 | 0 | 0 | 3 | 0 | 0 | 0 | 0 | 0 | 0 | 15 | 19 | 0.00 | 0.000 |
| Jeff Reardon, R<br>ERA: | (9, 1) | 1.0 | S | 3 | 0 | 0 | 0 | 2 | 0 | 0 | 0 | 0 | 0 | 0 | 9 | 13 | 0.00 | 0.000 |

| PITCHER | IP | WLS | BF | H | R | ER | SO | BB | IBB | HBP | BLK | WP | HR | S | P | ERA | WHIP |
|---|---|---|---|---|---|---|---|---|---|---|---|---|---|---|---|---|---|

| Batter | 1 | 2 | 3 | 4 | 5 | 6 | 7 | 8 | 9 | AB | R | H | RBI | BB | SO | LOB |
|---|---|---|---|---|---|---|---|---|---|---|---|---|---|---|---|---|
| Otis Nixon, S (1, 8)<br>OBP: 0.417, SLG: 0.429 | S X 0-1 ① G4-3 | | X 0-0 ① P2 | | B X 1-0 ③ F9 | | | X 0-0 ① P7 | | 4 | 0 | 0 | 0 | 0 | 0 | 1 |
| Jeff Blauser, R (1, 6)<br>OBP: 0.400, SLG: 0.563 | B S B F B B 4-2 FC5-4 BB | | B X 1-0 ② G5-3 | | | B X 1-0 ① G1-3 | | B X 1-0 ② G3-1 3-H | | 3 | 0 | 0 | 1 | 1 | 0 | 0 |
| Terry Pendleton, S (1, 5)<br>OBP: 0.182, SLG: 0.227 | C X 0-1 ② FC5-4 BB 1-2f | | S B X 1-1 ③ G2-3 | | | B B C X 2-1 ② G4-3 | | X 0-0 1B | | 4 | 0 | 1 | 0 | 0 | 0 | 1 |
| David Justice, L (1, 9)<br>OBP: 0.455, SLG: 0.313 | S 1 B B S F B B 4-2 SAFE 1-2 BB | | | B B X 2-0 ① P5 | | B S B B F F B 4-2 BB | | B B X 2-0 ③ L8 | | 2 | 0 | 0 | 0 | 2 | 0 | 1 |
| Sid Bream, L (1, 3)<br>OBP: 0.313, SLG: 0.600 | C X 0-1 ③ L5 | | | X 0-0 2B | | B C B B F F X 3-2 ③ F8 | | | B C B F X 2-2 ① G6-3 | 4 | 0 | 1 | 0 | 0 | 0 | 3 |
| Ron Gant, R (1, 7)<br>OBP: 0.316, SLG: 0.588 | | C B B C S 2-3 ① K | | B F X 1-1 ② L8 | | | B S B X 2-1 ① P9 | | B B B C F B 4-2 BB | 3 | 0 | 0 | 0 | 1 | 1 | 1 |
| Damon Berryhill, S (1, 2)<br>OBP: 0.250, SLG: 0.167 | | F B F X 1-2 ② L9 | | B S B F B X 3-2 ③ F9 | | | X 0-0 ② G5-3 | | B F C X 1-2 ② F7 | 4 | 0 | 0 | 0 | 0 | 0 | 2 |
| Mark Lemke, S (1, 4)<br>OBP: 0.500, SLG: 0.438 | | C B B B B 4-1 FC6-4 BB | | | B C C B X 2-2 ① G4-3 | | B X 1-0 ③ G4-3 | | B B B C C F X 3-2 ③ G3 | 3 | 0 | 0 | 0 | 1 | 0 | 1 |
| Steve Avery, L (1, 1)<br>Pete Smith, R (1, 1)<br>Jeff Treadway, L (5, PH)<br>Charlie Leibrandt, R (5, 1)<br>Marvin Freeman, R (6, 1)<br>Lonnie Smith, R (8, PH)<br>OBP: 0.250, SLG: 0.750<br>Kent Mercker, L (8, 1) | | B C X 1-1 ③ FC6-4 1-2f | | | B S F B S 2-3 ② K | | | B B B C C X 3-1 G3-1 3B | | 0 0 0 0 0 0 0<br>1 0 0 0 0 0 1<br>1 0 0 0 0 1 0<br>0 0 0 0 0 0 0<br>0 0 0 0 0 0 0<br>1 1 1 0 0 0 0<br>0 0 0 0 0 0 0 | | | | | | |
| Inning Stats | R: 0 H: 0<br>E: 0 LOB: 2<br>K: 0 BB: 2<br>S: 11 P: 19 | R: 0 H: 0<br>E: 0 LOB: 1<br>K: 1 BB: 1<br>S: 9 P: 17 | R: 0 H: 0<br>E: 0 LOB: 0<br>K: 0 BB: 0<br>S: 4 P: 6 | R: 0 H: 1<br>E: 0 LOB: 1<br>K: 0 BB: 0<br>S: 7 P: 13 | R: 0 H: 0<br>E: 0 LOB: 0<br>K: 1 BB: 0<br>S: 7 P: 12 | R: 0 H: 0<br>E: 0 LOB: 1<br>K: 0 BB: 1<br>S: 10 P: 20 | R: 0 H: 0<br>E: 0 LOB: 0<br>K: 0 BB: 0<br>S: 4 P: 7 | R: 1 H: 2<br>E: 0 LOB: 1<br>K: 0 BB: 0<br>S: 6 P: 12 | R: 0 H: 0<br>E: 0 LOB: 1<br>K: 0 BB: 1<br>S: 12 P: 22 | 1B: 1 SF: 0<br>2B: 1 SAC: 0<br>3B: 1 DP: 0<br>HR: 0 HBP: 0 | | | | | | |

# TOP

## Atlanta Braves @ Pittsburgh Pirates

Three Rivers Stadium, Pittsburgh, PA

Sun Oct 11 1992, 7:05 PM EDT

Att. 52,929 - Unknown - 53 F

livebaseballscorecards.com

| | |
|---|---|
| AB | 30 |
| R | 1 |
| H | 3 |
| RBI | 1 |
| BB | 5 |
| SO | 2 |
| LOB | 11 |

WP: 0 PA: 35
PB: 0
SB: 0
CS: 0

| PITCHER | | IP | WLS | BF | H | R | ER | SO | BB | IBB | HBP | BLK | WP | HR | S | P | ERA | WHIP |
|---|---|---|---|---|---|---|---|---|---|---|---|---|---|---|---|---|---|---|
| Bob Walk, R<br>ERA: 3.86 | (1, 1) | 9.0 | W | 35 | 3 | 1 | 1 | 2 | 5 | 0 | 0 | 0 | 0 | 0 | 70 | 128 | 1.00 | 0.889 |

| PITCHER | IP | WLS | BF | H | R | ER | SO | BB | IBB | HBP | BLK | WP | HR | S | P | ERA | WHIP |
|---|---|---|---|---|---|---|---|---|---|---|---|---|---|---|---|---|---|

# Atlanta Braves @ Pittsburgh Pirates

Three Rivers Stadium, Pittsburgh, PA

Sun Oct 11 1992, 7:05 PM EDT

Att. 52,929 - Unknown - 53 F

livebaseballscorecards.com

## BOTTOM

| Batter | 1 | 2 | 3 | 4 | 5 | 6 | 7 | 8 | 9 | AB | R | H | RBI | BB | SO | LOB |
|---|---|---|---|---|---|---|---|---|---|---|---|---|---|---|---|---|
| Gary Redus, R (1, 3)<br>OBP: 0.538, SLG: 0.909 | 1-1 1B 2B | 0-3 K | | 1-0 P5 | | 2-1 1-3 3-H 2B | | 4-0 FC6-4 BB | | 4 | 1 | 2 | 1 | 1 | 1 | 0 |
| Jay Bell, R (1, 6)<br>OBP: 0.217, SLG: 0.190 | 3-2 G5-3 2-H 2B 1B | 1-1 F7 | | 0-0 G1-3 | | 0-0 G6-3 | | 2-1 FC6-4 1-2f 1B | | 5 | 1 | 1 | 1 | 0 | 0 | 3 |
| Andy Van Slyke, L (1, 8)<br>OBP: 0.227, SLG: 0.429 | 2-2 G5-3 1-2 | 0-1 P8 | | | 0-0 G4-3 | | 2-0 G1-3 | 2-1 FC4-6 1-2 1B | | 5 | 0 | 1 | 0 | 0 | 0 | 1 |
| Barry Bonds, L (1, 7)<br>OBP: 0.381, SLG: 0.250 | 3-2 2-H 2B 2B | | 1-2 1B S SF8 1B | | 1-0 F7 | | 1-1 F9 | 0-1 FC4-6 1-2f | | 5 | 2 | 2 | 1 | 0 | 0 | 2 |
| Jeff King, R (1, 5)<br>OBP: 0.250, SLG: 0.400 | 3-2 2-H 2B 2B | | 0-2 CS 1-3 1B | | 3-2 P3 | | 1-1 1B 1B | | | 4 | 2 | 3 | 1 | 0 | 0 | 0 |
| Lloyd McClendon, R (1, 9)<br>OBP: 0.600, SLG: 0.875 | 0-1 2-H 2B | | 0-0 SF8 3-H | | | 1-2 G4-3 BB FC5-2 1B | 2-1 1B 1-2 1B | | | 3 | 0 | 3 | 2 | 0 | 0 | 0 |
| Don Slaught, R (1, 2)<br>OBP: 0.615, SLG: 0.750 | 4-0 BB | | 4-1 FC4 1-2 BB | | | 4-0 FC5-2 G4-3 1-2 2B BB | 2-2 FC4-6 1-3 2-H 1B | | | 1 | 1 | 1 | 1 | 3 | 0 | 0 |
| Jose Lind, R (1, 4)<br>OBP: 0.263, SLG: 0.500 | 1-3 K | | 1-0 FC4 1-2f | | | 0-1 G4-3 1-2 2-3 | 2-1 FC4-6 1-2f | | | 4 | 0 | 0 | 0 | 0 | 1 | 7 |
| Bob Walk, R (1, 1) | 0-3 K | | | 0-2 F7 | | 0-0 FC5-2 2B 2-3 3-H | | 3-2 G5-3 | | 4 | 0 | 0 | 0 | 0 | 1 | 4 |
| Inning Stats | R: 4 E: 0 K: 2 S: 24 H: 5 LOB: 2 BB: 1 P: 41 | R: 0 E: 0 K: 1 S: 7 H: 0 LOB: 0 BB: 0 P: 8 | R: 1 E: 0 K: 0 S: 10 H: 2 LOB: 1 BB: 1 P: 16 | R: 0 E: 0 K: 0 S: 5 H: 0 LOB: 0 BB: 0 P: 6 | R: 0 E: 0 K: 0 S: 6 H: 0 LOB: 0 BB: 0 P: 10 | R: 1 E: 0 K: 0 S: 9 H: 2 LOB: 2 BB: 1 P: 16 | R: 1 E: 0 K: 0 S: 12 H: 3 LOB: 2 BB: 0 P: 22 | R: 0 E: 0 K: 0 S: 9 H: 1 LOB: 2 BB: 1 P: 20 | | 1B: 8 2B: 5 3B: 0 HR: 0 | SF: 1 SAC: 0 DP: 0 HBP: 0 | | | | | |

| | AB | 35 |
|---|---|---|
| | R | 7 |
| | H | 13 |
| | RBI | 7 |
| | BB | 4 |
| | SO | 3 |
| | LOB | 17 |

| | WP: 0 | PA: 40 |
|---|---|---|
| | PB: 0 | |
| | SB: 1 | |
| | CS: 1 | |

| PITCHER | | IP | WLS | BF | H | R | ER | SO | BB | IBB | HBP | BLK | WP | HR | S | P | ERA | WHIP |
|---|---|---|---|---|---|---|---|---|---|---|---|---|---|---|---|---|---|---|
| Steve Avery, L<br>ERA: 10.8 | (1, 1) | 0.1 | L | 6 | 5 | 4 | 4 | 0 | 0 | 0 | 0 | 0 | 0 | 0 | 18 | 30 | 108.00 | 15.000 |
| Pete Smith, R<br>ERA: 2.45 | (1, 1) | 3.2 | | 14 | 2 | 1 | 1 | 3 | 2 | 0 | 0 | 0 | 0 | 0 | 28 | 41 | 2.46 | 1.091 |
| Charlie Leibrandt, L<br>ERA: 5.4 | (5, 1) | 1.2 | | 8 | 2 | 1 | 1 | 0 | 1 | 0 | 0 | 0 | 0 | 0 | 14 | 25 | 5.40 | 1.800 |
| Marvin Freeman, R<br>ERA: 5.4 | (6, 1) | 1.1 | | 7 | 3 | 1 | 1 | 0 | 0 | 0 | 0 | 0 | 0 | 0 | 13 | 23 | 6.75 | 2.250 |
| Kent Mercker, L<br>ERA: | (8, 1) | 1.0 | | 5 | 1 | 0 | 0 | 0 | 1 | 0 | 0 | 0 | 0 | 0 | 9 | 20 | 0.00 | 2.000 |

| PITCHER | IP | WLS | BF | H | R | ER | SO | BB | IBB | HBP | BLK | WP | HR | S | P | ERA | WHIP |
|---|---|---|---|---|---|---|---|---|---|---|---|---|---|---|---|---|---|

| Batter | 1 | 2 | 3 | 4 | 5 | 6 | 7 | 8 | 9 | AB | R | H | RBI | BB | SO | LOB |
|---|---|---|---|---|---|---|---|---|---|---|---|---|---|---|---|---|
| Gary Redus, R (1, 3)<br>OBP: 0.500, SLG: 0.813 | L7 | HR, 1-3, 3-H, 2B | | K | G3, 3-H, 1B | | G4-3 | | | 5 | 2 | 2 | 2 | 0 | 1 | 0 |
| Jay Bell, R (1, 6)<br>OBP: 0.250, SLG: 0.320 | G4-6-3, HBP | HR, 2-H, 3-H | | G5-3 | G3, 1-2 | | K | | | 4 | 1 | 1 | 3 | 0 | 1 | 1 |
| Andy Van Slyke, L (1, 8)<br>OBP: 0.259, SLG: 0.400 | SAFE | G4-6-3, 1-2f | K | BB | 2-H, 1B | | | G4-3 | | 4 | 0 | 1 | 1 | 1 | 1 | 1 |
| Barry Bonds, L (1, 7)<br>OBP: 0.423, SLG: 0.450 | | HR | | BB, 1-2 | F7 | | | F9 | | 4 | 1 | 2 | 1 | 1 | 0 | 1 |
| Jeff King, R (1, 5)<br>OBP: 0.240, SLG: 0.360 | | 1B | | L9 | | F8 | | G6-3 | | 5 | 1 | 1 | 0 | 0 | 0 | 3 |
| Lloyd McClendon, R (1, 9)<br>OBP: 0.714, SLG: 1.182 | | L7 | | | BB, 2B | HR | | | 1B | 3 | 3 | 3 | 1 | 1 | 0 | 0 |
| Gary Varsho, L (9, PH)<br>OBP: 1.000, SLG: 1.000 (9, 9) | | 1B | | | | | | | | 1 | 0 | 1 | 0 | 0 | 0 | 0 |
| Don Slaught, R (1, 2)<br>OBP: 0.556, SLG: 0.667 | | E, 1-H, 3-H, 2B | K | | BB, 1-2, 2B | G5-3 | | | K | 4 | 2 | 1 | 2 | 1 | 2 | 1 |
| Jose Lind, R (1, 4)<br>OBP: 0.250, SLG: 0.478 | | FC6, SH, 2-H, 2B | G6-3 | | SH1-4, 1-H, 2-H, 1B | G6-3 | | | K | 5 | 2 | 1 | 2 | 0 | 1 | 1 |
| Tim Wakefield, R (1, 1) | | SH, 2B, HR, 2-3 | G1-3 | | SH1-4, 2-3 | | F9 | | G3-1 | 3 | 1 | 0 | 0 | 0 | 0 | 1 |

| Inning Stats | 1 | 2 | 3 | 4 | 5 | 6 | 7 | 8 | 9 |
|---|---|---|---|---|---|---|---|---|---|
| R | 0 | 8 | 0 | 0 | 4 | 1 | 0 | 0 | 0 |
| E | 0 | 1 | 0 | 0 | 0 | 0 | 0 | 0 | 0 |
| K | 0 | 1 | 1 | 1 | 0 | 0 | 1 | 0 | 2 |
| S | 3 | 29 | 5 | 14 | 16 | 8 | 5 | 6 | 11 |
| H | 0 | 8 | 0 | 0 | 3 | 1 | 0 | 0 | 1 |
| LOB | 0 | 2 | 0 | 2 | 1 | 0 | 0 | 0 | 1 |
| BB | 0 | 0 | 0 | 2 | 2 | 0 | 0 | 0 | 0 |
| P | 6 | 40 | 6 | 31 | 26 | 12 | 8 | 12 | 15 |

| | |
|---|---|
| 1B | 7 |
| 2B | 3 |
| 3B | 0 |
| HR | 3 |
| SF | 0 |
| SAC | 2 |
| DP | 1 |
| HBP | 1 |
| WP | 0 |
| PB | 0 |
| SB | 0 |
| CS | 0 |
| PA | 45 |

| PITCHER | | IP | WLS | BF | H | R | ER | SO | BB | IBB | HBP | BLK | WP | HR | S | P | ERA | WHIP |
|---|---|---|---|---|---|---|---|---|---|---|---|---|---|---|---|---|---|---|
| Tom Glavine, L<br>ERA: 12.27 | (1, 1) | 1.0 | L | 11 | 6 | 8 | 7 | 0 | 0 | 0 | 1 | 0 | 0 | 2 | 24 | 35 | 63.00 | 6.000 |
| Charlie Leibrandt, L<br>ERA: 1.93 | (2, 1) | 3.0 | | 12 | 2 | 0 | 0 | 3 | 2 | 0 | 0 | 0 | 0 | 0 | 27 | 48 | 0.00 | 1.333 |
| Marvin Freeman, R<br>ERA: 14.73 | (5, 1) | 2.0 | | 12 | 4 | 5 | 5 | 0 | 2 | 0 | 0 | 0 | 0 | 1 | 24 | 38 | 22.50 | 3.000 |
| Kent Mercker, L<br>ERA: | (7, 1) | 2.0 | | 6 | 0 | 0 | 0 | 1 | 0 | 0 | 0 | 0 | 0 | 0 | 11 | 20 | 0.00 | 0.000 |
| Mark Wohlers, R<br>ERA: | (9, 1) | 1.0 | | 4 | 1 | 0 | 0 | 2 | 0 | 0 | 0 | 0 | 0 | 0 | 11 | 15 | 0.00 | 1.000 |

| PITCHER | IP | WLS | BF | H | R | ER | SO | BB | IBB | HBP | BLK | WP | HR | S | P | ERA | WHIP |
|---|---|---|---|---|---|---|---|---|---|---|---|---|---|---|---|---|---|

# Pittsburgh Pirates @ Atlanta Braves

Atlanta-Fulton County Stadium, Atlanta, GA

Tue Oct 13 1992, 7:05 PM EDT
Att. 51,975 - Unknown - 70 F

TOP

livebaseballscorecards.com

| | |
|---|---|
| AB | 38 |
| R | 13 |
| H | 13 |
| RBI | 12 |
| BB | 4 |
| SO | 6 |
| LOB | 9 |

# Pittsburgh Pirates @ Atlanta Braves

Atlanta-Fulton County Stadium, Atlanta, GA

Tue Oct 13 1992, 7:05 PM EDT

Att. 51,975 - Unknown - 70 F

livebaseballscorecards.com

| Batter | 1 | 2 | 3 | 4 | 5 | 6 | 7 | 8 | 9 | AB | R | H | RBI | BB | SO | LOB |
|---|---|---|---|---|---|---|---|---|---|---|---|---|---|---|---|---|
| Otis Nixon, S (1, 8)<br>OBP: 0.393, SLG: 0.375 | B B C F S<br>2-3<br>K ① | | B F X<br>1-1<br>L7 ① | S B B S B B<br>4-2<br>1-2<br>2-3<br>BB | | B B X<br>2-0<br>1-2f<br>FC6-4 ② | | | X<br>0-0<br>L7 ① | 3 | 0 | 0 | 0 | 1 | 1 | 1 |
| Kent Mercker, L (7, 1) | | | | | | | | | | 0 | 0 | 0 | 0 | 0 | 0 | 0 |
| Mark Wohlers, R (9, 1) | | | | | | | | | | 0 | 0 | 0 | 0 | 0 | 0 | 0 |
| Francisco Cabrera, R (9, PH) | | | | | | | | | | 1 | 0 | 0 | 0 | 0 | 0 | 0 |
| Jeff Blauser, R (1, 6)<br>OBP: 0.360, SLG: 0.476 | C F F X<br>0-2<br>P7 ② | | B B C F B F X<br>3-2<br>1B | F C B X<br>1-2<br>P6 ③ | | X<br>0-0<br>G3 ③ | | | B C X<br>1-1<br>P2 ② | 5 | 0 | 1 | 0 | 0 | 0 | 4 |
| Terry Pendleton, S (1, 5)<br>OBP: 0.231, SLG: 0.269 | X<br>0-0<br>PB<br>1B | | C X<br>0-1<br>P4 ② | | X<br>0-0<br>1B<br>1B | | X<br>0-0<br>F9 ① | | F X<br>0-1<br>HR<br>1B | 4 | 0 | 2 | 0 | 0 | 0 | 1 |
| Jeff Treadway, L (8, 4)<br>OBP: 0.500, SLG: 0.500 | | | | | | | | | | 1 | 1 | 1 | 0 | 0 | 0 | 0 |
| David Justice, L (1, 9)<br>OBP: 0.481, SLG: 0.667 | C B S B F B X<br>3-2<br>1-3<br>F7 ③ | | F F X<br>0-2<br>P5 ③ | | F B S F F B X<br>2-2<br>1-2<br>1B | | C X<br>0-1<br>HR | | B S X<br>1-1<br>1-H<br>HR | 5 | 2 | 3 | 3 | 0 | 0 | 2 |
| Sid Bream, L (1, 3)<br>OBP: 0.333, SLG: 0.526 | | B C B B B<br>4-1<br>WP<br>BB | | B X<br>1-0<br>PB<br>1B<br>1B | C B F X<br>1-2<br>F8 ① | | B B F S F X<br>2-2<br>G4-3 ② | | B C X<br>1-1<br>G6-3 ③ | 4 | 1 | 1 | 0 | 1 | 0 | 2 |
| Ron Gant, R (1, 7)<br>OBP: 0.304, SLG: 0.500 | F S B B B C<br>2-3<br>K ① | | C B B B B<br>4-1<br>BB<br>1B<br>1-2<br>BB | B S F F X<br>1-2<br>P4 ② | | | F B B B C X<br>2-2<br>P3 ③ | | | 3 | 0 | 0 | 0 | 1 | 1 | 3 |
| Damon Berryhill, S (1, 2)<br>OBP: 0.217, SLG: 0.143 | F B C B X<br>2-2<br>F9 ② | | X<br>0-0<br>P9 ① | B X<br>1-0<br>G5-3 ③ | | | | B C X<br>1-1<br>P4 ① | | 3 | 0 | 0 | 0 | 0 | 0 | 5 |
| Javy Lopez, R (8, 2) | | | | | | | | | | 1 | 0 | 0 | 0 | 0 | 0 | 0 |
| Mark Lemke, S (1, 4)<br>OBP: 0.458, SLG: 0.368 | B B C B B<br>4-1<br>1-2<br>BB | | C C S<br>0-3<br>K ② | | | B C B C X<br>2-2<br>G4-3 ① | | C X<br>0-1<br>F8 ② | | 3 | 0 | 0 | 0 | 1 | 1 | 2 |
| (8, 5) | | | | | | | | | | | | | | | | |
| Tom Glavine, L (1, 1) | C B C S<br>1-3<br>K ③ | | X<br>0-0<br>1-2<br>2-H<br>BB<br>1B | | | C S X<br>0-2<br>E6<br>FC6-4 | | X<br>0-0<br>P7 ③ | | 0 | 0 | 0 | 0 | 0 | 0 | 0 |
| Charlie Leibrandt, R (2, 1) | | | | | | | | | | 1 | 0 | 0 | 0 | 0 | 1 | 2 |
| Lonnie Smith, R (4, PH)<br>OBP: 0.400, SLG: 0.800 | | | | | | | | | | 1 | 0 | 1 | 1 | 0 | 0 | 0 |
| Marvin Freeman, R (5, 1) | | | | | | | | | | 0 | 0 | 0 | 0 | 0 | 0 | 0 |
| Deion Sanders, L (6, PH) | | | | | | | | | | 2 | 0 | 0 | 0 | 0 | 0 | 0 |
| (7, 8) | | | | | | | | | | | | | | | | |
| Inning Stats | R: 0<br>E: 0<br>K: 1<br>S: 12<br>H: 1<br>LOB: 1<br>BB: 0<br>P: 17 | R: 0<br>E: 0<br>K: 2<br>S: 11<br>H: 0<br>LOB: 2<br>BB: 2<br>P: 24 | R: 0<br>E: 0<br>K: 0<br>S: 11<br>H: 1<br>LOB: 1<br>BB: 0<br>P: 15 | R: 1<br>E: 0<br>K: 1<br>S: 12<br>H: 2<br>LOB: 3<br>BB: 2<br>P: 22 | R: 0<br>E: 0<br>K: 0<br>S: 14<br>H: 2<br>LOB: 2<br>BB: 0<br>P: 19 | R: 0<br>E: 1<br>K: 0<br>S: 8<br>H: 0<br>LOB: 1<br>BB: 0<br>P: 12 | R: 1<br>E: 0<br>K: 0<br>S: 10<br>H: 1<br>LOB: 0<br>BB: 0<br>P: 14 | R: 0<br>E: 0<br>K: 0<br>S: 5<br>H: 0<br>LOB: 0<br>BB: 0<br>P: 6 | R: 2<br>E: 0<br>K: 0<br>S: 9<br>H: 2<br>LOB: 0<br>BB: 0<br>P: 12 | 1B: 7<br>2B: 0<br>3B: 0<br>HR: 2<br>SF: 0<br>SAC: 0<br>DP: 0<br>HBP: 0 | | | | | | |

| PITCHER | IP | WLS | BF | H | R | ER | SO | BB | IBB | HBP | BLK | WP | HR | S | P | ERA | WHIP |
|---|---|---|---|---|---|---|---|---|---|---|---|---|---|---|---|---|---|
| Tim Wakefield, R (1, 1)<br>ERA: 3.0 | 9.0 | W | 41 | 9 | 4 | 4 | 4 | 4 | 0 | 0 | 0 | 1 | 2 | 92 | 141 | 4.00 | 1.444 |

| PITCHER | IP | WLS | BF | H | R | ER | SO | BB | IBB | HBP | BLK | WP | HR | S | P | ERA | WHIP |
|---|---|---|---|---|---|---|---|---|---|---|---|---|---|---|---|---|---|

| | |
|---|---|
| AB | 37 |
| R | 4 |
| H | 9 |
| RBI | 4 |
| BB | 4 |
| SO | 4 |
| LOB | 22 |

WP: 1 PA: 41
PB: 3
SB: 0
CS: 0

| Batter | 1 | 2 | 3 | 4 | 5 | 6 | 7 | 8 | 9 | AB | R | H | RBI | BB | SO | LOB |
|---|---|---|---|---|---|---|---|---|---|---|---|---|---|---|---|---|
| Alex Cole, L (1, 9)<br>OBP: 0.385, SLG: 0.200<br>Lloyd McClendon, R (7, PH)<br>OBP: 0.750, SLG: 1.182<br>(7, 9)<br>Cecil Espy, S (9, PR)<br>OBP: 0.667, SLG: 0.667<br>(9, 9) | B B C B B<br>4-1<br>2B SF9 BB | | B B X<br>2-0 ①<br>F7 | | X<br>0-0 ③<br>L9 | | I I I I<br>4-0<br>BB IBB | | B B B B<br>4-0<br>BB | 2<br>0<br>0 | 1<br>0<br>0 | 0<br>0<br>0 | 0<br>0<br>0 | 1<br>2<br>0 | 0<br>0<br>0 | 1<br>0<br>0 |
| Jay Bell, R (1, 6)<br>OBP: 0.273, SLG: 0.345 | X<br>0-0 ①<br>B2 | | B S S S<br>1-3 ②<br>K | | | S C F X<br>0-2<br>1B 2B | B B B B<br>4-0<br>1-2 2-3 BB | | 1 SAFE C B B X<br>2-1 ③<br>1-2 G5-3 | 4 | 1 | 1 | 0 | 1 | 1 | 2 |
| Andy Van Slyke, L (1, 8)<br>OBP: 0.290, SLG: 0.448 | C X<br>0-1<br>SF9 1-3 2B | | B C B C F F X<br>2-2 ③<br>F9 | | | S B X<br>1-1<br>2-H 1B | B S F F X<br>1-2 ③<br>F8 | | | 4 | 0 | 2 | 1 | 0 | 0 | 3 |
| Barry Bonds, L (1, 7)<br>OBP: 0.433, SLG: 0.435 | I I I I<br>4-0<br>IBB | | | B B X<br>2-0 ①<br>L9 | | C B 1 SAFE F X<br>1-2 ①<br>P5 | | B X<br>1-0<br>FC6-4 1B | | 3 | 0 | 1 | 0 | 1 | 0 | 1 |
| Orlando Merced, S (1, 3)<br>OBP: 0.231, SLG: 0.200 | C S B X<br>1-2 ②<br>SF9 2-3 3-H | | | X<br>0-0 ②<br>G4-3 | | B 1 SAFE X<br>1-0 ②<br>F9 | | 1 SAFE S 1 SAFE X<br>0-1 ①<br>FC6-4 1-2f 2B | | 3 | 0 | 0 | 1 | 0 | 0 | 2 |
| Jeff King, R (1, 5)<br>OBP: 0.241, SLG: 0.379 | F B 1 SAFE X<br>1-1 ③<br>P2 | | | B B X<br>2-0 ③<br>G5-3 | | 1 SAFE B F B B X<br>3-1 ③<br>F7 | | 1 SAFE B X<br>1-0 ②<br>1-H 2B | | 4 | 0 | 1 | 0 | 0 | 0 | 3 |
| Michael LaValliere, L (1, 2)<br>OBP: 0.200, SLG: 0.200 | | B F C S<br>1-3 ①<br>K | | | B C F F B B C<br>3-3 ①<br>K | | X<br>0-0<br>BB SH3-4 1B | B F C X<br>1-2 ③<br>L7 | | 4 | 0 | 1 | 0 | 0 | 2 | 1 |
| Jose Lind, R (1, 4)<br>OBP: 0.250, SLG: 0.481 | | B X<br>1-0 ②<br>G5-3 | | | B S X<br>1-1<br>2B | | B 1 SAFE F X<br>1-1 ①<br>L8 | | X<br>0-0 ①<br>F7 | 4 | 0 | 1 | 0 | 0 | 0 | 1 |
| Doug Drabek, R (1, 1)<br>Stan Belinda, R (9, 1) | | B X<br>1-0 ③<br>P9 | | | B C F B F S<br>2-3 ②<br>K | | C 1 SAFE B X<br>1-1 ②<br>SH3-4 1-2 | | S B S T S<br>1-3 ②<br>K | 3<br>0 | 0<br>0 | 0<br>0 | 0<br>0 | 0<br>0 | 2<br>0 | 1<br>0 |
| Inning Stats | R: 1 H: 1<br>E: 0 LOB: 2<br>K: 0 BB: 2<br>S: 9 P: 19 | R: 0 H: 0<br>E: 0 LOB: 0<br>K: 1 BB: 0<br>S: 5 P: 8 | R: 0 H: 0<br>E: 0 LOB: 0<br>K: 1 BB: 0<br>S: 9 P: 14 | R: 0 H: 0<br>E: 0 LOB: 0<br>K: 0 BB: 0<br>S: 3 P: 7 | R: 0 H: 1<br>E: 0 LOB: 1<br>K: 2 BB: 0<br>S: 11 P: 17 | R: 1 H: 2<br>E: 0 LOB: 1<br>K: 0 BB: 0<br>S: 12 P: 18 | R: 0 H: 1<br>E: 0 LOB: 3<br>K: 0 BB: 2<br>S: 9 P: 20 | R: 0 H: 2<br>E: 0 LOB: 1<br>K: 0 BB: 0<br>S: 7 P: 10 | R: 0 H: 0<br>E: 0 LOB: 1<br>K: 1 BB: 1<br>S: 7 P: 14 | 1B: 3<br>2B: 4<br>3B: 0<br>HR: 0 | SF: 1<br>SAC: 1<br>DP: 0<br>HBP: 0 | | | | | |

| PITCHER | | IP | WLS | BF | H | R | ER | SO | BB | IBB | HBP | BLK | WP | HR | S | P | ERA | WHIP |
|---|---|---|---|---|---|---|---|---|---|---|---|---|---|---|---|---|---|---|
| 29 John Smoltz, R<br>ERA: 2.66 | (1, 1) | 6.0 | | 24 | 4 | 2 | 2 | 4 | 1 | 1 | 0 | 0 | 0 | 0 | 49 | 83 | 3.00 | 0.833 |
| Mike Stanton, L<br>ERA: | (7, 1) | 0.2 | | 4 | 1 | 0 | 0 | 0 | 0 | 1 | 0 | 0 | 0 | 0 | 5 | 11 | 0.00 | 1.500 |
| Pete Smith, R<br>ERA: 2.45 | (7, 1) | 0.0 | | 1 | 0 | 0 | 0 | 0 | 1 | 0 | 0 | 0 | 0 | 0 | 0 | 4 | ∞ | ∞ |
| Steve Avery, L<br>ERA: 9.0 | (7, 1) | 1.1 | | 5 | 2 | 0 | 0 | 0 | 0 | 0 | 0 | 0 | 0 | 0 | 11 | 15 | 0.00 | 1.500 |
| Jeff Reardon, R<br>ERA: | (9, 1) | 1.0 | W | 4 | 0 | 0 | 0 | 1 | 1 | 0 | 0 | 0 | 1 | 0 | 7 | 14 | 0.00 | 1.000 |

| PITCHER | IP | WLS | BF | H | R | ER | SO | BB | IBB | HBP | BLK | WP | HR | S | P | ERA | WHIP |
|---|---|---|---|---|---|---|---|---|---|---|---|---|---|---|---|---|---|

# TOP

# Pittsburgh Pirates @ Atlanta Braves

Atlanta-Fulton County Stadium, Atlanta, GA

Wed Oct 14 1992, 7:05 PM EDT

Att. 51,975 - Unknown - 70 F

livebaseballscorecards.com

| | |
|---|---|
| AB | 31 |
| R | 2 |
| H | 7 |
| RBI | 2 |
| BB | 5 |
| SO | 5 |
| LOB | 15 |

| | | | | | | | | | | | | | | | | | | |
|---|---|---|---|---|---|---|---|---|---|---|---|---|---|---|---|---|---|---|
| 1B: 3 | SF: 1 | WP: 1 | PA: 38 |
| 2B: 4 | SAC: 1 | PB: 0 | |
| 3B: 0 | DP: 0 | SB: 0 | |
| HR: 0 | HBP: 0 | CS: 0 | |

# Pittsburgh Pirates @ Atlanta Braves

Atlanta-Fulton County Stadium, Atlanta, GA

Wed Oct 14 1992, 7:05 PM EDT

Att. 51,975 - Unknown - 70 F

BOTTOM

| Batter | 1 | 2 | 3 | 4 | 5 | 6 | 7 | 8 | 9 | AB | R | H | RBI | BB | SO | LOB |
|---|---|---|---|---|---|---|---|---|---|---|---|---|---|---|---|---|
| Otis Nixon, S (1, 8)<br>OBP: 0.375, SLG: 0.357 | G4-3 | | G3 | | | 1B | | F7 | | 4 | 0 | 1 | 0 | 0 | 0 | 1 |
| Jeff Blauser, R (1, 6)<br>OBP: 0.310, SLG: 0.400 | G5-3 | | | K | | L5 | | K | | 4 | 0 | 0 | 0 | 0 | 2 | 3 |
| Terry Pendleton, S (1, 5)<br>OBP: 0.233, SLG: 0.300 | F9 | | | G3 | | L7 | | | E SF7 2B | 4 | 1 | 1 | 0 | 0 | 0 | 2 |
| David Justice, L (1, 9)<br>OBP: 0.419, SLG: 0.560 | | K | | G3 | | | G4-3 | | E4 BB BB 1B | 4 | 1 | 0 | 0 | 0 | 1 | 1 |
| Sid Bream, L (1, 3)<br>OBP: 0.360, SLG: 0.545 | | G4-3 | | | G6-3 | | 2B | | BB 1B BB | 3 | 1 | 1 | 0 | 1 | 0 | 0 |
| Ron Gant, R (1, 7)<br>OBP: 0.296, SLG: 0.455 | | L8 | | | K | | BB | | SF7 | 2 | 0 | 0 | 1 | 1 | 1 | 0 |
| Damon Berryhill, S (1, 2)<br>OBP: 0.259, SLG: 0.208 | | | 2B | | G4-3 | | F7 | | 1B BB | 3 | 0 | 1 | 0 | 1 | 0 | 2 |
| Mark Lemke, S (1, 4)<br>OBP: 0.462, SLG: 0.381 | | | G5-3 | | | 1B L5 1B 1B | F8 | | P4 | 2 | 0 | 1 | 0 | 0 | 0 | 1 |
| Lonnie Smith, R (7, PH)<br>OBP: 0.333, SLG: 0.667 | | | | | | | | | | 1 | 0 | 0 | 0 | 0 | 0 | 2 |
| Rafael Belliard, R (8, 4) | | | | | | | | | | 0 | 0 | 0 | 0 | 0 | 0 | 0 |
| Brian Hunter, R (9, PH)<br>OBP: 0.200, SLG: 0.200 | | | | | | | | | | 1 | 0 | 0 | 0 | 0 | 0 | 3 |
| 29 John Smoltz, R (1, 1)<br>OBP: 0.286, SLG: 0.286 | | | L4 | | | 1B 1B | | K | 1B | 1 | 0 | 0 | 0 | 0 | 0 | 1 |
| Jeff Treadway, L (6, PH)<br>OBP: 0.667, SLG: 0.667 | | | | | | | | | | 1 | 0 | 1 | 0 | 0 | 0 | 0 |
| Mike Stanton, L (7, 1)<br>OBP: 1.000, SLG: 2.000 | | | | | | | | | | 0 | 0 | 0 | 0 | 0 | 0 | 0 |
| Pete Smith, R (7, 1) | | | | | | | | | | 0 | 0 | 0 | 0 | 0 | 0 | 0 |
| Steve Avery, L (7, 1) | | | | | | | | | | 0 | 0 | 0 | 0 | 0 | 0 | 0 |
| Deion Sanders, L (8, PH) | | | | | | | | | | 1 | 0 | 0 | 0 | 0 | 1 | 0 |
| Jeff Reardon, R (9, 1) | | | | | | | | | | 0 | 0 | 0 | 0 | 0 | 0 | 0 |
| Francisco Cabrera, R (9, PH)<br>OBP: 0.500, SLG: 0.500 | | | | | | | | | | 1 | 0 | 1 | 2 | 0 | 0 | 0 |

| Inning Stats | 1 | 2 | 3 | 4 | 5 | 6 | 7 | 8 | 9 |
|---|---|---|---|---|---|---|---|---|---|
| R: | 0 | 0 | 0 | 0 | 0 | 0 | 0 | 0 | 3 |
| E: | 0 | 0 | 0 | 0 | 0 | 0 | 0 | 0 | 1 |
| K: | 0 | 1 | 0 | 1 | 0 | 0 | 0 | 0 | 0 |
| S: | 9 | 12 | 9 | 7 | 7 | 11 | 15 | 9 | 10 |
| H: | 0 | 0 | 1 | 0 | 0 | 3 | 1 | 0 | 2 |
| LOB: | 0 | 0 | 1 | 0 | 0 | 2 | 2 | 0 | 2 |
| BB: | 0 | 0 | 0 | 0 | 0 | 0 | 1 | 0 | 2 |
| P: | 13 | 15 | 13 | 14 | 11 | 18 | 21 | 15 | 22 |

| | |
|---|---|
| 1B: | 4 |
| 2B: | 4 |
| 3B: | 0 |
| HR: | 0 |
| SF: | 1 |
| SAC: | 0 |
| DP: | 1 |
| HBP: | 0 |

| | |
|---|---|
| WP: | 0 |
| PB: | 0 |
| SB: | 0 |
| CS: | 0 |
| PA: | 36 |

| PITCHER | | IP | WLS | BF | H | R | ER | SO | BB | IBB | HBP | BLK | WP | HR | S | P | ERA | WHIP |
|---|---|---|---|---|---|---|---|---|---|---|---|---|---|---|---|---|---|---|
| Doug Drabek, R<br>ERA: 3.71 | (1, 1) | 8.0 | L | 32 | 6 | 3 | 1 | 5 | 2 | 0 | 0 | 0 | 0 | 0 | 83 | 129 | 1.12 | 1.000 |
| Stan Belinda, R<br>ERA: | (9, 1) | 0.2 | | 4 | 1 | 0 | 0 | 0 | 1 | 0 | 0 | 0 | 0 | 0 | 6 | 13 | 0.00 | 3.000 |

| PITCHER | IP | WLS | BF | H | R | ER | SO | BB | IBB | HBP | BLK | WP | HR | S | P | ERA | WHIP |
|---|---|---|---|---|---|---|---|---|---|---|---|---|---|---|---|---|---|

livebaseballscorecards.com