


Pittsburgh Pirates - 1992


Batter	1	2	3	4	5	6	7	8	9	AB	R	H	RBI	BB	SO	LOB	TOP					
Delino DeShields, L (1,4) OBP: 0.250, SLG: 0.250	F7			FC5-4 1B		G6-3		G6-4-3		4	0	1	0	0	0	2	Montreal Expos @ Pittsburgh Pirates Three Rivers Stadium, Pittsburgh, PA Mon Apr 06 1992, 7:05 PM EDT Att: 48,800 - Cloudy - 55 F					
Marquis Grissom, R (1,8)	G4-3			F8		G4-3			P4	4	0	0	0	0	0	1						
Ivan Calderon, R (1,7) OBP: 0.250, SLG: 0.500	F8			FC5-4 1B			G6-3			4	0	1	0	0	0	1						
Larry Walker, L (1,9) OBP: 0.500, SLG: 0.500		G3			FC6-4 1B					4	0	2	0	0	0	1						
Tim Wallach, R (1,3)				FC6-4 1B			F7			4	0	0	0	0	1	4						
Bret Barberie, S (1,5)										3	0	0	0	0	0	1						
Darrin Fletcher, L (1,2) OBP: 0.333, SLG: 0.333										3	0	1	0	0	1	0						
Spike Owen, S (1,6) OBP: 0.333, SLG: 0.333										3	0	1	0	0	0	1						
Dennis Martinez, R (1,1)										2	0	0	0	0	1	0						
John Vander Wal, L (8,PH)										0	0	0	0	1	0	0						
Jeff Fassero, L (8,1)										0	0	0	0	0	0	0						
Inning Stats	R: 0 E: 0 K: 0 S: 8	H: 0 LOB: 0 BB: 0 P: 10	R: 0 E: 0 K: 1 S: 8	H: 0 LOB: 0 BB: 0 P: 10	R: 0 E: 0 K: 0 S: 4	H: 1 LOB: 0 BB: 0 P: 5	R: 0 E: 0 K: 0 S: 14	H: 2 LOB: 2 BB: 0 P: 19	R: 0 E: 0 K: 1 S: 9	H: 0 LOB: 0 BB: 0 P: 13	R: 0 E: 0 K: 0 S: 10	H: 0 LOB: 0 BB: 0 P: 13	R: 0 E: 0 K: 0 S: 6	H: 1 LOB: 1 BB: 0 P: 8	R: 0 E: 0 K: 0 S: 8	H: 1 LOB: 1 BB: 1 P: 16	R: 0 E: 0 K: 0 S: 10	H: 1 LOB: 1 BB: 0 P: 11	1B: 5 2B: 1 3B: 0 HR: 0	SF: 0 SAC: 0 DP: 2 HBP: 0	WP: 0 SB: 0 CS: 0	PA: 32
PITCHER	IP	WLS	BF	H	R	ER	SO	BB	IBB	HBP	BLK	WP	HR	S	P	ERA	WHIP					
Doug Drabek, R (1,1) ERA:	8.0	W	28	5	0	0	3	1	0	0	0	0	0	67	94	0.00	0.750					
Roger Mason, R (9,1) ERA:	1.0	S	4	1	0	0	0	0	0	0	0	0	0	10	11	0.00	1.000					

AB	31
R	0
H	6
RBI	0
BB	1
SO	3
LOB	11



Batter	1	2	3	4	5	6	7	8	9	AB	R	H	RBI	BB	SO	LOB	BOTTOM				
Kirk Gibson, L (1,9)	G4-3		K		P7			E3		4	0	0	0	0	1	1	Montreal Expos @ Pittsburgh Pirates Three Rivers Stadium, Pittsburgh, PA Mon Apr 06 1992, 7:05 PM EDT Att: 48,800 - Cloudy - 55 F				
Jay Bell, R (1,6)	P3		F9		G6-3			G3		4	0	0	0	0	2						
Andy Van Slyke, L (1,8)	PO		G3				G4-3			3	0	0	0	1	1						
Barry Bonds, L (1,7) OBP: 0.333, SLG: 0.333	PO	G3		G6-3			G3-1			3	1	1	0	0	0						
Orlando Merced, S (1,3)		G3		K			G6-3			3	0	0	0	0	1						
Steve Buechele, R (1,5)		1B		E5			F7			2	1	0	0	1	0						
Michael LaValliere, L (1,2)		SF7		L5			F8			2	0	0	1	0	0						
Jose Lind, R (1,4) OBP: 0.667, SLG: 0.667							G6-3			3	0	2	0	0	0						
Doug Drabek, R (1,1) OBP: 0.500, SLG: 0.500										2	0	1	1	0	1						
Gary Redus, R (8,PH)										1	0	0	0	0	1						
Roger Mason, R (9,1)										0	0	0	0	0	0						
Inning Stats	R: 0 E: 0 K: 0 S: 9	H: 0 LOB: 1 BB: 1 P: 20	R: 2 E: 1 K: 0 S: 12	H: 3 LOB: 2 BB: 1 P: 22	R: 0 E: 0 K: 1 S: 8	H: 0 LOB: 0 BB: 0 P: 12	R: 0 E: 1 K: 1 S: 10	H: 0 LOB: 1 BB: 0 P: 16	R: 0 E: 0 K: 1 S: 9	H: 1 LOB: 1 BB: 0 P: 16	R: 0 E: 0 K: 0 S: 6	H: 0 LOB: 0 BB: 0 P: 10	R: 0 E: 0 K: 0 S: 10	H: 0 LOB: 0 BB: 0 P: 15	R: 0 E: 1 K: 2 S: 11	H: 0 LOB: 1 BB: 0 P: 18	1B: 4 2B: 0 3B: 0 HR: 0	SF: 1 SAC: 0 DP: 0 HBP: 0	WP: 0 SB: 0 CS: 0	PA: 31	
PITCHER	IP	WLS	BF	H	R	ER	SO	BB	IBB	HBP	BLK	WP	HR	S	P	ERA	WHIP				
Dennis Martinez, R (1,1) ERA: 2.57	7.0	L	26	4	2	2	3	2	0	0	0	0	0	64	111	2.57	0.857				
Jeff Fassero, L (8,1) ERA:	1.0		4	0	0	0	2	0	0	0	0	0	0	11	18	0.00	0.000				

AB	27
R	2
H	4
RBI	2
BB	2
SO	5
LOB	7



Batter	1	2	3	4	5	6	7	8	9	AB	R	H	RBI	BB	SO	LOB	TOP					
Delino DeShields, L (1, 4) OBP: 0.375, SLG: 0.750	F7			IHR		1B		K		4	1	2	1	0	1	0	Montreal Expos @ Pittsburgh Pirates Three Rivers Stadium, Pittsburgh, PA Wed Apr 08 1992, 7:05 PM EDT Att: 7,075 - Cloudy - 58 F					
Marquis Grissom, R (1, 8) OBP: 0.125, SLG: 0.125	F8			G5-3		1B		G6-3		4	0	1	0	0	0	0						
Ivan Calderon, R (1, 7) OBP: 0.125, SLG: 0.250	G3			G4-3		P5			G1-3	4	0	0	0	0	0	2						
Tim Wallach, R (1, 3)		F9		G5-3					F7	4	1	1	0	0	0	0						
Larry Walker, L (1, 9)		P5			P5				F8	4	0	0	0	0	0	1						
Gary Carter, R (1, 2)		F8			F9					3	0	0	0	0	0	1						
Bret Barberie, S (1, 5) OBP: 0.167, SLG: 0.333 Jeff Fassero, L (7, 1)				G5-3		K				3	0	1	1	0	1	0						
Spike Owen, S (1, 6) OBP: 0.167, SLG: 0.167				G4-3		G4-3			F8	3	0	0	0	0	0	1						
Mark Gardner, R (1, 1) Bill Sampen, R (7, 1) Archi Cianfrocco, R (7, 5)				G5-3		K			F9	2	0	0	0	0	1	0						
Inning Stats	R: 0 E: 0 K: 0 S: 6	H: 0 LOB: 0 BB: 0 P: 7	R: 0 E: 0 K: 0 S: 8	H: 0 LOB: 0 BB: 0 P: 16	R: 0 E: 0 K: 0 S: 6	H: 0 LOB: 0 BB: 0 P: 10	R: 1 E: 0 K: 0 S: 7	H: 1 LOB: 0 BB: 0 P: 12	R: 0 E: 0 K: 1 S: 9	H: 0 LOB: 0 BB: 0 P: 13	R: 0 E: 0 K: 1 S: 13	H: 2 LOB: 2 BB: 0 P: 23	R: 1 E: 0 K: 0 S: 10	H: 2 LOB: 1 BB: 0 P: 18	R: 0 E: 0 K: 1 S: 7	H: 0 LOB: 0 BB: 0 P: 8		R: 0 E: 0 K: 0 S: 6	H: 0 LOB: 0 BB: 0 P: 10	1B: 3 2B: 1 3B: 0 HR: 1	SF: 0 SAC: 0 DP: 0 HBP: 0	WP: 0 SB: 0 CS: 0
PITCHER	IP	WLS	BF	H	R	ER	SO	BB	IBB	HBP	BLK	WP	HR	S	P	ERA	WHIP					
Zane Smith, L (1, 1) ERA: 2.57	7.0	W	26	5	2	2	2	0	0	0	0	0	0	59	99	2.57	0.714					
Stan Belinda, R (8, 1) ERA:	2.0	S	6	0	0	0	1	0	0	0	0	0	0	13	18	0.00	0.000					

Batter	1	2	3	4	5	6	7	8	9	AB	R	H	RBI	BB	SO	LOB	BOTTOM					
Kirk Gibson, L (1, 9) OBP: 0.375, SLG: 0.167	G3-1			CS						2	1	1	0	2	0	0	Montreal Expos @ Pittsburgh Pirates Three Rivers Stadium, Pittsburgh, PA Wed Apr 08 1992, 7:05 PM EDT Att: 7,075 - Cloudy - 58 F					
Jay Bell, R (1, 6) OBP: 0.250, SLG: 0.286	F9			CS						3	0	1	1	1	0	3						
Andy Van Slyke, L (1, 8)	G3			HR						2	1	0	0	2	1	0						
Barry Bonds, L (1, 7) OBP: 0.429, SLG: 0.833		G6-3		HR						3	2	1	2	1	1	2						
Orlando Merced, S (1, 3)		G1-3		G6-3						4	0	0	0	0	0	1						
Steve Buechele, R (1, 5) OBP: 0.571, SLG: 0.400										3	0	2	1	1	1	0						
Michael LaValliere, L (1, 2) OBP: 0.143, SLG: 0.167										4	0	1	0	0	1	2						
Jose Lind, R (1, 4) OBP: 0.286, SLG: 0.286										4	0	0	0	0	0	3						
Zane Smith, L (1, 1) Stan Belinda, R (8, 1)										3	0	0	0	0	1	2						
Inning Stats	R: 0 E: 0 K: 0 S: 8	H: 0 LOB: 0 BB: 0 P: 15	R: 0 E: 0 K: 1 S: 9	H: 0 LOB: 0 BB: 0 P: 12	R: 0 E: 0 K: 2 S: 10	H: 0 LOB: 0 BB: 0 P: 13	R: 2 E: 0 K: 0 S: 9	H: 2 LOB: 2 BB: 2 P: 19	R: 0 E: 0 K: 0 S: 15	H: 2 LOB: 3 BB: 1 P: 22	R: 1 E: 0 K: 1 S: 10	H: 1 LOB: 1 BB: 1 P: 16	R: 1 E: 0 K: 1 S: 11	H: 1 LOB: 2 BB: 2 P: 24	R: 0 E: 0 K: 0 S: 7	H: 0 LOB: 1 BB: 1 P: 12		R: 0 E: 0 K: 0 S: 6	H: 0 LOB: 0 BB: 0 P: 10	1B: 4 2B: 1 3B: 0 HR: 1	SF: 0 SAC: 0 DP: 0 HBP: 0	WP: 0 SB: 0 CS: 2
PITCHER	IP	WLS	BF	H	R	ER	SO	BB	IBB	HBP	BLK	WP	HR	S	P	ERA	WHIP					
Mark Gardner, R (1, 1) ERA: 4.5	6.0	L	25	5	3	3	4	4	0	0	0	0	0	61	97	4.50	1.500					
Bill Sampen, R (7, 1) ERA: 13.5	0.2		4	1	1	1	0	1	0	0	0	0	0	7	14	13.50	3.000					
Jeff Fassero, L (7, 1) ERA:	1.1		6	0	0	0	1	2	0	0	0	0	0	11	22	0.00	1.500					



Batter	1	2	3	4	5	6	7	8	9	AB	R	H	RBI	BB	SO	LOB	TOP								
Jeff King, R (1, 3)										3	0	0	0	1	1	0									
Jay Bell, R (1, 6) OBP: 0.412, SLG: 0.357										3	1	1	0	1	0	1									
Andy Van Slyke, L (1, 8) OBP: 0.353, SLG: 0.286										4	0	1	0	0	2	2									
Lloyd McClendon, R (1, 9) OBP: 0.333, SLG: 1.000										2	1	1	1	0	1	0									
Cecil Espy, S (6, 9) OBP: 1.000, SLG: 1.333										1	0	1	0	0	0	0									
Barry Bonds, L (1, 7)										3	1	1	1	1	0	2									
Steve Buechele, R (1, 5) OBP: 0.467, SLG: 0.333										3	0	1	1	1	1	2									
Tom Prince, R (1, 2)										4	0	0	0	0	1	2									
Jose Lind, R (1, 4) OBP: 0.200, SLG: 0.200										4	0	1	0	0	0	0									
Randy Tomlin, L (1, 1)										3	0	0	0	0	2	2									
Roger Mason, R (7, 1)										0	0	0	0	0	0	0									
Kirk Gibson, L (9, PH) OBP: 0.300, SLG: 0.125										1	0	0	0	0	1	0									
Stan Belinda, R (9, 1)										0	0	0	0	0	0	0									
Inning Stats	R: 1 E: 0 K: 1 S: 10	H: 1 LOB: 1 BB: 1 P: 20	R: 0 E: 0 K: 1 S: 6	H: 0 LOB: 0 BB: 0 P: 9	R: 0 E: 0 K: 2 S: 10	H: 0 LOB: 1 BB: 1 P: 18	R: 1 E: 0 K: 2 S: 13	H: 2 LOB: 2 BB: 1 P: 23	R: 0 E: 0 K: 1 S: 8	H: 0 LOB: 0 BB: 0 P: 13	R: 1 E: 0 K: 0 S: 4	H: 2 LOB: 0 BB: 0 P: 6	R: 0 E: 0 K: 0 S: 8	H: 0 LOB: 2 BB: 1 P: 13	R: 0 E: 0 K: 1 S: 11	H: 2 LOB: 2 BB: 1 P: 20	R: 0 E: 0 K: 1 S: 6	H: 0 LOB: 0 BB: 0 P: 11	1B: 4 2B: 2 3B: 0 HR: 1	SF: 1 SAC: 0 DP: 2 HBP: 0	WP: 1 PB: 0 SB: 0 CS: 0	PA: 36			
PITCHER	IP	WLS	BF	H	R	ER	SO	BB	IBB	HBP	BLK	WP	HR	S	P	ERA	WHIP								
Kyle Abbott, L (1, 1) ERA: 3.86	7.0	L	28	5	3	3	7	3	0	0	0	1	1	59	102	3.86	1.143								
Wally Ritchie, L (8, 1) ERA:	0.2		4	2	0	0	0	0	1	0	0	0	0	8	17	0.00	3.000								
Curt Schilling, R (8, 1) ERA:	1.1		4	0	0	0	2	0	0	0	0	0	0	9	14	0.00	0.000								

Pittsburgh Pirates @ Philadelphia Phillies
Veterans Stadium, Philadelphia, PA

AB 31
R 3
H 7
RBI 3
BB 4
SO 9
LOB 11



WP: 1 PA: 36
PB: 0
SB: 0
CS: 0

Batter	1	2	3	4	5	6	7	8	9	AB	R	H	RBI	BB	SO	LOB	BOTTOM								
Ruben Amaro Jr. S (1, 8) OBP: 0.467, SLG: 0.727										3	0	0	0	2	0	0									
Mariano Duncan, R (1, 4) OBP: 0.294, SLG: 0.200										3	0	1	0	0	0	2									
Dave Hollins, S (1, 5) OBP: 0.529, SLG: 0.818										3	0	0	0	0	1	3									
John Kruk, L (1, 3) OBP: 0.471, SLG: 0.471										4	0	1	0	0	0	0									
Dale Murphy, R (1, 9) OBP: 0.188, SLG: 0.333										3	0	0	0	1	0	2									
Wes Chamberlain, R (1, 7) OBP: 0.313, SLG: 0.625										4	0	1	0	0	0	2									
Darren Daulton, L (1, 2) OBP: 0.188, SLG: 0.143										3	1	0	0	1	2	2									
Kim Batiste, R (1, 6) OBP: 0.250, SLG: 0.250										3	0	1	0	0	0	1									
Wally Backman, S (9, PH) OBP: 0.500, SLG: 0.500										1	0	0	0	0	1	0									
Kyle Abbott, L (1, 1) ERA: 2.7										1	0	0	0	0	1	0									
Jim Lindeman, R (7, PH) OBP: 1.000, SLG: 2.500										1	1	1	2	0	0	0									
Wally Ritchie, L (8, 1) ERA:										0	0	0	0	0	0	0									
Curt Schilling, R (8, 1) ERA:										0	0	0	0	0	0	0									
Mickey Morandini, L (9, PH) OBP: 0.375, SLG: 0.286										1	0	0	0	0	1	0									
Inning Stats	R: 0 E: 0 K: 0 S: 6	H: 0 LOB: 0 BB: 0 P: 9	R: 0 E: 0 K: 0 S: 8	H: 0 LOB: 1 BB: 1 P: 16	R: 0 E: 0 K: 1 S: 14	H: 1 LOB: 2 BB: 1 P: 24	R: 0 E: 0 K: 0 S: 5	H: 0 LOB: 0 BB: 0 P: 7	R: 0 E: 0 K: 0 S: 10	H: 1 LOB: 2 BB: 1 P: 20	R: 0 E: 0 K: 0 S: 6	H: 1 LOB: 1 BB: 0 P: 11	R: 2 E: 0 K: 1 S: 14	H: 1 LOB: 1 BB: 1 P: 27	R: 0 E: 0 K: 1 S: 8	H: 1 LOB: 1 BB: 0 P: 13	R: 0 E: 0 K: 2 S: 12	H: 0 LOB: 0 BB: 0 P: 15	1B: 4 2B: 0 3B: 0 HR: 1	SF: 0 SAC: 1 DP: 1 HBP: 2	WP: 0 PB: 0 SB: 0 CS: 0	PA: 37			
PITCHER	IP	WLS	BF	H	R	ER	SO	BB	IBB	HBP	BLK	WP	HR	S	P	ERA	WHIP								
Randy Tomlin, L (1, 1) ERA: 2.7	6.2	W	28	4	2	2	2	4	0	1	0	0	0	58	104	2.70	1.200								
Roger Mason, R (7, 1) ERA:	1.1		6	1	0	0	2	0	0	1	0	0	0	13	23	0.00	0.750								
Stan Belinda, R (9, 1) ERA:	1.0	S	3	0	0	0	2	0	0	0	0	0	0	12	15	0.00	0.000								

Pittsburgh Pirates @ Philadelphia Phillies
Veterans Stadium, Philadelphia, PA

AB 30
R 2
H 5
RBI 2
BB 4
SO 6
LOB 12




WP: 0 PA: 37
PB: 0
SB: 0
CS: 0

Batter	1	2	3	4	5	6	7	8	9	AB	R	H	RBI	BB	SO	LOB	TOP								
Kirk Gibson, L (1, 9) OBP: 0.267, SLG: 0.154	F8		L6			PB BB 1B	G3		P6	5	0	1	0	0	0	3									
Jay Bell, R (1, 6) OBP: 0.318, SLG: 0.263	K			G5-6-3		F9		G6-3	L3	5	0	0	0	0	1	2									
Andy Van Slyke, L (1, 8) OBP: 0.333, SLG: 0.235	P2			L6		PB BB 1-2		F7		3	0	0	0	0	1	0									
Cecil Espy, S (8, 8) OBP: 1.000, SLG: 1.333										0	0	0	0	0	0	0									
Barry Bonds, L (1, 7) OBP: 0.421, SLG: 0.867		F8			2-1	P5				4	1	1	1	0	0	2									
Lloyd McClendon, R (8, 7) OBP: 0.333, SLG: 1.000				HR				F7		0	0	0	0	0	0	0									
Orlando Merced, S (1, 3) OBP: 0.091, SLG: 0.091				G4-3		G4-3			K	4	1	1	0	0	1	2									
Steve Buechele, R (1, 5) OBP: 0.421, SLG: 0.375	SAFE K									4	1	1	1	0	2	1									
Michael LaValliere, L (1, 2) OBP: 0.333, SLG: 0.444										3	0	2	0	0	0	1									
Jeff King, R (9, PH) OBP: 0.200, SLG: 0.333	P5					1B G4-3				1	1	1	1	0	0	0									
Jose Lind, R (1, 4) OBP: 0.158, SLG: 0.167				G6-3		G4-3			SF8	3	0	0	1	0	0	2									
Doug Drabek, R (1, 1) OBP: 0.250, SLG: 0.250										2	0	0	0	0	1	1									
Gary Varsho, L (7, PH) OBP: 0.500, SLG: 0.500										1	0	1	0	0	0	0									
Miguel Batista, R (7, 1) OBP: 0.500, SLG: 0.500										0	0	0	0	0	0	0									
Gary Redus, R (9, PH) OBP: 0.500, SLG: 0.500										0	0	0	0	1	0	0									
Inning Stats	R: 0 E: 0 K: 1 S: 9	H: 0 LOB: 0 BB: 0 P: 16	R: 0 E: 0 K: 1 S: 10	H: 1 LOB: 1 BB: 0 P: 19	R: 0 E: 0 K: 1 S: 10	H: 0 LOB: 0 BB: 0 P: 14	R: 1 E: 0 K: 0 S: 6	H: 1 LOB: 0 BB: 0 P: 11	R: 0 E: 0 K: 1 S: 16	H: 1 LOB: 1 BB: 0 P: 24	R: 0 E: 0 K: 0 S: 10	H: 1 LOB: 2 BB: 1 P: 18	R: 0 E: 0 K: 0 S: 9	H: 2 LOB: 2 BB: 0 P: 14	R: 0 E: 0 K: 1 S: 6	H: 0 LOB: 0 BB: 0 P: 12	R: 3 E: 0 K: 1 S: 20	H: 2 LOB: 1 BB: 1 P: 38	1B: 4 2B: 2 3B: 1 HR: 1	SF: 1 SAC: 0 DP: 0 HBP: 0	WP: 1 PB: 1 SB: 1 CS: 0	PA: 38			
PITCHER	IP	WLS	BF	H	R	ER	SO	BB	IBB	HBP	BLK	WP	HR	S	P	ERA	WHIP								
Andy Ashby, R (1, 1) ERA: 1.5	6.0	W	23	4	1	1	4	1	0	0	0	0	1	61	102	1.50	0.833								
Barry Jones, R (7, 1) ERA:	2.0		8	2	0	0	0	0	0	0	0	0	0	15	26	0.00	1.000								
Mitch Williams, L (9, 1) ERA: 13.5	1.0		7	2	3	3	1	1	0	0	0	1	0	20	38	27.00	3.000								

Pittsburgh Pirates @ Philadelphia Phillies
Veterans Stadium, Philadelphia, PA
Sat Apr 11 1992, 7:05 PM EDT
Att: 24,967 - Cloudy - 59 F


AB 35
R 4
H 8
RBI 4
BB 2
SO 5
LOB 14



Batter	1	2	3	4	5	6	7	8	9	AB	R	H	RBI	BB	SO	LOB	BOTTOM								
Ruben Amaro Jr, S (1, 8) OBP: 0.450, SLG: 0.800	G6-3			1B FC BB				K		4	2	1	2	1	2	3									
Mariano Duncan, R (1, 6) OBP: 0.273, SLG: 0.200	L6			K				G4-3		5	0	1	0	0	1	4									
Dave Hollins, S (1, 5) OBP: 0.524, SLG: 0.714	G6-3			1B FC 1B						3	1	1	0	1	0	0									
John Kruk, L (1, 3) OBP: 0.429, SLG: 0.429				FC 1B 1B						4	2	1	1	0	0	3									
Dale Murphy, R (1, 9) OBP: 0.211, SLG: 0.333										3	1	1	1	0	0	1									
Barry Jones, R (7, 1) ERA:										1	0	0	0	0	0	2									
Mitch Williams, L (9, 1) ERA:										0	0	0	0	0	0	0									
Darren Daulton, L (1, 2) OBP: 0.250, SLG: 0.188										2	0	1	1	1	1	0									
Wes Chamberlain, R (1, 7) OBP: 0.300, SLG: 0.550										4	0	1	2	0	1	2									
Mickey Morandini, L (1, 4) OBP: 0.333, SLG: 0.273										4	0	1	0	0	1	2									
Andy Ashby, R (1, 1) ERA:										2	0	0	0	0	2	0									
Julio Peguero, S (7, 8) ERA:										0	1	0	0	2	0	0									
Inning Stats	R: 0 E: 0 K: 0 S: 6	H: 0 LOB: 0 BB: 0 P: 11	R: 0 E: 0 K: 1 S: 7	H: 0 LOB: 0 BB: 0 P: 11	R: 0 E: 0 K: 2 S: 8	H: 0 LOB: 0 BB: 0 P: 11	R: 4 E: 0 K: 1 S: 14	H: 3 LOB: 1 BB: 2 P: 28	R: 0 E: 0 K: 2 S: 7	H: 0 LOB: 0 BB: 0 P: 8	R: 1 E: 1 K: 1 S: 9	H: 1 LOB: 1 BB: 0 P: 13	R: 2 E: 0 K: 0 S: 16	H: 2 LOB: 2 BB: 2 P: 32	R: 0 E: 1 K: 1 S: 12	H: 2 LOB: 3 BB: 1 P: 22	1B: 7 2B: 1 3B: 0 HR: 1	SF: 1 SAC: 0 DP: 1 HBP: 0	WP: 1 PB: 0 SB: 0 CS: 0	PA: 38					
PITCHER	IP	WLS	BF	H	R	ER	SO	BB	IBB	HBP	BLK	WP	HR	S	P	ERA	WHIP								
Doug Drabek, R (1, 1) ERA: 2.57	6.0	L	25	4	5	4	7	2	0	0	0	1	0	51	82	6.00	1.000								
Miguel Batista, R (7, 1) ERA: 9.0	2.0		13	4	2	2	1	3	0	0	0	0	1	28	54	9.00	3.500								

Pittsburgh Pirates @ Philadelphia Phillies
Veterans Stadium, Philadelphia, PA
Sat Apr 11 1992, 7:05 PM EDT
Att: 24,967 - Cloudy - 59 F


AB 32
R 7
H 8
RBI 7
BB 5
SO 8
LOB 17



Batter	1	2	3	4	5	6	7	8	9	AB	R	H	RBI	BB	SO	LOB	TOP			
Gary Redus, R OBP: 0.375, SLG: 0.167 Cecil Espy, S OBP: 1.000, SLG: 1.250	F8		G5-3			FC6-4 1B	1B		L5-4 BB BB	3	0	1	0	0	0	0				
Jay Bell, R OBP: 0.333, SLG: 0.261	BB 1B		P3			FC6-4 BB 1-2 HR	K		BB	4	2	1	0	1	1	2				
Jeff King, R OBP: 0.200, SLG: 0.231	P3		G5-3			HR BB	P6		L5-4	4	1	0	0	1	0	4				
Barry Bonds, L OBP: 0.478, SLG: 1.000	BB 1B E					HR			BB	2	2	1	3	2	1	0				
Lloyd McClendon, R OBP: 0.571, SLG: 1.000	E7 1-H 2-H 1B					HR			BB	4	1	3	1	0	1	0				
Steve Buechele, R OBP: 0.348, SLG: 0.300	P3					2B			1B	4	0	0	0	0	2	3				
Tom Prince, R			F7			BB FC5			K	3	0	0	0	1	2	2				
Jose Lind, R OBP: 0.130, SLG: 0.136			G5-3			F8	FC5 1-2		G1-3	4	0	0	0	0	0	4				
Zane Smith, L			G1-3			G6-3			P4	4	0	0	0	0	1	0				
Inning Stats	R: 3 E: 1 K: 0 S: 15	H: 2 LOB: 0 BB: 1 P: 27	R: 0 E: 0 K: 0 S: 7	H: 0 LOB: 0 BB: 0 P: 12	R: 0 E: 0 K: 3 S: 10	H: 0 LOB: 0 BB: 0 P: 15	R: 0 E: 0 K: 1 S: 8	H: 0 LOB: 0 BB: 0 P: 11	R: 3 E: 0 K: 1 S: 26	H: 3 LOB: 2 BB: 2 P: 40	R: 0 E: 0 K: 1 S: 9	H: 1 LOB: 1 BB: 0 P: 15	R: 0 E: 0 K: 1 S: 19	H: 1 LOB: 2 BB: 1 P: 32	R: 0 E: 0 K: 1 S: 5	H: 0 LOB: 1 BB: 2 P: 14	1B: 5 2B: 2 3B: 0 HR: 1	SF: 0 SAC: 0 DP: 1 HBP: 0	WP: 0 PB: 0 SB: 0 CS: 0	PA: 39
PITCHER	IP WLS BF H R ER SO BB IBB HBP BLK WP HR S P ERA WHIP	IP WLS BF H R ER SO BB IBB HBP BLK WP HR S P ERA WHIP	IP WLS BF H R ER SO BB IBB HBP BLK WP HR S P ERA WHIP	IP WLS BF H R ER SO BB IBB HBP BLK WP HR S P ERA WHIP	IP WLS BF H R ER SO BB IBB HBP BLK WP HR S P ERA WHIP	IP WLS BF H R ER SO BB IBB HBP BLK WP HR S P ERA WHIP	IP WLS BF H R ER SO BB IBB HBP BLK WP HR S P ERA WHIP	IP WLS BF H R ER SO BB IBB HBP BLK WP HR S P ERA WHIP	IP WLS BF H R ER SO BB IBB HBP BLK WP HR S P ERA WHIP	IP WLS BF H R ER SO BB IBB HBP BLK WP HR S P ERA WHIP	IP WLS BF H R ER SO BB IBB HBP BLK WP HR S P ERA WHIP	IP WLS BF H R ER SO BB IBB HBP BLK WP HR S P ERA WHIP	IP WLS BF H R ER SO BB IBB HBP BLK WP HR S P ERA WHIP	IP WLS BF H R ER SO BB IBB HBP BLK WP HR S P ERA WHIP	IP WLS BF H R ER SO BB IBB HBP BLK WP HR S P ERA WHIP	IP WLS BF H R ER SO BB IBB HBP BLK WP HR S P ERA WHIP	IP WLS BF H R ER SO BB IBB HBP BLK WP HR S P ERA WHIP	IP WLS BF H R ER SO BB IBB HBP BLK WP HR S P ERA WHIP	IP WLS BF H R ER SO BB IBB HBP BLK WP HR S P ERA WHIP	IP WLS BF H R ER SO BB IBB HBP BLK WP HR S P ERA WHIP

Pittsburgh Pirates @ Philadelphia Phillies
Veterans Stadium, Philadelphia, PA
Sun Apr 12 1992, 3:33 AM EDT
Att: 32,624 - Cloudy - 58 F


AB 33
R 6
H 7
RBI 4
BB 6
SO 8
LOB 15



Batter	1	2	3	4	5	6	7	8	9	AB	R	H	RBI	BB	SO	LOB	BOTTOM					
Ruben Amaro Jr, S OBP: 0.417, SLG: 0.842	P4		HR						G5-3	4	1	1	1	0	1	0						
Mariano Duncan, R OBP: 0.231, SLG: 0.167	G5-3		G6-3			G6-3			F9	4	0	0	0	0	0	0						
Dave Hollins, S OBP: 0.480, SLG: 0.588	HBP		G6-3			G5-3			G6-3	3	0	0	0	0	0	0						
John Kruk, L OBP: 0.400, SLG: 0.400	K					G6-3			G6-3	4	0	1	0	0	1	1						
Dale Murphy, R OBP: 0.217, SLG: 0.318			FC6-4 1B			L8			G1-4-3	4	0	1	0	0	1	1						
Wes Chamberlain, R OBP: 0.304, SLG: 0.565	F9					K			BB 2B	3	0	1	0	0	1	2						
Steve Lake, R OBP: 0.333, SLG: 0.333	F8					G5-3			G6-4-3 1B	3	0	1	0	0	2							
Kim Batiste, R OBP: 0.143, SLG: 0.143	FC6-4 1-2					G4-3			G6-4-3 1-2	3	0	0	0	0	3							
Terry Mulholland, R Cliff Brantley, R Jeff Grotewold, L Steve Searcy, L						G2-3			K	2	0	0	0	0	1	0						
Inning Stats	R: 0 E: 0 K: 1 S: 9	H: 0 LOB: 1 BB: 0 P: 13	R: 0 E: 0 K: 0 S: 7	H: 1 LOB: 1 BB: 0 P: 8	R: 1 E: 0 K: 1 S: 12	H: 1 LOB: 0 BB: 0 P: 18	R: 0 E: 0 K: 1 S: 9	H: 1 LOB: 0 BB: 0 P: 14	R: 0 E: 0 K: 1 S: 8	H: 0 LOB: 0 BB: 0 P: 12	R: 0 E: 0 K: 0 S: 5	H: 0 LOB: 0 BB: 0 P: 9	R: 0 E: 0 K: 1 S: 10	H: 2 LOB: 1 BB: 0 P: 12	R: 0 E: 0 K: 1 S: 7	H: 0 LOB: 0 BB: 0 P: 9	R: 0 E: 0 K: 0 S: 5	H: 0 LOB: 0 BB: 0 P: 7	1B: 3 2B: 1 3B: 0 HR: 1	SF: 0 SAC: 0 DP: 1 HBP: 1	WP: 0 PB: 0 SB: 0 CS: 0	PA: 32
PITCHER	IP WLS BF H R ER SO BB IBB HBP BLK WP HR S P ERA WHIP	IP WLS BF H R ER SO BB IBB HBP BLK WP HR S P ERA WHIP	IP WLS BF H R ER SO BB IBB HBP BLK WP HR S P ERA WHIP	IP WLS BF H R ER SO BB IBB HBP BLK WP HR S P ERA WHIP	IP WLS BF H R ER SO BB IBB HBP BLK WP HR S P ERA WHIP	IP WLS BF H R ER SO BB IBB HBP BLK WP HR S P ERA WHIP	IP WLS BF H R ER SO BB IBB HBP BLK WP HR S P ERA WHIP	IP WLS BF H R ER SO BB IBB HBP BLK WP HR S P ERA WHIP	IP WLS BF H R ER SO BB IBB HBP BLK WP HR S P ERA WHIP	IP WLS BF H R ER SO BB IBB HBP BLK WP HR S P ERA WHIP	IP WLS BF H R ER SO BB IBB HBP BLK WP HR S P ERA WHIP	IP WLS BF H R ER SO BB IBB HBP BLK WP HR S P ERA WHIP	IP WLS BF H R ER SO BB IBB HBP BLK WP HR S P ERA WHIP	IP WLS BF H R ER SO BB IBB HBP BLK WP HR S P ERA WHIP	IP WLS BF H R ER SO BB IBB HBP BLK WP HR S P ERA WHIP	IP WLS BF H R ER SO BB IBB HBP BLK WP HR S P ERA WHIP	IP WLS BF H R ER SO BB IBB HBP BLK WP HR S P ERA WHIP	IP WLS BF H R ER SO BB IBB HBP BLK WP HR S P ERA WHIP	IP WLS BF H R ER SO BB IBB HBP BLK WP HR S P ERA WHIP	IP WLS BF H R ER SO BB IBB HBP BLK WP HR S P ERA WHIP		

Pittsburgh Pirates @ Philadelphia Phillies
Veterans Stadium, Philadelphia, PA
Sun Apr 12 1992, 3:33 AM EDT
Att: 32,624 - Cloudy - 58 F

AB 31
R 1
H 5
RBI 1
BB 0
SO 6
LOB 9



Batter	1	2	3	4	5	6	7	8	9	AB	R	H	RBI	BB	SO	LOB	TOP										
Shawon Dunston, R OBP: 0.350, SLG: 0.421	K2-3		P7		L4		B1-3			4	0	0	0	0	1	1	Chicago Cubs @ Pittsburgh Pirates Three Rivers Stadium, Pittsburgh, PA Tue Apr 14 1992, 7:05 PM EDT Att: 14,963 - Cloudy - 55 F										
Sammy Sosa, R OBP: 0.323, SLG: 0.286	K		E6 23 CS			P4		G6-4-3 1B	4	0	1	0	0	1	0												
23 Ryne Sandberg, R OBP: 0.290, SLG: 0.385	1B BB		CS	G5-3		G5-3		K	3	1	0	0	1	1	1												
Andre Dawson, R OBP: 0.238, SLG: 0.286	1B 1B			F8		E5		G6-4-3	4	0	1	1	0	0	1												
Mark Grace, L OBP: 0.407, SLG: 0.500	1B					F9		F7	4	0	2	0	0	0	1												
Hector Villanueva, R OBP: 0.333, SLG: 0.444		G5-3					SH1-4 BB G4-3 BB	P3	2	1	0	0	2	0	0												
Dwight Smith, L OBP: 0.227, SLG: 0.105	F7						G4-3 SH1-4 BB	G3-1	3	0	0	0	1	1	2												
Gary Scott, R OBP: 0.208, SLG: 0.136	L4					F8	SH1-4		2	0	0	0	0	0	0												
Danny Jackson, R Chico Walker, S (7, PH) Bob Scanlan, R (7, 1)							G4-3		2	0	0	0	0	2	0												
									1	0	0	1	0	0	1												
									0	0	0	0	0	0	0												
Inning Stats	R: 1 E: 0 K: 2 S: 13	H: 2 LOB: 1 BB: 1 P: 26	R: 0 E: 0 K: 0 S: 4	H: 0 LOB: 0 BB: 0 P: 9	R: 0 E: 1 K: 1 S: 9	H: 0 LOB: 0 BB: 0 P: 11	R: 0 E: 0 K: 1 S: 14	H: 1 LOB: 2 BB: 1 P: 28	R: 0 E: 0 K: 1 S: 8	H: 0 LOB: 0 BB: 0 P: 13	R: 0 E: 1 K: 0 S: 11	H: 0 LOB: 1 BB: 0 P: 17	R: 0 E: 0 K: 0 S: 6	H: 0 LOB: 0 BB: 2 P: 15	R: 0 E: 0 K: 1 S: 7	H: 1 LOB: 0 BB: 0 P: 10	R: 0 E: 0 K: 0 S: 4	H: 0 LOB: 0 BB: 0 P: 5	1B: 3 2B: 1 3B: 0 HR: 0	SF: 0 SAC: 1 DP: 1 HBP: 0	WP: 0 PB: 0 SB: 1 CS: 1	PA: 35					
PITCHER	IP	WLS	BF	H	R	ER	SO	BB	IBB	HBP	BLK	WP	HR	S	P	ERA	WHIP										
Bob Walk, R ERA: 3.55	7.0	W	28	3	2	2	5	4	0	0	0	0	0	65	119	2.57	1.000										
Roger Mason, R ERA:	2.0	S	6	1	0	0	1	0	0	0	0	0	0	11	15	0.00	0.500										

AB	29
R	2
H	4
RBI	2
BB	4
SO	6
LOB	7



Batter	1	2	3	4	5	6	7	8	9	AB	R	H	RBI	BB	SO	LOB	BOTTOM										
Jeff King, R OBP: 0.158, SLG: 0.176	G6-3		G3-1		P4		G4-3			4	0	0	0	0	0	0	Chicago Cubs @ Pittsburgh Pirates Three Rivers Stadium, Pittsburgh, PA Tue Apr 14 1992, 7:05 PM EDT Att: 14,963 - Cloudy - 55 F										
Jay Bell, R OBP: 0.355, SLG: 0.240	K				F8		G3-6-3 BB		2	0	0	0	2	1	0												
Andy Van Slyke, L OBP: 0.280, SLG: 0.190	F8		G4-3				G3-6-3		4	0	0	0	0	1	2												
Lloyd McClendon, R OBP: 0.700, SLG: 1.000									1	2	1	0	2	0	0												
Cecil Espy, S OBP: 0.533, SLG: 1.000									1	0	0	0	0	0	0												
Barry Bonds, L OBP: 0.444, SLG: 0.857									4	1	1	0	0	0	2												
Steve Buechele, R OBP: 0.296, SLG: 0.250									4	0	0	1	0	1	4												
Tom Prince, R OBP: 0.200, SLG: 0.167									2	0	1	2	0	0	1												
Jose Lind, R OBP: 0.154, SLG: 0.125									2	0	0	0	1	0	3												
Bob Walk, R Roger Mason, R									3	0	0	0	0	0	3												
									0	0	0	0	0	0	0												
Inning Stats	R: 0 E: 0 K: 1 S: 9	H: 0 LOB: 2 BB: 1 P: 16	R: 0 E: 1 K: 0 S: 16	H: 0 LOB: 2 BB: 1 P: 28	R: 0 E: 0 K: 0 S: 9	H: 0 LOB: 1 BB: 1 P: 13	R: 1 E: 2 K: 1 S: 10	H: 1 LOB: 2 BB: 1 P: 16	R: 0 E: 0 K: 1 S: 10	H: 0 LOB: 0 BB: 0 P: 17	R: 2 E: 1 K: 0 S: 16	H: 2 LOB: 1 BB: 1 P: 29	R: 0 E: 0 K: 0 S: 5	H: 0 LOB: 0 BB: 1 P: 12	R: 0 E: 0 K: 0 S: 8	H: 0 LOB: 0 BB: 0 P: 12	1B: 2 2B: 1 3B: 0 HR: 0	SF: 1 SAC: 0 DP: 1 HBP: 0	WP: 0 PB: 0 SB: 0 CS: 0	PA: 33							
PITCHER	IP	WLS	BF	H	R	ER	SO	BB	IBB	HBP	BLK	WP	HR	S	P	ERA	WHIP										
Danny Jackson, L ERA: 7.2	6.0	L	27	3	3	2	3	3	1	0	0	1	1	70	119	3.00	1.000										
Bob Scanlan, R ERA: 2.08	2.0		6	0	0	0	0	1	0	0	0	0	0	13	24	0.00	0.500										



Batter	1	2	3	4	5	6	7	8	9	AB	R	H	RBI	BB	SO	LOB	TOP										
Ruben Amaro Jr. S OBP: 0.349, SLG: 0.543 (1, 8)	1-1 G4-3	0-0 FC5			2-2 G5-3		0-1 G3		3-2 F9	5	0	0	0	0	0	1	Philadelphia Phillies @ Pittsburgh Pirates Three Rivers Stadium, Pittsburgh, PA Fri Apr 17 1992, 7:05 PM EDT Att: 16,417 - Cloudy - 55 F										
Mickey Morandini L OBP: 0.423, SLG: 0.542 (1, 4)	1-0 G2-3 1B		2-1 F7		1-0 F7		0-0 SF7 3B		1-2 G4-3	5	2	2	0	0	0	0											
Dave Hollins S OBP: 0.364, SLG: 0.371 (1, 5)	0-1 G2-3		1-2 G6-3		0-1 3B 1B		4-0 BB		1-0 P4	4	1	1	0	1	0	1											
John Kruk L OBP: 0.419, SLG: 0.487 (1, 3)	1-1 3B 1B		1-2 G4-3		0-0 1-H 3B		1-0 SF7			3	1	2	3	0	0	0											
Darren Daulton L OBP: 0.351, SLG: 0.333 (1, 2)	0-0 1-H 3B			4-1 1B BB	4-1 BB		1 SAFE G4-3			2	0	1	1	2	0	1											
Wes Chamberlain R OBP: 0.250, SLG: 0.385 (1, 9)	2-3 K			0-3 K	0-3 K			3-3 K		4	0	0	0	0	4	4											
Mariano Duncan R OBP: 0.302, SLG: 0.308 (1, 7)		2-3 K		1 SAFE 3-2 1-2 1B		1-0 G6-3		1-3 K		4	0	1	0	0	2	0											
Kim Batiste R OBP: 0.348, SLG: 0.318 (1, 6)		1-0 G4-3		0-1 F8		0-2 G1-3		1-0 1B		4	0	1	0	0	0	2											
Terry Mulholland R OBP: 0.167, SLG: 0.333 Barry Jones R Wally Ritchie L Wally Backman S Curt Schilling R	2-2 FC5 2B		2-3 K		0-3 K		0-3 K	1-3 K		3	0	1	0	0	2	2											
Inning Stats	R: 2 E: 0 K: 1 S: 14	H: 3 LOB: 1 BB: 0 P: 19	R: 0 E: 0 K: 1 S: 9	H: 1 LOB: 1 BB: 0 P: 14	R: 0 E: 0 K: 0 S: 8	H: 0 LOB: 0 BB: 0 P: 12	R: 0 E: 0 K: 2 S: 14	H: 1 LOB: 2 BB: 1 P: 23	R: 1 E: 0 K: 1 S: 13	H: 2 LOB: 2 BB: 1 P: 20	R: 0 E: 0 K: 1 S: 7	H: 0 LOB: 0 BB: 0 P: 8	R: 1 E: 0 K: 0 S: 5	H: 1 LOB: 1 BB: 1 P: 10	R: 0 E: 0 K: 3 S: 14	H: 1 LOB: 1 BB: 0 P: 20		R: 0 E: 0 K: 0 S: 7	H: 0 LOB: 0 BB: 0 P: 12	1B: 5 2B: 1 3B: 3 HR: 0	SF: 1 SAC: 0 DP: 0 HBP: 0	WP: 0 PB: 0 CS: 0	PA: 39				
PITCHER	IP	WLS	BF	H	R	ER	SO	BB	IBB	HBP	BLK	WP	HR	S	P	ERA	WHIP										
Doug Drabek R ERA: 3.43 Stan Belinda R ERA:	(1, 1) 7.0	W 32	8	4	4	6	3	0	0	0	0	0	0	70	106	5.14	1.571										
(8, 1) 2.0	S 7	1	0	0	3	0	0	0	0	0	0	0	0	21	32	0.00	0.500										

Batter	1	2	3	4	5	6	7	8	9	AB	R	H	RBI	BB	SO	LOB	BOTTOM										
Gary Redus R OBP: 0.273, SLG: 0.111 Orlando Merced S OBP: 0.176, SLG: 0.067 Stan Belinda R	2-2 P8		2-1 G6-3		1-2 L6		1-0 G1-3	0-2 P4		3	0	0	0	0	0	0	Philadelphia Phillies @ Pittsburgh Pirates Three Rivers Stadium, Pittsburgh, PA Fri Apr 17 1992, 7:05 PM EDT Att: 16,417 - Cloudy - 55 F										
Jay Bell R OBP: 0.400, SLG: 0.258 (1, 6)	3-2 G4-1 1B		2-1 G1-3		2-2 F9		4-0 1B BB			3	0	1	0	1	0	0											
Andy Van Slyke L OBP: 0.265, SLG: 0.172 (1, 8)	1 SAFE G4-1			1-2 F7		0-1 G4-3	1-2 1B			4	0	1	1	0	0	1											
Jeff King R OBP: 0.130, SLG: 0.143 (1, 3)	1-2 G4-3			0-1 F8		2-1 G5-3	1-0 F7			4	0	0	0	0	0	3											
Barry Bonds L OBP: 0.417, SLG: 0.724 (1, 7)		0-0 G4-3		1-2 1B 2B		1-2 L4	1-2 1B SF8 1B			4	2	2	0	0	0	0											
Steve Buechele R OBP: 0.306, SLG: 0.303 (1, 5)		2-0 E6 BB		0-1 2-H 1B		2-0 E6 1B	1 SAFE 2-0 E FC4-6 1B			4	2	2	1	0	0	0											
Tom Prince R OBP: 0.283, SLG: 0.214 (1, 2)		4-1 SAFE G6-4-3 BB		0-2 G2-3		0-0 1B 2B	2-0 SF8			2	1	1	1	1	0	1											
Jose Lind R OBP: 0.182, SLG: 0.133 (1, 4)		1-2 G6-4-3			1-0 G5-3		1-1 2-H 2B	1-1 E6 FC4-6 1B		4	1	1	1	0	0	3											
Doug Drabek R OBP: 0.167, SLG: 0.167 Cecil Espy S OBP: 0.800, SLG: 1.000	(1, 1) 6.1	LOB: 1 BB: 0 P: 19	(7, PH) (8, 9)		0-3 K		1-3 K	1-2 1-H 2-H 1B 2B	2-1 FC4-6	2	0	0	0	0	2	0											
(8, 9) 1.0	6	2	2	1	0	0	0	0	0	12	20	9.00	2.000														
Inning Stats	R: 0 E: 0 K: 0 S: 12	H: 1 LOB: 1 BB: 0 P: 19	R: 0 E: 1 K: 0 S: 6	H: 0 LOB: 1 BB: 1 P: 13	R: 0 E: 0 K: 1 S: 7	H: 0 LOB: 0 BB: 0 P: 11	R: 1 E: 0 K: 0 S: 15	H: 2 LOB: 1 BB: 0 P: 17	R: 0 E: 0 K: 1 S: 8	H: 0 LOB: 0 BB: 0 P: 11	R: 0 E: 0 K: 0 S: 7	H: 0 LOB: 0 BB: 0 P: 11	R: 4 E: 1 K: 0 S: 15	H: 4 LOB: 2 BB: 1 P: 27	R: 2 E: 1 K: 0 S: 12	H: 2 LOB: 1 BB: 0 P: 20	1B: 7 2B: 2 3B: 0 HR: 0	SF: 1 SAC: 0 DP: 1 HBP: 0	WP: 0 PB: 0 CS: 0	PA: 37							
PITCHER	IP	WLS	BF	H	R	ER	SO	BB	IBB	HBP	BLK	WP	HR	S	P	ERA	WHIP										
Terry Mulholland L ERA: 5.12 Barry Jones R Wally Ritchie L Curt Schilling R ERA: 3.52	(1, 1) 0.1	L 3	1	0	0	0	1	0	0	0	0	0	0	4	10	0.00	6.000										
(7, 1) 0.1	2	1	1	1	0	0	0	0	0	0	0	0	0	4	6	27.00	3.000										
(8, 1) 1.0	6	2	2	1	0	0	0	0	0	0	0	0	0	12	20	9.00	2.000										

AB	35
R	4
H	9
RBI	4
BB	3
SO	9
LOB	12



Batter	1	2	3	4	5	6	7	8	9	AB	R	H	RBI	BB	SO	LOB	TOP								
Ruben Amaro Jr. S OBP: 0.319, SLG: 0.487	1-3 K		2-0 F9		0-1 G6-3		1-2 F7			4	0	0	0	0	1	2									
Mickey Morandini L OBP: 0.400, SLG: 0.500	0-1 G6-3		0-3 K		1-1 G1-3			3-2 1B		4	0	1	0	0	1	2									
Dave Hollins S OBP: 0.375, SLG: 0.368	1-3 K		2-1 1B		4-2 CS		1-1 F9			3	0	1	1	1	1	1									
John Kruk L OBP: 0.447, SLG: 0.512		2-2 G3-6-3	1-1 1B		0-1 CS	2-1 L6		0-0 1B		4	0	3	1	0	0	0									
Jim Lindeman R OBP: 0.333, SLG: 0.833 Mitch Williams L (8.1)		0-0 G3-6-3	1-3 K		1-3 K			1-3 K		4	0	0	0	0	3	5									
Mariano Duncan R OBP: 0.340, SLG: 0.349		2-0 1B		2-2 G6-4-3		1-2 1B		3-2 G1-3		4	0	3	0	0	0	2									
Steve Lake R OBP: 0.143, SLG: 0.143	3-2 P3			0-0 G6-4-3		2-3 K				4	0	0	0	0	1	3									
Julio Peguero S OBP: 0.500, SLG: 0.333			1-1 F9	1-0 E3		1-1 G6-4-3		1-3 K		4	1	2	0	0	1	0									
Tommy Greene R Cliff Brantley R Steve Searcy L Jeff Grotewold L Wally Ritchie L Wes Chamberlain R			0-0 1B	1-0 G4-3		1-1 G6-4-3		0-3 K		2	1	1	0	0	0	1									
Inning Stats	R: 0 E: 0 K: 2 S: 8	H: 0 LOB: 0 BB: 0 P: 10	R: 0 E: 0 K: 0 S: 10	H: 2 LOB: 1 BB: 0 P: 17	R: 2 E: 0 K: 2 S: 16	H: 4 LOB: 2 BB: 0 P: 23	R: 0 E: 1 K: 0 S: 6	H: 1 LOB: 1 BB: 0 P: 10	R: 0 E: 0 K: 0 S: 7	H: 0 LOB: 0 BB: 1 P: 12	R: 0 E: 0 K: 2 S: 11	H: 1 LOB: 0 BB: 0 P: 17	R: 0 E: 0 K: 1 S: 7	H: 1 LOB: 0 BB: 0 P: 10	R: 0 E: 0 K: 1 S: 15	H: 2 LOB: 2 BB: 0 P: 23	R: 0 E: 0 K: 2 S: 12	H: 0 LOB: 0 BB: 0 P: 13	1B: 11 2B: 0 3B: 0 HR: 0	SF: 0 SAC: 0 DP: 3 HBP: 0	WP: 0 PB: 0 SB: 0 CS: 1	PA: 37			
PITCHER	IP	WLS	BF	H	R	ER	SO	BB	IBB	HBP	BLK	WP	HR	S	P	ERA	WHIP								
Zane Smith L ERA: 2.14	5.0	W	21	7	2	2	4	1	0	0	0	0	0	47	72	3.60	1.600								
Vicente Patacios R ERA: 6.0	2.0		7	2	0	0	2	0	0	0	0	0	0	18	27	0.00	1.000								
Jerry Don Gleaton L ERA:	1.0		5	2	0	0	1	0	0	0	0	0	0	15	23	0.00	2.000								
Denny Neagle L ERA: 3.86	1.0		3	0	0	0	2	0	0	0	0	0	0	12	13	0.00	0.000								

Philadelphia Phillies @ Pittsburgh Pirates
Three Rivers Stadium, Pittsburgh, PA
Sat Apr 18 1992, 3:33 AM EDT
Att: 23,411 - Cloudy - 70 F

AB	35
R	2
H	11
RBI	2
BB	1
SO	9
LOB	17



Batter	1	2	3	4	5	6	7	8	9	AB	R	H	RBI	BB	SO	LOB	BOTTOM								
Kirk Gibson L OBP: 0.211, SLG: 0.118	1-1 F7	0-1 SH		2-2 G3	1-1 FC4-2		0-1 G3			4	0	0	0	0	0	2									
Jay Bell R OBP: 0.422, SLG: 0.242	4-2 1B	1-2 G4-6-3		3-2 F7	4-1 1B		4-1 BB			2	1	0	0	3	0	1									
Andy Van Slyke L OBP: 0.282, SLG: 0.206	2-2 BB	0-2 G3			1-2 P3		2-2 P4			5	2	2	0	0	0	4									
Barry Bonds L OBP: 0.439, SLG: 0.781	4-0 FC		2-3 K		0-0 HR		0-1 F7	3-0 WP		3	1	1	2	1	1	0									
Orlando Merced S OBP: 0.273, SLG: 0.111	4-1 FC		2-1 F7		3-2 WP		3-1 G6-3	4-2 G6-4-3		3	1	1	1	2	0	0									
Jeff King R OBP: 0.143, SLG: 0.154	1-2 FC		2-1 1B		0-0 F7		1-0 F8	0-0 P6		5	0	1	1	0	0	5									
Michael LaValliere L OBP: 0.474, SLG: 0.500	0-1 K		0-1 FC6-4		4-0 WP		0-0 F7	0-2 G6-4-3		4	1	1	0	1	1	5									
Jose Lind R OBP: 0.216, SLG: 0.235	2-2 P7		0-1 FC6-4		3-1 3B		1-2 1B			4	2	2	0	0	0	5									
Zane Smith L Cecil Evers R Vicente Patacios R Gary Redus R Jerry Don Gleaton L Denny Neagle L		1-2 SH		0-0 L8	1-2 FC4-2		2-1 G3			2	1	1	0	0	0	0									
Inning Stats	R: 2 E: 0 K: 1 S: 22	H: 1 LOB: 3 BB: 3 P: 43	R: 1 E: 1 K: 0 S: 15	H: 1 LOB: 0 BB: 0 P: 17	R: 0 E: 0 K: 1 S: 11	H: 2 LOB: 2 BB: 0 P: 17	R: 0 E: 0 K: 0 S: 8	H: 0 LOB: 0 BB: 0 P: 13	R: 5 E: 0 K: 0 S: 18	H: 5 LOB: 2 BB: 2 P: 37	R: 0 E: 0 K: 0 S: 5	H: 0 LOB: 0 BB: 1 P: 9	R: 1 E: 0 K: 0 S: 12	H: 2 LOB: 2 BB: 1 P: 21	R: 0 E: 0 K: 0 S: 7	H: 0 LOB: 1 BB: 1 P: 14	1B: 7 2B: 1 3B: 2 HR: 1	SF: 0 SAC: 1 DP: 2 HBP: 1	WP: 2 PB: 0 SB: 1 CS: 0	PA: 43					
PITCHER	IP	WLS	BF	H	R	ER	SO	BB	IBB	HBP	BLK	WP	HR	S	P	ERA	WHIP								
Tommy Greene R ERA: 7.07	4.0	L	23	7	6	6	2	3	0	0	0	1	0	9	22	27.00	6.000								
Cliff Brantley R ERA: 7.5	0.2		6	2	2	2	0	2	0	0	0	0	0	7	14	0.00	0.000								
Steve Searcy L ERA:	1.1		4	0	0	0	0	0	0	0	0	0	0	12	21	9.00	3.000								
Wally Ritchie L ERA: 1.83	1.0		6	2	1	1	0	1	0	0	0	0	0	7	14	0.00	1.000								
Mitch Williams L ERA: 6.75	0.1		4	0	0	0	0	1	0	1	0	0	0	7	14	0.00	1.000								

Philadelphia Phillies @ Pittsburgh Pirates
Three Rivers Stadium, Pittsburgh, PA
Sat Apr 18 1992, 3:33 AM EDT
Att: 23,411 - Cloudy - 70 F

AB	34
R	9
H	11
RBI	8
BB	7
SO	2
LOB	22



Batter	1	2	3	4	5	6	7	8	9	AB	R	H	RBI	BB	SO	LOB	TOP								
Ruben Amaro Jr. S OBP: 0.300, SLG: 0.452 Steve Searcy, L (5, 1)	F8		G3		E5		K		FC6-4	3	0	0	0	0	0	1	Philadelphia Phillies @ Pittsburgh Pirates Three Rivers Stadium, Pittsburgh, PA Sun Apr 19 1992, 3:33 AM EDT Att: 11,812 - Sunny - 85 F								
Jeff Grotewold, L OBP: 0.250, SLG: 0.250 Cliff Brantley, R (7, 1)										0	0	0	0	0	0										
Wally Backman, S OBP: 0.250, SLG: 0.250 Mickey Morandini, L OBP: 0.362, SLG: 0.469	1B		G4-3		F8				G4-3	4	0	1	0	0	0	2									
Dave Hollins, S OBP: 0.365, SLG: 0.341	BB				G3				G6-3	3	0	0	0	1	0	0									
John Kruk, L OBP: 0.431, SLG: 0.478	G4-6-3				G6-3				F7	3	0	0	0	1	0	2									
Darren Daulton, L OBP: 0.341, SLG: 0.300									F8	3	0	0	0	1	2	1									
Mariano Duncan, R OBP: 0.353, SLG: 0.370					G5-3					3	0	1	0	0	1	1									
Wes Chamberlain, R OBP: 0.222, SLG: 0.341									E6	4	0	0	0	0	1	2									
Julio Peguero, S OBP: 0.417, SLG: 0.222									P3	3	0	0	0	1	1	3									
Danny Cox, R Jim Lindeman, R OBP: 0.333, SLG: 0.667					G6-3				E6	3	0	1	0	0	1	2									
Inning Stats	R: 0 E: 0 K: 0 S: 9	H: 1 LOB: 1 BB: 1 P: 15	R: 0 E: 0 K: 3 S: 11	H: 0 LOB: 1 BB: 0 P: 16	R: 0 E: 0 K: 0 S: 7	H: 0 LOB: 0 BB: 0 P: 9	R: 0 E: 0 K: 0 S: 10	H: 0 LOB: 1 BB: 1 P: 20	R: 0 E: 2 K: 1 S: 10	H: 0 LOB: 2 BB: 0 P: 18	R: 0 E: 0 K: 0 S: 5	H: 0 LOB: 0 BB: 0 P: 7	R: 0 E: 1 K: 1 S: 11	H: 1 LOB: 2 BB: 0 P: 17	R: 0 E: 0 K: 1 S: 8	H: 0 LOB: 1 BB: 1 P: 16	R: 0 E: 0 K: 1 S: 8	H: 1 LOB: 2 BB: 1 P: 14	1B: 2 2B: 1 3B: 0 HR: 0	SF: 0 SAC: 0 DP: 1 HBP: 1	WP: 0 PB: 0 SB: 2 CS: 0	PA: 37			
PITCHER	IP	WLS	BF	H	R	ER	SO	BB	IBB	HBP	BLK	WP	HR	S	P	ERA	WHIP								
Bob Walk, R ERA: 2.76	3.2		14	1	0	0	3	2	0	1	0	0	0	34	55	0.00	0.818								
Bob Patterson, L ERA:	3.1	W	14	1	0	0	2	0	0	0	0	0	0	29	47	0.00	0.300								
Roger Mason, R ERA:	2.0		9	1	0	0	2	2	0	0	0	0	0	16	30	0.00	1.500								

Batter	1	2	3	4	5	6	7	8	9	AB	R	H	RBI	BB	SO	LOB	BOTTOM								
Kirk Gibson, L OBP: 0.250, SLG: 0.182	F7	G6-3		1B	G4-3		1B			5	0	2	0	0	0	3	Philadelphia Phillies @ Pittsburgh Pirates Three Rivers Stadium, Pittsburgh, PA Sun Apr 19 1992, 3:33 AM EDT Att: 11,812 - Sunny - 85 F								
Jay Bell, R OBP: 0.420, SLG: 0.263	1B		G6-3	K		P9	1B		G4-6-3	5	1	2	0	0	1	2									
Andy Van Slyke, L OBP: 0.349, SLG: 0.270 Cecil Espy, S OBP: 0.750, SLG: 1.091	1B								G4-6-3	3	3	3	1	1	0	0									
Gary Varsho, L OBP: 0.375, SLG: 1.000 Lloyd McClendon, R OBP: 0.692, SLG: 1.200	1B									3	1	1	2	0	0	4									
										2	1	1	1	0	0	1									
Orlando Merced, S OBP: 0.296, SLG: 0.136	E6		G1-3		P9		1B		G4-3	4	2	1	1	1	0	0									
Steve Buechele, R OBP: 0.366, SLG: 0.378	1B								G6-3	4	2	3	3	1	0	0									
Michael LaValliere, L OBP: 0.433, SLG: 0.550 Roger Mason, R (8, 1)	K		G6-3		F9		3B		BB	4	0	1	2	0	1	3									
										0	0	0	0	1	0	0									
Jeff King, R OBP: 0.242, SLG: 0.207										3	1	2	0	2	0	1									
Bob Walk, R Bob Patterson, R OBP: 0.500, SLG: 0.500 Tom Prince, R OBP: 0.238, SLG: 0.188										1	0	0	0	0	0	1									
										2	0	1	1	0	1	1									
										2	0	0	0	0	1	2									
Inning Stats	R: 3 E: 1 K: 1 S: 20	H: 4 LOB: 1 BB: 0 P: 31	R: 0 E: 0 K: 0 S: 5	H: 1 LOB: 0 BB: 0 P: 8	R: 2 E: 0 K: 0 S: 10	H: 1 LOB: 1 BB: 2 P: 21	R: 1 E: 0 K: 2 S: 14	H: 3 LOB: 2 BB: 0 P: 18	R: 1 E: 0 K: 0 S: 5	H: 2 LOB: 2 BB: 1 P: 15	R: 3 E: 0 K: 0 S: 12	H: 3 LOB: 1 BB: 1 P: 22	R: 0 E: 0 K: 1 S: 8	H: 2 LOB: 1 BB: 0 P: 13	R: 1 E: 0 K: 0 S: 12	H: 1 LOB: 2 BB: 2 P: 24	1B: 13 2B: 1 3B: 1 HR: 2	SF: 0 SAC: 0 DP: 2 HBP: 0	WP: 0 PB: 0 SB: 0 CS: 0	PA: 45					
PITCHER	IP	WLS	BF	H	R	ER	SO	BB	IBB	HBP	BLK	WP	HR	S	P	ERA	WHIP								
Danny Cox, R ERA: 6.92	4.0	L	22	9	6	5	3	2	0	0	0	0	0	49	78	11.25	2.750								
Steve Searcy, L ERA: 7.2	2.0		13	5	4	4	0	2	0	0	0	0	0	17	37	18.00	3.500								
Cliff Brantley, R ERA: 6.75	2.0		10	3	1	1	1	2	0	0	0	0	1	20	37	4.50	2.500								

AB	31
R	0
H	3
RBI	0
BB	4
SO	7
LOB	18

AB	39
R	11
H	17
RBI	11
BB	6
SO	4
LOB	20



Batter	1	2	3	4	5	6	7	8	9	AB	R	H	RBI	BB	SO	LOB	TOP					
Kirk Gibson, L OBP: 0.276, SLG: 0.333										5	2	4	0	1	0		Pittsburgh Pirates @ Montreal Expos Olympic Stadium, Montreal, QB Mon Apr 20 1992, 3:33 AM EDT Att: 12,351 - Dome - 70 F					
Jay Bell, R OBP: 0.407, SLG: 0.262										4	1	1	0	0	0							
Andy Van Slyke, L OBP: 0.375, SLG: 0.293 Stan Belinda, R										4	1	2	1	1	1	0						
Barry Bonds, L OBP: 0.435, SLG: 0.811 Lloyd McClendon, R OBP: 0.092, SLG: 1.200										5	2	2	3	0	0	2						
Orlando Merced, S OBP: 0.313, SLG: 0.154										4	1	1	0	1	1	2						
Steve Buechele, R OBP: 0.348, SLG: 0.405										5	1	1	1	0	0	2						
Michael LaValliere, L OBP: 0.464, SLG: 0.660										5	1	3	1	0	0	1						
Jose Lind, R OBP: 0.220, SLG: 0.237										4	1	1	1	0	0	2						
Randy Tomlin, L Dennis Lamp, R Gary Varsho, L OBP: 0.444, SLG: 1.000										3	0	0	0	0	0	2						
Inning Stats	R: 0 E: 0 K: 1 S: 7	H: 0 LOB: 1 BB: 1 P: 14	R: 0 E: 0 K: 1 S: 9	H: 0 LOB: 0 BB: 0 P: 14	R: 0 E: 0 K: 1 S: 9	H: 0 LOB: 0 BB: 0 P: 14	R: 0 E: 0 K: 1 S: 7	H: 0 LOB: 0 BB: 0 P: 10	R: 1 E: 0 K: 0 S: 13	H: 2 LOB: 1 BB: 0 P: 20	R: 1 E: 0 K: 0 S: 8	H: 2 LOB: 1 BB: 0 P: 10	R: 0 E: 0 K: 0 S: 13	H: 1 LOB: 1 BB: 0 P: 21	R: 0 E: 0 K: 0 S: 8	H: 0 LOB: 0 BB: 0 P: 12		R: 9 E: 0 K: 0 S: 26	H: 8 LOB: 1 BB: 2 P: 53	1B: 9 2B: 1 3B: 1 HR: 2	SF: 0 SAC: 1 DP: 0 HBP: 0	WP: 0 PB: 0 SB: 1 CS: 0
PITCHER	IP WLS BF H R ER SO BB IBB HBP BLK WP HR S P ERA WHIP																					
Ken Hill, R ERA: 0.78	(1, 1) 7.0 L 27 5 2 2 3 1 0 0 0 0 0 66 103 2.57 0.857																					
Bill Landrum, R ERA: 6.14	(8, 1) 1.1 9 4 5 5 0 1 0 0 0 0 0 17 31 33.75 3.750																					
Bill Sampen, R ERA: 6.35	(9, 1) 0.2 7 4 4 4 0 1 0 0 0 0 0 2 17 34 54.00 7.500																					

AB 39
R 11
H 13
RBI 11
BB 3
SO 3
LOB 11



Batter	1	2	3	4	5	6	7	8	9	AB	R	H	RBI	BB	SO	LOB	BOTTOM					
Delino DeShields, L OBP: 0.362, SLG: 0.481										4	0	1	0	1	1	2	Pittsburgh Pirates @ Montreal Expos Olympic Stadium, Montreal, QB Mon Apr 20 1992, 3:33 AM EDT Att: 12,351 - Dome - 70 F					
Bret Barberie, S OBP: 0.422, SLG: 0.361										3	0	1	0	0	0	0						
Archi Cianfrocco, R OBP: 0.296, SLG: 0.231 Ivan Calderon, R OBP: 0.213, SLG: 0.370										2	0	0	0	1	1	2						
Larry Walker, L OBP: 0.333, SLG: 0.449										3	0	0	0	0	1	3						
Tim Wallach, R OBP: 0.407, SLG: 0.455										2	0	1	0	1	0	0						
Marquis Grissom, R OBP: 0.302, SLG: 0.449										4	0	0	0	0	0	5						
Gary Carter, R OBP: 0.333, SLG: 0.350										4	0	1	0	0	1	1						
Spike Owen, S OBP: 0.233, SLG: 0.162										2	0	0	0	2	0	2						
Ken Hill, R Moises Alou, R OBP: 0.687, SLG: 1.000 Bill Landrum, R Stan Belinda, R John Vander Wal, L OBP: 0.333, SLG: 0.200										1	0	0	0	0	0	0						
Inning Stats	R: 0 E: 0 K: 1 S: 8	H: 0 LOB: 3 BB: 2 P: 21	R: 0 E: 0 K: 0 S: 6	H: 0 LOB: 1 BB: 1 P: 12	R: 0 E: 0 K: 1 S: 11	H: 0 LOB: 0 BB: 0 P: 14	R: 0 E: 0 K: 0 S: 13	H: 2 LOB: 1 BB: 0 P: 15	R: 0 E: 0 K: 1 S: 10	H: 2 LOB: 2 BB: 0 P: 17	R: 0 E: 0 K: 1 S: 7	H: 0 LOB: 1 BB: 0 P: 15	R: 1 E: 0 K: 0 S: 5	H: 1 LOB: 1 BB: 1 P: 12	R: 0 E: 0 K: 0 S: 7	H: 0 LOB: 0 BB: 0 P: 9		R: 0 E: 0 K: 1 S: 6	H: 0 LOB: 0 BB: 1 P: 12	1B: 5 2B: 0 3B: 0 HR: 0	SF: 0 SAC: 2 DP: 2 HBP: 2	WP: 0 PB: 0 SB: 3 CS: 0
PITCHER	IP WLS BF H R ER SO BB IBB HBP BLK WP HR S P ERA WHIP																					
Randy Tomlin, L ERA: 2.37	(1, 1) 6.1 W 29 5 1 1 4 4 0 2 0 0 0 9 102 1.42 1.421																					
Dennis Lamp, R ERA:	(7, 1) 1.2 5 0 0 0 0 0 0 0 0 0 0 9 13 0.00 0.000																					
Stan Belinda, R ERA:	(9, 1) 1.0 3 0 0 0 0 1 1 0 0 0 0 6 12 0.00 1.000																					

AB 28
R 1
H 5
RBI 1
BB 5
SO 5
LOB 17




Batter	1	2	3	4	5	6	7	8	9	AB	R	H	RBI	BB	SO	LOB	TOP											
Kirk Gibson, L OBP: 0.303, SLG: 0.452	2-0 		0-0 			0-1 		2-1 		4	1	2	1	0	0	0	Pittsburgh Pirates @ Montreal Expos Olympic Stadium, Montreal, QB Wed Apr 22 1992, 7:05 PM EDT Att: 8,421 - Dome - 70 F											
Jay Bell, R OBP: 0.413, SLG: 0.286	1-1 		0-2 			1-1 		1-2 		4	0	0	0	0	0	1												
Andy Van Slyke, L OBP: 0.386, SLG: 0.367	0-0 					2-1 			3-1 	4	1	1	0	0	1	0												
Barry Bonds, L OBP: 0.418, SLG: 0.778	1-2 					0-0 			0-1 	4	0	0	0	0	0	1												
Orlando Merced, S OBP: 0.333, SLG: 0.143		1-0 				4-0 			0-3 	2	0	0	0	2	1	1												
Steve Buechele, R OBP: 0.345, SLG: 0.367		1-2 				2-3 			2-2 	4	0	1	1	0	1	2												
Michael LaValliere, L OBP: 0.452, SLG: 0.556		3-2 				1-3 			4-1 	2	0	0	0	1	1	0												
Jose Lind, R OBP: 0.208, SLG: 0.222			0-1 			0-1 			3-2 	3	0	0	0	0	0	2												
Doug Drabek, R OBP: 0.111, SLG: 0.111			2-2 			2-2 			2-2 	3	0	0	0	0	0	0												
Inning Stats	R: 1 E: 0 K: 0 S: 8	H: 1 LOB: 0 BB: 0 P: 12	R: 0 E: 0 K: 0 S: 8	H: 0 LOB: 0 BB: 0 P: 13	R: 0 E: 0 K: 0 S: 9	H: 1 LOB: 1 BB: 0 P: 11	R: 0 E: 0 K: 2 S: 13	H: 0 LOB: 1 BB: 1 P: 22	R: 0 E: 0 K: 1 S: 8	H: 0 LOB: 0 BB: 0 P: 11	R: 0 E: 0 K: 0 S: 6	H: 0 LOB: 0 BB: 2 P: 9	R: 0 E: 0 K: 0 S: 13	H: 0 LOB: 2 BB: 2 P: 26	R: 0 E: 0 K: 0 S: 9	H: 0 LOB: 0 BB: 0 P: 14		R: 1 E: 0 K: 1 S: 11	H: 2 LOB: 1 BB: 0 P: 16	1B: 3 2B: 0 3B: 0 HR: 1	SF: 0 SAC: 0 DP: 0 HBP: 0	WP: 0 PB: 0 SB: 0 CS: 1	PA: 33					
PITCHER	IP	WLS	BF	H	R	ER	SO	BB	IBB	HBP	BLK	WP	HR	S	P	ERA	WHIP											
Dennis Martinez, R ERA: 2.67	(1, 1)	8.0	L	29	2	1	1	3	2	1	0	0	0	1	74	118	1.12	0.500										
Mel Rojas, R ERA: 3.0	(9, 1)	1.0		4	2	1	1	1	0	0	0	0	0	0	11	16	9.00	2.000										

AB	30
R	2
H	4
RBI	2
BB	3
SO	4
LOB	7



Batter	1	2	3	4	5	6	7	8	9	AB	R	H	RBI	BB	SO	LOB	BOTTOM											
Delino DeShields, L OBP: 0.321, SLG: 0.435	1-3 		2-2 			0-3 		2-3 		4	0	1	0	0	3	1	Pittsburgh Pirates @ Montreal Expos Olympic Stadium, Montreal, QB Wed Apr 22 1992, 7:05 PM EDT Att: 8,421 - Dome - 70 F											
Bret Barberie, S OBP: 0.426, SLG: 0.333	4-2 		4-0 			1-2 			1-0 	2	0	0	0	2	0	0												
Ivan Calderon, R OBP: 0.196, SLG: 0.382	1-2 		3-2 			1-2 			1-3 	4	0	0	0	0	1	2												
Larry Walker, L OBP: 0.333, SLG: 0.411	1-0 					2-2 			1-1 	3	0	1	0	0	0	0												
Tim Wallach, R OBP: 0.413, SLG: 0.500	2-2 					0-0 			1-1 	4	0	1	0	0	0	2												
Eric Bullock, L (9, PR)									1-2 	0	0	0	0	0	0	0												
Marquis Grissom, R OBP: 0.306, SLG: 0.439		0-0 				2-1 			2-0 	4	0	1	0	0	0	2												
Darrin Fletcher, L OBP: 0.321, SLG: 0.292		3-1 				2-1 			2-2 	3	0	0	0	0	0	1												
Tom Foley, L OBP: 0.154, SLG: 0.154		1-1 				1-0 			1-2 	3	0	1	0	0	0	0												
Dennis Martinez, R (1, 1)			2-1 			0-0 			2-2 	1	0	0	0	0	0	0												
John Vander Wal, L OBP: 0.288, SLG: 0.167										1	0	0	0	0	0	0												
Mel Rojas, R (9, 1)										0	0	0	0	0	0	0												
Inning Stats	R: 0 E: 0 K: 1 S: 20	H: 0 LOB: 2 BB: 1 P: 29	R: 0 E: 0 K: 0 S: 5	H: 1 LOB: 0 BB: 0 P: 9	R: 0 E: 0 K: 0 S: 10	H: 1 LOB: 1 BB: 1 P: 20	R: 0 E: 0 K: 0 S: 6	H: 0 LOB: 0 BB: 0 P: 10	R: 0 E: 0 K: 1 S: 7	H: 1 LOB: 1 BB: 0 P: 10	R: 0 E: 0 K: 0 S: 8	H: 0 LOB: 0 BB: 0 P: 11	R: 0 E: 0 K: 0 S: 5	H: 0 LOB: 0 BB: 0 P: 9	R: 0 E: 0 K: 1 S: 9	H: 0 LOB: 0 BB: 0 P: 14	R: 0 E: 0 K: 1 S: 11	H: 2 LOB: 2 BB: 0 P: 17	1B: 5 2B: 0 3B: 0 HR: 0	SF: 0 SAC: 1 DP: 0 HBP: 1	WP: 0 PB: 0 SB: 1 CS: 1	PA: 33						
PITCHER	IP	WLS	BF	H	R	ER	SO	BB	IBB	HBP	BLK	WP	HR	S	P	ERA	WHIP											
Doug Drabek, R ERA: 2.4	(1, 1)	9.0	W	33	5	0	0	4	2	0	1	0	0	0	81	129	0.00	0.778										



Batter	1	2	3	4	5	6	7	8	9	AB	R	H	RBI	BB	SO	LOB	TOP		
Kirk Gibson, L OBP: 0.270, SLG: 0.400 (1, 9)										4	0	0	0	0	2	1			
Jay Bell, R OBP: 0.403, SLG: 0.283 (1, 6)										4	1	1	0	0	0	0			
Andy Van Slyke, L OBP: 0.393, SLG: 0.396 (1, 8)										4	1	2	1	0	2	0			
Cecil Espy, S OBP: 0.588, SLG: 0.938 (1, 7)										4	1	1	0	0	1	2			
Orlando Merced, S OBP: 0.350, SLG: 0.200 (1, 3)										2	0	1	2	0	0	1			
Steve Buechele, R OBP: 0.339, SLG: 0.358 (1, 5)										4	0	1	0	0	1	2			
Michael LaValliere, L OBP: 0.412, SLG: 0.550 (7, 1)										3	0	0	0	0	0	1	AB 31		
Gary Varsho, L OBP: 0.364, SLG: 0.800 (9, PH)										0	0	0	0	0	0	1	R 3		
Jose Lind, R OBP: 0.216, SLG: 0.229 (1, 4)										3	0	1	0	0	0	1	H 7		
Zane Smith, L OBP: 0.100, SLG: 0.200 (6, 1)										1	0	0	0	0	0	1	RBI 3		
Don Slaught, R (7, 2)										0	0	0	0	0	0	0	BB 0		
Inning Stats	R: 0 H: 0 E: 0 K: 2 S: 10	H: 0 R: 0 ER: 0 LOB: 0 BB: 0 P: 16	R: 0 H: 0 E: 0 K: 0 S: 6	H: 0 R: 0 ER: 0 LOB: 0 BB: 0 P: 12	R: 0 H: 1 E: 0 K: 0 S: 7	H: 1 R: 0 ER: 0 LOB: 1 BB: 0 P: 10	R: 0 H: 1 E: 0 K: 0 S: 13	H: 1 R: 0 ER: 0 LOB: 1 BB: 0 P: 20	R: 0 H: 0 E: 0 K: 1 S: 6	H: 0 R: 0 ER: 0 LOB: 0 BB: 0 P: 8	R: 1 H: 1 E: 0 K: 0 S: 11	H: 1 R: 0 ER: 0 LOB: 0 BB: 0 P: 14	R: 0 H: 0 E: 0 K: 1 S: 8	H: 0 R: 2 ER: 0 LOB: 1 BB: 0 P: 9	H: 3 R: 0 ER: 0 LOB: 1 BB: 0 P: 28	1B: 4 2B: 2 3B: 1 HR: 0	SF: 1 SAC: 1 DP: 0 HBP: 1	WP: 0 PA: 34 PB: 0 SB: 0 CS: 1	
PITCHER	IP	WLS	BF	H	R	ER	SO	BB	IBB	HBP	BLK	WP	HR	S	P	ERA	WHIP		
Mark Gardner, R ERA: 4.07	8.1	W	32	7	3	3	5	0	0	1	0	0	0	78	116	3.24	0.840		
John Wetteland, R ERA: 2.84	0.2	S	2	0	0	0	1	0	0	0	0	0	0	6	9	0.00	0.000		

Pittsburgh Pirates @ Montreal Expos
Olympic Stadium, Montreal, QB
Thu Apr 23 1992, 3:33 AM EDT
Att. 5,806 - Dome - 70 F

AB	31
R	3
H	7
RBI	3
BB	0
SO	6
LOB	10



Batter	1	2	3	4	5	6	7	8	9	AB	R	H	RBI	BB	SO	LOB	BOTTOM		
Marquis Grissom, R OBP: 0.328, SLG: 0.459 (1, 8)										4	2	2	0	1	0	1			
Spike Owen, S OBP: 0.269, SLG: 0.267 (1, 6)										5	2	2	2	0	0	2			
Ivan Calderon, R OBP: 0.217, SLG: 0.407 (1, 7)										4	1	2	0	0	4				
Larry Walker, L OBP: 0.313, SLG: 0.383 (1, 9)										4	0	0	1	0	0	6			
Tim Wallach, R OBP: 0.388, SLG: 0.473 (1, 3)										3	0	0	1	0	0	1			
Gary Carter, R OBP: 0.308, SLG: 0.320 (1, 2)										4	0	1	0	0	0	0			
Bret Barberie, S OBP: 0.414, SLG: 0.326 (1, 5)										4	0	1	0	0	1	2	AB 35		
Tom Foley, L OBP: 0.176, SLG: 0.176 (1, 4)										4	1	1	0	0	1	1	R 6		
Mark Gardner, R OBP: 0.250, SLG: 0.250 (9, 1)										3	0	1	0	0	1	1	H 10		
Inning Stats	R: 2 H: 2 E: 3 K: 1 S: 20	H: 3 R: 0 ER: 0 LOB: 2 BB: 0 P: 27	R: 0 H: 0 E: 0 K: 1 S: 9	H: 3 R: 0 ER: 0 LOB: 0 BB: 0 P: 14	R: 0 H: 0 E: 0 K: 0 S: 11	H: 0 R: 0 ER: 0 LOB: 0 BB: 0 P: 16	R: 0 H: 1 E: 0 K: 0 S: 13	H: 1 R: 0 ER: 0 LOB: 1 BB: 0 P: 18	R: 1 H: 1 E: 0 K: 0 S: 12	H: 1 R: 0 ER: 0 LOB: 0 BB: 0 P: 17	R: 3 H: 3 E: 1 K: 1 S: 14	H: 3 R: 0 ER: 0 LOB: 1 BB: 1 P: 25	R: 0 H: 0 E: 0 K: 0 S: 7	H: 0 R: 0 ER: 1 LOB: 1 BB: 0 P: 12	R: 0 H: 0 E: 1 K: 0 S: 10	H: 0 R: 0 ER: 1 LOB: 1 BB: 0 P: 16	1B: 7 2B: 3 3B: 0 HR: 0	SF: 1 SAC: 1 DP: 0 HBP: 0	WP: 0 PA: 38 PB: 0 SB: 1 CS: 0
PITCHER	IP	WLS	BF	H	R	ER	SO	BB	IBB	HBP	BLK	WP	HR	S	P	ERA	WHIP		
Zane Smith, L ERA: 2.7	5.2	L	29	9	6	3	3	1	0	0	0	0	0	74	109	4.76	1.765		
Dennis Lamp, R ERA:	0.1		2	1	0	0	0	0	0	0	0	0	0	5	8	0.00	3.000		
Jerry Don Gleaton, L ERA: 3.86	2.0		7	0	0	0	0	0	0	0	0	0	0	17	28	0.00	0.000		

Pittsburgh Pirates @ Montreal Expos
Olympic Stadium, Montreal, QB
Thu Apr 23 1992, 3:33 AM EDT
Att. 5,806 - Dome - 70 F

AB	35
R	6
H	10
RBI	4
BB	1
SO	3
LOB	18



Batter	1	2	3	4	5	6	7	8	9	AB	R	H	RBI	BB	SO	LOB	TOP								
Kirk Gibson, L OBP: 0.288, SLG: 0.368 (1, 9)	G1-4-3 ①		G4-3 ③					K ②		3	0	0	0	1	1	1	Pittsburgh Pirates @ Chicago Cubs Wrigley Field, Chicago, IL Sat Apr 25 1992, 3:33 AM CDT Att: 26,892 - Cloudy - 42 F								
Jay Bell, R OBP: 0.413, SLG: 0.311 (1, 6)	G6-3 ②			P4 ①				G4-3 ③		4	1	1	0	0	0										
Andy Van Slyke, L OBP: 0.386, SLG: 0.383 (1, 8)	P4 ③			K ②				G4-3 ③		4	0	1	1	0	1	0									
Barry Bonds, L OBP: 0.444, SLG: 0.745 (1, 7)		F7 ①							P6 ①	3	0	1	0	1	0	0									
Orlando Merced, S OBP: 0.341, SLG: 0.182 (1, 3)		G3-1 ②							F8 ②	3	0	0	0	1	2	3									
Steve Buechele, R OBP: 0.313, SLG: 0.317 (1, 5)		G1-3 ③								3	0	0	0	1	2	3									
Michael LaValliere, L OBP: 0.376, SLG: 0.455 (1, 2)			G4-3 ①							4	0	0	0	0	0	1									
Jeff King, R OBP: 0.283, SLG: 0.310 (1, 4)										3	0	1	0	0	0	0									
Randy Tomlin, L Stan Belinda, R (1, 1) (9, 1)										2	0	0	0	0	0	0									
										0	0	0	0	0	0	0									
Inning Stats	R: 0 E: 0 K: 0 S: 7	H: 0 LOB: 0 BB: 0 P: 12	R: 0 E: 0 K: 0 S: 5	H: 0 LOB: 0 BB: 0 P: 9	R: 0 E: 0 K: 0 S: 8	H: 1 LOB: 1 BB: 0 P: 11	R: 0 E: 0 K: 2 S: 11	H: 1 LOB: 1 BB: 0 P: 17	R: 0 E: 0 K: 0 S: 8	H: 0 LOB: 0 BB: 0 P: 10	R: 1 E: 1 K: 1 S: 11	H: 2 LOB: 2 BB: 2 P: 23	R: 0 E: 0 K: 0 S: 5	H: 0 LOB: 0 BB: 0 P: 6	R: 0 E: 0 K: 1 S: 8	H: 0 LOB: 0 BB: 0 P: 10	R: 0 E: 0 K: 0 S: 10	H: 0 LOB: 1 BB: 1 P: 19	1B: 3 2B: 1 3B: 0 HR: 0	SF: 0 SAC: 1 DP: 0 HBP: 0	WP: 0 PB: 0 SB: 0 CS: 0	PA: 33			
PITCHER	IP	WLS	BF	H	R	ER	SO	BB	IBB	HBP	BLK	WP	HR	S	P	ERA	WHIP								
Greg Maddux, R ERA: 2.79 (1, 1)	8.0	L	29	4	1	1	4	1	1	0	0	0	0	63	98	1.12	0.625								
Paul Assenmacher, L ERA: 2.57 (9, 1)	1.0		4	0	0	0	0	1	0	0	0	0	0	10	19	0.00	1.000								

Batter	1	2	3	4	5	6	7	8	9	AB	R	H	RBI	BB	SO	LOB	BOTTOM								
Jerome Walton, R OBP: 0.667, SLG: 0.500 (1, 7)	FC1-6 1B ①									2	0	1	0	1	0	0	Pittsburgh Pirates @ Chicago Cubs Wrigley Field, Chicago, IL Sat Apr 25 1992, 3:33 AM CDT Att: 26,892 - Cloudy - 42 F								
Dwight Smith, L OBP: 0.256, SLG: 0.306 (9, FH)										1	0	0	0	0	0	0									
Sammy Sosa, R OBP: 0.310, SLG: 0.292 (1, 8)	K ①									4	0	1	0	0	2	1									
Mark Grace, L OBP: 0.348, SLG: 0.382 (1, 3)	FC1-6 23 WP 1-2 ②									4	0	0	0	0	0	3									
23 Ryne Sandberg, R OBP: 0.343, SLG: 0.446 (1, 4)										2	0	1	0	1	0	0									
Andre Dawson, R OBP: 0.288, SLG: 0.460 (1, 9)	P4 ③									3	0	0	0	0	0	3									
Hector Villanueva, R OBP: 0.288, SLG: 0.357 (1, 2)										3	0	0	0	0	0	1									
Luis Salazar, R OBP: 0.421, SLG: 0.412 (1, 6)										3	0	0	0	0	1	0									
Chico Walker, S OBP: 0.100, SLG: 0.053 (1, 5)										3	0	0	0	0	0	0									
Greg Maddux, R OBP: 0.300, SLG: 0.700 Joe Girardi, R OBP: 0.250, SLG: 0.333 Paul Assenmacher, L (1, 1) (8, PH) (9, 1)										2	0	0	0	0	1	0									
										1	0	0	0	0	0	0									
										0	0	0	0	0	0	0									
Inning Stats	R: 0 E: 0 K: 1 S: 11	H: 1 LOB: 2 BB: 1 P: 17	R: 0 E: 0 K: 1 S: 6	H: 0 LOB: 0 BB: 0 P: 8	R: 0 E: 0 K: 1 S: 10	H: 1 LOB: 1 BB: 1 P: 19	R: 0 E: 0 K: 0 S: 7	H: 0 LOB: 0 BB: 0 P: 13	R: 0 E: 0 K: 0 S: 5	H: 0 LOB: 0 BB: 0 P: 6	R: 0 E: 0 K: 0 S: 8	H: 0 LOB: 0 BB: 0 P: 11	R: 0 E: 0 K: 0 S: 4	H: 1 LOB: 0 BB: 0 P: 7	R: 0 E: 0 K: 0 S: 8	H: 0 LOB: 0 BB: 0 P: 14	R: 0 E: 0 K: 1 S: 9	H: 0 LOB: 0 BB: 0 P: 12	1B: 3 2B: 0 3B: 0 HR: 0	SF: 0 SAC: 0 DP: 2 HBP: 0	WP: 1 PB: 0 SB: 0 CS: 0	PA: 30			
PITCHER	IP	WLS	BF	H	R	ER	SO	BB	IBB	HBP	BLK	WP	HR	S	P	ERA	WHIP								
Randy Tomlin, L ERA: 1.67 (1, 1)	8.0	W	27	3	0	0	3	2	0	0	0	0	0	59	95	0.00	0.625								
Stan Belinda, R ERA: (9, 1)	1.0	S	3	0	0	0	1	0	0	0	0	0	0	9	12	0.00	0.000								

Batter	1	2	3	4	5	6	7	8	9	AB	R	H	RBI	BB	SO	LOB	TOP					
Kirk Gibson, L OBP: 0.245, SLG: 0.320 (1, 9)	L1		K		G1		P5			4	0	0	0	0	1	1	Pittsburgh Pirates @ Cincinnati Reds Riverfront Stadium, Cincinnati, OH Wed Apr 29 1992, 7:05 PM EDT Att: 20,307 - Cloudy - 59 F					
Jay Bell, R OBP: 0.364, SLG: 0.264 (1, 6)	K		L4		1B			K		3	0	0	0	1	2	0						
Andy Van Slyke, L OBP: 0.422, SLG: 0.373 (1, 8)			P4		1B			2B		2	1	1	1	2	0	0						
Barry Bonds, L OBP: 0.434, SLG: 0.683 (1, 7)	P3				K			2B		4	0	1	1	0	2	3						
Orlando Merced, S OBP: 0.370, SLG: 0.220 (1, 3)								G4-3		3	1	1	0	1	0	1						
Steve Buechele, R OBP: 0.304, SLG: 0.403 (1, 5)					F9			P4		4	1	1	2	0	1	2						
Michael LaValliere, L OBP: 0.376, SLG: 0.410 (1, 2)			G1-3		G4-3					4	0	0	0	0	0	1						
Jeff King, R OBP: 0.255, SLG: 0.260 (1, 4)			P5		G5-3					4	0	0	0	0	0	0						
Zane Smith, L OBP: 0.071, SLG: 0.143 (1, 1)			F9		K					4	1	0	0	0	1	0						
Inning Stats	R: 0 H: 0 E: 0 K: 1 S: 11	H: 0 LOB: 1 BB: 1 P: 17	R: 2 H: 1 E: 0 K: 0 S: 11	H: 1 LOB: 0 BB: 1 P: 17	R: 0 H: 0 E: 0 K: 1 S: 7	H: 0 LOB: 0 BB: 0 P: 11	R: 0 H: 1 E: 0 K: 1 S: 11	H: 1 LOB: 1 BB: 0 P: 17	R: 1 H: 1 E: 0 K: 2 S: 13	H: 1 LOB: 2 BB: 1 P: 23	R: 0 H: 0 E: 0 K: 1 S: 6	H: 0 LOB: 0 BB: 0 P: 7	R: 0 H: 0 E: 0 K: 0 S: 6	H: 0 LOB: 0 BB: 0 P: 9	R: 1 H: 1 E: 0 K: 1 S: 11	H: 1 LOB: 1 BB: 1 P: 21		R: 0 H: 0 E: 0 K: 0 S: 8	H: 0 LOB: 0 BB: 0 P: 8	1B: 2 2B: 1 3B: 0 HR: 1	SF: 0 SAC: 0 DP: 0 HBP: 0	WP: 1 PB: 0 SB: 0 CS: 0
PITCHER	IP	WLS	BF	H	R	ER	SO	BB	IBB	HBP	BLK	WP	HR	S	P	ERA	WHIP					
Tim Belcher, R ERA: 4.98 (1, 1)	8.0	L	33	4	4	4	7	4	0	0	0	1	1	76	122	4.50	1.000					
Scott Bankhead, R ERA: 2.08 (9, 1)	1.0		3	0	0	0	0	0	0	0	0	0	0	8	8	0.00	0.000					

AB	32
R	4
H	4
RBI	4
BB	4
SO	7
LOB	8



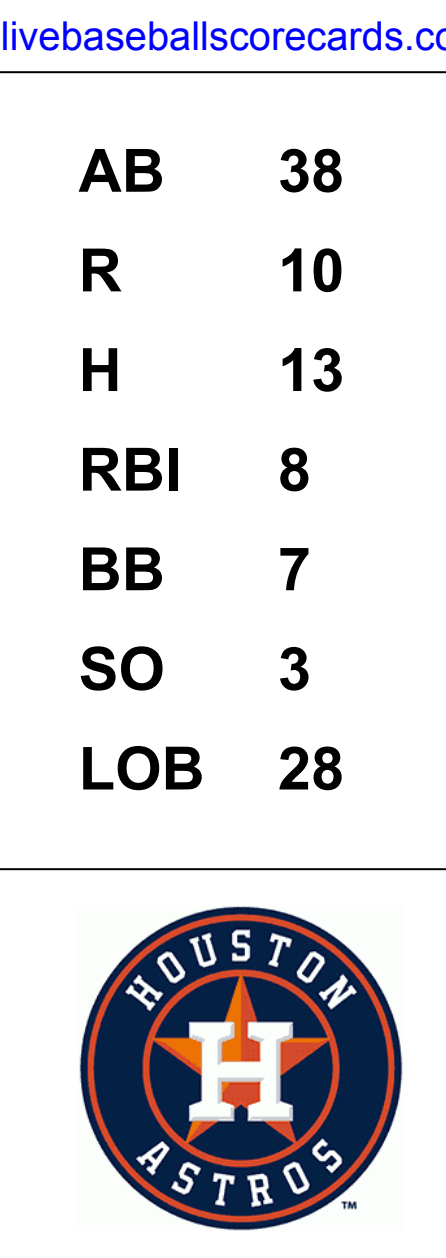
Batter	1	2	3	4	5	6	7	8	9	AB	R	H	RBI	BB	SO	LOB	BOTTOM					
Bip Roberts, S OBP: 0.371, SLG: 0.373 (1, 4)	G4-3		G1-3			G3				4	0	1	0	0	0	1	Pittsburgh Pirates @ Cincinnati Reds Riverfront Stadium, Cincinnati, OH Wed Apr 29 1992, 7:05 PM EDT Att: 20,307 - Cloudy - 59 F					
Billy Hatcher, R OBP: 0.302, SLG: 0.390 (1, 7)	L4				L7					4	0	0	0	0	0	1						
Reggie Sanders, R OBP: 0.367, SLG: 0.507 (1, 8)	G6-3				L7					4	0	0	0	0	1	0						
Chris Sabo, R OBP: 0.241, SLG: 0.154 (1, 5)			G6-3		G6-3					3	0	0	0	0	0	0						
Joe Oliver, R OBP: 0.297, SLG: 0.362 (1, 2)			F9							3	0	1	0	0	0	0						
Bill Doran, S OBP: 0.289, SLG: 0.277 (1, 3)			G6-3							3	0	0	0	0	0	1						
Paul O'Neill, L OBP: 0.456, SLG: 0.527 (1, 9)					G4-3					3	0	0	0	0	0	1						
Gary Green, R OBP: 0.333, SLG: 0.417 (1, 6)										3	0	2	0	0	0	0						
Tim Belcher, R (1, 1)										1	0	0	0	0	0	2						
Geronimo Berroa, R (8, PH)										1	0	0	0	0	0	0						
Scott Bankhead, R OBP: 0.667, SLG: 0.667 (9, 1)										0	0	0	0	0	0	0						
Inning Stats	R: 0 H: 0 E: 0 K: 0 S: 7	H: 0 LOB: 0 BB: 0 P: 9	R: 0 H: 0 E: 0 K: 0 S: 6	H: 0 LOB: 0 BB: 0 P: 12	R: 0 H: 1 E: 0 K: 0 S: 13	H: 1 LOB: 1 BB: 0 P: 19	R: 0 H: 0 E: 0 K: 0 S: 5	H: 0 LOB: 0 BB: 0 P: 7	R: 0 H: 2 E: 0 K: 0 S: 12	H: 2 LOB: 2 BB: 0 P: 18	R: 0 H: 0 E: 0 K: 1 S: 10	H: 0 LOB: 0 BB: 0 P: 11	R: 0 H: 0 E: 0 K: 0 S: 6	H: 0 LOB: 0 BB: 0 P: 11	R: 0 H: 0 E: 0 K: 0 S: 4	H: 0 LOB: 0 BB: 0 P: 6	R: 0 H: 1 E: 0 K: 0 S: 4	H: 1 LOB: 0 BB: 0 P: 5	1B: 4 2B: 0 3B: 0 HR: 0	SF: 0 SAC: 1 DP: 1 HBP: 0	WP: 0 PB: 0 SB: 0 CS: 0	PA: 30
PITCHER	IP	WLS	BF	H	R	ER	SO	BB	IBB	HBP	BLK	WP	HR	S	P	ERA	WHIP					
Zane Smith, L ERA: 2.02 (1, 1)	9.0	W	30	4	0	0	1	0	0	0	0	0	0	67	98	0.00	0.444					



Batter	1	2	3	4	5	6	7	8	9	AB	R	H	RBI	BB	SO	LOB	TOP					
Kirk Gibson, L OBP: 0.241, SLG: 0.309	1-2 P5		0-3 K		1-0 FC4-6 1B		0-2 F8		2-1 1B	5	1	1	0	0	1	1	Pittsburgh Pirates @ Houston Astros Astrodome, Houston, TX Fri May 01 1992, 8:05 PM EDT Att: 16,355 - Dome - 70 F					
Jay Bell, R OBP: 0.366, SLG: 0.263	1-2 1B		2-1 G5-3		4-1 1B		0-3 K		2-3 K	4	0	1	0	1	2	1						
Andy Van Slyke, L OBP: 0.330, SLG: 0.377	1-1 CI		3-3 K		2-2 1B		4-2 WP		3-2 G6-3	2	0	1	1	1	1	0						
Lloyd McClendon, R OBP: 0.522, SLG: 0.789	1-2 1B				1-3 2-H		2-0 BB			1	0	0	0	0	0	1						
Barry Bonds, L OBP: 0.413, SLG: 0.642	0-1 F9				2-1 G3					4	0	0	0	0	0	5						
Bob Patterson, R OBP: 0.500, SLG: 0.500										0	0	0	0	0	0	0						
Orlando Merced, S OBP: 0.345, SLG: 0.200	3-2 F8				1-1 F7		1-1 F7		2-2 G1-3	4	0	0	0	0	0	2						
Steve Buechele, R OBP: 0.325, SLG: 0.461		1-1 HR			1-1 1B		2-3 K		1-2 WP	4	1	3	1	0	1	0						
Tom Prince, R OBP: 0.200, SLG: 0.150					3-2 G4-3		1-0 F8		1-1 1B	0	0	0	0	0	0	0						
Michael LaValliere, L OBP: 0.354, SLG: 0.351		1-0 L8			3-2 G4-3		1-0 F8		1-1 F7	3	0	0	0	0	0	1						
Cecil Espy, S OBP: 0.500, SLG: 0.789										1	0	0	0	0	0	1						
Jose Lind, R OBP: 0.206, SLG: 0.217		3-1 G4-3			1-1 FC4-6 1B		3-1 HR		1-3 K	4	1	2	0	0	1	1						
Randy Tomlin, L ERA: 2.9		0-0 G4-3			0-1 FC4-6		1-0 HR		0-0 G6-3	1	0	0	0	0	0	0						
Dennis Lamp, R ERA: 4.66					1-2 FC4-6					0	0	0	0	0	0	1						
Gary Varsho, L ERA: 3.96					1-2 FC4-6					0	0	0	0	0	0	0						
Vicente Palacios, R ERA: 3.96					1-2 FC4-6					0	0	0	0	0	0	0						
Jerry Don Gleaton, L ERA: 10.13					1-2 FC4-6					0	0	0	0	0	0	0						
Stan Belinda, R ERA: 1.0					1-2 FC4-6					0	0	0	0	0	0	0						
Don Slaught, R ERA: 0.800					1-2 FC4-6					2	1	1	2	0	0	0						
Inning Stats	R: 0 E: 1 K: 0 S: 15	H: 1 LOB: 2 BB: 0 P: 21	R: 1 E: 0 K: 0 S: 6	H: 1 LOB: 0 BB: 0 P: 11	R: 0 E: 0 K: 2 S: 9	H: 0 LOB: 0 BB: 0 P: 14	R: 0 E: 0 K: 0 S: 8	H: 1 LOB: 1 BB: 0 P: 13	R: 1 E: 0 K: 0 S: 13	H: 2 LOB: 2 BB: 1 P: 23	R: 0 E: 0 K: 1 S: 6	H: 0 LOB: 0 BB: 0 P: 10	R: 2 E: 0 K: 1 S: 12	H: 2 LOB: 1 BB: 1 P: 22	R: 0 E: 0 K: 1 S: 12	H: 1 LOB: 1 BB: 0 P: 17	R: 0 E: 0 K: 1 S: 10	H: 1 LOB: 1 BB: 0 P: 17	1B: 7 2B: 0 3B: 0 HR: 2	SF: 0 SAC: 0 DP: 0 HBP: 0	WP: 2 PA: 39	
PITCHER	IP	WLS	BF	H	R	ER	SO	BB	IBB	HBP	BLK	WP	HR	S	P	ERA	WHIP					
Pete Harnisch, R ERA: 2.9	(1, 1)	6.2	W	30	7	4	4	4	2	0	0	0	0	2	68	111	5.40	1.350				
Rob Murphy, L ERA: 4.66	(7, 1)	0.2		2	0	0	0	0	0	0	0	0	1	0	4	8	0.00	0.000				
Joe Boever, R ERA:	(8, 1)	0.2		3	1	0	0	1	0	0	0	0	1	0	9	12	0.00	1.500				
Xavier Hernandez, R ERA:	(9, 1)	1.0		4	1	0	0	1	0	0	0	0	0	0	10	17	0.00	1.000				

Batter	1	2	3	4	5	6	7	8	9	AB	R	H	RBI	BB	SO	LOB	BOTTOM					
Craig Biggio, R OBP: 0.378, SLG: 0.432	1-1 G6-3 1B	2-1 E6 FC4-6		0-1 G5-3	1-1 1B	1-2 SF7		0-0 F9		5	1	2	1	0	0	1	Pittsburgh Pirates @ Houston Astros Astrodome, Houston, TX Fri May 01 1992, 8:05 PM EDT Att: 16,355 - Dome - 70 F					
Steve Finley, L OBP: 0.316, SLG: 0.407	1-2 G6-3 1B	1-0 FC4-6 S		1-1 G6-3 1B	3-1 F7	2-2 F8				5	0	2	1	0	0	5						
5 Jeff Bagwell, R OBP: 0.361, SLG: 0.398	2-1 G6-3	2-2 G4-3		2-2 G6-3	3-1 F7	2-1 BB	1-1 G5-3			5	1	1	0	0	0	4						
Pete Incaviglia, R OBP: 0.278, SLG: 0.355	3-2 E5 FC6-4		0-2 1B G6-3	2-1 F9	4-2 BB	1-2 FC3-2 BB	1-3 K			4	1	1	1	1	1	2						
Chris Jones, R OBP: 0.370, SLG: 0.333	0-0 F8		1-1 G6-3 1B		4-1 WP BB	4-2 FC3-2 BB	4-2 1B			2	2	1	0	3	0	2						
Casey Candaele, S OBP: 0.226, SLG: 0.254	1-0 FC6-4		2-2 G6-3		1-0 F7	4-0 BB	1-1 1B			4	1	1	1	1	0	4						
Scott Servais, R OBP: 0.179, SLG: 0.214		1-1 2B		1-3 K	1-3 K	0-2 FC3-2 BB	0-0 G3-1			3	1	2	0	0	1	0						
Benny Distefano, L OBP: 0.167, SLG: 0.167					2-H K	1-2 2-3 3-H				1	1	0	0	0	0	3						
Eddie Taubensee, L OBP: 0.296, SLG: 0.250					1-2 2-3 3-H	1-2 2-3 3-H				1	0	0	0	0	0	2						
Andujar Cedeno, R OBP: 0.265, SLG: 0.295		2-2 E FC4-6		2-2 1B	4-2 SAFE 1B	4-1 1B	0-3 K2-3			3	2	2	2	2	1	0						
Pete Harnisch, S OBP: 0.231, SLG: 0.385		0-0 P2		0-1 P6	3-2 F8	0-1 1B	2-2 L4			4	0	1	2	0	0	5						
Rob Murphy, L ERA: 4.5	(7, 1)									0	0	0	0	0	0	0						
Joe Boever, R ERA: 3.96	(8, 1)									0	0	0	0	0	0	0						
Juan Guerrero, R OBP: 0.167, SLG: 0.182	(8, PH)									1	0	0	0	0	0	0						
Xavier Hernandez, L ERA: 1.0	(9, 1)									0	0	0	0	0	0	0						
Inning Stats	R: 1 E: 1 K: 0 S: 13	H: 2 LOB: 2 BB: 0 P: 21	R: 2 E: 1 K: 0 S: 14	H: 2 LOB: 1 BB: 0 P: 22	R: 1 E: 0 K: 0 S: 17	H: 4 LOB: 2 BB: 0 P: 22	R: 0 E: 0 K: 0 S: 10	H: 1 LOB: 1 BB: 0 P: 14	R: 1 E: 0 K: 1 S: 20	H: 1 LOB: 3 BB: 2 P: 37	R: 5 E: 0 K: 0 S: 20	H: 2 LOB: 1 BB: 4 P: 41	R: 0 E: 0 K: 1 S: 13	H: 1 LOB: 2 BB: 1 P: 20	R: 0 E: 0 K: 1 S: 7	H: 0 LOB: 0 BB: 0 P: 9	1B: 10 2B: 3 3B: 0 HR: 0	SF: 1 SAC: 0 DP: 1 HBP: 0	WP: 2 PA: 46			
PITCHER	IP	WLS	BF	H	R	ER	SO	BB	IBB	HBP	BLK	WP	HR	S	P	ERA	WHIP					
Randy Tomlin, L ERA: 2.43	(1, 1)	2.2	L	16	7	4	3	0	0	0	0	0	0	37	56	10.12	2.625					
Dennis Lamp, R ERA: 4.5	(3, 1)	1.1		6	2	0	0	0	0	0	0	0	0	17	23	0.00	1.500					
Vicente Palacios, R ERA: 3.96	(5, 1)	0.2		6	1	1	1	1	2	0	0	0	1	0	18	32	13.50	4.500				
Jerry Don Gleaton, L ERA: 10.13	(5, 1)	0.1		5	1	4	4	0	3	0	0	0	0	0	8	25	108.00	12.000				
Stan Belinda, R ERA: 1.0	(6, 1)	1.0		5	1	1	1	0	1	0	0	0	0	14	21	9.00	2.000					

AB	36
R	4
H	9
RBI	4
BB	2
SO	6
LOB	14



Batter	1	2	3	4	5	6	7	8	9	AB	R	H	RBI	BB	SO	LOB	TOP										
Cecil Espy, S OBP: 0.480, SLG: 0.682 (1, 8)	L3			G4-3		G5-3			G5-4-3 BB	3	0	0	0	1	0	0											
Jay Bell, R OBP: 0.353, SLG: 0.250 (1, 6)	P6			F7					K	4	0	1	0	0	0	1											
Jeff King, R OBP: 0.237, SLG: 0.241 (1, 3) (8, 5)	G5-3			P5					G5-4-3 1-2	4	0	0	0	0	0	2											
Lloyd McClendon, R OBP: 0.500, SLG: 0.727 (1, 9)		G3			F7					3	0	1	0	0	0	0											
Barry Bonds, L OBP: 0.402, SLG: 0.662 (1, 7)		F7			P3					3	0	0	0	0	0	2											
Steve Buechele, R OBP: 0.322, SLG: 0.458 (1, 5) Gary Varsho, L OBP: 0.235, SLG: 0.500 (8, PR) Roger Mason, R (8, 1)		K								3	0	2	0	0	0	1											
Don Slaught, R OBP: 0.417, SLG: 0.667 (1, 2)			B2-3		L4				SH1-3 2B	2	0	0	0	0	0	1											
Jose Lind, R OBP: 0.200, SLG: 0.209 (1, 4)			F8			G4-3			G5-3	3	0	0	0	0	0	2											
Doug Drabek, R OBP: 0.077, SLG: 0.077 (1, 1) Orlando Merced, S OBP: 0.359, SLG: 0.240 (8, PH) (8, 3)			L5			K			G4-3	2	0	0	0	0	1	0											
Inning Stats	R: 0 E: 0 K: 0 S: 7	H: 0 LOB: 0 BB: 0 P: 9	R: 0 E: 0 K: 1 S: 7	H: 0 LOB: 0 BB: 0 P: 11	R: 0 E: 0 K: 0 S: 16	H: 0 LOB: 0 BB: 0 P: 19	R: 0 E: 0 K: 0 S: 4	H: 0 LOB: 0 BB: 0 P: 9	R: 0 E: 0 K: 0 S: 9	H: 1 LOB: 1 BB: 0 P: 13	R: 0 E: 0 K: 1 S: 9	H: 0 LOB: 0 BB: 0 P: 11	R: 0 E: 0 K: 0 S: 12	H: 2 LOB: 1 BB: 0 P: 14	R: 0 E: 0 K: 0 S: 11	H: 1 LOB: 2 BB: 0 P: 18	R: 0 E: 0 K: 1 S: 10	H: 0 LOB: 0 BB: 1 P: 16	1B: 3 2B: 1 3B: 0 HR: 0	SF: 0 SAC: 1 DP: 2 HBP: 0	WP: 0 PB: 0 SB: 0 CS: 0	PA: 30					
PITCHER	IP	WLS	BF	H	R	ER	SO	BB	IBB	HBP	BLK	WP	HR	S	P	ERA	WHIP										
Butch Henry, L ERA: 3.34 (1, 1)	7.0		24	4	0	0	2	0	0	0	0	0	0	68	93	0.00	0.571										
Joe Boever, R ERA: (8, 1)	0.2	W	2	0	0	0	0	0	0	0	0	0	0	5	8	0.00	0.000										
Al Osuna, L ERA: (8, 1)	0.1	S	2	0	0	0	0	1	0	0	0	0	0	6	11	0.00	3.000										
Doug Jones, R ERA: 1.45 (9, 1)	1.0		2	0	0	0	1	0	0	0	0	0	0	6	8	0.00	0.000										

Pittsburgh Pirates @ Houston Astros
Astrodome, Houston, TX
Sun May 03 1992, 8:05 PM EDT
Att: 8,739 - Dome - 70 F

AB 28
R 0
H 4
RBI 0
BB 1
SO 3
LOB 10



Batter	1	2	3	4	5	6	7	8	9	AB	R	H	RBI	BB	SO	LOB	BOTTOM										
Craig Biggio, R OBP: 0.377, SLG: 0.421 (1, 4)	K		CS			FC5-4 1B			CS BB	3	0	2	0	1	1	0											
Steve Finley, L OBP: 0.311, SLG: 0.424 (1, 8)	5 1B		CS	G3		FC5-4 FC4-6 5 HBP 1-2			HR	4	1	2	1	0	0	1											
5 Jeff Bagwell, R OBP: 0.352, SLG: 0.378 (1, 3)	1B			G1-3		FC4-6 HBP			F9	3	0	0	0	0	1	1											
Luis Gonzalez, L OBP: 0.180, SLG: 0.200 (1, 7)	K			F8		FC4-6 1-2 2-3				3	0	0	0	0	1	3											
Pete Incaviglia, R OBP: 0.291, SLG: 0.361 (1, 9) Chris Jones, R OBP: 0.345, SLG: 0.304 (9, 9)			F8		G6-4-3 1B	K				3	0	1	0	0	1	2											
Casey Candaele, S OBP: 0.206, SLG: 0.231 (1, 5)			G4-3		G6-4-3 1-2	G3				3	0	0	0	0	0	1											
Eddie Taubensee, L OBP: 0.293, SLG: 0.250 (1, 2)		L8				L1				3	0	1	0	0	0	0											
Andujar Cedeno, R OBP: 0.278, SLG: 0.327 (1, 6) Al Osuna, R (8, 1) Doug Jones, R (9, 1) Benny Distefano, L OBP: 0.286, SLG: 0.167 (9, 3)			K			F8				3	0	1	0	0	1	0											
Butch Henry, L (1, 1) Joe Boever, R (8, 1) Eric Yelding, R OBP: 0.200, SLG: 0.200 (8, 6)			G4-3		G5-3	K				2	0	0	0	0	0	2											
Inning Stats	R: 0 E: 0 K: 3 S: 14	H: 1 LOB: 1 BB: 0 P: 21	R: 0 E: 0 K: 0 S: 6	H: 0 LOB: 0 BB: 0 P: 8	R: 0 E: 0 K: 1 S: 6	H: 1 LOB: 0 BB: 0 P: 12	R: 0 E: 0 K: 0 S: 7	H: 0 LOB: 0 BB: 0 P: 10	R: 0 E: 0 K: 1 S: 12	H: 3 LOB: 2 BB: 0 P: 14	R: 0 E: 0 K: 1 S: 12	H: 1 LOB: 0 BB: 0 P: 19	R: 0 E: 0 K: 0 S: 4	H: 0 LOB: 0 BB: 0 P: 5	R: 1 E: 0 K: 1 S: 10	H: 1 LOB: 0 BB: 1 P: 17	1B: 5 2B: 1 3B: 0 HR: 1	SF: 0 SAC: 0 DP: 1 HBP: 1	WP: 0 PB: 0 SB: 1 CS: 2	PA: 31							
PITCHER	IP	WLS	BF	H	R	ER	SO	BB	IBB	HBP	BLK	WP	HR	S	P	ERA	WHIP										
Doug Drabek, R ERA: 2.3 (1, 1)	7.0		26	6	0	0	5	0	0	0	0	0	1	61	89	0.00	0.857										
Roger Mason, R ERA: 2.77 (8, 1)	1.0	L	4	1	1	1	1	1	0	0	0	0	1	10	17	9.00	2.000										

Pittsburgh Pirates @ Houston Astros
Astrodome, Houston, TX
Sun May 03 1992, 8:05 PM EDT
Att: 8,739 - Dome - 70 F

AB 28
R 1
H 7
RBI 1
BB 1
SO 6
LOB 10



Batter	1	2	3	4	5	6	7	8	9	AB	R	H	RBI	BB	SO	LOB	TOP			
Jacob Brumfield, R OBP: 0.313, SLG: 0.267 (1, 9)										5	1	1	0	0	0	2	Cincinnati Reds @ Pittsburgh Pirates Three Rivers Stadium, Pittsburgh, PA Mon May 04 1992, 7:05 PM EDT Att: 16,343 - Cloudy - 49 F			
Billy Hatcher, R OBP: 0.306, SLG: 0.383 Bip Roberts, S OBP: 0.381, SLG: 0.368 (1, 7) (6, 7)										3	1	1	0	0	1	2				
Reggie Sanders, R OBP: 0.406, SLG: 0.557 (1, 8)										4	2	4	1	0	0	0				
Chris Sabo, R OBP: 0.244, SLG: 0.289 Gary Green, R OBP: 0.333, SLG: 0.417 (1, 5) (7, 5)										4	1	2	3	0	0	2				
Darnell Coles, R OBP: 0.250, SLG: 0.500 (1, 3)										4	0	1	1	0	0	0				
Joe Oliver, R OBP: 0.300, SLG: 0.361 (1, 2)										4	0	0	0	0	0	2				
Bill Doran, S OBP: 0.323, SLG: 0.380 (1, 4)										3	0	0	0	1	1	0				
Freddie Benavides, R OBP: 0.254, SLG: 0.344 (1, 6)										4	0	2	0	0	0	3				
Tom Browning, L OBP: 0.333, SLG: 0.364 Dwayne Henry, R OBP: 0.500, SLG: 0.500 Scott Ruskin, R OBP: 0.500, SLG: 0.500 Steve Foster, R OBP: 0.125, SLG: 0.286 (1, 1) (6, 1) (6, 1) (6, 1) (9, PH)										3	0	1	0	0	0	1				
Inning Stats	R: 1 E: 0 K: 1 S: 7	H: 2 LOB: 0 BB: 0 P: 10	R: 0 E: 0 K: 0 S: 7	H: 0 LOB: 0 BB: 0 P: 9	R: 0 E: 0 K: 0 S: 7	H: 1 LOB: 1 BB: 0 P: 12	R: 1 E: 0 K: 0 S: 7	H: 3 LOB: 2 BB: 1 P: 17	R: 3 E: 0 K: 0 S: 15	H: 3 LOB: 0 BB: 0 P: 24	R: 0 E: 0 K: 0 S: 8	H: 1 LOB: 1 BB: 0 P: 10	R: 0 E: 0 K: 0 S: 11	H: 0 LOB: 0 BB: 0 P: 14	R: 0 E: 0 K: 1 S: 7	H: 1 LOB: 1 BB: 0 P: 13		1B: 8 2B: 2 3B: 1 HR: 1	SF: 0 SAC: 0 DP: 2 HBP: 0	WP: 0 PB: 0 SB: 1 CS: 0
PITCHER	IP WLS BF H R ER SO BB IBB HBP BLK WP HR S P ERA WHIP																			
Zane Smith, L ERA: 2.88 Dennis Lamp, R ERA: 3.0 Bob Patterson, L ERA: Stan Belinda, R ERA: 0.9	(1, 1) (6, 1) (7, 1) (9, 1)	5.0 1.0 2.0 1.0	WLS W 2 4	BF 23 4 7 4	H 9 1 1 1	R 5 0 0 0	ER 5 0 0 0	SO 1 0 1 1	BB 0 0 0 0	IBB 1 0 0 0	HBP 0 0 0 0	BLK 0 0 0 0	WP 0 0 0 0	HR 1 8 19 7	S 43 8 19 7	P 72 10 26 13	ERA 9.00 0.00 0.00 0.00	WHIP 1.800 1.000 0.500 1.000		

AB	37
R	5
H	12
RBI	5
BB	1
SO	3
LOB	14



Batter	1	2	3	4	5	6	7	8	9	AB	R	H	RBI	BB	SO	LOB	BOTTOM			
Gary Redus, R OBP: 0.381, SLG: 0.412 Bob Patterson, R OBP: 0.500, SLG: 0.500 Stan Belinda, R (1, 9) (7, 1) (9, 1)										4	1	1	0	1	0	2	Cincinnati Reds @ Pittsburgh Pirates Three Rivers Stadium, Pittsburgh, PA Mon May 04 1992, 7:05 PM EDT Att: 16,343 - Cloudy - 49 F			
Jay Bell, R OBP: 0.346, SLG: 0.247 (1, 6)										5	1	1	0	0	1	3				
Andy Van Slyke, L OBP: 0.474, SLG: 0.447 (1, 8)										5	1	4	2	0	0	1				
Jeff King, R OBP: 0.266, SLG: 0.305 (1, 3)										5	2	3	1	0	0	2				
Barry Bonds, L OBP: 0.402, SLG: 0.654 (1, 7)										4	2	1	1	1	0	3				
Steve Buechele, R OBP: 0.326, SLG: 0.442 (1, 5)										3	1	0	1	2	0	1				
Don Slaught, R OBP: 0.412, SLG: 0.563 (1, 2)										4	2	1	1	1	0	3				
Jose Lind, R OBP: 0.213, SLG: 0.236 (1, 4)										5	1	2	3	0	0	3				
Zane Smith, L OBP: 0.067, SLG: 0.133 Tom Prince, R OBP: 0.192, SLG: 0.143 Dennis Lamp, R OBP: 0.519, SLG: 0.708 (1, 1) (5, PH) (6, 1) (6, PH) (7, 9)										1	0	0	0	0	0	0				
Inning Stats	R: 0 E: 0 K: 0 S: 8	H: 1 LOB: 1 BB: 0 P: 10	R: 0 E: 0 K: 0 S: 7	H: 0 LOB: 0 BB: 0 P: 11	R: 0 E: 0 K: 0 S: 9	H: 0 LOB: 0 BB: 0 P: 13	R: 1 E: 0 K: 0 S: 9	H: 3 LOB: 3 BB: 1 P: 13	R: 0 E: 0 K: 1 S: 27	H: 1 LOB: 1 BB: 4 P: 53	R: 0 E: 0 K: 0 S: 10	H: 1 LOB: 1 BB: 0 P: 15	R: 0 E: 0 K: 0 S: 5	H: 0 LOB: 0 BB: 0 P: 8	R: 0 E: 0 K: 0 S: 5	H: 0 LOB: 0 BB: 0 P: 8		1B: 9 2B: 6 3B: 0 HR: 0	SF: 0 SAC: 0 DP: 0 HBP: 0	WP: 2 PB: 0 SB: 1 CS: 0
PITCHER	IP WLS BF H R ER SO BB IBB HBP BLK WP HR S P ERA WHIP																			
Tom Browning, L ERA: 5.88 Dwayne Henry, R ERA: 3.63 Scott Ruskin, L ERA: 5.91 Steve Foster, R ERA: 5.0	(1, 1) (6, 1) (6, 1) (6, 1)	5.1 0.1 0.0 2.1	WLS L 3 3	BF 25 4 2 3	H 8 2 2 5	R 4 1 2 5	ER 4 1 2 5	SO 4 4 0 0	BB 0 1 0 2	IBB 0 0 0 0	HBP 0 0 0 0	BLK 0 0 0 0	WP 0 1 0 1	HR 0 9 5 23	S 45 9 9 43	P 66 16 9 43	ERA 6.75 27.00 ∞ 19.29	WHIP 1.500 9.000 ∞ 2.143		



Batter	1	2	3	4	5	6	7	8	9	AB	R	H	RBI	BB	SO	LOB	TOP								
Bip Roberts, S OBP: 0.385, SLG: 0.374 (1, 4)	2-2 S 1B		0-1 CS 1B		1-2 G3			1-1 E6		4	0	2	0	0	0	0	Cincinnati Reds @ Pittsburgh Pirates Three Rivers Stadium, Pittsburgh, PA Tue May 05 1992, 7:05 PM EDT Att: 9,103 - Cloudy - 47 F								
Dave Martinez, L OBP: 0.351, SLG: 0.297 (1, 8)	1-1 P5		0-2 G5-3		3-2 F8			0-0 F7		4	0	0	0	0	0	3									
Reggie Sanders, R OBP: 0.410, SLG: 0.544 (1, 7)	4-1 BB			1-1 P4		4-0 WP S BB		1-3 K		2	0	0	0	2	1	1									
Paul O'Neill, L OBP: 0.477, SLG: 0.563 Rob Dibble, L OBP: 1.000, SLG: 1.000 (8, 1)	0-1 F8			1-0 1B 1B		3-3 K 1-2 K		2-2 L7		4	1	1	0	0	1	4									
Bill Doran, S OBP: 0.320, SLG: 0.373 (1, 3)	3-2 G3			0-2 1B FC5-4 1B		0-0 F7			1-1 F8		4	1	1	0	0	3									
Chris Sabo, R OBP: 0.244, SLG: 0.286 (1, 5)		1-1 F8		2-0 FC5-4 1B		1-2 F7			0-0 P3		4	0	1	1	0	1									
Joe Oliver, R OBP: 0.298, SLG: 0.355 (1, 2)		2-3 K		3-0 FC5-4 1B			2-2 G5-3		3-1 E5 1B		4	0	1	1	0	1									
Freddie Benavides, R OBP: 0.254, SLG: 0.328 (1, 6)		0-3 K		0-0 F9			4-0 CS BB		0-0 L7		3	0	0	0	1	2									
Tim Belcher, R Jeff Branson, L (7, PH) Scott Ruskin, R (7, 1) Darnell Coles, R OBP: 0.250, SLG: 0.500 (8, 9)			2-1 G6-3		0-3 K		3-3 K 1-2 K				2	0	0	0	0	1		0							
Inning Stats	R: 0 E: 0 K: 0 S: 15	H: 1 LOB: 2 BB: 1 P: 24	R: 0 E: 0 K: 2 S: 8	H: 0 LOB: 0 BB: 0 P: 11	R: 0 E: 0 K: 0 S: 7	H: 1 LOB: 0 BB: 0 P: 9	R: 2 E: 0 K: 0 S: 9	H: 3 LOB: 1 BB: 0 P: 13	R: 0 E: 0 K: 1 S: 10	H: 0 LOB: 0 BB: 0 P: 14	R: 0 E: 0 K: 1 S: 7	H: 0 LOB: 1 BB: 1 P: 15	R: 0 E: 0 K: 1 S: 7	H: 0 LOB: 1 BB: 1 P: 16	R: 0 E: 1 K: 1 S: 10	H: 0 LOB: 1 BB: 0 P: 14		R: 0 E: 1 K: 0 S: 6	H: 1 LOB: 1 BB: 0 P: 10	1B: 6 2B: 1 3B: 0 HR: 0	SF: 0 SAC: 0 DP: 1 HBP: 0	WP: 1 PB: 0 SB: 3 CS: 2	PA: 35		
PITCHER	IP	WLS	BF	H	R	ER	SO	BB	IBB	HBP	BLK	WP	HR	S	P	ERA	WHIP								
Vicente Palacios, R ERA: 3.75 Jerry Don Gleaton, L ERA: 9.0 Paul Miller, R ERA: 2.51 Roger Mason, R ERA: 2.51 Bob Patterson, L ERA: 0.00	(1, 1)	5.0	21	5	2	2	3	2	0	0	0	0	0	4	7	3.60	1.400								
Stan Belinda, R ERA: 0.82	(9, 1)	1.0	S	4	1	0	0	0	0	0	0	0	0	6	10	0.00	1.000								

AB	32
R	2
H	6
RBI	2
BB	3
SO	6
LOB	16



Batter	1	2	3	4	5	6	7	8	9	AB	R	H	RBI	BB	SO	LOB	BOTTOM								
Orlando Merced, S OBP: 0.368, SLG: 0.264 (1, 3)	2-2 G4-3 2B		4-2 BB		0-0 F8		0-1 G4-3			3	0	1	0	1	0	1	Cincinnati Reds @ Pittsburgh Pirates Three Rivers Stadium, Pittsburgh, PA Tue May 05 1992, 7:05 PM EDT Att: 9,103 - Cloudy - 47 F								
Jeff King, R OBP: 0.250, SLG: 0.286 Jay Bell, R OBP: 0.346, SLG: 0.247 (9, 6)	0-0 G4-3		0-1 P4			3-2 G5-3	2-2 L7			4	0	0	0	0	0	2									
Andy Van Slyke, L OBP: 0.485, SLG: 0.513 (1, 8)	1-2 G1-3			1-0 HR		0-1 1B 2B		1-0 BB 1B 1B		4	3	3	1	0	0	1									
Barry Bonds, L OBP: 0.396, SLG: 0.630 (1, 7)	1-3 K			1-3 K		4-1 1B SF9 BB		0-1 P6		3	1	0	0	1	2	2									
Gary Varsho, L OBP: 0.250, SLG: 0.474 Roger Mason, R (7, 1) Bob Patterson, R OBP: 0.500, SLG: 0.500 Lloyd McClendon, R (8, PH) Stan Belinda, R OBP: 0.519, SLG: 0.739 (9, 1) Steve Buechele, R OBP: 0.313, SLG: 0.427 (1, 5)	1-2 G4-3			1-3 K		0-1 SF9		1-1 BB 1B 1B		3	0	1	1	0	1	0									
Michael LaValliere, L OBP: 0.375, SLG: 0.375 (1, 2)	2-2 P4			1-3 K		1-0 SF9		2-3 K		3	0	0	1	0	2	2									
Michael LaValliere, L OBP: 0.375, SLG: 0.375 (1, 2)	1-0 F8				1-1 SH5-4 1B			4-1 1B BB		2	0	1	0	2	0	0									
Jose Lind, R OBP: 0.215, SLG: 0.237 (1, 4)			2-1 G4-3		2-3 K		3-1 G6-3		2-2 BB		4	0	1	2	0	1		3							
Vicente Palacios, R OBP: 0.167, SLG: 0.167 Jerry Don Gleaton, L (6, 1) Paul Miller, R (6, 1) Cecil Espy, S OBP: 0.500, SLG: 0.680 (7, 9)	0-0 F9			0-0 F9		0-2 SH5-4		3-1 G3		1	0	0	0	0	0	0									
Inning Stats	R: 0 E: 0 K: 1 S: 10	H: 1 LOB: 1 BB: 0 P: 14	R: 0 E: 0 K: 0 S: 7	H: 0 LOB: 0 BB: 0 P: 11	R: 0 E: 0 K: 0 S: 7	H: 0 LOB: 1 BB: 1 P: 13	R: 1 E: 0 K: 3 S: 10	H: 1 LOB: 0 BB: 0 P: 14	R: 0 E: 0 K: 1 S: 9	H: 1 LOB: 1 BB: 0 P: 12	R: 2 E: 0 K: 0 S: 11	H: 2 LOB: 2 BB: 2 P: 26	R: 0 E: 0 K: 0 S: 8	H: 0 LOB: 0 BB: 0 P: 13	R: 0 E: 0 K: 1 S: 14	H: 3 LOB: 2 BB: 1 P: 24		R: 2 E: 0 K: 1 S: 14	H: 3 LOB: 2 BB: 1 P: 24	1B: 5 2B: 2 3B: 0 HR: 1	SF: 1 SAC: 1 DP: 0 HBP: 0	WP: 0 PB: 0 SB: 0 CS: 0	PA: 35		
PITCHER	IP	WLS	BF	H	R	ER	SO	BB	IBB	HBP	BLK	WP	HR	S	P	ERA	WHIP								
Tim Belcher, R ERA: 4.91 Scott Ruskin, L ERA: 6.0 Rob Dibble, R ERA: 1.23	(1, 1)	6.0	L	26	5	3	3	5	2	0	0	0	0	11	17	4.50	1.167								
	(7, 1)	1.1		5	1	1	1	0	0	0	0	0	0	11	20	6.75	0.750								
	(8, 1)	0.2		4	2	1	1	1	1	0	0	0	0	11	20	13.50	4.500								

AB	29
R	5
H	8
RBI	5
BB	4
SO	6
LOB	11



Batter	1	2	3	4	5	6	7	8	9	10	11	12	13	14	15	16	AB	R	H	RBI	BB	SO	LOB	TOP										
Chris Nixon, S OBP: 0.424, SLG: 0.433 (1.8)																	6	2	2	0	1	0	1											
Jeff Blausler, R OBP: 0.291, SLG: 0.379 Mark Lemke, S OBP: 0.288, SLG: 0.237 (7.4)																	3	0	2	1	0	0	1											
Terry Pendleton, S OBP: 0.303, SLG: 0.416 (1.5)																	6	0	1	1	1	2	3											
Ron Gant, R OBP: 0.345, SLG: 0.467 (1.7)																	7	0	1	0	0	2	4											
David Justice, L OBP: 0.245, SLG: 0.276 (1.9)																	7	0	1	0	0	1	3											
Brian Hunter, R OBP: 0.151, SLG: 0.280 Siti Bryson, L OBP: 0.350, SLG: 0.313 (9.3)																	3	0	0	0	0	0	2											
Greg Olson, R OBP: 0.338, SLG: 0.304 (1.2)																	6	0	1	0	1	1	1											
Rafael Belliard, R OBP: 0.277, SLG: 0.234 (1.6)																	7	0	1	0	0	0	4											
Steve Lerner, L ERA: 2.05 Max Pineda, L ERA: 2.45 Austin Paul, R ERA: 2.45 Neil Marcell, L ERA: 2.35 Luis Rojas, R ERA: 2.35 Ben Rivera, L ERA: 2.35																																		
Inning Stats	R: 1 E: 0 K: 1 S: 20	H: 3 LOB: 2 BB: 0 P: 30	R: 0 E: 0 K: 0 S: 5	H: 0 LOB: 0 BB: 0 P: 9	R: 0 E: 0 K: 0 S: 12	H: 2 LOB: 2 BB: 0 P: 16	R: 0 E: 0 K: 1 S: 7	H: 1 LOB: 1 BB: 0 P: 7	R: 0 E: 0 K: 0 S: 10	H: 2 LOB: 1 BB: 0 P: 17	R: 0 E: 0 K: 0 S: 6	H: 0 LOB: 0 BB: 0 P: 14	R: 0 E: 0 K: 0 S: 6	H: 0 LOB: 0 BB: 0 P: 10	R: 0 E: 0 K: 2 S: 8	H: 0 LOB: 0 BB: 0 P: 13	R: 0 E: 0 K: 1 S: 10	H: 1 LOB: 1 BB: 0 P: 12	R: 0 E: 0 K: 1 S: 7	H: 0 LOB: 0 BB: 0 P: 11	R: 0 E: 0 K: 0 S: 6	H: 1 LOB: 1 BB: 2 P: 17	R: 0 E: 0 K: 0 S: 6	H: 0 LOB: 0 BB: 0 P: 9	R: 0 E: 0 K: 0 S: 10	H: 1 LOB: 2 BB: 0 P: 14	R: 0 E: 0 K: 0 S: 5	H: 1 LOB: 2 BB: 1 P: 11	R: 0 E: 0 K: 0 S: 5	H: 0 LOB: 0 BB: 0 P: 9	1B: 9 2B: 3 3B: 0 HR: 0	SF: 0 SAC: 1 DP: 0 HBP: 0	WP: 0 PB: 0 SB: 0 CS: 0	PA: 62
PITCHER	IP 4.1	WLS 20	BF 8	H 2	R 2	ER 0	SO 2	BB 0	IBB 0	HBP 0	BLK 0	WP 0	HR 0	S 51	P 73	ERA 4.15	WHIP 1.846																	
Randy Tomlin, L ERA: 2.05	(1.1)																																	
Paul Miller, R ERA: 2.05	(5.1)																																	
Dennis Lamp, R ERA: 2.45	(8.1)																																	
Roger Mason, R ERA: 2.35	(10.1)																																	
Jerry Don Gleaton, L ERA: 6.75	(13.1)																																	

Atlanta Braves @ Pittsburgh Pirates
Three Rivers Stadium, Pittsburgh, PA
Wed May 06 1992, 7:05 PM EDT
Att: 18,686 - Cloudy - 50 F

AB 58
R 13
H 32
RBI 2
BB 3
SO 7
LOB 21



Batter	1	2	3	4	5	6	7	8	9	10	11	12	13	14	15	16	AB	R	H	RBI	BB	SO	LOB	BOTTOM		
Jeff King, R OBP: 0.287, SLG: 0.314 (1.3)																	7	0	3	0	0	1	3			
Jay Bell, R OBP: 0.338, SLG: 0.247 (1.8)																	8	0	2	1	0	2	5			
Andy Van Slyke, L OBP: 0.477, SLG: 0.494 (1.8)																	7	0	2	0	1	1	6			
Lloyd McClendon, R ERA: 2.05 Cecil Espino, L ERA: 2.05 Randy Tomlin, R ERA: 2.05 Tom Prince, R ERA: 2.05 Jerry Don Gleaton, L ERA: 2.05 Michael Lavelle, L ERA: 2.05 Denny Neagle, L ERA: 2.05 Bob Patterson, R ERA: 2.05																	4	0	0	0	0	0	4			
Barry Bonds, L OBP: 0.413, SLG: 0.628 (1.7)																	5	1	2	0	3	0	3			
Steve Buechele, R OBP: 0.308, SLG: 0.406 (1.5)																	7	0	1	0	1	1	6			
Don Slaught, R OBP: 0.440, SLG: 0.609 (1.2)																	7	2	3	1	1	1	2			
Jose Lind, R OBP: 0.209, SLG: 0.229 (1.4)																	7	0	1	1	0	1	6			
Randy Tomlin, L ERA: 2.05 Paul Miller, R ERA: 2.05 Gary Redus, R ERA: 2.44 Dennis Lamp, R ERA: 2.45 Gary Varsho, L ERA: 2.45 Orlando Merced, S ERA: 3.71, SLG: 0.258 (14.9)																	0	0	0	0	1	0	0			
Inning Stats	R: 0 E: 0 K: 1 S: 11	H: 1 LOB: 1 BB: 0 P: 14	R: 0 E: 0 K: 0 S: 9	H: 0 LOB: 0 BB: 0 P: 14	R: 0 E: 0 K: 2 S: 12	H: 1 LOB: 1 BB: 1 P: 17	R: 0 E: 0 K: 0 S: 7	H: 2 LOB: 2 BB: 1 P: 14	R: 0 E: 0 K: 0 S: 12	H: 1 LOB: 3 BB: 2 P: 18	R: 0 E: 0 K: 1 S: 6	H: 0 LOB: 0 BB: 0 P: 12	R: 0 E: 0 K: 1 S: 7	H: 0 LOB: 0 BB: 0 P: 15	R: 1 E: 1 K: 0 S: 12	H: 2 LOB: 3 BB: 1 P: 21	R: 0 E: 0 K: 0 S: 13	H: 1 LOB: 1 BB: 2 P: 23	R: 0 E: 0 K: 1 S: 12	H: 1 LOB: 3 BB: 2 P: 27	R: 1 E: 0 K: 0 S: 8	H: 2 LOB: 1 BB: 0 P: 12	1B: 13 2B: 2 3B: 1 HR: 0	SF: 0 SAC: 2 DP: 0 HBP: 0	WP: 0 PB: 0 SB: 2 CS: 1	PA: 71
PITCHER	IP 6.0	WLS 27	BF H	R 6	ER 0	SO 4	BB 4	IBB 0	HBP 0	BLK 0	WP 0	HR 0	S 71	P 113	ERA 0.00	WHIP 1.667										
Steve Avery, L ERA: 2.12	(7.1)																									
Juan Berenguer, R ERA: 2.12	(7.1)																									
Mike Stanton, L ERA: 5.63	(7.1)																									
Marvin Freeman, R ERA: 2.01	(8.1)																									
Alejandro Pena, R ERA: 4.5	(9.1)																									

Atlanta Braves @ Pittsburgh Pirates
Three Rivers Stadium, Pittsburgh, PA
Wed May 06 1992, 7:05 PM EDT
Att: 18,686 - Cloudy - 50 F

AB 58
R 16
H 46
RBI 4
BB 11
SO 10
LOB 35



Batter	1	2	3	4	5	6	7	8	9	AB	R	H	RBI	BB	SO	LOB	TOP				
Otis Nixon, S OBP: 0.447, SLG: 0.457 (1, 8)	G1-3		1B		K		E S 1B		CS 1B	5	1	3	0	0	1	0					
Terry Pendleton, S OBP: 0.306, SLG: 0.424 (1, 5)	K		P4				G3 S 1-H 1B		F9	5	0	2	1	0	1	2					
Ron Gant, R OBP: 0.347, SLG: 0.459 (1, 7)	K			E S 1B			G3		F9	4	1	1	0	1	1	2					
David Justice, L OBP: 0.277, SLG: 0.286 (1, 9)		1B SF8 1B			G4-3		FC6-4 BB			2	1	1	0	2	0	2					
Greg Olson, R OBP: 0.348, SLG: 0.317 (1, 2)	CS 1B					G5-3	FC6-4			4	0	2	1	0	0	2					
Brian Hunter, R OBP: 0.143, SLG: 0.269 (8, PH)	SF8				K				FC2-6 BB	2	0	0	1	0	1	2					
Sid Bream, L OBP: 0.358, SLG: 0.313 (8, 3)	3-H 1-2				K				SH5-3	0	0	0	0	1	0	0					
Mark Lemke, S OBP: 0.258, SLG: 0.286 (1, 4)	P6				K		HR		SH5-3	4	1	1	1	0	1	4					
Rafael Belliard, R OBP: 0.267, SLG: 0.225 (1, 6)			K		G1-3					3	0	0	0	0	2	2					
Tom Glavine, L OBP: 0.350, SLG: 0.316 (1, 1)										3	0	0	0	0	0	0					
Jerry Willard, L OBP: 0.286, SLG: 0.538 (8, PH)					F7					1	0	0	0	0	1	1					
Juan Berenguer, R OBP: 1.000, SLG: 1.000 (8, 1)						B4-3				0	0	0	0	0	0	0					
Mike Stanton, L OBP: 1.000, SLG: 1.000 (8, 1)							G6-3			0	0	0	0	0	0	0					
Inning Stats	R: 0 E: 0 K: 2 S: 9	H: 0 LOB: 0 BB: 0 P: 13	R: 1 E: 0 K: 0 S: 11	H: 2 LOB: 0 BB: 0 P: 18	R: 0 E: 0 K: 1 S: 9	H: 1 LOB: 1 BB: 0 P: 12	R: 1 E: 0 K: 2 S: 17	H: 2 LOB: 2 BB: 1 P: 27	R: 0 E: 0 K: 1 S: 9	H: 1 LOB: 0 BB: 0 P: 12	R: 1 E: 0 K: 0 S: 11	H: 2 LOB: 2 BB: 1 P: 23	R: 0 E: 0 K: 1 S: 11	H: 0 LOB: 1 BB: 1 P: 16	R: 0 E: 0 K: 0 S: 10	H: 1 LOB: 0 BB: 0 P: 13	1B: 8 2B: 1 3B: 0 HR: 1	SF: 1 SAC: 1 DP: 0 HBP: 0	WP: 0 PB: 0 SB: 3 CS: 2	PA: 39	
PITCHER	IP	WLS	BF	H	R	ER	SO	BB	IBB	HBP	BLK	WP	HR	S	P	ERA	WHIP				
Denny Neagle, L ERA: 2.92 (1, 1)	6.1	L	29	9	4	3	7	1	1	0	0	0	1	68	106	4.26	1.579				
Dennis Lamp, R ERA: 2.31 (7, 1)	0.2		3	0	0	0	0	1	0	0	0	0	0	6	16	0.00	1.500				
Vicente Palacios, R ERA: 3.43 (8, 1)	2.0		7	1	0	0	1	1	0	0	0	0	0	21	29	0.00	1.000				

Atlanta Braves @ Pittsburgh Pirates
 Three Rivers Stadium, Pittsburgh, PA
 Thu May 07 1992, 7:05 PM EDT
 Att: 11,689 - Sunny - 64 F

AB 33
 R 4
 H 10
 RBI 4
 BB 4
 SO 8
 LOB 17

Braves

Batter	1	2	3	4	5	6	7	8	9	AB	R	H	RBI	BB	SO	LOB	BOTTOM				
Gary Redus, R OBP: 0.370, SLG: 0.391 (1, 7)	G5-3	P3			G5-3		1-H 1B		F8	5	0	1	1	0	0	1					
Jay Bell, R OBP: 0.333, SLG: 0.245 (1, 6)	1B		K		G1-3		F9		P8	5	1	1	0	0	1	1					
Andy Van Slyke, L OBP: 0.477, SLG: 0.505 (1, 8)	1B		G3		G6-3			HBP 2B		4	0	2	0	0	0	0					
Lloyd McClendon, R OBP: 0.471, SLG: 0.621 (8, PH)	1B					F8		HBP 1B		2	0	1	1	1	0	0					
Cecil Espy, S OBP: 0.533, SLG: 0.704 (9, 9)	1-2 2H				BB					1	0	1	0	0	0	0					
Jeff King, R OBP: 0.253, SLG: 0.297 (1, 3)	F7		F8			K		P2		4	0	0	0	0	1	5					
Steve Buechele, R OBP: 0.315, SLG: 0.404 (1, 5)	G4-3				CS 1B		K		HBP	3	0	1	0	0	1	2					
Tom Prince, R OBP: 0.233, SLG: 0.130 (1, 2)					G5-3		FC4-6 BB		K	1	0	0	0	2	0	1					
Barry Bonds, L OBP: 0.410, SLG: 0.621 (8, PH)										1	0	0	0	0	1	3					
Michael LaValliere, L OBP: 0.386, SLG: 0.375 (9, 2)					1-2					0	0	0	0	0	0	0					
Jose Lind, R OBP: 0.211, SLG: 0.230 (1, 4)		G4-3					FC4-6 1B		K	4	1	1	0	0	1	5					
Denny Neagle, L (1, 1)										2	0	0	0	0	1	2					
Dennis Lamp, R (7, 1)										0	0	0	0	0	0	0					
Don Slaught, R (7, PH)										1	0	0	0	0	0	1					
Vicente Palacios, R (8, 1)										0	0	0	0	0	0	0					
Orlando Merced, S (9, PH)										1	0	0	0	0	0	0					
Inning Stats	R: 1 E: 0 K: 0 S: 13	H: 3 LOB: 2 BB: 0 P: 21	R: 0 E: 0 K: 1 S: 8	H: 0 LOB: 1 BB: 1 P: 16	R: 0 E: 0 K: 1 S: 13	H: 0 LOB: 1 BB: 1 P: 22	R: 0 E: 0 K: 0 S: 8	H: 2 LOB: 0 BB: 0 P: 9	R: 0 E: 0 K: 2 S: 7	H: 0 LOB: 0 BB: 0 P: 7	R: 1 E: 0 K: 0 S: 13	H: 1 LOB: 1 BB: 1 P: 21	R: 0 E: 0 K: 2 S: 14	H: 2 LOB: 3 BB: 0 P: 21	R: 0 E: 0 K: 0 S: 10	H: 0 LOB: 0 BB: 0 P: 14	1B: 7 2B: 1 3B: 0 HR: 0	SF: 0 SAC: 0 DP: 0 HBP: 1	WP: 0 PB: 0 SB: 1 CS: 1	PA: 38	
PITCHER	IP	WLS	BF	H	R	ER	SO	BB	IBB	HBP	BLK	WP	HR	S	P	ERA	WHIP				
Tom Glavine, L ERA: 2.06 (1, 1)	7.0	W	29	6	2	2	4	3	0	0	0	0	0	68	106	2.57	1.286				
Juan Berenguer, R ERA: 2.06 (8, 1)	0.1		4	2	0	0	0	0	0	1	0	0	0	7	14	0.00	6.000				
Mike Stanton, L ERA: 4.66 (8, 1)	1.2	S	5	0	0	0	2	0	0	0	0	0	0	17	21	0.00	0.000				

Atlanta Braves @ Pittsburgh Pirates
 Three Rivers Stadium, Pittsburgh, PA
 Thu May 07 1992, 7:05 PM EDT
 Att: 11,689 - Sunny - 64 F

AB 34
 R 2
 H 8
 RBI 2
 BB 3
 SO 6
 LOB 21

P

Batter	1	2	3	4	5	6	7	8	9	AB	R	H	RBI	BB	SO	LOB	TOP																
Craig Biggio, R OBP: 0.362, SLG: 0.412 (1, 4)										4	0	1	0	0	3	0	Houston Astros @ Pittsburgh Pirates Three Rivers Stadium, Pittsburgh, PA Fri May 08 1992, 7:05 PM EDT Att: 22,351 - Cloudy - 58 F																
Steve Finley, L OBP: 0.395, SLG: 0.429 (1, 8)										4	0	1	0	0	1	1																	
5 Jeff Bagwell, R OBP: 0.320, SLG: 0.330 (1, 3)										4	0	0	0	0	2	2																	
Pete Incaviglia, R OBP: 0.294, SLG: 0.354 Doug Jones, R (8, 1)										4	0	0	0	0	2	2																	
Luis Gonzalez, L OBP: 0.197, SLG: 0.214 (1, 7)										4	1	3	0	0	1	0																	
Juan Guerrero, R OBP: 0.176, SLG: 0.133 Casey Candaele, S (8, PH)										3	0	0	0	0	1	2																	
Eddie Taubensee, L OBP: 0.274, SLG: 0.242 (1, 2)										3	1	0	0	1	0	2																	
Andujar Cedeno, R OBP: 0.292, SLG: 0.350 (1, 6)										4	0	1	0	0	2	4																	
Butch Henry, L OBP: 0.145, SLG: 0.071 Xavier Hernandez, L (3, 1) Joe Boever, R (6, 1) Eric Anthony, L OBP: 0.292, SLG: 0.263 Al Osuna, L (7, 1) Benny Distefano, L OBP: 0.273, SLG: 0.111 (8, 9)										1	1	1	3	0	0	0																	
Inning Stats	R: 0 E: 0 K: 2 S: 12	H: 1 LOB: 1 BB: 0 P: 20	R: 3 E: 0 K: 1 S: 19	H: 2 LOB: 0 BB: 1 P: 29	R: 0 E: 0 K: 0 S: 8	H: 0 LOB: 1 BB: 0 P: 13	R: 0 E: 0 K: 1 S: 8	H: 1 LOB: 1 BB: 0 P: 10	R: 0 E: 0 K: 3 S: 9	H: 0 LOB: 0 BB: 0 P: 15	R: 0 E: 0 K: 1 S: 8	H: 1 LOB: 1 BB: 0 P: 12	R: 0 E: 0 K: 2 S: 12	H: 1 LOB: 1 BB: 1 P: 19	R: 0 E: 0 K: 2 S: 11	H: 0 LOB: 1 BB: 1 P: 19		1B: 5 2B: 1 3B: 0 HR: 1	SF: 0 SAC: 0 DP: 0 HBP: 0	WP: 0 PB: 0 SB: 0 CS: 1	PA: 36												
PITCHER	IP WLS BF H R ER SO BB IBB HBP BLK WP HR S P ERA WHIP	IP WLS BF H R ER SO BB IBB HBP BLK WP HR S P ERA WHIP																															
Doug Drabek, R ERA: 2.52 Stan Belinda, R ERA: 0.69	(1, 1) (8, 1)	7.0 W 8	27 8	6 1	3 0	3 0	9 4	1 1	0 0	0 0	0 0	0 0	0 0	0 23	109 34	3.86 0.00	1.000 1.000																

AB 33
R 3
H 7
RBI 3
BB 2
SO 13
LOB 14



Batter	1	2	3	4	5	6	7	8	9	AB	R	H	RBI	BB	SO	LOB	BOTTOM																		
Jeff King, R OBP: 0.253, SLG: 0.286 Orlando Merced, S (8, PH)										3	0	0	0	1	1	1	Houston Astros @ Pittsburgh Pirates Three Rivers Stadium, Pittsburgh, PA Fri May 08 1992, 7:05 PM EDT Att: 22,351 - Cloudy - 58 F																		
Jay Bell, R OBP: 0.336, SLG: 0.245 (1, 6)										4	0	1	0	1	0	1																			
Andy Van Slyke, L OBP: 0.461, SLG: 0.489 (1, 8)										3	0	0	1	0	0	2																			
Lloyd McClendon, R OBP: 0.421, SLG: 0.545 Stan Belinda, R (8, 1)										4	0	0	0	0	1	4																			
Barry Bonds, L OBP: 0.413, SLG: 0.607 (1, 7)										2	1	0	0	2	0	2																			
Steve Buechele, R OBP: 0.325, SLG: 0.406 (1, 5)										2	1	1	0	1	0	0																			
Don Slaught, R OBP: 0.467, SLG: 0.667 (1, 2)										3	2	2	1	1	0	3																			
Jose Lind, R OBP: 0.213, SLG: 0.233 (1, 4)										3	1	1	1	0	0	1																			
Doug Drabek, R OBP: 0.067, SLG: 0.067 Gary Redus, R (7, PH) Cecil Espy, S OBP: 0.516, SLG: 0.679 (8, 9)										2	0	0	0	0	1	0																			
Inning Stats	R: 0 E: 0 K: 0 S: 14	H: 1 LOB: 2 BB: 1 P: 24	R: 2 E: 0 K: 2 S: 14	H: 2 LOB: 0 BB: 0 P: 20	R: 0 E: 1 K: 1 S: 13	H: 0 LOB: 3 BB: 2 P: 30	R: 0 E: 0 K: 0 S: 11	H: 0 LOB: 0 BB: 0 P: 14	R: 0 E: 0 K: 0 S: 9	H: 1 LOB: 1 BB: 0 P: 15	R: 1 E: 0 K: 0 S: 7	H: 0 LOB: 2 BB: 2 P: 18	R: 3 E: 0 K: 1 S: 12	H: 2 LOB: 1 BB: 2 P: 22	R: 3 E: 0 K: 1 S: 12	H: 2 LOB: 1 BB: 2 P: 22		1B: 4 2B: 1 3B: 1 HR: 0	SF: 2 SAC: 1 DP: 0 HBP: 0	WP: 0 PB: 1 SB: 1 CS: 0	PA: 38														
PITCHER	IP WLS BF H R ER SO BB IBB HBP BLK WP HR S P ERA WHIP	IP WLS BF H R ER SO BB IBB HBP BLK WP HR S P ERA WHIP																																	
Butch Henry, L ERA: 3.65 Xavier Hernandez, R ERA: 2.35 Joe Boever, R ERA: 1.95 Al Osuna, L ERA: 3.14 Doug Jones, R ERA: 1.27	(1, 1) (3, 1) (6, 1) (7, 1) (8, 1)	2.0 3.0 1.0 1.2 0.1	10 12 4 10 2	3 0 1 4 1	2 0 0 4 0	2 1 0 4 0	2 1 0 4 0	2 1 0 4 0	2 1 0 4 0	2 1 0 4 0	2 1 0 4 0	2 1 0 4 0	2 1 0 4 0	2 1 0 4 0	2 1 0 4 0	2 1 0 4 0	28 58 9 14 5	0.00 0.00 0.00 21.60 0.00	0.333 1.000 2.400 3.000																

AB 28
R 6
H 6
RBI 6
BB 7
SO 4
LOB 17



Batter	1	2	3	4	5	6	7	8	9	AB	R	H	RBI	BB	SO	LOB	TOP			
Craig Biggio, R OBP: 0.391, SLG: 0.398 (1, 4)										4	0	0	0	0	0	3				
Steve Finley, L OBP: 0.315, SLG: 0.431 (1, 8)										4	0	2	0	0	0	0				
5 Jeff Bagwell, R OBP: 0.310, SLG: 0.319 (1, 3)										4	0	0	0	0	0	3				
Pete Incaviglia, R OBP: 0.286, SLG: 0.343 Eric Yelding, R OBP: 0.286, SLG: 0.286 (8, 7)										3	0	0	0	0	1	0				
Chris Jones, R OBP: 0.308, SLG: 0.273 (8, 9)										4	0	2	0	0	0	0				
Casey Candaele, S OBP: 0.207, SLG: 0.241 Rob Mallicoat, L Juan Guerrero, R OBP: 0.187, SLG: 0.125 (8, PH)										3	0	0	0	0	0	1				
Scott Servais, R OBP: 0.194, SLG: 0.222 (1, 2)										3	0	1	0	0	0	0				
Andujar Cedeno, R OBP: 0.279, SLG: 0.333 (1, 6)										3	0	0	0	0	1	1				
Darryl Kile, R OBP: 0.273, SLG: 0.111 Rafael Ramirez, R OBP: 0.288, SLG: 0.316 (7, 5)										1	0	0	0	1	0	1				
Inning Stats	R: 0 E: 0 K: 0 S: 8	H: 0 LOB: 0 BB: 0 P: 9	R: 0 E: 0 K: 0 S: 5	H: 0 LOB: 0 BB: 0 P: 7	R: 0 E: 0 K: 0 S: 9	H: 1 LOB: 1 BB: 0 P: 14	R: 0 E: 0 K: 1 S: 9	H: 0 LOB: 0 BB: 0 P: 15	R: 0 E: 0 K: 1 S: 5	H: 1 LOB: 2 BB: 1 P: 16	R: 0 E: 0 K: 0 S: 5	H: 0 LOB: 0 BB: 0 P: 6	R: 0 E: 0 K: 0 S: 11	H: 1 LOB: 1 BB: 0 P: 17	R: 0 E: 0 K: 0 S: 13	H: 3 LOB: 2 BB: 0 P: 17	1B: 7 2B: 0 3B: 0 HR: 0	SF: 0 SAC: 0 DP: 2 HBP: 0	WP: 0 PB: 0 SB: 0 CS: 0	PA: 33
PITCHER Zane Smith, L ERA: 2.36 (1, 1)	IP: 9.0 WLS: W BF: 33 H: 7 R: 0 ER: 0 SO: 2 BB: 1 IBB: 0 HBP: 0 BLK: 0 WP: 0 HR: 0 S: 73 P: 108 ERA: 0.00 WHIP: 0.889															PITCHER				

Houston Astros @ Pittsburgh Pirates
Three Rivers Stadium, Pittsburgh, PA
Sat May 09 1992, 7:05 PM EDT
Att: 18,985 - Cloudy - 55 F

AB	32
R	0
H	7
RBI	0
BB	1
SO	2
LOB	11



Batter	1	2	3	4	5	6	7	8	9	AB	R	H	RBI	BB	SO	LOB	BOTTOM	
Orlando Merced, S OBP: 0.382, SLG: 0.288 (1, 3)										3	0	1	0	1	1	1		
Jay Bell, R OBP: 0.328, SLG: 0.239 (1, 6)										3	0	0	0	0	0	1		
Andy Van Slyke, L OBP: 0.454, SLG: 0.474 (1, 8)										3	0	0	0	1	0	1		
Barry Bonds, L OBP: 0.407, SLG: 0.624 (1, 7)										4	1	1	1	0	0	2		
Gary Varsho, L OBP: 0.320, SLG: 0.565 (1, 9)										3	1	2	0	0	1	0		
Jeff King, R OBP: 0.256, SLG: 0.288 (1, 5)										3	1	1	1	0	1	1		
Michael LaValliere, L OBP: 0.363, SLG: 0.373 (1, 2)										3	0	1	0	0	0	0		
Jose Lind, R OBP: 0.216, SLG: 0.239 (1, 4)										2	0	1	1	0	0	0		
Zane Smith, L OBP: 0.118, SLG: 0.125 (1, 1)										1	0	0	0	1	1	1		
Inning Stats	R: 0 E: 0 K: 0 S: 10	H: 0 LOB: 1 BB: 1 P: 18	R: 0 E: 0 K: 1 S: 8	H: 0 LOB: 0 BB: 0 P: 11	R: 0 E: 0 K: 0 S: 8	H: 2 LOB: 1 BB: 0 P: 13	R: 1 E: 0 K: 1 S: 8	H: 2 LOB: 1 BB: 0 P: 18	R: 0 E: 0 K: 0 S: 8	H: 0 LOB: 0 BB: 0 P: 14	R: 2 E: 0 K: 1 S: 11	H: 3 LOB: 1 BB: 0 P: 15	R: 0 E: 0 K: 0 S: 9	H: 0 LOB: 1 BB: 1 P: 15	1B: 5 2B: 2 3B: 1 HR: 1	SF: 1 SAC: 2 DP: 2 HBP: 0	WP: 0 PB: 0 SB: 0 CS: 2	PA: 31
PITCHER Darryl Kile, R ERA: 2.82 Rob Mallicoat, L ERA: 1.93 (7, 1)	IP: 6.1 WLS: L BF: 26 H: 7 R: 3 ER: 3 SO: 3 BB: 2 IBB: 0 HBP: 0 BLK: 0 WP: 0 HR: 1 S: 63 P: 106 ERA: 4.26 WHIP: 1.421															PITCHER		


Houston Astros @ Pittsburgh Pirates
Three Rivers Stadium, Pittsburgh, PA
Sat May 09 1992, 7:05 PM EDT
Att: 18,985 - Cloudy - 55 F

AB	25
R	3
H	7
RBI	3
BB	3
SO	4
LOB	7



Batter	1	2	3	4	5	6	7	8	9	AB	R	H	RBI	BB	SO	LOB	TOP					
Gary Redus, R OBP: 0.333, SLG: 0.321 (1, 9)										4	0	0	0	0	2	0	Pittsburgh Pirates @ Atlanta Braves Atlanta-Fulton County Stadium, Atlanta, GA Tue May 12 1992, 7:05 PM EDT Att: 38,949 - Cloudy - 80 F					
Jay Bell, R OBP: 0.316, SLG: 0.224 (1, 6)										4	0	0	0	0	1	0						
Andy Van Slyke, L OBP: 0.453, SLG: 0.500 (1, 8)										4	1	1	0	0	0	0						
Lloyd McClendon, R OBP: 0.395, SLG: 0.500 Cecil Espy, S OBP: 0.465, SLG: 0.633 (9, PH)										3	0	1	0	0	1	1						
Barry Bonds, L OBP: 0.418, SLG: 0.620 (1, 7)										3	1	2	0	1	0	1						
Steve Buechele, R OBP: 0.341, SLG: 0.411 (1, 5)										3	0	2	2	1	0	1						
Jeff King, R OBP: 0.255, SLG: 0.310 (1, 4)										4	0	0	0	0	1	5						
Don Slaught, R OBP: 0.412, SLG: 0.581 (1, 2)										4	0	0	0	0	0	3						
Randy Tomlin, L Paul Miller, R Tom Prince, R Vicente Palacios, R Denny Neagle, L Gary Varsho, L Dennis Lamp, R Stan Belinda, R (1, 1) (3, 1) (5, PH) (5, 1) (6, 1) (7, PH) (7, 1) (8, 1)										1	0	0	0	0	1	0						
Inning Stats	R: 0 E: 0 K: 2 S: 10	H: 0 LOB: 0 BB: 0 P: 16	R: 0 E: 0 K: 1 S: 9	H: 1 LOB: 1 BB: 0 P: 18	R: 0 E: 0 K: 1 S: 8	H: 0 LOB: 0 BB: 0 P: 12	R: 2 E: 0 K: 0 S: 10	H: 3 LOB: 1 BB: 0 P: 17	R: 0 E: 0 K: 2 S: 7	H: 0 LOB: 0 BB: 0 P: 11	R: 0 E: 0 K: 0 S: 17	H: 1 LOB: 1 BB: 0 P: 27	R: 0 E: 0 K: 0 S: 7	H: 1 LOB: 1 BB: 0 P: 13	R: 0 E: 0 K: 0 S: 6	H: 0 LOB: 0 BB: 2 P: 9		R: 0 E: 0 K: 1 S: 9	H: 0 LOB: 2 BB: 2 P: 18	1B: 4 2B: 2 3B: 0 HR: 0	SF: 0 SAC: 0 DP: 0 HBP: 0	WP: 0 PB: 0 SB: 1 CS: 0
PITCHER	IP WLS BF H R ER SO BB IBB HBP BLK WP HR S P ERA WHIP																					
Tom Glavine, L ERA: 2.09 Marvin Freeman, R ERA: 2.5	(1, 1) (9, 1)	8.0 W 30 6 2 2 6 0 0 0 0 0 0 0 74 123 2.25 0.750																				

Batter	1	2	3	4	5	6	7	8	9	AB	R	H	RBI	BB	SO	LOB	BOTTOM			
Otis Nixon, S OBP: 0.418, SLG: 0.431 (1, 8)										5	2	3	0	0	0	2	Pittsburgh Pirates @ Atlanta Braves Atlanta-Fulton County Stadium, Atlanta, GA Tue May 12 1992, 7:05 PM EDT Att: 38,949 - Cloudy - 80 F			
Terry Pendleton, S OBP: 0.342, SLG: 0.500 (1, 5)										4	0	1	0	0	1	2				
Ron Gant, R OBP: 0.354, SLG: 0.454 (1, 7)										5	1	1	2	0	2	3				
David Justice, L OBP: 0.310, SLG: 0.297 (1, 9)										2	0	0	0	2	1	2				
Damon Berryhill, S OBP: 0.279, SLG: 0.470 (1, 2)										3	1	2	1	1	1	3				
Brian Hunter, R Sid Bream, L (1, 3) (3, PH) (4, 3)										1	0	0	0	0	0	2				
Mark Lemke, S OBP: 0.235, SLG: 0.256 (1, 4)										3	0	0	0	0	1	3				
Rafael Belliard, R OBP: 0.257, SLG: 0.221 (1, 6)										4	0	1	0	0	0	2				
Tom Glavine, L Marvin Freeman, R (1, 1) (9, 1)										4	0	1	0	0	2	3				
Inning Stats	R: 2 E: 0 K: 1 S: 11	H: 2 LOB: 1 BB: 1 P: 19	R: 1 E: 0 K: 1 S: 11	H: 3 LOB: 2 BB: 0 P: 20	R: 1 E: 1 K: 1 S: 15	H: 2 LOB: 2 BB: 0 P: 18	R: 0 E: 0 K: 2 S: 7	H: 0 LOB: 0 BB: 0 P: 13	R: 0 E: 0 K: 3 S: 14	H: 2 LOB: 3 BB: 1 P: 23	R: 0 E: 0 K: 0 S: 7	H: 1 LOB: 1 BB: 0 P: 7	R: 0 E: 0 K: 0 S: 4	H: 0 LOB: 0 BB: 0 P: 6	R: 0 E: 0 K: 0 HR: 0	H: 0 LOB: 0 BB: 0 HBP: 0		1B: 5 2B: 5 3B: 0 HR: 0	SF: 0 SAC: 2 DP: 0 HBP: 0	WP: 0 PB: 0 SB: 2 CS: 0
PITCHER	IP WLS BF H R ER SO BB IBB HBP BLK WP HR S P ERA WHIP																			
Randy Tomlin, L Paul Miller, R Vicente Palacios, R Denny Neagle, L Dennis Lamp, R Stan Belinda, R (1, 1) (3, 1) (5, 1) (6, 1) (7, 1) (8, 1)	2.0 L 14 6 4 4 2 1 0 0 0 0 0 0 0 25 43 18.00 3.500																			

Batter	1	2	3	4	5	6	7	8	9	AB	R	H	RBI	BB	SO	LOB	TOP			
Orlando Merced, S OBP: 0.379, SLG: 0.357	G4-3	G1-6-3			G3-1			K2-3	K	5	0	0	0	0	2	4	Pittsburgh Pirates @ Atlanta Braves Atlanta-Fulton County Stadium, Atlanta, GA Thu May 14 1992, 7:05 PM EDT Att: 32,303 - Sunny - 79 F			
Jay Bell, R OBP: 0.289, SLG: 0.286	1B		F8		P3			F9		4	0	1	0	0	0	0				
Andy Van Slyke, L OBP: 0.457, SLG: 0.504	F9		G4-3					K		4	0	0	0	0	1	1				
Barry Bonds, L OBP: 0.417, SLG: 0.598	K								2B 1B BB	3	1	1	0	1	1	1				
Gary Varsho, L OBP: 0.242, SLG: 0.419			F9		F8				F9	4	0	0	0	0	1	2				
Steve Buechele, R OBP: 0.346, SLG: 0.427										4	0	1	0	0	0	1		0		
Gary Redus, R OBP: 0.359, SLG: 0.333									1B 2B	0	1	0	0	0	0	0		0		
Jose Lind, R OBP: 0.216, SLG: 0.239										0	0	0	0	0	0	0		0		
Michael LaValliere, L OBP: 0.369, SLG: 0.362										3	1	1	0	1	0	0		AB 34 R 4 H 7 RBI 4 BB 3 SO 7 LOB 10		
Jeff King, R OBP: 0.279, SLG: 0.358										3	1	2	3	1	0	0				
Zane Smith, L OBP: 0.150, SLG: 0.158										3	0	1	1	0	0	0				
Vicente Palacios, R OBP: 0.197, SLG: 0.167										0	0	0	0	0	0	0				
Cecil Espy, S OBP: 0.457, SLG: 0.594										1	0	0	0	0	1	2				
Roger Mason, R OBP: 0.216, SLG: 0.239										0	0	0	0	0	0	0				
Inning Stats	R: 0 E: 0 K: 1 S: 11	H: 1 LOB: 1 BB: 0 P: 21	R: 1 E: 0 K: 0 S: 16	H: 2 LOB: 2 BB: 1 P: 29	R: 0 E: 0 K: 0 S: 6	H: 1 LOB: 1 BB: 0 P: 8	R: 0 E: 0 K: 1 S: 6	H: 0 LOB: 0 BB: 0 P: 8	R: 0 E: 0 K: 0 S: 4	H: 0 LOB: 0 BB: 0 P: 6	R: 1 E: 0 K: 0 S: 8	H: 1 LOB: 0 BB: 0 P: 12	R: 0 E: 0 K: 2 S: 8	H: 0 LOB: 0 BB: 0 P: 11	R: 2 E: 0 K: 2 S: 13	H: 2 LOB: 2 BB: 2 P: 26	1B: 3 2B: 3 3B: 0 HR: 1	SF: 0 SAC: 0 DP: 0 HBP: 0	WP: 0 PB: 0 CS: 0	PA: 37
PITCHER	IP WLS BF H R ER SO BB IBB HBP BLK WP HR S P ERA WHIP																			
29 John Smoltz, R ERA: 3.58	(1, 1)	8.1 L 34 6 4 4 5 2 1 0 0 0 0 1 70 121 4.32 0.960																		
Marvin Freeman, R ERA: 2.41	(9, 1)	0.2 3 1 0 0 2 0 0 0 0 0 0 0 9 11 0.00 1.500																		

Batter	1	2	3	4	5	6	7	8	9	AB	R	H	RBI	BB	SO	LOB	BOTTOM					
Otis Nixon, S OBP: 0.426, SLG: 0.439	F7		G4-3			HR 1B	BB 1B		G1-3	5	1	2	0	0	0	2	Pittsburgh Pirates @ Atlanta Braves Atlanta-Fulton County Stadium, Atlanta, GA Thu May 14 1992, 7:05 PM EDT Att: 32,303 - Sunny - 79 F					
Terry Pendleton, S OBP: 0.395, SLG: 0.544	K					HR 1B	BB 1B			4	1	3	2	1	1	0						
Ron Gant, R OBP: 0.363, SLG: 0.478	CS 1B					P2	FC6-5 BB		F9	3	0	1	0	2	0	3						
David Justice, L OBP: 0.302, SLG: 0.317	CS		G4-3			FC6-5 1B	G3-1			4	1	0	0	0	0	5						
Brian Hunter, R OBP: 0.206, SLG: 0.365						1B 1B			F9	4	0	1	0	0	0	1						
Damon Berryhill, S OBP: 0.260, SLG: 0.427						G6-3			K	4	0	1	1	0	1	0						
Mark Lemke, S OBP: 0.213, SLG: 0.231						L3			F8	4	0	0	0	0	0	2						
Rafael Belliard, R OBP: 0.250, SLG: 0.214						F8				3	0	0	0	0	0	0						
Deion Sanders, L OBP: 0.393, SLG: 0.568						F9			L3	1	0	1	0	0	0	0						
29 John Smoltz, R ERA: 2.56	(1, 1)	6.2 29 3 3 1 1 1 0 0 0 0 0 0 10 17 4.05 1.500																				
Marvin Freeman, R ERA: 3.0	(9, 1)	1.0 S 5 1 0 0 0 0 0 1 0 0 0 0 0 6 13 0.00 1.000																				
Sid Bream, L OBP: 0.380, SLG: 0.393	(9, PH)									1	0	0	0	0	0	1						
Inning Stats	R: 0 E: 0 K: 1 S: 7	H: 1 LOB: 0 BB: 0 P: 11	R: 0 E: 0 K: 0 S: 6	H: 0 LOB: 0 BB: 0 P: 9	R: 0 E: 0 K: 0 S: 11	H: 1 LOB: 1 BB: 0 P: 19	R: 0 E: 0 K: 0 S: 9	H: 1 LOB: 1 BB: 0 P: 11	R: 0 E: 0 K: 0 S: 5	H: 0 LOB: 0 BB: 0 P: 8	R: 3 E: 0 K: 0 S: 15	H: 4 LOB: 2 BB: 1 P: 29	R: 0 E: 0 K: 0 S: 9	H: 2 LOB: 3 BB: 1 P: 16	R: 0 E: 0 K: 1 S: 7	H: 0 LOB: 0 BB: 0 P: 10	R: 0 E: 0 K: 0 S: 6	H: 1 LOB: 2 BB: 1 P: 13	1B: 9 2B: 0 3B: 0 HR: 1	SF: 0 SAC: 0 DP: 0 HBP: 0	WP: 0 PB: 0 CS: 1	PA: 40
PITCHER	IP WLS BF H R ER SO BB IBB HBP BLK WP HR S P ERA WHIP																					
Zane Smith, L ERA: 2.56	(1, 1)	6.2 29 3 3 1 1 1 0 0 0 0 0 0 10 17 4.05 1.500																				
Vicente Palacios, R ERA: 3.0	(7, 1)	1.1 W 5 0 0 0 1 1 0 0 0 0 0 0 6 13 0.00 1.000																				
Roger Mason, R ERA: 2.86	(9, 1)	1.0 S 5 1 0 0 0 0 0 1 0 0 0 0 0 6 13 0.00 1.000																				

Batter	1	2	3	4	5	6	7	8	9	AB	R	H	RBI	BB	SO	LOB	TOP			
Tony Fernandez, S OBP: 0.370, SLG: 0.423 Craig Shipley, R OBP: 0.158, SLG: 0.158	4-1 BB 2B	1-0 1B	2-0 F8			1-2 2B 1B		1-1 F8	0-0 L4	4	2	2	0	1	0	2				
Tony Gwynn, L OBP: 0.420, SLG: 0.486	4-2 2B	1-0 1B	0-2 G4-3			0-0 2B		0-1 1B	2-0 1B	5	1	4	2	1	0	2				
Gary Sheffield, R OBP: 0.393, SLG: 0.500	1-2 2B	1-0 L5		3-1 F9		0-0 L6		0-0 F7		5	1	1	2	0	0	4				
Fred McGriff, L OBP: 0.411, SLG: 0.617	2-2 2B	0-0 G4-3		1-2 G5-3		4-0 1B		1-0 F8		4	0	1	1	1	0	3				
Bento Santiago, R OBP: 0.257, SLG: 0.313	2-3 K		3-2 2B 1B	1-0 CS 2B		2-1 F9		1-2 HR		5	2	3	0	0	1	3				
Tim Lincecum, R OBP: 0.407, SLG: 0.442	4-2 BB		3-2 1B 2B	3-1 CS	0-2 F8		1-2 G5-3 1B		0-0 HR	4	2	3	2	1	0	0				
Darrin Jackson, R OBP: 0.269, SLG: 0.368	2-0 F9		2-0 FC5-4 1B		0-0 F9		1-1 G5-3		0-0 SH5-3 1B	5	1	2	2	0	0	3				
Jerald Clark, R OBP: 0.237, SLG: 0.306	1-3 K		0-1 FC5-4 1B		1-1 F8		1-3 K		0-1 SH5-3 1B	5	0	1	0	0	2	4				
Craig Lefferts, L OBP: 0.077, SLG: 0.077 Mike Maddux, L		0-1 G6-3	1-2 1B		1-0 F9		0-0 G4-3		0-0 SH5-3	4	0	1	0	0	0	1				
Inning Stats	R: 3 E: 0 K: 2 S: 21	H: 2 LOB: 2 BB: 3 P: 41	R: 0 E: 0 K: 0 S: 6	H: 2 LOB: 2 BB: 0 P: 9	R: 2 E: 0 K: 0 S: 17	H: 4 LOB: 2 BB: 0 P: 27	R: 0 E: 0 K: 0 S: 7	H: 1 LOB: 0 BB: 0 P: 15	R: 0 E: 0 K: 1 S: 9	H: 0 LOB: 0 BB: 0 P: 7	R: 0 E: 0 K: 0 S: 9	H: 1 LOB: 1 BB: 0 P: 12	R: 0 E: 0 K: 0 S: 6	H: 1 LOB: 1 BB: 0 P: 8	R: 3 E: 0 K: 0 S: 10	H: 5 LOB: 2 BB: 0 P: 13	1B: 10 2B: 7 HR: 1	SF: 0 SAC: 1 DP: 0 HBP: 0	WP: 0 PB: 0 SB: 0 CS: 1	PA: 48
PITCHER	IP WLS BF H R ER SO BB IBB HBP BLK WP HR S P ERA WHIP																			
Denny Neagle, L ERA: 3.67	(1, 1) 0.1 L 6 2 3 3 1 3 0 0 0 0 0 0 17 34 81.00 15.000																			
Paul Miller, R ERA: 2.51	(1, 1) 5.0 23 9 3 3 1 0 0 0 0 0 0 0 46 73 5.40 1.800																			
Dennis Lamp, R ERA: 2.7	(6, 1) 2.2 11 2 0 0 1 0 1 0 0 0 0 0 18 29 0.00 0.750																			
Bob Patterson, L ERA: 3.14	(9, 1) 1.0 7 5 3 3 0 0 0 0 0 0 0 1 10 13 27.00 5.000																			

San Diego Padres @ Pittsburgh Pirates
Three Rivers Stadium, Pittsburgh, PA
Fri May 15 1992, 7:05 PM EDT
Att: 20,232 - Sunny - 69 F

AB	42
R	9
H	18
RBI	9
BB	4
SO	3
LOB	24



Batter	1	2	3	4	5	6	7	8	9	AB	R	H	RBI	BB	SO	LOB	BOTTOM					
Gary Redus, R OBP: 0.341, SLG: 0.316	1-0 BB 1B		1-2 G6-3		2-1 G6-3		2-0 F7		0-0 FC5-4	5	0	1	0	0	0	2						
Jay Bell, R OBP: 0.340, SLG: 0.302	4-0 BB		0-0 1B 2B		0-1 G3-1 1B		2-3 K			3	1	2	0	1	1	1						
Andy Van Slyke, L OBP: 0.451, SLG: 0.496	1-3 K		0-1 1B		1-0 G3-1		1-2 G3-1		1-2 G3-1	4	0	1	1	0	1	3						
Lloyd McClendon, R OBP: 0.392, SLG: 0.455 Dennis Lamp, R OBP: 0.265, SLG: 0.438 Bob Patterson, R OBP: 0.667, SLG: 0.500	1-3 K		1-2 F7		2-1 G5-3				0-0 FC3-6 1B	3	0	0	0	0	1	4						
Barry Bonds, L OBP: 0.404, SLG: 0.577	3-2 P6		1-1 G4-3		0-0 G3			2-2 FC3-6 FC4-6	4	0	0	0	0	0	4							
Steve Buechele, R OBP: 0.343, SLG: 0.446		1-1 G6-3		0-1 HR		2-0 G5-3		2-1 FC4-6	4	1	1	1	0	0	1							
Jeff King, R OBP: 0.278, SLG: 0.354		2-2 FC5-4 1B		0-1 P4		2-0 F8			2-0 F7	4	0	1	0	0	0	0						
Don Slaught, R OBP: 0.442, SLG: 0.575		0-1 FC5-4		0-0 P3			2-2 F9		0-0 FC5-4 1B	4	0	1	0	0	0	1						
Denny Neagle, L Paul Miller, R Orlando Merced, S	(1, 1) (1, 1) (6, 3)	1-3 K		1-3 K			4-0 BB		1-3 K	0	0	0	0	0	0	0						
Inning Stats	R: 0 E: 0 K: 2 S: 11	H: 1 LOB: 1 BB: 1 P: 21	R: 0 E: 0 K: 1 S: 10	H: 1 LOB: 0 BB: 0 P: 14	R: 1 E: 0 K: 0 S: 11	H: 2 LOB: 1 BB: 0 P: 14	R: 1 E: 0 K: 1 S: 8	H: 1 LOB: 0 BB: 0 P: 9	R: 0 E: 0 K: 0 S: 7	H: 0 LOB: 0 BB: 0 P: 12	R: 0 E: 0 K: 0 S: 3	H: 0 LOB: 1 BB: 1 P: 7	R: 0 E: 0 K: 1 S: 7	H: 1 LOB: 1 BB: 0 P: 17	R: 0 E: 0 K: 0 S: 9	H: 1 LOB: 1 BB: 0 P: 14	R: 0 E: 0 K: 1 S: 6	H: 1 LOB: 1 BB: 0 P: 9	1B: 6 2B: 1 HR: 1	SF: 0 SAC: 0 DP: 0 HBP: 0	WP: 0 PB: 0 SB: 0 CS: 0	PA: 37
PITCHER	IP WLS BF H R ER SO BB IBB HBP BLK WP HR S P ERA WHIP																					
Craig Lefferts, L ERA: 4.46 Mike Maddux, R	(1, 1) (7, 1)	6.1 W 27 6 2 2 2 4 2 0 0 0 0 0 0 19 31 0.00 0.750																				

San Diego Padres @ Pittsburgh Pirates
Three Rivers Stadium, Pittsburgh, PA
Fri May 15 1992, 7:05 PM EDT
Att: 20,232 - Sunny - 69 F

AB	35
R	2
H	8
RBI	2
BB	2
SO	6
LOB	18



Batter	1	2	3	4	5	6	7	8	9	AB	R	H	RBI	BB	SO	LOB	TOP					
Tony Fernandez, S OBP: 0.385, SLG: 0.432										4	2	2	1	1	0	0						
Tony Gwynn, L OBP: 0.424, SLG: 0.487										4	1	2	0	1	0	0						
Gary Sheffield, R OBP: 0.400, SLG: 0.515										4	0	1	1	1	0	2						
Fred McGriff, L OBP: 0.406, SLG: 0.618										3	0	0	0	1	1	5						
Gary Pettis, S OBP: 0.125, SLG: 0.133										0	0	0	0	0	0	0						
Benito Santiago, R OBP: 0.262, SLG: 0.312										3	0	1	1	1	0	2						
Tim Lincecum, R OBP: 0.366, SLG: 0.390										3	0	0	1	0	0	1						
Kevin Ward, R OBP: 0.250, SLG: 0.476										3	1	1	1	0	1	2						
Darrin Jackson, R OBP: 0.264, SLG: 0.359										1	0	0	0	0	0	0						
Jerald Clark, R OBP: 0.236, SLG: 0.310										4	1	1	0	0	0	0						
Andy Benes, R OBP: 0.353, SLG: 0.333										2	1	0	0	1	1	0						
Mike Maddux, L										1	0	0	0	0	1	0						
Randy Myers, L										0	0	0	0	0	0	0						
Inning Stats	R: 1 E: 0 K: 0 S: 11	H: 3 LOB: 1 BB: 0 P: 14	R: 0 E: 0 K: 1 S: 7	H: 0 LOB: 0 BB: 0 P: 11	R: 0 E: 0 K: 1 S: 7	H: 0 LOB: 0 BB: 0 P: 12	R: 0 E: 0 K: 0 S: 7	H: 0 LOB: 1 BB: 1 P: 12	R: 5 E: 0 K: 1 S: 17	H: 5 LOB: 2 BB: 2 P: 35	R: 0 E: 0 K: 0 S: 7	H: 0 LOB: 1 BB: 1 P: 10	R: 0 E: 0 K: 0 S: 7	H: 0 LOB: 1 BB: 1 P: 13	R: 0 E: 0 K: 0 S: 5	H: 0 LOB: 0 BB: 0 P: 8	R: 0 E: 0 K: 1 S: 6	H: 0 LOB: 1 BB: 2 P: 17	1B: 6 2B: 1 3B: 0 HR: 1	SF: 1 SAC: 0 DP: 2 HBP: 0	WP: 2 PB: 0 SB: 0 CS: 0	PA: 39
PITCHER	IP	WLS	BF	H	R	ER	SO	BB	IBB	HBP	BLK	WP	HR	S	P	ERA	WHIP					
Randy Tomlin, L ERA: 4.48	4.1	L	22	7	6	6	3	3	0	0	0	1	1	44	75	12.46	2.308					
Paul Miller, R ERA: 2.45	0.2		3	1	0	0	0	0	0	0	0	0	0	5	9	0.00	1.500					
Denny Neagle, L ERA: 3.41	2.0		7	0	0	0	0	1	0	0	0	0	0	14	23	0.00	0.500					
Vicente Palacios, R ERA: 3.33	2.0		7	0	0	0	1	2	0	0	0	1	0	11	25	0.00	1.000					

San Diego Padres @ Pittsburgh Pirates
Three Rivers Stadium, Pittsburgh, PA
Sun May 17 1992, 3:33 AM EDT
Att: 16,560 - Cloudy - 84 F

AB	32
R	6
H	8
RBI	5
BB	6
SO	4
LOB	12



Batter	1	2	3	4	5	6	7	8	9	AB	R	H	RBI	BB	SO	LOB	BOTTOM					
Orlando Merced, S OBP: 0.404, SLG: 0.392										4	3	2	0	1	0	0						
Jay Bell, R OBP: 0.344, SLG: 0.307										5	0	2	2	0	0	1						
Andy Van Slyke, L OBP: 0.461, SLG: 0.531										5	1	3	1	0	2	3						
Barry Bonds, L OBP: 0.414, SLG: 0.622										3	0	1	0	0	0	2						
Gary Varsho, L OBP: 0.275, SLG: 0.447										4	0	1	2	0	0	5						
Steve Buechele, R OBP: 0.336, SLG: 0.431										4	0	0	0	0	3	5						
Jeff King, R OBP: 0.267, SLG: 0.346										4	0	0	0	0	0	2						
Tom Prince, R OBP: 0.229, SLG: 0.143										4	0	1	0	0	1	0						
Randy Tomlin, L ERA: 3.79										1	0	0	0	0	0	0						
Paul Miller, R ERA: 2.45										0	0	0	0	0	0	0						
Zane Smith, L OBP: 0.143, SLG: 0.150										0	0	0	0	0	0	0						
Denny Neagle, L ERA: 3.41										0	0	0	0	0	0	0						
Cecil Espy, S OBP: 0.143, SLG: 0.143										0	0	0	0	0	0	0						
Vicente Palacios, R ERA: 3.33										0	0	0	0	0	0	0						
Gary Redus, R OBP: 0.143, SLG: 0.308										0	1	0	0	1	0	0						
Inning Stats	R: 1 E: 0 K: 1 S: 12	H: 2 LOB: 2 BB: 0 P: 20	R: 0 E: 0 K: 0 S: 11	H: 0 LOB: 0 BB: 0 P: 14	R: 1 E: 0 K: 0 S: 15	H: 1 LOB: 1 BB: 1 P: 25	R: 0 E: 0 K: 2 S: 9	H: 0 LOB: 0 BB: 0 P: 14	R: 0 E: 0 K: 1 S: 9	H: 0 LOB: 0 BB: 0 P: 14	R: 0 E: 0 K: 1 S: 14	H: 2 LOB: 2 BB: 0 P: 21	R: 0 E: 0 K: 0 S: 6	H: 0 LOB: 0 BB: 0 P: 11	R: 1 E: 0 K: 1 S: 11	H: 2 LOB: 1 BB: 0 P: 20	R: 2 E: 0 K: 1 S: 14	H: 3 LOB: 1 BB: 1 P: 22	1B: 5 2B: 4 3B: 1 HR: 0	SF: 0 SAC: 0 DP: 0 HBP: 1	WP: 0 PB: 0 SB: 0 CS: 1	PA: 39
PITCHER	IP	WLS	BF	H	R	ER	SO	BB	IBB	HBP	BLK	WP	HR	S	P	ERA	WHIP					
Andy Benes, R ERA: 3.79	7.2	W	32	7	3	3	5	1	0	1	0	0	0	84	136	3.52	1.043					
Mike Maddux, R ERA: 3.79	0.2		3	1	1	1	1	0	0	0	0	0	0	6	7	13.50	1.500					
Randy Myers, L ERA: 5.48	0.2	S	4	2	1	1	1	1	0	0	0	0	0	11	18	13.50	4.500					

San Diego Padres @ Pittsburgh Pirates
Three Rivers Stadium, Pittsburgh, PA
Sun May 17 1992, 3:33 AM EDT
Att: 16,560 - Cloudy - 84 F

AB	36
R	5
H	10
RBI	5
BB	2
SO	7
LOB	18



Batter	1	2	3	4	5	6	7	8	9	AB	R	H	RBI	BB	SO	LOB	TOP											
Gary Redus, R OBP: 0.340, SLG: 0.286	1-1 F9	4-2 BB			1-2 G4-3		1-0 P3			3	0	0	0	1	0	0	Pittsburgh Pirates @ San Francisco Giants Candlestick Park, San Francisco, CA Tue May 19 1992, 10:05 PM EDT Att: 12,995 - Cloudy - 59 F											
Jay Bell, R OBP: 0.348, SLG: 0.307	4-1 BB	1-1 P5			2-2 2B 1B		1-0 F9			3	1	1	0	1	0	3												
Andy Van Slyke, L OBP: 0.495, SLG: 0.530	2-3 K		1-3 K		0-0 1-H 2B			0-2 G1-3		4	0	1	1	0	2	1												
Lloyd McClendon, R OBP: 0.345, SLG: 0.400	3-1 F7		2-1 L7		1-1 F8			0-2 G6-3		4	0	0	0	0	0	1												
Barry Bonds, L OBP: 0.409, SLG: 0.610		2-1 BB 1B	3-0 P4					2-1 G5-3		4	1	1	0	0	0	0												
Steve Buechele, R OBP: 0.347, SLG: 0.439		1-0 FC1-5 1B BB		3-2 P3		4-1 BB			0-0 2B	2	0	1	0	2	0	0												
Jeff King, R OBP: 0.298, SLG: 0.333		0-1 P5		3-1 G5-3		2-3 K		1-1 P3		4	0	0	0	0	1	4												
Don Slaught, R OBP: 0.338, SLG: 0.556		0-1 BB FC1-5 1B		1-0 1B		3-2 F8		0-1 G5-3		4	0	2	1	0	0	2												
Doug Drabek, R OBP: 0.050, SLG: 0.050		1-1 FC1-5		0-2 L3			1-2 G3		2-2 G6-3	2	0	0	0	0	0	3												
Tom Prince, R OBP: 0.222, SLG: 0.138										1	0	0	0	0	0	0												
Dennis Lamp, R OBP: 0.447, SLG: 0.571										0	0	0	0	0	0	0												
Cecil Espy, S OBP: 0.447, SLG: 0.571										1	0	0	0	0	0	1												
Inning Stats	R: 0 E: 0 K: 1 S: 8	H: 0 LOB: 1 BB: 1 P: 18	R: 1 E: 0 K: 0 S: 13	H: 2 LOB: 3 BB: 2 P: 25	R: 0 E: 0 K: 1 S: 6	H: 0 LOB: 0 BB: 0 P: 12	R: 0 E: 0 K: 0 S: 9	H: 1 LOB: 1 BB: 0 P: 16	R: 1 E: 0 K: 0 S: 9	H: 2 LOB: 0 BB: 0 P: 13	R: 0 E: 0 K: 1 S: 13	H: 0 LOB: 0 BB: 1 P: 23	R: 0 E: 0 K: 0 S: 5	H: 0 LOB: 0 BB: 0 P: 8	R: 0 E: 0 K: 0 S: 8	H: 0 LOB: 0 BB: 0 P: 10	R: 0 E: 0 K: 0 S: 8	H: 1 LOB: 1 BB: 0 P: 11	1B: 4 2B: 2 3B: 0 HR: 0	SF: 0 SAC: 0 DP: 0 HBP: 0	WP: 0 PB: 0 SB: 0 CS: 0	PA: 36						
PITCHER	IP	WLS	BF	H	R	ER	SO	BB	IBB	HBP	BLK	WP	HR	S	P	ERA	WHIP											
Trevor Wilson, L ERA: 4.02	(1, 1)	7.0	W	29	5	2	2	3	4	0	0	0	0	0	63	115	2.57	1.286										
Dave Righetti, L ERA: 3.66	(8, 1)	2.0	S	7	1	0	0	0	0	0	0	0	0	0	16	21	0.00	0.500										

AB 32
R 2
H 6
RBI 2
BB 4
SO 3
LOB 15



Batter	1	2	3	4	5	6	7	8	9	AB	R	H	RBI	BB	SO	LOB	BOTTOM											
Mike Felder, S OBP: 0.302, SLG: 0.322			3-2 G3			1-1 S HR 1B		0-1 G6-3		4	1	1	0	0	1	0	Pittsburgh Pirates @ San Francisco Giants Candlestick Park, San Francisco, CA Tue May 19 1992, 10:05 PM EDT Att: 12,995 - Cloudy - 59 F											
Greg Litton, R OBP: 0.333, SLG: 0.513	2-2 1B 2B		1-2 G1-3			1-1 F9		2-1 E9 1B 3B 1B		4	1	2	0	0	1													
Will Clark, L OBP: 0.425, SLG: 0.514	3-1 1B			0-1 F7		3-2 1-H HR		4-0 1B 3B IBB		3	2	2	2	1	0													
Cory Snyder, R OBP: 0.267, SLG: 0.419	2-3 K			0-1 G5-3		0-3 K		1-2 3B 1B		4	1	1	0	0	2													
Matt Williams, R OBP: 0.303, SLG: 0.515	2-3 K			0-0 G5-3		2-1 G6-3		1-2 CS 3B		4	0	1	3	0	1													
Chris James, R OBP: 0.239, SLG: 0.154		2-2 P4			0-1 G6-3		2-1 G6-3	3-2 S 1B HBP		2	0	0	0	0	0													
Darren Lewis, R OBP: 0.341, SLG: 0.295										1	1	0	0	0	0													
Jim McNamara, L OBP: 0.333, SLG: 0.359		1-3 K			0-3 K		0-0 1B	1-1 FC6-4 1B		4	0	2	1	0	2													
Royce Clayton, R OBP: 0.293, SLG: 0.345		1-0 G6-3			0-0 HR		0-3 K	2-1 FC6-4		4	1	1	1	0	1													
Trevor Wilson, L OBP: 0.182, SLG: 0.200			0-2 G4-3		1-1 F7		2-1 P6			2	0	0	0	0	0													
Kevin Bass, S OBP: 0.271, SLG: 0.352										1	0	0	0	0	0													
Dave Righetti, L ERA: 3.66										0	0	0	0	0	0													
Inning Stats	R: 0 E: 0 K: 3 S: 16	H: 2 LOB: 2 BB: 0 P: 27	R: 0 E: 0 K: 1 S: 8	H: 0 LOB: 0 BB: 0 P: 12	R: 0 E: 0 K: 0 S: 10	H: 0 LOB: 0 BB: 0 P: 14	R: 0 E: 0 K: 0 S: 5	H: 0 LOB: 0 BB: 0 P: 5	R: 1 E: 0 K: 1 S: 8	H: 1 LOB: 0 BB: 0 P: 9	R: 2 E: 0 K: 1 S: 12	H: 2 LOB: 0 BB: 0 P: 18	R: 0 E: 0 K: 1 S: 8	H: 1 LOB: 1 BB: 0 P: 12	R: 4 E: 1 K: 0 S: 17	H: 4 LOB: 1 BB: 1 P: 31	1B: 6 2B: 1 3B: 1 HR: 2	SF: 0 SAC: 0 DP: 0 HBP: 1	WP: 0 PB: 0 SB: 2 CS: 1	PA: 35								
PITCHER	IP	WLS	BF	H	R	ER	SO	BB	IBB	HBP	BLK	WP	HR	S	P	ERA	WHIP											
Doug Drabek, R ERA: 3.08	(1, 1)	6.0	L	23	5	3	3	6	0	0	0	0	0	2	59	85	4.50	0.833										
Dennis Lamp, R ERA: 3.66	(7, 1)	1.1		8	3	3	3	1	0	1	0	0	0	0	16	27	20.25	2.250										
Roger Mason, R ERA: 2.92	(8, 1)	0.2		4	2	1	1	0	0	0	1	0	0	0	9	16	13.50	3.000										

AB 33
R 7
H 10
RBI 7
BB 1
SO 7
LOB 8



Batter	1	2	3	4	5	6	7	8	9	AB	R	H	RBI	BB	SO	LOB	TOP					
Gary Redus, R OBP: 0.333, SLG: 0.283 Denny Neagle, L (8, 1) Vicente Palacios, R OBP: 0.143, SLG: 0.143	0-3 K		1-2 G4-3		1-0 G1-3			1-1 1B		4	0	1	0	0	1	0	Pittsburgh Pirates @ San Francisco Giants Candlestick Park, San Francisco, CA Wed May 20 1992, 6:33 AM EDT Att: 15,554 - Sunny - 75 F					
Jay Bell, R OBP: 0.351, SLG: 0.303	4-1 BLK BB		1-3 K				1-3 K	4-2 1B BB		2	0	0	0	2	2	0						
Andy Van Slyke, L OBP: 0.444, SLG: 0.515	1-3 SAFE SAFE K		3-1 F8				2-2 G1-3	2-2 G4-3		4	0	0	0	0	1	3						
Lloyd McClendon, R OBP: 0.344, SLG: 0.385 Cecil Espy, S (9, PH) OBP: 0.436, SLG: 0.556	0-1 G1-3			4-2 G5-4-3 1B BB			1-0 G6-3	1-2 G4-3		2	0	0	0	1	0	1						
Barry Bonds, L OBP: 0.405, SLG: 0.598		0-0 F8		2-1 G5-4-3 1B			0-0 P4	1-0 P2		4	0	1	0	0	0	0						
Steve Buechele, R OBP: 0.344, SLG: 0.456		1-1 HR		2-2 G5-4-3 1-2 2-3			2-1 F8	1-0 F8		4	1	1	1	0	0	2						
Jeff King, R OBP: 0.252, SLG: 0.325		2-1 F8		1-1 G5-3			0-1 F9			3	0	0	0	0	0	1						
Don Slaught, R OBP: 0.331, SLG: 0.542		3-2 1B			1-0 L8			1-1 F9		3	0	1	0	0	0	0						
Zane Smith, L OBP: 0.130, SLG: 0.136 Tom Prince, R OBP: 0.216, SLG: 0.133 Orlando Merced, S OBP: 0.404, SLG: 0.392		0-0 G4-3			1-0 P5			2-2 F8		2	0	0	0	0	0	1						
Inning Stats	R: 0 E: 0 K: 2 S: 10	H: 0 LOB: 1 BB: 1 P: 15	R: 1 E: 0 K: 0 S: 12	H: 2 LOB: 1 BB: 0 P: 18	R: 0 E: 0 K: 1 S: 8	H: 0 LOB: 0 BB: 0 P: 13	R: 0 E: 0 K: 0 S: 13	H: 1 LOB: 1 BB: 1 P: 22	R: 0 E: 0 K: 0 S: 3	H: 0 LOB: 0 BB: 0 P: 6	R: 0 E: 0 K: 1 S: 7	H: 0 LOB: 0 BB: 0 P: 11	R: 0 E: 0 K: 0 S: 5	H: 0 LOB: 0 BB: 0 P: 7	R: 0 E: 0 K: 0 S: 13	H: 1 LOB: 2 BB: 0 P: 23		R: 0 E: 0 K: 0 S: 5	H: 0 LOB: 0 BB: 0 P: 8	1B: 3 2B: 0 3B: 0 HR: 1	SF: 0 SAC: 0 DP: 1 HBP: 0	WP: 0 PB: 0 SB: 1 CS: 0
PITCHER	IP	WLS	BF	H	R	ER	SO	BB	IBB	HBP	BLK	WP	HR	S	P	ERA	WHIP					
Bud Black, L ERA: 4.66	7.2	W	29	4	1	1	4	3	0	0	1	0	1	68	110	1.17	0.913					
Bryan Hickerson, L ERA: 1.5	0.1		1	0	0	0	0	0	0	0	0	0	0	3	5	0.00	0.000					
Jeff Brantley, R ERA: 2.65	1.0	S	3	0	0	0	0	0	0	0	0	0	0	5	8	0.00	0.000					

Batter	1	2	3	4	5	6	7	8	9	AB	R	H	RBI	BB	SO	LOB	BOTTOM				
Darren Lewis, R OBP: 0.333, SLG: 0.287	0-2 G6-3		1-0 FC4-6 1B		1-3 K			0-0 G1-3		4	1	0	0	0	1	1	Pittsburgh Pirates @ San Francisco Giants Candlestick Park, San Francisco, CA Wed May 20 1992, 6:33 AM EDT Att: 15,554 - Sunny - 75 F				
Greg Litton, R OBP: 0.326, SLG: 0.488	2-1 F8		2-2 1B 1-H		2-3 K		1-2 G1-3			4	0	1	1	0	1	0					
Will Clark, L OBP: 0.421, SLG: 0.507	0-2 F8		1-0 G4-3		1-1 1B 1B		3-2 F9			4	1	1	0	0	0	1					
Cory Snyder, R OBP: 0.286, SLG: 0.447		0-3 K		0-1 2B		0-0 1B SF8 1B		1-1 P9		4	1	2	0	0	1	0					
Matt Williams, R OBP: 0.302, SLG: 0.507		3-1 P6		2-1 F7		2-2 1B 1-3 2-H		1-1 F9		4	0	1	1	0	0	1					
Chris James, R OBP: 0.285, SLG: 0.195 Jim McNamara, L OBP: 0.333, SLG: 0.359		1-1 2B		2-3 K		4-0 1B IBB				2	0	1	0	1	1	1					
Kirt Manwaring, R OBP: 0.363, SLG: 0.337 Mike Felder, S (6, PH) (7, 7)		2-2 G3		1-1 G3		0-1 SF8		3-H 0-2 P9		2	0	0	0	0	0	2					
Royce Clayton, R OBP: 0.294, SLG: 0.345			0-0 FC1-5 1B		2-2 G6-3		0-2 P9			3	0	1	0	0	0	2					
Bud Black, L Bryan Hickerson, L Jeff Brantley, R			1-2 FC1-5 FC4-6 1-3		1-2 G5-3		2-2 G5-3			3	0	0	0	0	0	0					
Inning Stats	R: 0 E: 0 K: 0 S: 9	H: 0 LOB: 0 BB: 0 P: 11	R: 0 E: 0 K: 1 S: 11	H: 1 LOB: 1 BB: 0 P: 17	R: 1 E: 0 K: 0 S: 11	H: 2 LOB: 1 BB: 0 P: 16	R: 0 E: 0 K: 1 S: 10	H: 1 LOB: 1 BB: 0 P: 15	R: 0 E: 0 K: 1 S: 9	H: 0 LOB: 0 BB: 0 P: 13	R: 2 E: 0 K: 0 S: 14	H: 3 LOB: 2 BB: 1 P: 23	R: 0 E: 0 K: 0 S: 7	H: 0 LOB: 0 BB: 0 P: 10	R: 0 E: 0 K: 0 S: 7	H: 0 LOB: 0 BB: 0 P: 12		1B: 5 2B: 2 3B: 0 HR: 0	SF: 1 SAC: 0 DP: 0 HBP: 0	WP: 0 PB: 0 SB: 2 CS: 0	PA: 32
PITCHER	IP	WLS	BF	H	R	ER	SO	BB	IBB	HBP	BLK	WP	HR	S	P	ERA	WHIP				
Zane Smith, L ERA: 2.7	7.0	L	29	7	3	3	4	0	1	0	0	0	0	71	105	3.86	1.000				
Denny Neagle, L ERA: 3.38	0.1		1	0	0	0	0	0	0	0	0	0	0	3	6	0.00	0.000				
Vicente Palacios, R ERA: 3.25	0.2		2	0	0	0	0	0	0	0	0	0	0	4	6	0.00	0.000				



Batter	1	2	3	4	5	6	7	8	9	AB	R	H	RBI	BB	SO	LOB	TOP				
Orlando Merced, S OBP: 0.388, SLG: 0.373	G6-3		G5-3			G6-3			F8	4	0	0	0	0	0	0					
Jay Bell, R OBP: 0.345, SLG: 0.297	K			F7			G5-3			3	0	0	0	0	1	0					
Andy Van Slyke, L OBP: 0.448, SLG: 0.518					G4-6-3 1B		F7			3	0	2	0	0	0	0					
Barry Bonds, L OBP: 0.397, SLG: 0.585	F8				G4-6-3 1-2				K	3	0	0	0	0	1	2					
Cecil Espy, S OBP: 0.405, SLG: 0.513		F8				G6-3			G4-3	3	0	0	0	0	0	0					
Steve Buechele, R OBP: 0.338, SLG: 0.446		G1-3				K			F7	3	0	0	0	0	1	0					
Michael LaValliere, L OBP: 0.347, SLG: 0.338		G6-3				G4-3			K	3	0	0	0	0	1	0					
Jose Lind, R OBP: 0.212, SLG: 0.234																					
Gary Varsho, L OBP: 0.236, SLG: 0.436			K				L4		F9	2	0	0	0	0	1	0					
Bob Walk, R Dennis Lamp, R Bob Patterson, R Paul Miller, R Jeff King, R			G1-3				G2-3		K	2	0	0	0	0	0	0					
Inning Stats	R: 0 E: 0 K: 1 S: 12	H: 1 LOB: 1 BB: 0 P: 18	R: 0 E: 0 K: 0 S: 8	H: 0 LOB: 0 BB: 0 P: 11	R: 0 E: 0 K: 1 S: 9	H: 0 LOB: 0 BB: 0 P: 12	R: 0 E: 0 K: 0 S: 4	H: 1 LOB: 0 BB: 0 P: 8	R: 0 E: 0 K: 1 S: 7	H: 0 LOB: 0 BB: 0 P: 9	R: 0 E: 0 K: 1 S: 6	H: 0 LOB: 0 BB: 0 P: 7	R: 0 E: 0 K: 1 S: 14	H: 0 LOB: 0 BB: 0 P: 22	R: 0 E: 0 K: 1 S: 6	H: 0 LOB: 0 BB: 0 P: 8	1B: 2 2B: 0 3B: 0 HR: 0	SF: 0 SAC: 0 DP: 1 HBP: 0	WP: 0 PB: 0 SB: 0 CS: 0	PA: 28	
PITCHER	IP	WLS	BF	H	R	ER	SO	BB	IBB	HBP	BLK	WP	HR	S	P	ERA	WHIP				
John Burkett, R ERA: 3.83	7.0	W	22	2	0	0	4	0	0	0	0	0	0	56	78	0.00	0.286				
Michael Jackson, R ERA: 2.31	2.0	S	6	0	0	0	2	0	0	0	0	0	0	20	30	0.00	0.000				

Pittsburgh Pirates @ San Francisco Giants
Candlestick Park, San Francisco, CA
Thu May 21 1992, 6:33 AM EDT
Att. 14,708 - Sunny - 75 F

AB	28
R	0
H	2
RBI	0
BB	0
SO	6
LOB	2



Batter	1	2	3	4	5	6	7	8	9	AB	R	H	RBI	BB	SO	LOB	BOTTOM				
Darren Lewis, R OBP: 0.331, SLG: 0.281	E4		G6-3		G1-3					3	0	0	0	1	0	1					
Greg Litton, R OBP: 0.300, SLG: 0.447	FC1-5-6 FC5 BB		G6-3			G5-3		FC1-6 BB		4	0	0	0	0	0	2					
Will Clark, L OBP: 0.423, SLG: 0.500			G4-3				FC6-4 BB	F9		2	0	0	0	2	0	1					
Cory Snyder, R OBP: 0.283, SLG: 0.431	P8			G6-3		F9				4	0	1	0	0	0	3					
Matt Williams, R OBP: 0.294, SLG: 0.493	FC5			K		FC6-4		K		4	0	0	0	0	2	5					
Kevin Bass, S OBP: 0.283, SLG: 0.396					F9					3	1	2	0	0	0	0					
Jim McNamara, L OBP: 0.356, SLG: 0.381			K				G6-3 1B			3	0	2	0	0	1	1					
Royce Clayton, R OBP: 0.287, SLG: 0.336							G6-3 1B			3	0	0	0	0	1	4					
John Burkett, R ERA: 4.35										2	0	0	0	0	1	2					
Mike Felder, S OBP: 0.292, SLG: 0.317										1	0	0	0	0	0	0					
Michael Jackson, R ERA: 2.38										0	0	0	0	0	0	0					
Inning Stats	R: 0 E: 1 K: 0 S: 9	H: 0 LOB: 2 BB: 1 P: 18	R: 0 E: 0 K: 3 S: 14	H: 1 LOB: 1 BB: 0 P: 19	R: 0 E: 0 K: 0 S: 6	H: 0 LOB: 0 BB: 0 P: 13	R: 0 E: 0 K: 1 S: 7	H: 0 LOB: 0 BB: 0 P: 11	R: 0 E: 0 K: 0 S: 11	H: 1 LOB: 1 BB: 0 P: 20	R: 0 E: 0 K: 0 S: 7	H: 0 LOB: 1 BB: 1 P: 13	R: 0 E: 0 K: 0 S: 12	H: 2 LOB: 0 BB: 0 P: 17	R: 0 E: 0 K: 1 S: 13	H: 1 LOB: 2 BB: 1 P: 19	1B: 3 2B: 2 3B: 1 HR: 0	SF: 0 SAC: 0 DP: 1 HBP: 0	WP: 1 PB: 0 SB: 1 CS: 0	PA: 32	
PITCHER	IP	WLS	BF	H	R	ER	SO	BB	IBB	HBP	BLK	WP	HR	S	P	ERA	WHIP				
Bob Walk, R ERA: 4.35	7.0	L	27	4	1	1	4	1	0	0	0	0	0	66	111	1.29	0.857				
Dennis Lamp, R ERA: 3.5	0.1		2	0	0	0	0	1	0	0	0	0	0	6	10	0.00	3.000				
Bob Patterson, L ERA: 3.07	0.1		2	1	0	0	0	0	0	0	0	0	0	4	5	0.00	3.000				
Paul Miller, R ERA: 2.38	0.1		1	0	0	0	1	0	0	0	0	0	0	3	4	0.00	0.000				

Pittsburgh Pirates @ San Francisco Giants
Candlestick Park, San Francisco, CA
Thu May 21 1992, 6:33 AM EDT
Att. 14,708 - Sunny - 75 F

AB	29
R	1
H	5
RBI	0
BB	3
SO	5
LOB	19



Batter	1	2	3	4	5	6	7	8	9	AB	R	H	RBI	BB	SO	LOB	TOP					
Orlando Merced, S OBP: 0.372, SLG: 0.366 (1, 9)	G4-3		1B	G6-3		K			K2-3	5	1	1	1	0	2	2						
Jay Bell, R OBP: 0.344, SLG: 0.305 (1, 6)	G6-3		1B	K			F7		BB	5	1	2	1	0	1	1						
Andy Van Slyke, L OBP: 0.462, SLG: 0.524 (1, 8)	BB		1B				F8		BB	2	0	1	1	3	0	0						
Barry Bonds, L OBP: 0.404, SLG: 0.580 (1, 7)	G4-3		L7				CS	1B	BB	4	0	1	0	1	0	4						
Jeff King, R OBP: 0.254, SLG: 0.320 Stan Belinda, R (9, 1)		G3	K				FC5-4	1B		5	0	1	0	0	2	5						
Steve Buechele, R OBP: 0.345, SLG: 0.441 (1, 5)	P4			BB			FC5-4	1B		3	1	0	0	1	1	4						
Don Slaughter, R OBP: 0.355, SLG: 0.588 (1, 2)	2B		SH3-4	1B			FC1-5	2B		3	1	2	0	1	1	0						
Jose Lind, R OBP: 0.215, SLG: 0.235 (1, 4)	L3		G6-3	SH3-4			G6-3			4	0	1	1	0	1	2						
Vicente Palacios, R OBP: 0.111, SLG: 0.111 Zane Smith, L OBP: 0.133, SLG: 0.130 (8, PH) Bob Patterson, R OBP: 0.097, SLG: 0.500 Roger Mason, R (8, 1) Cecil Espy, S OBP: 0.459, SLG: 0.513 (9, 9)			K	SH3-4			FC1-5			2	0	0	0	0	1	1						
Inning Stats	R: 0 E: 0 K: 0 S: 8	H: 0 LOB: 1 BB: 1 P: 14	R: 0 E: 0 K: 0 S: 12	H: 1 LOB: 1 BB: 0 P: 17	R: 2 E: 0 K: 2 S: 17	H: 3 LOB: 1 BB: 0 P: 24	R: 2 E: 0 K: 1 S: 12	H: 1 LOB: 1 BB: 2 P: 21	R: 0 E: 0 K: 0 S: 9	H: 2 LOB: 1 BB: 0 P: 12	R: 0 E: 0 K: 1 S: 6	H: 1 LOB: 1 BB: 0 P: 10	R: 0 E: 0 K: 2 S: 9	H: 0 LOB: 2 BB: 2 P: 20	R: 0 E: 0 K: 3 S: 10	H: 0 LOB: 0 BB: 1 P: 13	R: 0 E: 0 K: 1 S: 14	H: 1 LOB: 2 BB: 1 P: 22	1B: 6 2B: 3 3B: 0 HR: 0	SF: 0 SAC: 1 DP: 0 HBP: 0	WP: 0 PB: 0 SB: 0 CS: 1	PA: 41
PITCHER	IP	WLS	BF	H	R	ER	SO	BB	IBB	HBP	BLK	WP	HR	S	P	ERA	WHIP					
Ramon Martinez, R ERA: 3.86 (1, 1)	7.0		33	8	4	4	6	5	0	0	0	0	0	73	118	5.14	1.857					
Jim Gott, R ERA: 2.09 (8, 1)	1.1		5	1	0	0	4	0	0	0	0	0	0	16	20	0.00	0.750					
Steve Wilson, L ERA: 3.0 (9, 1)	0.2	W	3	0	0	0	0	1	0	0	0	0	0	8	15	0.00	1.500					

Pittsburgh Pirates @ Los Angeles Dodgers
Dodger Stadium, Los Angeles, CA
Sat May 23 1992, 7:05 PM PDT
Att: 39,910 - Cloudy - 72 F

AB 34
R 4
H 9
RBI 4
BB 6
SO 10
LOB 19



Batter	1	2	3	4	5	6	7	8	9	AB	R	H	RBI	BB	SO	LOB	BOTTOM					
Brett Butler, L OBP: 0.380, SLG: 0.368 (1, 8)	G1-6-3		P1				G6-3		FC6-4	4	0	2	0	0	0	0						
Lenny Harris, L OBP: 0.379, SLG: 0.333 Mike Sharperson, R OBP: 0.439, SLG: 0.420 (8, PH) (9, 4)	G1-6-3		S				P3		F8	2	1	1	0	1	0	0						
Kal Daniels, L OBP: 0.265, SLG: 0.250 (1, 7)	G1-6-3		K				F7		FC6-4	4	0	0	0	0	1	4						
Mitch Webster, S OBP: 0.305, SLG: 0.500 (1, 9)	B1-3		1B				K		F8	4	0	1	1	0	1	2						
Todd Benzinger, S OBP: 0.280, SLG: 0.325 (1, 3)		K	G4-3				F7		WP	4	1	1	0	0	1	1						
Mike Scioscia, L OBP: 0.274, SLG: 0.273 Dave Anderson, R OBP: 0.238, SLG: 0.250 (8, FR) (1, 2)		P6		G3			F7		SH3-4	4	0	1	1	0	0	0						
Dave Hansen, L OBP: 0.257, SLG: 0.231 (1, 5)		1B		G3			F8		SH3-4	3	1	1	0	1	0	0						
Jose Offerman, S OBP: 0.312, SLG: 0.309 (1, 6)		1B		G3-1			G3		SH3-4	3	0	2	0	0	0	0						
Ramon Martinez, R OBP: 0.158, SLG: 0.158 Stan Javier, S OBP: 0.306, SLG: 0.313 (7, PH) Jim Gott, R (8, 1) Steve Wilson, L (9, 1) Eric Karros, R OBP: 0.286, SLG: 0.485 (9, PH)		F8					K		HR	2	0	0	0	0	1	2						
Inning Stats	R: 0 E: 0 K: 0 S: 7	H: 2 LOB: 1 BB: 0 P: 12	R: 0 E: 0 K: 1 S: 12	H: 2 LOB: 2 BB: 0 P: 15	R: 1 E: 1 K: 1 S: 9	H: 1 LOB: 1 BB: 1 P: 18	R: 0 E: 0 K: 0 S: 7	H: 0 LOB: 0 BB: 0 P: 13	R: 0 E: 0 K: 1 S: 7	H: 0 LOB: 0 BB: 0 P: 8	R: 0 E: 0 K: 1 S: 7	H: 0 LOB: 1 BB: 0 P: 10	R: 0 E: 0 K: 0 S: 10	H: 1 LOB: 1 BB: 0 P: 15	R: 0 E: 0 K: 0 S: 8	H: 1 LOB: 0 BB: 0 P: 12	R: 4 E: 0 K: 0 S: 15	H: 3 LOB: 1 BB: 1 P: 26	1B: 9 2B: 0 3B: 0 HR: 1	SF: 0 SAC: 1 DP: 1 HBP: 0	WP: 1 PB: 0 SB: 1 CS: 0	PA: 36
PITCHER	IP	WLS	BF	H	R	ER	SO	BB	IBB	HBP	BLK	WP	HR	S	P	ERA	WHIP					
Vicente Palacios, R ERA: 2.89 (1, 1)	7.0		27	6	1	1	4	1	0	0	0	0	0	59	91	1.29	1.000					
Bob Patterson, L ERA: 2.93 (8, 1)	0.2		3	1	0	0	0	0	0	0	0	0	0	6	7	0.00	1.500					
Roger Mason, R ERA: 3.67 (8, 1)	0.2		5	2	3	3	0	1	0	0	0	1	0	12	23	40.50	4.500					
Stan Belinda, R ERA: 3.57 (9, 1)	0.0	L	1	1	1	1	0	0	0	0	0	0	1	5	8	*	*					

Pittsburgh Pirates @ Los Angeles Dodgers
Dodger Stadium, Los Angeles, CA
Sat May 23 1992, 7:05 PM PDT
Att: 39,910 - Cloudy - 72 F

AB 33
R 5
H 10
RBI 5
SO 4
LOB 11



Batter	1	2	3	4	5	6	7	8	9	AB	R	H	RBI	BB	SO	LOB	TOP				
Orlando Merced, S OBP: 0.368, SLG: 0.361	G6-3		1-1 CS 1B		2-3 K		0-2 G3			4	0	1	0	0	1	1					
Jay Bell, R OBP: 0.337, SLG: 0.297	K		3-3 S K		2-1 F8		3-3 K			4	0	0	0	0	3	2					
Andy Van Slyke, L OBP: 0.458, SLG: 0.517	G4-3			0-1 1B 2B 1B		0-2 L4		3-2 G4-3		4	1	1	0	0	0	0					
Barry Bonds, L OBP: 0.412, SLG: 0.579		4-1 G3 1B BB		1-1 2B FC5-2 1B		4-0 S BB		1-2 F8		2	0	1	0	2	0	0					
Cecil Espy, S OBP: 0.391, SLG: 0.512	K		1-3 FC5-2 WP 2B		0-0 K		1-2 G6-3			4	1	1	1	0	2	2					
Steve Buechele, R OBP: 0.343, SLG: 0.436	G3 1B		0-2 K2-3		3-3 K					4	0	1	0	0	3	3					
Michael LaValliere, L OBP: 0.349, SLG: 0.334 Tom Prince, R OBP: 0.216, SLG: 0.133	G3		1-0 G3		4-0 WP FC5-2 IBB		3-1 F7		1-2 G4-3 1B	3	0	1	0	1	0	3					
Jose Lind, R OBP: 0.218, SLG: 0.238 Gary Varsho, L OBP: 0.256, SLG: 0.415	G4-3		3-2 G4-3		0-0 FC5-2 WP		0-1 G3 SH1-4 1B		2-2 G4-3	3	0	1	0	0	0	5					
Doug Drabek, R OBP: 0.045, SLG: 0.045			0-3 K		0-1 F8		1-0 SH1-4			2	0	0	0	0	1	2					
Inning Stats	R: 0 E: 0 K: 1 S: 8	H: 0 LOB: 0 BB: 0 P: 12	R: 0 E: 0 K: 1 S: 12	H: 1 LOB: 2 BB: 1 P: 21	R: 0 E: 0 K: 2 S: 8	H: 1 LOB: 0 BB: 0 P: 12	R: 2 E: 0 K: 1 S: 12	H: 3 LOB: 1 BB: 1 P: 18	R: 0 E: 0 K: 2 S: 10	H: 0 LOB: 0 BB: 0 P: 21	R: 0 E: 0 K: 1 S: 9	H: 1 LOB: 1 BB: 0 P: 13	R: 0 E: 0 K: 0 S: 10	H: 0 LOB: 0 BB: 0 P: 15	R: 0 E: 0 K: 1 S: 11	H: 1 LOB: 1 BB: 0 P: 15	1B: 6 2B: 1 3B: 0 HR: 0	SF: 0 SAC: 1 DP: 1 HBP: 0	WP: 1 PB: 0 SB: 1 CS: 1	PA: 35	
PITCHER	IP	WLS	BF	H	R	ER	SO	BB	IBB	HBP	BLK	WP	HR	S	P	ERA	WHIP				
Kevin Gross, R ERA: 2.68	(1, 1)	7.0	W	29	6	2	2	9	2	1	0	0	1	0	68	110	2.57	1.143			
John Candelaria, L ERA: 0.97	(8, 1)	1.0	S	3	0	0	0	0	0	0	0	0	0	0	10	15	0.00	0.000			
Roger McDowell, R ERA: 2.91	(9, 1)	1.0	S	3	1	0	0	1	0	0	0	0	0	0	11	15	0.00	1.000			

Pittsburgh Pirates @ Los Angeles Dodgers
Dodger Stadium, Los Angeles, CA
Sun May 24, 1992, 3:33 AM PDT
Att: 36,407 - Overcast - 75 F

AB 31
R 2
H 7
RBI 1
BB 3
SO 10
LOB 19



Batter	1	2	3	4	5	6	7	8	9	AB	R	H	RBI	BB	SO	LOB	BOTTOM				
Brett Butler, L OBP: 0.376, SLG: 0.361	F8			4-2 1B SF9 BB		2-2 G5-3		3-2 G4-3		3	1	0	0	1	0	0					
Lenny Harris, L OBP: 0.364, SLG: 0.319	G5-3			1-3 K		0-0 G4-3		2-2 G4-3		4	0	0	0	0	1	1					
Kal Daniels, L OBP: 0.269, SLG: 0.255 Tom Goodwin, L	G4-3			2-2 HR 1B		2-3 K				3	1	1	0	0	1	0					
Eric Karros, R OBP: 0.288, SLG: 0.485		2-1 P3		3-2 SF9		3-0 1B E 1B				2	1	1	1	0	0	0					
Todd Benzinger, S OBP: 0.294, SLG: 0.375	F8			1-0 HR		1-2 E9 1B				3	1	2	2	0	0	0					
Mike Scioscia, L OBP: 0.267, SLG: 0.265	G1-3			1-0 L7		1-3 K				3	0	0	0	0	1	1					
Dave Hansen, L OBP: 0.247, SLG: 0.221 Jose Offerman, S OBP: 0.312, SLG: 0.309			2-2 F9		3-2 G3-1		2-0 G6-3			3	0	0	0	0	0	1					
Dave Anderson, R OBP: 0.261, SLG: 0.273 Mike Sharperson, R OBP: 0.434, SLG: 0.414			3-2 L9		0-1 CS 1B		1-2 F7			2	0	1	0	0	0	0					
Kevin Gross, R OBP: 0.188, SLG: 0.133 John Candelaria, L Stan Javier, S OBP: 0.297, SLG: 0.303 Roger McDowell, R			1-1 F8		2-1 P4		2-2 F8			2	0	0	0	0	0	1					
Inning Stats	R: 0 E: 0 K: 0 S: 4	H: 0 LOB: 0 BB: 0 P: 7	R: 0 E: 0 K: 0 S: 9	H: 0 LOB: 0 BB: 0 P: 12	R: 0 E: 0 K: 0 S: 11	H: 0 LOB: 0 BB: 0 P: 17	R: 3 E: 0 K: 1 S: 16	H: 2 LOB: 0 BB: 1 P: 28	R: 0 E: 0 K: 0 S: 8	H: 1 LOB: 0 BB: 0 P: 12	R: 0 E: 0 K: 1 S: 7	H: 0 LOB: 0 BB: 0 P: 11	R: 1 E: 1 K: 1 S: 12	H: 2 LOB: 1 BB: 0 P: 19	R: 0 E: 0 K: 0 S: 10	H: 0 LOB: 0 BB: 0 P: 17	1B: 4 2B: 0 3B: 0 HR: 1	SF: 1 SAC: 0 DP: 0 HBP: 0	WP: 0 PB: 0 SB: 0 CS: 1	PA: 29	
PITCHER	IP	WLS	BF	H	R	ER	SO	BB	IBB	HBP	BLK	WP	HR	S	P	ERA	WHIP				
Doug Drabek, R ERA: 3.12	(1, 1)	8.0	L	29	5	4	3	3	1	0	0	0	1	77	123	3.38	0.750				

Pittsburgh Pirates @ Los Angeles Dodgers
Dodger Stadium, Los Angeles, CA
Sun May 24, 1992, 3:33 AM PDT
Att: 36,407 - Overcast - 75 F


AB 27
R 4
H 5
RBI 3
BB 1
SO 3
LOB 5



Batter	1	2	3	4	5	6	7	8	9	AB	R	H	RBI	BB	SO	LOB	TOP			
Cecil Espy, S OBP: 0.412, SLG: 0.542 (1, 8)	1-2 BB CS 1B	0-1 1-2 1B		0-0 L7		1-1 G6-3		0-0 2H 2B		5	1	3	1	0	0	2				
Jay Bell, R OBP: 0.333, SLG: 0.290 (1, 6)	1-1 F8	2-0 FC5		1-3 K			4-1 HR BB	0-0 L9		4	1	0	0	1	1	6				
Jeff King, R OBP: 0.252, SLG: 0.315 (1, 3)	1 SAFE 1B 1-2 1B		0-1 L8		0-1 P8		0-0 P6	1-1 P2		5	0	1	0	0	0	1				
Lloyd McClendon, R OBP: 0.364, SLG: 0.382 (1, 9)	4-2 1B 1-2 2-3 3H BB		1-1 F8		0-0 FC4-6 1B		1-0 L9	4-2 2B BB		3	1	1	0	2	0	1				
Barry Bonds, L OBP: 0.423, SLG: 0.614 (1, 7)	2-2 G6-4-3 1B		2-0 S 1B		0-1 FC4-6 1B S		1-0 HR	3-1 1B FC9-6 2B		5	2	4	4	0	0	1				
Steve Buschele, R OBP: 0.345, SLG: 0.435 (1, 5)	0-0 G6-4-3 1-2 2-3 3H 1B		1 SAFE 2-3 K		2-2 1B		0-0 L5	0-2 FC9-6 1B		5	0	2	0	0	1	4				
Don Slaught, R OBP: 0.440, SLG: 0.574 (5, 1)		0-2 L9		1-2 1B		1-1 P9		0-0 G3 2B 1B	2-1 FC9-6 FC5-4	3	0	1	0	0	0	2	AB 41			
Gary Varsho, L OBP: 0.273, SLG: 0.429 (8, PH)										0	0	0	0	0	0	0	R 6			
Jerry Don Gleaton, L OBP: 0.364, SLG: 0.357 (9, PH)										0	0	0	0	0	0	0	H 15			
Orlando Merced, S OBP: 0.364, SLG: 0.357 (9, PH)										1	0	0	1	0	0	1	RBI 6			
Jose Lind, R OBP: 0.217, SLG: 0.236 (1, 4)		1-1 L8		1-2 1B		1-0 F9		1-1 G3	1 SAFE FC5-4	5	0	1	0	0	0	2	BB 3			
Zane Smith, L OBP: 0.154, SLG: 0.160 (1, 1)		0-2 FC5 1B		0-3 K		1-1 P6		1-3 K2-3		2	0	1	0	0	1	2	SO 4			
Tom Prince, R OBP: 0.205, SLG: 0.125 (5, 2)										2	0	0	0	0	1	1	LOB 23			
Inning Stats	R: 1 E: 0 K: 0 S: 13	H: 3 LOB: 2 BB: 1 P: 23	R: 0 E: 0 K: 0 S: 12	H: 2 LOB: 2 BB: 0 P: 15	R: 0 E: 0 K: 1 S: 8	H: 1 LOB: 1 BB: 0 P: 13	R: 0 E: 0 K: 2 S: 14	H: 2 LOB: 2 BB: 0 P: 17	R: 0 E: 0 K: 0 S: 12	H: 0 LOB: 0 BB: 0 P: 8	R: 2 E: 0 K: 0 S: 5	H: 1 LOB: 0 BB: 1 P: 11	R: 1 E: 0 K: 1 S: 8	H: 2 LOB: 1 BB: 1 P: 10	R: 2 E: 0 K: 0 S: 15	H: 2 LOB: 1 BB: 1 P: 25	1B: 12 2B: 2 3B: 0 HR: 1	SF: 0 SAC: 0 DP: 1 HBP: 0	WP: 0 PB: 0 SB: 2 CS: 1	PA: 44
PITCHER	IP	WLS	BF	H	R	ER	SO	BB	IBB	HBP	BLK	WP	HR	S	P	ERA	WHIP			
Craig Lefferts, L ERA: 4.01 (1, 1)	7.0	W	33	11	3	2	3	2	0	0	0	0	1	69	102	2.57	1.857			
Mike Maddux, R ERA: 2.45 (8, 1)	1.1		7	2	2	2	1	1	0	0	0	0	0	13	20	13.50	2.250			
Randy Myers, L ERA: 5.48 (9, 1)	0.2	S	4	2	1	1	0	0	0	0	0	0	0	10	15	13.50	3.000			

Pittsburgh Pirates @ San Diego Padres
Jack Murphy Stadium, San Diego, CA
Mon May 25 1992, 10:05 PM EDT
Att: 18,546 - Sunny - 71 F


AB 41
R 6
H 15
RBI 6
BB 3
SO 4
LOB 23



Batter	1	2	3	4	5	6	7	8	9	AB	R	H	RBI	BB	SO	LOB	BOTTOM			
Tony Fernandez, S OBP: 0.366, SLG: 0.418 (1, 6)	3-3 K		3-2 L1-6		1-0 HR 1B	2-2 P9		0-0 1-2 1B		5	1	2	0	0	1	2				
Tony Gwynn, L OBP: 0.425, SLG: 0.494 (1, 9)	2-1 F8			0-1 G6-3 HR 1B	0-1 1H 3H HR	4-0 IBB		1-1 G1-3		4	2	2	3	1	0	2				
Gary Sheffield, R OBP: 0.415, SLG: 0.589 (1, 5)	2-0 F9			0-1 G6-3	1-0 HR	2-2 G5-3				3	1	1	1	0	0	1				
Tim Teufel, R OBP: 0.345, SLG: 0.351 (6, 5)				1-2 1B						1	0	0	0	0	0	2				
Fred McGriff, L OBP: 0.432, SLG: 0.621 (1, 3)		1-1 G4-3		4-0 HR BB	1-0 1B		1-2 G5-4-3 1B			3	1	2	0	1	0	0				
Benito Santiago, R OBP: 0.279, SLG: 0.359 (1, 2)		3-2 F9 2B		1-0 1H 2H HR	2-3 K		3-1 G5-4-3			4	1	2	3	0	1	2				
Darin Jackson, R OBP: 0.289, SLG: 0.366 (1, 8)		1-0 F9		1-0 F8	1-1 1B		0-3 K			4	0	1	0	0	1	1				
Kurt Stillwell, S OBP: 0.291, SLG: 0.365 (1, 4)		0-0 L8		1-2 G5-3	1-0 L7			2-1 G1-3		4	0	0	0	0	0	3				
Jerald Clark, R OBP: 0.234, SLG: 0.289 (1, 7)			1-1 L1-6 SH1-4 1B		4-2 1B SH2-4 HR BB	1-2 E6 SH1-4 BLK		2-2 G5-3		3	1	1	0	1	0	0				
Craig Lefferts, L OBP: 0.067, SLG: 0.067 (1, 1)			1-1 SH1-4		0-0 SH2-4	0-2 SH1-4		4-2 1B		0	0	0	0	0	0	0				
Mike Maddux, L (8, 1)										0	0	0	0	1	0	0				
Randy Myers, L (9, 1)										0	0	0	0	0	0	0				
Inning Stats	R: 0 E: 0 K: 1 S: 6	H: 0 LOB: 0 BB: 0 P: 13	R: 0 E: 0 K: 0 S: 8	H: 1 LOB: 1 BB: 0 P: 13	R: 0 E: 0 K: 0 S: 9	H: 1 LOB: 0 BB: 0 P: 14	R: 3 E: 0 K: 0 S: 9	H: 2 LOB: 0 BB: 1 P: 16	R: 4 E: 0 K: 1 S: 18	H: 5 LOB: 2 BB: 1 P: 29	R: 0 E: 1 K: 0 S: 13	H: 0 LOB: 2 BB: 1 P: 22	R: 0 E: 0 K: 1 S: 8	H: 1 LOB: 0 BB: 0 P: 12	R: 0 E: 0 K: 0 S: 10	H: 1 LOB: 2 BB: 1 P: 19	1B: 7 2B: 2 3B: 0 HR: 3	SF: 0 SAC: 3 DP: 2 HBP: 0	WP: 0 PB: 0 SB: 0 CS: 0	PA: 38
PITCHER	IP	WLS	BF	H	R	ER	SO	BB	IBB	HBP	BLK	WP	HR	S	P	ERA	WHIP			
Zane Smith, L ERA: 3.48 (1, 1)	4.1	L	22	7	0	0	2	2	0	0	0	0	0	31	48	0.00	0.750			
Dennis Lamp, R ERA: 3.18 (5, 1)	2.2		11	2	0	0	2	0	1	0	1	0	0	10	19	0.00	2.000			
Jerry Don Gleaton, L ERA: 6.0 (8, 1)	1.0		5	1	0	0	0	1	0	0	0	0	0	10	19	0.00	2.000			

Pittsburgh Pirates @ San Diego Padres
Jack Murphy Stadium, San Diego, CA
Mon May 25 1992, 10:05 PM EDT
Att: 18,546 - Sunny - 71 F


AB 31
R 7
H 11
RBI 7
BB 4
SO 3
LOB 13



Batter	1	2	3	4	5	6	7	8	9	10	AB	R	H	RBI	BB	SO	LOB							
Cecil Espy, S OBP: 0.393, SLG: 0.509 (1, 9)	G6-3		FC6-4 1B		K		FC6-4 1-2		P3		5	1	1	0	0	1	3							
Jay Bell, R OBP: 0.325, SLG: 0.281 (1, 6)	K		E4 FC6-4		F9			F8		G4-3	5	0	0	0	0	1	1							
Andy Van Slyke, L OBP: 0.456, SLG: 0.507 (1, 8)	F9		FC6-4					S BB		S BB	3	0	0	1	2	1	1							
Barry Bonds, L OBP: 0.411, SLG: 0.593 (1, 7)		F7		K		L7		L8		F8	5	0	0	0	0	1	3							
Orlando Merced, S OBP: 0.366, SLG: 0.363 (1, 3)		P6			G6-3			F9			4	0	1	0	1	0	1							
Steve Buschele, R OBP: 0.348, SLG: 0.439 (9, PR)					L6			G5-3			3	0	1	0	1	0	1							
Gary Varsho, L OBP: 0.273, SLG: 0.429 (9, 1)										K	0	1	0	0	0	0	0							
Stan Belinda, R (9, 1)											0	0	0	0	0	0	0							
Dave Clark, L (10, PH)										1B	1	0	0	0	0	1	2							
Dennis Lamp, R (10, 1)		BB									0	0	0	0	0	0	0							
Michael LaValliere, L OBP: 0.353, SLG: 0.329 (7, PH)											2	0	1	0	0	0	1							
Don Slaught, R OBP: 0.450, SLG: 0.571 (7, 2)	L7										2	0	1	1	0	0	0							
Jose Lind, R OBP: 0.229, SLG: 0.248 (1, 4)					G4-3			FC6-4 1B		SH1-4 1B	3	1	2	0	0	0	1							
Bob Walk, R (7, PH)											1	0	0	0	0	0	0							
Lloyd McClendon, R OBP: 0.338, SLG: 0.375 (7, 1)											1	0	0	0	0	0	1							
Denny Neagle, L (8, 1)											0	0	0	0	0	0	0							
Roger Mason, R (9, PH)											0	0	0	0	0	0	0							
Jeff King, R OBP: 0.286, SLG: 0.313 (9, 5)											1	0	0	0	0	0	2							
Inning Stats	R: 0 E: 0 K: 1 S: 5	H: 0 LOB: 0 BB: 0 P: 6	R: 0 E: 0 K: 0 S: 6	H: 0 LOB: 1 BB: 1 P: 13	R: 2 E: 1 K: 1 S: 11	H: 2 LOB: 0 BB: 0 P: 16	R: 0 E: 0 K: 1 S: 12	H: 1 LOB: 1 BB: 0 P: 17	R: 0 E: 0 K: 1 S: 6	H: 0 LOB: 0 BB: 0 P: 8	R: 0 E: 0 K: 1 S: 10	H: 1 LOB: 1 BB: 0 P: 13	R: 0 E: 0 K: 0 S: 10	H: 1 LOB: 1 BB: 0 P: 15	R: 0 E: 0 K: 0 S: 7	H: 0 LOB: 1 BB: 1 P: 14	R: 1 E: 0 K: 0 S: 13	H: 2 LOB: 2 BB: 0 P: 17	R: 0 E: 0 K: 1 S: 13	H: 0 LOB: 2 BB: 2 P: 27	1B: 5 2B: 2 3B: 0 HR: 0	SF: 0 SAC: 2 DP: 0 HBP: 0	WP: 0 PB: 0 SB: 2 CS: 0	PA: 42
PITCHER	IP	WLS	BF	H	R	ER	SO	BB	IBB	HBP	BLK	WP	HR	S	P	ERA	WHIP							
Greg Harris, R ERA: 4.53 (1, 1)	6.0		24	4	2	0	4	1	0	0	0	0	0	13	24	0.00	1.500							
Rich Rodriguez, L ERA: 1.78 (7, 1)	1.1	6	1	0	0	0	0	1	0	0	0	0	0	4	5	0.00	0.000							
Pat Clements, L ERA: 2.65 (8, 1)	0.2	2	0	0	0	0	0	0	0	0	0	0	0	4	5	0.00	0.000							
Randy Myers, L ERA: 5.63 (9, 1)	1.0	5	2	1	1	0	0	0	0	0	0	0	0	13	17	9.00	2.000							
Tim Scott, R ERA: 7.5 (10, 1)	1.0	W	5	0	0	0	1	1	1	0	0	0	0	13	27	0.00	1.000							

Pittsburgh Pirates @ San Diego Padres
Jack Murphy Stadium, San Diego, CA
Tue May 26 1992, 10:05 PM EDT
Att: 11,709 - Overcast - 72 F


AB	36
R	3
H	7
RBI	2
BB	4
SO	5
LOB	17



Batter	1	2	3	4	5	6	7	8	9	10	AB	R	H	RBI	BB	SO	LOB							
Tony Fernandez, S OBP: 0.372, SLG: 0.429 (1, 6)	1B BLK 1B			G6-3			G4-6-3 1B		P6		5	1	3	1	0	0	1							
Tony Gwynn, L OBP: 0.424, SLG: 0.488 (1, 9)	G3 BLK 1B 1B	G4-6-3 1B			G4-3		G4-6-3 1-2		G4-3		4	1	1	0	1	0	1							
Gary Sheffield, R OBP: 0.404, SLG: 0.572 (1, 5)	G6-3	G4-6-3			G5-3		G4-3				5	0	0	0	0	0	4							
Fred McGriff, L OBP: 0.426, SLG: 0.614 (1, 3)	G3			L1				K		G6-3	5	0	1	0	0	1	1							
Benito Santiago, R OBP: 0.293, SLG: 0.383 (1, 2)				P2		G5-3 1B		F9 2B		HR 2B	5	1	4	1	0	0	0							
Kurt Stillwell, S OBP: 0.296, SLG: 0.355 (1, 4)	K			G6-3		G5-3		FC6-4 1B		HR 1B	3	1	0	0	2	1	2							
Darrin Jackson, R OBP: 0.278, SLG: 0.392 (1, 8)							K		F9		5	2	3	3	0	1	3							
Jerald Clark, R OBP: 0.240, SLG: 0.290 (1, 7)				L8				FC6-4 1B			3	0	1	0	1	0	3							
Greg Harris, R ERA: 4.38 (1, 1)	6.0	9	3	3	4	1	0	2	0	1	0	0	0	0	0	0	2							
Denny Neagle, L ERA: 3.23 (7, 1)	1.1	4	1	0	0	1	0	0	0	0	0	0	0	7	13	0.00	0.750							
Roger Mason, R ERA: 3.58 (8, 1)	0.2	4	1	0	0	0	0	1	0	0	0	0	0	8	16	0.00	1.500							
Stan Belinda, R ERA: 3.38 (9, 1)	1.0	3	0	0	0	1	0	0	0	0	0	0	0	6	8	0.00	0.000							
Dennis Lamp, R ERA: 4.24 (10, 1)	0.2	L	5	2	3	3	0	0	1	0	0	0	1	5	14	40.50	3.000							
PITCHER	IP	WLS	BF	H	R	ER	SO	BB	IBB	HBP	BLK	WP	HR	S	P	ERA	WHIP							
Bob Walk, R ERA: 4.38 (1, 1)	6.0		27	9	3	3	4	1	0	0	0	0	0	55	83	4.50	1.500							
Denny Neagle, L ERA: 3.23 (7, 1)	1.1	4	1	0	0	1	0	0	0	0	0	0	0	7	13	0.00	0.750							
Roger Mason, R ERA: 3.58 (8, 1)	0.2	4	1	0	0	0	0	1	0	0	0	0	0	8	16	0.00	1.500							
Stan Belinda, R ERA: 3.38 (9, 1)	1.0	3	0	0	0	1	0	0	0	0	0	0	0	6	8	0.00	0.000							
Dennis Lamp, R ERA: 4.24 (10, 1)	0.2	L	5	2	3	3	0	0	1	0	0	0	1	5	14	40.50	3.000							
Inning Stats	R: 2 E: 0 K: 1 S: 9	H: 3 LOB: 1 BB: 0 P: 11	R: 1 E: 0 K: 1 S: 11	H: 3 LOB: 2 BB: 1 P: 17	R: 0 E: 0 K: 0 S: 4	H: 0 LOB: 0 BB: 0 P: 7	R: 0 E: 0 K: 1 S: 11	H: 1 LOB: 1 BB: 0 P: 14	R: 0 E: 0 K: 0 S: 7	H: 1 LOB: 2 BB: 1 P: 23	R: 0 E: 0 K: 0 S: 4	H: 1 LOB: 0 BB: 0 P: 8	R: 0 E: 0 K: 1 S: 11	H: 1 LOB: 2 BB: 1 P: 21	R: 0 E: 0 K: 1 S: 6	H: 0 LOB: 0 BB: 0 P: 8	R: 3 E: 0 K: 0 S: 5	H: 2 LOB: 0 BB: 1 P: 14	1B: 8 2B: 4 3B: 0 HR: 1	SF: 0 SAC: 0 DP: 2 HBP: 0	WP: 0 PB: 0 SB: 0 CS: 0	PA: 43		

Pittsburgh Pirates @ San Diego Padres
Jack Murphy Stadium, San Diego, CA
Tue May 26 1992, 10:05 PM EDT
Att: 11,709 - Overcast - 72 F

AB	39
R	6
H	13
RBI	5
BB	4
SO	6
LOB	20



Batter	1	2	3	4	5	6	7	8	9	AB	R	H	RBI	BB	SO	LOB	TOP					
Orlando Merced, S OBP: 0.367, SLG: 0.362	1-1 FC4-6 1B		4-2 SH1-4 2B	2-1 SF8		1 SAFE 2-1 L7		1 SAFE 3-1 G4-3		3	2	1	1	1	0	2	Pittsburgh Pirates @ San Diego Padres Jack Murphy Stadium, San Diego, CA Wed May 27 1992, 6:33 AM EDT Att: 16,338 - Sunny - 74 F					
Jay Bell, R OBP: 0.333, SLG: 0.292	2-0 FC4-6 1B		1-1 SH1-4	0-2 3-H		1 SAFE 0-2 HBP		0-0 G5-3		4	0	3	0	0	0	1						
Andy Van Slyke, L OBP: 0.455, SLG: 0.506	1-2 L7		2-0 HR 2B	1-0 G1-3		1-2 2-3 HBP		1-0 F8		4	1	1	1	0	0	4						
Barry Bonds, L OBP: 0.411, SLG: 0.613	3-2 FC4-6 1B		3-2 HR		1-2 G4-3	3-2 G4-3		1-2 1B FC8-4 2B		5	2	2	3	0	0	4						
Gary Varsho, L OBP: 0.292, SLG: 0.435	1-0 1B		0-0 FC6-4 1B		0-3 K		0-0 G4-3		2-1 FC8-4 1B	4	0	2	0	0	1	0						
Lloyd McClendon, R OBP: 0.368, SLG: 0.386	1-2 1B		0-2 FC6-4 1B		3-2 HR		2-2 G5-3		1-0 FC8-4 BB	5	1	1	2	0	0	4						
Jeff King, R OBP: 0.248, SLG: 0.331	0-1 F7		0-2 FC6-4 CS		1-2 HR		0-0 F8		4-1 BB	4	1	1	0	1	0	0						
Michael LaValliere, L OBP: 0.356, SLG: 0.325		0-0 P7	1-1 CS	0-0 SH1-4 SF8 1B	1-2 G4-3		0-0 F8		1-2 BB	4	1	1	0	1	0	0						
Jose Lind, R OBP: 0.236, SLG: 0.254	2-1 G6-3		0-1 E4 1B SH1-4		1-0 HBP 1B		0-1 FC4-6 1B		2-2 P8	5	0	2	0	0	0	3						
Randy Tomlin, L OBP: 0.176, SLG: 0.067	3-3 K		2-1 SH1-4		3-3 K		2-2 FC4-6 G4-3			1	0	0	0	0	1	0						
Roger Mason, R										1	0	0	0	0	1	1						
Dave Clark, L										1	0	0	0	0	0	1						
Stan Belinda, R										0	0	0	0	0	0	0						
Inning Stats	R: 1 E: 0 K: 0 S: 17	H: 3 LOB: 2 BB: 0 P: 25	R: 0 E: 0 K: 1 S: 7	H: 0 LOB: 0 BB: 0 P: 12	R: 3 E: 0 K: 0 S: 14	H: 3 LOB: 0 BB: 1 P: 25	R: 1 E: 1 K: 0 S: 12	H: 2 LOB: 0 BB: 0 P: 17	R: 1 E: 0 K: 1 S: 12	H: 1 LOB: 0 BB: 0 P: 17	R: 0 E: 0 K: 0 S: 14	H: 2 LOB: 3 BB: 0 P: 24	R: 0 E: 0 K: 0 S: 7	H: 0 LOB: 0 BB: 0 P: 9	R: 0 E: 0 K: 0 S: 8	H: 1 LOB: 1 BB: 0 P: 13	R: 1 E: 0 K: 0 S: 11	H: 2 LOB: 2 BB: 1 P: 22	1B: 10 2B: 2 3B: 0 HR: 2	SF: 1 SAC: 2 DP: 0 HBP: 1	WP: 0 PB: 0 SB: 0 CS: 1	PA: 45
PITCHER	IP WLS BF H R ER SO BB IBB HBP BLK WP HR S P ERA WHIP																					
Andy Benes, R ERA: 3.63	(1, 1) 5.2 29 11 6 5 3 1 0 0 0 0 2 71 111 7.94 2.118																					
Pat Clements, L ERA: 2.6	(6, 1) 0.1 2 0 0 0 0 0 0 0 1 0 0 0 5 9 0.00 0.000																					
Jeremy Hernandez, R ERA: 4.95	(7, 1) 1.1 5 1 0 0 0 0 0 0 0 0 0 12 16 0.00 0.750																					
Mike Maddux, R ERA: 2.35	(8, 1) 0.2 2 0 0 0 0 0 0 0 0 0 0 3 6 0.00 0.000																					
Randy Myers, L ERA: 5.76	(9, 1) 1.0 W 6 2 1 1 0 1 0 0 0 0 0 0 11 22 9.00 3.000																					

Batter	1	2	3	4	5	6	7	8	9	AB	R	H	RBI	BB	SO	LOB	BOTTOM			
Tony Fernandez, S OBP: 0.378, SLG: 0.430	4-2 G4-3 E BB	1-2 FC6-4		2-2 HR 1B		1-1 L7		1-0 FC6-4 1B		4	2	2	1	1	0	2	Pittsburgh Pirates @ San Diego Padres Jack Murphy Stadium, San Diego, CA Wed May 27 1992, 6:33 AM EDT Att: 16,338 - Sunny - 74 F			
Tony Gwynn, L OBP: 0.423, SLG: 0.506	0-1 G4-3		3-2 BB 1B	3-H HR		1-1 L7		0-0 SF8		4	1	2	3	0	0	1				
Gary Sheffield, R OBP: 0.404, SLG: 0.567	1-0 E5		1-1 BB 1B	1-0 F7		0-1 1B SF8 1B		0-0 FC6-4		5	1	2	0	0	0	2				
Fred McGriff, L OBP: 0.431, SLG: 0.612	1-1 P5		1-2 L9	4-0 FC6-4 BB		0-1 G6-4-3 1B		0-2 FC5-4 1B		4	0	2	0	1	0	3				
Benito Santiago, R OBP: 0.286, SLG: 0.374	0-0 P3		1-0 L8	2-2 FC6-4		0-0 SF8		2-1 FC5-4 1B 2B		4	1	0	1	0	0	5				
Kevin Ward, R OBP: 0.294, SLG: 0.414		1-1 G5-4-3 1B	4-1 FC6-4 BB		1-2 G4-3		1-1 G6-4-3		0-1 2B 1B	1	0	1	0	1	0	0				
Oscar Azocar, L OBP: 0.286, SLG: 0.219			1-2 2-3 BB							2	0	0	0	0	0	1				
Jerald Clark, R OBP: 0.244, SLG: 0.294			1-0 FC6-4							1	1	1	0	0	0	0				
Darrin Jackson, R OBP: 0.276, SLG: 0.392		2-1 G5-4-3	1-0 FC6-4		3-2 L5		3-3 K		0-1 1B 2B	5	0	1	1	0	1	4				
Kurt Stillwell, S OBP: 0.317, SLG: 0.378		1-1 1B 1B		2-1 SH1-4 WP 1B		1-3 K		1-0 1B SF8 2B		4	2	3	0	1	1	0				
Andy Benes, R OBP: 0.333, SLG: 0.316		2-2 FC6-4		2-1 SH1-4		0-0 B3-4		4-2 1B BB		1	0	1	0	0	0	0				
Pat Clements, R ERA: 2.6	(6, 1) 0.1 2 0 0 0 0 0 0 0 0 0 0 0 5 9 0.00 0.000																			
Gary Pettis, S OBP: 0.303, SLG: 0.179	(6, PH) 0.2 2 0 0 0 0 0 0 0 0 0 0 3 6 0.00 0.000																			
Jeremy Hernandez, R ERA: 4.95	(7, 1) 1.1 5 1 0 0 0 0 0 0 0 0 0 12 16 0.00 0.750																			
Mike Maddux, L ERA: 2.35	(8, PH) 0.2 2 0 0 0 0 0 0 0 0 0 0 3 6 0.00 0.000																			
Tim Lincecum, R OBP: 0.303, SLG: 0.351	(8, PH) 1.0 W 6 2 1 1 0 1 0 0 0 0 0 0 11 22 9.00 3.000																			
Randy Myers, L ERA: 5.76	(9, PH) 1.0 W 6 2 1 1 0 1 0 0 0 0 0 0 11 22 9.00 3.000																			
Craig Shopley, R ERA: 0.214	(9, PH) 1.0 W 6 2 1 1 0 1 0 0 0 0 0 0 11 22 9.00 3.000																			
Inning Stats	R: 1 E: 1 K: 0 S: 8	H: 0 LOB: 1 BB: 1 P: 14	R: 0 E: 0 K: 0 S: 12	H: 3 LOB: 2 BB: 0 P: 19	R: 0 E: 0 K: 0 S: 11	H: 2 LOB: 3 BB: 1 P: 22	R: 3 E: 0 K: 0 S: 15	H: 3 LOB: 1 BB: 1 P: 30	R: 0 E: 0 K: 0 S: 5	H: 0 LOB: 0 BB: 0 P: 7	R: 1 E: 0 K: 0 S: 7	H: 2 LOB: 0 BB: 0 P: 8	R: 1 E: 0 K: 1 S: 10	H: 2 LOB: 2 BB: 1 P: 19	R: 2 E: 0 K: 0 S: 11	H: 4 LOB: 3 BB: 1 P: 17	1B: 13 2B: 2 3B: 0 HR: 1	SF: 2 SAC: 1 DP: 2 HBP: 0	WP: 1 PB: 0 SB: 0 CS: 0	PA: 45
PITCHER	IP WLS BF H R ER SO BB IBB HBP BLK WP HR S P ERA WHIP																			
Randy Tomlin, L ERA: 4.29	(1, 1) 3.2 22 8 4 3 0 3 0 0 0 0 1 43 80 7.36 3.000																			
Roger Mason, R ERA: 3.49	(4, 1) 3.1 11 2 1 1 1 0 0 0 0 0 0 26 36 2.70 0.600																			
Stan Belinda, R ERA: 4.5	(8, 1) 1.1 L 12 6 3 3 1 1 1 0 0 0 0 0 21 36 20.25 5.250																			

AB 38
R 7
H 14
RBI 7
BB 2
SO 3
LOB 20



AB 37
R 8
H 16
RBI 7
BB 5
SO 2
LOB 18



Batter	1	2	3	4	5	6	7	8	9	AB	R	H	RBI	BB	SO	LOB	TOP					
Darren Lewis, R OBP: 0.316, SLG: 0.267 (1, 8)	G5-3		K						G6-4-3	4	1	1	1	1	1	2	San Francisco Giants @ Pittsburgh Pirates Three Rivers Stadium, Pittsburgh, PA Fri May 29 1992, 7:05 PM EDT Att: 23,421 - Cloudy - 67 F					
Mike Felder, S OBP: 0.357, SLG: 0.455 (1, 7)	3B		1B						2B	5	0	4	1	0	0	1						
Will Clark, L OBP: 0.422, SLG: 0.471 Cory Snyder, R OBP: 0.278, SLG: 0.403 (1, 3) (8, 3)	P8		G4-1						K	4	0	1	1	0	0	2						
Matt Williams, R OBP: 0.298, SLG: 0.463 Royce Clayton, R OBP: 0.294, SLG: 0.325 (1, 5) (8, 5)	P3			K						2	0	0	0	2	1							
Willie McGee, S OBP: 0.329, SLG: 0.336 Kelly Downs, R (7, 1)	F8		G6-3							4	0	0	0	0	0	4						
Greg Litton, R OBP: 0.283, SLG: 0.382 (1, 4)	F8		G6-3						G5-3	3	0	0	0	1	0							
Kirt Manwaring, R OBP: 0.367, SLG: 0.343 Rod Beck, R (6, 1) Dave Righetti, L (7, 1) Kevin Bass, S OBP: 0.283, SLG: 0.368 (7, 9)	G6-3								K	2	1	0	0	1	0							
Jose Uribe, S OBP: 0.381, SLG: 0.474 (1, 6)									K	4	1	1	0	0	1							
Trevor Wilson, L OBP: 0.167, SLG: 0.182 Jim McNamara, L OBP: 0.333, SLG: 0.353 (1, 1) (6, 2)									G6-4-3	0	0	0	0	0	0							
Inning Stats	R: 0 E: 0 K: 0 S: 7	H: 1 LOB: 1 BB: 0 P: 9	R: 0 E: 0 K: 0 S: 6	H: 0 LOB: 0 BB: 0 P: 8	R: 1 E: 0 K: 1 S: 13	H: 2 LOB: 1 BB: 0 P: 16	R: 0 E: 0 K: 1 S: 7	H: 0 LOB: 0 BB: 0 P: 10	R: 1 E: 0 K: 0 S: 10	H: 1 LOB: 1 BB: 1 P: 19	R: 0 E: 0 K: 0 S: 12	H: 0 LOB: 2 BB: 2 P: 25	R: 1 E: 0 K: 1 S: 13	H: 2 LOB: 3 BB: 2 P: 26	R: 0 E: 0 K: 2 S: 9	H: 0 LOB: 0 BB: 0 P: 12		R: 0 E: 0 K: 1 S: 8	H: 2 LOB: 1 BB: 0 P: 10	1B: 6 2B: 1 3B: 1 HR: 0	SF: 0 SAC: 2 DP: 1 HBP: 0	WP: 0 PB: 0 SB: 0 CS: 0
PITCHER	IP	WLS	BF	H	R	ER	SO	BB	IBB	HBP	BLK	WP	HR	S	P	ERA	WHIP					
Vicente Palacios, R ERA: 2.89 Bob Patterson, L ERA: 2.95	(1, 1) (7, 1)	6.0 S	25 14	4 4	2 1	2 1	2 4	3 2	0 0	0 0	0 0	0 0	0 0	55 30	87 48	3.00 3.00	1.167 2.000					

Batter	1	2	3	4	5	6	7	8	9	AB	R	H	RBI	BB	SO	LOB	BOTTOM				
Jeff King, R OBP: 0.253, SLG: 0.333 (1, 3)	1B	G5-3								5	1	2	0	0	1	2	San Francisco Giants @ Pittsburgh Pirates Three Rivers Stadium, Pittsburgh, PA Fri May 29 1992, 7:05 PM EDT Att: 23,421 - Cloudy - 67 F				
Jay Bell, R OBP: 0.337, SLG: 0.293 Carlos Garcia, R OBP: 1.000, SLG: 1.000 (1, 6) (7, PH) (8, 6)	1B		G5-3							3	2	1	0	1	1	0					
Andy Van Slyke, L OBP: 0.456, SLG: 0.509 Cecil Espy, S OBP: 0.393, SLG: 0.509 (1, 8) (7, PR) (8, 8)	1B		K							5	1	3	1	0	1	0					
Lloyd McClendon, R OBP: 0.370, SLG: 0.367 (1, 9)	G6-4-3									3	2	0	0	2	1	6					
Barry Bonds, L OBP: 0.421, SLG: 0.620 Gary Varsho, L OBP: 0.292, SLG: 0.435 (1, 7) (8, PR) (9, 7)	BLK									3	2	2	2	2	1	1					
Steve Buechele, R OBP: 0.350, SLG: 0.431 (1, 5)	G5-3									3	1	0	0	2	1	3					
Don Slaught, R OBP: 0.571, SLG: 0.571 Michael LaValliere, L OBP: 0.379, SLG: 0.329 (1, 2) (1, 2)										0	0	0	0	0	0	0					
Jose Lind, R OBP: 0.242, SLG: 0.268 (1, 4)	G6-3									5	1	2	3	0	0	4					
Vicente Palacios, R OBP: 0.091, SLG: 0.091 Dave Clark, L OBP: 0.600, SLG: 0.750 (1, 1) (6, PH) (7, 1)	K									2	0	0	0	0	1	1					
Inning Stats	R: 2 E: 0 K: 0 S: 16	H: 2 LOB: 1 BB: 2 P: 31	R: 0 E: 0 K: 1 S: 8	H: 0 LOB: 1 BB: 1 P: 15	R: 0 E: 0 K: 2 S: 11	H: 0 LOB: 1 BB: 1 P: 20	R: 0 E: 0 K: 1 S: 9	H: 0 LOB: 0 BB: 1 P: 16	R: 0 E: 0 K: 2 S: 9	H: 0 LOB: 0 BB: 0 P: 13	R: 3 E: 0 K: 1 S: 16	H: 1 LOB: 3 BB: 3 P: 37	R: 8 E: 1 K: 2 S: 37	H: 9 LOB: 2 BB: 1 P: 58	R: 0 E: 0 K: 1 S: 8	H: 1 LOB: 2 BB: 1 P: 16		1B: 10 2B: 3 3B: 0 HR: 0	SF: 0 SAC: 0 DP: 2 HBP: 0	WP: 0 PB: 0 SB: 0 CS: 0	PA: 45
PITCHER	IP	WLS	BF	H	R	ER	SO	BB	IBB	HBP	BLK	WP	HR	S	P	ERA	WHIP				
Trevor Wilson, L ERA: 4.35 Rod Beck, R ERA: 2.38 Dave Righetti, L ERA: 5.21 Kelly Downs, R ERA: 3.6	(1, 1) (6, 1) (7, 1) (7, 1)	5.1 0.2 0.1 1.2	L 6 5 11	23 3 3 5	4 3 1 5	4 3 1 5	6 1 0 3	0 0 1 0	0 1 0 0	0 0 0 0	0 1 0 0	0 0 0 0	0 0 0 0	13 12 28 45	27 21 45	40.50 27.00 27.00	4.500 9.000 3.600				

Batter	1	2	3	4	5	6	7	8	9	10	AB	R	H	RBI	BB	SO	LOB	TOP							
Mike Felder, S OBP: 0.371, SLG: 0.463	(1, 8) 2-1 BLK 1B		(2, 3) 2-3 K2-3-2			(1, 0) 1-0 G6-3		(1, 1) 1-1 G6-3 1B		(1, 1) 1-1 G6-3 1B	5	0	3	0	0	1	1								
Willie McGee, S OBP: 0.320, SLG: 0.325	(1, 9) 0-3 SAFE K			(1, 0) 0-0 G6-3		(0, 2) 0-2 P6		(0, 0) 0-0 G6-3 1-2f		(1, 1) 1-1 G6-3 1-2	5	0	0	0	0	1	3								
Will Clark, L OBP: 0.417, SLG: 0.463	(1, 3) 2-3 K			(1, 0) 1-0 G6-3		(0, 3) 0-3 K			(2, 0) 2-0 2B 1B	(3, 2) 2-3 K	5	1	1	0	0	3	2								
Matt Williams, R OBP: 0.297, SLG: 0.464	(1, 5) 2-3 K			(1, 2) 1-2 G3-1			(1, 1) 1-1 F8		(0, 0) 0-0 2B	(1, 3) 1-3 2B	4	0	1	1	0	1	1								
Kevin Bass, S OBP: 0.271, SLG: 0.373		(0, 0) 0-0 G4-3			(1, 2) 1-2 WP S FC6-4 1B		(0, 1) 0-1 1B		(1, 3) 1-3 2B	(1, 1) 1-1 K	4	1	2	0	0	1	1								
Greg Litton, R OBP: 0.281, SLG: 0.362		(2, 2) 2-2 P3			(0, 2) 0-2 P8		(1, 2) 1-2 BB		(1, 2) 1-2 G5-3		3	0	0	0	1	0	2								
Jim McNamara, L OBP: 0.328, SLG: 0.333		(2, 1) 2-1 G4-3			(1, 3) 1-3 K FC6-4		(2, 0) 2-0 F7		(4, 0) 4-0 IBB		3	0	0	0	1	1	3								
Royce Clayton, R OBP: 0.280, SLG: 0.320			(3, 3) 3-3 K		(2, 2) 2-2 FC6-4		(3, 2) 3-2 F8		(1, 3) 1-3 K		2	0	0	1	0	1	1								
Robby Thompson, R OBP: 0.406, SLG: 0.506	(7, PH)				(1, 2) 1-2 FC6-4						1	0	0	0	0	0	2								
Jose Uribe, S OBP: 0.372, SLG: 0.462	(7, 6)				(1, 2) 1-2 FC6-4						1	0	0	0	0	1	2								
Gil Hretdia, R OBP: 0.260, SLG: 0.260	(6, 1)		(0, 0) 0-0 K2-3-2 1B		(0, 0) 0-0 FC6-4						2	0	1	0	0	0	1								
Bryan Hickerson, L OBP: 0.214, SLG: 0.225	(8, PH)										0	0	0	0	0	0	0								
Darren Lewis, R OBP: 0.214, SLG: 0.225	(8, PH)										0	0	0	0	0	0	0								
Michael Jackson, R OBP: 0.214, SLG: 0.225	(8, PH)										0	0	0	0	0	0	0								
Chris James, R OBP: 0.214, SLG: 0.225	(10, PH)										0	0	0	0	0	0	0								
Jeff Brantley, R OBP: 0.214, SLG: 0.225	(10, 1)										0	0	0	0	0	0	0								
Inning Stats	R: 0 E: 0 K: 3 S: 12	H: 1 LOB: 1 BB: 0 P: 18	R: 0 E: 0 K: 0 S: 6	H: 0 LOB: 0 BB: 0 P: 10	R: 0 E: 0 K: 2 S: 7	H: 1 LOB: 1 BB: 0 P: 12	R: 0 E: 0 K: 0 S: 5	H: 0 LOB: 0 BB: 0 P: 7	R: 1 E: 0 K: 1 S: 15	H: 1 LOB: 1 BB: 0 P: 19	R: 0 E: 0 K: 1 S: 7	H: 0 LOB: 0 BB: 0 P: 8	R: 0 E: 0 K: 1 S: 11	H: 1 LOB: 2 BB: 1 P: 20	R: 0 E: 0 K: 1 S: 6	H: 1 LOB: 0 BB: 0 P: 8	R: 1 E: 0 K: 2 S: 12	H: 2 LOB: 2 BB: 1 P: 21	R: 0 E: 0 K: 1 S: 9	H: 1 LOB: 1 BB: 0 P: 14	1B: 7 2B: 2 3B: 0 HR: 0	SF: 0 SAC: 0 DP: 2 HBP: 0	WP: 1 PB: 0 SB: 2 CS: 0	PA: 39	
PITCHER	IP 9.0	WLS 4	BF 35	H 7	R 2	ER 2	SO 10	BB 1	IBB 0	HBP 0	BLK 1	WP 1	HR 0	S 81	P 123	ERA 2.00	WHIP 0.889								
Denny Neagle, L ERA: 3.13	(10, 1)	1.0	W	4	1	0	0	1	0	0	0	0	0	9	14	0.00	1.000								

San Francisco Giants @ Pittsburgh Pirates
Three Rivers Stadium, Pittsburgh, PA
Sat May 30 1992, 7:05 PM EDT
Att. 10,266 - Cloudy - 56 F

AB	37
R	2
H	8
RBI	2
BB	2
SO	11
LOB	19



Batter	1	2	3	4	5	6	7	8	9	10	AB	R	H	RBI	BB	SO	LOB	BOTTOM							
Orlando Merced, S OBP: 0.361, SLG: 0.349	(1, 9) 4-2 S BB		(1, 0) 1-0 G6-3		(3, 2) 3-2 F7		(1, 0) 1-0 G6-3		(3, 3) 3-3 K		4	0	0	0	1	1	1								
Jay Bell, R OBP: 0.338, SLG: 0.307	(1, 6) 1-0 L9		(1, 2) 1-2 2B			(2, 3) 2-3 K	(2, 2) 2-2 2B		(0, 2) 0-2 G1-3		5	0	2	1	0	1	1								
Cecil Espy, S OBP: 0.377, SLG: 0.483	(1, 8) 2-3 K		(1, 2) 1-2 G6-3			(1, 2) 1-2 P7	(0, 0) 0-0 G5-3		(3, 2) 3-2 1B		5	0	1	0	0	1	3								
Barry Bonds, L OBP: 0.431, SLG: 0.619	(1, 7) 4-0 IBB			(4, 2) 4-2 L6 1B BB		(4, 0) 4-0 1B BB		(2, 2) 2-2 1B SH5-4	(1, 0) 1-0 G1-3		2	1	1	0	3	0	1								
Jeff King, R OBP: 0.260, SLG: 0.333	(1, 3) 3-2 F9			(1, 0) 1-0 F9		(4, 0) 4-0 1B BB	(1, 2) 1-2 1B BB		(0, 1) 0-1 SH5-4		3	1	1	0	1	0	3								
Steve Buschele, R OBP: 0.358, SLG: 0.436	(1, 5) 3-3 K			(1, 0) 1-0 1B		(1, 1) 1-1 1B	(1, 2) 1-2 1B		(4, 0) 4-0 1B IBB		3	0	2	1	1	1	0								
Michael LaValliere, L OBP: 0.381, SLG: 0.325	(1, 2) 4-0 G6-3 BB			(1, 2) 1-2 L6		(2, 2) 2-2 L6		(1, 3) 1-3 P3	(1, 3) 1-3 K		1	0	0	0	1	0	2								
Don Slaught, R OBP: 0.420, SLG: 0.552	(7, 2)			(2, 3) 2-3 2B					(3, 2) 3-2 SF9		2	0	0	1	0	1	4								
Jose Lind, R OBP: 0.250, SLG: 0.276	(1, 4) 3-2 G6-3				(1, 2) 1-2 G5-3			(2, 1) 2-1 SH3-4 2B 1B	(1, 2) 1-2 1B		4	1	2	0	0	0	1								
Doug Drabek, R OBP: 0.040, SLG: 0.040	(1, 1)				(0, 0) 0-0 F7						3	0	0	0	0	1	3								
Denny Neagle, L ERA: 2.61	(10, 1)										0	0	0	0	0	0	0								
Inning Stats	R: 0 E: 0 K: 1 S: 11	H: 0 LOB: 2 BB: 2 P: 25	R: 0 E: 0 K: 1 S: 6	H: 0 LOB: 0 BB: 1 P: 16	R: 0 E: 0 K: 0 S: 10	H: 1 LOB: 1 BB: 0 P: 13	R: 0 E: 0 K: 0 S: 7	H: 1 LOB: 1 BB: 1 P: 15	R: 0 E: 0 K: 0 S: 12	H: 0 LOB: 0 BB: 0 P: 17	R: 1 E: 0 K: 1 S: 10	H: 2 LOB: 1 BB: 0 P: 17	R: 0 E: 0 K: 2 S: 16	H: 2 LOB: 3 BB: 1 P: 25	R: 0 E: 0 K: 1 S: 10	H: 1 LOB: 1 BB: 0 P: 17	R: 1 E: 0 K: 0 S: 7	H: 1 LOB: 0 BB: 0 P: 11	1B: 7 2B: 3 3B: 0 HR: 0	SF: 1 SAC: 3 DP: 2 HBP: 0	WP: 0 PB: 0 SB: 1 CS: 0	PA: 43			
PITCHER	IP 5.2	WLS 1	BF 24	H 3	R 1	ER 1	SO 3	BB 5	IBB 1	HBP 0	BLK 0	WP 0	HR 0	S 56	P 108	ERA 1.59	WHIP 1.412								
Gil Hretdia, R ERA: 2.08	(6, 1)	1.1	6	2	1	1	0	3	0	0	0	0	0	12	20	6.75	1.500								
Bryan Hickerson, L ERA: 2.49	(8, 1)	2.0	10	3	0	0	3	0	1	0	0	0	0	26	42	0.00	1.500								
Michael Jackson, R ERA: 2.73	(10, 1)	0.2	L	3	1	1	1	0	0	0	0	0	0	7	11	13.50	1.500								

San Francisco Giants @ Pittsburgh Pirates
Three Rivers Stadium, Pittsburgh, PA
Sat May 30 1992, 7:05 PM EDT
Att. 10,266 - Cloudy - 56 F

AB	32
R	3
H	9
RBI	3
BB	7
SO	6
LOB	19



Batter	1	2	3	4	5	6	7	8	9	AB	R	H	RBI	BB	SO	LOB	TOP										
Brett Butler, L OBP: 0.365, SLG: 0.343 (1, 8)	G4-3	2B		CS		CS			K	3	1	1	1	2	1	0	Los Angeles Dodgers @ Pittsburgh Pirates Three Rivers Stadium, Pittsburgh, PA Mon Jun 01 1992, 7:05 PM EDT Att: 12,346 - Cloudy - 69 F										
Lenny Harris, L OBP: 0.350, SLG: 0.319 (6, 5)	F	2B		CS	G4-3	K			2B	4	1	2	2	1	1												
Kal Daniels, L Jay Howell, R John Candelaria, L (1, 7) (9, 1) (9, 1)	K	G4-3			G6-3	CS			F7	5	0	0	0	0	2	3											
Eric Karros, R Tom Goodwin, L (1, 3) (9, PR) (9, 7)	G5-3			CS					2B	5	0	3	1	0	1	1											
Todd Benzinger, S OBP: 0.263, SLG: 0.371 (1, 9) (9, 3)	G4-3			K					K	5	0	0	0	0	3	3											
Mike Scioscia, L OBP: 0.263, SLG: 0.268 (1, 2)	1B	WP		1B		G4-3			1B	4	1	3	0	0	0	0											
Dave Hansen, L Mike Sharperson, R (1, 5) (6, PH) (6, 4)	E	1B		1B		HR			L8	1	1	1	0	1	0	0											
Jose Offerman, S OBP: 0.323, SLG: 0.317 (1, 6)	K				G6-3	HR			K	4	1	1	0	0	2	3											
Bob Ojeda, L Tim Crews, R Steve Wilson, L Mitch Webster, S Jim Gott, R Stan Javier, S (1, 1) (4, 1) (4, 1) (6, PH) (6, 1) (9, 9)	E2	1B		K		HR			K	2	1	1	0	0	1	0											
Inning Stats	R: 0 E: 0 K: 1 S: 11	H: 1 LOB: 1 BB: 0 P: 19	R: 4 E: 1 K: 1 S: 18	H: 4 LOB: 1 BB: 1 P: 28	R: 0 E: 0 K: 1 S: 12	H: 3 LOB: 2 BB: 0 P: 22	R: 0 E: 0 K: 1 S: 7	H: 0 LOB: 0 BB: 1 P: 14	R: 0 E: 0 K: 0 S: 10	H: 1 LOB: 1 BB: 0 P: 17	R: 3 E: 0 K: 1 S: 13	H: 2 LOB: 0 BB: 2 P: 24	R: 0 E: 0 K: 3 S: 9	H: 0 LOB: 0 BB: 0 P: 12	R: 0 E: 0 K: 2 S: 13	H: 1 LOB: 1 BB: 0 P: 16		R: 1 E: 0 K: 2 S: 12	H: 1 LOB: 1 BB: 1 P: 20	1B: 9 2B: 4 3B: 0 HR: 1	SF: 0 SAC: 0 DP: 1 HBP: 0	WP: 1 PB: 0 SB: 1 CS: 3	PA: 43				
PITCHER	IP	WLS	BF	H	R	ER	SO	BB	IBB	HBP	BLK	WP	HR	S	P	ERA	WHIP										
Bob Walk, R ERA: 4.08 (1, 1)	2.2		14	6	4	0	3	1	0	0	0	1	0	35	59	0.00	2.625										
Jerry Don Gleaton, L ERA: 5.23 (3, 1)	1.1		5	2	0	0	1	1	0	0	0	0	0	13	24	0.00	2.250										
Denny Neagle, L ERA: 3.53 (5, 1)	4.0	L	17	4	3	3	6	2	0	0	0	0	1	45	69	6.75	1.500										
Bob Patterson, L ERA: 3.32 (9, 1)	0.2		3	0	1	1	1	1	0	0	0	0	0	7	15	13.50	1.500										
Stan Belinda, R ERA: 4.43 (9, 1)	0.1		2	1	0	0	1	0	0	0	0	0	0	5	5	0.00	3.000										

AB	36
R	8
H	13
RBI	7
BB	5
SO	12
LOB	13



Batter	1	2	3	4	5	6	7	8	9	AB	R	H	RBI	BB	SO	LOB	BOTTOM										
Orlando Merced, S OBP: 0.366, SLG: 0.345 (1, 9)	K		2B	BB		E			G6-3	3	1	1	1	2	1	0	Los Angeles Dodgers @ Pittsburgh Pirates Three Rivers Stadium, Pittsburgh, PA Mon Jun 01 1992, 7:05 PM EDT Att: 12,346 - Cloudy - 69 F										
Jay Bell, R OBP: 0.333, SLG: 0.309 (1, 6)	G6-3		2B		F9	K			G5-3	5	1	1	2	0	1	4											
Andy Van Slyke, L OBP: 0.457, SLG: 0.512 (1, 8)	F7		G4-3		P6	FC4-2			1B	5	0	2	1	0	0	4											
Jeff King, R OBP: 0.252, SLG: 0.340 (1, 3)	G5-3		G4-3		F8	F9			K	5	0	0	0	0	1	3											
Barry Bonds, L OBP: 0.426, SLG: 0.599 (1, 7)	1B		G3		S				P5	3	1	0	0	2	1	2											
Steve Buechele, R OBP: 0.354, SLG: 0.444 (1, 5)	G4-6-3		E6		K				F8	4	1	1	0	0	1	1											
Don Slaught, R OBP: 0.437, SLG: 0.554 (1, 2)	G4-6-3		F9		F9				K	3	1	0	0	1	1	3											
Jose Lind, R OBP: 0.259, SLG: 0.299 (1, 4)			2B		BB				G6-3	4	1	3	2	0	0	0											
Bob Walk, R Jerry Don Gleaton, L Lloyd McClendon, R Denny Neagle, L Gary Varsho, L Bob Patterson, R Stan Belinda, R (1, 1) (3, 1) (4, PH) (5, 1) (5, 1) (9, 1) (9, 1)	K		2B		BB				G3-1	0	0	0	0	0	0	0											
Inning Stats	R: 0 E: 0 K: 1 S: 8	H: 0 LOB: 0 BB: 0 P: 13	R: 0 E: 0 K: 0 S: 11	H: 1 LOB: 1 BB: 1 P: 20	R: 3 E: 0 K: 1 S: 16	H: 3 LOB: 1 BB: 1 P: 27	R: 1 E: 1 K: 0 S: 18	H: 1 LOB: 3 BB: 2 P: 33	R: 2 E: 0 K: 1 S: 8	H: 1 LOB: 1 BB: 2 P: 17	R: 0 E: 1 K: 1 S: 11	H: 1 LOB: 1 BB: 0 P: 19	R: 0 E: 0 K: 2 S: 9	H: 0 LOB: 0 BB: 0 P: 14	R: 0 E: 0 K: 0 S: 5	H: 0 LOB: 0 BB: 0 P: 8		R: 0 E: 0 K: 1 S: 7	H: 1 LOB: 1 BB: 0 P: 11	1B: 4 2B: 4 3B: 0 HR: 0	SF: 0 SAC: 0 DP: 1 HBP: 0	WP: 0 PB: 0 SB: 2 CS: 0	PA: 41				
PITCHER	IP	WLS	BF	H	R	ER	SO	BB	IBB	HBP	BLK	WP	HR	S	P	ERA	WHIP										
Bob Ojeda, L ERA: 3.56 (4, 1)	0.1		1	0	0	0	0	0	0	0	0	0	0	1	1	0.00	0.000										
Tim Crews, R ERA: 6.33 (4, 1)	1.1		7	1	2	2	1	1	1	0	0	0	0	10	19	13.50	1.500										
Steve Wilson, L ERA: 3.44 (6, 1)	3.0	W	10	1	0	0	3	0	0	0	1	0	0	25	41	0.00	0.333										
Jim Gott, R ERA: 1.69 (9, 1)	0.2		3	1	0	0	1	0	0	0	0	0	0	6	9	0.00	1.500										

AB	35
R	6
H	8
RBI	6
BB	6
SO	7
LOB	19



Batter	1	2	3	4	5	6	7	8	9	AB	R	H	RBI	BB	SO	LOB	TOP					
Brett Butler, L (1, 8) OBP: 0.372, SLG: 0.352	0-2 FC4 1B			1-1 SH2-3 1B		1-1 G4-3		0-1 1B		4	0	3	0	0	0	0						
Mike Sharperson, R (1, 4) OBP: 0.485, SLG: 0.413	1-2 FC4			0-0 SH2-3		2-1 G6-3		1-0 G4-3		2	0	0	0	0	0	1						
Lenny Harris, L (8, PH) OBP: 0.347, SLG: 0.316	1-2 G5-4-3			1-2						1	0	0	0	0	0	1						
Kal Daniels, L (1, 7) OBP: 0.305, SLG: 0.342	2-1 G5-4-3			1-3 K		2-0 G4-3			0-0 F7	4	0	0	0	0	1	2						
Eric Karros, R (1, 3)		0-2 G4-6-3 1B		1-2 F8			3-3 K		1-3 K	4	0	1	0	0	2	1						
Todd Benzinger, S (1, 9) OBP: 0.263, SLG: 0.367		1-0 G4-6-3			1-0 G5-2-3 1B		0-0 G5-3		2-0 F9	4	0	1	0	0	0	1						
Dave Anderson, R (1, 5) OBP: 0.286, SLG: 0.463		2-3 K			1-0 E3		3-2			3	0	1	0	0	1	1						
Carlos Hernandez, R (1, 2) OBP: 0.340, SLG: 0.302			1-0 L3		0-0 G4-3		2-0 G6-3			3	0	0	0	0	0	3						
Jose Offerman, S (1, 6) OBP: 0.323, SLG: 0.313			1-2 G6-3		4-0			0-2 F8		2	0	0	0	1	0	0						
Tom Candiotti, R (1, 1) OBP: 0.091, SLG: 0.091			2-1 F8		0-2 G5-2-3			0-0 F7		2	0	0	0	0	0	3						
Dave Hansen, L (8, PH) OBP: 0.313, SLG: 0.369										1	0	0	0	0	0	0						
Steve Wilson, L (8, 1)										0	0	0	0	0	0	0						
Tim Crews, R (8, 1)										0	0	0	0	0	0	0						
Inning Stats	R: 0 E: 0 K: 0 S: 8	H: 1 LOB: 0 BB: 0 P: 11	R: 0 E: 0 K: 1 S: 7	H: 1 LOB: 0 BB: 0 P: 10	R: 0 E: 0 K: 0 S: 6	H: 0 LOB: 0 BB: 0 P: 10	R: 0 E: 0 K: 1 S: 10	H: 1 LOB: 1 BB: 0 P: 13	R: 0 E: 1 K: 0 S: 6	H: 1 LOB: 2 BB: 1 P: 12	R: 0 E: 0 K: 1 S: 5	H: 0 LOB: 0 BB: 0 P: 10	R: 0 E: 0 K: 1 S: 9	H: 1 LOB: 1 BB: 0 P: 17	R: 0 E: 0 K: 0 S: 7	H: 1 LOB: 1 BB: 0 P: 8	R: 0 E: 0 K: 1 S: 5	H: 0 LOB: 0 BB: 0 P: 8	1B: 5 2B: 1 3B: 0 HR: 0	SF: 0 SAC: 1 DP: 3 HBP: 0	WP: 0 PB: 0 SB: 0 CS: 0	PA: 32
PITCHER	IP	WLS	BF	H	R	ER	SO	BB	IBB	HBP	BLK	WP	HR	S	P	ERA	WHIP					
Randy Tomlin, L (1, 1) ERA: 3.77	7.0	W	25	5	0	0	3	0	1	0	0	0	0	51	83	0.00	0.714					
Roger Mason, R (8, 1) ERA: 3.09	2.0	S	7	1	0	0	1	0	0	0	0	0	0	12	16	0.00	0.500					

Los Angeles Dodgers @ Pittsburgh Pirates
Three Rivers Stadium, Pittsburgh, PA
Tue Jun 02 1992, 7:05 PM EDT
Att: 18,644 - Cloudy - 71 F

AB	30
R	0
H	6
RBI	0
BB	1
SO	4
LOB	13





Batter	1	2	3	4	5	6	7	8	9	AB	R	H	RBI	BB	SO	LOB	BOTTOM				
Cecil Espy, S (1, 9) OBP: 0.348, SLG: 0.439	3-2 G6-4-3 1B		0-1 P6			3-3 K	1-2 G4-3			4	0	1	0	0	1	4					
Jay Bell, R (1, 6) OBP: 0.341, SLG: 0.314	1-0 G6-4-3			2-1 FC4-6 1B		4-2 BB		2-1 G4-3 1B		3	0	2	0	1	0	1					
Andy Van Slyke, L (1, 8) OBP: 0.448, SLG: 0.500	3-2 L8			3-2 F9		0-0 F7		0-1 G4-3		4	0	0	0	0	0	4					
Barry Bonds, L (1, 7) OBP: 0.433, SLG: 0.614		2-2 WP S 1B		0-1 FC4-6 CS S 1-2		2-2 WP SH1-3 BB 1B		2-2 K 3B		4	1	3	0	0	0	1					
Jeff King, R (1, 3) OBP: 0.247, SLG: 0.333		1-1 SAFE 2-1 SAFE G6-3		1-2 SAFE 1-1 SAFE CS	0-1 P4	1-1 SAFE 1-1 SAFE SH1-3		2-3 K		3	0	0	0	0	1	2					
Steve Buechele, R (1, 5) OBP: 0.348, SLG: 0.437		3-3 K		1-3 CS	3-3 K	1-3 K				3	0	0	0	0	3	2					
Michael LaValliere, L (1, 2) OBP: 0.380, SLG: 0.317		2-1 F8			0-0 G4-3		4-0 BB BB IBB			2	0	0	0	1	0	1					
Jose Lind, R (1, 4) OBP: 0.261, SLG: 0.294			0-2 G6-3			2-2 F8	4-2 BB BB			2	0	0	0	1	0	0					
Randy Tomlin, L (1, 1) OBP: 0.211, SLG: 0.118			2-2 G4-3			1-0 BB 1B	4-1 BB			2	0	1	0	0	0	0					
Dave Clark, L (7, PH)										0	0	0	1	1	0	0					
Roger Mason, R (8, 1)										0	0	0	0	0	0	0					
Inning Stats	R: 0 E: 0 K: 0 S: 8	H: 1 LOB: 0 BB: 0 P: 15	R: 0 E: 0 K: 1 S: 10	H: 1 LOB: 0 BB: 0 P: 19	R: 0 E: 0 K: 0 S: 8	H: 0 LOB: 0 BB: 0 P: 10	R: 0 E: 0 K: 0 S: 9	H: 1 LOB: 0 BB: 0 P: 15	R: 0 E: 0 K: 1 S: 7	H: 0 LOB: 0 BB: 0 P: 10	R: 0 E: 0 K: 1 S: 10	H: 1 LOB: 2 BB: 1 P: 20	R: 0 E: 0 K: 1 S: 14	H: 1 LOB: 3 BB: 3 P: 31	R: 0 E: 0 K: 1 S: 11	H: 2 LOB: 1 BB: 0 P: 17	1B: 6 2B: 0 3B: 1 HR: 0	SF: 0 SAC: 1 DP: 2 HBP: 0	WP: 2 PB: 0 SB: 2 CS: 1	PA: 33	
PITCHER	IP	WLS	BF	H	R	ER	SO	BB	IBB	HBP	BLK	WP	HR	S	P	ERA	WHIP				
Tom Candiotti, R (1, 1) ERA: 3.38	7.0	L	28	5	1	1	4	3	1	0	0	2	0	66	120	1.29	1.143				
Steve Wilson, L (8, 1) ERA: 3.32	0.2		3	2	0	0	0	0	0	0	0	0	0	8	12	0.00	3.000				
Tim Crews, R (8, 1) ERA: 6.23	0.1		1	0	0	0	1	0	0	0	0	0	0	3	5	0.00	0.000				

Los Angeles Dodgers @ Pittsburgh Pirates
Three Rivers Stadium, Pittsburgh, PA
Tue Jun 02 1992, 7:05 PM EDT
Att: 18,644 - Cloudy - 71 F

AB	27
R	1
H	7
RBI	1
BB	4
SO	5
LOB	15



Batter	1	2	3	4	5	6	7	8	9	AB	R	H	RBI	BB	SO	LOB	TOP										
Brett Butler, L OBP: 0.368, SLG: 0.348 (1, 8)	0-1 P6	2-2 FC3-2			0-0 B4-3		0-3 K		0-2 FC5-4 1B	5	0	1	0	0	1	3	Los Angeles Dodgers @ Pittsburgh Pirates Three Rivers Stadium, Pittsburgh, PA Wed Jun 03 1992, 3:33 AM EDT Att: 11,736 - Cloudy - 81 F AB 34 R 5 H 9 RBI 4 BB 5 SO 3 LOB 16 										
Lenny Harris, L OBP: 0.341, SLG: 0.310 (1, 4)	3-2 G4-3	0-0 G4-3			3-2 F7		0-1 2B		0-0 FC5-4	2	0	0	0	0	0	3											
Mike Sharperson, R OBP: 0.461, SLG: 0.422 (5, PH) (5, 4)									1-2 2-H	3	0	1	0	0	0	1											
Stan Javier, S OBP: 0.261, SLG: 0.244 (1, 7)	0-0 G4-3		4-1 CS BB		3-2 G6-3		0-1 G3-1		1-3 K	4	0	0	0	1	1	2											
Eric Karros, R OBP: 0.301, SLG: 0.500 (1, 3)		2-2 G5-3	1-0 F9		0-0 G5-3		0-3 K			4	0	0	0	0	1	1											
Todd Benzinger, S OBP: 0.279, SLG: 0.381 (1, 9)		3-2 BB 1B	2-1 1-2 1B		0-2 F8		1-2 1B			4	1	3	0	0	0	0											
Mike Scioscia, L OBP: 0.284, SLG: 0.264 (8, PH) (8, 2)	4-1 1B BB	2-2 F9			1-0 G4-3		1-0 F8		1-0 F8	2	1	0	0	1	0	1											
Carlos Hernandez, R OBP: 0.333, SLG: 0.295 (8, 2)										1	0	0	0	0	0	1											
Dave Hansen, L OBP: 0.330, SLG: 0.372 (1, 5)	4-2 1B FC3-2 BB		1-1 G4-6-3 1B			4-1 HR BB		0-0 F8		2	1	1	0	2	0	1											
Jose Offerman, S OBP: 0.321, SLG: 0.311 (1, 6)	1-0 FC3-2 1B		3-2 F8			0-0 F8		2-2 G6-3		4	0	1	1	0	0	2											
Ramon Martinez, R OBP: 0.167, SLG: 0.167 (4, PH) (4, 1)	0-2 1B BB		2-2 G4-6-3			1-0 HR		4-0 1B E BB		1	0	1	1	0	0	0											
Inning Stats	R: 0 E: 0 K: 0 S: 8	H: 0 LOB: 0 BB: 0 P: 11	R: 2 E: 0 K: 0 S: 19	H: 3 LOB: 3 BB: 2 P: 35	R: 0 E: 0 K: 0 S: 9	H: 1 LOB: 1 BB: 1 P: 18	R: 0 E: 0 K: 0 S: 8	H: 1 LOB: 0 BB: 0 P: 14	R: 0 E: 0 K: 0 S: 13	H: 0 LOB: 0 BB: 0 P: 19	R: 0 E: 0 K: 0 S: 5	H: 0 LOB: 0 BB: 0 P: 6	R: 2 E: 0 K: 1 S: 10	H: 2 LOB: 1 BB: 1 P: 15	R: 0 E: 0 K: 1 S: 9	H: 1 LOB: 1 BB: 0 P: 11	R: 1 E: 1 K: 1 S: 12	H: 1 LOB: 1 BB: 1 P: 19	1B: 7 2B: 1 3B: 0 HR: 1	SF: 0 SAC: 0 DP: 1 HBP: 0	WP: 0 PB: 0 SB: 0 CS: 1	PA: 39					
PITCHER	IP	WLS	BF	H	R	ER	SO	BB	IBB	HBP	BLK	WP	HR	S	P	ERA	WHIP										
Vicente Palacios, R ERA: 3.02	4.0		18	5	2	2	0	3	0	0	0	0	0	44	78	4.50	2.000										
Jerry Don Gleaton, L ERA: 5.54	2.2	W	10	1	2	2	1	1	0	0	0	0	1	24	36	6.75	0.750										
Dennis Lamp, R ERA: 4.07	0.2		4	2	0	0	1	0	0	0	0	0	0	11	12	0.00	3.000										
Bob Patterson, L ERA: 3.2	0.2		2	0	0	0	0	0	0	0	0	0	0	2	3	0.00	0.000										
Stan Belinda, R ERA: 4.22	1.0	S	5	1	1	0	1	1	0	0	0	0	0	12	19	0.00	2.000										

Batter	1	2	3	4	5	6	7	8	9	AB	R	H	RBI	BB	SO	LOB	BOTTOM											
Cecil Espy, S OBP: 0.351, SLG: 0.437 (1, 9)	2-0 S 1B		1-0 BB 1B	1-3 K		2-1 2-3 3-H 1B		1-3 K		5	2	2	1	0	2	3	Los Angeles Dodgers @ Pittsburgh Pirates Three Rivers Stadium, Pittsburgh, PA Wed Jun 03 1992, 3:33 AM EDT Att: 11,736 - Cloudy - 81 F AB 31 R 6 H 8 RBI 6 BB 4 SO 7 LOB 15 											
Carlos Garcia, R OBP: 0.200, SLG: 0.200 (1, 6)	0-0 P1		3-2 SAFE F8	2-2 G4-3		0-0 G4-3				4	0	0	0	0	0	5												
Andy Van Slyke, L OBP: 0.444, SLG: 0.494 (1, 8)	2-2 F7		3-2 SAFE BB 1B		1-1 F9		0-3 K			4	1	1	0	0	1	1												
Barry Bonds, L OBP: 0.434, SLG: 0.607 (1, 7)	4-0 1B		4-1 SAFE 1B BB		0-1 P5		1-3 K			2	1	0	0	2	1	0												
Jeff King, R OBP: 0.253, SLG: 0.338 (1, 3)	0-1 FC6-4		0-0 SAFE 1B		3-3 K		1-2 G5-3			4	1	2	3	0	1	0												
Steve Buechele, R OBP: 0.351, SLG: 0.438 (1, 5)	0-0 FC6-4		1-2 2-H SAFE 1B			1-1 SH1-4 BB 1B		3-1 F9		4	1	2	1	0	0	2												
Michael LaValliere, L OBP: 0.365, SLG: 0.306 (1, 2)		1-0 G4-3	1-1 SF8			2-3 K		1-2 E4		3	0	0	1	0	1	1												
Jose Lind, R OBP: 0.267, SLG: 0.290 (1, 4)		0-1 G6-3	3-H F9			4-2 SAFE 1B SH1-4 BB		4-2 BB		2	0	0	0	2	0	1												
Vicente Palacios, R ERA: 3.57	3.0	L	17	5	5	3	1	1	0	0	0	0	0	35	57	9.00		2.000										
Tim Crews, R ERA: 5.90	1.0		3	1	0	0	1	0	0	0	0	0	0	10	14	0.00		1.000										
Steve Wilson, L ERA: 3.43	2.0		9	2	1	1	2	1	0	0	0	0	0	21	34	4.50	1.500											
Jay Howell, R ERA:	2.0		8	0	0	0	3	1	0	0	0	0	0	25	36	0.00	0.500											
Inning Stats	R: 1 E: 0 K: 0 S: 8	H: 2 LOB: 2 BB: 1 P: 16	R: 0 E: 0 K: 1 S: 8	H: 0 LOB: 0 BB: 0 P: 10	R: 4 E: 1 K: 0 S: 19	H: 3 LOB: 1 BB: 1 P: 31	R: 0 E: 0 K: 1 S: 10	H: 1 LOB: 1 BB: 0 P: 14	R: 0 E: 0 K: 1 S: 8	H: 0 LOB: 0 BB: 0 P: 12	R: 1 E: 0 K: 1 S: 13	H: 2 LOB: 2 BB: 1 P: 22	R: 0 E: 0 K: 2 S: 9	H: 0 LOB: 0 BB: 0 P: 11	R: 0 E: 1 K: 1 S: 16	H: 0 LOB: 2 BB: 1 P: 25	1B: 8 2B: 0 3B: 0 HR: 0	SF: 1 SAC: 1 DP: 0 HBP: 0	WP: 0 PB: 0 SB: 2 CS: 0	PA: 37								
PITCHER	IP	WLS	BF	H	R	ER	SO	BB	IBB	HBP	BLK	WP	HR	S	P	ERA	WHIP											

Batter	1	2	3	4	5	6	7	8	9	AB	R	H	RBI	BB	SO	LOB	TOP			
Vince Coleman, S (1.7) OBP: 0.447, SLG: 0.441	B3		G6-3		K			BB 1B SF7 1B		4	1	1	0	0	1	1	New York Mets @ Pittsburgh Pirates Three Rivers Stadium, Pittsburgh, PA Thu Jun 04 1992, 7:05 PM EDT Att: 24,907 - Cloudy - 61 F			
Willie Randolph, R (1.4) OBP: 0.349, SLG: 0.315	E5		K		F7			WP BB 1B		4	0	1	0	0	1	1				
Howard Johnson, S (1.8) OBP: 0.335, SLG: 0.343	K				FC3-6 1B 1B		L6	WP BB 1B		3	1	1	0	1	1	1				
Eddie Murray, S (1.3) OBP: 0.346, SLG: 0.425	K				FC3-6 1B		K	SF7		3	0	1	1	0	2	1				
Bobby Bonilla, S (1.9) OBP: 0.369, SLG: 0.390		G4-3			FC3-6 1B L3-6 1B		K	G6-3		4	0	0	0	0	1	4				
Dave Magadan, L (1.5) OBP: 0.301, SLG: 0.384							K		G1-3	3	0	1	1	1	1	0				
Mackey Sasser, L (1.2) Bill Pecota, R (0. PH) OBP: 0.237, SLG: 0.302 OBP: 0.237, SLG: 0.214	F9				L3-6		F7		F9	3	0	0	0	0	0	3				
Dick Schofield, R (1.6) OBP: 0.339, SLG: 0.311	K						F8		G6-3	4	0	1	0	0	1	1				
Dwight Gooden, R (1.1) Paul Gibson, R (6.1) Daryl Boston, L (0. PH) Mark Dewey, R (8.1) OBP: 0.280, SLG: 0.280 OBP: 0.315, SLG: 0.384	F9				FC2-6			L9		2	0	0	0	0	0	1				
Inning Stats	R: 0 E: 1 K: 2 S: 10	H: 0 LOB: 1 BB: 0 P: 15	R: 0 E: 0 K: 1 S: 7	H: 0 LOB: 1 BB: 1 P: 13	R: 0 E: 0 K: 1 S: 7	H: 0 LOB: 0 BB: 0 P: 12	R: 1 E: 0 K: 0 S: 10	H: 3 LOB: 1 BB: 0 P: 15	R: 0 E: 0 K: 1 S: 8	H: 1 LOB: 0 BB: 0 P: 12	R: 0 E: 0 K: 1 S: 6	H: 0 LOB: 0 BB: 0 P: 10	R: 1 E: 0 K: 0 S: 10	H: 2 LOB: 2 BB: 1 P: 19	R: 0 E: 0 K: 0 S: 7	H: 0 LOB: 0 BB: 0 P: 8		1B: 6 2B: 1 3B: 0 HR: 0	SF: 1 SAC: 0 DP: 1 HBP: 0	WP: 1 PB: 0 SB: 0 CS: 0
PITCHER	IP WLS BF H R ER SO BB IBB HBP BLK WP HR S P ERA WHIP																			
Doug Drabek, R (1.1) ERA: 2.94	7.1 W 30 6 2 2 8 2 0 0 0 0 0 62 103 2.46 1.091																			
Bob Patterson, L (8.1) ERA: 2.95	1.2 S 5 0 0 0 0 0 0 0 0 0 1 0 11 14 0.00 0.000																			

AB	32
R	2
H	6
RBI	2
BB	2
SO	8
LOB	13



Batter	1	2	3	4	5	6	7	8	9	AB	R	H	RBI	BB	SO	LOB	BOTTOM			
Cecil Espy, S (1.9) OBP: 0.354, SLG: 0.419	G6-3		K2-3		L7-4 S BB		G5-3			3	0	0	0	2	1	1	New York Mets @ Pittsburgh Pirates Three Rivers Stadium, Pittsburgh, PA Thu Jun 04 1992, 7:05 PM EDT Att: 24,907 - Cloudy - 61 F			
Jay Bell, R (1.6) OBP: 0.338, SLG: 0.308	F9		K		L7-4			BB	G4-3	4	0	0	0	1	1	3				
Andy Van Slyke, L (1.8) OBP: 0.435, SLG: 0.483	L3		K				G3		F8	4	0	0	0	0	1	2				
Barry Bonds, L (1.7) OBP: 0.440, SLG: 0.631		1B 1B BB			G3 1B 2B			HR	K	3	3	2	1	1	1	2				
Orlando Merced, S (1.3) OBP: 0.374, SLG: 0.364		S 1B 1B			G3					4	2	3	0	0	0	1				
Steve Buechele, R (1.5) OBP: 0.359, SLG: 0.459		K			G5-4-3 1B			2B	BB	3	1	2	3	1	1	2				
Michael LaValliere, L (1.2) OBP: 0.352, SLG: 0.292	P5				G5-4-3		F7		E4 BB	4	0	0	0	0	0	5				
Jose Lind, R (1.4) OBP: 0.273, SLG: 0.291		1B					F8		L4	3	1	1	2	1	0	3				
Doug Drabek, R (1.1) Bob Patterson, R (8.1) OBP: 0.074, SLG: 0.111 OBP: 0.500, SLG: 0.600	K				SH BB				K	2	0	1	0	0	1	1				
Inning Stats	R: 0 E: 0 K: 0 S: 6	H: 0 LOB: 0 BB: 0 P: 11	R: 2 E: 0 K: 2 S: 14	H: 2 LOB: 1 BB: 1 P: 22	R: 0 E: 0 K: 3 S: 10	H: 0 LOB: 0 BB: 0 P: 17	R: 1 E: 0 K: 0 S: 5	H: 2 LOB: 0 BB: 0 P: 8	R: 1 E: 1 K: 0 S: 11	H: 0 LOB: 2 BB: 2 P: 21	R: 1 E: 0 K: 0 S: 8	H: 2 LOB: 2 BB: 1 P: 20	R: 0 E: 0 K: 1 S: 11	H: 1 LOB: 1 BB: 1 P: 22	R: 2 E: 1 K: 1 S: 18	H: 2 LOB: 2 BB: 1 P: 30		1B: 4 2B: 4 3B: 0 HR: 2	SF: 0 SAC: 1 DP: 2 HBP: 0	WP: 0 PB: 0 SB: 3 CS: 0
PITCHER	IP WLS BF H R ER SO BB IBB HBP BLK WP HR S P ERA WHIP																			
Dwight Gooden, R (1.1) ERA: 3.95	5.1 L 24 4 0 0 0 0 4 0 0 0 0 0 50 92 6.75 1.875																			
Paul Gibson, L (6.1) ERA: 4.56	1.2 7 1 0 0 1 1 0 0 0 0 0 0 15 29 0.00 1.200																			
Mark Dewey, R (8.1) ERA: 6.52	1.0 7 2 2 2 1 1 0 0 0 0 0 1 18 30 18.00 3.000																			

AB	31
R	7
H	9
RBI	6
BB	6
SO	7
LOB	21



Batter	1	2	3	4	5	6	7	8	9	10	AB	R	H	RBI	BB	SO	LOB	TOP					
Vince Coleman, S OBP: 0.442, SLG: 0.462	(1, 7) 2-2 L9 1B 2B 1B	0-0 G5-3			3-2 G5-3		0-1 F8		2-0 SH1-4 2H 2B		5	1	2	1	0	0	1						
Willie Randolph, R OBP: 0.358, SLG: 0.321	(1, 4) 2-1 2B 1B		2-1 G4-3		4-1 1B 2B BB		2-2 1B		2-1 SH1-4		3	1	2	0	1	0	0						
Howard Johnson, S OBP: 0.341, SLG: 0.346	(1, 8) 0-1 L9		2-1 F9		1-0 2B 1B		1-1 1B		4-2 BB		4	0	2	0	1	0	2						
Eddie Murray, S OBP: 0.347, SLG: 0.435	(1, 3) 1-1 2B		0-0 F9		0-0 2B		0-0 P3		1-1 L6		5	0	2	2	0	0	4						
Bobby Bonilla, S OBP: 0.305, SLG: 0.390	(1, 9) 1-3 K		0-0 SH1-3 G6-3 2B		1-0 G4-3		0-0 G6-3		2-3 K		5	1	1	0	0	2	6						
John Franco, L (9, 1)											0	0	0	0	0	0	0						
John Franco, L (10, 1)											0	0	0	0	0	0	0						
Dave Magadan, L OBP: 0.300, SLG: 0.383	(1, 5) 1-1 G4-3		0-0 SH1-3		1-1 G4-3		2-2 1B		2-2 F8		3	0	1	0	0	0	2						
Junior Noboa, R OBP: 0.244, SLG: 0.162	(8, PR)		2-3 G6-3		3-3 K		1-2 1B		0-0 F8		0	0	0	0	0	0	0						
Charlie O'Brien, R OBP: 0.323, SLG: 0.345	(8, 2)		2-3 F8		1-2 G4-3		1-2 FC5-4-5-4		2-0 1B		1	0	0	0	0	0	0						
Dick Schofield, R OBP: 0.335, SLG: 0.308	(1, 6)		1-3 K		2-0 G6-3		1-2 1B		0-0 F8		5	0	1	1	0	2	0						
Todd Hundley, S OBP: 0.271, SLG: 0.305	(1, 2)		1-3 K		0-0 G4-3		1-2 FC5-4-5-4		2-0 1B		3	0	0	0	0	1	0						
Chico Walker, S OBP: 0.254, SLG: 0.262	(8, PH)										1	0	0	0	0	0	2						
Bill Pecota, R OBP: 0.247, SLG: 0.225	(9, 5)										1	0	1	0	0	0	0						
David Cone, L OBP: 0.121, SLG: 0.065	(1, 1)		1-1 1B		0-3 K		0-3 K		1-1 2B 2B		3	0	1	0	0	2	0						
Daryl Boston, L OBP: 0.317, SLG: 0.395	(9, PH)										2	1	1	0	0	0	1						
Daryl Boston, L (9, 9)																							
Inning Stats	R: 1 E: 0 K: 1 S: 15	H: 3 LOB: 2 BB: 0 P: 21	R: 0 E: 0 K: 2 S: 9	H: 1 LOB: 1 BB: 0 P: 12	R: 0 E: 0 K: 0 S: 5	H: 0 LOB: 0 BB: 0 P: 9	R: 1 E: 0 K: 1 S: 6	H: 1 LOB: 0 BB: 0 P: 9	R: 1 E: 0 K: 1 S: 12	H: 2 LOB: 2 BB: 0 P: 13	R: 0 E: 0 K: 1 S: 12	H: 2 LOB: 2 BB: 0 P: 15	R: 0 E: 0 K: 1 S: 11	H: 2 LOB: 1 BB: 0 P: 15	R: 1 E: 0 K: 1 S: 12	H: 2 LOB: 2 BB: 1 P: 24	R: 0 E: 0 K: 0 S: 6	H: 1 LOB: 1 BB: 0 P: 11	1B: 9 2B: 5 3B: 0 HR: 0	SF: 0 SAC: 2 DP: 1 HBP: 0	WP: 0 PB: 0 SB: 0 CS: 0	PA: 45	
PITCHER	IP WLS BF H R ER SO BB IBB HBP BLK WP HR S P ERA WHIP	Zane Smith, L ERA: 3.42	7.1 1 34 11 3 3 6 1 0 0 0 0 0 0 76 111 3.68 1.636	Roger Mason, R ERA: 3.25	1.0 0 4 2 1 1 0 0 0 0 0 0 0 0 8 14 9.00 2.000	Jerry Don Gleaton, L ERA: 5.27	0.2 0 3 0 0 0 1 0 0 0 0 0 0 0 7 14 0.00 1.500	Stan Belinda, R ERA: 4.03	1.0 W 4 1 0 0 0 0 0 0 0 0 0 0 6 11 0.00 1.000														

New York Mets @ Pittsburgh Pirates
Three Rivers Stadium, Pittsburgh, PA
Fri Jun 05 1992, 7:05 PM EDT
Att: 23,957 - Cloudy - 68 F

AB 41
R 4
H 14
RBI 4
BB 2
SO 7
LOB 18



Batter	1	2	3	4	5	6	7	8	9	10	AB	R	H	RBI	BB	SO	LOB	BOTTOM				
Orlando Merced, S OBP: 0.362, SLG: 0.349	(1, 3) 0-3 K	2-2 G4-3			0-2 G3-1		0-1 G4-6-3			3-2 P8	5	0	0	0	0	1	2					
Jay Bell, R OBP: 0.343, SLG: 0.322	(1, 6) 4-2 1B BB	3-3 K			0-2 G6-3		1-2 G4-6-3 1B			3-2 1B 3B	4	1	2	0	1	1	1					
Andy Van Slyke, L OBP: 0.444, SLG: 0.503	(1, 8) 3-1 SAFE SAFE SAFE 1B	2-2 G6-3			3-1 HR		4-0 G4-6-3 BB			4-1 1B IBB BB	3	1	2	1	2	0	1					
Barry Bonds, L OBP: 0.434, SLG: 0.617	(1, 7) 3-3 SAFE 1B		1-2 G3-1		1-3 K		0-1 G4-6-3			4-0 1B IBB	4	0	0	0	1	2	4					
Gary Varsho, L OBP: 0.291, SLG: 0.415	(1, 9) 3-2 G4-3		1-0 P4 WP 1B		0-0 P2		2-3 K			1-0 1B	4	0	1	0	0	1	3					
Stan Belinda, R OBP: 0.327, SLG: 0.371	(10, PH)									1-2 2-3 3H 1B	1	0	1	1	0	0	0					
Lloyd McClendon, R OBP: 0.357, SLG: 0.451	(1, 5) 4-2 1B BB		3-1 P4		2-3 K		1-0 F8		0-2 F8		3	1	0	0	1	1	1					
Michael LaValliere, L OBP: 0.348, SLG: 0.290	(1, 2)	3-2 1B BB		0-2 G6-3			3-2 F8		0-3 K		4	1	1	0	0	1	0					
Jose Lind, R OBP: 0.279, SLG: 0.297	(1, 4)	3-2 2B 1B		3-2 G6-3			2-1 G4-6-3 1B		1-0 G5-3		4	1	2	1	0	0	0					
Zane Smith, L OBP: 0.161, SLG: 0.200	(1, 1)	0-0 G4-3 2B		1-2 L3			2-2 P2			1-1 G3	3	0	1	2	0	0	1					
Roger Mason, R ERA: 3.25	(8, 1)										0	0	0	0	0	0	0					
Jerry Don Gleaton, L ERA: 5.27	(9, 1)										0	0	0	0	0	0	0					
Cecil Espy, S OBP: 0.350, SLG: 0.413	(10, 9)										1	0	0	0	0	0	0					
Inning Stats	R: 0 E: 0 K: 2 S: 13	H: 1 LOB: 1 BB: 1 P: 26	R: 3 E: 0 K: 1 S: 21	H: 3 LOB: 1 BB: 1 P: 38	R: 0 E: 0 K: 0 S: 6	H: 1 LOB: 0 BB: 0 P: 11	R: 0 E: 0 K: 0 S: 11	H: 0 LOB: 0 BB: 0 P: 15	R: 1 E: 0 K: 1 S: 11	H: 1 LOB: 0 BB: 0 P: 15	R: 0 E: 0 K: 1 S: 8	H: 1 LOB: 0 BB: 0 P: 11	R: 0 E: 0 K: 1 S: 8	H: 1 LOB: 1 BB: 1 P: 15	R: 0 E: 0 K: 1 S: 10	H: 0 LOB: 0 BB: 0 P: 11	R: 1 E: 0 K: 0 S: 10	H: 2 LOB: 3 BB: 2 P: 26	1B: 7 2B: 1 3B: 1 HR: 1	SF: 0 SAC: 0 DP: 2 HBP: 0	WP: 1 PB: 0 SB: 1 CS: 0	PA: 41
PITCHER	IP WLS BF H R ER SO BB IBB HBP BLK WP HR S P ERA WHIP	David Cone, R ERA: 2.48	8.0 L 6 1 1 1 0 0 0 0 0 0 0 0 83 139 5.40 0.600	Jeff Innis, R ERA: 3.25	1.2 L 6 1 1 1 0 0 0 0 0 0 0 0 18 26 5.40 0.600	John Franco, L ERA:	0.0 3 1 0 0 0 1 1 0 0 0 0 0 2 11 ∞ ∞															

New York Mets @ Pittsburgh Pirates
Three Rivers Stadium, Pittsburgh, PA
Fri Jun 05 1992, 7:05 PM EDT
Att: 23,957 - Cloudy - 68 F

AB 36
R 5
H 10
RBI 5
BB 5
SO 7
LOB 13



Batter	1	2	3	4	5	6	7	8	9	AB	R	H	RBI	BB	SO	LOB	TOP					
Vince Coleman, S (1, 7) OBP: 0.431, SLG: 0.444	1-3 K		3-2 G5-3			1-1 SH1-3		2-2 L9		3	0	0	0	0	1	0						
Dick Schofield, R (1, 6) OBP: 0.330, SLG: 0.303	1-1 G3-1		1-3 K			3-2 1B			2-1 L4	4	0	1	0	0	0	1						
Howard Johnson, S (1, 8) OBP: 0.344, SLG: 0.346	1-1 G4-3			0-1 G4-6-3 1B		1-2 P9			0-1 F8	4	0	1	0	0	0	2						
Eddie Murray, S (1, 3) OBP: 0.348, SLG: 0.432		2-1 F8		0-1 P4		0-0 G5-3			1-0 2B 1B	4	0	1	0	0	0	3						
Bobby Bonilla, S (1, 9) OBP: 0.381, SLG: 0.431		0-0 FC6-4 1B		3-0 G4-6-3 1-2f					1-0 2B	4	0	2	0	0	0	1						
Dave Magadan, L (1, 5) OBP: 0.399, SLG: 0.376		1-2 FC6-4 BB 1-2f			4-0 G5-4-3 BB				1-1 G4-3	3	0	0	0	1	1	3						
Bill Pecota, R (1, 4) OBP: 0.244, SLG: 0.213		4-1 FC5 BB			0-3 K				1-1 G4-3	2	0	0	0	1	1	1						
Todd Hundley, S (1, 2) OBP: 0.262, SLG: 0.319		1-0 FC5 1-2f			1-2 G5-4-3 1-2f				1-3 K	3	0	0	0	0	1	3						
Pete Schourek, L (1, 1) OBP: 0.250, SLG: 0.250			0-0 G4-3						0-2 G5-3	2	0	1	0	0	0	0						
Wally Whitehurst, R (6, PH) OBP: 0.333, SLG: 0.400										0	0	0	0	0	0	0						
Junior Noboa, R (8, PH) OBP: 0.238, SLG: 0.158										1	0	0	0	0	0	0						
Paul Gibson, R (8, 1)										0	0	0	0	0	0	0						
Jeff Innis, R (8, 1)										0	0	0	0	0	0	0						
Inning Stats	R: 0 E: 0 K: 1 S: 9	H: 0 LOB: 0 BB: 0 P: 12	R: 0 E: 0 K: 0 S: 8	H: 1 LOB: 2 BB: 1 P: 16	R: 0 E: 0 K: 1 S: 8	H: 0 LOB: 0 BB: 0 P: 12	R: 0 E: 0 K: 0 S: 5	H: 1 LOB: 0 BB: 0 P: 8	R: 0 E: 0 K: 1 S: 7	H: 0 LOB: 0 BB: 1 P: 12	R: 0 E: 0 K: 1 S: 12	H: 2 LOB: 2 BB: 0 P: 17	R: 0 E: 0 K: 1 S: 8	H: 0 LOB: 0 BB: 0 P: 14	R: 0 E: 0 K: 1 S: 11	H: 0 LOB: 0 BB: 0 P: 14	R: 0 E: 0 K: 0 S: 8	H: 2 LOB: 2 BB: 0 P: 13	1B: 5 2B: 1 3B: 0 HR: 0	SF: 0 SAC: 1 DP: 2 HBP: 0	WP: 0 PB: 0 SB: 0 CS: 0	PA: 33
PITCHER Randy Tomlin, L (1, 1) ERA: 3.26	IP: 9.0 WLS: W BF: 33 H: 6 R: 0 ER: 0 SO: 5 BB: 2 IBB: 0 HBP: 0 BLK: 0 WP: 0 HR: 0 S: 76 P: 118 ERA: 0.00 WHIP: 0.889											PITCHER	IP: 9.0 WLS: W BF: 33 H: 6 R: 0 ER: 0 SO: 5 BB: 2 IBB: 0 HBP: 0 BLK: 0 WP: 0 HR: 0 S: 76 P: 118 ERA: 0.00 WHIP: 0.889									

New York Mets @ Pittsburgh Pirates
Three Rivers Stadium, Pittsburgh, PA
Sun Jun 07 1992, 3:33 AM EDT
Att: 33,451 - Cloudy - 79 F

AB 30
R 0
H 6
RBI 0
BB 2
SO 5
LOB 13



Batter	1	2	3	4	5	6	7	8	9	AB	R	H	RBI	BB	SO	LOB	BOTTOM					
Jeff King, R (1, 3) OBP: 0.247, SLG: 0.323	3-1 F8		2-0 G4-3 1-2f		0-0 F9		0-0 P4			4	0	0	0	0	0	3						
Jay Bell, R (1, 6) OBP: 0.345, SLG: 0.329	1-0 G5-3			2-1 G4-3 1B		1-2 F8 1B 2B	1-1 G4-3			4	1	2	0	0	0	0						
Andy Van Slyke, L (1, 8) OBP: 0.439, SLG: 0.500	1-3 K			2-2 G4-3		0-0 F8	2-2		2-2 2B	4	0	1	0	0	1	2						
Lloyd McClendon, R (1, 9) OBP: 0.392, SLG: 0.375		1-3 K		4-1 FC6-4 BB		0-1 BB WP E 1B	0-3 K2-3			2	1	1	1	1	1	0						
Cecil Espy, S (7, 9) OBP: 0.341, SLG: 0.403										1	0	0	0	0	1	1						
Barry Bonds, L (1, 7) OBP: 0.443, SLG: 0.614		0-0 L6		1-0 P5		4-0 BB E BB 1B		4-1 CS BB		2	1	0	0	2	0	2						
Steve Buechele, R (1, 5) OBP: 0.353, SLG: 0.440		2-1 F9		2-2 FC6-4 1-2f		4-0 E5 E BB		1-2 E 1B		3	0	1	0	1	0	2						
Don Slaught, R (1, 2) OBP: 0.405, SLG: 0.507			2-3 K		0-1 F8	2-1 E5		0-3 K		4	0	0	1	0	2	2						
Jose Lind, R (1, 4) OBP: 0.296, SLG: 0.316			0-1 1B 2B		1-0 FC5-6 1B			0-1 E5		3	0	2	0	1	0	1						
Randy Tomlin, L (1, 1) OBP: 0.217, SLG: 0.143			1-0 G4-3 2-3 1B		2-1 FC5-6	0-3 K		2-3 K		4	0	1	0	0	2	5						
Inning Stats	R: 0 E: 0 K: 1 S: 6	H: 0 LOB: 0 BB: 0 P: 11	R: 0 E: 0 K: 1 S: 6	H: 0 LOB: 0 BB: 0 P: 9	R: 0 E: 0 K: 1 S: 8	H: 2 LOB: 1 BB: 0 P: 13	R: 0 E: 0 K: 0 S: 11	H: 1 LOB: 2 BB: 1 P: 22	R: 0 E: 0 K: 1 S: 6	H: 1 LOB: 1 BB: 0 P: 9	R: 3 E: 1 K: 1 S: 14	H: 2 LOB: 3 BB: 3 P: 29	R: 0 E: 0 K: 1 S: 9	H: 1 LOB: 1 BB: 0 P: 12	R: 0 E: 1 K: 2 S: 11	H: 1 LOB: 2 BB: 1 P: 19	R: 0 E: 0 K: 2 S: 11	H: 1 LOB: 2 BB: 1 P: 19	1B: 5 2B: 3 3B: 0 HR: 0	SF: 0 SAC: 0 DP: 1 HBP: 0	WP: 1 PB: 0 SB: 0 CS: 1	PA: 36
PITCHER Pete Schourek, L (1, 1) ERA: 2.38	IP: 1.2 WLS: L BF: 8 H: 1 R: 0 ER: 0 SO: 2 BB: 1 IBB: 0 HBP: 0 BLK: 0 WP: 0 HR: 0 S: 45 P: 77 ERA: 0.00 WHIP: 1.500											PITCHER	IP: 1.2 WLS: L BF: 8 H: 1 R: 0 ER: 0 SO: 2 BB: 1 IBB: 0 HBP: 0 BLK: 0 WP: 0 HR: 0 S: 45 P: 77 ERA: 0.00 WHIP: 1.500									
Wally Whitehurst, R (6, 1) ERA: 2.93	IP: 0.0 WLS: 1 BF: 1 H: 0 R: 0 ER: 0 SO: 0 BB: 0 IBB: 0 HBP: 0 BLK: 0 WP: 0 HR: 0 S: 1 P: 5 ERA: 4.50 WHIP: 1.000											PITCHER	IP: 0.0 WLS: 1 BF: 1 H: 0 R: 0 ER: 0 SO: 0 BB: 0 IBB: 0 HBP: 0 BLK: 0 WP: 0 HR: 0 S: 1 P: 5 ERA: 4.50 WHIP: 1.000									
Paul Gibson, L (8, 1) ERA: 4.56	IP: 1.0 WLS: 4 BF: 1 H: 1 R: 0 ER: 0 SO: 2 BB: 0 IBB: 0 HBP: 0 BLK: 0 WP: 0 HR: 0 S: 10 P: 14 ERA: 0.00 WHIP: 1.000											PITCHER	IP: 1.0 WLS: 4 BF: 1 H: 1 R: 0 ER: 0 SO: 2 BB: 0 IBB: 0 HBP: 0 BLK: 0 WP: 0 HR: 0 S: 10 P: 14 ERA: 0.00 WHIP: 1.000									

New York Mets @ Pittsburgh Pirates
Three Rivers Stadium, Pittsburgh, PA
Sun Jun 07 1992, 3:33 AM EDT
Att: 33,451 - Cloudy - 79 F

AB 31
R 3
H 8
RBI 2
BB 5
SO 7
LOB 18



Batter	1	2	3	4	5	6	7	8	9	AB	R	H	RBI	BB	SO	LOB	TOP			
Jeff King, R OBP: 0.242, SLG: 0.316 (1, 3)	F7		G5-3			G1-3		G6-3		4	0	0	0	0	0	1				
Jay Bell, R OBP: 0.343, SLG: 0.332 (1, 6)	2B		G4-3			L6		G6-3		4	0	1	0	0	0	0				
Andy Van Slyke, L OBP: 0.431, SLG: 0.490 (1, 8)	F7					G6-3		G6-3		4	0	0	0	0	0	1				
Barry Bonds, L OBP: 0.440, SLG: 0.604 (1, 7)	IBB					F9		L9		3	0	0	0	1	1	0				
Orlando Merced, S OBP: 0.352, SLG: 0.346 (1, 9)	F8					G3				3	0	1	0	0	0	2				
Steve Buechele, R OBP: 0.348, SLG: 0.433 (1, 5)		P8				F8				3	0	0	0	0	0	1				
Michael LaValliere, L OBP: 0.349, SLG: 0.302 (1, 2)	G4-1					F7		G4-3 2B		3	0	1	0	0	0	0				
Jose Lind, R OBP: 0.291, SLG: 0.310 Victor Cole, S (8, 1)	G6-3					G6-3		F9		3	0	0	0	0	0	1				
Vicente Palacios, R OBP: 0.083, SLG: 0.083 (3, PH) Gary Varsho, L OBP: 0.291, SLG: 0.400 (3, 1) Jerry Don Gleaton, L OBP: 0.143, SLG: 0.143 (8, PH) Carlos Garcia, R OBP: 0.143, SLG: 0.143 (8, 4)			P5			F7		G4-3		0	0	0	0	0	0	0				
										1	0	0	0	0	0	0				
										1	0	0	0	0	0	0				
										1	0	0	0	0	0	1				
Inning Stats	R: 0 E: 0 K: 0 S: 6	H: 1 LOB: 2 BB: 1 P: 14	R: 0 E: 0 K: 0 S: 9	H: 0 LOB: 0 BB: 0 P: 13	R: 0 E: 0 K: 0 S: 10	H: 0 LOB: 0 BB: 0 P: 14	R: 0 E: 0 K: 1 S: 15	H: 1 LOB: 1 BB: 0 P: 22	R: 0 E: 0 K: 0 S: 16	H: 0 LOB: 0 BB: 0 P: 21	R: 0 E: 0 K: 0 S: 6	H: 0 LOB: 0 BB: 0 P: 7	R: 0 E: 0 K: 0 S: 11	H: 1 LOB: 1 BB: 0 P: 19	R: 0 E: 0 K: 0 S: 9	H: 0 LOB: 0 BB: 0 P: 10	1B: 0 2B: 3 3B: 0 HR: 0	SF: 0 SAC: 0 DP: 0 HBP: 0	WP: 0 PB: 0 SB: 0 CS: 0	PA: 31
PITCHER Curt Schilling, R ERA: 2.09 (1, 1)	IP: 9.0 WLS: W BF: 31 H: 3 R: 0 ER: 0 SO: 1 BB: 0 IBB: 1 HBP: 0 BLK: 0 WP: 0 HR: 0 S: 88 P: 128 ERA: 0.00 WHIP: 0.333																			

Pittsburgh Pirates @ Philadelphia Phillies
Veterans Stadium, Philadelphia, PA
Mon Jun 08 1992, 7:05 PM EDT
Att: 21,040 - Cloudy - 82 F

AB 30
R 0
H 3
RBI 0
BB 1
SO 1
LOB 7



Batter	1	2	3	4	5	6	7	8	9	AB	R	H	RBI	BB	SO	LOB	BOTTOM			
Lenny Dykstra, L OBP: 0.355, SLG: 0.375 (1, 8)	G3-6 BB	HR 1B		1B		1B		1B		4	1	4	0	1	0	0				
Mariano Duncan, R OBP: 0.287, SLG: 0.393 (1, 7)	F9	1-H 3-H HR		1B		K		F9		5	1	2	3	0	1	3				
Dave Hollins, S OBP: 0.389, SLG: 0.416 (1, 5)	G3-6 1-2	F9		F7		K		K		4	0	0	0	0	1	3				
John Kruk, L OBP: 0.457, SLG: 0.495 (1, 3)		F9 WP 1B	G6-3	K		G4-3		G4-3		4	1	1	0	0	1	2				
Darren Daulton, L OBP: 0.415, SLG: 0.593 (1, 2)	F9	F9	F9		F8	HR		HR		4	1	1	1	0	0	1				
Ruben Amaro Jr. S OBP: 0.333, SLG: 0.358 (1, 9)	FC5-4 1B	1B	1B	1B		G6-3		1B		4	0	3	1	0	0	0				
Mickey Morandini, L OBP: 0.325, SLG: 0.369 (1, 4)	FC5-4 WP 1B	1B	1B	1B		G4-3		G4-3		4	1	1	0	0	0	2				
Dale Sveum, S OBP: 0.215, SLG: 0.183 (1, 6)	WP 2B	1B	F9		F8			P5		4	1	1	0	0	0	2				
Curt Schilling, R OBP: 0.063, SLG: 0.125 (1, 1)	1B HR 2B			K		G6-3		G1-3		4	1	1	2	0	1	0				
Inning Stats	R: 0 E: 0 K: 0 S: 4	H: 0 LOB: 0 BB: 1 P: 11	R: 6 E: 0 K: 0 S: 22	H: 6 LOB: 0 BB: 0 P: 33	R: 0 E: 0 K: 0 S: 12	H: 2 LOB: 2 BB: 0 P: 20	R: 0 E: 0 K: 2 S: 15	H: 2 LOB: 2 BB: 0 P: 20	R: 0 E: 0 K: 1 S: 9	H: 0 LOB: 0 BB: 0 P: 13	R: 0 E: 0 K: 1 S: 9	H: 1 LOB: 1 BB: 0 P: 11	R: 1 E: 0 K: 1 S: 11	H: 2 LOB: 1 BB: 0 P: 21	R: 0 E: 0 K: 0 S: 4	H: 1 LOB: 1 BB: 0 P: 6	1B: 11 2B: 1 3B: 0 HR: 2	SF: 0 SAC: 0 DP: 1 HBP: 0	WP: 2 PB: 0 SB: 0 CS: 0	PA: 38
PITCHER Vicente Palacios, R ERA: 4.05 Jerry Don Gleaton, L ERA: 4.34 Victor Cole, R ERA: 15.43 (1, 1) (3, 1) (8, 1)	IP: 2.0 WLS: L BF: 12 H: 6 R: 6 ER: 6 SO: 6 BB: 1 IBB: 0 HBP: 0 BLK: 0 WP: 1 HR: 1 S: 26 P: 44 ERA: 27.00 WHIP: 3.500																			

Pittsburgh Pirates @ Philadelphia Phillies
Veterans Stadium, Philadelphia, PA
Mon Jun 08 1992, 7:05 PM EDT
Att: 21,040 - Cloudy - 82 F

AB 37
R 7
H 14
RBI 7
BB 1
SO 4
LOB 13



Batter	1	2	3	4	5	6	7	8	9	AB	R	H	RBI	BB	SO	LOB	TOP					
Jeff King, R OBP: 0.241, SLG: 0.309 (1, 3)	L6		K	1B		FC 2B		G4-3		4	1	0	0	0	1	2	Pittsburgh Pirates @ Philadelphia Phillies Veterans Stadium, Philadelphia, PA Tue Jun 09 1992, 7:05 PM EDT Att: 29,138 - Sunny - 79 F					
Jay Bell, R OBP: 0.344, SLG: 0.330 (1, 6)	K		WP 1B BB			G1-3		K		4	0	1	2	1	2	2						
Andy Van Slyke, L OBP: 0.430, SLG: 0.492 (1, 8)	G6-3		WP 1B					K		5	0	2	3	0	1	2						
Barry Bonds, L OBP: 0.439, SLG: 0.595 (1, 7)		G3				G4-3			K	3	0	0	0	2	1	0						
Orlando Merced, S OBP: 0.348, SLG: 0.336 (1, 9)		BB BB BB	G3-6-1			F7		K		4	0	0	0	1	1	5						
Steve Buechele, R OBP: 0.358, SLG: 0.439 Denny Neagle, L (9, 1)		BB BB		L7		FC6-4 BB		G4-3 2B		2	0	1	0	3	0	0						
Michael LaValliere, L OBP: 0.350, SLG: 0.293 (1, 2)						FC6-4 1B		G4-3		3	0	0	0	2	1	3						
Jose Lind, R OBP: 0.296, SLG: 0.314 (1, 4)		G6-4-3				FC1-5 1B		G5-3		4	2	2	0	0	0	4						
Doug Drabek, R OBP: 0.100, SLG: 0.133 (7, PH)						HBP 1B		WP E 2B		3	2	1	0	0	0	3						
Cecil Espy, S OBP: 0.337, SLG: 0.397 Bob Patterson, R OBP: 0.500, SLG: 0.600 Roger Mason, R (9, 1)						FC1-5 1B		P3		1	0	0	0	0	0	1						
Lloyd McClendon, R OBP: 0.392, SLG: 0.375 (9, 3)						HBP 1B		L8		0	0	0	0	0	0	0						
Inning Stats	R: 0 E: 0 K: 1 S: 7	H: 0 LOB: 0 BB: 0 P: 8	R: 0 E: 0 K: 0 S: 6	H: 0 LOB: 2 BB: 3 P: 23	R: 1 E: 0 K: 1 S: 11	H: 2 LOB: 2 BB: 2 P: 25	R: 2 E: 0 K: 0 S: 10	H: 2 LOB: 2 BB: 1 P: 23	R: 0 E: 1 K: 1 S: 10	H: 1 LOB: 1 BB: 0 P: 12	R: 0 E: 0 K: 2 S: 9	H: 0 LOB: 0 BB: 0 P: 14	R: 0 E: 0 K: 2 S: 10	H: 0 LOB: 1 BB: 1 P: 19	R: 0 E: 0 K: 2 S: 10	H: 0 LOB: 1 BB: 1 P: 19	1B: 5 2B: 2 3B: 0 HR: 0	SF: 0 SAC: 0 DP: 2 HBP: 1	WP: 2 PB: 0 SB: 0 CS: 0	PA: 43		
PITCHER	IP WLS BF H R ER SO	IP WLS BF H R ER SO	IP WLS BF H R ER SO	IP WLS BF H R ER SO	IP WLS BF H R ER SO	IP WLS BF H R ER SO	IP WLS BF H R ER SO	IP WLS BF H R ER SO	IP WLS BF H R ER SO	IP WLS BF H R ER SO	IP WLS BF H R ER SO	IP WLS BF H R ER SO	IP WLS BF H R ER SO	IP WLS BF H R ER SO	IP WLS BF H R ER SO	IP WLS BF H R ER SO	ERA WHIP	ERA WHIP				
Ben Rivera, R ERA: 3.98	2.1	13	2	1	1	2	4	1	0	0	0	0	0	0	0	0	0	3.86	2.571			
Cliff Brantley, R ERA: 5.09	2.2	12	2	2	2	0	2	0	1	0	0	0	0	0	0	0	0	6.75	1.500			
Mike Hartley, R ERA: 1.74	1.0	L	2	2	2	0	1	0	1	0	0	0	0	0	0	0	0	0.00	2.000			
Bob Ayrault, R ERA: 6.75	2.0	7	1	0	0	2	0	0	0	0	0	0	0	0	0	0	0	0.00	0.500			
Wally Ritchie, L ERA: 1.99	1.0	4	0	0	0	2	1	0	0	0	0	0	0	0	0	0	0	0.00	1.000			
Batter	1	2	3	4	5	6	7	8	9	AB	R	H	RBI	BB	SO	LOB	BOTTOM					
Lenny Dykstra, L OBP: 0.351, SLG: 0.370 (1, 8)	G6-3		G4-3			E8 E G1-6-3 1B		E6		5	1	1	1	0	0	1	Pittsburgh Pirates @ Philadelphia Phillies Veterans Stadium, Philadelphia, PA Tue Jun 09 1992, 7:05 PM EDT Att: 29,138 - Sunny - 79 F					
Mariano Duncan, R OBP: 0.285, SLG: 0.389 (1, 7)	G1-3		K			G1-6-3 E FC3-2 1B		K		5	0	1	0	0	2	1						
Dave Hollins, S OBP: 0.385, SLG: 0.411 (1, 5)	F9					FC FC3-2 G1-6-3 1-2 2-3		B5-3		5	0	1	0	0	1	2						
John Kruk, L OBP: 0.460, SLG: 0.495 (1, 3)		2B 1B	G6-3			G1-6-3				4	0	2	1	1	0	3						
Darren Daulton, L OBP: 0.415, SLG: 0.602 (1, 2)	P6					HR		FC3-2 IBB		4	1	1	1	1	1	3						
Ruben Amaro Jr. S OBP: 0.331, SLG: 0.362 (1, 9)						K		FC3-2		4	0	1	0	0	1	4						
Mickey Morandini, L OBP: 0.316, SLG: 0.359 (1, 4)		K				F8		G4-3		4	0	0	0	0	1	5						
Dale Sveum, S OBP: 0.217, SLG: 0.176 (1, 6)						F7		K		3	0	0	0	1	1	0						
Ben Rivera, R ERA: 3.04	6.0	W	29	7	3	3	5	0	0	0	0	0	0	0	0	0		4.50	1.167			
Bob Patterson, L ERA: 2.1	2.0	8	2	0	0	0	0	0	0	0	0	0	0	0	0	0		0.00	1.000			
Roger Mason, R ERA: 3.19	0.2	3	0	0	0	1	1	0	0	0	0	0	0	0	0	0	0.00	1.500				
Denny Neagle, L ERA: 4.5	0.1	S	1	0	0	0	1	0	0	0	0	0	0	0	0	0	0.00	0.000				
Inning Stats	R: 0 E: 0 K: 0 S: 7	H: 0 LOB: 0 BB: 0 P: 11	R: 0 E: 0 K: 1 S: 15	H: 2 LOB: 3 BB: 1 P: 28	R: 0 E: 0 K: 1 S: 8	H: 1 LOB: 1 BB: 0 P: 12	R: 1 E: 0 K: 1 S: 19	H: 1 LOB: 0 BB: 0 P: 29	R: 2 E: 2 K: 0 S: 17	H: 3 LOB: 3 BB: 1 P: 29	R: 0 E: 1 K: 2 S: 9	H: 0 LOB: 1 BB: 0 P: 16	R: 0 E: 0 K: 0 S: 7	H: 1 LOB: 1 BB: 0 P: 11	R: 0 E: 0 K: 0 S: 13	H: 1 LOB: 1 BB: 0 P: 18	R: 0 E: 0 K: 2 S: 9	H: 0 LOB: 1 BB: 1 P: 14	1B: 5 2B: 3 3B: 0 HR: 1	SF: 0 SAC: 0 DP: 0 HBP: 0	WP: 0 PB: 0 SB: 0 CS: 0	PA: 41
PITCHER	IP WLS BF H R ER SO	IP WLS BF H R ER SO	IP WLS BF H R ER SO	IP WLS BF H R ER SO	IP WLS BF H R ER SO	IP WLS BF H R ER SO	IP WLS BF H R ER SO	IP WLS BF H R ER SO	IP WLS BF H R ER SO	IP WLS BF H R ER SO	IP WLS BF H R ER SO	IP WLS BF H R ER SO	IP WLS BF H R ER SO	IP WLS BF H R ER SO	IP WLS BF H R ER SO	IP WLS BF H R ER SO	ERA WHIP	ERA WHIP				

AB 33
R 5
H 7
RBI 5
BB 9
SO 7
LOB 22



AB 38
R 3
H 9
RBI 3
BB 3
SO 7
LOB 22



Batter	1	2	3	4	5	6	7	8	9	AB	R	H	RBI	BB	SO	LOB	TOP								
Jeff King, R OBP: 0.240, SLG: 0.322 (1, 3)	P6		G6-3		HR		F9			4	1	1	1	0	0	0									
Jay Bell, R OBP: 0.340, SLG: 0.326 (1, 6)	P4		P4				P2	G6-3		4	0	0	0	0	0	0									
Andy Van Slyke, L OBP: 0.427, SLG: 0.498 (1, 8)				1B 2B BB			K	F9		3	1	1	0	1	1	0									
Lloyd McClendon, R OBP: 0.364, SLG: 0.342 (1, 9)	P3			1B 2B			G5-3	F8		4	1	1	0	0	0	1									
Cecil Espy, S OBP: 0.353, SLG: 0.392 (8, 9)				1B						0	0	0	0	0	0	0									
Barry Bonds, L OBP: 0.431, SLG: 0.574 (1, 7)		F9		F9			L9		L3	4	0	0	0	0	0	2									
Steve Buechele, R OBP: 0.357, SLG: 0.433 (1, 5)		G6-3		1B FC5-2 2B			L5		K	4	0	1	2	0	1	0									
Don Slaught, R OBP: 0.314, SLG: 0.500 (1, 2)				1B FC5-2 1B			F9		1B 1B	4	0	3	0	0	0	0									
Jose Lind, R OBP: 0.294, SLG: 0.311 (1, 4)		K		FC5-2 1B			F7		1B 1B	4	0	1	0	0	1	3									
Randy Tomlin, L OBP: 0.192, SLG: 0.125 (1, 1)				1B						3	0	0	0	0	2	2									
Roger Mason, R (8, 1)										0	0	0	0	0	0	0									
Gary Redus, R (9, PH) OBP: 0.310, SLG: 0.260 (9, PH)										0	0	0	0	0	0	0									
Gary Varsho, L (9, PH) OBP: 0.288, SLG: 0.393 (9, PH)										1	0	0	0	0	0	2									
Bob Patterson, R OBP: 0.500, SLG: 0.600 (9, 1)										0	0	0	0	0	0	0									
Inning Stats	R: 0 E: 0 K: 0 S: 6	H: 1 LOB: 1 BB: 0 P: 11	R: 0 E: 0 K: 1 S: 8	H: 1 LOB: 1 BB: 0 P: 12	R: 0 E: 0 K: 0 S: 6	H: 0 LOB: 0 BB: 0 P: 9	R: 2 E: 0 K: 1 S: 15	H: 3 LOB: 2 BB: 1 P: 23	R: 1 E: 0 K: 1 S: 9	H: 1 LOB: 0 BB: 0 P: 15	R: 0 E: 0 K: 0 S: 7	H: 0 LOB: 0 BB: 0 P: 11	R: 0 E: 0 K: 1 S: 6	H: 0 LOB: 0 BB: 0 P: 9	R: 0 E: 0 K: 0 S: 10	H: 0 LOB: 0 BB: 0 P: 15	R: 0 E: 0 K: 1 S: 11	H: 2 LOB: 2 BB: 0 P: 17	1B: 5 2B: 1 3B: 1 HR: 1	SF: 0 SAC: 0 DP: 0 HBP: 0	WP: 0 PB: 0 SB: 0 CS: 0	PA: 36			
PITCHER	IP	WLS	BF	H	R	ER	SO	BB	IBB	HBP	BLK	WP	HR	S	P	ERA	WHIP								
Sid Fernandez, L (1, 1) ERA: 3.02	8.0	L	31	6	3	3	4	1	0	0	0	0	1	67	105	3.38	0.875								
Lee Guetterman, L (9, 1) ERA: 8.98	0.2		4	2	0	0	1	0	0	0	0	0	0	9	13	0.00	3.000								
Jeff Innis, R (9, 1) ERA: 3.77	0.1		1	0	0	0	0	0	0	0	0	0	0	2	4	0.00	0.000								

Pittsburgh Pirates @ New York Mets
Shea Stadium, Flushing, NY
Fri Jun 12, 1992, 7:05 PM EDT
Att: 38,976 - Sunny - 75 F

AB	35
R	3
H	8
RBI	3
BB	1
SO	5
LOB	10



Batter	1	2	3	4	5	6	7	8	9	AB	R	H	RBI	BB	SO	LOB	BOTTOM								
Vince Coleman, S OBP: 0.406, SLG: 0.419 (1, 7)	G6-3		K			F9		G4-3		4	0	0	1	0	1	2									
Willie Randolph, R OBP: 0.354, SLG: 0.313 (1, 4)	F8			F7		K		K		4	0	0	0	0	2	2									
Eddie Murray, S (1, 3)	G4-3			P2		G6-3			P2	4	0	0	0	0	0	0									
Bobby Bonilla, S (1, 9)				L9		G6-3			P4	4	0	1	0	0	0	0									
Howard Johnson, S (1, 8)		G5-4-3		G6-3		G6-3			G5-3	4	1	1	1	0	0	1									
Dave Magadan, L (1, 5)				G6-3		G6-3				2	0	0	0	1	0	0									
Dick Schofield, R (1, 6)				G4-3		G4-3			SH1-4 1B G4-3 1B	3	1	1	0	0	0	1									
Todd Hundley, S (1, 2)				G3					G4-3 SH1-4 1B	3	0	2	0	0	0	0									
Sid Fernandez, L (1, 1) OBP: 0.200, SLG: 0.233				G6-3					SH1-4	2	0	0	0	0	1	1									
Dave Gallagher, R (8, PH) OBP: 0.333, SLG: 0.379										0	0	0	0	0	0	0									
Lee Guetterman, L (9, 1) ERA: 3.05										0	0	0	0	0	0	0									
Jeff Innis, R (9, 1)										0	0	0	0	0	0	0									
Inning Stats	R: 0 E: 0 K: 0 S: 4	H: 0 LOB: 0 BB: 0 P: 8	R: 0 E: 0 K: 0 S: 6	H: 1 LOB: 1 BB: 1 P: 12	R: 0 E: 0 K: 1 S: 9	H: 0 LOB: 0 BB: 0 P: 12	R: 0 E: 0 K: 0 S: 10	H: 0 LOB: 0 BB: 0 P: 17	R: 0 E: 0 K: 2 S: 12	H: 1 LOB: 1 BB: 0 P: 19	R: 1 E: 0 K: 0 S: 10	H: 1 LOB: 0 BB: 0 P: 18	R: 1 E: 0 K: 1 S: 11	H: 2 LOB: 1 BB: 0 P: 21	R: 0 E: 0 K: 0 S: 7	H: 0 LOB: 0 BB: 0 P: 11	1B: 3 2B: 1 3B: 0 HR: 1	SF: 0 SAC: 1 DP: 1 HBP: 0	WP: 0 PB: 0 SB: 0 CS: 0	PA: 32					
PITCHER	IP	WLS	BF	H	R	ER	SO	BB	IBB	HBP	BLK	WP	HR	S	P	ERA	WHIP								
Randy Tomlin, L (1, 1) ERA: 3.18	7.1	W	27	5	2	2	3	1	0	0	0	0	1	70	119	2.46	0.818								
Roger Mason, R (8, 1) ERA: 3.05	0.2		2	0	0	0	1	0	0	0	0	0	0	4	7	0.00	0.000								
Bob Patterson, L (9, 1) ERA: 2.52	1.0	S	3	0	0	0	0	0	0	0	0	0	0	7	11	0.00	0.000								

Pittsburgh Pirates @ New York Mets
Shea Stadium, Flushing, NY
Fri Jun 12, 1992, 7:05 PM EDT
Att: 38,976 - Sunny - 75 F

AB	30
R	2
H	5
RBI	2
BB	1
SO	4
LOB	7



Batter	1	2	3	4	5	6	7	8	9	AB	R	H	RBI	BB	SO	LOB	TOP																	
Jeff King, R (1, 3) <small>OBP: 0.240, SLG: 0.321</small> Orlando Merced, S (8, PH) <small>OBP: 0.352, SLG: 0.348</small> Denny Neagle, L (8, 1) <small>OBP: 0.286, SLG: 0.333</small> Roger Mason, R (8, 1) <small>OBP: 0.286, SLG: 0.333</small> Bob Patterson, R (8, 1) <small>OBP: 0.286, SLG: 0.333</small> Stan Belinda, R (8, 1)										4	0	1	0	0	0	4																		
Jay Bell, R (1, 6) <small>OBP: 0.345, SLG: 0.333</small>										4	1	2	0	1	0	3																		
Andy Van Slyke, L (1, 8) <small>OBP: 0.430, SLG: 0.505</small>										5	0	3	0	0	0	3																		
Lloyd McClendon, R (1, 9) <small>OBP: 0.366, SLG: 0.346</small>										5	0	2	1	0	1	3																		
Barry Bonds, L (1, 7) <small>OBP: 0.430, SLG: 0.582</small>										4	1	1	1	1	0	5																		
Steve Buechele, R (1, 5) <small>OBP: 0.350, SLG: 0.423</small>										5	0	0	0	0	2	5																		
Don Slaught, R (1, 2) <small>OBP: 0.440, SLG: 0.536</small> Gary Varsho, L (8, PR) <small>OBP: 0.288, SLG: 0.393</small> Michael LaValliere, L (8, 2) <small>OBP: 0.352, SLG: 0.290</small>										4	0	4	0	0	0	0																		
Jose Lind, R (1, 4) <small>OBP: 0.291, SLG: 0.308</small>										5	0	1	0	0	1	7																		
Vicente Palacios, R (1, 1) <small>OBP: 0.071, SLG: 0.071</small> Gary Nields, R (8, PH) <small>OBP: 0.292, SLG: 0.292</small> Jerry Don Gleason, L (8, 1) <small>OBP: 0.286, SLG: 0.333</small> Jeff Robinson, R (8, 1) <small>OBP: 0.286, SLG: 0.333</small> Cecil Espy, S (8, PH) <small>OBP: 0.320, SLG: 0.388</small>										2	0	0	0	0	0	1																		
Inning Stats	R: 1 E: 0 K: 0 S: 14	H: 3 LOB: 2 BB: 0 P: 22	R: 0 E: 0 K: 1 S: 10	H: 1 LOB: 1 BB: 0 P: 14	R: 0 E: 0 K: 0 S: 8	H: 1 LOB: 1 BB: 0 P: 13	R: 0 E: 0 K: 0 S: 7	H: 1 LOB: 0 BB: 0 P: 9	R: 0 E: 0 K: 1 S: 9	H: 1 LOB: 2 BB: 1 P: 19	R: 0 E: 0 K: 1 S: 6	H: 1 LOB: 0 BB: 0 P: 7	R: 2 E: 0 K: 0 S: 13	H: 4 LOB: 3 BB: 0 P: 22	R: 0 E: 0 K: 1 S: 15	H: 2 LOB: 2 BB: 1 P: 23	1B: 10 2B: 4 3B: 0 HR: 1	SF: 0 SAC: 0 DP: 2 HBP: 0	WP: 0 PB: 0 SB: 0 CS: 0	PA: 44														
PITCHER	IP WLS BF H R ER SO BB IBB HBP BLK WP HR S P ERA WHIP																																	
Pete Schourek, L (1, 1) ERA: 2.12	5.2	27	8	1	1	2	3	0	0	0	0	0	0	0	55	92	1.59	1.941																
Wally Whitehurst, R (8, 1) ERA: 3.18	1.2	L	8	4	2	2	1	0	0	0	0	0	1	17	25	10.80	2.400																	
Lee Guetterman, L (8, 1) ERA: 8.78	0.1		1	0	0	0	0	0	0	0	0	0	0	1	1	0.00	0.000																	
Jeff Innis, R (8, 1) ERA: 3.62	1.1		8	3	0	0	1	1	0	0	0	0	0	19	32	0.00	3.000																	

Pittsburgh Pirates @ New York Mets
 Shea Stadium, Flushing, NY
 Sat Jun 13 1992, 7:05 PM EDT
 Att: 39,009 - Sunny - 79 F

AB 40
 R 3
 H 15
 RBI 3
 BB 4
 SO 4
 LOB 33



Batter	1	2	3	4	5	6	7	8	9	AB	R	H	RBI	BB	SO	LOB	BOTTOM																
Vince Coleman, S (1, 7) <small>OBP: 0.405, SLG: 0.418</small>										5	0	2	0	0	0	0																	
Willie Randolph, R (1, 4) <small>OBP: 0.346, SLG: 0.305</small>										5	0	0	0	0	1	3																	
Eddie Murray, S (1, 3) <small>OBP: 0.337, SLG: 0.411</small> Daryl Boston, L (8, PR) <small>OBP: 0.320, SLG: 0.397</small>										3	1	1	0	1	0	1																	
Bobby Bonilla, S (1, 9) <small>OBP: 0.393, SLG: 0.450</small>										4	1	2	0	0	1	1																	
Howard Johnson, S (1, 8) <small>OBP: 0.341, SLG: 0.370</small>										3	0	2	2	1	1	1																	
Dave Magadan, L (1, 5) <small>OBP: 0.308, SLG: 0.383</small>										3	0	2	0	1	1	1																	
Dick Schofield, R (1, 6) <small>OBP: 0.330, SLG: 0.309</small> Chico Walker, S (8, PH) <small>OBP: 0.280, SLG: 0.310</small>										3	0	0	0	0	1	6																	
Todd Hundley, S (1, 2) <small>OBP: 0.255, SLG: 0.315</small> Dave Gallagher, R (8, PH) <small>OBP: 0.351, SLG: 0.400</small>										3	0	0	0	0	1	4																	
Pete Schourek, L (1, 1) <small>OBP: 0.187, SLG: 0.187</small> Wally Whitehurst, R (8, 1) <small>OBP: 0.296, SLG: 0.333</small> Lee Guetterman, L (8, 1) <small>OBP: 0.286, SLG: 0.333</small> Jeff Innis, R (8, 1) <small>OBP: 0.286, SLG: 0.333</small> Mackey Sasser, L (8, PH) <small>OBP: 0.231, SLG: 0.260</small>										2	0	0	0	0	1	0																	
Inning Stats	R: 0 E: 0 K: 0 S: 8	H: 1 LOB: 0 BB: 0 P: 11	R: 0 E: 0 K: 0 S: 9	H: 1 LOB: 2 BB: 1 P: 18	R: 0 E: 0 K: 1 S: 14	H: 2 LOB: 1 BB: 1 P: 22	R: 0 E: 0 K: 2 S: 9	H: 0 LOB: 0 BB: 0 P: 14	R: 2 E: 0 K: 0 S: 13	H: 4 LOB: 2 BB: 0 P: 24	R: 0 E: 0 K: 1 S: 9	H: 0 LOB: 0 BB: 0 P: 11	R: 0 E: 0 K: 3 S: 14	H: 0 LOB: 2 BB: 1 P: 24	R: 0 E: 0 K: 2 S: 12	H: 2 LOB: 2 BB: 0 P: 20	1B: 6 2B: 4 3B: 0 HR: 0	SF: 0 SAC: 0 DP: 0 HBP: 0	WP: 0 PB: 0 SB: 2 CS: 1	PA: 38													
PITCHER	IP WLS BF H R ER SO BB IBB HBP BLK WP HR S P ERA WHIP																																
Vicente Palacios, R (1, 1) ERA: 3.68	5.0	19	4	0	0	0	2	0	0	0	0	0	0	45	73	0.00	1.200																
Jerry Don Gleason, L (8, 1) ERA: 5.21	0.1	5	4	2	2	0	0	0	0	0	0	0	0	9	18	54.00	12.000																
Jeff Robinson, R (8, 1) ERA: 5.51	1.2	W	5	0	0	0	1	0	0	0	0	0	0	13	17	0.00	0.000																
Denny Neagle, L (8, 1) ERA: 4.39	1.0		4	0	0	0	3	1	0	0	0	0	0	14	24	0.00	1.000																
Roger Mason, R (8, 1) ERA: 3.03	0.1		2	1	0	0	0	0	0	0	0	0	0	5	8	0.00	3.000																

Pittsburgh Pirates @ New York Mets
 Shea Stadium, Flushing, NY
 Sat Jun 13 1992, 7:05 PM EDT
 Att: 39,009 - Sunny - 79 F

AB 35
 R 2
 H 10
 RBI 2
 BB 3
 SO 9
 LOB 18



Batter	1	2	3	4	5	6	7	8	9	AB	R	H	RBI	BB	SO	LOB	TOP								
Gary Varsho, L OBP: 0.297, SLG: 0.383	4-2 BB BB		0-0 P1		3-1 G1-3	0-2 G4-3			0-1 E SF9 1B	4	1	1	0	1	0	2									
Jay Bell, R OBP: 0.342, SLG: 0.330	0-0 F7		2-2 F9		3-3 K		1-1 P2		1-0 E4 SF9 1B	5	0	1	0	0	0	1									
Andy Van Slyke, L OBP: 0.434, SLG: 0.507	3-2 F7			1-1 FC4-6 1B		4-2 1B			0-0 SF9	3	2	2	1	1	0	1									
Barry Bonds, L OBP: 0.434, SLG: 0.580 Jerry Don Gleaton, L OBP: 0.342, SLG: 0.330 Stan Belinda, R OBP: 0.342, SLG: 0.330	4-1 BB			0-2 FC4-6 1B		0-0 1B			0-0 F7	4	1	2	0	1	0	2									
Orlando Merced, S OBP: 0.349, SLG: 0.345	1-1 G3			1-1 FC4-6 1B		3-2 2B			1-0 F8	4	1	1	1	0	0	5									
Jeff King, R OBP: 0.240, SLG: 0.319		1-1 F7		1-0 1B		1-3 K			2-1 F9	4	0	1	1	0	1	2									
Michael LaValliere, L OBP: 0.349, SLG: 0.298		0-0 F8		1-2 3-H 1B		3-1 FC6-4 2B			3-1 F8	4	0	1	1	0	0	2									
Jose Lind, R OBP: 0.290, SLG: 0.303		1-0 F8		1-1 P6		1-3 4-0 FC6-4 1B			0-1 G5-3	3	0	0	0	1	0	2									
Doug Drabek, R OBP: 0.091, SLG: 0.121 Denny Neagle, L OBP: 0.318, SLG: 0.393 Cecil Espy, S OBP: 0.326, SLG: 0.383			0-0 F9		0-3 K	0-0 FC6-4			3-3 K	3	0	0	1	0	1	2									
Inning Stats	R: 0 E: 0 K: 0 S: 13	H: 0 LOB: 2 BB: 2 P: 25	R: 0 E: 0 K: 0 S: 4	H: 0 LOB: 0 BB: 0 P: 6	R: 0 E: 0 K: 0 S: 5	H: 0 LOB: 0 BB: 0 P: 7	R: 1 E: 0 K: 0 S: 12	H: 3 LOB: 2 BB: 0 P: 18	R: 0 E: 0 K: 2 S: 10	H: 0 LOB: 0 BB: 0 P: 16	R: 3 E: 0 K: 1 S: 16	H: 3 LOB: 2 BB: 2 P: 31	R: 0 E: 0 K: 0 S: 6	H: 1 LOB: 1 BB: 0 P: 11	R: 0 E: 0 K: 0 S: 6	H: 0 LOB: 0 BB: 0 P: 11	R: 1 E: 1 K: 1 S: 10	H: 2 LOB: 1 BB: 0 P: 16	1B: 8 2B: 1 3B: 0 HR: 0	SF: 1 SAC: 0 DP: 0 HBP: 0	WP: 0 PB: 0 CS: 0	PA: 40			
PITCHER	IP	WLS	BF	H	R	ER	SO	BB	IBB	HBP	BLK	WP	HR	S	P	ERA	WHIP								
Dwight Gooden, R ERA: 4.01	(1, 1)	7.0	32	7	4	4	3	3	1	0	0	0	0	65	110	5.14	1.429								
Jeff Innis, R ERA: 3.48	(8, 1)	1.1	L	6	2	1	0	1	0	0	0	0	0	12	21	0.00	1.500								
John Franco, L ERA: 0.53	(9, 1)	0.2		2	0	0	0	0	0	0	0	0	0	4	6	0.00	0.000								

Pittsburgh Pirates @ New York Mets
Shea Stadium, Flushing, NY
Sun Jun 14 1992, 3:33 AM EDT
Att: 43,527 - Cloudy - 82 F

AB	35
R	5
H	9
RBI	5
BB	4
SO	4
LOB	19



Batter	1	2	3	4	5	6	7	8	9	AB	R	H	RBI	BB	SO	LOB	BOTTOM								
Vince Coleman, S OBP: 0.397, SLG: 0.408	0-1 B1-3		1-0 G4-3			0-2 1B	2-3 K			4	1	1	0	0	1	0									
Chico Walker, S OBP: 0.255, SLG: 0.307 Willie Randolph, R OBP: 0.346, SLG: 0.305	1-1 G3		0-0 G4-3			1-2 HR			0-0 F7	4	1	1	1	0	0	0									
Eddie Murray, S OBP: 0.340, SLG: 0.427	3-1 F7			1-1 F8		0-1 HR			1-0 1B	4	1	2	2	0	0	0									
Bobby Bonilla, S OBP: 0.391, SLG: 0.444		4-2 G5-3 1B WP BB		2-2 G6-3		0-1 G6-3			2-1 P4	3	1	0	0	1	0	1									
Howard Johnson, S OBP: 0.344, SLG: 0.370		3-2 WP G5-3 1B		0-0 P5		4-1 CS BB			3-2 L4	3	0	1	0	1	0	1									
Dave Magadan, L OBP: 0.309, SLG: 0.378 Junior Noboa, R OBP: 0.238, SLG: 0.158		0-0 F8			2-2 G4-3	4-0 BB			4-0 SH2-4 BB	2	0	0	0	2	0	2									
Charlie O'Brien, R OBP: 0.319, SLG: 0.328		3-1 G5-3			4-2 FC4-6 BB	2-2 P4			0-0 SH2-4	2	0	0	0	1	0	3									
Dick Schofield, R OBP: 0.326, SLG: 0.304 Dave Gallagher, R OBP: 0.342, SLG: 0.387		1-0 F7			1-2 FC4-6 WP S				1-0 L8	3	0	0	0	0	0	2									
Dwight Gooden, R OBP: 0.290, SLG: 0.290 Daryl Boston, L OBP: 0.318, SLG: 0.393 Jeff Innis, R OBP: 0.318, SLG: 0.393 John Franco, L OBP: 0.318, SLG: 0.393 Mackey Sasser, L OBP: 0.226, SLG: 0.255			0-0 G4-3		1-1 G6-3				0-1 F7	2	0	0	0	0	0	1									
Inning Stats	R: 0 E: 0 K: 0 S: 6	H: 0 LOB: 0 BB: 0 P: 10	R: 1 E: 0 K: 0 S: 9	H: 1 LOB: 1 BB: 1 P: 20	R: 0 E: 0 K: 0 S: 3	H: 0 LOB: 0 BB: 0 P: 4	R: 0 E: 0 K: 0 S: 7	H: 0 LOB: 0 BB: 0 P: 10	R: 0 E: 0 K: 0 S: 12	H: 0 LOB: 1 BB: 1 P: 20	R: 3 E: 0 K: 0 S: 14	H: 3 LOB: 1 BB: 2 P: 25	R: 0 E: 0 K: 1 S: 7	H: 0 LOB: 0 BB: 0 P: 9	R: 0 E: 0 K: 0 S: 8	H: 1 LOB: 1 BB: 0 P: 14	R: 0 E: 0 K: 0 S: 4	H: 0 LOB: 2 BB: 1 P: 10	1B: 4 2B: 0 3B: 0 HR: 1	SF: 0 SAC: 1 DP: 0 HBP: 0	WP: 2 PB: 0 CS: 1	PA: 36			
PITCHER	IP	WLS	BF	H	R	ER	SO	BB	IBB	HBP	BLK	WP	HR	S	P	ERA	WHIP								
Doug Drabek, R ERA: 3.18	(1, 1)	7.1	30	5	4	4	1	4	0	0	0	0	0	60	101	4.91	1.227								
Denny Neagle, L ERA: 4.32	(8, 1)	0.2	W	2	0	0	0	0	0	0	0	0	0	6	11	0.00	0.000								
Jerry Don Gleaton, L ERA: 5.12	(9, 1)	0.1		2	0	0	0	1	0	0	0	0	0	1	5	0.00	3.000								
Stan Belinda, R ERA: 3.65	(9, 1)	0.2	S	2	0	0	0	0	0	0	0	0	0	3	5	0.00	0.000								

Pittsburgh Pirates @ New York Mets
Shea Stadium, Flushing, NY
Sun Jun 14 1992, 3:33 AM EDT
Att: 43,527 - Cloudy - 82 F

AB	30
R	4
H	5
RBI	3
BB	5
SO	1
LOB	14



Batter	1	2	3	4	5	6	7	8	9	AB R H RBI BB SO LOB	TOP							
Lenny Dykstra, L (1, 8) OBP: 0.346, SLG: 0.362	G3		1B BB FC3-2		F8		F8		BB BB	4 0 1 0 1 0 1	Philadelphia Phillies @ Pittsburgh Pirates Three Rivers Stadium, Pittsburgh, PA Mon Jun 15 1992, 7:05 PM EDT Att: 23,581 - Cloudy - 80 F							
Ruben Amaro Jr, S (1, 9) OBP: 0.333, SLG: 0.352	G6-3		1B BB FC3-2		G4-3		G5-3	BB BB	3 0 0 1 2 0 0									
Dave Hollins, S (1, 5) OBP: 0.382, SLG: 0.415	2B 1B		1B BB FC3-2		G5-3		HR	P4	5 2 3 1 0 0 3									
John Kruk, L (1, 3) OBP: 0.448, SLG: 0.491	2B 2B		1B BB FC3-2		K		G3		4 1 1 1 0 1 3									
Mariano Duncan, R (1, 4) OBP: 0.303, SLG: 0.404	2B 2B		1B BB G4-6-3		BB		G4-3		3 0 1 1 1 0 3									
Darren Daulton, L (1, 2) OBP: 0.408, SLG: 0.588	G4-3		1-2 2-3 3-H		G4-3				3 0 0 0 1 0 2									
Tom Marsh, R (1, 7) OBP: 0.364, SLG: 0.550		F8		P3			G4-3 2B	BB BB FC1-5 1B	4 1 2 0 0 0 0									
Dale Sveum, S (1, 6) OBP: 0.211, SLG: 0.185	G3			K			G4-3	K	4 0 0 0 0 2 3									
Terry Mulholland, R (1, 1) OBP: 0.167, SLG: 0.150	G4-3				K		K	BB BB FC1-5	4 0 0 0 0 2 3									
Inning Stats	R: 2 H: 3 E: 0 K: 0 S: 16	L: 32 R: 7 ER: 3 SO: 4 BB: 0 IBB: 0 HBP: 0 BLK: 0	R: 0 H: 0 E: 0 K: 0 S: 7	L: 0 R: 3 ER: 3 SO: 4 BB: 2 IBB: 0 HBP: 0 BLK: 0	R: 0 H: 2 E: 0 K: 0 S: 15	L: 0 R: 1 ER: 1 SO: 14 BB: 1 IBB: 0 HBP: 0 BLK: 0	R: 0 H: 0 E: 0 K: 1 S: 9	L: 1 R: 1 ER: 0 SO: 9 BB: 0 IBB: 0 HBP: 0 BLK: 0	R: 0 H: 1 E: 0 K: 1 S: 8	L: 1 R: 1 ER: 0 SO: 11 BB: 0 IBB: 0 HBP: 0 BLK: 0	R: 1 H: 1 E: 0 K: 0 S: 8	L: 1 R: 3 ER: 3 SO: 30 BB: 3 IBB: 0 HBP: 0 BLK: 0	1B: 4 2B: 3 3B: 0 HR: 1	SF: 0 SAC: 0 DP: 1 HBP: 0	WP: 0 PA: 39 PB: 0 SB: 0 CS: 0			
PITCHER	IP WLS BF H R ER SO BB IBB HBP BLK WP HR S P ERA WHIP											PITCHER	IP WLS BF H R ER SO BB IBB HBP BLK WP HR S P ERA WHIP					
Zane Smith, L (1, 1) ERA: 3.19	8.0	L	32	7	3	3	4	2	0	0	0	0	0	1	79	119	3.38	1.125
Bob Patterson, L (9, 1) ERA: 2.73	1.0		7	1	1	1	1	3	0	0	0	0	0	0	14	30	9.00	4.000

AB	34
R	4
H	8
RBI	4
BB	5
SO	5
LOB	18



Batter	1	2	3	4	5	6	7	8	9	AB R H RBI BB SO LOB	BOTTOM							
Cecil Espy, S (1, 8) OBP: 0.311, SLG: 0.365	G5-3		G5-3		FC6-4			G5-3		4 0 0 0 0 0 1	Philadelphia Phillies @ Pittsburgh Pirates Three Rivers Stadium, Pittsburgh, PA Mon Jun 15 1992, 7:05 PM EDT Att: 23,581 - Cloudy - 80 F							
Jay Bell, R (1, 6) OBP: 0.344, SLG: 0.328	BB 1B		K			F9		BB		2 1 0 0 2 1 0								
Jeff King, R (1, 3) OBP: 0.240, SLG: 0.318	G6-3			CS 1B		L5		L5		4 0 1 0 0 0 2								
Bob Patterson, R (9, 1) OBP: 0.500, SLG: 0.600	G6-3			1B		L5		L5		0 0 0 0 0 0 0								
Lloyd McClendon, R (1, 7) OBP: 0.381, SLG: 0.370	2H 1B			BB		2B		F9		3 0 2 1 1 0 0								
Orlando Merced, S (1, 9) OBP: 0.347, SLG: 0.342	FC6			P8		G3		G6-4-3 1B		4 0 1 0 0 0 4								
Steve Buechele, R (1, 5) OBP: 0.344, SLG: 0.415	F8			K		G6-3		G6-4-3		4 0 0 0 0 1 3								
Don Slaught, R (1, 2) OBP: 0.426, SLG: 0.517	K				P6		F9		3 0 0 0 0 1 0									
Jose Lind, R (1, 4) OBP: 0.286, SLG: 0.298	G3-1				P6		L8		3 0 0 0 0 0 0									
Zane Smith, L (1, 1) OBP: 0.167, SLG: 0.200	G5-3				G5-3			K		2 0 1 0 0 0 0								
John Wehner, R (8, PH) (9, 3)					FC6-4 1B					1 0 0 0 0 1 0								
Inning Stats	R: 1 H: 1 E: 0 K: 0 S: 7	L: 1 R: 5 ER: 1 SO: 4 BB: 0 IBB: 0 HBP: 0 BLK: 0	R: 0 H: 0 E: 0 K: 1 S: 8	L: 0 R: 1 ER: 1 SO: 4 BB: 0 IBB: 0 HBP: 0 BLK: 0	R: 0 H: 1 E: 1 K: 1 S: 9	L: 1 R: 2 ER: 2 SO: 20 BB: 1 IBB: 0 HBP: 0 BLK: 0	R: 0 H: 1 E: 0 K: 0 S: 7	L: 1 R: 1 ER: 0 SO: 12 BB: 0 IBB: 0 HBP: 0 BLK: 0	R: 0 H: 0 E: 0 K: 1 S: 9	L: 1 R: 3 ER: 3 SO: 30 BB: 3 IBB: 0 HBP: 0 BLK: 0	R: 0 H: 1 E: 0 K: 0 S: 7	L: 1 R: 5 ER: 1 SO: 8 BB: 0 IBB: 0 HBP: 0 BLK: 0	1B: 4 2B: 2 3B: 0 HR: 0	SF: 0 SAC: 0 DP: 2 HBP: 0	WP: 0 PA: 33 PB: 0 SB: 0 CS: 1			
PITCHER	IP WLS BF H R ER SO BB IBB HBP BLK WP HR S P ERA WHIP											PITCHER	IP WLS BF H R ER SO BB IBB HBP BLK WP HR S P ERA WHIP					
Terry Mulholland, L (1, 1) ERA: 3.77	9.0	W	33	5	1	1	4	3	0	0	0	0	0	0	74	120	1.00	0.889



Batter	1	2	3	4	5	6	7	8	9	AB	R	H	RBI	BB	SO	LOB	TOP
Lenny Dykstra, L OBP: 0.348, SLG: 0.364 Cliff Brantley, R OBP: 0.222, SLG: 0.222	(1, 8) 2-1 G4-3		(1, 8) 3-1 G3			(1, 8) 2-2 1B		(1, 8) 0-0 F7		4	0	1	0	0	0	2	
Ruben Amaro Jr, S OBP: 0.326, SLG: 0.338	(1, 9) 0-0 F8		(1, 9) 1-1 G1-3			(1, 9) 1-3 K		(1, 9) 1-1 1B FC4-6 1B		4	1	1	0	0	1	2	
Dave Hollins, S OBP: 0.379, SLG: 0.408	(1, 5) 0-2 G4-3		(1, 5) 0-2 F8			(1, 5) 0-1 P5		(1, 5) 0-1 FC4-6 1B 1-2 2-H 1B		4	0	1	1	0	0	2	
John Kruk, L OBP: 0.450, SLG: 0.496						(1, 3) 1-1 G5-3		(1, 3) 3-2 FC4-6 1B 1-2 2-3 1B		4	0	2	0	0	0	1	
Mariano Duncan, R OBP: 0.307, SLG: 0.419								(1, 4) 0-0 FC4-6		4	0	1	1	0	0	2	
Darren Daulton, L OBP: 0.410, SLG: 0.584 Steve Lake, R OBP: 0.353, SLG: 0.471	(1, 2) 1-2 1B (7, 2) 1-2 2-3 1B							(1, 2) 0-0 F7		3	0	2	0	0	1	0	
Tom Marsh, R OBP: 0.345, SLG: 0.462	(1, 7) 1-1 L6							(1, 7) 0-0 G1-3		3	0	1	0	1	0	4	
Kim Batiste, R OBP: 0.224, SLG: 0.257	(1, 6) 0-1 G4-3							(1, 6) 0-0 FC3-6 1B G5-4-3		4	0	0	0	0	0	5	
Don Robinson, R OBP: 0.364, SLG: 0.545 Bob Ayrault, R	(1, 1) 1-0 G3							(1, 1) 1-1 G5-4-3		2	0	1	0	0	0	1	
Ricky Jordan, R OBP: 0.316, SLG: 0.431	(8, PH) 1-0 G3							(8, PH) 1-1 G5-4-3		0	0	0	0	0	0	0	
										2	1	1	0	0	0	1	
Inning Stats	R: 0 H: 0 E: 0 LOB: 0 K: 0 BB: 0 S: 6 P: 8	R: 0 H: 3 E: 0 LOB: 2 K: 0 BB: 0 S: 7 P: 10	R: 0 H: 1 E: 0 LOB: 1 K: 0 BB: 0 S: 8 P: 13	R: 0 H: 0 E: 0 LOB: 0 K: 1 BB: 0 S: 9 P: 16	R: 0 H: 1 E: 0 LOB: 0 K: 0 BB: 0 S: 4 P: 5	R: 0 H: 1 E: 0 LOB: 1 K: 1 BB: 0 S: 12 P: 16	R: 0 H: 1 E: 0 LOB: 1 K: 0 BB: 0 S: 10 P: 13	R: 2 H: 4 E: 0 LOB: 2 K: 0 BB: 0 S: 12 P: 17	R: 0 H: 0 E: 0 LOB: 0 K: 0 BB: 1 S: 3 P: 10	1B: 9 SF: 0 2B: 3 SAC: 0 3B: 0 DP: 3 HR: 0 HBP: 0	WP: 0 PA: 36 PB: 0 SB: 0 CS: 0						
PITCHER	IP WLS BF H R ER SO BB IBB HBP BLK WP HR S P ERA WHIP																
Randy Tomlin, L ERA: 3.11	(1, 1) 7.1 W 31 11 2 2 2 0 0 0 0 0 0 66 96 2.46 1.500																
Victor Cole, R ERA: 9.0	(8, 1) 1.2 5 0 0 0 0 1 0 0 0 0 0 5 12 0.00 0.600																

Philadelphia Phillies @ Pittsburgh Pirates
Three Rivers Stadium, Pittsburgh, PA
Wed Jun 17 1992, 7:05 PM EDT
Att: 24,854 - Sunny - 83 F

AB 35
R 2
H 11
RBI 2
BB 1
SO 2
LOB 22



Batter	1	2	3	4	5	6	7	8	9	AB	R	H	RBI	BB	SO	LOB	BOTTOM
Gary Varsho, L OBP: 0.286, SLG: 0.409	(1, 7) 0-0 HR									4	2	1	2	0	1	2	
Jay Bell, R OBP: 0.343, SLG: 0.342	(1, 6) 1-2 G3									3	0	0	1	0	0	0	
Andy Van Slyke, L OBP: 0.365, SLG: 0.516 Cecil Espy, S OBP: 0.302, SLG: 0.344	(1, 8) 4-1 1B (8, 8) SF7 BB									3	1	0	0	1	0	0	
Orlando Merced, S OBP: 0.352, SLG: 0.351	(1, 9) 1-0 E S									4	1	2	0	0	1	0	
Michael LaValliere, L OBP: 0.353, SLG: 0.330	(1, 2) 2-2 SF7									3	1	1	3	0	0	0	
Steve Buechele, R OBP: 0.343, SLG: 0.405	(1, 5) 3-H F9									4	1	0	0	0	0	1	
Jeff King, R OBP: 0.249, SLG: 0.342										3	1	2	2	1	0	0	
John Wehner, R OBP: 0.250, SLG: 0.375										4	1	1	0	0	0	2	
Randy Tomlin, L ERA: 4.23 Victor Cole, S ERA: 5.01	(1, 1) 0-0 SH5-4									2	0	1	0	0	0	1	
	(8, 1) 2-3 SH5-4									0	0	0	0	0	0	0	
Inning Stats	R: 2 H: 2 E: 0 LOB: 1 K: 0 BB: 1 S: 14 P: 24	R: 2 H: 2 E: 0 LOB: 0 K: 0 BB: 0 S: 11 P: 17	R: 0 H: 0 E: 0 LOB: 0 K: 1 BB: 0 S: 6 P: 11	R: 0 H: 0 E: 0 LOB: 0 K: 0 BB: 0 S: 8 P: 14	R: 1 H: 1 E: 0 LOB: 0 K: 0 BB: 0 S: 6 P: 10	R: 3 H: 3 E: 1 LOB: 1 K: 1 BB: 0 S: 13 P: 16	R: 0 H: 0 E: 0 LOB: 0 K: 0 BB: 0 S: 8 P: 10	R: 0 H: 0 E: 0 LOB: 1 K: 0 BB: 1 S: 6 P: 12	1B: 3 SF: 2 2B: 2 SAC: 1 3B: 0 DP: 0 HR: 3 HBP: 0	WP: 0 PA: 35 PB: 0 SB: 2 CS: 0							
PITCHER	IP WLS BF H R ER SO BB IBB HBP BLK WP HR S P ERA WHIP																
Don Robinson, R ERA: 4.23	(1, 1) 5.0 L 23 7 7 6 1 0 0 0 0 0 0 3 49 82 10.80 1.600																
Bob Ayrault, R ERA: 2.35	(6, 1) 2.0 8 1 1 0 1 0 0 0 0 0 0 0 17 20 0.00 0.500																
Cliff Brantley, R ERA: 5.01	(8, 1) 1.0 4 0 0 0 0 0 1 0 0 0 0 0 6 12 0.00 1.000																

Philadelphia Phillies @ Pittsburgh Pirates
Three Rivers Stadium, Pittsburgh, PA
Wed Jun 17 1992, 7:05 PM EDT
Att: 24,854 - Sunny - 83 F

AB 30
R 8
H 8
RBI 8
BB 2
SO 2
LOB 6



Batter	1	2	3	4	5	6	7	8	9	AB	R	H	RBI	BB	SO	LOB	TOP										
Marquis Grissom, R OBP: 0.330, SLG: 0.420	G5-3	1-0							G4-3	5	0	3	1	0	0	1											
Delino DeShields, L OBP: 0.397, SLG: 0.374	2B	G5-3								4	1	1	0	0	0	3											
Moises Alou, R OBP: 0.369, SLG: 0.550	2B			F8					F8	4	1	2	1	0	0	0											
Larry Walker, L OBP: 0.342, SLG: 0.498	2B			G6-3					F7	4	1	1	1	0	0	1											
Darrin Fletcher, L OBP: 0.246, SLG: 0.281				F8						4	0	1	0	0	1	1											
Tim Lincecum, R OBP: 0.313, SLG: 0.347	2B				F9				F9	4	0	1	1	0	0	1											
Archi Cianfrocco, R OBP: 0.276, SLG: 0.401	K								F8	4	0	1	0	0	1	1											
Spike Owen, S OBP: 0.333, SLG: 0.438		WP			F7				F8	4	1	2	0	0	0	1											
Chris Nabholz, L OBP: 0.111, SLG: 0.185									SH3-4	2	0	0	0	0	2	2											
Jeff Fassero, L									SH3-4	1	0	0	0	0	0	0											
Inning Stats	R: 3 E: 0 K: 2 S: 15	H: 4 LOB: 1 BB: 0 P: 21	R: 1 E: 0 K: 1 S: 12	H: 2 LOB: 0 BB: 0 P: 16	R: 0 E: 0 K: 0 S: 4	H: 0 LOB: 0 BB: 0 P: 5	R: 0 E: 0 K: 1 S: 8	H: 1 LOB: 1 BB: 0 P: 14	R: 0 E: 0 K: 0 S: 5	H: 2 LOB: 1 BB: 0 P: 6	R: 0 E: 0 K: 0 S: 4	H: 0 LOB: 0 BB: 0 P: 7	R: 0 E: 0 K: 0 S: 8	H: 1 LOB: 1 BB: 0 P: 12	R: 0 E: 0 K: 0 S: 8	H: 1 LOB: 1 BB: 0 P: 9	R: 0 E: 0 K: 0 S: 8	H: 1 LOB: 1 BB: 0 P: 12	1B: 8 2B: 4 3B: 0 HR: 0	SF: 0 SAC: 1 DP: 1 HBP: 0	WP: 1 PB: 0 CS: 1	PA: 37					
PITCHER	IP	WLS	BF	H	R	ER	SO	BB	IBB	HBP	BLK	WP	HR	S	P	ERA	WHIP										
Vicente Palacios, R ERA: 4.25	1.1	L	10	6	4	4	3	0	0	0	0	1	0	22	31	27.00	4.500										
Jerry Don Gleason, L ERA: 5.01	3.2		12	3	0	0	1	0	0	0	0	0	0	22	31	0.00	0.818										
Victor Cole, R ERA: 5.0	2.0		7	1	0	0	0	0	0	0	0	0	0	12	19	0.00	0.500										
Bob Patterson, L ERA: 2.54	1.0		4	1	0	0	0	0	0	0	0	0	0	8	9	0.00	1.000										
Roger Mason, R ERA: 3.51	1.0		4	1	0	0	0	0	0	0	0	0	0	8	12	0.00	1.000										

Montreal Expos @ Pittsburgh Pirates
Three Rivers Stadium, Pittsburgh, PA
 Thu Jun 18 1992, 7:05 PM EDT
 Att: 20,512 - Cloudy - 77 F

AB	36
R	4
H	12
RBI	4
BB	0
SO	4
LOB	11



Batter	1	2	3	4	5	6	7	8	9	AB	R	H	RBI	BB	SO	LOB	BOTTOM										
Cecil Espy, S OBP: 0.290, SLG: 0.330	G5-3									4	0	0	0	0	2	1											
Bob Patterson, R OBP: 0.500, SLG: 0.600										0	0	0	0	0	0	0											
Gary Varsho, L OBP: 0.286, SLG: 0.409										0	0	0	0	0	0	0											
Jay Bell, R OBP: 0.345, SLG: 0.339	HBP									2	0	0	0	1	1	1											
Andy Van Slyke, L OBP: 0.433, SLG: 0.509	K									3	0	0	0	1	2	3											
Lloyd McClendon, R OBP: 0.386, SLG: 0.361	G6-3									2	0	0	0	2	0	2											
Roger Mason, R										0	0	0	0	0	0	0											
Jeff King, R OBP: 0.244, SLG: 0.335	G6-3									4	0	0	0	0	1	3											
Steve Buechele, R OBP: 0.341, SLG: 0.399	K									3	0	0	0	1	1	1											
Don Slaught, R OBP: 0.439, SLG: 0.538										4	0	3	0	0	0	3											
Jose Lind, R OBP: 0.283, SLG: 0.290	K									4	0	0	0	0	1	4											
Vicente Palacios, R ERA: 4.25										0	0	0	0	0	0	0											
Jerry Don Gleason, L ERA: 5.01										0	0	0	0	1	0	0											
John Wehner, R ERA: 5.0										1	0	0	0	0	0	0											
Victor Cole, R ERA: 5.0										0	0	0	0	0	0	0											
Orlando Merced, S OBP: 0.356, SLG: 0.346										1	0	0	0	0	1	0											
Inning Stats	R: 0 E: 0 K: 1 S: 10	H: 0 LOB: 1 BB: 0 P: 15	R: 0 E: 0 K: 2 S: 13	H: 1 LOB: 1 BB: 0 P: 22	R: 0 E: 0 K: 2 S: 9	H: 0 LOB: 1 BB: 1 P: 16	R: 0 E: 0 K: 1 S: 12	H: 1 LOB: 2 BB: 1 P: 18	R: 0 E: 0 K: 0 S: 5	H: 0 LOB: 0 BB: 3 P: 18	R: 0 E: 0 K: 1 S: 6	H: 0 LOB: 0 BB: 0 P: 9	R: 0 E: 0 K: 1 S: 4	H: 0 LOB: 0 BB: 1 P: 10	R: 0 E: 0 K: 0 S: 8	H: 1 LOB: 1 BB: 0 P: 12	1B: 2 2B: 1 3B: 0 HR: 0	SF: 0 SAC: 0 DP: 2 HBP: 1	WP: 0 PB: 0 CS: 0	PA: 35							
PITCHER	IP	WLS	BF	H	R	ER	SO	BB	IBB	HBP	BLK	WP	HR	S	P	ERA	WHIP										
Chris Nabholz, L ERA: 3.87	5.1	W	24	1	0	0	2	1	0	0	0	0	0	19	32	0.00	0.545										
Jeff Fassero, L ERA: 2.95	3.2	S	11	1	0	0	2	1	0	0	0	0	0	19	32	0.00	0.545										

Montreal Expos @ Pittsburgh Pirates
Three Rivers Stadium, Pittsburgh, PA
 Thu Jun 18 1992, 7:05 PM EDT
 Att: 20,512 - Cloudy - 77 F

AB	28
R	0
H	3
RBI	0
BB	6
SO	9
LOB	18



Batter	1	2	3	4	5	6	7	8	9	AB	R	H	RBI	BB	SO	LOB	TOP		
Marquis Grissom, R OBP: 0.328, SLG: 0.417	3-1 S 1B		0-3 K			1-0 G4-3		1-1 G5-3		4	1	1	0	0	1	0			
Delino DeShields, L OBP: 0.356, SLG: 0.372	1-3 K		3-1 G1-3			2-2 K 1B		0-0 P8		4	0	1	0	0	0	1			
Moises Alou, R OBP: 0.365, SLG: 0.538	2 SAFE 2H 2B		0-0 G5-3			1 SAFE 2-3 K 1-2		1-2 P6		4	1	1	1	0	1	1			
John Vander Wal, L OBP: 0.318, SLG: 0.320	1-1 FC1-4 1H 2B			1-0 G4-3			2-2 G3		2-1 F7		4	0	1	1	0	0			
Tim Wallach, R OBP: 0.310, SLG: 0.342	1-2 FC1-4			1-3 K			2-3 K				3	0	0	0	0	2			
Gary Carter, R OBP: 0.325, SLG: 0.387	2-3 K			0-1 G5-3			3-2 1B				3	0	1	0	0	1			
Matt Stairs, L OBP: 0.290, SLG: 0.190		0-1 G4-3			0-0 G4-3			1-3 K		3	0	0	0	0	1	1			
Archi Cianfrocco, R OBP: 0.276, SLG: 0.401										0	0	0	0	0	0	0			
Spike Owen, S OBP: 0.328, SLG: 0.430		2-1 G6-3			0-3 K			2-1 G6-3		3	0	0	0	0	1	0			
Ken Hill, R OBP: 0.259, SLG: 0.280										2	0	0	0	0	0	0			
Darrin Fletcher, L OBP: 0.242, SLG: 0.276										1	0	0	0	0	0	0			
Mel Rojas, R OBP: 0.200, SLG: 0.200										0	0	0	0	0	0	0			
John Wetteland, R OBP: 0.200, SLG: 0.200										0	0	0	0	0	0	0			
Inning Stats	R: 2 H: 3 E: 0 K: 2 S: 17	H: 3 LOB: 1 BB: 0 P: 28	R: 0 H: 0 E: 0 K: 0 S: 7	H: 0 LOB: 0 BB: 0 P: 11	R: 0 H: 0 E: 0 K: 1 S: 6	H: 0 LOB: 0 BB: 0 P: 9	R: 0 H: 0 E: 0 K: 1 S: 6	H: 0 LOB: 0 BB: 0 P: 8	R: 0 H: 1 E: 0 K: 1 S: 9	H: 1 LOB: 1 BB: 0 P: 14	R: 0 H: 1 E: 0 K: 2 S: 13	H: 1 LOB: 1 BB: 0 P: 21	R: 0 H: 0 E: 0 K: 0 S: 5	H: 0 LOB: 0 BB: 0 P: 9	R: 0 H: 0 E: 0 K: 0 S: 6	H: 0 LOB: 0 BB: 0 P: 9	1B: 4 2B: 1 3B: 0 HR: 0	SF: 0 SAC: 0 DP: 0 HBP: 0	WP: 0 PA: 31 CS: 0
PITCHER	IP WLS BF H R ER SO BB IBB HBP BLK WP HR S P ERA WHIP	IP WLS BF H R ER SO BB IBB HBP BLK WP HR S P ERA WHIP																	IP WLS BF H R ER SO BB IBB HBP BLK WP HR S P ERA WHIP
Doug Drabek, R ERA: 3.11	(1, 1) 8.0 L 28 5 2 2 8 0 0 0 0 0 0 68 105 2.25 0.625	(9, 1) 1.0 3 0 0 0 0 0 0 0 0 0 0 0 6 9 0.00 0.000																	(1, 1) 8.0 L 28 5 2 2 8 0 0 0 0 0 0 68 105 2.25 0.625
Denny Neagle, L ERA: 4.09	(9, 1) 1.0 3 0 0 0 0 0 0 0 0 0 0 0 6 9 0.00 0.000	(9, 1) 1.0 3 0 0 0 0 0 0 0 0 0 0 0 6 9 0.00 0.000																	(9, 1) 1.0 3 0 0 0 0 0 0 0 0 0 0 0 6 9 0.00 0.000

Montreal Expos @ Pittsburgh Pirates
Three Rivers Stadium, Pittsburgh, PA
Fri Jun 19 1992, 7:05 PM EDT
Att: 22,091 - Cloudy - 70 F

AB 31
R 2
H 5
RBI 2
BB 0
SO 8
LOB 5



Batter	1	2	3	4	5	6	7	8	9	AB	R	H	RBI	BB	SO	LOB	BOTTOM				
Gary Varsho, L OBP: 0.284, SLG: 0.414	2-3 K		1-2 G3-1		1-2 G3			3-2 2B		4	0	1	0	0	1	2					
Jay Bell, R OBP: 0.344, SLG: 0.341	1-0 WP SF7 2B		1-3 K			1-2 P8		0-1 F8		4	1	1	0	0	1	1					
Andy Van Slyke, L OBP: 0.427, SLG: 0.502	3-2 SF7			1-2 F9		0-0 F8		0-3 K		3	0	0	1	0	1	1					
Denny Neagle, L ERA: 4.09	2H									0	0	0	0	0	0	0					
Orlando Merced, S OBP: 0.342, SLG: 0.340	1-2 L4			1-1 G4-3		2-1 G4-3			2-1 F8		4	0	0	0	0	0					
Dave Clark, L OBP: 0.200, SLG: 0.111			1-3 K		1-0 G4-3		1-1 SH2-4 1B		3-1 F7		4	0	1	0	0	1					
John Wehner, R OBP: 0.250, SLG: 0.333		2-2 1B BLK 1B				2-1 P3		0-0 SH2-4		1-2 G3		3	0	1	0	0	0				
Don Slaught, R OBP: 0.446, SLG: 0.553		1 SAFE 2-1 1B				3-2 1B		0-3 K		3	0	2	0	0	1	1					
Jose Lind, R OBP: 0.284, SLG: 0.291		1 SAFE 1-0 1B				2-1 1B		0-0 F9		3	0	1	0	0	0	3					
Doug Drabek, R OBP: 0.086, SLG: 0.114						0-0 1B				2	0	0	0	0	0	2					
Cecil Espy, S OBP: 0.287, SLG: 0.326								1-2 P5		1	0	0	0	0	0	0					
Inning Stats	R: 1 H: 1 E: 0 K: 1 S: 12	H: 1 LOB: 0 BB: 0 P: 19	R: 0 H: 2 E: 0 K: 1 S: 9	H: 2 LOB: 1 BB: 0 P: 15	R: 0 H: 0 E: 0 K: 1 S: 9	H: 0 LOB: 0 BB: 0 P: 11	R: 0 H: 0 E: 0 K: 0 S: 7	H: 0 LOB: 0 BB: 0 P: 10	R: 0 H: 2 E: 0 K: 0 S: 14	H: 2 LOB: 2 BB: 0 P: 21	R: 0 H: 0 E: 0 K: 0 S: 6	H: 0 LOB: 0 BB: 0 P: 9	R: 0 H: 1 E: 0 K: 1 S: 7	H: 1 LOB: 1 BB: 0 P: 8	R: 0 H: 1 E: 0 K: 1 S: 12	H: 1 LOB: 1 BB: 0 P: 16	R: 0 H: 0 E: 0 K: 0 S: 8	H: 0 LOB: 0 BB: 0 P: 15	1B: 4 2B: 4 3B: 0 HR: 0	SF: 1 SAC: 1 DP: 1 HBP: 0	WP: 1 PA: 33 CS: 0
PITCHER	IP WLS BF H R ER SO BB IBB HBP BLK WP HR S P ERA WHIP	IP WLS BF H R ER SO BB IBB HBP BLK WP HR S P ERA WHIP																	IP WLS BF H R ER SO BB IBB HBP BLK WP HR S P ERA WHIP		
Ken Hill, R ERA: 2.71	(1, 1) 7.0 W 26 6 1 1 4 0 0 0 0 0 0 7 11 0.00 3.000	(8, 1) 0.1 2 1 0 0 0 0 0 0 0 0 0 0 7 11 0.00 3.000																	(8, 1) 0.1 2 1 0 0 0 0 0 0 0 0 0 0 7 11 0.00 3.000		
Mel Rojas, R ERA: 1.56	(8, 1) 1.2 S 5 0 0 0 0 1 0 0 0 0 0 13 20 0.00 0.000	(8, 1) 1.2 S 5 0 0 0 0 1 0 0 0 0 0 13 20 0.00 0.000																	(8, 1) 1.2 S 5 0 0 0 0 1 0 0 0 0 0 13 20 0.00 0.000		

Montreal Expos @ Pittsburgh Pirates
Three Rivers Stadium, Pittsburgh, PA
Fri Jun 19 1992, 7:05 PM EDT
Att: 22,091 - Cloudy - 70 F

AB 31
R 1
H 7
RBI 1
BB 0
SO 5
LOB 10



Batter	1	2	3	4	5	6	7	8	9	AB	R	H	RBI	BB	SO	LOB	TOP				
Marquis Grissom, R OBP: 0.327, SLG: 0.412 (1, 8)	G4-3	FC6-4		IBB			F8			3	0	0	1	1	0	1	Montreal Expos @ Pittsburgh Pirates Three Rivers Stadium, Pittsburgh, PA Sat Jun 20 1992, 7:05 PM EDT Att: 31,614 - Cloudy - 56 F				
Delino DeShields, L OBP: 0.350, SLG: 0.366 (1, 4)	K	F7		K			K			4	0	0	0	0	3	4					
Moises Alou, R OBP: 0.353, SLG: 0.519 (1, 7)	F9		G5-3		F8			K		4	0	0	0	0	1	0					
Tim Wallach, R OBP: 0.309, SLG: 0.345 (1, 5)		1B	F9		K			G5-3		4	1	1	0	0	1	0					
Archi Cianfrocco, R OBP: 0.289, SLG: 0.390 (1, 3)		E5	G6-3		K			F8		4	1	0	0	0	1	1					
Rick Cerone, R OBP: 0.373, SLG: 0.490 (1, 2)		BB		CS		L4			K	4	1	2	1	0	1	0					
Spike Owen, S OBP: 0.332, SLG: 0.432 (1, 6)		SF8		SH5-4		F7			F8	4	1	2	1	0	0	0					
Darren Reed, R OBP: 0.226, SLG: 0.414 (1, 9)			FC5-2-6		G6-3				K	3	0	0	0	1	1	2					
Mark Gardner, R OBP: 0.148, SLG: 0.231 John Wetteland, R (9, 1)		SF8		SH5-4			G4-3			1	0	0	1	0	0	0					
										0	0	0	0	0	0	0					
Inning Stats	R: 0 E: 0 K: 1 S: 6	H: 0 LOB: 0 BB: 0 P: 8	R: 4 E: 1 K: 0 S: 18	H: 3 LOB: 1 BB: 1 P: 32	R: 0 E: 0 K: 0 S: 7	H: 0 LOB: 0 BB: 0 P: 8	R: 0 E: 0 K: 1 S: 9	H: 2 LOB: 3 BB: 1 P: 17	R: 0 E: 0 K: 0 S: 11	H: 0 LOB: 0 BB: 0 P: 14	R: 0 E: 0 K: 1 S: 10	H: 0 LOB: 0 BB: 0 P: 15	R: 0 E: 0 K: 1 S: 7	H: 0 LOB: 0 BB: 0 P: 11	R: 0 E: 0 K: 2 S: 7	H: 0 LOB: 0 BB: 0 P: 10	1B: 4 2B: 1 3B: 0 HR: 0	SF: 1 SAC: 1 DP: 0 HBP: 0	WP: 0 PB: 0 CS: 1	PA: 35	
PITCHER	IP	WLS	BF	H	R	ER	SO	BB	IBB	HBP	BLK	WP	HR	S	P	ERA	WHIP				
Zane Smith, L ERA: 3.15	(1, 1)	7.0	L	29	5	4	2	5	1	1	0	0	0	65	99	2.57	0.857				
Stan Belinda, R ERA: 3.03	(8, 1)	2.0		6	0	0	0	3	0	0	0	0	0	14	21	0.00	0.000				

AB	31
R	4
H	5
RBI	4
BB	2
SO	8
LOB	8



Batter	1	2	3	4	5	6	7	8	9	AB	R	H	RBI	BB	SO	LOB	BOTTOM					
Gary Varsho, L OBP: 0.282, SLG: 0.405 Stan Belinda, R (8, 1)	F9			F8			F7		K	4	0	1	0	0	0	1	Montreal Expos @ Pittsburgh Pirates Three Rivers Stadium, Pittsburgh, PA Sat Jun 20 1992, 7:05 PM EDT Att: 31,614 - Cloudy - 56 F					
Dave Clark, L OBP: 0.182, SLG: 0.100 (9, PH)		1B								0	0	0	0	0	0	0						
Jay Bell, R OBP: 0.349, SLG: 0.360 (1, 6)				F7			S			4	1	3	2	0	0	1						
Andy Van Slyke, L OBP: 0.424, SLG: 0.498 (1, 8)		BB				G3				4	1	1	0	0	2	3						
Orlando Merced, S OBP: 0.340, SLG: 0.333 (1, 9)		1B				G3-1				3	0	0	0	1	0	2						
Michael LaValliere, L OBP: 0.350, SLG: 0.328 (1, 2)				G4-3		G4-3				4	0	1	1	0	0	0						
Steve Buechele, R OBP: 0.336, SLG: 0.392 (1, 5)				F9			F8		P8	4	0	0	0	0	0	2						
Jeff King, R OBP: 0.240, SLG: 0.328 (1, 3)				F8			F8			4	0	0	0	0	1	2						
Jose Lind, R OBP: 0.283, SLG: 0.290 (1, 4)		1B					F9			4	1	1	0	0	0	0						
Zane Smith, L OBP: 0.162, SLG: 0.194 Cecil Espy, S (7, PH) (8, 7)				SH1-3			F8			1	0	0	0	0	0	1						
										2	0	1	0	0	0	0						
Inning Stats	R: 2 E: 0 K: 1 S: 20	H: 3 LOB: 2 BB: 1 P: 33	R: 1 E: 0 K: 1 S: 13	H: 3 LOB: 0 BB: 0 P: 18	R: 0 E: 0 K: 0 S: 6	H: 0 LOB: 0 BB: 0 P: 9	R: 0 E: 1 K: 0 S: 10	H: 0 LOB: 1 BB: 0 P: 16	R: 0 E: 0 K: 0 S: 6	H: 0 LOB: 0 BB: 0 P: 9	R: 0 E: 0 K: 0 S: 12	H: 0 LOB: 0 BB: 0 P: 17	R: 0 E: 0 K: 1 S: 10	H: 1 LOB: 1 BB: 0 P: 16	R: 0 E: 0 K: 0 S: 8	H: 0 LOB: 0 BB: 0 P: 12	R: 0 E: 0 K: 1 S: 13	H: 1 LOB: 1 BB: 0 P: 17	1B: 7 2B: 0 3B: 0 HR: 1	SF: 0 SAC: 1 DP: 0 HBP: 0	WP: 0 PB: 0 CS: 0	PA: 37
PITCHER	IP	WLS	BF	H	R	ER	SO	BB	IBB	HBP	BLK	WP	HR	S	P	ERA	WHIP					
Mark Gardner, R ERA: 3.47	(1, 1)	8.2	W	36	8	3	3	3	1	0	0	0	0	95	143	3.12	1.038					
John Wetteland, R ERA: 4.11	(9, 1)	0.1	S	1	0	0	0	1	0	0	0	0	0	3	4	0.00	0.000					



Batter	1	2	3	4	5	6	7	8	9	AB R H RBI BB SO LOB	TOP									
Marquis Grissom, R (1, 8) OBP: 0.332, SLG: 0.414	G6-3		E6 G4-3			F7	F9 BB		S 1B	4 0 2 1 1 0 0	Montreal Expos @ Pittsburgh Pirates Three Rivers Stadium, Pittsburgh, PA Sun Jun 21 1992, 3:33 AM EDT Att: 20,138 - Cloudy - 52 F									
Delino DeShields, L (1, 4) OBP: 0.349, SLG: 0.366 Darren Reed, R (9, PH) OBP: 0.219, SLG: 0.400	S 1B		G4-3			F8	SF8		K 1B	3 0 1 1 0 0 1 1 0 0 0 0 1 1										
Moises Alou, R (1, 9) OBP: 0.347, SLG: 0.504	G5-3		G6-3			1B	F9		P9	5 0 1 0 0 0 5										
John Vander Wal, L (1, 3) OBP: 0.315, SLG: 0.316 Mel Rojas, R (7, 1) OBP: 0.200, SLG: 0.200 Rick Cerone, R (9, PH) OBP: 0.365, SLG: 0.480	L6			G6-3		FC6-4 1B	F7		K	4 0 1 0 0 0 3 0 0 0 0 0 0 0 1 0 0 0 0 1 1										
Gary Carter, R (1, 2) OBP: 0.323, SLG: 0.379		P3		CS BB		FC6-4 1B			K	3 0 0 0 1 1 2										
Tim Lincecum, R (1, 5) OBP: 0.315, SLG: 0.357		1B		F8			WP 1B		2B SF7	4 2 3 0 0 0 1										
Matt Stairs, L (1, 7) OBP: 0.323, SLG: 0.250		P5		CS	G4-3		1B BB		2B	3 1 1 0 1 0 1										
Spike Owen, S (1, 6) OBP: 0.332, SLG: 0.430 Lary Walker, L (8, PH) OBP: 0.341, SLG: 0.498 Tom Foley, L (8, 6) OBP: 0.222, SLG: 0.190	F7				P5		BB SF8		SF7	3 1 1 1 0 0 1 0 0 0 1 0 0 0 0 0 0 0 0 0 0										
Dennis Martinez, R (1, 1) OBP: 0.246, SLG: 0.206 Bill Sampen, R (7, PH) OBP: 0.273, SLG: 0.394 Darrin Fletcher, L (8, PH) OBP: 0.238, SLG: 0.271			F9				F9 BB		K	1 0 0 0 0 0 0 1 0 0 0 0 1 0 1 0 1 0 0 0 0 1 0 0 0 0 1 1										
Inning Stats	R: 0 E: 0 K: 0 S: 9	H: 1 LOB: 1 BB: 0 P: 17	R: 0 E: 0 K: 0 S: 8	H: 1 LOB: 1 BB: 0 P: 15	R: 0 E: 1 K: 0 S: 9	H: 1 LOB: 1 BB: 0 P: 10	R: 0 E: 0 K: 0 S: 10	H: 0 LOB: 0 BB: 0 P: 21	R: 0 E: 0 K: 1 S: 8	H: 2 LOB: 2 BB: 0 P: 16		R: 3 E: 0 K: 0 S: 19	H: 3 LOB: 2 BB: 2 P: 33	R: 1 E: 0 K: 2 S: 14	H: 2 LOB: 1 BB: 0 P: 21	R: 0 E: 0 K: 2 S: 11	H: 1 LOB: 1 BB: 0 P: 18	1B: 9 2B: 2 3B: 0 HR: 0	SF: 2 SAC: 0 DP: 0 HBP: 0	WP: 1 PB: 0 SB: 3 CS: 1
PITCHER	IP WLS BF H R ER SO BB IBB HBP BLK WP HR S P ERA WHIP											IP WLS BF H R ER SO BB IBB HBP BLK WP HR S P ERA WHIP								
Jeff Robinson, R (1, 1) ERA: 4.47	6.0 W 23 5 0 0 1 1 0 0 0 0 0 0 53 90 0.00 1.000																			
Denny Neagle, L (7, 1) ERA: 4.7	0.0 3 2 3 3 0 1 0 0 0 0 1 0 6 12 ∞ ∞																			
Roger Mason, R (7, 1) ERA: 3.56	2.0 11 4 1 1 2 1 0 0 0 0 0 0 29 46 4.50 2.500																			
Bob Patterson, L (9, 1) ERA: 2.51	0.1 1 0 0 0 1 0 0 0 0 0 0 0 3 5 0.00 0.000																			
Stan Belinda, R (9, 1) ERA: 2.97	0.2 S 2 0 0 0 1 0 0 0 0 0 0 0 6 9 0.00 0.000																			

Batter	1	2	3	4	5	6	7	8	9	AB R H RBI BB SO LOB	BOTTOM									
Gary Varsho, L (1, 9) OBP: 0.268, SLG: 0.385	F8		F7	FC3-6 1B		G4-3				4 1 0 1 0 0 2	Montreal Expos @ Pittsburgh Pirates Three Rivers Stadium, Pittsburgh, PA Sun Jun 21 1992, 3:33 AM EDT Att: 20,138 - Cloudy - 52 F									
Jay Bell, R (1, 6) OBP: 0.351, SLG: 0.359	K		HR BB	1B		K				3 1 1 1 1 2 0										
Andy Van Slyke, L (1, 8) OBP: 0.422, SLG: 0.494	1B		F8	F7		G4-3				4 0 1 0 0 0 2										
Orlando Merced, S (1, 3) OBP: 0.338, SLG: 0.349	F7		HR		G5-3	G4-3				4 1 1 2 0 0 1										
Cecil Espy, S (1, 7) OBP: 0.280, SLG: 0.317		P6	K		G6-3					4 0 0 0 0 1 0										
Michael LaValliere, L (1, 2) OBP: 0.354, SLG: 0.328	E6 1B			F9 BB 1B	F7					3 1 1 0 1 0 0										
John Wehner, R (1, 5) OBP: 0.250, SLG: 0.267 Stan Belinda, R (9, 1) ERA: 2.97	F7			E FC3-6 BB		P6				3 1 0 0 1 0 1 0 0 0 0 0 0 0										
Jose Lind, R (1, 4) OBP: 0.284, SLG: 0.287				F9		F7				2 0 0 0 1 0 2										
Jeff Robinson, R (1, 1) OBP: 0.250, SLG: 0.250 Zane Smith, L (6, PH) OBP: 0.194, SLG: 0.194 Denny Neagle, L (7, 1) ERA: 4.7 Roger Mason, R (7, 1) ERA: 3.56 Bob Patterson, R (9, 1) OBP: 0.300, SLG: 0.400 Steve Buechele, R (9, 9) OBP: 0.300, SLG: 0.300	K			E1 FC3-6 1B						2 0 1 1 0 1 2 0 0 0 0 0 1 0										
Inning Stats	R: 0 E: 0 K: 1 S: 8	H: 1 LOB: 1 BB: 0 P: 11	R: 0 E: 1 K: 1 S: 11	H: 1 LOB: 2 BB: 1 P: 20	R: 2 E: 0 K: 1 S: 11	H: 1 LOB: 0 BB: 1 P: 16	R: 3 E: 1 K: 0 S: 14	H: 2 LOB: 1 BB: 2 P: 27	R: 0 E: 0 K: 0 S: 6	H: 0 LOB: 1 BB: 1 P: 11		R: 0 E: 0 K: 1 S: 7	H: 0 LOB: 0 BB: 0 P: 11	R: 0 E: 0 K: 0 S: 7	H: 0 LOB: 0 BB: 0 P: 9	R: 0 E: 0 K: 0 S: 7	H: 0 LOB: 0 BB: 0 P: 9	1B: 4 2B: 0 3B: 0 HR: 1	SF: 0 SAC: 0 DP: 0 HBP: 0	WP: 0 PB: 0 SB: 1 CS: 0
PITCHER	IP WLS BF H R ER SO BB IBB HBP BLK WP HR S P ERA WHIP											IP WLS BF H R ER SO BB IBB HBP BLK WP HR S P ERA WHIP								
Dennis Martinez, R (1, 1) ERA: 2.7	3.2 L 20 5 5 5 3 3 0 0 0 0 0 0 42 72 0.00 0.429																			
Bill Sampen, R (4, 1) ERA: 3.12	2.1 8 0 0 0 0 1 0 0 0 0 0 0 16 25 0.00 0.429																			
Mel Rojas, R (7, 1) ERA: 1.47	2.0 6 0 0 0 0 1 0 0 0 0 0 0 14 20 0.00 0.000																			

AB	35
R	4
H	11
RBI	4
BB	3
SO	5
LOB	17



AB	29
R	5
H	5
RBI	5
BB	5
SO	4
LOB	10



Batter	1	2	3	4	5	6	7	8	9	AB	R	H	RBI	BB	SO	LOB	TOP						
Geronimo Pena, S (1, 4) OBP: 0.409, SLG: 0.545	1-1 F7		0-1 FC5-4 1B			1-3 K		1-3 K		4	0	1	0	0	2	1							
Bernard Gilkey, R (1, 7) OBP: 0.385, SLG: 0.424	0-1 G6-3		3-1 FC5-4			0-3 K		0-1 FC5-4		4	0	0	0	0	1	3							
Bien Figueroa, R (8, 6)			1-2					1-2		0	0	0	0	0	0	0							
Felix Jose, S (1, 9) OBP: 0.371, SLG: 0.460	1-2 G6-3			1-0 G6-3			2-2 G6-3 1B		3-2 G3	4	0	1	0	0	0	0							
Todd Zeile, R (1, 5) OBP: 0.331, SLG: 0.362		0-0 F9		3-1 G6-4-3 1B			1-3 K		3-2 F8	4	0	1	0	0	1	1							
Brian Jordan, R (1, 8) OBP: 0.259, SLG: 0.438		0-0 L7		1-1 G6-4-3			0-2 G6-3		0-3 K2-3	4	0	0	0	0	1	2							
Andres Galaraga, R (1, 3) OBP: 0.213, SLG: 0.225		0-2 G4-3			0-1 G5-3			0-1 HR		3	1	1	0	0	0	0							
Tom Pagnozzi, R (1, 2) OBP: 0.340, SLG: 0.427			0-0 L8		1-2 G4-3			0-1 HR		3	1	1	2	0	0	0							
Tim Jones, L (1, 6) OBP: 0.217, SLG: 0.200			1-0 G3		1-2 F7			1-3 K		2	0	0	0	0	0	0							
Ray Lankford, L (8, PH) OBP: 0.374, SLG: 0.431										1	0	0	0	0	1	0							
Donovan Osborne, S (1, 1) OBP: 0.179, SLG: 0.250			1-1 1B		0-0 P8			1-2 FC5-4 1B		2	0	1	0	0	0	0							
Mike Perez, R (7, 1)										0	0	0	0	0	0	0							
Bob McClure, R (7, 1)										0	0	0	0	0	0	0							
Milt Thompson, L (8, PH) OBP: 0.358, SLG: 0.465										1	0	1	0	0	0	0							
Jose DeLeon, R (8, 1)										0	0	0	0	0	0	0							
Inning Stats	R: 0 E: 0 K: 0 S: 7	H: 0 LOB: 0 BB: 0 P: 9	R: 0 E: 0 K: 0 S: 5	H: 0 LOB: 0 BB: 0 P: 5	R: 0 E: 0 K: 0 S: 8	H: 2 LOB: 2 BB: 0 P: 13	R: 0 E: 0 K: 0 S: 5	H: 1 LOB: 0 BB: 0 P: 10	R: 0 E: 0 K: 0 S: 8	H: 0 LOB: 0 BB: 0 P: 10	R: 0 E: 0 K: 2 S: 8	H: 0 LOB: 0 BB: 0 P: 9	R: 0 E: 0 K: 1 S: 9	H: 1 LOB: 0 BB: 0 P: 12	R: 2 E: 0 K: 2 S: 15	H: 3 LOB: 1 BB: 0 P: 18	R: 0 E: 0 K: 1 S: 12	H: 0 LOB: 0 BB: 0 P: 18	1B: 6 2B: 0 3B: 0 HR: 1	SF: 0 SAC: 0 DP: 2 HBP: 0	WP: 0 PB: 0 SB: 0 CS: 0	PA: 32	
PITCHER	IP	WLS	BF	H	R	ER	SO	BB	IBB	HBP	BLK	WP	HR	S	P	ERA	WHIP					ERA	WHIP
Randy Tomlin, L (1, 1) ERA: 3.03	8.0	W	29	7	2	2	5	0	0	0	0	0	1	65	86	2.25	0.875						
Bob Walk, R (9, 1) ERA: 3.98	1.0	S	3	0	0	0	1	0	0	0	0	0	0	12	18	0.00	0.000						

St. Louis Cardinals @ Pittsburgh Pirates
Three Rivers Stadium, Pittsburgh, PA
Mon Jun 22 1992, 7:05 PM EDT
Att: 20,831 - Cloudy - 67 F

AB 32
R 2
H 7
RBI 2
BB 0
SO 6
LOB 7





Batter	1	2	3	4	5	6	7	8	9	AB	R	H	RBI	BB	SO	LOB	BOTTOM						
John Wehner, R (1, 3) OBP: 0.263, SLG: 0.235	4-2 S E BB		2-2 G4-3	0-0 L8			0-1 G1-6-3 1B			2	1	0	0	1	0	2							
Orlando Merced, S (7, PH) OBP: 0.342, SLG: 0.353			1-3 K		1-0 F9		1-2 F8			3	1	0	0	1	1	2							
Jay Bell, R (1, 6) OBP: 0.350, SLG: 0.355	4-1 E BB		1-0 K		1-1 F9		2-2 G1-6-3			4	1	2	0	0	0	2							
Andy Van Slyke, L (1, 8) OBP: 0.423, SLG: 0.494	1-0 E3 1B 1H 2H		1-0 1B		1-1 G5-4-3 1B		1-2 G1-6-3			4	1	2	0	0	0	2							
Lloyd McClendon, R (1, 7) OBP: 0.390, SLG: 0.368	3-2 CS 1B		1-0 1B		1-0 G5-4-3		0-3 K			4	0	2	1	0	1	1							
Jeff King, R (1, 9) OBP: 0.236, SLG: 0.324	0-1 L7		0-1 F9			1-1 F7		0-2 1B 2B		3	0	0	0	0	0	3							
Cecil Espy, S (7, 9) OBP: 0.287, SLG: 0.324								1-2 1B 2B		1	1	1	0	0	0	0							
Steve Buechele, R (1, 5) OBP: 0.335, SLG: 0.390	1-3 K			3-2 G5-3		0-1 F7		2-2 1B 2B		4	0	1	0	0	1	1							
Don Slaught, R (1, 2) OBP: 0.438, SLG: 0.551		1-1 F8		3-2 F9		2-2 G5-3		0-1 1B 2B		4	0	1	1	0	0	0							
Jose Lind, R (1, 4) OBP: 0.288, SLG: 0.288		1-0 F7		0-0 BB 1B			4-1 1B 1B BB		2-2 F8	3	1	1	0	1	0	1							
Randy Tomlin, L (1, 1) OBP: 0.258, SLG: 0.179		1-1 G1-3		4-2 BB 1B			0-0 1B			2	0	1	0	1	0	0							
Bob Walk, R (9, 1)				1-2 BB			1-3 1B			0	0	0	0	0	0	0							
Inning Stats	R: 3 E: 1 K: 1 S: 15	H: 1 LOB: 0 BB: 2 P: 28	R: 0 E: 0 K: 0 S: 5	H: 0 LOB: 0 BB: 0 P: 8	R: 0 E: 0 K: 1 S: 10	H: 2 LOB: 2 BB: 0 P: 15	R: 0 E: 0 K: 0 S: 11	H: 1 LOB: 2 BB: 1 P: 21	R: 0 E: 0 K: 0 S: 7	H: 0 LOB: 0 BB: 0 P: 10	R: 1 E: 0 K: 0 S: 8	H: 2 LOB: 1 BB: 1 P: 15	R: 1 E: 0 K: 1 S: 17	H: 3 LOB: 1 BB: 0 P: 19	1B: 9 2B: 1 3B: 0 HR: 0	SF: 0 SAC: 0 DP: 2 HBP: 0	WP: 0 PB: 0 SB: 1 CS: 1	PA: 35					
PITCHER	IP	WLS	BF	H	R	ER	SO	BB	IBB	HBP	BLK	WP	HR	S	P	ERA	WHIP					ERA	WHIP
Donovan Osborne, L (1, 1) ERA: 3.12	6.0	L	27	6	4	3	2	4	0	0	0	0	0	3	4	4.50	1.667						
Mike Perez, R (7, 1) ERA: 1.41	0.1		2	1	0	0	0	0	0	0	0	0	0	3	4	0.00	3.000						
Bob McClure, L (7, 1) ERA: 3.75	0.2		1	0	0	0	0	0	0	0	0	0	0	3	5	0.00	0.000						
Jose DeLeon, R (8, 1) ERA: 4.56	1.0		5	3	1	1	1	0	0	0	0	0	0	17	19	9.00	3.000						

St. Louis Cardinals @ Pittsburgh Pirates
Three Rivers Stadium, Pittsburgh, PA
Mon Jun 22 1992, 7:05 PM EDT
Att: 20,831 - Cloudy - 67 F

AB 31
R 5
H 10
RBI 3
BB 4
SO 3
LOB 12



Batter	1	2	3	4	5	6	7	8	9	AB	R	H	RBI	BB	SO	LOB	TOP										
Geronimo Pena, S (1,4) OBP: 0.398, SLG: 0.519	G3-1		G6-3				G4-3		F9	4	1	0	0	1	0	1	St. Louis Cardinals @ Pittsburgh Pirates Three Rivers Stadium, Pittsburgh, PA Tue Jun 23 1992, 7:05 PM EDT Att: 11,408 - Cloudy - 67°F livebaseballscorecards.com AB 33 R 4 H 7 RBI 4 BB 4 SO 5 LOB 9 										
Todd Zeile, R (1,5) OBP: 0.332, SLG: 0.364	G5-3								F8	4	1	1	1	1	1	0											
Ray Lankford, L (1,8) OBP: 0.379, SLG: 0.450			G5-3							4	1	3	3	0	0	1											
Felix Jose, S (1,9) OBP: 0.364, SLG: 0.451	G5-3									4	0	0	0	0	1	2											
Brian Jordan, R (1,7) OBP: 0.252, SLG: 0.426										4	0	0	0	0	1	0											
Andres Galarraga, R (1,3) OBP: 0.223, SLG: 0.236										4	0	2	0	0	0	0											
Tom Pagnozzi, R (1,2) OBP: 0.339, SLG: 0.422										3	0	0	0	1	1	1											
Tim Jones, L (1,6) OBP: 0.225, SLG: 0.209										2	1	1	0	0	0	0											
Bernard Gilkey, R (6, PH) OBP: 0.315, SLG: 0.317										0	0	0	0	1	0	0											
Bien Figueroa, R (6,6) OBP: 0.167, SLG: 0.167										1	0	0	0	0	0	1											
Omar Olivares, R (1,1) OBP: 0.296, SLG: 0.308										1	0	0	0	0	1	0											
Gerald Perry, L (6, PH) OBP: 0.315, SLG: 0.317										1	0	0	0	0	0	3											
Cris Carpenter, R (6,1) OBP: 0.500, SLG: 0.500										0	0	0	0	0	0	0											
Todd Worrell, R (8,1) OBP: 0.500, SLG: 0.500										0	0	0	0	0	0	0											
Milt Thompson, L (9, PH) OBP: 0.287, SLG: 0.461										1	0	0	0	0	0	0											
Inning Stats	R: 0 E: 0 K: 0 S: 9	H: 1 LOB: 1 BB: 0 P: 13	R: 0 E: 0 K: 1 S: 6	H: 0 LOB: 0 BB: 0 P: 9	R: 1 E: 0 K: 0 S: 9	H: 2 LOB: 1 BB: 0 P: 14	R: 0 E: 0 K: 2 S: 11	H: 0 LOB: 0 BB: 0 P: 16	R: 0 E: 0 K: 1 S: 8	H: 0 LOB: 0 BB: 0 P: 12	R: 3 E: 0 K: 0 S: 16	H: 2 LOB: 3 BB: 4 P: 36	R: 0 E: 0 K: 1 S: 10	H: 1 LOB: 1 BB: 0 P: 14	R: 0 E: 0 K: 0 S: 5	H: 1 LOB: 1 BB: 0 P: 7	R: 0 E: 0 K: 0 S: 7	H: 0 LOB: 0 BB: 0 P: 10	1B: 4 2B: 2 3B: 0 HR: 1	SF: 0 SAC: 1 DP: 0 HBP: 0	WP: 0 PB: 1 SB: 2 CS: 0	PA: 38					
PITCHER	IP	WLS	BF	H	R	ER	SO	BB	IBB	HBP	BLK	WP	HR	S	P	ERA	WHIP										
Victor Cole, R (1,1) ERA: 5.73	5.0		20	3	3	3	4	2	0	0	0	0	0	46	75	5.40	1.000										
Denny Neagle, L (6,1) ERA: 4.94	0.2		5	2	1	1	0	0	1	0	0	0	1	7	14	13.50	3.000										
Bob Walk, R (6,1) ERA: 3.95	0.1		2	0	0	0	0	1	0	0	0	0	0	6	11	0.00	3.000										
Roger Mason, R (7,1) ERA: 3.4	2.0	W	8	2	0	0	1	0	0	0	0	0	0	15	21	0.00	1.000										
Bob Patterson, L (9,1) ERA: 2.43	1.0	S	3	0	0	0	0	0	0	0	0	0	0	7	10	0.00	0.000										

Batter	1	2	3	4	5	6	7	8	9	AB	R	H	RBI	BB	SO	LOB	BOTTOM										
Gary Varsho, L (1,7) OBP: 0.256, SLG: 0.366	L3		G4-3							4	0	0	0	0	1	0	St. Louis Cardinals @ Pittsburgh Pirates Three Rivers Stadium, Pittsburgh, PA Tue Jun 23 1992, 7:05 PM EDT Att: 11,408 - Cloudy - 67°F livebaseballscorecards.com AB 31 R 6 H 9 RBI 6 BB 3 SO 5 LOB 12 										
Jay Bell, R (1,6) OBP: 0.355, SLG: 0.359	G6-3									3	1	2	0	1	0	0											
Andy Van Slyke, L (1,8) OBP: 0.417, SLG: 0.486	P5									4	0	0	0	0	2	3											
Orlando Merced, S (1,3) OBP: 0.345, SLG: 0.380										4	2	2	2	0	0	2											
Michael LaValliere, L (1,2) OBP: 0.358, SLG: 0.328										3	1	1	0	1	1	1											
Steve Buechele, R (1,5) OBP: 0.337, SLG: 0.393										3	1	2	1	0	0	1											
Dave Clark, L (1,9) OBP: 0.286, SLG: 0.417										2	1	1	3	1	0	0											
Roger Mason, R (7,1) OBP: 0.500, SLG: 0.600										1	0	0	0	0	0	1											
Bob Patterson, R (9,1) OBP: 0.500, SLG: 0.600										0	0	0	0	0	0	0											
Jose Lind, R (1,4) OBP: 0.287, SLG: 0.287										4	0	1	0	0	1	2											
Victor Cole, S (1,1) ERA: 4.28										2	0	0	0	0	0	2											
Denny Neagle, L (6,1) ERA: 4.28										0	0	0	0	0	0	0											
Bob Walk, R (6,1) ERA: 4.28										0	0	0	0	0	0	0											
Cecil Espy, S (7,9) OBP: 0.284, SLG: 0.320										1	0	0	0	0	0	0											
Inning Stats	R: 0 E: 0 K: 0 S: 8	H: 0 LOB: 0 BB: 0 P: 14	R: 3 E: 0 K: 1 S: 13	H: 2 LOB: 1 BB: 1 P: 20	R: 0 E: 0 K: 1 S: 6	H: 0 LOB: 0 BB: 1 P: 12	R: 1 E: 0 K: 0 S: 9	H: 2 LOB: 2 BB: 1 P: 18	R: 0 E: 0 K: 0 S: 7	H: 1 LOB: 1 BB: 0 P: 9	R: 0 E: 0 K: 1 S: 8	H: 0 LOB: 0 BB: 0 P: 14	R: 2 E: 1 K: 2 S: 18	H: 3 LOB: 2 BB: 0 P: 27	R: 0 E: 0 K: 0 S: 5	H: 0 LOB: 0 BB: 0 P: 10	1B: 6 2B: 2 3B: 0 HR: 2	SF: 1 SAC: 0 DP: 2 HBP: 0	WP: 0 PB: 0 SB: 0 CS: 1	PA: 36							
PITCHER	IP	WLS	BF	H	R	ER	SO	BB	IBB	HBP	BLK	WP	HR	S	P	ERA	WHIP										
Omar Olivares, R (1,1) ERA: 4.28	5.0		22	5	4	4	2	3	0	0	0	0	0	47	81	7.20	1.600										
Cris Carpenter, R (6,1) ERA: 2.3	2.0		6	1	0	0	1	0	0	0	0	0	0	15	23	0.00	0.500										
Todd Worrell, R (8,1) ERA: 4.44	1.0	L	7	3	2	2	2	0	0	0	0	0	1	18	27	18.00	3.000										

Batter	1	2	3	4	5	6	7	8	9	AB	R	H	RBI	BB	SO	LOB	TOP								
Gerónimo Peña, S (1, 4) OBP: 0.398, SLG: 0.500										3	0	0	1	1	2	0	St. Louis Cardinals @ Pittsburgh Pirates Three Rivers Stadium, Pittsburgh, PA Wed Jun 24 1992, 7:05 PM EDT Att: 22,096 - Cloudy - 72 F								
Todd Zeile, R (1, 5) OBP: 0.333, SLG: 0.365										5	1	2	0	0	2	4									
Ray Lankford, L (1, 8) OBP: 0.383, SLG: 0.453										3	1	2	0	1	1	0									
Felix Jose, S (1, 9) OBP: 0.367, SLG: 0.457										4	1	2	1	0	0	3									
Brian Jordan, R (1, 7) OBP: 0.245, SLG: 0.414										4	0	0	1	0	1	4									
Andrés Galarraga, R (1, 3) OBP: 0.224, SLG: 0.236										4	1	1	0	0	0	1									
Tom Pagnozzi, R (1, 2) OBP: 0.341, SLG: 0.421										3	0	1	0	1	0	1									
Tim Jones, L (1, 6) OBP: 0.253, SLG: 0.239										4	0	3	1	0	0	0									
Bob Tewksbury, R (1, 1) OBP: 0.083, SLG: 0.057										3	0	0	0	0	2	6									
Bob McClure, R (7, 1)										0	0	0	0	0	0	0									
Mike Perez, R (8, 1)										0	0	0	0	0	0	0									
Bernard Gilkey, R (9, PH)										1	0	0	0	0	0	0									
Lee Smith, R (9, 1)										0	0	0	0	0	0	0									
Inning Stats	R: 0 E: 0 K: 3 S: 9	H: 0 LOB: 0 BB: 0 P: 11	R: 0 E: 0 K: 0 S: 5	H: 1 LOB: 1 BB: 0 P: 11	R: 0 E: 0 K: 1 S: 6	H: 1 LOB: 0 BB: 0 P: 10	R: 4 E: 0 K: 1 S: 21	H: 5 LOB: 3 BB: 1 P: 35	R: 0 E: 0 K: 1 S: 5	H: 0 LOB: 0 BB: 0 P: 12	R: 0 E: 0 K: 1 S: 8	H: 2 LOB: 1 BB: 0 P: 12	R: 0 E: 0 K: 0 S: 9	H: 2 LOB: 2 BB: 0 P: 15	R: 0 E: 0 K: 0 S: 7	H: 0 LOB: 0 BB: 0 P: 8	R: 0 E: 0 K: 1 S: 8	H: 0 LOB: 0 BB: 1 P: 14	1B: 10 2B: 1 3B: 0 HR: 0	SF: 0 SAC: 0 DP: 1 HBP: 1	WP: 0 PB: 0 SB: 1 CS: 4	PA: 39			
PITCHER	IP	WLS	BF	H	R	ER	SO	BB	IBB	HBP	BLK	WP	HR	S	P	ERA	WHIP								
Doug Drabek, R (1, 1) ERA: 3.24	7.0	L	32	11	4	4	7	2	0	1	0	0	0	63	106	5.14	1.857								
Jerry Don Gleaton, L (8, 1) ERA: 4.62	2.0		6	0	0	0	1	1	0	0	0	0	0	15	22	0.00	0.500								

AB	34
R	4
H	11
RBI	4
BB	3
SO	8
LOB	19



Batter	1	2	3	4	5	6	7	8	9	AB	R	H	RBI	BB	SO	LOB	BOTTOM								
Cecil Espy, S (1, 7) OBP: 0.307, SLG: 0.343										5	0	4	1	0	0	0	St. Louis Cardinals @ Pittsburgh Pirates Three Rivers Stadium, Pittsburgh, PA Wed Jun 24 1992, 7:05 PM EDT Att: 22,096 - Cloudy - 72 F								
Jay Bell, R (1, 6) OBP: 0.353, SLG: 0.356										5	0	1	0	0	0	4									
Andy Van Slyke, L (1, 8) OBP: 0.417, SLG: 0.484										5	0	2	0	0	0	5									
Orlando Merced, S (1, 3) OBP: 0.338, SLG: 0.371										4	0	0	0	0	1	8									
Dave Clark, L (1, 9) OBP: 0.294, SLG: 0.400										3	0	1	0	0	0	0									
Jeff King, R (8, PH) OBP: 0.235, SLG: 0.322										1	0	0	0	0	0	0									
Steve Buechele, R (1, 5) OBP: 0.336, SLG: 0.395										4	0	1	0	0	1	2									
Michael LaValliere, L (1, 2) OBP: 0.349, SLG: 0.517										4	0	0	0	0	1	3									
Jose Lind, R (1, 4) OBP: 0.282, SLG: 0.282										4	0	0	0	0	0	1									
Doug Drabek, R (1, 1) OBP: 0.108, SLG: 0.135										2	0	1	0	0	0	0									
Don Slaught, R (7, PH) OBP: 0.443, SLG: 0.556										1	0	1	0	0	0	0									
Jerry Don Gleaton, L (8, 1)										0	0	0	0	0	0	0									
Gary Varsho, L (9, PH) OBP: 0.264, SLG: 0.398										1	1	1	0	0	0	0									
Inning Stats	R: 0 E: 0 K: 0 S: 7	H: 2 LOB: 1 BB: 0 P: 10	R: 0 E: 0 K: 0 S: 6	H: 0 LOB: 0 BB: 0 P: 8	R: 0 E: 0 K: 0 S: 12	H: 3 LOB: 3 BB: 0 P: 15	R: 0 E: 0 K: 0 S: 8	H: 1 LOB: 1 BB: 0 P: 11	R: 0 E: 0 K: 0 S: 10	H: 0 LOB: 0 BB: 0 P: 16	R: 0 E: 0 K: 3 S: 11	H: 1 LOB: 1 BB: 0 P: 16	R: 0 E: 0 K: 0 S: 14	H: 3 LOB: 3 BB: 0 P: 24	R: 0 E: 1 K: 0 S: 6	H: 0 LOB: 0 BB: 0 P: 10	R: 1 E: 0 K: 0 S: 10	H: 2 LOB: 1 BB: 0 P: 16	1B: 10 2B: 2 3B: 1 HR: 0	SF: 0 SAC: 0 DP: 2 HBP: 0	WP: 0 PB: 0 SB: 0 CS: 0	PA: 39			
PITCHER	IP	WLS	BF	H	R	ER	SO	BB	IBB	HBP	BLK	WP	HR	S	P	ERA	WHIP								
Bob Tewksbury, R (1, 1) ERA: 2.02	6.1	W	29	10	0	0	3	0	0	0	0	0	0	5	9	0.00	0.000								
Bob McClure, L (7, 1) ERA: 3.65	0.2		2	0	0	0	0	0	0	0	0	0	0	5	9	0.00	0.000								
Mike Perez, R (8, 1) ERA: 1.38	1.0		3	0	0	0	0	0	0	0	0	0	0	6	10	0.00	0.000								
Lee Smith, R (9, 1) ERA: 3.6	1.0		5	2	1	1	0	0	0	0	0	0	0	10	16	9.00	2.000								



Batter	1	2	3	4	5	6	7	8	9	AB	R	H	RBI	BB	SO	LOB	TOP				
Cecil Espy, S OBP: 0.305, SLG: 0.348 (1, 7)	0-2 SH1-3 G4-3 2B	1-1 FC4-6 CS			0-2 F8		0-0 L9			4	1	1	0	0	0	2					
Jay Bell, R OBP: 0.349, SLG: 0.352 (1, 6)	0-1 SH1-3 2-3	2-0 CS	1-1 G1-3		3-2 G1-3			2-1 E5 FC5-4		3	0	0	0	0	0	0					
Andy Van Slyke, L OBP: 0.414, SLG: 0.478 (1, 8)	4-2 G4-3 1B BB		0-3 K		2-2 G4-3			3-3 K		3	1	0	0	1	2	1					
Orlando Merced, S OBP: 0.332, SLG: 0.363 (1, 3)	3-1 G4-3 1-2 3-H		2-2 L3			1-3 K		1-2 FC5-4 1B		4	0	0	1	0	1	2					
Michael LaValliere, L OBP: 0.355, SLG: 0.320 Don Slaught, R OBP: 0.449, SLG: 0.560 (8, 2)	4-2 1B BB			2-2 BB 1B		0-0 G1-4-3		1-1 1-2 1B		2	0	1	0	1	0	0					
Steve Buechele, R OBP: 0.336, SLG: 0.394 Denny Neagle, L (6, 1)	0-1 1-2 2-H 1B			0-2 L9		2-0 G6-3		0-3 K		3	0	1	1	0	0	1					
Lloyd McClendon, R OBP: 0.390, SLG: 0.368 Gary Varsho, L OBP: 0.261, SLG: 0.393 Jerry Don Gleadon, L (8, 1)				4-1 1-2 BB			4-2 G4-6-3 1B BB		1-0 G4-3		2	0	0	0	2	0					
Dave Clark, L OBP: 0.333, SLG: 0.353 (1, 9)	2-2 FC6 1-2			1-1 F7			0-0 1-2 G4-6-3 1B		3-2 P3		4	0	1	0	0	0	2				
Jose Lind, R OBP: 0.281, SLG: 0.281 (1, 4)			0-1 F8		0-3 K		1-0 G4-6-3 1-2 2-3		2-1 F9		1	0	1	0	0	0					
Zane Smith, L OBP: 0.205, SLG: 0.216 Bob Walk, R (2, 1)			2-1 FC4-6 1B								1	0	0	0	0	0					
John Wehner, R OBP: 0.238, SLG: 0.211 (6, 5)											1	0	0	0	0	2					
Inning Stats	R: 2 H: 2 E: 0 K: 0 S: 17	WLS: 2 BF: 26 LOB: 2 BB: 2 P: 30	R: 0 H: 1 E: 0 K: 0 S: 7	ER: 0 LOB: 0 BB: 0 P: 11	R: 0 H: 0 E: 0 K: 1 S: 9	LOB: 0 BB: 0 P: 12	R: 0 H: 1 E: 0 K: 1 S: 13	LOB: 2 BB: 1 P: 20	R: 0 H: 0 E: 0 K: 1 S: 10	LOB: 0 BB: 0 P: 15	R: 0 H: 1 E: 0 K: 0 S: 6	LOB: 1 BB: 1 P: 11	R: 0 H: 1 E: 1 K: 2 S: 14	LOB: 2 BB: 0 P: 21	R: 0 H: 0 E: 0 K: 0 S: 7	LOB: 0 BB: 0 P: 13	1B: 5 2B: 1 3B: 0 HR: 0	SF: 0 SAC: 1 DP: 1 HBP: 0	WP: 0 PB: 0 SB: 0 CS: 1	PA: 37	
PITCHER	IP	WLS	BF	H	R	ER	SO	BB	IBB	HBP	BLK	WP	HR	S	P	ERA	WHIP				
Dennis Martinez, R ERA: 2.72	6.0	W	26	5	2	2	3	4	0	0	0	0	0	67	106	3.00	1.500				
Jeff Fassero, L ERA: 2.91	1.2		6	1	0	0	1	0	0	0	0	0	0	13	21	0.00	0.600				
Mel Rojas, R ERA: 1.35	1.1	S	4	0	0	0	1	0	0	0	0	0	0	10	16	0.00	0.000				

Pittsburgh Pirates @ Montreal Expos
Olympic Stadium, Montreal, QB
Fri Jun 26 1992, 7:05 PM EDT
Att: 23,014 - Dome - 70 F

AB 31
R 2
H 6
RBI 2
BB 4
SO 5
LOB 16



Batter	1	2	3	4	5	6	7	8	9	AB	R	H	RBI	BB	SO	LOB	BOTTOM				
Delino DeShields, L OBP: 0.358, SLG: 0.379 (1, 4)	4-1 SH3 2B	0-2 1B 3B			2-2 F5		2-1 G1-3 E 1B			3	3	2	1	1	0	0					
Moises Alou, R OBP: 0.348, SLG: 0.492 (1, 7)	0-1 SH3 1-3	2-1 FC6-4 1B			1-0 F9		2-2 G1-3 1-H			3	0	1	1	0	0	0					
Marquis Grissom, R OBP: 0.340, SLG: 0.418 (1, 8)	0-0 G4-3 3-H 2B	0-1 FC6-4 1-2			0-1 FC6 1B		2-2 F7			4	0	2	1	0	0	1					
Larry Walker, L OBP: 0.338, SLG: 0.490 (1, 9)	0-0 G4-3 2-3		2-0 G3		0-0 FC6 1-2		1-0 G4-3			4	0	0	0	0	0	2					
Tim Wallach, R OBP: 0.318, SLG: 0.354 (1, 3)		3-2 1B 1B	0-1 F9		1-2 CS 1B		1-0 G5-4-3 1B			4	1	3	0	0	0	0					
Gary Carter, R OBP: 0.320, SLG: 0.364 (1, 2)		2-1 FC6-4 SH3-4 1B	0-1 P3		3-3 K		2-1 F8			4	1	1	0	0	1	2					
Spike Owen, S OBP: 0.336, SLG: 0.426 (1, 6)		2-2 FC6-4 1-2 3-H 1B		3-2 G6-3		2-2 S 1B		1-2 G5-4-3		4	0	2	1	0	0	1					
Bret Barberie, S OBP: 0.364, SLG: 0.250 (1, 5)		1-2 FC6-4 SH3-4 3B		1-1 G6-3		4-2 BB				2	1	0	0	1	0	2					
Dennis Martinez, R OBP: 0.194, SLG: 0.194 Jeff Fassero, L (7, 1)		1-1 SH3-4		1-2 G4-3		0-2 G1-3				2	0	0	1	0	0	2					
Mel Rojas, R OBP: 0.200, SLG: 0.200 (8, 1)		1-2 3-H								0	0	0	0	0	0	0					
Inning Stats	R: 1 H: 1 E: 0 K: 0 S: 5	WLS: 1 BF: 10 LOB: 0 BB: 1 P: 9	R: 4 H: 5 E: 0 K: 0 S: 22	ER: 5 LOB: 1 BB: 0 P: 33	R: 0 H: 0 E: 0 K: 0 S: 5	LOB: 0 BB: 0 P: 7	R: 0 H: 0 E: 0 K: 0 S: 8	LOB: 0 BB: 0 P: 13	R: 0 H: 1 E: 0 K: 0 S: 7	LOB: 1 BB: 0 P: 10	R: 0 H: 2 E: 0 K: 1 S: 19	LOB: 2 BB: 1 P: 29	R: 1 H: 1 E: 1 K: 0 S: 14	LOB: 0 BB: 0 P: 21	R: 0 H: 1 E: 0 K: 0 S: 6	LOB: 0 BB: 0 P: 10	1B: 9 2B: 2 3B: 1 HR: 0	SF: 0 SAC: 2 DP: 2 HBP: 0	WP: 0 PB: 0 SB: 2 CS: 1	PA: 34	
PITCHER	IP	WLS	BF	H	R	ER	SO	BB	IBB	HBP	BLK	WP	HR	S	P	ERA	WHIP				
Zane Smith, L ERA: 3.52	1.2	L	10	5	5	5	0	1	0	0	0	0	0	23	36	27.00	3.600				
Bob Walk, R ERA: 3.65	3.1		12	2	0	0	0	0	0	0	0	0	0	24	36	0.00	0.600				
Denny Neagle, L ERA: 4.82	2.0		9	3	1	1	1	1	0	0	0	0	0	33	50	4.50	2.000				
Jerry Don Gleadon, L ERA: 4.44	1.0		3	1	0	0	0	0	0	0	0	0	0	6	10	0.00	1.000				

Pittsburgh Pirates @ Montreal Expos
Olympic Stadium, Montreal, QB
Fri Jun 26 1992, 7:05 PM EDT
Att: 23,014 - Dome - 70 F

AB 30
R 6
H 11
RBI 5
BB 2
SO 1
LOB 10



Batter	1	2	3	4	5	6	7	8	9	AB	R	H	RBI	BB	SO	LOB	TOP				
Cecil Espy, S OBP: 0.307, SLG: 0.345 (1, 9)	G1-3		G6-3		G6-3			K		3	0	0	0	1	1	0					
Jay Bell, R OBP: 0.343, SLG: 0.344 (1, 6)	G5-3		P6			F8		E5		4	0	0	0	0	0	1					
John Wehner, R OBP: 0.280, SLG: 0.190 (1, 3)	2B		F9			F9	1B	L9		2	0	0	0	2	0	2					
Lloyd McClendon, R OBP: 0.394, SLG: 0.385 (1, 7)	2B			G5-3		1B		F8		4	0	2	0	0	0	1					
Jeff King, R OBP: 0.230, SLG: 0.315 (1, 4)	K			G6-3		F9		F8		4	0	0	0	0	1	4					
Steve Buechele, R OBP: 0.343, SLG: 0.407 (9, PR)		G6-3		1B		L8		G5-3	1B	3	0	1	0	1	0	2					
Gary Varsho, L OBP: 0.253, SLG: 0.379 (9, PR)										0	0	0	0	0	0	0					
Don Slaught, R OBP: 0.350, SLG: 0.558 (1, 2)		1B		G5-3		F9		G5-3	1B	4	0	2	0	0	0	1					
Will Pennyfeather, R OBP: 0.200, SLG: 0.200 (1, 8)		F9			G5-3		F9	G5-3		4	0	0	0	0	0	3					
Randy Tomlin, L OBP: 0.242, SLG: 0.167 (7, PH)										2	0	0	0	0	0	1					
Jose Lind, R OBP: 0.287, SLG: 0.296 (7, 1)										1	0	0	0	0	0	0					
Denny Neagle, L OBP: 0.287, SLG: 0.296 (7, 1)										0	0	0	0	0	0	0					
Inning Stats	R: 0 E: 0 K: 1 S: 10	H: 1 LOB: 2 BB: 1 P: 18	R: 0 E: 0 K: 0 S: 5	H: 1 LOB: 1 BB: 0 P: 8	R: 0 E: 0 K: 0 S: 6	H: 0 LOB: 0 BB: 1 P: 13	R: 0 E: 0 K: 0 S: 11	H: 1 LOB: 1 BB: 0 P: 19	R: 0 E: 0 K: 0 S: 4	H: 0 LOB: 0 BB: 0 P: 7	R: 0 E: 0 K: 0 S: 10	H: 1 LOB: 2 BB: 1 P: 20	R: 0 E: 0 K: 1 S: 8	H: 0 LOB: 1 BB: 1 P: 14	R: 0 E: 0 K: 0 S: 9	H: 1 LOB: 2 BB: 1 P: 14	1B: 4 2B: 1 3B: 0 HR: 0	SF: 0 SAC: 0 DP: 1 HBP: 0	WP: 0 PB: 0 SB: 0 CS: 1	PA: 35	
PITCHER	IP	WLS	BF	H	R	ER	SO	BB	IBB	HBP	BLK	WP	HR	S	P	ERA	WHIP				
Brian Barnes, L ERA: 2.77 (1, 1)	8.1	W	34	5	0	0	2	4	0	0	0	0	0	67	119	0.00	1.080				
Mel Rojas, R ERA: 1.33 (9, 1)	0.2		1	0	0	0	0	0	0	0	0	0	0	2	2	0.00	0.000				

Pittsburgh Pirates @ Montreal Expos
Olympic Stadium, Montreal, QB
Sun Jun 28 1992, 3:33 AM EDT
Att: 24,793 - Dome - 70 F

AB	31
R	0
H	5
RBI	0
BB	4
SO	2
LOB	15



Batter	1	2	3	4	5	6	7	8	9	AB	R	H	RBI	BB	SO	LOB	BOTTOM				
Delino DeShields, L OBP: 0.361, SLG: 0.377 (1, 4)	G6-4-3		G1-3			2B		2B		2	2	1	0	2	0	0					
Marquis Grissom, R OBP: 0.346, SLG: 0.426 (1, 8)	G6-4-3			P3		S	HR	2B		3	2	1	1	1	0	1					
Moises Alou, R OBP: 0.360, SLG: 0.522 (1, 7)	CS			P6		2B		HR		4	2	3	4	0	0	0					
Larry Walker, L OBP: 0.343, SLG: 0.521 (1, 9)	CS			CS	1B	K		HR		4	2	3	3	0	1	0					
Tim Wallach, R OBP: 0.316, SLG: 0.350 (1, 3)				CS		F8		F8		4	0	0	0	0	1	0					
Spike Owen, S OBP: 0.338, SLG: 0.426 (1, 6)						L5		G5-3		4	1	1	0	0	1	0					
Bret Barberie, S OBP: 0.359, SLG: 0.248 (1, 5)						1B		L9		4	0	1	1	0	1	0					
Rick Cerone, R OBP: 0.333, SLG: 0.436 (1, 2)						F7		F7		3	0	0	0	0	0	1					
Brian Barnes, L ERA: 3.32 (1, 1)										3	0	0	0	0	2	1					
Mel Rojas, R ERA: 5.36 (9, 1)										0	0	0	0	0	0	0					
Inning Stats	R: 0 E: 0 K: 0 S: 6	H: 2 LOB: 0 BB: 0 P: 11	R: 1 E: 0 K: 2 S: 10	H: 1 LOB: 0 BB: 0 P: 16	R: 0 E: 0 K: 1 S: 7	H: 0 LOB: 0 BB: 0 P: 12	R: 0 E: 0 K: 0 S: 7	H: 1 LOB: 0 BB: 0 P: 11	R: 1 E: 0 K: 0 S: 15	H: 2 LOB: 1 BB: 0 P: 24	R: 3 E: 0 K: 1 S: 13	H: 2 LOB: 1 BB: 1 P: 21	R: 0 E: 0 K: 2 S: 9	H: 0 LOB: 0 BB: 0 P: 13	R: 4 E: 0 K: 0 S: 12	H: 2 LOB: 0 BB: 2 P: 27	1B: 4 2B: 3 3B: 0 HR: 3	SF: 0 SAC: 0 DP: 1 HBP: 0	WP: 0 PB: 0 SB: 0 CS: 2	PA: 36	
PITCHER	IP	WLS	BF	H	R	ER	SO	BB	IBB	HBP	BLK	WP	HR	S	P	ERA	WHIP				
Randy Tomlin, L ERA: 3.32 (1, 1)	6.0	L	24	8	5	5	4	1	0	0	0	0	1	21	40	7.50	1.500				
Denny Neagle, L ERA: 5.36 (7, 1)	2.0		10	2	4	4	2	2	0	0	0	0	1	21	40	18.00	2.000				

Pittsburgh Pirates @ Montreal Expos
Olympic Stadium, Montreal, QB
Sun Jun 28 1992, 3:33 AM EDT
Att: 24,793 - Dome - 70 F

AB	31
R	9
H	10
RBI	9
BB	3
SO	6
LOB	3



Batter	1	2	3	4	5	6	7	8	9	AB	R	H	RBI	BB	SO	LOB	TOP			
Cecil Espy, S OBP: 0.313, SLG: 0.350 (1, 7)										4	0	2	0	0	1	2				
Jay Bell, R OBP: 0.345, SLG: 0.346 (1, 6)										4	0	2	0	0	0	1				
Andy Van Slyke, L OBP: 0.415, SLG: 0.485 (1, 8)										4	0	0	0	0	1	3				
Orlando Merced, S OBP: 0.336, SLG: 0.404 (1, 3)										4	1	2	0	0	1	1				
Dave Clark, L OBP: 0.280, SLG: 0.286 (1, 9)										4	0	0	1	0	0	1				
Steve Buechele, R OBP: 0.341, SLG: 0.405 (1, 5)										4	0	1	0	0	0	0				
Michael LaValliere, L OBP: 0.341, SLG: 0.316 (1, 2)										4	0	0	0	0	0	2				
Jose Lind, R OBP: 0.283, SLG: 0.292 (1, 4)										3	0	0	0	0	0	2				
Victor Cole, S (1, 1)										1	0	0	0	0	0	0				
Jerry Don Gleaton, L (7, 1)										0	0	0	0	0	0	0				
Don Slaughter, R OBP: 0.460, SLG: 0.552 (8, PH)										1	0	0	0	0	0	0				
Roger Mason, R (8, 1)										0	0	0	0	0	0	0				
Inning Stats	R: 0 E: 0 K: 0 S: 8	H: 2 LOB: 1 BB: 0 P: 10	R: 0 E: 1 K: 0 S: 8	H: 0 LOB: 1 BB: 0 P: 10	R: 0 E: 0 K: 0 S: 5	H: 1 LOB: 0 BB: 0 P: 7	R: 0 E: 0 K: 1 S: 6	H: 0 LOB: 0 BB: 0 P: 11	R: 0 E: 1 K: 1 S: 12	H: 1 LOB: 2 BB: 0 P: 17	R: 0 E: 0 K: 0 S: 5	H: 0 LOB: 0 BB: 0 P: 8	R: 0 E: 0 K: 0 S: 9	H: 1 LOB: 1 BB: 0 P: 15	R: 1 E: 0 K: 0 S: 8	H: 1 LOB: 0 BB: 0 P: 12	1B: 6 2B: 0 3B: 1 HR: 0	SF: 0 SAC: 1 DP: 2 HBP: 0	WP: 0 PB: 0 SB: 1 CS: 0	PA: 34
PITCHER Bob Tewksbury, R ERA: 1.94 (1, 1)	IP: 9.0 WLS: W BF: 34 H: 7 R: 1 ER: 1 SO: 3 BB: 0 IBB: 0 HBP: 0 BLK: 0 WP: 0 HR: 0 S: 75 P: 107 ERA: 1.00 WHIP: 0.778																			

Pittsburgh Pirates @ St. Louis Cardinals
 Busch Stadium, St. Louis, MO
 Mon Jun 29 1992, 7:05 PM CDT
 Att: 38,381 - Cloudy - 86 F

AB	33
R	1
H	7
RBI	1
BB	0
SO	3
LOB	12



Batter	1	2	3	4	5	6	7	8	9	AB	R	H	RBI	BB	SO	LOB	BOTTOM			
Milt Thompson, L OBP: 0.357, SLG: 0.454 (1, 7)										3	0	1	0	0	1	0				
Brian Jordan, R OBP: 0.259, SLG: 0.414 (7, PH)										1	0	0	0	0	0	2				
Tim Jones, L OBP: 0.250, SLG: 0.250 (1, 6)										4	0	1	0	0	1	0				
Ray Lankford, L OBP: 0.373, SLG: 0.450 (1, 8)										4	0	1	0	0	0	2				
Felix Jose, S OBP: 0.367, SLG: 0.477 (1, 9)										4	1	1	1	0	1	3				
Todd Zeile, R OBP: 0.339, SLG: 0.367 (1, 5)										4	1	1	0	0	0	3				
Gerald Perry, L OBP: 0.343, SLG: 0.344 (1, 3)										3	1	1	1	0	0	0				
Andres Galarraga, R OBP: 0.230, SLG: 0.235 (9, 3)										0	0	0	0	0	0	0				
Craig Wilson, R OBP: 0.397, SLG: 0.411 (1, 4)										3	0	1	1	0	0	0				
Bien Figueroa, R OBP: 0.167, SLG: 0.167 (8, 4)										0	0	0	0	0	0	0				
Rich Gedman, L OBP: 0.200, SLG: 0.211 (1, 2)										3	0	1	0	0	1	1				
Bob Tewksbury, R OBP: 0.103, SLG: 0.079 (1, 1)										3	0	1	0	0	1	0				
Inning Stats	R: 0 E: 0 K: 0 S: 7	H: 2 LOB: 2 BB: 0 P: 10	R: 0 E: 0 K: 1 S: 6	H: 0 LOB: 0 BB: 0 P: 9	R: 0 E: 0 K: 2 S: 7	H: 0 LOB: 0 BB: 0 P: 10	R: 2 E: 0 K: 0 S: 10	H: 3 LOB: 1 BB: 0 P: 16	R: 0 E: 0 K: 1 S: 5	H: 0 LOB: 0 BB: 0 P: 9	R: 1 E: 0 K: 0 S: 10	H: 1 LOB: 0 BB: 0 P: 15	R: 0 E: 0 K: 0 S: 10	H: 2 LOB: 1 BB: 0 P: 16	R: 0 E: 0 K: 1 S: 11	H: 1 LOB: 1 BB: 0 P: 20	1B: 4 2B: 4 3B: 0 HR: 1	SF: 0 SAC: 0 DP: 1 HBP: 0	WP: 0 PB: 0 SB: 2 CS: 0	PA: 32
PITCHER Victor Cole, R ERA: 5.19 (1, 1)	IP: 6.1 WLS: L BF: 27 H: 8 R: 3 ER: 3 SO: 4 BB: 0 IBB: 0 HBP: 0 BLK: 0 WP: 0 HR: 1 S: 53 P: 82 ERA: 4.26 WHIP: 1.263																			
Jerry Don Gleaton, L ERA: 4.28 (7, 1)	IP: 0.2 WLS: 1 BF: 0 H: 0 R: 0 ER: 0 SO: 0 BB: 0 IBB: 0 HBP: 0 BLK: 0 WP: 0 HR: 2 S: 3 P: 3 ERA: 0.00 WHIP: 0.000																			
Roger Mason, R ERA: 3.4 (8, 1)	IP: 1.0 WLS: 4 BF: 1 H: 0 R: 0 ER: 0 SO: 1 BB: 0 IBB: 0 HBP: 0 BLK: 0 WP: 0 HR: 11 S: 20 P: 20 ERA: 0.00 WHIP: 1.000																			

Pittsburgh Pirates @ St. Louis Cardinals
 Busch Stadium, St. Louis, MO
 Mon Jun 29 1992, 7:05 PM CDT
 Att: 38,381 - Cloudy - 86 F

AB	32
R	3
H	9
RBI	3
BB	0
SO	5
LOB	11



Batter	1	2	3	4	5	6	7	8	9	AB	R	H	RBI	BB	SO	LOB	TOP				
John Wehner, R (1, 3) OBP: 0.286, SLG: 0.208 Orlando Merced, S (7, PH) OBP: 0.335, SLG: 0.402 (7, 3)	G4-3		F8		G5-4-3 1B		G5-3			3	0	1	0	0	0	0	Pittsburgh Pirates @ St. Louis Cardinals Busch Stadium, St. Louis, MO Tue Jun 30 1992, 7:05 PM CDT Att: 32,252 - Cloudy - 88 F				
Jay Bell, R (1, 6) OBP: 0.340, SLG: 0.341	K		F8		G5-4-3 1-2f		G3-1			4	0	0	0	0	1	1					
Andy Van Slyke, L (1, 8) OBP: 0.416, SLG: 0.485	1B			L4	1B		1B		K	4	0	2	0	0	1	0					
Lloyd McClendon, R (1, 7) OBP: 0.411, SLG: 0.398 Gary Varsho, L (8, PH) OBP: 0.250, SLG: 0.375 (8, 7)	1B			1B	1B	BB	1B		L3	2	1	2	0	1	0	0					
Don Slaught, R (1, 2) OBP: 0.340, SLG: 0.541	F8			1B	1B		FC5-4		B2-3	4	1	1	0	0	0	4					
Steve Buechele, R (1, 5) OBP: 0.337, SLG: 0.398		G6-3		F7			K		K	4	0	0	0	0	2	2					
Cecil Espy, S (1, 9) OBP: 0.319, SLG: 0.354		F8		E6	1B		F8		G6-3 1B	4	0	2	0	0	0	0					
Jose Lind, R (1, 4) OBP: 0.280, SLG: 0.291		K		1B	1B		G4-3		G6-3	4	0	1	1	0	1	1					
Doug Drabek, R (1, 1) OBP: 0.098, SLG: 0.122			L6	FC6-4			F8		G4-3	4	0	0	0	0	0	3					
Inning Stats	R: 0 E: 0 K: 1 S: 10	H: 2 LOB: 2 BB: 0 P: 10	R: 0 E: 0 K: 1 S: 6	H: 0 LOB: 0 BB: 0 P: 7	R: 0 E: 0 K: 0 S: 8	H: 0 LOB: 0 BB: 0 P: 10	R: 2 E: 1 K: 0 S: 13	H: 3 LOB: 2 BB: 1 P: 19	R: 0 E: 0 K: 1 S: 9	H: 0 LOB: 0 BB: 0 P: 11	R: 0 E: 0 K: 0 S: 5	H: 0 LOB: 0 BB: 0 P: 7	R: 0 E: 0 K: 1 S: 7	H: 0 LOB: 0 BB: 0 P: 8	R: 0 E: 0 K: 1 S: 13	H: 1 LOB: 1 BB: 0 P: 17	1B: 9 2B: 0 3B: 0 HR: 0	SF: 0 SAC: 0 DP: 1 HBP: 0	WP: 0 PB: 0 SB: 2 CS: 0	PA: 36	
PITCHER	IP	WLS	BF	H	R	ER	SO	BB	IBB	HBP	BLK	WP	HR	S	P	ERA	WHIP				
Rheal Cormier, L (1, 1) ERA: 5.25	5.0	L	23	8	2	2	2	1	0	0	0	0	0	46	58	3.60	1.800				
Cris Carpenter, R (6, 1) ERA: 2.54	2.0		6	0	0	0	1	0	0	0	0	0	0	14	18	0.00	0.000				
Jose DeLeon, R (8, 1) ERA: 4.38	1.0		3	0	0	0	1	0	0	0	0	0	0	7	8	0.00	0.000				
Todd Worrell, R (9, 1) ERA: 4.28	1.0		4	1	0	0	1	0	0	0	0	0	0	13	17	0.00	1.000				

AB	35
R	2
H	9
RBI	1
BB	1
SO	5
LOB	11



Batter	1	2	3	4	5	6	7	8	9	AB	R	H	RBI	BB	SO	LOB	BOTTOM					
Brian Jordan, R (1, 7) OBP: 0.253, SLG: 0.404	K		K			K			K	4	0	0	0	0	4	0	Pittsburgh Pirates @ St. Louis Cardinals Busch Stadium, St. Louis, MO Tue Jun 30 1992, 7:05 PM CDT Att: 32,252 - Cloudy - 88 F					
Tim Jones, L (1, 6) OBP: 0.242, SLG: 0.242 Bernard Gilkey, R (9, PH) OBP: 0.379, SLG: 0.414	G4-3			K		F8			G6-3	3	0	0	0	0	1	0						
Ray Lankford, L (1, 8) OBP: 0.369, SLG: 0.444	P5			K		G3			G4-3	4	0	0	0	0	1	0						
Felix Jose, S (1, 9) OBP: 0.371, SLG: 0.479		G4-3	G6-3	1B	FC4-6	1B	F7			3	0	2	0	0	0	0						
Todd Zeile, R (1, 5) OBP: 0.336, SLG: 0.363		G6-3		FC4-6		G1-3				3	0	0	0	0	0	2						
Gerald Perry, L (1, 3) OBP: 0.333, SLG: 0.333		G4-3			G4-3		G1			3	0	0	0	0	0	1						
Craig Wilson, R (1, 4) OBP: 0.394, SLG: 0.424		F7					F8			3	0	1	0	0	0	1						
Rich Gedman, L (1, 2) OBP: 0.186, SLG: 0.195			L9		K		K		K	3	0	0	0	0	2	1						
Rheal Cormier, L (1, 1) OBP: 0.208, SLG: 0.300 Milt Thompson, L (5, PH) OBP: 0.304, SLG: 0.400 Cris Carpenter, R (8, 1) OBP: 0.300, SLG: 0.500 Jose DeLeon, R (8, 1) OBP: 0.300, SLG: 0.500 Rex Hudler, R (8, PH) OBP: 0.250, SLG: 0.392 Todd Worrell, R (9, 1)		G4-3							P4	1	0	0	0	0	0	0						
Inning Stats	R: 0 E: 0 K: 1 S: 10	H: 0 LOB: 0 BB: 0 P: 18	R: 0 E: 0 K: 0 S: 7	H: 1 LOB: 1 BB: 0 P: 10	R: 0 E: 0 K: 1 S: 6	H: 0 LOB: 0 BB: 0 P: 9	R: 0 E: 0 K: 2 S: 11	H: 1 LOB: 1 BB: 0 P: 14	R: 0 E: 0 K: 2 S: 9	H: 1 LOB: 0 BB: 0 P: 11	R: 0 E: 0 K: 1 S: 6	H: 0 LOB: 0 BB: 0 P: 7	R: 0 E: 0 K: 0 S: 6	H: 0 LOB: 0 BB: 0 P: 10	R: 0 E: 0 K: 1 S: 11	H: 0 LOB: 0 BB: 0 P: 15	R: 0 E: 0 K: 1 S: 7	H: 0 LOB: 0 BB: 0 P: 8	1B: 2 2B: 1 3B: 0 HR: 0	SF: 0 SAC: 0 DP: 0 HBP: 0	WP: 0 PB: 0 SB: 0 CS: 0	PA: 30
PITCHER	IP	WLS	BF	H	R	ER	SO	BB	IBB	HBP	BLK	WP	HR	S	P	ERA	WHIP					
Doug Drabek, R (1, 1) ERA: 3.0	9.0	W	30	3	0	0	9	0	0	0	0	0	0	73	102	0.00	0.333					

AB	30
R	0
H	3
RBI	0
BB	0
SO	9
LOB	6



Batter	1	2	3	4	5	6	7	8	9	AB R H RBI BB SO LOB	TOP											
Cecil Espy, S OBP: 0.309, SLG: 0.344 (1, 9)	F7		F7		K			G6-3		4 0 0 0 0 1 0	Pittsburgh Pirates @ St. Louis Cardinals Busch Stadium, St. Louis, MO Wed Jul 01 1992, 3:33 AM CDT Att: 40,042 - Cloudy - 84 F											
Jay Bell, R OBP: 0.336, SLG: 0.337 (1, 6)	F8		F9			K			F8	4 0 0 0 0 1 0												
Andy Van Slyke, L OBP: 0.417, SLG: 0.489 (1, 8)	K			1B		F7			1B	4 1 2 0 0 1 0												
Orlando Merced, S OBP: 0.333, SLG: 0.404 (1, 3)		L3		F7		L9			1B	4 0 1 0 0 0 1												
Gary Varsho, L OBP: 0.260, SLG: 0.380 (1, 7)		G6-3		1B			G4-3		G3	4 0 2 1 0 0 1												
Michael LaValliere, L OBP: 0.335, SLG: 0.309 (1, 2)		G6-3		F7			G4-3			3 0 0 0 0 0 2												
Jeff King, R OBP: 0.231, SLG: 0.315 (1, 5)				G1-3			G4-3			3 0 1 0 0 0 1												
Jose Lind, R OBP: 0.279, SLG: 0.288 (1, 4)		FC1-6				P3			F9	3 0 0 0 0 0 2												
Zane Smith, L OBP: 0.190, SLG: 0.200 (1, 1)				G6-3		F8			K	3 0 0 0 0 1 0												
Inning Stats	R: 0 E: 0 K: 1 S: 8	H: 0 LOB: 0 BB: 0 P: 11	R: 0 E: 0 K: 0 S: 12	H: 2 LOB: 2 BB: 0 P: 18	R: 0 E: 0 K: 0 S: 8	H: 0 LOB: 0 BB: 0 P: 12	R: 1 E: 0 K: 0 S: 10	H: 2 LOB: 1 BB: 0 P: 15	R: 0 E: 0 K: 1 S: 8	H: 0 LOB: 0 BB: 0 P: 9		R: 0 E: 0 K: 0 S: 6	H: 0 LOB: 0 BB: 0 P: 11	R: 0 E: 0 K: 0 S: 10	H: 0 LOB: 0 BB: 0 P: 13	R: 0 E: 0 K: 1 S: 12	H: 0 LOB: 0 BB: 0 P: 14	R: 0 E: 0 K: 0 S: 10	H: 2 LOB: 1 BB: 0 P: 15	1B: 4 2B: 2 3B: 0 HR: 0	SF: 0 SAC: 0 DP: 0 HBP: 0	WP: 0 PB: 0 SB: 0 CS: 0
PITCHER	IP WLS BF H R ER SO BB IBB HBP BLK WP HR S P ERA WHIP											PITCHER	IP WLS BF H R ER SO BB IBB HBP BLK WP HR S P ERA WHIP									
Mark Clark, R ERA: 3.93 Bob McClure, L ERA: 3.46	(1, 1) (9, 1)	8.0 4	L 28	4 1	1 1	4 0	0 0	0 0	0 0	0 0	0 0	0 0	74 10	103 15	1.12 0.00	0.500 2.000						

Batter	1	2	3	4	5	6	7	8	9	AB R H RBI BB SO LOB	BOTTOM											
Bernard Gilkey, R OBP: 0.375, SLG: 0.409 (1, 7)	G6-3			F9		FC6-4			F9	4 0 1 0 0 0 0	Pittsburgh Pirates @ St. Louis Cardinals Busch Stadium, St. Louis, MO Wed Jul 01 1992, 3:33 AM CDT Att: 40,042 - Cloudy - 84 F											
Ozzie Smith, S OBP: 0.355, SLG: 0.324 (1, 6)	F8			G6-4-3		F7			F8	4 0 1 0 0 0 2												
Felix Jose, S OBP: 0.365, SLG: 0.471 (1, 9)	G4-3			G6-4-3		FC6-4			E6	4 0 0 0 0 0 3												
Todd Zeile, R OBP: 0.334, SLG: 0.359 (1, 5)				G5-4-3		G5-3			K	3 0 0 0 1 1 1												
Brian Jordan, R OBP: 0.254, SLG: 0.402 (1, 8)		G5-4-3				G5-3				3 0 1 0 0 0 1												
Craig Wilson, R OBP: 0.391, SLG: 0.419 (1, 4)				G1-3					F8	3 0 1 0 0 0 0												
Andres Galarraga, R OBP: 0.225, SLG: 0.230 (1, 3)				G4-3		G4-6-3			F8	3 0 0 0 0 0 2												
Tom Pagnozzi, R OBP: 0.333, SLG: 0.407 (1, 2)				G6-3		G4-3			G6-3	3 0 0 0 0 0 0												
Mark Clark, R OBP: 0.300, SLG: 0.300 Rex Hudler, R OBP: 0.245, SLG: 0.385 Bob McClure, R (8, PH) (9, 1)				G6-3					P4	2 0 1 0 0 0 0 1 0 0 0 0 0 0 0 0 0 0 0 0 0												
Inning Stats	R: 0 E: 0 K: 0 S: 6	H: 0 LOB: 0 BB: 0 P: 9	R: 0 E: 0 K: 0 S: 2	H: 0 LOB: 0 BB: 1 P: 7	R: 0 E: 0 K: 0 S: 6	H: 0 LOB: 0 BB: 0 P: 9	R: 0 E: 0 K: 0 S: 8	H: 1 LOB: 0 BB: 0 P: 12	R: 0 E: 0 K: 0 S: 12	H: 2 LOB: 1 BB: 0 P: 15		R: 0 E: 0 K: 0 S: 11	H: 2 LOB: 2 BB: 0 P: 14	R: 0 E: 0 K: 0 S: 3	H: 0 LOB: 0 BB: 0 P: 5	R: 0 E: 0 K: 0 S: 3	H: 0 LOB: 0 BB: 0 P: 5	R: 0 E: 1 K: 1 S: 15	H: 0 LOB: 1 BB: 0 P: 20	1B: 5 2B: 0 3B: 0 HR: 0	SF: 0 SAC: 0 DP: 3 HBP: 0	WP: 0 PB: 0 SB: 1 CS: 0
PITCHER	IP WLS BF H R ER SO BB IBB HBP BLK WP HR S P ERA WHIP											PITCHER	IP WLS BF H R ER SO BB IBB HBP BLK WP HR S P ERA WHIP									
Zane Smith, L ERA: 3.25	(1, 1)	9.0 W	31	5 0	0 0	1 0	1 0	0 0	0 0	0 0	0 0	0 0	66 66	96 96	0.00 0.667							

Batter	1	2	3	4	5	6	7	8	9	AB	R	H	RBI	BB	SO	LOB	TOP										
Bip Roberts, S (1,4) OBP: 0.373, SLG: 0.376	G1-3		1B				G6-3		1B	2	1	0	0	1	1	0	Cincinnati Reds @ Pittsburgh Pirates Three Rivers Stadium, Pittsburgh, PA Thu Jul 02 1992, 7:05 PM EDT Att: 19,445 - Overcast - 83 F										
Jeff Branson, L (5,4) OBP: 0.250, SLG: 0.389			BB						2H	2	0	1	0	0	0	0											
Dave Martinez, L (1,8) OBP: 0.329, SLG: 0.339	F8		1B				G1-3			4	0	2	1	0	0	0											
Barry Larkin, R (1,6) OBP: 0.337, SLG: 0.381	1B		BB				PO			3	0	3	0	1	0	0											
Paul O'Neill, L (1,9) OBP: 0.375, SLG: 0.431	BB		BB				1B			3	0	1	0	1	1	2											
Hal Morris, L (1,3) OBP: 0.398, SLG: 0.440	G3-1		BB				K			3	0	0	0	1	2	5											
Chris Sabo, R (1,5) OBP: 0.321, SLG: 0.449		F9					CS			4	1	2	0	0	0	1											
Reggie Sanders, R (1,7) OBP: 0.330, SLG: 0.423	K		1B				1B			4	0	0	0	0	3	3											
Joe Oliver, R (1,2) OBP: 0.293, SLG: 0.340	G4-3		G5-3				F7			3	0	0	1	1	0	2											
Jose Rijo, R (1,1) OBP: 0.233, SLG: 0.300			G5-3				G4-3			3	0	0	0	0	0	1											
Norm Charlton, S (8,1) OBP: 0.500, SLG: 0.500									SH3-4	0	0	0	0	0	0	0											
Inning Stats	R: 0 E: 0 K: 0 S: 8	H: 1 LOB: 2 BB: 1 P: 13	R: 0 E: 0 K: 1 S: 10	H: 0 LOB: 0 BB: 0 P: 14	R: 1 E: 0 K: 0 S: 10	H: 1 LOB: 1 BB: 2 P: 19	R: 1 E: 0 K: 0 S: 9	H: 1 LOB: 1 BB: 1 P: 18	R: 0 E: 0 K: 2 S: 12	H: 2 LOB: 2 BB: 0 P: 17	R: 0 E: 0 K: 1 S: 6	H: 1 LOB: 0 BB: 0 P: 9	R: 0 E: 0 K: 0 S: 8	H: 1 LOB: 1 BB: 0 P: 14	R: 0 E: 0 K: 2 S: 13	H: 1 LOB: 1 BB: 0 P: 19	R: 0 E: 0 K: 1 S: 10	H: 1 LOB: 2 BB: 1 P: 16	1B: 9 2B: 0 3B: 0 HR: 0	SF: 0 SAC: 1 DP: 0 HBP: 0	WP: 0 PB: 0 SB: 3 CS: 2	PA: 38					
PITCHER	IP	WLS	BF	H	R	ER	SO	BB	IBB	HBP	BLK	WP	HR	S	P	ERA	WHIP										
Jeff Robinson, R (1,1) ERA: 4.5	4.2	L	22	5	2	2	2	4	0	0	0	0	0	46	75	3.86	1.929										
Denny Neagle, L (5,1) ERA: 5.33	0.1		1	0	0	0	1	0	0	0	0	0	0	3	6	0.00	0.000										
Bob Walk, R (6,1) ERA: 3.5	2.0		6	2	0	0	1	0	0	0	0	0	0	14	23	0.00	1.000										
Bob Patterson, L (8,1) ERA: 2.32	1.0		4	1	0	0	2	0	0	0	0	0	0	13	19	0.00	1.000										
Stan Belinda, R (9,1) ERA: 2.73	1.0		4	1	0	0	1	1	0	0	0	0	0	10	16	0.00	2.000										

AB	31
R	2
H	9
RBI	2
BB	5
SO	7
LOB	14



Batter	1	2	3	4	5	6	7	8	9	AB	R	H	RBI	BB	SO	LOB	BOTTOM										
Gary Varsho, L (1,7) OBP: 0.250, SLG: 0.365	E6	FC					B4-3		FC6-4	4	0	0	0	0	0	3	Cincinnati Reds @ Pittsburgh Pirates Three Rivers Stadium, Pittsburgh, PA Thu Jul 02 1992, 7:05 PM EDT Att: 19,445 - Overcast - 83 F										
Jeff King, R (1,6) OBP: 0.228, SLG: 0.311	SH1-3	FC6-4					G6-3		K	3	0	0	0	0	1	4											
Andy Van Slyke, L (1,8) OBP: 0.419, SLG: 0.491	BB						G4-3		2B	3	0	1	0	1	1	0											
Orlando Merced, S (1,3) OBP: 0.336, SLG: 0.411	G3						2B		K2-3	4	0	2	0	0	1	2											
Michael LaValliere, L (1,2) OBP: 0.335, SLG: 0.305	G4-3						BB		K	2	0	0	0	1	0	3											
Don Slaught, R (8, PH) OBP: 0.436, SLG: 0.536							BB		K	1	0	0	0	0	1	0											
Steve Buechele, R (1,5) OBP: 0.336, SLG: 0.396	FC6-4						G6-4-3		K	4	0	1	0	0	1	2											
Dave Clark, L (1,9) OBP: 0.286, SLG: 0.417	FC6-4						G1-3		K	3	1	1	1	0	0	1											
Lloyd McClendon, R (9, PH) OBP: 0.407, SLG: 0.394	FC						G1-3		HR	1	0	0	0	0	1	0											
Jose Lind, R (1,4) OBP: 0.279, SLG: 0.287	FC						G1-3		G3-1	4	0	1	0	0	0	0											
Jeff Robinson, R (1,1) OBP: 0.143, SLG: 0.143							P3			1	0	0	0	0	1	2											
Denny Neagle, L (5,1) ERA: 5.33										0	0	0	0	0	0	0											
Gary Redus, R (5, PH) OBP: 0.255, SLG: 0.255										1	0	0	0	0	0	0											
Bob Walk, R (6,1) ERA: 3.5										1	0	0	0	0	0	0											
John Wehner, R (7, PH) OBP: 0.310, SLG: 0.260										1	0	0	0	0	0	0											
Bob Patterson, R (8,1) ERA: 2.32										0	0	0	0	0	0	0											
Stan Belinda, R (9,1) ERA: 2.73										0	0	0	0	0	0	0											
Inning Stats	R: 0 E: 1 K: 0 S: 9	H: 0 LOB: 2 BB: 1 P: 17	R: 0 E: 0 K: 1 S: 13	H: 2 LOB: 3 BB: 0 P: 17	R: 0 E: 0 K: 1 S: 10	H: 1 LOB: 0 BB: 0 P: 15	R: 0 E: 0 K: 0 S: 4	H: 0 LOB: 0 BB: 0 P: 5	R: 0 E: 0 K: 0 S: 6	H: 1 LOB: 1 BB: 1 P: 13	R: 1 E: 0 K: 1 S: 12	H: 2 LOB: 1 BB: 0 P: 16	R: 0 E: 0 K: 2 S: 9	H: 1 LOB: 0 BB: 0 P: 13	R: 0 E: 0 K: 2 S: 13	H: 0 LOB: 0 BB: 0 P: 18	R: 0 E: 0 K: 2 S: 13	H: 0 LOB: 0 BB: 0 P: 18	1B: 4 2B: 2 3B: 0 HR: 1	SF: 0 SAC: 1 DP: 2 HBP: 0	WP: 0 PB: 0 SB: 1 CS: 0	PA: 35					
PITCHER	IP	WLS	BF	H	R	ER	SO	BB	IBB	HBP	BLK	WP	HR	S	P	ERA	WHIP										
Jose Rijo, R (1,1) ERA: 3.3	7.0	W	29	6	1	1	3	2	0	0	0	0	0	22	31	0.00	0.500										
Norm Charlton, L (8,1) ERA: 2.17	2.0	S	6	1	0	0	4	0	0	0	0	0	0	22	31	0.00	0.500										

AB	32
R	1
H	7
RBI	1
BB	2
SO	7
LOB	17



Batter	1	2	3	4	5	6	7	8	9	AB	R	H	RBI	BB	SO	LOB	TOP							
Reggie Sanders, R OBP: 0.336, SLG: 0.447 (1, 8) (7, 7)																	5 2 3 0 0 2 0							
Billy Hatcher, R OBP: 0.317, SLG: 0.387 Dave Martinez, L OBP: 0.332, SLG: 0.348 (1, 7) (7, 8)																	3 1 0 1 0 0 2 1 1 1 0 0 0 0							
Barry Larkin, R OBP: 0.346, SLG: 0.400 (1, 6) (1, 6)																	4 1 3 1 1 0 0							
Chris Sabo, R OBP: 0.322, SLG: 0.461 (1, 5) (1, 5)																	5 1 2 3 0 0 2							
Glenn Braggs, R OBP: 0.324, SLG: 0.314 (1, 9) (1, 9)																	4 0 0 1 0 1 0							
Hal Morris, L OBP: 0.403, SLG: 0.441 (1, 3) (1, 3)																	4 1 2 0 1 0 0							
Joe Oliver, R OBP: 0.296, SLG: 0.348 Troy Afenir, R OBP: 0.306, SLG: 0.355 (1, 2) (8, 2)																	4 0 2 1 0 0 1 1 0 0 0 0 0 3							
Freddie Benavides, R OBP: 0.272, SLG: 0.330 (1, 4) (1, 4)																	3 0 0 0 1 0 2							
Tim Belcher, R OBP: 0.143, SLG: 0.214 Scott Ruskin, R OBP: 0.250, SLG: 0.250 Rob Dibble, L OBP: 1.000, SLG: 1.000 (1, 1) (7, 1) (9, 1)																	3 0 0 0 0 1 0 0 0 0 0 0 0 0 1 0 0 0 0 1 2 0 0 0 0 0 0 0							
Inning Stats	R: 3 E: 0 K: 0 S: 12	H: 3 LOB: 0 BB: 0 P: 19	R: 0 E: 0 K: 0 S: 4	H: 0 LOB: 0 BB: 0 P: 5	R: 0 E: 0 K: 1 S: 7	H: 1 LOB: 1 BB: 0 P: 12	R: 0 E: 0 K: 0 S: 9	H: 1 LOB: 1 BB: 0 P: 13	R: 1 E: 0 K: 0 S: 7	H: 1 LOB: 0 BB: 0 P: 10	R: 1 E: 0 K: 0 S: 9	H: 2 LOB: 1 BB: 0 P: 15	R: 1 E: 0 K: 1 S: 13	H: 2 LOB: 1 BB: 0 P: 17	R: 0 E: 1 K: 2 S: 11	H: 1 LOB: 2 BB: 1 P: 20	R: 1 E: 0 K: 1 S: 19	H: 2 LOB: 3 BB: 2 P: 37	1B: 4 2B: 7 3B: 1 HR: 1	SF: 2 SAC: 0 DP: 0 HBP: 0	WP: 0 PB: 0 SB: 0 CS: 0	PA: 43		
PITCHER	IP WLS BF H R ER SO BB IBB HBP BLK WP HR S P ERA WHIP	IP WLS BF H R ER SO BB IBB HBP BLK WP HR S P ERA WHIP	IP WLS BF H R ER SO BB IBB HBP BLK WP HR S P ERA WHIP	IP WLS BF H R ER SO BB IBB HBP BLK WP HR S P ERA WHIP	IP WLS BF H R ER SO BB IBB HBP BLK WP HR S P ERA WHIP	IP WLS BF H R ER SO BB IBB HBP BLK WP HR S P ERA WHIP	IP WLS BF H R ER SO BB IBB HBP BLK WP HR S P ERA WHIP	IP WLS BF H R ER SO BB IBB HBP BLK WP HR S P ERA WHIP	IP WLS BF H R ER SO BB IBB HBP BLK WP HR S P ERA WHIP	IP WLS BF H R ER SO BB IBB HBP BLK WP HR S P ERA WHIP	IP WLS BF H R ER SO BB IBB HBP BLK WP HR S P ERA WHIP	IP WLS BF H R ER SO BB IBB HBP BLK WP HR S P ERA WHIP	IP WLS BF H R ER SO BB IBB HBP BLK WP HR S P ERA WHIP	IP WLS BF H R ER SO BB IBB HBP BLK WP HR S P ERA WHIP	IP WLS BF H R ER SO BB IBB HBP BLK WP HR S P ERA WHIP	IP WLS BF H R ER SO BB IBB HBP BLK WP HR S P ERA WHIP	IP WLS BF H R ER SO BB IBB HBP BLK WP HR S P ERA WHIP	IP WLS BF H R ER SO BB IBB HBP BLK WP HR S P ERA WHIP	IP WLS BF H R ER SO BB IBB HBP BLK WP HR S P ERA WHIP	IP WLS BF H R ER SO BB IBB HBP BLK WP HR S P ERA WHIP	IP WLS BF H R ER SO BB IBB HBP BLK WP HR S P ERA WHIP	IP WLS BF H R ER SO BB IBB HBP BLK WP HR S P ERA WHIP	IP WLS BF H R ER SO BB IBB HBP BLK WP HR S P ERA WHIP	IP WLS BF H R ER SO BB IBB HBP BLK WP HR S P ERA WHIP

Cincinnati Reds @ Pittsburgh Pirates
Three Rivers Stadium, Pittsburgh, PA
Fri Jul 03 1992, 7:05 PM EDT
Att: 29,870 - Cloudy - 84 F

AB	38
R	7
H	13
RBI	7
BB	3
SO	5
LOB	12



Batter	1	2	3	4	5	6	7	8	9	AB	R	H	RBI	BB	SO	LOB	BOTTOM							
Gary Varsho, L OBP: 0.260, SLG: 0.364 Jerry Don Gleaton, L OBP: 0.311, SLG: 0.250 Gary Redus, R OBP: 0.311, SLG: 0.250 (1, 7) (7, 1) (9, PH)																	3 1 1 0 1 1 6 0 0 0 0 0 0 0 1 0 0 0 0 0 0							
Jay Bell, R OBP: 0.340, SLG: 0.348 (1, 6) (1, 6)																	5 1 3 0 0 1 0							
Andy Van Slyke, L OBP: 0.418, SLG: 0.502 (1, 8) (1, 8)																	4 1 2 3 0 0 2							
Orlando Merced, S OBP: 0.330, SLG: 0.403 (1, 3) (8, 9)																	4 0 0 0 0 2 3							
Dave Clark, L OBP: 0.290, SLG: 0.407 John Wehner, R OBP: 0.300, SLG: 0.231 (1, 9) (7, PH) (8, 3)																	3 0 1 0 0 0 1 1 0 0 0 0 0 0							
Steve Buechele, R OBP: 0.334, SLG: 0.394 (1, 5) (1, 5)																	4 0 1 0 0 2 1							
Michael LaValliere, L OBP: 0.339, SLG: 0.310 (1, 2) (1, 2)																	4 0 2 0 0 0 0							
Jose Lind, R OBP: 0.278, SLG: 0.286 (1, 4) (1, 4)																	4 0 1 0 0 0 2							
Randy Tomlin, L OBP: 0.229, SLG: 0.156 Cecil Espy, S OBP: 0.312, SLG: 0.341 (1, 1) (6, PH) (7, 7)																	2 0 0 0 0 0 3 1 0 0 0 1 0 0							
Inning Stats	R: 0 E: 0 K: 0 S: 13	H: 1 LOB: 1 BB: 1 P: 24	R: 0 E: 0 K: 0 S: 11	H: 3 LOB: 3 BB: 0 P: 16	R: 0 E: 0 K: 2 S: 9	H: 1 LOB: 1 BB: 0 P: 13	R: 0 E: 0 K: 0 S: 5	H: 0 LOB: 0 BB: 0 P: 6	R: 1 E: 0 K: 0 S: 7	H: 2 LOB: 1 BB: 0 P: 8	R: 0 E: 0 K: 2 S: 14	H: 2 LOB: 3 BB: 1 P: 23	R: 2 E: 0 K: 2 S: 13	H: 2 LOB: 0 BB: 0 P: 15	R: 0 E: 0 K: 0 S: 9	H: 0 LOB: 0 BB: 0 P: 16	R: 0 E: 0 K: 0 S: 12	H: 0 LOB: 0 BB: 0 P: 17	1B: 8 2B: 3 3B: 0 HR: 1	SF: 1 SAC: 0 DP: 1 HBP: 0	WP: 0 PB: 0 SB: 0 CS: 0	PA: 39		
PITCHER	IP WLS BF H R ER SO BB IBB HBP BLK WP HR S P ERA WHIP	IP WLS BF H R ER SO BB IBB HBP BLK WP HR S P ERA WHIP	IP WLS BF H R ER SO BB IBB HBP BLK WP HR S P ERA WHIP	IP WLS BF H R ER SO BB IBB HBP BLK WP HR S P ERA WHIP	IP WLS BF H R ER SO BB IBB HBP BLK WP HR S P ERA WHIP	IP WLS BF H R ER SO BB IBB HBP BLK WP HR S P ERA WHIP	IP WLS BF H R ER SO BB IBB HBP BLK WP HR S P ERA WHIP	IP WLS BF H R ER SO BB IBB HBP BLK WP HR S P ERA WHIP	IP WLS BF H R ER SO BB IBB HBP BLK WP HR S P ERA WHIP	IP WLS BF H R ER SO BB IBB HBP BLK WP HR S P ERA WHIP	IP WLS BF H R ER SO BB IBB HBP BLK WP HR S P ERA WHIP	IP WLS BF H R ER SO BB IBB HBP BLK WP HR S P ERA WHIP	IP WLS BF H R ER SO BB IBB HBP BLK WP HR S P ERA WHIP	IP WLS BF H R ER SO BB IBB HBP BLK WP HR S P ERA WHIP	IP WLS BF H R ER SO BB IBB HBP BLK WP HR S P ERA WHIP	IP WLS BF H R ER SO BB IBB HBP BLK WP HR S P ERA WHIP	IP WLS BF H R ER SO BB IBB HBP BLK WP HR S P ERA WHIP	IP WLS BF H R ER SO BB IBB HBP BLK WP HR S P ERA WHIP	IP WLS BF H R ER SO BB IBB HBP BLK WP HR S P ERA WHIP	IP WLS BF H R ER SO BB IBB HBP BLK WP HR S P ERA WHIP	IP WLS BF H R ER SO BB IBB HBP BLK WP HR S P ERA WHIP	IP WLS BF H R ER SO BB IBB HBP BLK WP HR S P ERA WHIP	IP WLS BF H R ER SO BB IBB HBP BLK WP HR S P ERA WHIP	IP WLS BF H R ER SO BB IBB HBP BLK WP HR S P ERA WHIP

Cincinnati Reds @ Pittsburgh Pirates
Three Rivers Stadium, Pittsburgh, PA
Fri Jul 03 1992, 7:05 PM EDT
Att: 29,870 - Cloudy - 84 F

AB	36
R	3
H	11
RBI	3
BB	2
SO	6
LOB	18



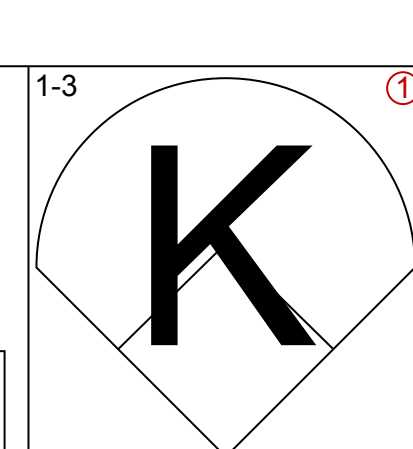
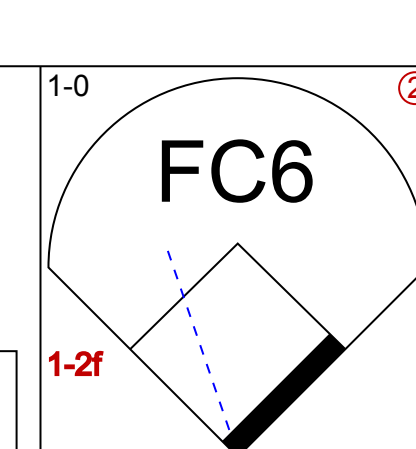
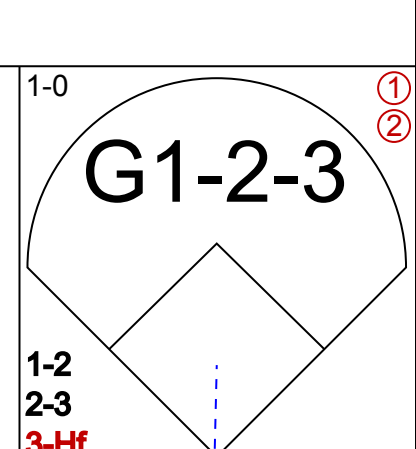
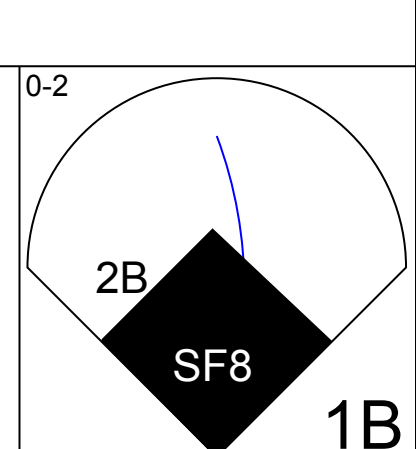
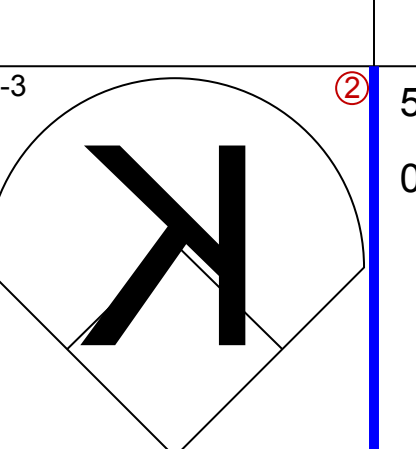
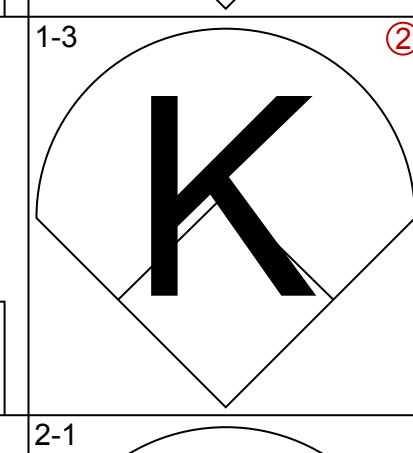
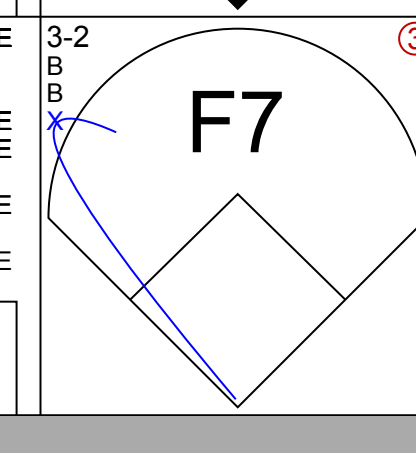
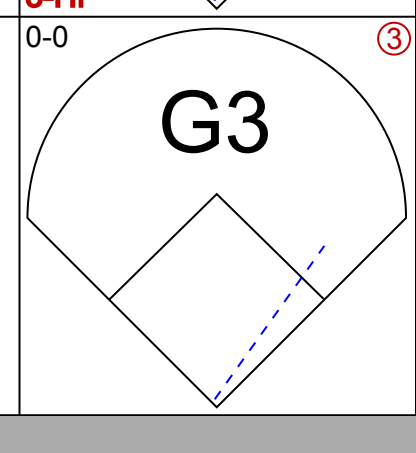
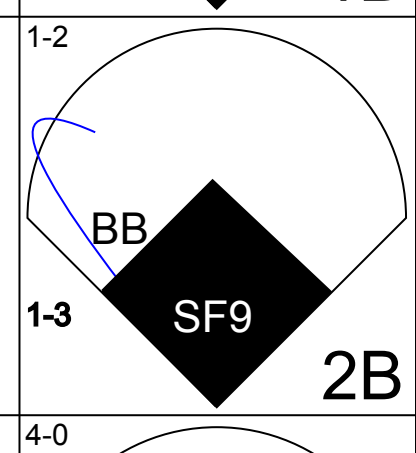
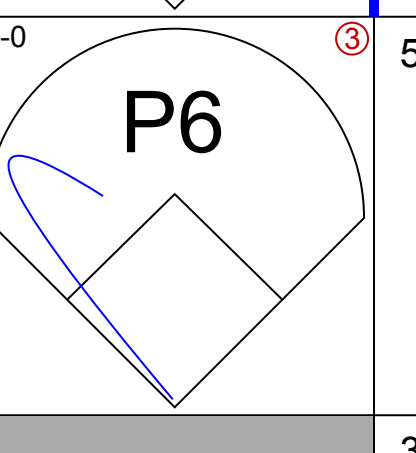
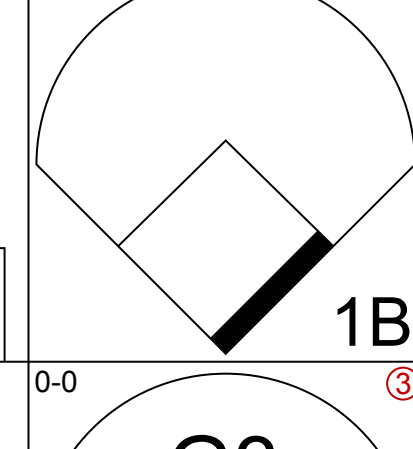
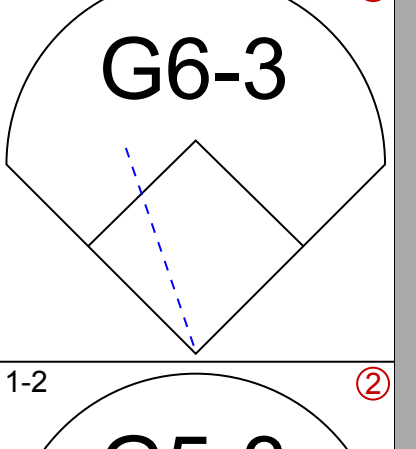
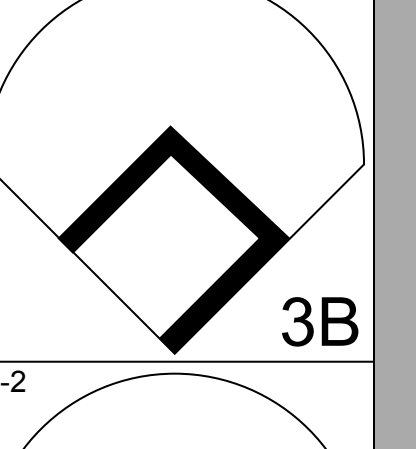
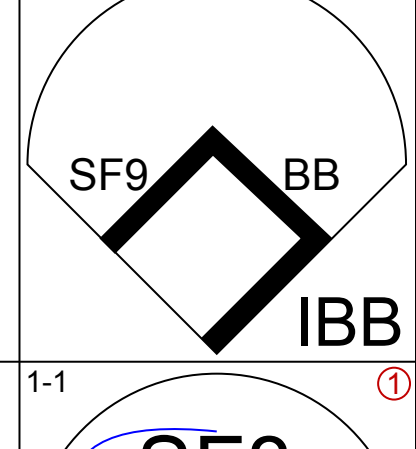
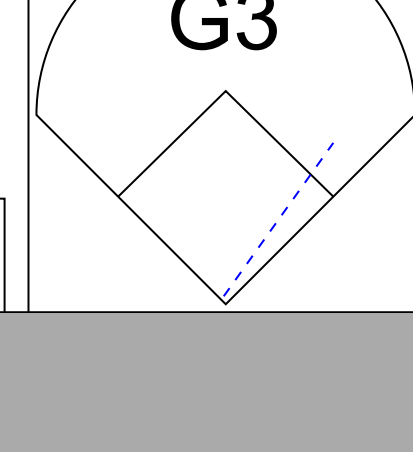
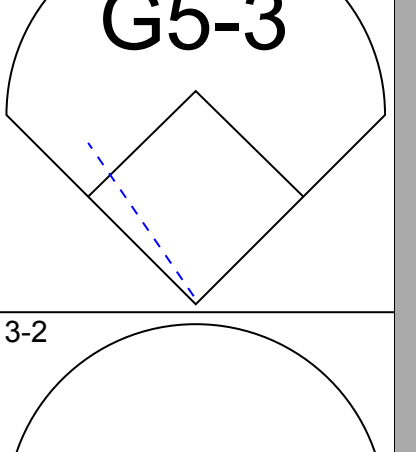
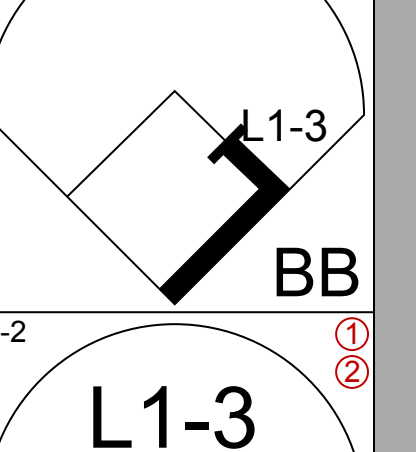
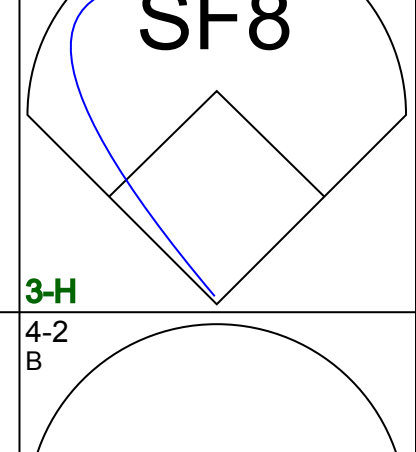
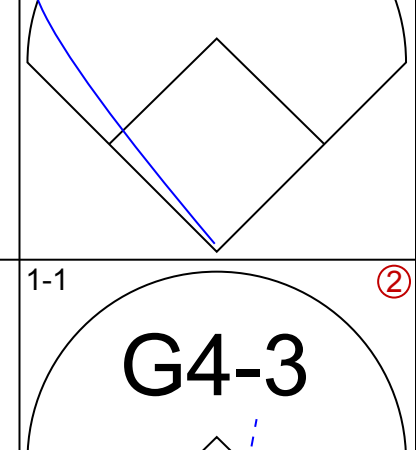
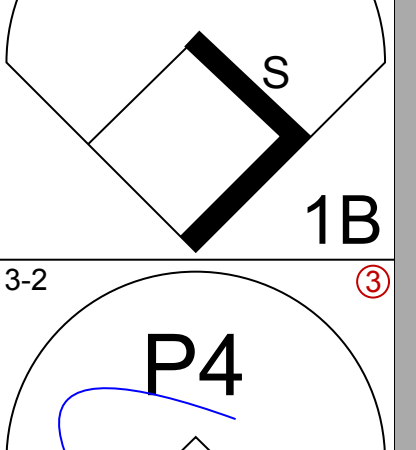
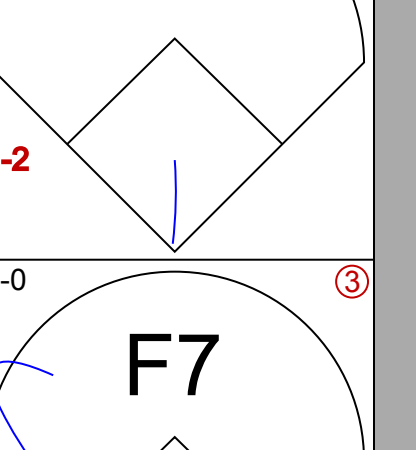
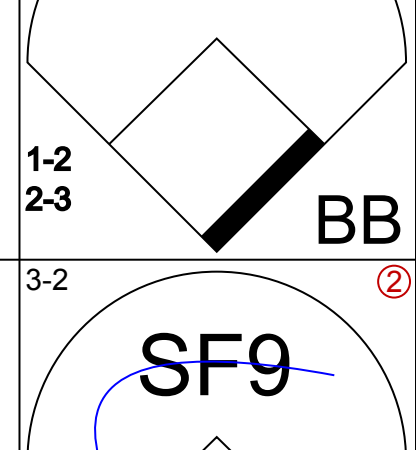
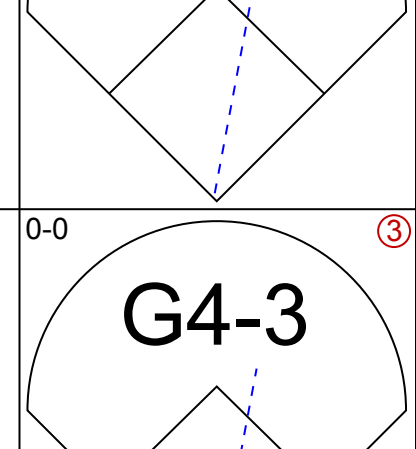
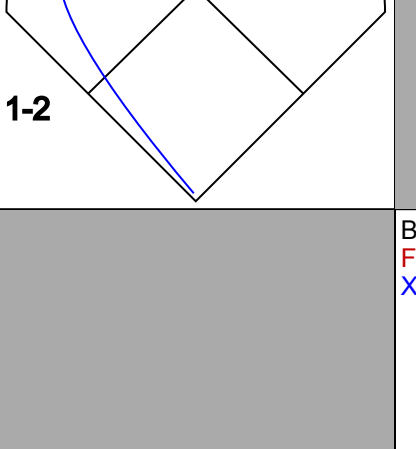
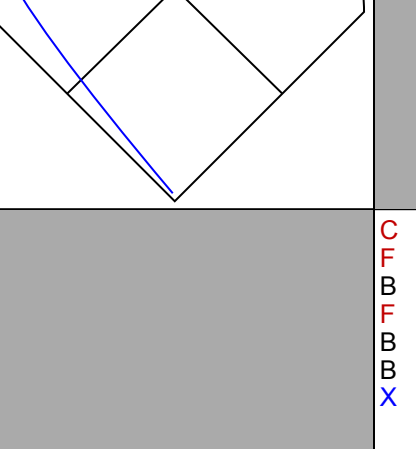
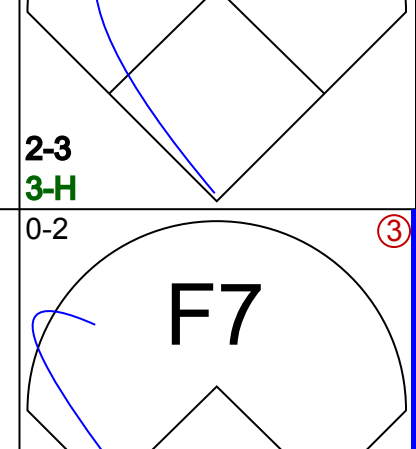
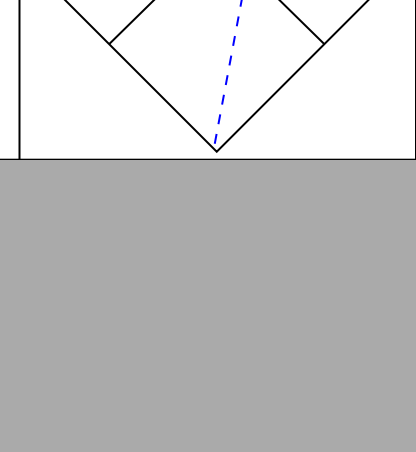
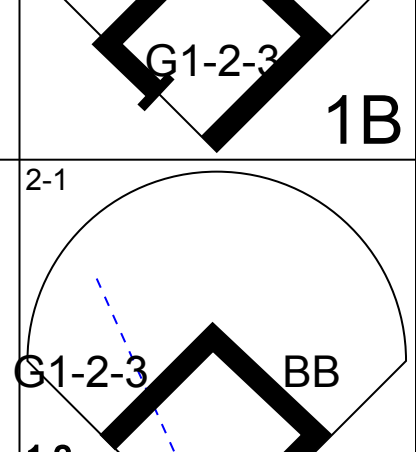
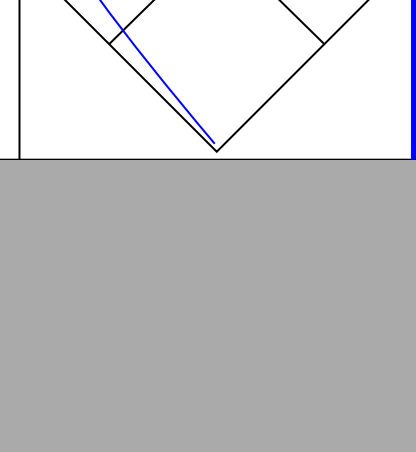
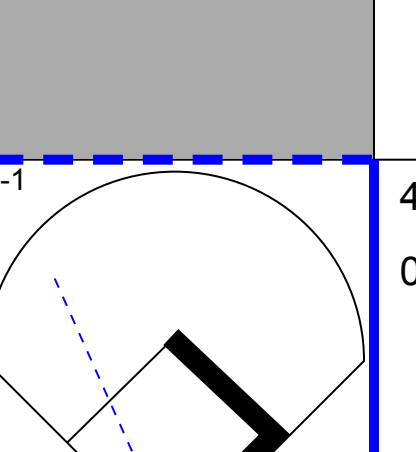
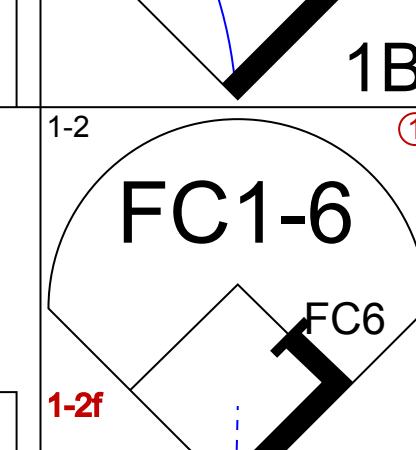
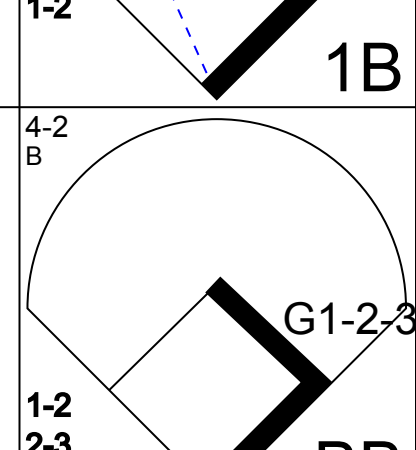

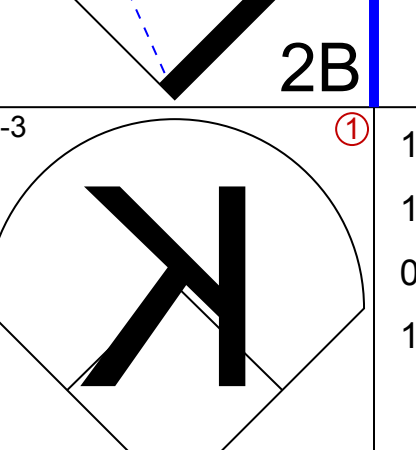
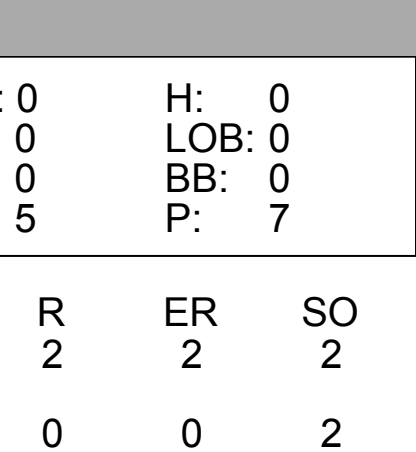
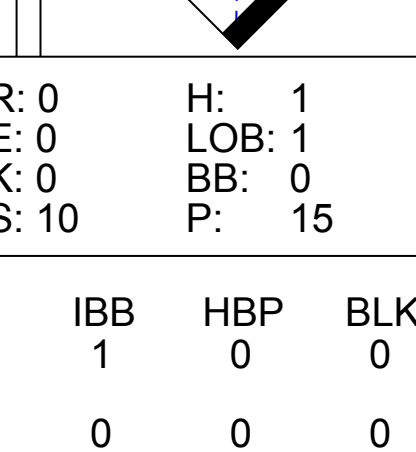
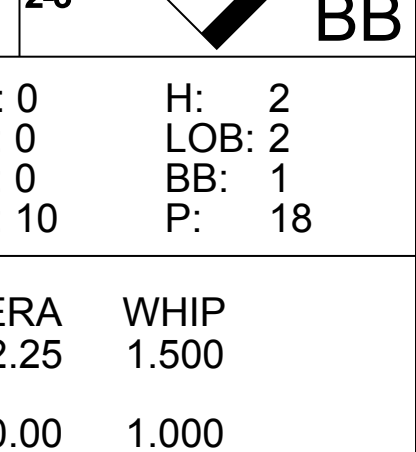
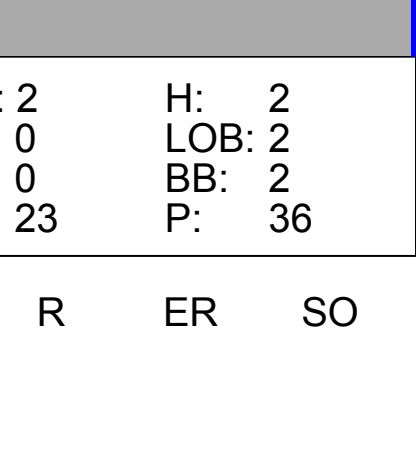
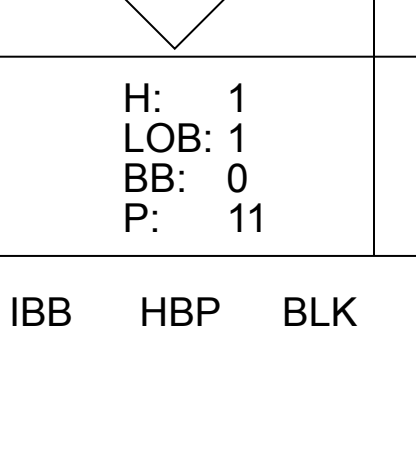
Batter	1	2	3	4	5	6	7	8	9	AB	R	H	RBI	BB	SO	LOB	TOP					
Bip Roberts, S OBP: 0.377, SLG: 0.376 (1, 7)	F8		G4-3			E8				3	0	1	2	2	0	0	Cincinnati Reds @ Pittsburgh Pirates Three Rivers Stadium, Pittsburgh, PA Sat Jul 04 1992, 3:33 AM EDT Att: 21,507 - Cloudy - 77 F					
Dave Martinez, L OBP: 0.324, SLG: 0.339 (1, 8)	P5		K		K	K				5	0	0	0	0	4	5						
Barry Larkin, R OBP: 0.347, SLG: 0.402 (1, 6)	P9		G6-3							4	0	1	1	1	0	0						
Paul O'Neill, L OBP: 0.369, SLG: 0.424 Glenn Braggs, R OBP: 0.321, SLG: 0.311 (8, PH) (8, 9)		G6-3		G1-3	F8					4	0	0	0	0	1	2						
Hal Morris, L OBP: 0.418, SLG: 0.448 (1, 3)										2	2	2	0	3	0	0						
Chris Sabo, R OBP: 0.324, SLG: 0.457 (1, 5)										4	0	1	0	1	1	3						
Bill Doran, S OBP: 0.329, SLG: 0.382 Jeff Branson, L OBP: 0.238, SLG: 0.368 (7, 4)										4	1	1	0	0	2	6						
Joe Oliver, R OBP: 0.307, SLG: 0.355 (1, 2)										4	1	3	1	1	0	2						
Greg Swindell, L OBP: 0.167, SLG: 0.196 (1, 1)										5	1	1	0	0	2	8						
Inning Stats	R: 0 E: 0 K: 0 S: 9	H: 0 LOB: 0 BB: 0 P: 15	R: 1 E: 0 K: 1 S: 15	H: 2 LOB: 2 BB: 1 P: 25	R: 0 E: 0 K: 1 S: 5	H: 0 LOB: 0 BB: 0 P: 7	R: 0 E: 0 K: 0 S: 7	H: 1 LOB: 2 BB: 1 P: 13	R: 1 E: 0 K: 1 S: 10	H: 2 LOB: 2 BB: 1 P: 18	R: 3 E: 1 K: 3 S: 19	H: 2 LOB: 1 BB: 2 P: 33	R: 0 E: 1 K: 2 S: 14	H: 0 LOB: 2 BB: 1 P: 23	R: 0 E: 0 K: 2 S: 14	H: 1 LOB: 3 BB: 2 P: 23		R: 0 E: 0 K: 0 S: 9	H: 2 LOB: 2 BB: 0 P: 12	1B: 8 2B: 2 3B: 0 HR: 0	SF: 0 SAC: 0 DP: 0 HBP: 0	WP: 2 PB: 0 SB: 0 CS: 0
PITCHER	IP	WLS	BF	H	R	ER	SO	BB	IBB	HBP	BLK	WP	HR	S	P	ERA	WHIP					
Victor Cole, R ERA: 4.98 (1, 1)	4.1	L	21	5	2	2	3	3	0	0	0	1	0	44	75	4.15	1.846					
Bob Patterson, L ERA: 2.75 (5, 1)	1.2		9	2	3	2	3	1	1	0	0	1	0	21	36	10.80	1.800					
Denny Neagle, L ERA: 5.15 (7, 1)	1.2		10	1	0	0	4	3	0	0	1	0	0	27	44	0.00	2.400					
Roger Mason, R ERA: 3.38 (8, 1)	0.1		1	0	0	0	0	0	0	0	0	0	0	1	2	0.00	0.000					
Bob Walk, R ERA: 3.42 (9, 1)	1.0		5	2	0	0	0	0	0	0	0	0	0	9	12	0.00	2.000					

AB	37
R	5
H	10
RBI	4
BB	8
SO	10
LOB	30



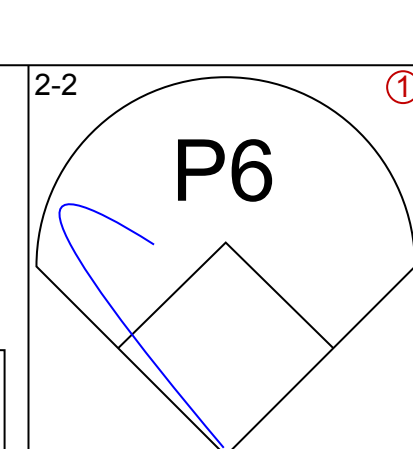
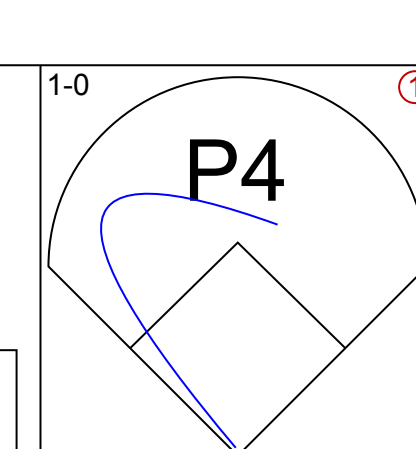
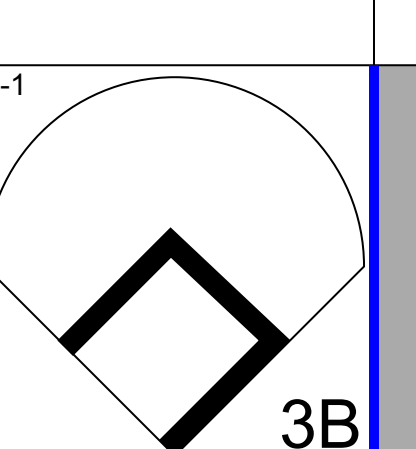
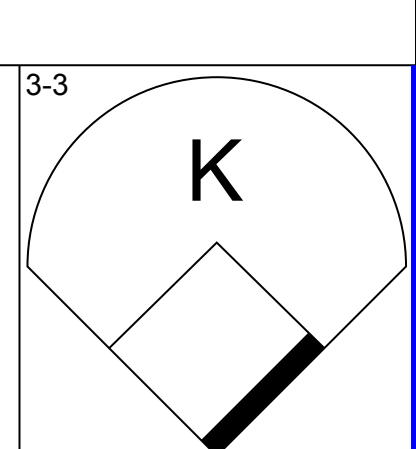
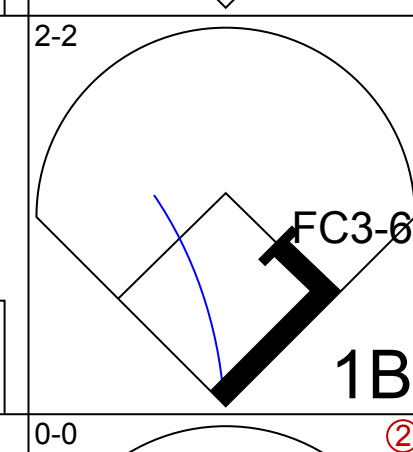
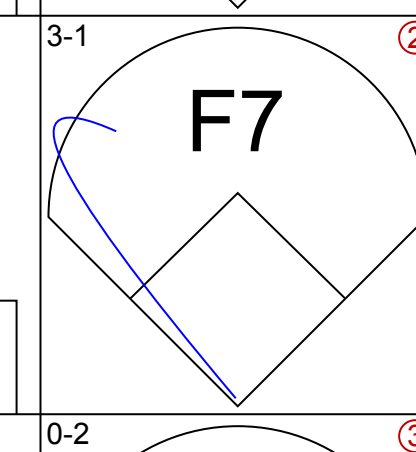
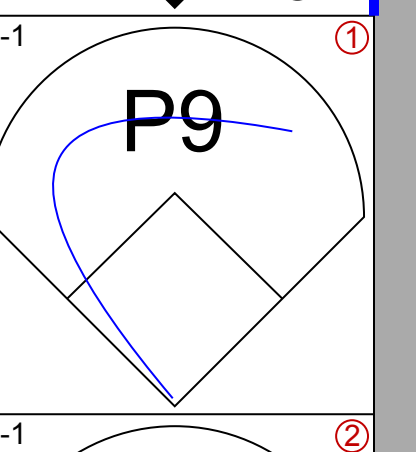
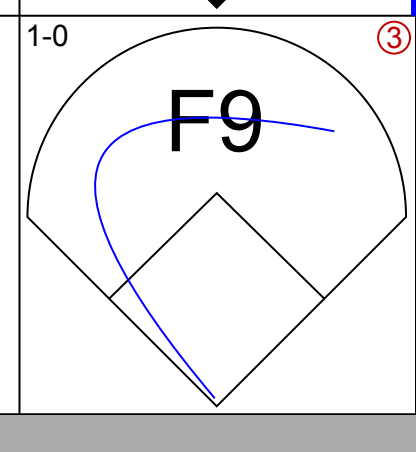
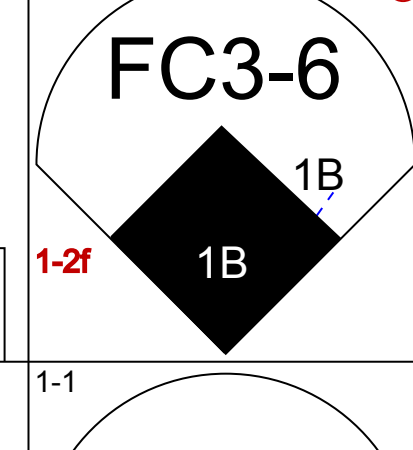
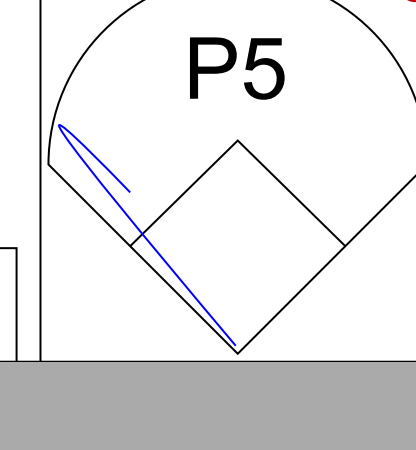
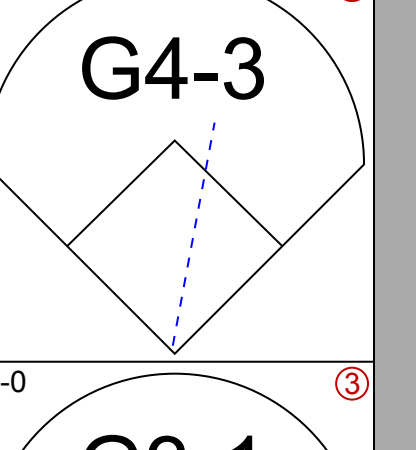
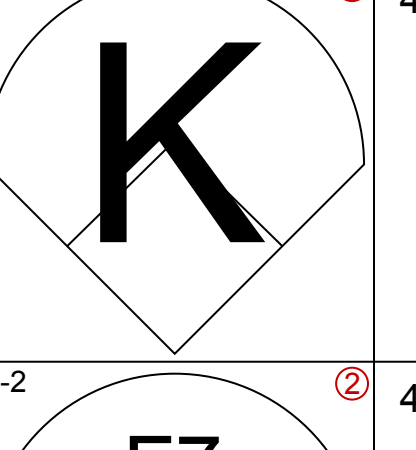
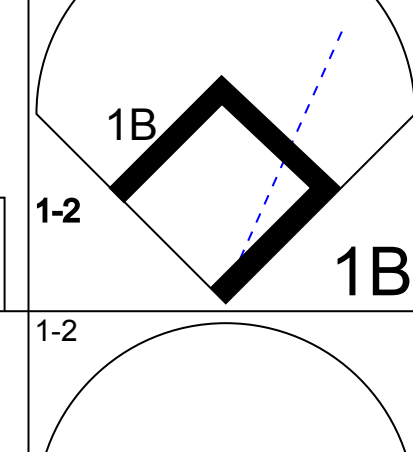
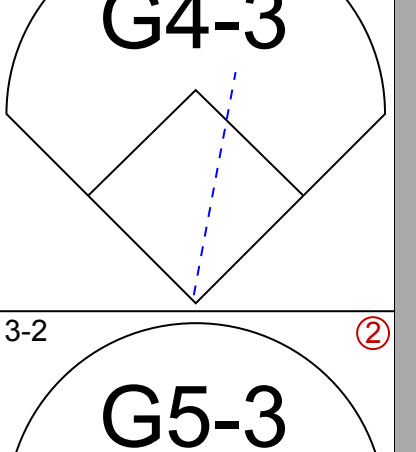
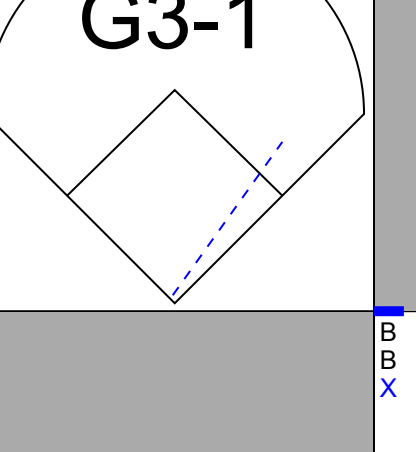
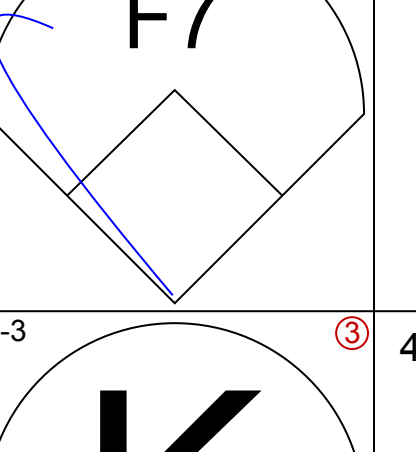
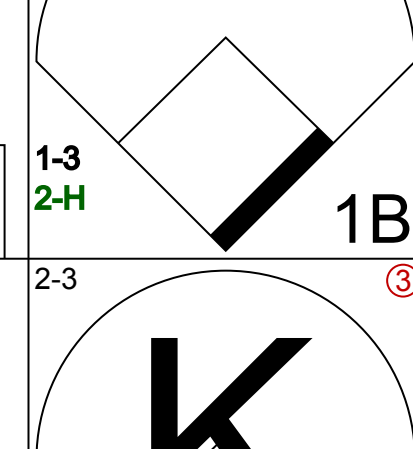
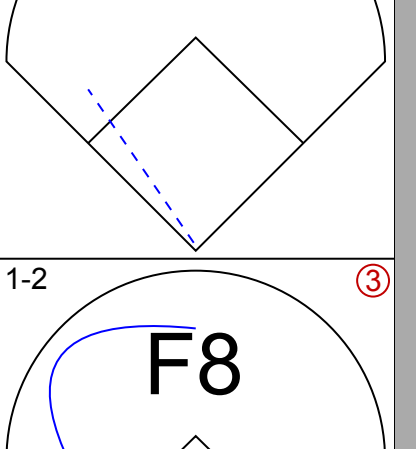

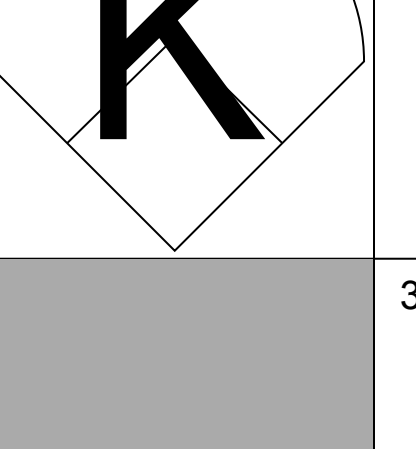
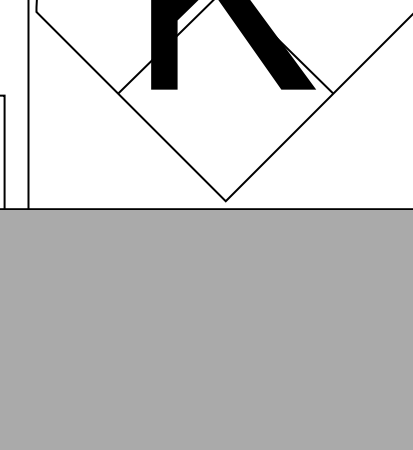
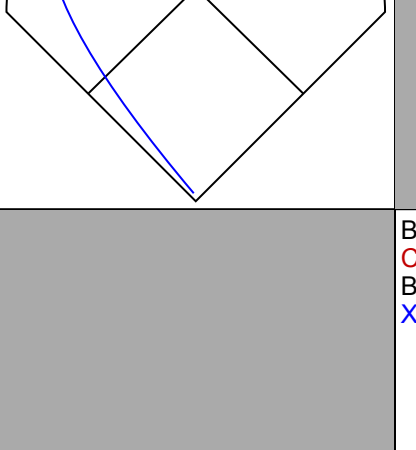

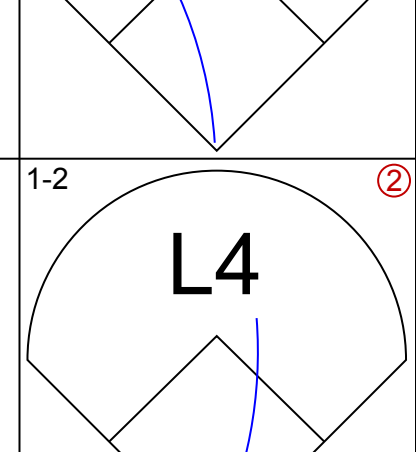
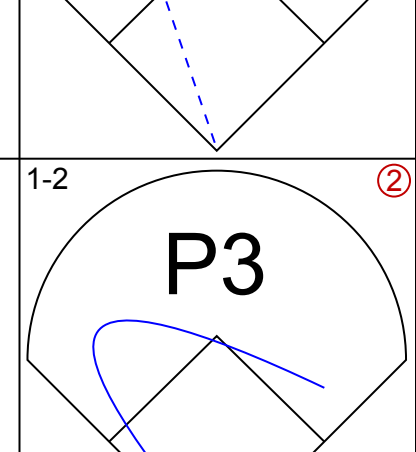
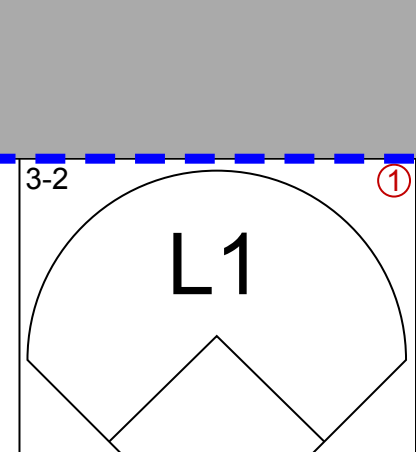
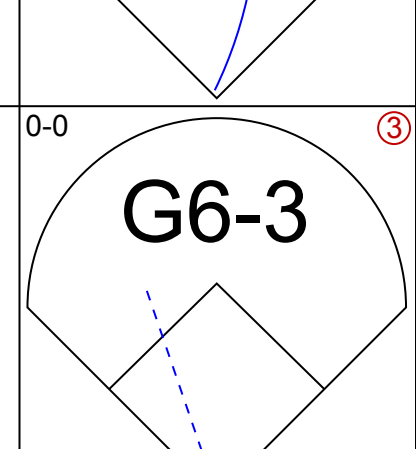
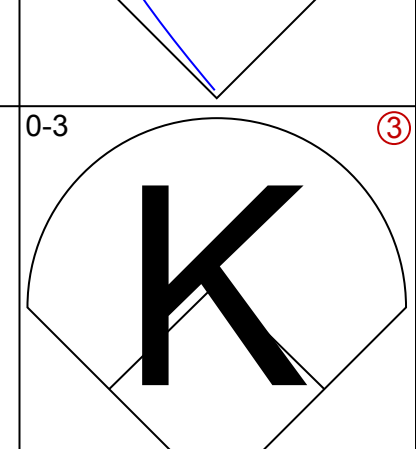
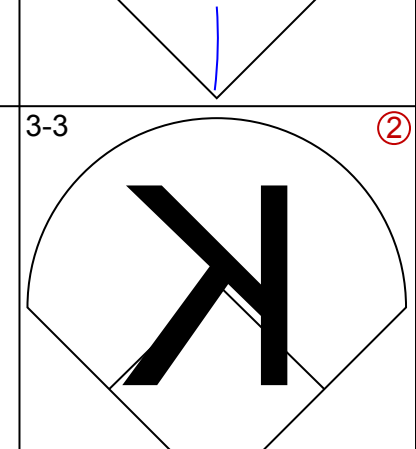
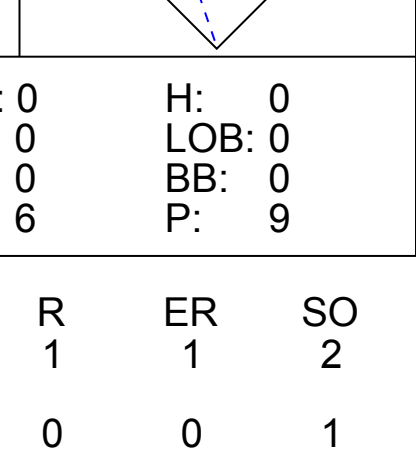
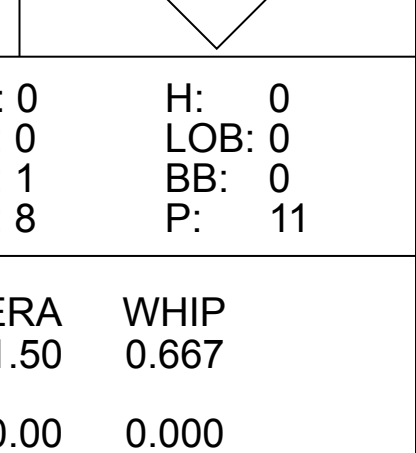
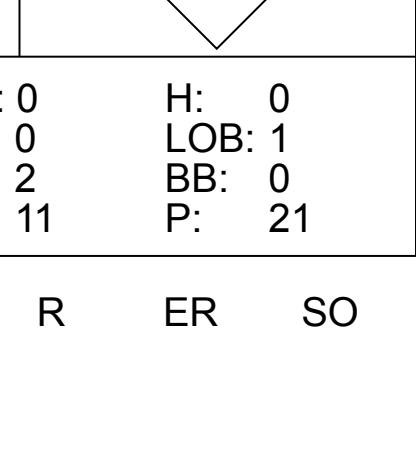
Batter	1	2	3	4	5	6	7	8	9	AB	R	H	RBI	BB	SO	LOB	BOTTOM					
Gary Redus, R OBP: 0.292, SLG: 0.232 (1, 3)	F9			P6						4	0	0	0	0	0	1	Cincinnati Reds @ Pittsburgh Pirates Three Rivers Stadium, Pittsburgh, PA Sat Jul 04 1992, 3:33 AM EDT Att: 21,507 - Cloudy - 77 F					
Jay Bell, R OBP: 0.342, SLG: 0.357 (1, 6)	F9									4	0	2	0	0	0	0						
Andy Van Slyke, L OBP: 0.416, SLG: 0.502 (1, 8)	P5									4	1	1	0	0	0	2						
Lloyd McClendon, R OBP: 0.393, SLG: 0.378 (1, 9)										4	0	0	0	0	1	3						
Barry Bonds, L OBP: 0.431, SLG: 0.582 (1, 7)										3	1	1	1	0	1	1						
Steve Buechele, R OBP: 0.331, SLG: 0.390 (1, 5)										3	0	0	0	0	0	1						
Don Slaught, R OBP: 0.425, SLG: 0.527 (1, 2)										2	0	0	1	0	0	0						
Jose Lind, R OBP: 0.275, SLG: 0.283 (1, 4)										3	0	0	0	0	2	0						
Victor Cole, S OBP: 0.295, SLG: 0.800 Bob Patterson, R OBP: 0.316, SLG: 0.338 Cecil Spivey, L OBP: 0.336, SLG: 0.338 Denny Neagle, L OBP: 0.336, SLG: 0.338 Roger Mason, R OBP: 0.336, SLG: 0.338 John Wehner, R OBP: 0.336, SLG: 0.338 Bob Walk, R OBP: 0.336, SLG: 0.338 (1, 1)										1	0	0	0	0	0	0						
Inning Stats	R: 0 E: 0 K: 0 S: 14	H: 0 LOB: 0 BB: 0 P: 19	R: 0 E: 0 K: 2 S: 8	H: 0 LOB: 0 BB: 0 P: 12	R: 0 E: 0 K: 1 S: 7	H: 0 LOB: 0 BB: 0 P: 9	R: 0 E: 0 K: 0 S: 6	H: 1 LOB: 1 BB: 0 P: 6	R: 1 E: 0 K: 1 S: 13	H: 1 LOB: 0 BB: 0 P: 19	R: 0 E: 0 K: 0 S: 7	H: 0 LOB: 0 BB: 0 P: 11	R: 1 E: 0 K: 0 S: 8	H: 1 LOB: 0 BB: 0 P: 14	R: 0 E: 0 K: 0 S: 8	H: 1 LOB: 1 BB: 0 P: 13		R: 0 E: 0 K: 0 S: 6	H: 1 LOB: 1 BB: 0 P: 9	1B: 1 2B: 4 3B: 0 HR: 0	SF: 2 SAC: 0 DP: 0 HBP: 0	WP: 0 PB: 0 SB: 0 CS: 0
PITCHER	IP	WLS	BF	H	R	ER	SO	BB	IBB	HBP	BLK	WP	HR	S	P	ERA	WHIP					
Greg Swindell, L ERA: 2.96 (1, 1)	9.0	W	32	5	2	2	4	0	0	0	0	0	0	77	112	2.00	0.556					



Batter	1	2	3	4	5	6	7	8	9	AB	R	H	RBI	BB	SO	LOB	TOP			
Bip Roberts, S (1, 7) OBP: 0.374, SLG: 0.373 Troy Aferri, R (9, 2) OBP: 0.306, SLG: 0.355										5	1	1	0	0	2	5	Cincinnati Reds @ Pittsburgh Pirates Three Rivers Stadium, Pittsburgh, PA Sun Jul 05 1992, 3:33 AM EDT Att: 24,369 - Cloudy - 81 F			
Dave Martinez, L (1, 8) OBP: 0.321, SLG: 0.340										5	1	1	0	0	1	4				
Barry Larkin, R (1, 6) OBP: 0.353, SLG: 0.413										3	0	2	0	1	0	0				
Paul O'Neill, L (1, 9) OBP: 0.367, SLG: 0.420										2	0	0	1	1	0	1				
Hal Morris, L (1, 3) OBP: 0.420, SLG: 0.446										3	0	1	0	1	0	2				
Chris Sabo, R (1, 5) OBP: 0.318, SLG: 0.451										3	0	0	1	0	0	2				
Jeff Branson, L (1, 4) Norm Charlton, S (8, 1) OBP: 0.500, SLG: 0.500										4	0	2	0	0	0	2				
Joe Oliver, R (1, 2) OBP: 0.314, SLG: 0.367 Reggie Sanders, R (9, PR) OBP: 0.336, SLG: 0.447										4	0	3	0	0	0	1				
Chris Hammond, L (1, 1) OBP: 0.367, SLG: 0.375 Glenn Braggs, R (7, PH) OBP: 0.315, SLG: 0.308 Tony Menendez, R (7, 1) Freddie Benavides, R (8, 4) OBP: 0.269, SLG: 0.327										1	0	0	0	1	0	1				
Inning Stats	R: 0 E: 0 K: 2 S: 9	H: 1 LOB: 1 BB: 0 P: 13	R: 0 E: 0 K: 0 S: 5	H: 0 LOB: 0 BB: 0 P: 7	R: 0 E: 0 K: 0 S: 10	H: 1 LOB: 1 BB: 0 P: 15	R: 0 E: 0 K: 0 S: 11	H: 1 LOB: 1 BB: 0 P: 18	R: 0 E: 0 K: 0 S: 10	H: 1 LOB: 2 BB: 1 P: 15	R: 0 E: 0 K: 0 S: 8	H: 1 LOB: 0 BB: 0 P: 13	R: 2 E: 0 K: 0 S: 23	H: 2 LOB: 2 BB: 2 P: 36	R: 0 E: 0 K: 2 S: 9	H: 1 LOB: 1 BB: 0 P: 11		1B: 7 2B: 3 3B: 1 HR: 0	SF: 2 SAC: 0 DP: 3 HBP: 0	WP: 0 PB: 0 SB: 1 CS: 0
PITCHER	IP	WLS	BF	H	R	ER	SO	BB	IBB	HBP	BLK	WP	HR	S	P	ERA	WHIP			
Doug Drabek, R (1, 1) ERA: 2.95 Stan Belinda, R (9, 1) ERA: 2.65	8.0	L	34	9	2	2	2	3	1	0	0	0	0	86	135	2.25	1.500			

AB	32
R	2
H	10
RBI	2
BB	4
SO	4
LOB	20



Batter	1	2	3	4	5	6	7	8	9	AB	R	H	RBI	BB	SO	LOB	BOTTOM					
Gary Redus, R (1, 9) OBP: 0.294, SLG: 0.271 Cecil Espy, S (7, 9) OBP: 0.308, SLG: 0.336 Stan Belinda, R (9, 1) OBP: 0.500, SLG: 1.000										3	0	1	0	0	0	0	Cincinnati Reds @ Pittsburgh Pirates Three Rivers Stadium, Pittsburgh, PA Sun Jul 05 1992, 3:33 AM EDT Att: 24,369 - Cloudy - 81 F					
Jay Bell, R (1, 6) OBP: 0.341, SLG: 0.355										4	0	1	0	0	0	2						
Andy Van Slyke, L (1, 8) OBP: 0.411, SLG: 0.495										4	1	0	0	0	1	2						
Barry Bonds, L (1, 7) OBP: 0.428, SLG: 0.575										4	0	1	0	0	0	1						
Don Slaught, R (1, 2) OBP: 0.419, SLG: 0.517										4	0	1	1	0	1	0						
Steve Buechele, R (1, 5) OBP: 0.328, SLG: 0.385										3	0	0	0	0	2	2						
John Wehner, R (1, 3) OBP: 0.294, SLG: 0.233										3	0	0	0	0	0	0						
Jose Lind, R (1, 4) OBP: 0.272, SLG: 0.279										3	0	0	0	0	0	0						
Doug Drabek, R (1, 1) OBP: 0.093, SLG: 0.116 Alex Cole, L (8, PH) OBP: 0.282, SLG: 0.214										2	0	0	0	0	1	0						
Inning Stats	R: 1 E: 0 K: 1 S: 17	H: 3 LOB: 2 BB: 0 P: 25	R: 0 E: 0 K: 0 S: 6	H: 0 LOB: 0 BB: 0 P: 9	R: 0 E: 0 K: 0 S: 6	H: 0 LOB: 0 BB: 0 P: 10	R: 0 E: 0 K: 0 S: 7	H: 0 LOB: 0 BB: 0 P: 12	R: 0 E: 0 K: 1 S: 8	H: 0 LOB: 0 BB: 0 P: 11	R: 0 E: 0 K: 0 S: 7	H: 1 LOB: 1 BB: 0 P: 13	R: 0 E: 0 K: 1 S: 6	H: 0 LOB: 0 BB: 0 P: 10	R: 0 E: 0 K: 2 S: 11	H: 0 LOB: 1 BB: 0 P: 21		R: 0 E: 0 K: 2 S: 10	H: 0 LOB: 0 BB: 0 P: 17	1B: 3 2B: 0 3B: 1 HR: 0	SF: 0 SAC: 0 DP: 0 HBP: 0	WP: 1 PB: 0 SB: 0 CS: 0
PITCHER	IP	WLS	BF	H	R	ER	SO	BB	IBB	HBP	BLK	WP	HR	S	P	ERA	WHIP					
Chris Hammond, L (1, 1) ERA: 3.54 Tony Menendez, R (7, 1) ERA: 1.93 Norm Charlton, L (8, 1) ERA: 2.08	6.0	W	3	0	0	0	1	0	0	0	0	0	0	6	10	0.00	0.000					



Batter	1	2	3	4	5	6	7	8	9	AB	R	H	RBI	BB	SO	LOB	TOP										
Craig Biggio, R OBP: 0.378, SLG: 0.408 (1, 4)	G1-3		F8			L5		F8		4	0	0	0	0	0	0	Houston Astros @ Pittsburgh Pirates Three Rivers Stadium, Pittsburgh, PA Mon Jul 06 1992, 7:05 PM EDT Att: 15,358 - Cloudy - 73 F										
Steve Finley, L OBP: 0.323, SLG: 0.410 (1, 8)	K			G4-3		G3		G3		4	0	0	0	0	1	0											
Jeff Bagwell, R OBP: 0.359, SLG: 0.422 (1, 3)	1B			1B		3B			2B	4	0	4	0	0	0	0											
Eric Anthony, L OBP: 0.309, SLG: 0.449 (1, 9)	P5			K		K			K	4	0	0	0	0	3	4											
Pete Incaviglia, R OBP: 0.317, SLG: 0.408 Luis Gonzalez, L OBP: 0.288, SLG: 0.398 (9, PH)	G4-3									2	0	1	0	1	0	0											
Juan Guerrero, R OBP: 0.222, SLG: 0.184 Benny Distefano, L OBP: 0.315, SLG: 0.340 (9, PH)	L6			1B		FC1-6 BB			BB	3	0	0	0	0	0	3											
Casey Candaele, S OBP: 0.234, SLG: 0.226 (1, 6)	G4-3			F9		FC1-6 G6-3			P5	1	0	0	0	0	0	2											
Scott Servais, R OBP: 0.261, SLG: 0.245 (1, 2)			G1-3			G6-3			P7	4	0	0	0	0	0	3											
Jimmy Jones, R OBP: 0.261, SLG: 0.190 Gerald Young, S (8, PH)			G3			G4-3				3	0	0	0	0	0	1											
Joe Boever, R (8, 1)						F8			F7	2	0	0	0	0	0	0											
Al Osuna, R (8, 1)										1	0	0	0	0	0	0											
Al Osuna, R (8, 1)										0	0	0	0	0	0	0											
Al Osuna, R (8, 1)										0	0	0	0	0	0	0											
Inning Stats	R: 0 E: 0 K: 1 S: 13	H: 1 LOB: 1 BB: 0 P: 19	R: 0 E: 0 K: 0 S: 6	H: 0 LOB: 0 BB: 0 P: 10	R: 0 E: 0 K: 0 S: 5	H: 0 LOB: 0 BB: 0 P: 7	R: 0 E: 0 K: 1 S: 12	H: 2 LOB: 2 BB: 0 P: 17	R: 0 E: 0 K: 0 S: 5	H: 0 LOB: 0 BB: 0 P: 9	R: 0 E: 0 K: 1 S: 15	H: 1 LOB: 1 BB: 0 P: 20	R: 0 E: 0 K: 0 S: 7	H: 0 LOB: 1 BB: 1 P: 13	R: 0 E: 0 K: 1 S: 8	H: 0 LOB: 0 BB: 0 P: 11	R: 0 E: 0 K: 1 S: 12	H: 1 LOB: 2 BB: 1 P: 21	1B: 3 2B: 1 3B: 1 HR: 0	SF: 0 SAC: 0 DP: 0 HBP: 0	WP: 0 PB: 0 SB: 0 CS: 0	PA: 34					
PITCHER	IP	WLS	BF	H	R	ER	SO	BB	IBB	HBP	BLK	WP	HR	S	P	ERA	WHIP										
Zane Smith, L ERA: 3.03	8.1	W	31	5	0	0	4	1	0	0	0	0	0	78	116	0.00	0.720										
Stan Belinda, R ERA: 2.6	0.2	S	3	0	0	0	0	1	0	0	0	0	0	5	11	0.00	1.500										

AB	32
R	0
H	5
RBI	0
BB	2
SO	4
LOB	13



Batter	1	2	3	4	5	6	7	8	9	AB	R	H	RBI	BB	SO	LOB	BOTTOM										
Alex Cole, L OBP: 0.272, SLG: 0.206 Cecil Espy, S OBP: 0.308, SLG: 0.336 (8, 9)	B1-3		K		G4-3		F8			4	0	0	0	0	1	0	Houston Astros @ Pittsburgh Pirates Three Rivers Stadium, Pittsburgh, PA Mon Jul 06 1992, 7:05 PM EDT Att: 15,358 - Cloudy - 73 F										
Jay Bell, R OBP: 0.340, SLG: 0.354 (1, 6)	F9		K		1B			P4	4	0	1	0	0	1	0												
Andy Van Slyke, L OBP: 0.412, SLG: 0.495 (1, 8)	1B				F8			G4-1	4	0	2	0	0	0	1												
Barry Bonds, L OBP: 0.425, SLG: 0.569 (1, 7)	P7		P6			G4-3			1B	4	0	1	0	0	2												
Orlando Merced, S OBP: 0.333, SLG: 0.420 (1, 3)			G4-3 1B		P7			F8	4	1	2	1	0	0	1												
Steve Buechele, R OBP: 0.328, SLG: 0.385 (1, 5)	G4-3				FC6-4 1B		F9			3	0	1	0	0	1												
Michael LaValliere, L OBP: 0.333, SLG: 0.304 (1, 2)			G1-3		F9		G4-3			3	0	0	0	0	2												
Jose Lind, R OBP: 0.272, SLG: 0.277 (1, 4)					FC6-4			P8	2	0	0	0	1	0	1												
Zane Smith, L OBP: 0.178, SLG: 0.186 Stan Belinda, R OBP: 0.500, SLG: 1.000 (9, 1)	L9				P6		G3			3	0	0	0	0	2												
Inning Stats	R: 0 E: 0 K: 0 S: 7	H: 1 LOB: 1 BB: 0 P: 12	R: 0 E: 0 K: 0 S: 6	H: 1 LOB: 1 BB: 1 P: 12	R: 0 E: 0 K: 2 S: 13	H: 1 LOB: 1 BB: 0 P: 16	R: 0 E: 0 K: 0 S: 5	H: 1 LOB: 1 BB: 0 P: 9	R: 0 E: 0 K: 0 S: 11	H: 1 LOB: 0 BB: 0 P: 20	R: 0 E: 0 K: 0 S: 5	H: 0 LOB: 0 BB: 0 P: 7	R: 0 E: 0 K: 0 S: 9	H: 1 LOB: 1 BB: 0 P: 15	R: 0 E: 0 K: 0 S: 9	H: 1 LOB: 0 BB: 0 P: 15		1B: 6 2B: 0 3B: 0 HR: 1	SF: 0 SAC: 0 DP: 0 HBP: 0	WP: 0 PB: 0 SB: 0 CS: 0	PA: 32						
PITCHER	IP	WLS	BF	H	R	ER	SO	BB	IBB	HBP	BLK	WP	HR	S	P	ERA	WHIP										
Jimmy Jones, R ERA: 3.92	7.0	L	28	6	1	1	2	1	0	0	0	0	0	52	83	1.29	1.000										
Joe Boever, R ERA: 2.67	0.1		1	0	0	0	0	0	0	0	0	0	0	2	3	0.00	0.000										
Al Osuna, L ERA: 3.78	0.2		3	1	0	0	0	0	0	0	0	0	0	7	12	0.00	1.500										



Batter	1	2	3	4	5	6	7	8	9	AB	R	H	RBI	BB	SO	LOB	TOP								
Craig Biggio, R (1,4) OBP: 0.378, SLG: 0.406										4	0	1	0	1	1	1	Houston Astros @ Pittsburgh Pirates Three Rivers Stadium, Pittsburgh, PA Tue Jul 07 1992, 7:05 PM EDT Att: 19,164 - Cloudy - 74 F								
Steve Finley, L (1,8) OBP: 0.330, SLG: 0.416										5	1	4	1	0	0										
5 Jeff Bagwell, R (1,3) OBP: 0.357, SLG: 0.417										4	0	0	0	1	1	5									
Eric Anthony, L (1,9) OBP: 0.313, SLG: 0.447										3	0	1	1	1	0	2									
Ken Caminiti, S (1,5) OBP: 0.368, SLG: 0.449										4	0	1	0	0	0	3									
Luis Gonzalez, L (1,7) OBP: 0.284, SLG: 0.391										3	0	0	0	0	0	1									
Joe Boever, R (6,1)										0	0	0	0	0	0	0									
Al Osuna, R (7,1)										0	0	0	0	0	0	0									
Gerald Young, S (7,7)										1	0	0	0	0	0	2									
Juan Guerrero, R (1,6) OBP: 0.224, SLG: 0.189										4	1	1	0	0	2	2									
Scooter Tucker, R (1,2) OBP: 0.275, SLG: 0.200										4	1	2	1	0	1	0									
Butch Henry, L (1,1) OBP: 0.148, SLG: 0.259										2	0	0	0	0	0	1									
Pete Incaviglia, R (6,7) OBP: 0.316, SLG: 0.497										1	0	0	0	0	0	1									
Xavier Hernandez, L (7,1)										0	0	0	0	0	0	0									
Benny Distefano, L (9,PH) OBP: 0.309, SLG: 0.333										1	0	0	0	0	0	0									
Inning Stats	R: 0 E: 0 K: 1 S: 6	H: 0 LOB: 0 BB: 0 P: 8	R: 0 E: 0 K: 0 S: 9	H: 0 LOB: 0 BB: 0 P: 15	R: 0 E: 0 K: 1 S: 5	H: 0 LOB: 0 BB: 0 P: 6	R: 0 E: 0 K: 0 S: 11	H: 1 LOB: 2 BB: 1 P: 23	R: 2 E: 0 K: 0 S: 11	H: 3 LOB: 2 BB: 1 P: 19	R: 0 E: 0 K: 0 S: 3	H: 0 LOB: 0 BB: 0 P: 8	R: 0 E: 0 K: 0 S: 7	H: 1 LOB: 0 BB: 0 P: 10	R: 1 E: 0 K: 1 S: 13	H: 3 LOB: 2 BB: 0 P: 21	R: 0 E: 1 K: 2 S: 10	H: 2 LOB: 2 BB: 0 P: 16	1B: 9 2B: 2 3B: 0 HR: 0	SF: 0 SAC: 0 DP: 1 HBP: 0	WP: 0 PB: 0 SB: 2 CS: 0	PA: 39			
PITCHER	IP	WLS	BF	H	R	ER	SO	BB	IBB	HBP	BLK	WP	HR	S	P	ERA	WHIP								
Jeff Robinson, R (1,1) ERA: 4.38	6.0		24	4	2	2	2	3	0	0	0	0	0	45	79	3.00	1.167								
Bob Walk, R (7,1) ERA: 3.4	3.0	W	15	6	1	1	3	0	0	0	0	0	0	30	47	3.00	2.000								

Batter	1	2	3	4	5	6	7	8	9	AB	R	H	RBI	BB	SO	LOB	BOTTOM								
Gary Redus, R (1,3) OBP: 0.306, SLG: 0.302										4	1	2	0	0	2	0	Houston Astros @ Pittsburgh Pirates Three Rivers Stadium, Pittsburgh, PA Tue Jul 07 1992, 7:05 PM EDT Att: 19,164 - Cloudy - 74 F								
Gary Varsho, L (8,PH) OBP: 0.257, SLG: 0.360										1	0	0	0	0	0	0									
Jay Bell, R (1,6) OBP: 0.344, SLG: 0.358										5	1	3	0	0	0	0									
Andy Van Slyke, L (1,8) OBP: 0.412, SLG: 0.497										5	1	2	1	0	0	3									
Lloyd McClendon, R (1,9) OBP: 0.380, SLG: 0.363										4	0	0	0	0	0	5									
Barry Bonds, L (1,7) OBP: 0.430, SLG: 0.580										3	2	2	0	1	1	0									
Steve Buechele, R (1,5) OBP: 0.333, SLG: 0.394										4	0	3	3	0	0	1									
Don Slaught, R (1,2) OBP: 0.422, SLG: 0.513										3	0	1	1	1	0	2									
Jose Lind, R (1,4) OBP: 0.272, SLG: 0.276										4	0	1	0	0	1	5									
Jeff Robinson, R (1,1) ERA: 4.87										2	0	0	0	0	0	0									
Cecil Espy, S (6,PH) OBP: 0.306, SLG: 0.333										1	0	0	0	0	1	2									
Bob Walk, R (7,1) ERA: 2.16										1	0	0	0	0	0	3									
Inning Stats	R: 0 E: 0 K: 1 S: 11	H: 1 LOB: 1 BB: 0 P: 15	R: 1 E: 0 K: 0 S: 9	H: 2 LOB: 0 BB: 0 P: 10	R: 0 E: 0 K: 0 S: 10	H: 2 LOB: 2 BB: 0 P: 15	R: 0 E: 0 K: 1 S: 11	H: 1 LOB: 1 BB: 0 P: 16	R: 0 E: 0 K: 1 S: 8	H: 1 LOB: 1 BB: 0 P: 11	R: 1 E: 0 K: 1 S: 14	H: 3 LOB: 2 BB: 0 P: 20	R: 3 E: 0 K: 1 S: 12	H: 4 LOB: 3 BB: 2 P: 24	R: 0 E: 0 K: 0 S: 4	H: 0 LOB: 0 BB: 0 P: 8	1B: 9 2B: 5 3B: 0 HR: 0	SF: 0 SAC: 0 DP: 0 HBP: 0	WP: 0 PB: 0 SB: 0 CS: 1	PA: 39					
PITCHER	IP	WLS	BF	H	R	ER	SO	BB	IBB	HBP	BLK	WP	HR	S	P	ERA	WHIP								
Butch Henry, L (1,1) ERA: 4.87	5.1		23	8	2	2	3	0	0	0	0	0	0	12	19	27.00	6.000								
Joe Boever, R (6,1) ERA: 2.93	0.2	L	6	4	2	2	1	0	0	0	0	0	0	2	6	0.00	3.000								
Al Osuna, L (7,1) ERA: 4.01	0.1		3	1	0	0	0	0	1	0	0	0	0	2	6	0.00	3.000								
Xavier Hernandez, R (7,1) ERA: 2.16	1.2		7	1	1	1	1	0	1	0	0	0	0	10	18	5.40	0.600								

Batter	1	2	3	4	5	6	7	8	9	AB	R	H	RBI	BB	SO	LOB	TOP				
Craig Biggio, R OBP: 0.379, SLG: 0.406 (1, 4)	L5		BLK 2B 1B		FC5-4 CS			SH1-4 5 BB		3	1	1	0	1	0	1	Houston Astros @ Pittsburgh Pirates Three Rivers Stadium, Pittsburgh, PA Wed Jul 08 1992, 7:05 PM EDT Att: 22,551 - Cloudy - 77 F				
Gerald Young, S Doug Jones, R (1, 8) (8, 1)	G6-3		P8		K			SH1-4		3	0	0	0	0	1	2					
Ken Caminiti, S OBP: 0.366, SLG: 0.450 (1, 5)	G6-3		1-H 2B		K			G5-3		4	0	1	1	0	1	1					
5 Jeff Bagwell, R OBP: 0.356, SLG: 0.413 (1, 3)		1-1 2B HBP	K		F8			P9		3	1	0	0	0	1	2					
Pete Incaviglia, R OBP: 0.323, SLG: 0.431 Luis Gonzalez, L OBP: 0.284, SLG: 0.391 (1, 7) (9, 7)		1-0 1-H 2B		K		FC5-4 1B			HR	4	1	3	2	0	1	0					
Chris Jones, R OBP: 0.284, SLG: 0.317 (1, 9)		3-3 K		G1-3 1B		FC5-4 1-2		G6-3		4	0	1	0	0	1	1					
Casey Candaele, S OBP: 0.235, SLG: 0.231 (1, 6)		2-1 2B		G1-3				G4-3		4	0	1	0	0	0	1					
Scooter Tucker, R OBP: 0.250, SLG: 0.179 (1, 2)		1-3 K		F9				K		4	0	0	0	0	2	2					
Brian Williams, R OBP: 0.200, SLG: 0.300 Steve Finley, L OBP: 0.330, SLG: 0.416 (1, 1) (8, 8)			F8		F8			K		3	0	1	0	0	1	0					
				FC5-4 1B						0	0	0	0	0	0	0					
Inning Stats	R: 0 E: 0 K: 0 S: 8	H: 0 LOB: 0 BB: 0 P: 14	R: 1 E: 0 K: 2 S: 11	H: 2 LOB: 1 BB: 0 P: 19	R: 1 E: 0 K: 1 S: 11	H: 2 LOB: 1 BB: 0 P: 16	R: 0 E: 0 K: 1 S: 10	H: 1 LOB: 1 BB: 0 P: 15	R: 0 E: 0 K: 1 S: 6	H: 1 LOB: 0 BB: 0 P: 8	R: 0 E: 0 K: 1 S: 13	H: 0 LOB: 0 BB: 0 P: 7	R: 0 E: 0 K: 0 S: 4	H: 0 LOB: 1 BB: 1 P: 11	R: 1 E: 0 K: 1 S: 9	H: 1 LOB: 0 BB: 0 P: 12	1B: 4 2B: 3 3B: 0 HR: 1	SF: 0 SAC: 1 DP: 0 HBP: 1	WP: 0 PB: 0 SB: 2 CS: 1	PA: 35	
PITCHER	IP	WLS	BF	H	R	ER	SO	BB	IBB	HBP	BLK	WP	HR	S	P	ERA	WHIP				
Randy Tomlin, L ERA: 3.47 Bob Patterson, R ERA: 2.94	(1, 1) (9, 1)	8.0 L	31 4	7 1	2 1	2 1	7 1	1 0	0 0	1 0	1 0	0 0	1 9	109 12	2.25 9.00	1.000 1.000					

Batter	1	2	3	4	5	6	7	8	9	AB	R	H	RBI	BB	SO	LOB	BOTTOM					
Alex Cole, L OBP: 0.288, SLG: 0.245 Bob Patterson, R OBP: 0.500, SLG: 0.600 (1, 9) (9, 1)	F8		1-2 1B		G6-3 3B			1B		4	1	3	1	0	0	0	Houston Astros @ Pittsburgh Pirates Three Rivers Stadium, Pittsburgh, PA Wed Jul 08 1992, 7:05 PM EDT Att: 22,551 - Cloudy - 77 F					
Jay Bell, R OBP: 0.340, SLG: 0.353 (1, 6)	G4-3		G5-3		G6-3		F9		4	0	0	1	0	0	3							
Andy Van Slyke, L OBP: 0.410, SLG: 0.493 (1, 8)	G3			K		F8		1B		4	0	1	0	0	1	0						
Barry Bonds, L OBP: 0.424, SLG: 0.570 (1, 7)		K		G3		G4-3		F8		4	0	0	0	0	1	1						
Orlando Merced, S OBP: 0.332, SLG: 0.416 (1, 3)		BLK 1B		G3		G3-1		K		4	0	1	0	0	1	1						
Steve Buechele, R OBP: 0.329, SLG: 0.388 (1, 5)		G6-3		F8		L6		F8		4	0	0	0	0	2							
Michael LaValliere, L OBP: 0.333, SLG: 0.300 Gary Redus, R OBP: 0.306, SLG: 0.302 Don Slaught, R OBP: 0.422, SLG: 0.513 (1, 2) (8, PR) (9, 2)		K		F8		G3 SH3 1B BB				2	0	0	0	1	1	1						
Jose Lind, R OBP: 0.270, SLG: 0.274 (1, 4)		G6-3		G6-3		SH3				2	0	0	0	0	0	0						
Randy Tomlin, L OBP: 0.243, SLG: 0.176 Cecil Espy, S OBP: 0.303, SLG: 0.331 (1, 1) (8, PH) (9, 9)		G5-3 1B		F7		G3				2	0	1	0	0	0	0						
										1	0	0	0	0	2							
Inning Stats	R: 0 E: 0 K: 0 S: 8	H: 0 LOB: 0 BB: 0 P: 13	R: 0 E: 0 K: 2 S: 11	H: 1 LOB: 1 BB: 0 P: 16	R: 0 E: 0 K: 1 S: 9	H: 2 LOB: 1 BB: 0 P: 14	R: 0 E: 0 K: 1 S: 8	H: 0 LOB: 0 BB: 0 P: 11	R: 0 E: 0 K: 0 S: 6	H: 0 LOB: 0 BB: 0 P: 8	R: 1 E: 0 K: 0 S: 8	H: 1 LOB: 0 BB: 0 P: 13	R: 0 E: 0 K: 0 S: 7	H: 0 LOB: 0 BB: 0 P: 12	R: 1 E: 0 K: 0 S: 6	H: 1 LOB: 1 BB: 1 P: 13	R: 0 E: 0 K: 1 S: 15	H: 1 LOB: 1 BB: 0 P: 19	1B: 5 2B: 0 3B: 1 HR: 0	SF: 0 SAC: 1 DP: 1 HBP: 0	WP: 0 PB: 0 SB: 0 CS: 0	PA: 33
PITCHER	IP	WLS	BF	H	R	ER	SO	BB	IBB	HBP	BLK	WP	HR	S	P	ERA	WHIP					
Brian Williams, R ERA: 1.57 Doug Jones, R ERA: 1.86	(1, 1) (8, 1)	7.2 W	28 5	5 1	2 0	2 0	3 1	0 0	0 0	0 0	0 0	0 0	0 16	62 21	0.00 0.750	0.783						

AB	32
R	3
H	8
RBI	3
BB	1
SO	8
LOB	10



AB	31
R	2
H	6
RBI	2
BB	1
SO	4
LOB	10



Batter	1	2	3	4	5	6	7	8	9	AB	R	H	RBI	BB	SO	LOB	TOP		
Gary Redus, R OBP: 0.307, SLG: 0.292 Gary Varsho, L OBP: 0.255, SLG: 0.356	4-2 G6-3 S BB		3-2 G5-3			0-0 F9		0-0 F9		2	1	0	0	1	0	0			
Jay Bell, R OBP: 0.339, SLG: 0.352	0-2 G6-3		2-1 F9			3-2 2B		2-2 F7		4	1	1	0	0	0	1			
Andy Van Slyke, L OBP: 0.411, SLG: 0.497	2-1 G3			3-3 K		3-2 G3-1 1-H 2B		3-2 BB 1B		4	0	2	2	0	1	0			
Barry Bonds, L OBP: 0.425, SLG: 0.566	1-1 1B			0-0 G4-3		2-1 G3-1		4-2 BB 1B		3	0	1	0	1	0	1			
Don Slaught, R OBP: 0.309, SLG: 0.496	2-3 K			0-2 G3		0-2 G5-3		2-2 BB F8		4	0	0	0	0	1	4			
Steve Buechele, R OBP: 0.331, SLG: 0.389		2-3 K			3-1 1B		0-1 1B		1-3 K	4	0	2	0	0	2	0			
John Wehner, R OBP: 0.263, SLG: 0.206		0-1 G2-3			1-3 K		0-0 F7		0-1 F7	4	0	0	0	0	1	2	AB 33		
Jose Lind, R OBP: 0.266, SLG: 0.270		0-3 K			1-2 P9		0-0 P3		1-1 F9	4	0	0	0	0	1	2	R 2		
Victor Cole, S				0-0 F7		0-1 G5-3				0	0	0	0	0	0	0	H 6		
Denny Neagle, L										2	0	0	0	0	0	1	RBI 2		
Roger Mason, R										1	0	0	0	0	1	1	BB 2		
Bob Patterson, R OBP: 0.500, SLG: 0.600										0	0	0	0	0	0	0	SO 7		
Bob Walk, R										0	0	0	0	0	0	0	LOB 12		
Inning Stats	R: 1 E: 0 K: 1 S: 15	H: 1 LOB: 1 BB: 1 P: 24	R: 0 E: 0 K: 2 S: 10	H: 0 LOB: 0 BB: 0 P: 12	R: 0 E: 0 K: 0 S: 7	H: 0 LOB: 0 BB: 0 P: 12	R: 0 E: 0 K: 1 S: 7	H: 1 LOB: 1 BB: 0 P: 10	R: 0 E: 0 K: 0 S: 13	H: 2 LOB: 1 BB: 0 P: 21	R: 0 E: 0 K: 1 S: 7	H: 1 LOB: 1 BB: 0 P: 7	R: 0 E: 0 K: 0 S: 13	H: 1 LOB: 2 BB: 1 P: 25	R: 0 E: 0 K: 1 S: 7	H: 0 LOB: 0 BB: 0 P: 9	1B: 5 2B: 1 3B: 0 HR: 0	SF: 0 SAC: 0 DP: 0 HBP: 0	WP: 0 PA: 35 PB: 0 SB: 1 CS: 0
PITCHER	IP WLS BF H R ER SO BB IBB HBP BLK WP HR S P ERA WHIP																		
Greg Swindell, L ERA: 2.94	7.0	27	5	2	2	6	1	0	0	0	0	0	0	0	72	104	2.57	0.857	
Scott Bankhead, R ERA: 2.94	1.0	W	5	1	0	0	0	1	0	0	0	0	0	0	13	25	0.00	2.000	
Norm Charlton, L ERA: 2.13	1.0	S	3	0	0	0	1	0	0	0	0	0	0	0	7	9	0.00	0.000	

Pittsburgh Pirates @ Cincinnati Reds
Riverfront Stadium, Cincinnati, OH
Thu Jul 09 1992, 7:05 PM EDT
Att: 32,681 - Cloudy - 84 F

AB 33
R 2
H 6
RBI 2
BB 2
SO 7
LOB 12



Batter	1	2	3	4	5	6	7	8	9	AB	R	H	RBI	BB	SO	LOB	BOTTOM
Bip Roberts, S OBP: 0.373, SLG: 0.361	4-1 1B PB BB	4-0 WP S BB		4-0 1B BB		2-2 G4-3		1-3 K		2	1	0	0	3	1	1	
Dave Martinez, L OBP: 0.315, SLG: 0.329 Reggie Sanders, R OBP: 0.338, SLG: 0.447	2-0 1B SF9	2-0 F8		2-2 1B		1-1 G6-3		2-2 E 1B		4	1	2	0	0	0	1	
Barry Larkin, R OBP: 0.358, SLG: 0.422	1-0 SF9 BB 1B	4-2 BB		2-2 G4-3		3-3 K		2-0 E9 1B 2B		4	1	2	3	1	1	2	
Paul O'Neill, L OBP: 0.373, SLG: 0.420	4-0 BB 1B	2-0 G2-3		4-0 SH5-3 BB		0-2 F9 2B		1-1 BB 1B		3	0	2	1	2	0	2	
Hal Morris, L OBP: 0.412, SLG: 0.428	2-2 P5		3-2 L3		0-0 SH5-3 BB		4-0 IBB		0-1 G3	3	0	0	0	1	0	4	
Chris Sabo, R OBP: 0.311, SLG: 0.438	3-2 SF9		2-3 K		2-2 P4		2-0 F9			3	0	0	1	0	1	3	
Bill Doran, S OBP: 0.329, SLG: 0.383 Scott Bankhead, R OBP: 0.250, SLG: 0.250 Norm Charlton, S OBP: 0.333, SLG: 0.333	4-0 BB		0-0 P5		4-1 BB		0-3 K			2	0	0	0	2	1	2	AB 30
Joe Oliver, R OBP: 0.310, SLG: 0.361	2-2 G6-3			2-2 L9		1-2 G4-3		1-3 K		0	0	0	0	0	0	0	H 8
Greg Swindell, L OBP: 0.157, SLG: 0.184 Jeff Branson, L OBP: 0.333, SLG: 0.481		2-3 K		1-3 K		2-2 P3		0-1 1B E 2B		4	0	0	0	0	1	5	RBI 5
Inning Stats	R: 2 E: 0 K: 0 S: 12	H: 2 LOB: 3 BB: 3 P: 34	R: 0 E: 0 K: 1 S: 7	H: 0 LOB: 2 BB: 2 P: 21	R: 0 E: 0 K: 1 S: 9	H: 1 LOB: 2 BB: 1 P: 14	R: 0 E: 0 K: 1 S: 16	H: 0 LOB: 2 BB: 2 P: 19	R: 0 E: 0 K: 0 S: 9	H: 0 LOB: 0 BB: 0 P: 14	R: 0 E: 0 K: 2 S: 10	H: 1 LOB: 2 BB: 1 P: 19	R: 3 E: 1 K: 2 S: 18	H: 4 LOB: 1 BB: 0 P: 25	1B: 5 2B: 3 3B: 0 HR: 0	SF: 1 SAC: 1 DP: 0 HBP: 0	WP: 1 PA: 41 PB: 1 SB: 1 CS: 0
PITCHER	IP WLS BF H R ER SO BB IBB HBP BLK WP HR S P ERA WHIP																
Victor Cole, R ERA: 5.48	1.1	10	1	0	0	2	3	0	0	0	1	0	30	58	0.00	1.333	
Denny Neagle, L ERA: 4.95	3.0	L	13	2	1	1	3	1	1	0	0	0	32	54	3.00	1.000	
Roger Mason, R ERA: 3.35	0.1	1	0	0	0	1	0	0	0	0	0	0	4	5	0.00	0.000	
Bob Patterson, L ERA: 2.9	0.1	4	3	2	2	0	0	0	0	0	0	0	8	13	54.00	9.000	

Pittsburgh Pirates @ Cincinnati Reds
Riverfront Stadium, Cincinnati, OH
Thu Jul 09 1992, 7:05 PM EDT
Att: 32,681 - Cloudy - 84 F

AB 30
R 5
H 8
RBI 5
BB 9
SO 7
LOB 20



Batter	1	2	3	4	5	6	7	8	9	AB	R	H	RBI	BB	SO	LOB	TOP				
Gary Redus, R OBP: 0.288, SLG: 0.271 (1, 9)	G5-3		P4			K	F7	F9		5	0	0	0	0	1	8	Pittsburgh Pirates @ Cincinnati Reds Riverfront Stadium, Cincinnati, OH Fri Jul 10 1992, 7:05 PM EDT Att: 42,438 - Cloudy - 72 F				
Jay Bell, R OBP: 0.337, SLG: 0.350 (1, 6)	G5-3			CS	1B	F9		G6-3	G1-3	5	0	1	0	0	0	2					
Andy Van Slyke, L OBP: 0.408, SLG: 0.490 (1, 8)	F9				F8		G4-3	G5-3	1B	4	0	0	0	1	0	1					
Barry Bonds, L OBP: 0.428, SLG: 0.570 (1, 7)		G6-4-3			K		K		2B	4	0	2	0	1	2	1					
Don Slaught, R OBP: 0.401, SLG: 0.480 (1, 2)	G6-4-3				F9		HR		F9	4	1	0	0	1	0	4					
Steve Buechele, R OBP: 0.331, SLG: 0.389 (2, PH)	G6-3					2B				0	0	0	0	0	0	0					
Cecil Espy, S OBP: 0.315, SLG: 0.360 (2, 9)						1B		HR		3	2	2	2	1	0	0					
John Wehner, R OBP: 0.310, SLG: 0.297 (1, 3)			L5			1B		1B	FC4-6	3	1	2	1	1	0	0					
Jose Lind, R OBP: 0.273, SLG: 0.275 (1, 4)						1B			FC4-6	3	0	2	0	1	0	2					
Doug Drabek, R OBP: 0.128, SLG: 0.149 (1, 1)									K	4	0	2	1	0	2	3					
Inning Stats	R: 0 E: 0 K: 0 S: 3	H: 0 LOB: 0 BB: 0 P: 6	R: 0 E: 0 K: 0 S: 3	H: 0 LOB: 0 BB: 1 P: 9	R: 0 E: 0 K: 1 S: 12	H: 1 LOB: 0 BB: 0 P: 17	R: 0 E: 0 K: 1 S: 8	H: 1 LOB: 1 BB: 0 P: 16	R: 2 E: 0 K: 1 S: 14	H: 4 LOB: 3 BB: 2 P: 22	R: 0 E: 0 K: 0 S: 11	H: 1 LOB: 1 BB: 0 P: 19	R: 0 E: 0 K: 1 S: 10	H: 0 LOB: 2 BB: 2 P: 22	R: 0 E: 0 K: 0 S: 12	H: 1 LOB: 1 BB: 1 P: 20	1B: 7 2B: 4 3B: 0 HR: 1	SF: 0 SAC: 0 DP: 3 HBP: 0	WP: 0 PB: 0 SB: 0 CS: 1	PA: 41	
PITCHER	IP	WLS	BF	H	R	ER	SO	BB	IBB	HBP	BLK	WP	HR	S	P	ERA	WHIP				
Chris Hammond, L ERA: 3.71 (1, 1)	5.2	L	26	8	4	4	4	2	1	0	0	0	1	52	98	6.35	1.765				
Dwayne Henry, R ERA: 2.5 (6, 1)	1.1		6	2	0	0	0	0	0	0	0	0	0	15	25	0.00	1.500				
Tom Bolton, L ERA: 3.19 (8, 1)	2.0		9	1	0	0	1	3	0	0	0	0	0	22	42	0.00	2.000				

AB	35
R	4
H	11
RBI	4
BB	6
SO	5
LOB	21



Batter	1	2	3	4	5	6	7	8	9	AB	R	H	RBI	BB	SO	LOB	BOTTOM					
Reggie Sanders, R OBP: 0.341, SLG: 0.448 (1, 7)	G2-3		G5-3					G4-3		4	0	2	0	0	0	0	Pittsburgh Pirates @ Cincinnati Reds Riverfront Stadium, Cincinnati, OH Fri Jul 10 1992, 7:05 PM EDT Att: 42,438 - Cloudy - 72 F					
Dave Martinez, L OBP: 0.310, SLG: 0.323 (1, 8)	G6-3		G3-1			G4-3		G4-3		4	0	0	0	0	0	2						
Barry Larkin, R OBP: 0.356, SLG: 0.424 (1, 6)			G6-3					G6-3		4	0	1	0	0	0	1						
Paul O'Neill, L OBP: 0.372, SLG: 0.417 (1, 9)	F9				G4-3			K		4	0	1	0	0	1	2						
Hal Morris, L OBP: 0.413, SLG: 0.435 (1, 3)					G4-3			F8		4	0	2	0	0	0	1						
Jeff Branson, L OBP: 0.294, SLG: 0.419 (1, 4)			G5-3		G4-3					4	0	0	0	0	1	3						
Darnell Coles, R OBP: 0.281, SLG: 0.464 (1, 5)			E5		G6-3			G1-3		4	0	0	0	0	0	2						
Troy Afenir, R OBP: 0.282, SLG: 0.324 (1, 2)			FC5-2							3	0	0	0	0	2	2						
Chris Hammond, L OBP: 0.344, SLG: 0.346 (1, 1)			FC6-4							2	0	0	0	0	1	2						
Dwayne Henry, R OBP: 0.250, SLG: 0.250 (6, 1)								G3-1		0	0	0	0	0	0	0						
Bill Doran, S OBP: 0.328, SLG: 0.381 (7, PH)										1	0	0	0	0	0	0						
Tom Bolton, L (8, 1)										0	0	0	0	0	0	0						
Inning Stats	R: 0 E: 0 K: 0 S: 11	H: 1 LOB: 1 BB: 0 P: 19	R: 0 E: 1 K: 0 S: 9	H: 1 LOB: 2 BB: 0 P: 14	R: 0 E: 0 K: 0 S: 8	H: 0 LOB: 0 BB: 0 P: 12	R: 0 E: 0 K: 0 S: 8	H: 1 LOB: 1 BB: 0 P: 13	R: 0 E: 0 K: 2 S: 10	H: 1 LOB: 1 BB: 0 P: 12	R: 0 E: 0 K: 1 S: 11	H: 1 LOB: 1 BB: 0 P: 18	R: 0 E: 0 K: 1 S: 10	H: 0 LOB: 0 BB: 0 P: 12	R: 0 E: 0 K: 1 S: 13	H: 1 LOB: 1 BB: 0 P: 19	R: 0 E: 0 K: 0 S: 4	H: 0 LOB: 0 BB: 0 P: 6	1B: 4 2B: 2 3B: 0 HR: 0	SF: 0 SAC: 0 DP: 0 HBP: 0	WP: 1 PB: 0 SB: 0 CS: 0	PA: 34
PITCHER	IP	WLS	BF	H	R	ER	SO	BB	IBB	HBP	BLK	WP	HR	S	P	ERA	WHIP					
Doug Drabek, R ERA: 2.76 (1, 1)	9.0	W	34	6	0	0	5	0	0	0	0	1	0	84	125	0.00	0.667					



Batter	1	2	3	4	5	6	7	8	9	AB	R	H	RBI	BB	SO	LOB	TOP					
Rey Sanchez, R (1,6) OBP: 0.281, SLG: 0.325	1-1 F9		1-3 K		3-2 1B		1-1 G6-3			4	0	1	1	0	1	1						
23 Ryne Sandberg, R (1,4) OBP: 0.360, SLG: 0.462	1-0 G4-3			2-2 2B 1B	4-1 1B			0-1 P4		3	1	1	0	1	0	0						
Mark Grace, L (1,3) OBP: 0.408, SLG: 0.450	1-1 2B			0-1 1-H 2B	1-2 P6			2-2 1B		4	0	3	1	0	0	2						
Andre Dawson, R (1,9) OBP: 0.304, SLG: 0.451	1-1 G3			3-0 L9	0-0 F7			1-0 F9		4	0	0	0	0	0	3						
Steve Buechele, R (1,5) OBP: 0.327, SLG: 0.385		0-2 G5-3		1-2 F8	3-2 G6-3			1-1 F7		4	0	0	0	0	0	2						
Jeff Kunkel, R (1,7) OBP: 0.100, SLG: 0.100	1-0 G3			1-2 G4-3	1-2 G6-3				0-1 F9	4	0	0	0	0	0	1						
Derrick May, L (9,7) OBP: 0.284, SLG: 0.353										0	0	0	0	0	0	0						
Joe Girardi, R (1,2) OBP: 0.342, SLG: 0.298	1-1 G3				0-1 G6-3			0-2 G4-3		4	0	1	0	0	0	0						
Doug Dasencho, S (1,8) OBP: 0.289, SLG: 0.282			0-0 P4		3-2 E 1B			2-2 F8		4	1	2	0	0	0	1						
Greg Maddux, R (1,1) OBP: 0.170, SLG: 0.269	1-0 G4-3				0-0 B2-6-4			2-2 SH3		3	0	0	0	0	1	2						
Paul Assenmacher, L (9,1) OBP: 0.284, SLG: 0.353									0-3 K	0	0	0	0	0	0	0						
Bob Scanlan, R (9,1) OBP: 0.284, SLG: 0.353										0	0	0	0	0	0	0						
Inning Stats	R: 0 E: 0 K: 0 S: 7	H: 1 LOB: 1 BB: 0 P: 11	R: 0 E: 0 K: 0 S: 6	H: 0 LOB: 0 BB: 0 P: 8	R: 0 E: 0 K: 1 S: 5	H: 0 LOB: 0 BB: 0 P: 7	R: 1 E: 0 K: 0 S: 13	H: 2 LOB: 1 BB: 0 P: 20	R: 1 E: 1 K: 0 S: 13	H: 2 LOB: 2 BB: 1 P: 24	R: 0 E: 0 K: 0 S: 8	H: 0 LOB: 0 BB: 0 P: 12	R: 0 E: 0 K: 0 S: 10	H: 1 LOB: 1 BB: 0 P: 14	R: 0 E: 0 K: 0 S: 9	H: 1 LOB: 1 BB: 0 P: 13	R: 0 E: 0 K: 1 S: 11	H: 1 LOB: 1 BB: 0 P: 12	1B: 6 2B: 2 3B: 0 HR: 0	SF: 0 SAC: 1 DP: 0 HBP: 0	WP: 0 PB: 0 SB: 0 CS: 0	PA: 36
PITCHER	IP WLS BF H R ER SO BB IBB HBP BLK WP HR S P ERA WHIP																					
Randy Tomlin, L (1,1) ERA: 3.31	8.0 L 32 7 2 1 1 1 0 0 0 0 0 71 109 1.12 1.000																					
Denny Neagle, L (9,1) ERA: 4.53	1.0 4 1 0 0 1 0 0 0 0 0 0 0 11 12 0.00 1.000																					

Chicago Cubs @ Pittsburgh Pirates
Three Rivers Stadium, Pittsburgh, PA
Fri Jul 17 1992, 7:05 PM EDT
Att: 24,037 - Cloudy - 72 F

AB	34
R	2
H	8
RBI	2
BB	1
SO	2
LOB	12



Batter	1	2	3	4	5	6	7	8	9	AB	R	H	RBI	BB	SO	LOB	BOTTOM			
Alex Cole, L (1,9) OBP: 0.296, SLG: 0.287	4-2 CS SH1-3 BB		3-1 2-H 3B		2-2 G4-3			2-1 F8		3	0	1	1	1	0	0				
Jay Bell, R (1,6) OBP: 0.337, SLG: 0.345	1-SAFE SH1-3		2-2 G5-3			1-1 G4-3		2-2 G6-3		3	0	0	0	0	0	1				
Andy Van Slyke, L (1,8) OBP: 0.415, SLG: 0.511	1-1 2-3 1B		4-0 BB			2-2 F7			3-2 1B	3	0	2	0	1	0	0				
Barry Bonds, L (1,7) OBP: 0.432, SLG: 0.578	0-1 G3		2-1 F7			0-0 CS 1B			2-2 P6	4	0	1	0	0	0	4				
Orlando Merced, S (1,3) OBP: 0.327, SLG: 0.413		0-0 F8		1-2 F8		1-SAFE CS		0-1 B2-3		3	0	0	0	0	0	0				
Lloyd McClendon, R (9,PH) OBP: 0.377, SLG: 0.359						1-2 CS			1-1 F9	1	0	0	0	0	0	1				
Jeff King, R (1,5) OBP: 0.222, SLG: 0.301		3-2 G5-3		1-2 G6-3			0-0 G1-3			3	0	0	0	0	0	0				
Cecil Espy, S (9,PH) OBP: 0.309, SLG: 0.352										1	0	0	0	0	0	1				
Michael LaValliere, L (1,2) OBP: 0.337, SLG: 0.307		0-1 G4-3		1-1 G4-3			1-1 1B			3	0	1	0	0	0	0				
Jose Lind, R (1,4) OBP: 0.276, SLG: 0.276			2-1 SH3-4 3B 1B			0-2 G1-3		1-2 G4-3		3	1	1	0	0	0	1				
Randy Tomlin, L (1,1) ERA: 2.35					0-0 SH3-4		1-1 F7			1	0	0	0	0	0	0				
Gary Varsho, L (8,PH) OBP: 0.259, SLG: 0.369									0-0 G5-3	1	0	0	0	0	0	0				
Denny Neagle, L (9,1) ERA: 2.22										0	0	0	0	0	0	0				
Inning Stats	R: 0 E: 0 K: 0 S: 8	H: 1 LOB: 1 BB: 1 P: 14	R: 0 E: 0 K: 0 S: 6	H: 0 LOB: 0 BB: 0 P: 9	R: 1 E: 0 K: 0 S: 10	H: 2 LOB: 2 BB: 1 P: 23	R: 0 E: 0 K: 0 S: 8	H: 0 LOB: 0 BB: 0 P: 11	R: 0 E: 0 K: 0 S: 7	H: 1 LOB: 0 BB: 0 P: 11	R: 0 E: 0 K: 0 S: 8	H: 1 LOB: 1 BB: 0 P: 10	R: 0 E: 0 K: 0 S: 7	H: 0 LOB: 0 BB: 0 P: 11	R: 0 E: 0 K: 0 S: 9	H: 1 LOB: 1 BB: 0 P: 15	1B: 5 2B: 0 3B: 1 HR: 0	SF: 0 SAC: 2 DP: 0 HBP: 0	WP: 0 PB: 0 SB: 0 CS: 2	PA: 34
PITCHER	IP WLS BF H R ER SO BB IBB HBP BLK WP HR S P ERA WHIP																			
Greg Maddux, R (1,1) ERA: 2.35	8.0 W 30 6 1 1 0 2 0 0 0 0 0 0 65 106 1.12 1.000																			
Paul Assenmacher, L (9,1) ERA: 2.84	0.1 S 2 0 0 0 0 0 0 0 0 0 0 0 3 5 0.00 0.000																			
Bob Scanlan, R (9,1) ERA: 2.22	0.2 S 2 0 0 0 0 0 0 0 0 0 0 0 3 4 0.00 0.000																			

Chicago Cubs @ Pittsburgh Pirates
Three Rivers Stadium, Pittsburgh, PA
Fri Jul 17 1992, 7:05 PM EDT
Att: 24,037 - Cloudy - 72 F

AB	29
R	1
H	6
RBI	1
BB	2
SO	0
LOB	8



Batter	1	2	3	4	5	6	7	8	9	AB	R	H	RBI	BB	SO	LOB	TOP					
Jose Vizcaino, S (1, 6) OBP: 0.235, SLG: 0.260	G3		F8			F8		K		4	0	0	0	0	1	1						
23 Ryne Sandberg, R (1, 4) OBP: 0.359, SLG: 0.459	G6-3			K		F7				4	0	1	0	0	1	0						
Mark Grace, L (1, 3) OBP: 0.404, SLG: 0.444	G6-3			G5-3			L4	F9		4	0	0	0	0	0	2						
Kal Daniels, L (1, 7) OBP: 0.333, SLG: 0.375		F7		K			K		G3-1	4	0	0	0	0	2	0						
Steve Buechele, R (1, 5) OBP: 0.329, SLG: 0.387		1B			L5		1B	F9		4	0	2	0	0	0	0						
Rick Wilkins, L (1, 2) OBP: 0.347, SLG: 0.451		1B					1B			2	0	2	0	0	0	0						
Joe Girardi, R (7, PH) OBP: 0.344, SLG: 0.300		G4-6-3					1B	FC6-4	G4-3	2	0	1	0	0	0	0						
Derrick May, L (1, 9) OBP: 0.348, SLG: 0.348							1B			2	0	0	0	0	0	3						
Andre Dawson, R (7, PH) OBP: 0.303, SLG: 0.450	G4-6-3				F8			FC6-4		1	0	0	0	0	0	2						
Doug Dascenzo, S (1, 8) OBP: 0.290, SLG: 0.283			L6			F7				3	0	1	0	0	0	1						
Mike Morgan, R (1, 1) OBP: 0.122, SLG: 0.103										1	0	0	0	0	1	0						
Doug Strange, S (6, PH) OBP: 0.259, SLG: 0.224										1	0	0	0	0	0	0						
Chuck McElroy, L (6, PH) OBP: 0.750, SLG: 1.500										0	0	0	0	0	0	0						
Luis Salazar, R (8, PH) OBP: 0.242, SLG: 0.273										1	0	0	0	0	0	1						
Jeff Robinson, R (8, 1)										0	0	0	0	0	0	0						
Inning Stats	R: 0 E: 0 K: 0 S: 7	H: 0 LOB: 0 BB: 0 P: 11	R: 0 E: 0 K: 0 S: 8	H: 2 LOB: 1 BB: 0 P: 11	R: 0 E: 0 K: 1 S: 8	H: 0 LOB: 0 BB: 0 P: 13	R: 0 E: 0 K: 2 S: 12	H: 0 LOB: 0 BB: 0 P: 17	R: 0 E: 0 K: 0 S: 7	H: 1 LOB: 1 BB: 0 P: 11	R: 0 E: 0 K: 0 S: 8	H: 0 LOB: 0 BB: 0 P: 14	R: 0 E: 0 K: 1 S: 11	H: 2 LOB: 2 BB: 0 P: 16	R: 0 E: 0 K: 1 S: 8	H: 2 LOB: 2 BB: 0 P: 11	R: 0 E: 0 K: 0 S: 7	H: 0 LOB: 0 BB: 0 P: 12	1B: 7 2B: 0 3B: 0 HR: 0	SF: 0 SAC: 0 DP: 1 HBP: 0	WP: 0 PB: 0 SB: 0 CS: 0	PA: 33
PITCHER	IP	WLS	BF	H	R	ER	SO	BB	IBB	HBP	BLK	WP	HR	S	P	ERA	WHIP					
Bob Walk, R (1, 1) ERA: 3.57	6.0	W	20	3	0	0	3	0	0	0	0	0	0	50	77	0.00	0.500					
Bob Patterson, L (7, 1) ERA: 2.84	3.0	S	13	4	0	0	2	0	0	0	0	0	0	26	39	0.00	1.333					

Chicago Cubs @ Pittsburgh Pirates
Three Rivers Stadium, Pittsburgh, PA
Sat Jul 18 1992, 7:05 PM EDT
Att: 32,908 - Cloudy - 70 F

livebaseballscores.com

AB 33
R 0
H 7
RBI 0
BB 0
SO 5
LOB 10



Batter	1	2	3	4	5	6	7	8	9	AB	R	H	RBI	BB	SO	LOB	BOTTOM				
Alex Cole, L (1, 9) OBP: 0.288, SLG: 0.278	L8		K		FC6-4	K				4	1	0	0	0	2	2					
Jay Bell, R (1, 6) OBP: 0.338, SLG: 0.347	G4-3		G6-3							4	1	2	0	0	0	0					
Andy Van Slyke, L (1, 8) OBP: 0.416, SLG: 0.509	F8									3	1	1	1	1	0	1					
Barry Bonds, L (1, 7) OBP: 0.430, SLG: 0.577		F8								4	0	1	1	0	0	1					
Orlando Merced, S (1, 3) OBP: 0.326, SLG: 0.407										3	1	0	0	1	2	2					
Don Slaught, R (1, 2) OBP: 0.415, SLG: 0.492										2	0	2	1	2	0	0					
John Wehner, R (1, 5) OBP: 0.291, SLG: 0.271										3	0	0	0	1	1	5					
Jose Lind, R (1, 4) OBP: 0.272, SLG: 0.272										4	0	0	0	0	0	5					
Bob Walk, R (1, 1) ERA: 2.76										2	0	0	0	0	2	0					
Gary Redus, R (6, PH) ERA: 2.82										0	0	0	0	1	0	0					
Bob Patterson, R (7, 1) OBP: 0.500, SLG: 0.600										0	0	0	0	0	0	0					
Inning Stats	R: 0 E: 0 K: 0 S: 7	H: 0 LOB: 0 BB: 0 P: 10	R: 0 E: 0 K: 1 S: 12	H: 1 LOB: 1 BB: 1 P: 18	R: 0 E: 0 K: 2 S: 7	H: 0 LOB: 0 BB: 0 P: 11	R: 1 E: 1 K: 0 S: 12	H: 1 LOB: 2 BB: 2 P: 23	R: 3 E: 1 K: 2 S: 18	H: 3 LOB: 2 BB: 1 P: 34	R: 0 E: 0 K: 1 S: 10	H: 0 LOB: 1 BB: 1 P: 20	R: 0 E: 0 K: 0 S: 4	H: 1 LOB: 0 BB: 0 P: 7	R: 0 E: 0 K: 1 S: 7	H: 0 LOB: 1 BB: 1 P: 15	1B: 4 2B: 4 3B: 0 HR: 0	SF: 0 SAC: 0 DP: 2 HBP: 0	WP: 2 PB: 1 SB: 0 CS: 1	PA: 35	
PITCHER	IP	WLS	BF	H	R	ER	SO	BB	IBB	HBP	BLK	WP	HR	S	P	ERA	WHIP				
Mike Morgan, R (1, 1) ERA: 2.76	5.0	L	25	5	4	3	5	3	1	0	0	0	0	56	96	5.40	1.600				
Chuck McElroy, L (6, 1) ERA: 2.82	2.0		6	1	0	0	1	1	0	0	0	0	0	14	27	0.00	1.000				
Jeff Robinson, R (8, 1) ERA: 2.23	1.0		4	0	0	0	1	1	0	0	0	1	0	7	15	0.00	1.000				

Chicago Cubs @ Pittsburgh Pirates
Three Rivers Stadium, Pittsburgh, PA
Sat Jul 18 1992, 7:05 PM EDT
Att: 32,908 - Cloudy - 70 F

livebaseballscores.com

AB 29
R 4
H 6
RBI 3
BB 6
SO 7
LOB 16



Batter	1	2	3	4	5	6	7	8	9	AB	R	H	RBI	BB	SO	LOB	TOP
Rey Sanchez, R (1, 6) OBP: 0.276, SLG: 0.328 Dwight Smith, L (9, PH) OBP: 0.280, SLG: 0.379 Jose Vizcaino, S (9, 6) OBP: 0.235, SLG: 0.260										2	2	1	0	2	0	2	
23 Ryne Sandberg, R (1, 4) OBP: 0.359, SLG: 0.467										5	1	2	2	0	0	2	
Mark Grace, L (1, 3) OBP: 0.404, SLG: 0.445										4	0	2	2	0	1	0	
Andre Dawson, R (1, 9) OBP: 0.299, SLG: 0.444										4	0	0	0	0	1	3	
Steve Buechele, R (1, 5) OBP: 0.331, SLG: 0.386										3	0	1	0	1	0	1	
Kal Daniels, L (1, 7) OBP: 0.331, SLG: 0.366 Paul Assenmacher, L (8, 1) Bob Scanlan, R (8, 1)										3	0	0	0	1	0	1	
Joe Girardi, R (1, 2) OBP: 0.342, SLG: 0.299										4	0	1	0	0	1	4	
Doug Dasencho, S (1, 8) OBP: 0.294, SLG: 0.292										4	1	2	0	0	0	0	
Frank Castillo, R (1, 1) Jim Bullinger, R (7, 1) Derrick May, L (8, 7)										3	0	0	0	0	2	2	
Inning Stats	R: 1 H: 1 E: 0 K: 1 S: 10	R: 0 H: 0 E: 0 K: 0 S: 8	R: 1 H: 2 E: 0 K: 1 S: 12	R: 0 H: 1 E: 0 K: 0 S: 6	R: 0 H: 0 E: 0 K: 0 S: 6	R: 0 H: 0 E: 0 K: 1 S: 7	R: 0 H: 2 E: 0 K: 1 S: 17	R: 0 H: 1 E: 0 K: 1 S: 14	R: 2 H: 2 E: 0 K: 0 S: 17	1B: 7 2B: 1 3B: 0 HR: 1	SF: 1 SAC: 0 DP: 0 HBP: 0	WP: 0 PA: 39					
PITCHER	IP: 7.0 WLS: 28 BF: 6 H: 2 R: 2 ER: 2 SO: 4 BB: 2 IBB: 0 HBP: 0 BLK: 0 WP: 0 HR: 0 S: 66 P: 102 ERA: 2.57 WHIP: 1.143	IP: 0.2 WLS: 4 BF: 1 H: 0 R: 0 ER: 0 SO: 0 BB: 1 IBB: 0 HBP: 0 BLK: 0 WP: 0 HR: 8 S: 15 P: 10 ERA: 0.00 WHIP: 3.000	IP: 0.2 WLS: 4 BF: 1 H: 1 R: 1 ER: 1 SO: 1 BB: 0 IBB: 0 HBP: 0 BLK: 0 WP: 0 HR: 13 S: 20 P: 13.50 ERA: 3.000	IP: 0.2 WLS: 3 BF: 1 H: 1 R: 1 ER: 1 SO: 0 BB: 0 IBB: 0 HBP: 0 BLK: 0 WP: 0 HR: 10 S: 14 P: 13.50 ERA: 1.500	PITCHER	IP: 7.0 WLS: 28 BF: 6 H: 2 R: 2 ER: 2 SO: 4 BB: 2 IBB: 0 HBP: 0 BLK: 0 WP: 0 HR: 0 S: 66 P: 102 ERA: 2.57 WHIP: 1.143											

Chicago Cubs @ Pittsburgh Pirates
 Three Rivers Stadium, Pittsburgh, PA
 Sun Jul 19 1992, 7:05 PM EDT
 Att: 32,304 - Sunny - 77 F

AB	34
R	4
H	9
RBI	4
BB	4
SO	5
LOB	17



Batter	1	2	3	4	5	6	7	8	9	AB	R	H	RBI	BB	SO	LOB	BOTTOM
Alex Cole, L (1, 9) OBP: 0.294, SLG: 0.279 Roger Mason, R (8, 1) Denny Neagle, L (8, 1) Gary Redus, R (9, 3) OBP: 0.313, SLG: 0.333										3	0	1	0	1	0	1	
Jay Bell, R (1, 6) OBP: 0.338, SLG: 0.344										3	0	0	0	1	0	4	
Andy Van Slyke, L (1, 8) OBP: 0.417, SLG: 0.515										4	1	2	0	0	2	1	
Barry Bonds, L (1, 7) OBP: 0.431, SLG: 0.588										2	1	1	2	1	0	1	
Orlando Merced, S (1, 3) OBP: 0.322, SLG: 0.402 Lloyd McClendon, R (8, PH) OBP: 0.374, SLG: 0.356 Stan Belinda, R (9, 1) OBP: 0.500, SLG: 1.000										3	0	0	0	0	2	3	
John Wehner, R (1, 5) OBP: 0.281, SLG: 0.260 Gary Varsho, L (7, PH) OBP: 0.266, SLG: 0.369 Jeff King, R (8, 5) OBP: 0.221, SLG: 0.300										2	0	0	0	0	0	3	
Michael LaValliere, L (1, 2) OBP: 0.335, SLG: 0.305										4	0	1	0	0	0	1	
Jose Lind, R (1, 4) OBP: 0.269, SLG: 0.268										4	0	0	0	0	1	2	
Danny Jackson, R (1, 1) OBP: 0.081, SLG: 0.081 Cecil Espy, S (7, PH) OBP: 0.305, SLG: 0.347										1	0	0	0	0	1	0	
Inning Stats	R: 0 H: 2 E: 0 K: 0 S: 16	R: 0 H: 1 E: 0 K: 0 S: 9	R: 0 H: 0 E: 0 K: 1 S: 5	R: 0 H: 0 E: 0 K: 1 S: 6	R: 0 H: 0 E: 0 K: 2 S: 9	R: 1 H: 1 E: 0 K: 1 S: 11	R: 0 H: 0 E: 0 K: 1 S: 11	R: 1 H: 1 E: 0 K: 1 S: 9	R: 0 H: 0 E: 0 K: 1 S: 11	1B: 3 2B: 0 3B: 1 HR: 1	SF: 1 SAC: 1 DP: 1 HBP: 0	WP: 1 PA: 36					
PITCHER	IP: 6.2 WLS: 28 BF: 4 H: 1 R: 1 ER: 1 SO: 6 BB: 4 IBB: 0 HBP: 0 BLK: 0 WP: 0 HR: 4 S: 63 P: 103 ERA: 1.35 WHIP: 1.200	IP: 0.1 WLS: 2 BF: 1 H: 1 R: 1 ER: 1 SO: 1 BB: 0 IBB: 0 HBP: 0 BLK: 0 WP: 1 HR: 6 S: 10 P: 27.00 ERA: 3.000	IP: 0.1 WLS: 5 BF: 0 H: 0 R: 0 ER: 0 SO: 1 BB: 0 IBB: 0 HBP: 0 BLK: 0 WP: 0 HR: 14 S: 22 ERA: 0.000	PITCHER	IP: 6.2 WLS: 28 BF: 4 H: 1 R: 1 ER: 1 SO: 6 BB: 4 IBB: 0 HBP: 0 BLK: 0 WP: 0 HR: 4 S: 63 P: 103 ERA: 1.35 WHIP: 1.200												

Chicago Cubs @ Pittsburgh Pirates
 Three Rivers Stadium, Pittsburgh, PA
 Sun Jul 19 1992, 7:05 PM EDT
 Att: 32,304 - Sunny - 77 F

AB	30
R	2
H	5
RBI	2
BB	4
SO	8
LOB	17



Batter	1	2	3	4	5	6	7	8	9	10	11	12	13	AB	R	H	RBI	BB	SO	LOB								
Alex Cole, L OBP: 0.282, SLG: 0.281 Bob Patterson, R OBP: 0.500, SLG: 0.600														8	2	3	0	0	2	6								
Jay Bell, R OBP: 0.337, SLG: 0.343														6	2	1	1	1	0	3								
Andy Van Slyke, L OBP: 0.417, SLG: 0.522														6	1	2	1	1	0	1								
Barry Bonds, L OBP: 0.448, SLG: 0.619														3	2	1	2	4	2	1								
Jeff King, R OBP: 0.228, SLG: 0.329 Denny Neagle, L (8, 1)														5	0	2	1	0	2	4								
Orlando Merced, S OBP: 0.317, SLG: 0.393 (11, PH) (11, 3)														0	0	0	0	0	0	0								
Michael LaValliere, L OBP: 0.324, SLG: 0.294														7	1	1	0	0	0	4								
Gary Redus, R OBP: 0.326, SLG: 0.346														6	0	3	0	0	0	3								
Stan Belinda, R OBP: 0.500, SLG: 1.000 (13, PH)														0	0	0	0	0	0	0								
Cecil Espy, S OBP: 0.308, SLG: 0.345 (13, 9)														0	0	0	0	0	0	0								
Jose Lind, R OBP: 0.265, SLG: 0.271														7	1	2	2	0	0	3								
Randy Tomlin, L OBP: 0.244, SLG: 0.184 Gary Varsho, L OBP: 0.285, SLG: 0.368 (6, PH) John Wehner, R OBP: 0.281, SLG: 0.250 (8, 5)														3	0	1	0	0	0	1								
Inning Stats	R: 2 E: 0 K: 1 S: 20	H: 3 LOB: 1 BB: 0 P: 27	R: 0 E: 0 K: 0 S: 9	H: 1 LOB: 1 BB: 0 P: 16	R: 0 E: 0 K: 1 S: 13	H: 0 LOB: 1 BB: 0 P: 21	R: 0 E: 0 K: 0 S: 6	H: 1 LOB: 1 BB: 0 P: 11	R: 3 E: 0 K: 1 S: 16	H: 2 LOB: 0 BB: 1 P: 27	R: 0 E: 0 K: 0 S: 4	H: 0 LOB: 0 BB: 0 P: 6	R: 1 E: 1 K: 0 S: 12	H: 3 LOB: 3 BB: 1 P: 25	R: 1 E: 0 K: 1 S: 8	H: 2 LOB: 3 BB: 2 P: 19	R: 0 E: 0 K: 0 S: 9	H: 1 LOB: 1 BB: 0 P: 13	R: 0 E: 0 K: 0 S: 6	H: 1 LOB: 1 BB: 0 P: 11	R: 0 E: 0 K: 0 S: 6	H: 1 LOB: 0 BB: 0 P: 10	R: 3 E: 0 K: 2 S: 20	H: 3 LOB: 2 BB: 2 P: 36	1B: 13 2B: 3 3B: 1 HR: 1	SF: 0 SAC: 0 DP: 1 HBP: 0	WP: 1 PB: 0 SB: 2 CS: 0	PA: 64
PITCHER	IP 6.0	WLS 27	BF 4	H 7	R 2	ER 1	SO 5	BB 5	IBB 3	HBP 0	BLK 0	WP 0	HR 1	S 68	P 108	ERA 7.50	WHIP 1.500											
Pete Harnisch, R ERA: 3.88 Al Osuna, L ERA: 3.89 Xavier Hernandez, R ERA: 2.19 Doug Jones, R ERA: 2.17 Willie Blair, R ERA: 4.4	IP 0.1	WLS 4	BF 2	H 1	R 0	ER 0	SO 1	BB 0	IBB 0	HBP 0	BLK 0	WP 0	HR 0	S 6	P 15	ERA 27.00	WHIP 6.000											
PITCHER	IP 0.2	WLS 2	BF 0	H 0	R 0	ER 0	SO 2	BB 0	IBB 0	HBP 0	BLK 0	WP 0	HR 0	S 9	P 12	ERA 0.00	WHIP 0.000											
Joe Boever, R ERA: 2.56	IP 7.0	WLS 13	BF 27	H 11	R 6	ER 3	SO 15	BB 10	IBB 0	HBP 0	BLK 0	WP 0	HR 1	S 108	P 157	ERA 2.56	WHIP 1.157											

Pittsburgh Pirates @ Houston Astros
Astrodome, Houston, TX
Wed Jul 22 1992, 8:05 PM EDT
Att. 13,194 - Dome - 70 F

AB 56
R 10
H 18
RBI 9
BB 8
SO 7
LOB 28

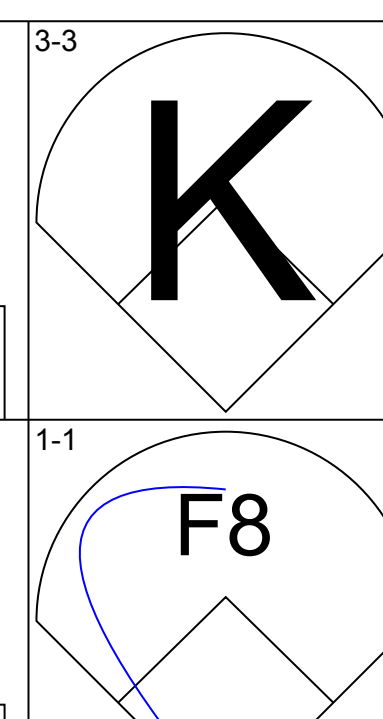
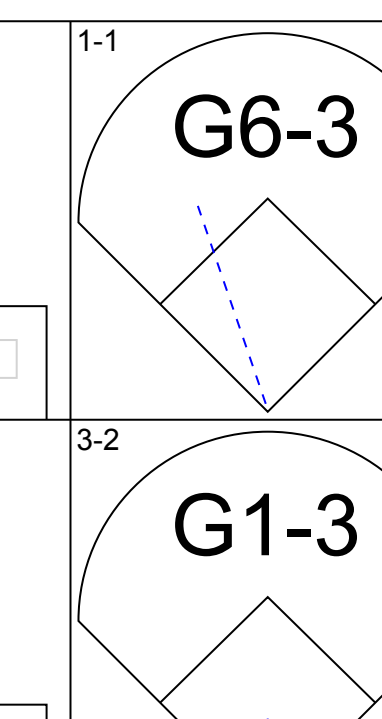
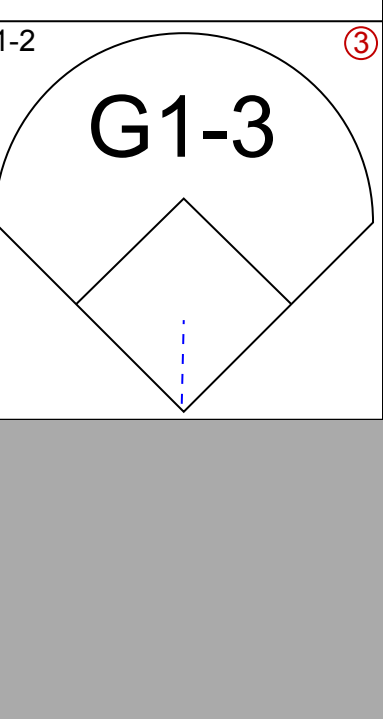
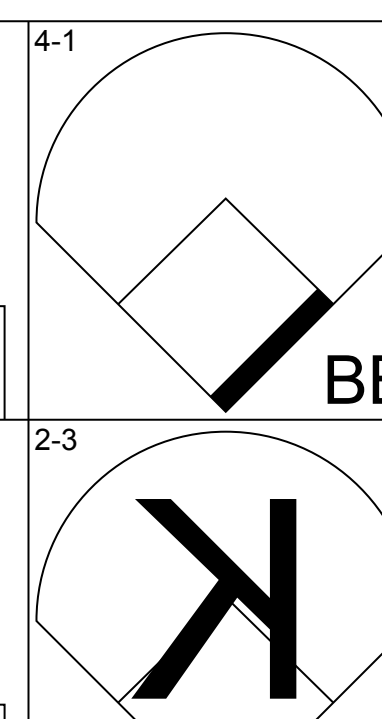
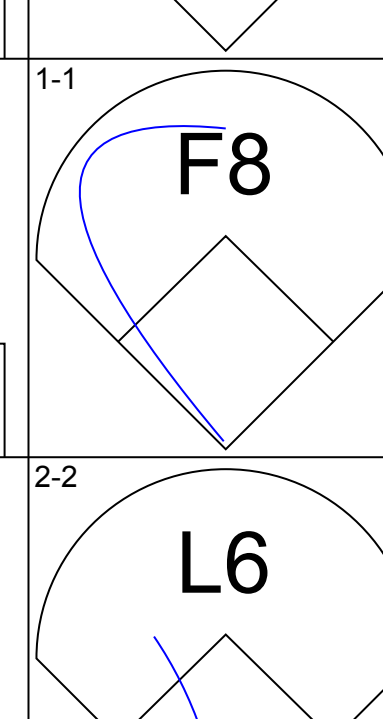
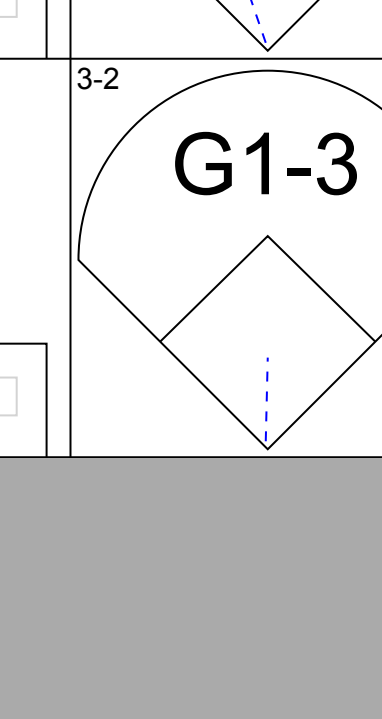
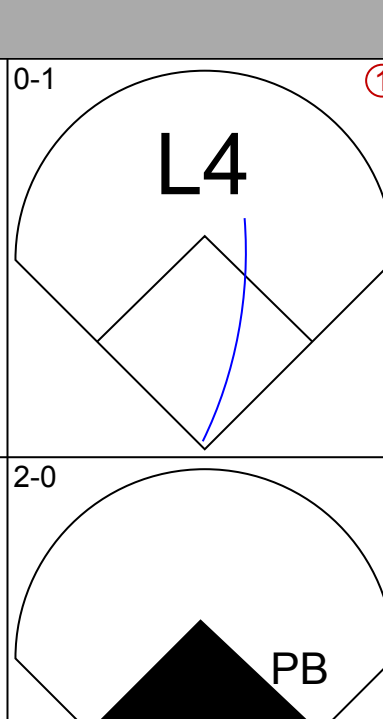

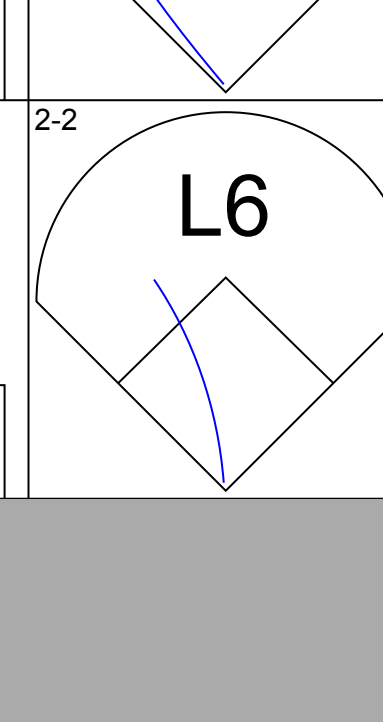
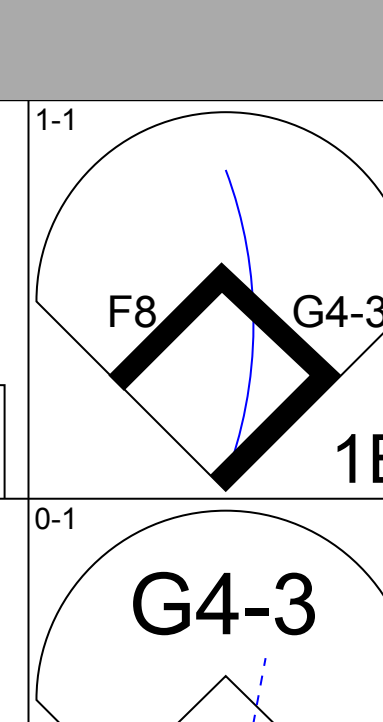
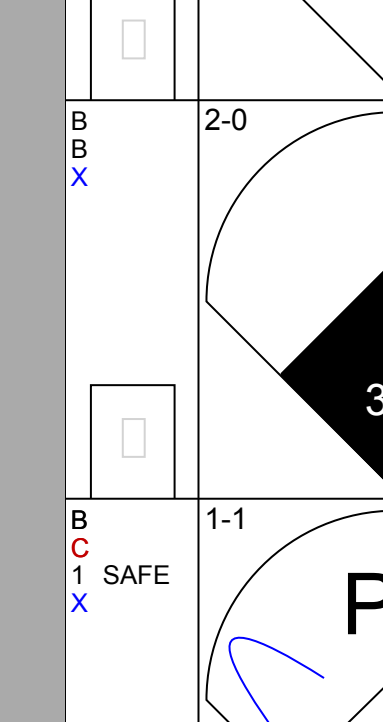
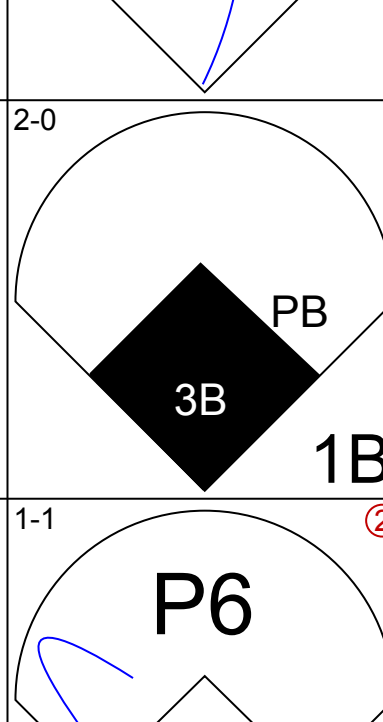

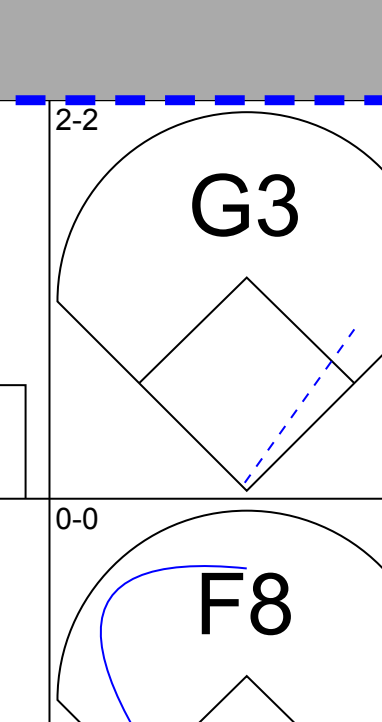
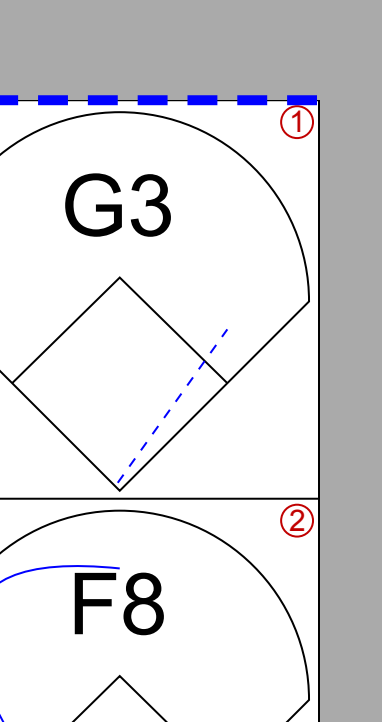
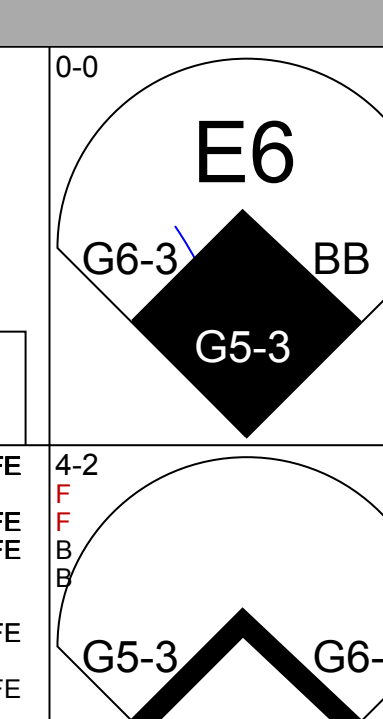
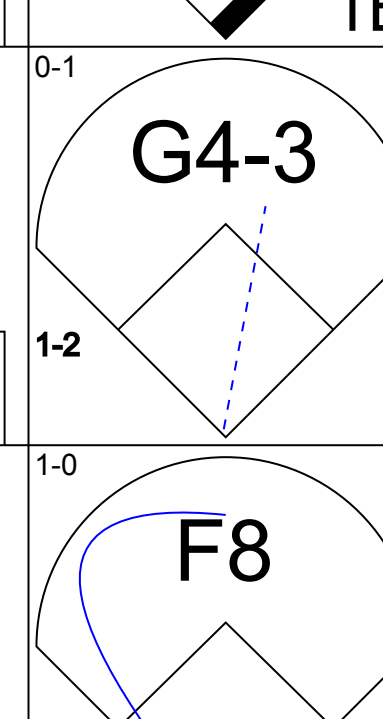
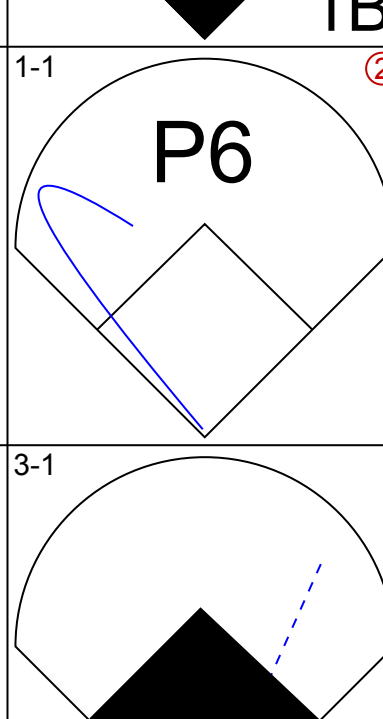
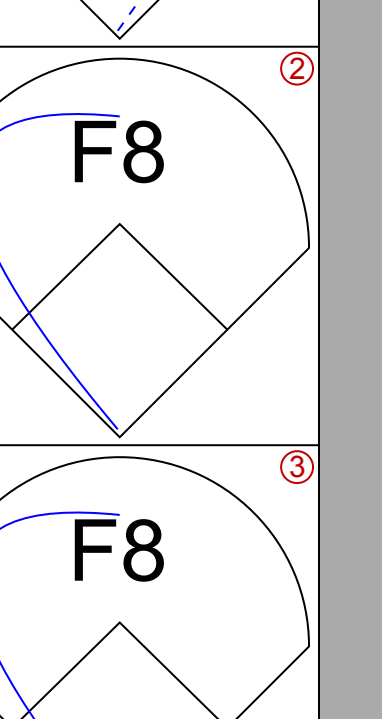
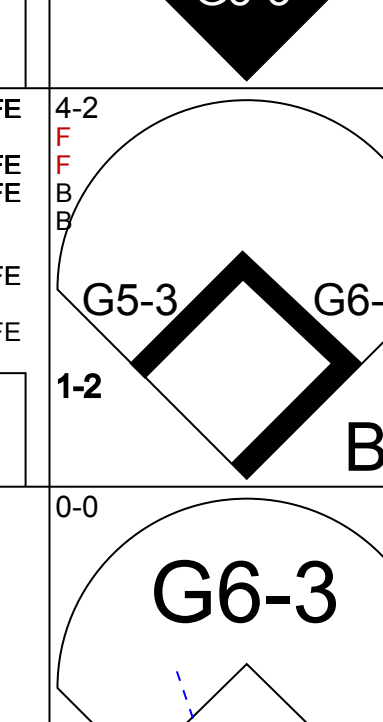
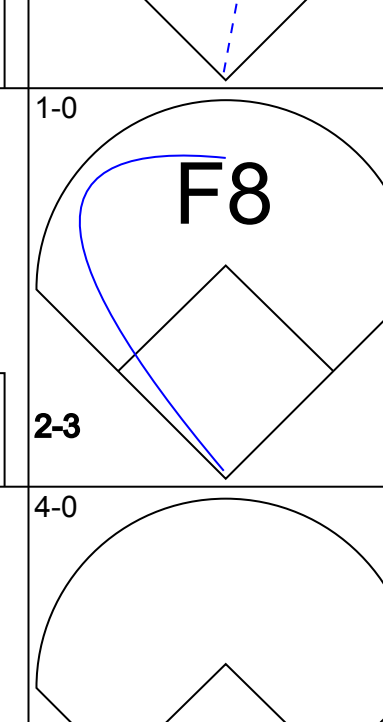
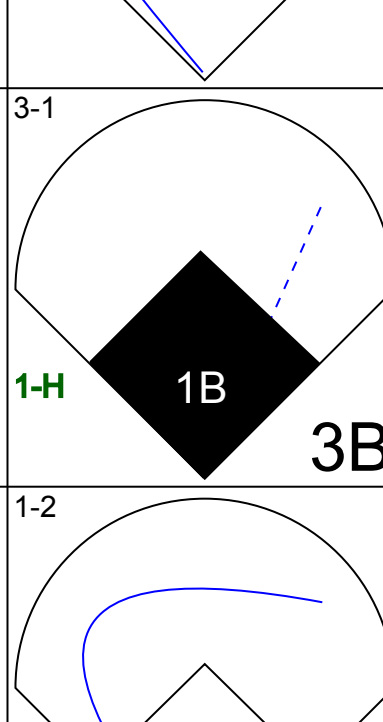

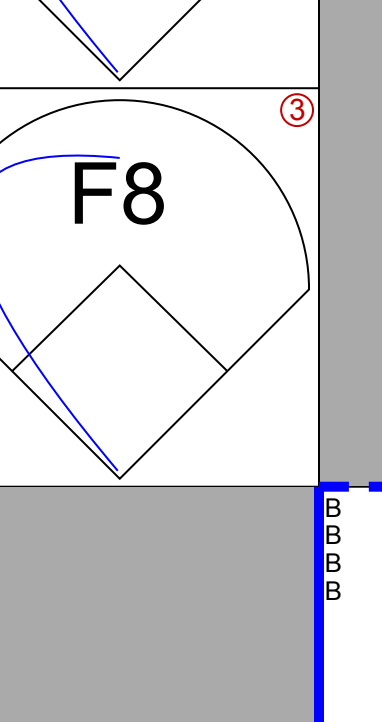
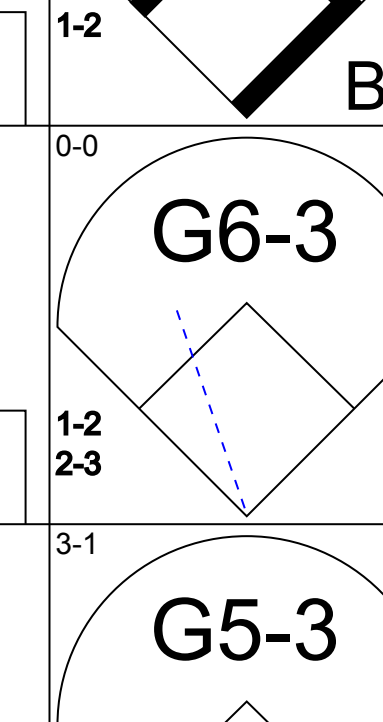
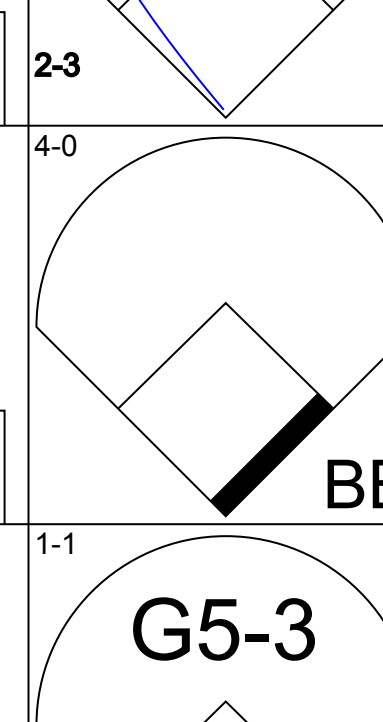
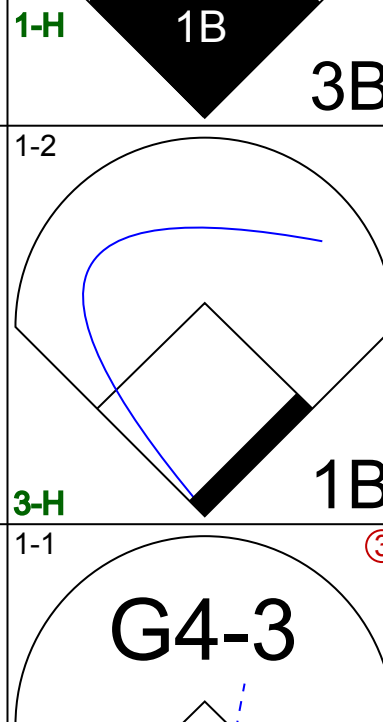
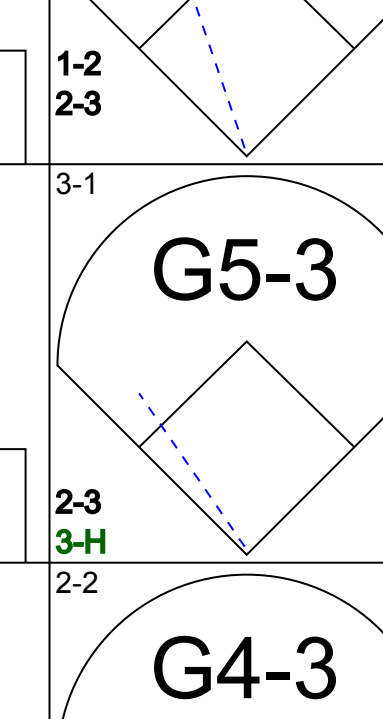
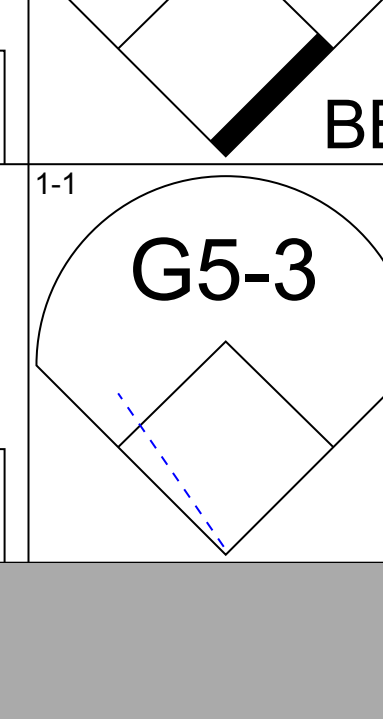
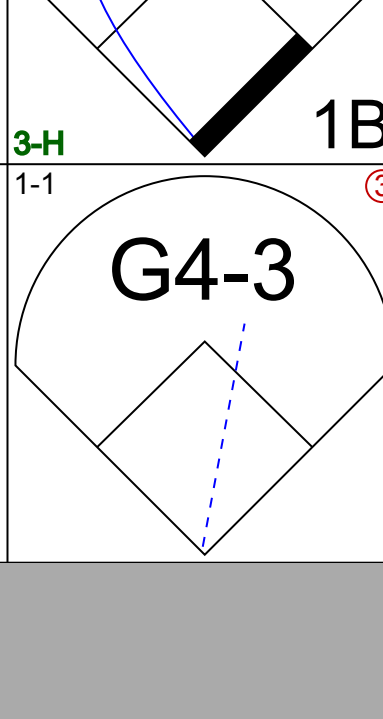
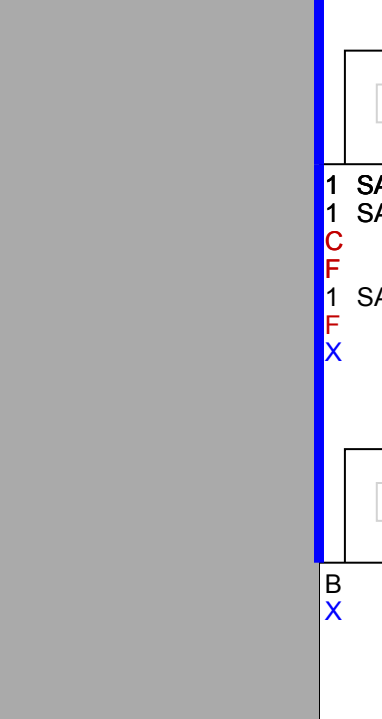
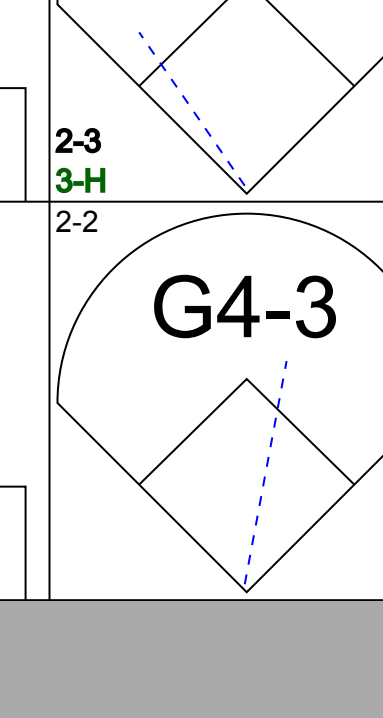

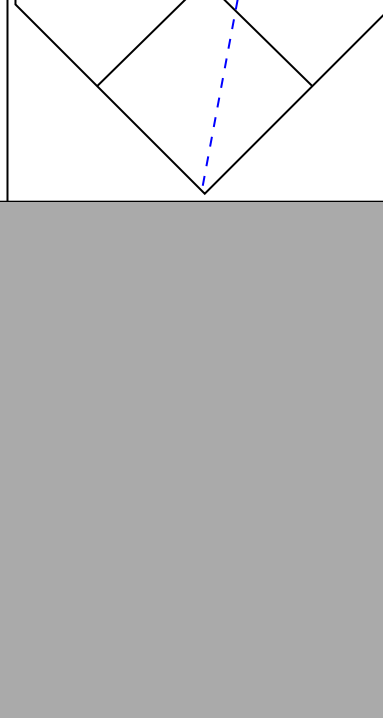
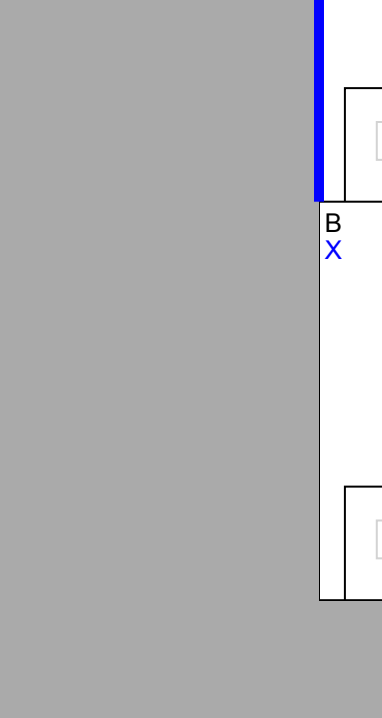
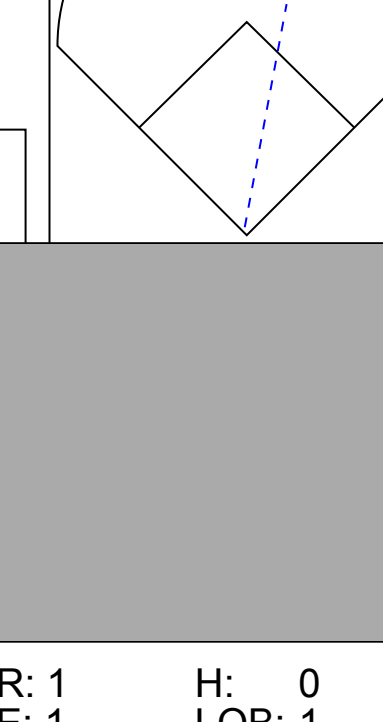

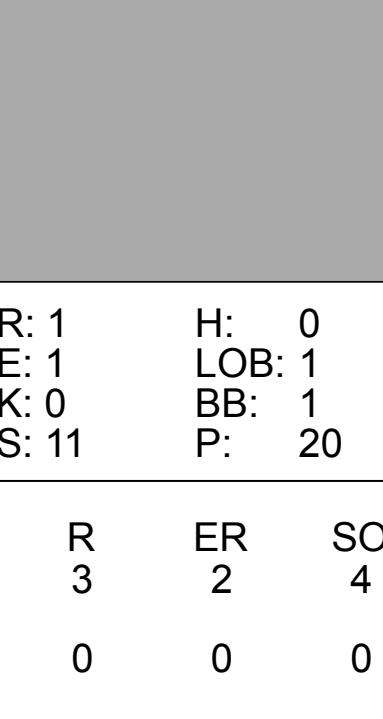
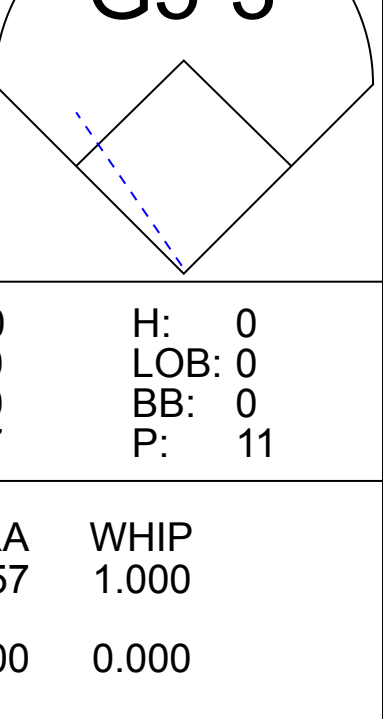
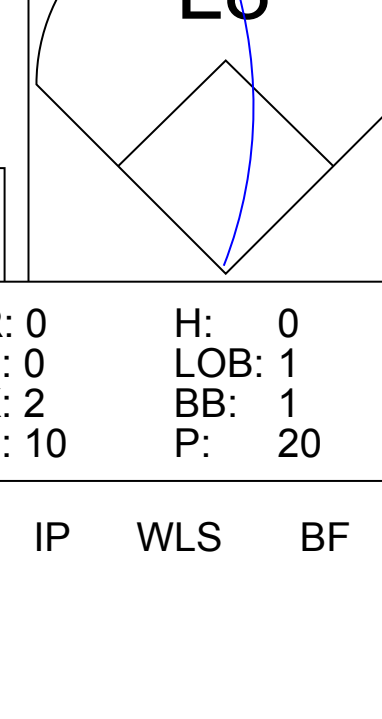
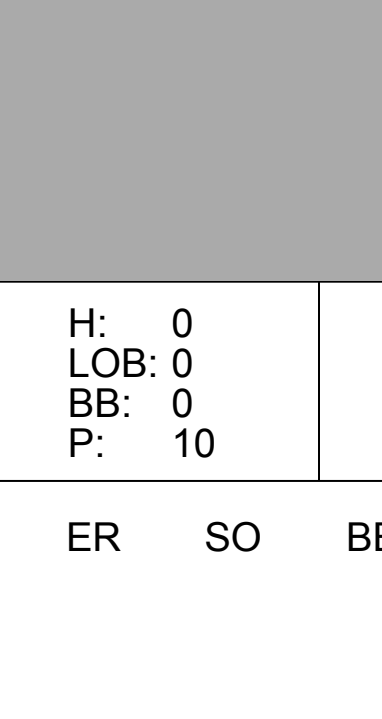
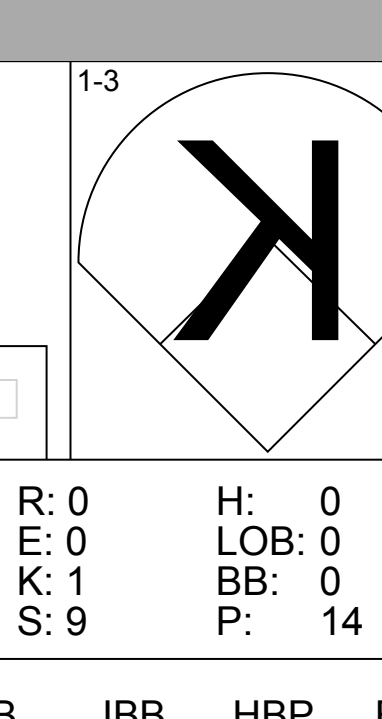
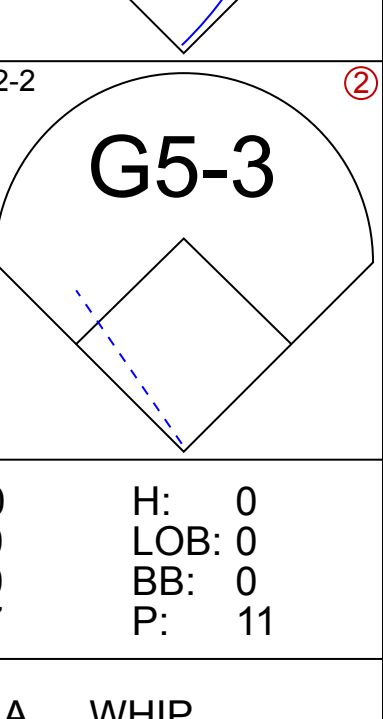
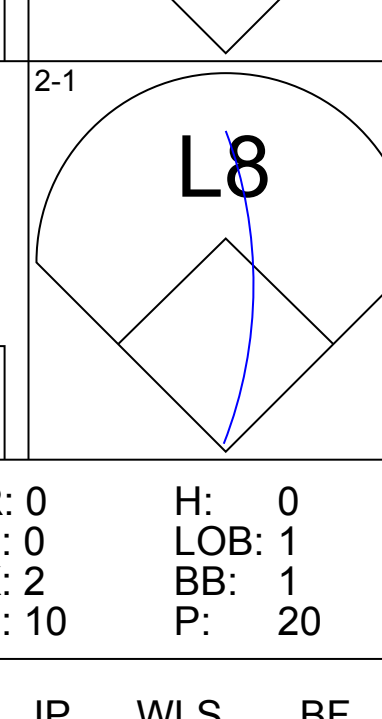


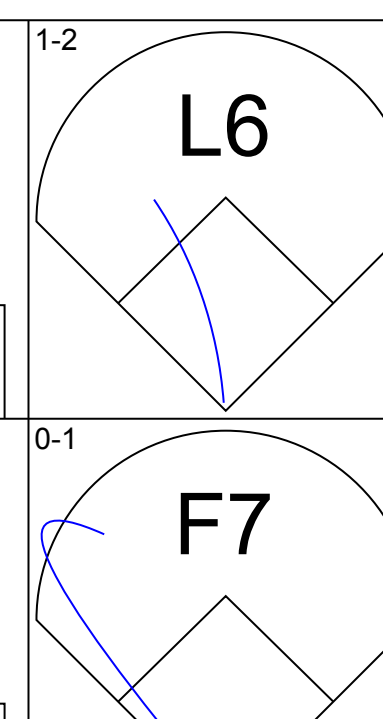
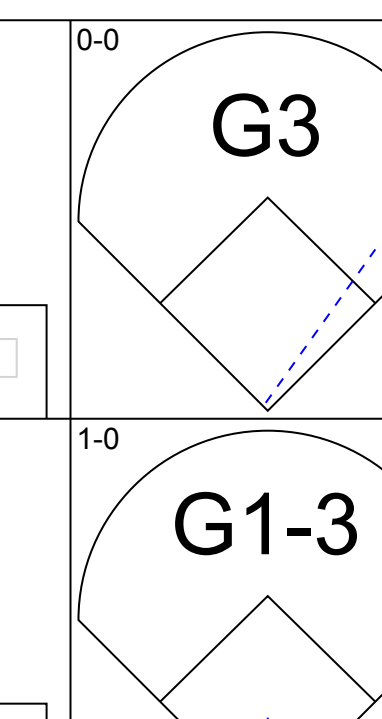
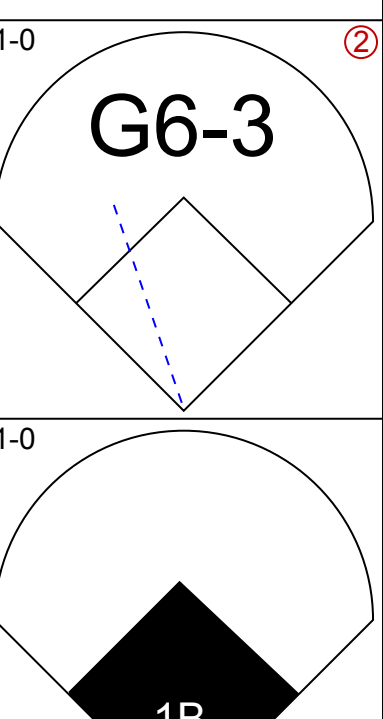
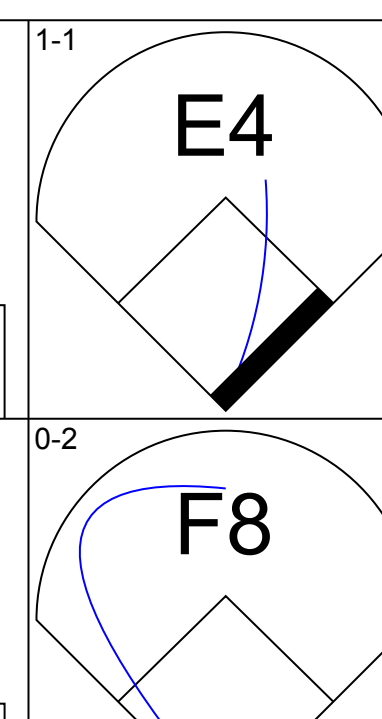
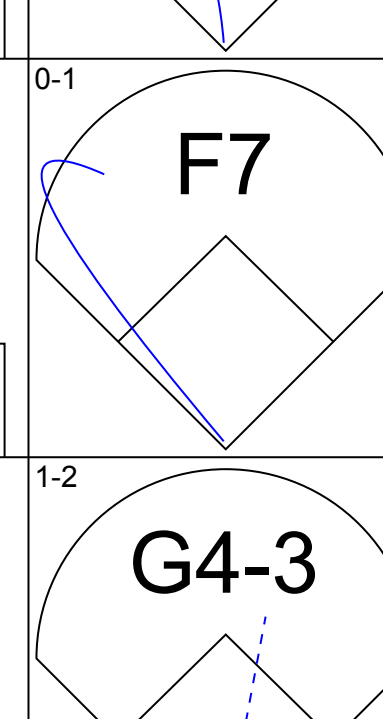
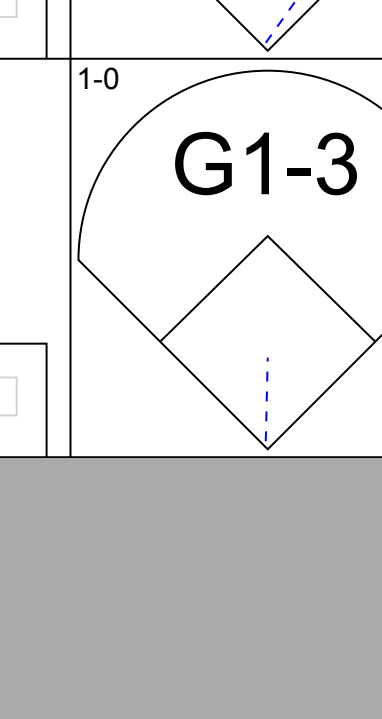
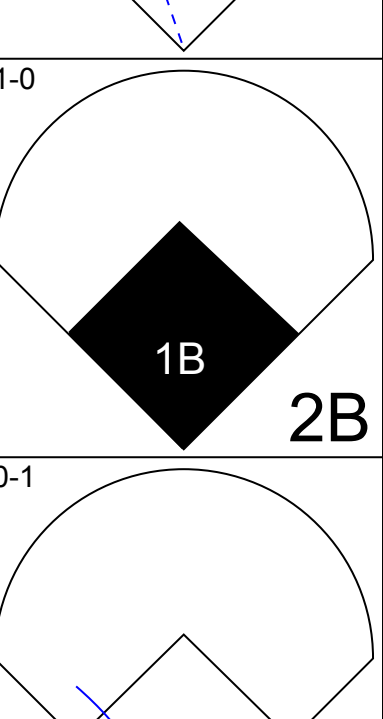
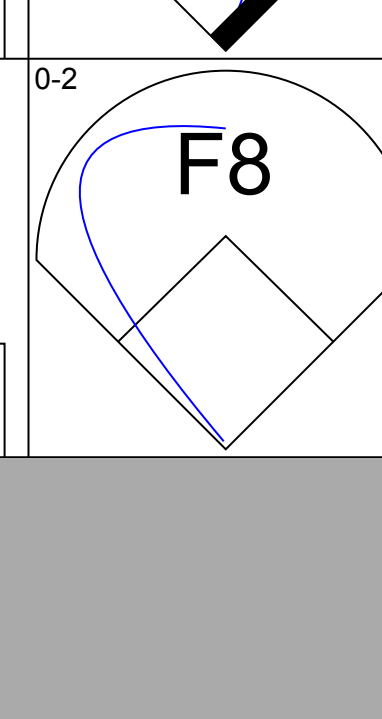
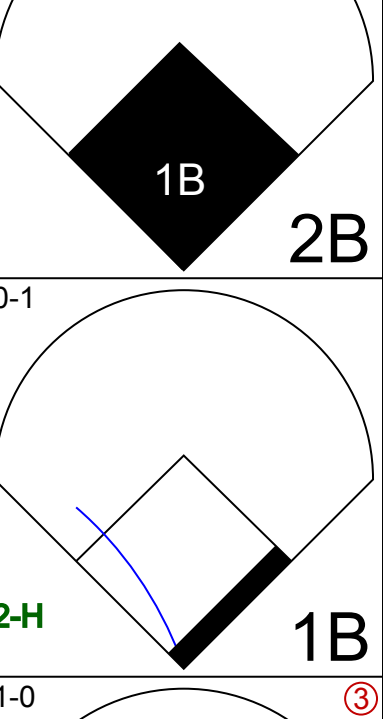
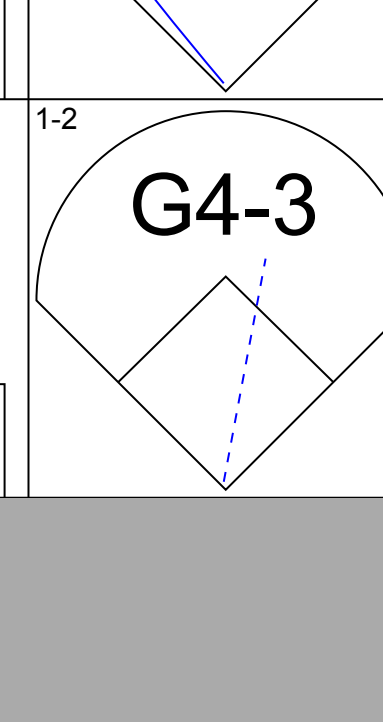
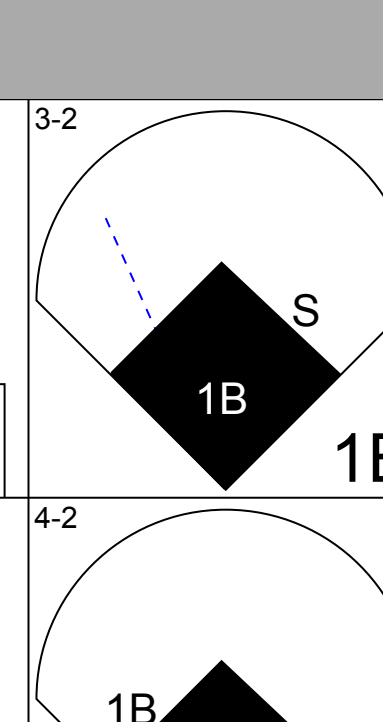
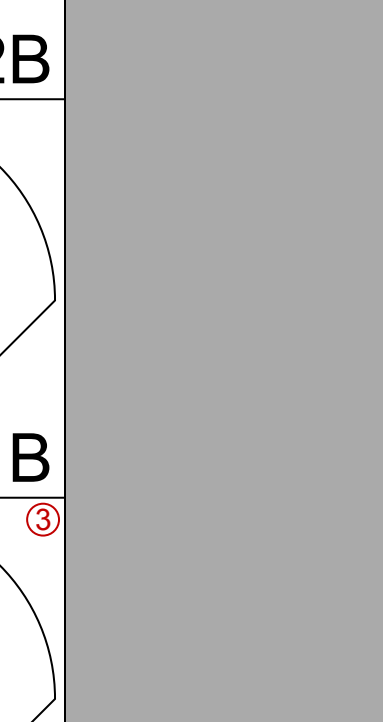

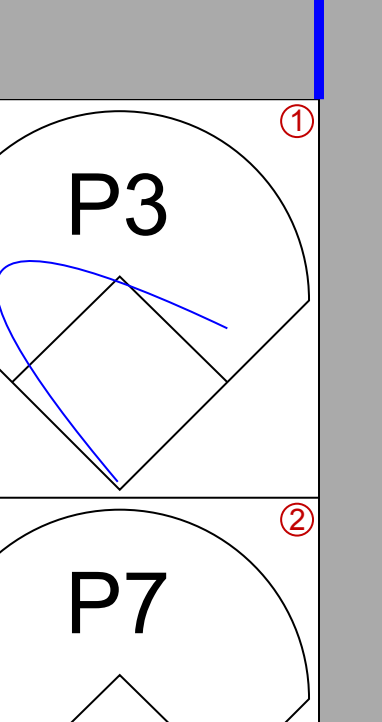
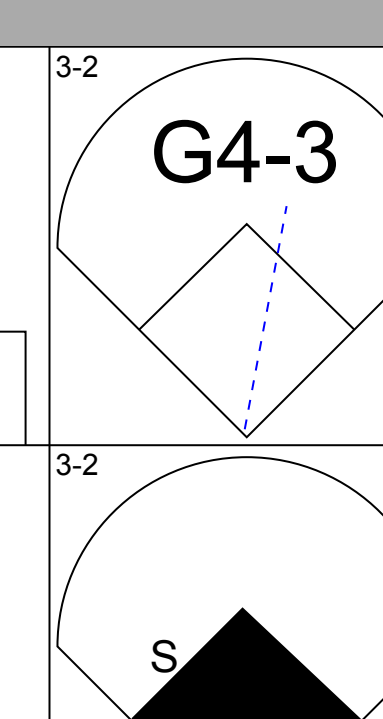
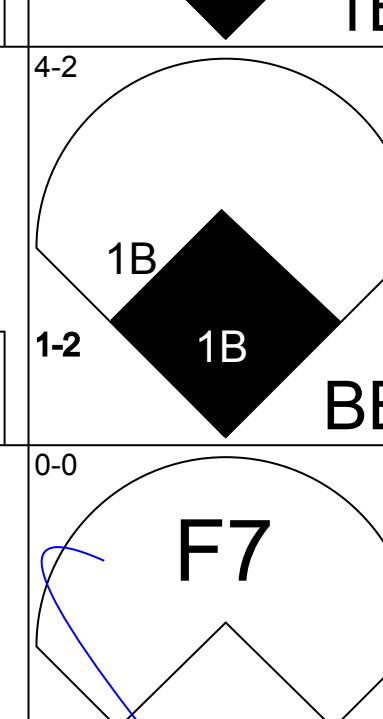
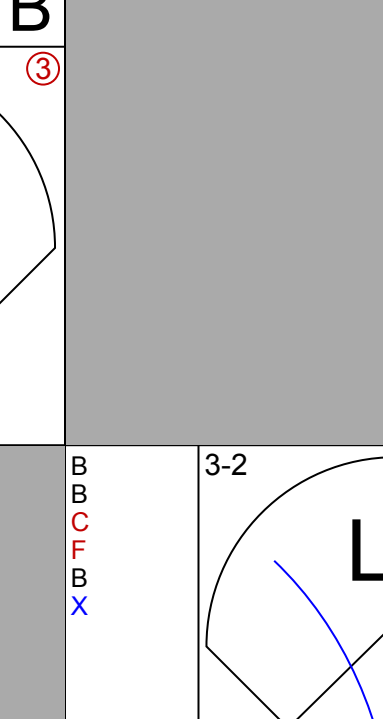
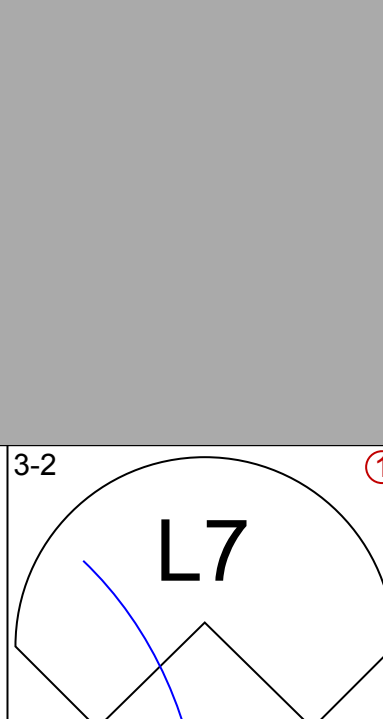
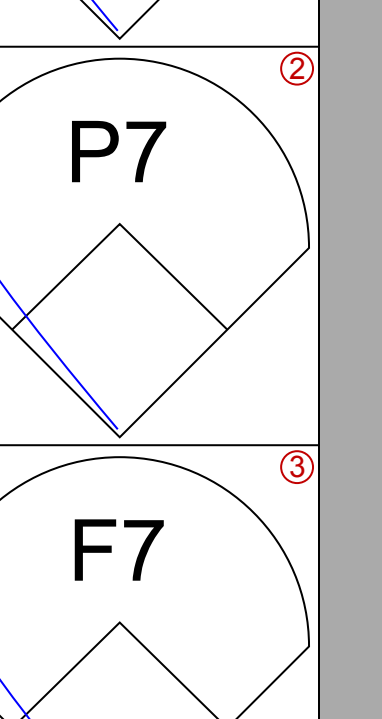
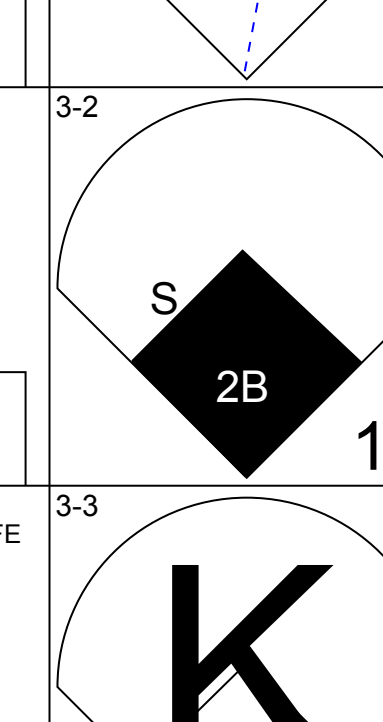
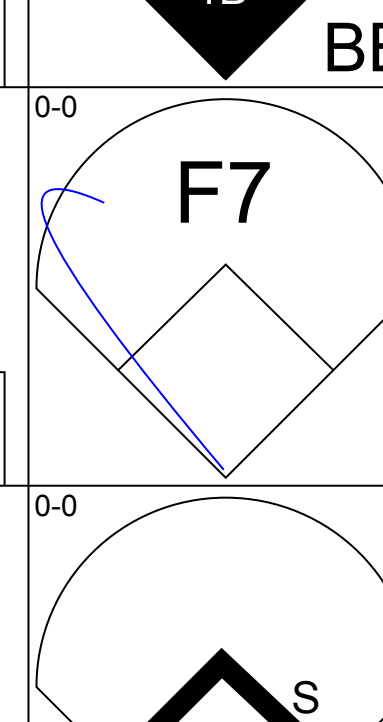
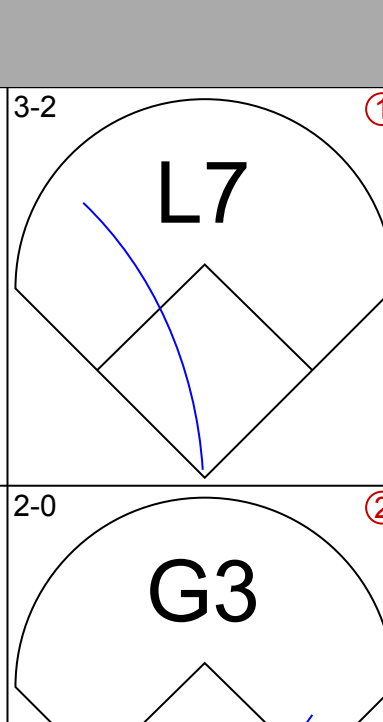
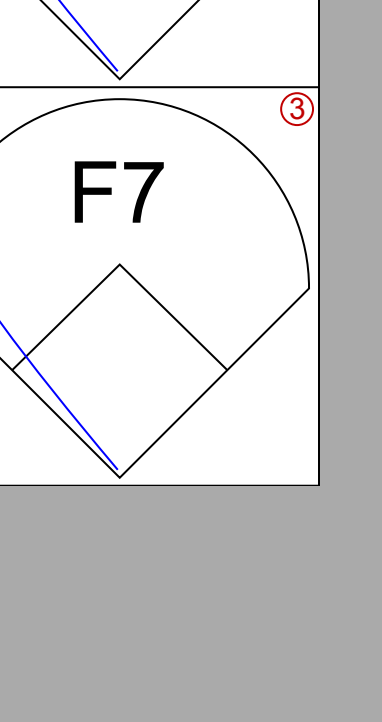
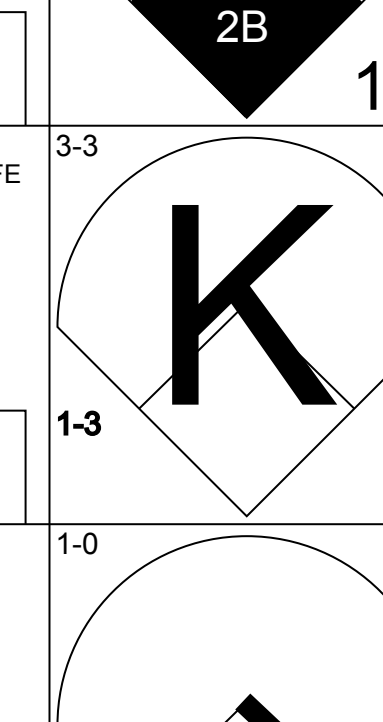
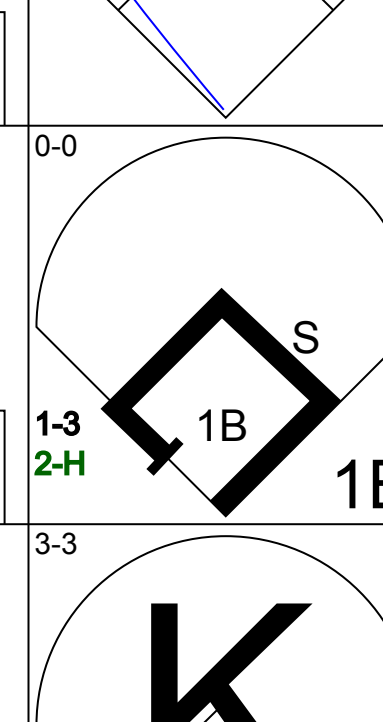
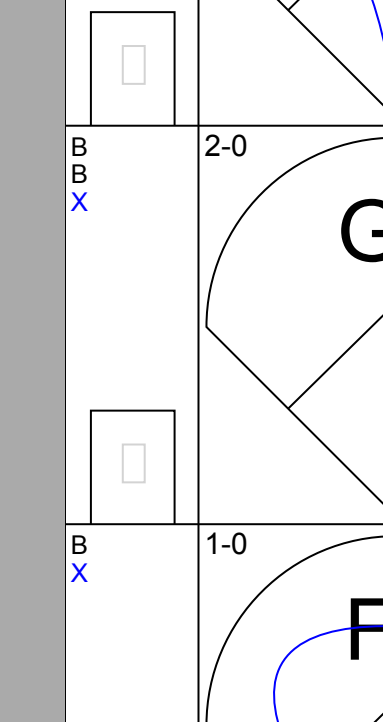
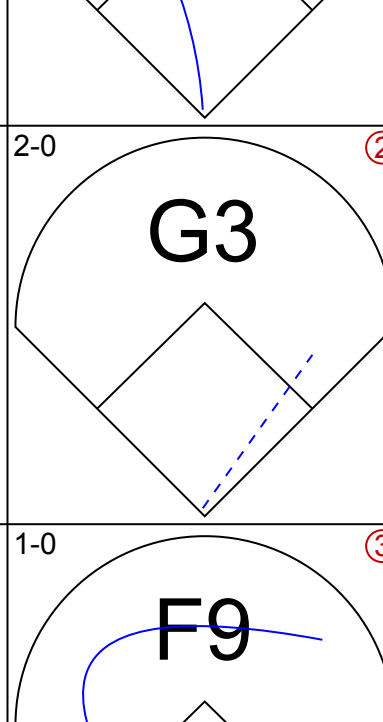
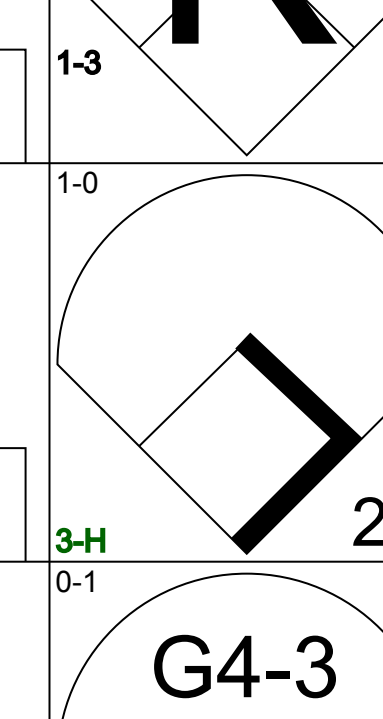
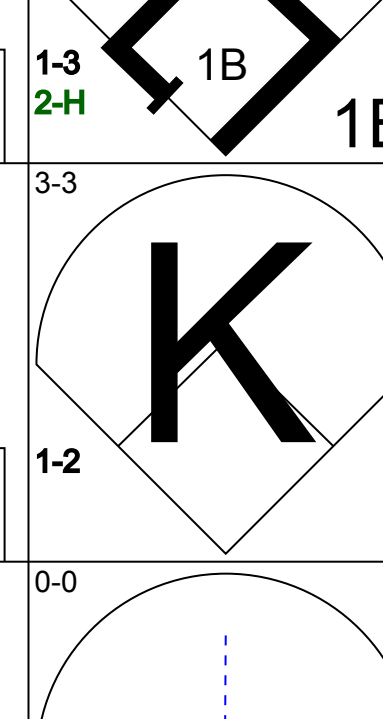
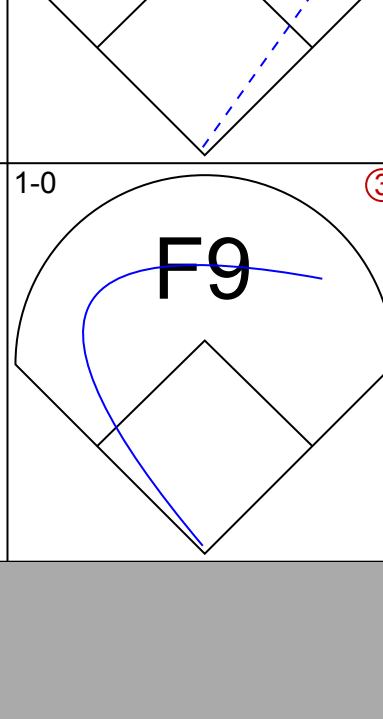
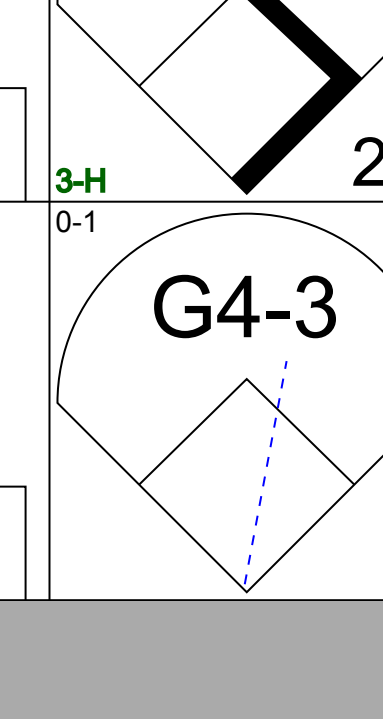
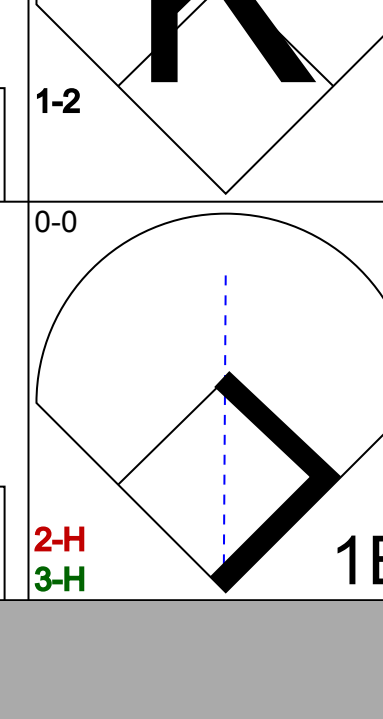

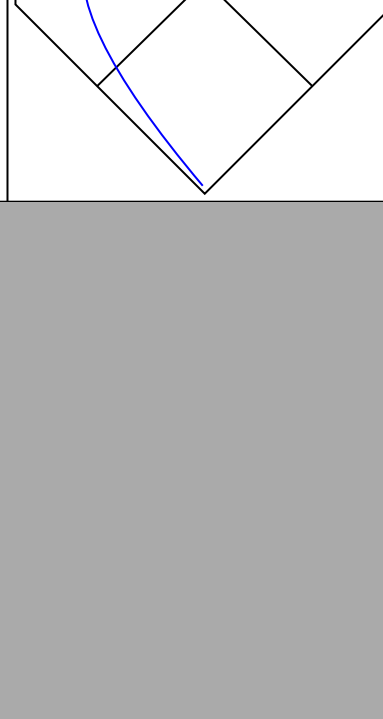

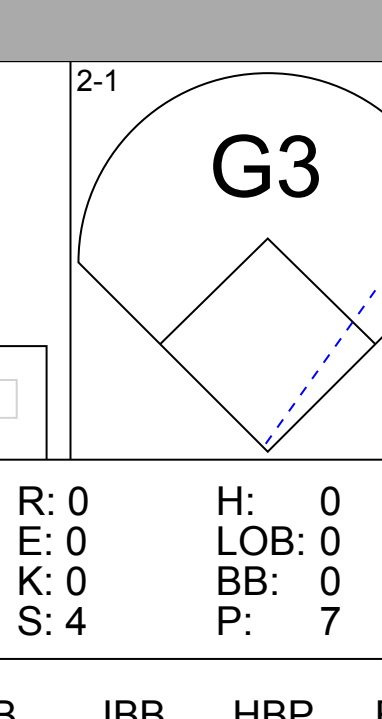
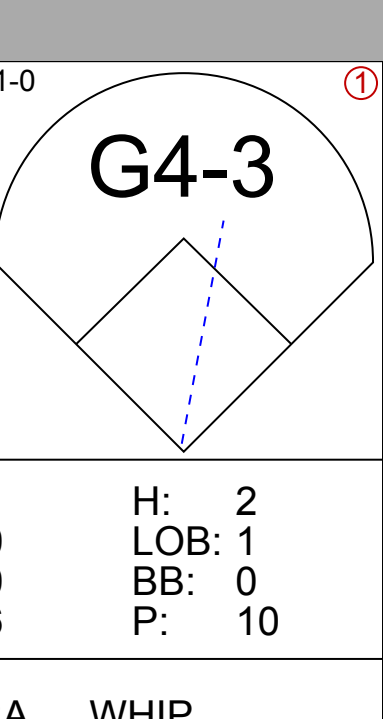
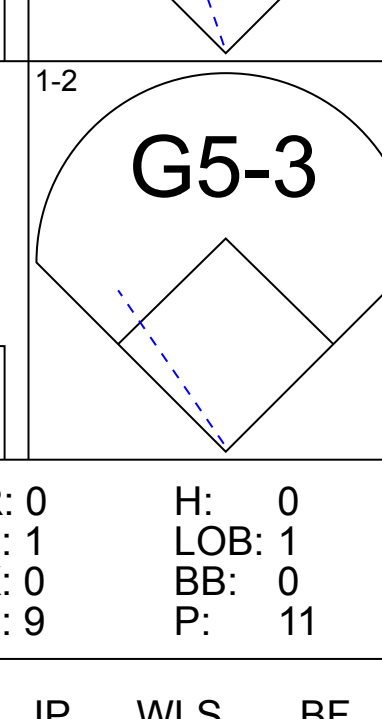
Batter	1	2	3	4	5	6	7	8	9	10	11	12	13	AB	R	H	RBI	BB	SO	LOB										
Craig Biggio, R OBP: 0.360, SLG: 0.385														7	0	3	0	0	0	0										
Casey Candaele, S OBP: 0.238, SLG: 0.238 (10, 6)														7	0	0	0	0	0	4										
Ken Caminiti, S OBP: 0.376, SLG: 0.464														5	0	1	0	1	0	0										
5 Jeff Bagwell, R OBP: 0.351, SLG: 0.407														5	2	1	0	1	2	3										
Pete Incaviglia, R OBP: 0.325, SLG: 0.452 (10, 7)														6	2	3	2	0	2	3										
Juan Guerrero, R OBP: 0.289, SLG: 0.338 Steve Finley, L OBP: 0.333, SLG: 0.407														3	1	2	0	2	0	0										
Scott Servais, R OBP: 0.248, SLG: 0.230														6	1	1	1	0	0	6										
Gerald Young, S OBP: 0.250, SLG: 0.100 (10, 9)														6	1	2	2	0	1	0										
Joe Boever, R (13, 1)														0	0	0	0	0	0	0										
Pete Harnisch, S ERA: 3.63 Ernest King, L ERA: 3.63 Al Osuna, R ERA: 3.89 Xavier Hernandez, L ERA: 2.19 Doug Jones, R ERA: 2.17 Willie Blair, R ERA: 4.4 Eric Anthony, L ERA: 2.83	IP 7.0	WLS 36	BF 13	H 7	R 7	ER 2	SO 2	BB 2	IBB 1	HBP 0	BLK 0	WP 0	HR 0	S 74	P 122	ERA 9.00	WHIP 2.143													
Randy Tomlin, L ERA: 3.63	IP 3.0	WLS 9	BF 8	H 0	R 0	ER 0	SO 4	BB 0	IBB 0	HBP 0	BLK 0	WP 0	HR 0	S 27	P 40	ERA 0.00	WHIP 0.000													
Denny Neagle, L ERA: 4.65	IP 2.0	WLS 8	BF 1	H 0	R 0	ER 0	SO 1	BB 0	IBB 0	HBP 0	BLK 0	WP 0	HR 0	S 18	P 32	ERA 0.00	WHIP 0.500													
Stan Belinda, R ERA: 2.53	IP 1.0	WLS 3	BF 0	H 0	R 0	ER 0	SO 0	BB 0	IBB 0	HBP 0	BLK 0	WP 0	HR 0	S 7	P 11	ERA 0.00	WHIP 0.000													
Inning Stats	R: 0 E: 0 K: 0 S: 7	H: 0 LOB: 0 BB: 0 P: 10	R: 0 E: 0 K: 1 S: 9	H: 2 LOB: 1 BB: 0 P: 15	R: 0 E: 0 K: 0 S: 9	H: 0 LOB: 0 BB: 0 P: 14	R: 5 E: 0 K: 0 S: 16	H: 7 LOB: 2 BB: 0 P: 25	R: 0 E: 0 K: 0 S: 7	H: 1 LOB: 2 BB: 1 P: 24	R: 0 E: 0 K: 0 S: 7	H: 1 LOB: 1 BB: 0 P: 10	R: 2 E: 0 K: 1 S: 11	H: 2 LOB: 2 BB: 2 P: 24	R: 0 E: 0 K: 0 S: 10	H: 0 LOB: 0 BB: 0 P: 14	R: 0 E: 0 K: 2 S: 8	H: 0 LOB: 0 BB: 0 P: 12	R: 0 E: 0 K: 2 S: 9	H: 0 LOB: 0 BB: 0 P: 14	R: 0 E: 0 K: 1 S: 13	H: 1 LOB: 2 BB: 1 P: 22	R: 0 E: 0 K: 0 S: 5	H: 0 LOB: 0 BB: 0 P: 10	R: 0 E: 0 K: 0 S: 7	H: 0 LOB: 0 BB: 0 P: 11	1B: 11 2B: 3 3B: 0 HR: 0	SF: 0 SAC: 0 DP: 1 HBP: 0	WP: 0 PB: 0 SB: 4 CS: 0	PA: 56
PITCHER	IP 7.0	WLS 36	BF 13	H 7	R 7	ER 2	SO 2	BB 2	IBB 1	HBP 0	BLK 0	WP 0	HR 0	S 74	P 122	ERA 9.00	WHIP 2.143													

Pittsburgh Pirates @ Houston Astros
Astrodome, Houston, TX
Wed Jul 22 1992, 8:05 PM EDT
Att. 13,194 - Dome - 70 F

AB 52
R 7
H 14
RBI 7
BB 4
SO 7
LOB 18




Batter	1	2	3	4	5	6	7	8	9	AB	R	H	RBI	BB	SO	LOB	TOP					
Gary Redus, R (1, 3) OBP: 0.323, SLG: 0.333										3	0	0	0	1	1	0	Pittsburgh Pirates @ Atlanta Braves Atlanta-Fulton County Stadium, Atlanta, GA Fri Jul 24, 1992, 7:05 PM EDT Att: 44,965 - Cloudy - 86 F					
Jay Bell, R (1, 6) OBP: 0.334, SLG: 0.340										4	0	0	0	0	1	1						
Andy Van Slyke, L (1, 8) OBP: 0.418, SLG: 0.522										4	1	2	0	0	0	0						
Lloyd McClendon, R (1, 9) OBP: 0.364, SLG: 0.339										4	1	0	0	0	0	2						
Barry Bonds, L (1, 7) OBP: 0.449, SLG: 0.624										3	1	1	1	1	0	1						
Jeff King, R (1, 5) OBP: 0.233, SLG: 0.331										2	0	1	1	1	0	2						
Alex Cole, L (9, PH) OBP: 0.307, SLG: 0.281										0	0	0	0	1	0	0						
Don Slaught, R (1, 2) OBP: 0.396, SLG: 0.467										3	0	0	1	0	0	4						
Orlando Merced, S (9, PH) OBP: 0.316, SLG: 0.392										1	0	0	0	0	0	1						
Jose Lind, R (1, 4) OBP: 0.261, SLG: 0.267										4	0	0	0	0	1	1						
Bob Walk, R (1, 1)										2	0	0	0	0	1	0						
Gary Varsho, L (7, PH) OBP: 0.265, SLG: 0.364										1	0	0	0	0	0	0						
Roger Mason, R (7, 1)										0	0	0	0	0	0	0						
Inning Stats	R: 0 E: 0 K: 1 S: 9	H: 0 LOB: 0 BB: 0 P: 15	R: 1 E: 1 K: 0 S: 11	H: 0 LOB: 1 BB: 1 P: 20	R: 0 E: 0 K: 1 S: 9	H: 0 LOB: 0 BB: 0 P: 14	R: 0 E: 0 K: 0 S: 7	H: 1 LOB: 2 BB: 1 P: 14	R: 0 E: 0 K: 0 S: 7	H: 0 LOB: 0 BB: 0 P: 11	R: 2 E: 0 K: 0 S: 12	H: 3 LOB: 1 BB: 0 P: 20	R: 0 E: 0 K: 0 S: 10	H: 0 LOB: 1 BB: 1 P: 20	R: 0 E: 0 K: 0 S: 5	H: 0 LOB: 0 BB: 0 P: 10	R: 0 E: 0 K: 0 S: 5	H: 0 LOB: 0 BB: 1 P: 10	1B: 3 2B: 0 3B: 1 HR: 0	SF: 0 SAC: 0 DP: 1 HBP: 0	WP: 0 PB: 1 CS: 0	PA: 35
PITCHER	IP WLS BF H R ER SO BB IBB HBP BLK WP HR S P ERA WHIP																					
Tom Glavine, L (1, 1) ERA: 2.45	7.0 W 29 4 3 2 4 3 0 0 0 0 0 0 65 114 2.57 1.000																					
Kent Mercker, L (8, 1) ERA: 1.9	1.0 S 3 0 0 0 0 0 0 0 0 0 0 0 5 10 0.00 0.000																					
Alejandro Pena, R (9, 1) ERA: 3.73	1.0 S 3 0 0 0 0 1 0 0 0 0 0 0 5 10 0.00 1.000																					

Batter	1	2	3	4	5	6	7	8	9	AB	R	H	RBI	BB	SO	LOB	BOTTOM			
Otis Nixon, S (1, 8) OBP: 0.375, SLG: 0.389										4	0	0	0	0	0	0	Pittsburgh Pirates @ Atlanta Braves Atlanta-Fulton County Stadium, Atlanta, GA Fri Jul 24, 1992, 7:05 PM EDT Att: 44,965 - Cloudy - 86 F			
Jeff Treadway, L (1, 4) OBP: 0.186, SLG: 0.238										4	1	1	0	0	0	1				
Kent Mercker, L (8, 1)										0	0	0	0	0	0	0				
Alejandro Pena, R (9, 1)										0	0	0	0	0	0	0				
Terry Pendleton, S (1, 5) OBP: 0.319, SLG: 0.455										4	1	2	1	0	0	0				
David Justice, L (1, 9) OBP: 0.365, SLG: 0.404										3	1	0	0	1	0	1				
Ron Gant, R (1, 7) OBP: 0.333, SLG: 0.436										4	1	1	0	0	0	2				
Sid Bream, L (1, 3) OBP: 0.347, SLG: 0.388										3	0	1	1	0	1	1				
Damon Berryhill, S (1, 2) OBP: 0.262, SLG: 0.363										3	0	1	1	0	1	2				
Rafael Belliard, R (1, 6) OBP: 0.267, SLG: 0.245										3	0	1	1	0	0	1				
Tom Glavine, L (1, 1) OBP: 0.298, SLG: 0.327										2	0	0	0	0	0	0				
Deion Sanders, L (7, PH) OBP: 0.363, SLG: 0.552										1	0	0	0	0	0	0				
Mark Lemke, S (8, 4) OBP: 0.272, SLG: 0.282										0	0	0	0	0	0	0				
Inning Stats	R: 0 E: 0 K: 0 S: 8	H: 0 LOB: 0 BB: 0 P: 10	R: 1 E: 0 K: 1 S: 14	H: 2 LOB: 1 BB: 0 P: 24	R: 0 E: 0 K: 0 S: 4	H: 0 LOB: 0 BB: 0 P: 7	R: 2 E: 0 K: 1 S: 13	H: 3 LOB: 1 BB: 1 P: 23	R: 1 E: 0 K: 0 S: 6	H: 2 LOB: 1 BB: 0 P: 10	R: 0 E: 0 K: 0 S: 5	H: 0 LOB: 0 BB: 0 P: 11	R: 0 E: 0 K: 0 S: 9	H: 0 LOB: 1 BB: 0 P: 11	R: 0 E: 0 K: 0 S: 6	H: 0 LOB: 0 BB: 0 P: 8	1B: 5 2B: 2 3B: 0 HR: 0	SF: 0 SAC: 0 DP: 0 HBP: 0	WP: 0 PB: 0 CS: 0	PA: 32
PITCHER	IP WLS BF H R ER SO BB IBB HBP BLK WP HR S P ERA WHIP																			
Bob Walk, R (1, 1) ERA: 3.8	6.0 L 25 7 4 4 2 1 0 0 0 0 0 0 50 85 6.00 1.333																			
Roger Mason, R (7, 1) ERA: 3.54	2.0 7 0 0 0 0 0 0 0 0 0 0 0 15 19 0.00 0.000																			

AB	31
R	3
H	4
RBI	3
BB	4
SO	4
LOB	12



AB	31
R	4
H	7
RBI	4
BB	1
SO	2
LOB	8



Batter	1	2	3	4	5	6	7	8	9	AB	R	H	RBI	BB	SO	LOB	TOP										
Gary Redus, R (1, 3) OBP: 0.313, SLG: 0.321 Gary Varsho, L (9, PH) OBP: 0.263, SLG: 0.361	1-3 K		2-1 L7			1-2 F8			1-1 B4-3	3	0	0	0	0	1	1											
Jay Bell, R (1, 6) OBP: 0.336, SLG: 0.344	1-0 S		2-2 L7			1-3 K			1-0 BB	4	0	2	0	0	1	1											
Andy Van Slyke, L (1, 8) OBP: 0.416, SLG: 0.517	4-2 CS			2-1 G3-1			1-0 L1		0-0 F8	3	0	0	0	1	0	1											
Lloyd McClendon, R (1, 9) OBP: 0.371, SLG: 0.342 Orlando Merced, S (9, PH) OBP: 0.319, SLG: 0.392	4-2 CS			1-2 FC4-6			3-1 L5		4-2 BB	2	0	1	0	1	0	0											
Barry Bonds, L (1, 7) OBP: 0.443, SLG: 0.614	2-1 CS	2-3 K		1-0 FC4-6			1-0 G4-3		2-1 G3	4	0	0	0	0	1	3											
Jeff King, R (1, 5) OBP: 0.235, SLG: 0.331		0-1 G5-3		1-1 CS	1-1 G5-3					3	0	1	0	0	0	0											
Don Slaught, R (1, 2) OBP: 0.388, SLG: 0.457		0-3 K			0-0 G4-3				2-1 F9	3	0	0	0	0	1	1											
Jose Lind, R (1, 4) OBP: 0.262, SLG: 0.268			1-1 BB		2-2 F8				2-2 F9	3	0	1	0	0	0	1											
Danny Jackson, R (1, 1) OBP: 0.077, SLG: 0.077 John Wehner, R (8, PH) OBP: 0.277, SLG: 0.246 Bob Patterson, R (8, 1) OBP: 0.500, SLG: 0.600			1-3 K		1-3 K				3-3 K	2	0	0	0	0	2	1											
Inning Stats	R: 0 E: 0 K: 1 S: 13	H: 1 LOB: 1 BB: 2 P: 25	R: 0 E: 0 K: 2 S: 8	H: 0 LOB: 0 BB: 0 P: 10	R: 0 E: 0 K: 1 S: 11	H: 1 LOB: 1 BB: 0 P: 17	R: 0 E: 0 K: 0 S: 8	H: 1 LOB: 0 BB: 0 P: 12	R: 0 E: 0 K: 0 S: 6	H: 0 LOB: 0 BB: 0 P: 9	R: 0 E: 0 K: 2 S: 10	H: 0 LOB: 0 BB: 0 P: 13	R: 0 E: 0 K: 0 S: 4	H: 0 LOB: 0 BB: 0 P: 9	R: 0 E: 0 K: 1 S: 11	H: 1 LOB: 1 BB: 0 P: 17	R: 0 E: 0 K: 0 S: 8	H: 1 LOB: 2 BB: 1 P: 16	1B: 4 2B: 1 3B: 0 HR: 0	SF: 0 SAC: 0 DP: 0 HBP: 0	WP: 0 PB: 0 SB: 1 CS: 3	PA: 34					
PITCHER	IP	WLS	BF	H	R	ER	SO	BB	IBB	HBP	BLK	WP	HR	S	P	ERA	WHIP										
Charlie Leibrandt, L (1, 1) ERA: 3.27	8.0	W	27	4	0	0	7	2	0	0	0	0	0	71	112	0.00	0.750										
Alejandro Pena, R (9, 1) ERA: 3.66	0.2		3	1	0	0	0	0	0	0	0	0	0	4	6	0.00	1.500										
Kent Mercker, L (9, 1) ERA: 1.89	0.1	S	2	0	0	0	0	1	0	0	0	0	0	4	10	0.00	3.000										

Pittsburgh Pirates @ Atlanta Braves
Atlanta-Fulton County Stadium, Atlanta, GA

AB	29
R	0
H	5
RBI	0
BB	3
SO	7
LOB	10



Batter	1	2	3	4	5	6	7	8	9	AB	R	H	RBI	BB	SO	LOB	BOTTOM										
Otis Nixon, S (1, 8) OBP: 0.370, SLG: 0.383	0-0 F7		1-0 G5-3			3-2 G6-3				3	0	0	0	0	0	0											
Jeff Blausen, R (1, 6) OBP: 0.286, SLG: 0.400 Rafael Belliard, R (8, 6) OBP: 0.267, SLG: 0.245	1-1 F9			4-1 CS			1-2 F8			2	0	0	0	1	0	0											
Terry Pendleton, S (1, 5) OBP: 0.317, SLG: 0.452	2-1 F8			2-3 K			0-0 L9			3	0	0	0	0	1	1											
Ron Gant, R (1, 7) OBP: 0.331, SLG: 0.432		3-0 G5-3		2-3 K			3-2 L5			3	0	0	0	0	1	0											
David Justice, L (1, 9) OBP: 0.364, SLG: 0.414		1-0 HR			1-2 G5-3				1-3 K	3	1	1	1	0	1	0											
Brian Hunter, R (1, 3) OBP: 0.246, SLG: 0.454		1-1 F7			0-0 P6				2-3 K	3	0	0	0	0	1	0											
Greg Olson, R (1, 2) OBP: 0.345, SLG: 0.385		1-0 P2			1-1 G3-1				3-1 F8	3	0	0	0	0	0	0											
Mark Lemke, S (1, 4) OBP: 0.270, SLG: 0.280			1-2 G5-3			0-1 B1-3				2	0	0	0	0	0	0											
Charlie Leibrandt, R (1, 1) OBP: 0.116, SLG: 0.121 Alejandro Pena, R (9, 1) OBP: 0.277, SLG: 0.246 Kent Mercker, L (9, 1) OBP: 0.500, SLG: 0.600			2-2 F8			1-3 K				2	0	0	0	0	1	0											
Inning Stats	R: 0 E: 0 K: 0 S: 5	H: 0 LOB: 0 BB: 0 P: 8	R: 1 E: 0 K: 0 S: 5	H: 1 LOB: 0 BB: 0 P: 11	R: 0 E: 0 K: 2 S: 8	H: 0 LOB: 0 BB: 1 P: 16	R: 0 E: 0 K: 1 S: 8	H: 0 LOB: 0 BB: 0 P: 8	R: 0 E: 0 K: 0 S: 7	H: 0 LOB: 0 BB: 0 P: 11	R: 0 E: 0 K: 2 S: 8	H: 0 LOB: 0 BB: 0 P: 14	R: 0 E: 0 K: 0 S: 8	H: 0 LOB: 0 BB: 0 P: 14	1B: 0 2B: 1 3B: 0 HR: 1	SF: 0 SAC: 0 DP: 1 HBP: 0	WP: 0 PB: 0 SB: 0 CS: 1	PA: 25									
PITCHER	IP	WLS	BF	H	R	ER	SO	BB	IBB	HBP	BLK	WP	HR	S	P	ERA	WHIP										
Danny Jackson, L (1, 1) ERA: 3.97	7.0	L	22	1	1	1	3	1	0	0	0	0	0	47	78	1.29	0.286										
Bob Patterson, L (8, 1) ERA: 2.70	1.0		3	0	0	0	2	0	0	0	0	0	0	8	14	0.00	0.000										

Pittsburgh Pirates @ Atlanta Braves
Atlanta-Fulton County Stadium, Atlanta, GA

AB	24
R	1
H	1
RBI	1
BB	1
SO	5
LOB	1



Sat Jul 25 1992, 7:05 PM EDT
Att: 44,567 - Cloudy - 88 F

livebaseballscores.com

livebaseballscores.com

Batter	1	2	3	4	5	6	7	8	9	AB	R	H	RBI	BB	SO	LOB	TOP				
Gary Redus, R OBP: 0.320, SLG: 0.330 Roger Mason, R Stan Belinda, R OBP: 0.500, SLG: 1.000 Andy Van Slyke, L OBP: 0.418, SLG: 0.517	1-2 F8 S 1B		1-1 CS 1B			0-0 G5-3	2-3 SAFE K		4-0 IBB	4	0	2	0	0	1	2	Pittsburgh Pirates @ Atlanta Braves Atlanta-Fulton County Stadium, Atlanta, GA Sun Jul 26 1992, 3:33 AM EDT Att: 43,714 - Cloudy - 89 F				
Jay Bell, R OBP: 0.334, SLG: 0.350	3-2 F8 1-3		1-0 L7 1-2			1-2 P3		0-0 HR	2-1 F9	5	1	1	1	0	0	4					
John Wehner, R OBP: 0.261, SLG: 0.230	0-3 K			0-0 F9		0-0 P4		0-1 G5-3		4	0	0	0	0	1	1					
Lloyd McClendon, R OBP: 0.370, SLG: 0.342 Gary Varsho, L OBP: 0.291, SLG: 0.358	0-3 K			1-2 G6-3			1-1 BB 2B 1B	0-0 L4		3	0	1	0	0	1	1					
Barry Bonds, L OBP: 0.441, SLG: 0.607		1-2 P3		2-2 F7			4-1 BB 1B 2B SF9 BB	2-1 L9		3	1	0	0	1	0	0					
Jeff King, R OBP: 0.239, SLG: 0.337	3-1 F8			2-1 G6-3			0-1 SF9 1B 2B	2-2 SH5-4 1B		4	2	2	1	0	0	0					
Don Slaught, R OBP: 0.367, SLG: 0.454	4-2 BB			1-0 F9			2-1 SF9	1-0 SH5-4 1B		1	0	0	1	1	0	0					
Cecil Espy, S OBP: 0.306, SLG: 0.349	0-0 G5-3			1-2 2B			2-3 3-H 0-0 G5-3	0-1 F7		4	0	1	0	0	0	4					
Paul Wagner, R Alex Cole, L Denny Neagle, L Orlando Merced, S	1-1 G5-3			1-1 G5-3		3-2 G4-3	1-0 1B	2-1 1B		1	0	0	0	0	0	0					
Inning Stats	R: 0 E: 0 K: 2 S: 14	H: 1 LOB: 1 BB: 0 P: 18	R: 0 E: 0 K: 0 S: 9	H: 0 LOB: 1 BB: 1 P: 17	R: 0 E: 0 K: 0 S: 5	H: 1 LOB: 0 BB: 0 P: 8	R: 0 E: 0 K: 0 S: 8	H: 0 LOB: 0 BB: 0 P: 11	R: 0 E: 0 K: 0 S: 11	H: 1 LOB: 1 BB: 0 P: 18	R: 0 E: 0 K: 0 S: 5	H: 0 LOB: 0 BB: 0 P: 6	R: 3 E: 0 K: 1 S: 14	H: 3 LOB: 2 BB: 1 P: 23	R: 1 E: 0 K: 0 S: 6	H: 1 LOB: 0 BB: 0 P: 8		R: 1 E: 0 K: 0 S: 11	H: 2 LOB: 2 BB: 1 P: 22	1B: 6 2B: 2 3B: 0 HR: 1	SF: 1 SAC: 1 DP: 0 HBP: 0
PITCHER	IP WLS BF H R ER SO BB IBB HBP BLK WP HR S P ERA WHIP																				
Steve Avery, L ERA: 2.81	(1, 1) 6.2 27 6 3 3 2 2 0 0 0 0 0 0 0 61 95 4.05 1.200																				
Marvin Freeman, R ERA: 3.79	(7, 1) 0.2 3 1 1 1 1 0 0 0 0 0 0 1 8 9 13.50 1.500																				
Mark Davis, L ERA: 7.05	(8, 1) 0.2 2 0 0 0 0 0 0 0 0 0 0 0 3 5 0.00 0.000																				
Mark Wohlers, R ERA: 5.79	(9, 1) 1.0 L 6 2 1 1 0 0 1 0 0 0 0 0 11 22 9.00 2.000																				

Batter	1	2	3	4	5	6	7	8	9	AB	R	H	RBI	BB	SO	LOB	BOTTOM		
Deion Sanders, L OBP: 0.364, SLG: 0.552 Otis Nixon, S OBP: 0.369, SLG: 0.382	2-1 P6		1-1 1B 1-2 1B		0-0 B1-3	3-2 F8		0-0 CS 1B		2	0	1	0	0	0	0	Pittsburgh Pirates @ Atlanta Braves Atlanta-Fulton County Stadium, Atlanta, GA Sun Jul 26 1992, 3:33 AM EDT Att: 43,714 - Cloudy - 89 F		
Jeff Treadway, L OBP: 0.222, SLG: 0.273 Mark Lemke, S OBP: 0.274, SLG: 0.278	0-0 WP 1B		1-2 1-3 2-H 1B		4-1 BB BLK BB		4-0 G3 BB	1-0 G6-3 1-2		2	0	2	1	0	0	0			
Terry Pendleton, S OBP: 0.315, SLG: 0.447	0-3 K		1-0 F9		4-0 BB 1-2 IBB		3-2 G3	0-0 F8		4	0	0	0	1	1	4			
David Justice, L OBP: 0.362, SLG: 0.408	3-2 F7 1-2		0-0 P4		4-1 BB 1-2 2-3 BB		2-1 F8	1-2 G4-3		4	0	0	0	1	0	4			
Ron Gant, R OBP: 0.327, SLG: 0.426		0-0 G2-3		3-1 P3	0-2 F7		1-1 P4	2-3 K		5	0	0	0	0	1	4			
Sid Bream, L OBP: 0.350, SLG: 0.392	1-0 F8		2-2 F9 2B		1-3 K		4-1 BB HR BB			3	1	1	0	1	1	0			
Greg Olson, R OBP: 0.343, SLG: 0.378	1-0 L9		1-0 F9 2-3		1-1 F8		4-0 HR BB	1-2 HR BB		3	1	0	0	1	0	1			
Rafael Belliard, R OBP: 0.268, SLG: 0.246 Jeff Blauser, R OBP: 0.294, SLG: 0.398			1-2 G4-3	3-2 L9		2-2 1B 1B		1-3 K		3	0	1	0	0	0	1			
Steve Avery, L OBP: 0.220, SLG: 0.271 Marvin Freeman, R OBP: 0.500, SLG: 0.500 Mark Davis, L Lonnie Smith, R OBP: 0.292, SLG: 0.339 Mark Wohlers, R	4-2 1B BB			1-0 G4-3		1-2 1B		0-0 HR		2	1	1	0	1	0	0			
Inning Stats	R: 0 E: 0 K: 1 S: 10	H: 1 LOB: 1 BB: 0 P: 15	R: 0 E: 0 K: 0 S: 3	H: 0 LOB: 0 BB: 0 P: 5	R: 1 E: 0 K: 0 S: 13	H: 2 LOB: 2 BB: 1 P: 21	R: 0 E: 0 K: 0 S: 11	H: 1 LOB: 1 BB: 0 P: 20	R: 0 E: 0 K: 1 S: 7	H: 0 LOB: 2 BB: 0 P: 25	R: 0 E: 0 K: 0 S: 7	H: 0 LOB: 1 BB: 1 P: 17	R: 3 E: 0 K: 1 S: 9	H: 2 LOB: 0 BB: 2 P: 18	R: 0 E: 0 K: 1 S: 7	H: 0 LOB: 0 BB: 0 P: 10		1B: 6 2B: 1 3B: 0 HR: 1	SF: 0 SAC: 0 DP: 0 HBP: 0
PITCHER	IP WLS BF H R ER SO BB IBB HBP BLK WP HR S P ERA WHIP																		
Paul Wagner, R ERA: 2.25	(1, 1) 4.0 17 4 1 1 1 1 0 0 0 0 0 0 24 45 0.00 2.000																		
Denny Neagle, L ERA: 4.5	(5, 1) 2.0 11 2 0 0 1 2 1 0 0 0 0 0 8 22 9.00 2.000																		
Roger Mason, R ERA: 3.63	(7, 1) 1.0 5 0 1 1 0 2 0 0 0 0 0 0 8 22 9.00 2.000																		
Stan Belinda, R ERA: 2.82	(8, 1) 2.0 W 8 2 2 2 2 1 0 0 0 0 0 1 15 23 9.00 1.500																		

AB 33
R 5
H 9
RBI 5
BB 3
SO 3
LOB 13




AB 34
R 4
H 8
RBI 4
BB 7
SO 4
LOB 19




Batter	1	2	3	4	5	6	7	8	9	AB	R	H	RBI	BB	SO	LOB	TOP								
Gary Varsho, L (1, 9) OBP: 0.258, SLG: 0.345	2-1 G3		2-3 K		1-3 K		4-2 BB		2-2 F8	4	0	0	0	1	2	1	Pittsburgh Pirates @ Chicago Cubs Wrigley Field, Chicago, IL Mon Jul 27 1992, 7:05 PM CDT Att: 34,990 - Sunny - 71 F								
Jay Bell, R (1, 6) OBP: 0.330, SLG: 0.346	1-3 K		0-3 K		1-3 K		1-3 K2-3		0-0 G5-3	5	0	0	0	0	4	3									
Andy Van Slyke, L (1, 8) OBP: 0.421, SLG: 0.526	2-0 HR		4-0 BB		2-3 K			4-1 2B BB		2	1	1	1	2	1	0									
Barry Bonds, L (1, 7) OBP: 0.439, SLG: 0.601	4-1 BB		1-2 G4-3				0-1 F8	1-3 K		3	0	0	0	1	1	3									
Orlando Merced, S (1, 3) OBP: 0.323, SLG: 0.398	3-2 G4-3			3-2 L7			2-2 F7	2-2 2B		4	0	1	0	0	0	1									
Jeff King, R (1, 5) OBP: 0.243, SLG: 0.341		1-3 K		0-0 1B 2B			2-2 G1-3	4-0 IBB		3	1	1	0	1	1	0									
Michael LaValliere, L (1, 2) OBP: 0.327, SLG: 0.295		0-0 G6-3		3-2 1B 2H 1B			4-0 FC5-4 BB	1-3 K		3	0	1	1	1	1	3									
Jose Lind, R (1, 4) OBP: 0.262, SLG: 0.268		3-2 F8		2-0 1B			1-1 FC5-4 SH2-4	1-2 F8		4	0	1	0	0	0	4									
Doug Drabek, R (1, 1) OBP: 0.148, SLG: 0.185			1-0 BB 1B		2-1 G1-3		1-0 SH2-4		0-1 G4-3	2	0	1	0	0	0	1									
Alex Cole, L (9, PH) OBP: 0.303, SLG: 0.277										1	0	0	0	0	0	0									
Inning Stats	R: 1 E: 0 K: 1 S: 10	H: 1 LOB: 1 BB: 1 P: 22	R: 0 E: 0 K: 1 S: 7	H: 0 LOB: 0 BB: 0 P: 11	R: 0 E: 0 K: 2 S: 10	H: 1 LOB: 2 BB: 1 P: 18	R: 1 E: 0 K: 0 S: 11	H: 3 LOB: 1 BB: 0 P: 21	R: 0 E: 0 K: 0 S: 9	H: 0 LOB: 0 BB: 0 P: 13	R: 0 E: 0 K: 0 S: 8	H: 0 LOB: 0 BB: 0 P: 12	R: 0 E: 0 K: 1 S: 8	H: 0 LOB: 2 BB: 2 P: 19	R: 0 E: 0 K: 2 S: 13	H: 1 LOB: 3 BB: 2 P: 26	R: 0 E: 0 K: 0 S: 8	H: 0 LOB: 0 BB: 0 P: 10	1B: 3 2B: 2 3B: 0 HR: 1	SF: 0 SAC: 1 DP: 0 HBP: 0	WP: 0 PB: 0 SB: 1 CS: 0	PA: 38			
PITCHER	IP WLS BF H R ER SO BB IBB HBP BLK WP HR S P ERA WHIP	8.0 W 35 6 2 2 10 5 1 0 0 0 1 76 142 2.25 1.375	1.0 S 3 0 0 0 0 0 0 0 0 0 0 8 10 0.00 0.000																						

AB 31
R 2
H 6
RBI 2
BB 6
SO 10
LOB 16



Batter	1	2	3	4	5	6	7	8	9	AB	R	H	RBI	BB	SO	LOB	BOTTOM							
Sammy Sosa, R (1, 8) OBP: 0.308, SLG: 0.370	0-0 HR		2-3 K		1-0 1-2 2H 1B			0-0 23 1B SF7 1B		4	2	3	2	0	1	0	Pittsburgh Pirates @ Chicago Cubs Wrigley Field, Chicago, IL Mon Jul 27 1992, 7:05 PM CDT Att: 34,990 - Sunny - 71 F							
23 Ryne Sandberg, R (1, 4) OBP: 0.361, SLG: 0.462	3-2 G6-3 1B		0-1 P3		0-1 P3			0-1 BB 1B		4	0	2	0	0	0	2								
Mark Grace, L (1, 3) OBP: 0.410, SLG: 0.447	0-0 G6-3 1-2			0-2 1B			2-1 L7	4-2 BB		3	0	1	0	1	0	1								
Kal Daniels, L (1, 7) OBP: 0.324, SLG: 0.388	1-2 1B			2-1 G1-4-6-3 1-2			1-2 L5	2-2 SF7		3	0	1	1	0	0	1								
Jeff Robinson, R (9, 1)										0	0	0	0	0	0	0								
Steve Buechele, R (1, 5) OBP: 0.334, SLG: 0.381	0-1 G6-3			1-0 1B			1-1 P3	2-2 P3		4	0	1	0	0	0	3								
Rick Wilkins, L (1, 2) OBP: 0.337, SLG: 0.442		2-3 K			1-3 K			1-2 G6-3		3	0	0	0	0	2	0								
Derrick May, L (1, 9) OBP: 0.273, SLG: 0.333		1-1 G3-1			4-2 1B BB			0-0 G4-3		2	1	0	0	1	0	0								
Rey Sanchez, R (1, 6) OBP: 0.261, SLG: 0.292		1-0 G6-3			1-3 K			2-1 F7		3	0	0	0	0	1	1								
Greg Maddux, R (1, 1) OBP: 0.169, SLG: 0.259			0-3 K		1-1 1B			1-3 K		2	0	1	0	0	1	0								
Dwight Smith, L (8, PH)										1	0	0	0	0	1	0								
Doug Dasencenzo, S (9, 7) OBP: 0.302, SLG: 0.290										0	0	0	0	0	0	0								
Inning Stats	R: 1 E: 0 K: 0 S: 13	H: 3 LOB: 1 BB: 0 P: 17	R: 0 E: 0 K: 1 S: 10	H: 0 LOB: 0 BB: 0 P: 14	R: 0 E: 0 K: 2 S: 8	H: 0 LOB: 0 BB: 0 P: 10	R: 0 E: 0 K: 0 S: 6	H: 2 LOB: 1 BB: 0 P: 9	R: 1 E: 0 K: 2 S: 14	H: 2 LOB: 2 BB: 1 P: 22	R: 0 E: 0 K: 0 S: 7	H: 0 LOB: 0 BB: 0 P: 11	R: 0 E: 0 K: 0 S: 6	H: 0 LOB: 0 BB: 0 P: 9	R: 1 E: 0 K: 1 S: 18	H: 2 LOB: 2 BB: 1 P: 26	1B: 8 2B: 0 3B: 0 HR: 1	SF: 1 SAC: 0 DP: 2 HBP: 0	WP: 0 PB: 0 SB: 0 CS: 0	PA: 32				
PITCHER	IP WLS BF H R ER SO BB IBB HBP BLK WP HR S P ERA WHIP	8.0 L 32 9 3 3 6 2 0 0 0 0 1 82 118 3.38 1.375																						

AB 29
R 3
H 9
RBI 3
BB 2
SO 6
LOB 8



Batter	1	2	3	4	5	6	7	8	9	AB	R	H	RBI	BB	SO	LOB	TOP										
Alex Cole, L OBP: 0.300, SLG: 0.270 (1, 9)	B1-3		L7		K			2B G4-3 BB	F8	4	1	0	0	1	1	2											
Jay Bell, R OBP: 0.332, SLG: 0.350 John Wehner, R OBP: 0.261, SLG: 0.230 (1, 6) (8, FR) (8, 5)	F8			G5-3		1B		G4-3 1-3 2B		4	0	2	0	0	0	0											
Andy Van Slyke, L OBP: 0.419, SLG: 0.523 Cecil Espy, S OBP: 0.306, SLG: 0.349 (1, 8) (8, 8)	1B			L8		F8		P6		4	0	1	0	0	0	3											
Barry Bonds, L OBP: 0.437, SLG: 0.599 Lloyd McClendon, R OBP: 0.370, SLG: 0.342 (1, 7) (8, 7)	K			1B 2B		P3		G4-3		4	0	1	1	0	1	3											
Orlando Merced, S OBP: 0.322, SLG: 0.396 (1, 3)		P5		2B 1B		G3		L1		4	0	1	0	0	0	3											
Jeff King, R OBP: 0.246, SLG: 0.341 (1, 5) (8, 6)	G5-3			BB		G5-3		G1-3 1B		3	0	1	0	1	0	0											
Michael LaValliere, L OBP: 0.330, SLG: 0.305 (1, 2)	G4-3			BB		G4-3 2B		G1-3 1B		4	0	2	0	0	0	3											
Jose Lind, R OBP: 0.259, SLG: 0.264 (1, 4)			G4-3		G5-3	G4-3		F9		4	0	0	0	0	0	3											
Randy Tomlin, L OBP: 0.238, SLG: 0.179 Gary Voshell, L OBP: 0.296, SLG: 0.342 Blas Minor, R OBP: 0.261, SLG: 0.230 Al Martin, L OBP: 0.261, SLG: 0.230 Steve Cooke, R OBP: 0.261, SLG: 0.230 Gary Redus, R OBP: 0.261, SLG: 0.230 (1, 1) (5, PH) (5, 1) (7, PH) (7, 1) (8, PH)	L6			F9		F8		G1-3		1	0	0	0	0	0	0											
Inning Stats	R: 0 E: 0 K: 1 S: 8	H: 1 LOB: 1 BB: 0 P: 10	R: 0 E: 0 K: 0 S: 7	H: 0 LOB: 0 BB: 0 P: 12	R: 0 E: 0 K: 0 S: 6	H: 0 LOB: 0 BB: 0 P: 10	R: 0 E: 0 K: 0 S: 11	H: 2 LOB: 3 BB: 1 P: 19	R: 0 E: 0 K: 1 S: 6	H: 0 LOB: 0 BB: 0 P: 10	R: 0 E: 0 K: 0 S: 7	H: 1 LOB: 1 BB: 0 P: 12	R: 0 E: 0 K: 1 S: 10	H: 1 LOB: 1 BB: 0 P: 14	R: 1 E: 0 K: 0 S: 12	H: 1 LOB: 2 BB: 1 P: 21	R: 0 E: 0 K: 0 S: 10	H: 2 LOB: 2 BB: 0 P: 18	1B: 5 2B: 3 3B: 0 HR: 0	SF: 0 SAC: 0 DP: 0 HBP: 0	WP: 0 PB: 0 SB: 0 CS: 0	PA: 37					
PITCHER	IP	WLS	BF	H	R	ER	SO	BB	IBB	HBP	BLK	WP	HR	S	P	ERA	WHIP										
Mike Morgan, R ERA: 2.47 Paul Assenmacher, L ERA: 3.48 Jim Bullinger, R ERA: 5.33 (1, 1) (8, 1) (9, 1)	7.0	W	27	5	0	0	3	1	0	0	0	0	0	55	87	0.00	0.857										

Pittsburgh Pirates @ Chicago Cubs
Wrigley Field, Chicago, IL
Tue Jul 28 1992, 3:33 AM CDT
Att: 35,187 - Sunny - 82 F

AB 35
R 1
H 8
RBI 1
BB 2
SO 3
LOB 20



Batter	1	2	3	4	5	6	7	8	9	AB	R	H	RBI	BB	SO	LOB	BOTTOM										
Sammy Sosa, R OBP: 0.314, SLG: 0.379 (1, 8)	23 CS 1B			23 3B 2B		G5-3	FC6-4			5	1	3	1	0	0	2											
23 Ryne Sandberg, R OBP: 0.360, SLG: 0.465 Jose Vizcaino, S OBP: 0.234, SLG: 0.258 (1, 4) (8, 4)	G5-3	L4		2H 3B		G4-3		F9		4	0	1	1	0	0	4											
Mark Grace, L OBP: 0.407, SLG: 0.447 (1, 3)	P4		G3	G6-3		P7		1B 2B		5	1	1	0	0	0	2											
Andre Dawson, R OBP: 0.296, SLG: 0.441 Paul Assenmacher, L OBP: 0.279, SLG: 0.374 Jim Bullinger, R OBP: 0.500, SLG: 2.000 (1, 9) (8, PH) (9, 1)	2B SF8 BB			1B		L4		G1-3		3	1	1	0	1	0	0											
Steve Buechele, R OBP: 0.338, SLG: 0.402 (1, 5)	2B 2B	F7		WP 3B				G5-3		5	3	3	1	0	0	2											
Luis Salazar, R OBP: 0.249, SLG: 0.298 Derrick May, L OBP: 0.280, SLG: 0.339 (1, 7) (5, PH) (6, 7)	SF8	P4		G1-6-3 1B				K		1	0	0	1	0	0	1											
Joe Girardi, R OBP: 0.346, SLG: 0.312 (1, 2)	1B 2B			SH2-4 2B 1B		G1-6-3		F8		4	2	2	1	0	0	2											
Rey Sanchez, R OBP: 0.268, SLG: 0.311 (1, 6)	L9			P3				1B 2B		4	2	2	1	0	0	2											
Mike Morgan, R OBP: 0.130, SLG: 0.114 Doug Dascenzo, S OBP: 0.305, SLG: 0.293 (1, 1) (7, PH) (8, 9)	1B			SH2-4		FC G4-3		FC6-4 1B		2	0	1	1	0	0	0											
Inning Stats	R: 0 E: 0 K: 0 S: 10	H: 1 LOB: 0 BB: 0 P: 16	R: 3 E: 0 K: 0 S: 13	H: 4 LOB: 2 BB: 1 P: 23	R: 0 E: 0 K: 0 S: 10	H: 1 LOB: 1 BB: 0 P: 18	R: 2 E: 0 K: 0 S: 13	H: 3 LOB: 1 BB: 0 P: 19	R: 1 E: 1 K: 0 S: 11	H: 2 LOB: 0 BB: 0 P: 17	R: 1 E: 0 K: 0 S: 11	H: 1 LOB: 1 BB: 0 P: 16	R: 3 E: 0 K: 0 S: 11	H: 4 LOB: 1 BB: 0 P: 17	R: 1 E: 0 K: 1 S: 12	H: 2 LOB: 1 BB: 0 P: 19	1B: 9 2B: 6 3B: 2 HR: 1	SF: 1 SAC: 1 DP: 1 HBP: 0	WP: 1 PB: 0 SB: 0 CS: 1	PA: 42							
PITCHER	IP	WLS	BF	H	R	ER	SO	BB	IBB	HBP	BLK	WP	HR	S	P	ERA	WHIP										
Randy Tomlin, L ERA: 3.87 Blas Minor, R ERA: 4.5 Steve Cooke, L ERA: 18.0 (1, 1) (5, 1) (7, 1)	4.0	L	21	9	3	2	0	0	0	0	0	0	0	21	33	4.50	1.500										

Pittsburgh Pirates @ Chicago Cubs
Wrigley Field, Chicago, IL
Tue Jul 28 1992, 3:33 AM CDT
Att: 35,187 - Sunny - 82 F

AB 39
R 11
H 18
RBI 9
BB 1
SO 1
LOB 16



Batter	1	2	3	4	5	6	7	8	9	10	11	AB	R	H	RBI	BB	SO	LOB	TOP			
Alex Cole, L OBP: 0.303, SLG: 0.274 Stan Belinda, R OBP: 0.500, SLG: 1.000	(1,9) 1-1 F8		2-1 1B SH SF6	2-2 1B CS		1-1 F7			2-3 K			5	1	2	0	0	1	0				
Jay Bell, R OBP: 0.331, SLG: 0.349	(1,6) 2-1 G6-3		0-0 SH SF6 1B E	2-3 K			0-1 FC4-6 1B		0-0 F8			4	1	1	0	0	1	1				
Andy Van Slyke, L OBP: 0.414, SLG: 0.515	(1,8) 0-0 L7		1-3 K		2-2 L9		3-1 FC4-6 G6-3		0-1 G6-3			5	0	0	0	0	1	4				
Barry Bonds, L OBP: 0.436, SLG: 0.606	(1,7)	3-1 HR	0-0 BB E 1B		2-2 F8		0-0 G6-3		1-2 F8			5	1	2	2	0	0	1				
Orlando Merced, S OBP: 0.319, SLG: 0.398	(1,3)	1-2 G6-3	3-1 SF6		0-0 2B		0-0 G1-3		1-1 G6-3			4	0	1	1	0	0	1				
Jeff King, R OBP: 0.245, SLG: 0.336 (8,5)	2-3 K	1-2 E5 BB		4-0 IBB		1-2 G1-3		0-3 K		1-2 P3		4	0	0	0	1	1	1				
Michael LaValliere, L OBP: 0.333, SLG: 0.305 Don Slaught, R OBP: 0.391, SLG: 0.458 (11,2)	1-2 1B	4-2 BB		2-0 P5		2-1 G6-3		2-1 G6-3		1-2 1B		3	0	1	0	1	0	2				
John Wehner, R OBP: 0.250, SLG: 0.219 Al Martin, L OBP: 0.258, SLG: 0.263 (8,4)	2-3 K	0-0 G1-3		0-0 L3		0-0 L3		0-3 K		2-1 F9		3	0	0	0	0	1	4				
Bob Walk, R OBP: 0.045, SLG: 0.045 Roger Mason, R OBP: 0.258, SLG: 0.263 Denny Neagle, L OBP: 0.302, SLG: 0.344 (9,9)	3-2 SH 1B 1B		2-1 P3		1-1 P3		2-3 K		2-3 K		0-3 K	3	1	1	0	0	0	0				
Inning Stats	R: 0 E: 0 K: 0 S: 5	H: 0 LOB: 0 BB: 0 P: 8	R: 1 E: 0 K: 2 S: 14	H: 2 LOB: 1 BB: 0 P: 23	R: 3 E: 1 K: 1 S: 20	H: 3 LOB: 3 BB: 1 P: 33	R: 0 E: 0 K: 1 S: 8	H: 1 LOB: 0 BB: 0 P: 14	R: 0 E: 0 K: 0 S: 5	H: 0 LOB: 0 BB: 0 P: 7	R: 0 E: 0 K: 1 S: 6	H: 0 LOB: 0 BB: 0 P: 11	R: 0 E: 0 K: 0 S: 7	H: 0 LOB: 0 BB: 0 P: 11	R: 0 E: 0 K: 1 S: 12	H: 1 LOB: 1 BB: 0 P: 16	1B: 7 2B: 1 3B: 0 HR: 1	SF: 1 SAC: 1 DP: 0 HBP: 0	WP: 0 PB: 0 SB: 0 CS: 1	PA: 45		
PITCHER	IP WLS BF H R ER SO BB IBB HBP BLK WP HR S P ERA WHIP	IP WLS BF H R ER SO BB IBB HBP BLK WP HR S P ERA WHIP	IP WLS BF H R ER SO BB IBB HBP BLK WP HR S P ERA WHIP	IP WLS BF H R ER SO BB IBB HBP BLK WP HR S P ERA WHIP	IP WLS BF H R ER SO BB IBB HBP BLK WP HR S P ERA WHIP	IP WLS BF H R ER SO BB IBB HBP BLK WP HR S P ERA WHIP	IP WLS BF H R ER SO BB IBB HBP BLK WP HR S P ERA WHIP	IP WLS BF H R ER SO BB IBB HBP BLK WP HR S P ERA WHIP	IP WLS BF H R ER SO BB IBB HBP BLK WP HR S P ERA WHIP	IP WLS BF H R ER SO BB IBB HBP BLK WP HR S P ERA WHIP	IP WLS BF H R ER SO BB IBB HBP BLK WP HR S P ERA WHIP	IP WLS BF H R ER SO BB IBB HBP BLK WP HR S P ERA WHIP	IP WLS BF H R ER SO BB IBB HBP BLK WP HR S P ERA WHIP	IP WLS BF H R ER SO BB IBB HBP BLK WP HR S P ERA WHIP	IP WLS BF H R ER SO BB IBB HBP BLK WP HR S P ERA WHIP	IP WLS BF H R ER SO BB IBB HBP BLK WP HR S P ERA WHIP	IP WLS BF H R ER SO BB IBB HBP BLK WP HR S P ERA WHIP	IP WLS BF H R ER SO BB IBB HBP BLK WP HR S P ERA WHIP	IP WLS BF H R ER SO BB IBB HBP BLK WP HR S P ERA WHIP	IP WLS BF H R ER SO BB IBB HBP BLK WP HR S P ERA WHIP	IP WLS BF H R ER SO BB IBB HBP BLK WP HR S P ERA WHIP	IP WLS BF H R ER SO BB IBB HBP BLK WP HR S P ERA WHIP

Pittsburgh Pirates @ Chicago Cubs
Wrigley Field, Chicago, IL
Wed Jul 29 1992, 3:33 AM CDT
Att: 36,554 - Sunny - 72 F

livebaseballscores.com
AB 41
R 4
H 9
RBI 3
BB 2
SO 8
LOB 16



Batter	1	2	3	4	5	6	7	8	9	10	11	AB	R	H	RBI	BB	SO	LOB	BOTTOM				
Sammy Sosa, R OBP: 0.310, SLG: 0.387	(1,8) 1-1 F9	3-1 L7			0-3 K		2-3 K		1-3 K		1-2 HR	6	1	1	2	0	3	5					
23 Ryne Sandberg, R OBP: 0.361, SLG: 0.472	(1,4) 1-1 G6-3		0-1 E5 G6-4-3		1-0 P3		2-1 HR		1-1 1B			5	1	2	2	0	0	1					
Mark Grace, L OBP: 0.407, SLG: 0.444	(1,3) 1-0 1B		2-1 F8		4-1 BB		3-1 P4		1-1 F7			4	0	1	0	1	0	2					
Andre Dawson, R OBP: 0.292, SLG: 0.435	(1,9) 2-1 G2-3		1-1 G6-4-3		0-1 L7		2-2 F7			2-2 G6-3		5	0	0	0	0	0	4					
Kal Daniels, L OBP: 0.315, SLG: 0.376	(1,7)	2-1 F9		3-2 G3-1		2-2 G1-3		3-3 K		1-1 G4-3		5	0	0	0	0	1	0					
Steve Buechele, R OBP: 0.341, SLG: 0.403	(1,5)	1-1 L6		2-1 L8		2-1 G4-6-3 1B		3-1 WP 1B		4-1 BB		4	0	2	0	1	0	0					
Rick Wilkins, L OBP: 0.340, SLG: 0.473	(1,2)	3-2 BB BB 1B		3-1 HR		2-2 G4-6-3		2-0 F7		1-3 K		5	1	2	1	0	1	3					
Rey Sanchez, R OBP: 0.272, SLG: 0.316	(1,6)	4-0 BB BB		0-1 L5		2-1 WP 1B 2B		1-2 L7		1-3 K		4	1	1	0	1	1	1					
Frank Castillo, R OBP: 0.306, SLG: 0.303 Ken Patterson, L OBP: 0.250, SLG: 0.250 Jose Valenciano, S OBP: 0.250, SLG: 0.250 Chuck McElroy, L OBP: 0.250, SLG: 0.250 Dwight Gooden, R OBP: 0.250, SLG: 0.250 Jeff Robinson, R OBP: 0.250, SLG: 0.250 Derrick May, L OBP: 0.250, SLG: 0.250 Paul Assenmacher, L OBP: 0.250, SLG: 0.250 (10,1)	1-2 2-3 BB	4-2 BB		4-0 S BB		2-0 WP HR 1B		0-1 G4-3		4-0 HR BB		0	0	0	0	1	0	0					
Inning Stats	R: 0 E: 0 K: 0 S: 7	H: 1 LOB: 1 BB: 0 P: 12	R: 0 E: 0 K: 0 S: 12	H: 1 LOB: 3 BB: 2 P: 29	R: 0 E: 1 K: 0 S: 6	H: 0 LOB: 0 BB: 0 P: 9	R: 1 E: 0 K: 0 S: 10	H: 1 LOB: 0 BB: 0 P: 18	R: 0 E: 0 K: 0 S: 8	H: 1 LOB: 1 BB: 0 P: 14	R: 3 E: 0 K: 1 S: 16	H: 3 LOB: 0 BB: 0 P: 29	R: 0 E: 0 K: 1 S: 9	H: 0 LOB: 1 BB: 1 P: 18	R: 0 E: 0 K: 1 S: 9	H: 0 LOB: 1 BB: 1 P: 17	R: 2 E: 0 K: 1 S: 9	H: 1 LOB: 0 BB: 1 P: 15	1B: 6 2B: 1 3B: 0 HR: 3	SF: 0 SAC: 0 DP: 2 HBP: 0	WP: 3 PB: 0 SB: 2 CS: 0	PA: 46	
PITCHER	IP WLS BF H R ER SO BB IBB HBP BLK WP HR S P ERA WHIP	IP WLS BF H R ER SO BB IBB HBP BLK WP HR S P ERA WHIP	IP WLS BF H R ER SO BB IBB HBP BLK WP HR S P ERA WHIP	IP WLS BF H R ER SO BB IBB HBP BLK WP HR S P ERA WHIP	IP WLS BF H R ER SO BB IBB HBP BLK WP HR S P ERA WHIP	IP WLS BF H R ER SO BB IBB HBP BLK WP HR S P ERA WHIP	IP WLS BF H R ER SO BB IBB HBP BLK WP HR S P ERA WHIP	IP WLS BF H R ER SO BB IBB HBP BLK WP HR S P ERA WHIP	IP WLS BF H R ER SO BB IBB HBP BLK WP HR S P ERA WHIP	IP WLS BF H R ER SO BB IBB HBP BLK WP HR S P ERA WHIP	IP WLS BF H R ER SO BB IBB HBP BLK WP HR S P ERA WHIP	IP WLS BF H R ER SO BB IBB HBP BLK WP HR S P ERA WHIP	IP WLS BF H R ER SO BB IBB HBP BLK WP HR S P ERA WHIP	IP WLS BF H R ER SO BB IBB HBP BLK WP HR S P ERA WHIP	IP WLS BF H R ER SO BB IBB HBP BLK WP HR S P ERA WHIP	IP WLS BF H R ER SO BB IBB HBP BLK WP HR S P ERA WHIP	IP WLS BF H R ER SO BB IBB HBP BLK WP HR S P ERA WHIP	IP WLS BF H R ER SO BB IBB HBP BLK WP HR S P ERA WHIP	IP WLS BF H R ER SO BB IBB HBP BLK WP HR S P ERA WHIP	IP WLS BF H R ER SO BB IBB HBP BLK WP HR S P ERA WHIP	IP WLS BF H R ER SO BB IBB HBP BLK WP HR S P ERA WHIP	IP WLS BF H R ER SO BB IBB HBP BLK WP HR S P ERA WHIP	IP WLS BF H R ER SO BB IBB HBP BLK WP HR S P ERA WHIP

Pittsburgh Pirates @ Chicago Cubs
Wrigley Field, Chicago, IL
Wed Jul 29 1992, 3:33 AM CDT
Att: 36,554 - Sunny - 72 F

livebaseballscores.com
AB 40
R 6
H 10
RBI 6
BB 6
SO 6
LOB 16




Batter	1	2	3	4	5	6	7	8	9	AB	R	H	RBI	BB	SO	LOB	TOP					
Bernard Gilkey, R OBP: 0.358, SLG: 0.395 (1, 7)	L5		WP BB		SF8	G5-3			L5	3	0	0	1	1	0	1	St. Louis Cardinals @ Pittsburgh Pirates Three Rivers Stadium, Pittsburgh, PA Fri Jul 31 1992, 7:05 PM EDT Att: 20,299 - Cloudy - 65 F					
Ozzie Smith, S OBP: 0.374, SLG: 0.335 (1, 6)	L6				K				G2-3	4	0	0	0	1	2	1						
Ray Lankford, L OBP: 0.375, SLG: 0.472 (1, 8)	2B		F8		WP 2B				K	4	0	2	1	0	1	2						
Felix Jose, S OBP: 0.357, SLG: 0.438 (1, 9)	G3		K		WP BB				F7	3	0	0	0	1	1	3						
Andres Galarraga, R OBP: 0.279, SLG: 0.364 (1, 3)		1B			B1-3					3	0	2	0	1	0	0						
Todd Zeile, R OBP: 0.352, SLG: 0.363 (1, 5)		1B			K				F8	4	0	1	0	0	2	4						
Luis Alicea, S OBP: 0.327, SLG: 0.411 (1, 4)		1B			K				P5	4	0	0	0	0	3	3						
Tom Pagnozzi, R OBP: 0.318, SLG: 0.410 (1, 2)			K		E5 WP SF8 1B				F9	4	1	0	0	0	1	3						
Jose DeLeon, R OBP: 0.143, SLG: 0.053 (1, 1)										2	1	1	0	0	0	0						
Milt Thompson, L OBP: 0.355, SLG: 0.421 (6, PH)										0	0	0	0	1	0	0						
Donovan Osborne, S OBP: 0.154, SLG: 0.205 (6, 1)										0	0	0	0	0	0	0						
Gerald Perry, L OBP: 0.289, SLG: 0.284 (9, PH)									G3	1	0	0	0	0	0	0						
Inning Stats	R: 0 E: 0 K: 0 S: 9	H: 1 LOB: 1 BB: 0 P: 13	R: 0 E: 0 K: 2 S: 9	H: 2 LOB: 2 BB: 0 P: 15	R: 0 E: 0 K: 1 S: 7	H: 0 LOB: 2 BB: 2 P: 21	R: 0 E: 0 K: 2 S: 8	H: 0 LOB: 0 BB: 0 P: 13	R: 2 E: 1 K: 2 S: 20	H: 2 LOB: 3 BB: 2 P: 37	R: 0 E: 0 K: 1 S: 9	H: 0 LOB: 1 BB: 1 P: 17	R: 0 E: 0 K: 0 S: 8	H: 0 LOB: 0 BB: 0 P: 13	R: 0 E: 0 K: 0 S: 5	H: 1 LOB: 1 BB: 0 P: 7	R: 0 E: 0 K: 0 S: 5	H: 0 LOB: 0 BB: 0 P: 10	1B: 4 2B: 3 3B: 0 HR: 0	SF: 1 SAC: 0 DP: 1 HBP: 0	WP: 3 PB: 0 SB: 0 CS: 1	PA: 38
PITCHER Tim Wakefield, R ERA:	IP: 9.0 WLS: W BF: 38 H: 6 R: 2 ER: 0 SO: 10 BB: 5 IBB: 0 HBP: 0 BLK: 0 WP: 3 HR: 0 S: 80 P: 146 ERA: 0.00 WHIP: 1.222															PITCHER						

Batter	1	2	3	4	5	6	7	8	9	AB	R	H	RBI	BB	SO	LOB	BOTTOM			
Alex Cole, L OBP: 0.311, SLG: 0.293 (1, 9)	SH3-4 HR 1B		K							4	1	2	0	0	2	0	St. Louis Cardinals @ Pittsburgh Pirates Three Rivers Stadium, Pittsburgh, PA Fri Jul 31 1992, 7:05 PM EDT Att: 20,299 - Cloudy - 65 F			
Jay Bell, R OBP: 0.330, SLG: 0.354 (1, 6)	SH3-4									3	1	1	1	0	2	1				
Andy Van Slyke, L OBP: 0.410, SLG: 0.511 (1, 8)	F7		F7							3	0	0	0	0	0	1				
Barry Bonds, L OBP: 0.433, SLG: 0.608 (1, 7)	HR		F9							3	1	1	2	0	0	0				
Orlando Merced, S OBP: 0.315, SLG: 0.391 (1, 3)	P5									3	0	0	0	0	0	0				
Jeff King, R OBP: 0.246, SLG: 0.338 (1, 5)										3	0	1	0	0	0	0				
Don Slaught, R OBP: 0.361, SLG: 0.448 (1, 2)			K							3	0	0	0	0	1	1				
Jose Lind, R OBP: 0.258, SLG: 0.264 (1, 4)			F7							3	0	0	0	0	0	1				
Tim Wakefield, R (1, 1)			K							3	0	0	0	0	1	1				
Inning Stats	R: 2 E: 0 K: 0 S: 11	H: 2 LOB: 0 BB: 0 P: 17	R: 0 E: 0 K: 2 S: 12	H: 1 LOB: 1 BB: 0 P: 15	R: 1 E: 0 K: 1 S: 9	H: 1 LOB: 0 BB: 0 P: 12	R: 0 E: 0 K: 0 S: 5	H: 0 LOB: 0 BB: 0 P: 6	R: 0 E: 0 K: 1 S: 11	H: 1 LOB: 1 BB: 0 P: 18	R: 0 E: 0 K: 0 S: 9	H: 0 LOB: 0 BB: 0 P: 17	R: 0 E: 0 K: 2 S: 4	H: 0 LOB: 0 BB: 0 P: 6	R: 0 E: 0 K: 2 S: 9	H: 0 LOB: 0 BB: 0 P: 14		1B: 2 2B: 1 3B: 0 HR: 2	SF: 0 SAC: 1 DP: 0 HBP: 0	WP: 0 PB: 0 SB: 0 CS: 0
PITCHER Jose DeLeon, R ERA: 4.3	IP: 5.0 WLS: L BF: 20 H: 5 R: 3 ER: 3 SO: 4 BB: 0 IBB: 0 HBP: 0 BLK: 0 WP: 0 HR: 2 S: 48 P: 68 ERA: 5.40 WHIP: 1.000															PITCHER				
Donovan Osborne, L ERA: 3.6	IP: 3.0 WLS: 9 BF: 9 H: 0 R: 0 ER: 0 SO: 2 BB: 0 IBB: 0 HBP: 0 BLK: 0 WP: 0 HR: 0 S: 22 P: 37 ERA: 0.00 WHIP: 0.000															PITCHER				

Batter	1	2	3	4	5	6	7	8	9	AB	R	H	RBI	BB	SO	LOB	TOP			
Bernard Gilkey, R OBP: 0.397, SLG: 0.397 Mike Perez, R (8, 1)	0-0 SH 1B 2B		2-1 G5-3		0-0 FC5-4			1-1 P4		4	1	1	0	0	0	2				
Ozzie Smith, S OBP: 0.371, SLG: 0.332	1-0 SH 1B S 2-3		2-0 F7			0-0 G5-3		3-1 G4-3		3	0	0	0	0	0	1				
Ray Lankford, L OBP: 0.376, SLG: 0.472	1-1 1-3 3-H 1B			0-1 S 1B		1-2 P5			3-3 K	4	0	2	1	0	1	0				
Felix Jose, S OBP: 0.353, SLG: 0.432	3-3 K			1-3 K		1-0 L7			1-0 G6-3	4	0	0	0	0	2	2				
Andres Galarraga, R OBP: 0.274, SLG: 0.357	2-0 P7			1-3 K			1-1 G5-3		1-1 G5-3	4	0	0	0	0	1	2				
Todd Zeile, R OBP: 0.349, SLG: 0.360		1-2 P4		0-3 K			2-3 K			3	0	0	0	0	2	1				
Luis Alicea, S OBP: 0.327, SLG: 0.410		1-0 G4-6-3 1B			1-0 F8		0-1 G3-1			3	0	1	0	0	0	0				
Tom Pagnozzi, R OBP: 0.315, SLG: 0.406		1-0 G4-6-3			0-0 G5-3			2-1 P6		3	0	0	0	0	0	1				
Omar Olivares, R OBP: 0.289, SLG: 0.364 Bob McClure, R (7, 1) Milt Thompson, L OBP: 0.358, SLG: 0.425 (8, 7)			1-3 K		2-1 FC5-4 1B			0-2 S 1B		2	0	1	0	0	1	0				
Inning Stats	R: 1 E: 1 K: 1 S: 13	H: 2 LOB: 1 BB: 0 P: 20	R: 0 E: 0 K: 0 S: 6	H: 1 LOB: 0 BB: 0 P: 8	R: 0 E: 0 K: 1 S: 6	H: 0 LOB: 0 BB: 0 P: 11	R: 0 E: 0 K: 3 S: 11	H: 1 LOB: 1 BB: 0 P: 13	R: 0 E: 0 K: 0 S: 5	H: 0 LOB: 0 BB: 0 P: 7	R: 0 E: 0 K: 1 S: 7	H: 0 LOB: 0 BB: 0 P: 10	R: 0 E: 0 K: 0 S: 9	H: 1 LOB: 1 BB: 0 P: 15	R: 0 E: 0 K: 1 S: 7	H: 0 LOB: 0 BB: 0 P: 12	1B: 5 2B: 1 3B: 0 HR: 0	SF: 0 SAC: 1 DP: 1 HBP: 0	WP: 0 PB: 0 SB: 3 CS: 0	PA: 32
PITCHER Doug Drabek, R ERA: 2.6	IP: 9.0 WLS: W BF: 32 H: 6 R: 1 ER: 1 SO: 7 BB: 0 IBB: 0 HBP: 0 BLK: 0 WP: 0 HR: 0 S: 69 P: 104 ERA: 1.00 WHIP: 0.667																			

St. Louis Cardinals @ Pittsburgh Pirates
Three Rivers Stadium, Pittsburgh, PA
Sat Aug 01 1992, 3:33 AM EDT
Att: 30,577 - Cloudy - 77 F

AB 31
R 1
H 6
RBI 1
BB 0
SO 7
LOB 9



Batter	1	2	3	4	5	6	7	8	9	AB	R	H	RBI	BB	SO	LOB	BOTTOM			
Alex Cole, L OBP: 0.314, SLG: 0.296	2-1 BB SH1-4 SF7 1B	2-2 CS	2-3 K		0-0 G4-3		0-1 BB 1B	1-3 K		5	1	2	0	0	2	1				
Jay Bell, R OBP: 0.328, SLG: 0.351	1-0 SH1-4		0-1 G6-3		0-1 G4-3		1-0 P5			3	0	0	0	0	0	1				
Andy Van Slyke, L OBP: 0.410, SLG: 0.509	4-2 BB		3-1 1B		3-2 P4		1-1 P8			3	1	1	0	1	0	1				
Barry Bonds, L OBP: 0.440, SLG: 0.614	4-2 1-2 2-3 BB		0-0 1B		1-2 1B		4-2 1B 2B	1-2 BB		2	1	2	0	2	0	0				
Orlando Merced, S OBP: 0.318, SLG: 0.394	0-1 SF7		2-1 1B		1-2 2-H 1B		0-0 1B	1-2 P3		3	0	2	3	0	0	2				
Jeff King, R OBP: 0.247, SLG: 0.348	1-0 P3		2-0 L4			0-0 G5-3		0-1 HR		4	1	1	1	0	0	5				
Michael LaValliere, L OBP: 0.349, SLG: 0.321 Don Slaught, R OBP: 0.374, SLG: 0.439		0-1 CS 1B		0-1 F8		2-1 G6-3		0-1 G1-3		1	0	1	0	0	0	0				
Jose Lind, R OBP: 0.258, SLG: 0.261		0-1 L4		0-1 F9		4-0 FC6-4 IBB		0-0 G5-3		3	0	0	0	1	0	1				
Doug Drabek, R OBP: 0.155, SLG: 0.190		2-3 K		0-3 K		1-1 FC6-4		0-0 1B		4	0	1	0	0	2	3				
Inning Stats	R: 1 E: 0 K: 0 S: 14	H: 1 LOB: 2 BB: 2 P: 26	R: 0 E: 0 K: 1 S: 9	H: 1 LOB: 0 BB: 0 P: 13	R: 1 E: 0 K: 1 S: 11	H: 3 LOB: 2 BB: 0 P: 20	R: 0 E: 0 K: 1 S: 7	H: 0 LOB: 0 BB: 0 P: 7	R: 0 E: 0 K: 0 S: 6	H: 0 LOB: 0 BB: 0 P: 9	R: 1 E: 0 K: 0 S: 9	H: 2 LOB: 2 BB: 1 P: 17	R: 0 E: 0 K: 0 S: 12	H: 1 LOB: 1 BB: 1 P: 18	R: 1 E: 0 K: 1 S: 9	H: 2 LOB: 1 BB: 0 P: 10	1B: 8 2B: 1 3B: 0 HR: 1	SF: 1 SAC: 1 DP: 0 HBP: 0	WP: 0 PB: 0 SB: 0 CS: 1	PA: 38
PITCHER Omar Olivares, R ERA: 3.81 Bob McClure, L ERA: 2.89 Mike Perez, R ERA: 1.57	IP: 6.1 WLS: L BF: 29 H: 8 R: 3 ER: 3 SO: 3 BB: 2 IBB: 1 HBP: 0 BLK: 0 WP: 0 HR: 0 S: 61 P: 97 ERA: 4.26 WHIP: 1.579																			
PITCHER	IP: 0.2 WLS: L BF: 3 H: 0 R: 0 ER: 0 SO: 0 BB: 1 IBB: 0 HBP: 0 BLK: 0 WP: 0 HR: 0 S: 7 P: 13 ERA: 0.00 WHIP: 1.500																			
PITCHER	IP: 1.0 WLS: L BF: 5 H: 2 R: 1 ER: 1 SO: 1 BB: 0 IBB: 0 HBP: 0 BLK: 0 WP: 0 HR: 1 S: 9 P: 10 ERA: 9.00 WHIP: 2.000																			

St. Louis Cardinals @ Pittsburgh Pirates
Three Rivers Stadium, Pittsburgh, PA
Sat Aug 01 1992, 3:33 AM EDT
Att: 30,577 - Cloudy - 77 F

AB 31
R 4
H 10
RBI 4
BB 4
SO 4
LOB 15




Batter	1	2	3	4	5	6	7	8	9	AB	R	H	RBI	BB	SO	LOB	TOP										
Bernard Gilkey, R OBP: 0.355, SLG: 0.394 (1, 7)	F9		G6-3			F7		1B		4	0	1	0	0	0	1	St. Louis Cardinals @ Pittsburgh Pirates Three Rivers Stadium, Pittsburgh, PA Sun Aug 02 1992, 3:33 AM EDT Att: 28,309 - Cloudy - 78 F										
Ozzie Smith, S OBP: 0.370, SLG: 0.331 (1, 6)	G3			G1-3		G6-3		1B		4	0	1	1	0	0	0											
Ray Lankford, L OBP: 0.373, SLG: 0.467 (1, 8)	K			G4-3		P5		K		4	0	0	0	0	2	2											
Felix Jose, S OBP: 0.351, SLG: 0.430 (1, 9)		G6-3		WP 1B			K		G1-6-3	4	0	1	0	0	1	0											
Andres Galarraga, R OBP: 0.270, SLG: 0.350 (1, 3)	F7			K		G3		G5-3		4	0	0	0	0	1	1											
Craig Wilson, R OBP: 0.358, SLG: 0.353 Lee Smith, R (9, 1)	G3				G6-4-3 1B		CS 1B		G5-3	4	0	2	0	0	0	0											
Tom Pagnozzi, R OBP: 0.312, SLG: 0.402 (1, 2)			F7		G6-4-3 1-2		CS 1-2	G5-3		3	0	0	0	0	0	1											
Luis Alicaia, S OBP: 0.333, SLG: 0.418 (1, 4)								G5-3		2	0	1	0	1	0	0											
Rheal Cormier, L OBP: 0.161, SLG: 0.226 (8, PH)										2	0	0	0	0	1	2											
Rex Hudler, R OBP: 0.258, SLG: 0.349 Todd Worrell, R (8, 1)			P1					K 1B		1	1	0	0	0	1	0											
Todd Zeile, R OBP: 0.349, SLG: 0.360 (9, 5)										0	0	0	0	0	0	0											
Inning Stats	R: 0 E: 0 K: 1 S: 9	H: 0 LOB: 0 BB: 0 P: 15	R: 0 E: 0 K: 0 S: 6	H: 0 LOB: 0 BB: 0 P: 10	R: 0 E: 0 K: 0 S: 7	H: 1 LOB: 1 BB: 0 P: 14	R: 0 E: 0 K: 1 S: 13	H: 1 LOB: 1 BB: 0 P: 22	R: 0 E: 0 K: 0 S: 5	H: 0 LOB: 0 BB: 0 P: 8	R: 0 E: 0 K: 1 S: 9	H: 1 LOB: 0 BB: 1 P: 13	R: 1 E: 0 K: 2 S: 16	H: 2 LOB: 2 BB: 0 P: 24	R: 0 E: 0 K: 0 S: 6	H: 0 LOB: 0 BB: 0 P: 9	1B: 5 2B: 1 3B: 0 HR: 0	SF: 0 SAC: 0 DP: 1 HBP: 0	WP: 2 PB: 0 SB: 1 CS: 1	PA: 34							
PITCHER	IP	WLS	BF	H	R	ER	SO	BB	IBB	HBP	BLK	WP	HR	S	P	ERA	WHIP										
Randy Tomlin, L ERA: 3.71 Bob Walk, R ERA: 3.6	(1, 1)	8.0	30	6	1	1	6	1	0	0	0	2	0	72	117	1.12	0.875										
(9, 1)	1.0	W	3	0	0	0	0	0	0	0	0	0	0	6	9	0.00	0.000										

Batter	1	2	3	4	5	6	7	8	9	AB	R	H	RBI	BB	SO	LOB	BOTTOM										
Gary Redus, R OBP: 0.308, SLG: 0.315 Barry Bonds, L OBP: 0.438, SLG: 0.612 (8, PH)	F7		G5-3			F8		K		3	0	0	0	0	0	0	St. Louis Cardinals @ Pittsburgh Pirates Three Rivers Stadium, Pittsburgh, PA Sun Aug 02 1992, 3:33 AM EDT Att: 28,309 - Cloudy - 78 F										
Jay Bell, R OBP: 0.325, SLG: 0.347 (1, 6)	F8			K		K			G6-3	4	0	0	0	0	2	0											
Andy Van Slyke, L OBP: 0.411, SLG: 0.509 (1, 8)	G4-3			BLK 1B		K			S 1B	4	1	2	0	0	1	0											
Lloyd McClendon, R OBP: 0.370, SLG: 0.342 (9, 3)		G6-3				P4			F8	3	0	1	0	0	0	1											
Orlando Merced, S OBP: 0.317, SLG: 0.392 (9, PH)		FC6 1B				F9			F8	1	0	0	0	0	0	1											
Jeff King, R OBP: 0.250, SLG: 0.348 (9, 4)	FC6								1B	3	1	1	1	1	0	2											
Don Slaught, R OBP: 0.377, SLG: 0.441 (1, 2)	F8					F7			1B	4	0	2	1	0	0	2											
John Wehner, R OBP: 0.240, SLG: 0.209 (1, 3)	F9					FC5-4 1B			1B	3	0	0	0	0	1	2											
Jose Lind, R OBP: 0.257, SLG: 0.259 Alex Cole, L OBP: 0.312, SLG: 0.294 (8, PH)			G5-3			G6-4-3			G4-3	2	0	0	0	0	0	1											
Randy Tomlin, L OBP: 0.227, SLG: 0.171 Gary Varsho, L OBP: 0.260, SLG: 0.345 Bob Walk, R OBP: 0.045, SLG: 0.045 (9, 1)				G1-3		G6-3			BLK 1B	1	0	1	0	0	0	0											
Inning Stats	R: 0 E: 0 K: 0 S: 6	H: 0 LOB: 0 BB: 0 P: 10	R: 0 E: 0 K: 0 S: 7	H: 1 LOB: 0 BB: 0 P: 10	R: 0 E: 0 K: 0 S: 6	H: 0 LOB: 0 BB: 0 P: 9	R: 0 E: 0 K: 1 S: 11	H: 1 LOB: 0 BB: 0 P: 20	R: 0 E: 0 K: 0 S: 5	H: 0 LOB: 0 BB: 0 P: 6	R: 0 E: 0 K: 1 S: 13	H: 0 LOB: 1 BB: 1 P: 18	R: 0 E: 0 K: 2 S: 14	H: 1 LOB: 1 BB: 0 P: 21	R: 2 E: 0 K: 0 S: 13	H: 3 LOB: 1 BB: 0 P: 19	1B: 7 2B: 0 3B: 0 HR: 0	SF: 0 SAC: 0 DP: 1 HBP: 0	WP: 0 PB: 0 SB: 1 CS: 0	PA: 33							
PITCHER	IP	WLS	BF	H	R	ER	SO	BB	IBB	HBP	BLK	WP	HR	S	P	ERA	WHIP										
Rheal Cormier, L ERA: 4.63 Todd Worrell, R ERA: 3.35 Lee Smith, R ERA: 3.22	(1, 1)	7.0	24	3	0	0	3	1	0	0	1	0	0	14	21	0.00	1.000										
(8, 1)	1.0	L	4	1	0	0	2	0	0	0	1	0	0	13	19	27.00	4.500										
(9, 1)	0.2	L	5	3	2	2	0	0	0	0	0	0	0	13	19	27.00	4.500										

Batter	1	2	3	4	5	6	7	8	9	AB	R	H	RBI	BB	SO	LOB	TOP			
Daryl Boston, L (1,7) OBP: 0.305, SLG: 0.392	F9		BB	K			BB		F8	3	0	0	0	2	1	2	New York Mets @ Pittsburgh Pirates Three Rivers Stadium, Pittsburgh, PA Wed Aug 05 1992, 7:05 PM EDT Att: 30,009 - Cloudy - 74 F			
Chris Donnels, L (1,4) OBP: 0.333, SLG: 0.182 Jeff Innis, R (7,1)	F8		BB		G3-1		F8			3	0	0	0	1	0	1				
Willie Randolph, R (9,PH) OBP: 0.343, SLG: 0.315	F7		BB						BB	0	0	0	0	0	0	0				
Dave Magadan, L (1,5) OBP: 0.393, SLG: 0.350	F7		BB		G4-3				BB	5	0	1	0	0	1	4				
Eddie Murray, S (1,3) OBP: 0.319, SLG: 0.403	F9			1B	P6				1B	4	1	2	0	0	0	0				
Chico Walker, S (1,8) OBP: 0.310, SLG: 0.364 Pat Howell, S (8,8) OBP: 0.178, SLG: 0.140	G1-3		1B	FC4-6		K			P2	4	1	1	0	0	1	2				
Dave Gallagher, R (1,9) OBP: 0.287, SLG: 0.337	G5-3			SF8			G4-6-3		BB	2	0	1	1	1	0	0				
Todd Hundley, S (1,2) OBP: 0.263, SLG: 0.347			BB	E9	FC4-6		G4-6-3		K	4	0	2	0	0	1	4				
Dick Schofield, R (1,6) OBP: 0.312, SLG: 0.280 Bill Pecota, R (8,PH) OBP: 0.294, SLG: 0.270			K	FC4-6	PB		P2		F7	3	0	0	1	0	1	2				
Pete Schourek, L (1,1) OBP: 0.045, SLG: 0.045 Mackey Sasser, L (4,PH) OBP: 0.274, SLG: 0.315 Mark Dewey, R (4,1) Jeff McKnight, S (7,4)	F7			K			K		K	1	0	0	0	0	0	1				
										2	0	0	0	0	0	0				
Inning Stats	R: 0 E: 0 K: 0 S: 6	H: 0 LOB: 0 BB: 0 P: 10	R: 0 E: 0 K: 0 S: 8	H: 0 LOB: 0 BB: 0 P: 10	R: 0 E: 1 K: 2 S: 16	H: 1 LOB: 3 BB: 2 P: 28	R: 2 E: 0 K: 2 S: 15	H: 3 LOB: 2 BB: 0 P: 28	R: 0 E: 0 K: 1 S: 7	H: 1 LOB: 0 BB: 0 P: 13	R: 0 E: 0 K: 1 S: 6	H: 0 LOB: 1 BB: 1 P: 13	R: 0 E: 0 K: 1 S: 14	H: 2 LOB: 3 BB: 1 P: 29	R: 0 E: 0 K: 1 S: 8	H: 0 LOB: 1 BB: 1 P: 18	1B: 7 2B: 0 3B: 0 HR: 0	SF: 1 SAC: 0 DP: 1 HBP: 0	WP: 0 PB: 1 SB: 1 CS: 0	PA: 39
PITCHER	IP WLS BF H R ER SO BB IBB HBP BLK WP HR S P ERA WHIP																			
Tim Wakefield, R (1,1) ERA: 1.06	8.0 W 35 7 2 2 7 4 0 0 0 0 0 0 78 144 2.25 1.375																			
Roger Mason, R (9,1) ERA: 3.66	1.0 4 0 0 0 1 1 0 0 0 0 0 0 8 18 0.00 1.000																			

AB	33
R	2
H	7
RBI	2
BB	5
SO	8
LOB	20



Batter	1	2	3	4	5	6	7	8	9	AB	R	H	RBI	BB	SO	LOB	BOTTOM			
Gary Redus, R (1,3) OBP: 0.295, SLG: 0.300	F9	F9		K						4	0	0	0	0	2	1	New York Mets @ Pittsburgh Pirates Three Rivers Stadium, Pittsburgh, PA Wed Aug 05 1992, 7:05 PM EDT Att: 30,009 - Cloudy - 74 F			
Jay Bell, R (1,6) OBP: 0.325, SLG: 0.346	1B		S	1B	K		G5-3			3	2	1	0	0	1	0				
Andy Van Slyke, L (1,8) OBP: 0.407, SLG: 0.503	S		SF7	1B	G6-3		G4-3			4	2	2	1	0	0	0				
Lloyd McClendon, R (1,9) OBP: 0.363, SLG: 0.339	1B	S	BB	K			G5-3			3	1	0	0	1	2	2				
Barry Bonds, L (1,7) OBP: 0.439, SLG: 0.606	SF7		2B	IBB	G4-3				G4-3	2	0	0	1	1	0	0				
Jeff King, R (1,5) OBP: 0.249, SLG: 0.348	S		1B	2B	F7				G4-3	4	1	2	2	0	0	0				
Don Slaught, R (1,2) OBP: 0.361, SLG: 0.447	F8		1B	2B			G6-3		G5-3	4	0	2	1	0	0	1				
Jose Lind, R (1,4) OBP: 0.263, SLG: 0.264		P4		BB			G6-3			2	0	0	0	1	0	1				
Tim Wakefield, R (1,1) Roger Mason, R (9,1)	F8			K			P3			3	0	0	0	0	1	3				
										0	0	0	0	0	0	0				
Inning Stats	R: 3 E: 0 K: 0 S: 14	H: 3 LOB: 1 BB: 1 P: 28	R: 0 E: 0 K: 0 S: 5	H: 0 LOB: 0 BB: 0 P: 8	R: 3 E: 0 K: 2 S: 15	H: 3 LOB: 2 BB: 2 P: 33	R: 0 E: 0 K: 2 S: 9	H: 0 LOB: 0 BB: 0 P: 13	R: 0 E: 0 K: 1 S: 12	H: 0 LOB: 0 BB: 0 P: 15	R: 0 E: 0 K: 1 S: 10	H: 1 LOB: 1 BB: 0 P: 12	R: 0 E: 0 K: 0 S: 5	H: 0 LOB: 0 BB: 0 P: 11	R: 0 E: 0 K: 0 S: 6	H: 0 LOB: 0 BB: 0 P: 12	1B: 4 2B: 3 3B: 0 HR: 0	SF: 1 SAC: 0 DP: 0 HBP: 1	WP: 0 PB: 0 SB: 5 CS: 0	PA: 34
PITCHER	IP WLS BF H R ER SO BB IBB HBP BLK WP HR S P ERA WHIP																			
Pete Schourek, L (1,1) ERA: 3.26	3.0 L 18 1 0 0 4 0 0 0 0 0 0 31 40 0.00 0.333																			
Mark Dewey, R (4,1) ERA: 4.97	3.0 10 1 0 0 4 0 0 0 0 0 0 11 23 0.00 0.000																			
Jeff Innis, R (7,1) ERA: 2.94	2.0 6 0 0 0 0 0 0 0 0 0 0 11 23 0.00 0.000																			



Batter	1	2	3	4	5	6	7	8	9	10	11	12	13	AB	R	H	RBI	BB	SO	LOB	TOP	
Alex Cole, L OBP: 0.320, SLG: 0.303 (1.9)	K		FC5-4 1B		2B 1B			G1-3		F7		P6		3	0	2	0	0	0	1	0	
Jay Bell, R OBP: 0.325, SLG: 0.349 (1.6)	G6-3		FC5-4		1B			1B		P5		K		6	0	2	1	0	1	1	1	
Andy Van Slyke, L OBP: 0.404, SLG: 0.496 (1.8)	K		F7		F7			P5		BB BB			K	5	0	0	0	0	1	2	4	
Barry Bonds, L OBP: 0.439, SLG: 0.601 (1.7)		1B BB G1-2-3 BB		G1-3		F8		K		BB SH1-4 1B			S 1B	4	1	1	0	2	1	1	1	
Orlando Merced, S OBP: 0.317, SLG: 0.389 (1.3)				G4-3		K				FC4			P5	4	0	1	0	1	1	2	0	
Bob Patterson, R OBP: 0.429, SLG: 0.500 (10.1)														0	0	0	0	0	0	0	0	
John Wehner, R OBP: 0.237, SLG: 0.206 (12.3)														1	0	0	0	0	0	0	1	
Jeff King, R OBP: 0.248, SLG: 0.345 (1.5)				G1-3		P2				SH1-4			P6	5	1	1	1	0	1	2	0	
Michael LaValliere, L OBP: 0.349, SLG: 0.320 (1.2)					G5-3			G4-3		BB IBB			P7	4	0	1	0	2	0	0	0	
Jose Lind, R OBP: 0.267, SLG: 0.266 (1.4)				1B				G4-3		BB IBB			L9	5	0	2	1	1	0	3	0	
Doug Drabek, R ERA: 3.67 (1.1)				G4-3				G5-3		G4-3			F7	3	1	1	0	0	0	0	0	
Gary Garretts, R ERA: 2.75 (8.1)					1B BB 2B					1-2 2-3 BB			G6-3	1	0	0	0	0	0	0	3	
Stan Belinda, R ERA: 2.94 (9.1)														0	0	0	0	0	0	0	0	
Lloyd McClendon, 2B ERA: 1.52 (12.1)														0	0	0	0	0	0	0	0	
Roger Mason, R ERA: 3.62 (12.1)														1	0	0	0	0	0	0	2	
Don Slaught, R ERA: 3.33 (13.1)														0	0	0	0	0	0	0	0	
Denny Neagle, L ERA: 4.43 (13.1)														0	0	0	0	0	0	0	0	
Inning Stats	R: 0 E: 0 K: 2 S: 8	H: 0 LOB: 0 BB: 0 P: 13	R: 0 E: 0 K: 1 S: 10	H: 1 LOB: 2 BB: 2 P: 23	R: 0 E: 0 K: 0 S: 10	H: 1 LOB: 1 BB: 0 P: 14	R: 0 E: 0 K: 0 S: 6	H: 0 LOB: 0 BB: 0 P: 8	R: 0 E: 0 K: 1 S: 9	H: 0 LOB: 0 BB: 0 P: 13	R: 0 E: 0 K: 0 S: 5	H: 1 LOB: 1 BB: 0 P: 20	R: 0 E: 0 K: 0 S: 8	H: 0 LOB: 0 BB: 0 P: 21	R: 0 E: 0 K: 1 S: 7	H: 0 LOB: 0 BB: 0 P: 8	R: 2 E: 0 K: 1 S: 12	H: 3 LOB: 2 BB: 1 P: 24	1B: 10 2B: 1 3B: 0 HR: 0	SF: 0 SAC: 1 DP: 2 HBP: 0	WIP: 0 PB: 0 SB: 1 CS: 1	PA: 54
PITCHER	IP 7.0	WLS 27	BF 6	H 1	R 1	ER 1	SO 4	BB 2	IBB 0	HBP 0	BLK 0	WP 0	HR 0	S 58	P 94	ERA 1.29	WHIP 1.143					
Omar Olivares, R ERA: 3.67 (1.1)	7.0	27	6	1	1	1	4	2	0	0	0	0	0	58	94	1.29	1.143					
Bob McClure, L ERA: 2.75 (8.1)	1.0	5	2	0	0	0	1	0	0	0	0	0	0	13	21	0.00	2.000					
Mike Perez, R ERA: 1.52 (12.1)	2.0	9	0	0	0	0	0	3	1	0	0	0	0	16	36	0.00	1.500					
Todd Worrell, R ERA: 3.18 (11.1)	1.0	3	0	0	0	0	0	0	0	0	0	0	0	8	12	0.00	0.000					
Lee Smith, R ERA: 3.33 (12.1)	2.0	L	10	3	2	2	2	0	1	0	0	0	0	19	32	9.00	1.500					

Pittsburgh Pirates @ St. Louis Cardinals
 Busch Stadium, St. Louis, MO
 Thu Aug 06 1992, 7:05 PM CDT
 Att. 32,001 - Sunny - 82 F

livebaseballscorecards.com

AB	46
R	3
H	11
RBI	3
BB	7
SO	7
LOB	19



Batter	1	2	3	4	5	6	7	8	9	10	11	12	13	AB	R	H	RBI	BB	SO	LOB	BOTTOM			
Bernard Gilkey, R OBP: 0.358, SLG: 0.399 (1.7)	SH1-3 2B		K		K			L7		S BB		K		5	0	1	0	1	3	2				
Ozzie Smith, S OBP: 0.376, SLG: 0.341 (1.6)	SH1-3		S 1B		CS 1B			L7		1-2 IBB		FC4-6		4	0	2	0	1	0	2				
Ray Lankford, L OBP: 0.370, SLG: 0.463 (1.8)	K		K		CS 1B		P5			F7			G4-3	6	0	1	0	0	2	4				
Todd Zeile, R OBP: 0.354, SLG: 0.353 (1.5)	K		G6-3				G3			CS 1B			P4	5	0	0	0	0	2	2				
Lee Smith, R (12.1)	K												G5-3	0	0	0	0	0	0	0				
Rex Hudler, R OBP: 0.258, SLG: 0.345 (13. PH)	K													1	0	0	0	0	0	0				
Felix Jose, S OBP: 0.350, SLG: 0.446 (1.9)		G6-3			G4-3		K			S 1B			G6-3	6	1	2	1	0	1	0				
Andres Galarraga, R OBP: 0.274, SLG: 0.366 (1.3)		1B 2B						K2-3		P4			CS 1B	6	1	3	0	0	1	1				
Luis Alcega, S OBP: 0.354, SLG: 0.433 (1.4)										F9			CS	3	0	1	0	2	1	2				
Tom Pagnozzi, R OBP: 0.307, SLG: 0.395 (1.2)					G6-4-3 BB								G5-3	5	0	1	1	0	2	4				
Omar Olivares, R ERA: 2.54 (1.1)														2	0	0	0	0	1	1				
Stan Belinda, R ERA: 2.94 (9.1)														0	0	0	0	0	0	0				
Bob Patterson, L ERA: 2.91 (10.1)														1	0	0	0	0	1	0				
Roger Mason, R ERA: 3.62 (12.1)														0	0	0	0	0	0	0				
Denny Neagle, L ERA: 4.43 (13.1)														1	0	1	0	0	0	0				
Inning Stats	R: 0 E: 0 K: 2 S: 9	H: 1 LOB: 1 BB: 0 P: 15	R: 1 E: 0 K: 1 S: 11	H: 2 LOB: 1 BB: 0 P: 17	R: 0 E: 0 K: 2 S: 7	H: 1 LOB: 1 BB: 1 P: 15	R: 0 E: 0 K: 1 S: 8	H: 0 LOB: 0 BB: 0 P: 11	R: 0 E: 0 K: 1 S: 7	H: 0 LOB: 1 BB: 1 P: 12	R: 0 E: 0 K: 0 S: 3	H: 1 LOB: 0 BB: 0 P: 7	R: 0 E: 0 K: 2 S: 11	H: 1 LOB: 1 BB: 2 P: 16	R: 0 E: 0 K: 0 S: 6	H: 1 LOB: 0 BB: 0 P: 11	R: 0 E: 0 K: 2 S: 9	H: 2 LOB: 2 BB: 0 P: 10	R: 1 E: 0 K: 0 S: 14	H: 1 LOB: 0 BB: 0 P: 22	1B: 7 2B: 4 3B: 0 HR: 1	SF: 0 SAC: 1 DP: 1 HBP: 0	WIP: 0 PB: 0 SB: 4 CS: 3	PA: 54
PITCHER	IP 8.0	WLS 30	H 7	R 1	ER 1	SO 9	BB 2	IBB 0	HBP 0	BLK 0	WP 0	HR 0	S 63	P 104	ERA 1.12	WHIP 1.125								
Doug Drabek, R ERA: 2.54 (1.1)	8.0	30	7	1	1	1	9	2	0	0	0	0	63	104	1.12	1.125								
Stan Belinda, R ERA: 2.94 (9.1)	1.2	8	1	0	0	3	1	1	0	0	0	0	21	34	0.00	1.200								
Bob Patterson, L ERA: 2.91 (10.1)	1.2	6	2	0	0	1	0	0	0	0	0	0	13	19	0.00	1.200								
Roger Mason, R ERA: 3.62 (12.1)	0.2	W	3	1	0	0	0	0	0	0	0	0	5	6	0.00	1.500								
Denny Neagle, L ERA: 4.43 (13.1)	1.0	S	4	1	1	1	0	0	0	0	0	0	14	22	9.00	1.000								

Pittsburgh Pirates @ St. Louis Cardinals
 Busch Stadium, St. Louis, MO
 Thu Aug 06 1992, 7:05 PM CDT
 Att. 32,001 - Sunny - 82 F

livebaseballscorecards.com

AB	46
R	2
H	12
RBI	2
BB	4
SO	14
LOB	19



Batter	1	2	3	4	5	6	7	8	9	AB	R	H	RBI	BB	SO	LOB	TOP					
Gary Redus, R OBP: 0.302, SLG: 0.308 (1, 3)										3	0	2	1	0	0	0	Pittsburgh Pirates @ St. Louis Cardinals Busch Stadium, St. Louis, MO Fri Aug 07 1992, 7:05 PM CDT Att: 37,518 - Cloudy - 77 F					
Orlando Merced, S OBP: 0.318, SLG: 0.397 (7, PH)										4	0	1	0	0	1	3						
Jay Bell, R OBP: 0.325, SLG: 0.348 (1, 6)										2	0	0	0	1	1	2						
Andy Van Slyke, L OBP: 0.405, SLG: 0.494 (1, 8)										4	0	0	0	0	1	4						
Lloyd McClendon, R OBP: 0.351, SLG: 0.326 (1, 9)										4	0	1	0	0	1	0						
Barry Bonds, L OBP: 0.438, SLG: 0.597 (1, 7)										4	0	1	0	0	1	0						
Jeff King, R OBP: 0.248, SLG: 0.354 (1, 5)										4	1	1	1	0	0	1						
Don Slaught, R OBP: 0.376, SLG: 0.436 (1, 2)										3	1	0	0	1	1	0						
Jose Lind, R OBP: 0.270, SLG: 0.269 (1, 4)										4	2	2	0	0	0	0						
Randy Tomlin, L OBP: 0.239, SLG: 0.186 (1, 1)										2	1	1	1	0	0	0						
Will Pennyfeather, R OBP: 0.167, SLG: 0.167 (9, PH)										1	0	0	0	0	0	0						
Bob Patterson, R OBP: 0.429, SLG: 0.500 (9, 1)										0	0	0	0	0	0	0						
Inning Stats	R: 0 E: 0 K: 1 S: 11	H: 1 LOB: 1 BB: 0 P: 18	R: 1 E: 0 K: 2 S: 12	H: 1 LOB: 0 BB: 20 P: 20	R: 0 E: 0 K: 0 S: 11	H: 1 LOB: 1 BB: 0 P: 19	R: 0 E: 0 K: 1 S: 5	H: 1 LOB: 0 BB: 0 P: 8	R: 1 E: 0 K: 0 S: 9	H: 2 LOB: 1 BB: 0 P: 13	R: 0 E: 0 K: 0 S: 3	H: 0 LOB: 0 BB: 0 P: 5	R: 3 E: 0 K: 1 S: 17	H: 3 LOB: 2 BB: 2 P: 33	R: 0 E: 0 K: 0 S: 6	H: 0 LOB: 0 BB: 0 P: 10	R: 0 E: 0 K: 0 S: 3	H: 0 LOB: 0 BB: 0 P: 4	1B: 7 2B: 0 3B: 1 HR: 1	SF: 0 SAC: 1 DP: 2 HBP: 1	WP: 0 PB: 0 SB: 1 CS: 0	PA: 37
PITCHER	IP	WLS	BF	H	R	ER	SO	BB	IBB	HBP	BLK	WP	HR	S	P	ERA	WHIP					
Rheal Cormier, L ERA: 4.54 (1, 1)	6.0	L	23	6	2	2	4	0	0	1	1	0	1	51	83	3.00	1.000					
Cris Carpenter, R ERA: 3.47 (7, 1)	2.0		11	3	3	3	1	1	1	0	0	0	0	23	43	13.50	2.000					
Donovan Osborne, L ERA: 3.82 (9, 1)	1.0		3	0	0	0	0	0	0	0	0	0	0	3	4	0.00	0.000					

AB	33
R	5
H	9
RBI	5
BB	2
SO	5
LOB	10



Batter	1	2	3	4	5	6	7	8	9	AB	R	H	RBI	BB	SO	LOB	BOTTOM					
Bernard Gilkey, R OBP: 0.353, SLG: 0.392 (1, 7)										4	0	0	0	0	0	1	Pittsburgh Pirates @ St. Louis Cardinals Busch Stadium, St. Louis, MO Fri Aug 07 1992, 7:05 PM CDT Att: 37,518 - Cloudy - 77 F					
Ozzie Smith, S OBP: 0.376, SLG: 0.340 (1, 6)										4	0	1	0	0	0	1						
Ray Lankford, L OBP: 0.367, SLG: 0.458 (1, 8)										4	0	0	0	0	2	1						
Felix Jose, S OBP: 0.352, SLG: 0.456 (1, 9)										4	1	2	1	0	0	0						
Andres Galarraga, R OBP: 0.271, SLG: 0.361 (1, 3)										3	0	0	0	0	0	1						
Todd Zeile, R OBP: 0.344, SLG: 0.353 (1, 5)										3	0	1	0	0	0	0						
Tom Pagnozzi, R OBP: 0.304, SLG: 0.392 (1, 2)										3	0	0	0	0	0	1						
Luis Alicea, S OBP: 0.353, SLG: 0.431 (1, 4)										3	0	1	0	0	0	0						
Rheal Cormier, L OBP: 0.156, SLG: 0.219 (1, 1)										1	0	0	0	0	0	1						
Rex Hudler, R OBP: 0.253, SLG: 0.341 (6, PH)										1	0	0	0	0	0	0						
Cris Carpenter, R OBP: 0.500, SLG: 0.500 (7, 1)										0	0	0	0	0	0	0						
Milt Thompson, L OBP: 0.356, SLG: 0.427 (8, PH)										1	0	0	0	0	1	0						
Donovan Osborne, S OBP: 0.154, SLG: 0.205 (9, 1)										0	0	0	0	0	0	0						
Inning Stats	R: 0 E: 0 K: 1 S: 9	H: 0 LOB: 0 BB: 0 P: 13	R: 0 E: 0 K: 0 S: 10	H: 2 LOB: 1 BB: 0 P: 11	R: 0 E: 0 K: 0 S: 9	H: 1 LOB: 1 BB: 0 P: 14	R: 0 E: 0 K: 1 S: 12	H: 0 LOB: 0 BB: 0 P: 18	R: 0 E: 0 K: 0 S: 6	H: 0 LOB: 0 BB: 0 P: 9	R: 0 E: 0 K: 0 S: 11	H: 1 LOB: 1 BB: 0 P: 16	R: 1 E: 0 K: 0 S: 7	H: 1 LOB: 0 BB: 0 P: 9	R: 0 E: 0 K: 1 S: 7	H: 0 LOB: 0 BB: 0 P: 12	R: 0 E: 0 K: 0 S: 6	H: 0 LOB: 0 BB: 0 P: 11	1B: 4 2B: 0 3B: 0 HR: 1	SF: 0 SAC: 0 DP: 1 HBP: 0	WP: 0 PB: 0 SB: 0 CS: 0	PA: 31
PITCHER	IP	WLS	BF	H	R	ER	SO	BB	IBB	HBP	BLK	WP	HR	S	P	ERA	WHIP					
Randy Tomlin, L ERA: 3.56 (1, 1)	8.0	W	28	5	1	1	3	0	0	0	0	0	0	71	102	1.12	0.625					
Bob Patterson, L ERA: 2.45 (9, 1)	1.0		3	0	0	0	0	0	0	0	0	0	0	6	11	0.00	0.000					



Batter	1	2	3	4	5	6	7	8	9	AB	R	H	RBI	BB	SO	LOB	TOP										
Alex Cole, L OBP: 0.323, SLG: 0.318 Denny Neagle, L (8, 1) Stan Belinda, R OBP: 0.500, SLG: 1.000	1-3 K		1-3 K		1-0 3B			0-0 1B SF7		4	1	2	0	0	2	0	Pittsburgh Pirates @ St. Louis Cardinals Busch Stadium, St. Louis, MO Sat Aug 08 1992, 7:05 PM CDT Att: 44,094 - Sunny - 93 F										
Jay Bell, R OBP: 0.324, SLG: 0.347	1-0 F8		1-2 G6-3		1-0 G6-3			2-2 1B		4	0	1	0	0	0	1											
Andy Van Slyke, L OBP: 0.404, SLG: 0.492	0-0 2B 1B		3-3 K			2-2 G6-3		1-2 SF7		3	1	1	1	0	1	0											
Barry Bonds, L OBP: 0.436, SLG: 0.595	3-1 1-H 2B			0-0 F9		2-1 F8		2-0 F7		4	0	1	1	0	0	1											
Orlando Merced, S OBP: 0.314, SLG: 0.391	1-0 L7			1-0 F9		2-3 K			2-1 G3	4	0	0	0	0	1	1											
Jeff King, R OBP: 0.248, SLG: 0.353		1-2 P3		0-1 PB 1B			0-1 F9		0-1 F9	4	0	1	0	0	0	0											
Michael LaValliere, L OBP: 0.343, SLG: 0.313		0-0 L3		1-2 G6-3			2-1 F7		0-0 G4-3	4	0	0	0	0	0	1											
Jose Lind, R OBP: 0.270, SLG: 0.269		1-1 FC6-4 1B		1-0 F8			2-2 F7			3	0	1	0	0	0	0											
Zane Smith, L OBP: 0.160, SLG: 0.167 Bob Walk, R OBP: 0.045, SLG: 0.045 Cecil Espy, S OBP: 0.301, SLG: 0.338		0-0 FC6-4		0-0 G4-3				2-2 G4-3		2	0	0	0	0	0	1											
Inning Stats	R: 1 E: 0 K: 1 S: 8	H: 2 LOB: 1 BB: 0 P: 14	R: 0 E: 0 K: 0 S: 7	H: 1 LOB: 1 BB: 0 P: 9	R: 0 E: 0 K: 2 S: 9	H: 0 LOB: 0 BB: 0 P: 14	R: 0 E: 0 K: 0 S: 7	H: 1 LOB: 1 BB: 0 P: 9	R: 0 E: 0 K: 1 S: 4	H: 0 LOB: 0 BB: 0 P: 7	R: 0 E: 0 K: 1 S: 10	H: 0 LOB: 0 BB: 0 P: 14	R: 0 E: 0 K: 0 S: 15	H: 2 LOB: 1 BB: 0 P: 21	R: 0 E: 0 K: 0 S: 5	H: 0 LOB: 0 BB: 0 P: 7		1B: 5 2B: 1 3B: 1 HR: 0	SF: 1 SAC: 0 DP: 0 HBP: 0	WP: 0 PB: 1 SB: 0 CS: 0	PA: 34						
PITCHER	IP	WLS	BF	H	R	ER	SO	BB	IBB	HBP	BLK	WP	HR	S	P	ERA	WHIP										
Bob Tewksbury, R ERA: 1.95	(1, 1)	7.1	L	29	7	2	2	4	0	0	0	0	0	64	95	2.46	0.955										
Bob McClure, L ERA: 2.7	(8, 1)	0.2		2	0	0	0	0	0	0	0	0	0	4	7	0.00	0.000										
Mike Perez, R ERA: 1.5	(9, 1)	1.0		3	0	0	0	0	0	0	0	0	0	5	7	0.00	0.000										

AB	33
R	2
H	7
RBI	2
BB	0
SO	4
LOB	5



Batter	1	2	3	4	5	6	7	8	9	AB	R	H	RBI	BB	SO	LOB	BOTTOM										
Luis Altea, S OBP: 0.391, SLG: 0.427	1-3 K		1-1 1B		1-1 G6-3			2-3 K		4	0	1	0	0	2	0	Pittsburgh Pirates @ St. Louis Cardinals Busch Stadium, St. Louis, MO Sat Aug 08 1992, 7:05 PM CDT Att: 44,094 - Sunny - 93 F										
Ozzie Smith, S OBP: 0.375, SLG: 0.339	0-0 G6-3		3-2 G1-6-3		0-0 G5-3			0-2 1B		4	0	1	0	0	0	1											
Felix Jose, S OBP: 0.351, SLG: 0.453	0-2 1B			1-2 G6-3		1-0 G4-3		1-1 F9		4	0	1	0	0	0	1											
Andres Galarraga, R OBP: 0.267, SLG: 0.355	0-3 K			1-1 P4		0-3 K			2-0 G6-3	4	0	0	0	0	2	1											
Ray Lankford, L OBP: 0.366, SLG: 0.456		1-0 F8		2-0 1B 1B		1-1 L7			1-3 K	4	1	1	0	0	1	0											
Bernard Gilkey, R OBP: 0.359, SLG: 0.396		1-1 G4-3 1B		0-1 1B 1B			2-0 G5-3		4-1 S BB	3	0	2	0	1	0	0											
Craig Wilson, R OBP: 0.355, SLG: 0.351	1-1 G4-3			2-1 1B		1-3 1B		1-2 G5-3		4	0	1	1	0	1	2											
Tom Pagnozzi, R OBP: 0.305, SLG: 0.391			0-1 CS 1B		1-3 1B		1-1 F8			3	0	1	0	0	1	2											
Bob Tewksbury, R OBP: 0.109, SLG: 0.058 Bob McClure, R			2-2 G6-3			0-3 K		1-0 F8		2	0	0	0	0	1	1											
Rex Hudler, R OBP: 0.250, SLG: 0.337 Mike Perez, R			1-2							1	0	0	0	0	0	0											
Inning Stats	R: 0 E: 0 K: 2 S: 10	H: 1 LOB: 1 BB: 0 P: 11	R: 0 E: 0 K: 0 S: 5	H: 1 LOB: 0 BB: 0 P: 8	R: 0 E: 0 K: 0 S: 12	H: 2 LOB: 1 BB: 0 P: 17	R: 1 E: 0 K: 1 S: 13	H: 3 LOB: 2 BB: 0 P: 21	R: 0 E: 0 K: 1 S: 6	H: 0 LOB: 0 BB: 0 P: 7	R: 0 E: 0 K: 1 S: 6	H: 0 LOB: 0 BB: 0 P: 8	R: 0 E: 0 K: 0 S: 6	H: 0 LOB: 0 BB: 0 P: 10	R: 0 E: 0 K: 1 S: 12	H: 1 LOB: 1 BB: 0 P: 15	R: 0 E: 0 K: 2 S: 9	H: 0 LOB: 1 BB: 1 P: 18	1B: 8 2B: 0 3B: 0 HR: 0	SF: 0 SAC: 0 DP: 1 HBP: 0	WP: 0 PB: 0 SB: 1 CS: 1	PA: 34					
PITCHER	IP	WLS	BF	H	R	ER	SO	BB	IBB	HBP	BLK	WP	HR	S	P	ERA	WHIP										
Zane Smith, L ERA: 2.92	(1, 1)	5.0		20	7	1	1	4	0	0	0	0	0	46	64	1.80	1.400										
Bob Walk, R ERA: 3.55	(6, 1)	2.0	W	6	0	0	0	1	0	0	0	0	0	12	18	0.00	0.000										
Denny Neagle, L ERA: 4.39	(8, 1)	0.2		3	1	0	0	1	0	0	0	0	0	9	12	0.00	1.500										
Stan Belinda, R ERA: 2.86	(8, 1)	1.1	S	5	0	0	0	2	1	0	0	0	0	12	21	0.00	0.750										


AB	33
R	1
H	8
RBI	1
BB	1
SO	8
LOB	8



Batter	1	2	3	4	5	6	7	8	9	AB	R	H	RBI	BB	SO	LOB	TOP			
Alex Cole, L OBP: 0.325, SLG: 0.321 (1, 9)	P6		BB SF8 1B	G6-3		G6-3		G1-3		5	1	2	0	0	0	0				
John Wehner, R OBP: 0.285, SLG: 0.225 Jay Bell, R OBP: 0.324, SLG: 0.346 (8, 6)	BB 2B 1B		SF8 BB 2B BB	G6-3		G6-3			F7	3	2	2	0	1	0	0				
Andy Van Slyke, L OBP: 0.401, SLG: 0.491 (1, 8)	F9		F7		G3 1B 2B				F9	5	1	1	0	0	1	5				
Barry Bonds, L OBP: 0.438, SLG: 0.592 (1, 7)	2B BB		BB 2B BB		G3			G4-3 BB	F7	2	2	0	0	3	0	1				
Orlando Merced, S OBP: 0.316, SLG: 0.398 (1, 3)	BB		SF8		G4-3			G4-3		3	0	2	4	0	0	1				
Jeff King, R OBP: 0.252, SLG: 0.352 (8, 5)	G5-3		BB		F7			1B		3	1	1	0	1	0	2				
Michael LaValliere, L OBP: 0.342, SLG: 0.317 (1, 2)		F7	BB		L5			P6		4	0	1	3	0	0	2				
Jose Lind, R OBP: 0.267, SLG: 0.266 (1, 4)	F9		K		G3-1			G6-3		4	0	0	0	0	1	1				
Danny Jackson, R OBP: 0.068, SLG: 0.068 Roger Mason, R (4, 1)	G4-3		B1-3					P6		2	0	0	0	0	0	0				
Bob Patterson, R OBP: 0.429, SLG: 0.500 Gary Varsho, L OBP: 0.254, SLG: 0.336 Bob Walk, R OBP: 0.045, SLG: 0.045 (8, 1)										1	0	0	0	0	0	1				
Inning Stats	R: 2 E: 0 K: 0 S: 11	H: 2 LOB: 1 BB: 1 P: 22	R: 0 E: 0 K: 0 S: 4	H: 0 LOB: 0 BB: 0 P: 6	R: 4 E: 0 K: 1 S: 19	H: 2 LOB: 1 BB: 3 P: 34	R: 0 E: 0 K: 0 S: 8	H: 0 LOB: 0 BB: 0 P: 13	R: 1 E: 0 K: 2 S: 6	H: 2 LOB: 1 BB: 0 P: 11	R: 0 E: 0 K: 0 S: 10	H: 1 LOB: 1 BB: 1 P: 20	R: 0 E: 0 K: 0 S: 6	H: 0 LOB: 0 BB: 0 P: 11	R: 0 E: 0 K: 0 S: 8	H: 0 LOB: 0 BB: 0 P: 13	1B: 6 2B: 3 3B: 0 HR: 0	SF: 1 SAC: 0 DP: 1 HBP: 0	WP: 0 PB: 0 SB: 1 CS: 0	PA: 40
PITCHER	IP WLS BF H R ER SO	IP WLS BF H R ER SO	IP WLS BF H R ER SO	IP WLS BF H R ER SO	IP WLS BF H R ER SO	IP WLS BF H R ER SO	IP WLS BF H R ER SO	IP WLS BF H R ER SO	IP WLS BF H R ER SO	IP WLS BF H R ER SO	IP WLS BF H R ER SO	IP WLS BF H R ER SO	IP WLS BF H R ER SO	IP WLS BF H R ER SO	IP WLS BF H R ER SO	IP WLS BF H R ER SO	ERA WHIP	ERA WHIP		
Mark Clark, R ERA: 4.02 (1, 1)	2.2 L 15 3 6 6 0																	20.25	2.625	
Cris Carpenter, R ERA: 3.45 (3, 1)	0.1 2 1 0 0 1																	0.00	3.000	
Donovan Osborne, L ERA: 3.77 (4, 1)	4.0 17 5 1 1 2																	2.25	1.500	
Mike Perez, R ERA: 1.47 (8, 1)	1.1 4 0 0 0 0																	0.00	0.000	
Bob McClure, L ERA: 2.66 (9, 1)	0.2 2 0 0 0 0																	0.00	0.000	

Pittsburgh Pirates @ St. Louis Cardinals
 Busch Stadium, St. Louis, MO
 Sun Aug 09 1992, 3:33 AM CDT
 Att: 40,444 - Cloudy - 99 F


AB 34
 R 7
 H 9
 RBI 7
 BB 5
 SO 3
 LOB 12



Batter	1	2	3	4	5	6	7	8	9	AB	R	H	RBI	BB	SO	LOB	BOTTOM			
Bernard Gilkey, R OBP: 0.356, SLG: 0.396 (1, 7)	1B 2B		P4	F9			P4		FC3-5 FC5-4	5	1	1	0	0	0	5				
Ozzie Smith, S OBP: 0.373, SLG: 0.337 (1, 6)	L7		2B 1B		F7		G5-4-3		FC5-4	5	1	1	0	0	0	4				
Felix Jose, S OBP: 0.349, SLG: 0.452 (1, 9)	K		E 2B		G4-3			F8	F7	5	1	1	2	0	1	3				
Andres Galarraga, R OBP: 0.270, SLG: 0.358 (1, 3)	2H 1B		E1 1B		K			G6-3		4	0	2	1	0	1	0				
Ray Lankford, L OBP: 0.367, SLG: 0.462 (1, 8)	K		K			HR		1B BB		3	1	1	1	1	2	2				
Craig Wilson, R OBP: 0.351, SLG: 0.347 (1, 5)		G1-5-3	K		G6-3			1B		4	0	1	0	0	1	1				
Luis Alicea, S OBP: 0.349, SLG: 0.435 (1, 4)	F9				K			G4-3		4	0	1	0	0	1	2				
Tom Pagnozzi, R OBP: 0.304, SLG: 0.390 (1, 2)	F7		G3			L4		FC3-5 1B	FC5-4 1B	4	0	1	0	0	0	1				
Mark Clark, R OBP: 0.200, SLG: 0.200 Cris Carpenter, R OBP: 0.200, SLG: 0.200 Omar Olivares, R OBP: 0.200, SLG: 0.200 Donovan Osborne, S OBP: 0.200, SLG: 0.200 Mike Perez, R OBP: 0.200, SLG: 0.200 Bob McClure, R OBP: 0.200, SLG: 0.200 Gerardo Parra, L OBP: 0.200, SLG: 0.200 (8, 1)			1B 1B		K		G5-4-3 1B		FC5-4 FC3-5	0	0	0	0	0	0	0				
Inning Stats	R: 1 E: 0 K: 2 S: 11	H: 2 LOB: 1 BB: 0 P: 15	R: 0 E: 0 K: 0 S: 5	H: 0 LOB: 0 BB: 0 P: 6	R: 3 E: 1 K: 2 S: 22	H: 4 LOB: 1 BB: 0 P: 31	R: 0 E: 0 K: 1 S: 10	H: 1 LOB: 1 BB: 0 P: 15	R: 0 E: 0 K: 1 S: 9	H: 0 LOB: 0 BB: 0 P: 12	R: 0 E: 0 K: 0 S: 9	H: 1 LOB: 0 BB: 0 P: 15	R: 0 E: 0 K: 0 S: 10	H: 1 LOB: 2 BB: 1 P: 18	R: 0 E: 0 K: 0 S: 8	H: 2 LOB: 2 BB: 0 P: 10	1B: 8 2B: 2 3B: 1 HR: 1	SF: 0 SAC: 0 DP: 1 HBP: 0	WP: 0 PB: 0 SB: 0 CS: 0	PA: 39
PITCHER	IP WLS BF H R ER SO	IP WLS BF H R ER SO	IP WLS BF H R ER SO	IP WLS BF H R ER SO	IP WLS BF H R ER SO	IP WLS BF H R ER SO	IP WLS BF H R ER SO	IP WLS BF H R ER SO	IP WLS BF H R ER SO	IP WLS BF H R ER SO	IP WLS BF H R ER SO	IP WLS BF H R ER SO	IP WLS BF H R ER SO	IP WLS BF H R ER SO	IP WLS BF H R ER SO	IP WLS BF H R ER SO	ERA WHIP	ERA WHIP		
Danny Jackson, L ERA: 3.79 (1, 1)	3.2 W 18 7 4 3 5																	7.36	1.909	
Roger Mason, R ERA: 3.63 (4, 1)	2.1 8 1 1 1 2																	3.86	0.429	
Bob Patterson, L ERA: 2.4 (7, 1)	1.0 3 1 0 0 0																	0.00	1.000	
Bob Walk, R ERA: 3.46 (8, 1)	2.0 S 10 3 0 0 0																	0.00	2.000	

Pittsburgh Pirates @ St. Louis Cardinals
 Busch Stadium, St. Louis, MO
 Sun Aug 09 1992, 3:33 AM CDT
 Att: 40,444 - Cloudy - 99 F

AB 38
 R 5
 H 12
 RBI 4
 BB 1
 SO 7
 LOB 19



Batter	1	2	3	4	5	6	7	8	9	10	11	12	13	14	15	16	AB	R	H	RBI	BB	SO	LOB	TOP										
Gary Redus, R OBP: 0.292, SLG: 0.296 Orlando Merced, S OBP: 0.316, SLG: 0.394																	4	0	0	0	0	2	2											
Jay Bell, R OBP: 0.325, SLG: 0.346 John Wehner, R OBP: 0.262, SLG: 0.240																	3	0	1	0	1	0	0											
Andy Van Slyke, L OBP: 0.401, SLG: 0.496																	8	2	3	1	0	1	3											
Lloyd McClendon, R OBP: 0.346, SLG: 0.321 Cecil Espy, S OBP: 0.298, SLG: 0.333																	5	0	1	0	0	1	3											
Barry Bonds, L OBP: 0.441, SLG: 0.592																	5	1	2	0	3	0	1											
Jeff King, R OBP: 0.282, SLG: 0.353																	8	1	2	1	0	0	8											
Don Slaught, R OBP: 0.305, SLG: 0.422																	8	0	1	0	0	0	4											
Jose Lind, R OBP: 0.276, SLG: 0.274																	5	0	3	1	2	0	0											
Tom Wagner, R OBP: 0.288, SLG: 0.311 Dwight Gooden, R OBP: 0.288, SLG: 0.311 Ben Rodriguez, R OBP: 0.288, SLG: 0.311 Wally Whitehurst, R OBP: 0.288, SLG: 0.311 Mark Dewey, R OBP: 0.288, SLG: 0.311																	3	0	0	0	0	0	2											
Inning Stats	R: 0 E: 0 K: 2 S: 14	H: 1 LOB: 1 BB: 0 P: 21	R: 0 E: 0 K: 0 S: 6	H: 1 LOB: 2 BB: 0 P: 16	R: 0 E: 0 K: 1 S: 8	H: 0 LOB: 0 BB: 0 P: 12	R: 0 E: 0 K: 0 S: 10	H: 1 LOB: 1 BB: 0 P: 14	R: 0 E: 0 K: 0 S: 6	H: 0 LOB: 0 BB: 0 P: 10	R: 1 E: 0 K: 0 S: 10	H: 1 LOB: 0 BB: 0 P: 15	R: 0 E: 0 K: 0 S: 8	H: 2 LOB: 2 BB: 0 P: 14	R: 0 E: 0 K: 1 S: 9	H: 0 LOB: 0 BB: 2 P: 19	R: 0 E: 0 K: 0 S: 6	H: 0 LOB: 2 BB: 0 P: 15	R: 0 E: 0 K: 1 S: 7	H: 1 LOB: 1 BB: 0 P: 9	R: 0 E: 0 K: 0 S: 9	H: 1 LOB: 2 BB: 1 P: 21	R: 0 E: 0 K: 1 S: 10	H: 1 LOB: 2 BB: 1 P: 19	R: 0 E: 0 K: 0 S: 8	H: 1 LOB: 1 BB: 0 P: 11	R: 0 E: 0 K: 0 S: 9	H: 1 LOB: 2 BB: 1 P: 19	R: 3 E: 0 K: 0 S: 15	H: 4 LOB: 2 BB: 1 P: 23	1B: 12 2B: 4 3B: 0 HR: 1	SF: 0 SAC: 2 DP: 0 HBP: 0	WP: 0 PB: 0 SB: 1 CS: 0	PA: 73
PITCHER	IP 8.0	WLS 33	BF 6	H 6	R 1	ER 1	SO 4	BB 2	IBB 1	HBP 0	BLK 0	WP 0	HR 1	S 72	P 121	ERA 1.12	WHIP 1.000																	
PITCHER	IP 2.0	WLS L	BF 13	H 5	R 3	ER 3	SO 0	BB 2	IBB 0	HBP 0	BLK 0	WP 0	HR 0	S 24	P 42	ERA 13.50	WHIP 2.500																	
PITCHER	IP 1.0	WLS 0	BF 4	H 0	R 0	ER 0	SO 0	BB 1	IBB 0	HBP 0	BLK 0	WP 0	HR 0	S 6	P 12	ERA 0.00	WHIP 1.000																	
PITCHER	IP 1.0	WLS 0	BF 2	H 2	R 0	ER 0	SO 0	BB 0	IBB 0	HBP 0	BLK 0	WP 0	HR 0	S 16	P 30	ERA 0.00	WHIP 1.000																	
PITCHER	IP 2.0	WLS 9	BF 2	H 2	R 0	ER 0	SO 1	BB 0	IBB 0	HBP 0	BLK 0	WP 0	HR 0	S 9	P 18	ERA 0.00	WHIP 1.000																	

Pittsburgh Pirates @ New York Mets
Shea Stadium, Flushing, NY
Mon Aug 10 1992, 7:05 PM EDT
Att: 25,387 - Cloudy - 80 F

AB 63
R 17
H 47
RBI 4
BB 8
SO 6
LOB 35



Batter	1	2	3	4	5	6	7	8	9	10	11	12	13	14	15	16	AB	R	H	RBI	BB	SO	LOB	BOTTOM								
Vince Coleman, S OBP: 0.385, SLG: 0.399																	3	0	0	0	5	1	2									
Kevin Bass, S OBP: 0.301, SLG: 0.394																	7	0	0	0	0	2	10									
Daryl Boston, L OBP: 0.306, SLG: 0.393																	6	0	1	0	1	1	1									
Eddie Murray, S OBP: 0.320, SLG: 0.415 Pat Howell, S OBP: 0.204, SLG: 0.170 Jeff Macknight, S OBP: 0.260, SLG: 0.400																	5	0	0	0	0	0	1									
Chris Donnels, L OBP: 0.314, SLG: 0.241																	7	0	1	0	0	1	2									
Todd Hundley, S OBP: 0.253, SLG: 0.331																	7	0	1	0	0	3	2									
Willie Randolph, R OBP: 0.301, SLG: 0.322																	4	1	2	0	2	0	0									
Dick Schofield, R OBP: 0.309, SLG: 0.272 Chico Walker, S OBP: 0.314, SLG: 0.360 Bill Pecota, R OBP: 0.259, SLG: 0.285																	1	0	0	0	1	0	1									
Phil Robinson, L OBP: 0.288, SLG: 0.311 John Franco, R OBP: 0.288, SLG: 0.311 Wally Whitehurst, R OBP: 0.288, SLG: 0.311 Mark Dewey, R OBP: 0.288, SLG: 0.311 Lee Guetterman, L OBP: 0.288, SLG: 0.311																	1	0	0	0	0	0	0									
Inning Stats	R: 0 E: 0 K: 1 S: 8	H: 0 LOB: 0 BB: 1 P: 14	R: 0 E: 0 K: 1 S: 9	H: 0 LOB: 0 BB: 0 P: 15	R: 0 E: 0 K: 0 S: 14	H: 0 LOB: 2 BB: 2 P: 25	R: 0 E: 0 K: 0 S: 7	H: 1 LOB: 1 BB: 0 P: 10	R: 0 E: 0 K: 0 S: 5	H: 0 LOB: 0 BB: 0 P: 10	R: 0 E: 0 K: 0 S: 7	H: 2 LOB: 1 BB: 0 P: 22	R: 0 E: 0 K: 2 S: 9	H: 0 LOB: 0 BB: 1 P: 18	R: 0 E: 0 K: 1 S: 7	H: 0 LOB: 0 BB: 0 P: 11	R: 0 E: 0 K: 0 S: 5	H: 0 LOB: 2 BB: 2 P: 14	R: 0 E: 0 K: 0 S: 6	H: 1 LOB: 1 BB: 0 P: 8	R: 0 E: 0 K: 0 S: 7	H: 1 LOB: 3 BB: 2 P: 20	R: 0 E: 0 K: 1 S: 9	H: 1 LOB: 1 BB: 0 P: 13	R: 0 E: 0 K: 1 S: 9	H: 0 LOB: 0 BB: 0 P: 12	R: 1 E: 0 K: 1 S: 8	H: 2 LOB: 1 BB: 0 P: 11	1B: 7 2B: 1 3B: 0 HR: 1	SF: 0 SAC: 5 DP: 0 HBP: 0	WP: 1 PB: 0 SB: 0 CS: 3	PA: 67
PITCHER	IP 8.0	WLS 30	BF 3	H 3	R 1	ER 1	SO 5	BB 5	IBB 0	HBP 0	BLK 0	WP 0	HR 0	S 72	P 123	ERA 1.12	WHIP 1.000															
PITCHER	IP 2.0	WLS 8	BF 0	H 0	R 0	ER 0	SO 1	BB 1	IBB 1	HBP 0	BLK 0	WP 0	HR 0	S 13	P 25	ERA 0.00	WHIP 0.500															
PITCHER	IP 2.0	WLS 9	BF 2	H 2	R 0	ER 0	SO 0	BB 0	IBB 0	HBP 0	BLK 0	WP 0	HR 0	S 13	P 28	ERA 0.00	WHIP 1.000															
PITCHER	IP 2.0	WLS 9	BF 2	H 2	R 0	ER 0	SO 2	BB 1	IBB 0	HBP 0	BLK 0	WP 0	HR 0	S 18	P 30	ERA 0.00	WHIP 1.000															
PITCHER	IP 2.0	WLS W	BF 8	H 2	R 1	ER 1	SO 1	BB 0	IBB 0	HBP 0	BLK 0	WP 0	HR 1	S 16	P 23	ERA 4.50	WHIP 1.000															

Pittsburgh Pirates @ New York Mets
Shea Stadium, Flushing, NY
Mon Aug 10 1992, 7:05 PM EDT
Att: 25,387 - Cloudy - 80 F

AB 49
R 9
H 9
RBI 2
BB 10
SO 9
LOB 24



Batter	1	2	3	4	5	6	7	8	9	AB	R	H	RBI	BB	SO	LOB	TOP			
Alex Cole, L (1, 8) OBP: 0.327, SLG: 0.323 Gary Varsho, L (3, PR) OBP: 0.256, SLG: 0.336 (3, 7)	G3		SH					K		1	0	0	0	0	0	0				
Jay Bell, R (1, 6) OBP: 0.322, SLG: 0.343	G3		P2				F8	K		4	0	0	0	0	1	3				
John Wehner, R (1, 3) OBP: 0.250, SLG: 0.228	G6-3		G4-6-3				G1-3	G6-3		4	0	0	0	0	0	3				
Lloyd McClendon, R (1, 9) OBP: 0.344, SLG: 0.319		G4-3					G5-3		G5-3	4	0	1	0	0	0	0				
Jeff King, R (1, 5) OBP: 0.248, SLG: 0.348		G6-3					P3		K	4	0	0	0	0	1	1				
Cecil Espy, S (1, 7) OBP: 0.302, SLG: 0.338 (3, 8)							G5-3		G5-3	4	0	2	0	0	0	0				
Don Slaught, R (1, 2) OBP: 0.370, SLG: 0.423										2	0	1	0	0	1	2				
Jose Lind, R (1, 4) OBP: 0.274, SLG: 0.272										3	0	0	0	0	0	5				
Doug Drabek, R (1, 1) OBP: 0.169, SLG: 0.200										3	0	1	0	0	1	0				
Inning Stats	R: 0 E: 0 K: 0 S: 10	H: 0 LOB: 0 BB: 0 P: 16	R: 0 E: 0 K: 0 S: 13	H: 2 LOB: 2 BB: 0 P: 16	R: 0 E: 0 K: 0 S: 6	H: 1 LOB: 2 BB: 0 P: 6	R: 0 E: 0 K: 1 S: 7	H: 2 LOB: 2 BB: 0 P: 10	R: 0 E: 0 K: 0 S: 9	H: 0 LOB: 0 BB: 0 P: 13	R: 0 E: 0 K: 1 S: 9	H: 0 LOB: 0 BB: 0 P: 12	R: 0 E: 0 K: 2 S: 7	H: 0 LOB: 0 BB: 0 P: 14	R: 0 E: 0 K: 1 S: 8	H: 0 LOB: 0 BB: 0 P: 13	1B: 6 2B: 0 3B: 0 HR: 0	SF: 0 SAC: 1 DP: 2 HBP: 1	WP: 0 PB: 0 SB: 0 CS: 0	PA: 33
PITCHER	IP	WLS	BF	H	R	ER	SO	BB	IBB	HBP	BLK	WP	HR	S	P	ERA	WHIP			
Eric Hillman, L (1, 1) ERA: 2.45	8.0	W	30	6	0	0	4	0	0	1	0	0	0	69	101	0.00	0.750			
John Franco, L (9, 1) ERA: 1.24	1.0	S	3	0	0	0	1	0	0	0	0	0	0	8	13	0.00	0.000			

Pittsburgh Pirates @ New York Mets
Shea Stadium, Flushing, NY
Tue Aug 11 1992, 7:05 PM EDT
Att: 20,488 - Cloudy - 72 F

AB	31
R	0
H	6
RBI	0
BB	0
SO	5
LOB	14



Batter	1	2	3	4	5	6	7	8	9	AB	R	H	RBI	BB	SO	LOB	BOTTOM			
Vince Coleman, S (1, 8) OBP: 0.374, SLG: 0.386	K		G6-3		G5-3			G1-3	G3-1	5	0	0	0	0	1	3				
Chris Donnels, L (1, 5) OBP: 0.308, SLG: 0.242	G4-3		E5				G1-3			4	1	1	0	0	0	0				
Daryl Boston, L (1, 7) OBP: 0.309, SLG: 0.395	F8						G3			4	1	2	0	0	0	0				
Eddie Murray, S (1, 3) OBP: 0.319, SLG: 0.414		E7					K			4	0	1	1	0	2	2				
Mackey Sasser, L (1, 9) OBP: 0.280, SLG: 0.320 Dave Gallagher, R (6, PR) OBP: 0.279, SLG: 0.324 (7, 9)		G3								3	0	2	1	0	0	1				
Bill Pecota, R (1, 4) OBP: 0.294, SLG: 0.279		L1								4	0	0	0	0	0	4				
Charlie O'Brien, R (1, 2) OBP: 0.297, SLG: 0.311 Kevin Bass, S (8, PR) OBP: 0.301, SLG: 0.394 Todd Hundley, S (9, 2) OBP: 0.253, SLG: 0.331										2	0	0	0	2	0	1				
Dick Schofield, R (1, 6) OBP: 0.311, SLG: 0.273										3	0	1	0	1	0	3				
Eric Hillman, L (1, 1) Chico Walker, S (8, PH) John Franco, L (9, 1)										2	0	0	0	0	1	2				
Inning Stats	R: 0 E: 0 K: 1 S: 7	H: 0 LOB: 0 BB: 0 P: 12	R: 0 E: 1 K: 0 S: 7	H: 0 LOB: 2 BB: 1 P: 16	R: 2 E: 1 K: 1 S: 13	H: 3 LOB: 2 BB: 0 P: 17	R: 0 E: 0 K: 0 S: 7	H: 1 LOB: 1 BB: 0 P: 10	R: 0 E: 0 K: 0 S: 10	H: 0 LOB: 2 BB: 1 P: 15	R: 0 E: 0 K: 1 S: 13	H: 2 LOB: 2 BB: 0 P: 21	R: 0 E: 0 K: 0 S: 13	H: 0 LOB: 2 BB: 2 P: 24	1B: 7 2B: 0 3B: 0 HR: 0	SF: 0 SAC: 1 DP: 0 HBP: 0	WP: 0 PB: 0 SB: 0 CS: 0	PA: 37		
PITCHER	IP	WLS	BF	H	R	ER	SO	BB	IBB	HBP	BLK	WP	HR	S	P	ERA	WHIP			
Doug Drabek, R (1, 1) ERA: 2.43	8.0	L	37	7	2	0	4	3	1	0	0	0	0	77	125	0.00	1.250			

Pittsburgh Pirates @ New York Mets
Shea Stadium, Flushing, NY
Tue Aug 11 1992, 7:05 PM EDT
Att: 20,488 - Cloudy - 72 F

AB	32
R	2
H	7
RBI	2
BB	4
SO	4
LOB	18



Batter	1	2	3	4	5	6	7	8	9	10	AB	R	H	RBI	BB	SO	LOB	TOP				
Gary Varsho, L OBP: 0.261, SLG: 0.346	SH1-3 2B	2B			G3	G4-3		G4-3										5 1 2 1 0 0 2				
Lloyd McClendon, R OBP: 0.348, SLG: 0.524	SH1-3	2B																1 1 1 0 0 0 0				
Stan Belinda, R OBP: 0.500, SLG: 1.000		2B																0 0 0 0 0 0 0				
Bob Patterson, R OBP: 0.429, SLG: 0.500		1B																0 0 0 0 0 0 0				
Jay Bell, R OBP: 0.327, SLG: 0.352	SH1-3	2B			1B		E5 HR											3 1 2 3 2 0 0				
Andy Van Slyke, L OBP: 0.402, SLG: 0.502	L3	K						F7										5 1 2 2 1 1 3				
Barry Bonds, L OBP: 0.437, SLG: 0.583					F7			P6										5 0 0 0 1 0 5				
Orlando Merced, S OBP: 0.316, SLG: 0.386	K				L9			F7										4 0 0 0 1 2 4				
Jeff King, R OBP: 0.251, SLG: 0.352		G4-3						F7										5 1 2 0 0 1 1				
Michael LaValliere, L OBP: 0.341, SLG: 0.316		FC2-5 1B			F7			G5-3 1B										5 0 2 1 0 0 1				
Jose Lind, R OBP: 0.275, SLG: 0.271		1B						P6										4 1 1 0 1 1 1				
Randy Tomlin, L OBP: 0.220, SLG: 0.170		FC2-5 1B																4 1 0 0 0 1 5				
Bob Walk, R OBP: 0.045, SLG: 0.045		1B			G4-3			E4										0 0 0 0 0 0 0				
Denny Neagle, L OBP: 0.299, SLG: 0.294		2B																0 0 0 0 0 0 0				
Gary Redus, R OBP: 0.302, SLG: 0.338																		1 0 0 0 0 0 0				
Cecil Espy, S																		0 0 0 0 0 0 0				
Inning Stats	R: 0 E: 0 K: 1 S: 13	H: 1 LOB: 2 BB: 1 P: 23	R: 3 E: 0 K: 1 S: 17	H: 4 LOB: 1 BB: 0 P: 24	R: 0 E: 0 K: 2 S: 7	H: 0 LOB: 0 BB: 0 P: 10	R: 0 E: 0 K: 1 S: 6	H: 0 LOB: 0 BB: 0 P: 9	R: 0 E: 1 K: 0 S: 7	H: 1 LOB: 2 BB: 0 P: 9	R: 3 E: 1 K: 0 S: 14	H: 3 LOB: 2 BB: 1 P: 24	R: 0 E: 0 K: 0 S: 6	H: 0 LOB: 1 BB: 0 P: 13	R: 0 E: 0 K: 0 S: 7	H: 0 LOB: 0 BB: 1 P: 13	R: 1 E: 0 K: 0 S: 17	H: 2 LOB: 2 BB: 1 P: 26	1B: 7 2B: 3 3B: 1 HR: 1	SF: 0 SAC: 1 DP: 1 HBP: 0	WP: 0 PA: 49	
PITCHER	IP WLS BF H R ER SO BB IBB HBP BLK WP HR S P ERA WHIP	IP WLS BF H R ER SO BB IBB HBP BLK WP HR S P ERA WHIP	IP WLS BF H R ER SO BB IBB HBP BLK WP HR S P ERA WHIP	IP WLS BF H R ER SO BB IBB HBP BLK WP HR S P ERA WHIP	IP WLS BF H R ER SO BB IBB HBP BLK WP HR S P ERA WHIP	IP WLS BF H R ER SO BB IBB HBP BLK WP HR S P ERA WHIP	IP WLS BF H R ER SO BB IBB HBP BLK WP HR S P ERA WHIP	IP WLS BF H R ER SO BB IBB HBP BLK WP HR S P ERA WHIP	IP WLS BF H R ER SO BB IBB HBP BLK WP HR S P ERA WHIP	IP WLS BF H R ER SO BB IBB HBP BLK WP HR S P ERA WHIP	IP WLS BF H R ER SO BB IBB HBP BLK WP HR S P ERA WHIP	IP WLS BF H R ER SO BB IBB HBP BLK WP HR S P ERA WHIP	IP WLS BF H R ER SO BB IBB HBP BLK WP HR S P ERA WHIP	IP WLS BF H R ER SO BB IBB HBP BLK WP HR S P ERA WHIP	IP WLS BF H R ER SO BB IBB HBP BLK WP HR S P ERA WHIP	IP WLS BF H R ER SO BB IBB HBP BLK WP HR S P ERA WHIP	IP WLS BF H R ER SO BB IBB HBP BLK WP HR S P ERA WHIP	IP WLS BF H R ER SO BB IBB HBP BLK WP HR S P ERA WHIP	IP WLS BF H R ER SO BB IBB HBP BLK WP HR S P ERA WHIP	IP WLS BF H R ER SO BB IBB HBP BLK WP HR S P ERA WHIP	IP WLS BF H R ER SO BB IBB HBP BLK WP HR S P ERA WHIP	IP WLS BF H R ER SO BB IBB HBP BLK WP HR S P ERA WHIP
David Cone, R ERA: 2.89	7.0	36	10	6	4	6	3	0	0	0	0	0	0	0	0	0	0	13	26	0.00	1.000	
Anthony Young, R ERA: 3.9	2.0	7	0	0	0	0	2	0	0	0	0	0	0	0	0	0	0	13	26	9.00	3.000	
John Franco, L ERA: 1.5	1.0	6	2	1	1	0	1	0	0	0	0	0	0	0	0	0	0	17	26	9.00	3.000	

Pittsburgh Pirates @ New York Mets
Shea Stadium, Flushing, NY
Wed Aug 12 1992, 3:33 AM EDT
Att. 29,559 - Sunny - 80 F


AB	42
R	7
H	12
RBI	7
BB	6
SO	6
LOB	22



Batter	1	2	3	4	5	6	7	8	9	10	AB	R	H	RBI	BB	SO	LOB	BOTTOM				
Bill Pecota, R OBP: 0.290, SLG: 0.275	G6-3		G6-3						G4-3									3 0 0 0 0 0 0				
Daryl Boston, L OBP: 0.311, SLG: 0.410																		2 1 1 3 0 0 0				
Chris Donnels, L OBP: 0.273, SLG: 0.211	G6-3		G5-3		F7			G4-3										5 0 0 0 0 1 0				
Dave Gallagher, R OBP: 0.263, SLG: 0.327	G5-3							G5-3										5 1 2 0 0 1 0				
Chico Walker, S OBP: 0.340, SLG: 0.376		FC4-6 1B						G1-3 1B										4 1 4 0 1 0 0				
Jeff McKnight, S OBP: 0.455, SLG: 0.400		1B						G1-3										5 0 2 1 0 0 4				
Mackey Sasser, L OBP: 0.272, SLG: 0.310		FC4-6 1B						L4										3 1 0 0 0 0 3				
Kevin Bass, S OBP: 0.300, SLG: 0.393		1B						F9										1 0 0 0 0 0 2				
Anthony Young, R OBP: 0.143, SLG: 0.111		G1-3						FC5-4 1B										0 0 0 0 0 0 0				
John Franco, L																		0 0 0 0 0 0 0				
Vince Coleman, S OBP: 0.378, SLG: 0.390																		1 0 1 0 0 0 0				
Todd Hundley, S OBP: 0.252, SLG: 0.328	E8 G1-3 1B							F9										5 0 1 1 0 2 3				
Dick Schofield, R OBP: 0.312, SLG: 0.273	G1-3																	4 1 1 1 1 2 1				
David Cone, L OBP: 0.125, SLG: 0.098																		2 0 0 0 0 0 1				
Willie Randolph, R OBP: 0.353, SLG: 0.322																		0 1 0 0 0 0 0				
Eddie Murray, S																		2 0 0 0 0 0 3				
Inning Stats	R: 0 E: 0 K: 0 S: 5	H: 0 LOB: 0 BB: 0 P: 9	R: 2 E: 1 K: 0 S: 13	H: 3 LOB: 1 BB: 0 P: 22	R: 0 E: 0 K: 0 S: 13	H: 2 LOB: 2 BB: 0 P: 17	R: 0 E: 0 K: 2 S: 8	H: 0 LOB: 0 BB: 0 P: 10	R: 0 E: 0 K: 0 S: 9	H: 2 LOB: 1 BB: 0 P: 14	R: 1 E: 0 K: 0 S: 6	H: 4 LOB: 2 BB: 0 P: 8	R: 0 E: 0 K: 1 S: 19	H: 0 LOB: 0 BB: 0 P: 33	R: 0 E: 0 K: 2 S: 8	H: 0 LOB: 0 BB: 0 P: 12	R: 0 E: 0 K: 1 S: 17	H: 1 LOB: 3 BB: 2 P: 33	1B: 11 2B: 0 3B: 0 HR: 1	SF: 0 SAC: 0 DP: 0 HBP: 1	WP: 0 PA: 45	
PITCHER	IP WLS BF H R ER SO BB IBB HBP BLK WP HR S P ERA WHIP	IP WLS BF H R ER SO BB IBB HBP BLK WP HR S P ERA WHIP	IP WLS BF H R ER SO BB IBB HBP BLK WP HR S P ERA WHIP	IP WLS BF H R ER SO BB IBB HBP BLK WP HR S P ERA WHIP	IP WLS BF H R ER SO BB IBB HBP BLK WP HR S P ERA WHIP	IP WLS BF H R ER SO BB IBB HBP BLK WP HR S P ERA WHIP	IP WLS BF H R ER SO BB IBB HBP BLK WP HR S P ERA WHIP	IP WLS BF H R ER SO BB IBB HBP BLK WP HR S P ERA WHIP	IP WLS BF H R ER SO BB IBB HBP BLK WP HR S P ERA WHIP	IP WLS BF H R ER SO BB IBB HBP BLK WP HR S P ERA WHIP	IP WLS BF H R ER SO BB IBB HBP BLK WP HR S P ERA WHIP	IP WLS BF H R ER SO BB IBB HBP BLK WP HR S P ERA WHIP	IP WLS BF H R ER SO BB IBB HBP BLK WP HR S P ERA WHIP	IP WLS BF H R ER SO BB IBB HBP BLK WP HR S P ERA WHIP	IP WLS BF H R ER SO BB IBB HBP BLK WP HR S P ERA WHIP	IP WLS BF H R ER SO BB IBB HBP BLK WP HR S P ERA WHIP	IP WLS BF H R ER SO BB IBB HBP BLK WP HR S P ERA WHIP	IP WLS BF H R ER SO BB IBB HBP BLK WP HR S P ERA WHIP	IP WLS BF H R ER SO BB IBB HBP BLK WP HR S P ERA WHIP	IP WLS BF H R ER SO BB IBB HBP BLK WP HR S P ERA WHIP	IP WLS BF H R ER SO BB IBB HBP BLK WP HR S P ERA WHIP	IP WLS BF H R ER SO BB IBB HBP BLK WP HR S P ERA WHIP
Randy Tomlin, L ERA: 3.6	6.0	36	8	4	3	2	0	0	0	0	0	0	0	0	0	0	0	15	24	27.00	4.500	
Bob Walk, R ERA: 3.66	0.2	6	3	2	2	0	0	0	1	0	0	0	0	0	0	0	0	18	28	0.00	0.000	
Denny Neagle, L ERA: 4.13	2.1	7	0	0	0	3	0	0	0	0	0	0	0	0	0	0	0	3	7	∞	∞	
Stan Belinda, R ERA: 2.75	0.0	1	0	0	0	0	1	0	0	0	0	0	0	0	0	0	0	3	7	∞	∞	
Bob Patterson, L ERA: 2.26	1.0	5	1	0	0	1	1	0	0	0	0	0	0	0	0	0	0	14	26	0.00	2.000	

Pittsburgh Pirates @ New York Mets
Shea Stadium, Flushing, NY
Wed Aug 12 1992, 3:33 AM EDT
Att. 29,559 - Sunny - 80 F

AB	42
R	6
H	12
RBI	6
BB	2
SO	6
LOB	17



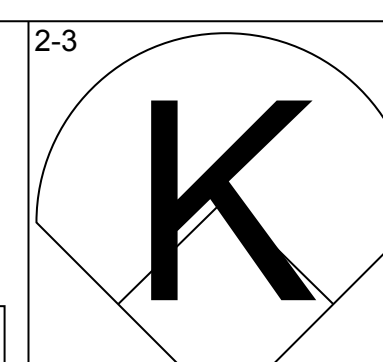
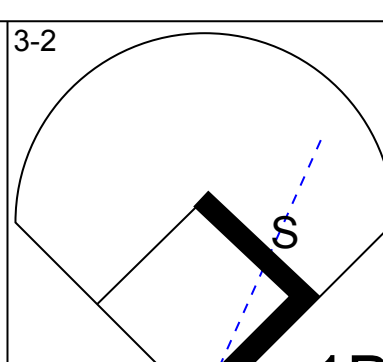
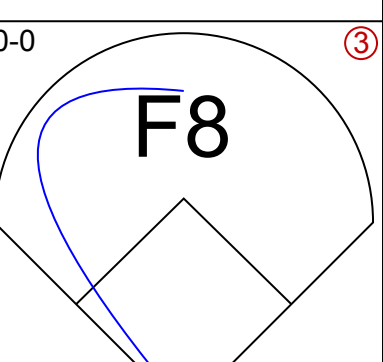
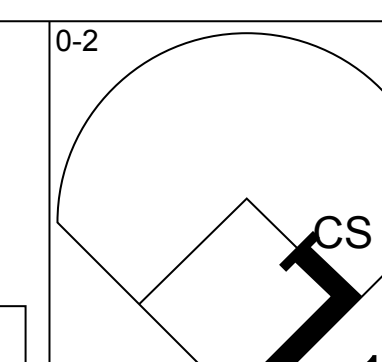
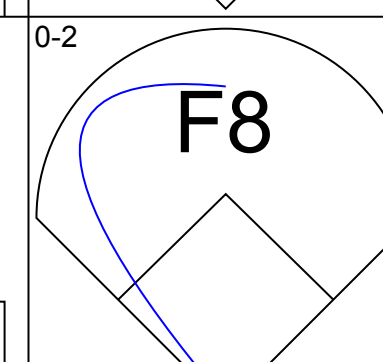
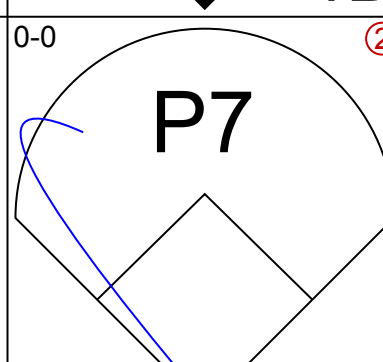
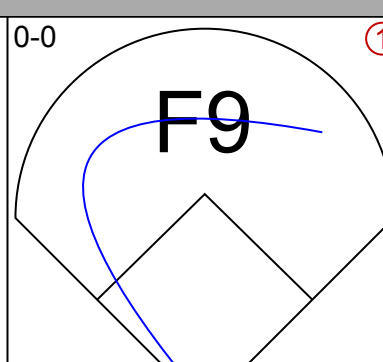
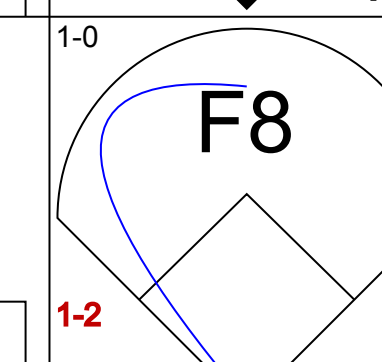
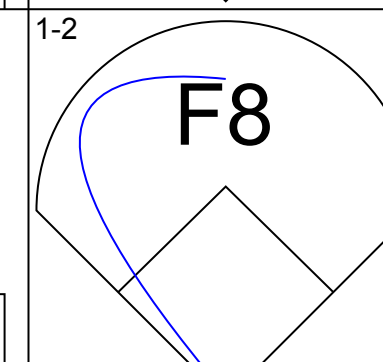
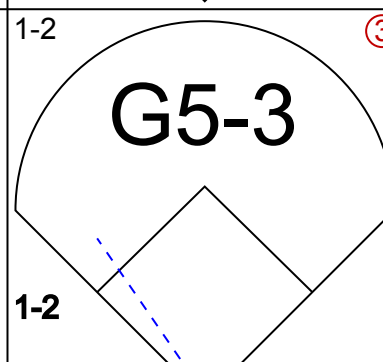
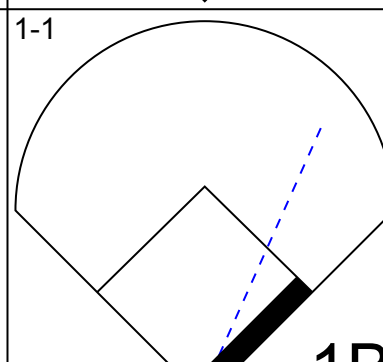
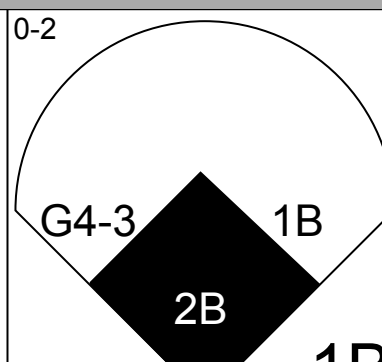
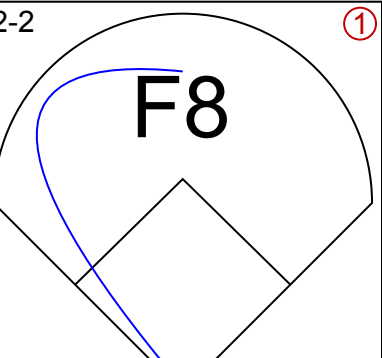
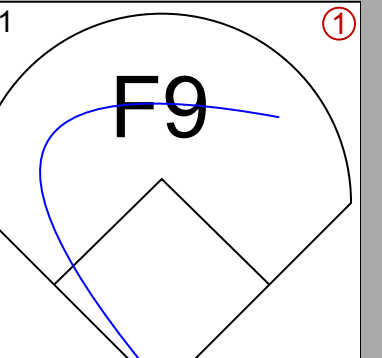
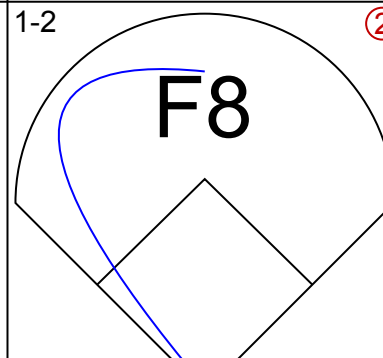
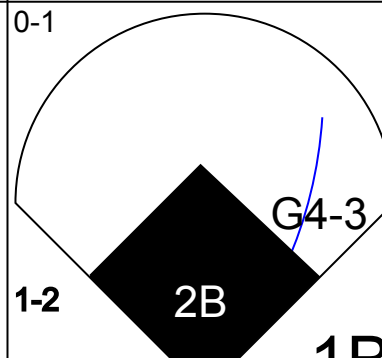
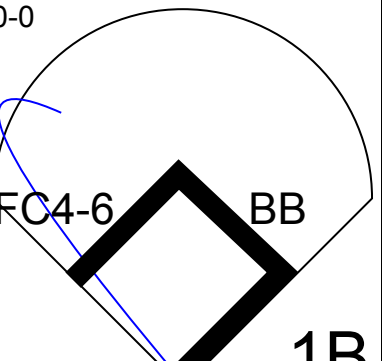
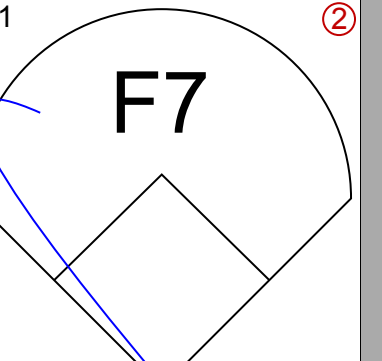
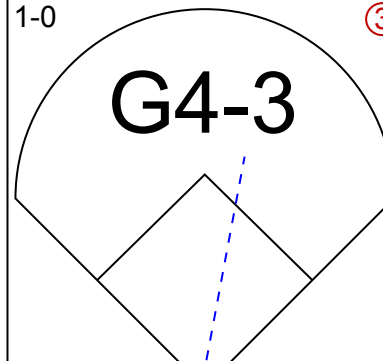
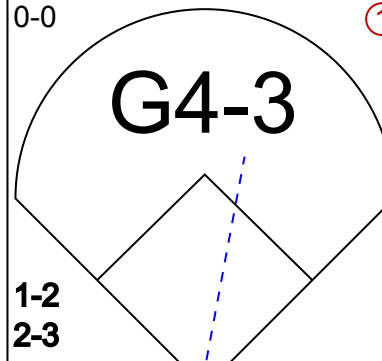
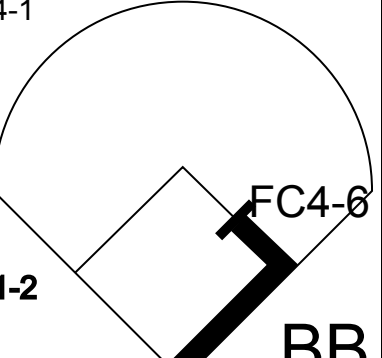
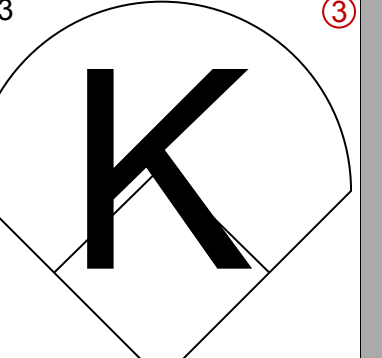
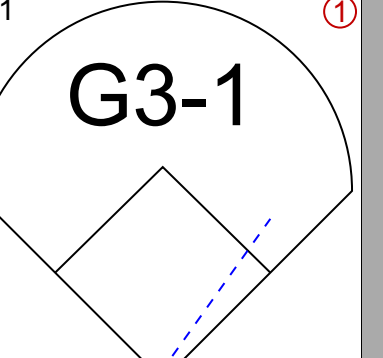
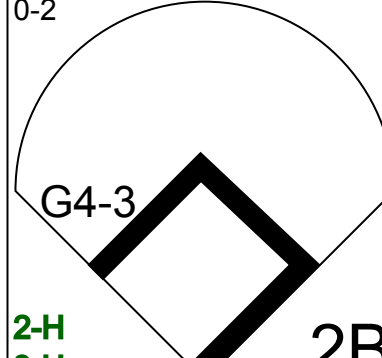
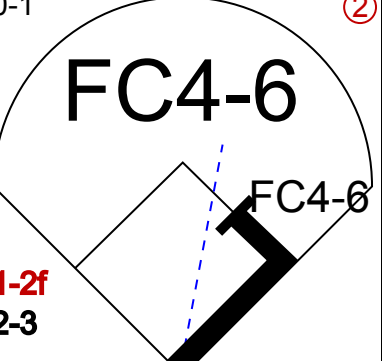
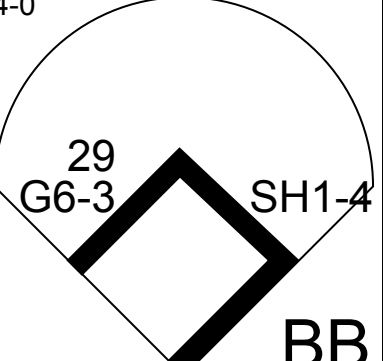
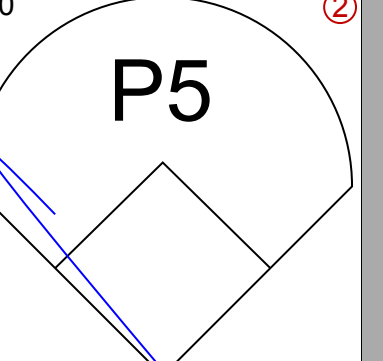
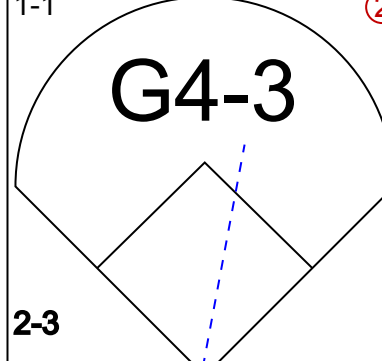
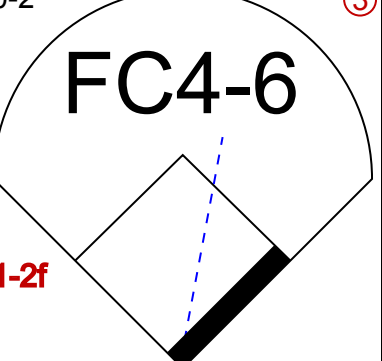
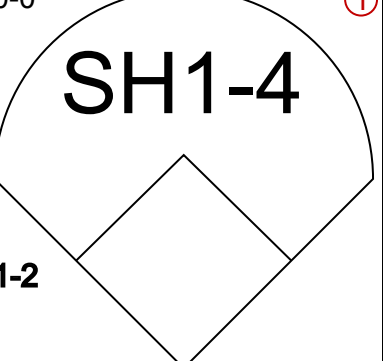
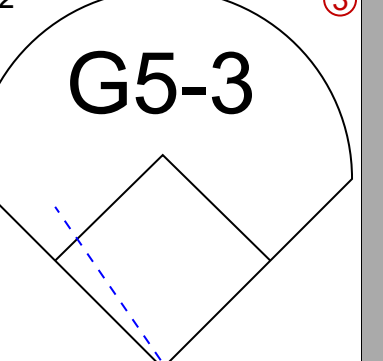
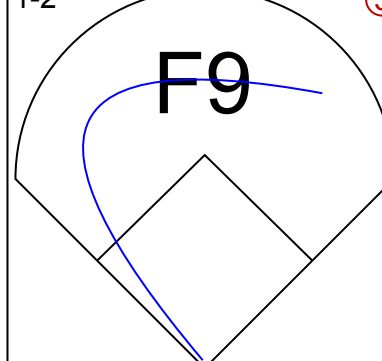
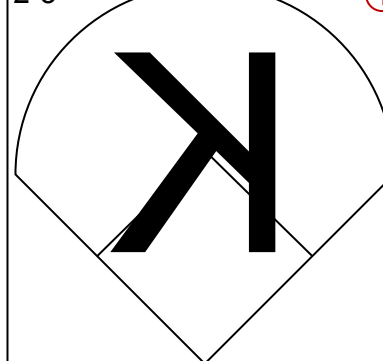
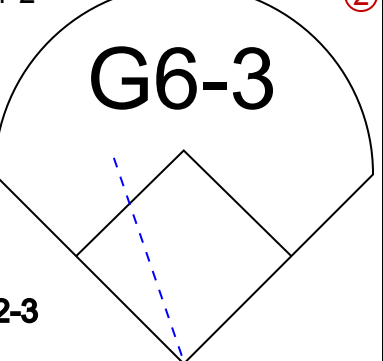
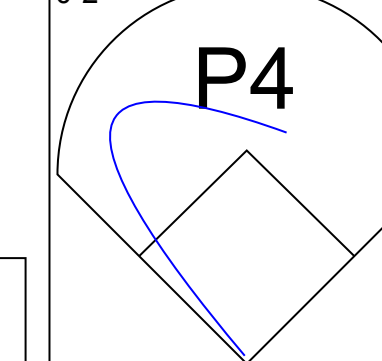
Batter	1	2	3	4	5	6	7	8	9	AB	R	H	RBI	BB	SO	LOB	TOP																																					
Otis Nixon, S <small>OBP: 0.383, SLG: 0.399</small> (1, 9)										6	3	4	0	0	0	0																																						
Jeff Blausler, R <small>OBP: 0.311, SLG: 0.404</small> (1, 6)										4	2	3	1	0	0	0																																						
Terry Pendleton, S <small>OBP: 0.337, SLG: 0.480</small> (1, 5)										3	2	1	1	1	0	3																																						
Jeff Treadway, L <small>OBP: 0.270, SLG: 0.286</small> (6, 4)										2	0	1	0	0	0	1																																						
Lonnie Smith, R <small>OBP: 0.315, SLG: 0.432</small> (1, 7)										6	3	5	6	0	0	1																																						
Ron Gant, R <small>OBP: 0.325, SLG: 0.407</small> (1, 8)										5	2	2	2	1	0	3																																						
Brian Hunter, R <small>OBP: 0.275, SLG: 0.483</small> (1, 3)										6	1	4	4	0	0	2																																						
Greg Olson, R <small>OBP: 0.326, SLG: 0.351</small> (1, 2)										4	0	0	0	0	1	4																																						
Mark Lemke, S <small>OBP: 0.301, SLG: 0.319</small> (1, 4)										5	1	1	0	0	0	2																																						
Tom Glavine, L <small>OBP: 0.285, SLG: 0.292</small> (1, 1)										4	1	1	0	0	0	2																																						
Sid Bream, L <small>OBP: 0.343, SLG: 0.415</small> (8, PH)										1	0	0	0	0	1	0																																						
Randy St. Claire, R <small>OBP: 0.500, SLG: 0.500</small> (8, 1)										0	0	0	0	0	0	0																																						
Mike Stanton, L <small>OBP: 0.500, SLG: 0.500</small> (9, 1)										0	0	0	0	0	0	0																																						
Inning Stats	R: 4 H: 5 E: 0 K: 0 S: 18	WLS: 1 BF: 26 H: 5 R: 4 ER: 4 SO: 0 BB: 1 IBB: 0 HBP: 0 BLK: 0 WP: 0 HR: 0 S: 12 P: 17	H: 4 R: 4 ER: 4 SO: 0 BB: 1 IBB: 0 HBP: 0 BLK: 0 WP: 0 HR: 0 S: 12 P: 17	H: 4 R: 4 ER: 4 SO: 0 BB: 1 IBB: 0 HBP: 0 BLK: 0 WP: 0 HR: 0 S: 12 P: 17	H: 0 R: 0 ER: 0 SO: 0 BB: 0 IBB: 0 HBP: 0 BLK: 0 WP: 0 HR: 0 S: 7 P: 13	H: 1 R: 0 ER: 0 SO: 0 BB: 0 IBB: 0 HBP: 0 BLK: 0 WP: 0 HR: 0 S: 7 P: 13	H: 2 R: 2 ER: 0 SO: 8 BB: 0 IBB: 0 HBP: 0 BLK: 0 WP: 0 HR: 0 S: 8 P: 13	H: 3 R: 2 ER: 0 SO: 14 BB: 1 IBB: 0 HBP: 0 BLK: 0 WP: 0 HR: 0 S: 14 P: 30	H: 1 R: 0 ER: 0 SO: 5 BB: 0 IBB: 0 HBP: 0 BLK: 0 WP: 0 HR: 0 S: 5 P: 7	H: 2 R: 0 ER: 0 SO: 8 BB: 0 IBB: 0 HBP: 0 BLK: 0 WP: 0 HR: 0 S: 11 P: 13	1B: 14 2B: 5 3B: 1 HR: 2	SF: 0 SAC: 0 DP: 0 HBP: 1	WP: 0 PA: 51 CS: 0																																									
PITCHER	IP: 0.1 WLS: L BF: 6 H: 5 R: 4 ER: 4 SO: 0 BB: 1 IBB: 0 HBP: 0 BLK: 0 WP: 0 HR: 0 S: 12 P: 17	IP: 5.2 WLS: 30 BF: 11 H: 9 R: 8 ER: 1 SO: 0 BB: 1 IBB: 1 HBP: 1 BLK: 0 WP: 2 HR: 69 S: 103 P: 103	IP: 7.1 WLS: 15 BF: 6 H: 2 R: 2 ER: 2 SO: 1 BB: 0 IBB: 0 HBP: 0 BLK: 0 WP: 0 HR: 27 S: 50 P: 50	IP: 0.1 WLS: L BF: 6 H: 5 R: 4 ER: 4 SO: 0 BB: 1 IBB: 0 HBP: 0 BLK: 0 WP: 0 HR: 0 S: 12 P: 17	IP: 0.1 WLS: L BF: 6 H: 5 R: 4 ER: 4 SO: 0 BB: 1 IBB: 0 HBP: 0 BLK: 0 WP: 0 HR: 0 S: 12 P: 17	IP: 0.1 WLS: L BF: 6 H: 5 R: 4 ER: 4 SO: 0 BB: 1 IBB: 0 HBP: 0 BLK: 0 WP: 0 HR: 0 S: 12 P: 17	IP: 0.1 WLS: L BF: 6 H: 5 R: 4 ER: 4 SO: 0 BB: 1 IBB: 0 HBP: 0 BLK: 0 WP: 0 HR: 0 S: 12 P: 17	IP: 0.1 WLS: L BF: 6 H: 5 R: 4 ER: 4 SO: 0 BB: 1 IBB: 0 HBP: 0 BLK: 0 WP: 0 HR: 0 S: 12 P: 17	IP: 0.1 WLS: L BF: 6 H: 5 R: 4 ER: 4 SO: 0 BB: 1 IBB: 0 HBP: 0 BLK: 0 WP: 0 HR: 0 S: 12 P: 17	IP: 0.1 WLS: L BF: 6 H: 5 R: 4 ER: 4 SO: 0 BB: 1 IBB: 0 HBP: 0 BLK: 0 WP: 0 HR: 0 S: 12 P: 17	IP: 0.1 WLS: L BF: 6 H: 5 R: 4 ER: 4 SO: 0 BB: 1 IBB: 0 HBP: 0 BLK: 0 WP: 0 HR: 0 S: 12 P: 17	IP: 0.1 WLS: L BF: 6 H: 5 R: 4 ER: 4 SO: 0 BB: 1 IBB: 0 HBP: 0 BLK: 0 WP: 0 HR: 0 S: 12 P: 17	IP: 0.1 WLS: L BF: 6 H: 5 R: 4 ER: 4 SO: 0 BB: 1 IBB: 0 HBP: 0 BLK: 0 WP: 0 HR: 0 S: 12 P: 17	IP: 0.1 WLS: L BF: 6 H: 5 R: 4 ER: 4 SO: 0 BB: 1 IBB: 0 HBP: 0 BLK: 0 WP: 0 HR: 0 S: 12 P: 17	IP: 0.1 WLS: L BF: 6 H: 5 R: 4 ER: 4 SO: 0 BB: 1 IBB: 0 HBP: 0 BLK: 0 WP: 0 HR: 0 S: 12 P: 17	IP: 0.1 WLS: L BF: 6 H: 5 R: 4 ER: 4 SO: 0 BB: 1 IBB: 0 HBP: 0 BLK: 0 WP: 0 HR: 0 S: 12 P: 17	IP: 0.1 WLS: L BF: 6 H: 5 R: 4 ER: 4 SO: 0 BB: 1 IBB: 0 HBP: 0 BLK: 0 WP: 0 HR: 0 S: 12 P: 17	IP: 0.1 WLS: L BF: 6 H: 5 R: 4 ER: 4 SO: 0 BB: 1 IBB: 0 HBP: 0 BLK: 0 WP: 0 HR: 0 S: 12 P: 17	IP: 0.1 WLS: L BF: 6 H: 5 R: 4 ER: 4 SO: 0 BB: 1 IBB: 0 HBP: 0 BLK: 0 WP: 0 HR: 0 S: 12 P: 17	IP: 0.1 WLS: L BF: 6 H: 5 R: 4 ER: 4 SO: 0 BB: 1 IBB: 0 HBP: 0 BLK: 0 WP: 0 HR: 0 S: 12 P: 17	IP: 0.1 WLS: L BF: 6 H: 5 R: 4 ER: 4 SO: 0 BB: 1 IBB: 0 HBP: 0 BLK: 0 WP: 0 HR: 0 S: 12 P: 17	IP: 0.1 WLS: L BF: 6 H: 5 R: 4 ER: 4 SO: 0 BB: 1 IBB: 0 HBP: 0 BLK: 0 WP: 0 HR: 0 S: 12 P: 17	IP: 0.1 WLS: L BF: 6 H: 5 R: 4 ER: 4 SO: 0 BB: 1 IBB: 0 HBP: 0 BLK: 0 WP: 0 HR: 0 S: 12 P: 17	IP: 0.1 WLS: L BF: 6 H: 5 R: 4 ER: 4 SO: 0 BB: 1 IBB: 0 HBP: 0 BLK: 0 WP: 0 HR: 0 S: 12 P: 17	IP: 0.1 WLS: L BF: 6 H: 5 R: 4 ER: 4 SO: 0 BB: 1 IBB: 0 HBP: 0 BLK: 0 WP: 0 HR: 0 S: 12 P: 17	IP: 0.1 WLS: L BF: 6 H: 5 R: 4 ER: 4 SO: 0 BB: 1 IBB: 0 HBP: 0 BLK: 0 WP: 0 HR: 0 S: 12 P: 17	IP: 0.1 WLS: L BF: 6 H: 5 R: 4 ER: 4 SO: 0 BB: 1 IBB: 0 HBP: 0 BLK: 0 WP: 0 HR: 0 S: 12 P: 17	IP: 0.1 WLS: L BF: 6 H: 5 R: 4 ER: 4 SO: 0 BB: 1 IBB: 0 HBP: 0 BLK: 0 WP: 0 HR: 0 S: 12 P: 17	IP: 0.1 WLS: L BF: 6 H: 5 R: 4 ER: 4 SO: 0 BB: 1 IBB: 0 HBP: 0 BLK: 0 WP: 0 HR: 0 S: 12 P: 17	IP: 0.1 WLS: L BF: 6 H: 5 R: 4 ER: 4 SO: 0 BB: 1 IBB: 0 HBP: 0 BLK: 0 WP: 0 HR: 0 S: 12 P: 17	IP: 0.1 WLS: L BF: 6 H: 5 R: 4 ER: 4 SO: 0 BB: 1 IBB: 0 HBP: 0 BLK: 0 WP: 0 HR: 0 S: 12 P: 17	IP: 0.1 WLS: L BF: 6 H: 5 R: 4 ER: 4 SO: 0 BB: 1 IBB: 0 HBP: 0 BLK: 0 WP: 0 HR: 0 S: 12 P: 17	IP: 0.1 WLS: L BF: 6 H: 5 R: 4 ER: 4 SO: 0 BB: 1 IBB: 0 HBP: 0 BLK: 0 WP: 0 HR: 0 S: 12 P: 17	IP: 0.1 WLS: L BF: 6 H: 5 R: 4 ER: 4 SO: 0 BB: 1 IBB: 0 HBP: 0 BLK: 0 WP: 0 HR: 0 S: 12 P: 17	IP: 0.1 WLS: L BF: 6 H: 5 R: 4 ER: 4 SO: 0 BB: 1 IBB: 0 HBP: 0 BLK: 0 WP: 0 HR: 0 S: 12 P: 17	IP: 0.1 WLS: L BF: 6 H: 5 R: 4 ER: 4 SO: 0 BB: 1 IBB: 0 HBP: 0 BLK: 0 WP: 0 HR: 0 S: 12 P: 17	IP: 0.1 WLS: L BF: 6 H: 5 R: 4 ER: 4 SO: 0 BB: 1 IBB: 0 HBP: 0 BLK: 0 WP: 0 HR: 0 S: 12 P: 17	IP: 0.1 WLS: L BF: 6 H: 5 R: 4 ER: 4 SO: 0 BB: 1 IBB: 0 HBP: 0 BLK: 0 WP: 0 HR: 0 S: 12 P: 17	IP: 0.1 WLS: L BF: 6 H: 5 R: 4 ER: 4 SO: 0 BB: 1 IBB: 0 HBP: 0 BLK: 0 WP: 0 HR: 0 S: 12 P: 17	IP: 0.1 WLS: L BF: 6 H: 5 R: 4 ER: 4 SO: 0 BB: 1 IBB: 0 HBP: 0 BLK: 0 WP: 0 HR: 0 S: 12 P: 17	IP: 0.1 WLS: L BF: 6 H: 5 R: 4 ER: 4 SO: 0 BB: 1 IBB: 0 HBP: 0 BLK: 0 WP: 0 HR: 0 S: 12 P: 17	IP: 0.1 WLS: L BF: 6 H: 5 R: 4 ER: 4 SO: 0 BB: 1 IBB: 0 HBP: 0 BLK: 0 WP: 0 HR: 0 S: 12 P: 17	IP: 0.1 WLS: L BF: 6 H: 5 R: 4 ER: 4 SO: 0 BB: 1 IBB: 0 HBP: 0 BLK: 0 WP: 0 HR: 0 S: 12 P: 17	IP: 0.1 WLS: L BF: 6 H: 5 R: 4 ER: 4 SO: 0 BB: 1 IBB: 0 HBP: 0 BLK: 0 WP: 0 HR: 0 S: 12 P: 17	IP: 0.1 WLS: L BF: 6 H: 5 R: 4 ER: 4 SO: 0 BB: 1 IBB: 0 HBP: 0 BLK: 0 WP: 0 HR: 0 S: 12 P: 17	IP: 0.1 WLS: L BF: 6 H: 5 R: 4 ER: 4 SO: 0 BB: 1 IBB: 0 HBP: 0 BLK: 0 WP: 0 HR: 0 S: 12 P: 17	IP: 0.1 WLS: L BF: 6 H: 5 R: 4 ER: 4 SO: 0 BB: 1 IBB: 0 HBP: 0 BLK: 0 WP: 0 HR: 0 S: 12 P: 17	IP: 0.1 WLS: L BF: 6 H: 5 R: 4 ER: 4 SO: 0 BB: 1 IBB: 0 HBP: 0 BLK: 0 WP: 0 HR: 0 S: 12 P: 17	IP: 0.1 WLS: L BF: 6 H: 5 R: 4 ER: 4 SO: 0 BB: 1 IBB: 0 HBP: 0 BLK: 0 WP: 0 HR: 0 S: 12 P: 17	IP: 0.1 WLS: L BF: 6 H: 5 R: 4 ER: 4 SO: 0 BB: 1 IBB: 0 HBP: 0 BLK: 0 WP: 0 HR: 0 S: 12 P: 17	IP: 0.1 WLS: L BF: 6 H: 5 R: 4 ER: 4 SO: 0 BB: 1 IBB: 0 HBP: 0 BLK: 0 WP: 0 HR: 0 S: 12 P: 17	IP: 0.1 WLS: L BF: 6 H: 5 R: 4 ER: 4 SO: 0 BB: 1 IBB: 0 HBP: 0 BLK: 0 WP: 0 HR: 0 S: 12 P: 17	IP: 0.1 WLS: L BF: 6 H: 5 R: 4 ER: 4 SO: 0 BB: 1 IBB: 0 HBP: 0 BLK: 0 WP: 0 HR: 0 S: 12 P: 17	IP: 0.1 WLS: L BF: 6 H: 5 R: 4 ER: 4 SO: 0 BB: 1 IBB: 0 HBP: 0 BLK: 0

Batter	1	2	3	4	5	6	7	8	9	AB	R	H	RBI	BB	SO	LOB	TOP								
Otis Nixon, S <small>(1, 9) OBP: 0.397, SLG: 0.401</small>										4	2	2	0	1	0	0	Atlanta Braves @ Pittsburgh Pirates Three Rivers Stadium, Pittsburgh, PA Sat Aug 15 1992, 7:05 PM EDT Att: 38,808 - Cloudy - 66 F								
Jeff Blausler, R <small>(1, 6) OBP: 0.318, SLG: 0.405</small>										2	1	1	0	2	0	1									
Deion Sanders, L <small>(7, FR) OBP: 0.356, SLG: 0.530</small>										1	0	0	0	0	0	1									
Terry Pendleton, S <small>(1, 5) OBP: 0.339, SLG: 0.484</small>										5	1	3	1	0	1	2									
Lonnie Smith, R <small>(1, 7) OBP: 0.323, SLG: 0.429</small>										3	0	1	0	1	0	4									
Kent Mercker, L <small>(7, 1)</small>										0	0	0	0	0	0	0									
David Justice, L <small>(9, PH) OBP: 0.345, SLG: 0.374</small>										1	0	0	0	0	0	0									
Alejandro Pena, R <small>(9, 1)</small>										0	0	0	0	0	0	0									
Ron Gant, R <small>(1, 8) OBP: 0.326, SLG: 0.404</small>										3	1	0	0	2	2	3									
Brian Hunter, R <small>(1, 3) OBP: 0.278, SLG: 0.483</small>										4	1	1	2	1	1	4									
Damon Berryhill, S <small>(1, 2) OBP: 0.265, SLG: 0.382</small>										4	0	0	1	0	1	5									
Mark Lemke, S <small>(1, 4) OBP: 0.301, SLG: 0.328</small>										4	1	1	1	0	0	0									
Steve Avery, L <small>(1, 1) OBP: 0.217, SLG: 0.246</small>										3	0	0	0	0	2	0									
Manvin Freeman, R <small>(6, 1) OBP: 0.500, SLG: 0.500</small>										0	0	0	0	0	0	0									
Rafael Belliard, R <small>(7, 6) OBP: 0.259, SLG: 0.233</small>										1	0	0	0	0	0	0									
Inning Stats	R: 5 E: 1 K: 0 S: 9	H: 3 LOB: 0 BB: 2 P: 24	R: 1 E: 0 K: 1 S: 10	H: 2 LOB: 2 BB: 1 P: 18	R: 0 E: 0 K: 0 S: 4	H: 0 LOB: 0 BB: 0 P: 5	R: 0 E: 0 K: 0 S: 8	H: 1 LOB: 1 BB: 0 P: 11	R: 0 E: 0 K: 2 S: 10	H: 1 LOB: 1 BB: 0 P: 17	R: 0 E: 0 K: 1 S: 8	H: 0 LOB: 0 BB: 0 P: 10	R: 0 E: 0 K: 1 S: 17	H: 1 LOB: 3 BB: 2 P: 29	R: 1 E: 0 K: 1 S: 13	H: 1 LOB: 1 BB: 1 P: 19	R: 0 E: 0 K: 1 S: 14	H: 0 LOB: 1 BB: 1 P: 21	1B: 6 2B: 2 3B: 0 HR: 1	SF: 1 SAC: 0 DP: 0 HBP: 0	WP: 1 PB: 0 SB: 1 CS: 0	PA: 43			
PITCHER	IP WLS BF H R ER SO BB IBB HBP BLK WP HR S P ERA WHIP	IP WLS BF H R ER SO BB IBB HBP BLK WP HR S P ERA WHIP	IP WLS BF H R ER SO BB IBB HBP BLK WP HR S P ERA WHIP	IP WLS BF H R ER SO BB IBB HBP BLK WP HR S P ERA WHIP	IP WLS BF H R ER SO BB IBB HBP BLK WP HR S P ERA WHIP	IP WLS BF H R ER SO BB IBB HBP BLK WP HR S P ERA WHIP	IP WLS BF H R ER SO BB IBB HBP BLK WP HR S P ERA WHIP	IP WLS BF H R ER SO BB IBB HBP BLK WP HR S P ERA WHIP	IP WLS BF H R ER SO BB IBB HBP BLK WP HR S P ERA WHIP	IP WLS BF H R ER SO BB IBB HBP BLK WP HR S P ERA WHIP	IP WLS BF H R ER SO BB IBB HBP BLK WP HR S P ERA WHIP	IP WLS BF H R ER SO BB IBB HBP BLK WP HR S P ERA WHIP	IP WLS BF H R ER SO BB IBB HBP BLK WP HR S P ERA WHIP	IP WLS BF H R ER SO BB IBB HBP BLK WP HR S P ERA WHIP	IP WLS BF H R ER SO BB IBB HBP BLK WP HR S P ERA WHIP	IP WLS BF H R ER SO BB IBB HBP BLK WP HR S P ERA WHIP	IP WLS BF H R ER SO BB IBB HBP BLK WP HR S P ERA WHIP	IP WLS BF H R ER SO BB IBB HBP BLK WP HR S P ERA WHIP	IP WLS BF H R ER SO BB IBB HBP BLK WP HR S P ERA WHIP	IP WLS BF H R ER SO BB IBB HBP BLK WP HR S P ERA WHIP	IP WLS BF H R ER SO BB IBB HBP BLK WP HR S P ERA WHIP	IP WLS BF H R ER SO BB IBB HBP BLK WP HR S P ERA WHIP	IP WLS BF H R ER SO BB IBB HBP BLK WP HR S P ERA WHIP	IP WLS BF H R ER SO BB IBB HBP BLK WP HR S P ERA WHIP	IP WLS BF H R ER SO BB IBB HBP BLK WP HR S P ERA WHIP

AB 35
R 7
H 9
RBI 5
BB 7
SO 7
LOB 20

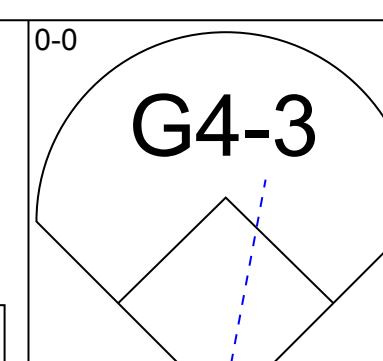
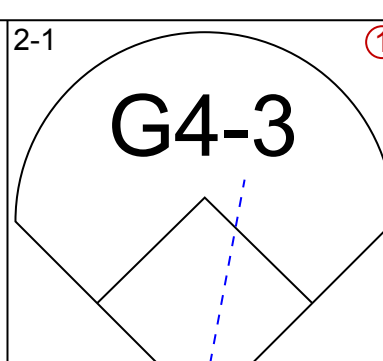
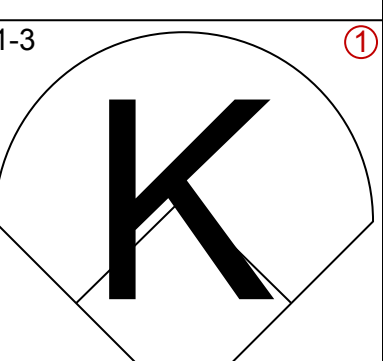
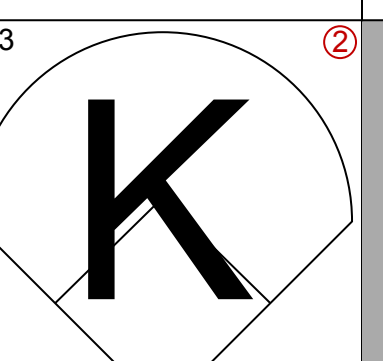
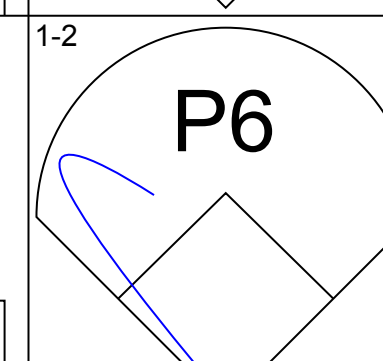
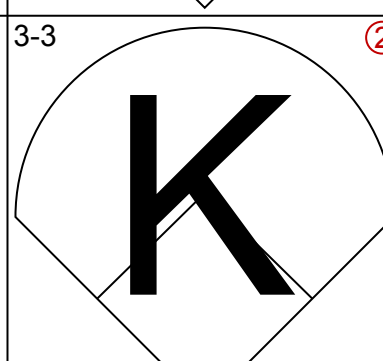
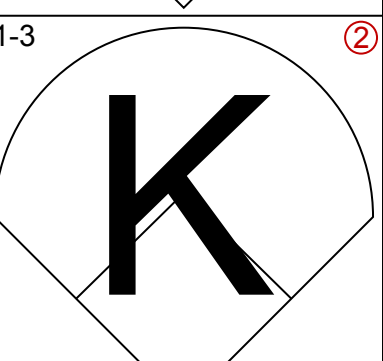
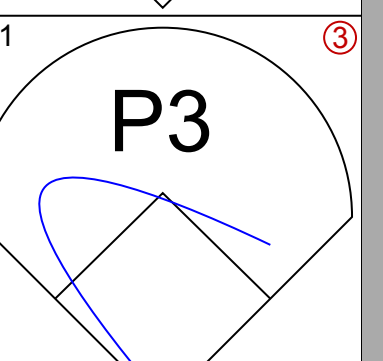
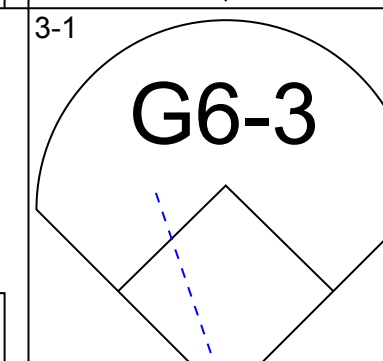
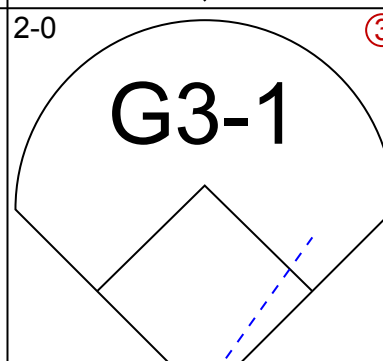
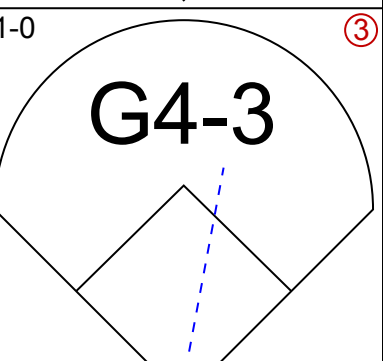
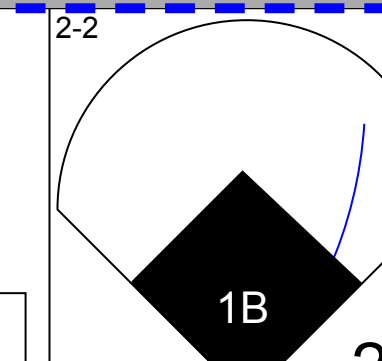
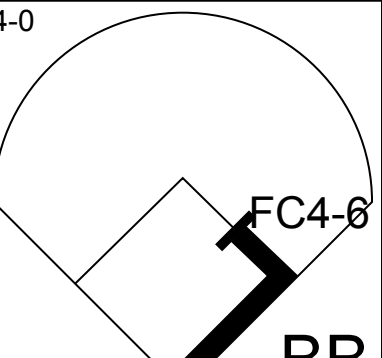
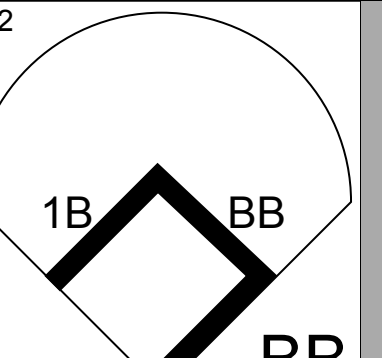
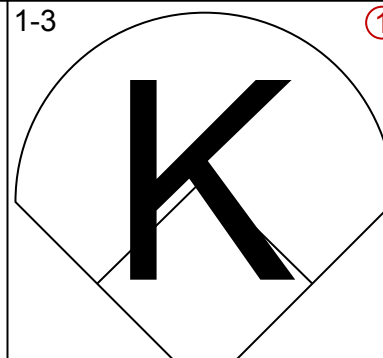
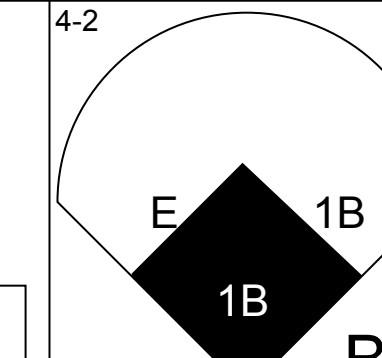
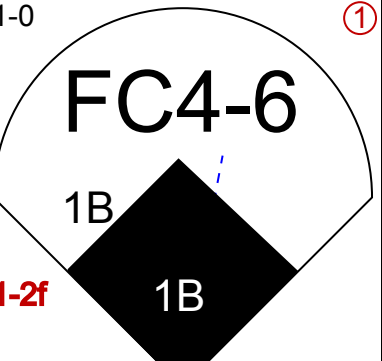
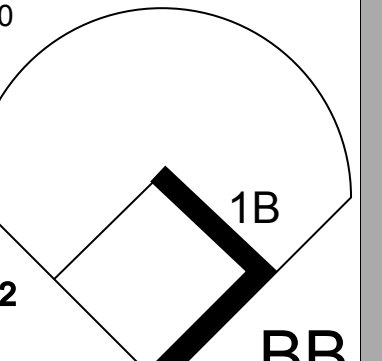
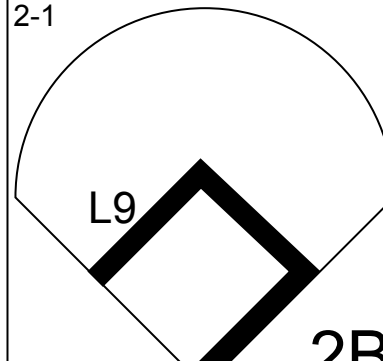
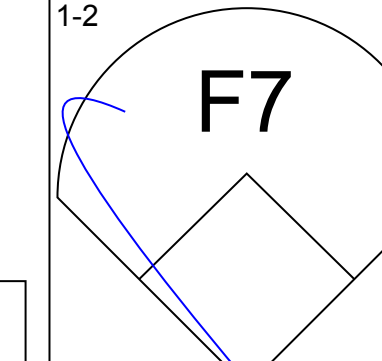
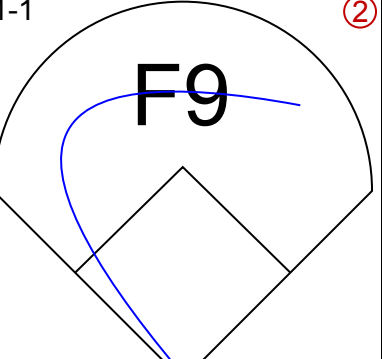
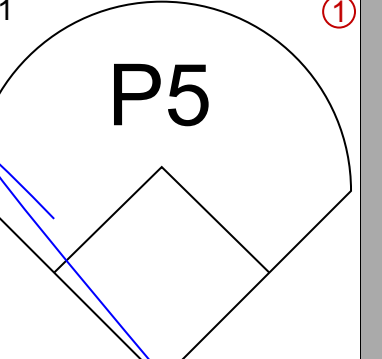
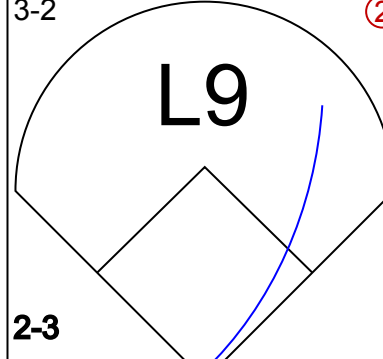
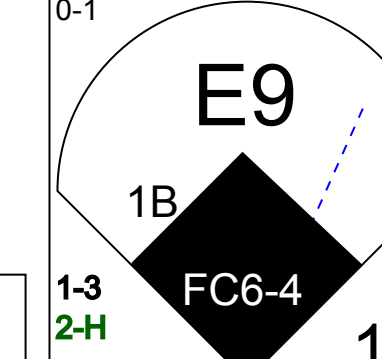
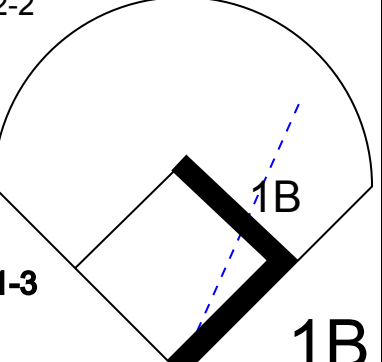
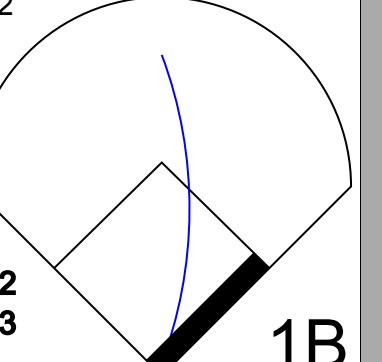
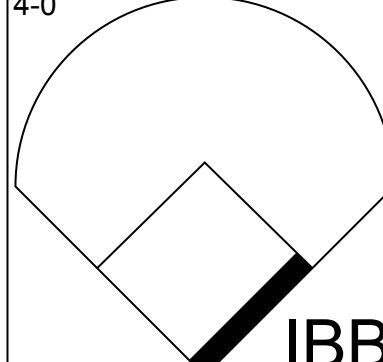
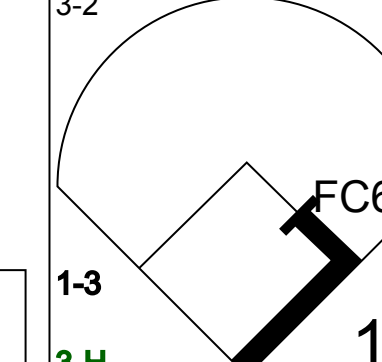
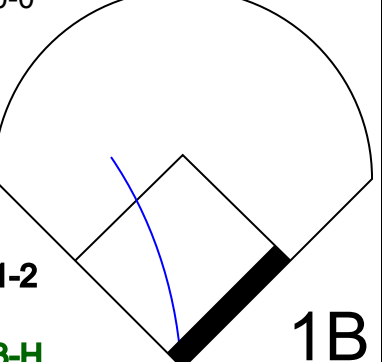
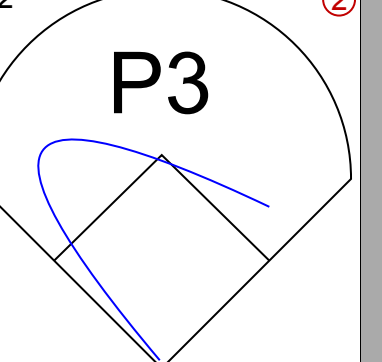
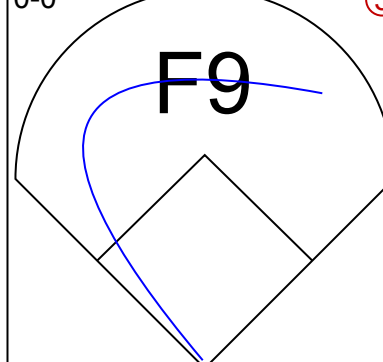
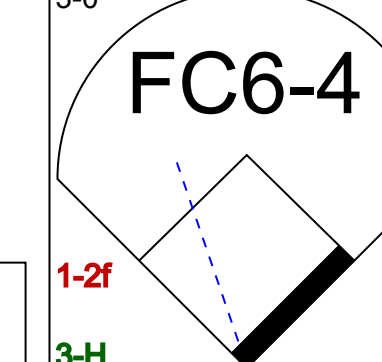


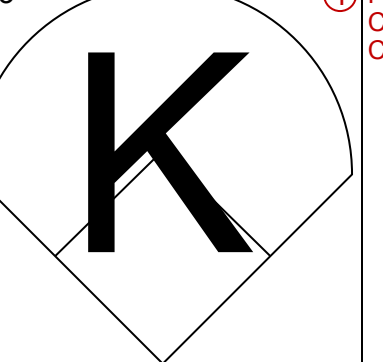



Batter	1	2	3	4	5	6	7	8	9	AB	R	H	RBI	BB	SO	LOB	BOTTOM
Gary Redus, R <small>(1, 3) OBP: 0.289, SLG: 0.293</small>										3	0	1	0	0	0	0	Atlanta Braves @ Pittsburgh Pirates Three Rivers Stadium, Pittsburgh, PA Sat Aug 15 1992, 7:05 PM EDT Att: 38,808 - Cloudy - 66 F
Orlando Merced, S <small>(6, PH) OBP: 0.317, SLG: 0.387</small>										5	1	2	0	0	2	1	
Jay Bell, R <small>(1, 6) OBP: 0.327, SLG: 0.351</small>										5	1	2	0	0	2	1	
Andy Van Slyke, L <small>(1, 8) OBP: 0.403, SLG: 0.499</small>										4	1	2	1	1	0	1	
Lloyd McClendon, R <small>(1, 9) OBP: 0.345, SLG: 0.331</small>										4	1	1	1	0	0	2	
Barry Bonds, L <small>(1, 7) OBP: 0.434, SLG: 0.573</small>										4	0	1	1	0	1	1	
Gary Varsho, L <small>(8, 7) OBP: 0.257, SLG: 0.341</small>										0	0	0	0	0	0	0	
Jeff King, R <small>(1, 5) OBP: 0.254, SLG: 0.351</small>										3	1	1	0	1	1	2	
Don Slaught, R <small>(1, 2) OBP: 0.370, SLG: 0.426</small>										4	1	2	1	0	0	0	
Jose Lind, R <small>(1, 4) OBP: 0.276, SLG: 0.272</small>										4	0	1	0	0	0	3	
Danny Jackson, R <small>(1, 1) OBP: 0.067, SLG: 0.067</small>										1	0	0	0	0	1	0	
Cecil Espy, S <small>(4, PH) OBP: 0.300, SLG: 0.340</small>										1	0	0	0	0	1	0	
Bob Walk, R <small>(5, 1) OBP: 0.300, SLG: 0.340</small>										0	0	0	0	0	0	0	
John Wehner, R <small>(6, PH) OBP: 0.345, SLG: 0.345</small>										1	0	1	0	0	0	0	
Denny Neagle, L <small>(7, 1) OBP: 0.259, SLG: 0.233</small>										0	0	0	0	0	0	0	
Alex Cole, L <small>(8, PH) OBP: 0.305, SLG: 0.321</small>										1	0	0	0	0	1	0	
Bob Patterson, R <small>(9, 1) OBP: 0.420, SLG: 0.500</small>										0	0	0	0	0	0	0	
Inning Stats	R: 0 E: 0 K: 0 S: 9	H: 0 LOB: 0 BB: 0 P: 15	R: 0 E: 0 K: 0 S: 8	H: 1 LOB: 2 BB: 1 P: 16	R: 3 E: 0 K: 2 S: 17	H: 4 LOB: 1 BB: 0 P: 25	R: 0 E: 0 K: 0 S: 8	H: 1 LOB: 0 BB: 0 P: 9	R: 0 E: 0 K: 1 S: 7	H: 1 LOB: 1 BB: 0 P: 10	R: 2 E: 0 K: 0 S: 15	H: 4 LOB:					

Batter	1	2	3	4	5	6	7	8	9	AB	R	H	RBI	BB	SO	LOB	TOP					
Otis Nixon, S (1, 8) <small>OBP: 0.388, SLG: 0.402</small>										4	0	2	0	0	1	1	Atlanta Braves @ Pittsburgh Pirates Three Rivers Stadium, Pittsburgh, PA Sun Aug.16 1992, 3:33 AM EDT Att: 35,199 - Cloudy - 73 F					
Deion Sanders, L (1, 7) <small>OBP: 0.351, SLG: 0.522</small>										4	0	0	0	0	0	2						
Terry Pendleton, S (1, 5) <small>OBP: 0.341, SLG: 0.484</small>										4	1	2	0	0	0	1						
David Justice, L (1, 9) <small>OBP: 0.344, SLG: 0.373</small>										4	1	1	0	0	0	1						
Sid Bream, L (1, 3) <small>OBP: 0.343, SLG: 0.412</small>										4	0	1	0	0	0	3						
Greg Olson, R (1, 2) <small>OBP: 0.326, SLG: 0.355</small>										3	0	1	2	1	1	0						
Mark Lemke, S (1, 4) <small>OBP: 0.300, SLG: 0.325</small>										3	0	0	0	1	0	3						
Rafael Belliard, R (1, 6) <small>OBP: 0.258, SLG: 0.232</small> Jeff Blauser, R (7, PH) <small>OBP: 0.316, SLG: 0.401</small>										1	0	0	0	0	0	2						
29 John Smoltz, R (1, 1) <small>OBP: 0.222, SLG: 0.193</small> Jeff Treadway, L (8, PH) <small>OBP: 0.267, SLG: 0.282</small> Mike Stanton, L (8, 1) <small>OBP: 0.500, SLG: 0.500</small> Marvin Freeman, R (8, 1) <small>OBP: 0.500, SLG: 0.500</small> Mark Davis, L (8, 1)										2	0	0	0	0	1	1						
Inning Stats	R: 0 E: 0 K: 1 S: 11	H: 0 LOB: 0 BB: 0 P: 14	R: 0 E: 0 K: 0 S: 10	H: 1 LOB: 2 BB: 1 P: 16	R: 0 E: 0 K: 1 S: 12	H: 1 LOB: 1 BB: 0 P: 18	R: 0 E: 0 K: 1 S: 7	H: 0 LOB: 0 BB: 0 P: 11	R: 0 E: 0 K: 0 S: 5	H: 0 LOB: 1 BB: 0 P: 10	R: 0 E: 0 K: 0 S: 7	H: 1 LOB: 1 BB: 0 P: 10	R: 0 E: 0 K: 0 S: 6	H: 0 LOB: 0 BB: 0 P: 10	R: 0 E: 0 K: 0 S: 7	H: 1 LOB: 0 BB: 0 P: 8		R: 2 E: 0 K: 0 S: 15	H: 3 LOB: 1 BB: 0 P: 17	1B: 6 2B: 1 3B: 0 HR: 0	SF: 0 SAC: 1 DP: 0 HBP: 0	WP: 0 PB: 0 SB: 1 CS: 1
PITCHER Tim Wakefield, R (1, 1) <small>ERA: 1.32</small>	IP: 9.0 WLS: W BF: 35 H: 7 R: 2 ER: 2 SO: 3 BB: 2 IBB: 0 HBP: 0 BLK: 0 WP: 0 HR: 0 S: 80 P: 114 ERA: 2.00 WHIP: 1.000															PITCHER IP: WLS: BF: H: R: ER: SO: BB: IBB: HBP: BLK: WP: HR: S: P: ERA: WHIP						

AB	32
R	2
H	7
RBI	2
BB	2
SO	3
LOB	15



Batter	1	2	3	4	5	6	7	8	9	AB	R	H	RBI	BB	SO	LOB	BOTTOM			
Gary Varsho, L (1, 9) <small>OBP: 0.250, SLG: 0.331</small>										4	0	0	0	0	2	0	Atlanta Braves @ Pittsburgh Pirates Three Rivers Stadium, Pittsburgh, PA Sun Aug.16 1992, 3:33 AM EDT Att: 35,199 - Cloudy - 73 F			
Jay Bell, R (1, 6) <small>OBP: 0.325, SLG: 0.348</small>										4	0	0	0	0	2	0				
Andy Van Slyke, L (1, 8) <small>OBP: 0.402, SLG: 0.499</small>										4	1	1	0	0	0	0				
Barry Bonds, L (1, 7) <small>OBP: 0.437, SLG: 0.571</small>										1	1	0	0	3	1	0				
Orlando Merced, S (1, 3) <small>OBP: 0.319, SLG: 0.390</small>										3	1	1	0	1	0	3				
Jeff King, R (1, 5) <small>OBP: 0.254, SLG: 0.350</small>										4	1	1	1	0	0	4				
Michael LaValliere, L (1, 2) <small>OBP: 0.352, SLG: 0.327</small>										3	0	3	1	1	0	0				
Jose Lind, R (1, 4) <small>OBP: 0.275, SLG: 0.271</small>										4	0	1	2	0	0	6				
Tim Wakefield, R (1, 1) <small>OBP: 0.077, SLG: 0.077</small>										4	0	0	0	0	3	6				
Inning Stats	R: 0 E: 0 K: 0 S: 6	H: 0 LOB: 0 BB: 0 P: 10	R: 1 E: 0 K: 0 S: 9	H: 2 LOB: 2 BB: 1 P: 17	R: 0 E: 0 K: 1 S: 6	H: 0 LOB: 0 BB: 0 P: 13	R: 0 E: 0 K: 1 S: 13	H: 1 LOB: 3 BB: 2 P: 26	R: 0 E: 0 K: 2 S: 9	H: 0 LOB: 0 BB: 0 P: 12	R: 0 E: 0 K: 1 S: 12	H: 1 LOB: 2 BB: 1 P: 22	R: 0 E: 0 K: 2 S: 8	H: 0 LOB: 0 BB: 0 P: 13	R: 3 E: 1 K: 1 S: 19	H: 3 LOB: 1 BB: 1 P: 32		1B: 5 2B: 2 3B: 0 HR: 0	SF: 0 SAC: 0 DP: 0 HBP: 0	WP: 0 PB: 0 SB: 0 CS: 0
PITCHER 29 John Smoltz, R (1, 1) <small>ERA: 2.74</small> Mike Stanton, L (8, 1) <small>ERA: 5.92</small> Marvin Freeman, R (8, 1) <small>ERA: 4.02</small> Mark Davis, L (8, 1) <small>ERA: 6.6</small>	IP: 7.0 WLS: L BF: 29 H: 4 R: 1 ER: 1 SO: 7 BB: 3 IBB: 0 HBP: 0 BLK: 0 WP: 0 HR: 0 S: 63 P: 113 ERA: 1.29 WHIP: 1.000															PITCHER IP: WLS: BF: H: R: ER: SO: BB: IBB: HBP: BLK: WP: HR: S: P: ERA: WHIP				



Batter	1	2	3	4	5	6	7	8	9	10	AB	R	H	RBI	BB	SO	LOB	TOP
Otis Nixon, S <small>OBP: 0.385, SLG: 0.397</small> 											4	0	0	0	1	0	1	Atlanta Braves @ Pittsburgh Pirates Three Rivers Stadium, Pittsburgh, PA Mon Aug 17 1992, 7:05 PM EDT Att: 38,062 - Cloudy - 70 F
Deion Sanders, L <small>OBP: 0.351, SLG: 0.523</small> 											5	0	2	0	0	0	2	
Terry Pendleton, S <small>OBP: 0.339, SLG: 0.481</small> 											5	1	1	0	0	0	2	
David Justice, L <small>OBP: 0.349, SLG: 0.380</small> 											4	3	3	0	1	0	0	
Sid Bream, L <small>OBP: 0.346, SLG: 0.425</small> Brian Hunter, R <small>OBP: 0.276, SLG: 0.480</small> 											4	1	2	2	0	0	2	
Damon Berryhill, S <small>OBP: 0.263, SLG: 0.382</small> Alejandro Pena, R <small>OBP: 0.302, SLG: 0.330</small> 											5	0	1	1	0	0	4	
Jeff Treadway, L <small>OBP: 0.291, SLG: 0.297</small> Mark Lemke, S <small>OBP: 0.302, SLG: 0.330</small> 											3	0	2	1	1	1	0	
Rafael Belliard, R <small>OBP: 0.253, SLG: 0.228</small> 											5	0	0	0	0	0	5	
Pete Smith, R <small>OBP: 0.338, SLG: 0.429</small> Lonnie Smith, R <small>OBP: 0.338, SLG: 0.429</small> Kent Mercker, L <small>OBP: 0.338, SLG: 0.429</small> Mike Stanton, L <small>OBP: 0.338, SLG: 0.429</small> Ron Gant, R <small>OBP: 0.338, SLG: 0.429</small> Marvin Freeman, R <small>OBP: 0.338, SLG: 0.429</small> Greg Maddux, R <small>OBP: 0.338, SLG: 0.429</small> 										2	0	0	0	0	0	2	0	
Inning Stats R: 1 H: 3 E: 1 LOB: 2 K: 0 BB: 0 S: 23 P: 32	R: 0 H: 0 E: 0 LOB: 0 K: 2 BB: 0 S: 9 P: 11	R: 0 H: 0 E: 0 LOB: 0 K: 0 BB: 0 S: 5 P: 8	R: 1 H: 1 E: 0 LOB: 1 K: 0 BB: 1 S: 19 P: 26	R: 0 H: 1 E: 0 LOB: 1 K: 1 BB: 0 S: 9 P: 18	R: 1 H: 2 E: 0 LOB: 1 K: 0 BB: 0 S: 9 P: 17	R: 0 H: 0 E: 0 LOB: 0 K: 0 BB: 1 S: 6 P: 10	R: 1 H: 2 E: 0 LOB: 2 K: 0 BB: 1 S: 9 P: 14	R: 0 H: 1 E: 0 LOB: 1 K: 1 BB: 0 S: 11 P: 15	R: 1 H: 2 E: 0 LOB: 1 K: 1 BB: 0 S: 10 P: 15	1B: 7 SF: 0 2B: 5 SAC: 0 3B: 0 DP: 2 HR: 1 HBP: 0	WP: 1 PA: 44 PB: 0 SB: 1 CS: 1							
PITCHER Doug Drabek, R <small>ERA: 2.51</small> Stan Belinda, R <small>ERA: 2.7</small> Bob Patterson, L <small>ERA: 2.35</small>	IP WLS BF H R ER SO BB IBB HBP BLK 8.0 3 35 9 4 4 3 3 0 0 0 0	IP WLS BF H R ER SO BB IBB HBP BLK 1.0 4 1 0 0 0 0 0 0 0 0 0	IP WLS BF H R ER SO BB IBB HBP BLK 1.0 5 2 1 1 1 0 0 0 0 0 0	IP WLS BF H R ER SO BB IBB HBP BLK 1.0 1 1 0 0 0 0 0 0 0 0 0	IP WLS BF H R ER SO BB IBB HBP BLK 1.0 1 1 0 0 0 0 0 0 0 0 0	IP WLS BF H R ER SO BB IBB HBP BLK 1.0 1 1 0 0 0 0 0 0 0 0 0	IP WLS BF H R ER SO BB IBB HBP BLK 1.0 1 1 0 0 0 0 0 0 0 0 0	IP WLS BF H R ER SO BB IBB HBP BLK 1.0 1 1 0 0 0 0 0 0 0 0 0	IP WLS BF H R ER SO BB IBB HBP BLK 1.0 1 1 0 0 0 0 0 0 0 0 0	ERA WHIP 4.50 1.500	ERA WHIP 0.00 1.000	ERA WHIP 9.00 2.000						
Batter	Alex Cole, L <small>OBP: 0.322, SLG: 0.314</small> Bob Patterson, R <small>OBP: 0.429, SLG: 0.500</small> 										4	0	0	0	1	0	2	Atlanta Braves @ Pittsburgh Pirates Three Rivers Stadium, Pittsburgh, PA Mon Aug 17 1992, 7:05 PM EDT Att: 38,062 - Cloudy - 70 F
Jay Bell, R <small>OBP: 0.324, SLG: 0.347</small> 											4	0	1	0	0	1	0	
Andy Van Slyke, L <small>OBP: 0.398, SLG: 0.493</small> 											5	0	0	1	0	0	2	
Barry Bonds, L <small>OBP: 0.436, SLG: 0.568</small> 											4	1	1	0	1	1	0	
Orlando Merced, S <small>OBP: 0.319, SLG: 0.386</small> 											4	1	1	0	0	2	3	
Jeff King, R <small>OBP: 0.254, SLG: 0.358</small> 											4	1	1	2	0	1	1	
Michael LaValiere, L <small>OBP: 0.358, SLG: 0.329</small> Gary Varsho, L <small>OBP: 0.290, SLG: 0.331</small> 											2	0	1	1	2	0	0	
Jose Lind, R <small>OBP: 0.272, SLG: 0.268</small> 											4	0	0	0	0	0	3	
Doug Drabek, R <small>OBP: 0.164, SLG: 0.194</small> Gary Redus, R <small>OBP: 0.295, SLG: 0.293</small> Stan Belinda, R <small>OBP: 0.500, SLG: 1.000</small> Cecil Espy, S <small>OBP: 0.339, SLG: 0.340</small> Don Slaught, R <small>OBP: 0.370, SLG: 0.426</small> 											2	0	0	0	0	0	0	
Inning Stats R: 0 H: 0 E: 0 LOB: 0 K: 1 BB: 0 S: 9 P: 15	R: 1 H: 2 E: 0 LOB: 1 K: 1 BB: 0 S: 16 P: 22	R: 0 H: 1 E: 0 LOB: 1 K: 0 BB: 0 S: 9 P: 15	R: 2 H: 2 E: 0 LOB: 0 K: 0 BB: 1 S: 9 P: 21	R: 0 H: 0 E: 0 LOB: 0 K: 0 BB: 0 S: 4 P: 6	R: 0 H: 0 E: 0 LOB: 0 K: 1 BB: 0 S: 8 P: 15	R: 0 H: 0 E: 0 LOB: 0 K: 0 BB: 1 S: 8 P: 15	R: 1 H: 0 E: 0 LOB: 2 K: 1 BB: 3 S: 11 P: 25	R: 0 H: 0 E: 0 LOB: 2 K: 0 BB: 2 S: 6 P: 17	R: 0 H: 0 E: 0 LOB: 0 K: 1 BB: 0 S: 12 P: 17	1B: 4 SF: 0 2B: 0 SAC: 1 3B: 0 DP: 0 HR: 1 HBP: 0	WP: 0 PA: 40 PB: 0 SB: 3 CS: 1							
PITCHER Pete Smith, R <small>ERA: 2.08</small> Kent Mercker, L <small>ERA: 2.39</small> Mike Stanton, L <small>ERA: 5.82</small> Marvin Freeman, R <small>ERA: 3.94</small> Alejandro Pena, R <small>ERA: 3.92</small>	IP WLS BF H R ER SO BB IBB HBP BLK 6.0 3 35 9 4 4 3 3 0 0 0 0	IP WLS BF H R ER SO BB IBB HBP BLK 1.1 6 0 1 1 0 2 0 0 0 0 0	IP WLS BF H R ER SO BB IBB HBP BLK 0.2 3 0 0 0 0 1 0 1 0 0 0	IP WLS BF H R ER SO BB IBB HBP BLK 1.0 5 0 0 0 0 1 1 0 0 0 0	IP WLS BF H R ER SO BB IBB HBP BLK 1.0 3 0 0 0 0 1 0 0 0 0 0 0	IP WLS BF H R ER SO BB IBB HBP BLK 1.0 3 0 0 0 0 1 0 0 0 0 0 0	IP WLS BF H R ER SO BB IBB HBP BLK 1.0 3 0 0 0 0 1 0 0 0 0 0 0	IP WLS BF H R ER SO BB IBB HBP BLK 1.0 3 0 0 0 0 1 0 0 0 0 0 0	IP WLS BF H R ER SO BB IBB HBP BLK 1.0 3 0 0 0 0 1 0 0 0 0 0 0	ERA WHIP 4.50 1.500	ERA WHIP 0.00 1.000	ERA WHIP 0.00 1.000						

Batter	1	2	3	4	5	6	7	8	9	AB	R	H	RBI	BB	SO	LOB	TOP										
Tony Fernandez, S OBP: 0.333, SLG: 0.345	G3-1		F8		G1-3			G6-3	FC6-4	5	0	0	0	0	0	4	San Diego Padres @ Pittsburgh Pirates Three Rivers Stadium, Pittsburgh, PA Tue Aug 18 1992, 7:05 PM EDT Att: 21,453 - Sunny - 74 F										
Tony Gwynn, L OBP: 0.379, SLG: 0.419	F7		1B			F7		1B		4	0	2	0	0	0	0											
Gary Sheffield, R OBP: 0.391, SLG: 0.588	F7		1B			L7		L9		4	0	1	1	0	0	1											
Fred McGriff, L OBP: 0.402, SLG: 0.569		K	G6-3			G6-3		K		4	0	0	0	0	2	3											
Benito Santiago, R OBP: 0.282, SLG: 0.356		1B			F9				K	4	0	1	0	0	1	0											
Jerald Clark, R OBP: 0.286, SLG: 0.372	F8				G4-3			P3		4	0	1	0	0	0	1											
Kevin Ward, R Oscar Azocar, L OBP: 0.274, SLG: 0.291 OBP: 0.257, SLG: 0.250		K	G6-3					1B	E3	3	0	1	0	0	1	1											
Kurt Stillwell, S OBP: 0.277, SLG: 0.318			1B		G5-3			1B	FC6-4	3	1	2	0	1	0	0											
Andy Benes, R Tim Teufel, R Rich Rodriguez, L Jose Melendez, R OBP: 0.214, SLG: 0.240 OBP: 0.327, SLG: 0.350 OBP: 0.280, SLG: 0.304			K		G1-3			FC6-4	P7	2	0	0	0	0	1	1											
Phil Stephenson, L OBP: 0.280, SLG: 0.304								1-2t		1	0	0	0	0	0	3											
Inning Stats	R: 0 E: 0 K: 0 S: 7	H: 0 LOB: 0 BB: 0 P: 12	R: 0 E: 0 K: 2 S: 12	H: 1 LOB: 1 BB: 0 P: 15	R: 1 E: 0 K: 1 S: 13	H: 3 LOB: 2 BB: 0 P: 19	R: 0 E: 0 K: 0 S: 7	H: 0 LOB: 0 BB: 0 P: 10	R: 0 E: 0 K: 0 S: 3	H: 0 LOB: 0 BB: 0 P: 4	R: 0 E: 0 K: 0 S: 5	H: 0 LOB: 0 BB: 0 P: 9	R: 0 E: 0 K: 1 S: 9	H: 2 LOB: 2 BB: 0 P: 12	R: 0 E: 0 K: 1 S: 12	H: 1 LOB: 1 BB: 0 P: 16	R: 0 E: 1 K: 1 S: 17	H: 1 LOB: 3 BB: 1 P: 25	1B: 8 2B: 0 3B: 0 HR: 0	SF: 0 SAC: 0 DP: 0 HBP: 0	WP: 0 PB: 0 SB: 0 CS: 0	PA: 37					
PITCHER	IP	WLS	BF	H	R	ER	SO	BB	IBB	HBP	BLK	WP	HR	S	P	ERA	WHIP										
Randy Tomlin, L ERA: 3.47	(1, 1)	8.0	W	31	7	1	1	4	0	0	0	0	0	68	97	1.12	0.875										
Stan Belinda, R ERA: 2.65	(9, 1)	1.0		6	1	0	0	1	1	0	0	0	0	17	25	0.00	2.000										

AB	36
R	1
H	8
RBI	1
BB	1
SO	5
LOB	17



Batter	1	2	3	4	5	6	7	8	9	AB	R	H	RBI	BB	SO	LOB	BOTTOM										
Alex Cole, L OBP: 0.321, SLG: 0.309	F9		S		F9					3	1	0	0	1	1	0	San Diego Padres @ Pittsburgh Pirates Three Rivers Stadium, Pittsburgh, PA Tue Aug 18 1992, 7:05 PM EDT Att: 21,453 - Sunny - 74 F										
Jay Bell, R OBP: 0.326, SLG: 0.348	1B		SH1-3		3B			K2-3		2	2	1	0	1	1	0											
Andy Van Slyke, L OBP: 0.398, SLG: 0.498	G4-3		G4-3		SF9			G1-6-3		4	1	2	1	0	0	0											
Barry Bonds, L OBP: 0.435, SLG: 0.568	G4-3		L7		SF9			1B	SF7	3	1	1	2	0	0	1											
Orlando Merced, S OBP: 0.321, SLG: 0.387	L4				F7			1B	2B	3	0	1	0	1	0	1											
Jeff King, R OBP: 0.254, SLG: 0.354		L8			P5			1B	P4	3	0	0	0	1	0	3											
Michael LaValliere, L OBP: 0.353, SLG: 0.324		G1-5-3			K			SF7		3	0	0	1	0	1	1											
Jose Lind, R OBP: 0.275, SLG: 0.269					FC5			G4-3		3	0	1	0	1	0	1											
Randy Tomlin, L OBP: 0.208, SLG: 0.160					FC5			L9		3	0	0	0	0	2	3											
Stan Belinda, R OBP: 0.500, SLG: 1.000					FC5			K		0	0	0	0	0	0	0											
Inning Stats	R: 1 E: 0 K: 0 S: 7	H: 1 LOB: 1 BB: 1 P: 13	R: 0 E: 0 K: 1 S: 9	H: 0 LOB: 1 BB: 1 P: 17	R: 1 E: 0 K: 0 S: 9	H: 0 LOB: 0 BB: 1 P: 17	R: 0 E: 0 K: 1 S: 10	H: 1 LOB: 2 BB: 1 P: 18	R: 2 E: 0 K: 0 S: 12	H: 2 LOB: 1 BB: 1 P: 20	R: 0 E: 0 K: 1 S: 8	H: 0 LOB: 0 BB: 0 P: 12	R: 0 E: 0 K: 2 S: 8	H: 0 LOB: 0 BB: 0 P: 11	R: 1 E: 0 K: 0 S: 10	H: 2 LOB: 1 BB: 0 P: 16	1B: 4 2B: 1 3B: 1 HR: 0	SF: 2 SAC: 1 DP: 0 HBP: 0	WP: 0 PB: 0 SB: 1 CS: 0	PA: 35							
PITCHER	IP	WLS	BF	H	R	ER	SO	BB	IBB	HBP	BLK	WP	HR	S	P	ERA	WHIP										
Andy Benes, R ERA: 3.78	(1, 1)	6.0	L	27	4	4	4	3	5	0	0	0	0	55	97	6.00	1.500										
Rich Rodriguez, L ERA: 2.59	(7, 1)	1.0		5	2	1	1	2	0	0	0	0	0	10	15	9.00	2.000										
Jose Melendez, R ERA: 3.3	(8, 1)	1.0		3	0	0	0	0	0	0	0	0	0	8	12	0.00	0.000										

AB	27
R	5
H	6
RBI	4
BB	5
SO	5
LOB	10



Batter	1	2	3	4	5	6	7	8	9	AB	R	H	RBI	BB	SO	LOB	TOP								
Tony Fernandez, S (1, 6) OBP: 0.329, SLG: 0.341	F7	F8			F7		G4-3		F8	5	0	0	0	0	0	5									
Tony Gwynn, L (1, 9) OBP: 0.380, SLG: 0.422	F7							L5		4	0	2	0	0	0	0									
Gary Sheffield, R (1, 5) OBP: 0.390, SLG: 0.584	G1-3							E 1B SF9 1B		4	1	1	0	0	1	2									
Fred McGriff, L (1, 3) OBP: 0.403, SLG: 0.567		L3						E8 FC6-4 1B		3	0	1	0	1	0	0									
Darrin Jackson, R (1, 8) OBP: 0.292, SLG: 0.418		K						SF9		3	0	0	1	0	1	2									
Benito Santiago, R (1, 2) OBP: 0.282, SLG: 0.365								FC6-4		4	1	1	1	0	0	1									
Jerald Clark, R (1, 7) OBP: 0.291, SLG: 0.378										3	0	2	0	0	0	0									
Kurt Stillwell, S (1, 4) OBP: 0.278, SLG: 0.318										3	0	1	0	0	0	1									
Jim Deshaies, L (1, 1) OBP: 0.294, SLG: 0.250										2	0	1	0	0	0	0									
Oscar Azocar, L (7, PH) OBP: 0.255, SLG: 0.248										1	0	0	0	0	0	1									
Mike Maddux, L (7, PH) OBP: 0.333, SLG: 0.200										0	0	0	0	0	0	0									
Phil Stephenson, L (9, PH) OBP: 0.275, SLG: 0.298										1	0	0	0	0	0	1									
Inning Stats	R: 0 E: 0 K: 0 S: 8	H: 0 LOB: 0 BB: 0 P: 10	R: 1 E: 0 K: 1 S: 15	H: 3 LOB: 3 BB: 0 P: 24	R: 0 E: 0 K: 0 S: 6	H: 1 LOB: 1 BB: 1 P: 14	R: 0 E: 0 K: 0 S: 5	H: 0 LOB: 0 BB: 0 P: 11	R: 0 E: 0 K: 1 S: 11	H: 1 LOB: 1 BB: 0 P: 18	R: 0 E: 0 K: 0 S: 7	H: 0 LOB: 0 BB: 0 P: 9	R: 0 E: 0 K: 0 S: 9	H: 1 LOB: 1 BB: 0 P: 15	R: 1 E: 1 K: 0 S: 9	H: 2 LOB: 1 BB: 0 P: 12	R: 0 E: 0 K: 0 S: 8	H: 1 LOB: 1 BB: 0 P: 11	1B: 6 2B: 2 3B: 0 HR: 1	SF: 1 SAC: 1 DP: 1 HBP: 1	WP: 0 PB: 0 SB: 0 CS: 0	PA: 37			
PITCHER	IP	WLS	BF	H	R	ER	SO	BB	IBB	HBP	BLK	WP	HR	S	P	ERA	WHIP								
Bob Walk, R (1, 1) ERA: 3.39	7.0	W	28	6	1	1	2	0	1	1	0	0	1	61	101	1.29	0.857								
Denny Neagle, L (8, 1) ERA: 4.12	0.1		3	2	1	0	0	0	0	0	0	0	0	5	6	0.00	6.000								
Danny Cox, R (8, 1) ERA: 5.18	1.2	S	6	1	0	0	0	0	0	0	0	0	0	12	17	0.00	0.600								

San Diego Padres @ Pittsburgh Pirates
Three Rivers Stadium, Pittsburgh, PA
Wed Aug 19 1992, 7:05 PM EDT
Att: 34,696 - Sunny - 71 F

AB 33
R 2
H 9
RBI 2
BB 1
SO 2
LOB 13



Batter	1	2	3	4	5	6	7	8	9	AB	R	H	RBI	BB	SO	LOB	BOTTOM								
Gary Redus, R (1, 3) OBP: 0.311, SLG: 0.305	G5-4-3 1B									2	0	2	1	1	0	0									
Alex Cole, L (8, PH) OBP: 0.324, SLG: 0.318										1	0	1	0	0	0	0									
Jay Bell, R (1, 6) OBP: 0.324, SLG: 0.346	G5-4-3 1-2									3	0	0	0	0	2	3									
Andy Van Slyke, L (1, 8) OBP: 0.399, SLG: 0.497	F8									3	0	1	0	1	1	0									
Lloyd McClendon, R (1, 9) OBP: 0.345, SLG: 0.327										2	1	0	0	1	0	1									
Cecil Espy, S (8, PH) OBP: 0.307, SLG: 0.337										1	0	0	0	0	1	2									
Orlando Merced, S (9, 3) OBP: 0.321, SLG: 0.387										0	0	0	0	0	0	0									
Barry Bonds, L (1, 7) OBP: 0.435, SLG: 0.565	G4-3									2	0	0	0	2	0	2									
Jeff King, R (1, 5) OBP: 0.256, SLG: 0.356										4	1	2	1	0	0	4									
Don Slaught, R (1, 2) OBP: 0.374, SLG: 0.435										3	1	2	1	0	0	0									
Jose Lind, R (1, 4) OBP: 0.273, SLG: 0.267	F9									3	0	0	0	0	0	2									
Bob Walk, R (1, 1) OBP: 0.042, SLG: 0.042										2	0	0	0	0	0	1									
Gary Varsho, L (7, PH) OBP: 0.248, SLG: 0.328										1	0	0	0	0	1	0									
Denny Neagle, L (8, 1) OBP: 0.091, SLG: 0.091										0	0	0	0	0	0	0									
Inning Stats	R: 0 E: 0 K: 0 S: 7	H: 1 LOB: 0 BB: 0 P: 9	R: 1 E: 0 K: 0 S: 12	H: 2 LOB: 1 BB: 1 P: 22	R: 0 E: 0 K: 1 S: 6	H: 0 LOB: 0 BB: 1 P: 12	R: 0 E: 0 K: 1 S: 8	H: 0 LOB: 0 BB: 1 P: 15	R: 2 E: 0 K: 1 S: 15	H: 3 LOB: 1 BB: 0 P: 20	R: 0 E: 0 K: 0 S: 4	H: 1 LOB: 1 BB: 0 P: 7	R: 0 E: 0 K: 1 S: 6	H: 0 LOB: 0 BB: 0 P: 6	R: 0 E: 0 K: 1 S: 9	H: 1 LOB: 3 BB: 2 P: 20	1B: 6 2B: 2 3B: 0 HR: 0	SF: 0 SAC: 1 DP: 1 HBP: 0	WP: 0 PB: 0 SB: 1 CS: 2	PA: 34					
PITCHER	IP	WLS	BF	H	R	ER	SO	BB	IBB	HBP	BLK	WP	HR	S	P	ERA	WHIP								
Jim Deshaies, L (1, 1) ERA: 2.23	6.0	L	24	7	3	3	3	3	0	0	0	0	0	15	26	0.00	1.667								
Mike Maddux, R (7, 1) ERA: 2.5	2.0		9	1	0	0	2	0	2	0	0	0	0	15	26	0.00	0.500								

San Diego Padres @ Pittsburgh Pirates
Three Rivers Stadium, Pittsburgh, PA
Wed Aug 19 1992, 7:05 PM EDT
Att: 34,696 - Sunny - 71 F

AB 27
R 3
H 8
RBI 3
BB 5
SO 5
LOB 15



Batter	1	2	3	4	5	6	7	8	9	AB	R	H	RBI	BB	SO	LOB	TOP								
Alex Cole, L OBP: 0.320, SLG: 0.313 Lloyd McClendon, R OBP: 0.349, SLG: 0.353	L7			G5-3	G1-4-3		SF7			3	0	0	0	0	0	1	Pittsburgh Pirates @ San Francisco Giants Candlestick Park, San Francisco, CA Fri Aug 21 1992, 10:05 PM EDT Att: 16,767 - Sunny - 57 F								
Jay Bell, R OBP: 0.325, SLG: 0.346	G3			2B G3 1B	G6-3		K			4	1	1	0	0	1	2									
Andy Van Slyke, L OBP: 0.401, SLG: 0.506	F8			G3 2B 2B		K		G5-3 2B		4	1	2	0	0	1	0									
Barry Bonds, L OBP: 0.432, SLG: 0.555		F9		G3 2B IBB		P6		K		3	1	0	0	1	1	1									
Orlando Merced, S OBP: 0.318, SLG: 0.381		K		G3		P6		G5-3		4	0	0	1	0	1	3									
Jeff King, R OBP: 0.282, SLG: 0.368	F8			2B 2B 2B				K		4	1	2	2	0	1	1									
Michael LaValliere, L OBP: 0.359, SLG: 0.332 Gary Redus, R OBP: 0.304, SLG: 0.298			G6-3	F7			G3 SF7 2B		L5-4 SH3-4 1B	4	1	2	1	0	0	1									
Jose Lind, R OBP: 0.275, SLG: 0.272		F9		G1-4-3 SH5-4 1B		G3		SH3-4	3	0	1	0	0	0	0	1									
Tim Wakefield, R OBP: 0.071, SLG: 0.071 Gary Varsho, L OBP: 0.259, SLG: 0.338 Steve Cooke, R OBP: 1.000, SLG: 1.000 Cecil Espy, S OBP: 0.303, SLG: 0.333			K		SH5-4 1B		WP 1B		L5-4	1	0	0	0	0	1	0									
Inning Stats	R: 0 E: 0 K: 0 S: 9	H: 0 LOB: 0 BB: 0 P: 11	R: 0 E: 0 K: 1 S: 9	H: 0 LOB: 0 BB: 0 P: 13	R: 0 E: 0 K: 1 S: 13	H: 0 LOB: 0 BB: 0 P: 16	R: 3 E: 0 K: 0 S: 8	H: 3 LOB: 1 BB: 1 P: 12	R: 0 E: 0 K: 1 S: 7	H: 1 LOB: 1 BB: 0 P: 11	R: 0 E: 0 K: 1 S: 8	H: 0 LOB: 0 BB: 0 P: 10	R: 2 E: 0 K: 1 S: 12	H: 3 LOB: 1 BB: 0 P: 18	R: 0 E: 0 K: 2 S: 9	H: 1 LOB: 1 BB: 0 P: 12		R: 0 E: 0 K: 0 S: 5	H: 1 LOB: 1 BB: 0 P: 6	1B: 4 2B: 6 3B: 0 HR: 0	SF: 1 SAC: 2 DP: 1 HBP: 0	WP: 1 PB: 1 SB: 0 CS: 0	PA: 36		
PITCHER	IP	WLS	BF	H	R	ER	SO	BB	IBB	HBP	BLK	WP	HR	S	P	ERA	WHIP								
John Burkett, R ERA: 3.58	6.1	W	27	7	5	5	3	0	1	0	0	0	0	62	83	7.11	1.105								
Bryan Hickerson, L ERA: 2.79	1.1		5	1	0	0	2	0	0	0	0	1	0	10	16	0.00	0.750								
Michael Jackson, R ERA: 2.73	0.1		1	0	0	0	1	0	0	0	0	0	0	3	4	0.00	0.000								
Rod Beck, R ERA: 2.17	1.0	S	3	1	0	0	0	0	0	0	0	0	0	5	6	0.00	1.000								

Batter	1	2	3	4	5	6	7	8	9	AB	R	H	RBI	BB	SO	LOB	BOTTOM								
Willie McGee, S OBP: 0.335, SLG: 0.353	K2-3		F7			B1-3				4	1	1	0	0	1	1	Pittsburgh Pirates @ San Francisco Giants Candlestick Park, San Francisco, CA Fri Aug 21 1992, 10:05 PM EDT Att: 16,767 - Sunny - 57 F								
Ted Wood, L OBP: 0.304, SLG: 0.244 Mike Felder, S OBP: 0.320, SLG: 0.391					1B BB 1B		G6-3			2	1	2	1	1	0	0									
Will Clark, L OBP: 0.386, SLG: 0.473	2B				1B BB 1B		G4-3			3	1	0	0	1	1	3									
Mark Leonard, L OBP: 0.361, SLG: 0.500 Cory Snyder, R OBP: 0.317, SLG: 0.452		F9			1B BB 1B		F9			2	0	1	1	1	0	1									
Matt Williams, R OBP: 0.283, SLG: 0.385					1B HR 1B			L7		4	1	0	1	0	1	3									
Robby Thompson, R OBP: 0.338, SLG: 0.422		G6-3			1B HR 1B		F9			3	1	1	3	1	0	0									
Craig Colbert, R OBP: 0.275, SLG: 0.318 Rod Beck, R					1B HR 1B			P6		4	0	0	0	0	0	2									
Royce Clayton, R OBP: 0.292, SLG: 0.339					1B SH2-4 1B					3	1	3	0	0	0	0									
John Burkett, R OBP: 0.106, SLG: 0.047 Bryan Hickerson, L Michael Jackson, R Kirt Manwaring, R OBP: 0.309, SLG: 0.301					1B SH5-4 1B					1	0	0	0	0	1	1									
Inning Stats	R: 0 E: 0 K: 1 S: 11	H: 1 LOB: 1 BB: 0 P: 17	R: 0 E: 0 K: 0 S: 7	H: 0 LOB: 0 BB: 0 P: 7	R: 0 E: 0 K: 1 S: 9	H: 1 LOB: 2 BB: 1 P: 15	R: 0 E: 0 K: 1 S: 8	H: 0 LOB: 1 BB: 2 P: 17	R: 6 E: 0 K: 0 S: 13	H: 5 LOB: 0 BB: 1 P: 23	R: 0 E: 0 K: 1 S: 6	H: 1 LOB: 0 BB: 0 P: 9	R: 0 E: 0 K: 0 S: 6	H: 0 LOB: 0 BB: 0 P: 6	R: 0 E: 0 K: 0 S: 9	H: 0 LOB: 0 BB: 0 P: 13		1B: 6 2B: 1 3B: 0 HR: 1	SF: 0 SAC: 2 DP: 1 HBP: 0	WP: 0 PB: 1 SB: 0 CS: 1	PA: 34				
PITCHER	IP	WLS	BF	H	R	ER	SO	BB	IBB	HBP	BLK	WP	HR	S	P	ERA	WHIP								
Tim Wakefield, R ERA: 2.48	6.0	L	28	8	6	6	4	4	0	0	0	0	0	54	88	9.00	2.000								
Steve Cooke, L ERA: 7.0	2.0		6	0	0	0	0	0	0	0	0	0	0	15	19	0.00	0.000								



Batter	1	2	3	4	5	6	7	8	9	AB	R	H	RBI	BB	SO	LOB	TOP								
Alex Cole, L OBP: 0.321, SLG: 0.312 (1, 9)	K2-3		HR	G6-3		BB		FC5-4 3B		4	2	1	0	1	1	1	Pittsburgh Pirates @ San Francisco Giants Candlestick Park, San Francisco, CA Sat Aug 22 1992, 6:33 AM EDT Att: 30,568 - Sunny - 75 F								
Jay Bell, R OBP: 0.326, SLG: 0.357 (1, 6)	G6-3		HR	K		K		HR		5	1	2	3	0	2	1									
Andy Van Slyke, L OBP: 0.401, SLG: 0.506 (1, 8)	G4-3		HR					K		4	2	1	0	1	1	1									
Barry Bonds, L OBP: 0.434, SLG: 0.567 (1, 7)		G4-3	HR							5	1	3	3	0	0	0									
Orlando Merced, S OBP: 0.319, SLG: 0.379 (1, 3)		F7	1B							4	1	1	0	1	1	2									
Jeff King, R OBP: 0.266, SLG: 0.374 (1, 5)		HR	1B							5	1	3	1	0	1	2									
Michael LaValliere, L OBP: 0.353, SLG: 0.344 (1, 2)		HR	P6							4	1	1	2	0	1	4									
Jose Lind, R OBP: 0.273, SLG: 0.270 (1, 4)		G6-3	G4-3							4	0	0	0	0	0	2									
Doug Drabek, R OBP: 0.169, SLG: 0.197 (1, 1)			G5-3							4	0	1	0	0	1	0									
Bob Patterson, R OBP: 0.429, SLG: 0.500 (9, 1)				K				FC5-4 1B		0	0	0	0	0	0	0									
Inning Stats	R: 0 E: 0 K: 1 S: 6	H: 0 LOB: 0 BB: 0 P: 10	R: 2 E: 0 K: 0 S: 14	H: 2 LOB: 0 BB: 0 P: 24	R: 4 E: 0 K: 0 S: 15	H: 5 LOB: 2 BB: 1 P: 28	R: 0 E: 0 K: 2 S: 15	H: 0 LOB: 0 BB: 0 P: 20	R: 1 E: 0 K: 3 S: 13	H: 2 LOB: 1 BB: 0 P: 19	R: 0 E: 0 K: 1 S: 11	H: 0 LOB: 1 BB: 1 P: 16	R: 1 E: 0 K: 0 S: 13	H: 1 LOB: 1 BB: 1 P: 21	R: 1 E: 0 K: 1 S: 12	H: 2 LOB: 1 BB: 0 P: 16	R: 0 E: 0 K: 0 S: 6	H: 1 LOB: 0 BB: 0 P: 8	1B: 6 2B: 3 3B: 1 HR: 3	SF: 0 SAC: 0 DP: 1 HBP: 0	WP: 0 PB: 0 SB: 1 CS: 0	PA: 42			
PITCHER	IP	WLS	BF	H	R	ER	SO	BB	IBB	HBP	BLK	WP	HR	S	P	ERA	WHIP								
Francisco Oliveras, R (1, 1)	2.1	L	13	5	6	6	1	1	0	0	0	0	3	30	49	23.14	2.571								
Jim Pena, L (3, 1)	2.2		12	4	1	1	5	0	0	0	0	0	0	33	49	3.38	1.500								
Jeff Brantley, R (6, 1)	2.0		9	1	1	1	1	2	0	0	0	0	0	24	37	4.50	1.500								
Dave Righetti, L (8, 1)	2.0		8	3	1	1	1	0	0	0	0	0	0	18	24	4.50	1.500								

Batter	1	2	3	4	5	6	7	8	9	AB	R	H	RBI	BB	SO	LOB	BOTTOM								
Willie McGee, S OBP: 0.334, SLG: 0.352 (1, 8)	G6-3		G4-3			G6-3		DI 1B		4	0	1	1	0	0	0	Pittsburgh Pirates @ San Francisco Giants Candlestick Park, San Francisco, CA Sat Aug 22 1992, 6:33 AM EDT Att: 30,568 - Sunny - 75 F								
Ted Wood, L OBP: 0.280, SLG: 0.222 (1, 9)	G4-3		G3-1			F9		K		4	0	0	0	0	1	1									
Will Clark, L OBP: 0.368, SLG: 0.481 (1, 3)										2	1	1	1	1	0	0									
Cory Snyder, R OBP: 0.316, SLG: 0.450 (9, 3)	HR									1	0	0	0	0	1	0									
Mark Leonard, L OBP: 0.354, SLG: 0.482 (1, 7)	G3					G3				4	0	1	0	0	0	1									
Matt Williams, R OBP: 0.283, SLG: 0.384 (1, 5)		K2-3				L5				4	0	1	0	0	1	1									
Robby Thompson, R OBP: 0.336, SLG: 0.418 (1, 4)		F8								3	0	0	0	0	1	1									
Dave Righetti, L (8, 1)										0	0	0	0	0	0	0									
Craig Colbert, R (9, PH) OBP: 0.272, SLG: 0.314										1	0	0	0	0	0	1									
Kirt Manwaring, R OBP: 0.306, SLG: 0.297 (1, 2)		G4-3								3	0	0	0	0	1	0									
Royce Clayton, R OBP: 0.292, SLG: 0.339 (1, 6)						G6-3				3	1	1	0	0	0	0									
Francisco Oliveras, R (1, 1)										0	0	0	0	0	0	0									
Jim Pena, L (3, 1)										0	0	0	0	0	0	0									
Mark Bailey, S (5, PH) OBP: 0.192										1	0	0	0	0	1	0									
Jeff Brantley, R (6, 1)										0	0	0	0	0	0	0									
Greg Litton, R (8, 4) OBP: 0.274, SLG: 0.318										1	0	0	0	0	1	0									
Inning Stats	R: 1 E: 0 K: 0 S: 11	H: 1 LOB: 0 BB: 0 P: 13	R: 0 E: 0 K: 1 S: 7	H: 0 LOB: 0 BB: 0 P: 12	R: 1 E: 0 K: 0 S: 10	H: 1 LOB: 0 BB: 0 P: 15	R: 0 E: 0 K: 1 S: 11	H: 1 LOB: 1 BB: 0 P: 15	R: 0 E: 0 K: 2 S: 12	H: 0 LOB: 0 BB: 0 P: 18	R: 0 E: 0 K: 0 S: 9	H: 0 LOB: 1 BB: 1 P: 17	R: 0 E: 0 K: 0 S: 6	H: 0 LOB: 0 BB: 0 P: 8	R: 0 E: 0 K: 2 S: 8	H: 1 LOB: 1 BB: 0 P: 10	R: 0 E: 0 K: 1 S: 11	H: 1 LOB: 1 BB: 0 P: 18	1B: 4 2B: 0 3B: 0 HR: 1	SF: 0 SAC: 1 DP: 0 HBP: 0	WP: 1 PB: 0 SB: 0 CS: 0	PA: 33			
PITCHER	IP	WLS	BF	H	R	ER	SO	BB	IBB	HBP	BLK	WP	HR	S	P	ERA	WHIP								
Doug Drabek, R (1, 1)	8.0	W	29	4	2	2	6	1	0	0	0	0	0	74	108	2.25	0.625								
Bob Patterson, L (9, 1)	1.0		4	1	0	0	1	0	0	0	0	0	0	11	18	0.00	1.000								



Batter	1	2	3	4	5	6	7	8	9	AB	R	H	RBI	BB	SO	LOB	TOP											
Gary Redus, R OBP: 0.295, SLG: 0.288 (1, 3)	G6-3		K			P3		G5-4-3		4	0	0	0	0	1	1	Pittsburgh Pirates @ San Francisco Giants Candlestick Park, San Francisco, CA Sun Aug 23 1992, 6:33 AM EDT Att: 32,129 - Sunny - 87 F											
Jay Bell, R OBP: 0.323, SLG: 0.354 (1, 6)	P6		K			P3			F9	4	0	0	0	0	1	0												
Andy Van Slyke, L OBP: 0.402, SLG: 0.512 (1, 8)	1B				G3				HR	4	1	2	1	0	0	0												
Lloyd McClendon, R OBP: 0.354, SLG: 0.355 Alex Cole, L OBP: 0.324, SLG: 0.315 (9, PH)	1B				BB		F7		G5-3	2	0	1	0	1	0	0												
Barry Bonds, L OBP: 0.430, SLG: 0.561 (1, 7)	G5-3				K		G3		G5-3	4	0	0	0	0	1	4												
Jeff King, R OBP: 0.285, SLG: 0.373 Jose Lind, R OBP: 0.271, SLG: 0.268 (2, 4)	G5-3				K		G1-3		G4-3	1	0	0	0	0	0	0												
Don Slaught, R OBP: 0.371, SLG: 0.446 (1, 2)	P4					P6			HR	3	1	1	1	0	0	0												
John Wehner, R OBP: 0.261, SLG: 0.253 (1, 5)	P3					B1-6-3		G6-3		3	0	1	0	0	0	0												
Randy Tomlin, L OBP: 0.200, SLG: 0.154 Danny Cox, R OBP: 0.091, SLG: 0.091 Cecil Espy, S OBP: 0.307, SLG: 0.337 Stan Belinda, R OBP: 0.500, SLG: 1.000 (8, 1)	G4-3					B1-6-3		G5-4-3		2	0	0	0	0	0	1												
Inning Stats	R: 0 E: 0 K: 0 S: 8	H: 2 LOB: 2 BB: 0 P: 16	R: 0 E: 0 K: 0 S: 6	H: 0 LOB: 0 BB: 0 P: 10	R: 0 E: 0 K: 2 S: 8	H: 0 LOB: 0 BB: 0 P: 13	R: 0 E: 0 K: 2 S: 10	H: 0 LOB: 1 BB: 1 P: 15	R: 0 E: 0 K: 0 S: 4	H: 1 LOB: 0 BB: 0 P: 5	R: 0 E: 0 K: 0 S: 4	H: 0 LOB: 0 BB: 0 P: 7	R: 0 E: 0 K: 0 S: 9	H: 0 LOB: 0 BB: 0 P: 13	R: 1 E: 0 K: 0 S: 6	H: 2 LOB: 0 BB: 0 P: 10		R: 1 E: 0 K: 0 S: 9	H: 2 LOB: 1 BB: 0 P: 13	1B: 5 2B: 0 3B: 0 HR: 2	SF: 0 SAC: 0 DP: 2 HBP: 0	WP: 0 PB: 0 SB: 0 CS: 0	PA: 33					
PITCHER	IP	WLS	BF	H	R	ER	SO	BB	IBB	HBP	BLK	WP	HR	S	P	ERA	WHIP											
Bud Black, L ERA: 3.22 Rod Beck, R ERA: 2.14	(1, 1)	8.1	W	30	6	2	2	4	1	0	0	0	0	2	57	91	2.16	0.840										

Batter	1	2	3	4	5	6	7	8	9	AB	R	H	RBI	BB	SO	LOB	BOTTOM										
Mike Felder, S OBP: 0.319, SLG: 0.389 (1, 7)	G6-3		P2		F7		2B			4	1	1	0	0	0	0	Pittsburgh Pirates @ San Francisco Giants Candlestick Park, San Francisco, CA Sun Aug 23 1992, 6:33 AM EDT Att: 32,129 - Sunny - 87 F										
Willie McGee, S OBP: 0.336, SLG: 0.356 (1, 8)	G5-3		L3		FC4-6		SF7			4	0	2	2	0	0	0											
Will Clark, L OBP: 0.385, SLG: 0.477 (1, 3)	F8				G3		FC4-6		SF7	3	0	0	1	0	0	1											
Cory Snyder, R OBP: 0.319, SLG: 0.461 (1, 9)	HR				WP		G1-3		G5-3	4	2	2	1	0	1	1											
Matt Williams, R OBP: 0.280, SLG: 0.380 (1, 5)	P6				G1-3				F9	4	0	0	0	0	0	1											
Robby Thompson, R OBP: 0.335, SLG: 0.414 (1, 4)	F8				2B		G6-3		K	3	0	0	0	1	1	0											
Kirt Manwaring, R OBP: 0.312, SLG: 0.314 (1, 2)	3B				2B				K	4	1	3	1	0	1	0											
Royce Clayton, R OBP: 0.298, SLG: 0.340 (1, 6)	G6-3				IBB				SH2-3	2	1	1	0	1	0	1											
Bud Black, L OBP: 0.071, SLG: 0.049 Rod Beck, R ERA: 2.6	G3				F8		SH2-3			2	0	0	0	0	0	3											
Inning Stats	R: 0 E: 0 K: 0 S: 6	H: 0 LOB: 0 BB: 0 P: 7	R: 1 E: 0 K: 0 S: 13	H: 2 LOB: 1 BB: 0 P: 20	R: 0 E: 0 K: 0 S: 6	H: 0 LOB: 0 BB: 0 P: 9	R: 1 E: 0 K: 0 S: 11	H: 2 LOB: 3 BB: 2 P: 23	R: 0 E: 0 K: 1 S: 7	H: 1 LOB: 0 BB: 0 P: 8	R: 3 E: 0 K: 0 S: 18	H: 4 LOB: 1 BB: 0 P: 27	R: 0 E: 0 K: 2 S: 9	H: 0 LOB: 0 BB: 0 P: 12	1B: 5 2B: 2 3B: 1 HR: 1	SF: 1 SAC: 1 DP: 0 HBP: 0		WP: 1 PB: 0 SB: 0 CS: 1	PA: 35								
PITCHER	IP	WLS	BF	H	R	ER	SO	BB	IBB	HBP	BLK	WP	HR	S	P	ERA	WHIP										
Randy Tomlin, L ERA: 3.61 Danny Cox, R ERA: 5.13 Stan Belinda, R ERA: 2.6	(1, 1)	6.2	L	30	9	5	5	1	1	0	0	0	0	3	5	6.75	1.500										



Batter	1	2	3	4	5	6	7	8	9	AB	R	H	RBI	BB	SO	LOB	TOP					
Alex Cole, L OBP: 0.330, SLG: 0.324 (1, 9)	G4-1	2-2			4-0	1-1		1-2	G5-3	4	2	2	0	1	0	1						
Jay Bell, R OBP: 0.324, SLG: 0.359 (1, 6)	F7	3-1			1-2		1-1		G5-3	5	1	2	1	0	0	3						
Andy Van Slyke, L OBP: 0.400, SLG: 0.509 (1, 8)	F7		2-3		1-0		1-2		SF7	3	0	0	1	0	1	2						
Barry Bonds, L OBP: 0.432, SLG: 0.558 (1, 7)	BB		G4-3		4-0		4-2		F7	2	0	0	0	3	0	0						
Orlando Merced, S OBP: 0.318, SLG: 0.377 (1, 3)	G1-3		K		0-1		2-0		F7	4	0	1	1	0	1	4						
John Wehner, R OBP: 0.280, SLG: 0.253 (1, 5)		0-0			1-0		2-3		K	4	0	1	0	0	1	4						
Michael LaValliere, L OBP: 0.359, SLG: 0.351 (1, 2)	2B	2-2			0-0		1-1		F9	4	1	2	0	0	0	1						
Jose Lind, R OBP: 0.271, SLG: 0.270 (1, 4)	1B	1-0			2-1		0-0		G4-3	4	0	1	1	0	0	2						
Bob Walk, R OBP: 0.074, SLG: 0.074 (8, PH)	K	1-3			1-3		0-0		K	3	0	1	0	0	2	2						
Gary Varsho, L OBP: 0.257, SLG: 0.336 (8, PH)										1	0	0	0	0	1	0						
Denny Neagle, L (8, 1)										0	0	0	0	0	0	0						
Roger Mason, R (8, 1)										0	0	0	0	0	0	0						
Inning Stats	R: 0 E: 0 K: 0 S: 8	H: 1 LOB: 2 BB: 1 P: 15	R: 1 E: 0 K: 1 S: 14	H: 3 LOB: 2 BB: 0 P: 23	R: 0 E: 0 K: 2 S: 11	H: 0 LOB: 0 BB: 0 P: 18	R: 0 E: 0 K: 1 S: 7	H: 1 LOB: 1 BB: 0 P: 10	R: 2 E: 0 K: 0 S: 7	H: 2 LOB: 1 BB: 2 P: 18	R: 0 E: 0 K: 0 S: 6	H: 2 LOB: 1 BB: 1 P: 8	R: 0 E: 0 K: 1 S: 10	H: 0 LOB: 2 BB: 1 P: 20	R: 0 E: 0 K: 1 S: 13	H: 0 LOB: 0 BB: 0 P: 19	R: 1 E: 0 K: 0 S: 8	H: 1 LOB: 0 BB: 0 P: 11	1B: 5 2B: 6 3B: 0 HR: 0	SF: 1 SAC: 0 DP: 2 HBP: 1	WP: 1 PB: 0 SB: 1 CS: 1	PA: 41
PITCHER	IP	WLS	BF	H	R	ER	SO	BB	IBB	HBP	BLK	WP	HR	S	P	ERA	WHIP					
Orel Hershisier, R ERA: 3.86 (1, 1)	7.0		33	9	3	3	5	3	1	1	0	0	0	63	112	3.86	1.714					
Jim Gott, R ERA: 1.75 (8, 1)	1.1	W	5	1	1	1	1	0	0	0	0	1	0	17	25	6.75	0.750					
John Candelaria, L ERA: 2.86 (9, 1)	0.2	S	2	0	0	0	0	0	0	0	0	0	0	4	5	0.00	0.000					

Pittsburgh Pirates @ Los Angeles Dodgers
Dodger Stadium, Los Angeles, CA
 Mon Aug 24 1992, 7:05 PM PDT
 Att: 21,991 - Sunny - 77 F

AB	34
R	4
H	10
RBI	4
BB	4
SO	6
LOB	19



Batter	1	2	3	4	5	6	7	8	9	AB	R	H	RBI	BB	SO	LOB	BOTTOM					
Jose Offerman, S OBP: 0.335, SLG: 0.344 (1, 6)	G5-3				1-0		0-1		L6-5	4	0	1	1	0	0	2						
Brett Butler, L OBP: 0.419, SLG: 0.415 (1, 8)	S		G1-3		1-2		2-1		G3	3	2	1	0	1	0	1						
Lenny Harris, L OBP: 0.319, SLG: 0.316 (1, 4)	G1-3				2-3		0-1		F7	3	0	0	0	0	1	1						
Eric Karros, R OBP: 0.304, SLG: 0.450 (1, 3)	2B	3-1			2-2		0-1		G4-3	3	1	1	1	1	0	0						
Henry Rodriguez, L OBP: 0.288, SLG: 0.434 (1, 9)	L9				1-2		1-1		F8	4	0	1	1	0	0	2						
Mike Slocchia, L OBP: 0.294, SLG: 0.282 (8, PR)		1-0			2-2		1-2		FC1-6	4	0	3	1	0	0	1						
Eric Young Sr., R OBP: 0.246, SLG: 0.200 (9, 2)			G3-1		2-2		1-2		FC1-6	0	0	0	0	0	0	0						
Carlos Hernandez, R OBP: 0.331, SLG: 0.354 (9, 2)			G2-3		1-2		1-3		CS	0	0	0	0	0	0	0						
Dave Hansen, L OBP: 0.310, SLG: 0.310 (8, PH)		1-0			3-1		1-0		F7	3	1	0	0	0	0	2						
Mike Sharperson, R OBP: 0.401, SLG: 0.409 (9, 5)		1-2			1-2		1-0		FC1-6	1	0	0	0	0	1	2						
Tom Goodwin, L OBP: 0.229, SLG: 0.229 (7, PH)		1-0			1-0		1-1		E4	2	0	0	0	0	0	1						
Mitch Webster, S OBP: 0.320, SLG: 0.391 (8, 7)		2-3			2-3		1-2		L6-5	1	0	0	0	0	0	1						
Orel Hershisier, R OBP: 0.224, SLG: 0.304 (7, PH)		0-3			0-0		3-2			2	1	1	0	0	1	1						
Todd Benzinger, S OBP: 0.271, SLG: 0.328 (8, 1)										1	0	1	1	0	0	0						
Jim Gott, R OBP: 0.500, SLG: 0.500 (9, 1)										0	0	0	0	0	0	0						
John Candelaria, L (9, 1)										0	0	0	0	0	0	0						
Inning Stats	R: 1 E: 0 K: 0 S: 9	H: 1 LOB: 1 BB: 1 P: 17	R: 0 E: 0 K: 1 S: 7	H: 1 LOB: 1 BB: 0 P: 10	R: 0 E: 0 K: 1 S: 7	H: 0 LOB: 0 BB: 0 P: 11	R: 0 E: 0 K: 0 S: 9	H: 1 LOB: 0 BB: 0 P: 14	R: 1 E: 0 K: 0 S: 7	H: 2 LOB: 1 BB: 0 P: 14	R: 0 E: 0 K: 0 S: 6	H: 0 LOB: 0 BB: 0 P: 7	R: 1 E: 1 K: 0 S: 12	H: 2 LOB: 1 BB: 0 P: 18	R: 2 E: 0 K: 1 S: 12	H: 2 LOB: 2 BB: 1 P: 18	R: 0 E: 0 K: 0 S: 8	H: 0 LOB: 0 BB: 0 P: 11	1B: 6 2B: 5 3B: 0 HR: 0	SF: 0 SAC: 1 DP: 3 HBP: 0	WP: 0 PB: 0 SB: 4 CS: 1	PA: 34
PITCHER	IP	WLS	BF	H	R	ER	SO	BB	IBB	HBP	BLK	WP	HR	S	P	ERA	WHIP					
Bob Walk, R ERA: 3.33 (1, 1)	7.0		28	7	3	2	2	1	0	0	0	0	0	57	91	2.57	1.143					
Denny Neagle, L ERA: 4.34 (8, 1)	0.1	L	5	2	2	2	0	0	1	0	0	0	0	8	14	54.00	6.000					
Roger Mason, R ERA: 4.22 (8, 1)	0.2		1	0	0	0	1	0	0	0	0	0	0	4	4	0.00	0.000					

Pittsburgh Pirates @ Los Angeles Dodgers
Dodger Stadium, Los Angeles, CA
 Mon Aug 24 1992, 7:05 PM PDT
 Att: 21,991 - Sunny - 77 F

AB	31
R	5
H	9
RBI	5
BB	2
SO	3
LOB	14



Batter	1	2	3	4	5	6	7	8	9	AB	R	H	RBI	BB	SO	LOB	TOP							
Alex Cole, L OBP: 0.340, SLG: 0.332 (1, 9)										4	3	3	0	1	1	0	Pittsburgh Pirates @ Los Angeles Dodgers Dodger Stadium, Los Angeles, CA Tue Aug 25 1992, 7:05 PM PDT Att: 24,170 - Sunny - 74 F							
Jay Bell, R OBP: 0.327, SLG: 0.361 (1, 6)										3	2	2	2	1	0	0								
Andy Van Slyke, L OBP: 0.402, SLG: 0.519 (1, 8)										5	2	3	4	0	1	1								
Barry Bonds, L OBP: 0.431, SLG: 0.556 (1, 7)										5	1	2	1	0	1	2								
Orlando Merced, S OBP: 0.319, SLG: 0.376 (1, 3)										4	1	1	0	1	0	1								
Don Slaught, R OBP: 0.367, SLG: 0.442 (1, 2)										4	0	1	2	0	1	4								
John Wehner, R OBP: 0.248, SLG: 0.239 (1, 5)										5	1	0	0	0	1	5								
Jose Lind, R OBP: 0.270, SLG: 0.270 (1, 4)										4	0	1	1	0	0	2								
Danny Jackson, R OBP: 0.061, SLG: 0.061 (1, 1)										2	0	0	0	0	2	1								
Danny Cox, R OBP: 0.077, SLG: 0.077 (5, 1)										2	0	0	0	0	0	1								
Bob Patterson, R OBP: 0.429, SLG: 0.500 (9, 1)										0	0	0	0	0	0	0								
Inning Stats	R: 2 E: 0 K: 0 S: 12	H: 3 LOB: 1 BB: 0 P: 18	R: 2 E: 1 K: 1 S: 12	H: 1 LOB: 1 BB: 1 P: 23	R: 1 E: 1 K: 1 S: 7	H: 1 LOB: 0 BB: 1 P: 14	R: 0 E: 0 K: 1 S: 10	H: 1 LOB: 0 BB: 0 P: 15	R: 0 E: 0 K: 2 S: 9	H: 0 LOB: 0 BB: 0 P: 12	R: 0 E: 0 K: 0 S: 8	H: 1 LOB: 1 BB: 0 P: 11	R: 2 E: 0 K: 1 S: 14	H: 1 LOB: 0 BB: 1 P: 24	R: 1 E: 1 K: 2 S: 12	H: 1 LOB: 1 BB: 0 P: 16	R: 2 E: 0 K: 0 S: 15	H: 4 LOB: 2 BB: 0 P: 22	1B: 11 2B: 1 3B: 0 HR: 1	SF: 1 SAC: 1 DP: 1 HBP: 0	WP: 0 PB: 0 SB: 2 CS: 1	PA: 44		
PITCHER	IP WLS BF H R ER SO BB IBB HBP BLK WP HR S P ERA WHIP	IP WLS BF H R ER SO BB IBB HBP BLK WP HR S P ERA WHIP	IP WLS BF H R ER SO BB IBB HBP BLK WP HR S P ERA WHIP	IP WLS BF H R ER SO BB IBB HBP BLK WP HR S P ERA WHIP	IP WLS BF H R ER SO BB IBB HBP BLK WP HR S P ERA WHIP	IP WLS BF H R ER SO BB IBB HBP BLK WP HR S P ERA WHIP	IP WLS BF H R ER SO BB IBB HBP BLK WP HR S P ERA WHIP	IP WLS BF H R ER SO BB IBB HBP BLK WP HR S P ERA WHIP	IP WLS BF H R ER SO BB IBB HBP BLK WP HR S P ERA WHIP	IP WLS BF H R ER SO BB IBB HBP BLK WP HR S P ERA WHIP	IP WLS BF H R ER SO BB IBB HBP BLK WP HR S P ERA WHIP	IP WLS BF H R ER SO BB IBB HBP BLK WP HR S P ERA WHIP	IP WLS BF H R ER SO BB IBB HBP BLK WP HR S P ERA WHIP	IP WLS BF H R ER SO BB IBB HBP BLK WP HR S P ERA WHIP	IP WLS BF H R ER SO BB IBB HBP BLK WP HR S P ERA WHIP	IP WLS BF H R ER SO BB IBB HBP BLK WP HR S P ERA WHIP	IP WLS BF H R ER SO BB IBB HBP BLK WP HR S P ERA WHIP	IP WLS BF H R ER SO BB IBB HBP BLK WP HR S P ERA WHIP	IP WLS BF H R ER SO BB IBB HBP BLK WP HR S P ERA WHIP	IP WLS BF H R ER SO BB IBB HBP BLK WP HR S P ERA WHIP	IP WLS BF H R ER SO BB IBB HBP BLK WP HR S P ERA WHIP	IP WLS BF H R ER SO BB IBB HBP BLK WP HR S P ERA WHIP	IP WLS BF H R ER SO BB IBB HBP BLK WP HR S P ERA WHIP	IP WLS BF H R ER SO BB IBB HBP BLK WP HR S P ERA WHIP

Batter	1	2	3	4	5	6	7	8	9	AB	R	H	RBI	BB	SO	LOB	BOTTOM							
Jose Offerman, S OBP: 0.338, SLG: 0.347 (1, 6)										5	1	3	0	0	1	1	Pittsburgh Pirates @ Los Angeles Dodgers Dodger Stadium, Los Angeles, CA Tue Aug 25 1992, 7:05 PM PDT Att: 24,170 - Sunny - 74 F							
Brett Butler, L OBP: 0.421, SLG: 0.414 (1, 8)										3	0	1	0	2	0	4								
Eric Young Sr., R OBP: 0.286, SLG: 0.191 (1, 4)										3	0	0	1	0	0	5								
Lenny Harris, L OBP: 0.318, SLG: 0.315 (7, PH) (8, 4)										1	0	0	0	0	0	2								
Eric Davis, R OBP: 0.330, SLG: 0.339 (9, PH)										0	0	0	0	1	0	0								
Eric Karros, R OBP: 0.303, SLG: 0.447 (1, 3)										5	0	1	1	0	0	7								
Mitch Webster, S OBP: 0.319, SLG: 0.385 (1, 9)										3	0	0	1	1	0	2								
Mike Sharperson, R OBP: 0.400, SLG: 0.408 (1, 5)										3	0	1	0	0	1	3								
Steve Wilson, L OBP: 0.333, SLG: 0.333 (6, 1)										0	0	0	0	0	0	0								
Tom Goodwin, L OBP: 0.250, SLG: 0.250 (8, PH)										1	0	1	0	0	0	0								
Roger McDowell, R OBP: 0.290, SLG: 0.311 (9, 1)										0	0	0	0	0	0	0								
Todd Benzinger, S OBP: 0.267, SLG: 0.323 (1, 7)										4	0	0	0	0	0	2								
Carlos Hernandez, R OBP: 0.330, SLG: 0.352 (1, 2)										4	1	1	0	0	1	2								
Ramon Martinez, R OBP: 0.120, SLG: 0.120 (1, 1)										0	0	0	0	0	0	0								
Tim Crews, R OBP: 0.200, SLG: 0.200 (3, 1)										1	0	0	0	0	1	0								
Dave Hanson, L OBP: 0.290, SLG: 0.311 (5, PH) (6, 5)										2	1	1	0	1	0	0								
Inning Stats	R: 0 E: 0 K: 0 S: 14	H: 0 LOB: 1 BB: 1 P: 24	R: 0 E: 0 K: 0 S: 6	H: 1 LOB: 0 BB: 0 P: 6	R: 0 E: 0 K: 1 S: 12	H: 1 LOB: 2 BB: 1 P: 22	R: 0 E: 0 K: 0 S: 5	H: 0 LOB: 0 BB: 1 P: 11	R: 3 E: 1 K: 1 S: 14	H: 3 LOB: 2 BB: 1 P: 24	R: 0 E: 0 K: 1 S: 8	H: 0 LOB: 0 BB: 0 P: 13	R: 0 E: 0 K: 0 S: 9	H: 2 LOB: 1 BB: 0 P: 12	R: 0 E: 0 K: 0 S: 9	H: 1 LOB: 1 BB: 0 P: 15	R: 0 E: 0 K: 1 S: 9	H: 1 LOB: 2 BB: 1 P: 16	1B: 9 2B: 1 3B: 0 HR: 0	SF: 0 SAC: 0 DP: 2 HBP: 0	WP: 1 PB: 1 SB: 0 CS: 0	PA: 40		
PITCHER	IP WLS BF H R ER SO BB IBB HBP BLK WP HR S P ERA WHIP	IP WLS BF H R ER SO BB IBB HBP BLK WP HR S P ERA WHIP	IP WLS BF H R ER SO BB IBB HBP BLK WP HR S P ERA WHIP	IP WLS BF H R ER SO BB IBB HBP BLK WP HR S P ERA WHIP	IP WLS BF H R ER SO BB IBB HBP BLK WP HR S P ERA WHIP	IP WLS BF H R ER SO BB IBB HBP BLK WP HR S P ERA WHIP	IP WLS BF H R ER SO BB IBB HBP BLK WP HR S P ERA WHIP	IP WLS BF H R ER SO BB IBB HBP BLK WP HR S P ERA WHIP	IP WLS BF H R ER SO BB IBB HBP BLK WP HR S P ERA WHIP	IP WLS BF H R ER SO BB IBB HBP BLK WP HR S P ERA WHIP	IP WLS BF H R ER SO BB IBB HBP BLK WP HR S P ERA WHIP	IP WLS BF H R ER SO BB IBB HBP BLK WP HR S P ERA WHIP	IP WLS BF H R ER SO BB IBB HBP BLK WP HR S P ERA WHIP	IP WLS BF H R ER SO BB IBB HBP BLK WP HR S P ERA WHIP	IP WLS BF H R ER SO BB IBB HBP BLK WP HR S P ERA WHIP	IP WLS BF H R ER SO BB IBB HBP BLK WP HR S P ERA WHIP	IP WLS BF H R ER SO BB IBB HBP BLK WP HR S P ERA WHIP	IP WLS BF H R ER SO BB IBB HBP BLK WP HR S P ERA WHIP	IP WLS BF H R ER SO BB IBB HBP BLK WP HR S P ERA WHIP	IP WLS BF H R ER SO BB IBB HBP BLK WP HR S P ERA WHIP	IP WLS BF H R ER SO BB IBB HBP BLK WP HR S P ERA WHIP	IP WLS BF H R ER SO BB IBB HBP BLK WP HR S P ERA WHIP	IP WLS BF H R ER SO BB IBB HBP BLK WP HR S P ERA WHIP	IP WLS BF H R ER SO BB IBB HBP BLK WP HR S P ERA WHIP



Batter	1	2	3	4	5	6	7	8	9	AB	R	H	RBI	BB	SO	LOB	TOP								
Gary Redus, R OBP: 0.296, SLG: 0.313 Alex Cole, L OBP: 0.336, SLG: 0.327 (7, PH)	0-1 G5-3		2-2 HR	1-1 G4-3			1-3 K		1-2 G4-3	3	1	1	1	0	0	0	Pittsburgh Pirates @ San Diego Padres Jack Murphy Stadium, San Diego, CA Fri Aug 28, 1992, 10:05 PM EDT Att: 15,916 - Cloudy - 77 F								
Jay Bell, R OBP: 0.332, SLG: 0.367	0-2 G3-4 1B		0-1 L7-4 G4-3 1B		0-2 G5-3		1-2 1B			4	0	3	0	0	0	0									
Andy Van Slyke, L OBP: 0.397, SLG: 0.512	2-0 G3-4		0-0 G4-3		2-3 K		1-0 G5-4-3 1B			4	0	1	1	0	1	2									
Lloyd McClendon, R OBP: 0.346, SLG: 0.346 John Wehner, R OBP: 0.248, SLG: 0.240	2-1 G5-3		1-2 L7-4		2-3 K		0-1 G5-4-3			4	0	0	0	0	1	4									
Barry Bonds, L OBP: 0.433, SLG: 0.560		4-1 2B BB		3-1 HR		4-2 S BB		2-1 F7		2	2	1	1	2	0	0									
Jeff King, R OBP: 0.288, SLG: 0.377 Denny Neagle, L (8, 1)		1-1 SH1-3 1-H 2B		1-1 2B 1B		1-2 K		0-0 P6		4	1	2	1	0	1	1									
Don Slaught, R OBP: 0.367, SLG: 0.445		0-0 SH1-3		0-0 G4-3 SH1-3 2B		1-3 K		1-3 K		3	1	1	1	0	2	1									
Jose Lind, R OBP: 0.270, SLG: 0.269		0-1 P7		1-0 G4-3		1-2 G4-3			1-0 L9	4	0	0	0	0	0	3									
Doug Drabek, R OBP: 0.167, SLG: 0.194 Roger Mason, R OBP: 0.262, SLG: 0.336 Steve Cooke, L OBP: 0.296, SLG: 0.167 Stan Belinda, R OBP: 0.296, SLG: 0.167 Orlando Merced, S OBP: 0.216, SLG: 0.371		1-1 G5-3		2-2 SH1-3			4-1 1B BB		2-3 K	1	0	0	1	0	0	1									
Inning Stats	R: 0 E: 0 K: 0 S: 8	H: 1 LOB: 1 BB: 0 P: 12	R: 1 E: 0 K: 0 S: 8	H: 1 LOB: 1 BB: 1 P: 14	R: 1 E: 0 K: 0 S: 9	H: 2 LOB: 0 BB: 0 P: 12	R: 3 E: 0 K: 0 S: 12	H: 3 LOB: 0 BB: 0 P: 19	R: 0 E: 0 K: 2 S: 12	H: 0 LOB: 1 BB: 1 P: 21	R: 1 E: 0 K: 1 S: 10	H: 2 LOB: 1 BB: 1 P: 17	R: 0 E: 0 K: 1 S: 9	H: 0 LOB: 0 BB: 0 P: 12	R: 0 E: 0 K: 1 S: 7	H: 0 LOB: 0 BB: 0 P: 11		1B: 5 2B: 3 3B: 0 HR: 2	SF: 0 SAC: 2 DP: 2 HBP: 0	WP: 0 PA: 37 PB: 0 SB: 1 CS: 0					
PITCHER	IP WLS BF H R ER SO BB IBB HBP BLK WP HR S P ERA WHIP	4.0 W 19 7 5 5 0 1 0 0 0 0 2 37 57 11.25 2.000	2.1 L 10 1 1 1 5 2 0 0 0 0 0 31 50 3.86 1.286	0.2 L 2 1 0 0 0 0 0 0 0 0 3 4 0.00 1.500	2.0 L 6 0 0 0 2 0 0 0 0 0 16 23 0.00 0.000																				


AB	32
R	6
H	9
RBI	6
BB	3
SO	7
LOB	13



Batter	1	2	3	4	5	6	7	8	9	AB	R	H	RBI	BB	SO	LOB	BOTTOM									
Tony Fernandez, S OBP: 0.333, SLG: 0.345	1-0 1B HR		3-2 P7		0-0 FC6-4-5-4 1-2 2-3		0-1 G6-3		2-2 L4	5	1	1	0	0	0	4	Pittsburgh Pirates @ San Diego Padres Jack Murphy Stadium, San Diego, CA Fri Aug 28, 1992, 10:05 PM EDT Att: 15,916 - Cloudy - 77 F									
Tony Gwynn, L OBP: 0.373, SLG: 0.416	0-0 1B HR		1-2 G3		1-0 BB HR 1B		0-1 P6		2-1 G6-3	5	2	2	0	0	2											
Gary Sheffield, R OBP: 0.388, SLG: 0.593	1-0 1B HR		0-2 FC5-4 1B		0-0 L7		1-3 K		1-2 P4	5	1	2	3	0	1	1										
Fred McGriff, L OBP: 0.399, SLG: 0.574	1-0 1B HR		1-1 FC5-4 1B		4-2 HR BB		3-1 1B 3B 1B		2-2 F8	4	3	3	1	1	0	0										
Darrin Jackson, R OBP: 0.296, SLG: 0.418	2-2 L9		0-0 FC5-4		3-2 HR		0-1 1B 3B 1B		2-2 G5-3	5	2	2	3	0	2											
Bento Santiago, R OBP: 0.285, SLG: 0.391	2-3 K		1-2 G6-3		1-0 P3		1-0 3B 1B			4	1	1	0	0	1	1										
Jerald Clark, R OBP: 0.293, SLG: 0.388	1-0 G6-3				0-1 SH2-3 1B		1-1 1B HBP		1-0 2B 3B	3	1	2	3	0	0	0										
Craig Shipley, R OBP: 0.250, SLG: 0.280			1-3 K SH1-4		2-2 SH2-3		1-0 1B		1-2 2B	3	0	2	1	0	1	0										
Bruce Hurst, L OBP: 0.172, SLG: 0.180 Phil Stephenson, L OBP: 0.296, SLG: 0.280 Mike Maddux, R OBP: 0.296, SLG: 0.167 Rich Rodriguez, L OBP: 0.296, SLG: 0.167 Oscar Azocar, L OBP: 0.296, SLG: 0.248 Tim Scott, R (8, 1)			1-1 SH1-4		4-2 BB		1-3 K		3-1 F7	0	0	0	0	0	0	0										
Inning Stats	R: 4 E: 0 K: 1 S: 12	H: 4 LOB: 0 BB: 0 P: 20	R: 0 E: 0 K: 1 S: 12	H: 0 LOB: 1 BB: 0 P: 18	R: 0 E: 0 K: 0 S: 9	H: 2 LOB: 1 BB: 0 P: 12	R: 0 E: 0 K: 0 S: 8	H: 1 LOB: 1 BB: 1 P: 14	R: 3 E: 0 K: 1 S: 19	H: 3 LOB: 2 BB: 1 P: 30	R: 0 E: 0 K: 1 S: 9	H: 0 LOB: 0 BB: 0 P: 10	R: 4 E: 0 K: 0 S: 16	H: 5 LOB: 1 BB: 0 P: 26	R: 0 E: 0 K: 0 S: 12	H: 0 LOB: 0 BB: 0 P: 17		1B: 10 2B: 2 3B: 1 HR: 3	SF: 0 SAC: 2 DP: 2 HBP: 1	WP: 1 PA: 41 PB: 0 SB: 0 CS: 0						
PITCHER	IP WLS BF H R ER SO BB IBB HBP BLK WP HR S P ERA WHIP	4.1 L 23 9 7 7 2 0 0 0 0 0 18 22 0.00 0.600	1.2 L 7 1 0 0 2 0 0 1 0 0 0 4 7 ∞ ∞	0.0 L 2 2 2 0 0 0 0 0 0 0 0 4 7 ∞ ∞	1.0 L 6 3 2 2 0 0 0 0 0 0 12 19 18.00 3.000	1.0 L 3 0 0 0 0 0 0 0 0 0 0 12 17 0.00 0.000																				

AB	36
R	11
H	15
RBI	11
BB	2
SO	4
LOB	13



Batter	1	2	3	4	5	6	7	8	9	AB	R	H	RBI	BB	SO	LOB	TOP					
Alex Cole, L OBP: 0.339, SLG: 0.330 (1,9)	G4-3		1B			F8		BB 1B		4	1	2	0	0	0	0	Pittsburgh Pirates @ San Diego Padres Jack Murphy Stadium, San Diego, CA Sat Aug 29 1992, 10:05 PM EDT Att: 24,965 - Cloudy - 77 F					
Jay Bell, R OBP: 0.333, SLG: 0.367 (1,6)	L7			E5 SF7 1B		G5-3		BB SF7 BB		3	2	1	0	1	0							
Andy Van Slyke, L OBP: 0.400, SLG: 0.514 (1,8)	WP 1B			F9				1B		4	0	3	1	0	0							
Barry Bonds, L OBP: 0.429, SLG: 0.557 (1,7)	F8			SF7		G3		SF7		2	0	0	2	0	2							
Jeff King, R OBP: 0.265, SLG: 0.373 (1,5)		K		K			P6	F8		4	0	0	0	0	2							
Orlando Merced, S OBP: 0.314, SLG: 0.366 (1,3)	G6-3					G4-3			F8	4	0	0	0	0	0							
Michael LaValliere, L OBP: 0.360, SLG: 0.357 (1,2)	G3					L8		BB		3	0	1	0	1	0							
Jose Lind, R OBP: 0.270, SLG: 0.269 (1,4)				P3			G4-3		K	4	0	1	0	0	1							
Randy Tomlin, L OBP: 0.193, SLG: 0.148 (1,1)				G3-1		F9			L3	2	0	0	0	0	1	AB 32 R 3 H 8 RBI 3 BB 2 SO 4 LOB 8 						
Gary Varsho, L OBP: 0.260, SLG: 0.333 (8, PH)										1	0	0	0	0	1							
Bob Patterson, R OBP: 0.429, SLG: 0.500 (8,1)										0	0	0	0	0	0							
Roger Mason, R OBP: 0.429, SLG: 0.500 (8,1)										1	0	0	0	0	1							
Inning Stats	R: 0 E: 0 K: 0 S: 9	H: 1 LOB: 1 BB: 0 P: 14	R: 0 E: 0 K: 1 S: 6	H: 0 LOB: 0 BB: 0 P: 11	R: 0 E: 0 K: 0 S: 8	H: 1 LOB: 1 BB: 0 P: 10	R: 1 E: 1 K: 1 S: 10	H: 1 LOB: 0 BB: 0 P: 13	R: 0 E: 0 K: 0 S: 5	H: 1 LOB: 1 BB: 0 P: 6	R: 0 E: 0 K: 0 S: 7	H: 1 LOB: 1 BB: 0 P: 11	R: 2 E: 0 K: 1 S: 16	H: 2 LOB: 1 BB: 1 P: 24	R: 0 E: 0 K: 1 S: 18		H: 0 LOB: 1 BB: 1 P: 23	1B: 8 2B: 0 3B: 0 HR: 0	SF: 2 SAC: 0 DP: 0 HBP: 0	WP: 1 PB: 0 SB: 0 CS: 0	PA: 36	
PITCHER	IP	WLS	BF	H	R	ER	SO	BB	IBB	HBP	BLK	WP	HR	S	P		ERA	WHIP				
Greg Harris, R ERA: 4.33 (1,1)	7.1	L	29	7	3	2	3	1	0	0	0	1	0	63	91		2.46	1.091				
Randy Myers, L ERA: 4.37 (8,1)	1.2		7	1	0	0	1	1	0	0	0	0	0	25	34		0.00	1.200				

Batter	1	2	3	4	5	6	7	8	9	AB	R	H	RBI	BB	SO	LOB	BOTTOM					
Tony Fernandez, S OBP: 0.338, SLG: 0.351 (1,6)	G6-4-3 BB					FC4-6 G4-3 1B		E 1B		3	0	3	2	1	0	0	Pittsburgh Pirates @ San Diego Padres Jack Murphy Stadium, San Diego, CA Sat Aug 29 1992, 10:05 PM EDT Att: 24,965 - Cloudy - 77 F					
Tony Gwynn, L OBP: 0.374, SLG: 0.416 (1,9)	G6-4-3		2B			G4-3		BB		3	0	1	0	1	0							
Gary Sheffield, R OBP: 0.387, SLG: 0.590 (1,5)	G6-3		1B			FC4-6 IBB		L		3	0	0	0	1	0							
Fred McGriff, L OBP: 0.396, SLG: 0.569 (1,3)		G1-3				FC4-6		K		4	0	0	0	0	1							
Darrin Jackson, R OBP: 0.294, SLG: 0.414 (1,8)		K				G3		K		4	0	0	0	0	2							
Benito Santiago, R OBP: 0.285, SLG: 0.390 (1,2)		G6-3				G3		K		4	0	0	0	0	0							
Jerald Clark, R OBP: 0.293, SLG: 0.388 (1,7)						G4-3		SH5-4 1B		3	1	1	0	0	0							
Tim Teufel, R OBP: 0.330, SLG: 0.350 (1,4)						G4-3				2	1	1	0	1	0							
Oscar Azocar, L OBP: 0.250, SLG: 0.243 (9, PH)						G5-3		P6		1	0	0	0	0	1							
Greg Harris, R OBP: 0.174, SLG: 0.182 (1,1)						G5-3				2	0	0	0	0	2							
Randy Myers, L OBP: 0.429, SLG: 0.500 (8,1)						K2-3		F8		0	0	0	0	0	0							
Phil Stephenson, L OBP: 0.281, SLG: 0.275 (9, PH)										1	0	0	0	0	1							
Inning Stats	R: 0 E: 0 K: 0 S: 6	H: 0 LOB: 0 BB: 1 P: 14	R: 0 E: 0 K: 1 S: 10	H: 0 LOB: 0 BB: 0 P: 15	R: 2 E: 0 K: 0 S: 10	H: 4 LOB: 1 BB: 0 P: 15	R: 0 E: 0 K: 0 S: 4	H: 0 LOB: 0 BB: 0 P: 6	R: 0 E: 0 K: 1 S: 9	H: 0 LOB: 0 BB: 0 P: 12	R: 0 E: 0 K: 0 S: 7	H: 1 LOB: 2 BB: 1 P: 13	R: 0 E: 0 K: 1 S: 9	H: 0 LOB: 1 BB: 1 P: 15	R: 0 E: 1 K: 2 S: 18	H: 1 LOB: 2 BB: 1 P: 28	R: 0 E: 0 K: 0 S: 7	H: 1 LOB: 1 BB: 0 P: 10	1B: 6 2B: 1 3B: 0 HR: 0	SF: 0 SAC: 2 DP: 1 HBP: 0	WP: 0 PB: 0 SB: 0 CS: 0	PA: 36
PITCHER	IP	WLS	BF	H	R	ER	SO	BB	IBB	HBP	BLK	WP	HR	S	P	ERA	WHIP					
Randy Tomlin, L ERA: 3.57 (1,1)	7.0	W	27	5	2	2	3	2	1	0	0	0	0	55	90	2.57	1.000					
Bob Patterson, L ERA: 2.24 (8,1)	0.2		4	1	0	0	1	1	0	0	0	0	0	15	25	0.00	3.000					
Roger Mason, R ERA: 4.05 (8,1)	1.1	S	5	1	0	0	1	0	0	0	0	0	0	10	13	0.00	0.750					

Batter	1	2	3	4	5	6	7	8	9	AB	R	H	RBI	BB	SO	LOB	TOP								
Gary Redus, R (1, 3) OBP: 0.295, SLG: 0.305 Orlando Merced, S (8, PH) OBP: 0.316, SLG: 0.368										3	0	0	0	1	1	3	Pittsburgh Pirates @ San Diego Padres Jack Murphy Stadium, San Diego, CA Sun Aug 30 1992, 6:33 AM EDT Att: 18,617 - Sunny - 78 F								
Jay Bell, R (1, 6) OBP: 0.332, SLG: 0.367										5	1	1	0	0	1	2									
Andy Van Slyke, L (1, 8) OBP: 0.400, SLG: 0.513										5	1	2	0	0	1	1									
Barry Bonds, L (1, 7) OBP: 0.433, SLG: 0.566										3	3	2	2	2	0	0									
Lloyd McClendon, R (1, 9) OBP: 0.346, SLG: 0.342 Alex Cole, L (7, PH) OBP: 0.336, SLG: 0.327										2	1	0	0	1	1	1									
Jeff King, R (1, 4) OBP: 0.294, SLG: 0.372										4	0	1	2	0	0	1									
Don Slaught, R (1, 2) OBP: 0.378, SLG: 0.463										3	0	3	1	1	0	0									
John Wehner, R (1, 5) OBP: 0.266, SLG: 0.245										2	0	1	1	2	0	2									
Bob Walk, R (1, 1) OBP: 0.065, SLG: 0.065 Danny Cox, R (9, 1) OBP: 0.077, SLG: 0.077										4	0	0	0	0	1	6									
										0	0	0	0	0	0	0									
Inning Stats	R: 0 E: 0 K: 2 S: 9	H: 0 LOB: 0 BB: 0 P: 13	R: 0 E: 0 K: 0 S: 12	H: 0 LOB: 2 BB: 2 P: 23	R: 0 E: 0 K: 0 S: 6	H: 0 LOB: 0 BB: 1 P: 11	R: 2 E: 0 K: 0 S: 14	H: 4 LOB: 2 BB: 1 P: 24	R: 0 E: 0 K: 1 S: 10	H: 0 LOB: 0 BB: 0 P: 15	R: 2 E: 1 K: 1 S: 16	H: 3 LOB: 3 BB: 1 P: 30	R: 2 E: 0 K: 1 S: 10	H: 3 LOB: 3 BB: 2 P: 24	R: 0 E: 0 K: 1 S: 9	H: 1 LOB: 0 BB: 0 P: 10	R: 0 E: 0 K: 1 S: 6	H: 0 LOB: 0 BB: 0 P: 8	1B: 7 2B: 3 3B: 0 HR: 1	SF: 1 SAC: 0 DP: 2 HBP: 0	WP: 0 PB: 0 SB: 2 CS: 0	PA: 42			
PITCHER	IP	WLS	BF	H	R	ER	SO	BB	IBB	HBP	BLK	WP	HR	S	P	ERA	WHIP								
Jim Deshaies, L (1, 1) ERA: 3.25	6.1	L	31	8	6	6	4	4	2	0	1	0	1	69	125	8.53	1.895								
Jose Melendez, R (7, 1) ERA: 3.11	1.2		8	3	0	0	2	0	1	0	0	0	0	17	25	0.00	1.800								
Jeremy Hernandez, R (9, 1) ERA: 4.71	1.0		3	0	0	0	1	0	0	0	0	0	0	6	8	0.00	0.000								

Batter	1	2	3	4	5	6	7	8	9	AB	R	H	RBI	BB	SO	LOB	BOTTOM								
Tony Fernandez, S (1, 6) OBP: 0.336, SLG: 0.349 Craig Shipley, R (7, 6) OBP: 0.247, SLG: 0.276										3	0	0	0	0	0	2	Pittsburgh Pirates @ San Diego Padres Jack Murphy Stadium, San Diego, CA Sun Aug 30 1992, 6:33 AM EDT Att: 18,617 - Sunny - 78 F								
Tony Gwynn, L (1, 9) OBP: 0.371, SLG: 0.412										4	0	0	0	0	0	2									
Gary Sheffield, R (1, 5) OBP: 0.388, SLG: 0.595										4	2	2	1	0	0	0									
Fred McGriff, L (1, 3) OBP: 0.396, SLG: 0.574										3	1	1	2	1	0	0									
Darrin Jackson, R (1, 8) OBP: 0.293, SLG: 0.415										4	0	1	0	0	2	1									
Dan Walters, R (1, 2) OBP: 0.322, SLG: 0.439										3	0	0	0	1	0	0									
Jerald Clark, R (1, 7) OBP: 0.293, SLG: 0.386										4	0	1	0	0	0	2									
Tim Teufel, R (1, 4) OBP: 0.335, SLG: 0.351										2	0	1	0	1	0	1									
Jim Deshaies, L (1, 1) OBP: 0.283, SLG: 0.222 Jose Melendez, R (7, 1) Oscar Azocar, L (8, PH) OBP: 0.248, SLG: 0.241 Jeremy Hernandez, R (9, 1)										0	0	0	0	0	0	0									
										1	0	0	0	0	0	1									
										0	0	0	0	0	0	0									
Inning Stats	R: 0 E: 0 K: 0 S: 6	H: 0 LOB: 0 BB: 0 P: 11	R: 0 E: 0 K: 0 S: 5	H: 1 LOB: 1 BB: 1 P: 12	R: 0 E: 0 K: 0 S: 8	H: 1 LOB: 1 BB: 0 P: 15	R: 1 E: 0 K: 0 S: 9	H: 1 LOB: 0 BB: 1 P: 19	R: 0 E: 0 K: 0 S: 7	H: 1 LOB: 1 BB: 0 P: 9	R: 0 E: 0 K: 0 S: 6	H: 0 LOB: 0 BB: 0 P: 10	R: 0 E: 0 K: 1 S: 5	H: 0 LOB: 0 BB: 0 P: 8	R: 0 E: 0 K: 0 S: 8	H: 0 LOB: 1 BB: 1 P: 15	R: 2 E: 0 K: 1 S: 10	H: 2 LOB: 0 BB: 0 P: 16	1B: 3 2B: 2 3B: 0 HR: 2	SF: 0 SAC: 2 DP: 2 HBP: 0	WP: 0 PB: 0 SB: 0 CS: 0	PA: 34			
PITCHER	IP	WLS	BF	H	R	ER	SO	BB	IBB	HBP	BLK	WP	HR	S	P	ERA	WHIP								
Bob Walk, R (1, 1) ERA: 3.16	8.0	W	29	4	1	1	1	0	0	0	0	0	1	54	99	1.12	0.875								
Danny Cox, R (9, 1) ERA: 5.0	1.0		5	2	2	2	1	0	0	0	0	0	1	10	16	18.00	2.000								

Batter	1	2	3	4	5	6	7	8	9	AB	R	H	RBI	BB	SO	LOB	TOP			
Darren Lewis, R (1, 8) OBP: 0.297, SLG: 0.263 Mike Felder, S (9, PH) OBP: 0.325, SLG: 0.391										4	0	2	0	0	0	1				
Willie McGee, S (1, 9) OBP: 0.331, SLG: 0.350										5	0	0	1	0	2	2				
Will Clark, L (1, 3) OBP: 0.387, SLG: 0.480										4	1	1	1	1	0	3				
Mark Leonard, L (1, 7) OBP: 0.395, SLG: 0.529										3	0	1	0	1	0	1				
Matt Williams, R (1, 5) OBP: 0.273, SLG: 0.363										3	0	1	0	0	0	1				
Robby Thomson, R (1, 4) OBP: 0.329, SLG: 0.411										3	0	1	0	1	0	3				
Kirt Manwaring, R (1, 2) OBP: 0.309, SLG: 0.331										4	0	1	0	0	0	4				
Royce Clayton, R (1, 6) OBP: 0.286, SLG: 0.315										4	1	1	0	0	0	2				
Bud Black, L (1, 1) OBP: 0.087, SLG: 0.087 Steve Reed, R (7, 1) OBP: 0.143, SLG: 0.143 Dave Righetti, L (7, 1) Rod Beck, R (8, 1) Chris James, R (9, PH) Mike Benjamin, R (9, PH)										3	0	0	0	0	1	2				
Inning Stats	R: 0 E: 0 K: 1 S: 15	H: 2 LOB: 3 BB: 0 P: 19	R: 0 E: 0 K: 0 S: 8	H: 1 LOB: 1 BB: 0 P: 9	R: 0 E: 0 K: 1 S: 9	H: 0 LOB: 1 BB: 1 P: 16	R: 0 E: 0 K: 1 S: 11	H: 1 LOB: 1 BB: 0 P: 12	R: 1 E: 0 K: 0 S: 14	H: 2 LOB: 3 BB: 2 P: 28	R: 0 E: 0 K: 0 S: 6	H: 0 LOB: 0 BB: 0 P: 8	R: 0 E: 0 K: 0 S: 7	H: 0 LOB: 0 BB: 0 P: 9	R: 1 E: 0 K: 0 S: 13	H: 2 LOB: 2 BB: 0 P: 18	1B: 6 2B: 2 3B: 0 HR: 1	SF: 0 SAC: 0 DP: 0 HBP: 1	WP: 0 PB: 0 SB: 0 CS: 0	PA: 39
PITCHER	IP WLS BF H R ER SO BB IBB HBP BLK WP HR S P ERA WHIP																			
Tim Wakefield, R (1, 1) ERA: 2.03	8.2 W 38 9 2 2 3 3 0 1 0 0 1 91 129 2.08 1.385																			
Bob Patterson, L (9, 1) ERA: 2.22	0.1 S 1 0 0 0 0 0 0 0 0 0 0 0 1 2 0.00 0.000																			

San Francisco Giants @ Pittsburgh Pirates
Three Rivers Stadium, Pittsburgh, PA
Wed Sep 02 1992, 7:05 PM EDT
Att: 13,099 - Cloudy - 77 F

AB	35
R	2
H	9
RBI	2
BB	3
SO	3
LOB	21



Batter	1	2	3	4	5	6	7	8	9	AB	R	H	RBI	BB	SO	LOB	BOTTOM			
Alex Cole, L (1, 9) OBP: 0.337, SLG: 0.330										3	0	1	0	1	1	0				
Jay Bell, R (1, 6) OBP: 0.330, SLG: 0.368										4	0	1	0	0	1	2				
Andy Van Slyke, L (1, 8) OBP: 0.398, SLG: 0.510										4	1	1	0	0	0	4				
Barry Bonds, L (1, 7) OBP: 0.436, SLG: 0.581										3	1	2	2	1	1	1				
Lloyd McClendon, R (1, 3) OBP: 0.356, SLG: 0.346 Orlando Merced, S (8, PH) OBP: 0.315, SLG: 0.369										1	0	1	0	2	0	0				
Jeff King, R (1, 5) OBP: 0.281, SLG: 0.367										4	0	1	0	0	0	4				
Don Slaught, R (1, 2) OBP: 0.376, SLG: 0.473										4	1	1	1	0	0	3				
Jose Lind, R (1, 4) OBP: 0.271, SLG: 0.270										3	0	0	0	0	0	0				
Tim Wakefield, R (1, 1) OBP: 0.100, SLG: 0.100 Bob Patterson, R (9, 1) OBP: 0.429, SLG: 0.500										3	0	1	0	0	0	0				
Inning Stats	R: 0 E: 0 K: 1 S: 8	H: 1 LOB: 1 BB: 0 P: 13	R: 0 E: 0 K: 0 S: 7	H: 2 LOB: 0 BB: 0 P: 12	R: 0 E: 0 K: 0 S: 8	H: 1 LOB: 0 BB: 0 P: 14	R: 0 E: 0 K: 1 S: 14	H: 0 LOB: 2 BB: 2 P: 26	R: 1 E: 0 K: 0 S: 9	H: 1 LOB: 0 BB: 0 P: 17	R: 2 E: 0 K: 0 S: 9	H: 2 LOB: 1 BB: 1 P: 17	R: 0 E: 1 K: 0 S: 9	H: 1 LOB: 3 BB: 1 P: 19	R: 0 E: 0 K: 0 S: 9	H: 1 LOB: 1 BB: 0 P: 10	1B: 5 2B: 2 3B: 0 HR: 2	SF: 0 SAC: 0 DP: 1 HBP: 0	WP: 0 PB: 0 SB: 0 CS: 2	PA: 35
PITCHER	IP WLS BF H R ER SO BB IBB HBP BLK WP HR S P ERA WHIP																			
Bud Black, L (1, 1) ERA: 3.18	6.1 L 28 8 3 3 3 4 0 0 0 0 0 0 3 6 3.18 1.895																			
Steve Reed, R (7, 1) ERA: 4.77	0.0 1 0 0 0 0 0 0 0 0 0 0 0 3 6 4.77 1.500																			
Dave Righetti, L (7, 1) ERA: 4.77	0.2 2 1 0 0 0 0 0 0 0 0 0 0 5 7 4.77 1.500																			
Rod Beck, R (8, 1) ERA: 2.06	1.0 3 0 0 0 0 0 0 0 0 0 0 0 7 8 2.06 0.000																			

San Francisco Giants @ Pittsburgh Pirates
Three Rivers Stadium, Pittsburgh, PA
Wed Sep 02 1992, 7:05 PM EDT
Att: 13,099 - Cloudy - 77 F

AB	30
R	3
H	9
RBI	3
BB	4
SO	3
LOB	15



Batter	1	2	3	4	5	6	7	8	9	AB	R	H	RBI	BB	SO	LOB	TOP			
Mike Felder, S OBP: 0.326, SLG: 0.399	2-1 HBP 1B 2B	1-2 F8			1-1 P6		3-2 F7		2-2 1B 2B	5	1	2	0	0	0	1	San Francisco Giants @ Pittsburgh Pirates Three Rivers Stadium, Pittsburgh, PA Thu Sep 03 1992, 7:05 PM EDT Att: 9,057 - Cloudy - 72 F AB 37 R 3 H 10 RBI 3 BB 2 SO 8 LOB 23			
Willie McGee, S OBP: 0.332, SLG: 0.351	2-2 G1-3		0-0 G1		1-1 1B		2-3 K		1-1 2B 1B	5	0	2	0	0	1	2				
Will Clark, L OBP: 0.368, SLG: 0.480 Cory Snyder, R OBP: 0.308, SLG: 0.442	4-0 HBP 1B IBB		3-2 G6-3		2-3 K		3-2 2B		0-3 K	0	1	0	0	1	0	0				
Mark Leonard, L OBP: 0.384, SLG: 0.500	3-2 FC5-4 1B HBP		3-2 P4		1-0 G4-3		1-0 G3		0-3 K	4	0	0	0	0	1	4				
Matt Williams, R OBP: 0.274, SLG: 0.364	0-0 FC5-4 1B			2-0 G4-3 1B FC6 1B		1-0 G5-3		3-2 F8		4	0	2	2	0	0	0				
Robby Thompson, R OBP: 0.331, SLG: 0.412	1-2 FC5-4			0-0 FC6 G4-3 1B		2-3 K		0-1 1B		4	0	2	0	0	1	2				
Kirt Manwaring, R OBP: 0.308, SLG: 0.328	0-1 F9			2-1 G4-3		4-2 BB		1-0 F8		3	0	0	0	1	0	5				
Royce Clayton, R OBP: 0.282, SLG: 0.311 Jim Pena, L OBP: 0.200, SLG: 0.200 Steve Hosley, R OBP: 0.167, SLG: 0.167 Dave Righetti, L OBP: 0.143, SLG: 0.143		3-2 F8		0-1 FC6		0-0 F9		0-3 K		3	0	0	0	0	0	3				
Dave Burba, R OBP: 0.143, SLG: 0.077 Chris James, R OBP: 0.301, SLG: 0.386 Jeff Brantley, R OBP: 0.667, SLG: 0.500 Michael Jackson, R OBP: 0.272, SLG: 0.307		1-3 K		3-2 G4-3				0-2 2B 1B		1	0	0	0	0	1	0				
Inning Stats	R: 2 E: 0 K: 0 S: 14	H: 2 LOB: 2 BB: 1 P: 26	R: 0 E: 0 K: 1 S: 10	H: 0 LOB: 0 BB: 0 P: 15	R: 0 E: 0 K: 0 S: 8	H: 2 LOB: 2 BB: 0 P: 14	R: 0 E: 0 K: 1 S: 9	H: 1 LOB: 1 BB: 0 P: 13	R: 0 E: 0 K: 1 S: 7	H: 0 LOB: 1 BB: 1 P: 14	R: 1 E: 0 K: 1 S: 15	H: 2 LOB: 1 BB: 0 P: 24	R: 0 E: 0 K: 1 S: 9	H: 1 LOB: 2 BB: 0 P: 13	R: 0 E: 0 K: 3 S: 15	H: 2 LOB: 2 BB: 0 P: 19		1B: 7 2B: 3 3B: 0 HR: 0	SF: 0 SAC: 0 DP: 0 HBP: 1	WP: 0 PB: 0 SB: 0 CS: 0
PITCHER	IP WLS BF H R ER SO BB IBB HBP BLK WP HR S P ERA WHIP																			
Doug Drabek, R ERA: 2.8	(1, 1) 6.1 W 28 6 3 3 3 1 1 1 0 0 0 63 107 4.26 1.105																			
Danny Cox, R ERA: 4.82	(7, 1) 1.2 7 2 0 0 2 0 0 0 0 0 0 18 28 0.00 1.200																			
Stan Belinda, R ERA: 2.83	(9, 1) 1.0 5 2 0 0 3 0 0 0 0 0 0 15 19 0.00 2.000																			

Batter	1	2	3	4	5	6	7	8	9	AB	R	H	RBI	BB	SO	LOB	BOTTOM			
Alex Cole, L OBP: 0.346, SLG: 0.357	0-0 1B SH1-3 1B			1-0 F8		3-1 1B 3B		3-1 E6 3B		5	2	4	1	0	0	1	San Francisco Giants @ Pittsburgh Pirates Three Rivers Stadium, Pittsburgh, PA Thu Sep 03 1992, 7:05 PM EDT Att: 9,057 - Cloudy - 72 F AB 36 R 9 H 14 RBI 8 BB 4 SO 8 LOB 19			
Jay Bell, R OBP: 0.332, SLG: 0.371	0-0 SH1-3				1-1 BB 2B 1B		1-1 G6-3		0-1 2B	4	2	2	0	0	0	2				
Andy Van Slyke, L OBP: 0.398, SLG: 0.511	0-1 BB 1B			2-0 L6		1-3 K		3-1 G3		5	1	2	1	0	1	2				
Barry Bonds, L OBP: 0.438, SLG: 0.582	1-3 K			2-0 FC6-5 2B		4-0 2B BB		4-2 2B BB		3	2	1	0	2	2	3				
Jeff King, R OBP: 0.263, SLG: 0.368	4-1 1B BB			0-0 FC6-5		1-3 K		1-2 1B 2B		4	1	1	1	1	1	4				
Orlando Merced, S OBP: 0.319, SLG: 0.377	1-2 BB			2-3 P8		1-2 2B		1-2 G1-6-3 1B		4	0	3	5	0	0	1				
Michael LaValliere, L OBP: 0.357, SLG: 0.351	1-3 2H 3H 1B			3-1 P4		1-0 G4-3		1-3 K		4	0	0	0	0	1	4				
Carlos Garcia, R OBP: 0.182, SLG: 0.182				1-3 K		1-0 K		1-0 FC3-6 1B		4	0	1	0	0	2	1				
Doug Drabek, R OBP: 0.173, SLG: 0.189 Danny Cox, R OBP: 0.077, SLG: 0.077 Gary Redus, R OBP: 0.293, SLG: 0.303 Stan Belinda, R OBP: 0.500, SLG: 1.000				4-2 BB		2-2 FC3-6 3B		2-2 F8		2	1	0	0	1	1	1				
Inning Stats	R: 2 E: 0 K: 1 S: 15	H: 3 LOB: 2 BB: 1 P: 23	R: 0 E: 0 K: 2 S: 9	H: 1 LOB: 1 BB: 0 P: 15	R: 0 E: 0 K: 0 S: 7	H: 1 LOB: 1 BB: 0 P: 14	R: 0 E: 0 K: 1 S: 9	H: 0 LOB: 1 BB: 1 P: 18	R: 2 E: 0 K: 2 S: 13	H: 2 LOB: 1 BB: 1 P: 22	R: 1 E: 0 K: 0 S: 10	H: 2 LOB: 1 BB: 0 P: 20	R: 2 E: 0 K: 1 S: 14	H: 2 LOB: 0 BB: 1 P: 21	R: 2 E: 1 K: 1 S: 11	H: 3 LOB: 1 BB: 0 P: 19		1B: 7 2B: 5 3B: 2 HR: 0	SF: 0 SAC: 1 DP: 1 HBP: 0	WP: 0 PB: 0 SB: 0 CS: 0
PITCHER	IP WLS BF H R ER SO BB IBB HBP BLK WP HR S P ERA WHIP																			
Dave Burba, R ERA: 5.65	(1, 1) 3.0 15 5 2 2 3 1 0 0 0 0 0 31 52 6.00 2.000																			
Jeff Brantley, R ERA: 3.5	(4, 1) 2.0 L 10 2 2 2 3 2 0 0 0 0 0 22 40 9.00 2.000																			
Michael Jackson, R ERA: 3.1	(6, 1) 0.2 4 2 1 1 0 0 0 0 0 0 0 8 15 13.50 3.000																			
Jim Pena, L ERA: 3.48	(6, 1) 1.1 6 2 2 2 1 1 0 0 0 0 0 16 26 13.50 2.250																			
Dave Righetti, L ERA: 4.97	(8, 1) 1.0 6 3 2 2 1 0 0 0 0 0 0 11 19 18.00 3.000																			

Batter	1	2	3	4	5	6	7	8	9	AB	R	H	RBI	BB	SO	LOB	TOP					
Eric Young Sr. R (1.4) OBP: 0.241, SLG: 0.195	B5-3		1 SAFE 1-1 FC4-6 1B		0-0 3-H 1B			1-2 G3		4	0	2	1	0	0	0	Los Angeles Dodgers @ Pittsburgh Pirates Three Rivers Stadium, Pittsburgh, PA Fri Sep 04 1992, 7:05 PM EDT Att: 30,341 - Cloudy - 76 F					
Brett Butler L (1.8) OBP: 0.411, SLG: 0.398	K		0-0 FC4-6 FC6-4		0-0 B2-3			3-2 G6-3		4	0	0	0	0	1	3						
Eric Davis R (1.7) OBP: 0.326, SLG: 0.323	S BB		0-0 FC6-4		0-0 P9			0-2 F9		3	0	0	0	1	0	2						
Eric Karros R (1.3) OBP: 0.298, SLG: 0.440	F7				0-1 F9			4-0 1B BB HR BB		3	0	0	0	1	0	1						
Tom Goodwin L (9, PR) OBP: 0.233, SLG: 0.214										0	1	0	0	0	0	0						
Dave Hansen L (9, S) OBP: 0.295, SLG: 0.307	1-2									0	0	0	0	0	0	0						
Mike Piazza R (1, 2) OBP: 0.750, SLG: 0.833		3-2 G6-3 1B			2-3 K2-3			4-2 1B BB		3	0	1	0	1	1	0						
Lenny Harris L (9, PR) OBP: 0.324, SLG: 0.315								1-2 HR BB		0	1	0	0	0	0	0						
Billy Ashley R (1, 9)	K				1-3 K			0-3 K		4	0	0	0	0	3	3						
Mike Sharperson R (1, 5) OBP: 0.490, SLG: 0.496	1 SAFE G6-3				0-2 G5-3 PB 1B			2-2 HR 1B		3	1	1	0	0	0	1						
Darryl Strawberry L (9, PH) OBP: 0.319, SLG: 0.388										1	1	1	0	0	0	0						
Steve Wilson L (9, 1) OBP: 0.333, SLG: 0.333										0	0	0	0	0	0	0						
Jim Gott R (9, 1) OBP: 0.500, SLG: 0.500	1-2									0	0	0	0	0	0	0						
Jay Howell R (9, 1)										0	0	0	0	0	0	0						
Rafael Bourimigal R (1, 6) OBP: 0.143, SLG: 0.143					0-0 FC4-6 1B			0-0 F7		3	0	1	0	0	1	1						
Todd Benzinger S (9, PH) OBP: 0.269, SLG: 0.344					1 SAFE F7			0-3 K		1	1	1	4	0	0	0						
Kevin Gross R (1, 1) OBP: 0.115, SLG: 0.080					1 SAFE G5-3			2-2 G1-3		2	0	0	0	0	1	2						
Mitch Webster S (8, PH) OBP: 0.352, SLG: 0.391										1	0	0	0	0	0	0						
Roger McDowell R (8, 1)										0	0	0	0	0	0	0						
Carlos Hernandez R (9, PH) OBP: 0.321, SLG: 0.341					1-3 K			0-0 F8		1	0	0	0	0	0	1						
Inning Stats	R: 0 E: 0 K: 1 S: 11	H: 0 LOB: 1 BB: 1 P: 18	R: 0 E: 0 K: 1 S: 9	H: 1 LOB: 0 BB: 0 P: 14	R: 0 E: 0 K: 1 S: 9	H: 2 LOB: 2 BB: 0 P: 12	R: 0 E: 0 K: 2 S: 7	H: 0 LOB: 0 BB: 0 P: 10	R: 1 E: 0 K: 0 S: 8	H: 2 LOB: 1 BB: 0 P: 10	R: 0 E: 0 K: 0 S: 6	H: 0 LOB: 0 BB: 0 P: 7	R: 0 E: 0 K: 1 S: 5	H: 0 LOB: 0 BB: 0 P: 5	R: 0 E: 0 K: 0 S: 12	H: 0 LOB: 0 BB: 0 P: 18	R: 4 E: 0 K: 1 S: 14	H: 2 LOB: 1 BB: 2 P: 24	1B: 6 2B: 0 3B: 0 HR: 1	SF: 0 SAC: 0 DP: 1 HBP: 0	WP: 0 PB: 1 SB: 1 CS: 0	PA: 36
PITCHER	IP WLS BF H R ER SO BB IBB HBP BLK WP HR S P ERA WHIP																					
Randy Tomlin L (1, 1) ERA: 3.41	8.0	29	5	1	0	6	1	0	0	0	0	0	0	0	67	94	0.00	0.750				
Roger Mason R (9, 1) ERA: 4.14	0.2	4	0	2	2	1	2	0	0	0	0	0	0	9	17	27.00	3.000					
Bob Patterson L (9, 1) ERA: 2.53	0.1	W	3	2	2	2	0	0	0	0	0	0	0	1	5	7	54.00	6.000				


Batter	1	2	3	4	5	6	7	8	9	AB	R	H	RBI	BB	SO	LOB	BOTTOM					
Alex Cole L (1, 9) OBP: 0.343, SLG: 0.351	G4-3		3-2 G6-3		3-2 G4-3		3-1 G4-3	4-2 BB		4	0	0	0	1	0	1	Los Angeles Dodgers @ Pittsburgh Pirates Three Rivers Stadium, Pittsburgh, PA Fri Sep 04 1992, 7:05 PM EDT Att: 30,341 - Cloudy - 76 F					
Jay Bell R (1, 6) OBP: 0.330, SLG: 0.375	K		0-0 P7		0-0 HR		1-3 K	0-1 P4		5	1	1	2	0	2	2						
Andy Van Slyke L (1, 8) OBP: 0.400, SLG: 0.518	2B		1-2 G4-3		2-1 2B		1-1 2B		2-2 F9	5	0	3	0	0	0	0						
Barry Bonds L (1, 7) OBP: 0.441, SLG: 0.580	FC6-4 BB				1-1 F8		4-0 2B		4-2 S 1B BB	1	1	0	0	4	0	0						
Jeff King R (1, 5) OBP: 0.265, SLG: 0.368	FC6-4				2-1 1B		2-2 G4-3		2-2 1B FC 1B	5	1	2	1	0	0	6						
Orlando Merced S (1, 3) OBP: 0.323, SLG: 0.381			0-0 F7		0-0 F8		4-1 BB		1-0 G4-3 2B	4	2	2	0	1	0	1						
Michael LaValliere L (1, 2) OBP: 0.351, SLG: 0.344			2-1 G6-3		0-2 P6		1 SAFE F9		0-0 G4-3	5	0	0	1	0	0	4						
Carlos Garcia R (1, 4) OBP: 0.267, SLG: 0.267			2-2 1B				1-1 F9		0-0 G6-3	4	1	2	1	0	0	1						
Cecil Espy S (9, PH) OBP: 0.356, SLG: 0.335					G4-3 SH3-4 HR 1B		1 SAFE F9		0-3 K	1	0	0	0	0	1	2						
Randy Tomlin L (1, 1) OBP: 0.186, SLG: 0.143			1-0 G5-4-3		1-0 SH3-4		2-2 G3		3-H 4-2 BB	2	0	0	0	0	0	2						
Gary Varsho L (8, PH) OBP: 0.265, SLG: 0.333										0	0	0	0	1	0	0						
Roger Mason R (9, 1)										0	0	0	0	0	0	0						
Bob Patterson R (9, 1) OBP: 0.429, SLG: 0.500										0	0	0	0	0	0	0						
Don Slaught R (9, PH) OBP: 0.379, SLG: 0.476										1	0	1	1	0	0	0						
Inning Stats	R: 0 E: 0 K: 1 S: 8	H: 1 LOB: 2 BB: 1 P: 16	R: 0 E: 0 K: 0 S: 8	H: 1 LOB: 0 BB: 0 P: 13	R: 0 E: 0 K: 0 S: 9	H: 0 LOB: 0 BB: 0 P: 13	R: 0 E: 0 K: 0 S: 9	H: 1 LOB: 1 BB: 0 P: 12	R: 2 E: 0 K: 0 S: 12	H: 3 LOB: 2 BB: 1 P: 24	R: 0 E: 0 K: 0 S: 8	H: 0 LOB: 1 BB: 1 P: 17	R: 0 E: 0 K: 1 S: 9	H: 1 LOB: 2 BB: 1 P: 18	R: 1 E: 0 K: 0 S: 12	H: 1 LOB: 2 BB: 2 P: 20	R: 3 E: 0 K: 1 S: 16	H: 3 LOB: 2 BB: 1 P: 26	1B: 6 2B: 4 3B: 0 HR: 1	SF: 0 SAC: 1 DP: 0 HBP: 0	WP: 0 PB: 0 SB: 2 CS: 0	PA: 45
PITCHER	IP WLS BF H R ER SO BB IBB HBP BLK WP HR S P ERA WHIP																					
Kevin Gross R (1, 1) ERA: 3.35	7.0	32	7	2	2	2	2	2	0	0	0	0	0	0	63	113	2.57	1.286				
Roger McDowell R (8, 1) ERA: 4.09	1.0	6	1	1	1	0	2	0	0	0	0	0	0	12	20	9.00	3.000					
Steve Wilson L (9, 1) ERA: 4.5	0.1	2	0	1	1	0	1	0	0	0	0	0	0	5	11	27.00	3.000					
Jim Gott R (9, 1) ERA: 1.96	0.0	L	2	2	0	0	0	0	0	0	0	0	0	5	8	∞	∞					
Jay Howell R (9, 1) ERA: 1.38	0.1	3	1	2	2	1	0	0	0	0	0	0	0	6	7	54.00	3.000					



Batter	1	2	3	4	5	6	7	8	9	AB	R	H	RBI	BB	SO	LOB	TOP			
Brett Butler, L OBP: 0.410, SLG: 0.396 (1, 8)										3	0	0	0	1	0	0				
Lenny Harris, L OBP: 0.323, SLG: 0.314 (1, 4) (6, 6)										4	0	1	0	0	0	1				
Eric Davis, R OBP: 0.325, SLG: 0.322 (1, 7)										4	0	1	0	0	0	1				
Eric Karros, R OBP: 0.297, SLG: 0.441 (1, 3)										4	1	1	0	0	1	1				
Henry Rodriguez, L OBP: 0.262, SLG: 0.378 (1, 9)										3	0	1	1	0	1	0				
Mike Scioscia, L OBP: 0.290, SLG: 0.278 (1, 2)										3	0	1	0	0	0	1				
Dave Hansen, L OBP: 0.295, SLG: 0.308 (1, 5)										3	0	1	0	0	0	1				
Rafael Bourimigal, R OBP: 0.125, SLG: 0.125 (6, PH)										1	0	0	0	0	0	0				
Todd Benzinger, S OBP: 0.267, SLG: 0.343 (6, 4)										1	0	0	0	0	0	0				
Eric Young Sr., R OBP: 0.230, SLG: 0.193 (6, 4)										1	0	0	0	0	0	1				
Orel Hershiser, R OBP: 0.230, SLG: 0.305 (6, PH)										1	0	0	0	0	0	0				
Mitch Webster, S OBP: 0.321, SLG: 0.389 (6, PH)										1	0	0	0	0	0	0				
Kip Gross, R OBP: 1.000, SLG: 1.000 (8, PH)										0	0	0	0	0	0	0				
Billy Ashley, R (8, PH)										1	0	0	0	0	1	0				
Steve Wilson, L OBP: 0.333, SLG: 0.333 (8, 1)										0	0	0	0	0	0	0				
Inning Stats	R: 0 E: 0 K: 0 S: 5	H: 1 LOB: 0 BB: 0 P: 7	R: 0 E: 0 K: 0 S: 6	H: 1 LOB: 1 BB: 0 P: 11	R: 0 E: 0 K: 0 S: 8	H: 0 LOB: 0 BB: 0 P: 14	R: 0 E: 0 K: 1 S: 9	H: 0 LOB: 0 BB: 0 P: 13	R: 0 E: 0 K: 0 S: 6	H: 0 LOB: 0 BB: 0 P: 12	R: 1 E: 0 K: 0 S: 10	H: 2 LOB: 1 BB: 0 P: 14	R: 0 E: 0 K: 1 S: 6	H: 1 LOB: 0 BB: 0 P: 8	R: 0 E: 0 K: 1 S: 12	H: 1 LOB: 1 BB: 1 P: 19	1B: 3 2B: 3 3B: 0 HR: 0	SF: 0 SAC: 0 DP: 3 HBP: 0	WP: 0 PB: 0 SB: 0 CS: 0	PA: 31
PITCHER Bob Walk, R ERA: 2.98 (1, 1)	IP: 9.0 WLS: W BF: 31 H: 6 R: 1 ER: 1 SO: 3 BB: 1 IBB: 0 HBP: 0 BLK: 0 WP: 0 HR: 0 S: 70 P: 110 ERA: 1.00 WHIP: 0.778															PITCHER Bob Walk, R ERA: 2.98 (1, 1)	IP: 9.0 WLS: W BF: 31 H: 6 R: 1 ER: 1 SO: 3 BB: 1 IBB: 0 HBP: 0 BLK: 0 WP: 0 HR: 0 S: 70 P: 110 ERA: 1.00 WHIP: 0.778			

Los Angeles Dodgers @ Pittsburgh Pirates
Three Rivers Stadium, Pittsburgh, PA
Sat Sep 05 1992, 7:05 PM EDT
Att: 41,420 - Cloudy - 75 F


AB 30
R 1
H 6
RBI 1
BB 1
SO 3
LOB 6



Batter	1	2	3	4	5	6	7	8	9	AB	R	H	RBI	BB	SO	LOB	BOTTOM	
Alex Cole, L OBP: 0.348, SLG: 0.351 (1, 9)										3	1	1	0	2	0	2		
Jay Bell, R OBP: 0.330, SLG: 0.374 (1, 6)										4	0	1	0	0	0	2		
Andy Van Slyke, L OBP: 0.397, SLG: 0.514 (1, 8)										4	1	0	0	0	1	2		
Barry Bonds, L OBP: 0.444, SLG: 0.587 (1, 7)										2	2	1	3	2	0	0		
Jeff King, R OBP: 0.270, SLG: 0.375 (1, 5)										4	2	3	1	0	0	1		
Orlando Merced, S OBP: 0.327, SLG: 0.383 (1, 3)										3	0	2	1	1	1	0		
Michael LaValliere, L OBP: 0.349, SLG: 0.340 (1, 2)										3	0	0	0	1	0	3		
Carlos Garcia, R OBP: 0.263, SLG: 0.278 (1, 4)										3	0	1	1	0	1	0		
Bob Walk, R OBP: 0.086, SLG: 0.086 (1, 1)										4	0	1	0	0	1	3		
Inning Stats	R: 0 E: 0 K: 1 S: 7	H: 0 LOB: 0 BB: 1 P: 13	R: 1 E: 0 K: 0 S: 10	H: 2 LOB: 2 BB: 1 P: 16	R: 3 E: 0 K: 0 S: 16	H: 4 LOB: 1 BB: 1 P: 23	R: 0 E: 0 K: 2 S: 9	H: 0 LOB: 0 BB: 1 P: 16	R: 0 E: 0 K: 1 S: 9	H: 1 LOB: 0 BB: 0 P: 9	R: 0 E: 0 K: 0 S: 4	H: 0 LOB: 0 BB: 0 P: 4	R: 2 E: 1 K: 0 S: 24	H: 3 LOB: 2 BB: 1 P: 34	1B: 8 2B: 2 3B: 0 HR: 1	SF: 1 SAC: 0 DP: 3 HBP: 0	WP: 0 PB: 0 SB: 2 CS: 1	PA: 38
PITCHER Orel Hershiser, R ERA: 3.85 (6, 1)	IP: 5.0 WLS: L BF: 23 H: 6 R: 4 ER: 4 SO: 3 BB: 5 IBB: 0 HBP: 0 BLK: 0 WP: 0 HR: 1 S: 49 P: 82 ERA: 7.20 WHIP: 2.200															PITCHER Kip Gross, R ERA: 2.25 (8, 1)	IP: 2.0 WLS: 7 BF: 7 H: 1 R: 0 ER: 0 SO: 1 BB: 0 IBB: 0 HBP: 0 BLK: 0 WP: 0 HR: 0 S: 13 P: 13 ERA: 0.00 WHIP: 0.500	
Steve Wilson, L ERA: 4.73 (8, 1)	IP: 1.0 WLS: 7 BF: 3 H: 2 R: 2 ER: 2 SO: 0 BB: 1 IBB: 0 HBP: 0 BLK: 0 WP: 0 HR: 0 S: 24 P: 34 ERA: 18.00 WHIP: 4.000															PITCHER Steve Wilson, L ERA: 4.73 (8, 1)	IP: 1.0 WLS: 7 BF: 3 H: 2 R: 2 ER: 2 SO: 0 BB: 1 IBB: 0 HBP: 0 BLK: 0 WP: 0 HR: 0 S: 24 P: 34 ERA: 18.00 WHIP: 4.000	

Los Angeles Dodgers @ Pittsburgh Pirates
Three Rivers Stadium, Pittsburgh, PA
Sat Sep 05 1992, 7:05 PM EDT
Att: 41,420 - Cloudy - 75 F

AB 30
R 6
H 10
RBI 6
BB 6
SO 4
LOB 13



Batter	1	2	3	4	5	6	7	8	9	AB	R	H	RBI	BB	SO	LOB	TOP			
Dwight Smith, L (1.8) OBP: 0.294, SLG: 0.366	G3-1		SF8		K			F8		3	0	0	1	0	1	1	Chicago Cubs @ Pittsburgh Pirates Three Rivers Stadium, Pittsburgh, PA Tue Sep 08 1992, 7:05 PM EDT Att: 7,720 - Cloudy - 76 F			
23 Ryne Sandberg, R (1.4) OBP: 0.397, SLG: 0.471	P6		G5-4-3		G5-3			G6-3		4	0	0	0	0	0	3				
Mark Grace, L (1.3) OBP: 0.388, SLG: 0.433	G6-3				G4-6-3			G5-3		4	1	1	0	0	0	0				
Andre Dawson, R (1.9) OBP: 0.325, SLG: 0.456		K			E4			G6-3		4	0	0	0	0	1	1				
Derrick May, L (1.7) OBP: 0.371, SLG: 0.364		L8			G4-6-3			G4-3		3	0	0	0	0	0	1				
Heathcliff Slocumb, R (6.1)										0	0	0	0	0	0	0				
Paul Assenmacher, L (8.1)										0	0	0	0	0	0	0				
Doug Dascenzo, S (8. PH) OBP: 0.295, SLG: 0.302										0	0	0	0	1	0	0				
Steve Buechele, R (1.5) OBP: 0.331, SLG: 0.378		F9						G6-3		4	0	1	0	0	0	1				
E5										4	0	1	0	0	0	1				
Rick Wilkins, L (1.2) OBP: 0.333, SLG: 0.382					F7			P7		4	1	1	0	0	0	3				
FC4-6										4	1	1	0	0	0	3				
Alex Arias, R (1.6) OBP: 0.667, SLG: 0.667					SF8			K		1	0	0	0	1	1	0				
SH1-4										1	0	0	0	1	1	0				
Shawn Boskie, R (1.1) OBP: 0.120, SLG: 0.083										0	0	0	0	1	0	0				
Ken Patterson, L (3.1)										0	0	0	0	0	0	0				
Kal Daniels, L (6.7) OBP: 0.308, SLG: 0.360								G3-1		1	0	0	0	0	0	0				
										0	0	0	0	0	0	0				
										1	0	0	0	0	0	0				
Inning Stats	R: 0 E: 0 K: 0 S: 6	H: 0 LOB: 0 BB: 0 P: 10	R: 0 E: 0 K: 1 S: 8	H: 0 LOB: 0 BB: 0 P: 14	R: 1 E: 0 K: 0 S: 7	H: 1 LOB: 1 BB: 1 P: 15	R: 1 E: 1 K: 0 S: 11	H: 2 LOB: 1 BB: 0 P: 14	R: 0 E: 0 K: 1 S: 10	H: 0 LOB: 0 BB: 0 P: 17	R: 0 E: 0 K: 1 S: 8	H: 0 LOB: 0 BB: 0 P: 10	R: 0 E: 0 K: 0 S: 8	H: 0 LOB: 0 BB: 1 P: 15	R: 0 E: 1 K: 0 S: 9	H: 0 LOB: 2 BB: 1 P: 15	1B: 2 2B: 1 3B: 0 HR: 0	SF: 1 SAC: 1 DP: 2 HBP: 1	WP: 0 PB: 0 SB: 0 CS: 0	PA: 34
PITCHER Doug Drabek, R (1.1) ERA: 2.76	IP: 9.0 WLS: W BF: 34 H: 3 R: 2 ER: 2 SO: 3 BB: 3 IBB: 0 HBP: 1 BLK: 0 WP: 0 HR: 0 S: 72 P: 116 ERA: 2.00 WHIP: 0.667																			

Batter	1	2	3	4	5	6	7	8	9	AB	R	H	RBI	BB	SO	LOB	BOTTOM			
Alex Cole, L (1.9) OBP: 0.343, SLG: 0.345	K		G4-3		F8			K		4	0	0	0	0	2	0	Chicago Cubs @ Pittsburgh Pirates Three Rivers Stadium, Pittsburgh, PA Tue Sep 08 1992, 7:05 PM EDT Att: 7,720 - Cloudy - 76 F			
Jay Bell, R (1.6) OBP: 0.328, SLG: 0.374	P2		1B		F7			G1-3		4	1	1	0	0	0	0				
Andy Van Slyke, L (1.8) OBP: 0.392, SLG: 0.510	HR		K		G1-3			K		4	1	1	0	0	2	1				
Barry Bonds, L (1.7) OBP: 0.451, SLG: 0.607	HR		1B		1B			F9		3	2	3	2	1	0	0				
Jeff King, R (1.5) OBP: 0.272, SLG: 0.378	F8		1B		F9			G5-3		4	0	2	2	0	0	1				
Orlando Merced, S (1.3) OBP: 0.328, SLG: 0.387			HR		F8			G4-3		4	1	1	1	0	0	4				
Michael LaValliere, L (1.2) OBP: 0.344, SLG: 0.332	P6				G6-3			F7		3	0	0	0	0	0	1				
Carlos Garcia, R (1.4) OBP: 0.240, SLG: 0.292	P6				L5			FC6-4		3	0	0	0	0	0	2				
Doug Drabek, R (1.1) OBP: 0.167, SLG: 0.182	G6-3				G4-3			G6-3		3	0	0	0	0	0	0				
										1B: 3 2B: 3 3B: 0 HR: 2	SF: 0 SAC: 0 DP: 0 HBP: 1	WP: 0 PB: 0 SB: 0 CS: 0	PA: 34							
Inning Stats	R: 2 E: 0 K: 1 S: 19	H: 2 LOB: 0 BB: 0 P: 28	R: 1 E: 0 K: 0 S: 9	H: 1 LOB: 0 BB: 0 P: 12	R: 1 E: 0 K: 1 S: 12	H: 2 LOB: 1 BB: 1 P: 22	R: 0 E: 0 K: 0 S: 7	H: 0 LOB: 0 BB: 0 P: 11	R: 0 E: 0 K: 0 S: 6	H: 1 LOB: 2 BB: 0 P: 15	R: 0 E: 0 K: 1 S: 8	H: 0 LOB: 0 BB: 0 P: 13	R: 1 E: 0 K: 1 S: 15	H: 2 LOB: 1 BB: 0 P: 23	R: 0 E: 0 K: 0 S: 9	H: 0 LOB: 1 BB: 0 P: 15	1B: 3 2B: 3 3B: 0 HR: 2	SF: 0 SAC: 0 DP: 0 HBP: 1	WP: 0 PB: 0 SB: 0 CS: 0	PA: 34
PITCHER Shawn Boskie, R (1.1) ERA: 4.38 Ken Patterson, L (3.1) ERA: 2.75 Heathcliff Slocumb, R (6.1) ERA: 5.08 Paul Assenmacher, L (8.1) ERA: 3.57	IP: 2.2 WLS: L BF: 14 H: 5 R: 4 ER: 4 SO: 4 BB: 4 IBB: 0 HBP: 0 BLK: 2 WP: 0 HR: 0 S: 29 P: 60 ERA: 13.50 WHIP: 1.875																			

AB	28
R	2
H	3
RBI	1
BB	3
SO	3
LOB	10



AB	32
R	5
H	8
RBI	5
BB	1
SO	4
LOB	9



Batter	1	2	3	4	5	6	7	8	9	AB	R	H	RBI	BB	SO	LOB	TOP					
Doug Dasenczo, S OBP: 0.293, SLG: 0.301	G1-3		G1-3	P3				E1		5	1	1	0	0	0	2	Chicago Cubs @ Pittsburgh Pirates Three Rivers Stadium, Pittsburgh, PA Wed Sep 09 1992, 7:05 PM EDT Att: 10,853 - Sunny - 80 F					
23 Ryne Sandberg, R OBP: 0.337, SLG: 0.475	G4-3		G4-3			FC5-4 1B		K		4	1	1	4	1	1	2						
Mark Grace, L OBP: 0.389, SLG: 0.434	F8						FC5-4 1B	P7		4	0	2	0	1	0	1						
Andre Dawson, R OBP: 0.323, SLG: 0.456		E	G1-3			FC5-4 1B	G4-3 1B	F8		5	1	1	0	0	0	6						
Steve Buechele, R OBP: 0.331, SLG: 0.380	E9					1B FC5-4 2B	F9	K		5	1	2	1	0	1	3						
Luis Salazar, R OBP: 0.236, SLG: 0.290	L6						K			2	0	1	0	0	0	1						
Kal Daniels, L OBP: 0.313, SLG: 0.361						FC5-4 1B		G6-3 2B		2	1	1	0	1	1	2						
Joe Girardi, R OBP: 0.322, SLG: 0.305	G3					FC5-4 G1 2B	P9	P2		5	1	0	1	0	0	4						
Alex Arias, R OBP: 0.600, SLG: 0.667	F8					G1		K		3	1	1	0	0	0	2						
Demick May, L OBP: 0.310, SLG: 0.362							1B 23 HR			1	0	0	0	0	1	1						
Jeff Kunkel, R OBP: 0.148, SLG: 0.222								2B		1	0	1	1	0	0	0						
Frank Castillo, R Hector Sanchez, R Huanqi Shoum, R Chase Meding, L Doug Sprague, S Jeff Robinson, R Ken Patterson, L Dwight Smith, L Bryce Staman, R Rock Winters, L						23 G4-3 G1-3 1B		F7		1	0	0	1	0	0	0						
Inning Stats	R: 0 E: 0 K: 0 S: 11	H: 0 LOB: 0 BB: 0 P: 16	R: 1 E: 1 K: 0 S: 11	H: 2 LOB: 1 BB: 0 P: 19	R: 0 E: 0 K: 0 S: 12	H: 1 LOB: 2 BB: 1 P: 18	R: 2 E: 0 K: 0 S: 12	H: 3 LOB: 1 BB: 0 P: 13	R: 0 E: 0 K: 1 S: 12	H: 1 LOB: 2 BB: 1 P: 23	R: 4 E: 0 K: 1 S: 16	H: 5 LOB: 1 BB: 0 P: 23	R: 0 E: 0 K: 1 S: 7	H: 0 LOB: 1 BB: 1 P: 12	R: 0 E: 1 K: 1 S: 8	H: 0 LOB: 1 BB: 0 P: 13	R: 1 E: 0 K: 0 S: 16	H: 2 LOB: 1 BB: 0 P: 21	1B: 8 2B: 5 3B: 0 HR: 1	SF: 0 SAC: 0 DP: 0 HBP: 0	WP: 0 PB: 0 SB: 0 CS: 0	PA: 45
PITCHER	IP WLS BF H R ER SO BB IBB HBP BLK WP HR S P ERA WHIP																					
Randy Tomlin, L ERA: 3.48	(1, 1) 4.0 19 6 3 3 0 1 0 0 0 0 0 0 46 66 6.75 1.750																					
Paul Wagner, R ERA: 1.93	(5, 1) 0.2 4 1 0 0 0 1 0 0 0 0 0 0 9 18 0.00 3.000																					
Denny Neagle, L ERA: 4.41	(5, 1) 0.2 5 3 3 3 1 0 0 0 0 0 0 0 12 19 40.50 4.500																					
Danny Cox, R ERA: 5.21	(6, 1) 1.2 W 8 2 1 1 2 1 0 0 0 0 0 1 14 21 5.40 1.800																					
Roger Mason, R ERA: 4.09	(8, 1) 2.0 9 2 1 1 1 0 0 0 0 0 0 0 24 34 4.50 1.000																					

Batter	1	2	3	4	5	6	7	8	9	AB	R	H	RBI	BB	SO	LOB	BOTTOM			
Alex Cole, L OBP: 0.351, SLG: 0.354	G6-3 WP 1B							K		5	3	4	0	0	1	0	Chicago Cubs @ Pittsburgh Pirates Three Rivers Stadium, Pittsburgh, PA Wed Sep 09 1992, 7:05 PM EDT Att: 10,853 - Sunny - 80 F			
Jay Bell, R OBP: 0.328, SLG: 0.380	G6-3							G4-3		5	2	2	2	0	0	2				
Andy Van Slyke, L OBP: 0.394, SLG: 0.512	F7							F8		4	2	2	1	1	0	0				
Barry Bonds, L OBP: 0.453, SLG: 0.608	F7							F8		3	2	1	1	2	0	2				
Jeff King, R OBP: 0.274, SLG: 0.386										5	2	2	4	0	1	1				
Orlando Merced, S OBP: 0.326, SLG: 0.387	G1-3									5	0	1	2	0	0	1				
Michael LaValliere, L OBP: 0.352, SLG: 0.331										1	1	0	0	4	0	0				
Carlos Garcia, R OBP: 0.222, SLG: 0.269										2	0	0	0	0	0	2				
Danny Cox, R OBP: 0.077, SLG: 0.077	L6									0	0	0	0	0	0	0				
Cecil Espy, S OBP: 0.306, SLG: 0.335										1	0	0	0	0	0	0				
Roger Mason, R ERA: 4.09										1	0	0	0	0	1	2				
Randy Tomlin, L OBP: 0.183, SLG: 0.140										1	0	0	0	0	0	0				
Gary Varsho, L OBP: 0.268, SLG: 0.361										1	1	1	2	0	0	0				
Paul Wagner, R ERA: 1.93										0	0	0	0	0	0	0				
Denny Neagle, L ERA: 4.41										0	0	0	0	0	0	0				
John Wehner, R OBP: 0.270, SLG: 0.250										2	0	0	0	0	0	0				
Inning Stats	R: 1 E: 0 K: 0 S: 12	H: 1 LOB: 0 BB: 0 P: 22	R: 0 E: 0 K: 0 S: 14	H: 0 LOB: 1 BB: 1 P: 23	R: 3 E: 0 K: 0 S: 13	H: 4 LOB: 1 BB: 0 P: 20	R: 2 E: 0 K: 0 S: 12	H: 2 LOB: 2 BB: 2 P: 27	R: 0 E: 0 K: 1 S: 9	H: 0 LOB: 1 BB: 1 P: 15	R: 5 E: 0 K: 0 S: 12	H: 4 LOB: 0 BB: 1 P: 24	R: 0 E: 0 K: 1 S: 7	H: 0 LOB: 0 BB: 0 P: 12	R: 2 E: 0 K: 1 S: 15	H: 2 LOB: 2 BB: 2 P: 31	1B: 7 2B: 3 3B: 0 HR: 3	SF: 0 SAC: 1 DP: 0 HBP: 0	WP: 2 PB: 0 SB: 1 CS: 0	PA: 44
PITCHER	IP WLS BF H R ER SO BB IBB HBP BLK WP HR S P ERA WHIP																			
Frank Castillo, R ERA: 3.5	(1, 1) 3.0 15 5 4 4 0 1 0 0 0 0 0 1 11 22 27.00 4.500																			
Heathcliff Shoum, R ERA: 5.6	(4, 1) 0.2 5 2 2 2 0 1 0 0 0 0 0 0 10 20 0.00 1.500																			
Chuck McElroy, L ERA: 2.78	(4, 1) 1.1 6 0 0 0 0 2 0 0 0 0 0 0 8 13 54.00 6.000																			
Jeff Robinson, R ERA: 3.22	(6, 1) 0.1 L 3 2 2 2 0 0 0 0 0 0 0 0 1 4 11 40.50 3.000																			
Ken Patterson, L ERA: 3.44	(6, 1) 0.2 5 2 3 3 0 0 1 0 0 0 0 1 4 11 40.50 3.000																			

Batter	1	2	3	4	5	6	7	8	9	AB	R	H	RBI	BB	SO	LOB	TOP											
Alex Cole, L OBP: 0.346, SLG: 0.349 (1, 9)	F7		F8		P6			G4-6-3		4	0	0	0	0	0	2	Pittsburgh Pirates @ Philadelphia Phillies Veterans Stadium, Philadelphia, PA Fri Sep 11 1992, 7:05 PM EDT Att: 20,168 - Cloudy - 73 F											
Jay Bell, R OBP: 0.328, SLG: 0.384 (1, 6)	G4-3		G4-3			G5-3		HR		4	1	1	1	0	0													
Andy Van Slyke, L OBP: 0.397, SLG: 0.517 (1, 8)	1B			P4		G4-3	3B	1B		4	1	3	0	0	0													
Barry Bonds, L OBP: 0.449, SLG: 0.602 (1, 7)	P4			F7		G4-3		G4-3		4	0	0	1	0	2													
Jeff King, R OBP: 0.276, SLG: 0.386 (1, 5)		CS		BB		F9			K	3	0	1	0	1	1	0												
Orlando Merced, S OBP: 0.328, SLG: 0.385 (1, 3)		1B		BB		G3			F8	2	0	0	0	2	1	1												
Michael LaValliere, L OBP: 0.352, SLG: 0.331 Gary Redus, R OBP: 0.295, SLG: 0.301 (9, PH)		BB		P3			G1-3		BB	3	0	1	0	0	0	1												
Carlos Garcia, R OBP: 0.200, SLG: 0.241 Lloyd McClendon, R OBP: 0.353, SLG: 0.342 (9, PH)		BB		K			K		F8	3	0	0	0	0	3	2												
Bob Walk, R OBP: 0.081, SLG: 0.081 Denny Neagle, L (7, 1)				K					BB	1	0	0	0	0	0	2												
Gary Varsho, L OBP: 0.273, SLG: 0.361 Steve Cooke, R OBP: 0.500, SLG: 0.500 Don Slaught, R OBP: 0.372, SLG: 0.463 (9, PH)							P6		P6	2	0	0	0	0	1	1												
Inning Stats	R: 0 E: 0 K: 0 S: 10	H: 1 LOB: 1 BB: 0 P: 15	R: 0 E: 0 K: 1 S: 8	H: 1 LOB: 1 BB: 1 P: 12	R: 0 E: 0 K: 1 S: 11	H: 0 LOB: 0 BB: 0 P: 18	R: 0 E: 0 K: 0 S: 5	H: 0 LOB: 1 BB: 1 P: 13	R: 0 E: 0 K: 1 S: 12	H: 1 LOB: 1 BB: 0 P: 17	R: 1 E: 0 K: 0 S: 11	H: 1 LOB: 0 BB: 0 P: 19	R: 0 E: 0 K: 2 S: 8	H: 0 LOB: 0 BB: 0 P: 13	R: 1 E: 0 K: 0 S: 10	H: 2 LOB: 1 BB: 1 P: 16	R: 0 E: 0 K: 1 S: 10	H: 0 LOB: 2 BB: 2 P: 23	1B: 4 2B: 0 3B: 1 HR: 1	SF: 0 SAC: 0 DP: 1 HBP: 0	WP: 0 PB: 0 SB: 0 CS: 1	PA: 36						
PITCHER	IP	WLS	BF	H	R	ER	SO	BB	IBB	HBP	BLK	WP	HR	S	P	ERA	WHIP											
Ben Rivera, R ERA: 3.19 Mitch Williams, L ERA: 4.04	(1, 1)	8.0	W	31	6	2	2	5	3	0	0	0	0	1	75	123	2.25	1.125										
	(9, 1)	1.0	S	5	0	0	0	1	2	0	0	0	0	0	10	23	0.00	2.000										

Batter	1	2	3	4	5	6	7	8	9	AB	R	H	RBI	BB	SO	LOB	BOTTOM											
Ruben Amaro Jr, S OBP: 0.308, SLG: 0.345 (1, 9)	HR		K		G4-6-3		G5-3			4	1	1	1	0	1	2	Pittsburgh Pirates @ Philadelphia Phillies Veterans Stadium, Philadelphia, PA Fri Sep 11 1992, 7:05 PM EDT Att: 20,168 - Cloudy - 73 F											
Mickey Morandini, L OBP: 0.319, SLG: 0.360 (1, 4)	G1-3		G4-3			1B	BB			4	2	2	0	0	0	0												
John Kruk, L OBP: 0.420, SLG: 0.450 (1, 3)	G4-3		F7			1B	BB			3	1	1	0	1	0	0												
Darren Daulton, L OBP: 0.387, SLG: 0.543 (1, 2)	G6-3			P4		HR	2B			4	1	2	4	0	0	0												
Dave Hollins, S OBP: 0.359, SLG: 0.451 (1, 5)		P6		K		G3-1	G6-3			4	0	0	0	0	1	1												
Mariano Duncan, R OBP: 0.294, SLG: 0.389 Tom Marsh, R OBP: 0.212, SLG: 0.263 (6, PH)				F7						2	0	1	0	0	0	0												
Mitch Williams, L OBP: 0.333, SLG: 0.333 (9, 1)		2B								0	0	0	0	0	0	0												
Stan Javier, S OBP: 0.330, SLG: 0.309 (1, 8)	F7				FC6-4	WP				3	0	1	0	1	1	1												
Juan Bell, R OBP: 0.287, SLG: 0.269 (1, 6)					FC6-4	WP				2	0	1	0	2	0	0												
Ben Rivera, R OBP: 0.125, SLG: 0.087 Braulio Castillo, R OBP: 0.125, SLG: 0.250 (9, 7)			K		FC6-4	G5-3				3	0	0	0	0	1	6												
Inning Stats	R: 1 E: 0 K: 0 S: 11	H: 1 LOB: 0 BB: 0 P: 16	R: 0 E: 0 K: 1 S: 15	H: 1 LOB: 2 BB: 1 P: 26	R: 0 E: 0 K: 1 S: 8	H: 0 LOB: 0 BB: 0 P: 15	R: 0 E: 0 K: 1 S: 8	H: 0 LOB: 0 BB: 0 P: 13	R: 0 E: 0 K: 0 S: 7	H: 1 LOB: 1 BB: 1 P: 13	R: 3 E: 0 K: 0 S: 9	H: 4 LOB: 2 BB: 1 P: 18	R: 1 E: 0 K: 0 S: 10	H: 2 LOB: 1 BB: 1 P: 20	R: 0 E: 0 K: 1 S: 8	H: 0 LOB: 0 BB: 0 P: 13	1B: 4 2B: 3 3B: 0 HR: 2	SF: 0 SAC: 0 DP: 1 HBP: 0	WP: 1 PB: 0 SB: 0 CS: 0	PA: 35								
PITCHER	IP	WLS	BF	H	R	ER	SO	BB	IBB	HBP	BLK	WP	HR	S	P	ERA	WHIP											
Bob Walk, R ERA: 3.14 Denny Neagle, L ERA: 4.49 Steve Cooke, L ERA: 6.39	(1, 1)	6.0	L	27	7	4	4	3	2	1	0	0	0	0	10	101	6.00	1.500										
	(7, 1)	1.0		5	2	1	1	0	1	0	0	0	0	0	10	20	9.00	3.000										
	(8, 1)	1.0		3	0	0	0	1	0	0	0	0	0	8	13	0.00	0.000											


Batter	1	2	3	4	5	6	7	8	9	AB	R	H	RBI	BB	SO	LOB	TOP						
Alex Cole, L OBP: 0.341, SLG: 0.343 Gary Redus, R OBP: 0.293, SLG: 0.299 Cecil Espar, S OBP: 0.306, SLG: 0.335	F8		F9			G3	G6-3		G4-3	4	0	0	0	0	0	1	Pittsburgh Pirates @ Philadelphia Phillies Veterans Stadium, Philadelphia, PA Sat Sep 12 1992, 7:05 PM EDT Att: 22,857 - Sunny - 68 F						
Jay Bell, R OBP: 0.330, SLG: 0.390	L7			CS	1B			K	1B	5	1	3	1	0	1	0							
Andy Van Slyke, L OBP: 0.397, SLG: 0.516	P6			F8		G3		WP	BB	5	2	2	1	0	0	1							
Barry Bonds, L OBP: 0.449, SLG: 0.598		F7			K			1B	1B	4	2	1	0	1	1	2							
Jeff King, R OBP: 0.277, SLG: 0.384	F8							F9		4	1	1	0	1	1	2							
Orlando Merced, S OBP: 0.329, SLG: 0.386 Bob Patterson, R OBP: 0.429, SLG: 0.500 Stan Belinda, R OBP: 0.697, SLG: 1.000										4	1	2	1	0	2	2							
Michael LaValliere, L OBP: 0.354, SLG: 0.331			F8							3	0	1	2	1	0	2							
John Wehner, R OBP: 0.274, SLG: 0.248 Gary Varsho, L OBP: 0.271, SLG: 0.359 Carlos Garcia, R OBP: 0.194, SLG: 0.233										1	0	0	0	1	1	2							
Danny Jackson, R OBP: 0.074, SLG: 0.074 Roger Mason, R										1	1	0	0	0	0	0							
Dave Clark, L OBP: 0.303, SLG: 0.429 Danny Cox, R OBP: 0.077, SLG: 0.077 Lloyd McClendon, R OBP: 0.356, SLG: 0.346										0	0	0	0	0	0	0							
Inning Stats	R: 0 E: 0 K: 0 S: 10	H: 0 LOB: 0 BB: 0 P: 18	R: 0 E: 0 K: 1 S: 8	H: 0 LOB: 0 BB: 0 P: 12	R: 0 E: 0 K: 0 S: 10	H: 0 LOB: 1 BB: 1 P: 15	R: 0 E: 0 K: 1 S: 8	H: 1 LOB: 1 BB: 0 P: 14	R: 0 E: 0 K: 2 S: 12	H: 1 LOB: 2 BB: 1 P: 21	R: 0 E: 0 K: 0 S: 7	H: 1 LOB: 0 BB: 0 P: 10	R: 4 E: 1 K: 0 S: 16	H: 3 LOB: 0 BB: 0 P: 28	R: 2 E: 0 K: 2 S: 18	H: 2 LOB: 2 BB: 1 P: 31		R: 3 E: 0 K: 0 S: 15	H: 4 LOB: 2 BB: 1 P: 27	1B: 11 2B: 1 3B: 1 HR: 0	SF: 1 SAC: 1 DP: 1 HBP: 0	WP: 1 PB: 0 SB: 0 CS: 1	PA: 42
PITCHER	IP	WLS	BF	H	R	ER	SO	BB	IBB	HBP	BLK	WP	HR	S	P	ERA		WHIP					
Jose DeLeon, R ERA: 4.4	(1, 1)	6.0	24	6	3	1	4	2	0	0	0	0	0	60	101	1.50		1.333					
Keith Shepherd, R ERA: 1.23	(7, 1)	1.1	5	0	1	0	1	0	0	0	0	0	0	14	21	0.00		0.000					
Greg Mathews, L ERA: 5.58	(8, 1)	0.0	2	1	0	0	0	1	0	0	0	0	0	7	14	∞		∞					
Mike Hartley, R ERA: 3.6	(8, 1)	0.2	4	1	2	2	1	0	0	0	0	1	0	8	13	27.00	1.500						
Mitch Williams, L ERA: 4.37	(9, 1)	1.0	L 7	4	3	3	0	0	1	0	1	0	0	15	27	27.00	4.000						

Batter	1	2	3	4	5	6	7	8	9	AB	R	H	RBI	BB	SO	LOB	BOTTOM					
Ruben Amaro Jr, S OBP: 0.310, SLG: 0.350	SF8	F8			G6-3	FC				4	2	1	0	1	0	3	Pittsburgh Pirates @ Philadelphia Phillies Veterans Stadium, Philadelphia, PA Sat Sep 12 1992, 7:05 PM EDT Att: 22,857 - Sunny - 68 F					
Mickey Morandini, L OBP: 0.317, SLG: 0.358	G3	L3			FC6-4	F7				5	0	1	0	0	1	6						
John Kruk, L OBP: 0.423, SLG: 0.451	1B									3	1	2	0	2	0	0						
Dave Hollins, S OBP: 0.361, SLG: 0.457	SF8				FC6-4					2	1	1	5	2	0	2						
Darren Daulton, L OBP: 0.386, SLG: 0.539					F9	F8				5	0	1	0	0	1	6						
Ricky Jordan, R OBP: 0.276, SLG: 0.373 Mitch Williams, L OBP: 0.333, SLG: 0.333 Jim Lindeman, R OBP: 0.276, SLG: 0.346	FC5-4									4	1	1	0	0	0	3						
Stan Javier, S OBP: 0.328, SLG: 0.307					G3-1					5	0	1	0	0	1	1						
Juan Bell, R OBP: 0.297, SLG: 0.280 Jeff Grotewold, L OBP: 0.322, SLG: 0.453					G4-3					4	1	2	0	0	0	1						
Jose DeLeon, R OBP: 0.160, SLG: 0.087 Keith Shepherd, R ERA: 4.07 Greg Mathews, R OBP: 0.429, SLG: 0.500 Mike Hartley, R OBP: 0.077, SLG: 0.077 Tom Marsh, R OBP: 0.209, SLG: 0.259										0	0	0	0	0	0	0						
Inning Stats	R: 1 E: 0 K: 0 S: 10	H: 2 LOB: 2 BB: 1 P: 18	R: 0 E: 0 K: 0 S: 13	H: 2 LOB: 0 BB: 0 P: 22	R: 0 E: 0 K: 1 S: 7	H: 0 LOB: 0 BB: 0 P: 11	R: 0 E: 0 K: 1 S: 10	H: 0 LOB: 0 BB: 0 P: 14	R: 3 E: 1 K: 1 S: 24	H: 4 LOB: 3 BB: 1 P: 40	R: 0 E: 1 K: 0 S: 8	H: 0 LOB: 0 BB: 0 P: 11	R: 3 E: 0 K: 2 S: 17	H: 1 LOB: 0 BB: 2 P: 29	R: 0 E: 0 K: 1 S: 9	H: 0 LOB: 0 BB: 0 P: 13		1B: 9 2B: 1 3B: 1 HR: 1	SF: 1 SAC: 1 DP: 1 HBP: 0	WP: 0 PB: 1 SB: 1 CS: 0	PA: 44	
PITCHER	IP	WLS	BF	H	R	ER	SO	BB	IBB	HBP	BLK	WP	HR	S	P	ERA		WHIP				
Danny Jackson, L ERA: 3.87	(1, 1)	5.2	30	10	4	2	2	2	0	0	0	0	0	70	116	3.18		2.118				
Roger Mason, R ERA: 4.07	(6, 1)	0.1	2	0	0	0	0	1	0	0	0	0	0	5	9	0.00		3.000				
Danny Cox, R ERA: 5.26	(7, 1)	1.1	5	0	1	1	0	1	0	0	0	0	0	12	20	6.75		0.750				
Bob Patterson, L ERA: 2.79	(8, 1)	0.1	2	0	0	0	1	1	0	0	0	0	0	7	13	0.00		3.000				
Stan Belinda, R ERA: 3.19	(8, 1)	1.1	W 5	1	2	2	2	0	0	0	0	0	0	15	20	13.50	0.750					

Batter	1	2	3	4	5	6	7	8	9	10	AB	R	H	RBI	BB	SO	LOB	TOP				
Gary Redus, R OBP: 0.297, SLG: 0.317 Cecil Espy, S OBP: 0.335, SLG: 0.335	(1,3) 2-2 F B B X G4-3		(3,2) 3-2 B B X 1B		(2,1) 2-1 F B X P9		(2,1) 2-1 B C X 1B 2B	(2,3) 2-3 K		(1,3) 0-1 SAFE 1-3 3-H 1B	4 1 2 0 0 0 2 2 0 1 1 0 1 0											
Jay Bell, R OBP: 0.330, SLG: 0.388	(1,6) 3-3 B B S X K		(1,0) 1-0 B X F9		(3,1) 3-1 B B X FC3-2 1B		(1,2) 1-2 X SAFE 1-3 2-3 3-H 1B	(1,2) 1-2 K		(1,3) 0-3 1-3 3-H 1B	6 1 2 0 0 2 4 6 1 2 0 0 1 7											
Andy Van Slyke, L OBP: 0.393, SLG: 0.512	(1,8) 1-0 B X 2B		(0,1) 0-1 F X G4-3		(0,0) 0-0 X SAFE 1-2 2-3 3-H 1B		(1,3) 1-3 2B			(0,1) 0-1 F X F7												
Barry Bonds, L OBP: 0.450, SLG: 0.595	(1,7) 2-1 B B X P6			(2,1) 2-1 B B X 1B		(2,1) 2-1 B C X S 1B		(4,0) 4-0 2B		(1,0) 1-0 X P6												
Jeff King, R OBP: 0.274, SLG: 0.381			(3,1) 3-1 B B X G6-3		(1,1) 1-1 B X F7		(1,1) 1-1 B X P6			(1,1) 1-1 F B X P5												
Lloyd McClendon, R OBP: 0.348, SLG: 0.333 Orlando Merced, S OBP: 0.330, SLG: 0.390	(1,9) (7,PH) S: 9 F8		(2,2) 2-2 B B X F8		(1,1) 1-1 C B X F7		(2,2) 2-2 B X F8			(1,1) 1-1 B X 2B												
Don Stought, R OBP: 0.379, SLG: 0.464	(1,2) 0-1 F X WP 1B		(0,1) 0-1 F X G6-3		(1,SAFE) 1-1 SAFE X G6-3		(0,0) 0-0 X 1B			(1,SAFE) 1-2 SAFE X HBP												
Jose Lind, R OBP: 0.274, SLG: 0.272 Alex Cole, L OBP: 0.324, SLG: 0.342 Carlos Garcia, R OBP: 0.194, SLG: 0.233	(1,4) (10,PH) S: 9 F9		(3,2) 3-2 B B X F9		(2,1) 2-1 C B X 1B BB FC3-2 1B		(2,2) 2-2 B X P9			(0,1) 0-1 X P3												
Doug Drabek, R OBP: 0.171, SLG: 0.175 Dave Clark, L OBP: 0.324, SLG: 0.448 Roger Mason, R Denny Neagle, L Stan Belinda, R OBP: 0.667, SLG: 1.000	(1,1) (10,PH) S: 9 G4-3		(0,1) 0-1 F X G4-3		(1,SAFE) 4-1 SAFE X FC3-2 1B BB		(1,0) 1-0 X F7			(0,0) 0-0 X F8												
Inning Stats	R: 0 E: 0 K: 1 S: 9	H: 1 LOB: 1 BB: 0 P: 17	R: 0 E: 0 K: 0 S: 12	H: 1 LOB: 1 BB: 0 P: 20	R: 0 E: 0 K: 0 S: 8	H: 1 LOB: 1 BB: 0 P: 12	R: 2 E: 0 K: 0 S: 12	H: 3 LOB: 2 BB: 1 P: 26	R: 0 E: 0 K: 0 S: 10	H: 1 LOB: 1 BB: 0 P: 15	R: 2 E: 0 K: 1 S: 14	H: 3 LOB: 3 BB: 1 P: 24	R: 0 E: 0 K: 1 S: 9	H: 1 LOB: 1 BB: 0 P: 12	R: 0 E: 0 K: 0 S: 15	H: 0 LOB: 0 BB: 0 P: 10	R: 1 E: 1 K: 2 S: 22	H: 2 LOB: 2 BB: 0 P: 24	1B: 12 2B: 2 3B: 0 HR: 0	SF: 0 SAC: 0 DP: 0 HBP: 1	WP: 1 PB: 0 SB: 1 CS: 0	PA: 48
PITCHER	IP WLS BF H R ER SO BB IBB HBP BLK WP HR S P ERA WHIP								PITCHER	IP WLS BF H R ER SO BB IBB HBP BLK WP HR S P ERA WHIP												
Donovan Osborne, L ERA: 3.63	(1,1) 6.1								Lee Smith, R ERA: 2.95	(10,1) 1.0												
Bob McClure, L ERA: 3.04	(7,1) 0.0																					
Cris Carpenter, R ERA: 3.25	(7,1) 0.2																					
Mike Perez, R ERA: 1.92	(8,1) 1.0																					
Todd Worrell, R ERA: 2.41	(9,1) 1.0																					

Pittsburgh Pirates @ St. Louis Cardinals
Busch Stadium, St. Louis, MO
Mon Sep 14, 1992, 7:05 PM CDT
Att. 19,470 - Cloudy - 87 F

AB 45
R 5
H 14
RBI 5
BB 2
SO 4
LOB 28



Batter	1	2	3	4	5	6	7	8	9	10	AB	R	H	RBI	BB	SO	LOB	BOTTOM						
Bernard Gilkey, R OBP: 0.353, SLG: 0.402 Chuck Carr, S OBP: 0.500, SLG: 0.538	(1,7) 1-0 B X P4		(1,0) 1-0 B X G6-3			(1,2) 1-2 B X P3		(1,0) 1-0 B X 1B SF8		(2,1) 2-1 B X WP 2B	5 1 2 0 0 0 1 0 0 0 0 0 0 0													
Ozzie Smith, S OBP: 0.367, SLG: 0.347	(1,6) 0-0 B X G3			(2,2) 2-2 L B X 1B S G1-4-3 1B		(1,2) 1-2 X SAFE 2B 1B		(1,0) 1-0 X SAFE 1B		(1,0) 1-0 B X G3	5 2 3 0 0 0 1 5 2 3 0 0 0 1													
Ray Lankford, L OBP: 0.369, SLG: 0.476	(1,8) 2-2 B B X G6-3			(2,SAFE) 2-2 SAFE X CS G1-4-3 1B		(1,0) 1-0 X SAFE 2B WP		(1,SAFE) 2-1 SAFE X SF8		(1,SAFE) 1-3 SAFE X K	4 1 2 2 0 1 2 4 1 2 2 0 1 2													
Felix Jose, S OBP: 0.342, SLG: 0.449	(1,9) 0-1 F X G4-3		(0,1) 0-1 F X G4-3		(1,SAFE) 0-1 SAFE X G1-4-3		(1,SAFE) 1-2 SAFE X G6-3			(1,SAFE) 1-2 SAFE X G6-3	5 0 0 1 0 0 5 5 0 0 1 0 0 5													
Todd Zeile, R OBP: 0.350, SLG: 0.376	(1,5) 3-2 B X F9		(3,2) 3-2 B B X F9		(2,SAFE) 2-1 SAFE X F9		(3,2) 3-2 X SAFE G1-3			(2,2) 2-2 X SAFE G5-3	4 0 0 0 0 0 1 4 0 0 0 0 0 1													
Rod Brewer, L OBP: 0.333, SLG: 0.356	(1,3) 2-3 B X K		(2,3) 2-3 B X K		(1,3) 1-3 C B X K		(1,3) 1-3 B X K			(1,2) 1-2 B X G3-1	4 0 0 0 0 3 0 4 0 0 0 0 3 0													
Luis Alicea, S OBP: 0.329, SLG: 0.388 Mike Perez, R Todd Worrell, R Gerald Perry, L Rex Hudler, R Lee Smith, R	(1,4) (8,PH) S: 9 K		(0,3) 0-3 S X K		(4,1) 4-1 B B X FC3-6 BB		(2,2) 2-2 B X G3			(0,0) 0-0 X 2B	2 0 0 0 0 1 1 0 0 0 0 0 0 0 0 0 1 0 1 0													
Tom Pagnozzi, R OBP: 0.298, SLG: 0.372	(1,2) 0-0 X F7		(0,0) 0-0 X F7		(1,SAFE) 1-0 SAFE X FC3-6		(0,1) 0-1 C X L6			(1,2) 1-2 F X HBP	3 0 0 0 0 0 1 3 0 0 0 0 0 1													
Donovan Osborne, S OBP: 0.135, SLG: 0.173 Bob McClure, R Cris Carpenter, R Gerónimo Peña, S OBP: 0.390, SLG: 0.490	(1,1) (7,1) S: 9 P5		(0,0) 0-0 X 1B		(0,0) 0-0 X P5			(2,3) 2-3 B X K		(3,2) 3-2 B B X G4-3	2 0 1 0 0 0 1 0 0 0 0 0 0 0 0 0 0 0 0 0 0 2 0 0 0 0 1 2													
Inning Stats	R: 0 E: 0 K: 1 S: 5	H: 0 LOB: 0 BB: 0 P: 8	R: 0 E: 0 K: 1 S: 14	H: 0 LOB: 0 BB: 0 P: 19	R: 0 E: 0 K: 1 S: 6	H: 1 LOB: 1 BB: 0 P: 7	R: 1 E: 0 K: 0 S: 14	H: 2 LOB: 0 BB: 0 P: 20	R: 0 E: 0 K: 1 S: 6	H: 0 LOB: 1 BB: 1 P: 12	R: 2 E: 0 K: 0 S: 15	H: 2 LOB: 0 BB: 0 P: 22	R: 0 E: 0 K: 1 S: 8	H: 0 LOB: 0 BB: 0 P: 11	R: 1 E: 0 K: 1 S: 12	H: 2 LOB: 1 BB: 0 P: 17	R: 0 E: 0 K: 0 S: 15	H: 1 LOB: 2 BB: 0 P: 22	R: 0 E: 0 K: 1 S: 10	H: 1 LOB: 2 BB: 0 P: 14	1B: 6 2B: 3 3B: 0 HR: 0	SF: 1 SAC: 0 DP: 0 HBP: 1	WP: 2 PB: 0 SB: 2 CS: 1	PA: 40
PITCHER	IP WLS BF H R ER SO BB IBB HBP BLK WP HR S P ERA WHIP								PITCHER	IP WLS BF H R ER SO BB IBB HBP BLK WP HR S P ERA WHIP														
Doug Drabek, R ERA: 2.81	(1,1) 9.0																							
Roger Mason, R ERA: 4.85	(10,1) 0.1																							
Denny Neagle, L ERA: 4.44	(10,1) 0.1																							
Stan Belinda, R ERA: 3.18	(10,1) 0.1																							

Pittsburgh Pirates @ St. Louis Cardinals
Busch Stadium, St. Louis, MO
Mon Sep 14, 1992, 7:05 PM CDT
Att. 19,470 - Cloudy - 87 F


AB 37
R 4
H 9
RBI 3
BB 1
SO 6
LOB 14



Batter	1	2	3	4	5	6	7	8	9	AB	R	H	RBI	BB	SO	LOB	TOP			
Ruben Amaro Jr. S OBP: 0.305, SLG: 0.333	4-2 BB BB		0-2 F9	2-3 K		1-2 P6				3	0	0	0	1	1	5				
Mickey Morandini L OBP: 0.313, SLG: 0.354	0-0 P4		2-2 F7		1-2 F9	2-1 G3				4	0	1	0	0	0	4				
John Kruk L OBP: 0.419, SLG: 0.451	0-0 P8		0-1 F8		0-0 F9					3	0	0	0	0	0	2				
Darren Daulton L OBP: 0.387, SLG: 0.534	4-0 BB			2-1 F8	1-2 L6					2	0	0	0	1	0	1				
Dave Hollins S OBP: 0.362, SLG: 0.459	3-2 G3			0-1 1B 2B	2-1 F7					3	1	1	0	0	0	3				
Mariano Duncan R OBP: 0.294, SLG: 0.388		2-2 L7		0-2 2B 1B		3-2 G5-3				3	1	1	0	0	0	0				
Stan Javier S OBP: 0.330, SLG: 0.317		1-1 G4-3		2-2 PB 2B		0-0 BB BB				3	0	2	1	0	0	0				
Juan Bell R OBP: 0.333, SLG: 0.292		1-2 1B		4-0 PB IBB		4-1 BB				1	0	1	0	2	0	0				
Terry Mulholland R OBP: 0.131, SLG: 0.111		1-3 K		0-3 K		4-1 BB				2	0	0	0	0	2	3				
Jeff Grotewold L OBP: 0.333, SLG: 0.421				1-2 2-3 3-H						0	0	0	0	1	0	0				
Mike Hartley R OBP: 0.333, SLG: 0.421										0	0	0	0	0	0	0				
Inning Stats	R: 0 E: 0 K: 0 S: 7	H: 0 LOB: 2 BB: 2 P: 18	R: 0 E: 0 K: 1 S: 13	H: 1 LOB: 1 BB: 0 P: 18	R: 0 E: 0 K: 0 S: 9	H: 0 LOB: 0 BB: 0 P: 11	R: 2 E: 0 K: 2 S: 16	H: 3 LOB: 2 BB: 1 P: 26	R: 0 E: 0 K: 0 S: 9	H: 1 LOB: 1 BB: 0 P: 13	R: 0 E: 0 K: 0 S: 12	H: 1 LOB: 3 BB: 2 P: 26								
PITCHER Tim Wakefield R ERA: 2.47	IP: 6.0 WLS: W BF: 29 H: 6 R: 2 ER: 1 SO: 3 BB: 4 IBB: 1 HBP: 0 BLK: 0 WP: 0 HR: 0 S: 66 P: 112 ERA: 1.50 WHIP: 1.667																			

Philadelphia Phillies @ Pittsburgh Pirates
Three Rivers Stadium, Pittsburgh, PA
Fri Sep 18 1992, 7:05 PM EDT
Att: 20,387 - Cloudy - 70 F

AB 24
R 2
H 6
RBI 1
BB 5
SO 3
LOB 18




WP: 0 PA: 29
PB: 1
SB: 0
CS: 0

Batter	1	2	3	4	5	6	7	8	9	AB	R	H	RBI	BB	SO	LOB	BOTTOM			
Gary Redus R OBP: 0.305, SLG: 0.331	1-3 K		2-2 1B	1-3 K						3	0	1	1	0	2	2				
Jay Bell R OBP: 0.330, SLG: 0.387	2-2 F8		1-1 SAFE F7		1-1 G5-3					3	0	0	0	0	0	1				
Andy Van Slyke L OBP: 0.391, SLG: 0.511	3-1 G3			1-2 G4-3	1-3 K					3	0	0	0	0	1	0				
Barry Bonds L OBP: 0.456, SLG: 0.616		0-0 G4-3		1-2 1B 2B	2-1 HR					3	2	2	1	0	0	0				
Jeff King R OBP: 0.273, SLG: 0.380		3-2 G6-3		0-2 1B 1B	0-1 F9					3	1	1	1	0	0	0				
Lloyd McClendon R OBP: 0.347, SLG: 0.331		2-2 F7		1-0 SAFE SAFE 1B 1B		0-0				3	1	1	0	0	0	0				
Don Slaught R OBP: 0.364, SLG: 0.485			0-0 F9 1B	2-1 SH5-4 1B	1-2 2-H 1B					2	1	2	1	0	0	0				
Jose Lind R OBP: 0.274, SLG: 0.272			0-0 F9	1-0 SH5-4 1B						2	0	1	1	0	0	1				
Tim Wakefield R OBP: 0.087, SLG: 0.087			1-0 F9	0-0 SH5-4						1	0	0	0	0	0	1				
Inning Stats	R: 0 E: 0 K: 1 S: 11	H: 0 LOB: 0 BB: 0 P: 17	R: 0 E: 0 K: 0 S: 8	H: 0 LOB: 0 BB: 0 P: 13	R: 1 E: 0 K: 0 S: 8	H: 2 LOB: 1 BB: 0 P: 12	R: 3 E: 0 K: 1 S: 17	H: 5 LOB: 2 BB: 0 P: 24	R: 1 E: 0 K: 1 S: 10	H: 1 LOB: 0 BB: 0 P: 14	R: 0 E: 0 K: 0 S: 0	H: 0 LOB: 0 BB: 0 P: 0								
PITCHER Terry Mulholland L ERA: 3.84 Mike Hartley R ERA: 3.38	IP: 5.0 WLS: L BF: 23 H: 8 R: 5 ER: 5 SO: 3 BB: 0 IBB: 0 HBP: 0 BLK: 0 WP: 0 HR: 1 S: 54 P: 80 ERA: 9.000 WHIP: 1.600																			

Philadelphia Phillies @ Pittsburgh Pirates
Three Rivers Stadium, Pittsburgh, PA
Fri Sep 18 1992, 7:05 PM EDT
Att: 20,387 - Cloudy - 70 F

AB 23
R 5
H 8
RBI 5
BB 0
SO 3
LOB 5



WP: 0 PA: 24
PB: 0
SB: 0
CS: 0

Batter	1	2	3	4	5	6	7	8	9	AB	R	H	RBI	BB	SO	LOB	TOP					
Stan Javier, S OBP: 0.329, SLG: 0.314 (1, 8)	G5-3		F8		FC4-6 BB		K			3	0	0	0	1	1	0	Philadelphia Phillies @ Pittsburgh Pirates Three Rivers Stadium, Pittsburgh, PA Sat Sep 19 1992, 7:05 PM EDT Att: 25,497 - Sunny - 65 F					
Mickey Morandini, L OBP: 0.312, SLG: 0.363 (1, 4)	1B		G3		FC4-6 1-2f		L7			4	0	1	0	0	0	1						
John Kruk, L OBP: 0.421, SLG: 0.457 (1, 3)	1B		2B		K					4	0	3	0	0	1	1						
Darren Daulton, L OBP: 0.384, SLG: 0.529 (1, 2)	P6		K		K					4	0	0	0	0	3	5						
Dave Hollins, S OBP: 0.361, SLG: 0.457 (1, 5)	P5				FC6-4 1B		F9		F7	4	0	1	0	0	0	3						
Mariano Duncan, R OBP: 0.294, SLG: 0.387 (1, 7)			FC6-4 1B		G3 1B				F9	4	0	1	0	0	1	2						
Ruben Amaro Jr, S OBP: 0.302, SLG: 0.329 (1, 9)			K		G3				K	4	0	0	0	0	2	2						
Juan Bell, R OBP: 0.339, SLG: 0.300 (1, 6)			1B		F8				G4-3	4	0	2	0	0	0	1						
Tommy Greene, R OBP: 0.105, SLG: 0.105 (1, 1)			K						K	2	0	0	0	0	2	3						
Jeff Grotewold, L OBP: 0.328, SLG: 0.414 (7, PH)										1	0	0	0	0	0	0						
Keith Shepherd, R (7, 1)										0	0	0	0	0	0	0						
Ricky Jordan, R OBP: 0.274, SLG: 0.370 (9, PH)										1	0	0	0	0	1	0						
Inning Stats	R: 0 E: 0 K: 0 S: 10	H: 2 LOB: 2 BB: 0 P: 14	R: 0 E: 0 K: 2 S: 12	H: 1 LOB: 1 BB: 0 P: 17	R: 0 E: 0 K: 1 S: 10	H: 1 LOB: 1 BB: 0 P: 14	R: 0 E: 0 K: 2 S: 16	H: 2 LOB: 2 BB: 0 P: 23	R: 0 E: 0 K: 2 S: 9	H: 0 LOB: 1 BB: 0 P: 16	R: 0 E: 0 K: 1 S: 9	H: 1 LOB: 1 BB: 0 P: 12	R: 0 E: 0 K: 1 S: 10	H: 0 LOB: 0 BB: 0 P: 18	R: 0 E: 0 K: 1 S: 7	H: 1 LOB: 1 BB: 0 P: 12	R: 0 E: 0 K: 2 S: 10	H: 0 LOB: 0 BB: 0 P: 14	1B: 6 2B: 2 3B: 0 HR: 0	SF: 0 SAC: 0 DP: 0 HBP: 0	WP: 0 PB: 0 CS: 0	PA: 36
PITCHER Doug Drabek, R ERA: 2.71 (1, 1)	IP: 9.0 WLS: W BF: 36 H: 8 R: 0 ER: 0 SO: 11 BB: 1 IBB: 0 HBP: 0 BLK: 0 WP: 0 HR: 0 S: 93 P: 140 ERA: 0.00 WHIP: 1.000															PITCHER						

AB 35
R 0
H 8
RBI 0
BB 1
SO 11
LOB 18



Batter	1	2	3	4	5	6	7	8	9	AB	R	H	RBI	BB	SO	LOB	BOTTOM			
Alex Cole, L OBP: 0.333, SLG: 0.330 (1, 9)	G4-3						G3			4	0	0	0	0	1	1	Philadelphia Phillies @ Pittsburgh Pirates Three Rivers Stadium, Pittsburgh, PA Sat Sep 19 1992, 7:05 PM EDT Att: 25,497 - Sunny - 65 F			
Will Pennyfeather, R OBP: 0.167, SLG: 0.167 (8, 9)										0	0	0	0	0	0	0				
Jay Bell, R OBP: 0.328, SLG: 0.384 (1, 6)	F7						P2			4	0	0	0	0	0	1				
Andy Van Slyke, L OBP: 0.391, SLG: 0.513 (1, 8)	1B						K			4	1	2	0	0	1	0				
Barry Bonds, L OBP: 0.460, SLG: 0.619 (1, 7)	IBB						1B			3	0	3	1	1	0	0				
Jeff King, R OBP: 0.273, SLG: 0.379 (1, 5)	FC6-4						1B			4	0	1	0	0	0	4				
Orlando Merced, S OBP: 0.329, SLG: 0.387 (1, 3)							1B			4	1	1	0	0	0	4				
Michael LaValliere, L OBP: 0.354, SLG: 0.331 (1, 2)							G6-4-3 1B			4	1	2	1	0	0	2				
Jose Lind, R OBP: 0.272, SLG: 0.270 (1, 4)										3	0	0	0	0	0	2				
Doug Drabek, R OBP: 0.176, SLG: 0.193 (1, 1)	G6-3						G6-3			3	0	1	1	0	0	0				
Inning Stats	R: 0 E: 0 K: 0 S: 10	H: 1 LOB: 2 BB: 1 P: 20	R: 2 E: 0 K: 0 S: 11	H: 3 LOB: 1 BB: 0 P: 20	R: 1 E: 0 K: 0 S: 10	H: 2 LOB: 1 BB: 0 P: 16	R: 0 E: 0 K: 1 S: 8	H: 0 LOB: 0 BB: 0 P: 12	R: 0 E: 0 K: 0 S: 11	H: 2 LOB: 2 BB: 0 P: 16	R: 0 E: 0 K: 0 S: 8	H: 1 LOB: 0 BB: 0 P: 16	R: 0 E: 0 K: 1 S: 7	H: 0 LOB: 0 BB: 0 P: 10	R: 0 E: 1 K: 0 S: 8	H: 1 LOB: 1 BB: 0 P: 14	1B: 6 2B: 3 3B: 1 HR: 0	SF: 0 SAC: 0 DP: 1 HBP: 0	WP: 0 PB: 0 CS: 0	PA: 34
PITCHER Tommy Greene, R ERA: 5.11 (1, 1)	IP: 6.0 WLS: L BF: 27 H: 9 R: 3 ER: 3 SO: 3 BB: 0 IBB: 1 HBP: 0 BLK: 0 WP: 0 HR: 0 S: 0 P: 100 ERA: 4.50 WHIP: 1.500															PITCHER				
Keith Shepherd, R ERA: 0.79 (7, 1)	IP: 2.0 WLS: 7 BF: 1 H: 0 R: 0 ER: 0 SO: 1 BB: 0 IBB: 0 HBP: 0 BLK: 0 WP: 0 HR: 0 S: 15 P: 24 ERA: 0.00 WHIP: 0.500															PITCHER				

AB 33
R 3
H 10
RBI 3
BB 1
SO 2
LOB 14



Batter	1	2	3	4	5	6	7	8	9	10	11	12	13	AB	R	H	RBI	BB	SO	LOB	TOP							
Stan Javier, S OBP: 0.320, SLG: 0.319 (1, 8)														5	0	1	0	1	2	2								
Mickey Morandini, L OBP: 0.313, SLG: 0.363 (1, 4)														6	0	2	0	0	0	2								
John Kruk, L OBP: 0.422, SLG: 0.455 (1, 3)														4	0	1	0	2	2	1								
Dave Hollins, S OBP: 0.361, SLG: 0.461 (1, 5)														6	1	2	1	0	1	5								
Todd Pratt, R OBP: 0.313, SLG: 0.467 (1, 2)														6	0	1	0	0	1	2								
Mariano Duncan, R OBP: 0.293, SLG: 0.391 (1, 7)														5	1	1	1	0	0	1								
Braulo Castillo, R OBP: 0.150, SLG: 0.325 (9, PH)														3	0	1	0	0	0	0								
Ruben Amaro, Jr, S OBP: 0.300, SLG: 0.327 (9, 9)														2	0	0	0	0	1	0								
Juan Bell, R OBP: 0.326, SLG: 0.288 (12, PH)														4	0	0	0	0	1	1								
Jeff Grotewold, L OBP: 0.320, SLG: 0.407 (12, PH)														1	0	0	0	0	0	0								
Joe Milette, R OBP: 0.266, SLG: 0.200 (12, 6)														0	0	0	0	0	0	0								
Curt Schilling, R OBP: 0.169, SLG: 0.172 (10, PH)														3	0	1	0	0	1	0								
Ricky Jordan, R OBP: 0.272, SLG: 0.369 (10, PH)														1	0	0	0	0	1	0								
Mitch Williams, L OBP: 0.333, SLG: 0.333 (12, PH)														1	0	0	0	0	0	0								
Darren Daulton, L OBP: 0.383, SLG: 0.526 (12, PH)														1	0	0	0	0	0	0								
Keith Shepherd, R OBP: 0.266, SLG: 0.200 (12, 1)														0	0	0	0	0	0	0								
Inning Stats	R: 0 E: 0 K: 1 S: 8	H: 1 LOB: 1 BB: 0 P: 12	R: 1 E: 0 K: 1 S: 13	H: 3 LOB: 2 BB: 0 P: 21	R: 0 E: 0 K: 0 S: 8	H: 2 LOB: 1 BB: 0 P: 12	R: 0 E: 0 K: 0 S: 11	H: 0 LOB: 0 BB: 0 P: 15	R: 0 E: 0 K: 1 S: 13	H: 1 LOB: 2 BB: 1 P: 21	R: 0 E: 0 K: 0 S: 4	H: 1 LOB: 0 BB: 0 P: 6	R: 1 E: 0 K: 2 S: 12	H: 1 LOB: 0 BB: 0 P: 13	R: 0 E: 0 K: 0 S: 7	H: 0 LOB: 0 BB: 0 P: 11	R: 0 E: 0 K: 1 S: 17	H: 1 LOB: 2 BB: 1 P: 24	R: 0 E: 0 K: 1 S: 9	H: 0 LOB: 0 BB: 0 P: 14	R: 0 E: 0 K: 0 S: 11	H: 0 LOB: 1 BB: 1 P: 19	R: 0 E: 0 K: 1 S: 8	H: 0 LOB: 0 BB: 0 P: 15	1B: 7 2B: 0 3B: 1 HR: 2	SF: 0 SAC: 0 DP: 2 HBP: 0	WP: 0 PB: 0 SB: 2 CS: 0	PA: 50
PITCHER	IP 7.0	WLS 28	BF 8	H 1	R 1	ER 1	SO 5	BB 1	IBB 0	HBP 0	BLK 0	WP 0	HR 1	S 69	P 104	ERA 1.29	WHIP 1.286											
Randy Tomlin, L ERA: 3.42 (8, 1)	1.0	4	1	1	1	2	0	0	0	0	0	0	1	9	13	9.00	1.000											
Denny Neagle, L ERA: 4.43 (9, 1)	0.0	0	0	0	0	0	0	0	0	0	0	0	0	0	0	∞	∞											
Danny Cox, R ERA: 4.69 (10, 1)	0.2	4	1	0	0	1	1	1	0	0	0	0	0	13	18	0.00	3.000											
Bob Patterson, L ERA: 3.08 (10, 1)	2.1	8	0	0	0	1	1	0	0	0	0	0	0	24	39	0.00	0.429											

Philadelphia Phillies @ Pittsburgh Pirates
Three Rivers Stadium, Pittsburgh, PA
Sun Sep 20 1992, 3:33 AM EDT
Att. 21,652 - Sunny - 70 F

AB 47
R 2
H 10
RBI 2
BB 3
SO 10
LOB 14



Batter	1	2	3	4	5	6	7	8	9	10	11	12	13	AB	R	H	RBI	BB	SO	LOB	BOTTOM						
Cecil Espy, S OBP: 0.321, SLG: 0.359 (1, 9)														4	1	2	0	2	0	1							
Jay Bell, R OBP: 0.327, SLG: 0.383 (1, 6)														5	0	1	0	0	0	3							
Andy Van Slyke, L OBP: 0.389, SLG: 0.509 (1, 8)														6	0	1	0	0	2	4							
Barry Bonds, L OBP: 0.460, SLG: 0.621 (1, 7)														5	1	2	0	1	2	1							
Jeff King, R OBP: 0.271, SLG: 0.377 (11, 4)														5	0	1	2	0	0	2							
Orlando Merced, S OBP: 0.328, SLG: 0.387 (1, 3)														5	1	1	0	0	1	0							
Michael LaVellere, L OBP: 0.261, SLG: 0.289 (9, PH)														4	0	2	0	0	0	1							
Kevin Young, R OBP: 0.261, SLG: 0.289 (9, PH)														0	0	0	0	0	0	0							
Bob Patterson, S OBP: 0.261, SLG: 0.289 (9, PH)														0	0	0	0	0	0	0							
Steve Lerner, R OBP: 0.261, SLG: 0.289 (9, PH)														0	0	0	0	0	0	0							
Alan Ozark, S OBP: 0.261, SLG: 0.289 (9, PH)														0	0	0	0	0	0	0							
Roger Mason, R OBP: 0.261, SLG: 0.289 (9, PH)														0	0	0	0	0	0	0							
Jose Lind, R OBP: 0.271, SLG: 0.289 (7, PH)														2	0	0	0	0	0	1							
Dave Stieb, R OBP: 0.271, SLG: 0.289 (7, PH)														0	0	0	0	0	0	0							
Will Perreault, R OBP: 0.271, SLG: 0.289 (7, PH)														0	0	0	0	0	0	0							
Denny Neagle, L OBP: 0.271, SLG: 0.289 (7, PH)														0	0	0	0	0	0	0							
Danny Cox, R OBP: 0.271, SLG: 0.289 (7, PH)														0	0	0	0	0	0	0							
Al Martin, L OBP: 0.271, SLG: 0.289 (7, PH)														1	0	0	0	0	0	1							
Tom Finney, R OBP: 0.271, SLG: 0.289 (7, PH)														1	0	0	0	0	0	0							
Randy Tomlin, L OBP: 0.172, SLG: 0.131 (7, PH)														2	0	0	0	0	1	0							
Gary Varsho, L OBP: 0.261, SLG: 0.351 (8, 4)														0	0	0	0	0	0	0							
Carlos Garcia, R OBP: 0.188, SLG: 0.226 (10, PH)														1	0	0	0	0	0	0							
Gary Redus, R OBP: 0.303, SLG: 0.326 (11, 5)														1	0	0	0	0	0	1							
John Wehner, R OBP: 0.266, SLG: 0.200 (11, 5)														1	0	0	0	0	0	1							
Inning Stats	R: 0 E: 0 K: 1 S: 10	H: 1 LOB: 1 BB: 0 P: 16	R: 0 E: 0 K: 0 S: 8	H: 1 LOB: 1 BB: 0 P: 13	R: 1 E: 0 K: 0 S: 8	H: 1 LOB: 0 BB: 0 P: 12	R: 0 E: 0 K: 0 S: 7	H: 1 LOB: 1 BB: 1 P: 23	R: 0 E: 0 K: 1 S: 9	H: 0 LOB: 0 BB: 0 P: 13	R: 0 E: 0 K: 0 S: 7	H: 1 LOB: 1 BB: 1 P: 11	R: 0 E: 0 K: 1 S: 10	H: 0 LOB: 1 BB: 1 P: 18	R: 0 E: 0 K: 0 S: 5	H: 0 LOB: 0 BB: 0 P: 6	R: 1 E: 0 K: 0 S: 8	H: 1 LOB: 2 BB: 2 P: 19	1B: 7 2B: 2 3B: 2 HR: 0	SF: 2 SAC: 1 DP: 0 HBP: 0	WP: 1 PB: 0 SB: 0 CS: 0	PA: 50					
PITCHER	IP 9.0	WLS 35	BF 9	H 2	R 2	ER 1	SO 3	BB 1	IBB 0	HBP 0	BLK 0	WP 1	HR 0	S 83	P 131	ERA 1.00	WHIP 1.111										
Curt Schilling, R ERA: 2.41 (10, 1)	2.0	7	0	0	0	3	1	0	0	0	0	0	0	21	36	0.00	0.500										
Mitch Williams, L ERA: 4.19 (12, 1)	1.2	L	8	1	1	1	1	1	0	0	0	0	0	13	25	5.40	1.200										

Philadelphia Phillies @ Pittsburgh Pirates
Three Rivers Stadium, Pittsburgh, PA
Sun Sep 20 1992, 3:33 AM EDT
Att. 21,652 - Sunny - 70 F

AB 43
R 3
H 10
RBI 3
BB 4
SO 7
LOB 14



Batter	1	2	3	4	5	6	7	8	9	AB	R	H	RBI	BB	SO	LOB	TOP				
Chuck Carr, S OBP: 0.325, SLG: 0.333 (1, 7)	F8		F7			F7			F9	4	0	0	0	0	0	0					
Ozzie Smith, S OBP: 0.366, SLG: 0.346 (1, 6)	G4-3			1B BB		G1-3			2B	3	0	1	0	1	0	0					
Ray Lankford, L OBP: 0.374, SLG: 0.483 (1, 8)	F8			K			G4-3		F7	4	0	0	0	0	1	2					
Felix Jose, S OBP: 0.341, SLG: 0.440 (1, 9)		G3-1			0-1 1-2 1B		G5-3		K	4	0	1	0	0	1	1					
Todd Zeile, R OBP: 0.351, SLG: 0.374 Cris Carpenter, R OBP: 0.333, SLG: 0.333 (7, 1)	F8			G6-4-3			G6-3			3	0	0	0	0	0	2					
Rod Brewer, L OBP: 0.366, SLG: 0.364 (1, 3)		1B				F9			P9	3	0	1	0	0	0	0					
Geronimo Pena, S OBP: 0.397, SLG: 0.509 (1, 4)	G4-3			K					1B	3	0	1	0	0	1	1					
Tom Pagnozzi, R OBP: 0.292, SLG: 0.365 (1, 2)			K			L5			F8	3	0	0	0	0	1	1					
Joe Magrane, R OBP: 0.286, SLG: 0.714 Bob McClure, R Stan Royer, R OBP: 0.500, SLG: 0.833 (7, 5)	G6-3								F8	2	0	0	0	0	0	0					
Inning Stats	R: 0 E: 0 K: 0 S: 4	H: 0 LOB: 0 BB: 0 P: 9	R: 0 E: 0 K: 0 S: 9	H: 1 LOB: 1 BB: 0 P: 14	R: 0 E: 0 K: 1 S: 6	H: 0 LOB: 0 BB: 1 P: 9	R: 0 E: 0 K: 1 S: 7	H: 1 LOB: 1 BB: 1 P: 12	R: 0 E: 0 K: 1 S: 5	H: 0 LOB: 0 BB: 0 P: 11	R: 0 E: 0 K: 0 S: 8	H: 0 LOB: 0 BB: 0 P: 12	R: 0 E: 0 K: 0 S: 11	H: 1 LOB: 1 BB: 0 P: 15	R: 0 E: 0 K: 1 S: 10	H: 1 LOB: 1 BB: 0 P: 14	1B: 3 2B: 1 3B: 0 HR: 0	SF: 0 SAC: 0 DP: 1 HBP: 0	WP: 0 PB: 0 SB: 0 CS: 0	PA: 31	
PITCHER	IP	WLS	BF	H	R	ER	SO	BB	IBB	HBP	BLK	WP	HR	S	P	ERA	WHIP				
Bob Walk, R ERA: 3.28 Steve Cooke, L ERA: 4.12	(1, 1)	2.0	7	1	0	0	0	0	0	0	0	0	0	13	23	0.00	0.500				
	(3, 1)	7.0	24	3	0	0	4	1	0	0	0	0	0	54	83	0.00	0.571				

St. Louis Cardinals @ Pittsburgh Pirates
Three Rivers Stadium, Pittsburgh, PA
Mon Sep 21 1992, 7:05 PM EDT
Att: 13,345 - Cloudy - 77 F

AB 30
R 0
H 4
RBI 0
BB 1
SO 4
LOB 8



Batter	1	2	3	4	5	6	7	8	9	AB	R	H	RBI	BB	SO	LOB	BOTTOM				
Gary Redus, R OBP: 0.308, SLG: 0.340 Orlando Merced, S OBP: 0.330, SLG: 0.387 (8, PH)	F8		K	1B 1B						4	0	2	1	0	1	2					
Jay Bell, R OBP: 0.328, SLG: 0.386 (1, 6)	G3-1		K	1B		G6-3			L8	5	1	2	0	0	1	3					
Andy Van Slyke, L OBP: 0.387, SLG: 0.505 (1, 8)	G3-1		P6	G4-3			F7			4	0	0	1	0	0	2					
Barry Bonds, L OBP: 0.462, SLG: 0.622 (1, 7)	S BB		BB	BB		F8	WP 2B			2	0	1	0	2	0	0					
Jeff King, R OBP: 0.271, SLG: 0.374 (1, 5)	G6-3		BB			P6	P6			3	0	0	0	1	0	2					
Lloyd McClendon, R OBP: 0.346, SLG: 0.328 Cecil Espy, S OBP: 0.320, SLG: 0.357 (7, PH)	WP 1B HBP		F9			G5-3	K			2	0	0	0	0	0	2					
Don Slaught, R OBP: 0.390, SLG: 0.502 (1, 2)	WP 1B			F7			HR		SH3-4 1B	4	1	3	1	0	0	0					
Jose Lind, R OBP: 0.271, SLG: 0.269 (1, 4)	G6-3		SH1-4 1B			G6-3			P9	4	1	1	0	0	0	3					
Bob Walk, R OBP: 0.077, SLG: 0.077 John Wehner, R OBP: 0.262, SLG: 0.236 Steve Cooke, R OBP: 0.333, SLG: 0.333 (3, 1)	K		SH1-4 1B			G3			SH3-4	0	0	0	0	0	0	0					
Inning Stats	R: 1 E: 0 K: 0 S: 7	H: 1 LOB: 1 BB: 1 P: 18	R: 0 E: 0 K: 2 S: 12	H: 1 LOB: 2 BB: 0 P: 20	R: 0 E: 0 K: 1 S: 12	H: 0 LOB: 2 BB: 2 P: 25	R: 1 E: 0 K: 0 S: 16	H: 3 LOB: 2 BB: 0 P: 25	R: 0 E: 0 K: 0 S: 7	H: 0 LOB: 0 BB: 0 P: 10	R: 1 E: 0 K: 0 S: 10	H: 2 LOB: 1 BB: 0 P: 17	R: 0 E: 0 K: 1 S: 9	H: 1 LOB: 1 BB: 0 P: 16	R: 0 E: 0 K: 0 S: 7	H: 1 LOB: 2 BB: 1 P: 14	1B: 5 2B: 2 3B: 1 HR: 1	SF: 0 SAC: 2 DP: 0 HBP: 1	WP: 2 PB: 0 SB: 1 CS: 0	PA: 38	
PITCHER	IP	WLS	BF	H	R	ER	SO	BB	IBB	HBP	BLK	WP	HR	S	P	ERA	WHIP				
Joe Magrane, L ERA: 5.0 Bob McClure, L ERA: 3.09 Cris Carpenter, R ERA: 3.09	(1, 1)	6.0	29	7	3	3	3	3	0	0	0	0	0	64	115	4.50	1.667				
	(7, 1)	0.1	2	1	0	0	0	0	0	0	0	0	0	5	9	0.00	3.000				
	(7, 1)	1.2	7	1	0	0	1	0	1	0	0	1	0	11	21	0.00	0.600				

St. Louis Cardinals @ Pittsburgh Pirates
Three Rivers Stadium, Pittsburgh, PA
Mon Sep 21 1992, 7:05 PM EDT
Att: 13,345 - Cloudy - 77 F

AB 31
R 3
H 9
RBI 3
BB 4
SO 4
LOB 17



Batter	1	2	3	4	5	6	7	8	9	AB	R	H	RBI	BB	SO	LOB	TOP				
Bernard Gilkey, R (1, 7) OBP: 0.368, SLG: 0.426	G6-3		2B 1B		F7	1B		K		5	1	2	0	0	1	0					
Gerónimo Pena, S (1, 4) OBP: 0.397, SLG: 0.508	HBP		2B		F8	K		G3		4	0	1	1	0	1	3					
Ray Lankford, L (1, 8) OBP: 0.372, SLG: 0.480	G4-3		G4-3		S BB	K		K2-3		4	0	0	0	1	2	5					
Felix Jose, S (1, 9) OBP: 0.344, SLG: 0.443		F9		G4-3 1B 2B	F7				4-2 BB	4	1	2	0	1	0	1					
Todd Zeile, R (1, 5) OBP: 0.352, SLG: 0.371	G6-3		G4-3 1B BB			2B SF9 BB		K	0-0 BB	3	2	0	0	2	1	2					
Tracy Woodson, R (1, 3) OBP: 0.350, SLG: 0.433			G4-3			1B E 2B				4	1	3	0	0	0	2					
Rod Brewer, L (8, 3) OBP: 0.366, SLG: 0.364			1B		1-2 2-3					0	0	0	0	0	0	0					
Luis Alica, S (1, 6) OBP: 0.324, SLG: 0.380			G1-3		2-2	SF9		K		3	0	1	3	0	1	2					
Tom Pagnozzi, R (1, 2) OBP: 0.291, SLG: 0.364			G5-3		F9	1B E 1B		G5-3		4	0	1	0	0	0	1					
Rheal Cormier, L (11, 1) OBP: 0.113, SLG: 0.151			G3		G4-3			P5		2	0	0	0	0	0	1					
Craig Wilson, R (6, PH) OBP: 0.302, SLG: 0.366						E5				1	0	0	1	0	0	0					
Mike Perez, R (6, 1) OBP: 0.349, SLG: 0.454						1-2 3-H				0	0	0	0	0	0	0					
Mill Thompson, L (8, PH) OBP: 0.287, SLG: 0.404										0	0	0	0	0	0	0					
Todd Worrell, R (8, 1) OBP: 0.304, SLG: 0.419										0	0	0	0	0	0	0					
Lee Smith, R (9, 1) OBP: 0.282, SLG: 0.419										0	0	0	0	0	0	0					
Inning Stats	R: 0 E: 0 K: 0 S: 7	H: 0 LOB: 0 BB: 0 P: 13	R: 0 E: 0 K: 0 S: 8	H: 1 LOB: 1 BB: 0 P: 12	R: 1 E: 0 K: 0 S: 10	H: 2 LOB: 1 BB: 0 P: 14	R: 2 E: 0 K: 0 S: 12	H: 2 LOB: 1 BB: 1 P: 20	R: 0 E: 0 K: 2 S: 18	H: 0 LOB: 0 BB: 1 P: 12	R: 0 E: 0 K: 2 S: 11	H: 2 LOB: 1 BB: 0 P: 17	R: 0 E: 0 K: 1 S: 8	H: 0 LOB: 0 BB: 1 P: 10	R: 0 E: 0 K: 1 S: 7	H: 0 LOB: 1 BB: 1 P: 15	1B: 7 2B: 3 3B: 0 HR: 0	SF: 1 SAC: 0 DP: 0 HBP: 1	WP: 0 PB: 0 SB: 1 CS: 1	PA: 41	
PITCHER	IP	WLS	BF	H	R	ER	SO	BB	IBB	HBP	BLK	WP	HR	S	P	ERA	WHIP				
Danny Jackson, L (1, 1) ERA: 3.97	5.1	L	28	8	5	5	0	3	0	1	0	0	0	55	89	8.44	2.062				
Roger Mason, R (6, 1) ERA: 3.83	1.2		6	2	0	0	4	0	0	0	0	0	0	18	28	0.00	1.200				
Danny Cox, R (8, 1) ERA: 4.53	2.0		7	0	0	0	2	1	0	0	0	0	0	15	25	0.00	0.500				

St. Louis Cardinals @ Pittsburgh Pirates
Three Rivers Stadium, Pittsburgh, PA
Tue Sep 22 1992, 7:05 PM EDT
Att: 8,222 - Cloudy - 63 F

AB 35
R 5
H 10
RBI 5
BB 4
SO 6
LOB 18



Batter	1	2	3	4	5	6	7	8	9	AB	R	H	RBI	BB	SO	LOB	BOTTOM					
Gary Redus, R (1, 3) OBP: 0.308, SLG: 0.340	G6-3		FC6-4 1B		F8					3	0	1	0	0	0	1						
Orlando Merced, S (7, PH) OBP: 0.329, SLG: 0.386			FC6-4							1	0	0	0	0	0	0						
Jay Bell, R (1, 6) OBP: 0.327, SLG: 0.387	K		FC6-4		G4-3	2B		P6		4	0	1	0	0	1	1						
Andy Van Slyke, L (1, 8) OBP: 0.386, SLG: 0.505	K				G3 E 2B	G4-3		P4		4	1	1	1	0	1	1						
Barry Bonds, L (1, 7) OBP: 0.461, SLG: 0.621		1B 2B			G3	G2		K		4	1	1	0	0	1	2						
Jeff King, R (1, 5) OBP: 0.275, SLG: 0.376		CS 1B			E5 FC5-4	G5-3 G1-6-3 1B		BB		3	0	2	2	1	0	0						
Lloyd McClendon, R (1, 9) OBP: 0.343, SLG: 0.324		F9			F7	G1-6-3		F9		2	0	0	0	0	0	2						
Cecil Espy, S (6, PH) OBP: 0.317, SLG: 0.353										2	0	0	0	0	0	2						
Don Slaught, R (1, 2) OBP: 0.384, SLG: 0.494		F7			FC5-4	G5-3		F9		4	0	0	0	0	0	3						
Jose Lind, R (1, 4) OBP: 0.271, SLG: 0.269		CS			P3	E7 1B		F8		3	1	1	0	0	0	1						
Gary Varsho, L (9, PH) OBP: 0.253, SLG: 0.349						1B				1	0	0	0	0	0	0						
Danny Jackson, R (1, 1) OBP: 0.086, SLG: 0.086								F9		2	1	1	1	0	1	0						
Roger Mason, R (6, 1)										0	0	0	0	0	0	0						
Alex Cole, L (7, PH) OBP: 0.331, SLG: 0.327						2B G4-3 1B				1	0	0	0	1	1	0						
Danny Cox, R (8, 1) OBP: 0.071, SLG: 0.071										0	0	0	0	0	0	0						
Dave Clark, L (9, PH) OBP: 0.242, SLG: 0.419										1	0	0	0	0	0	0						
Inning Stats	R: 0 E: 0 K: 2 S: 9	H: 0 LOB: 0 BB: 0 P: 12	R: 1 E: 0 K: 0 S: 12	H: 2 LOB: 0 BB: 0 P: 18	R: 0 E: 0 K: 1 S: 10	H: 1 LOB: 1 BB: 0 P: 16	R: 1 E: 1 K: 0 S: 8	H: 1 LOB: 1 BB: 0 P: 11	R: 2 E: 0 K: 0 S: 11	H: 3 LOB: 1 BB: 0 P: 16	R: 0 E: 0 K: 0 S: 9	H: 1 LOB: 1 BB: 0 P: 17	R: 0 E: 0 K: 1 S: 7	H: 0 LOB: 0 BB: 0 P: 10	R: 0 E: 0 K: 1 S: 12	H: 0 LOB: 1 BB: 1 P: 21	R: 0 E: 0 K: 0 S: 8	H: 0 LOB: 0 BB: 0 P: 11	1B: 5 2B: 3 3B: 0 HR: 0	SF: 0 SAC: 0 DP: 0 HBP: 0	WP: 0 PB: 0 SB: 0 CS: 1	PA: 37
PITCHER	IP	WLS	BF	H	R	ER	SO	BB	IBB	HBP	BLK	WP	HR	S	P	ERA	WHIP					
Rheal Cormier, L (1, 1) ERA: 3.84	5.0	W	22	7	4	4	3	0	0	0	0	0	0	50	73	7.20	1.400					
Mike Perez, R (6, 1) ERA: 1.79	2.0		7	1	0	0	1	0	0	0	0	0	0	16	27	0.00	0.500					
Todd Worrell, R (8, 1) ERA: 2.33	1.0		4	0	0	0	1	1	0	0	0	0	0	12	21	0.00	1.000					
Lee Smith, R (9, 1) ERA: 3.04	1.0	S	3	0	0	0	0	0	0	0	0	0	0	8	11	0.00	0.000					

St. Louis Cardinals @ Pittsburgh Pirates
Three Rivers Stadium, Pittsburgh, PA
Tue Sep 22 1992, 7:05 PM EDT
Att: 8,222 - Cloudy - 63 F

AB 35
R 4
H 8
RBI 4
BB 1
SO 5
LOB 13



Batter	1	2	3	4	5	6	7	8	9	10	11	12	13	14	AB	R	H	RBI	BB	SO	LOB	TOP				
Alex Cole, L OBP: 0.326, SLG: 0.322 Bob Patterson, R OBP: 0.429, SLG: 0.500 Gary Varsho, L OBP: 0.261, SLG: 0.347 Roger Mason, R (13, 1)	K		FC1-6			K			G1-3		K		K		5	0	0	0	0	3	1					
Jay Bell, R OBP: 0.324, SLG: 0.383	L5		PO	K					G6-3		L7				6	0	0	0	0	2	0					
Andy Van Slyke, L OBP: 0.382, SLG: 0.500	K			G3					G3-1		G3				6	0	0	0	0	2	0					
Barry Bonds, L OBP: 0.458, SLG: 0.615			F8		G1-3				K						6	1	1	0	0	1	0					
Jeff King, R OBP: 0.273, SLG: 0.373		F8						P2			F8				4	0	0	0	0	1	0					
Orlando Merced, S OBP: 0.330, SLG: 0.386 Gary Redus, R OBP: 0.308, SLG: 0.340								G6-3			G6-3				5	0	2	0	0	0	1					
Michael LaValliere, L OBP: 0.396, SLG: 0.533 Will Pennyfeather, R OBP: 0.197, SLG: 0.167 Don Slaught, R OBP: 0.398, SLG: 0.496															3	0	1	0	0	0	1					
Jose Lind, R OBP: 0.271, SLG: 0.267			G6-3												4	0	0	0	0	1	3					
Tim Wakefield, R OBP: 0.163, SLG: 0.043 Dave Clark, R OBP: 0.197, SLG: 0.167 Denny Neagle, L OBP: 0.221, SLG: 0.350 Stan Belinda, R OBP: 0.315, SLG: 0.400 Cecil Long, S OBP: 0.116, SLG: 0.265															1	0	0	0	0	1	0					
Inning Stats	R: 0 E: 0 K: 2 S: 8	H: 0 LOB: 0 BB: 0 P: 13	R: 0 E: 0 K: 1 S: 5	H: 1 LOB: 1 BB: 0 P: 7	R: 0 E: 0 K: 1 S: 9	H: 0 LOB: 0 BB: 1 P: 18	R: 0 E: 0 K: 1 S: 10	H: 0 LOB: 0 BB: 0 P: 16	R: 0 E: 0 K: 1 S: 9	H: 0 LOB: 0 BB: 0 P: 15	R: 0 E: 0 K: 1 S: 11	H: 1 LOB: 2 BB: 0 P: 17	R: 0 E: 0 K: 1 S: 6	H: 0 LOB: 0 BB: 0 P: 10	R: 1 E: 0 K: 2 S: 9	H: 2 LOB: 1 BB: 0 P: 16	R: 0 E: 0 K: 3 S: 10	H: 0 LOB: 0 BB: 0 P: 12	R: 0 E: 0 K: 2 S: 14	H: 0 LOB: 0 BB: 1 P: 22	R: 0 E: 0 K: 0 S: 6	H: 0 LOB: 0 BB: 0 P: 6	1B: 5 2B: 0 3B: 0 HR: 0	SF: 0 SAC: 2 DP: 0 HBP: 1	WP: 0 PB: 0 SB: 0 CS: 0	PA: 50
PITCHER	Dennis Martinez, R ERA: 2.47	Mel Rojas, R ERA: 1.43	John Wetteland, R ERA: 3.1	Jeff Fassero, L ERA: 2.81	PITCHER																					
IP	9.0	1.0	3.0	1.0																						
WLS	30	5	11	3																						
BF	2	2	7	3																						
H	0	1	0	0																						
R	0	1	0	0																						
ER	0	1	0	0																						
SO	6	0	7	0																						
BB	0	0	0	0																						
IBB	0	0	0	0																						
HBP	0	0	0	0																						
BLK	0	0	0	0																						
WP	0	0	0	0																						
HR	0	10	33	6																						
S	77	16	49	6																						
P	123	9.00	2.000	0.000																						
ERA	2.47	1.43	3.1	2.81																						
WHIP	0.333	0.333	0.333	0.000																						

Pittsburgh Pirates @ Montreal Expos
Olympic Stadium, Montreal, QB
Wed Sep 23 1992, 7:05 PM EDT
Att. 30,552 - Dome - 70 F

livebaseballscorecards.com

AB 44
R 1
H 5
RBI 1
BB 2
SO 13
LOB 10

Batter	1	2	3	4	5	6	7	8	9	10	11	12	13	14	AB	R	H	RBI	BB	SO	LOB	BOTTOM		
Delino DeShields, L OBP: 0.382, SLG: 0.402	G3		G1-6-3			K		G3			K				6	1	1	0	0	2	3			
Spike Owen, S OBP: 0.347, SLG: 0.380	L4					K					G4-3				5	1	0	0	1	1	1			
Marquis Grissom, R OBP: 0.326, SLG: 0.429	G1-3										K				6	0	2	0	0	1	2			
Larry Walker, L OBP: 0.360, SLG: 0.516			G3-1								G3				5	1	0	0	1	0	2			
Ivan Calderon, R OBP: 0.310, SLG: 0.425 Moises Alou, R OBP: 0.328, SLG: 0.443															3	0	0	0	0	1	1			
Tim Wallach, R OBP: 0.301, SLG: 0.340															3	2	2	4	0	0	0			
Greg Colbrunn, R OBP: 0.318, SLG: 0.386 Bret Barberie, S OBP: 0.368, SLG: 0.299															5	0	1	0	0	0	1			
Gary Carter, R OBP: 0.315, SLG: 0.337 Tim Lincecum, R OBP: 0.297, SLG: 0.350 John Wetteland, R OBP: 0.315, SLG: 0.400 Jeremy Young, L OBP: 0.221, SLG: 0.350 Jeff Fassero, L OBP: 0.116, SLG: 0.265															2	0	1	0	1	0	0			
Dennis Martinez, R OBP: 0.189, SLG: 0.189 Mel Rojas, R OBP: 0.067, SLG: 0.067 Darrin Fletcher, L OBP: 0.265, SLG: 0.291															2	0	0	0	0	2	2			
Inning Stats	R: 0 E: 0 K: 0 S: 8	H: 0 LOB: 0 BB: 0 P: 15	R: 0 E: 0 K: 1 S: 5	H: 0 LOB: 0 BB: 0 P: 7	R: 0 E: 0 K: 1 S: 8	H: 2 LOB: 1 BB: 0 P: 14	R: 0 E: 0 K: 1 S: 9	H: 0 LOB: 0 BB: 0 P: 10	R: 0 E: 0 K: 2 S: 10	H: 1 LOB: 1 BB: 0 P: 14	R: 0 E: 0 K: 1 S: 9	H: 0 LOB: 2 BB: 0 P: 13	R: 0 E: 0 K: 1 S: 6	H: 0 LOB: 0 BB: 0 P: 15	R: 0 E: 0 K: 2 S: 14	H: 0 LOB: 0 BB: 1 P: 20	R: 4 E: 0 K: 0 S: 10	H: 2 LOB: 0 BB: 2 P: 20	1B: 4 2B: 3 3B: 1 HR: 1	SF: 0 SAC: 1 DP: 1 HBP: 0	WP: 0 PB: 0 SB: 0 CS: 1	PA: 50		
PITCHER	Tim Wakefield, R ERA: 2.25	Denny Neagle, L ERA: 4.38	Stan Belinda, R ERA: 3.15	Bob Patterson, L ERA: 2.98	Roger Mason, R ERA: 4.19	PITCHER																		
IP	7.0	1.0	2.0	2.0																				
WLS	25	3	8	6																				
BF	25	0	2	4																				
H	5	0	2	4																				
R	0	1	0	4																				
ER	0	1	0	4																				
SO	4	1	1	2																				
BB	0	0	0	1																				
IBB	0	0	0	0																				
HBP	0	0	0	0																				
BLK	0	0	0	0																				
WP	0	0	0	0																				
HR	0	11	18	23																				
S	53	17	27	40																				
P	83	0.00	4.50	2.50																				
ERA	2.25	4.38	3.15	2.98																				
WHIP	0.657	0.000	1.000	0.000																				

Pittsburgh Pirates @ Montreal Expos
Olympic Stadium, Montreal, QB
Wed Sep 23 1992, 7:05 PM EDT
Att. 30,552 - Dome - 70 F

livebaseballscorecards.com

AB 46
R 5
H 9
RBI 5
BB 3
SO 9
LOB 16

Batter	1	2	3	4	5	6	7	8	9	AB	R	H	RBI	BB	SO	LOB	TOP											
Gary Redus, R OBP: 0.313, SLG: 0.350 Orlando Merced, S OBP: 0.329, SLG: 0.385 (7, PH)	2-1 CS 1B		3-3 K	0-1 FC5-4		2-1 1B HR 2B	1-1 G3			4	1	2	0	0	1	2	Pittsburgh Pirates @ Montreal Expos Olympic Stadium, Montreal, QB Thu Sep 24 1992, 7:05 PM EDT Att: 33,493 - Dome - 70 F											
Jay Bell, R OBP: 0.326, SLG: 0.385 (1, 6)	2-3 K		2-2 1B		1-2 1B WP 1B	2-2 HR 1B		2-2 L7		5	2	3	0	0	1	1												
Andy Van Slyke, L OBP: 0.382, SLG: 0.499 (1, 8)	2-1 BB 1B		1-2 F9		2-2 BB 1B	1-3 K		0-0 F8		5	2	2	0	0	1	3												
Barry Bonds, L OBP: 0.460, SLG: 0.621 (1, 7)	4-1 1B BB		0-1 F9		4-1 S 1B BB	0-0 HR		4-2 BB		2	1	1	3	3	0	1												
Jeff King, R OBP: 0.272, SLG: 0.371 (1, 5)	1-0 1B			1-2 G6-3	1-2 P5	2-1 G6-3		2-0 L7		5	0	1	1	0	0	4												
Lloyd McClendon, R OBP: 0.340, SLG: 0.320 Cecil Espy, S OBP: 0.319, SLG: 0.351 (5, PH)	3-2 F9			1-0 P4	0-0 S 2B 1B	1-2 G5-3		0-0 G6-3		2	0	0	0	0	0	2												
Don Slaught, R OBP: 0.383, SLG: 0.490 (1, 2)		1-3 K		3-2 BB 1B	FC6-2-5 2B		3-2 F9		3-2 G6-3	5	2	1	0	0	1	2												
Jose Lind, R OBP: 0.274, SLG: 0.271 (1, 4)		0-1 P6		4-2 1B BB	0-0 1B 2B		1-0 1B		1-0 G5-3	4	0	2	2	1	0	0												
Doug Drabek, R OBP: 0.180, SLG: 0.195 (1, 1)		0-0 F8		1-0 FC5-4 1B	1-2 K		1-3 K			4	0	1	1	0	2	2												
Inning Stats	R: 1 E: 0 K: 1 S: 12	H: 3 LOB: 2 BB: 1 P: 26	R: 0 E: 0 K: 1 S: 6	H: 0 LOB: 0 BB: 0 P: 7	R: 0 E: 0 K: 1 S: 12	H: 1 LOB: 1 BB: 0 P: 18	R: 1 E: 0 K: 0 S: 15	H: 2 LOB: 2 BB: 1 P: 25	R: 4 E: 0 K: 1 S: 19	H: 4 LOB: 1 BB: 0 P: 31	R: 3 E: 0 K: 1 S: 15	H: 3 LOB: 0 BB: 0 P: 23	R: 0 E: 0 K: 0 S: 9	H: 1 LOB: 1 BB: 0 P: 15	R: 0 E: 0 K: 0 S: 7	H: 0 LOB: 1 BB: 0 P: 15	R: 0 E: 0 K: 0 S: 5	H: 0 LOB: 0 BB: 0 P: 9	1B: 11 2B: 2 3B: 0 HR: 1	SF: 0 SAC: 0 DP: 0 HBP: 0	WP: 1 PB: 0 SB: 2 CS: 1	PA: 44						
PITCHER	IP	WLS	BF	H	R	ER	SO	BB	IBB	HBP	BLK	WP	HR	S	P	ERA	WHIP											
Bill Krueger, L ERA: 4.46 Sergio Valdez, R ERA: 2.56 Doug Simons, L ERA: 23.63 Gil Heredia, R ERA: 4.76 Brian Barnes, L ERA: 3.05	(1, 1)	4.0	L	22	8	5	5	3	3	0	0	0	1	0	53	91	11.25	2.750										
PITCHER	IP	WLS	BF	H	R	ER	SO	BB	IBB	HBP	BLK	WP	HR	S	P	ERA	WHIP											
Delino DeShields, L OBP: 0.360, SLG: 0.399 Todd Haney, R (9, 4)	0-0 G3		3-3 K		1-0 FC3-6 1B		1-1 G1-3			4	0	0	0	0	1	1	Pittsburgh Pirates @ Montreal Expos Olympic Stadium, Montreal, QB Thu Sep 24 1992, 7:05 PM EDT Att: 33,493 - Dome - 70 F											
Spike Owen, S OBP: 0.350, SLG: 0.384 (1, 6)	2-2 E 1B		2-0 G4-3		1-0 FC6-4 1B		0-0 G6-4-3 1B		0-0 G6-4-3	4	1	3	0	0	0	0												
Marquis Grissom, R OBP: 0.326, SLG: 0.428 (1, 8)	1-2 E 1B		0-0 F8		1-1 FC6-4		0-0 G6-4-3		0-0 G6-4-3	4	1	1	0	0	0	3												
Larry Walker, L OBP: 0.357, SLG: 0.512 (1, 9)	0-0 L8		2-0 G5-3		1-2 E1 G6-4-3		1-2 G4-3		1-2 G4-3	4	0	0	0	0	0	2												
Moises Alou, R OBP: 0.327, SLG: 0.443 (1, 7)	1-0 E7 2B			1-1 L9		0-1 G6-4-3		1-3 K		4	1	1	2	0	1	1												
Darin Fletcher, L OBP: 0.286, SLG: 0.297 Gil Heredia, R OBP: 0.143, SLG: 0.143 Brian Barnes, L OBP: 0.276, SLG: 0.250 Jerry Willard, L OBP: 0.273, SLG: 0.419 (9, PH)	1-1 1B 2B			1-2 G3		0-0 F8		0-1 1B		3	0	1	1	0	0	0												
Tim Wallach, R OBP: 0.299, SLG: 0.338 Sean Berry, R OBP: 0.250, SLG: 0.250 (8, 5)	2-2 G6-3			2-3 K		2-2 G6-3		2-3 K		3	0	0	0	0	1	1												
Greg Colbrunn, R OBP: 0.310, SLG: 0.378 (1, 3)		1-1 G5-3		0-0 L6		1-2 F7				3	0	0	0	0	0	0												
Bill Krueger, L Sergio Valdez, R Bret Barberie, S OBP: 0.370, SLG: 0.299 Doug Simons, L Tim Laker, R OBP: 0.275, SLG: 0.289 (7, 2)	(1, 1)	(5, 1)	(6, 1)	(7, 2)	4-2 FC3-6 BB	1-0 P4				1	0	0	0	0	0	0												
Inning Stats	R: 3 E: 1 K: 0 S: 15	H: 4 LOB: 1 BB: 0 P: 22	R: 0 E: 0 K: 2 S: 8	H: 0 LOB: 0 BB: 0 P: 12	R: 0 E: 0 K: 0 S: 3	H: 0 LOB: 0 BB: 0 P: 7	R: 0 E: 0 K: 1 S: 10	H: 0 LOB: 0 BB: 0 P: 14	R: 0 E: 0 K: 0 S: 8	H: 1 LOB: 2 BB: 1 P: 15	R: 0 E: 1 K: 0 S: 6	H: 0 LOB: 0 BB: 0 P: 7	R: 0 E: 0 K: 0 S: 8	H: 0 LOB: 0 BB: 0 P: 12	R: 0 E: 0 K: 0 S: 4	H: 1 LOB: 0 BB: 0 P: 5	R: 0 E: 0 K: 2 S: 12	H: 1 LOB: 1 BB: 0 P: 16	1B: 5 2B: 2 3B: 0 HR: 0	SF: 0 SAC: 0 DP: 2 HBP: 0	WP: 0 PB: 0 SB: 0 CS: 0	PA: 34						
PITCHER	IP	WLS	BF	H	R	ER	SO	BB	IBB	HBP	BLK	WP	HR	S	P	ERA	WHIP											
Doug Drabek, R ERA: 2.72 (1, 1)	9.0	W	34	7	3	3	5	1	0	0	0	0	0	74	110	3.00	0.889											

AB	40
R	9
H	14
RBI	9
BB	4
SO	6
LOB	18



AB	33
R	3
H	7
RBI	3
BB	1
SO	5
LOB	9



Batter	1	2	3	4	5	6	7	8	9	AB	R	H	RBI	BB	SO	LOB	TOP			
Vince Coleman, S OBP: 0.356, SLG: 0.359 Ryan Thompson, R OBP: 0.216, SLG: 0.310	3-2 S 1B		2-2 P8		0-1 G4-3 S 1B	3-2 1B		0-3 K		3	1	2	0	0	0	0				
Chico Walker, S OBP: 0.382, SLG: 0.411 Jeff Kent, R OBP: 0.306, SLG: 0.425	4-1 1B 1B		2-2 G4-3		1-3 K	0-3 K		2-2 F8		1	0	0	0	1	0	0				
Daryl Boston, L OBP: 0.331, SLG: 0.424 D.J. Dozier, R OBP: 0.245, SLG: 0.227	1-0 1B		0-0 2B		2-1 G4-3		1-2 G1-3 2B		2-3 K	3	0	2	1	0	0	1				
Eddie Murray, S OBP: 0.335, SLG: 0.421 Mackey Sasser, L OBP: 0.246, SLG: 0.306	3-2 F7		1-0 G4-3		4-0 HBP BB		3-2 F8		2-1 G4-3	2	0	0	0	0	0	3				
Kevin Bass, S OBP: 0.306, SLG: 0.419 Pat Howell, S OBP: 0.211, SLG: 0.191	1-1 G6-4-3 1B		1-0 P7		2-2 1-2 HBP		2-1 G1-3			2	0	1	0	0	0	0				
Jeff McKnight, S OBP: 0.282, SLG: 0.406	2-2 G6-4-3		2-2 F7		1-0 G3		0-0 G4-3			4	0	0	0	0	0	7				
Charlie O'Brien, R OBP: 0.289, SLG: 0.327 Todd Hundley, S OBP: 0.261, SLG: 0.328		1-0 G6-3		2-2 2B		0-0 G4-3 G3 1B		2-2 G6-3		2	0	1	0	0	0	0				
Dick Schofield, R OBP: 0.311, SLG: 0.278 Kevin Baez, R OBP: 0.200, SLG: 0.200		2-0 P6		4-1 BB		0-0 G3		2-1 1B		1	0	0	0	1	0	0				
Eric Hillman, L Wally Whitehurst, R Paul Gibson, L Chris Donnels, L Mark Dewey, R Jeff Innis, R Bill Pecota, R	1-0 G5-3		0-3 K		3-2 G4-3		1-0 F9			0	0	0	0	0	0	0				
Inning Stats	R: 1 E: 0 K: 0 S: 16	H: 3 LOB: 2 BB: 1 P: 29	R: 0 E: 0 K: 0 S: 3	H: 0 LOB: 0 BB: 0 P: 7	R: 0 E: 0 K: 1 S: 9	H: 1 LOB: 1 BB: 0 P: 14	R: 0 E: 0 K: 1 S: 9	H: 1 LOB: 3 BB: 1 P: 17	R: 0 E: 0 K: 1 S: 11	H: 2 LOB: 1 BB: 0 P: 17	R: 0 E: 0 K: 0 S: 10	H: 1 LOB: 1 BB: 0 P: 16	R: 0 E: 0 K: 1 S: 9	H: 1 LOB: 1 BB: 0 P: 14	R: 0 E: 0 K: 1 S: 8	H: 0 LOB: 0 BB: 0 P: 14	1B: 7 2B: 3 3B: 0 HR: 0	SF: 0 SAC: 0 DP: 1 HBP: 1	WP: 0 PB: 0 SB: 2 CS: 0	PA: 40
PITCHER	IP WLS BF H R ER SO BB IBB HBP BLK WP HR S P ERA WHIP	IP WLS BF H R ER SO BB IBB HBP BLK WP HR S P ERA WHIP																		
Bob Walk, R ERA: 3.26	(1, 1) 6.0 W 29 8 2 2 3 3 0 1 0 0 0 59 106 3.00 1.833																			
Paul Wagner, R ERA: 1.0	(7, 1) 2.0 8 2 0 0 1 0 0 0 0 0 0 19 30 0.00 1.000																			
Steve Cooke, L ERA: 3.92	(9, 1) 1.0 3 0 0 0 1 0 0 0 0 0 0 8 14 0.00 0.000																			

New York Mets @ Pittsburgh Pirates
Three Rivers Stadium, Pittsburgh, PA
Sat Sep 26 1992, 3:33 AM EDT
Att: 25,886 - Cloudy - 79 F

AB	36
R	2
H	10
RBI	2
BB	3
SO	5
LOB	21



Batter	1	2	3	4	5	6	7	8	9	AB	R	H	RBI	BB	SO	LOB	BOTTOM			
Gary Redus, R OBP: 0.324, SLG: 0.381	G5-3			3-1 3B 1B		3-1 P8	0-2 2B			6	1	3	1	0	0	1				
Jay Bell, R OBP: 0.328, SLG: 0.389 Carlos Garcia, R OBP: 0.206, SLG: 0.242	4-0 1B BB HR			0-1 L8		0-0 1B	0-3 K			3	2	2	1	1	0	1				
Andy Van Slyke, L Gary Varsho, L OBP: 0.259, SLG: 0.344	2-0 L4			0-1 2B		1-2 1B 1B		2-2 HR		5	4	3	2	1	0	3				
Barry Bonds, L Wally Whitehurst, R Paul Gibson, L	4-1 1B HR BB		2-2 1B HR	4-1 2B BB	3-1 1B 2B	0-1 F9		1-1 L5		2	3	2	3	2	0	0				
Jeff King, R OBP: 0.276, SLG: 0.375 Kevin Young, R OBP: 0.500, SLG: 0.500	0-1 HR 1B		3-3 K	0-1 FC5-2 2B	0-1 2B	0-0 1B		0-2 G5-3		4	1	3	2	0	1	0				
Lloyd McClendon, R OBP: 0.347, SLG: 0.348 Al Martin, L OBP: 0.143, SLG: 0.143	0-0 HR		4-1 2B 1B BB	2-1 G5-3	1-1 G4-3	0-0 1B		2-2 G3		3	2	1	4	1	0	3				
Don Slaught, R OBP: 0.367, SLG: 0.490 Tom Prince, R OBP: 0.195, SLG: 0.118	4-1 2B BB		1-1 FC5-2		4-0 G5-4-3 BB	1-0 G4-3				2	2	1	0	2	0	1				
Jose Lind, R OBP: 0.274, SLG: 0.270 John Wehner, R OBP: 0.250, SLG: 0.234	4-0 2B IBB		1-0 G4-3		1-3 K		3-1 G5-3			3	2	1	1	1	1	2				
Bob Walk, R OBP: 0.093, SLG: 0.116 Paul Wagner, R Steve Cooke, R OBP: 0.333, SLG: 0.333	0-1 2B		1-1 P3		3-2 G5-3	1-1 G5-4-3		2-3 K		4	0	1	2	0	0	3				
Inning Stats	R: 6 E: 0 K: 0 S: 11	H: 3 LOB: 4 BB: 4 P: 30	R: 6 E: 1 K: 1 S: 21	H: 6 LOB: 2 BB: 2 P: 45	R: 1 E: 0 K: 0 S: 10	H: 1 LOB: 1 BB: 1 P: 17	R: 3 E: 0 K: 0 S: 18	H: 4 LOB: 2 BB: 0 P: 28	R: 0 E: 0 K: 1 S: 5	H: 0 LOB: 1 BB: 1 P: 11	R: 2 E: 0 K: 0 S: 12	H: 4 LOB: 2 BB: 0 P: 17	R: 0 E: 0 K: 2 S: 11	H: 1 LOB: 1 BB: 0 P: 16	R: 1 E: 0 K: 0 S: 11	H: 1 LOB: 0 BB: 0 P: 16	1B: 10 2B: 5 3B: 2 HR: 3	SF: 0 SAC: 0 DP: 1 HBP: 0	WP: 0 PB: 0 SB: 1 CS: 0	PA: 51
PITCHER	IP WLS BF H R ER SO BB IBB HBP BLK WP HR S P ERA WHIP	IP WLS BF H R ER SO BB IBB HBP BLK WP HR S P ERA WHIP																		
Eric Hillman, L ERA: 3.55	(1, 1) 0.2 L 9 3 6 6 0 3 1 0 0 0 0 1 10 26 54.00 6.000																			
Paul Gibson, L ERA: 5.31	(2, 1) 3.2 21 9 6 6 1 2 0 0 0 0 0 45 76 14.73 3.000																			
Mark Dewey, R ERA: 4.45	(6, 1) 1.0 7 4 2 2 0 0 0 0 0 0 0 12 17 18.00 4.000																			
Jeff Innis, R ERA: 2.85	(7, 1) 1.0 4 1 0 0 2 0 0 0 0 0 0 11 16 0.00 1.000																			

New York Mets @ Pittsburgh Pirates
Three Rivers Stadium, Pittsburgh, PA
Sat Sep 26 1992, 3:33 AM EDT
Att: 25,886 - Cloudy - 79 F

AB	43
R	19
H	20
RBI	18
BB	8
SO	4
LOB	19



Batter	1	2	3	4	5	6	7	8	9	AB	R	H	RBI	BB	SO	LOB	TOP								
Ryan Thompson, R OBP: 0.217, SLG: 0.307 (1, 8)	G6-3		G1-4-3			F7		1B		4	0	1	0	0	0	0	New York Mets @ Pittsburgh Pirates Three Rivers Stadium, Pittsburgh, PA Sun Sep 27 1992, 3:33 AM EDT Att: 31,217 - Cloudy - 67 F								
Dave Gallagher, R OBP: 0.299, SLG: 0.316 Mackey Sasser, L OBP: 0.245, SLG: 0.304 (8, PH) (8, 3)	G5-3		L7			1B		F7		3	1	1	0	0	0	0									
Chico Walker, S OBP: 0.361, SLG: 0.406 (1, 5)	1B				L4			K		3	0	0	0	1	2	3									
Eddie Murray, S OBP: 0.338, SLG: 0.422 D.J. Dozier, R OBP: 0.245, SLG: 0.227 Barry Jones, R (8, 1)	1B				G4-3			FC4-6		3	0	2	1	1	0	0									
Kevin Bass, S OBP: 0.306, SLG: 0.417 (1, 7)	G5-3				1B			1B		0	0	0	0	0	0	0									
Kevin Bass, S OBP: 0.306, SLG: 0.417 (1, 7)	G5-3				1B			FC4-6		4	0	1	0	0	0	6									
Bill Peotta, R OBP: 0.297, SLG: 0.307 Vince Coleman, S OBP: 0.358, SLG: 0.362 (9, PH)		P4			F9			F7		3	0	0	0	0	0	1									
Jeff Kent, R OBP: 0.330, SLG: 0.420 Daryl Boston, L OBP: 0.330, SLG: 0.423 (9, PH)		F8			F9			G6-3		3	0	0	0	0	0	0									
Todd Hundley, S OBP: 0.258, SLG: 0.324 (1, 2)		L4			K			K		4	0	0	1	0	2	0									
Pete Schourek, L OBP: 0.050, SLG: 0.051 Jeff McKnight, S OBP: 0.288, SLG: 0.408 (8, PH) (8, 9)			G5-3		G1-3			1B		2	0	0	0	0	0	0									
								1B		2	0	1	0	0	1	0									
Inning Stats	R: 0 E: 0 K: 0 S: 9	H: 1 LOB: 2 BB: 1 P: 14	R: 0 E: 0 K: 0 S: 6	H: 0 LOB: 0 BB: 0 P: 8	R: 0 E: 0 K: 0 S: 5	H: 0 LOB: 0 BB: 0 P: 6	R: 0 E: 0 K: 0 S: 7	H: 1 LOB: 1 BB: 0 P: 13	R: 0 E: 0 K: 1 S: 6	H: 0 LOB: 2 BB: 0 P: 8	R: 1 E: 0 K: 1 S: 11	H: 2 LOB: 1 BB: 0 P: 14	R: 0 E: 0 K: 1 S: 9	H: 0 LOB: 0 BB: 0 P: 10	R: 0 E: 0 K: 1 S: 11	H: 2 LOB: 3 BB: 1 P: 25	R: 1 E: 0 K: 1 S: 10	H: 1 LOB: 0 BB: 0 P: 20	1B: 6 2B: 1 3B: 0 HR: 0	SF: 0 SAC: 0 DP: 0 HBP: 0	WP: 0 PB: 1 SB: 1 CS: 0	PA: 36			
PITCHER	IP	WLS	BF	H	R	ER	SO	BB	IBB	HBP	BLK	WP	HR	S	P	ERA	WHIP								
Danny Jackson, L ERA: 3.88 (1, 1)	7.0	W	28	6	1	1	3	1	0	0	0	0	0	55	79	1.29	1.000								
Danny Cox, R ERA: 4.5 (8, 1)	1.0		4	0	0	0	1	1	0	0	0	0	0	9	19	0.00	1.000								
Stan Belinda, R ERA: 3.23 (9, 1)	1.0	S	4	1	1	1	1	0	0	0	0	0	0	10	20	9.00	1.000								

Batter	1	2	3	4	5	6	7	8	9	AB	R	H	RBI	BB	SO	LOB	BOTTOM								
Gary Redus, R OBP: 0.328, SLG: 0.390 (1, 3)	G6-3		1B			L5				4	2	2	0	0	0	1	New York Mets @ Pittsburgh Pirates Three Rivers Stadium, Pittsburgh, PA Sun Sep 27 1992, 3:33 AM EDT Att: 31,217 - Cloudy - 67 F								
Jay Bell, R OBP: 0.331, SLG: 0.390 (1, 6)	1B		1B			BB		F7		3	1	2	2	1	0	0									
Andy Van Slyke, L OBP: 0.383, SLG: 0.507 (1, 8)	1B		P3			F8		F7		4	0	1	0	0	0	3									
Barry Bonds, L OBP: 0.463, SLG: 0.627 (1, 7)	SF9		K			FC6-4		K		2	0	0	1	1	2	2									
Jeff King, R OBP: 0.276, SLG: 0.374 (1, 5)	K		FC5-4			P9		K		4	0	1	1	0	2	3									
Lloyd McClendon, R OBP: 0.342, SLG: 0.342 Cecil Espy, S OBP: 0.317, SLG: 0.349 (8, PH) (9, 9)	L5		FC5-4			FC6-4		K		3	0	0	0	0	4	4									
Don Slaught, R OBP: 0.362, SLG: 0.482 (1, 2)	G4-3					G6-3		K		4	0	0	0	0	1	0									
Jose Lind, R OBP: 0.275, SLG: 0.271 (1, 4)	G5-3					SH1-4		K		3	0	1	0	0	0	0									
Danny Jackson, R OBP: 0.100, SLG: 0.085 Danny Cox, R OBP: 0.071, SLG: 0.071 Stan Belinda, R OBP: 0.667, SLG: 1.000 (8, 1) (9, 1)			1B			1B		1B		1	1	0	0	1	0	0									
										0	0	0	0	0	0	0									
Inning Stats	R: 1 E: 0 K: 1 S: 12	H: 1 LOB: 1 BB: 1 P: 20	R: 0 E: 0 K: 0 S: 7	H: 0 LOB: 0 BB: 0 P: 13	R: 2 E: 0 K: 1 S: 18	H: 3 LOB: 2 BB: 1 P: 30	R: 0 E: 0 K: 0 S: 6	H: 0 LOB: 0 BB: 0 P: 11	R: 1 E: 0 K: 0 S: 13	H: 2 LOB: 2 BB: 1 P: 23	R: 0 E: 0 K: 0 S: 9	H: 1 LOB: 1 BB: 0 P: 13	R: 0 E: 0 K: 1 S: 8	H: 0 LOB: 0 BB: 0 P: 12	R: 0 E: 0 K: 3 S: 10	H: 0 LOB: 0 BB: 0 P: 14	1B: 6 2B: 1 3B: 0 HR: 0	SF: 1 SAC: 1 DP: 0 HBP: 0	WP: 0 PB: 0 SB: 0 CS: 0	PA: 34					
PITCHER	IP	WLS	BF	H	R	ER	SO	BB	IBB	HBP	BLK	WP	HR	S	P	ERA	WHIP								
Pete Schourek, L ERA: 3.66 (1, 1)	7.0	L	31	7	4	4	3	3	0	0	1	0	0	73	122	5.14	1.429								
Barry Jones, R ERA: 5.85 (8, 1)	1.0		3	0	0	0	3	0	0	0	0	0	0	10	14	0.00	0.000								

Batter	1	2	3	4	5	6	7	8	9	AB	R	H	RBI	BB	SO	LOB	TOP									
Gary Varsho, L OBP: 0.262, SLG: 0.369	1-3 K		2-1 G3-1	2-2 G1-3		2-0 2B	0-0 HR		0-1 F8	6	1	2	3	0	1	2	Pittsburgh Pirates @ Chicago Cubs Wrigley Field, Chicago, IL Mon Sep 28 1992, 3:33 AM CDT Att: 9,603 - Sunny - 57 F									
Carlos Garcia, R OBP: 0.205, SLG: 0.237	1-2 F8		0-0 F8		0-1 1B	0-0 P4	1-0 G1-3			5	1	1	0	0	0	1										
Andy Van Slyke, L OBP: 0.393, SLG: 0.505 Bob Patterson, R OBP: 0.429, SLG: 0.500 Roger Mason, R (9.1)	0-0 G4-3			4-0 E 1B 1B BB	3-0 1B SF8 1B	1-1 P5		0-0 F8		4	2	1	0	1	0	1										
Orlando Merced, S OBP: 0.336, SLG: 0.390		1-2 F7		1-0 E 1B 1B	3-1 1B 1B	4-2 BB		0-1 E5 1B		4	2	3	1	1	0	0										
Al Martin, L OBP: 0.167, SLG: 0.364		2-2 3B		0-0 E4 1B 2B	1-1 SF8	0-2 G4-3		3-3 K		4	1	1	1	0	1	5										
John Wehner, R OBP: 0.256, SLG: 0.233		3-3 K		3-3 K	0-1 1B		1-0 E5 SH3-4 BB HR	3-2 F9		5	1	1	0	0	2	5										
Kevin Young, R OBP: 0.667, SLG: 0.571		4-2 BB		1-2 2B 1B	3-1 S 1B		4-2 SAFE SH3-4 BB HR	3-1 F9		3	2	2	3	2	0	0										
Tom Prince, R OBP: 0.196, SLG: 0.154	1 SAFE 0-0 G6-3		0-0 G3-1 2B	0-0 G4-3	3-2 G4-3		0-3 K	0-0 P4		5	0	1	2	0	1	6										
Tim Wakefield, R OBP: 0.107, SLG: 0.074 Will Pennyfeather, R OBP: 0.222, SLG: 0.222			2-2 G6-3	0-0 G3-1 2B	1-3 K		0-0 SH3-4	1-2 1B		3	0	0	0	0	1	3										
Inning Stats	R: 0 E: 0 K: 1 S: 7	H: 0 LOB: 0 BB: 0 P: 9	R: 0 E: 0 K: 1 S: 14	H: 1 LOB: 2 BB: 1 P: 24	R: 0 E: 0 K: 0 S: 6	H: 0 LOB: 0 BB: 0 P: 10	R: 4 E: 1 K: 1 S: 14	H: 3 LOB: 1 BB: 1 P: 25	R: 3 E: 0 K: 1 S: 18	H: 5 LOB: 2 BB: 0 P: 32	R: 0 E: 0 K: 0 S: 9	H: 1 LOB: 0 BB: 1 P: 16	R: 3 E: 1 K: 1 S: 16	H: 1 LOB: 0 BB: 1 P: 22	R: 0 E: 1 K: 1 S: 11	H: 1 LOB: 1 BB: 0 P: 17	R: 0 E: 0 K: 0 S: 8	H: 1 LOB: 1 BB: 0 P: 12	1B: 9 2B: 2 3B: 1 HR: 1	SF: 1 SAC: 1 DP: 0 HBP: 0	WP: 0 PB: 0 SB: 1 CS: 0	PA: 46				
PITCHER	IP	WLS	BF	H	R	ER	SO	BB	IBB	HBP	BLK	WP	HR	S	P	ERA	WHIP									
Jim Bullinger, R ERA: 4.74	(1.1)	4.0	L	21	6	6	5	3	2	0	0	0	0	0	44	74	11.25	2.000								
Jeff Hartsock, R ERA: 6.75	(5.1)	1.0		6	3	1	1	1	0	0	0	0	0	0	15	26	9.00	3.000								
Chuck McElroy, L ERA: 3.55	(6.1)	2.0		11	2	3	0	1	2	0	0	0	0	1	25	38	0.00	2.000								
Ken Patterson, L ERA: 3.89	(8.1)	1.0		4	1	0	0	1	0	0	0	0	0	11	17	0.00	1.000									
Jessie Hollins, R ERA: 13.5	(9.1)	1.0		4	1	0	0	0	0	0	0	0	0	8	12	0.00	1.000									

Batter	1	2	3	4	5	6	7	8	9	AB	R	H	RBI	BB	SO	LOB	BOTTOM									
Dwight Smith, L OBP: 0.321, SLG: 0.402	4-1 23 HR BB		1-2 G3-1			0-0 E6 23 F9 SF9 1B		1-0 F8		3	2	1	0	1	0	0	Pittsburgh Pirates @ Chicago Cubs Wrigley Field, Chicago, IL Mon Sep 28 1992, 3:33 AM CDT Att: 9,603 - Sunny - 57 F									
23 Ryne Sandberg, R OBP: 0.368, SLG: 0.508 Gary Scott, R OBP: 0.198, SLG: 0.240	2-1 1-H HR		1-1 G1-3			1-1 F9			2-2 FC3-6 1B	3	1	1	2	0	0	1										
Mark Grace, L OBP: 0.362, SLG: 0.431 Fernando Ramsey, R OBP: 0.154, SLG: 0.154	0-1 F8			0-0 G3-6 1B		1-0 SF9		1-0 L7		2	0	1	1	0	0	0										
Andre Dawson, R OBP: 0.319, SLG: 0.457 Jorge Pedre, R (8.2)	1-1 F7			0-0 L7		3-H 0-1 G6-3		0-0 F8		3	0	0	0	0	0	1										
Derrick May, L OBP: 0.306, SLG: 0.373 Doug Dascenzo, S OBP: 0.304, SLG: 0.310	1-3 K		0-0 G3-6			3-3 K		0-2 FC3-6		2	0	0	0	0	1	1										
Rick Wilkins, L OBP: 0.344, SLG: 0.419 Ken Patterson, L Jessie Hollins, R (9.1)		1-2 F7			0-0 G3		1-0 F7			3	0	0	0	0	0	0										
Luis Salazar, R OBP: 0.234, SLG: 0.287		2-0 G5-3			1-0 F7		2-1 P2			3	0	0	0	0	0	0										
Alex Arias, R OBP: 0.404, SLG: 0.370		1-2 L5			0-2 1B		0-3 K			3	0	1	0	0	1	0										
Jim Bullinger, R OBP: 0.316, SLG: 0.444 Jeff Hartsock, R Hector Villanueva, R OBP: 0.233, SLG: 0.266 Chuck McElroy, L OBP: 0.667, SLG: 1.333 Doug Strange, S OBP: 0.268, SLG: 0.209	(1.1)		0-2 L8		1-1 P8		0-0 P3			1	0	0	0	0	0	0										
Inning Stats	R: 2 E: 0 K: 1 S: 10	H: 1 LOB: 1 BB: 1 P: 18	R: 0 E: 0 K: 0 S: 7	H: 0 LOB: 0 BB: 0 P: 11	R: 0 E: 0 K: 0 S: 8	H: 0 LOB: 0 BB: 0 P: 10	R: 0 E: 0 K: 0 S: 3	H: 1 LOB: 0 BB: 0 P: 3	R: 0 E: 0 K: 0 S: 7	H: 1 LOB: 1 BB: 0 P: 9	R: 1 E: 1 K: 0 S: 6	H: 1 LOB: 0 BB: 0 P: 8	R: 0 E: 0 K: 1 S: 6	H: 0 LOB: 0 BB: 0 P: 12	R: 0 E: 0 K: 1 S: 5	H: 0 LOB: 0 BB: 0 P: 6	R: 0 E: 0 K: 0 S: 11	H: 1 LOB: 1 BB: 0 P: 14	1B: 4 2B: 0 3B: 0 HR: 1	SF: 1 SAC: 0 DP: 1 HBP: 0	WP: 0 PB: 0 SB: 0 CS: 0	PA: 32				
PITCHER	IP	WLS	BF	H	R	ER	SO	BB	IBB	HBP	BLK	WP	HR	S	P	ERA	WHIP									
Tim Wakefield, R ERA: 2.28	(1.1)	7.0	W	25	4	3	2	2	1	0	0	0	0	0	47	71	2.57	0.714								
Bob Patterson, L ERA: 2.94	(8.1)	1.0		3	0	0	0	1	0	0	0	0	0	5	6	0.00	0.000									
Roger Mason, R ERA: 4.14	(9.1)	1.0		4	1	0	0	0	0	0	0	0	0	11	14	0.00	1.000									



Batter	1	2	3	4	5	6	7	8	9	AB	R	H	RBI	BB	SO	LOB	TOP									
Alex Cole, L OBP: 0.323, SLG: 0.318 Cecil Espy, S OBP: 0.316, SLG: 0.347	2-0 B2-3		3-2 F7		0-3 K			2-1 FC5-2-5		3	0	0	0	0	1	1										
Jay Bell, R OBP: 0.331, SLG: 0.390 Carlos Garcia, R OBP: 0.200, SLG: 0.237	3-2 G6-3			0-0 HR		2-0 F9		1-1 SF8		3	1	1	0	0	0	0										
Andy Van Slyke, L OBP: 0.394, SLG: 0.510 Steve Cooke, R OBP: 0.333, SLG: 0.333 Al Martin, L OBP: 0.167, SLG: 0.364	3-1 1B			3-0 HR		0-0 G4-3		1-3 K		4	1	2	2	0	1	1										
Barry Bonds, L OBP: 0.460, SLG: 0.622 Stan Belinda, R OBP: 0.697, SLG: 1.000	2-2 L6			1-2 F8		3-1 F7			2-1 G3	4	0	0	0	0	0	1										
Jeff King, R OBP: 0.274, SLG: 0.372 John Wehner, R OBP: 0.256, SLG: 0.231	1-1 G5-3			0-1 G6-3			2-2 G4-3		0-1 G1-3	3	0	0	0	0	0	0										
Orlando Merced, S OBP: 0.335, SLG: 0.391	1-0 G4-3			1-3 K			3-0 G6-3		2-0 2B	4	0	1	0	0	1	0										
Michael LaValliere, L OBP: 0.332, SLG: 0.330 Tom Prince, R OBP: 0.191, SLG: 0.150	2-2 F7			1-2 G6-3			2-2 P8		0-0 G5-3	3	0	0	0	0	0	1										
Jose Lind, R OBP: 0.275, SLG: 0.271 Kevin Young, R OBP: 0.367, SLG: 0.571			1-0 F8		1-0 F9			1-2 1B		3	0	1	0	0	0	0										
Zane Smith, L OBP: 0.157, SLG: 0.163 Paul Wagner, R OBP: 0.333, SLG: 0.333 Gary Varsho, L OBP: 0.266, SLG: 0.373			0-0 G4-3		0-0 1B			3-2 1B		1	0	0	0	0	0	0										
								1-3 SF8		1	0	1	0	0	0	0										
										1	1	1	0	0	0	0										
Inning Stats	R: 0 E: 0 K: 0 S: 9	H: 1 LOB: 1 BB: 0 P: 19	R: 0 E: 0 K: 0 S: 6	H: 0 LOB: 0 BB: 0 P: 10	R: 0 E: 0 K: 0 S: 7	H: 0 LOB: 0 BB: 0 P: 11	R: 2 E: 0 K: 1 S: 10	H: 2 LOB: 0 BB: 0 P: 15	R: 0 E: 0 K: 1 S: 10	H: 1 LOB: 1 BB: 0 P: 12	R: 0 E: 0 K: 0 S: 4	H: 0 LOB: 0 BB: 0 P: 9	R: 0 E: 0 K: 0 S: 7	H: 0 LOB: 0 BB: 0 P: 14	R: 1 E: 0 K: 1 S: 14	H: 2 LOB: 1 BB: 0 P: 21	R: 0 E: 0 K: 0 S: 6	H: 1 LOB: 1 BB: 0 P: 10	1B: 5 2B: 1 3B: 0 HR: 1	SF: 1 SAC: 0 DP: 0 HBP: 0	WP: 0 PB: 0 SB: 0 CS: 0	PA: 34				
PITCHER	IP	WLS	BF	H	R	ER	SO	BB	IBB	HBP	BLK	WP	HR	S	P	ERA	WHIP									
Frank Castillo, R ERA: 3.98	(1, 1)	7.0	L	27	6	3	3	2	0	0	0	0	0	1	60	100	3.86	0.857								
Paul Assenmacher, L ERA: 4.05	(8, 1)	1.1		4	0	0	0	1	0	0	0	0	0	9	15	0.00	0.000									
Bob Scanlan, R ERA: 2.89	(9, 1)	0.2		3	1	0	0	0	0	0	0	0	0	4	6	0.00	1.500									

Pittsburgh Pirates @ Chicago Cubs
Wrigley Field, Chicago, IL
Tue Sep 29 1992, 7:05 PM CDT
Att: 18,759 - Sunny - 55 F

AB 33
R 3
H 7
RBI 3
BB 0
SO 3
LOB 6



Batter	1	2	3	4	5	6	7	8	9	AB	R	H	RBI	BB	SO	LOB	BOTTOM								
Doug Dascenzo, S OBP: 0.303, SLG: 0.307	3-2 G3			1-1 G6-3		4-1 BB			0-0 P1	3	0	0	0	1	0	0									
Alex Arias, R OBP: 0.392, SLG: 0.357 Mark Grace, L OBP: 0.382, SLG: 0.430	2-2 G1-3			1-1 P3		1-1 F7			0-1 E5	3	0	0	0	0	0	1									
23 Ryne Sandberg, R OBP: 0.367, SLG: 0.507	3-2 F8			0-1 1B			3-2 G6-3		2-2 G1-3	4	0	1	0	0	0	1									
Andre Dawson, R OBP: 0.317, SLG: 0.455		0-1 G6-3		2-0 F7			0-1 G6-3			3	0	0	0	0	0	1									
Luis Salazar, R OBP: 0.235, SLG: 0.288 Dwight Smith, L OBP: 0.321, SLG: 0.402		1-1 G6-4-3		1-1 G6-3			3-1 F9			3	0	1	0	0	0	0									
Hector Villanueva, R OBP: 0.228, SLG: 0.259		2-2 G6-4-3		3-3 K				0-3 K		3	0	0	0	0	2	1									
Rick Wilkins, L OBP: 0.340, SLG: 0.414			0-0 F8		1-1 P7			2-1 G6-3		3	0	0	0	0	0	0									
Fernando Ramsey, R OBP: 0.125, SLG: 0.125 Bob Scanlan, R			1-2 F9			1-2 G3-1		1-0 B1-3		3	0	0	0	0	0	0									
Frank Castillo, R OBP: 0.138, SLG: 0.097 Paul Assenmacher, L OBP: 0.333, SLG: 0.371			2-0 G1-4-3			1-0 G4-3			2-2 F8	2	0	0	0	0	0	0									
										1	0	0	0	0	0	0									
Inning Stats	R: 0 E: 0 K: 0 S: 9	H: 0 LOB: 0 BB: 0 P: 17	R: 0 E: 0 K: 0 S: 8	H: 1 LOB: 0 BB: 0 P: 10	R: 0 E: 0 K: 0 S: 5	H: 0 LOB: 0 BB: 0 P: 8	R: 0 E: 0 K: 0 S: 7	H: 1 LOB: 1 BB: 0 P: 11	R: 0 E: 0 K: 1 S: 9	H: 0 LOB: 0 BB: 0 P: 14	R: 0 E: 0 K: 0 S: 7	H: 0 LOB: 1 BB: 1 P: 14	R: 0 E: 0 K: 0 S: 7	H: 0 LOB: 0 BB: 0 P: 13	R: 0 E: 1 K: 1 S: 6	H: 0 LOB: 1 BB: 0 P: 9	R: 0 E: 1 K: 0 S: 10	H: 0 LOB: 1 BB: 0 P: 14	1B: 2 2B: 0 3B: 0 HR: 0	SF: 0 SAC: 0 DP: 1 HBP: 0	WP: 0 PB: 0 SB: 0 CS: 0	PA: 30			
PITCHER	IP	WLS	BF	H	R	ER	SO	BB	IBB	HBP	BLK	WP	HR	S	P	ERA	WHIP								
Zane Smith, L ERA: 3.11	(1, 1)	3.0		9	1	0	0	0	0	0	0	0	0	22	35	0.00	0.333								
Paul Wagner, R ERA: 0.69	(4, 1)	4.0	W	14	1	0	0	1	1	0	0	0	0	30	52	0.00	0.500								
Steve Cooke, L ERA: 3.74	(8, 1)	1.0		3	0	0	0	1	0	0	0	0	0	6	9	0.00	0.000								
Stan Belinda, R ERA: 3.18	(9, 1)	1.0	S	4	0	0	0	0	0	0	0	0	0	10	14	0.00	0.000								

Pittsburgh Pirates @ Chicago Cubs
Wrigley Field, Chicago, IL
Tue Sep 29 1992, 7:05 PM CDT
Att: 18,759 - Sunny - 55 F

AB 29
R 0
H 2
RBI 0
BB 1
SO 2
LOB 4



Batter	1	2	3	4	5	6	7	8	9	AB	R	H	RBI	BB	SO	LOB	TOP					
Alex Cole, L OBP: 0.323, SLG: 0.319 Cecil Espy, S OBP: 0.313, SLG: 0.344	G2-3		K				G3-1		F7	3	0	1	0	0	1	0						
Jay Bell, R OBP: 0.329, SLG: 0.387 John Wehner, R OBP: 0.256, SLG: 0.231	G3			F9	K		K			4	0	0	0	0	2	5						
Andy Van Slyke, L OBP: 0.365, SLG: 0.510 Al Martin, L OBP: 0.167, SLG: 0.364				E7	K				K	4	0	2	0	0	2	2						
Barry Bonds, L OBP: 0.458, SLG: 0.618 Will Pennyfeather, R OBP: 0.222, SLG: 0.222							G3-1		K	3	0	0	0	1	1	1						
Jeff King, R OBP: 0.274, SLG: 0.369 Kevin Young, R OBP: 0.667, SLG: 0.571		F7		FC6-4			F7			3	0	0	0	1	0	2						
Orlando Merced, S OBP: 0.336, SLG: 0.391		G4-3					K			3	0	1	0	0	1	0						
Michael LaValliere, L OBP: 0.188, SLG: 0.146 Tom Prince, R OBP: 0.188, SLG: 0.146		G6-3			F9				G1-3	3	0	1	0	0	0	3						
Jose Lind, R OBP: 0.275, SLG: 0.272 Carlos Garcia, R OBP: 0.195, SLG: 0.231			L3		G4-3				G3-1	3	0	1	0	0	0	0						
Randy Tomlin, L OBP: 0.178, SLG: 0.138 Bob Walk, R OBP: 0.169, SLG: 0.116 Dave Coffey, L OBP: 0.225, SLG: 0.394 Denny Neagle, L OBP: 0.160, SLG: 0.071 Danny Cox, R OBP: 0.071, SLG: 0.071 Gary Warsho, L OBP: 0.200, SLG: 0.371			G6-3				K		K	2	0	1	0	0	0	0						
Inning Stats	R: 0 E: 0 K: 0 S: 11	H: 1 LOB: 1 BB: 0 P: 15	R: 0 E: 0 K: 0 S: 8	H: 0 LOB: 0 BB: 0 P: 11	R: 0 E: 0 K: 1 S: 6	H: 0 LOB: 0 BB: 0 P: 7	R: 0 E: 1 K: 0 S: 11	H: 1 LOB: 3 BB: 1 P: 19	R: 0 E: 0 K: 1 S: 10	H: 2 LOB: 2 BB: 0 P: 11	R: 0 E: 0 K: 1 S: 6	H: 0 LOB: 0 BB: 0 P: 8	R: 0 E: 0 K: 2 S: 15	H: 2 LOB: 3 BB: 0 P: 23	R: 0 E: 0 K: 2 S: 10	H: 1 LOB: 2 BB: 1 P: 16	R: 0 E: 0 K: 1 S: 9	H: 0 LOB: 0 BB: 0 P: 11	1B: 7 2B: 0 3B: 0 HR: 0	SF: 0 SAC: 0 DP: 0 HBP: 1	WP: 0 PB: 0 SB: 0 CS: 0	PA: 37
PITCHER Greg Maddux, R ERA: 2.18	IP: 9.0 WLS: W BF: 37 H: 7 R: 0 ER: 0 SO: 9 BB: 1 IBB: 1 HBP: 1 BLK: 0 WP: 0 HR: 0 S: 86 P: 121 ERA: 0.00 WHIP: 0.889															PITCHER						

Pittsburgh Pirates @ Chicago Cubs
Wrigley Field, Chicago, IL
Wed Sep 30 1992, 3:33 AM CDT
Att: 11,547 - Sunny - G2 F


AB 34
R 0
H 7
RBI 0
BB 2
SO 9
LOB 19



Batter	1	2	3	4	5	6	7	8	9	AB	R	H	RBI	BB	SO	LOB	BOTTOM			
Doug Dascenzo, S OBP: 0.300, SLG: 0.304	G4-3		F9				K			4	0	0	0	0	1	0				
23 Ryne Sandberg, R OBP: 0.371, SLG: 0.510				E		2B	1B		1B	4	3	4	0	0	0	0				
Mark Grace, L OBP: 0.384, SLG: 0.434		FC3-6				3B	2B		1B	4	1	3	2	0	0	1				
Andre Dawson, R OBP: 0.317, SLG: 0.452		P8		L8		3B	HBP		FC6-4	3	1	0	1	0	0	3				
Luis Salazar, R OBP: 0.236, SLG: 0.295			G1-3		G1-3				F7	4	1	1	2	0	0	1				
Alex Arias, R OBP: 0.376, SLG: 0.341			G6-3		F8		G6-3		P3	4	0	0	0	0	0	1				
Rick Wilkins, L OBP: 0.346, SLG: 0.417									K	3	0	2	1	1	1	0				
Fernando Ramsey, R OBP: 0.150, SLG: 0.150			P3		CS		B1-3		G6-3	4	0	1	0	0	0	1				
Greg Maddux, R OBP: 0.180, SLG: 0.239			P2				G3-1		L1	3	0	0	0	0	0	1				
Inning Stats	R: 0 E: 0 K: 0 S: 11	H: 1 LOB: 1 BB: 0 P: 15	R: 0 E: 0 K: 0 S: 11	H: 1 LOB: 1 BB: 0 P: 17	R: 1 E: 1 K: 0 S: 15	H: 2 LOB: 1 BB: 0 P: 22	R: 0 E: 0 K: 0 S: 8	H: 0 LOB: 0 BB: 1 P: 13	R: 0 E: 0 K: 0 S: 5	H: 0 LOB: 0 BB: 0 P: 7	R: 4 E: 0 K: 0 S: 17	H: 5 LOB: 1 BB: 0 P: 32	R: 1 E: 0 K: 1 S: 13	H: 2 LOB: 1 BB: 0 P: 24	R: 0 E: 0 K: 1 S: 10	H: 0 LOB: 0 BB: 0 P: 17	1B: 9 2B: 1 3B: 1 HR: 0	SF: 0 SAC: 0 DP: 0 HBP: 1	WP: 0 PB: 0 SB: 2 CS: 2	PA: 36
PITCHER Randy Tomlin, L ERA: 3.44 Bob Walk, R ERA: 3.24 Denny Neagle, L ERA: 4.43 Danny Cox, R ERA: 4.38	IP: 5.0 WLS: L BF: 23 H: 7 R: 5 ER: 4 SO: 4 BB: 1 IBB: 0 HBP: 0 BLK: 0 WP: 0 HR: 0 S: 9 P: 16 ERA: 0.00 WHIP: 2.000	IP: 0.1 WLS: L BF: 3 H: 2 R: 1 ER: 1 SO: 1 BB: 0 IBB: 0 HBP: 0 BLK: 0 WP: 0 HR: 0 S: 9 P: 17 ERA: 27.00 WHIP: 6.000	IP: 1.2 WLS: L BF: 5 H: 0 R: 0 ER: 0 SO: 1 BB: 0 IBB: 0 HBP: 0 BLK: 0 WP: 0 HR: 0 S: 14 P: 24 ERA: 0.00 WHIP: 0.000															PITCHER		

Pittsburgh Pirates @ Chicago Cubs
Wrigley Field, Chicago, IL
Wed Sep 30 1992, 3:33 AM CDT
Att: 11,547 - Sunny - G2 F

AB 33
R 6
H 11
RBI 6
BB 1
SO 2
LOB 8



Batter	1	2	3	4	5	6	7	8	9	AB	R	H	RBI	BB	SO	LOB	TOP					
Gary Redus, R OBP: 0.321, SLG: 0.381 (1, 3)	F7		K		K		F8			4	0	0	0	0	2	0	Pittsburgh Pirates @ New York Mets Shea Stadium, Flushing, NY Fri Oct 02 1992, 7:05 PM EDT Att: 10,183 - Sunny - 65 F					
Jay Bell, R OBP: 0.327, SLG: 0.385 Carlos Garcia, R OBP: 0.195, SLG: 0.231 (1, 6)	F8		L7		G5-3		P3			4	0	0	0	0	0	0						
Andy Van Slyke, L OBP: 0.354, SLG: 0.507 Al Martin, L OBP: 0.167, SLG: 0.364 (1, 8)	G3-1		G4-3		F8			F9		4	0	0	0	0	0	0						
Barry Bonds, L OBP: 0.459, SLG: 0.623 Will Pennyfeather, R OBP: 0.222, SLG: 0.222 (1, 7)		F8				CS 1B		F9		4	1	2	1	0	0	0						
Jeff King, R OBP: 0.276, SLG: 0.376 Kevin Young, R OBP: 0.667, SLG: 0.571 (1, 5)					E6					3	2	1	1	1	0	1						
Lloyd McClendon, R OBP: 0.350, SLG: 0.353 (1, 9)										0	0	0	0	0	0	0						
Don Slaught, R OBP: 0.482 Tom Prince, R OBP: 0.188, SLG: 0.146 (1, 2)					P7					4	0	2	1	0	0	3						
Jose Lind, R OBP: 0.276, SLG: 0.270 Gary Varsho, L OBP: 0.253, SLG: 0.369 (1, 4)										2	0	0	0	1	0	3						
Doug Drabek, R OBP: 0.176, SLG: 0.191 Denny Neagle, L OBP: 0.229, SLG: 0.118 John Wehner, R OBP: 0.229, SLG: 0.118 Bob Walk, R OBP: 0.229, SLG: 0.118 Danny Cox, R OBP: 0.229, SLG: 0.118 Alex Cole, L OBP: 0.229, SLG: 0.118 (1, 1)										2	0	0	0	0	2	5						
Inning Stats	R: 0 E: 0 K: 0 S: 5	H: 0 LOB: 0 BB: 0 P: 7	R: 1 E: 0 K: 1 S: 13	H: 1 LOB: 2 BB: 2 P: 25	R: 0 E: 0 K: 1 S: 6	H: 0 LOB: 0 BB: 0 P: 11	R: 0 E: 1 K: 1 S: 13	H: 2 LOB: 3 BB: 1 P: 23	R: 0 E: 0 K: 1 S: 7	H: 0 LOB: 1 BB: 0 P: 10	R: 1 E: 0 K: 0 S: 9	H: 2 LOB: 1 BB: 0 P: 16	R: 0 E: 0 K: 0 S: 7	H: 0 LOB: 0 BB: 0 P: 10	R: 1 E: 0 K: 1 S: 8	H: 1 LOB: 1 BB: 0 P: 16		R: 0 E: 0 K: 0 S: 3	H: 1 LOB: 1 BB: 0 P: 3	1B: 4 2B: 1 3B: 0 HR: 2	SF: 0 SAC: 0 DP: 1 HBP: 0	WP: 1 PB: 0 SB: 1 CS: 1
PITCHER	IP WLS BF H R ER SO BB IBB HBP BLK WP HR S P ERA WHIP	8.0 W 33 6 3 3 5 2 1 0 0 1 2 68 118 3.38 1.000	1.0 S 3 1 0 0 0 0 0 0 0 0 0 3 3 0.00 1.000	PITCHER										IP WLS BF H R ER SO BB IBB HBP BLK WP HR S P ERA WHIP	5.0 L 21 7 3 3 4 0 1 0 0 0 0 13 21 9.00 2.000							

AB	33
R	3
H	7
RBI	3
BB	3
SO	5
LOB	14



Batter	1	2	3	4	5	6	7	8	9	AB	R	H	RBI	BB	SO	LOB	BOTTOM	
Ryan Thompson, R OBP: 0.273, SLG: 0.408 (1, 8)	G4-6-3 1B		P8		F9		K			5	0	2	1	0	1	0	Pittsburgh Pirates @ New York Mets Shea Stadium, Flushing, NY Fri Oct 02 1992, 7:05 PM EDT Att: 10,183 - Sunny - 65 F	
Daryl Boston, L OBP: 0.338, SLG: 0.426 (1, 7)	G4-6-3 1-2		F7							4	0	1	0	1	1	4		
Chico Walker, S OBP: 0.357, SLG: 0.398 (1, 5)	K				K		K			4	0	0	1	1	4	2		
Eddie Murray, S OBP: 0.338, SLG: 0.425 (1, 3)		G4-1								4	2	2	0	1	1	3		
Kevin Bass, S OBP: 0.308, SLG: 0.416 Dave Gallagher, R OBP: 0.294, SLG: 0.310 (1, 9)										4	2	2	1	0	0	3		
Jeff Kent, R OBP: 0.315, SLG: 0.435 (1, 4)										0	0	0	0	0	0	0		
Todd Hundley, S OBP: 0.257, SLG: 0.318 (1, 2)										4	1	4	1	0	0	0		
Bill Pecota, R OBP: 0.296, SLG: 0.301 (1, 6)										3	1	1	1	1	1	2		
Bill Pecota, R OBP: 0.296, SLG: 0.301 (1, 6)										2	0	0	1	2	1	3		
Pete Schourek, L OBP: 0.047, SLG: 0.048 Mackey Sasser, L OBP: 0.248, SLG: 0.326 Barry Jones, R (1, 1)										3	0	0	0	0	1	2		
Inning Stats	R: 0 E: 0 K: 1 S: 9	H: 1 LOB: 0 BB: 0 P: 11	R: 1 E: 0 K: 1 S: 10	H: 2 LOB: 1 BB: 0 P: 16	R: 0 E: 0 K: 0 S: 6	H: 0 LOB: 0 BB: 0 P: 7	R: 2 E: 0 K: 1 S: 15	H: 3 LOB: 1 BB: 1 P: 21	R: 0 E: 0 K: 2 S: 10	H: 2 LOB: 2 BB: 1 P: 21	R: 1 E: 0 K: 2 S: 10	H: 0 LOB: 2 BB: 2 P: 20	R: 0 E: 0 K: 2 S: 20	H: 3 LOB: 3 BB: 2 P: 33	1B: 7 2B: 4 3B: 1 HR: 0	SF: 0 SAC: 0 DP: 1 HBP: 0	WP: 1 PB: 0 SB: 0 CS: 2	PA: 41
PITCHER	IP WLS BF H R ER SO BB IBB HBP BLK WP HR S P ERA WHIP	5.0 L 21 7 3 3 4 0 1 0 0 0 0 13 21 9.00 2.000	1.0 S 3 1 0 0 0 0 0 0 0 0 0 3 3 0.00 1.000	PITCHER										IP WLS BF H R ER SO BB IBB HBP BLK WP HR S P ERA WHIP	5.0 L 21 7 3 3 4 0 1 0 0 0 0 13 21 9.00 2.000			

AB	34
R	6
H	12
RBI	6
BB	6
SO	10
LOB	22



Batter	1	2	3	4	5	6	7	8	9	AB	R	H	RBI	BB	SO	LOB	TOP	
Alex Cole, L OBP: 0.322, SLG: 0.318 Cecil Espy, S OBP: 0.311, SLG: 0.342	F7			G4-3 1B	F7	F7		G4-3		3	0	1	0	0	0	0		
Jay Bell, R OBP: 0.328, SLG: 0.385 Kevin Young, R OBP: 0.667, SLG: 0.571	G3			F7	F7	2B 1B		G4-6-3 1B		4	1	2	0	0	0	0		
Andy Van Slyke, L OBP: 0.382, SLG: 0.507	F9			G4-3	G4-3	1-H 2B		G4-6-3 1-2		4	0	1	1	1	0	0		
Barry Bonds, L OBP: 0.456, SLG: 0.619 Al Martin, L OBP: 0.154, SLG: 0.333		K		F9	F9	F8		G6-3		3	0	0	0	0	1	2		
Jeff King, R OBP: 0.274, SLG: 0.373 Carlos Garcia, R OBP: 0.195, SLG: 0.231		G6-3			P6			F9		3	0	0	0	0	0	0		
Orlando Merced, S OBP: 0.334, SLG: 0.388		G6-3			G4-3			K		3	0	0	0	0	1	0		
Tom Prince, R OBP: 0.196, SLG: 0.140				G6-3	FC6-4 BB			P4		2	0	0	0	1	0	0		
Jose Lind, R OBP: 0.295, SLG: 0.289 Randy Tomlin, L OBP: 0.176, SLG: 0.138 Roger Mason, R OBP: 0.292, SLG: 0.366 Stan Belinda, R OBP: 0.607, SLG: 1.000 Bob Patterson, L OBP: 0.420, SLG: 0.500		G6-3		G6-3	FC6-4 1-2			G4-3		2	0	0	0	0	0	1		
Danny Jackson, R OBP: 0.098, SLG: 0.083 John Wehner, R OBP: 0.250, SLG: 0.225		K			G6-3			P4		1	0	0	0	0	1	0		
Inning Stats	R: 0 H: 0 E: 0 K: 0 S: 6	H: 0 LOB: 0 BB: 0 P: 10	R: 0 H: 0 E: 0 K: 1 S: 9	H: 0 LOB: 0 BB: 0 P: 13	R: 0 H: 0 E: 0 K: 1 S: 5	H: 0 LOB: 1 BB: 0 P: 7	R: 0 H: 1 E: 0 K: 0 S: 5	H: 1 LOB: 1 BB: 1 P: 7	R: 0 H: 2 E: 0 K: 1 S: 8	H: 0 LOB: 1 BB: 0 P: 10	R: 0 H: 0 E: 0 K: 1 S: 6	H: 0 LOB: 0 BB: 0 P: 10	R: 0 H: 0 E: 0 K: 0 S: 7	H: 1 LOB: 1 BB: 0 P: 9	1B: 3 2B: 1 3B: 0 HR: 0	SF: 0 SAC: 0 DP: 1 HBP: 0	WP: 0 PB: 0 SB: 0 CS: 0	PA: 31
PITCHER Dwight Gooden, R ERA: 3.67	IP: 9.0 WLS: W BF: 31 H: 4 R: 1 ER: 1 SO: 3 BB: 1 IBB: 0 HBP: 0 BLK: 0 WP: 0 HR: 0 S: 61 P: 88 ERA: 1.00 WHIP: 0.556																	

Pittsburgh Pirates @ New York Mets
Shea Stadium, Flushing, NY
Sat Oct 03 1992, 3:33 AM EDT
Att: 13,549 - Sunny - 71 F

AB 30
R 1
H 4
RBI 1
BB 1
SO 3
LOB 7



Batter	1	2	3	4	5	6	7	8	9	AB	R	H	RBI	BB	SO	LOB	BOTTOM	
Ryan Thompson, R OBP: 0.272, SLG: 0.396	S SF8 1B BB		G5-3		G5-3			G6-3		3	1	0	0	1	0	1		
Dave Gallagher, R OBP: 0.303, SLG: 0.331	E 1B				K			2B		4	1	3	0	0	1	1		
Chico Walker, S OBP: 0.352, SLG: 0.393	SF8 2-H		P3		G5-3			K		3	0	0	1	0	1	2		
Eddie Murray, S OBP: 0.336, SLG: 0.423	K		L9		G6-3			G6-3		3	0	0	0	0	1	2		
Kevin Bass, S OBP: 0.308, SLG: 0.418	E6 1-H			F8 CS 2B				G5-3		3	0	1	0	0	0	0		
Jeff Kent, R OBP: 0.312, SLG: 0.430	L6			F8 2-3				K		3	0	0	0	0	1	2		
Todd Hundley, S OBP: 0.255, SLG: 0.315			K		G6-3 3-H			K		3	0	0	0	0	2	1		
Bill Pecota, R OBP: 0.293, SLG: 0.297			K		F9			G5-3		3	0	0	0	0	1	0		
Dwight Gooden, R OBP: 0.274, SLG: 0.375			K					G5-3		3	0	1	0	0	1	0		
Inning Stats	R: 2 H: 1 E: 1 K: 1 S: 21	H: 1 LOB: 1 BB: 1 P: 34	R: 0 H: 0 E: 0 K: 3 S: 11	H: 0 LOB: 0 BB: 0 P: 14	R: 0 H: 1 E: 0 K: 0 S: 9	H: 1 LOB: 1 BB: 0 P: 13	R: 0 H: 1 E: 0 K: 0 S: 5	H: 1 LOB: 0 BB: 0 P: 8	R: 0 H: 0 E: 0 K: 1 S: 12	H: 0 LOB: 1 BB: 0 P: 19	R: 0 H: 0 E: 0 K: 2 S: 11	H: 0 LOB: 0 BB: 0 P: 16	R: 0 H: 1 E: 0 K: 1 S: 8	H: 1 LOB: 1 BB: 0 P: 10	1B: 1 2B: 3 3B: 1 HR: 0	SF: 1 SAC: 0 DP: 0 HBP: 0	WP: 0 PB: 0 SB: 1 CS: 1	PA: 30
PITCHER Danny Jackson, L ERA: 3.84 Randy Tomlin, L ERA: 3.41 Roger Mason, R ERA: 4.09 Stan Belinda, R ERA: 3.15 Bob Patterson, L ERA: 2.92	IP: 4.0 WLS: L BF: 16 H: 3 R: 2 ER: 1 SO: 4 BB: 1 IBB: 0 HBP: 0 BLK: 0 WP: 0 HR: 0 S: 20 P: 69 ERA: 2.25 WHIP: 1.000																	

Pittsburgh Pirates @ New York Mets
Shea Stadium, Flushing, NY
Sat Oct 03 1992, 3:33 AM EDT
Att: 13,549 - Sunny - 71 F

AB 28
R 2
H 5
RBI 1
BB 1
SO 8
LOB 9



Batter	1	2	3	4	5	6	7	8	9	AB	R	H	RBI	BB	SO	LOB	TOP										
Alex Cole, L (1, 9) OBP: 0.318, SLG: 0.315	F8			B1-3		SF9			G3	3	0	0	1	0	0	0											
Jay Bell, R (1, 6) OBP: 0.326, SLG: 0.383 Kevin Young, R (9, 5) OBP: 0.667, SLG: 0.571	G5-3			F7		F9			G6-3	4	0	0	0	0	0	1											
Andy Van Slyke, L (1, 8) OBP: 0.397, SLG: 0.595 Will Pennyfeather, R (9, 8) OBP: 0.222, SLG: 0.222	K			PO		L8			F2	4	0	1	0	0	1	0											
Barry Bonds, L (1, 7) OBP: 0.456, SLG: 0.624 Al Martin, L (7, 7) OBP: 0.154, SLG: 0.333		F9		PO	F7				HR	3	1	1	1	0	0	0											
Jeff King, R (1, 4) OBP: 0.272, SLG: 0.371 Carlos Garcia, R (7, 4) OBP: 0.195, SLG: 0.231	G5-3				F8				P6	3	0	0	0	0	0	0											
Orlando Merced, S (1, 3) OBP: 0.332, SLG: 0.385	G1-3				K				G4-3	3	0	0	0	0	1	0											
Michael LaValliere, L (1, 2) OBP: 0.350, SLG: 0.328 Tom Prince, R (6, 2) OBP: 0.192, SLG: 0.136			L8			K			G6-3	2	0	0	0	0	1	0											
John Wehner, R (1, 5) OBP: 0.252, SLG: 0.228			G6-3			BLK	SF9		F8	3	1	1	0	0	0	0											
Tim Wakefield, R (1, 1) OBP: 0.103, SLG: 0.071 Gary Varsho, L (6, PH) OBP: 0.266, SLG: 0.370 Zane Smith, L (6, 1) OBP: 0.115, SLG: 0.163 Cecil Espy, S (6, PH) OBP: 0.392, SLG: 0.340 Bob Walk, R (8, 1) OBP: 0.392, SLG: 0.116 Steve Cooke, R (8, 1) OBP: 0.333, SLG: 0.333			L8			BLK	1B		K	1	0	0	0	0	0	0											
Inning Stats	R: 0 H: 0 E: 0 K: 1 S: 10	H: 0 LOB: 0 BB: 0 P: 15	R: 0 H: 0 E: 0 K: 0 S: 6	H: 0 LOB: 0 BB: 0 P: 9	R: 0 H: 0 E: 0 K: 0 S: 5	H: 0 LOB: 0 BB: 0 P: 6	R: 0 H: 1 E: 0 K: 0 S: 3	H: 1 LOB: 0 BB: 0 P: 3	R: 0 H: 0 E: 0 K: 1 S: 5	H: 0 LOB: 0 BB: 0 P: 8	R: 1 H: 2 E: 0 K: 1 S: 10	H: 2 LOB: 1 BB: 0 P: 14	R: 1 H: 1 E: 0 K: 0 S: 10	H: 1 LOB: 0 BB: 0 P: 16	R: 0 H: 0 E: 0 K: 1 S: 6	H: 0 LOB: 0 BB: 0 P: 6	R: 0 H: 0 E: 0 K: 0 S: 7	H: 0 LOB: 0 BB: 0 P: 10	1B: 3 2B: 0 3B: 0 HR: 1	SF: 1 SAC: 0 DP: 0 HBP: 0	WP: 0 PB: 0 SB: 0 CS: 0	PA: 31					
PITCHER	IP	WLS	BF	H	R	ER	SO	BB	IBB	HBP	BLK	WP	HR	S	P	ERA	WHIP										
Bret Saberhagen, R (1, 1) ERA: 3.5	8.0	L	27	4	2	2	4	0	0	0	1	0	1	55	77	2.25	0.500										
Paul Gibson, L (9, 1) ERA: 5.23	1.0		3	0	0	0	0	0	0	0	0	0	0	7	10	0.00	0.000										
Batter	1	2	3	4	5	6	7	8	9	AB	R	H	RBI	BB	SO	LOB	BOTTOM										
Pat Howell, S (1, 8) OBP: 0.218, SLG: 0.200 D.J. Dozier, R (7, 7) OBP: 0.264, SLG: 0.234	B5-3		K			G6-3			F9	3	0	0	0	0	1	0											
Willie Randolph, R (1, 4) OBP: 0.352, SLG: 0.318 Dick Schofield, R (9, FR) OBP: 0.311, SLG: 0.286	G6-3					F8			BB	3	0	0	0	1	1	0											
Dave Gallagher, R (1, 7) OBP: 0.307, SLG: 0.331	G6-3					G5-4-3			P6	3	0	1	0	1	0	1											
Jeff McKnight, S (1, 3) OBP: 0.287, SLG: 0.400		L6				F9			L9	4	0	0	0	0	3	0											
Ryan Thompson, R (1, 9) OBP: 0.274, SLG: 0.389		CS				P4			G5-4-3	2	0	0	0	1	0	2											
Jeff Kent, R (1, 6) OBP: 0.312, SLG: 0.430		F7				G5-3			FC5-4	3	0	1	0	0	1	0											
Chris Donnels, L (1, 5) OBP: 0.275, SLG: 0.207		K				G1-3			FC5-4	3	0	0	0	0	1	2											
Todd Hundley, S (1, 2) OBP: 0.256, SLG: 0.316						G3			P3	3	0	1	0	0	0	0											
Bret Saberhagen, R (1, 1) OBP: 0.138, SLG: 0.107 Daryl Boston, L (8, PH) OBP: 0.338, SLG: 0.426 Chico Walker, S (6, PH) OBP: 0.351, SLG: 0.391 Paul Gibson, R (9, 1)						F8			G4-3	2	0	0	0	0	0	0											
Inning Stats	R: 0 H: 0 E: 0 K: 0 S: 7	H: 0 LOB: 0 BB: 0 P: 12	R: 0 H: 0 E: 0 K: 1 S: 10	H: 0 LOB: 1 BB: 1 P: 17	R: 0 H: 0 E: 0 K: 1 S: 7	H: 0 LOB: 0 BB: 0 P: 11	R: 0 H: 1 E: 0 K: 1 S: 6	H: 1 LOB: 0 BB: 0 P: 10	R: 0 H: 0 E: 0 K: 0 S: 8	H: 0 LOB: 0 BB: 0 P: 9	R: 0 H: 0 E: 0 K: 0 S: 6	H: 0 LOB: 0 BB: 0 P: 8	R: 0 H: 0 E: 0 K: 0 S: 4	H: 0 LOB: 1 BB: 1 P: 11	R: 0 H: 2 E: 0 K: 0 S: 7	H: 2 LOB: 1 BB: 0 P: 12	R: 0 H: 0 E: 0 K: 0 S: 7	H: 0 LOB: 1 BB: 1 P: 14	1B: 3 2B: 0 3B: 0 HR: 0	SF: 0 SAC: 0 DP: 1 HBP: 0	WP: 0 PB: 0 SB: 0 CS: 1	PA: 31					
PITCHER	IP	WLS	BF	H	R	ER	SO	BB	IBB	HBP	BLK	WP	HR	S	P	ERA	WHIP										
Tim Wakefield, R (1, 1) ERA: 2.15	5.0	W	17	1	0	0	3	1	0	0	0	0	0	10	19	0.00	0.400										
Zane Smith, L (6, 1) ERA: 3.09	2.0		6	0	0	0	0	1	0	0	0	0	0	6	10	0.00	3.000										
Bob Walk, R (8, 1) ERA: 3.2	0.2		3	2	0	0	0	0	0	0	0	0	0	6	10	0.00	3.000										
Steve Cooke, L (8, 1) ERA: 3.52	1.1	S	5	0	0	0	0	1	0	0	0	0	0	8	16	0.00	0.750										

Pittsburgh Pirates @ New York Mets
Shea Stadium, Flushing, NY
Sun Oct 04 1992, 3:33 AM EDT
Att: 14,274 - Cloudy - 65 F

AB 29
R 2
H 4
RBI 2
BB 0
SO 4
LOB 1



Pittsburgh Pirates @ New York Mets
Shea Stadium, Flushing, NY
Sun Oct 04 1992, 3:33 AM EDT
Att: 14,274 - Cloudy - 65 F

AB 28
R 0
H 3
RBI 0
BB 3
SO 3
LOB 10



Batter	1	2	3	4	5	6	7	8	9	AB	R	H	RBI	BB	SO	LOB	TOP					
Alex Cole, L OBP: 0.250, SLG: 0.250 (1, 9)	F7			G4-3		G5-4-3 1B		F9		4	0	1	0	0	0	0	Pittsburgh Pirates @ Atlanta Braves Atlanta-Fulton County Stadium, Atlanta, GA Tue Oct 06 1992, 7:05 PM EDT Att: 51,971 - Unknown - 58 F					
Jay Bell, R (1, 6)	G6-3			WP BB BB		G5-4-3 1-2		G5-3		3	0	0	0	1	0	1						
Andy Van Slyke, L OBP: 0.250, SLG: 0.250 (1, 8)	G1-3			K					K	4	0	1	0	0	2	1						
Barry Bonds, L (1, 7)		K							G6-3	3	0	0	0	1	1	1						
Jeff King, R OBP: 0.250, SLG: 0.500 (1, 5)	P5			P3						4	0	1	0	0	0	2						
Orlando Merced, S (1, 3)									L5	3	0	0	0	1	2	1						
Michael LaValliere, L (1, 2)									G4-3	3	0	0	0	1	2	1						
Jose Lind, R OBP: 0.667, SLG: 1.667 (1, 4)										3	1	2	1	0	0	0						
Doug Drabek, R Bob Patterson, R Denny Neagle, L Danny Cox, R										2	0	0	0	0	2	1		P				
										0	0	0	0	0	0	0						
Inning Stats	R: 0 E: 0 K: 0 S: 4	H: 0 LOB: 0 BB: 0 P: 8	R: 0 E: 0 K: 1 S: 7	H: 0 LOB: 0 BB: 1 P: 16	R: 0 E: 0 K: 1 S: 10	H: 0 LOB: 0 BB: 0 P: 14	R: 0 E: 0 K: 1 S: 13	H: 0 LOB: 2 BB: 2 P: 22	R: 0 E: 0 K: 3 S: 12	H: 1 LOB: 1 BB: 0 P: 16	R: 0 E: 0 K: 0 S: 5	H: 2 LOB: 1 BB: 0 P: 9	R: 0 E: 0 K: 0 S: 5	H: 0 LOB: 0 BB: 0 P: 9	R: 1 E: 0 K: 0 S: 9	H: 1 LOB: 0 BB: 0 P: 16	R: 0 E: 0 K: 2 S: 11	H: 1 LOB: 1 BB: 0 P: 17	1B: 3 2B: 1 3B: 0 HR: 1	SF: 0 SAC: 0 DP: 1 HBP: 0	WP: 1 PA: 34	
PITCHER	IP	WLS	BF	H	R	ER	SO	BB	IBB	HBP	BLK	WP	HR	S	P	ERA	WHIP					
29 John Smoltz, R ERA: 1.13	(1, 1)	8.0	W	29	4	1	1	6	3	0	0	0	1	1	65	110	1.12	0.875				
Mike Stanton, L ERA:	(9, 1)	1.0		4	1	0	0	2	0	0	0	0	0	0	11	17	0.00	1.000				

Batter	1	2	3	4	5	6	7	8	9	AB	R	H	RBI	BB	SO	LOB	BOTTOM					
Otis Nixon, S OBP: 0.200, SLG: 0.200 (1, 8)	B5-3		G4-3		F8		S 1B	K		5	1	1	0	0	1	1	Pittsburgh Pirates @ Atlanta Braves Atlanta-Fulton County Stadium, Atlanta, GA Tue Oct 06 1992, 7:05 PM EDT Att: 51,971 - Unknown - 58 F					
Jeff Blauser, R OBP: 0.500, SLG: 1.333 Rafael Belliard, R (7, PR)	L5		F9		HR		FC3-6 1B BB			3	1	1	1	1	0	0						
Terry Pendleton, S OBP: 0.250, SLG: 0.250 (1, 5)	G5-3		G4-3		G3		FC3-6 1-2 2-H 1B			4	0	1	1	0	0	0						
David Justice, L OBP: 0.500, SLG: 0.667 (1, 9)		P2		2B BB			F9			3	1	1	0	1	0	2						
Sid Bream, L OBP: 0.500, SLG: 0.750 (1, 3)		1B BB		1B SH			F8			4	2	2	1	0	0	3						
Ron Gant, R (1, 7)		K		SH L8 S			F8			3	0	0	0	0	1	3						
Damon Berryhill, S (1, 2)		1B BB		K				P6		3	0	0	0	1	2	1		P				
										3	0	2	1	1	0	1						
Mark Lemke, S OBP: 0.750, SLG: 0.667 (1, 4)		1-2 2-H 1B		L8			1B			3	0	2	1	1	0	1						
29 John Smoltz, R Lonnie Smith, R Mike Stanton, L		K		K			G4-3			3	0	0	0	0	2	4		Braves				
										1	0	0	0	0	0	1						
Inning Stats	R: 0 E: 0 K: 0 S: 4	H: 0 LOB: 0 BB: 0 P: 6	R: 1 E: 0 K: 2 S: 19	H: 2 LOB: 2 BB: 1 P: 30	R: 0 E: 0 K: 0 S: 8	H: 0 LOB: 0 BB: 0 P: 11	R: 2 E: 1 K: 2 S: 15	H: 1 LOB: 1 BB: 1 P: 26	R: 1 E: 0 K: 0 S: 15	H: 2 LOB: 1 BB: 0 P: 26	R: 0 E: 0 K: 1 S: 14	H: 1 LOB: 0 BB: 0 P: 23	R: 1 E: 0 K: 0 S: 13	H: 2 LOB: 2 BB: 1 P: 24	R: 0 E: 0 K: 1 S: 14	H: 0 LOB: 1 BB: 1 P: 23	1B: 5 2B: 2 3B: 0 HR: 1	SF: 0 SAC: 1 DP: 0 HBP: 0	WP: 0 PA: 37			
PITCHER	IP	WLS	BF	H	R	ER	SO	BB	IBB	HBP	BLK	WP	HR	S	P	ERA	WHIP					
Doug Drabek, R ERA: 5.79	(1, 1)	4.2	L	22	5	4	3	4	1	0	0	0	0	0	21	36	6.75	3.000				
Bob Patterson, L ERA: 6.75	(5, 1)	1.1		8	3	1	1	1	1	0	0	0	0	0	7	13	0.00	0.000				
Denny Neagle, L ERA:	(7, 1)	1.0		3	0	0	0	0	0	0	0	0	0	0	7	13	0.00	0.000				
Danny Cox, R ERA:	(8, 1)	1.0		4	0	0	0	1	1	0	0	0	0	0	14	23	0.00	1.000				

Batter	1	2	3	4	5	6	7	8	9	AB	R	H	RBI	BB	SO	LOB	TOP	
Otis Nixon, S <small>OBP: 0.500, SLG: 0.529</small> (1, 8)											5	2	4	2	0	0	1	
Jeff Blauer, R <small>OBP: 0.438, SLG: 0.692</small> Rafael Belliard, R <small>(8, 6)</small>											3	1	2	1	0	0	2	
Terry Pendleton, S <small>OBP: 0.167, SLG: 0.222</small> (1, 5)											5	0	0	0	0	1	4	
David Justice, L <small>OBP: 0.444, SLG: 0.357</small> (1, 9)											4	0	1	1	1	0	1	
Sid Bream, L <small>OBP: 0.333, SLG: 0.636</small> Brian Hunter, R <small>OBP: 0.250, SLG: 0.250</small> (5, PH)											2	0	0	0	0	0	0	
Ron Gant, R <small>OBP: 0.333, SLG: 0.714</small> Mike Stanton, L <small>OBP: 1.000, SLG: 2.000</small> Jeff Reardon, R <small>(9, 1)</small>											4	1	1	0	0	0	2	
Damon Berryhill, S <small>OBP: 0.313, SLG: 0.214</small> (1, 2)											3	0	1	0	1	0	1	
Mark Lemke, S <small>OBP: 0.563, SLG: 0.538</small> (1, 4)											2	1	0	0	2	0	2	
29 John Smoltz, R <small>OBP: 0.333, SLG: 0.333</small> Deion Sanders, L <small>(7, 7)</small>											3	1	2	1	0	0	1	
Inning Stats	R: 0 H: 1 E: 0 LOB: 1 K: 0 BB: 0 S: 8	R: 2 H: 3 E: 0 LOB: 2 K: 0 BB: 1 S: 12	R: 0 H: 0 E: 0 LOB: 0 K: 0 BB: 0 S: 6	R: 0 H: 0 E: 0 LOB: 1 K: 0 BB: 1 S: 9	R: 2 H: 3 E: 1 LOB: 1 K: 1 BB: 0 S: 19	R: 2 H: 4 E: 0 LOB: 1 K: 0 BB: 0 S: 9	R: 0 H: 0 E: 0 LOB: 1 K: 0 BB: 1 S: 4	R: 0 H: 0 E: 0 LOB: 1 K: 1 BB: 1 S: 9	R: 0 H: 0 E: 0 LOB: 0 K: 0 BB: 0 S: 6	1B: 10 2B: 3 3B: 0 HR: 0	SF: 0 SAC: 1 DP: 3 HBP: 0	WP: 0 PA: 40 CS: 0						
PITCHER	IP: 4.1 WLS: L BF: 22 H: 7 R: 4 ER: 3 SO: 1 BB: 1 IBB: 1 HBP: 0 BLK: 0 WP: 0 HR: 0 S: 51 P: 82 ERA: 6.23 WHIP: 1.846																	
Doug Drabek, R <small>ERA: 6.0</small> (1, 1)	IP: 1.1 WLS: 6 BF: 3 H: 2 R: 2 ER: 2 SO: 0 BB: 0 IBB: 0 HBP: 0 BLK: 0 WP: 0 HR: 0 S: 10 P: 15 ERA: 13.50 WHIP: 2.250																	
Randy Tomlin, L <small>ERA: 6.75</small> (6, 1)	IP: 0.1 WLS: 2 BF: 1 H: 0 R: 0 ER: 0 SO: 0 BB: 0 IBB: 0 HBP: 0 BLK: 0 WP: 0 HR: 0 S: 2 P: 3 ERA: 0.00 WHIP: 3.000																	
Danny Cox, R <small>ERA: 6.75</small> (7, 1)	IP: 3.0 WLS: 10 BF: 0 H: 0 R: 0 ER: 0 SO: 1 BB: 2 IBB: 0 HBP: 0 BLK: 0 WP: 0 HR: 0 S: 19 P: 32 ERA: 0.00 WHIP: 0.667																	

Atlanta Braves @ Pittsburgh Pirates
 Three Rivers Stadium, Pittsburgh, PA
 Sat Oct 10 1992, 7:05 PM EDT
 Att: 57,164 - Unknown - 66 F

AB	35
R	6
H	11
RBI	5
BB	4
SO	2
LOB	17



Batter	1	2	3	4	5	6	7	8	9	AB	R	H	RBI	BB	SO	LOB	BOTTOM	
Alex Cole, L <small>OBP: 0.400, SLG: 0.250</small> (1, 9)											4	1	1	1	1	2	0	
Jay Bell, R <small>OBP: 0.222, SLG: 0.188</small> (1, 6)											5	0	0	0	0	2	3	
Andy Van Slyke, L <small>OBP: 0.235, SLG: 0.500</small> (1, 8)											4	0	2	1	0	2	2	
Barry Bonds, L <small>OBP: 0.375, SLG: 0.091</small> (1, 7)											2	0	0	0	2	2	1	
Jeff King, R <small>OBP: 0.125, SLG: 0.250</small> (1, 5)											4	1	0	0	0	1	4	
Orlando Merced, S <small>OBP: 0.333, SLG: 0.286</small> Gary Redus, R <small>OBP: 0.500, SLG: 0.857</small> (8, PH)											3	0	1	1	0	1	0	
Michael LaValliere, L <small>OBP: 0.167, SLG: 0.167</small> Don Slaught, R <small>OBP: 0.444, SLG: 0.714</small> (8, PH)											3	1	1	0	0	0	1	
Jose Lind, R <small>OBP: 0.333, SLG: 0.643</small> (1, 4)											3	1	1	0	1	0	0	
Doug Drabek, R Randy Tomlin, L Danny Cox, R John Wehner, R Roger Mason, R Cecil Espy, S <small>OBP: 0.367, SLG: 0.967</small> (9, PH)											1	0	0	0	1	0	2	
Inning Stats	R: 0 H: 1 E: 0 LOB: 2 K: 3 BB: 1 S: 12	R: 2 H: 3 E: 1 LOB: 2 K: 1 BB: 1 S: 12	R: 1 H: 1 E: 0 LOB: 2 K: 0 BB: 2 S: 9	R: 0 H: 0 E: 0 LOB: 0 K: 2 BB: 0 S: 9	R: 0 H: 0 E: 0 LOB: 0 K: 2 BB: 0 S: 8	R: 0 H: 0 E: 0 LOB: 0 K: 1 BB: 0 S: 5	R: 1 H: 1 E: 0 LOB: 1 K: 1 BB: 1 S: 10	R: 0 H: 0 E: 0 LOB: 0 K: 2 BB: 0 S: 11	R: 0 H: 0 E: 0 LOB: 0 K: 2 BB: 0 S: 9	1B: 3 2B: 2 3B: 1 HR: 0	SF: 0 SAC: 0 DP: 0 HBP: 0	WP: 0 PA: 38 CS: 0						
PITCHER	IP: 6.1 WLS: W BF: 30 H: 6 R: 4 ER: 3 SO: 9 BB: 4 IBB: 1 HBP: 0 BLK: 0 WP: 0 HR: 0 S: 61 P: 113 ERA: 4.26 WHIP: 1.579																	
29 John Smoltz, R <small>ERA: 2.51</small> (1, 1)	IP: 1.2 WLS: 5 BF: 0 H: 0 R: 0 ER: 0 SO: 3 BB: 0 IBB: 0 HBP: 0 BLK: 0 WP: 0 HR: 0 S: 15 P: 19 ERA: 0.00 WHIP: 0.000																	
Mike Stanton, L <small>ERA: 6.75</small> (7, 1)	IP: 1.0 WLS: S BF: 3 H: 0 R: 0 ER: 0 SO: 2 BB: 0 IBB: 0 HBP: 0 BLK: 0 WP: 0 HR: 0 S: 9 P: 13 ERA: 0.00 WHIP: 0.000																	

Atlanta Braves @ Pittsburgh Pirates
 Three Rivers Stadium, Pittsburgh, PA
 Sat Oct 10 1992, 7:05 PM EDT
 Att: 57,164 - Unknown - 66 F

AB	33
R	4
H	6
RBI	3
BB	5
SO	14
LOB	13



Batter	1	2	3	4	5	6	7	8	9	AB	R	H	RBI	BB	SO	LOB	TOP				
Otis Nixon, S <small>OBP: 0.417, SLG: 0.429</small> 										4	0	0	0	0	0	1	Atlanta Braves @ Pittsburgh Pirates Three Rivers Stadium, Pittsburgh, PA Sun Oct 11 1992, 7:05 PM EDT Att: 52,929 - Unknown - 53 F				
Jeff Blausler, R <small>OBP: 0.400, SLG: 0.563</small> 										3	0	0	1	1	0						
Terry Pendleton, S <small>OBP: 0.182, SLG: 0.227</small> 										4	0	1	0	0	0	1					
David Justice, L <small>OBP: 0.455, SLG: 0.313</small> 										2	0	0	0	2	0	1					
Sid Bream, L <small>OBP: 0.313, SLG: 0.600</small> 										4	0	1	0	0	0	3					
Ron Gant, R <small>OBP: 0.316, SLG: 0.588</small> 										3	0	0	0	1	1						
Damon Berryhill, S <small>OBP: 0.250, SLG: 0.167</small> 										4	0	0	0	0	0	2					
Mark Lemke, S <small>OBP: 0.500, SLG: 0.438</small> 										3	0	0	0	1	0	1					
Steve Avery, L Pete Smith, R Jeff Treadway, L Charlie Leibbrandt, R Marvin Freeman, R Lonnie Smith, R Kent Mercker, L										0	0	0	0	0	0	0					
Inning Stats	R: 0 E: 0 K: 0 S: 11	H: 0 LOB: 2 BB: 2 P: 19	R: 0 E: 0 K: 1 S: 9	H: 0 LOB: 1 BB: 1 P: 17	R: 0 E: 0 K: 0 S: 4	H: 1 LOB: 1 BB: 0 P: 6	R: 0 E: 0 K: 0 S: 7	H: 0 LOB: 0 BB: 0 P: 13	R: 0 E: 0 K: 1 S: 7	H: 0 LOB: 1 BB: 1 P: 12	R: 0 E: 0 K: 0 S: 10	H: 0 LOB: 0 BB: 0 P: 20	R: 0 E: 0 K: 0 S: 4	H: 0 LOB: 0 BB: 0 P: 7	R: 1 E: 0 K: 0 S: 6	H: 2 LOB: 1 BB: 1 P: 12	R: 0 E: 0 K: 0 S: 12	H: 0 LOB: 1 BB: 1 P: 22	1B: 1 2B: 1 3B: 1 HR: 0	SF: 0 SAC: 0 DP: 0 HBP: 0	WP: 0 PA: 35 CS: 0
PITCHER	IP WLS BF H R ER SO BB IBB HBP BLK WP HR S P ERA WHIP																				
Bob Walk, R <small>ERA: 3.86</small>	9.0 W 35 3 1 1 2 5 0 0 0 0 0 0 70 128 1.00 0.889																				

Batter	1	2	3	4	5	6	7	8	9	AB	R	H	RBI	BB	SO	LOB	BOTTOM		
Gary Redus, R <small>OBP: 0.538, SLG: 0.909</small> 										4	1	2	1	1	1	0	Atlanta Braves @ Pittsburgh Pirates Three Rivers Stadium, Pittsburgh, PA Sun Oct 11 1992, 7:05 PM EDT Att: 52,929 - Unknown - 53 F		
Jay Bell, R <small>OBP: 0.217, SLG: 0.190</small> 										5	1	1	1	0	0	3			
Andy Van Slyke, L <small>OBP: 0.227, SLG: 0.429</small> 										5	0	1	0	0	0	1			
Barry Bonds, L <small>OBP: 0.381, SLG: 0.250</small> 										5	2	2	1	0	0	2			
Jeff King, R <small>OBP: 0.250, SLG: 0.400</small> 										4	2	3	1	0	0	0			
Lloyd McClendon, R <small>OBP: 0.600, SLG: 0.875</small> 										3	0	3	2	0	0	0			
Don Slaught, R <small>OBP: 0.815, SLG: 0.750</small> 										1	1	1	1	3	0	0			
Jose Lind, R <small>OBP: 0.263, SLG: 0.500</small> 										4	0	0	0	0	1	7			
Bob Walk, R 										4	0	0	0	0	1	4			
Inning Stats	R: 4 E: 0 K: 2 S: 24	H: 5 LOB: 2 BB: 1 P: 41	R: 0 E: 0 K: 1 S: 7	H: 0 LOB: 0 BB: 0 P: 8	R: 1 E: 0 K: 0 S: 10	H: 2 LOB: 1 BB: 1 P: 16	R: 0 E: 0 K: 0 S: 5	H: 0 LOB: 0 BB: 0 P: 6	R: 0 E: 0 K: 0 S: 6	H: 0 LOB: 0 BB: 0 P: 10	R: 1 E: 0 K: 0 S: 9	H: 3 LOB: 2 BB: 1 P: 16	R: 1 E: 0 K: 0 S: 12	H: 3 LOB: 2 BB: 0 P: 22	R: 0 E: 0 K: 0 S: 9	H: 1 LOB: 2 BB: 1 P: 20	1B: 8 2B: 5 3B: 0 HR: 0	SF: 1 SAC: 0 DP: 0 HBP: 0	WP: 0 PA: 40 CS: 1
PITCHER	IP WLS BF H R ER SO BB IBB HBP BLK WP HR S P ERA WHIP																		
Steve Avery, L <small>ERA: 10.3</small>	0.1 L 6 5 4 4 0 0 0 0 0 0 0 0 18 30 108.00 15.000																		
Pete Smith, R <small>ERA: 2.45</small>	3.2 14 2 1 1 3 2 0 0 0 0 0 0 28 41 2.46 1.091																		
Charlie Leibbrandt, L <small>ERA: 5.4</small>	1.2 8 2 1 1 0 1 0 0 0 0 0 0 14 25 5.40 1.800																		
Marvin Freeman, R <small>ERA: 5.4</small>	1.1 7 3 1 1 0 0 0 0 0 0 0 0 13 23 6.75 2.250																		
Kent Mercker, L <small>ERA: 5.4</small>	1.0 5 1 0 0 0 1 0 0 0 0 0 0 9 20 0.00 2.000																		

