

Pittsburgh Pirates - 1994

Batter	1	2	3	4	5	6	7	8	9	AB	R	H	RBI	BB	SO	LOB	TOP										
Carlos Garcia, R (1.4)	G6-3		P9		P3			G4-3		4	0	0	0	0	0	2	Pittsburgh Pirates @ San Francisco Giants Candlestick Park, San Francisco, CA Mon Apr 04 1994, 6:33 AM EDT Att: 58,077 - Sunny - 65 F										
Jay Bell, R (1.6)	G1-3		K		G4-3			F7		4	0	0	0	0	1	2											
Andy Van Slyke, L (1.8) OBP: 0.500, SLG: 0.667	2B			F9	1B			K		3	0	1	0	1	1	0											
Jeff King, R (1.5)	F8			1B				2B		3	0	1	0	1	0	1											
Orlando Merced, S (1.9) OBP: 0.500, SLG: 0.333		G5-4-3 HBP		F7				L4		3	0	1	0	0	0	3											
Brian Hunter, R (1.3)	G5-4-3			F9				F8		4	0	0	0	0	0	5											
Al Martin, L (1.7) OBP: 0.250, SLG: 0.500	K2-3			K				2B		4	0	1	0	0	2	2											
Don Slaught, R (1.2) OBP: 0.250, SLG: 0.250			G4-3		1B			G4-3		4	0	1	0	0	0	2											
Zane Smith, L (1.1) Tom Foley, L (5. Ph) Bias Minor, R (5.1) Ravelo Manzanillo, L (5.1) Will Pennyfeather, R (7. Ph) Jeff Ballard, L (7.1)					P5			P3		1	0	1	0	0	0	0											
Inning Stats	R: 0 E: 0 K: 0 S: 10	H: 1 LOB: 1 BB: 0 P: 17	R: 0 E: 0 K: 1 S: 10	H: 0 LOB: 0 BB: 0 P: 14	R: 0 E: 0 K: 1 S: 8	H: 1 LOB: 1 BB: 0 P: 14	R: 0 E: 0 K: 1 S: 10	H: 1 LOB: 2 BB: 1 P: 17	R: 0 E: 0 K: 0 S: 5	H: 0 LOB: 0 BB: 0 P: 19	R: 0 E: 0 K: 1 S: 7	H: 0 LOB: 0 BB: 0 P: 9	R: 0 E: 0 K: 0 S: 13	H: 1 LOB: 2 BB: 1 P: 22	R: 0 E: 0 K: 0 S: 13	H: 0 LOB: 0 BB: 0 P: 10		R: 0 E: 0 K: 0 S: 13	H: 1 LOB: 2 BB: 1 P: 22	1B: 4 2B: 2 3B: 0 HR: 0	SF: 0 SAC: 0 DP: 1 HBP: 1	WP: 0 PB: 0 SB: 0 CS: 0	PA: 35				
PITCHER	IP	WLS	BF	H	R	ER	SO	BB	IBB	HBP	BLK	WP	HR	S	P	ERA	WHIP										
John Burkett, R (1.1) ERA:	7.0	W	27	5	0	0	3	1	0	1	0	0	0	63	101	0.00	0.857										
Rich Monteleone, R (8.1) ERA:	1.0		3	0	0	0	1	0	0	0	0	0	0	7	10	0.00	0.000										
Kevin Rogers, L (9.1) ERA:	1.0		5	1	0	0	0	1	0	0	0	0	0	13	22	0.00	2.000										

Batter	1	2	3	4	5	6	7	8	9	AB	R	H	RBI	BB	SO	LOB	BOTTOM											
Darren Lewis, R (1.8) OBP: 0.600, SLG: 0.333	G4-3				FC4-6			L6		3	2	1	0	2	0	0	Pittsburgh Pirates @ San Francisco Giants Candlestick Park, San Francisco, CA Mon Apr 04 1994, 6:33 AM EDT Att: 58,077 - Sunny - 65 F											
Kevin Rogers, L (9.1)			E		SF7			G6-3		0	0	0	0	0	0	0												
Robby Thompson, R (1.4)	K		F7		FC4-6			G6-3		3	1	0	0	1	1	2												
John Patterson, S (8.4)					2B					1	0	0	0	0	0	0												
Willie McGee, S (1.9) OBP: 0.500, SLG: 0.667	L9				FC4-6					3	2	1	1	1	0	2												
Rich Monteleone, R (8.1)					3B					0	0	0	0	0	0	0												
Dave Martinez, L (9.8)			HR		2B					0	0	0	0	0	0	0												
Matt Williams, R (1.5) OBP: 0.500, SLG: 2.667		HR			SF7					3	2	2	5	0	0	1												
Steve Scarosone, R (9.5)			HR		G6-3					0	0	0	0	0	0	0												
Barry Bonds, L (1.7) OBP: 0.750, SLG: 0.500					3B					2	1	1	0	2	0	0												
Todd Benzinger, S (1.3) OBP: 0.250, SLG: 0.750					3B					4	0	1	2	0	0	2												
Royce Clayton, R (1.6) OBP: 0.500, SLG: 0.667					3B					3	0	1	0	1	0	1												
Kirt Manwaring, R (1.2)					BB					4	0	0	0	0	1	4												
John Burkett, R (1.1)										3	0	0	0	0	0	0												
Mark Carreon, R (8.9)										1	0	0	0	0	0	0												
Inning Stats	R: 0 E: 0 K: 1 S: 9	H: 0 LOB: 0 BB: 0 P: 15	R: 1 E: 0 K: 0 S: 7	H: 1 LOB: 1 BB: 1 P: 18	R: 3 E: 0 K: 0 S: 17	H: 2 LOB: 1 BB: 2 P: 28	R: 0 E: 0 K: 0 S: 4	H: 0 LOB: 0 BB: 0 P: 5	R: 3 E: 0 K: 1 S: 14	H: 2 LOB: 2 BB: 3 P: 29	R: 1 E: 1 K: 0 S: 11	H: 1 LOB: 1 BB: 1 P: 22	R: 0 E: 0 K: 0 S: 4	H: 1 LOB: 1 BB: 0 P: 6	R: 0 E: 0 K: 0 S: 4	H: 0 LOB: 0 BB: 0 P: 6	R: 0 E: 0 K: 0 S: 4	H: 0 LOB: 0 BB: 0 P: 6	1B: 2 2B: 2 3B: 1 HR: 2	SF: 1 SAC: 0 DP: 0 HBP: 0	WP: 0 PB: 0 SB: 1 CS: 0	PA: 38						
PITCHER	IP	WLS	BF	H	R	ER	SO	BB	IBB	HBP	BLK	WP	HR	S	P	ERA	WHIP											
Zane Smith, L (1.1) ERA: 9.0	4.0	L	18	3	4	4	1	3	0	0	0	0	0	2	37	66	9.00	1.500										
Bias Minor, R (5.1) ERA: 27.0	0.2		4	1	2	2	0	1	0	0	0	0	0	8	14	27.00	3.000											
Ravelo Manzanillo, L (5.1) ERA: 13.5	1.1		9	2	2	2	1	3	0	0	1	0	0	17	37	13.50	3.750											
Jeff Ballard, L (7.1) ERA:	2.0		7	1	0	0	0	0	0	0	0	0	0	8	12	0.00	0.500											



Batter	1	2	3	4	5	6	7	8	9	AB	R	H	RBI	BB	SO	LOB	TOP								
Al Martin, L OBP: 0.125, SLG: 0.250 (1, 7)										4	0	0	0	0	3	3	Pittsburgh Pirates @ San Francisco Giants Candlestick Park, San Francisco, CA Tue Apr 05 1994, 6:33 AM EDT Att: 20,674 - Cloudy - 64 F								
Jay Bell, R (1, 6)										4	0	0	0	0	1										
Andy Van Slyke, L OBP: 0.250, SLG: 0.286 (1, 8)										4	0	0	0	1	0										
Jeff King, R OBP: 0.250, SLG: 0.143 (1, 5)										4	0	0	0	0	0										
Orlando Merced, S OBP: 0.429, SLG: 0.500 (1, 3)										3	0	1	0	0	0										
Dave Clark, L (1, 9)										3	0	0	0	0	1										
Jerry Goff, L OBP: 0.333, SLG: 0.333 (1, 2)										3	0	1	0	0	0										
Carlos Garcia, R OBP: 0.286, SLG: 0.286 (1, 4)										3	0	2	0	0	1										
Steve Cooke, R (1, 1)										0	0	0	0	0	0										
Joel Johnston, R (7, 1)										0	0	0	0	0	0										
Randy Tomlin, L (7, 1)										0	0	0	0	0	0										
Tom Foley, L (8, PH)										1	0	0	0	0	1										
Mark Dewey, R (8, 1)										0	0	0	0	0	0										
Inning Stats	R: 0 E: 0 K: 1 S: 6	H: 0 LOB: 0 BB: 0 P: 8	R: 0 E: 0 K: 0 S: 8	H: 0 LOB: 0 BB: 0 P: 12	R: 0 E: 0 K: 0 S: 4	H: 1 LOB: 1 BB: 0 P: 6	R: 0 E: 0 K: 0 S: 6	H: 0 LOB: 0 BB: 0 P: 8	R: 0 E: 0 K: 0 S: 7	H: 0 LOB: 0 BB: 0 P: 11	R: 0 E: 0 K: 1 S: 10	H: 1 LOB: 1 BB: 0 P: 16	R: 0 E: 0 K: 1 S: 9	H: 1 LOB: 1 BB: 0 P: 13	R: 0 E: 0 K: 1 S: 13	H: 1 LOB: 1 BB: 0 P: 17	R: 0 E: 0 K: 0 S: 5	H: 0 LOB: 0 BB: 0 P: 9	1B: 3 2B: 1 3B: 0 HR: 0	SF: 0 SAC: 2 DP: 0 HBP: 0	WP: 0 PB: 0 SB: 0 CS: 0	PA: 31			
PITCHER	IP	WLS	BF	H	R	ER	SO	BB	IBB	HBP	BLK	WP	HR	S	P	ERA	WHIP								
Bill Swift, R ERA: 1.5	(1, 1)	7.0	W	24	3	0	3	0	0	0	0	0	0	50	74	0.00	0.429								
Michael Jackson, R ERA: 1.5	(8, 1)	1.0		4	1	0	1	0	0	0	0	0	0	13	17	0.00	1.000								
Rod Beck, R ERA: 1.5	(9, 1)	1.0	S	3	0	0	0	0	0	0	0	0	0	5	9	0.00	0.000								

Batter	1	2	3	4	5	6	7	8	9	AB	R	H	RBI	BB	SO	LOB	BOTTOM								
Darren Lewis, R OBP: 0.556, SLG: 0.571 (1, 8)										4	1	2	0	0	1	3	Pittsburgh Pirates @ San Francisco Giants Candlestick Park, San Francisco, CA Tue Apr 05 1994, 6:33 AM EDT Att: 20,674 - Cloudy - 64 F								
Robby Thompson, R (1, 4)										4	0	0	0	1	5										
Willie McGee, S OBP: 0.625, SLG: 0.667 (1, 9)										3	1	2	0	1	1										
Matt Williams, R OBP: 0.500, SLG: 1.600 (1, 5)										2	0	0	0	1	1										
Barry Bonds, L OBP: 0.500, SLG: 0.333 (1, 7)										4	0	1	0	0	1	3									
Todd Benzinger, S OBP: 0.250, SLG: 0.571 (1, 3)										3	0	1	1	0	0										
Royce Clayton, R OBP: 0.500, SLG: 0.667 (1, 6)										3	0	1	0	1	1	0									
Kirt Manwaring, R (1, 2)										2	0	0	0	1	0	0									
Bill Swift, R (1, 1)										3	0	0	0	0	5										
Michael Jackson, R (8, 1)										0	0	0	0	0	0										
Rod Beck, R (9, 1)										0	0	0	0	0	0										
Inning Stats	R: 0 E: 0 K: 0 S: 8	H: 1 LOB: 0 BB: 0 P: 12	R: 0 E: 0 K: 0 S: 7	H: 0 LOB: 0 BB: 0 P: 12	R: 0 E: 0 K: 0 S: 7	H: 0 LOB: 0 BB: 0 P: 12	R: 0 E: 0 K: 1 S: 14	H: 1 LOB: 2 BB: 1 P: 25	R: 0 E: 0 K: 1 S: 14	H: 1 LOB: 3 BB: 1 P: 22	R: 1 E: 0 K: 1 S: 8	H: 3 LOB: 3 BB: 1 P: 19	R: 1 E: 1 K: 1 S: 8	H: 1 LOB: 1 BB: 1 P: 16	R: 0 E: 0 K: 1 S: 7	H: 0 LOB: 0 BB: 0 P: 10	1B: 5 2B: 2 3B: 0 HR: 0	SF: 1 SAC: 1 DP: 1 HBP: 1	WP: 0 PB: 0 SB: 1 CS: 0	PA: 35					
PITCHER	IP	WLS	BF	H	R	ER	SO	BB	IBB	HBP	BLK	WP	HR	S	P	ERA	WHIP								
Steve Cooke, L ERA: 1.5	(1, 1)	6.0	L	27	6	1	2	2	1	0	0	0	0	64	102	1.50	1.333								
Joel Johnston, R ERA: 1.5	(7, 1)	0.2		4	1	1	0	1	0	1	0	0	0	5	12	0.00	3.000								
Randy Tomlin, L ERA: 1.5	(7, 1)	0.1		1	0	0	1	0	0	0	0	0	0	3	4	0.00	0.000								
Mark Dewey, R ERA: 1.5	(8, 1)	1.0		3	0	0	1	0	0	0	0	0	0	7	10	0.00	0.000								



Batter	1	2	3	4	5	6	7	8	9	AB	R	H	RBI	BB	SO	LOB	TOP					
Al Martin, L OBP: 0.083, SLG: 0.167	G4-3		F8			G4-3		G4-3		4	0	0	0	0	0	1	Pittsburgh Pirates @ San Francisco Giants Candlestick Park, San Francisco, CA Wed Apr 06 1994, 6:33 AM EDT Att: 19,567 - Cloudy - 68 F					
Jay Bell, R OBP: 0.083, SLG: 0.083	F9		K			HR		G4-3		4	1	1	0	0	1	1						
Andy Van Slyke, L OBP: 0.333, SLG: 0.636	1B				G4-3	HR			L1	4	1	2	2	0	0	0						
Jeff King, R OBP: 0.250, SLG: 0.182	P4				K	CS			P4	4	0	1	0	0	1	1						
Orlando Merced, S OBP: 0.273, SLG: 0.300		G4-3			G6-3				G4-3	4	0	0	0	0	1	1						
Don Slaught, R OBP: 0.143, SLG: 0.143		G6-3			G6-3					3	0	0	0	0	1	0						
Kevin Young, R		G6-3			K					3	0	0	0	0	1	0						
Carlos Garcia, R OBP: 0.400, SLG: 0.400										3	0	2	0	0	1	0						
Denny Neagle, L										1	0	0	0	0	1	1						
Mark Dewey, R										0	0	0	0	0	0	0						
Tom Foley, L (8, PH)										1	0	0	0	0	1	0						
Rick White, R (8, 1)										0	0	0	0	0	0	0						
Inning Stats	R: 0 H: 1 E: 0 K: 0 S: 8	H: 1 LOB: 1 BB: 0 P: 11	R: 0 H: 0 E: 0 K: 0 S: 4	H: 0 LOB: 0 BB: 0 P: 6	R: 0 H: 1 E: 0 K: 1 S: 8	H: 1 LOB: 1 BB: 0 P: 12	R: 0 H: 0 E: 0 K: 1 S: 6	H: 0 LOB: 0 BB: 0 P: 8	R: 0 H: 1 E: 0 K: 0 S: 12	H: 1 LOB: 1 BB: 0 P: 14	R: 2 H: 3 E: 0 K: 1 S: 12	H: 3 LOB: 0 BB: 0 P: 20	R: 0 H: 0 E: 0 K: 1 S: 7	H: 0 LOB: 0 BB: 0 P: 10	R: 0 H: 0 E: 0 K: 1 S: 7	H: 0 LOB: 0 BB: 0 P: 8	R: 0 H: 0 E: 0 K: 0 S: 4	H: 0 LOB: 0 BB: 0 P: 5	1B: 5 2B: 0 3B: 0 HR: 1	SF: 0 SAC: 1 DP: 0 HBP: 0	WP: 0 PB: 0 SB: 0 CS: 1	PA: 32
PITCHER Mark Portugal, R ERA: 2.0	IP: 9.0 WLS: W BF: 32 H: 6 R: 2 ER: 2 SO: 8 BB: 0 IBB: 0 HBP: 0 BLK: 0 WP: 0 HR: 1 S: 68 P: 94 ERA: 2.00 WHIP: 0.667															PITCHER						

Batter	1	2	3	4	5	6	7	8	9	AB	R	H	RBI	BB	SO	LOB	BOTTOM			
Darren Lewis, R OBP: 0.462, SLG: 0.400	F7				G6-3					3	0	0	0	1	0	1	Pittsburgh Pirates @ San Francisco Giants Candlestick Park, San Francisco, CA Wed Apr 06 1994, 6:33 AM EDT Att: 19,567 - Cloudy - 68 F			
Robby Thompson, R	K				K					4	0	0	0	0	2	2				
Willie McGee, S OBP: 0.417, SLG: 0.400	F9				G1-3					4	0	0	0	0	0	2				
Matt Williams, R OBP: 0.333, SLG: 0.889										4	0	0	0	0	1	0				
Barry Bonds, L OBP: 0.455, SLG: 0.667										3	1	1	1	0	0	1				
Todd Benzinger, S OBP: 0.273, SLG: 0.600										3	1	1	0	0	1	1				
Royce Clayton, R OBP: 0.545, SLG: 0.667										3	2	2	0	0	0	0				
Kirt Manwaring, R OBP: 0.300, SLG: 0.333										3	0	2	2	0	0	0				
Mark Portugal, R										2	0	0	1	0	1	1				
Inning Stats	R: 0 H: 0 E: 0 K: 1 S: 12	H: 0 LOB: 0 BB: 0 P: 16	R: 0 H: 0 E: 0 K: 2 S: 8	H: 0 LOB: 0 BB: 0 P: 12	R: 0 H: 0 E: 0 K: 1 S: 6	H: 0 LOB: 0 BB: 0 P: 6	R: 0 H: 0 E: 0 K: 1 S: 9	H: 0 LOB: 0 BB: 0 P: 16	R: 0 H: 0 E: 1 K: 0 S: 5	H: 0 LOB: 0 BB: 0 P: 5	R: 1 H: 2 E: 0 K: 0 S: 8	H: 2 LOB: 1 BB: 1 P: 14	R: 3 H: 4 E: 0 K: 0 S: 12	H: 4 LOB: 1 BB: 0 P: 14	R: 0 H: 0 E: 0 K: 0 S: 8	H: 0 LOB: 0 BB: 0 P: 13		1B: 3 2B: 2 3B: 0 HR: 1	SF: 1 SAC: 0 DP: 1 HBP: 0	WP: 0 PB: 0 SB: 0 CS: 0
PITCHER Denny Neagle, L ERA: 4.26 Mark Dewey, R ERA: 5.4 Rick White, R ERA:	IP: 6.1 WLS: L BF: 24 H: 4 R: 3 ER: 3 SO: 5 BB: 1 IBB: 0 HBP: 0 BLK: 0 WP: 0 HR: 1 S: 52 P: 73 ERA: 4.26 WHIP: 0.789															PITCHER				



Batter	1	2	3	4	5	6	7	8	9	AB	R	H	RBI	BB	SO	LOB	TOP					
Walt Weiss, S OBP: 0.263, SLG: 0.235	4-1 2B BB		0-0 G3-1		0-0 SH1-3	1-3 K		2-1 1B		3	1	1	0	1	1	1	Colorado Rockies @ Pittsburgh Pirates Three Rivers Stadium, Pittsburgh, PA Fri Apr 08 1994, 7:05 PM EDT Att: 44,136 - Unknown					
Howard Johnson, S Eric Young Sr., R	1-3 K		0-3 K		2-0 F8	4-2 1B BB		1-1 L7		3	1	0	0	1	2	2						
Dante Bichette, R OBP: 0.550, SLG: 1.294	1-2 1-H 2B			2-1 HR	2-2 1B 2B	2-1 1B WP		1-2 K		5	2	4	4	0	1	1						
Andres Galarraga, R OBP: 0.450, SLG: 0.789	1-3 K			0-0 G6-3 1B 2B	1-0 BB HBP 1B	2-0 1B		0-0 G6-3		5	1	3	2	0	1	1						
Charlie Hayes, R OBP: 0.100, SLG: 0.053	0-0 G5-3			1-2 G6-3	2-0 BB HBP	1-3 F9		0-1 G5-3		4	0	0	0	0	0	4						
Ellis Burks, R OBP: 0.556, SLG: 1.000		3-2 L5		1-0 FC5-4 1B	4-2 BB		2-3 K		2-2 1B	4	0	2	1	1	1	0						
Joe Girardi, R OBP: 0.474, SLG: 0.471		0-2 G5-3		1-2 FC5-4 1-2	1-0 F8		1-1 G6-3		1-3 K	5	0	0	0	0	1	5						
Roberto Mejia, R OBP: 0.353, SLG: 0.500		1-1 G5-3		0-3 K		2-1 1B S		2-2 F9		4	1	1	0	0	1	1						
David Nied, R Mike Munoz, L Viny Castillo, R Steve Reed, R Bruce Ruffin, S Darren Holmes, R			1-3 K		4-1 SH1-3 2B BB	2-1 B3		2-2 G6-3		2	1	0	0	1	1	1						
Inning Stats	R: 1 E: 0 K: 2 S: 11	H: 1 LOB: 1 BB: 1 P: 18	R: 0 E: 0 K: 0 S: 9	H: 0 LOB: 0 BB: 0 P: 13	R: 0 E: 0 K: 2 S: 7	H: 0 LOB: 0 BB: 0 P: 8	R: 2 E: 0 K: 1 S: 15	H: 3 LOB: 1 BB: 0 P: 19	R: 2 E: 0 K: 1 S: 10	H: 2 LOB: 3 BB: 2 P: 26	R: 0 E: 0 K: 1 S: 9	H: 0 LOB: 0 BB: 0 P: 14	R: 0 E: 0 K: 1 S: 11	H: 1 LOB: 1 BB: 0 P: 17	R: 0 E: 0 K: 1 S: 9	H: 1 LOB: 1 BB: 0 P: 12		1B: 7 2B: 3 3B: 0 HR: 1	SF: 0 SAC: 1 DP: 0 HBP: 1	WP: 1 PB: 0 SB: 1 CS: 0	PA: 43	
PITCHER	IP WLS BF H R ER SO BB IBB HBP BLK WP HR S P ERA WHIP	IP WLS BF H R ER SO BB IBB HBP BLK WP HR S P ERA WHIP	IP WLS BF H R ER SO BB IBB HBP BLK WP HR S P ERA WHIP	IP WLS BF H R ER SO BB IBB HBP BLK WP HR S P ERA WHIP	IP WLS BF H R ER SO BB IBB HBP BLK WP HR S P ERA WHIP	IP WLS BF H R ER SO BB IBB HBP BLK WP HR S P ERA WHIP	IP WLS BF H R ER SO BB IBB HBP BLK WP HR S P ERA WHIP	IP WLS BF H R ER SO BB IBB HBP BLK WP HR S P ERA WHIP	IP WLS BF H R ER SO BB IBB HBP BLK WP HR S P ERA WHIP	IP WLS BF H R ER SO BB IBB HBP BLK WP HR S P ERA WHIP	IP WLS BF H R ER SO BB IBB HBP BLK WP HR S P ERA WHIP	IP WLS BF H R ER SO BB IBB HBP BLK WP HR S P ERA WHIP	IP WLS BF H R ER SO BB IBB HBP BLK WP HR S P ERA WHIP	IP WLS BF H R ER SO BB IBB HBP BLK WP HR S P ERA WHIP	IP WLS BF H R ER SO BB IBB HBP BLK WP HR S P ERA WHIP	IP WLS BF H R ER SO BB IBB HBP BLK WP HR S P ERA WHIP	IP WLS BF H R ER SO BB IBB HBP BLK WP HR S P ERA WHIP	IP WLS BF H R ER SO BB IBB HBP BLK WP HR S P ERA WHIP	IP WLS BF H R ER SO BB IBB HBP BLK WP HR S P ERA WHIP	IP WLS BF H R ER SO BB IBB HBP BLK WP HR S P ERA WHIP	IP WLS BF H R ER SO BB IBB HBP BLK WP HR S P ERA WHIP	IP WLS BF H R ER SO BB IBB HBP BLK WP HR S P ERA WHIP

AB	37
R	7
H	11
RBI	7
BB	4
SO	9
LOB	17



Batter	1	2	3	4	5	6	7	8	9	AB	R	H	RBI	BB	SO	LOB	BOTTOM					
Carlos Garcia, R OBP: 0.267, SLG: 0.267	0-1 G5-3		1-0 F9			1-2 G6-3	1-1 F7		2-3 K	5	0	0	0	0	1	2	Colorado Rockies @ Pittsburgh Pirates Three Rivers Stadium, Pittsburgh, PA Fri Apr 08 1994, 7:05 PM EDT Att: 44,136 - Unknown					
Jay Bell, R OBP: 0.188, SLG: 0.071	4-2 1B BB		0-1 P3			4-0 BB		2-3 K		2	0	0	0	2	1	0						
Andy Van Slyke, L OBP: 0.313, SLG: 0.533	2-1 1-3 1B		2-0 F9			1-1 F9		3-3 K		4	0	1	0	0	1	1						
Jeff King, R OBP: 0.250, SLG: 0.143	2-3 K			1-2 F7		0-0 L7		4-1 1B BB		3	1	0	0	1	1	3						
Orlando Merced, S OBP: 0.267, SLG: 0.286	0-2 G4-3			1-1 L3			0-1 G3	1-1 1B		4	0	1	0	0	0	2						
Don Slaught, R OBP: 0.273, SLG: 0.364		1-2 G5-3		2-2 G4-3			0-2 BB FC4-6 2B	1-3 1B		4	1	2	1	0	0	0						
Al Martin, L OBP: 0.125, SLG: 0.133		1-3 K			2-0 P4		4-1 FC4-6 BB	2-3 K		3	0	0	0	1	2	2						
Kevin Young, R OBP: 0.286, SLG: 0.667		2-0 HR			2-1 F9		4-1 FC4-6 BB		0-3 K	3	1	1	1	1	1	0						
Paul Wagner, R Blas Minor, R Walt Weiss, S Mike Munoz, L Viny Castillo, R Steve Reed, R Bruce Ruffin, R Darren Holmes, R Jeff Ballard, L Tom Foley, L			0-0 G6-3		0-0 P7		3-2 FC4-6		3-2 P5	1	0	0	0	0	0	0						
Inning Stats	R: 0 E: 0 K: 1 S: 12	H: 1 LOB: 2 BB: 1 P: 20	R: 1 E: 0 K: 1 S: 9	H: 1 LOB: 0 BB: 0 P: 13	R: 0 E: 0 K: 0 S: 4	H: 0 LOB: 0 BB: 0 P: 7	R: 0 E: 0 K: 0 S: 8	H: 0 LOB: 0 BB: 0 P: 12	R: 0 E: 0 K: 0 S: 4	H: 0 LOB: 1 BB: 1 P: 8	R: 0 E: 0 K: 0 S: 6	H: 0 LOB: 1 BB: 1 P: 12	R: 1 E: 0 K: 3 S: 13	H: 2 LOB: 2 BB: 1 P: 25	R: 0 E: 0 K: 2 S: 10	H: 0 LOB: 0 BB: 0 P: 15		1B: 3 2B: 1 3B: 0 HR: 1	SF: 0 SAC: 0 DP: 0 HBP: 0	WP: 0 PB: 0 SB: 0 CS: 0	PA: 37	
PITCHER	IP WLS BF H R ER SO BB IBB HBP BLK WP HR S P ERA WHIP	IP WLS BF H R ER SO BB IBB HBP BLK WP HR S P ERA WHIP	IP WLS BF H R ER SO BB IBB HBP BLK WP HR S P ERA WHIP	IP WLS BF H R ER SO BB IBB HBP BLK WP HR S P ERA WHIP	IP WLS BF H R ER SO BB IBB HBP BLK WP HR S P ERA WHIP	IP WLS BF H R ER SO BB IBB HBP BLK WP HR S P ERA WHIP	IP WLS BF H R ER SO BB IBB HBP BLK WP HR S P ERA WHIP	IP WLS BF H R ER SO BB IBB HBP BLK WP HR S P ERA WHIP	IP WLS BF H R ER SO BB IBB HBP BLK WP HR S P ERA WHIP	IP WLS BF H R ER SO BB IBB HBP BLK WP HR S P ERA WHIP	IP WLS BF H R ER SO BB IBB HBP BLK WP HR S P ERA WHIP	IP WLS BF H R ER SO BB IBB HBP BLK WP HR S P ERA WHIP	IP WLS BF H R ER SO BB IBB HBP BLK WP HR S P ERA WHIP	IP WLS BF H R ER SO BB IBB HBP BLK WP HR S P ERA WHIP	IP WLS BF H R ER SO BB IBB HBP BLK WP HR S P ERA WHIP	IP WLS BF H R ER SO BB IBB HBP BLK WP HR S P ERA WHIP	IP WLS BF H R ER SO BB IBB HBP BLK WP HR S P ERA WHIP	IP WLS BF H R ER SO BB IBB HBP BLK WP HR S P ERA WHIP	IP WLS BF H R ER SO BB IBB HBP BLK WP HR S P ERA WHIP	IP WLS BF H R ER SO BB IBB HBP BLK WP HR S P ERA WHIP	IP WLS BF H R ER SO BB IBB HBP BLK WP HR S P ERA WHIP	IP WLS BF H R ER SO BB IBB HBP BLK WP HR S P ERA WHIP


AB	32
R	3
H	5
RBI	3
BB	5
SO	7
LOB	12




Batter	1	2	3	4	5	6	7	8	9	AB	R	H	RBI	BB	SO	LOB	TOP										
Walt Weiss, S OBP: 0.304, SLG: 0.211	L5		FC4-6 BB		F8		BB			2	0	0	0	2	0	1	Colorado Rockies @ Pittsburgh Pirates Three Rivers Stadium, Pittsburgh, PA Sat Apr 09 1994, 3:33 AM EDT Att. 17,458 - Cloudy										
Eric Young Sr., R Howard Johnson, S (7, PH)	G1-3		FC4-6 1-2		P6		F7			3	0	0	0	0	0	2											
Dante Bichette, R OBP: 0.542, SLG: 1.143	L9				F8		HR 1B		G5-4-3 1B	4	1	2	0	0	0	0											
Andres Galarraga, R OBP: 0.458, SLG: 1.000		G4-3		HR		HR			G5-4-3 1-2	4	2	2	3	0	0	1											
Charlie Hayes, R OBP: 0.125, SLG: 0.217	G1-3			HR		G1-3			G5-3	4	1	1	1	0	0	0											
Ellis Burks, R OBP: 0.545, SLG: 1.000				HR		F7				4	1	2	0	0	0	0											
Danny Sheaffer, R OBP: 0.250, SLG: 0.250					P9		G6-3			4	0	1	1	0	0	1											
Roberto Mejia, R OBP: 0.333, SLG: 0.450			G1-4-3				G5-3 1B		G6-4-3 1-2	4	0	1	0	0	0	1											
Armando Reynoso, R Willie Blair, R Vinnie Castilla, R Steve Reed, R Mike Kingery, L Mike Munoz, L Marcus Moore, S John Vander Wal, L			G6-3		F9		G4-3		G6-3	1	0	0	0	0	0	0											
Inning Stats	R: 0 E: 0 K: 0 S: 5	H: 0 LOB: 0 BB: 0 P: 10	R: 0 E: 0 K: 0 S: 9	H: 1 LOB: 1 BB: 0 P: 15	R: 0 E: 0 K: 0 S: 8	H: 0 LOB: 1 BB: 1 P: 16	R: 2 E: 0 K: 0 S: 13	H: 2 LOB: 0 BB: 0 P: 18	R: 0 E: 0 K: 0 S: 12	H: 1 LOB: 1 BB: 0 P: 14	R: 2 E: 0 K: 0 S: 11	H: 2 LOB: 1 BB: 0 P: 19	R: 0 E: 0 K: 0 S: 8	H: 0 LOB: 0 BB: 1 P: 17	R: 0 E: 0 K: 0 S: 10	H: 1 LOB: 0 BB: 0 P: 16		R: 1 E: 0 K: 0 S: 8	H: 2 LOB: 0 BB: 0 P: 8	1B: 5 2B: 0 3B: 1 HR: 3	SF: 0 SAC: 0 DP: 2 HBP: 0	WP: 0 PB: 0 SB: 0 CS: 0	PA: 36				
PITCHER	IP	WLS	BF	H	R	ER	SO	BB	IBB	HBP	BLK	WP	HR	S	P	ERA	WHIP										
Zane Smith, L ERA: 7.71	5.1	W	23	6	4	4	0	1	0	0	0	0	3	53	83	6.75	1.312										
Mark Dewey, R ERA: 2.7	1.2		6	0	0	0	0	1	0	0	0	0	0	13	26	0.00	0.600										
Bias Minor, R ERA: 9.0	1.0		3	1	0	0	0	0	0	0	0	0	0	10	16	0.00	1.000										
Rick White, R ERA: 4.5	1.0		4	2	1	1	0	0	0	0	0	0	0	8	8	9.00	2.000										

Batter	1	2	3	4	5	6	7	8	9	AB	R	H	RBI	BB	SO	LOB	BOTTOM										
Carlos Garcia, R OBP: 0.350, SLG: 0.500	G5-3 1B			F7		HR	G6-4-3 1B			5	1	3	3	0	0	2	Colorado Rockies @ Pittsburgh Pirates Three Rivers Stadium, Pittsburgh, PA Sat Apr 09 1994, 3:33 AM EDT Att. 17,458 - Cloudy										
Jay Bell, R OBP: 0.286, SLG: 0.263	L9 2B 1B		BB 1B 2B	BLK 2B 1B		P3	G6-4-3 1-2			5	3	3	0	0	0	2											
Andy Van Slyke, L OBP: 0.381, SLG: 0.500		2B 1B		F9		G1-3		G3-6-3 BB		3	2	1	0	2	0	2											
Jeff King, R OBP: 0.286, SLG: 0.316	L9		L8				2B	K		5	0	2	1	0	1	5											
Orlando Merced, S OBP: 0.350, SLG: 0.353			FC4-6 BB			K		G3-6-3 1-2		3	1	1	2	2	1	2											
Al Martin, L OBP: 0.200, SLG: 0.167	F9		FC4-6 1B		G3		FC4-6 1B SH BB			3	1	1	2	1	0	3											
Jerry Goff, L OBP: 0.167, SLG: 0.167		G4-3	FC4-6 1-2		K		SH FC4-6			3	0	0	1	0	1	1											
Kevin Young, R OBP: 0.182, SLG: 0.400		F8		K		G6-3	FC4-6 1B			4	1	0	0	0	1	3											
Zane Smith, L Mark Dewey, R Brian Hunter, R Dave Clark, L Bias Minor, R Rick White, R				F9 1B BLK 1B		G3		1B BB		3	1	2	0	0	0	0											
Inning Stats	R: 2 E: 0 K: 0 S: 15	H: 4 LOB: 1 BB: 0 P: 29	R: 0 E: 0 K: 0 S: 11	H: 1 LOB: 0 BB: 0 P: 16	R: 3 E: 0 K: 1 S: 11	H: 2 LOB: 1 BB: 2 P: 19	R: 2 E: 0 K: 0 S: 17	H: 3 LOB: 2 BB: 1 P: 24	R: 0 E: 0 K: 1 S: 7	H: 0 LOB: 0 BB: 0 P: 10	R: 1 E: 0 K: 1 S: 17	H: 2 LOB: 1 BB: 0 P: 24	R: 2 E: 1 K: 0 S: 15	H: 1 LOB: 1 BB: 2 P: 31	R: 0 E: 0 K: 1 S: 8	H: 0 LOB: 0 BB: 1 P: 14		1B: 8 2B: 4 3B: 0 HR: 1	SF: 0 SAC: 1 DP: 2 HBP: 0	WP: 0 PB: 0 SB: 0 CS: 1	PA: 41						
PITCHER	IP	WLS	BF	H	R	ER	SO	BB	IBB	HBP	BLK	WP	HR	S	P	ERA	WHIP										
Armando Reynoso, R ERA: 8.38	3.2	L	22	10	7	7	1	2	0	0	0	0	0	3	7	0.00	3.000										
Steve Reed, R ERA: 12.27	2.0		8	2	1	1	2	0	0	0	0	0	1	24	34	4.50	1.000										
Mike Munoz, L ERA: 9.0	0.1		3	0	2	1	0	1	0	0	0	0	0	7	13	27.00	3.000										
Marcus Moore, R ERA: 6.75	1.2		6	1	0	0	1	2	0	0	0	0	0	16	32	0.00	1.800										



Batter	1	2	3	4	5	6	7	8	9	AB	R	H	RBI	BB	SO	LOB	TOP										
Bip Roberts, S (1,4) OBP: 0.323, SLG: 0.269	4-0 G5-3 1B BB		1-0 G3		1-1 F8		2-1 G5-3		2-0 G6-3	4	0	0	0	1	0	3	San Diego Padres @ Pittsburgh Pirates Three Rivers Stadium, Pittsburgh, PA Tue Apr 12 1994, 7:05 PM EDT Alt: 8,840 - Unknown - 70 F livebaseballscores.com AB 34 R 2 H 10 RBI 2 BB 3 SO 4 LOB 17 										
Ricky Gutierrez, R (1,6) OBP: 0.186, SLG: 0.200	2-2 G5-3		0-0 E3		1-1 G6-3		1-0 1B		0-0 G4-3	5	0	1	1	0	0	2											
Tony Gwynn, L (1,9) OBP: 0.429, SLG: 0.429	3-1 2H 1B		1-0 F7		1-2 FC5-4 1B		0-0 G4-3		2-2 G6-3	5	0	2	0	0	0	3											
Derek Bell, R (1,8) OBP: 0.371, SLG: 0.563	1-2 G6-3			2-2 G4-3		1-0 FC5-4 1-2		0-0 L6		4	0	0	0	0	0	2											
Phil Clark, R (1,7) OBP: 0.357, SLG: 0.667 Phil Planter, L (6,7) OBP: 0.241, SLG: 0.280		1-0 CS 1B		1-0 HR		0-1 F9		3-2 F7		3	1	2	1	0	0	0											
Archi Cianfranco, R (1,5) OBP: 0.286, SLG: 0.500	2-1 1-2 2B		0-0 2B		1-3 K2-3		2-0 1B HBP		2-0 HBP	3	0	2	0	0	1	0											
Dave Staton, R (1,3) Craig Shipley, R (7,5) OBP: 0.231, SLG: 0.308	4-2 G5-4-3 BB		1-3 K		1-3 K		2-0 FC6-4 1B		1-3 FC6-4 1B	2	0	0	0	1	2	1											
Brad Ausmus, R (1,2) OBP: 0.296, SLG: 0.400	1-0 G5-4-3 1-2		4-0 IBB		3-1 E3 WP SH1-3 1B		0-0 FC6-4 1-2		3-1 E3 WP SH1-3 1B	3	1	0	0	1	0	4											
Andy Ashby, R (1,1) OBP: 0.333, SLG: 0.333 Mark Davis, L (8,1) Gene Harris, R (8,1) Brian Johnson, R (8,3) Bill Bean, L (9,PH) OBP: 0.471, SLG: 0.588		1-2 G3 1B		1-3 K		0-0 SH1-3 1-2		0-1 2B		2	0	1	0	0	1	2											
Inning Stats	R: 0 E: 0 K: 0 S: 8	H: 1 LOB: 1 BB: 1 P: 18	R: 0 E: 0 K: 0 S: 7	H: 2 LOB: 1 BB: 1 P: 15	R: 0 E: 1 K: 0 S: 6	H: 1 LOB: 1 BB: 0 P: 9	R: 1 E: 0 K: 2 S: 12	H: 2 LOB: 2 BB: 1 P: 21	R: 0 E: 0 K: 2 S: 9	H: 0 LOB: 0 BB: 0 P: 11	R: 1 E: 1 K: 0 S: 7	H: 1 LOB: 1 BB: 0 P: 13	R: 0 E: 0 K: 0 S: 6	H: 1 LOB: 2 BB: 0 P: 13	R: 0 E: 0 K: 0 S: 7	H: 1 LOB: 1 BB: 0 P: 11		1B: 6 2B: 3 3B: 0 HR: 1	SF: 0 SAC: 1 DP: 2 HBP: 1	WP: 1 PA: 39 PB: 0 SB: 0 CS: 1							
PITCHER	IP	WLS	BF	H	R	ER	SO	BB	IBB	HBP	BLK	WP	HR	S	P	ERA	WHIP										
Steve Cooke, L (1,1) ERA: 1.38	7.0		30	8	2	1	4	2	1	0	0	1	1	57	99	1.29	1.429										
Mark Dewey, R (8,1) ERA: 2.05	1.0	W	5	1	0	0	0	0	0	1	0	0	0	6	13	0.00	1.000										
Rick White, R (9,1) ERA: 3.0	1.0	S	4	1	0	0	0	0	0	0	0	0	0	7	11	0.00	1.000										

Batter	1	2	3	4	5	6	7	8	9	AB	R	H	RBI	BB	SO	LOB	BOTTOM										
Carlos Garcia, R (1,4) OBP: 0.333, SLG: 0.542	1-0 G4-3		3-2 G5-3		2-1 3B		3-2 G5-3			4	0	1	0	0	0	0	San Diego Padres @ Pittsburgh Pirates Three Rivers Stadium, Pittsburgh, PA Tue Apr 12 1994, 7:05 PM EDT Alt: 8,840 - Unknown - 70 F livebaseballscores.com AB 34 R 4 H 9 RBI 4 BB 2 SO 7 LOB 10 										
Jay Bell, R (1,6) OBP: 0.240, SLG: 0.217	0-3 K		1-2 G3		1-1 F8				0-0 F9	4	0	0	0	0	1	1											
Andy Van Slyke, L (1,8) OBP: 0.360, SLG: 0.455	2-0 G4-3		0-1 1B		3-3 K		3-3 K		3-3 K	4	0	1	0	0	2	0											
Jeff King, R (1,5) OBP: 0.280, SLG: 0.304		0-2 F7	3-2 F8		2-0 P6		2-0 BB 1B		2-0 BB 1B	4	1	1	0	0	0	1											
Orlando Merced, S (1,9) OBP: 0.375, SLG: 0.350		0-0 E6 2B		2-3 K		2-1 1B		4-2 1B BB		3	1	1	0	1	1	0											
Brian Hunter, R (1,3) OBP: 0.125, SLG: 0.250 Dave Clark, L (8,PH) OBP: 0.400, SLG: 0.250 Kevin Young, R (9,3) OBP: 0.182, SLG: 0.400		1-0 K		1-3 K		0-1 G5-3		1-0 BB 1B		3	0	1	0	0	1	1											
Al Martin, L (1,7) OBP: 0.250, SLG: 0.318	1-1 G1-3		1-0 G4-3		0-0 G4-3		2-2 G6-3 3B		1-0 1B 1B	4	1	2	1	0	0	2											
Don Slaught, R (1,2) OBP: 0.333, SLG: 0.357		4-0 IBB			0-0 G4-3		0-0 G6-3		1-2 1B	3	0	1	2	1	0	0											
Steve Cooke, R (1,1) Tom Foley, L (7,PH) Mark Dewey, R (8,1) Jerry Goff, L (8,PH) OBP: 0.143, SLG: 0.143 Rick White, R (9,1)		0-3 K			1-3 K		3-1 G3		3-1 G4-3	2	0	0	0	0	2	3											
Inning Stats	R: 0 E: 0 K: 1 S: 5	H: 0 LOB: 0 BB: 0 P: 8	R: 0 E: 1 K: 1 S: 10	H: 1 LOB: 3 BB: 1 P: 16	R: 0 E: 0 K: 2 S: 7	H: 0 LOB: 0 BB: 0 P: 11	R: 0 E: 0 K: 1 S: 8	H: 1 LOB: 1 BB: 0 P: 12	R: 0 E: 0 K: 1 S: 9	H: 1 LOB: 1 BB: 0 P: 16	R: 1 E: 0 K: 0 S: 10	H: 1 LOB: 0 BB: 0 P: 16	R: 3 E: 0 K: 1 S: 14	H: 4 LOB: 2 BB: 1 P: 29	R: 0 E: 0 K: 0 S: 7	H: 0 LOB: 0 BB: 0 P: 11		1B: 6 2B: 1 3B: 2 HR: 0	SF: 0 SAC: 0 DP: 0 HBP: 0	WP: 0 PA: 36 PB: 0 SB: 0 CS: 0							
PITCHER	IP	WLS	BF	H	R	ER	SO	BB	IBB	HBP	BLK	WP	HR	S	P	ERA	WHIP										
Andy Ashby, R (1,1) ERA: 4.26	7.2		31	6	2	2	7	0	1	0	0	0	0	66	108	2.35	0.783										
Mark Davis, L (8,1) ERA: 2.10	0.0	L	1	0	0	0	0	1	0	0	0	0	0	2	6	∞	∞										
Gene Harris, R (8,1) ERA: 8.44	0.1		4	3	2	2	0	0	0	0	0	0	0	7	13	54.00	9.000										

Batter	1	2	3	4	5	6	7	8	9	AB	R	H	RBI	BB	SO	LOB	TOP			
Bip Roberts, S (1, 4) OBP: 0.286, SLG: 0.233	F9		G4-3			L7		G4-3		4	0	0	0	0	0	2	San Diego Padres @ Pittsburgh Pirates Three Rivers Stadium, Pittsburgh, PA Wed Apr 13 1994, 7:05 PM EDT Alt: 8,471 - Unknown - 57 F			
Ricky Gutierrez, R (1, 6) OBP: 0.194, SLG: 0.235	G6-3		2-3			FC6-4		G6-3		4	0	1	1	0	0	1				
Tony Gwynn, L (1, 9) OBP: 0.364, SLG: 0.364 Craig Shipley, R (9, PR) OBP: 0.231, SLG: 0.308	G4-3		3-H					G4-3	G6-3	4	0	1	0	0	1	1				
Derek Bell, R (1, 8) OBP: 0.333, SLG: 0.500		L5				G1-3		G5-3	K	4	0	0	0	0	1	1				
Archi Cianfrocco, R (1, 5) OBP: 0.290, SLG: 0.483 Bill Bean, L (9, PH) OBP: 0.444, SLG: 0.556						F9		K	G6-3	3	0	1	0	0	1	0				
Phil Plantier, L (1, 7) OBP: 0.281, SLG: 0.407		K				HR				2	1	1	1	1	1	1				
Dave Staton, R (1, 3) OBP: 0.370, SLG: 0.333		G5-3				F7		G6-4-3	BB	3	0	0	0	0	0	2				
Brad Ausmus, R (1, 2) OBP: 0.300, SLG: 0.393						L9		G1-3		3	1	1	0	0	0	0				
Tim Worrell, R (1, 1) OBP: 0.667, SLG: 0.500 Keith Lockhart, L (8, PH) OBP: 0.214, SLG: 0.692 Pedro Martinez, L (8, 1)						SH3-4		FC6-4	K	0	0	0	0	1	0	0				
Inning Stats	R: 0 E: 0 K: 0 S: 6	H: 0 LOB: 0 BB: 0 P: 8	R: 0 E: 0 K: 1 S: 8	H: 1 LOB: 1 BB: 0 P: 13	R: 1 E: 0 K: 1 S: 20	H: 2 LOB: 1 BB: 0 P: 25	R: 1 E: 0 K: 0 S: 5	H: 1 LOB: 0 BB: 0 P: 10	R: 0 E: 0 K: 1 S: 13	H: 0 LOB: 1 BB: 1 P: 23	R: 0 E: 0 K: 0 S: 10	H: 0 LOB: 0 BB: 0 P: 14	R: 0 E: 0 K: 1 S: 7	H: 0 LOB: 0 BB: 1 P: 11	R: 0 E: 0 K: 1 S: 6	H: 1 LOB: 1 BB: 0 P: 8		1B: 3 2B: 1 3B: 0 HR: 1	SF: 0 SAC: 1 DP: 2 HBP: 0	WP: 0 PB: 0 SB: 0 CS: 0
PITCHER	IP	WLS	BF	H	R	ER	SO	BB	IBB	HBP	BLK	WP	HR	S	P	ERA	WHIP			
Denny Neagle, L (1, 1) ERA: 3.65	6.0	W	24	4	2	2	3	2	0	0	0	0	1	62	97	3.00	1.000			
Bias Minor, R (7, 1) ERA: 4.5	2.0		5	0	0	0	1	0	0	0	0	0	0	12	18	0.00	0.000			
Rick White, R (9, 1) ERA: 2.25	1.0	S	3	1	0	0	1	0	0	0	0	0	0	6	8	0.00	1.000			

Batter	1	2	3	4	5	6	7	8	9	AB	R	H	RBI	BB	SO	LOB	BOTTOM			
Tom Foley, L (1, 4)	P4		L8			G3-1				3	0	0	0	1	0	0	San Diego Padres @ Pittsburgh Pirates Three Rivers Stadium, Pittsburgh, PA Wed Apr 13 1994, 7:05 PM EDT Alt: 8,471 - Unknown - 57 F			
Jay Bell, R (1, 6) OBP: 0.207, SLG: 0.185	K		K			E5		K		4	0	0	0	0	3	1				
Andy Van Slyke, L (1, 8) OBP: 0.345, SLG: 0.423			K			F7		P2		4	0	1	0	0	1	2				
Jeff King, R (1, 5) OBP: 0.241, SLG: 0.259	P4					L3		G5-3		4	0	0	0	0	0	1				
Orlando Merced, S (1, 9) OBP: 0.370, SLG: 0.318		G6-3				G3-1		BB		2	0	0	0	1	0	0				
Brian Hunter, R (1, 3) OBP: 0.182, SLG: 0.364 Rick White, R (9, 1)						G5-3		K		3	1	1	0	0	1	1				
Al Martin, L (1, 7) OBP: 0.296, SLG: 0.480						G5-3		F8		3	2	2	1	0	0	1				
Don Slaught, R (1, 2) OBP: 0.278, SLG: 0.294		L1-2-3				G5-3		B5-3		3	0	0	1	0	0	1				
Denny Neagle, L (1, 1) ERA: 4.15 Bias Minor, R (7, 1) OBP: 0.167, SLG: 0.364						P6		K		2	0	0	0	0	1	1				
Inning Stats	R: 0 E: 0 K: 1 S: 11	H: 1 LOB: 1 BB: 0 P: 18	R: 2 E: 0 K: 1 S: 11	H: 2 LOB: 0 BB: 0 P: 16	R: 0 E: 0 K: 2 S: 7	H: 0 LOB: 0 BB: 0 P: 11	R: 0 E: 0 K: 0 S: 4	H: 0 LOB: 0 BB: 0 P: 8	R: 1 E: 1 K: 0 S: 11	H: 1 LOB: 2 BB: 1 P: 24	R: 0 E: 0 K: 1 S: 9	H: 0 LOB: 1 BB: 1 P: 16	R: 0 E: 0 K: 1 S: 8	H: 0 LOB: 0 BB: 0 P: 11	R: 0 E: 0 K: 1 S: 6	H: 0 LOB: 0 BB: 0 P: 9		1B: 1 2B: 2 3B: 1 HR: 0	SF: 0 SAC: 0 DP: 0 HBP: 0	WP: 0 PB: 0 SB: 1 CS: 0
PITCHER	IP	WLS	BF	H	R	ER	SO	BB	IBB	HBP	BLK	WP	HR	S	P	ERA	WHIP			
Tim Worrell, R (1, 1) ERA: 1.6	7.0	L	28	4	3	2	6	2	0	0	0	0	0	61	104	2.57	0.857			
Pedro Martinez, L (8, 1) ERA: 1.6	1.0		3	0	0	0	1	0	0	0	0	0	0	6	9	0.00	0.000			

AB	29
R	2
H	5
RBI	2
BB	2
SO	5
LOB	9



AB	29
R	3
H	4
RBI	2
BB	2
SO	7
LOB	8



Batter	1	2	3	4	5	6	7	8	9	AB	R	H	RBI	BB	SO	LOB	TOP										
Bip Roberts, S (1,4) OBP: 0.300, SLG: 0.235	G1-3		G6-3				G3-1										4 0 1 0 1 0 0										
Ricky Gutierrez, R (1,6) OBP: 0.200, SLG: 0.237	G5-3						F9										4 0 1 0 0 1 2										
Phil Clark, R (9, PH) OBP: 0.333, SLG: 0.615	G5-3																1 0 0 0 0 0 2										
Tony Gwynn, L (1,9) OBP: 0.313, SLG: 0.313	G5-3																5 0 1 0 0 1 5										
Phil Plantier, L (1,7) OBP: 0.278, SLG: 0.387																	4 1 1 0 0 1 1										
Derek Bell, R (1,8) OBP: 0.372, SLG: 0.525																	4 0 3 1 0 0 0										
Archi Cianfrocco, R (1,5) OBP: 0.324, SLG: 0.531																	3 0 2 0 0 0 1										
Bill Bean, L (8, PH) OBP: 0.421, SLG: 0.526																	1 0 0 0 0 0 2										
Dave Staton, R (1,3) OBP: 0.333, SLG: 0.292																	3 0 0 0 0 1 3										
Keith Lockhart, L (8, PH) OBP: 0.200, SLG: 0.643																	1 0 0 0 0 0 2										
Trevor Hoffman, R (8, 1)																	0 0 0 0 0 0 0										
Brad Ausmus, R (1,2) OBP: 0.294, SLG: 0.406																	4 1 1 0 0 0 2										
Andy Benes, R (1,1) OBP: 0.143, SLG: 0.143																	3 0 1 0 0 1 0										
Mark Davis, L (8, 1)																	0 0 0 0 0 0 0										
Craig Shipley, R (8, 5) OBP: 0.214, SLG: 0.286																	1 0 0 0 0 0 0										
Inning Stats	R: 0 E: 0 K: 0 S: 5	H: 0 LOB: 0 BB: 0 P: 8	R: 0 E: 0 K: 0 S: 11	H: 1 LOB: 1 BB: 0 P: 15	R: 0 E: 0 K: 0 S: 8	H: 0 LOB: 0 BB: 0 P: 12	R: 1 E: 1 K: 0 S: 13	H: 3 LOB: 1 BB: 0 P: 22	R: 1 E: 0 K: 2 S: 17	H: 3 LOB: 2 BB: 0 P: 27	R: 0 E: 0 K: 0 S: 10	H: 2 LOB: 2 BB: 0 P: 13	R: 0 E: 0 K: 1 S: 8	H: 0 LOB: 0 BB: 0 P: 10	R: 0 E: 0 K: 1 S: 13	H: 2 LOB: 2 BB: 0 P: 19	R: 0 E: 1 K: 1 S: 12	H: 0 LOB: 2 BB: 1 P: 19	1B: 9 2B: 2 3B: 0 HR: 0	SF: 0 SAC: 0 DP: 0 HBP: 0	WP: 1 PB: 1 SB: 0 CS: 1	PA: 39					
PITCHER	IP	WLS	BF	H	R	ER	SO	BB	IBB	HBP	BLK	WP	HR	S	P	ERA	WHIP										
Paul Wagner, R (1, 1) ERA: 4.63	7.0	W	29	9	2	1	3	0	0	0	0	1	0	72	107	1.29	1.286										
Ravelo Manzanillo, L (8, 1) ERA: 6.0	0.1		2	1	0	0	1	0	0	0	0	0	0	6	10	0.00	3.000										
Mark Dewey, R (8, 1) ERA: 1.59	1.1		7	1	0	0	0	1	0	0	0	0	0	16	25	0.00	1.500										
Jeff Ballard, L (9, 1) ERA:	0.1	S	1	0	0	0	1	0	0	0	0	0	0	3	3	0.00	0.000										

San Diego Padres @ Pittsburgh Pirates
Three Rivers Stadium, Pittsburgh, PA
 Thu Apr 14 1994, 3:33 AM EDT
 Att. 13,654 - Sunny - 68 F

AB	38
R	2
H	11
RBI	1
BB	1
SO	5
LOB	20



Batter	1	2	3	4	5	6	7	8	9	AB	R	H	RBI	BB	SO	LOB	BOTTOM										
Carlos Garcia, R (1,4) OBP: 0.357, SLG: 0.519	F9																3 0 1 0 1 0 0										
Jay Bell, R (1,6) OBP: 0.182, SLG: 0.161	K																4 0 0 0 0 2 3										
Andy Van Slyke, L (1,8) OBP: 0.364, SLG: 0.467	G6-3																4 0 2 1 0 0 0										
Orlando Merced, S (1,9) OBP: 0.355, SLG: 0.280																	3 0 0 0 1 2 1										
Brian Hunter, R (1,3) OBP: 0.200, SLG: 0.533																	4 1 1 1 0 1 4										
Jeff Ballard, L (9, 1) ERA:																	0 0 0 0 0 0 0										
Al Martin, L (1,7) OBP: 0.323, SLG: 0.444																	2 1 0 0 2 0 0										
Kevin Young, R (1,5) OBP: 0.133, SLG: 0.286																	3 0 0 0 0 2 2										
Jerry Goff, L (1,2) OBP: 0.200, SLG: 0.200																	3 0 1 0 0 2 1										
Paul Wagner, R (1, 1) ERA: 4.43																	2 1 0 0 0 1 1										
Dave Clark, L (7, PH) OBP: 0.500, SLG: 0.800																	1 1 1 1 0 0 0										
Ravelo Manzanillo, L (8, 1) ERA: 19.9																	0 0 0 0 0 0 0										
Mark Dewey, R (8, 1) ERA:																	0 0 0 0 0 0 0										
Tom Foley, L (9, 5) ERA:																	0 0 0 0 0 0 0										
Inning Stats	R: 0 E: 0 K: 1 S: 6	H: 0 LOB: 0 BB: 0 P: 8	R: 1 E: 0 K: 2 S: 10	H: 1 LOB: 0 BB: 0 P: 15	R: 1 E: 0 K: 1 S: 16	H: 3 LOB: 3 BB: 1 P: 27	R: 0 E: 0 K: 1 S: 7	H: 0 LOB: 0 BB: 0 P: 10	R: 0 E: 0 K: 0 S: 5	H: 0 LOB: 0 BB: 0 P: 10	R: 0 E: 0 K: 0 S: 5	H: 0 LOB: 0 BB: 0 P: 6	R: 2 E: 0 K: 2 S: 17	H: 1 LOB: 1 BB: 2 P: 31	R: 0 E: 0 K: 2 S: 10	H: 1 LOB: 2 BB: 1 P: 17	1B: 3 2B: 1 3B: 1 HR: 1	SF: 0 SAC: 1 DP: 0 HBP: 0	WP: 0 PB: 0 SB: 0 CS: 0	PA: 34							
PITCHER	IP	WLS	BF	H	R	ER	SO	BB	IBB	HBP	BLK	WP	HR	S	P	ERA	WHIP										
Andy Benes, R (1, 1) ERA: 4.43	7.0	L	29	5	4	3	8	3	0	0	0	0	0	5	107	3.86	1.143										
Mark Davis, L (8, 1) ERA: 19.9	0.1		2	1	0	0	1	0	0	0	0	0	0	5	6	0.00	3.000										
Trevor Hoffman, R (8, 1) ERA:	0.2		3	0	0	0	1	0	1	0	0	0	0	5	11	0.00	0.000										

San Diego Padres @ Pittsburgh Pirates
Three Rivers Stadium, Pittsburgh, PA
 Thu Apr 14 1994, 3:33 AM EDT
 Att. 13,654 - Sunny - 68 F

AB	29
R	4
H	6
RBI	3
BB	4
SO	10
LOB	12



Batter	1	2	3	4	5	6	7	8	9	AB	R	H	RBI	BB	SO	LOB	TOP								
Delino DeShields, L (1.4) OBP: 0.300, SLG: 0.206	K			F9	K			SF9 1B BB		3	1	0	0	1	2	1	Los Angeles Dodgers @ Pittsburgh Pirates Three Rivers Stadium, Pittsburgh, PA Fri Apr 15 1994, 7:05 PM EDT Att: 16,510 - Unknown livebaseballscorecards.com								
Brett Butler, L (1.8) OBP: 0.366, SLG: 0.371	E4			G4-3			F7	SF9		3	0	0	1	0	0	0									
Mike Piazza, R (1.2) OBP: 0.150, SLG: 0.231	G4-6-3			G4-3	HR		G4-3			4	1	2	1	0	0	1									
Tim Wallach, R (1.5) OBP: 0.325, SLG: 0.579					HR		G6-3	L5		4	1	2	2	0	0	1									
Eric Karros, R (1.3) OBP: 0.333, SLG: 0.235					HR																				
Raul Mondesi, R (1.9) OBP: 0.243, SLG: 0.351							L4-3																		
Chris Gwynn, L (9, PH) OBP: 0.333, SLG: 0.333							L4-3																		
Cory Snyder, R (1.7) OBP: 0.167, SLG: 0.167																									
Henry Rodriguez, L (9, PH) OBP: 0.375, SLG: 0.773																									
Jose Offerman, S (1.6) OBP: 0.250, SLG: 0.226																									
Kevin Gross, R (1.1)																									
Mitch Webster, S (8, PH)																									
Gary Wayne, L (8, 1)																									
Jim Gott, R (8, 1)																									
Inning Stats	R: 0 E: 1 K: 1 S: 6	H: 0 LOB: 0 BB: 0 P: 13	R: 0 E: 0 K: 0 S: 8	H: 1 LOB: 0 BB: 0 P: 13	R: 0 E: 0 K: 1 S: 6	H: 0 LOB: 0 BB: 0 P: 8	R: 2 E: 0 K: 0 S: 11	H: 2 LOB: 1 BB: 1 P: 17	R: 0 E: 0 K: 1 S: 8	H: 1 LOB: 1 BB: 0 P: 10	R: 0 E: 0 K: 0 S: 5	H: 0 LOB: 0 BB: 0 P: 8	R: 0 E: 0 K: 0 S: 7	H: 1 LOB: 0 BB: 0 P: 11	R: 2 E: 0 K: 0 S: 13	H: 2 LOB: 1 BB: 1 P: 20	R: 0 E: 0 K: 1 S: 9	H: 0 LOB: 0 BB: 0 P: 11	1B: 5 2B: 2 3B: 0 HR: 1	SF: 1 SAC: 0 DP: 3 HBP: 0	WP: 1 PB: 0 SB: 1 CS: 0	PA: 34			
PITCHER	IP	WLS	BF	H	R	ER	SO	BB	IBB	HBP	BLK	WP	HR	S	P	ERA	WHIP								
Zane Smith, L (1.1) ERA: 5.51	7.0		25	5	2	2	3	1	0	0	0	0	1	51	80	2.57	0.857								
Ravelo Manzanillo, L (8, 1) ERA: 9.82	0.2		4	1	2	2	0	1	0	0	0	1	0	9	15	27.00	3.000								
Rick White, R (8, 1) ERA: 1.69	1.1	W	5	1	0	0	1	0	0	0	0	0	0	13	16	0.00	0.750								

Batter	1	2	3	4	5	6	7	8	9	AB	R	H	RBI	BB	SO	LOB	BOTTOM								
Carlos Garcia, R (1.4) OBP: 0.333, SLG: 0.469	K				G6-3			FC6-4		5	0	1	0	0	2	3	Los Angeles Dodgers @ Pittsburgh Pirates Three Rivers Stadium, Pittsburgh, PA Fri Apr 15 1994, 7:05 PM EDT Att: 16,510 - Unknown livebaseballscorecards.com								
Tom Foley, L (1.6) OBP: 0.231, SLG: 0.182	L4				F7					3	0	1	0	1	0	0									
Andy Van Slyke, L (1.8) OBP: 0.378, SLG: 0.455	G4-3				F8					3	2	1	0	1	0	1									
Dave Clark, L (1.9) OBP: 0.556, SLG: 1.250																									
Orlando Merced, S (1.3) OBP: 0.371, SLG: 0.286																									
Al Martin, L (1.7) OBP: 0.324, SLG: 0.533																									
Brian Hunter, R (8, PH) OBP: 0.250, SLG: 0.563																									
Will Pennyfeather, R (9, 7)																									
Don Slaught, R (1.2) OBP: 0.318, SLG: 0.300																									
Kevin Young, R (1.5) OBP: 0.105, SLG: 0.222																									
Zane Smith, L (1.1) OBP: 0.500, SLG: 0.500																									
Lloyd McClendon, R (7, PH) ERA: 9.0																									
Ravelo Manzanillo, L (8, 1)																									
Rick White, R (8, 1)																									
Inning Stats	R: 0 E: 0 K: 1 S: 6	H: 0 LOB: 0 BB: 0 P: 9	R: 1 E: 1 K: 3 S: 16	H: 3 LOB: 2 BB: 0 P: 21	R: 0 E: 0 K: 2 S: 11	H: 0 LOB: 1 BB: 1 P: 19	R: 1 E: 0 K: 2 S: 8	H: 1 LOB: 0 BB: 0 P: 13	R: 0 E: 0 K: 0 S: 7	H: 0 LOB: 0 BB: 0 P: 11	R: 2 E: 0 K: 1 S: 9	H: 2 LOB: 2 BB: 0 P: 13	R: 0 E: 0 K: 1 S: 10	H: 2 LOB: 2 BB: 0 P: 12	R: 2 E: 2 K: 2 S: 14	H: 1 LOB: 3 BB: 3 P: 28	R: 0 E: 0 K: 2 S: 14	H: 0 LOB: 0 BB: 0 P: 11	1B: 5 2B: 2 3B: 0 HR: 2	SF: 0 SAC: 1 DP: 0 HBP: 0	WP: 0 PB: 0 SB: 0 CS: 0	PA: 37			
PITCHER	IP	WLS	BF	H	R	ER	SO	BB	IBB	HBP	BLK	WP	HR	S	P	ERA	WHIP								
Kevin Gross, R (1.1) ERA: 3.21	7.0		29	8	4	4	10	1	0	0	0	0	2	67	98	5.14	1.286								
Gary Wayne, L (8, 1) ERA: 9.0	0.0	L	3	0	2	1	0	2	0	0	0	0	0	2	10	∞	∞								
Jim Gott, R (8, 1) ERA: 8.31	1.0		5	1	0	0	2	1	0	0	0	0	0	12	18	0.00	2.000								

Batter	1	2	3	4	5	6	7	8	9	AB	R	H	RBI	BB	SO	LOB	TOP								
Brett Butler , L OBP: 0.348, SLG: 0.350 (1, 8)	L8		2B 1B		G5-3	G1-3		CS	F8	5	1	1	0	0	0	3	Los Angeles Dodgers @ Pittsburgh Pirates Three Rivers Stadium, Pittsburgh, PA Sat Apr 16 1994, 7:05 PM EDT Att: 17,180 - Unknown - 50 F livebaseballscorecards.com								
Jose Offerman , S OBP: 0.244, SLG: 0.250 (1, 6)	F8		1B 2B		K		L5		G6-3	5	1	1	1	0	1	0									
Delino DeShields , L OBP: 0.311, SLG: 0.211 (1, 4)	F7		1B 2B		K		G4-3		BB	4	0	1	1	1	1	0									
Mike Piazza , R OBP: 0.200, SLG: 0.273 (1, 2)			1B 1B						P6	5	1	3	0	0	1	1									
Tim Wallach , R OBP: 0.364, SLG: 0.575 (1, 5)	F9		1B							2	0	1	0	2	0	0									
Eric Karros , R OBP: 0.326, SLG: 0.237 (1, 3) 37 Darren Dreifort , R (7, 1)			1B							4	0	1	0	0	2	7									
Raul Mondesi , R OBP: 0.244, SLG: 0.341 (1, 9)	P5				G5-3				G6-3	4	0	1	1	0	0	1									
Cory Snyder , R OBP: 0.125, SLG: 0.125 (1, 7) Henry Rodriguez , L (6, FH) OBP: 0.346, SLG: 0.708 (6, 7) (7, 3)			K		P1				K	2	0	0	0	0	1	0									
Orel Hershiser , R OBP: 0.250, SLG: 0.143 (1, 1) Mitch Webster , S (7, 7) OBP: 0.333, SLG: 0.500 (7, 7)	G5-3				P6				CS	2	0	0	0	0	0	0									
Inning Stats	R: 0 E: 0 K: 0 S: 9	H: 0 LOB: 0 BB: 0 P: 18	R: 0 E: 0 K: 1 S: 11	H: 1 LOB: 1 BB: 0 P: 18	R: 2 E: 0 K: 2 S: 16	H: 4 LOB: 3 BB: 1 P: 27	R: 0 E: 0 K: 0 S: 10	H: 0 LOB: 0 BB: 0 P: 16	R: 0 E: 0 K: 0 S: 7	H: 0 LOB: 0 BB: 0 P: 12	R: 1 E: 0 K: 1 S: 14	H: 3 LOB: 3 BB: 0 P: 20	R: 0 E: 0 K: 0 S: 7	H: 1 LOB: 2 BB: 1 P: 17	R: 0 E: 0 K: 1 S: 18	H: 1 LOB: 0 BB: 0 P: 23		R: 0 E: 0 K: 0 S: 5	H: 0 LOB: 1 BB: 1 P: 12	1B: 9 2B: 1 3B: 0 HR: 0	SF: 0 SAC: 0 DP: 0 HBP: 1	WP: 0 PB: 0 SB: 1 CS: 1	PA: 41		
PITCHER	IP	WLS	BF	H	R	ER	SO	BB	IBB	HBP	BLK	WP	HR	S	P	ERA	WHIP								
Randy Tomlin , L ERA: 3.38 (1, 1)	5.0		21	5	2	2	5	1	0	0	0	0	0	53	91	3.60	1.200								
Joel Johnston , R ERA: 13.5 (6, 1)	0.2		6	3	1	1	1	0	0	1	0	0	0	11	17	13.50	4.500								
Jeff Ballard , L ERA: (6, 1)	1.0		5	1	0	0	0	1	0	0	0	0	0	9	19	0.00	2.000								
Mark Dewey , R ERA: 1.29 (7, 1)	1.1		4	1	0	0	1	0	0	0	0	0	0	19	24	0.00	0.750								
Ravelo Manzanillo , L ERA: 7.71 (9, 1)	1.0	W	4	0	0	0	0	1	0	0	0	0	0	5	12	0.00	1.000								

Batter	1	2	3	4	5	6	7	8	9	AB	R	H	RBI	BB	SO	LOB	BOTTOM								
Carlos Garcia , R OBP: 0.342, SLG: 0.444 (1, 4)	P4		L4 1B	F7				G6-3		4	0	1	0	1	0	5	Los Angeles Dodgers @ Pittsburgh Pirates Three Rivers Stadium, Pittsburgh, PA Sat Apr 16 1994, 7:05 PM EDT Att: 17,180 - Unknown - 50 F livebaseballscorecards.com								
Jay Bell , R OBP: 0.211, SLG: 0.194 (1, 6)	F8		1B		F8		G3		1B	5	1	2	1	0	0	0									
Andy Van Slyke , L OBP: 0.357, SLG: 0.421 (1, 8)	G6-3		L4		F8		G6-3		1B	5	0	1	0	0	0	2									
Jeff King , R OBP: 0.324, SLG: 0.375 (1, 5)			G3-1 1B		G5-3				1B	5	1	4	1	0	0	0									
Orlando Merced , S OBP: 0.359, SLG: 0.313 (1, 9)	G3-1		G6-3		G6-3		G3		F9	4	1	1	0	0	0	3									
Al Martin , L OBP: 0.342, SLG: 0.515 (1, 7)	G3-1		G3		G3				SH1-3 1B	3	0	1	0	1	0	2									
Don Slaught , R OBP: 0.346, SLG: 0.304 (1, 2)	L9		L9		K				SH1-3 HBP	3	0	1	1	0	1	3									
Kevin Young , R OBP: 0.182, SLG: 0.300 (1, 3)			1B 2B		1B IBB				SH1-3	2	1	1	0	1	1	1									
Randy Tomlin , L ERA: 3.38 (1, 1) Joel Johnston , R ERA: 13.5 (6, 1) Jeff Ballard , L ERA: (6, 1) Mark Dewey , R ERA: 1.29 (7, 1) Tom Foley , L (6, FH) OBP: 0.324, SLG: 0.167 (8, 1) Ravelo Manzanillo , L ERA: 7.71 (9, 1)			K						G3-1	2	0	1	1	0	1	1									
Inning Stats	R: 0 E: 0 K: 0 S: 9	H: 0 LOB: 0 BB: 0 P: 11	R: 0 E: 0 K: 0 S: 6	H: 1 LOB: 1 BB: 0 P: 9	R: 1 E: 0 K: 1 S: 8	H: 2 LOB: 1 BB: 1 P: 16	R: 0 E: 0 K: 1 S: 12	H: 2 LOB: 2 BB: 2 P: 23	R: 0 E: 0 K: 0 S: 7	H: 0 LOB: 0 BB: 0 P: 13	R: 1 E: 0 K: 1 S: 11	H: 4 LOB: 2 BB: 0 P: 17	R: 0 E: 0 K: 0 S: 8	H: 1 LOB: 1 BB: 0 P: 16	R: 0 E: 0 K: 0 S: 9	H: 1 LOB: 2 BB: 0 P: 14		R: 1 E: 0 K: 0 S: 9	H: 3 LOB: 2 BB: 0 P: 15	1B: 11 2B: 4 3B: 0 HR: 0	SF: 0 SAC: 1 DP: 1 HBP: 1	WP: 0 PB: 0 SB: 1 CS: 0	PA: 40		
PITCHER	IP	WLS	BF	H	R	ER	SO	BB	IBB	HBP	BLK	WP	HR	S	P	ERA	WHIP								
Orel Hershiser , R ERA: 3.0 (1, 1)	6.0		28	9	3	3	3	2	1	0	0	0	0	53	89	4.50	1.833								
37 Darren Dreifort , R ERA: 1.42 (7, 1)	2.0	L	12	5	1	1	0	0	0	1	0	0	0	26	45	4.50	2.500								

Batter	1	2	3	4	5	6	7	8	9	AB	R	H	RBI	BB	SO	LOB	TOP					
Brett Butler, L (1, 8) Henry Rodriguez, L (6, PH) OBP: 0.347, SLG: 0.349 OBP: 0.379, SLG: 0.704	G4-3		G6-3	BB 1B		2B 1B	2B 1B	G4-3		3	0	1	1	0	0	0	Los Angeles Dodgers @ Pittsburgh Pirates Three Rivers Stadium, Pittsburgh, PA Sun Apr 17 1994, 3:33 AM EDT Att: 22,590 - Cloudy - 57 F					
Jose Offerman, S (1, 6) OBP: 0.255, SLG: 0.268	G5-3		G5-3	BB		2B	F8	F9		5	0	1	1	1	0	2						
Delino DeShields, L (1, 4) Jeff Treadway, L (6, 4) OBP: 0.330, SLG: 0.214 OBP: 0.290, SLG: 0.429	FC6-4 1B		K	G4-3		E1	2B	G3-1		4	0	1	0	0	1	3						
Mike Piazza, R (1, 2) Tom Prince, R (6, 2) OBP: 0.224, SLG: 0.292 OBP: 0.333, SLG: 0.200	FC6-4 1-2			2B HR 1B		G5-4-3 1B	K	2B 1B		4	1	2	0	0	1	3						
Tim Wallach, R (1, 5) Dave Hansen, L (7, 5) OBP: 0.367, SLG: 0.600		K		HR 2B		G5-4-3 1-2	K	HR 2B		5	2	2	2	0	2	3						
Raul Mondesi, R (1, 9) OBP: 0.298, SLG: 0.489		G6-3 HR 1B		HR		1B 3B	K	HR 1B		6	4	4	3	0	1	2						
Mitch Webster, S (1, 7) OBP: 0.455, SLG: 0.600		G6-3		SH2-3 1B 2B		HR 1B				4	3	2	1	1	0	3						
Cory Snyder, R (1, 3) OBP: 0.385, SLG: 1.083		HR		F8		HR				4	4	3	7	1	0	1						
Tom Candiotti, R (1, 1) Chris Gwynn, L (7, PH) Jim Gott, R (7, 1) Roger McDowell, R (8, 1) Todd Worrell, R (9, 1) OBP: 0.222, SLG: 0.222 OBP: 0.400, SLG: 0.400	G4-3		SH2-3	G4-3						2	0	0	0	0	0	0						
Inning Stats	R: 0 E: 0 K: 0 S: 12	H: 1 LOB: 1 BB: 0 P: 17	R: 2 E: 0 K: 1 S: 11	H: 2 LOB: 0 BB: 21 P: 21	R: 0 E: 0 K: 1 S: 7	H: 0 LOB: 0 BB: 0 P: 10	R: 4 E: 0 K: 0 S: 20	H: 5 LOB: 2 BB: 1 P: 32	R: 3 E: 0 K: 0 S: 11	H: 4 LOB: 0 BB: 0 P: 20	R: 1 E: 1 K: 3 S: 17	H: 2 LOB: 2 BB: 0 P: 25	R: 9 E: 0 K: 0 S: 24	H: 7 LOB: 0 BB: 2 P: 45	R: 0 E: 0 K: 1 S: 9	H: 0 LOB: 0 BB: 0 P: 14		R: 0 E: 0 K: 1 S: 9	H: 0 LOB: 0 BB: 0 P: 11	1B: 11 2B: 5 3B: 1 HR: 4	SF: 0 SAC: 1 DP: 1 HBP: 0	WP: 0 PB: 0 SB: 0 CS: 0
PITCHER	IP WLS BF H R ER SO BB IBB HBP BLK WP HR S P ERA WHIP	5.0 L 27 12 9 9 2 1 0 0 0 0 3 61 100 16.20 2.600	6.1 1.1 14 7 8 8 3 2 0 0 0 0 0 32 57 54.00 6.750	7.1 1.2 7 2 2 2 0 0 0 0 0 1 18 27 10.80 1.200	9.1 1.0 3 0 0 0 1 0 0 0 0 0 0 9 11 0.00 0.000	PITCHER										IP WLS BF H R ER SO BB IBB HBP BLK WP HR S P ERA WHIP	5.0 L 27 12 9 9 2 1 0 0 0 0 3 61 100 16.20 2.600					

AB	47
R	19
H	21
RBI	19
BB	3
SO	6
LOB	17



Batter	1	2	3	4	5	6	7	8	9	AB	R	H	RBI	BB	SO	LOB	BOTTOM			
Carlos Garcia, R (1, 4) OBP: 0.349, SLG: 0.439	L6-4 1B		S 1B		K		G6-3		K	5	0	2	0	0	2	2	Los Angeles Dodgers @ Pittsburgh Pirates Three Rivers Stadium, Pittsburgh, PA Sun Apr 17 1994, 3:33 AM EDT Att: 22,590 - Cloudy - 57 F			
Jay Bell, R (1, 6) OBP: 0.238, SLG: 0.205	L6-4 2B 1B		G6-3			1B BB		F8		3	2	1	0	1	0	1				
Andy Van Slyke, L (1, 8) OBP: 0.370, SLG: 0.415	L6-4 1-2 2-3		G3-1			1B 1B 1B		1B BB		3	0	1	0	1	0	3				
Jeff King, R (1, 5) OBP: 0.342, SLG: 0.417	2B		K		F9			1B		4	0	2	1	0	1	2				
Dave Clark, L (1, 9) OBP: 0.462, SLG: 0.917	F8		G3		1B			K		4	0	1	1	0	1	3				
Al Martin, L (1, 7) OBP: 0.333, SLG: 0.486		G4-3		L9		G6-4-3 1B		F7		4	0	1	0	0	0	2				
Brian Hunter, R (1, 3) OBP: 0.250, SLG: 0.500		P3		G6-3 1B		G6-4-3 1-2		K		4	0	1	0	0	1	3				
Jerry Goff, L (1, 2) OBP: 0.143, SLG: 0.143		K		F8		K2-3		G3-1		4	0	0	0	0	2	1				
Steve Cooke, R (1, 1) Will Pennyfeather, R (5, PH) Joel Johnston, R (8, 1) Jeff Ballard, L (7, 1) Rick White, R (9, 1) Lloyd McClendon, R (9, PH) OBP: 0.333, SLG: 0.486 OBP: 0.250, SLG: 0.500	L6		L6		G6-3		G4-3		2B	1	0	0	0	0	0	0				
Inning Stats	R: 1 E: 0 K: 0 S: 16	H: 3 LOB: 1 BB: 0 P: 24	R: 0 E: 0 K: 1 S: 8	H: 0 LOB: 0 BB: 0 P: 14	R: 0 E: 0 K: 1 S: 8	H: 0 LOB: 0 BB: 0 P: 15	R: 0 E: 0 K: 1 S: 12	H: 1 LOB: 1 BB: 0 P: 18	R: 1 E: 0 K: 0 S: 13	H: 3 LOB: 2 BB: 1 P: 22	R: 0 E: 0 K: 1 S: 6	H: 0 LOB: 0 BB: 0 P: 7	R: 0 E: 0 K: 1 S: 9	H: 1 LOB: 2 BB: 1 P: 16	R: 0 E: 0 K: 2 S: 8	H: 1 LOB: 0 BB: 0 P: 13		1B: 8 2B: 3 3B: 0 HR: 0	SF: 0 SAC: 0 DP: 2 HBP: 0	WP: 0 PB: 0 SB: 1 CS: 0
PITCHER	IP WLS BF H R ER SO BB IBB HBP BLK WP HR S P ERA WHIP	6.0 W 25 8 2 2 3 1 0 0 0 0 0 6 7 0.00 0.000	7.1 1.0 3 0 0 0 1 0 0 0 0 0 0 6 7 0.00 0.000	8.1 1.0 5 1 0 0 1 1 0 0 0 0 0 9 16 0.00 2.000	9.1 1.0 4 1 0 0 2 0 0 0 0 0 0 8 13 0.00 1.000	PITCHER										IP WLS BF H R ER SO BB IBB HBP BLK WP HR S P ERA WHIP	6.0 W 25 8 2 2 3 1 0 0 0 0 0 6 7 0.00 0.000			



Batter	1	2	3	4	5	6	7	8	9	AB	R	H	RBI	BB	SO	LOB	TOP		
Carlos Garcia, R (1, 4) OBP: 0.319, SLG: 0.400	2-2 G4-3		3-1 P4		0-0 F9			1-3 K		4	0	0	0	0	1	2			
Jay Bell, R (1, 6) OBP: 0.217, SLG: 0.186	0-0 F9		3-1 G5-3		2-3 K			0-1 G6-3		4	0	0	0	0	1	2			
Andy Van Slyke, L (1, 8) OBP: 0.340, SLG: 0.378	2-2 G6-3			3-3 K		2-2 F7		3-3 K		4	0	0	0	0	2	0			
Jeff King, R (1, 5) OBP: 0.310, SLG: 0.375		0-3 K		0-3 K		1-0 F8		1-3 K		4	0	0	0	0	3	0			
Orlando Merced, S (1, 9) OBP: 0.395, SLG: 0.303		4-2 BB		4-2 HR BB		4-0 BB		1-1 F8		1	1	0	0	3	0	0			
Brian Hunter, R (1, 3) OBP: 0.250, SLG: 0.583	2-1 F7		2-1 HR		1-3 K			0-2 G1-3		4	1	1	2	0	1	2			
Al Martin, L (1, 7) OBP: 0.333, SLG: 0.475	1-0 G1-3		3-2 CS 1B		1-2 G3					3	0	1	0	0	0	1			
Don Slaught, R (1, 2) OBP: 0.379, SLG: 0.292			4-0 SH2-4 BB	1 SAFE 0-0 CS	4-0 BB		3-3 K			1	0	0	0	2	1	0			
Denny Neagle, L (1, 1) Blas Minor, R (4, 1) Tom Foley, L (5, PH) Ravelo Manzanillo, L (5, 1) Lloyd McClendon, R (7, PH) Jeff Tabaka, R (7, 1)			0-0 SH2-4	1 SAFE 1 SAFE	1-2 L9		2-2 P6			0	0	0	0	0	0	0			
Inning Stats	R: 0 E: 0 K: 0 S: 9	H: 0 LOB: 0 BB: 0 P: 13	R: 0 E: 0 K: 1 S: 10	H: 0 LOB: 1 BB: 1 P: 17	R: 0 E: 0 K: 0 S: 5	H: 0 LOB: 1 BB: 1 P: 15	R: 2 E: 0 K: 2 S: 17	H: 2 LOB: 0 BB: 1 P: 29	R: 0 E: 0 K: 1 S: 7	H: 0 LOB: 1 BB: 1 P: 14	R: 0 E: 0 K: 1 S: 10	H: 0 LOB: 0 BB: 0 P: 16	R: 0 E: 0 K: 2 S: 11	H: 0 LOB: 0 BB: 0 P: 15	R: 0 E: 0 K: 1 S: 8	H: 0 LOB: 0 BB: 0 P: 10	1B: 1 2B: 0 3B: 0 HR: 1	SF: 0 SAC: 1 DP: 0 HBP: 0	WP: 0 PA: 34 PB: 0 SB: 0 CS: 1
PITCHER	IP WLS BF H R ER SO BB IBB HBP BLK WP HR S P ERA WHIP	7.0 W 27 2 2 2 6 5 0 0 0 0 1 68 122 2.57 1.000	8.1 6 0 0 0 3 0 0 0 0 0 0 0 19 25 0.00 0.000																

Pittsburgh Pirates @ Cincinnati Reds
Riverfront Stadium, Cincinnati, OH
Tue Apr 19 1994, 7:05 PM EDT
Att: 23,891 - Unknown - 72 F

AB 27
R 2
H 2
RBI 2
BB 5
SO 9
LOB 8



Batter	1	2	3	4	5	6	7	8	9	AB	R	H	RBI	BB	SO	LOB	BOTTOM		
Barry Larkin, R (1, 6) OBP: 0.254, SLG: 0.106	4-1 FC6-4 BB	4-0 BB		1-0 F9	1-1 G6-3		3-3 K			3	0	0	0	2	1	0			
Tony Fernandez, S (1, 4) Willie Greene, L (4, 5) OBP: 0.340, SLG: 0.308 OBP: 0.364, SLG: 0.389	1-1 FC6-4	1-2 F9		3-2 1B 2B	2-3 K		2-2 G4-3			2	0	0	0	0	4				
Reggie Sanders, R (1, 9) OBP: 0.333, SLG: 0.608	1-3 K		3-2 2B SF9 1B	1-0 HR 1B	2-3 1B	0-0 E6 1B		1-0 F7		5	3	2	0	0	1	1			
Kevin Mitchell, R (1, 7) Jacob Brumfield, R (9, 7) OBP: 0.347, SLG: 0.622 OBP: 1.000, SLG: 1.333	2-1 F9		0-1 SF9 2B	1-1 HR 1B	1-2 HR 1B	0-0 1B	1-2 1B	0-2 HR		5	2	4	2	0	0	1			
Roberto Kelly, R (1, 8) OBP: 0.404, SLG: 0.442		3-2 CS 1B	4-2 BB BB	0-1 HR	1-1 HR	3-1 F8		1-1 G3-1		4	1	2	3	1	0	2			
Hal Morris, L (1, 3) OBP: 0.382, SLG: 0.480	1 SAFE 2-1 2B HBP	1-3 K	1-3 K	2-3 K		3-2 1B		1-1 G5-3		4	1	1	1	0	2	3			
Bret Boone, R (1, 5) OBP: 0.316, SLG: 0.371		3-2 SH1-4 1H 2B	0-1 SF9 1B	3-2 FC6-4 1B		3-3 K				3	0	2	2	0	1	2			
Brian Dorsett, R (1, 2) OBP: 0.370, SLG: 0.391		4-2 SH1-4 BB	4-0 FC6-4	0-0 FC6-4		2-2 F9				2	0	0	0	2	0	3			
Jose Rijo, R (1, 1) Jerome Walton, R (7, PH) Jeff Brantley, R (8, 1) OBP: 0.200, SLG: 0.200 OBP: 0.286, SLG: 0.286		0-0 SH1-4	2-3 K		1-3 K		3-2 G5-3			2	0	0	0	0	2	3			
Inning Stats	R: 0 E: 0 K: 1 S: 8	H: 0 LOB: 1 BB: 1 P: 16	R: 1 E: 0 K: 0 S: 15	H: 2 LOB: 3 BB: 2 P: 32	R: 1 E: 0 K: 2 S: 17	H: 2 LOB: 2 BB: 2 P: 31	R: 4 E: 0 K: 1 S: 18	H: 5 LOB: 1 BB: 0 P: 29	R: 0 E: 0 K: 2 S: 9	H: 0 LOB: 0 BB: 0 P: 13	R: 1 E: 1 K: 1 S: 15	H: 2 LOB: 2 BB: 0 P: 26	R: 0 E: 0 K: 1 S: 12	H: 0 LOB: 0 BB: 0 P: 20	R: 1 E: 0 K: 0 S: 8	H: 1 LOB: 0 BB: 0 P: 11	1B: 7 2B: 3 3B: 0 HR: 2	SF: 1 SAC: 1 DP: 0 HBP: 1	WP: 0 PA: 42 PB: 0 SB: 0 CS: 1
PITCHER	IP WLS BF H R ER SO BB IBB HBP BLK WP HR S P ERA WHIP	3.1 L 21 6 4 4 3 0 0 0 0 0 1 13 19 27.00 4.500	0.2 5 3 2 2 1 0 0 0 0 0 0 0 24 39 0.00 1.000	2.0 9 2 1 1 0 3 0 0 0 0 0 1 20 31 4.50 0.500															

Pittsburgh Pirates @ Cincinnati Reds
Riverfront Stadium, Cincinnati, OH
Tue Apr 19 1994, 7:05 PM EDT
Att: 23,891 - Unknown - 72 F

AB 34
R 8
H 12
RBI 8
BB 5
SO 8
LOB 19



Batter	1	2	3	4	5	6	7	8	9	AB	R	H	RBI	BB	SO	LOB	TOP					
Al Martin, L OBP: 0.320, SLG: 0.432 (1, 7)										4	1	0	0	1	0	0	Pittsburgh Pirates @ Cincinnati Reds Riverfront Stadium, Cincinnati, OH Wed Apr 20 1994, 7:05 PM EDT Att: 20,341 - Unknown - 66 F					
Jay Bell, R OBP: 0.235, SLG: 0.271 (1, 6)										5	1	2	0	0	2	1						
Andy Van Slyke, L OBP: 0.352, SLG: 0.362 (1, 8)										2	0	0	0	2	1	1						
Jeff King, R OBP: 0.326, SLG: 0.386 (1, 5)										4	1	2	2	0	0	3						
Dave Clark, L OBP: 0.412, SLG: 0.750 Jeff Tabaka, R (8, 1)										4	1	1	0	0	0	2						
Don Slaught, R OBP: 0.333, SLG: 0.250 (1, 2)										4	0	0	0	0	1	2						
Orlando Merced, S OBP: 0.404, SLG: 0.324 (7, 9)										4	0	2	1	0	1	0						
Carlos Garcia, R OBP: 0.314, SLG: 0.388 (1, 4)										4	0	1	1	0	1	1						
Paul Wagner, R (1, 1) Jeff Ballard, L (7, 1) Mark Dewey, R (7, 1) Brian Hunter, R (7, 3)										3	0	0	0	0	0	2						
Inning Stats	R: 1 E: 0 K: 1 S: 13	H: 1 LOB: 1 BB: 1 P: 23	R: 0 E: 0 K: 0 S: 5	H: 0 LOB: 0 BB: 0 P: 8	R: 0 E: 0 K: 0 S: 6	H: 1 LOB: 2 BB: 1 P: 11	R: 0 E: 0 K: 2 S: 12	H: 1 LOB: 1 BB: 0 P: 18	R: 0 E: 0 K: 1 S: 9	H: 0 LOB: 0 BB: 0 P: 12	R: 2 E: 0 K: 0 S: 13	H: 4 LOB: 2 BB: 0 P: 20	R: 1 E: 0 K: 0 S: 13	H: 1 LOB: 1 BB: 1 P: 22	R: 0 E: 0 K: 1 S: 5	H: 0 LOB: 0 BB: 0 P: 8	R: 0 E: 0 K: 1 S: 9	H: 0 LOB: 0 BB: 0 P: 16	1B: 6 2B: 1 3B: 1 HR: 0	SF: 0 SAC: 0 DP: 0 HBP: 0	WP: 0 PB: 0 SB: 1 CS: 0	PA: 38
PITCHER	IP WLS BF H R ER SO BB IBB HBP BLK WP HR S P ERA WHIP																					
Tim Pugh, R (1, 1) ERA: 2.81	6.0	27	7	3	3	4	2	0	0	0	0	0	0	0	8	14	4.50	1.500				
Chuck McElroy, L (7, 1) ERA: 2.84	0.1	3	1	1	1	0	1	0	0	0	0	0	0	0	8	14	27.00	6.000				
Johnny Ruffin, R (7, 1) ERA: 1.86	1.2	5	0	0	0	1	0	0	0	0	0	0	0	10	16	0.00	0.000					
Hector Carrasco, R (9, 1) ERA: 1.5	1.0	3	0	0	0	1	0	0	0	0	0	0	0	9	16	0.00	0.000					

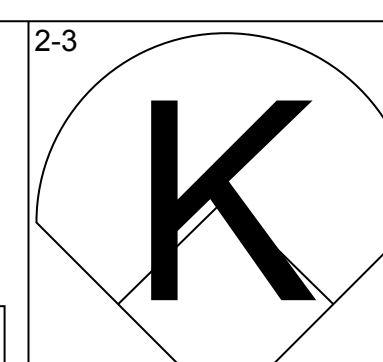
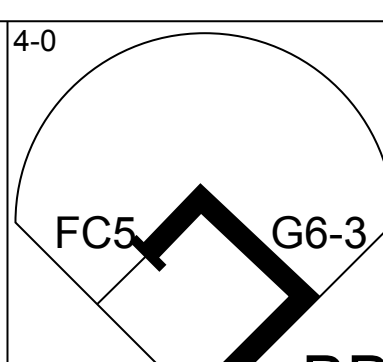
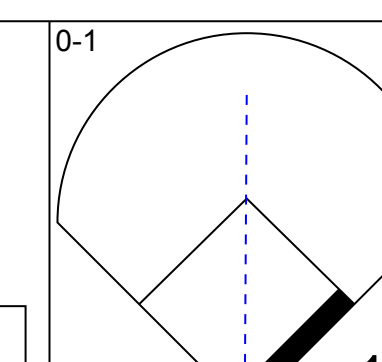
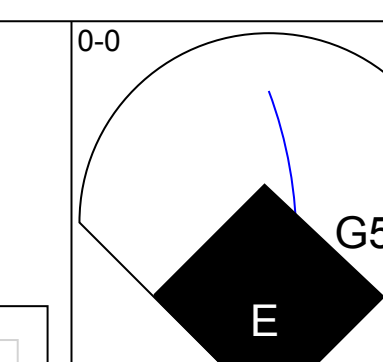
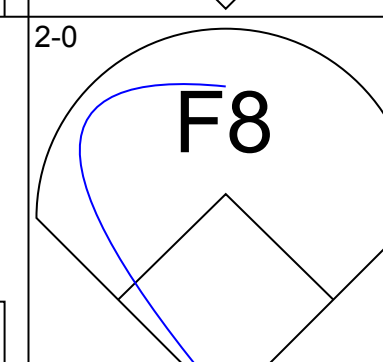
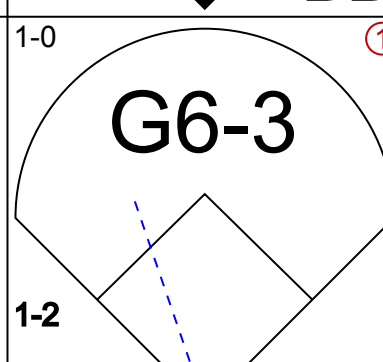
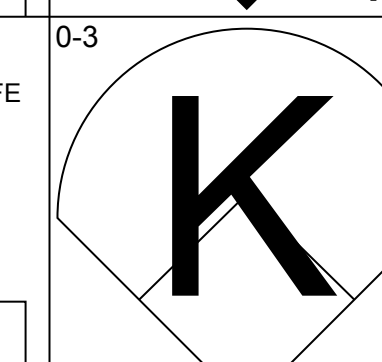
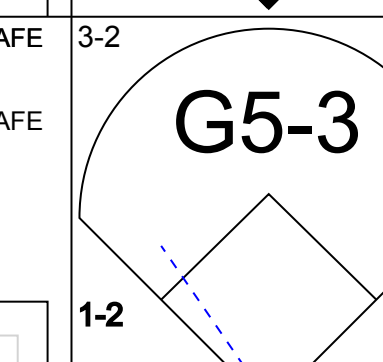
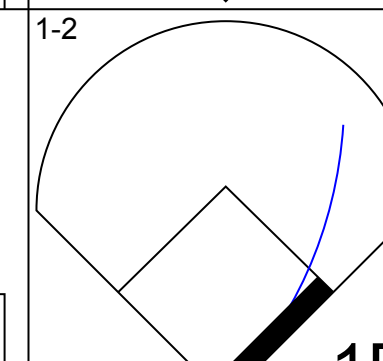
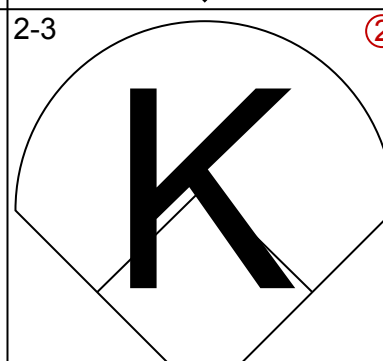
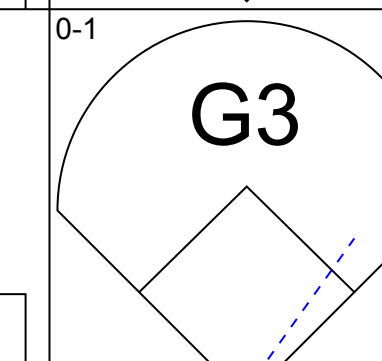
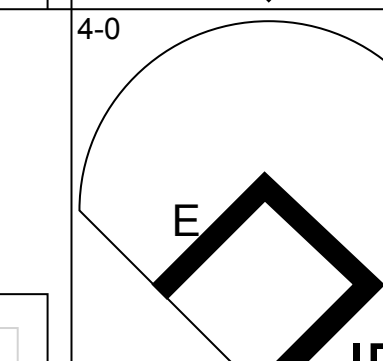
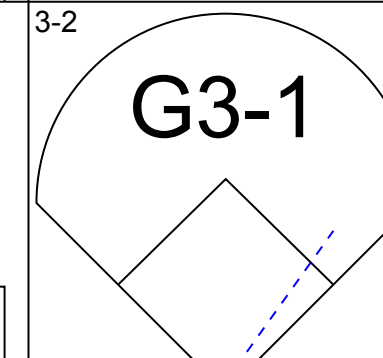
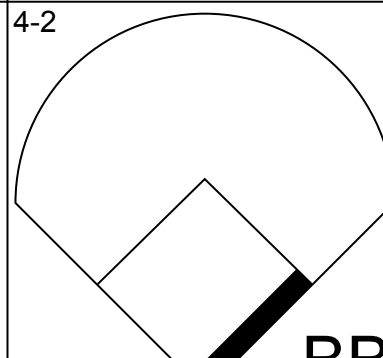

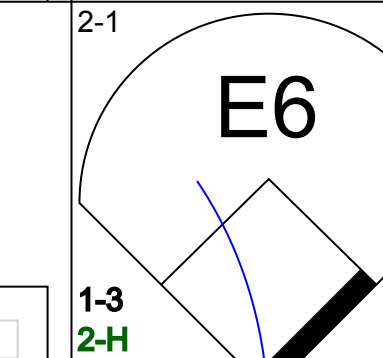
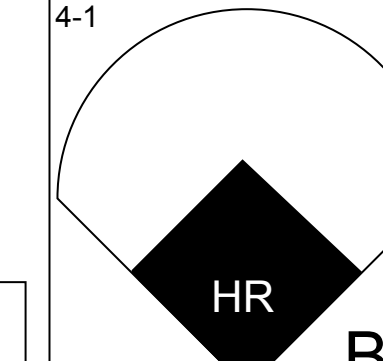
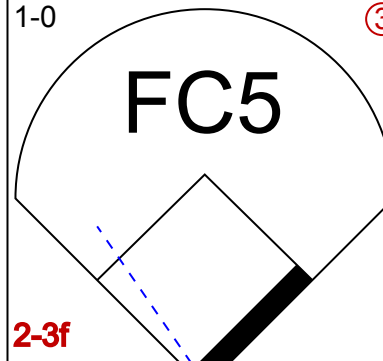

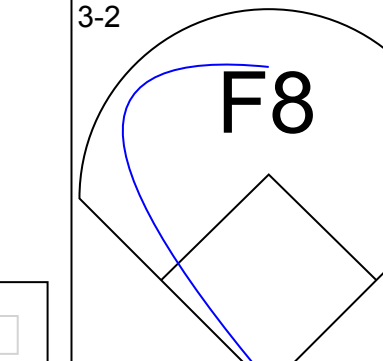
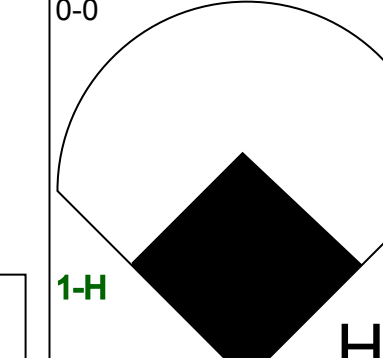
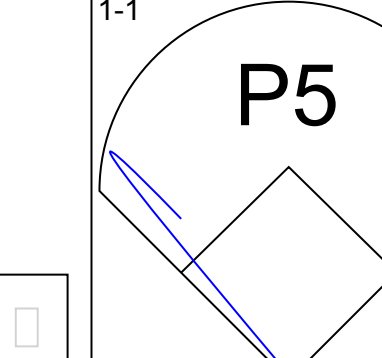

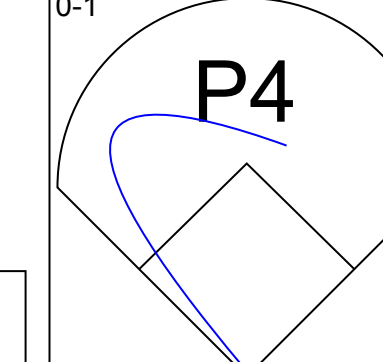
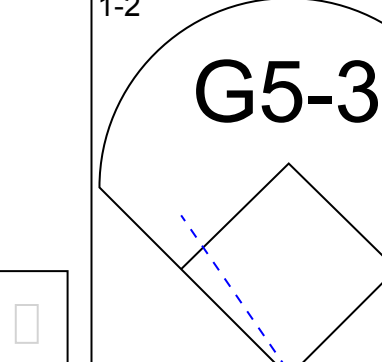


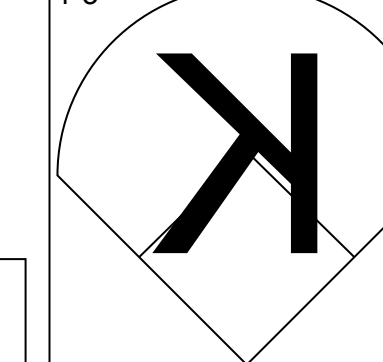

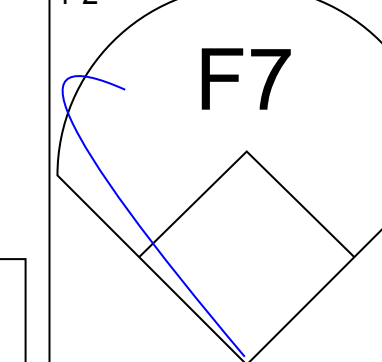

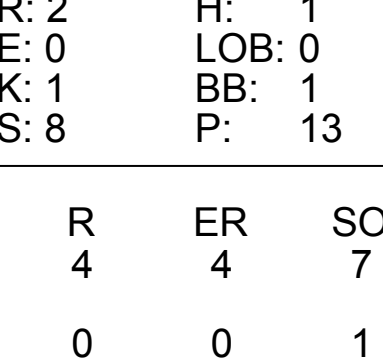
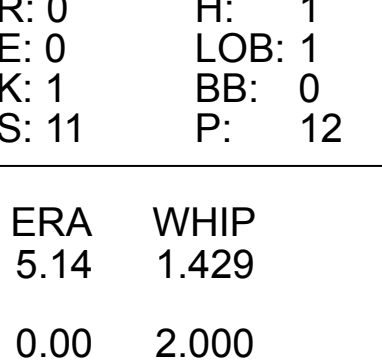
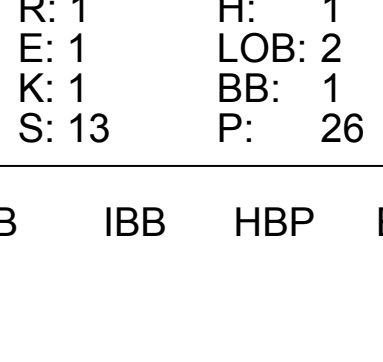
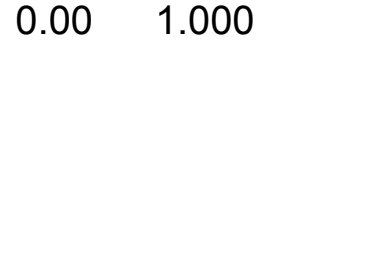
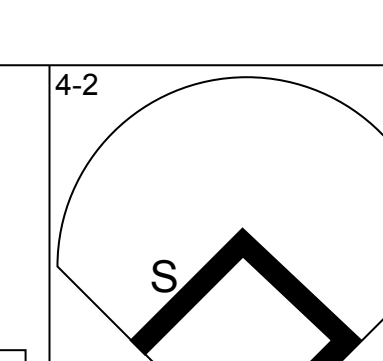
Batter	1	2	3	4	5	6	7	8	9	AB	R	H	RBI	BB	SO	LOB	BOTTOM			
Barry Larkin, R OBP: 0.286, SLG: 0.143 (1, 6)										2	2	1	0	2	0	2	Pittsburgh Pirates @ Cincinnati Reds Riverfront Stadium, Cincinnati, OH Wed Apr 20 1994, 7:05 PM EDT Att: 20,341 - Unknown - 66 F			
Hal Morris, L OBP: 0.407, SLG: 0.528 (1, 3)										3	0	3	5	0	0	0				
Reggie Sanders, R OBP: 0.310, SLG: 0.564 (1, 9)										4	0	0	0	0	1	5				
Kevin Mitchell, R OBP: 0.321, SLG: 0.571 Hector Carrasco, R (9, 1)										4	0	0	0	0	0	1				
Roberto Kelly, R OBP: 0.373, SLG: 0.404 (1, 8)										4	0	0	0	0	2	0				
Willie Greene, L OBP: 0.320, SLG: 0.333 Chuck McElroy, L (7, 1) Johnny Ruffin, R (7, 1) Thomas Howard, S (8, PH) OBP: 0.583, SLG: 0.500 (9, 7)										3	0	0	0	0	3	0				
Bret Boone, R OBP: 0.333, SLG: 0.385 (1, 4)										4	1	2	0	0	0	0				
Eddie Taubensee, L OBP: 0.143, SLG: 0.143 (1, 2)										4	1	1	0	0	0	3				
Tim Pugh, R (1, 1) OBP: 0.400, SLG: 0.250 Jeff Branson, L (7, 5) OBP: 0.556, SLG: 0.556										1	0	0	0	1	1	0				
Inning Stats	R: 1 E: 1 K: 0 S: 7	H: 2 LOB: 0 BB: 0 P: 10	R: 0 E: 0 K: 1 S: 9	H: 0 LOB: 0 BB: 0 P: 15	R: 1 E: 0 K: 1 S: 16	H: 1 LOB: 1 BB: 1 P: 25	R: 0 E: 0 K: 2 S: 10	H: 0 LOB: 0 BB: 0 P: 14	R: 1 E: 0 K: 1 S: 10	H: 1 LOB: 2 BB: 2 P: 22	R: 0 E: 0 K: 1 S: 10	H: 0 LOB: 0 BB: 0 P: 14	R: 2 E: 0 K: 0 S: 12	H: 3 LOB: 1 BB: 0 P: 18	R: 0 E: 0 K: 1 S: 8	H: 1 LOB: 2 BB: 1 P: 14	1B: 6 2B: 3 3B: 0 HR: 0	SF: 1 SAC: 0 DP: 1 HBP: 0	WP: 0 PB: 0 SB: 0 CS: 0	PA: 35
PITCHER	IP WLS BF H R ER SO BB IBB HBP BLK WP HR S P ERA WHIP																			
Paul Wagner, R (1, 1) ERA: 5.4	6.2	28	6	5	5	6	3	0	0	0	0	0	0	2	3	6.75	1.350			
Jeff Ballard, L (7, 1) ERA: 2.57	0.0	1	1	0	0	0	0	0	0	0	0	0	0	2	3	∞	∞			
Mark Dewey, R (7, 1) ERA: 1.13	1.0	5	1	0	0	1	1	0	0	0	0	0	0	8	16	0.00	2.000			
Jeff Tabaka, L (8, 1) ERA: 3.86	0.1	1	0	0	0	0	0	0	0	0	0	0	0	1	1	0.00	0.000			

AB 35
R 4
H 8
RBI 4
BB 3
SO 6
LOB 12



AB 30
R 5
H 8
RBI 5
BB 4
SO 7
LOB 11



Batter	1	2	3	4	5	6	7	8	9	AB	R	H	RBI	BB	SO	LOB	TOP					
Tom Foley, L OBP: 0.300, SLG: 0.235 (1, 4)										4	1	2	0	1	2	2						
Jay Bell, R OBP: 0.214, SLG: 0.245 (1, 6)										5	0	0	0	0	2	3						
Andy Van Slyke, L OBP: 0.356, SLG: 0.353 (1, 8)										4	0	1	0	1	1	2						
Jeff King, R OBP: 0.333, SLG: 0.396 (1, 5)										4	1	1	0	1	0	2						
Orlando Merced, S OBP: 0.404, SLG: 0.300 (1, 9)										3	1	0	0	2	0	4						
Al Martin, L OBP: 0.352, SLG: 0.511 (1, 7)										3	2	2	3	1	0	0						
Brian Hunter, R OBP: 0.241, SLG: 0.500 (8, 1)										3	0	0	0	1	0	2	AB 34					
Rick White, R (8, 1)										0	0	0	0	0	0	0	R 5					
Jerry Goff, L OBP: 0.111, SLG: 0.111 (1, 2)										4	0	0	0	0	2	3	H 7					
Zane Smith, L OBP: 0.444, SLG: 0.444 (7, 1)										3	0	1	1	0	1	0	RBI 4					
Dan Miceli, R (7, 1)										0	0	0	0	0	0	0	BB 7					
Ravelo Manzanillo, L (7, 1)										0	0	0	0	0	0	0	SO 9					
Mark Dewey, R (7, 1)										1	0	0	0	0	1	0	LOB 18					
Kevin Young, R OBP: 0.174, SLG: 0.286 (8, 3)																						
Inning Stats	R: 0 E: 0 K: 1 S: 11	H: 1 LOB: 1 BB: 0 P: 19	R: 2 E: 0 K: 1 S: 8	H: 1 LOB: 0 BB: 1 P: 13	R: 0 E: 0 K: 1 S: 7	H: 0 LOB: 0 BB: 2 P: 19	R: 0 E: 0 K: 1 S: 9	H: 0 LOB: 0 BB: 0 P: 13	R: 0 E: 0 K: 1 S: 11	H: 1 LOB: 1 BB: 0 P: 12	R: 2 E: 0 K: 1 S: 13	H: 3 LOB: 2 BB: 1 P: 22	R: 0 E: 0 K: 1 S: 8	H: 0 LOB: 0 BB: 0 P: 11	R: 0 E: 0 K: 1 S: 13	H: 0 LOB: 1 BB: 2 P: 26	R: 1 E: 1 K: 1 S: 13	H: 1 LOB: 2 BB: 1 P: 26	1B: 5 2B: 1 3B: 0 HR: 1	SF: 0 SAC: 0 DP: 0 HBP: 0	WP: 0 PB: 0 SB: 1 CS: 1	PA: 41
PITCHER	IP WLS BF H R ER SO BB IBB HBP BLK WP HR S P ERA WHIP																					
29 John Smoltz, R ERA: 3.72 (1, 1)	7.0 L 31 6 4 4 7 4 0 0 0 0 0 1 67 109 5.14 1.429																					
Mike Stanton, L ERA: 2.09 (8, 1)	1.0 4 0 0 0 1 2 0 0 0 0 0 0 13 26 0.00 2.000																					
Mark Wohlers, R ERA: 1.13 (9, 1)	1.0 6 1 1 0 1 0 1 0 0 0 0 0 13 26 0.00 1.000																					

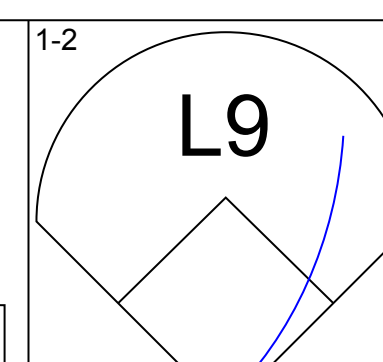
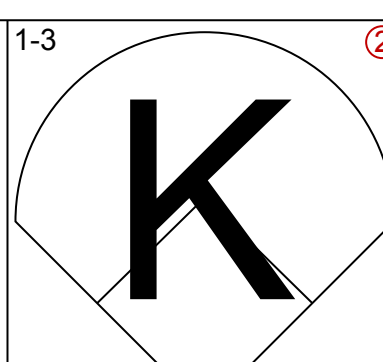
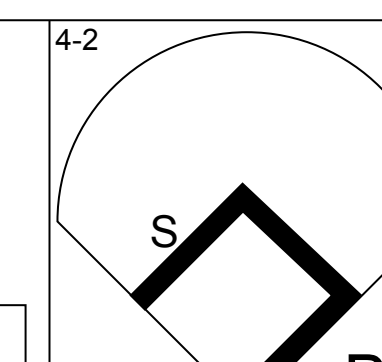
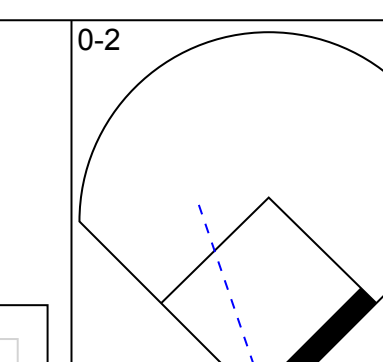
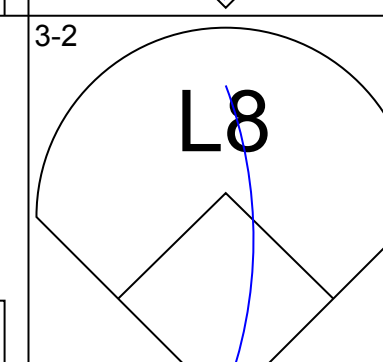
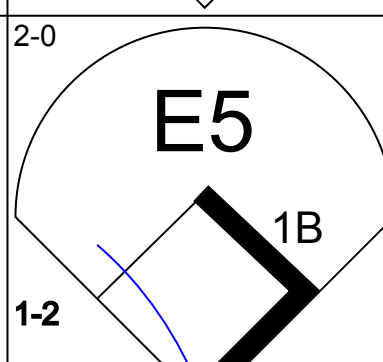
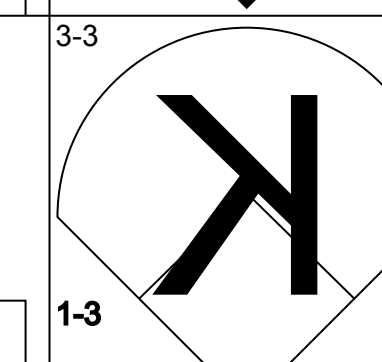
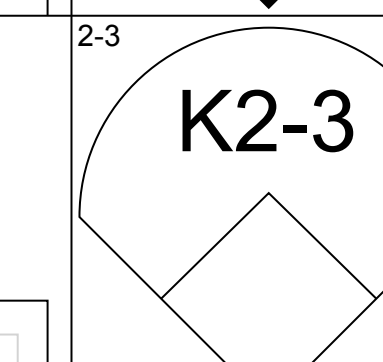
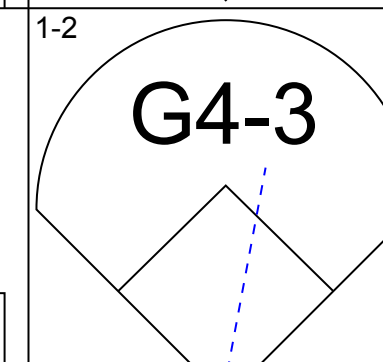
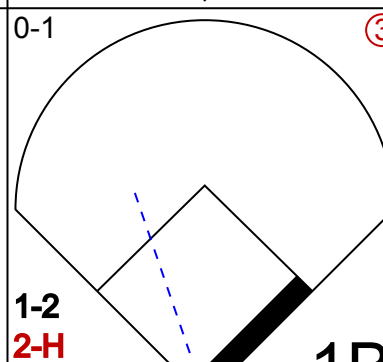


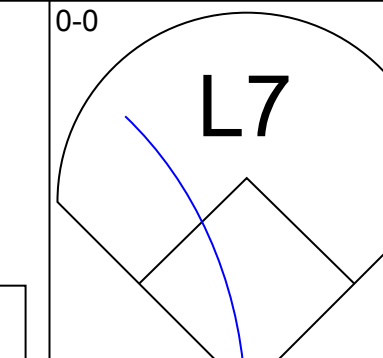
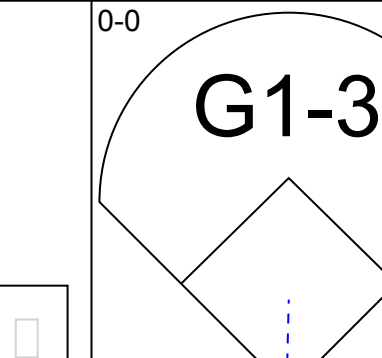

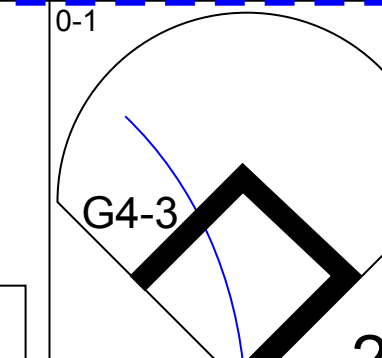
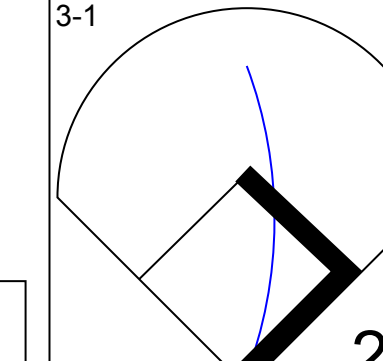
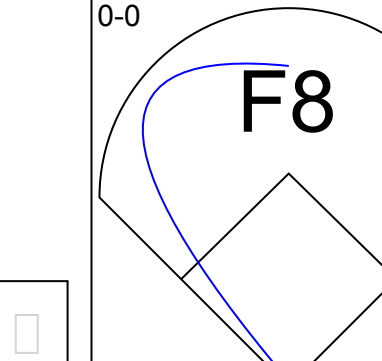

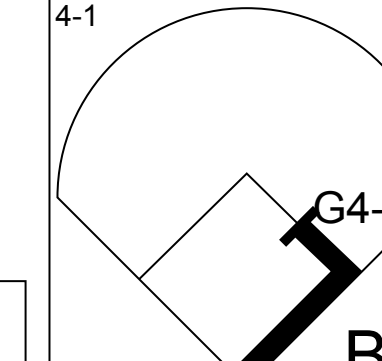
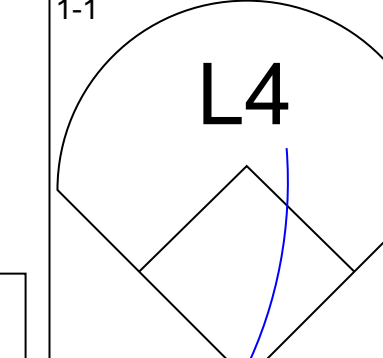
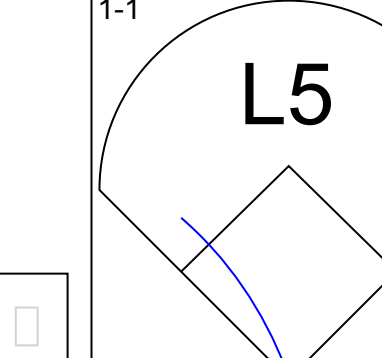

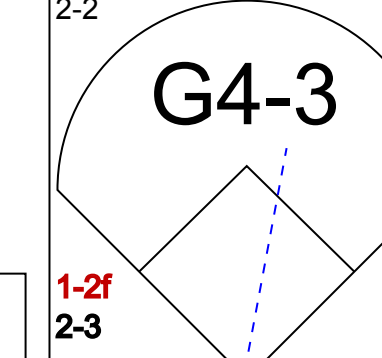
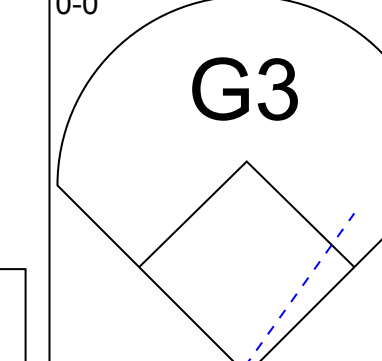

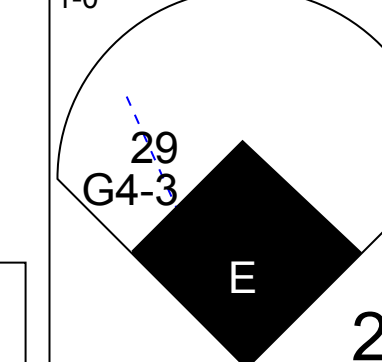

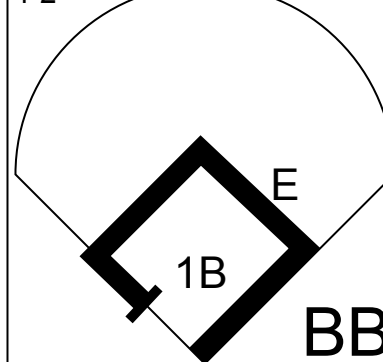
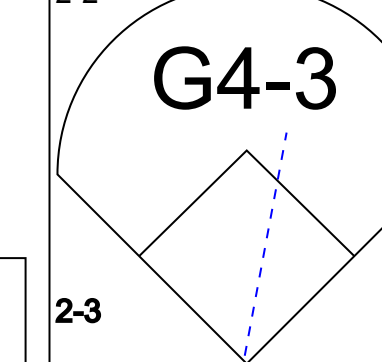

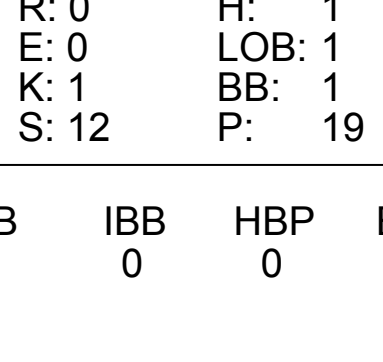


Pittsburgh Pirates @ Atlanta Braves
Atlanta-Fulton County Stadium, Atlanta, GA

AB 34
R 5
H 7
RBI 4
BB 7
SO 9
LOB 18



WP: 0 PA: 41
PB: 0
SB: 1
CS: 1

Fri Apr 22 1994, 7:05 PM EDT
Att: 49,223 - Unknown

Batter	1	2	3	4	5	6	7	8	9	AB	R	H	RBI	BB	SO	LOB	BOTTOM					
Deion Sanders, L OBP: 0.434, SLG: 0.549 (1, 8)										3	0	1	0	2	1	1						
Jeff Blauser, R OBP: 0.225, SLG: 0.284 (1, 6)										5	0	1	0	0	2	3						
Terry Pendleton, S OBP: 0.403, SLG: 0.589 (1, 5)										4	0	2	0	0	0	2						
Fred McGriff, L OBP: 0.392, SLG: 0.556 (1, 3)										4	0	2	0	0	0	0						
David Justice, L OBP: 0.275, SLG: 0.389 (1, 9)										3	0	1	0	1	0	2						
Mike Kelly, R OBP: 0.188, SLG: 0.313 (1, 7)										3	0	0	0	0	0	2						
Ryan Klesko, L OBP: 0.418, SLG: 0.729 (8, PH) (9, 7)										1	0	0	0	0	0	2						
Mark Lemke, S OBP: 0.404, SLG: 0.378 (1, 4)										4	0	0	0	0	0	2	AB 33					
Charlie O'Brien, R OBP: 0.313, SLG: 0.333 (1, 2)																	R 2					
Bill Pecota, R OBP: 0.636, SLG: 0.625 (9, PH)										3	1	1	0	0	1	0	H 9					
29 John Smoltz, R OBP: 0.200, SLG: 0.111 (1, 1)																	RBI 1					
Tony Tarasco, L OBP: 0.333, SLG: 0.629 (7, PH)										0	0	0	0	1	0	0	BB 5					
Mike Stanton, L (8, 1)										1	0	0	0	1	0	1	SO 4					
Mark Wohlers, R (9, PH)										0	0	0	0	0	0	0	LOB 16					
Javy Lopez, R OBP: 0.293, SLG: 0.463 (9, PH)										1	0	0	0	0	1							
Inning Stats	R: 0 E: 0 K: 0 S: 9	H: 0 LOB: 0 BB: 0 P: 14	R: 0 E: 0 K: 0 S: 8	H: 1 LOB: 1 BB: 0 P: 15	R: 0 E: 1 K: 1 S: 9	H: 1 LOB: 1 BB: 1 P: 16	R: 0 E: 0 K: 0 S: 4	H: 0 LOB: 0 BB: 0 P: 5	R: 1 E: 0 K: 1 S: 13	H: 1 LOB: 1 BB: 1 P: 23	R: 0 E: 0 K: 0 S: 8	H: 2 LOB: 1 BB: 0 P: 11	R: 1 E: 0 K: 1 S: 16	H: 2 LOB: 2 BB: 1 P: 25	R: 0 E: 0 K: 0 S: 7	H: 1 LOB: 1 BB: 1 P: 13	R: 0 E: 0 K: 1 S: 12	H: 1 LOB: 1 BB: 1 P: 19	1B: 5 2B: 3 3B: 0 HR: 1	SF: 0 SAC: 0 DP: 3 HBP: 0	WP: 0 PB: 0 SB: 2 CS: 0	PA: 38
PITCHER	IP WLS BF H R ER SO BB IBB HBP BLK WP HR S P ERA WHIP																					
Zane Smith, L ERA: 4.03 (1, 1)	6.0 W 24 5 1 1 1 1 0 0 0 0 0 0 1 8 11 13.50 1.500																					
Dan Miceli, R ERA: 13.5 (7, 1)	0.2 3 1 1 1 1 0 0 0 0 0 0 0 2 6 * * 3.000																					
Ravelo Manzanillo, L ERA: 5.4 (7, 1)	0.0 1 0 0 0 0 0 1 0 0 0 0 0 0 2 6 * * 3.000																					
Mark Dewey, R ERA: 1.09 (7, 1)	0.1 2 1 0 0 0 0 0 0 0 0 0 0 0 6 8 0.00 3.000																					
Jeff Tabaka, L ERA: 3.86 (8, 1)	0.0 2 1 0 0 0 0 1 0 0 0 0 0 0 3 7 * * 1.167																					
PITCHER	IP WLS BF H R ER SO BB IBB HBP BLK WP HR S P ERA WHIP																					
Rick White, R ERA: 1.08 (8, 1)	2.0 S 6 1 0 0 0 0 0 0 0 0 0 0 2 5 0.00 1.000																					

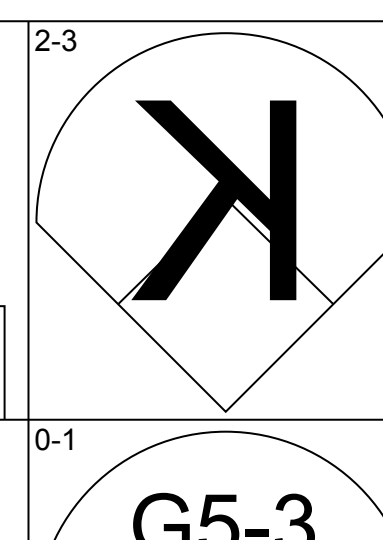
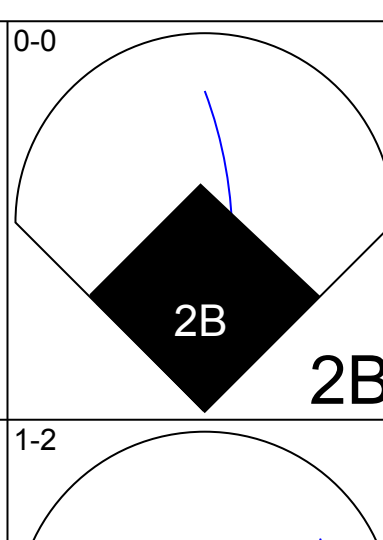
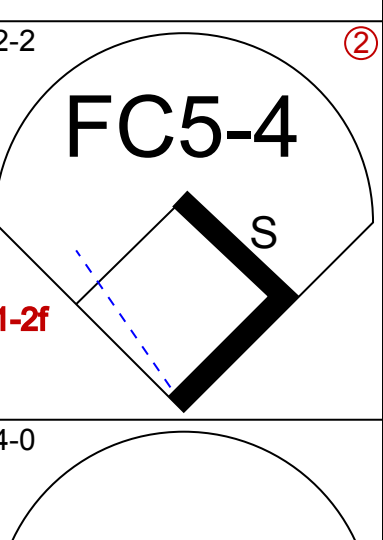
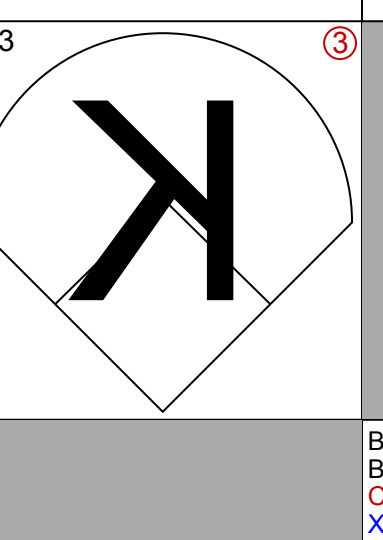
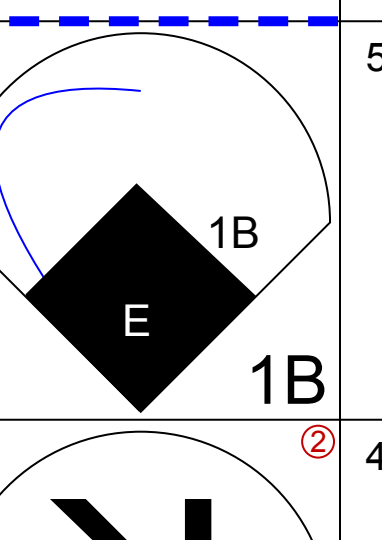
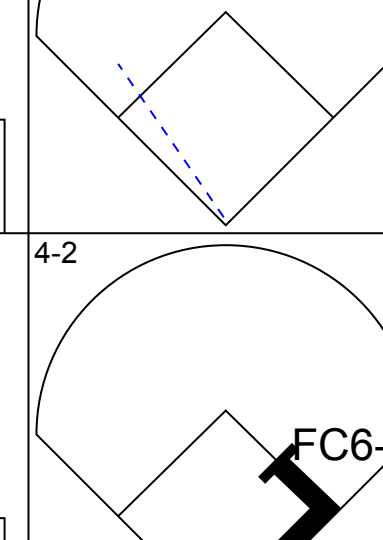
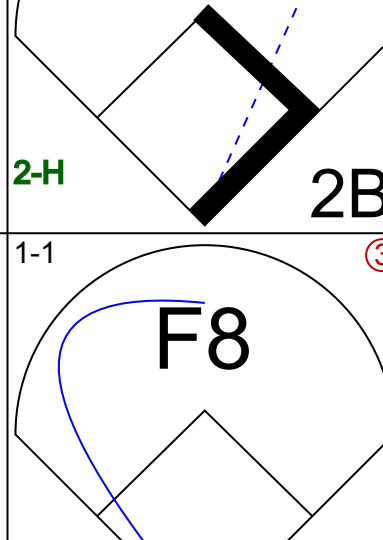
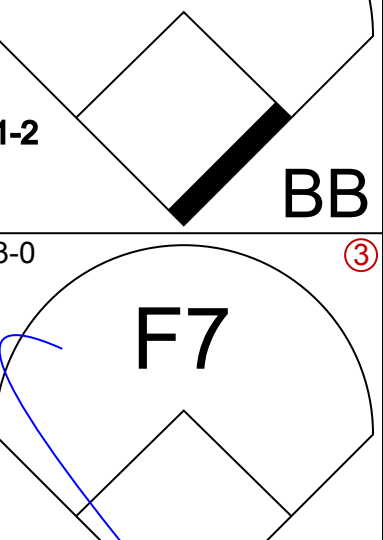
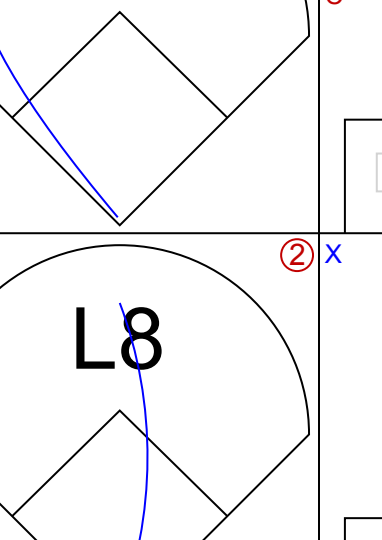
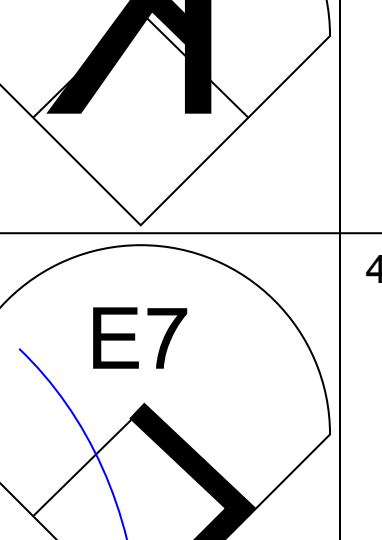
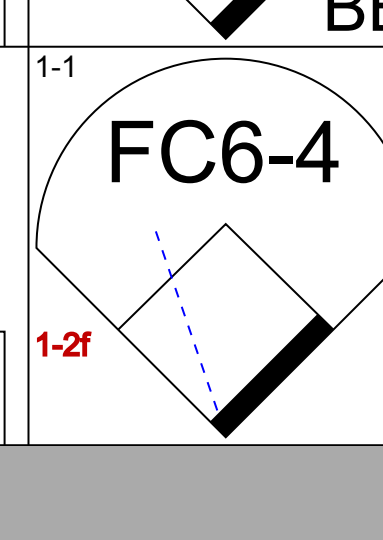


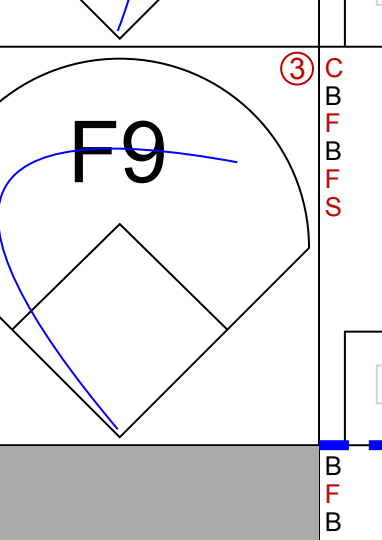
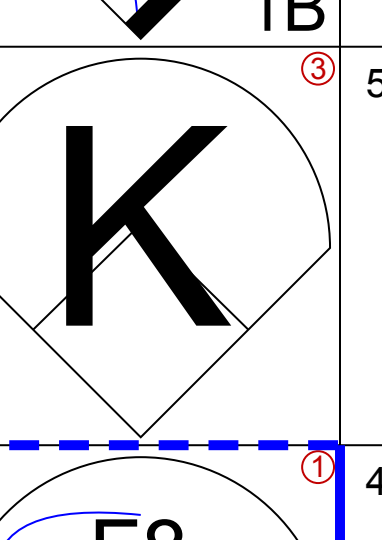

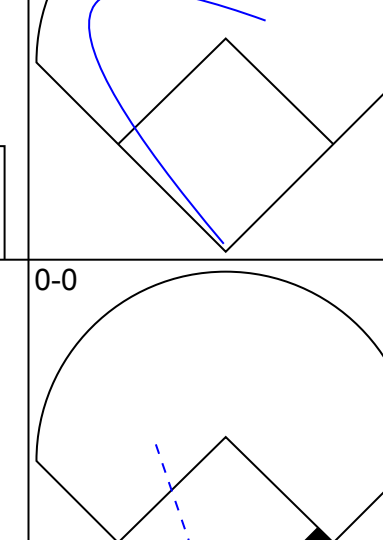
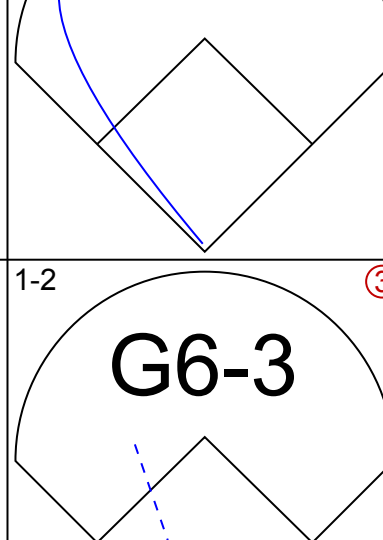
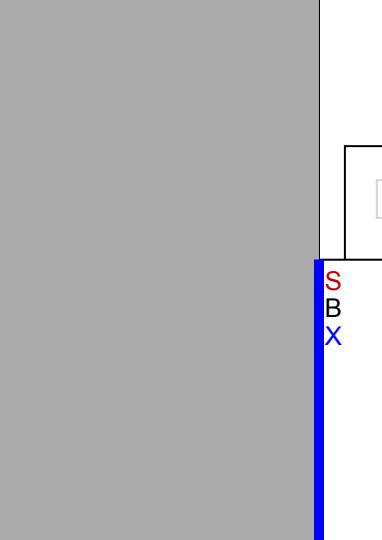
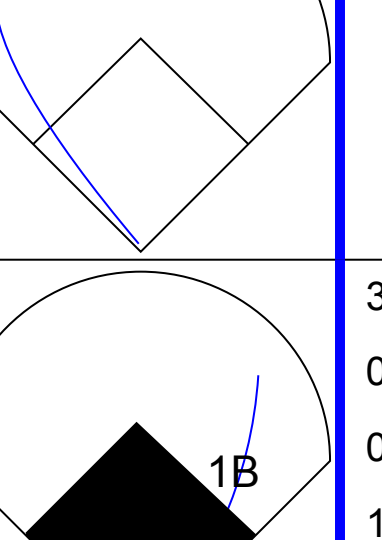
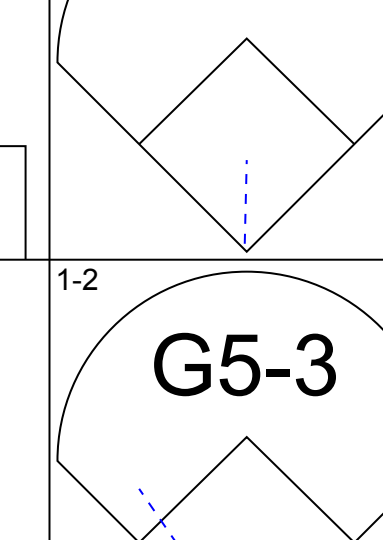
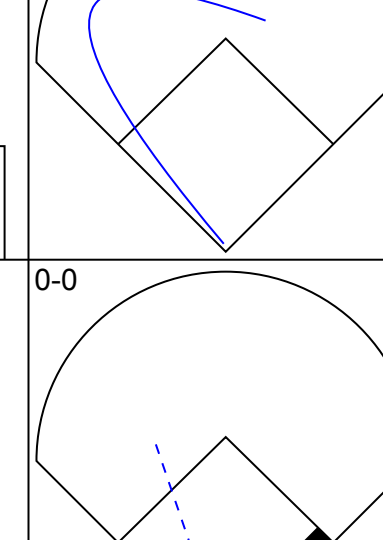
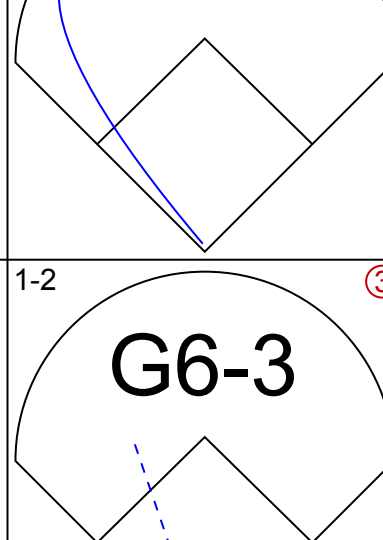
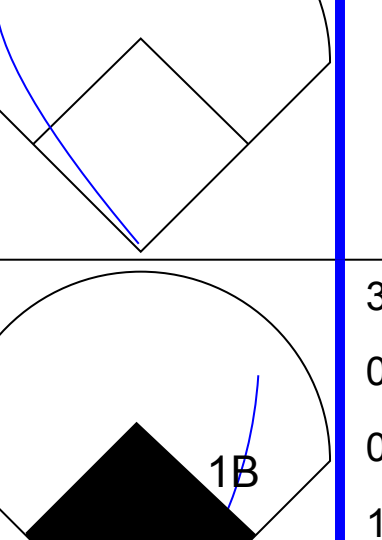
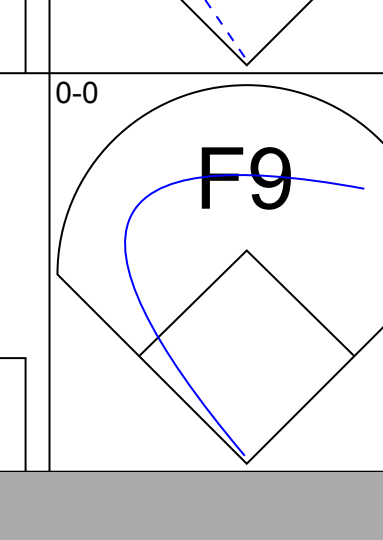

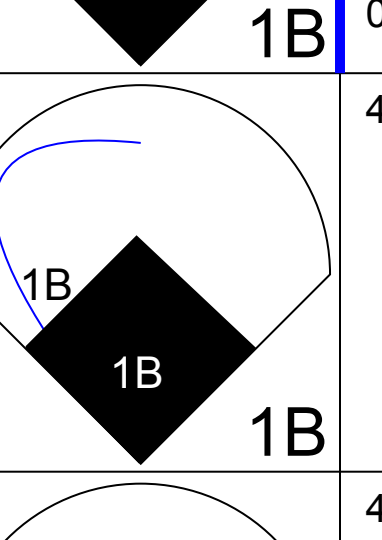
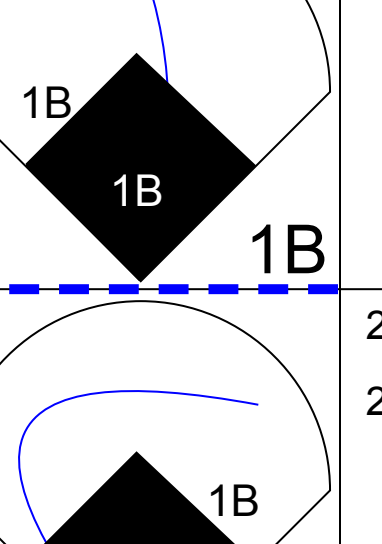

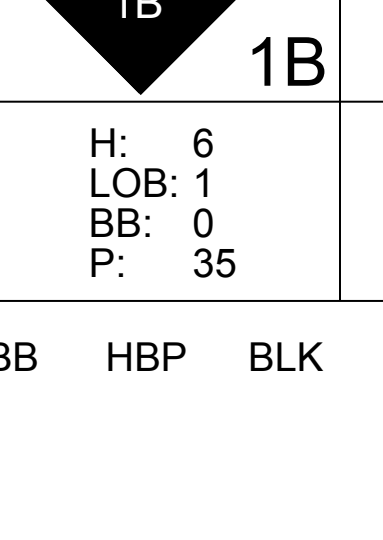
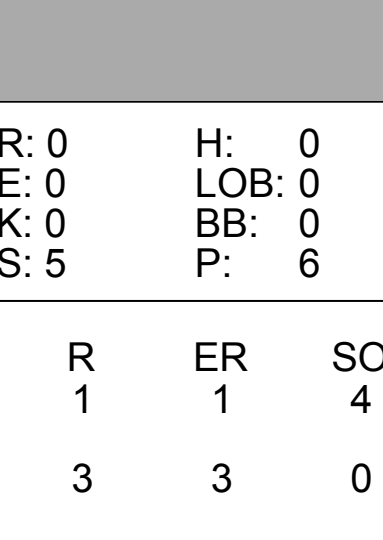
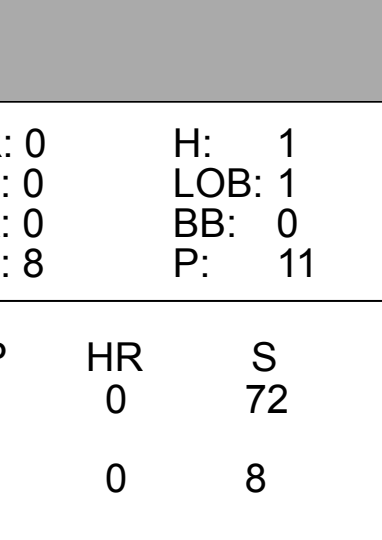
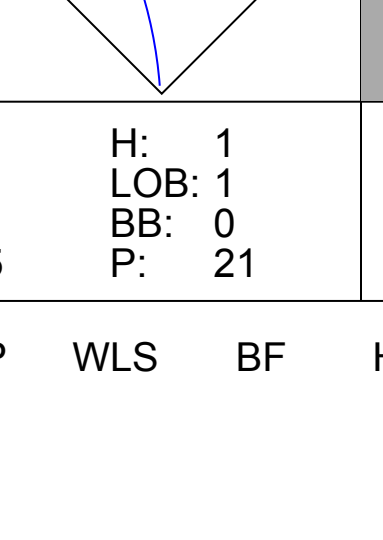
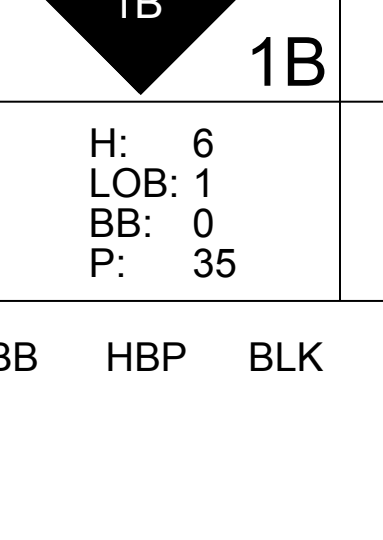
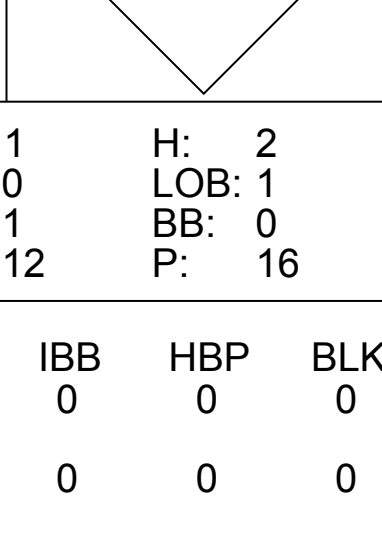
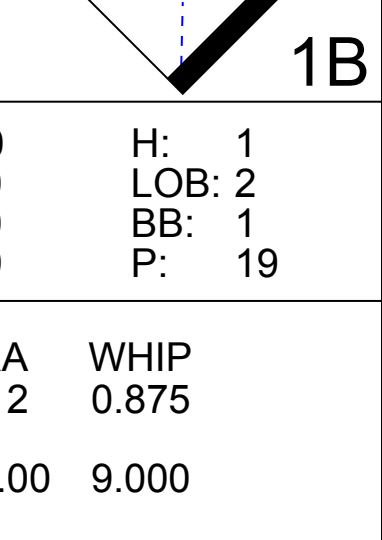
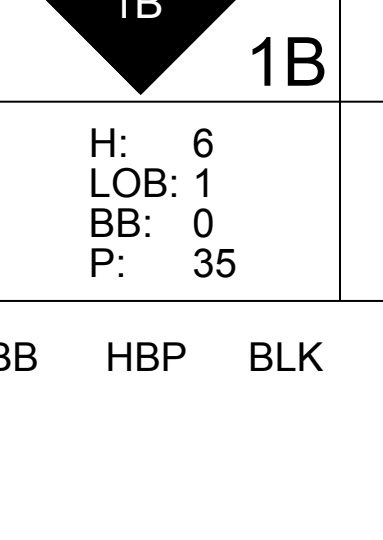
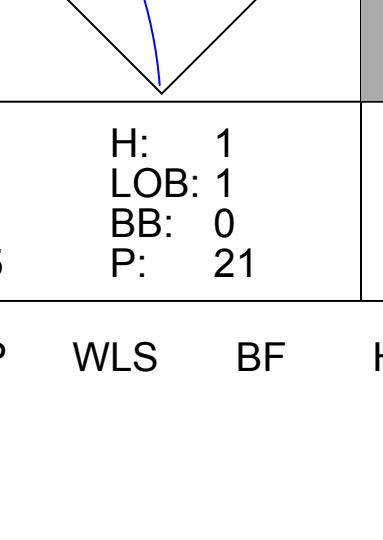
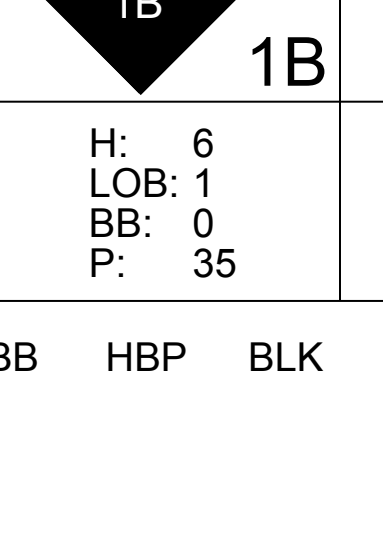
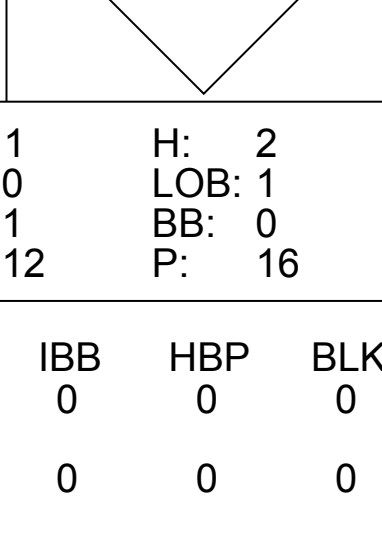
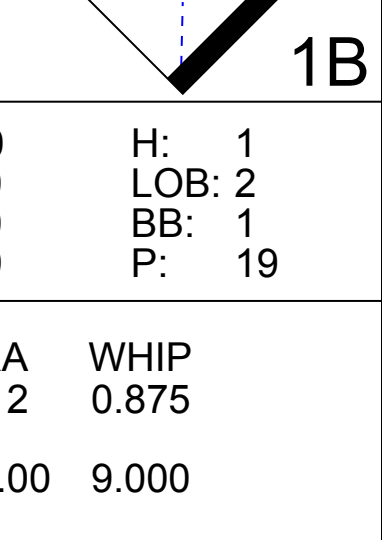
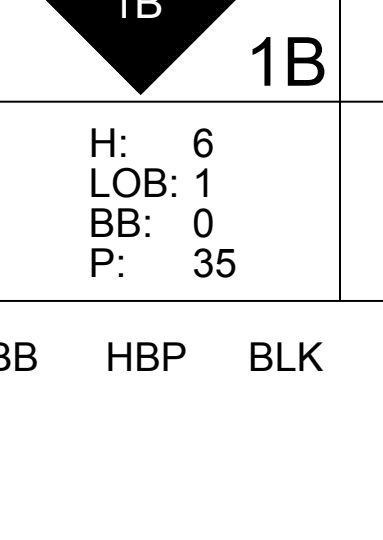
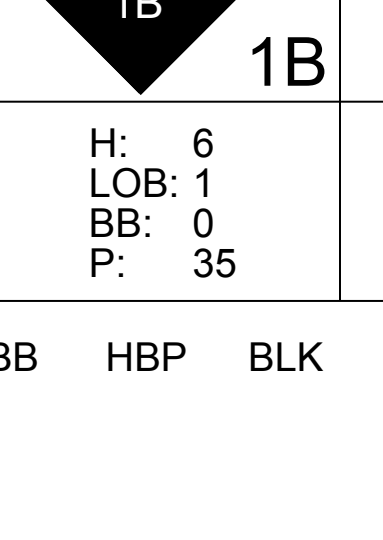
Pittsburgh Pirates @ Atlanta Braves
Atlanta-Fulton County Stadium, Atlanta, GA

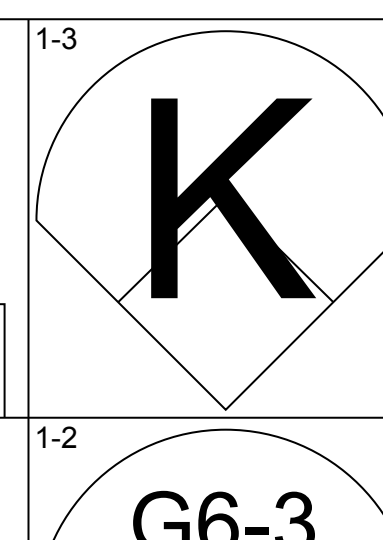
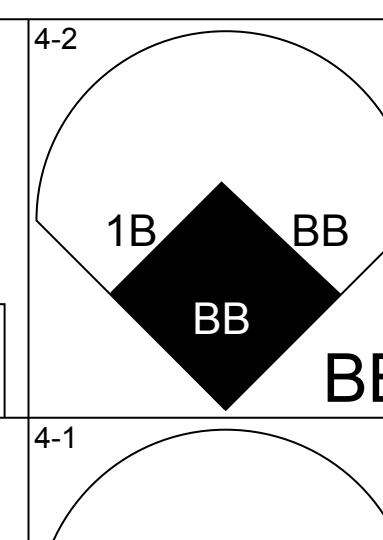
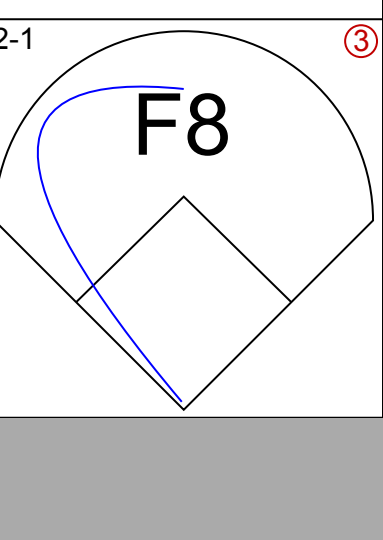
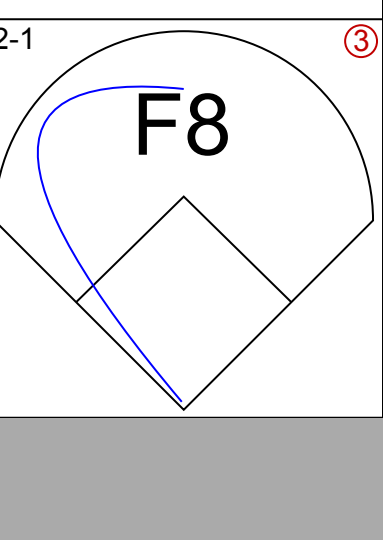
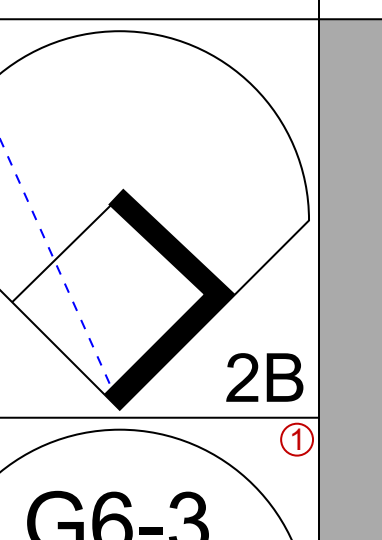
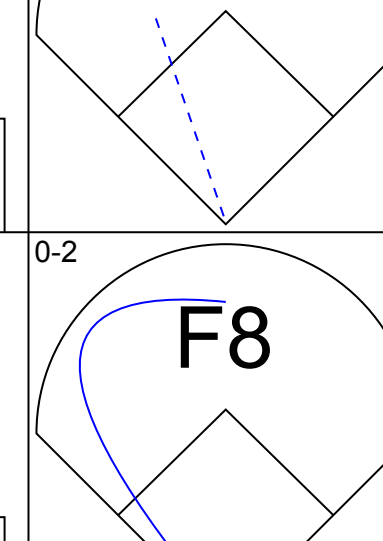
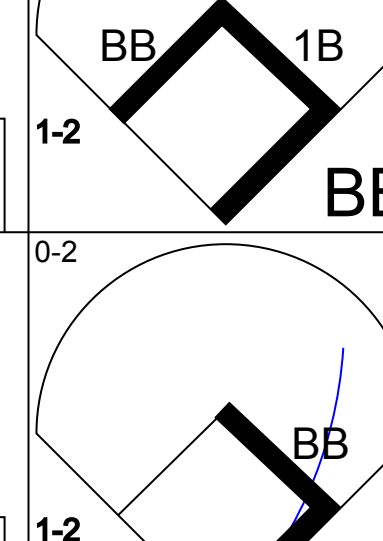

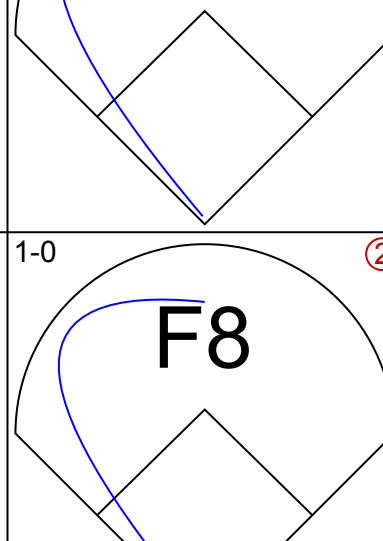
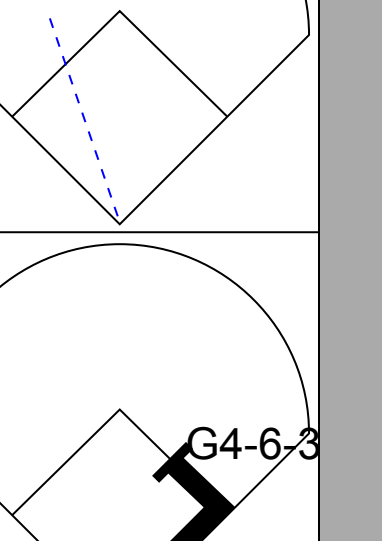

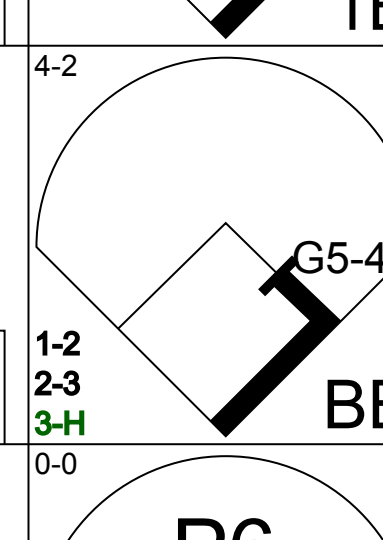

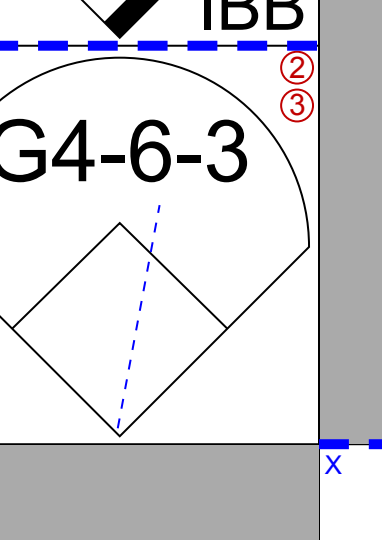
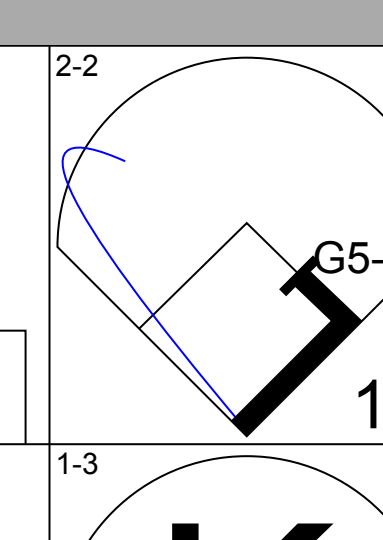
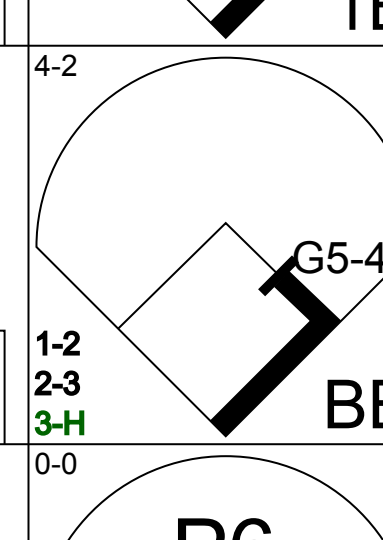


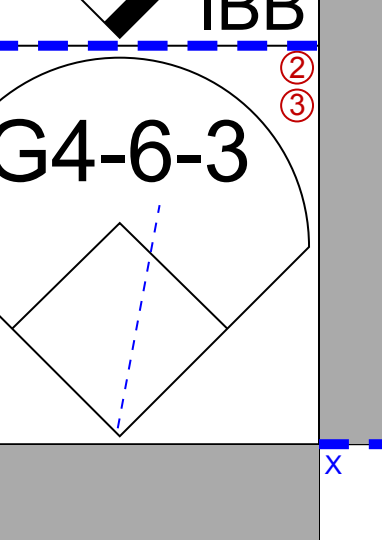
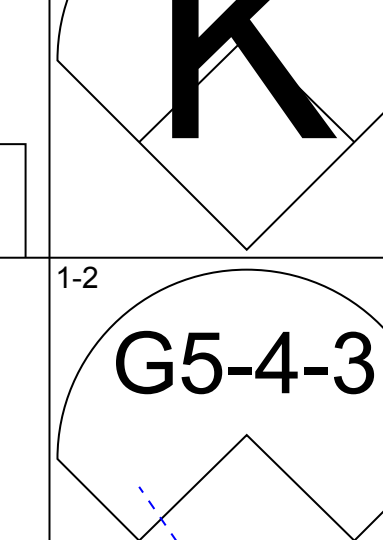
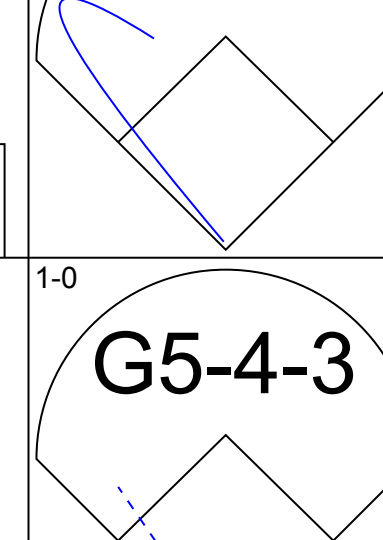
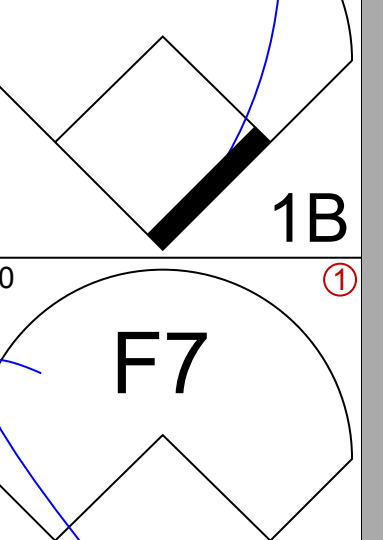
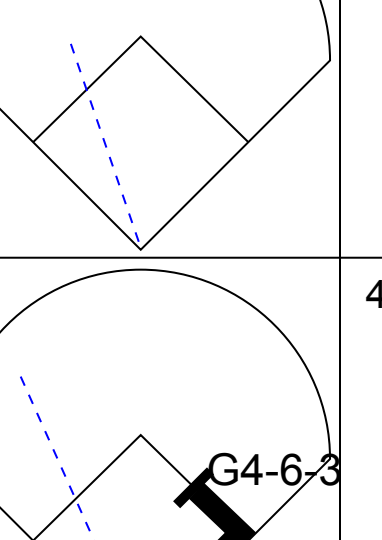


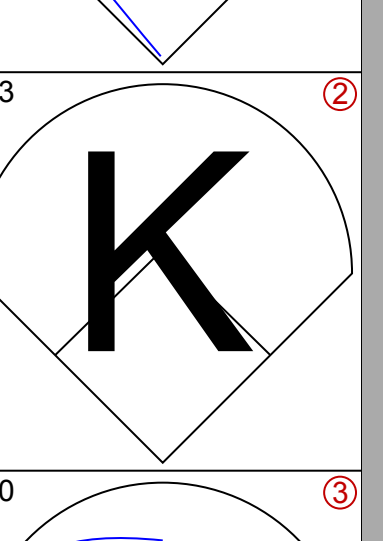
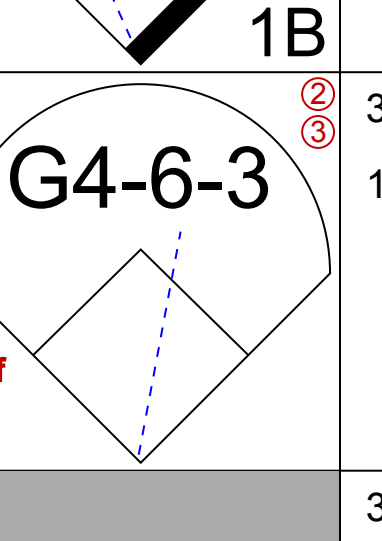
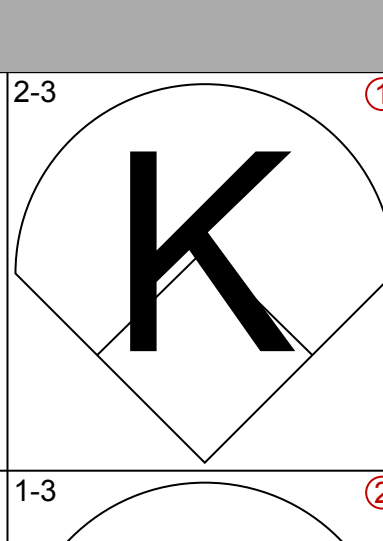
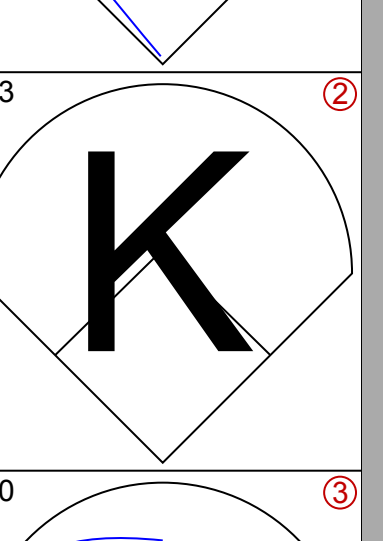
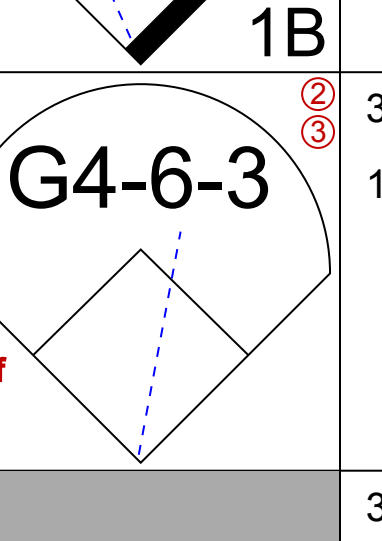
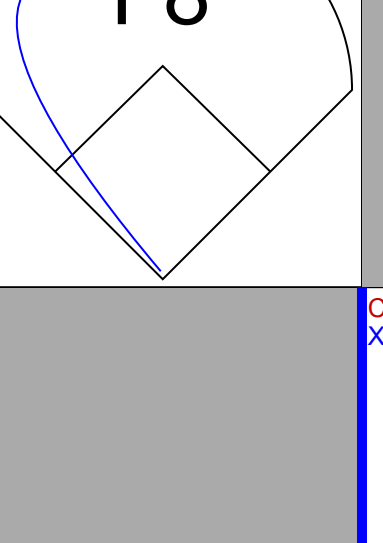

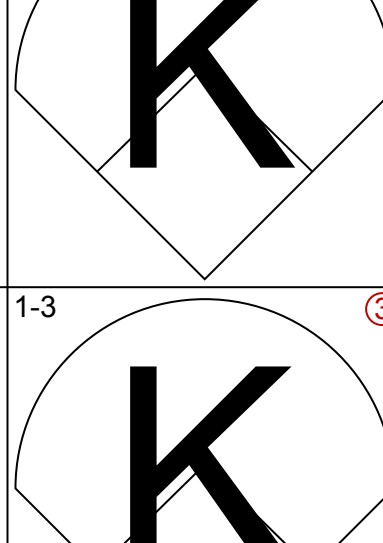
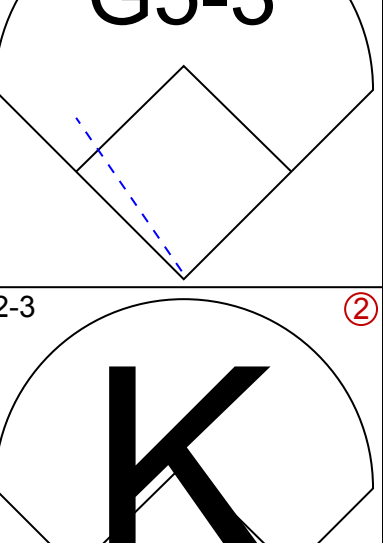
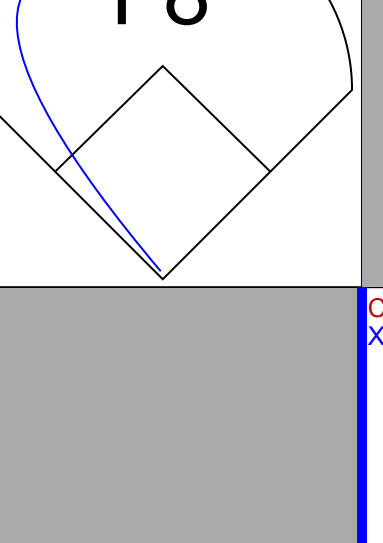
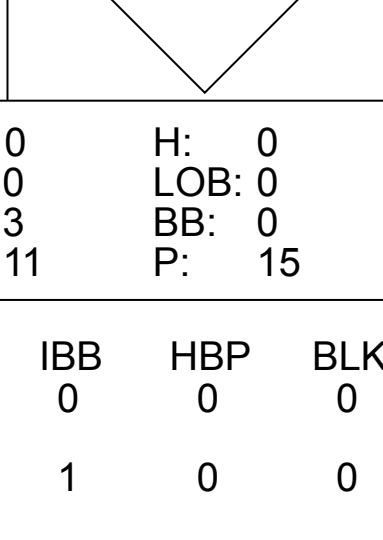
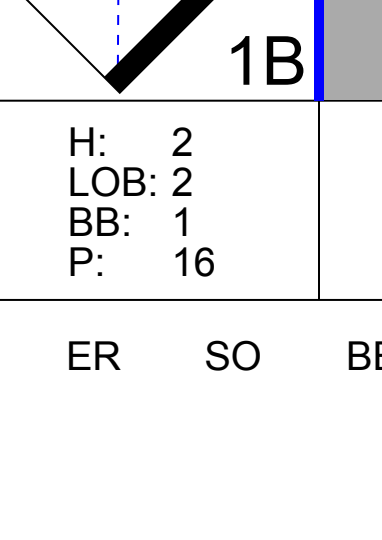
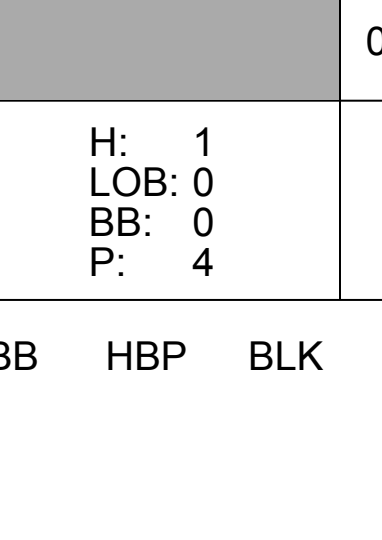
AB 33
R 2
H 9
RBI 1
BB 5
SO 4
LOB 16



WP: 0 PA: 38
PB: 0
SB: 2
CS: 0

Fri Apr 22 1994, 7:05 PM EDT
Att: 49,223 - Unknown

Batter	1	2	3	4	5	6	7	8	9	AB	R	H	RBI	BB	SO	LOB	TOP			
Carlos Garcia, R (1.4) OBP: 0.321, SLG: 0.407										5	2	2	1	0	2	2	Pittsburgh Pirates @ Atlanta Braves Atlanta-Fulton County Stadium, Atlanta, GA Sat Apr 23 1994, 7:05 PM EDT Att: 49,350 - Unknown - 72 F			
Jay Bell, R (1.6) OBP: 0.230, SLG: 0.263										4	0	1	1	1	1	2				
Andy Van Slyke, L (1.8) OBP: 0.359, SLG: 0.345										4	0	1	1	1	0	3				
Jeff King, R (1.5) OBP: 0.304, SLG: 0.358										5	0	0	0	0	1	2				
Brian Hunter, R (1.7) OBP: 0.212, SLG: 0.438										4	0	0	0	0	0	0				
Al Martin, L (9.7) OBP: 0.352, SLG: 0.511										0	0	0	0	0	0	0				
Lloyd McClendon, R (1.9) OBP: 0.333, SLG: 0.500										3	0	1	0	0	0	0				
Bias Minor, R (6.1)										0	0	0	0	0	0	0				
Jeff Ballard, L (8.1) OBP: 0.500, SLG: 0.500										0	0	0	0	0	0	0				
Dave Clark, L (9. PH) OBP: 0.444, SLG: 0.765										1	1	1	0	0	0	0				
Rick White, R (9.1)										0	0	0	0	0	0	0				
Don Slaught, R (1.2) OBP: 0.324, SLG: 0.250										4	1	1	0	0	1	1				
Kevin Young, R (1.3) OBP: 0.222, SLG: 0.320										4	1	2	1	0	0	0				
Randy Tomlin, L (1.1) OBP: 0.500, SLG: 0.500										2	0	1	0	0	1	0				
Orlando Merced, S (6.9) OBP: 0.407, SLG: 0.310										2	1	1	1	0	0	1				
Inning Stats	R: 0 E: 0 K: 1 S: 9	H: 0 LOB: 1 BB: 1 P: 16	R: 0 E: 0 K: 0 S: 5	H: 0 LOB: 0 BB: 0 P: 6	R: 1 E: 0 K: 1 S: 12	H: 2 LOB: 1 BB: 0 P: 16	R: 0 E: 0 K: 0 S: 8	H: 1 LOB: 1 BB: 0 P: 11	R: 0 E: 0 K: 0 S: 7	H: 0 LOB: 0 BB: 0 P: 11	R: 0 E: 0 K: 2 S: 15	H: 1 LOB: 1 BB: 0 P: 21	R: 0 E: 0 K: 0 S: 7	H: 0 LOB: 0 BB: 0 P: 13	R: 5 E: 1 K: 2 S: 21	H: 6 LOB: 1 BB: 0 P: 35	1B: 9 2B: 2 3B: 0 HR: 0	SF: 0 SAC: 0 DP: 0 HBP: 0	WP: 0 PB: 0 SB: 1 CS: 0	PA: 40
PITCHER	IP	WLS	BF	H	R	ER	SO	BB	IBB	HBP	BLK	WP	HR	S	P	ERA	WHIP			
Steve Avery, L (1.1) ERA: 3.2	8.0		31	5	1	1	4	2	0	0	0	0	0	72	113	1.12	0.875			
Greg McMichael, R (9.1) ERA: 5.79	0.1	L	4	3	3	3	0	0	0	0	0	0	0	8	13	81.00	9.000			
Mike Stanton, L (9.1) ERA: 3.12	0.0		1	1	0	0	0	0	0	0	0	0	0	2	4	∞	∞			
Mark Wohlers, R (9.1) ERA: 1.04	0.2		4	2	2	1	2	0	0	0	0	0	0	11	18	13.50	3.000			

Batter	1	2	3	4	5	6	7	8	9	AB	R	H	RBI	BB	SO	LOB	BOTTOM					
Deion Sanders, L (1.8) OBP: 0.437, SLG: 0.554										3	1	1	0	1	1	1	Pittsburgh Pirates @ Atlanta Braves Atlanta-Fulton County Stadium, Atlanta, GA Sat Apr 23 1994, 7:05 PM EDT Att: 49,350 - Unknown - 72 F					
Jeff Blauser, R (1.6) OBP: 0.226, SLG: 0.273										3	0	0	0	1	0	2						
Terry Pendleton, S (1.5) OBP: 0.407, SLG: 0.579										3	0	1	0	1	0	0						
Fred McGriff, L (1.3) OBP: 0.397, SLG: 0.545										3	0	1	1	1	1	3						
David Justice, L (1.9) OBP: 0.273, SLG: 0.375										4	0	1	0	0	1	4						
Javy Lopez, R (1.2) OBP: 0.290, SLG: 0.448										4	0	1	0	0	0	5						
Mike Kelly, R (1.7) OBP: 0.211, SLG: 0.368										3	0	1	0	0	2	1						
Ryan Klesko, L (9. PH) OBP: 0.411, SLG: 0.714										1	0	0	0	0	0	1						
Mark Lemke, S (1.4) OBP: 0.382, SLG: 0.354										3	0	0	0	0	1	2						
Steve Avery, L (1.1) OBP: 0.143, SLG: 0.167										2	0	0	0	0	2	1						
Tony Tarasco, L (8. PH) OBP: 0.351, SLG: 0.639										1	0	1	0	0	0	0						
Greg McMichael, R (9.1) ERA: 5.14										0	0	0	0	0	0	0						
Mike Stanton, L (9.1)										0	0	0	0	0	0	0						
Mark Wohlers, R (9.1)										0	0	0	0	0	0	0						
Inning Stats	R: 0 E: 0 K: 1 S: 9	H: 0 LOB: 0 BB: 0 P: 11	R: 0 E: 0 K: 1 S: 11	H: 1 LOB: 0 BB: 0 P: 15	R: 0 E: 0 K: 3 S: 11	H: 0 LOB: 0 BB: 0 P: 15	R: 1 E: 0 K: 0 S: 12	H: 1 LOB: 2 BB: 3 P: 25	R: 0 E: 0 K: 1 S: 10	H: 1 LOB: 1 BB: 0 P: 17	R: 0 E: 0 K: 1 S: 6	H: 0 LOB: 0 BB: 0 P: 10	R: 0 E: 0 K: 1 S: 8	H: 1 LOB: 1 BB: 0 P: 12	R: 0 E: 0 K: 0 S: 7	H: 2 LOB: 2 BB: 1 P: 16	R: 0 E: 0 K: 0 S: 4	H: 1 LOB: 0 BB: 0 P: 4	1B: 5 2B: 2 3B: 0 HR: 0	SF: 0 SAC: 0 DP: 4 HBP: 0	WP: 0 PB: 0 SB: 0 CS: 0	PA: 34
PITCHER	IP	WLS	BF	H	R	ER	SO	BB	IBB	HBP	BLK	WP	HR	S	P	ERA	WHIP					
Randy Tomlin, L (1.1) ERA: 2.61	5.0		19	3	1	1	6	3	0	0	0	0	0	18	32	0.00	1.286					
Bias Minor, R (6.1) ERA: 5.14	2.1	W	11	3	0	0	2	0	1	0	0	0	0	3	6	0.00	0.000					
Jeff Ballard, L (8.1) ERA: 2.35	0.2		1	0	0	0	0	0	0	0	0	0	0	3	6	0.00	0.000					
Rick White, R (9.1) ERA: 0.96	1.0		3	1	0	0	0	0	0	0	0	0	0	4	4	0.00	1.000					



Batter	1	2	3	4	5	6	7	8	9	AB	R	H	RBI	BB	SO	LOB	TOP					
Tom Foley, L (1.5) OBP: 0.250, SLG: 0.190	F8		L9			L8			G3-1	4	0	0	0	0	0	0						
Jay Bell, R (1.6) OBP: 0.215, SLG: 0.246	G5-3			K		K			G6-3	4	0	0	0	0	2	0						
Andy Van Slyke, L (1.8) OBP: 0.338, SLG: 0.322	G4-3			G6-3			G6-3		G5-3	4	0	0	0	0	0	0						
Dave Clark, L (1.9) OBP: 0.429, SLG: 0.700		K					G5-3			3	0	1	0	0	1	0						
Orlando Merced, S (1.3) OBP: 0.386, SLG: 0.289		E3 1B					K			3	0	0	0	0	2	1						
Al Martin, L (1.7) OBP: 0.351, SLG: 0.500					G4-3				K	3	0	1	0	0	1	0						
Jerry Goff, L (1.2) OBP: 0.095, SLG: 0.095					G1-6-3 1B		K		K	3	0	0	0	0	2	2						
Carlos Garcia, R (1.4) OBP: 0.322, SLG: 0.404				K		G6-3				3	0	1	0	0	1	0						
Steve Cooke, R (1.1)										2	0	0	0	0	1	0						
Dan Miceli, R (7.1)										0	0	0	0	0	0	0						
Lloyd McClendon, R (8. PH) OBP: 0.286, SLG: 0.429										1	0	0	0	0	1	1						
Jeff Tabaka, R (8.1)										0	0	0	0	0	0	0						
Mark Dewey, R (8.1)										0	0	0	0	0	0	0						
Inning Stats	R: 0 E: 0 K: 0 S: 7	H: 0 LOB: 0 BB: 0 P: 9	R: 0 E: 1 K: 1 S: 11	H: 1 LOB: 1 BB: 0 P: 19	R: 0 E: 0 K: 2 S: 8	H: 0 LOB: 0 BB: 0 P: 9	R: 0 E: 0 K: 2 S: 12	H: 1 LOB: 1 BB: 0 P: 18	R: 0 E: 0 K: 1 S: 8	H: 0 LOB: 0 BB: 0 P: 10	R: 0 E: 0 K: 1 S: 7	H: 0 LOB: 0 BB: 0 P: 9	R: 0 E: 0 K: 1 S: 7	H: 0 LOB: 0 BB: 0 P: 12	R: 0 E: 0 K: 3 S: 10	H: 1 LOB: 1 BB: 0 P: 16	R: 0 E: 0 K: 0 S: 3	H: 0 LOB: 0 BB: 0 P: 4	1B: 3 2B: 0 3B: 0 HR: 0	SF: 0 SAC: 0 DP: 1 HBP: 0	WP: 0 PB: 0 SB: 0 CS: 0	PA: 30
PITCHER Greg Maddux, R (1.1) ERA: 0.88	IP: 9.0 WLS: W BF: 30 H: 3 R: 0 ER: 0 SO: 11 BB: 0 IBB: 0 HBP: 0 BLK: 0 WP: 0 HR: 0 S: 73 P: 106 ERA: 0.00 WHIP: 0.333															PITCHER						

Pittsburgh Pirates @ Atlanta Braves
Atlanta-Fulton County Stadium, Atlanta, GA
Sun Apr 24 1994, 3:33 AM EDT
Att: 49,522 - Sunny - 78 F

AB 30
R 0
H 3
RBI 0
BB 0
SO 11
LOB 4



Batter	1	2	3	4	5	6	7	8	9	AB	R	H	RBI	BB	SO	LOB	BOTTOM			
Deion Sanders, L (1.8) OBP: 0.440, SLG: 0.551	F7		BB 1B		L8		G4-6-3 1B			4	0	2	0	0	0	0				
Jeff Blauser, R (1.6) OBP: 0.227, SLG: 0.263	F7		G4-6-3 BB		G5-3		K			3	0	0	0	1	1	2				
Terry Pendleton, S (1.5) OBP: 0.388, SLG: 0.550	L5		G4-6-3 1-2		G6-3		G4-6-3 1-2			4	0	0	0	0	0	4				
Fred McGriff, L (1.3) OBP: 0.415, SLG: 0.544		1B BB G6-4-3 BB		1B 1B		G3-1		FC5-4 BB 1B BB		2	2	1	0	2	0	0				
Dave Gallagher, R (1.7) OBP: 0.292, SLG: 0.409		G6-4-3 1B BB		1B 1B		G5-3		K		3	0	1	0	1	1	1				
David Justice, L (1.9) OBP: 0.333, SLG: 0.405		G6-4-3 1B		1B				FC5-4 BB		2	0	2	0	1	0	0				
Javy Lopez, R (1.2) OBP: 0.273, SLG: 0.419	G6-4-3 1-2 2-3 3-H			K		F7		FC5-4 1B		4	0	0	0	0	1	7				
Mark Lemke, S (1.4) OBP: 0.407, SLG: 0.431	G1-3							1B 2B		3	1	2	2	1	0	1				
Greg Maddux, R (1.1) OBP: 0.182, SLG: 0.273			G6-3		K			FC5		4	0	1	0	0	1	5				
Inning Stats	R: 0 E: 0 K: 0 S: 6	H: 0 LOB: 0 BB: 0 P: 13	R: 1 E: 0 K: 0 S: 8	H: 1 LOB: 1 BB: 2 P: 21	R: 0 E: 0 K: 2 S: 6	H: 1 LOB: 1 BB: 1 P: 12	R: 0 E: 0 K: 2 S: 12	H: 3 LOB: 3 BB: 1 P: 24	R: 0 E: 0 K: 0 S: 8	H: 0 LOB: 0 BB: 0 P: 12	R: 0 E: 0 K: 0 S: 8	H: 0 LOB: 1 BB: 0 P: 13	R: 1 E: 0 K: 1 S: 11	H: 3 LOB: 1 BB: 0 P: 17	R: 1 E: 0 K: 1 S: 13	H: 1 LOB: 2 BB: 2 P: 26	1B: 7 2B: 1 3B: 0 HR: 1	SF: 0 SAC: 0 DP: 3 HBP: 1	WP: 0 PB: 0 SB: 0 CS: 0	PA: 36
PITCHER Steve Cooke, L (1.1) ERA: 4.88	IP: 6.0 WLS: L BF: 28 H: 8 R: 2 ER: 2 SO: 2 BB: 3 IBB: 1 HBP: 1 BLK: 0 WP: 0 HR: 1 S: 54 P: 104 ERA: 3.00 WHIP: 1.833															PITCHER				
Dan Miceli, R (7.1) ERA: 5.4	1.0 2 0 0 0 1 0 0 0 0 0 0 5 8 0.00 0.000																			
Jeff Tabaka, L (8.1) ERA: 6.75	0.1 3 0 1 1 1 2 0 0 0 0 0 6 14 27.00 6.000																			
Mark Dewey, R (8.1) ERA: 1.0	0.2 3 1 0 0 0 0 0 0 0 0 0 7 12 0.00 1.500																			

Pittsburgh Pirates @ Atlanta Braves
Atlanta-Fulton County Stadium, Atlanta, GA
Sun Apr 24 1994, 3:33 AM EDT
Att: 49,522 - Sunny - 78 F

AB 29
R 3
H 9
RBI 2
BB 6
SO 4
LOB 20



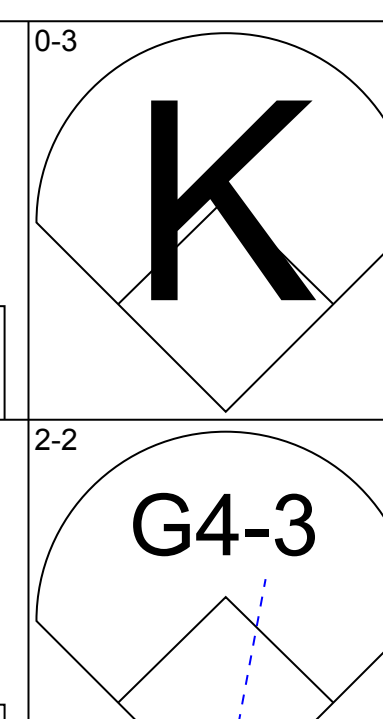
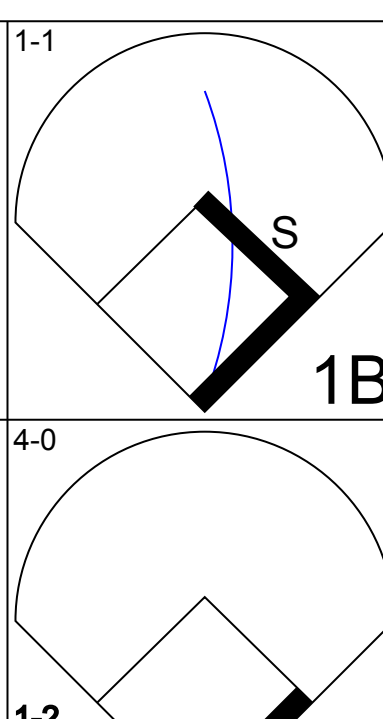
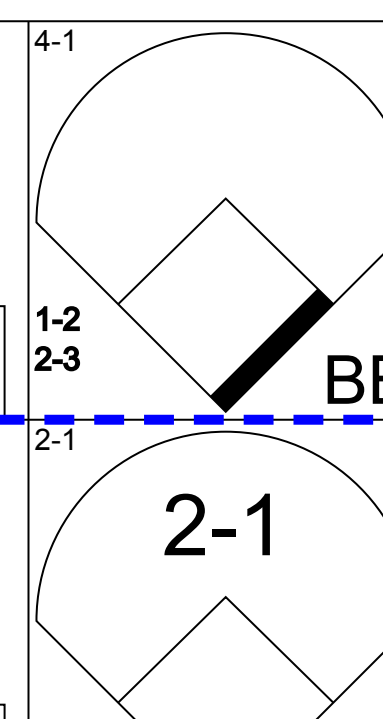
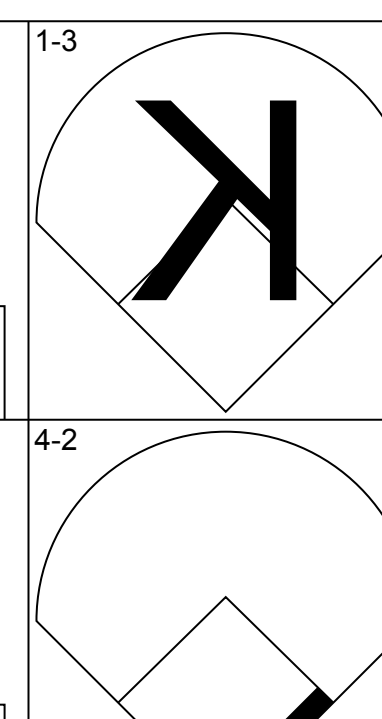
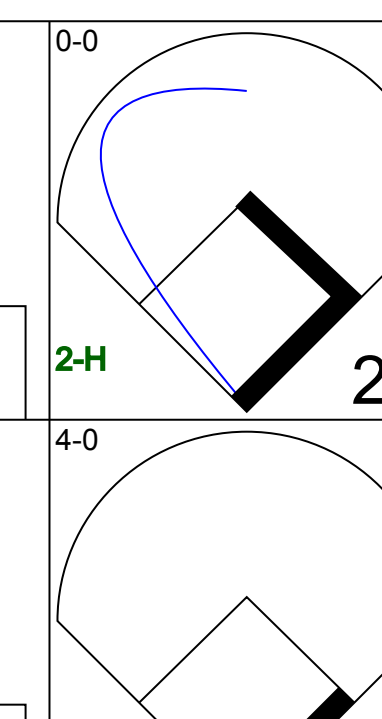
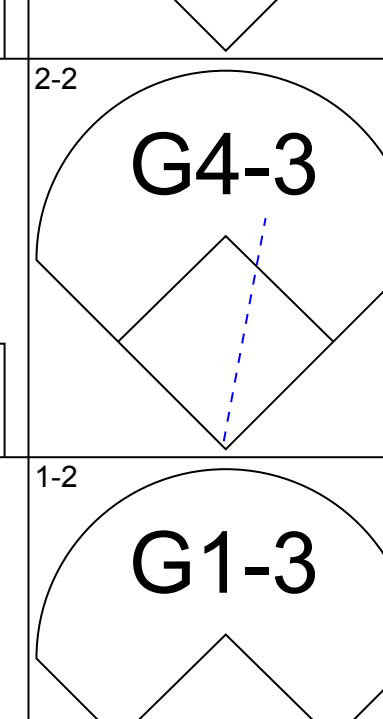
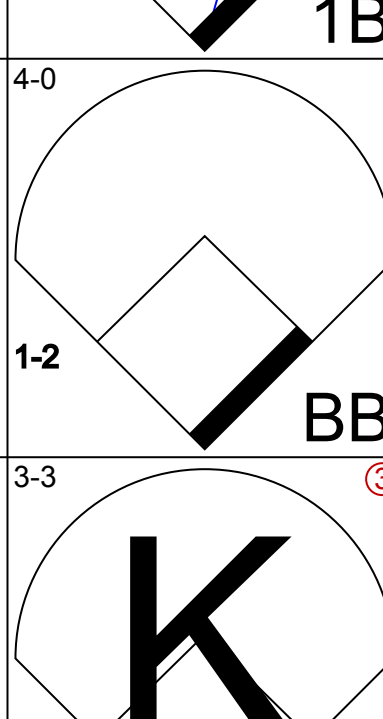
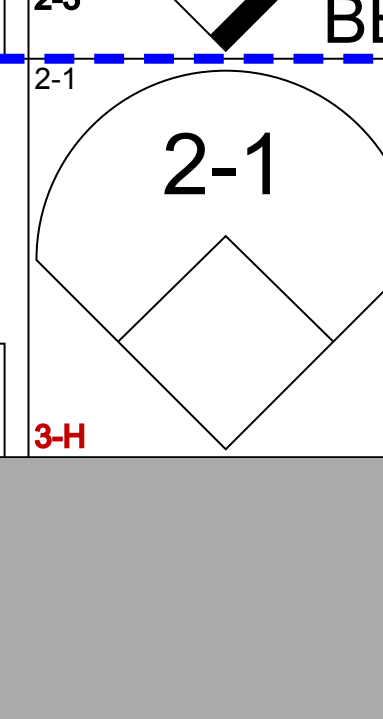

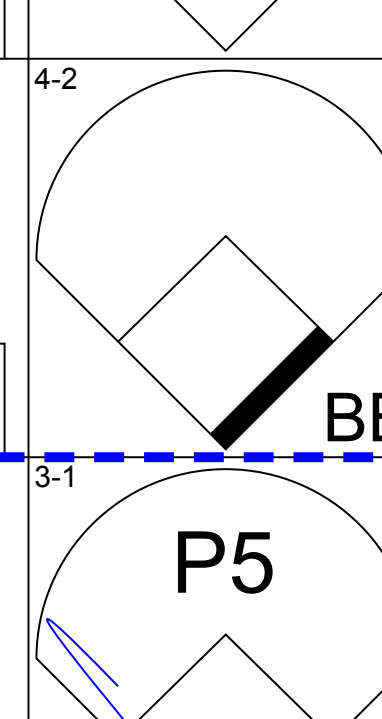
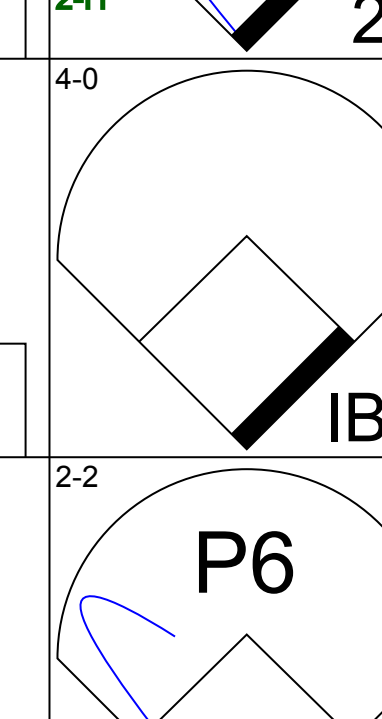
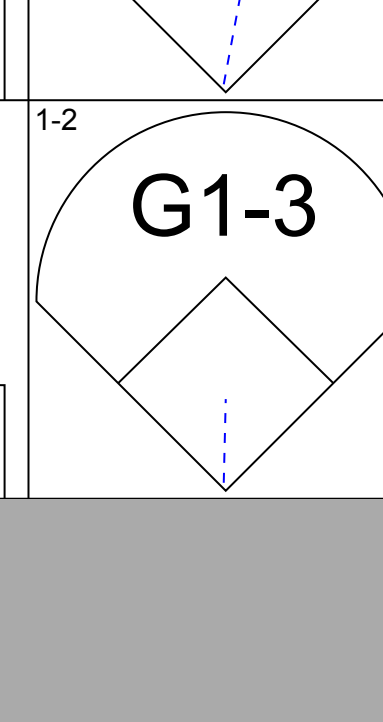
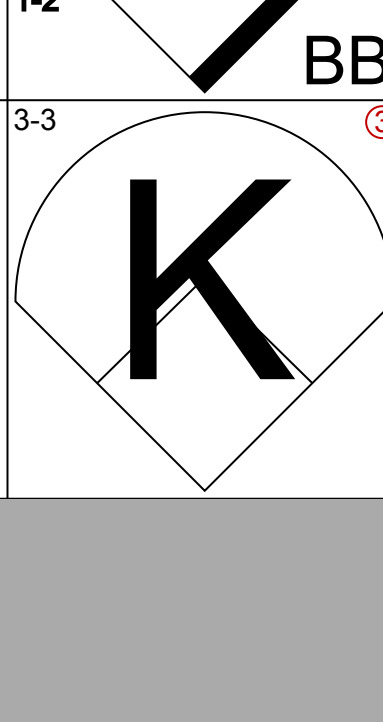
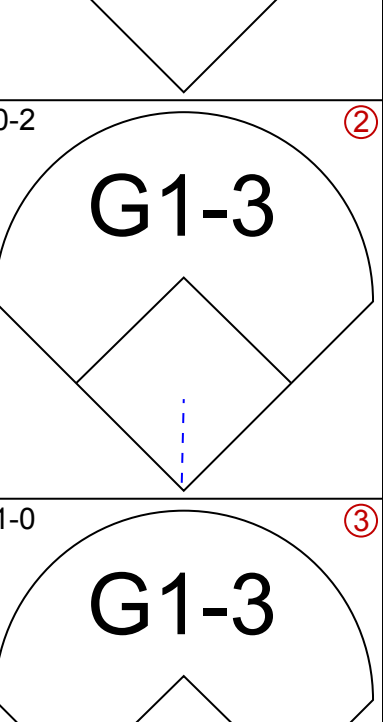
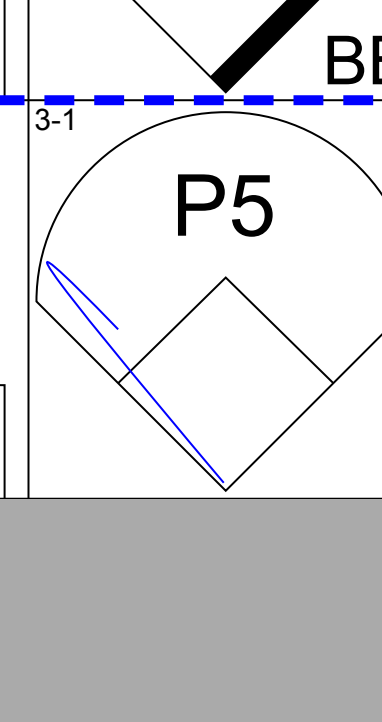
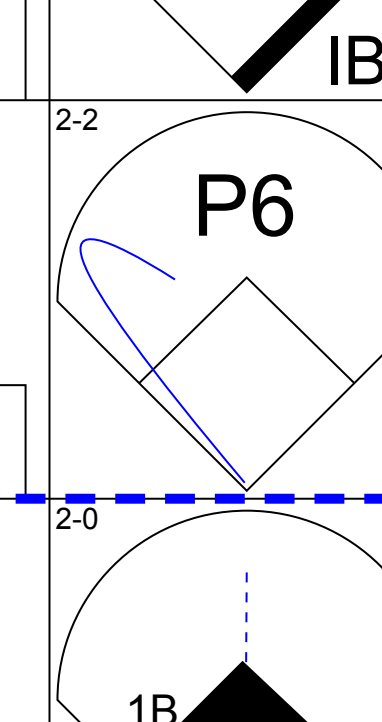
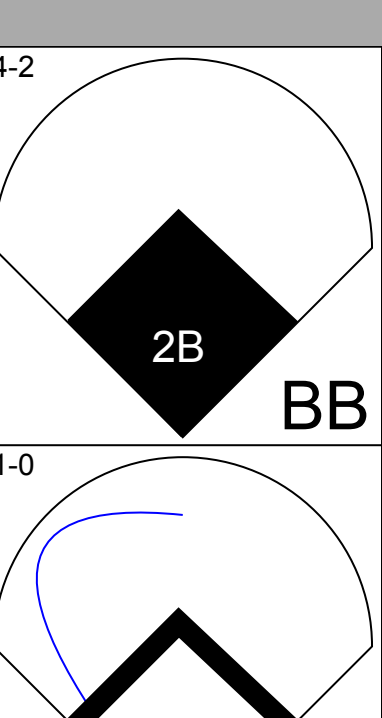
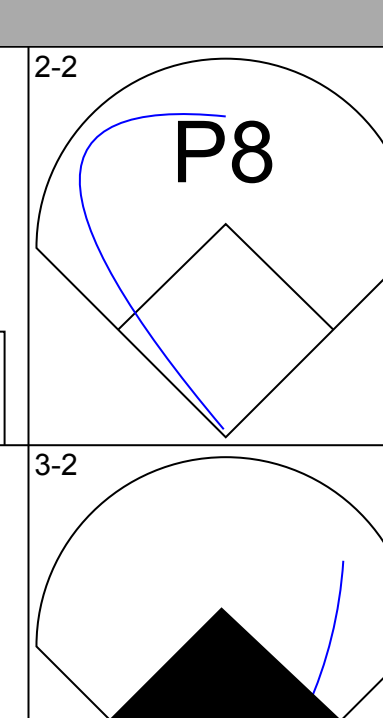
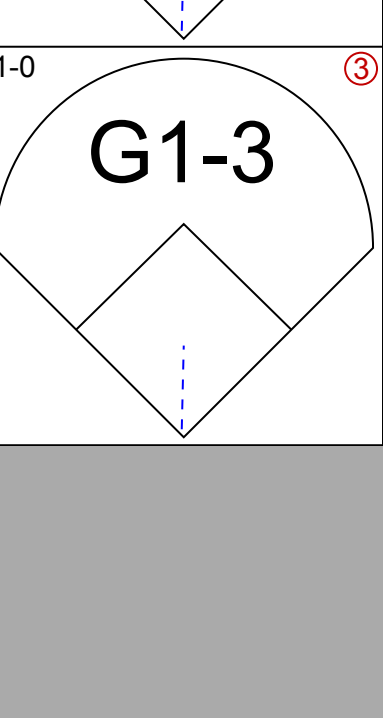
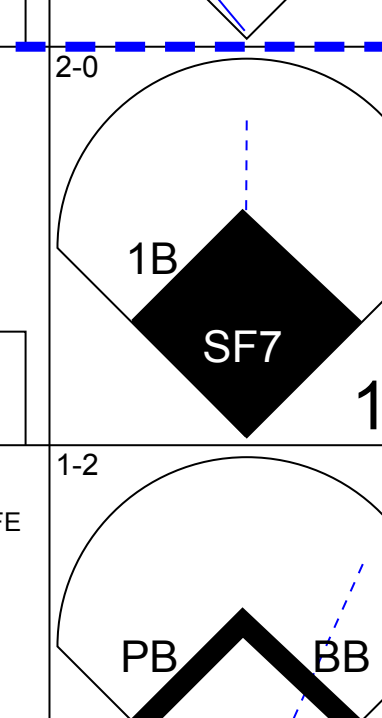
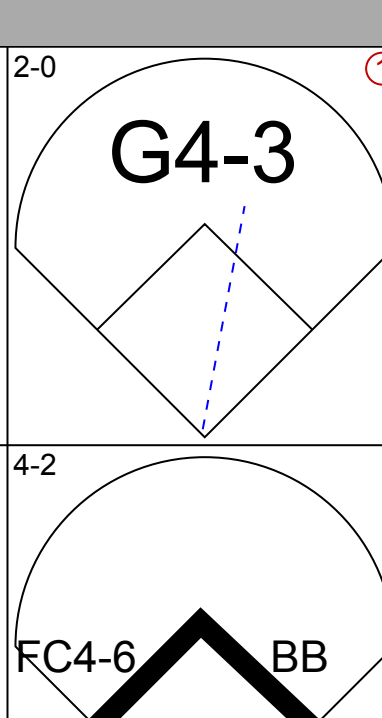


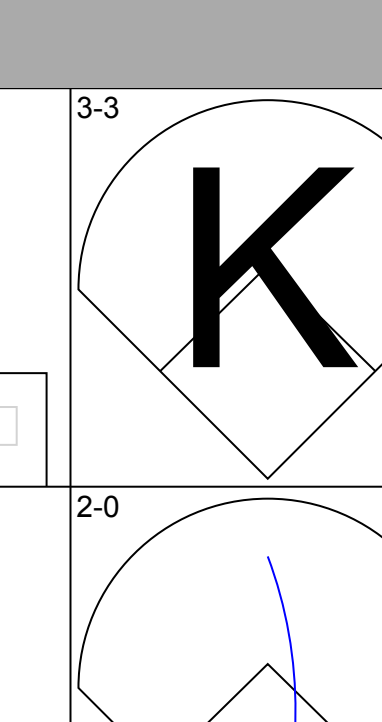
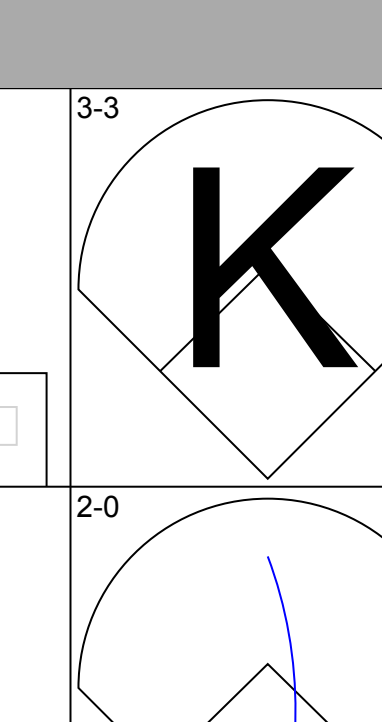
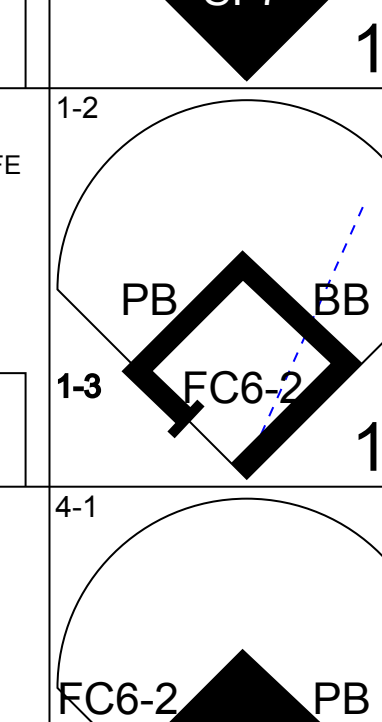
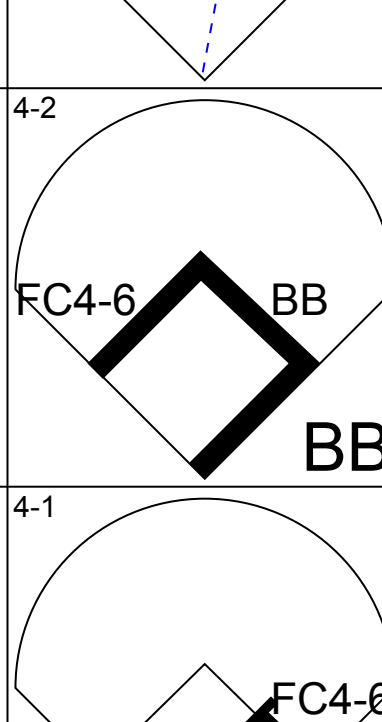

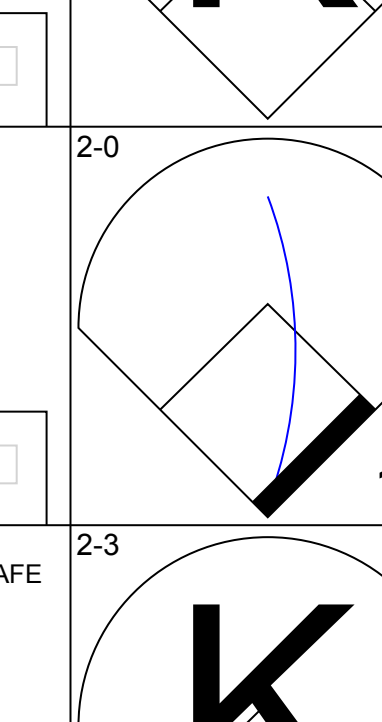
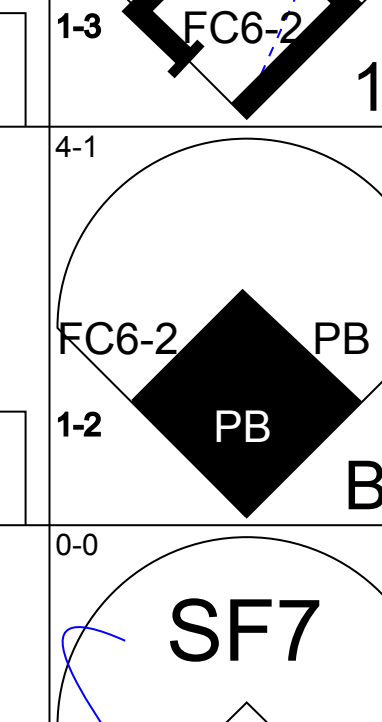
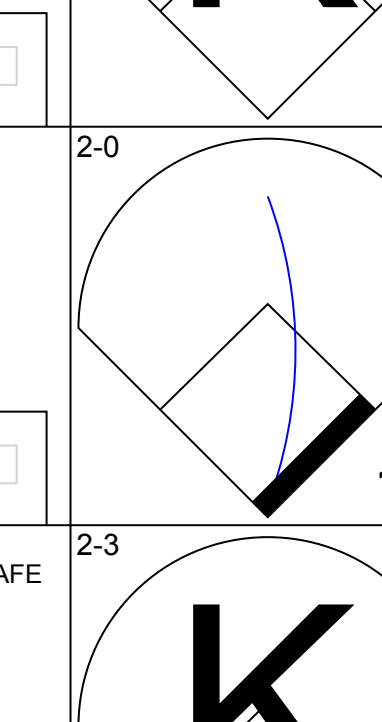
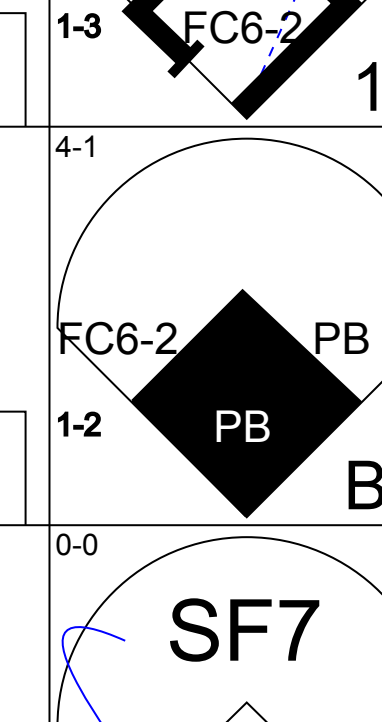
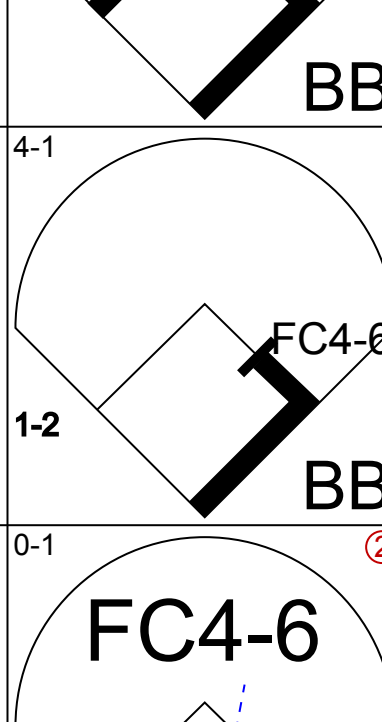
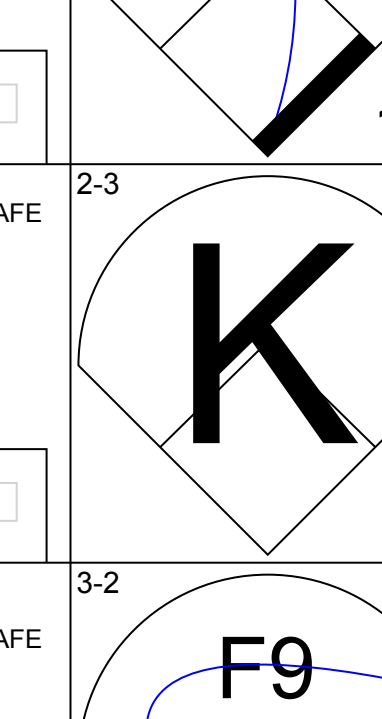
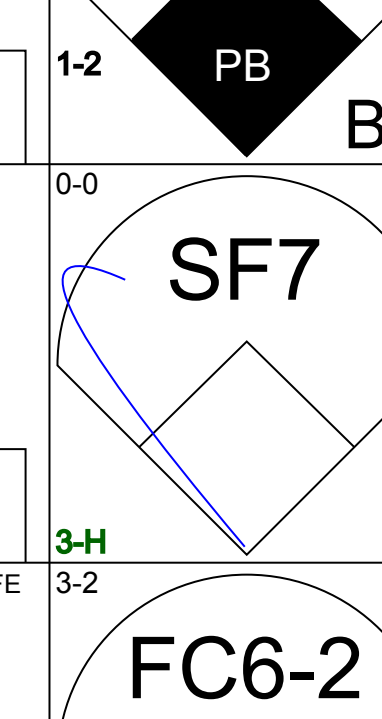
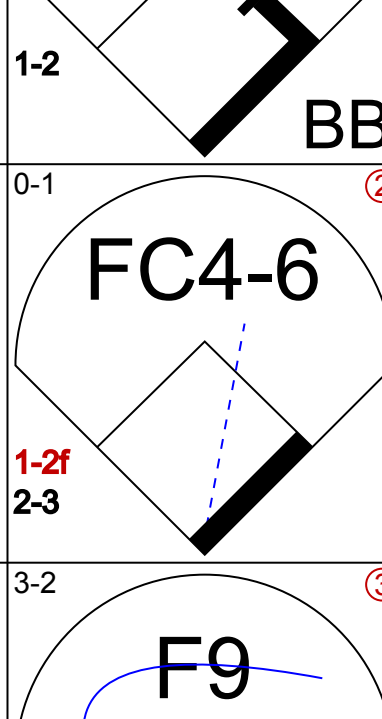
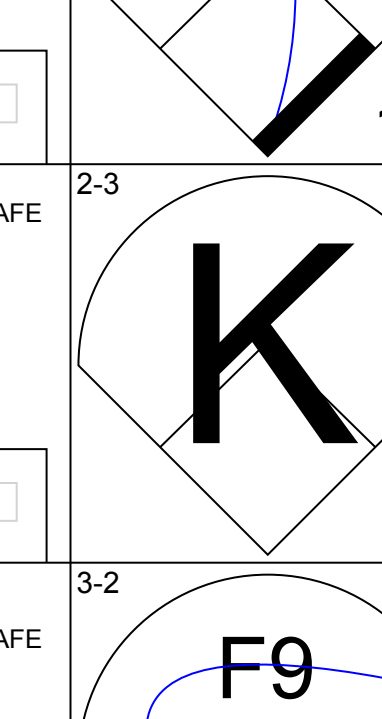
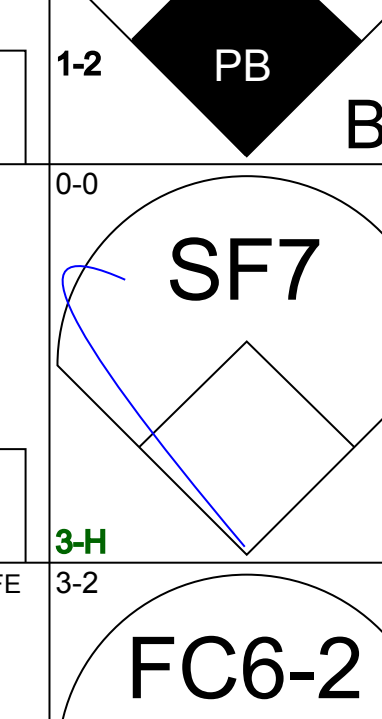
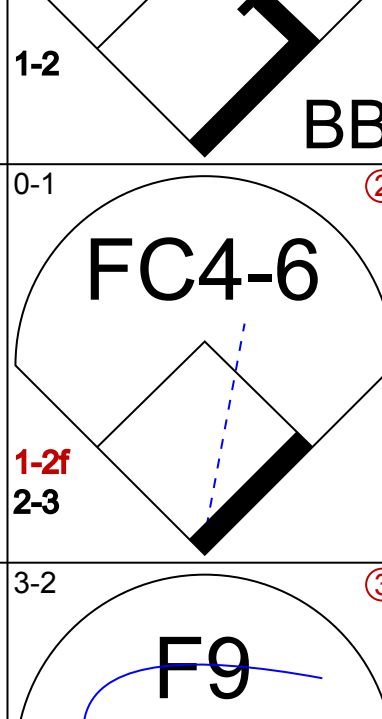
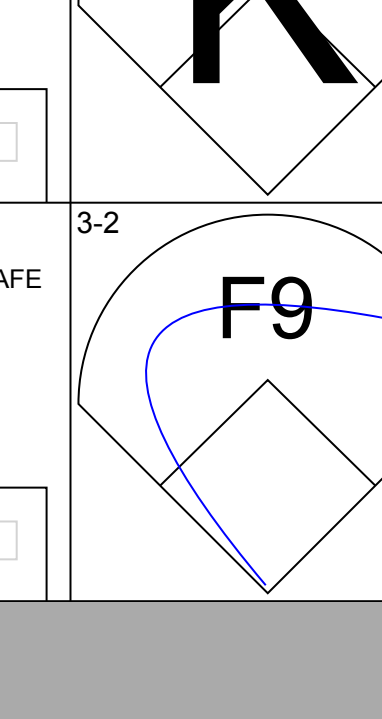
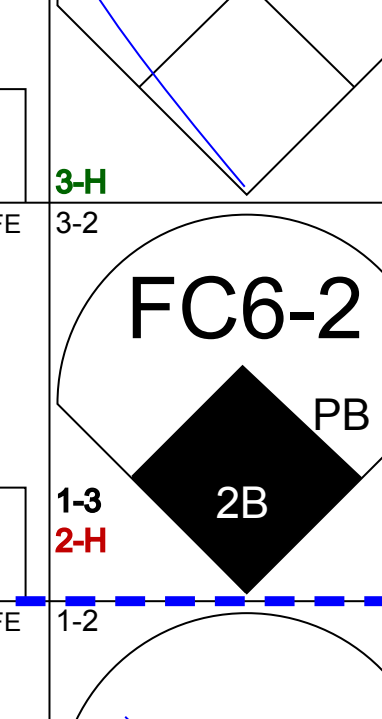
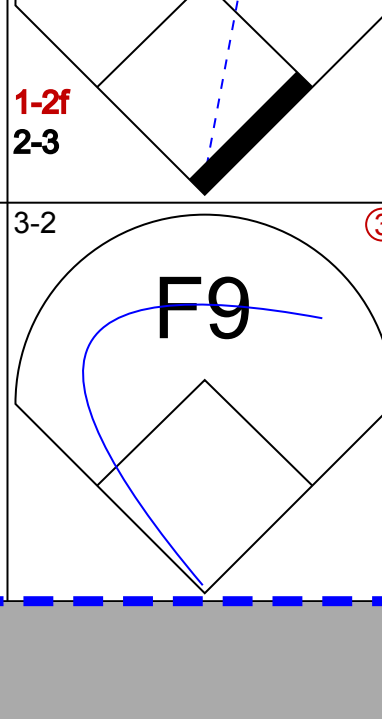
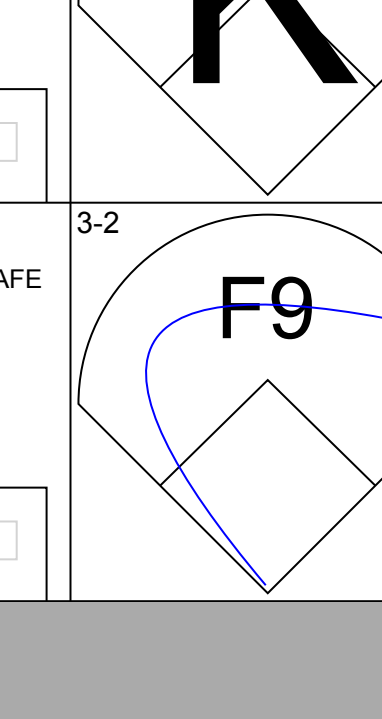
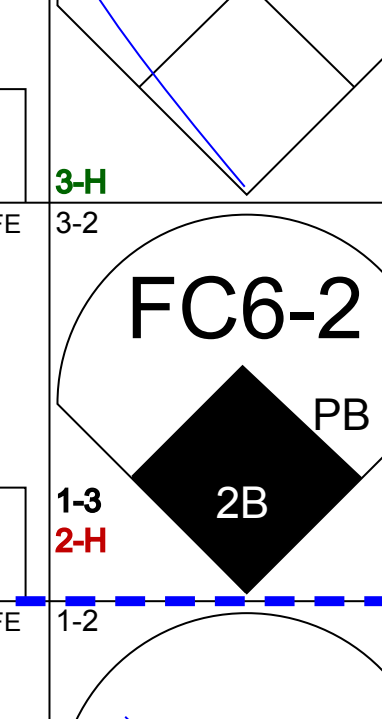
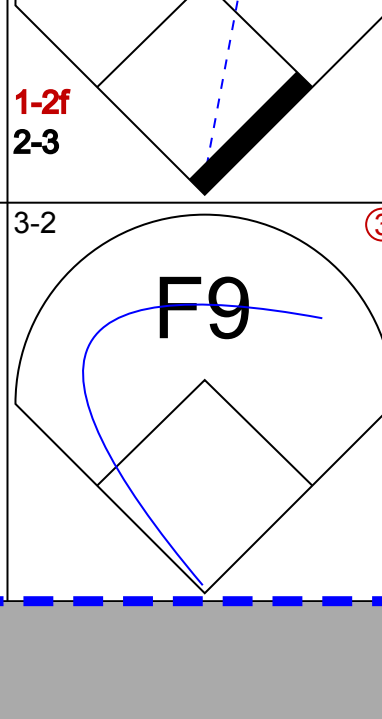
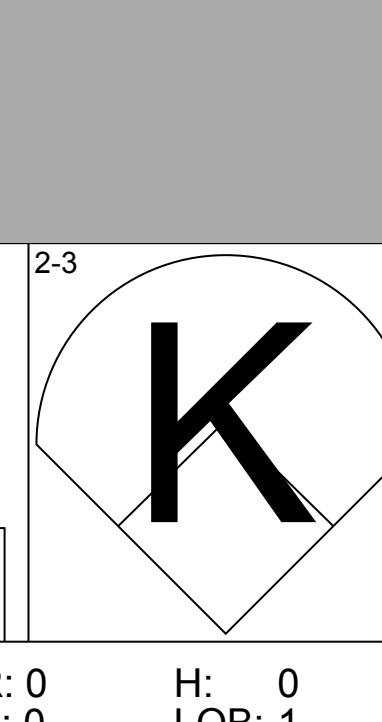
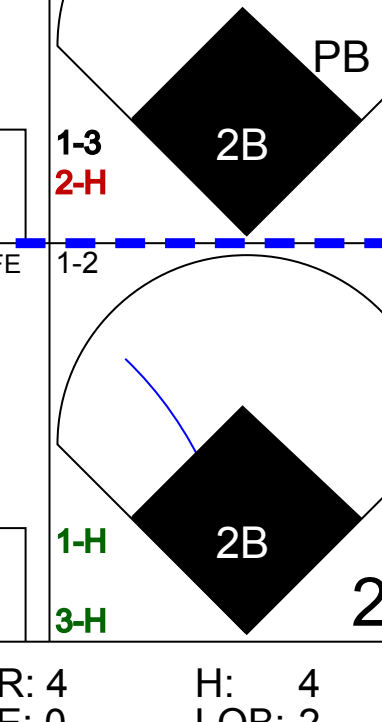
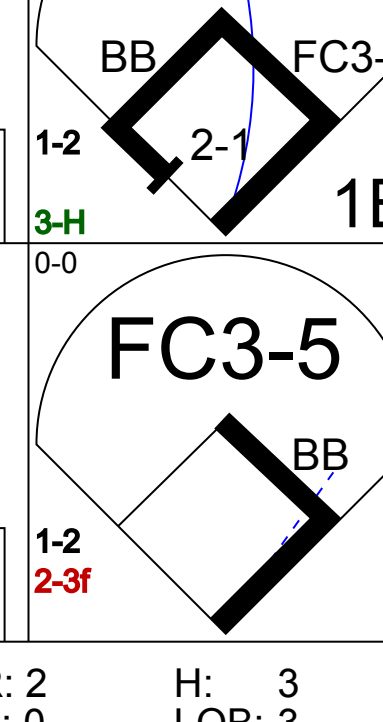
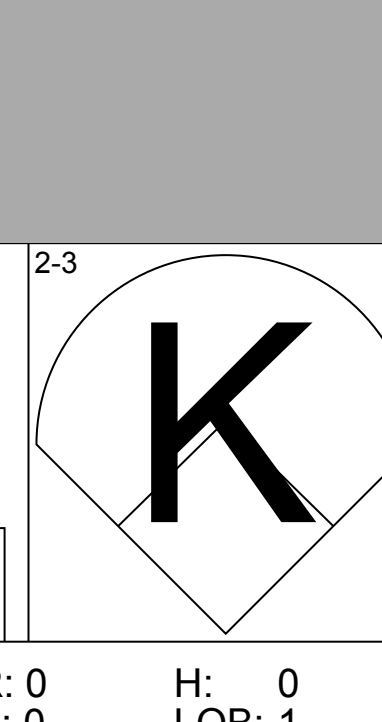
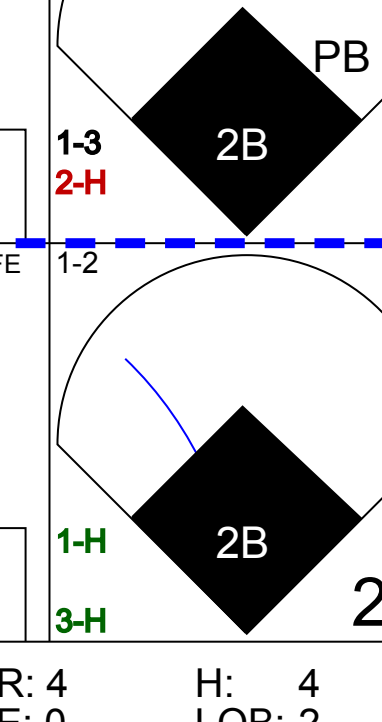
Batter	1	2	3	4	5	6	7	8	9	AB	R	H	RBI	BB	SO	LOB	TOP					
Carlos Garcia, R OBP: 0.302, SLG: 0.377 (1, 4)	G3		L8			K	K			4	0	0	0	0	2	1	Pittsburgh Pirates @ Houston Astros Astrodome, Houston, TX Mon Apr 25 1994, 8:05 PM EDT Att: 16,007 - Dome					
Jay Bell, R OBP: 0.217, SLG: 0.234 (1, 6)	K				F9	1B 2B BB		K		3	1	0	0	1	2	0						
Andy Van Slyke, L OBP: 0.333, SLG: 0.317 (1, 8)	G4-3				P8	2B 1B		L9		4	1	1	0	0	0	0						
Jeff King, R OBP: 0.283, SLG: 0.333 (1, 5)			F9		K	1-2 1B		P3		4	0	0	0	0	2	2						
Orlando Merced, S OBP: 0.393, SLG: 0.327 (1, 9)					BB	1B		G4-3		4	1	2	1	0	1	0						
Don Slaught, R OBP: 0.366, SLG: 0.286 (1, 2)					BB	1B		1B		3	0	2	2	1	0	0						
Al Martin, L OBP: 0.344, SLG: 0.472 (1, 7)					G4-3 BB	K		G1-3		3	0	0	0	1	1	4						
Kevin Young, R OBP: 0.226, SLG: 0.310 (1, 3)			F7		F9			B5-3		4	0	1	0	0	0	3						
Denny Neagle, L (1, 1)					G4-3			L3		2	0	0	0	0	0	3						
Tom Foley, L OBP: 0.240, SLG: 0.182 (7, PH)					G3			P7		1	0	0	0	0	0	0						
Bias Minor, R (7, 1)										0	0	0	0	0	0	0						
Ravelo Manzanillo, L (8, 1)										0	0	0	0	0	0	0						
Dave Clark, L OBP: 0.459, SLG: 0.667 (9, PH)										1	0	0	0	0	0	2						
Inning Stats	R: 0 E: 0 K: 1 S: 10	H: 0 LOB: 0 BB: 0 P: 13	R: 0 E: 0 K: 1 S: 6	H: 0 LOB: 0 BB: 0 P: 7	R: 0 E: 0 K: 0 S: 6	H: 0 LOB: 1 BB: 1 P: 11	R: 0 E: 0 K: 1 S: 7	H: 0 LOB: 0 BB: 0 P: 11	R: 0 E: 0 K: 1 S: 13	H: 1 LOB: 2 BB: 1 P: 23	R: 3 E: 0 K: 1 S: 21	H: 3 LOB: 1 BB: 0 P: 34	R: 0 E: 0 K: 1 S: 5	H: 0 LOB: 0 BB: 0 P: 6	R: 0 E: 0 K: 2 S: 8	H: 0 LOB: 0 BB: 0 P: 11	R: 0 E: 0 K: 0 S: 6	H: 2 LOB: 2 BB: 0 P: 9	1B: 5 2B: 1 3B: 0 HR: 0	SF: 0 SAC: 0 DP: 0 HBP: 0	WP: 0 PB: 0 SB: 0 CS: 0	PA: 36
PITCHER Pete Harnisch, R ERA: 7.71 (1, 1)	IP: 9.0 WLS: W BF: 36 H: 6 R: 3 ER: 3 SO: 8 BB: 3 IBB: 0 HBP: 0 BLK: 0 WP: 0 HR: 0 S: 82 P: 125 ERA: 3.00 WHIP: 1.000															PITCHER						

AB 33
R 3
H 6
RBI 3
BB 3
SO 8
LOB 15



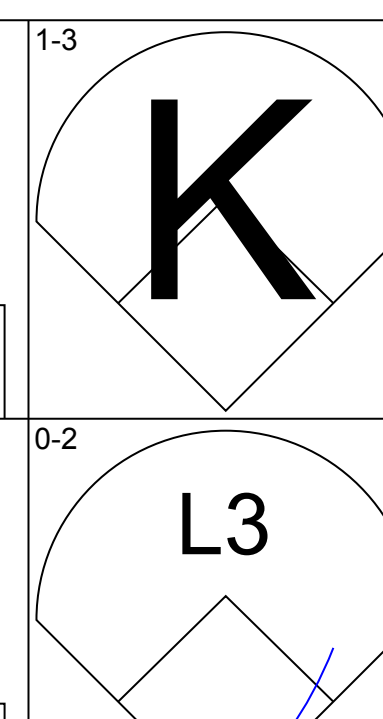
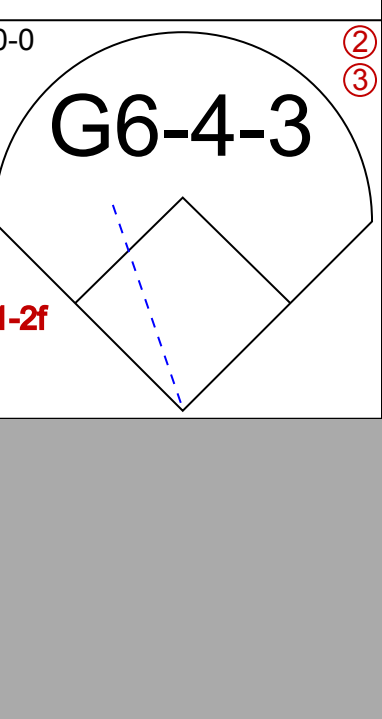
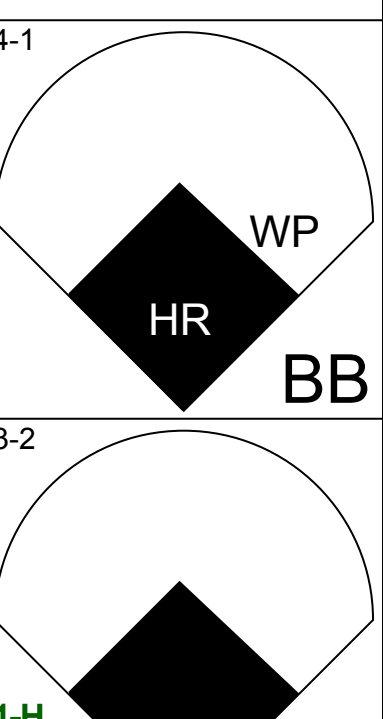
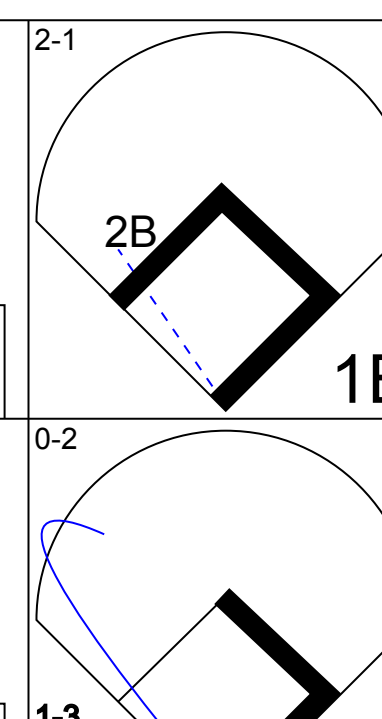
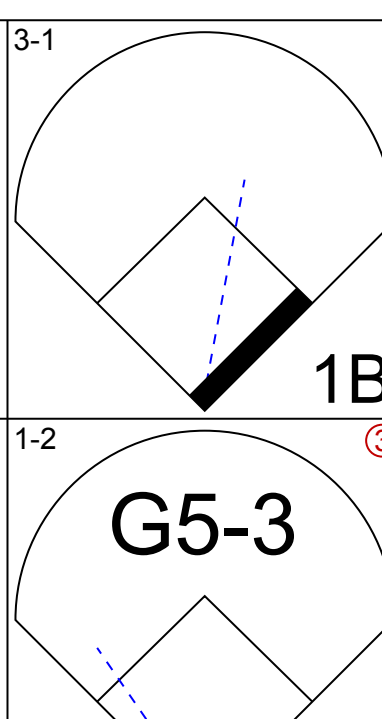
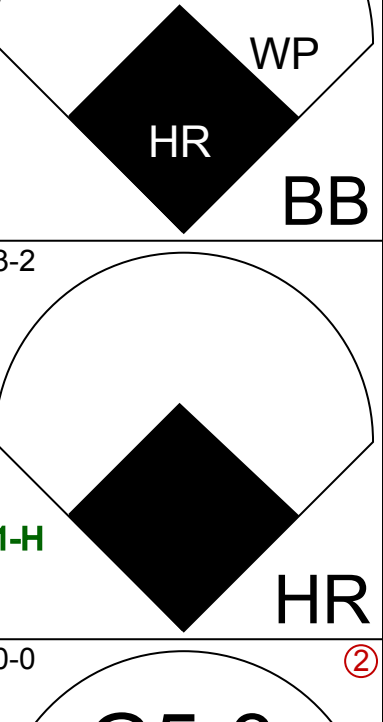
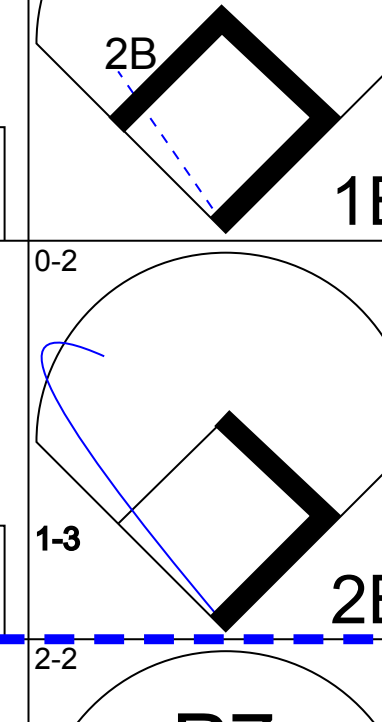
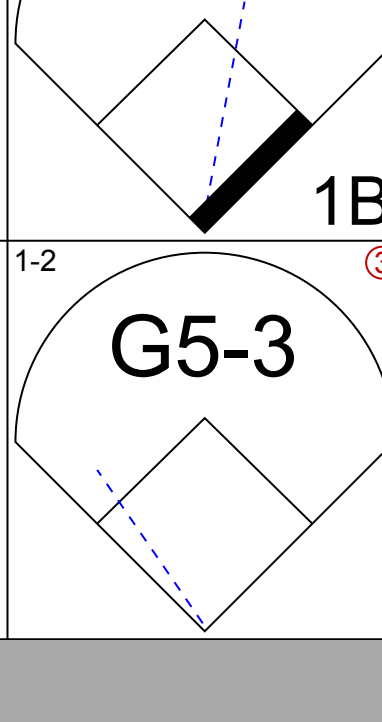
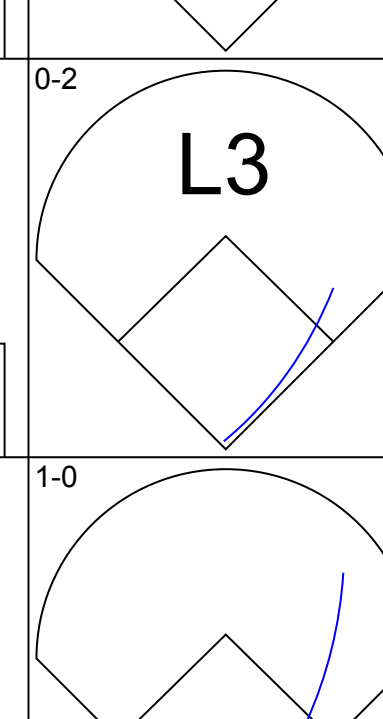
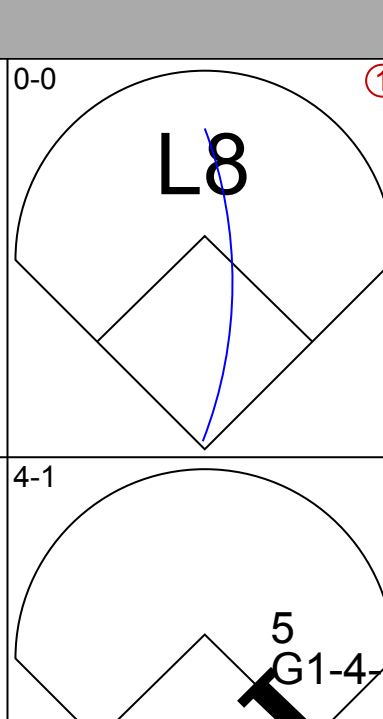
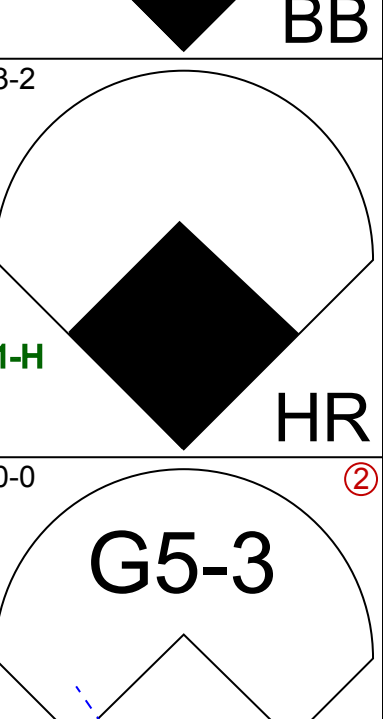
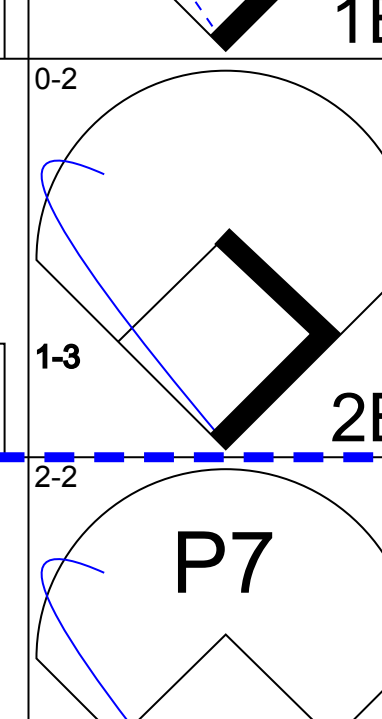
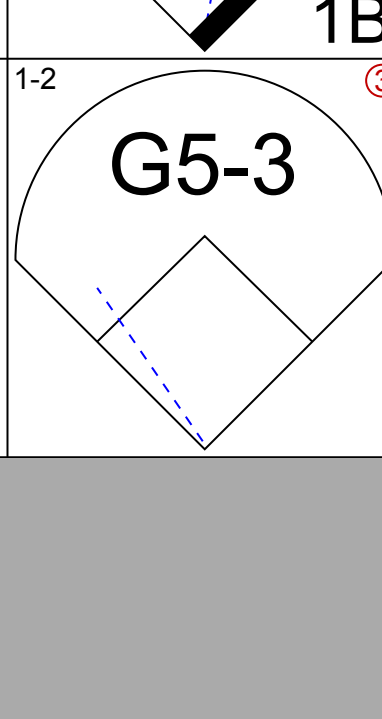
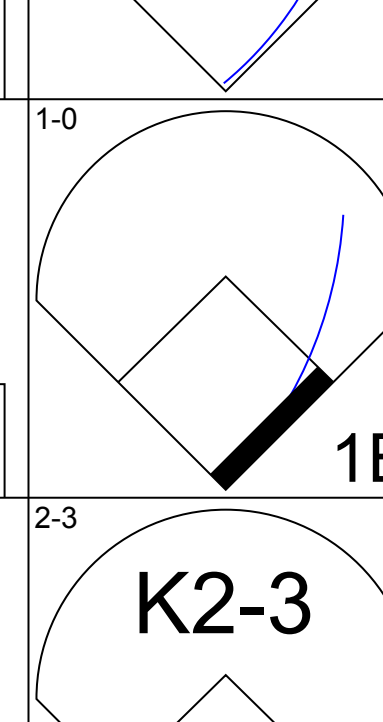
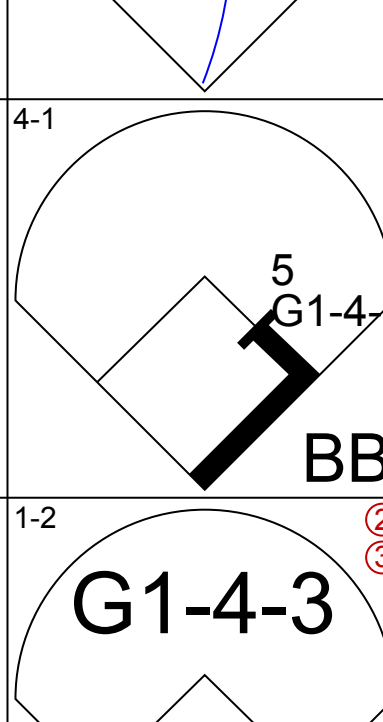
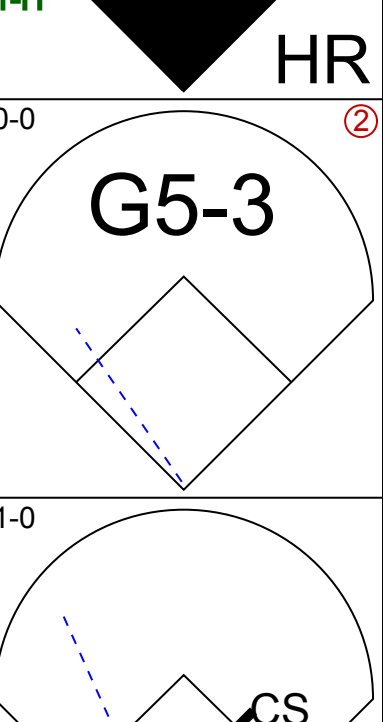
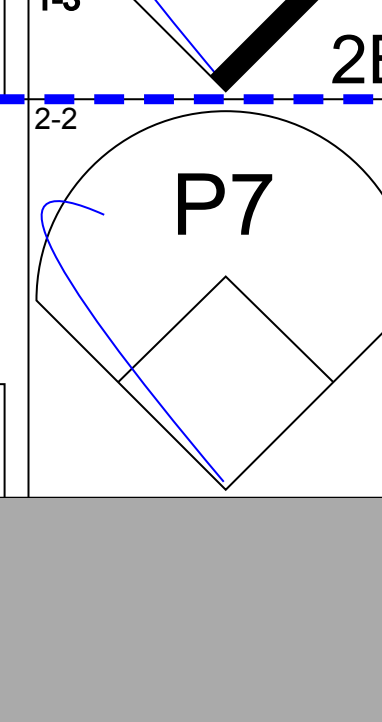
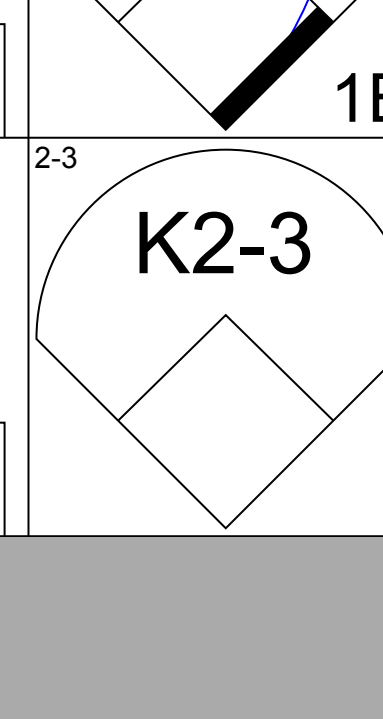
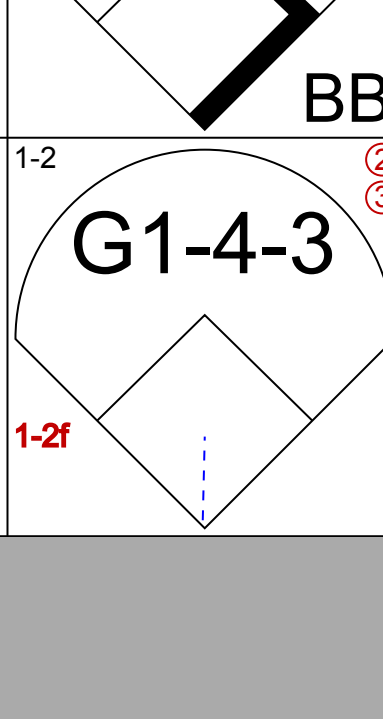
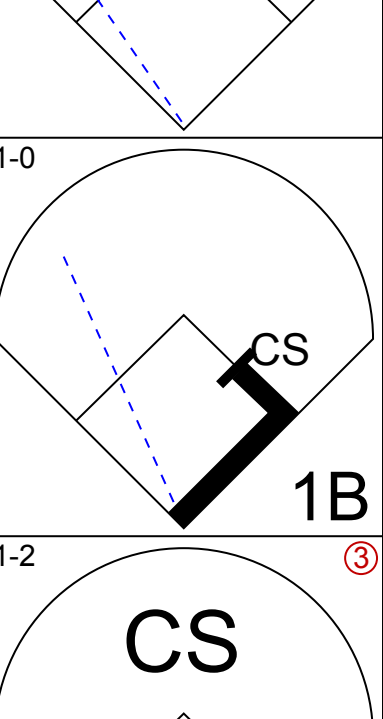

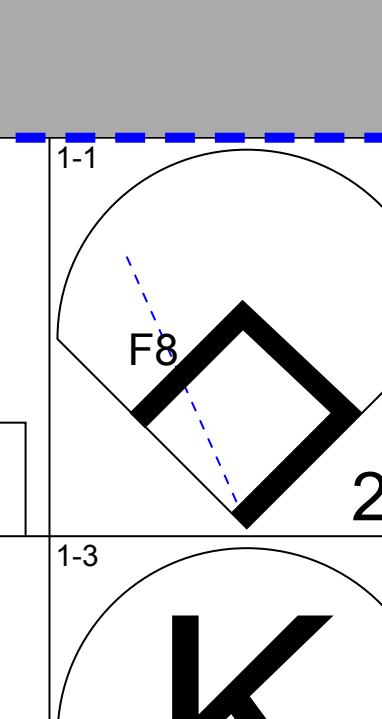
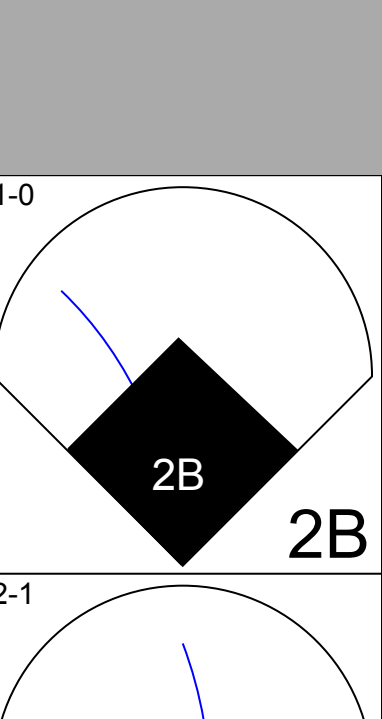
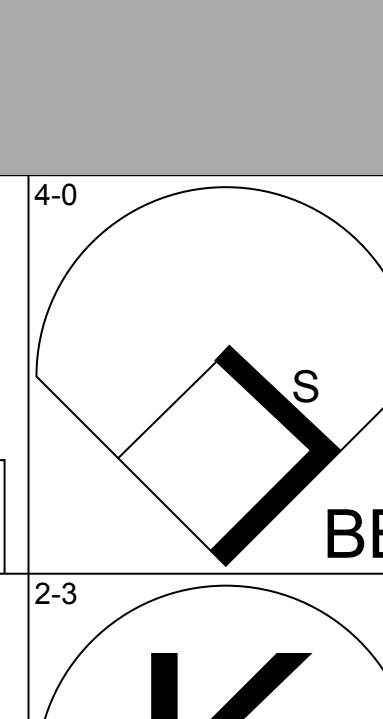
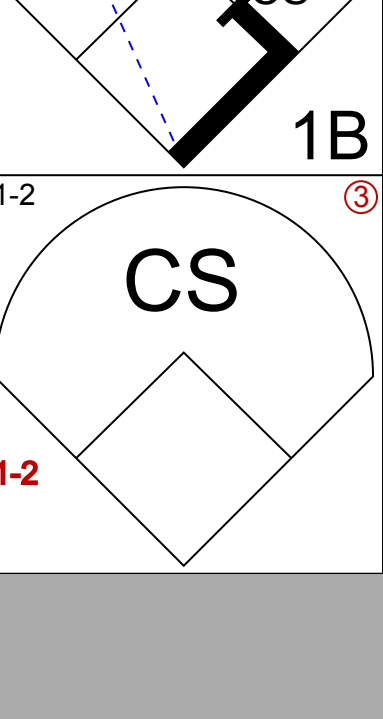
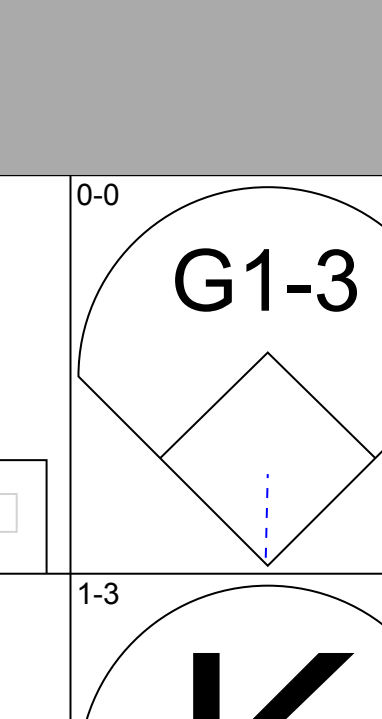
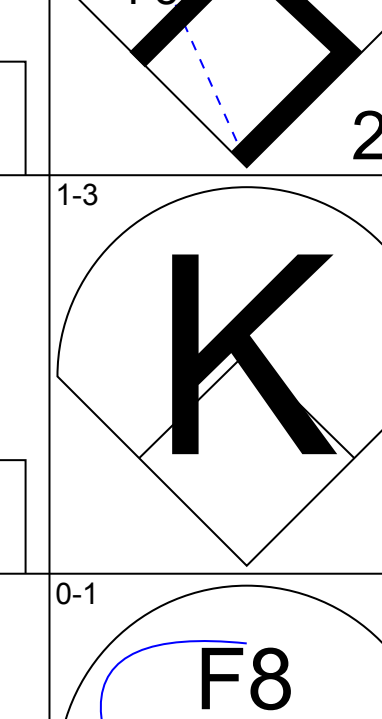
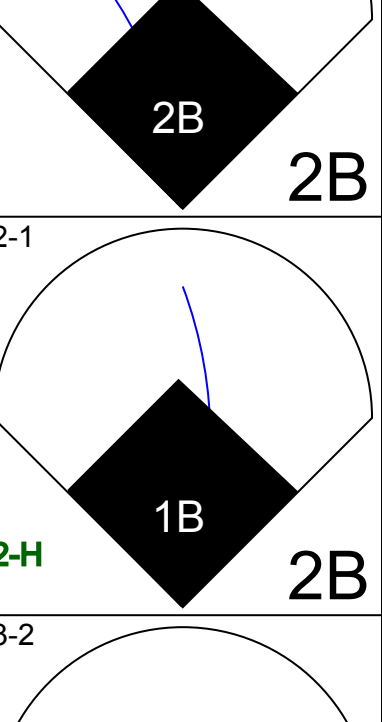
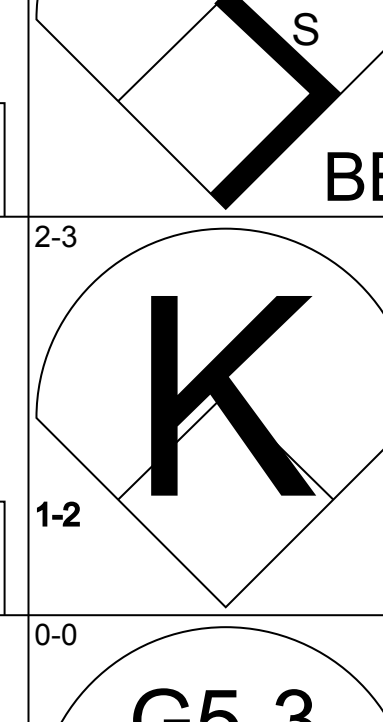
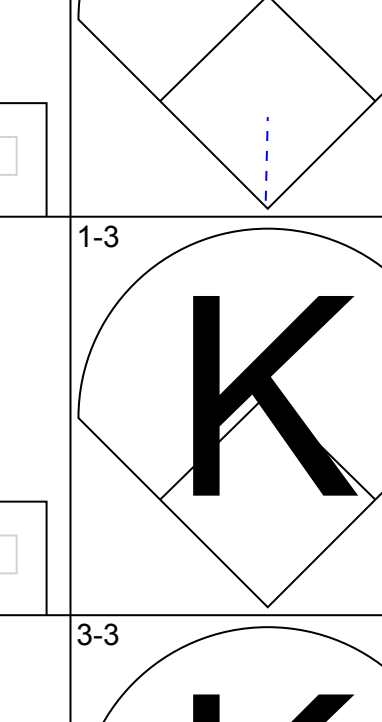
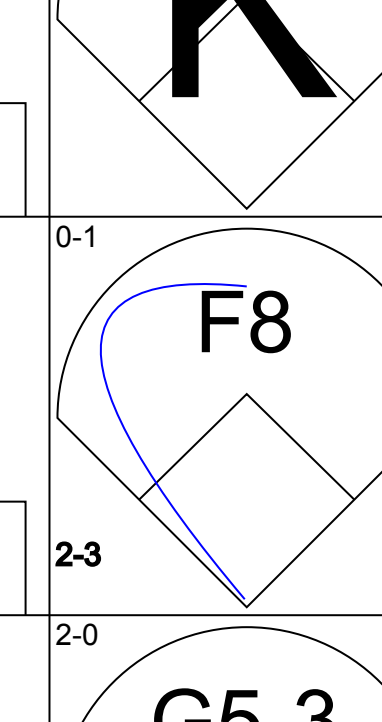
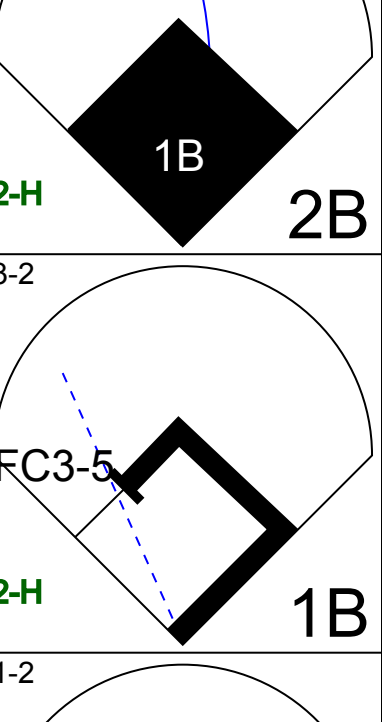
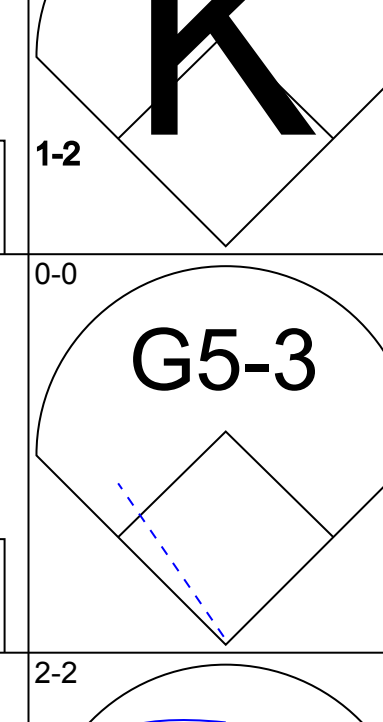
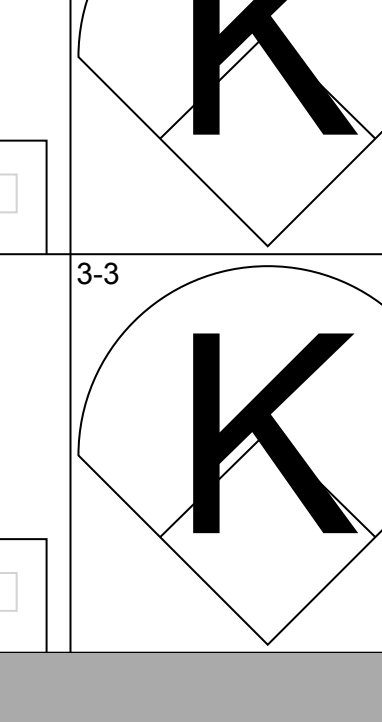
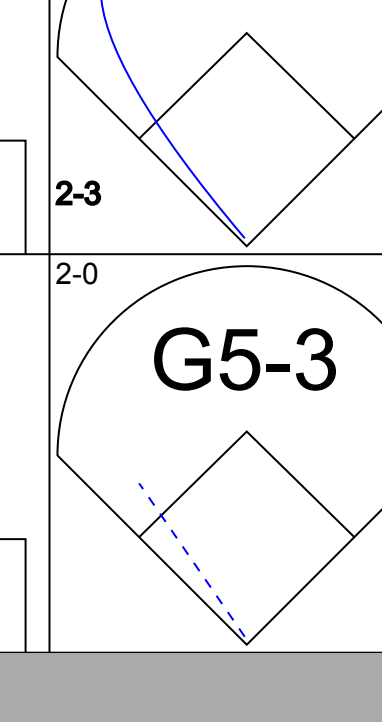
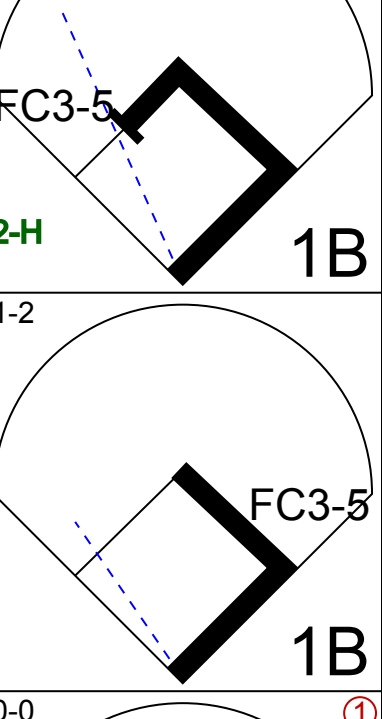
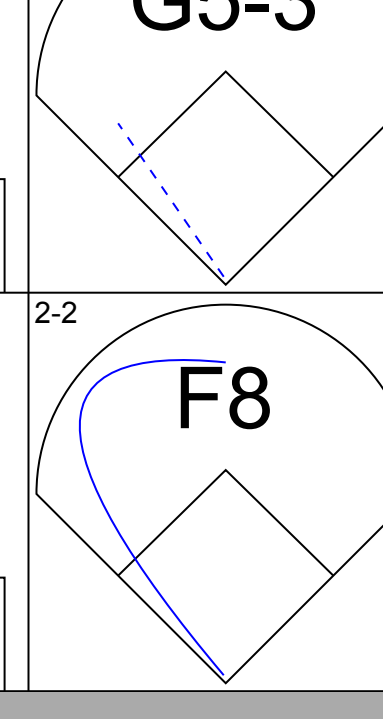
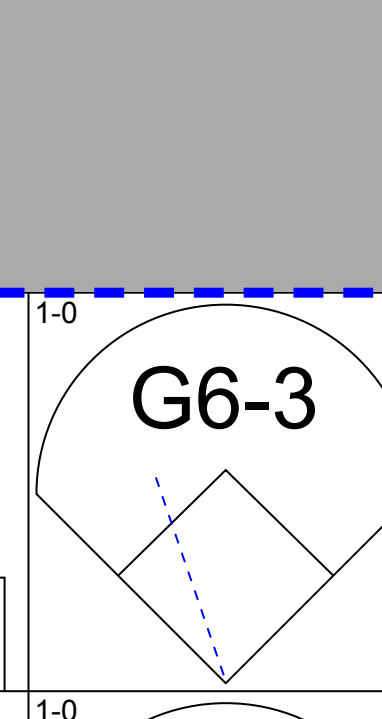
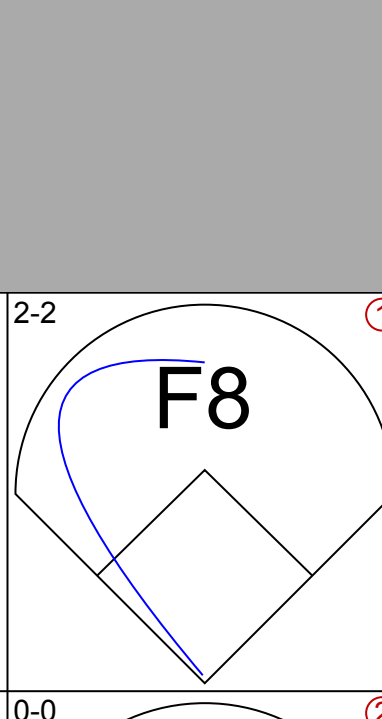
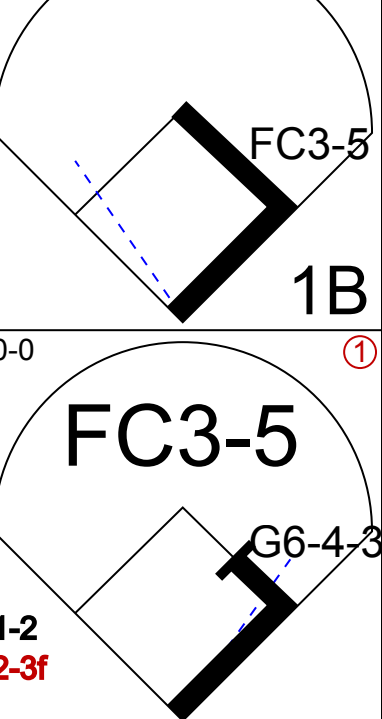
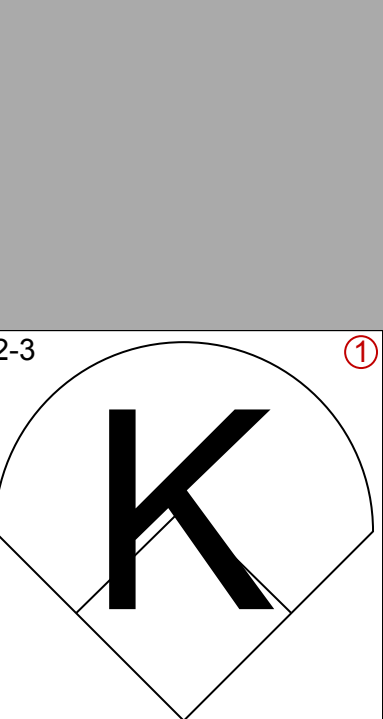
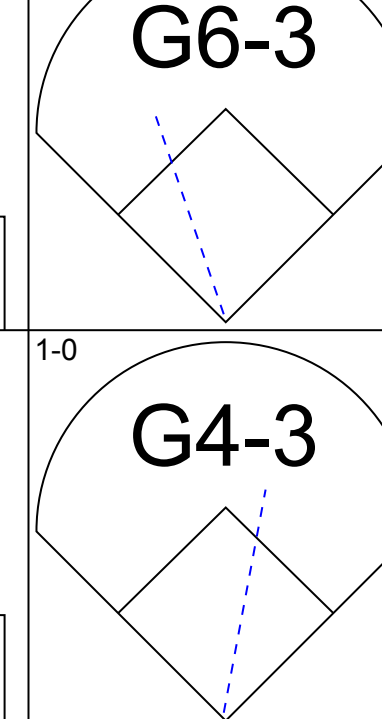
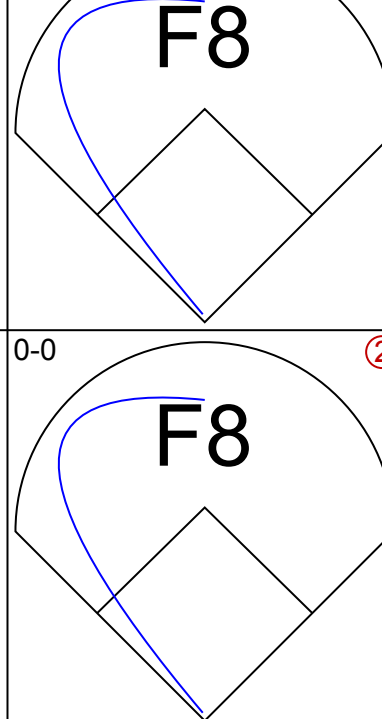
Batter	1	2	3	4	5	6	7	8	9	AB	R	H	RBI	BB	SO	LOB	BOTTOM	
James Mouton, R OBP: 0.275, SLG: 0.317 (1, 9)	K	K			K			SH3 HR 2B		4	1	1	0	0	3	1	Pittsburgh Pirates @ Houston Astros Astrodome, Houston, TX Mon Apr 25 1994, 8:05 PM EDT Att: 16,007 - Dome	
Steve Finley, L OBP: 0.320, SLG: 0.529 (1, 8)	K		G3		F8			SH3		3	0	0	0	0	1	1		
Craig Biggio, R OBP: 0.400, SLG: 0.554 (1, 4)	G6-3		G1-3			K		HR		4	1	1	2	0	1	0		
5 Jeff Bagwell, R OBP: 0.408, SLG: 0.606 (1, 3)		1B 3B	K			E5		BLK 2B 1B		4	2	2	0	0	1	0		
Luis Gonzalez, L OBP: 0.267, SLG: 0.296 (1, 7)		HR 1B			CS BB	K		K		3	1	1	1	1	2	2		
Ken Caminiti, S OBP: 0.246, SLG: 0.293 (1, 5)		3-H K			F8			F8		4	0	1	1	0	1	3		
Scott Servais, R OBP: 0.235, SLG: 0.267 (1, 2)		HR 1B			G6-3			G6-3		4	1	1	0	0	0	2		
Andy Stankiewicz, R OBP: 0.500, SLG: 0.714 (1, 6)		HR			SH2-4 BB			K2-3		2	1	1	3	1	1	0		
Pete Harnisch, S (1, 1)		G5-3			SH2-4			G4-3		2	0	0	0	0	0	0		
Inning Stats	R: 0 E: 0 K: 2 S: 8	H: 0 LOB: 0 BB: 0 P: 12	R: 4 E: 0 K: 2 S: 22	H: 4 LOB: 0 BB: 0 P: 32	R: 0 E: 0 K: 1 S: 5	H: 0 LOB: 0 BB: 0 P: 8	R: 0 E: 0 K: 0 S: 4	H: 0 LOB: 0 BB: 1 P: 8	R: 0 E: 1 K: 2 S: 11	H: 0 LOB: 1 BB: 0 P: 16	R: 0 E: 0 K: 1 S: 7	H: 0 LOB: 0 BB: 0 P: 9	R: 3 E: 0 K: 1 S: 14	H: 4 LOB: 1 BB: 0 P: 21	1B: 3 2B: 2 3B: 1 HR: 2	SF: 0 SAC: 2 DP: 0 HBP: 0		WP: 0 PB: 0 SB: 0 CS: 1
PITCHER Denny Neagle, L ERA: 5.4 (1, 1)	IP: 6.0 WLS: L BF: 24 H: 4 R: 4 ER: 4 SO: 8 BB: 2 IBB: 0 HBP: 0 BLK: 0 WP: 0 HR: 1 S: 15 P: 21 ERA: 20.25 WHIP: 2.250															PITCHER		
Bias Minor, R ERA: 7.56 (7, 1)	IP: 1.1 WLS: 7 BF: 3 H: 3 R: 3 ER: 3 SO: 1 BB: 0 IBB: 0 HBP: 0 BLK: 0 WP: 0 HR: 0 S: 6 P: 9 ERA: 0.00 WHIP: 1.500															PITCHER		
Ravelo Manzanillo, L ERA: 4.91 (8, 1)	IP: 0.2 WLS: 3 BF: 1 H: 0 R: 0 ER: 0 SO: 1 BB: 0 IBB: 0 HBP: 0 BLK: 1 WP: 0 HR: 0 S: 6 P: 9 ERA: 0.00 WHIP: 1.500															PITCHER		



Batter	1	2	3	4	5	6	7	8	9	AB	R	H	RBI	BB	SO	LOB	TOP					
Carlos Garcia, R OBP: 0.324, SLG: 0.400 (1, 4)										4	0	2	1	1	2	0	Pittsburgh Pirates @ Houston Astros Astrodome, Houston, TX Tue Apr 26 1994, 8:05 PM EDT Att: 23,151 - Dome					
Jay Bell, R OBP: 0.243, SLG: 0.227 (1, 6)										2	0	0	0	3	1	0						
Andy Van Slyke, L OBP: 0.312, SLG: 0.294 (1, 8)										5	0	0	0	0	1	5						
Jeff King, R OBP: 0.292, SLG: 0.328 (1, 5)										4	2	1	0	1	0	0						
Orlando Merced, S OBP: 0.424, SLG: 0.396 (1, 9)										4	1	3	1	1	1	0						
Don Slaught, R OBP: 0.435, SLG: 0.324 (1, 2)										2	2	2	0	3	0	0						
Al Martin, L OBP: 0.333, SLG: 0.456 (1, 7)										4	0	1	2	0	1	4						
Kevin Young, R OBP: 0.222, SLG: 0.294 (1, 3)										5	1	1	1	0	1	5						
Paul Wagner, R Tom Foley, L Jeff Bellard, L Mark Dewey, R Dave Clark, L Brian Hunter, R Rick White, R (1, 1) (7, PH) (7, 1) (7, 1) (8, PH) (8, PH) (8, 1)										2	0	0	0	0	0	2						
Inning Stats	R: 0 E: 0 K: 1 S: 10	H: 0 LOB: 0 BB: 0 P: 13	R: 1 E: 0 K: 0 S: 6	H: 2 LOB: 0 BB: 1 P: 12	R: 0 E: 0 K: 2 S: 10	H: 1 LOB: 2 BB: 1 P: 21	R: 2 E: 0 K: 0 S: 16	H: 3 LOB: 3 BB: 2 P: 32	R: 0 E: 0 K: 1 S: 7	H: 1 LOB: 1 BB: 0 P: 8	R: 0 E: 0 K: 2 S: 10	H: 0 LOB: 1 BB: 0 P: 20	R: 0 E: 0 K: 2 S: 13	H: 0 LOB: 1 BB: 1 P: 23	R: 4 E: 0 K: 0 S: 21	H: 4 LOB: 2 BB: 2 P: 38		R: 0 E: 0 K: 0 S: 12	H: 0 LOB: 2 BB: 2 P: 25	1B: 7 2B: 4 3B: 0 HR: 0	SF: 1 SAC: 0 DP: 1 HBP: 0	WP: 0 PB: 2 SB: 1 CS: 0
PITCHER	IP	WLS	BF	H	R	ER	SO	BB	IBB	HBP	BLK	WP	HR	S	P	ERA	WHIP					
Brian Williams, R ERA: 5.4 (1, 1)	3.2		19	6	3	3	3	4	0	0	0	0	0	41	75	7.36	2.727					
Tom Edens, R ERA: 3.0 (4, 1)	3.0		11	1	0	0	5	1	0	0	0	0	0	29	49	0.00	0.667					
Mike Hampton, L ERA: 3.18 (7, 1)	0.1		1	0	0	0	0	0	0	0	0	0	0	2	5	0.00	0.000					
Todd Jones, R ERA: 6.55 (8, 1)	0.2	L	5	2	3	3	0	1	0	0	0	0	0	12	22	40.50	4.500					
Mitch Williams, L ERA: 5.4 (8, 1)	1.1		9	2	1	1	0	2	1	0	0	0	0	21	41	6.75	3.000					

AB	34
R	7
H	11
RBI	6
BB	9
SO	8
LOB	16



Batter	1	2	3	4	5	6	7	8	9	AB	R	H	RBI	BB	SO	LOB	BOTTOM					
James Mouton, R OBP: 0.288, SLG: 0.318 (1, 9)										3	1	1	0	1	1	2	Pittsburgh Pirates @ Houston Astros Astrodome, Houston, TX Tue Apr 26 1994, 8:05 PM EDT Att: 23,151 - Dome					
Sid Bream, L (9, PH) OBP: 0.333, SLG: 0.333										1	0	1	0	0	0	0						
Steve Finley, L OBP: 0.325, SLG: 0.573 (1, 8)										5	1	2	2	0	0	1						
Craig Biggio, R OBP: 0.405, SLG: 0.544 (1, 4)										3	0	1	0	1	0	2						
5 Jeff Bagwell, R OBP: 0.413, SLG: 0.614 (1, 3)										4	0	2	0	0	1	2						
Luis Gonzalez, L OBP: 0.281, SLG: 0.316 (1, 7)										3	1	1	0	1	1	1						
Ken Caminiti, S OBP: 0.246, SLG: 0.306 (1, 5)										4	1	1	1	0	2	2						
Scott Servais, R OBP: 0.236, SLG: 0.265 (1, 2)										4	0	1	1	0	1	2						
Andy Stankiewicz, R OBP: 0.476, SLG: 0.647 Chris Donnels, L (1, 6) (9, PH) OBP: 0.400, SLG: 0.833										3	0	1	0	0	0	1						
Brian Williams, R Tom Edens, R Mike Hampton, R Andujar Cedeno, R Todd Jones, L Mitch Williams, L Kevin Bass, L (1, 1) (4, 1) (7, 1) (7, PH) (8, 1) (8, 1) (9, PH)										1	0	0	0	0	0	2						
Inning Stats	R: 0 E: 0 K: 2 S: 10	H: 1 LOB: 1 BB: 0 P: 14	R: 2 E: 0 K: 0 S: 12	H: 4 LOB: 1 BB: 0 P: 19	R: 0 E: 0 K: 0 S: 6	H: 0 LOB: 0 BB: 1 P: 11	R: 0 E: 0 K: 1 S: 7	H: 0 LOB: 1 BB: 1 P: 15	R: 2 E: 0 K: 1 S: 16	H: 2 LOB: 0 BB: 1 P: 26	R: 0 E: 0 K: 2 S: 7	H: 0 LOB: 0 BB: 0 P: 11	R: 0 E: 0 K: 0 S: 11	H: 2 LOB: 2 BB: 0 P: 17	R: 0 E: 0 K: 1 S: 11	H: 1 LOB: 1 BB: 0 P: 15	R: 0 E: 0 K: 0 S: 10	H: 1 LOB: 1 BB: 0 P: 16	1B: 6 2B: 4 3B: 0 HR: 1	SF: 0 SAC: 0 DP: 2 HBP: 0	WP: 1 PB: 0 SB: 1 CS: 1	PA: 39
PITCHER	IP	WLS	BF	H	R	ER	SO	BB	IBB	HBP	BLK	WP	HR	S	P	ERA	WHIP					
Paul Wagner, R ERA: 5.55 (1, 1)	6.0		25	7	4	4	0	0	0	0	0	0	0	7	11	0.00	3.000					
Jeff Ballard, L ERA: 2.16 (7, 1)	0.2		4	2	0	0	0	0	0	0	0	0	0	4	6	0.00	0.000					
Mark Dewey, R ERA: 0.96 (7, 1)	0.1	W	1	0	0	0	0	0	0	0	0	0	0	4	6	0.00	0.000					
Rick White, R ERA: 0.79 (8, 1)	2.0	S	8	2	0	0	1	0	0	0	0	0	0	21	31	0.00	1.000					



Batter	1	2	3	4	5	6	7	8	9	AB	R	H	RBI	BB	SO	LOB	TOP					
Barry Larkin, R OBP: 0.341, SLG: 0.206 (1, 6)	G1-3		G2-3 1B		G3			K		4	0	1	0	0	1	1						
Hal Morris, L OBP: 0.361, SLG: 0.440 (1, 3)	K		G2-3			G6-3			F7	4	0	0	0	0	1	2						
Reggie Sanders, R OBP: 0.337, SLG: 0.579 (1, 9)	F7		P3			G4-3			G5-3	4	0	0	0	0	0	2						
Kevin Mitchell, R OBP: 0.324, SLG: 0.544 (1, 7)					F9				G6-3	4	0	0	0	0	1	0						
Roberto Kelly, R OBP: 0.324, SLG: 0.348 (1, 8)					G6-3				L6	3	0	0	0	0	1	0						
Tony Fernandez, S OBP: 0.382, SLG: 0.531 (1, 5)									F8	3	1	1	1	0	1	0						
Bret Boone, R OBP: 0.310, SLG: 0.365 (1, 4)									F8	3	0	0	0	0	1	0						
Brian Dorsett, R OBP: 0.390, SLG: 0.371 (1, 2)									F8	3	0	1	0	0	0	0						
John Smiley, L OBP: 0.125, SLG: 0.125 (8, PH)									G6-3	1	0	1	0	0	0	0						
Jacob Brumfield, R OBP: 0.500, SLG: 0.667 (8, 1)										1	0	0	0	0	0	0						
Johnny Ruffin, R (8, 1)										0	0	0	0	0	0	0						
Inning Stats	R: 0 E: 0 K: 1 S: 7	H: 0 LOB: 0 BB: 0 P: 10	R: 1 E: 0 K: 2 S: 12	H: 1 LOB: 0 BB: 0 P: 17	R: 0 E: 0 K: 0 S: 17	H: 2 LOB: 2 BB: 0 P: 22	R: 0 E: 0 K: 1 S: 7	H: 0 LOB: 0 BB: 0 P: 10	R: 0 E: 0 K: 0 S: 6	H: 1 LOB: 1 BB: 0 P: 10	R: 0 E: 0 K: 0 S: 5	H: 0 LOB: 0 BB: 0 P: 7	R: 0 E: 0 K: 1 S: 7	H: 0 LOB: 0 BB: 0 P: 9	R: 0 E: 0 K: 1 S: 12	H: 0 LOB: 0 BB: 0 P: 16	R: 0 E: 0 K: 0 S: 10	H: 0 LOB: 0 BB: 0 P: 12	1B: 3 2B: 0 3B: 0 HR: 1	SF: 0 SAC: 1 DP: 0 HBP: 0	WP: 0 PB: 0 SB: 0 CS: 0	PA: 31
PITCHER Zane Smith, L ERA: 3.16 (1, 1)	IP: 9.0 WLS: W BF: 31 H: 4 R: 1 ER: 1 SO: 6 BB: 0 IBB: 0 HBP: 0 BLK: 0 WP: 0 HR: 1 S: 83 P: 113 ERA: 1.00 WHIP: 0.444															PITCHER						

Cincinnati Reds @ Pittsburgh Pirates
Three Rivers Stadium, Pittsburgh, PA
Wed Apr 27 1994, 7:05 PM EDT
Att: 10,343 - Unknown - 77 F

AB	30
R	1
H	4
RBI	1
BB	0
SO	6
LOB	5



Batter	1	2	3	4	5	6	7	8	9	AB	R	H	RBI	BB	SO	LOB	BOTTOM			
Carlos Garcia, R OBP: 0.315, SLG: 0.400 (1, 4)	G5-3	FC5				P3		B2-3		5	0	1	1	0	0	3				
Jay Bell, R OBP: 0.278, SLG: 0.290 (1, 6)					F9					3	1	2	1	2	0	0				
Andy Van Slyke, L OBP: 0.293, SLG: 0.274 (1, 8)										5	0	0	0	0	0	4				
Jeff King, R OBP: 0.290, SLG: 0.323 (1, 5)										4	0	1	0	0	1	1				
Brian Hunter, R OBP: 0.263, SLG: 0.472 (7, PR)										3	0	1	0	1	1	0				
Al Martin, L OBP: 0.333, SLG: 0.456 (8, 7)										0	0	0	0	0	0	0				
Orlando Merced, S OBP: 0.414, SLG: 0.386 (1, 9)										4	1	1	0	0	1	4				
Don Slaught, R OBP: 0.440, SLG: 0.341 (1, 2)										4	0	2	0	0	0	0				
Kevin Young, R OBP: 0.225, SLG: 0.289 (1, 3)										4	1	1	0	0	2	5				
Zane Smith, L OBP: 0.500, SLG: 0.500 (1, 1)										3	0	2	1	0	0	0				
Inning Stats	R: 0 E: 0 K: 0 S: 10	H: 1 LOB: 1 BB: 0 P: 14	R: 1 E: 0 K: 0 S: 13	H: 3 LOB: 2 BB: 0 P: 14	R: 0 E: 0 K: 0 S: 8	H: 1 LOB: 2 BB: 1 P: 17	R: 1 E: 0 K: 0 S: 11	H: 2 LOB: 2 BB: 1 P: 18	R: 0 E: 0 K: 3 S: 10	H: 0 LOB: 0 BB: 0 P: 14	R: 0 E: 0 K: 1 S: 7	H: 1 LOB: 1 BB: 0 P: 9	R: 1 E: 1 K: 1 S: 20	H: 3 LOB: 3 BB: 0 P: 26	R: 0 E: 0 K: 0 S: 6	H: 0 LOB: 1 BB: 1 P: 11	1B: 9 2B: 1 3B: 0 HR: 1	SF: 0 SAC: 1 DP: 0 HBP: 0	WP: 0 PB: 0 SB: 0 CS: 0	PA: 39
PITCHER John Smiley, L ERA: 2.91 (8, 1)	IP: 7.0 WLS: L BF: 35 H: 11 R: 3 ER: 3 SO: 5 BB: 1 IBB: 0 HBP: 0 BLK: 0 WP: 0 HR: 1 S: 79 P: 112 ERA: 3.86 WHIP: 1.857															PITCHER				

Cincinnati Reds @ Pittsburgh Pirates
Three Rivers Stadium, Pittsburgh, PA
Wed Apr 27 1994, 7:05 PM EDT
Att: 10,343 - Unknown - 77 F

AB	35
R	3
H	11
RBI	3
BB	3
SO	5
LOB	17



Batter	1	2	3	4	5	6	7	8	9	AB	R	H	RBI	BB	SO	LOB	TOP			
Deion Sanders, L (1, 8) OBP: 0.438, SLG: 0.522										3	1	0	0	1	1	0	<p>Atlanta Braves @ Pittsburgh Pirates Three Rivers Stadium, Pittsburgh, PA</p> <p>Fri Apr 29 1994, 7:05 PM EDT Att: 27,615 - Unknown - 78 F</p>			
Jeff Blausler, R (1, 6) OBP: 0.297, SLG: 0.278										4	0	2	0	0	0	0				
Terry Pendleton, S (1, 5) OBP: 0.388, SLG: 0.527										4	2	2	0	0	0	2				
Fred McGriff, L (1, 3) OBP: 0.400, SLG: 0.538										3	2	1	2	1	1	1				
Javy Lopez, R (1, 2) OBP: 0.304, SLG: 0.527										3	0	0	0	1	2	1				
David Justice, L (1, 9) OBP: 0.344, SLG: 0.404										3	0	1	1	0	0	0				
Mike Kelly, R (1, 7) Ryan Klesko, L (9, PH) OBP: 0.422, SLG: 0.745										3	0	0	0	0	0	1				
Mark Lemke, S (1, 4) OBP: 0.366, SLG: 0.381										4	0	0	0	0	0	1				
Steve Avery, L (1, 1) OBP: 0.111, SLG: 0.125										2	0	0	0	0	2	0				
Mark Wohlers, R (6, 1) Steve Bedrosian, R (7, 1) Bill Pecota, R (8, PH) Mike Stanton, L (8, 1)										0	0	0	0	0	0	0				
Inning Stats	R: 1 E: 0 K: 1 S: 8	H: 1 LOB: 0 BB: 1 P: 16	R: 0 E: 0 K: 1 S: 7	H: 0 LOB: 0 BB: 0 P: 14	R: 0 E: 0 K: 1 S: 8	H: 0 LOB: 0 BB: 0 P: 12	R: 2 E: 0 K: 1 S: 12	H: 3 LOB: 1 BB: 0 P: 21	R: 0 E: 0 K: 0 S: 10	H: 1 LOB: 1 BB: 0 P: 16	R: 0 E: 0 K: 0 S: 7	H: 0 LOB: 0 BB: 0 P: 11	R: 0 E: 0 K: 1 S: 8	H: 0 LOB: 0 BB: 0 P: 11	R: 2 E: 0 K: 0 S: 14	H: 1 LOB: 1 BB: 2 P: 26	1B: 4 2B: 1 3B: 0 HR: 1	SF: 1 SAC: 0 DP: 1 HBP: 0	WP: 1 PB: 0 SB: 0 CS: 0	PA: 35
PITCHER	IP WLS BF H R ER SO BB IBB HBP BLK WP HR S P ERA WHIP	8.0 W 31 6 5 5 6 2 0 0 0 0 1 71 121 5.62 1.000	1.0 4 0 0 0 0 1 0 0 0 0 1 0 10 0.00 1.000																	

AB 31
R 5
H 6
RBI 4
BB 3
SO 6
LOB 7



Batter	1	2	3	4	5	6	7	8	9	AB	R	H	RBI	BB	SO	LOB	BOTTOM				
Carlos Garcia, R (1, 4) OBP: 0.337, SLG: 0.405										4	2	2	1	1	1	0	<p>Atlanta Braves @ Pittsburgh Pirates Three Rivers Stadium, Pittsburgh, PA</p> <p>Fri Apr 29 1994, 7:05 PM EDT Att: 27,615 - Unknown - 78 F</p>				
Jay Bell, R (1, 6) OBP: 0.303, SLG: 0.303										4	2	3	0	1	0	1					
Al Martin, L (1, 8) OBP: 0.360, SLG: 0.508										4	2	1	0	1	1	4					
Jeff King, R (1, 5) OBP: 0.299, SLG: 0.361										3	0	2	4	0	1	1					
Brian Hunter, R (1, 7) Orlando Merced, S (7, PR) OBP: 0.411, SLG: 0.383										4	0	1	2	0	0	2					
Don Slaught, R (1, 2) OBP: 0.463, SLG: 0.349										2	1	1	0	2	0	1					
Lloyd McClendon, R (1, 9) OBP: 0.250, SLG: 0.333										4	0	1	0	0	1	3					
Kevin Young, R (1, 3) OBP: 0.261, SLG: 0.326										3	1	0	0	1	1	3					
Steve Cooke, R (1, 1) Rick White, R (9, 1)										3	0	0	0	0	2	1					
Inning Stats	R: 1 E: 0 K: 1 S: 15	H: 2 LOB: 1 BB: 0 P: 23	R: 0 E: 0 K: 1 S: 10	H: 0 LOB: 1 BB: 1 P: 19	R: 0 E: 0 K: 1 S: 12	H: 1 LOB: 0 BB: 0 P: 15	R: 0 E: 0 K: 1 S: 11	H: 0 LOB: 1 BB: 1 P: 18	R: 2 E: 0 K: 2 S: 14	H: 3 LOB: 1 BB: 0 P: 20	R: 1 E: 0 K: 0 S: 6	H: 2 LOB: 0 BB: 0 P: 12	R: 3 E: 1 K: 1 S: 13	H: 1 LOB: 1 BB: 3 P: 29	R: 1 E: 0 K: 0 S: 12	H: 2 LOB: 1 BB: 1 P: 24		1B: 9 2B: 2 3B: 0 HR: 0	SF: 1 SAC: 1 DP: 2 HBP: 0	WP: 0 PB: 1 SB: 1 CS: 0	PA: 39
PITCHER	IP WLS BF H R ER SO BB IBB HBP BLK WP HR S P ERA WHIP	5.0 L 25 8 4 4 4 6 2 0 0 0 0 0 66 103 7.20 2.000	1.1 7 1 3 2 0 3 0 0 0 0 0 0 11 27 13.50 3.000	0.2 2 0 0 0 1 0 0 0 0 0 0 0 4 6 0.00 0.000	1.0 5 2 1 1 0 1 0 0 0 0 0 0 12 24 9.00 3.000																

AB 31
R 8
H 11
RBI 7
BB 6
SO 7
LOB 16



Batter	1	2	3	4	5	6	7	8	9	AB	R	H	RBI	BB	SO	LOB	TOP					
Deion Sanders, L (1,8) OBP: 0.422, SLG: 0.500										4	0	0	0	0	1	0						
Jeff Blausler, R (1,6) OBP: 0.276, SLG: 0.290										3	0	1	0	1	1	0						
Terry Pendleton, S (1,5) OBP: 0.382, SLG: 0.515										4	0	1	0	0	0	2						
Fred McGriff, L (1,3) OBP: 0.398, SLG: 0.530										3	0	1	0	0	0	1						
Javy Lopez, R (1,2) OBP: 0.305, SLG: 0.558										3	1	1	1	0	1	1						
David Justice, L (1,9) OBP: 0.328, SLG: 0.382										3	0	0	0	0	0	0						
Mike Kelly, R (1,7) OBP: 0.192, SLG: 0.346										3	0	0	0	0	2	0						
Mark Lemke, S (1,4) OBP: 0.351, SLG: 0.364										3	0	0	0	0	1	0						
Greg Maddux, R (1,1) OBP: 0.154, SLG: 0.231										2	0	0	0	0	2	0						
Mike Stanton, L (8,1)										0	0	0	0	0	0	0						
Steve Bedrosian, R (8,1)										0	0	0	0	0	0	0						
Bill Pecota, R (9, PH) OBP: 0.467, SLG: 0.417										1	0	0	0	0	1	0						
Inning Stats	R: 0 E: 0 K: 1 S: 9	H: 2 LOB: 2 BB: 0 P: 16	R: 0 E: 0 K: 2 S: 10	H: 0 LOB: 0 BB: 0 P: 15	R: 0 E: 0 K: 1 S: 6	H: 0 LOB: 0 BB: 0 P: 7	R: 0 E: 0 K: 0 S: 6	H: 0 LOB: 0 BB: 0 P: 10	R: 1 E: 0 K: 1 S: 9	H: 1 LOB: 0 BB: 0 P: 15	R: 0 E: 0 K: 2 S: 7	H: 0 LOB: 0 BB: 0 P: 11	R: 0 E: 0 K: 0 S: 5	H: 1 LOB: 0 BB: 0 P: 12	R: 0 E: 0 K: 1 S: 6	H: 0 LOB: 1 BB: 1 P: 11	R: 0 E: 0 K: 1 S: 10	H: 0 LOB: 1 BB: 1 P: 17	1B: 2 2B: 1 3B: 0 HR: 1	SF: 0 SAC: 0 DP: 1 HBP: 0	WP: 0 PB: 0 SB: 0 CS: 0	PA: 30
PITCHER	IP	WLS	BF	H	R	ER	SO	BB	IBB	HBP	BLK	WP	HR	S	P	ERA	WHIP					
Denny Neagle, L (1,1) ERA: 4.25	8.0	W	26	4	1	1	8	0	0	0	0	0	1	58	97	1.12	0.500					
Jeff Ballard, L (9,1) ERA: 2.0	0.2		2	0	0	0	1	0	0	0	0	0	0	6	8	0.00	0.000					
Rick White, R (9,1) ERA: 0.71	0.1	S	2	0	0	0	0	1	0	0	0	0	0	4	9	0.00	3.000					

Atlanta Braves @ Pittsburgh Pirates
Three Rivers Stadium, Pittsburgh, PA
Sat Apr 30 1994, 7:05 PM EDT
Att: 25,967 - Unknown - 61 F

AB 29
R 1
H 4
RBI 1
BB 1
SO 9
LOB 4





Batter	1	2	3	4	5	6	7	8	9	AB	R	H	RBI	BB	SO	LOB	BOTTOM					
Al Martin, L (1,7) OBP: 0.367, SLG: 0.500										3	1	1	1	1	0	0						
Jay Bell, R (1,6) OBP: 0.312, SLG: 0.325										4	0	2	1	0	1	1						
Andy Van Slyke, L (1,8) OBP: 0.297, SLG: 0.284										3	0	1	0	1	1	2						
Dave Clark, L (1,9) OBP: 0.367, SLG: 0.552										3	0	1	0	0	1	2						
Kevin Young, R (8, PH) OBP: 0.255, SLG: 0.318										1	0	0	0	0	1	1						
Jeff King, R (1,5) OBP: 0.300, SLG: 0.360										3	0	1	0	0	0	2						
Orlando Merced, S (1,3) OBP: 0.395, SLG: 0.365										3	0	0	0	0	0	1						
Lance Parrish, R (1,2)										3	0	0	0	0	1	0						
Tom Foley, L (1,4) OBP: 0.267, SLG: 0.200										2	1	1	0	1	0	0						
Denny Neagle, L (1,1) ERA: 1.12										2	0	0	0	0	2	1						
Jeff Ballard, L (9,1) ERA: 3.6										0	0	0	0	0	0	0						
Rick White, R (9,1) ERA: 0.84										0	0	0	0	0	0	0						
Inning Stats	R: 0 E: 0 K: 1 S: 8	H: 0 LOB: 1 BB: 2 P: 19	R: 0 E: 0 K: 1 S: 7	H: 0 LOB: 0 BB: 0 P: 11	R: 2 E: 0 K: 0 S: 13	H: 3 LOB: 1 BB: 0 P: 17	R: 0 E: 0 K: 0 S: 8	H: 1 LOB: 0 BB: 0 P: 11	R: 0 E: 0 K: 1 S: 11	H: 0 LOB: 0 BB: 0 P: 17	R: 0 E: 0 K: 1 S: 8	H: 2 LOB: 1 BB: 0 P: 11	R: 0 E: 0 K: 1 S: 7	H: 0 LOB: 1 BB: 1 P: 15	R: 0 E: 0 K: 2 S: 15	H: 1 LOB: 1 BB: 0 P: 21	1B: 5 2B: 2 3B: 0 HR: 0	SF: 0 SAC: 1 DP: 2 HBP: 0	WP: 0 PB: 0 SB: 1 CS: 1	PA: 31		
PITCHER	IP	WLS	BF	H	R	ER	SO	BB	IBB	HBP	BLK	WP	HR	S	P	ERA	WHIP					
Greg Maddux, R (1,1) ERA: 1.12	7.1	L	29	7	2	2	5	3	0	0	0	0	0	68	110	2.46	1.364					
Mike Stanton, L (8,1) ERA: 3.6	0.1		1	0	0	0	1	0	0	0	0	0	0	5	7	0.00	0.000					
Steve Bedrosian, R (8,1) ERA: 0.84	0.1		1	0	0	0	1	0	0	0	0	0	0	4	5	0.00	0.000					

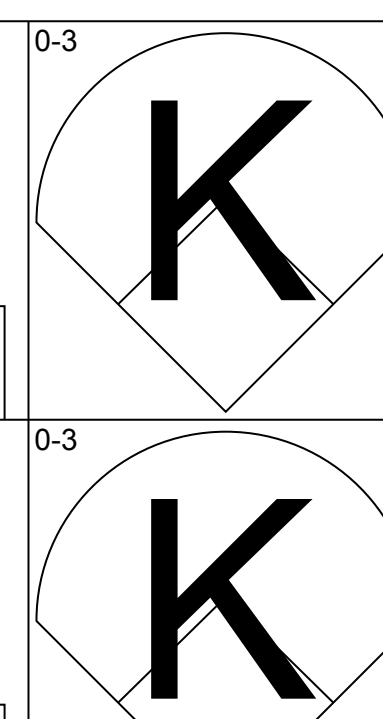
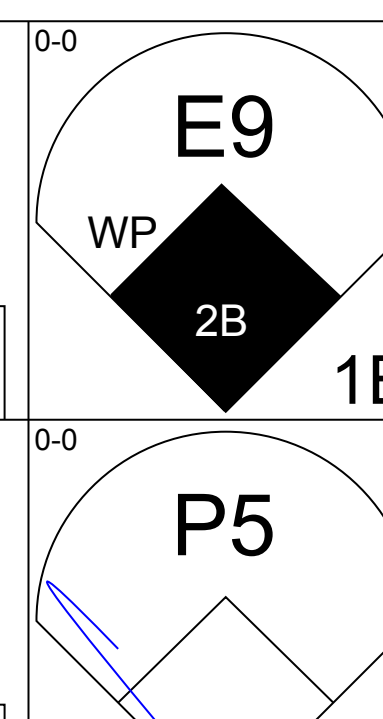
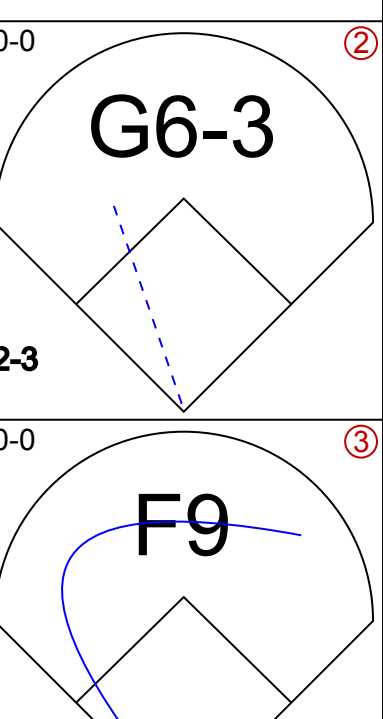
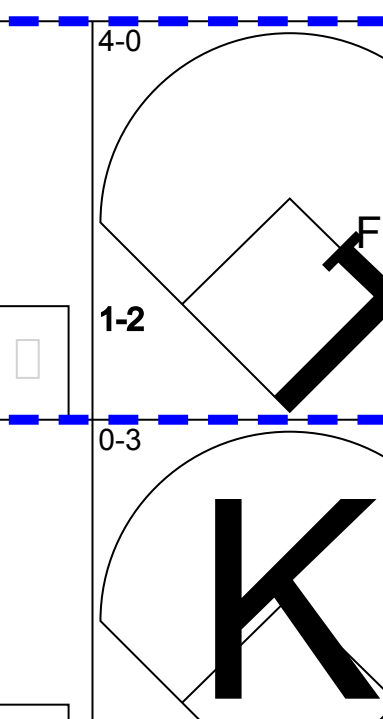
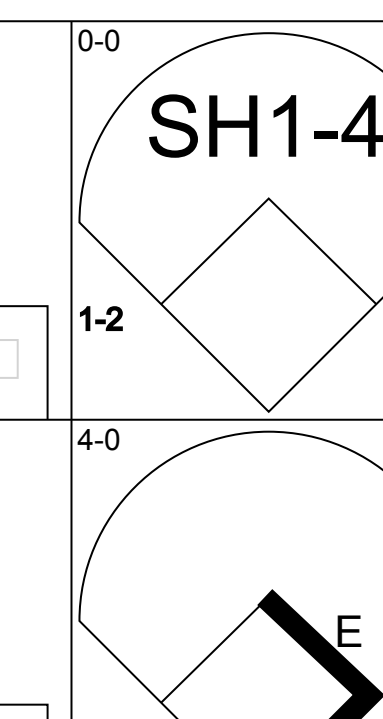
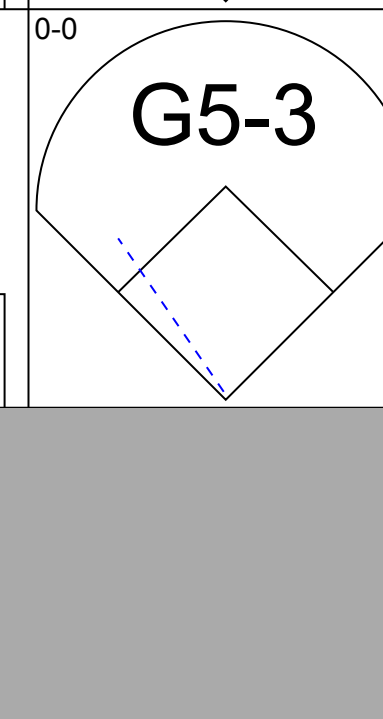
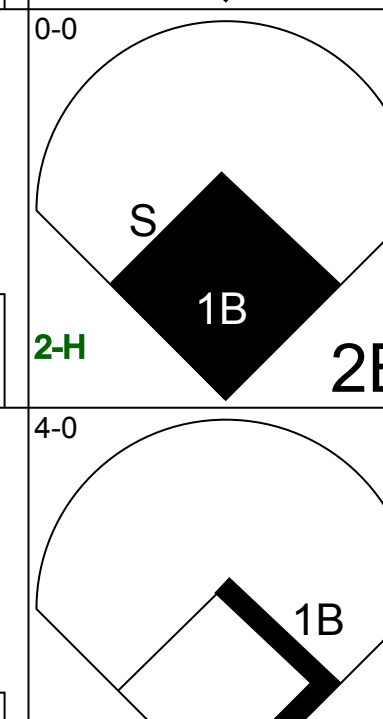

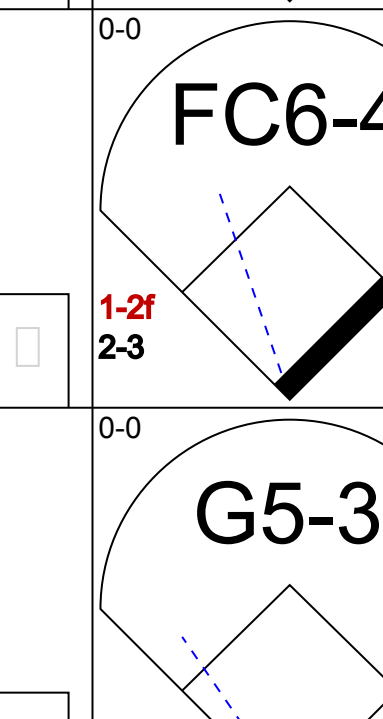
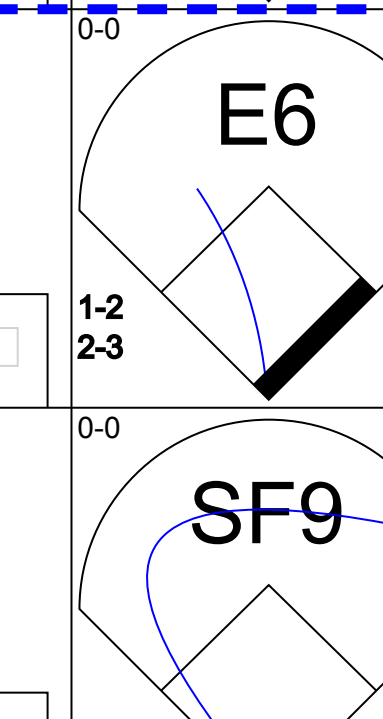

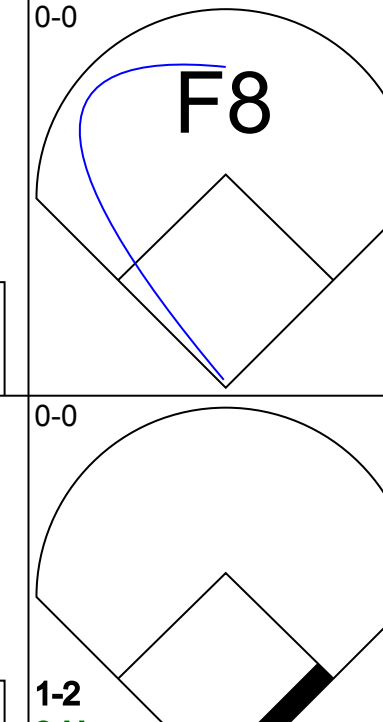
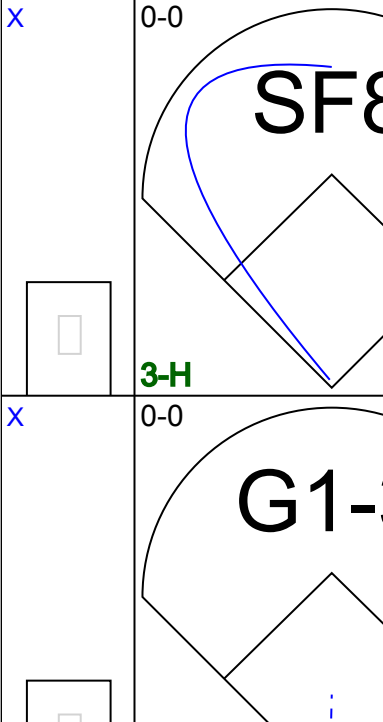

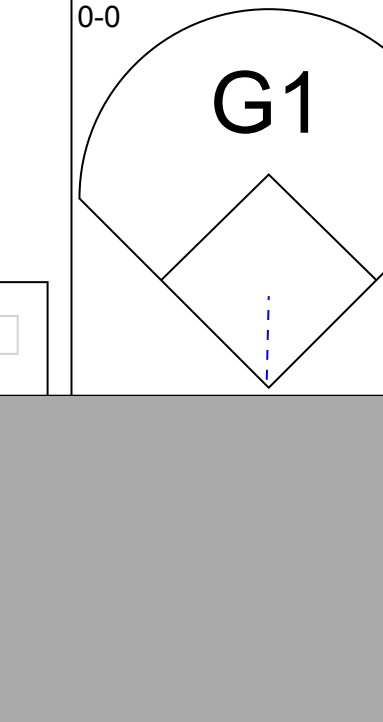
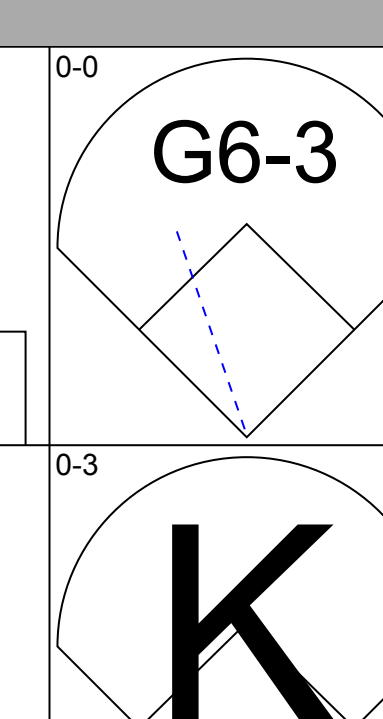
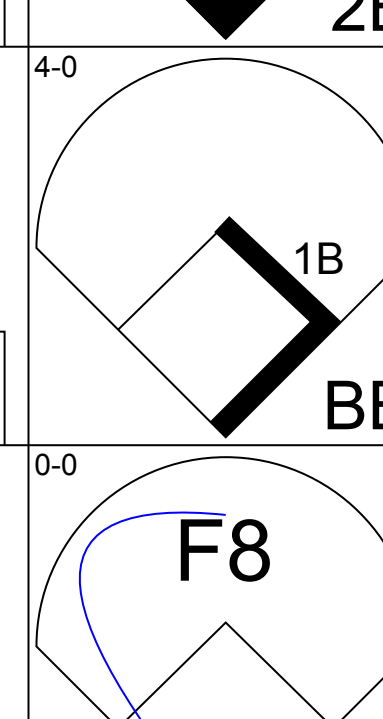
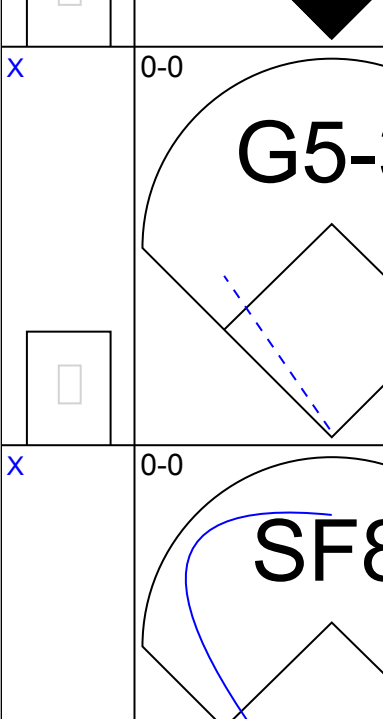
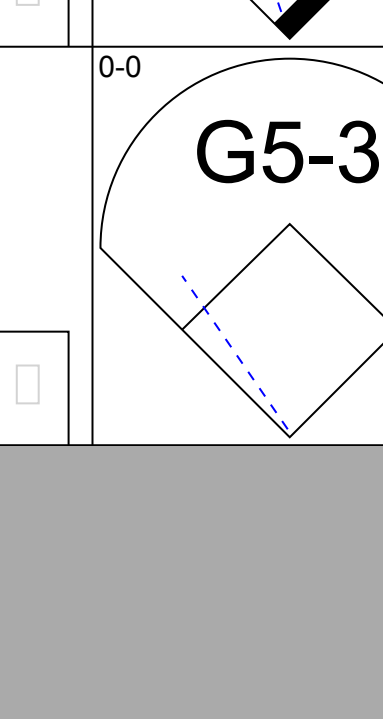
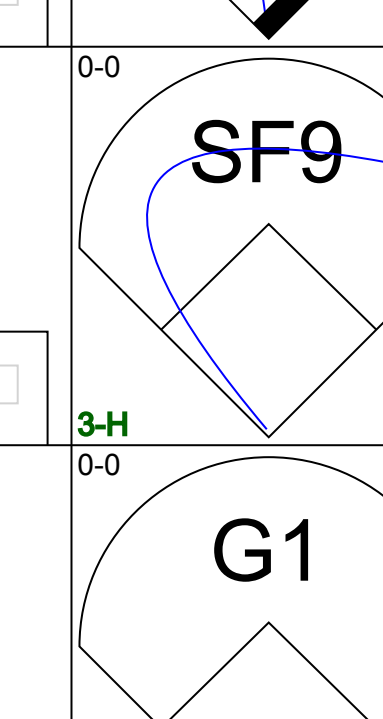
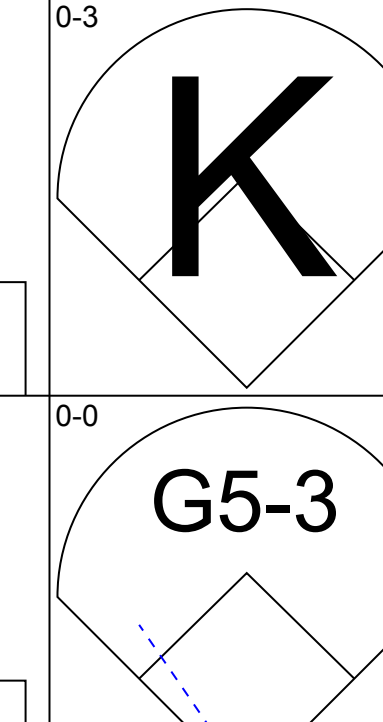
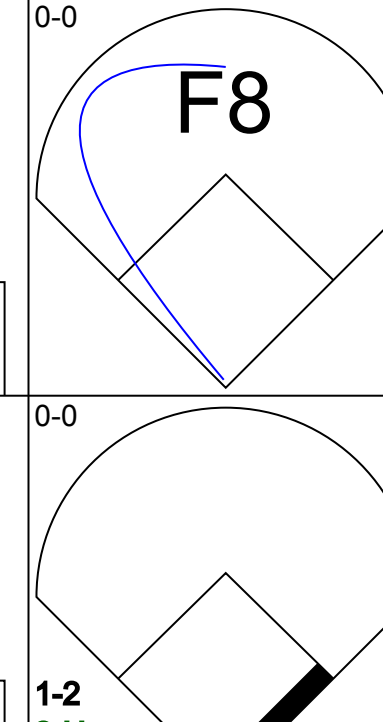
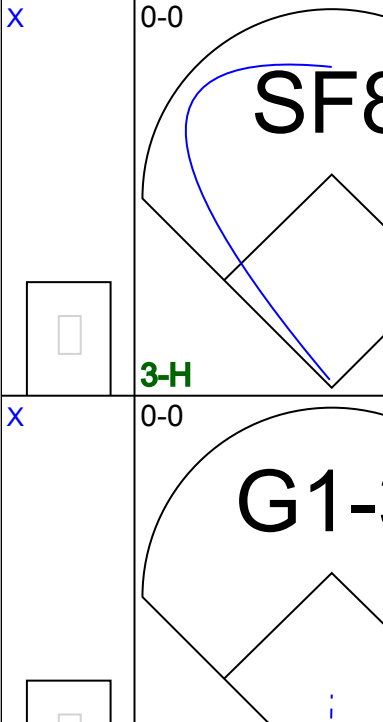
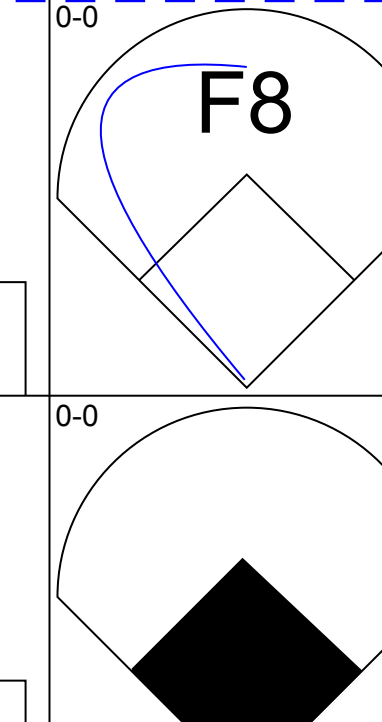
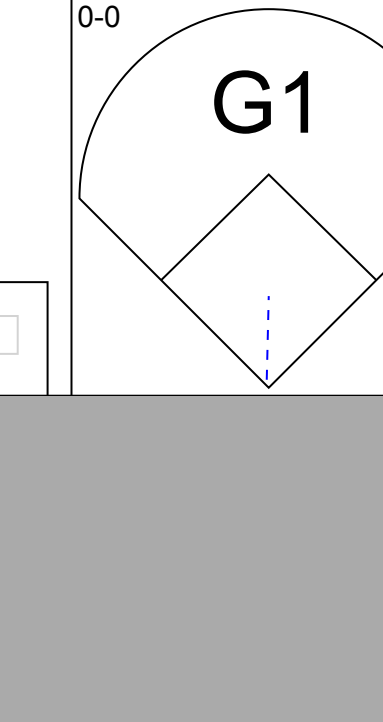
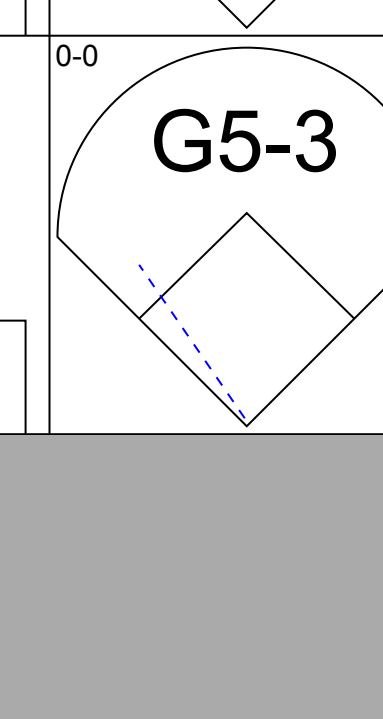
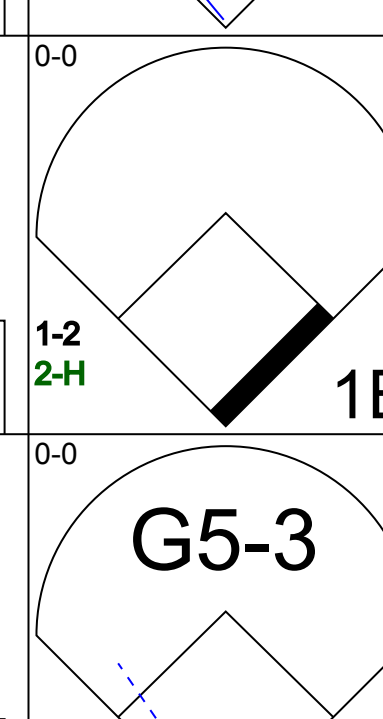
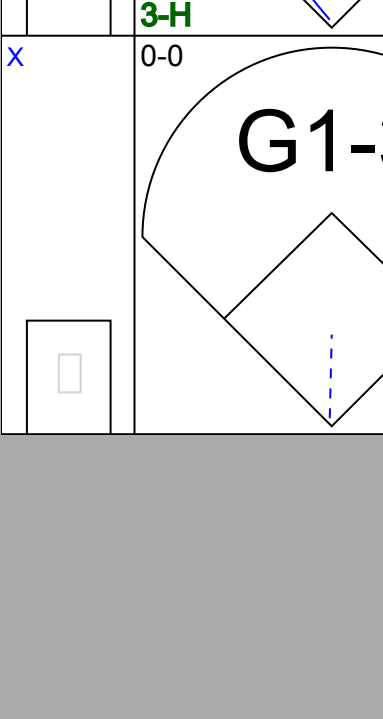
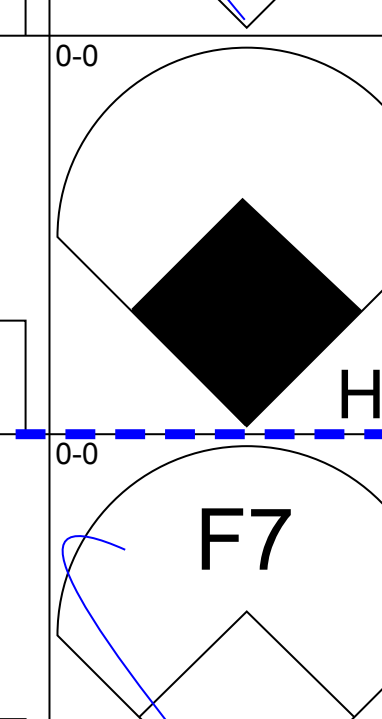
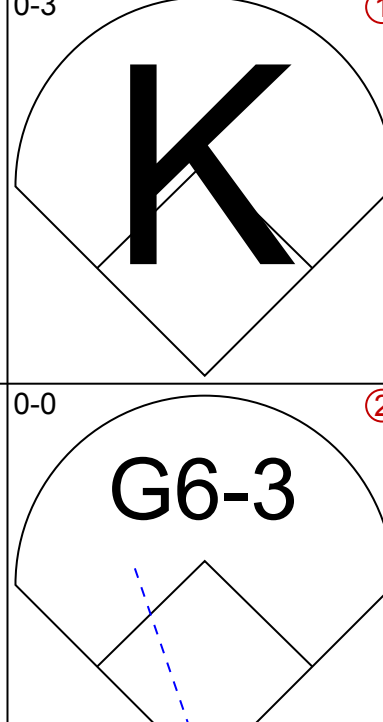
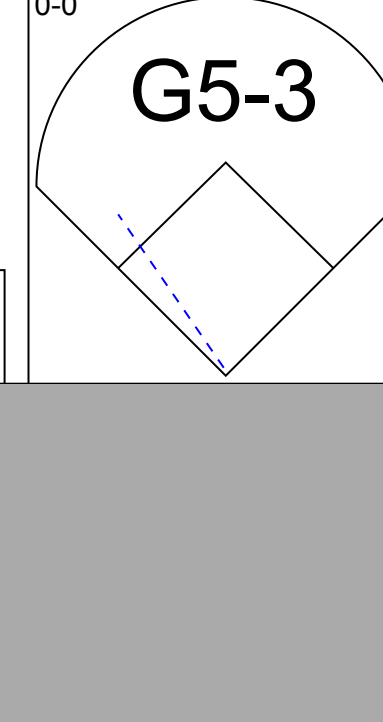
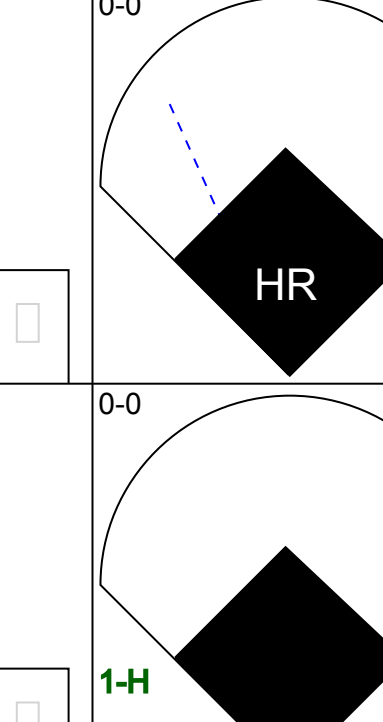
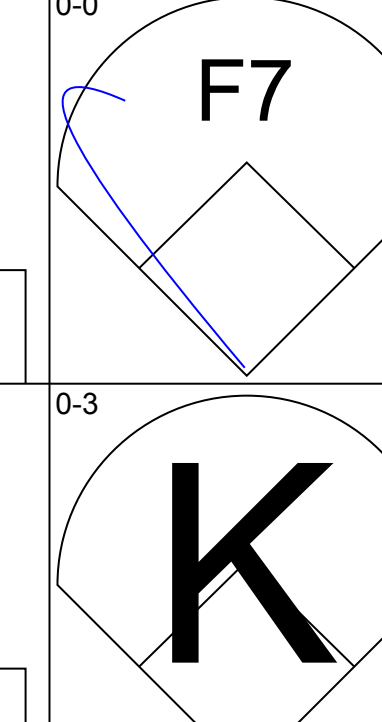
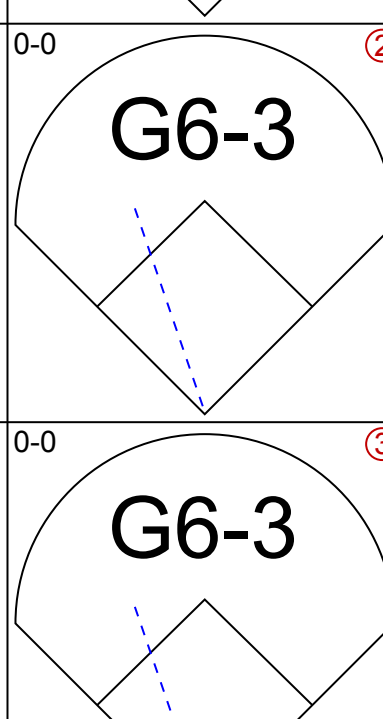
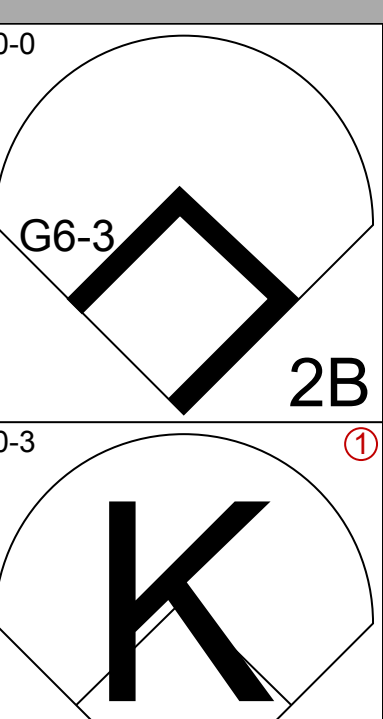
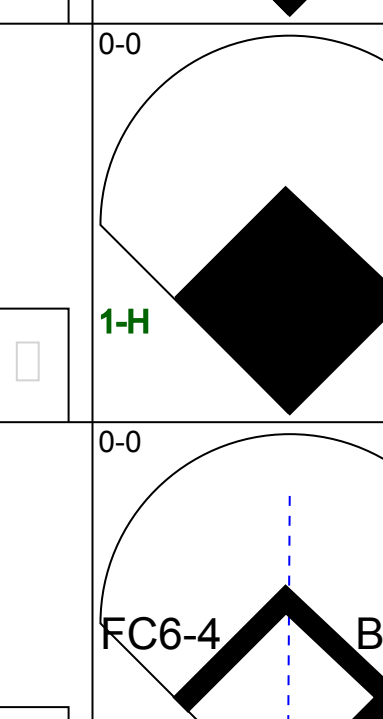
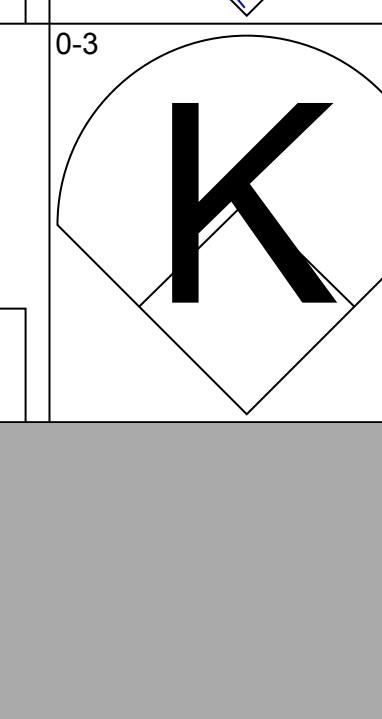
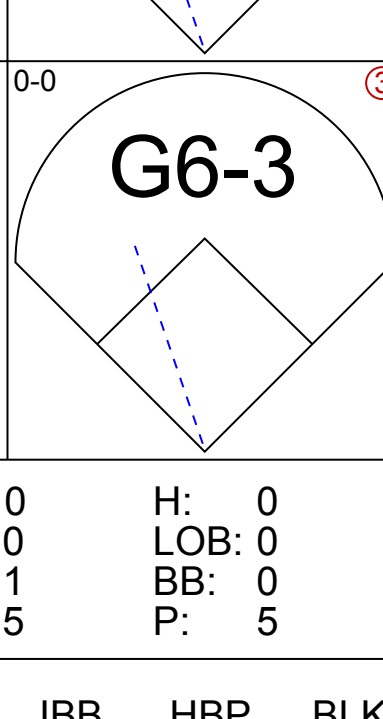
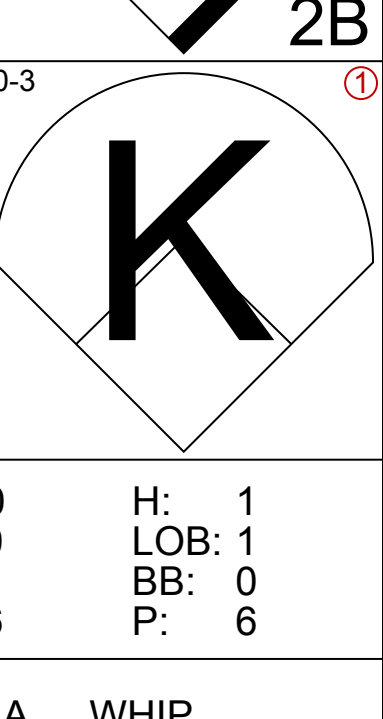
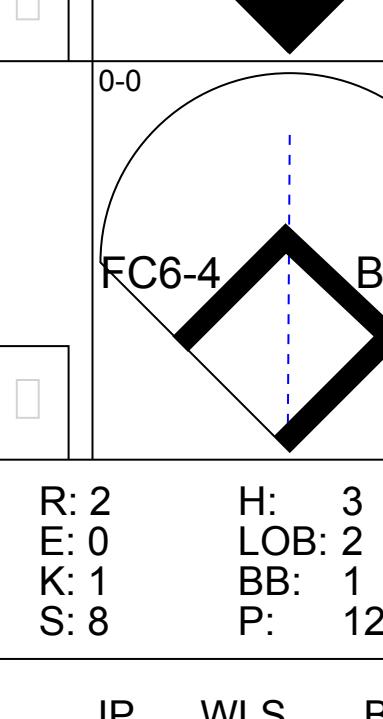
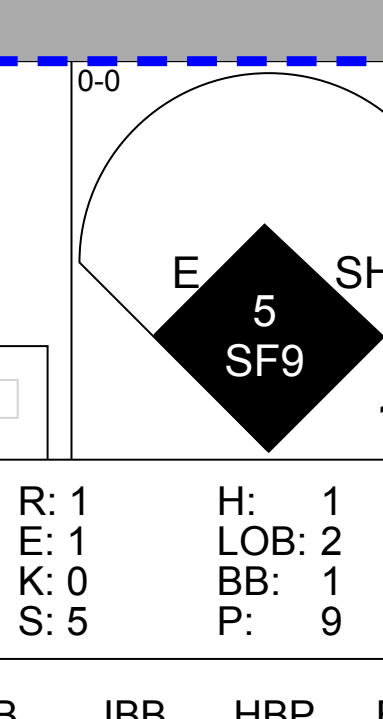
Atlanta Braves @ Pittsburgh Pirates
Three Rivers Stadium, Pittsburgh, PA
Sat Apr 30 1994, 7:05 PM EDT
Att: 25,967 - Unknown - 61 F

AB 27
R 2
H 7
RBI 2
BB 3
SO 7
LOB 10



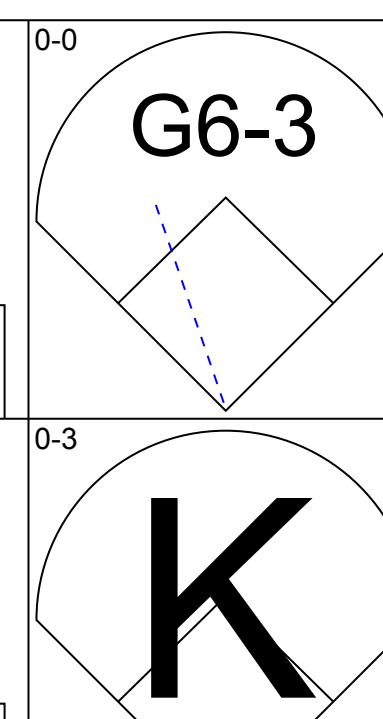
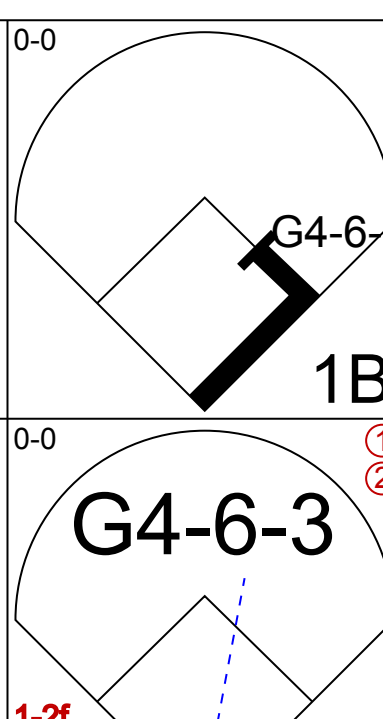
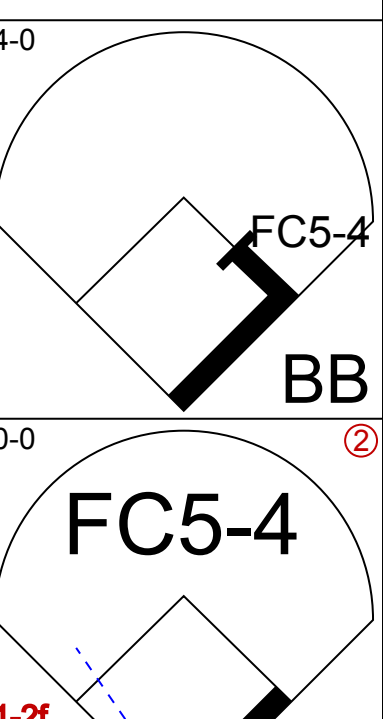
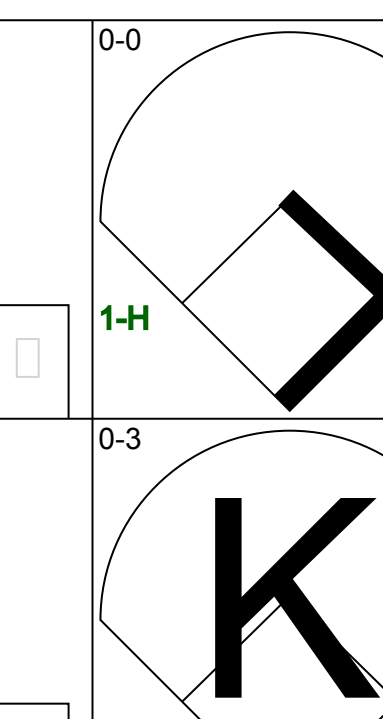

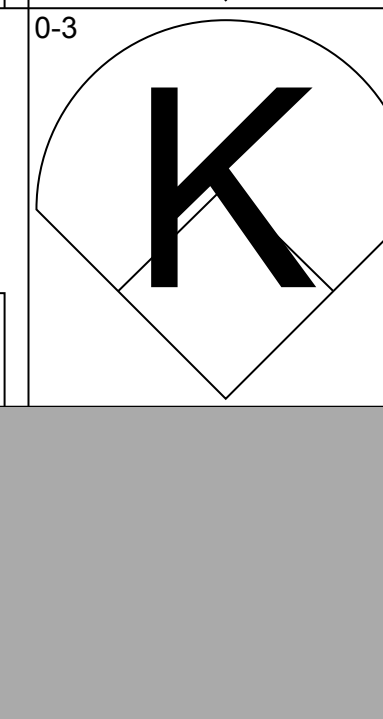
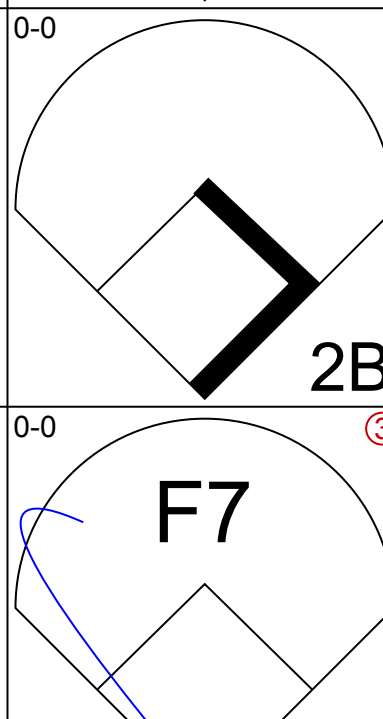

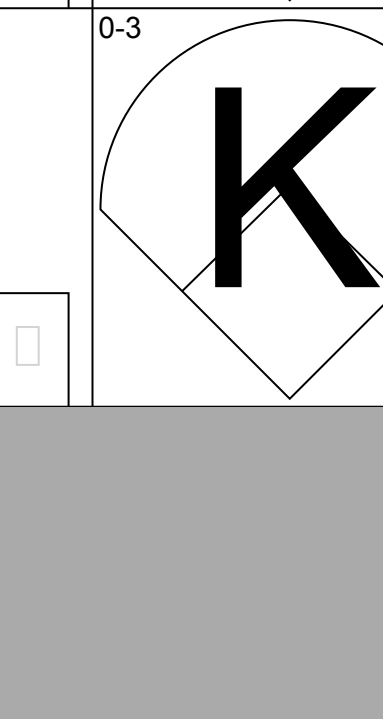
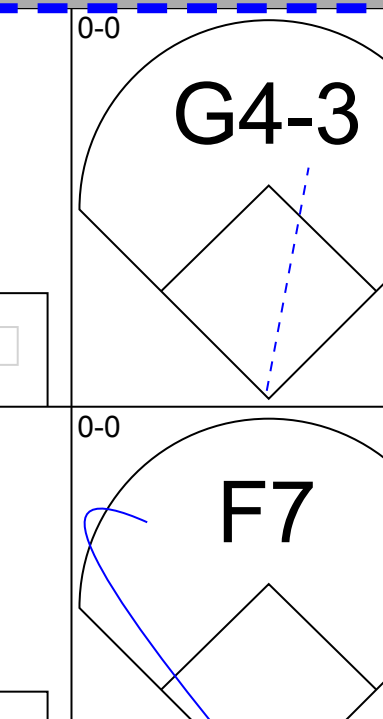




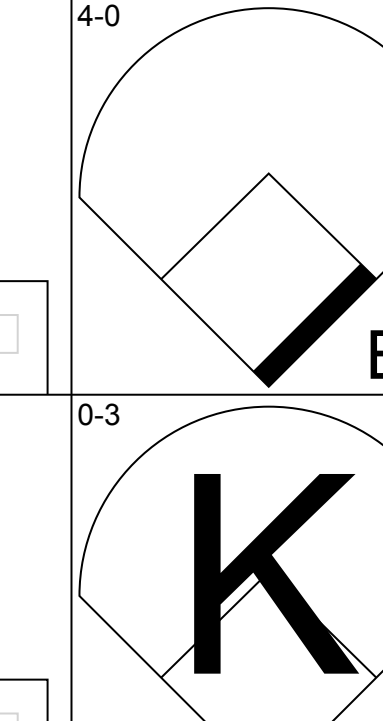
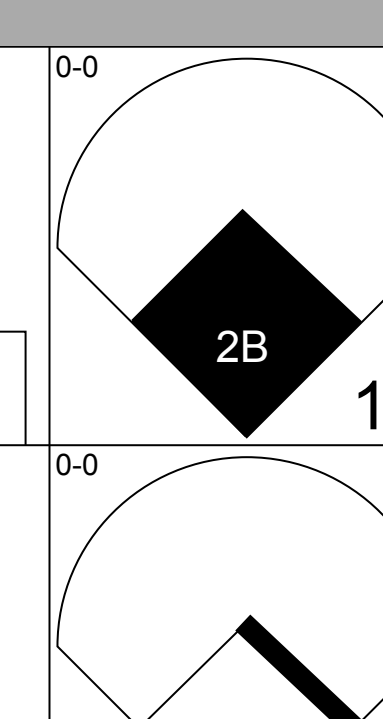
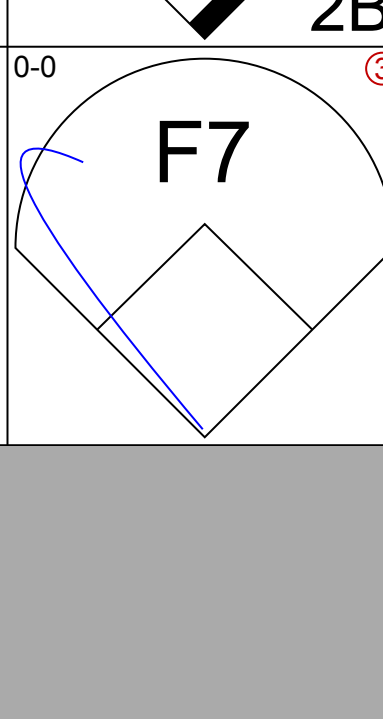


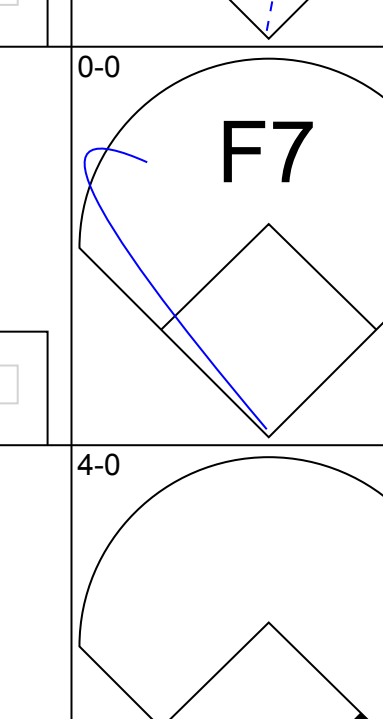
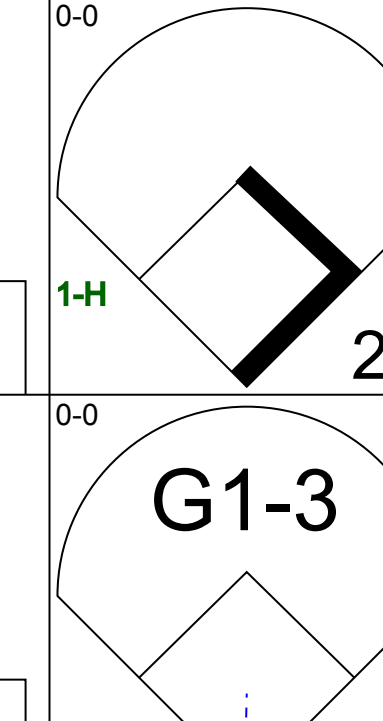
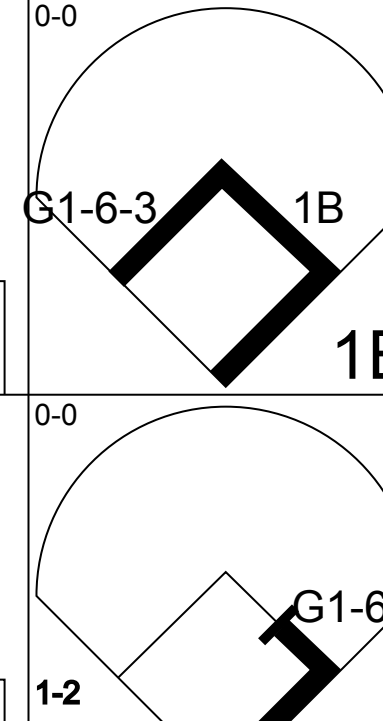
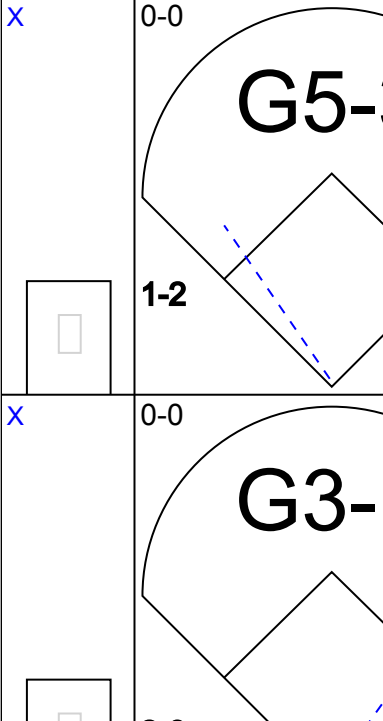
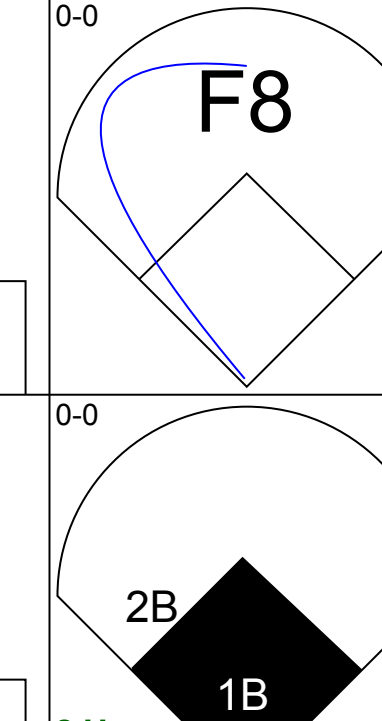
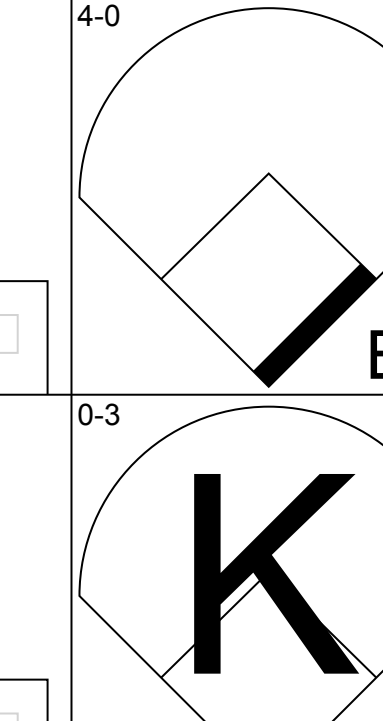
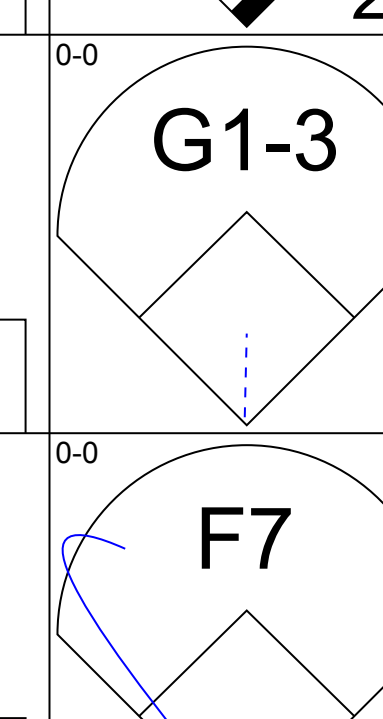
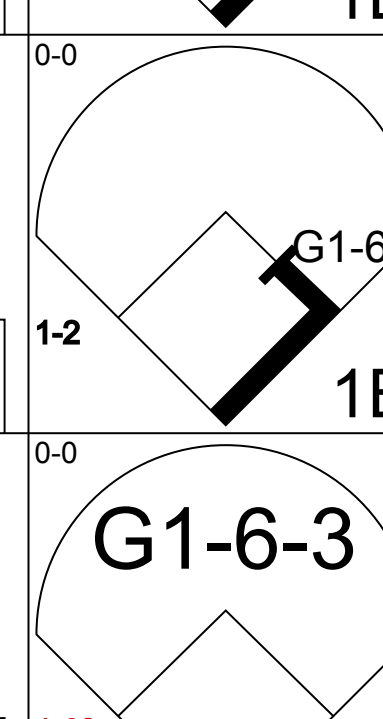
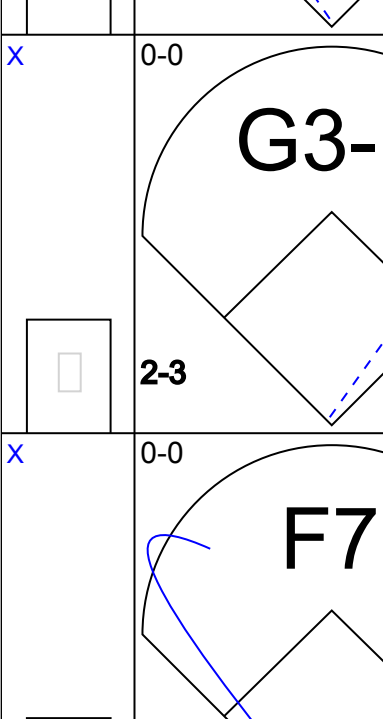
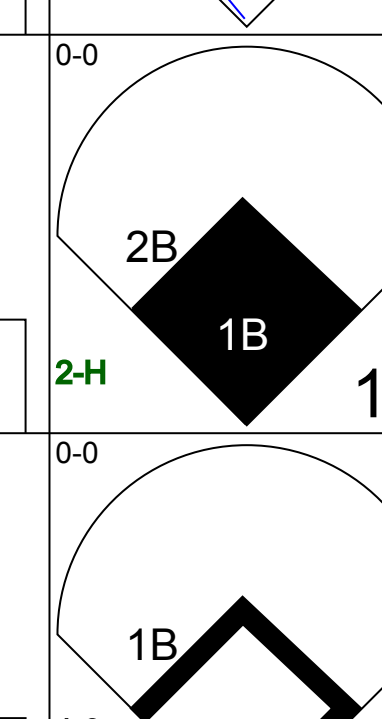
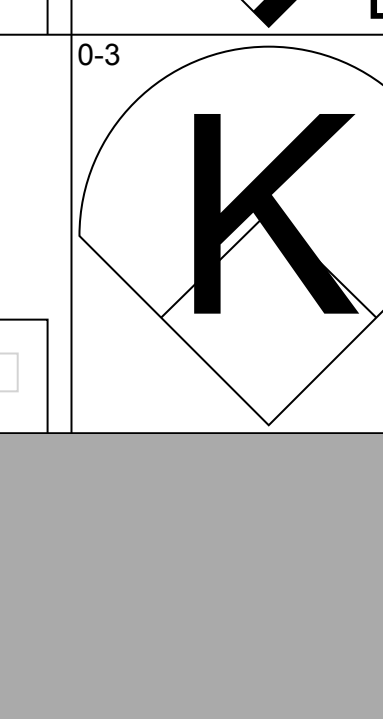
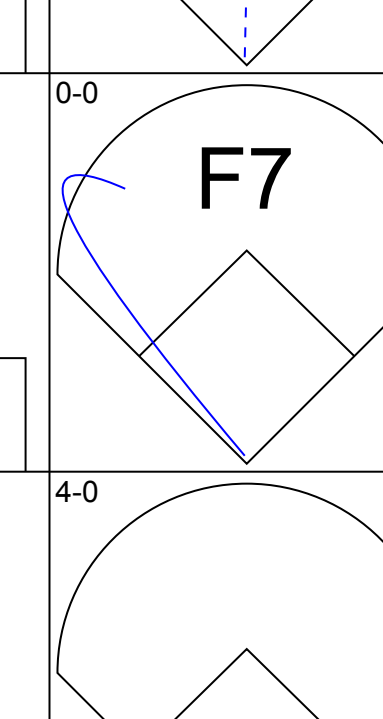
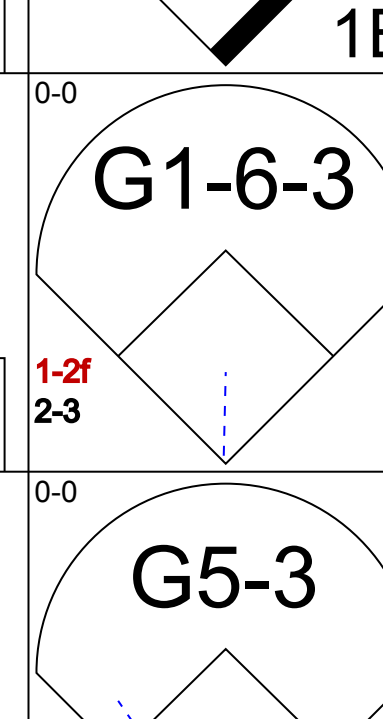
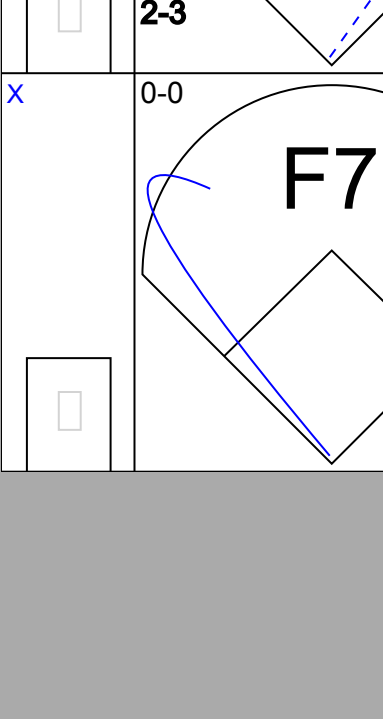
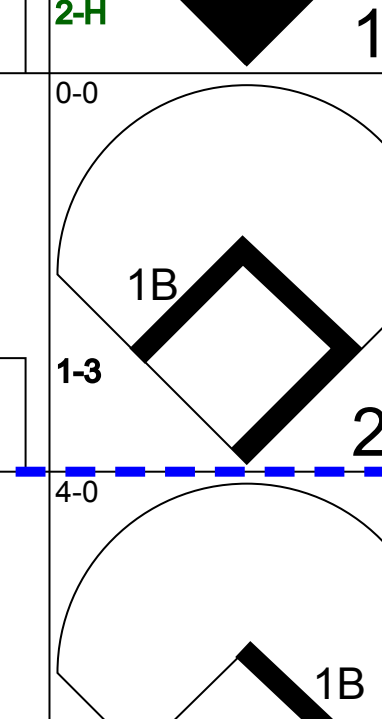
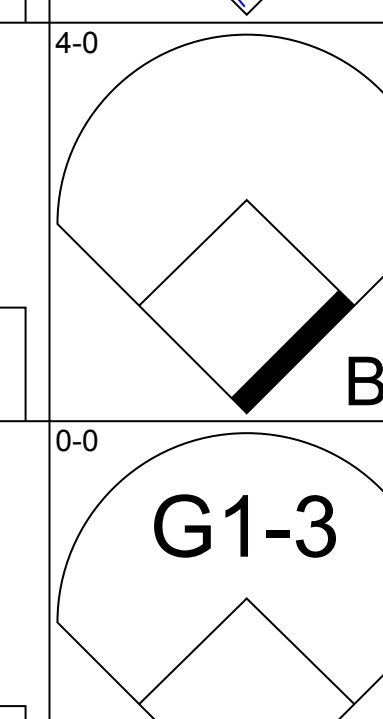
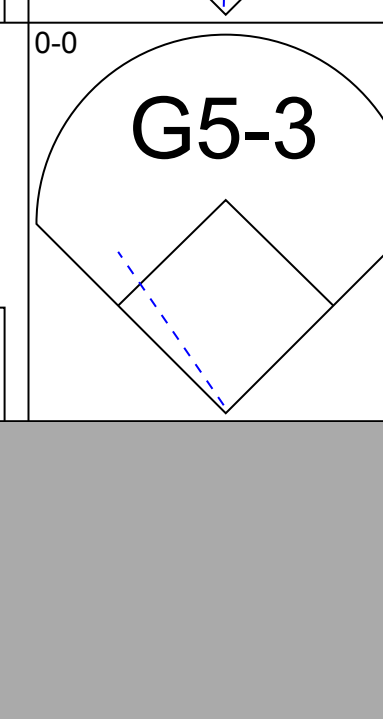

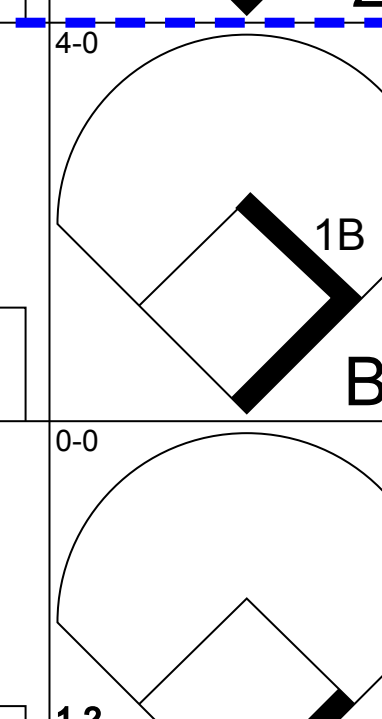

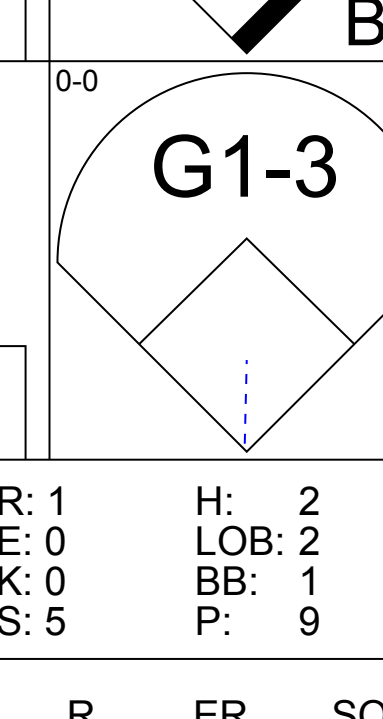
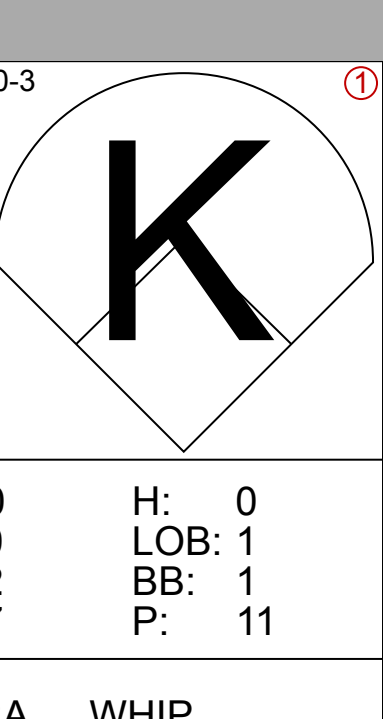
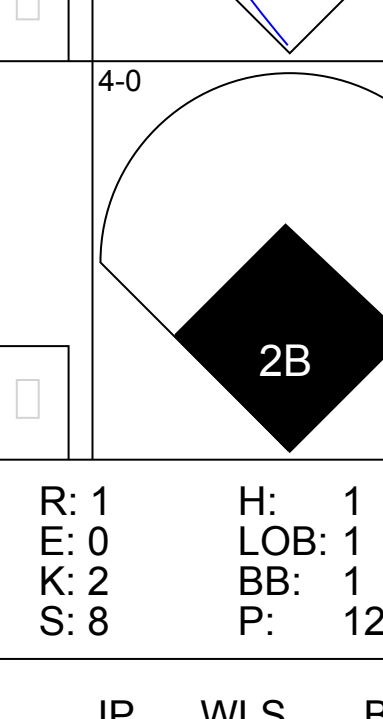
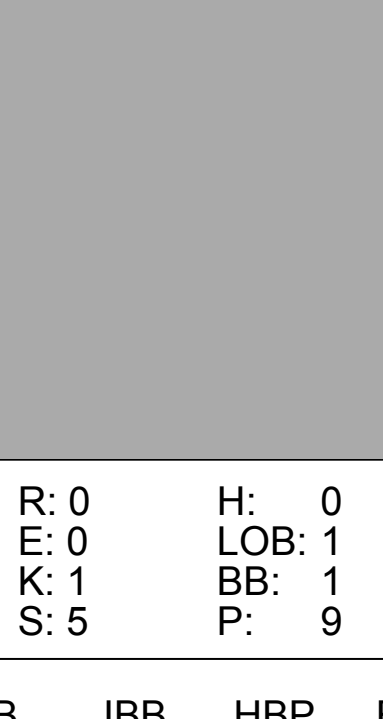
Batter	1	2	3	4	5	6	7	8	9	AB	R	H	RBI	BB	SO	LOB	TOP		
Deion Sanders, L (1, 8) OBP: 0.407, SLG: 0.480	F8		G3		L4			P7		4	0	0	0	0	0	0	Atlanta Braves @ Pittsburgh Pirates Three Rivers Stadium, Pittsburgh, PA Sun May 01 1994, 3:33 AM EDT Att: 30,614 - Unknown - 48 F AB 30 R 1 H 3 RBI 1 BB 3 SO 7 LOB 7 		
Jeff Blausler, R (1, 6) OBP: 0.289, SLG: 0.281	F9		F9			K		G2		3	0	0	0	0	1	0			
Rafael Belliard, R (8, PH) OBP: 0.409, SLG: 0.455	F9		F9			K		G2		1	0	0	0	0	0	0			
Ryan Klesko, L (1, 7) OBP: 0.426, SLG: 0.724	BB BB		1B		G4-3			G3		3	0	1	0	1	0	0			
Fred McGriff, L (1, 3) OBP: 0.392, SLG: 0.512	BB BB		F9		K			F8		3	0	0	0	1	1	1			
David Justice, L (1, 9) OBP: 0.353, SLG: 0.448	BB BB		G4-3		G4-3		FC6-4	HR		3	1	2	1	1	0	0			
Terry Pendleton, S (1, 5) OBP: 0.398, SLG: 0.495	G4-3		G6-3		K		K	G5-3		4	0	0	0	0	1	4			
Javy Lopez, R (1, 2) OBP: 0.294, SLG: 0.538		K	K		K		FC6-4			3	0	0	0	0	2	1			
Mark Lemke, S (1, 4) OBP: 0.338, SLG: 0.348	F9		P7		G4-1		G4-1			3	0	0	0	0	0	1			
Tom Glavine, L (1, 1) OBP: 0.357, SLG: 0.333	K		G4-3					K		2	0	0	0	0	1	0			
Mark Wohlers, R (6, 1)	K									0	0	0	0	0	0	0			
Kent Mercker, L (7, 1)										0	0	0	0	0	0	0			
Tony Tarasco, L (8, PH) OBP: 0.350, SLG: 0.605										1	0	0	0	0	1	0			
Greg McMichael, R (8, 1)										0	0	0	0	0	0	0			
Inning Stats	R: 0 E: 0 K: 2 S: 11	H: 0 LOB: 3 BB: 3 P: 24	R: 0 E: 0 K: 2 S: 9	H: 0 LOB: 0 BB: 0 P: 11	R: 0 E: 0 K: 0 S: 9	H: 1 LOB: 1 BB: 0 P: 13	R: 0 E: 0 K: 1 S: 8	H: 0 LOB: 0 BB: 0 P: 14	R: 0 E: 0 K: 1 S: 10	H: 0 LOB: 0 BB: 0 P: 14	R: 0 E: 0 K: 1 S: 9	H: 1 LOB: 1 BB: 0 P: 11	R: 0 E: 0 K: 1 S: 9	H: 0 LOB: 0 BB: 0 P: 10	R: 1 E: 0 K: 0 S: 9	H: 1 LOB: 0 BB: 0 P: 15	1B: 2 2B: 0 3B: 0 HR: 1	SF: 0 SAC: 0 DP: 0 HBP: 0	WP: 0 PA: 33 PB: 0 SB: 0 CS: 0
PITCHER Paul Wagner, R (1, 1) ERA: 4.32	IP: 9.0 WLS: W BF: 33 H: 3 R: 1 ER: 1 SO: 7 BB: 3 IBB: 0 HBP: 0 BLK: 0 WP: 0 HR: 1 S: 80 P: 123 ERA: 1.00 WHIP: 0.667															PITCHER IP: WLS: BF: H: R: ER: SO: BB: IBB: HBP: BLK: WP: HR: S: P: ERA: WHIP:			

Batter	1	2	3	4	5	6	7	8	9	AB	R	H	RBI	BB	SO	LOB	BOTTOM		
Carlos Garcia, R (1, 4) OBP: 0.330, SLG: 0.386	K		G6-3		K	K		BB		4	0	0	0	1	3	3	Atlanta Braves @ Pittsburgh Pirates Three Rivers Stadium, Pittsburgh, PA Sun May 01 1994, 3:33 AM EDT Att: 30,614 - Unknown - 48 F AB 34 R 4 H 9 RBI 4 BB 4 SO 9 LOB 25 		
Jay Bell, R (1, 6) OBP: 0.316, SLG: 0.341	F7		2B		G5-4-3		BB BB	E9		5	0	2	0	0	0	2			
Andy Van Slyke, L (1, 8) OBP: 0.313, SLG: 0.294	HBP 1B		FC1-5-6-5		1B	S	BB	G6-3		4	1	2	0	1	0	3			
Jeff King, R (1, 5) OBP: 0.310, SLG: 0.367	HBP 1B		F7		1B	1B	BB			4	1	2	1	0	1	3			
Lloyd McClendon, R (1, 7) OBP: 0.267, SLG: 0.286	F7		F7		FC6	BB	K			2	0	0	0	0	0	1			
Al Martin, L (6, PR) OBP: 0.363, SLG: 0.493	HBP		FC6		BB	BB	K			1	1	0	0	0	1	2			
Orlando Merced, S (1, 9) OBP: 0.400, SLG: 0.364	K		G4-3		BB	BB	BB			3	1	1	1	1	1	3			
Don Slaught, R (1, 2) OBP: 0.448, SLG: 0.326	G4-3		G4-3		WP BB	F8	K			3	0	0	0	1	1	5			
Kevin Young, R (1, 3) OBP: 0.235, SLG: 0.292	L1		G6-3		G6-3	K		K		4	0	0	0	0	2	3			
Paul Wagner, R (1, 1) OBP: 0.167, SLG: 0.250	G4-3		G4-3		G5-4-3	2B		G6-3		4	0	2	2	0	0	0			
Inning Stats	R: 0 E: 0 K: 2 S: 18	H: 2 LOB: 3 BB: 0 P: 26	R: 0 E: 0 K: 0 S: 9	H: 0 LOB: 0 BB: 0 P: 13	R: 0 E: 0 K: 0 S: 6	H: 1 LOB: 1 BB: 0 P: 11	R: 0 E: 0 K: 0 S: 9	H: 0 LOB: 1 BB: 1 P: 19	R: 0 E: 0 K: 1 S: 11	H: 1 LOB: 0 BB: 0 P: 14	R: 4 E: 0 K: 2 S: 26	H: 4 LOB: 2 BB: 0 P: 33	R: 0 E: 0 K: 3 S: 15	H: 1 LOB: 3 BB: 2 P: 31	R: 0 E: 1 K: 1 S: 12	H: 0 LOB: 2 BB: 1 P: 19	1B: 7 2B: 2 3B: 0 HR: 0	SF: 0 SAC: 0 DP: 1 HBP: 1	WP: 1 PA: 39 PB: 0 SB: 1 CS: 0
PITCHER Tom Glavine, L (1, 1) ERA: 3.86	IP: 5.2 WLS: L BF: 27 H: 8 R: 4 ER: 4 SO: 4 BB: 1 IBB: 0 HBP: 1 BLK: 0 WP: 1 HR: 0 S: 71 P: 105 ERA: 6.35 WHIP: 1.588															PITCHER IP: WLS: BF: H: R: ER: SO: BB: IBB: HBP: BLK: WP: HR: S: P: ERA: WHIP:			
Mark Wohlers, R (6, 1) ERA: 2.92	0.1	1	0	0	0	1	0	0	0	0	0	8	11	0.00	0.000				
Kent Mercker, L (7, 1) ERA: 3.74	1.0	6	1	0	0	3	2	0	0	0	0	15	31	0.00	3.000				
Greg McMichael, R (8, 1) ERA: 4.38	1.0	5	0	0	0	1	1	0	0	0	0	12	19	0.00	1.000				

Batter	1	2	3	4	5	6	7	8	9	AB	R	H	RBI	BB	SO	LOB	TOP				
James Mouton, R (1.9) OBP: 0.299, SLG: 0.310										3	1	1	0	1	1	1	Houston Astros @ Pittsburgh Pirates Three Rivers Stadium, Pittsburgh, PA Tue May 03 1994, 7:05 PM EDT Att. 9,790 - Unknown - 49 F				
Steve Finley, L (1.8) OBP: 0.365, SLG: 0.598										4	0	0	0	1	2	4					
Craig Biggio, R (1.4) OBP: 0.422, SLG: 0.568										5	2	2	1	0	0	4					
5 Jeff Bagwell, R (1.3) OBP: 0.393, SLG: 0.613										3	0	0	1	1	0	3					
Luis Gonzalez, L (1.7) OBP: 0.341, SLG: 0.400										4	0	0	1	0	1	4					
Ken Caminiti, S (1.5) OBP: 0.284, SLG: 0.400										4	1	2	2	0	0	0					
Scott Servais, R (1.2) OBP: 0.225, SLG: 0.234										4	1	1	0	0	1	2					
Andujar Cedeno, R (1.6) OBP: 0.419, SLG: 0.689										4	1	2	2	0	1	0					
Doug Drabek, R (1.1) Mike Hampton, R (8.1) John Hudek, S (8.1) Tom Edens, R (8.1) Mike Felder, S (9.1) Mitch Williams, L (9.1)										3	0	1	0	0	1	1					
Inning Stats	R: 0 E: 0 K: 2 S: 7	H: 0 LOB: 0 BB: 0 P: 7	R: 0 E: 0 K: 1 S: 5	H: 0 LOB: 0 BB: 0 P: 5	R: 0 E: 0 K: 1 S: 5	H: 0 LOB: 0 BB: 0 P: 5	R: 2 E: 1 K: 0 S: 6	H: 3 LOB: 2 BB: 1 P: 10	R: 0 E: 0 K: 1 S: 6	H: 1 LOB: 1 BB: 0 P: 6	R: 1 E: 0 K: 0 S: 4	H: 1 LOB: 0 BB: 0 P: 4	R: 2 E: 0 K: 1 S: 8	H: 3 LOB: 2 BB: 1 P: 12	R: 1 E: 0 K: 1 S: 6	H: 1 LOB: 2 BB: 1 P: 9	1B: 5 2B: 2 3B: 1 HR: 2	SF: 2 SAC: 1 DP: 0 HBP: 0	WP: 1 PB: 0 SB: 1 CS: 0	PA: 41	
PITCHER	IP	WLS	BF	H	R	ER	SO	BB	IBB	HBP	BLK	WP	HR	S	P	ERA	WHIP			ERA	WHIP
Zane Smith, L (1.1) ERA: 3.86	6.0	L	27	8	5	5	5	1	0	0	0	1	1	36	40	7.50	1.500			0.00	6.000
Dan Miceli, R (7.1) ERA: 18.0	0.0		1	0	0	0	0	1	0	0	0	0	0	0	4	∞	∞			0.00	0.000
Randy Tomlin, L (7.1) ERA: 3.68	1.0		3	0	0	0	1	0	0	0	0	0	0	5	5	0.00	0.000			0.00	0.000
Ravelo Manzanillo, L (8.1) ERA: 5.63	0.1		2	1	1	1	0	0	0	0	0	0	1	2	2	27.00	3.000			0.00	0.000
Alejandro Pena, R (8.1) ERA:	0.2		2	0	0	0	1	0	0	0	0	0	0	4	4	0.00	0.000			0.00	0.000

AB	35
R	7
H	10
RBI	7
BB	3
SO	7
LOB	19



Batter	1	2	3	4	5	6	7	8	9	AB	R	H	RBI	BB	SO	LOB	BOTTOM					
Carlos Garcia, R (1.4) OBP: 0.344, SLG: 0.402										4	0	2	1	1	0	3	Houston Astros @ Pittsburgh Pirates Three Rivers Stadium, Pittsburgh, PA Tue May 03 1994, 7:05 PM EDT Att. 9,790 - Unknown - 49 F					
Jay Bell, R (1.6) OBP: 0.301, SLG: 0.322										5	0	0	0	0	2	6						
Andy Van Slyke, L (1.8) OBP: 0.307, SLG: 0.300										5	0	1	0	0	3	2						
Dave Clark, L (1.9) OBP: 0.400, SLG: 0.588										5	2	3	0	0	0	1						
Jeff King, R (1.5) OBP: 0.326, SLG: 0.386										4	0	2	1	1	0	2						
Orlando Merced, S (1.3) OBP: 0.400, SLG: 0.366										5	1	2	1	0	1	3						
Al Martin, L (1.7) OBP: 0.357, SLG: 0.493										4	0	1	0	0	0	4						
Don Slaught, R (1.2) OBP: 0.452, SLG: 0.313										2	0	0	0	2	0	1						
Zane Smith, L (1.1) Dan Miceli, R (7.1) Randy Tomlin, L (7.1) Ravelo Manzanillo, L (8.1) Alejandro Pena, R (8.1) Lloyd McClendon, R (8.1) Jeff Bagwell, L (9.1) Mike Camenay, L (9.1)										2	0	0	0	0	1	2						
Inning Stats	R: 0 E: 0 K: 2 S: 7	H: 0 LOB: 0 BB: 0 P: 7	R: 1 E: 0 K: 0 S: 5	H: 2 LOB: 1 BB: 1 P: 9	R: 0 E: 0 K: 0 S: 4	H: 2 LOB: 1 BB: 0 P: 4	R: 0 E: 0 K: 0 S: 4	H: 2 LOB: 1 BB: 0 P: 4	R: 0 E: 0 K: 2 S: 7	H: 0 LOB: 1 BB: 1 P: 11	R: 0 E: 0 K: 0 S: 4	H: 1 LOB: 1 BB: 0 P: 4	R: 1 E: 0 K: 2 S: 8	H: 1 LOB: 1 BB: 1 P: 12	R: 2 E: 0 K: 0 S: 7	H: 4 LOB: 3 BB: 1 P: 11	R: 0 E: 0 K: 1 S: 5	H: 0 LOB: 1 BB: 1 P: 9	1B: 7 2B: 5 3B: 0 HR: 0	SF: 0 SAC: 0 DP: 2 HBP: 0	WP: 0 PB: 0 SB: 0 CS: 0	PA: 42
PITCHER	IP	WLS	BF	H	R	ER	SO	BB	IBB	HBP	BLK	WP	HR	S	P	ERA	WHIP			ERA	WHIP	
Doug Drabek, R (1.1) ERA: 3.4	7.0		30	8	2	2	6	3	0	0	0	0	0	39	51	2.57	1.571			0.00	0.000	
Mike Hampton, L (8.1) ERA: 5.19	0.1		4	3	2	2	0	0	0	0	0	0	0	4	4	54.00	9.000			0.00	0.000	
John Hudek, R (8.1) ERA:	0.0		2	1	0	0	0	1	0	0	0	0	0	1	5	∞	∞			0.00	0.000	
Tom Edens, R (8.1) ERA: 2.41	0.2		2	0	0	0	0	0	0	0	0	0	0	2	2	0.00	0.000			0.00	0.000	
Mitch Williams, L (9.1) ERA: 7.15	1.0	S	4	0	0	0	1	1	0	0	0	0	0	5	9	0.00	1.000			0.00	1.000	

AB	37
R	4
H	12
RBI	4
BB	5
SO	7
LOB	24



Batter	1	2	3	4	5	6	7	8	9	AB	R	H	RBI	BB	SO	LOB	TOP			
James Mouton, R (1, 9) OBP: 0.294, SLG: 0.297	F7		B3		G5-3		G6-3		E	4	1	0	0	1	0	1				
Steve Finley, L (1, 8) OBP: 0.362, SLG: 0.575	G4-3		G4-3		G4-3			3B	E6	4	1	0	1	1	0	3				
Craig Biggio, R (1, 4) OBP: 0.421, SLG: 0.580	G5		G4-3		G6-3			3B	1B	5	0	2	3	0	0	1				
5 Jeff Bagwell, R (1, 3) OBP: 0.393, SLG: 0.602		FC5-4		1B	S		E5	G5-3	F7	5	1	2	0	0	0	3				
Kevin Bass, S (1, 7) OBP: 0.353, SLG: 0.500 Mitch Williams, L (9, 1)		FC5-4		1B	G5-3		FC5-4	FC3-6-5	P6	5	2	1	0	0	0	5				
Ken Caminiti, S (1, 5) OBP: 0.283, SLG: 0.398		1B		SF9			F7	G5-3		3	0	1	1	0	0	2				
Andujar Cedeno, R (1, 6) OBP: 0.400, SLG: 0.654		L9		G5-3			K		P3	4	0	0	0	0	1	4				
Scott Servais, R (1, 2) OBP: 0.253, SLG: 0.269		1B		2B			F7		BB	3	1	2	2	0	0	0				
Darryl Kile, R (1, 1) OBP: 0.077, SLG: 0.154 Shane Reynolds, R (8, 1)				K			K		E	3	0	1	0	0	2	1				
Sid Bream, L (9, PH) OBP: 0.375, SLG: 0.286 Luis Gonzalez, L (9, 7) OBP: 0.341, SLG: 0.400			G4-3		K				BB	0	0	0	0	0	0	0				
									BB	0	0	0	0	0	0	0				
									BB	0	0	0	0	0	0	0				
Inning Stats	R: 0 E: 0 K: 0 S: 6	H: 0 LOB: 0 BB: 0 P: 11	R: 1 E: 0 K: 0 S: 11	H: 3 LOB: 2 BB: 0 P: 14	R: 0 E: 0 K: 0 S: 7	H: 1 LOB: 1 BB: 0 P: 9	R: 2 E: 0 K: 1 S: 15	H: 3 LOB: 1 BB: 0 P: 22	R: 0 E: 0 K: 0 S: 11	H: 0 LOB: 0 BB: 0 P: 14	R: 0 E: 0 K: 1 S: 9	H: 0 LOB: 0 BB: 0 P: 12	R: 1 E: 0 K: 0 S: 7	H: 1 LOB: 1 BB: 1 P: 15	R: 3 E: 1 K: 0 S: 18	H: 1 LOB: 2 BB: 2 P: 32	1B: 6 2B: 2 3B: 1 HR: 0	SF: 1 SAC: 0 DP: 0 HBP: 1	WP: 0 PB: 0 SB: 1 CS: 0	PA: 41
PITCHER	IP	WLS	BF	H	R	ER	SO	BB	IBB	HBP	BLK	WP	HR	S	P	ERA	WHIP			
Steve Cooke, L (1, 1) ERA: 4.85	7.0		28	7	3	3	3	0	0	0	0	0	0	68	91	3.86	1.000			
Randy Tomlin, L (8, 1) ERA: 4.3	0.0	L	1	0	1	1	0	1	0	0	0	0	0	1	5	∞	∞			
Rick White, R (8, 1) ERA: 1.84	2.0		12	2	3	2	0	2	0	1	0	0	0	24	42	9.00	2.000			

Houston Astros @ Pittsburgh Pirates
Three Rivers Stadium, Pittsburgh, PA
Wed May 04 1994, 7:05 PM EDT
Att: 10,121 - Unknown - 49 F

AB	36
R	7
H	9
RBI	7
BB	3
SO	3
LOB	20



Batter	1	2	3	4	5	6	7	8	9	AB	R	H	RBI	BB	SO	LOB	BOTTOM			
Al Martin, L (1, 7) OBP: 0.348, SLG: 0.468	2B	G3		G4-3			K		K	4	1	0	0	1	2	2				
Jay Bell, R (1, 6) OBP: 0.324, SLG: 0.383	2B		FC1-6		G4-3		BB		HR	4	3	3	2	1	0	0				
Andy Van Slyke, L (1, 8) OBP: 0.302, SLG: 0.287	P4		FC1-6		G4-3		BB		K	4	0	0	0	1	1	2				
Dave Clark, L (1, 9) OBP: 0.410, SLG: 0.568 Randy Tomlin, L (8, 1) OBP: 0.600, SLG: 0.600 Rick White, R (8, 1)	K		G3		G3		BB		K	3	0	1	1	1	1	2				
Lloyd McClendon, R (9, PH) OBP: 0.294, SLG: 0.313							BB		K	0	0	0	0	0	0	0				
Jeff King, R (1, 5) OBP: 0.333, SLG: 0.395	2B		E5		F9		BB		K	1	0	0	0	0	1	0				
Orlando Merced, S (1, 3) OBP: 0.382, SLG: 0.347	G6-3		G4-3				BB		K	3	0	1	1	1	0	2				
Don Slaught, R (1, 2) OBP: 0.439, SLG: 0.294		K		SH3-4			P4		G6-3	3	0	0	0	1	1	0				
Tom Foley, L (1, 4) OBP: 0.257, SLG: 0.172	L8		F7				F9		G4-3	4	0	0	0	0	0	1				
Steve Cooke, R (1, 1) OBP: 0.111, SLG: 0.111 Brian Hunter, R (7, PH) OBP: 0.273, SLG: 0.463 Kevin Young, R (8, 3) OBP: 0.231, SLG: 0.286			SH3-4				F8		F8	1	0	1	0	0	0	0				
										1	0	0	0	0	0	0				
										1	0	0	0	0	0	0				
Inning Stats	R: 2 E: 0 K: 1 S: 12	H: 2 LOB: 1 BB: 1 P: 22	R: 0 E: 0 K: 1 S: 11	H: 1 LOB: 0 BB: 0 P: 16	R: 0 E: 1 K: 0 S: 10	H: 1 LOB: 2 BB: 0 P: 16	R: 0 E: 0 K: 0 S: 9	H: 0 LOB: 1 BB: 1 P: 16	R: 0 E: 0 K: 0 S: 8	H: 0 LOB: 0 BB: 0 P: 12	R: 1 E: 0 K: 1 S: 8	H: 1 LOB: 3 BB: 3 P: 26	R: 0 E: 0 K: 0 S: 6	H: 0 LOB: 0 BB: 0 P: 11	R: 1 E: 0 K: 3 S: 13	H: 1 LOB: 0 BB: 0 P: 22	1B: 3 2B: 2 3B: 0 HR: 1	SF: 0 SAC: 1 DP: 0 HBP: 0	WP: 0 PB: 0 SB: 0 CS: 0	PA: 40
PITCHER	IP	WLS	BF	H	R	ER	SO	BB	IBB	HBP	BLK	WP	HR	S	P	ERA	WHIP			
Darryl Kile, R (1, 1) ERA: 3.69	7.0		33	5	3	3	3	6	0	0	0	0	0	64	124	3.86	1.571			
Shane Reynolds, R (8, 1) ERA: 5.29	1.0		3	0	0	0	0	0	0	0	0	0	0	6	11	0.00	0.000			
Mitch Williams, L (9, 1) ERA: 7.3	1.0		4	1	1	1	3	0	0	0	0	0	1	13	22	9.00	1.000			

Houston Astros @ Pittsburgh Pirates
Three Rivers Stadium, Pittsburgh, PA
Wed May 04 1994, 7:05 PM EDT
Att: 10,121 - Unknown - 49 F

AB	33
R	4
H	6
RBI	4
BB	6
SO	6
LOB	15



Batter	1	2	3	4	5	6	7	8	9	AB	R	H	RBI	BB	SO	LOB	TOP				
Sammy Sosa, R (1, 9) Kevin Roberson, S (8, 9)	K		HR			F8		HR		5	2	3	3	0	1	0					
23 Ryne Sandberg, R (1, 4) José Hernández, R (8, FR)	K		HR			K		2B		5	1	2	1	0	3	2					
Mark Grace, L (1, 3) Eduardo Zambrano, R (8, FR)	G4-3		HR			L7		BB		4	1	2	0	1	0	0					
Glenallen Hill, R (1, 7)		K	HR			F8		HR		5	2	2	3	0	2	3					
Rick Wilkins, L (1, 2)	2B		K			G3		F8		4	0	0	0	1	2	3					
Steve Buechele, R (1, 5)	1 SAFE	1-0	1B			F9		K		4	1	1	0	1	1	1					
Karl Rhodes, L (1, 8)	K		2B			K		F8		5	1	1	0	0	3	2					
Shawon Dunston, R (1, 6)	G6-3		1B			P4		L5		5	1	1	2	0	0	2					
Anthony Young, R (1, 1) Chuck Crim, R (9, 1)			K			G6-3		HR		4	1	2	1	0	1	0					
Inning Stats	R: 0 E: 0 K: 2 S: 9	H: 0 LOB: 0 BB: 0 P: 17	R: 0 E: 0 K: 12 S: 12	H: 1 LOB: 2 BB: 1 P: 24	R: 7 E: 0 K: 3 S: 27	H: 8 LOB: 2 BB: 1 P: 49	R: 0 E: 0 K: 0 S: 8	H: 1 LOB: 1 BB: 0 P: 16	R: 0 E: 0 K: 1 S: 9	H: 0 LOB: 0 BB: 0 P: 11	R: 1 E: 0 K: 3 S: 13	H: 1 LOB: 0 BB: 0 P: 17	R: 2 E: 0 K: 1 S: 18	H: 3 LOB: 2 BB: 1 P: 25	R: 0 E: 0 K: 0 S: 7	H: 0 LOB: 0 BB: 0 P: 11	1B: 5 2B: 4 3B: 0 HR: 5	SF: 0 SAC: 0 DP: 0 HBP: 0	WP: 0 PB: 0 SB: 0 CS: 0	PA: 44	
PITCHER	IP WLS BF H R ER SO BB IBB HBP BLK WP HR S P ERA WHIP	IP WLS BF H R ER SO BB IBB HBP BLK WP HR S P ERA WHIP	IP WLS BF H R ER SO BB IBB HBP BLK WP HR S P ERA WHIP	IP WLS BF H R ER SO BB IBB HBP BLK WP HR S P ERA WHIP	IP WLS BF H R ER SO BB IBB HBP BLK WP HR S P ERA WHIP	IP WLS BF H R ER SO BB IBB HBP BLK WP HR S P ERA WHIP	IP WLS BF H R ER SO BB IBB HBP BLK WP HR S P ERA WHIP	IP WLS BF H R ER SO BB IBB HBP BLK WP HR S P ERA WHIP	IP WLS BF H R ER SO BB IBB HBP BLK WP HR S P ERA WHIP	IP WLS BF H R ER SO BB IBB HBP BLK WP HR S P ERA WHIP	IP WLS BF H R ER SO BB IBB HBP BLK WP HR S P ERA WHIP	IP WLS BF H R ER SO BB IBB HBP BLK WP HR S P ERA WHIP	IP WLS BF H R ER SO BB IBB HBP BLK WP HR S P ERA WHIP	IP WLS BF H R ER SO BB IBB HBP BLK WP HR S P ERA WHIP	IP WLS BF H R ER SO BB IBB HBP BLK WP HR S P ERA WHIP	IP WLS BF H R ER SO BB IBB HBP BLK WP HR S P ERA WHIP	IP WLS BF H R ER SO BB IBB HBP BLK WP HR S P ERA WHIP	IP WLS BF H R ER SO BB IBB HBP BLK WP HR S P ERA WHIP	IP WLS BF H R ER SO BB IBB HBP BLK WP HR S P ERA WHIP	IP WLS BF H R ER SO BB IBB HBP BLK WP HR S P ERA WHIP	IP WLS BF H R ER SO BB IBB HBP BLK WP HR S P ERA WHIP

Chicago Cubs @ Pittsburgh Pirates
Three Rivers Stadium, Pittsburgh, PA
Fri May 06 1994, 7:05 PM EDT
Att: 22,426 - Unknown - 54 F

AB 41
R 10
H 14
RBI 10
BB 3
SO 13
LOB 13



Batter	1	2	3	4	5	6	7	8	9	AB	R	H	RBI	BB	SO	LOB	BOTTOM				
Al Martin, L (1, 7)	G6-3		F8			BB		F7		3	0	0	0	1	0	2					
Jay Bell, R (1, 6)	G5-3		F8			F8		F9		4	0	0	0	0	0	2					
Andy Van Slyke, L (1, 8)	2B		1B			G4-3		1B		3	1	2	0	1	0	0					
Dave Clark, L (1, 9)	1-0		F8			K		E9		4	0	2	1	0	1	1					
Jeff King, R (1, 5)	F7		F9			G5-3		P9		4	0	0	0	0	0	4					
Orlando Merced, S (1, 3)		G3-1				P6		G3		4	0	0	0	0	0	3					
Don Slaught, R (1, 2)	G6-3		G6-3			F8		F8		4	0	0	0	0	0	0					
Carlos Garcia, R (1, 4)	G1-4-3		G6-3			1B		G5-4-3		4	0	2	0	0	0	0					
Denny Neagle, L (1, 1) Bilas Minor, R (8, 1) Tom Foy, L (8, 1) Ravelo Manzanillo, L (4, 1) Dan Miceli, R (7, 1) Brian Hunter, S (9, 1) Alejandro Peña, R (8, 1) Mark Dewey, R (9, 1) Lance Parrish, R (8, 1)		G3				BB		G5-4-3		8	0	0	0	0	0	0					
Inning Stats	R: 1 E: 0 K: 0 S: 14	H: 2 LOB: 1 BB: 0 P: 19	R: 0 E: 0 K: 0 S: 9	H: 0 LOB: 0 BB: 0 P: 13	R: 0 E: 0 K: 0 S: 3	H: 0 LOB: 0 BB: 0 P: 6	R: 0 E: 0 K: 0 S: 11	H: 1 LOB: 1 BB: 0 P: 13	R: 0 E: 0 K: 0 S: 7	H: 1 LOB: 2 BB: 1 P: 11	R: 0 E: 0 K: 1 S: 9	H: 0 LOB: 0 BB: 0 P: 11	R: 0 E: 1 K: 0 S: 7	H: 1 LOB: 2 BB: 1 P: 15	R: 0 E: 0 K: 0 S: 6	H: 1 LOB: 0 BB: 0 P: 7	1B: 7 2B: 1 3B: 0 HR: 0	SF: 0 SAC: 0 DP: 1 HBP: 0	WP: 0 PB: 0 SB: 1 CS: 0	PA: 36	
PITCHER	IP WLS BF H R ER SO BB IBB HBP BLK WP HR S P ERA WHIP	IP WLS BF H R ER SO BB IBB HBP BLK WP HR S P ERA WHIP	IP WLS BF H R ER SO BB IBB HBP BLK WP HR S P ERA WHIP	IP WLS BF H R ER SO BB IBB HBP BLK WP HR S P ERA WHIP	IP WLS BF H R ER SO BB IBB HBP BLK WP HR S P ERA WHIP	IP WLS BF H R ER SO BB IBB HBP BLK WP HR S P ERA WHIP	IP WLS BF H R ER SO BB IBB HBP BLK WP HR S P ERA WHIP	IP WLS BF H R ER SO BB IBB HBP BLK WP HR S P ERA WHIP	IP WLS BF H R ER SO BB IBB HBP BLK WP HR S P ERA WHIP	IP WLS BF H R ER SO BB IBB HBP BLK WP HR S P ERA WHIP	IP WLS BF H R ER SO BB IBB HBP BLK WP HR S P ERA WHIP	IP WLS BF H R ER SO BB IBB HBP BLK WP HR S P ERA WHIP	IP WLS BF H R ER SO BB IBB HBP BLK WP HR S P ERA WHIP	IP WLS BF H R ER SO BB IBB HBP BLK WP HR S P ERA WHIP	IP WLS BF H R ER SO BB IBB HBP BLK WP HR S P ERA WHIP	IP WLS BF H R ER SO BB IBB HBP BLK WP HR S P ERA WHIP	IP WLS BF H R ER SO BB IBB HBP BLK WP HR S P ERA WHIP	IP WLS BF H R ER SO BB IBB HBP BLK WP HR S P ERA WHIP	IP WLS BF H R ER SO BB IBB HBP BLK WP HR S P ERA WHIP	IP WLS BF H R ER SO BB IBB HBP BLK WP HR S P ERA WHIP	IP WLS BF H R ER SO BB IBB HBP BLK WP HR S P ERA WHIP

Chicago Cubs @ Pittsburgh Pirates
Three Rivers Stadium, Pittsburgh, PA
Fri May 06 1994, 7:05 PM EDT
Att: 22,426 - Unknown - 54 F

AB 34
R 1
H 8
RBI 1
BB 2
SO 1
LOB 13



Batter	1	2	3	4	5	6	7	8	9	AB	R	H	RBI	BB	SO	LOB	TOP			
Karl Rhodes, L OBP: 0.360, SLG: 0.510 (1, 8)										4	1	1	0	0	0	2	Chicago Cubs @ Pittsburgh Pirates Three Rivers Stadium, Pittsburgh, PA Sun May 08 1994, 3:33 AM EDT Cloudy - 55 F			
23 Ryne Sandberg, R OBP: 0.391, SLG: 0.481 (1, 4)										3	1	0	0	1	2	0				
Mark Grace, L OBP: 0.347, SLG: 0.318 (1, 3)										3	0	1	1	1	1	0				
Derrick May, L OBP: 0.397, SLG: 0.464 (1, 7)										4	0	3	1	0	0	0				
Sammy Sosa, R OBP: 0.283, SLG: 0.412 (1, 9)										4	0	0	0	0	3	5				
Steve Buechele, R OBP: 0.398, SLG: 0.470 Dave Otto, L (6, 1)										2	0	0	0	0	1	2				
Chuck Crim, R (8, 1)										0	0	0	0	0	0	0				
Kevin Roberson, S OBP: 0.333, SLG: 0.333 (9, PH)										1	0	0	0	0	1	0				
Rick Wilkins, L OBP: 0.309, SLG: 0.325 (1, 2)										4	0	1	0	0	0	2				
Shawon Dunston, R OBP: 0.269, SLG: 0.296 (1, 6)										3	0	0	0	1	0	0				
Willie Banks, R OBP: 0.071, SLG: 0.143 Jim Bullinger, R (5, 1)										2	0	0	0	0	2	2				
Rey Sanchez, R OBP: 0.273, SLG: 0.286 (6, 5)										0	0	0	0	0	0	0				
Inning Stats	R: 2 E: 0 K: 1 S: 17	H: 3 LOB: 2 BB: 2 P: 38	R: 0 E: 0 K: 1 S: 9	H: 0 LOB: 0 BB: 0 P: 11	R: 0 E: 0 K: 2 S: 14	H: 1 LOB: 2 BB: 1 P: 22	R: 0 E: 0 K: 1 S: 8	H: 1 LOB: 1 BB: 1 P: 14	R: 0 E: 0 K: 1 S: 7	H: 0 LOB: 0 BB: 0 P: 9	R: 0 E: 0 K: 0 S: 4	H: 0 LOB: 0 BB: 0 P: 6	R: 0 E: 0 K: 2 S: 11	H: 1 LOB: 1 BB: 0 P: 20	R: 0 E: 0 K: 1 S: 6	H: 0 LOB: 0 BB: 0 P: 9	1B: 4 2B: 4 3B: 0 HR: 0	SF: 0 SAC: 0 DP: 2 HBP: 0	WP: 0 PB: 0 SB: 2 CS: 2	PA: 35
PITCHER	IP WLS BF H R ER SO BB IBB HBP BLK WP HR S P ERA WHIP	IP WLS BF H R ER SO BB IBB HBP BLK WP HR S P ERA WHIP																		
Paul Wagner, R ERA: 3.92 Rick White, R ERA: 1.72	(1, 1) 8.0 W 32 6 2 2 9 4 0 0 0 0 0 0 77 130 2.25 1.250	(9, 1) 1.0 3 0 0 0 1 0 0 0 0 0 0 0 0 6 9 0.00 0.000																		

AB	31
R	2
H	6
RBI	2
BB	4
SO	10
LOB	13



Batter	1	2	3	4	5	6	7	8	9	AB	R	H	RBI	BB	SO	LOB	BOTTOM			
Al Martin, L OBP: 0.347, SLG: 0.440 (1, 7)										4	2	1	0	1	2	3	Chicago Cubs @ Pittsburgh Pirates Three Rivers Stadium, Pittsburgh, PA Sun May 08 1994, 3:33 AM EDT Cloudy - 55 F			
Jay Bell, R OBP: 0.325, SLG: 0.398 (1, 6)										5	3	3	1	0	0	1				
Andy Van Slyke, L OBP: 0.339, SLG: 0.363 (1, 8)										5	2	4	4	0	0	1				
Dave Clark, L OBP: 0.404, SLG: 0.545 Kevin Young, R OBP: 0.226, SLG: 0.280 (8, PH) (9, 3)										3	0	0	0	1	1	2				
Jeff King, R OBP: 0.333, SLG: 0.387 (1, 5)										3	1	1	1	2	0	2				
Orlando Merced, S OBP: 0.376, SLG: 0.349 (9, 9)										4	1	2	0	1	0	3				
Lance Parrish, R OBP: 0.333, SLG: 0.286 (1, 2)										3	0	1	3	2	1	0				
Carlos Garcia, R OBP: 0.343, SLG: 0.389 (1, 4)										4	0	0	0	1	1	5				
Paul Wagner, R OBP: 0.200, SLG: 0.267 Lloyd McClendon, R OBP: 0.278, SLG: 0.294 Rick White, R (9, 1)										3	0	1	0	0	1	2				
Inning Stats	R: 1 E: 0 K: 0 S: 12	H: 1 LOB: 1 BB: 1 P: 21	R: 0 E: 0 K: 1 S: 7	H: 1 LOB: 2 BB: 1 P: 15	R: 3 E: 0 K: 1 S: 19	H: 3 LOB: 2 BB: 2 P: 37	R: 1 E: 0 K: 0 S: 12	H: 2 LOB: 1 BB: 0 P: 20	R: 0 E: 0 K: 2 S: 10	H: 0 LOB: 0 BB: 0 P: 14	R: 1 E: 0 K: 1 S: 13	H: 2 LOB: 3 BB: 2 P: 28	R: 0 E: 0 K: 0 S: 3	H: 0 LOB: 0 BB: 0 P: 6	R: 3 E: 0 K: 2 S: 20	H: 4 LOB: 3 BB: 2 P: 41		1B: 7 2B: 4 3B: 1 HR: 1	SF: 0 SAC: 1 DP: 0 HBP: 0	WP: 0 PB: 0 SB: 1 CS: 0
PITCHER	IP WLS BF H R ER SO BB IBB HBP BLK WP HR S P ERA WHIP	IP WLS BF H R ER SO BB IBB HBP BLK WP HR S P ERA WHIP																		
Willie Banks, R ERA: 8.81 Jim Bullinger, R ERA: 8.19 Dave Otto, L ERA: 5.06 Chuck Crim, R ERA: 0.71	(1, 1) 4.0 L 23 5 5 3 0 0 0 0 0 0 0 0 17 25 5.40 0.600	(6, 1) 1.1 10 4 3 3 0 2 0 0 0 0 0 0 14 36 20.25 4.500	(8, 1) 1.0 6 1 0 0 2 1 1 0 0 0 0 0 15 28 0.00 2.000																	



Batter	1	2	3	4	5	6	7	8	9	AB	R	H	RBI	BB	SO	LOB	TOP				
Sammy Sosa, R (1, 8) OBP: 0.284, SLG: 0.438 Karl Rhodes, L (8, FH) OBP: 0.365, SLG: 0.510 (8, 8)	L8			HR	F8			BB		3	1	1	1	0	0	1	Chicago Cubs @ Pittsburgh Pirates Three Rivers Stadium, Pittsburgh, PA Sun May 08 1994, 3:38 AM EDT Att: 21,772 - Cloudy - 55 F				
23 Ryne Sandberg, R (1, 4) OBP: 0.350, SLG: 0.464	K			G5-3	L7			G4-3		4	0	0	0	0	1	2					
Mark Grace, L (1, 3) OBP: 0.352, SLG: 0.310	G4-3			1B					BB	2	1	0	0	2	0	0					
Glenallen Hill, R (1, 7) OBP: 0.283, SLG: 0.422				1B				BB		4	0	1	0	0	0	1					
Eduardo Zambrano, R (1, 9) OBP: 0.375, SLG: 0.621				1B						4	1	1	1	0	0	0					
Steve Buechele, R (1, 5) OBP: 0.367, SLG: 0.477				1B						3	0	1	1	0	1	1					
Rey Sanchez, R (1, 6) Jose Bautista, R (7, 1)				1B						3	0	1	0	0	1	1					
Mark Parent, R (1, 2) Rick Wilkins, L (7, FH) OBP: 0.306, SLG: 0.321 (7, 2)				1B						2	0	1	0	0	0	1					
Mike Morgan, R (1, 1) Dan Plesac, L (7, 1) Jose Hernandez, R (7, 6) OBP: 0.308, SLG: 0.250				1B						1	0	0	0	0	0	0					
				1B						1	0	0	0	0	1	0					
Inning Stats	R: 0 E: 0 K: 1 S: 10	H: 0 LOB: 0 BB: 0 P: 15	R: 0 E: 1 K: 0 S: 7	H: 0 LOB: 0 BB: 0 P: 12	R: 0 E: 0 K: 0 S: 6	H: 1 LOB: 0 BB: 0 P: 9	R: 3 E: 0 K: 0 S: 16	H: 4 LOB: 1 BB: 1 P: 30	R: 0 E: 0 K: 0 S: 5	H: 1 LOB: 1 BB: 0 P: 9	R: 0 E: 0 K: 2 S: 10	H: 0 LOB: 0 BB: 0 P: 15	R: 0 E: 0 K: 1 S: 6	H: 0 LOB: 0 BB: 1 P: 13	R: 0 E: 0 K: 0 S: 3	H: 0 LOB: 0 BB: 1 P: 9	1B: 4 2B: 3 3B: 0 HR: 1	SF: 0 SAC: 1 DP: 4 HBP: 0	WP: 0 PB: 0 SB: 0 CS: 1	PA: 32	
PITCHER	IP	WLS	BF	H	R	ER	SO	BB	IBB	HBP	BLK	WP	HR	S	P	ERA	WHIP				
Zane Smith, L (1, 1) ERA: 3.95	6.0	W	23	6	3	3	1	1	0	0	0	0	1	52	87	4.50	1.167				
Mark Dewey, R (7, 1) ERA: 1.25	2.0		6	0	0	0	3	1	0	0	0	0	0	16	28	0.00	0.500				
Jeff Ballard, L (9, 1) ERA: 1.74	1.0		3	0	0	0	0	1	0	0	0	0	0	3	9	0.00	1.000				

Batter	1	2	3	4	5	6	7	8	9	AB	R	H	RBI	BB	SO	LOB	BOTTOM				
Al Martin, L (1, 7) OBP: 0.369, SLG: 0.489	FC4-6	E8		BB				HR		4	1	3	2	1	1	0	Chicago Cubs @ Pittsburgh Pirates Three Rivers Stadium, Pittsburgh, PA Sun May 08 1994, 3:38 AM EDT Att: 21,772 - Cloudy - 55 F				
Jay Bell, R (1, 6) OBP: 0.311, SLG: 0.380	FC4-6	P9		BB				G6-3		5	1	0	0	0	5						
Andy Van Slyke, L (1, 8) OBP: 0.367, SLG: 0.387	1B			1B				BB		4	3	4	0	1	0	0					
Jeff King, R (1, 5) OBP: 0.336, SLG: 0.398	F9	G4-6-3		1B				P3		5	2	2	1	0	0	6					
Orlando Merced, S (1, 9) OBP: 0.388, SLG: 0.349	2B			1B				G6-3		3	1	1	1	2	1	1					
Brian Hunter, R (1, 3) Kevin Young, R (7, FR) OBP: 0.327, SLG: 0.543 OBP: 0.222, SLG: 0.275 (8, 3)	2B			BB				BB		4	0	3	4	0	0	0					
Don Slaught, R (1, 2) OBP: 0.305, SLG: 0.259				1B				K		1	0	0	0	0	1	2					
Tom Foley, L (1, 4) OBP: 0.225, SLG: 0.147	G1-3			1B						3	0	0	0	1	0	3					
Zane Smith, L (1, 1) Mark Dewey, R (7, 1) Jeff Ballard, L (9, 1) OBP: 0.471, SLG: 0.471 OBP: 1.000, SLG: 1.000 OBP: 0.500, SLG: 0.500				1B				HR		3	0	2	0	0	0	0					
				1B						1	1	1	0	0	0	0					
				1B						0	0	0	0	0	0	0					
Inning Stats	R: 3 E: 0 K: 0 S: 17	H: 4 LOB: 2 BB: 1 P: 29	R: 0 E: 1 K: 0 S: 6	H: 2 LOB: 2 BB: 1 P: 13	R: 0 E: 0 K: 1 S: 8	H: 0 LOB: 0 BB: 0 P: 13	R: 0 E: 0 K: 0 S: 8	H: 1 LOB: 1 BB: 1 P: 17	R: 2 E: 0 K: 0 S: 15	H: 3 LOB: 1 BB: 1 P: 25	R: 0 E: 0 K: 1 S: 7	H: 0 LOB: 0 BB: 0 P: 11	R: 2 E: 0 K: 0 S: 15	H: 3 LOB: 2 BB: 0 P: 21	R: 2 E: 0 K: 1 S: 14	H: 3 LOB: 2 BB: 1 P: 22	1B: 12 2B: 3 3B: 0 HR: 1	SF: 0 SAC: 0 DP: 3 HBP: 0	WP: 0 PB: 0 SB: 0 CS: 0	PA: 42	
PITCHER	IP	WLS	BF	H	R	ER	SO	BB	IBB	HBP	BLK	WP	HR	S	P	ERA	WHIP				
Mike Morgan, R (1, 1) ERA: 7.2	6.0	L	31	12	7	7	2	3	1	0	0	0	0	67	118	10.50	2.500				
Dan Plesac, L (7, 1) ERA: 3.52	0.1		1	0	0	0	0	0	0	0	0	0	0	3	4	0.00	0.000				
Jose Bautista, R (7, 1) ERA: 5.14	1.2		10	4	2	2	1	1	0	0	0	0	1	20	29	10.80	3.000				

Batter	1	2	3	4	5	6	7	8	9	AB	R	H	RBI	BB	SO	LOB	TOP					
Al Martin, L OBP: 0.380, SLG: 0.500 (1, 7)	0-0 BB BB 2B	4-1 1B BB		2-2 F9		0-0 F8		1-2 1B		4	2	2	2	1	0	1						
Jay Bell, R OBP: 0.315, SLG: 0.393 (1, 6)	2-0 BB BB FC1	2-2 1B SF8 1B		2-0 F8		2-0 SF9		1-1 G4-3 1B 2B		4	2	2	1	0	0	1						
Andy Van Slyke, L OBP: 0.360, SLG: 0.378 (1, 8)	1-0 P4	1-0 FC4-6 1B		1-2 P7		3-H G4-3		0-0 G4-3		5	0	1	2	0	0	3						
Jeff King, R OBP: 0.348, SLG: 0.406 (1, 5)	4-1 BB BB 2-3	SF8			2-3 K		2-1 FC3-6 1B	2-2 1B		3	0	2	2	1	1	0						
Orlando Merced, S OBP: 0.380, SLG: 0.341 (1, 9)	0-0 F7	3-H FC4-6 1-2			2-0 1B E 1B		0-0 FC3-6	3-H P6		5	1	1	0	0	0	6						
Brian Hunter, R OBP: 0.321, SLG: 0.510 (1, 3)	4-1 BB		3-1 G3		0-0 P3		2-0 P6		0-1 CS 1B	3	0	0	1	1	0	2						
Kevin Young, R OBP: 0.236, SLG: 0.288 (7, 3)	1-2 2-3 3-H BB				1-1 E8 1-H 1B		3-2 F7		4-2 BB	4	0	2	0	1	0	4						
Don Slaught, R OBP: 0.418, SLG: 0.274 (1, 2)	1-0 F8		0-0 FC5-4 1B		1-1 E8 1-H 1B		3-2 F7		4-2 BB	5	1	1	0	0	2	3						
Carlos Garcia, R OBP: 0.336, SLG: 0.380 (1, 4)		3-3 K	2-1 FC5-4 FC6-4		1-0 F7			1-2 1B 1B	1-3 K	2	1	1	0	0	2	3						
Steve Cooke, R OBP: 0.182, SLG: 0.182 (5, 1)		0-0 1B BB 1B	0-0 FC6-4		3-2 F8 SF9 2B			2-2 SAFE SAFE 1B 1B	0-2 G4-3	2	1	1	0	0	0	1						
John Hope, R OBP: 0.344, SLG: 0.200 (6, PH)										0	0	0	0	0	0	0						
Tom Foley, L OBP: 0.344, SLG: 0.200 (6, PH)										0	1	1	0	0	0	0						
Alejandro Pena, R OBP: 0.344, SLG: 0.200 (6, PH)										0	0	0	0	0	0	0						
Dave Clark, L OBP: 0.344, SLG: 0.200 (6, PH)										0	0	0	0	0	0	0						
Dan Miceli, R OBP: 0.344, SLG: 0.200 (6, PH)										0	0	0	0	0	0	0						
Lloyd McClendon, R OBP: 0.344, SLG: 0.200 (6, PH)										0	0	0	0	0	0	0						
Rick White, R OBP: 0.344, SLG: 0.200 (6, PH)										0	0	0	0	0	0	0						
Inning Stats	R: 1 E: 0 K: 0 S: 7	H: 1 LOB: 3 BB: 2 P: 19	R: 3 E: 0 K: 1 S: 15	H: 3 LOB: 1 BB: 1 P: 29	R: 0 E: 0 K: 0 S: 6	H: 1 LOB: 1 BB: 0 P: 11	R: 0 E: 0 K: 0 S: 9	H: 0 LOB: 0 BB: 0 P: 14	R: 1 E: 0 K: 1 S: 10	H: 2 LOB: 1 BB: 0 P: 16	R: 1 E: 0 K: 0 S: 8	H: 1 LOB: 0 BB: 0 P: 15	R: 0 E: 0 K: 0 S: 9	H: 1 LOB: 1 BB: 0 P: 16	R: 3 E: 0 K: 0 S: 19	H: 5 LOB: 1 BB: 2 P: 28	R: 0 E: 0 K: 1 S: 10	H: 1 LOB: 1 BB: 1 P: 15	1B: 12 2B: 3 3B: 0 HR: 0	SF: 2 SAC: 0 DP: 0 HBP: 0	WP: 0 PB: 0 SB: 0 CS: 1	PA: 45
PITCHER	IP	WLS	BF	H	R	ER	SO	BB	IBB	HBP	BLK	WP	HR	S	P	ERA	WHIP					
Ryan Bowen, R ERA: 5.85 (1, 1)	6.0	L	30	8	6	5	2	3	0	0	0	0	0	55	104	7.50	1.833					
Luis Aquino, R ERA: 10.8 (7, 1)	1.0		6	3	2	2	0	0	0	0	0	0	0	17	27	18.00	3.000					
Yorkis Perez, L ERA: 2.25 (8, 1)	1.0		5	3	1	1	0	0	0	0	0	0	0	11	17	9.00	3.000					
Pat Rapp, R ERA: 5.79 (9, 1)	1.0		4	1	0	0	1	1	0	0	0	0	0	10	15	0.00	2.000					

Pittsburgh Pirates @ Florida Marlins
Joe Robbie Stadium, Miami, FL
Mon May 09 1994, 7:05 PM EDT
Att: 28,738 - Unknown - 83 F


AB 39
R 9
H 15
RBI 8
BB 4
SO 3
LOB 22



Batter	1	2	3	4	5	6	7	8	9	AB	R	H	RBI	BB	SO	LOB	BOTTOM				
Jerry Browne, S OBP: 0.390, SLG: 0.359 (1, 8)	1-2 BB BB FC6-4 1B	4-1 BB BB		2-2 1-H 2B		3-1 F8		2-1 F8		4	1	2	0	1	0	1					
Dave Magadan, L OBP: 0.411, SLG: 0.351 (1, 5)	4-2 FC6-4 BB	SF8		3-1 F9		1-2 F8		0-0 G1-3		3	0	0	1	1	0	2					
Gary Sheffield, R OBP: 0.449, SLG: 0.734 (1, 9)	4-0 FC6-4 BB	3-H BB		0-1 G4-3			0-2 1B		0-3 K	1	0	0	0	2	0	1					
Matias Carrillo, L OBP: 0.250, SLG: 0.269 (6, 9)	1-2 2-3 BB	1-2 2-3 BB							0-3 K	2	0	1	0	0	1	0					
Jeff Conine, R OBP: 0.348, SLG: 0.547 (1, 7)	1-0 FC6-4	1-2 FC1-4-6			0-0 HR		0-1 F8		0-3 K	5	1	1	2	0	1	6					
Orestes Destrade, S OBP: 0.328, SLG: 0.408 (1, 3)	2-3 K		1-1 G6-3		2-0 FC6-4 1B		2-2 SAFE SAFE F9		1-0 G3	5	0	1	0	0	1	3					
Bento Santiago, R OBP: 0.284, SLG: 0.354 (1, 2)	1-3 K		0-0 F8		2-2 FC6-4		1-2 SAFE SAFE P4			4	0	0	0	0	1	4					
Pat Rapp, R ERA: 5.79 (9, 1)					1-2					0	0	0	0	0	0	0					
Kurt Abbott, R OBP: 0.337, SLG: 0.380 (1, 6)		0-0 P3	2-1 1B 2B		3-1 F8			1-3 K		4	1	1	0	0	1	1					
Bret Barberie, S OBP: 0.303, SLG: 0.422 (1, 4)		1-1 BB SF8 2B	0-0 1B		1-0 F7			0-0 2B 2B		4	2	3	1	0	0	1					
Ryan Bowen, R OBP: 0.417, SLG: 0.455 (1, 1)		4-2 BB BB		3-2 2B 1B		1-1 F8		2-2 2B		1	0	1	0	1	0	0					
Alex Arias, R OBP: 0.340, SLG: 0.350 (6, PH)										1	0	0	0	0	0	0					
Luis Aquino, R ERA: 10.8 (7, 1)										0	0	0	0	0	0	0					
Yorkis Perez, L ERA: 2.25 (8, 1)										0	0	0	0	0	0	0					
Charles Johnson, R OBP: 0.462, SLG: 0.818 (8, 2)										1	0	1	1	0	0	0					
Inning Stats	R: 1 E: 0 K: 2 S: 13	H: 1 LOB: 2 BB: 2 P: 26	R: 1 E: 0 K: 0 S: 14	H: 1 LOB: 3 BB: 3 P: 29	R: 1 E: 0 K: 0 S: 6	H: 2 LOB: 1 BB: 0 P: 9	R: 0 E: 0 K: 0 S: 11	H: 2 LOB: 1 BB: 0 P: 19	R: 0 E: 0 K: 0 S: 7	H: 0 LOB: 0 BB: 0 P: 12	R: 0 E: 0 K: 0 S: 16	H: 1 LOB: 1 BB: 0 P: 19	R: 1 E: 0 K: 1 S: 10	H: 2 LOB: 1 BB: 0 P: 15	R: 0 E: 0 K: 2 S: 7	H: 0 LOB: 0 BB: 0 P: 8	1B: 5 2B: 5 3B: 0 HR: 1	SF: 1 SAC: 0 DP: 0 HBP: 0	WP: 0 PB: 0 SB: 0 CS: 0	PA: 41	
PITCHER	IP	WLS	BF	H	R	ER	SO	BB	IBB	HBP	BLK	WP	HR	S	P	ERA	WHIP				
Steve Cooke, L ERA: 5.02 (1, 1)	4.0		21	6	3	3	2	5	0	0	0	0	0	44	83	6.75	2.750				
John Hope, R ERA: 9.0 (5, 1)	1.0		5	2	1	1	0	0	0	0	0	0	1	9	17	9.00	2.000				
Alejandro Pena, R ERA: 4.91 (6, 1)	2.0	W	7	1	0	0	0	0	0	0	0	0	0	23	31	0.00	0.500				
Dan Miceli, R ERA: 14.4 (8, 1)	1.0		5	2	1	1	1	0	0	0	0	0	0	10	15	9.00	2.000				
Rick White, R ERA: 1.62 (9, 1)	1.0		3	0	0	0	2	0	0	0	0	0	0	7	8	0.00	0.000				

Pittsburgh Pirates @ Florida Marlins
Joe Robbie Stadium, Miami, FL
Mon May 09 1994, 7:05 PM EDT
Att: 28,738 - Unknown - 83 F

AB 35
R 5
H 11
RBI 5
BB 5
SO 5
LOB 19



Batter	1	2	3	4	5	6	7	8	9	AB	R	H	RBI	BB	SO	LOB	TOP						
Al Martin, L OBP: 0.375, SLG: 0.490 (1, 7)	1-1 E8 F9 1B		1-0 F7			2-2 F9		0-2 G4-3		4	0	1	0	0	0	1							
Jay Bell, R OBP: 0.305, SLG: 0.379 (1, 6)	2-2 F9			1-2 F7		2-2 F8			2-3 K	4	0	0	0	0	1	1							
Andy Van Slyke, L OBP: 0.357, SLG: 0.368 (1, 8)	1-3 K			0-0 P5			4-2 G6-3 BB		3-2 F7	3	0	0	0	1	1	1							
Jeff King, R OBP: 0.345, SLG: 0.394 (1, 5)	3-2 F8			4-2 BB			1-0 G6-3		1-0 G4-3	3	0	0	0	1	0	2							
Brian Hunter, R OBP: 0.304, SLG: 0.481 (1, 3)		1-3 K		0-3 K			2-2 P4			3	0	0	0	0	2	2							
Lloyd McClendon, R OBP: 0.227, SLG: 0.238 (1, 9)	1-2 F7				0-0 F8		2-3 K			3	0	0	0	0	1	1							
Lance Parrish, R OBP: 0.333, SLG: 0.300 (1, 2)	3-3 K				1-1 G6-3			3-2 1B		3	0	1	0	0	1	0							
Carlos Garcia, R OBP: 0.327, SLG: 0.369 (1, 4)			0-1 L7		2-1 G4-3			3-2 F8		3	0	0	0	0	0	1							
Randy Tomlin, L OBP: 0.200, SLG: 0.500 (5, 1)			2-0 P8			1-3 K		0-2 F7		1	0	0	0	0	0	0							
Don Slaughter, R OBP: 0.343, SLG: 0.270 (6, PH)										0	0	0	0	0	0	0							
Ravelo Manzanillo, L OBP: 0.287, SLG: 0.763 (6, 1)										0	0	0	0	0	0	0							
Dave Clark, L OBP: 0.290, SLG: 0.543 (8, PH)										1	0	0	0	0	0	1							
Jeff Ballard, L OBP: 0.500, SLG: 0.500 (8, 1)										0	0	0	0	0	0	0							
Inning Stats	R: 0 E: 1 K: 1 S: 13	H: 1 LOB: 1 BB: 0 P: 20	R: 0 E: 0 K: 2 S: 10	H: 0 LOB: 0 BB: 0 P: 15	R: 0 E: 0 K: 0 S: 4	H: 0 LOB: 0 BB: 0 P: 7	R: 0 E: 0 K: 1 S: 10	H: 0 LOB: 1 BB: 1 P: 15	R: 0 E: 0 K: 0 S: 5	H: 0 LOB: 0 BB: 0 P: 8	R: 0 E: 0 K: 1 S: 9	H: 0 LOB: 0 BB: 0 P: 14	R: 0 E: 0 K: 1 S: 10	H: 0 LOB: 1 BB: 1 P: 19	R: 0 E: 0 K: 0 S: 12	H: 1 LOB: 1 BB: 0 P: 18	R: 0 E: 0 K: 1 S: 7	H: 0 LOB: 0 BB: 0 P: 13	1B: 2 2B: 0 3B: 0 HR: 0	SF: 0 SAC: 0 DP: 0 HBP: 0	WP: 0 PB: 0 SB: 0 CS: 0	PA: 31	
PITCHER	IP	WLS	BF	H	R	ER	SO	BB	IBB	HBP	BLK	WP	HR	S	P	ERA	WHIP					ERA	WHIP
Chris Hammond, L ERA: 2.05 (1, 1)	8.0	W	28	2	0	0	6	2	0	0	0	0	0	73	116	0.00	0.500						
Jeremy Hernandez, R ERA: 1.17 (9, 1)	1.0	S	3	0	0	0	1	0	0	0	0	0	0	7	13	0.00	0.000						

Pittsburgh Pirates @ Florida Marlins
Joe Robbie Stadium, Miami, FL
Tue May 10 1994, 7:05 PM EDT
Att: 27,177 - Unknown - 84 F


AB 29
R 0
H 2
RBI 0
BB 2
SO 7
LOB 10



Batter	1	2	3	4	5	6	7	8	9	AB	R	H	RBI	BB	SO	LOB	BOTTOM						
Jerry Browne, S OBP: 0.407, SLG: 0.412 (1, 8)	1-0 G5-4-3 1B		0-1 G5-3	2-2 FC6-4			0-0 3B			4	0	3	0	0	0	2							
Bret Barberie, S OBP: 0.301, SLG: 0.415 (1, 4)	1-0 G5-4-3 1B		1-1 G5-3		0-0 F8		2-3 K			4	0	1	0	0	1	2							
Jeff Conine, R OBP: 0.345, SLG: 0.534 (1, 7)	0-0 G5-4-3		0-0 F7		4-2 CS BB		2-2 G5-4-3			3	0	0	0	1	0	5							
Orestes Destrade, S OBP: 0.325, SLG: 0.396 (1, 3)	1-1 F9		2-1 G6-3		4-2 BB		2-3 K			3	0	0	0	1	1	3							
Carl Everett, S (8, 8)					1-2 BB					0	0	0	0	0	0	0							
Benito Santiago, R OBP: 0.293, SLG: 0.360 (1, 2)		0-0 CS 1B		2-1 1B 1B		3-3 K		1-2 F8		4	1	2	0	0	1	2							
Dave Magadan, L OBP: 0.314, SLG: 0.350 (1, 5)	1 SAFE 1 SAFE 1 SAFE 1 SAFE	2-1 G5-3		1-2 FC1-5 1B		4-1 BB		0-1 F7		3	0	1	0	1	0	1							
Jeremy Hernandez, R (9, 1)				1-2 1B						0	0	0	0	0	0	0							
Kurt Abbott, R OBP: 0.333, SLG: 0.368 (1, 6)		4-2 1B BB		0-2 P8		3-2 F8		0-1 G5-3		3	0	0	0	1	0	3							
Matias Carrillo, L OBP: 0.290, SLG: 0.310 (1, 9)		0-1 1B		0-1 FC1-5 1B		2-0 F7				3	0	2	1	0	0	1							
Chris Hammond, L OBP: 0.133, SLG: 0.071 (1, 1)				1-2 2H 1B		2-1 FC1-5				3	0	0	0	0	2	5							
Rick Renner, R OBP: 0.290, SLG: 0.345 (9, 5)				1-2 FC6-4						0	0	0	0	0	0	0							
Inning Stats	R: 0 E: 0 K: 0 S: 5	H: 2 LOB: 1 BB: 0 P: 8	R: 0 E: 0 K: 1 S: 11	H: 2 LOB: 2 BB: 1 P: 19	R: 0 E: 0 K: 0 S: 7	H: 1 LOB: 1 BB: 0 P: 10	R: 1 E: 0 K: 0 S: 17	H: 3 LOB: 2 BB: 0 P: 24	R: 0 E: 0 K: 1 S: 11	H: 0 LOB: 2 BB: 2 P: 22	R: 0 E: 0 K: 1 S: 8	H: 0 LOB: 1 BB: 1 P: 19	R: 0 E: 1 K: 2 S: 10	H: 1 LOB: 1 BB: 0 P: 16	R: 0 E: 0 K: 0 S: 7	H: 0 LOB: 0 BB: 0 P: 8	1B: 8 2B: 1 3B: 1 HR: 0	SF: 0 SAC: 0 DP: 3 HBP: 0	WP: 0 PB: 0 SB: 0 CS: 2	PA: 34			
PITCHER	IP	WLS	BF	H	R	ER	SO	BB	IBB	HBP	BLK	WP	HR	S	P	ERA	WHIP					ERA	WHIP
Randy Tomlin, L ERA: 3.79 (1, 1)	4.1	L	22	8	1	1	1	3	0	0	0	0	0	45	74	2.08	2.538						
Dan Miceli, R ERA: 12.71 (5, 1)	0.2		1	0	0	0	1	0	0	0	0	0	0	6	9	0.00	0.000						
Ravelo Manzanillo, L ERA: 0.46 (6, 1)	2.0		8	1	0	0	3	1	0	0	0	0	0	18	35	0.00	1.000						
Jeff Ballard, L ERA: 1.59 (8, 1)	1.0		3	0	0	0	0	0	0	0	0	0	0	7	8	0.00	0.000						

Pittsburgh Pirates @ Florida Marlins
Joe Robbie Stadium, Miami, FL
Tue May 10 1994, 7:05 PM EDT
Att: 27,177 - Unknown - 84 F

AB 30
R 1
H 9
RBI 1
BB 4
SO 5
LOB 24



Batter	1	2	3	4	5	6	7	8	9	AB	R	H	RBI	BB	SO	LOB	TOP								
Al Martin, L OBP: 0.398, SLG: 0.490 (1, 7)	F8		CS 1B	K				G4-3 BB 1B	BB 1B	4	1	2	0	2	1	2									
Jay Bell, R OBP: 0.300, SLG: 0.387 (1, 6)	K		1-2 HR		G6-3	G4-3		K BB	BB 1B	5	1	1	1	1	2	4									
Andy Van Slyke, L OBP: 0.379, SLG: 0.388 (1, 8)	BB		FC4-6 1B		1B FC5-2 BB		F7	G4-3 BB 1B	G4-3	3	1	1	0	3	0	2									
Dave Clark, L OBP: 0.407, SLG: 0.509 (1, 9)	F8		FC4-6 WP 1-2		FC5-2 1B		BB G3 BB	G4-3		4	0	1	1	1	0	4									
Jeff King, R OBP: 0.341, SLG: 0.395 (1, 5)		G6-4-3 1B	P2		FC5-2 1B		G3	1B	1B	5	0	2	2	0	0	4									
Orlando Merced, S OBP: 0.398, SLG: 0.360 (8, 1)	G6-4-3		1-2		P5		BB BB	1B		4	0	2	0	1	0	3									
Randy Tomlin, L OBP: 0.500, SLG: 0.500 (8, 1)			1-2				BB BB	1B		0	0	0	0	0	0	0									
Don Slaught, R OBP: 0.421, SLG: 0.300 (6, PR)	1B		1B			E4 1B	1-2 2-3 BB	K		3	0	2	0	0	1	1									
Lance Parrish, R OBP: 0.357, SLG: 0.273 (6, 2)				K						1	0	0	0	1	1	2									
Carlos Garcia, R OBP: 0.330, SLG: 0.370 (1, 4)	1B		1-2 1B			K	K		G5-3	5	0	2	0	0	2	4									
Zane Smith, L OBP: 0.421, SLG: 0.421 (5, PH)	F8				F7			BB G4-3 2B	K	2	0	0	0	0	0	4									
Brian Hunter, R OBP: 0.299, SLG: 0.472 (5, 1)										1	0	0	0	0	1	1									
Ravelo Manzanillo, L OBP: 0.500, SLG: 1.000 (8, 3)										0	0	0	0	0	0	0									
Gary Varsho, L OBP: 0.500, SLG: 1.000 (8, 3)										2	1	1	0	0	1	0									
Inning Stats	R: 0 E: 0 K: 1 S: 8	H: 0 LOB: 1 BB: 1 P: 17	R: 0 E: 0 K: 0 S: 16	H: 3 LOB: 2 BB: 0 P: 25	R: 1 E: 0 K: 0 S: 11	H: 3 LOB: 1 BB: 0 P: 20	R: 0 E: 0 K: 2 S: 10	H: 2 LOB: 2 BB: 0 P: 13	R: 0 E: 0 K: 0 S: 17	H: 1 LOB: 2 BB: 1 P: 29	R: 0 E: 1 K: 2 S: 13	H: 1 LOB: 2 BB: 1 P: 23	R: 0 E: 0 K: 1 S: 15	H: 0 LOB: 3 BB: 3 P: 33	R: 3 E: 0 K: 2 S: 19	H: 3 LOB: 2 BB: 2 P: 40	R: 0 E: 0 K: 1 S: 11	H: 1 LOB: 2 BB: 1 P: 17	1B: 12 2B: 1 3B: 0 HR: 1	SF: 0 SAC: 0 DP: 1 HBP: 0	WP: 1 PB: 0 SB: 0 CS: 1	PA: 48			
PITCHER	IP	WLS	BF	H	R	ER	SO	BB	IBB	HBP	BLK	WP	HR	S	P	ERA	WHIP								
Tommy Greene, R ERA: 4.5	(1, 1)	6.0	W	29	10	1	5	3	0	0	0	1	1	75	127	1.50	2.167								
David West, L ERA: 4.91	(7, 1)	0.2		4	0	0	0	2	0	0	0	0	0	8	19	0.00	3.000								
Heathcliff Slocumb, R ERA: 3.0	(7, 1)	1.0	S	7	2	3	3	2	3	0	0	0	0	21	45	27.00	5.000								
Doug Jones, R ERA: 3.44	(8, 1)	1.1		7	2	0	2	1	0	0	0	0	0	16	26	0.00	2.250								

Pittsburgh Pirates @ Philadelphia Phillies
Veterans Stadium, Philadelphia, PA
Thu May 12 1994, 7:05 PM EDT
Att: 32,481 - Unknown - 63 F

AB 39
R 4
H 14
RBI 4
BB 9
SO 9
LOB 31



Batter	1	2	3	4	5	6	7	8	9	AB	R	H	RBI	BB	SO	LOB	BOTTOM								
Lenny Dykstra, L OBP: 0.381, SLG: 0.467 (1, 8)	FC5-4 1B		1-3 2B	2H 1B		F7		HBP BB		4	0	3	1	1	0	2									
Mariano Duncan, R OBP: 0.333, SLG: 0.463 (1, 6)	FC5-4 G4-3 1-2		G6-3	K			1-3 2H 1B	1-2 2-3 HBP		4	0	1	1	0	1	4									
Dave Hollins, S OBP: 0.346, SLG: 0.360 (1, 5)	G4-3					G4-3		P2		4	0	0	0	1	1	6									
Tom Quinlan, R OBP: 0.250, SLG: 0.250 (9, 5)				BB						0	0	0	0	0	0	0									
Darren Daulton, L OBP: 0.391, SLG: 0.566 (1, 2)		K	G4-3			F8		K		5	0	0	0	0	2	6									
Ricky Jordan, R OBP: 0.333, SLG: 0.554 (1, 3)	G6-3			2B WP 1B		G6-3		BLK 1B		4	1	2	0	0	0	0									
Pete Incaviglia, R OBP: 0.333, SLG: 0.515 (1, 7)				WP 1B 2B				E 2B	G6-4-3 IBB	3	3	3	1	1	0	0									
Milt Thompson, L OBP: 0.354, SLG: 0.417 (7, PR)	HR			1-3 1B 2B						0	0	0	0	0	0	0									
Wes Chamberlain, R OBP: 0.365, SLG: 0.540 (1, 9)										4	1	1	1	0	0	3									
Jim Eisenreich, L OBP: 0.310, SLG: 0.317 (8, 9)	G6-3			2H 3H 1B 1B				B1-3	G6-4-3 1-2	0	0	0	0	0	0	0									
Mickey Morandini, L OBP: 0.364, SLG: 0.345 (1, 4)			F8	G6-3				E7 1B 1B	P5	4	1	1	0	0	0	1									
Tommy Greene, R OBP: 0.444, SLG: 0.500 (1, 1)										1	0	0	0	1	0	1									
Tony Longmire, L OBP: 0.207, SLG: 0.214 (6, PH)										1	0	1	0	0	0	0									
David West, L ERA: 20.25	(7, 1)									0	0	0	0	0	0	0									
Heathcliff Slocumb, R OBP: 1.000, SLG: 1.000 (8, 1)			2B					1B	HBP WP 1B	0	0	0	0	0	0	0									
Doug Jones, R OBP: 1.000, SLG: 1.000 (8, 1)										1	0	1	0	0	0	0									
Inning Stats	R: 0 E: 0 K: 0 S: 7	H: 1 LOB: 0 BB: 0 P: 11	R: 1 E: 0 K: 1 S: 8	H: 1 LOB: 0 BB: 0 P: 13	R: 0 E: 0 K: 0 S: 9	H: 1 LOB: 3 BB: 2 P: 23	R: 3 E: 0 K: 1 S: 17	H: 4 LOB: 1 BB: 0 P: 28	R: 0 E: 0 K: 0 S: 11	H: 0 LOB: 0 BB: 0 P: 16	R: 2 E: 1 K: 0 S: 17	H: 4 LOB: 2 BB: 0 P: 27	R: 0 E: 0 K: 0 S: 5	H: 1 LOB: 2 BB: 1 P: 10	R: 0 E: 0 K: 1 S: 13	H: 1 LOB: 3 BB: 1 P: 24	1B: 9 2B: 3 3B: 0 HR: 1	SF: 0 SAC: 0 DP: 2 HBP: 1	WP: 2 PB: 0 SB: 0 CS: 0	PA: 40					
PITCHER	IP	WLS	BF	H	R	ER	SO	BB	IBB	HBP	BLK	WP	HR	S	P	ERA	WHIP								
Zane Smith, L ERA: 4.28	(1, 1)	5.0	L	23	7	4	4	3	2	0	0	0	0	4	6	54.00	6.000								
John Hope, R ERA: 20.25	(6, 1)	0.1		3	2	2	2	0	0	0	0	0	0	4	6	0.00	1.800								
Ravelo Manzanillo, L ERA: 10.0	(6, 1)	1.2		8	3	0	0	0	1	0	1	0	0	18	31	0.00	1.800								
Dan Miceli, R ERA: 12.0	(8, 1)	0.1		4	1	0	0	0	1	0	1	0	0	5	11	0.00	6.000								
Randy Tomlin, L ERA: 3.66	(8, 1)	0.2		2	0	0	0	1	0	0	0	0	0	8	13	0.00	0.000								

Pittsburgh Pirates @ Philadelphia Phillies
Veterans Stadium, Philadelphia, PA
Thu May 12 1994, 7:05 PM EDT
Att: 32,481 - Unknown - 63 F

AB 35
R 6
H 13
RBI 4
BB 4
SO 4
LOB 23



Batter	1	2	3	4	5	6	7	8	9	AB	R	H	RBI	BB	SO	LOB	TOP					
Carlos Garcia, R (1.4) OBP: 0.342, SLG: 0.389	1-2 G6-3 1B		1-1 1B 2B		1-2 2B 1B		2-2 G4-3		1-2 G1-3	5	1	3	0	0	0	2	Pittsburgh Pirates @ Philadelphia Phillies Veterans Stadium, Philadelphia, PA Fri May 13 1994, 7:05 PM EDT Att: 32,281 - Unknown					
Jay Bell, R (1.6) OBP: 0.299, SLG: 0.391	0-1 G6-3		2-3 K		1-0 G3 1B		2-2 F9		1-3 K	4	0	1	1	0	1	2						
Alejandro Pena, R (7.1) Gary Varsho, L (9, PH) OBP: 0.333, SLG: 0.667	1-2 F8		2-2 1B		1-3 K		1-0 G4-3			4	0	1	0	0	1	1						
Andy Van Slyke, L (1.8) OBP: 0.375, SLG: 0.384			2-3 1B		0-0 G3				2-2 G6-3	4	0	0	0	0	3							
Jeff King, R (1.5) OBP: 0.331, SLG: 0.381			1-1 G4-3		0-0 G3				3-1 G5-3	4	0	0	0	0	2	1						
Brian Hunter, R (1.3) OBP: 0.279, SLG: 0.439			2-3 K		3-1 F8				2-1 G3-1	4	0	1	0	0	0	0						
Orlando Merced, S (1.9) OBP: 0.393, SLG: 0.356			1-0 BB 1B		2-0 G4-3				1-3 K	2	0	1	0	2	1	0						
Lloyd McClendon, R (1.7) OBP: 0.308, SLG: 0.261			4-1 BB 1B		4-2 E BB				0-0 G1-3 1B	4	0	1	0	0	0	4						
Lance Parrish, R (1.2) OBP: 0.333, SLG: 0.267			2-1 F8		0-0 E6				1-2 G1-3 1B	2	0	0	0	0	2	2						
Paul Wagner, R (1.1) OBP: 0.176, SLG: 0.235			1-3 K		0-3 K				2-0 G1-3 1B	1	0	0	0	0	1	1						
Al Martin, L (6, PH) OBP: 0.395, SLG: 0.486									1-2 G1-3 1B	1	0	0	0	0	0	0						
Jeff Ballard, L (6.1) OBP: 0.500, SLG: 0.500										1	0	1	0	0	0	0						
Tom Foley, L (7.6) OBP: 0.283, SLG: 0.308										1	0	1	0	0	0	0						
Inning Stats	R: 0 E: 0 K: 0 S: 6	H: 1 LOB: 0 BB: 0 P: 9	R: 0 E: 0 K: 1 S: 9	H: 1 LOB: 2 BB: 1 P: 19	R: 0 E: 0 K: 2 S: 16	H: 2 LOB: 2 BB: 0 P: 22	R: 0 E: 1 K: 1 S: 10	H: 0 LOB: 2 BB: 1 P: 19	R: 1 E: 0 K: 2 S: 12	H: 2 LOB: 1 BB: 0 P: 16	R: 0 E: 0 K: 1 S: 7	H: 1 LOB: 0 BB: 0 P: 14	R: 0 E: 0 K: 0 S: 7	H: 0 LOB: 0 BB: 0 P: 12	R: 0 E: 0 K: 0 S: 7	H: 0 LOB: 0 BB: 0 P: 14	R: 0 E: 0 K: 2 S: 18	H: 2 LOB: 2 BB: 0 P: 23	1B: 7 2B: 2 3B: 0 HR: 0	SF: 0 SAC: 0 DP: 1 HBP: 0	WP: 1 PB: 0 SB: 0 CS: 0	PA: 38
PITCHER Danny Jackson, L (1.1) ERA: 2.56	IP: 9.0 WLS: W BF: 38 H: 9 R: 1 ER: 1 SO: 9 BB: 2 IBB: 0 HBP: 0 BLK: 0 WP: 1 HR: 0 S: 92 P: 148 ERA: 1.00 WHIP: 1.222											PITCHER	IP: 9.0 WLS: W BF: 38 H: 9 R: 1 ER: 1 SO: 9 BB: 2 IBB: 0 HBP: 0 BLK: 0 WP: 1 HR: 0 S: 92 P: 148 ERA: 1.00 WHIP: 1.222									

Batter	1	2	3	4	5	6	7	8	9	AB	R	H	RBI	BB	SO	LOB	BOTTOM			
Lenny Dykstra, L (1.8) OBP: 0.400, SLG: 0.511	2-1 G6-3 3B		0-1 G4-3 PB 2B		4-1 L4-3 BB		3-2 HR 1B		1-0 F8 1B 2B	4	4	4	0	1	0	0	Pittsburgh Pirates @ Philadelphia Phillies Veterans Stadium, Philadelphia, PA Fri May 13 1994, 7:05 PM EDT Att: 32,281 - Unknown			
Mariano Duncan, R (1.6) OBP: 0.329, SLG: 0.477	2-1 G6-3		0-1 G4-3		1-0 P5		2-0 HR 1B		0-0 F8	5	1	1	4	0	0	3				
Dave Hollins, S (1.5) OBP: 0.348, SLG: 0.357	1-1 L7		1-2 E PB 2B HBP		2-2 L4-3		1-0 G6-3		3-1 G3 2B 1B	4	2	1	1	0	0	1				
Tom Quinlan, R (9.5) OBP: 0.250, SLG: 0.250			4-2 E 2B BB		1-2 3H		2-2 G5-3		0-1 G3	4	1	2	0	1	0	1				
Darren Daulton, L (1.2) OBP: 0.399, SLG: 0.573	0-2 1B		1-2 3H		0-0 G5-3		2-1 G1-3		2-1 HR 2B	5	2	2	1	0	0	3				
Jim Eisenreich, L (1.9) OBP: 0.315, SLG: 0.333	2-2 1B		0-1 E5 2B 1B		1-2 2-3		0-0 G6-3		1-0 HR 2B	4	1	1	2	0	2	6				
Ricky Jordan, R (1.3) OBP: 0.338, SLG: 0.583	0-3 K		0-3 K		0-0 G6-3				2-2 HBP	4	1	1	2	0	2	6				
Milt Thompson, L (1.7) OBP: 0.369, SLG: 0.427			1-0 1B 2B		4-0 IBB		1-3 K		4-2 BB	3	0	1	2	2	1	1				
Mickey Morandini, L (1.4) OBP: 0.352, SLG: 0.322	0-1 F7		1-3 2H 3H		3-3 K		0-0 F8		0-3 K	4	0	0	0	1	2	4				
Danny Jackson, R (1.1) OBP: 0.190, SLG: 0.150	0-2 G1-3		0-0 1B IBB		0-1 HR 1B		2-3 K			4	1	2	1	0	1	1				
Inning Stats	R: 1 E: 0 K: 1 S: 15	H: 3 LOB: 2 BB: 0 P: 22	R: 0 E: 0 K: 0 S: 6	H: 0 LOB: 0 BB: 0 P: 6	R: 4 E: 1 K: 1 S: 16	H: 3 LOB: 2 BB: 2 P: 26	R: 0 E: 0 K: 0 S: 5	H: 0 LOB: 0 BB: 1 P: 12	R: 0 E: 0 K: 1 S: 9	H: 1 LOB: 2 BB: 1 P: 18	R: 3 E: 0 K: 0 S: 14	H: 3 LOB: 0 BB: 0 P: 24	R: 0 E: 0 K: 2 S: 10	H: 0 LOB: 1 BB: 0 P: 15	R: 4 E: 0 K: 1 S: 16	H: 4 LOB: 1 BB: 1 P: 27	1B: 6 2B: 6 3B: 1 HR: 2	SF: 0 SAC: 0 DP: 1 HBP: 2	WP: 0 PB: 1 SB: 0 CS: 0	PA: 44
PITCHER Paul Wagner, R (1.1) ERA: 3.88	IP: 5.0 WLS: L BF: 26 H: 7 R: 5 ER: 2 SO: 3 BB: 2 IBB: 0 HBP: 1 BLK: 0 WP: 0 HR: 0 S: 51 P: 84 ERA: 3.60 WHIP: 1.800											PITCHER Jeff Ballard, L (6.1) ERA: 3.55	IP: 1.0 WLS: 6 BF: 3 H: 3 R: 3 ER: 3 SO: 0 BB: 0 IBB: 0 HBP: 0 BLK: 0 WP: 1 HR: 14 S: 24 P: 24 ERA: 27.00 WHIP: 3.000	PITCHER Alejandro Pena, R (7.1) ERA: 9.53	IP: 2.0 WLS: 12 BF: 4 H: 4 R: 4 ER: 4 SO: 3 BB: 1 IBB: 0 HBP: 0 BLK: 0 WP: 1 HR: 26 S: 42 P: 42 ERA: 18.00 WHIP: 2.500					

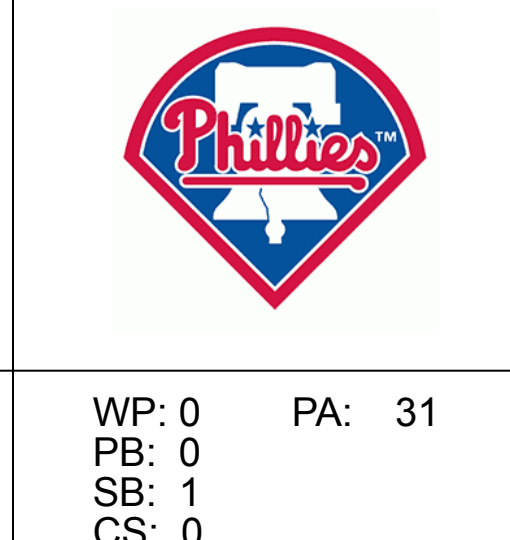
Batter	1	2	3	4	5	6	7	8	9	AB	R	H	RBI	BB	SO	LOB	TOP			
Al Martin, L OBP: 0.398, SLG: 0.481 (1, 7)										3	0	1	0	1	0	0	Pittsburgh Pirates @ Philadelphia Phillies Veterans Stadium, Philadelphia, PA Sat May 14 1994, 7:05 PM EDT Att: 39,916 - Unknown - 70 F			
Carlos Garcia, R OBP: 0.339, SLG: 0.385 (1, 4)										4	0	1	0	0	0	1				
Andy Van Slyke, L OBP: 0.378, SLG: 0.391 (1, 8)										3	1	1	0	1	0	2				
Jeff King, R OBP: 0.328, SLG: 0.377 (1, 5)										4	0	1	0	0	0	3				
Orlando Merced, S OBP: 0.381, SLG: 0.346 (1, 9)										3	0	0	1	0	1	1				
Brian Hunter, R OBP: 0.308, SLG: 0.483 (9, PR)										3	1	2	0	1	1	0				
Gary Varsho, L OBP: 0.333, SLG: 0.667 (9, PR)										0	0	0	0	0	0	0				
Lance Parrish, R OBP: 0.318, SLG: 0.263 (1, 2)										4	0	1	1	0	2	2				
Tom Foley, L OBP: 0.300, SLG: 0.310 (1, 6)											3	0	1	0	1	0				
Steve Cooke, R OBP: 0.143, SLG: 0.143 (1, 1)											3	0	0	0	0	2				
Dave Clark, L OBP: 0.400, SLG: 0.500 (9, PH)										1	0	0	0	0	2					
Inning Stats	R: 0 E: 0 K: 0 S: 9	H: 1 LOB: 1 BB: 1 P: 17	R: 1 E: 0 K: 1 S: 12	H: 2 LOB: 1 BB: 1 P: 21	R: 0 E: 0 K: 0 S: 6	H: 0 LOB: 0 BB: 0 P: 7	R: 0 E: 0 K: 1 S: 12	H: 2 LOB: 1 BB: 0 P: 16	R: 0 E: 0 K: 0 S: 13	H: 1 LOB: 1 BB: 0 P: 12	R: 0 E: 0 K: 0 S: 5	H: 0 LOB: 0 BB: 0 P: 8	R: 0 E: 0 K: 0 S: 8	H: 0 LOB: 1 BB: 1 P: 15	R: 0 E: 0 K: 1 S: 12	H: 1 LOB: 2 BB: 1 P: 19	1B: 6 2B: 2 3B: 1 HR: 0	SF: 1 SAC: 0 DP: 3 HBP: 0	WP: 0 PB: 0 SB: 0 CS: 0	PA: 36
PITCHER	IP WLS BF H R ER SO BB IBB HBP BLK WP HR S P ERA WHIP																			
Mike Williams, R ERA: 2.4	(1, 1) 7.0 W 27 7 2 2 3 2 0 0 0 0 0 0 66 97 2.57 1.286																			
Heathcliff Slocumb, R ERA: 2.88	(8, 1) 1.0 4 0 0 0 0 1 0 0 0 0 0 0 8 15 0.00 1.000																			
Doug Jones, R ERA: 3.26	(9, 1) 1.0 S 5 1 0 0 1 1 0 0 0 0 0 0 0 12 19 0.00 2.000																			

Batter	1	2	3	4	5	6	7	8	9	AB	R	H	RBI	BB	SO	LOB	BOTTOM			
Lenny Dykstra, L OBP: 0.408, SLG: 0.532 (1, 8)										2	2	1	2	2	0	0	Pittsburgh Pirates @ Philadelphia Phillies Veterans Stadium, Philadelphia, PA Sat May 14 1994, 7:05 PM EDT Att: 39,916 - Unknown - 70 F			
Mariano Duncan, R OBP: 0.319, SLG: 0.462 (1, 4)										4	0	0	0	0	2					
Dave Hollins, S OBP: 0.352, SLG: 0.361 (1, 5)										4	0	2	1	0	1					
Tom Quinlan, R OBP: 0.250, SLG: 0.250 (9, 5)										0	0	0	0	0	0					
Pete Incaviglia, R OBP: 0.329, SLG: 0.500 (1, 7)										4	0	1	0	0	1					
Doug Jones, R OBP: 1.000, SLG: 1.000 (9, 1)										0	0	0	0	0	0					
Ricky Jordan, R OBP: 0.324, SLG: 0.556 (1, 3)										3	0	0	0	0	2					
Wes Chamberlain, R OBP: 0.345, SLG: 0.509 (1, 9)										3	0	0	0	0	1					
Heathcliff Slocumb, R OBP: 1.000, SLG: 1.000 (8, 1)										0	0	0	0	0	0					
Milt Thompson, L OBP: 0.369, SLG: 0.427 (9, 7)										0	0	0	0	0	0					
Todd Pratt, R OBP: 0.273, SLG: 0.250 (1, 2)										3	0	1	0	0	1					
Kim Batiste, R OBP: 0.205, SLG: 0.231 (1, 6)										3	1	2	0	0	1					
Mike Williams, R OBP: 0.312, SLG: 0.330 (7, PH)										1	0	0	0	0	1					
Jim Eisenreich, L OBP: 0.312, SLG: 0.330 (8, 9)										1	0	0	0	0	1					
Inning Stats	R: 0 E: 0 K: 0 S: 5	H: 0 LOB: 0 BB: 1 P: 9	R: 0 E: 0 K: 1 S: 8	H: 0 LOB: 0 BB: 0 P: 12	R: 2 E: 0 K: 1 S: 12	H: 2 LOB: 0 BB: 0 P: 18	R: 0 E: 0 K: 1 S: 6	H: 0 LOB: 0 BB: 0 P: 11	R: 0 E: 0 K: 0 S: 7	H: 1 LOB: 1 BB: 0 P: 12	R: 1 E: 0 K: 0 S: 6	H: 2 LOB: 1 BB: 1 P: 13	R: 0 E: 0 K: 0 S: 9	H: 1 LOB: 1 BB: 0 P: 12	R: 0 E: 0 K: 0 S: 7	H: 1 LOB: 1 BB: 0 P: 10	1B: 5 2B: 1 3B: 0 HR: 1	SF: 0 SAC: 1 DP: 2 HBP: 0	WP: 0 PB: 0 SB: 1 CS: 0	PA: 31
PITCHER	IP WLS BF H R ER SO BB IBB HBP BLK WP HR S P ERA WHIP																			
Steve Cooke, L ERA: 4.76	(1, 1) 8.0 L 31 7 3 3 4 2 0 0 0 0 0 1 60 97 3.38 1.125																			

AB	31
R	2
H	8
RBI	2
BB	4
SO	4
LOB	13



AB	28
R	3
H	7
RBI	3
BB	2
SO	4
LOB	9



Batter	1	2	3	4	5	6	7	8	9	AB	R	H	RBI	BB	SO	LOB	TOP										
Al Martin, L OBP: 0.406, SLG: 0.482 (1,7)	G6-3		BB G4-3 1B		P6		FC6-4 BB		G6-3 1B	4	0	2	0	1	0	0	Pittsburgh Pirates @ Philadelphia Phillies Veterans Stadium, Philadelphia, PA Sun May 15 1994, 3:33 AM EDT Att: 53,396 - Sunny - 78 F										
Carlos Garcia, R OBP: 0.333, SLG: 0.377 (1,4)	K		G4-3		G4-3		FC6-4 BB		G6-3 1B	5	0	1	0	0	1	3											
Andy Van Slyke, L OBP: 0.386, SLG: 0.385 (1,8)	1B BB		BB		P6		BB		G6-3	2	0	0	0	3	0	2											
Dave Clark, L OBP: 0.400, SLG: 0.483 (1,9)	1-3 1B		P7		CS 1B BB		L7		G1-3	4	0	1	0	1	0	7											
Jay Bell, R OBP: 0.304, SLG: 0.389 (1,6)	F7		BB		BB		CS 1B		K	3	0	1	0	1	1	2											
Orlando Merced, S OBP: 0.369, SLG: 0.333 (1,3)		L8			K		K		K	4	0	0	0	0	3	5											
Rick White, R (8,1)										0	0	0	0	0	0	0											
Lance Parrish, R OBP: 0.346, SLG: 0.273 (1,2)		S 1B			G5-3		F9		BB	3	0	1	0	1	0	1											
Tom Foley, L OBP: 0.296, SLG: 0.326 (1,5)		F9			G3		FC6-4 2B		G4-3	4	0	1	0	0	0	2											
Jon Lieber, L (1,1)					G6-3		L7		P4	2	0	0	0	0	1	1											
Lloyd McClendon, R OBP: 0.296, SLG: 0.250 (7, PH)										1	0	0	0	0	0	1											
Randy Tomlin, L OBP: 0.500, SLG: 0.500 (7, 1)										0	0	0	0	0	0	0											
Brian Hunter, R OBP: 0.303, SLG: 0.475 (8, 3)										1	0	0	0	0	0	0											
Inning Stats	R: 0 E: 0 K: 1 S: 16	H: 1 LOB: 2 BB: 1 P: 29	R: 0 E: 0 K: 1 S: 9	H: 1 LOB: 1 BB: 0 P: 11	R: 0 E: 0 K: 1 S: 16	H: 1 LOB: 3 BB: 2 P: 27	R: 0 E: 0 K: 0 S: 5	H: 0 LOB: 0 BB: 0 P: 9	R: 0 E: 0 K: 0 S: 6	H: 1 LOB: 1 BB: 1 P: 19	R: 0 E: 0 K: 0 S: 11	H: 1 LOB: 3 BB: 2 P: 23	R: 0 E: 0 K: 2 S: 11	H: 0 LOB: 1 BB: 1 P: 18	R: 0 E: 0 K: 0 S: 12	H: 2 LOB: 2 BB: 0 P: 12	1B: 6 2B: 2 3B: 0 HR: 0	SF: 0 SAC: 0 DP: 1 HBP: 0	WP: 0 PB: 0 SB: 1 CS: 2	PA: 40							
PITCHER	IP	WLS	BF	H	R	ER	SO	BB	IBB	HBP	BLK	WP	HR	S	P	ERA	WHIP										
Shawn Boskie, R ERA: 3.19 (1, 1)	6.0	W	25	4	0	0	4	4	0	0	0	0	0	61	101	0.00	1.333										
David West, L ERA: 4.66 (7, 1)	1.0		6	1	0	0	0	2	0	0	0	0	0	11	23	0.00	3.000										
Heathcliff Slocumb, R ERA: 2.77 (8, 1)	1.0		4	0	0	0	2	1	0	0	0	0	0	11	18	0.00	1.000										
Doug Jones, R ERA: 3.1 (9, 1)	1.0	S	5	2	0	0	0	0	0	0	0	0	0	12	12	0.00	2.000										

Batter	1	2	3	4	5	6	7	8	9	AB	R	H	RBI	BB	SO	LOB	BOTTOM										
Lenny Dykstra, L OBP: 0.410, SLG: 0.524 (1,8)	1B FC3 BB		G6-3					G3		2	1	0	0	2	0	0	Pittsburgh Pirates @ Philadelphia Phillies Veterans Stadium, Philadelphia, PA Sun May 15 1994, 3:33 AM EDT Att: 53,396 - Sunny - 78 F										
Mariano Duncan, R OBP: 0.324, SLG: 0.463 (1,6)	BB		K		1B IBB			F8		4	0	2	0	0	1	0											
Dave Hollins, S OBP: 0.343, SLG: 0.350 (1,5)	1B				1B			G4-3		4	0	0	1	0	1	0											
Doug Jones, R OBP: 1.000, SLG: 1.000 (9, 1)	FC3 FC6-4				G3			K		0	0	0	0	0	0	0											
Darren Daulton, L OBP: 0.390, SLG: 0.558 (1,2)	3-H K				K			P5		3	0	0	0	0	2	1											
Jim Eisenreich, L OBP: 0.323, SLG: 0.352 (1,9)	K				K			P5		3	0	0	0	0	1												
Ricky Jordan, R OBP: 0.310, SLG: 0.530 (1,3)	FC6-4				FC6-4 1B			2B		3	0	0	0	0	0	2											
Milt Thompson, L OBP: 0.356, SLG: 0.410 (1,7)			L9		FC6-4			G4-3		3	0	0	0	0	0	0											
Mickey Morandini, L OBP: 0.351, SLG: 0.323 (1,4)			P6		G4-3			F9		3	0	0	0	0	0	0											
Mickey Morandini, L OBP: 0.351, SLG: 0.323 (1,4)			G3		SH1-4 1B 1B			F9		3	0	1	0	0	0	0											
Shawn Boskie, R (1, 1)								L4		1	0	0	0	0	0	0											
David West, L (7, 1)					F8					0	0	0	0	0	0	0											
Wes Chamberlain, R OBP: 0.339, SLG: 0.500 (7, PH)										1	0	0	0	0	0	0											
Heathcliff Slocumb, R OBP: 1.000, SLG: 1.000 (8, 1)										0	0	0	0	0	0	0											
Tom Quintan, R OBP: 0.250, SLG: 0.250 (9, 5)										0	0	0	0	0	0	0											
Inning Stats	R: 1 E: 0 K: 1 S: 9	H: 1 LOB: 1 BB: 1 P: 16	R: 0 E: 0 K: 0 S: 8	H: 0 LOB: 0 BB: 0 P: 12	R: 0 E: 0 K: 1 S: 8	H: 0 LOB: 0 BB: 0 P: 9	R: 0 E: 0 K: 1 S: 11	H: 1 LOB: 1 BB: 0 P: 17	R: 0 E: 0 K: 0 S: 8	H: 2 LOB: 2 BB: 1 P: 13	R: 0 E: 0 K: 1 S: 9	H: 1 LOB: 0 BB: 0 P: 14	R: 0 E: 0 K: 0 S: 6	H: 0 LOB: 0 BB: 0 P: 10	R: 0 E: 0 K: 0 S: 5	H: 0 LOB: 0 BB: 0 P: 9	1B: 4 2B: 1 3B: 0 HR: 0	SF: 0 SAC: 1 DP: 0 HBP: 0	WP: 0 PB: 0 SB: 0 CS: 0	PA: 30							
PITCHER	IP	WLS	BF	H	R	ER	SO	BB	IBB	HBP	BLK	WP	HR	S	P	ERA	WHIP										
Jon Lieber, R ERA: 1.5 (1, 1)	6.0	L	24	5	1	1	4	1	1	0	0	0	0	6	10	0.00	0.000										
Randy Tomlin, L ERA: 3.48 (7, 1)	1.0		3	0	0	0	0	0	0	0	0	0	0	6	10	0.00	0.000										
Rick White, R ERA: 1.42 (8, 1)	1.0		3	0	0	0	0	0	0	0	0	0	0	5	9	0.00	0.000										



Batter	1	2	3	4	5	6	7	8	9	AB	R	H	RBI	BB	SO	LOB	TOP														
Ray Lankford, L (1, 8) OBP: 0.439, SLG: 0.594										5	1	1	0	0	2	3	St. Louis Cardinals @ Pittsburgh Pirates Three Rivers Stadium, Pittsburgh, PA Mon May 16 1994, 3:33 AM EDT Att: 15,067 - Overcast - 55 F														
Ozzie Smith, S (1, 6) OBP: 0.303, SLG: 0.294										3	0	0	0	0	0	2															
Gregg Jefferies, S (1, 3) OBP: 0.437, SLG: 0.537										3	0	0	0	1	0	1															
Todd Zeile, R (1, 5) OBP: 0.318, SLG: 0.468										4	0	1	1	0	0	1															
Mark Whiten, S (1, 9) OBP: 0.361, SLG: 0.452										4	0	1	0	0	3	2															
Bernard Gilkey, R (1, 7)										4	0	0	0	0	0	2															
Geronimo Pena, S (1, 4) OBP: 0.304, SLG: 0.426										2	1	1	0	2	1	0															
Tom Pagnozzi, R (1, 2) OBP: 0.375, SLG: 0.541										4	0	0	0	0	0	5															
Bob Tewksbury, R (1, 1) OBP: 0.231, SLG: 0.240										2	0	0	0	0	0	0															
Stan Royer, R (7, PH) OBP: 0.133, SLG: 0.333										1	0	0	0	0	1	2															
Rob Murphy, L (7, 1)										0	0	0	0	0	0	0															
Bryan Eversgerd, R (8, 1)										0	0	0	0	0	0	0															
Gerald Perry, L (9, PH) OBP: 0.423, SLG: 0.409										1	0	1	1	0	0	0															
Inning Stats	R: 1 E: 0 K: 1 S: 14	H: 2 LOB: 1 BB: 0 P: 19	R: 0 E: 0 K: 1 S: 8	H: 0 LOB: 0 BB: 0 P: 15	R: 0 E: 0 K: 1 S: 7	H: 0 LOB: 0 BB: 0 P: 11	R: 0 E: 1 K: 0 S: 17	H: 1 LOB: 3 BB: 1 P: 31	R: 0 E: 0 K: 1 S: 7	H: 0 LOB: 0 BB: 0 P: 11	R: 0 E: 0 K: 1 S: 9	H: 0 LOB: 1 BB: 1 P: 18	R: 0 E: 1 K: 1 S: 10	H: 0 LOB: 2 BB: 1 P: 17	R: 0 E: 0 K: 1 S: 5	H: 0 LOB: 0 BB: 0 P: 8	R: 1 E: 0 K: 0 S: 9	H: 2 LOB: 1 BB: 0 P: 15	1B: 2 2B: 3 3B: 0 HR: 0	SF: 0 SAC: 1 DP: 0 HBP: 0	WP: 0 PB: 0 SB: 0 CS: 0	PA: 37									
PITCHER	IP WLS BF H R ER SO BB IBB HBP BLK WP HR S P ERA WHIP	7.0 W 29 3 1 1 6 3 0 0 0 0 0 0 72 122 1.29 0.857	2.0 8 2 1 1 1 0 0 0 0 0 0 0 14 23 4.50 1.000														IP WLS BF H R ER SO BB IBB HBP BLK WP HR S P ERA WHIP														
Denny Neagle, L (1, 1) ERA: 4.21														7.0	W	29	3	1	1	6	3	0	0	0	0	0	0	72	122	1.29	0.857
Alejandro Pena, R (8, 1) ERA: 8.22														2.0	8	2	1	1	1	0	0	0	0	0	0	0	14	23	4.50	1.000	

AB	33
R	2
H	5
RBI	2
BB	3
SO	7
LOB	18



Batter	1	2	3	4	5	6	7	8	9	AB	R	H	RBI	BB	SO	LOB	BOTTOM														
Al Martin, L (1, 7) OBP: 0.401, SLG: 0.483										4	0	1	0	0	0	0	St. Louis Cardinals @ Pittsburgh Pirates Three Rivers Stadium, Pittsburgh, PA Mon May 16 1994, 3:33 AM EDT Att: 15,067 - Overcast - 55 F														
Jay Bell, R (1, 6) OBP: 0.303, SLG: 0.381										3	0	0	0	1	0	1															
Andy Van Slyke, L (1, 8) OBP: 0.382, SLG: 0.388										4	0	1	0	0	1	0															
Dave Clark, L (1, 9) OBP: 0.406, SLG: 0.476										3	2	1	0	1	1	2															
Alejandro Pena, R (8, 1)										0	0	0	0	0	0	0															
Orlando Merced, S (1, 3) OBP: 0.358, SLG: 0.322										4	0	0	0	0	1	4															
Carlos Garcia, R (1, 4) OBP: 0.346, SLG: 0.384										3	3	2	0	1	0	0															
Lance Parrish, R (1, 2) OBP: 0.433, SLG: 0.480										3	2	3	2	1	0	0															
Tom Foley, L (1, 5) OBP: 0.293, SLG: 0.340										4	0	1	4	0	0	3															
Denny Neagle, L (1, 1) ERA: 3.88										3	0	0	0	0	0	2															
Gary Varsho, L (8, 9) OBP: 0.250, SLG: 0.500										1	0	0	0	0	0	0															
Inning Stats	R: 0 E: 0 K: 0 S: 4	H: 0 LOB: 0 BB: 0 P: 5	R: 0 E: 0 K: 0 S: 7	H: 0 LOB: 0 BB: 0 P: 11	R: 1 E: 0 K: 0 S: 13	H: 2 LOB: 1 BB: 0 P: 21	R: 3 E: 1 K: 1 S: 19	H: 2 LOB: 1 BB: 2 P: 30	R: 0 E: 0 K: 0 S: 6	H: 0 LOB: 0 BB: 0 P: 9	R: 2 E: 0 K: 0 S: 14	H: 2 LOB: 1 BB: 1 P: 21	R: 0 E: 0 K: 2 S: 14	H: 1 LOB: 2 BB: 1 P: 22	R: 1 E: 0 K: 0 S: 6	H: 2 LOB: 0 BB: 0 P: 10	1B: 5 2B: 3 3B: 0 HR: 1	SF: 0 SAC: 0 DP: 1 HBP: 0	WP: 1 PB: 0 SB: 0 CS: 0	PA: 36											
PITCHER	IP WLS BF H R ER SO BB IBB HBP BLK WP HR S P ERA WHIP	6.0 L 27 6 6 6 1 3 0 0 0 0 0 0 14 22 0.00 2.000	1.0 5 1 0 0 2 1 0 0 0 0 0 0 6 10 9.00 2.000														IP WLS BF H R ER SO BB IBB HBP BLK WP HR S P ERA WHIP														
Bob Tewksbury, R (1, 1) ERA: 3.88														6.0	L	27	6	6	6	1	3	0	0	0	0	0	0	14	22	0.00	2.000
Rob Murphy, L (7, 1) ERA: 4.4														1.0	5	1	0	0	2	1	0	0	0	0	0	0	6	10	9.00	2.000	
Bryan Eversgerd, L (8, 1) ERA: 3.0														1.0	4	2	1	1	0	0	0	0	0	0	0	1	0	6	10	9.00	2.000

AB	32
R	7
H	9
RBI	6
BB	4
SO	3
LOB	12



Batter	1	2	3	4	5	6	7	8	9	10	AB	R	H	RBI	BB	SO	LOB	TOP	
Ray Lankford, L (1, 8) OBP: 0.428, SLG: 0.592	G6-3 SH5-3 1B		K		P6		G4-3			HR	5	1	2	1	0	1	1		
Ozzie Smith, S (1, 6) OBP: 0.300, SLG: 0.291	SH5-3 1-2		G6-3		G6-3		G1-3			FC4 1B	4	0	1	0	0	0	0		
Gregg Jefferies, S (1, 3) OBP: 0.425, SLG: 0.521	G6-3 2-3		FC4-6 1B		FC4-6 1B		G4-3			P4	5	0	2	0	0	0	2		
Todd Zeile, R (1, 5) OBP: 0.309, SLG: 0.452	G4-3		FC4-6 1-2f		P4		F9			FC4 1-2f	5	0	0	0	0	0	4		
Mark Whiten, S (1, 9) OBP: 0.341, SLG: 0.420		HBP 1B			G6-3		G2-3			K	4	1	1	0	0	1	1		
Bernard Gilkey, R (1, 7) OBP: 0.345, SLG: 0.349		HBP 1B G6-4-3 HBP			G6-3					WP HBP	2	2	1	0	0	0	0		
Tom Pagnozzi, R (1, 2) OBP: 0.386, SLG: 0.561					G6-3					K	4	0	2	2	0	1	1		
José Quiendo, S (1, 4) OBP: 0.429, SLG: 0.289			G6-4-3 1B							G4-3	4	0	0	0	0	0	3		
Vicente Palacios, R Rich Rodriguez, L Mike Perez, R Luis Alipie, S John Habyan, R Rob Murphy, L Rene Arocha, R			G6-3							K	2	0	0	0	0	0	0		
Inning Stats	R: 0 E: 0 K: 0 S: 4	H: 1 LOB: 1 BB: 0 P: 4	R: 2 E: 0 K: 0 S: 4	H: 2 LOB: 0 BB: 0 P: 5	R: 0 E: 0 K: 1 S: 6	H: 1 LOB: 1 BB: 0 P: 6	R: 0 E: 0 K: 0 S: 3	H: 0 LOB: 0 BB: 0 P: 3	R: 0 E: 0 K: 0 S: 4	H: 1 LOB: 1 BB: 0 P: 4	R: 1 E: 0 K: 0 S: 5	H: 2 LOB: 1 BB: 0 P: 5	R: 0 E: 0 K: 2 S: 7	H: 0 LOB: 1 BB: 0 P: 8	R: 0 E: 0 K: 1 S: 7	H: 0 LOB: 1 BB: 0 P: 7	1B: 7 2B: 1 3B: 0 HR: 1	SF: 0 SAC: 2 DP: 1 HBP: 2	WP: 1 PA: 40
PITCHER	IP WLS BF H R ER SO BB IBB HBP BLK WP HR S P ERA WHIP	IP WLS BF H R ER SO BB IBB HBP BLK WP HR S P ERA WHIP	IP WLS BF H R ER SO BB IBB HBP BLK WP HR S P ERA WHIP	IP WLS BF H R ER SO BB IBB HBP BLK WP HR S P ERA WHIP	IP WLS BF H R ER SO BB IBB HBP BLK WP HR S P ERA WHIP	IP WLS BF H R ER SO BB IBB HBP BLK WP HR S P ERA WHIP	IP WLS BF H R ER SO BB IBB HBP BLK WP HR S P ERA WHIP	IP WLS BF H R ER SO BB IBB HBP BLK WP HR S P ERA WHIP	IP WLS BF H R ER SO BB IBB HBP BLK WP HR S P ERA WHIP	IP WLS BF H R ER SO BB IBB HBP BLK WP HR S P ERA WHIP	IP WLS BF H R ER SO BB IBB HBP BLK WP HR S P ERA WHIP	IP WLS BF H R ER SO BB IBB HBP BLK WP HR S P ERA WHIP	IP WLS BF H R ER SO BB IBB HBP BLK WP HR S P ERA WHIP	IP WLS BF H R ER SO BB IBB HBP BLK WP HR S P ERA WHIP	IP WLS BF H R ER SO BB IBB HBP BLK WP HR S P ERA WHIP	IP WLS BF H R ER SO BB IBB HBP BLK WP HR S P ERA WHIP	IP WLS BF H R ER SO BB IBB HBP BLK WP HR S P ERA WHIP	IP WLS BF H R ER SO BB IBB HBP BLK WP HR S P ERA WHIP	IP WLS BF H R ER SO BB IBB HBP BLK WP HR S P ERA WHIP
Paul Wagner, R ERA: 3.61	8.0	31	7	3	3	1	0	0	0	0	0	0	0	0	0	0	0	3.38	0.875
Rick White, R ERA: 1.71	2.0	9	2	1	1	3	0	0	1	0	1	1	14	15	4.50	1.000			

St. Louis Cardinals @ Pittsburgh Pirates
Three Rivers Stadium, Pittsburgh, PA
Wed May 18 1994, 7:05 PM EDT
Att: 10,043 - Unknown - 50 F

AB	36
R	4
H	9
RBI	3
BB	0
SO	4
LOB	12



Batter	1	2	3	4	5	6	7	8	9	10	AB	R	H	RBI	BB	SO	LOB	BOTTOM	
Al Martin, L (1, 7) OBP: 0.386, SLG: 0.484	K										5	1	1	1	0	1	2		
Jay Bell, R (1, 6) OBP: 0.286, SLG: 0.357	L7										5	0	0	0	0	2	3		
Andy Van Slyke, L (1, 8) OBP: 0.367, SLG: 0.366	G6-3										4	0	0	0	1	2	0		
Jeff King, R (1, 5) OBP: 0.331, SLG: 0.367											5	1	1	0	0	0	3		
Orlando Merced, S (1, 9) OBP: 0.355, SLG: 0.319											4	0	1	0	0	1	0		
Brian Hunter, R (1, 3) OBP: 0.284, SLG: 0.433											2	0	0	1	1	0	0		
Lance Parrish, R (1, 2) OBP: 0.389, SLG: 0.400											4	0	0	0	0	1	2		
Carlos Garcia, R (1, 4) OBP: 0.362, SLG: 0.394											3	1	2	0	1	0	0		
Paul Wagner, R Dave Clark, L Rick White, R Gary Varsho, L											2	0	1	0	0	0	0		
Inning Stats	R: 0 E: 0 K: 1 S: 5	H: 0 LOB: 0 BB: 0 P: 5	R: 0 E: 0 K: 0 S: 3	H: 0 LOB: 0 BB: 0 P: 3	R: 0 E: 0 K: 0 S: 3	H: 0 LOB: 0 BB: 0 P: 3	R: 1 E: 0 K: 1 S: 6	H: 1 LOB: 0 BB: 0 P: 6	R: 0 E: 0 K: 1 S: 6	H: 2 LOB: 2 BB: 0 P: 10	R: 0 E: 0 K: 0 S: 5	H: 0 LOB: 0 BB: 0 P: 5	R: 0 E: 0 K: 1 S: 7	H: 2 LOB: 1 BB: 0 P: 7	R: 0 E: 1 K: 1 S: 7	H: 1 LOB: 3 BB: 1 P: 11	1B: 6 2B: 0 3B: 0 HR: 1	SF: 1 SAC: 1 DP: 0 HBP: 0	WP: 1 PA: 40
PITCHER	IP WLS BF H R ER SO BB IBB HBP BLK WP HR S P ERA WHIP	IP WLS BF H R ER SO BB IBB HBP BLK WP HR S P ERA WHIP	IP WLS BF H R ER SO BB IBB HBP BLK WP HR S P ERA WHIP	IP WLS BF H R ER SO BB IBB HBP BLK WP HR S P ERA WHIP	IP WLS BF H R ER SO BB IBB HBP BLK WP HR S P ERA WHIP	IP WLS BF H R ER SO BB IBB HBP BLK WP HR S P ERA WHIP	IP WLS BF H R ER SO BB IBB HBP BLK WP HR S P ERA WHIP	IP WLS BF H R ER SO BB IBB HBP BLK WP HR S P ERA WHIP	IP WLS BF H R ER SO BB IBB HBP BLK WP HR S P ERA WHIP	IP WLS BF H R ER SO BB IBB HBP BLK WP HR S P ERA WHIP	IP WLS BF H R ER SO BB IBB HBP BLK WP HR S P ERA WHIP	IP WLS BF H R ER SO BB IBB HBP BLK WP HR S P ERA WHIP	IP WLS BF H R ER SO BB IBB HBP BLK WP HR S P ERA WHIP	IP WLS BF H R ER SO BB IBB HBP BLK WP HR S P ERA WHIP	IP WLS BF H R ER SO BB IBB HBP BLK WP HR S P ERA WHIP	IP WLS BF H R ER SO BB IBB HBP BLK WP HR S P ERA WHIP	IP WLS BF H R ER SO BB IBB HBP BLK WP HR S P ERA WHIP	IP WLS BF H R ER SO BB IBB HBP BLK WP HR S P ERA WHIP	IP WLS BF H R ER SO BB IBB HBP BLK WP HR S P ERA WHIP
Vicente Palacios, R ERA: 4.29	7.1	26	3	2	2	5	2	0	0	0	0	0	1	0	3	3	4.26	0.682	
Rich Rodriguez, L ERA: 4.26	0.2	3	1	0	0	0	0	0	0	0	0	0	0	0	0	0	0	0.00	1.500
Mike Perez, R ERA: 5.06	1.0	5	2	1	0	1	0	0	0	0	0	0	7	7	0.00	2.000			
John Habyan, R ERA: 1.77	0.0	1	1	0	0	0	0	0	0	0	0	0	1	1					
Rob Murphy, L ERA: 4.2	0.1	2	0	0	0	0	0	0	0	0	0	0	2	2	0.00	0.000			

St. Louis Cardinals @ Pittsburgh Pirates
Three Rivers Stadium, Pittsburgh, PA
Wed May 18 1994, 7:05 PM EDT
Att: 10,043 - Unknown - 50 F

AB	35
R	3
H	7
RBI	3
BB	3
SO	7
LOB	10



Batter	1	2	3	4	5	6	7	8	9	AB	R	H	RBI	BB	SO	LOB	TOP										
Mike Lansing, R OBP: 0.325, SLG: 0.395 (1, 4)	G5-3		1-2 S 2B		2-1 F9 CS 1B		1-0 FC6-4		0-0 FC1-6 G6-4-3	5	0	2	1	0	0	2											
Wil Cordero, R OBP: 0.342, SLG: 0.362 (1, 6)	F7		2-2 HBP		3-1 F9 1B			0-1 1B 3B 1B	4	1	1	0	0	0	0	2											
Marquis Grissom, R OBP: 0.310, SLG: 0.365 (1, 8)	G4-3		1-3 K		3-2 P3			1-1 3B 1B	4	1	1	0	0	0	1	3											
Larry Walker, L OBP: 0.351, SLG: 0.503 (1, 9)		2-0 F7		2-3 K		0-0 G4-3		0-0 1B 3B	4	1	1	2	0	1	0												
Moises Alou, R OBP: 0.408, SLG: 0.553 (1, 7)	K		1-3 K		1-1 L9		0-1 G6-3	2-2 CS 1B	4	0	1	1	0	1	0												
Lenny Webster, R OBP: 0.347, SLG: 0.447 (1, 2)	P3		0-0 P3		1-2 1B		2-2 F8	3-0 L8	4	0	1	0	0	0	1												
Randy Milligan, R OBP: 0.277, SLG: 0.205 John Wetteland, R (8, 1)			1-2 G6-3		0-0 F9		2-2 G5-3	4-2 WP BB	3	0	0	0	1	0	1												
Sean Berry, R OBP: 0.369, SLG: 0.417 (1, 5)			3-1 SH3-4 2B 1B		1-2 1B CS 1B		2-2 F7	2-3 K	4	2	2	0	0	1	1												
Ken Hill, R OBP: 0.263, SLG: 0.176 Cliff Floyd, L OBP: 0.296, SLG: 0.359 (8, 3)			0-1 SH3-4		0-1 SH3-4		4-2 FC6-4 BB	2-2 FC1-6 1B	0	0	0	0	1	0	0												
Inning Stats	R: 0 E: 0 K: 0 S: 6	H: 0 LOB: 0 BB: 0 P: 12	R: 0 E: 0 K: 1 S: 6	H: 0 LOB: 0 BB: 0 P: 9	R: 1 E: 0 K: 1 S: 15	H: 2 LOB: 2 BB: 0 P: 23	R: 0 E: 0 K: 1 S: 10	H: 1 LOB: 1 BB: 0 P: 14	R: 1 E: 0 K: 0 S: 12	H: 2 LOB: 1 BB: 0 P: 18	R: 0 E: 0 K: 0 S: 6	H: 0 LOB: 0 BB: 0 P: 8	R: 0 E: 0 K: 0 S: 11	H: 0 LOB: 1 BB: 1 P: 20	R: 3 E: 0 K: 1 S: 17	H: 4 LOB: 1 BB: 1 P: 27	R: 0 E: 0 K: 0 S: 6	H: 1 LOB: 0 BB: 0 P: 9	1B: 8 2B: 1 3B: 1 HR: 0	SF: 0 SAC: 2 DP: 1 HBP: 1	WP: 1 PA: 38 PB: 0 SB: 1 CS: 3						
PITCHER	IP	WLS	BF	H	R	ER	SO	BB	IBB	HBP	BLK	WP	HR	S	P	ERA	WHIP										
Steve Cooke, L ERA: 4.34 Alejandro Pena, R ERA: 10.57 Randy Tomlin, L ERA: 3.92 Dan Miceli, R ERA: 9.0 Jeff Ballard, L ERA: 3.65	7.0		28	5	2	1	3	1	0	1	0	0	0	66	104	1.29	0.857										
PITCHER	IP	WLS	BF	H	R	ER	SO	BB	IBB	HBP	BLK	WP	HR	S	P	ERA	WHIP										
John Hope, R ERA: 11.57	1.0		2	0	0	0	0	0	0	0	0	0	0	4	5	∞	∞										

Montreal Expos @ Pittsburgh Pirates
Three Rivers Stadium, Pittsburgh, PA
 Fri May 20 1994, 7:05 PM EDT
 Att: 30,804 - Unknown - 71 F

AB	33
R	5
H	10
RBI	4
BB	2
SO	4
LOB	10



Batter	1	2	3	4	5	6	7	8	9	AB	R	H	RBI	BB	SO	LOB	BOTTOM										
Al Martin, L OBP: 0.383, SLG: 0.477 (1, 7)	G3-1			0-0 G4-6-3 S 1B	0-1 G4-3		2-2 G3-1			4	0	1	0	0	0	3											
Jay Bell, R OBP: 0.285, SLG: 0.349 (1, 6)	G6-3			4-1 G4-6-3 BB		2-3 K		2-3 K	3	0	0	0	1	2	0												
Andy Van Slyke, L OBP: 0.359, SLG: 0.356 (1, 8)	G1-3			0-0 G4-6-3		2-3 K		1-3 K	4	0	0	0	0	2	2												
Jeff King, R OBP: 0.322, SLG: 0.356 (1, 5)		1-1 F7		1-1 P5		0-0 G6-3		2-3 K	4	0	0	0	0	1	1												
Orlando Merced, S OBP: 0.352, SLG: 0.317 (8, 3)		1-3 K		1-1 G4-3		2-2 SH1-4 1B 1B		1-1 P5	4	1	1	0	0	1	0												
Don Slaught, R OBP: 0.307, SLG: 0.284 (1, 2)		1-1 P9		2-0 G4-3		0-1 SH1-4		0-0 F8	3	0	0	0	0	0	0												
Brian Hunter, R OBP: 0.296, SLG: 0.443 Alejandro Pena, R OBP: 0.320, SLG: 0.500 Randy Tomlin, L OBP: 0.320, SLG: 0.500 Dan Miceli, R OBP: 0.290, SLG: 0.500 John Hope, R OBP: 0.290, SLG: 0.500 Dave Clark, L OBP: 0.417, SLG: 0.477 (8, PH)			2-0 G1-3		0-0 1B 2B		1-3 K		1-0 P7	3	1	1	0	0	1	1											
Carlos Garcia, R OBP: 0.368, SLG: 0.400 (1, 4)		0-2 G5-3		1-2 1B		0-1 3B 1B			3	1	2	2	0	0	0												
Steve Cooke, R OBP: 0.188, SLG: 0.188 Gary Varsho, L OBP: 0.400, SLG: 1.000 (7, PH) (8, 9)		1-0 F8		1-1 1B		1-1 3B			2	0	1	0	0	0	0												
Inning Stats	R: 0 E: 0 K: 0 S: 7	H: 0 LOB: 0 BB: 0 P: 10	R: 0 E: 0 K: 1 S: 7	H: 0 LOB: 0 BB: 0 P: 10	R: 0 E: 0 K: 0 S: 5	H: 0 LOB: 0 BB: 0 P: 8	R: 0 E: 0 K: 0 S: 5	H: 1 LOB: 1 BB: 1 P: 10	R: 1 E: 0 K: 0 S: 12	H: 3 LOB: 2 BB: 0 P: 17	R: 0 E: 0 K: 2 S: 7	H: 0 LOB: 0 BB: 0 P: 11	R: 2 E: 0 K: 1 S: 17	H: 3 LOB: 1 BB: 0 P: 23	R: 0 E: 0 K: 3 S: 9	H: 0 LOB: 0 BB: 0 P: 14	R: 0 E: 0 K: 0 S: 4	H: 0 LOB: 0 BB: 0 P: 6	1B: 5 2B: 1 3B: 1 HR: 0	SF: 0 SAC: 1 DP: 1 HBP: 0	WP: 0 PA: 34 PB: 0 SB: 1 CS: 0						
PITCHER	IP	WLS	BF	H	R	ER	SO	BB	IBB	HBP	BLK	WP	HR	S	P	ERA	WHIP										
Ken Hill, R ERA: 2.89 John Wetteland, R ERA: 3.72	7.0		28	7	3	3	4	1	0	0	0	0	0	13	20	0.00	0.000										

Montreal Expos @ Pittsburgh Pirates
Three Rivers Stadium, Pittsburgh, PA
 Fri May 20 1994, 7:05 PM EDT
 Att: 30,804 - Unknown - 71 F

AB	32
R	3
H	7
RBI	3
BB	1
SO	7
LOB	7



Batter	1	2	3	4	5	6	7	8	9	AB	R	H	RBI	BB	SO	LOB	TOP								
Mike Lansing, R OBP: 0.318, SLG: 0.385 (1, 5)	G5-3		G4-6-3			P4		G6-3		4	0	0	0	0	0	2									
Juan Bell, R OBP: 0.545, SLG: 0.600 (1, 6)	K				P7		F9 2B		F9	4	0	1	0	0	1	0									
Marquis Grissom, R OBP: 0.314, SLG: 0.361 (1, 8)					G5-3				G1-3	2	0	0	0	2	0	0									
Larry Walker, L OBP: 0.349, SLG: 0.503 (1, 9)	P5							F8		4	0	1	0	0	1	3									
Moises Alou, R OBP: 0.404, SLG: 0.552 (1, 7)								F9		4	0	1	0	0	2	3									
Darrin Fletcher, L OBP: 0.378, SLG: 0.413 (1, 2)					G4-3		G3-1			3	0	0	0	0	0	3									
Cliff Floyd, L OBP: 0.297, SLG: 0.358 (1, 3)									G1-3	3	0	1	0	0	0	1									
Freddie Benavides, R OBP: 0.222, SLG: 0.278 (1, 4)										3	0	0	0	0	0	1									
Kirk Rueter, L OBP: 0.308, SLG: 0.182 (7, 1)										1	0	0	0	1	1	0									
Tim Scott, R OBP: 0.249, SLG: 0.299 (8, 1)										0	0	0	0	0	0	0									
Lou Frazier, S OBP: 0.314, SLG: 0.421 (8, 1)										0	0	0	0	0	0	0									
Gil Heredia, R OBP: 0.393, SLG: 0.627 (8, 1)										0	0	0	0	0	0	0									
Denis Boucher, R OBP: 0.333, SLG: 0.290 (8, 1)										0	0	0	0	0	0	0									
Jeff Shaw, R OBP: 0.333, SLG: 0.290 (8, 1)										0	0	0	0	0	0	0									
Inning Stats	R: 0 E: 0 K: 1 S: 8	H: 0 LOB: 1 BB: 1 P: 17	R: 0 E: 0 K: 1 S: 6	H: 0 LOB: 0 BB: 0 P: 9	R: 0 E: 0 K: 0 S: 7	H: 0 LOB: 0 BB: 1 P: 15	R: 0 E: 0 K: 1 S: 9	H: 0 LOB: 0 BB: 0 P: 13	R: 0 E: 0 K: 0 S: 4	H: 1 LOB: 0 BB: 0 P: 5	R: 0 E: 0 K: 1 S: 6	H: 0 LOB: 0 BB: 0 P: 10	R: 0 E: 0 K: 0 S: 9	H: 1 LOB: 2 BB: 1 P: 16	R: 0 E: 0 K: 0 S: 10	H: 1 LOB: 1 BB: 0 P: 14	R: 0 E: 0 K: 1 S: 7	H: 1 LOB: 1 BB: 0 P: 11	1B: 1 2B: 4 3B: 0 HR: 0	SF: 0 SAC: 0 DP: 2 HBP: 0	WP: 1 PB: 0 CS: 0	PA: 32			
PITCHER	IP	WLS	BF	H	R	ER	SO	BB	IBB	HBP	BLK	WP	HR	S	P	ERA	WHIP								
Jon Lieber, R ERA: 0.64 (1, 1)	8.0	W	28	3	0	0	4	3	0	0	0	1	0	59	99	0.00	0.750								
Rick White, R ERA: 1.64 (9, 1)	1.0		4	1	0	0	1	0	0	0	0	0	0	7	11	0.00	1.000								

Montreal Expos @ Pittsburgh Pirates
Three Rivers Stadium, Pittsburgh, PA
Sat May 21 1994, 7:05 PM EDT
Att: 28,022 - Unknown - 73 F

AB 29
R 0
H 4
RBI 0
BB 3
SO 5
LOB 14



Batter	1	2	3	4	5	6	7	8	9	AB	R	H	RBI	BB	SO	LOB	BOTTOM								
Al Martin, L OBP: 0.379, SLG: 0.470 (1, 7)	G4-3		L4			K		G4-3		4	0	1	0	0	1	0									
Jay Bell, R OBP: 0.284, SLG: 0.342 (1, 6)	G4-3		P3			K				3	1	0	0	1	1	1									
Andy Van Slyke, L OBP: 0.351, SLG: 0.347 (1, 8)	G3					E6				4	0	0	0	0	1	1									
Jeff King, R OBP: 0.327, SLG: 0.382 (1, 5)						F7				4	2	2	2	0	1	1									
Brian Hunter, R OBP: 0.300, SLG: 0.493 (1, 3)						F8				3	1	2	1	0	0	0									
Gary Varsho, L OBP: 0.333, SLG: 0.633 (8, 9)						F8				1	1	0	0	0	0	0									
Orlando Merced, S OBP: 0.356, SLG: 0.346 (8, 3)										4	1	2	3	0	0	1									
Don Slaught, R OBP: 0.421, SLG: 0.308 (1, 2)										4	0	3	0	0	0	1									
Carlos Garcia, R OBP: 0.358, SLG: 0.388 (1, 4)										4	0	0	0	0	1	5									
Jon Lieber, L (1, 1)										3	0	0	0	0	1	2									
Rick White, R (9, 1)										0	0	0	0	0	0	0									
Inning Stats	R: 0 E: 0 K: 0 S: 9	H: 1 LOB: 0 BB: 0 P: 13	R: 1 E: 0 K: 0 S: 13	H: 3 LOB: 1 BB: 0 P: 20	R: 0 E: 0 K: 0 S: 8	H: 0 LOB: 0 BB: 0 P: 14	R: 0 E: 0 K: 0 S: 10	H: 0 LOB: 0 BB: 0 P: 15	R: 0 E: 0 K: 3 S: 11	H: 0 LOB: 1 BB: 0 P: 14	R: 1 E: 1 K: 1 S: 14	H: 2 LOB: 1 BB: 0 P: 20	R: 4 E: 1 K: 2 S: 24	H: 3 LOB: 1 BB: 1 P: 39	1B: 7 2B: 0 3B: 0 HR: 3	SF: 0 SAC: 0 DP: 1 HBP: 0	WP: 0 PB: 0 CS: 0	PA: 35							
PITCHER	IP	WLS	BF	H	R	ER	SO	BB	IBB	HBP	BLK	WP	HR	S	P	ERA	WHIP								
Kirk Rueter, L ERA: 6.27 (7, 1)	1.0		3	0	0	0	1	0	0	0	0	0	0	7	8	0.00	0.000								
Tim Scott, R ERA: 3.72 (8, 1)	0.1		2	0	1	1	0	1	0	0	0	0	0	1	6	27.00	3.000								
Gil Heredia, R ERA: 5.25 (8, 1)	0.1		5	3	3	1	1	0	0	0	0	0	2	20	30	27.00	9.000								
Denis Boucher, L ERA: 6.75 (8, 1)	0.1		1	0	0	0	1	0	0	0	0	0	0	3	3	0.00	0.000								
Jeff Shaw, R ERA: 3.54 (8, 1)	0.1		1	0	0	0	1	0	0	0	0	0	0	3	3	0.00	0.000								

Montreal Expos @ Pittsburgh Pirates
Three Rivers Stadium, Pittsburgh, PA
Sat May 21 1994, 7:05 PM EDT
Att: 28,022 - Unknown - 73 F

AB 34
R 6
H 10
RBI 6
BB 1
SO 6
LOB 12



Batter	1	2	3	4	5	6	7	8	9	AB	R	H	RBI	BB	SO	LOB	TOP				
Jose Vizcaino, S OBP: 0.356, SLG: 0.367 (1, 6)	G6-3		B2-3		K2-3		F9 S 1B		F8	5	0	1	2	0	1	0					
John Cangelosi, S OBP: 0.371, SLG: 0.303 (1, 7)	G6-3		FC4-6 1B			G4-3	1B BB		F9 1B BB	3	1	1	0	2	0	0					
Joe Orsulak, L OBP: 0.318, SLG: 0.415 (1, 9)	PB 1B		FC4-6 1-2				F9 1B		F9 1-2	5	1	2	0	0	0	4					
Bobby Bonilla, S OBP: 0.412, SLG: 0.551 (1, 5)	1-H 1B		G3-1			K	K		1B IBB	4	0	1	1	1	2	4					
Jeff Kent, R OBP: 0.358, SLG: 0.553 (1, 4)	G6-3			K		K		G5-3	1-3 2-H 1B	5	0	1	1	0	2	2					
Jim Lindeman, R OBP: 0.421, SLG: 0.588 (8, PR) Rick Parker, R Mike Maddux, L John Franco, L (8, 1)		F8		G5-3			1B 2B	E 2B	K	4	1	2	0	0	0	0					
Ryan Thompson, R OBP: 0.313, SLG: 0.483 (1, 8)		K		K			2B 1B	FC5-4 IBB		3	1	1	0	1	2	0					
Kelly Stinnett, R OBP: 0.292, SLG: 0.317 (1, 2)		1B		G6-3			1B 2B	FC5-4 WP		4	1	2	1	0	0	1					
Bret Saberhagen, R OBP: 0.207, SLG: 0.115 Roger Mason, R Josias Manzanillo, R Jeff McKnight, S David Segul, S (1, 1) (7, 1) (8, PH) (8, 3)		K		G3			G6-3	P5		3	0	0	0	0	1	3					
Inning Stats	R: 1 E: 0 K: 0 S: 9	H: 2 LOB: 1 BB: 0 P: 17	R: 0 E: 0 K: 2 S: 13	H: 1 LOB: 1 BB: 0 P: 19	R: 0 E: 0 K: 0 S: 7	H: 1 LOB: 0 BB: 0 P: 8	R: 0 E: 0 K: 2 S: 7	H: 0 LOB: 0 BB: 0 P: 11	R: 0 E: 0 K: 1 S: 5	H: 1 LOB: 1 BB: 0 P: 16	R: 3 E: 0 K: 1 S: 17	H: 4 LOB: 2 BB: 1 P: 24	R: 1 E: 1 K: 0 S: 12	H: 1 LOB: 1 BB: 2 P: 24	R: 1 E: 0 K: 1 S: 10	H: 1 LOB: 2 BB: 2 P: 20	1B: 8 2B: 3 3B: 0 HR: 0	SF: 0 SAC: 0 DP: 0 HBP: 0	WP: 1 PB: 1 SB: 1 CS: 0	PA: 42	
PITCHER	IP WLS BF H R ER SO BB IBB HBP BLK WP HR S P ERA WHIP	IP WLS BF H R ER SO BB IBB HBP BLK WP HR S P ERA WHIP	IP WLS BF H R ER SO BB IBB HBP BLK WP HR S P ERA WHIP	IP WLS BF H R ER SO BB IBB HBP BLK WP HR S P ERA WHIP	IP WLS BF H R ER SO BB IBB HBP BLK WP HR S P ERA WHIP	IP WLS BF H R ER SO BB IBB HBP BLK WP HR S P ERA WHIP	IP WLS BF H R ER SO BB IBB HBP BLK WP HR S P ERA WHIP	IP WLS BF H R ER SO BB IBB HBP BLK WP HR S P ERA WHIP	IP WLS BF H R ER SO BB IBB HBP BLK WP HR S P ERA WHIP	IP WLS BF H R ER SO BB IBB HBP BLK WP HR S P ERA WHIP	IP WLS BF H R ER SO BB IBB HBP BLK WP HR S P ERA WHIP	IP WLS BF H R ER SO BB IBB HBP BLK WP HR S P ERA WHIP	IP WLS BF H R ER SO BB IBB HBP BLK WP HR S P ERA WHIP	IP WLS BF H R ER SO BB IBB HBP BLK WP HR S P ERA WHIP	IP WLS BF H R ER SO BB IBB HBP BLK WP HR S P ERA WHIP	IP WLS BF H R ER SO BB IBB HBP BLK WP HR S P ERA WHIP	IP WLS BF H R ER SO BB IBB HBP BLK WP HR S P ERA WHIP	IP WLS BF H R ER SO BB IBB HBP BLK WP HR S P ERA WHIP	IP WLS BF H R ER SO BB IBB HBP BLK WP HR S P ERA WHIP	IP WLS BF H R ER SO BB IBB HBP BLK WP HR S P ERA WHIP	IP WLS BF H R ER SO BB IBB HBP BLK WP HR S P ERA WHIP

New York Mets @ Pittsburgh Pirates
Three Rivers Stadium, Pittsburgh, PA
Wed May 25 1994, 7:05 PM EDT
Att: 16,847 - Unknown - 66 F

AB	38
R	6
H	11
RBI	5
BB	4
SO	9
LOB	18



Batter	1	2	3	4	5	6	7	8	9	AB	R	H	RBI	BB	SO	LOB	BOTTOM					
Al Martin, L OBP: 0.382, SLG: 0.472 (1, 7)	K		K			P6		BB 1B		4	0	1	0	0	2	0						
Jay Bell, R OBP: 0.284, SLG: 0.335 (1, 6)	F9		G4-3			F8		F9		4	0	0	0	0	0	1						
Andy Van Slyke, L OBP: 0.349, SLG: 0.360 (1, 8)	L6			G6-3 1B		K		BB		3	0	1	0	1	1	0						
Dave Clark, L OBP: 0.386, SLG: 0.434 (8, PH) Brian Hunter, R OBP: 0.299, SLG: 0.474 (9, 3)		E4 1B G4-6-3 1B		G6-3 1-2		BB 1B		K		3	2	2	0	0	0	1						
Orlando Merced, S OBP: 0.354, SLG: 0.362 (9, 9)		G4-6-3 1B		3B		BB 1B		K		3	1	2	0	1	1	2						
Don Slaught, R OBP: 0.390, SLG: 0.295 (1, 2)		G4-6-3 1-2		G4-3		1B 2B		G5-3		4	0	1	1	0	0	2						
Tom Foley, L OBP: 0.294, SLG: 0.383 Kevin Young, R OBP: 0.232, SLG: 0.283 (9, PH)		1B		G3		1B		P4		3	0	2	1	0	0	0						
Carlos Garcia, R OBP: 0.342, SLG: 0.369 (1, 4)		P9		G6-3		G5-3		E5		4	0	0	0	0	0	2						
Paul Wagner, R OBP: 0.190, SLG: 0.239 Ravelo Manzanillo, L OBP: 1.000, SLG: 1.000 Gary Varsho, R OBP: 0.000, SLG: 0.000 Alejandro Pena, R OBP: 0.000, SLG: 0.000 Jeff Ballard, L OBP: 0.000, SLG: 0.000 Mark Devey, R OBP: 0.000, SLG: 1.000 Lloyd McClendon, R OBP: 0.000, SLG: 0.000 (1, 1) (7, 1) (9, PH) (8, 1) (9, 1) (9, PH) (9, PH)		G1-3		G4-3		K		F9		2	0	0	0	0	0	0						
Inning Stats	R: 0 E: 0 K: 1 S: 11	H: 3 LOB: 1 BB: 0 P: 17	R: 1 E: 1 K: 0 S: 11	H: 3 LOB: 1 BB: 0 P: 18	R: 0 E: 0 K: 1 S: 11	H: 0 LOB: 0 BB: 0 P: 14	R: 0 E: 0 K: 0 S: 7	H: 2 LOB: 1 BB: 0 P: 11	R: 0 E: 0 K: 1 S: 4	H: 0 LOB: 0 BB: 0 P: 4	R: 0 E: 0 K: 1 S: 6	H: 0 LOB: 0 BB: 0 P: 9	R: 2 E: 0 K: 1 S: 16	H: 3 LOB: 1 BB: 1 P: 28	R: 0 E: 0 K: 2 S: 14	H: 1 LOB: 2 BB: 1 P: 25	R: 0 E: 1 K: 0 S: 6	H: 0 LOB: 1 BB: 0 P: 11	1B: 7 2B: 1 3B: 1 HR: 0	SF: 0 SAC: 0 DP: 2 HBP: 0	WP: 0 PB: 0 SB: 0 CS: 0	PA: 36
PITCHER	IP WLS BF H R ER SO BB IBB HBP BLK WP HR S P ERA WHIP	IP WLS BF H R ER SO BB IBB HBP BLK WP HR S P ERA WHIP	IP WLS BF H R ER SO BB IBB HBP BLK WP HR S P ERA WHIP	IP WLS BF H R ER SO BB IBB HBP BLK WP HR S P ERA WHIP	IP WLS BF H R ER SO BB IBB HBP BLK WP HR S P ERA WHIP	IP WLS BF H R ER SO BB IBB HBP BLK WP HR S P ERA WHIP	IP WLS BF H R ER SO BB IBB HBP BLK WP HR S P ERA WHIP	IP WLS BF H R ER SO BB IBB HBP BLK WP HR S P ERA WHIP	IP WLS BF H R ER SO BB IBB HBP BLK WP HR S P ERA WHIP	IP WLS BF H R ER SO BB IBB HBP BLK WP HR S P ERA WHIP	IP WLS BF H R ER SO BB IBB HBP BLK WP HR S P ERA WHIP	IP WLS BF H R ER SO BB IBB HBP BLK WP HR S P ERA WHIP	IP WLS BF H R ER SO BB IBB HBP BLK WP HR S P ERA WHIP	IP WLS BF H R ER SO BB IBB HBP BLK WP HR S P ERA WHIP	IP WLS BF H R ER SO BB IBB HBP BLK WP HR S P ERA WHIP	IP WLS BF H R ER SO BB IBB HBP BLK WP HR S P ERA WHIP	IP WLS BF H R ER SO BB IBB HBP BLK WP HR S P ERA WHIP	IP WLS BF H R ER SO BB IBB HBP BLK WP HR S P ERA WHIP	IP WLS BF H R ER SO BB IBB HBP BLK WP HR S P ERA WHIP	IP WLS BF H R ER SO BB IBB HBP BLK WP HR S P ERA WHIP	IP WLS BF H R ER SO BB IBB HBP BLK WP HR S P ERA WHIP	

New York Mets @ Pittsburgh Pirates
Three Rivers Stadium, Pittsburgh, PA
Wed May 25 1994, 7:05 PM EDT
Att: 16,847 - Unknown - 66 F

AB	34
R	3
H	9
RBI	2
BB	2
SO	6
LOB	12



Batter	1	2	3	4	5	6	7	8	9	10	11	12	13	AB	R	H	RBI	BB	SO	LOB	TOP	
Jose Vizcaino, S OBP: 0.369, SLG: 0.364 (1, 6)	K		K	F8		K		1B BB	G4-3			P6		7	1	1	1	0	3	4		
John Cangelosi, S OBP: 0.354, SLG: 0.280 (7, 7)	G4-3		G5-3		L7		G5-3	1B BB			F9		L7	6	1	0	0	1	0	0		
Jim Lindeman, R ERA: 6.04 (8, 1)				P2																		
Mike Maddux, L ERA: 3.28, SLG: 0.993 (10, 1)					G6-3		E9	1B														
Luiz Rivera, R ERA: 4.28, SLG: 0.993 (10, 1)																						
Jose Manzanillo, R ERA: 3.07 (13, PH)																						
Jeff McKnight, S ERA: 3.10 (13, PH)																						
Frank Semnara, R ERA: 4.91 (13, 1)																						
Bobby Bonilla, S OBP: 0.419, SLG: 0.556 (1, 5)	K				F7																	
Jeff Kent, R OBP: 0.367, SLG: 0.570 (1, 4)																						
Ryan Thompson, R OBP: 0.312, SLG: 0.304 (1, 8)																						
Rick Parker, R OBP: 0.083, SLG: 0.083 (7, PH)																						
Joe Orsack, L OBP: 0.311, SLG: 0.405 (7, 9)																						
Kelly Stinnett, R OBP: 0.296, SLG: 0.297 (1, 2)																						
Mauro Gozzo, R OBP: 0.400, SLG: 0.333 (6, 1)																						
Doug Linton, R ERA: 4.08 (6, 1)																						
Roger Mason, R ERA: 3.88 (6, 1)																						
Todd Hundley, S OBP: 0.313, SLG: 0.543 (6, PH)																						
David Segui, S OBP: 0.314, SLG: 0.388 (6, 3)																						
Inning Stats	R: 0 E: 0 K: 2 S: 9	H: 1 LOB: 1 BB: 0 P: 11	R: 1 E: 0 K: 0 S: 9	H: 1 LOB: 0 BB: 0 P: 13	R: 0 E: 0 K: 1 S: 9	H: 0 LOB: 0 BB: 0 P: 12	R: 2 E: 0 K: 1 S: 15	H: 4 LOB: 1 BB: 0 P: 24	R: 1 E: 1 K: 0 S: 17	H: 1 LOB: 2 BB: 0 P: 26	R: 4 E: 0 K: 2 S: 20	H: 3 LOB: 2 BB: 2 P: 37	R: 0 E: 0 K: 2 S: 8	H: 0 LOB: 0 BB: 0 P: 15	R: 0 E: 0 K: 1 S: 7	H: 0 LOB: 0 BB: 0 P: 11	R: 0 E: 0 K: 2 S: 9	H: 0 LOB: 1 BB: 1 P: 17	1B: 8 2B: 3 3B: 0 HR: 2	SF: 0 SAC: 0 DP: 0 HBP: 2	WIP: 0 PB: 0 SB: 0 CS: 0	PA: 60
PITCHER	IP 5.2	WLS 27	BF 19	H 9	ER 5	SO 5	BB 1	IBB 0	HBP 0	BLK 0	WP 0	HR 2	S 56	P 92	ERA 7.94	WHIP 1.765						
Steve Cooke, L ERA: 4.88 (6, 1)	0.1	1	0	0	0	1	0	0	0	0	0	0	0	3	6	0.00	0.000					
Ravelo Manzanillo, L ERA: 2.87 (7, 1)	1.0	8	2	3	2	0	0	0	2	0	0	0	23	38	18.00	2.000						
John Hoge, R ERA: 5.44 (8, 1)	0.0	4	2	2	2	0	2	0	0	0	0	0	6	15	=	=						
Rick White, R ERA: 3.07 (8, 1)	2.0	6	0	0	0	4	0	0	0	0	0	0	17	24	0.00	0.000						
Mark Dewey, R ERA: 1.68 (8, 1)																						
PITCHER	IP 4.0	WLS 14	BF 14	H 0	ER 0	SO 6	BB 2	IBB 0	HBP 0	BLK 0	WP 0	HR 0	S 34	P 58	ERA 0.00	WHIP 0.500						
Alejandro Pena, R ERA: 7.07 (10, 1)	0.0	1	0	0	0	0	0	0	0	0	0	0	0	0	0	0.00	0.000					

New York Mets @ Pittsburgh Pirates
Three Rivers Stadium, Pittsburgh, PA
Thu May 26 1994, 3:33 AM EDT
Att. 14,132 - Overcast - 68 F

AB 52
R 10
H 13
RBI 10
BB 6
SO 14
LOB 21



WIP: 0
PB: 0
SB: 0
CS: 0

Batter	1	2	3	4	5	6	7	8	9	10	11	12	13	AB	R	H	RBI	BB	SO	LOB	BOTTOM									
Al Martin, L OBP: 0.390, SLG: 0.490 (1, 8)														7	1	4	4	0	1	2										
Carlos Garcia, R OBP: 0.345, SLG: 0.374 (1, 4)														6	0	2	0	1	1	3										
Gary Varsho, L OBP: 0.333, SLG: 0.538 (7, 9)														5	1	0	0	2	0	4										
Brian Hunter, R OBP: 0.300, SLG: 0.470 (1, 3)														7	0	3	2	0	3	4										
Dave Clark, L ERA: 3.70, SLG: 0.425 (7, 1)														4	1	1	1	0	0	3										
John Hope, R ERA: 4.08 (8, 1)														0	0	0	0	0	0	0										
Rick White, R ERA: 3.07 (8, 1)														0	0	0	0	0	0	0										
Mark Dewey, R ERA: 1.68 (8, 1)														0	0	0	0	0	0	0										
Lloyd McClellan, R ERA: 3.10 (8, PH)														0	0	0	0	0	0	0										
Kevin Young, R OBP: 0.238, SLG: 0.305 (1, 5)														6	2	2	1	0	0	2										
Lance Parrish, R OBP: 0.419, SLG: 0.500 (1, 2)														6	2	3	2	1	0	2										
Tom Foley, L OBP: 0.292, SLG: 0.375 (10, 1)														4	2	1	0	0	0	2										
Alejandro Pena, R ERA: 7.07 (10, 1)														1	0	0	0	0	1	0										
Steve Cooke, R OBP: 0.235, SLG: 0.235 (6, 1)														1	0	1	0	0	0	0										
Ravelo Manzanillo, L OBP: 1.000, SLG: 1.000 (6, PH)														4	1	0	0	0	0	1										
Andy Van Slyke, L OBP: 0.342, SLG: 0.352 (7, 8)														1	0	1	0	0	0	0										
Inning Stats	R: 0 E: 0 K: 0 S: 8	H: 2 LOB: 2 BB: 0 P: 14	R: 0 E: 0 K: 1 S: 12	H: 1 LOB: 2 BB: 1 P: 20	R: 0 E: 0 K: 1 S: 9	H: 0 LOB: 0 BB: 0 P: 9	R: 3 E: 2 K: 0 S: 17	H: 2 LOB: 1 BB: 0 P: 25	R: 0 E: 0 K: 1 S: 6	H: 1 LOB: 0 BB: 0 P: 13	R: 5 E: 1 K: 1 S: 18	H: 5 LOB: 2 BB: 1 P: 27	R: 1 E: 0 K: 0 S: 7	H: 1 LOB: 0 BB: 0 P: 12	R: 0 E: 0 K: 1 S: 6	H: 0 LOB: 0 BB: 0 P: 11	R: 1 E: 0 K: 0 S: 9	H: 1 LOB: 1 BB: 1 P: 19	R: 0 E: 0 K: 2 S: 9	H: 1 LOB: 2 BB: 1 P: 13	R: 0 E: 0 K: 1 S: 10	H: 0 LOB: 0 BB: 0 P: 11	R: 0 E: 0 K: 2 S: 18	H: 2 LOB: 3 BB: 3 P: 31	R: 1 E: 0 K: 0 S: 3	H: 2 LOB: 1 BB: 0 P: 4	1B: 12 2B: 4 3B: 1 HR: 1	SF: 1 SAC: 1 DP: 1 HBP: 0	WIP: 1 PB: 0 SB: 0 CS: 0	PA: 61
PITCHER	IP 5.1	WLS 28	BF 9	H 7	ER 2	SO 2	BB 1	IBB 0	HBP 0	BLK 0	WP 0	HR 0	S 57	P 87	ERA 3.38	WHIP 1.875														
Mauro Gozzo, R ERA: 3.73 (6, 1)	0.1	4	2	1	0	1	1	0	0	0	0	0	10	18	0.00	9.000														
Doug Linton, R ERA: 4.08 (6, 1)	1.1	5	1	1	1	0	0	0	0	1	9	15	6.75	0.750																
Roger Mason, R ERA: 3.88 (6, 1)	2.0	8	1	1	1	1	1	0	0	1	0	15	30	4.50	1.000															
Mike Maddux, R ERA: 5.4 (10, 1)	0.1	3	1	0	0	0	0	1	0	0	0	3	7	0.00	3.000															
PITCHER	IP 2.2	WLS 11	BF 11	H 2	ER 0	SO 5	BB 1	IBB 0	HBP 0	BLK 0	WP 0	HR 0	S 34	P 48	ERA 0.00	WHIP 0.750														
Jose Manzanillo, R ERA: 3.32 (10, 1)	0.0	L	2	2	1	1	0	0	0	0	0	0	3	4	=	=														
Frank Semnara, R ERA: 4.91 (13, 1)																														

New York Mets @ Pittsburgh Pirates
Three Rivers Stadium, Pittsburgh, PA
Thu May 26 1994, 3:33 AM EDT
Att. 14,132 - Overcast - 68 F

AB 54
R 11
H 18
RBI 10
BB 5
SO 9
LOB 30



WIP: 1
PB: 0
SB: 0
CS: 0

Batter	1	2	3	4	5	6	7	8	9	10	AB	R	H	RBI	BB	SO	LOB	TOP				
Carlos Garcia, R Ravelo Manzanillo, L Lloyd McClendon, R Rick White, R Mark Dewey, R Jeff Ballard, L	F8			1B		F7		G4-3		K	4	0	1	0	0	0	1	Pittsburgh Pirates @ Los Angeles Dodgers Dodger Stadium, Los Angeles, CA Fri May 27 1994, 7:05 PM PDT Att. 44,145 - Unknown - 68 F				
Jay Bell, R	G4-3			1B		G1			G5-3	HR	5	1	2	1	0	0						
Andy Van Slyke, L	G4-3			K				G4-3	HR	K	5	1	1	1	0	2	2					
Dave Clark, L		F9		P6		P5			HR	1B	4	1	1	0	0	0	2					
Brian Hunter, R		K		P3					1B	1B	4	1	2	0	0	1	2					
Al Martin, L		P6			G4-3		K		1B	S	3	1	0	0	1	1						
Don Staight, R				G6-4-3	G5-4-3			G6-3	SF9	1B	3	0	2	1	0	0	0					
Kevin Young, R			K	G5-4-3					1B	1B	3	0	1	2	1	1	2					
Jon Lieber, L											1	0	0	0	0	0	1					
Gary Varsho, L John Hope, R Tom Foley, L	G6-4-3					F9		F8		F8	1	0	0	0	0	0	0					
Inning Stats	R: 0 E: 0 K: 0 S: 7	H: 0 LOB: 0 BB: 0 P: 12	R: 0 E: 0 K: 1 S: 9	H: 0 LOB: 0 BB: 0 P: 14	R: 0 E: 0 K: 1 S: 6	H: 1 LOB: 0 BB: 0 P: 8	R: 0 E: 0 K: 1 S: 10	H: 2 LOB: 2 BB: 0 P: 15	R: 0 E: 0 K: 0 S: 5	H: 0 LOB: 0 BB: 0 P: 7	R: 0 E: 0 K: 1 S: 9	H: 1 LOB: 1 BB: 0 P: 17	R: 0 E: 0 K: 0 S: 4	H: 0 LOB: 1 BB: 1 P: 9	R: 4 E: 0 K: 0 S: 19	H: 4 LOB: 1 BB: 1 P: 30	R: 1 E: 0 K: 2 S: 11	H: 1 LOB: 0 BB: 0 P: 13	1B: 8 2B: 0 3B: 0 HR: 2	SF: 1 SAC: 0 DP: 2 HBP: 0	WP: 0 PB: 0 SB: 1 CS: 0	PA: 39
PITCHER	IP	WLS	BF	H	R	ER	SO	BB	IBB	HBP	BLK	WP	HR	S	P	ERA	WHIP					
Ramon Martinez, R	(1.1)	8.1	33	8	4	4	4	2	0	0	0	0	1	71	115	4.32	1.200					
Todd Worrell, R	(9.1)	1.1	5	2	1	1	1	0	0	0	0	0	1	12	17	6.75	1.500					
Al Osuna, L	(10.1)	0.1	W	1	0	0	0	1	0	0	0	0	0	3	3	0.00	0.000					

Batter	1	2	3	4	5	6	7	8	9	10	AB	R	H	RBI	BB	SO	LOB	BOTTOM						
Brett Butler, L	G4-3		B5-3		F9		WP		G6-3		5	0	1	0	0	0	1	Pittsburgh Pirates @ Los Angeles Dodgers Dodger Stadium, Los Angeles, CA Fri May 27 1994, 7:05 PM PDT Att. 44,145 - Unknown - 68 F						
Jose Offerman, S	G1-6-3			2B	E4				K		4	1	1	0	1	1	1							
Raul Mondesi, R	G4-3			1B	CS				P3		5	1	1	0	0	0	2							
Tim Wallach, R Jeff Treadway, L		G6-3		1B		G4-3		K		FC5	4	1	2	2	0	1	0							
Henry Rodriguez, L Cory Snyder, R		G6-3		1B	P4	G4-3		K		K	3	0	0	0	0	0	2							
Eric Karros, R		HR		1B	P3			K		E	5	2	4	2	0	0	1							
Carlos Hernandez, R		G4-3		K		FC6-4			1B	FC5	5	1	1	0	0	1	4							
Gary Ingram, R Chris Gwynn, L Mitch Webster, S			G5-3		K			G6-3			3	0	0	0	1	1	0							
Ramon Martinez, R Todd Worrell, R Al Osuna, R		G4-3						G4-3			0	0	0	0	0	0	0							
37 Darren Dreifort, R								F8			1	0	1	1	0	0	0							
Inning Stats	R: 0 E: 0 K: 0 S: 9	H: 0 LOB: 0 BB: 0 P: 13	R: 1 E: 0 K: 0 S: 9	H: 1 LOB: 0 BB: 0 P: 17	R: 0 E: 0 K: 0 S: 6	H: 0 LOB: 0 BB: 0 P: 9	R: 2 E: 0 K: 1 S: 16	H: 3 LOB: 1 BB: 0 P: 23	R: 0 E: 1 K: 1 S: 11	H: 1 LOB: 1 BB: 1 P: 14	R: 1 E: 0 K: 0 S: 13	H: 2 LOB: 1 BB: 0 P: 23	R: 0 E: 0 K: 0 S: 11	H: 1 LOB: 2 BB: 1 P: 19	R: 0 E: 0 K: 2 S: 13	H: 2 LOB: 3 BB: 1 P: 28	R: 0 E: 0 K: 1 S: 10	H: 0 LOB: 0 BB: 0 P: 17	R: 2 E: 1 K: 1 S: 14	H: 3 LOB: 2 BB: 0 P: 20	1B: 9 2B: 3 3B: 0 HR: 1	SF: 0 SAC: 0 DP: 0 HBP: 1	WP: 1 PB: 0 SB: 0 CS: 1	PA: 46
PITCHER	IP	WLS	BF	H	R	ER	SO	BB	IBB	HBP	BLK	WP	HR	S	P	ERA	WHIP							
Jon Lieber, R	(1.1)	5.0	20	5	3	3	2	0	0	0	0	0	1	0	24	42	4.50	2.000						
John Hope, R	(8.1)	2.0	9	2	0	0	3	0	1	0	0	0	0	23	45	0.00	1.000							
Ravelo Manzanillo, L	(8.1)	0.1	L	3	1	2	2	1	0	0	1	0	0	8	12	54.00	3.000							
Rick White, R	(10.1)	0.1		1	0	0	0	0	0	0	0	0	0	1	2	0.00	0.000							
Mark Dewey, R	(10.1)	0.1		1	0	0	0	0	0	0	0	0	0	1	2	0.00	0.000							
PITCHER	IP	WLS	BF	H	R	ER	SO	BB	IBB	HBP	BLK	WP	HR	S	P	ERA	WHIP							
Jeff Ballard, L	(10.1)	0.0	2	2	0	0	0	0	0	0	0	0	0	5	6	∞	∞							

Batter	1	2	3	4	5	6	7	8	9	AB	R	H	RBI	BB	SO	LOB	TOP											
Carlos Garcia, R OBP: 0.354, SLG: 0.392	1-2 P3		0-0 1B			0-0 B2-3		2-2 G4-3 1B	4-1 FC6 BB	4	1	2	0	1	0	0	Pittsburgh Pirates @ Los Angeles Dodgers Dodger Stadium, Los Angeles, CA Sun May 29, 1994, 3:33 AM PDT Att: 44,622 - Sunny - 95 F											
Jay Bell, R OBP: 0.294, SLG: 0.376	2-2 G6-3		3-2 G5-3			2-2 L3 1B		3-1 G4-3 1B	1-3 K	5	1	2	0	0	1	3												
Andy Van Slyke, L OBP: 0.337, SLG: 0.360	2-3 K			2-2 G4-3		3-1 L3		0-1 G4-3	0-1 FC6	5	0	0	0	0	1	5												
Dave Clark, L OBP: 0.370, SLG: 0.409		2-3 K		1-0 G4-3			1-1 P6	0-0 BB 1B		4	0	1	2	0	1	0												
Al Martin, L OBP: 0.384, SLG: 0.491		2-3 K		2-3 K			1-0 1B FC6-4 2B	3-3 K		4	1	1	0	0	3	1												
Orlando Merced, S OBP: 0.370, SLG: 0.383		0-1 S 1B			1-0 2B		0-1 FC6-4 1B	4-1 1-2 BB		3	0	3	0	1	0	0												
Don Slaught, R OBP: 0.361, SLG: 0.295	2-2 G1-3			3-1 F7		3-2 FC6-4 1B		2-2 L9		4	0	0	1	0	0	5												
Kevin Young, R OBP: 0.263, SLG: 0.314			2-1 G5-3		3-3 K		0-0 1-2 1B		2-2 G6-3	4	0	1	0	0	1	1												
Zane Smith, L OBP: 0.333, SLG: 0.333			1-1 F7		0-2 G4-3		2-3 K		2-1 BB 1B	2	0	0	0	0	0	1												
Gary Varsho, L OBP: 0.313, SLG: 0.500										0	0	0	0	0	0	0												
Brian Hunter, R OBP: 0.303, SLG: 0.451										1	0	0	0	0	1	2												
Alejandro Pena, R OBP: 0.324, SLG: 0.241										0	0	0	0	0	0	0												
Lloyd McClendon, R OBP: 0.324, SLG: 0.241										1	0	1	0	0	0	0												
Inning Stats	R: 0 E: 0 K: 1 S: 10	H: 0 LOB: 0 BB: 0 P: 15	R: 0 E: 0 K: 2 S: 12	H: 1 LOB: 1 BB: 0 P: 18	R: 0 E: 0 K: 0 S: 10	H: 1 LOB: 1 BB: 0 P: 16	R: 0 E: 0 K: 1 S: 9	H: 0 LOB: 0 BB: 0 P: 14	R: 0 E: 0 K: 1 S: 10	H: 1 LOB: 1 BB: 0 P: 17	R: 0 E: 0 K: 0 S: 7	H: 0 LOB: 0 BB: 0 P: 12	R: 1 E: 0 K: 1 S: 12	H: 3 LOB: 2 BB: 0 P: 19	R: 2 E: 0 K: 1 S: 17	H: 3 LOB: 2 BB: 1 P: 31	R: 0 E: 0 K: 1 S: 12	H: 1 LOB: 2 BB: 1 P: 21	1B: 9 2B: 3 3B: 0 HR: 0	SF: 0 SAC: 0 DP: 1 HBP: 0	WP: 0 PB: 0 SB: 2 CS: 0	PA: 39						
PITCHER	IP	WLS	BF	H	R	ER	SO	BB	IBB	HBP	BLK	WP	HR	S	P	ERA	WHIP											
Kevin Gross, R ERA: 3.93	(1, 1)	6.2	W	26	7	1	1	5	0	0	0	0	0	0	67	106	1.35	1.050										
Al Osuna, L ERA: 6.75	(7, 1)	1.0		7	3	2	2	2	1	0	0	0	0	0	16	30	18.00	4.000										
Jim Gott, R ERA: 4.74	(8, 1)	0.1		1	0	0	0	0	0	0	0	0	0	4	6	0.00	0.000											
Todd Worrell, R ERA: 2.57	(9, 1)	0.1		3	1	0	0	0	1	0	0	0	0	6	14	0.00	6.000											
37 Darren Dreifort, R ERA: 4.39	(9, 1)	0.2	S	2	0	0	0	1	0	0	0	0	0	6	7	0.00	0.000											
Batter	1	2	3	4	5	6	7	8	9	AB	R	H	RBI	BB	SO	LOB	BOTTOM											
Garey Ingram, R OBP: 0.267, SLG: 0.429	3-2 E8 1B		1-1 F9	1-3 K			3-3 K			4	1	1	0	0	2	0	Pittsburgh Pirates @ Los Angeles Dodgers Dodger Stadium, Los Angeles, CA Sun May 29, 1994, 3:33 AM PDT Att: 44,622 - Sunny - 95 F											
Mitch Webster, S OBP: 0.383, SLG: 0.357	1-0 B1		3-2 FC5-4 1B	0-0 1B			0-3 K			4	0	2	0	0	1	1												
Raul Mondesi, R OBP: 0.337, SLG: 0.564	1-1 2H 1B		0-1 FC5-4 1B 2B	0-1 G6-3			1-3 K			4	1	1	1	0	1	2												
Tim Wallach, R OBP: 0.354, SLG: 0.524	1-0 P4		0-0 2B 1B		0-0 L9			1-0 F9		4	1	1	0	0	0	1												
Eric Karros, R OBP: 0.332, SLG: 0.430	1-0 G4-3		0-0 1B 2B		2-2 G6-3			1-2 WP 1B		4	1	2	1	0	0	1												
Cory Snyder, R OBP: 0.380, SLG: 0.566		4-2 BB	4-0 1B IBB		2-0 L9			2-2 G5-3		2	0	0	0	2	0	1												
Todd Worrell, R OBP: 1.000, SLG: 1.000										0	0	0	0	0	0	0												
37 Darren Dreifort, R OBP: 1.000, SLG: 1.000										0	0	0	0	0	0	0												
Carlos Hernandez, R OBP: 0.299, SLG: 0.333		0-0 L8	1-1 1-3 2H 3H 1B		0-0 G6-3			1-3 K		4	0	1	2	0	1	2												
Jose Offerman, S OBP: 0.315, SLG: 0.296		3-1 F8	3-2 F8		1-3 K					3	0	0	0	0	1	3												
Kevin Gross, R OBP: 0.174, SLG: 0.238		0-1 P4		0-3 K						3	0	0	0	0	1	1												
Al Osuna, R OBP: 0.315, SLG: 0.296										0	0	0	0	0	0	0												
Jim Gott, R OBP: 0.450, SLG: 0.497										0	0	0	0	0	0	0												
Brett Butler, L OBP: 0.450, SLG: 0.497										0	0	0	0	0	0	0												
Inning Stats	R: 1 E: 1 K: 0 S: 8	H: 2 LOB: 1 BB: 0 P: 15	R: 0 E: 0 K: 0 S: 8	H: 0 LOB: 1 BB: 1 P: 14	R: 3 E: 0 K: 0 S: 14	H: 4 LOB: 2 BB: 1 P: 26	R: 0 E: 0 K: 2 S: 9	H: 1 LOB: 1 BB: 0 P: 10	R: 0 E: 0 K: 0 S: 5	H: 0 LOB: 0 BB: 0 P: 9	R: 0 E: 0 K: 1 S: 5	H: 0 LOB: 0 BB: 0 P: 7	R: 0 E: 0 K: 3 S: 11	H: 0 LOB: 0 BB: 0 P: 15	R: 0 E: 0 K: 1 S: 10	H: 1 LOB: 1 BB: 0 P: 15	1B: 7 2B: 1 3B: 0 HR: 0	SF: 0 SAC: 0 DP: 0 HBP: 0	WP: 1 PB: 0 SB: 0 CS: 0	PA: 34								
PITCHER	IP	WLS	BF	H	R	ER	SO	BB	IBB	HBP	BLK	WP	HR	S	P	ERA	WHIP											
Zane Smith, L ERA: 3.82	(1, 1)	6.0	L	27	7	4	3	3	1	0	0	0	0	49	81	4.50	1.333											
Alejandro Pena, R ERA: 6.19	(7, 1)	2.0		7	1	0	0	4	0	0	0	0	1	0	21	30	0.00	0.500										

Batter	1	2	3	4	5	6	7	8	9	AB	R	H	RBI	BB	SO	LOB	TOP							
Carlos Garcia, R OBP: 0.346, SLG: 0.382 (1, 4)										4	0	0	0	0	0	1								
Jay Bell, R OBP: 0.288, SLG: 0.367 (1, 6)										4	0	0	0	0	2	0								
Andy Van Slyke, L OBP: 0.330, SLG: 0.352 (1, 8)										4	0	0	0	0	1	0								
Orlando Merced, S OBP: 0.373, SLG: 0.386 (1, 9)										4	1	2	0	0	0	0								
Brian Hunter, R OBP: 0.291, SLG: 0.432 (1, 3)										4	0	0	0	0	1	2								
Al Martin, L OBP: 0.383, SLG: 0.506 (1, 7)										3	1	1	2	0	1	0								
Don Slaught, R OBP: 0.379, SLG: 0.289 (1, 2)										2	0	0	0	1	1	0								
Kevin Young, R OBP: 0.266, SLG: 0.315 (1, 5)										3	0	1	0	0	1	1								
Paul Wagner, R OBP: 0.182, SLG: 0.227 (5, PH)										1	0	0	0	0	0	1								
Zane Smith, L OBP: 0.320, SLG: 0.390 (5, 1)										0	0	0	0	0	0	0								
Ravelo Manzanillo, L OBP: 0.100, SLG: 1.000 (7, 1)										0	0	0	0	0	0	0								
Dan Miceli, R OBP: 0.249, SLG: 0.457 (8, PH)										0	0	0	0	0	0	0								
Gary Varsho, L OBP: 0.500, SLG: 0.500 (8, 1)										0	0	0	0	0	0	0								
Inning Stats	R: 0 E: 0 K: 0 S: 6	H: 0 LOB: 0 BB: 0 P: 10	R: 2 E: 0 K: 1 S: 15	H: 2 LOB: 1 BB: 22	R: 0 E: 0 K: 1 S: 9	H: 0 LOB: 0 BB: 0 P: 14	R: 0 E: 0 K: 0 S: 8	H: 0 LOB: 0 BB: 0 P: 13	R: 0 E: 0 K: 2 S: 9	H: 1 LOB: 1 BB: 0 P: 12	R: 0 E: 0 K: 0 S: 9	H: 0 LOB: 0 BB: 0 P: 11	R: 0 E: 0 K: 1 S: 7	H: 0 LOB: 0 BB: 0 P: 11	R: 0 E: 0 K: 0 S: 5	H: 0 LOB: 0 BB: 0 P: 9	R: 0 E: 0 K: 1 S: 9	H: 1 LOB: 1 BB: 0 P: 13	1B: 3 2B: 0 3B: 0 HR: 1	SF: 0 SAC: 0 DP: 0 HBP: 0	WP: 0 PB: 0 SB: 0 CS: 0	PA: 32		
PITCHER Andy Ashby, R ERA: 2.75 (1, 1)	IP: 9.0 WLS: W BF: 32 H: 4 R: 2 ER: 2 SO: 8 BB: 1 IBB: 0 HBP: 0 BLK: 0 WP: 0 HR: 1 S: 77 P: 115 ERA: 2.00 WHIP: 0.556																							

Pittsburgh Pirates @ San Diego Padres
Jack Murphy Stadium, San Diego, CA
Mon May 30 1994, 10:05 PM EDT
Att: 12,756 - Unknown - 64 F

AB	31
R	2
H	4
RBI	2
BB	1
SO	8
LOB	6



Batter	1	2	3	4	5	6	7	8	9	AB	R	H	RBI	BB	SO	LOB	BOTTOM						
Bip Roberts, S OBP: 0.369, SLG: 0.325 (1, 7)										4	2	1	0	1	1	3							
Luis Lopez, S OBP: 0.384, SLG: 0.449 (1, 4)										5	1	1	0	0	1	3							
Tony Gwynn, L OBP: 0.450, SLG: 0.579 (1, 9)										4	2	2	5	0	0	1							
Derek Bell, R OBP: 0.329, SLG: 0.415 (1, 8)										3	1	1	0	1	0	0							
Bill Bean, L OBP: 0.247, SLG: 0.246 (7, PH)										2	0	0	0	1	1	1							
Archi Cianfrocco, R OBP: 0.252, SLG: 0.370 (8, 3)										0	1	0	0	1	0	0							
Scott Livingstone, L OBP: 0.238, SLG: 0.279 (7, PH)										3	0	1	0	0	0	1							
Craig Shipley, R OBP: 0.333, SLG: 0.425 (8, 5)										1	1	1	4	0	0	0							
Brad Ausmus, R OBP: 0.296, SLG: 0.351 (1, 2)										3	0	0	0	1	0	1							
Ricky Gutierrez, R OBP: 0.258, SLG: 0.271 (1, 6)										1	2	1	1	3	0	0							
Andy Ashby, R OBP: 0.211, SLG: 0.167 (1, 1)										3	0	1	0	0	0	5							
Inning Stats	R: 2 E: 0 K: 2 S: 15	H: 3 LOB: 0 BB: 0 P: 17	R: 0 E: 0 K: 1 S: 12	H: 1 LOB: 2 BB: 22	R: 0 E: 0 K: 0 S: 4	H: 1 LOB: 0 BB: 0 P: 6	R: 0 E: 0 K: 0 S: 9	H: 0 LOB: 2 BB: 2 P: 20	R: 0 E: 0 K: 0 S: 5	H: 0 LOB: 0 BB: 0 P: 7	R: 0 E: 0 K: 0 S: 7	H: 0 LOB: 0 BB: 0 P: 8	R: 7 E: 1 K: 0 S: 17	H: 2 LOB: 0 BB: 4 P: 35	R: 1 E: 0 K: 0 S: 5	H: 2 LOB: 0 BB: 0 P: 7	R: 0 E: 0 K: 0 S: 9	H: 1 LOB: 1 BB: 0 P: 13	1B: 5 2B: 2 3B: 0 HR: 3	SF: 0 SAC: 1 DP: 3 HBP: 0	WP: 1 PB: 0 SB: 2 CS: 1	PA: 39	
PITCHER Paul Wagner, R ERA: 3.9 (1, 1)	IP: 4.0 WLS: L BF: 14 H: 1 R: 6 ER: 1 SO: 0 BB: 3 IBB: 1 HBP: 0 BLK: 0 WP: 0 HR: 0 S: 22 P: 43 ERA: 3.38 WHIP: 1.500																						
Ravelo Manzanillo, L ERA: 2.21 (5, 1)	IP: 2.2 WLS: L BF: 14 H: 1 R: 6 ER: 1 SO: 0 BB: 3 IBB: 1 HBP: 0 BLK: 0 WP: 0 HR: 0 S: 22 P: 43 ERA: 3.38 WHIP: 1.500																						
Dan Miceli, R ERA: 0.66 (7, 1)	IP: 0.1 WLS: L BF: 2 H: 1 R: 1 ER: 0 SO: 0 BB: 0 IBB: 0 HBP: 0 BLK: 0 WP: 0 HR: 0 S: 7 P: 7 ERA: 0.00 WHIP: 3.000																						
Jeff Ballard, L ERA: 3.86 (8, 1)	IP: 1.0 WLS: L BF: 4 H: 2 R: 1 ER: 1 SO: 0 BB: 0 IBB: 0 HBP: 0 BLK: 0 WP: 0 HR: 0 S: 5 P: 7 ERA: 9.00 WHIP: 2.000																						

Pittsburgh Pirates @ San Diego Padres
Jack Murphy Stadium, San Diego, CA
Mon May 30 1994, 10:05 PM EDT
Att: 12,756 - Unknown - 64 F

AB	29
R	10
H	9
RBI	10
BB	8
SO	3
LOB	15



Batter	1	2	3	4	5	6	7	8	9	AB	R	H	RBI	BB	SO	LOB	TOP																					
Tony Womack, L (1,4) OBP: 0.400, SLG: 0.250	G3-1		G4-3			F8	HR		P5	4	1	1	0	1	0	1	Pittsburgh Pirates @ San Diego Padres Jack Murphy Stadium, San Diego, CA Tue May 31 1994, 10:05 PM EDT Att. 7,094 - Unknown - 70 F																					
Jay Bell, R (1,6) OBP: 0.287, SLG: 0.381	K			K		F8	HR			4	1	1	4	0	2	1																						
Andy Van Slyke, L (1,8) OBP: 0.324, SLG: 0.344	K			K		K	HR			4	0	0	0	0	4	1																						
Orlando Merced, S (1,9) OBP: 0.373, SLG: 0.385 Rick White, R (6,1)		F7				F7			K	3	0	1	0	0	0	1																						
Dave Clark, L (8, FH) OBP: 0.366, SLG: 0.404 Mark Dewey, R (8,1)				2B	1B					1	0	0	0	0	1	0																						
Brian Hunter, R (1,3) OBP: 0.299, SLG: 0.475		K					HR		F7	4	1	2	1	0	1	0																						
Al Martin, L (1,7) OBP: 0.380, SLG: 0.500					2B				F7	4	0	1	0	0	1	2																						
Don Slaught, R (1,2) OBP: 0.367, SLG: 0.277						L8			G5-3	4	0	0	0	0	2	1																						
Kevin Young, R (1,5) OBP: 0.265, SLG: 0.325			G4-3			F9	BB		G5-3	4	1	1	0	0	0	0																						
Steve Cooke, R (1,1) OBP: 0.235, SLG: 0.235 John Hope, R (2,1) Gary Varsho, L (6,9) OBP: 0.368, SLG: 0.500				K		G4-3				0	0	0	0	0	0	0																						
Inning Stats	R: 0 E: 0 K: 2 S: 8	H: 0 LOB: 0 BB: 0 P: 14	R: 0 E: 0 K: 2 S: 9	H: 1 LOB: 0 BB: 0 P: 13	R: 0 E: 0 K: 1 S: 7	H: 0 LOB: 0 BB: 0 P: 8	R: 0 E: 0 K: 3 S: 13	H: 2 LOB: 2 BB: 0 P: 16	R: 0 E: 0 K: 0 S: 9	H: 0 LOB: 0 BB: 0 P: 14	R: 0 E: 0 K: 1 S: 13	H: 1 LOB: 1 BB: 0 P: 20	R: 5 E: 0 K: 2 S: 21	H: 3 LOB: 0 BB: 2 P: 38	R: 0 E: 0 K: 1 S: 7	H: 0 LOB: 0 BB: 0 P: 13	R: 0 E: 0 K: 0 S: 10	H: 1 LOB: 1 BB: 0 P: 13	1B: 4 2B: 2 3B: 0 HR: 2	SF: 0 SAC: 0 DP: 0 HBP: 0	WP: 0 PB: 0 SB: 0 CS: 0	PA: 37																
PITCHER	IP	WLS	BF	H	R	ER	SO	BB	IBB	HBP	BLK	WP	HR	S	P	ERA	WHIP	PITCHER				IP	WLS	BF	H	R	ER	SO	BB	IBB	HBP	BLK	WP	HR	S	P	ERA	WHIP
Andy Benes, R (1,1) ERA: 4.46	6.2	W	28	6	4	4	10	2	0	0	0	0	1	74	115	5.40	1.200					6.2	W	28	6	4	4	10	2	0	0	0	0	1	74	115	5.40	1.200
A.J. Sager, R (7,1) ERA: 5.65	2.1		9	2	1	1	2	0	0	0	0	0	1	23	34	3.86	0.857					2.1		9	2	1	1	2	0	0	0	0	1	23	34	3.86	0.857	

AB	35
R	5
H	8
RBI	5
BB	2
SO	12
LOB	7



Batter	1	2	3	4	5	6	7	8	9	AB	R	H	RBI	BB	SO	LOB	BOTTOM																					
Bip Roberts, S (1,4) OBP: 0.371, SLG: 0.346 Luis Lopez, S (2, FH) OBP: 0.378, SLG: 0.451	G6-3	HR		K			G3-1		K	2	1	1	3	0	0	0	Pittsburgh Pirates @ San Diego Padres Jack Murphy Stadium, San Diego, CA Tue May 31 1994, 10:05 PM EDT Att. 7,094 - Unknown - 70 F																					
Craig Shipley, R (1,5) OBP: 0.338, SLG: 0.487	G1-3	3B	E4		G1-3		HR			5	2	2	1	0	0	0																						
Tony Gwynn, L (1,9) OBP: 0.453, SLG: 0.578 Bill Bean, L (3,9) OBP: 0.266, SLG: 0.282										2	1	1	1	1	0	1																						
Derek Bell, R (1,8) OBP: 0.330, SLG: 0.414	G5-3	2B	1B	P3	K		1B			5	1	2	0	0	1	2																						
Phil Clark, R (1,3) OBP: 0.221, SLG: 0.365		E5	G5-3		G5-3		E4			5	2	1	1	0	0	2																						
Phil Plantier, L (1,7) OBP: 0.356, SLG: 0.611										4	2	3	3	1	0	2																						
Brad Ausmus, R (1,2) OBP: 0.299, SLG: 0.349										4	1	1	1	1	2	4																						
Ricky Gutierrez, R (1,6) OBP: 0.263, SLG: 0.270										4	1	1	0	1	1	3																						
Andy Benes, R (1,1) ERA: 5.48 A.J. Sager, R (7,1) OBP: 0.125, SLG: 0.375										3	2	1	2	1	0	3																						
										1	0	0	0	0	1	0																						
Inning Stats	R: 0 E: 0 K: 0 S: 9	H: 0 LOB: 1 BB: 1 P: 16	R: 13 E: 2 K: 0 S: 30	H: 9 LOB: 1 BB: 3 P: 58	R: 0 E: 0 K: 1 S: 11	H: 1 LOB: 0 BB: 0 P: 19	R: 0 E: 0 K: 1 S: 10	H: 1 LOB: 0 BB: 0 P: 12	R: 0 E: 0 K: 1 S: 9	H: 1 LOB: 1 BB: 0 P: 14	R: 0 E: 0 K: 0 S: 8	H: 1 LOB: 1 BB: 1 P: 16	R: 2 E: 1 K: 1 S: 18	H: 3 LOB: 2 BB: 0 P: 27	R: 0 E: 0 K: 3 S: 10	H: 0 LOB: 0 BB: 0 P: 16	1B: 9 2B: 4 3B: 1 HR: 2	SF: 0 SAC: 0 DP: 2 HBP: 0	WP: 0 PB: 0 SB: 0 CS: 0	PA: 46																		
PITCHER	IP	WLS	BF	H	R	ER	SO	BB	IBB	HBP	BLK	WP	HR	S	P	ERA	WHIP	PITCHER				IP	WLS	BF	H	R	ER	SO	BB	IBB	HBP	BLK	WP	HR	S	P	ERA	WHIP
Steve Cooke, L (1,1) ERA: 5.48	1.0	L	12	5	8	7	0	3	0	0	0	0	0	25	46	63.00	8.000					1.0	L	12	5	8	7	0	3	0	0	0	0	25	46	63.00	8.000	
John Hope, R (2,1) ERA: 7.15	4.0		20	7	5	3	3	1	0	0	0	0	0	44	73	6.75	2.000					4.0		20	7	5	3	3	1	0	0	0	0	44	73	6.75	2.000	
Rick White, R (6,1) ERA: 4.33	2.0		11	4	2	2	1	1	0	0	0	0	1	26	43	9.00	2.500					2.0		11	4	2	2	1	1	0	0	0	1	26	43	9.00	2.500	
Mark Dewey, R (8,1) ERA: 1.0	1.0		3	0	0	0	3	0	0	0	0	0	0	10	16	0.00	0.000					1.0		3	0	0	0	3	0	0	0	0	10	16	0.00	0.000		



Batter	1	2	3	4	5	6	7	8	9	AB	R	H	RBI	BB	SO	LOB	TOP					
Carlos Garcia, R OBP: 0.345, SLG: 0.376 (1, 4)	G6-3		1B				B1-3		B1	5	0	1	0	0	1	1						
Jay Bell, R OBP: 0.281, SLG: 0.359 (1, 6)	G4-3		BB				K		F8	4	0	0	0	1	2	1						
Andy Van Slyke, L OBP: 0.330, SLG: 0.343 (1, 8)	G1		BB				G3		G4-3	5	1	1	0	0	1	2						
Orlando Merced, S OBP: 0.379, SLG: 0.403 (8, 3)		2B								4	0	2	0	0	1	1						
Brian Hunter, R OBP: 0.302, SLG: 0.481 Gary Varsho, L OBP: 0.333, SLG: 0.444 (8, 9)	G5-3		1B				BB		F8	3	1	1	0	1	0	2						
Al Martin, L OBP: 0.376, SLG: 0.478 (1, 7)	BB		2B				BB		K	2	1	1	0	2	1	1						
Don Slaught, R OBP: 0.391, SLG: 0.299 (1, 2)	L9		1B				BB		K	2	1	0	1	2	1	1						
Kevin Young, R OBP: 0.263, SLG: 0.322 (1, 5)	L5		G4-6-3				BB		BB	2	1	0	1	2	0	4						
Zane Smith, L OBP: 0.286, SLG: 0.286 Alejandro Pena, R (6, 1)			G1-3							4	0	1	3	0	1	4						
Dave Clark, L OBP: 0.358, SLG: 0.388 Mark Dewey, R OBP: 1.000, SLG: 1.000 (9, PH)							G5-3		G5-3	3	0	0	0	0	0	1						
Inning Stats	R: 0 E: 0 K: 0 S: 7	H: 0 LOB: 0 BB: 0 P: 12	R: 0 E: 0 K: 0 S: 13	H: 1 LOB: 2 BB: 1 P: 25	R: 0 E: 0 K: 1 S: 5	H: 1 LOB: 1 BB: 1 P: 11	R: 0 E: 0 K: 0 S: 8	H: 2 LOB: 1 BB: 0 P: 13	R: 0 E: 0 K: 1 S: 8	H: 0 LOB: 0 BB: 0 P: 14	R: 4 E: 0 K: 2 S: 13	H: 2 LOB: 1 BB: 3 P: 30	R: 0 E: 0 K: 1 S: 7	H: 0 LOB: 0 BB: 0 P: 7	R: 0 E: 0 K: 2 S: 11	H: 1 LOB: 2 BB: 1 P: 21	R: 0 E: 0 K: 0 S: 7	H: 0 LOB: 1 BB: 1 P: 11	1B: 4 2B: 2 3B: 1 HR: 0	SF: 0 SAC: 0 DP: 1 HBP: 0	WP: 0 PB: 0 SB: 0 CS: 1	PA: 39
PITCHER	IP	WLS	BF	H	R	ER	SO	BB	IBB	HBP	BLK	WP	HR	S	P	ERA	WHIP					
Kevin Ritz, R ERA: 3.24	5.2	L	24	5	3	3	4	4	0	0	0	0	0	10	16	4.76	1.588					
Willie Blair, R ERA: 5.97	1.1		6	1	1	1	1	1	0	0	0	0	0	10	16	6.75	1.500					
Mike Munoz, L ERA: 3.66	1.0		5	1	0	0	2	1	0	0	0	0	0	11	21	0.00	2.000					
Marcus Moore, R ERA: 3.74	1.0		4	0	0	0	0	1	0	0	0	0	0	7	11	0.00	1.000					

Pittsburgh Pirates @ Colorado Rockies
Mile High Stadium, Denver, CO
Sat Jun 04 1994, 9:05 PM EDT
Att: 61,619 - Unknown - 86 F

AB 32
R 4
H 7
RBI 4
BB 7
SO 7
LOB 17



Batter	1	2	3	4	5	6	7	8	9	AB	R	H	RBI	BB	SO	LOB	BOTTOM					
Walt Weiss, S OBP: 0.358, SLG: 0.365 (1, 6)	G4-3		S				G4-3		F8	4	0	2	0	0	0	0						
Joe Girardi, R OBP: 0.320, SLG: 0.314 (1, 2)	L5		F9				G1-6-3		G6-3	4	0	0	0	0	0	2						
Dante Bichette, R OBP: 0.327, SLG: 0.558 (1, 9)	G4-3		G1-3				G5-3		E1	4	1	0	0	0	0	2						
Andres Galarraga, R OBP: 0.352, SLG: 0.626 (1, 3)	G5-3						G4-3		G5-3	4	0	1	0	0	0	2						
Charlie Hayes, R OBP: 0.326, SLG: 0.419 (1, 5)							G6-3		G5-3	4	1	1	1	0	1	2						
Howard Johnson, S OBP: 0.336, SLG: 0.427 (1, 7)	G6-3						HR		G5-3	4	1	2	2	0	0	0						
Chris Jones, R OBP: 0.238, SLG: 0.238 Mike Kingery, L OBP: 0.370, SLG: 0.494 (7, PH)	G4-3		G5-3				G5-3		F8	2	0	1	0	0	0	0						
Nelson Liriano, S OBP: 0.353, SLG: 0.405 (1, 4)	G4-3						G5-3		P3	2	0	0	0	0	0	1						
Kevin Ritz, R Willie Blair, R Mike Munoz, L John Vander Wal, L Marcus Moore, S (8, PH)							G4-3		K	3	0	0	0	0	1	1						
Inning Stats	R: 0 E: 0 K: 0 S: 14	H: 1 LOB: 0 BB: 0 P: 23	R: 1 E: 0 K: 0 S: 8	H: 2 LOB: 0 BB: 0 P: 12	R: 0 E: 0 K: 1 S: 15	H: 1 LOB: 0 BB: 0 P: 20	R: 1 E: 0 K: 0 S: 8	H: 1 LOB: 0 BB: 0 P: 12	R: 0 E: 0 K: 1 S: 10	H: 0 LOB: 0 BB: 0 P: 14	R: 0 E: 0 K: 1 S: 8	H: 1 LOB: 1 BB: 0 P: 9	R: 0 E: 0 K: 1 S: 9	H: 0 LOB: 0 BB: 0 P: 12	R: 0 E: 0 K: 0 S: 8	H: 0 LOB: 0 BB: 0 P: 12	R: 1 E: 1 K: 0 S: 12	H: 1 LOB: 1 BB: 0 P: 17	1B: 3 2B: 1 3B: 1 HR: 2	SF: 0 SAC: 0 DP: 1 HBP: 0	WP: 0 PB: 1 SB: 1 CS: 0	PA: 34
PITCHER	IP	WLS	BF	H	R	ER	SO	BB	IBB	HBP	BLK	WP	HR	S	P	ERA	WHIP					
Zane Smith, L ERA: 3.77	5.2	W	22	6	2	2	2	0	0	0	0	0	0	21	29	0.00	0.000					
Alejandro Pena, R ERA: 5.4	2.1		7	0	0	0	2	0	0	0	0	0	0	21	29	0.00	0.000					
Mark Dewey, R ERA: 1.31	1.0	S	5	1	1	0	0	0	0	0	0	0	0	12	17	0.00	1.000					

Pittsburgh Pirates @ Colorado Rockies
Mile High Stadium, Denver, CO
Sat Jun 04 1994, 9:05 PM EDT
Att: 61,619 - Unknown - 86 F

AB 34
R 3
H 7
RBI 3
BB 0
SO 4
LOB 10



Batter	1	2	3	4	5	6	7	8	9	AB	R	H	RBI	BB	SO	LOB	TOP			
Darren Lewis, R OBP: 0.371, SLG: 0.333 (1, 8)	G4-3 S 1B BB		G4-3 BB			G6-4-3 BB		F7 F7	0-1 S 1B	2	1	2	3	0	0		San Francisco Giants @ Pittsburgh Pirates Three Rivers Stadium, Pittsburgh, PA Mon Jun 06 1994, 3:33 AM EDT Att: 17,249 - Cloudy - 84 F			
Mike Benjamin, R OBP: 0.400, SLG: 0.458 (1, 6)	FC6-2 S 1B		F7 F7		G6-4-3 1-2			2-2 S 1B	1-3 2-H 3-H 2-3 K	5	0	2	0	0	1	5				
Willie McGee, S OBP: 0.331, SLG: 0.396 (1, 9)	G4-3 1-2 2-H		K					1-1 F9		4	0	0	1	0	1	3				
Matt Williams, R OBP: 0.314, SLG: 0.577 (1, 5)	FC6-2 2-H			G6-3				L7	0-0 1B 2B	4	1	1	0	0	0	1				
Mark Carreon, R OBP: 0.217, SLG: 0.293 Barry Bonds, L OBP: 0.439, SLG: 0.580 (9, PH) (9, 7)	FC6-4 1-2			G6-3				P3	4-0 F8 1B IBB	3	0	0	0	0	0	1				
Todd Benzinger, S OBP: 0.295, SLG: 0.355 (1, 3)					2-1 1B			L6	0-0 B1	4	0	1	0	0	0	2				
Steve Scarosone, R OBP: 0.304, SLG: 0.333 John Patterson, S OBP: 0.289, SLG: 0.273 (9, PH) (9, 4)	F9				1-2 P3			P4	0-2 BB 1B	3	0	0	0	0	0	1				
Kirt Manwaring, R OBP: 0.272, SLG: 0.319 (1, 2)								G4-3	0-1 F8	3	0	0	0	0	0	2				
Bill Swift, R OBP: 0.273, SLG: 0.300 Dave Martinez, L OBP: 0.295, SLG: 0.282 Rod Beck, R (9, 1)	F9							G6-3	4-2 1B BB	2	0	0	0	0	0	0				
Inning Stats	R: 1 E: 0 K: 0 S: 13	H: 1 LOB: 1 BB: 1 P: 21	R: 0 E: 0 K: 0 S: 5	H: 0 LOB: 0 BB: 0 P: 10	R: 0 E: 0 K: 1 S: 9	H: 0 LOB: 1 BB: 1 P: 16	R: 0 E: 0 K: 0 S: 10	H: 1 LOB: 0 BB: 0 P: 15	R: 0 E: 0 K: 0 S: 3	H: 0 LOB: 1 BB: 1 P: 9	R: 0 E: 0 K: 0 S: 9	H: 0 LOB: 0 BB: 0 P: 11	R: 0 E: 0 K: 0 S: 9	H: 1 LOB: 1 BB: 0 P: 13	R: 3 E: 0 K: 1 S: 14	H: 3 LOB: 2 BB: 2 P: 24		1B: 5 2B: 1 3B: 0 HR: 0	SF: 0 SAC: 1 DP: 1 HBP: 1	WP: 0 PA: 38 PB: 0 SB: 5 CS: 0
PITCHER	IP	WLS	BF	H	R	ER	SO	BB	IBB	HBP	BLK	WP	HR	S	P	ERA	WHIP			
Steve Cooke, L ERA: 5.01 (1, 1)	8.0		30	3	1	1	1	3	0	1	0	0	0	63	104	1.12	0.750			
Alejandro Pena, R ERA: 6.52 (9, 1)	1.0	L	8	3	3	3	1	1	1	0	0	0	0	14	24	27.00	4.000			

AB	31
R	4
H	6
RBI	4
BB	5
SO	2
LOB	15



Batter	1	2	3	4	5	6	7	8	9	AB	R	H	RBI	BB	SO	LOB	BOTTOM			
Carlos Garcia, R OBP: 0.335, SLG: 0.368 (1, 4)	G6-3		G3			P5		G6-3		4	0	0	0	0	0	1	San Francisco Giants @ Pittsburgh Pirates Three Rivers Stadium, Pittsburgh, PA Mon Jun 06 1994, 3:33 AM EDT Att: 17,249 - Cloudy - 84 F			
Al Martin, L OBP: 0.371, SLG: 0.481 (1, 8)	G4-3				2-2 HR	G4-3			G5-3	4	1	1	1	0	0	0				
Orlando Merced, S OBP: 0.363, SLG: 0.383 (8, 3)	G6-3				G4-3	G6-3			K	4	0	0	0	0	1	0				
Brian Hunter, R OBP: 0.293, SLG: 0.460 Gary Varsho, L OBP: 0.346, SLG: 0.450 (7, PR) (8, 9)	G4-3				G5-3			G5-3 1B	0-0 HR 1B	3	0	1	0	0	0	0				
Dave Clark, L OBP: 0.360, SLG: 0.412 (1, 7)					G6-3			G5-3	0-1 HR	3	1	1	2	1	0	1				
Jay Bell, R OBP: 0.280, SLG: 0.355 (1, 6)	G5-4-3					G6-3			P6	4	0	0	0	0	1	3				
Don Slaught, R OBP: 0.369, SLG: 0.294 (1, 2)					G3			G4-3		2	0	0	0	1	0	2				
Kevin Young, R OBP: 0.275, SLG: 0.362 (1, 5)					G5-3 2B			FC6-4 BB	0-0 FC6-4	3	0	1	0	0	0	1				
Steve Cooke, R OBP: 0.211, SLG: 0.211 Andy Van Slyke, L OBP: 0.328, SLG: 0.337 Alejandro Pena, R (9, 1)	G5-3				G5-3			G6-3		2	0	0	0	0	0	0				
Inning Stats	R: 0 E: 0 K: 0 S: 5	H: 0 LOB: 0 BB: 0 P: 7	R: 0 E: 0 K: 0 S: 4	H: 0 LOB: 0 BB: 1 P: 12	R: 0 E: 0 K: 0 S: 8	H: 1 LOB: 1 BB: 0 P: 11	R: 1 E: 0 K: 0 S: 7	H: 1 LOB: 0 BB: 0 P: 13	R: 0 E: 0 K: 0 S: 6	H: 0 LOB: 0 BB: 0 P: 11	R: 0 E: 0 K: 1 S: 9	H: 1 LOB: 2 BB: 0 P: 12	R: 0 E: 0 K: 0 S: 7	H: 0 LOB: 0 BB: 0 P: 12	R: 2 E: 0 K: 1 S: 9	H: 2 LOB: 0 BB: 0 P: 12		1B: 2 2B: 1 3B: 0 HR: 2	SF: 0 SAC: 0 DP: 1 HBP: 0	WP: 0 PA: 33 PB: 0 SB: 0 CS: 0
PITCHER	IP	WLS	BF	H	R	ER	SO	BB	IBB	HBP	BLK	WP	HR	S	P	ERA	WHIP			
Bill Swift, R ERA: 2.43 (1, 1)	8.0		28	3	1	1	1	2	0	0	0	0	1	50	87	1.12	0.625			
Rod Beck, R ERA: 3.75 (9, 1)	1.0	S	5	2	2	2	1	0	0	0	0	0	1	9	12	18.00	2.000			



Batter	1	2	3	4	5	6	7	8	9	10	AB	R	H	RBI	BB	SO	LOB	TOP								
Darren Lewis, R OBP: 0.375, SLG: 0.336 (1, 8)	G5-3		G3		K				HBP		4	0	2	1	1	1	0	San Francisco Giants @ Pittsburgh Pirates Three Rivers Stadium, Pittsburgh, PA Tue Jun 07 1994, 7:05 PM EDT Att: 15,744 - Unknown - 82 F livebaseballscores.com GIANTS								
John Patterson, S OBP: 0.302, SLG: 0.281 (1, 4)	1B		G3		G4-3				BB		4	0	2	0	0	0	1									
Willie McGee, S OBP: 0.337, SLG: 0.397 Dave Martinez, L OBP: 0.289, SLG: 0.275 (1, 9) (6, 9)	1B				G4-3				HBP		2	0	1	0	1	0	0									
Matt Williams, R OBP: 0.316, SLG: 0.586 (1, 5)	K		K						F8-2		2	0	0	0	0	0	4									
Barry Bonds, L OBP: 0.429, SLG: 0.564 (1, 7)	G4-3								HR		5	1	2	1	0	2	3									
J.R. Phillips, L OBP: 0.154, SLG: 0.417 Todd Benzing, S OBP: 0.292, SLG: 0.352 (8, 3) (8, 3)			K		HR						5	0	0	0	0	2	4									
Royce Clayton, R OBP: 0.285, SLG: 0.333 (1, 6)			G6-3		L9				G4-3		3	1	1	1	0	2	1									
Kirt Manwaring, R OBP: 0.283, SLG: 0.329 (1, 2)			FC5-4		L9						2	0	0	0	0	1	1									
William Van Landingham, R OBP: 0.302, SLG: 0.429 Bryan Hickerson, L OBP: 0.292, SLG: 0.352 Steve Scaros, R OBP: 0.289, SLG: 0.275 Dave Burba, R OBP: 0.289, SLG: 0.275 Michael Jackson, R OBP: 0.289, SLG: 0.275 Rod Beck, R OBP: 0.289, SLG: 0.275 (1, 1) (5, 1) (7, 9) (7, 1) (8, 1) (8, 1)			FC5-4		G4-3				SH3		2	0	0	0	0	0	2									
Inning Stats	R: 0 E: 0 K: 1 S: 13	H: 2 LOB: 2 BB: 0 P: 17	R: 0 E: 0 K: 1 S: 13	H: 1 LOB: 1 BB: 0 P: 17	R: 0 E: 0 K: 1 S: 8	H: 1 LOB: 1 BB: 1 P: 16	R: 1 E: 0 K: 2 S: 13	H: 2 LOB: 1 BB: 0 P: 18	R: 0 E: 0 K: 1 S: 6	H: 0 LOB: 0 BB: 0 P: 9	R: 0 E: 0 K: 2 S: 12	H: 1 LOB: 1 BB: 0 P: 17	R: 1 E: 0 K: 0 S: 11	H: 3 LOB: 1 BB: 0 P: 16	R: 0 E: 1 K: 1 S: 7	H: 0 LOB: 1 BB: 0 P: 10	R: 0 E: 0 K: 0 S: 7		H: 1 LOB: 2 BB: 1 P: 14	R: 1 E: 0 K: 1 S: 12	H: 1 LOB: 0 BB: 0 P: 18	1B: 9 2B: 2 3B: 0 HR: 2	SF: 0 SAC: 1 DP: 1 HBP: 1	WP: 0 PB: 0 SB: 0 CS: 1	PA: 43	
PITCHER	IP WLS BF H R ER SO BB IBB HBP BLK WP HR S P ERA WHIP	6.1 2 28 9 2 2 6 1 0 0 0 0 0 12 102 2.84 1.579	7.1 1 6 1 0 0 1 0 0 0 0 0 0 12 18 0.00 0.600	9.1 1 5 1 0 0 0 1 0 0 0 0 0 7 14 0.00 2.000	10.1 1 4 1 1 1 1 0 0 0 0 0 1 12 18 9.00 1.000	6.1 2 28 9 2 2 6 1 0 0 0 0 0 12 102 2.84 1.579	7.1 1 6 1 0 0 1 0 0 0 0 0 0 7 14 0.00 2.000	10.1 1 4 1 1 1 1 0 0 0 0 0 1 12 18 9.00 1.000	IP WLS BF H R ER SO BB IBB HBP BLK WP HR S P ERA WHIP	6.1 2 28 9 2 2 6 1 0 0 0 0 0 12 102 2.84 1.579	7.1 1 6 1 0 0 1 0 0 0 0 0 0 7 14 0.00 2.000	10.1 1 4 1 1 1 1 0 0 0 0 0 1 12 18 9.00 1.000	6.1 2 28 9 2 2 6 1 0 0 0 0 0 12 102 2.84 1.579	7.1 1 6 1 0 0 1 0 0 0 0 0 0 7 14 0.00 2.000	10.1 1 4 1 1 1 1 0 0 0 0 0 1 12 18 9.00 1.000	IP WLS BF H R ER SO BB IBB HBP BLK WP HR S P ERA WHIP	6.1 2 28 9 2 2 6 1 0 0 0 0 0 12 102 2.84 1.579	7.1 1 6 1 0 0 1 0 0 0 0 0 0 7 14 0.00 2.000	10.1 1 4 1 1 1 1 0 0 0 0 0 1 12 18 9.00 1.000	6.1 2 28 9 2 2 6 1 0 0 0 0 0 12 102 2.84 1.579	7.1 1 6 1 0 0 1 0 0 0 0 0 0 7 14 0.00 2.000	10.1 1 4 1 1 1 1 0 0 0 0 0 1 12 18 9.00 1.000	IP WLS BF H R ER SO BB IBB HBP BLK WP HR S P ERA WHIP	6.1 2 28 9 2 2 6 1 0 0 0 0 0 12 102 2.84 1.579	7.1 1 6 1 0 0 1 0 0 0 0 0 0 7 14 0.00 2.000	10.1 1 4 1 1 1 1 0 0 0 0 0 1 12 18 9.00 1.000
Carlos Garcia, R OBP: 0.341, SLG: 0.371 (1, 4)	G4-3				K				1B		4	0	2	0	1	1	2	San Francisco Giants @ Pittsburgh Pirates Three Rivers Stadium, Pittsburgh, PA Tue Jun 07 1994, 7:05 PM EDT Att: 15,744 - Unknown - 82 F livebaseballscores.com P								
Al Martin, L OBP: 0.372, SLG: 0.476 (1, 8)	P4		F7		FC5-4				1B		4	0	1	0	1	0	3									
Gary Varsho, L OBP: 0.350, SLG: 0.455 Lloyd McClendon, R OBP: 0.289, SLG: 0.212 (1, 7) (5, PH) (6, 7)					P4						2	0	1	0	0	0	0									
Dave Clark, L OBP: 0.353, SLG: 0.396 (1, 9)	CS		G1-3		FC5-4				1B		3	0	0	0	0	0	6									
Orlando Merced, S OBP: 0.359, SLG: 0.390 (1, 3)			G4-3		G3				G4-3		4	1	0	0	1	0	1									
Jay Bell, R OBP: 0.278, SLG: 0.351 (1, 6)			G4-3		F9						5	0	1	1	0	0	0									
Don Staught, R OBP: 0.385, SLG: 0.292 (1, 2)					F9				P6		4	0	1	0	0	1	2									
Kevin Young, R OBP: 0.283, SLG: 0.361 (1, 5)					G4-3				G6-3		5	1	1	0	0	2	1									
Jon Lieber, L OBP: 1.000, SLG: 1.000 Ravelo Manzanillo, L OBP: 1.000, SLG: 1.000 Mark Dewey, R OBP: 1.000, SLG: 1.000 Andy Van Slyke, L OBP: 0.320, SLG: 0.335 Rick White, R OBP: 0.320, SLG: 0.335 (1, 1) (7, 1) (9, 1) (9, PH) (10, 1)			SH2-4		G4-3						4	0	1	0	0	1	2									
Inning Stats	R: 0 E: 0 K: 0 S: 5	H: 1 LOB: 0 BB: 0 P: 9	R: 0 E: 0 K: 0 S: 5	H: 0 LOB: 0 BB: 0 P: 7	R: 0 E: 0 K: 1 S: 8	H: 1 LOB: 2 BB: 1 P: 14	R: 0 E: 0 K: 0 S: 5	H: 0 LOB: 0 BB: 0 P: 7	R: 1 E: 1 K: 1 S: 14	H: 2 LOB: 3 BB: 1 P: 28	R: 1 E: 0 K: 0 S: 7	H: 1 LOB: 1 BB: 0 P: 12	R: 0 E: 0 K: 2 S: 8	H: 0 LOB: 0 BB: 0 P: 13	R: 0 E: 0 K: 0 S: 17	H: 2 LOB: 2 BB: 0 P: 25	R: 0 E: 0 K: 1 S: 9		H: 0 LOB: 0 BB: 0 P: 13	1B: 7 2B: 1 3B: 1 HR: 0	SF: 0 SAC: 1 DP: 0 HBP: 0	WP: 1 PB: 0 SB: 0 CS: 1	PA: 43			
PITCHER	IP WLS BF H R ER SO BB IBB HBP BLK WP HR S P ERA WHIP	4.2 1 20 4 1 1 2 2 0 0 0 0 0 12 60 1.93 1.286	5.1 1 7 1 1 1 0 1 1 0 0 0 0 7 28 6.75 1.500	7.1 1 4 1 0 0 0 0 0 0 0 0 0 13 21 0.00 0.000	8.1 1 4 0 0 0 2 0 0 0 0 0 0 13 21 0.00 0.000	9.1 1 7 2 0 0 1 0 0 0 0 0 0 21 30 0.00 1.200	IP WLS BF H R ER SO BB IBB HBP BLK WP HR S P ERA WHIP	4.2 1 20 4 1 1 2 2 0 0 0 0 0 0 12 60 1.93 1.286	5.1 1 7 1 1 1 0 1 1 0 0 0 0 7 28 6.75 1.500	7.1 1 4 1 0 0 0 0 0 0 0 0 0 13 21 0.00 0.000	8.1 1 4 0 0 0 2 0 0 0 0 0 0 13 21 0.00 0.000	9.1 1 7 2 0 0 1 0 0 0 0 0 0 21 30 0.00 1.200	IP WLS BF H R ER SO BB IBB HBP BLK WP HR S P ERA WHIP	4.2 1 20 4 1 1 2 2 0 0 0 0 0 0 12 60 1.93 1.286	5.1 1 7 1 1 1 0 1 1 0 0 0 0 7 28 6.75 1.500	7.1 1 4 1 0 0 0 0 0 0 0 0 0 13 21 0.00 0.000	8.1 1 4 0 0 0 2 0 0 0 0 0 0 13 21 0.00 0.000	9.1 1 7 2 0 0 1 0 0 0 0 0 0 21 30 0.00 1.200	IP WLS BF H R ER SO BB IBB HBP BLK WP HR S P ERA WHIP	4.2 1 20 4 1 1 2 2 0 0 0 0 0 0 12 60 1.93 1.286	5.1 1 7 1 1 1 0 1 1 0 0 0 0 7 28 6.75 1.500	7.1 1 4 1 0 0 0 0 0 0 0 0 0 13 21 0.00 0.000	8.1 1 4 0 0 0 2 0 0 0 0 0 0 13 21 0.00 0.000	9.1 1 7 2 0 0 1 0 0 0 0 0 0 21 30 0.00 1.200		

Batter	1	2	3	4	5	6	7	8	9	AB	R	H	RBI	BB	SO	LOB	TOP		
Darren Lewis, R (1, 8) OBP: 0.374, SLG: 0.335	F8			E3 SH1-3 SF7 1B		G3			G4-3	4	1	1	0	0	0	0	San Francisco Giants @ Pittsburgh Pirates Three Rivers Stadium, Pittsburgh, PA Wed Jun 08 1994, 7:05 PM EDT Att: 14,822 - Unknown - 64 F livebaseballscorecards.com		
Mike Benjamin, R (1, 4) OBP: 0.394, SLG: 0.407	F8			SH1-3		F7			K	3	0	0	0	0	1	0			
Mark Carreon, R (1, 9) OBP: 0.206, SLG: 0.283	K			SF7					P8	2	0	0	1	0	1	0			
Matt Williams, R (1, 5) OBP: 0.312, SLG: 0.578		F9		G4-3					G3	3	0	0	0	0	0	0			
Barry Bonds, L (1, 7) OBP: 0.432, SLG: 0.569		CS BB				P8			PO 2B	2	0	1	0	1	0	0			
Todd Benzinger, S (1, 3) OBP: 0.298, SLG: 0.356		K				PO 1B			G6-4-3 1B	3	0	2	0	0	1	1			
Royce Clayton, R (1, 6) OBP: 0.281, SLG: 0.328			K			K			K	3	0	0	0	0	3	2			
Kirt Manwaring, R (1, 2) OBP: 0.278, SLG: 0.323			G4-3			L5			G6-4-3	3	0	0	0	0	0	2			
Salomon Torres, R (1, 1) OBP: 0.158, SLG: 0.158			K						K	2	0	0	0	0	2	0			
Steve Scarsons, R (9, PH) OBP: 0.320, SLG: 0.391									K	1	0	0	0	0	1	0			
Inning Stats	R: 0 E: 0 K: 1 S: 11	H: 0 LOB: 0 BB: 0 P: 16	R: 0 E: 0 K: 1 S: 6	H: 0 LOB: 0 BB: 0 P: 12	R: 0 E: 0 K: 2 S: 11	H: 0 LOB: 0 BB: 0 P: 16	R: 1 E: 1 K: 0 S: 7	H: 1 LOB: 0 BB: 0 P: 8	R: 0 E: 0 K: 1 S: 7	H: 0 LOB: 0 BB: 0 P: 10	R: 0 E: 0 K: 0 S: 7	H: 1 LOB: 0 BB: 0 P: 13	R: 0 E: 0 K: 1 S: 7	H: 1 LOB: 0 BB: 0 P: 11	R: 0 E: 0 K: 2 S: 7	H: 0 LOB: 0 BB: 0 P: 10	1B: 3 2B: 1 3B: 0 HR: 0	SF: 1 SAC: 1 DP: 1 HBP: 0	WP: 0 PA: 30 PB: 0 SB: 0 CS: 1
PITCHER Denny Neagle, L (1, 1) ERA: 3.87	IP: 9.0 WLS: W BF: 29 H: 4 R: 1 ER: 0 SO: 9 BB: 1 IBB: 0 HBP: 0 BLK: 0 WP: 0 HR: 0 S: 79 P: 118 ERA: 0.00 WHIP: 0.556															PITCHER			

Batter	1	2	3	4	5	6	7	8	9	AB	R	H	RBI	BB	SO	LOB	BOTTOM		
Carlos Garcia, R (1, 4) OBP: 0.340, SLG: 0.369	K	FC6-4 1B		G5-3					K	4	0	1	0	0	2	1	San Francisco Giants @ Pittsburgh Pirates Three Rivers Stadium, Pittsburgh, PA Wed Jun 08 1994, 7:05 PM EDT Att: 14,822 - Unknown - 64 F livebaseballscorecards.com		
Jay Bell, R (1, 6) OBP: 0.278, SLG: 0.349	FC3-6 1B	FC6-4 1-2				G6-3			L6	4	0	1	0	0	0	2			
Andy Van Slyke, L (1, 8) OBP: 0.325, SLG: 0.343	FC3-6 1-2	FC5-4		SF7 3B		G4-3			P6	4	1	1	0	0	0	1			
Brian Hunter, R (1, 3) OBP: 0.283, SLG: 0.448	FC5-4			SF7		P5			F8	3	0	0	1	0	0	1			
Gary Varsho, L (9, 9) OBP: 0.360, SLG: 0.455	FC5-4			SF7		P5			F8	0	0	0	0	0	0	0			
Orlando Merced, S (1, 9) (9, 3) OBP: 0.357, SLG: 0.383		3B BB		G4-3		G4-3			G6-3	3	1	0	0	1	0	0			
Al Martin, L (1, 7) OBP: 0.378, SLG: 0.492		1B 3B		G4-1		G3 HBP 1B			1B	4	1	3	1	0	0	0			
Lance Parrish, R (1, 2) OBP: 0.407, SLG: 0.429		FC5-4 1B		P4		G3 HBP 1B			F7	3	0	1	1	0	0	1			
Kevin Young, R (1, 5) OBP: 0.275, SLG: 0.350		FC5-4 1B		F9		G3			G3	3	0	0	0	0	0	3			
Denny Neagle, L (1, 1) OBP: 0.167, SLG: 0.167		B5				G1-4-3				3	0	1	0	0	0	3			
Inning Stats	R: 0 E: 0 K: 1 S: 9	H: 1 LOB: 1 BB: 0 P: 13	R: 2 E: 0 K: 0 S: 13	H: 3 LOB: 2 BB: 1 P: 19	R: 1 E: 0 K: 0 S: 5	H: 1 LOB: 0 BB: 0 P: 5	R: 0 E: 0 K: 0 S: 7	H: 1 LOB: 1 BB: 0 P: 7	R: 0 E: 0 K: 0 S: 7	H: 0 LOB: 0 BB: 0 P: 10	R: 0 E: 0 K: 0 S: 11	H: 1 LOB: 2 BB: 0 P: 15	R: 0 E: 0 K: 1 S: 8	H: 0 LOB: 0 BB: 0 P: 11	R: 0 E: 0 K: 0 S: 8	H: 1 LOB: 1 BB: 0 P: 11	1B: 6 2B: 0 3B: 2 HR: 0	SF: 1 SAC: 0 DP: 0 HBP: 1	WP: 0 PA: 34 PB: 0 SB: 0 CS: 0
PITCHER Salomon Torres, R (1, 1) ERA: 4.09	IP: 8.0 WLS: L BF: 34 H: 8 R: 3 ER: 3 SO: 2 BB: 1 IBB: 0 HBP: 1 BLK: 0 WP: 0 HR: 0 S: 68 P: 91 ERA: 3.38 WHIP: 1.125															PITCHER			

Batter	1	2	3	4	5	6	7	8	9	AB	R	H	RBI	BB	SO	LOB	TOP					
Chuck Carr, S OBP: 0.357, SLG: 0.366 (1, 8)	G4-3	FC6-4		K					K	5	0	1	0	0	2	3						
Mario Diaz, R OBP: 0.600, SLG: 0.615 (1, 5)	G6-3 1B		1B HR	HBP					G6-3	4	2	3	0	1	0	0						
Jerry Browne, S OBP: 0.381, SLG: 0.362 (1, 7)	G6-3		HR						G4-3	4	1	1	0	0	0	4						
Jeff Conine, R OBP: 0.378, SLG: 0.546 (1, 3)			HR							4	1	3	4	0	0	3						
Matias Carrillo, L OBP: 0.323, SLG: 0.322 (1, 9)	G4-3		F7							4	0	1	0	0	0	1						
Benito Santiago, R OBP: 0.344, SLG: 0.400 (1, 2)		P4	K						K	4	0	0	0	0	2	2						
Kurt Abbott, R OBP: 0.316, SLG: 0.373 (1, 6)		1B BB	P3						G5-3	3	0	0	0	1	0	0						
Bret Barberie, S OBP: 0.322, SLG: 0.380 (1, 4)		K		HBP					F8	4	0	2	0	0	1	1						
Chris Hammond, L OBP: 0.237, SLG: 0.200 (1, 1)										1	0	1	0	0	0	0						
Richie Lewis, R OBP: 0.281, SLG: 0.379 (6, PH)										1	0	0	0	0	1	1						
Russ Morman, R OBP: 0.281, SLG: 0.379 (6, PH)										1	0	0	0	0	0	1						
Willie Fraser, R OBP: 0.173, SLG: 0.172 (8, PH)										0	0	0	0	0	0	0						
Jesus Tavarez, S OBP: 0.173, SLG: 0.172 (8, PH)										0	0	0	0	0	0	0						
Robb Nen, R OBP: 0.173, SLG: 0.172 (8, PH)										0	0	0	0	0	0	0						
Inning Stats	R: 1 E: 0 K: 0 S: 11	H: 2 LOB: 1 BB: 0 P: 19	R: 0 E: 0 K: 1 S: 16	H: 1 LOB: 2 BB: 1 P: 22	R: 3 E: 0 K: 1 S: 12	H: 2 LOB: 3 BB: 1 P: 21	R: 0 E: 0 K: 2 S: 13	H: 2 LOB: 0 BB: 0 P: 17	R: 0 E: 0 K: 0 S: 8	H: 0 LOB: 0 BB: 0 P: 11	R: 0 E: 0 K: 1 S: 13	H: 3 LOB: 2 BB: 0 P: 17	R: 0 E: 0 K: 1 S: 10	H: 2 LOB: 0 BB: 0 P: 12	R: 0 E: 0 K: 0 S: 4	H: 0 LOB: 0 BB: 0 P: 7	R: 0 E: 0 K: 1 S: 6	H: 0 LOB: 0 BB: 0 P: 9	1B: 11 2B: 0 3B: 0 HR: 1	SF: 0 SAC: 0 DP: 1 HBP: 1	WP: 0 PB: 0 SB: 1 CS: 1	PA: 40
PITCHER	IP	WLS	BF	H	R	ER	SO	BB	IBB	HBP	BLK	WP	HR	S	P	ERA	WHIP					
Paul Wagner, R ERA: 4.11 (1, 1)	6.0	W	30	10	4	4	4	2	0	1	0	0	1	73	107	6.00	2.000					
Mark Dewey, R ERA: 1.14 (7, 1)	2.0		6	2	0	0	1	0	0	0	0	0	0	14	19	0.00	1.000					
Alejandro Pena, R ERA: 5.91 (9, 1)	1.0	S	3	0	0	0	1	0	0	0	0	0	0	6	9	0.00	0.000					

Florida Marlins @ Pittsburgh Pirates
Three Rivers Stadium, Pittsburgh, PA

AB 36
R 4
H 12
RBI 4
BB 2
SO 6
LOB 16



WP: 0 PA: 40
PB: 0
SB: 1
CS: 1


Batter	1	2	3	4	5	6	7	8	9	AB	R	H	RBI	BB	SO	LOB	BOTTOM				
Carlos Garcia, R OBP: 0.329, SLG: 0.356 (1, 4)	G6-3		2B	P3					K	5	1	1	0	0	1	0					
Jay Bell, R OBP: 0.285, SLG: 0.369 (1, 6)	1B		2B	FC5						4	1	3	1	0	1	0					
Andy Van Slyke, L OBP: 0.339, SLG: 0.346 (1, 8)	G5-3 1B		HR							3	1	2	0	1	0	0					
Brian Hunter, R OBP: 0.289, SLG: 0.463 (1, 3)	1B		HR	FC5						4	1	2	3	0	0	2					
Jeff King, R OBP: 0.321, SLG: 0.363 (1, 5)	G5-3		1B							3	1	0	0	1	0	2					
Orlando Merced, S OBP: 0.367, SLG: 0.401 (1, 9)			1B							3	0	3	0	1	0	0					
Don Slaught, R OBP: 0.361, SLG: 0.291 (1, 2)	G5-4-3		1B							4	0	1	1	0	0	4					
Lloyd McClendon, R OBP: 0.262, SLG: 0.189 (1, 7)			1B							3	0	0	0	0	1	3					
Al Martin, L OBP: 0.379, SLG: 0.487 (8, PH) (9, 7)	F9		K							1	0	0	0	0	0	0					
Paul Wagner, R OBP: 0.192, SLG: 0.231 (6, PH)			G4-3							2	0	0	0	0	1	0					
Gary Varsho, L OBP: 0.346, SLG: 0.435 (6, PH)										1	0	0	0	0	0	0					
Mark Dewey, R OBP: 1.000, SLG: 1.000 (7, 1)										0	0	0	0	0	0	0					
Dave Clark, L OBP: 0.350, SLG: 0.393 (8, PH)										1	0	0	0	0	1	0					
Alejandro Pena, R ERA: 2.97 (8, 1)										0	0	0	0	0	0	0					
Inning Stats	R: 1 E: 0 K: 0 S: 11	H: 3 LOB: 1 BB: 0 P: 18	R: 0 E: 0 K: 0 S: 4	H: 1 LOB: 0 BB: 0 P: 7	R: 4 E: 0 K: 1 S: 15	H: 6 LOB: 2 BB: 1 P: 29	R: 0 E: 0 K: 1 S: 12	H: 1 LOB: 1 BB: 1 P: 20	R: 0 E: 0 K: 0 S: 8	H: 1 LOB: 1 BB: 0 P: 13	R: 0 E: 0 K: 1 S: 10	H: 0 LOB: 0 BB: 0 P: 15	R: 0 E: 1 K: 0 S: 5	H: 0 LOB: 2 BB: 1 P: 11	R: 0 E: 0 K: 2 S: 7	H: 0 LOB: 0 BB: 0 P: 10	1B: 8 2B: 3 3B: 0 HR: 1	SF: 0 SAC: 0 DP: 2 HBP: 0	WP: 0 PB: 0 SB: 0 CS: 0	PA: 37	
PITCHER	IP	WLS	BF	H	R	ER	SO	BB	IBB	HBP	BLK	WP	HR	S	P	ERA	WHIP				
Chris Hammond, L ERA: 2.94 (1, 1)	2.2	L	16	10	5	5	0	1	0	0	0	0	0	23	38	0.00	0.857				
Richie Lewis, R ERA: 3.64 (3, 1)	2.1		10	2	0	0	2	0	1	0	0	0	0	15	26	0.00	0.000				
Willie Fraser, R ERA: 1.35 (6, 1)	2.0		8	0	0	0	1	0	1	0	0	0	0	7	10	0.00	0.000				
Robb Nen, R ERA: 2.97 (8, 1)	1.0		3	0	0	0	2	0	0	0	0	0	0	7	10	0.00	0.000				


Florida Marlins @ Pittsburgh Pirates
Three Rivers Stadium, Pittsburgh, PA

AB 34
R 5
H 12
RBI 5
BB 3
SO 5
LOB 11



WP: 0 PA: 37
PB: 0
SB: 0
CS: 0

Batter	1	2	3	4	5	6	7	8	9	AB	R	H	RBI	BB	SO	LOB	TOP				
Chuck Carr, S OBP: 0.355, SLG: 0.377	F9	HR			G5-3		G6-3			4	1	1	2	0	0	1	Florida Marlins @ Pittsburgh Pirates Three Rivers Stadium, Pittsburgh, PA Sat Jun 11 1994, 7:05 PM EDT Att: 24,763 - Unknown - 73 F AB 34 R 4 H 9 RBI 4 BB 2 SO 5 LOB 8 				
Mario Diaz, R OBP: 0.526, SLG: 0.529	HR	G4-3			G6-3		G6-3			4	1	1	0	0	0	0					
Greg Colbrunn, R OBP: 0.382, SLG: 0.548	HR			K				L4		4	1	1	2	0	2	0					
Jeff Conine, R OBP: 0.376, SLG: 0.541	G4-3					F8		P2		4	0	1	0	0	0	0					
Bento Santiago, R OBP: 0.342, SLG: 0.396	FC6-4				G6-4-3		F8			4	0	1	0	0	1	1					
Bret Barberie, S OBP: 0.321, SLG: 0.374	FC6-4				F9				G3	3	0	0	0	1	0	1					
Kurt Abbott, R OBP: 0.319, SLG: 0.376		G5-3			G6-3					4	0	2	0	0	0	0					
Jesus Tavarez, S OBP: 0.188, SLG: 0.188		K								3	0	1	0	0	1	2					
Kurt Miller, R OBP: 0.500, SLG: 0.500										2	1	1	0	0	1	1					
Richie Lewis, R										0	0	0	0	0	0	0					
Jeff Mutis, L										0	0	0	0	0	0	0					
Matias Carrillo, L OBP: 0.327, SLG: 0.319										1	0	0	0	1	0	1					
Dave Magadan, L OBP: 0.383, SLG: 0.314										1	0	0	0	0	0	1					
Inning Stats	R: 2 E: 0 K: 0 S: 12	H: 3 LOB: 1 BB: 0 P: 14	R: 2 E: 0 K: 1 S: 17	H: 2 LOB: 0 BB: 0 P: 24	R: 0 E: 0 K: 1 S: 8	H: 1 LOB: 1 BB: 0 P: 12	R: 0 E: 0 K: 1 S: 9	H: 1 LOB: 1 BB: 0 P: 15	R: 0 E: 0 K: 1 S: 8	H: 0 LOB: 0 BB: 1 P: 9	R: 0 E: 0 K: 0 S: 4	H: 0 LOB: 0 BB: 1 P: 8	R: 0 E: 0 K: 1 S: 7	H: 0 LOB: 0 BB: 0 P: 9	R: 0 E: 0 K: 0 S: 10	H: 1 LOB: 1 BB: 0 P: 14		1B: 7 2B: 0 3B: 0 HR: 2	SF: 0 SAC: 0 DP: 2 HBP: 0	WP: 0 PB: 0 CS: 0	PA: 36
PITCHER	IP WLS BF H R ER SO BB IBB HBP BLK WP HR S P ERA WHIP																				
Steve Cooke, L ERA: 5.15	(1, 1) 5.0 W 21 7 4 4 4 0 0 0 0 0 2 54 74 7.20 1.400																				
John Hope, R ERA: 5.79	(6, 1) 2.0 8 1 0 0 0 2 0 0 0 0 0 16 26 0.00 1.500																				
Rick White, R ERA: 4.05	(8, 1) 2.0 7 1 0 0 1 0 0 0 0 0 0 17 23 0.00 0.500																				

Batter	1	2	3	4	5	6	7	8	9	AB	R	H	RBI	BB	SO	LOB	BOTTOM			
Carlos Garcia, R OBP: 0.322, SLG: 0.347	P3		F9	G4-6-3	K		F8			5	0	0	0	0	1	4	Florida Marlins @ Pittsburgh Pirates Three Rivers Stadium, Pittsburgh, PA Sat Jun 11 1994, 7:05 PM EDT Att: 24,763 - Unknown - 73 F AB 37 R 10 H 16 RBI 10 BB 6 SO 7 LOB 24 			
Jay Bell, R OBP: 0.300, SLG: 0.398	1B SF9		HR			PB 1B	G3-1			4	4	4	1	1	0	0				
Andy Van Slyke, L OBP: 0.365, SLG: 0.343										5	0	1	0	0	1	4				
Rick White, R			K	P5			G3-1			0	0	0	0	0	0	0				
Brian Hunter, R OBP: 0.302, SLG: 0.496	SF9									2	3	2	3	1	0	0				
Kevin Young, R OBP: 0.275, SLG: 0.347						WP 1B				1	0	0	0	0	0	2				
Orlando Merced, S OBP: 0.368, SLG: 0.398	K									4	2	1	0	1	3	3				
Al Martin, L OBP: 0.384, SLG: 0.488										4	1	2	2	1	0	0				
Jeff King, R OBP: 0.335, SLG: 0.376										3	0	2	2	2	1	3				
Don Slaught, R OBP: 0.375, SLG: 0.287										5	0	1	0	0	1	7				
Steve Cooke, R OBP: 0.238, SLG: 0.238										2	0	1	0	0	0	1				
Dave Clark, L OBP: 0.356, SLG: 0.398										1	0	1	2	0	0	0				
John Hope, R OBP: 0.333, SLG: 0.333										1	0	1	0	0	0	0				
Gary Varsho, L OBP: 0.346, SLG: 0.435										0	0	0	0	0	0	0				
Inning Stats	R: 1 E: 0 K: 1 S: 22	H: 2 LOB: 1 BB: 0 P: 28	R: 0 E: 0 K: 1 S: 9	H: 0 LOB: 1 BB: 1 P: 17	R: 3 E: 0 K: 1 S: 19	H: 5 LOB: 2 BB: 0 P: 27	R: 1 E: 0 K: 0 S: 7	H: 2 LOB: 0 BB: 0 P: 13	R: 2 E: 0 K: 2 S: 16	H: 1 LOB: 2 BB: 3 P: 37	R: 3 E: 0 K: 1 S: 13	H: 4 LOB: 2 BB: 1 P: 26	R: 0 E: 0 K: 0 S: 9	H: 2 LOB: 2 BB: 0 P: 17	R: 0 E: 0 K: 1 S: 8	H: 0 LOB: 1 BB: 1 P: 13		1B: 12 2B: 2 3B: 0 HR: 2	SF: 1 SAC: 0 DP: 1 HBP: 0	WP: 1 PB: 1 CS: 0
PITCHER	IP WLS BF H R ER SO BB IBB HBP BLK WP HR S P ERA WHIP																			
Kurt Miller, R ERA: 15.75	(1, 1) 4.0 L 23 7 1 1 1 2 1 1 0 0 1 0 12 29 9.00 2.000																			
Richie Lewis, R ERA: 3.82	(5, 1) 1.0 6 1 1 1 2 1 1 0 0 0 0 0 12 29 9.00 2.000																			
Jeff Mutis, L ERA: 5.94	(6, 1) 3.0 15 6 2 2 2 1 0 0 0 0 0 0 30 52 6.00 2.333																			

Batter	1	2	3	4	5	6	7	8	9	AB	R	H	RBI	BB	SO	LOB	TOP											
Carlos Garcia, R OBP: 0.320, SLG: 0.346	G6-3			G5-3		F8			HR	4	1	1	0	0	0	0												
Jay Bell, R OBP: 0.302, SLG: 0.408	G5-3			F9			K		HR	4	1	1	2	0	1	0												
Andy Van Slyke, L OBP: 0.341, SLG: 0.345	K			BB			L4		WP BB	3	0	1	0	1	1	0												
Brian Hunter, R OBP: 0.301, SLG: 0.484		K		K			G3		WP BB	3	0	0	0	1	2	1												
Jeff King, R OBP: 0.320, SLG: 0.357	K				P6			G6-3	K	4	0	0	0	0	2	2												
Don Slaught, R OBP: 0.374, SLG: 0.282	P9				F9			G4-3 BB		2	0	0	0	1	0	0												
Lloyd McClendon, R OBP: 0.250, SLG: 0.179				G5-3				G4-3		2	0	0	0	0	0	0												
Rick White, R					L7					0	0	0	0	0	0	0												
Jeff Ballard, L OBP: 0.500, SLG: 0.500										0	0	0	0	0	0	0												
Orlando Merced, S OBP: 0.399, SLG: 0.395										1	0	0	0	0	0	1												
Ravelo Manzanillo, L OBP: 1.000, SLG: 1.000										0	0	0	0	0	0	0												
Kevin Young, R OBP: 0.267, SLG: 0.336		G5-3			P9				K	3	0	0	0	0	1	0												
Denny Neagle, L OBP: 0.160, SLG: 0.160										1	0	0	0	0	0	0												
Al Martin, L OBP: 0.378, SLG: 0.478					P7				G4-3	2	0	0	0	0	0	0												
Inning Stats	R: 0 H: 0 E: 0 K: 1 S: 8	H: 0 LOB: 0 BB: 0 P: 15	R: 0 H: 0 E: 0 K: 2 S: 10	H: 0 LOB: 0 BB: 0 P: 15	R: 0 H: 0 E: 0 K: 0 S: 7	H: 0 LOB: 1 BB: 0 P: 12	R: 0 H: 0 E: 0 K: 1 S: 13	H: 0 LOB: 0 BB: 0 P: 20	R: 0 H: 0 E: 0 K: 0 S: 6	H: 0 LOB: 0 BB: 0 P: 8	R: 0 H: 0 E: 0 K: 1 S: 7	H: 0 LOB: 0 BB: 0 P: 10	R: 0 H: 0 E: 0 K: 0 S: 6	H: 0 LOB: 0 BB: 1 P: 14	R: 2 H: 3 E: 0 K: 2 S: 23	H: 3 LOB: 2 BB: 1 P: 35	1B: 2 2B: 0 3B: 0 HR: 1	SF: 0 SAC: 0 DP: 1 HBP: 0	WP: 1 PB: 0 SB: 0 CS: 0	PA: 32								
PITCHER	IP	WLS	BF	H	R	ER	SO	BB	IBB	HBP	BLK	WP	HR	S	P	ERA	WHIP											
Jeff Fassero, L ERA: 2.56	(1, 1)	8.2	W	29	2	2	2	6	2	0	0	0	0	1	80	131	2.08	0.462										
Jeff Shaw, R ERA: 3.43	(9, 1)	0.1		3	1	0	0	1	1	0	0	0	1	0	8	13	0.00	6.000										

Pittsburgh Pirates @ Montreal Expos
Olympic Stadium, Montreal, QB
Mon Jun 13 1994, 7:05 PM EDT
Att. 17,236 - Dome

AB 29
R 2
H 3
RBI 2
BB 3
SO 7
LOB 4



Batter	1	2	3	4	5	6	7	8	9	AB	R	H	RBI	BB	SO	LOB	BOTTOM											
Marquis Grissom, R OBP: 0.337, SLG: 0.410	1B FC6-4	G6-3				HR		G6-3		5	3	3	1	0	0	2												
Wil Cordero, R OBP: 0.344, SLG: 0.425	1B FC6-4				HR	G5-3				3	2	3	1	2	0	0												
Moises Alou, R OBP: 0.406, SLG: 0.568	1B FC6-4 G5-3	L6			G5-3	HR		K		4	2	0	1	1	1	6												
Larry Walker, L OBP: 0.363, SLG: 0.523	G5-3			K	P2	HR		K		5	1	2	3	0	2	3												
Randy Milligan, R OBP: 0.358, SLG: 0.383	G5-3			P4	HR	F8				4	1	1	3	0	0	1												
Lenny Webster, R OBP: 0.382, SLG: 0.456	BB			G4-3		HR		G6-4-3 HBP		2	1	1	1	1	0	0												
Mike Lansing, R OBP: 0.306, SLG: 0.345	L6			F7	G5-3			G6-4-3		4	0	0	0	0	0	3												
Freddie Benavides, R OBP: 0.258, SLG: 0.328		G5-3		K		K		G6-3		4	0	0	0	0	2	0												
Jeff Fassero, L ERA: 4.33	(1, 1)	4.2	L	24	8	6	6	3	2	0	0	0	0	0	101	11.57	2.143											
Rick White, R ERA: 4.93	(5, 1)	1.1		8	3	4	4	2	1	0	0	0	0	1	19	32	27.00	3.000										
Jeff Ballard, L ERA: 3.31	(7, 1)	1.0		3	0	0	0	0	0	0	1	0	0	0	3	5	0.00	0.000										
Ravelo Manzanillo, L ERA: 1.96	(8, 1)	1.0		5	0	0	0	2	1	0	0	0	0	0	13	24	0.00	1.000										
Inning Stats	R: 2 H: 3 E: 0 K: 0 S: 15	H: 1 LOB: 2 BB: 1 P: 27	R: 0 H: 1 E: 0 K: 0 S: 12	H: 1 LOB: 2 BB: 1 P: 21	R: 0 H: 0 E: 0 K: 1 S: 8	H: 0 LOB: 0 BB: 0 P: 15	R: 0 H: 0 E: 0 K: 2 S: 12	H: 0 LOB: 0 BB: 0 P: 17	R: 4 H: 4 E: 0 K: 0 S: 15	H: 4 LOB: 0 BB: 0 P: 24	R: 4 H: 3 E: 0 K: 2 S: 17	H: 3 LOB: 1 BB: 1 P: 29	R: 0 H: 0 E: 0 K: 0 S: 3	H: 0 LOB: 0 BB: 0 P: 5	R: 0 H: 1 E: 1 K: 2 S: 13	H: 0 LOB: 2 BB: 1 P: 24	1B: 5 2B: 1 3B: 1 HR: 4	SF: 0 SAC: 0 DP: 1 HBP: 1	WP: 0 PB: 0 SB: 1 CS: 0	PA: 40								
PITCHER	IP	WLS	BF	H	R	ER	SO	BB	IBB	HBP	BLK	WP	HR	S	P	ERA	WHIP											
Denny Neagle, L	(1, 1)	4.2	L	24	8	6	6	3	2	0	0	0	0	1	19	32	27.00	3.000										
Rick White, R	(5, 1)	1.1		8	3	4	4	2	1	0	0	0	0	1	19	32	27.00	3.000										
Jeff Ballard, L	(7, 1)	1.0		3	0	0	0	0	0	0	1	0	0	0	3	5	0.00	0.000										
Ravelo Manzanillo, L	(8, 1)	1.0		5	0	0	0	2	1	0	0	0	0	0	13	24	0.00	1.000										


Pittsburgh Pirates @ Montreal Expos
Olympic Stadium, Montreal, QB
Mon Jun 13 1994, 7:05 PM EDT
Att. 17,236 - Dome

AB 35
R 10
H 11
RBI 10
BB 4
SO 7
LOB 15



Batter	1	2	3	4	5	6	7	8	9	AB	R	H	RBI	BB	SO	LOB	TOP					
Carlos Garcia, R (1.4)	E6		1B		G6-4-3	G5-3		E5		4	1	1	0	0	0	2	Pittsburgh Pirates @ Montreal Expos Olympic Stadium, Montreal, QB Tue Jun 14 1994, 7:05 PM EDT Att. 15,781 - Dome					
Jay Bell, R (1.6)			P9		G6-4-3		F8	2B	5	0	1	1	0	0	3							
Andy Van Slyke, L (1.8)			K				FC4-6	1B	3	1	2	1	2	1	1							
Brian Hunter, R (1.3)	P6				F9		F7	K	5	1	2	1	0	1	4							
Orlando Merced, S (1.9)		K							4	0	2	1	0	1	1							
Mark Dewey, R (7.1)									0	0	0	0	0	0	0							
Lloyd McClendon, R (9. PH)									1	1	1	0	0	0	0							
Al Martin, L (1.7)									5	1	3	0	0	2	2							
Jeff King, R (1.5)									4	2	2	2	0	0	3							
Don Slaught, R (1.2)									4	0	1	0	1	2	3							
Zane Smith, L (1.1)									2	0	0	0	0	1	3							
Bias Minor, R (4.1)									0	0	0	0	0	0	0							
Dave Clark, L (6. PH)									1	0	0	1	0	0	1							
Dan Miceli, R (6.1)									0	0	0	0	0	0	0							
Gary Varsho, L (7.9)									2	0	0	0	0	1	2							
Inning Stats	R: 0 E: 2 K: 0 S: 9	H: 0 LOB: 1 BB: 1 P: 15	R: 0 E: 0 K: 1 S: 7	H: 1 LOB: 1 BB: 0 P: 8	R: 0 E: 0 K: 1 S: 10	H: 1 LOB: 1 BB: 0 P: 16	R: 0 E: 0 K: 2 S: 15	H: 2 LOB: 3 BB: 1 P: 22	R: 2 E: 0 K: 0 S: 7	H: 2 LOB: 1 BB: 1 P: 16	R: 0 E: 0 K: 1 S: 11	H: 2 LOB: 1 BB: 0 P: 14	R: 0 E: 0 K: 0 S: 10	H: 1 LOB: 1 BB: 0 P: 16	R: 3 E: 1 K: 3 S: 16	H: 4 LOB: 2 BB: 0 P: 22	R: 1 E: 0 K: 1 S: 12	H: 2 LOB: 1 BB: 0 P: 17	1B: 10 2B: 5 3B: 0 HR: 0	SF: 1 SAC: 0 DP: 1 HBP: 1	WP: 0 PB: 0 SB: 1 CS: 1	PA: 45
PITCHER	IP WLS BF H R ER SO BB IBB HBP BLK WP HR S P ERA WHIP																					
Pedro Martinez, R (1.1)	5.0 W 23 6 2 2 4 3 0 1 0 0 0 48 77 3.60 1.800																					
Gil Heredia, R (6.1)	1.0 5 2 1 1 1 0 0 0 0 0 0 11 14 9.00 2.000																					
Mel Rojas, R (7.1)	1.2 9 3 3 1 2 0 0 0 0 0 0 20 28 5.40 1.800																					
John Wetteland, R (8.1)	1.1 S 8 4 1 1 2 0 0 0 0 0 0 18 27 6.75 3.000																					


Batter	1	2	3	4	5	6	7	8	9	AB	R	H	RBI	BB	SO	LOB	BOTTOM			
Marquis Grissom, R (1.8)	S									3	4	3	0	2	0	0	Pittsburgh Pirates @ Montreal Expos Olympic Stadium, Montreal, QB Tue Jun 14 1994, 7:05 PM EDT Att. 15,781 - Dome			
Wil Cordero, R (1.6)	G5-3									5	1	2	2	0	5					
Moises Alou, R (1.7)										2	2	0	1	2	1					
Larry Walker, L (1.9)										2	0	1	2	0	1					
Lou Frazier, S (6. PR)										2	2	2	1	0	0					
Randy Milligan, R (1.3)										3	1	1	0	1	1					
John Wetteland, R (8.1)										1	0	1	1	0	0					
Lenny Webster, R (1.2)										5	0	2	2	0	1					
Sean Berry, R (1.5)										5	0	2	3	0	1					
Mike Lansing, R (1.4)										4	0	1	0	0	3					
Pedro Martinez, R (1.1)										1	1	0	0	0	1					
Gil Heredia, R (6.1)										0	0	0	0	0	0					
Darrin Fletcher, L (6. PH)										1	0	0	0	0	0					
Mel Rojas, R (7.1)										0	0	0	0	0	0					
Cliff Floyd, L (8.3)										0	1	0	0	1	0					
Inning Stats	R: 2 E: 0 K: 0 S: 9	H: 1 LOB: 2 BB: 1 P: 22	R: 0 E: 0 K: 0 S: 6	H: 1 LOB: 1 BB: 1 P: 14	R: 1 E: 0 K: 2 S: 16	H: 2 LOB: 1 BB: 0 P: 25	R: 2 E: 0 K: 1 S: 9	H: 3 LOB: 0 BB: 0 P: 17	R: 0 E: 0 K: 0 S: 6	H: 0 LOB: 1 BB: 0 P: 12	R: 0 E: 0 K: 0 S: 6	H: 0 LOB: 0 BB: 0 P: 9	R: 3 E: 0 K: 0 S: 16	H: 4 LOB: 2 BB: 1 P: 29	R: 4 E: 0 K: 1 S: 18	H: 4 LOB: 2 BB: 2 P: 36	1B: 12 2B: 2 3B: 1 HR: 0	SF: 1 SAC: 1 DP: 0 HBP: 1	WP: 0 PB: 0 SB: 5 CS: 0	PA: 43
PITCHER	IP WLS BF H R ER SO BB IBB HBP BLK WP HR S P ERA WHIP																			
Zane Smith, L (1.1)	3.2 L 20 7 5 5 2 3 0 0 1 0 0 0 9 17 0.00 0.000																			
Bias Minor, R (4.1)	1.1 4 0 0 0 2 0 0 0 0 0 0 9 17 0.00 0.000																			
Dan Miceli, R (6.1)	1.1 9 4 3 3 0 0 1 0 0 0 0 18 34 20.25 3.000																			
Mark Dewey, R (7.1)	1.2 10 4 4 4 1 1 1 0 0 0 0 22 40 21.60 3.000																			



Batter	1	2	3	4	5	6	7	8	9	AB	R	H	RBI	BB	SO	LOB	TOP					
Carlos Garcia, R OBP: 0.317, SLG: 0.338 (1, 4)	1-2 G1-4-3		3-2 G4-3		0-0 F9		1-0 G4-3			4	0	0	0	0	0	0	Pittsburgh Pirates @ Montreal Expos Olympic Stadium, Montreal, QB Wed Jun 15 1994, 7:05 PM EDT Att: 21,269 - Dome					
Jay Bell, R OBP: 0.303, SLG: 0.409 (1, 6)	3-3 K		3-2 1B		0-0 2B		2-2 G5-3			4	1	2	0	0	1	0						
Andy Van Slyke, L OBP: 0.348, SLG: 0.357 (1, 8)	2-0 L8		2-3 K		0-0 F7			3-2 G6-3		4	0	1	0	0	1	2						
Gary Varsho, L OBP: 0.290, SLG: 0.357 (8, 8)										0	0	0	0	0	0	0						
Brian Hunter, R OBP: 0.309, SLG: 0.496 (1, 3)		1-0 1B		0-0 F9	2-1 2B			0-1 P4		4	1	2	1	0	0	1						
Orlando Merced, S OBP: 0.373, SLG: 0.404 (1, 9)		0-1 1B		2-2 2B	0-0 G4-3			2-2 G6-3		4	0	2	0	0	0	2						
Al Martin, L OBP: 0.381, SLG: 0.481 (1, 7)		0-0 P6		0-0 2B		2-1 G4-3		1-3 K		4	0	1	0	0	1	3						
Jeff King, R OBP: 0.326, SLG: 0.370 (1, 5)		0-2 1B		0-1 G5-3		3-1 P3		0-1 G5-4-3		4	0	2	1	0	0	2						
Lance Parrish, R OBP: 0.371, SLG: 0.368 (1, 2)		3-3 K		4-2 BB		0-0 G6-3		2-2 G5-4-3		3	0	0	0	1	1	3						
Paul Wagner, R OBP: 0.185, SLG: 0.222 (4, PH)										1	0	0	0	0	0	0						
Dave Clark, L OBP: 0.371, SLG: 0.456 (4, PH)										1	0	0	0	0	1	3						
Jeff Ballard, L OBP: 0.240, SLG: 0.500 (6, 1)										0	0	0	0	0	0	0						
Dan Miceli, R OBP: 0.290, SLG: 0.225 (7, PH)										0	0	0	0	0	0	0						
Lloyd McClendon, R OBP: 0.190, SLG: 0.225 (7, 1)										0	0	0	0	0	0	0						
Ravelo Manzanillo, L OBP: 0.290, SLG: 0.225 (8, 1)										0	0	0	0	0	0	0						
Alejandro Pena, R OBP: 0.260, SLG: 0.333 (9, PH)										1	0	0	0	0	0	0						
Inning Stats	R: 0 E: 0 K: 1 S: 9	H: 0 LOB: 0 BB: 0 P: 15	R: 1 E: 0 K: 1 S: 13	H: 3 LOB: 2 BB: 0 P: 17	R: 0 E: 0 K: 1 S: 11	H: 1 LOB: 1 BB: 0 P: 20	R: 0 E: 0 K: 1 S: 15	H: 2 LOB: 3 BB: 1 P: 24	R: 1 E: 0 K: 0 S: 6	H: 2 LOB: 1 BB: 0 P: 8	R: 0 E: 0 K: 0 S: 5	H: 0 LOB: 0 BB: 0 P: 10	R: 0 E: 0 K: 0 S: 5	H: 0 LOB: 0 BB: 0 P: 9	R: 0 E: 0 K: 1 S: 12	H: 1 LOB: 1 BB: 0 P: 18	R: 0 E: 0 K: 0 S: 7	H: 1 LOB: 0 BB: 0 P: 10	1B: 6 2B: 5 3B: 0 HR: 0	SF: 0 SAC: 0 DP: 2 HBP: 0	WP: 0 PB: 0 SB: 0 CS: 1	PA: 36
PITCHER	IP WLS BF H R ER SO BB IBB HBP BLK WP HR S P ERA WHIP																					
Ken Hill, R ERA: 3.11 (1, 1)	6.0 W 26 8 2 2 4 1 0 0 0 0 0 59 94 3.00 1.500																					
Butch Henry, L ERA: 2.2 (7, 1)	3.0 S 10 2 0 0 1 0 0 0 0 0 0 24 37 0.00 0.667																					
Batter	1	2	3	4	5	6	7	8	9	AB	R	H	RBI	BB	SO	LOB	BOTTOM					
Marquis Grissom, R OBP: 0.355, SLG: 0.430 (1, 8)	4-0 1B	1-0 G4-3	1-3 K			1-2 2B		1-2 P3		4	3	2	0	2	1	4	Pittsburgh Pirates @ Montreal Expos Olympic Stadium, Montreal, QB Wed Jun 15 1994, 7:05 PM EDT Att: 21,269 - Dome					
Lou Frazier, S OBP: 0.448, SLG: 0.407 (1, 7)	4-1 2B	0-1 G4-3		0-1 L7		4-1 2B	1-1 P4	2-1 FC6-4		4	2	0	0	2	0	6						
Moises Alou, R OBP: 0.414, SLG: 0.579 (1, 9)	0-2 2B	2-1 1B		0-0 HR		4-1 2B	1-2 L7			4	3	3	2	1	0	3						
Darrin Fletcher, L OBP: 0.360, SLG: 0.460 (1, 2)	1-0 2B	0-0 P6		1-3 K		1-0 SF8		2-1 1B		4	1	2	4	0	1	1						
Butch Henry, L OBP: 0.296, SLG: 0.308 (7, 1)	G4-3 2B	P6		K		SF8 2B		1B BLK		1	1	1	0	0	0	0						
Cliff Floyd, L OBP: 0.330, SLG: 0.395 (1, 3)	G4-3	K		G5-3		SF8 2B		BLK 1B		4	1	1	2	0	1	2						
Wil Cordero, R OBP: 0.350, SLG: 0.442 (1, 6)	1B					P5		2B		5	2	3	2	0	1	1						
Juan Bell, R OBP: 0.360, SLG: 0.385 (1, 4)	L7					L4		2B		5	0	2	1	0	0	2						
Mike Lansing, R OBP: 0.311, SLG: 0.343 (1, 5)						K		2B		3	0	1	1	2	1	1						
Sean Berry, R OBP: 0.348, SLG: 0.406 (8, PR) (9, 5)						K		BB		0	0	0	0	0	0	0						
Ken Hill, R OBP: 0.194, SLG: 0.138 (1, 1)	2-2 G6-3					G6-3		BB		2	0	0	0	0	0	1						
Tim Spehr, R OBP: 0.286, SLG: 0.320 (7, 2)								FC5-4		1	0	0	0	1	0	2						
Inning Stats	R: 5 E: 0 K: 0 S: 15	H: 4 LOB: 1 BB: 2 P: 28	R: 1 E: 0 K: 1 S: 9	H: 2 LOB: 1 BB: 0 P: 14	R: 0 E: 1 K: 1 S: 13	H: 1 LOB: 2 BB: 1 P: 20	R: 0 E: 0 K: 2 S: 11	H: 0 LOB: 0 BB: 0 P: 17	R: 3 E: 0 K: 0 S: 11	H: 2 LOB: 1 BB: 2 P: 23	R: 0 E: 0 K: 0 S: 8	H: 1 LOB: 3 BB: 2 P: 21	R: 3 E: 0 K: 0 S: 19	H: 4 LOB: 2 BB: 1 P: 33	1B: 7 2B: 6 3B: 1 HR: 1	SF: 1 SAC: 1 DP: 0 HBP: 0	WP: 1 PB: 0 SB: 1 CS: 0	PA: 47				
PITCHER	IP WLS BF H R ER SO BB IBB HBP BLK WP HR S P ERA WHIP																					
Paul Wagner, R ERA: 4.63 (1, 1)	3.0 L 19 7 6 6 2 3 0 0 0 0 1 1 28 46 18.00 3.333																					
Jeff Ballard, L ERA: 4.74 (4, 1)	2.2 13 3 4 4 3 1 1 0 0 0 1 1 28 46 13.50 1.500																					
Dan Miceli, R ERA: 8.1 (6, 1)	0.1 1 0 0 0 0 0 0 0 0 0 0 0 3 4 0.00 0.000																					
Ravelo Manzanillo, L ERA: 3.0 (7, 1)	1.0 11 5 3 3 0 3 0 0 0 1 0 0 18 40 27.00 8.000																					
Alejandro Pena, R ERA: 5.4 (8, 1)	1.0 3 0 0 0 0 0 0 0 0 0 0 0 9 14 0.00 0.000																					

Batter	1	2	3	4	5	6	7	8	9	10	AB	R	H	RBI	BB	SO	LOB	TOP	
Carlos Garcia, R OBP: 0.313, SLG: 0.348 (1, 4)	G5-3		HR		G5-4-3		P4		K	SF9-5	5	1	1	2	0	1	1	Pittsburgh Pirates @ St. Louis Cardinals Busch Stadium, St. Louis, MO Thu Jun 16 1994, 7:05 PM CDT Att: 28,011 - Unknown - 92 F	
Jay Bell, R OBP: 0.312, SLG: 0.414 (1, 6)	G3-6 BB		P4		2B		2B BB		G4-6-3 HBP		2	1	1	0	2	0	0		
Andy Van Slyke, L OBP: 0.349, SLG: 0.359 (1, 8)	G3-6		G1-6-3 BB		G4-3		2B		G4-6-3		4	0	1	1	1	0	3		
Dave Clark, L OBP: 0.375, SLG: 0.448 Kevin Young, R OBP: 0.271, SLG: 0.339 (9, 3)		1B BB	G1-6-3				WP BB			1B BB	2	2	0	0	2	1	2		
Al Martin, L OBP: 0.351, SLG: 0.477 (1, 7)	K				G4-6-3 BB		F7		G4-3		4	1	1	0	1	1	2		
Orlando Merced, S OBP: 0.378, SLG: 0.409 (9, 9)	G6-3		G4-6-3		1B		BB		1B		5	1	3	1	0	0	2		
Jeff King, R OBP: 0.333, SLG: 0.375 (1, 5)	1B		1B		FC6-4 1B		G5-4-3 BB		P4		3	0	2	1	1	0	1		
Lance Parrish, R OBP: 0.373, SLG: 0.371 (1, 2)	1B		1B		FC6-4		G5-4-3		1B		5	0	2	2	0	0	4		
Steve Cooke, R OBP: 0.240, SLG: 0.240 Mark Dewey, L OBP: 0.100, SLG: 0.100 Alejandro Pena, R OBP: 0.100, SLG: 0.100 Gary Varsho, L OBP: 0.100, SLG: 0.100 Bias Minor, R OBP: 0.100, SLG: 0.100 Rick White, R OBP: 0.100, SLG: 0.100 (1, 11)	G5-3				G5-4-3 1B				P6		4	0	1	0	0	1	4		
Inning Stats	R: 0 E: 0 K: 0 S: 5	H: 0 LOB: 0 BB: 1 P: 10	R: 1 E: 0 K: 1 S: 10	H: 2 LOB: 2 BB: 1 P: 16	R: 1 E: 0 K: 0 S: 7	H: 1 LOB: 1 BB: 1 P: 14	R: 0 E: 0 K: 0 S: 9	H: 1 LOB: 1 BB: 1 P: 18	R: 0 E: 0 K: 0 S: 9	H: 2 LOB: 2 BB: 0 P: 12	R: 1 E: 0 K: 1 S: 13	H: 1 LOB: 1 BB: 1 P: 23	R: 0 E: 0 K: 1 S: 11	H: 2 LOB: 2 BB: 0 P: 16	R: 3 E: 0 K: 0 S: 19	H: 3 LOB: 1 BB: 0 P: 27	1B: 10 2B: 3 3B: 0 HR: 1		SF: 2 SAC: 0 DP: 7 HBP: 2
PITCHER	IP WLS BF H R ER SO ERA WHIP	IP WLS BF H R ER SO ERA WHIP	IP WLS BF H R ER SO ERA WHIP	IP WLS BF H R ER SO ERA WHIP	IP WLS BF H R ER SO ERA WHIP	IP WLS BF H R ER SO ERA WHIP	IP WLS BF H R ER SO ERA WHIP	IP WLS BF H R ER SO ERA WHIP	IP WLS BF H R ER SO ERA WHIP	IP WLS BF H R ER SO ERA WHIP	IP WLS BF H R ER SO ERA WHIP	IP WLS BF H R ER SO ERA WHIP	IP WLS BF H R ER SO ERA WHIP	IP WLS BF H R ER SO ERA WHIP	IP WLS BF H R ER SO ERA WHIP	IP WLS BF H R ER SO ERA WHIP	IP WLS BF H R ER SO ERA WHIP	IP WLS BF H R ER SO ERA WHIP	
Omar Olivares, R ERA: 5.4 (1, 1)	6.2	30	8	4	4	1	7	0	0	0	0	0	0	0	0	0	0	0	0
Rob Murphy, L ERA: 3.90 (7, 1)	0.1	1	0	0	0	1	0	0	0	0	0	0	0	0	0	0	0	0	0
Rene Arocha, R ERA: 4.92 (8, 1)	2.0	8	2	0	0	2	0	0	1	0	0	0	0	0	22	32	0.00	1.000	
Mike Perez, R ERA: 7.08 (10, 1)	1.0	L	7	3	3	0	0	0	1	0	0	0	0	0	19	27	27.00	3.000	

AB	35
R	7
H	13
RBI	7
BB	7
SO	4
LOB	19



Batter	1	2	3	4	5	6	7	8	9	10	AB	R	H	RBI	BB	SO	LOB	BOTTOM			
Ray Lankford, L OBP: 0.394, SLG: 0.538 (1, 8)	G4-3		HBP 1B BB		K		G3		F8		4	0	0	0	1	1	0	Pittsburgh Pirates @ St. Louis Cardinals Busch Stadium, St. Louis, MO Thu Jun 16 1994, 7:05 PM CDT Att: 28,011 - Unknown - 92 F			
Geronimo Pena, S OBP: 0.309, SLG: 0.381 (1, 4)	G6-3		F8		K		F9		G5-3 PB 1B		5	1	1	0	0	1	1				
Gregg Jefferies, S OBP: 0.414, SLG: 0.493 (1, 3)	K		HBP 1B		G6-3		G6-3 3B		G5-3		5	1	2	0	0	1	1				
Todd Zeile, R OBP: 0.313, SLG: 0.405 (1, 5)		G6-3 1B 2B	G6-4-3 HBP		FC5-4 1B		K		G5-3		4	1	2	0	0	1	2				
Mark Whiten, S OBP: 0.333, SLG: 0.441 (1, 9)	G6-3		G6-4-3		F8		G6-3		G5-3 DI 1B		5	0	1	2	0	0	5				
Brian Jordan, R OBP: 0.313, SLG: 0.346 (1, 7)	K		HR		FC5-4 1B		F8		G4-3		5	1	2	1	0	1	2				
Tom Pagnozzi, R OBP: 0.344, SLG: 0.461 Luis Alicea, S OBP: 0.331, SLG: 0.381 Terry McCriff, R OBP: 0.389, SLG: 0.356 (1, 2)	G6-3		G6-3		G6-3		FC5-4 1B		F8		3	0	1	1	0	0	2				
Ozzie Smith, S OBP: 0.320, SLG: 0.322 (1, 6)	1B		F8		G5-3		G5-3		F8		4	0	1	0	0	0	2				
Omar Olivares, R OBP: 0.260, SLG: 0.400 Rob Murphy, L OBP: 0.100, SLG: 0.100 Bernard Gilkey, R OBP: 0.100, SLG: 0.100 Rene Arocha, R OBP: 0.100, SLG: 0.100 Gerardo Perry, L OBP: 0.100, SLG: 0.100 Mike Perez, R OBP: 0.100, SLG: 0.100 (1, 11)	K		K		K		P3		HR		2	0	0	0	0	2	2				
Inning Stats	R: 0 E: 0 K: 1 S: 6	H: 3 LOB: 2 BB: 0 P: 9	R: 1 E: 0 K: 2 S: 15	H: 3 LOB: 2 BB: 0 P: 26	R: 1 E: 0 K: 1 S: 8	H: 1 LOB: 2 BB: 1 P: 14	R: 1 E: 0 K: 1 S: 6	H: 1 LOB: 0 BB: 0 P: 9	R: 0 E: 0 K: 2 S: 7	H: 2 LOB: 2 BB: 0 P: 17	R: 0 E: 0 K: 0 S: 8	H: 0 LOB: 0 BB: 0 P: 11	R: 1 E: 0 K: 1 S: 12	H: 1 LOB: 0 BB: 0 P: 16	R: 1 E: 0 K: 0 S: 8	H: 1 LOB: 0 BB: 0 P: 9	R: 1 E: 0 K: 0 S: 12		H: 2 LOB: 1 BB: 0 P: 20	1B: 7 2B: 1 3B: 1 HR: 2	SF: 0 SAC: 0 DP: 1 HBP: 1
PITCHER	IP WLS BF H R ER SO ERA WHIP	IP WLS BF H R ER SO ERA WHIP	IP WLS BF H R ER SO ERA WHIP	IP WLS BF H R ER SO ERA WHIP	IP WLS BF H R ER SO ERA WHIP	IP WLS BF H R ER SO ERA WHIP	IP WLS BF H R ER SO ERA WHIP	IP WLS BF H R ER SO ERA WHIP	IP WLS BF H R ER SO ERA WHIP	IP WLS BF H R ER SO ERA WHIP	IP WLS BF H R ER SO ERA WHIP	IP WLS BF H R ER SO ERA WHIP	IP WLS BF H R ER SO ERA WHIP	IP WLS BF H R ER SO ERA WHIP	IP WLS BF H R ER SO ERA WHIP	IP WLS BF H R ER SO ERA WHIP	IP WLS BF H R ER SO ERA WHIP	IP WLS BF H R ER SO ERA WHIP			
Steve Cooke, L ERA: 5.04 (1, 1)	7.0	30	8	3	3	6	1	0	0	0	0	0	0	0	0	0	0	0			
Mark Dewey, R ERA: 2.30 (8, 1)	1.0	3	0	0	0	1	0	0	0	0	0	0	0	0	10	14	0.00	0.000			
Alejandro Pena, R ERA: 5.55 (9, 1)	1.0	W	4	1	1	1	0	0	0	0	0	0	0	1	8	9	9.00	1.000			
Bias Minor, R ERA: 9.75 (10, 1)	0.2	4	2	1	1	0	0	0	0	0	0	0	0	9	17	13.50	3.000				
Rick White, R ERA: 4.80 (10, 1)	0.1	S	1	0	0	0	0	0	0	0	0	0	0	3	3	0.00	0.000				

AB	40
R	5
H	11
RBI	5
BB	1
SO	7
LOB	17



Batter	1	2	3	4	5	6	7	8	9	AB	R	H	RBI	BB	SO	LOB	TOP										
Carlos Garcia, R (1.4) OBP: 0.319, SLG: 0.357 Tom Foley, L (8.4) OBP: 0.303, SLG: 0.382	0-3 K	1-0 SH1-3 2B		1-0 F8 S 1B		0-1 S 2B 1B		0-3 K	1-0 1-2 1B	5	2	3	2	0	2	0											
Jay Bell, R (1.6) OBP: 0.314, SLG: 0.416	1-1 G6-3	1-0 SH1-3		3-2 F8		3-0 1-H 2B		4-0 1B BB	0-1 F8	4	0	1	2	1	0	3											
Andy Van Slyke, L (1.8) OBP: 0.350, SLG: 0.355	4-2 BB	3-H G4-3		2-1 F9		3-2 G3		4-2 1B BB		3	0	0	0	2	0	2											
Dave Clark, L (1.9) OBP: 0.382, SLG: 0.462 Kevin Young, R (7.7) OBP: 0.275, SLG: 0.336	3-2 G4-3		0-0 G3-1 1B		2-2 2B		4-0 G6-4-3 1B BB	1-2 L8		3	0	2	0	0	0	1											
Al Martin, L (1.7) OBP: 0.389, SLG: 0.484		3-2 S 2B 1B	0-2 G5-3 G3-1 1B		0-0 F7		1-2 G6-4-3 1B	1-2 1B	1-2 2-3 1B	5	1	4	0	0	0	1											
Orlando Merced, S (1.3) OBP: 0.374, SLG: 0.409		1-0 F9 1B 2B	2-2 G3-1		0-1 F9		1-0 G6-4-3	0-2 F7		5	1	1	1	0	0	8											
Jeff King, R (1.5) OBP: 0.335, SLG: 0.378		1-1 F9	4-0 1B		0-1 F8		2-0 2B		2-1 L7	4	0	1	1	1	0	2											
Lance Parrish, R (1.2) OBP: 0.375, SLG: 0.364		3-2 1B 2B 1B	1-1 G5-3		1-3 K		4-0 1B	2-2 F9		4	1	1	1	1	1	3											
Jon Lieber, L (1.1) OBP: 0.063, SLG: 0.063 Brian Hunter, R (9.7) OBP: 0.314, SLG: 0.500 Paul Wagner, R (9.1) OBP: 0.185, SLG: 0.222 Ravelo Manzanillo, L (9.1) OBP: 1.000, SLG: 1.000 Alejandro Pena, R (9.1)		0-1 1-2 2B 1B		0-0 L9		2-1 G5-3	1-3 K	1-0 1B		4	1	1	0	0	1	2											
Inning Stats	R: 0 E: 0 K: 1 S: 11	H: 0 LOB: 1 BB: 1 P: 19	R: 5 E: 0 K: 0 S: 16	H: 5 LOB: 0 BB: 0 P: 28	R: 0 E: 0 K: 0 S: 9	H: 2 LOB: 2 BB: 1 P: 16	R: 0 E: 0 K: 0 S: 9	H: 1 LOB: 1 BB: 0 P: 14	R: 0 E: 0 K: 1 S: 8	H: 1 LOB: 1 BB: 0 P: 10	R: 1 E: 0 K: 1 S: 11	H: 2 LOB: 1 BB: 0 P: 20	R: 1 E: 0 K: 1 S: 6	H: 2 LOB: 2 BB: 2 P: 18	R: 0 E: 0 K: 1 S: 16	H: 1 LOB: 3 BB: 2 P: 26	R: 0 E: 0 K: 0 S: 9	H: 2 LOB: 2 BB: 0 P: 15	1B: 11 2B: 5 3B: 0 HR: 0	SF: 0 SAC: 1 DP: 2 HBP: 0	WP: 0 PA: 47 PB: 0 SB: 3 CS: 0						
PITCHER	IP	WLS	BF	H	R	ER	SO	BB	IBB	HBP	BLK	WP	HR	S	P	ERA	WHIP										
Bob Tewksbury, R (1.1) ERA: 5.44	5.2	L	29	11	6	6	2	1	1	0	0	0	0	61	101	9.53	2.118										
Bryan Eversgerd, L (6.1) ERA: 3.59	1.0	4	1	1	1	1	0	1	0	0	0	0	0	5	13	9.00	2.000										
John Habyan, R (7.1) ERA: 3.97	0.1	3	1	0	0	1	0	0	0	0	0	0	0	4	11	0.00	3.000										
Rich Rodriguez, L (8.1) ERA: 3.16	1.0	6	1	0	0	1	2	0	0	0	0	0	0	16	26	0.00	3.000										
Mike Perez, R (9.1) ERA: 6.75	1.0	5	2	0	0	0	0	0	0	0	0	0	0	9	15	0.00	2.000										

Pittsburgh Pirates @ St. Louis Cardinals
Busch Stadium, St. Louis, MO

AB 40
R 7
H 16
RBI 7
BB 6
SO 4
LOB 24



WP: 0 PA: 47
PB: 0
SB: 3
CS: 0

Pittsburgh Pirates @ St. Louis Cardinals
Busch Stadium, St. Louis, MO

AB 33
R 4
H 9
RBI 4
BB 4
SO 6
LOB 17



WP: 1 PA: 39
PB: 0
SB: 0
CS: 1

Batter	1	2	3	4	5	6	7	8	9	AB	R	H	RBI	BB	SO	LOB	BOTTOM										
Ray Lankford, L (1.8) OBP: 0.397, SLG: 0.540	3-2 1B 2B	1-1 G6-4-3 1B		4-2 CS BB			1-3 K		3-2 SF7	3	1	2	1	1	1	0											
Geronomo Pena, S (1.4) OBP: 0.304, SLG: 0.373	0-1 G3 2B	3-2 G6-4-3		0-1 CS	0-1 G4-3			1-3 K	3-H F7	5	1	1	0	0	1	3											
Gregg Jefferies, S (1.3) OBP: 0.412, SLG: 0.489	0-1 G3		2-1 L7		1-0 G4-3			1-0 2B G3 1B		4	1	1	0	0	0	2											
Todd Zeile, R (1.5) OBP: 0.313, SLG: 0.407	1-3 K		3-3 K		0-0 F8			0-1 G3 2B		4	0	1	0	0	2	2											
Mark Whiten, S (1.9) OBP: 0.343, SLG: 0.452	1-1 E 2B		4-2 1B BB			1-2 G6-4-3 1B		0-0 G3		3	0	2	3	1	0	1											
Brian Jordan, R (1.7) OBP: 0.312, SLG: 0.343	0-1 E6		2-0 1B			0-0 G6-4-3		0-0 F7		4	0	1	0	0	0	3											
Tom Pagnozzi, R (1.2) OBP: 0.341, SLG: 0.449	0-2 G6-3		0-1 G3			1-2 F8			4-1 WP BB SF7 BB	3	1	0	0	1	0	4											
Ozzie Smith, S (1.6) OBP: 0.319, SLG: 0.317		1-0 P5		1-2 L8			3-2 G6-3		4-2 WP BB	3	0	0	0	1	0	0											
Bob Tewksbury, R (1.1) ERA: 2.3 Bryan Eversgerd, R (6.1) John Habyan, R (7.1) Luis Alicia, S (7.7) OBP: 0.350, SLG: 0.378 Rich Rodriguez, L (8.1) Mike Perez, R (9.1) Gerald Perry, L (9.7) OBP: 0.462, SLG: 0.514		1-2 1B		2-1 G4-3			1-3 K		3-3 K	2	0	1	0	0	0	0											
Inning Stats	R: 2 E: 1 K: 1 S: 21	H: 3 LOB: 2 BB: 0 P: 26	R: 0 E: 0 K: 0 S: 10	H: 2 LOB: 1 BB: 0 P: 16	R: 0 E: 0 K: 1 S: 12	H: 1 LOB: 2 BB: 1 P: 23	R: 0 E: 0 K: 0 S: 9	H: 0 LOB: 0 BB: 1 P: 16	R: 0 E: 0 K: 0 S: 4	H: 0 LOB: 0 BB: 0 P: 5	R: 0 E: 0 K: 0 S: 7	H: 1 LOB: 0 BB: 0 P: 9	R: 0 E: 0 K: 2 S: 10	H: 0 LOB: 0 BB: 0 P: 15	R: 1 E: 0 K: 1 S: 9	H: 2 LOB: 1 BB: 0 P: 11	R: 1 E: 0 K: 1 S: 12	H: 0 LOB: 1 BB: 2 P: 27	1B: 7 2B: 2 3B: 0 HR: 0	SF: 1 SAC: 0 DP: 2 HBP: 0	WP: 1 PA: 39 PB: 0 SB: 0 CS: 1						
PITCHER	IP	WLS	BF	H	R	ER	SO	BB	IBB	HBP	BLK	WP	HR	S	P	ERA	WHIP										
Jon Lieber, R (1.1) ERA: 2.3	8.0	W	33	9	3	3	5	2	0	0	0	0	0	82	121	3.38	1.375										
Paul Wagner, R (9.1) ERA: 4.74	0.0	2	0	1	1	0	0	2	0	0	0	0	0	3	11	-	-										
Ravelo Manzanillo, L (9.1) ERA: 2.92	0.2	2	0	0	0	1	0	0	0	0	0	1	0	7	13	0.00	0.000										
Alejandro Pena, R (9.1) ERA: 5.47	0.1	S	1	0	0	0	0	0	0	0	0	0	0	2	3	0.00	0.000										

Pittsburgh Pirates @ St. Louis Cardinals
Busch Stadium, St. Louis, MO

AB 33
R 4
H 9
RBI 4
BB 4
SO 6
LOB 17



WP: 1 PA: 39
PB: 0
SB: 0
CS: 1

Batter	1	2	3	4	5	6	7	8	9	AB	R	H	RBI	BB	SO	LOB	TOP										
Carlos Garcia, R OBP: 0.314, SLG: 0.351 (1, 4)	F8		K		G4-3		F9			4	0	0	0	0	1	3	Pittsburgh Pirates @ St. Louis Cardinals Busch Stadium, St. Louis, MO Sat Jun 18 1994, 7:05 PM CDT Att: 42,050 - Unknown - 96 F										
Jay Bell, R OBP: 0.313, SLG: 0.411 (1, 6)	K					G3-1	F8			3	0	0	0	1	1	3											
Andy Van Slyke, L OBP: 0.349, SLG: 0.353 (1, 8)	G3		F9			FC5-4 1B		F9		4	0	1	0	0	0	1											
Brian Hunter, R OBP: 0.312, SLG: 0.493 (1, 3)		F7			F7		F8	FC6 1B		4	0	1	0	0	0	1											
Jeff King, R OBP: 0.333, SLG: 0.371 (1, 5)		F9 1B BB			F8		FC5-4 1-2	F8		3	0	0	0	1	0	2											
Orlando Merced, S OBP: 0.381, SLG: 0.412 (1, 9)								1B 1B 1B	FC6	3	0	2	0	1	0	1											
Lloyd McClendon, R OBP: 0.260, SLG: 0.222 (1, 7)		F9 2-3			F8			1B 1-2 1B		4	0	1	0	0	0	3											
Lance Parrish, R OBP: 0.369, SLG: 0.357 (1, 2)		F9			K				F7	4	0	1	0	0	1	2											
Denny Neagle, L OBP: 0.148, SLG: 0.148 (1, 1)			K							2	0	0	0	0	1	0											
Bias Minor, R (6, 1)					G4-3				K	0	0	0	0	0	0	0											
Al Martin, L OBP: 0.388, SLG: 0.482 (7, PH)										1	0	0	0	0	0	3											
Jeff Ballard, L OBP: 0.500, SLG: 0.500 (7, 1)										0	0	0	0	0	0	0											
Kevin Young, R OBP: 0.273, SLG: 0.333 (9, PH)										1	0	0	0	0	1	0											
Inning Stats	R: 0 E: 0 K: 1 S: 5	H: 0 LOB: 0 BB: 0 P: 5	R: 0 E: 0 K: 0 S: 4	H: 1 LOB: 2 BB: 1 P: 8	R: 0 E: 0 K: 2 S: 7	H: 0 LOB: 1 BB: 1 P: 11	R: 0 E: 0 K: 0 S: 3	H: 0 LOB: 1 BB: 1 P: 7	R: 0 E: 0 K: 1 S: 5	H: 0 LOB: 0 BB: 0 P: 5	R: 0 E: 0 K: 0 S: 4	H: 1 LOB: 1 BB: 0 P: 4	R: 0 E: 0 K: 0 S: 6	H: 3 LOB: 3 BB: 0 P: 6	R: 0 E: 0 K: 0 S: 4	H: 1 LOB: 1 BB: 0 P: 4	R: 0 E: 0 K: 1 S: 5	H: 0 LOB: 0 BB: 0 P: 5	1B: 6 2B: 0 3B: 0 HR: 0	SF: 0 SAC: 0 DP: 0 HBP: 0	WP: 0 PB: 0 SB: 0 CS: 0	PA: 36					
PITCHER	IP	WLS	BF	H	R	ER	SO	BB	IBB	HBP	BLK	WP	HR	S	P	ERA	WHIP										
Allen Watson, L ERA: 5.45 (1, 1)	5.0		19	1	0	0	4	3	0	0	0	0	0	24	36	0.00	0.800										
Rene Arocha, R ERA: 4.98 (6, 1)	3.0	W	14	5	0	0	0	0	0	0	0	0	0	14	14	0.00	1.667										
Rob Murphy, L ERA: 3.81 (9, 1)	1.0		3	0	0	0	1	0	0	0	0	0	0	5	5	0.00	0.000										

Batter	1	2	3	4	5	6	7	8	9	AB	R	H	RBI	BB	SO	LOB	BOTTOM										
Ray Lankford, L OBP: 0.397, SLG: 0.539 (1, 8)	K		K							4	1	1	1	1	2	2	Pittsburgh Pirates @ St. Louis Cardinals Busch Stadium, St. Louis, MO Sat Jun 18 1994, 7:05 PM CDT Att: 42,050 - Unknown - 96 F										
Ozzie Smith, S OBP: 0.312, SLG: 0.310 (1, 6)	F9		F8			K	G6-3	G4-3		5	0	0	0	0	1	3											
Gregg Jefferies, S OBP: 0.409, SLG: 0.485 (1, 3)	G5-3				F9					4	1	1	0	0	0	0											
Todd Zeile, R OBP: 0.312, SLG: 0.408 (1, 5)		F3			G6-3					4	1	1	1	0	0	0											
Bernard Gilkey, R OBP: 0.343, SLG: 0.371 (1, 7)					G4-3					3	2	2	0	1	0	0											
Brian Jordan, R OBP: 0.316, SLG: 0.360 (1, 9)		G4-3 1B								2	1	1	2	1	0	1											
Geronimo Pena, S OBP: 0.314, SLG: 0.375 (1, 4)										2	2	1	1	1	0	1											
Tom Pagnozzi, R OBP: 0.346, SLG: 0.475 (1, 2)										4	1	2	4	0	0	2											
Allen Watson, L OBP: 0.217, SLG: 0.304 (1, 1)										0	0	0	0	0	0	0											
Stan Royer, R OBP: 0.154, SLG: 0.308 (5, PH)										1	0	0	0	0	1	1											
Rene Arocha, R OBP: 0.222, SLG: 0.250 (6, 1)										1	0	1	0	0	0	0											
Mark Whiten, S OBP: 0.341, SLG: 0.449 (8, PH)										1	0	0	0	0	1	1											
Rob Murphy, L (9, 1)										0	0	0	0	0	0	0											
Inning Stats	R: 0 E: 0 K: 1 S: 5	H: 0 LOB: 0 BB: 0 P: 5	R: 0 E: 0 K: 0 S: 4	H: 1 LOB: 1 BB: 0 P: 4	R: 0 E: 0 K: 1 S: 6	H: 1 LOB: 0 BB: 0 P: 6	R: 0 E: 0 K: 0 S: 3	H: 0 LOB: 0 BB: 0 P: 3	R: 0 E: 0 K: 1 S: 5	H: 0 LOB: 1 BB: 1 P: 9	R: 6 E: 0 K: 1 S: 9	H: 4 LOB: 1 BB: 3 P: 21	R: 0 E: 0 K: 0 S: 3	H: 0 LOB: 0 BB: 0 P: 3	R: 3 E: 0 K: 0 S: 7	H: 4 LOB: 1 BB: 0 P: 7	1B: 5 2B: 3 3B: 1 HR: 1	SF: 1 SAC: 2 DP: 0 HBP: 0	WP: 0 PB: 0 SB: 0 CS: 0	PA: 38							
PITCHER	IP	WLS	BF	H	R	ER	SO	BB	IBB	HBP	BLK	WP	HR	S	P	ERA	WHIP										
Denny Neagle, L ERA: 4.57 (1, 1)	5.2	L	25	4	5	5	4	3	1	0	0	0	0	29	45	7.94	1.235										
Bias Minor, R ERA: 10.22 (6, 1)	0.1		3	2	1	1	0	0	0	0	0	0	0	1	3	27.00	6.000										
Jeff Ballard, L ERA: 5.57 (7, 1)	2.0		10	4	3	3	0	0	0	0	0	0	0	10	10	13.50	2.000										



Batter	1	2	3	4	5	6	7	8	9	AB	R	H	RBI	BB	SO	LOB	TOP									
Al Martin, L OBP: 0.388, SLG: 0.478 (1, 7)	L5		P6					P5		4	0	1	1	1	0	1	Pittsburgh Pirates @ St. Louis Cardinals Busch Stadium, St. Louis, MO Sun Jun 19 1994, 3:33 AM CDT Att: 36,152 - Sunny - 98 F									
Jay Bell, R OBP: 0.314, SLG: 0.412 (1, 6)	G6-3			P2				G3-1	F9	4	0	1	0	1	0	3										
Andy Van Slyke, L OBP: 0.345, SLG: 0.349 Gary Varsho, L OBP: 0.303, SLG: 0.345 (6, 7)	G3			K				G3-1		3	0	0	0	0	2	2										
Brian Hunter, R OBP: 0.311, SLG: 0.483 Rick White, R (8, 1)		P3								3	0	0	0	1	1	2										
Mark Dewey, R OBP: 1.000, SLG: 1.000 Ravelo Manzanillo, L OBP: 1.000, SLG: 1.000 Alejandro Pena, R (8, 1)			G6-3							0	0	0	0	0	0	0										
Orlando Merced, S OBP: 0.379, SLG: 0.423 (1, 9)		F9								4	1	1	1	0	0	2										
Jeff King, R OBP: 0.332, SLG: 0.385 (1, 5)		G6-3								4	1	1	1	0	0	0										
Tom Foley, L OBP: 0.288, SLG: 0.361 (1, 4)				K						4	0	0	0	0	2	0										
Don Slaught, R OBP: 0.385, SLG: 0.290 (1, 2)										3	1	2	0	1	0	0										
Zane Smith, L OBP: 0.257, SLG: 0.257 Kevin Young, R OBP: 0.279, SLG: 0.348 (8, 3)										2	0	0	0	0	0	1										
Inning Stats	R: 0 E: 0 K: 0 S: 12	H: 0 LOB: 0 BB: 0 P: 18	R: 0 E: 0 K: 0 S: 9	H: 0 LOB: 0 BB: 0 P: 15	R: 0 E: 0 K: 1 S: 19	H: 1 LOB: 1 BB: 0 P: 25	R: 0 E: 0 K: 1 S: 10	H: 0 LOB: 0 BB: 0 P: 16	R: 0 E: 0 K: 0 S: 10	H: 0 LOB: 0 BB: 0 P: 16	R: 1 E: 0 K: 2 S: 16	H: 1 LOB: 2 BB: 2 P: 27	R: 2 E: 0 K: 1 S: 7	H: 2 LOB: 0 BB: 0 P: 10	R: 0 E: 0 K: 0 S: 10	H: 1 LOB: 2 BB: 1 P: 18	R: 0 E: 0 K: 0 S: 8	H: 2 LOB: 3 BB: 1 P: 14	1B: 3 2B: 2 3B: 0 HR: 2	SF: 0 SAC: 1 DP: 0 HBP: 0	WP: 0 PB: 0 SB: 0 CS: 0	PA: 38				
PITCHER	IP	WLS	BF	H	R	ER	SO	BB	IBB	HBP	BLK	WP	HR	S	P	ERA	WHIP									
Vicente Palacios, R ERA: 4.35	(1, 1)	6.0	L	24	4	3	3	4	2	0	0	0	0	2	78	120	4.50	1.000								
Bryan Eversgerd, L ERA: 3.49	(7, 1)	1.0		3	0	0	1	0	0	0	0	0	0	5	7	0.00	0.000									
Rich Rodriguez, L ERA: 3.68	(8, 1)	1.0		5	1	0	0	0	1	0	0	0	0	10	18	0.00	1.000									
John Habyan, R ERA: 3.86	(9, 1)	1.0		6	2	0	0	0	1	0	0	0	0	8	14	0.00	2.000									

Batter	1	2	3	4	5	6	7	8	9	AB	R	H	RBI	BB	SO	LOB	BOTTOM								
Bernard Gilkey, R OBP: 0.340, SLG: 0.372 (1, 7)	G6-3									5	0	1	0	0	1	1	Pittsburgh Pirates @ St. Louis Cardinals Busch Stadium, St. Louis, MO Sun Jun 19 1994, 3:33 AM CDT Att: 36,152 - Sunny - 98 F								
Ozzie Smith, S OBP: 0.315, SLG: 0.318 (1, 6)										4	1	2	0	0	0	0									
Gregg Jefferies, S OBP: 0.407, SLG: 0.494 (1, 3)										4	1	1	1	1	0	3									
Todd Zeile, R OBP: 0.318, SLG: 0.412 (1, 5)										3	0	2	1	1	0	0									
Brian Jordan, R OBP: 0.315, SLG: 0.364 (1, 8)										4	0	1	0	0	0	3									
Mark Whiten, S OBP: 0.350, SLG: 0.453 (1, 9)										3	0	2	0	1	0	0									
Geronimo Pena, S OBP: 0.314, SLG: 0.374 Ray Lankford, L OBP: 0.396, SLG: 0.537 Luis Alicea, S OBP: 0.329, SLG: 0.378 (6, PH)										3	0	1	0	0	0	2									
Terry McGriff, R OBP: 0.368, SLG: 0.333 (1, 2)										4	0	0	0	0	1	5									
Vicente Palacios, R Bryan Eversgerd, R José Oquendo, S Rich Rodriguez, L John Habyan, R Gerald Perry, L OBP: 0.442, SLG: 0.500 (7, PH)										2	0	0	0	0	0	1									
Inning Stats	R: 1 E: 0 K: 0 S: 10	H: 2 LOB: 1 BB: 0 P: 14	R: 0 E: 0 K: 1 S: 7	H: 1 LOB: 1 BB: 0 P: 10	R: 0 E: 0 K: 0 S: 4	H: 1 LOB: 0 BB: 0 P: 6	R: 0 E: 0 K: 0 S: 9	H: 1 LOB: 1 BB: 0 P: 13	R: 0 E: 0 K: 0 S: 6	H: 1 LOB: 1 BB: 0 P: 8	R: 0 E: 0 K: 0 S: 7	H: 1 LOB: 0 BB: 0 P: 8	R: 0 E: 0 K: 1 S: 17	H: 3 LOB: 3 BB: 1 P: 29	R: 0 E: 0 K: 0 S: 9	H: 0 LOB: 0 BB: 0 P: 17		1B: 7 2B: 4 3B: 0 HR: 1	SF: 0 SAC: 1 DP: 2 HBP: 0	WP: 0 PB: 0 SB: 0 CS: 0	PA: 38				
PITCHER	IP	WLS	BF	H	R	ER	SO	BB	IBB	HBP	BLK	WP	HR	S	P	ERA	WHIP								
Zane Smith, L ERA: 3.65	(1, 1)	7.0	W	28	8	1	1	2	1	0	0	0	0	48	70	1.29	1.286								
Rick White, R ERA: 5.09	(8, 1)	0.1		2	1	1	1	0	0	0	0	0	1	9	10	27.00	3.000								
Mark Dewey, R ERA: 2.95	(8, 1)	0.0		3	2	0	0	0	0	1	0	0	0	4	12	*	*								
Ravelo Manzanillo, L ERA: 2.84	(8, 1)	0.2		2	0	0	0	1	0	0	0	0	0	4	7	0.00	0.000								
Alejandro Pena, R ERA: 5.26	(9, 1)	1.0	S	3	0	0	0	0	0	0	0	0	0	9	17	0.00	0.000								

AB 33
R 3
H 7
RBI 3
BB 4
SO 5
LOB 12



AB 35
R 2
H 11
RBI 2
BB 2
SO 3
LOB 18



Batter	1	2	3	4	5	6	7	8	9	AB	R	H	RBI	BB	SO	LOB	TOP					
Billy Hatcher, R OBP: 0.307, SLG: 0.378 (1, 8)	1-2 L1-3 1B		0-0 HR		1-2 G3		1-0 G4-3		1-2 F8	5	1	2	1	0	0	1	Philadelphia Phillies @ Pittsburgh Pirates Three Rivers Stadium, Pittsburgh, PA Tue Jun 21 1994, 7:05 PM EDT Att: 19,568 - Unknown - 76 F					
Kevin Stocker, S OBP: 0.379, SLG: 0.283 (1, 6)	0-2 L1-3		1-1 1B		0-1 1B		4-2 BB			3	0	2	0	1	0	1						
Ricky Jordan, R OBP: 0.294, SLG: 0.481 (1, 3)	1-1 G6-3		0-2 1B		1-1 F8		1-0 F8			4	0	1	0	0	0	2						
Darren Daulton, L OBP: 0.379, SLG: 0.552 (1, 2)		2-0 G3	3-3 K		3-2 1B			0-1 F8		4	0	2	0	0	1	2						
Pete Incaviglia, R OBP: 0.288, SLG: 0.486 (1, 7)		4-1 G3	1-3 K		2-1 F8			1-0 L8		3	0	0	0	1	1	4						
Tony Longmire, L OBP: 0.254, SLG: 0.279 (1, 9)		2-2 G3	2-3 K			0-1 F7		1-0 F8		4	0	0	0	0	1	4						
Kim Batiste, R OBP: 0.234, SLG: 0.303 (1, 5)		1-0 P9		0-2 G4-3		0-2 L5-3		0-0 B1-3		4	0	1	0	0	0	2						
Mickey Morandini, L OBP: 0.371, SLG: 0.377 (1, 4)		4-0 BB		2-2 G4-3		0-1 L5-3		1-1 2B		3	0	1	0	1	0	1						
Shawn Boskie, R OBP: 0.261, SLG: 0.300 (1, 1)		1-3 K		0-2 G3			0-0 G3		3-3 K	2	0	0	0	0	1	3						
Toby Borland, R (4, 1)										0	0	0	0	0	0	0						
Jim Eisenreich, L OBP: 0.366, SLG: 0.385 (7, PH)										1	0	0	0	0	0	0						
Paul Quantrill, L (7, 1)										0	0	0	0	0	0	0						
Tom Quinlan, R OBP: 0.285, SLG: 0.375 (9, PH)										1	0	0	0	0	1	1						
Inning Stats	R: 0 E: 0 K: 0 S: 8	H: 1 LOB: 0 BB: 0 P: 10	R: 0 E: 0 K: 1 S: 10	H: 1 LOB: 3 BB: 2 P: 24	R: 1 E: 0 K: 3 S: 16	H: 3 LOB: 2 BB: 0 P: 23	R: 0 E: 0 K: 0 S: 10	H: 0 LOB: 0 BB: 0 P: 12	R: 0 E: 0 K: 0 S: 12	H: 2 LOB: 2 BB: 0 P: 19	R: 0 E: 0 K: 0 S: 7	H: 1 LOB: 0 BB: 0 P: 7	R: 0 E: 0 K: 0 S: 5	H: 0 LOB: 1 BB: 1 P: 11	R: 0 E: 0 K: 0 S: 4	H: 0 LOB: 0 BB: 0 P: 6	R: 0 E: 0 K: 1 S: 12	H: 1 LOB: 1 BB: 0 P: 17	1B: 5 2B: 5 3B: 0 HR: 1	SF: 0 SAC: 0 DP: 2 HBP: 0	WP: 0 PB: 0 SB: 0 CS: 0	PA: 37
PITCHER Steve Cooke, L ERA: 4.66 (1, 1)	IP: 9.0 WLS: W BF: 37 H: 9 R: 1 ER: 1 SO: 5 BB: 3 IBB: 0 HBP: 0 BLK: 0 WP: 0 HR: 1 S: 84 P: 129 ERA: 1.00 WHIP: 1.333											PITCHER	IP: WLS: BF: H: R: ER: SO: BB: IBB: HBP: BLK: WP: HR: S: P: ERA: WHIP									

AB	34
R	1
H	9
RBI	1
BB	3
SO	5
LOB	21



Batter	1	2	3	4	5	6	7	8	9	AB	R	H	RBI	BB	SO	LOB	BOTTOM			
Carlos Garcia, R OBP: 0.309, SLG: 0.346 (1, 4)	0-2 G5-3	1-2 F8		1-3 K			1-0 G4-3			4	0	0	0	0	1	1	Philadelphia Phillies @ Pittsburgh Pirates Three Rivers Stadium, Pittsburgh, PA Tue Jun 21 1994, 7:05 PM EDT Att: 19,568 - Unknown - 76 F			
Jay Bell, R OBP: 0.317, SLG: 0.411 (1, 6)	1-2 E5	0-2 F8		4-0 BB		0-1 BB	0-1 G5-4-3			3	1	1	0	1	0	1				
Orlando Merced, S OBP: 0.378, SLG: 0.422 (1, 9)	2-2 CI	3-1 1B		1-1 G4-6-3		0-1 G5-4-3				3	1	1	0	0	0	2				
Dave Clark, L OBP: 0.385, SLG: 0.488 (1, 7)	1-2 HR	0-0 L3			1-1 G4-3			1-2 2B		4	2	2	3	0	0	2				
Brian Hunter, R OBP: 0.315, SLG: 0.490 (1, 3)	1-2 SF7		1-1 P4		0-0 G4-3			1-1 G4-3		4	1	2	1	0	0	0				
Kevin Young, R OBP: 0.279, SLG: 0.348 (8, PR) (9, 3)								1-1 2B		0	0	0	0	0	0	0				
Al Martin, L OBP: 0.390, SLG: 0.476 (1, 8)	3-1 E9		4-1 CS		1-0 G4-3			1-0 G4-3		3	0	1	0	1	0	1				
Jeff King, R OBP: 0.330, SLG: 0.385 (1, 5)	1-2 SF7		1-2 BB			1-3 K		0-0 G6-3		3	1	1	1	0	1	2				
Don Slaught, R OBP: 0.388, SLG: 0.313 (1, 2)	3-1 G3-1		0-0 HR		1-1 G5-3			4-0 IBB		3	1	1	2	1	0	1				
Steve Cooke, R OBP: 0.241, SLG: 0.241 (1, 1)		0-0 1B	2-3 K		0-2 G1			1-1 L8		4	0	1	0	0	1	3				
Inning Stats	R: 4 E: 3 K: 0 S: 27	H: 3 LOB: 1 BB: 0 P: 39	R: 0 E: 0 K: 0 S: 15	H: 2 LOB: 0 BB: 0 P: 19	R: 2 E: 0 K: 1 S: 10	H: 2 LOB: 0 BB: 1 P: 18	R: 0 E: 0 K: 1 S: 5	H: 0 LOB: 0 BB: 1 P: 11	R: 0 E: 0 K: 0 S: 4	H: 0 LOB: 0 BB: 0 P: 6	R: 0 E: 0 K: 1 S: 8	H: 0 LOB: 0 BB: 0 P: 10	R: 0 E: 0 K: 0 S: 5	H: 1 LOB: 0 BB: 0 P: 6	R: 1 E: 0 K: 0 S: 9	H: 2 LOB: 3 BB: 1 P: 17	1B: 7 2B: 1 3B: 0 HR: 2	SF: 1 SAC: 0 DP: 2 HBP: 0	WP: 0 PB: 0 SB: 0 CS: 1	PA: 36
PITCHER Shawn Boskie, R ERA: 4.9 (1, 1)	IP: 3.0 WLS: L BF: 18 H: 7 R: 6 ER: 3 SO: 1 BB: 1 IBB: 0 HBP: 0 BLK: 0 WP: 0 HR: 2 S: 52 P: 76 ERA: 9.00 WHIP: 2.667											PITCHER	IP: WLS: BF: H: R: ER: SO: BB: IBB: HBP: BLK: WP: HR: S: P: ERA: WHIP							
Toby Borland, R ERA: 1.59 (4, 1)	3.0	9	0	0	0	2	1	0	0	0	0	17	27	0.00	0.333					
Paul Quantrill, R ERA: 3.38 (7, 1)	2.0	9	3	1	1	0	0	1	0	0	0	14	23	4.50	1.500					

AB	31
R	7
H	10
RBI	7
BB	3
SO	3
LOB	13



Batter	1	2	3	4	5	6	7	8	9	AB	R	H	RBI	BB	SO	LOB	TOP				
Billy Hatcher, R OBP: 0.300, SLG: 0.368 (1, 8)	G6-3		G6-3		K		G1-4-3		FC9-2	5	0	0	0	0	1	3	Philadelphia Phillies @ Pittsburgh Pirates Three Rivers Stadium, Pittsburgh, PA Wed Jun 22 1994, 7:05 PM EDT Att: 26,376 - Unknown - 85 F				
Mickey Morandini, L OBP: 0.397, SLG: 0.393 (1, 4)	BLK			2B	BB		G1-3	2B	BB	2	2	2	0	2	0	0					
John Kruk, L OBP: 0.397, SLG: 0.414 (1, 3)	K			1-H	E		G1-3		L8	4	1	1	1	0	1	3					
Darren Daulton, L OBP: 0.384, SLG: 0.554 (1, 2)	F7			0-0	E2		1B	1B	1-2	3	1	2	1	1	0	1					
Jim Eisenreich, L OBP: 0.369, SLG: 0.388 (1, 9)		K		0-1	CS		1B		F7	4	0	2	1	0	1	2					
Milt Thompson, L OBP: 0.328, SLG: 0.383 (1, 7)	P6			3-H	G1-3		1B		K	4	0	0	0	0	1	5					
Kevin Stocker, S OBP: 0.383, SLG: 0.293 (1, 6)	G4-3			2-2	L7				FC1-5	3	0	1	0	1	0	0					
Tom Quinlan, R OBP: 0.263, SLG: 0.343 (1, 5)				2-1	F8		G4-3		FC1-5	3	0	0	0	0	0	1					
Tony Longmire, L OBP: 0.250, SLG: 0.274 (9, PH)				1-3	K		K		K	1	0	0	0	0	1	1					
David West, L Paul Quantrill, L Ricky Jordan, R Heathcliff Slocumb, R Pete Incaviglia, R Kim Batista, R				1-3	K		K		F9	2	0	0	0	0	0	0					
Inning Stats	R: 0 E: 0 K: 1 S: 11	H: 1 LOB: 1 BB: 0 P: 17	R: 0 E: 0 K: 1 S: 8	H: 0 LOB: 0 BB: 0 P: 11	R: 0 E: 0 K: 1 S: 7	H: 0 LOB: 0 BB: 0 P: 10	R: 3 E: 1 K: 0 S: 12	H: 3 LOB: 0 BB: 1 P: 23	R: 0 E: 0 K: 2 S: 7	H: 0 LOB: 0 BB: 0 P: 10	R: 1 E: 0 K: 0 S: 8	H: 3 LOB: 1 BB: 0 P: 15	R: 0 E: 0 K: 1 S: 10	H: 0 LOB: 2 BB: 2 P: 24	R: 0 E: 1 K: 1 S: 10	H: 0 LOB: 1 BB: 2 P: 19	1B: 5 2B: 4 3B: 0 HR: 0	SF: 0 SAC: 0 DP: 2 HBP: 0	WP: 0 PB: 0 SB: 0 CS: 1	PA: 37	
PITCHER	IP	WLS	BF	H	R	ER	SO	BB	IBB	HBP	BLK	WP	HR	S	P	ERA	WHIP				
Jon Lieber, R ERA: 2.56 (1, 1)	5.1		23	7	4	3	5	1	0	0	1	0	0	50	81	5.06	1.500				
Ravelo Manzanillo, L ERA: 2.57 (6, 1)	2.2	W	10	1	0	0	1	2	0	0	0	0	0	20	41	0.00	1.125				
Alejandro Pena, R ERA: 5.06 (9, 1)	1.0	S	4	0	0	0	1	2	0	0	0	0	0	10	19	0.00	2.000				

AB	32
R	4
H	8
RBI	3
BB	5
SO	7
LOB	17



Batter	1	2	3	4	5	6	7	8	9	AB	R	H	RBI	BB	SO	LOB	BOTTOM				
Carlos Garcia, R OBP: 0.316, SLG: 0.347 (1, 4)	1B		CS		G6-3			SH1-4		2	1	1	0	1	0	1	Philadelphia Phillies @ Pittsburgh Pirates Three Rivers Stadium, Pittsburgh, PA Wed Jun 22 1994, 7:05 PM EDT Att: 26,376 - Unknown - 85 F				
Jay Bell, R OBP: 0.314, SLG: 0.406 (1, 6)	K		CS		P4		P5	SH1-4		3	0	0	0	0	1	1					
Jeff King, R OBP: 0.333, SLG: 0.409 (1, 5)	F8				HR		K	FC1-4		4	1	2	2	0	1	1					
Brian Hunter, R OBP: 0.314, SLG: 0.484 (1, 3)					HR			FC1-4		4	1	1	0	0	1	2					
Kevin Young, R OBP: 0.276, SLG: 0.348 (9, 3)	P3				K		HR	1B		0	0	0	0	0	0	0					
Orlando Merced, S OBP: 0.376, SLG: 0.432 (1, 9)		G3			F8			K		4	1	1	2	0	1	1					
Lloyd McClendon, R OBP: 0.284, SLG: 0.292 (1, 7)		G6-3						HR		3	1	1	1	0	0	0					
Gary Varsho, L OBP: 0.303, SLG: 0.345 (9, 7)		G6-3					G6-3			0	0	0	0	0	0	0					
Al Martin, L OBP: 0.385, SLG: 0.470 (1, 8)		F8					K		G3-1	3	0	0	0	0	1	0					
Don Slaught, R OBP: 0.387, SLG: 0.321 (1, 2)					L6				F9	3	0	1	0	0	0	0					
Jon Lieber, L OBP: 0.056, SLG: 0.056 (1, 1)					G6-3				F9	2	0	0	0	0	1	1					
Ravelo Manzanillo, L OBP: 0.500, SLG: 0.500 (6, 1)					G6-3				F9	1	0	0	0	0	0	0					
Alejandro Pena, R OBP: 0.385, SLG: 0.470 (9, 1)					K				F9	0	0	0	0	0	0	0					
Inning Stats	R: 0 E: 0 K: 1 S: 8	H: 1 LOB: 1 BB: 0 P: 11	R: 0 E: 0 K: 0 S: 4	H: 0 LOB: 0 BB: 0 P: 8	R: 0 E: 0 K: 0 S: 5	H: 0 LOB: 0 BB: 1 P: 14	R: 1 E: 0 K: 1 S: 9	H: 1 LOB: 0 BB: 0 P: 16	R: 1 E: 0 K: 2 S: 10	H: 2 LOB: 1 BB: 0 P: 15	R: 2 E: 0 K: 1 S: 12	H: 2 LOB: 0 BB: 0 P: 20	R: 0 E: 0 K: 0 S: 9	H: 0 LOB: 0 BB: 0 P: 14	R: 1 E: 0 K: 1 S: 10	H: 1 LOB: 1 BB: 0 P: 15	1B: 2 2B: 2 3B: 0 HR: 3	SF: 0 SAC: 1 DP: 0 HBP: 1	WP: 0 PB: 0 SB: 0 CS: 1	PA: 33	
PITCHER	IP	WLS	BF	H	R	ER	SO	BB	IBB	HBP	BLK	WP	HR	S	P	ERA	WHIP				
David West, L ERA: 2.88 (1, 1)	5.0		19	4	2	2	4	1	0	0	0	0	1	12	20	3.60	1.000				
Paul Quantrill, R ERA: 3.73 (6, 1)	1.0	L	5	2	2	2	1	0	0	0	0	0	0	19	29	18.00	2.000				
Heathcliff Slocumb, R ERA: 3.04 (7, 1)	2.0		8	1	1	1	1	0	0	1	0	0	0	19	29	4.50	0.500				



Batter	1	2	3	4	5	6	7	8	9	AB	R	H	RBI	BB	SO	LOB	TOP					
Gary Varsho, L (1, 7) OBP: 0.289, SLG: 0.382										5	1	1	2	0	4	1						
Jay Bell, R (1, 6) OBP: 0.315, SLG: 0.410										5	1	2	1	0	0	0						
Orlando Merced, S (1, 3) OBP: 0.373, SLG: 0.427										5	1	1	0	0	0	1						
Dave Clark, L (1, 9) OBP: 0.388, SLG: 0.535										4	2	2	4	0	1	1						
Kevin Young, R (7, 3) OBP: 0.276, SLG: 0.345										1	0	0	0	0	0	0						
Al Martin, L (1, 8) OBP: 0.383, SLG: 0.464										3	1	0	0	1	2	0						
Jeff King, R (1, 5) OBP: 0.336, SLG: 0.413										3	1	1	0	1	0	0						
Don Slaught, R (1, 2) OBP: 0.389, SLG: 0.321										3	1	1	0	1	0	1						
Tom Foley, L (1, 4) OBP: 0.286, SLG: 0.347										3	1	0	0	1	1	2						
Denny Neagle, L (1, 1) OBP: 0.138, SLG: 0.138										2	0	0	0	0	1	4						
Lloyd McClendon, R (8, PH) OBP: 0.259, SLG: 0.286										1	0	0	0	0	0	0						
Rick White, R (8, PH)										0	0	0	0	0	0	0						
Mark Dewey, R (9, 1) OBP: 1.000, SLG: 1.000										0	0	0	0	0	0	0						
Inning Stats	R: 3 H: 3 E: 0 K: 2 S: 17	H: 3 R: 1 ER: 0 LOB: 0 P: 27	R: 0 H: 1 E: 0 K: 2 S: 10	H: 1 R: 0 ER: 0 LOB: 0 P: 15	R: 0 H: 0 E: 0 K: 1 S: 9	H: 0 R: 0 ER: 0 LOB: 0 P: 14	R: 0 H: 1 E: 0 K: 1 S: 6	H: 1 R: 0 ER: 0 LOB: 2 P: 14	R: 0 H: 0 E: 0 K: 1 S: 13	H: 0 R: 0 ER: 0 LOB: 0 P: 20	R: 6 H: 3 E: 1 K: 2 S: 22	H: 3 R: 0 ER: 0 LOB: 1 P: 41	R: 0 H: 0 E: 0 K: 0 S: 7	H: 0 R: 0 ER: 0 LOB: 0 P: 11	R: 0 H: 0 E: 0 K: 1 S: 8	H: 0 R: 0 ER: 0 LOB: 0 P: 12	R: 0 H: 0 E: 0 K: 0 S: 9	H: 0 R: 0 ER: 0 LOB: 0 P: 16	1B: 3 2B: 2 3B: 1 HR: 2	SF: 0 SAC: 1 DP: 0 HBP: 0	WP: 0 PB: 1 SB: 1 CS: 0	PA: 40
PITCHER	IP WLS BF H R ER SO BB IBB HBP BLK WP HR S P ERA WHIP																					
Dwight Gooden, R (1, 1) ERA: 6.31	5.1 L 28 7 9 8 7 3 1 0 0 0 0 2 69 119 13.50 1.875																					
Roger Mason, R (6, 1) ERA: 3.92	0.2 3 1 0 0 1 0 0 0 0 0 0 0 8 12 0.00 1.500																					
Mike Maddux, R (7, 1) ERA: 5.77	2.0 6 0 0 0 1 0 0 0 0 0 0 0 15 23 0.00 0.000																					
Doug Linton, R (9, 1) ERA: 3.98	1.0 3 0 0 0 0 0 0 0 0 0 0 0 9 16 0.00 0.000																					

Pittsburgh Pirates @ New York Mets
Shea Stadium, Flushing, NY
Fri Jun 24 1994, 7:05 PM EDT
Att: 19,977 - Unknown

AB	35
R	9
H	8
RBI	7
BB	4
SO	9
LOB	10



Batter	1	2	3	4	5	6	7	8	9	AB	R	H	RBI	BB	SO	LOB	BOTTOM					
Jose Vizcaino, S (1, 6) OBP: 0.331, SLG: 0.342										4	0	1	0	0	1	0						
Doug Linton, R (9, 1)										0	0	0	0	0	0	0						
Kelly Stinnett, R (1, 2) OBP: 0.350, SLG: 0.400										4	1	2	0	0	0	1						
Jim Lindeman, R (1, 7) OBP: 0.290, SLG: 0.362										4	0	1	0	0	2	3						
Bobby Bonilla, S (1, 5) OBP: 0.403, SLG: 0.531										3	1	1	0	1	0	1						
Jeff Kent, R (1, 4) OBP: 0.361, SLG: 0.508										3	1	1	1	1	0	0						
Joe Orsulak, L (1, 9) OBP: 0.315, SLG: 0.395										4	1	2	3	0	0	2						
Ryan Thompson, R (1, 8) OBP: 0.314, SLG: 0.479										4	0	0	0	0	1	1						
Tim Bogar, R (1, 3) OBP: 0.111, SLG: 0.294										3	0	0	0	0	1	1						
Shawn Hare, L (9, PH) OBP: 0.316, SLG: 0.343										1	0	0	0	0	1	0						
Dwight Gooden, R (1, 1) OBP: 0.167, SLG: 0.167										2	0	0	0	0	0	0						
Roger Mason, R (6, 1)										0	0	0	0	0	0	0						
Mike Maddux, L (7, 1)										0	0	0	0	0	0	0						
Fernando Vina, L (8, PH) OBP: 0.358, SLG: 0.298										1	0	0	0	0	0	0						
Rico Brogna, L (9, 3)										1	0	0	0	0	0	0						
Inning Stats	R: 0 H: 1 E: 0 K: 1 S: 11	H: 0 R: 0 ER: 0 LOB: 0 P: 16	R: 0 H: 0 E: 0 K: 0 S: 10	H: 0 R: 0 ER: 0 LOB: 0 P: 14	R: 0 H: 0 E: 0 K: 1 S: 15	H: 0 R: 0 ER: 0 LOB: 0 P: 20	R: 1 H: 2 E: 0 K: 1 S: 12	H: 2 R: 0 ER: 0 LOB: 2 P: 22	R: 0 H: 0 E: 0 K: 1 S: 6	H: 0 R: 0 ER: 0 LOB: 0 P: 9	R: 0 H: 1 E: 0 K: 0 S: 9	H: 1 R: 0 ER: 0 LOB: 1 P: 13	R: 0 H: 1 E: 0 K: 0 S: 10	H: 1 R: 0 ER: 0 LOB: 1 P: 18	R: 0 H: 1 E: 0 K: 1 S: 12	H: 1 R: 0 ER: 0 LOB: 0 P: 18	R: 3 H: 2 E: 0 K: 1 S: 17	H: 2 R: 0 ER: 0 LOB: 1 P: 26	1B: 6 2B: 2 3B: 0 HR: 1	SF: 0 SAC: 0 DP: 1 HBP: 0	WP: 0 PB: 0 SB: 0 CS: 1	PA: 36
PITCHER	IP WLS BF H R ER SO BB IBB HBP BLK WP HR S P ERA WHIP																					
Denny Neagle, L (1, 1) ERA: 4.32	7.0 W 26 5 1 1 4 0 1 0 0 0 0 0 73 112 1.29 0.857																					
Rick White, R (8, 1) ERA: 4.95	1.0 4 1 0 0 1 0 0 0 0 0 0 0 12 18 0.00 1.000																					
Mark Dewey, R (9, 1) ERA: 3.29	1.0 6 2 3 3 1 1 0 0 0 0 0 1 17 26 27.00 3.000																					

Pittsburgh Pirates @ New York Mets
Shea Stadium, Flushing, NY
Fri Jun 24 1994, 7:05 PM EDT
Att: 19,977 - Unknown

AB	34
R	4
H	8
RBI	4
BB	2
SO	6
LOB	9



Batter	1	2	3	4	5	6	7	8	9	AB	R	H	RBI	BB	SO	LOB	TOP					
Gary Varsho, L (1, 7) OBP: 0.286, SLG: 0.395	0-0 P3		0-0 HR 2B		2-3 K			1-2 G4-3		4	1	1	0	0	1	0						
Carlos Garcia, R (1, 4) OBP: 0.318, SLG: 0.349	1-0 CS 1B		1-0 HR 1B		2-3 K			1-0 G6-3		4	1	2	0	0	1	0						
Orlando Merced, S (1, 3) OBP: 0.371, SLG: 0.437	1-1 G6-3		0-0 HR			1-2 G4-3		0-3 K		4	1	1	3	0	1	1						
Dave Clark, L (1, 9) OBP: 0.392, SLG: 0.531		4-2 1B BB	2-2 F8			0-0 1B		1-3 K		3	0	1	0	1	1	0						
Kevin Young, R (9, 3) OBP: 0.276, SLG: 0.345						1-1 1B				0	0	0	0	0	0	0						
Al Martin, L (1, 8) OBP: 0.385, SLG: 0.465	0-1 F7		1-3 K			1-1 G5-4-3 1B		0-0 G5-4-3 1B		4	0	2	0	0	1	1						
Jeff King, R (1, 5) OBP: 0.330, SLG: 0.404	1-0 F8			1-0 P4		1-2 G5-4-3		2-1 G5-4-3		4	0	0	0	0	0	4						
Don Slaught, R (1, 2) OBP: 0.388, SLG: 0.322	1-0 1B			1-2 G5-3				0-0 G5-3		3	0	1	0	0	0	0						
Tom Foley, L (1, 6) OBP: 0.276, SLG: 0.333	1-1 G4-3			1-2 F8				0-0 P4		3	0	0	0	0	0	2						
Zane Smith, L (1, 1) OBP: 0.237, SLG: 0.237			2-3 K					0-3 K		3	0	0	0	0	3	0						
Alejandro Pena, R (9, 1)										0	0	0	0	0	0	0						
Inning Stats	R: 0 E: 0 K: 0 S: 4	H: 1 LOB: 0 BB: 0 P: 6	R: 0 E: 0 K: 0 S: 9	H: 1 LOB: 2 BB: 1 P: 16	R: 3 E: 0 K: 2 S: 13	H: 3 LOB: 0 BB: 0 P: 19	R: 0 E: 0 K: 0 S: 7	H: 0 LOB: 0 BB: 0 P: 10	R: 0 E: 0 K: 3 S: 9	H: 2 LOB: 1 BB: 0 P: 13	R: 0 E: 0 K: 1 S: 6	H: 0 LOB: 0 BB: 0 P: 6	R: 0 E: 0 K: 1 S: 7	H: 0 LOB: 0 BB: 0 P: 9	R: 0 E: 0 K: 1 S: 6	H: 1 LOB: 0 BB: 0 P: 9	1B: 6 2B: 1 3B: 0 HR: 1	SF: 0 SAC: 0 DP: 2 HBP: 0	WP: 0 PB: 0 SB: 0 CS: 1	PA: 33		
PITCHER	IP WLS BF H R ER SO BB IBB HBP BLK WP HR S P ERA WHIP	IP WLS BF H R ER SO BB IBB HBP BLK WP HR S P ERA WHIP	IP WLS BF H R ER SO BB IBB HBP BLK WP HR S P ERA WHIP	IP WLS BF H R ER SO BB IBB HBP BLK WP HR S P ERA WHIP	IP WLS BF H R ER SO BB IBB HBP BLK WP HR S P ERA WHIP	IP WLS BF H R ER SO BB IBB HBP BLK WP HR S P ERA WHIP	IP WLS BF H R ER SO BB IBB HBP BLK WP HR S P ERA WHIP	IP WLS BF H R ER SO BB IBB HBP BLK WP HR S P ERA WHIP	IP WLS BF H R ER SO BB IBB HBP BLK WP HR S P ERA WHIP	IP WLS BF H R ER SO BB IBB HBP BLK WP HR S P ERA WHIP	IP WLS BF H R ER SO BB IBB HBP BLK WP HR S P ERA WHIP	IP WLS BF H R ER SO BB IBB HBP BLK WP HR S P ERA WHIP	IP WLS BF H R ER SO BB IBB HBP BLK WP HR S P ERA WHIP	IP WLS BF H R ER SO BB IBB HBP BLK WP HR S P ERA WHIP	IP WLS BF H R ER SO BB IBB HBP BLK WP HR S P ERA WHIP	IP WLS BF H R ER SO BB IBB HBP BLK WP HR S P ERA WHIP	IP WLS BF H R ER SO BB IBB HBP BLK WP HR S P ERA WHIP	IP WLS BF H R ER SO BB IBB HBP BLK WP HR S P ERA WHIP	IP WLS BF H R ER SO BB IBB HBP BLK WP HR S P ERA WHIP	IP WLS BF H R ER SO BB IBB HBP BLK WP HR S P ERA WHIP	IP WLS BF H R ER SO BB IBB HBP BLK WP HR S P ERA WHIP	IP WLS BF H R ER SO BB IBB HBP BLK WP HR S P ERA WHIP

Pittsburgh Pirates @ New York Mets
Shea Stadium, Flushing, NY
Sat Jun 25 1994, 7:05 PM EDT
Att: 32,962 - Unknown

AB 32
R 3
H 8
RBI 3
BB 1
SO 8
LOB 8



Batter	1	2	3	4	5	6	7	8	9	AB	R	H	RBI	BB	SO	LOB	BOTTOM					
Jose Vizcaino, S (1, 6) OBP: 0.327, SLG: 0.337	1-0 G6-3		2-1 E6			0-0 G5-3		1-1 G4-3		4	0	0	0	0	0	0						
Kelly Stinnett, R (1, 2) OBP: 0.342, SLG: 0.389	1-2 F9		0-0 P4			1-1 G4-3			0-0 B5-3	3	0	0	0	0	0	1						
Fernando Vina, L (9, PH) OBP: 0.355, SLG: 0.295										1	0	0	0	0	0	0						
Jim Lindeman, R (1, 7) OBP: 0.292, SLG: 0.410	1-1 G3			1-2 F9		0-0 HR			2-3 K	3	1	1	1	0	0	0						
Rico Brogna, L (9, PH)										1	0	0	0	0	1	0						
Bobby Bonilla, S (1, 5) OBP: 0.397, SLG: 0.523		1-3 K		2-3 K		0-0 G6-3			1-3 K	4	0	0	0	0	3	0						
Jeff Kent, R (1, 4) OBP: 0.365, SLG: 0.510		2-1 1B		1-0 G1-3			0-0 L4-3 1B			3	0	2	0	0	0	0						
Joe Orsulak, L (1, 9) OBP: 0.311, SLG: 0.389		1-3 K			1-0 G3		1-1 L4-3			3	0	0	0	0	1	2						
Ryan Thompson, R (1, 8) OBP: 0.310, SLG: 0.473		2-2 L8			1-0 G6-3		0-0 F8			3	0	0	0	0	0	1						
Tim Bogar, R (1, 3) OBP: 0.143, SLG: 0.300			1-1 G5-3		2-0 FC6-4 1B			1-3 K		3	0	1	0	0	1	0						
Bret Saberhagen, R (1, 1) OBP: 0.243, SLG: 0.206			1-1 G1-4-3		0-0 FC6-4			1-0 F9		2	0	0	0	0	0	1						
John Cangalosi, S (8, PH) OBP: 0.256, SLG: 0.272										1	0	0	0	0	0	0						
Josias Manzanillo, R (9, 1)										0	0	0	0	0	0	0						
Inning Stats	R: 0 E: 0 K: 0 S: 6	H: 0 LOB: 0 BB: 0 P: 9	R: 0 E: 0 K: 2 S: 12	H: 1 LOB: 1 BB: 0 P: 18	R: 0 E: 1 K: 0 S: 7	H: 0 LOB: 1 BB: 0 P: 11	R: 0 E: 0 K: 1 S: 8	H: 0 LOB: 0 BB: 0 P: 12	R: 0 E: 0 K: 0 S: 4	H: 1 LOB: 1 BB: 0 P: 8	R: 1 E: 0 K: 0 S: 5	H: 1 LOB: 0 BB: 0 P: 6	R: 0 E: 0 K: 0 S: 4	H: 1 LOB: 0 BB: 0 P: 5	R: 0 E: 0 K: 1 S: 6	H: 0 LOB: 0 BB: 0 P: 9	R: 0 E: 0 K: 2 S: 9	H: 0 LOB: 0 BB: 0 P: 12	1B: 3 2B: 1 3B: 0 HR: 1	SF: 0 SAC: 0 DP: 1 HBP: 0	WP: 0 PB: 0 SB: 0 CS: 0	PA: 31
PITCHER	IP WLS BF H R ER SO BB IBB HBP BLK WP HR S P ERA WHIP	IP WLS BF H R ER SO BB IBB HBP BLK WP HR S P ERA WHIP	IP WLS BF H R ER SO BB IBB HBP BLK WP HR S P ERA WHIP	IP WLS BF H R ER SO BB IBB HBP BLK WP HR S P ERA WHIP	IP WLS BF H R ER SO BB IBB HBP BLK WP HR S P ERA WHIP	IP WLS BF H R ER SO BB IBB HBP BLK WP HR S P ERA WHIP	IP WLS BF H R ER SO BB IBB HBP BLK WP HR S P ERA WHIP	IP WLS BF H R ER SO BB IBB HBP BLK WP HR S P ERA WHIP	IP WLS BF H R ER SO BB IBB HBP BLK WP HR S P ERA WHIP	IP WLS BF H R ER SO BB IBB HBP BLK WP HR S P ERA WHIP	IP WLS BF H R ER SO BB IBB HBP BLK WP HR S P ERA WHIP	IP WLS BF H R ER SO BB IBB HBP BLK WP HR S P ERA WHIP	IP WLS BF H R ER SO BB IBB HBP BLK WP HR S P ERA WHIP	IP WLS BF H R ER SO BB IBB HBP BLK WP HR S P ERA WHIP	IP WLS BF H R ER SO BB IBB HBP BLK WP HR S P ERA WHIP	IP WLS BF H R ER SO BB IBB HBP BLK WP HR S P ERA WHIP	IP WLS BF H R ER SO BB IBB HBP BLK WP HR S P ERA WHIP	IP WLS BF H R ER SO BB IBB HBP BLK WP HR S P ERA WHIP	IP WLS BF H R ER SO BB IBB HBP BLK WP HR S P ERA WHIP	IP WLS BF H R ER SO BB IBB HBP BLK WP HR S P ERA WHIP	IP WLS BF H R ER SO BB IBB HBP BLK WP HR S P ERA WHIP	IP WLS BF H R ER SO BB IBB HBP BLK WP HR S P ERA WHIP

Pittsburgh Pirates @ New York Mets
Shea Stadium, Flushing, NY
Sat Jun 25 1994, 7:05 PM EDT
Att: 32,962 - Unknown

AB 31
R 1
H 4
RBI 1
BB 0
SO 6
LOB 5



Batter	1	2	3	4	5	6	7	8	9	AB	R	H	RBI	BB	SO	LOB	TOP										
Carlos Garcia, R (1,4) OBP: 0.318, SLG: 0.347	1-2 G6-3 BB 1B		0-0 F8			1-2 G3			2-3 K	4	0	1	0	0	1	0											
Jay Bell, R (1,6) OBP: 0.322, SLG: 0.414	4-1 SAFE SAFE 1B SAFE 1B SAFE 1B SAFE 1B SAFE					3-1 P4			1-2 L9	3	0	0	0	1	0	0											
Orlando Merced, S (1,9) OBP: 0.366, SLG: 0.429	2-1 G6-3					2-3 K			1-2 L7	4	0	1	0	0	1	2											
Dave Clark, L (1,7) OBP: 0.391, SLG: 0.526 Lloyd McClendon, R (9, PH) OBP: 0.273, SLG: 0.390	2-3 K					3-3 K			1-2 G6-3	3	0	0	0	0	2	1											
Brian Hunter, R (1,3) OBP: 0.309, SLG: 0.506		0-2 K				0-0 G5-3			0-1 HR	4	1	1	1	0	1	2											
Al Martin, L (1,8) OBP: 0.381, SLG: 0.468		2-1 G3				0-3 K			2-3 K	3	0	0	0	0	2	0											
Jeff King, R (1,5) OBP: 0.332, SLG: 0.403		0-1 G6-3				3-2 P3			0-3 K	3	0	0	0	0	1	0											
Lance Parrish, R (1,2) OBP: 0.380, SLG: 0.364			2-0 P2			3-2 F8			0-0 1B	3	0	1	0	0	0	0											
Steve Cooke, R (1,1) OBP: 0.226, SLG: 0.226 Gary Varsho, L (8, PH) OBP: 0.279, SLG: 0.385 Jeff Ballard, L (8,1) OBP: 0.500, SLG: 0.500 Rick White, R (8,1)			1-3 K			1-0 P5			0-0 G4-3	2	0	0	0	0	1	0											
Inning Stats	R: 0 E: 0 K: 1 S: 9	H: 1 LOB: 1 BB: 1 P: 18	R: 0 E: 0 K: 1 S: 7	H: 0 LOB: 0 BB: 0 P: 9	R: 0 E: 0 K: 1 S: 5	H: 0 LOB: 0 BB: 0 P: 8	R: 0 E: 0 K: 1 S: 8	H: 0 LOB: 0 BB: 0 P: 16	R: 0 E: 0 K: 1 S: 9	H: 0 LOB: 0 BB: 0 P: 12	R: 0 E: 0 K: 0 S: 7	H: 0 LOB: 0 BB: 0 P: 12	R: 0 E: 0 K: 0 S: 8	H: 0 LOB: 0 BB: 0 P: 15	R: 1 E: 0 K: 2 S: 12	H: 2 LOB: 1 BB: 0 P: 14	R: 0 E: 0 K: 1 S: 14	H: 2 LOB: 2 BB: 0 P: 20	1B: 4 2B: 0 3B: 0 HR: 1	SF: 0 SAC: 0 DP: 1 HBP: 0	WP: 0 PB: 0 SB: 0 CS: 0	PA: 32					
PITCHER	IP	WLS	BF	H	R	ER	SO	BB	IBB	HBP	BLK	WP	HR	S	P	ERA	WHIP										
Willie Banks, R (1,1) ERA: 4.18	8.0	W	27	3	1	1	8	1	0	0	0	0	1	65	104	1.12	0.500										
Randy Myers, L (9,1) ERA: 1.71	1.0	S	5	2	0	0	1	0	0	0	0	0	0	14	20	0.00	2.000										

Pittsburgh Pirates @ Chicago Cubs
Wrigley Field, Chicago, IL
Mon Jun 27 1994, 7:05 PM CDT
Att: 34,665 - Unknown - 67 F

AB	31
R	1
H	5
RBI	1
BB	1
SO	9
LOB	6



Batter	1	2	3	4	5	6	7	8	9	AB	R	H	RBI	BB	SO	LOB	BOTTOM										
Shawon Dunston, R (1,6) OBP: 0.305, SLG: 0.409	1-1 FC4-6 1B		0-3 K			1-3 K			0-0 SH1-3	3	0	1	0	0	2	0											
Mark Grace, L (1,3) OBP: 0.366, SLG: 0.369	1-0 FC4-6 FC6-4 1-2		2-1 L8			1-1 F9			4-0 E IBB	3	0	0	0	1	0	1											
Sammy Sosa, R (1,9) OBP: 0.332, SLG: 0.551	1-0 FC6-4 1-2					1-3 K			2-0 SF4	3	0	0	1	0	1	1											
Glenallen Hill, R (1,8) OBP: 0.331, SLG: 0.366	0-0 G6-3					4-1 S BB			0-0 FC5 S 1B	3	0	1	0	1	0	2											
Eduardo Zambrano, R (1,7) OBP: 0.361, SLG: 0.542		0-1 G4-3 1B 2B				3-3 K			0-3 K	3	1	1	0	0	2	2											
Mark Parent, R (1,2) OBP: 0.446, SLG: 0.457		0-0 G4-3				1-1 G6-3			0-3 K	3	0	0	0	0	1	3											
Steve Buechele, R (1,5) OBP: 0.320, SLG: 0.389		1-1 G6-4-3 1B				0-0 F8			4-0 IBB	2	0	1	1	1	0	0											
Rey Sanchez, R (1,4) OBP: 0.351, SLG: 0.316		3-H G6-4-3				0-0 G6-3			0-0 FC5	3	0	0	0	0	0	3											
Willie Banks, R (1,1) OBP: 0.129, SLG: 0.133 Kevin Roberson, S (8, PH) OBP: 0.285, SLG: 0.500 Randy Myers, L (9,1)			1-3 K			0-1 F8			3-2 SH1-3 SF4 2B	2	0	0	0	0	1	0											
Inning Stats	R: 0 E: 1 K: 0 S: 5	H: 1 LOB: 1 BB: 0 P: 8	R: 1 E: 0 K: 0 S: 8	H: 2 LOB: 0 BB: 0 P: 9	R: 0 E: 0 K: 2 S: 13	H: 0 LOB: 0 BB: 0 P: 16	R: 0 E: 0 K: 1 S: 8	H: 0 LOB: 1 BB: 1 P: 19	R: 0 E: 0 K: 0 S: 4	H: 0 LOB: 0 BB: 0 P: 4	R: 0 E: 0 K: 2 S: 9	H: 0 LOB: 0 BB: 0 P: 12	R: 0 E: 0 K: 2 S: 9	H: 1 LOB: 2 BB: 1 P: 13	R: 1 E: 1 K: 0 S: 8	H: 1 LOB: 1 BB: 1 P: 18	1B: 3 2B: 2 3B: 0 HR: 0	SF: 1 SAC: 1 DP: 1 HBP: 0	WP: 0 PB: 0 SB: 2 CS: 0	PA: 31							
PITCHER	IP	WLS	BF	H	R	ER	SO	BB	IBB	HBP	BLK	WP	HR	S	P	ERA	WHIP										
Steve Cooke, L (1,1) ERA: 4.43	7.0	L	26	4	1	1	7	1	1	0	0	0	0	56	81	1.29	0.714										
Jeff Ballard, L (8,1) ERA: 6.0	0.0	L	1	1	1	1	0	0	0	0	0	0	0	3	6	∞	∞										
Rick White, R (8,1) ERA: 4.82	1.0		4	0	0	0	0	0	1	0	0	0	0	5	12	0.00	0.000										

Pittsburgh Pirates @ Chicago Cubs
Wrigley Field, Chicago, IL
Mon Jun 27 1994, 7:05 PM CDT
Att: 34,665 - Unknown - 67 F

AB	26
R	2
H	5
RBI	2
BB	3
SO	7
LOB	12



Batter	1	2	3	4	5	6	7	8	9	AB R H RBI BB SO LOB	TOP									
Carlos Garcia, R OBP: 0.316, SLG: 0.345 (1, 4)	G6-3		1B HR		F8		F8		K	5 1 1 0 0 1 1	Pittsburgh Pirates @ Chicago Cubs Wrigley Field, Chicago, IL Tue Jun 28 1994, 3:33 AM CDT Att: 30,783 - Cloudy - 83 F									
Jay Bell, R OBP: 0.327, SLG: 0.417 (1, 6)	E BB		1B HR BB		G5-3		1B 2B		K	3 2 1 0 2 1 1										
Orlando Merced, S OBP: 0.368, SLG: 0.430 (1, 9)	F7		P5		1B		2H 1B			4 0 2 1 0 0 3										
Dave Clark, L OBP: 0.387, SLG: 0.518 (1, 7)	K		1B HR		G3		K			4 1 1 0 0 2 3										
Brian Hunter, R OBP: 0.313, SLG: 0.521 (8, PR)			HR		E6		CS WP BB			3 1 1 4 1 1 0										
Kevin Young, R OBP: 0.276, SLG: 0.345 (8, 3)			1H 2H 3H 2-2		F8		G1-3			0 0 0 0 0 0 0										
Al Martin, L OBP: 0.376, SLG: 0.461 (1, 8)	K		G3		F8		G1-3			4 0 0 0 0 1 2										
Jeff King, R OBP: 0.335, SLG: 0.402 (1, 5)	K				FC5-4 1B		G6-4-3 BB			3 0 1 0 1 1 2										
Don Slaught, R OBP: 0.385, SLG: 0.340 (1, 2)			HR		FC5-4 G4-6-3 1-2		G6-4-3 1-2			4 1 1 1 0 0 3										
Jon Lieber, L OBP: 0.362, SLG: 0.550 (7, PH)			G6-3		G4-6-3 1-2		L8			2 0 0 0 0 0 1										
Galvin Green, L OBP: 0.273, SLG: 0.375 (7, 1)										1 0 0 0 0 0 0										
Mark Dewey, R OBP: 0.300, SLG: 1.000 (7, 1)										0 0 0 0 0 0 0										
Ravelo Manzanillo, L OBP: 0.300, SLG: 0.500 (9, PH)										0 0 0 0 0 0 0										
Andy Van Slyke, L OBP: 0.300, SLG: 0.500 (9, PH)										0 0 0 0 0 1 0										
Alejandro Pena, R OBP: 0.300, SLG: 0.500 (9, 1)										0 0 0 0 0 0 0										
Inning Stats	R: 0 E: 1 K: 1 S: 7	H: 0 LOB: 1 BB: 1 P: 14	R: 0 E: 0 K: 3 S: 9	H: 0 LOB: 0 BB: 0 P: 16	R: 5 E: 0 K: 0 S: 18	H: 4 LOB: 0 BB: 1 P: 30	R: 0 E: 0 K: 0 S: 3	H: 1 LOB: 0 BB: 0 P: 4	R: 0 E: 1 K: 0 S: 6	H: 0 LOB: 1 BB: 1 P: 14	R: 1 E: 0 K: 1 S: 11	H: 2 LOB: 1 BB: 0 P: 19	R: 0 E: 0 K: 0 S: 5	H: 0 LOB: 1 BB: 1 P: 13	R: 0 E: 0 K: 2 S: 12	H: 0 LOB: 1 BB: 1 P: 17	1B: 5 2B: 1 3B: 0 HR: 2	SF: 0 SAC: 0 DP: 2 HBP: 0	WP: 1 PB: 0 SB: 2 CS: 1	PA: 38
PITCHER	IP WLS BF H R ER SO BB IBB HBP BLK WP HR S P ERA WHIP											IP WLS BF H R ER SO BB IBB HBP BLK WP HR S P ERA WHIP								
Mike Morgan, R ERA: 7.24 (1, 1)	6.2 L 29 7 6 6 4 3 0 0 0 0 2 55 101 8.10 1.500																			
Dave Otto, L ERA: 4.5 (7, 1)	0.1 2 1 0 0 1 0 0 0 0 0 0 4 8 0.00 3.000																			
Jim Bullinger, R ERA: 4.14 (8, 1)	2.0 7 0 0 0 2 2 0 0 0 1 0 17 30 0.00 1.000																			

Batter	1	2	3	4	5	6	7	8	9	AB R H RBI BB SO LOB	BOTTOM											
Rey Sanchez, R OBP: 0.358, SLG: 0.325 (1, 4)	FC3-6 1B		G4-6-3 1-2		P6		1B 1B		1B 1B	5 0 3 0 0 0 1	Pittsburgh Pirates @ Chicago Cubs Wrigley Field, Chicago, IL Tue Jun 28 1994, 3:33 AM CDT Att: 30,783 - Cloudy - 83 F											
Mark Grace, L OBP: 0.367, SLG: 0.373 (1, 3)	FC3-6 1-2		G6-3		1B 2B				FC6-4 1B	5 1 2 0 0 0 2												
Sammy Sosa, R OBP: 0.333, SLG: 0.548 (1, 9)	P4				E5 FC3-6 G4-6-3 2H 1B		G4-6-3 1B		K	5 0 2 1 0 1 3												
Derrick May, L OBP: 0.332, SLG: 0.411 (1, 7)	G3				FC3-6 2B 1B 1-2		G4-6-3 1-2		P6 FC6-4 1-2	5 1 0 0 0 0 7												
Glenallen Hill, R OBP: 0.343, SLG: 0.409 (1, 8)			HR		E8 1B 2B		F9			4 2 3 1 0 0 0												
Rick Wilkins, L OBP: 0.302, SLG: 0.364 (1, 2)	L7				1B 1B 2H 3H		F8		G4-3	4 0 1 2 0 0 1												
Steve Buechele, R OBP: 0.318, SLG: 0.386 (1, 5)	L4				BB 1B 1-3		K		F8	4 0 1 0 0 1 1												
José Hernández, R OBP: 0.310, SLG: 0.400 (9, PH)	L6				G1-4-3 BB 1-2		F8		F8	2 0 0 0 1 0 1												
Mike Maksudian, L OBP: 0.571, SLG: 0.400 (9, PH)										1 0 0 0 0 0 0												
Mike Morgan, R OBP: 0.200, SLG: 0.143 (7, 1)					G1-4-3				HR	2 0 1 0 0 0 3												
Dave Otto, L OBP: 0.324, SLG: 0.390 (7, PH)					G4-6-3					0 0 0 0 0 0 0												
Karl Rhodes, L OBP: 0.324, SLG: 0.390 (8, 1)										1 0 0 0 0 0 0												
Jim Bullinger, R OBP: 0.300, SLG: 0.250 (9, PH)										0 0 0 0 0 0 0												
Kevin Roberson, S OBP: 0.280, SLG: 0.574 (9, PH)										1 1 1 1 0 0 0												
Inning Stats	R: 0 E: 0 K: 0 S: 8	H: 1 LOB: 0 BB: 0 P: 12	R: 1 E: 0 K: 0 S: 9	H: 1 LOB: 0 BB: 0 P: 13	R: 0 E: 0 K: 0 S: 8	H: 1 LOB: 0 BB: 0 P: 10	R: 2 E: 1 K: 0 S: 10	H: 3 LOB: 2 BB: 1 P: 20	R: 1 E: 0 K: 0 S: 6	H: 2 LOB: 0 BB: 0 P: 6	R: 0 E: 2 K: 1 S: 6	H: 1 LOB: 1 BB: 0 P: 9	R: 0 E: 0 K: 0 S: 11	H: 2 LOB: 2 BB: 0 P: 13	R: 0 E: 0 K: 0 S: 7	H: 0 LOB: 0 BB: 0 P: 11	R: 1 E: 0 K: 1 S: 15	H: 3 LOB: 2 BB: 0 P: 23	1B: 10 2B: 2 3B: 0 HR: 2	SF: 0 SAC: 0 DP: 3 HBP: 0	WP: 0 PB: 0 SB: 0 CS: 0	PA: 40
PITCHER	IP WLS BF H R ER SO BB IBB HBP BLK WP HR S P ERA WHIP											IP WLS BF H R ER SO BB IBB HBP BLK WP HR S P ERA WHIP										
Jon Lieber, R ERA: 2.76 (7, 1)	6.0 W 26 9 4 3 1 1 0 0 0 0 0 47 70 4.50 1.667																					
Mark Dewey, R ERA: 3.21 (7, 1)	0.2 4 2 0 0 0 0 0 0 0 0 0 9 11 0.00 3.000																					
Ravelo Manzanillo, L ERA: 1.24 (9, 1)	1.1 4 0 0 0 0 0 0 0 0 0 0 9 13 0.00 0.000																					
Alejandro Pena, R ERA: 5.02 (9, 1)	1.0 S 6 3 1 1 1 1 0 0 0 0 0 1 15 23 9.00 3.000																					

AB 33
R 6
H 8
RBI 6
BB 5
SO 7
LOB 16



AB 39
R 5
H 14
RBI 5
BB 1
SO 2
LOB 19



Batter	1	2	3	4	5	6	7	8	9	AB	R	H	RBI	BB	SO	LOB	TOP					
Carlos Garcia, R (1.4) OBP: 0.311, SLG: 0.340	G1-3		F8			K		F9		4	0	0	0	0	1	0	Pittsburgh Pirates @ Chicago Cubs Wrigley Field, Chicago, IL Wed Jun 29 1994, 3:33 AM CDT Att: 29,267 - Cloudy - 75 F					
Jay Bell, R (1.6) OBP: 0.332, SLG: 0.420	1B FC9-2			K			1B HR	1B SF8		3	2	2	0	1	1	0						
Andy Van Slyke, L (1.8) OBP: 0.353, SLG: 0.355	1B			P6			1B HR	1B		4	1	3	0	0	0	0						
Orlando Merced, S (1.9) OBP: 0.366, SLG: 0.441	FC9-2			G4-3			1B HR	SF8		3	1	1	4	0	0	2						
Brian Hunter, R (1.3) OBP: 0.306, SLG: 0.509			G5-3		F7		K	L9		4	0	0	0	0	1	1						
Ravelo Manzanillo, L (8.1) OBP: 0.500, SLG: 0.500										0	0	0	0	0	0	0						
Tom Foley, L (9.5) OBP: 0.276, SLG: 0.333										0	0	0	0	0	0	0						
Al Martin, L (1.7) OBP: 0.374, SLG: 0.457			K		G4-3		1B FC6	L1		4	1	1	0	0	1	0						
Jeff King, R (1.5) OBP: 0.394, SLG: 0.394			F9		F9		1B FC6	L6		4	0	0	0	0	0	1						
Mark Dewey, R (9.1) OBP: 1.000, SLG: 1.000							1B FC6			0	0	0	0	0	0	0						
Don Slaught, R (1.2) OBP: 0.382, SLG: 0.338			F8			G5-3	1B FC4-6	G4-3		4	0	1	1	0	0	0						
Denny Neagle, L (1.1) OBP: 0.137, SLG: 0.133			G4-3			G1-4-3	1B FC4-6			1	0	0	0	0	0	0						
Garly Vazquez, L (6. PH) OBP: 0.267, SLG: 0.366										1	0	0	0	0	0	0						
Bias Minor, R (6.1) OBP: 0.297, SLG: 0.366										0	0	0	0	0	0	0						
Dave Clark, L (7. PH) OBP: 0.456, SLG: 0.514										1	0	0	0	0	0	1						
Rick White, R (7.1) OBP: 0.276, SLG: 0.345										0	0	0	0	0	0	0						
Kevin Young, R (8.3) OBP: 0.276, SLG: 0.345										0	0	0	0	0	0	0						
Inning Stats	R: 0 E: 0 K: 0 S: 8	H: 2 LOB: 1 BB: 0 P: 11	R: 0 E: 0 K: 1 S: 6	H: 0 LOB: 0 BB: 0 P: 9	R: 0 E: 0 K: 1 S: 7	H: 0 LOB: 0 BB: 0 P: 7	R: 0 E: 0 K: 1 S: 7	H: 0 LOB: 0 BB: 0 P: 14	R: 0 E: 0 K: 0 S: 5	H: 0 LOB: 0 BB: 0 P: 6	R: 0 E: 0 K: 1 S: 10	H: 0 LOB: 0 BB: 0 P: 17	R: 4 E: 0 K: 1 S: 18	H: 4 LOB: 1 BB: 1 P: 30	R: 1 E: 0 K: 0 S: 13	H: 2 LOB: 1 BB: 0 P: 19	R: 0 E: 0 K: 0 S: 6	H: 0 LOB: 0 BB: 0 P: 9	1B: 7 2B: 1 3B: 0 HR: 1	SF: 1 SAC: 0 DP: 1 HBP: 0	WP: 0 PB: 0 SB: 0 CS: 0	PA: 35
PITCHER	IP	WLS	BF	H	R	ER	SO	BB	IBB	HBP	BLK	WP	HR	S	P	ERA	WHIP					
Anthony Young, R (1.1) ERA: 4.2	6.0		19	2	0	0	3	0	0	0	0	0	0	43	64	0.00	0.333					
Dan Plesac, L (7.1) ERA: 3.89	0.0		3	2	3	3	0	1	0	0	0	0	1	7	14	∞	∞					
Jose Bautista, R (7.1) ERA: 3.51	2.0		10	4	2	2	1	0	0	0	0	0	0	24	35	9.00	2.000					
Chuck Crim, R (9.1) ERA: 2.48	1.0	W	3	0	0	0	0	0	0	0	0	0	0	6	9	0.00	0.000					

AB 33
R 5
H 8
RBI 5
BB 1
SO 4
LOB 5



Batter	1	2	3	4	5	6	7	8	9	AB	R	H	RBI	BB	SO	LOB	BOTTOM					
Shawon Dunston, R (1.6) OBP: 0.311, SLG: 0.410	1B FC6-2		1B S	G3			P6		2B BB	4	2	2	0	1	0	0	Pittsburgh Pirates @ Chicago Cubs Wrigley Field, Chicago, IL Wed Jun 29 1994, 3:33 AM CDT Att: 29,267 - Cloudy - 75 F					
Mark Grace, L (1.3) OBP: 0.368, SLG: 0.371	K		F7		F8		1B	2B BB		4	0	1	0	1	1	2						
Sammy Sosa, R (1.9) OBP: 0.334, SLG: 0.543	S FC6-2		1B BB		F7		F8	K		4	1	1	0	1	1	4						
Glenallen Hill, R (1.8) OBP: 0.352, SLG: 0.447	FC6-2 S		1B S	G4-3		HR	G1-3	2B		5	2	3	3	0	0	3						
Eduardo Zambrano, R (1.7) OBP: 0.368, SLG: 0.533	1B FC6-4		1B S		F8			B2-3		3	0	1	2	1	0	0						
Mark Parent, R (1.2) OBP: 0.424, SLG: 0.429	FC6-4		G4-3			K	K			3	0	0	1	0	1	4						
Kevin Roberson, S (8. PH) OBP: 0.275, SLG: 0.563								K		1	0	0	0	0	1	0						
Rick Wilkins, L (9.2) OBP: 0.302, SLG: 0.364										0	0	0	0	0	0	0						
Steve Buechele, R (1.5) OBP: 0.317, SLG: 0.384		G6-3		K		G5-3		K		4	0	1	0	0	2	1						
Chuck Crim, R (9.1) OBP: 0.355, SLG: 0.329										0	0	0	0	0	0	0						
Rey Sanchez, R (1.4) OBP: 0.355, SLG: 0.329		G6-3			F9		G5-3	SH1-4 2B		4	1	1	0	0	0	1						
Anthony Young, R (1.1) OBP: 0.167, SLG: 0.167								SH1-4 2B		2	0	0	0	0	0	0						
Mike Maksudian, L (6. PH) OBP: 0.500, SLG: 0.333		F9			G5-3		P5			1	0	0	0	0	0	1						
Dan Plesac, L (7.1) ERA: 4.47										0	0	0	0	0	0	0						
Jose Bautista, R (7.1) ERA: 3.16										0	0	0	0	0	0	0						
José Hernández, R (9.5) OBP: 0.310, SLG: 0.400										0	0	0	0	0	0	0						
Inning Stats	R: 0 E: 0 K: 1 S: 15	H: 2 LOB: 3 BB: 1 P: 26	R: 0 E: 0 K: 0 S: 9	H: 0 LOB: 0 BB: 0 P: 13	R: 3 E: 0 K: 1 S: 18	H: 3 LOB: 1 BB: 1 P: 30	R: 0 E: 0 K: 0 S: 7	H: 0 LOB: 0 BB: 0 P: 7	R: 1 E: 0 K: 0 S: 9	H: 1 LOB: 0 BB: 0 P: 13	R: 0 E: 0 K: 1 S: 9	H: 1 LOB: 1 BB: 0 P: 12	R: 0 E: 0 K: 0 S: 5	H: 1 LOB: 1 BB: 0 P: 7	R: 0 E: 0 K: 2 S: 9	H: 0 LOB: 0 BB: 0 P: 14	R: 2 E: 0 K: 1 S: 13	H: 2 LOB: 2 BB: 2 P: 25	1B: 7 2B: 2 3B: 0 HR: 1	SF: 0 SAC: 1 DP: 0 HBP: 0	WP: 0 PB: 0 SB: 5 CS: 0	PA: 40
PITCHER	IP	WLS	BF	H	R	ER	SO	BB	IBB	HBP	BLK	WP	HR	S	P	ERA	WHIP					
Denny Neagle, L (1.1) ERA: 4.47	5.0		23	6	4	4	2	2	0	0	0	0	0	9	12	0.00	1.000					
Bias Minor, R (6.1) ERA: 9.45	1.0		4	1	0	0	1	0	0	0	0	0	0	7	9	0.00	0.750					
Rick White, R (7.1) ERA: 4.56	1.1		5	1	0	0	2	0	0	0	0	0	0	7	9	0.00	0.750					
Ravelo Manzanillo, L (8.1) OBP: 0.500, SLG: 0.333	1.0	L	6	1	2	2	2	2	0	0	0	0	0	13	28	18.00	3.000					
Mark Dewey, R (9.1) ERA: 2.9	0.1		2	1	0	0	1	0	0	0	0	0	0	7	9	0.00	3.000					



Batter	1	2	3	4	5	6	7	8	9	AB	R	H	RBI	BB	SO	LOB	TOP					
Jerome Walton, R (1, 8) OBP: 0.343, SLG: 0.409										5	1	3	2	0	1	0	Cincinnati Reds @ Pittsburgh Pirates Three Rivers Stadium, Pittsburgh, PA Thu Jun 30 1994, 7:05 PM EDT Att: 16,330 - Unknown - 76 F					
Tony Fernandez, S (1, 5) OBP: 0.379, SLG: 0.419										5	1	2	0	0	0	2						
Barry Larkin, R (1, 6) OBP: 0.377, SLG: 0.399										4	0	1	1	0	1	2						
Kevin Mitchell, R (1, 7) OBP: 0.413, SLG: 0.665										3	0	1	1	0	0	1						
Reggie Sanders, R (1, 9) OBP: 0.330, SLG: 0.520										4	0	2	0	0	0	2						
Hal Morris, L (1, 3) OBP: 0.393, SLG: 0.502											3	1	1	0	1	0		1				
Bret Boone, R (1, 4) OBP: 0.366, SLG: 0.454										3	1	1	0	1	0	2						
Brian Dorsett, R (1, 2) OBP: 0.328, SLG: 0.383											3	0	0	0	0	2						
Lenny Harris, L (9, PH) OBP: 0.394, SLG: 0.429											1	0	0	0	0	1		2				
Pete Schourek, L (7, 1) OBP: 0.336, SLG: 0.600										2	0	1	0	0	0	0						
Johanny Ruffin, R (7, 1) ERA: 3.38										0	0	0	0	0	0	0						
Jacob Brumfield, R (8, PH) ERA: 2.73										1	0	0	0	0	0	0						
Hector Carrasco, R (8, 1) ERA: 2.73										0	0	0	0	0	0	0						
Chuck McElroy, L (8, 1) ERA: 2.01										0	0	0	0	0	0	0						
Rich DeLucia, R (8, 1) ERA: 4.26										0	0	0	0	0	0	0						
Thomas Howard, S (9, PH) ERA: 2.81										1	0	0	0	0	0	2						
Inning Stats	R: 0 E: 0 K: 1 S: 13	H: 1 LOB: 1 BB: 0 P: 22	R: 0 E: 0 K: 0 S: 8	H: 1 LOB: 1 BB: 1 P: 16	R: 0 E: 0 K: 0 S: 11	H: 2 LOB: 1 BB: 0 P: 21	R: 0 E: 0 K: 0 S: 6	H: 2 LOB: 1 BB: 0 P: 11	R: 0 E: 0 K: 0 S: 5	H: 0 LOB: 0 BB: 0 P: 7	R: 0 E: 0 K: 1 S: 8	H: 1 LOB: 1 BB: 0 P: 12	R: 0 E: 0 K: 0 S: 6	H: 0 LOB: 0 BB: 0 P: 10	R: 2 E: 1 K: 0 S: 15	H: 3 LOB: 1 BB: 0 P: 26	R: 2 E: 0 K: 1 S: 10	H: 2 LOB: 1 BB: 1 P: 20	1B: 10 2B: 3 3B: 0 HR: 0	SF: 1 SAC: 0 DP: 2 HBP: 0	WP: 0 PB: 0 SB: 5 CS: 0	PA: 38
PITCHER	IP WLS BF H R ER SO BB IBB HBP BLK WP HR S P ERA WHIP																					
Zane Smith, L (1, 1) ERA: 3.38	7.1	30	10	2	2	2	2	1	0	0	0	0	0	0	68	117	2.46	1.500				
Mike Dyer, R (8, 1) ERA: 27.0	0.2	W	4	1	2	2	0	1	0	0	0	0	0	0	7	15	27.00	3.000				
Ravelo Manzanillo, L (9, 1) ERA: 2.81	1.0	S	4	1	0	0	1	0	0	0	0	0	0	0	7	13	0.00	1.000				

AB	35
R	4
H	12
RBI	4
BB	2
SO	3
LOB	16



Batter	1	2	3	4	5	6	7	8	9	AB	R	H	RBI	BB	SO	LOB	BOTTOM			
Carlos Garcia, R (1, 4) OBP: 0.314, SLG: 0.342										4	2	2	0	0	1	0	Cincinnati Reds @ Pittsburgh Pirates Three Rivers Stadium, Pittsburgh, PA Thu Jun 30 1994, 7:05 PM EDT Att: 16,330 - Unknown - 76 F			
Jay Bell, R (1, 6) OBP: 0.334, SLG: 0.419										3	1	1	1	1	1	1				
Andy Van Slyke, L (1, 8) OBP: 0.359, SLG: 0.358										1	1	1	1	2	0	0				
Brian Hunter, R (1, 3) OBP: 0.305, SLG: 0.509										4	0	1	0	0	1	4				
Kevin Young, R (9, 3) OBP: 0.276, SLG: 0.345										0	0	0	0	0	0	0				
Orlando Merced, S (1, 9) OBP: 0.364, SLG: 0.442										4	1	1	2	0	0	2				
Jeff King, R (1, 5) OBP: 0.324, SLG: 0.387										4	0	0	0	0	2	1				
Al Martin, L (1, 7) OBP: 0.376, SLG: 0.473										4	1	2	2	0	0	0				
Don Slaught, R (1, 2) OBP: 0.374, SLG: 0.329										4	0	0	0	0	0	1				
Zane Smith, L (1, 1) OBP: 0.220, SLG: 0.220										3	0	0	0	0	0	1				
Mike Dyer, R (8, 1) ERA: 2.73										0	0	0	0	0	0	0				
Ravelo Manzanillo, L (9, 1) OBP: 0.500, SLG: 0.500										0	0	0	0	0	0	0				
Inning Stats	R: 0 E: 0 K: 2 S: 15	H: 1 LOB: 2 BB: 1 P: 27	R: 0 E: 0 K: 0 S: 7	H: 1 LOB: 1 BB: 0 P: 13	R: 1 E: 1 K: 1 S: 11	H: 1 LOB: 0 BB: 0 P: 15	R: 0 E: 0 K: 0 S: 7	H: 0 LOB: 0 BB: 0 P: 13	R: 1 E: 1 K: 0 S: 13	H: 3 LOB: 2 BB: 0 P: 18	R: 0 E: 0 K: 1 S: 7	H: 0 LOB: 0 BB: 0 P: 12	R: 0 E: 0 K: 0 S: 5	H: 0 LOB: 0 BB: 0 P: 11	R: 4 E: 0 K: 1 S: 17	H: 2 LOB: 2 BB: 2 P: 29	1B: 4 2B: 3 3B: 0 HR: 1	SF: 1 SAC: 0 DP: 0 HBP: 0	WP: 0 PB: 0 SB: 1 CS: 0	PA: 35
PITCHER	IP WLS BF H R ER SO BB IBB HBP BLK WP HR S P ERA WHIP																			
Pete Schourek, L (1, 1) ERA: 5.17	6.0	25	6	2	1	4	0	0	0	0	0	5	11	0.00	0.000					
Johanny Ruffin, R (7, 1) ERA: 2.81	1.0	3	0	0	0	0	0	0	0	0	0	5	11	0.00	0.000					
Hector Carrasco, R (8, 1) ERA: 2.73	0.1	L	3	0	2	2	0	2	0	0	0	4	12	54.00	6.000					
Chuck McElroy, L (8, 1) ERA: 2.01	0.0	1	1	0	0	0	0	0	0	0	0	1	2	∞	∞					
Rich DeLucia, R (8, 1) ERA: 4.26	0.2	3	1	2	2	1	0	0	0	0	1	12	15	27.00	1.500					

AB	31
R	6
H	8
RBI	6
BB	3
SO	5
LOB	10



Batter	1	2	3	4	5	6	7	8	9	AB	R	H	RBI	BB	SO	LOB	TOP							
Thomas Howard, S (1, 8) OBP: 0.305, SLG: 0.408	G4-3		F9		1B		G5-3		G5-3	4	1	1	1	1	0	0	Cincinnati Reds @ Pittsburgh Pirates Three Rivers Stadium, Pittsburgh, PA Fri Jul 01 1994, 7:05 PM EDT Att: 32,956 - Unknown - 78 F							
Barry Larkin, R (1, 6) OBP: 0.375, SLG: 0.397	F8			F7	1B	F8	FC1-5			4	1	1	0	0	0	3								
Hal Morris, L (1, 3) OBP: 0.391, SLG: 0.498	K			F7	1B		G5-3			4	0	1	1	0	1	3								
Kevin Mitchell, R (1, 7) OBP: 0.414, SLG: 0.660		G6-3		1B	1B		G5-3		K	3	0	1	1	1	1	1								
Reggie Sanders, R (1, 9) OBP: 0.329, SLG: 0.516	K			F9				L5		4	1	1	0	0	1	2								
Tony Fernandez, S (1, 5) OBP: 0.384, SLG: 0.429	G6-3						G5-4-3			4	0	3	1	0	0	1								
Bret Boone, R (1, 4) OBP: 0.361, SLG: 0.447	G1-3				1B		G5-4-3		2B	4	0	0	0	0	2	5								
Eddie Taubensee, L (1, 2) OBP: 0.333, SLG: 0.536			F8			SH1-4		F9		4	1	1	0	0	0	0								
John Roper, R (1, 1) OBP: 0.300, SLG: 0.316			G4-3						K	2	0	1	0	0	0	0								
Chuck McElroy, L (8, 1) OBP: 0.167, SLG: 0.167				SH1-4						1	0	0	0	0	1	0								
Jeff Brantley, R (9, 1)							FC1-5			0	0	0	0	0	0	0								
Inning Stats	R: 0 E: 0 K: 1 S: 8	H: 0 LOB: 0 BB: 0 P: 12	R: 0 E: 0 K: 1 S: 8	H: 0 LOB: 1 BB: 1 P: 13	R: 0 E: 0 K: 0 S: 6	H: 0 LOB: 0 BB: 0 P: 9	R: 1 E: 0 K: 1 S: 10	H: 3 LOB: 2 BB: 0 P: 16	R: 2 E: 0 K: 0 S: 13	H: 3 LOB: 1 BB: 0 P: 21	R: 1 E: 0 K: 0 S: 9	H: 2 LOB: 0 BB: 0 P: 12	R: 0 E: 0 K: 2 S: 9	H: 1 LOB: 1 BB: 1 P: 11	R: 0 E: 0 K: 2 S: 9	H: 1 LOB: 1 BB: 0 P: 13	R: 0 E: 0 K: 1 S: 9	H: 0 LOB: 0 BB: 0 P: 12	1B: 8 2B: 2 3B: 0 HR: 0	SF: 0 SAC: 1 DP: 2 HBP: 0	WP: 0 PB: 2 SB: 2 CS: 0	PA: 37		
PITCHER	IP WLS BF H R ER SO BB IBB HBP BLK WP HR S P ERA WHIP	IP WLS BF H R ER SO BB IBB HBP BLK WP HR S P ERA WHIP	IP WLS BF H R ER SO BB IBB HBP BLK WP HR S P ERA WHIP	IP WLS BF H R ER SO BB IBB HBP BLK WP HR S P ERA WHIP	IP WLS BF H R ER SO BB IBB HBP BLK WP HR S P ERA WHIP	IP WLS BF H R ER SO BB IBB HBP BLK WP HR S P ERA WHIP	IP WLS BF H R ER SO BB IBB HBP BLK WP HR S P ERA WHIP	IP WLS BF H R ER SO BB IBB HBP BLK WP HR S P ERA WHIP	IP WLS BF H R ER SO BB IBB HBP BLK WP HR S P ERA WHIP	IP WLS BF H R ER SO BB IBB HBP BLK WP HR S P ERA WHIP	IP WLS BF H R ER SO BB IBB HBP BLK WP HR S P ERA WHIP	IP WLS BF H R ER SO BB IBB HBP BLK WP HR S P ERA WHIP	IP WLS BF H R ER SO BB IBB HBP BLK WP HR S P ERA WHIP	IP WLS BF H R ER SO BB IBB HBP BLK WP HR S P ERA WHIP	IP WLS BF H R ER SO BB IBB HBP BLK WP HR S P ERA WHIP	IP WLS BF H R ER SO BB IBB HBP BLK WP HR S P ERA WHIP	IP WLS BF H R ER SO BB IBB HBP BLK WP HR S P ERA WHIP	IP WLS BF H R ER SO BB IBB HBP BLK WP HR S P ERA WHIP	IP WLS BF H R ER SO BB IBB HBP BLK WP HR S P ERA WHIP	IP WLS BF H R ER SO BB IBB HBP BLK WP HR S P ERA WHIP	IP WLS BF H R ER SO BB IBB HBP BLK WP HR S P ERA WHIP	IP WLS BF H R ER SO BB IBB HBP BLK WP HR S P ERA WHIP	IP WLS BF H R ER SO BB IBB HBP BLK WP HR S P ERA WHIP	IP WLS BF H R ER SO BB IBB HBP BLK WP HR S P ERA WHIP

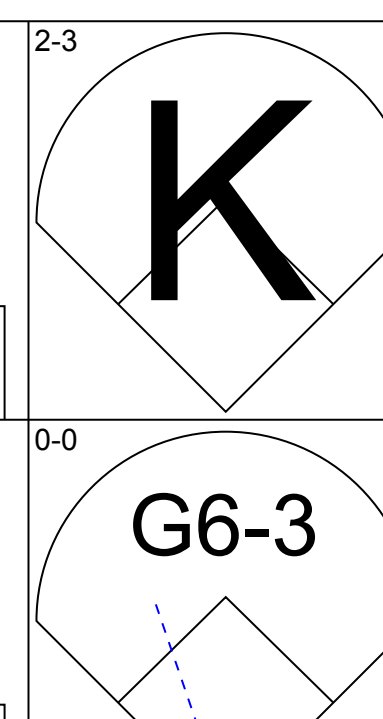
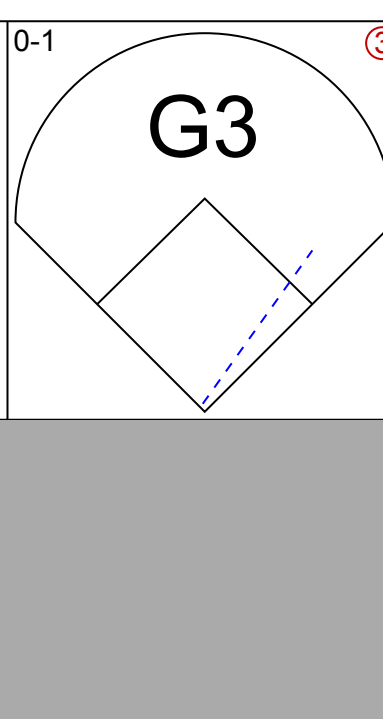
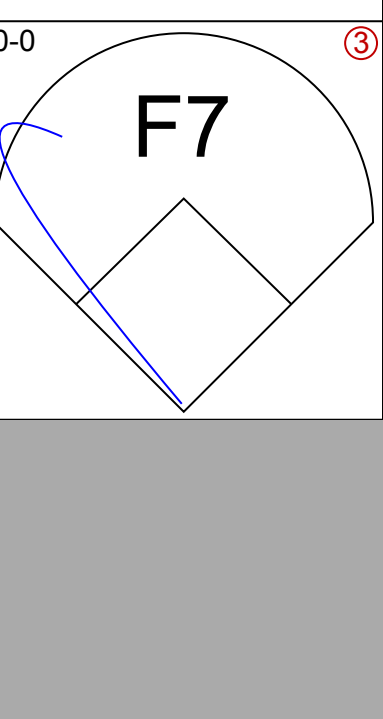
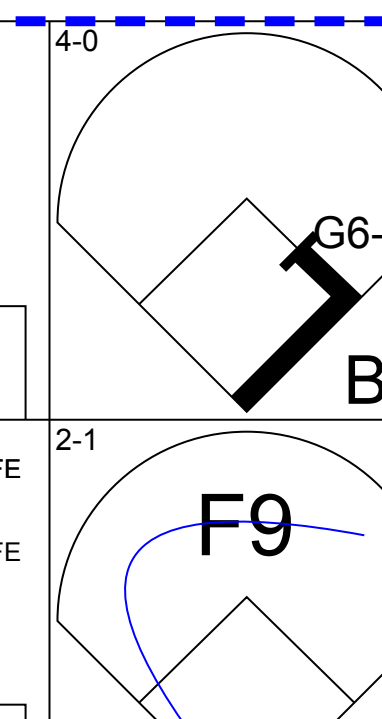
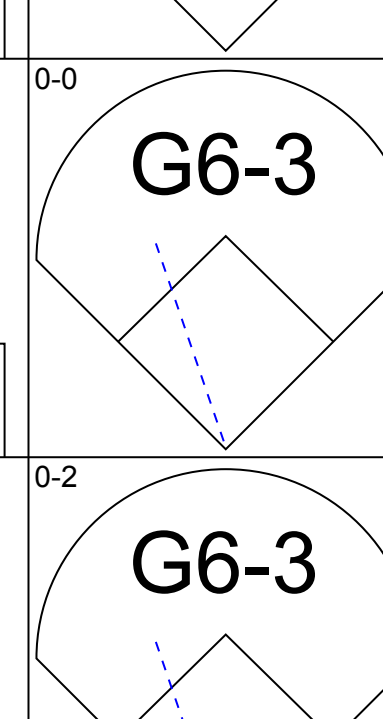
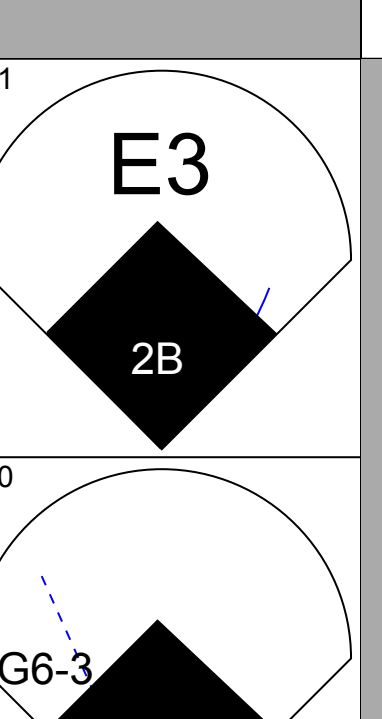
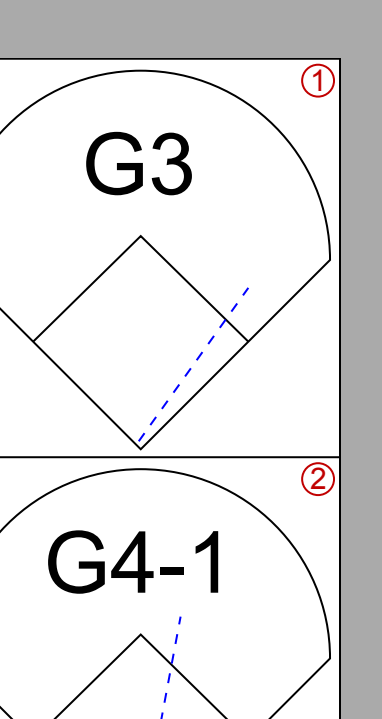
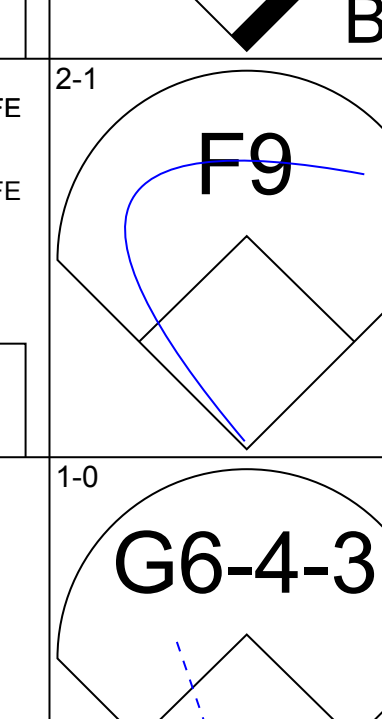
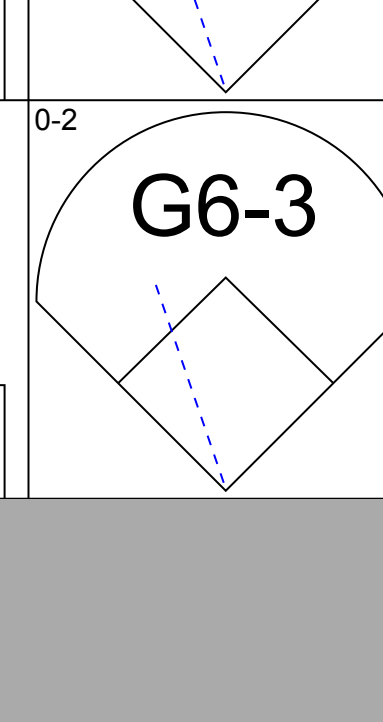
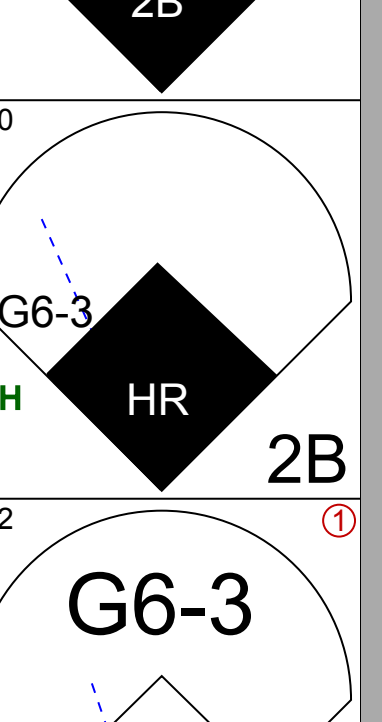
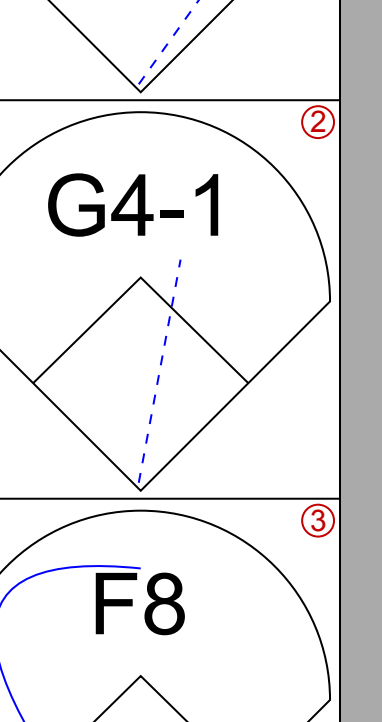
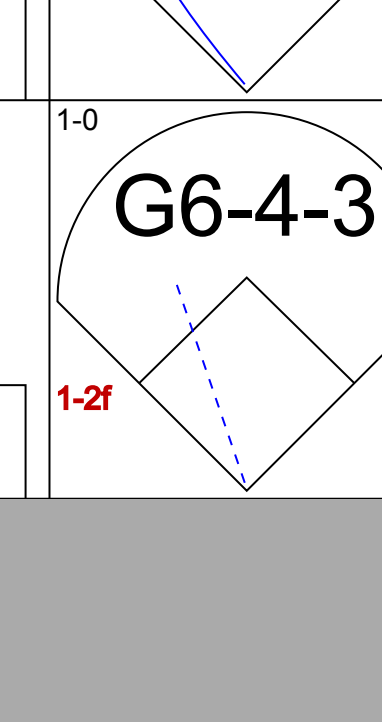
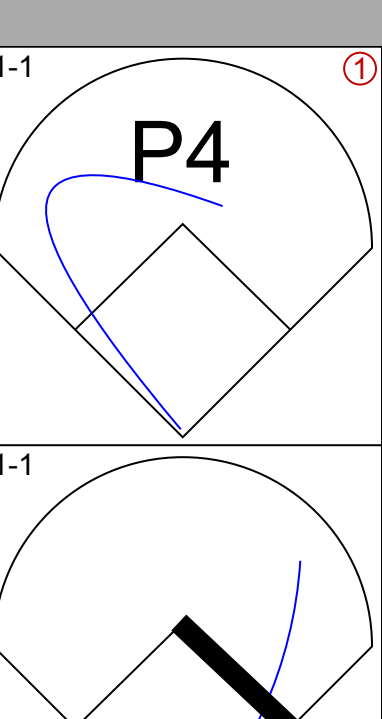
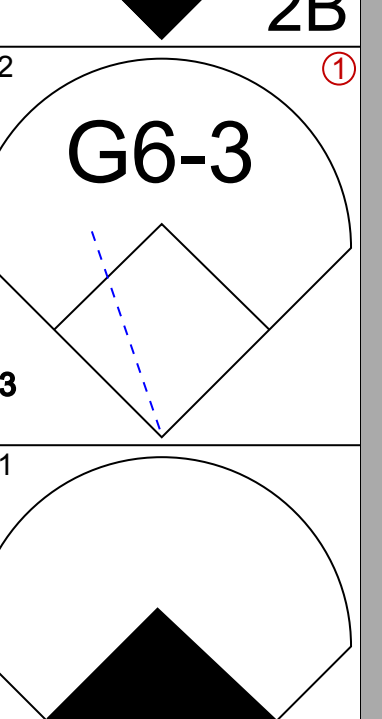
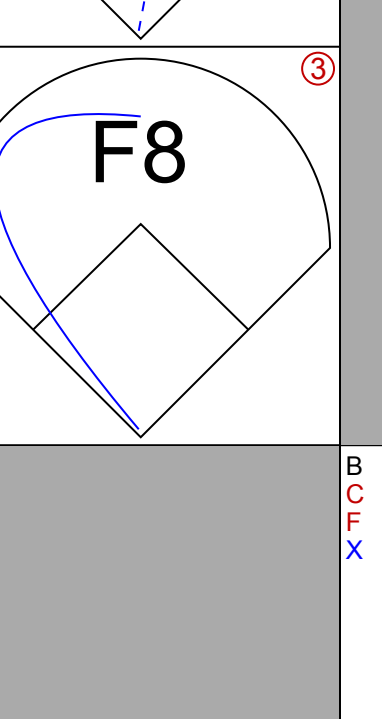
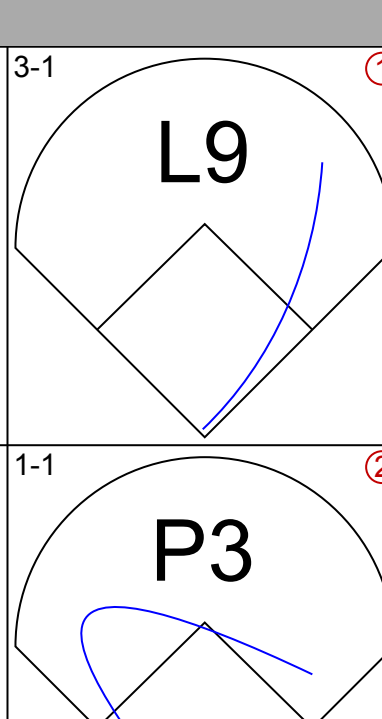
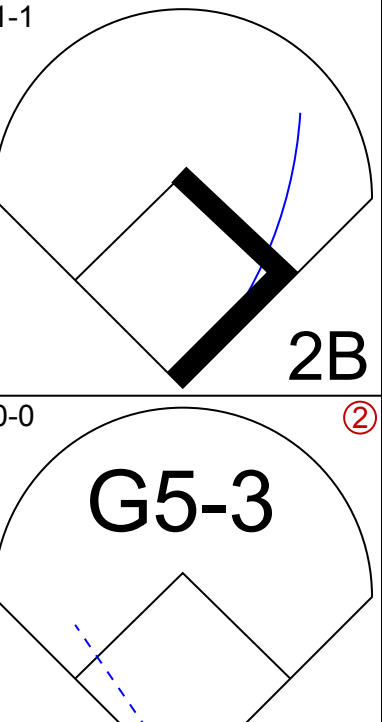
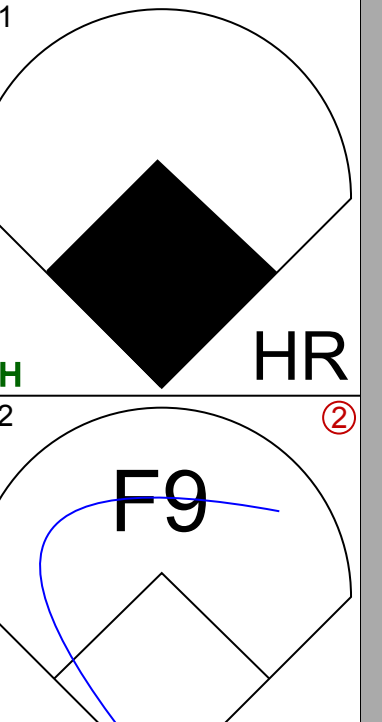
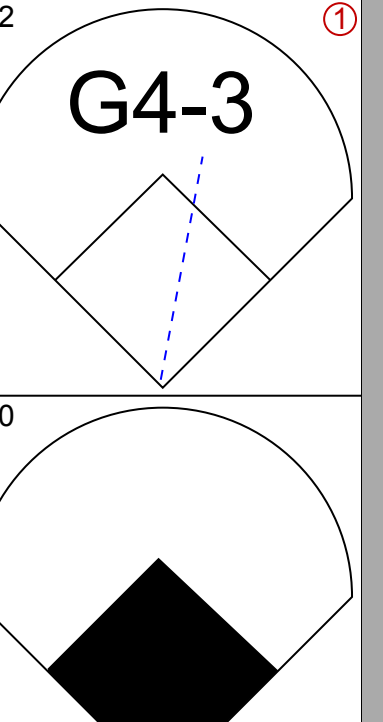
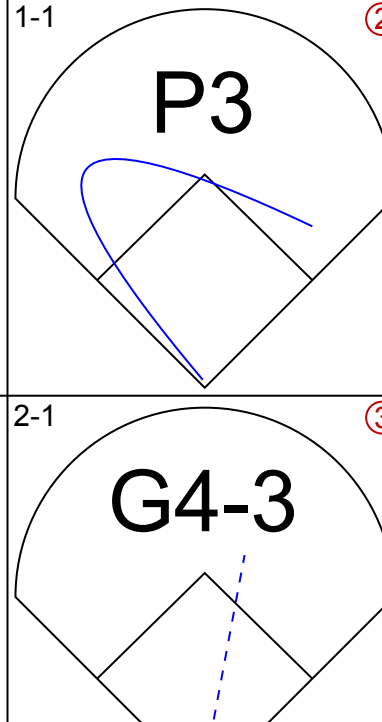
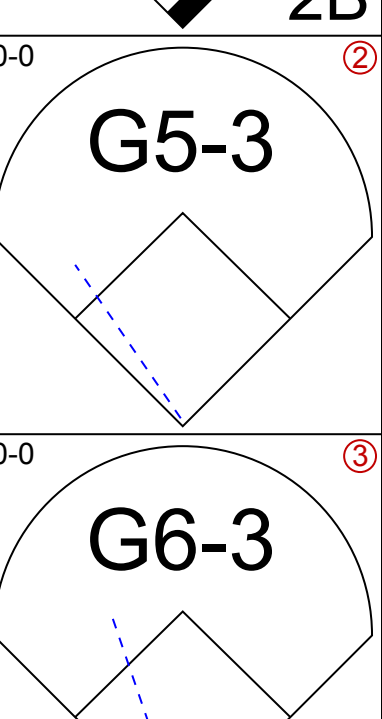
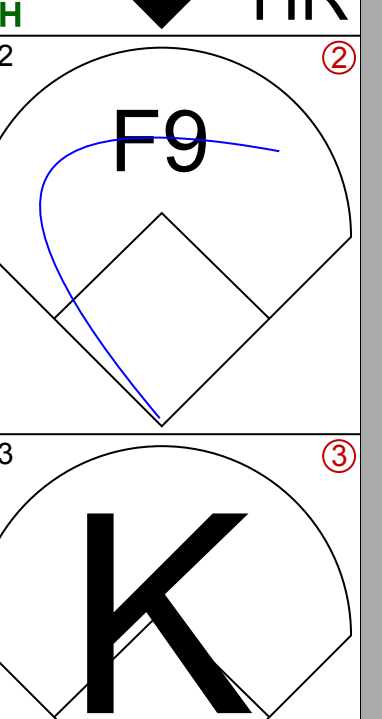
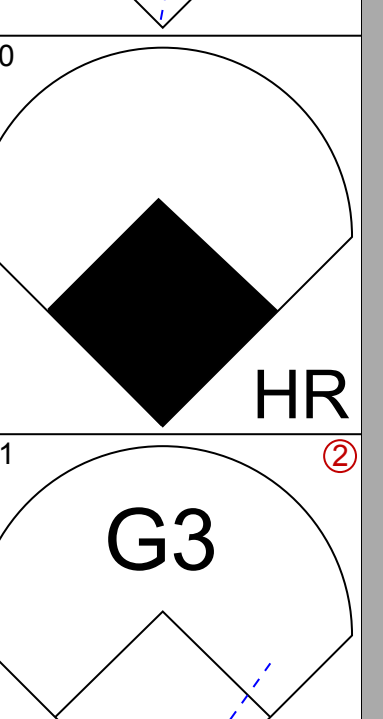
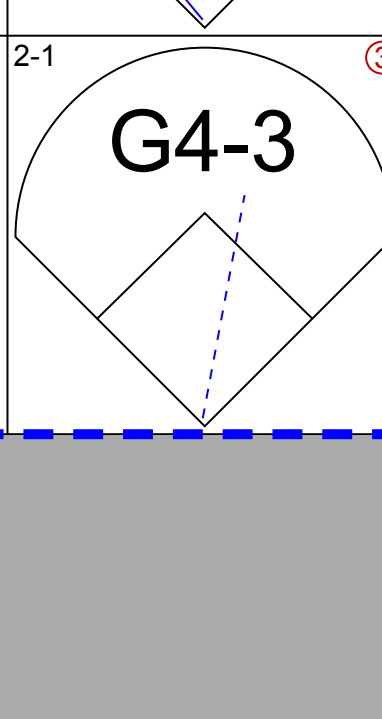
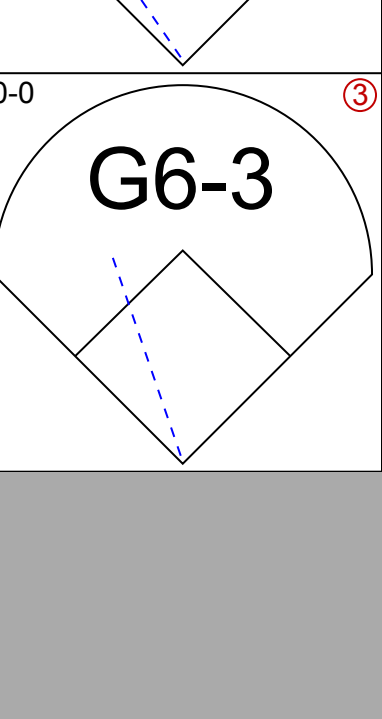

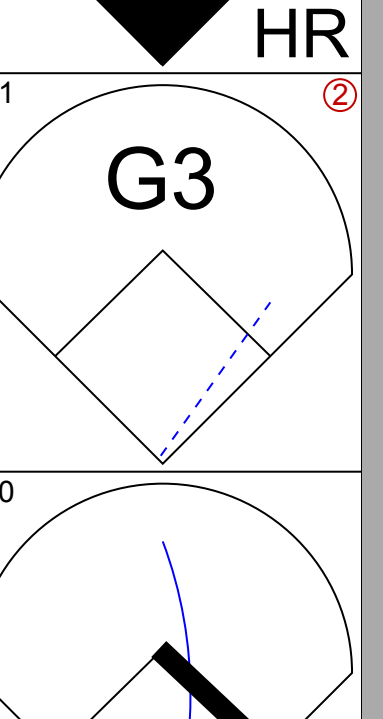
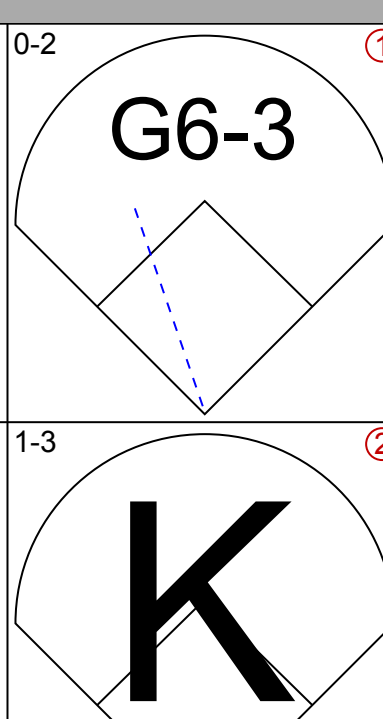
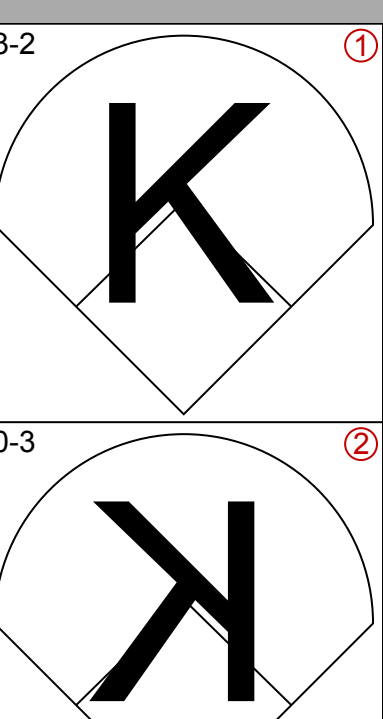
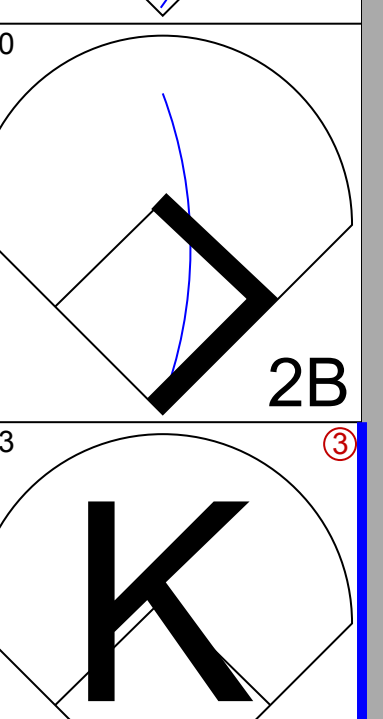
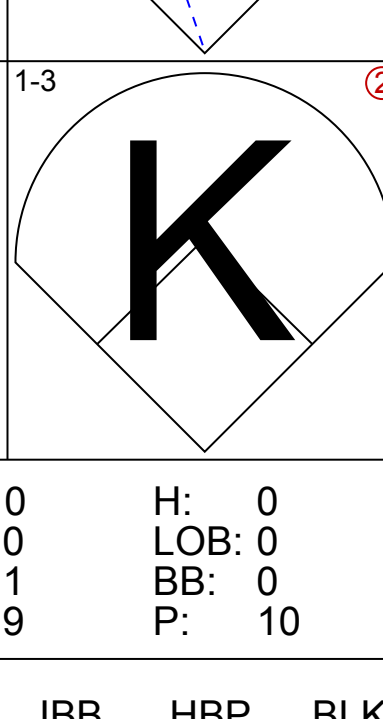
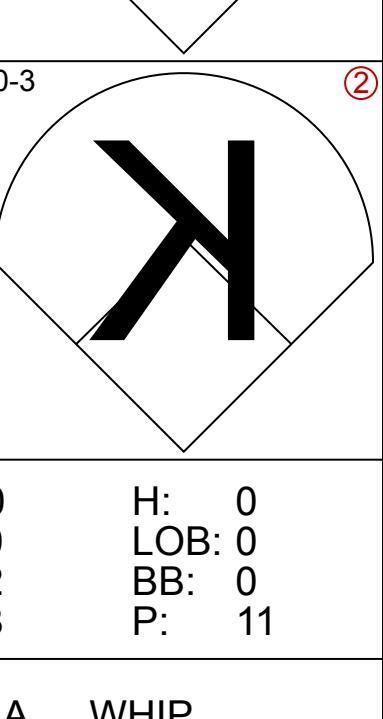
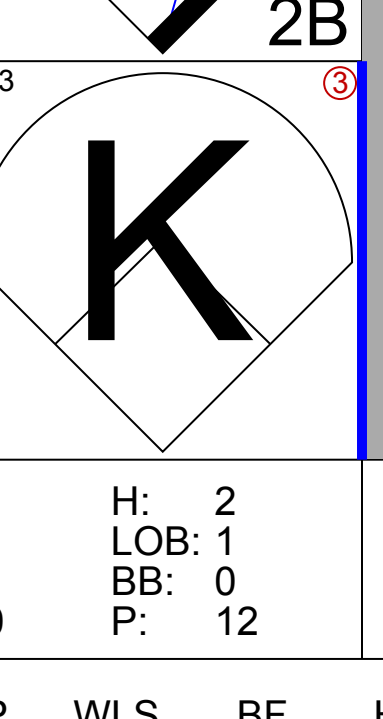
AB	34
R	4
H	10
RBI	4
BB	2
SO	6
LOB	15



Batter	1	2	3	4	5	6	7	8	9	AB	R	H	RBI	BB	SO	LOB	BOTTOM							
Carlos Garcia, R (1, 4) OBP: 0.313, SLG: 0.344	G4-3		G6-3				G1-6-3			4	0	1	0	0	0	2	Cincinnati Reds @ Pittsburgh Pirates Three Rivers Stadium, Pittsburgh, PA Fri Jul 01 1994, 7:05 PM EDT Att: 32,956 - Unknown - 78 F							
Jay Bell, R (1, 6) OBP: 0.333, SLG: 0.414	G1-3	1B	K		F8			K		3	0	0	0	1	2	1								
Andy Van Slyke, L (1, 8) OBP: 0.364, SLG: 0.373	G1-3	1B			G4-3			HR		3	1	2	1	1	0	1								
Dave Clark, L (1, 9) OBP: 0.384, SLG: 0.507	G1-3		P6							2	0	0	0	1	0	3								
Brian Hunter, R (8, 3) OBP: 0.304, SLG: 0.506	G1-3					G3-6-3		K		1	0	0	0	0	1	0								
Orlando Merced, S (1, 3) OBP: 0.363, SLG: 0.451	G3				HR	G3-6-3		G6-3		4	1	1	1	0	0	3								
Al Martin, L (1, 7) OBP: 0.374, SLG: 0.470				F7					K	4	0	1	0	0	2	0								
Lance Parrish, R (1, 2) OBP: 0.385, SLG: 0.370		G4-6-3		G6-3			K			4	0	2	0	0	1	0								
Tom Foley, L (1, 5) OBP: 0.278, SLG: 0.333										3	0	1	0	0	1	2								
Jeff King, R (9, 3) OBP: 0.322, SLG: 0.385					F8				F7	1	0	0	0	0	0	1								
Paul Wagner, R (1, 1) OBP: 0.147, SLG: 0.176										2	0	0	0	0	1	2								
Rick White, R (7, 1) OBP: 0.235, SLG: 0.381		G4-6-3								0	0	0	0	0	0	0								
Gary Varsho, L (7, 3) OBP: 0.235, SLG: 0.381										1	0	1	0	0	0	0								
Bias Minor, R (8, 1) OBP: 0.235, SLG: 0.381										0	0	0	0	0	0	0								
Jeff Ballard, L (9, 1) OBP: 0.235, SLG: 0.381										0	0	0	0	0	0	0								
Lloyd McClendon, R (9, 3) OBP: 0.235, SLG: 0.381										1	0	0	0	0	0	1								
Inning Stats	R: 0 E: 0 K: 0 S: 8	H: 1 LOB: 2 BB: 1 P: 16	R: 0 E: 0 K: 1 S: 11	H: 2 LOB: 1 BB: 0 P: 17	R: 0 E: 0 K: 1 S: 11	H: 0 LOB: 1 BB: 1 P: 18	R: 1 E: 0 K: 0 S: 6	H: 1 LOB: 0 BB: 0 P: 11	R: 0 E: 0 K: 1 S: 10	H: 1 LOB: 1 BB: 0 P: 16	R: 0 E: 0 K: 1 S: 11	H: 0 LOB: 0 BB: 1 P: 16	R: 0 E: 0 K: 1 S: 11	H: 2 LOB: 1 BB: 0 P: 16	R: 1 E: 0 K: 2 S: 11	H: 1 LOB: 0 BB: 0 P: 16	R: 0 E: 0 K: 1 S: 8	H: 1 LOB: 1 BB: 0 P: 15	1B: 6 2B: 1 3B: 0 HR: 2	SF: 0 SAC: 0 DP: 3 HBP: 0	WP: 0 PB: 0 SB: 1 CS: 0	PA: 36		
PITCHER	IP WLS BF H R ER SO BB IBB HBP BLK WP HR S P ERA WHIP	IP WLS BF H R ER SO BB IBB HBP BLK WP HR S P ERA WHIP	IP WLS BF H R ER SO BB IBB HBP BLK WP HR S P ERA WHIP	IP WLS BF H R ER SO BB IBB HBP BLK WP HR S P ERA WHIP	IP WLS BF H R ER SO BB IBB HBP BLK WP HR S P ERA WHIP	IP WLS BF H R ER SO BB IBB HBP BLK WP HR S P ERA WHIP	IP WLS BF H R ER SO BB IBB HBP BLK WP HR S P ERA WHIP	IP WLS BF H R ER SO BB IBB HBP BLK WP HR S P ERA WHIP	IP WLS BF H R ER SO BB IBB HBP BLK WP HR S P ERA WHIP	IP WLS BF H R ER SO BB IBB HBP BLK WP HR S P ERA WHIP	IP WLS BF H R ER SO BB IBB HBP BLK WP HR S P ERA WHIP	IP WLS BF H R ER SO BB IBB HBP BLK WP HR S P ERA WHIP	IP WLS BF H R ER SO BB IBB HBP BLK WP HR S P ERA WHIP	IP WLS BF H R ER SO BB IBB HBP BLK WP HR S P ERA WHIP	IP WLS BF H R ER SO BB IBB HBP BLK WP HR S P ERA WHIP	IP WLS BF H R ER SO BB IBB HBP BLK WP HR S P ERA WHIP	IP WLS BF H R ER SO BB IBB HBP BLK WP HR S P ERA WHIP	IP WLS BF H R ER SO BB IBB HBP BLK WP HR S P ERA WHIP	IP WLS BF H R ER SO BB IBB HBP BLK WP HR S P ERA WHIP	IP WLS BF H R ER SO BB IBB HBP BLK WP HR S P ERA WHIP	IP WLS BF H R ER SO BB IBB HBP BLK WP HR S P ERA WHIP	IP WLS BF H R ER SO BB IBB HBP BLK WP HR S P ERA WHIP	IP WLS BF H R ER SO BB IBB HBP BLK WP HR S P ERA WHIP	IP WLS BF H R ER SO BB IBB HBP BLK WP HR S P ERA WHIP

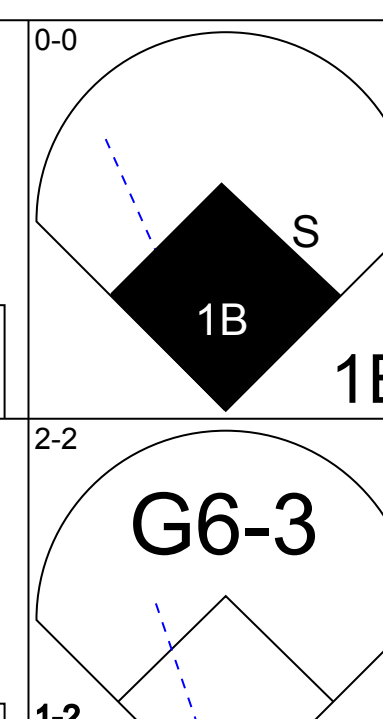
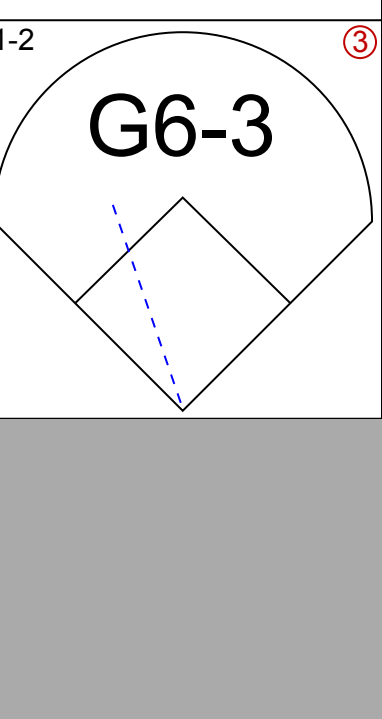
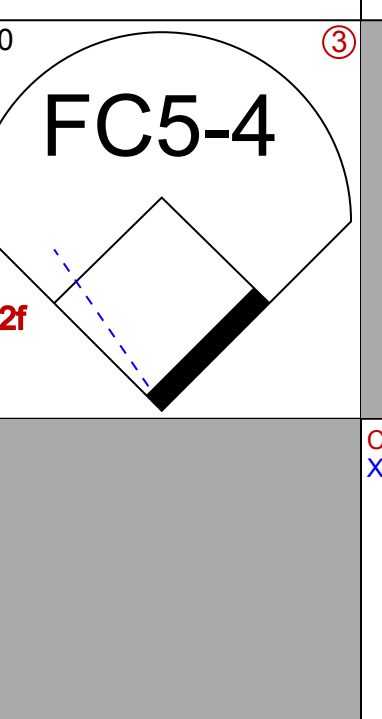
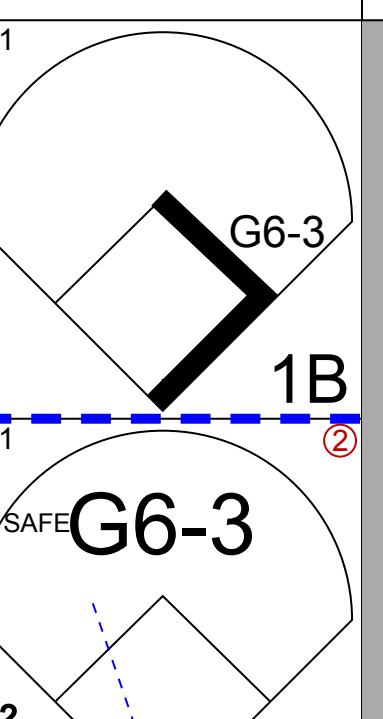
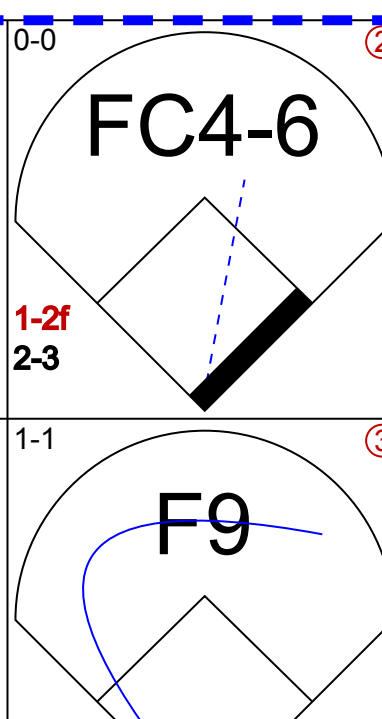
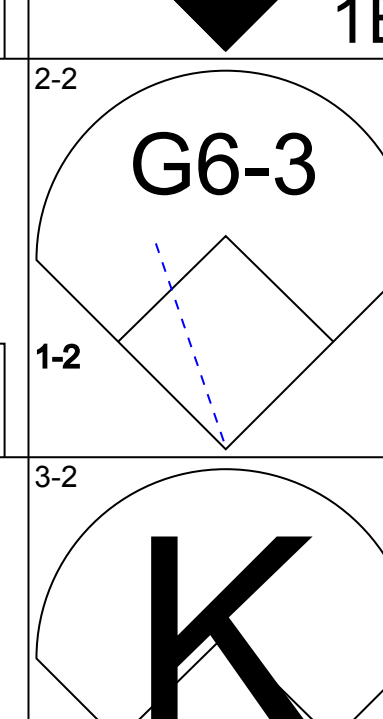
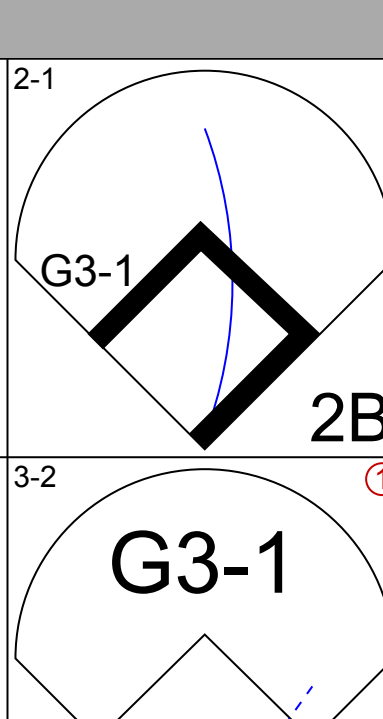
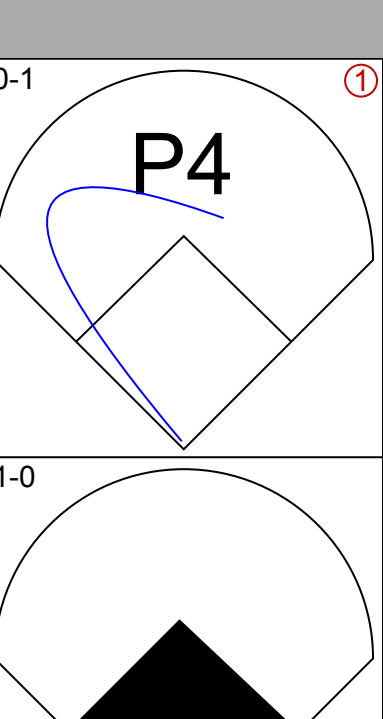
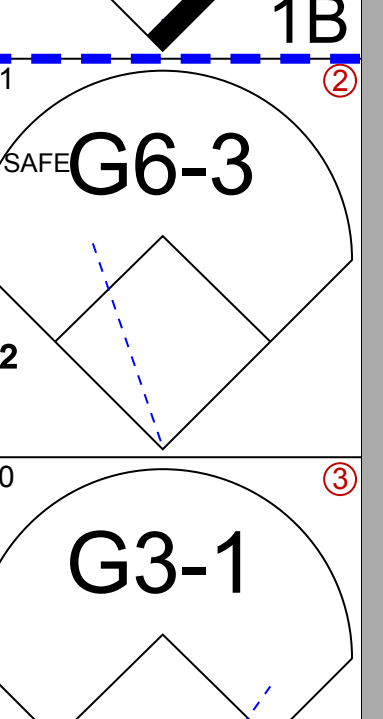
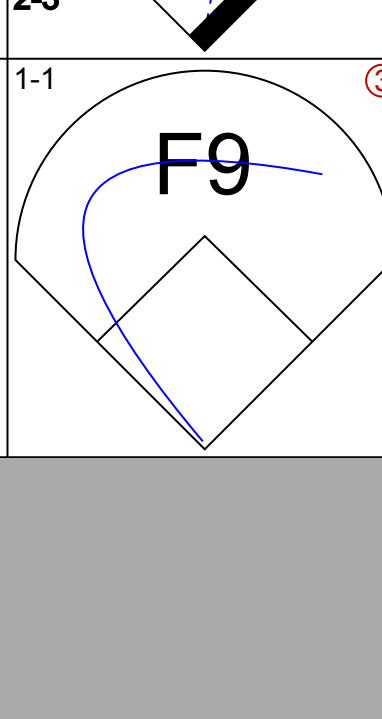
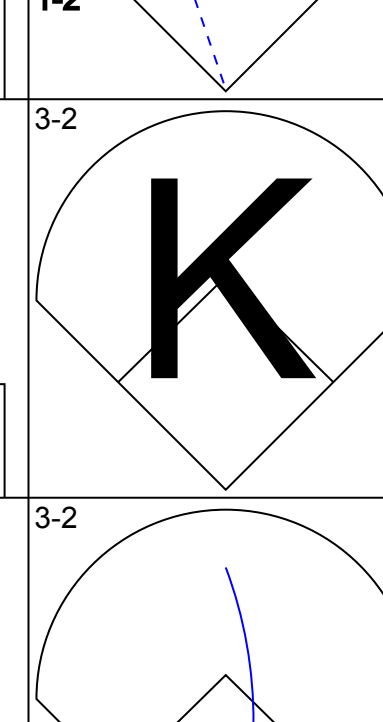
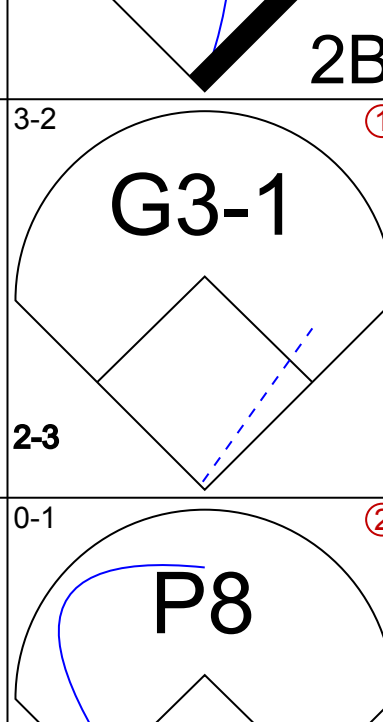
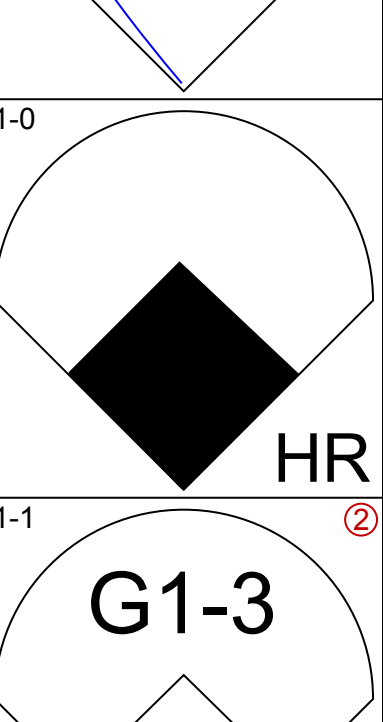
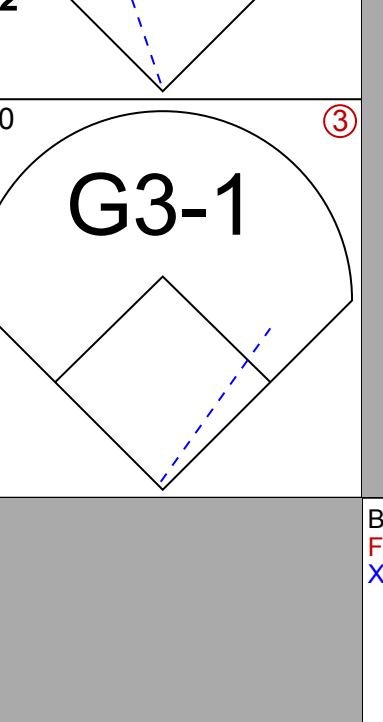
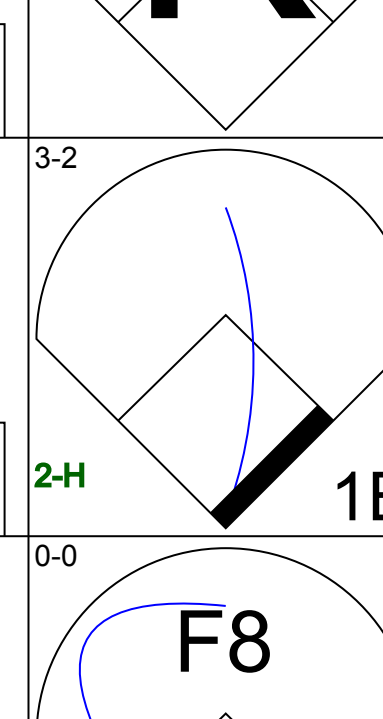
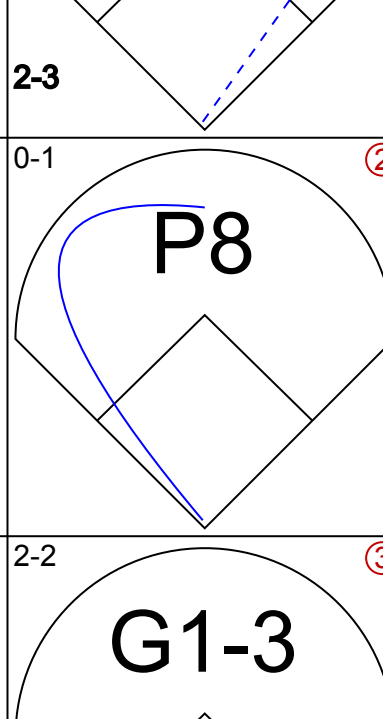
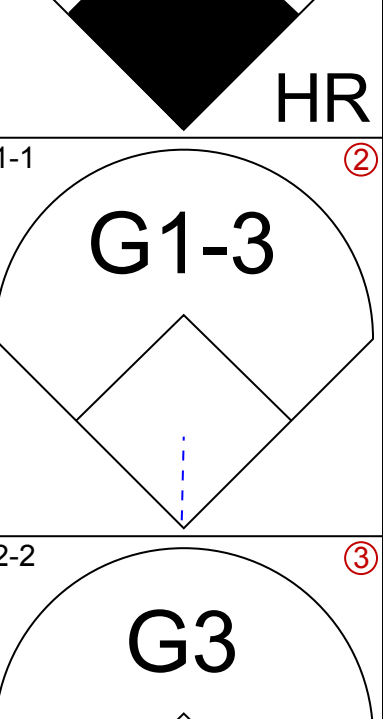
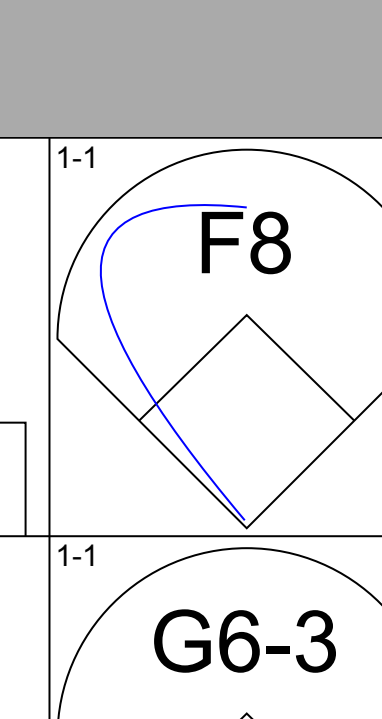
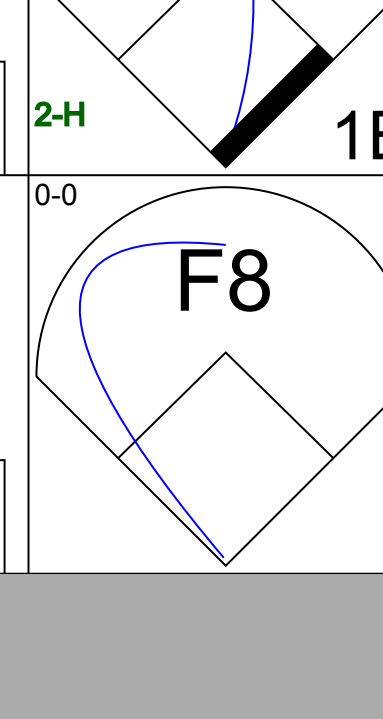
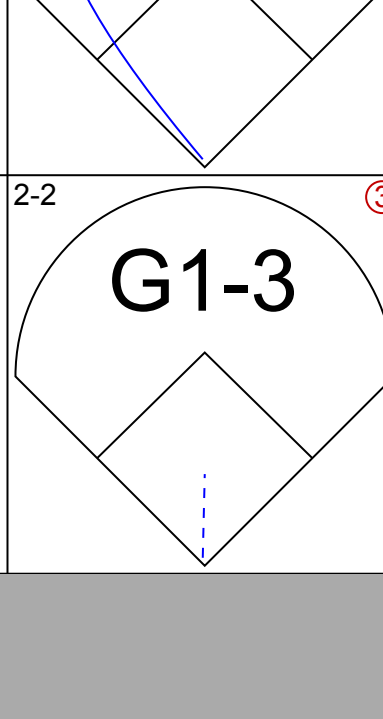
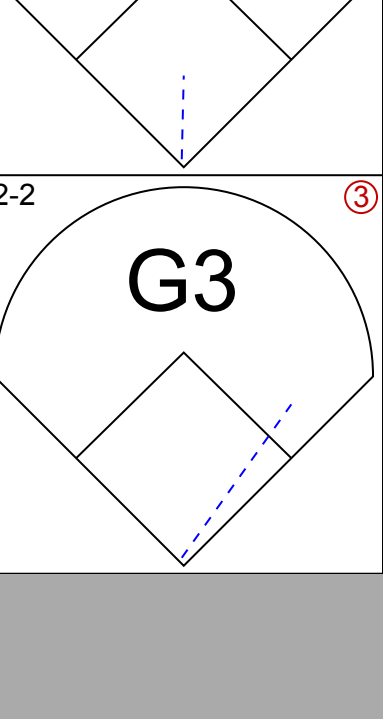
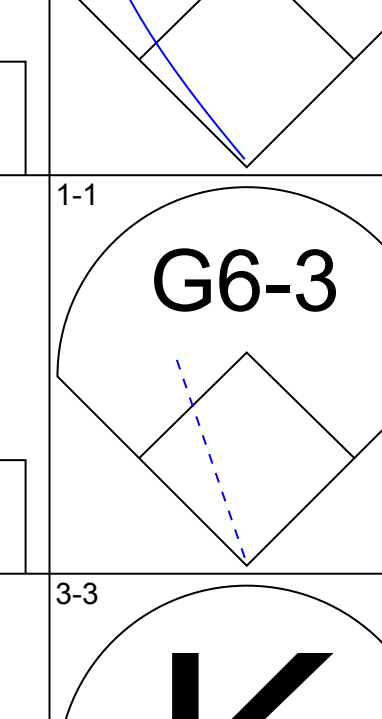
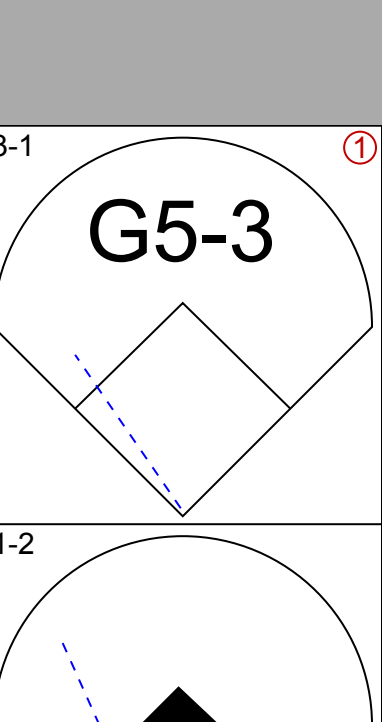
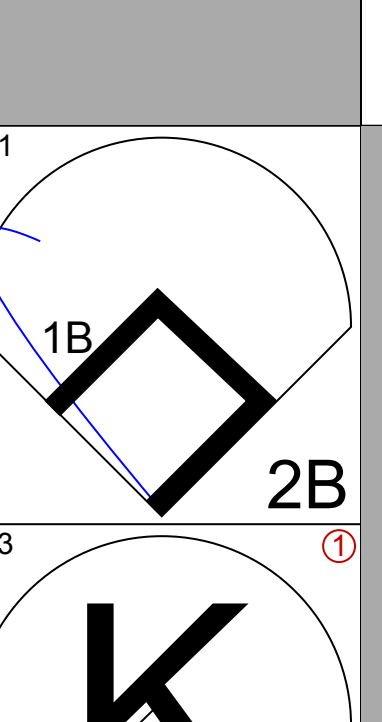
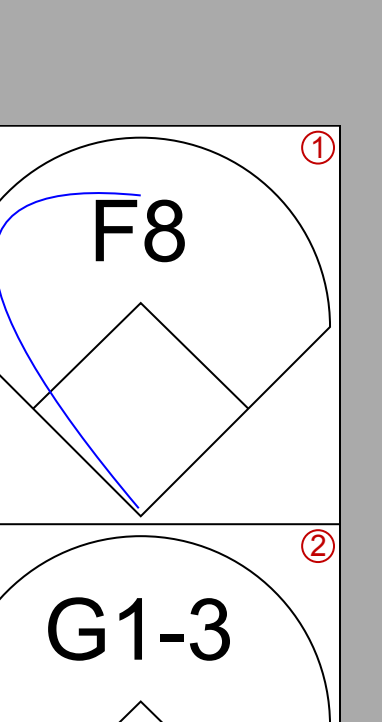
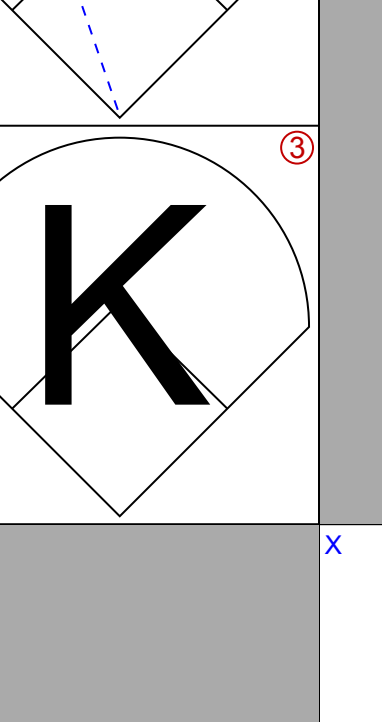
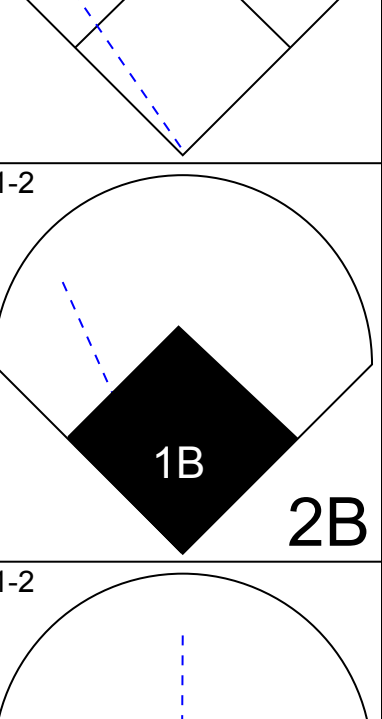
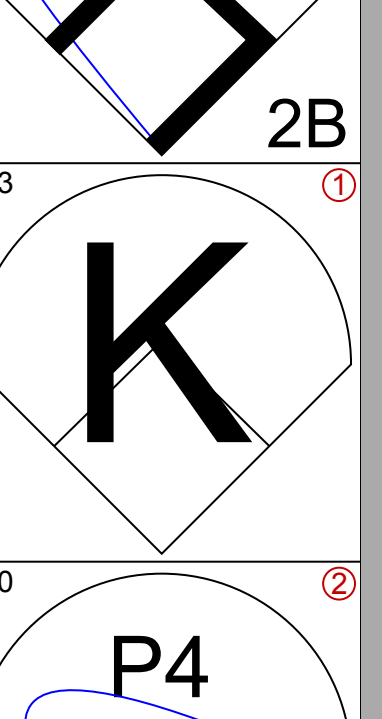
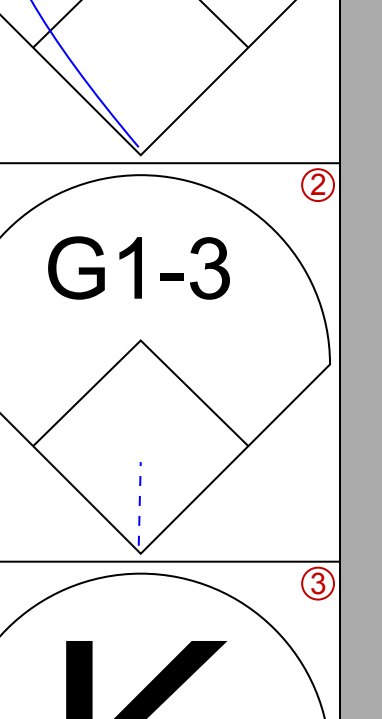
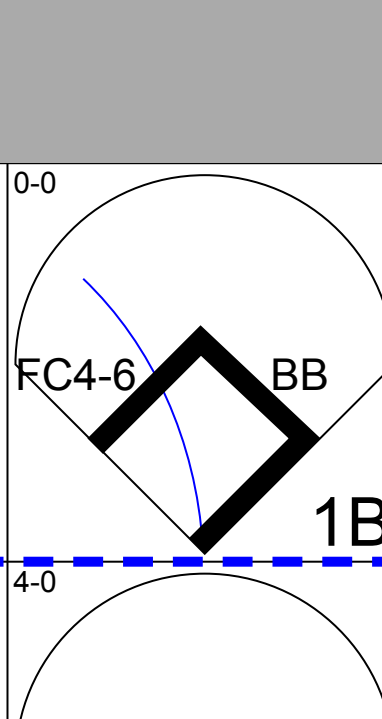
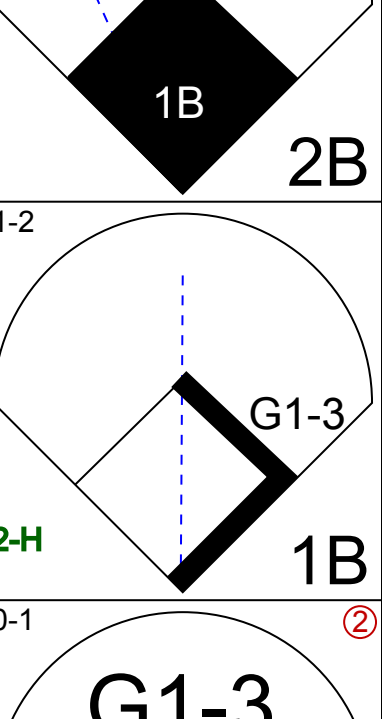
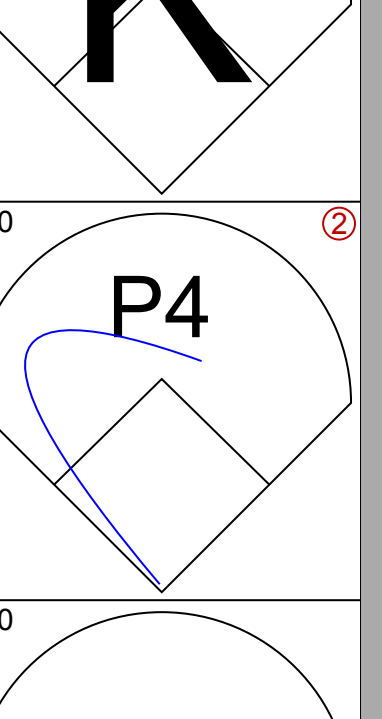
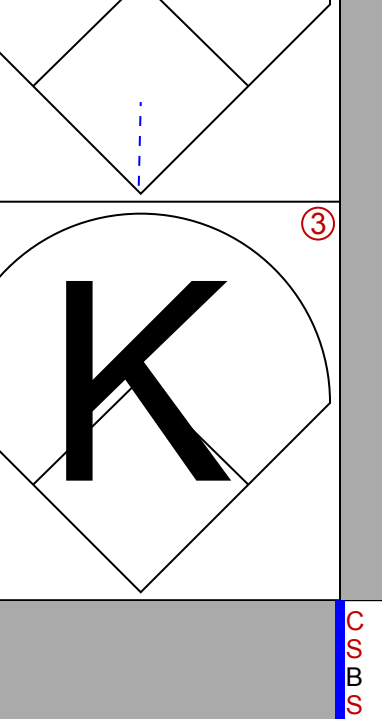
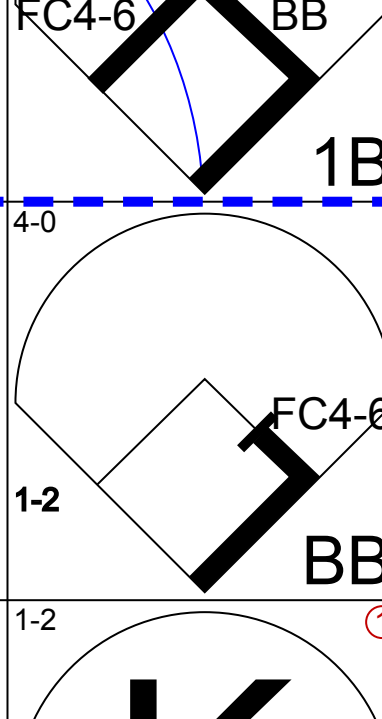
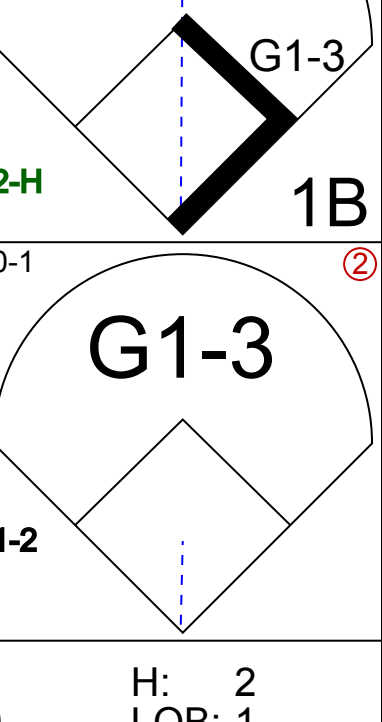
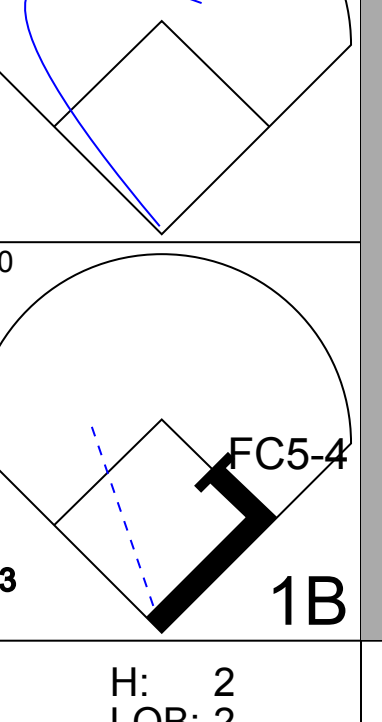
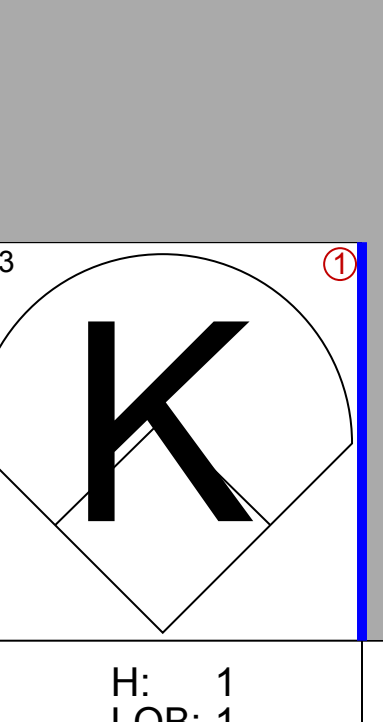
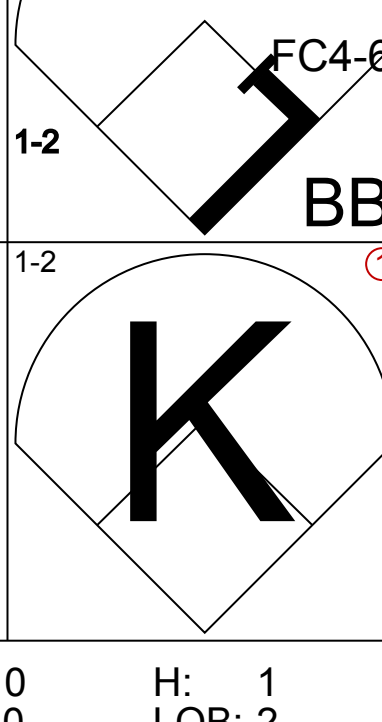
AB	33
R	2
H	9
RBI	2
BB	3
SO	8
LOB	16



Batter	1	2	3	4	5	6	7	8	9	AB	R	H	RBI	BB	SO	LOB	TOP			
Thomas Howard, S OBP: 0.303, SLG: 0.400 (1, 7)										3	0	0	0	1	1	0	Cincinnati Reds @ Pittsburgh Pirates Three Rivers Stadium, Pittsburgh, PA Sun Jul 03 1994, 3:33 AM EDT Att: 27,499 - Overcast - 76 F			
Lenny Harris, L OBP: 0.388, SLG: 0.411 Barry Larkin, R OBP: 0.374, SLG: 0.398 (1, 5) (7, 6)										3	1	0	0	0	0	0				
Hal Morris, L OBP: 0.395, SLG: 0.500 (1, 3)										4	1	1	1	0	0	1				
Reggie Sanders, R OBP: 0.332, SLG: 0.514 (1, 9)										4	0	0	0	0	0	1				
Tony Fernandez, S OBP: 0.395, SLG: 0.457 (1, 6) (7, 5)										4	1	2	2	0	0	0				
Jeff Branson, L OBP: 0.291, SLG: 0.400 Jeff Brantley, R (1, 4) (9, 1)										4	1	1	1	0	0	1				
Eddie Taubensee, L OBP: 0.322, SLG: 0.518 (1, 2)										3	0	0	0	0	1	1				
Jacob Brumfield, R OBP: 0.302, SLG: 0.348 (1, 8)										3	0	1	0	0	1	0				
John Smiley, L OBP: 0.211, SLG: 0.270 Johnny Ruffin, R (1, 1) (7, 1)										3	0	0	0	0	3	1				
Chuck McElroy, L OBP: 0.167, SLG: 0.167 Bret Boone, R OBP: 0.365, SLG: 0.451 (9, 1) (9, 4)										0	0	0	0	0	0	0				
Inning Stats	R: 0 E: 0 K: 1 S: 8	H: 0 LOB: 0 BB: 0 P: 10	R: 0 E: 0 K: 0 S: 6	H: 1 LOB: 1 BB: 0 P: 8	R: 0 E: 0 K: 1 S: 9	H: 0 LOB: 0 BB: 0 P: 10	R: 3 E: 1 K: 1 S: 16	H: 2 LOB: 0 BB: 0 P: 22	R: 0 E: 0 K: 0 S: 5	H: 0 LOB: 0 BB: 0 P: 8	R: 1 E: 0 K: 1 S: 10	H: 2 LOB: 1 BB: 0 P: 12	R: 0 E: 0 K: 0 S: 3	H: 0 LOB: 0 BB: 1 P: 10	R: 0 E: 0 K: 0 S: 6	H: 0 LOB: 0 BB: 0 P: 12	1B: 0 2B: 3 3B: 0 HR: 2	SF: 0 SAC: 0 DP: 1 HBP: 0	WP: 0 PB: 0 SB: 0 CS: 0	PA: 33
PITCHER	IP WLS BF H R ER SO BB IBB HBP BLK WP HR S P ERA WHIP																			
Jon Lieber, R ERA: 2.89 Ravelo Manzanillo, L ERA: 2.65 (1, 1) (8, 1)	7.0 L 27 5 4 3 6 0 0 0 0 0 0 2 62 81 3.86 0.714																			

AB	32
R	4
H	5
RBI	4
BB	1
SO	6
LOB	6



Batter	1	2	3	4	5	6	7	8	9	AB	R	H	RBI	BB	SO	LOB	BOTTOM					
Carlos Garcia, R OBP: 0.317, SLG: 0.347 Dave Clark, L OBP: 0.384, SLG: 0.523 (1, 4) (9, PH)										4	1	2	0	0	0	3	Cincinnati Reds @ Pittsburgh Pirates Three Rivers Stadium, Pittsburgh, PA Sun Jul 03 1994, 3:33 AM EDT Att: 27,499 - Overcast - 76 F					
Jay Bell, R OBP: 0.332, SLG: 0.415 (1, 6)										5	0	1	0	0	0	4						
Andy Van Slyke, L OBP: 0.356, SLG: 0.376 (1, 8)										4	1	1	1	0	1	3						
Brian Hunter, R OBP: 0.303, SLG: 0.500 (1, 3)										4	0	1	1	0	0	1						
Orlando Merced, S OBP: 0.356, SLG: 0.439 (1, 9)										4	0	0	0	0	0	2						
Jeff King, R OBP: 0.324, SLG: 0.386 (1, 5)										4	0	1	0	0	1	0						
Don Slaught, R OBP: 0.376, SLG: 0.340 Gary Varsho, L OBP: 0.277, SLG: 0.372 (1, 2) (9, PR)										4	1	2	0	0	1	1						
Lloyd McClendon, R OBP: 0.271, SLG: 0.296 Al Martin, L OBP: 0.375, SLG: 0.467 (1, 7) (9, PH)										3	0	1	1	0	1	1						
Jon Lieber, L OBP: 0.091, SLG: 0.091 Kevin Young, R OBP: 0.272, SLG: 0.339 Ravelo Manzanillo, L OBP: 0.530, SLG: 0.500 Tom Foley, L OBP: 0.283, SLG: 0.329 (1, 1) (7, PH) (8, 1) (9, PH)										2	0	1	0	0	0	1						
Inning Stats	R: 1 E: 0 K: 1 S: 12	H: 2 LOB: 1 BB: 0 P: 20	R: 1 E: 0 K: 0 S: 13	H: 2 LOB: 1 BB: 0 P: 19	R: 0 E: 0 K: 0 S: 11	H: 1 LOB: 1 BB: 0 P: 18	R: 0 E: 0 K: 1 S: 9	H: 2 LOB: 2 BB: 0 P: 14	R: 1 E: 0 K: 0 S: 8	H: 1 LOB: 0 BB: 0 P: 12	R: 0 E: 0 K: 1 S: 5	H: 0 LOB: 1 BB: 0 P: 6	R: 0 E: 0 K: 1 S: 8	H: 1 LOB: 1 BB: 0 P: 13	R: 0 E: 0 K: 1 S: 9	H: 0 LOB: 0 BB: 0 P: 14		R: 0 E: 0 K: 1 S: 7	H: 1 LOB: 2 BB: 1 P: 13	1B: 6 2B: 3 3B: 0 HR: 1	SF: 0 SAC: 0 DP: 0 HBP: 0	WP: 0 PB: 0 SB: 1 CS: 0
PITCHER	IP WLS BF H R ER SO BB IBB HBP BLK WP HR S P ERA WHIP																					
John Smiley, L ERA: 3.41 Johnny Ruffin, R ERA: 2.1 Chuck McElroy, L ERA: 1.96 Jeff Brantley, R ERA: 2.86 (1, 1) (7, 1) (9, 1) (9, 1)	6.1 W 28 9 3 3 4 0 0 0 0 0 0 0 13 20 0.00 0.600																					

AB	37
R	3
H	10
RBI	3
BB	1
SO	6
LOB	20



Batter	1	2	3	4	5	6	7	8	9	AB	R	H	RBI	BB	SO	LOB	TOP			
Tom Foley, L (1,4) OBP: 0.292, SLG: 0.321										2	1	0	0	2	2	0	Pittsburgh Pirates @ Atlanta Braves Atlanta-Fulton County Stadium, Atlanta, GA Tue Jul 05 1994, 7:05 PM EDT Att: 49,493 - Unknown - 75 F AB 23 R 3 H 2 RBI 3 BB 4 SO 6 LOB 13 			
Jay Bell, R (1,6) OBP: 0.331, SLG: 0.420										4	1	1	2	0	0	1				
Andy Van Slyke, L (1,8) OBP: 0.356, SLG: 0.373										2	0	0	0	0	0	1				
Dave Clark, L (1,7) OBP: 0.383, SLG: 0.517										2	0	0	0	1	2	2				
Orlando Merced, S (1,9) OBP: 0.356, SLG: 0.436										2	0	0	0	1	1	3				
Brian Hunter, R (1,3) OBP: 0.298, SLG: 0.492										3	0	0	1	0	0	3				
Jeff King, R (1,5) OBP: 0.324, SLG: 0.386										3	1	1	0	0	0	2				
Don Slaught, R (1,2) OBP: 0.370, SLG: 0.333										3	0	0	0	0	0	1				
Denny Neagle, L (1,1) OBP: 0.125, SLG: 0.125										2	0	0	0	0	1	0				
Inning Stats	R: 0 E: 0 K: 1 S: 7	H: 0 LOB: 0 BB: 0 P: 10	R: 0 E: 0 K: 2 S: 8	H: 0 LOB: 0 BB: 0 P: 14	R: 2 E: 0 K: 1 S: 15	H: 2 LOB: 2 BB: 1 P: 30	R: 0 E: 0 K: 0 S: 4	H: 0 LOB: 0 BB: 1 P: 8	R: 0 E: 0 K: 2 S: 8	H: 0 LOB: 0 BB: 0 P: 11	R: 1 E: 2 K: 0 S: 17	H: 0 LOB: 2 BB: 1 P: 25	R: 0 E: 0 K: 0 S: 11	H: 0 LOB: 1 BB: 1 P: 19			1B: 1 2B: 0 3B: 1 HR: 0	SF: 0 SAC: 1 DP: 1 HBP: 1	WP: 0 PB: 0 CS: 0	PA: 29
PITCHER 29 John Smoltz, R (1,1) ERA: 3.41	IP: 7.0 WLS: L BF: 29 H: 2 R: 3 ER: 2 SO: 6 BB: 4 IBB: 0 HBP: 1 BLK: 0 WP: 0 HR: 0 S: 70 P: 117 ERA: 2.57 WHIP: 0.857															PITCHER	IP: WLS: BF: H: R: ER: SO: BB: IBB: HBP: BLK: WP: HR: S: P: ERA: WHIP:			

Batter	1	2	3	4	5	6	7	8	9	AB	R	H	RBI	BB	SO	LOB	BOTTOM
Dave Gallagher, R (1,7) OBP: 0.316, SLG: 0.324										3	1	1	0	0	0	0	Pittsburgh Pirates @ Atlanta Braves Atlanta-Fulton County Stadium, Atlanta, GA Tue Jul 05 1994, 7:05 PM EDT Att: 49,493 - Unknown - 75 F AB 21 R 1 H 4 RBI 1 BB 3 SO 5 LOB 11
Jeff Blauser, R (1,6) OBP: 0.333, SLG: 0.385										1	0	0	0	2	0	0	
David Justice, L (1,9) OBP: 0.459, SLG: 0.567										3	0	3	1	0	0	0	
Fred McGriff, L (1,3) OBP: 0.393, SLG: 0.605										3	0	0	0	0	2	5	
Roberto Kelly, R (1,8) OBP: 0.375, SLG: 0.454										2	0	0	0	1	0	2	
Bill Peotta, R (1,5) OBP: 0.307, SLG: 0.313										3	0	0	0	0	1	4	
Charlie O'Brien, R (1,2) OBP: 0.314, SLG: 0.495										2	0	0	0	0	1	0	
Mark Lemke, S (1,4) OBP: 0.370, SLG: 0.379										2	0	0	0	0	0	0	
29 John Smoltz, R (1,1) OBP: 0.242, SLG: 0.323										2	0	0	0	0	1	0	
Inning Stats	R: 0 E: 0 K: 1 S: 13	H: 1 LOB: 3 BB: 2 P: 28	R: 0 E: 0 K: 1 S: 8	H: 0 LOB: 0 BB: 0 P: 11	R: 1 E: 0 K: 0 S: 10	H: 2 LOB: 1 BB: 1 P: 19	R: 0 E: 0 K: 1 S: 6	H: 0 LOB: 0 BB: 0 P: 9	R: 0 E: 0 K: 1 S: 9	H: 1 LOB: 1 BB: 0 P: 13			1B: 3 2B: 2 3B: 0 HR: 0	SF: 0 SAC: 0 DP: 1 HBP: 0	WP: 0 PB: 0 CS: 0	PA: 24	
PITCHER Denny Neagle, L (1,1) ERA: 4.3	IP: 6.0 WLS: W BF: 24 H: 4 R: 1 ER: 1 SO: 5 BB: 3 IBB: 0 HBP: 0 BLK: 0 WP: 0 HR: 0 S: 55 P: 95 ERA: 1.50 WHIP: 1.167															PITCHER	IP: WLS: BF: H: R: ER: SO: BB: IBB: HBP: BLK: WP: HR: S: P: ERA: WHIP:

Batter	1	2	3	4	5	6	7	8	9	AB	R	H	RBI	BB	SO	LOB	TOP										
Carlos Garcia, R (1.4) OBP: 0.314, SLG: 0.344 Dave Clark, L (8, PH) OBP: 0.351, SLG: 0.517 Rick White, R (8, 1) Ravelo Manzanillo, L (8, 1) OBP: 0.500, SLG: 0.500 Kevin Young, R (9, 3)	1-3 K			1-3 K		0-2 F8		1-0 SF7		3	0	0	0	0	2	1	Pittsburgh Pirates @ Atlanta Braves Atlanta-Fulton County Stadium, Atlanta, GA Wed Jul 06 1994, 3:33 AM EDT Overcast - 80 F										
Jay Bell, R (1.6) OBP: 0.333, SLG: 0.424	0-3 K			1-0 PB 1B		1-1 P2		2-2 3-H 1B 2B		4	1	2	0	0	1	1											
Andy Van Slyke, L (1.8) OBP: 0.358, SLG: 0.373	0-0 G3			3-3 K		4-0 BB		1-1 2-H 1B		3	0	1	1	1	1	1											
Brian Hunter, R (1.3) OBP: 0.292, SLG: 0.481 Mike Dyer, R (9, 1)		0-1 G4-3		2-2 P7		1-0 F7		0-0 PO 1B	1-1 G5-3	4	0	0	0	0	0	3											
Jeff King, R (1.5) OBP: 0.319, SLG: 0.379	0-3 K				0-0 G5-3				1-2 G6-3	4	0	0	0	0	1	0											
Orlando Merced, S (1.9) OBP: 0.351, SLG: 0.429	0-0 L5				2-1 G3-1				1-3 K	4	0	0	0	0	1	0											
Don Slaught, R (1.2) OBP: 0.365, SLG: 0.327				3-1 F9		3-3 K				3	0	0	0	0	2	0											
Lloyd McClendon, R (1.7) OBP: 0.279, SLG: 0.357 Gary Varsho, L (8, PH) OBP: 0.292, SLG: 0.409				1-0 P4		0-0 HR		3-1 G4-3 SF7 2B		2	1	1	1	0	0	0											
Zane Smith, L (1.1) OBP: 0.233, SLG: 0.256 Tom Foley, L (8, PH) OBP: 0.289, SLG: 0.318				0-3 K		0-0 2B		1-2 G4-3		2	0	1	0	0	1	0											
Inning Stats	R: 0 E: 0 K: 2 S: 7	H: 0 LOB: 0 BB: 0 P: 8	R: 0 E: 0 K: 1 S: 6	H: 0 LOB: 0 BB: 0 P: 6	R: 0 E: 0 K: 1 S: 6	H: 0 LOB: 0 BB: 0 P: 10	R: 0 E: 0 K: 2 S: 13	H: 1 LOB: 1 BB: 0 P: 20	R: 0 E: 0 K: 1 S: 6	H: 0 LOB: 0 BB: 0 P: 11	R: 1 E: 0 K: 0 S: 9	H: 2 LOB: 2 BB: 1 P: 15	R: 0 E: 0 K: 1 S: 7	H: 0 LOB: 0 BB: 0 P: 11	R: 2 E: 0 K: 0 S: 16	H: 3 LOB: 0 BB: 0 P: 24		R: 0 E: 0 K: 1 S: 8	H: 0 LOB: 0 BB: 0 P: 11	1B: 2 2B: 3 3B: 0 HR: 1	SF: 1 SAC: 0 DP: 0 HBP: 0	WP: 0 PB: 1 SB: 0 CS: 0	PA: 34				
PITCHER	IP	WLS	BF	H	R	ER	SO	BB	IBB	HBP	BLK	WP	HR	S	P	ERA	WHIP										
Kent Mercker, L (1.1) ERA: 3.77	7.0		25	3	1	1	8	1	0	0	0	0	1	54	81	1.29	0.571										
Mark Wohlers, R (8, 1) ERA: 4.09	0.2	L	4	2	2	2	0	0	0	0	0	0	0	14	21	27.00	3.000										
Mike Stanton, L (8, 1) ERA: 3.82	0.1		1	1	0	0	0	0	0	0	0	0	0	2	3	0.00	3.000										
Steve Bedrosian, R (9, 1) ERA: 3.41	1.0	S	3	0	0	0	1	0	0	0	0	0	0	8	11	0.00	0.000										

Batter	1	2	3	4	5	6	7	8	9	AB	R	H	RBI	BB	SO	LOB	BOTTOM										
Dave Gallagher, R (1.7) OBP: 0.325, SLG: 0.333 Tony Tarasco, L (8, PH) OBP: 0.316, SLG: 0.448	1-2 1B G4-6-3 1B		2-1 CS 1B			1-1 L7		1-0 F7		3	1	2	0	0	0	0	Pittsburgh Pirates @ Atlanta Braves Atlanta-Fulton County Stadium, Atlanta, GA Wed Jul 06 1994, 3:33 AM EDT Overcast - 80 F										
Jeff Blauser, R (1.6) OBP: 0.339, SLG: 0.388	2-2 SAFE G4-6-3 1B		3-2 1B			1-2 G3		4-2 BB		3	0	2	0	1	0	0											
David Justice, L (1.9) OBP: 0.456, SLG: 0.560	0-1 G4-6-3		1-1 F7			4-1 BB		2-2 P5		3	0	0	0	1	0	3											
Fred McGriff, L (1.3) OBP: 0.389, SLG: 0.597	2-1 F7			1-0 G3		3-2 G4-3		0-3 K		4	0	0	0	0	1	2											
Roberto Kelly, R (1.8) OBP: 0.376, SLG: 0.458		2-1 G6-3		2-1 G6-4-3 1B		2-2 SH3-4 2B		0-1 L5		4	0	2	0	0	0	0											
Javy Lopez, R (1.2) OBP: 0.292, SLG: 0.412		0-0 E4		0-1 G6-4-3		1-0 SH3-4		2-1 P3		3	0	0	0	0	0	1											
Jose Oliva, R (1.5) OBP: 0.167, SLG: 0.167		2-2 G6-3			2-2 G1-6-3 1B		1-1 G3		0-2 G6-3	4	0	1	0	0	0	2											
Mark Lemke, S (1.4) OBP: 0.369, SLG: 0.376		2-2 G6-3			0-0 G1-6-3		4-0 IBB			2	0	0	0	1	0	2											
Kent Mercker, L (1.1) ERA: 3.25 Bill Pecota, R (7, PH) OBP: 0.304, SLG: 0.310 Mark Wohlers, R (8, 1) OBP: 1.000, SLG: 1.000 Mike Stanton, L (8, 1) OBP: 1.000, SLG: 1.000 Steve Bedrosian, R (9, 1)				1-1 G3		0-0 F7		3-2 G6-3		2	0	0	0	0	0	0											
Inning Stats	R: 1 E: 0 K: 0 S: 10	H: 2 LOB: 0 BB: 0 P: 15	R: 0 E: 1 K: 0 S: 10	H: 0 LOB: 1 BB: 0 P: 16	R: 0 E: 0 K: 0 S: 12	H: 2 LOB: 1 BB: 0 P: 19	R: 0 E: 0 K: 0 S: 5	H: 1 LOB: 0 BB: 0 P: 8	R: 0 E: 0 K: 0 S: 11	H: 0 LOB: 1 BB: 1 P: 20	R: 0 E: 0 K: 0 S: 10	H: 1 LOB: 2 BB: 1 P: 21	R: 0 E: 0 K: 1 S: 10	H: 0 LOB: 1 BB: 1 P: 17	R: 0 E: 0 K: 0 S: 7	H: 0 LOB: 0 BB: 0 P: 9		1B: 6 2B: 1 3B: 0 HR: 0	SF: 0 SAC: 1 DP: 3 HBP: 0	WP: 0 PB: 0 SB: 0 CS: 1	PA: 34						
PITCHER	IP	WLS	BF	H	R	ER	SO	BB	IBB	HBP	BLK	WP	HR	S	P	ERA	WHIP										
Zane Smith, L (1.1) ERA: 3.25	7.0	W	27	7	1	1	0	1	0	0	0	0	0	63	106	1.29	1.143										
Rick White, R (8, 1) ERA: 4.89	0.2		3	0	0	0	0	1	0	0	0	0	0	7	14	0.00	1.500										
Ravelo Manzanillo, L (8, 1) ERA: 2.65	0.1		1	0	0	0	1	0	0	0	0	0	0	3	3	0.00	0.000										
Mike Dyer, R (9, 1) ERA: 4.91	1.0	S	3	0	0	0	0	0	0	0	0	0	0	7	9	0.00	0.000										



Batter	1	2	3	4	5	6	7	8	9	AB	R	H	RBI	BB	SO	LOB	TOP				
Carlos Garcia, R OBP: 0.313, SLG: 0.340 (1, 4)	0-3 K		4-1 BB			1-3 K		2-2 P6		3	0	0	0	1	2	1	Pittsburgh Pirates @ Atlanta Braves Atlanta-Fulton County Stadium, Atlanta, GA Wed Jul 06 1994, 7:05 PM EDT Att: 46:387 - Unknown - 82 F				
Jay Bell, R OBP: 0.332, SLG: 0.432 (1, 6)	2-2 P4		1-1 G4-3			1-2 HR		2-2 G5-4-3		4	1	1	1	0	0	2					
Andy Van Slyke, L OBP: 0.360, SLG: 0.375 (1, 8)	1-3 K			2-1 G5-3 G1-3 1B		0-0 G3			1-1 DI 1B	4	0	2	0	0	1	0					
Brian Hunter, R OBP: 0.286, SLG: 0.471 (1, 7)		1-2 G6-3		0-0 G1-3		2-1 P4			1-1 P9	4	0	0	0	0	0	2					
Jeff King, R OBP: 0.318, SLG: 0.381 (1, 5)		0-1 S G6-3 2B		3-1 G5-3		0-0 F7			1-2 F9	4	1	1	0	0	0	2					
Lloyd McClendon, R OBP: 0.266, SLG: 0.339 Dave Clark, L OBP: 0.379, SLG: 0.513 (9, PH)		2-2 G6-3		0-0 G4-3		1-1 G5-3			0-2 G1-3	3	0	0	1	0	0	1					
Lance Parrish, R OBP: 0.398, SLG: 0.391 (1, 2)		0-3 K		2-1 F8		3-2 1B				3	0	1	0	0	1	0					
Kevin Young, R OBP: 0.266, SLG: 0.331 Jeff Ballard, L OBP: 0.500, SLG: 0.500 Mark Dewey, R OBP: 1.000, SLG: 1.000 Ravelo Manzanillo, L OBP: 0.500, SLG: 0.500 (8, 1)			0-3 K		0-3 K		1-0 F8			3	0	0	0	0	0	1					
Paul Wagner, R OBP: 0.139, SLG: 0.167 Orlando Merced, S OBP: 0.353, SLG: 0.431 (7, 3)			2-3 K		2-3 K			1-2 G5-4-3 1B		2	0	0	0	0	2	0					
Inning Stats	R: 0 E: 0 K: 2 S: 10	H: 0 LOB: 0 BB: 0 P: 13	R: 1 E: 0 K: 1 S: 11	H: 1 LOB: 0 BB: 0 P: 14	R: 0 E: 0 K: 2 S: 12	H: 0 LOB: 1 BB: 1 P: 18	R: 0 E: 0 K: 0 S: 6	H: 1 LOB: 0 BB: 0 P: 11	R: 0 E: 0 K: 2 S: 9	H: 0 LOB: 0 BB: 0 P: 13	R: 0 E: 0 K: 0 S: 8	H: 1 LOB: 1 BB: 0 P: 13	R: 0 E: 0 K: 0 S: 11	H: 1 LOB: 0 BB: 0 P: 16	R: 0 E: 0 K: 0 S: 10	H: 1 LOB: 1 BB: 0 P: 13		1B: 4 2B: 1 3B: 0 HR: 1	SF: 0 SAC: 0 DP: 1 HBP: 0	WP: 0 PB: 0 SB: 1 CS: 0	PA: 33
PITCHER	IP WLS BF H R ER SO	IP WLS BF H R ER SO	IP WLS BF H R ER SO	IP WLS BF H R ER SO	IP WLS BF H R ER SO	IP WLS BF H R ER SO	IP WLS BF H R ER SO	IP WLS BF H R ER SO	IP WLS BF H R ER SO	IP WLS BF H R ER SO	IP WLS BF H R ER SO	IP WLS BF H R ER SO	IP WLS BF H R ER SO	IP WLS BF H R ER SO	IP WLS BF H R ER SO	IP WLS BF H R ER SO	ERA WHIP	ERA WHIP			
Steve Avery, L ERA: 4.03	(1, 1)	8.0	W	30	6	2	2	8	1	0	0	0	0	0	0	0	0	2.25	0.875		
Greg McMichael, R ERA: 2.85	(9, 1)	1.0	S	3	0	0	0	0	0	0	0	0	0	0	0	8	10	0.00	0.000		

Batter	1	2	3	4	5	6	7	8	9	AB	R	H	RBI	BB	SO	LOB	BOTTOM				
Roberto Kelly, R OBP: 0.379, SLG: 0.455 (1, 8)	4-0 F8 PB 1B			4-0 BB		0-2 L8		4-2 FC4-6 BB		2	1	0	0	3	0	2	Pittsburgh Pirates @ Atlanta Braves Atlanta-Fulton County Stadium, Atlanta, GA Wed Jul 06 1994, 7:05 PM EDT Att: 46:387 - Unknown - 82 F				
Jeff Blauser, R OBP: 0.337, SLG: 0.382 (1, 6)	3-2 F8		2-3 K		0-3 K		4-2 BB G4-3 BB	0-0 FC4-6 BB		4	0	0	0	1	2	6					
David Justice, L OBP: 0.458, SLG: 0.559 Tony Tarasco, L OBP: 0.316, SLG: 0.448 (6, PR) (9, 9)	2-0 F8 2B 1B		1-3 K2-3		1-0 1B PB SF7 1B		2-2 G4-3	4-2 BB 1B		4	2	2	1	1	1	1					
Fred McGriff, L OBP: 0.392, SLG: 0.596 (1, 3)	0-1 2B		2-3 K2-3		2-2 G6-3		4-0 BB IBB	0-3 K		4	0	2	0	1	2	3					
Ryan Klesko, L OBP: 0.365, SLG: 0.658 Dave Gallagher, R OBP: 0.325, SLG: 0.333 (8, 7)	1-0 F8		1-0 HR		0-0 SF7		2-3 K			3	1	1	2	0	1	4					
Mark Lemke, S OBP: 0.371, SLG: 0.379 (1, 4)	1-2 2B		1-0 G3-1		2-2 G6-3		4-1 BB			3	0	1	1	1	0	1					
Charlie O'Brien, R OBP: 0.312, SLG: 0.495 (1, 2)	3-2 P5			0-1 2B		2-1 P8		3-1 F8		4	0	1	0	0	0	5					
Bill Pecota, R OBP: 0.311, SLG: 0.311 (1, 5)		2-2 G6-3		3-1 P2		4-0 SH2-4 BB		2-2 FC4-6 SH1-4 1B		3	0	1	0	1	0	1					
Steve Avery, L OBP: 0.105, SLG: 0.114 Greg McMichael, R ERA: 2.85 (9, 1)		4-1 BB		0-3 K		1-1 SH2-4		2-1 SH1-4		1	0	0	0	1	1	1					
Inning Stats	R: 2 E: 0 K: 0 S: 13	H: 3 LOB: 2 BB: 1 P: 27	R: 0 E: 0 K: 1 S: 13	H: 0 LOB: 1 BB: 1 P: 24	R: 1 E: 0 K: 2 S: 10	H: 1 LOB: 0 BB: 0 P: 15	R: 0 E: 0 K: 2 S: 10	H: 1 LOB: 2 BB: 1 P: 17	R: 1 E: 0 K: 0 S: 10	H: 2 LOB: 0 BB: 0 P: 15	R: 0 E: 0 K: 0 S: 8	H: 0 LOB: 1 BB: 1 P: 14	R: 0 E: 0 K: 1 S: 13	H: 0 LOB: 3 BB: 3 P: 32	R: 0 E: 0 K: 1 S: 13	H: 1 LOB: 3 BB: 2 P: 25		1B: 5 2B: 2 3B: 0 HR: 1	SF: 1 SAC: 2 DP: 1 HBP: 0	WP: 0 PB: 2 SB: 0 CS: 0	PA: 40
PITCHER	IP WLS BF H R ER SO	IP WLS BF H R ER SO	IP WLS BF H R ER SO	IP WLS BF H R ER SO	IP WLS BF H R ER SO	IP WLS BF H R ER SO	IP WLS BF H R ER SO	IP WLS BF H R ER SO	IP WLS BF H R ER SO	IP WLS BF H R ER SO	IP WLS BF H R ER SO	IP WLS BF H R ER SO	IP WLS BF H R ER SO	IP WLS BF H R ER SO	IP WLS BF H R ER SO	IP WLS BF H R ER SO	ERA WHIP	ERA WHIP			
Paul Wagner, R ERA: 4.57	(1, 1)	6.1	L	31	7	4	3	5	5	1	0	0	0	0	0	0	4.26	1.895			
Jeff Ballard, L ERA: 5.64	(7, 1)	0.1		2	0	0	0	1	1	0	0	0	0	0	0	4	10	0.00	3.000		
Mark Dewey, R ERA: 3.45	(7, 1)	1.0		5	1	0	0	0	1	0	0	0	0	0	0	10	21	0.00	2.000		
Ravelo Manzanillo, L ERA: 2.6	(8, 1)	0.1		2	0	0	0	1	1	0	0	0	0	0	0	5	9	0.00	3.000		



Batter	1	2	3	4	5	6	7	8	9	10	11	AB	R	H	RBI	BB	SO	LOB	TOP						
Carlos Garcia, R OBP: 0.313, SLG: 0.340 (1.4)	G4-3 1-2		G3 0-2		L4 0-0		G4-3 2-1	1B 1-1		1B 1-1		6	1	2	2	0	0	1							
Jay Bell, R OBP: 0.338, SLG: 0.438 (1.6)	G5-3 0-1		WP 2B 2-3 3-H		E 1B HBP 2-1		K 2B FC3-6 BB 1-3	1B 2-2		1B 2-2		5	2	3	3	0	1	0							
Andy Van Slyke, L OBP: 0.363, SLG: 0.375 (1.8)	K 2-3		S 1B 2-0		E 1B 1-2		FC3-6 BB 1-2	1B 2-3		K 3-3		5	0	2	1	1	3	3							
Brian Hunter, R OBP: 0.278, SLG: 0.456 (1.3)	G4-3 1-1		K 1-3		E6 1B G6-4-3 1-2 2-3		FC3-6 2B 1-2 2-3			K 1-3		6	0	0	0	0	2	5							
Orlando Merced, S OBP: 0.353, SLG: 0.433 (1.9)	1B 1-0		F9 1-2		G6-4-3 1-2		2B 1-3			F7 2-2		6	0	2	1	0	0	4							
Jeff King, R OBP: 0.322, SLG: 0.379 (1.5)	F8 1-0				G6-3 2-2		K 3-3			BB 4-2		4	0	1	0	2	1	1							
Al Martin, L OBP: 0.367, SLG: 0.457 (1.7)	G4-3 3-1				F8 1-2		K 1-3			F8 2-1		6	0	0	0	0	1	6							
Don Slaught, R OBP: 0.361, SLG: 0.359 (1.2)												5	2	5	0	0	0	0							
Gary Varsho, L OBP: 0.292, SLG: 0.409 (10. PR)												0	1	0	0	0	0	0							
Lance Parrish, R OBP: 0.398, SLG: 0.391 (10.2)			2B G3 1B		2B 1-2		FC6 1B			1B 2B SH5-4 1B		0	0	0	0	0	0	0							
Steve Cooke, R OBP: 0.287 (7.1)												3	1	1	0	0	1	2							
Mike Dyer, R OBP: 0.285 (7.1)												0	0	0	0	0	0	0							
Ravelo Manzanillo, L OBP: 0.300, SLG: 0.300 (8.1)												1	0	0	0	0	0	1							
Mark Doney, R OBP: 0.307, SLG: 0.300 (8.1)												0	0	0	0	0	0	0							
Jeff Ballard, L OBP: 0.301, SLG: 0.300 (8.1)												0	0	0	0	0	0	0							
Bias Minor, R OBP: 0.301, SLG: 0.300 (8.1)												0	0	0	0	0	0	0							
Inning Stats	R: 0 E: 0 K: 1 S: 8	H: 0 LOB: 0 BB: 0 P: 11	R: 0 E: 0 K: 0 S: 6	H: 1 LOB: 1 BB: 0 P: 12	R: 3 E: 0 K: 1 S: 19	H: 4 LOB: 1 BB: 0 P: 30	R: 0 E: 0 K: 1 S: 10	H: 1 LOB: 1 BB: 0 P: 14	R: 0 E: 1 K: 0 S: 9	H: 1 LOB: 2 BB: 0 P: 13	R: 1 E: 0 K: 2 S: 11	H: 1 LOB: 3 BB: 2 P: 18	R: 1 E: 0 K: 1 S: 12	H: 3 LOB: 2 BB: 0 P: 17	R: 0 E: 0 K: 1 S: 14	H: 0 LOB: 1 BB: 1 P: 23	R: 2 E: 0 K: 1 S: 11	H: 3 LOB: 1 BB: 0 P: 18	R: 0 E: 0 K: 0 S: 7	H: 1 LOB: 1 BB: 0 P: 13	1B: 11 2B: 6 3B: 0 HR: 0	SF: 0 SAC: 1 DP: 2 HBP: 1	WP: 1 PB: 1 SB: 1 CS: 1	PA: 52	
PITCHER	IP ERA WLS BF H R ER SO BB IBB HBP BLK WP HR S P ERA WHIP	6.0 4.7 0.2 27 8 3 3 5 0 0 0 0 0 0 10 98 4.50 1.333	1.0 2.58 0.2 4 2 1 1 0 0 0 0 0 0 0 0 7 9 13.50 3.000	1.0 2.58 0.2 2 1 0 0 0 0 0 0 0 0 0 0 6 11 0.00 1.500	1.0 2.19 1.0 4 0 0 0 1 1 0 0 0 0 0 0 14 23 0.00 1.000		PITCHER	IP ERA WLS BF H R ER SO BB IBB HBP BLK WP HR S P ERA WHIP	10.1 2.53 1.0 4 1 0 0 0 0 0 0 0 0 0 0 7 13 0.00 1.000																

Pittsburgh Pirates @ Cincinnati Reds
Riverfront Stadium, Cincinnati, OH
Thu Jul 07 1994, 7:05 PM EDT
Att: 28,486 - Unknown - 86 F

AB 47
R 7
H 16
RBI 7
BB 3
SO 9
LOB 23



Batter	1	2	3	4	5	6	7	8	9	10	11	AB	R	H	RBI	BB	SO	LOB	BOTTOM							
Deion Sanders, L OBP: 0.349, SLG: 0.400 (1.8)	K 1-3				P6 1-0			1B HR 4-2		1B BB FC5-2 BB 1-2		1	0	0	0	0	1	0								
Jacob Brumfield, R OBP: 0.328, SLG: 0.423 (3.8)										2B 2-2		3	2	2	2	2	0	0								
Tony Fernandez, S OBP: 0.401, SLG: 0.481 (1.5)	G6-3 1-2				G5-3 2-2		G3 2-0			1B BB FC5-2 F8 1-2 2-H		4	1	1	1	1	0	0								
Barry Larkin, R OBP: 0.375, SLG: 0.407 (1.6)	F8 2-1				F9 0-0		K 1-3			F8 1-0		5	0	0	0	1	1	4								
Kevin Mitchell, R OBP: 0.412, SLG: 0.667 (1.7)										F8 1-1		5	1	2	1	1	0	0								
Reggie Sanders, R OBP: 0.333, SLG: 0.522 (9.1)										HR 2B 1-2 2-H		4	1	1	0	0	0	3								
Hector Carrasco, R OBP: 0.364, SLG: 0.405 (11.9)										K 1-2 2-3 3-H		0	0	0	0	0	0	0								
Lenny Harris, L OBP: 0.384, SLG: 0.405 (10. PH)										1B E 1-2 2-3 3-H		1	0	0	0	0	1	1								
Hal Morris, L OBP: 0.402, SLG: 0.519 (1.3)										1B E 1-2		4	1	3	3	1	0	0								
Bret Boone, R OBP: 0.353, SLG: 0.432 (1.4)										2B 1-2 2-3 3-H		5	0	0	0	0	1	5								
Brian Dorsett, R OBP: 0.323, SLG: 0.370 (1.2)										1B E 1-2		3	0	0	0	0	1	1								
Eddie Taubensee, L OBP: 0.323, SLG: 0.508 (9. PH)										G6-3 1-0		1	0	0	0	1	0	0								
(10.2)																										
Erik Hanson, R OBP: 0.280, SLG: 0.194 (8. PH)												1	0	0	0	0	1	0								
Steve Dyer, R OBP: 0.285 (7.1)												1	1	1	0	0	0	0								
Rich DeLucia, R OBP: 0.285 (7.1)												0	0	0	0	0	0	0								
Chuck McElroy, L OBP: 0.287, SLG: 0.167 (7.1)												0	0	0	0	0	0	0								
Jeff Brantley, R OBP: 0.292, SLG: 0.409 (10.2)												0	0	0	0	0	0	0								
Thomas Howard, S OBP: 0.301, SLG: 0.300 (8.1)												3	1	1	0	0	0	1								
Johnny Ruffin, R ERA: 9.0 (8.1)												0	0	0	0	0	0	0								
Inning Stats	R: 0 E: 0 K: 1 S: 8	H: 0 LOB: 0 BB: 0 P: 12	R: 0 E: 0 K: 0 S: 7	H: 0 LOB: 0 BB: 0 P: 10	R: 0 E: 0 K: 1 S: 7	H: 0 LOB: 0 BB: 0 P: 11	R: 0 E: 0 K: 0 S: 5	H: 0 LOB: 0 BB: 0 P: 8	R: 0 E: 0 K: 1 S: 10	H: 1 LOB: 1 BB: 0 P: 17	R: 2 E: 0 K: 2 S: 11	H: 2 LOB: 1 BB: 0 P: 19	R: 1 E: 1 K: 0 S: 10	H: 2 LOB: 1 BB: 0 P: 17	R: 2 E: 0 K: 0 S: 19	H: 2 LOB: 3 BB: 3 P: 34	R: 0 E: 0 K: 0 S: 7	H: 1 LOB: 2 BB: 1 P: 16	R: 2 E: 0 K: 1 S: 9	H: 2 LOB: 1 BB: 1 P: 18	R: 1 E: 0 K: 0 S: 8	H: 1 LOB: 2 BB: 2 P: 17	1B: 6 2B: 3 3B: 0 HR: 2	SF: 0 SAC: 1 DP: 0 HBP: 0	WP: 0 PB: 0 SB: 0 CS: 0	PA: 49
PITCHER	IP ERA WLS BF H R ER SO BB IBB HBP BLK WP HR S P ERA WHIP	6.1 4.46 0.2 24 5 0 0 5 0 0 0 0 0 0 1 55 2.84 0.789	2.2 10.12 0.1 5 2 2 2 0 1 1 0 0 0 0 3 21 54.00 9.000	0.0 0.00 0.1 1 0 0 0 0 0 0 0 0 0 0 3 3 0.00 0.000	0.0 0.00 0.0 1 0 0 0 0 1 0 0 0 0 0 3 7 =		PITCHER	IP ERA WLS BF H R ER SO BB IBB HBP BLK WP HR S P ERA WHIP	2.2 9.0 0.1 16 4 3 3 1 3 3 0 0 0 0 1 54 10.12 2.625																	

Pittsburgh Pirates @ Cincinnati Reds
Riverfront Stadium, Cincinnati, OH
Thu Jul 07 1994, 7:05 PM EDT
Att: 28,486 - Unknown - 86 F

AB 41
R 8
H 11
RBI 7
BB 7
SO 6
LOB 15



Batter	1	2	3	4	5	6	7	8	9	AB	R	H	RBI	BB	SO	LOB	TOP			
Carlos Garcia, R OBP: 0.309, SLG: 0.336 (1, 4)										4	0	0	0	0	2	1	Pittsburgh Pirates @ Cincinnati Reds Riverfront Stadium, Cincinnati, OH Fri Jul 08 1994, 7:05 PM EDT Att: 34,167 - Unknown - 78 F			
Jay Bell, R OBP: 0.337, SLG: 0.434 (1, 6)										3	1	0	0	1	1					
Andy Van Slyke, L OBP: 0.361, SLG: 0.377 (1, 8)										4	1	1	1	0	0					
Brian Hunter, R OBP: 0.278, SLG: 0.467 Tom Foley, L OBP: 0.299, SLG: 0.318 (8, 3)										4	1	1	2	0	2	0				
Jeff King, R OBP: 0.317, SLG: 0.372 (1, 5)										4	0	0	0	0	0	0				
Orlando Merced, S OBP: 0.352, SLG: 0.430 (1, 9)										4	0	1	0	0	0	0				
Don Slaught, R OBP: 0.368, SLG: 0.364 (1, 2)										3	1	2	0	1	0	0				
Lloyd McClendon, R OBP: 0.258, SLG: 0.328 Gary Varsho, L OBP: 0.314, SLG: 0.447 (2, 7)										1	0	0	0	0	0	1				
Jon Lieber, L OBP: 0.087, SLG: 0.087 Kevin Young, R OBP: 0.229, SLG: 0.338 Jeff Ballard, L OBP: 0.230, SLG: 0.500 Bias Minor, R OBP: 0.230, SLG: 0.500 (4, 1)										1	0	0	0	0	0	1				
Dave Clark, L OBP: 0.276, SLG: 0.510 Mark Dewey, R OBP: 1.000, SLG: 1.000 Lance Parrish, R OBP: 0.296, SLG: 0.388 (9, PH)										1	0	0	0	0	0	1				
Inning Stats	R: 3 E: 0 K: 0 S: 8	H: 2 LOB: 0 BB: 1 P: 15	R: 0 E: 0 K: 0 S: 12	H: 0 LOB: 1 BB: 1 P: 23	R: 0 E: 0 K: 1 S: 7	H: 0 LOB: 0 BB: 0 P: 9	R: 1 E: 0 K: 0 S: 12	H: 2 LOB: 1 BB: 0 P: 13	R: 0 E: 0 K: 1 S: 9	H: 0 LOB: 0 BB: 0 P: 12	R: 0 E: 0 K: 3 S: 9	H: 0 LOB: 0 BB: 0 P: 13	R: 0 E: 0 K: 1 S: 11	H: 0 LOB: 0 BB: 0 P: 15	R: 0 E: 0 K: 0 S: 11	H: 1 LOB: 1 BB: 0 P: 18	1B: 4 2B: 2 3B: 0 HR: 1	SF: 0 SAC: 0 DP: 1 HBP: 0	WP: 1 PB: 0 SB: 0 CS: 0	PA: 36
PITCHER	IP WLS BF H R ER SO BB IBB HBP BLK WP HR S P ERA WHIP																			
John Smiley, L ERA: 3.49 Tim Fortugno, L ERA: 2.42 (9, 1)	8.0 W 32 6 4 4 6 2 0 0 0 1 1 1 77 115 4.50 1.000																			

Batter	1	2	3	4	5	6	7	8	9	AB	R	H	RBI	BB	SO	LOB	BOTTOM			
Jacob Brumfield, R OBP: 0.318, SLG: 0.404 (1, 8)										5	2	1	1	0	0	2	Pittsburgh Pirates @ Cincinnati Reds Riverfront Stadium, Cincinnati, OH Fri Jul 08 1994, 7:05 PM EDT Att: 34,167 - Unknown - 78 F			
Lenny Harris, L OBP: 0.341, SLG: 0.385 (1, 5)										4	0	0	1	0	3	2				
Hal Morris, L OBP: 0.403, SLG: 0.521 Brian Dorsett, R OBP: 0.321, SLG: 0.368 (7, 3)										4	1	2	1	0	1	0				
Reggie Sanders, R OBP: 0.333, SLG: 0.520 Steve Pegues, R OBP: 0.567, SLG: 0.500 (6, PH)										3	0	1	0	0	1	4				
Tony Fernandez, S OBP: 0.399, SLG: 0.481 Bret Boone, R OBP: 0.353, SLG: 0.432 (8, 4)										4	1	1	2	0	1	1				
Thomas Howard, S OBP: 0.305, SLG: 0.420 (1, 7)										4	2	2	3	0	1	1				
Jeff Branson, L OBP: 0.313, SLG: 0.468 (8, 6)										4	3	3	1	0	0	0				
Eddie Taubensee, L OBP: 0.336, SLG: 0.540 (1, 2)										4	2	3	2	0	0	0				
John Smiley, L OBP: 0.262, SLG: 0.282 Tim Fortugno, L (9, 1)										2	1	1	0	2	0	1				
Inning Stats	R: 0 E: 0 K: 2 S: 9	H: 0 LOB: 0 BB: 0 P: 11	R: 0 E: 0 K: 1 S: 6	H: 1 LOB: 0 BB: 0 P: 8	R: 8 E: 1 K: 1 S: 22	H: 7 LOB: 0 BB: 1 P: 37	R: 1 E: 0 K: 1 S: 9	H: 1 LOB: 1 BB: 1 P: 17	R: 3 E: 0 K: 0 S: 19	H: 4 LOB: 1 BB: 0 P: 31	R: 0 E: 0 K: 1 S: 6	H: 0 LOB: 0 BB: 0 P: 9	R: 0 E: 0 K: 0 S: 9	H: 1 LOB: 1 BB: 0 P: 13	R: 0 E: 0 K: 1 S: 5	H: 0 LOB: 0 BB: 0 P: 7		1B: 7 2B: 4 3B: 1 HR: 2	SF: 1 SAC: 0 DP: 0 HBP: 0	WP: 0 PB: 0 SB: 1 CS: 1
PITCHER	IP WLS BF H R ER SO BB IBB HBP BLK WP HR S P ERA WHIP																			
Jon Lieber, R ERA: 3.69 Jeff Ballard, L ERA: 6.66 Bias Minor, R ERA: 8.5 Mark Dewey, R ERA: 3.21 (7, 1)	3.0 L 17 5 4 4 1 1 0 0 0 0 0 1 28 48 18.00 3.000																			



Batter	1	2	3	4	5	6	7	8	9	AB	R	H	RBI	BB	SO	LOB	TOP				
Gary Varsho, L (1, 7) OBP: 0.296, SLG: 0.420 Kevin Young, R (7, PH) OBP: 0.260, SLG: 0.322 (7, 3)	1-1 L4		2-2 L4		1-2 G4-3		3-2 F8		3-2 F8	3	0	0	0	0	0	0					
Jay Bell, R (1, 6) OBP: 0.341, SLG: 0.444	1-1 HR		4-1 PO BB		3-2 1B		1-1 P3		1-2 G6-3	4	1	2	1	1	0	2					
Andy Van Slyke, L (1, 8) OBP: 0.363, SLG: 0.376	3-2 G4-6-3 1B		0-0 PO	4-0 HR BB	2-2 G4-3		0-3 K			3	1	1	0	1	1	1					
Dave Clark, L (1, 9) OBP: 0.374, SLG: 0.522 (7, 7)	0-0 G4-6-3			1-0 HR			3-3 K		3-2 F8	4	1	1	2	0	1	1					
Orlando Merced, S (1, 3) OBP: 0.350, SLG: 0.428 (7, 9)		0-0 G4-3 1B		1-3 K			0-3 K		3-1 P5	4	0	1	0	0	2	0					
Jeff King, R (1, 5) OBP: 0.316, SLG: 0.370	0-1 P9			0-0 G5-3			0-2 BB BB 1B		0-0 F8	4	0	1	0	0	0	1					
Don Slaught, R (1, 2) OBP: 0.395, SLG: 0.369	2-2 G4-3		2-2	2-2			4-1 BB BB 1B		3-1 F8 1B 1B	3	0	2	0	1	0	1					
Tom Foley, L (1, 4) OBP: 0.287, SLG: 0.307	2-2 F7		2-2	1-3 K			4-2 BB		1-2 K	3	0	0	0	1	2	3					
Rick White, R (1, 1)			2-3 K		0-1 G6-3		1-3 K		0-2	2	0	0	0	0	1	0					
Zane Smith, L (5, 1) OBP: 0.227, SLG: 0.250 Paul Wagner, R (7, 1) OBP: 0.139, SLG: 0.167 Brian Hunter, R (9, PH) OBP: 0.281, SLG: 0.470 Al Martin, L (9, PR) OBP: 0.397, SLG: 0.457									1-2 1B	0	0	0	0	0	0	0					
Inning Stats	R: 1 E: 0 K: 0 S: 9	H: 2 LOB: 0 BB: 0 P: 14	R: 0 E: 0 K: 0 S: 10	H: 1 LOB: 1 BB: 0 P: 14	R: 0 E: 0 K: 1 S: 9	H: 0 LOB: 0 BB: 1 P: 17	R: 2 E: 0 K: 2 S: 11	H: 2 LOB: 1 BB: 1 P: 20	R: 0 E: 0 K: 0 S: 12	H: 1 LOB: 3 BB: 2 P: 18	R: 0 E: 0 K: 3 S: 17	H: 1 LOB: 0 BB: 0 P: 29	R: 0 E: 0 K: 1 S: 9	H: 0 LOB: 0 BB: 0 P: 13	R: 0 E: 0 K: 0 S: 9	H: 0 LOB: 0 BB: 0 P: 15	R: 0 E: 0 K: 1 S: 16	H: 2 LOB: 2 BB: 0 P: 24	1B: 7 2B: 0 3B: 0 HR: 2	SF: 0 SAC: 0 DP: 1 HBP: 0	WP: 0 PA: 39 PB: 0 SB: 0 CS: 0
PITCHER	IP WLS BF H R ER SO BB IBB HBP BLK WP HR S P ERA WHIP																				
Jose Rijo, R (1, 1) ERA: 3.06	6.0 W 27 7 3 3 6 4 0 0 0 0 0 2 68 112 4.50 1.833																				
Chuck McElroy, L (7, 1) ERA: 2.05	1.2 5 0 0 0 1 0 0 0 0 0 0 0 17 27 0.00 0.000																				
Hector Carrasco, R (8, 1) ERA: 2.15	0.2 4 2 0 0 1 0 0 0 0 0 0 0 11 15 0.00 3.000																				
Jeff Brantley, R (9, 1) ERA: 2.54	0.2 S 2 0 0 0 0 0 0 0 0 0 0 0 6 10 0.00 0.000																				

Pittsburgh Pirates @ Cincinnati Reds
Riverfront Stadium, Cincinnati, OH

AB 34
R 3
H 9
RBI 3
BB 4
SO 8
LOB 14



Sat Jul 09 1994, 7:05 PM EDT
Att: 42,044 - Unknown - 78 F

Batter	1	2	3	4	5	6	7	8	9	AB	R	H	RBI	BB	SO	LOB	BOTTOM
Jacob Brumfield, R (1, 8) OBP: 0.333, SLG: 0.417	1-0 G2-3 PB SF8 1B		0-1 2B 1B		0-0 SH1-3		3-1 L6			3	2	2	0	0	0	0	
Barry Larkin, R (1, 6) OBP: 0.371, SLG: 0.403	1-1 G2-3		0-2 F9		1-2 SF7		1-1 G6-3			3	0	0	1	0	0	2	
Hal Morris, L (1, 3) OBP: 0.404, SLG: 0.526	0-2 SF8		0-0		3-H G4-3		2-1 BB BB 1B			3	0	2	2	0	0	0	
Kevin Mitchell, R (1, 7) OBP: 0.409, SLG: 0.658	1-0 G5-3		0-0 F8				3-0 F9		4-1 BB BB	3	0	0	0	1	0	1	
Reggie Sanders, R (1, 9) OBP: 0.338, SLG: 0.524		0-2 G3 1B		1-2 P9			0-0 E9 1B 2B		1-2 2-3 BB	3	1	2	0	1	0	0	
Tony Fernandez, S (1, 5) OBP: 0.401, SLG: 0.483		0-2 G3		2-1 1B 2B			4-0 1B IBB		3-1 G3	3	1	1	0	1	0	4	
Jeff Branson, L (1, 4) OBP: 0.318, SLG: 0.469 Bret Boone, R (6, PH) OBP: 0.354, SLG: 0.433 (7, 4)		1-0 F9		1-2 G3-6 1B			3-1 1B		2-2 F8	2	0	1	1	0	0	0	
Eddie Taubensee, L (1, 2) OBP: 0.326, SLG: 0.523		1-1 G4-3		1-2 G3-6			1-2 K		0-3 K	4	0	0	0	0	2	4	
Jose Rijo, R (1, 1) OBP: 0.216, SLG: 0.270 Steve Pegues, R (6, PH) OBP: 0.300, SLG: 0.333 Chuck McElroy, L (7, 1) OBP: 0.167, SLG: 0.167 Hector Carrasco, R (8, 1) Jeff Brantley, R (9, 1)			0-2 G6-3		1-0 SH1-3 SF7 2B		1-1 G4-3		2-2 F7	2	1	1	0	0	0	0	
Inning Stats	R: 1 E: 0 K: 0 S: 7	H: 1 LOB: 0 BB: 0 P: 10	R: 0 E: 0 K: 0 S: 9	H: 1 LOB: 1 BB: 0 P: 11	R: 1 E: 0 K: 0 S: 11	H: 2 LOB: 1 BB: 0 P: 11	R: 1 E: 0 K: 0 S: 13	H: 2 LOB: 0 BB: 0 P: 18	R: 1 E: 0 K: 1 S: 10	H: 2 LOB: 2 BB: 1 P: 23	R: 0 E: 0 K: 0 S: 11	H: 1 LOB: 3 BB: 2 P: 28	R: 0 E: 0 K: 1 S: 11	H: 0 LOB: 0 BB: 0 P: 15	1B: 6 2B: 4 3B: 0 HR: 0	SF: 2 SAC: 1 DP: 1 HBP: 0	WP: 0 PA: 36 PB: 1 SB: 0 CS: 0
PITCHER	IP WLS BF H R ER SO BB IBB HBP BLK WP HR S P ERA WHIP																
Rick White, R (1, 1) ERA: 4.98	4.2 L 20 7 4 3 0 0 0 0 0 0 0 0 45 57 5.79 1.500																
Zane Smith, L (5, 1) ERA: 3.19	2.0 11 3 1 0 1 1 1 0 0 0 0 0 18 42 0.00 2.000																
Paul Wagner, R (7, 1) ERA: 4.51	1.1 5 0 0 0 1 1 0 0 0 0 0 0 15 26 0.00 0.750																

Pittsburgh Pirates @ Cincinnati Reds
Riverfront Stadium, Cincinnati, OH

AB 30
R 5
H 10
RBI 5
BB 3
SO 2
LOB 14



Sat Jul 09 1994, 7:05 PM EDT
Att: 42,044 - Unknown - 78 F

Batter	1	2	3	4	5	6	7	8	9	10	11	AB	R	H	RBI	BB	SO	LOB	TOP					
Carlos Garcia, R OBP: 0.307, SLG: 0.332 (1, 4)	P6		FC6			1B HR 1B	K		FC5-4		G4-3	6	1	1	0	0	1	5						
Jay Bell, R OBP: 0.343, SLG: 0.448 (1, 6)	F8					1B HR 1B			F7		P2	6	2	3	0	0	0	3						
Andy Van Slyke, L OBP: 0.363, SLG: 0.380 (1, 8)	F8					1B HR 1B			WP 1B 2B			5	2	2	0	0	2	1						
Brian Hunter, R OBP: 0.279, SLG: 0.478 (8, 7)	P6					1B HR			K2-3		K	5	1	1	4	0	3	3						
Orlando Merced, S OBP: 0.351, SLG: 0.425 (1, 9)	G3					G4-3					BB	4	0	1	1	1	0	1						
Jeff King, R OBP: 0.310, SLG: 0.363 (1, 5)	G5-3					F8			F8		G4-3	5	0	0	0	0	0	2						
Dave Clark, L OBP: 0.371, SLG: 0.516 (1, 7)									F7		SH1-3 2B BB	4	0	1	0	0	0	2	1					
Steve Cooke, R OBP: 0.229, SLG: 0.257 (8, 1)												0	0	0	0	0	0	0						
Don Slaught, R OBP: 0.398, SLG: 0.369 (11, PH)												0	0	0	0	1	0	0						
Al Martin, L OBP: 0.367, SLG: 0.457 (11, PR)												0	1	0	0	0	0	0						
Bias Minor, R OBP: 0.380, SLG: 0.370 (1, 1)											SH1-3	4	0	0	0	0	2	1						
Lance Parrish, R OBP: 0.380, SLG: 0.370 (1, 2)											SH1-3	4	0	0	0	0	2	1						
Denny Neagle, L OBP: 0.214, SLG: 0.192 (8, PH)												1	0	1	0	0	0	0						
Kevin Dyer, R OBP: 0.309, SLG: 0.320 (8, 1)												1	0	0	0	0	1	0						
Mike Dyer, R OBP: 0.309, SLG: 0.320 (8, 1)												0	0	0	0	0	0	0						
Gary Varsho, L OBP: 0.291, SLG: 0.412 (7, PH)												1	0	0	0	0	0	0						
Ravelo Manzanillo, L OBP: 0.167, SLG: 0.167 (8, 1)												0	0	0	0	0	0	0						
Mark Devoey, R OBP: 0.310, SLG: 0.458 (8, 5)												0	0	0	0	0	0	0						
Tom Foley, L OBP: 0.150, SLG: 0.333 (8, 3)												2	0	2	1	0	0	0						
Inning Stats	R: 0 E: 0 K: 0 S: 8	H: 0 LOB: 0 BB: 0 P: 11	R: 0 E: 0 K: 0 S: 7	H: 0 LOB: 0 BB: 0 P: 11	R: 0 E: 0 K: 1 S: 6	H: 1 LOB: 1 BB: 0 P: 8	R: 0 E: 0 K: 2 S: 9	H: 1 LOB: 1 BB: 0 P: 16	R: 0 E: 0 K: 1 S: 12	H: 4 LOB: 0 BB: 0 P: 16	R: 0 E: 0 K: 2 S: 9	H: 1 LOB: 1 BB: 0 P: 16	R: 2 E: 0 K: 1 S: 14	H: 3 LOB: 1 BB: 1 P: 20	R: 0 E: 0 K: 1 S: 12	H: 1 LOB: 1 BB: 1 P: 16	R: 0 E: 0 K: 2 S: 11	H: 0 LOB: 1 BB: 1 P: 20	R: 1 E: 0 K: 0 S: 5	H: 1 LOB: 2 BB: 1 P: 10	1B: 8 2B: 3 3B: 0 HR: 1	SF: 0 SAC: 1 DP: 0 HBP: 0	WP: 1 PB: 0 SB: 0 CS: 0	PA: 47
PITCHER	IP ERA WLS BF H R ER SO BB IBB HBP BLK WP HR S P ERA WHIP	5.1 4.71 22 6 1 0 4 2 0 0 0 0 0 0 11 19 6.75 1.125	6.1 2.79 6 1 0 0 2 0 0 0 0 0 0 0 0 9 11 54.00 6.000	8.1 3.92 3 2 2 1 0 0 0 0 0 0 0 1 5 9 0.00 1.500	9.1 2.44 8 1 0 0 3 1 0 0 0 0 0 0 23 36 0.00 1.000	PITCHER	IP ERA WLS BF H R ER SO BB IBB HBP BLK WP HR S P ERA WHIP	11.1 2.33 5 1 1 0 0 0 1 0 0 0 0 0 0 1 15 9.00 2.000																
Pete Schourek, L ERA: 4.71	Johnny Ruffin, R ERA: 2.79	John Roper, R ERA: 3.92	Chuck McElroy, L ERA: 2.02	Jeff Brantley, R ERA: 2.44	Hector Carrasco, R ERA: 2.33																			
Jacob Brumfield, R OBP: 0.338, SLG: 0.477 (1, 8)	G6-3 2B		G4-3	HR		G6-3		P2		SH3-4		5	2	2	2	0	0	0						
Bary Larkin, R OBP: 0.376, SLG: 0.409 (1, 6)	F8		2B	F9		S 1B		S G5-3 1B		BB IBB		5	1	3	0	1	0	1						
Reggie Sanders, R OBP: 0.341, SLG: 0.519 (1, 9)	G6-3		2B	BB		K S WP 2B		G5-3		BB		3	1	0	0	3	1	2						
Kevin Mitchell, R OBP: 0.412, SLG: 0.661 (1, 7)						K						2	0	1	1	1	1	1						
Johnny Ruffin, R ERA: 3.92						K						1	0	0	0	0	1	2						
Eddie Taubensee, L OBP: 0.329, SLG: 0.519 (8, 2)	BB					K						1	0	0	0	1	1	3						
Tony Fernandez, S OBP: 0.401, SLG: 0.480 (9, 1)	L8					G5-3						4	0	1	0	1	0	4						
Jeff Brantley, R OBP: 0.401, SLG: 0.480 (9, 1)												0	0	0	0	0	0	0						
Thomas Howard, S OBP: 0.304, SLG: 0.418 (10, PH)												1	0	0	0	0	0	3						
Hector Carrasco, R ERA: 2.33												0	0	0	0	0	0	0						
Hal Morris, L OBP: 0.406, SLG: 0.525 (1, 3)			L5			1B 2B						4	1	1	1	2	1	3						
Bret Boone, R OBP: 0.357, SLG: 0.441 (1, 4)	G4-3					HR 3B 2B 1B						6	1	3	1	0	0	1						
Brian Dorsett, R OBP: 0.315, SLG: 0.360 (1, 2)																								
John Roper, R OBP: 0.261, SLG: 0.273 (8, 1)	F8					P3						4	0	0	0	0	0	4						
Chuck McElroy, L OBP: 0.167, SLG: 0.167 (8, 1)												0	0	0	0	0	0	0						
Jeff Brantley, R OBP: 0.310, SLG: 0.458 (8, 5)												2	0	0	0	0	1	0						
Pete Schourek, L OBP: 0.214, SLG: 0.429 (1, 1)												2	0	0	0	0	1	1						
Steve Pegues, R OBP: 0.429, SLG: 0.333 (6, 7)												3	0	1	0	0	1	2						
Inning Stats	R: 1 E: 0 K: 0 S: 15	H: 1 LOB: 1 BB: 1 P: 25	R: 0 E: 0 K: 1 S: 7	H: 0 LOB: 0 BB: 0 P: 12	R: 1 E: 0 K: 1 S: 12	H: 2 LOB: 3 BB: 2 P: 25	R: 2 E: 0 K: 0 S: 10	H: 2 LOB: 0 BB: 0 P: 13	R: 2 E: 0 K: 2 S: 12	H: 2 LOB: 1 BB: 0 P: 17	R: 0 E: 0 K: 2 S: 12	H: 1 LOB: 2 BB: 1 P: 21	R: 0 E: 0 K: 0 S: 16	H: 2 LOB: 2 BB: 1 P: 28	R: 0 E: 0 K: 0 S: 8	H: 0 LOB: 0 BB: 0 P: 15	R: 0 E: 0 K: 1 S: 10	H: 1 LOB: 3 BB: 2 P: 23	R: 0 E: 0 K: 1 S: 7	H: 0 LOB: 0 BB: 1 P: 15	1B: 6 2B: 4 3B: 1 HR: 1	SF: 0 SAC: 1 DP: 1 HBP: 0	WP: 2 PB: 0 SB: 5 CS: 0	PA: 53
PITCHER	IP ERA WLS BF H R ER SO BB IBB HBP BLK WP HR S P ERA WHIP	5.0 4.6 26 7 1 0 4 2 2 1 0 0 0 0 1 56 92 10.80 1.800	6.1 3.38 6 1 0 0 0 0 0 0 0 0 0 0 0 12 21 0.00 1.000	7.1 3.09 7 2 0 0 0 0 0 1 0 0 0 0 22 36 0.00 1.200	8.1 3.06 7 1 0 0 1 2 1 0 0 0 0 20 47 0.00 1.286	PITCHER	IP ERA WLS BF H R ER SO BB IBB HBP BLK WP HR S P ERA WHIP	11.1 6.05 3 1 0 0 0 0 1 0 0 0 0 0 0 15 15 0.00 1.000																
Denny Neagle, L ERA: 4.6	Mike Dyer, R ERA: 3.38	Ravelo Manzanillo, L ERA: 3.09	Mark Devoey, R ERA: 3.06	Steve Cooke, L ERA: 4.37	Bias Minor, R ERA: 6.05																			

Pittsburgh Pirates @ Cincinnati Reds
Riverfront Stadium, Cincinnati, OH
Sun Jul 10 1994, 3:33 AM EDT
Att: 33,419 - Sunny - 78 F

AB 44
R 7
H 12
RBI 6
BB 2
SO 11
LOB 18



Pittsburgh Pirates @ Cincinnati Reds
Riverfront Stadium, Cincinnati, OH
Sun Jul 10 1994, 3:33 AM EDT
Att: 33,419 - Sunny - 78 F

AB 43
R 6
H 12
RBI 5
BB 9
SO 8
LOB 27



Batter	1	2	3	4	5	6	7	8	9	AB	R	H	RBI	BB	SO	LOB	TOP		
Craig Biggio, R OBP: 0.397, SLG: 0.487 (1, 4)	F9		F8			G1-3		F8		4	0	0	0	0	0	2	Houston Astros @ Pittsburgh Pirates Three Rivers Stadium, Pittsburgh, PA Thu Jul 14 1994, 7:05 PM EDT Att: 15,847 - Unknown - 80 F		
Steve Finley, L OBP: 0.318, SLG: 0.419 (1, 8)	G3-1			L8		F9		FC6-4 1B		4	0	1	0	0	0	0			
5 Jeff Bagwell, R OBP: 0.421, SLG: 0.689 (1, 3)	K			K			F8	FC6-4 1B		4	0	0	0	0	2	3			
Ken Caminiti, S OBP: 0.354, SLG: 0.556 (1, 5)		G5-6-3 1B		HR			K		P5	4	1	2	1	0	1	0			
Luis Gonzalez, L OBP: 0.336, SLG: 0.420 (1, 7)	G5-6-3 1B			F8			1B		K	4	0	1	0	0	1	1			
Kevin Bass, S OBP: 0.390, SLG: 0.507 (1, 9)	HR				G4-3		K		1B	4	1	2	1	0	1	1			
Scott Servais, R OBP: 0.250, SLG: 0.380 (1, 2)	G6-3			G3-1				G6-3	G6-3	4	0	0	0	0	0	1			
Andujar Cedeno, R OBP: 0.327, SLG: 0.414 (1, 6)			G6-3		K			1B 1B		3	0	1	0	0	1	0			
Darryl Kile, R OBP: 0.185, SLG: 0.243 (5, 1)			K					1B 1B		1	0	0	0	0	0	1			
Chris Donnels, L OBP: 0.346, SLG: 0.437 (6, Ph)								1B 1B		0	0	0	0	0	0	0			
Dave Veres, R OBP: 0.369, SLG: 0.508 (6, Ph)								1B 1B		0	0	0	0	0	0	0			
Sid Bream, L OBP: 0.402, SLG: 0.455 (8, Ph)								1B 1B		1	0	1	0	0	0	0			
Mike Hampton, R OBP: 0.402, SLG: 0.455 (8, Ph)								1B 1B		0	0	0	0	0	0	0			
Inning Stats	R: 0 E: 0 K: 1 S: 8	H: 0 LOB: 0 BB: 0 P: 11	R: 1 E: 0 K: 0 S: 12	H: 2 LOB: 0 BB: 0 P: 20	R: 0 E: 0 K: 1 S: 8	H: 0 LOB: 0 BB: 0 P: 10	R: 1 E: 0 K: 1 S: 8	H: 1 LOB: 0 BB: 0 P: 10	R: 0 E: 0 K: 1 S: 5	H: 0 LOB: 0 BB: 0 P: 8	R: 0 E: 0 K: 2 S: 9	H: 1 LOB: 1 BB: 0 P: 14	R: 0 E: 0 K: 0 S: 14	H: 3 LOB: 3 BB: 0 P: 19	R: 0 E: 0 K: 1 S: 9	H: 1 LOB: 1 BB: 0 P: 13	1B: 6 2B: 0 3B: 0 HR: 2	SF: 0 SAC: 0 DP: 1 HBP: 0	WP: 0 PA: 34 PB: 0 SB: 0 CS: 0
PITCHER Jon Lieber, R ERA: 3.49 (1, 1)	IP: 9.0 WLS: W BF: 34 H: 8 R: 2 ER: 2 SO: 8 BB: 0 IBB: 0 HBP: 0 BLK: 0 WP: 0 HR: 2 S: 80 P: 117 ERA: 2.00 WHIP: 0.889															PITCHER Jon Lieber, R ERA: 3.49 (1, 1)	IP: 9.0 WLS: W BF: 34 H: 8 R: 2 ER: 2 SO: 8 BB: 0 IBB: 0 HBP: 0 BLK: 0 WP: 0 HR: 2 S: 80 P: 117 ERA: 2.00 WHIP: 0.889		

AB	34
R	2
H	8
RBI	2
BB	0
SO	8
LOB	8



Batter	1	2	3	4	5	6	7	8	9	AB	R	H	RBI	BB	SO	LOB	BOTTOM		
Carlos Garcia, R OBP: 0.309, SLG: 0.338 (1, 4)	1B S	G5-3			E6 SF9 1B	1B				4	2	2	0	0	0	1	Houston Astros @ Pittsburgh Pirates Three Rivers Stadium, Pittsburgh, PA Thu Jul 14 1994, 7:05 PM EDT Att: 15,847 - Unknown - 80 F		
Jay Bell, R OBP: 0.345, SLG: 0.449 (1, 6)	K		F9		1B FC3-6 1B	2B		1B		4	1	2	1	0	1	1			
Andy Van Slyke, L OBP: 0.359, SLG: 0.376 (1, 8)	G6-3		F7		SF9	F7				3	0	0	1	0	0	2			
Orlando Merced, S OBP: 0.353, SLG: 0.424 (1, 3)	FC5-4 1B		G6-3		FC3-6 1B WP IBB		F8			3	1	1	0	1	0	0			
Jeff King, R OBP: 0.310, SLG: 0.361 (1, 5)	FC5-4 1B		G6-3		G6-3	FC3-6 1B	F9			4	0	1	1	0	0	2			
Dave Clark, L OBP: 0.374, SLG: 0.509 (1, 9)		G4-6-3 1B BB		G3-6 BB	FC3-6 WP		P7			2	1	0	1	2	0	2			
Gary Varsho, L OBP: 0.288, SLG: 0.400 (1, 7)	G4-6-3 1B WP		G3-6		K		K			4	1	1	0	0	2	2			
Don Slaught, R OBP: 0.400, SLG: 0.372 (1, 2)	G4-6-3 1B				1B E	K		G6-3		4	1	2	0	0	1	0			
Jon Lieber, L OBP: 0.111, SLG: 0.111 (1, 1)	G4-6-3				1B E	G3-1		K		4	1	1	0	0	1	2			
Inning Stats	R: 0 E: 0 K: 1 S: 9	H: 2 LOB: 2 BB: 0 P: 13	R: 2 E: 0 K: 0 S: 9	H: 2 LOB: 0 BB: 1 P: 19	R: 0 E: 0 K: 0 S: 5	H: 0 LOB: 0 BB: 0 P: 8	R: 0 E: 0 K: 0 S: 5	H: 0 LOB: 1 BB: 1 P: 10	R: 5 E: 1 K: 1 S: 14	H: 4 LOB: 1 BB: 1 P: 25	R: 1 E: 0 K: 1 S: 13	H: 2 LOB: 1 BB: 0 P: 20	R: 0 E: 0 K: 0 S: 4	H: 0 LOB: 0 BB: 0 P: 9	R: 0 E: 0 K: 2 S: 12	H: 0 LOB: 0 BB: 0 P: 15		1B: 9 2B: 1 3B: 0 HR: 0	SF: 1 SAC: 0 DP: 2 HBP: 0
PITCHER Darryl Kile, R ERA: 4.8 (5, 1)	IP: 0.2 WLS: L BF: 2 H: 0 R: 0 ER: 0 SO: 1 BB: 0 IBB: 0 HBP: 0 BLK: 0 WP: 1 HR: 0 S: 4 P: 6 ERA: 0.00 WHIP: 0.000															PITCHER Tom Edens, R ERA: 2.73 (6, 1)	IP: 2.0 WLS: 8 BF: 2 H: 2 R: 1 ER: 1 SO: 1 BB: 0 IBB: 0 HBP: 0 BLK: 0 WP: 0 HR: 17 S: 29 P: 29 ERA: 4.50 WHIP: 1.000		
PITCHER Dave Veres, R ERA: 2.73 (6, 1)	IP: 1.0 WLS: 3 BF: 0 H: 0 R: 0 ER: 0 SO: 2 BB: 0 IBB: 0 HBP: 0 BLK: 0 WP: 0 HR: 12 S: 15 P: 15 ERA: 0.00 WHIP: 0.000															PITCHER Mike Hampton, L ERA: 3.21 (8, 1)	IP: 1.0 WLS: 3 BF: 0 H: 0 R: 0 ER: 0 SO: 2 BB: 0 IBB: 0 HBP: 0 BLK: 0 WP: 0 HR: 12 S: 15 P: 15 ERA: 0.00 WHIP: 0.000		

AB	32
R	8
H	10
RBI	4
BB	3
SO	5
LOB	12



Batter	1	2	3	4	5	6	7	8	9	AB	R	H	RBI	BB	SO	LOB	TOP										
Craig Biggio, R OBP: 0.303, SLG: 0.487 (1, 4)										2	1	1	2	3	0	1	Houston Astros @ Pittsburgh Pirates Three Rivers Stadium, Pittsburgh, PA Fri Jul 15 1994, 7:05 PM EDT Att: 19,185 - Unknown - 76 F AB 38 R 8 H 14 RBI 8 BB 5 SO 4 LOB 18										
Steve Finley, L OBP: 0.323, SLG: 0.421 (1, 8)										4	1	2	0	1	0	2											
5 Jeff Bagwell, R OBP: 0.426, SLG: 0.704 (1, 3)										5	2	4	3	0	0	2											
Ken Caminiti, S OBP: 0.355, SLG: 0.555 (1, 5)										4	1	1	0	1	1	1											
Luis Gonzalez, L OBP: 0.337, SLG: 0.420 (1, 7)										5	1	2	2	0	0	3											
James Mouton, R OBP: 0.312, SLG: 0.298 Mike Felder, S OBP: 0.250, SLG: 0.278 (8, PH) (8, 9)										4	0	1	0	0	2	4											
Tony Eusebio, R OBP: 0.300, SLG: 0.446 Chris Donnels, L OBP: 0.361, SLG: 0.431 (9, PH)										4	1	1	0	0	0	5											
Andujar Cedeno, R OBP: 0.328, SLG: 0.413 (1, 6)										5	1	2	1	0	0	0											
Greg Swindell, L OBP: 0.228, SLG: 0.296 Shane Reynolds, R OBP: 0.143, SLG: 0.100 Kevin Bass, S OBP: 0.348, SLG: 0.503 Todd Jones, R OBP: 0.267, SLG: 0.687 Tom Edens, R OBP: 0.240, SLG: 0.448 (1, 1) (5, 1) (7, PH) (7, 1) (8, 1) (9, PH)										1	0	0	0	0	1	0											
Inning Stats	R: 7 E: 0 K: 0 S: 10	H: 7 LOB: 1 BB: 1 P: 14	R: 1 E: 0 K: 2 S: 8	H: 1 LOB: 0 BB: 0 P: 8	R: 0 E: 0 K: 0 S: 4	H: 1 LOB: 1 BB: 0 P: 4	R: 0 E: 0 K: 1 S: 7	H: 2 LOB: 3 BB: 1 P: 11	R: 0 E: 0 K: 1 S: 5	H: 3 LOB: 2 BB: 0 P: 5	R: 0 E: 0 K: 0 S: 3	H: 0 LOB: 0 BB: 2 P: 11	R: 0 E: 0 K: 0 S: 3	H: 0 LOB: 0 BB: 0 P: 3	R: 0 E: 0 K: 0 S: 3	H: 0 LOB: 0 BB: 0 P: 3		1B: 11 2B: 2 3B: 0 HR: 1	SF: 0 SAC: 2 DP: 1 HBP: 0	WP: 0 PB: 0 SB: 3 CS: 0	PA: 45						
PITCHER	IP	WLS	BF	H	R	ER	SO	BB	IBB	HBP	BLK	WP	HR	S	P	ERA	WHIP										
Denny Neagle, L ERA: 5.08	(1, 1)	0.1	7	5	6	6	0	1	0	0	0	0	0	6	10	162.00	18.000										
Rick White, R ERA: 5.18	(1, 1)	1.2	8	3	2	2	2	0	0	0	0	0	1	12	12	10.80	1.800										
Rich Robertson, L ERA: 5.18	(3, 1)	2.0	10	3	0	0	1	0	1	0	0	0	0	11	15	0.00	1.500										
Ravelo Manzanillo, L ERA: 2.87	(5, 1)	2.2	W	13	3	0	1	3	0	0	0	0	0	12	24	0.00	2.250										
Mike Dyer, R ERA: 2.35	(7, 1)	2.1	S	7	0	0	0	0	0	0	0	0	0	7	7	0.00	0.000										

Batter	1	2	3	4	5	6	7	8	9	AB	R	H	RBI	BB	SO	LOB	BOTTOM										
Carlos Garcia, R OBP: 0.313, SLG: 0.354 (1, 4)										5	2	3	4	0	0	2	Houston Astros @ Pittsburgh Pirates Three Rivers Stadium, Pittsburgh, PA Fri Jul 15 1994, 7:05 PM EDT Att: 19,185 - Unknown - 76 F AB 41 R 11 H 15 RBI 10 BB 2 SO 5 LOB 20										
Jay Bell, R OBP: 0.346, SLG: 0.451 (1, 6)										5	1	2	0	0	1	2											
Andy Van Slyke, L OBP: 0.354, SLG: 0.370 (1, 8)										5	0	0	1	0	1	4											
Brian Hunter, R OBP: 0.273, SLG: 0.467 (1, 3)										5	0	0	0	0	3	4											
Jeff King, R OBP: 0.311, SLG: 0.362 (1, 5)										5	2	2	0	0	0	0											
Orlando Merced, S OBP: 0.361, SLG: 0.432 Mike Dyer, R ERA: 2.35 (7, 1)										2	1	2	0	2	0	0											
Don Slaught, R OBP: 0.391, SLG: 0.362 (1, 2)										5	1	0	0	0	0	7											
Lloyd McClendon, R OBP: 0.271, SLG: 0.338 (1, 7)										4	2	2	1	0	0	1											
Denny Neagle, L OBP: 0.152, SLG: 0.152 Rick White, R ERA: 5.18 John Wehner, R OBP: 1.000, SLG: 2.000 Rich Robertson, L ERA: 5.18 Gary Varsho, L OBP: 0.302, SLG: 0.413 Ravelo Manzanillo, L OBP: 0.267, SLG: 1.000 Dave Clark, L OBP: 0.277, SLG: 0.518 (1, 1) (1, 1) (2, PH) (3, 1) (4, PH) (5, 1) (7, 9)										0	0	0	0	0	0	0											
Inning Stats	R: 0 E: 0 K: 2 S: 8	H: 1 LOB: 1 BB: 0 P: 8	R: 5 E: 1 K: 0 S: 9	H: 5 LOB: 1 BB: 0 P: 9	R: 0 E: 0 K: 0 S: 4	H: 1 LOB: 1 BB: 0 P: 4	R: 0 E: 0 K: 0 S: 4	H: 1 LOB: 1 BB: 0 P: 4	R: 3 E: 0 K: 0 S: 6	H: 3 LOB: 1 BB: 1 P: 10	R: 1 E: 1 K: 2 S: 9	H: 2 LOB: 2 BB: 1 P: 13	R: 2 E: 1 K: 1 S: 8	H: 2 LOB: 1 BB: 0 P: 8	R: 0 E: 0 K: 0 S: 3	H: 0 LOB: 0 BB: 0 P: 3		1B: 8 2B: 6 3B: 0 HR: 1	SF: 0 SAC: 0 DP: 0 HBP: 0	WP: 0 PB: 0 SB: 0 CS: 0	PA: 43						
PITCHER	IP	WLS	BF	H	R	ER	SO	BB	IBB	HBP	BLK	WP	HR	S	P	ERA	WHIP										
Greg Swindell, L ERA: 4.09	(1, 1)	4.1	24	9	7	5	2	1	0	0	0	0	0	13	17	5.40	2.400										
Shane Reynolds, R ERA: 3.53	(5, 1)	1.2	L	10	4	2	1	2	0	1	0	0	0	8	8	18.00	2.000										
Todd Jones, R ERA: 3.12	(7, 1)	1.0	6	2	2	2	1	0	0	0	0	0	1	8	8	18.00	2.000										
Tom Edens, R ERA: 3.45	(8, 1)	1.0	3	0	0	0	0	0	0	0	0	0	0	3	3	0.00	0.000										

Batter	1	2	3	4	5	6	7	8	9	AB	R	H	RBI	BB	SO	LOB	TOP			
Craig Biggio, R OBP: 0.401, SLG: 0.483 (1.4)										5	2	1	1	1	1	2	Houston Astros @ Pittsburgh Pirates Three Rivers Stadium, Pittsburgh, PA Sat Jul 16 1994, 7:05 PM EDT Att: 30,595 - Unknown - 74 F			
Steve Finley, L OBP: 0.325, SLG: 0.420 (1.8)										5	0	2	0	0	0	1				
5 Jeff Bagwell, R OBP: 0.428, SLG: 0.708 (1.3)										5	0	3	2	0	1	1				
Ken Caminiti, S OBP: 0.361, SLG: 0.554 (1.5)										2	0	1	0	3	0	1				
Kevin Bass, S OBP: 0.382, SLG: 0.493 (1.9)										5	1	1	0	0	0	7				
Mike Hampton, R (8.1)										0	0	0	0	0	0	0				
John Hudek, S (9.1)										0	0	0	0	0	0	0				
Luis Gonzalez, L OBP: 0.341, SLG: 0.435 (1.7)										5	3	3	1	0	0	2				
Scott Servais, R OBP: 0.258, SLG: 0.386 (1.2)										5	1	3	1	0	0	1				
Orlando Miller, R OBP: 0.526, SLG: 0.800 (1.6)										4	0	2	2	0	1	1				
Pete Harnisch, S OBP: 0.167, SLG: 0.250 (1.1)										3	0	0	0	0	0	3				
Sid Bream, L OBP: 0.439, SLG: 0.439 (8. PH)										1	0	0	0	0	2					
James Mouton, R OBP: 0.311, SLG: 0.297 (8.9)										1	0	0	0	0	2					
Inning Stats	R: 0 E: 0 K: 1 S: 8	H: 0 LOB: 0 BB: 0 P: 12	R: 2 E: 0 K: 0 S: 12	H: 4 LOB: 1 BB: 0 P: 16	R: 0 E: 0 K: 0 S: 8	H: 1 LOB: 1 BB: 0 P: 14	R: 1 E: 0 K: 0 S: 8	H: 2 LOB: 1 BB: 0 P: 13	R: 0 E: 0 K: 1 S: 11	H: 0 LOB: 0 BB: 0 P: 6	R: 1 E: 0 K: 0 S: 13	H: 1 LOB: 2 BB: 2 P: 28	R: 3 E: 0 K: 0 S: 19	H: 6 LOB: 3 BB: 1 P: 30	R: 0 E: 0 K: 0 S: 9	H: 1 LOB: 2 BB: 0 P: 14	1B: 12 2B: 3 3B: 0 HR: 1	SF: 0 SAC: 0 DP: 2 HBP: 1	WP: 0 PB: 0 SB: 3 CS: 0	PA: 46
PITCHER	IP WLS BF H R ER SO BB IBB HBP BLK WP HR S P ERA WHIP																			
Zane Smith, L ERA: 3.3 (1.1)	7.0 L 32 9 4 4 3 1 2 0 0 0 1 66 113 5.14 1.429																			
Mark Dewey, R ERA: 3.72 (8.1)	1.0 9 6 3 3 0 0 1 0 0 0 0 19 30 27.00 6.000																			
Dan Miceli, R ERA: 7.53 (9.1)	1.0 5 1 0 0 0 0 0 0 1 0 0 0 9 14 0.00 1.000																			

Batter	1	2	3	4	5	6	7	8	9	AB	R	H	RBI	BB	SO	LOB	BOTTOM					
Carlos Garcia, R OBP: 0.310, SLG: 0.350 (1.4)										4	0	0	0	0	1	1	Houston Astros @ Pittsburgh Pirates Three Rivers Stadium, Pittsburgh, PA Sat Jul 16 1994, 7:05 PM EDT Att: 30,595 - Unknown - 74 F					
Jay Bell, R OBP: 0.342, SLG: 0.446 (1.6)										4	0	0	0	0	2	1						
Andy Van Slyke, L OBP: 0.353, SLG: 0.372 (1.8)										4	0	1	0	0	1	0						
Orlando Merced, S OBP: 0.356, SLG: 0.426 (1.3)										4	0	0	0	0	0	1						
Dave Clark, L OBP: 0.374, SLG: 0.512 (1.9)										4	0	1	0	0	0	0						
Jeff King, R OBP: 0.307, SLG: 0.356 (1.5)										4	0	0	0	0	0	1						
Midre Cummings, L OBP: 0.500, SLG: 0.500 (1.7)										4	0	2	0	0	0	0						
Don Slaught, R OBP: 0.390, SLG: 0.358 (1.2)										2	0	0	0	0	0	1						
Zane Smith, L OBP: 0.239, SLG: 0.261 (1.1)										2	1	1	0	0	0	2						
Gary Varsho, L OBP: 0.299, SLG: 0.404 (7. PH)										1	0	0	0	0	1	1						
Mark Dewey, R OBP: 1.000, SLG: 1.000 (8.1)										0	0	0	0	0	0	0						
Dan Miceli, R (9.1)										0	0	0	0	0	0	0						
Inning Stats	R: 0 E: 0 K: 1 S: 9	H: 1 LOB: 1 BB: 0 P: 13	R: 0 E: 0 K: 0 S: 11	H: 1 LOB: 2 BB: 0 P: 16	R: 0 E: 0 K: 0 S: 7	H: 0 LOB: 0 BB: 0 P: 10	R: 0 E: 0 K: 0 S: 4	H: 0 LOB: 0 BB: 0 P: 7	R: 1 E: 1 K: 1 S: 10	H: 1 LOB: 1 BB: 0 P: 15	R: 0 E: 0 K: 1 S: 8	H: 1 LOB: 1 BB: 0 P: 13	R: 0 E: 0 K: 0 S: 10	H: 1 LOB: 1 BB: 0 P: 15	R: 0 E: 0 K: 0 S: 6	H: 0 LOB: 0 BB: 0 P: 9	R: 0 E: 0 K: 0 S: 7	H: 0 LOB: 0 BB: 0 P: 10	1B: 4 2B: 1 3B: 0 HR: 0	SF: 0 SAC: 0 DP: 0 HBP: 1	WP: 0 PB: 0 SB: 0 CS: 0	PA: 34
PITCHER	IP WLS BF H R ER SO BB IBB HBP BLK WP HR S P ERA WHIP																					
Pete Harnisch, R ERA: 5.07 (1.1)	7.0 W 28 9 1 0 5 0 0 1 0 0 0 59 89 0.00 0.714																					
Mike Hampton, L ERA: 3.12 (8.1)	1.0 3 0 0 0 0 0 0 0 0 0 0 6 9 0.00 0.000																					
John Hudek, R ERA: 1.91 (9.1)	1.0 3 0 0 0 0 0 0 0 0 0 0 7 10 0.00 0.000																					

AB	41
R	7
H	16
RBI	7
BB	4
SO	3
LOB	23



Batter	1	2	3	4	5	6	7	8	9	AB	R	H	RBI	BB	SO	LOB	TOP								
Craig Biggio, R OBP: 0.304, SLG: 0.483 (1, 4)										4	2	2	0	1	0	3									
Steve Finley, L OBP: 0.326, SLG: 0.434 (1, 8)										5	1	2	4	0	0	2									
5 Jeff Bagwell, R OBP: 0.428, SLG: 0.705 (1, 3)										3	1	1	1	0	0	0									
Ken Caminiti, S OBP: 0.359, SLG: 0.549 (1, 5)										5	0	1	0	0	1	3									
Luis Gonzalez, L OBP: 0.340, SLG: 0.431 (1, 7)										3	1	0	0	1	1	1									
Kevin Bass, S OBP: 0.385, SLG: 0.487 (8, 9)										2	1	0	0	2	0	0									
James Mouton, R OBP: 0.311, SLG: 0.297 (8, 9)										4	1	1	2	0	0	1									
Scott Servais, R OBP: 0.258, SLG: 0.388 (1, 2)										4	1	3	2	0	0	0									
Orlando Miller, R OBP: 0.565, SLG: 0.895 (1, 6)										0	0	0	0	0	0	0									
Doug Drabek, R OBP: 0.216, SLG: 0.229 (3, PR)										0	0	0	0	0	0	0									
Pete Harnisch, S OBP: 0.167, SLG: 0.250 (3, PH)										0	1	0	0	0	0	0									
Mike Felder, S OBP: 0.247, SLG: 0.275 (3, PH)										1	0	0	0	0	0	2									
Shane Reynolds, R OBP: 0.136, SLG: 0.095 (3, 1)										1	0	0	0	0	0	0									
Inning Stats	R: 0 E: 0 K: 0 S: 11	H: 2 LOB: 1 BB: 0 P: 19	R: 0 E: 0 K: 0 S: 6	H: 0 LOB: 0 BB: 1 P: 13	R: 8 E: 0 K: 0 S: 18	H: 4 LOB: 2 BB: 3 P: 42	R: 0 E: 0 K: 0 S: 6	H: 0 LOB: 0 BB: 0 P: 8	R: 0 E: 0 K: 1 S: 8	H: 0 LOB: 0 BB: 0 P: 13	R: 0 E: 0 K: 0 S: 7	H: 1 LOB: 1 BB: 0 P: 12	R: 0 E: 0 K: 0 S: 5	H: 1 LOB: 0 BB: 0 P: 9	R: 0 E: 0 K: 0 S: 5	H: 0 LOB: 0 BB: 0 P: 7	R: 1 E: 0 K: 1 S: 12	H: 2 LOB: 1 BB: 0 P: 18	1B: 6 2B: 3 3B: 1 HR: 1	SF: 1 SAC: 1 DP: 1 HBP: 2	WP: 0 PB: 1 SB: 2 CS: 1	PA: 41			
PITCHER	IP	WLS	BF	H	R	ER	SO	BB	IBB	HBP	BLK	WP	HR	S	P	ERA	WHIP								
Paul Wagner, R ERA: 4.86 (1, 1)	2.0	L	12	4	5	5	0	2	0	2	0	0	1	27	55	22.50	3.000								
Rich Robertson, L ERA: 5.4 (3, 1)	3.0		13	2	3	3	1	1	1	0	0	0	0	22	40	9.00	1.000								
Rick White, R ERA: 4.88 (6, 1)	3.0		10	2	0	0	0	0	0	0	0	0	0	17	28	0.00	0.667								
Dan Miceli, R ERA: 7.63 (9, 1)	1.0		5	2	1	1	1	0	0	0	0	0	0	12	18	9.00	2.000								

Houston Astros @ Pittsburgh Pirates
Three Rivers Stadium, Pittsburgh, PA
Sun Jul 17 1994, 3:33 AM EDT
Att: 23,290 - Cloudy - 84 F

AB	32
R	9
H	10
RBI	9
BB	4
SO	2
LOB	12



Batter	1	2	3	4	5	6	7	8	9	AB	R	H	RBI	BB	SO	LOB	BOTTOM								
Carlos Garcia, R OBP: 0.309, SLG: 0.349 (1, 4)										4	0	1	0	0	0	1									
Jay Bell, R OBP: 0.339, SLG: 0.440 (1, 6)										4	0	0	0	0	0	1									
Andy Van Slyke, L OBP: 0.351, SLG: 0.370 (1, 8)										4	0	1	0	0	1	1									
Orlando Merced, S OBP: 0.358, SLG: 0.427 (1, 9)										4	0	2	0	0	1	0									
Brian Hunter, R OBP: 0.268, SLG: 0.458 (1, 3)										4	0	0	0	0	0	4									
Jeff King, R OBP: 0.304, SLG: 0.352 (1, 5)										3	0	0	0	0	0	2									
Midre Cummings, L OBP: 0.286, SLG: 0.286 (1, 7)										3	0	0	0	0	2	0									
Lance Parrish, R OBP: 0.378, SLG: 0.362 (1, 2)										2	0	0	0	1	1	0									
Paul Wagner, R OBP: 0.139, SLG: 0.167 (3, 1)										0	0	0	0	0	0	0									
Rich Robertson, L OBP: 1.000, SLG: 1.000 (3, PH)										1	0	1	0	0	0	0									
Lloyd McClendon, R OBP: 0.248, SLG: 0.333 (5, PH)										0	0	0	0	0	0	0									
Rick White, R OBP: 0.247, SLG: 0.275 (3, PH)										1	0	0	0	0	0	1									
Dave Clark, L OBP: 0.172, SLG: 0.039 (8, PH)										0	0	0	0	0	0	0									
Dan Miceli, R (9, 1)										0	0	0	0	0	0	0									
Inning Stats	R: 0 E: 0 K: 0 S: 8	H: 0 LOB: 0 BB: 0 P: 14	R: 0 E: 0 K: 1 S: 10	H: 0 LOB: 0 BB: 0 P: 16	R: 0 E: 0 K: 1 S: 10	H: 1 LOB: 1 BB: 0 P: 14	R: 0 E: 0 K: 0 S: 13	H: 2 LOB: 2 BB: 0 P: 19	R: 0 E: 0 K: 0 S: 6	H: 0 LOB: 0 BB: 0 P: 9	R: 0 E: 0 K: 0 S: 5	H: 0 LOB: 0 BB: 0 P: 7	R: 0 E: 0 K: 1 S: 6	H: 0 LOB: 1 BB: 1 P: 11	R: 0 E: 0 K: 1 S: 11	H: 2 LOB: 2 BB: 0 P: 17	1B: 5 2B: 0 3B: 0 HR: 0	SF: 0 SAC: 0 DP: 1 HBP: 0	WP: 0 PB: 0 SB: 0 CS: 0	PA: 32					
PITCHER	IP	WLS	BF	H	R	ER	SO	BB	IBB	HBP	BLK	WP	HR	S	P	ERA	WHIP								
Doug Drabek, R ERA: 3.02 (1, 1)	7.0	W	26	5	0	0	4	1	0	0	0	0	0	59	89	0.00	0.857								
Shane Reynolds, R ERA: 3.27 (3, 1)																									

Houston Astros @ Pittsburgh Pirates
Three Rivers Stadium, Pittsburgh, PA
Sun Jul 17 1994, 3:33 AM EDT
Att: 23,290 - Cloudy - 84 F

AB	31
R	0
H	5
RBI	0
BB	1
SO	5
LOB	10



Batter	1	2	3	4	5	6	7	8	9	AB	R	H	RBI	BB	SO	LOB	TOP					
Roberto Kelly, R OBP: 0.369, SLG: 0.448 (1, 8)	F9		G4-6-3 1B				1B			4	0	3	1	0	0	0	Atlanta Braves @ Pittsburgh Pirates Three Rivers Stadium, Pittsburgh, PA Mon Jul 18 1994, 7:05 PM EDT Att: 16,528 - Unknown - 77 F					
Jeff Blausler, R OBP: 0.326, SLG: 0.370 (1, 6)	P4		G4-6-3 1-2		F7		K			4	0	0	0	0	1	4						
David Justice, L OBP: 0.450, SLG: 0.546 (1, 9)	G3				1B				F7	4	0	1	0	0	1	0						
Fred McGriff, L OBP: 0.383, SLG: 0.595 (1, 3)					L8				K	3	1	1	1	1	1	1						
Jose Oliva, R OBP: 0.452, SLG: 0.929 (1, 5)					F9		K			3	0	0	0	1	1	2						
Javy Lopez, R OBP: 0.285, SLG: 0.407 (1, 2)					K		K		G1-3	4	0	0	0	0	3	3						
Mike Kelly, R OBP: 0.256, SLG: 0.447 (1, 7)					G6-3		F8 1B			4	2	3	1	0	0	0						
Mark Lemke, S OBP: 0.367, SLG: 0.369 (1, 4)							F8		G5-4-3	4	0	1	0	0	0	2						
Kent Mercker, L OBP: 0.125, SLG: 0.067 (1, 1)					SH1-4		K		K	3	0	0	0	0	3	1						
Inning Stats	R: 0 E: 0 K: 0 S: 6	H: 0 LOB: 0 BB: 0 P: 14	R: 1 E: 0 K: 1 S: 8	H: 1 LOB: 0 BB: 0 P: 10	R: 0 E: 0 K: 0 S: 10	H: 2 LOB: 1 BB: 0 P: 15	R: 0 E: 0 K: 1 S: 10	H: 1 LOB: 1 BB: 0 P: 15	R: 1 E: 0 K: 1 S: 9	H: 2 LOB: 1 BB: 0 P: 12	R: 0 E: 0 K: 3 S: 14	H: 0 LOB: 0 BB: 1 P: 23	R: 1 E: 0 K: 2 S: 10	H: 2 LOB: 1 BB: 0 P: 12	R: 0 E: 0 K: 1 S: 6	H: 0 LOB: 1 BB: 1 P: 14		R: 0 E: 0 K: 1 S: 6	H: 1 LOB: 0 BB: 0 P: 8	1B: 6 2B: 1 3B: 0 HR: 2	SF: 0 SAC: 1 DP: 2 HBP: 0	WP: 0 PB: 0 SB: 1 CS: 0
PITCHER	IP	WLS	BF	H	R	ER	SO	BB	IBB	HBP	BLK	WP	HR	S	P	ERA	WHIP					
Steve Cooke, L ERA: 4.34 (1, 1)	7.0	L	29	8	3	3	8	1	0	0	0	0	2	67	101	3.86	1.286					
Ravelo Manzanillo, L ERA: 2.72 (8, 1)	2.0		7	1	0	0	2	1	0	0	0	0	0	12	22	0.00	1.000					

Batter	1	2	3	4	5	6	7	8	9	AB	R	H	RBI	BB	SO	LOB	BOTTOM					
Carlos Garcia, R OBP: 0.308, SLG: 0.348 (1, 4)	F9		G5-4-3 1B			K2-3			K	4	0	1	0	0	2	0	Atlanta Braves @ Pittsburgh Pirates Three Rivers Stadium, Pittsburgh, PA Mon Jul 18 1994, 7:05 PM EDT Att: 16,528 - Unknown - 77 F					
Jay Bell, R OBP: 0.335, SLG: 0.435 (1, 6)	K		G5-4-3 1-2			G4-3			G5-3	4	0	0	0	0	1	1						
Andy Van Slyke, L OBP: 0.347, SLG: 0.365 (1, 8)	G3-1				G4-3		F8		L9	4	0	0	0	0	0	0						
Brian Hunter, R OBP: 0.274, SLG: 0.456 (1, 3)										1	1	0	0	2	0	0						
Orlando Merced, S OBP: 0.358, SLG: 0.429 (1, 9)										3	1	1	0	0	1	1						
John Wehner, R OBP: 0.259, SLG: 0.500 Ravelo Manzanillo, L OBP: 0.667, SLG: 1.000 (8, 1)										3	0	0	1	0	1	2						
Midre Cummings, L OBP: 0.200, SLG: 0.222 (1, 7)										2	0	0	1	0	0	0						
Lance Parrish, R OBP: 0.368, SLG: 0.351 (1, 2)										3	0	0	0	0	1	0						
Steve Cooke, R OBP: 0.216, SLG: 0.243 Jeff King, R OBP: 0.303, SLG: 0.351 (8, 5)										2	0	0	0	0	1	0						
Inning Stats	R: 0 E: 0 K: 1 S: 10	H: 0 LOB: 0 BB: 0 P: 14	R: 2 E: 0 K: 0 S: 5	H: 1 LOB: 0 BB: 1 P: 12	R: 0 E: 0 K: 0 S: 5	H: 1 LOB: 0 BB: 0 P: 8	R: 0 E: 0 K: 2 S: 10	H: 0 LOB: 1 BB: 1 P: 16	R: 0 E: 0 K: 1 S: 11	H: 0 LOB: 0 BB: 0 P: 15	R: 0 E: 0 K: 1 S: 10	H: 0 LOB: 0 BB: 0 P: 16	R: 0 E: 0 K: 0 S: 7	H: 0 LOB: 0 BB: 0 P: 12	R: 0 E: 0 K: 1 S: 8	H: 0 LOB: 0 BB: 0 P: 11		R: 0 E: 0 K: 1 S: 8	H: 0 LOB: 0 BB: 0 P: 12	1B: 1 2B: 1 3B: 0 HR: 0	SF: 1 SAC: 0 DP: 1 HBP: 0	WP: 0 PB: 0 SB: 0 CS: 0
PITCHER	IP	WLS	BF	H	R	ER	SO	BB	IBB	HBP	BLK	WP	HR	S	P	ERA	WHIP					
Kent Mercker, L ERA: 3.59 (1, 1)	9.0	W	30	2	2	2	7	2	0	0	0	0	0	74	116	2.00	0.444					

Batter	1	2	3	4	5	6	7	8	9	AB	R	H	RBI	BB	SO	LOB	TOP					
Carlos Garcia, R OBP: 0.305, SLG: 0.350 (1, 4)										5	0	0	0	0	0	4	Pittsburgh Pirates @ Houston Astros Astrodome, Houston, TX Thu Jul 21 1994, 8:05 PM EDT Att: 27,659 - Dome					
Jay Bell, R OBP: 0.342, SLG: 0.446 (1, 6)										3	0	2	0	0	1	0						
Tony Womack, L OBP: 0.444, SLG: 0.375 (6, 6)										2	2	2	1	0	0	0						
Andy Van Slyke, L OBP: 0.346, SLG: 0.365 (1, 8)										3	0	0	0	0	1	4						
Gary Varsho, L OBP: 0.313, SLG: 0.407 (5, 7)										2	0	1	1	0	1	1						
Dave Clark, L OBP: 0.371, SLG: 0.511 (1, 9)										5	0	2	1	0	0	0						
Orlando Merced, S OBP: 0.356, SLG: 0.430 (1, 3)										4	1	1	2	1	1	3						
Don Slaught, R OBP: 0.394, SLG: 0.361 (1, 2)										4	0	0	0	0	0	2						
Midre Cummings, L OBP: 0.348, SLG: 0.500 (1, 7)										4	1	1	0	0	1	1						
Jeff King, R OBP: 0.309, SLG: 0.360 (1, 5)										3	1	2	1	1	0	1						
Zane Smith, L OBP: 0.234, SLG: 0.255 (1, 1)										1	0	0	0	0	0	1						
Rich Robertson, L OBP: 0.500, SLG: 0.590 (4, 1)										1	0	0	0	0	1	1						
Lloyd McClendon, R OBP: 0.264, SLG: 0.328 (7, PH)										1	0	0	0	0	0	0						
Mark Dewey, R OBP: 1.000, SLG: 1.000 (7, 1)										0	0	0	0	0	0	0						
Tom Foley, L OBP: 0.315, SLG: 0.340 (9, PH)										1	1	1	0	0	0	0						
Inning Stats	R: 0 E: 0 K: 1 S: 5	H: 0 LOB: 0 BB: 0 P: 5	R: 0 E: 0 K: 0 S: 3	H: 0 LOB: 1 BB: 1 P: 7	R: 0 E: 0 K: 1 S: 7	H: 2 LOB: 2 BB: 0 P: 7	R: 1 E: 0 K: 0 S: 4	H: 1 LOB: 0 BB: 0 P: 4	R: 0 E: 0 K: 1 S: 6	H: 1 LOB: 2 BB: 1 P: 10	R: 0 E: 0 K: 0 S: 3	H: 0 LOB: 0 BB: 0 P: 3	R: 1 E: 0 K: 1 S: 6	H: 1 LOB: 0 BB: 0 P: 6	R: 1 E: 0 K: 1 S: 7	H: 2 LOB: 1 BB: 0 P: 7	R: 3 E: 0 K: 1 S: 10	H: 5 LOB: 2 BB: 0 P: 10	1B: 9 2B: 1 3B: 0 HR: 2	SF: 0 SAC: 0 DP: 0 HBP: 0	WP: 0 PB: 0 SB: 0 CS: 0	PA: 41
PITCHER	IP	WLS	BF	H	R	ER	SO	BB	IBB	HBP	BLK	WP	HR	S	P	ERA	WHIP					
Pete Harnisch, R ERA: 4.85 (1, 1)	7.0	W	28	5	2	2	4	2	0	0	0	0	2	34	42	2.57	1.000					
Mike Hampton, L ERA: 3.11 (8, 1)	1.0		5	2	1	1	1	0	0	0	0	0	0	7	7	9.00	2.000					
Todd Jones, R ERA: 3.54 (9, 1)	1.0		8	5	3	3	1	0	0	0	0	0	0	10	10	27.00	5.000					

AB	39
R	6
H	12
RBI	6
BB	2
SO	6
LOB	18



Batter	1	2	3	4	5	6	7	8	9	AB	R	H	RBI	BB	SO	LOB	BOTTOM					
Craig Biggio, R OBP: 0.305, SLG: 0.478 (1, 4)										5	2	2	0	1	0	3	Pittsburgh Pirates @ Houston Astros Astrodome, Houston, TX Thu Jul 21 1994, 8:05 PM EDT Att: 27,659 - Dome					
Steve Finley, L OBP: 0.319, SLG: 0.424 (1, 8)										6	1	2	0	0	1	5						
5 Jeff Bagwell, R OBP: 0.427, SLG: 0.702 (7, PH)										3	3	2	0	1	0	2						
Sid Bream, L OBP: 0.420, SLG: 0.417 (8, 3)										2	0	0	0	0	0	2						
Ken Caminiti, S OBP: 0.360, SLG: 0.539 (1, 5)										3	1	1	4	2	0	2						
Kevin Bass, S OBP: 0.392, SLG: 0.491 (1, 9)										3	2	2	1	1	0	1						
James Mouton, R OBP: 0.314, SLG: 0.300 (7, 9)										1	0	1	0	0	0	0						
Luis Gonzalez, L OBP: 0.339, SLG: 0.431 (1, 7)										4	0	2	3	0	0	2						
Scott Servais, R OBP: 0.253, SLG: 0.392 (1, 2)										5	2	1	1	0	1	6						
Andujar Cedeno, R OBP: 0.337, SLG: 0.437 (1, 6)										5	2	3	3	0	1	0						
Pete Harnisch, S OBP: 0.179, SLG: 0.286 (8, 1)										4	0	1	0	0	1	1						
Mike Hampton, R OBP: 0.257, SLG: 0.296 (8, PH)										0	0	0	0	0	0	0						
Todd Jones, L OBP: 0.667, SLG: 0.667 (9, 1)										0	0	0	0	0	0	0						
Inning Stats	R: 3 E: 0 K: 1 S: 8	H: 3 LOB: 1 BB: 1 P: 12	R: 0 E: 0 K: 0 S: 4	H: 1 LOB: 0 BB: 0 P: 4	R: 4 E: 1 K: 1 S: 8	H: 2 LOB: 0 BB: 1 P: 12	R: 2 E: 1 K: 1 S: 8	H: 3 LOB: 2 BB: 1 P: 12	R: 3 E: 0 K: 0 S: 6	H: 3 LOB: 1 BB: 1 P: 10	R: 1 E: 0 K: 0 S: 6	H: 3 LOB: 2 BB: 0 P: 6	R: 0 E: 0 K: 0 S: 4	H: 1 LOB: 2 BB: 1 P: 8	R: 0 E: 0 K: 1 S: 6	H: 1 LOB: 2 BB: 1 P: 10	1B: 9 2B: 6 3B: 0 HR: 2	SF: 1 SAC: 0 DP: 0 HBP: 0	WP: 0 PB: 0 SB: 1 CS: 0	PA: 48		
PITCHER	IP	WLS	BF	H	R	ER	SO	BB	IBB	HBP	BLK	WP	HR	S	P	ERA	WHIP					
Zane Smith, L ERA: 3.63 (1, 1)	3.2	L	24	9	9	6	3	2	1	0	0	0	1	27	39	14.73	3.000					
Rich Robertson, L ERA: 6.22 (4, 1)	2.1		14	6	4	4	0	1	0	0	0	0	1	13	17	15.43	3.000					
Mark Dewey, R ERA: 3.72 (7, 1)	2.0		10	2	0	0	1	2	0	0	0	0	0	10	18	0.00	2.000					



Batter	1	2	3	4	5	6	7	8	9	AB	R	H	RBI	BB	SO	LOB	TOP								
Carlos Garcia, R OBP: 0.309, SLG: 0.352 (1, 4)	4-1 1B BB		0-0 G4-3 1B		1-1 F7		1-1 1B HR		1-2 G6-3	4	1	2	0	1	0	0									
Jay Bell, R OBP: 0.345, SLG: 0.448 (1, 6)	2-2 1B		1-2 G4-3		2-2 1B		0-0 1B HR		1-1 P9	5	1	3	0	0	0	1									
Orlando Merced, S OBP: 0.354, SLG: 0.436 Mike Dyer, R (9, 1)	2-2 P6		1-0 G5-3		1-0 G4-3		2-0 1B HR		3-1 F7	5	1	1	3	0	0	4									
Dave Clark, L OBP: 0.364, SLG: 0.500 Paul Wagner, R OBP: 0.199, SLG: 0.167 Dan Miceli, R (7, 1)	2-2 K				1-1 G4-3		2-1 F8		1-2 G4-3	4	0	0	0	0	1	3									
Tom Foley, L OBP: 0.315, SLG: 0.340 (9, 3)										0	0	0	0	0	0	0									
Andy Van Slyke, L OBP: 0.345, SLG: 0.362 (1, 8)	2-1 F7				4-2 2B BB		3-1 G4-3		1-1 G3-1	3	1	0	0	1	0	2									
Midre Cummings, L OBP: 0.333, SLG: 0.462 (1, 7)		3-2 G4-3			0-0 P6		1-0 FC5-4 1B		1-3 K	4	0	1	0	0	1	1									
Don Slaughter, R OBP: 0.391, SLG: 0.355 (1, 2)		1-3 K			4-2 2B BB		1-0 FC5-4		0-1 G5-3	3	0	0	0	1	1	1									
Jeff King, R OBP: 0.312, SLG: 0.366 (1, 5)		0-0 G6-3			1-2 2B		1-2 G1-3		1-1 1B	4	0	2	1	0	0	1									
Rick White, R (1, 1)					2-1 P3		0-3 K		1-0 P7	2	0	0	0	0	1	2									
Ravelo Manzanillo, L OBP: 0.607, SLG: 1.000 Gary Varsho, L OBP: 0.303, SLG: 0.393 (7, 9)									3-1 P5	0	0	0	0	0	0	1									
Inning Stats	R: 0 E: 0 K: 1 S: 15	H: 1 LOB: 2 BB: 1 P: 27	R: 0 E: 0 K: 1 S: 7	H: 0 LOB: 0 BB: 0 P: 11	R: 0 E: 0 K: 0 S: 8	H: 1 LOB: 1 BB: 0 P: 12	R: 1 E: 1 K: 1 S: 13	H: 1 LOB: 2 BB: 2 P: 23	R: 0 E: 0 K: 0 S: 8	H: 1 LOB: 1 BB: 0 P: 14	R: 0 E: 0 K: 0 S: 7	H: 1 LOB: 1 BB: 0 P: 13	R: 3 E: 0 K: 1 S: 10	H: 3 LOB: 0 BB: 0 P: 16	R: 0 E: 0 K: 1 S: 9	H: 1 LOB: 1 BB: 0 P: 14	R: 0 E: 0 K: 0 S: 7	H: 0 LOB: 0 BB: 0 P: 12	1B: 7 2B: 1 3B: 0 HR: 1	SF: 0 SAC: 0 DP: 0 HBP: 0	WP: 0 PB: 0 SB: 1 CS: 0	PA: 39			
PITCHER	IP	WLS	BF	H	R	ER	SO	BB	IBB	HBP	BLK	WP	HR	S	P	ERA	WHIP								
Doug Drabek, R ERA: 3.08	6.1	L	29	7	3	3	3	3	0	0	0	0	0	62	106	4.26	1.579								
Mike Hampton, L ERA: 3.29	0.2		3	1	1	1	0	0	0	0	0	0	1	6	10	13.50	1.500								
Dave Veres, R ERA: 2.25	2.0		7	1	0	0	1	0	0	0	0	0	0	16	26	0.00	0.500								

Pittsburgh Pirates @ Houston Astros
Astrodome, Houston, TX
Fri Jul 22 1994, 8:05 PM EDT
Att: 37,002 - Dome


AB 36
R 4
H 9
RBI 4
BB 3
SO 4
LOB 16



Batter	1	2	3	4	5	6	7	8	9	AB	R	H	RBI	BB	SO	LOB	BOTTOM								
Craig Biggio, R OBP: 0.305, SLG: 0.476 (1, 4)	0-1 F9		0-0 F7		1-1 F8 2H 1B		4-2 5 BB 1B BB		0-3 K	4	0	1	1	1	1	2									
Steve Finley, L OBP: 0.317, SLG: 0.421 (1, 8)	0-2 G4-3		1-0 L4		1-1 F8		0-0 5 BB 1B		0-0 P4	5	0	1	0	0	0	3									
5 Jeff Bagwell, R OBP: 0.429, SLG: 0.699 (1, 3)	0-1 F7				2-2 G4-3		4-1 FC6-4 BB		0-0 1B	3	0	1	0	2	0	0									
Ken Caminiti, S OBP: 0.355, SLG: 0.531 (1, 5)			0-0 F7		2-0 P7		1-2 FC6-4		1-1 P2	5	0	0	0	0	0	7									
Luis Gonzalez, L OBP: 0.335, SLG: 0.426 Dave Veres, R OBP: 0.667, SLG: 0.500 (8, 1)		1-1 G5-3			0-0 E4 1B		2-1 F7		2-3 K	4	0	0	0	0	1	3									
Kevin Bass, S OBP: 0.395, SLG: 0.488 (1, 9)		4-1 BB			0-0 FC5-4 1B		3-1 G5-3		1-0 G4-3	3	0	1	0	1	0	0									
Scott Servais, R OBP: 0.253, SLG: 0.394 (1, 2)		0-3 K			2-1 FC5-4		0-2 2B		0-2 F8	4	0	1	0	0	1	3									
Andujar Cedeno, R OBP: 0.339, SLG: 0.436 (1, 6)					1-1 SH1-4 HBP		1-2 PB SH2-4 1B		1-2 G4-3	3	1	1	0	0	0	1									
Doug Drabek, R OBP: 0.216, SLG: 0.229 Mike Hampton, R (7, 1)					1-0 SH1-4		1-2 SH2-4		0-0 G5-3	0	0	0	0	0	0	0									
Mike Felder, S OBP: 0.262, SLG: 0.300 (7, 7)					1-2 1B				1-1 5 BB 1B	2	0	1	0	0	0	0									
Inning Stats	R: 0 E: 0 K: 0 S: 7	H: 0 LOB: 0 BB: 0 P: 7	R: 0 E: 0 K: 1 S: 7	H: 0 LOB: 1 BB: 1 P: 12	R: 0 E: 0 K: 0 S: 4	H: 0 LOB: 0 BB: 0 P: 7	R: 0 E: 1 K: 0 S: 11	H: 1 LOB: 2 BB: 0 P: 17	R: 1 E: 1 K: 0 S: 15	H: 2 LOB: 3 BB: 1 P: 24	R: 0 E: 0 K: 1 S: 9	H: 1 LOB: 1 BB: 0 P: 15	R: 0 E: 0 K: 1 S: 10	H: 1 LOB: 3 BB: 2 P: 21	R: 0 E: 0 K: 0 S: 8	H: 0 LOB: 0 BB: 0 P: 10	R: 0 E: 0 K: 1 S: 8	H: 2 LOB: 2 BB: 0 P: 9	1B: 6 2B: 1 3B: 0 HR: 0	SF: 0 SAC: 2 DP: 0 HBP: 1	WP: 0 PB: 1 SB: 0 CS: 0	PA: 40			
PITCHER	IP	WLS	BF	H	R	ER	SO	BB	IBB	HBP	BLK	WP	HR	S	P	ERA	WHIP								
Rick White, R ERA: 4.63	4.2		21	3	1	1	1	2	0	1	0	0	0	40	62	1.93	1.071								
Ravelo Manzanillo, L ERA: 2.83	1.1	W	5	1	0	0	0	0	0	0	0	0	0	13	20	0.00	0.750								
Paul Wagner, R ERA: 4.77	0.1		4	1	0	0	0	2	0	0	0	0	0	5	13	0.00	9.000								
Dan Miceli, R ERA: 6.16	1.2		5	0	0	0	1	0	0	0	0	0	0	13	18	0.00	0.000								
Mike Dyer, R ERA: 2.53	1.0	S	5	2	0	0	1	0	0	0	0	0	0	8	9	0.00	2.000								

Pittsburgh Pirates @ Houston Astros
Astrodome, Houston, TX
Fri Jul 22 1994, 8:05 PM EDT
Att: 37,002 - Dome

AB 33
R 1
H 7
RBI 1
BB 4
SO 3
LOB 19



Batter	1	2	3	4	5	6	7	8	9	AB	R	H	RBI	BB	SO	LOB	TOP		
Carlos Garcia, R OBP: 0.309, SLG: 0.351 (1,4)										4	0	1	0	0	1	1	Pittsburgh Pirates @ Houston Astros Astrodome, Houston, TX Sat Jul 23 1994, 8:05 PM EDT Att: 41,262 - Dome		
Jay Bell, R OBP: 0.342, SLG: 0.444 (1,6)										3	0	0	0	0	1	0			
Orlando Merced, S OBP: 0.353, SLG: 0.433 (1,3)										4	0	1	0	0	0	1			
Dave Clark, L OBP: 0.356, SLG: 0.489 (1,9)										4	0	0	0	0	3	2			
Andy Van Slyke, L OBP: 0.342, SLG: 0.358 Gary Varsho, L OBP: 0.303, SLG: 0.393 (1,8) (7,7)										3	0	0	0	0	0	1			
Midre Cummings, L OBP: 0.333, SLG: 0.448 (1,7) (7,8)										3	0	1	0	0	1	1			
Jeff King, R OBP: 0.311, SLG: 0.364 Tom Foley, L OBP: 0.318, SLG: 0.344 (1,5) (4,5)										1	0	0	0	0	0	1			
Lance Parrish, R OBP: 0.369, SLG: 0.385 (1,2)										3	0	0	0	0	2	2			
Steve Cooke, R OBP: 0.211, SLG: 0.237 Paul Wagner, R OBP: 0.139, SLG: 0.167 Rich Robertson, L OBP: 0.250, SLG: 0.250 (1,1) (3,1) (5,1)										1	0	0	0	0	0	0			
										0	0	0	0	0	0	0			
										2	0	0	0	0	2	1			
Inning Stats	R: 0 E: 0 K: 1 S: 6	H: 1 LOB: 1 BB: 0 P: 6	R: 0 E: 0 K: 1 S: 6	H: 1 LOB: 1 BB: 0 P: 6	R: 0 E: 0 K: 2 S: 7	H: 0 LOB: 0 BB: 0 P: 7	R: 0 E: 0 K: 1 S: 5	H: 0 LOB: 0 BB: 0 P: 5	R: 0 E: 0 K: 1 S: 5	H: 0 LOB: 0 BB: 0 P: 5	R: 0 E: 0 K: 1 S: 6	H: 1 LOB: 1 BB: 0 P: 6	R: 0 E: 0 K: 2 S: 8	H: 1 LOB: 1 BB: 0 P: 8	R: 0 E: 0 K: 1 S: 5	H: 0 LOB: 0 BB: 0 P: 5	1B: 4 2B: 0 3B: 0 HR: 0	SF: 0 SAC: 1 DP: 0 HBP: 0	WP: 0 PA: 31 PB: 0 SB: 0 CS: 0
PITCHER Shane Reynolds, R ERA: 2.98 (1,1)	IP: 9.0 WLS: W BF: 31 H: 4 R: 0 ER: 0 SO: 11 BB: 0 IBB: 0 HBP: 0 BLK: 0 WP: 0 HR: 0 S: 53 P: 53 ERA: 0.00 WHIP: 0.444															PITCHER			

Batter	1	2	3	4	5	6	7	8	9	AB	R	H	RBI	BB	SO	LOB	BOTTOM		
Craig Biggio, R OBP: 0.306, SLG: 0.474 Andujar Cedeno, R OBP: 0.342, SLG: 0.438 (1,4) (4,PH) (5,6)										1	1	0	0	0	0	0	Pittsburgh Pirates @ Houston Astros Astrodome, Houston, TX Sat Jul 23 1994, 8:05 PM EDT Att: 41,262 - Dome		
Steve Finley, L OBP: 0.324, SLG: 0.423 (1,8)										3	4	2	0	2	0	1			
5 Jeff Bagwell, R OBP: 0.436, SLG: 0.714 (1,3)										4	3	4	4	1	0	0			
Ken Caminiti, S OBP: 0.356, SLG: 0.529 (1,5)										5	1	2	2	0	0	4			
Kevin Bass, S OBP: 0.402, SLG: 0.497 James Mouton, R OBP: 0.313, SLG: 0.299 (1,9) (7,9)										3	1	2	1	1	1	2			
Luis Gonzalez, L OBP: 0.336, SLG: 0.424 (1,7)										1	0	0	0	0	1	0			
Tony Eusebio, R OBP: 0.308, SLG: 0.439 (1,2)										4	0	0	2	0	0	1			
Orlando Miller, R OBP: 0.484, SLG: 0.704 (1,6) (5,4)										4	0	0	0	0	2	3			
Shane Reynolds, R OBP: 0.115, SLG: 0.080 (1,1)										4	0	0	0	0	2	1			
Inning Stats	R: 2 E: 0 K: 1 S: 7	H: 2 LOB: 1 BB: 1 P: 11	R: 0 E: 0 K: 0 S: 3	H: 0 LOB: 0 BB: 0 P: 3	R: 5 E: 0 K: 2 S: 12	H: 5 LOB: 1 BB: 0 P: 13	R: 1 E: 0 K: 2 S: 10	H: 3 LOB: 2 BB: 0 P: 10	R: 0 E: 0 K: 0 S: 3	H: 0 LOB: 0 BB: 0 P: 3	R: 3 E: 0 K: 1 S: 7	H: 2 LOB: 2 BB: 3 P: 19	R: 0 E: 0 K: 1 S: 6	H: 1 LOB: 2 BB: 1 P: 10	R: 0 E: 0 K: 1 S: 5	H: 0 LOB: 0 BB: 0 P: 5		1B: 10 2B: 2 3B: 0 HR: 1	SF: 1 SAC: 0 DP: 0 HBP: 1
PITCHER Steve Cooke, L ERA: 4.78 Paul Wagner, R ERA: 4.78 Rich Robertson, L ERA: 7.71 (1,1) (3,1) (5,1)	IP: 2.0 WLS: L BF: 15 H: 7 R: 7 ER: 7 SO: 1 BB: 0 IBB: 0 HBP: 0 BLK: 0 WP: 0 HR: 1 S: 15 P: 20 ERA: 31.50 WHIP: 4.000															PITCHER			

AB 30
R 0
H 4
RBI 0
BB 0
SO 11
LOB 10



AB 36
R 11
H 13
RBI 11
BB 5
SO 8
LOB 15



Batter	1	2	3	4	5	6	7	8	9	AB	R	H	RBI	BB	SO	LOB	TOP					
Carlos Garcia, R (1,4) OBP: 0.308, SLG: 0.350	P9		P6			F8		1B		4	0	1	0	0	0	1	Pittsburgh Pirates @ Houston Astros Astrodome, Houston, TX Sun Jul 24 1994, 4:33 AM EDT Att: 36,874 - Dome					
Jay Bell, R (1,6) OBP: 0.344, SLG: 0.442	2B		G4-6-3			K		K		2	0	0	0	2	2	1						
Tony Womack, L (8,6) OBP: 0.444, SLG: 0.375	BB		BB					K		0	0	0	0	0	0	0						
Orlando Merced, S (1,3) OBP: 0.353, SLG: 0.436			G4-6-3					G4-3		3	0	1	0	0	0	2						
Ravelo Manzanillo, L (6,1) OBP: 0.667, SLG: 1.000										0	0	0	0	0	0	0						
Andy Van Slyke, L (8,PH) OBP: 0.341, SLG: 0.357										1	0	0	0	0	0	1						
Mark Dewey, R (8,1) OBP: 1.000, SLG: 1.000	2B									0	0	0	0	0	0	0						
Dave Clark, L (1,9) OBP: 0.354, SLG: 0.489	P5									4	1	1	0	0	0	2						
Gary Varsho, L (1,7) OBP: 0.300, SLG: 0.385	F9									4	0	1	0	0	0	2						
Midre Cummings, L (1,8) OBP: 0.294, SLG: 0.394			G3-1							4	0	0	0	0	2	1						
Don Slaught, R (1,2) OBP: 0.386, SLG: 0.350			G4-3							3	0	0	0	0	1	1						
Tom Foley, L (1,5) OBP: 0.319, SLG: 0.343			F8							3	0	1	0	0	0	0						
Jon Lieber, L (1,1) OBP: 0.125, SLG: 0.097										1	0	0	0	1	1	0						
Lloyd McClendon, R (6,3) OBP: 0.260, SLG: 0.324			BB							1	0	0	0	0	0	0						
Inning Stats	R: 0 E: 0 K: 0 S: 8	H: 1 LOB: 2 BB: 1 P: 16	R: 0 E: 0 K: 0 S: 9	H: 0 LOB: 0 BB: 0 P: 13	R: 0 E: 0 K: 0 S: 7	H: 0 LOB: 1 BB: 2 P: 20	R: 0 E: 0 K: 0 S: 6	H: 0 LOB: 0 BB: 0 P: 9	R: 0 E: 0 K: 1 S: 6	H: 0 LOB: 0 BB: 0 P: 8	R: 0 E: 0 K: 1 S: 7	H: 0 LOB: 0 BB: 0 P: 11	R: 1 E: 0 K: 2 S: 12	H: 3 LOB: 2 BB: 0 P: 17	R: 0 E: 0 K: 1 S: 11	H: 1 LOB: 1 BB: 0 P: 17	R: 0 E: 0 K: 1 S: 6	H: 0 LOB: 0 BB: 0 P: 8	1B: 3 2B: 2 3B: 0 HR: 0	SF: 0 SAC: 0 DP: 1 HBP: 0	WP: 1 PB: 0 SB: 0 CS: 0	PA: 33
PITCHER	IP WLS BF H R ER SO BB IBB HBP BLK WP HR S P ERA WHIP																					
Darryl Kile, R (1,1) ERA: 4.9	8.0 W 30 5 1 1 5 3 0 0 0 0 1 0 66 111 1.12 1.000																					
John Hudek, R (9,1) ERA: 1.8	1.0 3 0 0 0 1 0 0 0 0 0 0 0 6 8 0.00 0.000																					

Batter	1	2	3	4	5	6	7	8	9	AB	R	H	RBI	BB	SO	LOB	BOTTOM			
Craig Biggio, R (1,4) OBP: 0.306, SLG: 0.480	F8		E6		P2			FC4-6		4	2	1	4	1	0	1	Pittsburgh Pirates @ Houston Astros Astrodome, Houston, TX Sun Jul 24 1994, 4:33 AM EDT Att: 36,874 - Dome			
Steve Finley, L (1,8) OBP: 0.325, SLG: 0.426	F7		5 E		P3			FC4-6		5	2	2	1	0	0	1				
5 Jeff Bagwell, R (1,3) OBP: 0.438, SLG: 0.730	G5-3		5 E		P3			5 HR		5	3	3	5	0	0	1				
Ken Caminiti, S (1,5) OBP: 0.357, SLG: 0.525			1B		G5-3			HR		3	1	0	0	2	0	1				
Luis Gonzalez, L (1,7) OBP: 0.342, SLG: 0.429			1B		G6-3			HR		3	1	2	1	2	0	0				
Kevin Bass, S (1,9) OBP: 0.406, SLG: 0.497			BB		L9			1B		2	1	1	0	1	1	2				
James Mouton, R (6,PH) OBP: 0.317, SLG: 0.301			BB		G6-3			BB		1	0	1	0	1	0	0				
Scott Servais, R (1,2) OBP: 0.248, SLG: 0.387			BB		G6-3			BB		4	1	0	2	0	0	6				
Andujar Cedeno, R (1,6) OBP: 0.340, SLG: 0.433			BB		G6-3			HR		3	1	0	0	1	0	4				
Darryl Kile, R (1,1) ERA: 3.71			BB		G5-3			HR		4	1	1	0	0	2	3				
Ravelo Manzanillo, L (6,1) ERA: 3.53			BB		G5-3			HR		0	0	0	0	0	0	0				
Mark Dewey, R (8,1) ERA: 0.63			BB		G5-3			HR		0	0	0	0	0	0	0				
Inning Stats	R: 0 E: 0 K: 0 S: 4	H: 0 LOB: 0 BB: 0 P: 9	R: 0 E: 0 K: 1 S: 8	H: 0 LOB: 2 BB: 2 P: 18	R: 3 E: 2 K: 0 S: 19	H: 3 LOB: 2 BB: 1 P: 33	R: 1 E: 0 K: 0 S: 14	H: 2 LOB: 1 BB: 0 P: 19	R: 5 E: 1 K: 1 S: 14	H: 3 LOB: 0 BB: 1 P: 21	R: 2 E: 0 K: 0 S: 13	H: 2 LOB: 1 BB: 2 P: 30	R: 2 E: 0 K: 1 S: 15	H: 1 LOB: 0 BB: 1 P: 28	R: 0 E: 0 K: 0 S: 6	H: 0 LOB: 0 BB: 1 P: 15	1B: 5 2B: 3 3B: 0 HR: 3	SF: 1 SAC: 0 DP: 2 HBP: 0	WP: 0 PB: 0 SB: 0 CS: 0	PA: 43
PITCHER	IP WLS BF H R ER SO BB IBB HBP BLK WP HR S P ERA WHIP																			
Jon Lieber, R (1,1) ERA: 3.71	5.0 L 29 8 9 2 2 2 3 1 0 0 0 0 2 59 100 3.60 2.200																			
Ravelo Manzanillo, L (6,1) ERA: 3.53	2.0 11 3 4 4 1 3 0 0 0 0 0 2 28 58 18.00 3.000																			
Mark Dewey, R (8,1) ERA: 0.63	1.0 3 0 0 0 0 1 0 0 0 0 0 0 6 15 0.00 1.000																			



Batter	1	2	3	4	5	6	7	8	9	AB	R	H	RBI	BB	SO	LOB	TOP					
Shawon Dunston, R (1, 6) OBP: 0.315, SLG: 0.433	1-2 2B		0-1 G4-3			1-0 1B 2B		0-3 K		4	1	2	0	0	1	0	Chicago Cubs @ Pittsburgh Pirates Three Rivers Stadium, Pittsburgh, PA Mon Jul 25 1994, 7:05 PM EDT Att: 13,346 - Unknown - 81 F					
Eduardo Zambrano, R (1, 7) OBP: 0.353, SLG: 0.495 Derrick May, L (8, PH) OBP: 0.375, SLG: 0.375	2-1 L1			1-0 HR		2-1 1B HBP		3-2 F8		2	1	1	1	0	0	1						
Mark Grace, L (1, 3) OBP: 0.373, SLG: 0.411	2-3 K			0-3 K		0-1 1-2 2-H 1B		2-2 G4-3		4	0	1	1	0	2	1						
Sammy Sosa, R (1, 9) OBP: 0.332, SLG: 0.559	2-2 F9			0-0 F8		1-3 K			2-2 1B	4	0	1	0	0	1	3						
Glenallen Hill, R (1, 8) OBP: 0.362, SLG: 0.450		3-2 F9		0-0 G5-3		0-2 F8			2-2 P4	4	0	0	0	0	0	3						
Mark Parent, R (1, 2) OBP: 0.375, SLG: 0.439 Rick Wilkins, L (9, PH) OBP: 0.308, SLG: 0.367		2-3 K			2-3 K				3-2 F9	3	0	0	0	0	2	0						
Steve Buechele, R (1, 5) OBP: 0.324, SLG: 0.385		1-3 K			1-1 F9				0-1 P3	4	0	0	0	0	1	1						
Rey Sanchez, R (1, 4) OBP: 0.346, SLG: 0.325			4-0 CS BB		1-2 G4-3					2	0	1	0	1	0	0						
Willie Banks, R (1, 1) OBP: 0.150, SLG: 0.154 Dave Otto, L (6, 1) Randy Veres, R (6, 1) José Hernández, R (7, PH) OBP: 0.316, SLG: 0.364 Chuck Crim, R (7, 1)			1-3 K		1-3 K		1-3 K		0-3 K	2	0	0	0	0	2	1						
Inning Stats	R: 0 E: 0 K: 1 S: 13	H: 1 LOB: 1 BB: 0 P: 20	R: 0 E: 0 K: 2 S: 12	H: 0 LOB: 0 BB: 0 P: 18	R: 0 E: 0 K: 1 S: 6	H: 0 LOB: 0 BB: 1 P: 11	R: 1 E: 0 K: 1 S: 6	H: 1 LOB: 0 BB: 0 P: 7	R: 0 E: 0 K: 1 S: 9	H: 0 LOB: 0 BB: 0 P: 13	R: 1 E: 0 K: 2 S: 14	H: 2 LOB: 2 BB: 0 P: 19	R: 0 E: 0 K: 1 S: 13	H: 1 LOB: 1 BB: 0 P: 18	R: 0 E: 0 K: 1 S: 10	H: 0 LOB: 0 BB: 0 P: 15		R: 0 E: 0 K: 0 S: 15	H: 1 LOB: 1 BB: 0 P: 22	1B: 3 2B: 2 3B: 0 HR: 1	SF: 0 SAC: 0 DP: 0 HBP: 1	WP: 0 PB: 0 SB: 0 CS: 1
PITCHER	IP WLS BF H R ER SO BB IBB HBP BLK WP HR S P ERA WHIP	7.0 W 27 5 2 2 9 1 0 1 0 0 1 73 106 2.57 0.857	2.0 S 7 1 0 0 1 0 0 0 0 0 0 25 37 0.00 0.500																			

AB	32
R	2
H	6
RBI	2
BB	1
SO	10
LOB	12



Batter	1	2	3	4	5	6	7	8	9	AB	R	H	RBI	BB	SO	LOB	BOTTOM			
Carlos Garcia, R (1, 4) OBP: 0.307, SLG: 0.348	0-1 CS 1B		2-1 P4		3-2 G6-3		2-3 K			4	0	1	0	0	1	1	Chicago Cubs @ Pittsburgh Pirates Three Rivers Stadium, Pittsburgh, PA Mon Jul 25 1994, 7:05 PM EDT Att: 13,346 - Unknown - 81 F			
Jay Bell, R (1, 6) OBP: 0.343, SLG: 0.440	3-1 G6-3		3-2 G4-3			3-2 2B FC6-4 1B	2-1 F9			4	1	1	0	0	0	1				
Orlando Merced, S (1, 9) OBP: 0.351, SLG: 0.433	0-0 G3-1		2-1 P4			0-0 P4		2-0 1B CI BB 1B		4	1	1	0	0	0	1				
Brian Hunter, R (1, 3) OBP: 0.270, SLG: 0.445		2-3 K		2-0 P3		0-0 FC6-4 1B 2B		1-1 P3		4	1	1	0	0	1	1				
Andy Van Slyke, L (1, 8) OBP: 0.341, SLG: 0.355		2-1 G4-3		1-1 G1-3		4-2 FC6-4 BB		1-2 CI BB 1B		2	0	0	0	1	0	0				
Jeff King, R (1, 5) OBP: 0.313, SLG: 0.364		0-1 G3-1		4-1 BB		0-0 FC6-4 1B		2-2 BB 1B		3	0	1	1	1	0	2				
Midre Cummings, L (1, 7) OBP: 0.342, SLG: 0.417			2-0 2B 1B	3-1 L9		1-2 1B		4-1 BB 1B		3	1	2	2	1	0	1				
Lance Parrish, R (1, 2) OBP: 0.373, SLG: 0.398		1-2 HR 2B			2-1 G6-3 1B			2-2 P3		4	1	2	1	0	0	5				
Denny Neagle, L (1, 1) OBP: 0.211, SLG: 0.289 Gary Varsho, L (7, PH) OBP: 0.296, SLG: 0.379 Dan Miceli, R (8, 1)		0-0 HR		0-0 HR		1-1 F8		0-3 K		2	1	1	2	0	0	1				
Inning Stats	R: 0 E: 0 K: 0 S: 5	H: 1 LOB: 0 BB: 0 P: 8	R: 0 E: 0 K: 1 S: 8	H: 0 LOB: 0 BB: 0 P: 12	R: 3 E: 0 K: 0 S: 13	H: 3 LOB: 0 BB: 0 P: 23	R: 0 E: 0 K: 0 S: 6	H: 0 LOB: 1 BB: 1 P: 16	R: 0 E: 0 K: 0 S: 8	H: 1 LOB: 0 BB: 0 P: 14	R: 2 E: 0 K: 0 S: 14	H: 3 LOB: 2 BB: 1 P: 24	R: 0 E: 0 K: 2 S: 9	H: 0 LOB: 0 BB: 0 P: 15	R: 1 E: 1 K: 1 S: 15	H: 2 LOB: 3 BB: 1 P: 25		1B: 7 2B: 2 3B: 0 HR: 1	SF: 0 SAC: 0 DP: 1 HBP: 0	WP: 0 PB: 0 SB: 0 CS: 1
PITCHER	IP WLS BF H R ER SO BB IBB HBP BLK WP HR S P ERA WHIP	5.1 L 22 7 5 5 1 1 0 0 0 0 0 2 6 ∞ ∞	0.0 L 1 0 0 0 0 1 0 0 0 0 0 6 9 0.00 1.500	0.2 L 3 1 0 0 0 0 0 0 0 0 0 6 9 0.00 1.500	2.0 L 10 2 1 0 3 1 0 0 0 0 0 24 40 0.00 1.500															

AB	32
R	6
H	10
RBI	6
BB	3
SO	4
LOB	16



Batter	1	2	3	4	5	6	7	8	9	AB	R	H	RBI	BB	SO	LOB	TOP										
José Hernández, R (1,6) OBP: 0.308, SLG: 0.348 Shawon Dunston, R (8,PH) OBP: 0.322, SLG: 0.450 Todd Haney, R (8,4) OBP: 0.250, SLG: 0.143	0-1 G1-6-3		1-3 K			0-2 F8		1-3 K		3	0	0	0	0	1	0	Chicago Cubs @ Pittsburgh Pirates Three Rivers Stadium, Pittsburgh, PA Wed Jul 27 1994, 7:05 PM EDT Att: 11,766 - Unknown - 60 F										
Karl Rhodes, L (1,8) OBP: 0.316, SLG: 0.388 Chuck Crim, R (8,1)	1-2 F7			2-3 K		2-2 F8		2-3 K		4	0	0	0	0	2	2											
Mark Grace, L (1,3) OBP: 0.372, SLG: 0.417 Eduardo Zambrano, R (4,3) OBP: 0.353, SLG: 0.476	2-2 L3			1-3 K			3-1 G5-3		2-3 K	2	0	0	0	0	1	0											
Sammy Sosa, R (1,9) OBP: 0.332, SLG: 0.556		0-2 G3		0-1 L6			0-2 F7		0-0 E3 2B	4	1	0	0	0	0	0											
Derrick May, L (1,7) OBP: 0.327, SLG: 0.393		0-1 2B			2-2 E 3B		1-2 G4-3		1-0 BLK G6-3 2B	4	2	3	1	0	0	0											
Rick Wilkins, L (1,2) OBP: 0.303, SLG: 0.370		1-2 F7			0-0 P6			3-2 E4 1B	3-1 G6-3	4	1	0	1	0	0	1											
Steve Buechele, R (1,5) OBP: 0.318, SLG: 0.377					3-H 3-2 G5-3			1-3 K	1-3 K	4	0	0	0	0	2	2											
Rey Sanchez, R (1,4) OBP: 0.346, SLG: 0.322			1-2 G5-3			1-3 K		0-2 E 1B		3	0	1	0	0	1	0											
Mike Morgan, R (1,1) OBP: 0.160, SLG: 0.125 Mike Maksudian, L (6,PH) OBP: 0.474, SLG: 0.357 Dave Otto, L (6,1) Glenallen Hill, R (8,PH) OBP: 0.369, SLG: 0.456			1-3 K			2-0 F8		3-2 E7 1B		1	0	0	0	0	1	0											
								1-3 2-H 1B		1	0	0	0	0	0	0											
										1	0	1	1	0	0	0											
Inning Stats	R: 0 E: 0 K: 0 S: 8	H: 0 LOB: 0 BB: 0 P: 11	R: 0 E: 0 K: 0 S: 10	H: 1 LOB: 1 BB: 0 P: 14	R: 0 E: 0 K: 2 S: 11	H: 0 LOB: 0 BB: 0 P: 14	R: 0 E: 0 K: 0 S: 8	H: 0 LOB: 0 BB: 0 P: 11	R: 1 E: 1 K: 1 S: 11	H: 1 LOB: 0 BB: 0 P: 17	R: 0 E: 0 K: 0 S: 7	H: 0 LOB: 0 BB: 0 P: 11	R: 0 E: 0 K: 0 S: 10	H: 0 LOB: 0 BB: 0 P: 14	R: 1 E: 2 K: 2 S: 22	H: 2 LOB: 2 BB: 0 P: 32	R: 2 E: 1 K: 2 S: 12	H: 1 LOB: 0 BB: 0 P: 19	1B: 2 2B: 2 3B: 1 HR: 0	SF: 0 SAC: 0 DP: 0 HBP: 0	WP: 0 PB: 0 SB: 0 CS: 0	PA: 34					
PITCHER	IP	WLS	BF	H	R	ER	SO	BB	IBB	HBP	BLK	WP	HR	S	P	ERA	WHIP										
Rick White, R (1,1) ERA: 4.19	6.0	W	20	2	1	0	5	0	0	0	0	0	0	55	78	0.00	0.333										
Dan Miceli, R (7,1) ERA: 5.09	2.0		9	2	1	0	3	0	0	0	0	0	0	32	46	0.00	1.000										
Mike Dyer, R (9,1) ERA: 2.31	1.0		5	1	2	0	2	0	0	0	1	0	0	12	19	0.00	1.000										

AB	34
R	4
H	5
RBI	3
BB	0
SO	10
LOB	7



Batter	1	2	3	4	5	6	7	8	9	AB	R	H	RBI	BB	SO	LOB	BOTTOM										
Gary Varsho, L (1,9) OBP: 0.299, SLG: 0.389	1-0 F8		1-3 K		1-2 E 1B		2-1 G4-3		1-3 K	6	2	2	0	0	2	4	Chicago Cubs @ Pittsburgh Pirates Three Rivers Stadium, Pittsburgh, PA Wed Jul 27 1994, 7:05 PM EDT Att: 11,766 - Unknown - 60 F										
Jay Bell, R (1,6) OBP: 0.345, SLG: 0.441	2-0 S 1B	0-1 P9		1-2 E8 1B		0-1 G6-3		2-2 FC1-5 1B	5	0	3	0	0	0	2												
Orlando Merced, S (1,3) OBP: 0.354, SLG: 0.429	4-2 BB		4-2 FC6-4 1B	3-1 F7		4-2 1B		2-2 E FC1-5 1B	2	2	1	1	3	0	1												
Jeff King, R (1,5) OBP: 0.311, SLG: 0.363	1-2 P4		0-1 P9	3-2 G6-3		0-0 1B		0-1 FC1-5 1B	5	1	1	0	0	0	6												
Andy Van Slyke, L (1,8) OBP: 0.341, SLG: 0.354	0-0 F7		1-2 FC6-4 1B	1-0 F7		1-3 K		0-1 E6 1B	5	1	1	0	0	1	7												
Midre Cummings, L (1,7) OBP: 0.382, SLG: 0.409		0-0 HBP 2B 1B	2-2 FC6-4 1B		0-0 1B		2-2 P2		0-0 FC4 1B	5	3	2	1	0	4												
Don Slaught, R (1,2) OBP: 0.393, SLG: 0.361		2-2 HBP 2B	1-1 1B		0-0 P3		2-2 E 2B		0-0 1B	4	0	3	2	0	1												
Tom Foley, L (1,4) OBP: 0.339, SLG: 0.402		2-2 2B	1-1 FC4-6 1B		0-0 F8		1-0 E4		3-2 1B	5	0	3	4	0	2												
Rick White, R (1,1) Dan Miceli, R (7,1) Dave Clark, L (6,PH) OBP: 0.356, SLG: 0.505 Mike Dyer, R (9,1)		0-1 G5-3	1-1 FC4-6		0-1 G4-3		0-1 G1-6-3		1-3 K	3	0	0	0	0	5												
										1	0	0	0	0	2												
										1	0	0	0	1	2												
										0	0	0	0	0	0												
Inning Stats	R: 0 E: 0 K: 0 S: 8	H: 1 LOB: 2 BB: 1 P: 16	R: 1 E: 0 K: 1 S: 13	H: 2 LOB: 0 BB: 0 P: 18	R: 2 E: 0 K: 0 S: 18	H: 3 LOB: 2 BB: 1 P: 29	R: 1 E: 1 K: 0 S: 15	H: 2 LOB: 1 BB: 0 P: 24	R: 0 E: 0 K: 1 S: 11	H: 1 LOB: 1 BB: 0 P: 5	R: 0 E: 0 K: 0 S: 9	H: 1 LOB: 1 BB: 0 P: 14	R: 0 E: 1 K: 2 S: 30	H: 5 LOB: 2 BB: 0 P: 41	R: 5 E: 1 K: 2 S: 30	H: 5 LOB: 2 BB: 0 P: 41	1B: 13 2B: 3 3B: 0 HR: 0	SF: 0 SAC: 0 DP: 1 HBP: 1	WP: 0 PB: 0 SB: 1 CS: 0	PA: 46							
PITCHER	IP	WLS	BF	H	R	ER	SO	BB	IBB	HBP	BLK	WP	HR	S	P	ERA	WHIP										
Mike Morgan, R (1,1) ERA: 6.69	5.0	L	27	9	4	3	1	2	0	0	0	0	0	20	32	0.00	1.500										
Dave Otto, L (6,1) ERA: 4.02	2.0		9	2	0	0	1	1	0	0	0	0	0	20	32	0.00	1.500										
Chuck Crim, R (8,1) ERA: 4.25	1.0		10	5	5	4	2	0	0	0	0	0	0	30	41	36.00	5.000										

AB	42
R	9
H	16
RBI	8
BB	3
SO	4
LOB	36



Batter	1	2	3	4	5	6	7	8	9	AB	R	H	RBI	BB	SO	LOB	TOP								
Jose Vizcaino, S OBP: 0.315, SLG: 0.330 (1, 6)	4-2 2B G5-3 BB		1-1 F9		3-2 G3-1		3-2 1B			3	1	1	0	1	0	0									
Todd Hundley, S OBP: 0.312, SLG: 0.473 (1, 2)	1-1 2B		3-2 L3			1-3 K	1-0 P5			4	0	1	0	0	1	1									
Rico Brogna, L OBP: 0.389, SLG: 0.714 (1, 3)	0-0 G5-3			3-2 G3-1 1B 2B		0-1 G4-3		0-3 K		4	1	1	1	0	1	1									
Bobby Bonilla, S OBP: 0.385, SLG: 0.511 Tim Bogar, R OBP: 0.371, SLG: 0.289 (8, PR) (8, 5)	2-3 K			0-1 G3-1		0-1 1B 2B		2-2 1B		4	1	2	0	0	1	2									
Jeff Kent, R OBP: 0.338, SLG: 0.473 (1, 4)	0-2 P7			1-2 G6-3		1-2 1B		0-0 L6		4	0	1	1	0	0	3									
Jeremy Burnitz, L OBP: 0.347, SLG: 0.356 (1, 9)		0-0 G3-1		3-2 1B		2-0 P6		3-2 P4		4	0	1	1	0	0	2									
David Segui, S OBP: 0.305, SLG: 0.403 (1, 7)		1-3 K		3-2 G6-3			1-1 F9		3-2 L6	4	0	0	0	0	1	1									
Ryan Thompson, R OBP: 0.315, SLG: 0.475 (1, 8)		0-1 G5-3			0-1 F7		0-0 HR		0-2 K	4	1	1	1	0	1	0									
Bobby Jones, R OBP: 0.095, SLG: 0.119 Eric Gunderson, R (8, 1)			1-1 G6-3		1-1 G6-3		2-3 K		1-0 F9	3	0	0	0	0	1	0									
Fernando Vina, L OBP: 0.372, SLG: 0.303 John Franco, L (9, 1)										0	0	0	0	0	0	0									
Inning Stats	R: 1 E: 0 K: 1 S: 12	H: 1 LOB: 1 BB: 1 P: 19	R: 0 E: 0 K: 1 S: 6	H: 0 LOB: 0 BB: 0 P: 7	R: 0 E: 0 K: 0 S: 7	H: 0 LOB: 0 BB: 0 P: 12	R: 1 E: 0 K: 0 S: 23	H: 2 LOB: 1 BB: 0 P: 32	R: 0 E: 0 K: 0 S: 9	H: 0 LOB: 0 BB: 0 P: 13	R: 1 E: 0 K: 1 S: 11	H: 2 LOB: 1 BB: 0 P: 15	R: 1 E: 0 K: 1 S: 10	H: 2 LOB: 1 BB: 0 P: 17	R: 0 E: 0 K: 1 S: 12	H: 1 LOB: 1 BB: 0 P: 17	R: 0 E: 0 K: 1 S: 10	H: 0 LOB: 0 BB: 0 P: 14	1B: 4 2B: 3 3B: 0 HR: 1	SF: 0 SAC: 0 DP: 0 HBP: 0	WP: 0 PB: 0 SB: 0 CS: 0	PA: 36			
PITCHER	IP WLS BF H R ER SO BB IBB HBP BLK WP HR S P ERA WHIP	IP WLS BF H R ER SO BB IBB HBP BLK WP HR S P ERA WHIP	IP WLS BF H R ER SO BB IBB HBP BLK WP HR S P ERA WHIP	IP WLS BF H R ER SO BB IBB HBP BLK WP HR S P ERA WHIP	IP WLS BF H R ER SO BB IBB HBP BLK WP HR S P ERA WHIP	IP WLS BF H R ER SO BB IBB HBP BLK WP HR S P ERA WHIP	IP WLS BF H R ER SO BB IBB HBP BLK WP HR S P ERA WHIP	IP WLS BF H R ER SO BB IBB HBP BLK WP HR S P ERA WHIP	IP WLS BF H R ER SO BB IBB HBP BLK WP HR S P ERA WHIP	IP WLS BF H R ER SO BB IBB HBP BLK WP HR S P ERA WHIP	IP WLS BF H R ER SO BB IBB HBP BLK WP HR S P ERA WHIP	IP WLS BF H R ER SO BB IBB HBP BLK WP HR S P ERA WHIP	IP WLS BF H R ER SO BB IBB HBP BLK WP HR S P ERA WHIP	IP WLS BF H R ER SO BB IBB HBP BLK WP HR S P ERA WHIP	IP WLS BF H R ER SO BB IBB HBP BLK WP HR S P ERA WHIP	IP WLS BF H R ER SO BB IBB HBP BLK WP HR S P ERA WHIP	IP WLS BF H R ER SO BB IBB HBP BLK WP HR S P ERA WHIP	IP WLS BF H R ER SO BB IBB HBP BLK WP HR S P ERA WHIP	IP WLS BF H R ER SO BB IBB HBP BLK WP HR S P ERA WHIP	IP WLS BF H R ER SO BB IBB HBP BLK WP HR S P ERA WHIP	IP WLS BF H R ER SO BB IBB HBP BLK WP HR S P ERA WHIP	IP WLS BF H R ER SO BB IBB HBP BLK WP HR S P ERA WHIP	IP WLS BF H R ER SO BB IBB HBP BLK WP HR S P ERA WHIP	IP WLS BF H R ER SO BB IBB HBP BLK WP HR S P ERA WHIP	IP WLS BF H R ER SO BB IBB HBP BLK WP HR S P ERA WHIP

New York Mets @ Pittsburgh Pirates
Three Rivers Stadium, Pittsburgh, PA
Fri Jul 29 1994, 7:05 PM EDT
Att: 33,349 - Unknown - 78 F

AB 35
R 4
H 8
RBI 4
BB 1
SO 6
LOB 10



Batter	1	2	3	4	5	6	7	8	9	AB	R	H	RBI	BB	SO	LOB	BOTTOM								
Carlos Garcia, R OBP: 0.301, SLG: 0.341 (1, 4)	2-1 L8		3-1 F8		1-1 P4		1-2 G4-6-3			4	0	0	0	0	0	1									
Jay Bell, R OBP: 0.351, SLG: 0.444 Tom Foley, L OBP: 0.325, SLG: 0.384 (1, 6) (5, 6)	2-3 K		4-2 HBP		2-0 F8		0-1 L9			1	0	0	0	0	1	0									
Orlando Merced, S OBP: 0.358, SLG: 0.430 (1, 3)	2-0 1B 2B		0-0 F9		1-2 1B			4-0 G6-3 BB		3	0	2	0	1	0	1									
Dave Clark, L OBP: 0.350, SLG: 0.490 (1, 9)	3-1 1B			4-0 BLK 1B BB		1-0 F7		1-2 K		3	1	1	0	1	1	2									
Andy Van Slyke, L OBP: 0.339, SLG: 0.350 (1, 8)	2-3 K			3-2 P4		0-1 1B		1-1 G6-3		4	0	1	0	0	1	4									
Jeff King, R OBP: 0.308, SLG: 0.359 (1, 5)		0-1 G4-3		2-1 1B 2H		0-0 F8		1-3 K		4	0	1	1	0	1	1									
Midre Cummings, L OBP: 0.309, SLG: 0.346 (1, 7)		1-1 G4-3		1-0 F8		0-0 F7		1-3 K		4	0	0	0	0	1	2									
Lance Parrish, R OBP: 0.369, SLG: 0.393 (1, 2)		3-2 P4		0-0 1B		2-0 P5		0-0 F8		4	0	1	0	0	0	1									
Jon Lieber, L OBP: 0.118, SLG: 0.091 Gary Varsho, L OBP: 0.304, SLG: 0.392 Ravelo Manzanillo, L OBP: 0.687, SLG: 1.000 Dan Miceli, R (9, 1)			0-2 K		0-1 G1-3					2	0	0	0	0	1	2									
Inning Stats	R: 0 E: 0 K: 2 S: 12	H: 2 LOB: 2 BB: 0 P: 23	R: 0 E: 0 K: 0 S: 9	H: 0 LOB: 0 BB: 0 P: 13	R: 0 E: 0 K: 1 S: 9	H: 0 LOB: 1 BB: 0 P: 16	R: 1 E: 0 K: 0 S: 9	H: 2 LOB: 2 BB: 1 P: 19	R: 0 E: 0 K: 0 S: 8	H: 1 LOB: 1 BB: 0 P: 13	R: 0 E: 0 K: 0 S: 5	H: 1 LOB: 0 BB: 0 P: 7	R: 0 E: 0 K: 1 S: 6	H: 0 LOB: 0 BB: 1 P: 12	R: 0 E: 0 K: 2 S: 7	H: 0 LOB: 0 BB: 0 P: 9	1B: 6 2B: 1 3B: 0 HR: 0	SF: 0 SAC: 0 DP: 2 HBP: 1	WP: 0 PB: 0 SB: 0 CS: 0	PA: 35					
PITCHER	IP WLS BF H R ER SO BB IBB HBP BLK WP HR S P ERA WHIP	IP WLS BF H R ER SO BB IBB HBP BLK WP HR S P ERA WHIP	IP WLS BF H R ER SO BB IBB HBP BLK WP HR S P ERA WHIP	IP WLS BF H R ER SO BB IBB HBP BLK WP HR S P ERA WHIP	IP WLS BF H R ER SO BB IBB HBP BLK WP HR S P ERA WHIP	IP WLS BF H R ER SO BB IBB HBP BLK WP HR S P ERA WHIP	IP WLS BF H R ER SO BB IBB HBP BLK WP HR S P ERA WHIP	IP WLS BF H R ER SO BB IBB HBP BLK WP HR S P ERA WHIP	IP WLS BF H R ER SO BB IBB HBP BLK WP HR S P ERA WHIP	IP WLS BF H R ER SO BB IBB HBP BLK WP HR S P ERA WHIP	IP WLS BF H R ER SO BB IBB HBP BLK WP HR S P ERA WHIP	IP WLS BF H R ER SO BB IBB HBP BLK WP HR S P ERA WHIP	IP WLS BF H R ER SO BB IBB HBP BLK WP HR S P ERA WHIP	IP WLS BF H R ER SO BB IBB HBP BLK WP HR S P ERA WHIP	IP WLS BF H R ER SO BB IBB HBP BLK WP HR S P ERA WHIP	IP WLS BF H R ER SO BB IBB HBP BLK WP HR S P ERA WHIP	IP WLS BF H R ER SO BB IBB HBP BLK WP HR S P ERA WHIP	IP WLS BF H R ER SO BB IBB HBP BLK WP HR S P ERA WHIP	IP WLS BF H R ER SO BB IBB HBP BLK WP HR S P ERA WHIP	IP WLS BF H R ER SO BB IBB HBP BLK WP HR S P ERA WHIP	IP WLS BF H R ER SO BB IBB HBP BLK WP HR S P ERA WHIP	IP WLS BF H R ER SO BB IBB HBP BLK WP HR S P ERA WHIP	IP WLS BF H R ER SO BB IBB HBP BLK WP HR S P ERA WHIP	IP WLS BF H R ER SO BB IBB HBP BLK WP HR S P ERA WHIP	IP WLS BF H R ER SO BB IBB HBP BLK WP HR S P ERA WHIP

New York Mets @ Pittsburgh Pirates
Three Rivers Stadium, Pittsburgh, PA
Fri Jul 29 1994, 7:05 PM EDT
Att: 33,349 - Unknown - 78 F


AB 32
R 1
H 7
RBI 1
BB 2
SO 6
LOB 14



Batter	1	2	3	4	5	6	7	8	9	AB	R	H	RBI	BB	SO	LOB	TOP								
Jose Vizcaino, S OBP: 0.316, SLG: 0.330	1-1 F9		0-0 G3	1-1 F9			0-0 F9		4-0 1B HBP BB IBB	4	1	0	0	1	0	2									
Kelly Stinnett, R OBP: 0.345, SLG: 0.386 John Franco, L (9, 1)	0-1 FC4-6 1B		0-2 G4-3		0-0 G6-3			2-2 G6-3	2-0 BB 1B 1-2 2-3 3-H HBP	4	0	1	1	0	0	0									
Jeremy Burnitz, L OBP: 0.331, SLG: 0.336	1-1 FC4-6 1-2		1-3 K		2-3 K			2-2 F7	1-1 BB 1B 1-2 2-3 3-H	5	0	1	1	0	2	1									
Bobby Bonilla, S OBP: 0.386, SLG: 0.517	3-2 G5-3			1-0 1B G6-4-3	1-0 F9			3-1 E4	1-1 BB 1B 1-2 2-3 3-H	4	1	1	1	1	0	1									
Jeff Kent, R OBP: 0.337, SLG: 0.468		0-0 B1-3		2-1 1B G6-4-3		1-0 1B G6-4-3		0-2 P4	0-1 F8-2 3-H	5	0	2	0	0	0	4									
Ryan Thompson, R OBP: 0.311, SLG: 0.464		0-2 G6-3		1-1 1B G6-4-3		1-0 F8			0-1 P4	4	0	0	0	0	0	2									
David Segui, S OBP: 0.307, SLG: 0.400		1-0 1B		1-0 1B		1-2 G6-4-3 1-2		4-0 1B BB		3	2	2	0	1	0	1									
Rico Brogna, L OBP: 0.302, SLG: 0.704 Fernando Vina, L OBP: 0.372, SLG: 0.303 Tim Bogar, R OBP: 0.171, SLG: 0.289		0-0 1B		0-1 1B		2-3 K		0-0 2B HBP 1B		4	0	3	0	0	1	0									
Juan Castillo, R OBP: 0.200, SLG: 0.200 Eric Gunderson, R (7, 1) Mauro Gozzo, R OBP: 0.313, SLG: 0.333 Todd Hundley, S OBP: 0.310, SLG: 0.471 (9, 2)		3-2 G1-3		2-2 1B		1-0 F9		1-2 HBP 1B 1-3 2-H 2B		3	0	1	1	0	0	2									
Inning Stats	R: 0 E: 0 K: 0 S: 10	H: 1 LOB: 1 BB: 0 P: 15	R: 0 E: 0 K: 0 S: 10	H: 2 LOB: 2 BB: 0 P: 14	R: 0 E: 0 K: 1 S: 8	H: 0 LOB: 0 BB: 0 P: 9	R: 2 E: 0 K: 0 S: 14	H: 5 LOB: 2 BB: 0 P: 21	R: 0 E: 0 K: 0 S: 5	H: 0 LOB: 0 BB: 0 P: 8	R: 0 E: 0 K: 0 S: 6	H: 1 LOB: 0 BB: 0 P: 9	R: 0 E: 0 K: 1 S: 6	H: 0 LOB: 0 BB: 0 P: 9	R: 0 E: 1 K: 0 S: 12	H: 0 LOB: 1 BB: 0 P: 19	R: 4 E: 0 K: 0 S: 14	H: 3 LOB: 2 BB: 3 P: 30	1B: 11 2B: 2 3B: 0 HR: 0	SF: 0 SAC: 0 DP: 3 HBP: 1	WP: 0 PB: 0 SB: 0 CS: 0	PA: 41			
PITCHER	IP	WLS	BF	H	R	ER	SO	BB	IBB	HBP	BLK	WP	HR	S	P	ERA	WHIP								
Zane Smith, L ERA: 3.53	7.0		28	9	2	2	3	0	0	0	0	0	0	59	85	2.57	1.286								
Paul Wagner, R ERA: 4.56	1.0		4	0	0	0	0	0	0	0	0	0	0	12	19	0.00	0.000								
Mike Dyer, R ERA: 4.85	0.1	L	8	3	4	4	0	2	1	1	0	0	0	12	28	108.00	15.000								
Mark Dewey, R ERA: 3.92	0.2		1	0	0	0	0	0	0	0	0	0	0	2	2	0.00	0.000								

New York Mets @ Pittsburgh Pirates
Three Rivers Stadium, Pittsburgh, PA
Sun Jul 31 1994, 3:33 AM EDT
Att: 24,308 - Cloudy - 83 F

AB 37
R 6
H 12
RBI 5
BB 3
SO 3
LOB 13



Batter	1	2	3	4	5	6	7	8	9	AB	R	H	RBI	BB	SO	LOB	BOTTOM								
Carlos Garcia, R OBP: 0.304, SLG: 0.353	0-0 F7		1-2 F8		0-0 F7		1-1 SH1-3 3B		2-2 1B	5	1	2	1	0	0	0									
Jay Bell, R OBP: 0.349, SLG: 0.437	2-2 G6-3		3-1 F9		4-2 G1-6-3 BB		2-1 SH1-3		1-0 F8	3	0	0	1	1	0	1									
Orlando Merced, S OBP: 0.358, SLG: 0.430	0-1 G1-3		0-0 1B		2-0 G1-6-3 1-2		1-0 2B			4	0	2	0	0	0	1									
Dave Clark, L OBP: 0.347, SLG: 0.478 Paul Wagner, R OBP: 0.162, SLG: 0.189 Mike Dyer, R OBP: 1.000, SLG: 1.000		2-0 CS 1B		4-2 1B		1-1 F8		2-2 G5-3		3	0	1	0	1	0	1									
Jeff King, R OBP: 0.313, SLG: 0.366		1-0 1B HR		1-0 P3		1-1 BB 1B		1-0 F7		4	1	2	0	0	0	2									
Midre Cummings, L OBP: 0.333, SLG: 0.407		0-0 HR		3-2 FC3-6 1B		4-1 BB 1B		2-2 G4-3		3	1	2	2	1	0	0									
Steve Pegues, R OBP: 0.421, SLG: 0.389		2-0 G3-1 1B		0-2 FC3-6 1-2		0-1 G4-6-3 1-2		1-2 K		4	0	1	0	0	1	3									
Lance Parrish, R OBP: 0.358, SLG: 0.379		1-2 G3-1		0-0 P4		0-0 G5-3		1-1 F8		4	0	0	0	0	0	2									
Zane Smith, L OBP: 0.216, SLG: 0.235 Gary Varsho, L OBP: 0.309, SLG: 0.421 Lloyd McClendon, R OBP: 0.273, SLG: 0.375 (9, PH)		0-0 F9		1-0 L1		1-2 3B 3B		0-0 G5-3		2	0	0	0	0	0	2									
Inning Stats	R: 0 E: 0 K: 0 S: 6	H: 0 LOB: 0 BB: 0 P: 8	R: 2 E: 0 K: 0 S: 8	H: 4 LOB: 1 BB: 0 P: 14	R: 0 E: 0 K: 0 S: 9	H: 1 LOB: 1 BB: 0 P: 18	R: 0 E: 0 K: 0 S: 9	H: 1 LOB: 1 BB: 0 P: 13	R: 0 E: 0 K: 0 S: 4	H: 0 LOB: 0 BB: 1 P: 10	R: 0 E: 0 K: 0 S: 7	H: 1 LOB: 1 BB: 1 P: 13	R: 2 E: 0 K: 0 S: 12	H: 3 LOB: 1 BB: 0 P: 19	R: 0 E: 0 K: 1 S: 8	H: 0 LOB: 0 BB: 0 P: 12	R: 0 E: 0 K: 0 S: 7	H: 1 LOB: 1 BB: 0 P: 11	1B: 7 2B: 1 3B: 2 HR: 1	SF: 0 SAC: 1 DP: 2 HBP: 0	WP: 0 PB: 0 SB: 0 CS: 1	PA: 38			
PITCHER	IP	WLS	BF	H	R	ER	SO	BB	IBB	HBP	BLK	WP	HR	S	P	ERA	WHIP								
Juan Castillo, R ERA: 6.94	6.2		30	10	4	4	0	3	0	0	0	0	0	3	5	0.00	0.000								
Eric Gunderson, L ERA	0.1		1	0	0	0	0	0	0	0	0	0	0	3	5	0.00	0.000								
Mauro Gozzo, R ERA: 4.76	1.0	W	3	0	0	0	1	0	0	0	0	0	0	8	12	0.00	0.000								
John Franco, L ERA: 2.76	1.0	S	4	1	0	0	0	0	0	0	0	0	0	7	11	0.00	1.000								

New York Mets @ Pittsburgh Pirates
Three Rivers Stadium, Pittsburgh, PA
Sun Jul 31 1994, 3:33 AM EDT
Att: 24,308 - Cloudy - 83 F

AB 34
R 4
H 11
RBI 4
BB 3
SO 1
LOB 12



Batter	1	2	3	4	5	6	7	8	9	AB	R	H	RBI	BB	SO	LOB	TOP										
Carlos Garcia, R (1,4) OBP: 0.306, SLG: 0.357										4	2	2	0	0	1	1											
Jay Bell, R (1,6) OBP: 0.349, SLG: 0.435										4	0	1	1	0	0	1											
Orlando Merced, S (1,3) OBP: 0.354, SLG: 0.425										4	0	0	1	0	0	1											
Dave Clark, L (1,9) OBP: 0.345, SLG: 0.471										3	0	0	0	1	1	0											
Andy Van Slyke, L (1,8) OBP: 0.338, SLG: 0.351										4	0	1	0	0	2	1											
Jeff King, R (1,5) OBP: 0.312, SLG: 0.365										4	0	1	0	0	0	2											
Midre Cummings, L (1,7) Dan Miceli, R (9,1)										4	0	0	0	0	0	2											
Don Slaught, R (1,2) OBP: 0.383, SLG: 0.352										3	0	0	0	0	1	1											
Rick White, R (1,1) OBP: 0.091, SLG: 0.091 Lloyd McClendon, R (8, PH) OBP: 0.292, SLG: 0.425 Ravelo Manzanillo, L (8,1) OBP: 0.607, SLG: 1.000 Gary Varsho, L (9,7) OBP: 0.309, SLG: 0.421										2	0	1	0	0	0	0											
Inning Stats	R: 1 E: 0 K: 0 S: 9	H: 1 LOB: 0 BB: 0 P: 14	R: 0 E: 0 K: 0 S: 8	H: 1 LOB: 1 BB: 0 P: 11	R: 0 E: 0 K: 1 S: 6	H: 0 LOB: 0 BB: 0 P: 8	R: 0 E: 0 K: 2 S: 11	H: 0 LOB: 0 BB: 0 P: 18	R: 0 E: 0 K: 1 S: 5	H: 0 LOB: 0 BB: 0 P: 6	R: 0 E: 0 K: 0 S: 4	H: 1 LOB: 0 BB: 0 P: 7	R: 0 E: 0 K: 1 S: 9	H: 0 LOB: 1 BB: 1 P: 14	R: 2 E: 0 K: 0 S: 11	H: 3 LOB: 1 BB: 0 P: 17	R: 0 E: 0 K: 0 S: 7	H: 1 LOB: 1 BB: 0 P: 9	1B: 4 2B: 2 3B: 0 HR: 1	SF: 0 SAC: 0 DP: 1 HBP: 0	WP: 0 PB: 0 SB: 1 CS: 0	PA: 34					
PITCHER	IP	WLS	BF	H	R	ER	SO	BB	IBB	HBP	BLK	WP	HR	S	P	ERA	WHIP										
Bobby Munoz, R (1,1) ERA: 2.4	8.0	L	30	6	3	3	5	1	0	0	0	0	1	63	95	3.38	0.875										
Tom Edens, R (9,1) ERA: 4.41	1.0		4	1	0	0	0	0	0	0	0	0	0	7	9	0.00	1.000										

Pittsburgh Pirates @ Philadelphia Phillies
Veterans Stadium, Philadelphia, PA
Tue Aug 02 1994, 7:05 PM EDT
Att: 40,164 - Unknown - 78 F

AB 33
R 3
H 7
RBI 3
BB 1
SO 5
LOB 9

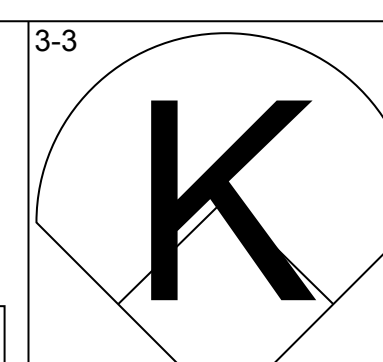
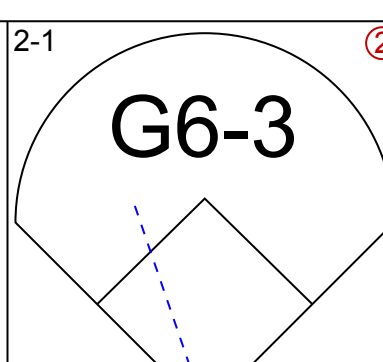
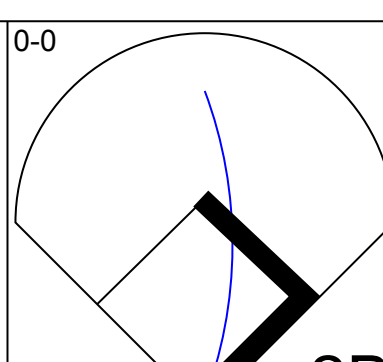
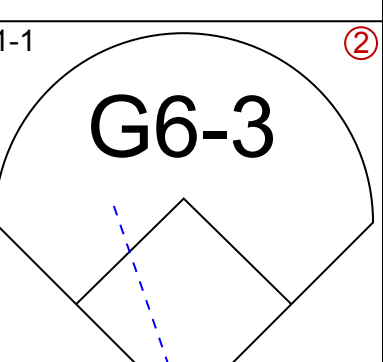
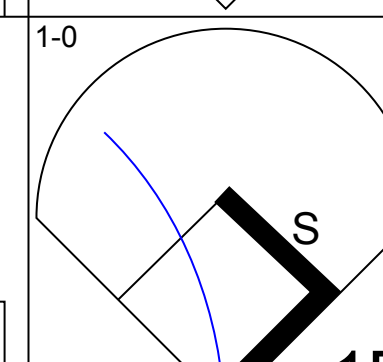
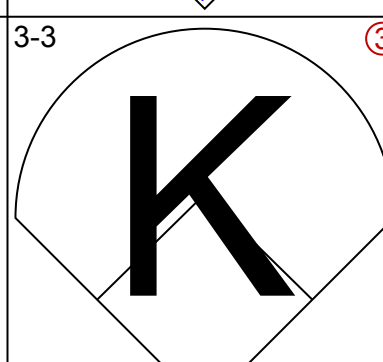
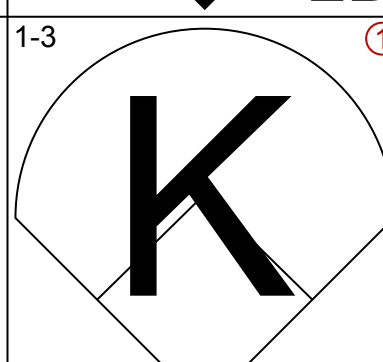
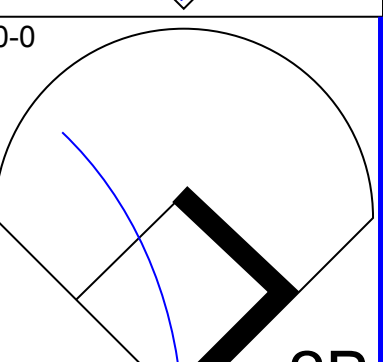
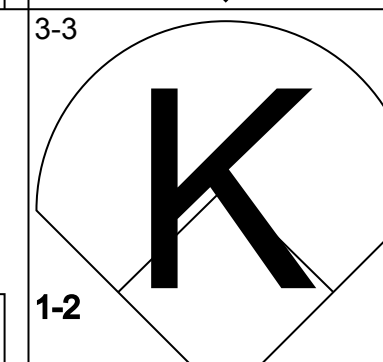
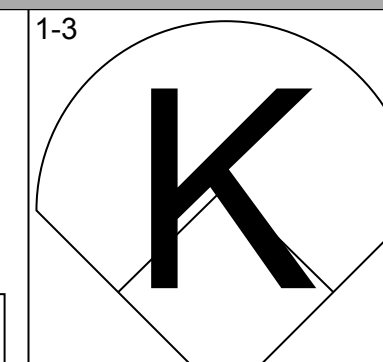
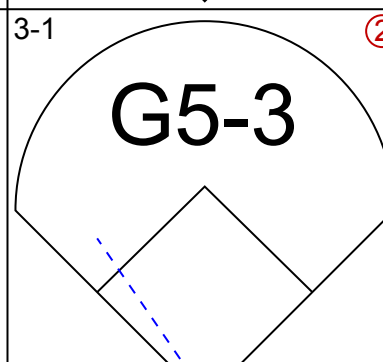
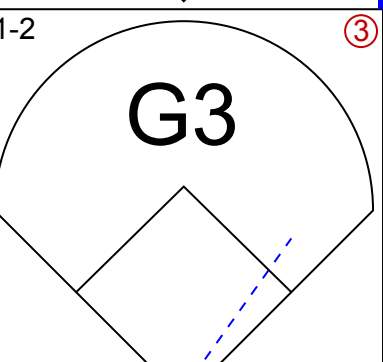
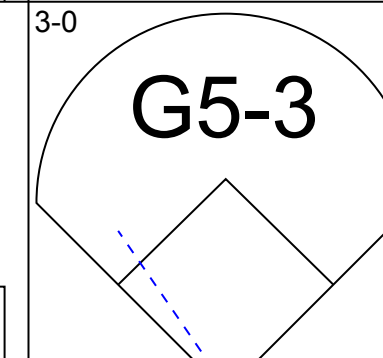
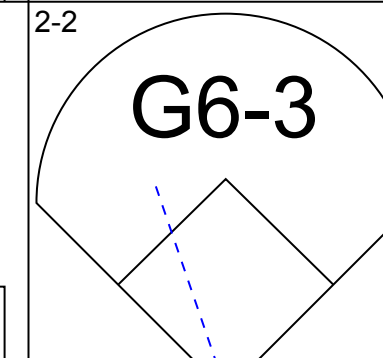
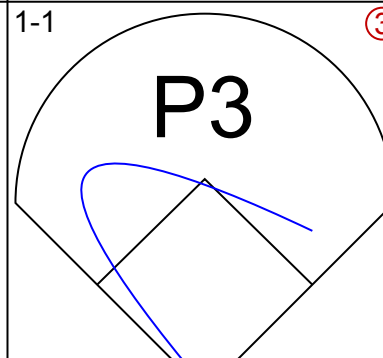
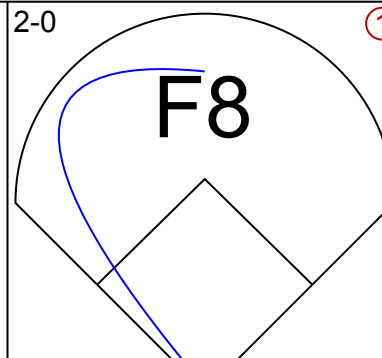
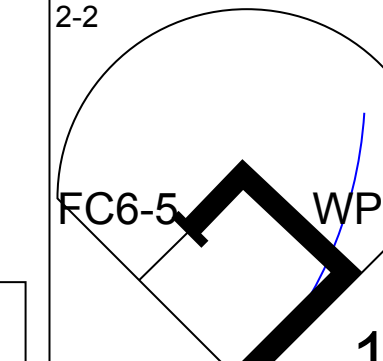
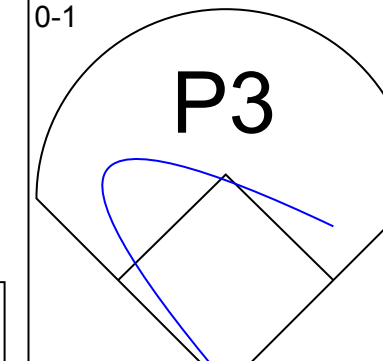
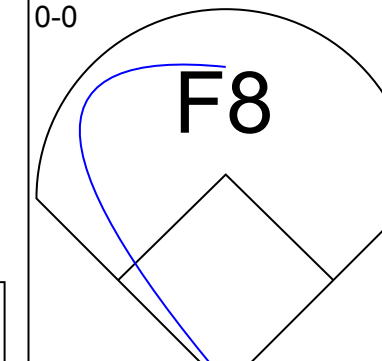
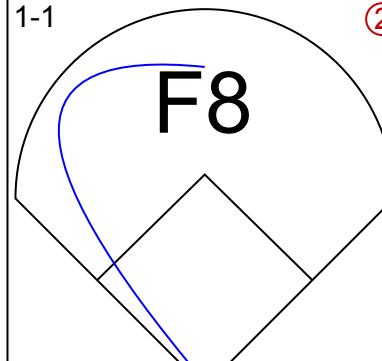
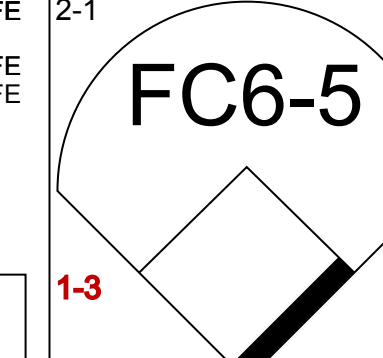
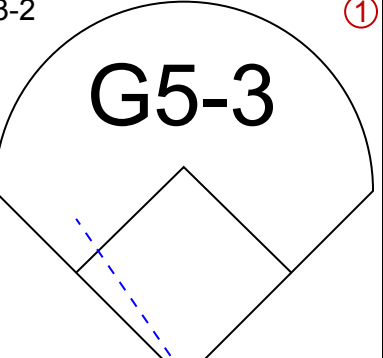
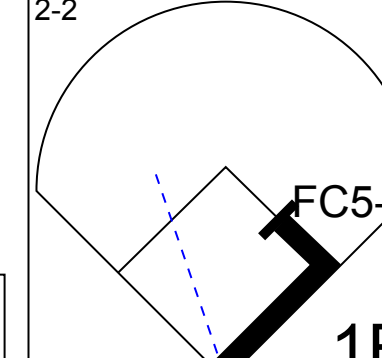
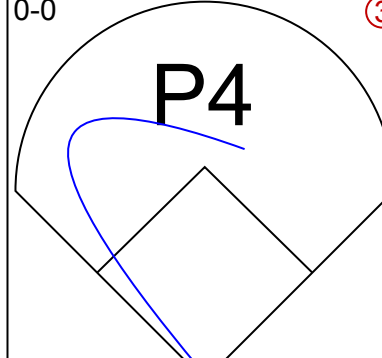
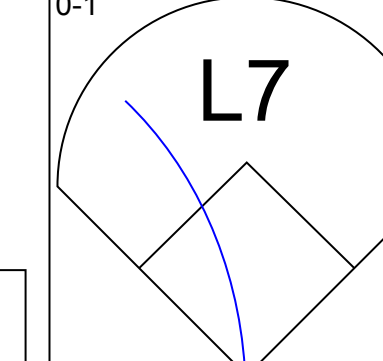
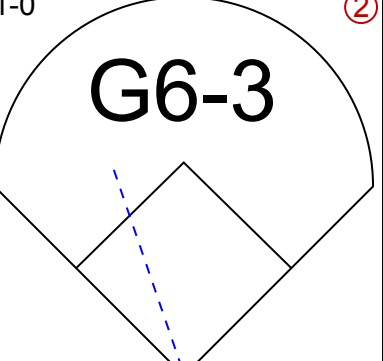
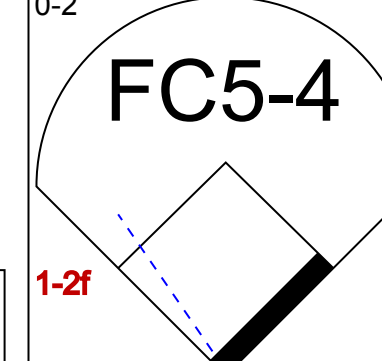
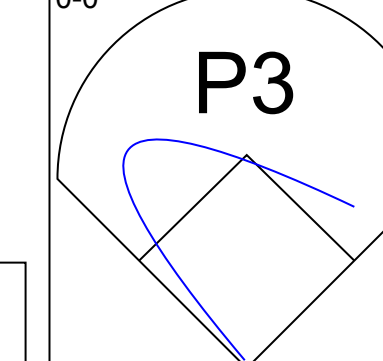
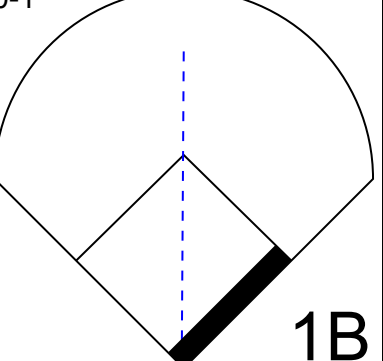
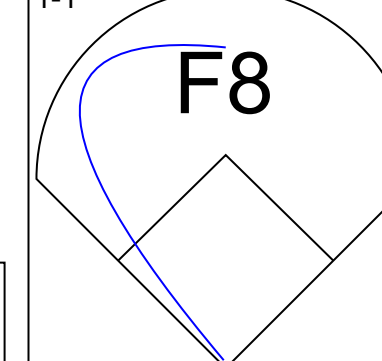

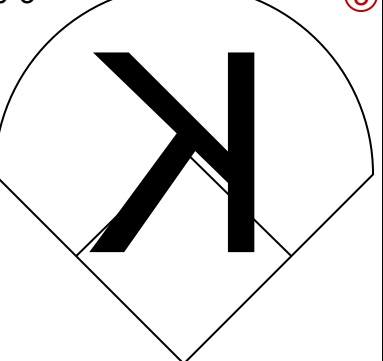
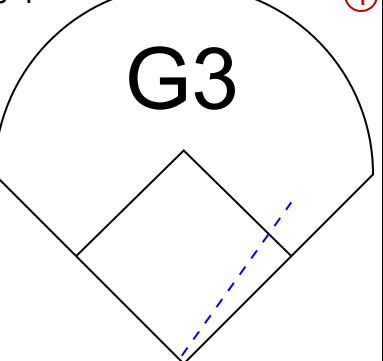



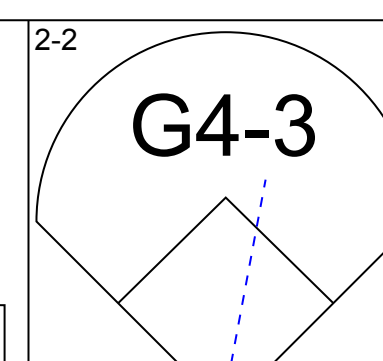
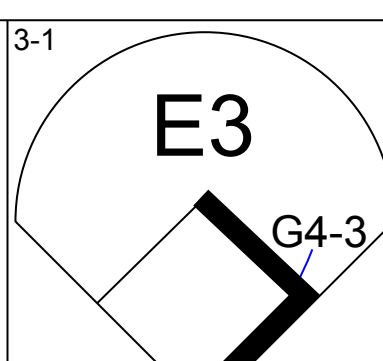

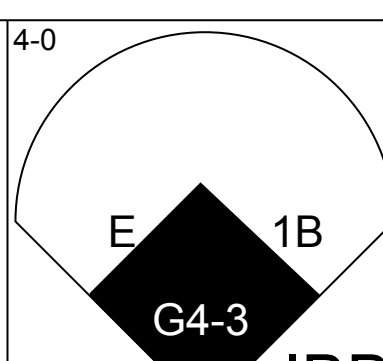
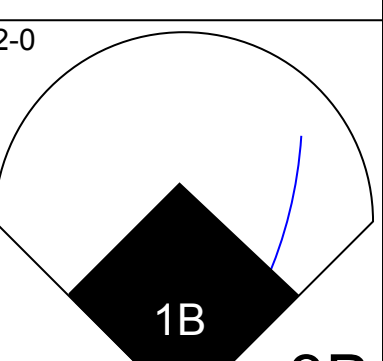
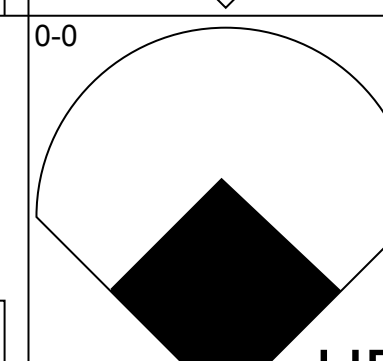
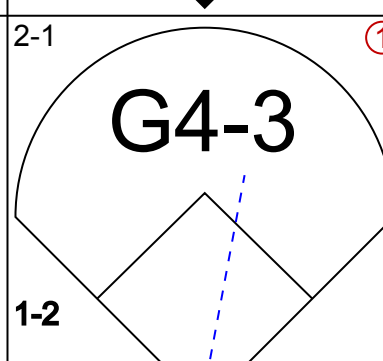
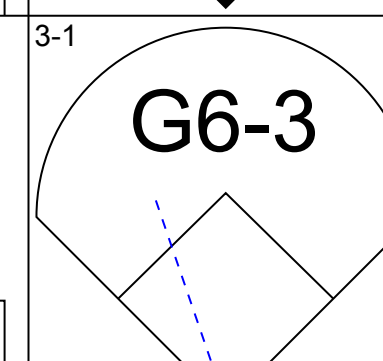
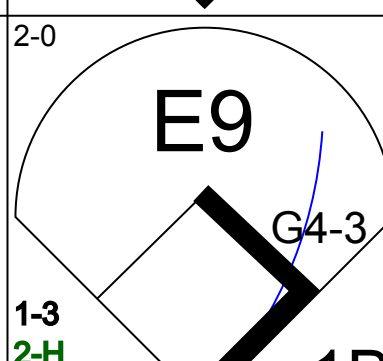
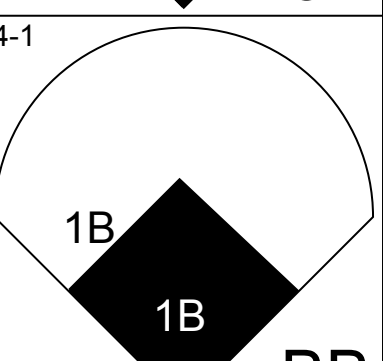
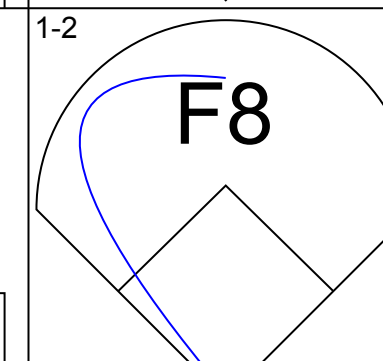
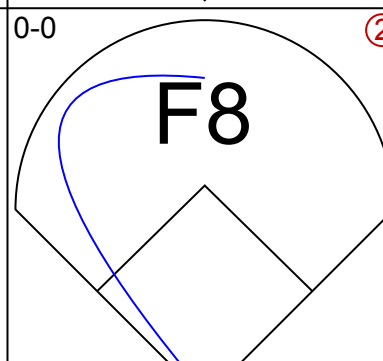
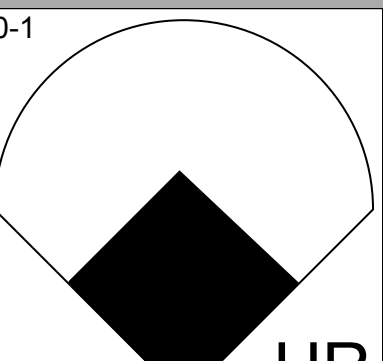
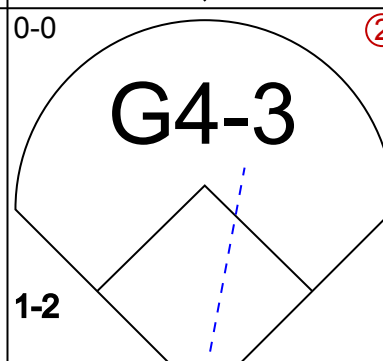
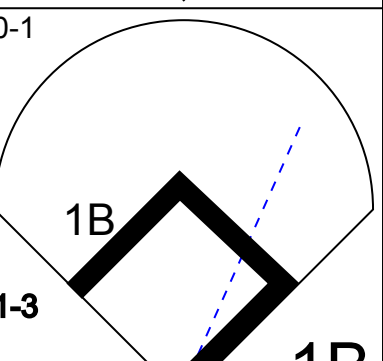
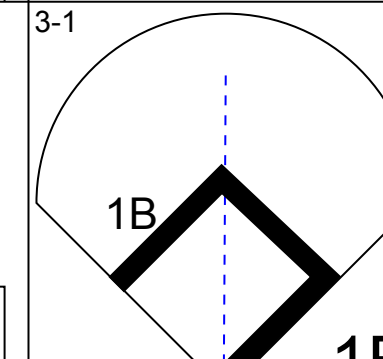

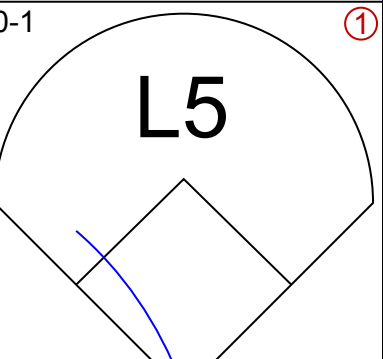
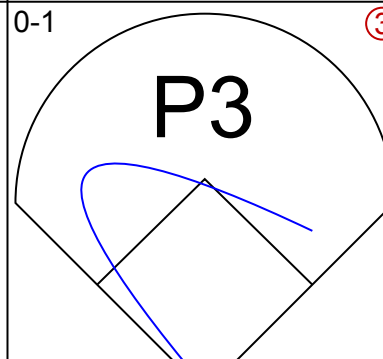
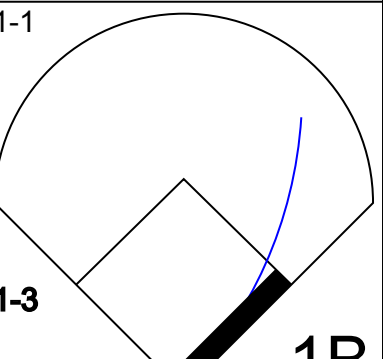
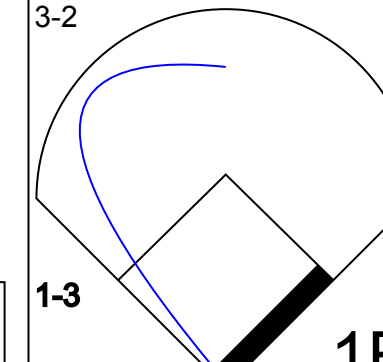
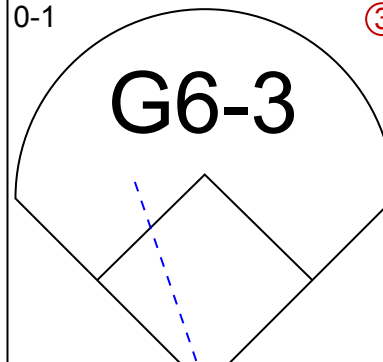
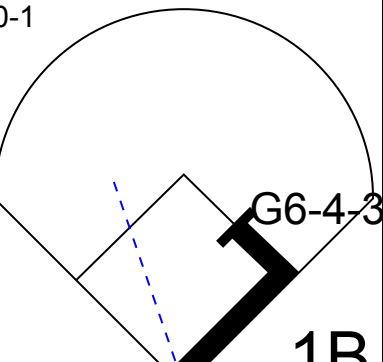
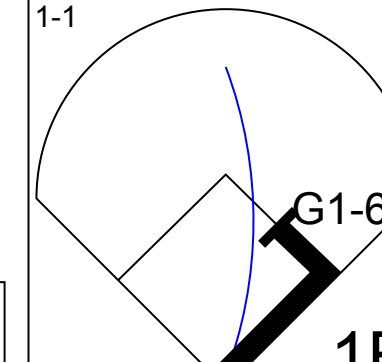
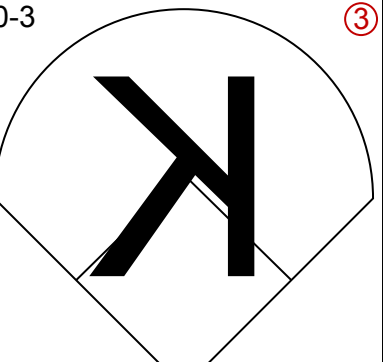
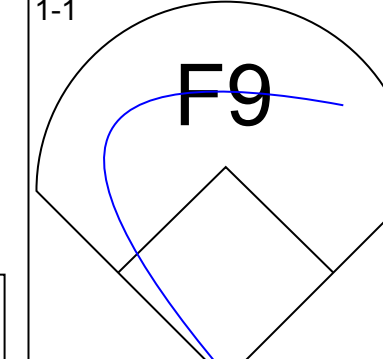
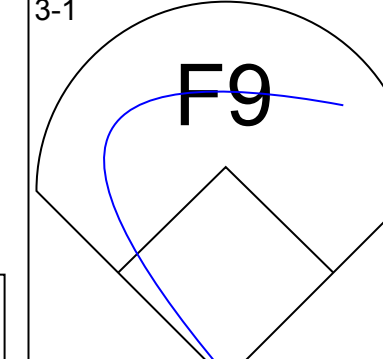
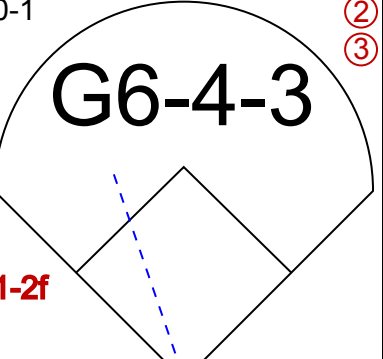
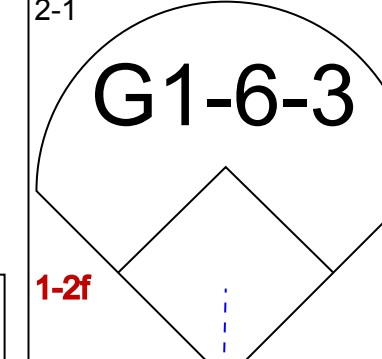
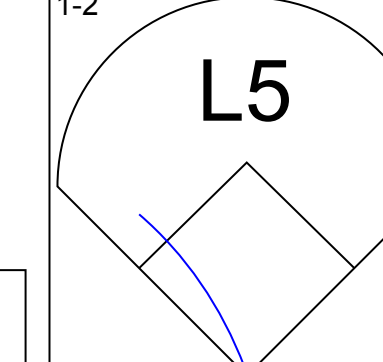
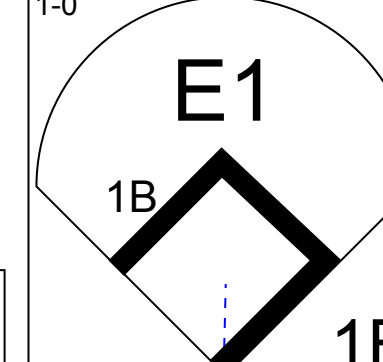
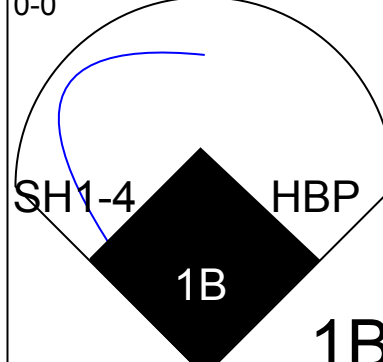

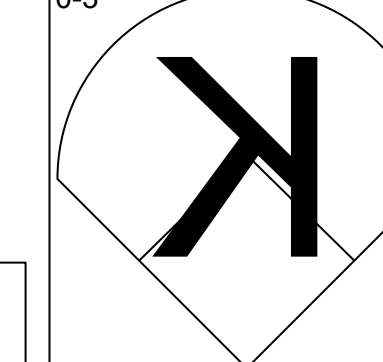
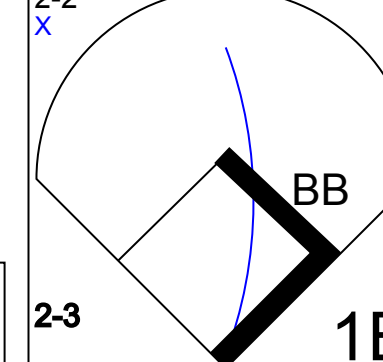
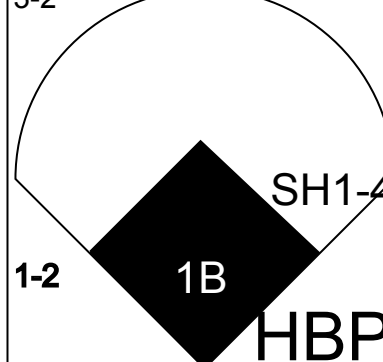
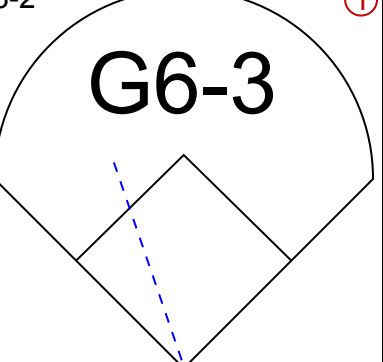
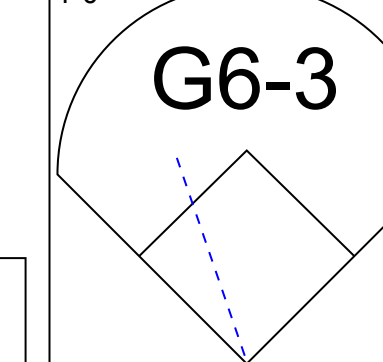
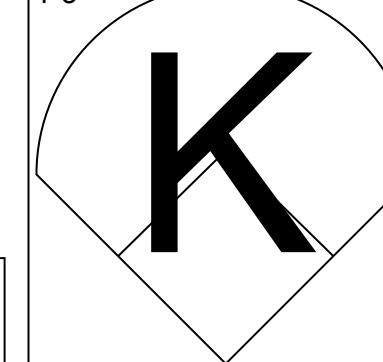
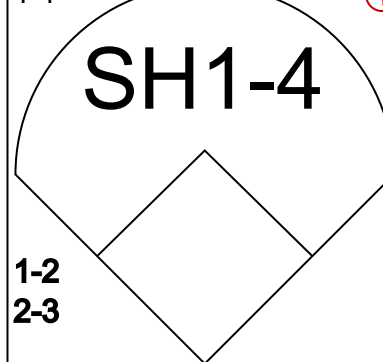
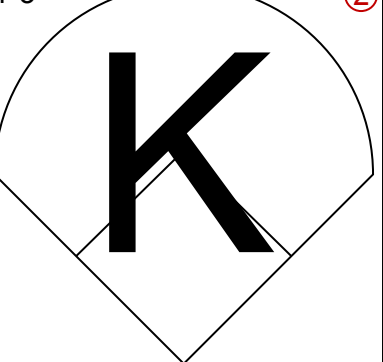
Batter	1	2	3	4	5	6	7	8	9	AB	R	H	RBI	BB	SO	LOB	BOTTOM										
Lenny Dykstra, L (1,8) OBP: 0.411, SLG: 0.459										5	0	1	0	0	0	2											
Mickey Morandini, L (1,4) OBP: 0.391, SLG: 0.425										4	0	1	0	0	2	1											
Jim Eisenreich, L (1,9) OBP: 0.369, SLG: 0.419										3	0	1	0	0	0	1											
John Kruk, L (1,3) OBP: 0.394, SLG: 0.413										4	0	2	0	0	0	2											
Tony Longmire, L (1,7) OBP: 0.284, SLG: 0.295										4	0	1	0	0	1	2											
Kim Batiste, R (1,5) OBP: 0.259, SLG: 0.306										4	0	1	0	0	1	2											
Mike Lieberthal, R (1,2) OBP: 0.317, SLG: 0.417										4	0	0	0	0	0	1											
Kevin Stocker, S (1,6) OBP: 0.391, SLG: 0.343										3	2	2	1	1	0	1											
Bobby Munoz, R (1,1) OBP: 0.212, SLG: 0.281 Tom Edens, R (9,1)										2	0	0	0	0	2	0											
Ricky Jordan, R (9, PH) OBP: 0.291, SLG: 0.467 Billy Hatcher, R (9, FR) OBP: 0.283, SLG: 0.333										1	0	1	1	0	0	0											
Inning Stats	R: 0 E: 0 K: 1 S: 13	H: 1 LOB: 1 BB: 0 P: 16	R: 0 E: 0 K: 1 S: 12	H: 1 LOB: 1 BB: 0 P: 16	R: 0 E: 0 K: 1 S: 9	H: 1 LOB: 0 BB: 0 P: 10	R: 0 E: 0 K: 0 S: 4	H: 1 LOB: 0 BB: 0 P: 6	R: 1 E: 0 K: 2 S: 22	H: 2 LOB: 1 BB: 0 P: 28	R: 0 E: 0 K: 1 S: 14	H: 1 LOB: 1 BB: 0 P: 20	R: 0 E: 0 K: 0 S: 6	H: 1 LOB: 1 BB: 0 P: 8	R: 0 E: 0 K: 0 S: 8	H: 1 LOB: 1 BB: 0 P: 14	R: 1 E: 0 K: 0 S: 11	H: 1 LOB: 1 BB: 1 P: 17	1B: 8 2B: 2 3B: 0 HR: 1	SF: 0 SAC: 1 DP: 2 HBP: 1	WP: 0 PB: 0 SB: 0 CS: 0	PA: 37					
PITCHER	IP	WLS	BF	H	R	ER	SO	BB	IBB	HBP	BLK	WP	HR	S	P	ERA	WHIP										
Rick White, R (1,1) ERA: 3.89	7.0	W	28	8	1	1	6	0	0	1	0	0	1	80	104	1.29	1.143										
Ravelo Manzanillo, L (8,1) ERA: 3.86	1.0		4	1	0	0	0	0	0	0	0	0	0	8	14	0.00	1.000										
Dan Miceli, R (9,1) ERA: 4.86	1.0	S	5	1	1	1	0	1	0	0	0	0	0	11	17	9.00	2.000										

Pittsburgh Pirates @ Philadelphia Phillies
Veterans Stadium, Philadelphia, PA
Tue Aug 02 1994, 7:05 PM EDT
Att: 40,164 - Unknown - 78 F

AB 34
R 2
H 10
RBI 2
BB 1
SO 6
LOB 12



Batter	1	2	3	4	5	6	7	8	9	AB	R	H	RBI	BB	SO	LOB	TOP			
Carlos Garcia, R (1,4) OBP: 0.305, SLG: 0.359										4	0	1	0	0	1	0	Pittsburgh Pirates @ Philadelphia Phillies Veterans Stadium, Philadelphia, PA Wed Aug 03 1994, 7:05 PM EDT Att: 36,542 - Unknown - 85 F			
Jay Bell, R (1,6) OBP: 0.350, SLG: 0.438 Mark Dewey, R (8,1) OBP: 1.000, SLG: 1.000										4	0	2	0	0	2	1				
Orlando Merced, S (1,3) OBP: 0.351, SLG: 0.421										4	0	0	0	0	2	3				
Lloyd McClendon, R (1,9) OBP: 0.268, SLG: 0.403										4	0	0	0	0	2					
Jeff King, R (1,5) OBP: 0.311, SLG: 0.363										4	0	1	0	0	0					
Andy Van Slyke, L (1,8) OBP: 0.337, SLG: 0.350										4	0	1	0	0	0	1				
Steve Pegues, R (1,7) OBP: 0.304, SLG: 0.333										3	0	0	0	0	2					
Don Slaught, R (1,2) OBP: 0.383, SLG: 0.351										3	0	1	0	0	2					
Steve Cooke, R (1,1) OBP: 0.200, SLG: 0.225 Paul Wagner, R (6,1) OBP: 0.162, SLG: 0.169 Junior Noboa, R (8, PH) OBP: 0.349, SLG: 0.390										2	0	0	0	0	2	1				
Inning Stats	R: 0 E: 0 K: 2 S: 11	H: 1 LOB: 1 BB: 0 P: 21	R: 0 E: 0 K: 0 S: 8	H: 1 LOB: 1 BB: 0 P: 12	R: 0 E: 0 K: 2 S: 8	H: 0 LOB: 0 BB: 0 P: 15	R: 0 E: 0 K: 1 S: 8	H: 0 LOB: 0 BB: 0 P: 11	R: 0 E: 0 K: 1 S: 9	H: 1 LOB: 1 BB: 0 P: 13	R: 0 E: 0 K: 0 S: 9	H: 1 LOB: 1 BB: 0 P: 12	R: 0 E: 0 K: 0 S: 8	H: 1 LOB: 0 BB: 0 P: 10	R: 0 E: 0 K: 0 S: 4	H: 0 LOB: 0 BB: 0 P: 7		1B: 4 2B: 2 3B: 0 HR: 0	SF: 0 SAC: 0 DP: 0 HBP: 0	WP: 1 PB: 0 SB: 1 CS: 0
PITCHER Danny Jackson, L (1,1) ERA: 3.24	IP: 9.0 WLS: W BF: 33 H: 6 R: 0 ER: 0 SO: 7 BB: 0 IBB: 0 HBP: 0 BLK: 0 WP: 1 HR: 0 S: 73 P: 114 ERA: 0.00 WHIP: 0.667															PITCHER	IP: WLS: BF: H: R: ER: SO: BB: IBB: HBP: BLK: WP: HR: S: P: ERA: WHIP:			

Batter	1	2	3	4	5	6	7	8	9	AB	R	H	RBI	BB	SO	LOB	BOTTOM			
Lenny Dykstra, L (1,8) OBP: 0.414, SLG: 0.465										3	2	1	0	2	0	0	Pittsburgh Pirates @ Philadelphia Phillies Veterans Stadium, Philadelphia, PA Wed Aug 03 1994, 7:05 PM EDT Att: 36,542 - Unknown - 85 F			
Kevin Stocker, S (1,6) OBP: 0.395, SLG: 0.358										4	2	2	3	1	0	4				
Ricky Jordan, R (1,3) OBP: 0.293, SLG: 0.480										5	1	2	3	0	2					
Pete Incaviglia, R (1,7) OBP: 0.290, SLG: 0.463 Jim Eisenreich, L (7,9) OBP: 0.371, SLG: 0.422										3	0	1	0	1	0	1				
Randy Ready, R (1,4) OBP: 0.500, SLG: 0.500										5	0	3	0	0	1	4				
Todd Pratt, R (1,2) OBP: 0.273, SLG: 0.318										4	0	0	0	0	4					
Billy Hatcher, R (1,9) OBP: 0.286, SLG: 0.336										4	1	2	0	0	0	0				
Kim Batiste, R (1,5) OBP: 0.264, SLG: 0.307										3	1	1	0	0	1	0				
Danny Jackson, R (1,1) OBP: 0.190, SLG: 0.232										3	0	0	0	0	2	2				
Inning Stats	R: 1 E: 0 K: 0 S: 15	H: 3 LOB: 2 BB: 0 P: 25	R: 0 E: 0 K: 1 S: 7	H: 0 LOB: 0 BB: 0 P: 9	R: 0 E: 1 K: 0 S: 7	H: 0 LOB: 2 BB: 1 P: 16	R: 0 E: 1 K: 1 S: 21	H: 2 LOB: 3 BB: 1 P: 35	R: 1 E: 0 K: 0 S: 8	H: 2 LOB: 0 BB: 0 P: 8	R: 3 E: 1 K: 0 S: 10	H: 2 LOB: 1 BB: 1 P: 20	R: 0 E: 0 K: 0 S: 6	H: 1 LOB: 0 BB: 0 P: 9	R: 2 E: 0 K: 2 S: 16	H: 3 LOB: 2 BB: 1 P: 27		1B: 10 2B: 0 3B: 1 HR: 2	SF: 0 SAC: 1 DP: 2 HBP: 1	WP: 0 PB: 0 SB: 0 CS: 0
PITCHER Steve Cooke, L (1,1) ERA: 5.09 Paul Wagner, R (6,1) ERA: 4.73 Mark Dewey, R (8,1) ERA: 4.23	IP: 5.0 WLS: L BF: 24 H: 7 R: 2 ER: 2 SO: 2 BB: 1 IBB: 1 HBP: 0 BLK: 0 WP: 0 HR: 2 S: 28 P: 93 ERA: 3.60 WHIP: 1.600															PITCHER	IP: WLS: BF: H: R: ER: SO: BB: IBB: HBP: BLK: WP: HR: S: P: ERA: WHIP:			

Batter	1	2	3	4	5	6	7	8	9	AB	R	H	RBI	BB	SO	LOB	TOP																		
Carlos Garcia, R OBP: 0.306, SLG: 0.359 (1, 4)	1-1 L9	1-0 1B				1-2 G6-3 2B	2-2 F8		2-0 L9	5	1	2	1	0	0	1	Pittsburgh Pirates @ Philadelphia Phillies Veterans Stadium, Philadelphia, PA Thu Aug 04 1994, 3:33 AM EDT Att: 37,481 - Sunny - 88 F																		
Jay Bell, R OBP: 0.350, SLG: 0.441 (1, 6)	2-0 L7	0-0 1B				1-0 G6-3	1-1 F8 2B		0-1 G4-3	5	1	2	0	0	0	1																			
Orlando Merced, S OBP: 0.349, SLG: 0.416 (1, 3)	4-2 1B				1-0 F7	0-0 G6-3	0-0 F8		3-3 K	4	1	0	0	1	1	2																			
Dave Clark, L OBP: 0.352, SLG: 0.481 (1, 9)	2-1 BB				1-0 G3	3-1 2B	0-0 G4-6-3 1B			4	0	3	2	0	0	0																			
Andy Van Slyke, L OBP: 0.336, SLG: 0.348 (1, 8)	1-1 BB				2-0 L8	3-H 2-1 F8	3-H 0-1 G4-6-3 1B			4	0	1	1	0	0	2																			
Jeff King, R OBP: 0.313, SLG: 0.372 (1, 5)	4-1 BB				0-1 L8		0-1 HR		1-3 K	3	1	1	1	1	1	0																			
Midre Cummings, L OBP: 0.296, SLG: 0.358 (1, 7)	0-3 K				0-2 G3	2-1 P7	0-1 L9			4	0	0	0	0	1	3																			
Lance Parrish, R OBP: 0.362, SLG: 0.378 (1, 2)					2-1 G5-3	2-2 FC3-6 1B				3	0	1	0	1	0	0																			
Jon Lieber, L OBP: 0.132, SLG: 0.135 Ravelo Manzanillo, L OBP: 0.667, SLG: 1.000 (8, 1)					0-3 K		0-2 FC3-6 1B		1-3 K	4	1	1	0	0	2	2																			
Inning Stats	R: 1 E: 0 K: 1 S: 14	H: 2 LOB: 3 BB: 2 P: 28	R: 0 E: 0 K: 1 S: 8	H: 2 LOB: 2 BB: 0 P: 9	R: 0 E: 0 K: 0 S: 3	H: 0 LOB: 0 BB: 0 P: 7	R: 0 E: 0 K: 0 S: 8	H: 0 LOB: 1 BB: 0 P: 10	R: 2 E: 0 K: 0 S: 11	H: 3 LOB: 1 BB: 0 P: 18	R: 1 E: 0 K: 0 S: 6	H: 2 LOB: 0 BB: 0 P: 7	R: 0 E: 0 K: 2 S: 9	H: 0 LOB: 1 BB: 1 P: 15	R: 0 E: 0 K: 1 S: 6	H: 0 LOB: 0 BB: 0 P: 11	1B: 7 2B: 3 3B: 0 HR: 1	SF: 0 SAC: 0 DP: 1 HBP: 0	WP: 1 PB: 0 SB: 0 CS: 0	PA: 39															
PITCHER	IP WLS BF H R ER SO BB IBB HBP BLK WP HR S P ERA WHIP																																		
Curt Schilling, R ERA: 4.91	(1, 1)	6.1	L	31	11	5	5	2	2	0	0	0	0	1	1	63	98	7.11	2.053																
Toby Borland, R ERA: 2.79	(7, 1)	1.2		5	0	0	0	2	1	0	0	0	0	0	0	11	17	0.00	0.600																
Heathcliff Slocumb, R ERA: 2.76	(9, 1)	1.0		3	0	0	0	1	0	0	0	0	0	0	0	6	11	0.00	0.000																

Batter	1	2	3	4	5	6	7	8	9	AB	R	H	RBI	BB	SO	LOB	BOTTOM																		
Lenny Dykstra, L OBP: 0.412, SLG: 0.460 (1, 8)	0-0 F9		1-3 K					4-1 BB		3	0	0	0	1	1	0	Pittsburgh Pirates @ Philadelphia Phillies Veterans Stadium, Philadelphia, PA Thu Aug 04 1994, 3:33 AM EDT Att: 37,481 - Sunny - 88 F																		
Mickey Morandini, L OBP: 0.366, SLG: 0.418 (1, 4)	0-1 G4-3				0-2 P5	2-2 E3 F9		1-3 K		4	0	0	0	0	1	2																			
Jim Eisenreich, L OBP: 0.373, SLG: 0.423 (1, 9)	1-0 1B				2-2 1B SF9	0-1 F9		3-2 P6		4	1	2	0	0	0	3																			
John Kruk, L OBP: 0.392, SLG: 0.410 (1, 3)	3-3 K				0-0 1B	1-1 G4-3			0-2 G6-3	4	0	1	0	0	1	2																			
Pete Incaviglia, R OBP: 0.285, SLG: 0.457 (1, 7)					2-2 SF9		1-3 K		1-3 K	3	0	0	1	0	2	0																			
Kim Batiste, R OBP: 0.259, SLG: 0.301 (1, 5)					3-H 2-0 G1-3		1-0 L3		1-3 K	4	0	0	0	0	2	1																			
Mike Lieberthal, R OBP: 0.303, SLG: 0.397 (1, 2)					0-1 G6-3		1-3 K			3	0	0	0	0	1	0																			
Kevin Stocker, S OBP: 0.394, SLG: 0.355 (1, 6)					0-0 G5-3	3-2 G4-3		4-1 BB		2	0	0	0	1	0	0																			
Curt Schilling, R OBP: 0.120, SLG: 0.120 Toby Borland, R ERA: 3.63 Tony Longmire, L OBP: 0.261, SLG: 0.293 Heathcliff Slocumb, R OBP: 0.250, SLG: 0.250 (8, PH)	(1, 1)	7.1	W	27	3	1	1	6	1	0	0	0	0	0	0	0	0	2.00	0.545																
Ravelo Manzanillo, L ERA: 3.72	(8, 1)	1.2		6	0	0	0	3	1	0	0	0	0	0	0	0	0	0.00	0.600																
Inning Stats	R: 0 E: 0 K: 1 S: 9	H: 1 LOB: 1 BB: 0 P: 13	R: 0 E: 0 K: 1 S: 9	H: 0 LOB: 0 BB: 0 P: 10	R: 0 E: 0 K: 2 S: 7	H: 0 LOB: 0 BB: 0 P: 9	R: 1 E: 0 K: 0 S: 12	H: 2 LOB: 1 BB: 0 P: 18	R: 0 E: 0 K: 0 S: 9	H: 0 LOB: 0 BB: 0 P: 15	R: 0 E: 1 K: 0 S: 9	H: 0 LOB: 1 BB: 0 P: 13	R: 0 E: 0 K: 2 S: 9	H: 0 LOB: 0 BB: 0 P: 12	R: 0 E: 0 K: 1 S: 10	H: 0 LOB: 2 BB: 2 P: 25	R: 0 E: 0 K: 2 S: 10	H: 0 LOB: 0 BB: 0 P: 12	1B: 3 2B: 0 3B: 0 HR: 0	SF: 1 SAC: 0 DP: 0 HBP: 0	WP: 0 PB: 0 SB: 0 CS: 0	PA: 33													
PITCHER	IP WLS BF H R ER SO BB IBB HBP BLK WP HR S P ERA WHIP																																		



Batter	1	2	3	4	5	6	7	8	9	AB	R	H	RBI	BB	SO	LOB	TOP								
Ray Lankford, L (1.8) OBP: 0.360, SLG: 0.486	1-2 HR		0-3 K		0-0 P8			0-3 K	1-3 K	5	1	1	1	0	3	0	St. Louis Cardinals @ Pittsburgh Pirates Three Rivers Stadium, Pittsburgh, PA Sat Aug 06 1994, 7:05 PM EDT Att: 22,741 - Unknown - 74 F AB 36 R 6 H 8 RBI 6 BB 2 SO 4 LOB 9								
Ozzie Smith, S (1.6) OBP: 0.319, SLG: 0.335	2-3 K		0-0 G6-3		2-1 L7			2-0 G6-3 1B	3-2 G4-3	5	1	1	0	0	1	0									
Gregg Jefferies, S (1.3) OBP: 0.392, SLG: 0.486	2-1 G4-3 2B		0-0		1-1 G6-3			0-1 G6-3	1-2	4	0	2	0	0	0	1									
Todd Zeile, R (1.5) OBP: 0.344, SLG: 0.462	3-2 G4-3		2-1 L9		1-1 G4-3			4-1 1B 2B BB		3	1	0	0	1	0	2									
Mark Whiten, S (1.9) OBP: 0.358, SLG: 0.475	1-2 G4-3			1-0 E7 G6-3				0-0 2B 1B		4	2	1	1	0	0	1									
Bernard Gilkey, R (1.7) OBP: 0.336, SLG: 0.357		2-1 E5 1B G6-3		1-1 G6-3				1-3 2H 1B		3	1	0	1	1	0	0									
Rene Arocha, R (8.1) OBP: 0.200, SLG: 0.222								4-2 2B BB		0	0	0	0	0	0	0									
Luis Alcega, S (1.4) OBP: 0.373, SLG: 0.471			0-0 G6-3		3-H 2-2 G6-3			0-1 2B		4	0	1	3	0	0	1									
Tom Pagnozzi, R (1.2) OBP: 0.317, SLG: 0.380		2-1 G4-6-3 1B		1-0				1-1 G6-3		4	0	2	0	0	0	1									
Omar Olivares, R (1.1) OBP: 0.231, SLG: 0.200		1-2 G4-6-3		2-2 G4-3						3	0	0	0	0	0	3									
Rich Rodriguez, L (7.1)										0	0	0	0	0	0	0									
John Habyan, R (8.1)										0	0	0	0	0	0	0									
Gerald Young, S (8.7) OBP: 0.357, SLG: 0.487		1-2								1	0	0	0	0	0	0									
Inning Stats	R: 1 E: 0 K: 1 S: 14	H: 2 LOB: 1 BB: 0 P: 23	R: 0 E: 1 K: 0 S: 8	H: 1 LOB: 1 BB: 0 P: 13	R: 0 E: 0 K: 1 S: 7	H: 1 LOB: 1 BB: 0 P: 9	R: 1 E: 1 K: 0 S: 10	H: 1 LOB: 1 BB: 0 P: 17	R: 0 E: 0 K: 0 S: 5	H: 0 LOB: 0 BB: 0 P: 8	R: 0 E: 0 K: 0 S: 7	H: 0 LOB: 0 BB: 0 P: 11	R: 0 E: 0 K: 0 S: 9	H: 0 LOB: 0 BB: 0 P: 14	R: 4 E: 0 K: 1 S: 15	H: 3 LOB: 1 BB: 2 P: 26	R: 0 E: 0 K: 1 S: 10	H: 0 LOB: 0 BB: 0 P: 16	1B: 5 2B: 2 3B: 0 HR: 1	SF: 0 SAC: 0 DP: 1 HBP: 0	WP: 0 PB: 0 SB: 0 CS: 0	PA: 38			
PITCHER	IP	WLS	BF	H	R	ER	SO	BB	IBB	HBP	BLK	WP	HR	S	P	ERA	WHIP								
Zane Smith, L (1.1) ERA: 3.47	7.2		30	6	3	2	3	0	0	0	0	0	1	66	103	2.35	0.783								
Dan Miceli, R (8.1) ERA: 5.81	0.1	L	5	2	3	3	0	2	0	0	0	0	0	9	18	81.00	12.000								
Ravelo Manzanillo, L (9.1) ERA: 3.65	1.0		3	0	0	0	1	0	0	0	0	0	0	10	16	0.00	0.000								

Batter	1	2	3	4	5	6	7	8	9	AB	R	H	RBI	BB	SO	LOB	BOTTOM								
Carlos Garcia, R (1.4) OBP: 0.311, SLG: 0.363	2-2 FC5-4 1B		1-1 G5-4-3 1B		0-1 G1-3 1B			0-1 F9	0-1 G6-4-3 1B	5	0	4	0	0	0	0	St. Louis Cardinals @ Pittsburgh Pirates Three Rivers Stadium, Pittsburgh, PA Sat Aug 06 1994, 7:05 PM EDT Att: 22,741 - Unknown - 74 F AB 35 R 3 H 11 RBI 3 BB 4 SO 3 LOB 25								
Jay Bell, R (1.6) OBP: 0.350, SLG: 0.441	0-0 FC5-4 1-2		0-0 G5-4-3 1-2 2-3		1-0 G1-3 1-2 2-3			0-1 G4-3	2-1 G6-4-3 1-2	5	0	0	0	0	0	6									
Orlando Merced, S (1.3) OBP: 0.348, SLG: 0.422	0-1 P3		1-0 P5		0-0 P4			3-1 HR	0-0 1B	5	1	2	1	0	0	4									
Dave Clark, L (1.9) OBP: 0.356, SLG: 0.493	1-0 F8			0-0 G4-3 SF8 1B				4-0 1B BB	1-2 K	3	2	2	1	1	0	1									
Dan Miceli, R (8.1)								0-0 HR		0	0	0	0	0	0	0									
Ravelo Manzanillo, L (9.1) OBP: 0.607, SLG: 1.000										0	0	0	0	0	0	0									
Tom Foley, L (9. PH) OBP: 0.323, SLG: 0.381										1	0	0	0	0	1	1									
Andy Van Slyke, L (1.8) OBP: 0.334, SLG: 0.346		1-3 K		2-1 G4-3				3-2 1B BB	3-1 G4-3	4	0	1	0	0	1	1									
Jeff King, R (1.5) OBP: 0.312, SLG: 0.368		1-2 L9		2-1 SF8				0-0 P6	4-1 FC6-4 BB	2	0	0	1	1	0	2									
Midre Cummings, L (1.7) OBP: 0.282, SLG: 0.329		4-0 BB		3-H G5-3				1-3 K	0-1 L8	3	0	0	0	1	1	3									
Don Slaught, R (1.2) OBP: 0.382, SLG: 0.348		0-1 G1-3			4-1 G1-3 1B BB			1-0 1B	2-2 P9	3	0	1	0	1	0	2									
Zane Smith, L (1.1) OBP: 0.222, SLG: 0.241			0-1 G5-4-3 1B		0-1 P7			0-1 F8	2-0 FC6-4	3	0	1	0	0	0	4									
Gary Varsho, L (8.9) OBP: 0.310, SLG: 0.418										1	0	0	0	0	0	1									
Inning Stats	R: 0 E: 0 K: 0 S: 9	H: 1 LOB: 1 BB: 0 P: 12	R: 0 E: 0 K: 1 S: 10	H: 0 LOB: 1 BB: 1 P: 16	R: 0 E: 0 K: 0 S: 6	H: 2 LOB: 1 BB: 0 P: 8	R: 1 E: 0 K: 0 S: 10	H: 1 LOB: 0 BB: 0 P: 15	R: 0 E: 0 K: 1 S: 7	H: 2 LOB: 3 BB: 1 P: 12	R: 2 E: 0 K: 0 S: 8	H: 2 LOB: 0 BB: 0 P: 14	R: 0 E: 0 K: 0 S: 7	H: 0 LOB: 1 BB: 1 P: 15	R: 0 E: 0 K: 1 S: 8	H: 2 LOB: 1 BB: 0 P: 11	1B: 9 2B: 0 3B: 0 HR: 2	SF: 1 SAC: 0 DP: 2 HBP: 0	WP: 0 PB: 0 SB: 1 CS: 0	PA: 40					
PITCHER	IP	WLS	BF	H	R	ER	SO	BB	IBB	HBP	BLK	WP	HR	S	P	ERA	WHIP								
Omar Olivares, R (1.1) ERA: 5.94	6.2		31	9	3	3	2	3	0	0	0	0	0	59	92	4.05	1.800								
Rich Rodriguez, L (7.1) ERA: 4.1	0.1	W	1	0	0	0	0	0	0	0	0	0	0	2	5	0.00	0.000								
John Habyan, R (8.1) ERA: 3.3	0.1		2	0	0	0	0	1	0	0	0	0	0	3	7	0.00	3.000								
Rene Arocha, R (8.1) ERA: 4.01	1.2	S	6	2	0	0	1	0	0	0	0	0	0	12	19	0.00	1.200								

Batter	1	2	3	4	5	6	7	8	9	AB	R	H	RBI	BB	SO	LOB	TOP															
Ray Lankford, L (1.8) OBP: 0.360, SLG: 0.485	G4-3		G3	SF9			BB 1B SF9	G4-6-3 HBP		3	1	1	1	0	0	0	St. Louis Cardinals @ Pittsburgh Pirates Three Rivers Stadium, Pittsburgh, PA Sun Aug 07 1994, 3:33 AM EDT Att: 21,858 - Cloudy - 78 F															
Luis Alcaez, S (1.4) OBP: 0.374, SLG: 0.469	G3-1		BLK 1B	F9			SF9 1B	G4-6-3		5	1	2	0	0	0	4																
Gregg Jefferies, S (1.3) OBP: 0.392, SLG: 0.483	K		BLK 1B		F8		P3	S	IBB	4	0	1	0	1	1	2																
Todd Zeile, R (1.5) OBP: 0.342, SLG: 0.458		P4	F8		P2		BB 1B	K		4	1	0	0	1	1	4																
Mark Whiten, S (1.9) OBP: 0.359, SLG: 0.473		1B BB		1B HBP 1B	L3		SF9		F7	3	1	1	1	1	0	0																
Bernard Gilkey, R (1.7) OBP: 0.341, SLG: 0.359	1B			F8		1B BB	1B BB	G6-3	1B	3	0	2	0	2	0	1																
Terry McGriff, R (1.2) OBP: 0.308, SLG: 0.272	F9			1B 1B SF9 HBP			G5-4-3	1B	G6-3	4	1	2	2	0	0	3																
José Quiñones, S (1.6) OBP: 0.372, SLG: 0.317	F8			SF9 1B		P5	K		P6	5	0	1	0	0	1	7																
Tom Urbani, L (1.1) ERA: 3.32 Gary Buckels, R (5.1) ERA: 2.7 Vicente Palacios, R (6.1) ERA: 4.33 Bryan Eversgerd, R (8.1) ERA: 4.52	F7					G5-4-3		G4-6-3	S	2	0	1	1	0	0	0	AB 35 R 5 H 12 RBI 5 BB 5 SO 3 LOB 23															
Inning Stats	R: 0 E: 0 K: 1 S: 8	H: 0 LOB: 0 BB: 0 P: 11	R: 0 E: 0 K: 0 S: 14	H: 1 LOB: 2 BB: 1 P: 27	R: 0 E: 0 K: 0 S: 10	H: 2 LOB: 2 BB: 0 P: 15	R: 2 E: 0 K: 0 S: 14	H: 3 LOB: 2 BB: 0 P: 22	R: 0 E: 0 K: 0 S: 6	H: 0 LOB: 0 BB: 0 P: 11	R: 0 E: 0 K: 0 S: 7	H: 1 LOB: 1 BB: 1 P: 12	R: 3 E: 0 K: 1 S: 16	H: 3 LOB: 2 BB: 2 P: 31	R: 0 E: 0 K: 1 S: 9	H: 1 LOB: 1 BB: 0 P: 20	R: 0 E: 0 K: 0 S: 7	H: 1 LOB: 1 BB: 0 P: 12	1B: 12 2B: 0 3B: 0 HR: 0	SF: 2 HBP: 2	WP: 0 PA: 44 CS: 0											
PITCHER	IP WLS BF H R ER SO BB IBB HBP BLK WP HR S P ERA WHIP	IP WLS BF H R ER SO BB IBB HBP BLK WP HR S P ERA WHIP																														
Rick White, R (1.1) ERA: 3.82	6.0	27	7	2	2	1	2	0	1	1	0	0	59	98	3.00	1.500																
Ravelo Manzanillo, L (7.1) ERA: 4.14	0.2	7	3	3	3	0	2	0	0	0	0	0	13	25	40.50	7.500																
Mike Dyer, R (7.1) ERA: 5.87	1.1	6	1	0	0	2	0	1	1	0	0	0	12	26	0.00	0.750																
Paul Wagner, R (9.1) ERA: 4.64	1.0	W 4	1	0	0	0	0	0	0	0	0	0	7	12	0.00	1.000																

Batter	1	2	3	4	5	6	7	8	9	AB	R	H	RBI	BB	SO	LOB	BOTTOM														
Carlos Garcia, R (1.4) OBP: 0.311, SLG: 0.370	L9		HR	K		1B 2B	F9		K	6	2	2	1	0	2	5	St. Louis Cardinals @ Pittsburgh Pirates Three Rivers Stadium, Pittsburgh, PA Sun Aug 07 1994, 3:33 AM EDT Att: 21,858 - Cloudy - 78 F														
Jay Bell, R (1.6) OBP: 0.356, SLG: 0.451	G4-3		BLK WP	2B	1B	2B SF8	F9	1B		6	2	5	1	0	0	0															
Orlando Merced, S (1.3) OBP: 0.346, SLG: 0.419	G4-3		F7	P5		P4		1B		5	0	1	0	0	0	7															
Lloyd McClendon, R (1.9) OBP: 0.292, SLG: 0.440	G5-3		F9	F9		SF8	2B	1B		5	0	2	1	0	0	5															
Jeff King, R (1.5) OBP: 0.310, SLG: 0.367	G6-3		2H 1B		F7	SF8		P4		4	0	1	1	0	0	2															
Paul Wagner, R (9.1) OBP: 0.162, SLG: 0.189										0	0	0	0	0	0	0															
Andy Van Slyke, L (1.8) OBP: 0.337, SLG: 0.354	G4-3		1B	1B		1B	3B	IBB	FC6-4	4	1	2	0	1	0	2															
Steve Pegues, R (1.7) OBP: 0.400, SLG: 0.429			F8			G1-3		1B	2B	4	0	2	1	0	0	4															
Ravelo Manzanillo, L (7.1) OBP: 0.667, SLG: 1.000										0	0	0	0	0	0	0															
Mike Dyer, R (7.1)										0	0	0	0	0	0	0															
Tom Foley, L (9.5) OBP: 0.329, SLG: 0.395										1	1	1	0	0	0	0															
Don Slaught, R (1.2) OBP: 0.382, SLG: 0.346				E4	K		G6-3		1B HBP	4	0	1	0	1	1	1															
Rick White, R (1.1) OBP: 0.143, SLG: 0.077										2	0	0	0	0	0	3															
Gary Varsho, L (7.7) OBP: 0.314, SLG: 0.413	G4-3			1B		G5-3		K		1	0	0	0	0	1	0															
Inning Stats	R: 0 E: 0 K: 0 S: 10	H: 1 LOB: 1 BB: 0 P: 16	R: 0 E: 0 K: 0 S: 8	H: 1 LOB: 2 BB: 1 P: 18	R: 2 E: 0 K: 0 S: 17	H: 4 LOB: 3 BB: 0 P: 28	R: 0 E: 1 K: 1 S: 8	H: 1 LOB: 3 BB: 0 P: 15	R: 1 E: 0 K: 0 S: 11	H: 2 LOB: 1 BB: 0 P: 14	R: 2 E: 0 K: 0 S: 13	H: 3 LOB: 2 BB: 1 P: 22	R: 0 E: 0 K: 1 S: 9	H: 0 LOB: 0 BB: 0 P: 15	R: 0 E: 0 K: 0 S: 20	H: 2 LOB: 2 BB: 0 P: 23	R: 1 E: 0 K: 1 S: 12	H: 3 LOB: 3 BB: 0 P: 18	1B: 10 2B: 5 3B: 1 HR: 1	SF: 1 HBP: 2	WP: 1 PA: 47 CS: 0										
PITCHER	IP WLS BF H R ER SO BB IBB HBP BLK WP HR S P ERA WHIP	IP WLS BF H R ER SO BB IBB HBP BLK WP HR S P ERA WHIP																													
Tom Urbani, L (1.1) ERA: 4.78	4.1	25	9	3	3	1	1	0	1	1	1	48	84	6.23	2.308																
Gary Buckels, R (5.1) ERA: 2.7	0.2	2	0	0	0	1	0	0	0	0	0	6	7	0.00	0.000																
Vicente Palacios, R (6.1) ERA: 4.33	2.0	10	3	2	2	1	0	1	0	0	0	22	37	9.00	1.500																
Bryan Eversgerd, L (8.1) ERA: 4.52	1.1	L 10	5	1	1	1	0	0	1	0	0	32	41	6.75	3.750																

Batter	1	2	3	4	5	6	7	8	9	AB	R	H	RBI	BB	SO	LOB	TOP					
Marquis Grissom, R OBP: 0.346, SLG: 0.425	0-1 1B G3		1-2 FC6-4 1B		2-0 1B 2H		1-2 1B		2-3 K	5	1	4	2	0	1	0	Montreal Expos @ Pittsburgh Pirates Three Rivers Stadium, Pittsburgh, PA Tue Aug 09 1994, 7:05 PM EDT Att: 18,183 - Unknown - 72 F					
Cliff Floyd, L OBP: 0.332, SLG: 0.398	1-3 K		1-1 P6		1-1 1B		0-0 F7			4	0	1	0	0	1	3						
Moises Alou, R OBP: 0.394, SLG: 0.586	1-0 1B G3		1-0 FC6-4		2-3 K		0-2 G5-3			4	0	1	0	0	1	4						
Larry Walker, L OBP: 0.394, SLG: 0.591	2-2 G3			1-2 F7		0-0 HR		2-1 G3		4	1	1	2	0	0	1						
Darrin Fletcher, L OBP: 0.315, SLG: 0.437	0-2 F8			0-2 P6		0-0 G4-3		3-1 G4-3		4	0	0	0	0	0	1						
Wil Cordero, R OBP: 0.363, SLG: 0.493		0-0 G5-3		0-1 F9		1-2 K		2-1 FC6-4 1B		4	0	1	0	0	1	0						
Sean Berry, R OBP: 0.344, SLG: 0.452		2-1 G6-3			1-3 K	0-0 L1		1-2 FC6-4		4	0	0	0	0	1	1						
Mike Lansing, R OBP: 0.326, SLG: 0.367		0-1 P6			0-0 SH5-4 1B		1-0 1B 2B		0-0 G4-3	4	2	2	0	0	0	0						
Kirk Rueter, L OBP: 0.167, SLG: 0.118			0-1 G5-3				2-3 K		0-3 K	2	0	0	0	0	1	1						
Mel Rojas, R OBP: 0.200, SLG: 0.200					0-0 SH5-4					1	0	0	0	0	1	0						
John Wetteland, R OBP: 0.250, SLG: 0.250					1-2					0	0	0	0	0	0	0						
Tim Spehr, R OBP: 0.325, SLG: 0.389										0	0	0	0	0	0	0						
Inning Stats	R: 1 E: 0 K: 1 S: 12	H: 2 LOB: 1 BB: 0 P: 16	R: 0 E: 0 K: 0 S: 5	H: 0 LOB: 0 BB: 0 P: 7	R: 0 E: 0 K: 0 S: 8	H: 1 LOB: 1 BB: 0 P: 11	R: 0 E: 0 K: 0 S: 8	H: 0 LOB: 0 BB: 0 P: 9	R: 1 E: 0 K: 2 S: 12	H: 3 LOB: 2 BB: 0 P: 17	R: 1 E: 0 K: 1 S: 6	H: 1 LOB: 0 BB: 0 P: 7	R: 1 E: 0 K: 1 S: 11	H: 2 LOB: 1 BB: 0 P: 15	R: 0 E: 0 K: 0 S: 10	H: 1 LOB: 1 BB: 0 P: 18	R: 0 E: 0 K: 2 S: 7	H: 0 LOB: 0 BB: 0 P: 9	1B: 8 2B: 1 3B: 0 HR: 1	SF: 0 SAC: 1 DP: 0 HBP: 0	WP: 0 PB: 0 CS: 0	PA: 37
PITCHER	IP WLS BF H R ER SO BB IBB HBP BLK WP HR S P ERA WHIP	IP WLS BF H R ER SO BB IBB HBP BLK WP HR S P ERA WHIP																				
Jon Lieber, R ERA: 3.73	(1, 1) 7.0 L 30 9 4 4 5 0 0 0 0 0 1 62 82 5.14 1.286	(8, 1) 0.2 2 0 0 0 0 0 0 0 0 0 0 0 4 9 0.00 0.000	(8, 1) 1.1 5 1 0 0 2 0 0 0 0 0 0 0 13 18 0.00 0.750																			

AB	36
R	4
H	10
RBI	4
BB	0
SO	7
LOB	11



Batter	1	2	3	4	5	6	7	8	9	AB	R	H	RBI	BB	SO	LOB	BOTTOM					
Carlos Garcia, R OBP: 0.308, SLG: 0.366	1-1 P7		1-3 K		0-0 G4-3		1-1 G6-3			4	0	0	0	0	1	1	Montreal Expos @ Pittsburgh Pirates Three Rivers Stadium, Pittsburgh, PA Tue Aug 09 1994, 7:05 PM EDT Att: 18,183 - Unknown - 72 F					
Jay Bell, R OBP: 0.352, SLG: 0.444	4-1 1B E BB		0-0 P8			1-1 L7		0-3 K		3	1	0	0	1	1	0						
Steve Peques, R OBP: 0.412, SLG: 0.438	1-1 FC6-4 1B			0-0 G6-3 1B		1-2 G4-3		1-0 G5-3		4	0	2	0	0	0	0						
Lloyd McClendon, R OBP: 0.280, SLG: 0.420	0-0 FC6-4 CS			2-0 F8		0-0 G6-3		1-2 F7		4	0	0	0	0	0	2						
Orlando Merced, S OBP: 0.344, SLG: 0.414	0-2 CS	0-0 L9		1-0 G6-3		2-2 BB 2B 1B		4-2 BB		3	1	1	0	1	0	1						
Midre Cummings, L OBP: 0.302, SLG: 0.350		1-0 G6-3		2-1 HBP		1-0 L7		0-1 F9		3	0	0	0	0	0	2						
Don Slaught, R OBP: 0.362, SLG: 0.345		1-1 1B		3-2 P4		4-0 2B BB		2-0 F9		3	1	1	0	1	0	3						
Tom Foley, L OBP: 0.309, SLG: 0.369		0-3 K			0-0 G1-3		1-2 L6		0-2 G4-3	4	0	0	0	0	1	4						
Jon Lieber, L OBP: 0.125, SLG: 0.128			1-3 K				0-1 2B			2	0	0	0	0	2	0						
Jeff King, R OBP: 0.313, SLG: 0.369					1-3 K					0	0	0	0	0	0	0						
Dave Clark, L OBP: 0.357, SLG: 0.495							1-1 2B			1	0	1	2	0	0	0						
Rich Robertson, L OBP: 0.250, SLG: 0.250										0	0	0	0	0	0	0						
Paul Wagner, R OBP: 0.182, SLG: 0.189										0	0	0	0	0	0	0						
Inning Stats	R: 1 E: 1 K: 0 S: 8	H: 1 LOB: 0 BB: 1 P: 14	R: 0 E: 0 K: 1 S: 7	H: 1 LOB: 0 BB: 0 P: 9	R: 0 E: 0 K: 2 S: 7	H: 0 LOB: 0 BB: 0 P: 9	R: 0 E: 0 K: 0 S: 8	H: 1 LOB: 2 BB: 0 P: 16	R: 0 E: 0 K: 0 S: 6	H: 0 LOB: 0 BB: 0 P: 7	R: 0 E: 0 K: 0 S: 6	H: 0 LOB: 0 BB: 0 P: 8	R: 2 E: 0 K: 0 S: 11	H: 2 LOB: 1 BB: 1 P: 20	R: 0 E: 0 K: 1 S: 9	H: 0 LOB: 0 BB: 0 P: 11	R: 0 E: 0 K: 0 S: 10	H: 0 LOB: 1 BB: 1 P: 16	1B: 4 2B: 1 3B: 0 HR: 0	SF: 0 SAC: 0 DP: 0 HBP: 1	WP: 0 PB: 0 CS: 1	PA: 36
PITCHER	IP WLS BF H R ER SO BB IBB HBP BLK WP HR S P ERA WHIP	IP WLS BF H R ER SO BB IBB HBP BLK WP HR S P ERA WHIP																				
Kirk Rueter, L ERA: 5.17	(1, 1) 6.2 W 26 4 3 2 4 2 0 0 0 0 0 0 49 78 2.70 0.900	(7, 1) 1.1 6 1 0 0 1 1 0 0 0 0 0 0 16 23 0.00 1.500	(9, 1) 1.0 S 3 0 0 0 0 0 0 0 0 0 0 7 9 0.00 0.000																			

AB	31
R	3
H	5
RBI	2
BB	3
SO	5
LOB	13



Batter	1	2	3	4	5	6	7	8	9	AB	R	H	RBI	BB	SO	LOB	TOP			
Marquis Grissom, R OBP: 0.346, SLG: 0.431	F7		HR		G5-3		G4-3		F8 2B 1B	5	2	2	1	0	0	0				
Wil Cordero, R OBP: 0.361, SLG: 0.489	G5-3		2B 1B		L9		P5		F8 1-3	5	1	1	0	0	0	1				
Moises Alou, R OBP: 0.398, SLG: 0.593	1B		1B 2B		1B		G5-3		1B 2B	5	1	4	2	0	0	0				
Larry Walker, L OBP: 0.394, SLG: 0.587	K		1B		L4				L9 1B IBB	4	0	1	1	1	1	2				
Rondell White, R OBP: 0.371, SLG: 0.484		G6-3	G4-3		G5-3				P4 1-2 2-3 1B	5	0	1	0	0	0	1				
Lenny Webster, R OBP: 0.370, SLG: 0.454	K				K				1B BB F9	4	0	0	0	0	1	3				
John Wetteland, R OBP: 0.250, SLG: 0.250										0	0	0	0	0	0	0				
Sean Berry, R OBP: 0.348, SLG: 0.456	P3				S 1B		1B 1B		1-2 1B	4	0	3	0	0	0	0				
Mike Lansing, R OBP: 0.328, SLG: 0.368			S1-6-4 1B		P4		1-2 1B		G3	4	0	2	0	0	0	3				
Pedro Martinez, R OBP: 0.146, SLG: 0.136			1-2 G1-6-4		K		G1		K	4	0	0	0	0	2	4				
Tim Spehr, R OBP: 0.325, SLG: 0.389			1-2							0	0	0	0	0	0	0				
Inning Stats	R: 0 H: 1 E: 0 K: 1 S: 10	H: 1 LOB: 1 BB: 0 P: 13	R: 0 H: 0 E: 0 K: 1 S: 7	H: 0 LOB: 0 BB: 1 P: 12	R: 3 H: 5 E: 0 K: 0 S: 15	H: 1 LOB: 1 BB: 0 P: 24	R: 0 H: 1 E: 0 K: 2 S: 10	H: 1 LOB: 1 BB: 0 P: 15	R: 0 H: 2 E: 0 K: 1 S: 16	H: 2 LOB: 2 BB: 0 P: 23	R: 0 H: 0 E: 0 K: 0 S: 6	H: 0 LOB: 0 BB: 1 P: 8	R: 0 H: 1 E: 0 K: 0 S: 7	H: 1 LOB: 2 BB: 1 P: 15	R: 1 H: 3 E: 0 K: 1 S: 18	H: 3 LOB: 3 BB: 1 P: 27	1B: 11 2B: 2 3B: 0 HR: 1	SF: 0 SAC: 0 DP: 1 HBP: 0	WP: 0 PB: 0 CS: 0	PA: 42
PITCHER	IP WLS BF H R ER SO BB IBB HBP BLK WP HR S P ERA WHIP																			
Denny Neagle, L ERA: 5.12	(1, 1) 5.0 L 22 8 3 3 4 0 0 0 0 0 1 48 72 5.40 1.600																			
Mark Dewey, R ERA: 3.68	(6, 1) 3.0 13 3 0 0 1 1 0 0 0 0 0 29 46 0.00 1.333																			
Dan Miceli, R ERA: 5.93	(9, 1) 1.0 7 3 1 1 1 0 1 0 0 0 0 18 27 9.00 3.000																			

Montreal Expos @ Pittsburgh Pirates
Three Rivers Stadium, Pittsburgh, PA
Wed Aug 10 1994, 7:05 PM EDT
Att: 15,690 - Unknown - 76 F

AB	40
R	4
H	14
RBI	4
BB	2
SO	6
LOB	14



Batter	1	2	3	4	5	6	7	8	9	AB	R	H	RBI	BB	SO	LOB	BOTTOM					
Carlos Garcia, R OBP: 0.305, SLG: 0.363	F9		G4-3			F8		F9		4	0	0	0	0	0	0						
Dan Miceli, R										0	0	0	0	0	0	0						
Jay Bell, R OBP: 0.354, SLG: 0.443	G4-6-3 BB				P9	FC3-6 1B		F9		3	0	1	0	1	0	0						
Orlando Merced, S OBP: 0.343, SLG: 0.412	G4-6-3 1-2				K	FC3-6 1-2		2B 1B		4	0	1	0	0	1	2						
Dave Clark, L OBP: 0.355, SLG: 0.489			G6-4-3 BB		K	F9		K		3	0	0	0	1	2	2						
Andy Van Slyke, L OBP: 0.338, SLG: 0.357		G6-4-3 1-2			1B L5 1B		G1-3		2-2 1-3 2B	4	0	2	0	0	0	1						
Jeff King, R OBP: 0.315, SLG: 0.370					BB 1B		K		1-3 K	4	0	2	0	0	2	2						
Midre Cummings, L OBP: 0.292, SLG: 0.337		G3-4-1			K		F8			3	0	0	0	0	1	3						
Don Slaught, R OBP: 0.381, SLG: 0.342			P9					G6-3		2	0	0	0	1	0	0						
Denny Neagle, L OBP: 0.190, SLG: 0.262								G3		1	0	0	0	0	0	0						
Gary Varsho, L OBP: 0.307, SLG: 0.402			F8		L5					1	0	0	0	0	0	3						
Mark Dewey, R OBP: 1.000, SLG: 1.000										0	0	0	0	0	0	0						
Tom Foley, L OBP: 0.307, SLG: 0.366										1	0	0	0	0	0	0						
Inning Stats	R: 0 H: 0 E: 0 K: 0 S: 7	H: 1 LOB: 1 BB: 1 P: 14	R: 0 H: 1 E: 0 K: 0 S: 13	H: 1 LOB: 1 BB: 1 P: 20	R: 0 H: 0 E: 0 K: 0 S: 3	H: 0 LOB: 0 BB: 0 P: 4	R: 0 H: 0 E: 0 K: 2 S: 11	H: 0 LOB: 0 BB: 0 P: 17	R: 0 H: 2 E: 0 K: 1 S: 9	H: 2 LOB: 2 BB: 1 P: 18	R: 0 H: 1 E: 0 K: 0 S: 7	H: 1 LOB: 1 BB: 0 P: 11	R: 0 H: 0 E: 0 K: 1 S: 7	H: 0 LOB: 0 BB: 0 P: 10	R: 0 H: 0 E: 0 K: 0 S: 5	H: 0 LOB: 0 BB: 0 P: 8	R: 0 H: 2 E: 0 K: 2 S: 20	H: 2 LOB: 2 BB: 0 P: 26	1B: 5 2B: 2 3B: 0 HR: 0	SF: 0 SAC: 0 DP: 3 HBP: 0	WP: 0 PB: 0 CS: 0	PA: 33
PITCHER	IP WLS BF H R ER SO BB IBB HBP BLK WP HR S P ERA WHIP																					
Pedro Martinez, R ERA: 3.42	(1, 1) 8.2 W 32 6 0 0 0 3 0 0 0 0 0 0 123 0.00 1.038																					
John Wetteland, R ERA: 2.83	(9, 1) 0.1 S 1 0 0 0 1 0 0 0 0 0 0 0 4 5 0.00 0.000																					

Montreal Expos @ Pittsburgh Pirates
Three Rivers Stadium, Pittsburgh, PA
Wed Aug 10 1994, 7:05 PM EDT
Att: 15,690 - Unknown - 76 F

AB	30
R	0
H	6
RBI	0
BB	3
SO	6
LOB	13



Batter	1	2	3	4	5	6	7	8	9	AB	R	H	RBI	BB	SO	LOB	TOP					
Marquis Grissom, R OBP: 0.344, SLG: 0.427	G1-3		F9			G3-1		G6-3		4	0	0	0	0	0	2						
Sean Berry, R OBP: 0.347, SLG: 0.453	F8		FC6-4			G6-3			G5-4-3 1B	4	0	1	0	0	0	2						
Moises Alou, R OBP: 0.397, SLG: 0.592	G1-3				G6-3				G5-4-3 1-2	4	0	1	0	0	0	1						
Rondell White, R OBP: 0.358, SLG: 0.464		G6-3			G6-3				G6-3	4	0	0	0	0	0	1						
Wil Cordero, R OBP: 0.363, SLG: 0.489					F9					2	0	1	0	1	0	0						
Randy Milligan, R OBP: 0.337, SLG: 0.329	L4-3 1B									3	0	1	0	0	0	3						
Lenny Webster, R OBP: 0.370, SLG: 0.448										2	0	0	0	1	0	3						
Mike Lansing, R OBP: 0.328, SLG: 0.368										3	0	1	0	0	0	0						
Butch Henry, L ERA: 3.27										1	0	0	0	0	0	2						
Fredie Estrada, R ERA: 2.72, SLG: 0.271										1	0	0	0	0	0	0						
Jeff Shaw, R ERA: 3.95, SLG: 0.286										0	0	0	0	0	0	0						
Darrell Fletcher, R ERA: 3.12, SLG: 0.435										1	0	0	0	0	0	0						
Tim Scott, R ERA: 2.7										0	0	0	0	0	0	0						
Gil Heredia, R ERA: 3.33, SLG: 0.313										0	0	0	0	0	0	0						
Inning Stats	R: 0 E: 0 K: 0 S: 5	H: 0 LOB: 0 BB: 0 P: 7	R: 0 E: 0 K: 0 S: 7	H: 1 LOB: 0 BB: 0 P: 12	R: 0 E: 0 K: 0 S: 9	H: 1 LOB: 2 BB: 1 P: 16	R: 0 E: 0 K: 0 S: 5	H: 0 LOB: 0 BB: 0 P: 7	R: 0 E: 0 K: 0 S: 7	H: 1 LOB: 0 BB: 0 P: 10	R: 0 E: 0 K: 0 S: 5	H: 0 LOB: 0 BB: 0 P: 8	R: 0 E: 0 K: 0 S: 6	H: 1 LOB: 2 BB: 1 P: 14	R: 0 E: 0 K: 0 S: 10	H: 0 LOB: 0 BB: 0 P: 15	R: 0 E: 0 K: 0 S: 6	H: 1 LOB: 0 BB: 0 P: 7	1B: 4 2B: 2 3B: 0 HR: 0	SF: 0 SAC: 0 DP: 3 HBP: 0	WP: 0 PB: 0 CS: 1	PA: 31
PITCHER Zane Smith, L ERA: 3.27	IP: 9.0 WLS: W BF: 31 H: 5 R: 0 ER: 0 SO: 0	BB: 2 IBB: 0 HBP: 0 BLK: 0	WP: 0 HR: 0 S: 60 P: 96	ERA: 0.00 WHIP: 0.778	PITCHER										IP: 9.0 WLS: W BF: 31 H: 5 R: 0 ER: 0 SO: 0	BB: 2 IBB: 0 HBP: 0 BLK: 0	WP: 0 HR: 0 S: 60 P: 96	ERA: 0.00 WHIP: 0.778				

Montreal Expos @ Pittsburgh Pirates
Three Rivers Stadium, Pittsburgh, PA
Thu Aug 11 1994, 7:05 PM EDT
Att: 16,896 - Unknown - 78 F

AB 29
R 0
H 5
RBI 0
BB 2
SO 0
LOB 14



Batter	1	2	3	4	5	6	7	8	9	AB	R	H	RBI	BB	SO	LOB	BOTTOM					
Carlos Garcia, R OBP: 0.309, SLG: 0.367	G6-3		FC1-4 1B							4	1	3	0	0	0	0						
Jay Bell, R OBP: 0.353, SLG: 0.441	F9		FC1-4 1-2							4	1	1	0	0	0	3						
Steve Pegues, R OBP: 0.395, SLG: 0.417	G5-3		G6-4-3 1-2							4	0	1	0	0	1	1						
Lloyd McClendon, R OBP: 0.278, SLG: 0.413										4	1	1	0	0	0	1						
Jeff King, R OBP: 0.316, SLG: 0.375										4	1	2	0	0	1	0						
Andy Van Slyke, L OBP: 0.340, SLG: 0.358										4	0	2	1	0	1	1						
Lance Parrish, R OBP: 0.363, SLG: 0.381										4	0	1	0	0	1	4						
Midre Cummings, L OBP: 0.283, SLG: 0.326										3	0	0	1	0	1	2						
Zane Smith, L OBP: 0.211, SLG: 0.228										3	0	0	0	0	1	2						
Inning Stats	R: 0 E: 0 K: 0 S: 8	H: 0 LOB: 0 BB: 0 P: 13	R: 2 E: 0 K: 1 S: 12	H: 3 LOB: 1 BB: 0 P: 17	R: 0 E: 0 K: 0 S: 3	H: 1 LOB: 0 BB: 0 P: 6	R: 0 E: 0 K: 1 S: 6	H: 0 LOB: 0 BB: 0 P: 8	R: 0 E: 0 K: 1 S: 10	H: 2 LOB: 2 BB: 0 P: 16	R: 0 E: 1 K: 2 S: 15	H: 0 LOB: 1 BB: 0 P: 22	R: 0 E: 0 K: 1 S: 7	H: 0 LOB: 0 BB: 0 P: 10	R: 2 E: 1 K: 0 S: 18	H: 5 LOB: 2 BB: 0 P: 27	1B: 9 2B: 2 3B: 0 HR: 0	SF: 0 SAC: 0 DP: 2 HBP: 0	WP: 0 PB: 0 CS: 0	PA: 34		
PITCHER Butch Henry, L ERA: 2.43	IP: 5.0 WLS: L BF: 20 H: 6 R: 2 ER: 2 SO: 3	BB: 0 IBB: 0 HBP: 0 BLK: 0	WP: 0 HR: 0 S: 39 P: 60	ERA: 3.60 WHIP: 1.200	PITCHER										IP: 5.0 WLS: L BF: 20 H: 6 R: 2 ER: 2 SO: 3	BB: 0 IBB: 0 HBP: 0 BLK: 0	WP: 0 HR: 0 S: 39 P: 60	ERA: 3.60 WHIP: 1.200				
Jeff Shaw, R ERA: 3.95	2.0 0 0 0 0 0	0 0 0 0 0 0	0 0 0 0 0 0	0 0 0 0 0 0	0 0 0 0 0 0	0 0 0 0 0 0	0 0 0 0 0 0	0 0 0 0 0 0	0 0 0 0 0 0	0 0 0 0 0 0	0 0 0 0 0 0	0 0 0 0 0 0	0 0 0 0 0 0	0 0 0 0 0 0	0 0 0 0 0 0	0 0 0 0 0 0	0 0 0 0 0 0	0 0 0 0 0 0	0 0 0 0 0 0	0 0 0 0 0 0	0 0 0 0 0 0	0 0 0 0 0 0
Tim Scott, R ERA: 2.7	0.2 0 0 0 0 0	0 0 0 0 0 0	0 0 0 0 0 0	0 0 0 0 0 0	0 0 0 0 0 0	0 0 0 0 0 0	0 0 0 0 0 0	0 0 0 0 0 0	0 0 0 0 0 0	0 0 0 0 0 0	0 0 0 0 0 0	0 0 0 0 0 0	0 0 0 0 0 0	0 0 0 0 0 0	0 0 0 0 0 0	0 0 0 0 0 0	0 0 0 0 0 0	0 0 0 0 0 0	0 0 0 0 0 0	0 0 0 0 0 0	0 0 0 0 0 0	0 0 0 0 0 0
Gil Heredia, R ERA: 3.46	0.1 0 0 0 0 0	0 0 0 0 0 0	0 0 0 0 0 0	0 0 0 0 0 0	0 0 0 0 0 0	0 0 0 0 0 0	0 0 0 0 0 0	0 0 0 0 0 0	0 0 0 0 0 0	0 0 0 0 0 0	0 0 0 0 0 0	0 0 0 0 0 0	0 0 0 0 0 0	0 0 0 0 0 0	0 0 0 0 0 0	0 0 0 0 0 0	0 0 0 0 0 0	0 0 0 0 0 0	0 0 0 0 0 0	0 0 0 0 0 0	0 0 0 0 0 0	0 0 0 0 0 0

Montreal Expos @ Pittsburgh Pirates
Three Rivers Stadium, Pittsburgh, PA
Thu Aug 11 1994, 7:05 PM EDT
Att: 16,896 - Unknown - 78 F

AB 34
R 4
H 11
RBI 2
BB 0
SO 6
LOB 14

