

Pittsburgh Pirates - 1995

Batter	1	2	3	4	5	6	7	8	9	AB	R	H	RBI	BB	SO	LOB	TOP											
Mike Lansing, R OBP: 0.200, SLG: 0.400 (1, 4)										5	1	1	1	0	1	2												
Cliff Floyd, L OBP: 0.750, SLG: 0.667 (1, 3)										3	1	2	0	1	0	0												
Roberto Kelly, R OBP: 0.250, SLG: 0.250 (1, 8)										4	1	1	1	1	0	0	3											
Moises Alou, R OBP: 0.500, SLG: 0.333 (1, 9)										3	1	1	0	0	2	0												
Darrin Fletcher, L OBP: 0.750, SLG: 1.667 (8, PR) Tim Spehr, R (8, 2)										3	1	2	1	0	1	1												
Wil Cordero, R (1, 6)										4	0	0	0	0	1	2												
Tony Tarasco, L OBP: 0.500, SLG: 0.750 (1, 7)										4	0	2	0	0	2	1												
Sean Berry, R Shane Andrews, R (9, 5)										2	1	0	0	2	0	2												
Jeff Fassero, L Rondell White, R Jeff Shaw, R Luis Aquino, R Bryan Eversgerd, R Tim Scott, R (11, 1)										1	0	0	0	0	0	1												
Inning Stats	R: 0 E: 0 K: 0 S: 11	H: 1 LOB: 0 BB: 0 P: 13	R: 1 E: 0 K: 2 S: 12	H: 1 LOB: 0 BB: 0 P: 16	R: 0 E: 0 K: 1 S: 14	H: 0 LOB: 2 BB: 2 P: 23	R: 0 E: 0 K: 1 S: 7	H: 1 LOB: 0 BB: 0 P: 8	R: 5 E: 1 K: 1 S: 20	H: 5 LOB: 1 BB: 0 P: 36	R: 0 E: 0 K: 0 S: 10	H: 0 LOB: 1 BB: 0 P: 16	R: 0 E: 0 K: 1 S: 8	H: 0 LOB: 0 BB: 0 P: 9	R: 0 E: 0 K: 1 S: 7	H: 0 LOB: 1 BB: 0 P: 14	R: 0 E: 0 K: 1 S: 6	H: 0 LOB: 0 BB: 1 P: 10	1B: 6 2B: 2 3B: 0 HR: 1	SF: 0 SAC: 1 DP: 1 HBP: 2	WP: 1 PB: 0 CS: 3	PA: 38						
PITCHER	IP	WLS	BF	H	R	ER	SO	BB	IBB	HBP	BLK	WP	HR	S	P	ERA	WHIP											
Jon Lieber, R ERA: 11.57	(1, 1)	4.2	L	22	7	6	6	4	2	0	1	0	0	1	56	83	11.57	1.929										
Jason Christiansen, L ERA:	(5, 1)	0.1		2	1	0	0	1	0	0	0	0	1	0	8	13	0.00	3.000										
Mike Maddux, R ERA:	(6, 1)	2.0		7	1	0	0	1	0	0	0	0	0	0	18	25	0.00	0.500										
Ravelo Manzanillo, L ERA:	(8, 1)	1.0		3	0	0	0	1	0	0	1	0	0	0	7	14	0.00	0.000										
Dan Miceli, R ERA:	(9, 1)	1.0		3	0	0	0	1	1	0	0	0	0	0	6	10	0.00	1.000										

Montreal Expos @ Pittsburgh Pirates
Three Rivers Stadium, Pittsburgh, PA
 Wed Apr 26 1995, 7:05 PM EDT
 Att: 34,841 - Unknown - 62 F

AB	31
R	6
H	9
RBI	3
BB	3
SO	8
LOB	14



Batter	1	2	3	4	5	6	7	8	9	AB	R	H	RBI	BB	SO	LOB	BOTTOM											
Jacob Brumfield, R OBP: 0.750, SLG: 0.667 Ravelo Manzanillo, L Dan Miceli, R Mackey Sasser, L (1, 8)										3	0	2	0	1	0	0												
Carlos Garcia, R (1, 4)										3	0	0	1	1	0	2												
Al Martin, L (1, 7) (8, 8)										4	0	0	0	0	2	3												
Jeff King, R (1, 5)										4	0	0	0	0	0	0												
Jay Bell, R OBP: 0.500, SLG: 1.333 (1, 6)										3	1	1	1	1	1	0												
Orlando Merced, S OBP: 0.250, SLG: 0.250 (1, 9) (8, 7)										4	0	1	0	0	1	1												
Rich Aude, R Mark Johnson, L (1, 3) (8, PH) (9, 3)										3	0	0	0	0	0	1												
Mark Parent, R OBP: 0.500, SLG: 0.333 (1, 2)										3	1	1	0	1	1	0												
Jon Lieber, L Jason Christiansen, R Steve Pegues, R Mike Maddux, L Midre Cummings, L OBP: 0.500, SLG: 0.500 (11, 1)										1	0	0	0	0	1	3												
Inning Stats	R: 0 E: 0 K: 1 S: 7	H: 0 LOB: 0 BB: 0 P: 11	R: 0 E: 1 K: 1 S: 10	H: 1 LOB: 3 BB: 1 P: 20	R: 0 E: 0 K: 1 S: 7	H: 1 LOB: 0 BB: 0 P: 12	R: 1 E: 0 K: 1 S: 12	H: 1 LOB: 0 BB: 0 P: 16	R: 0 E: 0 K: 1 S: 8	H: 0 LOB: 3 BB: 0 P: 10	R: 0 E: 0 K: 1 S: 8	H: 0 LOB: 0 BB: 0 P: 13	R: 1 E: 0 K: 0 S: 12	H: 2 LOB: 3 BB: 2 P: 27	R: 0 E: 0 K: 1 S: 13	H: 0 LOB: 1 BB: 1 P: 21	R: 0 E: 0 K: 0 S: 9	H: 0 LOB: 0 BB: 0 P: 10	1B: 5 2B: 0 3B: 0 HR: 1	SF: 0 SAC: 0 DP: 0 HBP: 0	WP: 1 PB: 0 CS: 1	PA: 37						
PITCHER	IP	WLS	BF	H	R	ER	SO	BB	IBB	HBP	BLK	WP	HR	S	P	ERA	WHIP											
Jeff Fassero, L ERA: 1.8	(1, 1)	5.0	W	20	4	1	1	5	1	0	0	0	0	0	44	69	1.80	1.000										
Jeff Shaw, R ERA: 5.4	(6, 1)	1.2		8	2	1	1	1	1	0	0	0	0	0	19	33	5.40	1.800										
Luis Aquino, R ERA:	(7, 1)	0.0		1	0	0	0	0	1	0	0	0	0	0	4													
Bryan Eversgerd, L ERA:	(7, 1)	0.2		3	0	0	0	0	1	0	0	0	0	0	9	18	0.00	1.500										
Tim Scott, R ERA:	(8, 1)	1.2		5	0	0	0	1	0	0	0	1	0	14	16	0.00	0.000											

Montreal Expos @ Pittsburgh Pirates
Three Rivers Stadium, Pittsburgh, PA
 Wed Apr 26 1995, 7:05 PM EDT
 Att: 34,841 - Unknown - 62 F

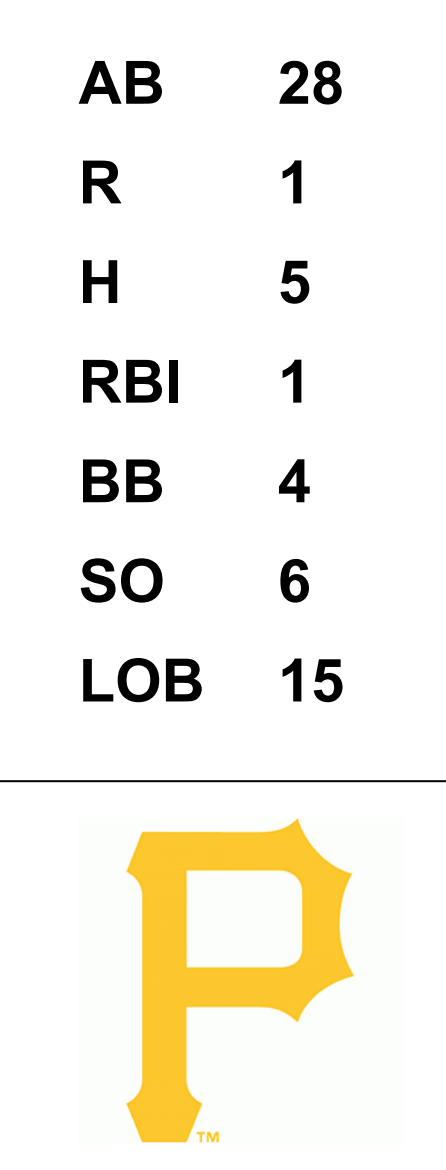
AB	33
R	2
H	6
RBI	2
BB	4
SO	7
LOB	11



Batter	1	2	3	4	5	6	7	8	9	AB	R	H	RBI	BB	SO	LOB	TOP		
Mike Lansing, R OBP: 0.200, SLG: 0.222	F8	K			K				F8	4	0	0	0	1	2	3	Montreal Expos @ Pittsburgh Pirates Three Rivers Stadium, Pittsburgh, PA Thu Apr 27 1995, 3:33 AM EDT Att. 7,047 - Overcast - 69 F		
Cliff Floyd, L OBP: 0.500, SLG: 0.429	G4-3		G4-3			G6-3	K			4	0	1	0	0	1	3			
Roberto Kelly, R OBP: 0.125, SLG: 0.125	G4-3		G5-3			K			P3	4	0	0	0	0	1	1			
Moises Alou, R OBP: 0.375, SLG: 0.429	P8		G6-3						L8	4	0	1	0	0	0	1			
Darrin Fletcher, L OBP: 0.500, SLG: 0.857 Mel Rojas, R (8, 1)		1B FC5-4 1B		G3-1					F8	4	1	1	0	0	0	1			
Wil Cordero, R (1, 6)		1B FC5-4 1B BB		K					K	2	0	0	0	2	2	0			
Tony Tarasco, L OBP: 0.375, SLG: 0.500			G4-3			P9			L8	4	0	1	0	0	0	1			
Shane Andrews, R OBP: 0.500, SLG: 1.333		FC5-4		K					HR	3	1	1	2	1	1	2			
Pedro Martinez, R Carlos Perez, L Rondell White, R Luis Aquino, R Tim Spehr, R OBP: 1.000, SLG: 2.000		K		K					2B	2	0	0	0	0	2	2			
										0	0	0	0	0	0	0			
										1	0	1	0	0	0	0			
Inning Stats	R: 0 E: 0 K: 0 S: 7	H: 1 LOB: 1 BB: 0 P: 11	R: 1 E: 0 K: 2 S: 11	H: 2 LOB: 2 BB: 1 P: 20	R: 0 E: 0 K: 0 S: 7	H: 0 LOB: 0 BB: 0 P: 11	R: 0 E: 0 K: 1 S: 8	H: 0 LOB: 0 BB: 0 P: 13	R: 0 E: 0 K: 3 S: 9	H: 1 LOB: 1 BB: 0 P: 11	R: 0 E: 0 K: 1 S: 9	H: 0 LOB: 3 BB: 3 P: 25	R: 0 E: 0 K: 0 S: 13	H: 0 LOB: 0 BB: 0 P: 21	R: 1 E: 0 K: 1 S: 15	H: 2 LOB: 1 BB: 0 P: 21	1B: 3 2B: 2 3B: 0 HR: 1	SF: 0 SAC: 0 DP: 0 HBP: 0	WP: 0 PA: 37 PB: 1 SB: 0 CS: 0
PITCHER	IP WLS BF H R ER SO	IP WLS BF H R ER SO	IP WLS BF H R ER SO	IP WLS BF H R ER SO	IP WLS BF H R ER SO	IP WLS BF H R ER SO	IP WLS BF H R ER SO	IP WLS BF H R ER SO	IP WLS BF H R ER SO	IP WLS BF H R ER SO	IP WLS BF H R ER SO	IP WLS BF H R ER SO	IP WLS BF H R ER SO	IP WLS BF H R ER SO	IP WLS BF H R ER SO	IP WLS BF H R ER SO	ERA WHIP	ERA WHIP	
Paul Wagner, R ERA: 1.5	(1, 1)	6.0	L	23	4	1	1	7	1	0	0	0	0	0	0	0	0	1.50	0.833
Dan Plesac, L ERA: 7.1	(7, 1)	0.1		3	0	0	0	0	2	0	0	0	0	0	0	0	0	0.00	6.000
Mike Dyer, R ERA: 7.1	(7, 1)	0.1		2	0	0	0	0	1	0	0	0	0	0	0	0	0	0.00	3.000
Jason Christiansen, L ERA: 7.1	(7, 1)	0.1		1	0	0	0	0	0	0	0	0	0	0	0	0	0	0.00	0.000
Dan Miceli, R ERA: 8.1	(8, 1)	1.0		3	0	0	0	0	0	0	0	0	0	0	0	0	0	0.00	0.000

Batter	1	2	3	4	5	6	7	8	9	AB	R	H	RBI	BB	SO	LOB	BOTTOM		
Jacob Brumfield, R OBP: 0.500, SLG: 0.333	L7-3 HBP		K			FC5-4 WP S			G5-3	3	0	0	0	0	1	3	Montreal Expos @ Pittsburgh Pirates Three Rivers Stadium, Pittsburgh, PA Thu Apr 27 1995, 3:33 AM EDT Att. 7,047 - Overcast - 69 F		
Midre Cummings, L OBP: 0.500, SLG: 0.250	L7-3			G4-3		WP BB			2B BB	2	1	0	0	2	0	1			
Al Martin, L OBP: 0.125, SLG: 0.125	G4-3			CS 1B		G4-3			F7	4	0	1	0	0	0	3			
Jeff King, R OBP: 0.250, SLG: 0.500		F9		K		G3 FC9-2			2B	4	0	2	1	0	1	1			
Orlando Merced, S OBP: 0.125, SLG: 0.125	F8			CS		P8			G3	4	0	0	0	0	1	2			
Jay Bell, R OBP: 0.375, SLG: 0.667						K			FC9-2	3	0	0	0	1	2	2			
Mark Parent, R OBP: 0.333, SLG: 0.200 Nelson Liriano, S (8, PH) (9, 4)		P4				G5-3			G4-3	2	0	0	0	0	0	1			
Carlos Garcia, R OBP: 0.429, SLG: 0.200 Jim Gott, R (9, 1)									P4	0	0	0	0	0	0	0			
Paul Wagner, R Mark Johnson, L Dan Plesac, L Mike Dyer, R Jason Christiansen, R Dan Miceli, R Mackey Sasser, L OBP: 0.500, SLG: 1.000									2B	1	0	0	0	0	0	0			
										1	0	0	0	0	0	0			
										0	0	0	0	0	0	0			
										1	0	1	0	1	0	0			
Inning Stats	R: 0 E: 0 K: 0 S: 5	H: 0 LOB: 0 BB: 0 P: 8	R: 0 E: 0 K: 0 S: 7	H: 0 LOB: 1 BB: 1 P: 14	R: 0 E: 0 K: 2 S: 9	H: 1 LOB: 0 BB: 0 P: 12	R: 0 E: 0 K: 1 S: 7	H: 1 LOB: 0 BB: 0 P: 10	R: 0 E: 0 K: 1 S: 13	H: 0 LOB: 2 BB: 2 P: 23	R: 0 E: 0 K: 0 S: 6	H: 1 LOB: 0 BB: 0 P: 8	R: 0 E: 0 K: 0 S: 12	H: 1 LOB: 1 BB: 0 P: 23	R: 1 E: 0 K: 2 S: 11	H: 1 LOB: 1 BB: 1 P: 19	1B: 2 2B: 5 3B: 0 HR: 0	SF: 0 SAC: 0 DP: 2 HBP: 1	WP: 1 PA: 34 PB: 0 SB: 1 CS: 1
PITCHER	IP WLS BF H R ER SO	IP WLS BF H R ER SO	IP WLS BF H R ER SO	IP WLS BF H R ER SO	IP WLS BF H R ER SO	IP WLS BF H R ER SO	IP WLS BF H R ER SO	IP WLS BF H R ER SO	IP WLS BF H R ER SO	IP WLS BF H R ER SO	IP WLS BF H R ER SO	IP WLS BF H R ER SO	IP WLS BF H R ER SO	IP WLS BF H R ER SO	IP WLS BF H R ER SO	IP WLS BF H R ER SO	ERA WHIP	ERA WHIP	
Pedro Martinez, R ERA: 7.1	(1, 1)	5.2	W	20	2	0	0	4	3	0	1	0	0	0	0	0	0.00	0.882	
Carlos Perez, L ERA: 7.1	(6, 1)	0.1		1	0	0	0	0	0	0	0	0	0	0	0	0	0.00	0.000	
Luis Aquino, R ERA: 7.1	(7, 1)	1.0		3	1	0	0	0	0	0	0	0	0	0	0	0	0.00	1.000	
Mel Rojas, R ERA: 4.5	(8, 1)	2.0	S	9	2	1	1	2	1	0	0	0	0	0	0	0	4.50	1.500	

AB	33
R	2
H	6
RBI	2
BB	4
SO	9
LOB	16



Batter	1	2	3	4	5	6	7	8	9	AB	R	H	RBI	BB	SO	LOB	TOP				
Carlos Garcia, R (1,4) OBP: 0.273, SLG: 0.111	G1-3		G6-3		G4-6-3			FC6-4 1B 2B		4	1	0	0	0	0	2	Pittsburgh Pirates @ Philadelphia Phillies Veterans Stadium, Philadelphia, PA Fri Apr 28 1995, 7:05 PM EDT Att: 47,088 - Unknown - 67 F				
Mackey Sasser, L (1,2) OBP: 0.333, SLG: 0.500	1B		P5			G4-3		P5		4	0	1	0	0	0	1					
Al Martin, L (1,8) OBP: 0.250, SLG: 0.250	F7					G3-1		2B 1B		4	1	2	0	0	0	1					
Jeff King, R (1,5) OBP: 0.250, SLG: 0.500	G3					G4-3		2B		4	0	1	2	0	1	2					
Orlando Merced, S (1,7) OBP: 0.250, SLG: 0.500 Dan Plesac, L (8,1)		G1-3 2B						L3		4	0	2	0	0	0	1					
Jay Bell, R (1,6) OBP: 0.417, SLG: 0.556	G1-3							G6-3		3	0	1	0	1	0	1					
Midre Cummings, L (1,9) OBP: 0.300, SLG: 0.125	2-3 K							F8		4	0	0	0	0	1	4					
Mark Johnson, L (1,3)	P6							G4-3		4	0	0	0	0	1	2					
Denny Neagle, L (1,1) OBP: 0.500, SLG: 0.500 Gary Wilson, R (7,1) Dave Clark, L (8,PH) (8,7)			K					E1 FC6-4 1B		2	0	1	0	0	1	0					
										0	0	0	0	0	0	0					
										1	0	0	0	0	0	0					
Inning Stats	R: 0 E: 0 K: 0 S: 4	H: 1 LOB: 1 BB: 0 P: 4	R: 0 E: 0 K: 1 S: 6	H: 1 LOB: 1 BB: 0 P: 6	R: 0 E: 0 K: 1 S: 5	H: 0 LOB: 0 BB: 0 P: 5	R: 0 E: 0 K: 1 S: 6	H: 2 LOB: 2 BB: 1 P: 10	R: 0 E: 0 K: 0 S: 3	H: 0 LOB: 0 BB: 0 P: 3	R: 0 E: 0 K: 1 S: 6	H: 1 LOB: 1 BB: 0 P: 6	R: 0 E: 1 K: 0 S: 6	H: 2 LOB: 1 BB: 0 P: 6	R: 0 E: 0 K: 0 S: 3	H: 0 LOB: 0 BB: 0 P: 3	1B: 5 2B: 2 3B: 1 HR: 0	SF: 0 SAC: 0 DP: 1 HBP: 0	WP: 0 PB: 2 SB: 0 CS: 1	PA: 35	
PITCHER	IP	WLS	BF	H	R	ER	SO	BB	IBB	HBP	BLK	WP	HR	S	P	ERA	WHIP				
Paul Quantrill, R (1,1) ERA: 6.75	6.0	W	22	5	0	0	3	1	0	0	0	0	0	27	31	0.00	1.000				
Toby Borland, R (7,1) ERA: 6.75	2.0		10	3	2	0	1	0	0	0	0	0	0	12	12	0.00	1.500				
Heathcliff Slocumb, R (9,1) ERA:	1.0	S	3	0	0	0	0	0	0	0	0	0	0	3	3	0.00	0.000				

Batter	1	2	3	4	5	6	7	8	9	AB	R	H	RBI	BB	SO	LOB	BOTTOM				
Lenny Dykstra, L (1,8) OBP: 0.357, SLG: 0.182	S BB		F8					G1-6-3 WP G6-3 1B		3	1	1	0	1	0	0	Pittsburgh Pirates @ Philadelphia Phillies Veterans Stadium, Philadelphia, PA Fri Apr 28 1995, 7:05 PM EDT Att: 47,088 - Unknown - 67 F				
Mickey Morandini, L (1,4) OBP: 0.111, SLG: 0.222	K		K					G1-6-3 1-3		4	0	0	0	0	2	2					
Gregg Jefferies, S (1,7) OBP: 0.357, SLG: 0.385	F8							G6-3		4	0	1	1	0	0	1					
Dave Hollins, S (1,3) OBP: 0.538, SLG: 0.909	K							G4-3		3	1	1	0	1	1	1					
Darren Daulton, L (1,2) OBP: 0.231, SLG: 0.308		F3	F8					P6		4	0	0	0	0	0	3					
Charlie Hayes, R (1,5) OBP: 0.417, SLG: 0.125		1B BB						G5-3		2	2	0	0	2	1	0					
Dave Gallagher, R (1,9) OBP: 0.429, SLG: 0.333 Toby Borland, R (7,1) Randy Ready, R (8,PH) Heathcliff Slocumb, R (9,1)		1B 1B						K		2	0	1	0	1	1	0					
Kevin Stocker, S (1,6) OBP: 0.364, SLG: 0.222		1B						G6-3		3	0	2	3	0	0	0					
Paul Quantrill, L (1,1) Jim Eisenreich, L (7,9) OBP: 0.200, SLG: 0.800		G1-3						G6-3		2	0	0	0	0	0	1					
								HR		1	1	1	1	0	0	0					
Inning Stats	R: 0 E: 0 K: 2 S: 7	H: 0 LOB: 1 BB: 1 P: 11	R: 1 E: 0 K: 0 S: 4	H: 2 LOB: 1 BB: 1 P: 8	R: 0 E: 0 K: 1 S: 7	H: 2 LOB: 2 BB: 0 P: 7	R: 0 E: 0 K: 2 S: 7	H: 0 LOB: 0 BB: 0 P: 7	R: 0 E: 0 K: 0 S: 3	H: 0 LOB: 0 BB: 0 P: 3	R: 2 E: 0 K: 0 S: 3	H: 1 LOB: 2 BB: 3 P: 15	R: 2 E: 0 K: 0 S: 5	H: 2 LOB: 0 BB: 0 P: 5	R: 0 E: 0 K: 1 S: 5	H: 0 LOB: 0 BB: 0 P: 5	1B: 6 2B: 0 3B: 0 HR: 1	SF: 0 SAC: 0 DP: 0 HBP: 0	WP: 1 PB: 0 SB: 1 CS: 0	PA: 34	
PITCHER	IP	WLS	BF	H	R	ER	SO	BB	IBB	HBP	BLK	WP	HR	S	P	ERA	WHIP				
Denny Neagle, L (1,1) ERA: 4.5	6.0	L	26	5	3	3	5	5	0	0	0	0	0	31	51	4.50	1.667				
Gary Wilson, R (7,1) ERA: 18.0	1.0		5	2	2	2	0	0	0	0	0	1	1	5	5	18.00	2.000				
Dan Plesac, L (8,1) ERA:	1.0		3	0	0	0	1	0	0	0	0	0	0	5	5	0.00	0.000				

Batter	1	2	3	4	5	6	7	8	9	AB	R	H	RBI	BB	SO	LOB	TOP										
Nelson Liriano, S OBP: 0.333, SLG: 0.143	4-2 G6-3 1B BB		1-0 G4-3		3-2 F7			2-3 K		3	0	0	0	1	1	0											
Midre Cummings, L OBP: 0.333, SLG: 0.308	1-2 G6-3 1B		2-0 2B		1-0 F8			1-0 G3		4	0	2	0	0	0	0											
Al Martin, L OBP: 0.150, SLG: 0.150	3-2 G6-3 1-2 2-3		1-1 G1-3		0-0 G3-1			3-2 G4-3		4	0	0	0	0	0	3											
Jeff King, R OBP: 0.200, SLG: 0.368	2-0 G5-3				0-1 1B			2-1 G6-3		4	0	1	0	0	1	1											
Orlando Merced, S OBP: 0.250, SLG: 0.550			1-0 G3		2-2 F7			1-0 G5-4-3 1B		4	0	1	0	0	1	1											
Jay Bell, R OBP: 0.316, SLG: 0.375	1-0 G4-3		2-0 F9		0-0 G5-4-3			1-2 1B		3	0	0	0	0	0	2											
Mark Johnson, L OBP: 0.250, SLG: 0.545	4-2 BB		1-2 K		3-2 2B					2	0	1	0	1	1	1											
Don Slaught, R	0-0 L9				0-0 P5			1-1 P6		1	0	0	0	0	0	1											
Mackey Sasser, L OBP: 0.250, SLG: 0.375										2	0	0	0	0	0	1											
Paul Wagner, R										2	0	0	0	0	0	0											
Ravelo Manzanillo, L										0	0	0	0	0	0	0											
Gary Wilson, R										0	0	0	0	0	0	0											
Steve Pegues, R										1	0	0	0	0	0	0											
Dan Plesac, L										0	0	0	0	0	0	0											
Inning Stats	R: 0 E: 0 K: 0 S: 9	H: 1 LOB: 1 BB: 1 P: 19	R: 0 E: 0 K: 0 S: 5	H: 0 LOB: 1 BB: 1 P: 11	R: 0 E: 0 K: 0 S: 6	H: 1 LOB: 1 BB: 0 P: 12	R: 0 E: 0 K: 1 S: 9	H: 0 LOB: 0 BB: 0 P: 14	R: 0 E: 0 K: 1 S: 8	H: 0 LOB: 0 BB: 0 P: 7	R: 0 E: 0 K: 0 S: 8	H: 2 LOB: 1 BB: 0 P: 13	R: 0 E: 0 K: 1 S: 5	H: 0 LOB: 0 BB: 0 P: 9	R: 0 E: 0 K: 1 S: 12	H: 0 LOB: 0 BB: 0 P: 17	1B: 3 2B: 2 3B: 0 HR: 0	SF: 0 SAC: 0 DP: 2 HBP: 0	WP: 0 PB: 0 SB: 0 CS: 0	PA: 32							
PITCHER	IP	WLS	BF	H	R	ER	SO	BB	IBB	HBP	BLK	WP	HR	S	P	ERA	WHIP										
Ken Hill, R ERA: 3.27	7.0	W	26	5	0	0	2	2	0	0	0	0	0	50	88	0.00	1.000										
John Habyan, R ERA:	2.0		6	0	0	0	2	0	0	0	0	0	0	17	26	0.00	0.000										

Pittsburgh Pirates @ St. Louis Cardinals
Busch Stadium, St. Louis, MO

AB 30
R 0
H 5
RBI 0
BB 2
SO 4
LOB 10



WP: 0 PA: 32
PB: 0
SB: 0
CS: 0

Pittsburgh Pirates @ St. Louis Cardinals
Busch Stadium, St. Louis, MO

AB 30
R 4
H 10
RBI 3
BB 3
SO 6
LOB 15




WP: 1 PA: 35
PB: 0
SB: 2
CS: 2

Batter	1	2	3	4	5	6	7	8	9	AB	R	H	RBI	BB	SO	LOB	BOTTOM										
Bernard Gilkey, R OBP: 0.345, SLG: 0.296	4-0 G4-6-3 BB	0-3 K			0-0 G4-3		0-0 F8			3	0	0	0	1	1	1											
Ozzie Smith, S OBP: 0.276, SLG: 0.313	0-1 G4-6-3 1-2		2-2 F7		4-1 FC6-4 BB		0-0 F7			3	0	0	0	1	0	1											
Ray Lankford, L OBP: 0.448, SLG: 0.640	2-2 PO 1B		0-0 F8		1-0 FC6-4 CS		1-0 L8-6 2B			4	0	2	0	0	0	1											
Scott Cooper, L OBP: 0.464, SLG: 0.458	1-0 PO 1-2	1-1 WP 1B 2B	1-1 P6		1-0 CS		0-0 1B		0-1 L8-6	4	1	2	0	0	0	1											
Brian Jordan, R OBP: 0.455, SLG: 0.700		0-3 K 1B E 2-3		4-2 S 1B BB		3-1 F8		0-2 1B		3	2	1	0	1	1	2											
John Mabry, L OBP: 0.350, SLG: 0.400	1-0 E8 1B 1B	1-0 E8 1B 1B		2-3 K		0-1 1B		0-3 K		4	1	2	1	0	2	2											
Tom Pagnozzi, R OBP: 0.283, SLG: 0.389			1-1 F8		1-1 CS 1B		1-2 F7			3	0	1	1	0	0	3											
Tripp Cromer, R OBP: 0.231, SLG: 0.308					1-1 FC6-4 1B		2-3 K			3	0	1	0	0	2	3											
Ken Hill, R OBP: 0.500, SLG: 0.500		1-2 1B		2-0 FC6-4 1B			2-2 G5-3			2	0	1	1	0	0	1											
Allen Battle, R OBP: 0.250, SLG: 0.250										1	0	0	0	0	0	0											
John Habyan, R ERA:										0	0	0	0	0	0	0											
Inning Stats	R: 0 E: 0 K: 0 S: 5	H: 1 LOB: 0 BB: 1 P: 12	R: 3 E: 1 K: 3 S: 19	H: 3 LOB: 1 BB: 0 P: 25	R: 0 E: 0 K: 0 S: 6	H: 0 LOB: 0 BB: 0 P: 9	R: 1 E: 0 K: 1 S: 14	H: 2 LOB: 1 BB: 1 P: 23	R: 0 E: 0 K: 0 S: 3	H: 0 LOB: 0 BB: 1 P: 9	R: 0 E: 0 K: 1 S: 11	H: 2 LOB: 2 BB: 0 P: 17	R: 0 E: 0 K: 0 S: 6	H: 0 LOB: 0 BB: 0 P: 8	R: 0 E: 0 K: 1 S: 9	H: 2 LOB: 1 BB: 0 P: 10	1B: 8 2B: 3 3B: 0 HR: 0	SF: 0 SAC: 0 DP: 2 HBP: 0	WP: 1 PB: 0 SB: 2 CS: 2	PA: 35							
PITCHER	IP	WLS	BF	H	R	ER	SO	BB	IBB	HBP	BLK	WP	HR	S	P	ERA	WHIP										
Paul Wagner, R ERA: 3.18	5.1	L	23	7	4	3	4	3	0	0	0	0	0	50	84	5.06	1.875										
Ravelo Manzanillo, L ERA:	0.0		1	1	0	0	0	0	0	0	0	0	0	2	2	-	-										
Gary Wilson, R ERA: 6.75	1.2		5	0	0	0	1	0	0	0	0	0	0	12	17	0.00	0.000										
Dan Plesac, L ERA:	1.0		4	2	0	0	1	0	0	0	0	0	0	9	10	0.00	2.000										

WP: 1 PA: 35
PB: 0
SB: 2
CS: 2

Batter	1	2	3	4	5	6	7	8	9	AB	R	H	RBI	BB	SO	LOB	TOP								
Brian McRae, S OBP: 0.216, SLG: 0.361 (1, 8)	F7		G1-3	G1-3			K		S 2H 1B 2B	5	1	1	1	0	1	1	Chicago Cubs @ Pittsburgh Pirates Three Rivers Stadium, Pittsburgh, PA Fri May 05 1995, 7:05 PM EDT Att: 17,506 - Unknown - 62 F								
Rey Sanchez, R OBP: 0.333, SLG: 0.343 (1, 4)	K		HBP		F8			G4-3	G5-3	4	0	0	0	0	1	1									
Sammy Sosa, R OBP: 0.353, SLG: 0.563 (1, 9)	K		P9		G6-3			G5-3 1B	G5-3 1B	5	0	2	1	0	1	2									
Mark Grace, L OBP: 0.324, SLG: 0.455 (1, 3)		G4-3		BB 1B	G4-3			G5-3	K	5	1	1	0	0	1	2									
Rick Wilkins, L OBP: 0.429, SLG: 0.381 (1, 2)		HR		1B HR BB		L8				2	2	1	1	2	0	0									
Shawon Dunston, R OBP: 0.207, SLG: 0.310 (1, 6)	P5			F7		P6		BB		4	0	0	0	0	0	4									
Steve Buechele, R OBP: 0.423, SLG: 0.364 (1, 5)	K			HR 1B		K				4	2	2	1	0	2	0									
Scott Bulett, L OBP: 0.267, SLG: 0.467 Chris Nabholz, L (7, 1)			K		G3				SH2-4	3	1	1	3	0	1	0									
Mike Perez, R (7, 1)			HR							0	0	0	0	0	0	0									
José Hernández, R OBP: 0.500, SLG: 0.500 (9, PH) Willie Banks, R (9, 1)			HR							0	0	0	0	0	0	0									
Kevin Foster, R OBP: 0.500, SLG: 0.500 Bryan Hickerson, L (6, 1) Mike Walker, R (6, 1) Karl Rhodes, L OBP: 0.125, SLG: 0.125 (7, PH) (7, 7)			G1-3 1B		K		F8		E2 2B 1B	2	0	1	0	0	1	0									
Inning Stats	R: 0 E: 0 K: 2 S: 13	H: 0 LOB: 0 BB: 0 P: 19	R: 1 E: 0 K: 1 S: 9	H: 1 LOB: 0 BB: 0 P: 18	R: 0 E: 0 K: 1 S: 13	H: 1 LOB: 2 BB: 0 P: 19	R: 4 E: 0 K: 1 S: 15	H: 3 LOB: 0 BB: 1 P: 23	R: 0 E: 0 K: 0 S: 8	H: 0 LOB: 0 BB: 0 P: 12	R: 0 E: 0 K: 1 S: 8	H: 0 LOB: 0 BB: 0 P: 14	R: 0 E: 0 K: 1 S: 8	H: 0 LOB: 0 BB: 0 P: 11	R: 0 E: 0 K: 0 S: 14	H: 1 LOB: 2 BB: 0 P: 23	R: 3 E: 1 K: 1 S: 14	H: 4 LOB: 1 BB: 0 P: 20	1B: 7 2B: 1 3B: 0 HR: 2	SF: 0 SAC: 1 DP: 0 HBP: 1	WP: 0 PB: 0 SB: 1 CS: 0	PA: 40			
PITCHER	IP	WLS	BF	H	R	ER	SO	BB	IBB	HBP	BLK	WP	HR	S	P	ERA	WHIP								
Jon Lieber, R ERA: 7.50 (1, 1)	6.0	L	25	5	5	5	6	1	0	1	0	0	2	66	105	7.50	1.000								
Mike Maddux, R ERA: 4.76 (7, 1)	1.1		5	1	0	0	1	0	0	0	0	0	0	15	21	0.00	0.750								
Jason Christiansen, L ERA: (8, 1)	0.1		2	0	0	0	0	1	0	0	0	0	0	3	9	0.00	3.000								
Dan Miceli, R ERA: (8, 1)	0.1		1	0	0	0	0	0	0	0	0	0	0	4	4	0.00	0.000								
Jim Gott, R ERA: 9.82 (9, 1)	0.2		6	4	3	3	0	0	0	0	0	0	0	11	16	40.50	6.000								

AB	36
R	8
H	10
RBI	8
BB	2
SO	8
LOB	10



Batter	1	2	3	4	5	6	7	8	9	AB	R	H	RBI	BB	SO	LOB	BOTTOM								
Nelson Liriano, S OBP: 0.385, SLG: 0.273 (1, 4)	F8		BB 1B BB	1B		P3		SH1-4		4	1	2	0	0	0	2	Chicago Cubs @ Pittsburgh Pirates Three Rivers Stadium, Pittsburgh, PA Fri May 05 1995, 7:05 PM EDT Att: 17,506 - Unknown - 62 F								
Jay Bell, R OBP: 0.394, SLG: 0.407 (1, 6)	CS BB		BB BB 1B	1B		FC5-4		FC6-4 HBP		3	1	1	0	1	1	3									
Al Martin, L OBP: 0.148, SLG: 0.148 (8, 7)	F8		P5		G6-4-3 1B		K 1B 1B	FC6-4		5	1	1	0	0	1	5									
Dave Clark, L OBP: 0.667, SLG: 0.714 (7, PH) Jacob Brumfield, R OBP: 0.409, SLG: 0.421 (8, 8)	CS		1B WP F9-2 1B	BB 1B BB		G6-4-3 1B	G4-3 1B	G5-3		2	1	2	0	1	0	0									
Jeff King, R OBP: 0.324, SLG: 0.516 (1, 5)			1B		G6-4-3		G4-3 1B		G6-3	3	0	1	2	1	0	2									
Orlando Merced, S OBP: 0.300, SLG: 0.483 (1, 9)			1B		K		G4-3		G3-1	5	0	2	2	0	1	3									
Mark Johnson, L OBP: 0.186, SLG: 0.400 Rich Aude, R OBP: 0.462, SLG: 0.500 (6, PH) (7, 3)			F9-2 1B		P6		G5-3	G1-3		2	0	0	0	0	0	5									
Mackey Sasser, L OBP: 0.182, SLG: 0.273 Mark Parent, R OBP: 0.333, SLG: 0.375 (6, PH) (7, 2)			P5		P9					2	0	0	0	0	0	2									
Jon Lieber, L Freddy Garcia, R Mike Maddux, L Jason Christiansen, R Dan Miceli, R Midre Cummings, L Jim Gott, R Dan Plesac, L					K					3	0	1	0	0	2	3									
Inning Stats	R: 0 E: 0 K: 0 S: 6	H: 0 LOB: 1 BB: 1 P: 14	R: 0 E: 0 K: 0 S: 12	H: 2 LOB: 0 BB: 0 P: 18	R: 3 E: 0 K: 1 S: 16	H: 3 LOB: 2 BB: 2 P: 34	R: 0 E: 0 K: 2 S: 10	H: 1 LOB: 1 BB: 0 P: 14	R: 0 E: 0 K: 0 S: 11	H: 2 LOB: 2 BB: 1 P: 21	R: 1 E: 0 K: 2 S: 17	H: 2 LOB: 2 BB: 0 P: 23	R: 0 E: 0 K: 0 S: 9	H: 1 LOB: 2 BB: 0 P: 15	R: 0 E: 0 K: 1 S: 6	H: 0 LOB: 1 BB: 1 P: 14		1B: 12 2B: 1 3B: 0 HR: 0	SF: 0 SAC: 1 DP: 2 HBP: 2	WP: 1 PB: 1 SB: 0 CS: 1	PA: 45				
PITCHER	IP	WLS	BF	H	R	ER	SO	BB	IBB	HBP	BLK	WP	HR	S	P	ERA	WHIP								
Kevin Foster, R ERA: 4.09 (1, 1)	5.0	W	24	8	3	3	4	0	0	0	0	0	0	9	17	0.00	3.000								
Bryan Hickerson, L ERA: (6, 1)	0.2		4	1	0	0	0	1	0	0	0	0	0	9	17	0.00	3.000								
Mike Walker, R ERA: 2.7 (6, 1)	0.1		1	0	0	0	0	0	0	0	0	0	0	2	4	0.00	0.000								
Chris Nabholz, L ERA: 3.0 (7, 1)	0.0		1	0	1	0	1	0	0	0	0	0	0	4	7	∞	∞								
Mike Perez, R ERA: 1.5 (7, 1)	2.0		10	3	0	0	1	0	0	0	0	0	0	22	31	0.00	1.500								

AB	36
R	4
H	12
RBI	4
BB	5
SO	7
LOB	29



Batter	1	2	3	4	5	6	7	8	9	AB	R	H	RBI	BB	SO	LOB	TOP			
Brian McRae, S (1, 8) OBP: 0.298, SLG: 0.432										3	2	2	0	1	0	0	Chicago Cubs @ Pittsburgh Pirates Three Rivers Stadium, Pittsburgh, PA Sun May 07 1995, 3:33 AM EDT Att: 22,323 - Cloudy - 67 F			
Rey Sanchez, R (1, 4) OBP: 0.356, SLG: 0.432										4	1	1	0	0	0	2				
Mark Grace, L (1, 3) OBP: 0.349, SLG: 0.450										4	0	1	1	0	0	2				
Sammy Sosa, R (1, 9) OBP: 0.302, SLG: 0.463										4	0	0	0	0	2	3				
Shawon Dunston, R (1, 6) José Hernández, R (8, PH) OBP: 0.571, SLG: 1.143										3	0	1	2	0	0	1				
Steve Buechele, R (1, 5) OBP: 0.433, SLG: 0.385										4	0	2	0	0	0	1				
Ozzie Timmons, R (1, 7) OBP: 0.313, SLG: 0.154										3	0	0	0	0	1	2				
Todd Pratt, R (1, 2)										2	0	0	0	1	0	0				
Rick Wilkins, L (9, PH) OBP: 0.412, SLG: 0.346										1	0	0	0	0	0	0				
Frank Castillo, R (1, 1)										2	0	0	0	0	0	1				
Larry Casian, R (6, 1)										0	0	0	0	0	0	0				
Willie Banks, R (6, 1)										0	0	0	0	0	0	0				
Kevin Roberson, S (6, 7) OBP: 0.500, SLG: 1.000										1	0	0	0	0	1	0				
Howard Johnson, S (9, PH) OBP: 0.545, SLG: 0.286										1	0	0	0	0	1	0				
Inning Stats	R: 1 E: 0 K: 0 S: 16	H: 2 LOB: 1 BB: 0 P: 20	R: 0 E: 0 K: 0 S: 6	H: 1 LOB: 1 BB: 1 P: 14	R: 2 E: 0 K: 1 S: 13	H: 2 LOB: 1 BB: 1 P: 25	R: 0 E: 0 K: 1 S: 9	H: 0 LOB: 0 BB: 0 P: 14	R: 0 E: 0 K: 0 S: 6	H: 1 LOB: 1 BB: 0 P: 17	R: 0 E: 0 K: 1 S: 12	H: 1 LOB: 1 BB: 0 P: 17	R: 0 E: 0 K: 0 S: 10	H: 0 LOB: 0 BB: 0 P: 13	R: 0 E: 0 K: 1 S: 6	H: 0 LOB: 0 BB: 0 P: 10	1B: 5 2B: 3 3B: 0 HR: 0	SF: 0 SAC: 0 DP: 1 HBP: 0	WP: 0 PB: 0 SB: 0 CS: 0	PA: 35
PITCHER	IP WLS BF H R ER SO BB IBB HBP BLK WP HR S P ERA WHIP																			
Denny Neagle, L (1, 1) ERA: 5.29	7.0 29 7 3 3 4 2 0 0 0 0 0 0 3 5 3.86 1.286																			
Jason Christiansen, L (8, 1) ERA: 4.26	0.1 1 0 0 0 0 0 0 0 0 0 0 0 0 7 0.00 0.000																			
Mike Maddux, R (8, 1) ERA: 4.26	0.2 W 2 0 0 0 0 0 0 0 0 0 0 0 7 8 0.00 0.000																			
Dan Miceli, R (9, 1) ERA: 4.26	1.0 S 3 0 0 0 1 0 0 0 0 0 0 0 6 10 0.00 0.000																			

AB	33
R	3
H	7
RBI	3
BB	2
SO	5
LOB	12



Batter	1	2	3	4	5	6	7	8	9	AB	R	H	RBI	BB	SO	LOB	BOTTOM			
Jacob Brumfield, R (1, 8) OBP: 0.355, SLG: 0.333										4	0	0	0	0	1	1	Chicago Cubs @ Pittsburgh Pirates Three Rivers Stadium, Pittsburgh, PA Sun May 07 1995, 3:33 AM EDT Att: 22,323 - Cloudy - 67 F			
Jay Bell, R (1, 6) OBP: 0.405, SLG: 0.400										3	0	1	0	1	0	0				
Al Martin, L (1, 7) OBP: 0.257, SLG: 0.235										3	3	3	0	1	0	0				
Jeff King, R (1, 5) OBP: 0.310, SLG: 0.564										4	1	1	2	0	1	5				
Orlando Merced, S (1, 9) OBP: 0.316, SLG: 0.472										3	0	1	1	1	1	2				
Mackey Sasser, L (1, 2) OBP: 0.354, SLG: 0.231										2	0	0	0	0	0	0				
Mark Parent, R (6, PH) OBP: 0.304, SLG: 0.333										2	0	0	1	0	1	3				
Carlos Garcia, R (1, 4) OBP: 0.185, SLG: 0.208										4	0	0	0	0	0	3				
Mark Johnson, L (1, 3) OBP: 0.174, SLG: 0.409										3	0	1	0	0	1	0				
Denny Neagle, L (1, 1) OBP: 0.200, SLG: 0.200										2	0	0	0	0	1	1				
Nelson Lirio, S (7, PH) OBP: 0.467, SLG: 0.333										0	0	0	0	1	0	0				
Jason Christiansen, R (8, 1) ERA: 4.26										0	0	0	0	0	0	0				
Mike Maddux, L (8, 1) ERA: 4.26										0	0	0	0	0	0	0				
Dan Miceli, R (9, 1) ERA: 4.26										0	0	0	0	0	0	0				
Inning Stats	R: 2 E: 0 K: 1 S: 12	H: 2 LOB: 0 BB: 0 P: 20	R: 0 E: 0 K: 1 S: 11	H: 1 LOB: 1 BB: 0 P: 16	R: 0 E: 0 K: 0 S: 13	H: 1 LOB: 2 BB: 1 P: 25	R: 0 E: 0 K: 1 S: 10	H: 0 LOB: 0 BB: 0 P: 15	R: 0 E: 0 K: 2 S: 12	H: 2 LOB: 1 BB: 0 P: 20	R: 0 E: 0 K: 0 S: 6	H: 0 LOB: 0 BB: 1 P: 13	R: 0 E: 0 K: 0 S: 8	H: 1 LOB: 2 BB: 2 P: 21	R: 1 E: 0 K: 0 S: 8	H: 1 LOB: 2 BB: 2 P: 21	1B: 4 2B: 1 3B: 1 HR: 1	SF: 0 SAC: 0 DP: 1 HBP: 0	WP: 2 PB: 1 SB: 1 CS: 0	PA: 34
PITCHER	IP WLS BF H R ER SO BB IBB HBP BLK WP HR S P ERA WHIP																			
Frank Castillo, R (1, 1) ERA: 4.35	5.1 22 5 3 3 3 1 0 0 0 0 0 0 4 6 5.06 1.125																			
Larry Casian, L (6, 1) ERA: 6.43	0.0 1 1 0 0 0 0 0 0 0 0 0 0 4 6 0.00 0.000																			
Willie Banks, R (6, 1) ERA: 6.43	2.2 L 11 1 1 1 1 1 2 0 0 2 0 18 40 3.38 0.750																			



Batter	1	2	3	4	5	6	7	8	9	AB	R	H	RBI	BB	SO	LOB	TOP										
Craig Biggio, R OBP: 0.417, SLG: 0.391 (1, 4)										5	1	2	0	0	0	3											
Luis Gonzalez, L OBP: 0.286, SLG: 0.457 (1, 7)										5	0	1	0	0	0	2											
5 Jeff Bagwell, R OBP: 0.375, SLG: 0.293 (1, 3)										4	0	0	0	0	2	2											
Derek Bell, R OBP: 0.418, SLG: 0.449 (1, 8)										4	0	1	1	0	0	1											
Dave Magadan, L OBP: 0.429, SLG: 0.394 James Mouton, R OBP: 0.333, SLG: 0.400 (9, PR)										4	0	1	0	0	0	0											
Phil Plantier, L OBP: 0.289, SLG: 0.471 Andy Stankiewicz, R OBP: 0.429, SLG: 0.333 (9, PR)										3	0	0	0	1	2	1											
Tony Eusebio, R OBP: 0.500, SLG: 0.636 (1, 2)										3	1	1	1	0	0	1											
Orlando Miller, R OBP: 0.306, SLG: 0.471 (1, 6)										3	2	2	3	1	1	0											
Darryl Kile, R OBP: 0.429, SLG: 0.500 Craig Shipley, R OBP: 0.571, SLG: 0.833 Pedro Martinez, L Todd Jones, L Mill Thompson, L John Hudek, S (7, PH)										2	0	0	0	0	0	0											
Inning Stats	R: 1 E: 0 K: 1 S: 12	H: 2 LOB: 0 BB: 0 P: 19	R: 0 E: 0 K: 1 S: 9	H: 0 LOB: 0 BB: 0 P: 12	R: 0 E: 0 K: 1 S: 7	H: 0 LOB: 0 BB: 0 P: 10	R: 0 E: 0 K: 0 S: 4	H: 0 LOB: 0 BB: 0 P: 5	R: 2 E: 0 K: 1 S: 13	H: 2 LOB: 0 BB: 0 P: 18	R: 0 E: 0 K: 0 S: 9	H: 1 LOB: 1 BB: 0 P: 12	R: 0 E: 0 K: 0 S: 11	H: 0 LOB: 3 BB: 3 P: 27	R: 0 E: 0 K: 1 S: 6	H: 0 LOB: 0 BB: 0 P: 10	R: 3 E: 2 K: 0 S: 14	H: 3 LOB: 1 BB: 0 P: 22	1B: 7 2B: 0 3B: 0 HR: 1	SF: 1 SAC: 0 DP: 0 HBP: 0	WP: 1 PB: 0 SB: 0 CS: 1	PA: 39					
PITCHER	IP	WLS	BF	H	R	ER	SO	BB	IBB	HBP	BLK	WP	HR	S	P	ERA	WHIP										
Esteban Loaiza, R ERA: 6.91	(1, 1)	6.0	22	5	3	3	4	0	0	0	0	1	1	54	76	4.50	0.833										
Dan Plesac, L ERA: 1.69	(7, 1)	0.2	4	0	0	0	0	1	1	0	0	0	0	6	17	0.00	1.500										
Mike Dyer, R ERA: 1.69	(7, 1)	0.1	2	0	0	0	0	1	0	0	0	0	0	5	10	0.00	3.000										
Jim Gott, R ERA: 9.0	(8, 1)	1.1	L 7	2	3	1	1	0	0	0	0	0	0	12	22	6.75	1.500										
Jason Christiansen, L ERA: 1.69	(9, 1)	0.2	3	1	0	0	0	0	0	0	0	0	0	8	10	0.00	1.500										

Houston Astros @ Pittsburgh Pirates
Three Rivers Stadium, Pittsburgh, PA
Mon May 08 1995, 3:33 AM EDT
Att: 7,300 - Cloudy - 71 F

AB 34
R 6
H 8
RBI 5
BB 3
SO 5
LOB 11

Batter	1	2	3	4	5	6	7	8	9	AB	R	H	RBI	BB	SO	LOB	BOTTOM										
Jacob Brumfield, R OBP: 0.389, SLG: 0.367 (1, 8)										3	1	1	0	2	0	1											
Jay Bell, R OBP: 0.383, SLG: 0.375 (1, 6)										5	0	1	0	0	2	6											
Al Martin, L OBP: 0.282, SLG: 0.243 (1, 7)										3	1	1	0	1	0	0											
Jeff King, R OBP: 0.304, SLG: 0.535 (1, 5)										4	1	1	1	0	1	2											
Orlando Merced, S OBP: 0.333, SLG: 0.487 (8, 3)										3	0	1	2	1	0	2											
Mackey Sasser, L OBP: 0.333, SLG: 0.200 Steve Peques, R OBP: 0.286, SLG: 0.357 (7, PH)										2	0	0	0	0	0	0											
Carlos Garcia, R OBP: 0.167, SLG: 0.185 (1, 4)										3	0	0	0	0	2	0											
Mark Johnson, L OBP: 0.200, SLG: 0.391 Rich Aude, R OBP: 0.429, SLG: 0.455 Jim Gott, R Jason Christiansen, R Dave Clark, L OBP: 0.700, SLG: 0.750 (8, PH)										1	0	0	0	1	1	0											
Esteban Loaiza, R OBP: 0.250, SLG: 0.250 Dan Plesac, L Mike Dyer, R Nelson Liriano, S OBP: 0.500, SLG: 0.333 Mark Parent, R OBP: 0.292, SLG: 0.318 (8, 2)										1	0	0	0	0	0	0											
Inning Stats	R: 0 E: 0 K: 0 S: 4	H: 0 LOB: 0 BB: 0 P: 6	R: 0 E: 0 K: 0 S: 5	H: 0 LOB: 0 BB: 0 P: 8	R: 0 E: 0 K: 1 S: 9	H: 0 LOB: 0 BB: 0 P: 12	R: 3 E: 0 K: 0 S: 11	H: 3 LOB: 1 BB: 1 P: 20	R: 0 E: 0 K: 1 S: 10	H: 2 LOB: 1 BB: 0 P: 14	R: 0 E: 0 K: 2 S: 11	H: 1 LOB: 3 BB: 2 P: 24	R: 0 E: 0 K: 0 S: 7	H: 0 LOB: 1 BB: 1 P: 17	R: 0 E: 0 K: 3 S: 13	H: 1 LOB: 2 BB: 1 P: 20	1B: 5 2B: 3 3B: 0 HR: 0	SF: 0 SAC: 2 DP: 1 HBP: 0	WP: 0 PB: 0 SB: 0 CS: 0	PA: 38							
PITCHER	IP	WLS	BF	H	R	ER	SO	BB	IBB	HBP	BLK	WP	HR	S	P	ERA	WHIP										
Darryl Kile, R ERA: 2.5	(1, 1)	6.0	23	5	3	3	3	2	0	0	0	0	0	3	4	0.00	3.000										
Pedro Martinez, L ERA: 1.62	(7, 1)	0.1	2	1	0	0	0	0	0	0	0	0	0	3	4	0.00	3.000										
Todd Jones, R ERA: 1.62	(7, 1)	1.2	W 8	0	0	0	2	3	0	0	0	0	0	15	37	0.00	1.800										
John Hudek, R ERA: 1.62	(9, 1)	1.0	S 5	1	0	0	3	1	0	0	0	0	0	13	20	0.00	2.000										

Houston Astros @ Pittsburgh Pirates
Three Rivers Stadium, Pittsburgh, PA
Mon May 08 1995, 3:33 AM EDT
Att: 7,300 - Cloudy - 71 F

AB 30
R 3
H 7
RBI 3
BB 6
SO 8
LOB 14

Batter	1	2	3	4	5	6	7	8	9	AB	R	H	RBI	BB	SO	LOB	TOP					
Craig Biggio, R (1, 4) OBP: 0.438, SLG: 0.431	2-2 2B 5 1B HBP	0-0 HR		1-3 K		1-2 G5-3		2-1 1B 2B	1-1 5 FC6-4 1B	5	3	3	3	0	1	0						
Luis Gonzalez, L (1, 7) OBP: 0.291, SLG: 0.529	0-0 5 1B	1-0 HR		2-1 G4-3			0-0 F8	3-2 SF8	2-2 F7	5	2	2	3	0	0	2						
5 Jeff Bagwell, R (1, 3) OBP: 0.371, SLG: 0.283	1-0 BB SF9 1B	1-3 K			1-2 E4 WP 1B SF7		3-3 K	4-0 1B IBB	0-2 FC6-4	5	2	1	2	1	2	2						
Derek Bell, R (1, 8) OBP: 0.441, SLG: 0.481	4-2 SF9 BB SF9 BB	1-1 G6-3			1-2 F8 WP 1B		2-2 1B 2B	0-0 BB 1B	2-3 K	3	1	2	0	1	0	0						
James Mouton, R (7, 8) OBP: 0.348, SLG: 0.409										2	0	1	1	0	1	2						
Dave Magadan, L (1, 5) OBP: 0.347, SLG: 0.400	4-2 1-2 2-3 BB		0-3 K		1-2 SF7		3-1 2H 1B	4-1 1-2 BB		2	0	1	1	2	1	0						
Phil Plantier, L (1, 9) OBP: 0.302, SLG: 0.474	3-2 SF9		0-2 FC5-4 1B		0-0 F8					4	0	2	1	0	1	4						
Pedro Martinez, L (8, 1)										0	0	0	0	0	0	0						
Tony Eusebio, R (1, 2) OBP: 0.448, SLG: 0.577	1-0 SF9		1-2 K		0-2 G5-3			0-1 FC5-4 BB 1B	0-0 1B	4	2	1	1	0	1	3						
Orlando Miller, R (1, 6) OBP: 0.317, SLG: 0.462	1-1 F8		2-2 FC5-4		1-3 K			1-1 BB 1B	1-2 1B	5	2	2	0	0	1	2						
Shane Reynolds, R (1, 1)					1-2 P4			4-2 2B SF8 BB	2-1 FC6-4 1B	3	0	0	0	0	1	0						
Ross Powell, L (7, 1)								1-2 SF8 BB	1-2 1B	0	0	0	0	0	0	0						
Jim Dougherty, R (7, 1)								1-2 2B 1B	1-2 1B	0	0	0	0	0	0	0						
Milt Thompson, L (8, PH) OBP: 0.308, SLG: 0.100								1-2 2-3 BB	1-2 2H 1B	1	1	1	1	1	0	0						
Inning Stats	R: 4 E: 0 K: 0 S: 15	H: 2 LOB: 1 BB: 2 P: 31	R: 2 E: 0 K: 2 S: 10	H: 2 LOB: 0 BB: 0 P: 13	R: 0 E: 0 K: 2 S: 12	H: 1 LOB: 1 BB: 0 P: 15	R: 0 E: 0 K: 1 S: 8	H: 0 LOB: 0 BB: 0 P: 12	R: 1 E: 1 K: 0 S: 15	H: 1 LOB: 1 BB: 0 P: 18	R: 0 E: 0 K: 1 S: 9	H: 0 LOB: 0 BB: 0 P: 12	R: 0 E: 0 K: 1 S: 12	H: 2 LOB: 2 BB: 0 P: 20	R: 4 E: 0 K: 1 S: 19	H: 4 LOB: 3 BB: 3 P: 39	R: 2 E: 0 K: 1 S: 17	H: 4 LOB: 2 BB: 0 P: 25	1B: 12 2B: 3 3B: 0 HR: 1	SF: 4 SAC: 0 DP: 0 HBP: 1	WP: 1 PB: 0 SB: 0 CS: 0	PA: 49
PITCHER	IP	WLS	BF	H	R	ER	SO	BB	IBB	HBP	BLK	WP	HR	S	P	ERA	WHIP					
Jon Lieber, R (1, 1) ERA: 9.77	5.0	L	25	6	7	6	5	2	0	1	0	1	1	60	89	10.80	1.600					
Jeff McCurry, R (6, 1) ERA: 15.43	1.0		3	0	0	0	1	0	0	0	0	0	0	9	12	0.00	0.000					
Gary Wilson, R (7, 1) ERA: 3.38	1.0		4	2	0	0	1	0	0	0	0	0	0	12	20	0.00	2.000					
Ravelo Manzanillo, L (8, 1) ERA: 4.91	0.0		1	1	1	1	0	0	0	0	0	0	0	1	2	=	=					
Mike Maddux, R (8, 1) ERA: 8.1	0.1		4	2	1	1	0	1	0	0	0	0	0	8	15	27.00	9.000					
PITCHER	IP	WLS	BF	H	R	ER	SO	BB	IBB	HBP	BLK	WP	HR	S	P	ERA	WHIP					
Dan Plesac, L (8, 1) ERA: 4.26	0.2		5	1	2	2	1	1	1	0	0	0	0	10	22	27.00	3.000					
Mike Dyer, R (9, 1) ERA: 4.26	1.0		7	4	2	2	1	0	0	0	0	0	0	17	25	18.00	4.000					

Houston Astros @ Pittsburgh Pirates
Three Rivers Stadium, Pittsburgh, PA
Tue May 09 1995, 7:05 PM EDT
Att. 7,733 - Unknown - 62 F

AB 39
R 13
H 16
RBI 13
BB 5
SO 9
LOB 15



Batter	1	2	3	4	5	6	7	8	9	AB	R	H	RBI	BB	SO	LOB	BOTTOM					
Jacob Brumfield, R (1, 8) OBP: 0.375, SLG: 0.353	2-2 G5-3			3-1 G4-3 1B		2-1 G6-3		0-0 G6-3		4	0	1	0	0	0	0						
Nelson Liriano, S (1, 4) OBP: 0.450, SLG: 0.375	0-0 P8			1-2 G4-3			0-0 2B	0-3 K		4	1	1	0	0	1	1						
Al Martin, L (1, 7) OBP: 0.302, SLG: 0.293	2-3 K			0-3 K			3-2 2B	0-1 2B		4	2	2	1	0	2	1						
Dave Clark, L (1, 9) OBP: 0.571, SLG: 0.667		0-3 K2-3		0-0 G4-3			2-3 K	0-1 1H 2B		4	0	1	1	0	2	2						
Jeff King, R (1, 5) OBP: 0.320, SLG: 0.553		1-2 G4-6-3 1B			0-0 P2		0-0 G4-3 HR 2B	1-0 F7		4	1	2	1	0	0	1						
Orlando Merced, S (1, 3) OBP: 0.326, SLG: 0.488		1-0 G4-6-3			1-1 G4-3		1-2 G4-3		0-1 2B	4	0	1	0	0	0	2						
Jay Bell, R (1, 6) OBP: 0.373, SLG: 0.349			1-1 G6-3		1-0 F8		4-0 HR BB	1-3 K		3	1	0	0	1	1	1						
Mackey Sasser, L (1, 1) ERA: 3.29			2-1 P4			1-2 G4-3	0-1 HR	3-3 K		2	0	0	0	0	0	0						
Jon Lieber, L (1, 1) ERA: 3.29							1-2 HR			0	0	0	0	0	0	0						
Jeff McCurry, R (6, 1) ERA: 15.75							1-2 HR			0	0	0	0	0	0	0						
2 Angelo Encarnacion, R (6, PH) OBP: 0.333, SLG: 0.333							1-2 HR			3	0	0	0	0	0	1						
Inning Stats	R: 0 E: 0 K: 1 S: 7	H: 0 LOB: 0 BB: 0 P: 11	R: 0 E: 0 K: 1 S: 9	H: 1 LOB: 0 BB: 0 P: 11	R: 0 E: 0 K: 1 S: 7	H: 0 LOB: 0 BB: 0 P: 10	R: 0 E: 0 K: 1 S: 9	H: 1 LOB: 1 BB: 0 P: 13	R: 0 E: 0 K: 0 S: 4	H: 0 LOB: 0 BB: 0 P: 6	R: 0 E: 0 K: 0 S: 6	H: 0 LOB: 0 BB: 0 P: 9	R: 5 E: 0 K: 1 S: 16	H: 4 LOB: 1 BB: 1 P: 28	R: 1 E: 0 K: 1 S: 9	H: 2 LOB: 1 BB: 0 P: 10	R: 0 E: 0 K: 2 S: 10	H: 1 LOB: 1 BB: 0 P: 15	1B: 3 2B: 5 3B: 0 HR: 1	SF: 0 SAC: 0 DP: 1 HBP: 0	WP: 0 PB: 0 SB: 0 CS: 0	PA: 36
PITCHER	IP	WLS	BF	H	R	ER	SO	BB	IBB	HBP	BLK	WP	HR	S	P	ERA	WHIP					
Shane Reynolds, R (1, 1) ERA: 3.29	6.1	W	23	5	3	3	5	1	0	0	0	0	0	4	9	4.26	0.789					
Ross Powell, L (7, 1) ERA: 15.75	0.1		2	0	0	0	0	1	0	0	0	0	0	4	9	0.00	3.000					
Jim Dougherty, R (7, 1) ERA: 4.32	0.1		2	1	2	2	0	0	0	0	0	0	1	3	5	54.00	3.000					
Pedro Martinez, L (8, 1) ERA: 9.82	2.0		9	3	1	1	3	0	0	0	0	0	0	19	25	4.50	1.500					

Houston Astros @ Pittsburgh Pirates
Three Rivers Stadium, Pittsburgh, PA
Tue May 09 1995, 7:05 PM EDT
Att. 7,733 - Unknown - 62 F

AB 35
R 6
H 9
RBI 6
BB 1
SO 8
LOB 10



Batter	1	2	3	4	5	6	7	8	9	10	AB	R	H	RBI	BB	SO	LOB				
Jacob Brumfield, R OBP: 0.361, SLG: 0.314	(1, 8) 2-3 K		(1, 0) G6-3			(1, 2) G6-3		(1, 0) K		(2, 3) K	5	0	0	0	0	3	2				
Jay Bell, R OBP: 0.338, SLG: 0.283	(1, 6) 1-0 G5-3		(0, 3) K			(1, 0) G6-3		(3, 2) F9		(2, 3) K	5	0	0	0	0	2	2				
Steve Pegues, R OBP: 0.286, SLG: 0.393	(1, 9) 0-1 G1-3			(1, 2) L8		(0, 1) 1B		(2, 1) F7			4	0	1	0	0	0	0				
Jeff King, R OBP: 0.373, SLG: 0.559	(1, 5) 0-0 1B			(4, 2) 1B		(4, 2) 1B		(0, 1) L4			2	1	1	0	2	0	0				
Rich Aude, R OBP: 0.385, SLG: 0.364	(1, 3) 4-2 1B			(0, 3) 1B		(0, 3) 1B		(3, 3) K			2	0	0	0	1	2	3				
Mark Johnson, L OBP: 0.250, SLG: 0.517	(9, PH) 1-2 1B			(1, 2) K		(1, 2) K		(2, 3) K			1	0	0	0	0	1	0				
Al Martin, L OBP: 0.293, SLG: 0.259	(1, 7) 2-1 P8			(0, 0) L7				(2, 3) K			4	0	0	0	0	2	3				
Dan Miceli, R OBP: 0.250, SLG: 0.200	(9, 1) 1-2 2-H K							(1, 0) 1B			0	0	0	0	0	0	0				
Mark Parent, R OBP: 0.333, SLG: 0.548	(1, 2) 3-3 K					(2, 1) P8		(2, 2) 1B			3	0	1	0	0	1	1				
Mackey Sasser, L OBP: 0.160, SLG: 0.200	(10, PH) 1-2 2-H K							(1, 0) 1B			1	0	1	0	0	0	0				
Carlos Garcia, R OBP: 0.234, SLG: 0.214	(1, 4) 2-3 K					(0, 0) G6-3		(2, 2) G5-3			4	0	0	0	0	2	3				
Jon Lieber, L OBP: 0.293, SLG: 0.259	(1, 1) 0-3 K					(2, 1) G1-3		(0, 0) G4-3			2	0	0	0	0	1	0				
Nelson Liriano, S OBP: 0.409, SLG: 0.333	(7, PH) 0-0 K							(1, 0) 1B			1	0	0	0	0	0	1				
Dan Plesac, L OBP: 0.579, SLG: 0.647	(7, 1) 0-0 K							(1, 2) 1B			0	0	0	0	0	0	0				
Dave Clark, L OBP: 0.579, SLG: 0.647	(9, 7) 0-0 K							(1, 2) 1B			1	0	1	0	0	0	0				
Inning Stats	R: 0 E: 0 K: 1 S: 7	H: 0 LOB: 0 BB: 0 P: 10	R: 1 E: 1 K: 2 S: 12	H: 1 LOB: 1 BB: 1 P: 23	R: 0 E: 0 K: 2 S: 7	H: 0 LOB: 0 BB: 0 P: 7	R: 0 E: 0 K: 1 S: 9	H: 0 LOB: 1 BB: 1 P: 14	R: 0 E: 0 K: 0 S: 5	H: 1 LOB: 2 BB: 1 P: 9	R: 0 E: 0 K: 1 S: 9	H: 1 LOB: 1 BB: 0 P: 14	R: 0 E: 0 K: 1 S: 8	H: 0 LOB: 0 BB: 0 P: 13	R: 0 E: 0 K: 2 S: 8	H: 0 LOB: 0 BB: 0 P: 13	R: 0 E: 0 K: 3 S: 15	H: 2 LOB: 2 BB: 0 P: 23	1B: 5 2B: 0 3B: 0 HR: 0	SF: 0 SAC: 0 DP: 0 HBP: 0	WP: 0 PA: 38

PITCHER	IP	WLS	BF	H	R	ER	SO	BB	IBB	HBP	BLK	WP	HR	S	P	ERA	WHIP
Trevor Wilson, L ERA: 3.8	(1, 1) 7.0		27	3	1	0	8	3	0	0	1	0	0	60	94	0.00	0.857
Mark Dewey, R ERA: 2.53	(8, 1) 1.0		3	0	0	0	1	0	0	0	0	0	0	8	13	0.00	0.000
Dave Burba, R ERA: 6.17	(9, 1) 1.1		6	2	0	0	3	0	0	0	0	0	0	16	25	0.00	1.500
Rod Beck, R ERA: 4.0	(10, 1) 0.2	W	2	0	0	0	2	0	0	0	0	0	0	7	11	0.00	0.000


TOP

Pittsburgh Pirates @ San Francisco Giants
Candlestick Park, San Francisco, CA

Sun May 14 1995, 6:33 AM EDT
Att. 19,778 - Cloudy - 60 F

livebaseballscorecards.com

AB	35
R	1
H	5
RBI	0
BB	3
SO	14
LOB	15



Batter	1	2	3	4	5	6	7	8	9	10	AB	R	H	RBI	BB	SO	LOB						
Darren Lewis, R OBP: 0.310, SLG: 0.329	(1, 8) 3-2 G4-3 1B		(0, 1) F8			(0, 1) L4		(0, 0) G4-6-3		(1, 0) 1B	5	1	2	1	0	0	1						
Robby Thompson, R OBP: 0.333, SLG: 0.500	(1, 4) 2-0 G4-3		(0, 1) G6-3			(2, 0) 1B		(0, 1) FC5-4 1B			4	0	2	0	0	0	1						
Barry Bonds, L OBP: 0.475, SLG: 0.508	(1, 7) 0-1 FC4 1B			(0, 2) F8		(0, 3) K		(1, 2) P7			4	0	0	1	0	1	2						
Glenallen Hill, R OBP: 0.332, SLG: 0.642	(1, 9) 3-H K			(0, 0) G5-3		(0, 0) G1-3		(1, 1) P3			4	0	1	0	0	0	2						
Rod Beck, R OBP: 0.500, SLG: 0.500	(10, 1) 1-2 G5-4-3 1B							(1, 1) P3			0	0	0	0	0	0	0						
Jeff Reed, L OBP: 0.550, SLG: 0.400	(1, 2) 2-2 G5-4-3							(1, 2) FC5-4			3	0	1	0	0	0	2						
Matt Williams, R OBP: 0.442, SLG: 0.809	(9, PH) 1-2 G5-4-3							(1, 2) FC5-4			1	0	0	0	0	0	1						
Kirt Manwaring, R OBP: 0.286, SLG: 0.227	(10, 2) 1-2r G5-4-3							(1, 2r) FC5-4			0	0	0	0	0	0	0						
Royce Clayton, R OBP: 0.316, SLG: 0.364	(1, 6) 0-0 F8			(1, 1) B1-3				(0, 0) G5-3			4	1	1	0	0	0	1						
Steve Scarsone, R OBP: 0.308, SLG: 0.462	(1, 5) 3-2 G6-3					(0, 0) F9		(2, 3) K			3	0	0	0	0	1	0						
J.R. Phillips, L OBP: 0.235, SLG: 0.339	(1, 3) 0-0 P9							(1, 3) K			2	0	0	0	0	0	0						
John Patterson, S OBP: 0.385, SLG: 0.375	(8, PH) 0-0 P9							(2, 3) K			1	0	0	0	0	1	0						
Dave Burba, R OBP: 0.313, SLG: 0.467	(9, 1) 0-0 P9							(2, 3) K			1	0	0	0	0	1	1						
Mark Carreon, R OBP: 0.313, SLG: 0.467	(10, 9) 0-0 P9							(2, 3) K			1	0	0	0	0	1	1						
Trevor Wilson, L ERA: 7.48	(1, 1) 3-2 F8							(2, 1) G4-6-3 1B			2	0	0	0	0	0	0						
Mark Dewey, R ERA: 1.35	(8, 1) 3-2 F8							(2, 1) G4-6-3 1B			0	0	0	0	0	0	0						
Todd Benzinger, S OBP: 0.308, SLG: 0.500	(8, PH) 3-2 F8							(2, 1) G4-6-3 1B			1	0	1	0	1	0	0						
Inning Stats	R: 1 E: 0 K: 0 S: 10	H: 2 LOB: 1 BB: 0 P: 18	R: 0 E: 0 K: 0 S: 8	H: 0 LOB: 0 BB: 0 P: 11	R: 0 E: 0 K: 0 S: 8	H: 0 LOB: 0 BB: 0 P: 11	R: 0 E: 0 K: 0 S: 10	H: 1 LOB: 1 BB: 0 P: 12	R: 0 E: 0 K: 0 S: 5	H: 0 LOB: 0 BB: 0 P: 8	R: 0 E: 0 K: 1 S: 7	H: 0 LOB: 0 BB: 0 P: 9	R: 0 E: 0 K: 1 S: 5	H: 0 LOB: 0 BB: 0 P: 7	R: 0 E: 0 K: 1 S: 6	H: 1 LOB: 0 BB: 0 P: 9	R: 0 E: 0 K: 0 S: 10	H: 1 LOB: 1 BB: 0 P: 13	R: 1 E: 0 K: 1 S: 9	H: 2 LOB: 2 BB: 1 P: 17	1B: 8 2B: 0 3B: 0 HR: 0	SF: 0 SAC: 1 DP: 2 HBP: 0	WP: 1 PA: 37


BOTTOM

Pittsburgh Pirates @ San Francisco Giants
Candlestick Park, San Francisco, CA

Sun May 14 1995, 6:33 AM EDT
Att. 19,778 - Cloudy - 60 F

livebaseballscorecards.com

AB	35
R	2
H	8
RBI	2
BB	1
SO	4
LOB	11



Batter	1	2	3	4	5	6	7	8	9	AB	R	H	RBI	BB	SO	LOB	TOP										
Jacob Brumfield, R OBP: 0.338, SLG: 0.291 (1, 8)	F2			G6-3		P6		F7		4	0	0	0	0	0	0											
Jay Bell, R OBP: 0.333, SLG: 0.270 (1, 6)	G5-3			K					F9	3	0	0	0	1	1	0											
Al Martin, L OBP: 0.306, SLG: 0.250 (1, 7)	G3									2	0	0	0	2	0	1											
Dave Clark, L OBP: 0.478, SLG: 0.524 (1, 9)		P6								4	0	0	0	0	0	2											
Jeff King, R OBP: 0.380, SLG: 0.548 (1, 5)	F8									3	0	1	0	1	0	1											
Mark Johnson, L OBP: 0.229, SLG: 0.469 (1, 3)	K									3	0	0	0	0	2	2											
Mark Parent, R OBP: 0.306, SLG: 0.500 (1, 2)				K						3	0	0	0	0	2	2											
Carlos Garcia, R OBP: 0.220, SLG: 0.200 (1, 4)										3	0	0	0	0	1	1											
Paul Wagner, R (1, 1)										1	0	0	0	0	0	0											
Nelson Liriano, S OBP: 0.391, SLG: 0.316 (6, PH)										1	0	0	0	0	0	0											
Jeff McCurry, R (6, 1)										0	0	0	0	0	0	0											
Mackey Sasser, L OBP: 0.154, SLG: 0.192 (8, PH)										1	0	0	0	0	0	0											
Mike Dyer, R (8, 1)										0	0	0	0	0	0	0											
Inning Stats	R: 0 E: 0 K: 0 S: 3	H: 0 LOB: 0 BB: 0 P: 3	R: 0 E: 0 K: 1 S: 5	H: 0 LOB: 0 BB: 0 P: 5	R: 0 E: 0 K: 1 S: 5	H: 0 LOB: 0 BB: 0 P: 5	R: 0 E: 0 K: 1 S: 5	H: 0 LOB: 1 BB: 1 P: 9	R: 0 E: 0 K: 2 S: 7	H: 0 LOB: 1 BB: 1 P: 11	R: 0 E: 0 K: 0 S: 4	H: 1 LOB: 1 BB: 0 P: 4	R: 0 E: 0 K: 1 S: 5	H: 0 LOB: 0 BB: 0 P: 5	R: 0 E: 0 K: 0 S: 3	H: 0 LOB: 1 BB: 1 P: 7	1B: 1 2B: 0 3B: 0 HR: 0	SF: 0 SAC: 0 DP: 0 HBP: 0	WP: 0 PB: 0 SB: 1 CS: 0	PA: 32							
PITCHER	IP	WLS	BF	H	R	ER	SO	BB	IBB	HBP	BLK	WP	HR	S	P	ERA	WHIP										
Ramon Martinez, R ERA: 1.97 (1, 1)	7.0	W	25	1	0	0	5	3	0	0	0	0	0	32	44	0.00	0.571										
Rudy Seanez, R ERA: 2.19 (8, 1)	1.0		3	0	0	0	1	0	0	0	0	0	0	5	5	0.00	0.000										
Todd Worrell, R ERA: (9, 1)	1.0		4	0	0	0	0	1	0	0	0	0	0	3	7	0.00	1.000										

Pittsburgh Pirates @ Los Angeles Dodgers
Dodger Stadium, Los Angeles, CA
Mon May 15 1995, 7:05 PM PDT
Att: 35,691 - Unknown - 65 F

AB 28
R 0
H 1
RBI 0
BB 4
SO 6
LOB 9



Batter	1	2	3	4	5	6	7	8	9	AB	R	H	RBI	BB	SO	LOB	BOTTOM											
Delino DeShields, L OBP: 0.328, SLG: 0.338 (1, 4)	HR	L4		F8		F9				4	1	1	0	0	0	2												
Jose Offerman, S OBP: 0.532, SLG: 0.517 (1, 6)	HR									3	2	3	0	1	0	0												
Raul Mondesi, R OBP: 0.412, SLG: 0.711 (1, 8)	HR	K								4	1	1	3	0	2	4												
Eric Karros, R OBP: 0.488, SLG: 0.616 (1, 3)	G1-3			F8		FC6		G5-3		3	0	0	1	1	0	0												
Henry Rodriguez, L OBP: 0.316, SLG: 0.392 (1, 9)	F5			G4-3		F7		F8		4	0	0	0	0	0	2												
Billy Ashley, R OBP: 0.333, SLG: 0.409 (1, 7)										3	0	1	0	1	1	0												
Rudy Seanez, R (8, 1)										0	0	0	0	0	0	0												
Todd Worrell, R (9, 1)										0	0	0	0	0	0	0												
Dave Hansen, L OBP: 0.326, SLG: 0.256 (1, 5)	G1-3									4	0	1	0	0	1	4												
Carlos Hernandez, R OBP: 0.143, SLG: 0.032 (1, 2)	P4			L6		G5-3		G5-3		4	0	0	0	0	0	3												
Ramon Martinez, R OBP: 0.200, SLG: 0.300 (1, 1)										3	0	1	0	0	1	1												
Reggie Williams, S OBP: 0.231, SLG: 0.091 (8, 7)	G5-3									1	0	0	0	0	0	0												
Inning Stats	R: 3 E: 0 K: 0 S: 6	H: 3 LOB: 2 BB: 2 P: 14	R: 0 E: 0 K: 1 S: 6	H: 1 LOB: 0 BB: 0 P: 6	R: 0 E: 0 K: 1 S: 6	H: 0 LOB: 0 BB: 0 P: 5	R: 0 E: 0 K: 1 S: 6	H: 1 LOB: 1 BB: 0 P: 6	R: 1 E: 0 K: 2 S: 9	H: 1 LOB: 2 BB: 1 P: 13	R: 0 E: 0 K: 0 S: 5	H: 2 LOB: 2 BB: 0 P: 5	R: 0 E: 0 K: 0 S: 3	H: 0 LOB: 0 BB: 0 P: 3	R: 0 E: 0 K: 0 S: 3	H: 0 LOB: 0 BB: 0 P: 3	1B: 6 2B: 0 3B: 1 HR: 1	SF: 0 SAC: 0 DP: 0 HBP: 0	WP: 2 PB: 0 SB: 1 CS: 0	PA: 36								
PITCHER	IP	WLS	BF	H	R	ER	SO	BB	IBB	HBP	BLK	WP	HR	S	P	ERA	WHIP											
Paul Wagner, R ERA: 8.49 (1, 1)	5.0	L	25	6	4	4	5	3	0	0	0	0	1	0	8	8	0.00	1.800										
Jeff McCurry, R ERA: 7.3 (6, 1)	2.0		8	2	0	0	0	0	0	0	0	0	1	0	8	8	0.00	1.000										
Mike Dyer, R ERA: 3.68 (8, 1)	1.0		3	0	0	0	0	0	0	0	0	0	0	3	3	0.00	0.000											

Pittsburgh Pirates @ Los Angeles Dodgers
Dodger Stadium, Los Angeles, CA
Mon May 15 1995, 7:05 PM PDT
Att: 35,691 - Unknown - 65 F

AB 33
R 4
H 8
RBI 4
BB 3
SO 5
LOB 16



Batter	1	2	3	4	5	6	7	8	9	AB	R	H	RBI	BB	SO	LOB	TOP					
Jacob Brumfield, R OBP: 0.329, SLG: 0.283										5	0	1	0	0	2	1						
Jay Bell, R OBP: 0.313, SLG: 0.250										5	0	0	0	0	2	2						
Al Martin, L OBP: 0.303, SLG: 0.267										4	1	1	0	0	1	0						
Dave Clark, L OBP: 0.556, SLG: 0.696										2	1	2	2	2	0	0						
Jeff King, R OBP: 0.373, SLG: 0.523										3	0	0	0	1	0	2						
Mark Johnson, L OBP: 0.282, SLG: 0.471										2	0	1	0	2	0	2						
Mark Parent, R OBP: 0.275, SLG: 0.447										4	0	0	0	0	1	4						
Nelson Liriano, S OBP: 0.370, SLG: 0.273										3	0	0	0	1	2	3						
Denny Neagle, L OBP: 0.091, SLG: 0.091										3	0	0	0	0	1	2						
Jim Gott, R OBP: 0.407, SLG: 0.391										0	0	0	0	0	0	0						
Rich Aude, R OBP: 0.407, SLG: 0.391										1	0	1	0	0	0	0						
Dan Miceli, R										0	0	0	0	0	0	0						
Inning Stats	R: 1 E: 0 K: 1 S: 14	H: 2 LOB: 1 BB: 0 P: 20	R: 0 E: 0 K: 1 S: 12	H: 0 LOB: 1 BB: 1 P: 19	R: 0 E: 0 K: 1 S: 7	H: 0 LOB: 0 BB: 1 P: 13	R: 0 E: 0 K: 2 S: 9	H: 1 LOB: 2 BB: 1 P: 19	R: 0 E: 0 K: 2 S: 8	H: 0 LOB: 0 BB: 0 P: 9	R: 1 E: 0 K: 0 S: 12	H: 1 LOB: 1 BB: 1 P: 21	R: 0 E: 1 K: 1 S: 9	H: 0 LOB: 0 BB: 0 P: 10	R: 0 E: 0 K: 1 S: 15	H: 0 LOB: 2 BB: 2 P: 30	R: 0 E: 0 K: 0 S: 9	H: 2 LOB: 2 BB: 1 P: 19	1B: 4 2B: 2 3B: 0 HR: 1	SF: 0 SAC: 0 DP: 1 HBP: 0	WP: 0 PB: 0 SB: 0 CS: 0	PA: 38
PITCHER	IP WLS BF H R ER SO BB IBB HBP BLK WP HR S P ERA WHIP																					
Ismael Valdez, R ERA: 3.48	(1, 1) 6.0 L 25 4 2 2 7 3 0 0 0 0 0 1 62 101 3.00 1.167																					
Todd Williams, R ERA: 3.39	(7, 1) 1.0 3 0 0 0 1 0 0 0 0 0 0 9 10 0.00 0.000																					
Omar Daal, L ERA: 1.8	(8, 1) 1.0 5 0 0 0 1 2 0 0 0 0 0 0 15 30 0.00 2.000																					
Greg Hansell, R ERA: 6.75	(9, 1) 1.0 5 2 0 0 0 1 0 0 0 0 0 0 9 19 0.00 3.000																					

Pittsburgh Pirates @ Los Angeles Dodgers
Dodger Stadium, Los Angeles, CA
Tue May 16 1995, 7:05 PM PDT
Att: 26,928 - Unknown - 69 F

AB 32
R 2
H 6
RBI 2
BB 6
SO 9
LOB 16



Batter	1	2	3	4	5	6	7	8	9	AB	R	H	RBI	BB	SO	LOB	BOTTOM			
Delino DeShields, L OBP: 0.323, SLG: 0.333										4	0	1	0	0	0	2				
Jose Offerman, S OBP: 0.518, SLG: 0.500										4	0	1	0	0	0	1				
Raul Mondesi, R OBP: 0.404, SLG: 0.688										4	0	1	0	0	2	1				
Eric Karros, R OBP: 0.477, SLG: 0.597										4	0	1	0	0	0	2				
Billy Ashley, R OBP: 0.364, SLG: 0.438										4	0	3	0	0	1	0				
Henry Rodriguez, L OBP: 0.301, SLG: 0.372										4	0	0	0	0	2	5				
Eddie Pye, R										3	0	0	0	0	2	0				
Jeff Treadway, L OBP: 0.077, SLG: 0.231										1	0	0	0	0	0	0				
Carlos Hernandez, R OBP: 0.184, SLG: 0.088										3	0	2	0	0	1	0				
Dave Hansen, L OBP: 0.319, SLG: 0.250										1	0	0	0	0	1	0				
Ismael Valdez, R ERA: 3.77	(1, 1) 7.0 W 28 7 0 0 8 7 0 0 0 0 0 0 75 109 0.00 1.000																			
Jim Gott, R ERA: 6.0	(8, 1) 1.0 5 2 0 0 1 0 0 0 0 0 0 0 15 24 0.00 2.000																			
Dan Miceli, R ERA: 1.17	(9, 1) 1.0 S 3 0 0 0 0 0 0 0 0 0 0 0 5 8 0.00 0.000																			
Inning Stats	R: 0 E: 0 K: 0 S: 10	H: 1 LOB: 1 BB: 0 P: 15	R: 0 E: 0 K: 2 S: 10	H: 0 LOB: 0 BB: 0 P: 13	R: 0 E: 0 K: 2 S: 10	H: 1 LOB: 1 BB: 0 P: 14	R: 0 E: 0 K: 1 S: 8	H: 1 LOB: 1 BB: 0 P: 14	R: 0 E: 0 K: 2 S: 13	H: 2 LOB: 2 BB: 0 P: 20	R: 0 E: 0 K: 1 S: 11	H: 1 LOB: 1 BB: 0 P: 17	R: 0 E: 0 K: 1 S: 15	H: 2 LOB: 2 BB: 0 P: 24	R: 0 E: 0 K: 0 S: 5	H: 0 LOB: 0 BB: 0 P: 8	1B: 9 2B: 0 3B: 0 HR: 0	SF: 0 SAC: 1 DP: 0 HBP: 0	WP: 0 PB: 0 SB: 0 CS: 0	PA: 36
PITCHER	IP WLS BF H R ER SO BB IBB HBP BLK WP HR S P ERA WHIP																			
Denny Neagle, L ERA: 3.77	(1, 1) 7.0 W 28 7 0 0 8 7 0 0 0 0 0 0 75 109 0.00 1.000																			
Jim Gott, R ERA: 6.0	(8, 1) 1.0 5 2 0 0 1 0 0 0 0 0 0 0 15 24 0.00 2.000																			
Dan Miceli, R ERA: 1.17	(9, 1) 1.0 S 3 0 0 0 0 0 0 0 0 0 0 0 5 8 0.00 0.000																			

Pittsburgh Pirates @ Los Angeles Dodgers
Dodger Stadium, Los Angeles, CA
Tue May 16 1995, 7:05 PM PDT
Att: 26,928 - Unknown - 69 F

AB 35
R 0
H 9
RBI 0
BB 0
SO 9
LOB 12



Batter	1	2	3	4	5	6	7	8	9	AB	R	H	RBI	BB	SO	LOB	TOP										
Jacob Brumfield, R OBP: 0.333, SLG: 0.281 (1, 8)	1-3 K		2-3 K			4-0 BB BB		1-0 F8	1-1 1B	4	0	1	1	1	2	2											
Jay Bell, R OBP: 0.306, SLG: 0.236 (1, 6)	2-3 K			1-3 K		0-3 K		4-1 1B 1-2 BB	2-0 P4	4	1	0	0	1	3	4											
Al Martin, L OBP: 0.314, SLG: 0.258 (1, 7)	2-0 G4-3			1-1 S HBP		4-1 G4-6-3 1-2 2-3 BB		1-3 K		2	0	0	0	1	1	2											
Dave Clark, L OBP: 0.516, SLG: 0.630 (1, 9)		1-3 K		3-3 K		1-1 G4-6-3 1-2 BB		3-2 1B		4	0	1	1	0	2	4											
Mark Johnson, L OBP: 0.262, SLG: 0.432 Jeff King, R OBP: 0.382, SLG: 0.530 (8, PH) (8, 4)		2-3 K2-3		0-0 P4			3-2 L7	2-2 1B		3	0	0	0	0	1	1											
Nelson Liriano, S OBP: 0.323, SLG: 0.231 Dan Plesac, L Dan Miceli, R (9, 1)	1-0 G3					1-0 F8		2-3 K	0-2 G3	4	0	0	0	0	1	2											
Mark Parent, R 2 Angelo Encarnacion, R OBP: 0.333, SLG: 0.333 (9, 2)			1-0 WP 1B		0-3 K		4-2 BB		0-0 SH3-4 1B	3	0	2	0	1	1	0											
Freddy Garcia, R OBP: 0.364, SLG: 0.125 (1, 5)			2-3 K		2-3 K		3-3 K		1-0 SH3-4	3	0	0	0	0	3	2											
Rick White, R Jeff McCurry, R Steve Pegues, R Jason Christiansen, R Orlando Merced, S OBP: 0.386, SLG: 0.551 (8, 3)			1-3 K		1-0 BB 2B			4-2 BB 1B	4-0 1B IBB	1	0	0	0	0	1	1											
Inning Stats	R: 0 E: 0 K: 2 S: 7	H: 0 LOB: 0 BB: 0 P: 12	R: 0 E: 0 K: 2 S: 7	H: 0 LOB: 0 BB: 0 P: 11	R: 0 E: 0 K: 3 S: 13	H: 1 LOB: 1 BB: 0 P: 19	R: 0 E: 0 K: 2 S: 8	H: 0 LOB: 1 BB: 0 P: 13	R: 0 E: 0 K: 1 S: 7	H: 0 LOB: 0 BB: 0 P: 10	R: 0 E: 0 K: 1 S: 7	H: 1 LOB: 2 BB: 2 P: 17	R: 0 E: 0 K: 2 S: 13	H: 0 LOB: 1 BB: 1 P: 25	R: 2 E: 0 K: 1 S: 18	H: 2 LOB: 2 BB: 2 P: 33	R: 1 E: 0 K: 0 S: 5	H: 2 LOB: 2 BB: 1 P: 13	1B: 5 2B: 1 3B: 0 HR: 0	SF: 0 SAC: 1 DP: 1 HBP: 1	WP: 1 PB: 0 CS: 1	PA: 38					
PITCHER	IP	WLS	BF	H	R	ER	SO	BB	IBB	HBP	BLK	WP	HR	S	P	ERA	WHIP										
Hideo Nomo, R ERA: 3.48 Rudy Seanez, R ERA: 4.15 Omar Daal, L ERA: 1.69 Todd Williams, R ERA: 3.97 Antonio Osuna, R ERA: 8.36	7.0		26	2	0	0	14	3	0	1	0	1	0	62	107	0.00	0.714										
	0.1		3	0	2	2	0	2	0	0	0	0	0	4	13	54.00	6.000										
	0.1		2	1	0	0	1	0	0	0	0	0	0	6	10	0.00	3.000										
	0.2	L	5	2	1	1	0	0	1	0	0	0	0	10	17	13.50	3.000										
	0.2		2	1	0	0	0	0	0	0	0	0	0	3	6	0.00	1.500										

Pittsburgh Pirates @ Los Angeles Dodgers
Dodger Stadium, Los Angeles, CA
Wed May 17 1995, 7:05 PM PDT
Att: 28,164 - Unknown - 64 F

AB 30
R 3
H 6
RBI 3
BB 6
SO 15
LOB 18

WP: 1
PB: 0
CS: 1


PA: 38



Batter	1	2	3	4	5	6	7	8	9	AB	R	H	RBI	BB	SO	LOB	BOTTOM										
Delino DeShields, L OBP: 0.316, SLG: 0.318 (1, 4)	0-3 K	0-3 K		1-2 P5			2-1 F9		4-1 BB	4	0	0	0	1	2	2											
Jose Offerman, S OBP: 0.523, SLG: 0.493 (1, 6)	1-0 G4-3		0-2 F8 E 1B		4-2 1B BB		4-2 FC5-4 BB		1-3 K	3	1	1	0	2	1	2											
Raul Mondesi, R OBP: 0.415, SLG: 0.682 (1, 8)	2-1 1B		1-2 E FC5-6 1B		1-0 1-2 1B		0-0 FC5-4 FC6-4 1-2		1-3 K	5	1	3	0	0	1	3											
Eric Karros, R OBP: 0.467, SLG: 0.580 (1, 3)	0-0 1B		2-0 F8		3-0 L8		2-1 FC6-4 1-2			4	0	1	0	0	0	5											
Henry Rodriguez, L OBP: 0.310, SLG: 0.380 Chris Gwynn, L OBP: 0.286, SLG: 0.429 (1, PR) (2, 9)	1-2 1B		1-1 FC5-2-6		0-2 F7			0-0 G5-3		1	0	1	1	0	0	0											
Mitch Webster, S OBP: 0.182, SLG: 0.455 (8, 9)	1-3 2-H 1B		3-H 1B							2	0	0	0	0	0	3											
Billy Ashley, R OBP: 0.336, SLG: 0.404 Antonio Osuna, R (9, 1)	1-3 K		1-3 F8		0-0 P4			0-3 K		4	0	0	0	0	2	5											
Dave Hansen, L Eddie Pye, R OBP: 0.320, SLG: 0.256 (8, PH) (9, 5)		2-2 G5-3 1B		3-1 F9		3-2 F8		1-1 G4-3		3	0	1	0	0	0	0											
Carlos Hernandez, R OBP: 0.190, SLG: 0.105 (1, 2)		1-1 G5-3		0-0 1B		0-2 G5-3		1-2 P6		4	0	1	0	0	0	1											
Hideo Nomo, R Rudy Seanez, R Omar Daal, L Todd Williams, R Garay Ingram, R OBP: 0.351, SLG: 0.313 (9, 7)		1-3 K		1-3 K		1-3 K		4-2 BB BB		3	0	0	0	0	3	2											
Inning Stats	R: 1 E: 0 K: 0 S: 14	H: 3 LOB: 2 BB: 0 P: 19	R: 0 E: 0 K: 2 S: 12	H: 1 LOB: 1 BB: 0 P: 16	R: 1 E: 1 K: 0 S: 11	H: 2 LOB: 1 BB: 0 P: 16	R: 0 E: 0 K: 1 S: 9	H: 1 LOB: 1 BB: 0 P: 14	R: 0 E: 0 K: 0 S: 8	H: 1 LOB: 2 BB: 1 P: 16	R: 0 E: 0 K: 1 S: 9	H: 0 LOB: 0 BB: 0 P: 13	R: 0 E: 0 K: 0 S: 7	H: 0 LOB: 1 BB: 1 P: 15	R: 0 E: 0 K: 1 S: 6	H: 0 LOB: 0 BB: 0 P: 7	R: 0 E: 0 K: 2 S: 13	H: 0 LOB: 2 BB: 2 P: 24	1B: 8 2B: 0 3B: 0 HR: 0	SF: 0 SAC: 0 DP: 0 HBP: 0	WP: 0 PB: 0 CS: 0	PA: 39					
PITCHER	IP	WLS	BF	H	R	ER	SO	BB	IBB	HBP	BLK	WP	HR	S	P	ERA	WHIP										
Rick White, R ERA: 2.25 Jeff McCurry, R ERA: 6.0 Jason Christiansen, L ERA: 2.0 Dan Plesac, L ERA: Dan Miceli, R ERA: 1.06	4.0		21	8	2	1	5	1	0	0	0	0	0	49	73	2.25	2.250										
	1.0		3	0	0	0	0	0	0	0	0	0	0	5	8	0.00	0.000										
	2.0		7	0	0	0	1	1	0	0	0	0	0	16	28	0.00	0.500										
	1.1	W	6	0	0	0	1	2	0	0	0	0	0	13	23	0.00	1.500										
	0.2	S	2	0	0	0	2	0	0	0	0	0	0	6	8	0.00	0.000										

Pittsburgh Pirates @ Los Angeles Dodgers
Dodger Stadium, Los Angeles, CA
Wed May 17 1995, 7:05 PM PDT
Att: 28,164 - Unknown - 64 F

AB 35
R 2
H 8
RBI 1
BB 4
SO 9
LOB 23



Batter	1	2	3	4	5	6	7	8	9	AB	R	H	RBI	BB	SO	LOB	TOP					
Al Martin, L OBP: 0.288, SLG: 0.236 (1, 8)										5	1	1	0	0	1	0	Pittsburgh Pirates @ San Diego Padres Jack Murphy Stadium, San Diego, CA Fri May 19 1995, 10:05 PM EDT Att: 11,133 - Unknown					
Jay Bell, R OBP: 0.292, SLG: 0.224 (1, 6)										4	0	0	0	0	2	0						
Orlando Merced, S OBP: 0.344, SLG: 0.464 (1, 9)										4	0	0	1	0	1	0						
Dave Clark, L OBP: 0.450, SLG: 0.528 (1, 7)										4	1	1	0	0	1	0						
Jeff King, R OBP: 0.388, SLG: 0.514 (1, 5)										4	1	2	0	0	0	1						
Mark Johnson, L OBP: 0.255, SLG: 0.476 (1, 3)										4	3	1	2	0	0	2						
Mark Parent, R OBP: 0.351, SLG: 0.556 (1, 2)										4	2	3	3	0	0	0						
Carlos Garcia, R OBP: 0.259, SLG: 0.269 (1, 4)										4	0	2	2	0	1	1						
Jon Lieber, L (1, 1)										3	0	0	0	0	3	2						
Dan Plesac, L (6, 1)										0	0	0	0	0	0	0						
Jeff McCurry, R (7, 1)										0	0	0	0	0	0	0						
Nelson Liriano, S OBP: 0.351, SLG: 0.406 (9, PH)										1	0	0	0	0	0	0						
Dan Miceli, R (9, 1)										0	0	0	0	0	0	0						
Inning Stats	R: 1 E: 1 K: 0 S: 6	H: 1 LOB: 0 BB: 0 P: 6	R: 2 E: 0 K: 2 S: 14	H: 2 LOB: 0 BB: 0 P: 19	R: 0 E: 0 K: 1 S: 7	H: 0 LOB: 0 BB: 0 P: 12	R: 2 E: 0 K: 2 S: 12	H: 3 LOB: 1 BB: 0 P: 22	R: 0 E: 0 K: 1 S: 8	H: 0 LOB: 0 BB: 0 P: 10	R: 2 E: 1 K: 1 S: 14	H: 2 LOB: 1 BB: 0 P: 20	R: 0 E: 0 K: 1 S: 6	H: 0 LOB: 0 BB: 0 P: 10	R: 1 E: 0 K: 0 S: 8	H: 2 LOB: 1 BB: 0 P: 16	R: 0 E: 0 K: 1 S: 6	H: 0 LOB: 0 BB: 0 P: 6	1B: 7 2B: 0 3B: 1 HR: 2	SF: 0 SAC: 1 DP: 0 HBP: 0	WP: 0 PB: 0 SB: 0 CS: 0	PA: 38
PITCHER	IP	WLS	BF	H	R	ER	SO	BB	IBB	HBP	BLK	WP	HR	S	P	ERA	WHIP					
Joey Hamilton, R ERA: 5.93 (1, 1)	5.2	L	26	8	7	4	6	0	0	0	0	0	2	58	84	6.35	1.412					
Brian Williams, R ERA: 9.59 (6, 1)	0.1		1	0	0	0	1	0	0	0	0	0	0	3	5	0.00	0.000					
Bryce Florie, R ERA: 4.22 (7, 1)	2.0		8	2	1	1	1	0	0	0	1	0	0	14	26	4.50	1.000					
Andres Berumen, R ERA: 2.13 (9, 1)	1.0		3	0	0	0	1	0	0	0	0	0	0	6	6	0.00	0.000					

Batter	1	2	3	4	5	6	7	8	9	AB	R	H	RBI	BB	SO	LOB	BOTTOM					
Bip Roberts, S OBP: 0.411, SLG: 0.398 (1, 4)										5	1	3	1	0	0	2	Pittsburgh Pirates @ San Diego Padres Jack Murphy Stadium, San Diego, CA Fri May 19 1995, 10:05 PM EDT Att: 11,133 - Unknown					
Steve Finley, L OBP: 0.337, SLG: 0.292 (1, 8)										5	1	1	0	0	4							
Tony Gwynn, L OBP: 0.411, SLG: 0.424 (1, 9)										5	0	0	0	0	1	4						
Eddie Williams, R OBP: 0.333, SLG: 0.452 (1, 3)										3	1	0	1	0	1	1						
Ken Caminiti, S OBP: 0.379, SLG: 0.538 (1, 5)										4	1	3	1	0	0	1						
Melvin Nieves, S OBP: 0.343, SLG: 0.411 (1, 7)										4	1	3	1	0	0	1						
Andujar Cedeno, R OBP: 0.298, SLG: 0.420 (1, 6)										4	0	1	1	0	1	3						
Brad Ausmus, R OBP: 0.354, SLG: 0.516 (1, 2)										4	1	1	0	0	0	1						
Joey Hamilton, R (6, 1)										2	0	0	0	0	1	1						
Brian Williams, R (6, PH)										0	0	0	0	0	0	0						
Scott Livingstone, L OBP: 0.255, SLG: 0.255 (6, PH)										0	0	0	0	0	0	0						
Phil Clark, R OBP: 0.333, SLG: 0.375 (6, PH)										0	0	0	0	0	0	0						
Bryce Florie, R (7, 1)										0	0	0	0	0	0	0						
Roberto Patagine, L OBP: 0.255, SLG: 0.255 (8, PH)										1	0	0	0	0	0	0						
Andres Berumen, R (9, 1)										0	0	0	0	0	0	0						
Inning Stats	R: 2 E: 0 K: 2 S: 13	H: 4 LOB: 2 BB: 0 P: 20	R: 1 E: 0 K: 1 S: 10	H: 2 LOB: 1 BB: 0 P: 14	R: 1 E: 0 K: 0 S: 13	H: 1 LOB: 0 BB: 0 P: 23	R: 0 E: 0 K: 0 S: 7	H: 0 LOB: 0 BB: 0 P: 11	R: 0 E: 0 K: 1 S: 8	H: 0 LOB: 0 BB: 0 P: 11	R: 2 E: 1 K: 0 S: 11	H: 3 LOB: 2 BB: 1 P: 20	R: 0 E: 0 K: 0 S: 9	H: 1 LOB: 1 BB: 0 P: 12	R: 0 E: 0 K: 0 S: 5	H: 0 LOB: 0 BB: 0 P: 12	R: 0 E: 0 K: 0 S: 10	H: 1 LOB: 1 BB: 0 P: 16	1B: 10 2B: 1 3B: 1 HR: 0	SF: 1 SAC: 0 DP: 0 HBP: 1	WP: 0 PB: 1 SB: 2 CS: 1	PA: 41
PITCHER	IP	WLS	BF	H	R	ER	SO	BB	IBB	HBP	BLK	WP	HR	S	P	ERA	WHIP					
Jon Lieber, R ERA: 7.67 (1, 1)	5.1	W	26	10	6	5	4	0	0	1	0	0	0	4	9	0.00	1.875					
Dan Plesac, L ERA: (6, 1)	0.2		3	0	0	0	0	1	0	0	0	0	0	4	9	0.00	1.500					
Jeff McCurry, R ERA: 4.0 (7, 1)	2.0		7	1	0	0	0	0	0	0	0	0	0	14	24	0.00	0.500					
Dan Miceli, R ERA: 0.96 (9, 1)	1.0	S	4	1	0	0	0	0	0	0	0	0	0	10	16	0.00	1.000					

AB 37
R 8
H 10
RBI 8
BB 0
SO 9
LOB 6



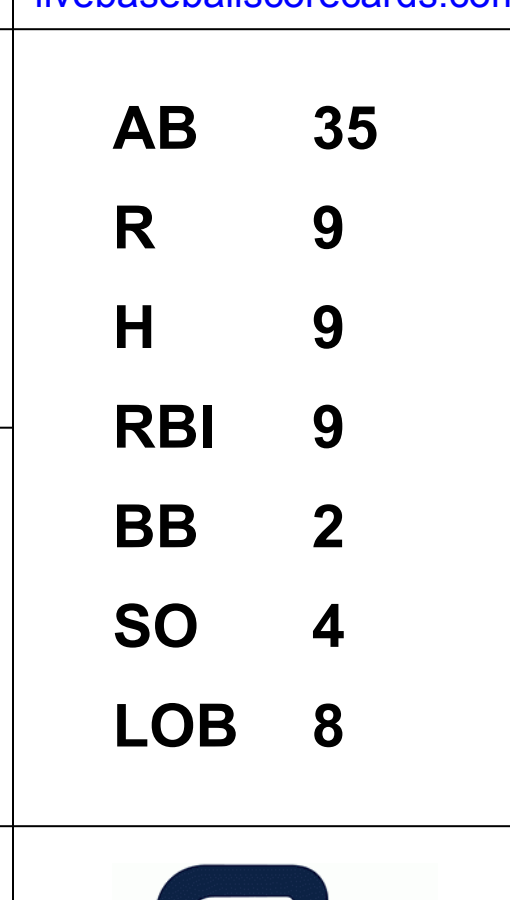
AB 37
R 6
H 12
RBI 5
BB 1
SO 4
LOB 18





Batter	1	2	3	4	5	6	7	8	9	AB	R	H	RBI	BB	SO	LOB	TOP								
Al Martin, L OBP: 0.294, SLG: 0.299 (1, 8)	3-1 HR	0-0 G4-3			0-2 SF8 2B	2-1 F8			0-1 B1	5	2	2	1	0	0	3	Pittsburgh Pirates @ San Diego Padres Jack Murphy Stadium, San Diego, CA Sat May 20 1995, 10:05 PM EDT Att: 10,433 - Unknown - 65 F								
Jay Bell, R OBP: 0.309, SLG: 0.275 (1, 6)	1-2 F8	3-1 HR			3-3 K			0-1 CS BB 1B	4-0 IBB	4	1	2	1	1	1	1									
Orlando Merced, S OBP: 0.348, SLG: 0.458 (1, 9)	2-1 S BB 1B	2-2 G6-3			2-1 SF8 2H			4-1 BB 1-2	2-1 F9	3	1	1	1	1	0	2									
Dave Clark, L OBP: 0.444, SLG: 0.500 Jim Gott, R Dan Miceli, R (9, 1)	4-0 S BB 1B			2-1 CS 1B	1-0 F7			1-3 K	0-0 G4-3	4	1	1	0	1	1	4									
Jeff King, R OBP: 0.382, SLG: 0.500 (1, 5)	3-2 1B 1H 2H 1B			2-2 P4 1-2				1-0 F9	3-3 K	4	0	1	2	0	1	3									
Rich Aude, R OBP: 0.438, SLG: 0.536 (1, 3)	0-2 1-2 1B			0-3 K				1-2 G4-3	0-0 L1-3 1B	4	0	2	0	0	1	0									
Mark Parent, R OBP: 0.346, SLG: 0.592 (1, 2)	1-1 F8 1B			1-1 L4				3-0 HR	0-2 F7	4	1	1	1	0	0	3									
Carlos Garcia, R OBP: 0.258, SLG: 0.268 (1, 4)	2-2 G6-3			3-2 G4-3				2-1 1B 1B	3-2 L1-3 1-2	4	0	1	0	0	0	3									
Paul Wagner, R OBP: 0.250, SLG: 0.143 Jason Christiansen, R Steve Pegues, R OBP: 0.333, SLG: 0.485 (9, 7)		1-2 P4		2-1 P4				0-0 1-3 1B	0-1 2B	3	0	1	0	0	0	0									
Inning Stats	R: 3 E: 0 K: 0 S: 19	H: 4 LOB: 2 BB: 1 P: 35	R: 1 E: 0 K: 0 S: 9	H: 1 LOB: 0 BB: 0 P: 15	R: 0 E: 0 K: 1 S: 9	H: 1 LOB: 0 BB: 0 P: 13	R: 0 E: 0 K: 0 S: 7	H: 0 LOB: 0 BB: 0 P: 13	R: 1 E: 0 K: 1 S: 10	H: 3 LOB: 2 BB: 0 P: 19	R: 0 E: 0 K: 2 S: 10	H: 1 LOB: 2 BB: 1 P: 18	R: 0 E: 0 K: 0 S: 7	H: 1 LOB: 0 BB: 0 P: 10	R: 0 E: 0 K: 0 S: 7	H: 1 LOB: 2 BB: 1 P: 13		1B: 8 2B: 4 3B: 0 HR: 3	SF: 1 SAC: 0 DP: 2 HBP: 0	WP: 0 PB: 0 SB: 3 CS: 2	PA: 40				
PITCHER	IP	WLS	BF	H	R	ER	SO	BB	IBB	HBP	BLK	WP	HR	S	P	ERA	WHIP								
Scott Sanders, R ERA: 4.85	(1, 1)	5.2	27	10	6	6	2	1	0	0	0	0	3	62	107	9.53	1.941								
Brian Williams, R ERA: 8.49	(6, 1)	1.1	5	1	0	0	2	1	0	0	0	0	0	12	22	0.00	1.500								
Dustin Hermanson, R ERA: 1.23	(8, 1)	1.0	3	1	0	0	0	0	0	0	0	0	0	7	10	0.00	1.000								
Fernando Valenzuela, L ERA: 5.74	(9, 1)	1.0	W	5	1	0	0	0	1	0	0	0	0	7	13	0.00	1.000								

Batter	1	2	3	4	5	6	7	8	9	AB	R	H	RBI	BB	SO	LOB	BOTTOM								
Bip Roberts, S OBP: 0.411, SLG: 0.432 (1, 7)	1-0 F7		0-1 S HR 1B		1-1 F7			1-0 G4-3	0-0 HR	5	2	2	4	0	0	0	Pittsburgh Pirates @ San Diego Padres Jack Murphy Stadium, San Diego, CA Sat May 20 1995, 10:05 PM EDT Att: 10,433 - Unknown - 65 F								
Steve Finley, L OBP: 0.333, SLG: 0.290 (1, 8)	1-2 E 1B		3-3 K 1-2		0-3 K			2-2 G6-3		4	1	1	0	0	2	1									
Tony Gwynn, L OBP: 0.414, SLG: 0.472 (1, 9)	2-1 E6 G6-3 2B		1-0 2H HR		2-0 G1-4-3			2-2 P5		4	2	2	3	0	0	0									
Eddie Williams, R OBP: 0.329, SLG: 0.439 (1, 3)	2-2 G6-3		2-1 1B		2-0 G5-3			0-3 K		4	0	1	1	0	1	0									
Ken Caminiti, S OBP: 0.374, SLG: 0.524 (1, 5)	0-0 G3		1-1 L8		2-1 F7			3-1 1B BB 1B		4	1	1	0	0	0	1									
Andujar Cedeno, R OBP: 0.295, SLG: 0.412 (1, 6)		1-1 F8	1-3 K		2-2 G5-3			1-2 BB WP HR 1B		4	1	1	0	0	1	1									
Jody Reed, R OBP: 0.420, SLG: 0.302 Roberto Petagine, L OBP: 0.632, SLG: 0.652 Ray Holbert, R OBP: 0.333, SLG: 0.250 (9, PH)		1-1 1B		0-1 G1-3				4-2 BB HR BB		3	0	1	0	0	0	0									
Brad Ausmus, R OBP: 0.338, SLG: 0.492 Melvin Nieves, S OBP: 0.355, SLG: 0.411 (9, PH)		1-1 P4		2-0 G4-3			2-2 G5-3	4-1 HR BB		3	0	0	0	0	0	1									
Scott Sanders, R OBP: 0.420, SLG: 0.500 Brian Williams, R ERA: 7.34 Scott Livingstone, L OBP: 0.225, SLG: 0.252 Dustin Hermanson, R Fernando Valenzuela, L Brian Johnson, R OBP: 0.250, SLG: 0.420 (9, PH)		0-0 F8		1-0 G6-3			0-0 G3-1	1-2 2-3 3-H 3-2		2	0	0	0	0	0	1									
Inning Stats	R: 2 E: 1 K: 0 S: 10	H: 2 LOB: 0 BB: 0 P: 16	R: 0 E: 0 K: 0 S: 7	H: 1 LOB: 1 BB: 0 P: 10	R: 2 E: 0 K: 2 S: 14	H: 3 LOB: 1 BB: 0 P: 22	R: 0 E: 0 K: 0 S: 4	H: 0 LOB: 0 BB: 0 P: 7	R: 0 E: 0 K: 0 S: 6	H: 0 LOB: 0 BB: 0 P: 12	R: 0 E: 0 K: 0 S: 5	H: 0 LOB: 0 BB: 0 P: 7	R: 0 E: 0 K: 0 S: 9	H: 0 LOB: 0 BB: 0 P: 14	R: 5 E: 0 K: 1 S: 16	H: 3 LOB: 1 BB: 2 P: 31		1B: 6 2B: 1 3B: 0 HR: 2	SF: 0 SAC: 0 DP: 0 HBP: 0	WP: 1 PB: 0 SB: 1 CS: 0	PA: 37				
PITCHER	IP	WLS	BF	H	R	ER	SO	BB	IBB	HBP	BLK	WP	HR	S	P	ERA	WHIP								
Paul Wagner, R ERA: 1.86	(1, 1)	7.1	28	6	4	3	3	0	0	0	0	0	0	8	12	0.00	0.000								
Jason Christiansen, L ERA: 1.8	(8, 1)	0.2	2	0	0	0	0	0	0	0	0	0	0	8	12	0.00	0.000								
Jim Gott, R ERA: 9.26	(9, 1)	0.1	L	5	2	4	4	1	2	0	0	1	0	11	23	108.00	12.000								
Dan Miceli, R ERA: 1.86	(9, 1)	0.1	2	1	1	1	0	0	0	0	0	0	1	5	8	27.00	3.000								

AB	36
R	6
H	13
RBI	6
BB	3
SO	4
LOB	19



Batter	1	2	3	4	5	6	7	8	9	AB	R	H	RBI	BB	SO	LOB	TOP										
Quilvio Veras, S OBP: 0.404, SLG: 0.363 (1, 4)	G5-3		E5 HR						P7	4	2	1	0	1	0	0	Florida Marlins @ Pittsburgh Pirates Three Rivers Stadium, Pittsburgh, PA Tue May 23 1995, 7:05 PM EDT Att: 11,273 - Unknown - 73 F										
Tommy Gregg, L OBP: 0.667, SLG: 1.200 (1, 7)	1B 2B BB		HR							3	2	3	3	1	0	0											
Gary Sheffield, R OBP: 0.479, SLG: 0.478 (1, 9)	2B 1B		FC6-4 1B							4	1	2	0	0	0	3											
Terry Pendleton, S OBP: 0.286, SLG: 0.359 (1, 5)	2B		K						G4-3	4	0	1	1	0	2	2											
Greg Colbrunn, R OBP: 0.305, SLG: 0.409 (1, 3)	SF7-4-5		FC6-4						G1-6-3 1B	3	0	1	1	0	0	1											
Darrell Whitmore, L OBP: 0.146, SLG: 0.237 (1, 8)		G4-3		G3					G1-6-3 1B	4	0	0	0	0	0	1											
Kurt Abbott, R OBP: 0.299, SLG: 0.433 (1, 6)		K		L5-4-3 1B					HR	4	1	2	1	0	1	0		AB 34 R 6 H 10 RBI 6 BB 2 SO 6 LOB 8									
Charles Johnson, R OBP: 0.256, SLG: 0.182 (1, 2)		P9		L5-4-3					G6-3	4	0	0	0	0	1	1											
Chris Hammond, L OBP: 0.441, SLG: 0.536 Robb Nen, R (9, 1)			K		K				G5-3	3	0	0	0	0	2	0											
Inning Stats	R: 2 E: 0 K: 0 S: 8	H: 2 LOB: 0 BB: 1 P: 15	R: 0 E: 0 K: 1 S: 8	H: 0 LOB: 0 BB: 0 P: 11	R: 2 E: 1 K: 2 S: 20	H: 2 LOB: 1 BB: 0 P: 28	R: 0 E: 0 K: 0 S: 6	H: 1 LOB: 0 BB: 0 P: 9	R: 1 E: 0 K: 2 S: 13	H: 2 LOB: 1 BB: 0 P: 13	R: 0 E: 0 K: 0 S: 6	H: 0 LOB: 0 BB: 0 P: 10	R: 0 E: 0 K: 1 S: 11	H: 1 LOB: 2 BB: 1 P: 21	R: 0 E: 0 K: 0 S: 5	H: 1 LOB: 0 BB: 0 P: 7			R: 1 E: 0 K: 0 S: 9	H: 1 LOB: 0 BB: 0 P: 16	1B: 7 2B: 3 3B: 0 HR: 2	SF: 1 SAC: 0 DP: 3 HBP: 0	WP: 0 PB: 0 SB: 1 CS: 0	PA: 37			
PITCHER	IP	WLS	BF	H	R	ER	SO	BB	IBB	HBP	BLK	WP	HR	S	P	ERA	WHIP										
Esteban Loaiza, R ERA: 8.42 (1, 1)	6.0	L	25	7	5	4	5	1	0	0	0	0	1	61	86	6.00	1.333										
Rick White, R ERA: 1.5 (7, 1)	2.0		8	2	0	0	1	1	0	0	0	0	0	16	28	0.00	1.500										
Mike Dyer, R ERA: 3.86 (9, 1)	1.0		4	1	1	1	0	0	0	0	0	0	1	9	16	9.00	1.000										

Batter	1	2	3	4	5	6	7	8	9	AB	R	H	RBI	BB	SO	LOB	BOTTOM										
Al Martin, L OBP: 0.277, SLG: 0.271 (1, 8)	G6-3		G4-3						K	4	0	0	0	0	1	1	Florida Marlins @ Pittsburgh Pirates Three Rivers Stadium, Pittsburgh, PA Tue May 23 1995, 7:05 PM EDT Att: 11,273 - Unknown - 73 F										
Jay Bell, R OBP: 0.301, SLG: 0.261 (1, 6)	K				G6-3				K	4	0	0	0	0	2	0											
Orlando Merced, S OBP: 0.387, SLG: 0.493 (1, 9)	G3				G3				2B	4	0	1	0	0	0	0											
Jeff King, R OBP: 0.398, SLG: 0.494 (1, 5)		K			G6-3				K	4	0	0	0	0	2	1											
Rich Aude, R OBP: 0.429, SLG: 0.548 (1, 3)		K				F8 G6-3 2B			F7	3	1	1	0	0	1	0											
Steve Peques, R OBP: 0.308, SLG: 0.462 (1, 7)	G5-3				F8				G4-3 2B	3	0	1	0	0	0	1											
Mark Parent, R OBP: 0.367, SLG: 0.636 (1, 2)					G6-3				G5-3	2	0	0	1	1	0	1		AB 30 R 1 H 3 RBI 1 BB 1 SO 10 LOB 8									
Carlos Garcia, R OBP: 0.243, SLG: 0.250 (1, 4)					K				G4-3	3	0	0	0	0	2	2											
Esteban Loaiza, R OBP: 0.375, SLG: 0.375 John Wehner, R (6, PH)					FC2-6 BB				K	1	0	0	0	0	0	1											
Rick White, R (7, 1)					FC2-6				K	1	0	0	0	0	1	0											
Freddy Garcia, R OBP: 0.333, SLG: 0.111 Mike Dyer, R (9, 1)					1-2				K	0	0	0	0	0	1	1											
Inning Stats	R: 0 E: 0 K: 1 S: 12	H: 0 LOB: 0 BB: 0 P: 15	R: 0 E: 0 K: 2 S: 11	H: 0 LOB: 0 BB: 0 P: 13	R: 0 E: 0 K: 1 S: 6	H: 0 LOB: 1 BB: 1 P: 13	R: 0 E: 0 K: 0 S: 7	H: 0 LOB: 0 BB: 0 P: 10	R: 1 E: 0 K: 1 S: 10	H: 1 LOB: 0 BB: 0 P: 16	R: 0 E: 0 K: 1 S: 7	H: 0 LOB: 0 BB: 0 P: 9	R: 0 E: 0 K: 0 S: 7	H: 0 LOB: 0 BB: 0 P: 9	R: 0 E: 0 K: 1 S: 14	H: 1 LOB: 1 BB: 0 P: 18	R: 0 E: 0 K: 3 S: 13	H: 1 LOB: 1 BB: 0 P: 16	1B: 0 2B: 3 3B: 0 HR: 0	SF: 0 SAC: 0 DP: 0 HBP: 0	WP: 0 PB: 0 SB: 0 CS: 0	PA: 31					
PITCHER	IP	WLS	BF	H	R	ER	SO	BB	IBB	HBP	BLK	WP	HR	S	P	ERA	WHIP										
Chris Hammond, L ERA: 1.04 (1, 1)	8.0	W	27	2	1	1	7	1	0	0	0	0	0	13	103	1.12	0.375										
Robb Nen, R ERA: 5.4 (9, 1)	1.0		4	1	0	0	3	0	0	0	0	0	0	13	16	0.00	1.000										

Batter	1	2	3	4	5	6	7	8	9	AB	R	H	RBI	BB	SO	LOB	TOP					
Quilvio Veras, S OBP: 0.398, SLG: 0.351	G6-3		G4-3				F8			3	0	0	0	1	0	0	Florida Marlins @ Pittsburgh Pirates Three Rivers Stadium, Pittsburgh, PA Thu May 25 1995, 7:05 PM EDT Att: 6,763 - Unknown - 65 F					
Tommy Gregg, L OBP: 0.600, SLG: 1.000	2B		P3				G3			3	0	1	0	1	0	1						
Gary Sheffield, R OBP: 0.471, SLG: 0.500	L5									4	1	1	1	0	0	2						
Terry Pendleton, S OBP: 0.276, SLG: 0.346	G6-3									4	0	0	0	0	0	2						
Greg Colbrunn, R OBP: 0.303, SLG: 0.402										4	0	1	0	0	1	1						
Darrell Whitmore, L OBP: 0.200, SLG: 0.286										4	0	3	0	0	1	0						
Kurt Abbott, R OBP: 0.286, SLG: 0.413										3	0	0	0	0	1	4						
Jerry Browne, S OBP: 0.267, SLG: 0.173										1	0	0	0	0	1	0						
Charles Johnson, R OBP: 0.247, SLG: 0.175										3	0	0	0	0	2	1						
Jeff Conine, R OBP: 0.447, SLG: 0.536										0	0	0	0	1	0	0						
Alex Arias, R OBP: 0.367, SLG: 0.280										0	0	0	0	0	0	0						
Bobby Witt, R OBP: 0.200, SLG: 0.111										3	0	0	0	0	0	0						
Yorkis Perez, L										0	0	0	0	0	0	0						
Randy Veres, R										0	0	0	0	0	0	0						
Andre Dawson, R OBP: 0.212, SLG: 0.200										1	0	0	0	0	0	1						
Inning Stats	R: 0 E: 0 K: 0 S: 6	H: 1 LOB: 1 BB: 0 P: 10	R: 0 E: 0 K: 2 S: 12	H: 1 LOB: 1 BB: 0 P: 17	R: 0 E: 0 K: 0 S: 5	H: 0 LOB: 0 BB: 0 P: 9	R: 0 E: 0 K: 1 S: 17	H: 2 LOB: 2 BB: 0 P: 22	R: 0 E: 0 K: 1 S: 10	H: 0 LOB: 1 BB: 1 P: 15	R: 1 E: 0 K: 0 S: 10	H: 2 LOB: 1 BB: 0 P: 13	R: 0 E: 0 K: 0 S: 8	H: 0 LOB: 0 BB: 0 P: 11	R: 0 E: 0 K: 0 S: 7	H: 0 LOB: 1 BB: 1 P: 16	R: 0 E: 0 K: 2 S: 10	H: 0 LOB: 1 BB: 1 P: 18	1B: 4 2B: 1 3B: 0 HR: 1	SF: 0 SAC: 0 DP: 0 HBP: 0	WP: 1 PB: 0 SB: 0 CS: 0	PA: 36
PITCHER	IP WLS BF H R ER SO BB IBB HBP BLK WP HR S P ERA WHIP																					
Jon Lieber, R ERA: 6.35	(1, 1) 7.0 0 28 6 1 1 4 1 0 0 0 1 1 68 97 1.29 1.000																					
Dan Plesac, L ERA:	(8, 1) 1.0 W 4 0 0 0 0 1 0 0 0 0 0 7 16 0.00 1.000																					
Dan Miceli, R ERA: 1.69	(9, 1) 1.0 S 4 0 0 0 2 1 0 0 0 0 0 0 10 18 0.00 1.000																					

Batter	1	2	3	4	5	6	7	8	9	AB	R	H	RBI	BB	SO	LOB	BOTTOM			
Al Martin, L OBP: 0.286, SLG: 0.292	PB 1B		1B 2B				F8			4	0	2	0	0	0	1	Florida Marlins @ Pittsburgh Pirates Three Rivers Stadium, Pittsburgh, PA Thu May 25 1995, 7:05 PM EDT Att: 6,763 - Unknown - 65 F			
Jay Bell, R OBP: 0.308, SLG: 0.275	K		1B BB				G6-3			3	1	1	0	1	1	1				
Orlando Merced, S OBP: 0.405, SLG: 0.521	K		G4-3 1B				2B 1B			4	2	3	1	0	1	1				
Dave Clark, L OBP: 0.412, SLG: 0.444	G3-1		G4-3				F7			4	0	0	0	0	0	6				
Jeff King, R OBP: 0.392, SLG: 0.500			P9				P4			3	0	1	2	0	0	0				
Mark Johnson, L OBP: 0.288, SLG: 0.429							K			3	0	1	0	1	2	1				
Mark Parent, R OBP: 0.344, SLG: 0.593			1B				G4-3			4	0	0	0	0	2	2				
Nelson Liriano, S OBP: 0.375, SLG: 0.412										2	0	1	0	1	0	1				
Jon Lieber, L										2	0	0	0	0	1	1				
Steve Pegues, R OBP: 0.300, SLG: 0.450										1	0	0	0	0	0	1				
Dan Plesac, L										0	0	0	0	0	0	0				
Dan Miceli, R										0	0	0	0	0	0	0				
Inning Stats	R: 0 E: 0 K: 2 S: 11	H: 1 LOB: 1 BB: 0 P: 19	R: 0 E: 0 K: 0 S: 7	H: 1 LOB: 1 BB: 0 P: 7	R: 0 E: 0 K: 1 S: 9	H: 2 LOB: 1 BB: 1 P: 14	R: 0 E: 0 K: 1 S: 8	H: 0 LOB: 0 BB: 0 P: 12	R: 0 E: 0 K: 1 S: 10	H: 1 LOB: 0 BB: 0 P: 14	R: 1 E: 0 K: 1 S: 8	H: 2 LOB: 1 BB: 0 P: 12	R: 0 E: 0 K: 1 S: 7	H: 0 LOB: 1 BB: 1 P: 13	R: 2 E: 0 K: 1 S: 10	H: 2 LOB: 1 BB: 1 P: 20	1B: 5 2B: 4 3B: 0 HR: 0	SF: 1 SAC: 0 DP: 2 HBP: 0	WP: 0 PB: 1 SB: 0 CS: 0	PA: 34
PITCHER	IP WLS BF H R ER SO BB IBB HBP BLK WP HR S P ERA WHIP																			
Bobby Witt, R ERA: 3.78	(1, 1) 7.0 L 30 3 3 3 6 2 0 0 0 0 0 0 63 96 3.86 1.571																			
Yorkis Perez, L ERA: 6.92	(8, 1) 0.1 1 0 0 0 0 0 0 0 0 0 0 1 2 0.00 0.000																			
Randy Veres, R ERA: 3.12	(8, 1) 0.2 3 0 0 0 1 1 0 0 0 0 0 0 6 13 0.00 1.500																			

Batter	1	2	3	4	5	6	7	8	9	AB	R	H	RBI	BB	SO	LOB	TOP										
Walt Weiss, S OBP: 0.381, SLG: 0.278 (1, 6)	G3-1		G4-6-3		G3			2B 3B		4	1	1	0	0	0	4	Colorado Rockies @ Pittsburgh Pirates Three Rivers Stadium, Pittsburgh, PA Fri May 26 1995, 7:05 PM EDT Att: 11,183 - Unknown - 66 F livebaseballscorecards.com										
Jason Bates, S OBP: 0.410, SLG: 0.533 (1, 4) (7, 5)	BB			G6-3		G4-3		L6		3	0	0	0	1	0	1											
Dante Bichette, R OBP: 0.369, SLG: 0.611 (1, 7)	FC4			K		FC5-4 HBP		S E 2B		3	1	1	1	0	1	1											
Larry Walker, L OBP: 0.406, SLG: 0.703 (1, 9)	G4-6-3			F9		K		G4-3		4	0	0	0	0	1	3											
Andres Galarraga, R OBP: 0.298, SLG: 0.425 (1, 3)		G4-3			P4	FC5-4			K	4	0	0	0	0	1	1											
Mike Kingsley, L OBP: 0.438, SLG: 0.515 (1, 8)		G6-4-3 1B			WP 2B		G5-4-3 1B		BB	3	0	3	0	1	0	0											
Joe Girardi, R OBP: 0.349, SLG: 0.406 John Vander Wal, L (9, PH) OBP: 0.519, SLG: 0.826 (1, 2)	G6-4-3				K BB		F8		F8	3	0	0	0	0	1	3											
Vinny Castilla, R OBP: 0.337, SLG: 0.531 Joe Grahe, R (7, 1) Mike Munoz, L (8, 1) Ellis Burks, R (9, PH) OBP: 0.271, SLG: 0.250			G4-6-3 BB		P6		G5-4-3		P4	2	0	0	0	1	0	3											
Juan Acevedo, R Roberto Mejia, R OBP: 0.186, SLG: 0.268 (1, 1) (7, 4)			K					F7		1	0	0	0	1	1	1											
Inning Stats	R: 0 E: 1 K: 0 S: 6	H: 0 LOB: 1 BB: 1 P: 14	R: 0 E: 0 K: 0 S: 7	H: 1 LOB: 0 BB: 0 P: 13	R: 0 E: 0 K: 1 S: 6	H: 0 LOB: 0 BB: 1 P: 10	R: 0 E: 0 K: 1 S: 7	H: 0 LOB: 0 BB: 0 P: 9	R: 0 E: 0 K: 1 S: 17	H: 1 LOB: 3 BB: 1 P: 29	R: 0 E: 0 K: 0 S: 13	H: 1 LOB: 0 BB: 0 P: 18	R: 0 E: 0 K: 0 S: 8	H: 1 LOB: 0 BB: 0 P: 15	R: 2 E: 0 K: 0 S: 10	H: 2 LOB: 0 BB: 0 P: 15		R: 0 E: 0 K: 1 S: 11	H: 0 LOB: 1 BB: 1 P: 18	1B: 2 2B: 2 3B: 1 HR: 0	SF: 0 SAC: 0 DP: 4 HBP: 1	WP: 1 PB: 0 SB: 1 CS: 0	PA: 35				
PITCHER	IP	WLS	BF	H	R	ER	SO	BB	IBB	HBP	BLK	WP	HR	S	P	ERA	WHIP										
Paul Wagner, R ERA: 5.97 (1, 1)	7.0	W	26	3	0	0	4	3	0	1	0	1	0	64	108	0.00	0.857										
Jim Gott, R ERA: 9.26 (8, 1)	1.0		5	2	2	1	0	0	0	0	0	0	0	10	15	9.00	2.000										
Dan Miceli, R ERA: 1.54 (9, 1)	1.0	S	4	0	0	0	1	1	0	0	0	0	0	11	18	0.00	1.000										

Batter	1	2	3	4	5	6	7	8	9	AB	R	H	RBI	BB	SO	LOB	BOTTOM										
Al Martin, L OBP: 0.284, SLG: 0.290 (1, 8)	G6-4-3 1B		L8			K	G4-3			4	0	1	0	0	1	0	Colorado Rockies @ Pittsburgh Pirates Three Rivers Stadium, Pittsburgh, PA Fri May 26 1995, 7:05 PM EDT Att: 11,183 - Unknown - 66 F livebaseballscorecards.com										
Jay Bell, R OBP: 0.306, SLG: 0.274 (1, 6)	G6-4-3		F9			1B 2B		F9		4	1	1	0	0	0	1											
Orlando Merced, S OBP: 0.410, SLG: 0.514 (1, 9)				F7		1B 2B		K		3	1	1	0	1	1	0											
Dave Clark, L OBP: 0.400, SLG: 0.449 (1, 7)	G4-3			F7		1B 2B		G4-3		4	1	1	2	0	0	1											
Jeff King, R OBP: 0.381, SLG: 0.484 (1, 5)		K		G5-3		K				3	0	0	0	0	2	1											
Mark Johnson, L OBP: 0.305, SLG: 0.451 (1, 3)		CS 1B			4-1 1B BB	E2 1B				2	1	2	1	1	0	0											
Mark Parent, R OBP: 0.343, SLG: 0.574 (1, 2)		1-2 BB			G5-3	F9				2	0	0	0	1	0	2											
Carlos Garcia, R OBP: 0.247, SLG: 0.254 (1, 4)			F9				G6-3			3	0	1	1	0	0	1											
Paul Wagner, R OBP: 0.200, SLG: 0.111 Freddy Garcia, R (7, PH) OBP: 0.308, SLG: 0.100 Jim Gott, R (8, 1) Dan Miceli, R (9, 1)					G3		G6-4-3		K	2	0	0	0	0	0	0											
Inning Stats	R: 0 E: 0 K: 0 S: 8	H: 1 LOB: 1 BB: 1 P: 15	R: 0 E: 0 K: 1 S: 8	H: 1 LOB: 1 BB: 1 P: 17	R: 0 E: 0 K: 0 S: 9	H: 0 LOB: 0 BB: 0 P: 17	R: 0 E: 0 K: 0 S: 5	H: 0 LOB: 0 BB: 0 P: 9	R: 1 E: 0 K: 2 S: 20	H: 1 LOB: 1 BB: 0 P: 28	R: 0 E: 0 K: 1 S: 6	H: 0 LOB: 0 BB: 0 P: 12	R: 0 E: 0 K: 1 S: 8	H: 0 LOB: 0 BB: 0 P: 15	1B: 6 2B: 1 3B: 0 HR: 0	SF: 0 SAC: 0 DP: 2 HBP: 0		WP: 0 PB: 0 SB: 1 CS: 1	PA: 31								
PITCHER	IP	WLS	BF	H	R	ER	SO	BB	IBB	HBP	BLK	WP	HR	S	P	ERA	WHIP										
Juan Acevedo, R ERA: 6.11 (1, 1)	6.0	L	25	7	4	4	3	3	0	0	0	0	0	8	17	0.00	1.667										
Joe Grahe, R ERA: 3.66 (7, 1)	1.1		4	0	0	0	1	0	0	0	0	0	0	8	17	0.00	0.000										
Mike Munoz, L ERA: 6.55 (8, 1)	0.2		2	0	0	0	1	0	0	0	0	0	0	6	10	0.00	0.000										

Batter	1	2	3	4	5	6	7	8	9	AB	R	H	RBI	BB	SO	LOB	TOP								
Walt Weiss, S (1.6) OBP: 0.381, SLG: 0.277	G5-4-3 BB		K			F4	G6-3		1B	4	0	1	0	1	1	1	Colorado Rockies @ Pittsburgh Pirates Three Rivers Stadium, Pittsburgh, PA Sat May 27 1995, 7:05 PM EDT Att: 16,082 - Unknown - 75 F								
Ellis Burks, R (1.8) OBP: 0.266, SLG: 0.246	G5-4-3 1-2			L7		G6-4-3 1B		G5-3	K	5	0	1	0	0	1	4									
Dante Bichette, R (1.7) OBP: 0.373, SLG: 0.607	1B			K		G6-4-3 1-2			1B	4	0	2	0	0	1	1									
Larry Walker, L (1.9) OBP: 0.400, SLG: 0.681	K			K			2B	L7		3	1	0	0	1	2	2									
Andres Galarraga, R (1.3) OBP: 0.288, SLG: 0.410		G6-3			P3		K	G4-3		4	0	0	0	0	1	2									
Joe Girardi, R (1.2) OBP: 0.355, SLG: 0.419	F7				G1-3		2B		FC5-4 1B	4	1	2	0	0	0	0									
Vinny Castilla, R (1.5) OBP: 0.343, SLG: 0.550	P4				2B		E		FC5-4 1B	4	2	2	2	0	0	1									
Jason Bates, S (1.4) OBP: 0.422, SLG: 0.553			P9		2B		E7		1B	4	0	3	2	0	0	0									
Bill Swift, R (1.1) OBP: 0.429, SLG: 0.583			F8		F8		P6		K	1	0	0	0	0	0	0									
Roger Bailey, R (3.1) OBP: 0.220, SLG: 0.152										1	0	0	0	0	0	1									
Eric Young Sr., R (7.1) OBP: 0.220, SLG: 0.152										1	0	0	0	0	0	1									
Curt Leskanic, R (7.1) OBP: 0.220, SLG: 0.152										0	0	0	0	0	0	0									
John Vander Wal, L (9.1) OBP: 0.195, SLG: 0.028										0	0	0	0	0	0	0									
Roberto Mejia, R (9.1) OBP: 0.195, SLG: 0.292										1	0	0	0	0	0	1									
Inning Stats	R: 0 E: 0 K: 1 S: 12	H: 1 LOB: 1 BB: 1 P: 17	R: 0 E: 0 K: 0 S: 7	H: 0 LOB: 0 BB: 0 P: 12	R: 0 E: 0 K: 1 S: 6	H: 0 LOB: 0 BB: 0 P: 10	R: 0 E: 0 K: 2 S: 11	H: 0 LOB: 0 BB: 0 P: 13	R: 1 E: 0 K: 0 S: 11	H: 2 LOB: 1 BB: 0 P: 16	R: 0 E: 0 K: 0 S: 7	H: 1 LOB: 0 BB: 0 P: 11	R: 3 E: 1 K: 1 S: 13	H: 3 LOB: 1 BB: 1 P: 20	R: 0 E: 0 K: 0 S: 8	H: 1 LOB: 1 BB: 0 P: 12	R: 0 E: 0 K: 2 S: 13	H: 3 LOB: 3 BB: 0 P: 21	1B: 7 2B: 4 3B: 0 HR: 0	SF: 0 SAC: 0 DP: 2 HBP: 0	WP: 0 PB: 0 SB: 0 CS: 0	PA: 38			
PITCHER	IP	WLS	BF	H	R	ER	SO	BB	IBB	HBP	BLK	WP	HR	S	P	ERA	WHIP								
Denny Neagle, L (1.1) ERA: 3.5	6.1	W	26	7	4	4	5	2	0	0	0	0	0	65	96	5.68	1.421								
Jeff McCurry, R (7.1) ERA: 3.27	2.0		9	3	0	0	0	0	0	0	0	0	0	14	21	0.00	1.500								
Jason Christiansen, L (9.1) ERA: 1.69	0.2		3	1	0	0	2	0	0	0	0	0	0	9	15	0.00	1.500								

AB	36
R	4
H	11
RBI	4
BB	2
SO	7
LOB	15



Batter	1	2	3	4	5	6	7	8	9	AB	R	H	RBI	BB	SO	LOB	BOTTOM								
Al Martin, L (1.8) OBP: 0.308, SLG: 0.313	G4-6-3 1B					F7		1B		3	1	2	1	2	0	0	Colorado Rockies @ Pittsburgh Pirates Three Rivers Stadium, Pittsburgh, PA Sat May 27 1995, 7:05 PM EDT Att: 16,082 - Unknown - 75 F								
Jay Bell, R (1.6) OBP: 0.302, SLG: 0.270	G4-6-3 1-2					L7		F9		5	1	1	1	0	1	5									
Orlando Merced, S (1.9) OBP: 0.386, SLG: 0.481	G4-3		FC5 1B WP	P5		P5		K		5	1	0	1	0	1	2									
Dave Clark, L (1.7) OBP: 0.407, SLG: 0.442		G4-3	2B 1B	K		S BB				3	1	1	1	1	1	0									
Jeff King, R (1.5) OBP: 0.376, SLG: 0.484		F9	1B 2B	K		K		K		4	1	1	1	0	2	1									
Mark Johnson, L (1.3) OBP: 0.302, SLG: 0.426	L4		K			FC4-6 BB		P5		3	0	0	0	1	1	2									
Mark Parent, R (1.2) OBP: 0.352, SLG: 0.563			1B		P5			K		3	1	1	0	1	1	2									
Carlos Garcia, R (1.4) OBP: 0.273, SLG: 0.282			1B		FC4-6 1-2			2B 1B		4	2	3	1	0	0	1									
Denny Neagle, L (1.1) OBP: 0.105, SLG: 0.105			1B		G4-3			K		3	1	1	1	0	1	3									
Jeff McCurry, R (7.1) ERA: 3.09			1B							1	0	0	0	0	1	1									
Jason Christiansen, R (9.1) ERA: 5.09			1B							0	0	0	0	0	0	0									
Inning Stats	R: 0 E: 0 K: 0 S: 4	H: 1 LOB: 0 BB: 0 P: 4	R: 0 E: 0 K: 0 S: 7	H: 0 LOB: 0 BB: 0 P: 12	R: 3 E: 1 K: 3 S: 32	H: 7 LOB: 3 BB: 3 P: 54	R: 0 E: 0 K: 2 S: 9	H: 0 LOB: 0 BB: 0 P: 14	R: 0 E: 0 K: 0 S: 8	H: 0 LOB: 1 BB: 1 P: 18	R: 0 E: 0 K: 0 S: 6	H: 0 LOB: 0 BB: 0 P: 11	R: 0 E: 0 K: 2 S: 9	H: 0 LOB: 1 BB: 1 P: 20	R: 1 E: 0 K: 2 S: 9	H: 2 LOB: 1 BB: 0 P: 13	1B: 8 2B: 2 3B: 0 HR: 0	SF: 0 SAC: 0 DP: 1 HBP: 0	WP: 2 PB: 0 SB: 2 CS: 0	PA: 39					
PITCHER	IP	WLS	BF	H	R	ER	SO	BB	IBB	HBP	BLK	WP	HR	S	P	ERA	WHIP								
Bill Swift, R (1.1) ERA: 8.75	2.0	L	14	7	8	7	0	1	0	0	0	1	0	30	44	31.50	4.000								
Roger Bailey, R (3.1) ERA: 3.09	4.0		16	1	0	0	5	3	0	0	0	1	0	36	69	0.00	1.000								
Curt Leskanic, R (7.1) ERA: 5.09	2.0		9	2	1	1	4	1	0	0	0	0	0	18	33	4.50	1.500								

AB	34
R	9
H	10
RBI	7
BB	5
SO	9
LOB	17



Batter	1	2	3	4	5	6	7	8	9	AB	R	H	RBI	BB	SO	LOB	TOP				
Mike Kingery, L (1.8) OBP: 0.447, SLG: 0.549	4-1 G1-3 1B BB		0-0 HR	4-1 BB		1-0 G3-1		3-3 K		3	2	1	1	2	1	3					
Jason Bates, S (1.4) OBP: 0.404, SLG: 0.525	1-1 G1-3		0-2 G4-3	1-0 G4-3			1-2 L4		2-0 G5-3	5	0	0	0	0	0	3					
Dante Bichette, R (1.7) OBP: 0.382, SLG: 0.607	1-0 2H 1B		0-0 G4-3 HR 1B		0-1 F9		1-0 CS 1B		2-2 F8	5	1	3	1	0	0	0					
Larry Walker, L (1.9) OBP: 0.382, SLG: 0.646	0-0 F8		1-1 G4-3	1-2 G4-3	0-0 G4-3		0-0 L4		2-1 E7	5	0	0	0	0	0	3					
Vinny Castilla, R (1.5) OBP: 0.336, SLG: 0.562	0-1 SAFE G5-3		1-2 HR		0-0 G5-3		1-0 CS	1-1 G5-3	1-1 P4	5	1	1	2	0	0	2					
Andres Galaraga, R (1.3) OBP: 0.279, SLG: 0.397		2-1 G6-3	1-2 G4-3			3-3 K		2-2 E1 G6-3 2B		4	1	0	0	0	1	0					
Joe Girardi, R (1.2) OBP: 0.360, SLG: 0.422		3-2 P4		0-2 G3-1 FC1-2 1B		0-1 SH2-4 1B		1-0 G6-3		4	0	2	0	0	0	1	AB 38				
Walt Weiss, S (1.6) OBP: 0.393, SLG: 0.306		2-2 1B		1-2 G3-1		0-2 SH2-4 1B		3-2 2B		4	1	3	1	0	0	1	R 6				
Marvin Freeman, R (1.1) OBP: 0.167, SLG: 0.667		0-0 F8		0-2 FC1-2 BB		0-0 SH2-4		1-0 2B		2	0	0	0	0	0	2	H 11				
Mike Munoz, L (7.1) OBP: 1.000, SLG: 2.000						1-2 2-3		2-H 2B		1	0	1	1	0	0	0	RBI 6				
Steve Reed, R (8.1)										0	0	0	0	0	0	0	BB 2				
Bruce Ruffin, S (9.1)										0	0	0	0	0	0	0	SO 2				
Inning Stats	R: 1 E: 0 K: 0 S: 7	H: 1 LOB: 1 BB: 1 P: 13	R: 0 E: 0 K: 0 S: 10	H: 1 LOB: 1 BB: 0 P: 17	R: 3 E: 0 K: 0 S: 13	H: 3 LOB: 2 BB: 1 P: 16	R: 0 E: 0 K: 0 S: 12	H: 1 LOB: 2 BB: 1 P: 17	R: 0 E: 0 K: 1 S: 12	H: 2 LOB: 2 BB: 0 P: 16	R: 0 E: 0 K: 0 S: 6	H: 1 LOB: 0 BB: 0 P: 9	R: 2 E: 1 K: 1 S: 14	H: 2 LOB: 1 BB: 0 P: 25	R: 0 E: 1 K: 0 S: 9	H: 0 LOB: 1 BB: 0 P: 16	1B: 7 2B: 2 3B: 0 HR: 2	SF: 0 SAC: 1 DP: 0 HBP: 0	WP: 0 PB: 0 SB: 1 CS: 1	PA: 42	
PITCHER	IP WLS BF H R ER SO BB IBB HBP BLK WP HR S P ERA WHIP	IP WLS BF H R ER SO BB IBB HBP BLK WP HR S P ERA WHIP	IP WLS BF H R ER SO BB IBB HBP BLK WP HR S P ERA WHIP	IP WLS BF H R ER SO BB IBB HBP BLK WP HR S P ERA WHIP	IP WLS BF H R ER SO BB IBB HBP BLK WP HR S P ERA WHIP	IP WLS BF H R ER SO BB IBB HBP BLK WP HR S P ERA WHIP	IP WLS BF H R ER SO BB IBB HBP BLK WP HR S P ERA WHIP	IP WLS BF H R ER SO BB IBB HBP BLK WP HR S P ERA WHIP	IP WLS BF H R ER SO BB IBB HBP BLK WP HR S P ERA WHIP	IP WLS BF H R ER SO BB IBB HBP BLK WP HR S P ERA WHIP	IP WLS BF H R ER SO BB IBB HBP BLK WP HR S P ERA WHIP	IP WLS BF H R ER SO BB IBB HBP BLK WP HR S P ERA WHIP	IP WLS BF H R ER SO BB IBB HBP BLK WP HR S P ERA WHIP	IP WLS BF H R ER SO BB IBB HBP BLK WP HR S P ERA WHIP	IP WLS BF H R ER SO BB IBB HBP BLK WP HR S P ERA WHIP	IP WLS BF H R ER SO BB IBB HBP BLK WP HR S P ERA WHIP	IP WLS BF H R ER SO BB IBB HBP BLK WP HR S P ERA WHIP	IP WLS BF H R ER SO BB IBB HBP BLK WP HR S P ERA WHIP	IP WLS BF H R ER SO BB IBB HBP BLK WP HR S P ERA WHIP	IP WLS BF H R ER SO BB IBB HBP BLK WP HR S P ERA WHIP	IP WLS BF H R ER SO BB IBB HBP BLK WP HR S P ERA WHIP

Colorado Rockies @ Pittsburgh Pirates
Three Rivers Stadium, Pittsburgh, PA
Sun May 28 1995, 3:33 AM EDT
Att: 15,016 - Overcast - 65 F

AB 38
R 6
H 11
RBI 6
BB 2
SO 2
LOB 15



Batter	1	2	3	4	5	6	7	8	9	AB	R	H	RBI	BB	SO	LOB	BOTTOM				
Al Martin, L (1.8) OBP: 0.304, SLG: 0.337	2-0 F7		3-1 HR		0-0 G3-1		1-3 K		0-3 K	5	1	1	1	0	2	1					
Jay Bell, R (1.6) OBP: 0.300, SLG: 0.262	3-2 G5-3		4-2 1B FC4-6 BB		2-2 P4		3-2 G4-1			3	1	0	0	1	0	0					
Orlando Merced, S (1.9) OBP: 0.380, SLG: 0.470	3-3 K		1-1 FC4-6 1B		1-1 F8			1-3 K		4	0	1	0	0	2	0					
Dave Clark, L (1.7) OBP: 0.381, SLG: 0.411		1-0 G4-3	1-2 FC4-6		1-0 F8			2-3 K		4	0	0	1	0	1	1					
Mark Johnson, L (1.3) OBP: 0.303, SLG: 0.421		2-3 K	2-3 K		0-1 E 1B			0-1 G3		3	0	1	0	0	2	1					
Rich Aude, R (8. PH) OBP: 0.417, SLG: 0.531										1	0	0	0	0	0	0					
John Wehner, R (1.5) OBP: 0.400, SLG: 0.400		2-1 1B		0-3 K		0-0 E5			3-2 2 1B G4-6-3 1B	4	1	2	0	0	1	1					
Carlos Garcia, R (1.4) OBP: 0.284, SLG: 0.293		0-0 1B		1-3 K		2-3 K			2-2 G4-6-3 2 1B 1B	4	0	2	0	0	2	2	AB 36				
2 Angelo Encarnacion, R (1.2) OBP: 0.471, SLG: 0.438		0-1 F8		1-1 1B		1-3 K			0-0 G4-6-3 1B	4	0	2	0	0	1	4	R 3				
Rick White, R (1.1)										1	0	0	0	0	0	0	H 9				
Freddy Garcia, R (4. PH) OBP: 0.296, SLG: 0.299										0	0	0	0	0	0	0	RBI 2				
Esteban Loaiza, R (5.1) OBP: 0.276, SLG: 0.375										0	0	0	0	0	0	0	BB 1				
Steve Prohaska, R (7. PH) OBP: 0.276, SLG: 0.439										0	0	0	0	0	0	0	SO 13				
Jim Gott, R (8.1)										0	0	0	0	0	0	0	LOB 13				
Dan Plesac, L (8. PH) OBP: 0.366, SLG: 0.400										0	0	0	0	0	0	0					
Nelson Lirio, S (9. PH)										1	0	0	0	0	0	2					
Inning Stats	R: 0 E: 0 K: 1 S: 8	H: 0 LOB: 0 BB: 0 P: 16	R: 0 E: 0 K: 1 S: 9	H: 2 LOB: 2 BB: 0 P: 14	R: 2 E: 0 K: 1 S: 14	H: 2 LOB: 1 BB: 1 P: 25	R: 0 E: 0 K: 3 S: 11	H: 1 LOB: 1 BB: 0 P: 13	R: 0 E: 0 K: 2 S: 10	H: 1 LOB: 2 BB: 0 P: 14	R: 0 E: 0 K: 2 S: 11	H: 0 LOB: 0 BB: 0 P: 15	R: 0 E: 0 K: 2 S: 9	H: 0 LOB: 0 BB: 0 P: 12	R: 1 E: 0 K: 1 S: 14	H: 3 LOB: 1 BB: 0 P: 20	1B: 8 2B: 0 3B: 0 HR: 1	SF: 0 SAC: 0 DP: 1 HBP: 0	WP: 0 PB: 0 SB: 0 CS: 0	PA: 37	
PITCHER	IP WLS BF H R ER SO BB IBB HBP BLK WP HR S P ERA WHIP	IP WLS BF H R ER SO BB IBB HBP BLK WP HR S P ERA WHIP	IP WLS BF H R ER SO BB IBB HBP BLK WP HR S P ERA WHIP	IP WLS BF H R ER SO BB IBB HBP BLK WP HR S P ERA WHIP	IP WLS BF H R ER SO BB IBB HBP BLK WP HR S P ERA WHIP	IP WLS BF H R ER SO BB IBB HBP BLK WP HR S P ERA WHIP	IP WLS BF H R ER SO BB IBB HBP BLK WP HR S P ERA WHIP	IP WLS BF H R ER SO BB IBB HBP BLK WP HR S P ERA WHIP	IP WLS BF H R ER SO BB IBB HBP BLK WP HR S P ERA WHIP	IP WLS BF H R ER SO BB IBB HBP BLK WP HR S P ERA WHIP	IP WLS BF H R ER SO BB IBB HBP BLK WP HR S P ERA WHIP	IP WLS BF H R ER SO BB IBB HBP BLK WP HR S P ERA WHIP	IP WLS BF H R ER SO BB IBB HBP BLK WP HR S P ERA WHIP	IP WLS BF H R ER SO BB IBB HBP BLK WP HR S P ERA WHIP	IP WLS BF H R ER SO BB IBB HBP BLK WP HR S P ERA WHIP	IP WLS BF H R ER SO BB IBB HBP BLK WP HR S P ERA WHIP	IP WLS BF H R ER SO BB IBB HBP BLK WP HR S P ERA WHIP	IP WLS BF H R ER SO BB IBB HBP BLK WP HR S P ERA WHIP	IP WLS BF H R ER SO BB IBB HBP BLK WP HR S P ERA WHIP	IP WLS BF H R ER SO BB IBB HBP BLK WP HR S P ERA WHIP	IP WLS BF H R ER SO BB IBB HBP BLK WP HR S P ERA WHIP

Colorado Rockies @ Pittsburgh Pirates
Three Rivers Stadium, Pittsburgh, PA
Sun May 28 1995, 3:33 AM EDT
Att: 15,016 - Overcast - 65 F

AB 36
R 3
H 9
RBI 2
BB 1
SO 13
LOB 13





Batter	1	2	3	4	5	6	7	8	9	AB	R	H	RBI	BB	SO	LOB	TOP					
Deion Sanders, L (1, 8) OBP: 0.301, SLG: 0.333	0-0 S E 1B	2-1 F9		4-0 BB		2-2 FC6-4 FC4-6 1-2f		0-2 3B		4	1	2	1	1	0	2	Cincinnati Reds @ Pittsburgh Pirates Three Rivers Stadium, Pittsburgh, PA Tue May 30 1995, 7:05 PM EDT Att. 7,666 - Unknown - 62 F					
Barry Larkin, R (1, 6) OBP: 0.431, SLG: 0.563	1-0 G1-3		1-1 G4-3	2-2 F9		0-1 FC4-6 1-2f		2-1 F9		5	0	0	0	0	0	6						
Hal Morris, L (1, 3) OBP: 0.293, SLG: 0.416	2-2 1B		3-2 F8		0-2 F8		2-1 P6		4-2 S S BB	2	0	1	0	0	0	0						
Lenny Harris, L (4, 3) OBP: 0.304, SLG: 0.353	1-1 2H 1B		1-3 K		2-2 WP 3B		1-1 E5 FC6-4		4-0 S BB	4	1	2	0	1	1	0						
Ron Gant, R (1, 7) OBP: 0.430, SLG: 0.636	1-1 1B				2-2 3B		3-1 FC6-4 1-2f		1-2 S BB	4	1	1	0	1	0	4						
Reggie Sanders, R (1, 9) OBP: 0.457, SLG: 0.583	2-2 1B			4-2 E S 1B BB	2-1 F7		3-1 FC6-4 1-2f		1-2 G6-3	4	1	1	0	1	0	4						
Eddie Taubensee, L (1, 2) OBP: 0.317, SLG: 0.255	0-0 F7		1-0 F7		1-2 3B		1-3 K		4-0 G6-4-3 IBB	4	0	1	1	1	1	4						
Bret Boone, R (1, 4) OBP: 0.310, SLG: 0.355		1-1 SH1-4 1B		2-1 BB 1B 1H	1-2 G4-3		3-1 1B 3B		0-0 G6-4-3	5	1	3	1	0	0	4						
Jeff Branson, L (1, 5) OBP: 0.344, SLG: 0.423		2-3 K		0-0 F7		2-3 K		2-0 B1-4 1B		3	0	0	0	0	2	2						
Mark Lewis, R (8, PH) OBP: 0.366, SLG: 0.500								1-2 1B		1	0	1	0	0	0	0						
Pete Schourek, L (1, 1) OBP: 0.333, SLG: 0.333		0-0 SH1-4		3-2 BB 1B		0-0 FC6-4 1B		3-1 B1-4		3	0	2	0	0	0	2						
Jeff Brantley, R (9, 1)		1-2		1-2 1B				1-2f		0	0	0	0	0	0	0						
Inning Stats	R: 1 E: 1 K: 0 S: 12	H: 4 LOB: 2 BB: 0 P: 18	R: 0 E: 0 K: 1 S: 9	H: 1 LOB: 1 BB: 0 P: 14	R: 0 E: 0 K: 1 S: 10	H: 0 LOB: 0 BB: 0 P: 15	R: 1 E: 0 K: 0 S: 15	H: 2 LOB: 3 BB: 2 P: 31	R: 1 E: 0 K: 1 S: 20	H: 2 LOB: 1 BB: 0 P: 26	R: 0 E: 0 K: 1 S: 13	H: 1 LOB: 1 BB: 0 P: 17	R: 0 E: 1 K: 1 S: 9	H: 0 LOB: 1 BB: 0 P: 16	R: 1 E: 0 K: 0 S: 10	H: 3 LOB: 1 BB: 0 P: 20	R: 0 E: 0 K: 0 S: 6	H: 0 LOB: 2 BB: 3 P: 19	1B: 11 2B: 1 3B: 2 HR: 0	SF: 0 SAC: 1 DP: 2 HBP: 0	WP: 1 PB: 0 SB: 5 CS: 0	PA: 43
PITCHER	IP WLS BF H R ER SO BB IBB HBP BLK WP HR S P ERA WHIP																					
Jon Lieber, R (1, 1) ERA: 6.18	5.1 L 27 10 3 3 3 2 0 0 0 0 1 0 74 114 5.06 2.250																					
Dan Plesac, L (6, 1) ERA: 0.54	2.1 10 3 1 1 1 0 0 0 0 0 0 0 22 39 3.86 1.286																					
Jeff McCurry, R (8, 1) ERA: 2.92	1.1 6 0 0 0 0 2 1 0 0 0 0 0 8 23 0.00 1.500																					



Batter	1	2	3	4	5	6	7	8	9	AB	R	H	RBI	BB	SO	LOB	BOTTOM					
Al Martin, L (1, 8) OBP: 0.293, SLG: 0.324	0-0 G3		1-3 K			3-1 P7		0-2 P6		4	0	0	0	0	1	1	Cincinnati Reds @ Pittsburgh Pirates Three Rivers Stadium, Pittsburgh, PA Tue May 30 1995, 7:05 PM EDT Att. 7,666 - Unknown - 62 F					
Jay Bell, R (1, 6) OBP: 0.306, SLG: 0.264	1-2 P4			4-2 HR BB		0-1 G4-3		0-1 2B 1B		3	1	1	0	1	0	0						
Orlando Merced, S (1, 9) OBP: 0.365, SLG: 0.448	2-2 G4-3			0-1 F9		1-1 G3-1		2-2 P4		4	0	0	0	0	0	2						
Jeff King, R (1, 5) OBP: 0.381, SLG: 0.525		1-1 G6-3		1 SAFE B SAFE B SAFE B SAFE K	3-1 HR		3-2 F8		1-1 2B	4	1	2	2	0	0	0						
Rich Aude, R (1, 3) OBP: 0.385, SLG: 0.486		0-1 L6		0-1 G1-3		0-0 F8		1-3 K		3	0	0	0	0	0	0						
Dave Clark, L (9, PH) OBP: 0.375, SLG: 0.404										1	0	0	0	0	1	2						
John Wehner, R (1, 7) OBP: 0.375, SLG: 0.375		3-1 P7		0-3 K		2-2 1B		1-3 K		3	0	1	0	0	1	0						
Jeff McCurry, R (8, 1) OBP: 0.357, SLG: 0.389										0	0	0	0	0	0	0						
Nelson Liriano, S (9, PH)										1	0	0	0	0	1	2						
Mark Parent, R (1, 2) OBP: 0.351, SLG: 0.552				2-1 FC6-4 1B		1-1 P2		0-0 G1-3		3	0	1	0	0	0	1						
Carlos Garcia, R (1, 4) OBP: 0.274, SLG: 0.282				1-2 FC6-4 1-2f		0-3 K		2-0 F9		3	0	0	0	0	1	1						
Jon Lieber, L (1, 1) ERA: 3.35				0-3 K		0-3 K2-3		0-1 F9		2	0	0	0	0	2	1						
Dan Plesac, L (6, 1) ERA: 3.92										0	0	0	0	0	0	0						
Steve Peques, R (8, 7)										1	0	0	0	0	0	0						
Inning Stats	R: 0 E: 0 K: 0 S: 8	H: 0 LOB: 0 BB: 0 P: 11	R: 0 E: 0 K: 0 S: 6	H: 0 LOB: 0 BB: 0 P: 10	R: 0 E: 0 K: 2 S: 11	H: 1 LOB: 1 BB: 0 P: 15	R: 2 E: 0 K: 1 S: 11	H: 1 LOB: 0 BB: 1 P: 18	R: 0 E: 0 K: 2 S: 8	H: 0 LOB: 0 BB: 0 P: 9	R: 0 E: 0 K: 0 S: 6	H: 0 LOB: 0 BB: 0 P: 10	R: 0 E: 0 K: 0 S: 12	H: 1 LOB: 1 BB: 0 P: 17	R: 0 E: 0 K: 0 S: 6	H: 0 LOB: 0 BB: 0 P: 8	R: 0 E: 0 K: 2 S: 15	H: 2 LOB: 2 BB: 0 P: 20	1B: 3 2B: 1 3B: 0 HR: 1	SF: 0 SAC: 0 DP: 0 HBP: 0	WP: 0 PB: 0 SB: 0 CS: 0	PA: 33
PITCHER	IP WLS BF H R ER SO BB IBB HBP BLK WP HR S P ERA WHIP																					
Pete Schourek, L (1, 1) ERA: 3.35	8.1 W 30 4 2 2 5 1 0 0 0 0 0 0 10 105 2.16 0.600																					
Jeff Brantley, R (9, 1) ERA: 3.92	0.2 S 3 1 0 0 2 0 0 0 0 0 0 0 10 13 0.00 1.500																					



Batter	1	2	3	4	5	6	7	8	9	AB	R	H	RBI	BB	SO	LOB	TOP								
Jerome Walton, R OBP: 0.366, SLG: 0.632 (1, 8)	1-1 S 2B 1B	0-0 E 1B			1-1 G6-3		1-0 F7		1-3 K	5	1	2	0	0	1	1	Cincinnati Reds @ Pittsburgh Pirates Three Rivers Stadium, Pittsburgh, PA Thu Jun 01 1995, 7:05 PM EDT Alt: 8,403 - Unknown - 66 F AB 32 R 3 H 7 RBI 3 BB 5 SO 9 LOB 12 								
Barry Larkin, R OBP: 0.435, SLG: 0.588 (1, 6)	1-2 F9	3-1 F7			2-2 F8		0-1 2B			4	0	1	0	0	0	2									
Ron Gant, R OBP: 0.426, SLG: 0.638 (1, 7)	4-1 S 2B BB		0-0 B5-3		3-2 K		4-0 IBB			2	1	0	0	2	1	0									
Reggie Sanders, R OBP: 0.464, SLG: 0.631 (1, 9)	3-2 FC1-4 1-H 2-H 2B		1-1 L9		1-0 HR		1-1 F7			4	1	2	3	0	0	3									
Bret Boone, R OBP: 0.312, SLG: 0.349 (1, 4)	2-0 FC1-6-5 2-3 2B		0-0 F8		1-2 G4-3		4-0 G4-6-3 BB			3	0	0	0	1	0	1									
Brian Hunter, R OBP: 0.317, SLG: 0.294 (8, PH)	4-1 BB		4-2 G6-4-3 BB		1-3 K		2-2 G4-6-3 1-2f			1	0	0	0	2	1	0									
Lenny Harris, L OBP: 0.306, SLG: 0.386 (8, 3)			1-1 G6-4-3 1-2f		0-0 P3		1-3 K			1	0	0	0	0	0	1									
Mark Lewis, R OBP: 0.326, SLG: 0.442 (1, 5)	3-3 K		1-1 G6-4-3 1-2f		1-3 K					4	0	0	0	0	2	3									
Damon Berryhill, S OBP: 0.162, SLG: 0.118 (1, 2)		1-3 K	3-2 1B		1-0 P2		2-3 K			4	0	1	0	0	2	0									
Jose Rijo, R OBP: 0.067, SLG: 0.067 (7, PH)		0-3 K	0-2 F9		3-2 2B 1B		1-3 K			2	0	0	0	0	1	1									
Steve Gibratler, R OBP: 1.000, SLG: 1.000 (7, 1)										1	0	1	0	0	0	0									
Chuck McElroy, L OBP: 0.284, SLG: 0.354 (7, 1)										0	0	0	0	0	0	0									
Xavier Hernandez, L OBP: 0.462, SLG: 0.354 (9, PH)										1	0	0	0	0	0	1									
Inning Stats	R: 2 E: 0 K: 1 S: 14	H: 2 LOB: 2 BB: 2 P: 32	R: 0 E: 1 K: 2 S: 10	H: 1 LOB: 1 BB: 0 P: 14	R: 0 E: 0 K: 0 S: 4	H: 0 LOB: 0 BB: 0 P: 5	R: 0 E: 0 K: 0 S: 12	H: 1 LOB: 1 BB: 1 P: 20	R: 0 E: 0 K: 1 S: 9	H: 0 LOB: 0 BB: 0 P: 15	R: 1 E: 0 K: 1 S: 8	H: 1 LOB: 0 BB: 0 P: 11	R: 0 E: 0 K: 0 S: 9	H: 2 LOB: 3 BB: 1 P: 19	R: 0 E: 0 K: 1 S: 8	H: 0 LOB: 0 BB: 1 P: 15	R: 0 E: 0 K: 3 S: 9	H: 0 LOB: 0 BB: 0 P: 13	1B: 4 2B: 2 3B: 0 HR: 1	SF: 0 SAC: 0 DP: 2 HBP: 0	WP: 0 PB: 0 SB: 3 CS: 0	PA: 37			
PITCHER	IP	WLS	BF	H	R	ER	SO	BB	IBB	HBP	BLK	WP	HR	S	P	ERA	WHIP								
Denny Neagle, L ERA: 3.61	6.0	W	25	5	3	3	5	3	0	0	0	0	1	57	97	4.50	1.333								
Jason Christiansen, L ERA: 1.59	0.2		2	0	0	0	0	0	1	0	0	0	0	7	16	0.00	3.000								
Jeff McCurry, R ERA: 2.94	0.1		2	0	0	0	0	1	0	0	0	0	0	2	7	0.00	3.000								
Dan Plesac, L ERA: 0.51	1.0	S	2	0	0	0	1	0	0	0	0	0	0	8	11	0.00	0.000								
Dan Miceli, R ERA: 1.42	1.0	S	3	0	0	0	3	0	0	0	0	0	0	9	13	0.00	0.000								

Batter	1	2	3	4	5	6	7	8	9	AB	R	H	RBI	BB	SO	LOB	BOTTOM								
Al Martin, L OBP: 0.298, SLG: 0.336 (1, 8)	1-0 F7	1-0 1B HR 1B		0-1 2B		1-3 K		1-3 K		5	1	2	0	0	2	1	Cincinnati Reds @ Pittsburgh Pirates Three Rivers Stadium, Pittsburgh, PA Thu Jun 01 1995, 7:05 PM EDT Alt: 8,403 - Unknown - 66 F AB 31 R 5 H 9 RBI 5 BB 6 SO 8 LOB 17 								
Jay Bell, R OBP: 0.301, SLG: 0.261 (1, 6)	2-1 S 1B	1-1 1B HR 1B		2-2 L8		0-0 F9		1-3 K		5	1	2	1	0	1	2									
Orlando Merced, S OBP: 0.385, SLG: 0.532 (8, 3)	0-0 S 1B	1-2 1B HR		4-0 IBB		3-2 HR				3	2	3	4	1	0	0									
Dave Clark, L OBP: 0.382, SLG: 0.426 (8, 9)	0-3 K	1-2 1B		1-2 F9		1-1 E8 2B				4	0	2	0	0	1	4									
Jeff King, R OBP: 0.380, SLG: 0.514 (1, 5)	4-1 BB	1-1 L8		2-2 F9		4-0 G6-4-3 IBB				2	0	0	0	2	0	1									
Mark Johnson, L OBP: 0.300, SLG: 0.400 (9, 7)	1-3 K		1-0 F8		4-2 S BB		3-1 F8			3	0	0	0	1	1	5									
Steve Peques, R OBP: 0.261, SLG: 0.400 (9, 7)										0	0	0	0	0	0	0									
Mark Parent, R OBP: 0.333, SLG: 0.514 (1, 2)		0-0 P2	0-2 P4		1-0 K		0-0 G6-4-3 1-2f			4	0	0	0	0	1	3									
Carlos Garcia, R OBP: 0.272, SLG: 0.271 (1, 4)		2-3 K	1-3 K		1-2 G4-3		4-2 SH3-4 BB			3	0	0	0	1	2	1									
Denny Neagle, L OBP: 0.147, SLG: 0.100 (5, PH)		4-0 1B BB		0-1 G5-3		1-1 F9		1-1 SH3-4		1	1	0	0	1	0	0									
Nelson Lirio, S OBP: 0.349, SLG: 0.379 (7, 1)										1	0	0	0	0	0	0									
Jason Christiansen, R OBP: 0.249, SLG: 0.379 (7, 1)										0	0	0	0	0	0	0									
Jeff McCurry, R OBP: 0.249, SLG: 0.379 (7, 1)										0	0	0	0	0	0	0									
Dan Plesac, L OBP: 0.249, SLG: 0.379 (8, 7)										0	0	0	0	0	0	0									
John Wehner, R OBP: 0.249, SLG: 0.379 (8, 7)										0	0	0	0	0	0	0									
Dan Miceli, R OBP: 0.249, SLG: 0.379 (9, 1)										0	0	0	0	0	0	0									
Inning Stats	R: 0 E: 0 K: 2 S: 12	H: 2 LOB: 3 BB: 1 P: 20	R: 4 E: 0 K: 1 S: 16	H: 4 LOB: 1 BB: 1 P: 27	R: 0 E: 0 K: 1 S: 9	H: 0 LOB: 0 BB: 0 P: 11	R: 0 E: 0 K: 0 S: 10	H: 1 LOB: 2 BB: 1 P: 17	R: 0 E: 0 K: 1 S: 6	H: 0 LOB: 0 BB: 0 P: 8	R: 1 E: 1 K: 0 S: 12	H: 2 LOB: 1 BB: 1 P: 23	R: 0 E: 0 K: 2 S: 10	H: 0 LOB: 1 BB: 1 P: 17	1B: 5 2B: 2 3B: 0 HR: 2	SF: 0 SAC: 1 DP: 1 HBP: 0	WP: 0 PB: 0 SB: 3 CS: 0	PA: 38							
PITCHER	IP	WLS	BF	H	R	ER	SO	BB	IBB	HBP	BLK	WP	HR	S	P	ERA	WHIP								
Jose Rijo, R ERA: 4.4	6.0	L	29	7	4	4	6	3	1	0	0	0	1	65	102	6.00	1.667								
Chuck McElroy, L ERA: 2.57	0.1		4	2	1	1	0	0	1	0	0	0	1	11	22	27.00	6.000								
Xavier Hernandez, R ERA: 5.03	1.2		5	0	0	0	2	1	0	0	0	0	0	11	18	0.00	0.600								

Batter	1	2	3	4	5	6	7	8	9	AB R H RBI BB SO LOB	TOP																
Al Martin, L OBP: 0.294, SLG: 0.357 (1, 8)	G4-3		G6-3		G6-3		L3		HR	5 1 1 1 0 0 1	Pittsburgh Pirates @ Colorado Rockies Coors Field, Denver, CO Fri Jun 02 1995, 7:05 PM MDT Att: 45,828 - Unknown - 62 F																
Jay Bell, R OBP: 0.312, SLG: 0.269 (1, 6)	1B		1B		G6-3		1B		L8	4 0 2 0 1 0 0																	
Orlando Merced, S OBP: 0.376, SLG: 0.515 (1, 9)	F9		G3-4-1		F8		P5		1B	5 0 1 0 0 0 3																	
Dave Clark, L OBP: 0.397, SLG: 0.439 (1, 7)	1B				HR		1B		K	5 1 3 0 0 1 1																	
Jeff King, R OBP: 0.381, SLG: 0.532 (1, 5)	K				HR		K		K	4 2 1 2 1 3 4																	
Mark Johnson, L OBP: 0.315, SLG: 0.403 (8, PH)			F9		G5-4-3		1B		E	2 0 1 0 1 0 0																	
Rich Aude, R OBP: 0.386, SLG: 0.475 (8, 3)					1B		BB		1B	1 0 1 0 0 0 0																	
Mark Parent, R OBP: 0.329, SLG: 0.500 (1, 2)			K		G5-4-3		1B		E3	4 0 1 0 0 1 3																	
Nelson Liriano, S OBP: 0.340, SLG: 0.375 (1, 4)			F9		1B		P4		SF9	3 0 1 1 0 0 2																	
Esteban Loaiza, R OBP: 0.406, SLG: 0.400 (7, PH)					FC6-4		L6		G1-3	2 0 1 0 0 0 1																	
John Wehner, R OBP: 0.247, SLG: 0.411 (7, 1)					1B					1 0 0 0 0 0 0																	
Jason Christiansen, R OBP: 0.255, SLG: 0.391 (8, PH)					1B					0 0 0 0 0 0 0																	
Steve Pegues, R OBP: 0.255, SLG: 0.391 (8, PH)					1B					1 0 0 0 0 0 2																	
Jeff McCurry, R OBP: 0.255, SLG: 0.391 (8, 1)					1B					0 0 0 0 0 0 0																	
Dan Plesac, L OBP: 0.255, SLG: 0.391 (8, 1)					1B					0 0 0 0 0 0 0																	
Dan Miceli, R OBP: 0.255, SLG: 0.391 (8, 1)					1B					0 0 0 0 0 0 0																	
Inning Stats	R: 0 E: 0 K: 1 S: 9	H: 1 LOB: 2 BB: 1 P: 20	R: 0 E: 0 K: 1 S: 12	H: 0 LOB: 0 BB: 0 P: 20	R: 0 E: 0 K: 0 S: 9	H: 2 LOB: 1 BB: 0 P: 15	R: 2 E: 0 K: 0 S: 8	H: 4 LOB: 1 BB: 0 P: 9	R: 0 E: 0 K: 1 S: 12	H: 2 LOB: 2 BB: 1 P: 21	R: 0 E: 0 K: 0 S: 6	H: 1 LOB: 1 BB: 0 P: 6	R: 1 E: 1 K: 0 S: 12	H: 1 LOB: 2 BB: 1 P: 23	R: 1 E: 0 K: 2 S: 13	H: 2 LOB: 1 BB: 0 P: 18	1B: 11 2B: 1 3B: 0 HR: 2	SF: 1 SAC: 0 DP: 3 HBP: 0	WP: 0 PA: 41 PB: 0 SB: 0 CS: 1								
PITCHER	IP WLS BF H R ER SO BB IBB HBP BLK WP HR S P ERA WHIP											IP WLS BF H R ER SO BB IBB HBP BLK WP HR S P ERA WHIP															
Marvin Freeman, R ERA: 7.31 (1, 1)	6.2	29	10	2	2	3	2	0	0	0	0	0	1	61	99	2.70	1.800										
Mike Munoz, L ERA: 5.14 (7, 1)	0.2	3	0	1	0	0	1	0	0	0	0	0	0	4	10	0.00	1.500										
Curt Leskanic, R ERA: 4.97 (8, 1)	0.2	4	1	0	0	0	0	0	0	0	0	0	0	9	14	0.00	1.500										
Darren Holmes, R ERA: 3.63 (9, 1)	1.0	W 5	2	1	1	2	0	0	0	0	0	0	1	13	18	9.00	2.000										

Batter	1	2	3	4	5	6	7	8	9	AB R H RBI BB SO LOB	BOTTOM																
Mike Kingery, L OBP: 0.446, SLG: 0.545 (1, 8)	G6-3				G1-3		P6		HR	3 0 0 0 1 0 1	Pittsburgh Pirates @ Colorado Rockies Coors Field, Denver, CO Fri Jun 02 1995, 7:05 PM MDT Att: 45,828 - Unknown - 62 F																
Ellis Burks, R OBP: 0.296, SLG: 0.333 (9, PH)			CS						1B	1 1 1 3 0 0 0																	
Jason Bates, S OBP: 0.383, SLG: 0.487 (1, 4)	G1-3		L7				2B		G5-3	4 0 1 1 0 0 1																	
Dante Bichette, R OBP: 0.381, SLG: 0.584 (1, 7)	1B		F7		K		G5-3			4 0 1 0 0 1 2																	
Larry Walker, L OBP: 0.371, SLG: 0.646 (1, 9)	G6-3		CS		2B		K		G6-4-3	4 0 2 0 0 1 1																	
Andres Galarraga, R OBP: 0.288, SLG: 0.413 (1, 3)			F8		G2-3		S		F8	4 1 1 0 0 0 2																	
Vinny Castilla, R OBP: 0.331, SLG: 0.566 (1, 5)			SF8		F9		F9		G6-4-3	4 1 1 0 0 0 3																	
Joe Girardi, R OBP: 0.365, SLG: 0.415 (1, 2)			SF8		L4		2B		2B	2 2 1 1 1 0 1																	
Walt Weiss, S OBP: 0.394, SLG: 0.333 (1, 6)			2B		SH5-4		2B		SH1-4	2 1 2 2 1 0 0																	
Marvin Freeman, R OBP: 0.425, SLG: 0.500 (7, 1)			G6-3		SH5-4		2B		HR	2 0 0 0 0 1 2																	
Mike Munoz, L OBP: 0.200, SLG: 2.000 (8, 1)					SH5-4		K		IBB	0 0 0 0 0 0 0																	
Curt Leskanic, R OBP: 0.255, SLG: 0.391 (8, 1)										0 0 0 0 0 0 0																	
Darren Holmes, R OBP: 0.255, SLG: 0.391 (8, PH)										0 0 0 0 0 0 0																	
John Vander Wal, L OBP: 0.255, SLG: 0.391 (8, PH)										0 0 0 0 0 0 0																	
Eric Young Sr., R OBP: 0.255, SLG: 0.391 (8, PH)										0 1 0 0 1 0 0																	
Inning Stats	R: 0 E: 0 K: 0 S: 8	H: 1 LOB: 1 BB: 0 P: 12	R: 1 E: 0 K: 0 S: 13	H: 2 LOB: 1 BB: 0 P: 18	R: 0 E: 0 K: 0 S: 8	H: 0 LOB: 0 BB: 1 P: 16	R: 0 E: 0 K: 0 S: 6	H: 1 LOB: 1 BB: 0 P: 10	R: 1 E: 0 K: 1 S: 11	H: 1 LOB: 1 BB: 1 P: 15	R: 2 E: 0 K: 2 S: 11	H: 2 LOB: 1 BB: 1 P: 22	R: 0 E: 0 K: 0 S: 7	H: 0 LOB: 0 BB: 0 P: 10	R: 0 E: 0 K: 0 S: 4	H: 1 LOB: 0 BB: 0 P: 6	R: 3 E: 0 K: 0 S: 6	H: 2 LOB: 0 BB: 1 P: 16	1B: 4 2B: 4 3B: 1 HR: 1	SF: 1 SAC: 2 DP: 1 HBP: 0	WP: 0 PA: 38 PB: 0 SB: 1 CS: 1						
PITCHER	IP WLS BF H R ER SO BB IBB HBP BLK WP HR S P ERA WHIP											IP WLS BF H R ER SO BB IBB HBP BLK WP HR S P ERA WHIP															
Esteban Loaiza, R ERA: 7.27 (1, 1)	6.0	27	7	4	4	3	3	0	0	0	0	0	7	10	0.00	0.000											
Jason Christiansen, L ERA: 1.46 (7, 1)	1.0	3	0	0	0	0	0	0	0	0	0	0	8	14	6.75	1.500											
Jeff McCurry, R ERA: 3.21 (8, 1)	1.1	L 5	2	1	1	0	0	0	0	0	0	0	0	4	4	=	=										
Dan Plesac, L ERA: 1.02 (9, 1)	0.0	1	0	0	0	0	0	0	0	0	0	0	1	2	4	=	=										
Dan Miceli, R ERA: 2.15 (9, 1)	0.0	1	1	2	2	0	0	0	0	0	0	0	1	2	4	=	=										


AB	37
R	4
H	13
RBI	4
BB	3
SO	5
LOB	17



Batter	1	2	3	4	5	6	7	8	9	AB	R	H	RBI	BB	SO	LOB	TOP								
Al Martin, L OBP: 0.300, SLG: 0.356 Steve Pegues, R OBP: 0.250, SLG: 0.391	G3		BB		F8		1B		SF9	3	0	1	0	1	0	0									
Jay Bell, R OBP: 0.308, SLG: 0.260	G6-3		F9		K		F8		BB	4	0	0	0	1	1	3									
Orlando Merced, S OBP: 0.360, SLG: 0.490	G6-3			K		G3		G5-3	F9	5	0	0	0	0	1	2									
Dave Clark, L OBP: 0.403, SLG: 0.435		L6		2B 1B		HR BB		F8		3	2	1	0	1	0	0									
Jeff King, R OBP: 0.385, SLG: 0.566	P4-6			L7		HR		K		4	1	2	2	0	1	1									
Mark Johnson, L OBP: 0.316, SLG: 0.415 Rick White, R	P4-6					HR				3	1	1	0	0	0	1									
Nelson Liriano, S OBP: 0.354, SLG: 0.390	2-3f			1B		G3-1			2B	1	1	1	0	0	0	0									
Mark Parent, R OBP: 0.326, SLG: 0.488			G6-3		FC6-4		G1-3		K	4	0	1	2	0	1	1									
Carlos Garcia, R OBP: 0.271, SLG: 0.281			G3-1		FC6-4			G4-3		4	1	1	1	0	0	1									
Jon Lieber, L OBP: 0.071, SLG: 0.071 Jacob Brumfield, R OBP: 0.333, SLG: 0.273 Gary Wilson, R	BB							G5-3		1	0	1	0	0	0	0									
Rich Aude, R OBP: 0.391, SLG: 0.476	1B								BB	2	0	1	0	0	1	0									
Inning Stats	R: 0 E: 0 K: 0 S: 3	H: 0 LOB: 0 BB: 0 P: 3	R: 0 E: 0 K: 0 S: 3	H: 1 LOB: 0 BB: 0 P: 3	R: 0 E: 0 K: 0 S: 4	H: 1 LOB: 2 BB: 1 P: 8	R: 2 E: 0 K: 1 S: 8	H: 3 LOB: 1 BB: 0 P: 8	R: 0 E: 0 K: 0 S: 5	H: 0 LOB: 0 BB: 0 P: 5	R: 2 E: 0 K: 1 S: 4	H: 1 LOB: 0 BB: 1 P: 8	R: 0 E: 0 K: 1 S: 6	H: 1 LOB: 1 BB: 0 P: 6	R: 0 E: 0 K: 1 S: 5	H: 0 LOB: 0 BB: 0 P: 5	R: 2 E: 0 K: 1 S: 8	H: 3 LOB: 2 BB: 1 P: 12	1B: 6 2B: 4 3B: 0 HR: 1	SF: 1 SAC: 0 DP: 1 HBP: 0	WP: 0 PB: 0 SB: 0 CS: 0	PA: 39			
PITCHER	IP	WLS	BF	H	R	ER	SO	BB	IBB	HBP	BLK	WP	HR	S	P	ERA	WHIP								
Kevin Ritz, R ERA: 4.12	6.0	W	25	6	4	4	2	2	0	0	0	0	1	27	35	6.00	1.333								
Mark Thompson, R ERA: 7.71	2.1		11	4	2	2	3	0	0	0	0	0	0	17	17	7.71	1.714								
Mike Munoz, L ERA: 5.02	0.1	S	2	0	0	0	0	0	0	0	0	0	0	1	1	0.00	0.000								
Darren Holmes, R ERA: 3.57	0.1	S	2	0	0	0	0	1	0	0	0	0	0	1	5	0.00	3.000								

Pittsburgh Pirates @ Colorado Rockies
Coors Field, Denver, CO
Sat Jun 03 1995, 7:05 PM MDT
Att: 48,144 - Unknown - 59 F


AB 35
R 6
H 10
RBI 6
BB 3
SO 5
LOB 9



Batter	1	2	3	4	5	6	7	8	9	AB	R	H	RBI	BB	SO	LOB	BOTTOM								
Mike Kingery, L OBP: 0.436, SLG: 0.527	G3-1		F9	F7		1B		G4-6-3		5	0	1	1	0	0	4									
Jason Bates, S OBP: 0.387, SLG: 0.488	F7		FC5-4		F8	G4-6-3				4	0	2	2	0	0	0									
Dante Bichette, R OBP: 0.377, SLG: 0.574	CS		FC5-4		L9	G4-6-3				4	0	1	0	0	0	3									
Larry Walker, L OBP: 0.383, SLG: 0.698	CS			HR		HBP		G6-3		3	2	2	2	1	0	0									
Andres Galarraga, R OBP: 0.293, SLG: 0.411		F7		HR		BB		G4-3		3	1	1	0	0	0	0									
Vinny Castilla, R OBP: 0.336, SLG: 0.571				2B	1B	1-2	HBP			4	1	2	1	0	0	2									
Joe Girardi, R OBP: 0.354, SLG: 0.402		G6-4-3		F8		G6-3		F9		4	0	0	0	0	0	2									
Walt Weiss, S OBP: 0.411, SLG: 0.351				SH2-4		BB		1B		3	2	3	1	1	0	0									
Kevin Ritz, R OBP: 0.417, SLG: 0.125 John Vander Wal, L OBP: 0.515, SLG: 0.750 Mark Thompson, R OBP: 0.500, SLG: 0.500 Mike Munoz, L OBP: 1.000, SLG: 2.000 Darren Holmes, R				SH2-4		BB		1B		1	0	0	0	0	1	1									
Inning Stats	R: 0 E: 0 K: 0 S: 3	H: 1 LOB: 0 BB: 0 P: 3	R: 1 E: 0 K: 0 S: 4	H: 2 LOB: 0 BB: 0 P: 4	R: 1 E: 0 K: 0 S: 5	H: 2 LOB: 1 BB: 0 P: 5	R: 3 E: 0 K: 1 S: 9	H: 4 LOB: 1 BB: 0 P: 9	R: 0 E: 0 K: 0 S: 3	H: 0 LOB: 0 BB: 1 P: 8	R: 2 E: 0 K: 0 S: 4	H: 2 LOB: 1 BB: 2 P: 12	R: 0 E: 0 K: 0 S: 3	H: 0 LOB: 0 BB: 0 P: 3	R: 0 E: 0 K: 0 S: 4	H: 2 LOB: 1 BB: 0 P: 4	1B: 10 2B: 1 3B: 0 HR: 2	SF: 0 SAC: 1 DP: 3 HBP: 1	WP: 0 PB: 0 SB: 1 CS: 1	PA: 38					
PITCHER	IP	WLS	BF	H	R	ER	SO	BB	IBB	HBP	BLK	WP	HR	S	P	ERA	WHIP								
Jon Lieber, R ERA: 6.65	4.0	L	19	9	5	5	1	0	0	0	0	0	2	21	21	11.25	2.250								
Gary Wilson, R ERA: 4.5	1.1		10	2	2	2	0	3	0	1	0	0	0	6	19	13.50	3.750								
Rick White, R ERA: 3.29	2.2		8	2	0	0	0	0	0	0	0	0	0	8	8	0.00	0.750								

Pittsburgh Pirates @ Colorado Rockies
Coors Field, Denver, CO
Sat Jun 03 1995, 7:05 PM MDT
Att: 48,144 - Unknown - 59 F

AB 32
R 7
H 13
RBI 7
BB 3
SO 1
LOB 12



Batter	1	2	3	4	5	6	7	8	9	AB	R	H	RBI	BB	SO	LOB	TOP		
Al Martin, L OBP: 0.306, SLG: 0.355 (1, 8)										3	1	1	0	0	0	0	Pittsburgh Pirates @ Colorado Rockies Coors Field, Denver, CO Sun Jun 04 1995, 3:33 AM MDT Att: 48,061 - Cloudy - 57 F		
Jay Bell, R OBP: 0.313, SLG: 0.268 (1, 6)										4	0	2	0	0	1	1			
Orlando Merced, S OBP: 0.347, SLG: 0.472 (1, 9)										4	0	0	0	0	1	3			
Dave Clark, L OBP: 0.395, SLG: 0.425 (1, 7)										4	0	1	0	0	0	2			
Jeff King, R OBP: 0.381, SLG: 0.552 (1, 5)										3	0	0	0	1	0	2			
Mark Johnson, L OBP: 0.325, SLG: 0.420 (1, 3)										4	0	2	0	0	0	0			
2 Angelo Encarnacion, R OBP: 0.455, SLG: 0.429 (1, 2)										4	0	2	0	0	1	1			
Carlos Garcia, R OBP: 0.270, SLG: 0.272 (1, 4)										3	0	0	0	1	0	3			
Paul Wagner, R OBP: 0.167, SLG: 0.091 (1, 1)										2	0	0	0	0	2	2			
Jacob Brumfield, R OBP: 0.329, SLG: 0.299 (7, PH)										1	0	0	0	0	0	0			
Mike Dyer, R (7, 1)										0	0	0	0	0	0	0			
Jason Christiansen, R (8, 1)										0	0	0	0	0	0	0			
Nelson Lirio, S OBP: 0.347, SLG: 0.381 (9, PH)										1	0	0	0	0	0	0			
Inning Stats	R: 1 E: 1 K: 0 S: 10	H: 2 LOB: 1 BB: 0 P: 14	R: 0 E: 0 K: 1 S: 9	H: 1 LOB: 1 BB: 1 P: 18	R: 0 E: 0 K: 1 S: 9	H: 0 LOB: 0 BB: 0 P: 17	R: 0 E: 0 K: 0 S: 7	H: 1 LOB: 1 BB: 0 P: 10	R: 0 E: 0 K: 2 S: 10	H: 2 LOB: 3 BB: 1 P: 17	R: 0 E: 0 K: 0 S: 7	H: 1 LOB: 1 BB: 0 P: 11	R: 0 E: 0 K: 0 S: 7	H: 1 LOB: 0 BB: 0 P: 14	R: 0 E: 0 K: 1 S: 6	H: 0 LOB: 0 BB: 0 P: 8	1B: 8 2B: 0 3B: 0 HR: 0	SF: 0 SAC: 0 DP: 2 HBP: 1	WP: 0 PA: 36 PB: 0 SB: 1 CS: 2
PITCHER	IP WLS BF H R ER SO BB IBB HBP BLK WP HR S P ERA WHIP																		
Joe Grahe, R ERA: 1.42 (1, 1)	6.0 W 26 6 1 0 4 2 0 1 0 0 0 54 93 0.00 1.333																		
Roger Bailey, R ERA: 3.0 (7, 1)	2.0 7 2 0 0 0 0 0 0 0 0 0 0 14 25 0.00 1.000																		
Curt Leskanic, R ERA: 4.78 (9, 1)	1.0 S 3 0 0 0 1 0 0 0 0 0 0 0 6 8 0.00 0.000																		

Batter	1	2	3	4	5	6	7	8	9	AB	R	H	RBI	BB	SO	LOB	BOTTOM		
Mike Kingery, L OBP: 0.439, SLG: 0.516 (1, 8)										2	0	0	0	2	0	2	Pittsburgh Pirates @ Colorado Rockies Coors Field, Denver, CO Sun Jun 04 1995, 3:33 AM MDT Att: 48,061 - Cloudy - 57 F		
Jason Bates, S OBP: 0.390, SLG: 0.496 (1, 4)										4	0	2	1	0	0	1			
Ellis Burks, R OBP: 0.307, SLG: 0.323 (1, 7)										2	0	0	0	2	1	2			
Larry Walker, L OBP: 0.379, SLG: 0.708 (1, 9)										4	1	1	1	0	1	3			
Andres Galarraga, R OBP: 0.292, SLG: 0.403 (1, 3)										3	0	0	0	1	2	3			
Vinny Castilla, R OBP: 0.348, SLG: 0.623 (1, 5)										4	2	3	2	0	1	0			
Joe Girardi, R OBP: 0.343, SLG: 0.389 (1, 2)										4	0	0	0	0	0	2			
Walt Weiss, S OBP: 0.414, SLG: 0.345 (1, 6)										2	1	0	0	2	0	2			
Joe Grahe, R (1, 1)										1	0	0	0	0	0	1			
Eric Young Sr., R OBP: 0.273, SLG: 0.143 (6, PH)										0	0	0	0	1	0	0			
Roger Bailey, R (7, 1)										0	0	0	0	0	0	0			
John Vander Wal, L OBP: 0.529, SLG: 0.750 (8, PH)										0	0	0	0	1	0	0			
Curt Leskanic, R (9, 1)										0	0	0	0	0	0	0			
Inning Stats	R: 0 E: 0 K: 1 S: 9	H: 1 LOB: 2 BB: 2 P: 22	R: 1 E: 0 K: 0 S: 13	H: 1 LOB: 1 BB: 1 P: 21	R: 0 E: 0 K: 1 S: 7	H: 0 LOB: 1 BB: 1 P: 12	R: 2 E: 0 K: 0 S: 12	H: 2 LOB: 2 BB: 2 P: 26	R: 0 E: 0 K: 0 S: 7	H: 1 LOB: 2 BB: 1 P: 13	R: 0 E: 0 K: 0 S: 5	H: 0 LOB: 0 BB: 1 P: 10	R: 1 E: 0 K: 3 S: 13	H: 1 LOB: 0 BB: 0 P: 20	R: 0 E: 0 K: 0 S: 7	H: 0 LOB: 0 BB: 1 P: 15	1B: 2 2B: 2 3B: 0 HR: 3	SF: 0 SAC: 1 DP: 1 HBP: 0	WP: 0 PA: 37 PB: 0 SB: 0 CS: 2
PITCHER	IP WLS BF H R ER SO BB IBB HBP BLK WP HR S P ERA WHIP																		
Paul Wagner, R ERA: 6.1 (1, 1)	6.0 L 29 5 3 3 2 8 0 0 0 0 0 0 2 53 104 4.50 2.167																		
Mike Dyer, R ERA: 5.14 (7, 1)	1.2 7 1 1 1 3 1 0 0 0 0 0 1 19 32 5.40 1.200																		
Jason Christiansen, L ERA: 1.42 (8, 1)	0.1 0 0 0 0 0 0 0 0 0 0 0 0 1 3 0.00 0.000																		



Batter	1	2	3	4	5	6	7	8	9	AB	R	H	RBI	BB	SO	LOB	TOP								
Jacob Brumfield, R (1, 8) OBP: 0.333, SLG: 0.278	G5-3		1B		1B		K		G6-3	5	0	2	0	0	1	0	Pittsburgh Pirates @ Cincinnati Reds Riverfront Stadium, Cincinnati, OH Mon Jun 05 1995, 7:05 PM EDT Att: 23,233 - Unknown - 82 F								
Jay Bell, R (1, 6) OBP: 0.325, SLG: 0.277	G1-6-3 BB		K		1B		1B			3	0	2	1	1	1	1									
Orlando Merced, S (1, 9) OBP: 0.336, SLG: 0.455	G1-6-3			L7	P6		G4-3			4	0	0	0	0	0	4									
Jeff King, R (1, 5) OBP: 0.377, SLG: 0.550		G6-3 2B		G4-3		G6-3		P3		4	0	1	0	0	0	0									
Rich Aude, R (1, 3) OBP: 0.367, SLG: 0.444	G6-3			K		G5-3		K		3	0	0	0	0	1	1									
Al Martin, L (8, PH) OBP: 0.304, SLG: 0.352										1	0	0	0	0	1	0									
Steve Peques, R (1, 7) OBP: 0.286, SLG: 0.440		K			1B	2B	BB	1B		4	1	3	0	0	1	1									
Mark Parent, R (1, 2) OBP: 0.323, SLG: 0.471		F7		K		SAFE	1B	BB		3	0	0	0	1	2	3									
Carlos Garcia, R (1, 4) OBP: 0.272, SLG: 0.274			K		1B	1B		F9		3	1	1	1	0	1	2									
Nelson Liriano, S (9, PH) OBP: 0.340, SLG: 0.372					2H	1B	1B		G4-3	1	0	0	0	0	0	0									
Denny Neagle, L (1, 1) OBP: 0.125, SLG: 0.087			K						K	3	0	0	0	0	3	1									
Jeff McCurry, R (8, 1)										0	0	0	0	0	0	0									
Dan Plesac, L (8, 1)										0	0	0	0	0	0	0									
Dave Clark, L (9, PH) OBP: 0.390, SLG: 0.419									K	1	0	0	0	0	1	0									
Inning Stats	R: 0 E: 0 K: 0 S: 4	H: 0 LOB: 0 BB: 1 P: 10	R: 0 E: 0 K: 1 S: 12	H: 1 LOB: 1 BB: 0 P: 17	R: 0 E: 0 K: 3 S: 11	H: 1 LOB: 1 BB: 0 P: 14	R: 0 E: 0 K: 1 S: 9	H: 0 LOB: 0 BB: 0 P: 12	R: 2 E: 0 K: 2 S: 19	H: 4 LOB: 2 BB: 0 P: 26	R: 0 E: 0 K: 0 S: 10	H: 1 LOB: 2 BB: 1 P: 16	R: 0 E: 0 K: 2 S: 10	H: 1 LOB: 1 BB: 0 P: 14	R: 0 E: 0 K: 2 S: 10	H: 1 LOB: 1 BB: 0 P: 15	R: 0 E: 0 K: 1 S: 11	H: 0 LOB: 0 BB: 0 P: 15	1B: 7 2B: 2 3B: 0 HR: 0	SF: 0 SAC: 0 DP: 1 HBP: 0	WP: 0 PB: 0 SB: 1 CS: 0	PA: 37			
PITCHER	IP	WLS	BF	H	R	ER	SO	BB	IBB	HBP	BLK	WP	HR	S	P	ERA	WHIP								
John Smiley, L (1, 1) ERA: 3.12	7.0	W	30	8	2	2	9	2	0	0	0	0	0	75	109	2.57	1.429								
Xavier Hernandez, R (8, 1) ERA: 4.76	1.0		4	1	0	0	2	0	0	0	0	0	0	10	15	0.00	1.000								
Jeff Brantley, R (9, 1) ERA: 3.36	1.0	S	3	0	0	0	1	0	0	0	0	0	0	11	15	0.00	0.000								

Batter	1	2	3	4	5	6	7	8	9	AB	R	H	RBI	BB	SO	LOB	BOTTOM								
Jerome Walton, R (1, 8) OBP: 0.327, SLG: 0.531	G6-3		B1-3		G6-3		K			4	0	0	0	0	1	0	Pittsburgh Pirates @ Cincinnati Reds Riverfront Stadium, Cincinnati, OH Mon Jun 05 1995, 7:05 PM EDT Att: 23,233 - Unknown - 82 F								
Thomas Howard, S (1, 7) OBP: 0.324, SLG: 0.242	F8		G4-3		K		G5-3			4	0	0	0	0	1	0									
Barry Larkin, R (1, 6) OBP: 0.455, SLG: 0.592	HR		F8		G6-3			FC6-4 BB		3	1	1	1	1	0	0									
Reggie Sanders, R (1, 9) OBP: 0.461, SLG: 0.643	1B			K		CS	1B	FC6-4 BB		4	0	2	0	0	1	1									
Bret Boone, R (1, 4) OBP: 0.327, SLG: 0.383	F7			K		P6		1B		3	0	0	0	1	1	2									
Brian Hunter, R (1, 3) OBP: 0.360, SLG: 0.357	F7			S	1B	2B	E	1B		4	2	3	0	0	0	0									
Mark Lewis, R (1, 5) OBP: 0.327, SLG: 0.442						E4				3	0	3	1	0	0	0									
Lenny Harris, L (8, PH) OBP: 0.301, SLG: 0.382					1B	1B				1	0	0	0	0	1	2									
Damon Berryhill, S (1, 2) OBP: 0.159, SLG: 0.100										2	0	0	0	1	1	2									
John Smiley, L (1, 1) OBP: 0.276, SLG: 0.471										2	0	0	0	0	1	3									
Tim Lincecum, R (7, PH) OBP: 0.250, SLG: 0.375										1	0	0	0	0	1	0									
Xavier Hernandez, L (8, 1)										0	0	0	0	0	0	0									
Jeff Brantley, R (9, 1)									K	0	0	0	0	0	0	0									
Inning Stats	R: 1 E: 0 K: 0 S: 11	H: 2 LOB: 1 BB: 0 P: 22	R: 0 E: 0 K: 2 S: 11	H: 1 LOB: 1 BB: 0 P: 17	R: 0 E: 0 K: 0 S: 13	H: 0 LOB: 0 BB: 0 P: 18	R: 1 E: 0 K: 2 S: 17	H: 2 LOB: 2 BB: 1 P: 27	R: 0 E: 0 K: 1 S: 9	H: 0 LOB: 0 BB: 0 P: 15	R: 1 E: 1 K: 0 S: 10	H: 3 LOB: 1 BB: 0 P: 15	R: 0 E: 0 K: 2 S: 9	H: 0 LOB: 0 BB: 0 P: 12	R: 0 E: 0 K: 1 S: 8	H: 1 LOB: 2 BB: 2 P: 20	R: 0 E: 0 K: 1 S: 8	H: 1 LOB: 2 BB: 2 P: 20	1B: 7 2B: 1 3B: 0 HR: 1	SF: 0 SAC: 0 DP: 0 HBP: 0	WP: 0 PB: 0 SB: 1 CS: 1	PA: 34			
PITCHER	IP	WLS	BF	H	R	ER	SO	BB	IBB	HBP	BLK	WP	HR	S	P	ERA	WHIP								
Denny Neagle, L (1, 1) ERA: 3.49	7.0	L	29	8	3	2	7	1	0	0	0	0	0	80	126	2.57	1.286								
Jeff McCurry, R (8, 1) ERA: 3.07	0.2		4	1	0	0	0	2	0	0	0	0	0	4	13	0.00	4.500								
Dan Plesac, L (8, 1) ERA: 1.0	0.1		1	0	0	0	1	0	0	0	0	0	0	4	7	0.00	0.000								



Batter	1	2	3	4	5	6	7	8	9	AB	R	H	RBI	BB	SO	LOB	TOP								
Jacob Brumfield, R (1, 8) OBP: 0.326, SLG: 0.256	G5-3		G6-3			G3		1B 2B BB		3	1	0	0	1	0	0									
Jay Bell, R (1, 6) OBP: 0.333, SLG: 0.285	G5-3		K			G4-6-3 1B		1-2 2B 1B		4	1	2	1	0	1	0									
Dave Clark, L (1, 9) OBP: 0.398, SLG: 0.438	1B			F7		G4-6-3 1-2		1-H 2-H 2B		4	0	2	2	0	0	1									
Jeff King, R (1, 5) OBP: 0.377, SLG: 0.543	F9			G4-6-3 1B			P2	P8		4	0	1	0	0	0	2									
Al Martin, L (1, 7) OBP: 0.298, SLG: 0.352		2-1 2B G6-3		G4-6-3 1-2			P6	F7		4	1	1	0	0	0	2									
Mark Johnson, L (1, 3) OBP: 0.329, SLG: 0.500	P3				G4-3			HR	HR	4	2	2	2	0	0	1									
2 Angelo Encarnacion, R (1, 2) OBP: 0.385, SLG: 0.360		G6-3 2-H			G1-3		G5-3		K	4	0	0	1	0	1	0									
Carlos Garcia, R (1, 4) OBP: 0.270, SLG: 0.301		G5-3						G5-3	L9	4	1	1	1	0	0	0									
Jon Lieber, L (1, 1) OBP: 0.063, SLG: 0.063										2	0	0	0	0	0	0									
Nelson Liriano, S (8, PH) OBP: 0.353, SLG: 0.386										1	1	1	0	0	0	0									
Dan Plesac, L (8, 1)										1	0	0	0	0	1	0									
Inning Stats	R: 0 E: 0 K: 0 S: 8	H: 1 LOB: 1 BB: 0 P: 11	R: 1 E: 1 K: 0 S: 9	H: 1 LOB: 0 BB: 0 P: 15	R: 0 E: 0 K: 1 S: 9	H: 0 LOB: 0 BB: 0 P: 15	R: 0 E: 0 K: 0 S: 9	H: 1 LOB: 0 BB: 0 P: 13	R: 1 E: 0 K: 0 S: 6	H: 1 LOB: 0 BB: 0 P: 11	R: 0 E: 0 K: 0 S: 7	H: 1 LOB: 0 BB: 0 P: 10	R: 1 E: 0 K: 0 S: 7	H: 1 LOB: 0 BB: 0 P: 11	R: 3 E: 0 K: 0 S: 12	H: 3 LOB: 1 BB: 1 P: 26	R: 1 E: 0 K: 2 S: 10	H: 1 LOB: 0 BB: 0 P: 15	1B: 5 2B: 2 3B: 0 HR: 3	SF: 0 SAC: 0 DP: 2 HBP: 0	WP: 0 PB: 0 SB: 0 CS: 0	PA: 36			
PITCHER	IP	WLS	BF	H	R	ER	SO	BB	IBB	HBP	BLK	WP	HR	S	P	ERA	WHIP								
Kevin Jarvis, R (1, 1) ERA: 3.86	7.1	L	28	7	5	4	1	1	0	0	0	0	2	62	99	4.91	1.091								
Xavier Hernandez, R (8, 1) ERA: 5.01	0.2		4	2	1	1	0	0	0	0	0	0	0	5	13	13.50	3.000								
Pete Smith, R (8, 1) ERA: 6.85	1.0		4	1	1	1	2	0	0	0	0	0	1	10	15	9.00	1.000								

Pittsburgh Pirates @ Cincinnati Reds
Riverfront Stadium, Cincinnati, OH
Wed Jun 07 1995, 3:33 AM EDT
Att: 22,610 - Sunny - 75 F

AB 35
R 7
H 10
RBI 7
BB 1
SO 3
LOB 6



Batter	1	2	3	4	5	6	7	8	9	AB	R	H	RBI	BB	SO	LOB	BOTTOM								
Jerome Walton, R (1, 8) OBP: 0.283, SLG: 0.456	G5-3		G5-3			K		F8		4	0	0	0	0	1	1									
Lenny Harris, L (1, 5) OBP: 0.288, SLG: 0.360										3	0	1	0	0	0	0									
Mark Lewis, R (8, PH) OBP: 0.321, SLG: 0.434										1	0	0	0	0	0	1									
Pete Smith, R (9, 1)										0	0	0	0	0	0	0									
Barry Larkin, R (1, 6) OBP: 0.457, SLG: 0.588	F7-6 1B									4	1	1	0	0	0	2									
Reggie Sanders, R (1, 9) OBP: 0.444, SLG: 0.619										4	1	1	1	0	0	0									
Eddie Taubensee, L (1, 2) OBP: 0.325, SLG: 0.357										4	1	2	1	0	2	0									
Bret Boone, R (1, 4) OBP: 0.323, SLG: 0.372										4	0	1	0	0	1	1									
Brian Hunter, R (1, 3) OBP: 0.339, SLG: 0.362										2	0	0	1	0	0	1									
Thomas Howard, S (1, 7) OBP: 0.318, SLG: 0.256										3	0	0	0	0	0	2									
Kevin Jarvis, L (1, 1) OBP: 0.200, SLG: 0.267										2	0	0	0	0	1	0									
Xavier Hernandez, L (8, 1)										0	0	0	0	0	0	0									
Eric Owens, R (8, PH) OBP: 1.000, SLG: 1.000										1	0	1	0	0	0	0									
Inning Stats	R: 0 E: 0 K: 0 S: 6	H: 1 LOB: 0 BB: 0 P: 10	R: 1 E: 0 K: 0 S: 11	H: 2 LOB: 1 BB: 0 P: 17	R: 0 E: 0 K: 1 S: 7	H: 0 LOB: 0 BB: 0 P: 10	R: 0 E: 0 K: 1 S: 7	H: 0 LOB: 0 BB: 0 P: 10	R: 0 E: 0 K: 2 S: 7	H: 0 LOB: 0 BB: 0 P: 9	R: 2 E: 0 K: 0 S: 11	H: 3 LOB: 1 BB: 0 P: 14	R: 0 E: 0 K: 0 S: 7	H: 1 LOB: 1 BB: 0 P: 8	R: 0 E: 0 K: 1 S: 8	H: 0 LOB: 0 BB: 0 P: 8	1B: 4 2B: 4 3B: 0 HR: 0	SF: 1 SAC: 0 DP: 1 HBP: 0	WP: 0 PB: 0 SB: 0 CS: 0	PA: 33					
PITCHER	IP	WLS	BF	H	R	ER	SO	BB	IBB	HBP	BLK	WP	HR	S	P	ERA	WHIP								
Jon Lieber, R (1, 1) ERA: 6.26	7.0	W	26	6	3	3	4	0	0	0	0	0	0	57	80	3.86	0.857								
Dan Plesac, L (8, 1) ERA: 0.9	2.0	S	7	1	0	0	1	0	0	0	0	0	0	15	16	0.00	0.500								

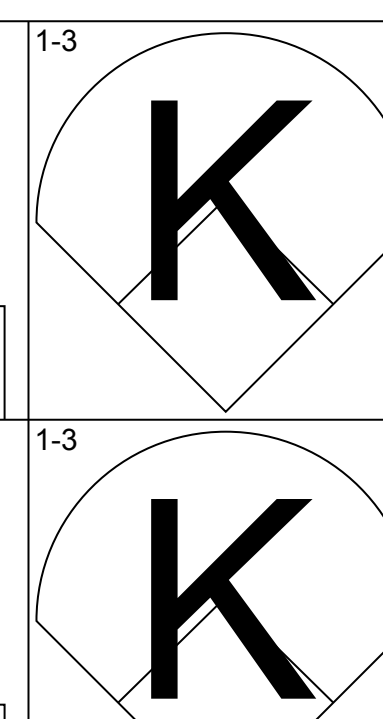
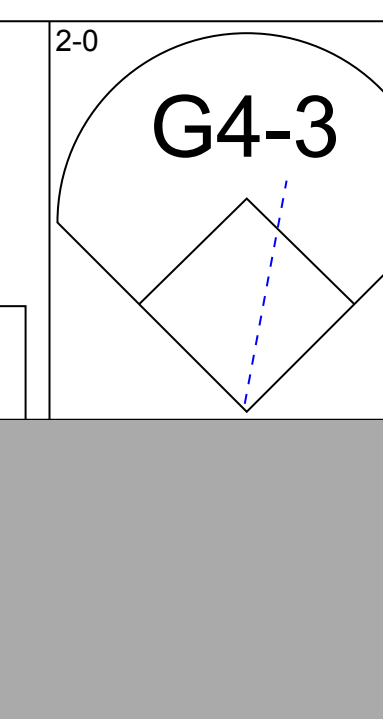
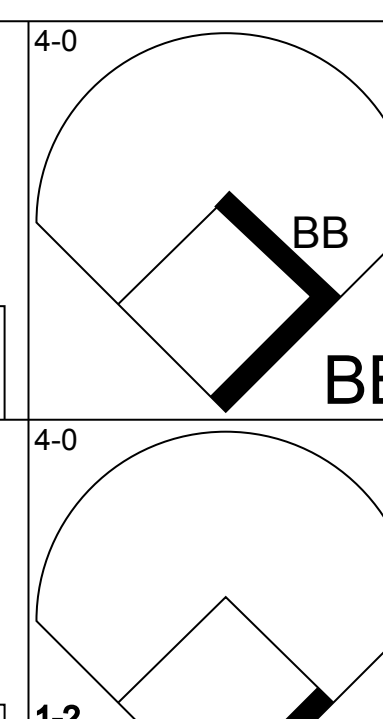
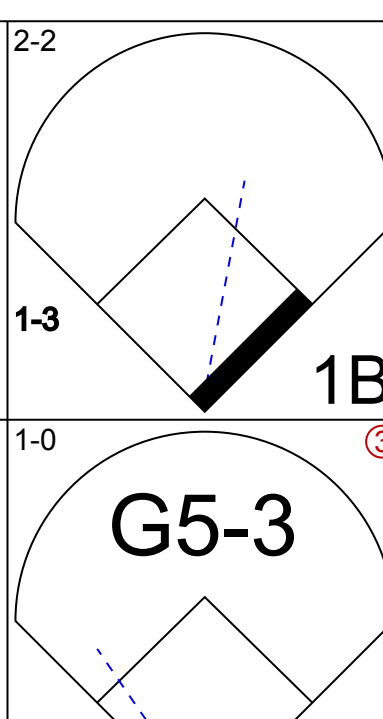
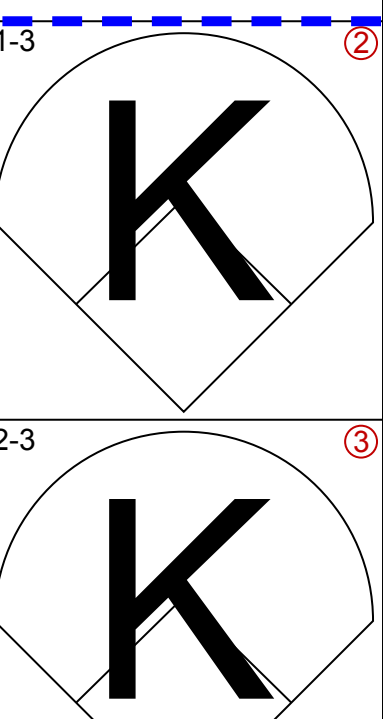
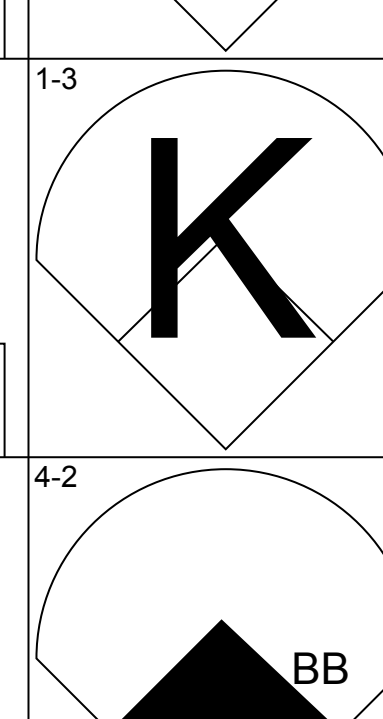
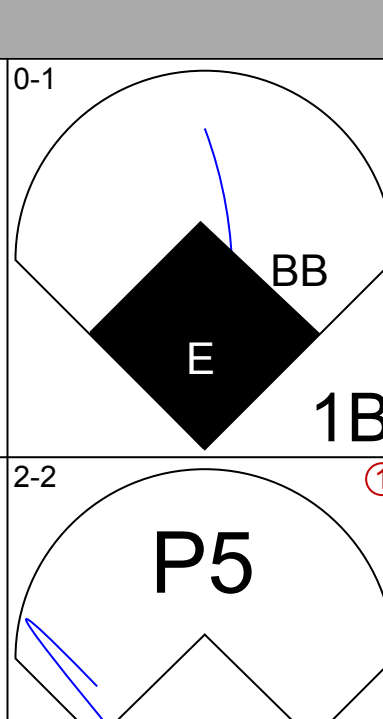
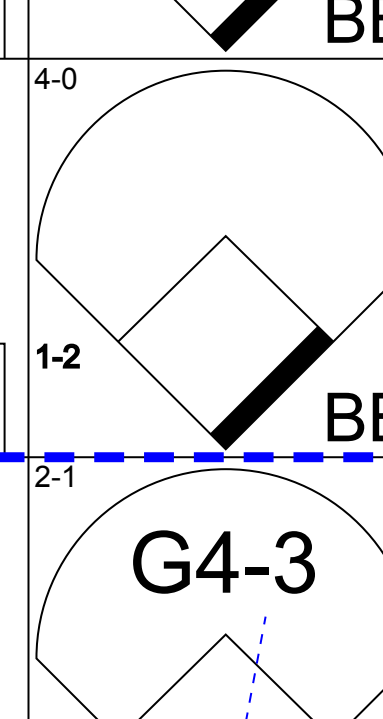
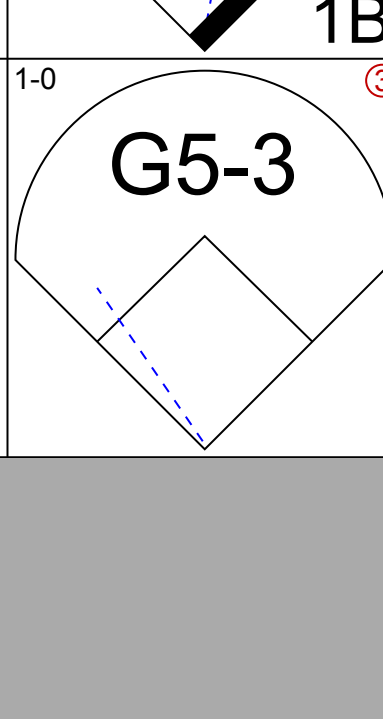
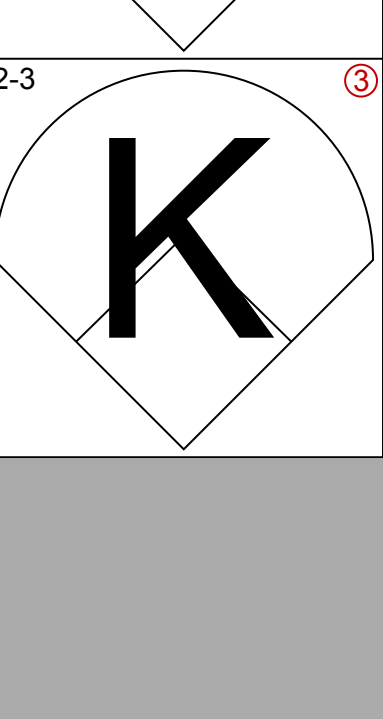
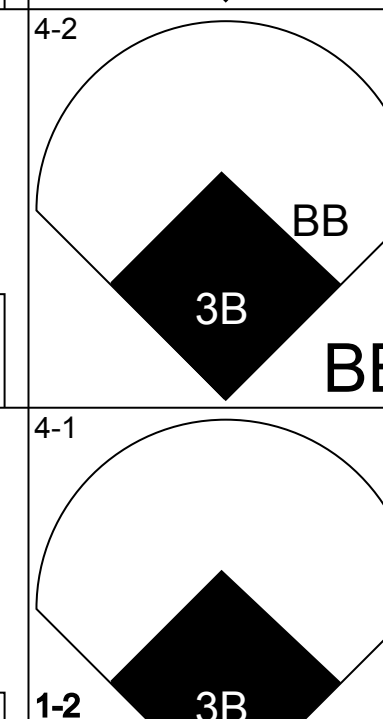
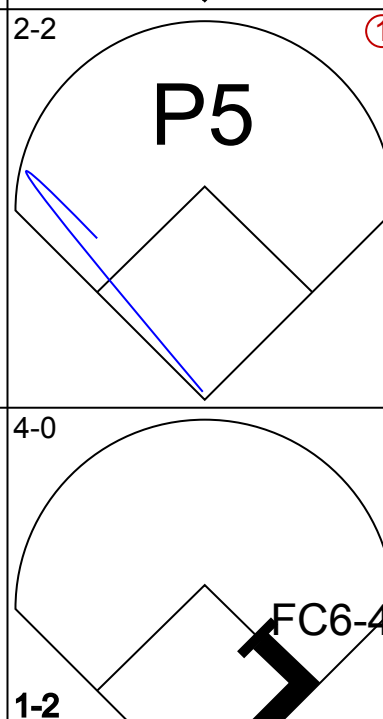
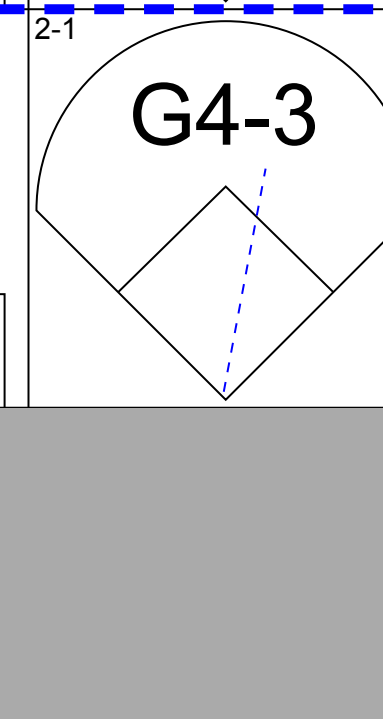
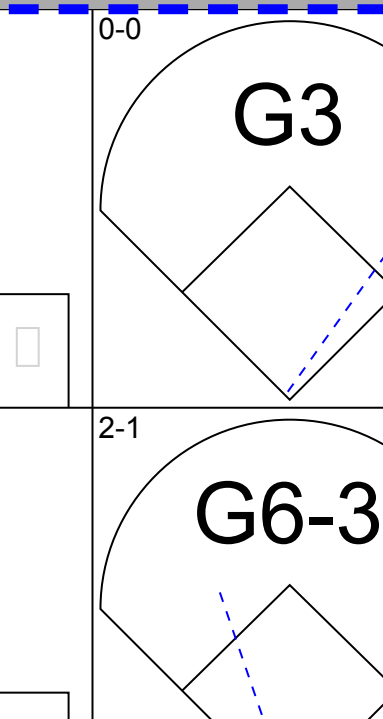
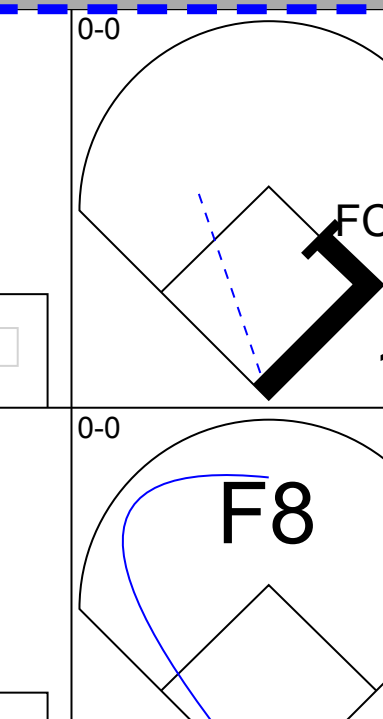
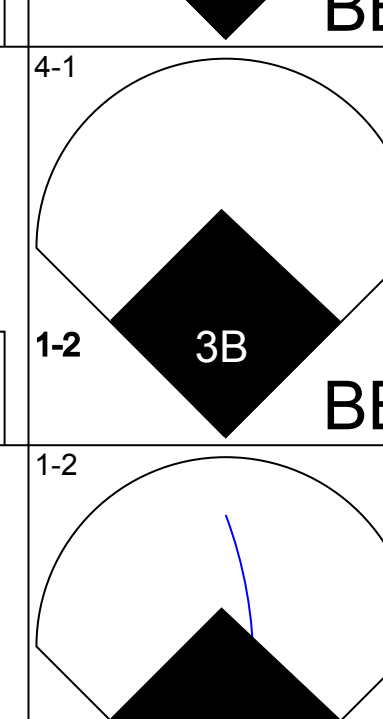
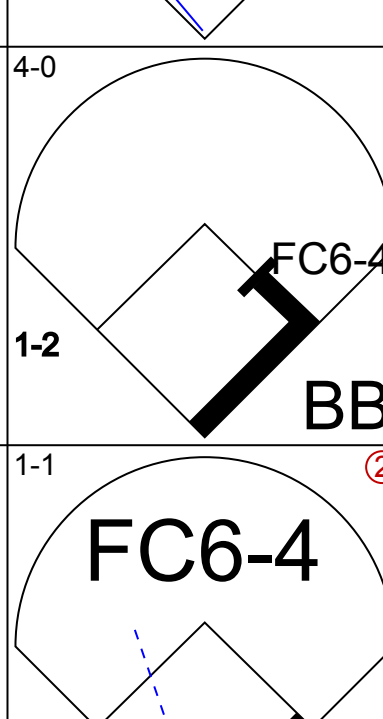
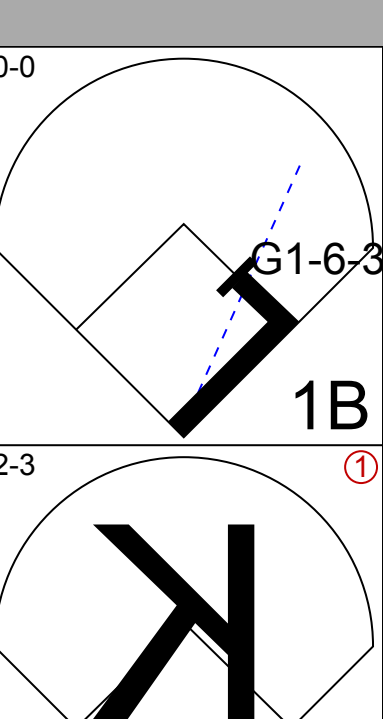
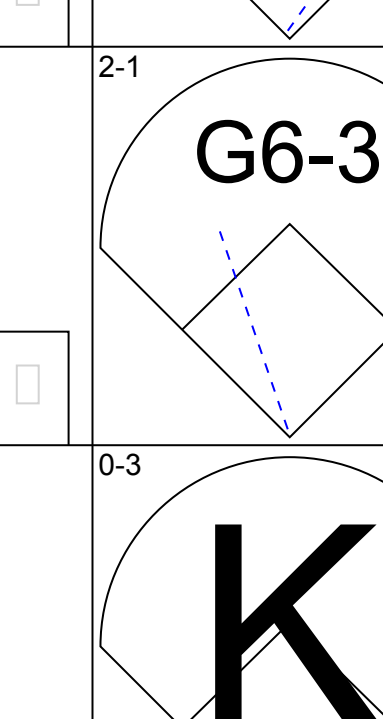
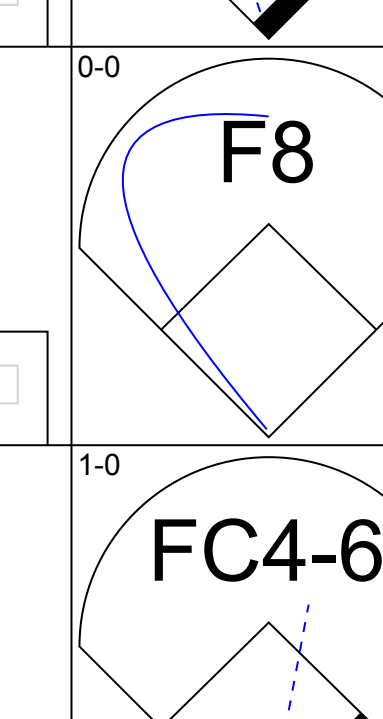
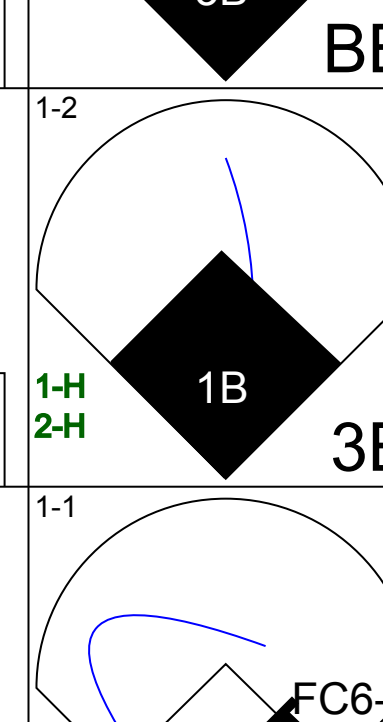
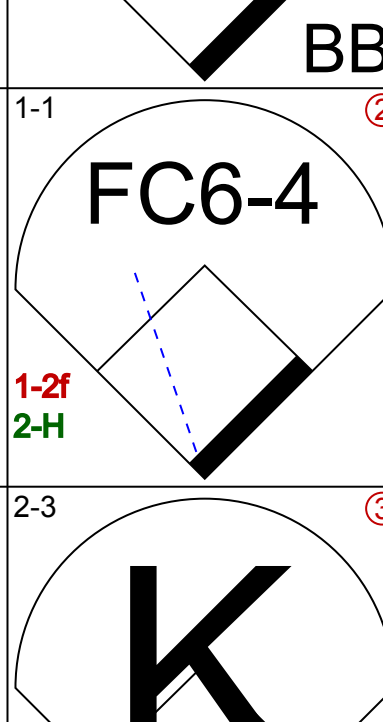
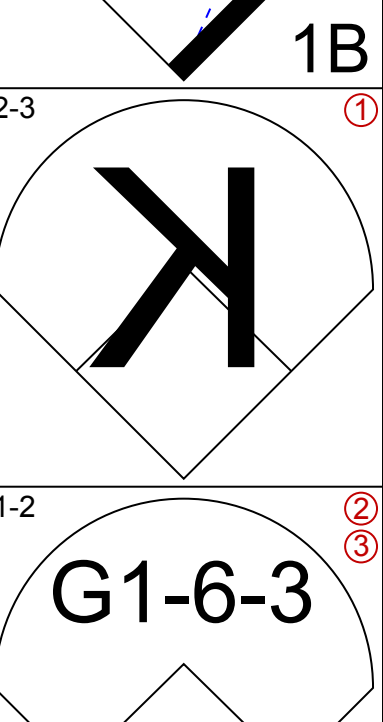
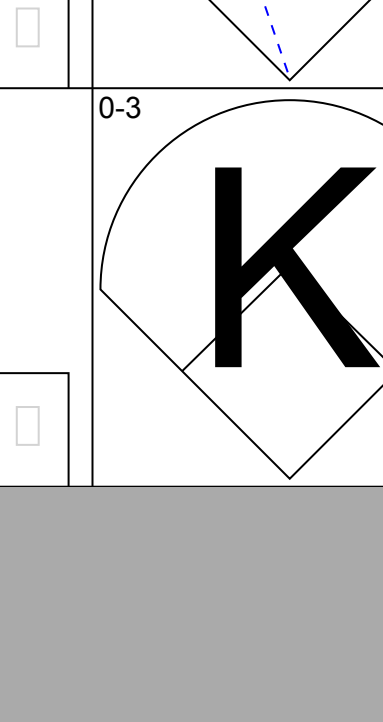
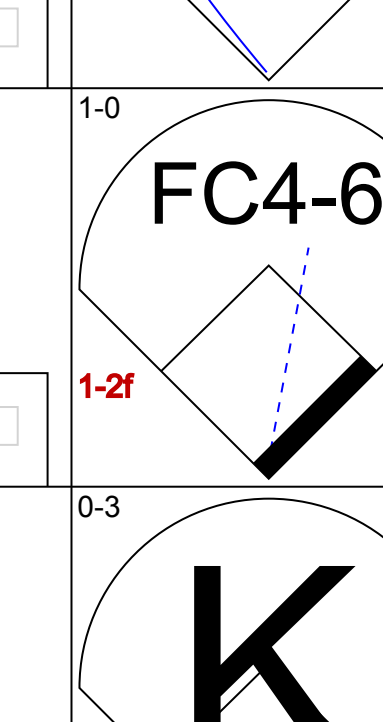
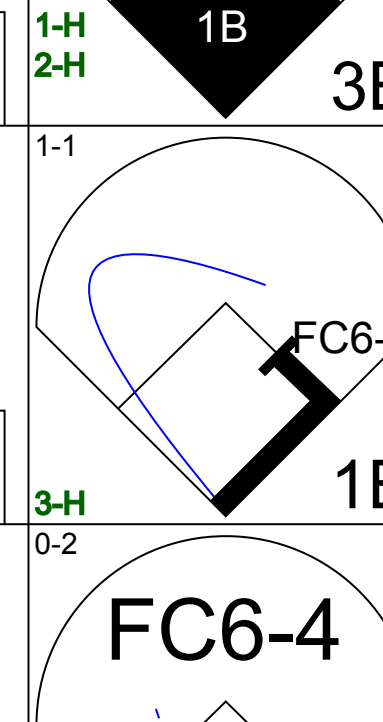
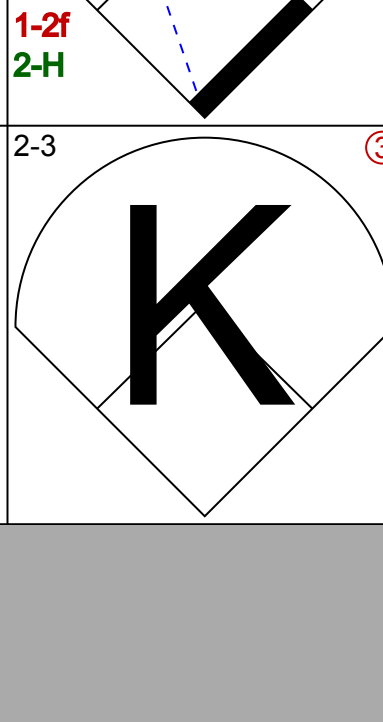
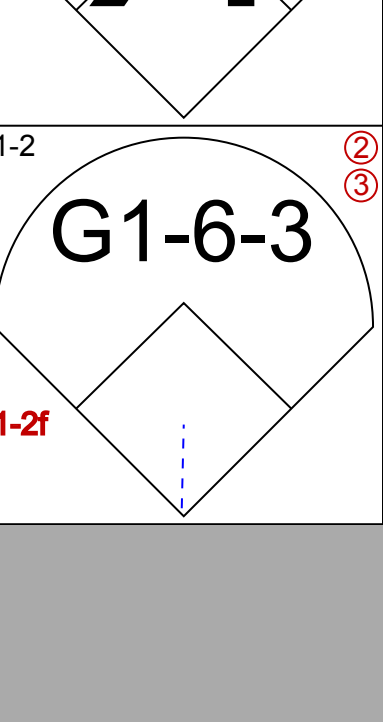
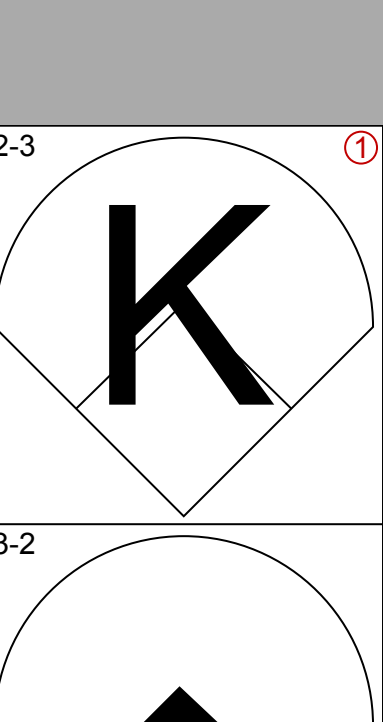
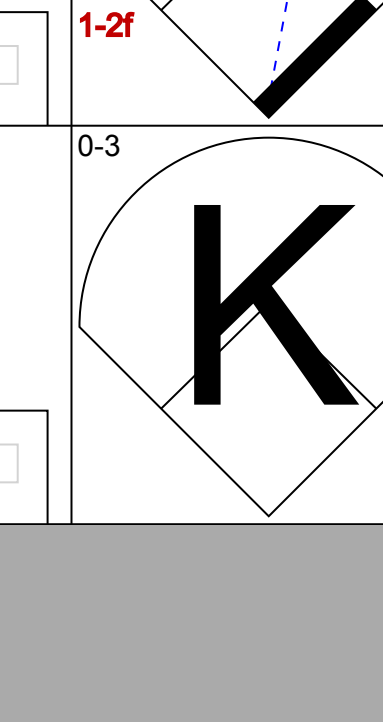
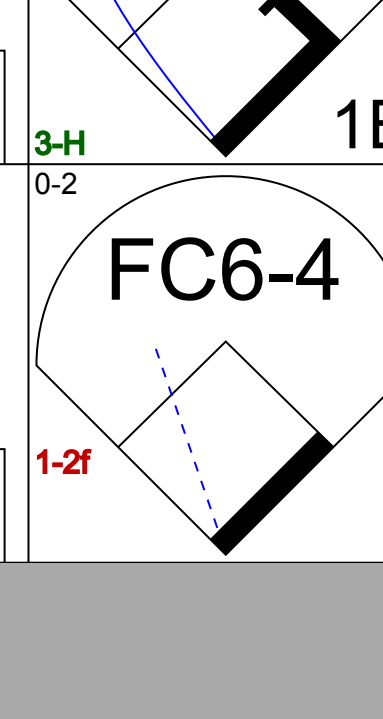
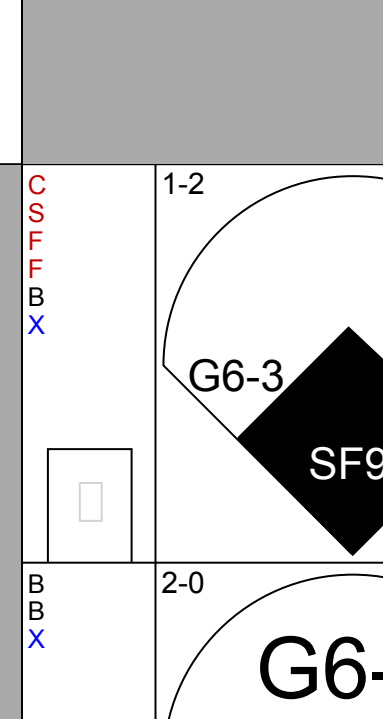
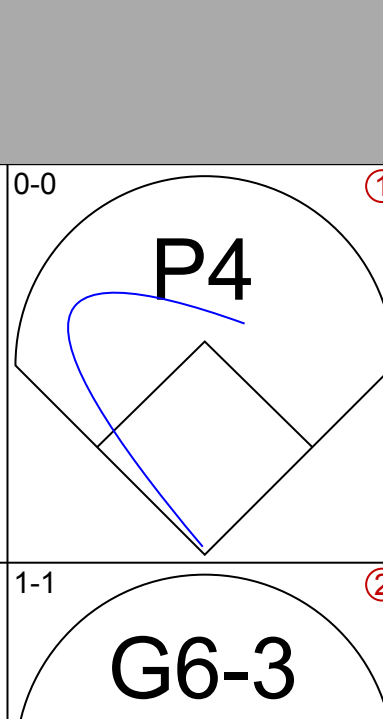
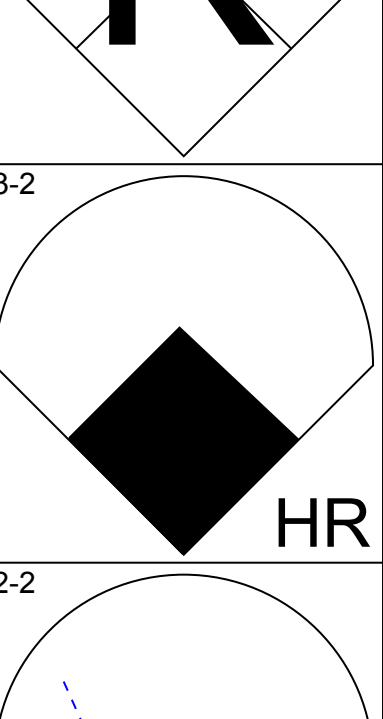
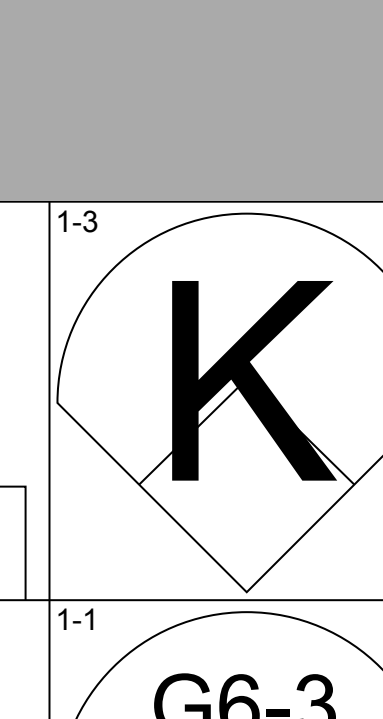
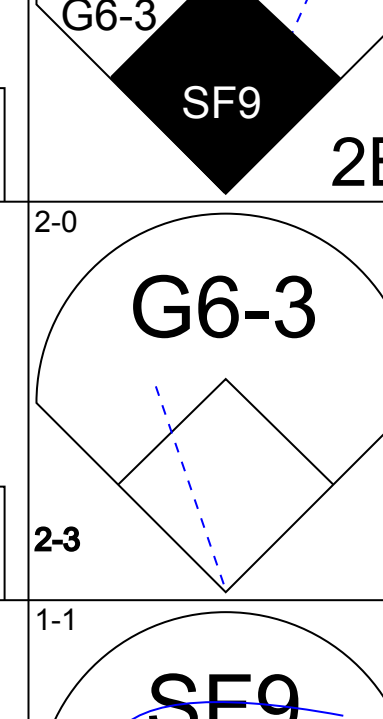
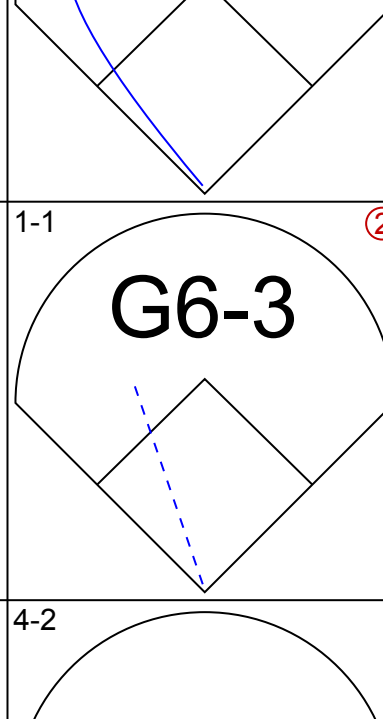
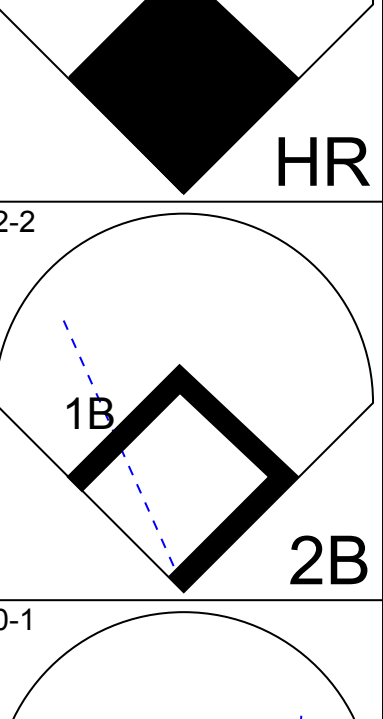
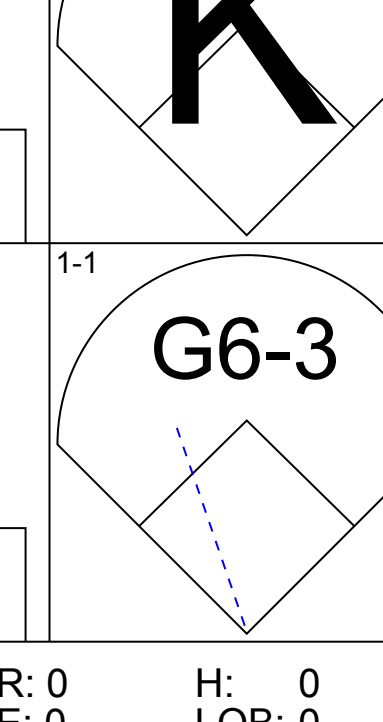
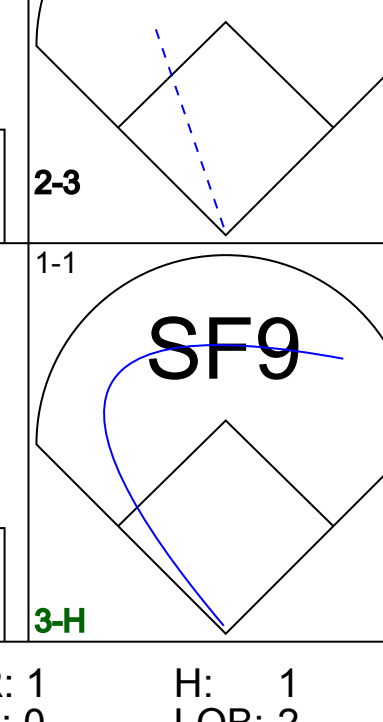
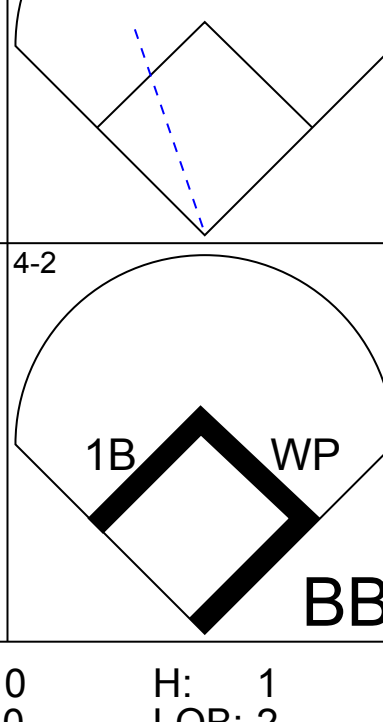
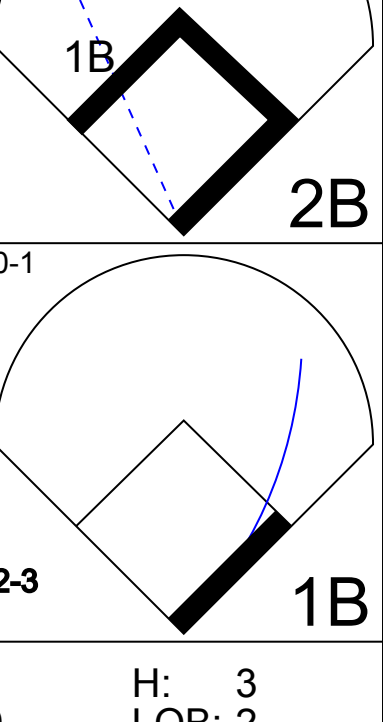

Pittsburgh Pirates @ Cincinnati Reds
Riverfront Stadium, Cincinnati, OH
Wed Jun 07 1995, 3:33 AM EDT
Att: 22,610 - Sunny - 75 F

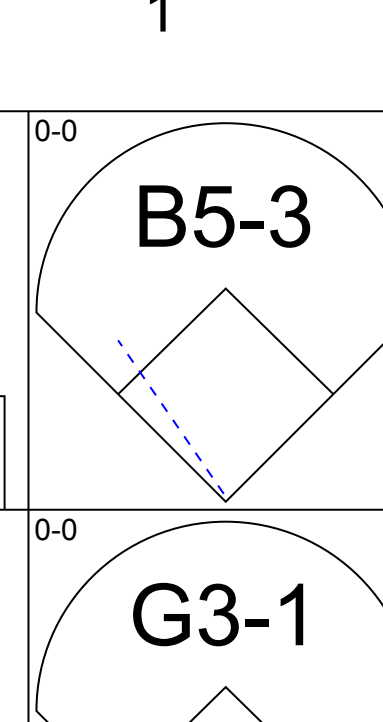
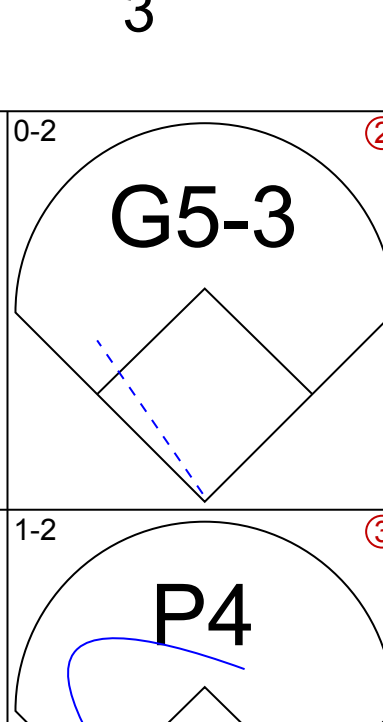
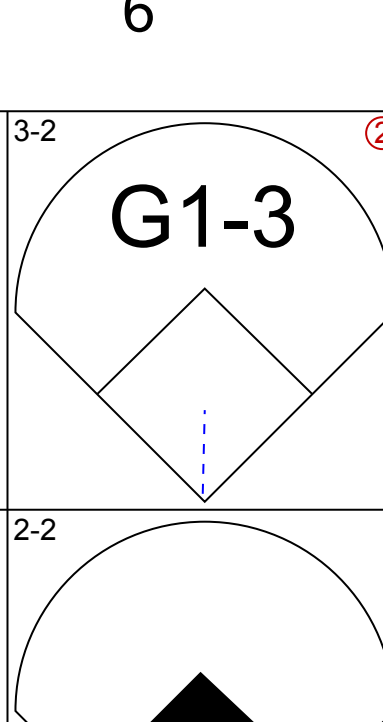
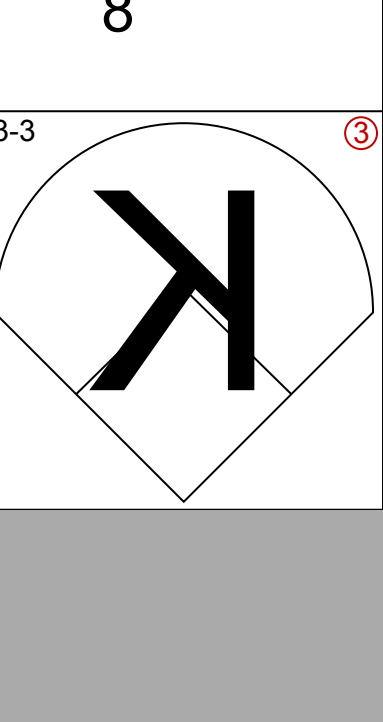
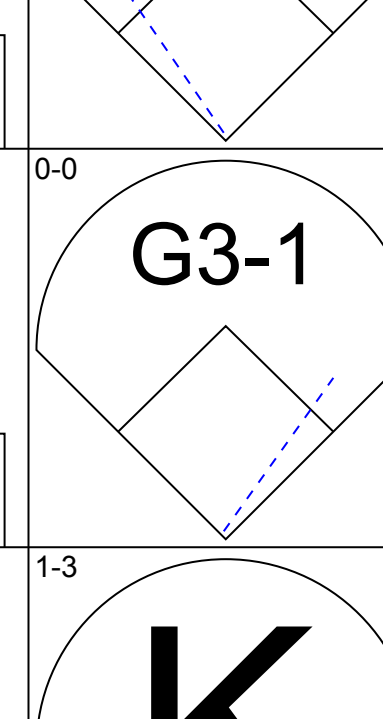
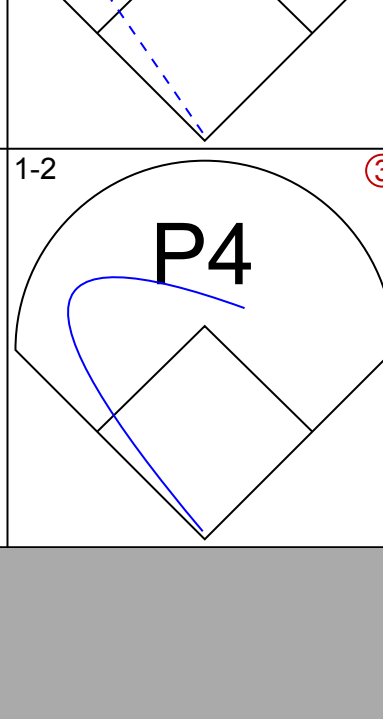
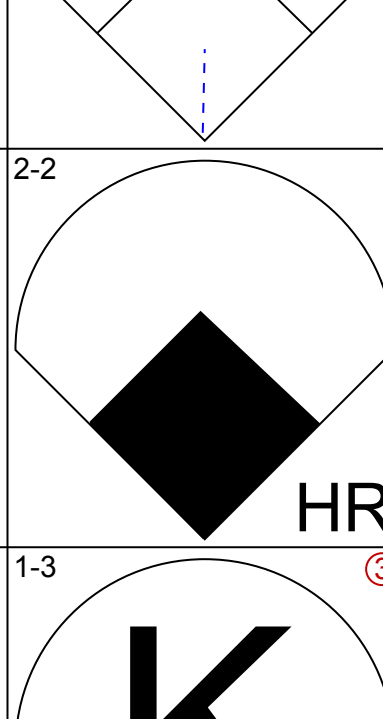
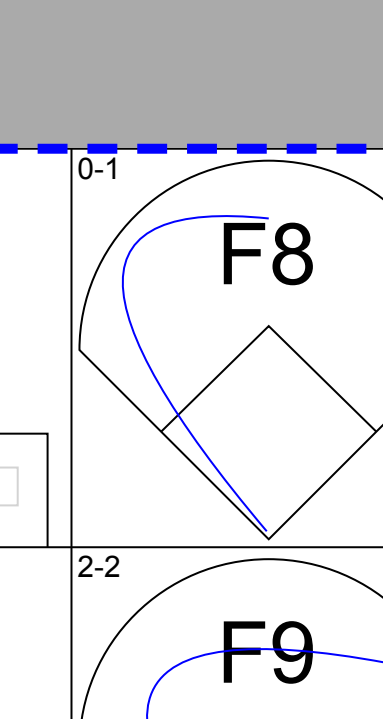
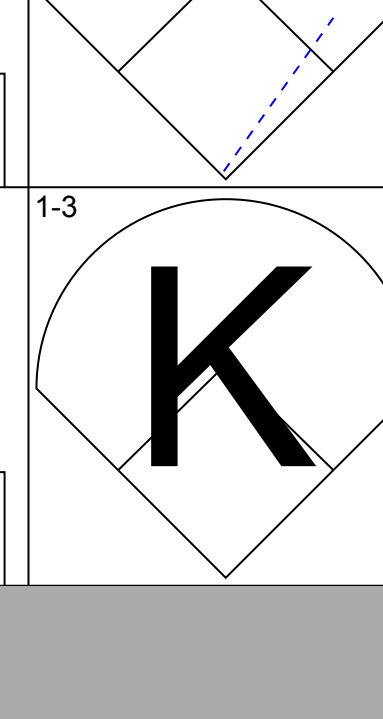
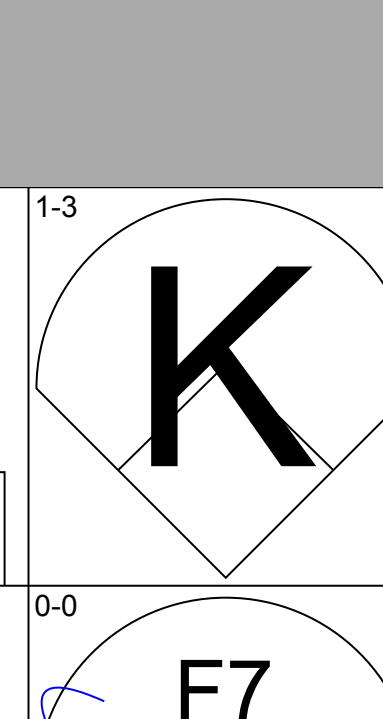
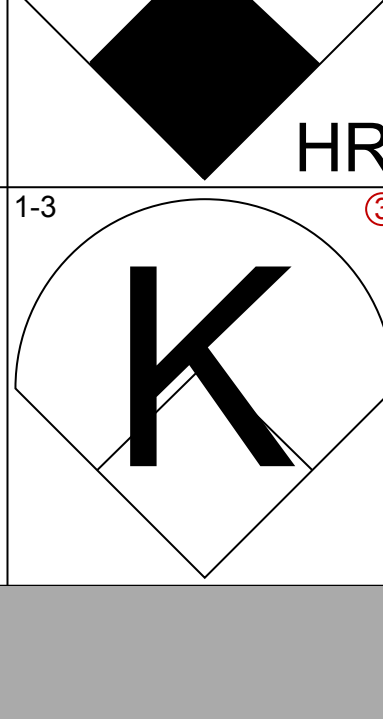
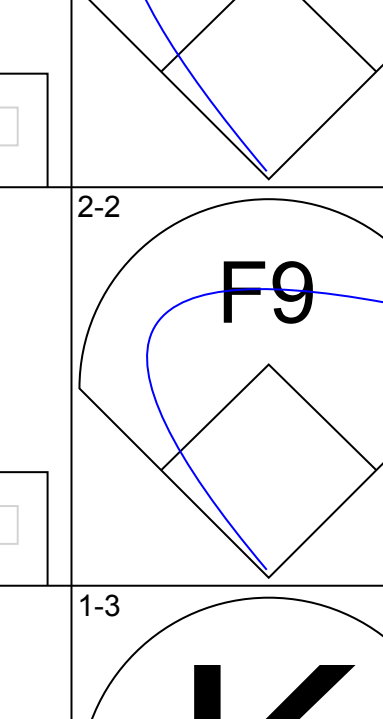
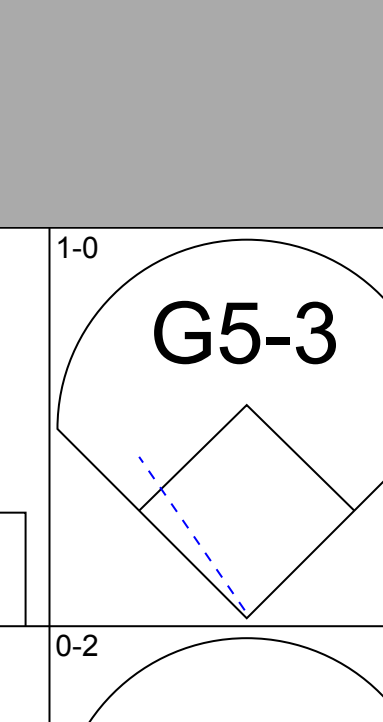
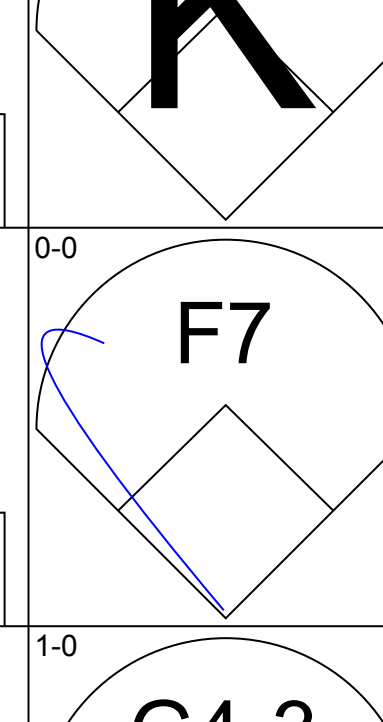
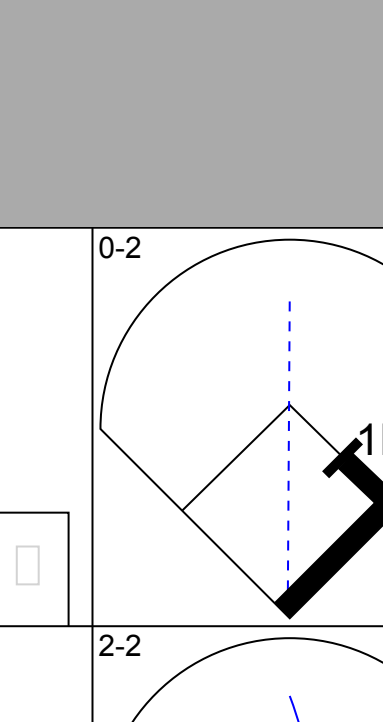
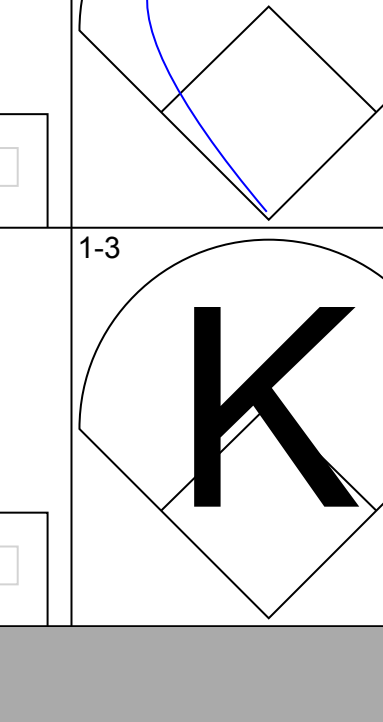
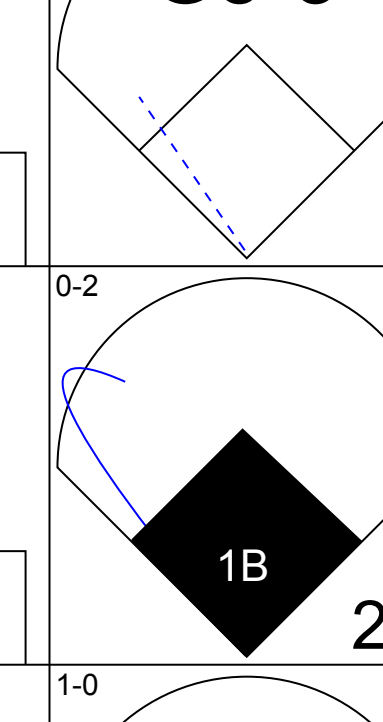
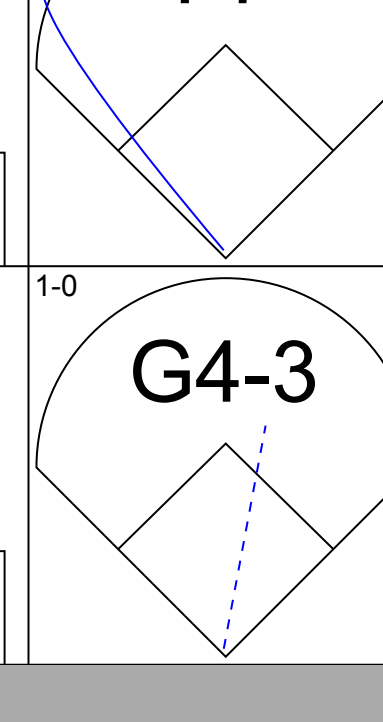
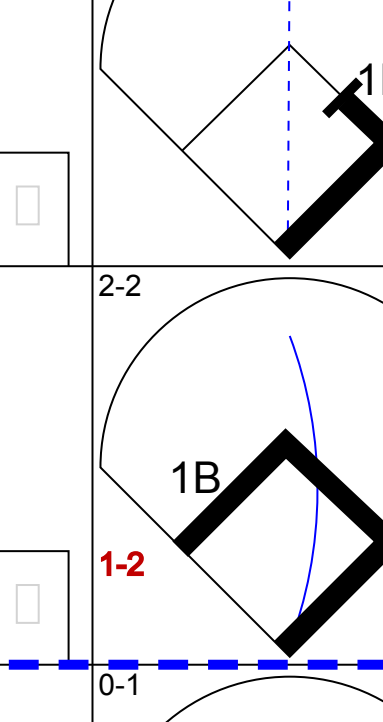
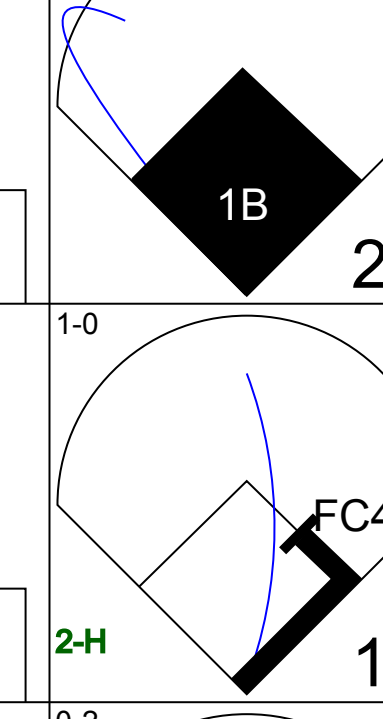
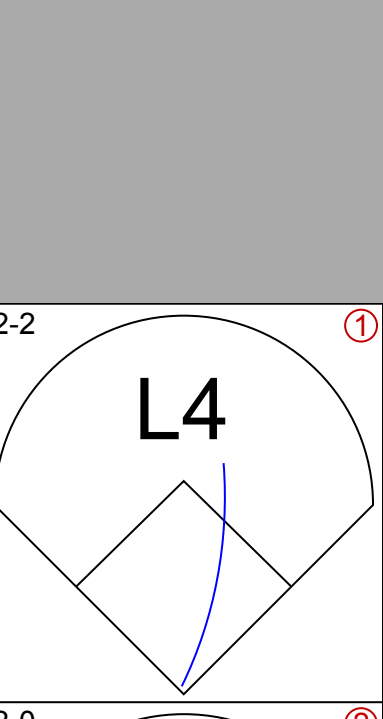
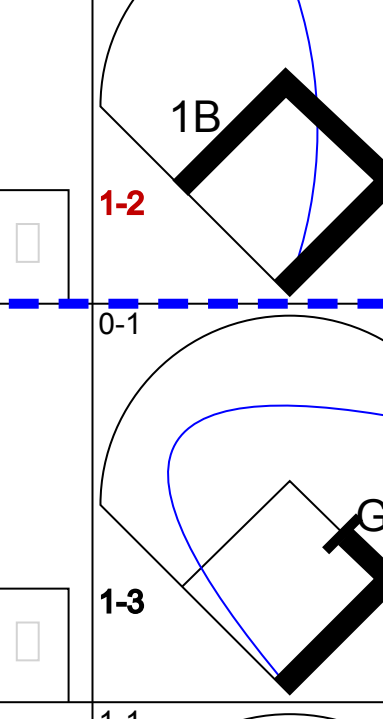
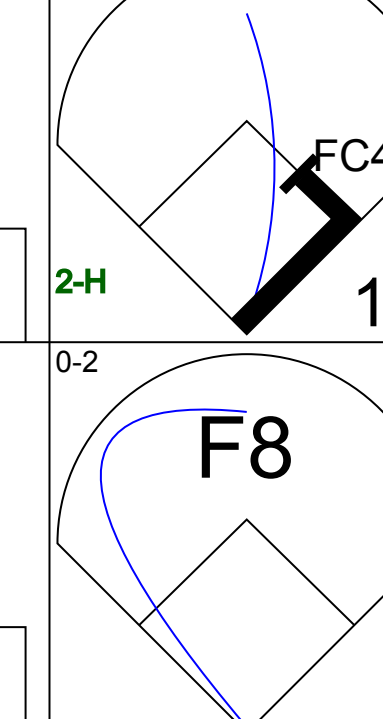
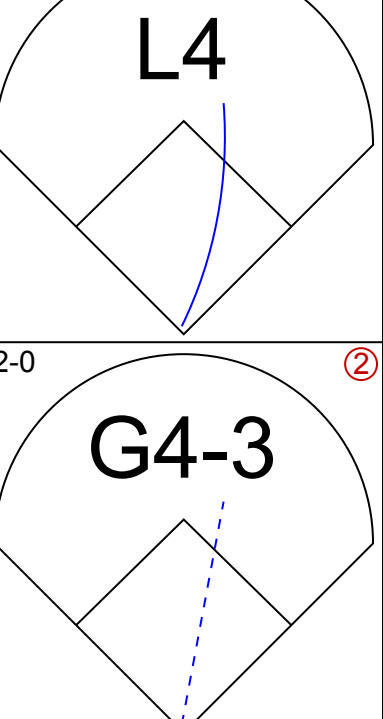
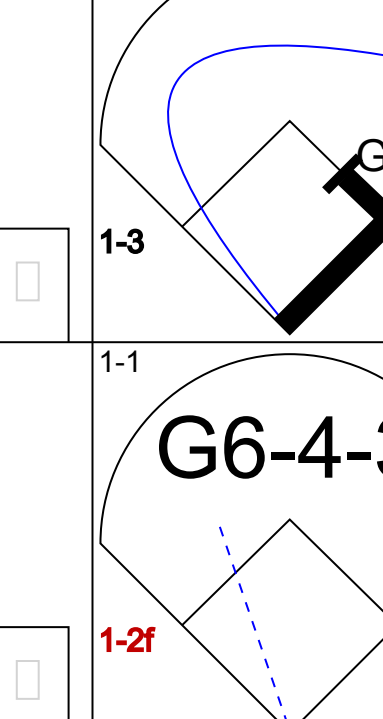
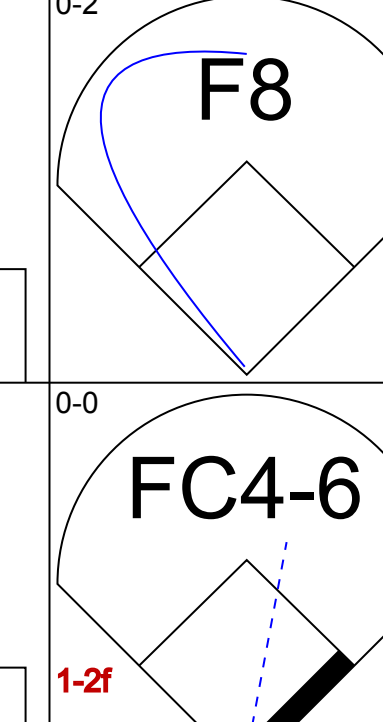
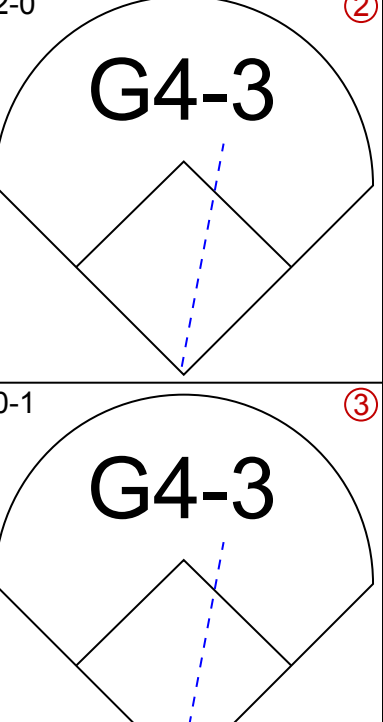
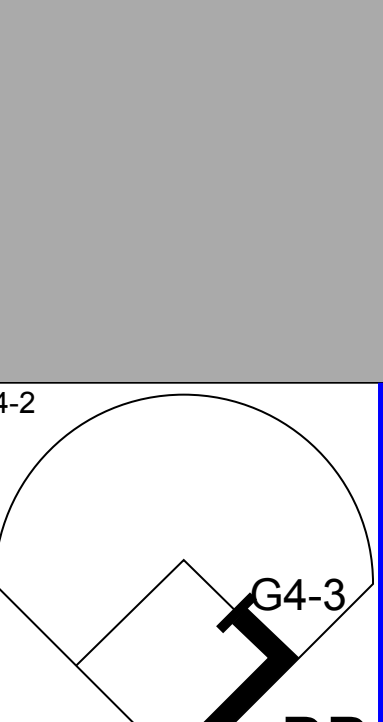
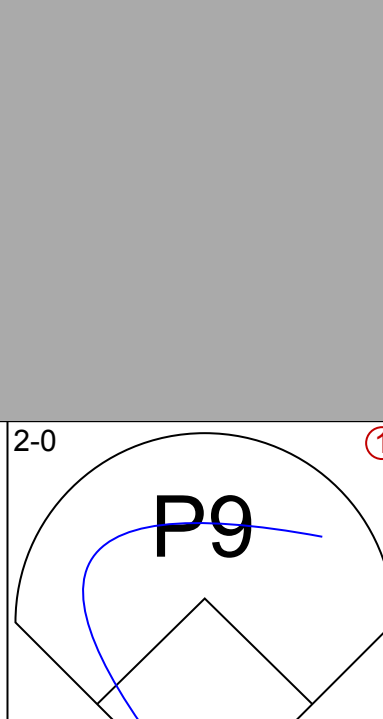
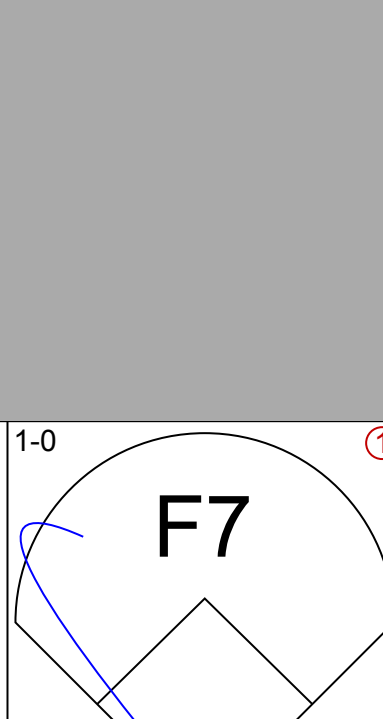
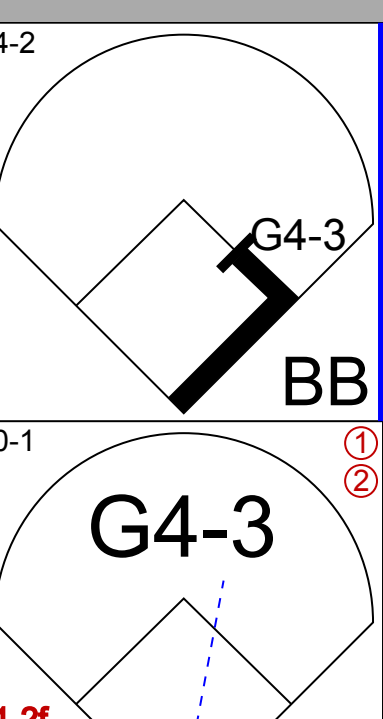

AB 32
R 3
H 7
RBI 3
BB 0
SO 5
LOB 8



Batter	1	2	3	4	5	6	7	8	9	AB	R	H	RBI	BB	SO	LOB	TOP										
Jacob Brumfield, R OBP: 0.337, SLG: 0.291	G5-3			1B	G4-3			K		4	1	1	0	0	1	2	Pittsburgh Pirates @ Florida Marlins Joe Robbie Stadium, Miami, FL Fri Jun 09 1995, 7:05 PM EDT Att: 20,014 - Unknown - 87 F										
Jay Bell, R OBP: 0.333, SLG: 0.278	F8			1B SF8 BB	F8			F9		3	1	0	0	1	0	1											
Orlando Merced, S OBP: 0.321, SLG: 0.430	K			K	G5-4-3 1B			F8		4	0	1	0	0	2	2											
Rich Aude, R OBP: 0.375, SLG: 0.462		1B CS		1B	G5-4-3			HR		4	1	3	1	0	0	1											
Steve Peques, R OBP: 0.288, SLG: 0.418	F8			SF8	F9			HR		2	0	0	1	0	0	1											
Al Martin, L OBP: 0.301, SLG: 0.371	F8			SF8	F9			HR		1	1	1	2	0	0	0											
Freddy Garcia, R OBP: 0.222, SLG: 0.067	K			F8	G5-3			F8		3	0	0	0	0	1	1											
Nelson Liriano, S OBP: 0.346, SLG: 0.378	K			F8	G5-3			F8		1	0	0	0	0	0	0											
2 Angelo Encarnacion, R OBP: 0.439, SLG: 0.469				G3-1				P4		3	0	1	0	0	0	0											
Dave Clark, L OBP: 0.383, SLG: 0.419				G3-1				P4		1	0	0	0	0	0	0											
Carlos Garcia, R OBP: 0.280, SLG: 0.318				F7	P3			G5-3 1B		3	0	1	0	0	0	1											
Denny Neagle, L OBP: 0.115, SLG: 0.080				G1-4-3	K			G5-3		2	0	0	0	0	1	1											
Jeff McCurry, R OBP: 0.379, SLG: 0.530				G1-4-3	K			G5-3		0	0	0	0	0	0	0											
Jason Christiansen, R OBP: 0.346, SLG: 0.378				G1-4-3	K			G5-3		0	0	0	0	0	0	0											
Inning Stats	R: 0 E: 0 K: 1 S: 8	H: 0 LOB: 0 BB: 0 P: 13	R: 0 E: 0 K: 1 S: 7	H: 1 LOB: 0 BB: 0 P: 12	R: 0 E: 0 K: 0 S: 5	H: 0 LOB: 0 BB: 0 P: 8	R: 2 E: 0 K: 1 S: 10	H: 2 LOB: 1 BB: 1 P: 21	R: 0 E: 0 K: 1 S: 8	H: 1 LOB: 0 BB: 0 P: 11	R: 0 E: 0 K: 0 S: 4	H: 0 LOB: 0 BB: 0 P: 7	R: 0 E: 0 K: 1 S: 8	H: 1 LOB: 1 BB: 0 P: 12	R: 2 E: 0 K: 0 S: 7	H: 2 LOB: 0 BB: 0 P: 10	1B: 4 2B: 3 3B: 0 HR: 1	SF: 1 SAC: 0 DP: 1 HBP: 0	WP: 0 PB: 0 SB: 0 CS: 1	PA: 34							
PITCHER	IP	WLS	BF	H	R	ER	SO	BB	IBB	HBP	BLK	WP	HR	S	P	ERA	WHIP										
Chris Hammond, L ERA: 2.34	8.1	W	31	7	3	3	5	1	0	0	0	0	0	57	94	3.24	0.960										
Randy Veres, R ERA: 1.96	0.1		2	1	1	1	0	0	0	0	0	0	1	2	2	27.00	3.000										
Yorkis Perez, L ERA: 5.03	0.1	S	1	0	0	0	0	0	0	0	0	0	0	2	3	0.00	0.000										

Batter	1	2	3	4	5	6	7	8	9	AB	R	H	RBI	BB	SO	LOB	BOTTOM										
Quiulvio Veras, S OBP: 0.399, SLG: 0.342	1B HBP	HR		L6			G5-3	K		4	2	1	2	0	1	2	Pittsburgh Pirates @ Florida Marlins Joe Robbie Stadium, Miami, FL Fri Jun 09 1995, 7:05 PM EDT Att: 20,014 - Unknown - 87 F										
Jesus Tavarez, S OBP: 0.243, SLG: 0.250	1B E	G4-3		G6-3			G6-3			4	1	1	0	0	0	0											
Jeff Conine, R OBP: 0.430, SLG: 0.529	1B E	G5-3		1B			1B	1B		4	1	3	1	0	0	0											
Gary Sheffield, R OBP: 0.461, SLG: 0.486	E5	HR		L8			F8	1B		4	0	1	0	0	0	2											
Terry Pendleton, S OBP: 0.307, SLG: 0.396	P4			F8			1B	1B		4	0	2	1	0	0	2											
Andre Dawson, R OBP: 0.208, SLG: 0.205	P9			F9			P6			4	0	0	0	0	0	6											
Greg Colbrunn, R OBP: 0.317, SLG: 0.433	P9			F9			P6			0	0	0	0	0	0	0											
Kurt Abbott, R OBP: 0.304, SLG: 0.473	L9			G5-4-3 1B			G5-3 CS 1B	G5-3		4	0	2	0	0	0	2											
Charles Johnson, R OBP: 0.266, SLG: 0.233		F8		G5-4-3			K	K		4	0	0	0	0	2	2											
Chris Hammond, L OBP: 0.429, SLG: 0.583		HR		BB			F8			3	1	2	0	1	0	0											
Randy Veres, R OBP: 0.307, SLG: 0.396		HR		BB			F8			0	0	0	0	0	0	0											
Yorkis Perez, L OBP: 0.307, SLG: 0.396		HR		BB			F8			0	0	0	0	0	0	0											
Inning Stats	R: 2 E: 1 K: 0 S: 16	H: 2 LOB: 2 BB: 0 P: 23	R: 2 E: 0 K: 0 S: 9	H: 2 LOB: 0 BB: 0 P: 14	R: 0 E: 0 K: 0 S: 7	H: 0 LOB: 0 BB: 0 P: 10	R: 0 E: 0 K: 0 S: 5	H: 1 LOB: 1 BB: 1 P: 11	R: 0 E: 0 K: 1 S: 7	H: 1 LOB: 0 BB: 0 P: 11	R: 1 E: 0 K: 0 S: 12	H: 3 LOB: 2 BB: 0 P: 18	R: 0 E: 0 K: 2 S: 10	H: 1 LOB: 1 BB: 0 P: 15	1B: 11 2B: 0 3B: 0 HR: 1	SF: 0 SAC: 0 DP: 1 HBP: 1	WP: 0 PB: 0 SB: 0 CS: 1	PA: 37									
PITCHER	IP	WLS	BF	H	R	ER	SO	BB	IBB	HBP	BLK	WP	HR	S	P	ERA	WHIP										
Denny Neagle, L ERA: 3.68	6.2	L	32	11	5	4	1	1	0	1	0	0	0	64	94	5.40	1.800										
Jeff McCurry, R ERA: 2.81	0.1		1	0	0	0	0	0	0	0	0	0	0	1	2	0.00	0.000										
Jason Christiansen, L ERA: 1.29	1.0		4	1	0	0	2	0	0	0	0	0	0	10	15	0.00	1.000										

Batter	1	2	3	4	5	6	7	8	9	AB	R	H	RBI	BB	SO	LOB	TOP			
Al Martin, L OBP: 0.305, SLG: 0.368 (1, 8)										4	0	1	0	1	2	2	Pittsburgh Pirates @ Florida Marlins Joe Robbie Stadium, Miami, FL Sat Jun 10 1995, 7:05 PM EDT Att: 28,881 - Unknown - 92 F livebaseballscorecards.com			
Jay Bell, R OBP: 0.335, SLG: 0.277 (1, 6)										4	1	1	0	1	2	4				
Dave Clark, L OBP: 0.384, SLG: 0.411 (1, 7)											4	1	1	0	1	0		3		
Jeff King, R OBP: 0.382, SLG: 0.526 (1, 5)											3	1	1	0	2	0		1		
Orlando Merced, S OBP: 0.316, SLG: 0.437 (1, 9)											5	1	1	2	0	2		3		
Mark Johnson, L OBP: 0.309, SLG: 0.458 (1, 3)											5	0	1	1	0	3		3		
Mark Parent, R OBP: 0.317, SLG: 0.495 (1, 2)										4	2	2	1	0	0	1		AB 35 R 6 H 10 RBI 5 BB 6 SO 10 LOB 18		
Carlos Garcia, R OBP: 0.279, SLG: 0.325 (1, 4)										4	0	1	0	0	1	1				
Esteban Loaiza, R OBP: 0.400, SLG: 0.385 Mike Dyer, R OBP: 1.000, SLG: 1.000 Dan Miceli, R (9, 1)										1	0	0	1	1	0	0				
Inning Stats	R: 3 E: 0 K: 2 S: 18	H: 2 LOB: 1 BB: 2 P: 30	R: 0 E: 0 K: 1 S: 6	H: 0 LOB: 0 BB: 0 P: 10	R: 1 E: 1 K: 1 S: 14	H: 1 LOB: 1 BB: 1 P: 23	R: 1 E: 0 K: 0 S: 10	H: 1 LOB: 2 BB: 2 P: 24	R: 0 E: 0 K: 0 S: 13	H: 1 LOB: 0 BB: 0 P: 21	R: 0 E: 0 K: 1 S: 6	H: 0 LOB: 0 BB: 0 P: 8	R: 1 E: 0 K: 3 S: 18	H: 3 LOB: 2 BB: 0 P: 28	R: 0 E: 0 K: 1 S: 6	H: 1 LOB: 1 BB: 0 P: 7		1B: 6 2B: 2 3B: 1 HR: 1		SF: 1 SAC: 0 DP: 1 HBP: 0
PITCHER	IP WLS BF H R ER SO BB IBB HBP BLK WP HR S P ERA WHIP																			
Bobby Witt, R ERA: 5.32	(1, 1)	3.2 L 20 4 5 4 4 5 0 0 0 0 0 0 46 83 9.82 2.455																		
Mark Gardner, R ERA: 6.9	(4, 1)	2.1 9 2 0 0 1 1 0 0 0 0 1 0 23 36 6.75 2.250																		
Jeremy Hernandez, R ERA: 6.75	(7, 1)	1.1 7 3 1 1 2 0 0 0 0 0 0 1 17 26 0.00 1.000																		
Randy Veres, R ERA: 1.89	(8, 1)	0.2 2 0 0 0 2 0 0 0 0 0 0 0 7 10 0.00 0.000																		
Robb Nen, R ERA: 4.75	(9, 1)	1.0 4 1 0 0 1 0 0 0 0 0 0 0 6 7 0.00 1.000																		

Batter	1	2	3	4	5	6	7	8	9	AB	R	H	RBI	BB	SO	LOB	BOTTOM					
Quilvio Veras, S OBP: 0.389, SLG: 0.331 (1, 4)										4	0	0	0	0	1	0	Pittsburgh Pirates @ Florida Marlins Joe Robbie Stadium, Miami, FL Sat Jun 10 1995, 7:05 PM EDT Att: 28,881 - Unknown - 92 F livebaseballscorecards.com					
Kurt Abbott, R OBP: 0.302, SLG: 0.495 (1, 6)										4	1	1	1	0	0	0						
Jeff Conine, R OBP: 0.418, SLG: 0.512 (1, 7)										4	0	0	0	0	3	0						
Gary Sheffield, R OBP: 0.459, SLG: 0.483 Tommy Gregg, L OBP: 0.306, SLG: 0.452 (8, 9)											3	0	1	0	0	0		0				
Terry Pendleton, S OBP: 0.314, SLG: 0.408 (1, 5)											3	1	2	0	0	0		0				
Greg Colbrunn, R OBP: 0.324, SLG: 0.438 (1, 3)											3	0	2	1	0	0		0				
Charles Johnson, R OBP: 0.262, SLG: 0.230 Andre Dawson, R OBP: 0.204, SLG: 0.200 Steve Decker, R OBP: 0.238, SLG: 0.158 (7, PH)											2	0	0	0	0	0		1				
Jesus Tavarez, S OBP: 0.250, SLG: 0.237 Robb Nen, R (9, 1)										2	0	0	0	1	0	1		AB 30 R 2 H 6 RBI 2 BB 1 SO 5 LOB 5				
Bobby Witt, R OBP: 0.314, SLG: 0.231 Mark Gardner, R ERA: 5.63 Mario Diaz, R OBP: 0.171, SLG: 0.208 Jeremy Hernandez, R ERA: 4.08 Randy Veres, R Alex Arias, R OBP: 0.322, SLG: 0.500 (8, PH)										1	0	0	0	0	0	0						
Inning Stats	R: 0 E: 0 K: 1 S: 5	H: 0 LOB: 0 BB: 0 P: 6	R: 1 E: 0 K: 0 S: 10	H: 2 LOB: 1 BB: 0 P: 12	R: 0 E: 0 K: 0 S: 10	H: 0 LOB: 0 BB: 0 P: 13	R: 0 E: 0 K: 1 S: 6	H: 0 LOB: 0 BB: 0 P: 8	R: 0 E: 0 K: 0 S: 10	H: 0 LOB: 0 BB: 0 P: 10	R: 1 E: 0 K: 1 S: 10	H: 1 LOB: 0 BB: 0 P: 17	R: 0 E: 0 K: 0 S: 11	H: 3 LOB: 1 BB: 0 P: 14	R: 0 E: 0 K: 1 S: 9	H: 0 LOB: 0 BB: 1 P: 16				R: 0 E: 0 K: 1 S: 8	H: 0 LOB: 0 BB: 0 P: 11	1B: 4 2B: 1 3B: 0 HR: 1
PITCHER	IP WLS BF H R ER SO BB IBB HBP BLK WP HR S P ERA WHIP																					
Esteban Loaiza, R ERA: 5.63	(1, 1)	6.1 W 23 5 2 2 3 0 0 0 0 0 0 1 54 75 2.84 0.789																				
Mike Dyer, R ERA: 4.08	(7, 1)	1.2 5 1 0 0 1 1 0 0 0 0 0 0 13 21 0.00 1.200																				
Dan Miceli, R ERA: 2.45	(9, 1)	1.0 3 0 0 0 1 0 0 0 0 0 0 0 8 11 0.00 0.000																				

Batter	1	2	3	4	5	6	7	8	9	AB	R	H	RBI	BB	SO	LOB	TOP								
Al Martin, L OBP: 0.321, SLG: 0.370 (1, 8)	G3-1		1B G4-3	E S S BB			K		K	2	1	1	0	3	0	0	Pittsburgh Pirates @ Florida Marlins Joe Robbie Stadium, Miami, FL Sun Jun 11 1995, 7:05 PM EDT Att: 23,126 - Unknown - 83 F livebaseballscorecards.com								
Carlos Garcia, R OBP: 0.276, SLG: 0.319 Jay Bell, R OBP: 0.335, SLG: 0.277 (9, 6)	E5 WP		F8 1B	S			FC5-4 BB		IBB	6	1	1	0	0	1	4									
Dave Clark, L OBP: 0.373, SLG: 0.398 Steve Peques, R OBP: 0.283, SLG: 0.411 (8, 7)	K		G4-3		P4		FC5-4 1-2		K	3	0	0	1	0	1	2									
Jeff King, R OBP: 0.373, SLG: 0.511 (1, 5)	P3		F8		G3				K	4	0	0	0	0	0	2									
Orlando Merced, S OBP: 0.314, SLG: 0.431 (1, 9)		F8			F9				G5-3	4	0	1	1	0	1	0									
Mark Johnson, L OBP: 0.316, SLG: 0.471 (1, 3)		FC1-6 1B	F9		F8				K	4	1	2	0	0	1	1									
Mark Parent, R OBP: 0.324, SLG: 0.521 (1, 2)		FC1-6 BB		HR		K			G3 2B	3	1	1	1	1	0	1									
Nelson Liriano, S OBP: 0.339, SLG: 0.388 (1, 4)		FC1-6 1-2 2-3	G6-3		P7				G3	4	0	1	1	0	0	2									
Rick White, R (1, 1) Jacob Brumfield, R (7, PH) Dan Plesac, L (7, 1) Dan Miceli, R (8, 1)		FC6-4 1-2	G5-3		G6-3				2B	2	0	0	0	0	0	2									
Inning Stats	R: 0 E: 1 K: 1 S: 11	H: 0 LOB: 1 BB: 0 P: 20	R: 0 E: 0 K: 0 S: 12	H: 1 LOB: 2 BB: 1 P: 21	R: 2 E: 0 K: 0 S: 21	H: 3 LOB: 1 BB: 0 P: 35	R: 1 E: 1 K: 0 S: 7	H: 1 LOB: 1 BB: 1 P: 14	R: 0 E: 0 K: 0 S: 6	H: 0 LOB: 0 BB: 0 P: 8	R: 0 E: 0 K: 1 S: 8	H: 0 LOB: 1 BB: 0 P: 12	R: 0 E: 0 K: 1 S: 11	H: 0 LOB: 1 BB: 1 P: 18	R: 0 E: 0 K: 2 S: 8	H: 0 LOB: 0 BB: 0 P: 11		R: 0 E: 0 K: 2 S: 13	H: 2 LOB: 2 BB: 1 P: 22	1B: 4 2B: 2 3B: 0 HR: 1	SF: 0 SAC: 0 DP: 0 HBP: 0	WP: 1 PB: 0 SB: 1 CS: 0	PA: 39		
PITCHER	IP	WLS	BF	H	R	ER	SO	BB	IBB	HBP	BLK	WP	HR	S	P	ERA	WHIP								
Pat Rapp, R ERA: 4.53 (1, 1)	7.0		30	5	3	3	3	3	0	0	0	1	1	76	128	3.86	1.143								
Yorkis Perez, L ERA: 4.79 (8, 1)	1.0		3	0	0	0	2	0	0	0	0	0	0	8	11	0.00	0.000								
Robb Nen, R ERA: 4.94 (9, 1)	1.0	L	6	2	1	1	2	0	1	0	0	0	0	13	22	9.00	2.000								

Batter	1	2	3	4	5	6	7	8	9	AB	R	H	RBI	BB	SO	LOB	BOTTOM								
QuiVio Veras, S OBP: 0.388, SLG: 0.339 (1, 4)			B4-3			P6		SH1-4		3	0	1	0	0	0	0	Pittsburgh Pirates @ Florida Marlins Joe Robbie Stadium, Miami, FL Sun Jun 11 1995, 7:05 PM EDT Att: 23,126 - Unknown - 83 F livebaseballscorecards.com								
Chuck Carr, S OBP: 0.294, SLG: 0.196 (1, 8)	G3				F8		F8	SF9		3	0	0	1	0	0	1									
Jeff Conine, R OBP: 0.420, SLG: 0.516 (1, 7)					L8		F7			3	0	1	1	1	0	0									
Terry Pendleton, S OBP: 0.312, SLG: 0.404 Robb Nen, R (9, 1)	G5-4-3 BB				G3			2B		4	0	1	0	0	1	3									
								K		0	0	0	0	0	0	0									
Greg Colbrunn, R OBP: 0.322, SLG: 0.433 (1, 3)		G6-3			1B FC5-4		L7		F9	4	1	1	0	0	0	1									
Tommy Gregg, L OBP: 0.289, SLG: 0.424 Andre Dawson, R OBP: 0.196, SLG: 0.191 (8, 9)		L9			L9		K		K	2	0	0	0	0	0	1									
										2	0	0	0	0	2	1									
Kurt Abbott, R OBP: 0.300, SLG: 0.485 (1, 6)						G5-3			K	4	0	1	0	0	2	1									
Charles Johnson, R OBP: 0.259, SLG: 0.226 Alex Arias, R OBP: 0.440, SLG: 0.508 (8, 5)			L9		FC5-4			SH1-4 1B		2	0	0	1	0	0	1									
Pat Rapp, R OBP: 0.200, SLG: 0.300 Yorkis Perez, L (8, 1) Russ Morman, R OBP: 1.000, SLG: 1.000 Steve Decker, R OBP: 0.238, SLG: 0.158 (9, 2)								SF9 SH1-4 2B		2	0	0	0	0	2	1									
										0	0	0	0	0	0	0									
										1	1	1	0	0	0	0									
										0	0	0	0	0	0	0									
Inning Stats	R: 0 E: 0 K: 0 S: 8	H: 1 LOB: 1 BB: 1 P: 16	R: 0 E: 0 K: 1 S: 7	H: 0 LOB: 0 BB: 0 P: 10	R: 0 E: 0 K: 1 S: 8	H: 0 LOB: 0 BB: 0 P: 12	R: 0 E: 0 K: 0 S: 4	H: 0 LOB: 0 BB: 0 P: 7	R: 1 E: 0 K: 1 S: 12	H: 2 LOB: 1 BB: 0 P: 16	R: 0 E: 0 K: 0 S: 9	H: 0 LOB: 0 BB: 0 P: 13	R: 0 E: 0 K: 1 S: 11	H: 1 LOB: 1 BB: 0 P: 14	R: 2 E: 0 K: 1 S: 14	H: 3 LOB: 1 BB: 0 P: 24	R: 0 E: 0 K: 2 S: 7	H: 0 LOB: 0 BB: 0 P: 11	1B: 5 2B: 2 3B: 0 HR: 0	SF: 1 SAC: 1 DP: 1 HBP: 0	WP: 0 PB: 1 SB: 0 CS: 0	PA: 34			
PITCHER	IP	WLS	BF	H	R	ER	SO	BB	IBB	HBP	BLK	WP	HR	S	P	ERA	WHIP								
Rick White, R ERA: 2.66 (1, 1)	6.0		21	3	1	1	3	1	0	0	0	0	0	18	26	1.50	0.667								
Dan Plesac, L ERA: 1.69 (7, 1)	1.1		7	3	2	2	1	0	0	0	0	0	0	18	26	13.50	2.250								
Dan Miceli, R ERA: 2.2 (8, 1)	1.2	W	6	1	0	0	3	0	0	0	0	0	0	14	23	0.00	0.600								

Batter	1	2	3	4	5	6	7	8	9	AB	R	H	RBI	BB	SO	LOB	TOP			
Delino DeShields, L OBP: 0.330, SLG: 0.318	2-0 1B SH1-3 FC5-4		4-2 SH1-3 HR BB		2-2 G6-3		2-0 G4-3		0-1 1B 2H	4	3	2	1	1	0	0	Los Angeles Dodgers @ Pittsburgh Pirates Three Rivers Stadium, Pittsburgh, PA Wed Jun 14 1995, 7:05 PM EDT Att: 10,313 - Unknown - 78 F			
Jose Offerman, S OBP: 0.459, SLG: 0.463	1-1 SH1-3		0-0 SH1-3		1-0 1B		0-0 F8		2-2 1B	3	1	2	1	0	0	0				
Mike Piazza, R OBP: 0.438, SLG: 0.753	0-2 1B FC5-4		0-0 HR		0-0 F9		0-2 HR		4-0 1B IBB	4	2	3	3	1	0	1				
Eric Karros, R OBP: 0.400, SLG: 0.549	3-0 1B FC5-4		0-0 L8		2-3 K		3-2 G5-3		0-0 1B 2H	5	0	1	2	0	1	2				
Roberto Kelly, R OBP: 0.335, SLG: 0.358	2-3 K		0-1 F9		2-2 G5-3		0-0 1B		0-2 1B FC5-4	5	0	2	0	0	1	1				
Raul Mondesi, R OBP: 0.338, SLG: 0.532		0-0 G6-4-3 S WP 1B		2-0 F9		0-3 K		2-2 1B		0-0 FC5-4	5	1	2	0	0	1		2		
Tim Wallach, R OBP: 0.344, SLG: 0.422		4-0 1B G6-4-3 BB		4-2 BB		1-3 K		1-1 P4			2	0	0	0	2	1		2		
Rick Parker, R OBP: 0.350, SLG: 0.350		1-2 G6-4-3		2-0 F9		0-1 F7		3-2 F9			4	0	0	0	0	3				
Hideo Nomo, R OBP: 0.231, SLG: 0.360		2-3 K		1-3 K		2-1 G1-3		0-2 1B			3	0	0	0	0	2		1		
Mitch Webster, S OBP: 0.231, SLG: 0.360										1	1	1	0	0	0	0				
Greg Hansell, R OBP: 0.345, SLG: 0.388										0	0	0	0	0	0	0				
Joey Eischen, L OBP: 0.383, SLG: 0.433										0	0	0	0	0	0	0				
Todd Worrell, R OBP: 0.383, SLG: 0.433										0	0	0	0	0	0	0				
Inning Stats	R: 1 E: 0 K: 1 S: 11	H: 2 LOB: 1 BB: 0 P: 19	R: 1 E: 0 K: 1 S: 7	H: 1 LOB: 0 BB: 1 P: 14	R: 2 E: 0 K: 0 S: 8	H: 1 LOB: 0 BB: 1 P: 12	R: 0 E: 0 K: 1 S: 10	H: 0 LOB: 1 BB: 0 P: 19	R: 0 E: 0 K: 2 S: 10	H: 0 LOB: 0 BB: 0 P: 13	R: 0 E: 0 K: 0 S: 5	H: 0 LOB: 0 BB: 0 P: 9	R: 1 E: 0 K: 0 S: 18	H: 3 LOB: 2 BB: 0 P: 24	R: 3 E: 0 K: 0 S: 18	H: 5 LOB: 2 BB: 1 P: 27	1B: 10 2B: 1 3B: 0 HR: 2	SF: 0 SAC: 2 DP: 1 HBP: 0	WP: 1 PB: 0 SB: 1 CS: 0	PA: 42
PITCHER	IP WLS BF H R ER SO BB IBB HBP BLK WP HR S P ERA WHIP	IP WLS BF H R ER SO BB IBB HBP BLK WP HR S P ERA WHIP	IP WLS BF H R ER SO BB IBB HBP BLK WP HR S P ERA WHIP	IP WLS BF H R ER SO BB IBB HBP BLK WP HR S P ERA WHIP	IP WLS BF H R ER SO BB IBB HBP BLK WP HR S P ERA WHIP	IP WLS BF H R ER SO BB IBB HBP BLK WP HR S P ERA WHIP	IP WLS BF H R ER SO BB IBB HBP BLK WP HR S P ERA WHIP	IP WLS BF H R ER SO BB IBB HBP BLK WP HR S P ERA WHIP	IP WLS BF H R ER SO BB IBB HBP BLK WP HR S P ERA WHIP	IP WLS BF H R ER SO BB IBB HBP BLK WP HR S P ERA WHIP	IP WLS BF H R ER SO BB IBB HBP BLK WP HR S P ERA WHIP	IP WLS BF H R ER SO BB IBB HBP BLK WP HR S P ERA WHIP	IP WLS BF H R ER SO BB IBB HBP BLK WP HR S P ERA WHIP	IP WLS BF H R ER SO BB IBB HBP BLK WP HR S P ERA WHIP	IP WLS BF H R ER SO BB IBB HBP BLK WP HR S P ERA WHIP	IP WLS BF H R ER SO BB IBB HBP BLK WP HR S P ERA WHIP	IP WLS BF H R ER SO BB IBB HBP BLK WP HR S P ERA WHIP			
Paul Wagner, R ERA: 6.4	6.0	L	25	5	4	4	6	3	0	0	0	0	0	0	1	55	91	6.00	1.333	
Jeff McCurry, R ERA: 2.94	2.0		9	3	1	1	0	0	0	0	0	0	0	0	1	23	33	4.50	1.500	
Dan Plesac, L ERA: 2.86	0.2		7	5	3	3	0	0	1	0	0	0	0	0	0	17	26	40.50	7.500	
Gary Wilson, R ERA: 5.02	0.1		1	0	0	0	0	0	0	0	0	0	0	0	0	1	1	0.00	0.000	


AB 36
R 8
H 13
RBI 7
BB 4
SO 6
LOB 12




Batter	1	2	3	4	5	6	7	8	9	AB	R	H	RBI	BB	SO	LOB	BOTTOM					
Jacob Brumfield, R OBP: 0.343, SLG: 0.323	1-3 K		2-3 K			2-1 1B		0-0 E8 1B 2B	1-1 L8	5	1	2	2	0	2	1	Los Angeles Dodgers @ Pittsburgh Pirates Three Rivers Stadium, Pittsburgh, PA Wed Jun 14 1995, 7:05 PM EDT Att: 10,313 - Unknown - 78 F					
Jay Bell, R OBP: 0.322, SLG: 0.261	2-3 K			3-1 F8		1-3 K		2-3 K	4-0 BB	4	0	0	0	1	3	3						
Al Martin, L OBP: 0.319, SLG: 0.381	3-3 K			1-3 K		3-3 K		0-0 BB	4-2 BB	4	0	1	1	1	1	3		2				
Jeff King, R OBP: 0.371, SLG: 0.493		2-0 P6		3-1 P9		0-3 K		4-2 BB	2-3 K	4	0	0	0	1	2	4						
Orlando Merced, S OBP: 0.304, SLG: 0.413		1-2 G4-3			0-3 K		1-1 P6	0-3 K		4	0	0	0	0	2	2						
Mark Johnson, L OBP: 0.324, SLG: 0.457		2-0 F9			1-3 K		3-3 K	1-3 K		4	0	0	0	0	3	2						
Dan Plesac, L OBP: 0.345, SLG: 0.388										0	0	0	0	0	0	0						
Gary Wilson, R OBP: 0.383, SLG: 0.433										0	0	0	0	0	0	0						
Mark Parent, R OBP: 0.327, SLG: 0.510			1-0 F9		0-0 WP 1B		0-3 K		1-0 E HR 1B	4	1	2	0	0	1	0						
Carlos Garcia, R OBP: 0.281, SLG: 0.317			0-0 G4-3		2-3 K		1-2 E9 1B		2-2 FC4	4	1	1	0	0	1	2						
Paul Wagner, R OBP: 0.286, SLG: 0.250			4-2 BB			1-0 HBP		2-0 E 1B	0-2 HR	0	0	0	0	1	0	0						
Nelson Liriano, S OBP: 0.345, SLG: 0.388								2-3 E 1B		0	0	0	0	0	0	0						
Jeff McCurry, R ERA: 2.84	8.0	W	33	6	3	2	16	2	0	0	0	0	0	0	0	0						
Greg Hansell, R ERA: 6.19	0.2		5	2	2	1	0	1	0	0	0	0	0	0	0	0						
Joey Eischen, L ERA: 3.38	0.0		1	0	0	0	0	1	0	0	0	0	0	0	0	0						
Todd Worrell, R ERA: 5.02	0.1	S	1	0	0	0	1	0	0	0	0	0	0	0	0	0						
Inning Stats	R: 0 E: 0 K: 3 S: 9	H: 0 LOB: 0 BB: 0 P: 15	R: 0 E: 0 K: 0 S: 5	H: 0 LOB: 0 BB: 0 P: 10	R: 0 E: 0 K: 1 S: 7	H: 0 LOB: 1 BB: 1 P: 14	R: 0 E: 0 K: 1 S: 7	H: 0 LOB: 0 BB: 0 P: 14	R: 0 E: 0 K: 3 S: 10	H: 1 LOB: 1 BB: 0 P: 13	R: 0 E: 0 K: 3 S: 11	H: 0 LOB: 2 BB: 0 P: 18	R: 0 E: 0 K: 2 S: 8	H: 0 LOB: 0 BB: 0 P: 12	R: 3 E: 2 K: 3 S: 19	H: 4 LOB: 2 BB: 1 P: 29	R: 2 E: 1 K: 1 S: 14	H: 2 LOB: 2 BB: 2 P: 28	1B: 6 2B: 1 3B: 0 HR: 1	SF: 0 SAC: 0 DP: 0 HBP: 1	WP: 1 PB: 0 SB: 0 CS: 0	PA: 40
PITCHER	IP WLS BF H R ER SO BB IBB HBP BLK WP HR S P ERA WHIP	IP WLS BF H R ER SO BB IBB HBP BLK WP HR S P ERA WHIP	IP WLS BF H R ER SO BB IBB HBP BLK WP HR S P ERA WHIP	IP WLS BF H R ER SO BB IBB HBP BLK WP HR S P ERA WHIP	IP WLS BF H R ER SO BB IBB HBP BLK WP HR S P ERA WHIP	IP WLS BF H R ER SO BB IBB HBP BLK WP HR S P ERA WHIP	IP WLS BF H R ER SO BB IBB HBP BLK WP HR S P ERA WHIP	IP WLS BF H R ER SO BB IBB HBP BLK WP HR S P ERA WHIP	IP WLS BF H R ER SO BB IBB HBP BLK WP HR S P ERA WHIP	IP WLS BF H R ER SO BB IBB HBP BLK WP HR S P ERA WHIP	IP WLS BF H R ER SO BB IBB HBP BLK WP HR S P ERA WHIP	IP WLS BF H R ER SO BB IBB HBP BLK WP HR S P ERA WHIP	IP WLS BF H R ER SO BB IBB HBP BLK WP HR S P ERA WHIP	IP WLS BF H R ER SO BB IBB HBP BLK WP HR S P ERA WHIP	IP WLS BF H R ER SO BB IBB HBP BLK WP HR S P ERA WHIP	IP WLS BF H R ER SO BB IBB HBP BLK WP HR S P ERA WHIP	IP WLS BF H R ER SO BB IBB HBP BLK WP HR S P ERA WHIP					

AB 35
R 5
H 8
RBI 5
BB 4
SO 17
LOB 16



Batter	1	2	3	4	5	6	7	8	9	AB	R	H	RBI	BB	SO	LOB	TOP								
Delino DeShields, L OBP: 0.332, SLG: 0.517	G4-3		G5-4-3 1B		G3		L9	E BB		4	0	1	0	1	0	0	Los Angeles Dodgers @ Pittsburgh Pirates Three Rivers Stadium, Pittsburgh, PA Thu Jun 15 1995, 7:05 PM EDT Alt: 9,869 - Unknown - 80 F livebaseballscores.com 								
Jose Offerman, S OBP: 0.452, SLG: 0.461	G5-3		G5-4-3 1-2			F9	WP 1B 2B	E4		5	1	1	0	0	0	2									
Mike Piazza, R OBP: 0.446, SLG: 0.750 Carlos Hernandez, R OBP: 0.190, SLG: 0.074	1B			FC5-4 1B		E5 1B 1B E	1B WP BB	F7		3	0	2	0	0	0	0									
Eric Karros, R OBP: 0.400, SLG: 0.550	K			FC5-4 1B 1-2		E 1B 1B	K			5	2	2	0	0	2	4									
Roberto Kelly, R OBP: 0.337, SLG: 0.359	G5-3			K		E 2B 1B	BB	K		5	1	2	1	0	2	2									
Raul Mondesi, R OBP: 0.345, SLG: 0.547	G6-3			1B		E3 2B	1B			4	2	2	3	1	0	1									
Tim Wallach, R OBP: 0.351, SLG: 0.437 Felix Rodriguez, R OBP: 0.321, SLG: 0.404	FC6-4 1B			K		E 2B 1B	BB			4	0	2	2	0	2	5									
Rick Parker, R OBP: 0.304, SLG: 0.304 Billy Ashley, R OBP: 0.236, SLG: 0.358	FC6-4 1-2			K		F9 2B		K		3	0	0	0	0	1	3									
Pedro Astacio, R OBP: 0.167, SLG: 0.176 Chad Forman, S OBP: 0.211, SLG: 0.211 Joey Eschen, L OBP: 0.235, SLG: 0.348 Mitch Webster, S OBP: 0.190, SLG: 0.050 Todd Williams, R OBP: 0.370, SLG: 0.279	K					G6-3	F8	L9		1	0	0	0	0	1	0									
Inning Stats	R: 0 E: 0 K: 1 S: 10	H: 1 LOB: 1 BB: 0 P: 15	R: 0 E: 0 K: 0 S: 13	H: 1 LOB: 1 BB: 0 P: 19	R: 0 E: 0 K: 1 S: 7	H: 1 LOB: 0 BB: 0 P: 7	R: 0 E: 0 K: 2 S: 14	H: 2 LOB: 2 BB: 0 P: 23	R: 0 E: 0 K: 1 S: 9	H: 0 LOB: 0 BB: 0 P: 14	R: 4 E: 2 K: 0 S: 17	H: 3 LOB: 2 BB: 0 P: 23	R: 1 E: 0 K: 2 S: 18	H: 2 LOB: 3 BB: 2 P: 33	R: 0 E: 1 K: 1 S: 12	H: 0 LOB: 2 BB: 1 P: 21		R: 2 E: 0 K: 1 S: 14	H: 3 LOB: 1 BB: 0 P: 20	1B: 8 2B: 3 3B: 1 HR: 1	SF: 0 SAC: 0 DP: 1 HBP: 0	WP: 1 PB: 0 SB: 0 CS: 0	PA: 45		
PITCHER	IP	WLS	BF	H	R	ER	SO	BB	IBB	HBP	BLK	WP	HR	S	P	ERA	WHIP								
Denny Neagle, L ERA: 3.48	6.1	W	29	9	5	1	5	0	0	0	0	0	0	76	110	1.42	1.421								
Mike Dyer, R ERA: 3.54	0.2		5	1	0	0	2	2	0	0	0	1	0	12	24	0.00	4.500								
Jason Christiansen, L ERA: 1.13	1.0		5	0	0	0	1	1	0	0	0	0	0	12	21	0.00	1.000								
Dan Miceli, R ERA: 3.12	1.0		6	3	2	2	1	0	0	0	0	0	1	14	20	18.00	3.000								

Batter	1	2	3	4	5	6	7	8	9	AB	R	H	RBI	BB	SO	LOB	BOTTOM								
Jacob Brumfield, R OBP: 0.354, SLG: 0.330	F9 E G4-3 1B		L7-3 1B	K	E4		G1-6-3 BB			4	1	2	0	1	1	1	Los Angeles Dodgers @ Pittsburgh Pirates Three Rivers Stadium, Pittsburgh, PA Thu Jun 15 1995, 7:05 PM EDT Alt: 9,869 - Unknown - 80 F livebaseballscores.com 								
Nelson Lirio, S OBP: 0.333, SLG: 0.370	F9		L7-3	S 1B	G4-3		P4			5	0	1	0	0	0	5									
Al Martin, L OBP: 0.316, SLG: 0.375	G4-3		S 1B	G4-3		K	G1-6-3			5	0	1	1	0	1	2									
Jeff King, R OBP: 0.377, SLG: 0.493	S 1B		G6-3		HR 1B	F9		G4-6-3 BB		4	1	2	0	1	0	1									
Dave Clark, L OBP: 0.393, SLG: 0.451	K			2B 1B	HR 1B	BB 2B		G4-6-3 1-2		5	3	3	0	0	1	2									
Mark Johnson, L OBP: 0.345, SLG: 0.489		CS BB		2B HR BB	HR 1B	HR 1B	BB IBB	P2		2	3	1	3	3	0	0									
Mark Parent, R OBP: 0.342, SLG: 0.519	K			HR 2B	FC3-6 BB	BB	2B BB			2	2	1	1	2	1	1									
Carlos Garcia, R OBP: 0.295, SLG: 0.357				HR 2B	FC3-6 E	HR 2B	2B			3	1	2	6	1	0	1									
Denny Neagle, L OBP: 0.100, SLG: 0.069 Mike Dyer, R OBP: 1.000, SLG: 1.000 Jason Christiansen, R OBP: 0.100, SLG: 0.069	L7			F7	F7	G6-3				4	0	0	0	0	0	3									
Inning Stats	R: 1 E: 1 K: 1 S: 12	H: 2 LOB: 1 BB: 0 P: 18	R: 0 E: 0 K: 1 S: 6	H: 0 LOB: 2 BB: 2 P: 16	R: 0 E: 0 K: 0 S: 11	H: 2 LOB: 1 BB: 0 P: 16	R: 4 E: 0 K: 1 S: 14	H: 4 LOB: 1 BB: 1 P: 22	R: 3 E: 1 K: 0 S: 14	H: 3 LOB: 2 BB: 1 P: 22	R: 3 E: 0 K: 1 S: 13	H: 2 LOB: 1 BB: 2 P: 27	R: 0 E: 0 K: 0 S: 5	H: 0 LOB: 0 BB: 1 P: 11	R: 0 E: 0 K: 0 S: 9	H: 0 LOB: 0 BB: 1 P: 16		1B: 8 2B: 4 3B: 0 HR: 2	SF: 0 SAC: 0 DP: 3 HBP: 0	WP: 0 PB: 0 SB: 3 CS: 1	PA: 42				
PITCHER	IP	WLS	BF	H	R	ER	SO	BB	IBB	HBP	BLK	WP	HR	S	P	ERA	WHIP								
Pedro Astacio, R ERA: 4.55	4.0	L	21	8	5	4	3	3	0	0	0	0	1	43	72	9.00	2.750								
Joey Eschen, L ERA: 7.11	1.0		8	3	3	3	0	1	0	0	0	0	1	14	22	27.00	4.000								
Todd Williams, R ERA: 5.12	1.0		7	2	3	3	1	1	1	0	0	0	0	13	27	27.00	3.000								
Felix Rodriguez, R ERA: 2.53	2.0		6	0	0	0	0	2	0	0	0	0	0	14	27	0.00	1.000								

Batter	1	2	3	4	5	6	7	8	9	AB	R	H	RBI	BB	SO	LOB	TOP			
Steve Finley, L OBP: 0.332, SLG: 0.360	(1, 8) P6	(4, 2) S 1B BB	(4, 2) 2B BB		(2, 1) G6-3 WP 2B		(2, 2) G6-3			3	3	1	1	2	0	0	San Diego Padres @ Pittsburgh Pirates Three Rivers Stadium, Pittsburgh, PA Fri Jun 16 1995, 7:05 PM EDT Att: 15,737 - Unknown - 81 F livebaseballscorecards.com			
Jody Reed, R OBP: 0.321, SLG: 0.253	(1, 4) G6-3	(2, 1) 1B BB	(1, 1) P6		(0, 1) G6-3		(1, 2) K			4	0	0	0	1	1	4				
Tony Gwynn, L OBP: 0.378, SLG: 0.441	(1, 9) G6-3	(0, 0) 1B	(1, 1) G4-3		(0, 0) G4-3		(1, 1) G4-6-3 1B			4	0	2	4	0	0	1				
Phil Clark, R OBP: 0.346, SLG: 0.500	(5, 9) G6-3	(1, 2) 1B	(1, 1) G4-3		(2, 0) F8		(0, 2) F8			1	0	1	0	0	0	0				
Ken Caminiti, S OBP: 0.339, SLG: 0.480	(6, 5) K	(2, 1) G4-3 2B	(2, 3) G4-3		(3, 1) G1-3		(1, 0) G4-6-3			4	1	1	0	0	1	3				
Scott Livingstone, L OBP: 0.226, SLG: 0.333		(1, 1) K	(2, 3) K		(1, 0) FC4-6 1B		(1, 0) G5-3 3B			1	0	0	0	0	0	1				
Eddie Williams, R OBP: 0.326, SLG: 0.466	(1, 3) G4-3	(0, 0) E4 BB	(0, 0) K		(0, 1) P4		(0, 0) G5-3			5	1	2	0	0	1	3				
Roberto Pelagino, L OBP: 0.479, SLG: 0.463	(6, 3) G4-3	(0, 2) 1B PB	(1, 2) BB 1B		(2, 1) F8		(1, 1) G5-3			5	2	2	1	0	0	2				
Melvin Nieves, S OBP: 0.280, SLG: 0.385	(1, 7) G4-3	(1, 1) SH1-3 PB	(1, 2) BB 2B		(0, 1) G5-3		(0, 0) FC4-6 1-2			4	2	1	0	1	0	2				
Brian Johnson, R OBP: 0.357, SLG: 0.547	(1, 2) G4-3	(2, 3) PB 1B	(2, 3) BB 2B		(0, 0) K		(0, 0) G4-3			0	0	0	0	0	0	0				
Andujar Cedeno, R OBP: 0.280, SLG: 0.373	(9, 1) SH1-3	(0, 0) SH1-3 PB	(4, 1) BB 2B		(0, 3) K		(1, 0) P4			2	1	0	1	1	1	0				
Trevor Hoffman, R OBP: 1.000, SLG: 2.000	(9, 1) SH1-3	(1, 2) 2B BB	(1, 2) BB 2B		(1, 2) BB 2B		(1, 0) P4			0	0	0	0	0	0	0				
Andy Benes, R OBP: 0.136, SLG: 0.095	(1, 1) SH1-3	(1, 2) 2B BB	(4, 1) BB 2B		(0, 3) K		(1, 0) P4			1	0	0	0	0	0	1				
Willie Blair, R	(7, 1) SH1-3	(1, 2) 2B BB	(1, 2) BB 2B		(1, 2) BB 2B		(1, 0) P4			0	0	0	0	0	0	0				
Ray Holbert, R OBP: 0.350, SLG: 0.133	(9, PH) SH1-3	(1, 2) 2B BB	(1, 2) BB 2B		(1, 2) BB 2B		(1, 0) P4			1	0	0	0	0	0	1				
Jim Gott, R ERA: 8.1	(9, 6) SH1-3	(1, 2) 2B BB	(1, 2) BB 2B		(1, 2) BB 2B		(1, 0) P4			1	0	0	0	0	0	1				
Inning Stats	R: 0 E: 0 K: 0 S: 10	H: 0 LOB: 0 BB: 0 P: 14	R: 5 E: 0 K: 1 S: 20	H: 5 LOB: 2 BB: 2 P: 33	R: 6 E: 1 K: 1 S: 16	H: 3 LOB: 4 BB: 4 P: 37	R: 0 E: 0 K: 1 S: 7	H: 0 LOB: 0 BB: 0 P: 9	R: 1 E: 0 K: 0 S: 6	H: 1 LOB: 0 BB: 0 P: 10	R: 0 E: 0 K: 1 S: 7	H: 0 LOB: 0 BB: 0 P: 10	R: 0 E: 0 K: 0 S: 6	H: 1 LOB: 1 BB: 0 P: 8	R: 0 E: 0 K: 0 S: 5	H: 1 LOB: 1 BB: 0 P: 7	1B: 6 2B: 4 3B: 1 HR: 1	SF: 0 SAC: 1 DP: 1 HBP: 0	WP: 1 PB: 1 SB: 1 CS: 0	PA: 45
PITCHER	IP WLS BF H R ER SO BB IBB HBP BLK WP HR S P ERA WHIP																			
Esteban Loaiza, R ERA: 6.66	(1, 1) 2.0 L 16 7 8 8 1 2 0 0 0 0 0 1 33 50 36.00 4.500																			
Rick White, R ERA: 3.86	(3, 1) 3.0 15 2 4 3 2 4 0 0 0 0 1 0 26 53 9.00 2.000																			
Mike Dyer, R ERA: 3.09	(6, 1) 3.0 10 2 0 0 1 0 0 0 0 0 0 0 19 28 0.00 0.667																			
Jim Gott, R ERA: 8.1	(9, 1) 1.0 4 1 0 0 0 0 0 0 0 0 0 0 5 7 0.00 1.000																			

Batter	1	2	3	4	5	6	7	8	9	AB	R	H	RBI	BB	SO	LOB	BOTTOM			
Jacob Brumfield, R OBP: 0.342, SLG: 0.317	(1, 8) E6 FC6-4		(2, 0) F9		(1, 2) P7			(0, 0) G5-3		4	1	0	0	0	0	0	San Diego Padres @ Pittsburgh Pirates Three Rivers Stadium, Pittsburgh, PA Fri Jun 16 1995, 7:05 PM EDT Att: 15,737 - Unknown - 81 F livebaseballscorecards.com			
Jay Bell, R OBP: 0.316, SLG: 0.255	(1, 6) E1 FC6-4		(2, 2) G4-3			(0, 2) F8		(1, 3) K		4	0	0	0	0	1	1				
Al Martin, L OBP: 0.314, SLG: 0.391	(1, 7) P7		(2, 3) K			(2, 1) HR		(1, 2) F9		4	1	1	1	0	1	2				
Orlando Merced, S OBP: 0.296, SLG: 0.401	(1, 9) FC6-4 HR			(1, 2) G6-3		(0, 0) P6		(1, 1) G1-3		4	1	0	1	0	0	1				
Mark Johnson, L OBP: 0.351, SLG: 0.520	(1, 3) HR			(1, 1) 1B		(1, 3) K		(0, 1) G3-1		4	1	2	2	0	1	0				
Nelson Liriano, S OBP: 0.333, SLG: 0.357	(1, 5) CS BB			(0, 0) P8			(0, 0) G4-3			2	0	0	0	1	0	1				
Carlos Garcia, R OBP: 0.296, SLG: 0.356	(1, 4) CS	(2, 2) CS 1B		(2, 1) L9			(2, 2) G1-3			3	0	1	0	0	0	1				
2 Angelo Encarnacion, R OBP: 0.378, SLG: 0.417		(1, 3) K			(1, 2) P2		(0, 2) G5-3			3	0	0	0	0	1	1				
Esteban Loaiza, R OBP: 0.275, SLG: 0.357	(1, 1) G4-3				(2, 3) K			(3, 2) G6-3		1	0	0	0	0	0	0				
Rick White, R ERA: 3.86	(3, 1) G4-3									0	0	0	0	0	0	0				
Steve Peques, R OBP: 0.275, SLG: 0.357	(5, PH) G4-3									1	0	0	0	0	1	0				
Mike Dyer, R ERA: 3.09	(6, 1) G4-3									0	0	0	0	0	0	0				
Freddy Garcia, R OBP: 0.321, SLG: 0.500	(8, PH) G4-3									1	0	0	0	0	0	0				
Jim Gott, R ERA: 8.1	(9, 1) G4-3									0	0	0	0	0	0	0				
Inning Stats	R: 3 E: 2 K: 0 S: 15	H: 1 LOB: 0 BB: 1 P: 27	R: 0 E: 0 K: 1 S: 13	H: 1 LOB: 0 BB: 0 P: 19	R: 0 E: 0 K: 1 S: 7	H: 0 LOB: 0 BB: 0 P: 13	R: 0 E: 0 K: 0 S: 8	H: 1 LOB: 1 BB: 0 P: 12	R: 0 E: 0 K: 1 S: 9	H: 0 LOB: 0 BB: 0 P: 13	R: 1 E: 0 K: 1 S: 9	H: 1 LOB: 0 BB: 0 P: 12	R: 0 E: 0 K: 0 S: 10	H: 0 LOB: 0 BB: 0 P: 12	R: 0 E: 0 K: 1 S: 9	H: 0 LOB: 0 BB: 0 P: 13		1B: 2 2B: 0 3B: 0 HR: 2	SF: 0 SAC: 0 DP: 0 HBP: 0	WP: 0 PB: 0 SB: 1 CS: 2
PITCHER	IP WLS BF H R ER SO BB IBB HBP BLK WP HR S P ERA WHIP																			
Andy Benes, R ERA: 4.14	(1, 1) 6.0 W 23 4 4 4 1 4 0 0 0 0 0 0 61 96 1.50 0.833																			
Willie Blair, R ERA: 6.19	(7, 1) 2.0 6 0 0 0 1 0 0 0 0 0 0 0 19 25 0.00 0.000																			
Trevor Hoffman, R ERA: 4.32	(9, 1) 1.0 3 0 0 0 0 0 0 0 0 0 0 0 7 9 0.00 0.000																			

Batter	1	2	3	4	5	6	7	8	9	AB	R	H	RBI	BB	SO	LOB	TOP					
Bip Roberts, S OBP: 0.374, SLG: 0.392 (1, 7)	G4-3	BB							G6-3	3	0	1	0	2	0	0	San Diego Padres @ Pittsburgh Pirates Three Rivers Stadium, Pittsburgh, PA Sun Jun 18 1995, 3:33 AM EDT Att: 18,902 - Sunny - 82 F					
Steve Finley, L OBP: 0.335, SLG: 0.388 (1, 8)	1B	FC5								4	1	1	0	0	0	4						
Tony Gwynn, L OBP: 0.384, SLG: 0.457 (1, 9)	E7									4	1	2	0	0	0	1						
Ken Caminiti, S OBP: 0.333, SLG: 0.464 (1, 5)	F9									3	0	0	0	1	1	1						
Eddie Williams, R OBP: 0.331, SLG: 0.460 Roberto Pelagine, L OBP: 0.467, SLG: 0.446 (9, 3)	FC6-4									3	0	1	1	1	0	0						
Brian Johnson, R OBP: 0.355, SLG: 0.509 (1, 2)	FC6-4									3	0	0	0	1	0	4						
Jody Reed, R OBP: 0.331, SLG: 0.255 (1, 4)										3	0	1	0	1	0	1						
Ray Holbert, R OBP: 0.280, SLG: 0.100 (1, 6)	F7									4	0	0	0	0	2	3						
Andy Ashby, R OBP: 0.154, SLG: 0.083 (1, 1)	SH3									3	0	0	0	0	2	0						
Inning Stats	R: 1 E: 1 K: 0 S: 12	H: 2 LOB: 2 BB: 1 P: 18	R: 0 E: 0 K: 0 S: 10	H: 1 LOB: 2 BB: 1 P: 19	R: 0 E: 0 K: 1 S: 8	H: 0 LOB: 0 BB: 0 P: 11	R: 0 E: 0 K: 0 S: 6	H: 0 LOB: 0 BB: 0 P: 8	R: 0 E: 0 K: 1 S: 11	H: 1 LOB: 0 BB: 0 P: 16	R: 1 E: 0 K: 0 S: 11	H: 2 LOB: 2 BB: 1 P: 27	R: 0 E: 0 K: 0 S: 6	H: 0 LOB: 1 BB: 1 P: 10	R: 0 E: 0 K: 0 S: 9	H: 0 LOB: 1 BB: 1 P: 17		R: 0 E: 0 K: 0 S: 7	H: 0 LOB: 0 BB: 0 P: 11	1B: 5 2B: 1 3B: 0 HR: 0	SF: 0 SAC: 1 DP: 0 HBP: 0	WP: 0 PB: 0 SB: 0 CS: 2
PITCHER	IP	WLS	BF	H	R	ER	SO	BB	IBB	HBP	BLK	WP	HR	S	P	ERA	WHIP					
Paul Wagner, R ERA: 5.94 (1, 1)	6.0	L	26	6	2	1	3	4	0	0	0	0	0	58	99	1.50	1.667					
Jason Christiansen, L ERA: 0.98 (7, 1)	1.1		5	0	0	0	0	1	0	0	0	0	0	9	14	0.00	0.750					
Mike Dyer, R ERA: 2.88 (8, 1)	1.2		6	0	0	0	2	1	0	0	0	0	0	13	24	0.00	0.600					

Batter	1	2	3	4	5	6	7	8	9	AB	R	H	RBI	BB	SO	LOB	BOTTOM					
Al Martin, L OBP: 0.301, SLG: 0.372 (1, 8)	F7									4	0	0	0	0	2	1	San Diego Padres @ Pittsburgh Pirates Three Rivers Stadium, Pittsburgh, PA Sun Jun 18 1995, 3:33 AM EDT Att: 18,902 - Sunny - 82 F					
Jay Bell, R OBP: 0.311, SLG: 0.271 (1, 6)	L4									4	0	0	0	0	1	0						
Dave Clark, L OBP: 0.385, SLG: 0.434 (1, 7)	BB									3	0	0	0	1	0	0						
Orlando Merced, S OBP: 0.295, SLG: 0.397 (1, 9)	K									4	0	1	0	0	2	1						
Mark Johnson, L OBP: 0.347, SLG: 0.505 (1, 3)	K									3	0	0	0	1	1	1						
Kevin Young, R OBP: 0.290, SLG: 0.375 (1, 5)	G4-3									4	0	1	0	0	3	2						
Mark Parent, R OBP: 0.339, SLG: 0.540 (1, 2)	G4-3									3	0	1	0	0	1	1						
Carlos Garcia, R OBP: 0.302, SLG: 0.367 Mike Dyer, R OBP: 1.000, SLG: 1.000 (8, 1)	G6-3									3	0	1	0	0	0	2						
Paul Wagner, R OBP: 0.287, SLG: 0.231 Jason Christiansen, R OBP: 0.324, SLG: 0.345 (7, 1)	G4-3									1	0	0	0	0	0	0						
Nelson Lirio, S OBP: 0.324, SLG: 0.345 (8, 4)	SH3-4									1	0	0	0	0	0	0						
Inning Stats	R: 0 E: 0 K: 1 S: 11	H: 0 LOB: 1 BB: 1 P: 18	R: 0 E: 0 K: 1 S: 11	H: 1 LOB: 0 BB: 0 P: 18	R: 0 E: 0 K: 1 S: 8	H: 0 LOB: 0 BB: 0 P: 12	R: 0 E: 0 K: 1 S: 9	H: 1 LOB: 1 BB: 0 P: 14	R: 0 E: 0 K: 2 S: 11	H: 1 LOB: 1 BB: 0 P: 13	R: 0 E: 0 K: 1 S: 7	H: 0 LOB: 0 BB: 0 P: 10	R: 0 E: 0 K: 1 S: 8	H: 1 LOB: 0 BB: 0 P: 11	R: 0 E: 0 K: 1 S: 8	H: 0 LOB: 0 BB: 0 P: 12	R: 0 E: 0 K: 1 S: 8	H: 0 LOB: 1 BB: 1 P: 13	1B: 3 2B: 1 3B: 0 HR: 0	SF: 0 SAC: 1 DP: 0 HBP: 0	WP: 1 PB: 0 SB: 0 CS: 0	PA: 33
PITCHER	IP	WLS	BF	H	R	ER	SO	BB	IBB	HBP	BLK	WP	HR	S	P	ERA	WHIP					
Andy Ashby, R ERA: 3.82 (1, 1)	9.0	W	33	4	0	0	10	2	0	0	0	1	0	81	121	0.00	0.667					



Batter	1	2	3	4	5	6	7	8	9	AB	R	H	RBI	BB	SO	LOB	TOP				
Darren Lewis, R OBP: 0.294, SLG: 0.309 (1, 8)	0-1 CS 1B		2-1 HBP 1B		1-2 F8		1-2 G4-3		1-0 SH3-4	4	0	2	0	0	0	0					
Robby Thompson, R OBP: 0.297, SLG: 0.339 (1, 4)	3-3 SAFE K		2-2 SAFE G4-6-3 HBP		2-1 L5			2-3 K	1-1 BB FC6-4	4	1	1	1	0	2	1					
Barry Bonds, L OBP: 0.412, SLG: 0.562 (1, 7)	3-1 P1		2-2 G4-6-3			3-1 G4-3		1-2 K	4-0 FC6-4 BB IBB	4	0	0	0	1	1	2					
Mark Carreon, R OBP: 0.349, SLG: 0.557 (9, 1)		2-2 HR		3-2 WP FC6-5 HBP 1B		2-0 G5-3		0-0 1B 2B	4-0 FC6-4 BB	3	3	2	1	1	0	0					
Glenallen Hill, R OBP: 0.326, SLG: 0.449 (1, 9)		2-3 K		0-1 FC6-5 WP 1B		4-2 S 1B BB		0-0 1B 1B	0-1 FC6-4 FC6-4	4	1	2	2	1	1	2					
Royce Clayton, R OBP: 0.335, SLG: 0.376 (1, 6)		4-2 G6-3 BB		2-0 FC6-5 WP		2-1 SAFE 1B		1-2 1B	0-2 FC6-4	4	0	2	2	1	0	3					
Mike Benjamin, R OBP: 0.379, SLG: 0.500 (1, 5)	2-0 SAFE G6-3		1-3 K		1-3 K		0-0 G1-3		1-1 1B	4	0	1	0	0	1	3					
Kirt Manwaring, R OBP: 0.322, SLG: 0.333 (9, 3)										4	0	0	0	0	1	5					
William Van Landingham, R OBP: 0.200, SLG: 0.200 (4, 1)			0-3 K		3-3 K				0-1 SH3-4 2B	1	0	0	0	0	1	0					
Inning Stats	R: 0 E: 0 K: 1 S: 7	H: 1 LOB: 0 BB: 0 P: 13	R: 1 E: 0 K: 1 S: 13	H: 1 LOB: 1 BB: 1 P: 23	R: 0 E: 0 K: 1 S: 12	H: 1 LOB: 1 BB: 0 P: 18	R: 1 E: 0 K: 2 S: 16	H: 1 LOB: 0 BB: 0 P: 24	R: 0 E: 0 K: 1 S: 9	H: 0 LOB: 0 BB: 0 P: 15	R: 1 E: 0 K: 0 S: 10	H: 1 LOB: 1 BB: 1 P: 20	R: 0 E: 0 K: 0 S: 7	H: 0 LOB: 0 BB: 0 P: 10	R: 1 E: 0 K: 2 S: 16	H: 4 LOB: 3 BB: 2 P: 24	R: 2 E: 0 K: 0 S: 11	H: 2 LOB: 2 BB: 2 P: 21	1B: 7 2B: 3 3B: 0 HR: 1	SF: 0 SAC: 1 DP: 1 HBP: 2	WP: 2 PA: 42 PB: 0 CS: 1
PITCHER	IP	WLS	BF	H	R	ER	SO	BB	IBB	HBP	BLK	WP	HR	S	P	ERA	WHIP				
Steve Parris, R ERA: 4.91	3.2		16	4	2	2	4	1	0	2	0	2	1	43	71	4.91	1.364				
Mike Dyer, R ERA: 2.83	3.2		13	1	1	1	3	1	0	0	0	0	0	35	58	2.46	0.545				
Jason Christiansen, L ERA: 1.45	0.1		4	3	1	1	1	0	0	0	0	0	0	9	13	27.00	9.000				
Rick White, R ERA: 3.8	0.1		2	1	0	0	0	0	0	0	0	0	0	3	5	0.00	3.000				
Jeff McCurry, R ERA: 4.91	1.0	L	7	2	2	2	0	1	1	0	0	0	0	11	21	18.00	3.000				

San Francisco Giants @ Pittsburgh Pirates
Three Rivers Stadium, Pittsburgh, PA
Wed Jun 21 1995, 3:33 AM EDT
Att. 9,180 - Overcast - 88 F

AB 35
R 6
H 11
RBI 6
BB 4
SO 8
LOB 16



Batter	1	2	3	4	5	6	7	8	9	AB	R	H	RBI	BB	SO	LOB	BOTTOM				
Jacob Brumfield, R OBP: 0.350, SLG: 0.347 (1, 8)	3-2 HR 1B	4-0 WP BB		2-0 BB 1B		0-0 L6			0-1 HR	4	2	3	2	1	0	1					
Al Martin, L OBP: 0.301, SLG: 0.360 (1, 7)	0-0 G4-3	1-1 P5		4-2 BB		0-0 L9			1-2 P6	4	0	0	0	1	0	4					
Jay Bell, R OBP: 0.305, SLG: 0.268 (1, 6)	2-3 K		3-2 G4-6-3 1B	0-2 P9		2-0 G6-3			2-3 K	5	0	1	0	0	2	4					
Orlando Merced, S OBP: 0.325, SLG: 0.419 (9, 3)	4-0 HR IBB		0-0 G4-6-3	1-1 G4-3		4-0 G6-4-3 BB			0-2 2B	3	1	1	0	2	0	4					
Mark Parent, R OBP: 0.341, SLG: 0.559 (1, 2)	3-1 HR		1-1 1B		0-3 K		1-1 G6-4-3		2-2 K	5	1	2	3	0	2	2					
Mark Johnson, L OBP: 0.344, SLG: 0.514 (8, FH)	0-1 G3		2-2 P7		0-2 G4-3			1-2 SH1-4 1B		3	0	0	0	0	0	1					
Kevin Young, R OBP: 0.283, SLG: 0.278 (1, 5)		2-2 FC6-4 1B		0-2 1B 1B		0-0 F8		0-0 SH1-4		3	1	2	0	0	0	0					
Carlos Garcia, R OBP: 0.304, SLG: 0.377 (1, 4)		1-1 FC6-4 FC3-6		3-2 P5		0-1 SH1-4 2B		1-0 F7		4	0	1	0	0	0	3					
Steve Parris, R ERA: 4.91		0-1 FC3-6		0-2 BB 1B		0-0 SH1-4		0-3 K		1	0	0	0	0	0	1					
Inning Stats	R: 3 E: 0 K: 1 S: 13	H: 2 LOB: 1 BB: 1 P: 25	R: 0 E: 0 K: 0 S: 10	H: 1 LOB: 2 BB: 1 P: 18	R: 0 E: 0 K: 0 S: 13	H: 2 LOB: 1 BB: 0 P: 19	R: 1 E: 0 K: 0 S: 21	H: 3 LOB: 3 BB: 1 P: 31	R: 0 E: 0 K: 1 S: 8	H: 0 LOB: 0 BB: 0 P: 8	R: 0 E: 0 K: 0 S: 5	H: 1 LOB: 1 BB: 0 P: 5	R: 0 E: 0 K: 0 S: 3	H: 0 LOB: 1 BB: 1 P: 10	R: 0 E: 0 K: 1 S: 9	H: 1 LOB: 1 BB: 0 P: 11	R: 1 E: 0 K: 2 S: 14	H: 2 LOB: 1 BB: 0 P: 19	1B: 8 2B: 2 3B: 0 HR: 2	SF: 0 SAC: 2 DP: 2 HBP: 0	WP: 1 PA: 41 PB: 0 CS: 0
PITCHER	IP	WLS	BF	H	R	ER	SO	BB	IBB	HBP	BLK	WP	HR	S	P	ERA	WHIP				
William Van Landingham, R ERA: 6.05	3.0		15	5	3	3	1	1	1	0	0	0	0	34	44	3.00	1.667				
Kenny Greer, R ERA: 3.0	3.0		14	4	1	1	1	1	0	0	0	0	0	7	15	0.00	2.000				
Shawn Barton, L ERA: 2.63	1.0	W	4	1	0	0	0	0	0	0	0	0	0	5	6	0.00	2.000				
Dave Burba, R ERA: 3.69	1.0	S	5	2	1	1	2	0	0	0	0	0	1	14	19	9.00	2.000				

San Francisco Giants @ Pittsburgh Pirates
Three Rivers Stadium, Pittsburgh, PA
Wed Jun 21 1995, 3:33 AM EDT
Att. 9,180 - Overcast - 88 F


AB 35
R 5
H 12
RBI 5
BB 4
SO 5
LOB 21



Batter	1	2	3	4	5	6	7	8	9	AB	R	H	RBI	BB	SO	LOB	TOP					
Al Martin, L OBP: 0.299, SLG: 0.348 Dan Plesac, L (7.1) Jim Gott, R (7.1)	0-0 G4-3		2-3 K			1-0 G4-3	0-1 FC6-4			4	0	0	0	0	1	3						
Carlos Garcia, R OBP: 0.310, SLG: 0.386	1-1 1B		0-0 G5-3			1-2 G1-3 1B		1-1 G1-3		4	0	2	0	0	0	1						
Steve Pegues, R OBP: 0.303, SLG: 0.479 (7.8)	0-3 K			2-3 K		1-2 G1-3 1B		1-2 F9		4	0	1	0	0	2	1						
Rich Aude, R OBP: 0.333, SLG: 0.462	3-3 K			1-1 G6-3		2-2 G1-3		2-0 L9		4	0	0	0	0	1	3						
Don Slaught, R OBP: 0.353, SLG: 0.438		0-2 G5-3		0-0 2B		0-1 G4-3			0-1 E5 WP	4	0	1	0	0	0	2						
Jay Bell, R OBP: 0.299, SLG: 0.262		1-2 P3		2-1 L7			0-0 G4-3		0-0 F9	4	0	0	0	0	0	2						
Freddy Garcia, R OBP: 0.160, SLG: 0.045		1-2 G5-3			1-0 P9		1-2 E6 1B		2-2 G5-3	4	0	0	0	0	0	1						
Kevin Young, R OBP: 0.231, SLG: 0.240			0-0 SH1-4 1B		0-3 K2-3		0-0 F7		1-3 K	4	0	1	0	0	2	2						
John Ericks, R Jeff McCurry, R Esteban Loaiza, R Paul Wagner, R Dave Clark, L OBP: 0.295, SLG: 0.444			0-0 SH1-4		0-0 L9		3-2 FC6-4 1B			0	0	0	0	0	0	0						
Inning Stats	R: 0 E: 0 K: 2 S: 9	H: 1 LOB: 1 BB: 0 P: 13	R: 0 E: 0 K: 0 S: 9	H: 0 LOB: 0 BB: 0 P: 11	R: 0 E: 0 K: 1 S: 6	H: 1 LOB: 1 BB: 0 P: 8	R: 0 E: 0 K: 1 S: 8	H: 1 LOB: 0 BB: 0 P: 13	R: 0 E: 0 K: 1 S: 5	H: 0 LOB: 0 BB: 0 P: 6	R: 0 E: 0 K: 0 S: 15	H: 2 LOB: 2 BB: 0 P: 20	R: 0 E: 1 K: 0 S: 11	H: 1 LOB: 2 BB: 0 P: 15	R: 0 E: 0 K: 0 S: 7	H: 0 LOB: 0 BB: 0 P: 11	R: 0 E: 1 K: 1 S: 9	H: 0 LOB: 1 BB: 0 P: 12	1B: 5 2B: 1 3B: 0 HR: 0	SF: 0 SAC: 1 DP: 0 HBP: 0	WP: 1 PB: 0 SB: 1 CS: 0	PA: 35
PITCHER Carlos Perez, L ERA: 2.3	IP: 9.0 WLS: W BF: 35 H: 6 R: 0 ER: 0 SO: 6 BB: 0 IBB: 0 HBP: 0 BLK: 0 WP: 1 HR: 0 S: 79 P: 109 ERA: 0.00 WHIP: 0.667															PITCHER						

Pittsburgh Pirates @ Montreal Expos
Olympic Stadium, Montreal, QB
Sat Jun 24 1995, 7:05 PM EDT
Att: 25,187 - Dome


AB 34
R 0
H 6
RBI 0
BB 0
SO 6
LOB 15



Batter	1	2	3	4	5	6	7	8	9	AB	R	H	RBI	BB	SO	LOB	BOTTOM			
Tony Tarasco, L OBP: 0.361, SLG: 0.500	0-0 HR 1B		2-2 F9	4-1 BB			2-1 P7			3	1	1	0	1	0	0				
David Segui, S OBP: 0.503, SLG: 0.469	2-0 HR		3-3 K	2-2 F8			4-0 HBP BB			3	1	1	2	1	1	3				
Rondell White, R OBP: 0.420, SLG: 0.623	2-1 G5-3		3-1 G6-3		1-0 G5-3		2-0 HBP			3	0	0	0	0	0	0				
Moises Alou, R OBP: 0.351, SLG: 0.478	1-0 F9			0-0 E 1B	0-2 F9		0-3 K			4	1	1	0	0	1	2				
Darrin Fletcher, L OBP: 0.359, SLG: 0.462	1-1 G6-3			0-1 F9	0-2 F9			3-2 1B 2B		4	1	1	0	0	0	1				
Wil Cordero, R OBP: 0.356, SLG: 0.401		0-0 G6-3		1-2 P4		2-0 P2		1-0 WP 1B		4	0	1	1	0	0	1				
Mike Lansing, R OBP: 0.301, SLG: 0.380		0-2 1B		4-2 BB 1B BB		1-3 K		2-1 G1-3		3	1	1	0	1	1	1				
Mark Grudzielanek, R OBP: 0.312, SLG: 0.338		0-3 K		4-0 1B BB		1-1 G4-3		0-3 K		3	0	0	0	1	2	2				
Carlos Perez, L OBP: 0.238, SLG: 0.421		0-2 G4-3		2-1 BB 1B			2-3 K	2-3 K		4	0	1	2	0	2	2				
Inning Stats	R: 2 E: 0 K: 0 S: 7	H: 2 LOB: 0 BB: 0 P: 13	R: 0 E: 0 K: 1 S: 12	H: 1 LOB: 1 BB: 0 P: 12	R: 0 E: 0 K: 1 S: 9	H: 0 LOB: 0 BB: 0 P: 17	R: 2 E: 0 K: 0 S: 17	H: 2 LOB: 3 BB: 3 P: 34	R: 0 E: 0 K: 0 S: 7	H: 0 LOB: 0 BB: 0 P: 8	R: 0 E: 0 K: 1 S: 7	H: 0 LOB: 0 BB: 0 P: 11	R: 0 E: 0 K: 2 S: 9	H: 0 LOB: 2 BB: 1 P: 19	R: 1 E: 0 K: 2 S: 12	H: 2 LOB: 1 BB: 0 P: 20	1B: 5 2B: 1 3B: 0 HR: 1	SF: 0 SAC: 0 DP: 0 HBP: 1	WP: 1 PB: 0 SB: 1 CS: 0	PA: 36
PITCHER John Ericks, R ERA: 9.82 Jeff McCurry, R ERA: 4.54 Paul Wagner, R ERA: 5.76 Dan Plesac, L ERA: 2.55 Jim Gott, R ERA: 6.27	IP: 3.2 WLS: L BF: 18 H: 5 R: 4 ER: 4 SO: 2 BB: 2 IBB: 0 HBP: 0 BLK: 0 WP: 0 HR: 1 S: 40 P: 65 ERA: 9.82 WHIP: 1.909															PITCHER				

Pittsburgh Pirates @ Montreal Expos
Olympic Stadium, Montreal, QB
Sat Jun 24 1995, 7:05 PM EDT
Att: 25,187 - Dome

AB 31
R 5
H 7
RBI 5
BB 4
SO 7
LOB 12



Batter	1	2	3	4	5	6	7	8	9	AB	R	H	RBI	BB	SO	LOB	TOP											
Carlos Garcia, R OBP: 0.308, SLG: 0.383 (1, 4)	G1-3		CS 1B		F8		F8			4	0	1	0	0	0	1	Pittsburgh Pirates @ Montreal Expos Olympic Stadium, Montreal, QB Sun Jun 25 1995, 3:33 AM EDT Att: 27,850 - Dome											
Jay Bell, R OBP: 0.307, SLG: 0.283 (1, 6)	G5-3 2B		1-2 1B			P9		1-0 2B		4	1	3	0	0	0	0												
Steve Pegues, R OBP: 0.300, SLG: 0.467 (1, 8) (8, 7)	E1 G5-3 2-3		1-3 K			1-0 G5-3 WP 1B		0-0 L4		4	0	1	0	0	1	3												
Rich Aude, R OBP: 0.329, SLG: 0.441 (1, 3)	G5-3			G3		4-1 G5-3 BB		1-1 F8		3	0	0	1	1	0	2												
Freddy Garcia, R OBP: 0.172, SLG: 0.077 Al Martin, L OBP: 0.299, SLG: 0.348 (1, 7) (8, 8)	F9			FC6-4 1B		3-2 G5-3		1-1 P4		4	0	1	0	0	0	4												
Orlando Merced, S OBP: 0.322, SLG: 0.411 (1, 9)		G4-3		P9		1-2 2-3 K			0-3 K	4	0	0	0	0	2	3												
Mark Parent, R OBP: 0.331, SLG: 0.541 (1, 2)		K		FC6-4 1-2		3-2 G5-3		2-3 K		4	0	0	0	0	2	1												
Kevin Young, R OBP: 0.233, SLG: 0.241 (1, 5)			K		0-3 K		0-0 SH1-4 1B		0-2 K	4	0	1	0	0	3	0												
Esteban Loaiza, R OBP: 0.333, SLG: 0.316 Jason Christiansen, R Dan Miceli, R (1, 1) (8, 1) (9, 1)				K		0-2 G6-3		0-0 SH1-4		2	0	0	0	0	1	0	P											
Inning Stats	R: 1 E: 1 K: 0 S: 8	H: 1 LOB: 1 BB: 0 P: 9	R: 0 E: 0 K: 2 S: 13	H: 0 LOB: 0 BB: 0 P: 19	R: 0 E: 0 K: 2 S: 12	H: 2 LOB: 1 BB: 0 P: 16	R: 0 E: 0 K: 0 S: 11	H: 1 LOB: 0 BB: 0 P: 19	R: 0 E: 0 K: 1 S: 7	H: 0 LOB: 0 BB: 0 P: 7	R: 0 E: 0 K: 1 S: 11	H: 1 LOB: 2 BB: 1 P: 21	R: 0 E: 0 K: 0 S: 9	H: 1 LOB: 1 BB: 0 P: 12	R: 0 E: 0 K: 0 S: 6	H: 1 LOB: 1 BB: 0 P: 9		R: 0 E: 0 K: 3 S: 11	H: 0 LOB: 0 BB: 0 P: 13	1B: 5 2B: 2 3B: 0 HR: 0	SF: 0 SAC: 1 DP: 0 HBP: 0	WP: 1 PB: 0 SB: 0 CS: 1	PA: 35					
PITCHER	IP	WLS	BF	H	R	ER	SO	BB	IBB	HBP	BLK	WP	HR	S	P	ERA	WHIP											
Jeff Fassero, L ERA: 3.51 Tim Scott, R ERA: 4.13	(1, 1)	8.0	L	32	7	1	0	6	1	0	0	0	0	0	112	0.00	1.000											
	(9, 1)	1.0		3	0	0	0	3	0	0	0	0	0	0	11	13	0.00	0.000										

Batter	1	2	3	4	5	6	7	8	9	AB	R	H	RBI	BB	SO	LOB	BOTTOM										
Tony Tarasco, L OBP: 0.356, SLG: 0.493 (1, 9)	G3		L9			SH5-3		L4		3	0	0	0	0	0	1	Pittsburgh Pirates @ Montreal Expos Olympic Stadium, Montreal, QB Sun Jun 25 1995, 3:33 AM EDT Att: 27,850 - Dome										
David Segui, S OBP: 0.305, SLG: 0.477 (1, 3)	L8			G5-4-3 1B		L7		0-0 2B		4	0	2	0	0	0	1											
Rondell White, R OBP: 0.415, SLG: 0.611 (1, 8)	G5-3			G5-4-3 1B		G6-3		2-2 G5-3		4	0	1	0	0	0	2											
Moises Alou, R OBP: 0.349, SLG: 0.473 (1, 7)		G5-3		G5-4-3 1-2 2-3		G5-3 G5-3 1B		0-0 G5-3		4	0	1	0	0	0	3											
Darrin Fletcher, L OBP: 0.356, SLG: 0.451 (1, 2)		G5-4-3 BB		P8		G5-3		1-2 G5-3		3	0	0	0	1	0	3											
Wil Cordero, R OBP: 0.354, SLG: 0.395 (1, 6)		G5-4-3			K		G5-3		0-0 G5-3	3	0	0	0	0	1	2											
Mike Lansing, R OBP: 0.295, SLG: 0.373 (1, 4)			L4		G6-3		G5-3		3-1 G5-3	3	0	0	0	0	0	1											
Mark Grudzielanek, R OBP: 0.314, SLG: 0.340 Curtis Pride, L OBP: 0.333, SLG: 0.333 Shane Andrews, R OBP: 0.301, SLG: 0.418 (1, 5) (8, PH) (8, PH) (9, 5)					G6-3		G6-3		3-3 K	2	0	1	0	0	0	0		P									
Jeff Fassero, L OBP: 0.208, SLG: 0.095 Sean Berry, R OBP: 0.311, SLG: 0.356 Tim Scott, R OBP: 0.333, SLG: 0.333 (1, 1) (8, PH) (9, 1)					SH5-4 1B		0-2 SH5-3 1B		2-1 P7	1	0	1	0	0	0	0											
Inning Stats	R: 0 E: 0 K: 0 S: 5	H: 0 LOB: 0 BB: 0 P: 8	R: 0 E: 0 K: 0 S: 5	H: 0 LOB: 0 BB: 1 P: 10	R: 0 E: 0 K: 0 S: 8	H: 1 LOB: 1 BB: 0 P: 10	R: 0 E: 0 K: 0 S: 10	H: 2 LOB: 1 BB: 0 P: 12	R: 0 E: 0 K: 1 S: 9	H: 0 LOB: 0 BB: 0 P: 13	R: 0 E: 0 K: 0 S: 10	H: 1 LOB: 1 BB: 0 P: 11	R: 0 E: 0 K: 0 S: 5	H: 1 LOB: 1 BB: 0 P: 8	R: 0 E: 0 K: 1 S: 9	H: 0 LOB: 0 BB: 0 P: 15	R: 0 E: 0 K: 0 S: 11	H: 1 LOB: 1 BB: 0 P: 14	1B: 5 2B: 1 3B: 0 HR: 0	SF: 0 SAC: 2 DP: 2 HBP: 0	WP: 0 PB: 0 SB: 0 CS: 0	PA: 32					
PITCHER	IP	WLS	BF	H	R	ER	SO	BB	IBB	HBP	BLK	WP	HR	S	P	ERA	WHIP										
Esteban Loaiza, R ERA: 5.71 Jason Christiansen, L ERA: 1.37 Dan Miceli, R ERA: 2.66	(1, 1)	7.0	W	25	5	0	0	1	1	0	0	0	0	0	52	0.00	0.857										
	(8, 1)	1.0		3	0	0	0	1	0	0	0	0	0	9	15	0.00	0.000										
	(9, 1)	1.0	S	4	1	0	0	0	0	0	0	0	0	11	14	0.00	1.000										

Batter	1	2	3	4	5	6	7	8	9	AB	R	H	RBI	BB	SO	LOB	TOP								
Al Martin, L OBP: 0.308, SLG: 0.353 (1, 8)	F2		G4-3			P6			FC4-2 BB 1B	4	0	1	0	1	0	0	Pittsburgh Pirates @ Chicago Cubs Wrigley Field, Chicago, IL Tue Jun 27 1995, 7:05 PM CDT Att: 22,163 - Unknown - 71 F								
Jay Bell, R OBP: 0.307, SLG: 0.276 (1, 5)	F9			F9	FC4-6		G4-3		FC4-2 BB 1B	4	0	0	0	1	0	2									
Dave Clark, L OBP: 0.376, SLG: 0.421 (1, 7)	G4-3			K		K	K		FC4-2 1-2 2-3 3-HF	5	0	0	0	0	3	3									
Mark Johnson, L OBP: 0.353, SLG: 0.496 (1, 3)		G3-1		FC4-6 BB 1B		G3-1			P2	4	1	1	0	1	0	3									
Don Slaught, R OBP: 0.259, SLG: 0.308 (1, 2)	E5			FC4-6		F2		G5-3 1B	K	5	0	1	0	0	1	5									
Orlando Merced, S OBP: 0.328, SLG: 0.427 (8, 1)	FC3-6					HR		G5-3		3	2	1	1	1	0	2									
Paul Wagner, R OBP: 0.267, SLG: 0.231 (9, 1)						1B HR		1-2		0	0	0	0	0	0	0									
Dan Plesac, L (9, 1)						1B HR		1-2		0	0	0	0	0	0	0									
Carlos Garcia, R OBP: 0.320, SLG: 0.412 (1, 6)						G6-3		L6		4	1	1	1	0	1	2									
Nelson Liriano, S OBP: 0.325, SLG: 0.348 (1, 4)			G3			SH1-4 1B		G4-3		3	1	1	0	1	0	1									
Denny Neagle, L OBP: 0.135, SLG: 0.171 (1, 1)			G3-1			SH1-4 1B				2	1	1	4	0	0	0									
Jacob Brumfield, R OBP: 0.361, SLG: 0.359 (8, 8)						1-2		BB FC4-2 1B		1	0	1	0	0	0	0									
Inning Stats	R: 0 E: 0 K: 0 S: 3	H: 0 LOB: 0 BB: 0 P: 3	R: 0 E: 1 K: 1 S: 6	H: 0 LOB: 1 BB: 0 P: 6	R: 0 E: 0 K: 0 S: 3	H: 0 LOB: 0 BB: 0 P: 3	R: 0 E: 0 K: 1 S: 5	H: 0 LOB: 1 BB: 1 P: 9	R: 1 E: 0 K: 0 S: 5	H: 2 LOB: 2 BB: 1 P: 9	R: 5 E: 0 K: 1 S: 8	H: 3 LOB: 0 BB: 2 P: 16	R: 0 E: 0 K: 1 S: 5	H: 0 LOB: 0 BB: 0 P: 5	R: 0 E: 0 K: 0 S: 4	H: 1 LOB: 1 BB: 0 P: 4	R: 0 E: 0 K: 1 S: 7	H: 2 LOB: 3 BB: 1 P: 11	1B: 6 2B: 0 3B: 0 HR: 2	SF: 0 SAC: 1 DP: 0 HBP: 0	WP: 0 PB: 0 SB: 0 CS: 0	PA: 41			
PITCHER	IP	WLS	BF	H	R	ER	SO	BB	IBB	HBP	BLK	WP	HR	S	P	ERA	WHIP								
Jim Bullinger, R ERA: 3.14 (1, 1)	5.2	L	27	5	6	6	3	4	0	0	0	0	2	29	45	9.53	1.588								
Chris Nabholz, L ERA: 5.4 (6, 1)	1.1		4	0	0	0	1	0	0	0	0	0	0	6	6	0.00	0.000								
Rich Garcés, R ERA: (8, 1)	2.0		10	3	0	0	1	1	0	0	0	0	0	11	15	0.00	2.000								

AB 35
R 6
H 8
RBI 6
BB 5
SO 5
LOB 18



Batter	1	2	3	4	5	6	7	8	9	AB	R	H	RBI	BB	SO	LOB	BOTTOM								
Brian McRae, S OBP: 0.332, SLG: 0.435 (1, 8)	K		HR			P4		B1-3		4	1	1	1	0	1	0	Pittsburgh Pirates @ Chicago Cubs Wrigley Field, Chicago, IL Tue Jun 27 1995, 7:05 PM CDT Att: 22,163 - Unknown - 71 F								
Rey Sanchez, R OBP: 0.305, SLG: 0.364 (1, 4)	G5-3		G4-3			K		1B		4	0	1	0	0	1	0									
Mark Grace, L OBP: 0.383, SLG: 0.576 (1, 3)	G3-1		F7			2B		F9		4	0	1	0	0	0	1									
Sammy Sosa, R OBP: 0.332, SLG: 0.506 (1, 9)		E S 2B		G5-3		K		K		4	1	1	0	0	2	2									
Todd Zeile, R OBP: 0.369, SLG: 0.460 (1, 5)		SH1-3 1-H		P6		1B SF7		F7		4	1	2	1	0	0	0									
Shawn Dunston, R OBP: 0.324, SLG: 0.503 (1, 6)		SH1-3 2-3		G6-3		F9		G6-3		3	0	0	0	0	0	1									
Ozzie Timmons, R OBP: 0.307, SLG: 0.432 (1, 7)		K				F7		E6 HR		4	1	2	0	0	1	1									
Todd Pratt, R OBP: 0.190, SLG: 0.108 (1, 2)		K				G6-3		HR		2	0	0	1	0	1	1									
Kevin Roberson, S OBP: 0.311, SLG: 0.526 (9, PH)		K				G1-3		G6-3		1	1	1	2	0	0	0									
Jim Bullinger, R OBP: 0.311, SLG: 0.133 (8, 1)								G6-3		2	0	0	0	0	1	0									
Chris Nashholz, L (7, PH)										0	0	0	0	0	0	0									
Howard Johnson, S OBP: 0.276, SLG: 0.279 (8, 1)										1	0	0	0	0	0	1									
Rich Garcés, R (8, 1)										0	0	0	0	0	0	0									
Scott Butlett, L OBP: 0.270, SLG: 0.340 (9, PH)										0	0	0	0	0	0	0									
José Hernández, R OBP: 0.200, SLG: 0.444 (9, PH)										1	0	0	0	0	0	0									
Inning Stats	R: 0 E: 0 K: 1 S: 5	H: 0 LOB: 0 BB: 0 P: 5	R: 1 E: 0 K: 2 S: 9	H: 2 LOB: 1 BB: 0 P: 9	R: 1 E: 0 K: 1 S: 6	H: 1 LOB: 0 BB: 0 P: 6	R: 0 E: 0 K: 0 S: 3	H: 0 LOB: 0 BB: 0 P: 3	R: 0 E: 0 K: 2 S: 8	H: 1 LOB: 1 BB: 0 P: 8	R: 1 E: 0 K: 0 S: 5	H: 2 LOB: 1 BB: 0 P: 5	R: 0 E: 0 K: 1 S: 6	H: 1 LOB: 0 BB: 0 P: 6	R: 2 E: 1 K: 0 S: 5	H: 2 LOB: 0 BB: 0 P: 5	1B: 4 2B: 3 3B: 0 HR: 2	SF: 1 SAC: 1 DP: 0 HBP: 0	WP: 0 PB: 0 SB: 1 CS: 0	PA: 36					
PITCHER	IP	WLS	BF	H	R	ER	SO	BB	IBB	HBP	BLK	WP	HR	S	P	ERA	WHIP								
Denny Neagle, L ERA: 2.9 (1, 1)	7.0	W	27	6	3	3	6	0	0	0	0	0	1	39	39	3.86	0.857								
Paul Wagner, R ERA: 5.99 (8, 1)	1.2		8	3	2	2	1	0	0	0	0	0	1	10	10	10.80	1.800								
Dan Plesac, L ERA: 2.49 (9, 1)	0.1	S	1	0	0	0	0	0	0	0	0	0	0	1	1	0.00	0.000								

AB 34
R 5
H 9
RBI 5
BB 0
SO 7
LOB 7

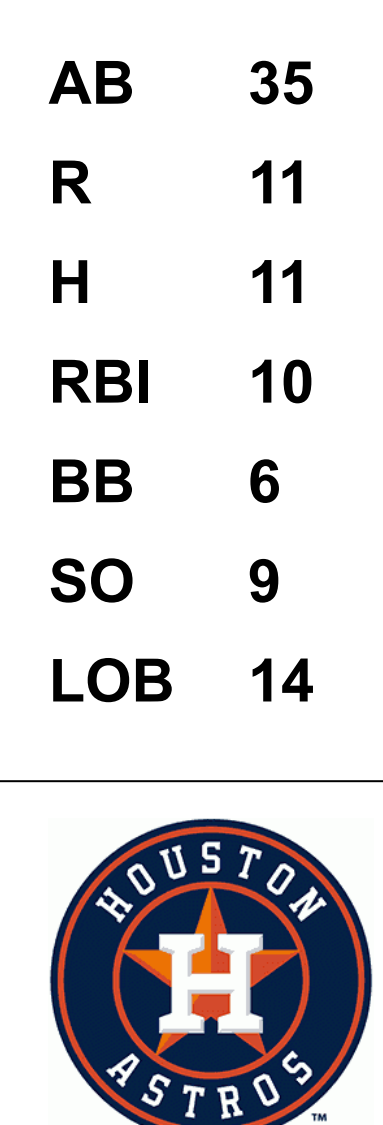


Batter	1	2	3	4	5	6	7	8	9	AB	R	H	RBI	BB	SO	LOB	TOP			
Jacob Brumfield, R OBP: 0.333, SLG: 0.329	G1-3		G6-3			G1 E 1B		F7		4	0	1	0	0	0	0	Pittsburgh Pirates @ Houston Astros Astrodome, Houston, TX Sat Jul 01 1995, 8:05 PM EDT Att: 18,992 - Dome			
Jay Bell, R OBP: 0.318, SLG: 0.302	K			G6-3		FC4 G1				4	0	1	0	0	1					
Dave Clark, L OBP: 0.391, SLG: 0.459 Freddy Garcia, R OBP: 0.152, SLG: 0.067	G1-3				1B	G1		G6-3		3	0	1	0	0	0	2				
Mark Johnson, L OBP: 0.353, SLG: 0.504		G4-3				K			K	4	0	0	0	0	3	3				
Jeff King, R OBP: 0.369, SLG: 0.481		G6-3				K			F8	4	0	0	0	0	1	3				
Orlando Merced, S OBP: 0.327, SLG: 0.418						G1-3				4	0	2	0	0	0	0				
Carlos Garcia, R OBP: 0.323, SLG: 0.422 Nelson Liriano, S OBP: 0.341, SLG: 0.355	FC6-4 1B									2	0	1	0	0	0	1				
Don Slaught, R OBP: 0.286, SLG: 0.353						G5-3				3	0	0	0	0	0	2				
Steve Parris, R Jason Christiansen, R John Hope, R Dan Plesac, L Mike Dyer, R						P6				2	0	0	0	0	0	1				
						P9				0	0	0	0	0	0	0				
										1	0	0	0	0	0	0				
Inning Stats	R: 0 E: 0 K: 1 S: 10	H: 0 LOB: 0 BB: 0 P: 16	R: 0 E: 0 K: 0 S: 5	H: 1 LOB: 1 BB: 0 P: 10	R: 0 E: 0 K: 0 S: 9	H: 0 LOB: 0 BB: 0 P: 15	R: 0 E: 0 K: 1 S: 10	H: 1 LOB: 1 BB: 0 P: 13	R: 0 E: 1 K: 2 S: 14	H: 1 LOB: 2 BB: 0 P: 21	R: 0 E: 0 K: 0 S: 5	H: 0 LOB: 0 BB: 1 P: 12	R: 0 E: 0 K: 1 S: 9	H: 1 LOB: 1 BB: 0 P: 13	R: 0 E: 0 K: 1 S: 7	H: 1 LOB: 1 BB: 0 P: 11	1B: 4 2B: 2 3B: 0 HR: 0	SF: 0 SAC: 0 DP: 1 HBP: 0	WP: 0 PB: 0 SB: 0 CS: 0	PA: 34
PITCHER Shane Reynolds, R ERA: 2.86	IP: 9.0 WLS: W BF: 34 H: 6 R: 0 ER: 0 SO: 5 BB: 1 IBB: 0 HBP: 0 BLK: 0 WP: 0 HR: 0 S: 77 P: 119 ERA: 0.00 WHIP: 0.778											PITCHER	IP: 9.0 WLS: W BF: 34 H: 6 R: 0 ER: 0 SO: 5 BB: 1 IBB: 0 HBP: 0 BLK: 0 WP: 0 HR: 0 S: 77 P: 119 ERA: 0.00 WHIP: 0.778							

AB	33
R	0
H	6
RBI	0
BB	1
SO	5
LOB	15



Batter	1	2	3	4	5	6	7	8	9	AB	R	H	RBI	BB	SO	LOB	BOTTOM			
Brian Hunter, R OBP: 0.442, SLG: 0.517	5 1B	G1-3					G5-3			5	3	3	2	0	0	0	Pittsburgh Pirates @ Houston Astros Astrodome, Houston, TX Sat Jul 01 1995, 8:05 PM EDT Att: 18,992 - Dome			
Craig Biggio, R OBP: 0.402, SLG: 0.444 Andy Stankiewicz, R OBP: 0.200, SLG: 0.143	5 1B	L4				E3 1B				3	2	2	0	1	0	0				
5 Jeff Bagwell, R OBP: 0.371, SLG: 0.443	G4-3 1B					F9				4	1	1	2	1	1	2				
Derek Bell, R OBP: 0.391, SLG: 0.439	G4-3					L7				4	0	1	2	0	0	2				
Rick Wilkins, L OBP: 0.345, SLG: 0.313	1B									4	1	1	1	1	2	4				
Dave Magadan, L OBP: 0.337, SLG: 0.405	K					F8				5	1	1	1	0	2	2				
James Mouton, R OBP: 0.320, SLG: 0.404	1B					K				4	1	1	0	1	1	1				
Orlando Miller, R OBP: 0.347, SLG: 0.437	K									3	1	1	2	1	1	2				
Shane Reynolds, R OBP: 0.100, SLG: 0.069		K								3	1	0	0	1	2	1				
Inning Stats	R: 3 E: 0 K: 2 S: 21	H: 4 LOB: 2 BB: 1 P: 36	R: 0 E: 0 K: 1 S: 8	H: 0 LOB: 0 BB: 0 P: 9	R: 0 E: 0 K: 1 S: 6	H: 0 LOB: 0 BB: 0 P: 8	R: 0 E: 0 K: 2 S: 14	H: 0 LOB: 1 BB: 1 P: 18	R: 3 E: 1 K: 1 S: 28	H: 5 LOB: 3 BB: 4 P: 51	R: 0 E: 0 K: 0 S: 7	H: 0 LOB: 0 BB: 0 P: 10	R: 0 E: 0 K: 1 S: 11	H: 1 LOB: 1 BB: 0 P: 14	R: 0 E: 0 K: 1 S: 10	H: 1 LOB: 1 BB: 0 P: 13	1B: 8 2B: 3 3B: 0 HR: 0	SF: 0 SAC: 0 DP: 0 HBP: 2	WP: 0 PB: 0 SB: 2 CS: 0	PA: 43
PITCHER Steve Parris, R ERA: 6.43 Jason Christiansen, L ERA: 2.25 John Hope, R ERA: 2.36 Dan Plesac, L ERA: 2.36 Mike Dyer, R ERA: 4.36	IP: 4.2 WLS: L BF: 22 H: 6 R: 5 ER: 5 SO: 6 BB: 2 IBB: 0 HBP: 0 BLK: 0 WP: 0 HR: 0 S: 56 P: 81 ERA: 9.64 WHIP: 1.714											PITCHER	IP: 4.2 WLS: L BF: 22 H: 6 R: 5 ER: 5 SO: 6 BB: 2 IBB: 0 HBP: 0 BLK: 0 WP: 0 HR: 0 S: 56 P: 81 ERA: 9.64 WHIP: 1.714							



Batter	1	2	3	4	5	6	7	8	9	AB	R	H	RBI	BB	SO	LOB	TOP					
Jacob Brumfield, R (1,8) OBP: 0.331, SLG: 0.327	L9		P2				K			4	0	1	0	0	1	2						
Jay Bell, R (1,6) OBP: 0.317, SLG: 0.315	F9		F8				K			4	1	1	1	0	1	2						
Nelson Liriano, S (1,4) OBP: 0.359, SLG: 0.413	HR									4	2	3	1	0	1	0						
Jeff King, R (1,5) OBP: 0.372, SLG: 0.481	F7									4	0	2	0	0	0	0						
Mark Parent, R (1,2) OBP: 0.340, SLG: 0.558										3	0	0	0	1	0	2						
Steve Peques, R (1,7) OBP: 0.294, SLG: 0.443										3	0	0	0	0	1	3						
Paul Wagner, R (6,1) OBP: 0.267, SLG: 0.231	F9									0	0	0	0	0	0	0						
Jeff McCurry, R (7,1) OBP: 0.278, SLG: 0.343										0	0	0	0	0	0	0						
Don Slaught, R (8,PH) OBP: 0.278, SLG: 0.343										1	0	0	0	0	0	1						
Dan Plesac, L (8,1) OBP: 0.325, SLG: 0.417										0	0	0	0	0	0	0						
Orlando Merced, S (1,9) OBP: 0.325, SLG: 0.417										3	0	1	1	0	1	0						
Kevin Young, R (1,3) OBP: 0.257, SLG: 0.353										2	0	0	0	0	2	3						
Mark Johnson, L (7,PH) OBP: 0.355, SLG: 0.500										1	0	0	0	1	1	0						
Denny Neagle, L (1,1) OBP: 0.128, SLG: 0.162										2	0	0	0	0	2	0						
Dave Clark, L (6,7) OBP: 0.393, SLG: 0.460										2	0	1	0	0	1	0						
Inning Stats	R: 1 E: 0 K: 0 S: 10	H: 1 LOB: 0 BB: 0 P: 15	R: 0 E: 0 K: 1 S: 9	H: 1 LOB: 1 BB: 0 P: 14	R: 0 E: 0 K: 1 S: 9	H: 0 LOB: 0 BB: 0 P: 14	R: 1 E: 0 K: 2 S: 18	H: 2 LOB: 2 BB: 1 P: 29	R: 1 E: 0 K: 2 S: 14	H: 2 LOB: 0 BB: 0 P: 21	R: 0 E: 0 K: 0 S: 5	H: 0 LOB: 0 BB: 0 P: 9	R: 0 E: 1 K: 2 S: 12	H: 1 LOB: 2 BB: 1 P: 21	R: 0 E: 0 K: 3 S: 9	H: 2 LOB: 1 BB: 0 P: 14	R: 0 E: 0 K: 3 S: 11	H: 0 LOB: 0 BB: 0 P: 15	1B: 7 2B: 0 3B: 0 HR: 2	SF: 1 SAC: 0 DP: 1 HBP: 0	WP: 0 PB: 0 SB: 0 CS: 1	PA: 36
PITCHER	IP WLS BF H R ER SO BB IBB HBP BLK WP HR S P ERA WHIP																					
Greg Swindell, L (1,1) ERA: 4.14	5.0 W 21 6 3 3 6 1 0 0 0 0 2 60 93 5.40 1.400																					
Dave Veres, R (6,1) ERA: 1.93	3.0 S 12 3 0 0 2 1 0 0 0 0 0 26 44 0.00 1.333																					
Todd Jones, R (9,1) ERA: 1.72	1.0 S 3 0 0 0 3 0 0 0 0 0 0 0 11 15 0.00 0.000																					

Pittsburgh Pirates @ Houston Astros
Astrodome, Houston, TX
Sun Jul 02 1995, 4:33 AM EDT
Att: 20,310 - Dome

AB 33
R 3
H 9
RBI 3
BB 2
SO 11
LOB 13



Batter	1	2	3	4	5	6	7	8	9	AB	R	H	RBI	BB	SO	LOB	BOTTOM			
Brian Hunter, R (1,8) OBP: 0.424, SLG: 0.495	G6-3	G4-3		L9						4	0	0	0	0	0	4				
Craig Biggio, R (1,4) OBP: 0.400, SLG: 0.441	F7			F8						4	1	1	0	0	0	1				
5 Jeff Bagwell, R (1,3) OBP: 0.370, SLG: 0.440	G6-3			F9						4	1	1	0	0	1	1				
Derek Bell, R (1,9) OBP: 0.400, SLG: 0.465										4	3	4	3	0	0	0				
Tony Eusebio, R (1,2) OBP: 0.375, SLG: 0.447										4	0	2	1	0	2	1				
James Mouton, R (1,7) OBP: 0.321, SLG: 0.402										3	0	1	0	0	1	2				
Dave Veres, R (6,1) ERA: 5.6										0	0	0	0	0	0	0				
John Cangelosi, S (8,PH) OBP: 0.407, SLG: 0.395										1	0	0	0	0	1	0				
Orlando Miller, R (1,6) OBP: 0.345, SLG: 0.438										4	0	1	0	0	2	4				
Phil Nevin, R (1,5) OBP: 0.169, SLG: 0.094										3	0	0	0	1	0	2				
Greg Swindell, L (1,1) OBP: 0.333, SLG: 0.385										2	0	2	1	0	0	0				
Mill Thompson, L (6,7) OBP: 0.259, SLG: 0.315										1	0	0	0	0	1	0				
Andy Stankiewicz, R (8,PH) OBP: 0.188, SLG: 0.133										1	0	0	0	0	1	1				
Todd Jones, L (9,1) ERA: 2.28										0	0	0	0	0	0	0				
Inning Stats	R: 0 E: 0 K: 0 S: 9	H: 0 LOB: 0 BB: 0 P: 14	R: 3 E: 0 K: 2 S: 16	H: 4 LOB: 1 BB: 0 P: 22	R: 0 E: 0 K: 0 S: 8	H: 1 LOB: 1 BB: 0 P: 12	R: 0 E: 0 K: 1 S: 7	H: 2 LOB: 1 BB: 0 P: 10	R: 1 E: 0 K: 2 S: 10	H: 1 LOB: 0 BB: 0 P: 16	R: 0 E: 0 K: 2 S: 15	H: 1 LOB: 1 BB: 0 P: 21	R: 0 E: 0 K: 2 S: 15	H: 1 LOB: 1 BB: 0 P: 21	1B: 8 2B: 3 3B: 0 HR: 1	SF: 0 SAC: 0 DP: 0 HBP: 0	WP: 0 PB: 0 SB: 0 CS: 1	PA: 36		
PITCHER	IP WLS BF H R ER SO BB IBB HBP BLK WP HR S P ERA WHIP																			
Denny Neagle, L (1,1) ERA: 3.11	5.0 L 25 10 4 4 4 1 0 0 0 0 0 67 98 7.20 2.200																			
Paul Wagner, R (6,1) ERA: 5.6	1.0 S 3 0 0 0 1 0 0 0 0 0 0 7 10 0.00 0.000																			
Jeff McCurry, R (7,1) ERA: 4.61	1.0 S 4 1 1 1 2 0 0 0 0 0 1 10 16 9.00 1.000																			
Dan Plesac, L (8,1) ERA: 2.28	1.0 S 4 1 0 0 2 0 0 0 0 0 0 15 21 0.00 1.000																			

Pittsburgh Pirates @ Houston Astros
Astrodome, Houston, TX
Sun Jul 02 1995, 4:33 AM EDT
Att: 20,310 - Dome

AB 35
R 5
H 12
RBI 5
BB 1
SO 9
LOB 16



Batter	1	2	3	4	5	6	7	8	9	AB	R	H	RBI	BB	SO	LOB	TOP								
Lenny Dykstra, L (1, 8) OBP: 0.348, SLG: 0.320	2-1 SH FC3-2 HBP	0-0 G3			1-0 L8		4-2 BB			2	0	0	0	1	0	1	Philadelphia Phillies @ Pittsburgh Pirates Three Rivers Stadium, Pittsburgh, PA Wed Jul 05 1995, 7:05 PM EDT Att. 9,245 - Unknown - 83 F								
Mickey Morandini, L (1, 4) OBP: 0.341, SLG: 0.424	0-0 SH FC3-2 1B	0-0 G4-3			1-2 2B		2-1 P7			3	1	1	0	0	0	3									
Gregg Jefferies, S (1, 7) OBP: 0.307, SLG: 0.383	4-0 FC3-2 1B		3-1 G6-3		1-2 G4-3			0-1 F8		3	1	0	0	1	0	1									
Dave Hollins, S (1, 3) OBP: 0.404, SLG: 0.398	1-2 FC3-2 1B		1-1 G1-3		0-0 G4-3			1-0 P5		4	1	0	0	0	0	3									
Darren Daulton, L (1, 2) OBP: 0.339, SLG: 0.369	3-3 K		0-0 F9		2-1 G5-3			2-3 K		4	0	0	0	0	2	3									
Jim Eisenreich, L (1, 9) OBP: 0.402, SLG: 0.494	2-1 1B			3-2 G3		2-1 F8			1-1 HR	4	1	2	3	0	0	0									
Charlie Hayes, R (1, 5) OBP: 0.384, SLG: 0.447	1-1 1B		0-0 G1-3			0-1 WP 2B		1-0 F8		4	0	2	1	0	0	0									
Kevin Stocker, S (1, 6) OBP: 0.293, SLG: 0.230		1-1 G3		1-2 G4-3		2-1 P8		3-2 G1-3		4	0	0	0	0	0	1									
Tyler Green, R (1, 1) OBP: 0.176, SLG: 0.324		0-1 1B			1-2 K		0-1 G5-3		2-2 F9	3	0	1	0	0	1	1									
Norm Charlton, S (8, 1) OBP: 1.000, SLG: 2.000										0	0	0	0	0	0	0									
Ricky Bottalico, L (8, 1) OBP: 0.418, SLG: 0.532										0	0	0	0	0	0	0									
Tony Longmire, L (8, 7)										1	0	0	0	0	0	0									
Inning Stats	R: 3 E: 1 K: 1 S: 12	H: 2 LOB: 2 BB: 1 P: 25	R: 0 E: 0 K: 0 S: 6	H: 1 LOB: 1 BB: 0 P: 7	R: 0 E: 0 K: 0 S: 5	H: 0 LOB: 0 BB: 0 P: 9	R: 0 E: 0 K: 0 S: 7	H: 0 LOB: 0 BB: 0 P: 11	R: 0 E: 0 K: 1 S: 10	H: 1 LOB: 1 BB: 0 P: 14	R: 0 E: 0 K: 0 S: 5	H: 1 LOB: 2 BB: 1 P: 20	R: 0 E: 0 K: 1 S: 6	H: 0 LOB: 0 BB: 0 P: 9	R: 1 E: 0 K: 0 S: 11	H: 1 LOB: 0 BB: 0 P: 18	1B: 2 2B: 3 3B: 0 HR: 1	SF: 0 SAC: 1 DP: 0 HBP: 1	WP: 1 PB: 0 SB: 0 CS: 0	PA: 36					
PITCHER	IP WLS BF H R ER SO BB IBB HBP BLK WP HR S P ERA WHIP																								
Esteban Loaiza, R (1, 1) ERA: 5.5	6.2	28	5	3	0	2	2	0	1	0	0	0	0	1	0	55	91	0.00	1.050						
Dan Plesac, L (7, 1) ERA: 2.17	1.1	W 4	0	0	0	1	0	0	0	0	0	0	0	0	8	13	0.00	0.000							
Dan Miceli, R (9, 1) ERA: 3.65	1.0	4	1	1	1	0	0	0	0	0	0	0	0	1	11	18	9.00	1.000							


AB	32
R	4
H	6
RBI	4
BB	2
SO	3
LOB	13




Batter	1	2	3	4	5	6	7	8	9	AB	R	H	RBI	BB	SO	LOB	BOTTOM							
Jacob Brumfield, R (1, 8) OBP: 0.343, SLG: 0.342	0-1 G4-6-3 1B			2-1 BB HBP		1-0 P2		3-1 HR 2B		3	1	2	0	0	0	0	Philadelphia Phillies @ Pittsburgh Pirates Three Rivers Stadium, Pittsburgh, PA Wed Jul 05 1995, 7:05 PM EDT Att. 9,245 - Unknown - 83 F							
Jay Bell, R (1, 6) OBP: 0.314, SLG: 0.313	1 SAFE 2-1 G4-6-3 1-2F			4-2 G4-3 BB		1-0 F9		1-2 L3		3	0	0	0	1	0	2								
Orlando Merced, S (1, 9) OBP: 0.335, SLG: 0.418	0-0 F8			2-2 G4-3		3-2 G6-3		4-0 HR BB		3	1	0	0	1	0	1								
Mark Johnson, L (1, 3) OBP: 0.375, SLG: 0.519		4-1 F7-6-3 BB		1-2 F8			4-0 3B BB	1-2 HR		1	1	0	0	2	0	1								
Kevin Young, R (8, PH) OBP: 0.297, SLG: 0.353										0	0	0	0	0	0	0								
Dave Clark, L (8, PH) OBP: 0.388, SLG: 0.484										1	1	1	3	0	0	0								
Jeff King, R (1, 5) OBP: 0.365, SLG: 0.479		3-2 F8			1-3 K		0-1 1-H 3B	1-2 HR 1B		4	1	2	1	0	1	1								
Al Martin, L (1, 7) OBP: 0.313, SLG: 0.375		2-2 F7-6-3			1-1 2B 1B		1-3 K	1-1 HR 1B		4	2	2	2	0	1	2								
Carlos Garcia, R (1, 4) OBP: 0.321, SLG: 0.424				0-1 G6-3		1 SAFE 1-1 1-H 2B	0-1 P3	0-0 G4-3		4	0	1	1	0	0	1								
Don Slaught, R (1, 2) OBP: 0.279, SLG: 0.333				3-2 G5-3		2-0 L3				3	0	0	0	0	0	2								
Esteban Loaiza, R (1, 1) OBP: 0.259, SLG: 0.240				1-3 K2-3		1-1 G6-3				2	0	0	0	0	1	1								
Dan Plesac, L (7, 1) OBP: 0.361, SLG: 0.412								1-2 L7		0	0	0	0	0	0	0								
Nelson Liriano, S (8, PH) OBP: 0.361, SLG: 0.412										1	0	0	0	0	0	0								
Dan Miceli, R (9, 1)										0	0	0	0	0	0	0								
Inning Stats	R: 0 E: 0 K: 0 S: 5	H: 1 LOB: 0 BB: 0 P: 7	R: 0 E: 0 K: 0 S: 7	H: 0 LOB: 0 BB: 1 P: 16	R: 0 E: 0 K: 1 S: 8	H: 0 LOB: 0 BB: 0 P: 12	R: 0 E: 0 K: 0 S: 10	H: 0 LOB: 1 BB: 1 P: 19	R: 1 E: 0 K: 1 S: 10	H: 2 LOB: 1 BB: 0 P: 16	R: 0 E: 0 K: 0 S: 5	H: 0 LOB: 0 BB: 0 P: 10	R: 1 E: 0 K: 1 S: 10	H: 1 LOB: 1 BB: 1 P: 16	R: 5 E: 0 K: 0 S: 17	H: 4 LOB: 0 BB: 1 P: 29	1B: 3 2B: 3 3B: 1 HR: 2	SF: 0 SAC: 0 DP: 2 HBP: 1	WP: 0 PB: 0 SB: 0 CS: 0	PA: 34				
PITCHER	IP WLS BF H R ER SO BB IBB HBP BLK WP HR S P ERA WHIP																							
Tyler Green, R (1, 1) ERA: 2.81	7.2	29	5	3	3	3	3	0	1	0	0	0	0	0	63	109	3.52	1.043						
Norm Charlton, L (8, 1) ERA: 8.43	0.0	L 1	0	0	0	0	1	0	0	0	0	0	0	4	∞	∞								
Ricky Bottalico, R (8, 1) ERA: 1.93	0.1	4	3	4	4	0	0	0	0	0	0	2	9	12	108.00	9.000								

AB	29
R	7
H	8
RBI	7
BB	4
SO	3
LOB	11



Batter	1	2	3	4	5	6	7	8	9	AB	R	H	RBI	BB	SO	LOB	TOP					
Brett Butler, L OBP: 0.329, SLG: 0.311 (1, 8)	G6-3	G5-3			K			G4-3 2B 1B		4	1	1	0	0	1	1	New York Mets @ Pittsburgh Pirates Three Rivers Stadium, Pittsburgh, PA Sat Jul 08 1995, 7:05 PM EDT Att: 14,722 - Unknown - 72 F AB 33 R 2 H 5 RBI 2 BB 1 SO 7 LOB 10 					
Eduardo Alfonzo, R OBP: 0.276, SLG: 0.365 (1, 4)	K				F8			G4-3		4	0	1	0	0	1	1						
Rico Brogna, L OBP: 0.325, SLG: 0.449 (1, 3)	E 1B				F7			F7		4	0	2	1	0	0	1						
Bobby Bonilla, S OBP: 0.371, SLG: 0.558 (1, 7)	E3 1-3				L9			K		4	0	0	0	0	1	3						
Todd Hundley, S OBP: 0.373, SLG: 0.488 (1, 2)	K				F8					4	0	0	0	0	2	3						
Joe Orsulak, L OBP: 0.321, SLG: 0.358 (1, 9)					G3-1			F7		4	0	0	0	0	0	0						
Aaron Ledesma, R OBP: 0.462, SLG: 0.364 (1, 5)					K			G5-3		3	1	0	0	1	1	0						
Jose Vizcaino, S OBP: 0.306, SLG: 0.325 (1, 6)					G6-3			G4-3		4	0	1	0	0	0	1						
Bill Pulsipher, L OBP: 0.191, SLG: 0.182 (8, PH) Ricky Otero, S OBP: 0.191, SLG: 0.182 (8, PH) Jerry Dipoto, R OBP: 0.191, SLG: 0.182 (8, PH)	SF8 2-3 3-H				K			G6-3		1	0	0	1	0	1	0						
Inning Stats	R: 0 E: 1 K: 2 S: 14	H: 1 LOB: 2 BB: 0 P: 25	R: 1 E: 0 K: 0 S: 9	H: 1 LOB: 1 BB: 1 P: 16	R: 0 E: 0 K: 0 S: 7	H: 1 LOB: 1 BB: 0 P: 10	R: 0 E: 0 K: 1 S: 8	H: 0 LOB: 0 BB: 0 P: 11	R: 0 E: 0 K: 1 S: 9	H: 0 LOB: 0 BB: 0 P: 16	R: 0 E: 0 K: 0 S: 6	H: 0 LOB: 0 BB: 0 P: 10	R: 0 E: 0 K: 0 S: 7	H: 0 LOB: 0 BB: 0 P: 7	R: 1 E: 0 K: 0 S: 9	H: 2 LOB: 1 BB: 0 P: 15	R: 0 E: 1 K: 1 S: 14	H: 0 LOB: 1 BB: 0 P: 21	1B: 3 2B: 2 3B: 0 HR: 0	SF: 1 2B: 2 3B: 0 HBP: 0	WP: 0 PB: 0 SB: 1 CS: 0	PA: 35
PITCHER John Ericks, R ERA: 2.45 (1, 1)	IP: 9.0 WLS: W BF: 35 H: 5 R: 2 ER: 2 SO: 7 BB: 1 IBB: 0 HBP: 0 BLK: 0 WP: 0 HR: 0 S: 83 P: 131 ERA: 2.00 WHIP: 0.667															PITCHER John Ericks, R ERA: 2.45 (1, 1)	IP: 9.0 WLS: W BF: 35 H: 5 R: 2 ER: 2 SO: 7 BB: 1 IBB: 0 HBP: 0 BLK: 0 WP: 0 HR: 0 S: 83 P: 131 ERA: 2.00 WHIP: 0.667					

Batter	1	2	3	4	5	6	7	8	9	AB	R	H	RBI	BB	SO	LOB	BOTTOM	
Jacob Brumfield, R OBP: 0.357, SLG: 0.362 (1, 8)	G6-3				K					4	1	2	0	0	1	0	New York Mets @ Pittsburgh Pirates Three Rivers Stadium, Pittsburgh, PA Sat Jul 08 1995, 7:05 PM EDT Att: 14,722 - Unknown - 72 F AB 32 R 3 H 8 RBI 3 BB 2 SO 8 LOB 17 	
Jay Bell, R OBP: 0.317, SLG: 0.311 (1, 6)	F9				G6-3					4	1	2	1	0	0	0		
Carlos Garcia, R OBP: 0.322, SLG: 0.415 (1, 4)	1B				G6-3					3	0	1	0	1	0	2		
Jeff King, R OBP: 0.346, SLG: 0.453 (1, 3)	1B				K					4	0	1	0	0	2	5		
Steve Peques, R OBP: 0.280, SLG: 0.425 (8, PH) Orlando Merced, S OBP: 0.341, SLG: 0.436 (8, PH)	K				K					3	0	0	0	0	3	5		
Don Slaught, R OBP: 0.327, SLG: 0.347 (1, 2)					G6-3					3	0	1	2	1	0	0		
Kevin Young, R OBP: 0.205, SLG: 0.279 (1, 5)	F9				F8					4	0	0	0	0	0	3		
Freddy Garcia, R OBP: 0.150, SLG: 0.108 (1, 7)	K				G5-3					3	0	0	0	0	1	1		
John Ericks, R OBP: 0.143, SLG: 0.143 (1, 1)	FC5-4				K					3	1	1	0	0	1	1		
Inning Stats	R: 0 E: 0 K: 1 S: 10	H: 2 LOB: 2 BB: 0 P: 12	R: 0 E: 0 K: 1 S: 8	H: 0 LOB: 1 BB: 1 P: 16	R: 2 E: 0 K: 2 S: 17	H: 3 LOB: 2 BB: 1 P: 26	R: 0 E: 0 K: 2 S: 8	H: 0 LOB: 0 BB: 0 P: 10	R: 0 E: 0 K: 1 S: 7	H: 0 LOB: 0 BB: 0 P: 8	R: 1 E: 0 K: 0 S: 11	H: 3 LOB: 2 BB: 0 P: 15	R: 0 E: 0 K: 0 S: 5	H: 0 LOB: 0 BB: 0 P: 9	1B: 7 2B: 1 3B: 0 HR: 0	SF: 0 2B: 1 3B: 0 HBP: 0	WP: 0 PB: 0 SB: 0 CS: 0	PA: 34
PITCHER Bill Pulsipher, L ERA: 4.5 (1, 1) Jerry Dipoto, R ERA: 5.86 (8, 1)	IP: 7.0 WLS: L BF: 31 H: 8 R: 3 ER: 3 SO: 8 BB: 2 IBB: 0 HBP: 0 BLK: 0 WP: 0 HR: 0 S: 69 P: 98 ERA: 3.86 WHIP: 1.429															PITCHER Bill Pulsipher, L ERA: 4.5 (1, 1) Jerry Dipoto, R ERA: 5.86 (8, 1)	IP: 7.0 WLS: L BF: 31 H: 8 R: 3 ER: 3 SO: 8 BB: 2 IBB: 0 HBP: 0 BLK: 0 WP: 0 HR: 0 S: 69 P: 98 ERA: 3.86 WHIP: 1.429	

Batter	1	2	3	4	5	6	7	8	9	AB	R	H	RBI	BB	SO	LOB	TOP					
Brett Butler, L OBP: 0.324, SLG: 0.306 (1, 8)	F7		G4-3		F7			G3		4	0	0	0	0	0	0	New York Mets @ Pittsburgh Pirates Three Rivers Stadium, Pittsburgh, PA Sun Jul 09 1995, 3:33 AM EDT Att: 16,015 - Sunny - 76 F					
Eduardo Alfonzo, R OBP: 0.270, SLG: 0.358 (1, 4)	F9		G6-3		G4-3			G3		4	0	0	0	0	0	0						
Rico Brogna, L OBP: 0.324, SLG: 0.445 (1, 3)	L8		K							4	0	1	0	0	1	0						
Joe Orsulak, L OBP: 0.319, SLG: 0.351 (1, 7)		K								3	0	0	0	1	1	1						
Todd Hundley, S OBP: 0.375, SLG: 0.503 (1, 2)		HR								3	1	1	1	1	0	1						
Chris Jones, R OBP: 0.365, SLG: 0.452 (1, 9)		WP PB SF8 1B								4	1	1	0	0	1	2						
Aaron Ledesma, R OBP: 0.471, SLG: 0.357 (1, 5)		SF8 WP BB 1B								3	0	1	0	1	0	2						
Jose Vizcaino, S OBP: 0.307, SLG: 0.326 (1, 6)		SF8								2	1	1	1	0	0	1						
Bret Saberhagen, R OBP: 0.156, SLG: 0.161 Eric Gunderson, R (8, 1)		K								2	0	0	0	0	1	2						
Inning Stats	R: 0 E: 0 K: 0 S: 5	H: 0 LOB: 0 BB: 0 P: 8	R: 2 E: 0 K: 2 S: 16	H: 2 LOB: 1 BB: 1 P: 27	R: 0 E: 0 K: 1 S: 8	H: 0 LOB: 0 BB: 0 P: 10	R: 0 E: 0 K: 0 S: 10	H: 0 LOB: 1 BB: 1 P: 19	R: 1 E: 0 K: 0 S: 10	H: 1 LOB: 0 BB: 0 P: 17	R: 0 E: 0 K: 0 S: 5	H: 0 LOB: 0 BB: 0 P: 7	R: 0 E: 0 K: 0 S: 7	H: 1 LOB: 1 BB: 0 P: 10	R: 0 E: 0 K: 0 S: 8	H: 1 LOB: 1 BB: 1 P: 9	R: 0 E: 0 K: 1 S: 9	H: 0 LOB: 0 BB: 1 P: 15	1B: 4 2B: 0 3B: 0 HR: 1	SF: 1 SAC: 1 DP: 1 HBP: 0	WP: 1 PB: 1 SB: 1 CS: 1	PA: 34
PITCHER Esteban Loaiza, R ERA: 5.12 (1, 1)	IP: 9.0 WLS: W BF: 34 H: 5 R: 3 ER: 2 SO: 4 BB: 3 IBB: 0 HBP: 0 BLK: 0 WP: 1 HR: 1 S: 78 P: 122 ERA: 2.00 WHIP: 0.889																					

AB	29
R	3
H	5
RBI	2
BB	3
SO	4
LOB	9



Batter	1	2	3	4	5	6	7	8	9	AB	R	H	RBI	BB	SO	LOB	BOTTOM			
Al Martin, L OBP: 0.310, SLG: 0.370 (1, 8)	K		L8 1B		L7			K		4	0	1	0	0	2	1	New York Mets @ Pittsburgh Pirates Three Rivers Stadium, Pittsburgh, PA Sun Jul 09 1995, 3:33 AM EDT Att: 16,015 - Sunny - 76 F			
Jay Bell, R OBP: 0.320, SLG: 0.326 (1, 6)	1B 1B		K					F9		4	2	2	1	0	1	1				
Dave Clark, L OBP: 0.382, SLG: 0.473 (1, 7)	F7		L8					E2		4	0	0	0	0	1	2				
Mark Johnson, L OBP: 0.376, SLG: 0.504 (1, 3)	1B									4	0	1	0	0	3	1				
Jeff King, R OBP: 0.349, SLG: 0.454 (1, 5)	1B									4	2	2	1	0	1	1				
Orlando Merced, S OBP: 0.348, SLG: 0.461 (1, 9)	F8									4	2	3	2	0	0	2				
Mark Parent, R OBP: 0.342, SLG: 0.563 (1, 2)		F9								3	0	0	0	1	0	1				
Carlos Garcia, R OBP: 0.321, SLG: 0.417 (1, 4)		G5-3								4	0	1	1	0	0	2				
Esteban Loaiza, R OBP: 0.226, SLG: 0.207 (1, 1)		G1-3								4	0	0	0	0	1	3				
Inning Stats	R: 1 E: 0 K: 1 S: 13	H: 3 LOB: 2 BB: 0 P: 18	R: 0 E: 0 K: 0 S: 9	H: 0 LOB: 0 BB: 0 P: 14	R: 0 E: 0 K: 1 S: 9	H: 1 LOB: 0 BB: 0 P: 13	R: 1 E: 1 K: 1 S: 11	H: 1 LOB: 2 BB: 1 P: 19	R: 1 E: 0 K: 2 S: 9	H: 3 LOB: 1 BB: 0 P: 14	R: 2 E: 1 K: 1 S: 14	H: 3 LOB: 1 BB: 0 P: 19	R: 0 E: 1 K: 2 S: 11	H: 0 LOB: 1 BB: 0 P: 19	R: 1 E: 0 K: 1 S: 9	H: 1 LOB: 0 BB: 0 P: 12	1B: 6 2B: 2 3B: 0 HR: 2	SF: 0 SAC: 0 DP: 0 HBP: 0	WP: 0 PB: 0 SB: 0 CS: 0	PA: 36
PITCHER Bret Saberhagen, R ERA: 3.33 Eric Gunderson, L ERA: 4.26 (1, 1)	IP: 7.0 WLS: L BF: 32 H: 9 R: 5 ER: 4 SO: 8 BB: 1 IBB: 0 HBP: 0 BLK: 0 WP: 0 HR: 1 S: 76 P: 116 ERA: 5.14 WHIP: 1.429																			
PITCHER Esteban Loaiza, R ERA: 5.12 (8, 1)	IP: 1.0 WLS: L BF: 4 H: 1 R: 1 ER: 1 SO: 1 BB: 0 IBB: 0 HBP: 0 BLK: 0 WP: 0 HR: 1 S: 9 P: 12 ERA: 9.00 WHIP: 1.000																			

AB	35
R	6
H	10
RBI	5
BB	1
SO	9
LOB	14



Batter	1	2	3	4	5	6	7	8	9	AB	R	H	RBI	BB	SO	LOB	TOP			
Marquis Grissom, R (1, 8) OBP: 0.326, SLG: 0.405	P4		K		G1-3		G5-3			4	0	0	0	0	1	0	Atlanta Braves @ Pittsburgh Pirates Three Rivers Stadium, Pittsburgh, PA Wed Jul 12 1995, 3:33 AM EDT Att: 9,123 - Sunny livebaseballscorecards.com			
Jeff Blausler, R (1, 6) OBP: 0.329, SLG: 0.364	P9		10 S 1B		K		B1-3			3	1	0	0	1	1	0				
10 Chipper Jones, S (1, 5) OBP: 0.368, SLG: 0.466	BB		1B		1B				G3	4	0	4	1	0	0	0				
Fred McGriff, L (1, 3) OBP: 0.376, SLG: 0.475	BB		1B		K				G5-3	3	0	0	0	1	2	3				
David Justice, L (1, 9) OBP: 0.411, SLG: 0.531	P6				1B				G3	3	0	0	0	1	0	3				
Ryan Klesko, L (1, 7) OBP: 0.424, SLG: 0.629		G5-3		K					K	4	0	1	0	0	2	2				
Javy Lopez, R (1, 2) OBP: 0.320, SLG: 0.430		K		1B					F9	4	0	1	0	0	1	1				
Rafael Belliard, R (1, 4) OBP: 0.264, SLG: 0.254		G4-3		F7					F8	3	0	0	0	0	1	3				
Jose Oliva, R (9, PH) OBP: 0.196, SLG: 0.337									F7	1	0	0	0	0	0	0				
29 John Smoltz, R (1, 1) OBP: 0.206, SLG: 0.036			K		K				L9	2	0	0	0	0	2	2				
Dwight Smith, L (7, PH) OBP: 0.306, SLG: 0.433										1	0	0	0	0	0	0				
Greg McMichael, R (7, 1) OBP: 0.379, SLG: 0.531										0	0	0	0	0	0	0				
Charlie O'Brien, R (9, PH) OBP: 0.379, SLG: 0.531										1	0	0	0	0	0	0				
Inning Stats	R: 0 E: 0 K: 0 S: 12	H: 1 LOB: 2 BB: 1 P: 25	R: 0 E: 0 K: 1 S: 9	H: 0 LOB: 0 BB: 0 P: 15	R: 1 E: 0 K: 3 S: 16	H: 1 LOB: 1 BB: 1 P: 26	R: 0 E: 0 K: 2 S: 9	H: 1 LOB: 2 BB: 1 P: 16	R: 0 E: 0 K: 1 S: 8	H: 1 LOB: 1 BB: 0 P: 10	R: 0 E: 0 K: 0 S: 5	H: 0 LOB: 0 BB: 0 P: 10	R: 0 E: 0 K: 1 S: 11	H: 1 LOB: 1 BB: 0 P: 16	R: 0 E: 0 K: 0 S: 7	H: 0 LOB: 0 BB: 0 P: 9	1B: 5 2B: 1 3B: 0 HR: 0	SF: 0 SAC: 0 DP: 0 HBP: 0	WP: 0 PB: 0 CS: 0	PA: 36
PITCHER	IP WLS BF H R ER SO BB IBB HBP BLK WP HR S P ERA WHIP																			
Steve Paris, R (1, 1) ERA: 6.2	7.0 W 29 5 1 1 9 3 0 0 0 0 0 0 70 115 1.29 1.143																			
Jason Christiansen, L (8, 1) ERA: 1.9	1.0 4 1 0 0 1 0 0 0 0 0 0 0 11 16 0.00 1.000																			
Dan Miceli, R (9, 1) ERA: 4.0	1.0 S 3 0 0 0 0 0 0 0 0 0 0 0 7 9 0.00 0.000																			

Batter	1	2	3	4	5	6	7	8	9	AB	R	H	RBI	BB	SO	LOB	BOTTOM			
Jacob Brumfield, R (1, 8) OBP: 0.354, SLG: 0.355	F8		K		K					3	0	0	0	1	2	1	Atlanta Braves @ Pittsburgh Pirates Three Rivers Stadium, Pittsburgh, PA Wed Jul 12 1995, 3:33 AM EDT Att: 9,123 - Sunny livebaseballscorecards.com			
Jay Bell, R (1, 6) OBP: 0.319, SLG: 0.322	K		BB		L1-3		G4-3			3	0	0	0	1	1	2				
Orlando Merced, S (1, 9) OBP: 0.351, SLG: 0.471	K		L6						WP	4	1	2	0	0	1	2				
Mark Johnson, L (1, 3) OBP: 0.379, SLG: 0.500		1B			F8				WP	3	1	1	0	0	1	1				
Jeff King, R (1, 5) OBP: 0.343, SLG: 0.444		L9			P3				E	4	0	0	0	0	1	4				
Al Martin, L (1, 7) OBP: 0.314, SLG: 0.373					1B				L6	4	0	0	0	0	1	4				
Carlos Garcia, R (1, 4) OBP: 0.321, SLG: 0.416					1B				K	4	0	2	0	0	1	1				
Don Slaught, R (1, 2) OBP: 0.315, SLG: 0.333					F8				K	3	0	1	0	0	1	2				
Steve Paris, R (1, 1) OBP: 0.111, SLG: 0.111					F8				L9	2	0	1	0	0	1	0				
Nelson Lirio, S (7, PH) OBP: 0.356, SLG: 0.398									SH1-4	1	0	0	0	0	0	1				
Jason Christiansen, R (8, 1) Dan Miceli, R (9, 1)					BB				L9	0	0	0	0	0	0	0				
Inning Stats	R: 0 E: 0 K: 2 S: 12	H: 2 LOB: 1 BB: 0 P: 17	R: 0 E: 0 K: 1 S: 8	H: 2 LOB: 0 BB: 0 P: 10	R: 0 E: 0 K: 1 S: 8	H: 1 LOB: 2 BB: 1 P: 14	R: 0 E: 0 K: 0 S: 6	H: 1 LOB: 1 BB: 0 P: 11	R: 0 E: 0 K: 2 S: 7	H: 0 LOB: 0 BB: 0 P: 8	R: 2 E: 0 K: 1 S: 10	H: 1 LOB: 0 BB: 0 P: 16	R: 0 E: 0 K: 0 S: 12	H: 1 LOB: 2 BB: 1 P: 19	R: 0 E: 0 K: 2 S: 9	H: 1 LOB: 1 BB: 0 P: 11	1B: 5 2B: 2 3B: 0 HR: 0	SF: 0 SAC: 1 DP: 0 HBP: 1	WP: 2 PB: 0 CS: 0	PA: 33
PITCHER	IP WLS BF H R ER SO BB IBB HBP BLK WP HR S P ERA WHIP																			
29 John Smoltz, R (1, 1) ERA: 2.76	6.0 L 24 5 2 1 7 1 0 0 0 0 0 0 51 76 1.50 1.000																			
Greg McMichael, R (7, 1) ERA: 3.09	2.0 9 2 0 0 2 1 0 0 0 0 0 0 21 30 0.00 1.500																			

Batter	1	2	3	4	5	6	7	8	9	AB	R	H	RBI	BB	SO	LOB	TOP										
Geronimo Pena, S OBP: 0.376, SLG: 0.343 (1, 4)	G3		BB WP BB	K			G3		BB	3	1	0	0	2	1	1	St. Louis Cardinals @ Pittsburgh Pirates Three Rivers Stadium, Pittsburgh, PA Thu Jul 13 1995, 7:05 PM EDT Alt. 9,065 - Unknown - 91 F										
Allen Battie, R OBP: 0.400, SLG: 0.324 (1, 7)	G5-3		WP BB BB	FC4-6			G5-3		K	5	1	1	0	0	1	2											
Brian Jordan, R OBP: 0.333, SLG: 0.474 (1, 9)	G3		WP BB BB			F8		E4 HR		3	2	0	1	1	0	0											
Ray Lankford, L OBP: 0.340, SLG: 0.481 (1, 8)		G3	G4-3 S			F8		HR		4	1	2	4	0	0	0											
John Mabry, L OBP: 0.341, SLG: 0.388 (1, 3)	K		G4-3			G6-3		K		4	0	0	0	0	2	1											
Darnell Coles, R OBP: 0.313, SLG: 0.310 (1, 5)	WP 2B		BB			P4		G5-3		3	0	1	0	1	0	0											
Tripp Cromer, R OBP: 0.288, SLG: 0.350 (1, 6)	F3		F9			F8		L6		4	0	0	0	0	0	3											
Tom Pagnozzi, R OBP: 0.251, SLG: 0.306 (1, 2)			F7		K	F7		L9		4	0	0	0	0	1	0											
Tom Urbani, L OBP: 0.400, SLG: 0.615 Mark Petkovsek, R OBP: 0.250, SLG: 0.200 Ramon Caraballo, S OBP: 0.333, SLG: 0.457 Jeff Parrett, R OBP: 1.000, SLG: 1.000 Gerald Perry, L OBP: 0.185, SLG: 0.183 (9, PH)			1B BB BB	FC4-6		G6-3		F9		0	1	0	0	1	0	0											
Inning Stats	R: 0 E: 0 K: 0 S: 3	H: 0 LOB: 0 BB: 0 P: 3	R: 0 E: 0 K: 1 S: 6	H: 1 LOB: 1 BB: 0 P: 6	R: 4 E: 0 K: 0 S: 14	H: 2 LOB: 2 BB: 4 P: 36	R: 0 E: 0 K: 2 S: 11	H: 1 LOB: 0 BB: 0 P: 15	R: 0 E: 0 K: 0 S: 6	H: 0 LOB: 0 BB: 0 P: 10	R: 0 E: 0 K: 0 S: 5	H: 0 LOB: 0 BB: 0 P: 5	R: 0 E: 0 K: 0 S: 7	H: 0 LOB: 0 BB: 0 P: 10	R: 2 E: 1 K: 1 S: 9	H: 1 LOB: 0 BB: 0 P: 14		R: 0 E: 0 K: 1 S: 13	H: 0 LOB: 1 BB: 1 P: 25	1B: 3 2B: 1 3B: 0 HR: 1	SF: 0 SAC: 0 DP: 0 HBP: 0	WP: 2 PB: 0 SB: 1 CS: 0	PA: 38				
PITCHER	IP	WLS	BF	H	R	ER	SO	BB	IBB	HBP	BLK	WP	HR	S	P	ERA	WHIP										
John Ericks, R ERA: 3.21 Jeff McCurry, R ERA: 4.91 Dan Plesac, L ERA: 2.35 Mike Dyer, R ERA: 4.37 Dan Miceli, R ERA: 3.89	(1, 1)	6.0	26	4	4	4	3	4	0	0	0	2	0	45	75	6.00	1.333										
(7, 1)	1.0	4	0	1	1	0	0	0	0	0	0	0	0	8	11	9.00	0.000										
(8, 1)	0.1	2	1	1	0	1	0	0	0	0	0	0	1	5	8	0.00	3.000										
(8, 1)	0.2	W	2	0	0	0	0	0	0	0	0	0	0	3	5	0.00	0.000										
(9, 1)	1.0	S	4	0	0	0	1	1	0	0	0	0	0	13	25	0.00	1.000										

AB	33
R	6
H	5
RBI	5
BB	5
SO	5
LOB	7



Batter	1	2	3	4	5	6	7	8	9	AB	R	H	RBI	BB	SO	LOB	BOTTOM										
Jacob Brumfield, R OBP: 0.358, SLG: 0.355 (1, 8)	L7			G5-3			CS BB			3	0	1	0	1	0	0	St. Louis Cardinals @ Pittsburgh Pirates Three Rivers Stadium, Pittsburgh, PA Thu Jul 13 1995, 7:05 PM EDT Alt. 9,065 - Unknown - 91 F										
Jay Bell, R OBP: 0.321, SLG: 0.325 (1, 6)	G6-4-3			G5-3			K			4	0	2	1	0	1	1											
Kevin Young, R OBP: 0.208, SLG: 0.277 (1, 5)	G6-4-3				G5-3		1B			4	0	1	0	0	0	3											
Jeff King, R OBP: 0.350, SLG: 0.458 (1, 3)		HR BB	WP G3-1		2B		K			3	2	2	0	1	1	1											
Steve Piques, R OBP: 0.281, SLG: 0.456 Al Martin, L OBP: 0.316, SLG: 0.376 (8, PH)			G3-1		G5-3					3	1	1	3	0	0	1											
(9, 7)		HR			G5-3					1	0	1	0	0	0	0											
Orlando Merced, S OBP: 0.348, SLG: 0.481 (1, 9)		G4-3			G4-3			FC3-6		4	2	1	1	0	0	2											
								1B																			
Carlos Garcia, R OBP: 0.315, SLG: 0.408 (1, 4)		G4-3		G5-3			P3			4	0	0	0	0	0	1											
								L7																			
Don Slaught, R OBP: 0.345, SLG: 0.352 (1, 2)		2B BB		G5-3			G4-6-3			3	1	2	1	1	0	0											
								1B																			
John Ericks, R OBP: 0.222, SLG: 0.333 Dave Clark, L OBP: 0.379, SLG: 0.470 Jeff McCurry, R ERA: 4.91 Dan Plesac, L ERA: 2.35 Mike Dyer, R OBP: 0.190, SLG: 0.190 Nelson Lirio, S OBP: 0.303, SLG: 0.393 Dan Miceli, R ERA: 3.89	(1, 1)	2.1	15	7	6	6	0	2	0	0	0	0	0	0	0	0	St. Louis Cardinals @ Pittsburgh Pirates Three Rivers Stadium, Pittsburgh, PA Thu Jul 13 1995, 7:05 PM EDT Alt. 9,065 - Unknown - 91 F										
(5, PH)	3.2	12	2	0	0	0	0	0	0	0	0	25	35	0.00	0.545												
(7, 1)	2.0	L	9	3	1	1	2	1	0	0	0	0	23	39	4.50	2.000											
(8, 1)																											
(8, 1)																											
(8, PH)																											
(9, 1)																											
(9, 1)																											
Inning Stats	R: 0 E: 0 K: 0 S: 3	H: 1 LOB: 0 BB: 0 P: 3	R: 4 E: 0 K: 0 S: 13	H: 4 LOB: 2 BB: 2 P: 31	R: 2 E: 0 K: 0 S: 10	H: 2 LOB: 0 BB: 0 P: 17	R: 0 E: 0 K: 0 S: 7	H: 0 LOB: 0 BB: 0 P: 10	R: 0 E: 0 K: 0 S: 9	H: 1 LOB: 1 BB: 0 P: 11	R: 0 E: 0 K: 0 S: 5	H: 1 LOB: 0 BB: 0 P: 7	R: 0 E: 0 K: 2 S: 10	H: 1 LOB: 1 BB: 1 P: 19	R: 1 E: 0 K: 0 S: 13	H: 2 LOB: 1 BB: 0 P: 20		1B: 7 2B: 3 3B: 0 HR: 2	SF: 0 SAC: 0 DP: 2 HBP: 0	WP: 1 PB: 0 SB: 0 CS: 1	PA: 36						
PITCHER	IP	WLS	BF	H	R	ER	SO	BB	IBB	HBP	BLK	WP	HR	S	P	ERA		WHIP									
Tom Urbani, L ERA: 4.39 Mark Petkovsek, R ERA: 4.09 Jeff Parrett, R ERA: 4.93	(1, 1)	2.1	15	7	6	6	0	2	0	0	0	0	0	25	35	0.00	0.545										
(3, 1)	3.2	12	2	0	0	0	0	0	0	0	0	0	0	25	35	0.00	0.545										
(7, 1)	2.0	L	9	3	1	1	2	1	0	0	0	0	0	23	39	4.50	2.000										

AB	33
R	7
H	12
RBI	7
BB	3
SO	2
LOB	11



Batter	1	2	3	4	5	6	7	8	9	AB	R	H	RBI	BB	SO	LOB	TOP						
Ramon Caraballo, S OBP: 0.364, SLG: 0.462 Tripp Cromer, R OBP: 0.268, SLG: 0.350	2-0 1B S 1B HBP	1-3 K		2-2 1B		0-1 E3			0-0 1B	4	1	2	0	0	1	0							
Allen Battie, R OBP: 0.422, SLG: 0.342	1-1 1B E		2-1 P4	1-1 1B		4-0 PB 1B			1-0 F8	4	1	2	0	1	0	1							
Brian Jordan, R OBP: 0.341, SLG: 0.478	0-0 1B E		2-1 S 1B			1B SF8 HBP			1-0 1B	4	2	3	1	0	0	1							
Ray Lankford, L OBP: 0.341, SLG: 0.478	0-0 1B E9 SF9		4-1 FC4-6 1B			1-0 F7			0-3 K	4	1	1	1	1	1	3							
Darnell Coles, R OBP: 0.318, SLG: 0.316	1-1 G6-4-3 1B		0-1 P6			2-2 SF8 1B			3-1 G5-3	5	1	2	1	0	0	4							
John Mabry, L OBP: 0.333, SLG: 0.383	0-0 SF9		1-2 FC4-6 1-2f			0-0 SF8			0-0 G6-3	2	0	0	2	0	0	2							
Tom Pagnozzi, R OBP: 0.251, SLG: 0.305	0-1 G6-4-3 1-2f		0-2 G5-3			0-1 1B			0-1 F9	4	0	1	1	0	0	1							
José Quiñones, S OBP: 0.338, SLG: 0.288		1-0 F9		4-1 1B BB		0-0 G4-3			2-1 G4-3	3	0	0	0	1	0	1							
Ken Hill, R OBP: 0.235, SLG: 0.194 Tony Fossas, L Tom Henke, R		2-1 G4-3		2-3 K		0-0 G6-3			1-3 K	4	0	0	0	0	2	1							
Inning Stats	R: 4 E: 1 K: 0 S: 9	H: 4 LOB: 0 BB: 0 P: 13	R: 0 E: 0 K: 1 S: 6	H: 0 LOB: 0 BB: 0 P: 10	R: 0 E: 0 K: 0 S: 11	H: 1 LOB: 2 BB: 1 P: 19	R: 0 E: 0 K: 1 S: 15	H: 2 LOB: 2 BB: 1 P: 23	R: 2 E: 0 K: 0 S: 11	H: 2 LOB: 1 BB: 0 P: 16	R: 0 E: 1 K: 0 S: 8	H: 0 LOB: 1 BB: 1 P: 15	R: 0 E: 0 K: 0 S: 4	H: 0 LOB: 0 BB: 0 P: 8	R: 0 E: 0 K: 1 S: 7	H: 0 LOB: 2 BB: 0 P: 10	R: 0 E: 0 K: 1 S: 7	H: 2 LOB: 2 BB: 0 P: 10	1B: 11 2B: 0 3B: 0 HR: 0	SF: 2 SAC: 0 DP: 1 HBP: 2	WP: 0 PB: 1 SB: 2 CS: 1	PA: 41	
PITCHER	IP WLS BF H R ER SO BB IBB HBP BLK WP HR S P ERA WHIP	IP WLS BF H R ER SO BB IBB HBP BLK WP HR S P ERA WHIP											IP WLS BF H R ER SO BB IBB HBP BLK WP HR S P ERA WHIP										
Esteban Loaiza, R ERA: 5.26 John Hope, R ERA: 30.86 Jim Gott, R ERA: 0.75 Jeff McCurry, R ERA: 4.7 Jason Christiansen, L ERA: 1.88	(1, 1) (4, 1) (6, 1) (8, 1) (9, 1)	3.0 L 15 5 4 3 1 0 1 1 0 0 0 26 42 9.00 1.667											(9, 1) 4.33										

St. Louis Cardinals @ Pittsburgh Pirates
Three Rivers Stadium, Pittsburgh, PA
Fri Jul 14, 1995, 7:05 PM EDT
Att: 12,535 - Unknown - 92 F

AB	34
R	6
H	11
RBI	6
BB	3
SO	4
LOB	14



Batter	1	2	3	4	5	6	7	8	9	AB	R	H	RBI	BB	SO	LOB	BOTTOM						
Al Martin, L OBP: 0.318, SLG: 0.373	4-2 CS BB		2-2 1B			1-3 K			0-3 K	4	0	1	0	1	2	4							
Jay Bell, R OBP: 0.320, SLG: 0.337	1-1 F8 1-2		0-0 SF8			3-3 K			0-1 HR	3	1	1	2	0	1	3							
Orlando Merced, S OBP: 0.347, SLG: 0.482	3-2 L8		1-1 G4-3			2-0 G4-3 1B 2B			2-2 P7	4	1	1	0	0	0	2							
Mark Johnson, L OBP: 0.376, SLG: 0.490		1-2 G4-3		4-0 G4-6-3 BB		0-0 G4-3			3-3 K	3	0	0	0	1	1	1							
Jeff King, R OBP: 0.353, SLG: 0.474 Jason Christiansen, R Mike Dyer, R OBP: 0.500, SLG: 0.500		2-1 P4		2-1 G4-6-3 1-2f		2-1 G4-6-3			2-2 HR	4	1	2	2	0	0	1							
Dave Clark, L OBP: 0.369, SLG: 0.456		2-1 P7		1-1 G4-3		0-0 F9			1-2 G2	4	0	0	0	0	0	1							
Carlos Garcia, R OBP: 0.314, SLG: 0.405			0-3 K			0-0 1B			0-1 L1	4	0	1	0	0	1	1							
Don Slaught, R OBP: 0.387, SLG: 0.386			1-2 1B SF8 1B			1-0 1B			4-2 G6-4-3 BB	3	1	3	0	1	0	0							
Esteban Loaiza, R ERA: 5.26 Nelson Lirio, S John Hope, R Steve Pequeas, R Jim Gott, R Jacob Brunfield, R Jeff McCurry, R Kevin Young, R	(1, 1) (3, PH) (4, 1) (5, PH) (6, 1) (7, PH) (8, 1) (9, 5)	7.0 W 29 7 3 3 5 0 0 0 0 0 1 17 25 9.00 1.000											(1, 1) 1.53										
Inning Stats	R: 0 E: 0 K: 0 S: 9	H: 0 LOB: 0 BB: 1 P: 16	R: 0 E: 0 K: 0 S: 8	H: 0 LOB: 0 BB: 0 P: 13	R: 1 E: 0 K: 1 S: 15	H: 3 LOB: 2 BB: 0 P: 21	R: 0 E: 0 K: 0 S: 4	H: 0 LOB: 0 BB: 1 P: 11	R: 0 E: 0 K: 3 S: 12	H: 2 LOB: 2 BB: 0 P: 18	R: 1 E: 0 K: 0 S: 7	H: 2 LOB: 1 BB: 0 P: 11	R: 0 E: 0 K: 1 S: 10	H: 0 LOB: 0 BB: 1 P: 17	R: 2 E: 0 K: 1 S: 19	H: 2 LOB: 0 BB: 0 P: 27	R: 0 E: 0 K: 1 S: 7	H: 1 LOB: 1 BB: 0 P: 11	1B: 7 2B: 1 3B: 0 HR: 2	SF: 0 SAC: 0 DP: 2 HBP: 0	WP: 0 PB: 0 SB: 0 CS: 1	PA: 37	
PITCHER	IP WLS BF H R ER SO BB IBB HBP BLK WP HR S P ERA WHIP	IP WLS BF H R ER SO BB IBB HBP BLK WP HR S P ERA WHIP											IP WLS BF H R ER SO BB IBB HBP BLK WP HR S P ERA WHIP										
Ken Hill, R ERA: 4.51 Tony Fossas, L ERA: 1.29 Tom Henke, R ERA: 1.53	(1, 1) (8, 1) (9, 1)	1.0 S 4 1 0 0 1											(1, 1) 1.53										

St. Louis Cardinals @ Pittsburgh Pirates
Three Rivers Stadium, Pittsburgh, PA
Fri Jul 14, 1995, 7:05 PM EDT
Att: 12,535 - Unknown - 92 F

AB	33
R	4
H	10
RBI	4
BB	3
SO	7
LOB	17



Batter	1	2	3	4	5	6	7	8	9	AB	R	H	RBI	BB	SO	LOB	TOP					
Ramon Caraballo, S OBP: 0.333, SLG: 0.419	G5-3			K	K			G4-3		4	0	0	0	0	2	0						
Allen Battle, R OBP: 0.429, SLG: 0.357	G5-4-3 1B			BB 1B	1B		P8	F9		4	1	2	0	0	0	0						
Brian Jordan, R OBP: 0.337, SLG: 0.471	G5-4-3 1-2			F9			F7		L6	4	0	0	0	0	0	2						
Ray Lankford, L OBP: 0.343, SLG: 0.482		G3		BB 1B			WP 2B		G3-1	4	1	2	0	0	0	0						
Darnell Coles, R OBP: 0.315, SLG: 0.304		F7		1B BB			K		G4-3	3	0	0	0	1	1	1						
Danny Sheaffer, R OBP: 0.324, SLG: 0.433				1B			P4			3	0	1	2	0	1	0						
Tom Pagnozzi, R OBP: 0.252, SLG: 0.305				L4			F9			3	0	1	0	0	0	2						
Tripp Cromer, R OBP: 0.264, SLG: 0.346				G5-4-3 1B						3	0	0	0	0	1	1						
Rene Arocha, R (7, 1)				G5-4-3 1-2		G6-3		K		0	0	0	0	0	0	0						
Allen Watson, L OBP: 0.462, SLG: 0.692				L4					P9	0	0	0	0	0	0	0						
Rich DeLucia, R OBP: 0.333, SLG: 0.250										1	0	0	0	0	0	0						
Scott Hemond, R OBP: 0.173, SLG: 0.149										1	0	0	0	0	0	0						
Jeff Parrett, R OBP: 1.000, SLG: 1.000										0	0	0	0	0	0	0						
José Oquendo, S OBP: 0.335, SLG: 0.286										1	0	0	0	0	0	0						
Inning Stats	R: 0 E: 0 K: 0 S: 8	H: 1 LOB: 0 BB: 0 P: 10	R: 0 E: 0 K: 1 S: 10	H: 0 LOB: 0 BB: 0 P: 16	R: 0 E: 0 K: 0 S: 4	H: 1 LOB: 0 BB: 1 P: 4	R: 2 E: 0 K: 1 S: 16	H: 3 LOB: 2 BB: 1 P: 27	R: 0 E: 0 K: 1 S: 9	H: 0 LOB: 0 BB: 0 P: 11	R: 0 E: 0 K: 1 S: 12	H: 1 LOB: 1 BB: 0 P: 17	R: 0 E: 0 K: 1 S: 6	H: 0 LOB: 0 BB: 0 P: 7	R: 0 E: 0 K: 0 S: 7	H: 0 LOB: 0 BB: 0 P: 11	R: 0 E: 0 K: 0 S: 5	H: 0 LOB: 0 BB: 0 P: 6	1B: 5 2B: 1 3B: 0 HR: 0	SF: 0 SAC: 0 DP: 2 HBP: 0	WP: 1 PB: 0 SB: 0 CS: 0	PA: 32
PITCHER Denny Neagle, L ERA: 3.24	IP: 9.0 WLS: W BF: 32 H: 6 R: 2 ER: 2 SO: 5 BB: 1 IBB: 0 HBP: 0 BLK: 0 WP: 1 HR: 0 S: 77 P: 109 ERA: 2.00 WHIP: 0.778															PITCHER	IP: WLS: BF: H: R: ER: SO: BB: IBB: HBP: BLK: WP: HR: S: P: ERA: WHIP:					

St. Louis Cardinals @ Pittsburgh Pirates
Three Rivers Stadium, Pittsburgh, PA

AB 31
R 2
H 6
RBI 2
BB 1
SO 5
LOB 6



WP: 1 PA: 32
PB: 0
SB: 0
CS: 0

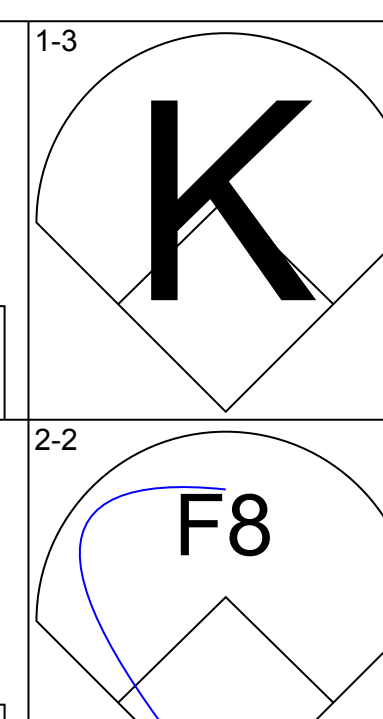
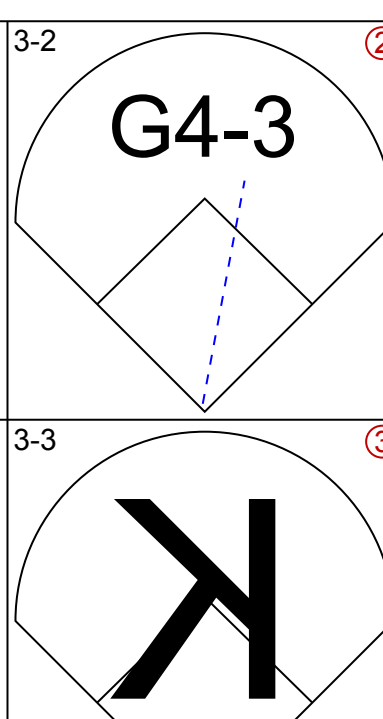
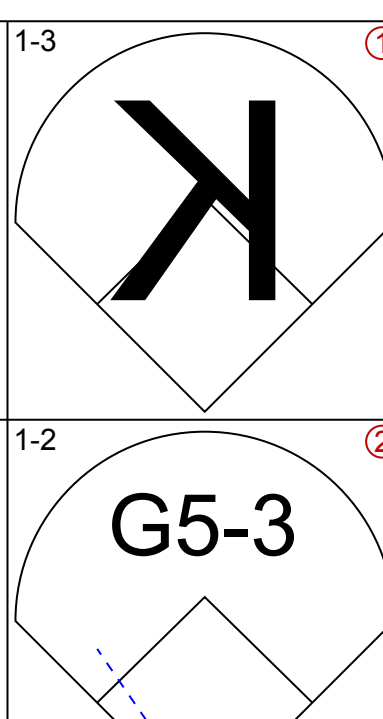
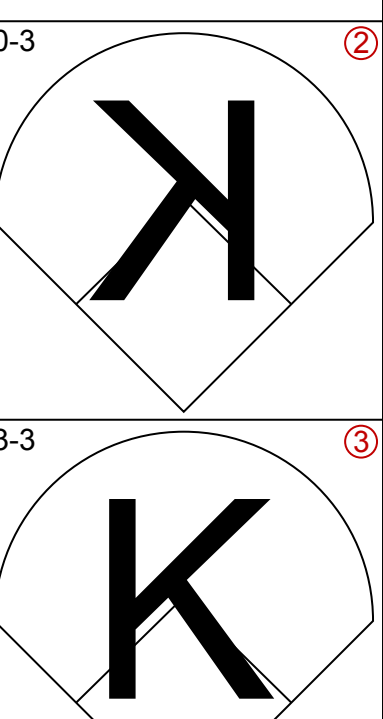
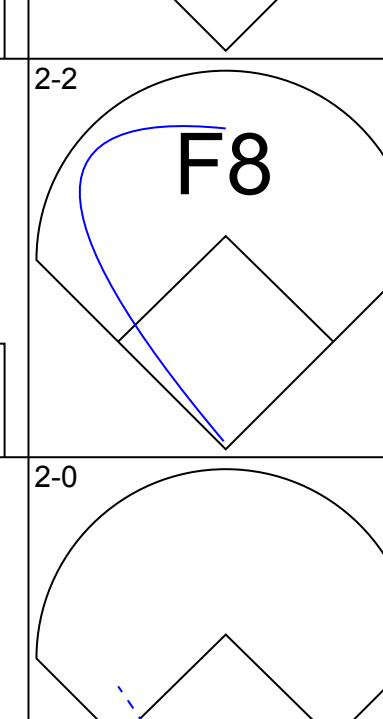

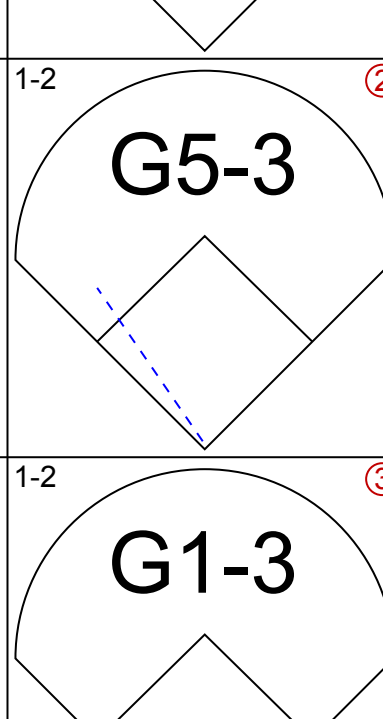
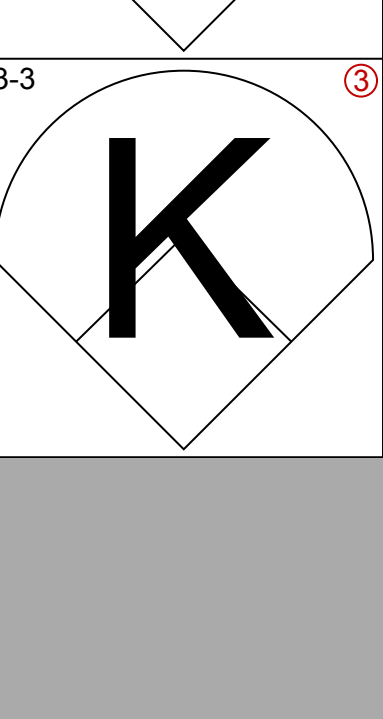
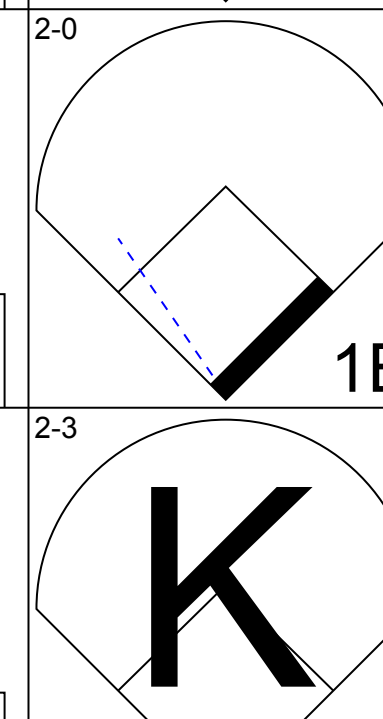
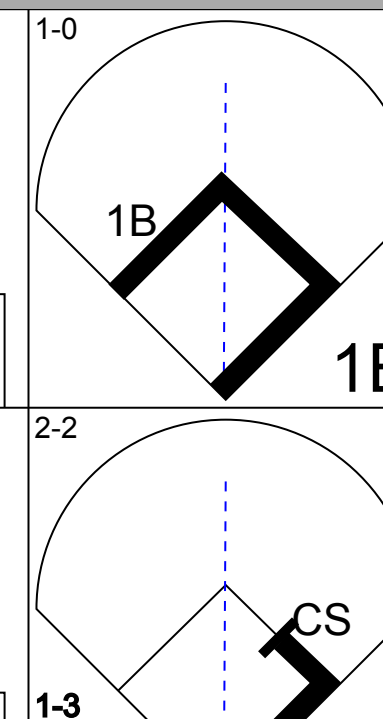
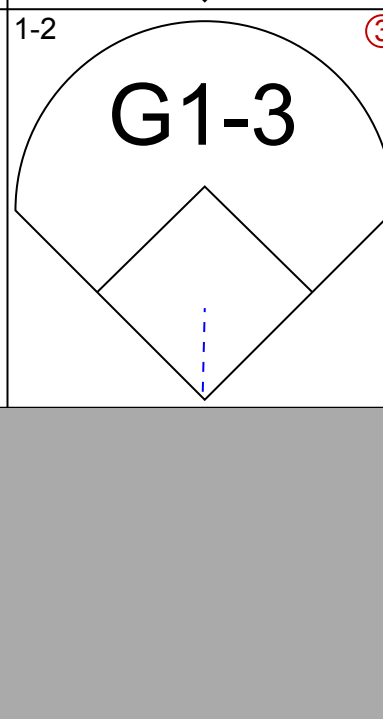
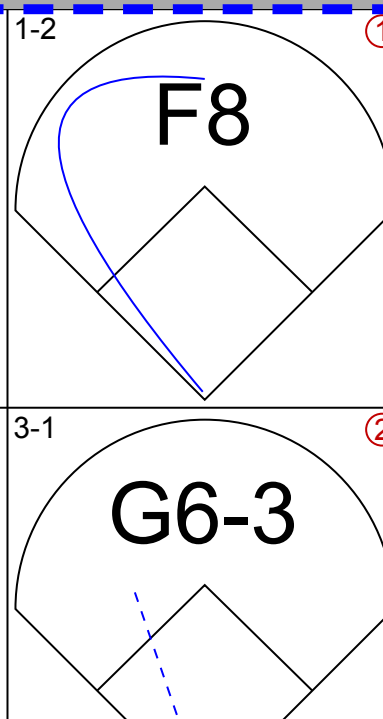
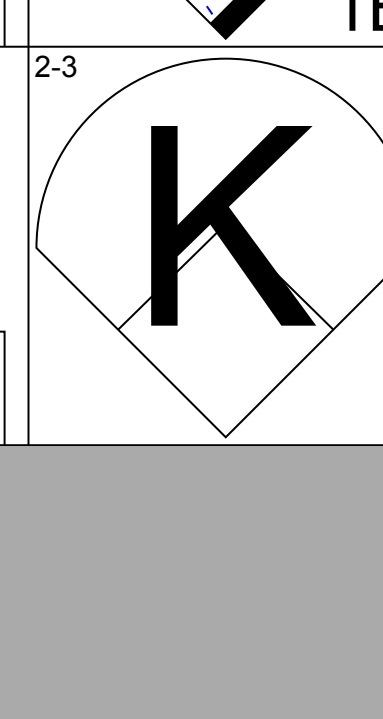
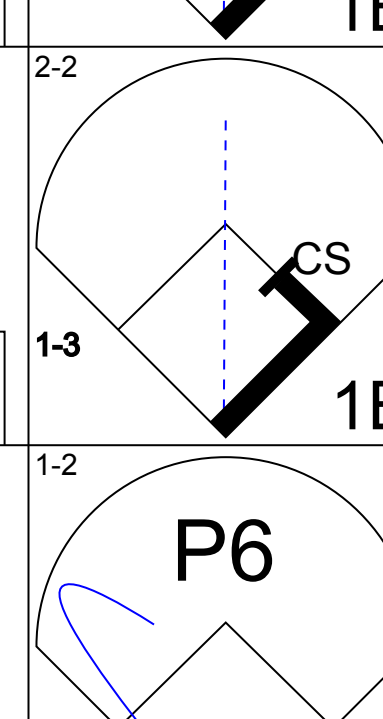
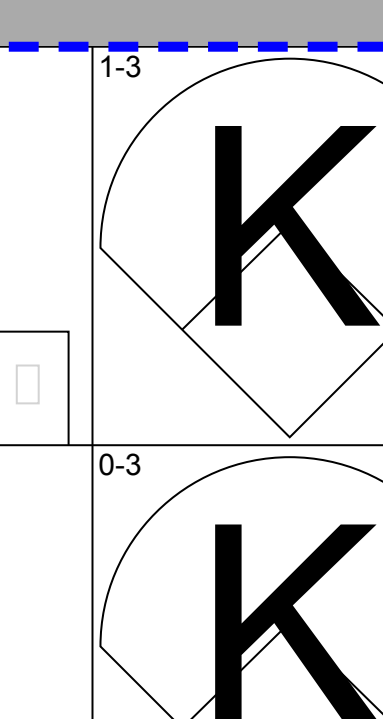
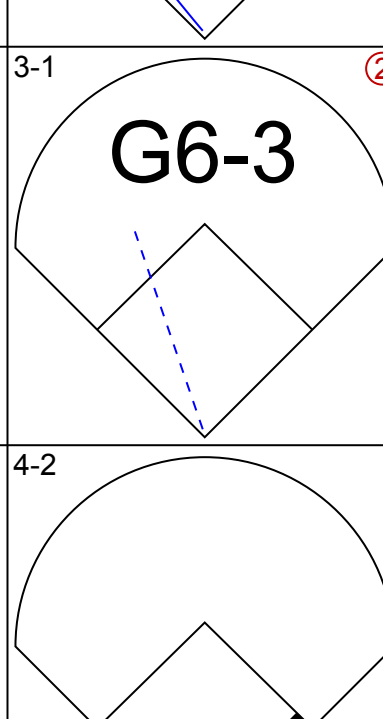
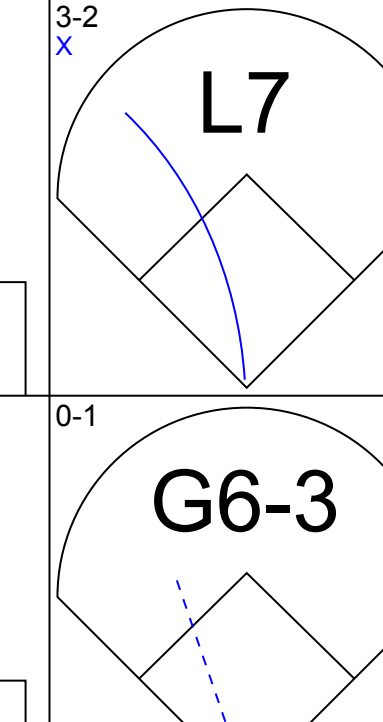
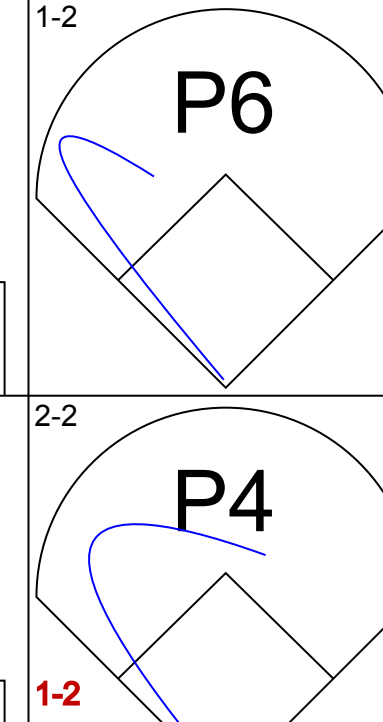
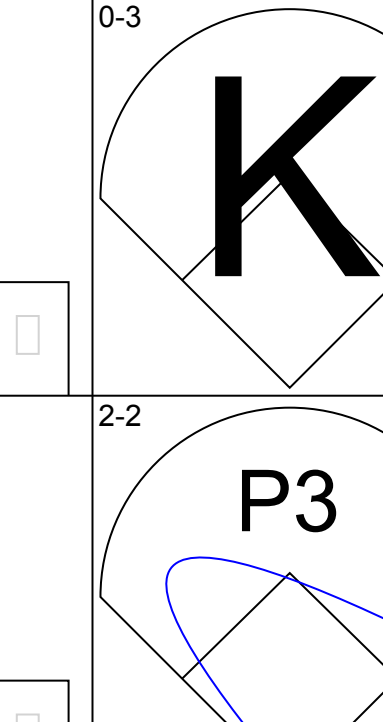

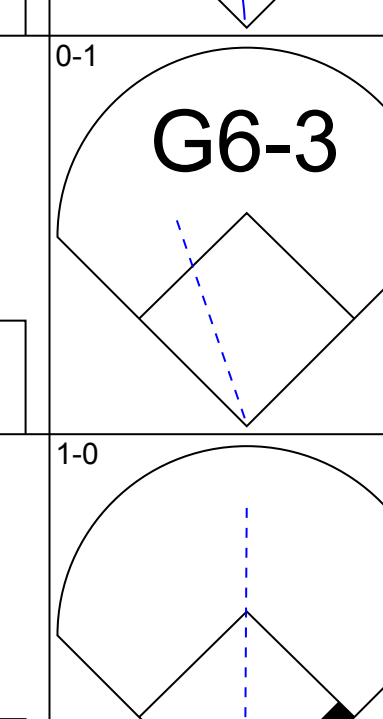
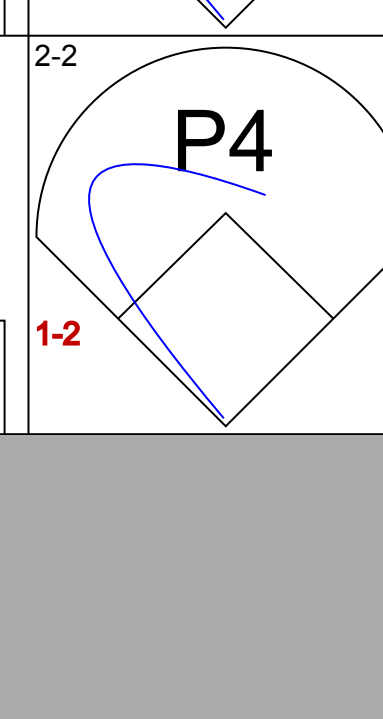
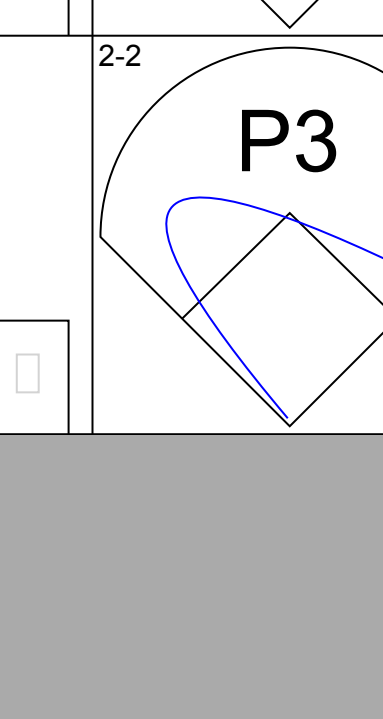

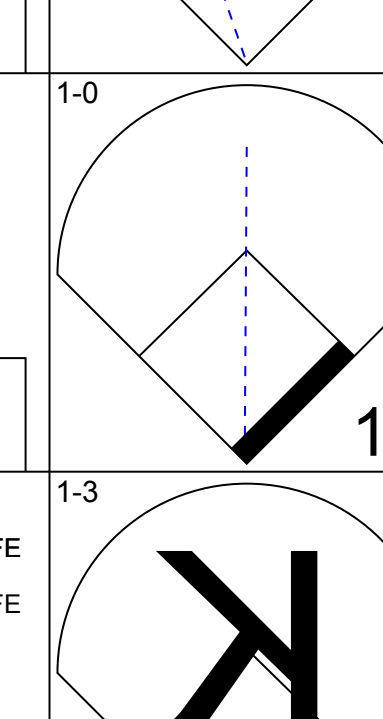
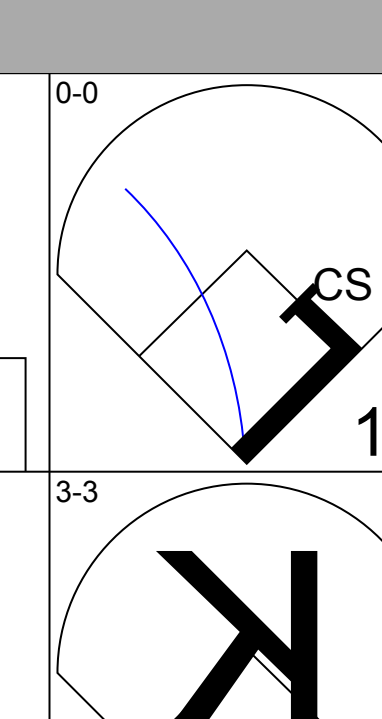
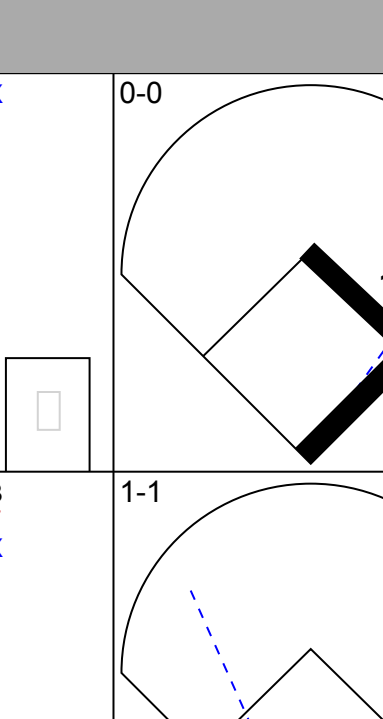
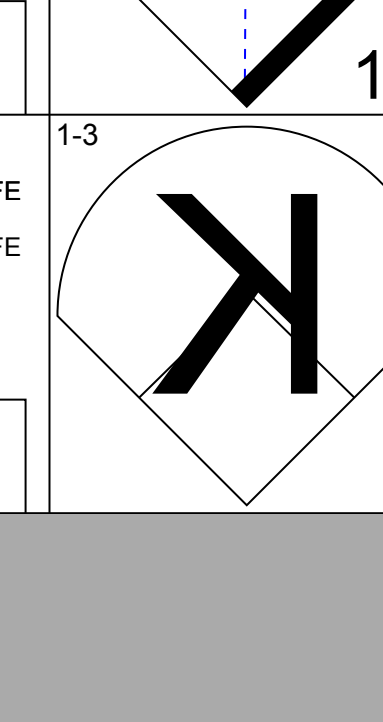
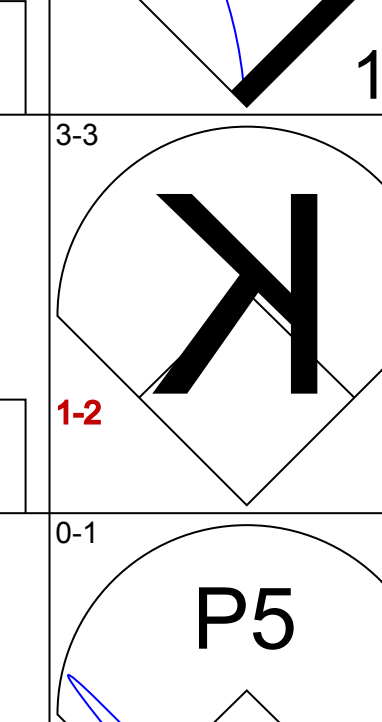
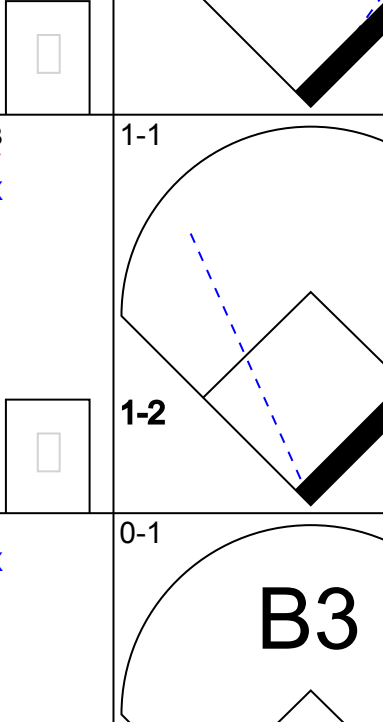

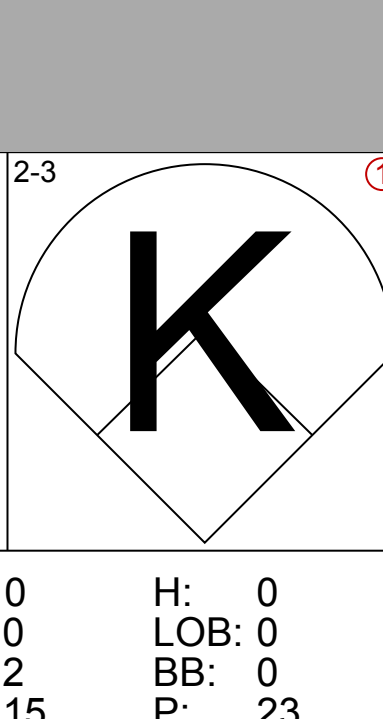
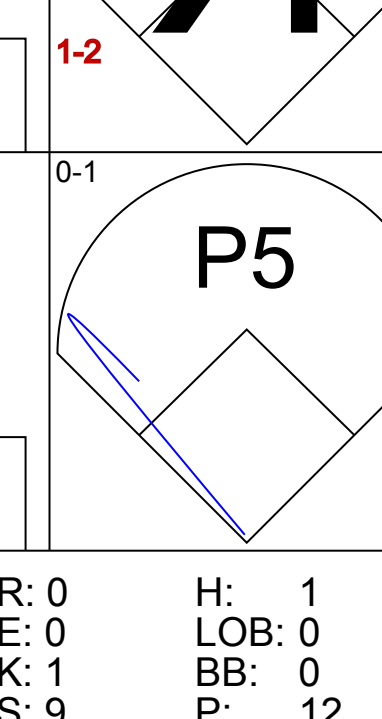
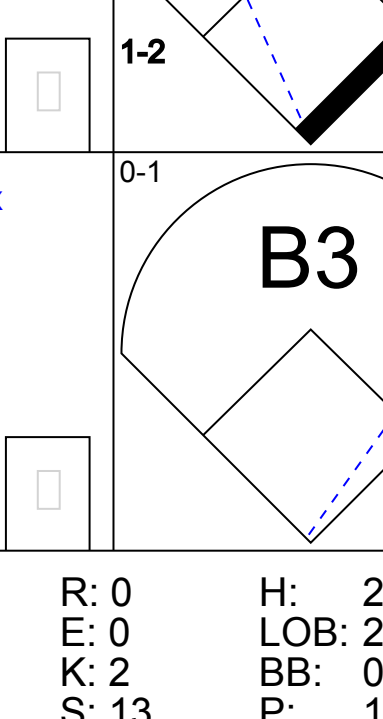
Batter	1	2	3	4	5	6	7	8	9	AB	R	H	RBI	BB	SO	LOB	BOTTOM			
Jacob Brumfield, R OBP: 0.352, SLG: 0.354	F9	HR 2B		G6-3		K	K			5	1	1	1	0	2	1				
Jay Bell, R OBP: 0.322, SLG: 0.350	G3-1	HR		BB 1B		E6 HR	G4-3			5	2	2	2	0	0	1				
Orlando Merced, S OBP: 0.357, SLG: 0.482	HR BB	BB		BB		HR 1B		F7		2	2	1	0	3	0	0				
Jeff King, R OBP: 0.354, SLG: 0.503	HR	K		F8		HR	G4-3			5	2	2	5	0	1	3				
Steve Peques, R OBP: 0.275, SLG: 0.438	F9			WP 1B		K	F7	G6-3		5	0	1	0	0	1	2				
Mark Parent, R OBP: 0.353, SLG: 0.594		HR		K		2B	FC6-4 BB			3	1	2	1	1	1	1				
Carlos Garcia, R OBP: 0.308, SLG: 0.397		K		L9		L9	FC6-4			4	0	0	0	0	1	3				
Kevin Young, R OBP: 0.245, SLG: 0.280		F8 S 2B BB		BB		L7				2	1	1	0	2	0	1				
Denny Neagle, L OBP: 0.130, SLG: 0.182	F8			K		K				4	0	0	0	0	3	5				
Inning Stats	R: 2 E: 0 K: 0 S: 11	H: 1 LOB: 1 BB: 1 P: 20	R: 4 E: 0 K: 2 S: 18	H: 3 LOB: 2 BB: 2 P: 38	R: 0 E: 0 K: 2 S: 10	H: 1 LOB: 2 BB: 1 P: 19	R: 0 E: 0 K: 1 S: 13	H: 1 LOB: 1 BB: 1 P: 23	R: 0 E: 0 K: 1 S: 10	H: 1 LOB: 1 BB: 0 P: 19	R: 3 E: 1 K: 1 S: 16	H: 2 LOB: 1 BB: 1 P: 25	R: 0 E: 0 K: 2 S: 10	H: 1 LOB: 1 BB: 0 P: 14	R: 0 E: 0 K: 0 S: 13	H: 0 LOB: 0 BB: 0 P: 19	1B: 4 2B: 2 3B: 0 HR: 4	SF: 0 SAC: 0 DP: 0 HBP: 0	WP: 1 PB: 0 SB: 1 CS: 0	PA: 41
PITCHER Allen Watson, L ERA: 8.02	IP: 1.2 WLS: L BF: 11 H: 4 R: 6 ER: 6 SO: 1 BB: 2 IBB: 0 HBP: 0 BLK: 0 WP: 0 HR: 3 S: 25 P: 48 ERA: 32.40 WHIP: 3.600															PITCHER	IP: WLS: BF: H: R: ER: SO: BB: IBB: HBP: BLK: WP: HR: S: P: ERA: WHIP:			
Rich DeLucia, R ERA: 3.33	2.1	12	2	0	0	4	3	0	0	0	1	0	27	52	0.00	2.143				
Jeff Parrett, R ERA: 5.13	2.0	11	3	3	2	2	1	0	0	0	0	1	26	44	9.00	2.000				
Rene Arocha, R ERA: 3.25	2.0	7	1	0	0	2	0	0	0	0	0	0	23	33	0.00	0.500				

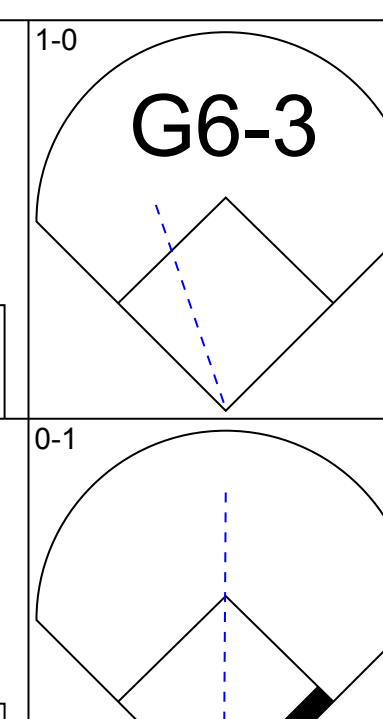
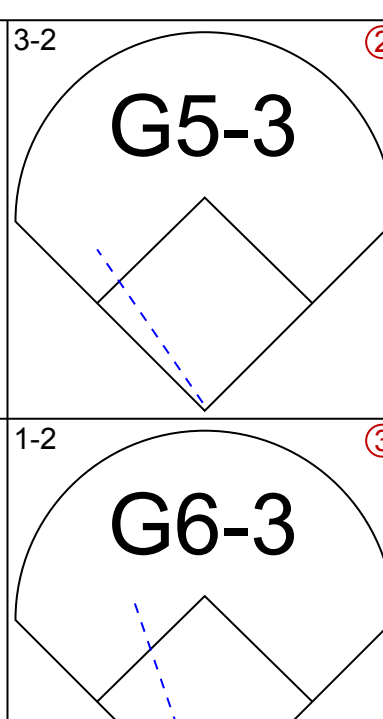
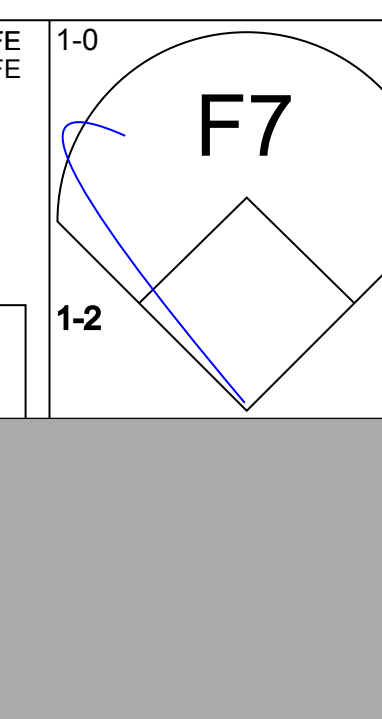
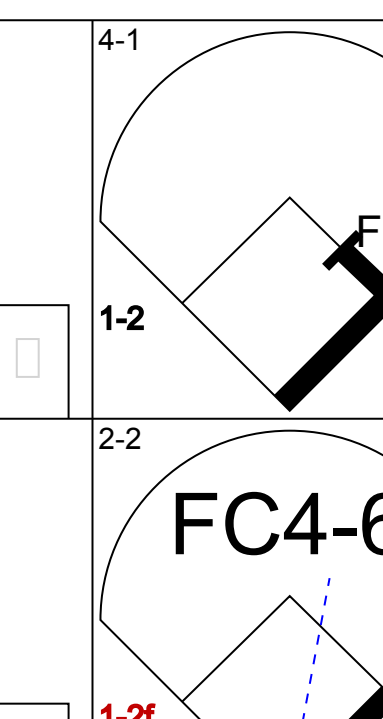
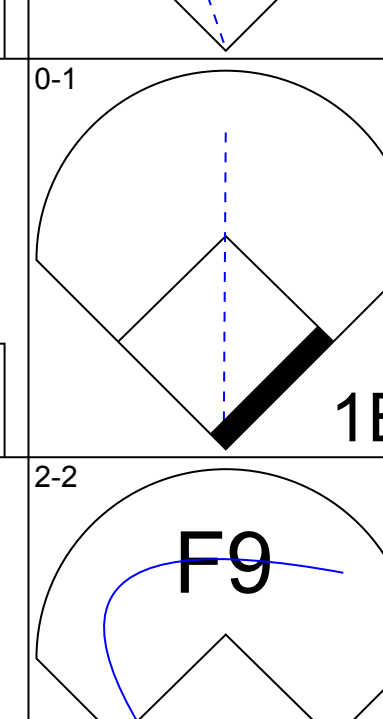
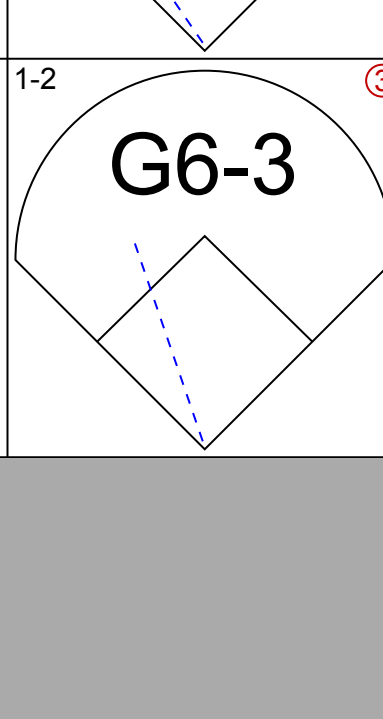
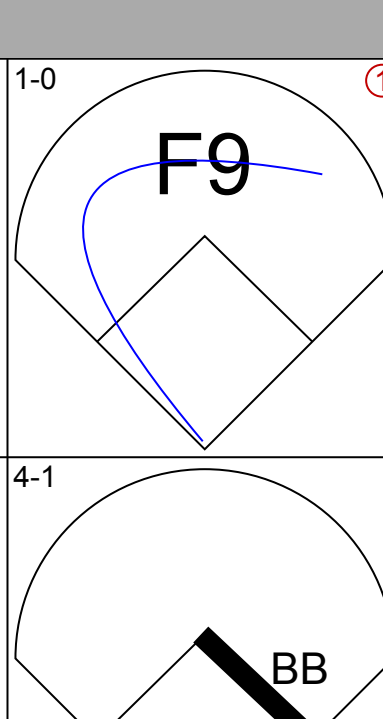
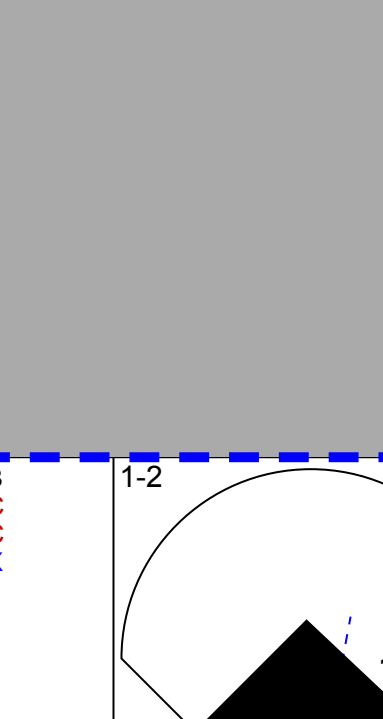
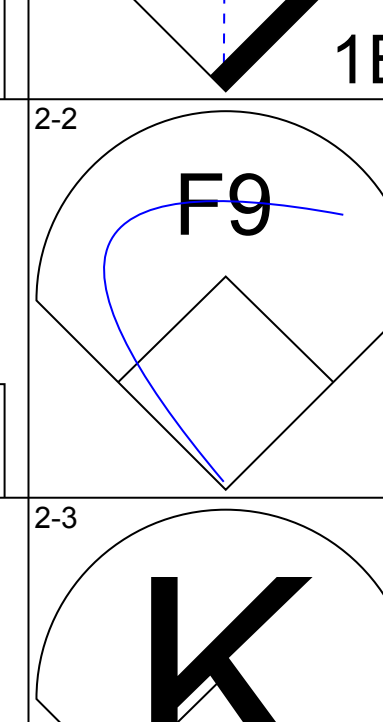
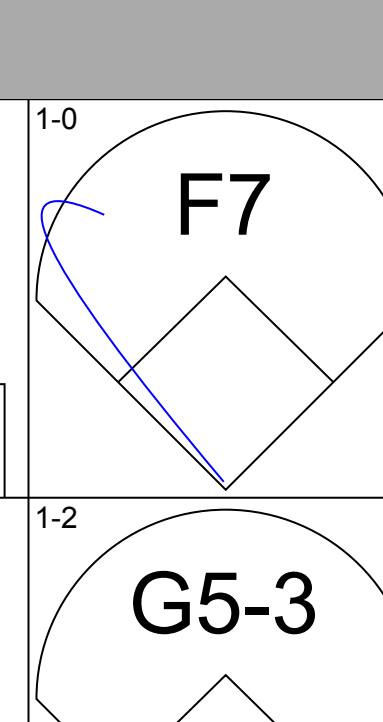
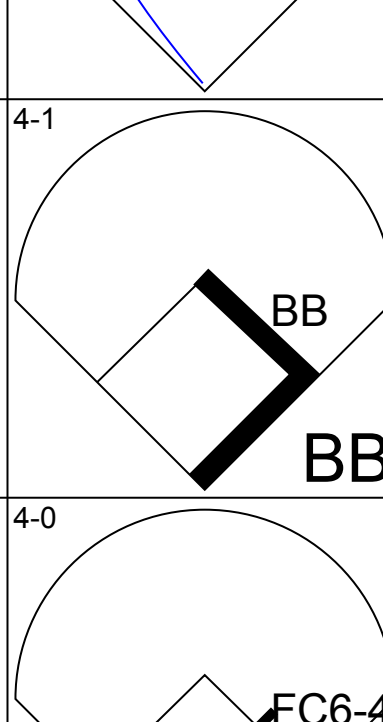
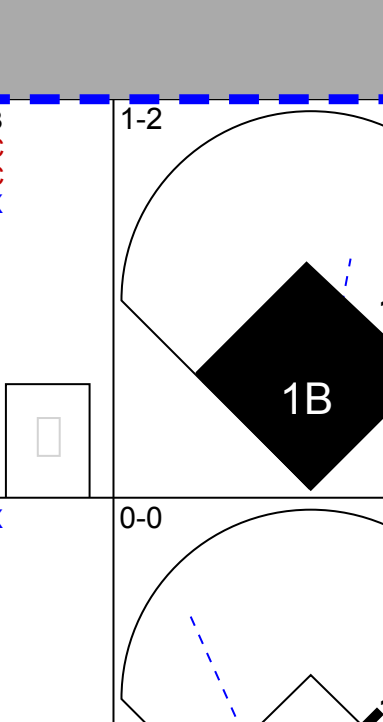
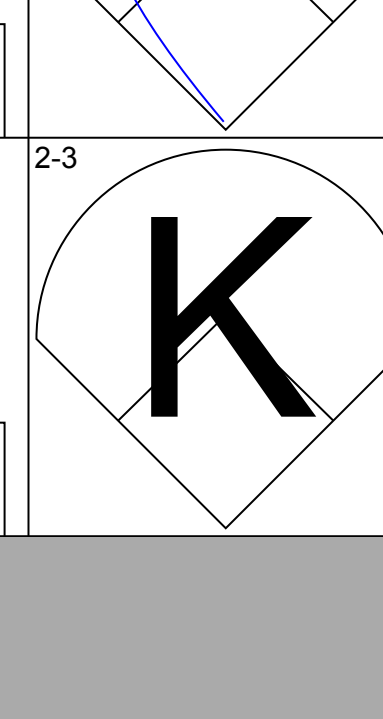
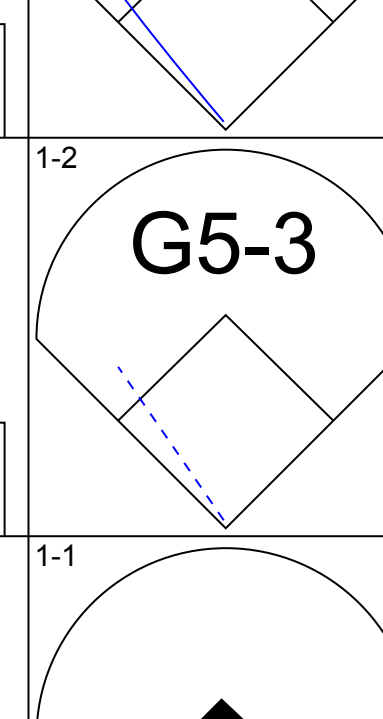
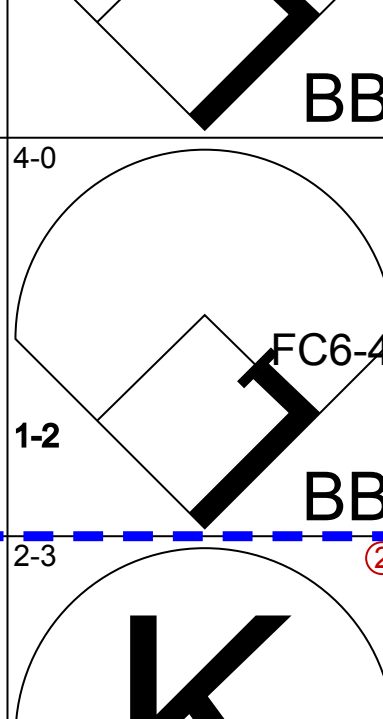
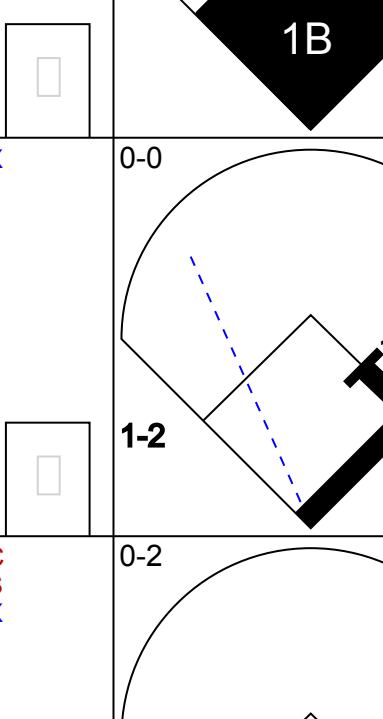

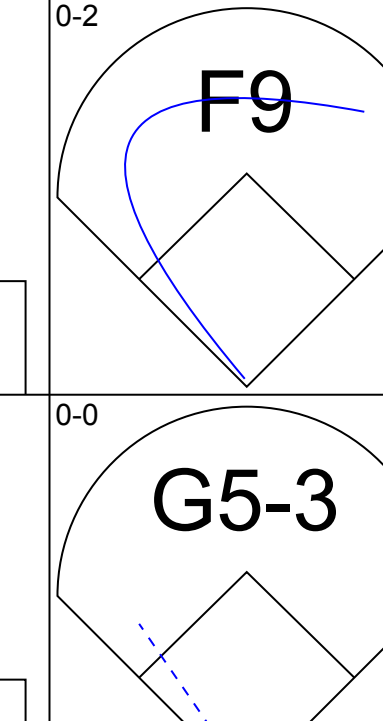
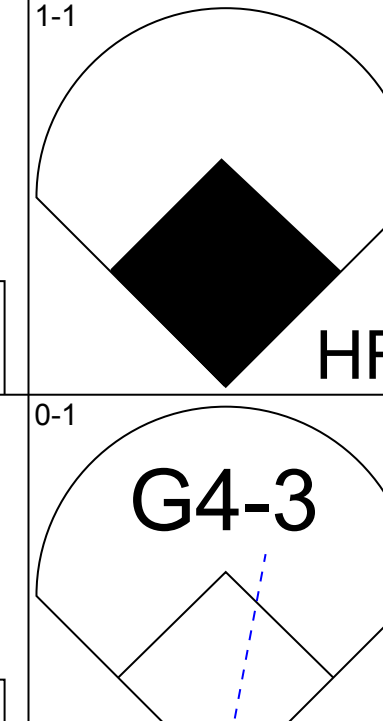
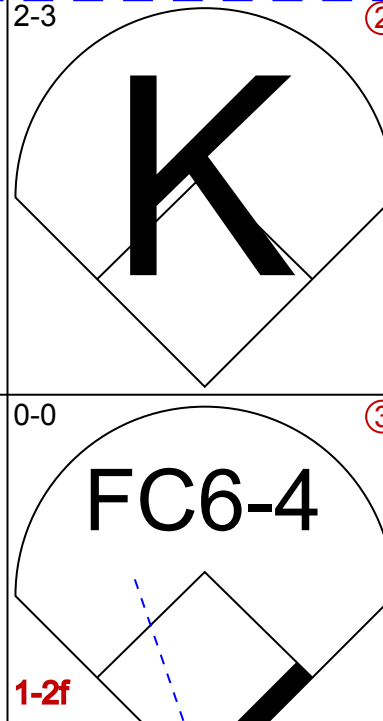
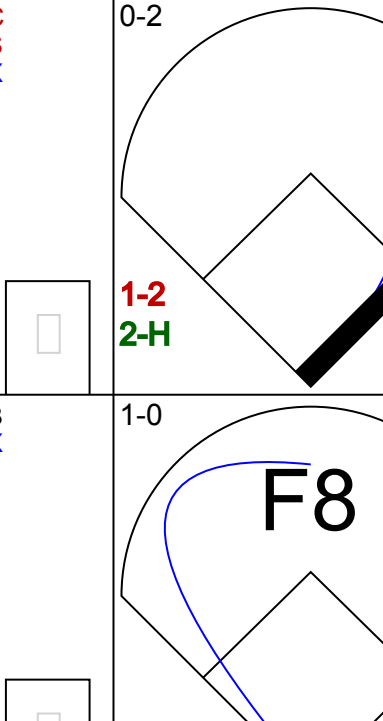

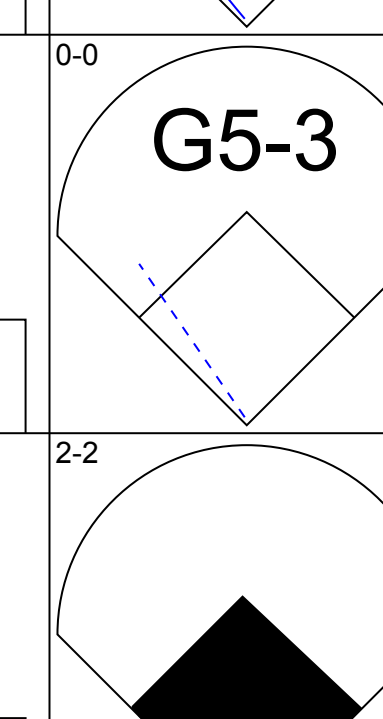
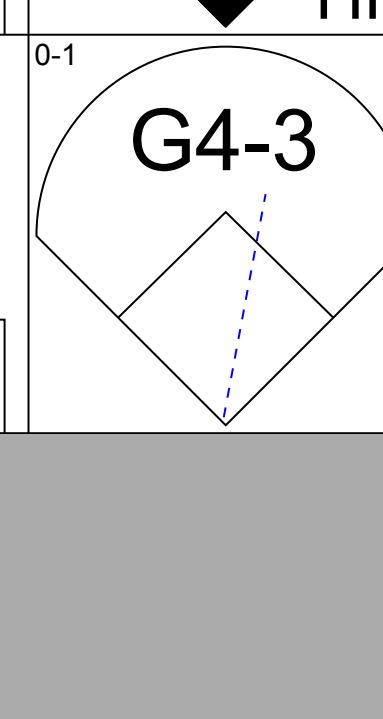
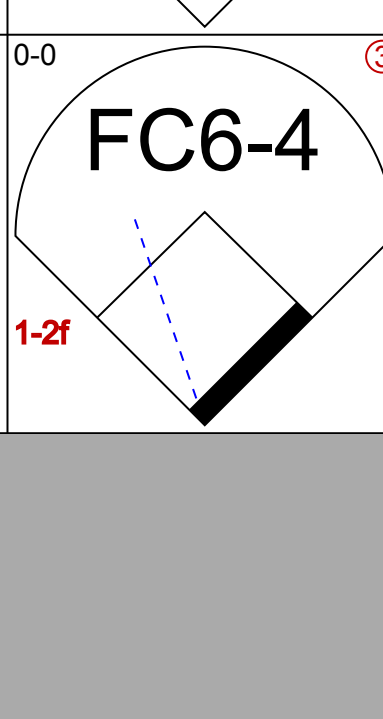
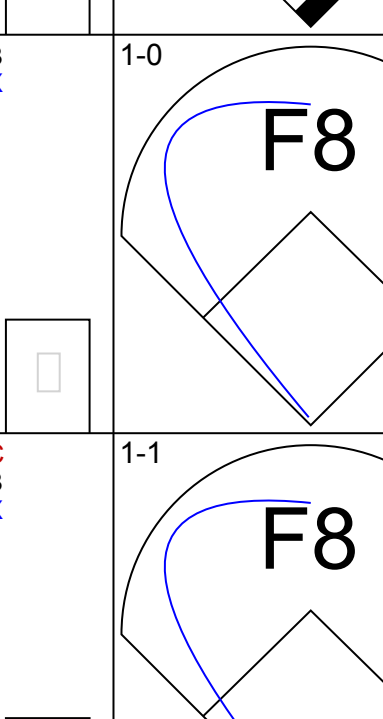
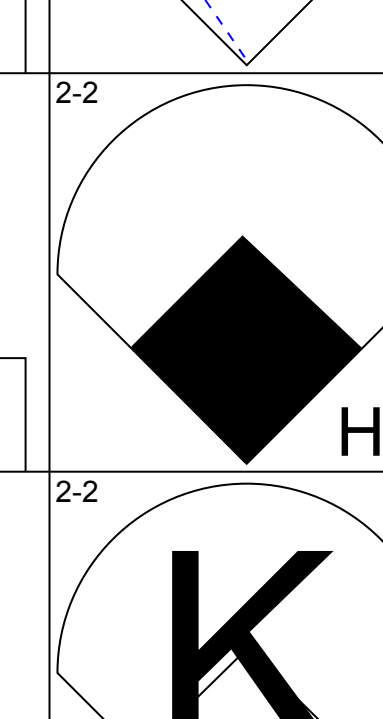
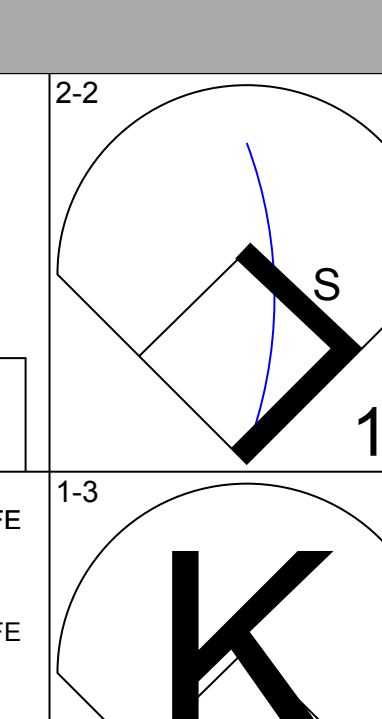
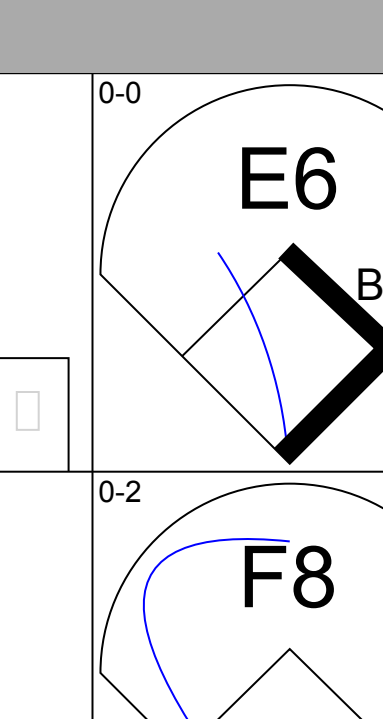
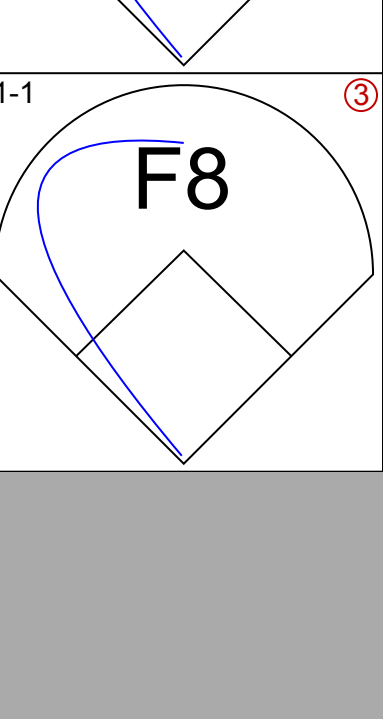
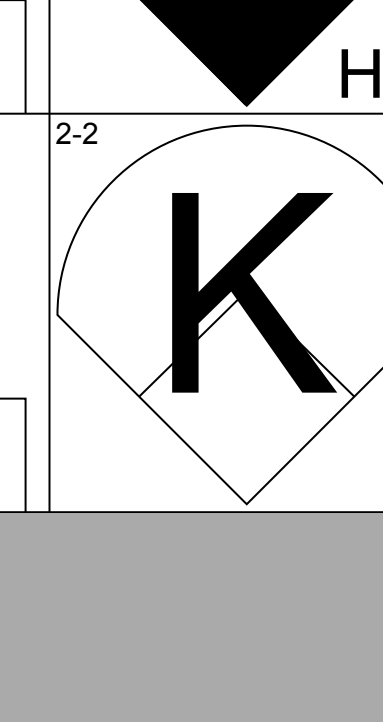
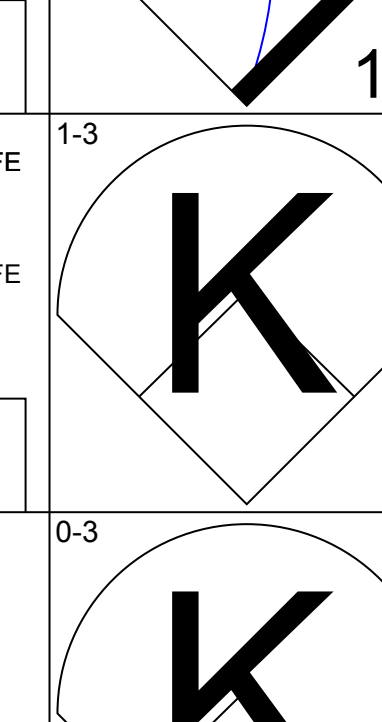
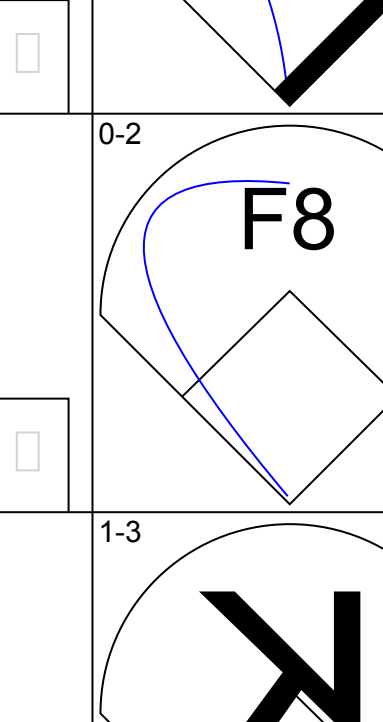
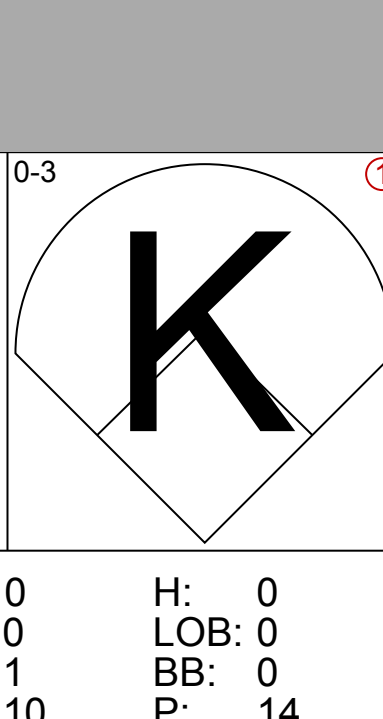
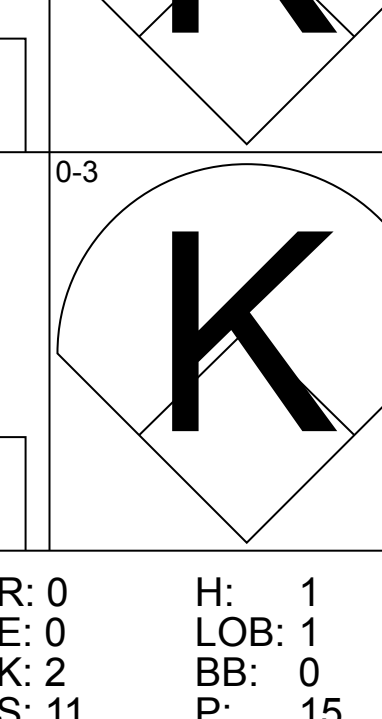
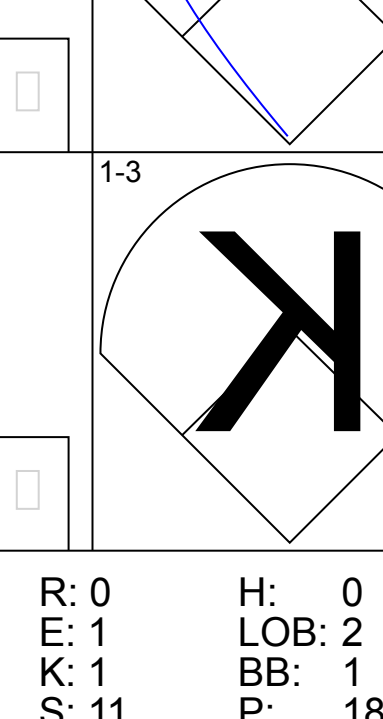
St. Louis Cardinals @ Pittsburgh Pirates
Three Rivers Stadium, Pittsburgh, PA

AB 35
R 9
H 10
RBI 9
BB 6
SO 9
LOB 17



WP: 1 PA: 41
PB: 0
SB: 1
CS: 0

Batter	1	2	3	4	5	6	7	8	9	AB	R	H	RBI	BB	SO	LOB	TOP			
Geronimo Pena, S (1, 4) OBP: 0.360, SLG: 0.324	1-3 		3-2 G4-3 			1-3 		0-3 		4	0	0	0	0	3	2	St. Louis Cardinals @ Pittsburgh Pirates Three Rivers Stadium, Pittsburgh, PA Sun Jul 16 1995, 3:33 AM EDT Att: 11,113 - Sunny - 84 F			
Allen Battle, R (1, 7) OBP: 0.396, SLG: 0.326	2-2 F8 		3-3 			1-2 G5-3 		3-3 		4	0	0	0	0	2	2				
Brian Jordan, R (1, 9) OBP: 0.339, SLG: 0.471	2-0 			1-0 1B 		1-2 G1-3 			1-2 F8 	4	0	2	0	0	0	0				
Ray Lankford, L (1, 8) OBP: 0.342, SLG: 0.478	2-3 			2-2 1B 		1-3 			3-1 G6-3 	4	0	1	0	0	2	1				
Scott Cooper, L (1, 5) OBP: 0.346, SLG: 0.338		3-2 L7 		1-2 P6 		0-3 			4-2 	3	0	0	0	1	1	2				
Danny Sheaffer, R (1, 2) OBP: 0.308, SLG: 0.408		0-1 G6-3 		2-2 P4 		2-2 P3 			2-3 	4	0	0	0	0	1	3				
John Mabry, L (1, 3) OBP: 0.344, SLG: 0.394		1-0 			0-0 			0-0 		3	0	3	0	0	0	0				
Tripp Cromer, R (1, 6) OBP: 0.265, SLG: 0.345		1-3 		3-3 		1-2 		1-1 		3	0	1	0	0	2	2				
Donovan Osborne, S (1, 1) Mark Petkovsek, R (6, 1) Ramon Caraballo, S (6, PH) Tony Fossas, L (8, 1)			2-3 		0-1 P5 			0-1 B3 		2	0	0	0	0	1	0				
Inning Stats	R: 0 E: 0 K: 2 S: 11	H: 1 LOB: 1 BB: 0 P: 18	R: 0 E: 0 K: 1 S: 13	H: 1 LOB: 1 BB: 0 P: 18	R: 0 E: 0 K: 2 S: 15	H: 0 LOB: 0 BB: 0 P: 23	R: 0 E: 0 K: 0 S: 11	H: 2 LOB: 1 BB: 0 P: 16	R: 0 E: 0 K: 1 S: 9	H: 1 LOB: 0 BB: 0 P: 12	R: 0 E: 0 K: 1 S: 9	H: 0 LOB: 0 BB: 0 P: 12	R: 0 E: 0 K: 2 S: 13	H: 2 LOB: 2 BB: 0 P: 17	R: 0 E: 0 K: 1 S: 16	H: 0 LOB: 1 BB: 1 P: 26		1B: 7 2B: 1 3B: 0 HR: 0	SF: 0 SAC: 0 DP: 1 HBP: 0	WP: 0 PB: 0 SB: 0 CS: 2
PITCHER	IP	WLS	BF	H	R	ER	SO	BB	IBB	HBP	BLK	WP	HR	S	P	ERA	WHIP			
Steve Parris, R (1, 1) ERA: 4.99	6.0	W	21	5	0	0	7	0	0	0	0	0	0	68	99	0.00	0.833			
Dan Plesac, L (7, 1) ERA: 2.2	2.0		8	2	0	0	4	0	0	0	0	0	0	22	29	0.00	1.000			
Dan Miceli, R (9, 1) ERA: 3.72	1.0	S	4	0	0	0	1	1	0	0	0	0	0	16	26	0.00	1.000			

Batter	1	2	3	4	5	6	7	8	9	AB	R	H	RBI	BB	SO	LOB	BOTTOM			
Jacob Brumfield, R (1, 8) OBP: 0.350, SLG: 0.348	1-0 G6-3 		3-2 G5-3 		1-0 F7 		4-1 			3	0	0	0	1	0	1	St. Louis Cardinals @ Pittsburgh Pirates Three Rivers Stadium, Pittsburgh, PA Sun Jul 16 1995, 3:33 AM EDT Att: 11,113 - Sunny - 84 F			
Jay Bell, R (1, 6) OBP: 0.321, SLG: 0.349	0-1 		1-2 G6-3 			1-0 F9 	2-2 FC4-6 			4	0	1	0	0	0	2				
Orlando Merced, S (1, 9) OBP: 0.359, SLG: 0.480	2-2 F9 			1-0 F7 		4-1 		1-2 		3	1	1	0	1	0	1				
Jeff King, R (1, 3) OBP: 0.357, SLG: 0.500	2-3 			1-2 G5-3 		4-0 	1-2 	0-0 		3	0	1	0	1	1	1				
Steve Pegasus, R (1, 7) OBP: 0.279, SLG: 0.469		0-2 F9 		1-1 		2-3 		0-2 		2	1	1	1	0	0	0				
Dave Clark, L (6, PH) OBP: 0.371, SLG: 0.457								1-2 2-H 		2	0	1	1	0	1	2				
Don Slaught, R (1, 2) OBP: 0.364, SLG: 0.361		0-0 G5-3 		0-1 G4-3 		0-0 FC6-4 		1-0 F8 		4	0	0	0	0	0	3				
Carlos Garcia, R (1, 4) OBP: 0.313, SLG: 0.415		2-2 			2-2 		0-0 E6 	1-1 F8 		3	1	2	1	0	0	0				
Nelson Liriano, S (7, PR) OBP: 0.356, SLG: 0.396										1	0	0	0	0	0	1				
Kevin Young, R (1, 5) OBP: 0.232, SLG: 0.264		2-2 			1-3 		0-2 F8 			3	0	0	0	0	2	2				
Steve Parris, R (1, 1) OBP: 0.091, SLG: 0.091			0-3 		0-3 		1-3 			2	0	0	0	0	2	1				
Dan Plesac, L (7, 1)										1	0	0	0	0	1	1				
Dan Miceli, R (9, 1)										0	0	0	0	0	0	0				
Inning Stats	R: 0 E: 1 K: 1 S: 10	H: 1 LOB: 0 BB: 0 P: 15	R: 1 E: 0 K: 1 S: 11	H: 1 LOB: 0 BB: 0 P: 15	R: 0 E: 0 K: 1 S: 10	H: 0 LOB: 0 BB: 0 P: 14	R: 1 E: 0 K: 0 S: 9	H: 1 LOB: 0 BB: 0 P: 12	R: 0 E: 0 K: 2 S: 11	H: 1 LOB: 1 BB: 0 P: 15	R: 0 E: 0 K: 1 S: 6	H: 0 LOB: 2 BB: 1 P: 17	R: 0 E: 1 K: 1 S: 11	H: 0 LOB: 2 BB: 1 P: 18	R: 1 E: 0 K: 0 S: 10	H: 3 LOB: 1 BB: 0 P: 13	1B: 5 2B: 0 3B: 0 HR: 2	SF: 0 SAC: 0 DP: 0 HBP: 0	WP: 0 PB: 0 SB: 1 CS: 0	PA: 34
PITCHER	IP	WLS	BF	H	R	ER	SO	BB	IBB	HBP	BLK	WP	HR	S	P	ERA	WHIP			
Donovan Osborne, L (1, 1) ERA: 3.95	5.1	L	22	4	2	2	5	2	0	0	0	0	0	53	82	3.38	1.125			
Mark Petkovsek, R (6, 1) ERA: 3.97	1.2		7	0	0	0	2	1	0	0	0	0	0	15	24	0.00	0.600			
Tony Fossas, L (8, 1) ERA: 1.64	1.0		5	3	1	1	0	0	0	0	0	0	0	10	13	9.00	3.000			

AB	32
R	0
H	7
RBI	0
BB	1
SO	12
LOB	14



Batter	1	2	3	4	5	6	7	8	9	10	AB	R	H	RBI	BB	SO	LOB	TOP									
Al Martin, L OBP: 0.328, SLG: 0.391 (1.8)	4-1 G1 WP BB		1-0 1B 3B		1-2 2H 2B	4-0 IBB			2-3 K		3	1	2	1	2	1	0										
Jay Bell, R OBP: 0.326, SLG: 0.349 (1.6)	4-1 SAFE G1 BB		1-1 3H 1B		1-3 K	3-3 K			4-2 BB		3	0	1	1	2	2	4										
Orlando Merced, S OBP: 0.352, SLG: 0.469 (1.9)	1-1 P7		1-1 F9		3-3 K			3-2 G6-3		2-2 G4-3		5	0	0	0	0	1	5									
Mark Johnson, L OBP: 0.372, SLG: 0.477 (1.3)	1-0 G1		0-1 F8			4-2 BB 1B		1-1 F8		0-0 F8		4	1	0	0	1	0	3									
Jeff King, R OBP: 0.353, SLG: 0.490 (1.5)	3-3 K		2-2 P3			4-0 BB 1B SF8		1-2 F8		2-0 F7		4	1	0	0	1	1	2									
Dave Clark, L OBP: 0.372, SLG: 0.455 Dan Miceli, R (10.1)		1-1 G4-3		0-0 F7		2-0 BB 1B		2-1 P7		1-0 BB 1B		5	1	2	1	0	0	0									
Nelson Liriano, S OBP: 0.352, SLG: 0.387 Dan Plesac, L (8.1)		4-2 G5-4-3 BB		3-2 G6-3		0-0 SF8		3-2 G4-3		1-1 BB 1B		2	0	0	1	1	0	0									
Mike Dyer, R OBP: 0.500, SLG: 0.500 Jacob Brumfield, R (10.8)						3-0 HBP		0-1 G1-3		1-2 BB 1B		0	0	0	0	0	0	0									
Don Slaught, R OBP: 0.380, SLG: 0.385 (1.2)		2-2 G5-4-3				2-0 SH1-3 2B HBP		1-3 2B		1-3 BB 1B		4	1	2	1	0	0	1									
John Ericks, R OBP: 0.200, SLG: 0.300 Steve Pappas, R OBP: 0.276, SLG: 0.465 Jason Christiansen, R Jeff McCurry, R Kevin Young, R OBP: 0.224, SLG: 0.255 (8.5)			0-3 K		0-2 SH1-3 K			1-1 F8		2-3 K		1	0	0	0	0	1	0									
Inning Stats	R: 0 E: 0 K: 1 S: 10	H: 0 LOB: 2 BB: 2 P: 23	R: 0 E: 0 K: 0 S: 7	H: 0 LOB: 0 BB: 1 P: 14	R: 1 E: 0 K: 1 S: 10	H: 2 LOB: 1 BB: 0 P: 13	R: 0 E: 0 K: 0 S: 7	H: 0 LOB: 0 BB: 0 P: 12	R: 1 E: 0 K: 2 S: 15	H: 1 LOB: 1 BB: 0 P: 22	R: 2 E: 0 K: 2 S: 13	H: 2 LOB: 3 BB: 3 P: 32	R: 0 E: 0 K: 0 S: 8	H: 0 LOB: 0 BB: 0 P: 13	R: 0 E: 0 K: 0 S: 7	H: 0 LOB: 0 BB: 0 P: 12	R: 0 E: 0 K: 1 S: 11	H: 0 LOB: 1 BB: 0 P: 20	R: 1 E: 0 K: 1 S: 9	H: 3 LOB: 2 BB: 0 P: 16	1B: 5 2B: 2 3B: 1 HR: 0	SF: 1 SAC: 1 DP: 1 HBP: 1	WP: 1 PB: 0 SB: 0 CS: 0	PA: 45			
PITCHER	IP 5.0	WLS 24	BF 4	H 4	R 4	ER 4	SO 4	BB 5	IBB 0	HBP 1	BLK 0	WP 0	HR 0	S 54	P 99	ERA 7.20	WHIP 1.800										
29 John Smoltz, R ERA: 2.97 Brad Clontz, R ERA: 3.73 Steve Bedrosian, R ERA: 4.5 Mark Wohlers, R ERA: 2.78 (10.1)	2.0	8	1	0	0	2	0	1	0	0	0	0	0	16	30	0.00	0.500										
	2.0	7	0	0	0	1	1	0	0	0	0	0	0	18	32	0.00	0.500										
	1.0	L	6	3	1	1	1	0	0	0	0	0	0	9	16	9.00	3.000										

Pittsburgh Pirates @ Atlanta Braves
Atlanta-Fulton County Stadium, Atlanta, GA
Tue Jul 18 1995, 7:05 PM EDT
Att: 33,940 - Unknown - 92 F

AB 35
R 5
H 8
RBI 5
BB 7
SO 8
LOB 19

P

Batter	1	2	3	4	5	6	7	8	9	10	AB	R	H	RBI	BB	SO	LOB	BOTTOM									
Marquis Grissom, R OBP: 0.332, SLG: 0.397 (1.8)	3-3 K		1-1 F8		0-1 F9		0-0 G6-4-3		1-1 G4-3		5	0	0	0	1	3											
Jeff Blauser, R OBP: 0.317, SLG: 0.353 (1.6)	2-3 K		1-0 F7		0-2 F8		2-0 P3		2-2 F8		5	0	0	0	0	1	1										
10 Chipper Jones, S OBP: 0.368, SLG: 0.459 (1.5)	1-0 1B		2-0 P3		0-2 G5-3		1-0 SF9 2B		3-2 P7		5	1	2	0	0	0	0										
Fred McGriff, L OBP: 0.370, SLG: 0.469 (1.3)	0-0 G5-3				4-2 G4-3		1-2 SF9 BB HBP		2-1 BB 1B		3	0	1	0	1	0	1										
David Justice, L OBP: 0.413, SLG: 0.508 (1.9)		1-2 HR 1B		4-1 BB 1B		0-1 G1-3		4-1 BB 1B		3-3 K		3	2	1	0	2	1	2									
Ryan Klesko, L OBP: 0.426, SLG: 0.635 (1.7)		2-1 HR		2-2 1B		0-3 K		1-0 SF9		1-1 BB 1B		4	1	3	3	0	1	1									
Javy Lopez, R OBP: 0.332, SLG: 0.453 Rafael Belliard, R OBP: 0.235, SLG: 0.225 (8.4)		0-0 HR		1-2 1B				2-3 3H		1-2 BB 1B		3	0	3	1	0	0	0									
Mike Mordecai, R OBP: 0.333, SLG: 0.520 (9.4)					0-0 1B			3-1 SH3-4 1B		4-2 BB		0	0	0	0	0	0	0									
Mark Lemke, S OBP: 0.323, SLG: 0.351 Charlie O'Brien, R OBP: 0.390, SLG: 0.551 (8.2)		3-2 P2		1-0 G4-6-3		1-1 SH3-4		1-1 SH3-4		2-0 FC1-6 1B		2	0	0	0	0	3										
29 John Smoltz, R ERA: 3.55 Brad Clontz, R ERA: 3.8 Dwight Smith, L OBP: 0.294, SLG: 0.471 Steve Bedrosian, R Jose Oliva, R OBP: 0.290, SLG: 0.336 Mike Kelly, R OBP: 0.272, SLG: 0.333 Mark Wohlers, R (10.1)	5.0	20	6	3	3	3	3	1	0	0	0	0	0	10	14	0.00	1.000										
	1.0	4	0	0	0	1	1	0	0	0	0	0	0	7	17	0.00	1.500										
	0.1	4	1	1	1	1	0	1	0	0	0	0	0	6	13	27.00	6.000										
	1.1	W	5	1	0	0	1	0	0	0	0	0	0	10	17	0.00	0.750										
PITCHER	IP 10.1	WLS 6	BF 2	H 2	R 0	ER 0	SO 2	BB 1	IBB 0	HBP 0	BLK 0	WP 0	HR 0	S 18	P 31	ERA 0.00	WHIP 3.000										
Dan Miceli, R ERA: 3.6 (10.1)	1.0	S	6	2	0	0	2	1	0	0	0	0	0	18	31	0.00	3.000										

Pittsburgh Pirates @ Atlanta Braves
Atlanta-Fulton County Stadium, Atlanta, GA
Tue Jul 18 1995, 7:05 PM EDT
Att: 33,940 - Unknown - 92 F

AB 36
R 4
H 11
RBI 4
BB 5
SO 7
LOB 17

Braves

Batter	1	2	3	4	5	6	7	8	9	AB	R	H	RBI	BB	SO	LOB	TOP										
Jacob Brumfield, R (1, 8) OBP: 0.343, SLG: 0.337	F8		L9		P3		K		FC4	5	0	0	0	0	1	4											
Jay Bell, R (1, 6) OBP: 0.327, SLG: 0.361	HR		L5		K				1B	4	1	2	1	0	1	1											
Orlando Merced, S (1, 9) OBP: 0.353, SLG: 0.479	P4			1B	G4-3			F7		4	1	1	0	0	0	1											
Jeff King, R (1, 3) OBP: 0.346, SLG: 0.477	G5-3			F8		G3-1		F8		4	0	0	0	0	0	2											
Steve Peques, R (1, 7) OBP: 0.266, SLG: 0.447		K		F8		P3		L3		4	0	0	0	0	1	2											
Don Slaught, R (1, 2) OBP: 0.387, SLG: 0.391	G6-3			1B	G5-3				G4-3	4	1	2	0	0	0	0											
Nelson Liriano, S (1, 4) OBP: 0.336, SLG: 0.366	K			1B			F7	F8		4	0	1	1	0	1	1											
Kevin Young, R (1, 5) OBP: 0.226, SLG: 0.254			P5			G6-3		G4-3		4	0	1	1	0	0	1											
Denny Neagle, L (1, 1) OBP: 0.163, SLG: 0.234																											
Dave Clark, L (9, PH) OBP: 0.371, SLG: 0.448					K																						
Dan Plesac, L (9, 1)									FC4																		
Dan Miceli, R (9, 1)									IBB																		
Inning Stats	R: 1 E: 0 K: 0 S: 10	H: 1 LOB: 0 BB: 0 P: 15	R: 0 E: 0 K: 2 S: 7	H: 0 LOB: 0 BB: 0 P: 10	R: 0 E: 0 K: 0 S: 9	H: 1 LOB: 1 BB: 0 P: 17	R: 2 E: 0 K: 1 S: 13	H: 4 LOB: 2 BB: 0 P: 21	R: 0 E: 0 K: 0 S: 12	H: 0 LOB: 0 BB: 0 P: 17	R: 0 E: 0 K: 0 S: 7	H: 1 LOB: 1 BB: 0 P: 10	R: 0 E: 0 K: 0 S: 7	H: 1 LOB: 1 BB: 0 P: 9	R: 0 E: 0 K: 0 S: 7	H: 1 LOB: 2 BB: 1 P: 18	R: 0 E: 0 K: 0 S: 10	H: 1 LOB: 2 BB: 1 P: 18	1B: 7 2B: 1 3B: 0 HR: 1	SF: 0 SAC: 0 DP: 0 HBP: 0	WP: 0 PB: 0 SB: 0 CS: 0	PA: 37					
PITCHER	IP	WLS	BF	H	R	ER	SO	BB	IBB	HBP	BLK	WP	HR	S	P	ERA	WHIP										
Tom Glavine, L (1, 1) ERA: 3.4	8.0		32	8	3	3	5	0	0	0	0	0	1	72	108	3.38	1.000										
Brad Clontz, R (9, 1) ERA: 3.62	1.0	W	5	1	0	0	0	0	1	0	0	0	0	10	18	0.00	1.000										

Pittsburgh Pirates @ Atlanta Braves
Atlanta-Fulton County Stadium, Atlanta, GA
Thu Jul 20 1995, 7:05 PM EDT
Att: 31,661 - Unknown - 91 F

AB 36
R 3
H 9
RBI 3
BB 1
SO 5
LOB 14



Batter	1	2	3	4	5	6	7	8	9	AB	R	H	RBI	BB	SO	LOB	BOTTOM										
Marquis Grissom, R (1, 8) OBP: 0.330, SLG: 0.392	FC6-4 BB		F8			G4-3		L7		3	0	0	0	1	0	1											
Jeff Blauser, R (1, 6) OBP: 0.319, SLG: 0.352	FC6-4 1-2		K			10 L6-3 1B		G5-3		4	0	1	0	0	1	2											
10 Chipper Jones, S (1, 5) OBP: 0.362, SLG: 0.448	F9				F9	L6-3			E5	4	1	0	0	0	0	2											
Fred McGriff, L (1, 3) OBP: 0.370, SLG: 0.488	K						G5-3		E	4	2	2	1	0	1	1											
David Justice, L (1, 9) OBP: 0.409, SLG: 0.514		HR			G1-3				K	3	1	1	1	1	1	2											
Javy Lopez, R (1, 2) OBP: 0.327, SLG: 0.446																											
Dwight Smith, L (9, PH) OBP: 0.321, SLG: 0.472		G5-3					FC5-4 BB		E6	3	0	0	0	0	0	1											
Ryan Klesko, L (1, 7) OBP: 0.420, SLG: 0.636			G4-3						1B	1	0	1	0	0	0	0											
Mark Lemke, S (1, 4) OBP: 0.323, SLG: 0.347																											
Mike Kelly, R (9, PR) OBP: 0.272, SLG: 0.333																											
Brad Clontz, R (9, 1)																											
Charlie O'Brien, R (9, PH) ERA: 2.7																											
Tom Glavine, L (1, 1) OBP: 0.306, SLG: 0.286																											
Mike Mordecai, R (8, PH) OBP: 0.321, SLG: 0.500																											
Inning Stats	R: 0 E: 0 K: 1 S: 11	H: 0 LOB: 1 BB: 1 P: 18	R: 1 E: 0 K: 0 S: 7	H: 1 LOB: 0 BB: 0 P: 13	R: 0 E: 0 K: 2 S: 9	H: 0 LOB: 0 BB: 0 P: 14	R: 1 E: 0 K: 0 S: 6	H: 1 LOB: 0 BB: 0 P: 10	R: 0 E: 0 K: 3 S: 12	H: 0 LOB: 0 BB: 0 P: 20	R: 0 E: 0 K: 0 S: 8	H: 1 LOB: 0 BB: 0 P: 15	R: 0 E: 0 K: 0 S: 5	H: 0 LOB: 1 BB: 1 P: 11	R: 0 E: 0 K: 0 S: 10	H: 1 LOB: 2 BB: 0 P: 12	R: 2 E: 2 K: 1 S: 11	H: 3 LOB: 3 BB: 1 P: 21	1B: 5 2B: 1 3B: 0 HR: 2	SF: 0 SAC: 0 DP: 1 HBP: 0	WP: 0 PB: 0 SB: 1 CS: 0	PA: 35					
PITCHER	IP	WLS	BF	H	R	ER	SO	BB	IBB	HBP	BLK	WP	HR	S	P	ERA	WHIP										
Denny Neagle, L (1, 1) ERA: 3.18	8.0		29	4	2	2	6	2	0	0	0	0	0	68	113	2.25	0.750										
Dan Plesac, L (9, 1) ERA: 2.7	0.1	L	3	1	2	1	1	0	0	0	0	0	0	8	13	27.00	3.000										
Dan Miceli, R (9, 1) ERA: 3.6	0.0		3	2	0	0	0	0	1	0	0	0	0	3	8	∞	∞										

Pittsburgh Pirates @ Atlanta Braves
Atlanta-Fulton County Stadium, Atlanta, GA
Thu Jul 20 1995, 7:05 PM EDT
Att: 31,661 - Unknown - 91 F

AB 32
R 4
H 7
RBI 3
BB 3
SO 7
LOB 11



Batter	1	2	3	4	5	6	7	8	9	AB	R	H	RBI	BB	SO	LOB	TOP	
Rondell White, R OBP: 0.351, SLG: 0.474 (1, 8)										4	0	1	0	0	1	1	Montreal Expos @ Pittsburgh Pirates Three Rivers Stadium, Pittsburgh, PA Sat Jul 22 1995, 7:05 PM EDT Att: 27,050 - Unknown - 84 F	
David Segui, S OBP: 0.375, SLG: 0.455 (1, 3)										4	0	2	0	0	0	1		
Wil Cordero, R OBP: 0.363, SLG: 0.449 (1, 6)										4	0	0	0	0	0	3		
Moises Alou, R OBP: 0.347, SLG: 0.452 (1, 9)										4	0	1	0	0	1	0		
Darrin Fletcher, L OBP: 0.374, SLG: 0.475 (1, 2)										3	1	0	0	1	0	1		
Mike Lansing, R OBP: 0.300, SLG: 0.387 (1, 4)										2	0	1	1	1	0	1		
Curtis Pride, L OBP: 0.219, SLG: 0.194 (1, 7)										3	0	0	0	0	1	2		
Dave Silvestri, R OBP: 0.242, SLG: 0.222 (1, 5)										3	0	0	0	0	2	2		
Ugueth Urbina, R OBP: 0.200, SLG: 0.200 (1, 1)										1	0	1	0	0	0	0		
Sean Berry, R OBP: 0.341, SLG: 0.458 (6, PH)										1	0	0	0	0	0	0		
Gil Heredia, R OBP: 0.227, SLG: 0.227 (6, PH)										0	0	0	0	0	0	0		
Jeff Treadway, L OBP: 0.208, SLG: 0.200 (8, PH)										1	0	0	0	0	0	0		
Jeff Shaw, R (8, 1)										0	0	0	0	0	0	0		
Inning Stats	R: 0 E: 0 K: 1 S: 8	H: 1 LOB: 1 BB: 0 P: 12	R: 0 E: 0 K: 0 S: 6	H: 1 LOB: 0 BB: 0 P: 9	R: 0 E: 0 K: 1 S: 12	H: 1 LOB: 1 BB: 0 P: 17	R: 0 E: 0 K: 1 S: 7	H: 0 LOB: 0 BB: 1 P: 8	R: 0 E: 0 K: 0 S: 5	H: 0 LOB: 1 BB: 0 P: 11	R: 1 E: 0 K: 2 S: 10	H: 1 LOB: 1 BB: 1 P: 17	R: 0 E: 0 K: 0 S: 5	H: 0 LOB: 0 BB: 0 P: 10	1B: 5 2B: 0 3B: 1 HR: 0	SF: 0 SAC: 0 DP: 2 HBP: 0	WP: 0 PB: 0 CS: 0	PA: 32
PITCHER	IP WLS BF H R ER SO BB IBB HBP BLK WP HR S P ERA WHIP																	
Steve Parris, R ERA: 4.3 (1, 1)	7.0 W 27 6 1 1 5 2 0 0 0 0 0 0 56 89 1.29 1.143																	
Jeff McCurry, R ERA: 4.15 (8, 1)	1.0 3 0 0 0 0 0 0 0 0 0 0 0 5 8 0.00 0.000																	
Dan Miceli, R ERA: 3.48 (9, 1)	1.0 3 0 0 0 0 0 0 0 0 0 0 0 5 10 0.00 0.000																	

AB	30
R	1
H	6
RBI	1
BB	2
SO	5
LOB	11



Batter	1	2	3	4	5	6	7	8	9	AB	R	H	RBI	BB	SO	LOB	BOTTOM			
Al Martin, L OBP: 0.335, SLG: 0.390 (1, 8)										4	0	1	1	0	1	2	Montreal Expos @ Pittsburgh Pirates Three Rivers Stadium, Pittsburgh, PA Sat Jul 22 1995, 7:05 PM EDT Att: 27,050 - Unknown - 84 F			
Jay Bell, R OBP: 0.320, SLG: 0.351 (1, 6)										4	1	1	0	0	1	2				
Orlando Merced, S OBP: 0.347, SLG: 0.467 (1, 9)										4	0	1	1	0	1	0				
Mark Johnson, L OBP: 0.365, SLG: 0.500 (1, 3)										4	2	2	2	0	0	1				
Jeff King, R OBP: 0.348, SLG: 0.466 (1, 5)										4	0	0	0	0	1	0				
Dave Clark, L OBP: 0.385, SLG: 0.434 (1, 7)										4	1	1	0	0	2	0				
Dan Miceli, R (9, 1)										0	0	0	0	0	0	0				
Carlos Garcia, R OBP: 0.318, SLG: 0.424 (1, 4)										3	1	1	1	0	0	1				
2 Angelo Encarnacion, R OBP: 0.375, SLG: 0.395 (1, 2)										2	1	0	0	1	2	0				
Steve Parris, R OBP: 0.231, SLG: 0.385 (1, 1)										2	1	2	2	0	0	0				
Nelson Liriano, S OBP: 0.342, SLG: 0.373 (7, PH)										1	0	1	0	0	0	0				
Jeff McCurry, R (8, 1)										0	0	0	0	0	0	0				
Jacob Brumfield, R OBP: 0.344, SLG: 0.351 (9, 8)										0	0	0	0	0	0	0				
Inning Stats	R: 1 E: 0 K: 0 S: 11	H: 2 LOB: 0 BB: 0 P: 16	R: 3 E: 0 K: 1 S: 12	H: 3 LOB: 1 BB: 1 P: 22	R: 0 E: 0 K: 2 S: 9	H: 0 LOB: 0 BB: 0 P: 13	R: 1 E: 0 K: 2 S: 14	H: 2 LOB: 1 BB: 0 P: 18	R: 1 E: 0 K: 0 S: 9	H: 1 LOB: 0 BB: 0 P: 15	R: 0 E: 0 K: 2 S: 8	H: 0 LOB: 0 BB: 0 P: 9	R: 0 E: 0 K: 1 S: 8	H: 1 LOB: 0 BB: 0 P: 12	R: 1 E: 0 K: 0 S: 12	H: 1 LOB: 0 BB: 0 P: 18	1B: 5 2B: 2 3B: 0 HR: 3	SF: 0 SAC: 0 DP: 1 HBP: 0	WP: 0 PB: 0 CS: 1	PA: 34
PITCHER	IP WLS BF H R ER SO BB IBB HBP BLK WP HR S P ERA WHIP																			
Ugueth Urbina, R ERA: 4.5 (1, 1)	5.0 L 23 8 6 6 5 2 0 0 0 0 0 0 2 55 84 10.80 1.600																			
Gil Heredia, R ERA: 5.68 (6, 1)	2.0 6 1 0 0 3 0 0 0 0 0 0 0 16 21 0.00 0.500																			
Jeff Shaw, R ERA: 5.05 (8, 1)	1.0 4 1 1 1 0 0 0 0 0 0 0 1 12 18 9.00 1.000																			



Batter	1	2	3	4	5	6	7	8	9	AB	R	H	RBI	BB	SO	LOB	TOP					
Curtis Pride, L OBP: 0.270, SLG: 0.229 (1, 7)	G5-3 SF9 BB		P4		G4-3			E5 2B	BB 2B 1B	4	3	2	1	1	0	0	Montreal Expos @ Pittsburgh Pirates Three Rivers Stadium, Pittsburgh, PA Sun Jul 23 1995, 3:33 AM EDT Att: 12,012 - Cloudy - 81 F					
David Segui, S OBP: 0.379, SLG: 0.461 (1, 3)	G5-3		E		F9			E	2B BB	4	2	2	1	1	0	1						
Wil Cordero, R OBP: 0.361, SLG: 0.450 (1, 6)	SF9		E8 1B		G6-3			F7	2B	4	1	1	2	0	0	1						
Moises Alou, R OBP: 0.354, SLG: 0.465 (1, 9)	HR		WP E 1B					F9	E IBB	3	1	2	2	2	0	0						
Rondell White, R OBP: 0.344, SLG: 0.463 (1, 8)	P4		F8		E5 CS			F9	K	5	0	0	0	0	1	6						
Mike Lansing, R OBP: 0.294, SLG: 0.379 (1, 4)					F9			P6	E8 IBB	5	0	0	0	0	0	5						
Shane Andrews, R OBP: 0.276, SLG: 0.397 (1, 5)					G6-3			F8	G6-3	4	0	0	0	0	1	2						
Tim Laker, R OBP: 0.277, SLG: 0.333 (1, 2)								G4-3		4	1	2	0	0	0	0						
Jeff Fassero, L OBP: 0.200, SLG: 0.097 (1, 1)								G3-1	SH1-4 1B	3	0	0	0	0	2	1						
Inning Stats	R: 2 E: 0 K: 0 S: 12	H: 1 LOB: 0 BB: 1 P: 23	R: 0 E: 0 K: 1 S: 8	H: 0 LOB: 0 BB: 0 P: 11	R: 2 E: 2 K: 1 S: 15	H: 2 LOB: 1 BB: 0 P: 25	R: 0 E: 0 K: 1 S: 10	H: 1 LOB: 1 BB: 0 P: 13	R: 0 E: 0 K: 0 S: 5	H: 0 LOB: 0 BB: 0 P: 8	R: 0 E: 1 K: 0 S: 6	H: 0 LOB: 0 BB: 0 P: 10	R: 0 E: 0 K: 0 S: 5	H: 0 LOB: 0 BB: 0 P: 7	R: 2 E: 2 K: 0 S: 14	H: 2 LOB: 2 BB: 1 P: 25	R: 2 E: 0 K: 1 S: 13	H: 3 LOB: 3 BB: 2 P: 30	1B: 6 2B: 2 3B: 0 HR: 1	SF: 1 SAC: 1 DP: 0 HBP: 0	WP: 1 PB: 0 CS: 1	PA: 42
PITCHER	IP	WLS	BF	H	R	ER	SO	BB	IBB	HBP	BLK	WP	HR	S	P	ERA	WHIP					
John Ericks, R ERA: 3.51 (1, 1)	8.0	L	34	6	6	3	3	1	1	0	0	1	1	75	122	3.38	0.875					
Mike Dyer, R ERA: 4.46 (9, 1)	0.0		1	1	1	1	0	0	0	0	0	0	0	2	3	∞	∞					
Jason Christiansen, L ERA: 2.36 (9, 1)	1.0		7	2	1	1	1	1	1	0	0	0	0	11	27	9.00	3.000					

AB	36
R	8
H	9
RBI	6
BB	4
SO	4
LOB	16



Batter	1	2	3	4	5	6	7	8	9	AB	R	H	RBI	BB	SO	LOB	BOTTOM					
Jacob Brumfield, R OBP: 0.342, SLG: 0.349 (1, 8)	E8 SH1-3 SF8 1B		F7		G6-3			G5-3		4	1	1	0	0	0	1	Montreal Expos @ Pittsburgh Pirates Three Rivers Stadium, Pittsburgh, PA Sun Jul 23 1995, 3:33 AM EDT Att: 12,012 - Cloudy - 81 F					
Jay Bell, R OBP: 0.322, SLG: 0.355 (1, 6)	SF8 SH1-3 BB		2B		G5-3			F7		3	1	1	0	1	0	1						
Carlos Garcia, R OBP: 0.322, SLG: 0.432 (1, 4)	SH1-3		2B					K		3	0	2	1	0	1	0						
Jeff King, R OBP: 0.342, SLG: 0.460 (1, 3)	SF8		F7		P6			P6	FC6-4 1B	3	0	0	1	0	0	2						
Steve Peques, R OBP: 0.261, SLG: 0.431 (1, 9)	G5-3				G1-3			G5-3	K	4	0	0	0	0	1	2						
Mark Parent, R OBP: 0.335, SLG: 0.550 (1, 2)			F8		K			G5-4-3 1B	F9	4	0	1	0	0	1	1						
Kevin Young, R OBP: 0.239, SLG: 0.313 (1, 5)			P4		G6-3			G5-4-3		3	0	0	0	0	0	1						
Freddy Garcia, R OBP: 0.182, SLG: 0.195 (1, 7)			K					G6-3	G6-3 SH5-4 1B	3	0	1	0	0	1	0						
John Ericks, R OBP: 0.182, SLG: 0.273 (1, 1)					P2				SH5-4	1	0	0	0	0	0	0						
Nelson Lirio, S OBP: 0.339, SLG: 0.369 (8, PH)										1	0	0	0	0	0	0						
Mike Dyer, R OBP: 0.500, SLG: 0.500 (9, 1)										0	0	0	0	0	0	0						
Jason Christiansen, R (9, 1)										0	0	0	0	0	0	0						
Inning Stats	R: 1 E: 1 K: 0 S: 5	H: 1 LOB: 1 BB: 1 P: 9	R: 0 E: 0 K: 1 S: 9	H: 0 LOB: 0 BB: 0 P: 12	R: 1 E: 0 K: 0 S: 9	H: 2 LOB: 1 BB: 0 P: 11	R: 0 E: 0 K: 1 S: 9	H: 0 LOB: 0 BB: 0 P: 13	R: 0 E: 0 K: 0 S: 11	H: 1 LOB: 1 BB: 0 P: 17	R: 0 E: 0 K: 1 S: 8	H: 0 LOB: 0 BB: 0 P: 12	R: 0 E: 0 K: 0 S: 4	H: 1 LOB: 0 BB: 0 P: 7	R: 0 E: 0 K: 0 S: 8	H: 0 LOB: 0 BB: 0 P: 11	R: 0 E: 0 K: 1 S: 8	H: 1 LOB: 1 BB: 0 P: 10	1B: 4 2B: 2 3B: 0 HR: 0	SF: 1 SAC: 2 DP: 1 HBP: 0	WP: 0 PB: 0 CS: 0	PA: 33
PITCHER	IP	WLS	BF	H	R	ER	SO	BB	IBB	HBP	BLK	WP	HR	S	P	ERA	WHIP					
Jeff Fassero, L ERA: 3.85 (1, 1)	9.0	W	33	6	2	2	4	1	0	0	0	0	0	71	102	2.00	0.778					



Batter	1	2	3	4	5	6	7	8	9	AB	R	H	RBI	BB	SO	LOB	TOP								
Marquis Grissom, R OBP: 0.334, SLG: 0.409	1-0 G6-4-3 1B		1-1 F8		4-0 10 1B 1-2 BB		2-2 F9		3-0 CS 1-2	3	0	1	0	1	0	1	Atlanta Braves @ Pittsburgh Pirates Three Rivers Stadium, Pittsburgh, PA Mon Jul 24 1995, 7:05 PM EDT Att: 16,142 - Unknown - 81 F livebaseballscorecards.com								
Jeff Blauer, R OBP: 0.315, SLG: 0.354	2-2 G6-4-3 1-2		2-2 G5-3		1-3 K		1-0 FC5-4 1-2			4	0	0	0	0	1	4									
10 Chipper Jones, S OBP: 0.369, SLG: 0.449	0-0 1B		1-1 1B		0-0 1-3 2-H 1B			1-2 G4-6-3 1B		4	0	4	1	0	0	0									
Fred McGriff, L OBP: 0.368, SLG: 0.483	3-2 G4-3		1-1 P2		1-0 G4-3			1-1 G4-6-3 1-2		4	0	0	0	0	0	5									
David Justice, L OBP: 0.402, SLG: 0.490		4-2 1B BB		3-2 F8		4-2 CS BB		1-2 F8		2	1	0	0	2	0	0									
Ryan Klesko, L OBP: 0.426, SLG: 0.634		2-2 F7		2-3 K		2-0 F8		1-1 HR		4	1	1	1	0	1	2									
Mike Kelly, R OBP: 0.272, SLG: 0.333										0	0	0	0	0	0	0									
Charlie O'Brien, R OBP: 0.390, SLG: 0.515		1-0 CS 1B 1-2		2-2 G6-3		2-2 F9		0-0 G5-3		4	0	1	0	0	0	1									
Mark Lemke, S OBP: 0.319, SLG: 0.340		1-2 1-2 2-H 1B			0-0 G1-5-3	2-2 CS 1-2	2-1 L7	0-1 G1-6-3		4	0	1	1	0	0	0									
Greg Maddux, R OBP: 0.205, SLG: 0.146	2-3 K				0-1 BB 10 1B		4-1 FC5-4 BB	0-1 CS 1B		2	1	1	0	1	1	2									
Brad Clontz, R Dwight Smith, L OBP: 0.346, SLG: 0.479 Mark Wohlers, R			2-3 K							0	0	0	0	0	0	0									
Inning Stats	R: 0 E: 0 K: 0 S: 8	H: 2 LOB: 1 BB: 0 P: 14	R: 1 E: 0 K: 1 S: 15	H: 2 LOB: 1 BB: 1 P: 24	R: 0 E: 0 K: 0 S: 10	H: 1 LOB: 1 BB: 0 P: 15	R: 0 E: 0 K: 1 S: 11	H: 0 LOB: 0 BB: 0 P: 18	R: 1 E: 0 K: 1 S: 8	H: 2 LOB: 2 BB: 1 P: 14	R: 0 E: 0 K: 0 S: 9	H: 0 LOB: 0 BB: 1 P: 19	R: 0 E: 0 K: 0 S: 7	H: 0 LOB: 1 BB: 1 P: 16	R: 0 E: 0 K: 0 S: 8	H: 1 LOB: 0 BB: 0 P: 11	R: 1 E: 0 K: 0 S: 8	H: 2 LOB: 0 BB: 0 P: 11	1B: 9 2B: 0 3B: 0 HR: 1	SF: 0 SAC: 0 DP: 2 HBP: 0	WP: 0 PB: 0 SB: 0 CS: 3	PA: 38			
PITCHER	IP	WLS	BF	H	R	ER	SO	BB	IBB	HBP	BLK	WP	HR	S	P	ERA	WHIP								
Esteban Loaiza, R ERA: 4.97	7.0		29	7	2	2	3	4	0	0	0	0	0	68	120	2.57	1.571								
Dan Plesac, L ERA: 2.99	1.0	L	4	2	1	1	0	0	0	0	0	0	1	10	14	9.00	2.000								
Jeff McCurry, R ERA: 4.04	1.0		3	1	0	0	0	0	0	0	0	0	0	6	8	0.00	1.000								

Batter	1	2	3	4	5	6	7	8	9	AB	R	H	RBI	BB	SO	LOB	BOTTOM								
Al Martin, L OBP: 0.340, SLG: 0.403	0-1 SH1-4 FC3 2B		0-3 K		1-0 S 1B		2-1 G4-3 2B		1-3 K	5	2	3	0	0	2	0	Atlanta Braves @ Pittsburgh Pirates Three Rivers Stadium, Pittsburgh, PA Mon Jul 24 1995, 7:05 PM EDT Att: 16,142 - Unknown - 81 F livebaseballscorecards.com								
Jay Bell, R OBP: 0.325, SLG: 0.358	1-1 SH1-4 2-3		1-2 1B		1-2 G6-4-3 1B		0-2 G4-3 2-3			3	0	2	1	0	0	1									
Orlando Merced, S OBP: 0.342, SLG: 0.460	0-2 FC3 3-H		1-1 F7		0-0 G6-4-3 1-2		3-3 K			4	0	0	1	0	1	3									
Mark Johnson, L OBP: 0.357, SLG: 0.488	1-1 F7		1-3 K		1-3 K		3-2 K			4	0	0	0	0	3	3									
Dave Clark, L OBP: 0.363, SLG: 0.429	1-2 G4-3			1-0 L4		0-0 G1-3 1B		1-1 G3		4	0	1	0	0	0	1									
Jeff King, R OBP: 0.337, SLG: 0.452		3-2 K		2-0 G6-3		1-0 G1-3		0-1 G6-3		4	0	0	0	0	1	1									
John Wehner, R OBP: 0.375, SLG: 0.375		3-3 K		2-1 1B 1B		2-2 G6-3		2-3 K		4	0	1	0	0	2	1									
Mark Parent, R OBP: 0.345, SLG: 0.552		1-1 1B		0-1 1-2 1B		4-0 IBB		0-3 K		3	0	2	0	1	1	0									
Esteban Loaiza, R OBP: 0.194, SLG: 0.176		0-2 K		0-1 G4-3		1-3 K		2-2 F8		3	0	0	0	0	2	5									
Dan Plesac, L Nelson Liriano, S OBP: 0.336, SLG: 0.365 Jeff McCurry, R										0	0	0	0	0	0	0									
Inning Stats	R: 1 E: 0 K: 0 S: 13	H: 1 LOB: 1 BB: 0 P: 15	R: 0 E: 0 K: 3 S: 11	H: 1 LOB: 1 BB: 0 P: 18	R: 0 E: 0 K: 2 S: 11	H: 1 LOB: 1 BB: 0 P: 14	R: 0 E: 0 K: 0 S: 8	H: 2 LOB: 2 BB: 0 P: 13	R: 1 E: 0 K: 1 S: 8	H: 2 LOB: 0 BB: 0 P: 11	R: 0 E: 0 K: 1 S: 10	H: 1 LOB: 2 BB: 1 P: 18	R: 0 E: 0 K: 2 S: 15	H: 1 LOB: 1 BB: 0 P: 23	R: 0 E: 0 K: 1 S: 8	H: 0 LOB: 0 BB: 0 P: 11	R: 0 E: 0 K: 2 S: 9	H: 0 LOB: 0 BB: 0 P: 12	1B: 7 2B: 2 3B: 0 HR: 0	SF: 0 SAC: 1 DP: 1 HBP: 0	WP: 0 PB: 0 SB: 2 CS: 0	PA: 37			
PITCHER	IP	WLS	BF	H	R	ER	SO	BB	IBB	HBP	BLK	WP	HR	S	P	ERA	WHIP								
Greg Maddux, R ERA: 1.69	7.0		31	9	2	2	9	0	0	0	0	0	0	76	112	2.57	1.286								
Brad Clontz, R ERA: 3.44	1.0	W	3	0	0	0	1	0	0	0	0	0	0	8	11	0.00	0.000								
Mark Wohlers, R ERA: 2.45	1.0	S	3	0	0	0	2	0	0	0	0	0	0	9	12	0.00	0.000								



Batter	1	2	3	4	5	6	7	8	9	10	AB	R	H	RBI	BB	SO	LOB	TOP		
Marquis Grissom, R OBP: 0.330, SLG: 0.403	(1, 8) 2-3 K	(1, 8) 0-1 F7			(1, 8) 0-2 P2		(1, 8) 2-0 SH1-3		(1, 8) 3-2 G6-3	(1, 8) 0-0 L6	5	0	0	0	0	1	3			
Jeff Blauer, R OBP: 0.316, SLG: 0.358	(1, 6) 0-1 PB 2B				(1, 6) 2-1 F8		(1, 6) 3-3 K		(1, 6) 2-2 G1-3		5	0	2	0	0	1	1			
10 Chipper Jones, S OBP: 0.363, SLG: 0.441	(1, 5) 2-2 G6-3				(1, 5) 2-2 F8		(1, 5) 0-0 G6-3		(1, 5) 3-2 G6-3		5	0	0	0	0	0	3			
Fred McGriff, L OBP: 0.365, SLG: 0.477	(1, 3) 4-2 BB 2B				(1, 3) 2-3 K		(1, 3) 1-0 F8		(1, 3) 0-3 K		4	0	0	0	1	2	1			
David Justice, L OBP: 0.402, SLG: 0.485	(1, 9) 4-1 BB				(1, 9) 2-2 F9		(1, 9) 0-0 G4-3		(1, 9) 1-0 BB 1B		4	0	1	0	1	0	1			
Javy Lopez, R OBP: 0.332, SLG: 0.459	(1, 2) 0-3 K				(1, 2) 1-0 F7		(1, 2) 1-2 BB 1B		(1, 2) 0-2 K		5	0	2	0	0	2	4			
Mike Kelly, R OBP: 0.272, SLG: 0.333	(10, PR) (10, 7) K									(10, PR) (10, 7) BB 1B 2B	0	1	0	0	0	0	0			
Ryan Klesko, L OBP: 0.441, SLG: 0.655											1	2	1	1	4	0	0			
Charlie O'Brien, R OBP: 0.390, SLG: 0.515											0	0	0	0	0	0	0			
Mark Lemke, S OBP: 0.321, SLG: 0.335											3	0	0	0	2	1	3			
Tom Glavine, L ERA: 3.08											2	0	0	0	1	0	1			
Jose Lirio, R ERA: 3.25											1	0	0	0	0	0	1			
Greg McMichael, R ERA: 3.83											0	0	0	0	0	0	0			
Brad Clontz, R ERA: 3.25											0	0	0	0	0	0	0			
Dwight Smith, L ERA: 2.7											0	0	0	0	0	0	0			
Pedro Borbon, R ERA: 2.7											0	0	0	0	0	0	0			
Steve Bedrosian, R ERA: 5.11											0	0	0	0	0	0	0			
Mike Stanton, L											0	0	0	0	0	0	0			
Inning Stats	R: 0 E: 0 K: 2 S: 16	H: 1 LOB: 3 BB: 2 P: 28	R: 1 E: 0 K: 1 S: 10	H: 1 LOB: 0 BB: 0 P: 15	R: 0 E: 0 K: 1 S: 11	H: 1 LOB: 1 BB: 0 P: 17	R: 0 E: 0 K: 0 S: 7	H: 0 LOB: 1 BB: 1 P: 15	R: 0 E: 0 K: 0 S: 9	H: 1 LOB: 2 BB: 1 P: 15	R: 0 E: 0 K: 1 S: 5	H: 0 LOB: 1 BB: 1 P: 14	R: 0 E: 0 K: 0 S: 11	H: 0 LOB: 0 BB: 0 P: 19	R: 2 E: 0 K: 0 S: 10	H: 2 LOB: 3 BB: 2 P: 24	1B: 4 2B: 2 3B: 0 HR: 1	SF: 0 SAC: 1 DP: 0 HBP: 0	WP: 1 PB: 1 SB: 0 CS: 0	PA: 46
PITCHER	IP WLS BF H R ER SO	ERA WHIP																		
Denny Neagle, L ERA: 3.08	(1, 1) 7.0 0 30 4 1 1 5	1.29 1.286																		
Jason Christiansen, L ERA: 2.28	(8, 1) 1.0 0 6 1 0 0 3	0.00 3.000																		
Jim Gott, R ERA: 6.0	(9, 1) 2.0 L 10 2 2 2 0	9.00 1.500																		

Atlanta Braves @ Pittsburgh Pirates
 Three Rivers Stadium, Pittsburgh, PA
 Tue Jul 25 1995, 3:33 AM EDT
 Att: 13,864 - Overcast - 80 F

livebaseballscores.com

AB 36
 R 3
 H 7
 RBI 3
 BB 9
 SO 8
 LOB 20

Braves

Batter	1	2	3	4	5	6	7	8	9	10	AB	R	H	RBI	BB	SO	LOB	BOTTOM				
Jacob Brumfield, R OBP: 0.344, SLG: 0.350	(1, 8) 3-1 F9										2	0	1	0	0	0	0					
Steve Pegues, R OBP: 0.263, SLG: 0.429	(5, 7) 3-2 G4-3										3	0	1	0	0	1	0					
Mark Johnson, L OBP: 0.355, SLG: 0.485	(10, PH) 3-2 G4-3										1	0	0	0	0	1	3					
Jay Bell, R OBP: 0.329, SLG: 0.358	(1, 6) 3-2 G4-3										3	0	1	1	2	0	1					
Orlando Merced, S OBP: 0.336, SLG: 0.451	(1, 3) (5, 9) 1-1 G4-3										5	0	0	0	0	0	4					
Dave Clark, L OBP: 0.370, SLG: 0.429	(1, 9) 4-0 BB										0	0	0	0	2	0	0					
Jeff King, R OBP: 0.333, SLG: 0.446	(5, 3) 4-0 FC6-4 BB										3	0	0	0	0	1	2					
Al Martin, L OBP: 0.337, SLG: 0.403	(1, 7) (5, 8) 1-3 K										5	0	1	0	0	3	4					
Carlos Garcia, R OBP: 0.329, SLG: 0.432	(1, 4) 2-0 FC6-4										2	0	1	0	2	0	1					
John Wehner, R OBP: 0.450, SLG: 0.421	(1, 5) 1-3 K										3	0	2	0	1	1	1					
2 Angelo Encarnacion, R OBP: 0.395, SLG: 0.415											3	1	2	0	0	0	1					
Nelson Lirio, S OBP: 0.333, SLG: 0.362											1	0	0	0	0	0	3					
Jim Gott, R											0	0	0	0	0	0	0					
Freddy Garcia, R OBP: 0.200, SLG: 0.195											0	0	0	0	1	0	0					
Denny Neagle, L OBP: 0.157, SLG: 0.224											2	0	0	0	0	1	4					
Jason Christiansen, R											0	0	0	0	0	0	0					
Mark Parent, R OBP: 0.341, SLG: 0.545											2	0	0	0	0	0	5					
Inning Stats	R: 0 E: 0 K: 0 S: 8	H: 0 LOB: 0 BB: 0 P: 15	R: 0 E: 0 K: 2 S: 7	H: 1 LOB: 1 BB: 1 P: 15	R: 1 E: 0 K: 1 S: 15	H: 3 LOB: 3 BB: 1 P: 29	R: 0 E: 0 K: 0 S: 6	H: 1 LOB: 1 BB: 0 P: 9	R: 0 E: 0 K: 0 S: 8	H: 1 LOB: 0 BB: 1 P: 11	R: 0 E: 0 K: 0 S: 10	H: 2 LOB: 3 BB: 1 P: 19	R: 0 E: 0 K: 0 S: 8	H: 1 LOB: 2 BB: 1 P: 17	R: 0 E: 0 K: 2 S: 9	H: 0 LOB: 1 BB: 1 P: 15	R: 0 E: 0 K: 2 S: 16	H: 1 LOB: 3 BB: 2 P: 27	1B: 8 2B: 1 3B: 0 HR: 0	SF: 0 SAC: 3 DP: 2 HBP: 0	WP: 0 PB: 0 SB: 0 CS: 0	PA: 46
PITCHER	IP WLS BF H R ER SO	ERA WHIP																				
Tom Glavine, L ERA: 3.27	(1, 1) 7.0 0 31 7 1 1 4	1.29 1.571																				
Greg McMichael, R ERA: 3.83	(8, 1) 0.0 3 1 0 0 0	∞ ∞																				
Brad Clontz, R ERA: 3.25	(8, 1) 2.0 W 6 0 0 0 2	0.00 0.500																				
Pedro Borbon, L ERA: 2.7	(10, 1) 0.1 4 1 0 0 1	0.00 9.000																				
Steve Bedrosian, R ERA: 5.11	(10, 1) 0.1 1 0 0 0 0	0.00 0.000																				
PITCHER	IP WLS BF H R ER SO	ERA WHIP																				
Mike Stanton, L ERA: 5.89	(10, 1) 0.1 S 1 0 0 0 1	0.00 0.000																				

Atlanta Braves @ Pittsburgh Pirates
 Three Rivers Stadium, Pittsburgh, PA
 Tue Jul 25 1995, 3:33 AM EDT
 Att: 13,864 - Overcast - 80 F

livebaseballscores.com

AB 35
 R 1
 H 9
 RBI 1
 BB 8
 SO 8
 LOB 29

P

Batter	1	2	3	4	5	6	7	8	9	10	11	AB R H RBI BB SO LOB	TOP												
John Wehner, R OBP: 0.440, SLG: 0.391 (1, 5)	 K		 F8			 G6-3 BB		 L7			 1B	4 0 1 0 1 1 1	Pittsburgh Pirates @ Philadelphia Phillies Veterans Stadium, Philadelphia, PA Wed Jul 26 1995, 7:05 PM EDT Cloudy AB 35 R 1 H 2 RBI 1 BB 3 SO 10 LOB 8												
Jay Bell, R OBP: 0.324, SLG: 0.352 (1, 6)	 F8			 L8		 G6-3 1-2			 F8		 K	5 0 0 0 0 1 2													
Nelson Liriano, S OBP: 0.323, SLG: 0.349 (1, 4)	 L7			 K		 P4			 F7			4 0 0 0 0 1 1													
Jeff King, R OBP: 0.328, SLG: 0.438 (1, 3)		 K		 F7		 G6-3			 G6-3			4 0 0 0 0 1 1													
Steve Pegues, R OBP: 0.259, SLG: 0.417 Mark Johnson, L OBP: 0.354, SLG: 0.482 (10, PH)	 P9				 F8		 G4-3			 G1-3		3 0 0 0 0 0 0 1 0 0 0 0 0 0													
Midre Cummings, L OBP: 0.286, SLG: 0.263 (1, 8)	 K				 F7		 F8			 F8		4 0 0 0 0 1 0													
Mark Parent, R OBP: 0.345, SLG: 0.560 (1, 2)				 BB		 HR		 F8			 K	3 1 1 1 1 1 0													
Freddy Garcia, R OBP: 0.213, SLG: 0.190 Al Martin, L OBP: 0.335, SLG: 0.400 (8, PH)			 K		 BB			 K			 F7	1 0 0 0 1 1 1 2 0 0 0 0 1 0													
Paul Wagner, R OBP: 0.313, SLG: 0.290 Orlando Merced, S OBP: 0.315, SLG: 0.449 Jason Christensen, R OBP: 0.315, SLG: 0.449 Jeff McCurry, R OBP: 0.315, SLG: 0.449 2 Angelo Encarnacion, R OBP: 0.315, SLG: 0.449 Dan Plesac, L OBP: 0.315, SLG: 0.449 (1, 1)			 K		 K			 G6-3			 L6	2 0 0 0 0 2 2 1 0 0 0 0 0 0 0 0 0 0 0 0 0 1 0 0 0 0 0 0 0 0 0 0 0 0 0													
Inning Stats	R: 0 E: 0 K: 1 S: 6	H: 0 LOB: 0 BB: 0 P: 11	R: 0 E: 0 K: 2 S: 10	H: 0 LOB: 0 BB: 0 P: 13	R: 0 E: 0 K: 2 S: 10	H: 0 LOB: 1 BB: 1 P: 19	R: 0 E: 0 K: 1 S: 7	H: 0 LOB: 0 BB: 0 P: 11	R: 1 E: 0 K: 1 S: 12	H: 1 LOB: 1 BB: 1 P: 20	R: 0 E: 0 K: 0 S: 11	H: 0 LOB: 1 BB: 1 P: 19		R: 0 E: 0 K: 1 S: 5	H: 0 LOB: 0 BB: 0 P: 7	R: 0 E: 0 K: 0 S: 10	H: 0 LOB: 0 BB: 0 P: 13	R: 0 E: 0 K: 1 S: 9	H: 0 LOB: 0 BB: 0 P: 13	R: 0 E: 0 K: 1 S: 8	H: 1 LOB: 1 BB: 0 P: 11	1B: 1 2B: 0 3B: 0 HR: 1	SF: 0 SAC: 0 DP: 0 HBP: 0	WP: 0 PB: 0 SB: 0 CS: 0	PA: 38
PITCHER	IP WLS BF H R ER SO BB IBB HBP BLK WP HR S P ERA WHIP													ERA WHIP											
Sid Fernandez, L ERA: 5.44 (1, 1)	7.0	25	7	0	0	2	0	0	0	0	0	0	0	0	24	33	0.00	0.000							
Ricky Bottalico, R ERA: 2.34 (8, 1)	3.0	9	0	0	0	2	0	0	0	0	0	0	0	0	8	11	0.00	1.000							
Toby Borland, R ERA: 4.03 (11, 1)	1.0	W 4	1	0	0	1	0	0	0	0	0	0	0	0	8	11	0.00	1.000							

Batter	1	2	3	4	5	6	7	8	9	10	11	AB R H RBI BB SO LOB	BOTTOM											
Lenny Dykstra, L OBP: 0.354, SLG: 0.356 (1, 7)	 F8	 F7			 G4-3		 F8			 F9		5 0 0 0 0 0 4	Pittsburgh Pirates @ Philadelphia Phillies Veterans Stadium, Philadelphia, PA Wed Jul 26 1995, 7:05 PM EDT Cloudy AB 35 R 2 H 6 RBI 2 BB 6 SO 3 LOB 14											
Gregg Jefferies, S OBP: 0.339, SLG: 0.426 (1, 3)	 FC4-6 1B		 G5-3		 P5		 F8			 G4-6-3 1-2f		5 0 1 0 0 0 1												
Andy Van Slyke, L OBP: 0.297, SLG: 0.362 (1, 8)	 FC4-6 1-2f BB		 G3-1			 G3		 K			 FC5-4 BB SF7 BB	4 1 0 0 1 1 1												
Darren Daulton, L OBP: 0.353, SLG: 0.385 (1, 2)	 BB 1-2f BB		 BB		 G4-3		 F8			 FC5-4 BB 1-2 BB	2 0 0 0 3 0 0													
Mark Whiten, S OBP: 0.244, SLG: 0.233 Dave Gallagher, R OBP: 0.391, SLG: 0.445 (11, PR)	 G3-1		 G3-1		 K			 G6-3			 FC5-4 1-2f 2-3 BB	5 0 0 0 0 1 5 0 0 0 0 0 0 0												
Mickey Morandini, L OBP: 0.336, SLG: 0.431 (1, 4)		 G5-3 2B		 G4-3		 G3-1		 G5-3		 CS 2B		4 1 2 1 0 0 0												
Charlie Hayes, R OBP: 0.347, SLG: 0.384 (1, 5)		 G5-3 2-3		 G4-3		 G5-3		 IBB			 SF7 3-H	3 0 0 0 1 0 1												
Kevin Stocker, S OBP: 0.296, SLG: 0.236 (1, 6)		 G5-3 3-H		 F7		 1B		 K			 K	4 0 1 1 0 1 2												
Sid Fernandez, L (1, 1)		 BB			 F8		 1B			 G4-6-3 1B		1 0 0 0 1 0 0 1 0 1 0 0 0 0 0 0 0 0 0 0 0 1 0 1 0 0 0 0 0 0 0 0 0 0 0												
Jim Eisenreich, L OBP: 0.374, SLG: 0.447 Ricky Bottalico, L OBP: 0.315, SLG: 0.449 Mariano Duncan, R OBP: 0.291, SLG: 0.413 Toby Borland, R OBP: 0.315, SLG: 0.449 (7, PH)																								
Inning Stats	R: 0 E: 0 K: 0 S: 9	H: 1 LOB: 2 BB: 1 P: 21	R: 1 E: 0 K: 0 S: 6	H: 1 LOB: 1 BB: 1 P: 11	R: 0 E: 0 K: 0 S: 6	H: 0 LOB: 0 BB: 1 P: 11	R: 0 E: 0 K: 0 S: 5	H: 0 LOB: 0 BB: 0 P: 9	R: 0 E: 0 K: 0 S: 7	H: 0 LOB: 0 BB: 0 P: 14	R: 0 E: 0 K: 1 S: 9	H: 2 LOB: 2 BB: 2 P: 13		R: 0 E: 0 K: 1 S: 10	H: 0 LOB: 0 BB: 0 P: 15	R: 0 E: 0 K: 0 S: 6	H: 1 LOB: 1 BB: 1 P: 14	R: 0 E: 0 K: 0 S: 6	H: 1 LOB: 0 BB: 0 P: 8	R: 1 E: 0 K: 0 S: 14	H: 0 LOB: 1 BB: 2 P: 23	1B: 4 2B: 2 3B: 0 HR: 0	SF: 1 SAC: 0 DP: 1 HBP: 0	WP: 0 PB: 0 SB: 0 CS: 1
PITCHER	IP WLS BF H R ER SO BB IBB HBP BLK WP HR S P ERA WHIP												ERA WHIP											
Paul Wagner, R ERA: 5.23 (1, 1)	7.0	28	7	1	1	1	3	0	0	0	0	0	0	0	51	95	1.29	1.000						
Jason Christensen, L ERA: 2.12 (8, 1)	2.0	7	4	0	0	2	0	1	0	0	0	0	0	0	16	29	0.00	0.500						
Jeff McCurry, R ERA: 4.04 (10, 1)	0.0	1	1	0	0	0	0	0	0	0	0	0	0	0	1	1	=	=						
Dan Plesac, L ERA: 2.97 (10, 1)	1.2	L 6	0	1	1	0	2	0	0	0	0	0	0	0	19	30	5.40	1.200						



Batter	1	2	3	4	5	6	7	8	9	AB	R	H	RBI	BB	SO	LOB	TOP								
Al Martin, L OBP: 0.336, SLG: 0.412 (1.7)	1-0 HR		1-1 G5-3 1B		1-0 G4-3		0-0 G4-3		0-0 F7	5	1	2	1	0	0	0									
Jay Bell, R OBP: 0.325, SLG: 0.356 (1.6)	1-2 G6-4-3 1B		2-2 G5-3 1-2		1-1 G5-3		1-3 K		3-1 2B	5	0	2	0	0	1	1									
Orlando Merced, S OBP: 0.336, SLG: 0.452 (1.9)	0-0 G6-4-3 1-2		2-3 K		3-2 2B		1-2 1B		1-3 K	5	0	2	0	0	2	3									
Midre Cummings, L OBP: 0.280, SLG: 0.304 (1.8)	0-2 G5-3			0-1 2 BB 1B	1-1 G4-3		1-0 L9			4	1	1	0	0	0	2									
Mark Johnson, L OBP: 0.347, SLG: 0.471 (1.3)		3-2 P5		1-3 K		1-1 L9		1-1 G1-3		4	0	0	0	0	1	1									
Nelson Liriano, S OBP: 0.336, SLG: 0.389 (1.4)		1-1 1B		1-1 F7		0-1 1B FC5-2		0-1 HR		4	1	3	1	0	0	1									
John Wehner, R OBP: 0.483, SLG: 0.423 (8.1)	2-0 G4-6-3 1B		4-0 2 BB 1B		1-0 FC5-2 1B		0-0 F7			3	1	2	0	1	0	0									
Mike Dyer, R OBP: 0.500, SLG: 0.500 (8.1)	1-3 G4-6-3 1B		4-1 1B BB		1-3 FC5-2 1B		1-3 K			0	0	0	0	0	0	0									
Jason Christiansen, R OBP: 0.500, SLG: 0.500 (8.1)	1-3 G4-6-3 1B		4-1 1B BB		1-3 FC5-2 1B		1-3 K			0	0	0	0	0	0	0									
2 Angelo Encarnacion, R OBP: 0.375, SLG: 0.378 (1.2)	0-0 G4-6-3 1-2		4-1 1B BB		0-0 FC5-2 FC5-4		1-3 K			3	0	0	0	1	1	4									
Steve Parris, R OBP: 0.250, SLG: 0.375 (1.1)			0-0 G5-3		0-1 FC5-4		0-1 F8			3	0	1	2	0	0	2									
Jeff King, R OBP: 0.327, SLG: 0.436 (8.5)			0-0 G5-3		0-1 FC5-4		0-1 F8			1	0	0	0	0	0	0									
Inning Stats	R: 1 E: 0 K: 0 S: 8	H: 2 LOB: 0 BB: 0 P: 10	R: 0 E: 0 K: 0 S: 7	H: 2 LOB: 1 BB: 0 P: 13	R: 0 E: 0 K: 1 S: 9	H: 1 LOB: 1 BB: 0 P: 14	R: 2 E: 0 K: 1 S: 11	H: 2 LOB: 2 BB: 2 P: 21	R: 0 E: 0 K: 0 S: 9	H: 1 LOB: 1 BB: 0 P: 15	R: 0 E: 0 K: 0 S: 8	H: 2 LOB: 2 BB: 0 P: 10	R: 0 E: 0 K: 1 S: 8	H: 1 LOB: 0 BB: 0 P: 11	R: 1 E: 0 K: 1 S: 8	H: 1 LOB: 0 BB: 0 P: 10	R: 0 E: 0 K: 1 S: 7	H: 1 LOB: 1 BB: 0 P: 11	1B: 8 2B: 3 3B: 0 HR: 2	SF: 0 SAC: 0 DP: 2 HBP: 0	WP: 0 PB: 0 SB: 0 CS: 0	PA: 39			
PITCHER	IP	WLS	BF	H	R	ER	SO	BB	IBB	HBP	BLK	WP	HR	S	P	ERA	WHIP								
Paul Quantrill, R ERA: 4.5 (1.1)	8.0	W	35	12	4	4	4	2	0	0	0	0	2	68	104	4.50	1.750								
Heathcliff Slocumb, R ERA: 1.9 (8.1)	1.0	S	4	1	0	0	1	0	0	0	0	0	0	7	11	0.00	1.000								

Pittsburgh Pirates @ Philadelphia Phillies
Veterans Stadium, Philadelphia, PA
Wed Jul 26 1995, 7:05 PM EDT
Att: 32,517 - Unknown - 88 F

AB 37
R 4
H 13
RBI 4
BB 2
SO 5
LOB 14



Batter	1	2	3	4	5	6	7	8	9	AB	R	H	RBI	BB	SO	LOB	BOTTOM								
Mickey Morandini, L OBP: 0.337, SLG: 0.431 (1.4)	0-0 G1-3		3-2 2H 2B		1-1 P6		3-1 L4		0-3 K	5	0	1	1	0	1	2									
Mariano Duncan, R OBP: 0.293, SLG: 0.414 (1.3)	1-2 E		1-3 K		2-2 G4-3 E3		3-2 L4-3 1B			2	1	1	0	0	1	1									
Gregg Jefferies, S OBP: 0.340, SLG: 0.427 (5, FH) (6.3)	1-2 E		1-3 K		2-2 G4-3 E3		3-2 L4-3 1B			2	0	1	0	0	0	0									
Andy Van Slyke, L OBP: 0.287, SLG: 0.349 (1.8)	3-2 F7		1-2 G3-1		1-1 G4-3		0-0 L4-3			4	0	0	0	0	0	3									
Jim Eisenreich, L OBP: 0.372, SLG: 0.447 (1.9)	0-0 E9 1H 2B		0-1 F7		2-3 K2-3		0-0 G6-3			4	1	1	1	0	1	1									
Charlie Hayes, R OBP: 0.352, SLG: 0.390 (1.5)	1-2 S 1B		0-3 K		4-1 S BB		1-2 FC1-5 2B			3	0	2	1	1	1	0									
Dave Gallagher, R OBP: 0.387, SLG: 0.436 (1.7)	0-1 G6-3		2-2 F9		4-2 BB		0-0 FC1-5 HR			3	1	0	0	1	0	2									
Lenny Webster, R OBP: 0.290, SLG: 0.281 (1.2)		2-0 SH5-4 2B 1B		1-0 SH3-4 1B		1-3 K		4-1 HR BB		3	2	2	0	1	1	3									
Kevin Elster, R OBP: 0.212, SLG: 0.167 (1.6)		0-1 F8		2-0 SH3-4 1B		2-1 G6-3		3-1 HR		3	0	1	0	0	0	1									
Tony Longoria, L OBP: 0.415, SLG: 0.553 (8, FH) (8.6)		0-1 F8		1-2 SH3-4 1B		2-1 G6-3		3-1 HR		1	1	1	3	0	0	0									
Kevin Stocker, S OBP: 0.296, SLG: 0.236 (9.6)		0-1 F8		1-2 SH3-4 1B		2-1 G6-3		3-1 HR		0	0	0	0	0	0	0									
Paul Quantrill, L OBP: 0.171, SLG: 0.094 (1.1)		0-1 SH5-4		0-1 SH3-4		0-0 G6-3		2-1 G6-3		1	0	0	0	0	0	0									
Mark Whiten, S OBP: 0.242, SLG: 0.231 (8, PH) (8.1)		0-1 SH5-4		0-1 SH3-4		0-0 G6-3		2-1 G6-3		1	0	0	0	0	0	0									
Heathcliff Slocumb, R ERA: 1.9 (8.1)		0-1 SH5-4		0-1 SH3-4		0-0 G6-3		2-1 G6-3		0	0	0	0	0	0	0									
Inning Stats	R: 2 E: 1 K: 0 S: 13	H: 3 LOB: 1 BB: 0 P: 18	R: 1 E: 0 K: 1 S: 13	H: 2 LOB: 0 BB: 0 P: 19	R: 0 E: 0 K: 1 S: 9	H: 0 LOB: 0 BB: 0 P: 10	R: 0 E: 0 K: 2 S: 9	H: 0 LOB: 2 BB: 2 P: 15	R: 0 E: 0 K: 0 S: 5	H: 0 LOB: 0 BB: 0 P: 10	R: 0 E: 0 K: 0 S: 5	H: 1 LOB: 0 BB: 0 P: 8	R: 3 E: 0 K: 1 S: 13	H: 2 LOB: 0 BB: 1 P: 23	R: 0 E: 0 K: 1 S: 8	H: 1 LOB: 0 BB: 0 P: 11	R: 3 E: 0 K: 1 S: 13	H: 2 LOB: 0 BB: 1 P: 23	1B: 6 2B: 4 3B: 0 HR: 1	SF: 0 SAC: 2 DP: 1 HBP: 0	WP: 0 PB: 0 SB: 2 CS: 0	PA: 37			
PITCHER	IP	WLS	BF	H	R	ER	SO	BB	IBB	HBP	BLK	WP	HR	S	P	ERA	WHIP								
Steve Parris, R ERA: 4.23 (1.1)	7.0	L	3	1	2	2	0	2	0	0	0	0	0	5	10	54.00	6.000								
Mike Dyer, R ERA: 4.89 (8.1)	0.1	L	3	1	2	2	0	1	0	0	0	0	0	5	10	54.00	6.000								
Jason Christiansen, L ERA: 2.37 (8.1)	0.2	S	3	1	1	1	1	0	0	0	0	0	1	8	13	13.50	1.500								

Pittsburgh Pirates @ Philadelphia Phillies
Veterans Stadium, Philadelphia, PA
Wed Jul 26 1995, 7:05 PM EDT
Att: 32,517 - Unknown - 88 F

AB 32
R 6
H 10
RBI 6
BB 3
SO 5
LOB 13



Batter	1	2	3	4	5	6	7	8	9	AB	R	H	RBI	BB	SO	LOB	TOP										
Al Martin, L OBP: 0.333, SLG: 0.408 (1, 7)										5	1	1	0	0	2	1	Pittsburgh Pirates @ Philadelphia Phillies Veterans Stadium, Philadelphia, PA Thu Jul 27 1995, 3:33 AM EDT Att: 31,955 - Sunny - 94 F										
Jay Bell, R OBP: 0.327, SLG: 0.360 (1, 6)										5	1	2	1	0	1	0											
Orlando Merced, S OBP: 0.333, SLG: 0.445 (1, 9)										4	0	0	0	1	2	3											
Midre Cummings, L OBP: 0.310, SLG: 0.308 (1, 8)										3	1	1	0	1	1	0											
Mark Johnson, L OBP: 0.354, SLG: 0.468 (1, 3)										1	0	0	1	3	1	0											
Nelson Liriano, S OBP: 0.333, SLG: 0.385 (1, 4)										4	0	1	2	0	2	4											
John Wehner, R Dan Miceli, R (8, 1)										4	0	1	0	0	0	5											
2 Angelo Encarnacion, R OBP: 0.346, SLG: 0.347 (1, 2)										4	0	0	0	0	0	2											
John Ericks, R Dan Plesac, L (7, 1)										3	0	0	0	0	2	0											
Jeff McCurry, R Jeff King, R (8, 5)										0	0	0	0	0	0	0											
Inning Stats	R: 0 E: 0 K: 1 S: 5	H: 0 LOB: 0 BB: 0 P: 7	R: 0 E: 0 K: 0 S: 11	H: 1 LOB: 2 BB: 1 P: 21	R: 3 E: 0 K: 1 S: 12	H: 3 LOB: 2 BB: 2 P: 25	R: 0 E: 0 K: 0 S: 12	H: 0 LOB: 0 BB: 0 P: 16	R: 0 E: 0 K: 1 S: 14	H: 1 LOB: 3 BB: 2 P: 26	R: 0 E: 0 K: 2 S: 7	H: 0 LOB: 0 BB: 0 P: 9	R: 0 E: 0 K: 2 S: 10	H: 0 LOB: 0 BB: 0 P: 15	R: 0 E: 0 K: 2 S: 9	H: 0 LOB: 0 BB: 0 P: 12	R: 1 E: 0 K: 2 S: 12	H: 2 LOB: 1 BB: 0 P: 19	1B: 6 2B: 1 3B: 0 HR: 0	SF: 0 SAC: 0 DP: 0 HBP: 0	WP: 0 PB: 0 SB: 0 CS: 0	PA: 39					
PITCHER	IP	WLS	BF	H	R	ER	SO	BB	IBB	HBP	BLK	WP	HR	S	P	ERA	WHIP										
Jeff Juden, R ERA: 6.23 (1, 1)	4.1		22	5	3	3	2	4	0	0	0	0	0	48	83	6.23	2.077										
Mike Mims, L ERA: 4.22 (5, 1)	2.2	W	9	0	0	0	5	1	0	0	0	0	0	23	36	0.00	0.375										
Toby Borland, R ERA: 3.92 (8, 1)	1.0		3	0	0	0	2	0	0	0	0	0	0	9	12	0.00	0.000										
Heathcliff Slocumb, R ERA: 2.06 (9, 1)	1.0	S	5	2	1	1	2	0	0	0	0	0	0	12	19	9.00	2.000										

Batter	1	2	3	4	5	6	7	8	9	AB	R	H	RBI	BB	SO	LOB	BOTTOM										
Mickey Morandini, L OBP: 0.341, SLG: 0.434 (1, 4)										5	2	3	0	0	0	1	Pittsburgh Pirates @ Philadelphia Phillies Veterans Stadium, Philadelphia, PA Thu Jul 27 1995, 3:33 AM EDT Att: 31,955 - Sunny - 94 F										
Gregg Jefferies, S OBP: 0.338, SLG: 0.423 (1, 3)										5	0	1	0	0	0	3											
Andy Van Slyke, L OBP: 0.294, SLG: 0.354 (1, 8)										4	1	2	0	0	0	1											
Darren Daulton, L OBP: 0.355, SLG: 0.390 (1, 2)										4	1	2	2	0	0	2											
Tony Longmire, L OBP: 0.319, SLG: 0.563 (1, 7)										4	1	2	2	0	1	2											
Charlie Hayes, R OBP: 0.351, SLG: 0.388 (1, 5)										4	0	1	0	0	1	3											
Jim Eisenreich, L OBP: 0.378, SLG: 0.457 (1, 9)										4	0	3	1	0	0	0											
Kevin Stocker, S OBP: 0.292, SLG: 0.232 (1, 6)										4	0	0	0	0	0	5											
Jeff Juden, R Mike Mims, L Lenny Dykstra, L Toby Borland, R Mark Whiten, S Tyler Green, R Heathcliff Slocumb, R (9, 1)										2	0	0	0	0	1	1											
Inning Stats	R: 2 E: 0 K: 0 S: 11	H: 3 LOB: 1 BB: 0 P: 22	R: 0 E: 0 K: 0 S: 7	H: 0 LOB: 0 BB: 0 P: 9	R: 0 E: 0 K: 2 S: 10	H: 3 LOB: 2 BB: 0 P: 17	R: 0 E: 0 K: 2 S: 15	H: 1 LOB: 1 BB: 0 P: 25	R: 0 E: 0 K: 0 S: 8	H: 0 LOB: 0 BB: 0 P: 15	R: 0 E: 0 K: 1 S: 8	H: 2 LOB: 2 BB: 0 P: 13	R: 4 E: 2 K: 0 S: 16	H: 5 LOB: 2 BB: 0 P: 27	R: 0 E: 0 K: 0 S: 9	H: 1 LOB: 1 BB: 0 P: 13		1B: 12 2B: 3 3B: 0 HR: 0	SF: 0 SAC: 0 DP: 0 HBP: 0	WP: 2 PB: 0 SB: 0 CS: 2	PA: 38						
PITCHER	IP	WLS	BF	H	R	ER	SO	BB	IBB	HBP	BLK	WP	HR	S	P	ERA	WHIP										
John Ericks, R ERA: 3.61 (1, 1)	6.1	L	29	10	4	3	3	0	0	0	0	0	0	5	10	3.61	1.579										
Dan Plesac, L ERA: 3.47 (7, 1)	0.0		3	3	1	1	0	0	0	0	0	0	0	5	10	3.47	1.579										
Jeff McCurry, R ERA: 3.96 (7, 1)	0.2		3	1	1	1	0	0	0	0	0	0	0	3	6	13.50	1.500										
Dan Miceli, R ERA: 3.38 (8, 1)	1.0		3	1	0	0	0	0	0	0	0	0	0	9	13	0.00	1.000										

Batter	1	2	3	4	5	6	7	8	9	AB	R	H	RBI	BB	SO	LOB	TOP				
Al Martin, L OBP: 0.329, SLG: 0.401 (1, 7)										4	0	0	0	0	1	1					
Jay Bell, R OBP: 0.320, SLG: 0.349 (1, 6)										4	0	0	0	0	1	1					
Orlando Merced, S OBP: 0.340, SLG: 0.465 (1, 9)										3	0	2	0	1	0	0					
Mark Johnson, L OBP: 0.360, SLG: 0.483 Steve Pegues, R OBP: 0.266, SLG: 0.427 (9, PH)										3	0	0	0	0	1	3					
Nelson Liriano, S OBP: 0.341, SLG: 0.407 (1, 4)										4	0	1	1	0	0	1					
Midre Cummings, L OBP: 0.273, SLG: 0.267 John Wehner, R OBP: 0.444, SLG: 0.455 (9, PH)										3	0	0	0	0	0	1					
Jeff King, R OBP: 0.327, SLG: 0.433 (1, 5)										3	0	0	0	0	0	0					
Mark Parent, R OBP: 0.341, SLG: 0.539 (1, 2)										3	0	0	0	0	3	0					
Denny Neagle, L OBP: 0.176, SLG: 0.235 Jacob Brumfield, R OBP: 0.342, SLG: 0.358 Jason Christiansen, R Jim Gott, R Ross Powell, L (8, PH)										2	0	1	0	0	0	0					
Inning Stats	R: 0 E: 0 K: 2 S: 11	H: 0 LOB: 1 BB: 1 P: 18	R: 0 E: 0 K: 0 S: 5	H: 0 LOB: 0 BB: 0 P: 7	R: 0 E: 0 K: 1 S: 10	H: 1 LOB: 1 BB: 0 P: 15	R: 0 E: 0 K: 1 S: 8	H: 1 LOB: 1 BB: 0 P: 12	R: 0 E: 0 K: 1 S: 7	H: 0 LOB: 0 BB: 0 P: 10	R: 0 E: 0 K: 0 S: 7	H: 0 LOB: 0 BB: 0 P: 12	R: 0 E: 0 K: 2 S: 7	H: 0 LOB: 0 BB: 0 P: 11	R: 1 E: 0 K: 0 S: 14	H: 2 LOB: 1 BB: 0 P: 21	1B: 3 2B: 1 3B: 1 HR: 0	SF: 0 SAC: 0 DP: 0 HBP: 0	WP: 0 PB: 0 SB: 0 CS: 0	PA: 33	
PITCHER	IP	WLS	BF	H	R	ER	SO	BB	IBB	HBP	BLK	WP	HR	S	P	ERA	WHIP				
Bret Saberhagen, R ERA: 3.35	(1, 1)	8.0	28	3	0	0	7	1	0	0	0	0	0	62	95	0.00	0.500				
John Franco, L ERA: 2.67	(9, 1)	1.0	5	2	1	1	0	0	0	0	0	0	0	14	21	9.00	2.000				

Pittsburgh Pirates @ New York Mets
Shea Stadium, Flushing, NY
Sat Jul 29 1995, 7:05 PM EDT
Att: 17,881 - Unknown - 92 F

AB	32
R	1
H	5
RBI	1
BB	1
SO	7
LOB	8



Batter	1	2	3	4	5	6	7	8	9	AB	R	H	RBI	BB	SO	LOB	BOTTOM				
Brett Butler, L OBP: 0.367, SLG: 0.375 (1, 8)										3	1	2	0	1	0	0					
Tim Lincecum, R OBP: 0.310, SLG: 0.353 (1, 6)										3	0	1	0	0	1	1					
Carl Everett, S OBP: 0.231, SLG: 0.387 (1, 9)										4	0	2	1	0	1	2					
Jeff Kent, R OBP: 0.337, SLG: 0.490 (1, 4)										4	0	1	0	0	0	4					
Edgardo Alfonzo, R OBP: 0.296, SLG: 0.386 (1, 5)										4	0	1	0	0	0	2					
Rico Brogna, L OBP: 0.339, SLG: 0.468 Chris Jones, R OBP: 0.358, SLG: 0.512 (9, PH)										3	0	1	0	0	1	1					
Damon Buford, R OBP: 0.214, SLG: 0.086 (1, 7)										3	0	1	0	0	0	2					
Kelly Stinnett, R OBP: 0.366, SLG: 0.400 (1, 2)										3	0	0	0	0	2	2					
Bret Saberhagen, R ERA: 2.92 John Franco, L ERA: 2.67 (9, 1)										3	0	0	0	0	1	1					
Inning Stats	R: 0 E: 0 K: 1 S: 9	H: 2 LOB: 1 BB: 0 P: 13	R: 0 E: 0 K: 1 S: 8	H: 1 LOB: 0 BB: 0 P: 12	R: 0 E: 0 K: 0 S: 7	H: 2 LOB: 2 BB: 0 P: 10	R: 0 E: 0 K: 1 S: 10	H: 1 LOB: 0 BB: 0 P: 16	R: 0 E: 0 K: 1 S: 6	H: 0 LOB: 0 BB: 0 P: 9	R: 0 E: 0 K: 1 S: 8	H: 1 LOB: 1 BB: 0 P: 10	R: 0 E: 0 K: 1 S: 9	H: 1 LOB: 1 BB: 0 P: 13	R: 1 E: 0 K: 0 S: 11	H: 1 LOB: 1 BB: 1 P: 19	1B: 7 2B: 2 3B: 0 HR: 1	SF: 0 SAC: 1 DP: 1 HBP: 0	WP: 0 PB: 0 SB: 0 CS: 1	PA: 33	
PITCHER	IP	WLS	BF	H	R	ER	SO	BB	IBB	HBP	BLK	WP	HR	S	P	ERA	WHIP				
Denny Neagle, L ERA: 2.64	(1, 1)	7.0	27	3	1	1	0	6	0	0	0	0	0	6	12	27.00	6.000				
Jason Christiansen, L ERA: 2.64	(8, 1)	0.1	3	1	1	1	0	1	0	0	0	0	0	5	7	0.00	0.000				
Jim Gott, R ERA: 5.46 Ross Powell, L ERA: 12.0	(9, 1)	0.0	1	1	1	1	0	0	0	0	0	0	1	2	3	*	*				

Pittsburgh Pirates @ New York Mets
Shea Stadium, Flushing, NY
Sat Jul 29 1995, 7:05 PM EDT
Att: 17,881 - Unknown - 92 F


AB	31
R	2
H	10
RBI	2
BB	1
SO	6
LOB	15



Batter	1	2	3	4	5	6	7	8	9	AB	R	H	RBI	BB	SO	LOB	TOP											
Jacob Brumfield, R OBP: 0.336, SLG: 0.351	G6-3		F8		K		FC4			4	0	0	0	0	1	3												
Jay Bell, R OBP: 0.317, SLG: 0.345	P3			P3		G6-3		P3		4	0	0	0	0	0	0												
Orlando Merced, S OBP: 0.342, SLG: 0.469	L7			1B	2B	1B		L8		4	1	2	0	0	0	0												
Mark Johnson, L OBP: 0.358, SLG: 0.478				1B	1B	G6-3		K		4	0	1	1	0	2	1												
Nelson Liriano, S OBP: 0.338, SLG: 0.402	P3			1B		G3			K	4	0	1	0	0	1	1												
Al Martin, L OBP: 0.332, SLG: 0.402	G4-3								G6-3	2	0	1	0	1	0	0												
Steve Peques, R OBP: 0.266, SLG: 0.424										1	0	0	0	0	0	0												
John Wehner, R OBP: 0.425, SLG: 0.417									F9	3	0	0	0	1	1	3												
2 Angelo Encarnacion, R OBP: 0.345, SLG: 0.333										2	0	0	0	1	1	1												
Paul Wagner, R OBP: 0.300, SLG: 0.278										2	0	1	0	0	0	0												
Inning Stats	R: 0 H: 0 E: 0 K: 0 S: 6	H: 0 LOB: 0 BB: 0 P: 13	R: 0 H: 0 E: 0 K: 1 S: 5	H: 0 LOB: 0 BB: 0 P: 11	R: 0 H: 0 E: 0 K: 0 S: 5	H: 0 LOB: 1 BB: 1 P: 10	R: 1 H: 3 E: 0 K: 1 S: 10	H: 3 LOB: 2 BB: 1 P: 17	R: 0 H: 0 E: 0 K: 2 S: 8	H: 0 LOB: 0 BB: 0 P: 14	R: 0 H: 1 E: 0 K: 0 S: 8	H: 1 LOB: 1 BB: 0 P: 15	R: 0 H: 2 E: 0 K: 0 S: 11	H: 2 LOB: 2 BB: 1 P: 19	R: 0 H: 0 E: 0 K: 1 S: 7	H: 0 LOB: 0 BB: 0 P: 13	R: 0 H: 0 E: 0 K: 1 S: 10	H: 0 LOB: 0 BB: 0 P: 13	1B: 5 2B: 1 3B: 0 HR: 0	SF: 0 SAC: 1 DP: 0 HBP: 0	WP: 1 PB: 0 SB: 1 CS: 1	PA: 34						
PITCHER	IP	WLS	BF	H	R	ER	SO	BB	IBB	HBP	BLK	WP	HR	S	P	ERA	WHIP											
Jason Isringhausen, R ERA: 3.05	(1, 1)	8.0	W	31	6	1	1	5	2	1	0	0	1	0	60	112	1.12	1.000										
John Franco, L ERA: 2.6	(9, 1)	1.0	S	3	0	0	0	1	0	0	0	0	0	10	13	0.00	0.000											

Pittsburgh Pirates @ New York Mets
Shea Stadium, Flushing, NY
Sun Jul 30 1995, 3:33 AM EDT
Att: 18,258 - Sunny - 88 F


AB 30
R 1
H 6
RBI 1
BB 3
SO 6
LOB 9



Batter	1	2	3	4	5	6	7	8	9	AB	R	H	RBI	BB	SO	LOB	BOTTOM										
Brett Butler, L OBP: 0.369, SLG: 0.375	F8			G3		1B		G6-3		3	1	1	0	1	0	0											
Edgardo Alfonzo, R OBP: 0.295, SLG: 0.384	K			G5-3		1B		G6-3		4	0	1	0	0	1	1											
Carl Everett, S OBP: 0.220, SLG: 0.367	K			G6-3		1B		G4-3		4	0	0	1	0	1	1											
Jeff Kent, R OBP: 0.337, SLG: 0.488				G5-3		CS		1B		3	1	1	0	0	0	0											
Rico Brogna, L OBP: 0.342, SLG: 0.468				F8		1B		1B		2	0	1	0	1	0	0											
Damon Buford, R OBP: 0.205, SLG: 0.081				L8		1B		SF8		2	0	0	0	0	1	1											
Joe Orsulak, L OBP: 0.326, SLG: 0.380						K				0	0	0	1	0	0	0											
Jose Vizcaino, S OBP: 0.323, SLG: 0.352				K		1B		1B		3	0	2	0	0	1	0											
Alberto Castillo, R OBP: 0.208, SLG: 0.050				K		K		FC6-4		3	0	0	0	0	2	4											
Jason Isringhausen, R John Franco, L	(1, 1) (9, 1)			K2-3		K		P6		3	0	0	0	0	2	2											
Inning Stats	R: 0 H: 0 E: 0 K: 2 S: 8	H: 0 LOB: 0 BB: 0 P: 10	R: 0 H: 0 E: 0 K: 0 S: 10	H: 0 LOB: 0 BB: 0 P: 14	R: 0 H: 0 E: 0 K: 3 S: 10	H: 0 LOB: 0 BB: 0 P: 12	R: 0 H: 0 E: 0 K: 0 S: 4	H: 0 LOB: 0 BB: 0 P: 5	R: 0 H: 1 E: 0 K: 2 S: 12	H: 1 LOB: 2 BB: 1 P: 19	R: 1 H: 1 E: 0 K: 1 S: 9	H: 1 LOB: 1 BB: 1 P: 17	R: 1 H: 3 E: 0 K: 0 S: 17	H: 3 LOB: 2 BB: 0 P: 25	R: 0 H: 1 E: 0 K: 0 S: 6	H: 1 LOB: 0 BB: 0 P: 9	R: 0 H: 0 E: 0 K: 0 S: 6	H: 0 LOB: 0 BB: 0 P: 13	1B: 6 2B: 0 3B: 0 HR: 0	SF: 1 SAC: 0 DP: 1 HBP: 0	WP: 0 PB: 0 SB: 0 CS: 1	PA: 31					
PITCHER	IP	WLS	BF	H	R	ER	SO	BB	IBB	HBP	BLK	WP	HR	S	P	ERA	WHIP										
Paul Wagner, R ERA: 4.96	(1, 1)	8.0	L	30	6	2	2	8	2	0	0	0	0	76	111	2.25	1.000										

Pittsburgh Pirates @ New York Mets
Shea Stadium, Flushing, NY
Sun Jul 30 1995, 3:33 AM EDT
Att: 18,258 - Sunny - 88 F

AB 27
R 2
H 6
RBI 2
BB 2
SO 8
LOB 9



Batter	1	2	3	4	5	6	7	8	9	AB	R	H	RBI	BB	SO	LOB	TOP								
Brian McRae, S OBP: 0.348, SLG: 0.456	E6		CS 1B		G3-1	2H 1B			K	5	0	2	0	0	1	0	Chicago Cubs @ Pittsburgh Pirates Three Rivers Stadium, Pittsburgh, PA Tue Aug 01 1995, 7:05 PM EDT Att: 19,562 - Unknown - 93 F livebaseballscorecards.com AB 36 R 7 H 11 RBI 7 BB 2 SO 10 LOB 10								
Shawn Dunston, R OBP: 0.351, SLG: 0.563	L8		K			G6-3	G5-3		2B	5	0	1	0	0	1	2									
Mark Grace, L OBP: 0.377, SLG: 0.536	K			P6		WP 3B 1B	G4-3		G3	5	1	1	0	0	1	2									
Sammy Sosa, R OBP: 0.346, SLG: 0.473	K			1B SF8 BB		F8	L9			3	1	0	0	1	1	2									
Todd Zeile, R OBP: 0.325, SLG: 0.440		2B		1B		3B BB		G5-3		3	1	2	0	1	0	0									
Luis Gonzalez, L OBP: 0.313, SLG: 0.414	F7			SF8		2B		G3		3	1	1	3	0	0	1									
José Hernández, R OBP: 0.295, SLG: 0.504	K			K		3B 2B			HR	4	2	2	2	0	2	2									
Joe Kmak, R OBP: 0.379, SLG: 0.458	K				G6-3	2H 1B 2B			K	4	1	1	1	0	2	1									
Jaime Navarro, R OBP: 0.175, SLG: 0.231			K						L6	3	0	1	1	0	2	0									
Chris Nabholz, L ERA: 4.08										0	0	0	0	0	0	0									
Mike Perez, R ERA: 4.6										0	0	0	0	0	0	0									
Scott Bulett, L OBP: 0.292, SLG: 0.389										1	0	0	0	0	0	0									
Randy Myers, L ERA: 5.28										0	0	0	0	0	0	0									
Inning Stats	R: 0 E: 1 K: 2 S: 10	H: 0 LOB: 1 BB: 0 P: 11	R: 0 E: 0 K: 2 S: 10	H: 1 LOB: 1 BB: 0 P: 14	R: 0 E: 0 K: 2 S: 11	H: 1 LOB: 0 BB: 0 P: 14	R: 1 E: 0 K: 1 S: 11	H: 1 LOB: 1 BB: 1 P: 19	R: 0 E: 0 K: 1 S: 8	H: 0 LOB: 0 BB: 0 P: 12	R: 5 E: 0 K: 0 S: 14	H: 6 LOB: 2 BB: 1 P: 22	R: 0 E: 0 K: 0 S: 5	H: 0 LOB: 0 BB: 0 P: 9	R: 1 E: 0 K: 1 S: 12	H: 1 LOB: 0 BB: 0 P: 16	R: 0 E: 0 K: 1 S: 10	H: 1 LOB: 1 BB: 0 P: 13	1B: 5 2B: 4 3B: 1 HR: 1	SF: 1 SAC: 0 DP: 0 HBP: 0	WP: 2 PB: 0 SB: 0 CS: 1	PA: 39			
PITCHER	IP	WLS	BF	H	R	ER	SO	BB	IBB	HBP	BLK	WP	HR	S	P	ERA	WHIP								
John Ericks, R ERA: 4.25	(1, 1)	5.2	L	27	8	6	6	8	2	0	0	0	2	0	62	9.53	1.765								
Jeff McCurry, R ERA: 4.08	(6, 1)	1.1		4	1	0	0	0	0	0	0	0	0	7	11	0.00	0.750								
Mike Dyer, R ERA: 4.6	(8, 1)	1.0		4	1	1	1	1	0	0	0	0	1	12	16	9.00	1.000								
Jim Gott, R ERA: 5.28	(9, 1)	1.0		4	1	0	0	1	0	0	0	0	0	10	13	0.00	1.000								

Batter	1	2	3	4	5	6	7	8	9	AB	R	H	RBI	BB	SO	LOB	BOTTOM								
Al Martin, L OBP: 0.330, SLG: 0.405	K		2B 3B		P6		P6		K	5	1	1	0	0	2	1	Chicago Cubs @ Pittsburgh Pirates Three Rivers Stadium, Pittsburgh, PA Tue Aug 01 1995, 7:05 PM EDT Att: 19,562 - Unknown - 93 F livebaseballscorecards.com AB 36 R 5 H 8 RBI 5 BB 4 SO 5 LOB 15								
Jay Bell, R OBP: 0.320, SLG: 0.349	F8		P9		BB		HR		G5-3	4	1	1	0	1	0	1									
Orlando Merced, S OBP: 0.348, SLG: 0.482	1B		F8 2B		BB		HR		BB	3	1	3	4	2	0	0									
Mark Johnson, L OBP: 0.356, SLG: 0.473			F8		BB				K	4	0	1	0	0	2	3									
Steve Pegues, R OBP: 0.256, SLG: 0.407	FC6-4 1B		F8		K				K	1	0	0	0	0	1	1									
Jeff King, R OBP: 0.325, SLG: 0.435	FC6-4		F9						K	4	0	0	0	0	0	3									
Nelson Liriano, S OBP: 0.340, SLG: 0.396		1B		F7		E3 G6-4		G4-3 WP G6-3 BB		3	1	1	0	1	0	0									
Midre Cummings, L OBP: 0.243, SLG: 0.235	L7			G5-3		F7		G4-3		4	0	0	0	0	0	3									
Mark Parent, R OBP: 0.333, SLG: 0.527	F4			F9		G6-4		G6-3		4	0	0	1	0	0	2									
John Ericks, R OBP: 0.175, SLG: 0.231			F9						F9	2	0	0	0	0	0	1									
Jeff McCurry, R ERA: 4.08										0	0	0	0	0	0	0									
Jacob Brunfield, R ERA: 5.4										1	1	1	0	0	0	0									
Mike Dyer, R ERA: 3.57										0	0	0	0	0	0	0									
John Wehner, R OBP: 0.292, SLG: 0.389										1	0	0	0	0	0	0									
Jim Gott, R ERA: 5.28										0	0	0	0	0	0	0									
Inning Stats	R: 0 E: 0 K: 1 S: 11	H: 2 LOB: 2 BB: 0 P: 14	R: 0 E: 0 K: 0 S: 11	H: 1 LOB: 1 BB: 0 P: 15	R: 1 E: 0 K: 0 S: 8	H: 2 LOB: 1 BB: 0 P: 16	R: 0 E: 0 K: 0 S: 7	H: 0 LOB: 0 BB: 0 P: 10	R: 0 E: 0 K: 1 S: 9	H: 0 LOB: 2 BB: 2 P: 19	R: 3 E: 1 K: 0 S: 13	H: 3 LOB: 0 BB: 0 P: 23	R: 1 E: 0 K: 0 S: 6	H: 0 LOB: 0 BB: 1 P: 13	R: 0 E: 0 K: 2 S: 10	H: 0 LOB: 1 BB: 1 P: 20	1B: 5 2B: 1 3B: 1 HR: 1	SF: 0 SAC: 0 DP: 0 HBP: 0	WP: 1 PB: 0 SB: 0 CS: 0	PA: 40					
PITCHER	IP	WLS	BF	H	R	ER	SO	BB	IBB	HBP	BLK	WP	HR	S	P	ERA	WHIP								
Jaime Navarro, R ERA: 3.08	(1, 1)	6.1	W	29	7	3	3	2	2	0	0	0	0	0	62	4.26	1.421								
Chris Nabholz, L ERA: 5.4	(7, 1)	1.0		5	1	2	2	1	1	0	0	0	1	1	8	18.00	2.000								
Mike Perez, R ERA: 3.57	(8, 1)	0.2		2	0	0	0	0	0	0	0	0	0	3	5	0.00	0.000								
Randy Myers, L ERA: 4.04	(9, 1)	1.0	S	4	0	0	0	2	1	0	0	0	0	10	20	0.00	1.000								

Batter	1	2	3	4	5	6	7	8	9	10	AB	R	H	RBI	BB	SO	LOB	TOP			
Brian McRae, S OBP: 0.348, SLG: 0.462	(1, 8) 1-2 G4-3		(2, 0) HR		(4, 2) 1B BB		(0, 0) F7			(1, 1) P5	4	1	1	1	1	0	1				
Shawon Dunston, R OBP: 0.352, SLG: 0.563	(1, 6) 0-1 G6-3		(1, 2) G5-3		(2, 2) 1B		(1, 2) F9			(1, 1) 2B	5	0	2	1	0	0	1				
Mark Grace, L OBP: 0.375, SLG: 0.529	(1, 3) 0-0 G5-3			(0, 0) G3-1		(1, 1) F8			(1, 1) G4-3	(4, 0) IBB	4	0	0	0	1	0	0				
Sammy Sosa, R OBP: 0.344, SLG: 0.469		(0, 2) G6-3		(1, 0) F9		(1, 1) 1B		(3, 2) G5-3		(3, 2) L8	5	1	1	0	0	0	2				
Todd Zeile, R OBP: 0.320, SLG: 0.433		(2, 2) G6-3		(1, 2) L7		(1, 1) E5		(1, 2) F3		(0, 2) F9	5	0	0	0	0	0	3				
Luis Gonzalez, L OBP: 0.318, SLG: 0.420		(1, 0) 1B		(2, 0) SH3-4 1B		(0, 0) F7			(1, 2) SH1-4 HBP		3	1	2	0	0	0	2				
José Hernández, R OBP: 0.304, SLG: 0.508		(2, 3) K		(1, 2) SH3-4 1B		(0, 1) 1B			(1, 0) SH1-4		3	0	2	1	0	1	1				
Joe Kmak, R OBP: 0.394, SLG: 0.464			(2, 1) 1B		(0, 0) L8		(0, 1) 1B		(2, 2) F7		4	0	2	0	0	0	3				
Kevin Foster, R OBP: 0.293, SLG: 0.385			(1, 2) F8		(0, 0) SH3-4		(1, 3) K		(2, 1) F8		2	0	0	0	0	1	1				
Larry Casian, R OBP: 0.297, SLG: 0.419											0	0	0	0	0	0	0				
Mike Perez, R OBP: 0.297, SLG: 0.419											0	0	0	0	0	0	0				
Ozzie Timmons, R OBP: 0.297, SLG: 0.419											1	0	0	0	0	0	1				
Anthony Young, R OBP: 0.297, SLG: 0.419											0	0	0	0	0	0	0				
Inning Stats	R: 0 E: 0 K: 0 S: 7	H: 0 LOB: 0 BB: 0 P: 8	R: 0 E: 0 K: 1 S: 14	H: 1 LOB: 1 BB: 0 P: 19	R: 1 E: 0 K: 0 S: 9	H: 2 LOB: 0 BB: 0 P: 15	R: 0 E: 0 K: 0 S: 5	H: 0 LOB: 0 BB: 0 P: 7	R: 1 E: 0 K: 0 S: 13	H: 2 LOB: 2 BB: 0 P: 22	R: 0 E: 0 K: 1 S: 10	H: 1 LOB: 1 BB: 0 P: 11	R: 0 E: 0 K: 0 S: 12	H: 0 LOB: 0 BB: 0 P: 17	R: 0 E: 0 K: 0 S: 8	H: 0 LOB: 1 BB: 0 P: 14	R: 0 E: 0 K: 0 S: 12	H: 1 LOB: 2 BB: 1 P: 21	1B: 7 2B: 2 3B: 0 HR: 1	SF: 0 SAC: 2 DP: 0 HBP: 1	WP: 0 PA: 41
PITCHER	IP 7.0	WLS 29	BF 9	H 3	R 2	ER 2	SO 2	BB 1	IBB 0	HBP 0	BLK 0	WP 0	HR 1	S 67	P 94	ERA 2.57	WHIP 1.429				
Esteban Loaiza, R ERA: 5.3	(1, 1)																				
Jason Christiansen, L ERA: 2.51	(8, 1)	1.2	6	0	0	0	0	0	0	1	0	0	0	0	18	27	0.00	0.000			
Jeff McCurry, R ERA: 4.05	(9, 1)	0.1	1	0	0	0	0	0	0	0	0	0	0	2	4	0.00	0.000				
Dan Miceli, R ERA: 3.18	(10, 1)	1.0	W	5	1	0	0	0	1	0	0	0	0	0	12	21	0.00	1.000			

Chicago Cubs @ Pittsburgh Pirates
Three Rivers Stadium, Pittsburgh, PA
Wed Aug 02 1995, 7:05 PM EDT
Att: 8,584 - Unknown - 86 F

AB	36
R	3
H	10
RBI	3
BB	2
SO	2
LOB	15



Batter	1	2	3	4	5	6	7	8	9	10	AB	R	H	RBI	BB	SO	LOB	BOTTOM			
Jacob Brumfield, R OBP: 0.343, SLG: 0.359	(1, 8) 2-2 G4-6-3 BLK HBP		(0, 0) P5			(1, 2) F7		(1, 0) E		(0, 1) FC6	4	2	1	0	0	0	2				
Jay Bell, R OBP: 0.321, SLG: 0.348	(1, 6) 2-1 G4-6-3 HBP			(0, 1) G1-3		(2, 2) G6-3		(1, 2) E9 SF7 1B		(0, 0) G5-3	4	1	1	1	0	0	0				
Orlando Merced, S OBP: 0.346, SLG: 0.479	(1, 9) 1-1 G4-6-3			(1, 1) G1-3		(1, 2) E9 1B		(1, 1) SF7		(2, 1) G1-3	4	0	1	1	0	0	2				
Mark Johnson, L OBP: 0.179, SLG: 0.466	(1, 3) 1-2 P3			(1, 1) F8		(0, 0) F7		(0, 0) K		(0, 1) E 1B	3	0	0	0	0	0	1				
John Wehner, R OBP: 0.404, SLG: 0.442	(8, PH) (9, 5) 3-H										2	1	1	0	0	1	0				
Jeff King, R OBP: 0.326, SLG: 0.432	(1, 5) (9, 3)	(2, 1) P6			(4, 1) E BB		(0, 0) G6-3	(1, 0) L8		(1, 1) SAFE 2-1 1B	4	0	1	1	1	0	0				
Nelson Liriano, S OBP: 0.338, SLG: 0.391	(1, 4)	(0, 0) P4			(2, 3) K		(0, 2) G3 1B		(0, 2) P5		4	0	1	0	0	1	1				
Al Martin, L OBP: 0.329, SLG: 0.403	(1, 7)	(3, 3) K			(0, 0) F8		(1, 0) G3		(0, 2) 1B		4	0	1	0	0	1	2				
Mark Parent, R OBP: 0.337, SLG: 0.523	(1, 2)		(2, 3) K		(2, 2) E5		(4, 0) BB		(0, 2) 1B		3	0	1	0	1	1	1				
Esteban Loaiza, R OBP: 0.179, SLG: 0.162	(1, 1)		(0, 3) K		(0, 2) G2-3		(0, 3) K		(0, 3) K		2	0	0	0	0	1	2				
Midre Cummings, L OBP: 0.297, SLG: 0.229	(7, PH)										1	0	0	0	0	1	2				
Jason Christiansen, R ERA: 2.51	(8, 1)	0.1	1	0	0	0	0	0	0	0	0	0	0	0	0	0	0				
Jeff McCurry, R ERA: 4.05	(9, 1)	0.2	2	0	0	0	1	0	0	0	0	0	0	0	0	0	0				
Steve Pequegas, R OBP: 0.297, SLG: 0.403	(9, PH)	1.2	L	9	4	1	0	1	0	0	0	0	0	0	0	0	1				
Dan Miceli, R ERA: 3.18	(10, 1)										0	0	0	0	0	0	0				
Inning Stats	R: 1 E: 0 K: 0 S: 9	H: 0 LOB: 0 BB: 0 P: 15	R: 0 E: 0 K: 1 S: 6	H: 0 LOB: 0 BB: 0 P: 11	R: 0 E: 0 K: 2 S: 7	H: 0 LOB: 0 BB: 0 P: 9	R: 0 E: 0 K: 0 S: 6	H: 0 LOB: 0 BB: 0 P: 8	R: 0 E: 1 K: 1 S: 11	H: 1 LOB: 2 BB: 1 P: 19	R: 0 E: 0 K: 1 S: 8	H: 1 LOB: 2 BB: 1 P: 13	R: 2 E: 1 K: 1 S: 11	H: 2 LOB: 0 BB: 0 P: 15	R: 0 E: 0 K: 1 S: 14	H: 2 LOB: 2 BB: 0 P: 14	R: 1 E: 1 K: 0 S: 7	H: 2 LOB: 1 BB: 0 P: 11	1B: 7 2B: 1 3B: 0 HR: 0	SF: 1 SAC: 0 DP: 1 HBP: 2	WP: 0 PA: 41
PITCHER	IP 7.0	WLS 4	BF 3	H 3	R 3	ER 2	SO 5	BB 2	IBB 2	HBP 2	BLK 1	WP 0	HR 0	S 61	P 95	ERA 2.57	WHIP 0.857				
Kevin Foster, R ERA: 4.82	(1, 1)																				
Larry Casian, L ERA: 1.99	(8, 1)	0.1	1	0	0	0	0	0	0	0	0	0	0	2	3	0.00	0.000				
Mike Perez, R ERA: 3.52	(8, 1)	0.2	2	0	0	0	1	0	0	0	0	0	0	5	6	0.00	0.000				
Anthony Young, R ERA: 5.14	(9, 1)	1.2	L	9	4	1	0	1	0	0	0	0	0	21	25	0.00	2.400				

Chicago Cubs @ Pittsburgh Pirates
Three Rivers Stadium, Pittsburgh, PA
Wed Aug 02 1995, 7:05 PM EDT
Att: 8,584 - Unknown - 86 F

AB	36
R	4
H	8
RBI	3
BB	2
SO	7
LOB	15



Batter	1	2	3	4	5	6	7	8	9	AB	R	H	RBI	BB	SO	LOB	TOP			
Brian Hunter, R OBP: 0.397, SLG: 0.452 (1, 8)	F9		K		G6-3			BB 1B		4	0	1	0	0	1	1				
Dave Magadan, L OBP: 0.426, SLG: 0.364 (1, 5)	3B 1B		FC1-6		L9			F7		4	1	1	0	0	0	3				
Craig Biggio, R OBP: 0.418, SLG: 0.511 (1, 4)	1-H 3B		L5		F8			G4-6-3 BB		3	0	1	1	1	0	1				
Derrick May, L OBP: 0.313, SLG: 0.355 (1, 7)	F8				G4-3			L3		4	0	0	0	0	0	4				
Tony Eusebio, R OBP: 0.386, SLG: 0.456 (1, 2)	F9				G6-3			G1-3		3	0	0	0	1	0	1				
Milt Thompson, L OBP: 0.296, SLG: 0.310 (1, 9)		G3			1B BB			CS BB		2	0	1	0	2	0	0				
Mike Simms, R OBP: 0.316, SLG: 0.500 (8, PH)		G5-3			1-2 1B			K		3	0	1	0	0	1	1				
James Mouton, R OBP: 0.325, SLG: 0.381 (9, PH)					1-2 1B			K		1	0	0	0	0	0	2				
Orlando Miller, R OBP: 0.320, SLG: 0.367 (8, PH)					1-3 K			K		3	0	0	0	0	3	3				
Derek Bell, R OBP: 0.376, SLG: 0.445 (9, PH)					1-2 K			F8		1	0	0	0	0	0	2				
Darryl Kile, R OBP: 0.211, SLG: 0.147 (8, PH)					4-1 FC1-6 BB			G3-1		1	0	0	0	1	0	0				
John Cangelosi, S OBP: 0.484, SLG: 0.459 (8, 1)								BB 1B		1	0	1	0	0	0	0				
Greg Swindell, L OBP: 0.300, SLG: 0.342 (8, 1)								BB 1B		0	0	0	0	0	0	0				
Jim Dougherty, R OBP: 0.143, SLG: 0.143 (9, PH)								BB 1B		0	0	0	0	0	0	0				
Craig Shipley, R OBP: 0.326, SLG: 0.355 (9, PH)								BB 1B		1	0	0	0	0	0	2				
Inning Stats	R: 1 E: 0 K: 0 S: 12	H: 2 LOB: 1 BB: 0 P: 17	R: 0 E: 0 K: 1 S: 7	H: 0 LOB: 0 BB: 0 P: 10	R: 0 E: 0 K: 1 S: 7	H: 0 LOB: 1 BB: 1 P: 11	R: 0 E: 0 K: 1 S: 8	H: 1 LOB: 2 BB: 1 P: 15	R: 0 E: 0 K: 0 S: 6	H: 0 LOB: 0 BB: 0 P: 7	R: 0 E: 0 K: 2 S: 11	H: 0 LOB: 0 BB: 1 P: 18	R: 0 E: 0 K: 0 S: 12	H: 2 LOB: 2 BB: 1 P: 22	R: 0 E: 0 K: 0 S: 6	H: 1 LOB: 2 BB: 1 P: 15	1B: 5 2B: 0 3B: 1 HR: 0	SF: 0 SAC: 0 DP: 1 HBP: 0	WP: 0 PB: 0 SB: 0 CS: 1	PA: 36
PITCHER	IP WLS BF H R ER SO BB IBB HBP BLK WP HR S P ERA WHIP																			
John Ericks, R ERA: 3.84 (1, 1)	8.0 W 31 5 1 1 5 4 0 0 0 0 0 0 71 112 1.12 1.125																			
Dan Miceli, R ERA: 3.0 (9, 1)	1.0 S 5 1 0 0 0 1 0 0 0 0 0 0 6 15 0.00 2.000																			

Houston Astros @ Pittsburgh Pirates
Three Rivers Stadium, Pittsburgh, PA
Sat Aug 05 1995, 7:05 PM EDT
Att: 31,147 - Unknown - 74 F

AB 31
R 1
H 6
RBI 1
BB 5
SO 5
LOB 20



Batter	1	2	3	4	5	6	7	8	9	AB	R	H	RBI	BB	SO	LOB	BOTTOM	
Jacob Brumfield, R OBP: 0.344, SLG: 0.361 (1, 8)	2B BB		K		1B 1B			K		3	2	1	0	1	2	2		
Al Martin, L OBP: 0.326, SLG: 0.399 (1, 7)	1-H E 2B		L8		K			G4-6-3 1B		4	1	2	1	0	1	1		
Orlando Merced, S OBP: 0.346, SLG: 0.469 (1, 9)	E9 F9 2-H 1B		G3-1		BB S 1B			G4-6-3 1-2		4	0	2	1	0	0	1		
Jeff King, R OBP: 0.321, SLG: 0.421 (1, 4)	F9		G6-3		BB			K		3	0	0	0	1	1	1		
Mark Johnson, L OBP: 0.344, SLG: 0.455 (1, 3)	K				BB			K		2	0	0	0	2	2	1		
Jay Bell, R OBP: 0.322, SLG: 0.350 (1, 6)	K				F7			G3		4	0	0	0	0	2	5		
Mark Parent, R OBP: 0.330, SLG: 0.511 (1, 2)			K		P3			G4-3		4	0	0	0	0	1	1		
Dan Miceli, R OBP: 0.322, SLG: 0.350 (9, 1)					1-H SAFE			P6		0	0	0	0	0	0	0		
John Wehner, R OBP: 0.415, SLG: 0.435 (1, 5)					G6-3			F8		3	0	1	0	0	0	1		
John Ericks, R OBP: 0.167, SLG: 0.222 (1, 1)					SH5-4 1B			G6-3		2	0	1	0	0	0	0		
2 Angelo Encarnacion, R OBP: 0.329, SLG: 0.365 (9, 2)					1-2			1B		0	0	0	0	0	0	0		
Inning Stats	R: 2 E: 1 K: 2 S: 16	H: 2 LOB: 1 BB: 1 P: 28	R: 0 E: 0 K: 2 S: 9	H: 1 LOB: 1 BB: 0 P: 15	R: 0 E: 0 K: 0 S: 5	H: 0 LOB: 0 BB: 0 P: 6	R: 0 E: 0 K: 0 S: 6	H: 0 LOB: 1 BB: 1 P: 13	R: 1 E: 0 K: 2 S: 18	H: 2 LOB: 3 BB: 2 P: 35	R: 0 E: 0 K: 1 S: 12	H: 1 LOB: 0 BB: 0 P: 7	R: 0 E: 0 K: 1 S: 8	H: 0 LOB: 0 BB: 0 P: 11	1B: 6 2B: 1 3B: 0 HR: 0	SF: 0 SAC: 1 DP: 1 HBP: 0	WP: 0 PB: 0 SB: 0 CS: 0	PA: 34
PITCHER	IP WLS BF H R ER SO BB IBB HBP BLK WP HR S P ERA WHIP																	
Darryl Kile, R ERA: 4.68 (1, 1)	7.0 L 31 7 3 3 3 8 4 0 0 0 0 0 0 71 119 3.86 1.571																	
Greg Swindell, L ERA: 4.38 (8, 1)	0.1 1 0 0 0 1 0 0 0 0 0 0 0 3 3 0.00 0.000																	
Jim Dougherty, R ERA: 5.13 (8, 1)	0.2 2 0 0 0 0 0 0 0 0 0 0 0 5 8 0.00 0.000																	

Houston Astros @ Pittsburgh Pirates
Three Rivers Stadium, Pittsburgh, PA
Sat Aug 05 1995, 7:05 PM EDT
Att: 31,147 - Unknown - 74 F

AB 29
R 3
H 7
RBI 2
BB 4
SO 9
LOB 13



Batter	1	2	3	4	5	6	7	8	9	AB	R	H	RBI	BB	SO	LOB	TOP											
Brian Hunter, R OBP: 0.388, SLG: 0.442 (1, 8)	G5-3		G3		FC6-4			F8		4	0	0	0	0	0	2	Houston Astros @ Pittsburgh Pirates Three Rivers Stadium, Pittsburgh, PA Sun Aug.06 1995, 3:33 AM EDT Att: 16,034 - Cloudy - 85 F											
James Mouton, R OBP: 0.329, SLG: 0.389 (1, 7)	2B		K		CS			G6-3		4	0	2	0	0	2	0												
Craig Biggio, R OBP: 0.414, SLG: 0.506 (1, 4)	F7		F8					G6-3		4	0	0	0	0	0	2												
Derek Bell, R OBP: 0.378, SLG: 0.444 (1, 9)	K				L5					3	0	1	0	1	1	1												
Dave Magadan, L OBP: 0.413, SLG: 0.357 (1, 5)		G4-3			G3-1			G5-3		4	0	0	0	0	1	3												
Tony Eusebio, R OBP: 0.380, SLG: 0.449 (1, 2)		G4-3			F9					4	0	0	0	0	2	0												
Mike Simms, R OBP: 0.312, SLG: 0.474 Milt Thompson, L OBP: 0.293, SLG: 0.307 (9, PH)			HR		P3			G6-3		3	1	1	0	0	0	0												
Orlando Miller, R OBP: 0.325, SLG: 0.391 (1, 6)					FC6-4					4	2	3	3	0	1	0												
Mike Hampton, R OBP: 0.125, SLG: 0.067 Derrick May, L OBP: 0.312, SLG: 0.353 Jim Dougherty, R OBP: 0.143, SLG: 0.143 Jeff Tabaka, R (7, 1)										1	0	0	0	0	1	0												
										1	0	0	0	0	0	0												
										0	0	0	0	0	0	0												
										0	0	0	0	0	0	0												
Inning Stats	R: 0 E: 0 K: 1 S: 9	H: 1 LOB: 1 BB: 0 P: 11	R: 2 E: 0 K: 1 S: 14	H: 2 LOB: 0 BB: 0 P: 22	R: 0 E: 0 K: 1 S: 7	H: 0 LOB: 0 BB: 0 P: 9	R: 0 E: 0 K: 0 S: 6	H: 0 LOB: 0 BB: 0 P: 10	R: 0 E: 0 K: 0 S: 7	H: 1 LOB: 1 BB: 0 P: 16	R: 0 E: 0 K: 2 S: 11	H: 1 LOB: 0 BB: 0 P: 16	R: 1 E: 0 K: 1 S: 8	H: 1 LOB: 0 BB: 0 P: 9	R: 0 E: 0 K: 2 S: 11	H: 1 LOB: 2 BB: 1 P: 17	R: 0 E: 0 K: 2 S: 7	H: 0 LOB: 0 BB: 0 P: 11	1B: 4 2B: 1 3B: 0 HR: 2	SF: 0 SAC: 0 DP: 0 HBP: 1	WP: 0 PB: 0 SB: 1 CS: 1	PA: 36						
PITCHER	IP	WLS	BF	H	R	ER	SO	BB	IBB	HBP	BLK	WP	HR	S	P	ERA	WHIP											
Esteban Loaiza, R ERA: 5.17 Dan Miceli, R ERA: 2.92	(1, 1)	8.0	W	32	7	3	3	6	1	0	1	0	0	2	73	110	3.38	1.000										
(9, 1)	1.0	S	3	0	0	0	2	0	0	0	0	0	0	7	11	0.00	0.000											

AB	33
R	3
H	7
RBI	3
BB	1
SO	8
LOB	8



Batter	1	2	3	4	5	6	7	8	9	AB	R	H	RBI	BB	SO	LOB	BOTTOM										
Jacob Brumfield, R OBP: 0.342, SLG: 0.363 (1, 8)	PB		G3-1		K			G5-3		4	1	1	0	0	1	1	Houston Astros @ Pittsburgh Pirates Three Rivers Stadium, Pittsburgh, PA Sun Aug.06 1995, 3:33 AM EDT Att: 16,034 - Cloudy - 85 F										
Jay Bell, R OBP: 0.329, SLG: 0.376 (1, 6)	2B									3	2	3	3	1	0	0											
John Wehner, R OBP: 0.404, SLG: 0.469 (1, 5)	BB		2B		HR			HR		3	1	1	1	0	1	1											
Jeff King, R OBP: 0.321, SLG: 0.418 (1, 4)	SF8		G6-3		SF					2	1	0	1	1	0	1											
Steve Peques, R OBP: 0.244, SLG: 0.388 (1, 9)	3H				2B					4	0	0	0	0	0	3											
Freddy Garcia, R OBP: 0.226, SLG: 0.191 Al Martin, L OBP: 0.328, SLG: 0.399 (7, PH)					G6-4-3			L8		2	0	1	0	1	0	0											
Mark Johnson, L OBP: 0.339, SLG: 0.447 (1, 3)										4	0	0	0	0	0	4											
2 Angelo Encarnacion, R OBP: 0.338, SLG: 0.333 (1, 2)										4	1	2	1	0	1	0											
Esteban Loaiza, R OBP: 0.171, SLG: 0.154 Midre Cummings, L OBP: 0.287, SLG: 0.268 Dan Miceli, R (9, 1)										2	0	0	0	0	0	2											
										1	0	0	0	0	0	0											
										0	0	0	0	0	0	0											
Inning Stats	R: 1 E: 0 K: 0 S: 6	H: 1 LOB: 1 BB: 1 P: 10	R: 0 E: 0 K: 0 S: 8	H: 0 LOB: 0 BB: 0 P: 13	R: 0 E: 0 K: 0 S: 10	H: 1 LOB: 1 BB: 0 P: 16	R: 1 E: 0 K: 0 S: 14	H: 1 LOB: 2 BB: 2 P: 25	R: 2 E: 0 K: 1 S: 12	H: 3 LOB: 2 BB: 0 P: 19	R: 2 E: 0 K: 1 S: 9	H: 2 LOB: 0 BB: 0 P: 13	R: 0 E: 0 K: 0 S: 7	H: 0 LOB: 0 BB: 1 P: 15	R: 0 E: 0 K: 1 S: 11	H: 0 LOB: 0 BB: 0 P: 15	1B: 2 2B: 3 3B: 1 HR: 2	SF: 2 SAC: 1 DP: 0 HBP: 0	WP: 0 PB: 1 SB: 0 CS: 1	PA: 37							
PITCHER	IP	WLS	BF	H	R	ER	SO	BB	IBB	HBP	BLK	WP	HR	S	P	ERA	WHIP										
Mike Hampton, L ERA: 3.01 Jim Dougherty, R ERA: 5.09 Jeff Tabaka, L ERA: 4.09	(1, 1)	6.0	L	30	8	6	5	2	3	0	0	0	0	6	13	0.00	1.500										
(7, 1)	0.2	3	0	0	0	0	1	0	0	0	0	0	0	6	13	0.00	1.500										
(7, 1)	1.1	3	0	0	0	1	0	0	0	0	0	0	0	12	17	0.00	0.000										

AB	29
R	6
H	8
RBI	6
BB	4
SO	3
LOB	12



Batter	1	2	3	4	5	6	7	8	9	AB	R	H	RBI	BB	SO	LOB	TOP					
Jacob Brumfield, R OBP: 0.340, SLG: 0.360	0-0 P2	1-0 2B BLK 1B		0-1 G6-3		0-0 G6-3			0-3 K	5	1	1	0	0	1	0	Pittsburgh Pirates @ San Francisco Giants Candlestick Park, San Francisco, CA Tue Aug 08 1995, 6:33 AM EDT Att: 9,596 - Sunny - 80 F livebaseballscorecards.com					
Al Martin, L OBP: 0.326, SLG: 0.399	3-3 K	1-0 BLK HR 2B		0-0 G4-3			0-0 G3	0-3 K	5	1	1	1	0	2	0							
Orlando Merced, S OBP: 0.351, SLG: 0.480	2-2 L8	1-1 2H 3H HR		3-2 1B			4-2 BB		3	1	2	2	1	0	0							
Jeff King, R OBP: 0.323, SLG: 0.441		HR		3-1 P4			0-0 P3		4	2	2	2	0	0	2							
Midre Cummings, L OBP: 0.306, SLG: 0.378		1B		2-1 G5-4-3 1B			0-1 G4-3		4	2	3	1	0	0	1							
Jay Bell, R OBP: 0.326, SLG: 0.371		K		1-0 G5-4-3 1-2			1-2 P3		4	0	0	0	0	2	2							
Nelson Liriano, S OBP: 0.335, SLG: 0.371	1 SAFE 1B BB	4-2 1B BB	1-1 G3	1-2 P7			2-1 G6-3		3	1	0	0	1	0	0							
Mark Parent, R OBP: 0.329, SLG: 0.505	2-2 1B BB	1-2 2-3 1B	1-2 F9	1-2 P3			1-0 P4		4	0	1	0	0	0	0							
Denny Neagle, L OBP: 0.190, SLG: 0.268	1-2 2-3 1B	1-2 P7	1-2 P7	0-1 G4-3			1-1 P2		3	1	1	2	0	0	0							
Mark Johnson, L OBP: 0.337, SLG: 0.444	1-3 2H 3H 2B 1B								1	0	0	0	0	0	0							
Dan Miceli, R OBP: 0.337, SLG: 0.444									0	0	0	0	0	0	0							
Inning Stats	R: 0 E: 0 K: 1 S: 7	H: 0 LOB: 0 BB: 0 P: 12	R: 9 E: 0 K: 2 S: 26	H: 9 LOB: 0 BB: 1 P: 43	R: 0 E: 0 K: 0 S: 9	H: 0 LOB: 0 BB: 0 P: 12	R: 0 E: 0 K: 0 S: 8	H: 1 LOB: 1 BB: 0 P: 14	R: 0 E: 0 K: 0 S: 7	H: 1 LOB: 0 BB: 0 P: 11	R: 0 E: 0 K: 0 S: 6	H: 0 LOB: 0 BB: 0 P: 7	R: 0 E: 0 K: 0 S: 6	H: 0 LOB: 1 BB: 1 P: 10	R: 0 E: 0 K: 0 S: 6	H: 0 LOB: 0 BB: 0 P: 10	R: 0 E: 0 K: 2 S: 8	H: 0 LOB: 0 BB: 0 P: 9	1B: 6 2B: 1 3B: 0 HR: 4	SF: 0 SAC: 0 DP: 1 HBP: 0	WP: 0 PB: 0 SB: 1 CS: 0	PA: 38
PITCHER	IP WLS BF H R ER SO BB IBB HBP BLK WP HR S P ERA WHIP	IP WLS BF H R ER SO BB IBB HBP BLK WP HR S P ERA WHIP	IP WLS BF H R ER SO BB IBB HBP BLK WP HR S P ERA WHIP	IP WLS BF H R ER SO BB IBB HBP BLK WP HR S P ERA WHIP	IP WLS BF H R ER SO BB IBB HBP BLK WP HR S P ERA WHIP	IP WLS BF H R ER SO BB IBB HBP BLK WP HR S P ERA WHIP	IP WLS BF H R ER SO BB IBB HBP BLK WP HR S P ERA WHIP	IP WLS BF H R ER SO BB IBB HBP BLK WP HR S P ERA WHIP	IP WLS BF H R ER SO BB IBB HBP BLK WP HR S P ERA WHIP	IP WLS BF H R ER SO BB IBB HBP BLK WP HR S P ERA WHIP	IP WLS BF H R ER SO BB IBB HBP BLK WP HR S P ERA WHIP	IP WLS BF H R ER SO BB IBB HBP BLK WP HR S P ERA WHIP	IP WLS BF H R ER SO BB IBB HBP BLK WP HR S P ERA WHIP	IP WLS BF H R ER SO BB IBB HBP BLK WP HR S P ERA WHIP	IP WLS BF H R ER SO BB IBB HBP BLK WP HR S P ERA WHIP	IP WLS BF H R ER SO BB IBB HBP BLK WP HR S P ERA WHIP	IP WLS BF H R ER SO BB IBB HBP BLK WP HR S P ERA WHIP					
Sergio Valdez, R ERA: 5.99	1.2	L	12	7	7	7	2	1	0	0	0	1	0	2	26	65	37.80	4.800				
Terry Mulholland, L ERA: 7.03	5.1		20	4	2	2	1	1	0	0	0	0	0	2	43	64	3.38	0.938				
Shawn Barton, L ERA: 3.41	1.0		3	0	0	0	0	0	0	0	0	0	0	6	10	0.00	0.000					
Rod Beck, R ERA: 5.31	1.0		3	0	0	0	2	0	0	0	0	0	0	8	9	0.00	0.000					

Batter	1	2	3	4	5	6	7	8	9	AB	R	H	RBI	BB	SO	LOB	BOTTOM					
Deion Sanders, L OBP: 0.285, SLG: 0.344	1-3 K		0-2 G1-3		2-2 2H 3B			0-0 G1-3 1B 1B	1-1 1B	5	1	3	1	0	1	0	Pittsburgh Pirates @ San Francisco Giants Candlestick Park, San Francisco, CA Tue Aug 08 1995, 6:33 AM EDT Att: 9,596 - Sunny - 80 F livebaseballscorecards.com					
Robby Thompson, R OBP: 0.318, SLG: 0.309	4-2 HR BB		1-3 K		4-2 BB			2-2 K	3-3 K	3	1	0	0	2	3	3						
Barry Bonds, L OBP: 0.433, SLG: 0.577	0-1 1H HR		2-3 K		1-2 G3			0-0 1B G1-3 1B		4	2	2	2	0	1	2						
Glenallen Hill, R OBP: 0.314, SLG: 0.462	1-1 G1-3			1-0 G6-3				0-1 G1-3	1-2 2-3	4	0	0	0	0	1	2						
Royce Clayton, R OBP: 0.295, SLG: 0.334	0-3 K			0-3 K				1-1 G6-3	3-2	3	0	0	0	0	2	0						
J.R. Phillips, L OBP: 0.230, SLG: 0.276								2H 3H 1B		1	0	1	2	0	0	0						
Steve Scarsone, R OBP: 0.330, SLG: 0.506		4-0 BB		2-1 F7				2-1 P2	0-1 L9	3	0	0	0	1	0	1						
Kirt Manwaring, R OBP: 0.328, SLG: 0.360		1-2 L9			2-2 F9				1-2 G3	3	0	0	0	0	0	1						
John Patterson, S OBP: 0.259, SLG: 0.286										1	0	0	0	0	0	0						
Mike Benjamin, R OBP: 0.279, SLG: 0.346		2-3 K			0-0 SH2-3 3B 1B				0-1 K	3	1	1	0	0	2	1						
Tom Lampkin, L OBP: 0.352, SLG: 0.354									1B 1B	1	0	1	0	0	0	0						
Sergio Valdez, R ERA: 5.99	1.2				2.2			2.1	0.2	0	0	0	0	0	0	0						
Terry Mulholland, R OBP: 0.271, SLG: 0.311	5.1				5.1			5.1	0.1	1	0	0	0	0	0	1						
Rikketi Frazier, R OBP: 0.228, SLG: 0.245	1.0				1.0			1.0	0.0	0	0	0	0	0	0	0						
Shawn Barton, R ERA: 3.41	1.0				1.0			1.0	0.0	0	0	0	0	0	0	0						
Rod Beck, R ERA: 5.31	1.0				1.0			1.0	0.0	0	0	0	0	0	0	0						
Jeff Reed, L OBP: 0.375, SLG: 0.294	1.0				1.0			1.0	0.0	0	0	0	0	0	0	1						
Inning Stats	R: 2 E: 0 K: 2 S: 14	H: 1 LOB: 0 BB: 1 P: 20	R: 0 E: 0 K: 1 S: 12	H: 0 LOB: 1 BB: 1 P: 20	R: 0 E: 0 K: 2 S: 10	H: 0 LOB: 0 BB: 0 P: 13	R: 0 E: 0 K: 1 S: 6	H: 0 LOB: 0 BB: 0 P: 9	R: 1 E: 0 K: 0 S: 16	H: 2 LOB: 2 BB: 1 P: 25	R: 0 E: 0 K: 1 S: 7	H: 0 LOB: 0 BB: 0 P: 12	R: 0 E: 0 K: 1 S: 7	H: 0 LOB: 0 BB: 0 P: 12	R: 2 E: 0 K: 1 S: 12	H: 3 LOB: 1 BB: 0 P: 17	R: 0 E: 0 K: 1 S: 13	H: 2 LOB: 2 BB: 0 P: 18	1B: 6 2B: 0 3B: 1 HR: 1	SF: 0 SAC: 1 DP: 0 HBP: 0	WP: 0 PB: 0 SB: 0 CS: 0	PA: 38
PITCHER	IP WLS BF H R ER SO BB IBB HBP BLK WP HR S P ERA WHIP	IP WLS BF H R ER SO BB IBB HBP BLK WP HR S P ERA WHIP	IP WLS BF H R ER SO BB IBB HBP BLK WP HR S P ERA WHIP	IP WLS BF H R ER SO BB IBB HBP BLK WP HR S P ERA WHIP	IP WLS BF H R ER SO BB IBB HBP BLK WP HR S P ERA WHIP	IP WLS BF H R ER SO BB IBB HBP BLK WP HR S P ERA WHIP	IP WLS BF H R ER SO BB IBB HBP BLK WP HR S P ERA WHIP	IP WLS BF H R ER SO BB IBB HBP BLK WP HR S P ERA WHIP	IP WLS BF H R ER SO BB IBB HBP BLK WP HR S P ERA WHIP	IP WLS BF H R ER SO BB IBB HBP BLK WP HR S P ERA WHIP	IP WLS BF H R ER SO BB IBB HBP BLK WP HR S P ERA WHIP	IP WLS BF H R ER SO BB IBB HBP BLK WP HR S P ERA WHIP	IP WLS BF H R ER SO BB IBB HBP BLK WP HR S P ERA WHIP	IP WLS BF H R ER SO BB IBB HBP BLK WP HR S P ERA WHIP	IP WLS BF H R ER SO BB IBB HBP BLK WP HR S P ERA WHIP	IP WLS BF H R ER SO BB IBB HBP BLK WP HR S P ERA WHIP						
Denny Neagle, L ERA: 3.03	8.0	W	33	6	5	5	9	3	0	0	0	0	0	0	0	0	1.125					
Dan Miceli, R ERA: 2.84	1.0		5	2	0	0	1	0	0	0	0	0	0	0	13	18	0.00	2.000				



Batter	1	2	3	4	5	6	7	8	9	AB	R	H	RBI	BB	SO	LOB	TOP			
Al Martin, L OBP: 0.331, SLG: 0.403 (1, 7)	0-0 CS BB 1B		3-1 G3 BB 1B		2-2 F8		2-3 K	0-2 S 2B 1B		5	1	3	0	0	1	1	Pittsburgh Pirates @ San Francisco Giants Candlestick Park, San Francisco, CA Thu Aug 10 1995, 6:33 AM EDT Att: 11,493 - Sunny - 12 F livebaseballscorecards.com			
Jay Bell, R OBP: 0.328, SLG: 0.374 (1, 6)	2-1 F8		4-0 G3 BB 1B		1-0 1B		0-0 HR 1B	4-2 2B BB		2	0	1	0	1	0	1				
Kevin Young, R OBP: 0.257, SLG: 0.319 (5, 5)			1-2 BB				1-2 HR 1B	1-2 BB		1	1	1	0	1	0	0				
Orlando Merced, S OBP: 0.286, SLG: 0.492 (1, 9)	4-1 1B CS BB		3-2 G3		0-0 L8		1-1 HR 1B	2-1 2B		4	1	2	1	1	0	3				
Jeff McCurry, R OBP: 0.257, SLG: 0.319 (8, 1)			1-2 BB				1-2 HR 1B	1-3 2H 2B		0	0	0	0	0	0	0				
Jason Christiansen, R OBP: 0.257, SLG: 0.319 (8, 1)			1-2 BB				1-2 HR 1B	1-3 2H 2B		0	0	0	0	0	0	0				
Mike Dyer, R OBP: 0.500, SLG: 0.500 (8, 1)			1-2 BB				1-2 HR 1B	1-3 2H 2B		0	0	0	0	0	0	0				
Jeff King, R OBP: 0.323, SLG: 0.446 (5, 6)	2-2 1B		4-1 BB		2-3 K		1-1 HR	0-2 G6-3		4	1	2	4	1	1	3				
Mark Johnson, L OBP: 0.333, SLG: 0.437 (1, 3)	2-3 K		1-0 F7				0-0 L3	2-1 P5		5	0	0	0	0	2	5				
Nelson Liriano, S OBP: 0.234, SLG: 0.356 (1, 4)		0-0 L4		1-0 B5-3			0-0 L7	2-2 G1-3		5	0	0	0	0	0	0				
Midre Cummings, L OBP: 0.286, SLG: 0.346 (1, 8)		0-0 F7		1-1 1B			3-1 P9	4-2 HR BB		3	0	1	0	0	0	0				
Ross Powell, L OBP: 0.286, SLG: 0.346 (6, 1)										0	0	0	0	0	0	0				
Jacob Brumfield, R OBP: 0.345, SLG: 0.358 (8, PH)										1	1	0	0	1	0	0				
Mark Parent, R OBP: 0.322, SLG: 0.495 (1, 2)		1-0 G5-3		2-2 P6			0-0 P2	1-3 K		4	0	0	0	0	1	2				
Steve Parris, R OBP: 0.286, SLG: 0.381 (1, 1)										1	0	1	0	0	0	0				
Freddy Garcia, R OBP: 0.222, SLG: 0.168 (4, PH)										1	0	0	0	0	0	1				
Dan Plesac, L OBP: 0.255, SLG: 0.415 (4, 1)										0	0	0	0	0	0	0				
Steve Pegues, R OBP: 0.255, SLG: 0.415 (6, 8)										1	2	1	2	1	0	0				
Inning Stats	R: 0 E: 0 K: 1 S: 11	H: 2 LOB: 2 BB: 1 P: 20	R: 0 E: 0 K: 0 S: 3	H: 0 LOB: 0 BB: 0 P: 4	R: 0 E: 0 K: 0 S: 9	H: 2 LOB: 3 BB: 2 P: 26	R: 0 E: 0 K: 0 S: 9	H: 1 LOB: 1 BB: 0 P: 15	R: 0 E: 0 K: 0 S: 4	H: 0 LOB: 0 BB: 0 P: 7	R: 4 E: 0 K: 1 S: 11	H: 3 LOB: 0 BB: 1 P: 21	R: 3 E: 0 K: 1 S: 25	H: 3 LOB: 2 BB: 2 P: 39	R: 0 E: 0 K: 1 S: 6	H: 0 LOB: 0 BB: 0 P: 11	1B: 9 2B: 1 3B: 0 HR: 2	SF: 0 SAC: 0 DP: 0 HBP: 0	WP: 0 PB: 0 CS: 1 SB: 2	PA: 43
PITCHER	IP WLS BF H R ER SO	IP WLS BF H R ER SO	IP WLS BF H R ER SO	IP WLS BF H R ER SO	IP WLS BF H R ER SO	IP WLS BF H R ER SO	IP WLS BF H R ER SO	IP WLS BF H R ER SO	IP WLS BF H R ER SO	IP WLS BF H R ER SO	IP WLS BF H R ER SO	IP WLS BF H R ER SO	IP WLS BF H R ER SO	IP WLS BF H R ER SO	IP WLS BF H R ER SO	IP WLS BF H R ER SO	ERA WHIP	ERA WHIP	ERA WHIP	
Jamie Brewington, R ERA: 3.98 (1, 1)	6.2 0 0 0	31 9 4 4	3 0 0 0	3 4 4 3	0 0 0 0	0 0 0 0	0 0 0 0	0 0 0 0	0 0 0 0	1 53 102	5.40 1.950									
Chris Hook, R ERA: 4.85 (7, 1)	0.1 1 0 0	0 0 0 0	0 0 0 0	0 0 0 0	0 0 0 0	0 0 0 0	0 0 0 0	0 0 0 0	0 0 0 0	2 4	0.00 0.000									
Scott Service, R ERA: 4.7 (8, 1)	0.2 4 1 2	2 2 1 0	0 0 0 0	0 0 0 0	0 0 0 0	0 0 0 0	0 0 0 0	0 0 0 0	0 0 0 0	11 19	27.00 3.000									
Shawn Barton, L ERA: 3.69 (8, 1)	0.0 3 2 1	1 1 1 0	0 0 0 0	0 0 0 0	0 0 0 0	0 0 0 0	0 0 0 0	0 0 0 0	0 0 0 0	8 14	= =									
Rod Beck, R ERA: 5.02 (8, 1)	1.1 W 4 0	0 0 0 0	0 0 0 0	0 0 0 0	0 0 0 0	0 0 0 0	0 0 0 0	0 0 0 0	0 0 0 0	12 17	0.00 0.000									

Batter	1	2	3	4	5	6	7	8	9	AB	R	H	RBI	BB	SO	LOB	BOTTOM			
Deion Sanders, L OBP: 0.282, SLG: 0.332 (1, 8)	4-2 CS BB		1-2 P9	0-1 G6-3		3-2 G1-3		1-0 F7		4	0	0	0	1	0	1	Pittsburgh Pirates @ San Francisco Giants Candlestick Park, San Francisco, CA Thu Aug 10 1995, 6:33 AM EDT Att: 11,493 - Sunny - 12 F livebaseballscorecards.com			
John Patterson, S OBP: 0.285, SLG: 0.280 (1, 4)	3-3 K		3-1 L9	4-1 3B BB		4-1 HBP BB		2-0 2B HBP		2	2	0	0	2	1	1				
Barry Bonds, L OBP: 0.442, SLG: 0.588 (1, 7)	4-1 CS BB		4-1 HR BB	1-1 1H 2H 3H 3B		1-0 HBP		1-1 1H 2B		2	1	2	3	2	0	0				
Glenallen Hill, R OBP: 0.320, SLG: 0.473 (1, 9)	1-0 CS	1-1 HR 2B	4-0 HR BB	1-1 G6-3		1-1 L9		4-0 IBB		3	2	1	0	2	0	3				
J.R. Phillips, L OBP: 0.234, SLG: 0.326 (1, 3)		0-0 HR	0-1 HR		0-3 K	0-3 K		1-2 P7		5	2	2	5	0	2	4				
Steve Scarsone, R OBP: 0.327, SLG: 0.492 (1, 5)		1-3 K	1-2 FC6-4 HBP		2-3 K		1-3 K	0-0 G3-1		3	0	0	0	0	3	0				
Royce Clayton, R OBP: 0.295, SLG: 0.333 (8, PH)										1	0	0	0	0	0	2				
Kirt Manwaring, R OBP: 0.335, SLG: 0.366 (1, 2)		1-0 1B	0-0 FC6-4		0-0 1B		3-3 K			4	0	2	0	0	1	1				
Mike Benjamin, R OBP: 0.284, SLG: 0.355 (1, 6)		2-2 F8		1-1 G6-3 SH3-4 3B 1B	0-1 1B		1-1 2B			4	1	3	0	0	0	1				
Jamie Brewington, R ERA: 4.85 (1, 1)		2-3 K		1-0 SH3-4	1-0 B1-3		2-2 F8			2	0	0	0	0	1	3				
Chris Hook, R ERA: 4.85 (7, 1)										0	0	0	0	0	0	0				
Robby Thompson, R ERA: 3.97 (8, 1)										0	0	0	0	0	0	0				
Scott Service, R ERA: 4.25 (8, 1)										0	0	0	0	0	0	0				
Shawn Barton, R ERA: 3.69 (8, 1)										0	0	0	0	0	0	0				
Rod Beck, R ERA: 5.02 (8, 1)										0	0	0	0	0	0	0				
Inning Stats	R: 0 E: 0 K: 1 S: 8	H: 0 LOB: 0 BB: 2 P: 19	R: 2 E: 0 K: 2 S: 15	H: 3 LOB: 1 BB: 0 P: 22	R: 3 E: 0 K: 0 S: 11	H: 1 LOB: 1 BB: 2 P: 24	R: 2 E: 0 K: 0 S: 10	H: 2 LOB: 1 BB: 1 P: 18	R: 0 E: 0 K: 2 S: 12	H: 2 LOB: 2 BB: 0 P: 15	R: 0 E: 0 K: 1 S: 9	H: 0 LOB: 1 BB: 1 P: 18	R: 0 E: 0 K: 2 S: 13	H: 1 LOB: 0 BB: 0 P: 20	R: 1 E: 0 K: 0 S: 11	H: 1 LOB: 2 BB: 1 P: 20	1B: 4 2B: 4 3B: 1 HR: 2	SF: 0 SAC: 1 DP: 1 HBP: 3	WP: 0 PB: 0 CS: 2	PA: 43
PITCHER	IP WLS BF H R ER SO	IP WLS BF H R ER SO	IP WLS BF H R ER SO	IP WLS BF H R ER SO	IP WLS BF H R ER SO	IP WLS BF H R ER SO	IP WLS BF H R ER SO	IP WLS BF H R ER SO	IP WLS BF H R ER SO	IP WLS BF H R ER SO	IP WLS BF H R ER SO	IP WLS BF H R ER SO	IP WLS BF H R ER SO	IP WLS BF H R ER SO	IP WLS BF H R ER SO	IP WLS BF H R ER SO	ERA WHIP	ERA WHIP	ERA WHIP	
Steve Parris, R ERA: 4.85 (1, 1)	3.0 0 0 0	16 4 5 3	5 4 2 2	5 4 2 2	3 1 0 0	3 1 0 0	2 0 0 0	2 22 33	9.00 2.500											
Dan Plesac, L ERA: 4.38 (4, 1)	2.0 9 1 0	0 0 0 0	0 0 0 0	0 0 0 0	0 0 0 0	0 0 0 0	0 0 0 0	0 22 38	0.00 1.000											
Ross Powell, L ERA: 6.53 (6, 1)	0.1 L 2 0	0 1 1 0	0 0 0 0	0 0 0 0	0 0 0 0	0 0 0 0	0 0 0 0	0 1 4	27.00 0.000											
Jeff McCurry, R ERA: 4.25 (8, 1)	0.1 3 1 0	0 0 0 0	0 0 0 0	0 0 0 0	0 0 0 0	0 0 0 0	0 0 0 0	0 9 15	0.00 3.000											




Batter	1	2	3	4	5	6	7	8	9	10	11	AB	R	H	RBI	BB	SO	LOB	TOP			
Jacob Brumfield, R OBP: 0.357, SLG: 0.379	2-1 E 2B 1B	2-3 K		0-0 1B FC3-6	4-1 1B BB		1-0 F7			1-2 FC6-4 2B 1B	0-1 F7	6	3	3	0	1	1	4				
Al Martin, L OBP: 0.332, SLG: 0.399	1 SAFE 2-2 P2		1-0 G3-1	0-1 FC3-6 BB CS 1B	0-0 1B		1-0 F8			1 SAFE 1-0 FC6-4 1B	4-0 FC3-2 IBB	6	0	3	1	1	0	2				
Orlando Merced, S OBP: 0.360, SLG: 0.492	2-3 K		2-2 1B 2B	4-1 FC3-6 BB	3-3 K					0-1 FC6-4 2B 1B	0-0 FC3-2	6	2	1	0	1	2	9				
Jeff King, R OBP: 0.327, SLG: 0.449	2-2 2B 2B		3-1 1B S 1B 1B	1-2 FC3-6		2-2 F7				0-3 K	3-3 K	6	2	2	3	1	2	7				
Jeff McCurry, R OBP: 0.327, SLG: 0.449												0	0	0	0	0	0	0				
Nelson Liriano, S OBP: 0.328, SLG: 0.367	0-0 2B		2-2 F8 1B 1B	4-1 CS	0-0 F7	0-0 G5-3				2-1 1B 2B		6	1	3	2	0	0	1				
Jay Bell, R OBP: 0.329, SLG: 0.380	1-0 G6-3		3-2 1B		3-1 1B 1B	2-0 3B				3-2 L7		6	1	4	3	0	0	2				
Midre Cummings, L OBP: 0.286, SLG: 0.339			1-1 G4-3	1-2 F8	0-0 SH5-4 1B 1B	0-1 G3				1-1 G6-4-3 1B	1-1 F9	6	1	2	0	0	0	4				
Mark Parent, R OBP: 0.323, SLG: 0.490			2-0 SH3-4 1B	0-3 K	0-0 1B SH5-4 1B					2-2 G6-4-3 1-2	1-2 E6 1B FC3-2	6	0	2	1	0	2	3				
2 Angelo Encarnacion, R OBP: 0.307, SLG: 0.300												0	0	0	0	0	0	0				
Esteban Loaiza, R OBP: 0.323, SLG: 0.190												1	0	0	0	0	0	0				
Dan Plesac, L OBP: 0.333, SLG: 0.333												1	0	1	0	0	0	0				
Mike Dyer, R OBP: 0.300, SLG: 0.300												0	0	0	0	0	0	0				
Jason Christiansen, L OBP: 0.300, SLG: 0.300												0	0	0	0	0	0	0				
Mark Johnson, L OBP: 0.300, SLG: 0.300												1	0	0	0	0	0	0				
Dan Miceli, R OBP: 0.300, SLG: 0.300												1	0	0	0	0	0	0				
Steve Pappas, R OBP: 0.300, SLG: 0.300												1	0	0	0	0	0	0				
John Wehner, R OBP: 0.300, SLG: 0.300												0	0	0	0	0	0	0				
Inning Stats	R: 2 E: 1 K: 1 S: 14	H: 3 LOB: 1 BB: 0 P: 23	R: 0 E: 0 K: 1 S: 9	H: 1 LOB: 1 BB: 0 P: 15	R: 2 E: 0 K: 1 S: 19	H: 4 LOB: 2 BB: 0 P: 31	R: 1 E: 0 K: 0 S: 10	H: 2 LOB: 1 BB: 1 P: 17	R: 2 E: 0 K: 1 S: 11	H: 4 LOB: 3 BB: 1 P: 21	R: 0 E: 0 K: 0 S: 9	H: 0 LOB: 1 BB: 0 P: 17	R: 0 E: 0 K: 1 S: 8	H: 1 LOB: 0 BB: 0 P: 13	R: 3 E: 0 K: 1 S: 17	H: 4 LOB: 1 BB: 0 P: 24	R: 0 E: 1 K: 1 S: 11	H: 1 LOB: 3 BB: 1 P: 20	1B: 17 2B: 4 3B: 1 HR: 0	SF: 0 SAC: 2 DP: 1 HBP: 0	WP: 0 PB: 0 SB: 1 CS: 1	PA: 59
PITCHER	Kevin Tapani, R ERA: 5.13	IP: 4.1 WLS: 1 BF: 25	H: 12 R: 7 ER: 7 SO: 3	BB: 1 IBB: 0 HBP: 0 BLK: 0	WP: 0 HR: 0 S: 56 P: 93	ERA: 14.54 WHIP: 3.000		PITCHER	Pedro Astacio, R ERA: 4.57	IP: 1.0 WLS: 0 BF: 6	H: 1 R: 0 ER: 0 SO: 1	BB: 0 IBB: 0 HBP: 0 BLK: 0	WP: 0 HR: 0 S: 11 P: 20	ERA: 0.00 WHIP: 1.000								
Rudy Seanez, R ERA: 6.82	(5, 1) 0.1 3 1 0 0 0	1 0 0 0 0	1 0 0 0 0	0 0 0 0 0	0 0 3 7	0.00 6.000																
Mark Guthrie, L ERA: 4.34	(5, 1) 1.1 6 2 0 0 1	0 0 0 0 0	0 0 0 0 0	0 0 0 0 0	0 0 13 20	0.00 1.500																
John Cummings, L ERA: 3.86	(7, 1) 2.0 8 1 0 0 1	1 0 0 0 0	1 0 0 0 0	0 0 0 0 0	0 0 16 27	0.00 1.000																
Antonio Osuna, R ERA: 6.17	(9, 1) 2.0 10 5 3 3 2	0 0 0 0 0	0 0 0 0 0	0 0 0 0 0	0 0 25 37	13.50 2.500																

Pittsburgh Pirates @ Los Angeles Dodgers
Dodger Stadium, Los Angeles, CA
Sat Aug 12 1995, 7:05 PM PDT
Att. 44,032 - Unknown - 71 F

livebaseballscorecards.com

AB 52
R 10
H 22
RBI 10
BB 4
SO 8
LOB 32




Batter	1	2	3	4	5	6	7	8	9	10	11	AB	R	H	RBI	BB	SO	LOB	BOTTOM					
Chad Fonville, S OBP: 0.325, SLG: 0.296	1-2 1B 1B		4-0 L6-4 S BB		0-1 G4-3		2-2 F8	1-3 K		1-1 2B 1B		2	1	1	0	1	0	0						
Delino DeShields, L OBP: 0.325, SLG: 0.322												3	1	1	0	0	1	1						
Jose Offerman, S OBP: 0.366, SLG: 0.396	1-0 1B SF8 1B		2-2 L9	1-1 P4			3-2 1B 2B			4-2 WP 2B BB	1-1 P6	5	3	2	0	1	0	3						
Mike Piazza, R OBP: 0.421, SLG: 0.598	0-0 1B		2-2 FC4			1-1 3B 1B	4-2 1B SF7 BB			1-3 K	0-0 1B 2B	5	3	3	3	1	1	2						
Eric Karros, R OBP: 0.380, SLG: 0.547	1-2 SF8		0-0 L6-4			1-1 P3	1-2 FC6-4 1B			3-2 2B 2B	1-1 1B 2B	5	0	3	4	0	0	3						
Raul Mondesi, R OBP: 0.344, SLG: 0.505	0-3 K		3-2 G5-3			1-1 1B 3B	0-0 SF7			4-0 IBB	0-1 F9	4	1	1	2	1	1	2						
Roberts Kelly, R OBP: 0.304, SLG: 0.348	1-2 P2				1-0 G5-3		0-0 FC6-4			2-2 P3		6	1	2	1	0	0	4						
Tim Wallach, R OBP: 0.329, SLG: 0.403			0-1 F8		1-0 FC4-6 1B		1-0 1B			0-1 L9		6	0	3	0	0	1	2						
Roger Cedeno, S OBP: 0.300, SLG: 0.300			0-2 P5		1-1 FC4-6		2-3 K			0-3 K		2	0	0	0	0	0	1						
Kevin Tapani, R OBP: 0.300, SLG: 0.300												2	0	0	0	0	0	0						
Rudy Seanez, R OBP: 0.300, SLG: 0.300												0	0	0	0	0	0	0						
Mitch Webster, S OBP: 0.231, SLG: 0.234												4	1	1	0	0	1	3						
Inning Stats	R: 2 E: 0 K: 1 S: 16	H: 3 LOB: 1 BB: 0 P: 20	R: 0 E: 0 K: 0 S: 6	H: 0 LOB: 0 BB: 0 P: 6	R: 0 E: 0 K: 0 S: 9	H: 0 LOB: 1 BB: 1 P: 17	R: 0 E: 0 K: 0 S: 7	H: 1 LOB: 1 BB: 0 P: 13	R: 0 E: 0 K: 2 S: 14	H: 4 LOB: 2 BB: 0 P: 22	R: 2 E: 0 K: 2 S: 15	H: 2 LOB: 1 BB: 1 P: 25	R: 0 E: 0 K: 2 S: 9	H: 0 LOB: 1 BB: 0 P: 12	R: 1 E: 0 K: 2 S: 19	H: 1 LOB: 2 BB: 2 P: 34	R: 3 E: 0 K: 0 S: 11	H: 4 LOB: 1 BB: 0 P: 14	R: 1 E: 1 K: 1 S: 11	H: 2 LOB: 1 BB: 0 P: 13	1B: 12 2B: 5 3B: 1 HR: 0	SF: 2 SAC: 0 DP: 1 HBP: 1	WP: 1 PB: 0 SB: 1 CS: 0	PA: 54
PITCHER	Esteban Loaiza, R ERA: 5.24	IP: 5.1 WLS: 1 BF: 25	H: 8 R: 4 ER: 4 SO: 1	BB: 1 IBB: 0 HBP: 0 BLK: 0	WP: 0 HR: 0 S: 51 P: 74	ERA: 6.75 WHIP: 1.688		PITCHER	Jeff McCurry, R ERA: 4.15	IP: 0.1 WLS: 0 BF: 4	H: 2 R: 0 ER: 0 SO: 1	BB: 0 IBB: 0 HBP: 0 BLK: 0	WP: 0 HR: 0 S: 11 P: 13	ERA: 0.00 WHIP: 6.000										
Dan Plesac, L ERA: 4.5	(6, 1) 1.0 4 1 1 1 2	0 0 0 0 0	0 0 0 0 0	0 0 0 0 0	0 0 14 23	9.00 1.000																		
Mike Dyer, R ERA: 4.34	(7, 1) 1.1 7 1 1 1 1	1 0 0 0 0	1 0 0 0 0	0 0 0 0 0	0 0 13 20	6.75 1.500																		
Jason Christiansen, L ERA: 3.0	(8, 1) 0.1 1 0 0 0 1	0 0 0 0 0	0 0 0 0 0	0 0 0 0 0	0 0 3 4	0.00 0.000																		
Dan Miceli, R ERA: 3.0	(9, 1) 2.0 13 5 4 4 2	1 1 0 0 0	1 1 0 0 0	0 0 0 0 0	0 0 30 48	18.00 3.000																		

Pittsburgh Pirates @ Los Angeles Dodgers
Dodger Stadium, Los Angeles, CA
Sat Aug 12 1995, 7:05 PM PDT
Att. 44,032 - Unknown - 71 F

livebaseballscorecards.com

AB 47
R 11
H 17
RBI 10
BB 4
SO 8
LOB 25



Batter	1	2	3	4	5	6	7	8	9	AB	R	H	RBI	BB	SO	LOB	TOP										
Jacob Brumfield, R OBP: 0.361, SLG: 0.381 (1, 8)	G4-3		G4-3			FC4-6 BB	E S 1B			3	1	1	0	1	0	0	Pittsburgh Pirates @ San Diego Padres Jack Murphy Stadium, San Diego, CA Mon Aug 14 1995, 10:05 PM EDT Alt: 9,242 - Unknown - 82 F										
Jay Bell, R OBP: 0.325, SLG: 0.374 (1, 6)	G6-3			G5-3		FC4-6 1B	K 1-3			4	0	1	0	0	1												
Orlando Merced, S OBP: 0.354, SLG: 0.482 (1, 9)	G4-3			G3		FC4-6 HR		F7		4	1	0	1	0	0												
Jeff King, R OBP: 0.326, SLG: 0.464 (1, 5)		F8		G4-3		HR		L6		4	1	1	2	0	0												
Midre Cummings, L OBP: 0.282, SLG: 0.318 Dan Plesac, L OBP: 0.333, SLG: 0.333 (8, 1)	G6-3 1B			G3		G5-3		L5		4	0	1	0	0	0												
Carlos Garcia, R OBP: 0.333, SLG: 0.432 (1, 4)	G6-3 1B						HR BB		G5-3	3	1	1	0	1	0	1											
Mark Parent, R OBP: 0.321, SLG: 0.500 (1, 2)	F9						HR		G6-3	4	1	1	2	0	0	2											
Kevin Young, R OBP: 0.244, SLG: 0.301 (1, 3)			G5-3		K		F9		G5-3	4	0	0	0	0	1	1											
Paul Wagner, R OBP: 0.280, SLG: 0.350 Nelsol, L OBP: 0.330, SLG: 0.354 Ross Powell, L OBP: 0.330, SLG: 0.354 Steve Pegues, R OBP: 0.250, SLG: 0.410 Jason Christiansen, R OBP: 0.310, SLG: 0.310 Jeff McCurry, R OBP: 0.310, SLG: 0.310 John Wehner, R OBP: 0.250, SLG: 0.450 (1, 1) (5, PH) (6, 1) (7, PH) (7, 1) (8, 1) (8, 7)	G6-3									1	0	0	0	0	0	0											
Inning Stats	R: 0 E: 0 K: 0 S: 7	H: 0 LOB: 0 BB: 0 P: 9	R: 0 E: 0 K: 0 S: 8	H: 1 LOB: 1 BB: 0 P: 13	R: 0 E: 0 K: 0 S: 7	H: 0 LOB: 0 BB: 0 P: 13	R: 0 E: 0 K: 0 S: 7	H: 0 LOB: 0 BB: 0 P: 9	R: 0 E: 0 K: 1 S: 14	H: 1 LOB: 1 BB: 0 P: 21	R: 3 E: 0 K: 0 S: 15	H: 2 LOB: 0 BB: 1 P: 30	R: 2 E: 0 K: 1 S: 13	H: 2 LOB: 1 BB: 1 P: 26	R: 0 E: 0 K: 0 S: 7	H: 0 LOB: 0 BB: 0 P: 11		R: 0 E: 0 K: 0 S: 6	H: 0 LOB: 0 BB: 0 P: 9	1B: 4 2B: 0 3B: 0 HR: 2	SF: 0 SAC: 0 DP: 0 HBP: 0	WP: 0 PA: 35 PB: 0 SB: 1 CS: 0					
PITCHER	IP	WLS	BF	H	R	ER	SO	BB	IBB	HBP	BLK	WP	HR	S	P	ERA	WHIP										
Joey Hamilton, R ERA: 2.95 (1, 1)	6.0		23	4	3	3	1	1	0	0	0	0	1	58	95	4.50	0.833										
Doug Bochtler, R ERA: 1.93 (7, 1)	2.0	W	9	2	2	2	1	1	0	0	0	0	1	20	37	9.00	1.500										
Trevor Hoffman, R ERA: 4.5 (9, 1)	1.0	S	3	0	0	0	0	0	0	0	0	0	0	6	9	0.00	0.000										

AB	33
R	5
H	6
RBI	5
BB	2
SO	2
LOB	6



Batter	1	2	3	4	5	6	7	8	9	AB	R	H	RBI	BB	SO	LOB	BOTTOM										
Steve Finley, L OBP: 0.382, SLG: 0.459 (1, 8)	G4-3				F8		K			5	0	2	2	0	1	0	Pittsburgh Pirates @ San Diego Padres Jack Murphy Stadium, San Diego, CA Mon Aug 14 1995, 10:05 PM EDT Alt: 9,242 - Unknown - 82 F										
Jody Reed, R OBP: 0.363, SLG: 0.304 (1, 4)	F7		L9		K		BLK 1B	F8		5	0	1	0	0	1	2											
Tony Gwynn, L OBP: 0.402, SLG: 0.486 (1, 9)	1B		K		E 1B BB		F8			3	1	1	0	1	1	1											
Ken Caminiti, S OBP: 0.369, SLG: 0.473 (1, 5)	G5-3		K		E9 1B 1B			IBB		3	1	1	0	1	1	1											
Phil Plantier, L OBP: 0.352, SLG: 0.433 (1, 7)		F7		K			G3			4	0	1	1	0	1	2											
Scott Livingstone, L OBP: 0.365, SLG: 0.438 Phil Clark, R OBP: 0.287, SLG: 0.338 Trevor Hoffman, R OBP: 0.500, SLG: 1.000 (1, 3) (8, PH) (9, 1)		HBP BB		WP S 1B			F9			2	1	2	1	1	0	0											
Archi Cianfrocco, R OBP: 0.393, SLG: 0.517 (1, 6)		HBP		K			F8			2	2	0	0	1	1	1											
Brad Ausmus, R OBP: 0.339, SLG: 0.395 (1, 2)		1B 3B		S BB			G5-4-3 BB			1	1	1	2	3	0	0											
Joey Hamilton, R OBP: 0.157, SLG: 0.146 Eddie Williams, R OBP: 0.333, SLG: 0.435 Doug Bochtler, R OBP: 0.250, SLG: 0.330 Andujar Cadeno, R OBP: 0.250, SLG: 0.330 Roberto Petagine, L OBP: 0.356, SLG: 0.354 (1, 1) (5, PH) (7, 1) (8, PH) (8, PH) (9, 3)	G6-3									2	0	0	0	0	1	3											
Inning Stats	R: 0 E: 0 K: 0 S: 9	H: 1 LOB: 1 BB: 0 P: 16	R: 3 E: 0 K: 0 S: 14	H: 2 LOB: 1 BB: 1 P: 23	R: 0 E: 0 K: 2 S: 9	H: 0 LOB: 0 BB: 0 P: 14	R: 0 E: 0 K: 3 S: 12	H: 1 LOB: 2 BB: 1 P: 24	R: 2 E: 0 K: 1 S: 10	H: 3 LOB: 2 BB: 1 P: 19	R: 0 E: 0 K: 0 S: 4	H: 0 LOB: 0 BB: 1 P: 8	R: 0 E: 0 K: 1 S: 11	H: 1 LOB: 2 BB: 1 P: 21	R: 1 E: 0 K: 1 S: 11	H: 1 LOB: 2 BB: 2 P: 20		1B: 8 2B: 0 3B: 1 HR: 0	SF: 0 SAC: 0 DP: 1 HBP: 1	WP: 1 PA: 38 PB: 0 SB: 2 CS: 0							
PITCHER	IP	WLS	BF	H	R	ER	SO	BB	IBB	HBP	BLK	WP	HR	S	P	ERA	WHIP										
Paul Wagner, R ERA: 5.15 (1, 1)	5.0			7	5	5	6	3	0	1	0	0	0	54	96	9.00	2.000										
Ross Powell, L ERA: 8.76 (6, 1)	1.0			0	0	0	0	1	0	0	0	0	0	4	8	0.00	1.000										
Jason Christiansen, L ERA: 3.13 (7, 1)	1.1	L	8	1	1	1	1	2	1	0	1	0	0	17	35	6.75	2.250										
Jeff McCurry, R ERA: 4.12 (8, 1)	0.1			0	0	0	1	0	0	0	0	0	0	3	3	0.00	0.000										
Dan Plesac, L ERA: 4.46 (8, 1)	0.1			0	0	0	0	0	0	0	0	0	0	2	3	0.00	3.000										

AB	30
R	6
H	9
RBI	6
BB	7
SO	8
LOB	13



Batter	1	2	3	4	5	6	7	8	9	AB	R	H	RBI	BB	SO	LOB	TOP									
Jacob Brumfield, R OBP: 0.361, SLG: 0.379 (1, 8)	G5-3		G6-3			G3		SF9		4	1	1	1	1	0	1	Pittsburgh Pirates @ San Diego Padres Jack Murphy Stadium, San Diego, CA Tue Aug 15 1995, 10:05 PM EDT Att: 10,458 - Unknown - 73 F									
Jay Bell, R OBP: 0.326, SLG: 0.377 (1, 6)	G6-3				L4-3	2B		E5	1B	5	1	2	1	0	1	3										
Orlando Merced, S OBP: 0.353, SLG: 0.477 (1, 9)	K				L4-3	G3		WP	1B	3	0	0	1	1	1	2										
Jeff King, R OBP: 0.322, SLG: 0.459 (1, 3)		F7			F8			SF9		3	0	0	1	0	0	0										
Midre Cummings, L OBP: 0.270, SLG: 0.304 Steve Pegues, R OBP: 0.254, SLG: 0.407 (8, PH) (8, 7)	G1-3				G6-3			K		3	0	0	0	0	0	0										
Carlos Garcia, R OBP: 0.336, SLG: 0.433 (1, 4)	1B				L6			G6-3	WP	4	0	2	1	0	0	0										
Mark Parent, R OBP: 0.320, SLG: 0.493 (1, 2)	K				F8					3	1	0	0	1	2	3										
Kevin Young, R OBP: 0.256, SLG: 0.303 (1, 5)			G6-3			SH3-4		BB	1B	3	2	1	0	1	1	0										
Steve Parris, R OBP: 0.292, SLG: 0.375 (1, 1)	P3				SH3-4			E	BB	3	1	1	0	0	1	0										
Inning Stats	R: 0 E: 0 K: 1 S: 7	H: 0 LOB: 0 BB: 0 P: 12	R: 0 E: 0 K: 1 S: 8	H: 1 LOB: 1 BB: 0 P: 13	R: 0 E: 0 K: 0 S: 8	H: 0 LOB: 0 BB: 0 P: 10	R: 0 E: 0 K: 0 S: 4	H: 1 LOB: 0 BB: 0 P: 6	R: 0 E: 0 K: 0 S: 11	H: 0 LOB: 0 BB: 0 P: 14	R: 1 E: 0 K: 0 S: 8	H: 2 LOB: 1 BB: 0 P: 12	R: 0 E: 0 K: 0 S: 7	H: 0 LOB: 0 BB: 0 P: 12	R: 5 E: 1 K: 2 S: 18	H: 2 LOB: 2 BB: 4 P: 36	R: 0 E: 0 K: 3 S: 14	H: 1 LOB: 1 BB: 0 P: 22	1B: 6 2B: 2 3B: 0 HR: 0	SF: 1 SAC: 1 DP: 1 HBP: 0	WP: 2 PB: 0 SB: 1 CS: 0	PA: 38				
PITCHER	IP	WLS	BF	H	R	ER	SO	BB	IBB	HBP	BLK	WP	HR	S	P	ERA	WHIP									
Willie Blair, R ERA: 3.56 Brian Williams, R ERA: 7.19 Dustin Hermanson, R ERA: 7.71 Ron Villone, L ERA: 7.16	(1, 1)	7.0	L	24	4	1	1	2	0	0	0	0	1	0	53	79	1.29	0.571								

Batter	1	2	3	4	5	6	7	8	9	AB	R	H	RBI	BB	SO	LOB	BOTTOM								
Steve Finley, L OBP: 0.381, SLG: 0.455 (1, 8)	G6-3		G6-3			1B		G6-3		3	0	0	0	1	0	0	Pittsburgh Pirates @ San Diego Padres Jack Murphy Stadium, San Diego, CA Tue Aug 15 1995, 10:05 PM EDT Att: 10,458 - Unknown - 73 F								
Jody Reed, R OBP: 0.365, SLG: 0.307 (1, 4)	G6-3		G5-3		IBB			G6-3		4	0	2	0	0	0	0									
Tony Gwynn, L OBP: 0.401, SLG: 0.483 (1, 9)	G6-3		G6-3			1B		F8		4	0	1	0	0	0	1									
Ken Caminiti, S OBP: 0.368, SLG: 0.470 (1, 5)	K				G4-3			K		4	0	1	0	0	2	2									
Phil Plantier, L OBP: 0.344, SLG: 0.422 (1, 7)		F7			P5			F7		4	0	0	0	0	0	2									
Scott Livingstone, L OBP: 0.360, SLG: 0.430 (1, 3)		BB			F7			4-3		4	0	1	0	0	0	2									
Archi Cianfrocco, R OBP: 0.365, SLG: 0.554 (1, 6)	F9				CS			G6-3		4	0	1	0	0	0	2									
Brad Ausmus, R OBP: 0.343, SLG: 0.396 (1, 2)					SAFE			F9		2	0	1	0	1	0	0									
Willie Blair, R Melvin Nieves, S OBP: 0.254, SLG: 0.343 Brian Williams, R Dustin Hermanson, R Ron Villone, L	(1, 1) (7, PH) (8, 1) (8, 1) (8, 1)	0-3				1B		K		2	0	0	0	0	2	3									
Inning Stats	R: 0 E: 0 K: 1 S: 12	H: 1 LOB: 1 BB: 0 P: 19	R: 0 E: 0 K: 1 S: 10	H: 1 LOB: 2 BB: 1 P: 17	R: 0 E: 0 K: 0 S: 3	H: 0 LOB: 0 BB: 0 P: 4	R: 0 E: 0 K: 0 S: 7	H: 0 LOB: 0 BB: 0 P: 11	R: 0 E: 0 K: 1 S: 11	H: 3 LOB: 2 BB: 1 P: 23	R: 0 E: 0 K: 1 S: 8	H: 1 LOB: 1 BB: 0 P: 14	R: 0 E: 0 K: 1 S: 8	H: 0 LOB: 0 BB: 0 P: 15	R: 0 E: 0 K: 0 S: 6	H: 0 LOB: 0 BB: 0 P: 9	R: 0 E: 0 K: 0 S: 5	H: 1 LOB: 1 BB: 0 P: 7	1B: 7 2B: 0 3B: 0 HR: 0	SF: 0 SAC: 0 DP: 0 HBP: 0	WP: 0 PB: 0 SB: 1 CS: 1	PA: 34			
PITCHER	IP	WLS	BF	H	R	ER	SO	BB	IBB	HBP	BLK	WP	HR	S	P	ERA	WHIP								
Steve Parris, R ERA: 4.19	(1, 1)	9.0	W	34	7	0	0	5	1	1	0	0	0	70	119	0.00	0.889								

Batter	1	2	3	4	5	6	7	8	9	AB	R	H	RBI	BB	SO	LOB	TOP					
Jacob Brumfield, R OBP: 0.360, SLG: 0.377 (1, 8)	G6-3		G4-3			1B		G6-3		4	0	1	0	0	0	0	Pittsburgh Pirates @ San Diego Padres Jack Murphy Stadium, San Diego, CA Wed Aug 16 1995, 10:05 PM EDT Att: 14,046 - Unknown - 71 F					
Jay Bell, R OBP: 0.328, SLG: 0.377 (1, 6)	G6-3 BB			F8		1B		K		3	0	1	0	1	1	0						
Orlando Merced, S OBP: 0.349, SLG: 0.472 (1, 9)	G6-3			K		K		F8		4	0	0	0	0	2	3						
Jeff King, R OBP: 0.321, SLG: 0.455 (1, 3)	G3				BB	F8			G1	3	0	0	0	1	0	3						
Midre Cummings, L OBP: 0.282, SLG: 0.306 (1, 7)		G4-3			F7					3	0	1	0	1	0	1						
Carlos Garcia, R OBP: 0.338, SLG: 0.436 (1, 4)	P4					G6-3				3	0	1	0	1	0	0						
Mark Parent, R OBP: 0.314, SLG: 0.483 (1, 2)				G5-3		F7				4	0	0	0	0	2	4						
Kevin Young, R OBP: 0.244, SLG: 0.288 (1, 5)			K			K				4	0	0	0	0	4	4						
John Ericks, R OBP: 0.130, SLG: 0.174 Nelson Lirio, S OBP: 0.333, SLG: 0.368 Jason Christiansen, R OBP: 0.333, SLG: 0.368 Mike Dyer, R OBP: 0.500, SLG: 0.500 (7, 1) (7, 1) (7, 1)			K			K				2	0	0	0	0	2	0						
										0	0	0	0	0	0	0						
										0	0	0	0	0	0	0						
Inning Stats	R: 0 E: 0 K: 0 S: 4	H: 0 LOB: 1 BB: 1 P: 11	R: 0 E: 0 K: 0 S: 6	H: 0 LOB: 0 BB: 0 P: 9	R: 0 E: 0 K: 2 S: 7	H: 0 LOB: 0 BB: 0 P: 12	R: 0 E: 0 K: 1 S: 15	H: 0 LOB: 1 BB: 1 P: 24	R: 0 E: 0 K: 2 S: 8	H: 2 LOB: 2 BB: 0 P: 14	R: 0 E: 0 K: 2 S: 9	H: 1 LOB: 2 BB: 2 P: 20	R: 0 E: 0 K: 1 S: 8	H: 0 LOB: 0 BB: 0 P: 13	R: 0 E: 0 K: 2 S: 14	H: 2 LOB: 2 BB: 0 P: 19	1B: 4 2B: 1 3B: 0 HR: 0	SF: 0 SAC: 0 DP: 0 HBP: 0	WP: 0 PB: 0 SB: 0 CS: 0	PA: 35		
PITCHER	IP WLS BF H R ER SO BB IBB HBP BLK WP HR S P ERA WHIP	8.0 W 30 3 0 0 9 4 0 0 0 0 0 76 130 0.00 0.875	1.0 S 5 2 0 0 2 0 0 0 0 0 0 14 19 0.00 2.000																			

AB 31
R 0
H 5
RBI 0
BB 4
SO 11
LOB 15



Batter	1	2	3	4	5	6	7	8	9	AB	R	H	RBI	BB	SO	LOB	BOTTOM				
Steve Finley, L OBP: 0.384, SLG: 0.458 (1, 8)	F7									2	1	1	0	2	0	0	Pittsburgh Pirates @ San Diego Padres Jack Murphy Stadium, San Diego, CA Wed Aug 16 1995, 10:05 PM EDT Att: 14,046 - Unknown - 71 F				
Jody Reed, R OBP: 0.363, SLG: 0.304 (1, 4)	P3									3	0	0	0	1	0	6					
Tony Gwynn, L OBP: 0.402, SLG: 0.484 (1, 9)	E8 1B									4	0	2	0	0	0	2					
Ken Caminiti, S OBP: 0.369, SLG: 0.469 (1, 5)	E8 1-H									3	0	1	0	1	0	1					
Phil Plantier, L OBP: 0.344, SLG: 0.417 Archi Cianfrocco, R OBP: 0.355, SLG: 0.554 Scott Livingstone, L OBP: 0.350, SLG: 0.426 Roberto Pelagino, R OBP: 0.350, SLG: 0.394 (7, PH) (7, PH) (8, 3) (9, 3)										2	1	0	0	1	1	1					
										0	0	0	0	0	0	0					
										1	0	0	1	0	0	2					
										0	0	0	0	0	0	0					
										4	0	0	0	0	0	4					
										0	0	0	0	0	0	0					
Inning Stats	R: 0 E: 1 K: 0 S: 10	H: 1 LOB: 1 BB: 0 P: 15	R: 1 E: 1 K: 0 S: 11	H: 1 LOB: 3 BB: 2 P: 25	R: 0 E: 0 K: 1 S: 7	H: 0 LOB: 0 BB: 0 P: 12	R: 0 E: 0 K: 1 S: 10	H: 2 LOB: 3 BB: 1 P: 20	R: 0 E: 0 K: 0 S: 9	H: 2 LOB: 1 BB: 0 P: 14	R: 1 E: 0 K: 0 S: 8	H: 1 LOB: 2 BB: 2 P: 22	R: 0 E: 0 K: 1 S: 6	H: 0 LOB: 0 BB: 0 P: 10	1B: 4 2B: 3 3B: 0 HR: 0	SF: 0 SAC: 1 DP: 0 HBP: 0	WP: 0 PB: 0 SB: 1 CS: 2	PA: 36			
PITCHER	IP WLS BF H R ER SO BB IBB HBP BLK WP HR S P ERA WHIP	6.0 L 27 6 1 1 4 3 1 0 0 0 0 5 16 27.00 6.000	0.1 4 1 1 1 0 1 1 0 0 0 0 0 5 16 27.00 6.000	1.2 5 0 0 0 1 0 0 0 0 0 0 0 9 16 0.00 0.000																	

AB 29
R 2
H 7
RBI 2
BB 6
SO 5
LOB 20



Batter	1	2	3	4	5	6	7	8	9	AB	R	H	RBI	BB	SO	LOB	TOP					
Quilvio Veras, S OBP: 0.364, SLG: 0.331	(1, 4) K	(1, 2) BB		(1, 1) 1B	(1, 0) B2		(1, 2) FC6-4		(1, 2) WP	4	1	2	0	2	1	1	Florida Marlins @ Pittsburgh Pirates Three Rivers Stadium, Pittsburgh, PA Fri Aug 18 1995, 7:05 PM EDT Unknown - 94 F					
Chuck Carr, S OBP: 0.317, SLG: 0.272	(1, 8) G6-3	(1, 1) G3		(1, 1) 1B	(1, 0) G1-3		(1, 2) FC6-4		(1, 2) BB	6	1	2	0	0	1	7						
Jeff Conine, R OBP: 0.397, SLG: 0.559	(1, 7) E6			(1, 0) HR	(1, 2) K			(1, 2) F8	(1, 2) BB	5	1	1	1	1	1	4						
Greg Colbrunn, R OBP: 0.313, SLG: 0.449	(1, 3) 2B			(1, 0) P4	(1, 0) 2B			(1, 0) G5-3	(1, 2) FC6	6	1	2	1	0	0	5						
Kurt Abbott, R OBP: 0.314, SLG: 0.458	(1, 6) K			(1, 0) HR	(1, 3) SF9			(1, 2) K		5	1	2	2	0	2	2						
Steve Decker, R OBP: 0.360, SLG: 0.352		(1, 0) FC1-5		(1, 2) G4-3	(1, 2) BB				(1, 2) G6-3	2	0	1	0	3	0	0						
Jerry Browne, S OBP: 0.343, SLG: 0.277		(1, 0) FC1-5		(1, 2) G4-3	(1, 2) SF9				(1, 2) 1B	0	0	0	0	1	0	0						
Alex Arias, R OBP: 0.349, SLG: 0.371		(1, 2) FC1-5		(1, 2) G4-3	(1, 2) SF9				(1, 2) 1B	3	1	2	1	0	0	1						
Jesus Tavarez, S OBP: 0.310, SLG: 0.275		(1, 2) FC1-5		(1, 2) G4-3	(1, 2) K				(1, 2) BB	5	1	1	0	0	1	6						
Mark Gardner, R OBP: 0.196, SLG: 0.190		(1, 2) FC1-5		(1, 3) K					(1, 2) WP	3	0	1	0	0	1	4						
Rich Garcés, R OBP: 0.222, SLG: 0.306					(1, 2) G1-3				(1, 2) BB	0	0	0	0	0	0	0						
Mario Diaz, R OBP: 0.222, SLG: 0.306					(1, 2) G1-3				(1, 2) BB	0	0	0	0	0	0	0						
Buddy Groom, L OBP: 0.222, SLG: 0.306					(1, 2) G1-3				(1, 2) BB	0	0	0	0	0	0	0						
Randy Veres, R OBP: 0.222, SLG: 0.306					(1, 2) G1-3				(1, 2) BB	0	0	0	0	0	0	0						
Yorkis Perez, L OBP: 0.222, SLG: 0.306					(1, 2) G1-3				(1, 2) BB	0	0	0	0	0	0	0						
Terry Pendleton, S OBP: 0.245, SLG: 0.430					(1, 2) G1-3				(1, 2) BB	1	0	1	1	0	0	0						
Inning Stats	R: 0 E: 1 K: 2 S: 13	H: 1 LOB: 2 BB: 0 P: 19	R: 0 E: 0 K: 0 S: 10	H: 1 LOB: 3 BB: 2 P: 22	R: 2 E: 0 K: 1 S: 12	H: 3 LOB: 2 BB: 1 P: 21	R: 3 E: 0 K: 2 S: 17	H: 4 LOB: 2 BB: 1 P: 31	R: 0 E: 0 K: 0 S: 11	H: 0 LOB: 0 BB: 1 P: 13	R: 0 E: 0 K: 0 S: 9	H: 1 LOB: 1 BB: 0 P: 11	R: 0 E: 0 K: 1 S: 7	H: 0 LOB: 0 BB: 2 P: 12	R: 2 E: 0 K: 1 S: 17	H: 3 LOB: 3 BB: 2 P: 34	1B: 11 2B: 2 3B: 0 HR: 2	SF: 1 SAC: 0 DP: 1 HBP: 0	WP: 1 PB: 0 SB: 2 CS: 0	PA: 49		
PITCHER	IP WLS BF H R ER SO BB IBB HBP BLK WP HR S P ERA WHIP	3.0 20 7 4 4 3 3 0 0 0 0 2 39 71 12.00 3.333	5.0 W 21 5 1 1 3 2 0 0 0 0 0 45 72 1.80 1.400	1.0 8 3 2 2 1 2 0 0 0 1 0 17 34 18.00 5.000																		

AB	41
R	7
H	15
RBI	6
BB	7
SO	7
LOB	30



Batter	1	2	3	4	5	6	7	8	9	AB	R	H	RBI	BB	SO	LOB	BOTTOM				
Jacob Brumfield, R OBP: 0.360, SLG: 0.379	(1, 8) HR	(1, 2) L6-4			(1, 2) 1B		(1, 3) K	(1, 3) K		4	2	1	0	1	2	2	Florida Marlins @ Pittsburgh Pirates Three Rivers Stadium, Pittsburgh, PA Fri Aug 18 1995, 7:05 PM EDT Unknown - 94 F				
Al Martin, L OBP: 0.332, SLG: 0.408	(1, 7) 1B	(1, 1) G4-3			(1, 0) K		(1, 0) 1B	(1, 2) BB		3	1	1	2	0	1	1					
John Wehner, R OBP: 0.424, SLG: 0.490	(1, 7) HR				(1, 0) K		(1, 0) 1B	(1, 2) HR		2	2	2	0	0	0	0					
Orlando Merced, S OBP: 0.350, SLG: 0.472	(1, 3) 2B			(1, 0) F7	(1, 0) 1B		(1, 2) F8	(1, 3) F9		4	1	1	0	1	0	3					
Jeff King, R OBP: 0.328, SLG: 0.462	(1, 5) 2B			(1, 2) CS	(1, 3) K		(1, 3) 1B	(1, 2) HR		4	2	3	2	1	1	2					
Nelson Liriano, S OBP: 0.340, SLG: 0.391	(1, 4) F9			(1, 3) F7	(1, 3) 1B		(1, 0) 1B	(1, 2) HR		5	1	3	5	0	0	2					
Jay Bell, R OBP: 0.329, SLG: 0.380	(1, 6) K			(1, 3) CS	(1, 3) K		(1, 2) 1B	(1, 3) HR		5	1	2	1	0	3	3					
Midre Cummings, L OBP: 0.277, SLG: 0.299	(1, 9) K			(1, 2) 1B			(1, 2) K	(1, 2) E		5	0	1	0	0	2	3					
2 Angelo Encarnacion, R OBP: 0.298, SLG: 0.295		(1, 0) E			(1, 2) K		(1, 3) K	(1, 2) BB		4	2	1	0	1	2	2					
Esteban Loaiza, R OBP: 0.167, SLG: 0.150		(1, 0) SH			(1, 0) K		(1, 2) F8	(1, 3) F9		0	0	0	0	0	0	0					
Paul Wagner, R OBP: 0.259, SLG: 0.240					(1, 0) K			(1, 3) HR		2	0	0	0	0	1	1					
Freddy Garcia, R OBP: 0.236, SLG: 0.204					(1, 0) K			(1, 3) HR		1	1	1	1	0	0	0					
Dan Miceli, R OBP: 0.236, SLG: 0.204					(1, 0) K			(1, 3) HR		0	0	0	0	0	0	0					
Inning Stats	R: 3 E: 0 K: 2 S: 17	H: 3 LOB: 1 BB: 1 P: 28	R: 1 E: 1 K: 0 S: 7	H: 1 LOB: 0 BB: 0 P: 11	R: 0 E: 0 K: 0 S: 9	H: 1 LOB: 0 BB: 0 P: 19	R: 0 E: 0 K: 3 S: 13	H: 1 LOB: 1 BB: 0 P: 17	R: 1 E: 0 K: 3 S: 14	H: 2 LOB: 2 BB: 1 P: 25	R: 0 E: 0 K: 1 S: 12	H: 0 LOB: 0 BB: 0 P: 18	R: 2 E: 0 K: 2 S: 13	H: 4 LOB: 2 BB: 0 P: 23	R: 6 E: 1 K: 1 S: 19	H: 4 LOB: 1 BB: 2 P: 42	1B: 9 2B: 6 3B: 0 HR: 2	SF: 0 SAC: 1 DP: 1 HBP: 0	WP: 0 PB: 0 SB: 2 CS: 1	PA: 45	
PITCHER	IP WLS BF H R ER SO BB IBB HBP BLK WP HR S P ERA WHIP	4.1 21 7 1 0 0 3 0 0 0 0 0 20 31 0.00 0.600	1.2 6 1 0 0 3 0 0 0 0 0 0 6 9 13.50 1.500	0.2 L 3 1 1 1 1 0 0 0 0 0 0 6 9 13.50 1.500	7.49	0.2 8 5 4 4 2 1 0 0 0 0 0 15 30 54.00 9.000	3.26	0.2 6 2 3 2 0 1 0 0 0 0 0 1 11 26 27.00 4.500													



Batter	1	2	3	4	5	6	7	8	9	10	11	12	13	AB	R	H	RBI	BB	SO	LOB	TOP							
Chuck Carr, S OBP: 0.323, SLG: 0.278 Kurt Abbott, R OBP: 0.317, SLG: 0.458	G6-4-3 BB		G3 SF8 2B		SH 1B BB	F8		1B		WP SH1-4 BB	K			2	2	1	0	2	0	0								
Alex Arias, R OBP: 0.345, SLG: 0.372	FC4 G6-4-3		G3		SH 1B 2B	E6 FC6-4		B3		SH1-4				5	1	1	0	0	0	3								
Jeff Conine, R OBP: 0.393, SLG: 0.552	G6-4-3		SF8		SF8	FC6-4		F9		WP IBB				4	0	0	2	1	0	5								
Terry Pendleton, S OBP: 0.348, SLG: 0.439	P4		G5-3		2B FC3-2 1B			P6		G4-6-3 IBB				5	0	2	1	2	0	1								
Greg Colbrunn, R OBP: 0.315, SLG: 0.467					F8			HR		G4-6-3 IBB				7	2	3	3	0	1	7								
Andre Dawson, R OBP: 0.308, SLG: 0.459 Quilvio Veras, S OBP: 0.363, SLG: 0.329					G6-3			G6-3		SH3-4 BB				3	0	1	0	1	0	0								
Rob Natal, R OBP: 0.235, SLG: 0.588					L5					SH3-4				6	0	2	0	0	1	4								
David Weathers, R OBP: 0.125, SLG: 0.125 Terry Mathews, L OBP: 0.493, SLG: 0.615 Jesus Tavarez, S OBP: 0.308, SLG: 0.285					K					SH1-4 1B				3	1	1	0	0	2	1								
Inning Stats	R: 0 E: 1 K: 0 S: 9	H: 0 LOB: 1 BB: 1 P: 17	R: 1 E: 0 K: 2 S: 14	H: 2 LOB: 1 BB: 0 P: 20	R: 1 E: 0 K: 0 S: 11	H: 1 LOB: 0 BB: 0 P: 16	R: 0 E: 0 K: 1 S: 10	H: 1 LOB: 1 BB: 0 P: 13	R: 3 E: 0 K: 0 S: 16	H: 3 LOB: 3 BB: 2 P: 29	R: 0 E: 1 K: 1 S: 7	H: 0 LOB: 1 BB: 0 P: 10	R: 1 E: 0 K: 0 S: 16	H: 2 LOB: 2 BB: 1 P: 28	R: 0 E: 0 K: 0 S: 16	H: 2 LOB: 2 BB: 0 P: 22	R: 0 E: 0 K: 0 S: 6	H: 0 LOB: 1 BB: 1 P: 17	R: 0 E: 0 K: 1 S: 13	H: 1 LOB: 2 BB: 1 P: 19	R: 0 E: 0 K: 1 S: 11	H: 1 LOB: 2 BB: 1 P: 18	R: 0 E: 0 K: 2 S: 9	H: 0 LOB: 0 BB: 0 P: 11	1B: 7 2B: 3 3B: 1 HR: 2	SF: 2 SAC: 4 DP: 2 HBP: 0	WP: 1 PB: 1 SB: 0 CS: 0	PA: 63
PITCHER	IP	WLS	BF	H	R	ER	SO	BB	IBB	HBP	BLK	WP	HR	S	P	ERA	WHIP											
Denny Neagle, L ERA: 3.28	4.1	24	7	5	5	3	2	1	0	0	0	0	1	56	91	10.38	2.077											
Jeff McCurry, R ERA: 4.06	0.2	2	0	0	0	0	0	0	0	0	0	0	0	4	4	0.00	0.000											
Dan Plesac, L ERA: 4.86	2.0	10	2	1	1	1	1	0	0	0	0	1	23	38	4.50	1.500												
Mike Dyer, R ERA: 4.03	2.0	9	2	0	0	0	1	0	0	0	0	0	26	39	0.00	1.500												
Jason Christensen, L ERA: 3.11	3.0	15	2	0	0	2	2	3	0	0	1	0	30	57	0.00	1.333												

Florida Marlins @ Pittsburgh Pirates
Three Rivers Stadium, Pittsburgh, PA
Fri Aug 18 1995, 7:05 PM EDT
Att. 13,598 - Unknown - 87 F

AB 47
R 6
H 13
RBI 6
BB 10
SO 8
LOB 33



Batter	1	2	3	4	5	6	7	8	9	10	11	12	13	AB	R	H	RBI	BB	SO	LOB	BOTTOM							
Al Martin, L OBP: 0.332, SLG: 0.405	L8		G4-3		K			HR BB		SH1-4				5	1	1	1	1	2	0								
Midre Cummings, L OBP: 0.276, SLG: 0.333 Steve Pegues, R OBP: 0.250, SLG: 0.401	K		G3					F8		G5-3				4	1	1	1	0	1	1								
Orlando Merced, S OBP: 0.355, SLG: 0.486	G6-3		FC6-4 1B					HR		IBB IBB				5	1	3	2	1	1	0								
Jeff King, R OBP: 0.331, SLG: 0.461			2B 1B					L3		L3				5	1	2	0	1	0	2								
Nelson Lirio, S OBP: 0.284, SLG: 0.344 Mike Dyer, R OBP: 0.283, SLG: 0.280 Fredy Gonzalez, R OBP: 0.277, SLG: 0.320 Jason Christensen, L OBP: 0.294, SLG: 0.291			G4-3 FC4-2 2B		L6			2B 2B		P2				4	1	2	1	0	0	1								
Carlos Garcia, R OBP: 0.342, SLG: 0.439			G4-3					G4-3		G4-3				5	0	2	1	1	1	1								
Mark Parent, R OBP: 0.306, SLG: 0.469 Dan Miceli, R ERA: 3.86	FC4-2 1B				K			G6-3		G6-3				6	0	0	0	0	1	5								
Kevin Young, R OBP: 0.261, SLG: 0.349			G4-3					G4-3		G5-3				6	2	3	1	0	0	0								
Denny Neagle, L ERA: 3.28 Jeff McCurry, R ERA: 4.06 Jacob Brumfield, R ERA: 5.7 Dan Plesac, L ERA: 4.86 Jason Christensen, L ERA: 3.11 Jay Bell, R OBP: 0.289, SLG: 0.279			G1-3		G6-3			F7		IBB SH1-4 BB				1	0	0	0	0	0	2								
Inning Stats	R: 0 E: 0 K: 1 S: 5	H: 0 LOB: 0 BB: 0 P: 11	R: 1 E: 0 K: 0 S: 17	H: 3 LOB: 0 BB: 0 P: 27	R: 0 E: 0 K: 0 S: 7	H: 1 LOB: 1 BB: 0 P: 11	R: 0 E: 0 K: 1 S: 7	H: 1 LOB: 1 BB: 0 P: 14	R: 3 E: 0 K: 0 S: 12	H: 3 LOB: 1 BB: 1 P: 24	R: 3 E: 0 K: 0 S: 13	H: 3 LOB: 1 BB: 1 P: 20	R: 0 E: 0 K: 0 S: 15	H: 0 LOB: 0 BB: 0 P: 21	R: 0 E: 0 K: 1 S: 14	H: 0 LOB: 3 BB: 3 P: 31	R: 0 E: 0 K: 1 S: 7	H: 0 LOB: 0 BB: 0 P: 10	R: 0 E: 0 K: 2 S: 9	H: 0 LOB: 0 BB: 0 P: 13	R: 0 E: 0 K: 0 S: 11	H: 1 LOB: 1 BB: 1 P: 21	R: 1 E: 0 K: 0 S: 5	H: 2 LOB: 1 BB: 0 P: 7	1B: 6 2B: 6 3B: 0 HR: 3	SF: 0 SAC: 1 DP: 1 HBP: 0	WP: 0 PB: 0 SB: 0 CS: 1	PA: 55
PITCHER	IP	WLS	BF	H	R	ER	SO	BB	IBB	HBP	BLK	WP	HR	S	P	ERA	WHIP											
David Weathers, R ERA: 6.1	5.2	24	8	3	3	2	4	0	0	0	0	0	0	60	100	3.18	1.412											
Terry Mathews, R ERA: 3.57	0.1	1	0	0	0	0	0	0	0	0	0	0	0	3	6	0.00	0.000											
Alejandro Pena, R ERA: 5.7	2.0	10	3	3	3	0	1	0	0	0	0	2	28	41	13.50	2.000												
Yorkis Perez, L ERA: 5.75	0.1	2	0	0	0	0	1	0	0	0	0	0	8	14	0.00	3.000												
Rich Garces, R ERA: 2.35	1.2	7	0	0	0	2	0	2	0	0	0	0	13	27	0.00	0.000												

Florida Marlins @ Pittsburgh Pirates
Three Rivers Stadium, Pittsburgh, PA
Fri Aug 18 1995, 7:05 PM EDT
Att. 13,598 - Unknown - 87 F

AB 49
R 7
H 14
RBI 7
BB 5
SO 8
LOB 18



Batter	1	2	3	4	5	6	7	8	9	AB	R	H	RBI	BB	SO	LOB	TOP								
Quilvio Veras, S OBP: 0.364, SLG: 0.346 (1, 4)	F7		G6-3		HR		FC5 3B		K	5	1	2	2	0	1	2									
Chuck Carr, S OBP: 0.317, SLG: 0.273 (1, 8)	F8		F8		K		FC5 2B		G4-3	5	1	0	0	0	1	3									
Jeff Conine, R OBP: 0.394, SLG: 0.553 (1, 7)	F9			2B BB	G6-3		2B			3	1	1	1	1	0	0									
Terry Pendleton, S OBP: 0.347, SLG: 0.439 (1, 5)		E9 G5-4-3		P3			G4-3 2B			4	0	1	0	0	0	2									
Greg Colbrunn, R OBP: 0.312, SLG: 0.462 (1, 3)		G5-4-3 1-2f		F9			FC1-6-5-6 2-3		G5-3	4	0	0	0	0	0	3									
Andre Dawson, R OBP: 0.306, SLG: 0.460 (1, 9)		P8		2B			L5		G6-3	4	0	1	1	0	0	1									
Kurt Abbott, R OBP: 0.320, SLG: 0.460 (1, 6)			1B 2B	P4			FC6-4 IBB		K	3	1	1	0	1	1	1									
Steve Decker, R OBP: 0.352, SLG: 0.342 (1, 2)			SH3-4 1B	F9			FC6-4 1-2f		P3	4	0	1	1	0	0	2									
Chris Hammond, L OBP: 0.333, SLG: 0.385 Randy Veres, R (6, 1)			SH3-4	K			B1-3			1	1	0	0	0	1	0									
Yorkis Perez, L (8, 1)				HR						1	0	0	0	0	0	0									
Alex Arias, R OBP: 0.349, SLG: 0.376 (9, PH)									1B	1	0	1	0	0	0	0									
Inning Stats	R: 0 E: 0 K: 0 S: 8	H: 0 LOB: 0 BB: 0 P: 14	R: 0 E: 1 K: 0 S: 9	H: 0 LOB: 0 BB: 0 P: 15	R: 1 E: 0 K: 0 S: 8	H: 2 LOB: 1 BB: 0 P: 9	R: 1 E: 0 K: 0 S: 8	H: 1 LOB: 1 BB: 1 P: 18	R: 2 E: 0 K: 0 S: 12	H: 1 LOB: 2 BB: 0 P: 23	R: 0 E: 0 K: 0 S: 7	H: 1 LOB: 2 BB: 1 P: 14	R: 1 E: 0 K: 0 S: 11	H: 2 LOB: 1 BB: 0 P: 16	R: 0 E: 0 K: 1 S: 6	H: 0 LOB: 0 BB: 0 P: 11	R: 0 E: 0 K: 1 S: 11	H: 1 LOB: 1 BB: 0 P: 17	1B: 2 2B: 4 3B: 1 HR: 1	SF: 0 SAC: 1 DP: 1 HBP: 0	WP: 1 PB: 0 SB: 0 CS: 0	PA: 38			
PITCHER	IP	WLS	BF	H	R	ER	SO	BB	IBB	HBP	BLK	WP	HR	S	P	ERA	WHIP								
Ross Powell, L ERA: 8.31 Jeff McCurry, R ERA: 3.99 Mike Dyer, R ERA: 3.96	5.0		21	4	4	4	2	1	0	0	0	1	1	45	79	7.20	1.000								
	3.0	W	13	3	1	1	1	0	1	0	0	0	0	24	41	3.00	1.000								
	1.0		4	1	0	0	1	0	0	0	0	0	0	11	17	0.00	1.000								

Florida Marlins @ Pittsburgh Pirates
Three Rivers Stadium, Pittsburgh, PA
Sat Aug 19 1995, 7:05 PM EDT
Att: 13,081 - Unknown - 87 F

AB 35
R 5
H 8
RBI 5
BB 2
SO 4
LOB 14



Batter	1	2	3	4	5	6	7	8	9	AB	R	H	RBI	BB	SO	LOB	BOTTOM								
Jacob Brumfield, R OBP: 0.363, SLG: 0.381 (1, 8)	WP FC5-2 1B		K2-3		F8		1B SH SF8 1B		FC3-6 1B	5	1	3	1	0	1	1									
Jay Bell, R OBP: 0.326, SLG: 0.374 (1, 6)	P9		G6-3		FC5-4 1-2f		SH SF8 FC4-6 1B		FC3-6 1B	4	2	0	0	0	0	4									
John Wehner, R OBP: 0.446, SLG: 0.509 (9, 5)	FC5-2 1-H			2B 1B			HR 1B		FC4-6 1B	5	2	4	1	0	0	1									
Carlos Garcia, R OBP: 0.343, SLG: 0.444 Mike Dyer, R OBP: 0.500, SLG: 0.500 (9, 1)	K			F8 1-H 2B			P9 1B		SF8 1B	4	0	2	3	0	1	2									
Steve Peques, R OBP: 0.245, SLG: 0.393 (7, PH) Orlando Merced, S OBP: 0.353, SLG: 0.483 (8, 9)			K	F8 2-3			K		FC4-6 FC4	3	0	0	0	0	2	2									
Kevin Young, R OBP: 0.271, SLG: 0.382 (1, 3)			K		HBP				FC4	3	1	1	2	0	1	1									
Freddy Garcia, R OBP: 0.254, SLG: 0.212 Al Martin, L OBP: 0.334, SLG: 0.405 (9, 7)				G4-3			HR 1B			2	1	1	0	1	0	2									
2 Angelo Encarnacion, R OBP: 0.292, SLG: 0.325 (1, 2)		CS		P4			G4-3 1-H IHR		G5-3	4	1	1	2	0	0	1									
Ross Powell, L (1, 1) Midre Cummings, L OBP: 0.284, SLG: 0.341 (5, PH) Jeff McCurry, R (6, 1) Nelson Liriano, S OBP: 0.346, SLG: 0.404 (9, 4)				K			FC5-4 1B		FC3-6 1B IBB	1	0	0	0	0	0	0									
Inning Stats	R: 0 E: 0 K: 1 S: 11	H: 1 LOB: 1 BB: 0 P: 19	R: 0 E: 0 K: 2 S: 10	H: 0 LOB: 0 BB: 1 P: 19	R: 0 E: 0 K: 2 S: 10	H: 0 LOB: 0 BB: 0 P: 15	R: 1 E: 0 K: 0 S: 13	H: 2 LOB: 2 BB: 0 P: 26	R: 0 E: 0 K: 1 S: 11	H: 4 LOB: 0 BB: 0 P: 17	R: 2 E: 1 K: 0 S: 9	H: 2 LOB: 1 BB: 0 P: 13	R: 3 E: 0 K: 0 S: 10	H: 3 LOB: 2 BB: 2 P: 26	1B: 10 2B: 1 3B: 0 HR: 2	SF: 1 SAC: 1 DP: 0 HBP: 1	WP: 2 PB: 0 SB: 0 CS: 1	PA: 42							
PITCHER	IP	WLS	BF	H	R	ER	SO	BB	IBB	HBP	BLK	WP	HR	S	P	ERA	WHIP								
Chris Hammond, L ERA: 2.96 Randy Veres, R ERA: 3.98 Yorkis Perez, L ERA: 5.7	5.2		26	8	5	4	0	1	1	0	0	0	0	18	35	18.00	3.000								
	2.0	L	14	5	5	4	0	1	1	0	0	0	0	2	5	0.00	0.000								
	0.1		1	0	0	0	0	0	0	0	0	0	0	2	5	0.00	0.000								

Florida Marlins @ Pittsburgh Pirates
Three Rivers Stadium, Pittsburgh, PA
Sat Aug 19 1995, 7:05 PM EDT
Att: 13,081 - Unknown - 87 F


AB 35
R 10
H 13
RBI 10
BB 3
SO 6
LOB 17



Batter	1	2	3	4	5	6	7	8	9	AB	R	H	RBI	BB	SO	LOB	TOP					
Quilvio Veras, S OBP: 0.362, SLG: 0.342 (1, 4)										4	0	0	0	1	1	4						
Kurt Abbott, R OBP: 0.321, SLG: 0.459 (1, 6)										5	0	2	0	0	1	1						
Jeff Conine, R OBP: 0.394, SLG: 0.552 (1, 7)										4	0	1	0	1	0	2						
Terry Pendleton, S OBP: 0.342, SLG: 0.434 (1, 5)										5	0	0	0	0	2	4						
Greg Colbrunn, R OBP: 0.312, SLG: 0.460 (1, 3)										4	1	1	0	0	0	1						
Russ Morman, R OBP: 0.347, SLG: 0.596 (8, PR)										4	1	3	1	0	0	0						
Chuck Carr, S OBP: 0.317, SLG: 0.273 (8, 8)										0	0	0	0	0	0	0						
Rob Natal, R OBP: 0.238, SLG: 0.550 (1, 2)										3	0	1	1	0	0	0						
Jesus Tavarez, S OBP: 0.316, SLG: 0.267 (8, 9)										3	0	1	0	1	0	3						
John Burkett, R OBP: 0.176, SLG: 0.163 (6, PH)										1	0	0	0	0	1	1						
Alex Arias, R OBP: 0.353, SLG: 0.380 (6, PH)										1	0	1	0	0	0	0						
Rich Garces, R OBP: 0.305, SLG: 0.457 (8, PH)										0	0	0	0	0	0	0						
Andre Dawson, R OBP: 0.305, SLG: 0.457 (8, PH)										1	0	0	0	0	0	2						
Alejandro Pena, R OBP: 0.305, SLG: 0.457 (8, 1)										0	0	0	0	0	0	0						
Inning Stats	R: 0 E: 0 K: 0 S: 8	H: 0 LOB: 1 BB: 2 P: 19	R: 1 E: 1 K: 1 S: 14	H: 2 LOB: 2 BB: 0 P: 20	R: 0 E: 0 K: 1 S: 10	H: 1 LOB: 1 BB: 0 P: 17	R: 0 E: 0 K: 1 S: 12	H: 1 LOB: 1 BB: 0 P: 16	R: 0 E: 0 K: 0 S: 7	H: 1 LOB: 2 BB: 1 P: 9	R: 1 E: 0 K: 2 S: 10	H: 2 LOB: 0 BB: 0 P: 17	R: 0 E: 0 K: 1 S: 10	H: 0 LOB: 0 BB: 0 P: 12	R: 0 E: 0 K: 2 S: 10	H: 2 LOB: 2 BB: 0 P: 15	R: 0 E: 0 K: 0 S: 8	H: 1 LOB: 1 BB: 0 P: 13	1B: 8 2B: 1 3B: 0 HR: 1	SF: 1 SAC: 1 DP: 0 HBP: 0	WP: 1 PB: 0 SB: 0 CS: 1	PA: 40
PITCHER	IP	WLS	BF	H	R	ER	SO	BB	IBB	HBP	BLK	WP	HR	S	P	ERA	WHIP					
Steve Parris, R ERA: 4.1 (1, 1)	6.0	W	28	7	2	2	3	3	0	0	0	0	1	61	98	3.00	1.667					
Dan Plesac, L ERA: 4.3 (7, 1)	1.2		7	2	0	0	2	0	0	0	0	0	0	18	25	0.00	1.200					
Dan Miceli, R ERA: 3.74 (8, 1)	1.1	S	5	1	0	0	0	0	0	0	0	1	0	10	15	0.00	0.750					

Florida Marlins @ Pittsburgh Pirates
Three Rivers Stadium, Pittsburgh, PA
Sun Aug 20 1995, 3:33 AM EDT
Att: 13,191 - Cloudy - 91 F

AB 35
R 2
H 10
RBI 2
BB 3
SO 5
LOB 18

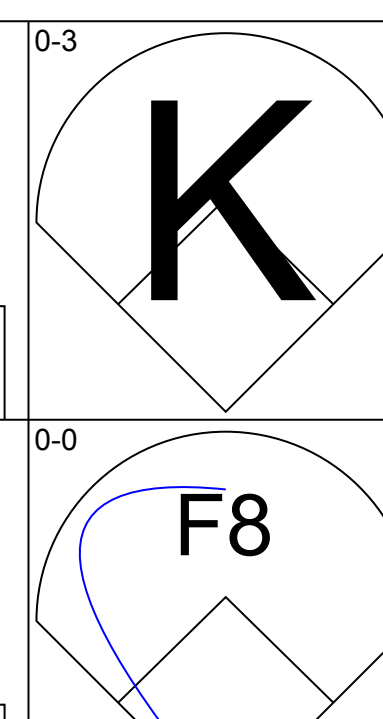
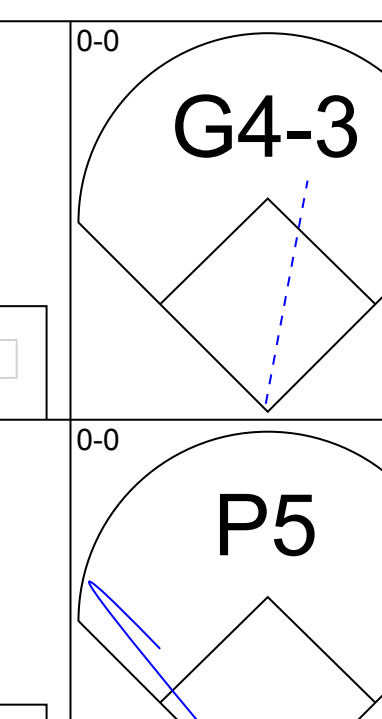
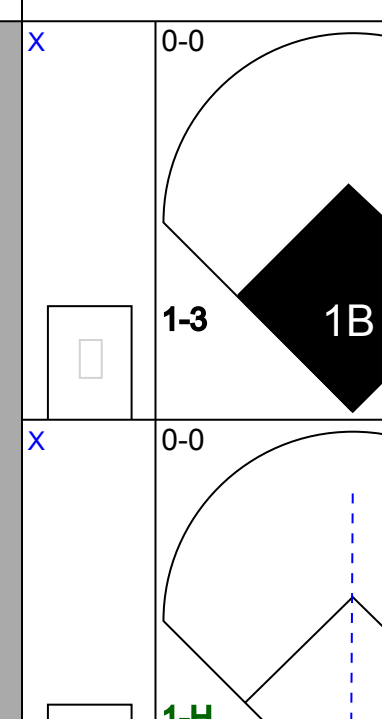
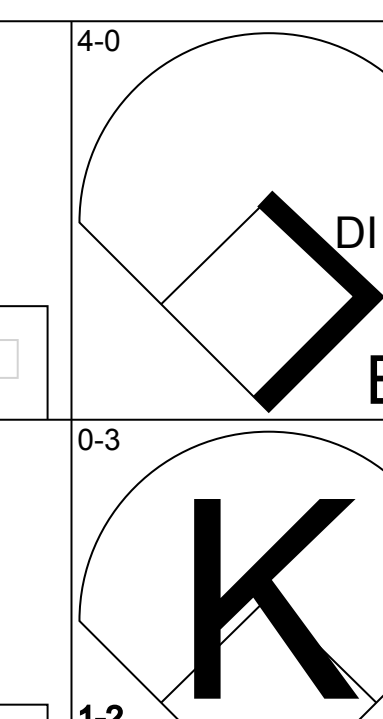
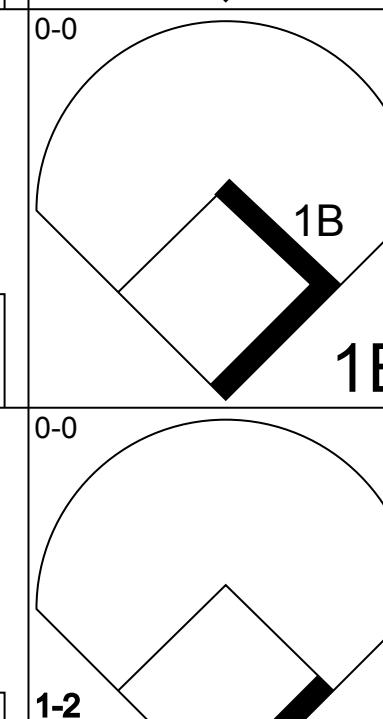

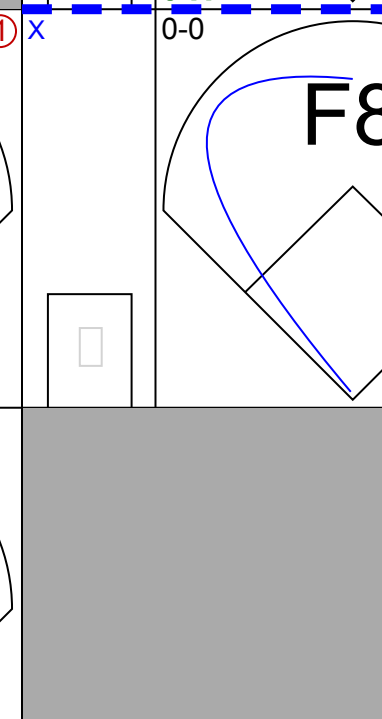

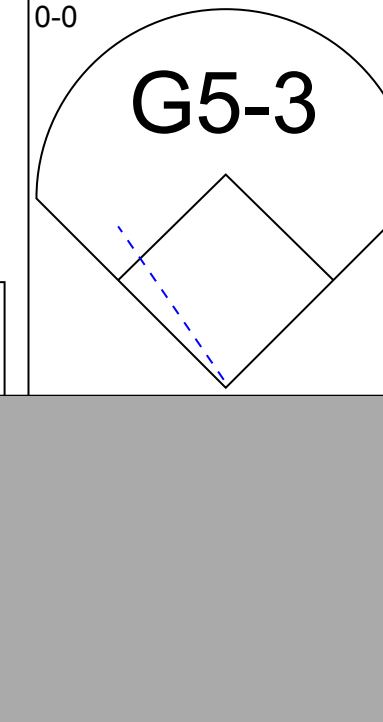

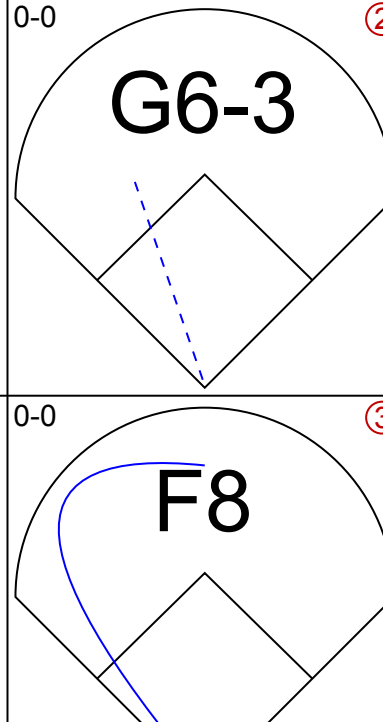





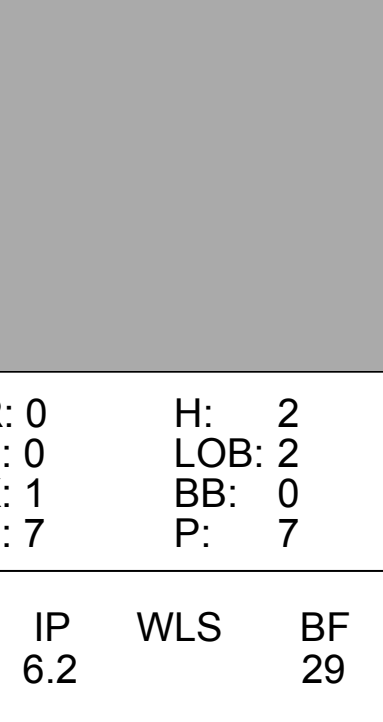
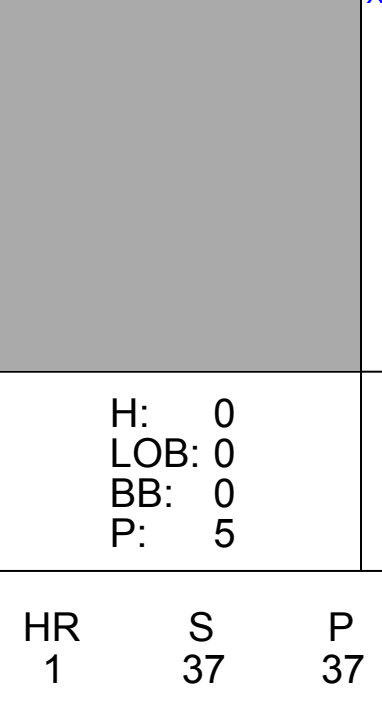

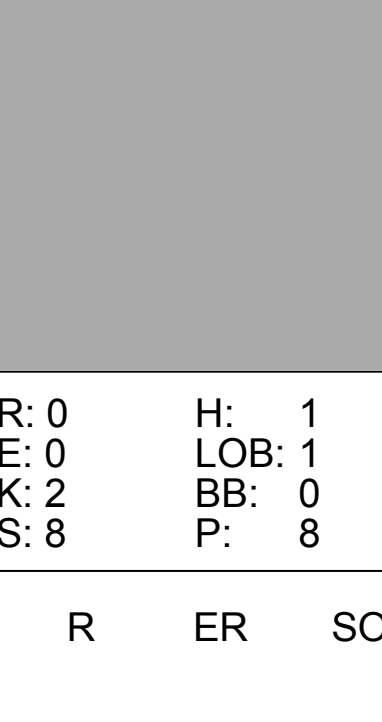
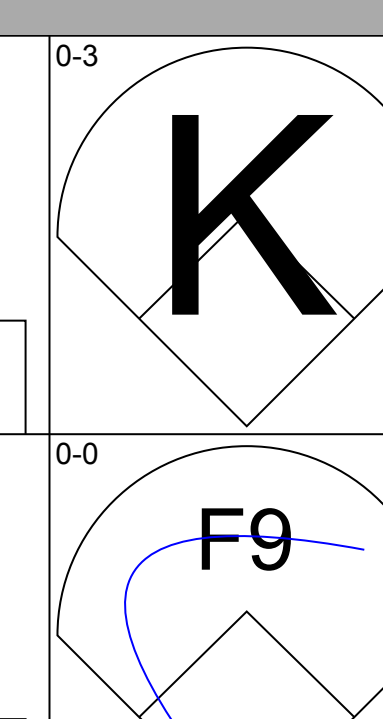
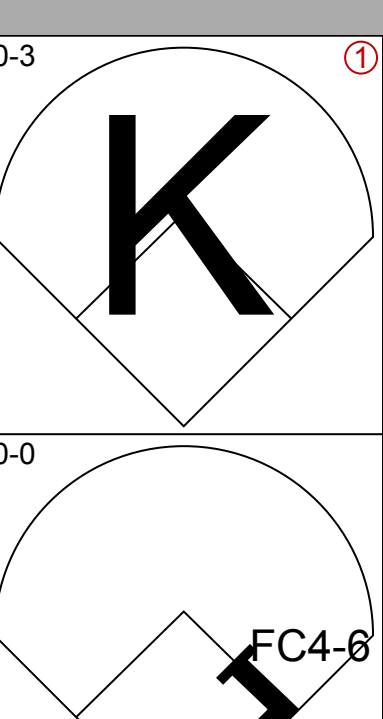
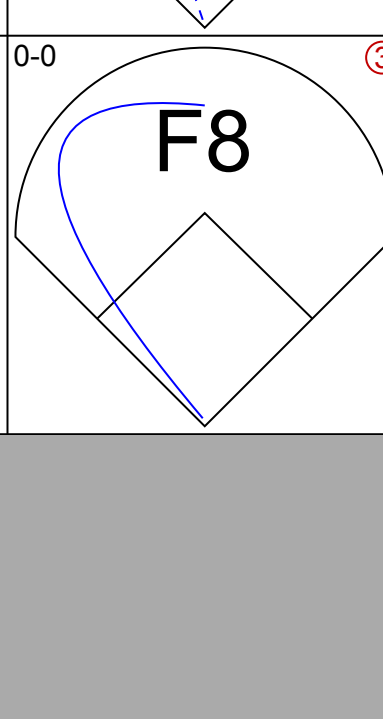
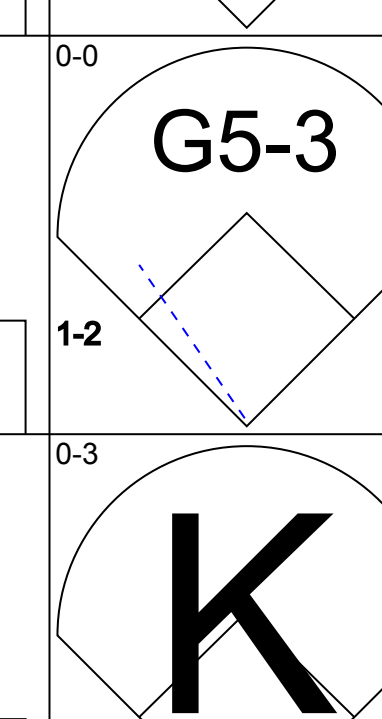
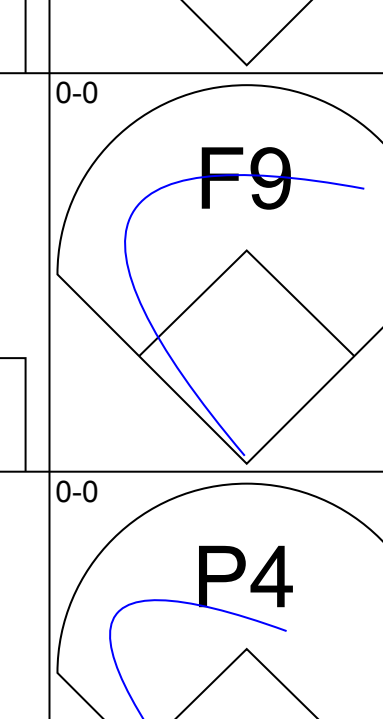
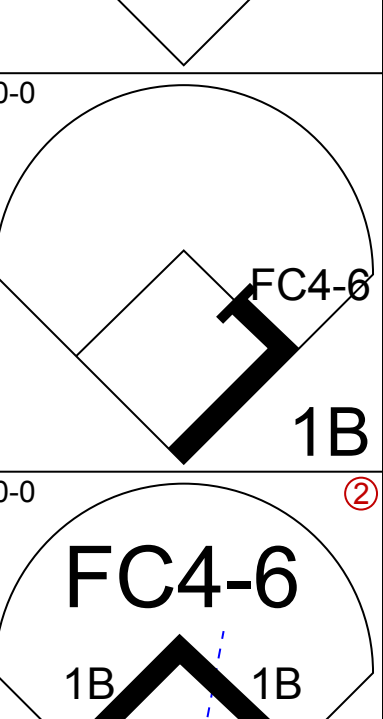
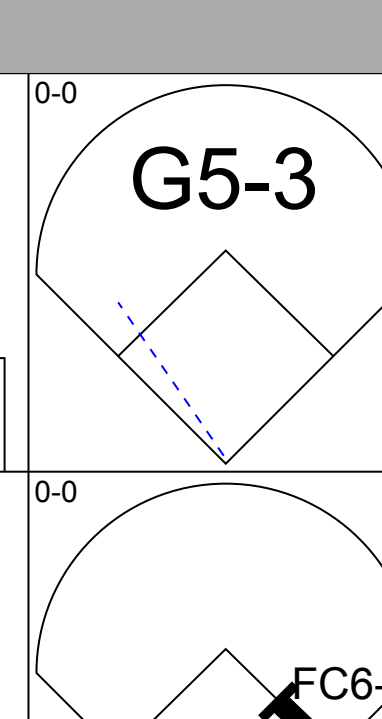
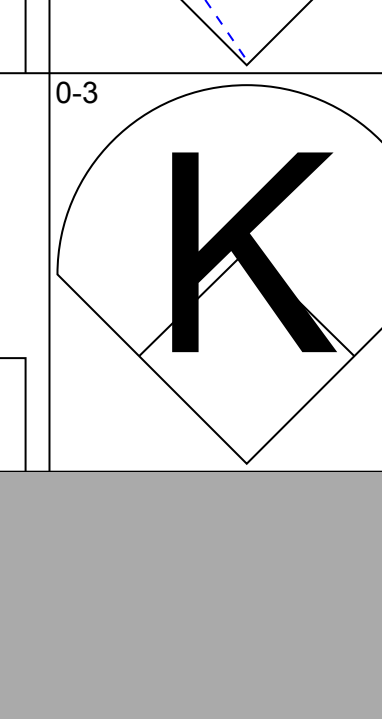
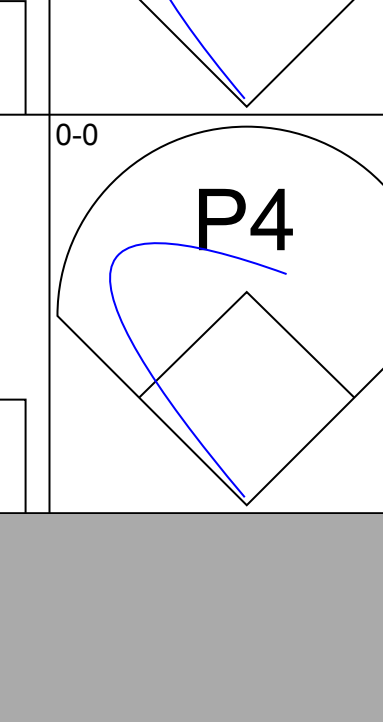
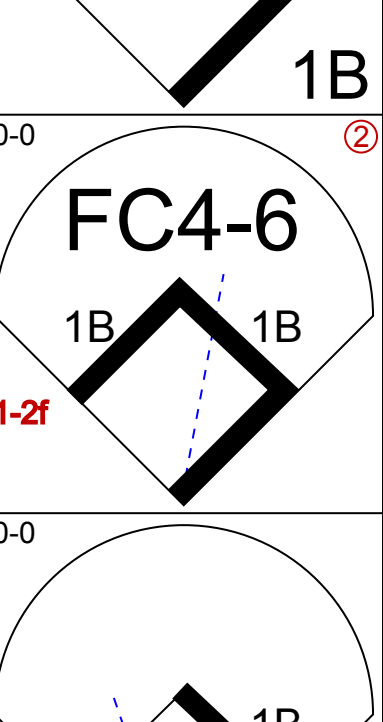
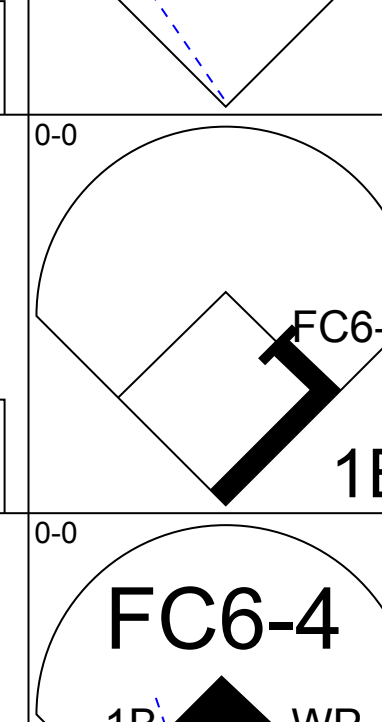
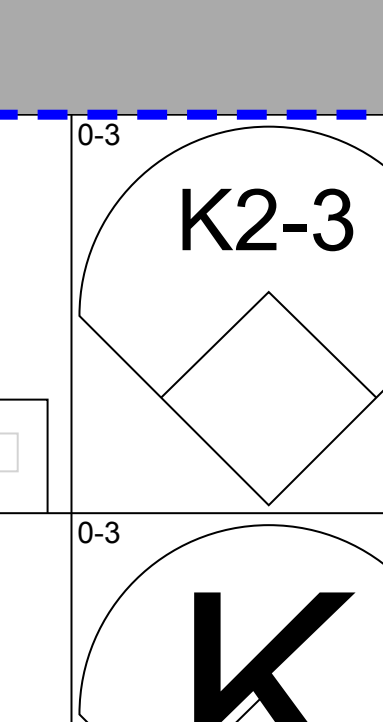
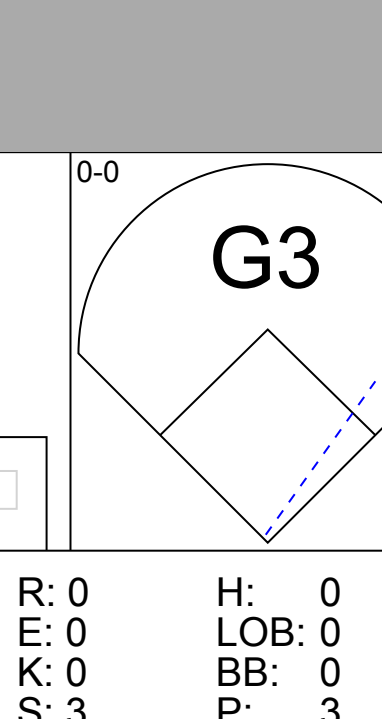
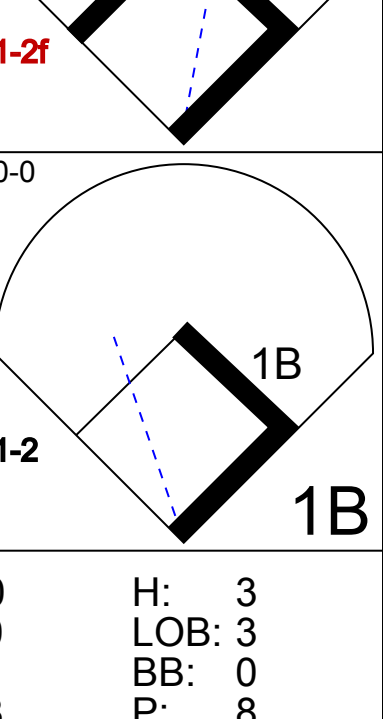
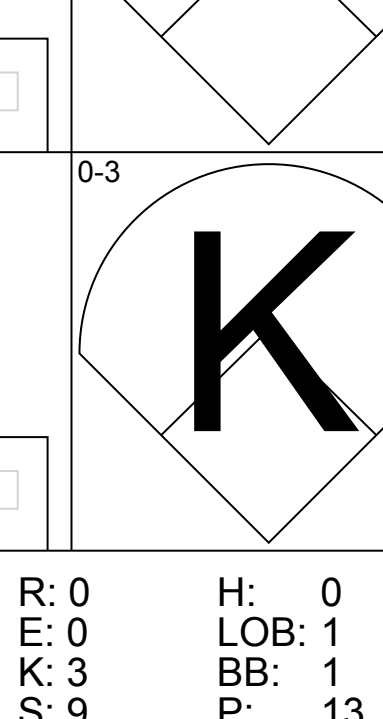
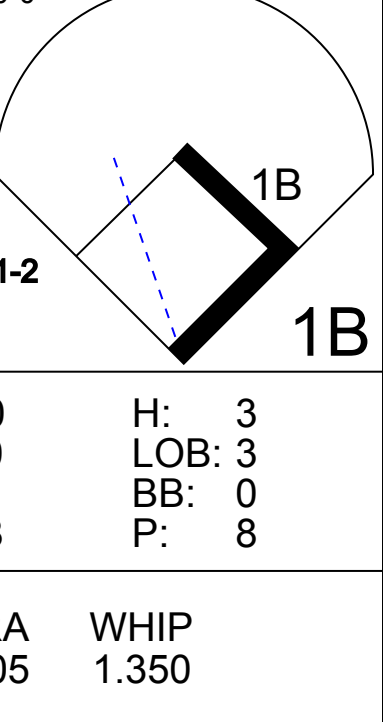
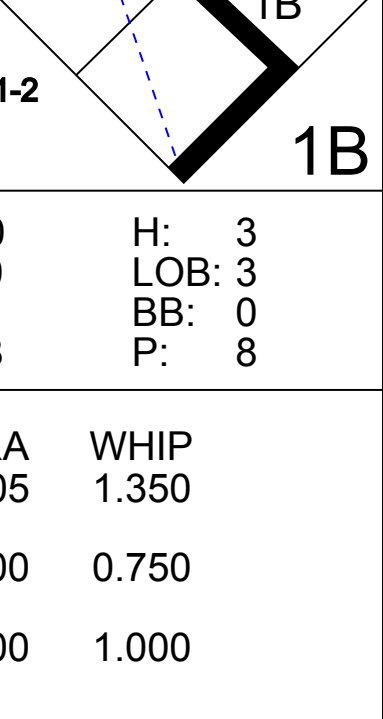
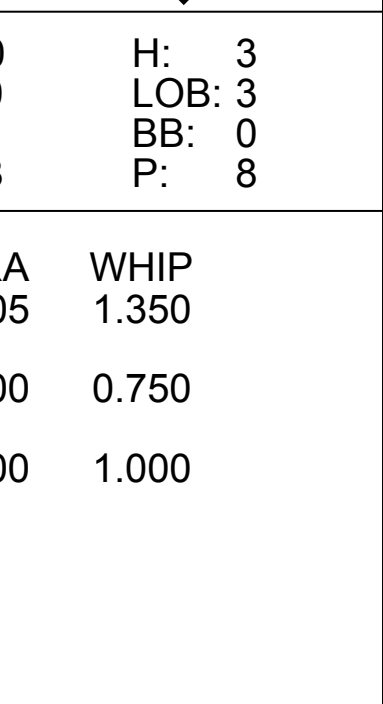


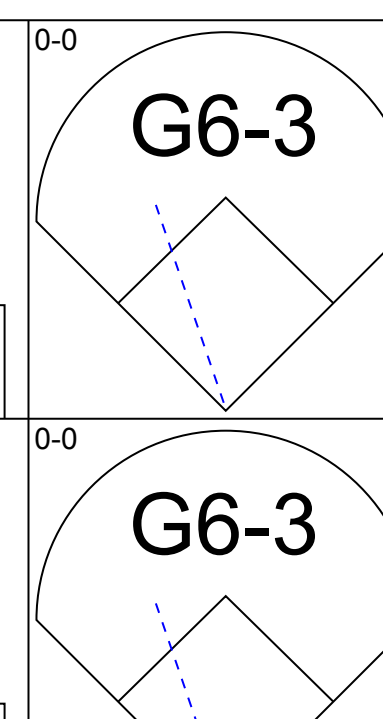
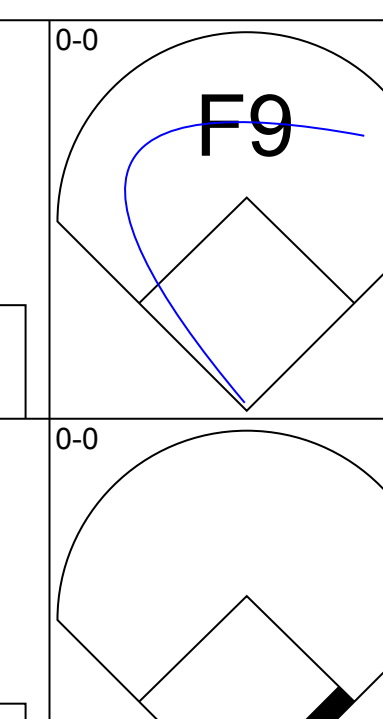
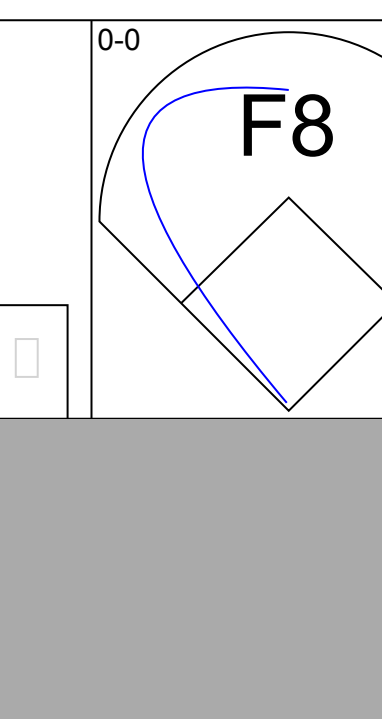
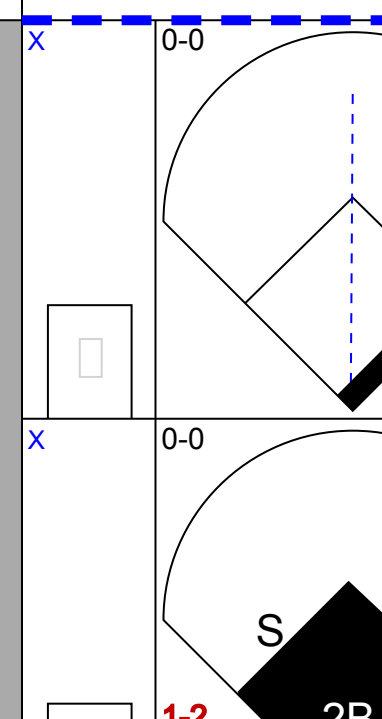
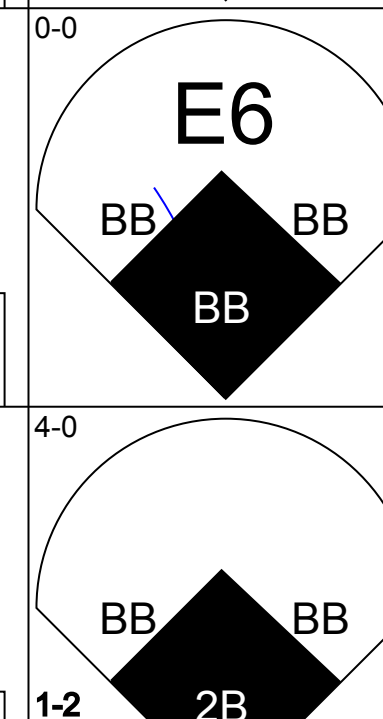
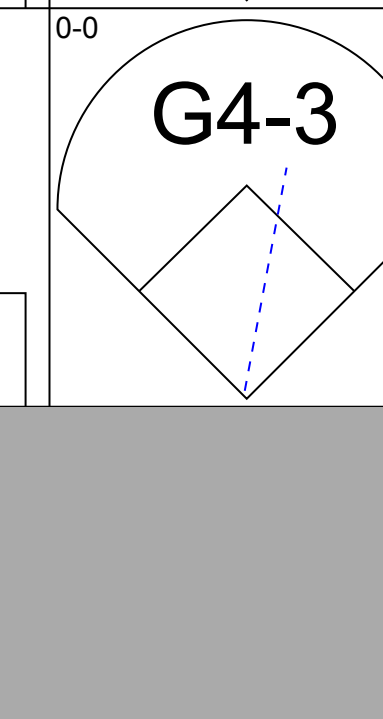
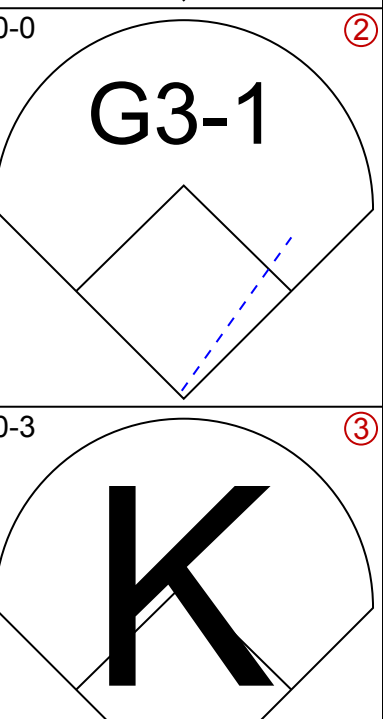
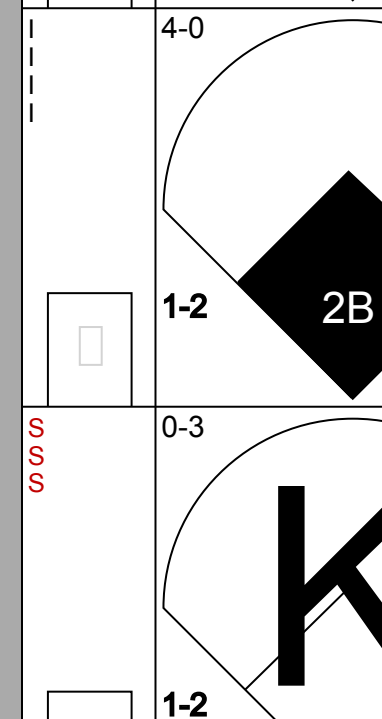

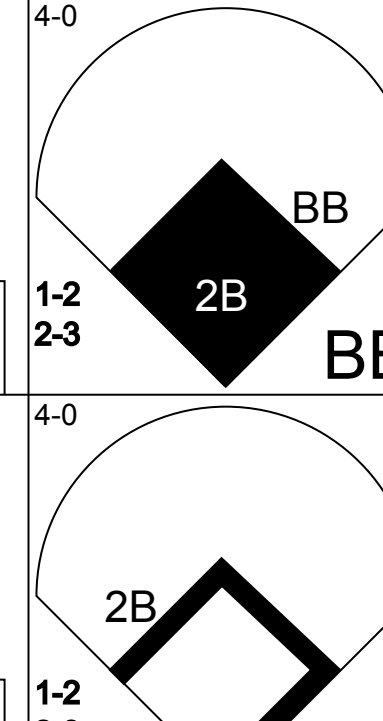


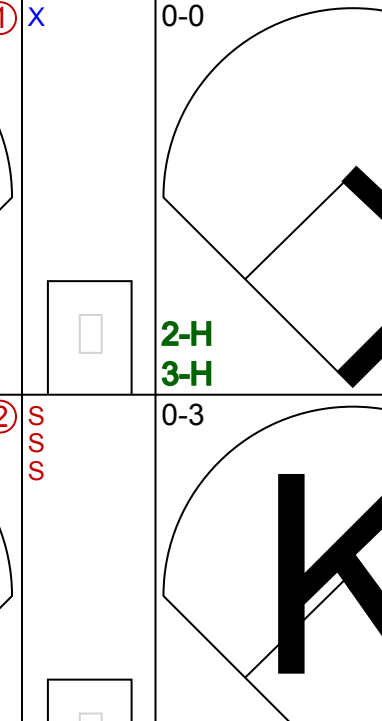

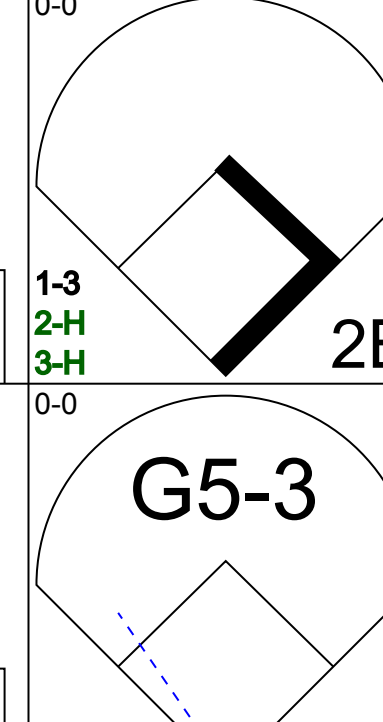
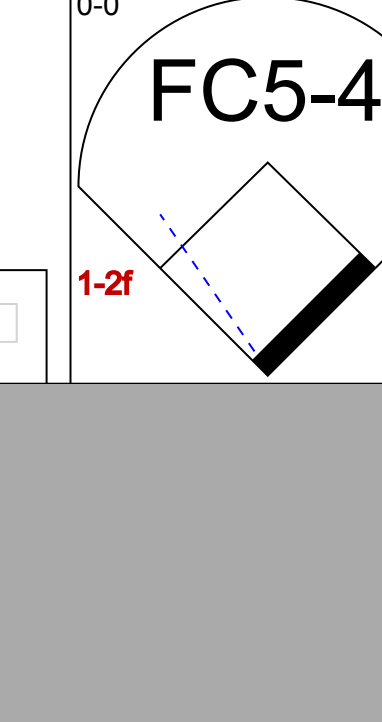


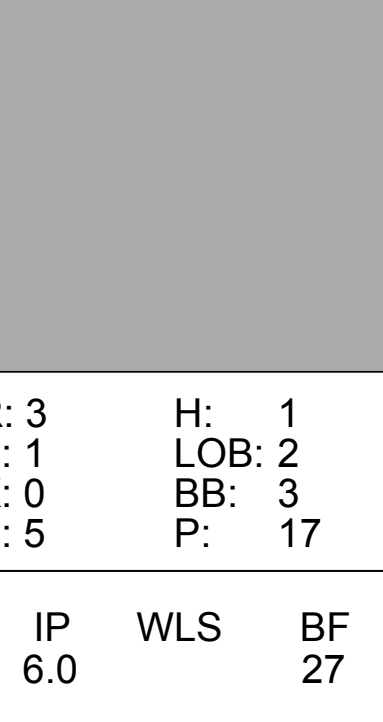
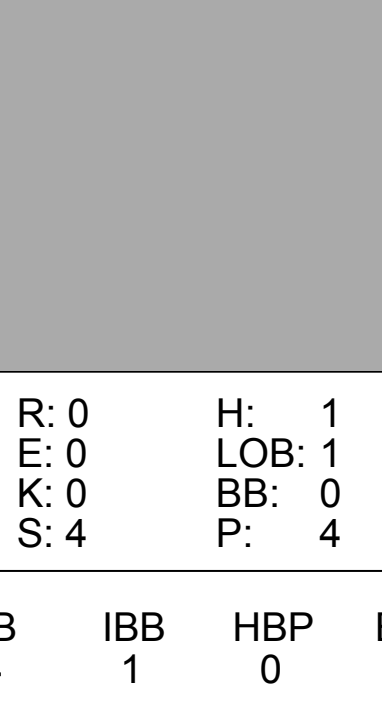
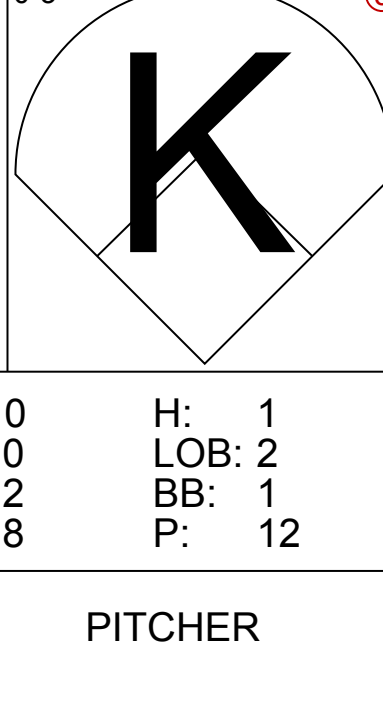
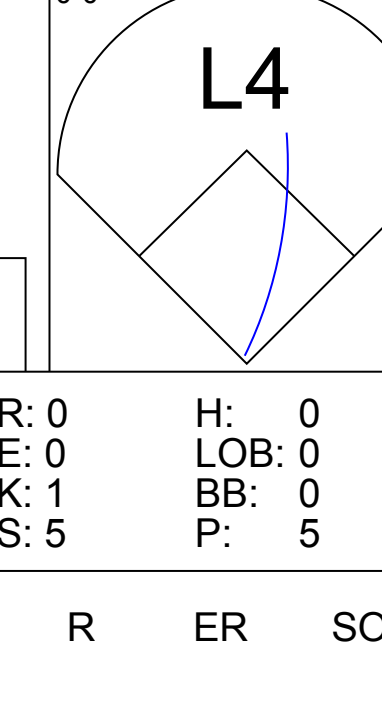




Batter	1	2	3	4	5	6	7	8	9	AB	R	H	RBI	BB	SO	LOB	BOTTOM				
Jacob Brumfield, R OBP: 0.397, SLG: 0.375 (1, 8)										5	0	0	0	0	1	4					
Al Martin, L OBP: 0.333, SLG: 0.406 (1, 7)										4	0	1	0	0	0	0					
Orlando Merced, S OBP: 0.352, SLG: 0.480 (8, 3)										4	0	1	0	0	0	1					
Jeff King, R OBP: 0.330, SLG: 0.461 (1, 5)										4	0	1	0	0	2	1					
Dan Miceli, R OBP: 0.330, SLG: 0.461 (8, 1)										0	0	0	0	0	0	0					
Nelson Liriano, S OBP: 0.344, SLG: 0.401 (1, 4)										4	1	1	0	0	1	2					
Carlos Garcia, R OBP: 0.353, SLG: 0.455 (1, 6)										3	1	3	0	1	0	0					
Kevin Young, R OBP: 0.290, SLG: 0.441 (1, 3)										4	1	3	3	0	0	3					
Mark Parent, R OBP: 0.305, SLG: 0.465 (1, 2)										4	0	1	0	0	1	4					
Steve Parris, R OBP: 0.269, SLG: 0.346 (6, PH)										2	0	0	0	0	1	3					
Freddy Garcia, R OBP: 0.250, SLG: 0.208 (6, PH)										1	0	0	0	0	1	0					
Dan Plesac, L OBP: 0.333, SLG: 0.333 (7, 1)										0	0	0	0	0	0	0					
Midre Cummings, L OBP: 0.292, SLG: 0.341 (8, 9)										0	0	0	0	1	0	0					
Inning Stats	R: 0 E: 0 K: 0 S: 6	H: 0 LOB: 0 BB: 0 P: 11	R: 1 E: 0 K: 2 S: 19	H: 3 LOB: 0 BB: 0 P: 30	R: 0 E: 0 K: 0 S: 12	H: 1 LOB: 1 BB: 0 P: 19	R: 2 E: 0 K: 0 S: 10	H: 3 LOB: 1 BB: 0 P: 18	R: 0 E: 0 K: 2 S: 7	H: 0 LOB: 0 BB: 0 P: 12	R: 0 E: 0 K: 1 S: 6	H: 0 LOB: 0 BB: 0 P: 12	R: 0 E: 0 K: 2 S: 14	H: 2 LOB: 3 BB: 1 P: 27	R: 0 E: 0 K: 2 S: 8	H: 2 LOB: 3 BB: 1 P: 27	1B: 6 2B: 4 3B: 0 HR: 1	SF: 0 SAC: 0 DP: 0 HBP: 0	WP: 0 PB: 0 SB: 1 CS: 0	PA: 37	
PITCHER	IP	WLS	BF	H	R	ER	SO	BB	IBB	HBP	BLK	WP	HR	S	P	ERA	WHIP				
John Burkett, R ERA: 4.17 (1, 1)	5.0	L	25	9	3	3	2	0	1	0	0	0	0	59	100	5.40	1.800				
Rich Garces, R ERA: 2.08 (6, 1)	2.0		6	0	0	0	3	0	0	0	0	0	0	13	24	0.00	0.000				
Alejandro Pena, R ERA: 5.54 (8, 1)	1.0		6	2	0	0	2	0	1	0	0	0	0	14	27	0.00	2.000				

Florida Marlins @ Pittsburgh Pirates
Three Rivers Stadium, Pittsburgh, PA
Sun Aug 20 1995, 3:33 AM EDT
Att: 13,191 - Cloudy - 91 F

AB 35
R 3
H 11
RBI 3
BB 2
SO 7
LOB 18



Batter	1	2	3	4	5	6	7	8	9	AB	R	H	RBI	BB	SO	LOB	TOP					
QuiVio Veras, S OBP: 0.365, SLG: 0.343										4	1	2	0	1	1	0	Florida Marlins @ Pittsburgh Pirates Three Rivers Stadium, Pittsburgh, PA Mon Aug 21 1995, 7:05 PM EDT Att: 10,202 - Unknown - 91 F					
Kurt Abbott, R OBP: 0.319, SLG: 0.455										5	0	1	2	0	1	4						
Greg Colbrunn, R OBP: 0.311, SLG: 0.458										4	0	1	0	0	0	1						
Terry Pendleton, S OBP: 0.346, SLG: 0.445										4	1	3	1	0	0	0						
Andre Dawson, R OBP: 0.298, SLG: 0.446										4	0	0	0	0	2	3						
Russ Morman, R OBP: 0.321, SLG: 0.549										4	0	0	0	0	2	1						
Steve Decker, R OBP: 0.347, SLG: 0.338										4	0	1	0	0	1	1						
Jesus Tavarez, S OBP: 0.313, SLG: 0.267										4	0	1	0	0	1	1						
Willie Banks, R OBP: 0.267, SLG: 0.154										2	0	1	0	0	0	0						
Alex Arias, R OBP: 0.351, SLG: 0.377										1	1	0	0	0	0	1						
Mark Gardner, R OBP: 0.190, SLG: 0.190										0	0	0	0	0	0	0						
Jeff Conine, R OBP: 0.393, SLG: 0.551										1	0	0	0	0	1	0						
Inning Stats	R: 0 E: 0 K: 1 S: 7	H: 2 LOB: 2 BB: 0 P: 7	R: 0 E: 0 K: 1 S: 5	H: 0 LOB: 0 BB: 0 P: 5	R: 0 E: 0 K: 0 S: 3	H: 0 LOB: 0 BB: 0 P: 3	R: 0 E: 0 K: 1 S: 5	H: 0 LOB: 0 BB: 0 P: 5	R: 0 E: 0 K: 1 S: 8	H: 3 LOB: 3 BB: 0 P: 8	R: 1 E: 0 K: 0 S: 4	H: 1 LOB: 0 BB: 0 P: 4	R: 2 E: 0 K: 0 S: 6	H: 3 LOB: 1 BB: 0 P: 6	R: 0 E: 0 K: 2 S: 8	H: 1 LOB: 1 BB: 0 P: 8	R: 0 E: 0 K: 3 S: 9	H: 0 LOB: 1 BB: 1 P: 13	1B: 9 2B: 0 3B: 0 HR: 1	SF: 0 SAC: 0 DP: 0 HBP: 0	WP: 1 PB: 0 SB: 1 CS: 0	PA: 38
PITCHER	IP	WLS	BF	H	R	ER	SO	BB	IBB	HBP	BLK	WP	HR	S	P	ERA	WHIP					
John Ericks, R ERA: 3.67	(1, 1)	6.2		29	9	3	3	4	0	0	0	0	1	1	37	37	4.05	1.350				
Mike Dyer, R ERA: 3.86	(7, 1)	1.1	W	5	1	0	0	2	0	0	0	0	0	0	9	9	0.00	0.750				
Paul Wagner, R ERA: 4.95	(9, 1)	1.0	S	4	0	0	0	3	1	0	0	0	0	0	9	13	0.00	1.000				

Batter	1	2	3	4	5	6	7	8	9	AB	R	H	RBI	BB	SO	LOB	BOTTOM					
Jacob Brumfield, R OBP: 0.356, SLG: 0.373										4	0	1	0	0	0	0	Florida Marlins @ Pittsburgh Pirates Three Rivers Stadium, Pittsburgh, PA Mon Aug 21 1995, 7:05 PM EDT Att: 10,202 - Unknown - 91 F					
Al Martin, L OBP: 0.335, SLG: 0.407										4	1	2	0	0	1	0						
Orlando Merced, S OBP: 0.351, SLG: 0.476										3	2	0	0	1	0	1						
Jeff King, R OBP: 0.329, SLG: 0.457										3	1	0	0	1	2	2						
Carlos Garcia, R OBP: 0.355, SLG: 0.457										3	1	1	2	1	0	0						
Midre Cummings, L OBP: 0.301, SLG: 0.341										3	0	1	1	1	2	1						
Kevin Young, R OBP: 0.298, SLG: 0.464										4	0	2	2	0	0	1						
2 Angelo Encarnacion, R OBP: 0.301, SLG: 0.318										2	0	0	0	2	1	2						
John Ericks, R OBP: 0.115, SLG: 0.154										3	0	0	0	0	1	3						
Mike Dyer, R OBP: 0.500, SLG: 0.500										0	0	0	0	0	0	0						
Freddy Garcia, R OBP: 0.246, SLG: 0.204										1	0	0	0	0	0	0						
Paul Wagner, R OBP: 0.259, SLG: 0.240										0	0	0	0	0	0	0						
Inning Stats	R: 3 E: 1 K: 0 S: 5	H: 1 LOB: 2 BB: 3 P: 17	R: 0 E: 0 K: 0 S: 4	H: 1 LOB: 1 BB: 0 P: 4	R: 0 E: 0 K: 0 S: 4	H: 1 LOB: 1 BB: 0 P: 4	R: 0 E: 0 K: 0 S: 2	H: 0 LOB: 1 BB: 1 P: 6	R: 0 E: 0 K: 2 S: 7	H: 0 LOB: 0 BB: 0 P: 7	R: 0 E: 0 K: 2 S: 8	H: 1 LOB: 2 BB: 1 P: 12	R: 2 E: 0 K: 2 S: 9	H: 3 LOB: 1 BB: 1 P: 13	R: 0 E: 0 K: 1 S: 5	H: 0 LOB: 0 BB: 0 P: 5	1B: 4 2B: 4 3B: 0 HR: 0	SF: 0 SAC: 0 DP: 1 HBP: 0	WP: 0 PB: 0 SB: 3 CS: 1	PA: 36		
PITCHER	IP	WLS	BF	H	R	ER	SO	BB	IBB	HBP	BLK	WP	HR	S	P	ERA	WHIP					
Willie Banks, R ERA: 6.27	(1, 1)	6.0		27	4	3	0	4	4	1	0	0	0	0	0	0	9.00	1.333				
Mark Gardner, R ERA: 4.32	(7, 1)	2.0	L	9	3	2	2	3	0	1	0	0	0	0	14	18	9.00	1.500				

Batter	1	2	3	4	5	6	7	8	9	AB	R	H	RBI	BB	SO	LOB	TOP
Jacob Brumfield, R OBP: 0.360, SLG: 0.378										4	2	2	0	1	0	3	
Al Martin, L OBP: 0.336, SLG: 0.410										5	0	2	1	0	1	1	
Carlos Garcia, R OBP: 0.356, SLG: 0.454										4	2	1	0	1	0	2	
Orlando Merced, S OBP: 0.354, SLG: 0.486										5	2	3	2	0	0	0	
Jeff King, R OBP: 0.327, SLG: 0.459										5	1	1	2	0	0	1	
Jay Bell, R OBP: 0.329, SLG: 0.383										4	2	2	1	1	0	0	
Kevin Young, R OBP: 0.303, SLG: 0.471										5	0	2	0	0	2	2	
Mark Parent, R OBP: 0.313, SLG: 0.482										3	1	2	1	1	1	1	
Esteban Loaiza, R OBP: 0.182, SLG: 0.167										2	0	1	0	0	0	2	
Jason Christiansen, R OBP: 0.243, SLG: 0.390										0	0	0	0	0	0	0	
Steve Pegues, R OBP: 0.243, SLG: 0.390										1	0	0	0	0	1	0	
Dan Miceli, R OBP: 0.243, SLG: 0.390										0	0	0	0	0	0	0	
Inning Stats	R: 1 E: 0 K: 0 S: 9	H: 2 LOB: 0 BB: 0 P: 18	R: 1 E: 0 K: 0 S: 6	H: 2 LOB: 2 BB: 1 P: 15	R: 1 E: 0 K: 0 S: 9	H: 2 LOB: 0 BB: 0 P: 17	R: 1 E: 0 K: 0 S: 11	H: 2 LOB: 1 BB: 1 P: 22	R: 0 E: 0 K: 1 S: 10	H: 0 LOB: 0 BB: 0 P: 16	R: 0 E: 0 K: 1 S: 8	H: 0 LOB: 0 BB: 0 P: 9	R: 5 E: 2 K: 1 S: 29	H: 4 LOB: 1 BB: 2 P: 49	1B: 9 2B: 3 3B: 1 HR: 3	SF: 0 SAC: 1 DP: 0 HBP: 0	WP: 0 PA: 43 PB: 0 SB: 1 CS: 2
PITCHER	IP WLS BF H R ER SO BB IBB HBP BLK WP HR S P ERA WHIP	5.0 L 23 10 4 4 1 2 0 0 0 0 0 24 35 7.20 2.400	2.0 8 2 1 0 2 0 0 0 0 0 0 8 9 0.00 1.000	1.0 3 0 0 0 1 0 0 0 0 0 0 8 9 0.00 0.000	0.2 8 4 5 4 1 2 0 0 0 0 1 28 47 54.00 9.000	0.1 1 0 0 0 0 0 0 0 0 0 0 1 2 0.00 0.000											

Pittsburgh Pirates @ Colorado Rockies
Coors Field, Denver, CO
Tue Aug 22 1995, 7:05 PM MDT
Att: 48,083 - Unknown - 75 F


AB 38
R 10
H 16
RBI 7
BB 4
SO 5
LOB 12



Batter	1	2	3	4	5	6	7	8	9	AB	R	H	RBI	BB	SO	LOB	BOTTOM				
Eric Young Sr., R OBP: 0.388, SLG: 0.438										4	0	1	0	0	0	1					
Mike Kingsley, L OBP: 0.360, SLG: 0.429										4	0	0	0	0	0	1					
Dante Bichette, R OBP: 0.358, SLG: 0.616										4	0	2	0	0	0	1					
Andres Galarraga, R OBP: 0.340, SLG: 0.539										4	0	2	0	0	0	2					
Larry Walker, L OBP: 0.371, SLG: 0.588										4	0	1	0	0	0	4					
Vinny Castilla, R OBP: 0.358, SLG: 0.604										4	0	2	0	0	0	1					
Joe Girardi, R OBP: 0.319, SLG: 0.389										4	1	0	0	0	1	3					
Walt Weiss, S OBP: 0.390, SLG: 0.304										3	0	1	1	1	0	1					
Armando Reynoso, R OBP: 0.286, SLG: 0.211										1	0	1	0	0	0	0					
John Vander Wal, L OBP: 0.409, SLG: 0.532										1	0	0	0	0	0	1					
Steve Reed, R OBP: 0.409, SLG: 0.532										0	0	0	0	0	0	0					
Jason Bates, R OBP: 0.409, SLG: 0.532										1	0	0	0	0	1	1					
Bruce Ruffin, S OBP: 0.409, SLG: 0.532										0	0	0	0	0	0	0					
Bryan Hickerson, L OBP: 0.292, SLG: 0.333										0	0	0	0	0	0	0					
Mike Munoz, L OBP: 0.292, SLG: 0.333										0	0	0	0	0	0	0					
Jim Tabrum, R OBP: 0.292, SLG: 0.333										1	0	0	0	0	1	1					
Inning Stats	R: 0 E: 0 K: 0 S: 8	H: 0 LOB: 0 BB: 0 P: 11	R: 0 E: 0 K: 0 S: 9	H: 2 LOB: 1 BB: 0 P: 12	R: 0 E: 0 K: 0 S: 12	H: 1 LOB: 0 BB: 0 P: 15	R: 0 E: 0 K: 0 S: 12	H: 1 LOB: 1 BB: 0 P: 17	R: 0 E: 0 K: 0 S: 7	H: 1 LOB: 1 BB: 0 P: 10	R: 0 E: 0 K: 0 S: 8	H: 1 LOB: 1 BB: 0 P: 10	R: 1 E: 0 K: 1 S: 9	H: 2 LOB: 1 BB: 0 P: 9	R: 0 E: 0 K: 0 S: 9	H: 2 LOB: 2 BB: 0 P: 12	R: 0 E: 0 K: 2 S: 10	H: 0 LOB: 1 BB: 1 P: 17	1B: 7 2B: 3 3B: 0 HR: 0	SF: 0 SAC: 0 DP: 2 HBP: 0	WP: 0 PA: 36 PB: 0 SB: 1 CS: 0
PITCHER	IP WLS BF H R ER SO BB IBB HBP BLK WP HR S P ERA WHIP	7.2 W 31 10 1 1 1 2 0 0 0 0 0 70 91 1.17 1.304	0.1 1 0 0 0 0 0 0 0 0 0 0 4 5 0.00 0.000	1.0 4 0 0 0 2 1 0 0 0 0 0 10 17 0.00 1.000																	

Pittsburgh Pirates @ Colorado Rockies
Coors Field, Denver, CO
Tue Aug 22 1995, 7:05 PM MDT
Att: 48,083 - Unknown - 75 F

AB 35
R 1
H 10
RBI 1
BB 1
SO 3
LOB 17



Batter	1	2	3	4	5	6	7	8	9	AB	R	H	RBI	BB	SO	LOB	TOP																
Al Martin, L OBP: 0.339, SLG: 0.414 (1, 8)	G5-4-3	E4		HR	K			2B		4	1	1	0	1	1	1	Pittsburgh Pirates @ Colorado Rockies Coors Field, Denver, CO Thu Aug 24 1995, 3:33 AM MDT Att: 48,041 - Cloudy - 88 F																
Jay Bell, R OBP: 0.333, SLG: 0.391 Dan Plesac, L OBP: 0.333, SLG: 0.333 (1, 6)	WP 1B	CS	G1-4-3 1B	HR		L7		BB		4	3	3	3	1	0	0																	
Orlando Merced, S OBP: 0.360, SLG: 0.489 (1, 9)	1B WP 1B		G1-4-3 1B	WP 1B		K		G4-3		3	1	1	0	2	1	2																	
Jeff King, R OBP: 0.335, SLG: 0.468 (1, 3)	E 1B		G1-4-3	WP 1B		G6-3		FC6 1B		5	0	3	1	0	0	2																	
Nelson Liriano, S OBP: 0.353, SLG: 0.406 (1, 4)	E4							L8		4	0	3	2	1	0	1																	
Kevin Young, R OBP: 0.291, SLG: 0.445 (1, 5)	K		F8	K		G4-6-3		FC6 1B		5	0	1	0	0	2	7																	
Midre Cummings, L OBP: 0.289, SLG: 0.326 Carlos Garcia, R OBP: 0.349, SLG: 0.445 (1, 7)	K			F8	K			FC6		4	0	0	0	0	3	2																	
2 Angelo Encarnacion, R OBP: 0.299, SLG: 0.315 Mark Parent, R OBP: 0.306, SLG: 0.471 (1, 2)	G1-6-3			E3 HR				G6-3		4	1	1	0	0	0	0																	
Ross Powell, L Paul Wagner, R Jason Christiansen, R Mike Dyer, R Jacob Brumfield, R (1, 1)	G5-3			SH3-4	P3			G6-3		1	0	0	0	0	0	0																	
Inning Stats	R: 2 E: 1 K: 2 S: 16	H: 3 LOB: 2 BB: 1 P: 30	R: 0 E: 1 K: 0 S: 9	H: 0 LOB: 0 BB: 0 P: 15	R: 1 E: 0 K: 0 S: 8	H: 2 LOB: 1 BB: 1 P: 16	R: 3 E: 1 K: 1 S: 19	H: 3 LOB: 2 BB: 2 P: 38	R: 0 E: 0 K: 1 S: 8	H: 0 LOB: 0 BB: 0 P: 13	R: 0 E: 0 K: 1 S: 7	H: 1 LOB: 2 BB: 0 P: 10	R: 0 E: 0 K: 1 S: 10	H: 1 LOB: 2 BB: 0 P: 17	R: 0 E: 0 K: 1 S: 13	H: 2 LOB: 2 BB: 0 P: 19		1B: 11 2B: 1 3B: 0 HR: 1	SF: 0 SAC: 1 DP: 2 HBP: 0	WP: 2 PB: 0 CS: 1	PA: 45												
PITCHER	IP WLS BF H R ER SO BB IBB HBP BLK WP HR S P ERA WHIP																																
Kevin Ritz, R ERA: 4.44	3.2	23	8	6	3	2	4	0	0	0	0	2	1	49	94	7.36	3.273																
Steve Reed, R ERA: 2.14	1.1	5	1	0	0	3	0	0	0	0	0	0	0	13	21	0.00	0.750																
Lance Painter, L ERA: 3.93	2.0	W	6	1	0	2	0	0	0	0	0	0	0	15	23	0.00	0.500																
Darren Holmes, R ERA: 2.45	1.1	S	8	3	0	0	1	0	0	0	0	0	0	17	27	0.00	3.000																
Curt Leskanic, R ERA: 3.43	0.2	S	2	0	0	0	0	0	0	0	0	0	0	6	9	0.00	0.000																
Batter	1	2	3	4	5	6	7	8	9	AB	R	H	RBI	BB	SO	LOB	BOTTOM																
Eric Young Sr., R OBP: 0.385, SLG: 0.428 Curt Leskanic, R OBP: 0.200, SLG: 0.200 (1, 4)	WP G1-3 PO		G3		G5-3			F9		4	1	1	0	1	0	1	Pittsburgh Pirates @ Colorado Rockies Coors Field, Denver, CO Thu Aug 24 1995, 3:33 AM MDT Att: 48,041 - Cloudy - 88 F																
Trenidad Hubbard, R OBP: 0.500, SLG: 0.714 Lance Painter, L OBP: 0.289, SLG: 0.333 Larry Walker, L OBP: 0.372, SLG: 0.597 Darren Holmes, R (1, 8)	G1-3			1B	2B		HR			2	2	1	1	1	0	1																	
Dante Bichette, R OBP: 0.364, SLG: 0.624 (1, 9)	F9			1B	2B		G6-3			4	1	3	1	0	0	1																	
Andres Galarraga, R OBP: 0.342, SLG: 0.544 (1, 3)	PO	G5-3		1B	G6-3		K			4	0	1	1	0	1	2																	
Vinny Castilla, R OBP: 0.362, SLG: 0.617 (1, 5)				1B	K					3	1	2	2	1	1	1																	
Ellis Burks, R OBP: 0.360, SLG: 0.510 (1, 7)		F8		K			F7	F8		4	0	0	0	0	1	4																	
Jayhawk Owens, R OBP: 0.308, SLG: 0.560 (1, 2)		F7		K			G5-3	K		4	0	0	0	0	2	4																	
Walt Weiss, S OBP: 0.392, SLG: 0.309 (1, 6)			G6-3	L5			G4-3			4	0	0	0	0	1	2																	
Kevin Ritz, R OBP: 0.316, SLG: 0.265 Steve Reed, R OBP: 0.500, SLG: 0.500 Mike Kingery, L OBP: 0.362, SLG: 0.429 (1, 1)			K		G5-3		2B	HR		1	0	0	0	0	1	0																	
Inning Stats	R: 0 E: 0 K: 0 S: 9	H: 0 LOB: 1 BB: 1 P: 20	R: 1 E: 0 K: 0 S: 5	H: 1 LOB: 0 BB: 0 P: 9	R: 0 E: 0 K: 1 S: 7	H: 0 LOB: 0 BB: 0 P: 10	R: 2 E: 0 K: 2 S: 16	H: 3 LOB: 2 BB: 1 P: 24	R: 2 E: 0 K: 1 S: 12	H: 2 LOB: 1 BB: 1 P: 17	R: 0 E: 0 K: 0 S: 6	H: 0 LOB: 0 BB: 0 P: 10	R: 3 E: 0 K: 2 S: 25	H: 4 LOB: 2 BB: 1 P: 44	R: 0 E: 0 K: 2 S: 9	H: 0 LOB: 0 BB: 0 P: 15		1B: 7 2B: 1 3B: 0 HR: 2	SF: 0 SAC: 0 DP: 0 HBP: 0	WP: 1 PB: 0 SB: 1 CS: 0	PA: 38												
PITCHER	IP WLS BF H R ER SO BB IBB HBP BLK WP HR S P ERA WHIP																																
Ross Powell, L ERA: 8.41	3.0	L	15	5	4	4	3	1	0	0	0	0	0	35	49	12.00	2.000																
Jason Christiansen, L ERA: 3.25	0.0		2	2	1	1	0	0	0	0	0	0	1	5	8																		
Mike Dyer, R ERA: 3.88	1.0		4	0	0	0	2	0	1	0	0	0	0	12	25	0.00	0.000																
Dan Plesac, L ERA: 4.11	1.0		3	0	0	0	2	0	0	0	0	0	0	9	15	0.00	0.000																

AB	38
R	6
H	13
RBI	6
BB	5
SO	8
LOB	20



AB	33
R	8
H	10
RBI	8
BB	4
SO	8
LOB	16



Batter	1	2	3	4	5	6	7	8	9	AB	R	H	RBI	BB	SO	LOB	TOP									
Eric Young Sr. R OBP: 0.385, SLG: 0.432 (1, 4)	1-2 G5-3 1B	1-0 F8 2B		0-2 3B		2-2 1B			1-2 1B	5	1	3	3	0	0	2	Colorado Rockies @ Pittsburgh Pirates Three Rivers Stadium, Pittsburgh, PA Mon Aug 28 1995, 7:05 PM EDT Att: 8,242 - Unknown - 85 F livebaseballscores.com									
Trenidad Hubbard R OBP: 0.660, SLG: 0.950 (1, 8)	2-2 G4-3 2B	1-0 F9 2B		4-1 BB		4-0 BB			1-2 L6 1B	3	0	1	0	2	0	3										
Larry Walker, L OBP: 0.365, SLG: 0.584 (1, 9)	0-0 G4-3 2B		0-1 P7 1B	0-0 G3 1B		0-2 F8 1B			0-3 K 1B	5	0	0	0	0	1	6										
Andres Galarraga, R OBP: 0.340, SLG: 0.530 (1, 3)	2-0 F8 1B		2-2 L4 1B		1-2 G6-3 1B		0-1 G5-3 1B		0-0 1B 2H 1B	5	0	1	1	0	0	1										
Dante Bichette, R OBP: 0.362, SLG: 0.621 (1, 7)		2-2 2B 3B	1-3 K 1B		0-0 CS 1B		0-1 P3 1B		1-2 1B 2B	5	1	3	0	0	1	0										
Vinny Castilla, R OBP: 0.357, SLG: 0.604 (1, 5)		0-0 1B 2B		2-2 G5-3 1B	3-1 G6-3 1B		1-3 K 1B		1-3 K 1B	5	1	1	1	0	2	3										
Joe Girardi, R OBP: 0.316, SLG: 0.379 (1, 2)		1-2 SH1-4 1B		1-3 K 1B		0-1 G6-3 1B		0-1 P9 1B		4	0	1	1	0	1	0										
Walt Weiss, S OBP: 0.390, SLG: 0.306 (1, 6)		4-2 SH1-4 BB		2-1 E6 3B		0-2 F7 1B		0-0 G5-3 1B		3	1	0	0	1	0	0										
Roger Bailey, R OBP: 0.182, SLG: 0.100 John Vander Wal, L OBP: 0.406, SLG: 0.524 Steve Reed, R OBP: 0.500, SLG: 0.500 Ellis Burks, R OBP: 0.360, SLG: 0.507 Curt Lesknic, R OBP: 0.167, SLG: 0.167 (1, 1)		0-1 SH1-4 1B		4-0 3B BB		1-1 S 1B		1-0 F8 1B		0	1	0	0	1	0	0										
Inning Stats	R: 0 E: 0 K: 0 S: 8	H: 1 LOB: 1 BB: 0 P: 13	R: 2 E: 0 K: 0 S: 14	H: 3 LOB: 2 BB: 1 P: 23	R: 0 E: 0 K: 1 S: 8	H: 0 LOB: 0 BB: 0 P: 11	R: 2 E: 1 K: 1 S: 15	H: 1 LOB: 2 BB: 2 P: 28	R: 0 E: 0 K: 0 S: 8	H: 1 LOB: 0 BB: 0 P: 12	R: 1 E: 0 K: 0 S: 13	H: 2 LOB: 2 BB: 1 P: 20	R: 0 E: 0 K: 1 S: 8	H: 0 LOB: 0 BB: 0 P: 9	R: 0 E: 0 K: 0 S: 4	H: 0 LOB: 0 BB: 0 P: 5		R: 1 E: 0 K: 2 S: 18	H: 3 LOB: 2 BB: 0 P: 22	1B: 6 2B: 3 3B: 2 HR: 0	SF: 0 SAC: 1 DP: 0 HBP: 0	WP: 0 PB: 0 SB: 3 CS: 1	PA: 42			
PITCHER	IP	WLS	BF	H	R	ER	SO	BB	IBB	HBP	BLK	WP	HR	S	P	ERA	WHIP									
Ross Powell, L ERA: 7.46 Mike Dyer, R ERA: 3.77 Dan Plesac, L ERA: 3.96	(1, 1)	5.0	L	24	6	4	2	2	3	0	0	0	0	0	53	87	3.60	1.800								
	(6, 1)	2.0		9	2	1	1	1	1	0	0	0	0	0	21	29	4.50	1.500								
	(8, 1)	2.0		9	3	1	1	2	0	0	0	0	0	22	27	4.50	1.500									

Batter	1	2	3	4	5	6	7	8	9	AB	R	H	RBI	BB	SO	LOB	BOTTOM								
Al Martin, L OBP: 0.345, SLG: 0.417 (1, 7)	4-2 G6-3 1B		0-2 2B G6-3 1B		0-0 1B		2-2 1B			3	2	3	1	1	0	0	Colorado Rockies @ Pittsburgh Pirates Three Rivers Stadium, Pittsburgh, PA Mon Aug 28 1995, 7:05 PM EDT Att: 8,242 - Unknown - 85 F livebaseballscores.com								
Jay Bell, R OBP: 0.332, SLG: 0.392 (1, 6)	2-1 G6-3 1B		1-1 G6-3 2B		2-1 F8 1B		0-1 G5-3 1B			4	0	1	0	0	0	3									
Orlando Merced, S OBP: 0.359, SLG: 0.483 (1, 9)	1-0 G5-4-3 1B		0-0 G6-3 1B		0-0 F8 1B			1-3 K 1B		4	0	1	2	0	1	2									
Jeff King, R OBP: 0.333, SLG: 0.469 (1, 3)	0-1 G5-4-3 1B		0-2 G6-3 1B		0-0 1B		3-3 K 1B		1-2 K 1B	4	0	1	0	0	1	2									
Nelson Liriano, S OBP: 0.344, SLG: 0.394 (1, 4)		2-1 F9 1B		0-0 G4-3 1B		0-1 P4 1B		1-2 G3 1B		4	0	0	0	0	0	1									
Kevin Young, R OBP: 0.295, SLG: 0.464 (1, 5)		1-2 G4-6-3 1B		3-1 WP 1B		1-1 P3 1B		0-3 K 1B		4	0	2	0	0	1	1									
Midre Cummings, L OBP: 0.288, SLG: 0.333 (1, 8)		1-0 G4-6-3 1B		3-2 P5 1B		3-1 P2 1B		1-3 K 1B		4	0	0	0	0	1	3									
Mark Parent, R OBP: 0.301, SLG: 0.464 (1, 2)			2-0 G4-3 1B		2-2 G4-3 1B		1-3 K 1B		2-3 K 1B	4	1	1	0	0	2	1									
Ross Powell, L Jacob Brumfield, R OBP: 0.359, SLG: 0.389 Mike Dyer, R OBP: 0.500, SLG: 0.500 John Wehner, R OBP: 0.411, SLG: 0.462 Dan Plesac, L OBP: 0.333, SLG: 0.333 (1, 1)			0-0 G4-3 1B		0-0 G6-3 1B		3-2 F9 1B			1	0	0	0	0	0	1									
Inning Stats	R: 1 E: 0 K: 0 S: 7	H: 1 LOB: 0 BB: 1 P: 14	R: 0 E: 0 K: 0 S: 7	H: 1 LOB: 0 BB: 0 P: 11	R: 2 E: 0 K: 0 S: 11	H: 3 LOB: 1 BB: 0 P: 14	R: 0 E: 0 K: 0 S: 14	H: 1 LOB: 1 BB: 0 P: 22	R: 0 E: 0 K: 0 S: 5	H: 1 LOB: 1 BB: 0 P: 7	R: 0 E: 0 K: 0 S: 7	H: 1 LOB: 1 BB: 0 P: 11	R: 0 E: 0 K: 1 S: 11	H: 1 LOB: 0 BB: 0 P: 17	R: 0 E: 0 K: 2 S: 11	H: 0 LOB: 0 BB: 0 P: 16		R: 0 E: 0 K: 3 S: 10	H: 0 LOB: 0 BB: 0 P: 13	1B: 7 2B: 2 3B: 0 HR: 0	SF: 0 SAC: 0 DP: 2 HBP: 0	WP: 1 PB: 0 SB: 0 CS: 0	PA: 35		
PITCHER	IP	WLS	BF	H	R	ER	SO	BB	IBB	HBP	BLK	WP	HR	S	P	ERA	WHIP								
Roger Bailey, R ERA: 4.98 Steve Reed, R ERA: 2.02 Curt Lesknic, R ERA: 3.42	(1, 1)	5.0	W	21	7	3	3	0	1	0	0	0	0	18	28	0.00	1.000								
	(6, 1)	2.0		8	2	0	0	1	0	0	0	0	0	21	29	0.00	0.000								
	(8, 1)	2.0	S	6	0	0	0	5	0	0	0	0	0	21	29	0.00	0.000								



Batter	1	2	3	4	5	6	7	8	9	AB	R	H	RBI	BB	SO	LOB	TOP					
Eric Young Sr. R (1.4) OBP: 0.383, SLG: 0.427	G5-3		G6-3			G1-3 BB		K		3	0	0	0	1	1	1	Colorado Rockies @ Pittsburgh Pirates Three Rivers Stadium, Pittsburgh, PA Tue Aug 29 1995, 7:05 PM EDT Att. 7,634 - Unknown - 86 F					
Mike Kingery L (1.8) OBP: 0.355, SLG: 0.417	K		G4-3			G1-3			G3-1	4	0	0	0	0	1	2						
Larry Walker L (1.9) OBP: 0.361, SLG: 0.578	G3				F7	G1			G3-1	4	0	0	0	0	0	1						
Andres Galarraga R (1.3) OBP: 0.314, SLG: 0.527 Trenidad Hubbard R (9. PR) OBP: 0.600, SLG: 0.950		K			K			F9	G3-1 1B	4	0	1	0	0	2	0						
Dante Bichette R (1.7) OBP: 0.359, SLG: 0.615		G5-3			K			K	K	4	0	0	0	0	3	1						
Vinny Castilla R (1.5) OBP: 0.359, SLG: 0.602						G6-3				1	0	0	0	1	0	0						
Joe Girardi R (1.2) OBP: 0.314, SLG: 0.376 Darren Holmes R (7.1) Bryan Hickerson L (8.1) OBP: 0.750, SLG: 1.333										3	0	0	0	0	3	2						
Walt Weiss S (1.6) OBP: 0.390, SLG: 0.304						G5-3				2	0	0	0	1	0	0						
Kevin Ritz R (1.1) OBP: 0.308, SLG: 0.257 Jayhawk Owens R (7.2) OBP: 0.310, SLG: 0.643										1	0	0	0	0	1	0						
										1	0	0	0	0	0	0						
Inning Stats	R: 0 E: 0 K: 1 S: 9	H: 0 LOB: 0 BB: 0 P: 13	R: 0 E: 0 K: 2 S: 12	H: 0 LOB: 1 BB: 1 P: 20	R: 0 E: 0 K: 0 S: 5	H: 0 LOB: 1 BB: 1 P: 11	R: 0 E: 0 K: 2 S: 11	H: 0 LOB: 0 BB: 0 P: 16	R: 0 E: 0 K: 1 S: 6	H: 0 LOB: 0 BB: 0 P: 11	R: 0 E: 0 K: 1 S: 7	H: 0 LOB: 1 BB: 1 P: 13	R: 0 E: 0 K: 2 S: 9	H: 0 LOB: 1 BB: 0 P: 11	R: 0 E: 0 K: 1 S: 9	H: 0 LOB: 0 BB: 0 P: 14	R: 0 E: 0 K: 1 S: 9	H: 1 LOB: 1 BB: 0 P: 14	1B: 1 2B: 0 3B: 0 HR: 0	SF: 0 SAC: 1 DP: 0 HBP: 1	WP: 0 PB: 0 SB: 1 CS: 0	PA: 32
PITCHER Paul Wagner R (1.1) ERA: 4.83	IP: 9.0 WLS: W BF: 32 H: 1 R: 0 ER: 0 SO: 11 BB: 3 IBB: 0 HBP: 1 BLK: 0 WP: 0 HR: 0 S: 77 P: 123 ERA: 0.00 WHIP: 0.444																					


Batter	1	2	3	4	5	6	7	8	9	AB	R	H	RBI	BB	SO	LOB	BOTTOM					
Jacob Brumfield R (1.8) OBP: 0.355, SLG: 0.384	G4-3		G6-3			G6-3	G4-3			4	0	0	0	0	0	1	Colorado Rockies @ Pittsburgh Pirates Three Rivers Stadium, Pittsburgh, PA Tue Aug 29 1995, 7:05 PM EDT Att. 7,634 - Unknown - 86 F					
Al Martin L (1.7) OBP: 0.346, SLG: 0.418			G6-3			1B SF9		K		4	1	2	0	0	1	0						
Orlando Merced S (1.9) OBP: 0.360, SLG: 0.482		G6-3	G4-3			1B SF9		FC5-4 BB		3	1	1	0	1	0	1						
Jeff King R (1.3) OBP: 0.330, SLG: 0.465	G1-6-3				P3	SF9		F9		3	0	0	1	0	0	2						
Nelson Liriano S (1.4) OBP: 0.347, SLG: 0.396					F9			FC5-4		4	1	2	1	0	0	1						
Jay Bell R (1.6) OBP: 0.332, SLG: 0.390					G6-3					2	1	0	0	1	0	1						
Kevin Young R (1.5) OBP: 0.296, SLG: 0.461						G6-3		G6-3		3	0	1	1	0	0	0						
2 Angelo Encarnacion R (1.2) OBP: 0.292, SLG: 0.299						G5-3				2	0	1	1	1	0	0						
Paul Wagner R (1.1) OBP: 0.233, SLG: 0.214						G3-1		SH1-4 BB		2	0	0	0	0	0	1						
										2	0	0	0	0	0	1						
Inning Stats	R: 0 E: 0 K: 0 S: 7	H: 1 LOB: 1 BB: 0 P: 11	R: 2 E: 0 K: 0 S: 10	H: 3 LOB: 0 BB: 1 P: 16	R: 0 E: 0 K: 0 S: 6	H: 0 LOB: 0 BB: 0 P: 11	R: 0 E: 0 K: 0 S: 7	H: 0 LOB: 0 BB: 0 P: 10	R: 0 E: 0 K: 0 S: 8	H: 0 LOB: 0 BB: 0 P: 9	R: 2 E: 0 K: 0 S: 21	H: 3 LOB: 1 BB: 0 P: 31	R: 0 E: 0 K: 0 S: 12	H: 0 LOB: 1 BB: 1 P: 21	R: 0 E: 0 K: 1 S: 8	H: 0 LOB: 1 BB: 1 P: 15	R: 0 E: 0 K: 1 S: 8	H: 0 LOB: 1 BB: 1 P: 15	1B: 7 2B: 1 3B: 0 HR: 0	SF: 1 SAC: 1 DP: 1 HBP: 0	WP: 0 PB: 0 SB: 2 CS: 0	PA: 32
PITCHER Kevin Ritz R (1.1) ERA: 4.51 Darren Holmes R (7.1) ERA: 2.7 Bryan Hickerson L (8.1) ERA: 8.58	IP: 6.0 WLS: L BF: 24 H: 7 R: 4 ER: 4 SO: 4 BB: 1 IBB: 0 HBP: 0 BLK: 0 WP: 0 HR: 0 S: 59 P: 88 ERA: 6.00 WHIP: 1.333																					



Batter	1	2	3	4	5	6	7	8	9	AB	R	H	RBI	BB	SO	LOB	TOP											
Eric Young Sr., R OBP: 0.383, SLG: 0.422	4-1 CS S BB		4-1 G4-3 E 2B BB	0-2 G4-3		2-1 F9			3-3 K	3	1	0	0	2	1	3												
Jason Bates, S OBP: 0.355, SLG: 0.433	4-2 SAFE SAFE CS BB		0-1 B4		1-0 P6		2-1 G4-3		0-1 1B	4	0	1	0	1	0	1												
Dante Bichette, R OBP: 0.357, SLG: 0.611	3-3 K		0-1 G4-3		0-0 G6-3		3-2 G6-3 1B		1-0 L5	5	0	1	0	0	1	4												
Andres Galarraga, R OBP: 0.337, SLG: 0.526	2-3 K		1-1 HR 2B		2-3 K2-3		3-0 G6-3		0-3 K	5	1	1	1	0	3	4												
Larry Walker, L OBP: 0.365, SLG: 0.586		0-2 HR	4-1 HR IBB			0-1 G3-1		1-1 G4-6-3 1B		3	2	2	1	1	0	0												
Ellis Burks, R OBP: 0.362, SLG: 0.519		1-0 P3	2-1 HR			4-2 BB 1B BB		0-1 G4-6-3		3	1	1	3	1	0	1												
Jayhawk Owens, R OBP: 0.333, SLG: 0.719		1-2 F8	1-3 K			2-2 BB 1B		0-2 HR		4	1	2	1	0	1	0												
Walt Weiss, S OBP: 0.391, SLG: 0.303		2-2 HBP		0-3 K		2-2 P7		4-2 BB		2	0	0	0	1	1	2												
Bryan Rekar, R Steve Reed, R	1-3 K		0-2 G4-3			4-2 BB		0-1 F8		3	0	0	0	1	1	2												
Inning Stats	R: 0 E: 0 K: 2 S: 13	H: 0 LOB: 1 BB: 2 P: 26	R: 1 E: 0 K: 1 S: 12	H: 1 LOB: 1 BB: 0 P: 17	R: 4 E: 1 K: 1 S: 13	H: 2 LOB: 2 BB: 2 P: 25	R: 0 E: 0 K: 1 S: 9	H: 0 LOB: 0 BB: 0 P: 9	R: 0 E: 0 K: 1 S: 5	H: 1 LOB: 3 BB: 2 P: 31	R: 0 E: 0 K: 0 S: 8	H: 1 LOB: 0 BB: 0 P: 16	R: 1 E: 0 K: 0 S: 12	H: 2 LOB: 1 BB: 1 P: 17	R: 0 E: 0 K: 2 S: 10	H: 1 LOB: 1 BB: 0 P: 14	1B: 4 2B: 1 3B: 0 HR: 3	SF: 0 SAC: 0 DP: 2 HBP: 1	WP: 0 PB: 0 SB: 1 CS: 2	PA: 40								
PITCHER	IP	WLS	BF	H	R	ER	SO	BB	IBB	HBP	BLK	WP	HR	S	P	ERA	WHIP											
John Ericks, R ERA: 4.3	(1, 1)	6.0	L	28	4	5	5	6	5	1	1	0	0	2	70	116	7.50	1.500										
Jeff McCurry, R ERA: 5.23	(7, 1)	2.0		8	3	1	1	0	1	0	0	0	0	1	20	33	4.50	2.000										
Dan Miceli, R ERA: 3.69	(9, 1)	1.0		4	1	0	0	2	0	0	0	0	0	0	10	14	0.00	1.000										

Colorado Rockies @ Pittsburgh Pirates
Three Rivers Stadium, Pittsburgh, PA
Wed Aug 30 1995, 7:05 PM EDT
Alt: 8,120 - Unknown - 86 F

AB 32
R 6
H 8
RBI 6
BB 7
SO 8
LOB 17



Batter	1	2	3	4	5	6	7	8	9	AB	R	H	RBI	BB	SO	LOB	BOTTOM											
Jacob Brumfield, R OBP: 0.353, SLG: 0.381	0-0 F8 BB 1B	2-2 L6			1-0 P3		0-1 FC5-4		1-1 P9	5	0	1	0	0	0	2												
Al Martin, L OBP: 0.345, SLG: 0.414	4-1 SAFE SAFE BB BB		3-3 K		0-0 G3-1		1-1 P5			3	0	0	0	1	1	1												
Orlando Merced, S OBP: 0.359, SLG: 0.482	0-0 F8		3-2 F8		2-0 2B			3-3 K		4	0	1	0	0	1	2												
Jeff King, R OBP: 0.334, SLG: 0.467	4-2 SAFE SAFE BB BB		2-1 1B		3-2 P4			1-2 1B		3	0	2	0	1	0	1												
Midre Cummings, L OBP: 0.287, SLG: 0.330	1-0 P5		2-3 K			2-1 G1-3		1-1 1B		4	0	1	0	0	1	4												
Jay Bell, R OBP: 0.331, SLG: 0.389	3-2 F8			1-1 FC6 1B		0-1 F8		0-0 F8		4	0	1	0	0	0	5												
Carlos Garcia, R OBP: 0.347, SLG: 0.439		0-1 G1-3		1-1 F7		1-0 G6-3		0-0 F9		3	0	0	0	0	0	1												
John Wehner, R OBP: 0.405, SLG: 0.455										0	0	0	0	0	0	2												
Dan Miceli, R										0	0	0	0	0	0	0												
2 Angelo Encarnacion, R OBP: 0.291, SLG: 0.297		0-0 SH3-4 1B		1-2 FC6			2-3 K		1-3 K	4	0	1	0	0	2	1												
John Ericks, R OBP: 0.111, SLG: 0.148		0-0 SH3-4		0-0 L9			4-0 FC5-4 BB		2-3 K	1	0	0	0	0	0	1												
Nelson Liriano, S OBP: 0.348, SLG: 0.394										1	0	0	0	1	1	0												
Inning Stats	R: 0 E: 0 K: 0 S: 12	H: 1 LOB: 3 BB: 2 P: 23	R: 0 E: 0 K: 0 S: 7	H: 1 LOB: 1 BB: 0 P: 9	R: 0 E: 0 K: 2 S: 15	H: 1 LOB: 1 BB: 0 P: 25	R: 0 E: 0 K: 0 S: 8	H: 1 LOB: 1 BB: 0 P: 11	R: 0 E: 0 K: 0 S: 7	H: 1 LOB: 1 BB: 0 P: 13	R: 0 E: 0 K: 1 S: 5	H: 0 LOB: 0 BB: 0 P: 8	R: 0 E: 0 K: 1 S: 7	H: 2 LOB: 2 BB: 1 P: 14	R: 0 E: 0 K: 1 S: 16	H: 0 LOB: 0 BB: 0 P: 21	R: 0 E: 0 K: 2 S: 9	H: 0 LOB: 0 BB: 0 P: 13	1B: 6 2B: 1 3B: 0 HR: 0	SF: 0 SAC: 1 DP: 0 HBP: 0	WP: 0 PB: 0 SB: 0 CS: 0	PA: 37						
PITCHER	IP	WLS	BF	H	R	ER	SO	BB	IBB	HBP	BLK	WP	HR	S	P	ERA	WHIP											
Bryan Rekar, R ERA: 4.19	(1, 1)	8.0	W	34	7	0	0	4	3	0	0	0	0	0	77	124	0.00	1.250										
Steve Reed, R ERA: 1.99	(9, 1)	1.0		3	0	0	0	2	0	0	0	0	0	9	13	0.00	0.000											

Colorado Rockies @ Pittsburgh Pirates
Three Rivers Stadium, Pittsburgh, PA
Wed Aug 30 1995, 7:05 PM EDT
Alt: 8,120 - Unknown - 86 F

AB 33
R 0
H 7
RBI 0
BB 3
SO 6
LOB 20



Batter	1	2	3	4	5	6	7	8	9	AB	R	H	RBI	BB	SO	LOB	TOP
Jacob Brumfield, R OBP: 0.352, SLG: 0.378	G5-3		K	1B		S	1B	G6-4-3		5	2	2	0	1	1	1	
Jay Bell, R OBP: 0.335, SLG: 0.392	2B		3B	1B		K	1B	L4		6	2	4	1	0	1	1	
Orlando Merced, S OBP: 0.364, SLG: 0.490	P5		1B	3B		FC4-2-5-2-5	E6	G4-3		5	2	3	3	0	0	2	
Dan Plesac, L OBP: 0.333, SLG: 0.333										0	0	0	0	0	0	0	
Midre Cummings, L OBP: 0.288, SLG: 0.330										1	0	0	0	0	0	0	
Mike Dyer, R OBP: 0.500, SLG: 0.500										0	0	0	0	0	0	0	
Ross Powell, L										0	0	0	0	0	0	0	
Jeff King, R OBP: 0.339, SLG: 0.471	F9		P3	P5			1B	F7		4	1	0	0	2	0	4	
Carlos Garcia, R OBP: 0.341, SLG: 0.428						G6-3		P4		6	0	2	3	0	1	4	
John Wehner, R OBP: 0.413, SLG: 0.443										0	0	0	0	2	0	0	
Al Martin, L OBP: 0.347, SLG: 0.415										3	1	2	1	0	1	0	
Kevin Young, R OBP: 0.277, SLG: 0.429										5	0	0	0	0	4	6	
2 Angelo Encarnacion, R OBP: 0.303, SLG: 0.321										4	2	3	1	1	0	2	
Rick White, R OBP: 0.143, SLG: 0.286										3	1	1	1	0	0	3	
Steve Pegues, R OBP: 0.255, SLG: 0.405										1	0	1	0	0	0	0	
Inning Stats	R: 0 H: 1 E: 0 K: 0 S: 11	L: 1 LOB: 1 BB: 0 P: 14	R: 0 H: 0 E: 0 K: 2 S: 10	R: 0 H: 0 E: 0 K: 2 S: 10	R: 2 H: 3 E: 0 K: 1 S: 15	R: 0 H: 1 E: 0 K: 2 S: 11	R: 0 H: 1 E: 0 K: 1 S: 13	R: 7 H: 7 E: 1 K: 2 S: 21	R: 0 H: 1 E: 0 K: 0 S: 5	R: 0 H: 0 E: 0 K: 0 S: 9	1B: 13 2B: 4 3B: 1 HR: 0	SF: 0 SAC: 1 DP: 1 HBP: 0	WP: 1 PB: 0 SB: 4 CS: 0	PA: 50			
PITCHER	IP WLS BF H R ER SO BB IBB HBP BLK WP HR S P ERA WHIP	IP WLS BF H R ER SO BB IBB HBP BLK WP HR S P ERA WHIP	IP WLS BF H R ER SO BB IBB HBP BLK WP HR S P ERA WHIP	IP WLS BF H R ER SO BB IBB HBP BLK WP HR S P ERA WHIP	IP WLS BF H R ER SO BB IBB HBP BLK WP HR S P ERA WHIP	IP WLS BF H R ER SO BB IBB HBP BLK WP HR S P ERA WHIP	IP WLS BF H R ER SO BB IBB HBP BLK WP HR S P ERA WHIP	IP WLS BF H R ER SO BB IBB HBP BLK WP HR S P ERA WHIP	IP WLS BF H R ER SO BB IBB HBP BLK WP HR S P ERA WHIP	IP WLS BF H R ER SO BB IBB HBP BLK WP HR S P ERA WHIP	IP WLS BF H R ER SO BB IBB HBP BLK WP HR S P ERA WHIP	IP WLS BF H R ER SO BB IBB HBP BLK WP HR S P ERA WHIP	IP WLS BF H R ER SO BB IBB HBP BLK WP HR S P ERA WHIP	IP WLS BF H R ER SO BB IBB HBP BLK WP HR S P ERA WHIP	IP WLS BF H R ER SO BB IBB HBP BLK WP HR S P ERA WHIP	IP WLS BF H R ER SO BB IBB HBP BLK WP HR S P ERA WHIP	IP WLS BF H R ER SO BB IBB HBP BLK WP HR S P ERA WHIP

Pittsburgh Pirates @ Cincinnati Reds
Riverfront Stadium, Cincinnati, OH

AB 43
R 11
H 18
RBI 10
BB 6
SO 8
LOB 23



WP: 1 PA: 50
PB: 0
SB: 4
CS: 0


Batter	1	2	3	4	5	6	7	8	9	AB	R	H	RBI	BB	SO	LOB	BOTTOM
Thomas Howard, S OBP: 0.376, SLG: 0.428	F7	G4-3		P7			K		G3	3	0	0	0	0	0	3	
Darren Lewis, R OBP: 0.318, SLG: 0.312										2	0	0	0	0	1	0	
Hal Morris, L OBP: 0.324, SLG: 0.445										3	0	1	0	0	0	2	
Mariano Duncan, R OBP: 0.291, SLG: 0.418	1B						E	2B	1B	1	2	1	0	1	0	0	
Barry Larkin, R OBP: 0.397, SLG: 0.498	F8									2	0	0	0	1	0	1	
Mark Lewis, R OBP: 0.412, SLG: 0.492										2	1	1	1	0	1	1	
Reggie Sanders, R OBP: 0.406, SLG: 0.614										3	0	0	0	0	2	2	
Jerome Walton, R OBP: 0.370, SLG: 0.503	K									1	1	1	1	1	0	0	
Eric Anthony, L OBP: 0.364, SLG: 0.525										5	1	1	0	0	1	4	
Bret Boone, R OBP: 0.337, SLG: 0.438										4	1	2	0	0	0	4	
Tim Lincecum, R OBP: 0.160, SLG: 0.167										0	0	0	0	0	0	0	
Damon Berryhill, S OBP: 0.263, SLG: 0.296										0	1	0	0	1	0	0	
Eddie Taubensee, L OBP: 0.343, SLG: 0.489										5	1	2	3	0	2	1	
Jeff Branson, L OBP: 0.332, SLG: 0.446										4	0	1	1	1	1	1	
David Wells, L OBP: 0.186, SLG: 0.188										1	0	0	0	0	0	2	
Lenny Harris, R OBP: 0.287, SLG: 0.283										1	0	1	0	0	0	0	
Kevin Jarvis, R OBP: 0.311, SLG: 0.329										0	0	0	0	0	0	0	
Brian Hunter, R OBP: 0.192, SLG: 0.190										1	0	0	0	0	0	1	
Xavier Hernandez, L OBP: 0.312, SLG: 0.329										0	0	0	0	0	0	0	
Chuck McElroy, L OBP: 0.338, SLG: 0.487										0	0	0	0	0	0	0	
Benito Santiago, R OBP: 0.338, SLG: 0.487										1	0	0	0	0	0	0	
Inning Stats	R: 0 H: 1 E: 0 K: 1 S: 13	L: 1 LOB: 1 BB: 0 P: 22	R: 2 H: 4 E: 0 K: 0 S: 12	R: 0 H: 0 E: 1 K: 0 S: 10	R: 0 H: 1 E: 0 K: 0 S: 7	R: 0 H: 0 E: 0 K: 2 S: 7	R: 0 H: 1 E: 0 K: 1 S: 8	R: 1 H: 0 E: 1 K: 2 S: 17	R: 0 H: 0 E: 0 K: 1 S: 11	R: 5 H: 4 E: 0 K: 1 S: 20	1B: 7 2B: 4 3B: 0 HR: 1	SF: 0 SAC: 0 DP: 1 HBP: 0	WP: 1 PB: 0 SB: 0 CS: 0	PA: 44			
PITCHER	IP WLS BF H R ER SO BB IBB HBP BLK WP HR S P ERA WHIP	IP WLS BF H R ER SO BB IBB HBP BLK WP HR S P ERA WHIP	IP WLS BF H R ER SO BB IBB HBP BLK WP HR S P ERA WHIP	IP WLS BF H R ER SO BB IBB HBP BLK WP HR S P ERA WHIP	IP WLS BF H R ER SO BB IBB HBP BLK WP HR S P ERA WHIP	IP WLS BF H R ER SO BB IBB HBP BLK WP HR S P ERA WHIP	IP WLS BF H R ER SO BB IBB HBP BLK WP HR S P ERA WHIP	IP WLS BF H R ER SO BB IBB HBP BLK WP HR S P ERA WHIP	IP WLS BF H R ER SO BB IBB HBP BLK WP HR S P ERA WHIP	IP WLS BF H R ER SO BB IBB HBP BLK WP HR S P ERA WHIP	IP WLS BF H R ER SO BB IBB HBP BLK WP HR S P ERA WHIP	IP WLS BF H R ER SO BB IBB HBP BLK WP HR S P ERA WHIP	IP WLS BF H R ER SO BB IBB HBP BLK WP HR S P ERA WHIP	IP WLS BF H R ER SO BB IBB HBP BLK WP HR S P ERA WHIP	IP WLS BF H R ER SO BB IBB HBP BLK WP HR S P ERA WHIP	IP WLS BF H R ER SO BB IBB HBP BLK WP HR S P ERA WHIP	IP WLS BF H R ER SO BB IBB HBP BLK WP HR S P ERA WHIP

Pittsburgh Pirates @ Cincinnati Reds
Riverfront Stadium, Cincinnati, OH

AB 39
R 8
H 11
RBI 6
BB 5
SO 8
LOB 22



WP: 1 PA: 44
PB: 0
SB: 0
CS: 0

Batter	1	2	3	4	5	6	7	8	9	AB	R	H	RBI	BB	SO	LOB	TOP										
Al Martin, L OBP: 0.348, SLG: 0.416 (1,7)	0-0 P6		0-0 G6-4-3 2B	4-2 HR BB	2-2 P5			3-2 L9		4	2	1	0	1	0	0											
Jay Bell, R OBP: 0.340, SLG: 0.396 (1,6)	0-1 G1-3 1B		4-2 G6-4-3 BB	1-1 P6	1-1			1-1 FC5 1B		4	0	3	0	1	0	2											
Orlando Merced, S OBP: 0.364, SLG: 0.496 (1,9)	0-0 G1-3		0-0 G6-4-3	1-1 HR	3-1 G3			0-1 FC5 1B		5	1	2	3	0	0	4											
Jeff King, R OBP: 0.342, SLG: 0.472 (1,3)	4-0 BB		4-2 2B BB	2-2 1B 2B		2-3 K		1-2 FC5 FC3-6		3	2	1	0	2	1	2											
Nelson Liriano, S OBP: 0.350, SLG: 0.400 (1,4)	1-0 G3-1		1-1 1-H 2-3	1-2 WP E 1B	0-0 F9			0-0 FC3-6		5	1	2	2	0	0	4											
Midre Cummings, L OBP: 0.293, SLG: 0.327 (1,8)		0-0 F7	4-1 3-H	1-2 E WP 1B	3-1 G3			0-3 K		4	0	1	1	1	1	0											
John Wehner, R OBP: 0.388, SLG: 0.413 (1,5)		3-2 G5-3	1-0 G5-3	2-2 E5			1-0 F7		0-0 G6-3	5	0	0	0	0	0	3	AB 38 R 7 H 11 RBI 6 BB 6 SO 5 LOB 18										
2 Angelo Encarnacion, R OBP: 0.299, SLG: 0.325 (1,2)		2-1 2B		P3 P4			0-3 K		0-0 G4-3	5	0	1	0	0	1	2											
Paul Wagner, R OBP: 0.235, SLG: 0.194 (1,1)		1-1 G3-1		4-2 HR BB		0-3 K				3	1	0	0	1	2	1											
Lee Hancock, L (8,1)										0	0	0	0	0	0	0											
Dan Miceli, R (8,1)										0	0	0	0	0	0	0											
Carlos Garcia, R OBP: 0.341, SLG: 0.428 (8,4)										0	0	0	0	0	0	0											
Inning Stats	R: 0 E: 0 K: 0 S: 5	H: 1 LOB: 2 BB: 1 P: 10	R: 0 E: 0 K: 0 S: 8	H: 1 LOB: 1 BB: 0 P: 14	R: 2 E: 0 K: 0 S: 10	H: 2 LOB: 2 BB: 3 P: 24	R: 5 E: 1 K: 0 S: 26	H: 4 LOB: 2 BB: 2 P: 44	R: 0 E: 0 K: 1 S: 10	H: 0 LOB: 0 BB: 0 P: 16	R: 0 E: 0 K: 2 S: 7	H: 0 LOB: 0 BB: 0 P: 9	R: 0 E: 0 K: 1 S: 11	H: 2 LOB: 2 BB: 0 P: 16	R: 0 E: 0 K: 1 S: 5	H: 0 LOB: 0 BB: 0 P: 5	1B: 6 2B: 4 3B: 0 HR: 1	SF: 0 SAC: 0 DP: 1 HBP: 0	WP: 1 PB: 0 SB: 0 CS: 0	PA: 44							
PITCHER	IP	WLS	BF	H	R	ER	SO	BB	IBB	HBP	BLK	WP	HR	S	P	ERA	WHIP										
Dave Burba, R ERA: 3.75 (1,1)	4.0	L	26	8	7	6	0	6	0	0	0	1	1	49	92	13.50	3.500										
Chuck McElroy, L ERA: 5.09 (5,1)	2.0		7	1	0	0	2	0	0	0	0	0	0	16	27	0.00	0.500										
Kevin Jarvis, R ERA: 5.52 (7,1)	2.0		8	2	0	0	2	0	0	0	0	0	0	18	25	0.00	1.000										
Hector Carrasco, R ERA: 2.88 (9,1)	1.0		3	0	0	0	1	0	0	0	0	0	0	5	5	0.00	0.000										

Pittsburgh Pirates @ Cincinnati Reds
Riverfront Stadium, Cincinnati, OH
Sun Sep.03 1995, 3:33 AM EDT
Att: 28,516 - Sunny - 77 F

AB 38
R 7
H 11
RBI 6
BB 6
SO 5
LOB 18



Batter	1	2	3	4	5	6	7	8	9	AB	R	H	RBI	BB	SO	LOB	BOTTOM										
Thomas Howard, S OBP: 0.372, SLG: 0.423 (1,7)	0-0 S G6-3 1B				1-0 F7			0-0 G4-3		5	1	1	0	0	0	4											
Darren Lewis, R OBP: 0.324, SLG: 0.315 (1,8)	4-1 G6-3 1B BB		4-1 G3 PB G6-3 BB		4-2 1B 1B BB			3-2 G6-3 2B		2	1	1	0	3	1	0											
Barry Larkin, R OBP: 0.395, SLG: 0.494 (1,6)	3-2 F8		3-2 G3		2-2 1B			1-1 G6-3		5	0	1	0	0	0	4											
Eric Anthony, L OBP: 0.357, SLG: 0.510 (1,9)	3-1 G6-3		0-0 G6-3		1-0 1B			3-1 G4-3		5	0	1	2	0	0	2											
Hal Morris, L OBP: 0.320, SLG: 0.438 (1,3)	0-0 G4-3		0-3 K		2-2 FC4-6			2-1 F8		4	0	0	0	0	1	4											
Bento Santiago, R OBP: 0.336, SLG: 0.493 (1,2)		2-3 K		0-1 G6-3		2-2 F9		0-0 BB 2B 1B		4	1	1	0	0	1	0											
Bret Boone, R OBP: 0.340, SLG: 0.441 (1,4)		1-1 1B HBP		1-0 P4		1-1 F9 2B		4-0 2B BB		2	0	1	0	1	0	0											
Jeff Branson, L OBP: 0.300, SLG: 0.448 (1,5)		1-2 1B		1-3 K		2-1 F9		1-2 1B		2	0	1	0	0	1	0											
Damon Berryhill, S OBP: 0.300, SLG: 0.293 (5,1)										0	0	0	0	0	0	0											
Kevin Jarvis, R OBP: 0.300, SLG: 0.190 (7,1)										0	0	0	0	0	0	0											
Eddie Taubensee, L OBP: 0.254, SLG: 0.489 (8,1)										0	0	0	0	0	0	0											
Brian Hunter, R OBP: 0.297, SLG: 0.348 (8,1)										0	0	1	1	0	0	0											
Hector Carrasco, R ERA: 2.88 (9,1)										0	0	0	0	0	0	0											
Dave Burba, R OBP: 0.143, SLG: 0.077 (1,1)		0-3 K			0-3 K2-3			1-3 K		1	0	0	0	0	1	2											
Lenny Harris, L OBP: 0.254, SLG: 0.280 (5,5)										2	0	0	0	0	2	1											
Mark Lewis, R OBP: 0.409, SLG: 0.489 (6,1)										1	0	0	0	0	1	2											
Inning Stats	R: 1 E: 0 K: 0 S: 13	H: 1 LOB: 1 BB: 1 P: 23	R: 0 E: 0 K: 2 S: 14	H: 1 LOB: 0 BB: 0 P: 18	R: 1 E: 0 K: 1 S: 9	H: 0 LOB: 0 BB: 1 P: 16	R: 0 E: 0 K: 1 S: 6	H: 0 LOB: 0 BB: 0 P: 8	R: 0 E: 0 K: 1 S: 15	H: 2 LOB: 3 BB: 1 P: 25	R: 0 E: 0 K: 1 S: 11	H: 1 LOB: 1 BB: 0 P: 17	R: 0 E: 0 K: 0 S: 11	H: 1 LOB: 1 BB: 0 P: 19	R: 1 E: 0 K: 1 S: 11	H: 2 LOB: 2 BB: 1 P: 19	R: 0 E: 0 K: 1 S: 5	H: 0 LOB: 0 BB: 0 P: 9	1B: 5 2B: 3 3B: 0 HR: 0	SF: 0 SAC: 0 DP: 0 HBP: 1	WP: 0 PB: 1 SB: 3 CS: 0	PA: 40					
PITCHER	IP	WLS	BF	H	R	ER	SO	BB	IBB	HBP	BLK	WP	HR	S	P	ERA	WHIP										
Paul Wagner, R ERA: 4.7 (1,1)	7.1	W	34	7	3	2	6	4	0	1	0	0	0	82	135	2.46	1.500										
Lee Hancock, L ERA: 5.09 (8,1)	0.0		1	1	0	0	0	0	0	0	0	0	0	3	4	∞	∞										
Dan Miceli, R ERA: 3.51 (8,1)	1.2	S	5	0	0	0	2	0	0	0	0	0	0	10	15	0.00	0.000										

Pittsburgh Pirates @ Cincinnati Reds
Riverfront Stadium, Cincinnati, OH
Sun Sep.03 1995, 3:33 AM EDT
Att: 28,516 - Sunny - 77 F

AB 35
R 3
H 8
RBI 3
BB 4
SO 8
LOB 20



Batter	1	2	3	4	5	6	7	8	9	AB	R	H	RBI	BB	SO	LOB	TOP				
Al Martin, L OBP: 0.348, SLG: 0.421 (1, 7)										5	1	2	0	0	0	4					
Jay Bell, R OBP: 0.341, SLG: 0.397 John Wehner, R OBP: 0.393, SLG: 0.418 (1, 6) (2, 5)										1	0	1	1	0	0	0					
Orlando Merced, S OBP: 0.364, SLG: 0.495 (1, 9)										5	0	2	0	0	1	2					
Jeff King, R OBP: 0.340, SLG: 0.471 (1, 3) (2, 6)										5	1	1	0	0	1	6					
Nelson Liriano, S OBP: 0.356, SLG: 0.411 (1, 4)										4	1	2	1	1	0	3					
Midre Cummings, L OBP: 0.292, SLG: 0.333 (1, 8)										4	0	1	0	0	2	5					
Don Slaught, R OBP: 0.367, SLG: 0.370 (1, 2)										4	0	0	1	0	0	1					
Kevin Young, R OBP: 0.270, SLG: 0.417 (1, 5) (2, 3)										4	0	0	0	0	2	1					
Steve Paris, R OBP: 0.286, SLG: 0.321 Mike Dyer, R OBP: 0.571, SLG: 0.571 Paul Wagner, R OBP: 0.229, SLG: 0.188 Jeff McCurry, R OBP: 0.350, SLG: 0.195 Freddy Garcia, R OBP: 0.356, SLG: 0.333 Jason Christiansen, R OBP: 0.356, SLG: 0.333 Jacob Brunfield, R OBP: 0.356, SLG: 0.333 Lee Hancock, L OBP: 0.356, SLG: 0.333 (1, 1) (1, 1) (4, PH) (4, 1) (6, PH) (6, 1) (6, PH) (8, 1)										0	0	0	0	0	0	0					
Inning Stats	R: 1 E: 0 K: 1 S: 17	H: 3 LOB: 2 BB: 0 P: 28	R: 0 E: 0 K: 0 S: 6	H: 1 LOB: 1 BB: 0 P: 13	R: 0 E: 0 K: 2 S: 14	H: 1 LOB: 2 BB: 1 P: 21	R: 0 E: 0 K: 1 S: 7	H: 0 LOB: 0 BB: 0 P: 12	R: 0 E: 0 K: 0 S: 12	H: 2 LOB: 2 BB: 1 P: 22	R: 1 E: 0 K: 0 S: 13	H: 2 LOB: 1 BB: 0 P: 21	R: 0 E: 0 K: 1 S: 11	H: 1 LOB: 1 BB: 0 P: 15	R: 0 E: 0 K: 1 S: 9	H: 1 LOB: 1 BB: 0 P: 10	1B: 8 2B: 3 3B: 2 HR: 0	SF: 0 SAC: 0 DP: 1 HBP: 0	WP: 1 PB: 0 SB: 0 CS: 0	PA: 41	
PITCHER	IP	WLS	BF	H	R	ER	SO	BB	IBB	HBP	BLK	WP	HR	S	P	ERA	WHIP				
John Burkett, R ERA: 3.96 (1, 1)	7.0	W	33	11	3	3	4	2	0	0	1	1	0	75	126	3.86	1.857				
Terry Mathews, R ERA: 3.71 (8, 1)	2.0		8	2	0	0	2	0	0	0	0	0	0	20	25	0.00	1.000				

Pittsburgh Pirates @ Florida Marlins
Joe Robbie Stadium, Miami, FL
Mon Sep 04 1995, 7:05 PM EDT
Att: 19,427 - Unknown - 87 F

AB 39
R 3
H 13
RBI 3
BB 2
SO 6
LOB 23

Batter	1	2	3	4	5	6	7	8	9	AB	R	H	RBI	BB	SO	LOB	BOTTOM				
Quilvio Veras, S OBP: 0.376, SLG: 0.357 (1, 4)										3	1	2	2	1	0	0					
Alex Arias, R OBP: 0.355, SLG: 0.385 (1, 6)										5	1	3	1	0	0	1					
Gary Sheffield, R OBP: 0.443, SLG: 0.519 (1, 9)										4	1	1	2	1	3	5					
Terry Pendleton, S OBP: 0.350, SLG: 0.443 (1, 5)										5	0	1	0	0	1	3					
Greg Colbrunn, R OBP: 0.320, SLG: 0.470 (1, 3)										5	1	1	0	0	2	1					
Andre Dawson, R OBP: 0.304, SLG: 0.439 Chuck Carr, S OBP: 0.315, SLG: 0.279 (1, 7) (7, 8)										4	2	1	1	0	1	0					
Charles Johnson, R OBP: 0.340, SLG: 0.376 (1, 2)										2	0	0	0	2	1	1					
Jesus Tavarez, S OBP: 0.329, SLG: 0.338 (1, 8) (7, 7)										3	1	1	1	1	0	1					
John Burkett, R OBP: 0.167, SLG: 0.140 Mario Diaz, R OBP: 0.232, SLG: 0.296 Terry Mathews, L OBP: 0.462, SLG: 0.615 (1, 1) (7, PH) (8, 1)										2	0	0	0	0	2	2					
Inning Stats	R: 6 E: 0 K: 1 S: 24	H: 6 LOB: 3 BB: 1 P: 44	R: 1 E: 1 K: 3 S: 15	H: 1 LOB: 2 BB: 1 P: 26	R: 0 E: 0 K: 0 S: 9	H: 0 LOB: 1 BB: 1 P: 17	R: 0 E: 0 K: 0 S: 7	H: 0 LOB: 1 BB: 1 P: 14	R: 0 E: 0 K: 2 S: 9	H: 1 LOB: 2 BB: 1 P: 20	R: 0 E: 0 K: 2 S: 8	H: 0 LOB: 0 BB: 0 P: 13	R: 0 E: 1 K: 0 S: 13	H: 1 LOB: 1 BB: 0 P: 20	R: 0 E: 0 K: 2 S: 14	H: 1 LOB: 1 BB: 0 P: 18	1B: 6 2B: 2 3B: 1 HR: 1	SF: 0 SAC: 0 DP: 0 HBP: 2	WP: 0 PB: 0 SB: 0 CS: 1	PA: 42	
PITCHER	IP	WLS	BF	H	R	ER	SO	BB	IBB	HBP	BLK	WP	HR	S	P	ERA	WHIP				
Steve Paris, R ERA: 5.36 (1, 1)	0.2	L	10	5	6	6	0	1	0	2	0	0	0	19	39	81.00	9.000				
Mike Dyer, R ERA: 4.18 (1, 1)	2.1		12	2	1	0	4	2	0	0	0	0	0	29	48	0.00	1.714				
Jeff McCurry, R ERA: 5.06 (4, 1)	2.0		9	1	0	0	2	2	0	0	0	0	0	16	34	0.00	1.500				
Jason Christiansen, L ERA: 4.17 (6, 1)	2.0		7	1	0	0	2	0	0	0	0	0	0	21	33	0.00	0.500				
Lee Hancock, L ERA: (8, 1)	1.0		4	1	0	0	2	0	0	0	0	0	0	14	18	0.00	1.000				

Pittsburgh Pirates @ Florida Marlins
Joe Robbie Stadium, Miami, FL
Mon Sep 04 1995, 7:05 PM EDT
Att: 19,427 - Unknown - 87 F


AB 35
R 7
H 10
RBI 7
BB 5
SO 10
LOB 16

Batter	1	2	3	4	5	6	7	8	9	AB	R	H	RBI	BB	SO	LOB	TOP			
Jacob Brumfield, R (1, 8) OBP: 0.353, SLG: 0.382										4	0	1	0	0	2	1	Pittsburgh Pirates @ Florida Marlins Joe Robbie Stadium, Miami, FL Wed Sep 06 1995, 7:05 PM EDT Att: 17,111 - Unknown - 79 F			
Al Martin, L (1, 7) OBP: 0.350, SLG: 0.421										3	0	1	1	1	0	0				
Orlando Merced, S (1, 9) OBP: 0.363, SLG: 0.491										3	0	0	0	1	0	2				
Jeff King, R (1, 3) OBP: 0.339, SLG: 0.468										3	0	0	0	1	0	1				
Nelson Liriano, S (1, 4) OBP: 0.354, SLG: 0.408										4	0	1	0	0	0	4				
John Wehner, R (1, 6) OBP: 0.376, SLG: 0.398										4	0	0	0	0	1	1				
Kevin Young, R (1, 5) OBP: 0.276, SLG: 0.419										4	0	2	0	0	1	1				
2 Angelo Encarnacion, R (1, 2) OBP: 0.302, SLG: 0.328										2	1	1	0	0	0	1				
Don Slaught, R (9, PH) OBP: 0.375, SLG: 0.378										1	0	0	0	0	0	1				
Denny Neagle, L (1, 1) OBP: 0.175, SLG: 0.234										1	0	0	0	0	0	1				
Midre Cummings, L (7, PH) OBP: 0.289, SLG: 0.330										1	0	0	0	0	0	1				
Jon Lieber, L (7, 1) OBP: 0.059, SLG: 0.059										0	0	0	0	0	0	0				
Rich Aude, R (9, PH) OBP: 0.316, SLG: 0.423										1	0	0	0	0	0	1				
Inning Stats	R: 0 E: 0 K: 1 S: 6	H: 0 LOB: 0 BB: 1 P: 13	R: 0 E: 0 K: 1 S: 7	H: 1 LOB: 1 BB: 0 P: 13	R: 1 E: 0 K: 0 S: 15	H: 2 LOB: 3 BB: 2 P: 29	R: 0 E: 0 K: 0 S: 7	H: 1 LOB: 1 BB: 0 P: 13	R: 0 E: 0 K: 1 S: 7	H: 0 LOB: 0 BB: 0 P: 10	R: 0 E: 0 K: 0 S: 5	H: 2 LOB: 2 BB: 0 P: 6	R: 0 E: 1 K: 0 S: 8	H: 0 LOB: 1 BB: 0 P: 11	R: 0 E: 0 K: 1 S: 9	H: 1 LOB: 1 BB: 0 P: 11	1B: 7 2B: 0 3B: 0 HR: 0	SF: 0 SAC: 2 DP: 1 HBP: 0	WP: 0 PB: 0 SB: 0 CS: 0	PA: 36
PITCHER	IP WLS BF H R ER SO BB IBB HBP BLK WP HR S P ERA WHIP																			
Willie Banks, R (1, 1) ERA: 5.76	7.0 W 28 6 1 1 3 3 0 0 0 0 0 0 52 92 1.29 1.286																			
Yorkis Perez, L (8, 1) ERA: 5.77	0.1 2 0 0 0 0 0 0 0 0 0 0 0 2 3 0.00 0.000																			
Terry Mathews, R (8, 1) ERA: 3.68	0.2 2 0 0 0 0 0 0 0 0 0 0 0 6 8 0.00 0.000																			
Robb Nen, R (9, 1) ERA: 2.88	1.0 S 4 1 0 0 1 0 0 0 0 0 0 0 9 11 0.00 1.000																			

AB	31
R	1
H	7
RBI	1
BB	3
SO	4
LOB	14



Batter	1	2	3	4	5	6	7	8	9	AB	R	H	RBI	BB	SO	LOB	BOTTOM			
Quilvio Veras, S (1, 4) OBP: 0.374, SLG: 0.354										3	1	0	0	1	2	1	Pittsburgh Pirates @ Florida Marlins Joe Robbie Stadium, Miami, FL Wed Sep 06 1995, 7:05 PM EDT Att: 17,111 - Unknown - 79 F			
Chuck Carr, S (1, 8) OBP: 0.324, SLG: 0.288										2	1	2	0	2	0	0				
Jeff Conine, R (1, 7) OBP: 0.387, SLG: 0.530										3	0	0	1	0	1	4				
Terry Pendleton, S (1, 5) OBP: 0.347, SLG: 0.439										4	0	0	0	0	2	2				
Greg Colbrunn, R (1, 3) OBP: 0.320, SLG: 0.468										4	0	1	1	0	1	0				
Andre Dawson, R (1, 9) OBP: 0.304, SLG: 0.438										3	0	1	0	0	0	1				
Jesus Tavarez, S (6, FR) OBP: 0.333, SLG: 0.344										1	0	1	0	0	0	0				
Kurt Abbott, R (1, 6) OBP: 0.312, SLG: 0.443										4	0	1	0	0	2	2				
Charles Johnson, R (1, 2) OBP: 0.340, SLG: 0.375										3	0	1	0	0	0	1				
Willie Banks, R (1, 1) OBP: 0.238, SLG: 0.158										2	0	0	0	0	1	0				
Jerry Browne, S (7, PH) OBP: 0.341, SLG: 0.275										0	0	0	0	0	0	0				
Yorkis Perez, L (8, 1) OBP: 0.341, SLG: 0.275										0	0	0	0	0	0	0				
Terry Mathews, L (8, 1) OBP: 0.462, SLG: 0.615										0	0	0	0	0	0	0				
Robb Nen, R (9, 1) ERA: 2.88										0	0	0	0	0	0	0				
Inning Stats	R: 2 E: 0 K: 0 S: 9	H: 2 LOB: 1 BB: 1 P: 18	R: 0 E: 0 K: 1 S: 7	H: 0 LOB: 0 BB: 0 P: 8	R: 0 E: 0 K: 2 S: 13	H: 0 LOB: 1 BB: 1 P: 20	R: 0 E: 0 K: 0 S: 8	H: 1 LOB: 1 BB: 0 P: 10	R: 0 E: 0 K: 2 S: 10	H: 1 LOB: 1 BB: 0 P: 15	R: 0 E: 0 K: 1 S: 8	H: 1 LOB: 2 BB: 1 P: 12	R: 0 E: 0 K: 1 S: 12	H: 1 LOB: 2 BB: 1 P: 21	R: 0 E: 0 K: 2 S: 16	H: 1 LOB: 1 BB: 0 P: 19	1B: 5 2B: 2 3B: 0 HR: 0	SF: 1 SAC: 1 DP: 0 HBP: 0	WP: 0 PB: 0 SB: 3 CS: 0	PA: 34
PITCHER	IP WLS BF H R ER SO BB IBB HBP BLK WP HR S P ERA WHIP																			
Denny Neagle, L (1, 1) ERA: 3.53	6.0 L 25 5 2 2 6 2 0 0 0 0 0 0 55 83 3.00 1.167																			
Jon Lieber, R (7, 1) ERA: 7.22	2.0 9 2 0 0 3 1 0 0 0 0 0 0 28 40 0.00 1.500																			



Batter	1	2	3	4	5	6	7	8	9	AB	R	H	RBI	BB	SO	LOB	TOP											
Brett Butler , L (1, 8) OBP: 0.384, SLG: 0.388	G1-3	G4-3		G4-3		BB			G3	4	0	0	1	1	0	3	Los Angeles Dodgers @ Pittsburgh Pirates Three Rivers Stadium, Pittsburgh, PA Fri Sep 08 1995, 7:05 PM EDT Att: 10,050 - Unknown - 76 F livebaseballscorecards.com											
Chad Fonville , S (1, 6) OBP: 0.340, SLG: 0.309 Juan Castro , R (9, 6)	BB		G5-4-3	2B	1B	K			2B	4	2	3	1	1	1	2												
Mike Piazza , R (1, 2) OBP: 0.410, SLG: 0.618	K		G5-4-3	K		G5-3			1B	5	1	1	1	0	2	5												
Eric Karros , R (1, 3) OBP: 0.362, SLG: 0.530	F9		1B	2B		G4-3			K	5	0	2	1	0	1	2												
Delino DeShields , L (1, 4) OBP: 0.348, SLG: 0.363		1B	G4-3	K		F7			1B	3	1	0	0	2	1	2												
Roberto Kelly , R (1, 7) OBP: 0.297, SLG: 0.342 Garey Ingram , R (9, 7) OBP: 0.333, SLG: 0.265	F8			2B	K				1B	5	1	2	1	0	1	1												
Karim Garcia , L (1, 9) OBP: 0.286, SLG: 0.286 Roger Cedeno , S (8, PH) OBP: 0.278, SLG: 0.250	SH5-4			2B	G5-3				F9	3	1	2	0	0	0	0												
Billy Ashley , R (9, PH) OBP: 0.321, SLG: 0.370 Mitch Webster , S (9, 9) OBP: 0.241, SLG: 0.286	1B			1B					K	1	0	0	0	0	1	2												
Dave Hansen , L (1, 5) OBP: 0.356, SLG: 0.307 Mike Busch , R (8, PH) OBP: 0.111, SLG: 0.111	SH5-4			2B	P9				L6	2	1	1	1	1	0	0												
Ramon Martinez , R (1, 1) OBP: 0.183, SLG: 0.237	SH5-4			G4-3		G5-3			G6-3	3	1	2	2	0	0	0												
Inning Stats	R: 0 E: 0 K: 1 S: 8	H: 0 LOB: 1 BB: 1 P: 16	R: 1 E: 0 K: 0 S: 9	H: 2 LOB: 2 BB: 1 P: 17	R: 0 E: 0 K: 0 S: 8	H: 2 LOB: 1 BB: 0 P: 14	R: 5 E: 0 K: 2 S: 26	H: 5 LOB: 1 BB: 1 P: 39	R: 0 E: 0 K: 1 S: 10	H: 0 LOB: 0 BB: 0 P: 14	R: 0 E: 0 K: 1 S: 7	H: 0 LOB: 0 BB: 1 P: 13	R: 0 E: 0 K: 0 S: 5	H: 0 LOB: 0 BB: 0 P: 9	R: 2 E: 0 K: 2 S: 18	H: 3 LOB: 2 BB: 1 P: 34		1B: 8 2B: 5 3B: 0 HR: 0	SF: 0 SAC: 1 DP: 2 HBP: 0	WP: 0 PB: 0 SB: 2 CS: 0	PA: 43							
PITCHER	IP	WLS	BF	H	R	ER	SO	BB	IBB	HBP	BLK	WP	HR	S	P	ERA		WHIP										
Esteban Loaiza , R (1, 1) ERA: 5.32	3.1	L	20	8	6	6	1	3	0	0	0	0	0	39	69	16.20		3.300										
John Ericks , R (4, 1) ERA: 4.22	1.2		6	1	0	0	3	0	0	0	0	0	0	22	31	0.00		0.600										
Ross Powell , L (6, 1) ERA: 7.43	1.0		4	1	0	0	1	1	0	0	0	0	0	7	13	0.00	2.000											
Lee Hancock , L (7, 1) ERA:	2.0		6	0	0	0	0	0	0	0	0	0	0	12	19	0.00	0.000											
Jeff McCurry , R (9, 1) ERA: 5.27	1.0		7	3	2	2	2	1	0	0	0	0	0	18	34	18.00	4.000											

Batter	1	2	3	4	5	6	7	8	9	AB	R	H	RBI	BB	SO	LOB	BOTTOM											
Jacob Brumfield , R (1, 8) OBP: 0.352, SLG: 0.380	F9		G4-3			1B			K	4	0	1	0	0	1	1	Los Angeles Dodgers @ Pittsburgh Pirates Three Rivers Stadium, Pittsburgh, PA Fri Sep 08 1995, 7:05 PM EDT Att: 10,050 - Unknown - 76 F livebaseballscorecards.com											
Al Martin , L (1, 7) OBP: 0.349, SLG: 0.417	F7			F9-3		F7			G3	3	0	0	0	1	0	1												
Orlando Merced , S (1, 9) OBP: 0.361, SLG: 0.488 Lee Hancock , L (7, 1) John Wehner , R (9, 2) OBP: 0.383, SLG: 0.405	P5			F7		G4-3			2B	3	0	0	0	0	0	2												
Jeff King , R (1, 5) OBP: 0.337, SLG: 0.464 Freddy Garcia , R (8, 5) OBP: 0.246, SLG: 0.193	G4-3			F9-3		P3			K	3	0	0	0	0	0	1												
Nelson Liriano , S (1, 4) OBP: 0.356, SLG: 0.407					G5-3				G3-1	3	1	1	0	1	0	0												
Jay Bell , R (1, 6) OBP: 0.340, SLG: 0.395 Carlos Garcia , R (6, 6) OBP: 0.342, SLG: 0.432	K				K				G6-3	2	0	0	0	0	2	1												
Don Slaught , R (1, 2) OBP: 0.373, SLG: 0.377 Jeff McCurry , R (9, 1) Steve Peques , R (9, PH) OBP: 0.259, SLG: 0.405	L3				FC6-4				G4-3	3	0	1	0	0	0	1												
Rich Aude , R (1, 3) OBP: 0.313, SLG: 0.413				K		FC6-4			G4-3	4	0	1	0	0	1	3												
Esteban Loaiza , R (1, 1) OBP: 0.167, SLG: 0.152 John Ericks , R (4, 1) OBP: 0.111, SLG: 0.148 Ross Powell , L (6, 1) Midre Cummings , L (6, PH) OBP: 0.285, SLG: 0.325				K		K			G4-3	1	0	0	0	0	1	0												
Inning Stats	R: 0 E: 0 K: 0 S: 4	H: 0 LOB: 0 BB: 0 P: 7	R: 0 E: 0 K: 1 S: 8	H: 1 LOB: 1 BB: 0 P: 12	R: 0 E: 0 K: 2 S: 8	H: 0 LOB: 0 BB: 0 P: 12	R: 0 E: 0 K: 0 S: 6	H: 0 LOB: 0 BB: 1 P: 13	R: 0 E: 0 K: 1 S: 13	H: 1 LOB: 1 BB: 0 P: 19	R: 0 E: 0 K: 1 S: 7	H: 1 LOB: 1 BB: 0 P: 11	R: 0 E: 0 K: 0 S: 6	H: 0 LOB: 0 BB: 0 P: 9	R: 0 E: 0 K: 1 S: 6	H: 1 LOB: 1 BB: 0 P: 10		R: 2 E: 0 K: 1 S: 14	H: 2 LOB: 2 BB: 2 P: 29	1B: 5 2B: 2 3B: 0 HR: 0	SF: 0 SAC: 0 DP: 1 HBP: 0	WP: 0 PB: 0 SB: 0 CS: 0	PA: 35					
PITCHER	IP	WLS	BF	H	R	ER	SO	BB	IBB	HBP	BLK	WP	HR	S	P	ERA		WHIP										
Ramon Martinez , R (1, 1) ERA: 3.57	9.0	W	35	6	2	2	7	3	0	0	0	0	0	72	122	2.00		1.000										



Batter	1	2	3	4	5	6	7	8	9	AB	R	H	RBI	BB	SO	LOB	TOP								
Brett Butler, L (1,8) OBP: 0.383, SLG: 0.387 Mitch Webster, S (8,PH) OBP: 0.236, SLG: 0.280	G6-3	K			F8	1B		K		4	0	1	0	0	1	1	Los Angeles Dodgers @ Pittsburgh Pirates Three Rivers Stadium, Pittsburgh, PA Sat Sep 09 1995, 7:05 PM EDT Att: 12,773 - Unknown - 74 F livebaseballscorecards.com								
Chad Fonville, S (1,6) OBP: 0.348, SLG: 0.313	HR	1B	WP	S	HR	1B	G1-3	1B	BB	3	3	2	0	2	0	1									
Mike Piazza, R (1,2) OBP: 0.200, SLG: 0.633 Tom Prince, R (8,2) OBP: 0.279, SLG: 0.385	HR	1B	SAFE	1	SAFE	1	SAFE	1	SAFE	4	2	2	4	0	1	1									
Eric Karros, R (1,3) OBP: 0.362, SLG: 0.529	F9				HR	1B		L9	1B	5	1	2	1	0	1	1									
Delino DeShields, L (1,4) OBP: 0.346, SLG: 0.359	G4-3				HR	1B		F9	1B	4	0	0	0	1	1	3									
Roberto Kelly, R (1,7) OBP: 0.299, SLG: 0.348	G6-3				HR			FC6-4	1B	4	1	1	2	1	0	4									
Karim Garcia, L (1,9) OBP: 0.200, SLG: 0.200 Roger Cedeno, S (7,9) OBP: 0.289, SLG: 0.265	G4-3				G3	G4-3		FC4-6	1B	3	0	0	0	0	0	0									
Dave Hansen, L (1,5) OBP: 0.357, SLG: 0.305 Mike Busch, R (6,PH) OBP: 0.162, SLG: 0.455	2B	BB			G3			FC4-6	1B	2	1	1	1	0	0	1									
Chris Gwynn, L (9,PH) OBP: 0.307, SLG: 0.307 Todd Worrell, R (9,1)	2B	BB			G3			F8	1B	1	1	0	0	1	0	0									
Kevin Tapani, R (1,1) OBP: 0.143, SLG: 0.214 Juan Castro, R (9,5)	2B				K			F7		4	0	1	1	0	2	0									
Inning Stats	R: 2 E: 0 K: 0 S: 12	H: 2 LOB: 0 BB: 0 P: 18	R: 1 E: 0 K: 1 S: 8	H: 1 LOB: 1 BB: 1 P: 15	R: 0 E: 0 K: 2 S: 12	H: 0 LOB: 2 BB: 2 P: 26	R: 0 E: 0 K: 1 S: 7	H: 0 LOB: 0 BB: 0 P: 10	R: 4 E: 0 K: 0 S: 11	H: 4 LOB: 0 BB: 0 P: 15	R: 0 E: 0 K: 1 S: 12	H: 1 LOB: 1 BB: 0 P: 14	R: 0 E: 0 K: 1 S: 8	H: 0 LOB: 0 BB: 0 P: 11	R: 2 E: 0 K: 1 S: 9	H: 1 LOB: 2 BB: 1 P: 20	R: 2 E: 0 K: 0 S: 15	H: 3 LOB: 2 BB: 1 P: 27	1B: 7 2B: 1 3B: 0 HR: 4	SF: 0 SAC: 0 DP: 0 HBP: 0	WP: 1 PB: 0 SB: 1 CS: 0	PA: 44			
PITCHER	IP	WLS	BF	H	R	ER	SO	BB	IBB	HBP	BLK	WP	HR	S	P	ERA	WHIP								
Paul Wagner, R (1,1) ERA: 4.99	5.0	L	25	7	7	7	4	2	1	0	0	1	3	50	84	12.60	1.800								
Dan Plesac, L (6,1) ERA: 3.58	2.0		7	1	0	0	2	0	0	0	0	0	0	20	25	0.00	0.500								
Jason Christiansen, L (8,1) ERA: 4.47	1.0		5	1	2	2	1	1	0	0	0	0	1	9	20	18.00	2.000								
Dan Miceli, R (9,1) ERA: 3.81	1.0		7	3	2	2	0	1	0	0	0	0	0	15	27	18.00	4.000								

Batter	1	2	3	4	5	6	7	8	9	AB	R	H	RBI	BB	SO	LOB	BOTTOM								
Jacob Brumfield, R (1,8) OBP: 0.353, SLG: 0.380	FC3-6		S	E	K			P2		3	0	1	0	1	1	1	Los Angeles Dodgers @ Pittsburgh Pirates Three Rivers Stadium, Pittsburgh, PA Sat Sep 09 1995, 7:05 PM EDT Att: 12,773 - Unknown - 74 F livebaseballscorecards.com								
Al Martin, L (1,7) OBP: 0.345, SLG: 0.413	FC3-6		E4		K			K		4	0	0	0	0	2	4									
Orlando Merced, S (1,9) OBP: 0.360, SLG: 0.487	F7		SF7		K			K		3	0	1	1	0	1	1									
Jeff King, R (1,5) OBP: 0.339, SLG: 0.464	G5-3		F9		K			FC5-4	1B	4	0	2	1	0	0	3									
Rich Aude, R (1,3) OBP: 0.298, SLG: 0.392	G6-3				K			FC6		4	0	0	0	0	1	3									
Jay Bell, R (1,6) OBP: 0.337, SLG: 0.392	K		G6-3		G6-3			F9		4	0	0	0	0	1	0									
Carlos Garcia, R (1,4) OBP: 0.341, SLG: 0.430	F7		K		K			G5-3		4	0	1	0	0	1	0									
2 Angelo Encarnacion, R (1,2) OBP: 0.293, SLG: 0.317			G3-1		G4-3			F9		4	0	0	0	0	0	1									
Paul Wagner, R (1,1) ERA: 4.99 Midre Cummings, L (5,PH) OBP: 0.282, SLG: 0.332 Dan Plesac, L (6,1) ERA: 3.58 Jason Christiansen, R (8,1) ERA: 4.47 Steve Peques, R (8,PH) OBP: 0.292, SLG: 0.426 Dan Miceli, R (9,1) ERA: 3.81 Nelson Lirio, S (9,PH) OBP: 0.335, SLG: 0.425			E	1B	K			1B	1B	1	1	1	0	0	0	0									
Inning Stats	R: 0 E: 0 K: 0 S: 7	H: 0 LOB: 1 BB: 1 P: 14	R: 0 E: 0 K: 1 S: 8	H: 0 LOB: 0 BB: 0 P: 13	R: 0 E: 0 K: 2 S: 9	H: 0 LOB: 0 BB: 0 P: 13	R: 0 E: 0 K: 2 S: 8	H: 0 LOB: 0 BB: 0 P: 12	R: 0 E: 0 K: 0 S: 5	H: 1 LOB: 1 BB: 0 P: 12	R: 0 E: 0 K: 1 S: 13	H: 3 LOB: 2 BB: 0 P: 21	R: 0 E: 0 K: 0 S: 7	H: 1 LOB: 1 BB: 0 P: 8	R: 0 E: 0 K: 0 S: 13	H: 1 LOB: 1 BB: 0 P: 8		1B: 7 2B: 0 3B: 0 HR: 0	SF: 1 SAC: 0 DP: 0 HBP: 0	WP: 0 PB: 1 SB: 1 CS: 0	PA: 36				
PITCHER	IP	WLS	BF	H	R	ER	SO	BB	IBB	HBP	BLK	WP	HR	S	P	ERA	WHIP								
Kevin Tapani, R (1,1) ERA: 4.92	8.0	W	32	6	2	1	8	1	0	0	0	0	0	7	22	1.12	0.875								
Todd Worrell, R (9,1) ERA: 2.42	1.0		4	1	0	0	0	0	0	0	0	0	0	7	8	0.00	1.000								

Batter	1	2	3	4	5	6	7	8	9	AB	R	H	RBI	BB	SO	LOB	TOP					
Brett Butler, L OBP: 0.381, SLG: 0.385	G4-3		B2-3				F7		F9	5	0	1	0	0	0	0	Los Angeles Dodgers @ Pittsburgh Pirates Three Rivers Stadium, Pittsburgh, PA Sun Sep 10 1995, 3:33 AM EDT Att. 12,154 - Sunny - 72 F livebaseballscorecards.com					
Chad Fonville, S OBP: 0.346, SLG: 0.308	L6		G6-3				F7-4		G5-3	4	0	0	0	1	0	2						
Mike Piazza, R OBP: 0.412, SLG: 0.631			K						G5-3	4	1	2	0	0	1	1						
Eric Karros, R OBP: 0.365, SLG: 0.535	G1-3									4	2	3	0	0	0	1						
Delino DeShields, L OBP: 0.346, SLG: 0.361										3	1	1	1	0	0	2						
Roberto Kelly, R OBP: 0.296, SLG: 0.345			L4							3	0	0	1	0	1	3						
Raul Mondesi, R OBP: 0.339, SLG: 0.513										0	0	0	0	0	0	0						
Karim Garcia, L OBP: 0.173, SLG: 0.167			K							2	0	0	0	0	1	2						
Chris Gwynn, L OBP: 0.308, SLG: 0.316										1	0	1	1	0	0	0						
Antonio Osuna, R OBP: 0.250, SLG: 0.257										0	0	0	0	0	0	0						
Todd Worrell, R OBP: 0.339, SLG: 0.513										0	0	0	0	0	0	0						
Dave Hansen, L OBP: 0.364, SLG: 0.314										2	0	2	1	0	0	0						
Mike Busch, R OBP: 0.231, SLG: 0.692										2	1	1	1	0	0	1						
Tom Candiotti, R OBP: 0.173, SLG: 0.122										1	0	0	0	0	1	1						
Jose Offerman, S OBP: 0.346, SLG: 0.375										1	0	0	0	0	0	0						
Jim Bruske, R OBP: 0.250, SLG: 0.250										0	0	0	0	0	0	0						
Garey Ingram, R OBP: 0.250, SLG: 0.250										1	0	0	0	0	0	0						
John Cummings, L OBP: 0.250, SLG: 0.250										0	0	0	0	0	0	0						
Mitch Webster, S OBP: 0.250, SLG: 0.275										1	0	0	0	0	0	0						
Inning Stats	R: 0 E: 0 K: 0 S: 12	H: 1 LOB: 1 BB: 0 P: 17	R: 1 E: 0 K: 2 S: 13	H: 2 LOB: 1 BB: 0 P: 14	R: 0 E: 0 K: 1 S: 7	H: 0 LOB: 0 BB: 0 P: 7	R: 0 E: 0 K: 0 S: 7	H: 1 LOB: 1 BB: 0 P: 12	R: 0 E: 0 K: 0 S: 9	H: 2 LOB: 0 BB: 0 P: 13	R: 2 E: 0 K: 1 S: 10	H: 2 LOB: 0 BB: 0 P: 17	R: 1 E: 0 K: 0 S: 12	H: 1 LOB: 1 BB: 1 P: 21	R: 1 E: 0 K: 0 S: 10	H: 2 LOB: 1 BB: 0 P: 15	R: 0 E: 0 K: 0 S: 4	H: 0 LOB: 0 BB: 0 P: 5	1B: 7 2B: 4 3B: 0 HR: 1	SF: 1 SAC: 1 DP: 1 HBP: 0	WP: 0 PB: 0 SB: 1 CS: 0	PA: 38
PITCHER	IP	WLS	BF	H	R	ER	SO	BB	IBB	HBP	BLK	WP	HR	S	P	ERA	WHIP					
Rick White, R ERA: 3.82	5.2		24	8	3	3	3	0	0	0	0	0	0	55	75	4.76	1.412					
Dan Plesac, L ERA: 3.56	0.1		1	0	0	0	1	0	0	0	0	0	0	3	5	0.00	0.000					
Mike Dyer, R ERA: 4.32	2.0	L	10	3	2	2	1	1	0	0	0	0	1	22	36	9.00	2.000					
Lee Hancock, L ERA:	1.0		3	0	0	0	0	0	0	0	0	0	0	4	5	0.00	0.000					

Batter	1	2	3	4	5	6	7	8	9	AB	R	H	RBI	BB	SO	LOB	BOTTOM					
Al Martin, L OBP: 0.345, SLG: 0.420										3	1	1	1	0	2	1	Los Angeles Dodgers @ Pittsburgh Pirates Three Rivers Stadium, Pittsburgh, PA Sun Sep 10 1995, 3:33 AM EDT Att. 12,154 - Sunny - 72 F livebaseballscorecards.com					
Jacob Brumfield, R OBP: 0.352, SLG: 0.379										1	0	0	0	0	0	0						
Jay Bell, R OBP: 0.339, SLG: 0.395										4	1	2	0	0	0	0						
Orlando Merced, S OBP: 0.361, SLG: 0.487										4	2	2	1	0	1	0						
Jeff King, R OBP: 0.338, SLG: 0.465										4	0	1	1	0	1	1						
Carlos Garcia, R OBP: 0.339, SLG: 0.427										4	0	1	1	0	1	1						
Don Slaught, R OBP: 0.356, SLG: 0.358										4	0	0	0	0	1	2						
John Wehner, R OBP: 0.381, SLG: 0.402										3	0	1	0	0	1	0						
Midre Cummings, L OBP: 0.280, SLG: 0.319										1	0	0	0	0	1	0						
Kevin Young, R OBP: 0.281, SLG: 0.424										3	0	1	0	1	1	0						
Rick White, R OBP: 0.111, SLG: 0.222										2	0	0	0	0	0	1						
Dan Plesac, L OBP: 0.250, SLG: 0.250										1	0	0	0	0	1	2						
Mike Dyer, R OBP: 0.571, SLG: 0.571										0	0	0	0	0	0	0						
Lee Hancock, L OBP: 0.250, SLG: 0.250										0	0	0	0	0	0	0						
Nelson Liriano, S OBP: 0.353, SLG: 0.404										1	0	0	0	0	1	0						
Inning Stats	R: 2 E: 0 K: 0 S: 13	H: 3 LOB: 1 BB: 0 P: 21	R: 0 E: 0 K: 2 S: 10	H: 0 LOB: 0 BB: 0 P: 17	R: 2 E: 0 K: 1 S: 17	H: 3 LOB: 1 BB: 0 P: 23	R: 0 E: 0 K: 1 S: 8	H: 1 LOB: 1 BB: 0 P: 14	R: 0 E: 0 K: 1 S: 6	H: 1 LOB: 0 BB: 0 P: 11	R: 0 E: 0 K: 2 S: 15	H: 1 LOB: 2 BB: 1 P: 21	R: 0 E: 0 K: 1 S: 7	H: 0 LOB: 0 BB: 0 P: 12	R: 0 E: 0 K: 1 S: 8	H: 0 LOB: 0 BB: 0 P: 11	R: 0 E: 0 K: 2 S: 9	H: 0 LOB: 0 BB: 0 P: 9	1B: 5 2B: 3 3B: 0 HR: 1	SF: 0 SAC: 0 DP: 0 HBP: 0	WP: 1 PB: 0 SB: 1 CS: 0	PA: 36
PITCHER	IP	WLS	BF	H	R	ER	SO	BB	IBB	HBP	BLK	WP	HR	S	P	ERA	WHIP					
Tom Candiotti, R ERA: 3.5	4.0		19	7	4	4	4	0	0	0	0	0	0	21	32	0.00	1.500					
Jim Bruske, R ERA: 4.79	2.0		8	2	0	0	3	1	0	0	0	0	0	21	32	0.00	1.500					
John Cummings, L ERA: 4.06	1.0	W	3	0	0	0	1	0	0	0	0	0	0	7	12	0.00	0.000					
Antonio Osuna, R ERA: 4.08	1.0		3	0	0	0	1	0	0	0	0	0	0	8	11	0.00	0.000					
Todd Worrell, R ERA: 2.38	1.0	S	3	0	0	0	2	0	0	0	0	0	0	9	9	0.00	0.000					

Batter	1	2	3	4	5	6	7	8	9	AB	R	H	RBI	BB	SO	LOB	TOP										
Bip Roberts, S OBP: 0.348, SLG: 0.375 (1, 6)	1-1 1B 2B	0-1 1B		2-2 G6-3		0-0 G4-3			4-0 SF9 BB	4	2	2	1	1	0	1											
Steve Finley, L OBP: 0.372, SLG: 0.439 (1, 8)	1-1 2B 1B	1-3 K		4-1 FC5-4 BB			2-1 G4-3		0-1 L8	4	1	1	0	1	1	3											
Tony Gwynn, L OBP: 0.400, SLG: 0.475 (1, 9)	0-0 1B G5-4-3	0-1 F8		0-0 FC5-4			1-0 1B		4-0 S S BB	4	1	2	1	1	0	3											
Ken Caminiti, S OBP: 0.373, SLG: 0.467 (1, 5)	2-2 G5-4-3 1B		1-3 K		0-0 G6-4-3 1B		0-0 1B		4-2 S BB	4	0	3	1	1	1	0											
Eddie Williams, R OBP: 0.330, SLG: 0.445 Dustin Hermanson, R Phil Plantier, L Phil Clark, S Tim Worrell, R Scott Livingstone, L (1, 3)	0-0 G5-4-3		3-2 G5-3		1-2 F9		0-3 K		1-1 SF9	3	0	0	0	0	0	2											
Marc Newfield, R OBP: 0.236, SLG: 0.382 (1, 7)	1-2 2B		0-1 2B		0-0 G6-4-3		2-2 G5-3		3-1 K	5	0	2	0	0	1	5											
Brian Johnson, R OBP: 0.288, SLG: 0.342 (1, 2)	0-0 F7		2-0 F9		1-0 1B				3-1 F9	4	0	1	0	0	0	2											
Jody Reed, R OBP: 0.351, SLG: 0.308 (1, 4)		1-2 G5-3		3-2 SH2-4 G6-3 2B		2-3 K		1-0 G5-3		4	1	1	0	0	1	1											
Andy Ashby, R OBP: 0.163, SLG: 0.167 Roberto Petagine, L (1, 1)		0-1 1B 2B		0-1 SH2-4		1-0 F7		0-1 G3		1	0	1	0	0	0	0											
Inning Stats	R: 3 E: 0 K: 0 S: 14	H: 5 LOB: 1 BB: 0 P: 19	R: 0 E: 0 K: 1 S: 12	H: 2 LOB: 2 BB: 0 P: 14	R: 0 E: 0 K: 1 S: 9	H: 1 LOB: 1 BB: 0 P: 15	R: 1 E: 0 K: 0 S: 11	H: 1 LOB: 0 BB: 1 P: 20	R: 0 E: 0 K: 1 S: 6	H: 1 LOB: 1 BB: 0 P: 10	R: 0 E: 0 K: 1 S: 14	H: 2 LOB: 2 BB: 0 P: 19	R: 0 E: 0 K: 1 S: 10	H: 0 LOB: 2 BB: 3 P: 9	R: 1 E: 0 K: 1 S: 10	H: 0 LOB: 2 BB: 3 P: 24	1B: 8 2B: 5 3B: 0 HR: 0	SF: 1 SAC: 1 DP: 2 HBP: 0	WP: 0 PB: 0 SB: 5 CS: 0	PA: 42							
PITCHER	IP	WLS	BF	H	R	ER	SO	BB	IBB	HBP	BLK	WP	HR	S	P	ERA	WHIP										
Denny Neagle, L ERA: 3.64	4.0		22	10	4	4	2	1	0	0	0	0	0	47	69	9.00	2.750										
Jon Lieber, R ERA: 6.94	2.1	W	9	3	0	0	1	0	0	0	0	0	0	14	22	0.00	1.286										
Jason Christiansen, L ERA: 4.4	0.2		2	0	0	0	1	0	0	0	0	0	0	10	12	0.00	0.000										
Mike Dyer, R ERA: 4.26	1.0		3	0	0	0	0	0	0	0	0	0	0	5	9	0.00	0.000										
Dan Miceli, R ERA: 3.91	1.0	S	6	0	1	1	1	3	0	0	0	0	0	10	24	9.00	3.000										

San Diego Padres @ Pittsburgh Pirates
Three Rivers Stadium, Pittsburgh, PA
Mon Sep 11, 1995, 7:05 PM EDT
Att: 6,356 - Unknown

AB 36
R 5
H 13
RBI 4
BB 4
SO 5
LOB 20

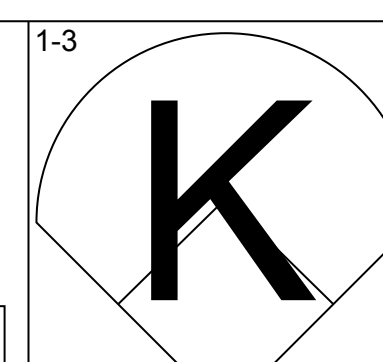
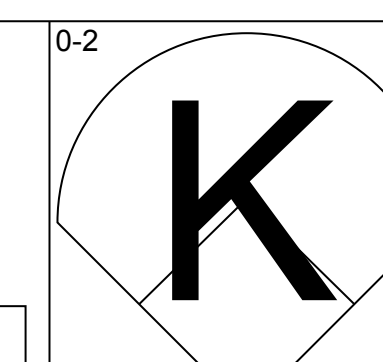
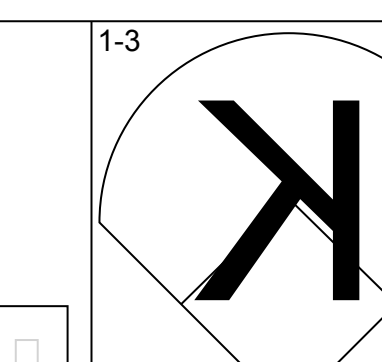
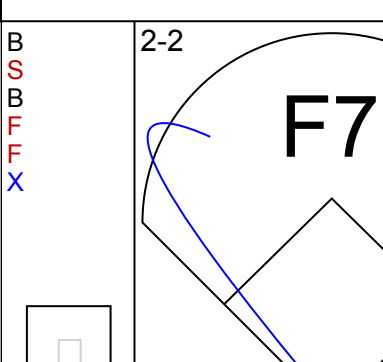
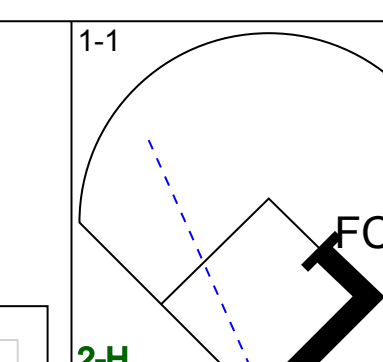
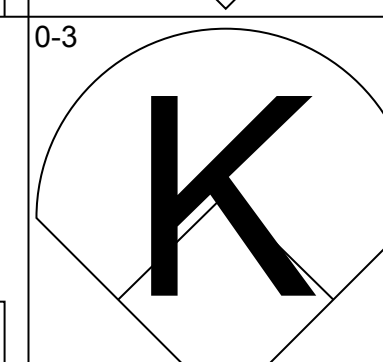
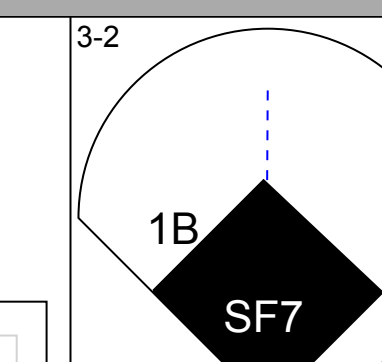
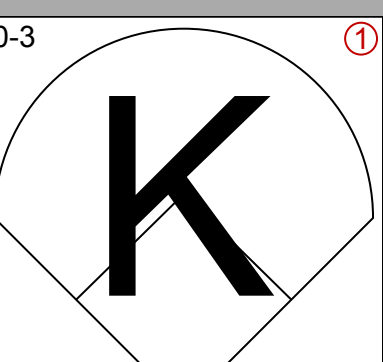
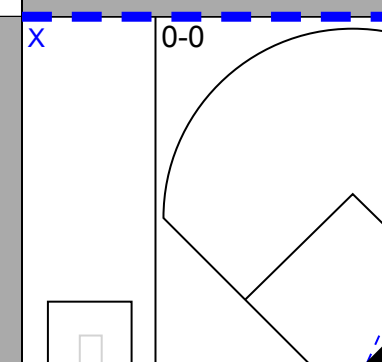
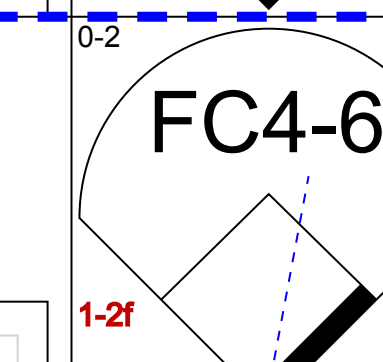
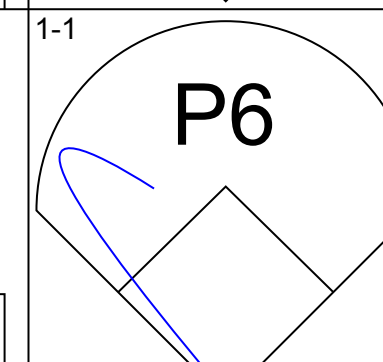
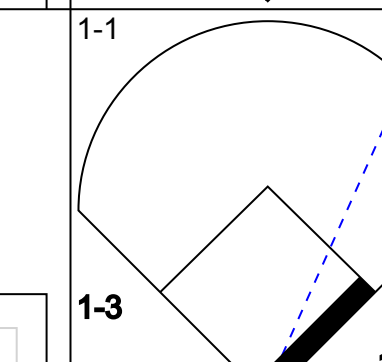
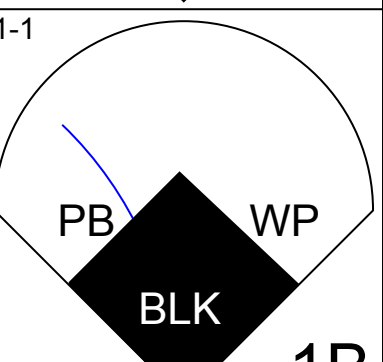
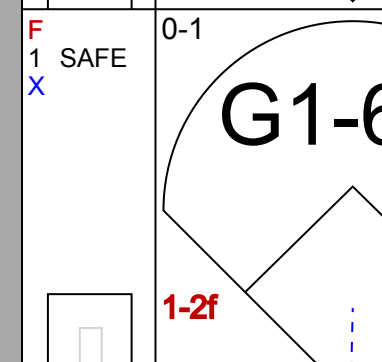
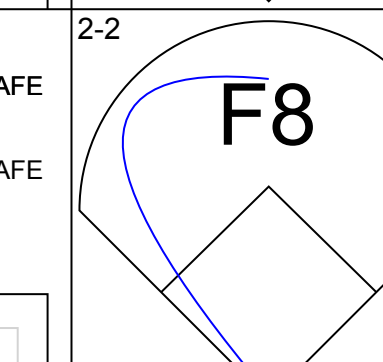
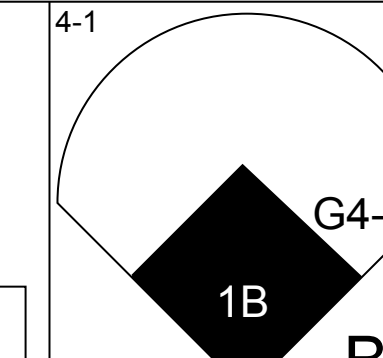
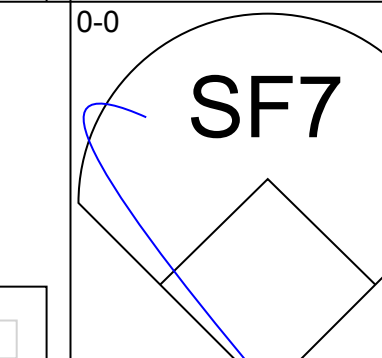
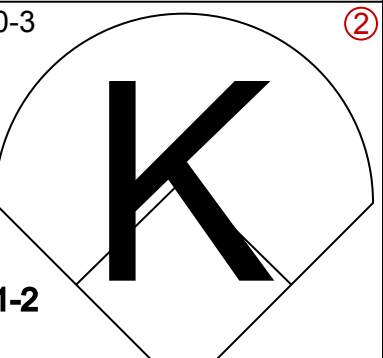
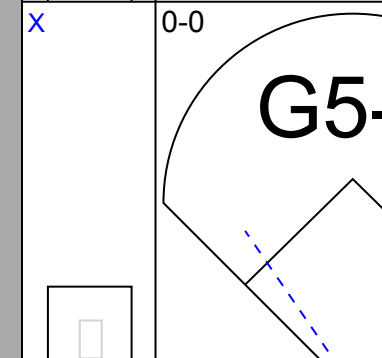

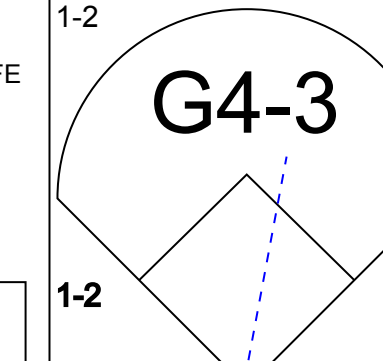
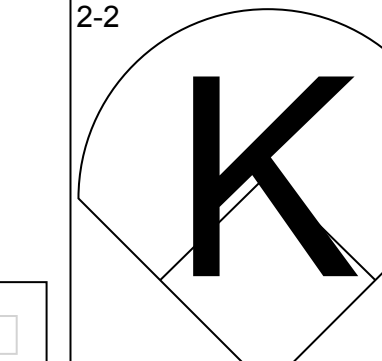
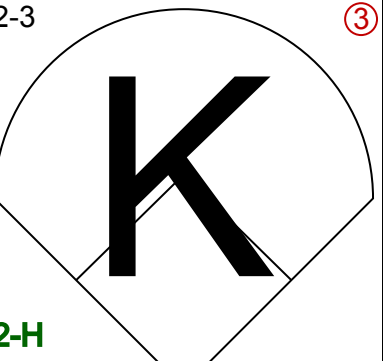
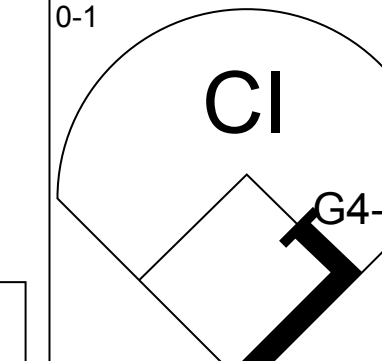

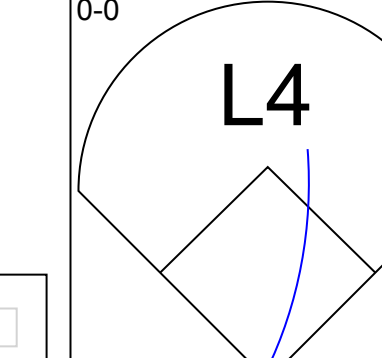
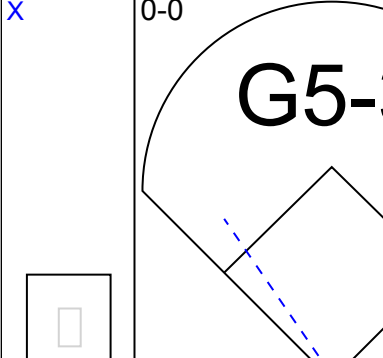
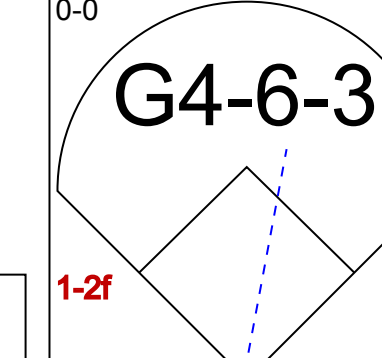

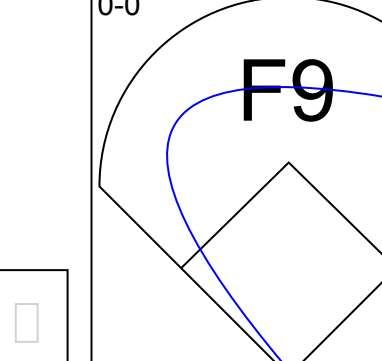
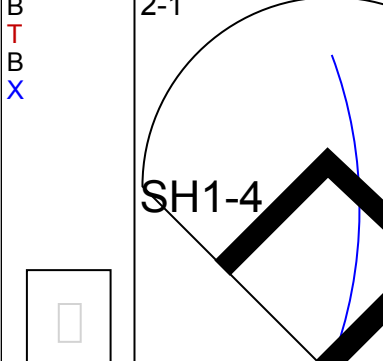
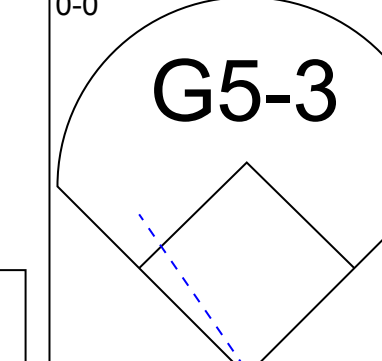

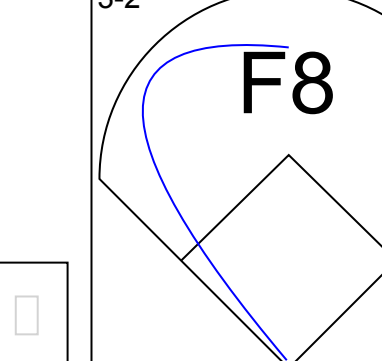
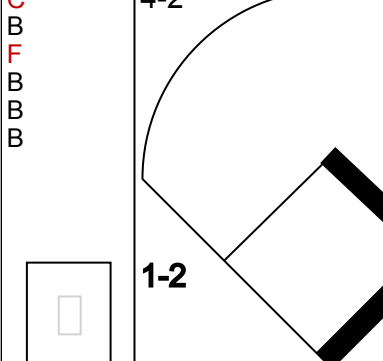
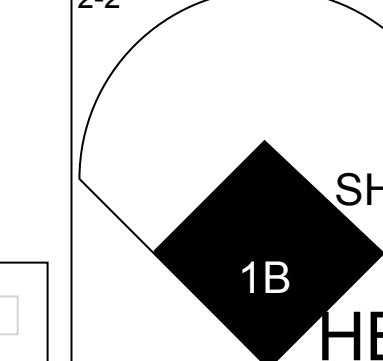

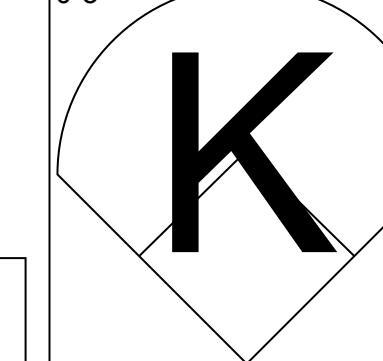
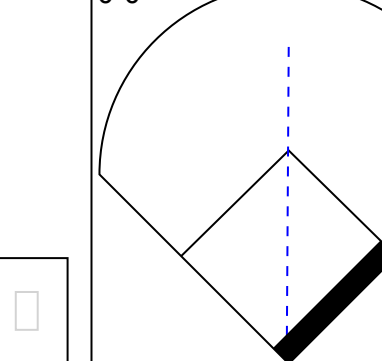
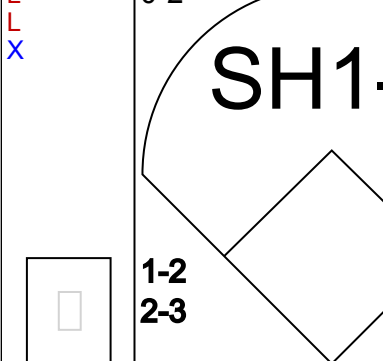



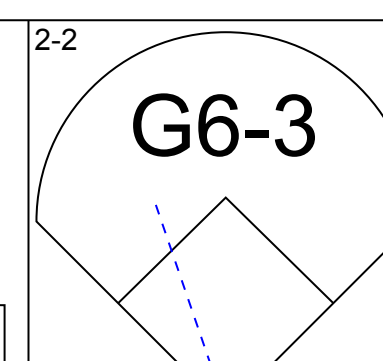
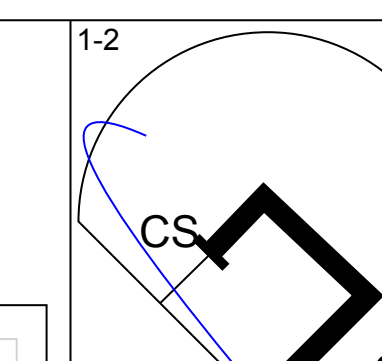
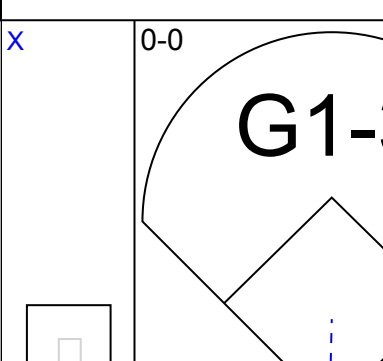
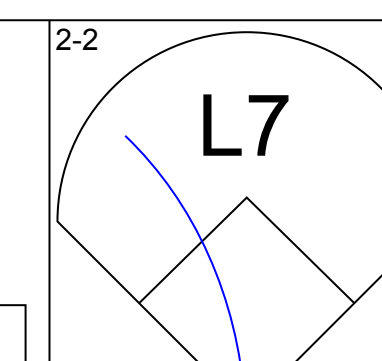
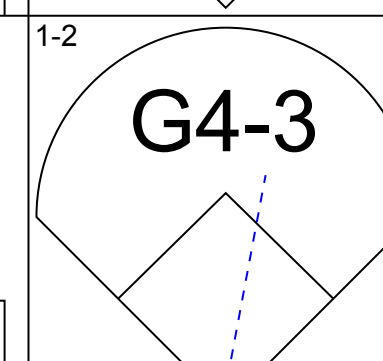
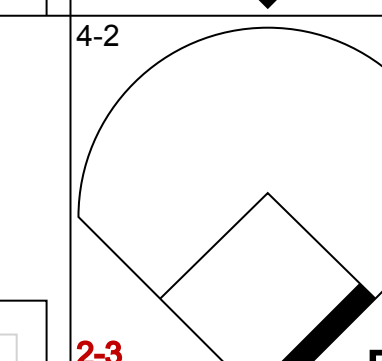
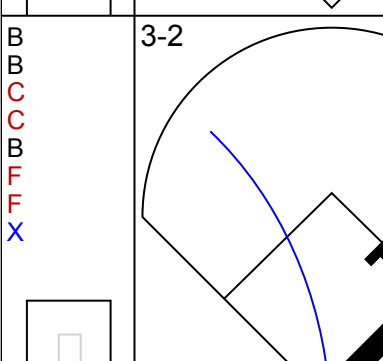
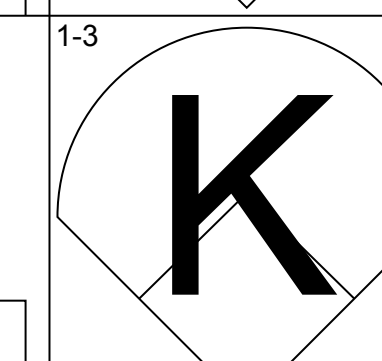
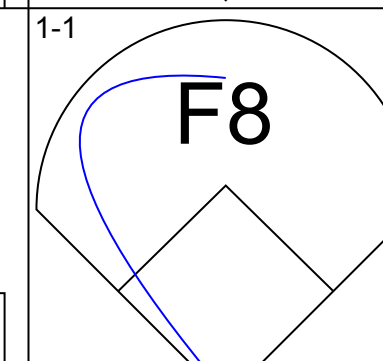
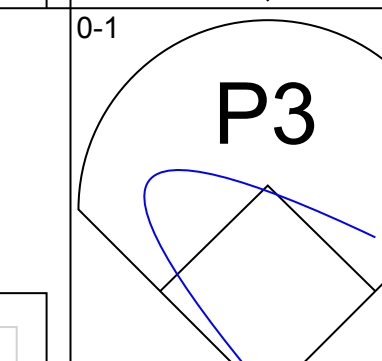
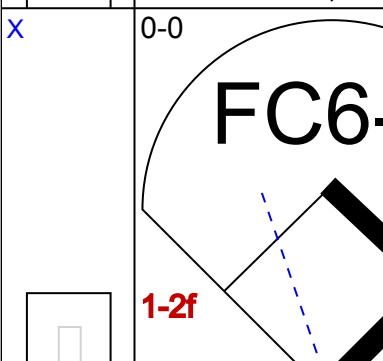
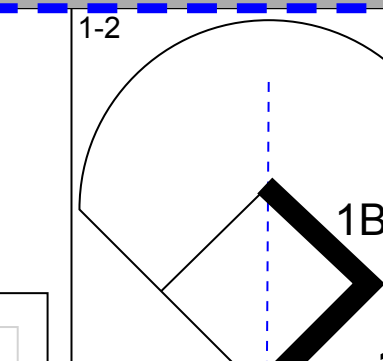


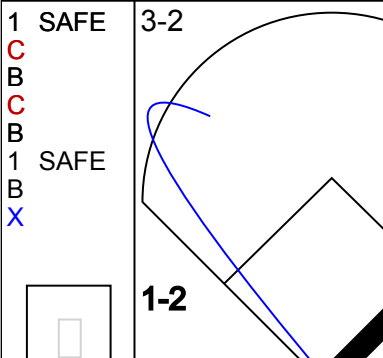
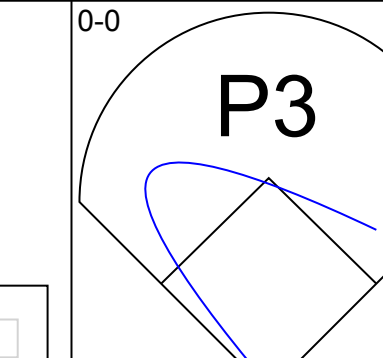
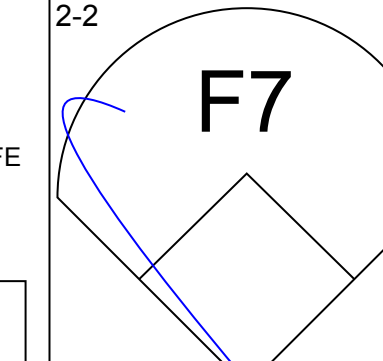
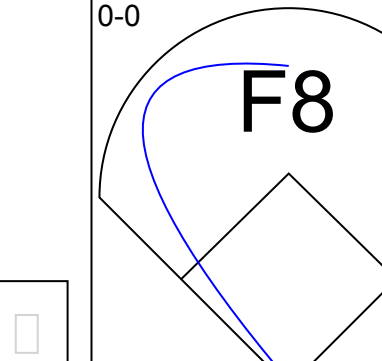
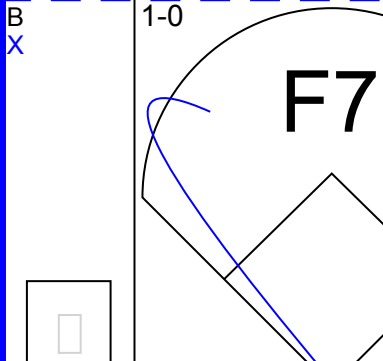
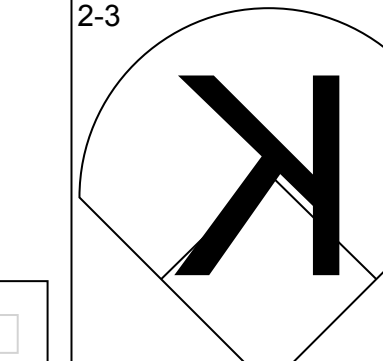

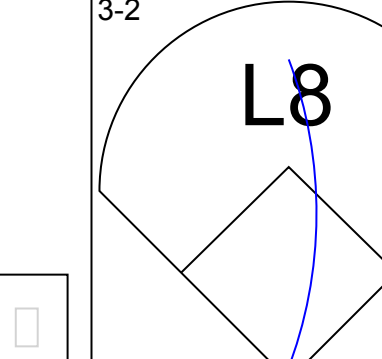

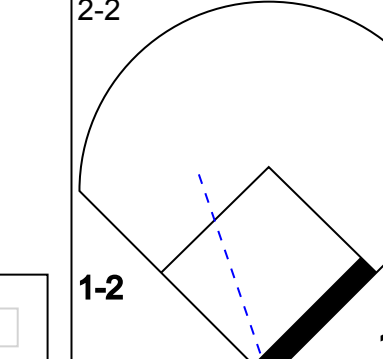



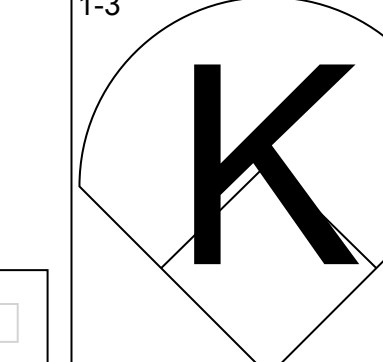

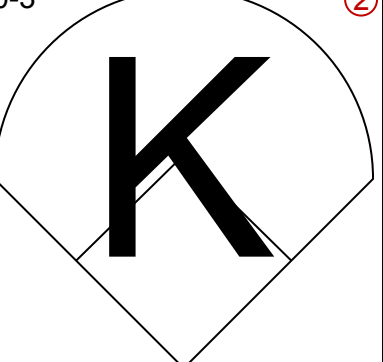
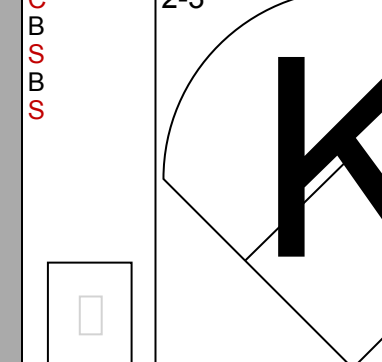

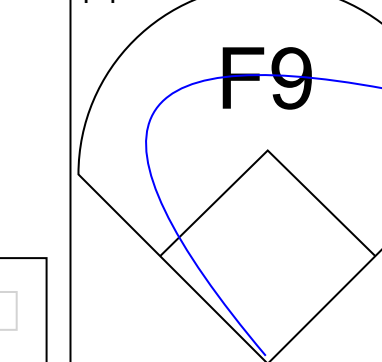
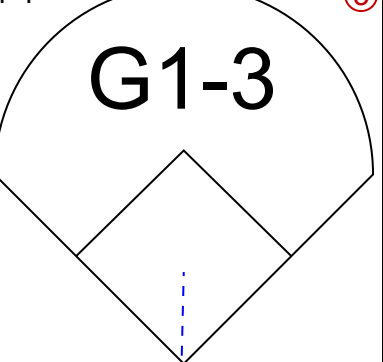

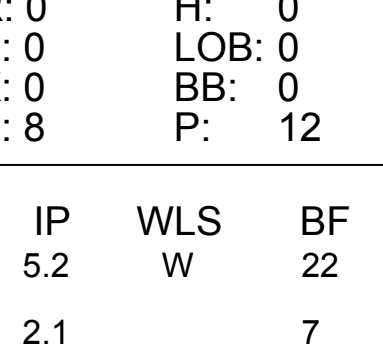
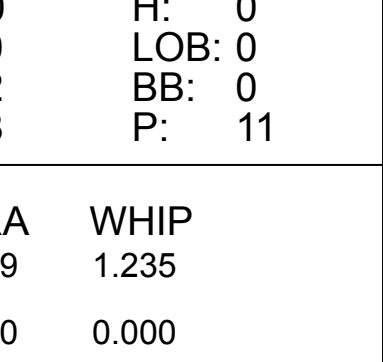
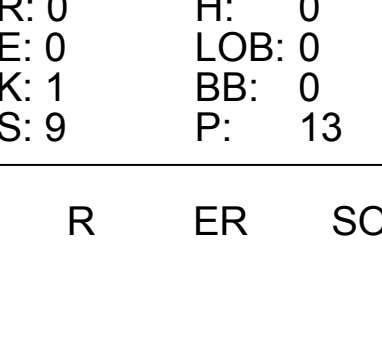
Batter	1	2	3	4	5	6	7	8	9	AB	R	H	RBI	BB	SO	LOB	BOTTOM										
Jacob Brumfield, R OBP: 0.355, SLG: 0.389 (1, 8)	4-0 E HBP SF8 BB	1-1 FC5-4 1B		1-0 G4-3		2-3 K		0-0 F8		4	2	2	2	1	1	0											
Jay Bell, R OBP: 0.339, SLG: 0.392 (1, 6)	1-2 SF8 E HBP	1-1 FC5-4 PB		1-3 K		0-0 HR		1-0 G1-3		3	1	0	0	1	2	2											
Orlando Merced, S OBP: 0.362, SLG: 0.486 (1, 9)	2-0 E6	1-1 PB		4-1 1B BB		1-3 K		1-3 K		4	2	1	0	1	0	3											
Al Martin, L OBP: 0.349, SLG: 0.426 (1, 7)	1-3 K		0-0 2B WP 1B		4-2 FC6-4 1B WP BB		1-0 G1-4-3			4	0	3	1	0	1	3											
Carlos Garcia, R OBP: 0.338, SLG: 0.426 (1, 4)	0-1 SF8		1-0 WP 2B		3-2 FC6-4 1B		2-2 G4-3 1B			3	0	1	1	0	2	4											
Rich Aude, R OBP: 0.284, SLG: 0.373 (1, 3)	2-3 3-H F9		1-3 K		1-2 2-H 1B		1-3 K		0-0 G4-3 1B	4	0	0	0	0	0	8											
Kevin Young, R OBP: 0.293, SLG: 0.425 (1, 5)		1-0 2 G5-3 1B		0-1 L4		0-1 FC6-4 WP		3-2 G4-3		2	1	1	0	2	0	1											
2 Angelo Encarnacion, R OBP: 0.285, SLG: 0.307 (1, 2)		0-1 G5-3		1-2 G5-3		4-2 1-2 3-H BB		4-1 2 FC6 BB		4	0	0	0	0	1	5											
Denny Neagle, L OBP: 0.188, SLG: 0.231 Jon Lieber, L Jason Christiansen, R Mike Dyer, R Dave Clark, L Dan Miceli, R (1, 1)		4-2 FC5-4 1B PB BB		1-2 F8		1-2 K		1-0 FC6		1	1	0	0	1	0	0											
Inning Stats	R: 1 E: 1 K: 1 S: 10	H: 0 LOB: 2 BB: 1 P: 19	R: 2 E: 0 K: 0 S: 11	H: 2 LOB: 1 BB: 1 P: 19	R: 1 E: 0 K: 1 S: 10	H: 2 LOB: 1 BB: 0 P: 13	R: 0 E: 0 K: 1 S: 7	H: 0 LOB: 0 BB: 0 P: 10	R: 2 E: 0 K: 2 S: 16	H: 1 LOB: 2 BB: 3 P: 32	R: 1 E: 0 K: 2 S: 8	H: 1 LOB: 0 BB: 0 P: 12	R: 0 E: 0 K: 0 S: 9	H: 2 LOB: 2 BB: 1 P: 19	R: 0 E: 0 K: 1 S: 5	H: 0 LOB: 0 BB: 0 P: 7	1B: 6 2B: 1 3B: 0 HR: 1	SF: 1 SAC: 0 DP: 1 HBP: 1	WP: 2 PB: 1 SB: 0 CS: 0	PA: 39							
PITCHER	IP	WLS	BF	H	R	ER	SO	BB	IBB	HBP	BLK	WP	HR	S	P	ERA	WHIP										
Andy Ashby, R ERA: 3.21	4.2	L	26	5	6	4	4	5	0	1	0	0	1	11	15	6.75	2.143										
Dustin Hermanson, R ERA: 7.23	1.1		5	1	1	1	3	0	0	0	0	0	0	14	26	0.00	1.500										
Tim Worrell, R ERA:	2.0		8	2	0	0	1	1	0	0	0	0	0	14	26	0.00	1.500										

San Diego Padres @ Pittsburgh Pirates
Three Rivers Stadium, Pittsburgh, PA
Mon Sep 11, 1995, 7:05 PM EDT
Att: 6,356 - Unknown

AB 31
R 7
H 8
RBI 4
BB 6
SO 8
LOB 26



Batter	1	2	3	4	5	6	7	8	9	AB	R	H	RBI	BB	SO	LOB	TOP				
Bip Roberts, S OBP: 0.346, SLG: 0.372 (1, 6)										5	0	1	1	0	3	5	San Diego Padres @ Pittsburgh Pirates Three Rivers Stadium, Pittsburgh, PA Tue Sep 12 1995, 7:05 PM EDT Att: 10,269 - Unknown - 69 F livebaseballscorecards.com				
Steve Finley, L OBP: 0.373, SLG: 0.439 (1, 8)										5	1	2	0	0	2	1					
Tony Gwynn, L OBP: 0.400, SLG: 0.474 (1, 9)										5	1	2	0	0	0	2					
Ken Caminiti, S OBP: 0.372, SLG: 0.465 (1, 5)										2	1	0	1	1	1	1					
Scott Livingstone, L OBP: 0.372, SLG: 0.484 Archi Cianfrocco, R OBP: 0.354, SLG: 0.469 (8, PH) (8, 3)										3	0	0	0	0	2	2					
Marc Newfield, R OBP: 0.235, SLG: 0.381 Andujar Cedeno, R OBP: 0.274, SLG: 0.326 (7, 6)										3	1	1	1	0	0	1					
Brad Ausmus, R OBP: 0.358, SLG: 0.407 (1, 2)										3	0	1	0	1	0	0					
Jody Reed, R OBP: 0.355, SLG: 0.309 (1, 4)										2	1	1	1	1	0	0					
Fernando Valenzuela, L OBP: 0.231, SLG: 0.385 Bryce Florie, R OBP: 0.277, SLG: 0.246 Ray Holbert, R OBP: 0.500, SLG: 1.000 Trevor Hoffman, R OBP: 0.500, SLG: 1.000 (1, 1) (6, 1) (9, PH) (9, 1)										2	0	1	0	0	1	2					
Inning Stats	R: 0 E: 0 K: 2 S: 9	H: 0 LOB: 0 BB: 0 P: 11	R: 2 E: 1 K: 2 S: 19	H: 2 LOB: 2 BB: 2 P: 31	R: 1 E: 0 K: 1 S: 12	H: 2 LOB: 1 BB: 0 P: 18	R: 0 E: 0 K: 1 S: 8	H: 1 LOB: 1 BB: 0 P: 12	R: 1 E: 0 K: 3 S: 11	H: 1 LOB: 0 BB: 0 P: 14	R: 0 E: 0 K: 0 S: 4	H: 1 LOB: 0 BB: 0 P: 4	R: 0 E: 1 K: 0 S: 4	H: 0 LOB: 0 BB: 0 P: 4	R: 1 E: 0 K: 0 S: 13	H: 1 LOB: 1 BB: 0 P: 18		1B: 9 2B: 0 3B: 0 HR: 0	SF: 1 SAC: 2 DP: 2 HBP: 1	WP: 1 PB: 1 SB: 1 CS: 0	PA: 39
PITCHER	IP	WLS	BF	H	R	ER	SO	BB	IBB	HBP	BLK	WP	HR	S	P	ERA		WHIP			
John Ericks, R ERA: 4.24 Lee Hancock, L ERA: Jeff McCurry, R ERA: 5.4 Dan Plesac, L ERA: 3.51	6.0	L	28	7	4	3	9	3	0	0	1	1	0	71	106	4.50		1.667			

Batter	1	2	3	4	5	6	7	8	9	AB	R	H	RBI	BB	SO	LOB	BOTTOM						
Jacob Brumfield, R OBP: 0.354, SLG: 0.390 (1, 8)										4	0	1	0	0	0	0	San Diego Padres @ Pittsburgh Pirates Three Rivers Stadium, Pittsburgh, PA Tue Sep 12 1995, 7:05 PM EDT Att: 10,269 - Unknown - 69 F livebaseballscorecards.com						
Jay Bell, R OBP: 0.340, SLG: 0.392 Jeff McCurry, R OBP: 0.250, SLG: 0.250 (1, 6) (9, 1)										3	0	1	0	1	1	0							
Dan Plesac, L OBP: 0.250, SLG: 0.250 (9, 1)										4	0	1	0	0	0	2							
Carlos Garcia, R OBP: 0.337, SLG: 0.424 (1, 4) (9, 6)										3	0	1	0	1	0	1							
Jeff King, R OBP: 0.339, SLG: 0.464 (1, 5)										2	0	0	0	0	0	1							
Rich Aude, R OBP: 0.278, SLG: 0.365 Orlando Merced, S OBP: 0.361, SLG: 0.483 (6, PH) (7, 3)										2	0	0	0	0	0	1							
Steve Peques, R OBP: 0.286, SLG: 0.410 Al Martin, L OBP: 0.350, SLG: 0.427 (1, 9) (7, PH) (8, 7)										2	0	1	0	0	0	0							
John Wehner, R OBP: 0.374, SLG: 0.393 Midre Cummings, L OBP: 0.276, SLG: 0.314 (7, PH) (8, 9)										2	0	0	0	0	1	2							
2 Angelo Encarnacion, R OBP: 0.286, SLG: 0.331 (1, 2)										3	1	1	1	0	2	0							
John Ericks, R OBP: 0.103, SLG: 0.138 Lee Hancock, L OBP: 0.352, SLG: 0.402 (1, 1) (7, 1) (8, PH) (9, 4)										2	0	0	0	0	0	0							
Inning Stats	R: 0 E: 0 K: 0 S: 8	H: 0 LOB: 0 BB: 0 P: 12	R: 0 E: 1 K: 0 S: 9	H: 1 LOB: 1 BB: 1 P: 19	R: 1 E: 0 K: 0 S: 14	H: 2 LOB: 1 BB: 1 P: 23	R: 0 E: 0 K: 0 S: 5	H: 0 LOB: 0 BB: 0 P: 10	R: 0 E: 0 K: 2 S: 8	H: 0 LOB: 0 BB: 0 P: 11	R: 0 E: 0 K: 0 S: 11	H: 2 LOB: 2 BB: 0 P: 18	R: 0 E: 0 K: 1 S: 6	H: 0 LOB: 0 BB: 0 P: 10	R: 0 E: 0 K: 1 S: 9	H: 0 LOB: 0 BB: 0 P: 13		R: 0 E: 0 K: 2 S: 15	H: 2 LOB: 2 BB: 0 P: 21	1B: 5 2B: 1 3B: 0 HR: 1	SF: 0 SAC: 0 DP: 1 HBP: 0	WP: 0 PB: 0 SB: 0 CS: 1	PA: 34
PITCHER	IP	WLS	BF	H	R	ER	SO	BB	IBB	HBP	BLK	WP	HR	S	P	ERA		WHIP					
Fernando Valenzuela, L ERA: 5.07 Bryce Florie, R ERA: 3.02 Trevor Hoffman, R ERA: 4.28	5.2	W	22	5	1	1	2	2	0	0	0	0	0	16	25	0.00		0.000					

Batter	1	2	3	4	5	6	7	8	9	10	AB	R	H	RBI	BB	SO	LOB										
Deion Sanders, L (1, 8) OBP: 0.326, SLG: 0.406	B1-3		F9			G3	K			SH5-4 1B BB	4	1	0	0	1	1	4										
Mike Benjamin, R (1, 4) OBP: 0.269, SLG: 0.318	F8		F9					G5-3		SH5-4	4	0	1	0	0	0	1										
Barry Bonds, L (1, 7) OBP: 0.425, SLG: 0.558	F8					G1-3		K		1B IBB	4	0	1	0	1	1	1										
Matt Williams, R (1, 5) OBP: 0.419, SLG: 0.691		G3		G6-4-3				G4-3		1B	5	1	2	2	0	0	1										
Mark Carreon, R (1, 3) OBP: 0.353, SLG: 0.500				K				FC4-6 2B		1B	4	1	2	1	1	1	2										
Glengallen Hill, R (1, 9) OBP: 0.316, SLG: 0.473								FC4-6 BB		F7	4	1	2	1	1	1	2										
Rikkert Faneyte, R (10, 9) OBP: 0.286, SLG: 0.272		G6-3				E5		FC4-6 1B SH		F8	5	0	0	0	0	0	5										
Royce Clayton, R (1, 6) OBP: 0.301, SLG: 0.344						F9		SH 1B			3	0	1	1	0	0	1										
Kirt Manwaring, R (1, 2) OBP: 0.309, SLG: 0.326						G6-4-3		1B			3	0	1	0	0	1	2										
Terry Mulholland, R (1, 1) OBP: 0.089, SLG: 0.209											3	0	0	0	0	3	4										
Scott Service, R (9, 1)											0	0	0	0	0	0	0										
John Patterson, S (10, PH) OBP: 0.292, SLG: 0.283											1	1	1	0	0	0	0										
Rod Beck, R (10, 1) OBP: 0.333, SLG: 0.333										SH5-4 1B BB	0	0	0	0	0	0	0										
Inning Stats	R: 0 E: 0 K: 0 S: 3	H: 0 LOB: 0 BB: 0 P: 3	R: 1 E: 0 K: 0 S: 4	H: 1 LOB: 0 BB: 0 P: 4	R: 0 E: 0 K: 1 S: 5	H: 0 LOB: 1 BB: 0 P: 6	R: 0 E: 0 K: 1 S: 5	H: 1 LOB: 0 BB: 0 P: 3	R: 0 E: 1 K: 0 S: 3	H: 0 LOB: 0 BB: 0 P: 3	R: 0 E: 0 K: 1 S: 6	H: 1 LOB: 1 BB: 0 P: 6	R: 1 E: 0 K: 2 S: 10	H: 2 LOB: 3 BB: 1 P: 14	R: 0 E: 0 K: 1 S: 5	H: 0 LOB: 0 BB: 0 P: 5	R: 0 E: 0 K: 1 S: 6	H: 2 LOB: 1 BB: 0 P: 6	R: 2 E: 0 K: 0 S: 5	H: 2 LOB: 2 BB: 2 P: 13	1B: 7 2B: 1 3B: 0 HR: 1	SF: 0 SAC: 2 DP: 3 HBP: 1	WP: 0 PB: 0 SB: 1 CS: 0	PA: 42			
PITCHER	IP WLS BF H R ER SO BB IBB HBP BLK WP HR S P ERA WHIP	8.0 L 5 3 1 2 2 6 1 0 0 0 0 0 0 7 7 2.25 0.750	1.0 L 3 0 0 0 0 1 1 0 0 0 0 0 0 1 9 0.00 3.000	0.2 S 3 1 1 1 0 0 0 0 0 0 0 0 3 3 13.50 1.500																							


TOP

San Francisco Giants @ Pittsburgh Pirates
Three Rivers Stadium, Pittsburgh, PA

Fri Sep 15 1995, 7:05 PM EDT
Att: 10,548 - Unknown - 68 F

livebaseballscores.com

AB	36
R	4
H	9
RBI	4
BB	3
SO	7
LOB	21



Batter	1	2	3	4	5	6	7	8	9	10	AB	R	H	RBI	BB	SO	LOB									
Jacob Brumfield, R (1, 8) OBP: 0.350, SLG: 0.387	G4-3		G5-3			G5-3		E6			4	0	0	0	0	0	0									
Jay Bell, R (1, 6) OBP: 0.337, SLG: 0.388	G4-3		G5-3			G5-3		F8			4	0	0	0	0	0	1									
Orlando Merced, S (1, 9) OBP: 0.362, SLG: 0.485	G3					G3		WP BB		F3	3	0	0	0	1	0	0									
Jeff King, R (1, 3) OBP: 0.339, SLG: 0.466						G5-3		P6			3	1	1	1	0	0	1									
Dave Clark, L (9, PH) OBP: 0.368, SLG: 0.418											1	0	0	0	0	1	0									
Carlos Garcia, R (1, 4) OBP: 0.337, SLG: 0.422						G6-3		G5-3			4	0	1	0	0	1	1									
Dan Miceli, R (10, 1)								G5-3			0	0	0	0	0	0	0									
John Wehner, R (1, 7) OBP: 0.362, SLG: 0.379						G1-3		G6-3		F8	4	0	0	0	0	0	2									
Kevin Young, R (1, 5) OBP: 0.284, SLG: 0.411						K		F9		K	4	0	0	0	0	2	2									
2 Angelo Encarnacion, R (1, 2) OBP: 0.285, SLG: 0.328											2	0	0	0	0	0	2									
Don Slaught, R (8, PH) OBP: 0.366, SLG: 0.391						F3		G6-3 E 2B			2	1	2	0	0	0	0									
Rick White, R (1, 1) OBP: 0.091, SLG: 0.182											2	0	0	0	0	0	0									
Rich Aude, R (8, PH) OBP: 0.275, SLG: 0.360						G6-3		G6-3		G3	1	0	0	0	0	0	1									
Mike Dyer, R (9, 1) OBP: 0.571, SLG: 0.571											0	0	0	0	0	0	0									
Dan Plesac, L (10, 1) OBP: 0.250, SLG: 0.250											0	0	0	0	0	0	0									
Nelson Linano, S (10, 4) OBP: 0.344, SLG: 0.403											1	0	0	0	0	0	1									
Inning Stats	R: 0 E: 0 K: 0 S: 3	H: 0 LOB: 0 BB: 0 P: 3	R: 1 E: 1 K: 0 S: 5	H: 2 LOB: 1 BB: 0 P: 5	R: 0 E: 0 K: 0 S: 3	H: 0 LOB: 0 BB: 0 P: 3	R: 0 E: 0 K: 0 S: 3	H: 0 LOB: 0 BB: 0 P: 3	R: 0 E: 0 K: 1 S: 5	H: 0 LOB: 1 BB: 1 P: 7	R: 1 E: 1 K: 0 S: 5	H: 1 LOB: 1 BB: 0 P: 5	R: 0 E: 0 K: 2 S: 7	H: 0 LOB: 0 BB: 0 P: 7	R: 0 E: 0 K: 1 S: 6	H: 1 LOB: 1 BB: 0 P: 6	1B: 2 2B: 1 3B: 0 HR: 1	SF: 0 SAC: 0 DP: 1 HBP: 0	WP: 1 PB: 0 SB: 1 CS: 0	PA: 36						
PITCHER	IP WLS BF H R ER SO BB IBB HBP BLK WP HR S P ERA WHIP	8.1 W 30 3 2 0 1 1 0 0 0 0 0 0 6 6 1.08 0.480	0.2 S 4 1 0 0 1 0 0 0 0 0 0 0 6 6 0.00 1.000	1.0 S 4 1 0 0 1 0 0 0 0 0 0 0 6 6 0.00 1.000																						


BOTTOM

San Francisco Giants @ Pittsburgh Pirates
Three Rivers Stadium, Pittsburgh, PA

Fri Sep 15 1995, 7:05 PM EDT
Att: 10,548 - Unknown - 68 F

livebaseballscores.com

AB	35
R	2
H	4
RBI	1
BB	1
SO	4
LOB	11



Batter	1	2	3	4	5	6	7	8	9	AB	R	H	RBI	BB	SO	LOB	TOP			
Deion Sanders, L (1, 8) OBP: 0.325, SLG: 0.406	G6-3		2B			K		G5-3									5 0 1 0 0 2 3			
Steve Scarsone, R (1, 4) OBP: 0.328, SLG: 0.476	F9		HBP			K		G5-4-3 1B									4 0 1 0 0 2 3			
Barry Bonds, L (1, 7) OBP: 0.423, SLG: 0.556	F9		F9					G5-4-3 1B									4 0 1 0 0 0 3			
Matt Williams, R (1, 5) OBP: 0.416, SLG: 0.683		F9				G6-3											4 0 1 0 0 0 1			
Mark Carreon, R (1, 3) OBP: 0.355, SLG: 0.509		HR				F8											4 1 2 1 0 0 1			
Glenallen Hill, R (1, 9) OBP: 0.318, SLG: 0.479		K2-3				HR											3 1 1 1 1 2 2			
Royce Clayton, R (1, 6) OBP: 0.301, SLG: 0.343		G5-3				HR											4 0 1 0 0 1 2			
Kirt Manwaring, R (1, 2) OBP: 0.311, SLG: 0.331						G5-3											4 0 2 0 0 0 0			
Shawn Estes, R (1, 1) Mark Dewey, R (6, 1) Dave McCarty, R (7, PH) Chris Hook, R (7, 1) Shawn Barton, R (7, 1) Jose Bautista, R (8, 1) Rich Aurilia, R (9, PH)						K											2 0 0 0 0 2 1 0 0 0 0 0 0 0 1 0 0 0 0 0 1 0 1 0 0 0 0 0 0 2			
Inning Stats	R: 0 E: 0 K: 0 S: 5	H: 0 LOB: 0 BB: 0 P: 9	R: 1 E: 0 K: 1 S: 10	H: 1 LOB: 0 BB: 0 P: 16	R: 0 E: 0 K: 1 S: 10	H: 1 LOB: 2 BB: 0 P: 17	R: 1 E: 0 K: 1 S: 8	H: 1 LOB: 0 BB: 0 P: 14	R: 0 E: 0 K: 3 S: 13	H: 1 LOB: 1 BB: 0 P: 15	R: 0 E: 0 K: 0 S: 9	H: 0 LOB: 0 BB: 0 P: 16	R: 0 E: 0 K: 1 S: 7	H: 3 LOB: 2 BB: 0 P: 12	R: 0 E: 0 K: 2 S: 15	H: 2 LOB: 2 BB: 0 P: 19	1B: 6 2B: 2 3B: 0 HR: 2	SF: 0 SAC: 0 DP: 1 HBP: 1	WP: 0 PB: 0 SB: 1 CS: 0	PA: 38
PITCHER Denny Neagle, L (1, 1) ERA: 3.57	IP: 9.0 WLS: W BF: 38 H: 10 R: 2 ER: 2 SO: 10 BB: 1 IBB: 0 HBP: 1 BLK: 0 WP: 0 HR: 2 S: 86 P: 127 ERA: 2.00 WHIP: 1.222																			

San Francisco Giants @ Pittsburgh Pirates
Three Rivers Stadium, Pittsburgh, PA
Sat Sep 16 1995, 7:05 PM EDT
Att: 11,748 - Unknown - 67 F

AB	36
R	2
H	10
RBI	2
BB	1
SO	10
LOB	18



Batter	1	2	3	4	5	6	7	8	9	AB	R	H	RBI	BB	SO	LOB	BOTTOM			
Jacob Brumfield, R (1, 8) OBP: 0.347, SLG: 0.383 Al Martin, L (8, 8) OBP: 0.350, SLG: 0.434	K		F7			F8	E6 2B 2B	HR									4 1 0 0 0 1 0 1 1 1 1 0 0 0			
Jay Bell, R (1, 6) OBP: 0.338, SLG: 0.392	K		K			WP 1B	SAFE 2B 2B	P4									5 2 2 0 0 2 0			
Orlando Merced, S (1, 9) OBP: 0.362, SLG: 0.482	F8		K			BB 1B BB	2B 1B IBB	G4-3									3 2 0 0 2 1 0			
Rich Aude, R (1, 3) OBP: 0.292, SLG: 0.385			1B FC4-6 1B			P4	SAFE SAFE SAFE 1B BB	F8									5 2 3 3 0 0 0			
Carlos Garcia, R (1, 4) OBP: 0.342, SLG: 0.424			FC4-6 WP 1B			G5-3	SAFE SAFE SAFE 1B BB										3 1 2 1 1 0 0			
Don Slaught, R (1, 2) OBP: 0.381, SLG: 0.393			FC4-6 BB			G6-3	SAFE SAFE SAFE PB BB										2 1 1 2 2 0 0			
John Wehner, R (1, 7) OBP: 0.355, SLG: 0.371 Dave Clark, L (6, PH) OBP: 0.368, SLG: 0.416			K			G6-3	SAFE SAFE SAFE PB BB										2 0 0 0 0 1 3 1 0 0 0 1 1 3			
Kevin Young, R (1, 5) OBP: 0.277, SLG: 0.404			FC4-6			G5-3	SAFE SAFE SAFE SF7 1B										3 0 0 2 0 0 5			
Denny Neagle, L (1, 1) OBP: 0.178, SLG: 0.217			G1-3			G3	SAFE SAFE SAFE FC6 BB										4 0 0 0 0 0 6			
Inning Stats	R: 0 E: 0 K: 2 S: 10	H: 0 LOB: 0 BB: 0 P: 15	R: 1 E: 0 K: 1 S: 11	H: 2 LOB: 2 BB: 1 P: 21	R: 0 E: 0 K: 2 S: 8	H: 0 LOB: 0 BB: 0 P: 9	R: 0 E: 0 K: 0 S: 5	H: 0 LOB: 0 BB: 0 P: 9	R: 0 E: 0 K: 0 S: 3	H: 0 LOB: 0 BB: 0 P: 8	R: 5 E: 0 K: 0 S: 14	H: 3 LOB: 1 BB: 3 P: 31	R: 3 E: 1 K: 1 S: 14	H: 3 LOB: 3 BB: 2 P: 30	R: 1 E: 0 K: 0 S: 8	H: 1 LOB: 0 BB: 0 P: 13	1B: 5 2B: 3 3B: 0 HR: 1	SF: 1 SAC: 0 DP: 0 HBP: 0	WP: 2 PB: 2 SB: 0 CS: 0	PA: 40
PITCHER Shawn Estes, L (1, 1) ERA: 8.44 Mark Dewey, R (6, 1) ERA: 3.81 Chris Hook, R (7, 1) ERA: 5.68 Shawn Barton, L (7, 1) ERA: 4.61 Jose Bautista, R (8, 1) ERA: 6.48	IP: 5.1 WLS: L BF: 23 H: 4 R: 5 ER: 5 SO: 5 BB: 3 IBB: 0 HBP: 0 BLK: 0 WP: 2 HR: 0 S: 45 P: 83 ERA: 8.44 WHIP: 1.312																			

San Francisco Giants @ Pittsburgh Pirates
Three Rivers Stadium, Pittsburgh, PA
Sat Sep 16 1995, 7:05 PM EDT
Att: 11,748 - Unknown - 67 F

AB	33
R	10
H	9
RBI	9
BB	6
SO	6
LOB	17



Batter	1	2	3	4	5	6	7	8	9	AB	R	H	RBI	BB	SO	LOB	TOP			
Deion Sanders, L OBP: 0.329, SLG: 0.413 (1, 8)										5	0	3	0	0	0	0				
John Patterson, S OBP: 0.295, SLG: 0.286 (1, 4)										5	0	2	1	0	2	4				
Barry Bonds, L OBP: 0.420, SLG: 0.550 (1, 7)										5	0	0	0	0	2	6				
Matt Williams, R OBP: 0.414, SLG: 0.675 (1, 5)										4	0	1	0	0	0	0				
Mark Carreon, R OBP: 0.357, SLG: 0.510 (1, 3)										3	1	1	0	1	0	1				
Glenallen Hill, R OBP: 0.319, SLG: 0.479 (1, 9)										4	0	2	1	0	0	1				
Royce Clayton, R OBP: 0.302, SLG: 0.348 (1, 6)										4	2	2	0	0	1	3				
Jeff Reed, L OBP: 0.371, SLG: 0.276 (9, PH)										3	1	1	1	0	0	3				
Mark Leonard, L OBP: 0.500, SLG: 0.778 (9, FR)										1	0	1	1	0	0	0				
Rikkert Fanevte, R OBP: 0.286, SLG: 0.272 (9, PH)										2	0	0	0	0	1	1				
Jamie Brewington, R Tom Latham, L Pat Gomez, L Scott Service, R Shawn Barton, R J.R. Phillips, L Marvin Bernard, L (1, 1) (7, PH) (7, L) (7, L) (8, L) (9, PH) (9, PH)										0	0	0	0	0	0	0				
Inning Stats	R: 0 E: 0 K: 0 S: 8	H: 1 LOB: 0 BB: 0 P: 13	R: 1 E: 0 K: 1 S: 13	H: 2 LOB: 1 BB: 0 P: 22	R: 0 E: 0 K: 0 S: 4	H: 1 LOB: 0 BB: 0 P: 6	R: 0 E: 0 K: 1 S: 6	H: 0 LOB: 1 BB: 1 P: 13	R: 2 E: 0 K: 1 S: 13	H: 4 LOB: 2 BB: 0 P: 22	R: 0 E: 0 K: 0 S: 11	H: 2 LOB: 0 BB: 0 P: 12	R: 0 E: 0 K: 1 S: 7	H: 0 LOB: 0 BB: 0 P: 13	R: 1 E: 0 K: 1 S: 19	H: 3 LOB: 3 BB: 1 P: 31	1B: 9 2B: 3 3B: 1 HR: 0	SF: 0 SAC: 0 DP: 2 HBP: 0	WP: 0 PB: 0 SB: 0 CS: 1	PA: 40
PITCHER	IP WLS BF H R ER SO BB IBB HBP BLK WP HR S P ERA WHIP																			
Jon Lieber, R ERA: 6.89	(1, 1) 5.1 W 24 10 3 3 3 1 0 0 0 0 0 0 49 82 5.06 2.062																			
Mike Dyer, R ERA: 4.2	(6, 1) 0.2 0 0 0 0 0 0 0 0 0 0 0 0 6 6 0.00 0.000																			
Jason Christiansen, L ERA: 4.38	(7, 1) 2.0 6 0 0 0 3 0 0 0 0 0 0 0 17 29 0.00 0.000																			
Dan Miceli, R ERA: 4.27	(9, 1) 0.1 4 2 1 1 0 1 0 0 0 0 0 0 9 15 27.00 9.000																			
Dan Plesac, L ERA: 3.77	(9, 1) 0.2 S 3 1 0 0 1 0 0 0 0 0 0 0 10 16 0.00 1.500																			

San Francisco Giants @ Pittsburgh Pirates
Three Rivers Stadium, Pittsburgh, PA
Sun Sep 17 1995, 3:33 AM EDT
Att: 20,680 - Overcast - 70 F

AB	37
R	4
H	13
RBI	4
BB	2
SO	7
LOB	19



Batter	1	2	3	4	5	6	7	8	9	AB	R	H	RBI	BB	SO	LOB	BOTTOM			
Al Martin, L OBP: 0.346, SLG: 0.429 (1, 7)										5	0	0	0	0	1	2				
Jay Bell, R OBP: 0.338, SLG: 0.396 (1, 6)										5	1	2	0	0	0	2				
Orlando Merced, S OBP: 0.362, SLG: 0.483 (1, 3)										5	2	2	1	0	1	1				
Dave Clark, L OBP: 0.376, SLG: 0.417 (1, 9)										2	2	1	0	2	1	0				
Nelson Liriano, S OBP: 0.342, SLG: 0.401 (1, 5)										4	0	1	1	0	1	3				
Carlos Garcia, R OBP: 0.344, SLG: 0.423 (1, 4)										3	0	1	1	1	0	2				
Midre Cummings, L OBP: 0.280, SLG: 0.328 (7, PH)										2	0	1	2	1	1	0				
Jacob Brumfield, R OBP: 0.346, SLG: 0.382 (8, 8)										1	0	0	0	0	0	2				
2 Angelo Encarnacion, R OBP: 0.291, SLG: 0.324 (1, 2)										2	0	0	0	2	1	5				
Jon Lieber, L Mike Dyer, R Jason Christiansen, R John Wehner, R Dan Miceli, R Dan Plesac, L (1, 1) (6, L) (7, L) (8, PH) (9, L) (9, L)										3	0	0	0	0	1	6				
Inning Stats	R: 0 E: 0 K: 0 S: 4	H: 0 LOB: 0 BB: 0 P: 6	R: 0 E: 0 K: 1 S: 7	H: 0 LOB: 0 BB: 0 P: 10	R: 0 E: 0 K: 1 S: 11	H: 0 LOB: 2 BB: 1 P: 17	R: 2 E: 0 K: 1 S: 11	H: 2 LOB: 2 BB: 2 P: 27	R: 3 E: 0 K: 0 S: 15	H: 5 LOB: 3 BB: 1 P: 26	R: 0 E: 0 K: 1 S: 7	H: 0 LOB: 0 BB: 0 P: 13	R: 0 E: 0 K: 2 S: 10	H: 0 LOB: 2 BB: 2 P: 21	R: 0 E: 0 K: 1 S: 12	H: 1 LOB: 1 BB: 0 P: 16	1B: 4 2B: 3 3B: 1 HR: 0	SF: 0 SAC: 0 DP: 0 HBP: 0	WP: 0 PB: 0 SB: 0 CS: 0	PA: 39
PITCHER	IP WLS BF H R ER SO BB IBB HBP BLK WP HR S P ERA WHIP																			
Jamie Brewington, R ERA: 4.78	(1, 1) 6.0 L 30 7 5 5 4 2 2 0 0 0 0 0 0 4 13 0.00 6.000																			
Pat Gomez, L ERA: 5.4	(7, 1) 0.1 3 0 0 0 1 2 0 0 0 0 0 0 4 13 0.00 6.000																			
Scott Service, R ERA: 4.47	(7, 1) 1.1 5 1 0 0 2 0 0 0 0 0 0 0 13 18 0.00 0.750																			
Shawn Barton, L ERA: 4.57	(8, 1) 0.1 1 0 0 0 0 0 0 0 0 0 0 0 5 6 0.00 0.000																			

San Francisco Giants @ Pittsburgh Pirates
Three Rivers Stadium, Pittsburgh, PA
Sun Sep 17 1995, 3:33 AM EDT
Att: 20,680 - Overcast - 70 F

AB	33
R	5
H	8
RBI	5
BB	6
SO	7
LOB	23




Batter	1	2	3	4	5	6	7	8	9	AB	R	H	RBI	BB	SO	LOB	TOP					
Bernard Gilkey, R OBP: 0.366, SLG: 0.473	1-3 K	0-1 1B		0-1 FC6-4		0-0 G6-3		1-1 G6-4-3		5	0	1	0	0	1	2						
José Oquendo, S OBP: 0.328, SLG: 0.314	0-0 1B	0-2 1B			2-1 1B	1-2 F7			0-0 FC6-4	5	2	4	0	0	0	0						
Ray Lankford, L OBP: 0.364, SLG: 0.521	2-2 FC3	1-1 P5			4-2 1B	1-3 K			2-2 FC6-4	4	1	0	0	1	1	5						
Brian Jordan, R OBP: 0.340, SLG: 0.490	2-1 1B		0-2 G4-3		2-1 1B		1-1 G6-3		2-2 F9	4	1	1	1	0	0	1						
John Mabry, L OBP: 0.342, SLG: 0.411	0-3 K		0-1 P7		0-1 1B		0-0 F8		3-2 G3	5	0	1	1	0	1	3						
Jose Oliva, R OBP: 0.206, SLG: 0.280	0-1 L8		1-2 G4-3		1-2 K		4-2 FC5-4			3	0	0	0	1	1	5						
David Bell, R OBP: 0.281, SLG: 0.389		0-3 K		0-0 FC1-6		0-0 1B		0-2 FC5-4		4	0	2	1	0	1	1						
Scott Hemond, R OBP: 0.244, SLG: 0.241		1-1 F8		1-3 K		0-1 SF8		1-3 K		3	0	0	1	0	2	1						
Donovan Osborne, S OBP: 0.256, SLG: 0.276		4-0 1B		2-1 FC1-6		0-0 F9		2-1 G6-4-3		2	0	0	0	1	0	3						
Rich Dalucia, R OBP: 0.273, SLG: 0.200										0	0	0	0	0	0	0						
Ray Gattuso, L OBP: 0.333, SLG: 0.333										1	0	0	0	0	0	0						
Tony Fossas, L ERA: 1.51										0	0	0	0	0	0	0						
Jeff Parrett, R OBP: 0.350, SLG: 0.500										0	0	0	0	0	0	0						
T.J. Mathews, R ERA: 1.33										0	0	0	0	0	0	0						
Inning Stats	R: 1 E: 1 K: 2 S: 14	H: 2 LOB: 2 BB: 0 P: 19	R: 0 E: 0 K: 1 S: 12	H: 2 LOB: 3 BB: 1 P: 18	R: 0 E: 0 K: 0 S: 8	H: 0 LOB: 0 BB: 0 P: 9	R: 0 E: 0 K: 1 S: 10	H: 1 LOB: 1 BB: 0 P: 12	R: 3 E: 0 K: 1 S: 15	H: 3 LOB: 2 BB: 1 P: 24	R: 0 E: 0 K: 1 S: 7	H: 0 LOB: 1 BB: 1 P: 15	R: 0 E: 0 K: 1 S: 7	H: 1 LOB: 0 BB: 0 P: 11	R: 0 E: 0 K: 0 S: 12	H: 1 LOB: 1 BB: 0 P: 19	1B: 10 2B: 0 3B: 0 HR: 0	SF: 1 SAC: 0 DP: 1 HBP: 1	WP: 0 PB: 0 SB: 1 CS: 0	PA: 41		
PITCHER	IP	WLS	BF	H	R	ER	SO	BB	IBB	HBP	BLK	WP	HR	S	P	ERA	WHIP					
Esteban Loaiza, R ERA: 5.26	(1, 1)	6.0	L	30	8	4	3	6	2	0	1	0	0	0	0	66	91	4.50	1.667			
Jeff McCurry, R ERA: 5.29	(7, 1)	1.0		4	0	0	0	0	1	0	0	0	0	0	10	15	0.00	1.000				
Ramon Morel, R ERA: 1.04	(8, 1)	1.0		3	1	0	0	1	0	0	0	0	0	7	11	0.00	1.000					
Lee Hancock, L ERA: 1.04	(9, 1)	1.0		4	1	0	0	0	0	0	0	0	0	12	19	0.00	1.000					

St. Louis Cardinals @ Pittsburgh Pirates
Three Rivers Stadium, Pittsburgh, PA
Mon Sep 18 1995, 7:05 PM EDT
Att: 8,858 - Unknown - 62 F

livebaseballscores.com

AB 36
R 4
H 10
RBI 4
BB 3
SO 7
LOB 21





Batter	1	2	3	4	5	6	7	8	9	AB	R	H	RBI	BB	SO	LOB	BOTTOM					
Jacob Brumfield, R OBP: 0.345, SLG: 0.380	1-1 F9		0-1 F7			2-1 1B	3-3 K			4	0	1	0	0	1	1						
Jay Bell, R OBP: 0.336, SLG: 0.393	2-1 L6			2-2 F8		3-2 F8	1-1 G6-3			4	0	0	0	0	0	3						
Orlando Merced, S OBP: 0.361, SLG: 0.480	1-0 G4-3			2-2 P5		4-2 BB		3-3 K		3	0	0	0	1	1	0						
Rich Aude, R OBP: 0.283, SLG: 0.372		1-3 K		3-1 G4-3		3-3 K		4-0 G6-3		3	0	0	0	0	2	3						
Al Martin, L OBP: 0.346, SLG: 0.429										0	0	0	0	1	0	0						
Steve Pagues, R OBP: 0.266, SLG: 0.406		2-1 1B			0-0 F9	0-0 P3		1-0 G6-3		3	0	1	0	0	0	3						
Dave Clark, L OBP: 0.374, SLG: 0.414										1	0	0	0	0	0	1						
Don Slaught, R OBP: 0.376, SLG: 0.387		1-2 F8			2-3 K		1-2 2B		1-1 G4-3	4	1	1	0	0	1	1						
Carlos Garcia, R OBP: 0.345, SLG: 0.424			0-3 K		3-2 1B		0-0 2B	2-2 G6-3		4	1	2	0	0	1	1						
Kevin Young, R OBP: 0.271, SLG: 0.394			0-3 K		1-3 K		1-3 K		1-3 K	4	0	0	0	0	4	3						
Esteban Loaiza, R OBP: 0.176, SLG: 0.184										1	0	0	0	0	0	0						
John Wettink, R OBP: 0.309, SLG: 0.307										0	0	0	0	0	0	0						
Jeff McCurry, R ERA: 1.51										0	0	0	0	0	0	0						
Nelson Lirio, S OBP: 0.345, SLG: 0.408										1	0	1	1	0	0	0						
Ramon Morel, R ERA: 1.04										0	0	0	0	0	0	0						
Lee Hancock, L ERA: 1.33										0	0	0	0	0	0	0						
Inning Stats	R: 0 E: 0 K: 0 S: 5	H: 0 LOB: 0 BB: 0 P: 9	R: 0 E: 0 K: 2 S: 12	H: 1 LOB: 1 BB: 0 P: 16	R: 0 E: 0 K: 1 S: 8	H: 0 LOB: 0 BB: 0 P: 9	R: 0 E: 0 K: 0 S: 9	H: 0 LOB: 0 BB: 0 P: 16	R: 0 E: 0 K: 2 S: 13	H: 1 LOB: 1 BB: 0 P: 19	R: 0 E: 0 K: 1 S: 17	H: 1 LOB: 3 BB: 2 P: 33	R: 2 E: 0 K: 2 S: 13	H: 3 LOB: 1 BB: 0 P: 19	R: 0 E: 0 K: 1 S: 5	H: 0 LOB: 0 BB: 1 P: 13	R: 0 E: 0 K: 1 S: 9	H: 0 LOB: 0 BB: 0 P: 13	1B: 5 2B: 1 3B: 0 HR: 0	SF: 0 SAC: 0 DP: 1 HBP: 0	WP: 0 PB: 1 SB: 0 CS: 0	PA: 35
PITCHER	IP	WLS	BF	H	R	ER	SO	BB	IBB	HBP	BLK	WP	HR	S	P	ERA	WHIP					
Donovan Osborne, L ERA: 4.17	(1, 1)	6.0	W	25	5	2	1	6	2	0	0	0	0	0	68	107	1.50	1.167				
Rich Dalucia, R ERA: 3.44	(7, 1)	1.0		4	1	0	0	2	0	0	0	0	0	9	14	0.00	1.000					
Tony Fossas, L ERA: 1.51	(8, 1)	0.1		1	0	0	0	1	0	0	0	0	0	4	7	0.00	0.000					
Jeff Parrett, R ERA: 3.73	(8, 1)	0.2		2	0	0	0	0	1	0	0	0	0	1	6	0.00	1.500					
T.J. Mathews, R ERA: 1.33	(9, 1)	1.0	S	3	0	0	0	1	0	0	0	0	0	9	13	0.00	0.000					


St. Louis Cardinals @ Pittsburgh Pirates
Three Rivers Stadium, Pittsburgh, PA
Mon Sep 18 1995, 7:05 PM EDT
Att: 8,858 - Unknown - 62 F

livebaseballscores.com

AB 32
R 2
H 6
RBI 1
BB 3
SO 10
LOB 16



Batter	1	2	3	4	5	6	7	8	9	AB	R	H	RBI	BB	SO	LOB	TOP					
Bernard Gilkey, R (1, 7) OBP: 0.365, SLG: 0.477 Doug Creek, L (8, 1)	G5-3		HR			P6		P5		4	1	1	1	0	0	2	St. Louis Cardinals @ Pittsburgh Pirates Three Rivers Stadium, Pittsburgh, PA Tue Sep 19 1995, 7:05 PM EDT Att. 9,196 - Unknown - 78 F livebaseballscores.com AB 30 R 1 H 7 RBI 1 BB 2 SO 4 LOB 11 					
Tripp Cromer, R (1, 6) OBP: 0.247, SLG: 0.313	P3		K			K		G5-4-3		4	0	0	0	0	2	2						
John Mabry, L (1, 9) OBP: 0.341, SLG: 0.412	2B					G6-3		G6-3		4	0	1	0	0	0	1						
Ray Lankford, L (1, 8) OBP: 0.364, SLG: 0.519 Allen Battle, R (7, 8) OBP: 0.350, SLG: 0.309	K					K		G6-4-3		2	0	0	0	1	2	1						
Mark Sweeney, L (1, 3)	G6-3					P6		G6-4-3		1	0	1	0	0	0	0						
David Bell, R (1, 5) OBP: 0.291, SLG: 0.396	F8					G5-4-3		1B		3	0	2	0	0	0	0						
Danny Sheaffer, R (1, 2) OBP: 0.315, SLG: 0.367	G6-3					G5-4-3		1B		3	0	1	0	0	0	1						
José Oquendo, S (1, 4) OBP: 0.324, SLG: 0.310			G4-3			G6-3		G6-3		3	0	0	0	0	0	2						
Alan Benes, R (1, 1) Cory Bailey, R (5, 1) Tom Urbani, L (5, 1) Terry Bradshaw, R (6, PH) John Frascatore, R (8, 1) Ray Giannelli, L (8, PH)	G6-3					G6-3		G5-4-3		1	0	0	0	0	0	0						
Inning Stats	R: 0 E: 0 K: 1 S: 7	H: 1 LOB: 1 BB: 0 P: 12	R: 0 E: 0 K: 0 S: 5	H: 0 LOB: 0 BB: 0 P: 7	R: 1 E: 0 K: 1 S: 6	H: 1 LOB: 0 BB: 0 P: 10	R: 0 E: 0 K: 1 S: 7	H: 0 LOB: 0 BB: 0 P: 10	R: 0 E: 0 K: 0 S: 3	H: 1 LOB: 1 BB: 0 P: 5	R: 0 E: 0 K: 1 S: 10	H: 0 LOB: 1 BB: 0 P: 13	R: 0 E: 0 K: 0 S: 9	H: 2 LOB: 2 BB: 1 P: 18	R: 0 E: 0 K: 0 S: 7	H: 0 LOB: 0 BB: 1 P: 13		R: 0 E: 0 K: 0 S: 5	H: 1 LOB: 0 BB: 0 P: 7	1B: 4 2B: 2 3B: 0 HR: 1	SF: 0 SAC: 0 DP: 4 HBP: 0	WP: 1 PB: 0 SB: 0 CS: 0
PITCHER Paul Wagner, R (1, 1) ERA: 4.82	IP: 9.0 WLS: W BF: 32 H: 7 R: 1 ER: 1 SO: 4 BB: 2 IBB: 0 HBP: 0 BLK: 0 WP: 1 HR: 1 S: 59 P: 95 ERA: 1.00 WHIP: 1.000											PITCHER	IP: 9.0 WLS: W BF: 32 H: 7 R: 1 ER: 1 SO: 4 BB: 2 IBB: 0 HBP: 0 BLK: 0 WP: 1 HR: 1 S: 59 P: 95 ERA: 1.00 WHIP: 1.000									

Batter	1	2	3	4	5	6	7	8	9	AB	R	H	RBI	BB	SO	LOB	BOTTOM					
Jacob Brumfield, R (1, 8) OBP: 0.344, SLG: 0.379 John Wehner, R (5, FR) OBP: 0.364, SLG: 0.374	G5-3		E4	P3	E5		1B			4	0	1	1	0	0	0	St. Louis Cardinals @ Pittsburgh Pirates Three Rivers Stadium, Pittsburgh, PA Tue Sep 19 1995, 7:05 PM EDT Att. 9,196 - Unknown - 78 F livebaseballscores.com AB 38 R 12 H 14 RBI 11 BB 5 SO 7 LOB 22 					
Al Martin, L (1, 7) OBP: 0.353, SLG: 0.444	1B		1B				F8			5	2	4	3	0	0	2						
Orlando Merced, S (1, 3) OBP: 0.366, SLG: 0.483	1B		F8				1B			5	1	4	1	0	0	2						
Jeff King, R (1, 5) OBP: 0.340, SLG: 0.464 Freddy Garcia, R (8, 5) OBP: 0.246, SLG: 0.193	K		G3-1				SF8			2	1	0	1	2	1	4						
Dave Clark, L (1, 9) OBP: 0.374, SLG: 0.410	G3			HR			F5			4	2	1	0	0	1	6						
Jay Bell, R (1, 6) OBP: 0.336, SLG: 0.398	K		K	HR	L4	G5-3		BB		4	1	1	2	1	1	3						
Carlos Garcia, R (1, 4) OBP: 0.343, SLG: 0.430	F9		F9	HR	G1-6-3	G6-3		F8		5	1	1	2	0	0	3						
2 Angelo Encarnacion, R (1, 2) OBP: 0.288, SLG: 0.314	K		K	HR	K	G6-3		F9		4	1	0	0	1	2	1						
Paul Wagner, R (1, 1) OBP: 0.262, SLG: 0.211	K		K	F8	F8		1B	K		4	2	1	1	1	2	1						
Inning Stats	R: 0 E: 0 K: 1 S: 13	H: 2 LOB: 2 BB: 0 P: 20	R: 0 E: 0 K: 2 S: 9	H: 0 LOB: 0 BB: 0 P: 12	R: 0 E: 1 K: 1 S: 14	H: 1 LOB: 2 BB: 0 P: 17	R: 3 E: 0 K: 1 S: 12	H: 2 LOB: 0 BB: 0 P: 17	R: 8 E: 1 K: 1 S: 18	H: 6 LOB: 2 BB: 4 P: 45	R: 0 E: 0 K: 0 S: 6	H: 0 LOB: 0 BB: 0 P: 10	R: 1 E: 0 K: 0 S: 13	H: 3 LOB: 0 BB: 0 P: 21	R: 0 E: 0 K: 1 S: 10	H: 0 LOB: 1 BB: 1 P: 18		R: 0 E: 0 K: 1 S: 10	H: 0 LOB: 1 BB: 1 P: 18	1B: 10 2B: 1 3B: 0 HR: 3	SF: 1 SAC: 0 DP: 0 HBP: 1	WP: 1 PB: 0 SB: 0 CS: 0
PITCHER Alan Benes, R (1, 1) ERA: 15.75 Cory Bailey, R (5, 1) ERA: 16.2 Tom Urbani, L (5, 1) ERA: 3.75 John Frascatore, R (6, 1) ERA: 4.66 Doug Creek, L (8, 1) ERA:	IP: 4.0 WLS: L BF: 23 H: 8 R: 7 ER: 7 SO: 5 BB: 1 IBB: 0 HBP: 1 BLK: 0 WP: 0 HR: 2 S: 51 P: 76 ERA: 15.75 WHIP: 2.250											PITCHER	IP: 4.0 WLS: L BF: 23 H: 8 R: 7 ER: 7 SO: 5 BB: 1 IBB: 0 HBP: 1 BLK: 0 WP: 0 HR: 2 S: 51 P: 76 ERA: 15.75 WHIP: 2.250									

Batter	1	2	3	4	5	6	7	8	9	AB	R	H	RBI	BB	SO	LOB	TOP										
Terry Bradshaw, L (1.9) OBP: 0.273, SLG: 0.344	1-3 K		0-0 FC1-6 WP 2B	2-2 1B 3B		2-1 G4-3 1B		2-2 L3		5	2	2	2	0	1	3											
Bernard Gilkey, R (1.7) OBP: 0.367, SLG: 0.487	2-3 K		2-2 1B 2B	4-2 1B BB		0-0 G4-3			1-0 HR	4	1	2	2	1	1	2											
John Mabry, L (1.3) OBP: 0.339, SLG: 0.409	2-2 G5-3		0-1 G4-3	1-1 1B			1-0 F9		0-1 G6-3	5	0	1	1	0	0	1											
Ray Lankford, L (1.8) OBP: 0.364, SLG: 0.516		1-0 F7		2B K			4-2 G5-3 1B BB		2-1 F7	4	2	1	0	1	1	2											
Jose Oliva, R (1.5) OBP: 0.200, SLG: 0.271		0-0 G5-3		2-1 P5	1-3 K		3-2 G5-3		2-3 K	5	0	0	0	0	2	2											
David Bell, R (1.4) OBP: 0.298, SLG: 0.409		1-1 F8		2-2 1B SF7 2B	0-3 K		0-0 1B			4	1	2	1	0	1	0											
Danny Sheaffer, R (1.2) OBP: 0.319, SLG: 0.370			0-0 FC1-6 WP 1B	0-1 1B 3B 1B	1-3 K		3-2 F8			4	2	2	1	0	1	1											
José Oquendo, S (1.6) OBP: 0.323, SLG: 0.307			1-1 E4 FC1-6 1B	0-0 SF7		4-2 1B BB		0-2 G4-3		2	0	0	1	1	0	1											
Mike Morgan, R (1.1) OBP: 0.128, SLG: 0.056			0-3 K	1-0 1B				1-1 L3 1B		3	1	1	0	0	2	3											
Mark Sweeney, L (8, PH) OBP: 0.364, SLG: 0.403				1-2 3B 1B						1	0	1	0	0	0	0											
Jeff Parrett, R (8, 1) OBP: 0.500, SLG: 0.500										0	0	0	0	0	0	0											
Inning Stats	R: 0 E: 0 K: 2 S: 10	H: 0 LOB: 0 BB: 0 P: 15	R: 0 E: 0 K: 0 S: 4	H: 0 LOB: 0 BB: 0 P: 6	R: 2 E: 1 K: 1 S: 15	H: 2 LOB: 1 BB: 0 P: 18	R: 5 E: 0 K: 1 S: 23	H: 6 LOB: 2 BB: 1 P: 36	R: 0 E: 0 K: 1 S: 12	H: 1 LOB: 1 BB: 1 P: 18	R: 1 E: 0 K: 0 S: 11	H: 1 LOB: 1 BB: 1 P: 22	R: 0 E: 0 K: 0 S: 10	H: 1 LOB: 0 BB: 0 P: 13	R: 1 E: 0 K: 1 S: 8	H: 1 LOB: 0 BB: 0 P: 13	1B: 8 2B: 3 3B: 1 HR: 1	SF: 1 SAC: 0 DP: 2 HBP: 0	WP: 1 PB: 0 SB: 0 CS: 0	PA: 41							
PITCHER	IP	WLS	BF	H	R	ER	SO	BB	IBB	HBP	BLK	WP	HR	S	P	ERA	WHIP										
Rick White, R (1.1) ERA: 4.21	3.2	L	20	7	7	5	3	1	0	0	0	1	0	47	68	12.27	2.182										
Jason Christiansen, L (4.1) ERA: 4.27	1.1		5	1	0	0	4	0	0	0	0	0	0	14	18	0.00	0.750										
Mike Dyer, R (6.1) ERA: 4.14	1.0		4	1	0	0	1	1	0	0	0	0	0	12	18	0.00	2.000										
Lee Hancock, L (7.1) ERA: 1.86	1.0		5	1	1	1	0	1	0	0	0	0	0	11	22	9.00	2.000										
Ramon Morel, R (8.1) ERA:	1.0		3	1	0	0	0	0	0	0	0	0	0	10	13	0.00	1.000										
PITCHER	IP	WLS	BF	H	R	ER	SO	BB	IBB	HBP	BLK	WP	HR	S	P	ERA	WHIP										
Ross Powell, L (9, 1) ERA: 7.48	1.0		4	1	1	1	1	0	0	0	0	0	0	8	13	9.00	1.000										

St. Louis Cardinals @ Pittsburgh Pirates
Three Rivers Stadium, Pittsburgh, PA
Wed Sep 20 1995, 7:05 PM EDT
Att: 11,190 - Unknown - 61 F

AB	37
R	9
H	12
RBI	8
BB	3
SO	9
LOB	15



Batter	1	2	3	4	5	6	7	8	9	AB	R	H	RBI	BB	SO	LOB	BOTTOM										
Jacob Brumfield, R (1.8) OBP: 0.344, SLG: 0.378	3-2 1B 2B 1B				1-2 F8		0-1 G6-3			4	1	1	0	0	1	3											
Ramon Morel, R (8, 1)					2-3 1B					0	0	0	0	0	0	0											
Ross Powell, L (9, 1)										0	0	0	0	0	0	0											
Al Martin, L (1.7) OBP: 0.357, SLG: 0.445	0-0 2B 1B		4-2 CS BB		0-1 G3-1 1B		2-2 G3-1			3	1	2	1	1	0	0											
Orlando Merced, S (1.3) OBP: 0.365, SLG: 0.484	1-0 F9 1H 2H 2B		2-0 E4 G6-3		1-2 G3-1		1-2 2-3 K		1-1 P3	4	0	1	2	0	0	3											
Jeff King, R (1.5) OBP: 0.337, SLG: 0.459	2-1 F9		2-2 G6-3		3-3 K			1-2 G3		4	0	0	0	0	1	4											
Dave Clark, L (1.9) OBP: 0.372, SLG: 0.407	1-0 G3			1-2 L4-3 1B		0-3 K		2-2 G1-3		4	0	1	0	0	1	1											
Jay Bell, R (1.6) OBP: 0.336, SLG: 0.397	1-3 K			0-0 L4-3		2-1 G6-3			1-0 FC6-4 1B	4	0	1	0	0	1	2											
Carlos Garcia, R (1.4) OBP: 0.342, SLG: 0.428		1-0 G1-3		1-0 G4-3		1-2 1B			0-1 L4	4	0	1	0	0	0	1											
Don Slaught, R (1.2) OBP: 0.381, SLG: 0.392		1-1 SH3-4 1B			2-2 F8 1B 1B		2-2 F7		1-0 FC6-4	4	1	2	0	0	0	2											
Rick White, R (1.1) OBP: 0.281, SLG: 0.182		0-0 SH3-4			1-2 G3-1 1B				3-1 F8	0	0	0	0	0	0	0											
Jason Christiansen, R (4, 1) OBP: 0.399, SLG: 0.533					1-2 1B					0	0	0	0	0	0	0											
Mike Dyer, R (5, PH) OBP: 0.399, SLG: 0.533										1	0	1	0	0	0	0											
Mike Dyer, R (6, 1) OBP: 0.399, SLG: 0.533										0	0	0	0	0	0	0											
Lee Hancock, L (7, 1) OBP: 0.399, SLG: 0.533										0	0	0	0	0	0	0											
John Wehner, R (7, PH) OBP: 0.399, SLG: 0.533										2	0	0	0	0	0	1											
Inning Stats	R: 2 E: 0 K: 1 S: 11	H: 3 LOB: 1 BB: 0 P: 19	R: 0 E: 0 K: 1 S: 8	H: 1 LOB: 1 BB: 0 P: 12	R: 0 E: 1 K: 0 S: 8	H: 0 LOB: 0 BB: 1 P: 16	R: 0 E: 0 K: 0 S: 5	H: 1 LOB: 0 BB: 0 P: 7	R: 1 E: 0 K: 1 S: 17	H: 3 LOB: 2 BB: 0 P: 24	R: 0 E: 0 K: 1 S: 11	H: 1 LOB: 1 BB: 0 P: 16	R: 0 E: 0 K: 0 S: 6	H: 0 LOB: 0 BB: 0 P: 10	R: 0 E: 0 K: 0 S: 8	H: 0 LOB: 0 BB: 0 P: 12	R: 0 E: 0 K: 0 S: 6	H: 1 LOB: 1 BB: 0 P: 11	1B: 9 2B: 2 3B: 0 HR: 0	SF: 0 SAC: 1 DP: 2 HBP: 0	WP: 0 PB: 0 SB: 0 CS: 1	PA: 36					
PITCHER	IP	WLS	BF	H	R	ER	SO	BB	IBB	HBP	BLK	WP	HR	S	P	ERA	WHIP										
Mike Morgan, R (1, 1) ERA: 3.59	7.0	W	29	9	3	3	4	1	0	0	0	0	0	66	104	3.86	1.429										
Jeff Parrett, R (8, 1) ERA: 3.63	2.0		7	1	0	0	0	0	0	0	0	0	0	14	23	0.00	0.500										

St. Louis Cardinals @ Pittsburgh Pirates
Three Rivers Stadium, Pittsburgh, PA
Wed Sep 20 1995, 7:05 PM EDT
Att: 11,190 - Unknown - 61 F

AB	34
R	3
H	10
RBI	3
BB	1
SO	4
LOB	17



Batter	1	2	3	4	5	6	7	8	9	AB	R	H	RBI	BB	SO	LOB	TOP							
Midre Cummings, L (1, 8) OBP: 0.290, SLG: 0.331	1-2 P6		4-2 BB FC6 1B BB	1-3 K		2-2 2H 3H 1B			1-1 F8	4	1	1	2	1	1	0								
Al Martin, L (1, 7) OBP: 0.357, SLG: 0.445	3-1 FC5-4 1B		0-0 FC6 BB 1B		2-2 L5		1-0 F8		0-1 G4-3	5	0	2	0	0	0	0								
Orlando Merced, S (1, 3) OBP: 0.363, SLG: 0.480	0-0 P5		0-2 P3		0-0 F8		1-0 G4-3		0-1 1B	5	0	1	0	0	0	3								
Jeff King, R (1, 5) OBP: 0.338, SLG: 0.457	0-2 FC5-4 1-2		1-3 K		2-2 1B		4-2 BB		1-3 K	4	0	1	0	1	2	4								
Dave Clark, L (1, 9) OBP: 0.369, SLG: 0.400		0-1 G3	4-2 E BB		3-3 K		0-0 G4-3			3	0	0	0	1	1	2								
Jay Bell, R (1, 6) OBP: 0.337, SLG: 0.400		0-0 1B	0-0 FC6			2-1 CS 1B			1-3 K	4	2	2	0	0	1	2								
Carlos Garcia, R (1, 4) OBP: 0.344, SLG: 0.429		1-2 2B FC6-4 2H 1B	1-1 F9			2-0 CS 1B			1-1 G4-3	4	1	2	1	0	0	3								
2 Angelo Encarnacion, R (1, 2) OBP: 0.287, SLG: 0.326		0-1 FC6-4 1-2		3-2 G5-3		0-0 F7			0-1 3B	4	0	1	0	0	0	3								
Denny Neagle, L (1, 1) OBP: 0.171, SLG: 0.208		2-3 K		0-3 K		3-3 K2			0-0 G3	3	0	0	0	0	3	3								
Nelson Liriano, S (8, PH) OBP: 0.343, SLG: 0.406										1	0	0	0	0	0	1								
Jon Lieber, L (8, 1) OBP: 0.048, SLG: 0.048										0	0	0	0	0	0	0								
Dan Miceli, R (9, 1) OBP: 0.048, SLG: 0.048										0	0	0	0	0	0	0								
Inning Stats	R: 0 E: 0 K: 0 S: 9	H: 1 LOB: 1 BB: 0 P: 13	R: 1 E: 0 K: 1 S: 11	H: 2 LOB: 1 BB: 0 P: 14	R: 1 E: 1 K: 1 S: 16	H: 1 LOB: 3 BB: 2 P: 26	R: 0 E: 0 K: 2 S: 11	H: 0 LOB: 0 BB: 0 P: 15	R: 0 E: 0 K: 1 S: 11	H: 1 LOB: 1 BB: 0 P: 18	R: 2 E: 0 K: 1 S: 10	H: 3 LOB: 1 BB: 0 P: 19	R: 0 E: 0 K: 0 S: 5	H: 0 LOB: 1 BB: 1 P: 11	R: 0 E: 0 K: 1 S: 8	H: 1 LOB: 1 BB: 0 P: 10	R: 0 E: 0 K: 1 S: 9	H: 1 LOB: 1 BB: 0 P: 11	1B: 8 2B: 1 3B: 1 HR: 0	SF: 0 SAC: 0 DP: 0 HBP: 0	WP: 0 PB: 0 SB: 0 CS: 2	PA: 40		
PITCHER	IP	WLS	BF	H	R	ER	SO	BB	IBB	HBP	BLK	WP	HR	S	P	ERA	WHIP							
Steve Trachsel, R (1, 1) ERA: 5.06	6.0	L	28	8	4	1	6	2	0	0	0	0	0	68	105	1.50	1.667							
Larry Casian, L (7, 1) ERA: 2.25	1.0		4	0	0	0	0	1	0	0	0	0	0	5	11	0.00	1.000							
Turk Wendell, R (8, 1) ERA: 4.47	2.0		8	2	0	0	2	0	0	0	0	0	0	17	21	0.00	1.000							

Pittsburgh Pirates @ Chicago Cubs
Wrigley Field, Chicago, IL
Thu Sep 21 1995, 7:05 PM CDT
Att: 18,369 - Unknown - 46 F

AB 37
R 4
H 10
RBI 3
BB 3
SO 8
LOB 21



Batter	1	2	3	4	5	6	7	8	9	AB	R	H	RBI	BB	SO	LOB	BOTTOM							
Luis Gonzalez, L (1, 8) OBP: 0.344, SLG: 0.444	0-3 K		2-2 FC6-4 1B E 1-2	0-0 E 1B 2H 3H			1-0 F9		2-2 1B	5	0	2	2	0	1	1								
Rey Sanchez, R (1, 4) OBP: 0.301, SLG: 0.360	2-2 G5-3		0-0 E4 1B 1-2	0-0 E1			0-1 G5-3		1-0 G6-3	5	0	0	0	0	0	3								
Mark Grace, L (1, 3) OBP: 0.389, SLG: 0.500	0-0 WP 1B		0-0 1B 1-2 2-3	3-3 K			1-3 K			4	0	2	0	0	2	2								
Sammy Sosa, R (1, 9) OBP: 0.338, SLG: 0.510	2-0 G6-3 1-2		3-3 K		0-0 L7				1-2 L9	4	0	0	0	0	1	4								
Shawon Dunston, R (1, 6) OBP: 0.314, SLG: 0.482		0-0 G5-3	2-1 F7		2-3 K				1-0 F9	4	0	0	0	0	1	3								
Ozzie Timmons, R (1, 7) OBP: 0.316, SLG: 0.470		1-1 1B		2-1 SH3-4 1B 1B			1-1 F9		1-1 F7	4	1	2	0	0	0	0								
Scott Servais, R (1, 2) OBP: 0.358, SLG: 0.513		3-3 K		1-0 P4		2-1 F7			3-2 L7	4	0	0	0	0	1	2								
José Hernández, R (1, 5) OBP: 0.280, SLG: 0.481		1-3 K		0-0 SH3-4 1B 1B			1-2 G3		1-2 HR	3	1	1	0	0	1	1								
Steve Trachsel, R (1, 1) OBP: 0.265, SLG: 0.283				1-2 SH3-4					0-3 K	1	0	1	0	0	0	0								
Mike Hubbard, R (6, PH) OBP: 0.273, SLG: 0.200										1	0	0	0	0	0	0								
Larry Casian, R (7, 1) ERA: 5.73										0	0	0	0	0	0	0								
Turk Wendell, L (8, 1) OBP: 0.048, SLG: 0.048										0	0	0	0	0	0	0								
Howard Johnson, S (9, PH) OBP: 0.289, SLG: 0.324										1	0	0	0	0	1	0								
Inning Stats	R: 0 E: 0 K: 1 S: 8	H: 1 LOB: 1 BB: 0 P: 12	R: 0 E: 0 K: 2 S: 10	H: 1 LOB: 1 BB: 0 P: 15	R: 0 E: 1 K: 1 S: 12	H: 2 LOB: 3 BB: 0 P: 21	R: 2 E: 1 K: 1 S: 12	H: 3 LOB: 2 BB: 0 P: 19	R: 0 E: 0 K: 1 S: 6	H: 0 LOB: 0 BB: 0 P: 9	R: 0 E: 0 K: 0 S: 8	H: 0 LOB: 0 BB: 0 P: 13	R: 0 E: 0 K: 1 S: 8	H: 0 LOB: 0 BB: 0 P: 10	R: 0 E: 0 K: 0 S: 6	H: 0 LOB: 0 BB: 0 P: 9	R: 1 E: 0 K: 1 S: 15	H: 2 LOB: 1 BB: 0 P: 22	1B: 8 2B: 0 3B: 0 HR: 1	SF: 0 SAC: 1 DP: 0 HBP: 0	WP: 1 PB: 0 SB: 0 CS: 0	PA: 38		
PITCHER	IP	WLS	BF	H	R	ER	SO	BB	IBB	HBP	BLK	WP	HR	S	P	ERA	WHIP							
Denny Neagle, L (1, 1) ERA: 3.54	7.0	W	30	7	2	2	7	0	0	0	0	0	0	64	99	2.57	1.000							
Jon Lieber, R (8, 1) ERA: 6.73	1.0		3	0	0	0	0	0	0	0	0	0	0	6	9	0.00	0.000							
Dan Miceli, R (9, 1) ERA: 4.36	1.0	S	5	2	1	1	1	0	0	0	0	0	1	15	22	9.00	2.000							

Pittsburgh Pirates @ Chicago Cubs
Wrigley Field, Chicago, IL
Thu Sep 21 1995, 7:05 PM CDT
Att: 18,369 - Unknown - 46 F

AB 37
R 3
H 9
RBI 3
BB 0
SO 8
LOB 16



Batter	1	2	3	4	5	6	7	8	9	AB	R	H	RBI	BB	SO	LOB	TOP				
Midre Cummings, L (1, 8) OBP: 0.289, SLG: 0.328	F8			BB 1B	F8			G4-3		4	1	1	0	0	0	0					
Al Martin, L (1, 7) OBP: 0.355, SLG: 0.441 John Wehner, R (9, PH) OBP: 0.354, SLG: 0.363	P6			P5	P4			G6-3	G6-3	3	0	0	0	0	0	1					
Orlando Merced, S (1, 3) OBP: 0.362, SLG: 0.477	G6-3			BB 1B BB	G6-3			K	K	3	1	0	0	1	1	0					
Jeff King, R (1, 5) OBP: 0.339, SLG: 0.455		G1-6-3		BB 1B E BB	F9					2	1	0	0	2	0	0					
Dave Clark, L (1, 9) OBP: 0.364, SLG: 0.393 Jacob Brumfield, R (9, PH) OBP: 0.343, SLG: 0.377	F7			F9	L1					3	0	0	0	0	0	3					
Jay Bell, R (1, 6) OBP: 0.337, SLG: 0.399	K			E7 1B	G5-3					3	0	1	2	0	1	0					
Carlos Garcia, R (1, 4) OBP: 0.341, SLG: 0.425				K	K			P4		3	0	0	0	0	2	1					
Don Slaught, R (1, 2) OBP: 0.370, SLG: 0.380				K	G5-3			K		3	0	0	0	0	2	0					
John Ericks, R (1, 1) OBP: 0.106, SLG: 0.133 Steve Pappas, R (5, PH) OBP: 0.256, SLG: 0.404 Lee Hancock, L (5, 1) Jeff McCurry, R (7, 1) Nelson Lirio, S (8, PH) OBP: 0.342, SLG: 0.404 Dan Plesac, L (8, 1) OBP: 0.290, SLG: 0.290	G5-3				K			G4-3		1	0	0	0	0	0	0					
Inning Stats	R: 0 E: 0 K: 0 S: 6	H: 0 LOB: 0 BB: 0 P: 8	R: 0 E: 0 K: 1 S: 9	H: 0 LOB: 0 BB: 0 P: 14	R: 0 E: 0 K: 2 S: 8	H: 0 LOB: 0 BB: 0 P: 9	R: 3 E: 1 K: 1 S: 18	H: 2 LOB: 1 BB: 2 P: 34	R: 0 E: 0 K: 0 S: 6	H: 0 LOB: 0 BB: 0 P: 10	R: 0 E: 0 K: 0 S: 5	H: 0 LOB: 0 BB: 0 P: 9	R: 0 E: 0 K: 1 S: 9	H: 0 LOB: 0 BB: 0 P: 14	R: 0 E: 0 K: 2 S: 10	H: 0 LOB: 1 BB: 1 P: 17	1B: 2 2B: 0 3B: 0 HR: 0	SF: 0 SAC: 0 DP: 0 HBP: 0	WP: 0 PB: 0 SB: 0 CS: 0	PA: 32	
PITCHER	IP	WLS	BF	H	R	ER	SO	BB	IBB	HBP	BLK	WP	HR	S	P	ERA	WHIP				
Kevin Foster, R (1, 1) ERA: 4.64	8.0	W	28	2	3	2	6	2	0	0	0	0	0	68	109	2.25	0.500				
Randy Myers, L (9, 1) ERA: 4.01	1.0	S	4	0	0	0	2	1	0	0	0	0	0	10	17	0.00	1.000				

Pittsburgh Pirates @ Chicago Cubs
Wrigley Field, Chicago, IL
Fri Sep 22 1995, 3:33 AM CDT
Att: 23,652 - Sunny - 48 F


AB 29
R 3
H 2
RBI 2
BB 3
SO 8
LOB 6



Batter	1	2	3	4	5	6	7	8	9	AB	R	H	RBI	BB	SO	LOB	BOTTOM				
Brian McRae, S (1, 8) OBP: 0.351, SLG: 0.443	P5	P5	BB		G4-3			G6-3		4	0	0	0	1	0	1					
Howard Johnson, S (1, 5) OBP: 0.279, SLG: 0.324	BB	BB	P6		G6-4-3 BB			K		3	1	1	0	2	1	3					
Mark Grace, L (1, 3) OBP: 0.389, SLG: 0.499	S BB	P6		BB 2B	G6-4-3 1B			K		5	2	2	0	0	1	3					
Sammy Sosa, R (1, 9) OBP: 0.339, SLG: 0.509	K	BB	BB	BB 1B	BB			G5-3		2	1	0	0	2	1	2					
Luis Gonzalez, L (1, 7) OBP: 0.345, SLG: 0.443	HBP BB	K		BB 2B	SF9 1B			K		3	1	1	0	1	2	3					
Shawn Dunston, R (1, 6) OBP: 0.316, SLG: 0.481 Rey Sanchez, R (8, 4) OBP: 0.301, SLG: 0.360	HBP 1B		BB BB	BB 1B	K			G6-3		3	0	1	2	1	1	3					
Scott Servais, R (1, 2) OBP: 0.360, SLG: 0.514	HBP		F7	SF9 WP	2B			K		3	1	1	2	0	1	1					
José Hernández, R (1, 4) OBP: 0.275, SLG: 0.474	K		K	SF9				K		3	0	0	1	0	3	4					
Kevin Foster, R (1, 1) OBP: 0.295, SLG: 0.362 Randy Myers, L (9, 1)		BB S BB		BB 1B	K			G5-3		3	0	1	0	1	1	0					
Inning Stats	R: 2 E: 0 K: 2 S: 17	H: 3 LOB: 3 BB: 1 P: 28	R: 0 E: 0 K: 1 S: 15	H: 0 LOB: 3 BB: 3 P: 32	R: 0 E: 0 K: 1 S: 11	H: 1 LOB: 2 BB: 2 P: 21	R: 4 E: 0 K: 2 S: 20	H: 3 LOB: 0 BB: 1 P: 32	R: 0 E: 0 K: 0 S: 6	H: 0 LOB: 0 BB: 1 P: 14	R: 0 E: 0 K: 1 S: 6	H: 0 LOB: 0 BB: 0 P: 11	R: 0 E: 0 K: 2 S: 8	H: 0 LOB: 0 BB: 0 P: 14	R: 0 E: 0 K: 2 S: 8	H: 0 LOB: 0 BB: 0 P: 11	1B: 6 2B: 1 3B: 0 HR: 0	SF: 1 SAC: 0 DP: 1 HBP: 1	WP: 1 PB: 0 SB: 2 CS: 0	PA: 39	
PITCHER	IP	WLS	BF	H	R	ER	SO	BB	IBB	HBP	BLK	WP	HR	S	P	ERA	WHIP				
John Ericks, R (1, 1) ERA: 4.6	4.0	L	27	7	6	6	6	7	0	0	0	0	0	63	113	13.50	3.500				
Lee Hancock, L (5, 1) ERA: 1.54	2.0		6	0	0	0	1	1	0	0	0	0	0	12	25	0.00	0.500				
Jeff McCurry, R (7, 1) ERA: 5.19	1.0		3	0	0	0	2	0	0	0	0	0	0	8	14	0.00	0.000				
Dan Plesac, L (8, 1) ERA: 3.7	1.0		3	0	0	0	2	0	0	0	0	0	0	8	11	0.00	0.000				

Pittsburgh Pirates @ Chicago Cubs
Wrigley Field, Chicago, IL
Fri Sep 22 1995, 3:33 AM CDT
Att: 23,652 - Sunny - 48 F

AB 29
R 6
H 7
RBI 5
BB 8
SO 11
LOB 20



Batter	1	2	3	4	5	6	7	8	9	AB	R	H	RBI	BB	SO	LOB	TOP										
Midre Cummings, L OBP: 0.293, SLG: 0.326	G3-1		K		FC4-6 1B BB	L6			BB BB 1B	4	2	1	0	1	1	3											
Al Martin, L OBP: 0.353, SLG: 0.437	G4-3			G4-3	E4 FC4-6		G4-3		BB BB BB	4	0	0	0	1	0	2											
Orlando Merced, S OBP: 0.359, SLG: 0.472	F7			F9	FC4-6 1B		G1-3		K	5	0	0	1	0	1	4											
Jeff King, R OBP: 0.339, SLG: 0.454		F7		BB 3B 1B	FC6-4 1B		K		F8	5	1	2	1	0	1	2											
Dave Clark, L OBP: 0.367, SLG: 0.389 John Wehner, R OBP: 0.360, SLG: 0.363	L7			BB 3B BB	FC6-4 1B			G5-4-3 BB	BB BB	2	1	0	0	2	0	2											
Jay Bell, R OBP: 0.339, SLG: 0.404	G1-3			BB 3B		SH5-4 BB 1B		G5-4-3 BB	BB	4	0	2	3	1	0	1											
Nelson Liriano, S OBP: 0.347, SLG: 0.403			CS BB	K		FC1-2-5-1 SH5-4 BB		BB 1B	K	3	0	1	0	2	2	4											
2 Angelo Encarnacion, R OBP: 0.288, SLG: 0.327			K		G6-3	SH5-4		BB 1B		3	0	1	0	0	1	1											
Esteban Loaiza, R OBP: 0.208, SLG: 0.255 Jason Brumfield, R OBP: 0.242, SLG: 0.276 Mike Dyer, R OBP: 0.271, SLG: 0.287 Jason Christiansen, R OBP: 0.271, SLG: 0.287 Ramon Morel, R OBP: 0.271, SLG: 0.287 Rich Aude, R OBP: 0.271, SLG: 0.287 Ross Powell, L OBP: 0.271, SLG: 0.287			BB 3B		E FC4-6 1B	FC1-2-5-1 BB		F8		2	1	2	0	0	0	0											
Inning Stats	R: 0 E: 0 K: 0 S: 7	H: 0 LOB: 0 BB: 0 P: 11	R: 0 E: 0 K: 0 S: 7	H: 0 LOB: 0 BB: 0 P: 10	R: 0 E: 0 K: 2 S: 11	H: 1 LOB: 1 BB: 1 P: 19	R: 2 E: 0 K: 1 S: 13	H: 2 LOB: 1 BB: 1 P: 23	R: 2 E: 1 K: 0 S: 12	H: 2 LOB: 2 BB: 1 P: 22	R: 0 E: 0 K: 1 S: 10	H: 1 LOB: 0 BB: 0 P: 17	R: 0 E: 0 K: 0 S: 11	H: 2 LOB: 2 BB: 3 P: 18	R: 1 E: 0 K: 2 S: 8	H: 1 LOB: 3 BB: 3 P: 20	1B: 7 2B: 0 3B: 2 HR: 0	SF: 0 SAC: 1 DP: 1 HBP: 0	WP: 0 PB: 0 SB: 0 CS: 1	PA: 43							
PITCHER	IP	WLS	BF	H	R	ER	SO	BB	IBB	HBP	BLK	WP	HR	S	P	ERA	WHIP										
Jim Bullinger, R ERA: 3.97	6.0	W	28	6	4	2	3	4	0	0	0	0	0	57	103	3.00	1.667										
Larry Casian, L ERA: 2.14	1.0		3	0	0	0	1	0	0	0	0	0	0	10	17	0.00	0.000										
Anthony Young, R ERA: 3.82	1.0		7	3	1	1	0	2	0	0	0	0	0	12	23	9.00	5.000										
Randy Myers, L ERA: 3.93	1.0	S	5	0	0	0	2	2	0	0	0	0	0	7	15	0.00	2.000										

Pittsburgh Pirates @ Chicago Cubs
Wrigley Field, Chicago, IL
Sat Sep 23 1995, 3:33 AM CDT
Att: 23,802 - Sunny - 54 F

AB	34
R	5
H	9
RBI	5
BB	8
SO	6
LOB	23



Batter	1	2	3	4	5	6	7	8	9	AB	R	H	RBI	BB	SO	LOB	BOTTOM										
Brian McRae, S OBP: 0.353, SLG: 0.443	1B S BB	G3		F8		WP 1B 1B		F9 E 1B		4	1	2	0	1	0	1											
Howard Johnson, S OBP: 0.294, SLG: 0.326 Rey Sanchez, R OBP: 0.301, SLG: 0.360	1B BB		1B BB		1B BB	WP 1B 1B		E6 HBP		2	3	1	0	3	0	1											
Mark Grace, L OBP: 0.390, SLG: 0.499	K		1B		E G6-3 BB	S 1B 1B		F8		4	2	2	2	1	1	4											
Sammy Sosa, R OBP: 0.338, SLG: 0.506	P4		1B		L9	K		F9		5	0	1	1	0	1	7											
Luis Gonzalez, L OBP: 0.350, SLG: 0.446	1B		F8		E6 G6-3 1B	FC5-4 1B		HBP		4	0	3	1	0	0	2											
Shawon Dunston, R OBP: 0.313, SLG: 0.476	P3		G4-6-3		G6-3	FC5-4		P4		5	0	0	1	0	0	10											
Mark Parent, R OBP: 0.296, SLG: 0.480		P3		HR	G6-3			BB		3	0	1	1	1	0	1											
José Hernández, R OBP: 0.274, SLG: 0.484		P4			G5-3	HR		G4-6-3		4	1	1	1	0	0	1											
Jim Bullinger, R ERA: 5.26 Matt Fielder, R ERA: 4.5 Larry Casian, R ERA: 4.5 Mike Hubbard, R ERA: 4.42 Anthony Young, R ERA: 3.82 Randy Myers, L ERA: 3.93		E5			G6-3	P2		P6		2	0	0	0	0	0	0											
Inning Stats	R: 0 E: 0 K: 1 S: 13	H: 1 LOB: 3 BB: 2 P: 23	R: 0 E: 1 K: 0 S: 5	H: 0 LOB: 1 BB: 0 P: 8	R: 1 E: 0 K: 0 S: 10	H: 2 LOB: 1 BB: 1 P: 19	R: 1 E: 0 K: 0 S: 6	H: 1 LOB: 0 BB: 0 P: 12	R: 2 E: 0 K: 1 S: 20	H: 5 LOB: 1 BB: 0 P: 34	R: 0 E: 0 K: 0 S: 4	H: 0 LOB: 0 BB: 1 P: 8	R: 0 E: 1 K: 0 S: 6	H: 1 LOB: 3 BB: 0 P: 8	1B: 9 2B: 0 3B: 0 HR: 2	SF: 0 SAC: 0 DP: 2 HBP: 1	WP: 1 PB: 0 SB: 2 CS: 0	PA: 42									
PITCHER	IP	WLS	BF	H	R	ER	SO	BB	IBB	HBP	BLK	WP	HR	S	P	ERA	WHIP										
Esteban Loaiza, R ERA: 5.26	5.0		25	5	4	3	1	5	0	0	0	0	1	47	90	5.40	2.000										
Mike Dyer, R ERA: 4.5	0.1	L	4	3	3	3	0	0	0	0	0	0	1	10	16	81.00	9.000										
Jason Christiansen, L ERA: 4.42	0.1		3	2	1	1	1	0	0	0	0	1	0	8	14	27.00	6.000										
Ramon Morel, R ERA: 4.42	1.1		4	0	0	0	0	1	0	0	0	0	0	6	12	0.00	0.750										
Ross Powell, L ERA: 7.22	1.0		6	1	0	0	0	0	0	1	0	0	0	6	8	0.00	1.000										

Pittsburgh Pirates @ Chicago Cubs
Wrigley Field, Chicago, IL
Sat Sep 23 1995, 3:33 AM CDT
Att: 23,802 - Sunny - 54 F

AB	35
R	7
H	11
RBI	7
BB	6
SO	2
LOB	27



Batter	1	2	3	4	5	6	7	8	9	10	AB	R	H	RBI	BB	SO	LOB	TOP							
Jacob Brumfield, R OBP: 0.338, SLG: 0.371 (1, 8)											5	0	0	0	0	1	4								
Al Martin, L OBP: 0.349, SLG: 0.432 (1, 7)											5	1	0	0	0	2	2								
Orlando Merced, S OBP: 0.359, SLG: 0.470 (1, 3) (9, 9)											4	0	1	0	1	1	0								
Jeff King, R OBP: 0.342, SLG: 0.463 (1, 5)											5	1	3	2	0	1	0								
Dave Clark, L OBP: 0.048, SLG: 0.048 (8, 1)											3	0	0	0	1	0	4								
Jon Lieber, L OBP: 0.250, SLG: 0.250 (8, 1)											0	0	0	0	0	0	0								
Dan Plesac, L OBP: 0.271, SLG: 0.394 (9, 3)											0	0	0	0	0	0	0								
Kevin Young, R OBP: 0.339, SLG: 0.405 (1, 6)											4	0	1	0	0	2	3								
Carlos Garcia, R OBP: 0.339, SLG: 0.421 (1, 4)										3	0	0	0	0	0	4									
Don Slaught, R OBP: 0.366, SLG: 0.369 (1, 2)										3	0	0	0	1	0	2									
Paul Wagner, R OBP: 0.289, SLG: 0.244 (8, 9)										3	0	2	0	0	0	0									
John Wehner, R OBP: 0.360, SLG: 0.363 (9, PH)										0	0	0	0	0	0	0									
Nelson Linano, S OBP: 0.346, SLG: 0.402 (9, 1)										1	0	0	0	0	1	2									
Dan Miceli, R (9, 1)										0	0	0	0	0	0	0									
Inning Stats	R: 0 E: 0 K: 1 S: 13	H: 0 LOB: 0 BB: 0 P: 18	R: 1 E: 0 K: 1 S: 14	H: 1 LOB: 1 BB: 1 P: 26	R: 1 E: 0 K: 1 S: 8	H: 2 LOB: 2 BB: 1 P: 17	R: 0 E: 1 K: 0 S: 10	H: 0 LOB: 0 BB: 0 P: 13	R: 0 E: 0 K: 1 S: 7	H: 0 LOB: 0 BB: 0 P: 12	R: 0 E: 0 K: 0 S: 8	H: 2 LOB: 2 BB: 0 P: 15	R: 0 E: 0 K: 0 S: 9	H: 1 LOB: 1 BB: 0 P: 13	R: 0 E: 0 K: 1 S: 6	H: 0 LOB: 0 BB: 0 P: 14	R: 0 E: 0 K: 1 S: 6	H: 1 LOB: 2 BB: 0 P: 10	R: 0 E: 0 K: 1 S: 6	H: 0 LOB: 0 BB: 0 P: 10	1B: 5 2B: 1 3B: 0 HR: 1	SF: 0 SAC: 1 DP: 1 HBP: 0	WP: 0 PB: 0 SB: 3 CS: 0	PA: 40	
PITCHER	IP	WLS	BF	H	R	ER	SO	BB	IBB	HBP	BLK	WP	HR	S	P	ERA	WHIP								
Jaime Navarro, R ERA: 3.28 (1, 1)	8.0		32	6	2	2	6	2	0	0	0	0	1	79	128	2.25	1.000								
Mike Perez, R ERA: 3.52 (9, 1)	1.0		5	1	0	0	1	0	1	0	0	0	0	6	14	0.00	1.000								
Larry Casian, L ERA: 2.08 (10, 1)	0.2		2	0	0	0	0	0	0	0	0	0	0	2	3	0.00	0.000								
Turk Wendell, R ERA: 4.45 (10, 1)	0.1	W	1	0	0	0	1	0	0	0	0	0	0	4	7	0.00	0.000								

Pittsburgh Pirates @ Chicago Cubs
Wrigley Field, Chicago, IL
Sun Sep 24 1995, 3:33 AM CDT
Att: 20,447 - Unknown


AB 36
R 2
H 7
RBI 2
BB 3
SO 8
LOB 21



Batter	1	2	3	4	5	6	7	8	9	10	AB	R	H	RBI	BB	SO	LOB	BOTTOM							
Brian McRae, S OBP: 0.352, SLG: 0.446 (1, 8)											5	1	1	1	0	0	3								
Howard Johnson, S OBP: 0.293, SLG: 0.331 (1, 5)											4	0	1	0	0	0	2								
Mark Grace, L OBP: 0.368, SLG: 0.495 (1, 3)											4	0	0	0	0	0	2								
Sammy Sosa, R OBP: 0.337, SLG: 0.506 (1, 9)											4	0	1	0	0	1	1								
Luis Gonzalez, L OBP: 0.349, SLG: 0.444 (1, 7)											4	1	1	0	0	1	2								
Shawon Dunston, R OBP: 0.315, SLG: 0.478 (8, 4)										2	1	1	0	0	1	1									
Rey Sanchez, R OBP: 0.301, SLG: 0.360 (9, PH)										0	0	0	0	0	0	0									
Ozzie Timmons, R OBP: 0.315, SLG: 0.467 (10, 1)										1	0	0	0	0	1	1									
Larry Casian, R (10, 1)										0	0	0	0	0	0	0									
Turk Wendell, L (10, 1)										0	0	0	0	0	0	0									
Scott Servais, R OBP: 0.358, SLG: 0.510 (1, 2)											4	0	1	1	0	0	3								
José Hernández, R OBP: 0.278, SLG: 0.488 (8, 6)										4	0	2	1	0	0	1									
Jaime Navarro, R OBP: 0.203, SLG: 0.270 (8, PH)											1	0	0	0	0	1									
Scott Bunting, L OBP: 0.315, SLG: 0.453 (9, 1)											1	0	1	0	0	0									
Mike Perez, R (9, 1)											0	0	0	0	0	0									
Matt Franco, L OBP: 0.273, SLG: 0.364 (10, 4)											1	0	0	0	0	0									
Inning Stats	R: 0 E: 0 K: 0 S: 9	H: 0 LOB: 0 BB: 0 P: 15	R: 0 E: 0 K: 1 S: 11	H: 1 LOB: 1 BB: 0 P: 16	R: 0 E: 0 K: 0 S: 7	H: 1 LOB: 1 BB: 0 P: 10	R: 0 E: 0 K: 0 S: 8	H: 0 LOB: 0 BB: 0 P: 11	R: 1 E: 0 K: 0 S: 11	H: 2 LOB: 1 BB: 0 P: 15	R: 0 E: 0 K: 1 S: 7	H: 1 LOB: 1 BB: 0 P: 11	R: 0 E: 0 K: 0 S: 3	H: 0 LOB: 0 BB: 0 P: 7	R: 0 E: 0 K: 0 S: 7	H: 1 LOB: 1 BB: 0 P: 12	R: 1 E: 0 K: 2 S: 19	H: 2 LOB: 1 BB: 0 P: 26	R: 1 E: 0 K: 0 S: 2	H: 1 LOB: 0 BB: 0 P: 3	1B: 3 2B: 5 3B: 0 HR: 1	SF: 0 SAC: 1 DP: 1 HBP: 1	WP: 0 PB: 0 SB: 3 CS: 0	PA: 37	
PITCHER	IP	WLS	BF	H	R	ER	SO	BB	IBB	HBP	BLK	WP	HR	S	P	ERA	WHIP								
Paul Wagner, R ERA: 4.67 (1, 1)	7.0		26	5	1	1	2	0	0	0	0	0	0	56	85	1.29	0.714								
Jon Lieber, R ERA: 6.72 (8, 1)	0.2		3	1	0	0	0	0	0	0	0	0	0	5	10	0.00	1.500								
Dan Plesac, L ERA: 3.68 (8, 1)	0.1		1	0	0	0	0	0	0	0	0	0	0	2	2	0.00	0.000								
Dan Miceli, R ERA: 4.58 (9, 1)	1.1	L	7	3	2	2	2	0	0	0	0	0	1	21	29	13.50	2.250								

Pittsburgh Pirates @ Chicago Cubs
Wrigley Field, Chicago, IL
Sun Sep 24 1995, 3:33 AM CDT
Att: 20,447 - Unknown

AB 35
R 3
H 9
RBI 3
BB 0
SO 4
LOB 17



Batter	1	2	3	4	5	6	7	8	9	AB	R	H	RBI	BB	SO	LOB	TOP					
Jacob Brumfield, R (1, 8) OBP: 0.336, SLG: 0.368	F9		1B		G1-3			F9	K	5	0	1	0	0	1	2						
Carlos Garcia, R (1, 4) OBP: 0.339, SLG: 0.420	1B		1B			G6-3		1B		4	0	3	0	0	0	0						
Orlando Merced, S (1, 9) OBP: 0.358, SLG: 0.467	1B		K2				K	E4		4	0	1	0	0	2	2						
Jeff King, R (1, 3) OBP: 0.339, SLG: 0.456	G6-4-3				K		L8	F9		4	0	0	0	0	1	4						
Nelson Liriano, S (1, 5) OBP: 0.345, SLG: 0.400		1B			G6-3			L5		4	0	2	0	0	0	0						
Jay Bell, R (1, 6) OBP: 0.337, SLG: 0.402	1B				F7			1B	K	4	0	2	0	0	1	3						
Don Slaught, R (1, 2) OBP: 0.370, SLG: 0.367			L8			E6				2	0	0	0	1	0	2	AB 35					
2 Angelo Encarnacion, R (7, PR) OBP: 0.288, SLG: 0.327						FC1-6		G4-3		1	0	0	0	0	0	0	R 0					
Al Martin, L (9, PH) OBP: 0.350, SLG: 0.434								BB		1	0	0	0	0	0	0	H 9					
Steve Peques, R (1, 7) OBP: 0.261, SLG: 0.399						F8				2	0	0	0	0	1	3	RBI 0					
Dave Clark, L (7, PH) OBP: 0.359, SLG: 0.377								G4-3		2	0	0	0	0	0	2	BB 2					
Denny Neagle, L (1, 1) OBP: 0.167, SLG: 0.203										2	0	0	0	0	1	3	SO 7					
Midre Cummings, L (7, PH) OBP: 0.296, SLG: 0.328										1	0	0	0	0	0	2	LOB 23					
Mike Dyer, R (7, 1) OBP: 0.571, SLG: 0.571						FC1-6		F8		0	0	0	0	0	0	0						
Rich Aude, R (9, PH) OBP: 0.287, SLG: 0.368									BB	0	0	0	0	1	0	0						
Inning Stats	R: 0 E: 0 K: 0 S: 10	H: 2 LOB: 1 BB: 0 P: 12	R: 0 E: 0 K: 2 S: 13	H: 2 LOB: 2 BB: 0 P: 16	R: 0 E: 0 K: 1 S: 13	H: 2 LOB: 1 BB: 0 P: 19	R: 0 E: 0 K: 1 S: 6	H: 0 LOB: 0 BB: 0 P: 8	R: 0 E: 0 K: 0 S: 7	H: 0 LOB: 1 BB: 0 P: 12	R: 0 E: 0 K: 1 S: 8	H: 0 LOB: 0 BB: 0 P: 9	R: 0 E: 0 K: 0 S: 9	H: 1 LOB: 2 BB: 1 P: 16	R: 0 E: 1 K: 1 S: 9	H: 2 LOB: 3 BB: 0 P: 17	R: 0 E: 0 K: 1 S: 11	H: 0 LOB: 1 BB: 1 P: 20	1B: 9 2B: 1 3B: 0 HR: 0	SF: 0 SAC: 0 DP: 2 HBP: 0	WP: 0 PB: 0 SB: 0 CS: 0	PA: 37
PITCHER	IP	WLS	BF	H	R	ER	SO	BB	IBB	HBP	BLK	WP	HR	S	P	ERA	WHIP					
Greg Swindell, L (1, 1) ERA: 4.38	6.0	W	22	6	0	0	5	0	0	0	0	0	0	57	76	0.00	1.000					
Todd Jones, R (7, 1) ERA: 2.73	1.1		8	2	0	0	0	1	0	0	0	0	0	12	23	0.00	2.250					
Dave Veres, R (8, 1) ERA: 2.3	0.2		3	1	0	0	1	0	0	0	0	0	0	6	10	0.00	1.500					
Mike Henneman, R (9, 1) ERA: 1.85	1.0	S	4	0	0	0	1	1	0	0	0	0	0	11	20	0.00	1.000					

Pittsburgh Pirates @ Houston Astros
Astrodome, Houston, TX
Tue Sep 26 1995, 8:05 PM EDT
Att. 14,307 - Dome - 76 F

AB 35
R 0
H 9
RBI 0
BB 2
SO 7
LOB 23



Batter	1	2	3	4	5	6	7	8	9	AB	R	H	RBI	BB	SO	LOB	BOTTOM				
Brian Hunter, R (1, 8) OBP: 0.352, SLG: 0.405	L7			SH1-3	E4					4	0	2	0	0	0	2					
Craig Biggio, R (1, 4) OBP: 0.400, SLG: 0.468	1B			SH1-3	1B		G4-3			3	0	2	1	0	0	1					
5 Jeff Bagwell, R (1, 3) OBP: 0.399, SLG: 0.478	FC3-6			F7	L9			K		4	0	0	0	0	1	5					
Mike Simms, R (1, 9) OBP: 0.341, SLG: 0.535	CS			G6-3			F8	G5-3		4	0	1	0	0	0	1					
Tony Eusebio, R (1, 2) OBP: 0.365, SLG: 0.423							K	G3		4	0	1	0	0	1	1					
Craig Shipley, R (1, 5) OBP: 0.292, SLG: 0.351							1B	G3		3	1	1	0	0	0	2					
James Mouton, R (1, 7) OBP: 0.323, SLG: 0.366										2	1	0	0	1	1	1	AB 30				
Todd Jones, L (7, 1) OBP: 0.200, SLG: 0.400										0	0	0	0	0	0	0	R 2				
Dave Veres, R (8, 1)										0	0	0	0	0	0	0	H 9				
Mike Henneman, R (9, 1)										0	0	0	0	0	0	0	RBI 1				
Andy Stankiewicz, R (1, 6) OBP: 0.279, SLG: 0.140										3	0	0	0	0	0	2	BB 1				
Greg Swindell, L (1, 1) OBP: 0.283, SLG: 0.300										2	0	1	0	0	0	0	SO 3				
John Cangelosi, S (7, 7) OBP: 0.485, SLG: 0.403										1	0	1	0	0	0	0	LOB 15				
Inning Stats	R: 0 E: 0 K: 0 S: 6	H: 1 LOB: 0 BB: 0 P: 8	R: 0 E: 0 K: 0 S: 7	H: 1 LOB: 0 BB: 0 P: 10	R: 0 E: 0 K: 1 S: 10	H: 0 LOB: 0 BB: 0 P: 14	R: 0 E: 0 K: 0 S: 5	H: 1 LOB: 1 BB: 0 P: 9	R: 0 E: 0 K: 0 S: 16	H: 3 LOB: 3 BB: 1 P: 30	R: 0 E: 0 K: 0 S: 7	H: 1 LOB: 1 BB: 0 P: 14	R: 0 E: 0 K: 0 S: 7	H: 2 LOB: 1 BB: 0 P: 9	R: 0 E: 0 K: 1 S: 7	H: 0 LOB: 0 BB: 0 P: 13	1B: 9 2B: 0 3B: 0 HR: 0	SF: 0 SAC: 1 DP: 1 HBP: 0	WP: 0 PB: 0 SB: 0 CS: 2	PA: 33	
PITCHER	IP	WLS	BF	H	R	ER	SO	BB	IBB	HBP	BLK	WP	HR	S	P	ERA	WHIP				
Denny Neagle, L (1, 1) ERA: 3.43	6.0	L	25	7	2	0	2	1	0	0	0	0	0	51	85	0.00	1.333				
Mike Dyer, R (7, 1) ERA: 4.34	2.0		7	2	0	0	1	0	0	0	0	0	0	14	22	0.00	1.000				

Pittsburgh Pirates @ Houston Astros
Astrodome, Houston, TX
Tue Sep 26 1995, 8:05 PM EDT
Att. 14,307 - Dome - 76 F


AB 30
R 2
H 9
RBI 1
BB 1
SO 3
LOB 15



Batter	1	2	3	4	5	6	7	8	9	10	11	AB	R	H	RBI	BB	SO	LOB	TOP							
Al Martin, L OBP: 0.349, SLG: 0.434 (1, 7)	G4-3	G6-3			2B		L9		K		BB	5	1	1	0	1	1	3								
Jay Bell, R OBP: 0.337, SLG: 0.403 (1, 6)	F9		F9		K		BB		FC6-4		G5-3	6	1	2	0	0	1	2								
Orlando Merced, S OBP: 0.363, SLG: 0.468 (1, 9)	1B		G5-3		1B		F8		FC3-6		1B	3	2	2	0	3	0	1								
Jeff King, R OBP: 0.341, SLG: 0.455 (1, 3)	1B		G5-3		L7		FC3-6		FC6-4		1B	5	1	2	2	1	0	3								
Midre Cummings, L OBP: 0.297, SLG: 0.326 Jon Lieber, R OBP: 0.344, SLG: 0.408 Jason Christiansen, R OBP: 0.304, SLG: 0.398 Dan Miceli, R OBP: 0.375, SLG: 0.437 Rich Aude, R OBP: 0.339, SLG: 0.368 Jeff McCurdy, R OBP: 0.339, SLG: 0.368 (1, 8)	K		K		G3-1		FC3-6		K		1B	4	0	1	0	0	1	4								
Carlos Garcia, R OBP: 0.342, SLG: 0.420 (1, 4)		L4			G6-4-3		G4-3		F9		1B	5	0	2	1	0	0	1								
Kevin Young, R OBP: 0.275, SLG: 0.394 (1, 5)		SH5-4			G6-4-3		F7		L5		1B	5	0	2	0	0	0	1								
2 Angelo Encarnacion, R OBP: 0.260, SLG: 0.329 Dave Clark, L OBP: 0.369, SLG: 0.377 Don Slaught, R OBP: 0.361, SLG: 0.357 (6, PH)		SH5-4			K		F7		L3		G5-3	2	0	1	0	0	1	0								
John Ericks, R OBP: 0.129, SLG: 0.129 Dan Plesac, L OBP: 0.250, SLG: 0.250 Jacob Brumfield, R OBP: 0.339, SLG: 0.368 (7, PH)		SH5-4			K		BB		F7		CS	1	0	0	0	0	1	0								
Inning Stats	R: 0 E: 0 K: 1 S: 10	H: 2 LOB: 2 BB: 0 P: 14	R: 0 E: 0 K: 0 S: 10	H: 2 LOB: 2 BB: 0 P: 13	R: 0 E: 0 K: 0 S: 6	H: 2 LOB: 0 BB: 0 P: 8	R: 0 E: 0 K: 1 S: 6	H: 0 LOB: 0 BB: 0 P: 11	R: 0 E: 0 K: 2 S: 16	H: 1 LOB: 1 BB: 0 P: 21	R: 0 E: 0 K: 0 S: 8	H: 2 LOB: 2 BB: 0 P: 14	R: 3 E: 0 K: 0 S: 12	H: 3 LOB: 1 BB: 1 P: 23	R: 0 E: 0 K: 0 S: 7	H: 0 LOB: 0 BB: 0 P: 9	R: 0 E: 0 K: 2 S: 11	H: 1 LOB: 2 BB: 1 P: 22	R: 0 E: 0 K: 0 S: 4	H: 0 LOB: 0 BB: 0 P: 7	R: 3 E: 0 K: 0 S: 9	H: 2 LOB: 2 BB: 4 P: 29	1B: 13 2B: 2 3B: 0 HR: 0	SF: 0 SAC: 1 DP: 1 HBP: 1	WP: 1 PB: 0 SB: 2 CS: 1	PA: 51
PITCHER	Doug Drabek, R ERA: 4.55 Jeff Tabaka, L ERA: 2.97 Jim Dougherty, R ERA: 4.95 Dean Hartgraves, L ERA: 3.06 Dave Veres, R ERA: 2.28	IP: 5.2 WLS: 2 BF: 25 H: 9 R: 0 ER: 0 SO: 4 BB: 0 IBB: 0 HBP: 0 BLK: 0 WP: 0 HR: 0 S: 54 P: 78 ERA: 0.00 WHIP: 1.588	Doug Brocail, R ERA: 4.11 Todd Jones, R ERA: 2.99 Mike Henneman, R ERA: 1.94	IP: 3.0 WLS: 1 BF: 11 H: 1 R: 0 ER: 0 SO: 2 BB: 0 IBB: 0 HBP: 0 BLK: 0 WP: 0 HR: 0 S: 22 P: 38 ERA: 0.00 WHIP: 0.333	IP: 0.2 WLS: 0 BF: 5 H: 0 R: 0 ER: 0 SO: 0 BB: 0 IBB: 0 HBP: 0 BLK: 0 WP: 0 HR: 0 S: 23 P: 40 ERA: 40.50 WHIP: 4.500	IP: 0.1 WLS: 0 BF: 2 H: 2 R: 0 ER: 0 SO: 0 BB: 0 IBB: 0 HBP: 0 BLK: 0 WP: 0 HR: 0 S: 4 P: 6 ERA: 0.00 WHIP: 6.000																				

Pittsburgh Pirates @ Houston Astros
Astrodome, Houston, TX
Wed Sep 27 1995, 4:33 AM EDT
Att. 15,005 - Dome - 76 F


AB 43
R 6
H 15
RBI 5
BB 6
SO 6
LOB 19



Batter	1	2	3	4	5	6	7	8	9	10	11	AB	R	H	RBI	BB	SO	LOB	BOTTOM							
John Cangelosi, S OBP: 0.488, SLG: 0.402 (1, 7)	SH3		L6		1B		BB		K		BB	3	2	1	0	2	1	0								
Craig Biggio, R OBP: 0.401, SLG: 0.468 (1, 4)	SH3		B5-3		FC3-2		F9		S		1B	4	0	2	1	0	0	1								
5 Jeff Bagwell, R OBP: 0.395, SLG: 0.481 (1, 3)	P4		1B		FC3-2		1B		P6		1B	5	0	3	2	0	0	2								
Derrick May, L OBP: 0.299, SLG: 0.339 Mike Simms, R OBP: 0.250, SLG: 0.330 Doug Brocail, R OBP: 0.375, SLG: 0.375 Tony Eusebio, R OBP: 0.422, SLG: 0.422 Todd Jones, R OBP: 0.300, SLG: 0.400 Mike Henneman, R OBP: 0.339, SLG: 0.368 (1, 8)	G4-3		L6		FC3-2		K		K		1B	3	0	0	0	0	0	4								
Dave Magadan, L OBP: 0.424, SLG: 0.395 Craig Shipley, R OBP: 0.290, SLG: 0.348 (9, 5)		F8			L9		K		P5		K	2	0	0	0	1	1	2								
Brian Hunter, R OBP: 0.346, SLG: 0.399 (1, 8)		K			F8		K		F9		F7	5	0	0	0	0	2	1								
Rick Wilkins, L OBP: 0.349, SLG: 0.304 (1, 2)		BB			F7		G3		G4-3		1B	4	0	1	0	1	0	0								
Ricky Gutierrez, R OBP: 0.303, SLG: 0.287 (1, 6)		F8			SH1-4		G4-3		K		FC5-4	4	1	0	0	1	1	3								
Doug Drabek, R ERA: 4.55 Jeff Tabaka, L ERA: 2.97 Jim Dougherty, R ERA: 4.95 Dean Hartgraves, L ERA: 3.06 Dave Veres, R ERA: 2.28 (1, 1)	L6		SH1-4		SH1-4		G3		P6		G6-3	1	0	0	0	0	0	2								
Inning Stats	R: 0 E: 0 K: 0 S: 11	H: 0 LOB: 1 BB: 1 P: 19	R: 0 E: 0 K: 1 S: 8	H: 0 LOB: 2 BB: 2 P: 20	R: 0 E: 0 K: 0 S: 8	H: 1 LOB: 1 BB: 0 P: 11	R: 0 E: 0 K: 0 S: 3	H: 0 LOB: 0 BB: 0 P: 5	R: 2 E: 0 K: 1 S: 15	H: 2 LOB: 2 BB: 2 P: 29	R: 0 E: 0 K: 1 S: 7	H: 0 LOB: 0 BB: 0 P: 10	R: 1 E: 0 K: 1 S: 14	H: 2 LOB: 1 BB: 0 P: 18	R: 0 E: 0 K: 0 S: 6	H: 0 LOB: 0 BB: 0 P: 10	R: 0 E: 0 K: 2 S: 9	H: 0 LOB: 0 BB: 0 P: 10	R: 0 E: 0 K: 2 S: 10	H: 1 LOB: 1 BB: 0 P: 12	R: 0 E: 0 K: 0 S: 7	H: 1 LOB: 1 BB: 0 P: 10	1B: 6 2B: 1 3B: 0 HR: 0	SF: 0 SAC: 2 DP: 0 HBP: 0	WP: 0 PB: 0 SB: 3 CS: 0	PA: 45
PITCHER	John Ericks, R ERA: 4.58 Dan Plesac, L ERA: 3.08 Jon Lieber, R ERA: 6.53 Jason Christiansen, L ERA: 4.28 Dan Miceli, R ERA: 4.42	IP: 4.1 WLS: 2 BF: 21 H: 3 R: 0 ER: 2 SO: 2 BB: 0 IBB: 0 HBP: 0 BLK: 0 WP: 0 HR: 0 S: 38 P: 74 ERA: 4.15 WHIP: 1.846	IP: 1.0 WLS: 0 BF: 4 H: 1 R: 0 ER: 0 SO: 0 BB: 0 IBB: 0 HBP: 0 BLK: 0 WP: 0 HR: 0 S: 7 P: 10 ERA: 0.00 WHIP: 1.000																							

Pittsburgh Pirates @ Houston Astros
Astrodome, Houston, TX
Wed Sep 27 1995, 4:33 AM EDT
Att. 15,005 - Dome - 76 F

AB 38
R 3
H 7
RBI 3
BB 5
SO 8
LOB 19




Batter	1	2	3	4	5	6	7	8	9	AB	R	H	RBI	BB	SO	LOB	TOP					
Al Martin, L OBP: 0.348, SLG: 0.431 (1, 7)	0-0 CS 1B		1-0 F8			2-2 L3		2-3 K		4	0	1	0	0	1	1						
Carlos Garcia, R OBP: 0.340, SLG: 0.420 (1, 6)	1-3 SAFE K		0-3 K			0-1 L4-3 1B			2-2 F8	1	0	0	0	0	1	1						
Jay Bell, R OBP: 0.335, SLG: 0.400 (3, 6)	1-2 K					0-1 L4-3 1B			2-1 1B 2B 1B	3	1	2	0	1	0	1						
Orlando Merced, S OBP: 0.365, SLG: 0.468 (1, 9)	1-2 1B			4-2 FC6-4 BB		0-1 L4-3			1-2 1B 2B 1B	4	0	0	0	0	2	3						
Rich Aude, R OBP: 0.291, SLG: 0.375 (1, 3)	3-3 SAFE K			2-3 K			0-2 G4-3		1-2 F9	4	0	0	0	0	2	3						
Nelson Liriano, S OBP: 0.343, SLG: 0.396 (1, 4)		1-3 K		0-0 SAFE FC6-4			0-0 G3		0-0 2B 1B	4	0	1	0	0	1	1						
Midre Cummings, L OBP: 0.294, SLG: 0.327 (1, 8)	1-3 K			1-3 SAFE K			4-1 WP BB		0-1 1-3 2B	3	0	1	1	1	2	1						
Kevin Young, R OBP: 0.270, SLG: 0.384 (1, 5)	0-1 P4				0-2 F9		2-3 K		2-3 K	4	0	0	0	0	2	3						
2 Angelo Encarnacion, R OBP: 0.286, SLG: 0.323 (1, 2)			1-0 SH5-4 1B		2-3 K			0-0 P4		3	0	1	0	0	1	0						
Paul Wagner, R OBP: 0.283, SLG: 0.238 (1, 1)			0-0 SH5-4		0-0 G6-3			2-2 G4-3		1	0	0	0	0	0	0						
Lee Hancock, L (6, 1)										0	0	0	0	0	0	0						
Dave Clark, L OBP: 0.358, SLG: 0.375 (8, PH)										1	0	0	0	0	0	0						
Ross Powell, L (8, 1)										0	0	0	0	0	0	0						
Inning Stats	R: 0 E: 0 K: 2 S: 11	H: 2 LOB: 1 BB: 0 P: 16	R: 0 E: 0 K: 2 S: 8	H: 0 LOB: 0 BB: 0 P: 10	R: 0 E: 0 K: 1 S: 6	H: 1 LOB: 1 BB: 0 P: 8	R: 0 E: 0 K: 2 S: 13	H: 0 LOB: 0 BB: 1 P: 20	R: 0 E: 0 K: 1 S: 7	H: 0 LOB: 0 BB: 0 P: 10	R: 0 E: 0 K: 0 S: 7	H: 1 LOB: 1 BB: 0 P: 9	R: 0 E: 0 K: 1 S: 8	H: 0 LOB: 1 BB: 1 P: 14	R: 0 E: 0 K: 1 S: 11	H: 0 LOB: 0 BB: 0 P: 15	R: 1 E: 0 K: 1 S: 15	H: 3 LOB: 2 BB: 0 P: 22	1B: 6 2B: 2 3B: 0 HR: 0	SF: 0 SAC: 1 DP: 1 HBP: 0	WP: 1 PB: 0 SB: 0 CS: 1	PA: 34
PITCHER	IP	WLS	BF	H	R	ER	SO	BB	IBB	HBP	BLK	WP	HR	S	P	ERA	WHIP					
Alan Benes, R ERA: 8.44 (1, 1)	8.2	W	33	7	1	1	10	2	0	0	0	1	0	83	119	1.04	1.038					
Tom Henke, R ERA: 1.82 (9, 1)	0.1	S	1	0	0	0	1	0	0	0	0	0	0	3	5	0.00	0.000					

Pittsburgh Pirates @ St. Louis Cardinals
 Busch Stadium, St. Louis, MO
 Sat Sep 30 1995, 3:33 AM CDT
 Att: 21,004 - Sunny - 83 F

livebaseballscores.com

AB 31
R 1
H 7
RBI 1
BB 2
SO 11
LOB 12




Batter	1	2	3	4	5	6	7	8	9	AB	R	H	RBI	BB	SO	LOB	BOTTOM				
Bernard Gilkey, R OBP: 0.358, SLG: 0.490 (1, 7)	1-0 WP 2B			3-2 G3	2-2 G4-3			1-0 L9		2	0	1	0	0	1	1					
Ray Giannelli, L OBP: 0.300, SLG: 0.125 (3, 3)										3	0	0	0	0	0	1					
Tripp Cromer, R OBP: 0.281, SLG: 0.323 (1, 6)	4-0 WP BB	1-0 1B		3-2 1B 2B		0-0 G6-3		1-0 2B		4	1	3	0	1	0	0					
Ray Lankford, L OBP: 0.359, SLG: 0.512 (1, 8)	3-3 K	0-0 G2-3		1-1 2H 1B		1-2 G4-3		0-1 F7		5	0	1	1	0	1	5					
Brian Jordan, R OBP: 0.338, SLG: 0.487 (1, 9)	0-3 K		0-0 HR	0-1 L9		0-1 G4-3				4	1	1	1	0	1	3					
John Mabry, L OBP: 0.345, SLG: 0.403 (1, 3)	4-0 IBB		4-1 FC6-4 BB		0-0 G4-3		0-2 E5			2	0	0	0	2	0	0					
David Bell, R OBP: 0.280, SLG: 0.368 (1, 4)	0-0 G5-3		1-3 SAFE K		2-2 2B 3B 1B		0-0 F7			4	1	1	0	0	1	5					
Jose Oliva, R OBP: 0.207, SLG: 0.292 (1, 5)		2-2 HR	1-1 P5		3-2 3B 2B		0-3 K			4	2	2	1	0	1	2					
Danny Sheaffer, R OBP: 0.311, SLG: 0.368 (1, 2)		0-0 FC2-8 1B	1-1 SAFE FC6-4		0-1 2H 3H 3B		1-2 F8			4	0	2	2	0	0	2					
Alan Benes, R (1, 1)		0-0 FC2-6 1B		1-0 F8				0-3 K		4	0	0	0	0	2	2					
Tom Henke, R (9, 1)										0	0	0	0	0	0	0					
Inning Stats	R: 0 E: 0 K: 2 S: 8	H: 1 LOB: 3 BB: 2 P: 20	R: 1 E: 0 K: 1 S: 11	H: 3 LOB: 2 BB: 0 P: 14	R: 1 E: 0 K: 1 S: 12	H: 1 LOB: 1 BB: 1 P: 18	R: 1 E: 0 K: 0 S: 11	H: 2 LOB: 1 BB: 0 P: 19	R: 2 E: 0 K: 1 S: 16	H: 3 LOB: 1 BB: 0 P: 24	R: 0 E: 0 K: 0 S: 6	H: 0 LOB: 0 BB: 0 P: 7	R: 0 E: 1 K: 1 S: 10	H: 0 LOB: 1 BB: 0 P: 11	R: 0 E: 0 K: 1 S: 7	H: 1 LOB: 1 BB: 0 P: 9	1B: 4 2B: 4 3B: 1 HR: 2	SF: 0 SAC: 0 DP: 0 HBP: 0	WP: 1 PB: 0 SB: 0 CS: 0	PA: 39	
PITCHER	IP	WLS	BF	H	R	ER	SO	BB	IBB	HBP	BLK	WP	HR	S	P	ERA	WHIP				
Paul Wagner, R ERA: 4.8 (1, 1)	5.0	L	28	10	5	5	5	2	1	0	0	0	0	16	18	9.00	2.400				
Lee Hancock, L ERA: 1.93 (6, 1)	2.0		7	0	0	0	1	0	0	0	0	0	0	7	9	0.00	1.000				
Ross Powell, L ERA: 6.98 (8, 1)	1.0		4	1	0	0	1	0	0	0	0	0	0	7	9	0.00	1.000				

Pittsburgh Pirates @ St. Louis Cardinals
 Busch Stadium, St. Louis, MO
 Sat Sep 30 1995, 3:33 AM CDT
 Att: 21,004 - Sunny - 83 F

livebaseballscores.com

AB 36
R 5
H 11
RBI 5
BB 3
SO 7
LOB 21



Batter	1	2	3	4	5	6	7	8	9	AB	R	H	RBI	BB	SO	LOB	TOP								
Al Martin, L OBP: 0.351, SLG: 0.442 (1, 7)	2-2 HR		0-1 1B	0-0 G6-3		0-2 WP 1B		1-3 K		5	2	3	1	0	1	1									
Jay Bell, R OBP: 0.336, SLG: 0.404 (1, 6)	0-0 P3		2-0 BB 1B	2-2 F7		0-1 F9			1-1 E 3B	5	2	2	0	0	0	1									
Nelson Liriano, S OBP: 0.347, SLG: 0.398 (1, 4)	4-2 BB		1-0 BB 2B 1B		3-1 G6-3 1B	2-0 G6-3			1-1 P6	4	2	2	1	1	0	2									
Dave Clark, L OBP: 0.359, SLG: 0.372 (1, 9)	2-1 F8		4-2 2B 1B		1-0 G6-3 1B				1-1 F7	4	2	1	0	1	1	2									
Rich Aude, R OBP: 0.287, SLG: 0.376 (1, 3)	2-0 F8		1-1 1B SF9 2B		0-0 G6-3				3-2 E5 2B	5	2	1	2	0	0	3									
Midre Cummings, L OBP: 0.303, SLG: 0.342 (1, 8)		2-1 F7	0-1 1B		0-2 1B				3-2 2B	5	0	3	4	0	0	0									
Kevin Young, R OBP: 0.268, SLG: 0.381 (1, 5)	1-2 P4		2-3 SF9		0-0 G5-4-3 1B				0-0 G5-3	4	0	1	1	0	1	1									
2 Angelo Encarnacion, R OBP: 0.285, SLG: 0.333 (1, 2)			3-3 K		3-1 G5-4-3					4	0	1	0	0	1	3									
Rick White, R OBP: 0.067, SLG: 0.133 (1, 1)			0-3 K		0-0 L8					3	0	0	0	0	2	0									
Jon Lieber, L OBP: 0.048, SLG: 0.048 (6, 1)										0	0	0	0	0	0	0									
Jason Christiansen, R OBP: 0.000, SLG: 0.000 (7, 1)										1	0	0	0	0	1	1									
Dan Miceli, R OBP: 0.000, SLG: 0.000 (9, 1)										0	0	0	0	0	0	0									
Inning Stats	R: 1 E: 0 K: 0 S: 12	H: 1 LOB: 1 BB: 1 P: 22	R: 0 E: 0 K: 1 S: 11	H: 0 LOB: 0 BB: 0 P: 17	R: 5 E: 0 K: 1 S: 21	H: 5 LOB: 1 BB: 1 P: 32	R: 0 E: 0 K: 0 S: 6	H: 0 LOB: 0 BB: 0 P: 8	R: 2 E: 0 K: 0 S: 10	H: 4 LOB: 1 BB: 0 P: 17	R: 0 E: 0 K: 1 S: 9	H: 1 LOB: 1 BB: 0 P: 11	R: 0 E: 0 K: 1 S: 5	H: 0 LOB: 0 BB: 0 P: 8	R: 0 E: 0 K: 3 S: 13	H: 1 LOB: 1 BB: 0 P: 16	R: 2 E: 1 K: 0 S: 14	H: 2 LOB: 1 BB: 0 P: 21	1B: 8 2B: 3 3B: 2 HR: 1	SF: 1 SAC: 0 DP: 1 HBP: 0	WP: 1 PB: 0 CS: 0	PA: 43			
PITCHER	IP	WLS	BF	H	R	ER	SO	BB	IBB	HBP	BLK	WP	HR	S	P	ERA	WHIP								
Brian Barber, R ERA: 5.22 (1, 1)	3.0	L	17	6	6	6	2	2	0	0	0	0	1	44	71	18.00	2.667								
Mark Petkovsek, R ERA: 4.0 (4, 1)	2.0		9	4	2	2	0	0	0	0	0	0	0	16	25	9.00	2.000								
Cory Bailey, R ERA: 7.36 (6, 1)	2.0		7	1	0	0	2	0	0	0	0	1	0	14	19	0.00	0.500								
Doug Creek, L ERA: 4.41 (8, 1)	1.0		4	1	0	0	3	0	0	0	0	0	0	13	16	0.00	1.000								
John Frascatore, R ERA: 4.41 (9, 1)	1.0		6	2	2	0	0	0	0	0	0	0	0	14	21	0.00	2.000								

Pittsburgh Pirates @ St. Louis Cardinals
 Busch Stadium, St. Louis, MO
 Sun Oct 01 1995, 3:33 AM CDT
 Att: 22,175 - Sunny - 76 F

AB	40
R	10
H	14
RBI	9
BB	2
SO	7
LOB	14



Batter	1	2	3	4	5	6	7	8	9	AB	R	H	RBI	BB	SO	LOB	BOTTOM								
Terry Bradshaw, L OBP: 0.261, SLG: 0.295 (1, 8)	1-2 L1		1-0 BB 1B		0-0 G4-3				0-1 1B	4	0	2	0	1	0	1									
Ozzie Smith, S OBP: 0.282, SLG: 0.244 (1, 6)	0-2 G5-3		0-1 BB		0-0 SF7				0-0 P2	2	0	1	1	0	0	0									
David Bell, R OBP: 0.275, SLG: 0.363 (3, FR) (4, 4)			1-2 2H 1B		3-1 SF7				0-0 SF8	2	0	0	1	0	0	4									
Mark Sweeney, L OBP: 0.348, SLG: 0.377 (1, 3)	2-0 G5-3		4-0 FC5-4 BB		1-1 1B				0-0 SF8	3	0	1	1	1	1	2									
Jose Oliva, R OBP: 0.202, SLG: 0.284 (1, 5)		2-3 K	1-0 FC5-4		1-1 F7				3-2 F9	5	0	0	0	0	2	7									
Ray Giannelli, L OBP: 0.286, SLG: 0.091 (1, 9)			0-0 G6-3		2-2 G4-3				0-3 K	3	0	0	0	1	1	0									
Allen Battle, R OBP: 0.358, SLG: 0.314 (1, 7)			1-1 G6-3		3-2 F9 2B				3-1 P3	3	0	1	0	1	0	0									
Danny Sheaffer, R OBP: 0.306, SLG: 0.361 (1, 2)			2-1 G6-3		0-0 F9				0-0 P3	4	0	0	0	0	0	3									
Tripp Cromer, R OBP: 0.261, SLG: 0.325 (4, 6)			1-2 G6-3		0-1 G6-3				0-0 1B 2B	4	1	1	0	0	0	3									
Brian Barber, R ERA: 5.22 (1, 1)			1-1 1B		2-1 G4-3 SF7 2B				1-1 1B	0	0	0	0	0	0	0									
John Lieber, L ERA: 4.75 (6, 1)									2H SF8 1B	0	0	0	0	0	0	0									
Jason Christiansen, L ERA: 4.15 (7, 1)										0	0	0	0	0	0	0									
Dan Miceli, R ERA: 4.66 (9, 1)										0	0	0	0	0	0	0									
Inning Stats	R: 0 E: 0 K: 0 S: 7	H: 0 LOB: 0 BB: 0 P: 10	R: 0 E: 0 K: 1 S: 6	H: 0 LOB: 0 BB: 0 P: 9	R: 1 E: 0 K: 0 S: 11	H: 3 LOB: 3 BB: 1 P: 21	R: 0 E: 0 K: 0 S: 10	H: 1 LOB: 1 BB: 0 P: 15	R: 1 E: 0 K: 0 S: 8	H: 2 LOB: 1 BB: 0 P: 12	R: 0 E: 0 K: 0 S: 6	H: 0 LOB: 1 BB: 2 P: 15	R: 0 E: 0 K: 2 S: 13	H: 1 LOB: 2 BB: 1 P: 21	R: 0 E: 0 K: 1 S: 6	H: 0 LOB: 0 BB: 0 P: 9	R: 2 E: 0 K: 0 S: 10	H: 3 LOB: 1 BB: 0 P: 14	1B: 7 2B: 3 3B: 0 HR: 0	SF: 2 SAC: 0 DP: 1 HBP: 0	WP: 0 PB: 0 CS: 0	PA: 40			
PITCHER	IP	WLS	BF	H	R	ER	SO	BB	IBB	HBP	BLK	WP	HR	S	P	ERA	WHIP								
Rick White, R ERA: 4.75 (1, 1)	5.0	W	24	6	2	2	1	3	0	0	0	0	0	45	78	3.60	1.800								
Jon Lieber, R ERA: 6.32 (6, 1)	1.1		5	1	0	0	0	1	0	0	0	0	0	10	16	0.00	1.500								
Jason Christiansen, L ERA: 4.15 (7, 1)	1.2		5	0	0	0	3	0	0	0	0	0	0	12	18	0.00	0.000								
Dan Miceli, R ERA: 4.66 (9, 1)	1.0		6	3	2	2	0	0	0	0	0	0	0	10	14	18.00	3.000								

Pittsburgh Pirates @ St. Louis Cardinals
 Busch Stadium, St. Louis, MO
 Sun Oct 01 1995, 3:33 AM CDT
 Att: 22,175 - Sunny - 76 F

AB	34
R	4
H	10
RBI	4
BB	4
SO	4
LOB	20

