


Pittsburgh Pirates - 1996

Batter	1	2	3	4	5	6	7	8	9	AB	R	H	RBI	BB	SO	LOB	TOP										
Mike Kingery, L (1,8) OBP: 0.400, SLG: 0.400	E5 FC1-6		K 1-3			1B 1-0		BB 2B 1B 1-2	G6-3 0-0	5	1	2	0	0	1	0											
Al Martin, L (1,7) OBP: 0.400, SLG: 0.250	FC1-6 G4-3 1-2		L7 2-2			FC3-6 1B 1-2		BB 2B BB 1-2	P6 1-1	4	1	1	0	1	0	1											
Orlando Merced, S (1,9)	G4-3 1-2		G3-1 0-2			FC3-6 1-2		2B 1B BB 1-2 2-3	F8 3-2	4	1	0	0	1	0	2											
Jeff King, R (1,3)	G5-3 2-2				G6-3 1-2	L7 0-0		P4 1-2		4	0	0	0	0	0	5											
Charlie Hayes, R (1,5)		K 2-3		G3-1 2-2			F9 0-2	K 2-3		4	0	0	0	0	2	3											
Jay Bell, R (1,6) OBP: 0.250, SLG: 0.500		L6 0-2		G3-1 0-1			P4 0-0	1B 2B 1-3 2-H 3-H 4-0		4	0	1	2	0	0	0											
Carlos Garcia, R (1,4) OBP: 1.000, SLG: 2.000		1B 3B 0-1				18 G4-6-3 BB 4-2	18 2B 1B 2-2	FC6-5 18 1B 1B 1-1		2	1	2	0	2	0	0											
1B Jason Kendall, R (1,2) OBP: 0.750, SLG: 1.000		1B 1-2		G4-6-3 1-2		G4-6-3 1-2	2B 1-3	1B 1-1	1B 1-2	4	0	3	2	0	0	1											
Paul Wagner, R (1,1)		G5-3 3-H 3-2				K 1-3	G5-3 1-2	FC6-5 0-0		3	0	0	0	0	1	3											
Jon Lieber, L (7,1)										1	0	0	0	0	0	3											
Dan Plesac, L (9,1)										0	0	0	0	0	0	0											
Inning Stats	R: 0 E: 1 K: 0 S: 7	H: 0 LOB: 1 BB: 0 P: 9	R: 1 E: 0 K: 1 S: 18	H: 2 LOB: 1 BB: 0 P: 24	R: 0 E: 0 K: 1 S: 10	H: 0 LOB: 0 BB: 0 P: 13	R: 0 E: 0 K: 0 S: 9	H: 0 LOB: 0 BB: 0 P: 12	R: 0 E: 0 K: 0 S: 8	H: 2 LOB: 1 BB: 0 P: 11	R: 0 E: 0 K: 0 S: 12	H: 2 LOB: 2 BB: 0 P: 15	R: 3 E: 0 K: 1 S: 20	H: 3 LOB: 3 BB: 3 P: 39	R: 0 E: 0 K: 0 S: 6	H: 0 LOB: 0 BB: 0 P: 10	1B: 6 2B: 2 3B: 1 HR: 0	SF: 0 SAC: 0 DP: 1 HBP: 0	WP: 0 PA: 39 PB: 0 SB: 0 CS: 0								
PITCHER	IP	WLS	BF	H	R	ER	SO	BB	IBB	HBP	BLK	WP	HR	S	P	ERA	WHIP										
Kevin Brown, R (1,1) ERA: 1.29	7.0	L	27	6	1	1	3	1	0	0	0	0	0	73	99	1.29	1.000										
Yorkis Perez, L (8,1)	0.0		3	1	3	3	0	2	0	0	0	0	0	8	17	∞	∞										
Terry Mathews, R (8,1) ERA:	1.0		6	2	0	0	1	0	1	0	0	0	0	12	22	0.00	2.000										
David Weathers, R (9,1) ERA:	1.0		3	0	0	0	0	0	0	0	0	0	0	6	10	0.00	0.000										

Pittsburgh Pirates @ Florida Marlins
 Joe Robbie Stadium, Miami, FL
 Mon Apr 01 1996, 3:33 AM EST
 Att: 41,815 - Unknown - 81 F

livebaseballscores.com

AB	35
R	4
H	9
RBI	4
BB	4
SO	4
LOB	18




Batter	1	2	3	4	5	6	7	8	9	AB	R	H	RBI	BB	SO	LOB	BOTTOM										
Quilvio Veras, S (1,4)	CS BB 4-2		P4 0-0			G6-3 0-1		K 2-3		3	0	0	0	1	1	2											
Devon White, S (1,8)	K 1-2			G3 2-0		L8 2-0		F8 0-0		4	0	0	0	0	1	1											
Gary Sheffield, R (1,9)	L9 1-2			G5-3 0-0			F9 3-1	BB 4-2		3	0	0	0	1	0	0											
Jeff Conine, R (1,7)		G5-3 0-0		K 0-3			F9 3-2	P2 3-2		4	0	0	0	0	1	1											
Terry Pendleton, S (1,5) OBP: 0.250, SLG: 0.250		K 2-3			F9 2-1			K 0-3		4	0	1	0	0	2	1											
Greg Colbrunn, R (1,3)		G4-3 2-2			G5-3 3-2		1B 0-0	G6-3 0-0		3	0	0	0	0	0	1											
Charles Johnson, R (1,2) OBP: 0.667, SLG: 1.000			K 2-3			2B 0-1		FC6-4 1B 0-1		3	0	2	0	0	1	0											
Kurt Abbott, R (1,6)			HBP 1-0			P4 3-2		F9 1-0		2	0	0	0	0	0	2											
Kevin Brown, R (1,1)			K 3-3					FC6-4 1-1		2	0	0	0	0	1	1											
Yorkis Perez, L (8,1)										0	0	0	0	0	0	0											
Terry Mathews, L (8,1)										0	0	0	0	0	0	0											
Joe Orsulak, L (8,PH)										1	0	0	0	0	0	1											
David Weathers, R (9,1)								1-2		0	0	0	0	0	0	0											
Inning Stats	R: 0 E: 0 K: 1 S: 8	H: 0 LOB: 1 BB: 0 P: 14	R: 0 E: 0 K: 1 S: 7	H: 0 LOB: 0 BB: 0 P: 11	R: 0 E: 0 K: 2 S: 8	H: 0 LOB: 1 BB: 0 P: 14	R: 0 E: 0 K: 1 S: 5	H: 0 LOB: 0 BB: 0 P: 7	R: 0 E: 0 K: 0 S: 11	H: 1 LOB: 1 BB: 0 P: 19	R: 0 E: 0 K: 0 S: 4	H: 0 LOB: 0 BB: 0 P: 6	R: 0 E: 0 K: 0 S: 8	H: 1 LOB: 1 BB: 0 P: 14	R: 0 E: 0 K: 1 S: 8	H: 1 LOB: 1 BB: 0 P: 12	R: 0 E: 0 K: 1 S: 10	H: 0 LOB: 1 BB: 1 P: 17	1B: 2 2B: 2 3B: 0 HR: 0	SF: 0 SAC: 0 DP: 1 HBP: 1	WP: 0 PA: 32 PB: 0 SB: 1 CS: 1						
PITCHER	IP	WLS	BF	H	R	ER	SO	BB	IBB	HBP	BLK	WP	HR	S	P	ERA	WHIP										
Paul Wagner, R (1,1) ERA:	6.2	W	23	2	0	0	5	1	0	1	0	0	0	50	84	0.00	0.450										
Jon Lieber, R (7,1) ERA:	1.1		5	1	0	0	1	0	0	0	0	0	0	9	13	0.00	0.750										
Dan Plesac, L (9,1) ERA:	1.0		4	0	0	0	1	1	0	0	0	0	0	10	17	0.00	1.000										

Pittsburgh Pirates @ Florida Marlins
 Joe Robbie Stadium, Miami, FL
 Mon Apr 01 1996, 3:33 AM EST
 Att: 41,815 - Unknown - 81 F

livebaseballscores.com

AB	29
R	0
H	3
RBI	0
BB	2
SO	7
LOB	10




Batter	1	2	3	4	5	6	7	8	9	AB	R	H	RBI	BB	SO	LOB	TOP								
Mike Kingery, L (1, 8) OBP: 0.222, SLG: 0.222										4	1	0	0	0	1	2	Pittsburgh Pirates @ Florida Marlins Joe Robbie Stadium, Miami, FL Tue Apr 02 1996, 7:05 PM EST Att: 20,243 - Unknown - 69 F								
Al Martin, L (1, 7) OBP: 0.333, SLG: 0.375										4	0	1	0	0	0	2									
Orlando Merced, S (1, 9)										4	0	0	1	0	1	1									
Jeff King, R (1, 3)										4	1	0	0	0	1	1									
Charlie Hayes, R (1, 5) OBP: 0.250, SLG: 0.250										4	0	2	0	0	0	2									
Jay Bell, R (1, 6) OBP: 0.250, SLG: 0.500											4	1	1	0	0	1		2							
Carlos Garcia, R (1, 4) OBP: 0.625, SLG: 1.333											4	1	1	3	0	0		1							
1B Jason Kendall, R (1, 2) OBP: 0.375, SLG: 0.500											4	0	0	0	0	0		0							
Denny Neagle, L (1, 1) 67 Francisco Cordova, R (7, 1) Nelson Liriano, S (8, PH) Jon Lieber, L (8, 1) Jason Christiansen, R (8, 1) Dan Miceli, R (9, 1)										2	0	1	0	0	0	1		0							
Inning Stats	R: 0 E: 0 K: 2 S: 11	H: 0 LOB: 0 BB: 0 P: 16	R: 0 E: 0 K: 0 S: 9	H: 1 LOB: 1 BB: 0 P: 12	R: 0 E: 0 K: 0 S: 5	H: 1 LOB: 1 BB: 0 P: 8	R: 0 E: 0 K: 2 S: 12	H: 1 LOB: 0 BB: 0 P: 19	R: 0 E: 0 K: 1 S: 7	H: 0 LOB: 0 BB: 0 P: 8	R: 1 E: 1 K: 0 S: 6	H: 1 LOB: 1 BB: 0 P: 10	R: 0 E: 0 K: 0 S: 8	H: 0 LOB: 0 BB: 0 P: 12	R: 0 E: 0 K: 0 S: 4	H: 1 LOB: 0 BB: 0 P: 6		R: 3 E: 1 K: 0 S: 12	H: 2 LOB: 0 BB: 0 P: 21	1B: 4 2B: 2 3B: 0 HR: 1	SF: 0 SAC: 0 DP: 0 HBP: 0	WP: 0 PB: 0 SB: 0 CS: 0	PA: 35		
PITCHER	IP	WLS	BF	H	R	ER	SO	BB	IBB	HBP	BLK	WP	HR	S	P	ERA	WHIP								
John Burkett, R (1, 1) ERA:	8.0		29	5	1	0	5	0	0	0	0	0	0	62	91	0.00	0.625								
Alejandro Pena, R (9, 1) ERA:	1.0	L	6	2	3	0	0	0	0	0	0	0	1	12	21	0.00	2.000								

AB	35
R	4
H	7
RBI	4
BB	0
SO	5
LOB	11



Batter	1	2	3	4	5	6	7	8	9	AB	R	H	RBI	BB	SO	LOB	BOTTOM								
Quilvio Veras, S (1, 4) OBP: 0.250, SLG: 0.143										4	0	1	0	0	0	2	Pittsburgh Pirates @ Florida Marlins Joe Robbie Stadium, Miami, FL Tue Apr 02 1996, 7:05 PM EST Att: 20,243 - Unknown - 69 F								
Devon White, S (1, 8) OBP: 0.125, SLG: 0.125										4	0	1	0	0	0	1									
Gary Sheffield, R (1, 9)											4	0	0	0	0	1									
Jeff Conine, R (1, 7) OBP: 0.125, SLG: 0.500											5	1	1	1	0	1		1							
Terry Pendleton, S (1, 5) OBP: 0.286, SLG: 0.286										3	0	1	0	0	0	0		0							
Greg Colbrunn, R (1, 3) OBP: 0.167, SLG: 0.167										3	0	1	0	0	0	0		1							
Charles Johnson, R (1, 2) OBP: 0.600, SLG: 0.800											2	0	1	0	0	0		0							
Kurt Abbott, R (1, 6) OBP: 0.333, SLG: 0.200											3	0	1	0	0	2		2							
John Burkett, R (1, 1) Joe Orsulak, L (8, PH) Andre Dawson, R (8, PH) Alejandro Pena, R (9, 1)											2	0	0	0	0	1		0							
Inning Stats	R: 0 E: 0 K: 0 S: 8	H: 1 LOB: 1 BB: 0 P: 14	R: 0 E: 0 K: 1 S: 9	H: 0 LOB: 0 BB: 0 P: 14	R: 0 E: 0 K: 1 S: 9	H: 0 LOB: 0 BB: 0 P: 12	R: 0 E: 0 K: 0 S: 4	H: 1 LOB: 0 BB: 0 P: 8	R: 1 E: 0 K: 1 S: 10	H: 3 LOB: 2 BB: 0 P: 15	R: 0 E: 0 K: 1 S: 8	H: 0 LOB: 0 BB: 0 P: 8	R: 0 E: 0 K: 0 S: 6	H: 0 LOB: 0 BB: 0 P: 8	R: 0 E: 0 K: 0 S: 12	H: 2 LOB: 2 BB: 0 P: 16		R: 0 E: 0 K: 0 S: 5	H: 0 LOB: 0 BB: 0 P: 9	1B: 6 2B: 1 3B: 0 HR: 1	SF: 0 SAC: 1 DP: 2 HBP: 0	WP: 0 PB: 0 SB: 1 CS: 1	PA: 32		
PITCHER	IP	WLS	BF	H	R	ER	SO	BB	IBB	HBP	BLK	WP	HR	S	P	ERA	WHIP								
Denny Neagle, L (1, 1) ERA:	6.0		21	5	1	1	4	0	0	0	0	0	0	48	71	1.50	0.833								
67 Francisco Cordova, R (7, 1) ERA:	1.0		3	0	0	0	0	0	0	0	0	0	0	6	8	0.00	0.000								
Jon Lieber, R (8, 1) ERA:	0.1		3	2	0	0	0	0	0	0	0	0	0	7	8	0.00	6.000								
Jason Christiansen, L (8, 1) ERA:	0.2	W	2	0	0	0	0	0	0	0	0	0	0	5	8	0.00	0.000								
Dan Miceli, R (9, 1) ERA:	1.0	S	3	0	0	0	0	0	0	0	0	0	0	5	9	0.00	0.000								

AB	31
R	1
H	7
RBI	1
BB	0
SO	4
LOB	10



Batter	1	2	3	4	5	6	7	8	9	AB	R	H	RBI	BB	SO	LOB	TOP				
Mike Kingery, L (1,8) OBP: 0.143, SLG: 0.154	P5		SF7		F7		F9	G4-3		4	0	0	1	0	0	4	Pittsburgh Pirates @ New York Mets Shea Stadium, Flushing, NY Fri Apr 05 1996, 7:05 PM EST Att: 16,088 - Unknown - 48 F				
Al Martin, L (1,7) OBP: 0.278, SLG: 0.647	HR		E5		F8		HR	G5-3		5	2	2	3	0	0	1					
Orlando Merced, S (1,9)	G4-3		K			K	F8	K		5	0	0	0	0	3	1					
Jeff King, R (1,3) OBP: 0.176, SLG: 0.375	K				G5-3		P2	HR	BB	4	1	1	1	1	1	0					
Charlie Hayes, R (1,5) OBP: 0.235, SLG: 0.188		G6-4-3 1B			F8		BB	P3	G6-3	4	0	1	0	1	0	1					
Jay Bell, R (1,6) OBP: 0.375, SLG: 0.467	G6-4-3 1-2f						P4	1B	1B	4	1	2	0	0	0	2					
Carlos Garcia, R (1,4) OBP: 0.500, SLG: 0.857	G4-3				G3-1			E5 1B	G4-3 1B	4	1	1	0	0	0	1					
Keith Osik, R (1,2) OBP: 0.500, SLG: 0.500			E8 SF7				G4-3	G1-3 1B	G1-3 1B	4	1	2	1	0	0	1					
Zane Smith, L (1,1)			L5					G1-3	G1-3	1	0	0	0	0	0	1					
Jon Lieber, L (6,1) OBP: 0.500, SLG: 0.500					SH5-4					1	1	1	1	0	0	0					
Dan Plesac, L (7,1)										1	0	0	0	0	0	2					
Dan Miceli, R (9,1)								HR 1B		0	0	0	0	0	0	0					
Inning Stats	R: 1 E: 0 K: 1 S: 10	H: 1 LOB: 0 BB: 0 P: 15	R: 0 E: 0 K: 0 S: 5	H: 1 LOB: 0 BB: 0 P: 9	R: 1 E: 2 K: 1 S: 12	H: 0 LOB: 1 BB: 0 P: 16	R: 0 E: 0 K: 0 S: 8	H: 1 LOB: 1 BB: 0 P: 12	R: 0 E: 0 K: 0 S: 11	H: 0 LOB: 1 BB: 1 P: 20	R: 3 E: 1 K: 0 S: 17	H: 2 LOB: 0 BB: 0 P: 23	R: 2 E: 0 K: 0 S: 12	H: 4 LOB: 2 BB: 0 P: 20	R: 0 E: 0 K: 1 S: 9	H: 0 LOB: 1 BB: 1 P: 16	1B: 7 2B: 0 3B: 0 HR: 3	SF: 1 SAC: 1 DP: 1 HBP: 0	WP: 0 PB: 0 SB: 0 CS: 0	PA: 41	
PITCHER	IP	WLS	BF	H	R	ER	SO	BB	IBB	HBP	BLK	WP	HR	S	P	ERA	WHIP				
Dave Milicki, R (1,1) ERA: 1.29	7.0	L	30	6	5	1	3	1	0	0	0	0	2	71	107	1.29	1.000				
Robert Person, R (8,1) ERA: 18.0	0.1	4	3	2	2	0	0	0	0	0	0	0	1	7	13	54.00	9.000				
Bias Minor, R (8,1) ERA:	0.1	2	1	0	0	0	0	0	0	0	0	0	0	2	3	0.00	3.000				
Bob MacDonald, L (8,1) ERA:	1.1	5	0	0	0	1	1	0	0	0	0	0	0	12	20	0.00	0.750				

Batter	1	2	3	4	5	6	7	8	9	AB	R	H	RBI	BB	SO	LOB	BOTTOM				
Lance Johnson, L (1,8) OBP: 0.211, SLG: 0.368	K		F8		L6		P4		G3-1	5	0	0	1	0	1	1	Pittsburgh Pirates @ New York Mets Shea Stadium, Flushing, NY Fri Apr 05 1996, 7:05 PM EST Att: 16,088 - Unknown - 48 F				
Bernard Gilkey, R (1,7) OBP: 0.556, SLG: 0.875	L9		1B		G6-3			S 1B	FC5-4 1B	5	0	3	1	0	0	0					
Chris Jones, R (1,9) OBP: 0.286, SLG: 0.286	K		FC5-4 1B				G5-3	F8	FC5-4 1-2f	5	0	1	0	0	1	2					
Butch Huskey, R (1,3) OBP: 0.118, SLG: 0.118		1B G4-3 1B	FC5-4 1-2f				L7	K		4	0	1	0	0	1	3					
Jeff Kent, R (1,5) OBP: 0.188, SLG: 0.200	G4-3				G4-3		K	G5-3		4	0	0	0	0	1	2					
Todd Hundley, S (1,2) OBP: 0.525, SLG: 1.000		BB 1B			G4-3 2B			E4 2B G4-3	HR	4	2	3	1	0	0	0					
Edgardo Alfonzo, R (1,4) OBP: 0.444, SLG: 0.500		1-3 BB			G4-3			G4-3 SF8 2B	G4-3 1B	3	2	2	0	1	0	1					
Rey Ordenez, R (1,6) OBP: 0.231, SLG: 0.167					G4-3			G4-3	G3-1 G4-3 1B	2	0	0	0	0	0	4					
Jose Vizcaino, S (7, PH) OBP: 0.425, SLG: 0.385					G4-3			G4-3 2-3 3-H 1-0	G3-1 1B 1B	2	1	1	1	0	0	1					
Dave Milicki, R (1,1) Kevin Roberson, S (7, PH) Robert Person, R (8,1) Bias Minor, R (8,1) Bob MacDonald, L (8,1) Rico Brogna, L (8, PH) OBP: 0.500, SLG: 0.500			G4-3					SF8 3-H	G4-3 1-2 2-3	2	0	0	0	0	0	0					
Inning Stats	R: 0 E: 0 K: 2 S: 9	H: 0 LOB: 0 BB: 0 P: 14	R: 0 E: 0 K: 0 S: 13	H: 2 LOB: 1 BB: 1 P: 23	R: 0 E: 0 K: 0 S: 13	H: 2 LOB: 2 BB: 0 P: 19	R: 0 E: 0 K: 0 S: 14	H: 1 LOB: 1 BB: 0 P: 20	R: 0 E: 0 K: 1 S: 9	H: 0 LOB: 0 BB: 0 P: 11	R: 2 E: 1 K: 0 S: 11	H: 1 LOB: 0 BB: 0 P: 17	R: 0 E: 0 K: 1 S: 8	H: 1 LOB: 0 BB: 0 P: 12	R: 3 E: 0 K: 0 S: 17	H: 4 LOB: 1 BB: 0 P: 23	1B: 8 2B: 3 3B: 0 HR: 1	SF: 1 SAC: 0 DP: 1 HBP: 0	WP: 0 PB: 0 SB: 1 CS: 0	PA: 39	
PITCHER	IP	WLS	BF	H	R	ER	SO	BB	IBB	HBP	BLK	WP	HR	S	P	ERA	WHIP				
Zane Smith, L (1,1) ERA:	5.0	W	20	5	0	0	2	1	0	0	0	0	0	55	86	0.00	1.200				
Jon Lieber, R (6,1) ERA:	1.1	6	1	2	0	1	0	0	0	0	0	0	0	18	25	0.00	0.750				
Dan Plesac, L (7,1) ERA:	1.2	6	1	0	0	1	0	0	0	0	0	0	0	10	15	0.00	0.600				
Dan Miceli, R (9,1) ERA: 13.5	1.0	7	4	3	3	0	0	0	0	0	0	0	1	17	23	27.00	4.000				



Batter	1	2	3	4	5	6	7	8	9	AB	R	H	RBI	BB	SO	LOB	TOP				
Jacob Brumfield, R OBP: 0.300, SLG: 0.125 (1, 8)										4	1	1	0	1	0	4					
Al Martin, L OBP: 0.304, SLG: 0.591 (1, 7)										5	1	2	0	0	0	2					
Dave Clark, L Mike Kingery, L OBP: 0.200, SLG: 0.214 (8, 9)										2	0	0	0	2	0	1					
Mark Johnson, L (1, 3)										5	1	0	1	0	1	6					
Charlie Hayes, R OBP: 0.190, SLG: 0.158 (1, 5)										3	0	0	1	0	0	2					
Jay Bell, R OBP: 0.450, SLG: 0.789 (1, 6)										4	2	3	2	0	1	0					
Nelson Liriano, S OBP: 0.800, SLG: 0.800 (1, 4)										4	0	3	1	0	0	0					
18 Jason Kendall, R OBP: 0.333, SLG: 0.357 (1, 2)										4	0	1	0	0	0	3					
Danny Darwin, R Orlando Merced, S 67 Francisco Cordova, R Dan Plesac, L Carlos Garcia, R OBP: 0.471, SLG: 0.800 (8, 4)										2	0	0	0	0	0	2					
Inning Stats	R: 1 E: 0 K: 0 S: 15	H: 1 LOB: 1 BB: 1 P: 27	R: 1 E: 0 K: 0 S: 13	H: 3 LOB: 1 BB: 0 P: 21	R: 0 E: 0 K: 1 S: 6	H: 0 LOB: 0 BB: 0 P: 10	R: 0 E: 0 K: 1 S: 6	H: 0 LOB: 0 BB: 0 P: 9	R: 0 E: 0 K: 0 S: 7	H: 1 LOB: 1 BB: 0 P: 9	R: 0 E: 0 K: 0 S: 8	H: 2 LOB: 2 BB: 1 P: 17	R: 3 E: 0 K: 0 S: 14	H: 3 LOB: 1 BB: 1 P: 26	R: 0 E: 0 K: 0 S: 10	H: 1 LOB: 2 BB: 1 P: 17	1B: 9 2B: 0 3B: 1 HR: 1	SF: 1 SAC: 0 DP: 2 HBP: 0	WP: 0 PB: 0 SB: 0 CS: 1	PA: 40	
PITCHER	IP WLS BF H R ER SO BB IBB HBP BLK WP HR S P ERA WHIP	IP WLS BF H R ER SO BB IBB HBP BLK WP HR S P ERA WHIP	IP WLS BF H R ER SO BB IBB HBP BLK WP HR S P ERA WHIP	IP WLS BF H R ER SO BB IBB HBP BLK WP HR S P ERA WHIP	IP WLS BF H R ER SO BB IBB HBP BLK WP HR S P ERA WHIP	IP WLS BF H R ER SO BB IBB HBP BLK WP HR S P ERA WHIP	IP WLS BF H R ER SO BB IBB HBP BLK WP HR S P ERA WHIP	IP WLS BF H R ER SO BB IBB HBP BLK WP HR S P ERA WHIP	IP WLS BF H R ER SO BB IBB HBP BLK WP HR S P ERA WHIP	IP WLS BF H R ER SO BB IBB HBP BLK WP HR S P ERA WHIP	IP WLS BF H R ER SO BB IBB HBP BLK WP HR S P ERA WHIP	IP WLS BF H R ER SO BB IBB HBP BLK WP HR S P ERA WHIP	IP WLS BF H R ER SO BB IBB HBP BLK WP HR S P ERA WHIP	IP WLS BF H R ER SO BB IBB HBP BLK WP HR S P ERA WHIP	IP WLS BF H R ER SO BB IBB HBP BLK WP HR S P ERA WHIP	IP WLS BF H R ER SO BB IBB HBP BLK WP HR S P ERA WHIP	IP WLS BF H R ER SO BB IBB HBP BLK WP HR S P ERA WHIP	IP WLS BF H R ER SO BB IBB HBP BLK WP HR S P ERA WHIP	IP WLS BF H R ER SO BB IBB HBP BLK WP HR S P ERA WHIP	IP WLS BF H R ER SO BB IBB HBP BLK WP HR S P ERA WHIP	IP WLS BF H R ER SO BB IBB HBP BLK WP HR S P ERA WHIP

Pittsburgh Pirates @ New York Mets
Shea Stadium, Flushing, NY
Sat Apr 06 1996, 3:33 AM EST
Att: 20,756 - Overcast

AB	35
R	5
H	11
RBI	5
BB	4
SO	2
LOB	20



Batter	1	2	3	4	5	6	7	8	9	AB	R	H	RBI	BB	SO	LOB	BOTTOM				
Lance Johnson, L OBP: 0.174, SLG: 0.304 (1, 8)										4	0	0	0	0	0	2					
Bernard Gilkey, R OBP: 0.500, SLG: 0.800 (1, 7)										4	0	1	0	0	1	2					
Rico Brogna, L OBP: 0.438, SLG: 0.462 (1, 3)										4	0	1	0	0	0	3					
Butch Huskey, R OBP: 0.095, SLG: 0.095 (1, 9)										4	0	0	0	0	1	2					
Brent Mayne, L OBP: 0.800, SLG: 0.750 Tim Bogar, R (7, PR)										3	0	2	0	0	0	1					
Todd Hundley, S OBP: 0.500, SLG: 0.929 (8, 2)										0	0	0	0	0	0	0					
Edgardo Alfonzo, R OBP: 0.308, SLG: 0.333 (1, 5)										4	0	0	0	0	1	2					
Jose Vizcaino, S OBP: 0.412, SLG: 0.333 (1, 4)										2	0	0	0	1	0	2					
Rey Ordonez, R OBP: 0.250, SLG: 0.200 (1, 6)										3	0	1	0	0	1						
Mark Clark, R Jerry Dipoto, R Carl Everett, S OBP: 0.333, SLG: 0.333 Doug Henry, R (9, 1)										2	0	0	0	0	1	1					
Inning Stats	R: 0 E: 0 K: 0 S: 8	H: 1 LOB: 0 BB: 0 P: 9	R: 0 E: 0 K: 1 S: 7	H: 1 LOB: 0 BB: 0 P: 10	R: 0 E: 0 K: 1 S: 8	H: 0 LOB: 0 BB: 0 P: 9	R: 0 E: 0 K: 1 S: 8	H: 1 LOB: 0 BB: 0 P: 14	R: 0 E: 0 K: 0 S: 9	H: 0 LOB: 1 BB: 1 P: 17	R: 0 E: 0 K: 0 S: 6	H: 0 LOB: 0 BB: 0 P: 8	R: 0 E: 1 K: 1 S: 13	H: 2 LOB: 2 BB: 0 P: 21	R: 0 E: 0 K: 1 S: 9	H: 0 LOB: 0 BB: 0 P: 13	1B: 5 2B: 1 3B: 0 HR: 0	SF: 0 SAC: 0 DP: 1 HBP: 0	WP: 0 PB: 0 SB: 0 CS: 0	PA: 33	
PITCHER	IP WLS BF H R ER SO BB IBB HBP BLK WP HR S P ERA WHIP	IP WLS BF H R ER SO BB IBB HBP BLK WP HR S P ERA WHIP	IP WLS BF H R ER SO BB IBB HBP BLK WP HR S P ERA WHIP	IP WLS BF H R ER SO BB IBB HBP BLK WP HR S P ERA WHIP	IP WLS BF H R ER SO BB IBB HBP BLK WP HR S P ERA WHIP	IP WLS BF H R ER SO BB IBB HBP BLK WP HR S P ERA WHIP	IP WLS BF H R ER SO BB IBB HBP BLK WP HR S P ERA WHIP	IP WLS BF H R ER SO BB IBB HBP BLK WP HR S P ERA WHIP	IP WLS BF H R ER SO BB IBB HBP BLK WP HR S P ERA WHIP	IP WLS BF H R ER SO BB IBB HBP BLK WP HR S P ERA WHIP	IP WLS BF H R ER SO BB IBB HBP BLK WP HR S P ERA WHIP	IP WLS BF H R ER SO BB IBB HBP BLK WP HR S P ERA WHIP	IP WLS BF H R ER SO BB IBB HBP BLK WP HR S P ERA WHIP	IP WLS BF H R ER SO BB IBB HBP BLK WP HR S P ERA WHIP	IP WLS BF H R ER SO BB IBB HBP BLK WP HR S P ERA WHIP	IP WLS BF H R ER SO BB IBB HBP BLK WP HR S P ERA WHIP	IP WLS BF H R ER SO BB IBB HBP BLK WP HR S P ERA WHIP	IP WLS BF H R ER SO BB IBB HBP BLK WP HR S P ERA WHIP	IP WLS BF H R ER SO BB IBB HBP BLK WP HR S P ERA WHIP	IP WLS BF H R ER SO BB IBB HBP BLK WP HR S P ERA WHIP	IP WLS BF H R ER SO BB IBB HBP BLK WP HR S P ERA WHIP

Pittsburgh Pirates @ New York Mets
Shea Stadium, Flushing, NY
Sat Apr 06 1996, 3:33 AM EST
Att: 20,756 - Overcast

AB	32
R	0
H	6
RBI	0
BB	1
SO	5
LOB	16



Batter	1	2	3	4	5	6	7	8	9	AB	R	H	RBI	BB	SO	LOB	TOP					
Lenny Dykstra, L OBP: 0.483, SLG: 0.792	2-2 3B 1B	2-2 K			1-3 K		2-1 G5-3 S 1B		3-2 HR	5	2	3	1	0	2	0	Philadelphia Phillies @ Pittsburgh Pirates Three Rivers Stadium, Pittsburgh, PA Mon Apr 08 1996, 7:05 PM EDT Att: 41,416 - Unknown - 41 F					
Mickey Morandini, L OBP: 0.393, SLG: 0.500	1-1 1-H SF8 3B	1-3 K			2-0 G6-3		3-1 G5-3		0-1 G5-3 1B	5	1	2	1	0	1	1						
Benito Santiago, R OBP: 0.364, SLG: 0.550	4-2 2B BB			2-1 G3-1		3-1 WP HR 1B	1-2 K		0-1 G5-3	4	1	1	0	1	1	2						
Todd Zeile, R OBP: 0.333, SLG: 0.200	1-2 SF8			0-3 K		3-1 SAFE F8	3-2 F8		4-0 IBB	3	0	0	1	1	1	2						
Pete Incaviglia, R OBP: 0.400, SLG: 0.500	2-0 3-H			0-3 K		4-0 HR IBB		2-3 K	0-3 K	2	1	1	0	1	1	0						
Steve Frey, R										0	0	0	0	0	0	0						
Russ Springer, R										1	0	0	0	0	1	0						
Dave Leiper, L										0	0	0	0	0	0	0						
Ricky Bottalico, L	1-3 2B									1	0	0	0	0	1	2						
Mark Whiten, S OBP: 0.364, SLG: 0.444	2-1 P9			0-2 F9		0-0 1-H 2-H HR		1-0 1B		4	1	2	3	0	0	2						
Gene Schall, R OBP: 0.417, SLG: 0.300	4-2 BB			3-1 G5-3		1-1 F9		1-1 F8-4 1B		3	0	1	0	1	0	0						
Kevin Stocker, S OBP: 0.304, SLG: 0.125	2-3 K			1-1 G4-3		4-2 BB		0-2 F8-4		3	0	0	0	1	1	5						
Sid Fernandez, L OBP: 0.250, SLG: 0.500			1-3 K		1-3 K		0-3 K		1-3 K	2	0	0	0	0	2	0						
Lee Tinsley, S OBP: 0.250, SLG: 0.143										2	0	0	0	0	2	1						
Inning Stats	R: 2 E: 0 K: 1 S: 23	H: 3 LOB: 3 BB: 2 P: 41	R: 0 E: 0 K: 3 S: 12	H: 0 LOB: 0 BB: 0 P: 16	R: 0 E: 0 K: 2 S: 9	H: 0 LOB: 0 BB: 0 P: 11	R: 0 E: 0 K: 0 S: 7	H: 0 LOB: 0 BB: 0 P: 11	R: 0 E: 0 K: 2 S: 8	H: 2 LOB: 1 BB: 2 P: 12	R: 0 E: 0 K: 1 S: 11	H: 1 LOB: 1 BB: 0 P: 20	R: 0 E: 0 K: 1 S: 10	H: 2 LOB: 1 BB: 0 P: 14	R: 1 E: 0 K: 2 S: 13	H: 2 LOB: 2 BB: 1 P: 21	1B: 6 2B: 2 3B: 1 HR: 2	SF: 1 SAC: 0 DP: 1 HBP: 0	WP: 1 PB: 0 SB: 1 CS: 0	PA: 41		
PITCHER	IP WLS BF H R ER SO BB IBB HBP BLK WP HR S P ERA WHIP	5.1 L 24 5 5 5 8 2 1 0 0 1 1 64 106 8.44 1.312	2.2 11 3 0 0 3 1 0 0 0 0 0 29 47 0.00 1.500	1.0 6 2 1 1 2 0 1 0 0 0 0 1 13 21 9.00 2.000																		

Batter	1	2	3	4	5	6	7	8	9	AB	R	H	RBI	BB	SO	LOB	BOTTOM						
Jacob Brumfield, R OBP: 0.286, SLG: 0.167	0-1 1B		0-0 B3			3-2 K		1-0 F8	3-1 HBP	4	0	1	0	0	1	2	Philadelphia Phillies @ Pittsburgh Pirates Three Rivers Stadium, Pittsburgh, PA Mon Apr 08 1996, 7:05 PM EDT Att: 41,416 - Unknown - 41 F						
Mark Johnson, L (9, PH)										0	0	0	0	0	0	0							
Al Martin, L OBP: 0.286, SLG: 0.519	2-1 F8		0-0 F9			1-0 G4-3		2-2 FC6-4 1B	2-2 G2-3	5	0	1	0	0	0	2							
Orlando Merced, S	0-0 L8				3-2 P5		4-2 BB	0-3 K		3	0	0	0	1	1	3							
Jeff King, R OBP: 0.143, SLG: 0.300	0-1 G1-3			2-0 P4		2-1 F7		1-1 FC6-4		4	0	0	0	0	0	4							
Charlie Hayes, R OBP: 0.240, SLG: 0.304			0-0 G6-3		3-1 2B		1-1 F9		1-0 1B G4-3 2B	4	1	2	0	0	0	1							
Jay Bell, R OBP: 0.417, SLG: 0.696	1-1 G6-3			1-1 F8				2-3 K	2-1 G4-3 3B 1B	4	1	1	0	0	1	1							
Carlos Garcia, R OBP: 0.429, SLG: 0.684	1-1 1B				0-1 L8			2-3 K	1-0 G4-3	4	0	1	1	0	1	1							
1B Jason Kendall, R OBP: 0.278, SLG: 0.294					1-2 G6-3			0-2 G5-3	2-2 3-H G4-3 3B	3	0	0	0	0	0	1							
Dave Clark, L OBP: 0.500, SLG: 0.750									2-2 2-H G4-3 3B	1	1	1	1	0	0	0							
Denny Neagle, L OBP: 0.500, SLG: 0.500					1-3 K			0-0 1B	2-2 G4-3	2	0	1	0	0	1	0							
Paul Wagner, R										0	0	0	0	0	0	0							
Nelson Lirio, S OBP: 0.333, SLG: 1.000										1	0	1	0	0	0	0							
Jason Christiansen, R										0	0	0	0	0	0	0							
Mike Kingsley, L OBP: 0.188, SLG: 0.200										1	0	0	1	0	0	0							
Inning Stats	R: 0 E: 0 K: 0 S: 7	H: 1 LOB: 1 BB: 0 P: 9	R: 0 E: 0 K: 0 S: 8	H: 1 LOB: 1 BB: 0 P: 10	R: 0 E: 0 K: 1 S: 5	H: 0 LOB: 0 BB: 0 P: 6	R: 0 E: 0 K: 0 S: 11	H: 1 LOB: 1 BB: 0 P: 20	R: 0 E: 0 K: 1 S: 13	H: 1 LOB: 1 BB: 0 P: 19	R: 0 E: 0 K: 0 S: 8	H: 0 LOB: 1 BB: 1 P: 16	R: 0 E: 0 K: 2 S: 16	H: 0 LOB: 0 BB: 0 P: 20	R: 0 E: 0 K: 1 S: 10	H: 2 LOB: 2 BB: 0 P: 14	R: 3 E: 0 K: 0 S: 14	H: 3 LOB: 1 BB: 0 P: 27	1B: 5 2B: 3 3B: 1 HR: 0	SF: 0 SAC: 0 DP: 0 HBP: 1	WP: 0 PB: 0 SB: 0 CS: 0	PA: 38	
PITCHER	IP WLS BF H R ER SO BB IBB HBP BLK WP HR S P ERA WHIP	5.0 W 19 4 4 0 0 2 1 0 0 0 0 4 9 0.00 3.000	0.1 2 0 0 0 0 1 0 0 0 0 0 0 4 9 0.00 3.000	2.0 8 2 0 0 2 0 0 0 0 0 0 0 25 35 0.00 1.000	2.45 1 0 0 0 1 0 0 0 0 0 0 3 3 0.00 0.000	3.88 8 3 3 3 0 0 0 1 0 0 0 16 30 20.25 2.250																	

AB	35
R	6
H	10
RBI	6
BB	5
SO	13
LOB	15




Batter	1	2	3	4	5	6	7	8	9	AB	R	H	RBI	BB	SO	LOB	TOP										
Lenny Dykstra, L OBP: 0.500, SLG: 0.778	4-2 1B E S BB	2-0 F9		2-0 BB 2B		4-2 CS BB		0-3 K		3	1	1	0	2	1	1	Philadelphia Phillies @ Pittsburgh Pirates Three Rivers Stadium, Pittsburgh, PA Wed Apr 10 1996, 3:33 AM EDT Att: 7,075 - Cloudy - 49 F										
Mickey Morandini, L OBP: 0.394, SLG: 0.454	1-1 F S 2B	0-0 FC6-4 S		4-2 BB BB		3-3 SAFE K		0-3 K		4	2	1	0	1	2	2											
Jim Eisenreich, L OBP: 0.462, SLG: 0.417	1-0 E 2B 1B	3-2 SAFE H 1B		4-2 FC6-4 BB		1-1 G6-3			2-1 G6-3	4	1	2	1	1	0	0											
Todd Zeile, R OBP: 0.313, SLG: 0.200	1-2 FC3 2B	1-1 G4-3		1-1 FC6-4 BB		1-1 1B HR			2-2 F8	5	1	1	0	0	0	6											
Mark Whiten, S OBP: 0.407, SLG: 0.455	0-3 K		0-1 G4-3		2-2 G3-1 1B		1-0 HR 1B		4-2 S BB	4	1	2	0	1	1	3											
Benito Santiago, R OBP: 0.333, SLG: 0.600	1-3 K		0-0 G5-3		1-0 G3-1		2-1 HR		1-3 K	5	1	1	3	0	2	5											
Gene Schall, R OBP: 0.417	2-2 1-3 2-H 3-H 2B		1-3 K		1-0 G6-4-3 HBP		4-2 BB G6-3			2	0	1	2	1	1	0											
Kevin Stocker, S OBP: 0.259, SLG: 0.100	3-3 K		3-3 K		0-0 G6-4-3		0-0 G6-3			4	0	0	0	0	2	5											
Mike Grace, R Toby Soriano, R 23 Kevin Jordan, R Dave Leiper, L Russ Springer, R Ricky Bottalico, L		3-2 FC6-4 1B		3-2 G4-3		3-3 K		1-2 P6		3	0	1	0	0	1	0		livebaseballscorecards.com									
Inning Stats	R: 3 E: 1 K: 3 S: 23	H: 3 LOB: 2 BB: 1 P: 36	R: 1 E: 0 K: 0 S: 12	H: 2 LOB: 1 BB: 0 P: 21	R: 0 E: 0 K: 1 S: 6	H: 0 LOB: 0 BB: 0 P: 7	R: 0 E: 0 K: 1 S: 15	H: 1 LOB: 3 BB: 2 P: 32	R: 0 E: 0 K: 0 S: 5	H: 1 LOB: 1 BB: 0 P: 9	R: 0 E: 0 K: 0 S: 10	H: 0 LOB: 0 BB: 1 P: 20	R: 3 E: 0 K: 0 S: 14	H: 3 LOB: 0 BB: 1 P: 23	R: 0 E: 0 K: 2 S: 10	H: 0 LOB: 0 BB: 0 P: 11			R: 0 E: 0 K: 1 S: 11	H: 0 LOB: 1 BB: 1 P: 20	1B: 7 2B: 2 3B: 0 HR: 1	SF: 0 SAC: 0 DP: 2 HBP: 1	WP: 0 PB: 0 SB: 4 CS: 1	PA: 42			
PITCHER	IP	WLS	BF	H	R	ER	SO	BB	IBB	HBP	BLK	WP	HR	S	P	ERA	WHIP										
John Ericks, R ERA: 5.19	3.2		20	6	4	2	5	2	0	0	0	0	0	52	87	4.91	2.182										
Lee Hancock, L ERA: 9.0	1.1	L	6	1	0	0	0	1	0	1	0	0	0	9	18	0.00	1.500										
Jason Christiansen, L ERA: 9.0	1.1		6	2	2	2	2	1	0	0	0	0	0	15	28	13.50	2.250										
67 Francisco Cordova, R ERA: 2.45	0.2		3	1	1	1	0	1	0	0	0	0	1	9	15	13.50	3.000										
Dan Plesac, L ERA: 0.00	2.0		7	0	0	0	3	1	0	0	0	0	0	21	31	0.00	0.500										
Mike Kingery, L OBP: 0.190, SLG: 0.200	0-3 K		0-0 F7		0-1 G3-6 1B		0-1 G5-3		0-0 F8	5	0	1	0	0	1	0	Philadelphia Phillies @ Pittsburgh Pirates Three Rivers Stadium, Pittsburgh, PA Wed Apr 10 1996, 3:33 AM EDT Att: 7,075 - Cloudy - 49 F										
Al Martin, L OBP: 0.273, SLG: 0.452	3-2 G3-1		0-0 F9		1-0 G3-6		4-0 1B 2B BB		1-0 F8	4	1	0	0	1	0	1											
Orlando Merced, S OBP: 0.333, SLG: 0.227	1-1 HR 1B		1-1 HR 1B		0-0 G4-3 1B 2B		0-1 2B 1B			4	3	4	0	0	0	0											
Jeff King, R OBP: 0.240, SLG: 0.667	2-2 HR		0-0 HR		1-1 G4-3		2-2 2B		2-2 2B	4	2	3	5	0	0	1											
Charlie Hayes, R OBP: 0.207, SLG: 0.259	1-1 G4-3		3-0 G6-3		1-0 P4		3-3 K			4	0	0	0	0	1	3											
Jay Bell, R OBP: 0.429, SLG: 0.654		2-1 G4-3		1-0 F9		3-2 1B		4-0 IBB		3	0	1	1	1	0	0											
Carlos Garcia, R OBP: 0.360, SLG: 0.565		0-3 K		1-1 G4-3		3-H F9		2-3 K		4	0	0	0	0	2	4											
18 Jason Kendall, R OBP: 0.286, SLG: 0.300		1-0 1B		0-0 F8		0-2 F7		0-3 K		3	0	1	0	0	0	0											
Dave Clark, L OBP: 0.429, SLG: 0.600										1	0	0	0	0	1	3											
Keith Osik, R OBP: 0.500, SLG: 0.500										0	0	0	0	0	0	0											
John Ericks, R Lee Hancock, L Nelson Liriano, S Jason Christiansen, R 67 Francisco Cordova, R Mark Johnson, L Dan Plesac, L Jacob Brunfield, R		0-0 G4-3		0-0 G1-3		0-0 G4-3		0-1 F9		1	0	0	0	0	0	1	livebaseballscorecards.com										
Inning Stats	R: 2 E: 0 K: 1 S: 13	H: 2 LOB: 0 BB: 0 P: 20	R: 0 E: 0 K: 1 S: 7	H: 1 LOB: 0 BB: 0 P: 10	R: 2 E: 0 K: 0 S: 6	H: 2 LOB: 0 BB: 0 P: 10	R: 0 E: 0 K: 0 S: 4	H: 0 LOB: 0 BB: 0 P: 6	R: 0 E: 0 K: 0 S: 4	H: 1 LOB: 0 BB: 0 P: 5	R: 1 E: 0 K: 0 S: 8	H: 2 LOB: 1 BB: 0 P: 14	R: 0 E: 0 K: 0 S: 6	H: 0 LOB: 0 BB: 0 P: 6	R: 1 E: 0 K: 3 S: 15	H: 2 LOB: 3 BB: 2 P: 30		R: 0 E: 0 K: 0 S: 4	H: 0 LOB: 0 BB: 0 P: 5	1B: 6 2B: 2 3B: 0 HR: 2	SF: 0 SAC: 0 DP: 1 HBP: 0	WP: 0 PB: 0 SB: 0 CS: 0	PA: 38				
PITCHER	IP	WLS	BF	H	R	ER	SO	BB	IBB	HBP	BLK	WP	HR	S	P	ERA	WHIP										
Mike Grace, R ERA: 3.86	6.0		25	8	5	5	2	0	0	0	0	0	0	6	6	0.00	0.000										
Toby Borland, R ERA: 9.82	1.0		3	0	0	0	0	0	0	0	0	0	0	6	6	0.00	0.000										
Dave Leiper, L ERA: 7.71	0.0		2	1	1	1	0	1	0	0	0	0	0	2	6	∞	∞										
Russ Springer, R ERA: 2.16	1.0		5	1	0	0	3	0	1	0	0	0	0	13	24	0.00	1.000										
Ricky Bottalico, R ERA: 6.23	1.0	S	3	0	0	0	0	0	0	0	0	0	0	4	5	0.00	0.000										

Batter	1	2	3	4	5	6	7	8	9	10	11	AB	R	H	RBI	BB	SO	LOB	TOP											
Mark Grudzielanek, R OBP: 0.318, SLG: 0.395	G4-3		K			G1-3	K		1B		G6-3	6	0	1	0	0	2	3												
Mike Lansing, R OBP: 0.561, SLG: 0.600	CS		G6-3			E		G5-3	K		FC5-4	5	0	2	0	1	1	5												
Rondell White, R OBP: 0.262, SLG: 0.390	G6-3				G6-3	FC1		1B	3B		FC5-4	6	1	2	2	0	0	3												
Moises Alou, R OBP: 0.333, SLG: 0.417		F9				G4-6-3			1B			5	0	1	1	0	2	4												
Mel Rojas, R					K							0	0	0	0	0	0	0												
Dave Veres, R												0	0	0	0	0	0	0												
Sherman Obando, R OBP: 0.125, SLG: 0.227		G5-3			G4-3			G6-3	FC5-4		K	5	0	0	0	0	1	1												
Henry Rodriguez, L OBP: 0.270, SLG: 0.481		K				G4-3		K			F8	5	0	0	0	0	2	1												
Lenny Webster, R OBP: 0.538, SLG: 0.500			SH2-4	BB		2B			1B	BB	K	3	2	2	0	2	1	0												
Shane Andrews, R OBP: 0.429, SLG: 0.692			SH2-4	BB		K					HR	4	2	2	2	1	2	2												
Rheal Cormier, L OBP: 0.154, SLG: 0.118			SH2-4	BB		L5			1B		F7	0	0	0	0	0	0	0												
Barry Manuel, R OBP: 0.159, SLG: 0.169												0	0	0	0	0	0	0												
Dave Clark, L OBP: 0.375, SLG: 0.286												0	0	0	0	0	0	0												
67 Francisco Cordova, R ERA: 3.96												1	0	0	0	0	0	0												
Inning Stats	R: 0 E: 0 K: 0 S: 10	H: 1 LOB: 0 BB: 0 P: 18	R: 0 E: 0 K: 1 S: 6	H: 0 LOB: 0 BB: 0 P: 8	R: 0 E: 0 K: 1 S: 9	H: 0 LOB: 2 BB: 2 P: 22	R: 0 E: 0 K: 1 S: 6	H: 0 LOB: 0 BB: 0 P: 8	R: 0 E: 0 K: 1 S: 8	H: 1 LOB: 1 BB: 1 P: 14	R: 0 E: 0 K: 1 S: 4	H: 0 LOB: 1 BB: 1 P: 10	R: 1 E: 0 K: 1 S: 12	H: 2 LOB: 1 BB: 0 P: 14	R: 2 E: 0 K: 3 S: 23	H: 2 LOB: 2 BB: 2 P: 34	R: 0 E: 0 K: 2 S: 12	H: 0 LOB: 0 BB: 0 P: 18	R: 1 E: 0 K: 0 S: 7	H: 2 LOB: 1 BB: 0 P: 9	1B: 5 2B: 4 3B: 1 HR: 1	SF: 0 SAC: 1 DP: 1 HBP: 0	WP: 0 PB: 0 SB: 0 CS: 1	PA: 48						
PITCHER	Zane Smith, L ERA: 1.54	IP: 6.2 WLS: 26 BF: 4	H: 2 R: 2 ER: 2 SO: 4	BB: 3 IBB: 0 HBP: 0 BLK: 0	WP: 0 HR: 0 S: 13 P: 16	ERA: 2.70 WHIP: 1.050	Jon Lieber, R ERA: 2.25	IP: 7.1 WLS: 3 BF: 1	H: 1 R: 1 ER: 1 SO: 1	BB: 0 IBB: 0 HBP: 0 BLK: 0	WP: 0 HR: 0 S: 23 P: 35	ERA: 18.00 WHIP: 4.000	Dan Plesac, L ERA: 2.35	IP: 8.1 WLS: 2 BF: 2	H: 2 R: 2 ER: 2 SO: 3	BB: 0 IBB: 0 HBP: 0 BLK: 0	WP: 0 HR: 0 S: 15 P: 22	ERA: 0.00 WHIP: 0.000	Dan Miceli, R ERA: 8.1	IP: 9.1 WLS: 4 BF: 0	H: 0 R: 0 ER: 0 SO: 3	BB: 0 IBB: 0 HBP: 0 BLK: 0	WP: 0 HR: 1 S: 7 P: 9	ERA: 9.00 WHIP: 2.000	67 Francisco Cordova, R ERA: 3.96	IP: 11.1 WLS: 5 BF: 2	H: 1 R: 1 ER: 1 SO: 0	BB: 0 IBB: 0 HBP: 0 BLK: 0	WP: 0 HR: 1 S: 8 P: 1	ERA: 9.00 WHIP: 2.000

Montreal Expos @ Pittsburgh Pirates
 Three Rivers Stadium, Pittsburgh, PA
 Thu Apr 11 1996, 3:33 AM EDT
 Att: 8,084 - Sunny - 63 F

livebaseballscorecards.com

AB 42
 R 6
 H 11
 RBI 6
 BB 5
 SO 11
 LOB 20



Batter	1	2	3	4	5	6	7	8	9	10	11	AB	R	H	RBI	BB	SO	LOB	BOTTOM											
Jacob Brumfield, R OBP: 0.211, SLG: 0.118	G5-3		K		G1-3		K		K		BB	4	0	0	0	0	2	1												
Mike Kingsley, L OBP: 0.217, SLG: 0.190											BB	1	0	0	0	1	1	0												
Al Martin, L OBP: 0.359, SLG: 0.486	1B				G1-3		G1-6-3		F8		BB	4	2	3	0	2	0	0												
Orlando Merced, S OBP: 0.333, SLG: 0.250	SF8-3				1B		G1-3				K	6	1	2	0	0	2	5												
Jeff King, R OBP: 0.233, SLG: 0.607	SF8-3				G5-3				K		G6-3	4	1	1	2	0	1	1												
Charlie Hayes, R OBP: 0.235, SLG: 0.258		K			WP		F8		F9		1B	4	0	1	1	1	1	0												
Jay Bell, R OBP: 0.424, SLG: 0.613		G6-3					K		E7		BB	5	1	2	0	0	2	1												
Carlos Garcia, R OBP: 0.349, SLG: 0.519					G5-3				E3		1B	4	0	1	0	0	0	1												
Dan Miceli, R												0	0	0	0	0	0	0												
Dave Clark, L OBP: 0.375, SLG: 0.286												1	0	0	0	0	1	2												
67 Francisco Cordova, R ERA: 3.96												0	0	0	0	0	0	0												
Keith Osik, R OBP: 0.375, SLG: 0.286												3	0	0	0	1	1	2												
Mark Johnson, L												1	0	0	0	0	0	0												
Zane Smith, L												2	0	0	0	0	2	2												
Jon Lieber, L OBP: 0.667, SLG: 0.500												0	0	0	0	1	0	0												
Dan Plesac, L												0	0	0	0	0	0	0												
Nelson Liriano, S OBP: 0.556, SLG: 0.667												2	0	0	0	0	0	0												
Inning Stats	R: 1 E: 0 K: 0 S: 8	H: 2 LOB: 0 BB: 0 P: 15	R: 0 E: 0 K: 1 S: 8	H: 0 LOB: 0 BB: 0 P: 12	R: 0 E: 0 K: 2 S: 8	H: 4 LOB: 2 BB: 1 P: 13	R: 0 E: 0 K: 2 S: 8	H: 4 LOB: 2 BB: 1 P: 30	R: 0 E: 0 K: 2 S: 7	H: 1 LOB: 1 BB: 1 P: 13	R: 0 E: 0 K: 1 S: 13	H: 1 LOB: 1 BB: 1 P: 20	R: 1 E: 2 K: 1 S: 11	H: 1 LOB: 1 BB: 0 P: 20	R: 0 E: 0 K: 1 S: 8	H: 0 LOB: 0 BB: 0 P: 11	R: 0 E: 0 K: 2 S: 14	H: 1 LOB: 2 BB: 1 P: 26	R: 0 E: 0 K: 1 S: 11	H: 0 LOB: 2 BB: 2 P: 23	1B: 10 2B: 1 3B: 0 HR: 0	SF: 1 SAC: 0 DP: 2 HBP: 0	WP: 1 PB: 0 SB: 0 CS: 4	PA: 48						
PITCHER	Rheal Cormier, L ERA: 6.75	IP: 4.0 WLS: 18 BF: 18	H: 6 R: 4 ER: 4 SO: 5	BB: 0 IBB: 1 HBP: 0 BLK: 0	WP: 1 HR: 0 S: 15 P: 25	ERA: 9.00 WHIP: 1.500	Barry Manuel, R ERA: 2.84	IP: 5.1 WLS: 8 BF: 1	H: 0 R: 0 ER: 0 SO: 2	BB: 1 IBB: 0 HBP: 0 BLK: 0	WP: 0 HR: 0 S: 21 P: 35	ERA: 0.00 WHIP: 1.800	Mike Dyer, R ERA: 1.69	IP: 7.1 WLS: 2 BF: 2	H: 1 R: 0 ER: 0 SO: 2	BB: 0 IBB: 0 HBP: 0 BLK: 0	WP: 0 HR: 0 S: 3 P: 5	ERA: 0.00 WHIP: 0.000	Tim Scott, R	IP: 8.1 WLS: 0 BF: 0	H: 0 R: 0 ER: 0 SO: 0	BB: 0 IBB: 0 HBP: 0 BLK: 0	WP: 0 HR: 0 S: 22 P: 37	ERA: 0.00 WHIP: 1.000	Mel Rojas, R	IP: 9.1 WLS: 8 BF: 1	H: 0 R: 0 ER: 0 SO: 3	BB: 0 IBB: 0 HBP: 0 BLK: 0	WP: 0 HR: 0 S: 0 P: 0	ERA: 0.00 WHIP: 1.000

Montreal Expos @ Pittsburgh Pirates
 Three Rivers Stadium, Pittsburgh, PA
 Thu Apr 11 1996, 3:33 AM EDT
 Att: 8,084 - Sunny - 63 F

livebaseballscorecards.com

AB 41
 R 5
 H 10
 RBI 3
 BB 6
 SO 13
 LOB 15



Batter	1	2	3	4	5	6	7	8	9	AB	R	H	RBI	BB	SO	LOB	TOP				
Mark Grudzielanek, R OBP: 0.360, SLG: 0.438	P5		G4-3 2B	HBP 1B 1B		FC5-4 BB		WP 1B 1B	G5-3	5	2	3	0	1	0	0					
Mike Lansing, R OBP: 0.543, SLG: 0.564 Andy Stankiewicz, R OBP: 0.333, SLG: 0.333	G5-3		G4-3	1B 2B HBP		F8		1B WP 1B		4	2	1	0	0	0	2					
Rondell White, R OBP: 0.277, SLG: 0.391	K		K	1-3 2-H 3-H 2B 1B		FC5-4 HR		WP 1B 2B 1B		5	2	2	3	0	2	2					
Moises Alou, R OBP: 0.364, SLG: 0.537 F.P. Santangelo, S OBP: 0.200, SLG: 0.111		G1-3		G1-3				WP 2B 1B		5	1	3	4	0	0	0					
Henry Rodriguez, L OBP: 0.294, SLG: 0.594	P6			E7 E		HR		1-1 G3 2B		5	2	3	0	1	0						
Darin Fletcher, L OBP: 0.400, SLG: 0.538 Tim Spehr, R	WP 1B			E G6-3 HBP		1B		G6-3 G3		4	1	2	0	0	0	2					
Sherman Obando, R OBP: 0.172, SLG: 0.231				E2 E 1B		F7		K K		4	1	1	1	1	2	3					
Shane Andrews, R OBP: 0.316, SLG: 0.500	G4-3			G6-3		P2		K		5	0	0	1	0	2	4					
Kirk Rueter, L Mike Dyer, R Omar Daal, L Tim Scott, R			F8	E8 HBP 1B 2-H 1B		G4-3		K K		3	1	0	0	0	0	1					
Inning Stats	R: 0 E: 0 K: 1 S: 8	H: 0 LOB: 0 BB: 0 P: 10	R: 0 E: 0 K: 0 S: 15	H: 1 LOB: 2 BB: 1 P: 24	R: 0 E: 0 K: 1 S: 13	H: 1 LOB: 1 BB: 0 P: 20	R: 6 E: 3 K: 0 S: 16	H: 4 LOB: 2 BB: 0 P: 22	R: 1 E: 0 K: 0 S: 11	H: 2 LOB: 1 BB: 0 P: 15	R: 2 E: 0 K: 2 S: 9	H: 1 LOB: 0 BB: 1 P: 16	R: 0 E: 0 K: 2 S: 9	H: 0 LOB: 0 BB: 0 P: 12	R: 4 E: 0 K: 2 S: 25	H: 5 LOB: 2 BB: 0 P: 40	R: 0 E: 0 K: 2 S: 8	H: 0 LOB: 0 BB: 0 P: 8	1B: 9 2B: 3 3B: 0 HR: 2	SF: 0 SAC: 0 DP: 0 HBP: 2	WP: 3 PA: 46 CS: 0
PITCHER	IP WLS BF H R ER SO BB IBB HBP BLK WP HR S P ERA WHIP	IP WLS BF H R ER SO BB IBB HBP BLK WP HR S P ERA WHIP	IP WLS BF H R ER SO BB IBB HBP BLK WP HR S P ERA WHIP	IP WLS BF H R ER SO BB IBB HBP BLK WP HR S P ERA WHIP	IP WLS BF H R ER SO BB IBB HBP BLK WP HR S P ERA WHIP	IP WLS BF H R ER SO BB IBB HBP BLK WP HR S P ERA WHIP	IP WLS BF H R ER SO BB IBB HBP BLK WP HR S P ERA WHIP	IP WLS BF H R ER SO BB IBB HBP BLK WP HR S P ERA WHIP	IP WLS BF H R ER SO BB IBB HBP BLK WP HR S P ERA WHIP	IP WLS BF H R ER SO BB IBB HBP BLK WP HR S P ERA WHIP	IP WLS BF H R ER SO BB IBB HBP BLK WP HR S P ERA WHIP	IP WLS BF H R ER SO BB IBB HBP BLK WP HR S P ERA WHIP	IP WLS BF H R ER SO BB IBB HBP BLK WP HR S P ERA WHIP	IP WLS BF H R ER SO BB IBB HBP BLK WP HR S P ERA WHIP	IP WLS BF H R ER SO BB IBB HBP BLK WP HR S P ERA WHIP	IP WLS BF H R ER SO BB IBB HBP BLK WP HR S P ERA WHIP	IP WLS BF H R ER SO BB IBB HBP BLK WP HR S P ERA WHIP	IP WLS BF H R ER SO BB IBB HBP BLK WP HR S P ERA WHIP	IP WLS BF H R ER SO BB IBB HBP BLK WP HR S P ERA WHIP	IP WLS BF H R ER SO BB IBB HBP BLK WP HR S P ERA WHIP	IP WLS BF H R ER SO BB IBB HBP BLK WP HR S P ERA WHIP

Montreal Expos @ Pittsburgh Pirates
Three Rivers Stadium, Pittsburgh, PA

AB 42
R 13
H 14
RBI 12
BB 2
SO 9
LOB 14



Fri Apr 12 1996, 7:05 PM EDT
Att: 13,087 - Unknown - 83 F

Batter	1	2	3	4	5	6	7	8	9	AB	R	H	RBI	BB	SO	LOB	BOTTOM				
Jacob Brumfield, R OBP: 0.217, SLG: 0.190	G1-3		K			F7		1B 2B		4	1	1	0	0	1	1					
Al Martin, L OBP: 0.349, SLG: 0.462	G3			G6-3		G3-1		2-H 1B		4	0	1	1	0	0	0					
Orlando Merced, S OBP: 0.297, SLG: 0.219	G4-3			F8		F8		P5		4	0	0	0	0	0	1					
Jeff King, R OBP: 0.265, SLG: 0.581		K		G1-3		2B 1B		1-2 BB		3	1	1	0	1	1	0					
Charlie Hayes, R OBP: 0.237, SLG: 0.286	G6-3			P4		F8		F8		4	1	1	1	0	0	2					
Jay Bell, R OBP: 0.459, SLG: 0.636	F7			G1-6-3 BB		G1-6-3 BB		18 F9 G3 BB		2	0	1	1	2	0	0					
Carlos Garcia, R OBP: 0.333, SLG: 0.483 Lee Hancock, L			G6-3		G1-6-3			G3		2	0	0	0	0	0	1					
Mark Johnson, L Jason Christiansen, R Dave Clark, L						K		G3		1	0	0	0	0	1	1					
1B Jason Kendall, R OBP: 0.280, SLG: 0.292					L1		K2-3	F9		4	0	1	0	0	1	3					
Danny Darwin, R John Wehner, R Nelson Liriano, S				B2		L6		F7		1	0	0	0	0	0	1					
Inning Stats	R: 0 E: 0 K: 0 S: 5	H: 0 LOB: 0 BB: 0 P: 9	R: 0 E: 0 K: 1 S: 10	H: 0 LOB: 0 BB: 0 P: 15	R: 0 E: 0 K: 1 S: 11	H: 1 LOB: 1 BB: 0 P: 15	R: 0 E: 0 K: 0 S: 8	H: 0 LOB: 0 BB: 0 P: 13	R: 0 E: 0 K: 0 S: 6	H: 0 LOB: 1 BB: 1 P: 11	R: 0 E: 0 K: 0 S: 7	H: 0 LOB: 0 BB: 0 P: 12	R: 2 E: 0 K: 2 S: 17	H: 3 LOB: 1 BB: 0 P: 27	R: 1 E: 0 K: 1 S: 15	H: 2 LOB: 2 BB: 1 P: 26	R: 0 E: 0 K: 0 S: 5	H: 0 LOB: 1 BB: 1 P: 12	1B: 3 2B: 3 3B: 0 HR: 0	SF: 0 SAC: 0 DP: 0 HBP: 0	WP: 0 PA: 36 CS: 0
PITCHER	IP WLS BF H R ER SO BB IBB HBP BLK WP HR S P ERA WHIP	IP WLS BF H R ER SO BB IBB HBP BLK WP HR S P ERA WHIP	IP WLS BF H R ER SO BB IBB HBP BLK WP HR S P ERA WHIP	IP WLS BF H R ER SO BB IBB HBP BLK WP HR S P ERA WHIP	IP WLS BF H R ER SO BB IBB HBP BLK WP HR S P ERA WHIP	IP WLS BF H R ER SO BB IBB HBP BLK WP HR S P ERA WHIP	IP WLS BF H R ER SO BB IBB HBP BLK WP HR S P ERA WHIP	IP WLS BF H R ER SO BB IBB HBP BLK WP HR S P ERA WHIP	IP WLS BF H R ER SO BB IBB HBP BLK WP HR S P ERA WHIP	IP WLS BF H R ER SO BB IBB HBP BLK WP HR S P ERA WHIP	IP WLS BF H R ER SO BB IBB HBP BLK WP HR S P ERA WHIP	IP WLS BF H R ER SO BB IBB HBP BLK WP HR S P ERA WHIP	IP WLS BF H R ER SO BB IBB HBP BLK WP HR S P ERA WHIP	IP WLS BF H R ER SO BB IBB HBP BLK WP HR S P ERA WHIP	IP WLS BF H R ER SO BB IBB HBP BLK WP HR S P ERA WHIP	IP WLS BF H R ER SO BB IBB HBP BLK WP HR S P ERA WHIP	IP WLS BF H R ER SO BB IBB HBP BLK WP HR S P ERA WHIP	IP WLS BF H R ER SO BB IBB HBP BLK WP HR S P ERA WHIP	IP WLS BF H R ER SO BB IBB HBP BLK WP HR S P ERA WHIP	IP WLS BF H R ER SO BB IBB HBP BLK WP HR S P ERA WHIP	IP WLS BF H R ER SO BB IBB HBP BLK WP HR S P ERA WHIP

Montreal Expos @ Pittsburgh Pirates
Three Rivers Stadium, Pittsburgh, PA

AB 33
R 3
H 6
RBI 3
BB 3
SO 5
LOB 12



Fri Apr 12 1996, 7:05 PM EDT
Att: 13,087 - Unknown - 83 F

Batter	1	2	3	4	5	6	7	8	9	AB	R	H	RBI	BB	SO	LOB	TOP				
Mark Grudzielanek, R OBP: 0.364, SLG: 0.434	1-1 G6-3			1-3 K		1-0 2B 1B		1-0 F8	0-2 1B	5	0	2	0	0	1	0	Montreal Expos @ Pittsburgh Pirates Three Rivers Stadium, Pittsburgh, PA Sat Apr 13 1996, 3:33 AM EDT Att: 13,834 - Overcast - 75 F				
Mike Lansing, R OBP: 0.600, SLG: 0.605 Andy Stankiewicz, R OBP: 0.250, SLG: 0.250	1-2 G4-3			2-1 1B		1-2 1B		0-1 HR 1B	0-2 G5-3	4	0	3	0	0	0	0					
Rondell White, R OBP: 0.294, SLG: 0.449	0-0 G4-3			0-0 F9		4-2 BB G5-4-3		1-2 HR		3	1	1	2	1	0	1					
Moises Alou, R OBP: 0.354, SLG: 0.511		0-0 F7		2-3 K		2-1 G5-4-3		0-2 1B		4	0	1	0	0	1	4					
Henry Rodriguez, L OBP: 0.289, SLG: 0.583	1-0 G1-3				1-1 G4-3 2B		0-0 P5	3-3 K		4	0	1	0	0	1	1					
Darin Fletcher, L OBP: 0.353, SLG: 0.467 Dave Veres, R	1-2 K				0-0 G4-3		2-1 G3	2-2 G6-3		4	0	0	0	0	1	3					
Sherman Obando, R OBP: 0.212, SLG: 0.367			1-0 G5-3		1-3 K		0-0 1B		1-0 HR	4	1	2	1	0	1	1					
Shane Andrews, R OBP: 0.286, SLG: 0.450 Omar Daal, L			1-3 K		2-3 K		4-1 BB		2-0 P4	2	0	0	0	0	2	1					
Lenny Webster, R OBP: 0.500, SLG: 0.444							1-2 BB			1	0	0	0	0	0	0					
Jeff Fassero, L Barry Manuel, R Dave Silvestri, R OBP: 0.299, SLG: 0.240 F.P. Santangelo, S OBP: 0.273, SLG: 0.111	2-1 G4-3				1-1 G4-3		2-3 K		0-3 K	1	0	0	0	0	0	0					
Inning Stats	R: 0 E: 0 K: 0 S: 6	H: 0 LOB: 0 BB: 0 P: 8	R: 0 E: 0 K: 1 S: 5	H: 0 LOB: 0 BB: 0 P: 7	R: 0 E: 0 K: 1 S: 6	H: 0 LOB: 0 BB: 0 P: 10	R: 0 E: 0 K: 2 S: 9	H: 1 LOB: 1 BB: 0 P: 14	R: 0 E: 0 K: 2 S: 11	H: 2 LOB: 2 BB: 1 P: 20	R: 0 E: 0 K: 1 S: 10	H: 1 LOB: 2 BB: 1 P: 18	R: 2 E: 0 K: 1 S: 15	H: 3 LOB: 2 BB: 0 P: 22	R: 1 E: 0 K: 1 S: 11	H: 2 LOB: 1 BB: 0 P: 14	1B: 6 2B: 2 3B: 0 HR: 2	SF: 0 SAC: 0 DP: 1 HBP: 0	WP: 0 PB: 0 CS: 1	PA: 38	
PITCHER	IP WLS BF H R ER SO BB IBB HBP BLK WP HR S P ERA WHIP	IP WLS BF H R ER SO BB IBB HBP BLK WP HR S P ERA WHIP	IP WLS BF H R ER SO BB IBB HBP BLK WP HR S P ERA WHIP	IP WLS BF H R ER SO BB IBB HBP BLK WP HR S P ERA WHIP	IP WLS BF H R ER SO BB IBB HBP BLK WP HR S P ERA WHIP	IP WLS BF H R ER SO BB IBB HBP BLK WP HR S P ERA WHIP	IP WLS BF H R ER SO BB IBB HBP BLK WP HR S P ERA WHIP	IP WLS BF H R ER SO BB IBB HBP BLK WP HR S P ERA WHIP	IP WLS BF H R ER SO BB IBB HBP BLK WP HR S P ERA WHIP	IP WLS BF H R ER SO BB IBB HBP BLK WP HR S P ERA WHIP	IP WLS BF H R ER SO BB IBB HBP BLK WP HR S P ERA WHIP	IP WLS BF H R ER SO BB IBB HBP BLK WP HR S P ERA WHIP	IP WLS BF H R ER SO BB IBB HBP BLK WP HR S P ERA WHIP	IP WLS BF H R ER SO BB IBB HBP BLK WP HR S P ERA WHIP	IP WLS BF H R ER SO BB IBB HBP BLK WP HR S P ERA WHIP	IP WLS BF H R ER SO BB IBB HBP BLK WP HR S P ERA WHIP	IP WLS BF H R ER SO BB IBB HBP BLK WP HR S P ERA WHIP	IP WLS BF H R ER SO BB IBB HBP BLK WP HR S P ERA WHIP	IP WLS BF H R ER SO BB IBB HBP BLK WP HR S P ERA WHIP	IP WLS BF H R ER SO BB IBB HBP BLK WP HR S P ERA WHIP	IP WLS BF H R ER SO BB IBB HBP BLK WP HR S P ERA WHIP

AB	36
R	3
H	10
RBI	3
BB	2
SO	9
LOB	14



Batter	1	2	3	4	5	6	7	8	9	AB	R	H	RBI	BB	SO	LOB	BOTTOM					
Jacob Brumfield, R OBP: 0.250, SLG: 0.240	2-3 K		4-0 FC6-4 BB		0-0 SH 1B 2B	3-2 G5-3		3-2 P4		4	1	1	0	1	1	0	Montreal Expos @ Pittsburgh Pirates Three Rivers Stadium, Pittsburgh, PA Sat Apr 13 1996, 3:33 AM EDT Att: 13,834 - Overcast - 75 F					
Al Martin, L OBP: 0.319, SLG: 0.419	2-3 K		0-1 F7		0-0 SH 1B 2B		1-3 K	0-0 G3		4	1	0	0	0	2	1						
John Wehner, R OBP: 0.429, SLG: 0.857	3-2 CS 1B		0-1 FC6-4		0-0 S 1B		0-0 G6-3			4	0	2	1	0	0	1						
Jeff King, R OBP: 0.289, SLG: 0.657	2-1 P4		0-0 G1-3		0-1 S 1B		0-0 HR			4	1	2	2	0	0	2						
Charlie Hayes, R OBP: 0.238, SLG: 0.308		2-0 G4-3		0-1 HR 2B		1-2 K		3-3 K		4	1	1	0	0	2	2						
Jay Bell, R OBP: 0.439, SLG: 0.676	3-1 L6			0-1 F7		1-3 K		0-2 HR		4	1	1	1	0	1	3						
Carlos Garcia, R OBP: 0.371, SLG: 0.606		0-2 18 BLK 18 3B 1B		0-0 HR		2-0 G1-3		0-0 18 PB G6-4-3 HR 1B		4	3	3	2	0	0	2						
18 Jason Kendall, R OBP: 0.276, SLG: 0.357		2-2 1-H 3B		1-0 G5-3		1-3 K		0-1 G6-4-3		4	0	1	1	0	1	1						
Paul Wagner, R Jon Lieber, L Dan Plesac, L Mark Johnson, L OBP: 0.273, SLG: 0.444 Dan Miceli, R	0-3 K			1-2 G4-3		0-1 G5-3		1-2 2-H HR		3	0	0	0	0	1	1						
Inning Stats	R: 0 E: 0 K: 2 S: 14	H: 1 LOB: 1 BB: 0 P: 23	R: 1 E: 0 K: 1 S: 15	H: 2 LOB: 1 BB: 0 P: 22	R: 0 E: 0 K: 0 S: 5	H: 0 LOB: 1 BB: 1 P: 9	R: 2 E: 0 K: 0 S: 9	H: 2 LOB: 0 BB: 0 P: 11	R: 2 E: 1 K: 2 S: 12	H: 3 LOB: 2 BB: 0 P: 18	R: 0 E: 0 K: 1 S: 8	H: 0 LOB: 0 BB: 0 P: 12	R: 1 E: 0 K: 2 S: 9	H: 1 LOB: 0 BB: 0 P: 13	R: 3 E: 0 K: 0 S: 16	H: 3 LOB: 0 BB: 0 P: 20		R: 0 E: 0 K: 0 S: 1	H: 0 LOB: 0 BB: 0 P: 1	1B: 5 2B: 2 3B: 1 HR: 4	SF: 0 SAC: 1 DP: 0 HBP: 0	WP: 0 PB: 1 CS: 1
PITCHER	IP WLS BF H R ER SO BB IBB HBP BLK WP HR S P ERA WHIP	IP WLS BF H R ER SO BB IBB HBP BLK WP HR S P ERA WHIP	IP WLS BF H R ER SO BB IBB HBP BLK WP HR S P ERA WHIP	IP WLS BF H R ER SO BB IBB HBP BLK WP HR S P ERA WHIP	IP WLS BF H R ER SO BB IBB HBP BLK WP HR S P ERA WHIP	IP WLS BF H R ER SO BB IBB HBP BLK WP HR S P ERA WHIP	IP WLS BF H R ER SO BB IBB HBP BLK WP HR S P ERA WHIP	IP WLS BF H R ER SO BB IBB HBP BLK WP HR S P ERA WHIP	IP WLS BF H R ER SO BB IBB HBP BLK WP HR S P ERA WHIP	IP WLS BF H R ER SO BB IBB HBP BLK WP HR S P ERA WHIP	IP WLS BF H R ER SO BB IBB HBP BLK WP HR S P ERA WHIP	IP WLS BF H R ER SO BB IBB HBP BLK WP HR S P ERA WHIP	IP WLS BF H R ER SO BB IBB HBP BLK WP HR S P ERA WHIP	IP WLS BF H R ER SO BB IBB HBP BLK WP HR S P ERA WHIP	IP WLS BF H R ER SO BB IBB HBP BLK WP HR S P ERA WHIP	IP WLS BF H R ER SO BB IBB HBP BLK WP HR S P ERA WHIP	IP WLS BF H R ER SO BB IBB HBP BLK WP HR S P ERA WHIP	IP WLS BF H R ER SO BB IBB HBP BLK WP HR S P ERA WHIP	IP WLS BF H R ER SO BB IBB HBP BLK WP HR S P ERA WHIP	IP WLS BF H R ER SO BB IBB HBP BLK WP HR S P ERA WHIP	IP WLS BF H R ER SO BB IBB HBP BLK WP HR S P ERA WHIP	

AB	36
R	9
H	12
RBI	9
BB	1
SO	8
LOB	13



Batter	1	2	3	4	5	6	7	8	9	AB	R	H	RBI	BB	SO	LOB	TOP					
Mark Grudzielanek, R OBP: 0.367, SLG: 0.448	1-1 FC6-4 2B	1-0 F7			1-2 G3-6		1-2 1B		1-3 K	5	1	2	0	0	1	5						
Mike Lansing, R OBP: 0.537, SLG: 0.596	2-2 E6 FC6-4 2-3		0-1 F8			0-1 G5-3 2B	0-1 F7			4	1	1	0	0	0	3						
Rondell White, R OBP: 0.273, SLG: 0.415	2-2 K		0-3 K			3-2 G5-3 2-H		2-1 G6-3		4	0	0	1	0	2	2						
Moises Alou, R OBP: 0.365, SLG: 0.510	0-0 FC6-4 1-2 3-H		0-1 CS 1B			2-2 1B		1-0 G5-3		4	0	2	1	0	0	1						
David Segui, S OBP: 0.394, SLG: 0.345	1-3 K		0-0 CS 1-2		0-0 F9	1-3 K		0-1 G1-3		4	0	0	0	0	2	2						
Sherman Obando, R OBP: 0.194, SLG: 0.333		0-3 K		1-3 K		3-2 G1		0-3 K		3	0	0	0	0	2	1						
Mike Dyer, R										0	0	0	0	0	0	0						
Mel Rojas, R										0	0	0	0	0	0	0						
Dave Silvestri, R OBP: 0.250, SLG: 0.231										1	0	0	0	0	1	0						
Lenny Webster, R OBP: 0.500, SLG: 0.417		4-1 2B BB		0-0 G3				0-0 G6-3		3	0	1	0	1	0	0						
Shane Andrews, R OBP: 0.320, SLG: 0.500		2-0 1-3 2B		2-1 G3-6 1B				1-2 F8		4	0	2	0	0	1	1						
Pedro Martinez, R																						
F.P. Santangelo, S OBP: 0.385, SLG: 0.273					0-0 B2			2-1 1B		2	0	0	0	0	1	3						
										2	0	2	0	0	0	0						
Inning Stats	R: 1 E: 1 K: 2 S: 13	H: 1 LOB: 1 BB: 0 P: 19	R: 0 E: 0 K: 2 S: 9	H: 1 LOB: 2 BB: 1 P: 17	R: 0 E: 0 K: 1 S: 7	H: 1 LOB: 0 BB: 0 P: 7	R: 0 E: 0 K: 1 S: 5	H: 0 LOB: 0 BB: 0 P: 6	R: 0 E: 0 K: 0 S: 6	H: 1 LOB: 0 BB: 0 P: 9	R: 1 E: 0 K: 0 S: 14	H: 2 LOB: 1 BB: 0 P: 23	R: 0 E: 0 K: 0 S: 9	H: 2 LOB: 2 BB: 0 P: 12	R: 0 E: 0 K: 3 S: 5	H: 0 LOB: 0 BB: 0 P: 8	R: 0 E: 0 K: 3 S: 14	H: 2 LOB: 2 BB: 0 P: 16	1B: 7 2B: 3 3B: 0 HR: 0	SF: 0 SAC: 0 DP: 1 HBP: 0	WP: 0 PB: 0 CS: 1	PA: 38
PITCHER Denny Neagle, L ERA: 3.1	IP: 9.0 WLS: W BF: 37 H: 10 R: 2 ER: 1 SO: 10 BB: 1 IBB: 0 HBP: 0 BLK: 0 WP: 0 HR: 0 S: 82 P: 117 ERA: 1.00 WHIP: 1.222																					

Montreal Expos @ Pittsburgh Pirates
Three Rivers Stadium, Pittsburgh, PA
Sun Apr 14 1996, 3:33 AM EDT
Att: 12,797 - Cloudy - 46 F

AB	36
R	2
H	10
RBI	2
BB	1
SO	10
LOB	18



Batter	1	2	3	4	5	6	7	8	9	AB	R	H	RBI	BB	SO	LOB	BOTTOM			
Mike Kingery, L OBP: 0.222, SLG: 0.167	0-1 P4		4-0 FC4-6 BB	1-2 F7		1-0 G3-1				3	0	0	0	1	0	2				
Al Martin, L OBP: 0.314, SLG: 0.426	2-3 K		1-0 FC4-6 1-2		2-1 1B 2B		2-1 P6			4	1	1	0	0	1	1				
Orlando Merced, S OBP: 0.317, SLG: 0.250	3-2 P6			1-1 BB 1B	0-0 FC5-4 1B		2-2 F7			4	1	2	1	0	0	0				
Jeff King, R OBP: 0.286, SLG: 0.615		2-3 K		0-1 P8	0-2 FC5-4 G3-1 1-2		1-1 WP 1B			4	0	1	0	0	1	2				
Mark Johnson, L OBP: 0.333, SLG: 0.417		2-1 G6-3 1B		1-2 BB 1B	3-2 G3-1		1-1 F7			3	1	1	0	1	0	2				
Jay Bell, R OBP: 0.422, SLG: 0.625	1-1 G6-3 1-2		4-2 BB 1B 1B	4-2 BB 1B	1-2 P6			2-2 F9		3	1	0	0	1	0	2				
Carlos Garcia, R OBP: 0.385, SLG: 0.595				2-2 BB 1B	1-2 G4-3 FC6-2 1B			2-3 K		4	1	2	2	0	2	1				
1B Jason Kendall, R OBP: 0.273, SLG: 0.344			0-2 P9	1-3 E9 G5-3 1B		1-2 G4-3		2-1 G6-3		4	0	1	1	0	0	1				
Denny Neagle, L OBP: 0.286, SLG: 0.286			2-3 K		2-1 G5-3		2-1 FC6-2			3	0	0	0	0	1	2				
Inning Stats	R: 0 E: 0 K: 1 S: 8	H: 0 LOB: 0 BB: 0 P: 13	R: 0 E: 0 K: 2 S: 11	H: 1 LOB: 1 BB: 0 P: 17	R: 0 E: 0 K: 1 S: 8	H: 0 LOB: 1 BB: 1 P: 15	R: 4 E: 1 K: 0 S: 20	H: 3 LOB: 1 BB: 2 P: 35	R: 1 E: 0 K: 0 S: 16	H: 2 LOB: 1 BB: 0 P: 22	R: 0 E: 0 K: 0 S: 11	H: 1 LOB: 1 BB: 0 P: 16	R: 0 E: 0 K: 0 S: 11	H: 1 LOB: 1 BB: 0 P: 17	R: 0 E: 0 K: 1 S: 8	H: 0 LOB: 0 BB: 0 P: 14	1B: 7 2B: 1 3B: 0 HR: 0	SF: 0 SAC: 0 DP: 0 HBP: 0	WP: 1 PB: 0 CS: 0	PA: 35
PITCHER Pedro Martinez, R ERA: 6.19	IP: 5.0 WLS: L BF: 24 H: 6 R: 5 ER: 4 SO: 4 BB: 3 IBB: 0 HBP: 0 BLK: 0 WP: 0 HR: 0 S: 63 P: 102 ERA: 7.20 WHIP: 1.800																			
Mike Dyer, R ERA: 3.39	2.0 8 2 0 0 0 0 0 0 0 0 0 22 33 0.00 1.000																			
Mel Rojas, R	1.0 3 0 0 0 0 0 0 0 0 0 0 8 14 0.00 0.000																			

Montreal Expos @ Pittsburgh Pirates
Three Rivers Stadium, Pittsburgh, PA
Sun Apr 14 1996, 3:33 AM EDT
Att: 12,797 - Cloudy - 46 F

AB	32
R	5
H	8
RBI	4
BB	3
SO	5
LOB	13



Batter	1	2	3	4	5	6	7	8	9	AB	R	H	RBI	BB	SO	LOB	TOP					
Mike Kingery, L OBP: 0.226, SLG: 0.179 Jason Christiansen, R Nelson Lirio, S OBP: 0.455, SLG: 0.545	(1, 8) 2-3 K		(1) 2-3 K						(1) 2-3 K	4	0	1	0	0	3	2	Pittsburgh Pirates @ St. Louis Cardinals Busch Stadium, St. Louis, MO Mon Apr 15 1996, 7:05 PM CDT Att: 18,731 - Cloudy - 43 F					
Al Martin, L OBP: 0.321, SLG: 0.500	(1, 7) 2-2 WP 2B		(2) 2-1 HR		(2) 0-0 L7	(3) 2-2 G4-3			(2) 2-3 K	5	1	2	1	0	1	4						
Orlando Merced, S OBP: 0.326, SLG: 0.250	(1, 9) 4-0 2B		(2) 3-1 P7		(3) 3-1 F7				(3) 2-1 P6	4	0	1	0	1	0	2						
Jeff King, R OBP: 0.261, SLG: 0.558	(1, 3) 0-1 L4		(3) 2-3 K			(1) 1-0 G6-3			(1) 1-2 F7	4	0	0	0	0	1	3						
Charlie Hayes, R OBP: 0.239, SLG: 0.286 Jon Lieber, L OBP: 0.667, SLG: 0.500	(1, 5) 2-3 K				(1) 1-1 G6-3				(2) 4-2 E 18 1B BB	3	1	0	0	1	2	3						
Jay Bell, R OBP: 0.408, SLG: 0.591			(1) 3-3 K		(2) 0-0 F9				(3) 1-2 E 18 1B	4	1	1	0	0	1	1						
Carlos Garcia, R OBP: 0.349, SLG: 0.537			(2) 3-2 P3		(3) 1-1 G6-3				(1) 0-2 P2	4	1	0	0	0	0	2						
1B Jason Kendall, R OBP: 0.297, SLG: 0.361			(2) 0-1 E7						(2) 1-2 G5-3	4	0	2	2	0	0	0						
John Ericks, R Mark Johnson, L 67 Francisco Cordova, R Dave Clark, L Jacob Brunfield, R	(1, 1) (5, PH) (5, 1) (6, PH) (6, 7) (8, PH) (8, 8)		(3) 1-3 K						(3) 1-3 K	1	0	0	0	0	1	1						
Inning Stats	R: 0 E: 0 K: 2 S: 11	H: 1 LOB: 2 BB: 1 P: 21	R: 0 E: 1 K: 2 S: 17	H: 0 LOB: 1 BB: 0 P: 24	R: 1 E: 0 K: 2 S: 12	H: 1 LOB: 0 BB: 0 P: 21	R: 0 E: 0 K: 0 S: 5	H: 0 LOB: 0 BB: 0 P: 7	R: 0 E: 0 K: 0 S: 9	H: 2 LOB: 2 BB: 0 P: 13	R: 3 E: 1 K: 1 S: 17	H: 3 LOB: 2 BB: 1 P: 25	R: 0 E: 0 K: 1 S: 12	H: 0 LOB: 0 BB: 0 P: 18	R: 0 E: 0 K: 1 S: 9	H: 0 LOB: 0 BB: 0 P: 11		R: 0 E: 0 K: 2 S: 8	H: 0 LOB: 0 BB: 0 P: 14	1B: 6 2B: 1 3B: 0 HR: 1	SF: 0 SAC: 0 DP: 0 HBP: 0	WP: 1 PB: 1 SB: 0 CS: 0
PITCHER	IP WLS BF H R ER SO BB IBB HBP BLK WP HR S P ERA WHIP																					
Alan Benes, R ERA: 3.5	(1, 1) 5.2 W 28 7 4 3 7 2 0 0 0 0 1 1 67 105 4.76 1.588																					
Tony Fossas, L ERA: 3.0	(6, 1) 0.1 2 1 0 0 0 0 0 0 0 0 0 0 8 12 0.00 3.000																					
Cory Bailey, R ERA: 2.61	(7, 1) 1.2 5 0 0 0 1 0 0 0 0 0 0 0 14 19 0.00 0.000																					
Rick Honeycutt, L ERA: 4.15	(8, 1) 1.1 S 4 0 0 0 3 0 0 0 0 0 0 0 11 18 0.00 0.000																					

Batter	1	2	3	4	5	6	7	8	9	AB	R	H	RBI	BB	SO	LOB	BOTTOM					
Luis Altea, S OBP: 0.281, SLG: 0.283	(1, 4) 1-2 F8		(1) 4-2 1B HR BB		(1) 0-1 L5					3	1	0	0	1	0	1	Pittsburgh Pirates @ St. Louis Cardinals Busch Stadium, St. Louis, MO Mon Apr 15 1996, 7:05 PM CDT Att: 18,731 - Cloudy - 43 F					
Royce Clayton, R OBP: 0.356, SLG: 0.481	(1, 6) 2-2 S 2B 1B		(1) 2-0 L8		(1) 2-0 1B					4	1	3	1	0	0	1						
Ray Lankford, L OBP: 0.339, SLG: 0.585	(1, 8) 2-3 K		(1) 1-2 HR 1B		(2) 2-1 F7					4	1	1	0	0	2	4						
Ron Gant, R OBP: 0.474, SLG: 0.683	(1, 7) 0-2 2H 1B 2B		(1) 1-1 HR		(3) 0-1 G6-3					3	2	2	4	1	0	1						
Mark Sweeney, L OBP: 0.474, SLG: 0.400 Brian Jordan, R	(1, 3) (6, PH) (7, 9)		(2) 1-0 L8							2	0	1	1	0	0	0						
Rick Honeycutt, L	(8, 1) 2H 1B									2	0	0	0	0	1	3						
Gary Gaetti, R OBP: 0.211, SLG: 0.278 Willie McGee, S OBP: 0.327, SLG: 0.426	(1, 5) (8, 9)		(3) 1-3 K							0	0	0	0	0	0	0						
John Mabry, L OBP: 0.273, SLG: 0.350	(1, 9) (7, 3)		(1) 0-1 P6		(1) 2-2 F8					4	0	0	0	0	0	1						
Pat Borders, R OBP: 0.429, SLG: 0.514			(2) 0-2 G6-3 1B		(2) 0-0 G5-3					4	1	2	0	0	0	0						
Alan Benes, R Tony Fossas, L Cory Bailey, R David Bell, R	(1, 1) (6, 1) (7, 1) (7, 5)		(2) 0-0 G6-3		(3) 2-3 K					2	0	0	0	0	1	1						
Inning Stats	R: 2 E: 0 K: 2 S: 17	H: 3 LOB: 1 BB: 0 P: 24	R: 0 E: 0 K: 0 S: 6	H: 1 LOB: 0 BB: 0 P: 6	R: 3 E: 0 K: 1 S: 15	H: 2 LOB: 0 BB: 1 P: 25	R: 0 E: 0 K: 1 S: 7	H: 0 LOB: 0 BB: 0 P: 11	R: 0 E: 0 K: 0 S: 7	H: 1 LOB: 1 BB: 0 P: 11	R: 0 E: 0 K: 2 S: 8	H: 0 LOB: 0 BB: 0 P: 10	R: 1 E: 1 K: 2 S: 12	H: 2 LOB: 3 BB: 1 P: 21	R: 0 E: 0 K: 0 S: 6	H: 1 LOB: 0 BB: 0 P: 9	R: 0 E: 0 K: 2 S: 8	H: 0 LOB: 0 BB: 0 P: 14	1B: 8 2B: 1 3B: 0 HR: 1	SF: 0 SAC: 0 DP: 2 HBP: 0	WP: 0 PB: 1 SB: 1 CS: 0	PA: 35
PITCHER	IP WLS BF H R ER SO BB IBB HBP BLK WP HR S P ERA WHIP																					
John Ericks, R ERA: 7.15 67 Francisco Cordova, R Jason Christiansen, L Jon Lieber, R ERA: 4.76	(1, 1) (5, 1) (6, 1) (7, 1) (7, 1)	4.0 L 18 6 5 0 0 0 0 0 0 0 0 0 7 11 0.00 1.000	1.0 4 1 0 0 0 0 0 0 0 0 0 0 19 30 5.40 1.200	1.1 4 1 0 0 0 0 0 0 0 0 0 0 7 10 0.00 0.750																		

Batter	1	2	3	4	5	6	7	8	9	AB	R	H	RBI	BB	SO	LOB	TOP								
Carlos Garcia, R OBP: 0.375, SLG: 0.565 Nelson Liriano, S OBP: 0.417, SLG: 0.500										5	2	3	0	0	0	3									
Al Martin, L OBP: 0.350, SLG: 0.518 Mike Kingery, L OBP: 0.212, SLG: 0.167										4	3	3	1	0	0	2									
Jeff King, R OBP: 0.308, SLG: 0.571										6	2	4	0	0	0	1									
Orlando Merced, S OBP: 0.373, SLG: 0.364										4	2	3	5	1	0	1									
Jay Bell, R OBP: 0.389, SLG: 0.612										5	1	1	4	0	0	3									
Dave Clark, L OBP: 0.287, SLG: 0.308										5	1	0	0	0	1	0									
Charlie Hayes, R OBP: 0.235, SLG: 0.277										5	0	1	0	0	0	1									
Keith Osik, R OBP: 0.538, SLG: 0.545										4	1	3	1	1	0	0									
Zane Smith, L OBP: 0.200, SLG: 0.200 Mark Johnson, L OBP: 0.353, SLG: 0.500 Jon Lieber, L OBP: 0.500, SLG: 0.333										2	0	1	1	0	0	1									
										1	1	1	0	0	0	0									
										1	0	0	0	0	0	1									
Inning Stats	R: 6 E: 1 K: 0 S: 22	H: 7 LOB: 2 BB: 0 P: 33	R: 0 E: 0 K: 0 S: 7	H: 1 LOB: 0 BB: 0 P: 10	R: 0 E: 0 K: 0 S: 11	H: 1 LOB: 2 BB: 1 P: 19	R: 1 E: 0 K: 0 S: 8	H: 2 LOB: 0 BB: 0 P: 13	R: 0 E: 0 K: 0 S: 7	H: 1 LOB: 1 BB: 0 P: 9	R: 5 E: 0 K: 0 S: 17	H: 4 LOB: 0 BB: 1 P: 33	R: 1 E: 0 K: 0 S: 14	H: 3 LOB: 2 BB: 0 P: 26	R: 0 E: 0 K: 1 S: 9	H: 1 LOB: 1 BB: 0 P: 13	R: 0 E: 0 K: 0 S: 6	H: 0 LOB: 0 BB: 0 P: 8	1B: 15 2B: 3 3B: 0 HR: 2	SF: 0 SAC: 1 DP: 2 HBP: 0	WP: 0 PB: 0 SB: 1 CS: 0	PA: 48			
PITCHER	IP	WLS	BF	H	R	ER	SO	BB	IBB	HBP	BLK	WP	HR	S	P	ERA	WHIP								
Andy Benes, R ERA: 3.71	(1, 1)	5.0	L	27	12	7	5	0	1	0	0	0	1	55	84	9.00	2.600								
Tom Urbani, L ERA: 7.71	(6, 1)	0.1		6	4	5	5	0	1	0	0	0	1	13	25	135.00	15.000								
Rich Batchelor, R ERA: 2.45	(6, 1)	3.2		15	4	1	1	1	0	0	0	0	0	33	55	2.46	1.091								

Pittsburgh Pirates @ St. Louis Cardinals
Busch Stadium, St. Louis, MO

AB 45
R 13
H 20
RBI 13
BB 2
SO 1
LOB 13



WP: 0 PA: 48
PB: 0
SB: 1
CS: 0

Tue Apr 16 1996, 7:05 PM CDT
Att: 21,349 - Unknown - 60 F

Batter	1	2	3	4	5	6	7	8	9	AB	R	H	RBI	BB	SO	LOB	BOTTOM								
Luis Altea, S OBP: 0.300, SLG: 0.339 Tom Pagnozzi, R										3	1	2	0	0	0	0									
Royce Clayton, R OBP: 0.365, SLG: 0.536										4	1	2	2	0	2	1									
Willie McGee, S OBP: 0.308, SLG: 0.400 John Mabry, L OBP: 0.287, SLG: 0.341										3	0	0	0	0	1	1									
Ron Gant, R OBP: 0.467, SLG: 0.651 Mark Sweeney, L OBP: 0.500, SLG: 0.438										2	0	0	0	1	0	1									
Brian Jordan, R OBP: 0.333, SLG: 0.500										4	1	2	0	0	1	1									
Gary Gaetti, R OBP: 0.214, SLG: 0.275										4	0	1	1	0	0	2									
David Bell, R OBP: 0.289, SLG: 0.400										4	0	2	0	0	0	0									
Danny Sheaffer, R OBP: 0.313, SLG: 0.286										3	0	1	0	1	0	1									
Andy Benes, R OBP: 0.125, SLG: 0.125 Miguel Mejia, R										1	0	0	0	0	1	1									
Tom Urbani, L OBP: 0.167, SLG: 0.167 Rich Batchelor, R										1	0	0	0	0	0	0									
Roy Lankford, L OBP: 0.333, SLG: 0.574										1	0	0	0	0	1	3									
										1	0	0	0	0	0	0									
Inning Stats	R: 0 E: 0 K: 1 S: 7	H: 1 LOB: 1 BB: 0 P: 9	R: 0 E: 0 K: 0 S: 8	H: 0 LOB: 0 BB: 0 P: 12	R: 0 E: 0 K: 2 S: 9	H: 2 LOB: 1 BB: 0 P: 15	R: 0 E: 0 K: 0 S: 9	H: 1 LOB: 1 BB: 1 P: 15	R: 0 E: 0 K: 1 S: 9	H: 1 LOB: 0 BB: 0 P: 14	R: 3 E: 0 K: 1 S: 16	H: 5 LOB: 3 BB: 1 P: 29	R: 0 E: 0 K: 2 S: 7	H: 0 LOB: 0 BB: 0 P: 9	R: 0 E: 0 K: 1 S: 6	H: 1 LOB: 0 BB: 0 P: 8	R: 0 E: 0 K: 0 S: 8	H: 0 LOB: 0 BB: 0 P: 11	1B: 6 2B: 4 3B: 0 HR: 1	SF: 0 SAC: 0 DP: 2 HBP: 0	WP: 0 PB: 0 SB: 2 CS: 2	PA: 36			
PITCHER	IP	WLS	BF	H	R	ER	SO	BB	IBB	HBP	BLK	WP	HR	S	P	ERA	WHIP								
Zane Smith, L ERA: 2.55	(1, 1)	6.0	W	27	10	3	3	5	2	0	0	0	0	58	94	4.50	2.000								
Jon Lieber, R ERA: 3.12	(7, 1)	3.0	S	9	1	0	0	3	0	0	0	0	0	21	28	0.00	0.333								

Pittsburgh Pirates @ St. Louis Cardinals
Busch Stadium, St. Louis, MO

AB 34
R 3
H 11
RBI 3
BB 2
SO 8
LOB 11



WP: 0 PA: 36
PB: 0
SB: 2
CS: 2

Tue Apr 16 1996, 7:05 PM CDT
Att: 21,349 - Unknown - 60 F

Batter	1	2	3	4	5	6	7	8	9	AB	R	H	RBI	BB	SO	LOB	TOP					
Nelson Liriano, S OBP: 0.474, SLG: 0.579 (1, 4)										5	2	4	0	0	0	0						
Al Martin, L OBP: 0.348, SLG: 0.548 (1, 8) (9, 7)										5	2	2	2	0	0	3						
Orlando Merced, S OBP: 0.383, SLG: 0.481 (1, 9)										5	1	2	2	0	2	0						
Mark Johnson, L OBP: 0.450, SLG: 0.563 Jeff King, R OBP: 0.276, SLG: 0.509 (7, PH) (7, 3)										2	1	2	0	1	0	0						
Jay Bell, R OBP: 0.355, SLG: 0.554 (1, 6)										4	0	0	1	0	1	2						
Dave Clark, L OBP: 0.250, SLG: 0.333 Jacob Brumfield, R OBP: 0.226, SLG: 0.214 (1, 7) (9, 8)										4	0	1	1	0	2	2						
Charlie Hayes, R OBP: 0.224, SLG: 0.259 (1, 5)										4	0	0	0	0	1	3						
1B Jason Kendall, R OBP: 0.295, SLG: 0.372 (1, 2)										4	0	2	0	0	1	0						
Paul Wagner, R OBP: 0.250, SLG: 0.161 Mike Kingery, L OBP: 0.500, SLG: 0.333 Jon Lieber, L OBP: 0.239, SLG: 0.276 Jason Christiansen, R OBP: 0.239, SLG: 0.276 Dan Miceli, R OBP: 0.239, SLG: 0.276 (1, 1) (8, PH) (8, 1) (8, 1) (9, 1)										3	0	0	0	0	1	1						
Inning Stats	R: 2 E: 0 K: 2 S: 11	H: 4 LOB: 2 BB: 0 P: 11	R: 0 E: 0 K: 1 S: 6	H: 1 LOB: 1 BB: 0 P: 6	R: 1 E: 0 K: 1 S: 7	H: 2 LOB: 1 BB: 0 P: 7	R: 3 E: 0 K: 1 S: 8	H: 3 LOB: 1 BB: 1 P: 12	R: 0 E: 0 K: 0 S: 4	H: 1 LOB: 1 BB: 0 P: 4	R: 0 E: 0 K: 1 S: 5	H: 0 LOB: 0 BB: 0 P: 5	R: 0 E: 0 K: 1 S: 5	H: 2 LOB: 2 BB: 0 P: 5	R: 0 E: 0 K: 1 S: 5	H: 0 LOB: 0 BB: 0 P: 5	1B: 8 2B: 3 3B: 0 HR: 2	SF: 1 SAC: 0 DP: 0 HBP: 0	WP: 0 PB: 0 SB: 0 CS: 0	PA: 41		
PITCHER	IP WLS BF H R ER SO BB IBB HBP BLK WP HR S P ERA WHIP																					
Todd Stottlemyre, R ERA: 4.32 Tony Fossas, L ERA: 2.25 Jeff Parrett, R ERA: 1.86 (1, 1) (6, 1) (8, 1)	5.0 L 27 11 6 6 5 1 0 0 0 0 0 2 36 40 10.80 2.400																					
Batter	1	2	3	4	5	6	7	8	9	AB	R	H	RBI	BB	SO	LOB	BOTTOM					
Luis Altea, S OBP: 0.294, SLG: 0.317 (1, 4)										4	0	1	0	0	2	0						
Royce Clayton, R OBP: 0.352, SLG: 0.484 (1, 6)										3	0	0	0	1	1	1						
Ray Lankford, L OBP: 0.354, SLG: 0.623 (1, 8)										3	0	0	0	1	1	1						
Ron Gant, R OBP: 0.426, SLG: 0.560 (1, 7)										4	0	0	0	0	1	3						
Brian Jordan, R OBP: 0.286, SLG: 0.429 (1, 9)										4	0	0	0	0	1	0						
Gary Gaetti, R OBP: 0.239, SLG: 0.364 (1, 5)										4	2	2	1	0	0	0						
John Mabry, L OBP: 0.286, SLG: 0.340 (1, 3)										2	0	1	0	1	0	0						
Pat Borders, R OBP: 0.421, SLG: 0.500 (1, 2)										3	0	1	1	0	1	1						
Todd Stottlemyre, L OBP: 0.556, SLG: 0.500 Mark Sweeney, L OBP: 0.476, SLG: 0.412 Tony Fossas, L OBP: 0.239, SLG: 0.276 Danny Sheaffer, R OBP: 0.303, SLG: 0.276 Jeff Parrett, R OBP: 0.239, SLG: 0.276 (1, 1) (5, PH) (6, 1) (7, PH) (8, 1)										1	0	0	0	0	2							
Inning Stats	R: 0 E: 0 K: 0 S: 3	H: 1 LOB: 1 BB: 1 P: 7	R: 1 E: 0 K: 0 S: 4	H: 2 LOB: 1 BB: 1 P: 8	R: 0 E: 0 K: 2 S: 7	H: 0 LOB: 1 BB: 1 P: 11	R: 0 E: 0 K: 1 S: 5	H: 0 LOB: 0 BB: 0 P: 5	R: 0 E: 0 K: 2 S: 7	H: 0 LOB: 0 BB: 0 P: 7	R: 0 E: 0 K: 1 S: 5	H: 0 LOB: 0 BB: 0 P: 5	R: 1 E: 0 K: 1 S: 7	H: 2 LOB: 1 BB: 0 P: 7	R: 0 E: 0 K: 1 S: 5	H: 0 LOB: 0 BB: 0 P: 5	R: 0 E: 0 K: 0 S: 3	H: 0 LOB: 0 BB: 0 P: 3	1B: 4 2B: 1 3B: 0 HR: 1	SF: 0 SAC: 0 DP: 1 HBP: 0	WP: 2 PB: 0 SB: 1 CS: 1	PA: 33
PITCHER	IP WLS BF H R ER SO BB IBB HBP BLK WP HR S P ERA WHIP																					
Paul Wagner, R ERA: 0.77 Jon Lieber, R ERA: 2.89 Jason Christiansen, L ERA: 10.29 Dan Miceli, R ERA: 6.75 (1, 1) (8, 1) (8, 1) (9, 1)	7.0 W 27 5 2 2 7 3 0 0 0 0 0 0 0 4 4 0.00 0.000																					

Pittsburgh Pirates @ St. Louis Cardinals
 Busch Stadium, St. Louis, MO
 Thu Apr 18 1996, 3:33 AM CDT
 Att: 25,700 - Cloudy - 67 F

AB 39
 R 6
 H 13
 RBI 6
 BB 1
 SO 8
 LOB 12



Pittsburgh Pirates @ St. Louis Cardinals
 Busch Stadium, St. Louis, MO
 Thu Apr 18 1996, 3:33 AM CDT
 Att: 25,700 - Cloudy - 67 F

AB 30
 R 2
 H 5
 RBI 2
 BB 3
 SO 8
 LOB 9



Batter	1	2	3	4	5	6	7	8	9	AB	R	H	RBI	BB	SO	LOB	TOP										
Jacob Brumfield, R OBP: 0.229, SLG: 0.219	G4-3		G4-3														4 0 1 0 0 1 3										
Al Martin, L OBP: 0.343, SLG: 0.530	K																4 0 1 1 0 2 3										
Jeff King, R OBP: 0.274, SLG: 0.492	F8		CS														4 0 1 0 0 1 0										
Jay Bell, R OBP: 0.333, SLG: 0.517		K															4 0 0 0 0 2 1										
Orlando Merced, S OBP: 0.375, SLG: 0.482	F9																4 0 1 0 0 0 1										
Charlie Hayes, R OBP: 0.226, SLG: 0.259	E6																4 0 1 0 0 1 1										
John Wehner, R OBP: 0.308, SLG: 0.538																	3 0 1 0 0 1 3										
Nelson Liriano, S OBP: 0.450, SLG: 0.550	K		B5-3														1 0 0 0 0 0 0										
1B Jason Kendall, R OBP: 0.313, SLG: 0.383																	4 1 2 0 0 0 0										
Denny Neagle, L OBP: 0.250, SLG: 0.250																	1 0 0 0 0 0 0										
Jon Lieber, L OBP: 0.500, SLG: 0.333			SH1-4														0 0 0 0 0 0 0										
Dan Plesac, L OBP: 0.313, SLG: 0.333																	0 0 0 0 0 0 0										
Inning Stats	R: 0 H: 0 E: 0 K: 1 S: 7	H: 0 LOB: 0 BB: 0 P: 8	R: 0 H: 0 E: 1 K: 2 S: 13	H: 0 LOB: 1 BB: 0 P: 18	R: 1 H: 2 E: 0 K: 0 S: 7	H: 2 LOB: 0 BB: 0 P: 8	R: 0 H: 2 E: 0 K: 1 S: 9	H: 2 LOB: 2 BB: 0 P: 12	R: 0 H: 1 E: 0 K: 0 S: 6	H: 1 LOB: 1 BB: 0 P: 9	R: 0 H: 1 E: 0 K: 2 S: 10	H: 1 LOB: 1 BB: 0 P: 16	R: 0 H: 2 E: 0 K: 2 S: 12	H: 2 LOB: 2 BB: 0 P: 17	R: 0 H: 0 E: 0 K: 0 S: 5	H: 0 LOB: 0 BB: 0 P: 9	R: 0 H: 0 E: 0 K: 0 S: 5	H: 0 LOB: 0 BB: 0 P: 8	1B: 7 2B: 1 3B: 0 HR: 0	SF: 0 SAC: 2 DP: 0 HBP: 0	WP: 0 PB: 0 SB: 0 CS: 1	PA: 36					
PITCHER	IP	WLS	BF	H	R	ER	SO	BB	IBB	HBP	BLK	WP	HR	S	P	ERA	WHIP										
Jeff Fassero, L ERA: 3.0	7.0		29	8	1	1	8	0	0	0	0	0	0	64	88	1.29	1.143										
Barry Manuel, R ERA: 1.38	2.0	W	6	0	0	0	0	0	0	0	0	0	0	10	17	0.00	0.000										

Pittsburgh Pirates @ Montreal Expos
Olympic Stadium, Montreal, QB
Fri Apr 19 1996, 7:05 PM EDT
Att: 13,256 - Dome - 60 F

AB 33
R 1
H 8
RBI 1
BB 0
SO 8
LOB 12



Batter	1	2	3	4	5	6	7	8	9	AB	R	H	RBI	BB	SO	LOB	BOTTOM										
Mark Grudzielanek, R OBP: 0.367, SLG: 0.513	L9		K														4 1 1 1 0 2 2										
Mike Lansing, R OBP: 0.472, SLG: 0.524	F7		K														4 0 1 0 0 1 1										
Rondell White, R OBP: 0.288, SLG: 0.377	2B		G5-3														3 0 2 0 1 0 1										
Moises Alou, R OBP: 0.357, SLG: 0.530																	4 0 1 0 0 1 3										
David Segui, S OBP: 0.400, SLG: 0.457																	4 1 1 1 0 2 3										
Sherman Obando, R OBP: 0.182, SLG: 0.317																	3 0 0 0 0 0 0										
Shane Andrews, R OBP: 0.359, SLG: 0.649																	3 0 1 0 0 0 0										
Lenny Webster, R OBP: 0.440, SLG: 0.368																	3 0 1 0 0 0 2										
Jeff Fassero, L OBP: 0.286, SLG: 0.167																	1 0 1 0 0 0 0										
F.P. Santangelo, S OBP: 0.313, SLG: 0.214																	1 0 0 0 0 1 1										
Barry Manuel, R ERA: 7.27																	0 0 0 0 0 0 0										
Inning Stats	R: 0 H: 2 E: 0 K: 1 S: 11	H: 2 LOB: 2 BB: 0 P: 17	R: 0 H: 0 E: 1 K: 0 S: 5	H: 0 LOB: 0 BB: 0 P: 8	R: 0 H: 1 E: 0 K: 2 S: 10	H: 1 LOB: 1 BB: 0 P: 15	R: 0 H: 0 E: 0 K: 0 S: 8	H: 0 LOB: 0 BB: 0 P: 11	R: 0 H: 1 E: 0 K: 1 S: 8	H: 1 LOB: 1 BB: 0 P: 13	R: 0 H: 2 E: 0 K: 1 S: 7	H: 2 LOB: 1 BB: 0 P: 9	R: 0 H: 1 E: 0 K: 1 S: 8	H: 1 LOB: 1 BB: 0 P: 11	R: 1 H: 1 E: 0 K: 1 S: 9	H: 1 LOB: 1 BB: 1 P: 14	R: 1 H: 1 E: 0 K: 0 S: 2	H: 1 LOB: 0 BB: 0 P: 3	1B: 4 2B: 4 3B: 0 HR: 2	SF: 0 SAC: 1 DP: 3 HBP: 0	WP: 0 PB: 0 SB: 0 CS: 1	PA: 32					
PITCHER	IP	WLS	BF	H	R	ER	SO	BB	IBB	HBP	BLK	WP	HR	S	P	ERA	WHIP										
Denny Neagle, L ERA: 2.3	7.0		27	7	0	0	6	1	0	0	0	0	1	9	14	9.00	2.000										
Jon Lieber, R ERA: 3.68	1.0		4	1	1	1	1	1	0	0	0	0	1	9	14	9.00	2.000										
Dan Plesac, L ERA: 7.27	0.0	L	1	1	1	1	0	0	0	0	0	0	1	2	3	∞	∞										

Pittsburgh Pirates @ Montreal Expos
Olympic Stadium, Montreal, QB
Fri Apr 19 1996, 7:05 PM EDT
Att: 13,256 - Dome - 60 F

AB 30
R 2
H 9
RBI 2
BB 1
SO 7
LOB 13



Batter	1	2	3	4	5	6	7	8	9	AB	R	H	RBI	BB	SO	LOB	TOP										
Nelson Liriano, S OBP: 0.417, SLG: 0.625 (1, 4)										4	1	1	1	0	1	0											
Al Martin, L OBP: 0.324, SLG: 0.500 (1, 7)										4	0	0	0	0	2	0											
Jeff King, R OBP: 0.273, SLG: 0.524 (1, 5)										4	1	1	1	0	0	0											
Orlando Merced, S OBP: 0.358, SLG: 0.458 (1, 9)										3	0	0	0	0	1	0											
Mark Johnson, L OBP: 0.391, SLG: 0.474 (1, 3)										3	0	0	0	0	2	0											
Jay Bell, R OBP: 0.319, SLG: 0.492 (1, 6)										3	0	0	0	0	2	0											
Mike Kingery, L OBP: 0.216, SLG: 0.176 (1, 8)										3	0	1	0	0	0	0											
1B Jason Kendall, R OBP: 0.294, SLG: 0.360 (1, 2)										3	0	0	0	0	0	1											
John Ericks, R Lee Hancock, L Jacob Brumfield, R 67 Francisco Cordova, R (1, 1) (3, 1) (6, PH) (6, 1)										1	0	0	0	0	0	0											
										0	0	0	0	0	0	0											
										1	0	0	0	0	0	0											
										1	0	0	0	0	0	0											
										1	0	0	0	0	0	0											
Inning Stats	R: 1 E: 0 K: 2 S: 8	H: 1 LOB: 0 BB: 0 P: 8	R: 0 E: 0 K: 1 S: 6	H: 1 LOB: 1 BB: 0 P: 6	R: 0 E: 0 K: 1 S: 5	H: 0 LOB: 0 BB: 0 P: 5	R: 0 E: 0 K: 1 S: 5	H: 0 LOB: 0 BB: 0 P: 5	R: 0 E: 0 K: 0 S: 3	H: 0 LOB: 0 BB: 0 P: 3	R: 1 E: 0 K: 1 S: 6	H: 1 LOB: 0 BB: 0 P: 6	R: 0 E: 0 K: 0 S: 3	H: 0 LOB: 0 BB: 0 P: 3	R: 0 E: 0 K: 1 S: 5	H: 0 LOB: 0 BB: 0 P: 5	1B: 1 2B: 0 3B: 0 HR: 2	SF: 0 SAC: 0 DP: 0 HBP: 0	WP: 0 PB: 0 SB: 0 CS: 0	PA: 30							
PITCHER	IP	WLS	BF	H	R	ER	SO	BB	IBB	HBP	BLK	WP	HR	S	P	ERA	WHIP										
Pedro Martinez, R ERA: 4.88 (1, 1)	8.0	W	27	3	2	2	7	0	0	0	0	0	2	41	41	2.25	0.375										
Alex Pacheco, R ERA: 8.1 (9, 1)	1.0		3	0	0	0	1	0	0	0	0	0	0	5	5	0.00	0.000										

Pittsburgh Pirates @ Montreal Expos
Olympic Stadium, Montreal, QB
Sat Apr 20 1996, 3:33 AM EDT
Att: 14,022 - Dome

AB 30
R 2
H 3
RBI 2
BB 0
SO 8
LOB 1



Batter	1	2	3	4	5	6	7	8	9	AB	R	H	RBI	BB	SO	LOB	BOTTOM										
Mark Grudzielanek, R OBP: 0.389, SLG: 0.500 (1, 6)										4	2	1	0	1	0	0											
Mike Lansing, R OBP: 0.447, SLG: 0.493 Andy Stankiewicz, R OBP: 0.400, SLG: 0.400 (1, 4) (8, 4)										4	0	0	0	0	1	2											
Henry Rodriguez, L OBP: 0.340, SLG: 0.745 (1, 7)										4	3	3	4	0	1	0											
Moises Alou, R OBP: 0.365, SLG: 0.565 F.P. Santangelo, S OBP: 0.315, SLG: 0.214 (1, 9) (8, 9)										3	3	1	1	1	0	0											
										0	0	0	0	0	0	0											
David Segui, S OBP: 0.307, SLG: 0.460 (1, 3)										4	1	2	0	0	0	0											
Rondell White, R OBP: 0.299, SLG: 0.384 (1, 8)										4	1	2	1	0	0	2											
Darrin Fletcher, L OBP: 0.348, SLG: 0.548 Alex Pacheco, R (1, 2) (9, 1)										4	1	2	5	0	0	1											
										0	0	0	0	0	0	0											
Shane Andrews, R OBP: 0.326, SLG: 0.585 (1, 5)										4	0	0	0	0	1	2											
Pedro Martinez, R Tim Spehr, R (1, 1) (8, PH) (9, 2)										3	0	0	0	0	1	1											
										1	0	0	0	0	1	0											
Inning Stats	R: 2 E: 0 K: 0 S: 5	H: 2 LOB: 0 BB: 0 P: 5	R: 0 E: 0 K: 2 S: 8	H: 1 LOB: 1 BB: 0 P: 8	R: 6 E: 0 K: 0 S: 8	H: 5 LOB: 0 BB: 1 P: 12	R: 0 E: 0 K: 1 S: 5	H: 0 LOB: 0 BB: 0 P: 5	R: 1 E: 1 K: 0 S: 5	H: 2 LOB: 1 BB: 0 P: 5	R: 2 E: 0 K: 1 S: 6	H: 1 LOB: 0 BB: 1 P: 10	R: 0 E: 0 K: 0 S: 3	H: 0 LOB: 0 BB: 0 P: 3	R: 0 E: 0 K: 1 S: 5	H: 0 LOB: 0 BB: 0 P: 5	1B: 6 2B: 1 3B: 0 HR: 4	SF: 0 SAC: 0 DP: 1 HBP: 0	WP: 0 PB: 0 SB: 2 CS: 0	PA: 37							
PITCHER	IP	WLS	BF	H	R	ER	SO	BB	IBB	HBP	BLK	WP	HR	S	P	ERA	WHIP										
John Ericks, R ERA: 10.2 Lee Hancock, L ERA: 3.38 67 Francisco Cordova, R ERA: 9.86 (1, 1) (3, 1) (6, 1)	2.1	L	15	7	7	7	2	1	0	0	0	0	1	13	13	3.38	1.125										

Pittsburgh Pirates @ Montreal Expos
Olympic Stadium, Montreal, QB
Sat Apr 20 1996, 3:33 AM EDT
Att: 14,022 - Dome

AB 35
R 11
H 11
RBI 11
BB 2
SO 5
LOB 8



Batter	1	2	3	4	5	6	7	8	9	AB	R	H	RBI	BB	SO	LOB	TOP					
Mike Kingery, L (1, 8) OBP: 0.214, SLG: 0.179	G4-3		F8				L8		G1-3	5	1	1	0	0	0	0						
Al Martin, L (1, 7) OBP: 0.346, SLG: 0.521	G5-3		FC6-4				F8			3	1	2	2	1	0	0						
Jeff King, R (1, 3) OBP: 0.286, SLG: 0.515	G5-3		FC6-4							3	0	1	0	1	0	2						
Orlando Merced, S (1, 9) OBP: 0.352, SLG: 0.435										3	0	0	1	1	1	2						
Jay Bell, R (1, 6) OBP: 0.315, SLG: 0.478	L6									4	0	1	0	0	1	2						
Nelson Lirio, S (1, 4)										4	0	0	0	0	2	2						
Charlie Hayes, R (1, 5) Dan Miceli, R (8, 1)	G5-3									4	0	0	0	0	1	0						
Keith Osik, R (1, 2) OBP: 0.444, SLG: 0.500	F8									4	1	1	0	0	1	0						
Zane Smith, L (1, 1) Jacob Brumfield, R (6, PH) Jason Christiansen, R (6, 1) Mark Johnson, L (8, 3) OBP: 0.286, SLG: 0.296 OBP: 0.216, SLG: 0.296 OBP: 0.375, SLG: 0.450										2	1	1	1	0	1	0						
Inning Stats	R: 0 E: 0 K: 0 S: 8	H: 1 LOB: 2 BB: 1 P: 19	R: 0 E: 0 K: 0 S: 6	H: 0 LOB: 0 BB: 0 P: 10	R: 0 E: 0 K: 1 S: 6	H: 0 LOB: 1 BB: 1 P: 13	R: 0 E: 0 K: 0 S: 5	H: 0 LOB: 0 BB: 0 P: 7	R: 4 E: 0 K: 1 S: 14	H: 5 LOB: 2 BB: 1 P: 27	R: 0 E: 0 K: 1 S: 6	H: 0 LOB: 1 BB: 0 P: 10	R: 0 E: 0 K: 2 S: 8	H: 1 LOB: 1 BB: 0 P: 12	R: 0 E: 0 K: 2 S: 8	H: 0 LOB: 0 BB: 0 P: 10	R: 0 E: 0 K: 1 S: 8	H: 0 LOB: 0 BB: 0 P: 10	1B: 5 2B: 2 3B: 0 HR: 0	SF: 0 SAC: 0 DP: 0 HBP: 0	WP: 0 PB: 0 SB: 0 CS: 0	PA: 37
PITCHER	IP	WLS	BF	H	R	ER	SO	BB	IBB	HBP	BLK	WP	HR	S	P	ERA	WHIP					
Tavo Alvarez, R (1, 1) ERA: 8.31	4.1		21	5	4	4	1	3	0	0	0	0	0	34	68	8.31	1.846					
Omar Daal, L (5, 1) ERA: 2.25	0.2		3	1	0	0	1	0	0	0	0	0	0	5	8	0.00	1.500					
Dave Veres, R (6, 1) ERA: 5.91	2.0	W	7	1	0	0	2	0	0	0	0	0	0	14	22	0.00	0.500					
Tim Scott, R (8, 1) ERA:	2.0		6	0	0	0	3	0	0	0	0	0	0	16	20	0.00	0.000					

Pittsburgh Pirates @ Montreal Expos
Olympic Stadium, Montreal, QB
Sun Apr 21 1996, 3:33 AM EDT
Att: 11,361 - Dome - 68 F


AB 34
R 4
H 7
RBI 4
BB 3
SO 7
LOB 8



Batter	1	2	3	4	5	6	7	8	9	AB	R	H	RBI	BB	SO	LOB	BOTTOM					
Mark Grudzielanek, R (1, 6) OBP: 0.371, SLG: 0.500	E9	FC5-4		F9			L7			4	2	1	0	1	0	3						
Mike Lansing, R (1, 4) OBP: 0.465, SLG: 0.507				G6-3						4	2	3	1	1	0	0						
Rondell White, R (1, 8) OBP: 0.317, SLG: 0.423	G3-6-3			FC5-2			F7			5	1	3	0	0	2							
Moises Alou, R (1, 7) OBP: 0.351, SLG: 0.542	E6			FC5-2			P4			3	0	0	1	0	2							
F.P. Santangelo, S (6, PR) OBP: 0.335, SLG: 0.250										2	2	1	1	0	1							
David Segui, S (1, 3) OBP: 0.341, SLG: 0.564										5	1	4	4	0	0							
Sherman Obando, R (1, 9) OBP: 0.204, SLG: 0.413	G4-3									5	1	2	2	0	3							
Lenny Webster, R (1, 2) OBP: 0.429, SLG: 0.333										2	0	0	0	0	1							
Dave Veres, R (6, 1) OBP: 1.000, SLG: 2.000										1	0	1	0	0	0							
Tim Scott, R (8, 1) ERA:										1	0	0	0	1	0							
Shane Andrews, R (1, 5) OBP: 0.319, SLG: 0.545										3	0	0	0	1	2							
Tavo Alvarez, R (1, 1) OBP: 1.000, SLG: 1.000										1	0	1	0	0	0							
Omar Daal, L (5, 1) ERA: 3.18										0	0	0	0	0	0							
Tim Spehr, R (6, 2) ERA: 5.66										2	0	0	0	1	1							
Inning Stats	R: 1 E: 2 K: 0 S: 13	H: 3 LOB: 2 BB: 0 P: 19	R: 0 E: 0 K: 1 S: 9	H: 1 LOB: 0 BB: 0 P: 15	R: 0 E: 0 K: 0 S: 4	H: 2 LOB: 2 BB: 0 P: 7	R: 0 E: 0 K: 0 S: 13	H: 1 LOB: 2 BB: 1 P: 22	R: 2 E: 0 K: 1 S: 13	H: 3 LOB: 3 BB: 0 P: 23	R: 6 E: 0 K: 1 S: 24	H: 5 LOB: 1 BB: 2 P: 40	R: 0 E: 0 K: 0 S: 9	H: 1 LOB: 1 BB: 0 P: 11	R: 0 E: 0 K: 1 S: 9	H: 0 LOB: 0 BB: 0 P: 12	1B: 9 2B: 4 3B: 1 HR: 2	SF: 0 SAC: 1 DP: 1 HBP: 1	WP: 0 PB: 0 SB: 0 CS: 0	PA: 43		
PITCHER	IP	WLS	BF	H	R	ER	SO	BB	IBB	HBP	BLK	WP	HR	S	P	ERA	WHIP					
Zane Smith, L (1, 1) ERA: 3.18	5.0		26	10	3	3	2	1	0	1	0	0	0	52	86	5.40	2.200					
Jason Christiansen, L (6, 1) ERA: 14.0	2.0	L	14	6	6	6	1	2	0	0	0	0	2	33	51	27.00	4.000					
Dan Miceli, R (8, 1) ERA: 5.66	1.0		3	0	0	0	1	0	0	0	0	0	0	9	12	0.00	0.000					

Pittsburgh Pirates @ Montreal Expos
Olympic Stadium, Montreal, QB
Sun Apr 21 1996, 3:33 AM EDT
Att: 11,361 - Dome - 68 F

AB 38
R 9
H 16
RBI 9
BB 3
SO 4
LOB 17



Batter	1	2	3	4	5	6	7	8	9	AB	R	H	RBI	BB	SO	LOB	TOP					
Jacob Brumfield, R (1.8) OBP: 0.262, SLG: 0.359										5	2	3	4	0	0	1	Pittsburgh Pirates @ Philadelphia Phillies Veterans Stadium, Philadelphia, PA Mon Apr 22 1996, 7:05 PM EDT Att: 17,604 - Unknown - 78 F					
Al Martin, L (1.7) OBP: 0.337, SLG: 0.538										5	1	1	1	0	1	3						
Jeff King, R (1.3) OBP: 0.307, SLG: 0.535										5	0	3	1	0	0	0						
Orlando Merced, S (1.9) OBP: 0.342, SLG: 0.418										5	0	1	0	0	0	3						
Jay Bell, R (1.6) OBP: 0.295, SLG: 0.444										5	0	0	0	0	0	2						
Nelson Liriano, S (1.4) OBP: 0.344, SLG: 0.531										4	1	1	0	0	0	0						
Charlie Hayes, R (1.5) OBP: 0.243, SLG: 0.273										4	2	3	0	0	0	0						
1B Jason Kendall, R (1.2) OBP: 0.309, SLG: 0.389										4	2	2	1	0	0	1						
Danny Darwin, R (1.1) OBP: 0.286, SLG: 0.429										2	1	2	2	0	0	0						
Jon Lieber, L (7.1) OBP: 0.500, SLG: 0.333										0	0	0	0	0	0	0						
John Wehner, R (6. PH) OBP: 0.286, SLG: 0.500										1	0	0	0	0	0	1						
Dan Plesac, L (8.1)										0	0	0	0	0	0	0						
Dan Miceli, R (9.1)										0	0	0	0	0	0	0						
Inning Stats	R: 0 E: 0 K: 0 S: 3	H: 1 LOB: 0 BB: 0 P: 3	R: 0 E: 0 K: 0 S: 3	H: 0 LOB: 0 BB: 0 P: 3	R: 3 E: 0 K: 0 S: 7	H: 4 LOB: 1 BB: 0 P: 7	R: 3 E: 0 K: 0 S: 7	H: 4 LOB: 1 BB: 0 P: 7	R: 0 E: 0 K: 0 S: 3	H: 0 LOB: 0 BB: 0 P: 3	R: 2 E: 0 K: 1 S: 8	H: 3 LOB: 1 BB: 0 P: 8	R: 0 E: 0 K: 0 S: 4	H: 1 LOB: 1 BB: 0 P: 4	R: 1 E: 0 K: 0 S: 5	H: 2 LOB: 1 BB: 0 P: 5	1B: 9 2B: 5 3B: 0 HR: 2	SF: 0 SAC: 1 DP: 2 HBP: 0	WP: 0 PB: 0 SB: 0 CS: 0	PA: 41		
PITCHER	IP WLS BF H R ER SO BB IBB HBP BLK WP HR S P ERA WHIP	3.1 L 17 8 6 6 0 0 0 0 0 0 0 6 6 16.20 2.400	4.1 1.2 6 2 0 0 0 0 0 0 0 0 1 11 11 9.00 1.500	6.1 2.0 9 3 2 2 1 0 0 0 0 0 1 11 11 4.50 1.500	8.1 2.0 9 3 1 1 0 0 0 0 0 0 1 9 9 4.50 1.500																	


AB	40
R	9
H	16
RBI	9
BB	0
SO	1
LOB	11




Batter	1	2	3	4	5	6	7	8	9	AB	R	H	RBI	BB	SO	LOB	BOTTOM				
Lenny Dykstra, L (1.8) OBP: 0.461, SLG: 0.677										4	0	0	1	0	1	0	Pittsburgh Pirates @ Philadelphia Phillies Veterans Stadium, Philadelphia, PA Mon Apr 22 1996, 7:05 PM EDT Att: 17,604 - Unknown - 78 F				
Mickey Morandini, L (1.4) OBP: 0.341, SLG: 0.375										4	0	0	0	0	0	0					
Jim Eisenreich, L (1.7) OBP: 0.283, SLG: 0.273										4	0	1	0	0	1	0					
Todd Zeile, R (1.5) OBP: 0.329, SLG: 0.377										4	0	0	0	0	2	1					
Mark Whiten, S (1.9) OBP: 0.373, SLG: 0.350										3	1	1	0	1	0	0					
Benito Santiago, R (1.3) OBP: 0.323, SLG: 0.569										3	1	2	2	1	0	1					
Mike Lieberthal, R (1.2) OBP: 0.300, SLG: 0.480										4	0	1	0	0	0	2					
Kevin Stocker, S (1.6) OBP: 0.422, SLG: 0.273										2	1	1	0	1	1	1					
Terry Mulholland, R (1.1) ERA: 5.55										0	0	0	0	0	0	0					
Mike Miems, L (4.1) ERA: 9.0										0	0	0	0	0	0	0					
Jon Zuber, L (5. PH) ERA: 3.57										1	0	0	0	0	0	1					
Toby Bortland, R (6.1) ERA: 6.52										0	0	0	0	0	0	0					
Pete Incaviglia, R (7. PH) ERA: 10.125										1	0	0	0	0	0	1					
Steve Frey, R (8.1) ERA: 10.125										0	0	0	0	0	0	0					
Lee Tinsley, S (9. PH) OBP: 0.152, SLG: 0.143										1	0	0	0	0	0	3					
Inning Stats	R: 0 E: 0 K: 1 S: 5	H: 0 LOB: 0 BB: 0 P: 5	R: 0 E: 0 K: 0 S: 4	H: 1 LOB: 1 BB: 0 P: 4	R: 1 E: 0 K: 0 S: 4	H: 1 LOB: 0 BB: 0 P: 4	R: 0 E: 0 K: 0 S: 3	H: 0 LOB: 0 BB: 0 P: 3	R: 0 E: 0 K: 1 S: 6	H: 1 LOB: 1 BB: 0 P: 6	R: 2 E: 0 K: 0 S: 3	H: 1 LOB: 0 BB: 2 P: 11	R: 0 E: 0 K: 1 S: 5	H: 0 LOB: 0 BB: 0 P: 5	R: 0 E: 0 K: 1 S: 6	H: 1 LOB: 3 BB: 1 P: 11	1B: 4 2B: 1 3B: 0 HR: 1	SF: 0 SAC: 1 DP: 1 HBP: 1	WP: 0 PB: 0 SB: 0 CS: 0	PA: 36	
PITCHER	IP WLS BF H R ER SO BB IBB HBP BLK WP HR S P ERA WHIP	6.1 W 26 5 3 3 3 3 0 0 0 0 0 1 30 38 4.26 1.105	0.2 1 0 0 0 0 0 0 0 0 0 0 0 1 1 0.00 0.000	1.0 3 0 0 0 1 0 0 0 0 0 0 0 5 5 0.00 0.000	1.0 6 1 0 0 1 1 0 1 0 0 0 0 6 11 0.00 2.000																

AB	31
R	3
H	6
RBI	3
BB	3
SO	5
LOB	10



Batter	1	2	3	4	5	6	7	8	9	AB	R	H	RBI	BB	SO	LOB	TOP			
Nelson Liriano, S OBP: 0.306, SLG: 0.472 (1, 4)	L7	K2-3		G4-3			F7			4	0	0	0	0	1	3	Pittsburgh Pirates @ Philadelphia Phillies Veterans Stadium, Philadelphia, PA Tue Apr 23 1996, 3:33 AM EDT Att: 19,254 - Sunny - 78 F			
Al Martin, L OBP: 0.333, SLG: 0.524 (1, 8)	G1-3		G1-3		1B		G6-3			4	0	1	0	0	0	0				
Jeff King, R OBP: 0.304, SLG: 0.560 (1, 3)	HR		G5-3		G5-3			P6		4	1	1	1	0	0	0				
Orlando Merced, S OBP: 0.350, SLG: 0.423 (1, 9)	1B		1B		F7			L8		4	0	2	0	0	0	0				
Jay Bell, R OBP: 0.280, SLG: 0.421 (1, 6)	P8		G6-3				K	K		4	0	0	0	0	2	2				
Dave Clark, L OBP: 0.292, SLG: 0.409 (1, 7)		L8		1B	2B		1B		K	4	1	2	0	0	1	0				
Charlie Hayes, R OBP: 0.257, SLG: 0.286 (1, 5)	1B	1B		1B	1B		L8		L8	4	0	2	1	0	0	1				
1B Jason Kendall, R OBP: 0.305, SLG: 0.397 (1, 2)	2B		FC6-4		F7			K		4	0	1	0	0	1	2				
Paul Wagner, R (1, 1)										2	0	0	0	0	0	3	AB 35 R 2 H 9 RBI 2 BB 0 SO 5 LOB 11 			
Lee Hancock, L (6, 1)										0	0	0	0	0	0	0				
Mike Kingery, L OBP: 0.299, SLG: 0.175 (7, PH)										1	0	0	0	0	0	0				
67 Francisco Cordova, R (7, 1)										0	0	0	0	0	0	0				
Inning Stats	R: 1 E: 0 K: 0 S: 12	H: 2 LOB: 1 BB: 0 P: 17	R: 0 E: 0 K: 1 S: 15	H: 2 LOB: 2 BB: 0 P: 20	R: 0 E: 0 K: 0 S: 10	H: 1 LOB: 1 BB: 0 P: 17	R: 1 E: 0 K: 0 S: 11	H: 2 LOB: 1 BB: 0 P: 13	R: 0 E: 0 K: 1 S: 7	H: 1 LOB: 1 BB: 0 P: 9	R: 0 E: 0 K: 0 S: 5	H: 0 LOB: 0 BB: 0 P: 9	R: 0 E: 0 K: 1 S: 8	H: 0 LOB: 0 BB: 0 P: 15	R: 0 E: 0 K: 2 S: 9	H: 0 LOB: 0 BB: 0 P: 13		1B: 6 2B: 2 3B: 0 HR: 1	SF: 0 SAC: 0 DP: 0 HBP: 0	WP: 0 PA: 35 PB: 0 SB: 1 CS: 0
PITCHER	IP	WLS	BF	H	R	ER	SO	BB	IBB	HBP	BLK	WP	HR	S	P	ERA		WHIP		
Mike Williams, R ERA: 5.48 (1, 1)	5.0		22	8	2	2	1	0	0	0	0	0	1	56	80	3.60		1.600		
Russ Springer, R ERA: 2.57 (6, 1)	1.0	W	4	1	0	0	1	0	0	0	0	0	0	7	9	0.00		1.000		
Ken Ryan, R ERA: (7, 1)	3.0	S	9	0	0	0	3	0	0	0	0	0	0	22	37	0.00	0.000			

Batter	1	2	3	4	5	6	7	8	9	AB	R	H	RBI	BB	SO	LOB	BOTTOM			
Lee Tinsley, S OBP: 0.222, SLG: 0.192 (1, 8)	CS		K2-3		1B		B2	K		5	0	2	1	0	2	1	Pittsburgh Pirates @ Philadelphia Phillies Veterans Stadium, Philadelphia, PA Tue Apr 23 1996, 3:33 AM EDT Att: 19,254 - Sunny - 78 F			
Mickey Morandini, L OBP: 0.337, SLG: 0.368 (1, 4)	K			E	K		F7			4	0	1	0	0	2	3				
Mark Whiten, S OBP: 0.380, SLG: 0.339 (1, 9)	K			K		1B	2B	2B		2	2	0	0	2	2	1				
Todd Zeile, R OBP: 0.337, SLG: 0.397 (1, 5)		G5-3		K		2B	2B	2B		4	1	2	1	0	1	1				
Benito Santiago, R OBP: 0.333, SLG: 0.574 (1, 2)		K		L5		1B	2B	IBB		3	1	1	1	1	1	1				
Pete Incaviglia, R OBP: 0.298, SLG: 0.400 (1, 7)					K		K			2	1	1	1	0	1	0				
Russ Springer, R (6, 1)										0	0	0	0	0	0	0				
Jim Eisenreich, L OBP: 0.298, SLG: 0.273 (6, PH)		HR								0	0	0	0	1	0	0				
Ken Ryan, R (7, 1)										1	0	0	0	0	1	2				
23 Kevin Jordan, R OBP: 0.294, SLG: 0.667 (1, 3)		G5-3			1B	2B				4	1	1	0	0	0	3				
Kevin Stocker, S OBP: 0.412, SLG: 0.271 (1, 6)			K2-3		L7		1B	F8		4	0	1	2	0	1	1				
Mike Williams, R OBP: 0.167, SLG: 0.167 (1, 1)										1	0	0	0	0	1	0	AB 32 R 6 H 10 RBI 6 BB 5 SO 12 LOB 15 			
Lenny Dykstra, L OBP: 0.468, SLG: 0.672 (6, 8)					1B	BB	G1-6-3	BLK		2	0	1	0	1	0	2				
Inning Stats	R: 0 E: 0 K: 2 S: 8	H: 1 LOB: 0 BB: 0 P: 16	R: 1 E: 0 K: 1 S: 15	H: 1 LOB: 0 BB: 0 P: 23	R: 0 E: 0 K: 3 S: 10	H: 0 LOB: 0 BB: 0 P: 15	R: 0 E: 0 K: 2 S: 9	H: 1 LOB: 1 BB: 0 P: 12	R: 1 E: 0 K: 2 S: 17	H: 2 LOB: 2 BB: 1 P: 25	R: 3 E: 0 K: 0 S: 10	H: 3 LOB: 1 BB: 2 P: 26	R: 1 E: 0 K: 1 S: 11	H: 1 LOB: 2 BB: 2 P: 26	R: 0 E: 0 K: 1 S: 9	H: 1 LOB: 1 BB: 0 P: 13		1B: 6 2B: 3 3B: 0 HR: 1	SF: 0 SAC: 0 DP: 1 HBP: 0	WP: 0 PA: 37 PB: 0 SB: 2 CS: 1
PITCHER	IP	WLS	BF	H	R	ER	SO	BB	IBB	HBP	BLK	WP	HR	S	P	ERA		WHIP		
Paul Wagner, R ERA: 2.2 (1, 1)	5.1	L	26	8	5	5	10	2	1	0	0	0	0	2	4	0.00		1.875		
Lee Hancock, L ERA: 3.12 (6, 1)	0.2		1	0	0	0	0	0	0	0	0	0	0	2	4	0.00		0.000		
67 Francisco Cordova, R ERA: 3.97 (7, 1)	2.0		10	2	1	1	2	1	1	0	1	0	0	20	39	4.50		1.500		

Batter	1	2	3	4	5	6	7	8	9	AB	R	H	RBI	BB	SO	LOB	TOP					
Quilvio Veras, S OBP: 0.391, SLG: 0.328	F8			K		G5-4-3 1B		G6-3		4	0	1	1	0	1	1	Florida Marlins @ Pittsburgh Pirates Three Rivers Stadium, Pittsburgh, PA Wed Apr 24 1996, 7:05 PM EDT Att. 9,812 - Unknown - 55 F					
Kurt Abbott, R OBP: 0.343, SLG: 0.508	K			G6-3 3B		G5-4-3 1-2f		F8		4	1	1	0	0	1	2						
Gary Sheffield, R OBP: 0.413, SLG: 0.716	G3			G6-3		K			HR	4	1	1	2	0	1	0						
Jeff Conine, R OBP: 0.302, SLG: 0.316		G6-3		FC5-4 1B			P4		G5-3	4	0	1	0	0	0	0						
Terry Pendleton, S OBP: 0.250, SLG: 0.253		G6-4-3 BB		FC5-4 1-2f			G5-3		1B	3	0	1	0	1	0	1						
Greg Colbrunn, R OBP: 0.311, SLG: 0.412	G6-4-3						K		1B	4	0	2	0	0	1	1						
Charles Johnson, R OBP: 0.269, SLG: 0.315			F8		FC6-4 BB			2B G6-3 1B	K	3	1	1	0	1	1	2						
Jesus Tavarez, S OBP: 0.129, SLG: 0.103			K		FC6-4 1-2f			P5		4	0	1	0	0	1	3						
Pat Rapp, R Joel Adamson, L David Weathers, R Andre Dawson, R Terry Mathews, L Robb Nen, R			K		G1-3			P3		2	0	0	0	0	1	1						
Inning Stats	R: 0 E: 0 K: 1 S: 13	H: 0 LOB: 0 BB: 0 P: 20	R: 0 E: 0 K: 0 S: 4	H: 0 LOB: 0 BB: 1 P: 8	R: 0 E: 0 K: 2 S: 8	H: 0 LOB: 0 BB: 0 P: 10	R: 1 E: 0 K: 1 S: 13	H: 2 LOB: 1 BB: 0 P: 21	R: 0 E: 0 K: 0 S: 10	H: 1 LOB: 1 BB: 1 P: 16	R: 0 E: 0 K: 1 S: 6	H: 1 LOB: 0 BB: 0 P: 10	R: 0 E: 0 K: 1 S: 9	H: 0 LOB: 0 BB: 0 P: 14	R: 1 E: 0 K: 0 S: 11	H: 2 LOB: 1 BB: 0 P: 13		R: 1 E: 0 K: 1 S: 18	H: 3 LOB: 2 BB: 0 P: 27	1B: 6 2B: 1 3B: 1 HR: 1	SF: 0 SAC: 0 DP: 2 HBP: 0	WP: 0 PB: 0 CS: 1
PITCHER	IP WLS BF H R ER SO BB IBB HBP BLK WP HR S P ERA WHIP																					
Denny Neagle, L ERA: 2.31	(1, 1) 7.2 W 28 6 2 2 6 2 0 0 0 0 0 0 0 0 71 109 2.35 1.043																					
Jon Lieber, R ERA: 3.18	(8, 1) 0.1 1 0 0 0 0 0 0 0 0 0 0 0 0 3 3 0.00 0.000																					
Dan Miceli, R ERA: 5.4	(9, 1) 1.0 6 3 1 1 1 0 0 0 0 0 0 1 18 27 9.00 3.000																					

Batter	1	2	3	4	5	6	7	8	9	AB	R	H	RBI	BB	SO	LOB	BOTTOM			
Mike Kingery, L OBP: 0.208, SLG: 0.178	F9		1B 2B		L4		G3	G4-3		5	1	1	0	0	0	2	Florida Marlins @ Pittsburgh Pirates Three Rivers Stadium, Pittsburgh, PA Wed Apr 24 1996, 7:05 PM EDT Att. 9,812 - Unknown - 55 F			
Al Martin, L OBP: 0.341, SLG: 0.523	G3		1B 2B		K		1B			4	1	2	1	0	1	0				
Jeff King, R OBP: 0.313, SLG: 0.570	F9		G3 1H 2H			FC3-6 1B	K			4	0	2	2	0	1	0				
Orlando Merced, S OBP: 0.333, SLG: 0.400		G5-3	G3			FC3-6 2B		K		4	1	0	0	0	1	2				
Jay Bell, R OBP: 0.302, SLG: 0.463		G2-3 1B	F9			G3-1 1H	2B	1B 2B		4	1	3	1	0	0	1				
Nelson Liriano, S OBP: 0.300, SLG: 0.436		G2-3		G6-3		G3-1		1B 2B	IBB	3	1	0	0	1	0	2				
Charlie Hayes, R OBP: 0.269, SLG: 0.288		F9		L8		1B HBP	BB	1B 2B		3	0	1	1	1	0	1				
1B Jason Kendall, R OBP: 0.317, SLG: 0.410			G4-3	G4-3		HBP		2B		3	0	1	1	0	0	0				
Denny Neagle, L OBP: 0.273, SLG: 0.273	(1, 1) 5.1 L 23 7 4 4 1 0 0 0 0 0 0 0 0 51 79 6.75 1.312																			
Jon Lieber, L OBP: 0.500, SLG: 0.333	(8, 1) 0.1 1 0 0 0 0 0 0 0 0 0 0 0 0 3 5 0.00 0.000																			
Mark Johnson, L OBP: 0.360, SLG: 0.429	(6, PH) 1.1 6 1 0 0 1 1 0 1 0 0 0 0 0 10 20 0.00 1.500																			
Dan Miceli, R ERA: 3.0	(9, 1) 0.2 2 0 0 0 0 0 0 0 0 0 0 0 0 2 3 0.00 0.000																			
Inning Stats	R: 0 E: 0 K: 0 S: 7	H: 0 LOB: 0 BB: 0 P: 12	R: 0 E: 0 K: 0 S: 10	H: 1 LOB: 1 BB: 0 P: 15	R: 3 E: 0 K: 0 S: 20	H: 4 LOB: 1 BB: 0 P: 30	R: 0 E: 0 K: 0 S: 5	H: 0 LOB: 0 BB: 0 P: 5	R: 0 E: 0 K: 1 S: 6	H: 0 LOB: 0 BB: 0 P: 10	R: 1 E: 0 K: 0 S: 10	H: 2 LOB: 3 BB: 1 P: 22	R: 0 E: 0 K: 1 S: 6	H: 1 LOB: 0 BB: 0 P: 10	R: 2 E: 0 K: 1 S: 16	H: 3 LOB: 2 BB: 1 P: 29	1B: 7 2B: 4 3B: 0 HR: 0	SF: 0 SAC: 0 DP: 0 HBP: 1	WP: 0 PB: 0 CS: 0	PA: 37
PITCHER	IP WLS BF H R ER SO BB IBB HBP BLK WP HR S P ERA WHIP																			
Pat Rapp, R ERA: 3.86	(1, 1) 5.1 L 23 7 4 4 1 0 0 0 0 0 0 0 0 51 79 6.75 1.312																			
Joel Adamson, L ERA: 3.6	(6, 1) 0.1 1 0 0 0 0 0 0 0 0 0 0 0 0 3 5 0.00 0.000																			
David Weathers, R ERA: 2.89	(6, 1) 1.1 6 1 0 0 1 1 0 1 0 0 0 0 0 10 20 0.00 1.500																			
Terry Mathews, R ERA: 7.36	(8, 1) 0.1 5 3 2 2 1 0 1 0 0 0 0 0 0 14 26 54.00 9.000																			
Robb Nen, R ERA: 3.0	(8, 1) 0.2 2 0 0 0 0 0 0 0 0 0 0 0 0 2 3 0.00 0.000																			

Batter	1	2	3	4	5	6	7	8	9	AB	R	H	RBI	BB	SO	LOB	TOP					
Quilvio Veras, S OBP: 0.380, SLG: 0.379										2	2	1	3	3	0	0	Florida Marlins @ Pittsburgh Pirates Three Rivers Stadium, Pittsburgh, PA Thu Apr 25 1996, 3:33 AM EDT Att. 8,315 - Overcast - 74 F					
Joe Orsulak, L OBP: 0.147, SLG: 0.242										2	0	0	0	1	1	0						
Andre Dawson, R OBP: 0.400, SLG: 0.467										1	0	0	0	0	1	3						
Jesus Tavarez, S OBP: 0.156, SLG: 0.133										1	0	1	0	0	0	0						
Jeff Conine, R OBP: 0.286, SLG: 0.301										4	0	0	1	0	1	5						
Gary Sheffield, R OBP: 0.417, SLG: 0.714										3	0	1	0	1	0	1						
Greg Colbrunn, R OBP: 0.308, SLG: 0.403										4	0	1	0	0	1	1						
Kurt Abbott, R OBP: 0.324, SLG: 0.478										4	0	0	0	0	2	3						
Robb Nen, R										0	0	0	0	0	0	0						
Charles Johnson, R OBP: 0.272, SLG: 0.307										2	0	0	0	1	2	1						
Alex Arias, R OBP: 0.353, SLG: 0.375										4	1	2	0	0	0	0						
Al Leiter, L OBP: 0.100, SLG: 0.100										3	1	0	0	0	2	4						
Craig Grebeck, R OBP: 0.130, SLG: 0.091										1	0	0	0	0	1	0						
Inning Stats	R: 1 E: 1 K: 0 S: 13	H: 0 LOB: 0 BB: 2 P: 23	R: 0 E: 0 K: 2 S: 7	H: 0 LOB: 0 BB: 0 P: 9	R: 0 E: 0 K: 1 S: 8	H: 0 LOB: 0 BB: 1 P: 11	R: 0 E: 0 K: 1 S: 8	H: 1 LOB: 2 BB: 1 P: 13	R: 3 E: 1 K: 0 S: 9	H: 2 LOB: 0 BB: 0 P: 11	R: 0 E: 0 K: 1 S: 6	H: 0 LOB: 0 BB: 0 P: 8	R: 0 E: 0 K: 2 S: 16	H: 1 LOB: 3 BB: 2 P: 31	R: 0 E: 0 K: 2 S: 9	H: 1 LOB: 1 BB: 0 P: 12	R: 0 E: 0 K: 2 S: 12	H: 1 LOB: 2 BB: 1 P: 22	1B: 3 2B: 3 3B: 0 HR: 1	SF: 1 SAC: 0 DP: 1 HBP: 0	WP: 0 PB: 0 SB: 3 CS: 0	PA: 39
PITCHER	IP WLS BF H R ER SO BB IBB HBP BLK WP HR S P ERA WHIP																					
John Hope, R ERA: 5.4	(1, 1) 5.0 L 21 3 4 3 4 3 0 0 0 0 0 1 45 67 5.40 1.200																					
Lee Hancock, L ERA: 2.7	(6, 1) 1.1 7 1 0 0 2 1 1 0 0 0 0 0 15 29 0.00 1.500																					
67 Francisco Cordova, R ERA: 3.21	(7, 1) 2.2 11 2 0 0 5 1 0 0 0 0 0 0 28 44 0.00 1.125																					

Batter	1	2	3	4	5	6	7	8	9	AB	R	H	RBI	BB	SO	LOB	BOTTOM					
Jacob Brumfield, R OBP: 0.255, SLG: 0.341										5	1	1	0	0	0	2	Florida Marlins @ Pittsburgh Pirates Three Rivers Stadium, Pittsburgh, PA Thu Apr 25 1996, 3:33 AM EDT Att. 8,315 - Overcast - 74 F					
Al Martin, L OBP: 0.344, SLG: 0.538										5	0	2	1	0	1	0						
Jeff King, R OBP: 0.307, SLG: 0.542										4	0	0	0	1	2	2						
Orlando Merced, S OBP: 0.318, SLG: 0.380										4	0	0	0	0	3	1						
Jay Bell, R OBP: 0.322, SLG: 0.463										2	0	1	0	2	0	0						
John Wehner, R OBP: 0.333, SLG: 0.471										3	0	1	0	1	0	1						
Charlie Hayes, R OBP: 0.266, SLG: 0.276										3	0	0	0	1	0	6						
Keith Osik, R OBP: 0.429, SLG: 0.444										2	0	0	0	1	0	3						
67 Francisco Cordova, R OBP: 0.204, SLG: 0.174										0	0	0	0	0	0	0						
John Hope, R										1	0	0	0	0	0	3						
Nelson Liriano, S OBP: 0.317, SLG: 0.450										1	0	1	0	0	0	0						
Lee Hancock, L										0	0	0	0	0	0	0						
1B Jason Kendall, R OBP: 0.323, SLG: 0.403										1	0	0	0	1	0	0						
Inning Stats	R: 0 E: 0 K: 0 S: 5	H: 0 LOB: 0 BB: 0 P: 7	R: 0 E: 0 K: 1 S: 13	H: 1 LOB: 3 BB: 2 P: 27	R: 0 E: 0 K: 0 S: 7	H: 0 LOB: 1 BB: 1 P: 15	R: 0 E: 0 K: 0 S: 7	H: 0 LOB: 1 BB: 1 P: 15	R: 0 E: 0 K: 1 S: 13	H: 2 LOB: 1 BB: 0 P: 13	R: 0 E: 1 K: 1 S: 13	H: 1 LOB: 2 BB: 0 P: 20	R: 0 E: 0 K: 1 S: 5	H: 0 LOB: 0 BB: 1 P: 11	R: 0 E: 0 K: 1 S: 11	H: 0 LOB: 2 BB: 2 P: 23	R: 1 E: 0 K: 2 S: 12	H: 2 LOB: 1 BB: 0 P: 19	1B: 4 2B: 2 3B: 0 HR: 0	SF: 0 SAC: 0 DP: 2 HBP: 0	WP: 0 PB: 0 SB: 0 CS: 0	PA: 39
PITCHER	IP WLS BF H R ER SO BB IBB HBP BLK WP HR S P ERA WHIP																					
Al Leiter, L ERA: 2.16	(1, 1) 7.2 W 33 4 0 0 5 7 0 0 0 0 0 0 66 129 0.00 1.435																					
Robb Nen, R ERA: 3.45	(8, 1) 1.1 S 6 2 1 1 2 0 0 0 0 0 0 0 14 21 6.75 1.500																					

Batter	1	2	3	4	5	6	7	8	9	AB	R	H	RBI	BB	SO	LOB	TOP										
Lance Johnson, L (1, 8) OBP: 0.287, SLG: 0.458	P7		SF8		F9		K		P5	4	0	0	1	0	1	3											
Jose Vizcaino, S (1, 4) OBP: 0.350, SLG: 0.452	K		1B		K		G3			4	0	1	1	0	2	3											
Bernard Gilkey, R (1, 7) OBP: 0.379, SLG: 0.644	G5-3		F9							4	2	2	1	0	0	1											
Butch Huskey, R (1, 9) OBP: 0.221, SLG: 0.267		G3	F9							4	0	0	0	0	0	2											
Chris Jones, R (1, 3) OBP: 0.400, SLG: 0.684	K				G5-3					4	1	2	2	0	1	0											
Jeff Kent, R (1, 5) OBP: 0.321, SLG: 0.403	G4-3				G1-3		K		G4-3	4	0	0	0	0	1	1											
Todd Hundley, S (1, 2) OBP: 0.410, SLG: 0.718					K2-3		K		K	3	1	0	0	1	3	1											
Rey Ordenez, R (1, 6) OBP: 0.342, SLG: 0.394			E5						K	2	1	1	0	0	0	1											
Edgardo Alfonzo, R (6, 6) OBP: 0.250, SLG: 0.257			1B		F9				K	2	0	1	0	0	1	0											
Jason Iiringhausen, R (1, 1) OBP: 0.288, SLG: 0.500			SF8						K	1	1	1	0	0	0	0											
Tim Lincecum, R (5, PH) OBP: 0.297, SLG: 0.200			1B						K	0	0	0	0	0	0	0											
Bias Minor, R (5, 1) OBP: 0.297, SLG: 0.200									K	0	0	0	0	0	0	0											
Kevin Roberson, S (7, PH) OBP: 0.336, SLG: 0.666									K	0	0	0	0	0	0	1											
Bob MacDonald, L (7, 1) OBP: 0.336, SLG: 0.666									K	0	0	0	0	0	0	0											
Brent Mayne, L (5, PH) OBP: 0.303, SLG: 0.467			1B						K	1	0	0	0	0	1	0											
Inning Stats	R: 0 E: 0 K: 1 S: 8	H: 0 LOB: 0 BB: 0 P: 11	R: 0 E: 0 K: 1 S: 8	H: 0 LOB: 0 BB: 0 P: 11	R: 3 E: 1 K: 0 S: 17	H: 2 LOB: 1 BB: 1 P: 27	R: 0 E: 0 K: 1 S: 8	H: 0 LOB: 0 BB: 0 P: 12	R: 0 E: 0 K: 1 S: 10	H: 2 LOB: 0 BB: 0 P: 13	R: 0 E: 0 K: 1 S: 12	H: 1 LOB: 1 BB: 0 P: 15	R: 1 E: 0 K: 1 S: 11	H: 2 LOB: 1 BB: 0 P: 16	R: 0 E: 0 K: 2 S: 7	H: 0 LOB: 0 BB: 0 P: 9	1B: 7 2B: 0 3B: 0 HR: 2	SF: 1 SAC: 0 DP: 0 HBP: 0	WP: 0 PA: 37 PB: 0 SB: 0 CS: 0								
PITCHER	IP	WLS	BF	H	R	ER	SO	BB	IBB	HBP	BLK	WP	HR	S	P	ERA	WHIP										
Zane Smith, L (1, 1) ERA: 2.92	2.0		6	0	0	2	0	0	0	0	0	0	0	16	22	0.00	0.000										
Jason Christiansen, L (3, 1) ERA: 12.0	3.0	W	14	4	3	2	2	1	0	0	0	0	0	33	50	6.00	1.667										
Jon Lieber, R (6, 1) ERA: 4.5	2.2		13	5	3	3	2	0	0	0	0	0	2	30	40	10.12	1.875										
Dan Plesac, L (8, 1) ERA: 5.73	1.1		4	0	0	0	3	0	0	0	0	0	0	10	13	0.00	0.000										

New York Mets @ Pittsburgh Pirates
Three Rivers Stadium, Pittsburgh, PA
 Fri Apr 26 1996, 7:05 PM EDT
 Att: 13,185 - Unknown - 50 F

AB	35
R	6
H	9
RBI	6
BB	1
SO	10
LOB	13



Batter	1	2	3	4	5	6	7	8	9	AB	R	H	RBI	BB	SO	LOB	BOTTOM										
Mike Kingery, L (1, 8) OBP: 0.222, SLG: 0.196	G3				K		FC3-6			5	1	2	1	0	1	1											
Al Martin, L (1, 7) OBP: 0.347, SLG: 0.542	HR				G4-3		K			5	1	2	2	0	1	2											
Jeff King, R (1, 3) OBP: 0.301, SLG: 0.557	HR				E5					5	2	1	2	0	0	2											
Orlando Merced, S (1, 9) OBP: 0.326, SLG: 0.415	G4-3				G6-3					3	2	1	2	1	1	0											
Jay Bell, R (1, 6) OBP: 0.319, SLG: 0.447					G6-3		F7			3	0	0	0	1	1	1											
Nelson Liriano, S (1, 4) OBP: 0.311, SLG: 0.432	F8						F8			4	1	1	1	0	0	1											
Charlie Hayes, R (1, 5) OBP: 0.267, SLG: 0.313										4	1	1	1	0	1	1											
Keith Osik, R (1, 2) OBP: 0.480, SLG: 0.619										3	1	2	1	1	0	0											
Dan Plesac, L (8, 1) ERA: 5.73										0	0	0	0	0	0	0											
Zane Smith, L (1, 1) OBP: 0.250, SLG: 0.250										1	1	0	0	0	0	1											
Jason Christiansen, R (3, 1) ERA: 4.85										1	0	0	0	0	1	1											
Mark Johnson, L (5, PH) OBP: 0.353, SLG: 0.455										1	0	1	0	0	0	0											
Jon Lieber, L (6, 1) OBP: 0.500, SLG: 0.333										0	0	0	0	0	0	0											
18 Jason Kendall, R (8, 2) OBP: 0.319, SLG: 0.307										1	0	0	0	0	0	0											
Inning Stats	R: 2 E: 0 K: 0 S: 10	H: 2 LOB: 1 BB: 1 P: 23	R: 2 E: 0 K: 0 S: 11	H: 3 LOB: 1 BB: 0 P: 19	R: 2 E: 0 K: 2 S: 17	H: 2 LOB: 1 BB: 1 P: 26	R: 2 E: 1 K: 1 S: 19	H: 1 LOB: 0 BB: 0 P: 28	R: 2 E: 0 K: 1 S: 14	H: 2 LOB: 1 BB: 1 P: 25	R: 0 E: 0 K: 2 S: 8	H: 0 LOB: 0 BB: 0 P: 11	R: 0 E: 0 K: 0 S: 5	H: 0 LOB: 0 BB: 0 P: 10	R: 0 E: 0 K: 0 S: 7	H: 1 LOB: 1 BB: 0 P: 13	1B: 5 2B: 2 3B: 1 HR: 3	SF: 0 SAC: 0 DP: 0 HBP: 0	WP: 0 PA: 39 PB: 0 SB: 0 CS: 0								
PITCHER	IP	WLS	BF	H	R	ER	SO	BB	IBB	HBP	BLK	WP	HR	S	P	ERA	WHIP										
Jason Iringhausen, R (1, 1) ERA: 4.85	4.0	L	23	8	8	6	3	2	0	0	0	0	1	22	36	9.00	1.500										
Bias Minor, R (5, 1) ERA: 3.86	2.0		9	2	2	2	3	1	0	0	0	0	0	12	23	0.00	0.500										
Bob MacDonald, L (7, 1) ERA: 4.32	2.0		7	1	0	0	0	0	0	0	0	0	0	12	23	0.00	0.500										

New York Mets @ Pittsburgh Pirates
Three Rivers Stadium, Pittsburgh, PA
 Fri Apr 26 1996, 7:05 PM EDT
 Att: 13,185 - Unknown - 50 F

AB	36
R	10
H	11
RBI	10
BB	3
SO	6
LOB	10



Batter	1	2	3	4	5	6	7	8	9	AB	R	H	RBI	BB	SO	LOB	TOP				
Carlos Garcia, R OBP: 0.371, SLG: 0.567 Nelson Liriano, S OBP: 0.291, SLG: 0.365	E5 1B	G4-3			1B BB	L6			G4-3	1	1	0	0	0	0	0					
Al Martin, L OBP: 0.352, SLG: 0.500	G3	G3			1B				G3	5	0	2	0	0	0	1					
Jeff King, R OBP: 0.312, SLG: 0.570 Dan Miceli, R Dan Plesac, L	1B BB		P3		F8				G3	3	1	0	0	2	0	3					
Dave Clark, L OBP: 0.375, SLG: 0.517 Jacob Brumfield, R OBP: 0.259, SLG: 0.412	1B FC4-6 1B		K		1B				K	5	1	2	2	0	2	2					
Jay Bell, R OBP: 0.345, SLG: 0.464	FC4-6 1B				K				K	3	0	1	1	0	2	3					
Mike Kingsley, L OBP: 0.219, SLG: 0.197	FC4-6 1B		P5		F7				1B	4	0	2	0	0	0	3					
Charlie Hayes, R OBP: 0.282, SLG: 0.337	FC4-6				K				F8	4	0	0	1	0	1	3					
Keith Osik, R OBP: 0.414, SLG: 0.520	K		G6-3		F8				K	4	0	0	0	0	2	3					
John Hope, R Paul Wagner, R Jason Christiansen, R Joe Boever, R Lee Hancock, L Mark Johnson, L OBP: 0.419, SLG: 0.440		G6-3			G4-3				K	2	0	0	0	0	0	0					
Inning Stats	R: 3 E: 1 K: 1 S: 21	H: 3 LOB: 2 BB: 1 P: 35	R: 0 E: 0 K: 0 S: 10	H: 0 LOB: 0 BB: 0 P: 14	R: 0 E: 0 K: 1 S: 8	H: 0 LOB: 0 BB: 0 P: 14	R: 0 E: 0 K: 1 S: 9	H: 0 LOB: 0 BB: 0 P: 13	R: 1 E: 0 K: 0 S: 6	H: 2 LOB: 2 BB: 1 P: 10	R: 0 E: 0 K: 2 S: 9	H: 1 LOB: 1 BB: 0 P: 17	R: 0 E: 0 K: 2 S: 11	H: 1 LOB: 1 BB: 0 P: 14	R: 0 E: 0 K: 0 S: 7	H: 0 LOB: 1 BB: 1 P: 14	1B: 7 2B: 0 3B: 0 HR: 0	SF: 0 SAC: 0 DP: 0 HBP: 1	WP: 0 PB: 0 SB: 2 CS: 0	PA: 40	
PITCHER	IP WLS BF H R ER SO BB IBB HBP BLK WP HR S P ERA WHIP	IP WLS BF H R ER SO BB IBB HBP BLK WP HR S P ERA WHIP	IP WLS BF H R ER SO BB IBB HBP BLK WP HR S P ERA WHIP	IP WLS BF H R ER SO BB IBB HBP BLK WP HR S P ERA WHIP	IP WLS BF H R ER SO BB IBB HBP BLK WP HR S P ERA WHIP	IP WLS BF H R ER SO BB IBB HBP BLK WP HR S P ERA WHIP	IP WLS BF H R ER SO BB IBB HBP BLK WP HR S P ERA WHIP	IP WLS BF H R ER SO BB IBB HBP BLK WP HR S P ERA WHIP	IP WLS BF H R ER SO BB IBB HBP BLK WP HR S P ERA WHIP	IP WLS BF H R ER SO BB IBB HBP BLK WP HR S P ERA WHIP	IP WLS BF H R ER SO BB IBB HBP BLK WP HR S P ERA WHIP	IP WLS BF H R ER SO BB IBB HBP BLK WP HR S P ERA WHIP	IP WLS BF H R ER SO BB IBB HBP BLK WP HR S P ERA WHIP	IP WLS BF H R ER SO BB IBB HBP BLK WP HR S P ERA WHIP	IP WLS BF H R ER SO BB IBB HBP BLK WP HR S P ERA WHIP	IP WLS BF H R ER SO BB IBB HBP BLK WP HR S P ERA WHIP	IP WLS BF H R ER SO BB IBB HBP BLK WP HR S P ERA WHIP	IP WLS BF H R ER SO BB IBB HBP BLK WP HR S P ERA WHIP	IP WLS BF H R ER SO BB IBB HBP BLK WP HR S P ERA WHIP	IP WLS BF H R ER SO BB IBB HBP BLK WP HR S P ERA WHIP	IP WLS BF H R ER SO BB IBB HBP BLK WP HR S P ERA WHIP

Pittsburgh Pirates @ Cincinnati Reds
Riverfront Stadium, Cincinnati, OH
Wed May 01 1996, 7:05 PM EDT
Att: 18,197 - Unknown - 52 F

AB 35
R 4
H 7
RBI 4
BB 4
SO 8
LOB 20



Batter	1	2	3	4	5	6	7	8	9	AB	R	H	RBI	BB	SO	LOB	BOTTOM				
Eric Owens, R OBP: 0.387, SLG: 0.393	G6-3		WP FC4-6 1B		G6-3				F9	4	1	1	0	1	0	0					
Hal Morris, L OBP: 0.386, SLG: 0.470	F8		FC4-6 BB		G3-1				F8	4	0	0	0	1	0	3					
Barry Larkin, R OBP: 0.381, SLG: 0.446	WP HBP		FC4-6 2B		G1-3				K	3	1	0	1	0	1	1					
Eddie Taubensee, L OBP: 0.410, SLG: 0.548	K		1-H 2B		G3				G3	4	0	2	1	0	1	1					
Eric Davis, R OBP: 0.337, SLG: 0.444 Jeff Brantley, R		G3-1 BB	K		G4-3				K	3	0	0	0	1	2	2					
Eric Anthony, L OBP: 0.385, SLG: 0.500 Vince Coleman, S OBP: 0.238, SLG: 0.236	G3-1				HR				G3 S BB	3	1	2	1	1	0	1					
Bret Boone, R OBP: 0.250, SLG: 0.351 Johnny Ruffin, R OBP: 1.000, SLG: 1.000 Thomas Howard, S OBP: 0.182, SLG: 0.200	K				F9				L6	3	0	0	0	0	1	2					
Jeff Branson, L OBP: 0.390, SLG: 0.493	K				F8				G5-3 FC5 G3 BB	3	0	0	0	1	1	1					
Dave Burba, R Chris Sabo, R Lenny Harris, L OBP: 0.395, SLG: 0.639	G1-3				K				G3	2	0	0	0	0	1	0					
Inning Stats	R: 0 E: 0 K: 1 S: 8	H: 0 LOB: 0 BB: 0 P: 15	R: 0 E: 0 K: 2 S: 11	H: 0 LOB: 1 BB: 1 P: 22	R: 2 E: 1 K: 1 S: 13	H: 2 LOB: 1 BB: 1 P: 21	R: 1 E: 0 K: 1 S: 8	H: 1 LOB: 0 BB: 0 P: 12	R: 0 E: 0 K: 0 S: 5	H: 0 LOB: 0 BB: 0 P: 10	R: 0 E: 0 K: 0 S: 7	H: 1 LOB: 1 BB: 0 P: 12	R: 0 E: 0 K: 2 S: 10	H: 1 LOB: 1 BB: 0 P: 18	R: 0 E: 0 K: 0 S: 13	H: 0 LOB: 3 BB: 3 P: 29	1B: 2 2B: 2 3B: 0 HR: 1	SF: 0 SAC: 0 DP: 0 HBP: 1	WP: 2 PB: 0 SB: 2 CS: 0	PA: 38	
PITCHER	IP WLS BF H R ER SO BB IBB HBP BLK WP HR S P ERA WHIP	IP WLS BF H R ER SO BB IBB HBP BLK WP HR S P ERA WHIP	IP WLS BF H R ER SO BB IBB HBP BLK WP HR S P ERA WHIP	IP WLS BF H R ER SO BB IBB HBP BLK WP HR S P ERA WHIP	IP WLS BF H R ER SO BB IBB HBP BLK WP HR S P ERA WHIP	IP WLS BF H R ER SO BB IBB HBP BLK WP HR S P ERA WHIP	IP WLS BF H R ER SO BB IBB HBP BLK WP HR S P ERA WHIP	IP WLS BF H R ER SO BB IBB HBP BLK WP HR S P ERA WHIP	IP WLS BF H R ER SO BB IBB HBP BLK WP HR S P ERA WHIP	IP WLS BF H R ER SO BB IBB HBP BLK WP HR S P ERA WHIP	IP WLS BF H R ER SO BB IBB HBP BLK WP HR S P ERA WHIP	IP WLS BF H R ER SO BB IBB HBP BLK WP HR S P ERA WHIP	IP WLS BF H R ER SO BB IBB HBP BLK WP HR S P ERA WHIP	IP WLS BF H R ER SO BB IBB HBP BLK WP HR S P ERA WHIP	IP WLS BF H R ER SO BB IBB HBP BLK WP HR S P ERA WHIP	IP WLS BF H R ER SO BB IBB HBP BLK WP HR S P ERA WHIP	IP WLS BF H R ER SO BB IBB HBP BLK WP HR S P ERA WHIP	IP WLS BF H R ER SO BB IBB HBP BLK WP HR S P ERA WHIP	IP WLS BF H R ER SO BB IBB HBP BLK WP HR S P ERA WHIP	IP WLS BF H R ER SO BB IBB HBP BLK WP HR S P ERA WHIP	IP WLS BF H R ER SO BB IBB HBP BLK WP HR S P ERA WHIP

Pittsburgh Pirates @ Cincinnati Reds
Riverfront Stadium, Cincinnati, OH
Wed May 01 1996, 7:05 PM EDT
Att: 18,197 - Unknown - 52 F

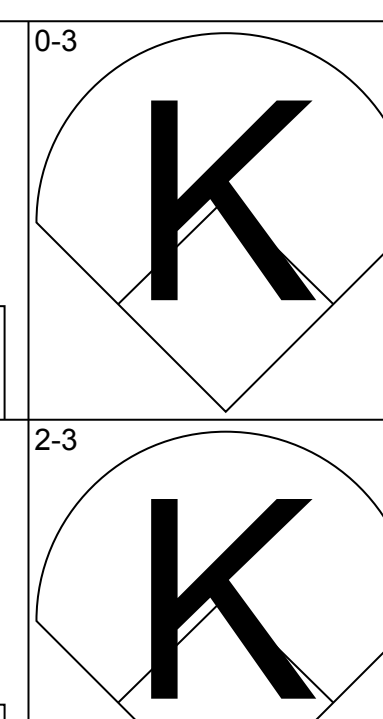
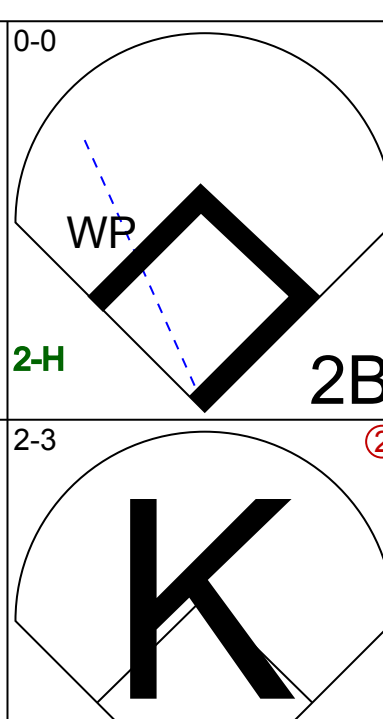
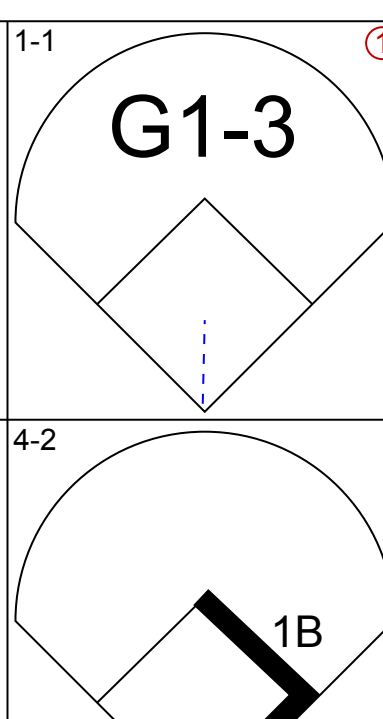
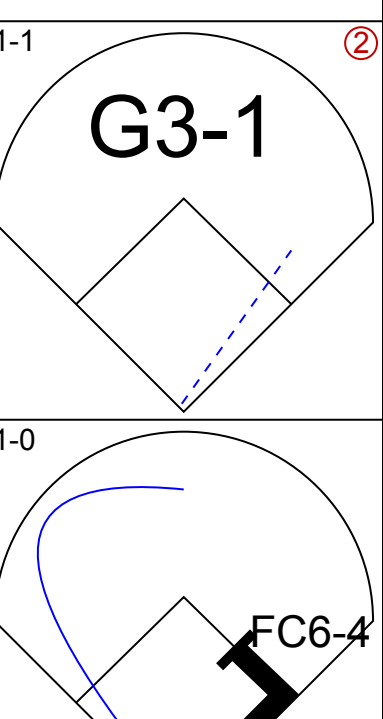
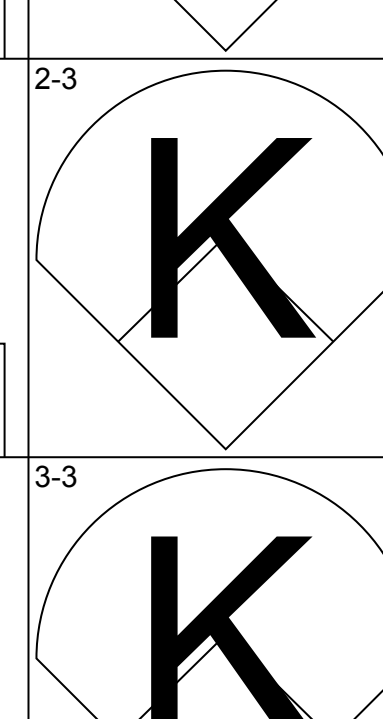
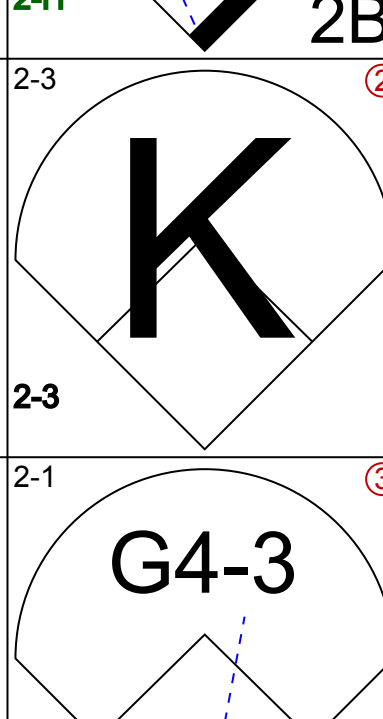
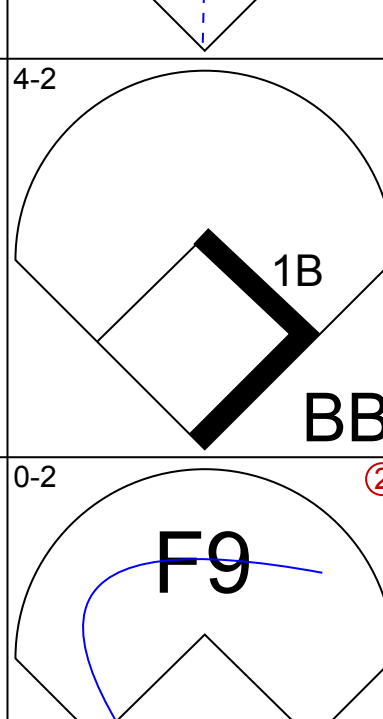
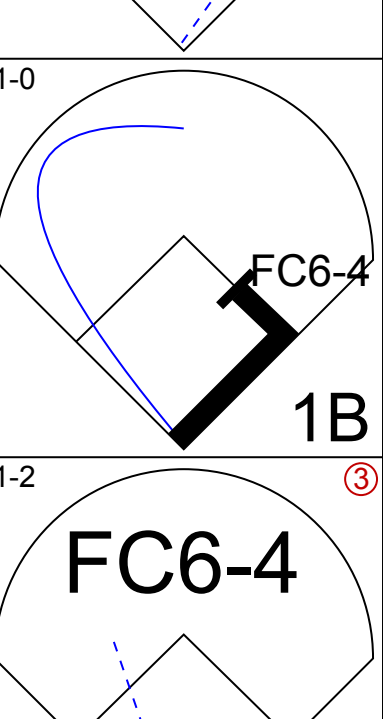
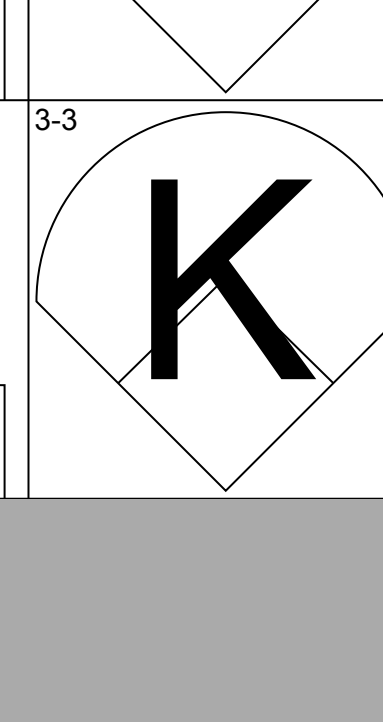
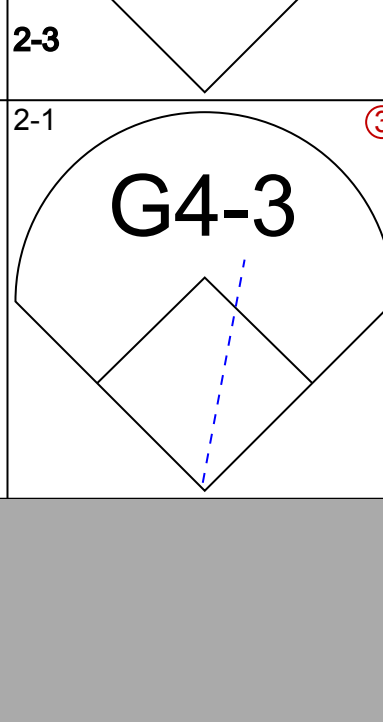
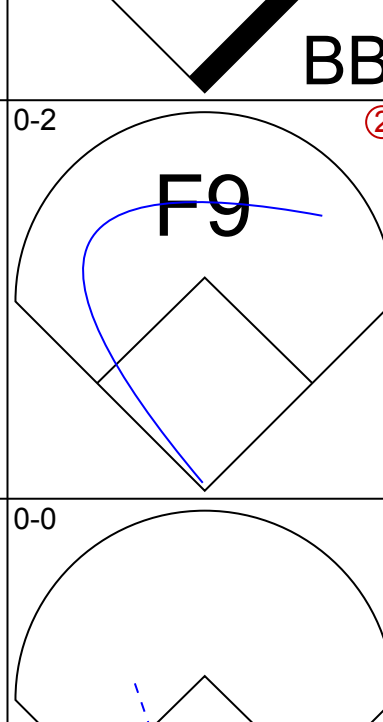
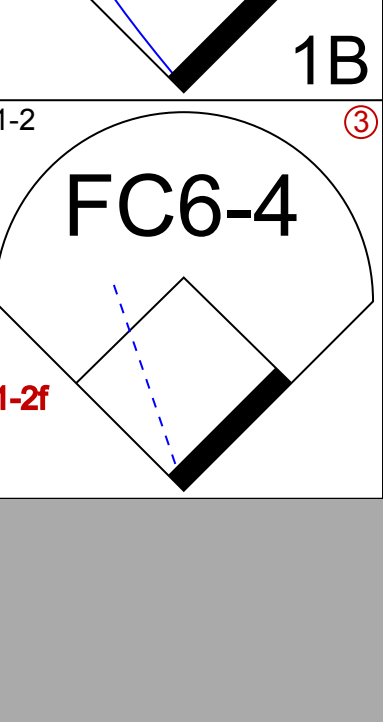
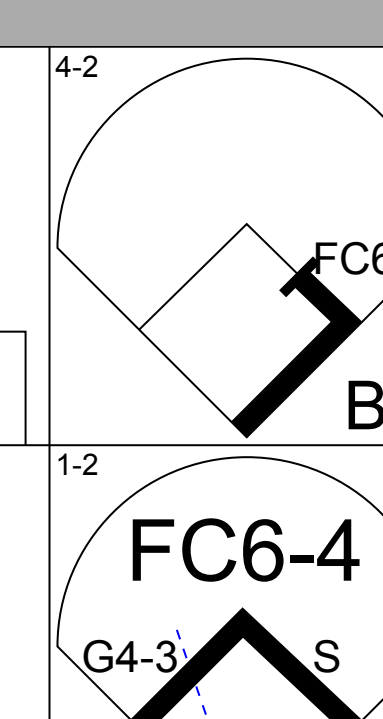
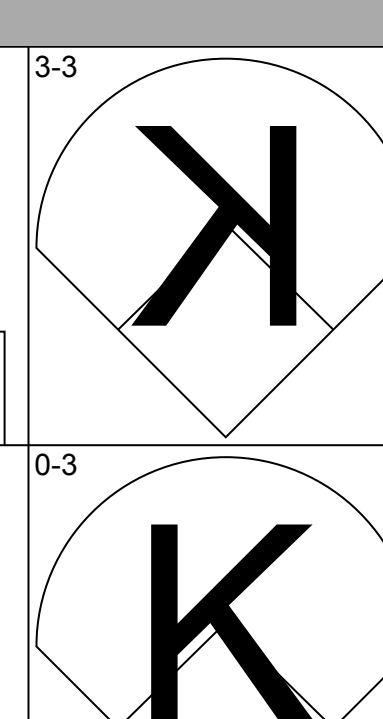
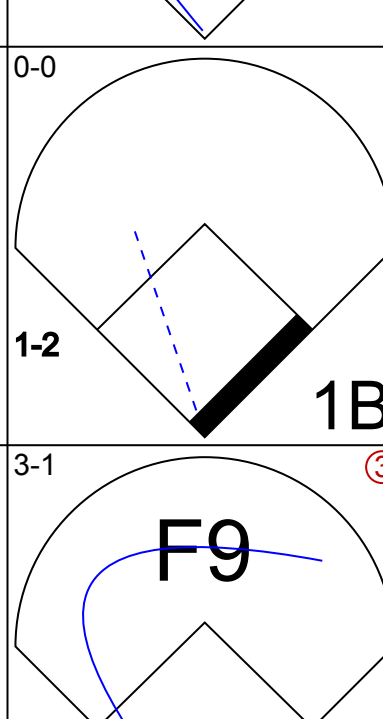
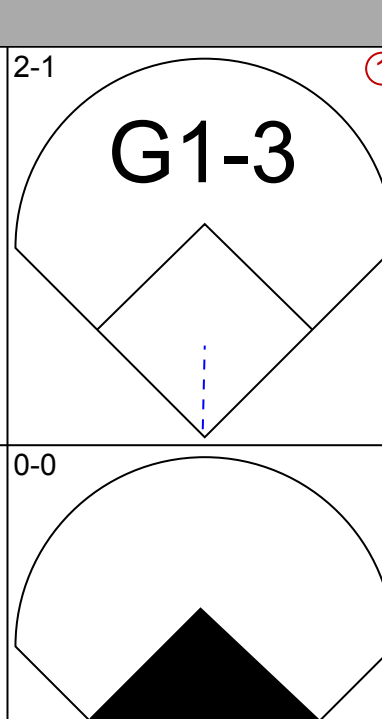
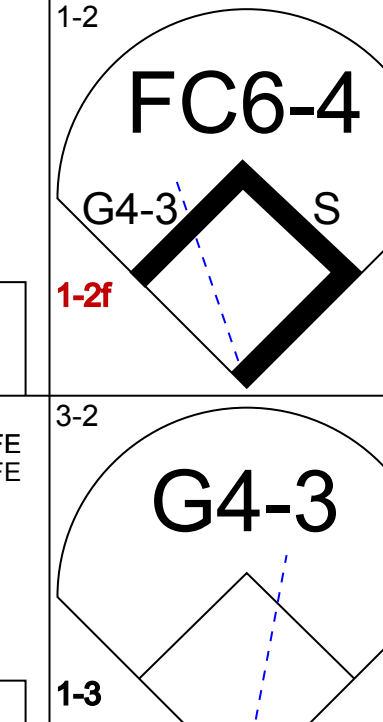
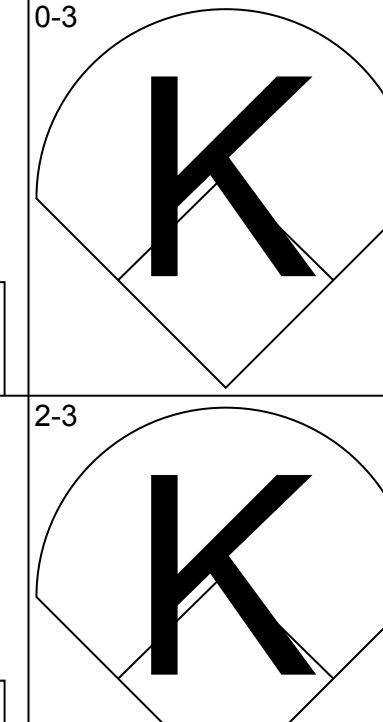
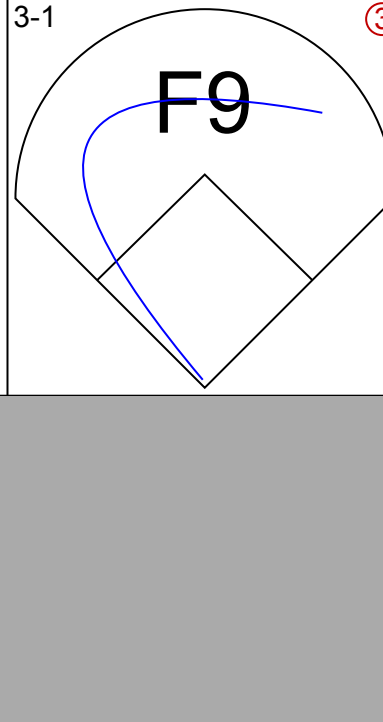
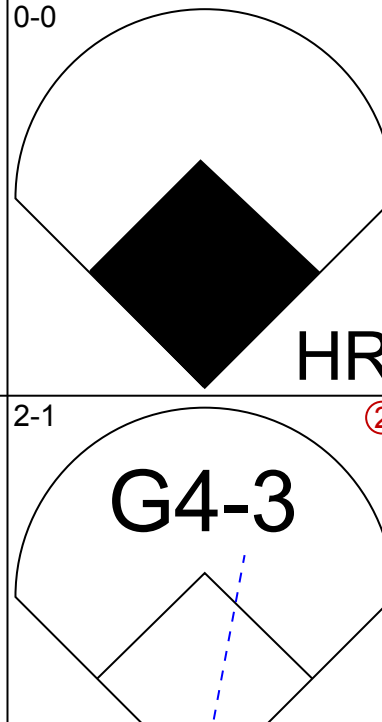
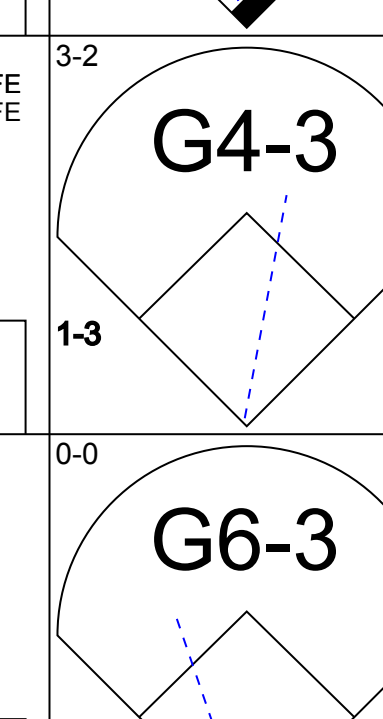
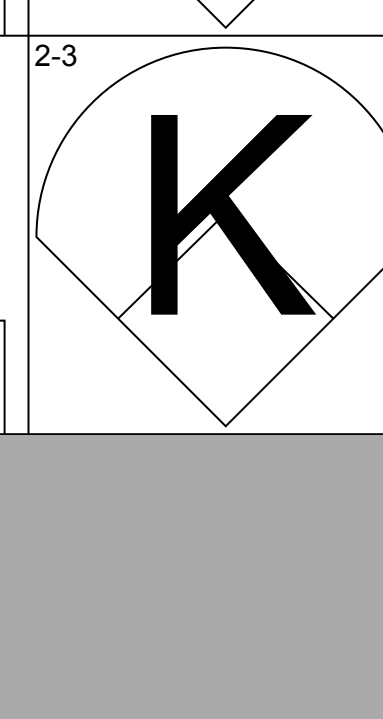
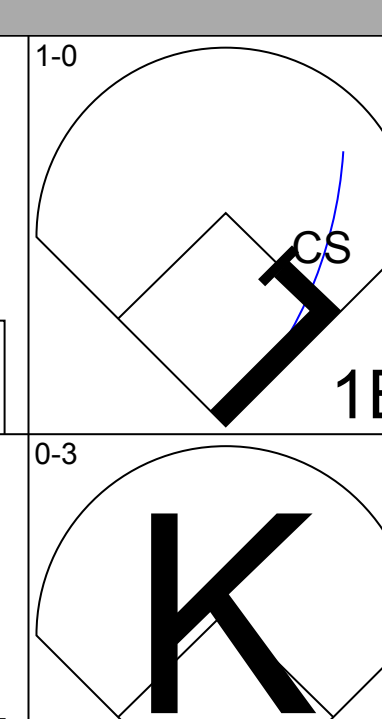
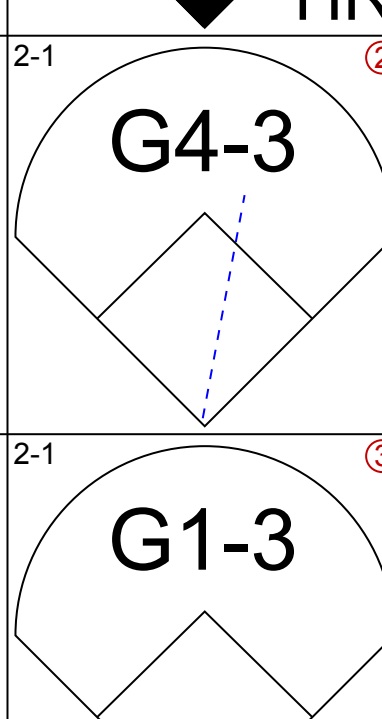
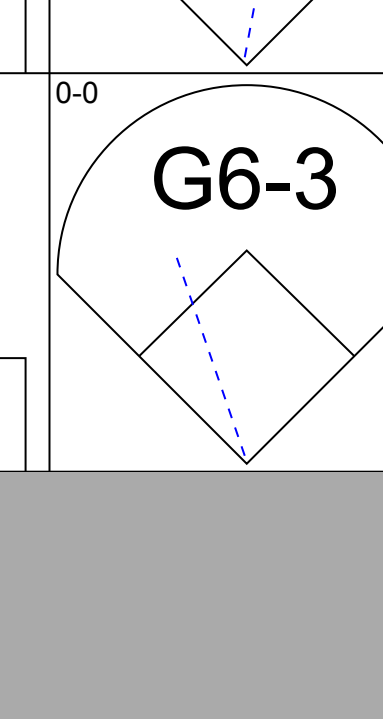
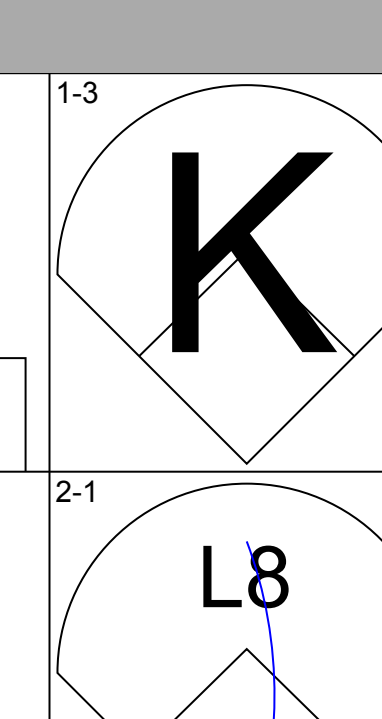
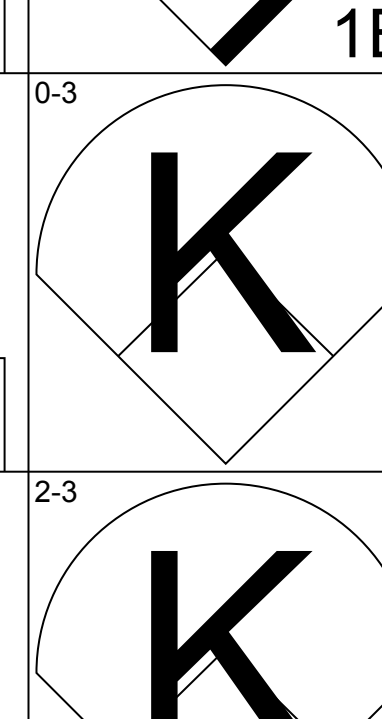
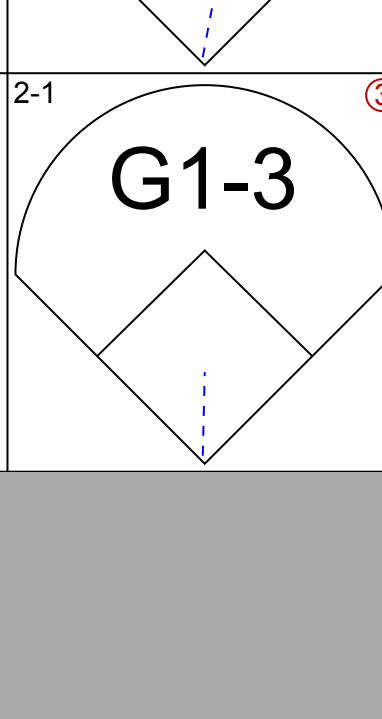
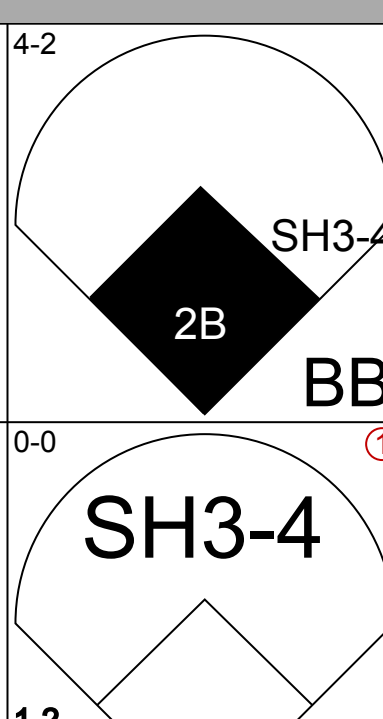
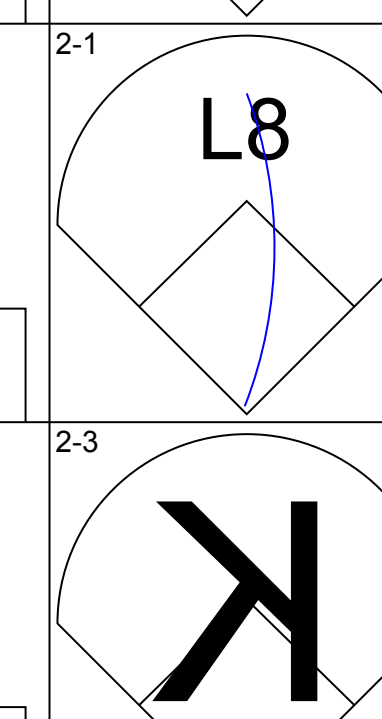
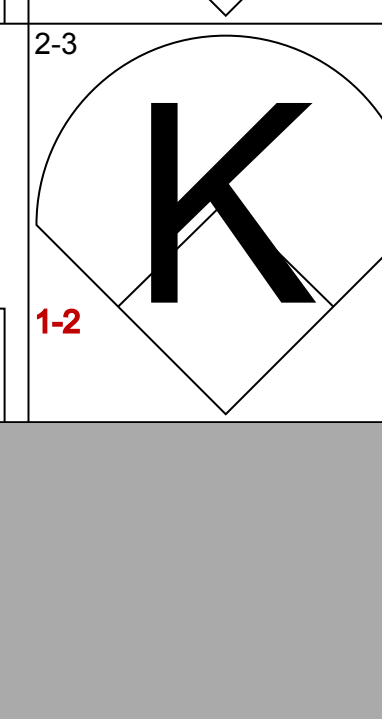
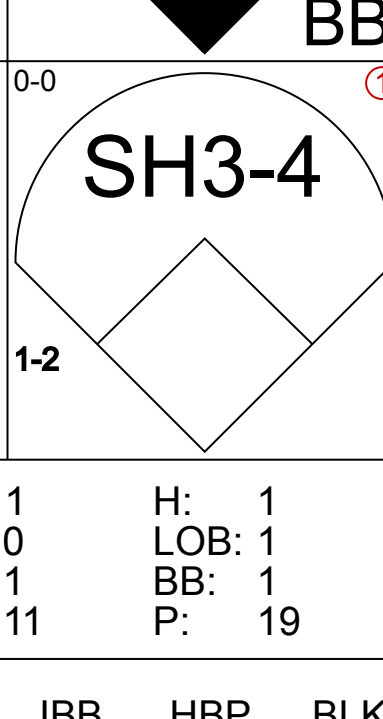
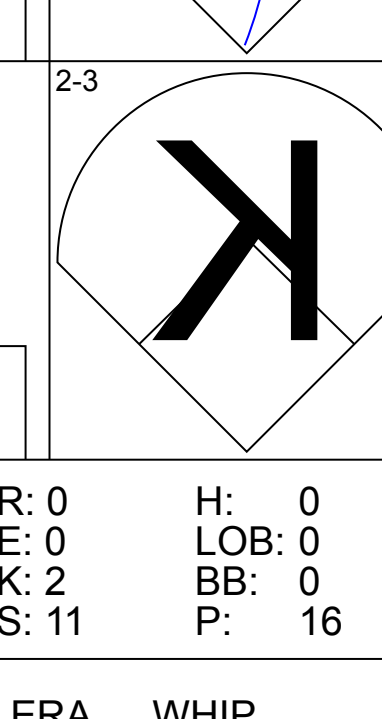
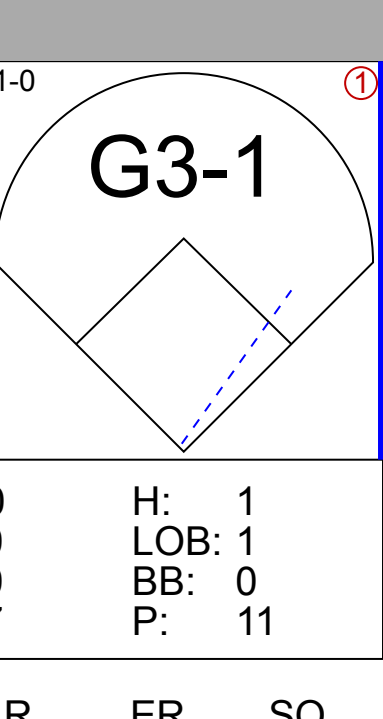
AB 32
R 3
H 5
RBI 3
BB 5
SO 7
LOB 14

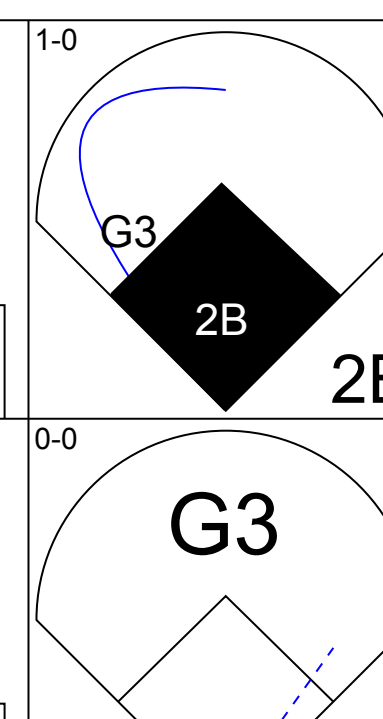
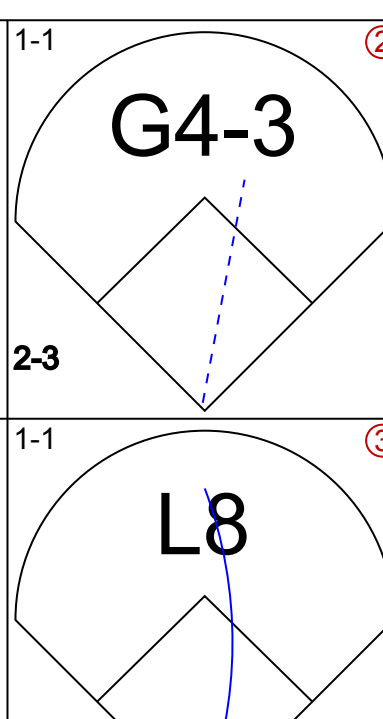
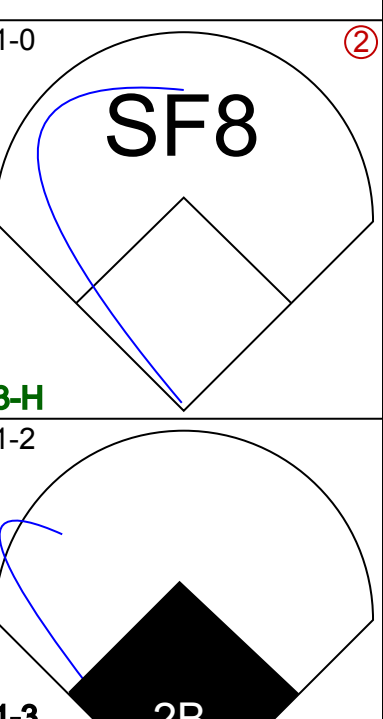
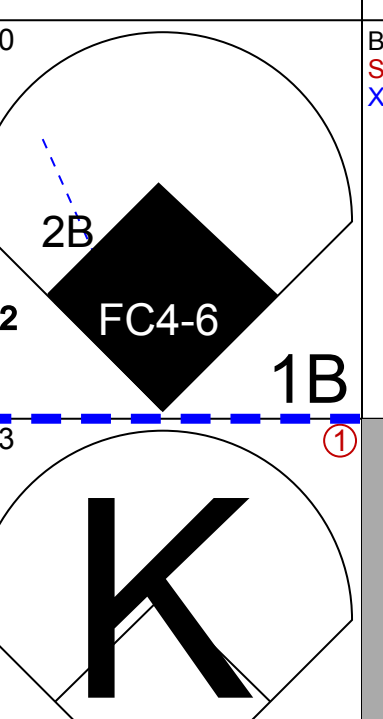
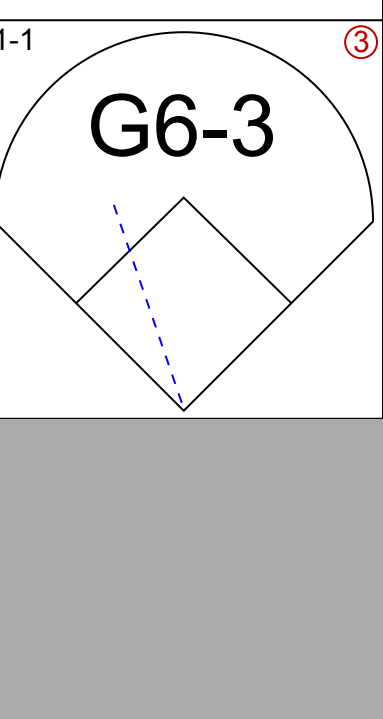
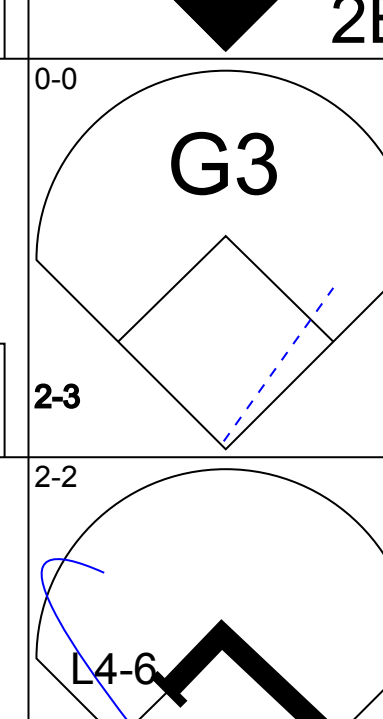
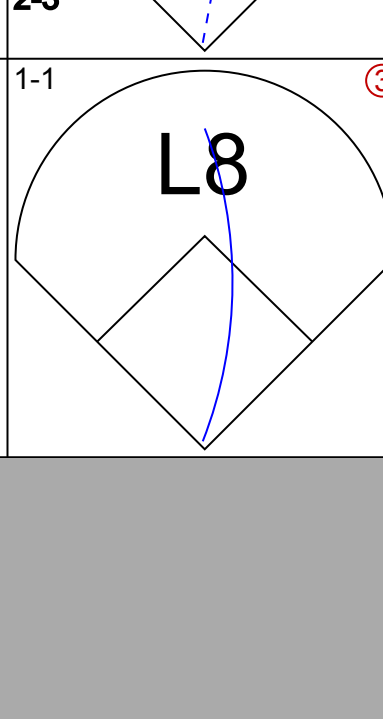
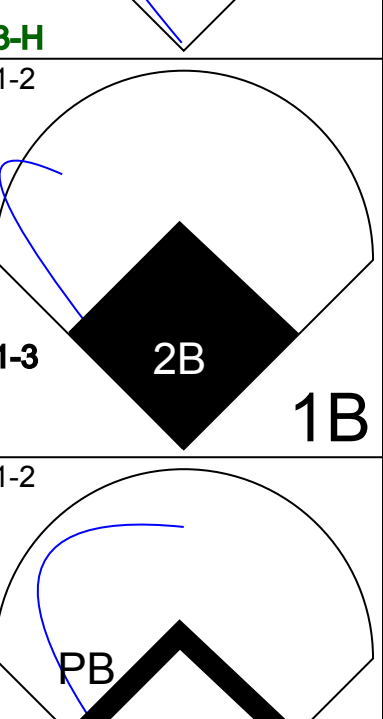
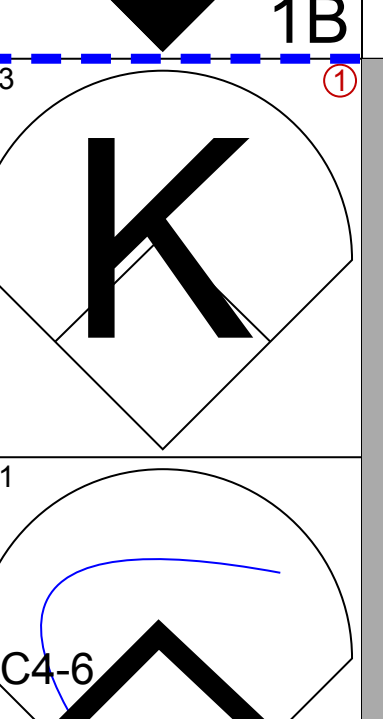
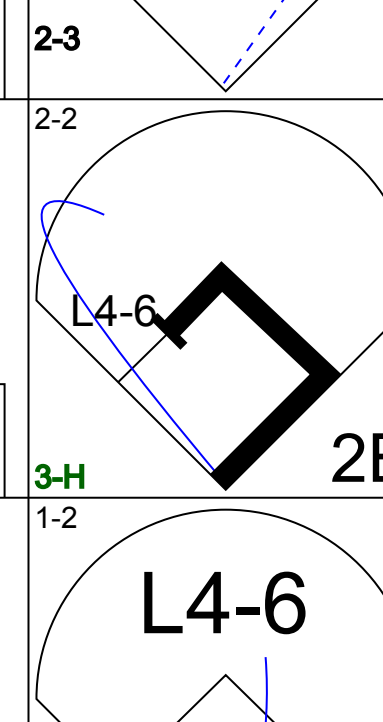
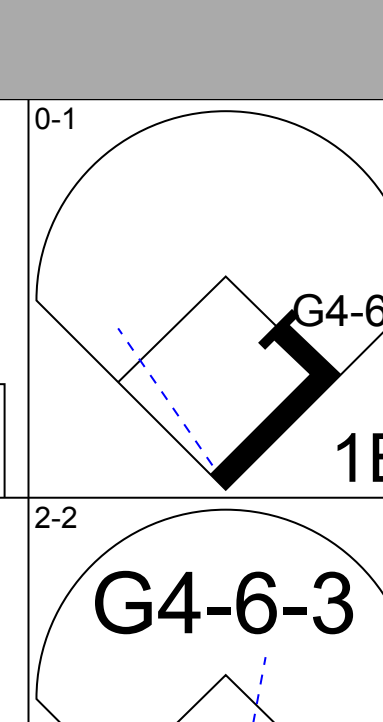
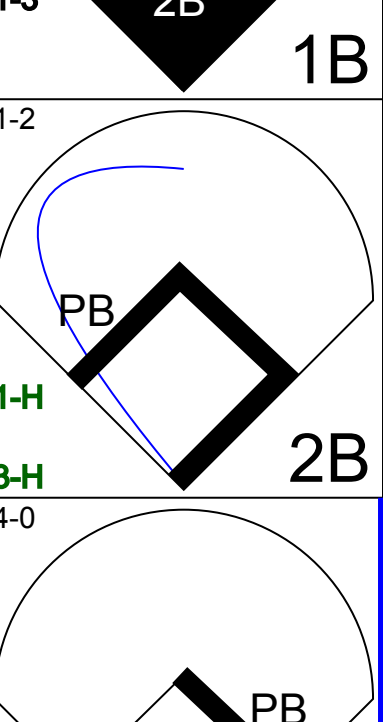
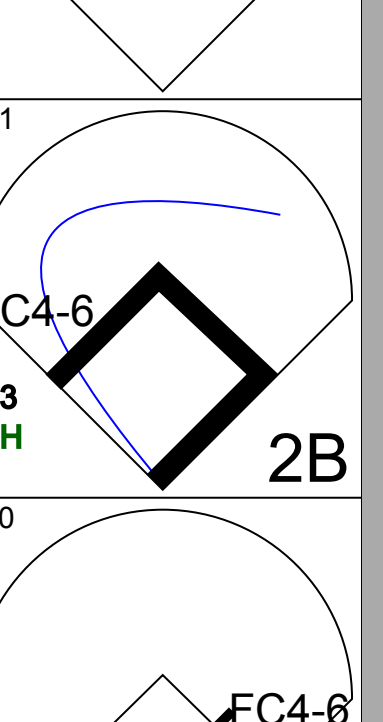
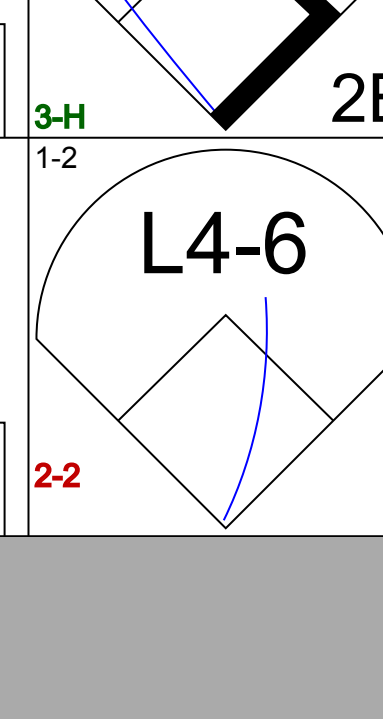
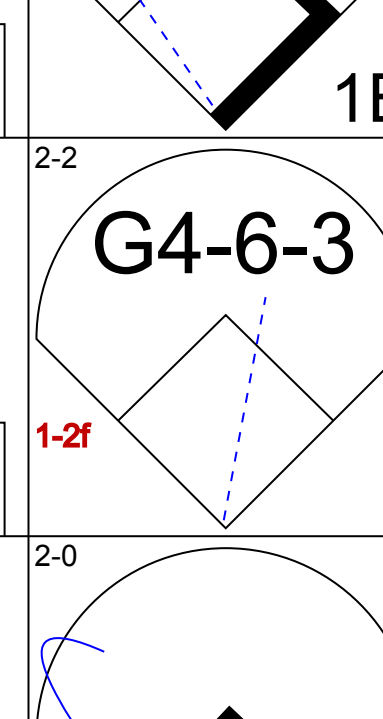
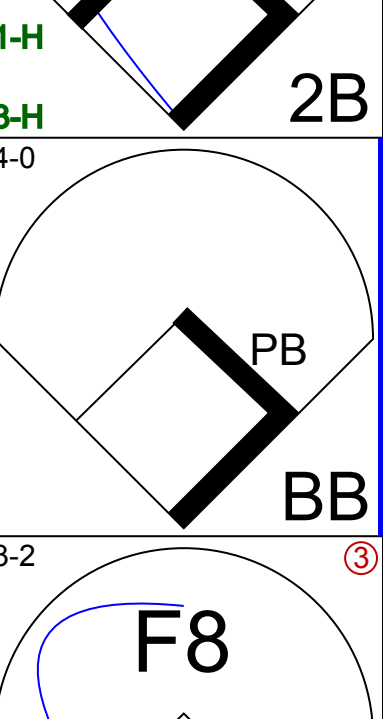
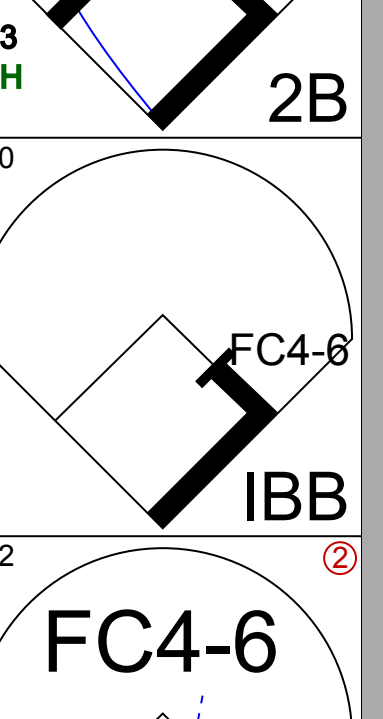
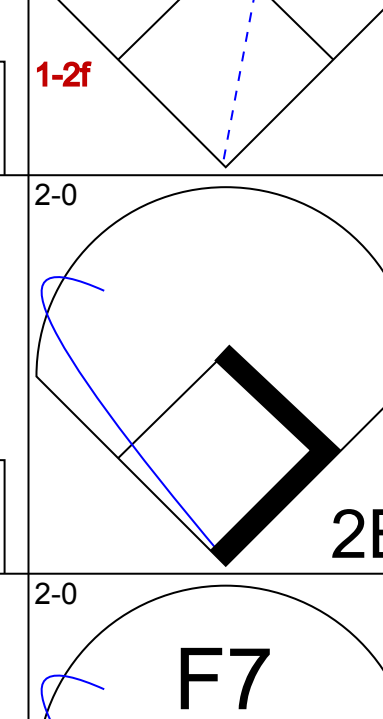
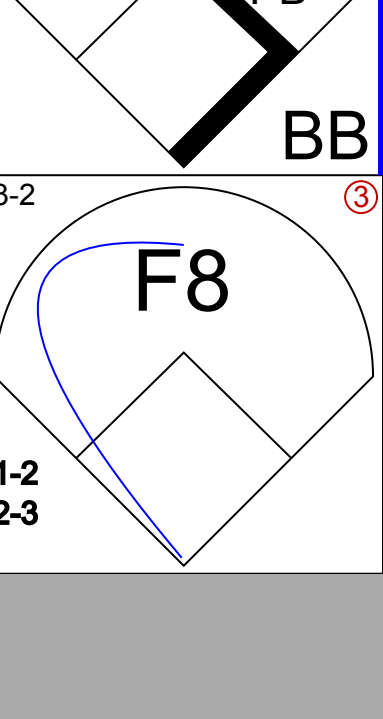
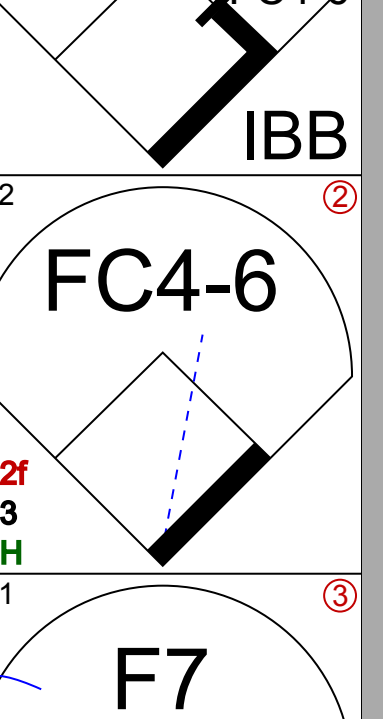
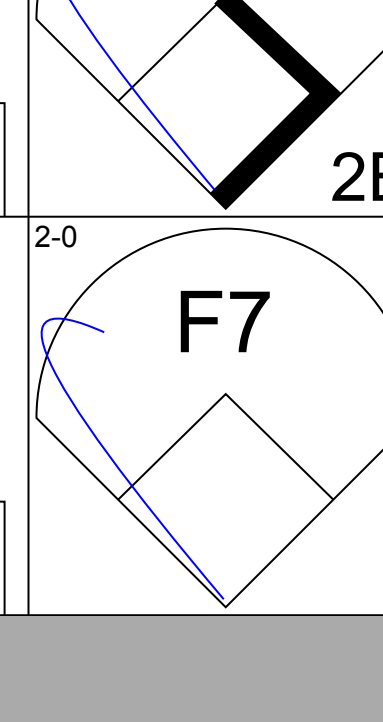
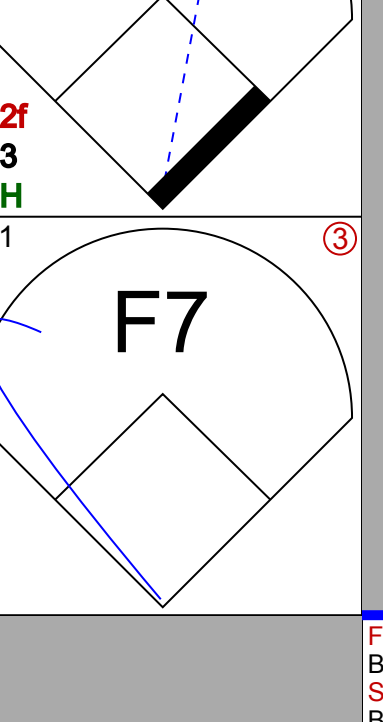
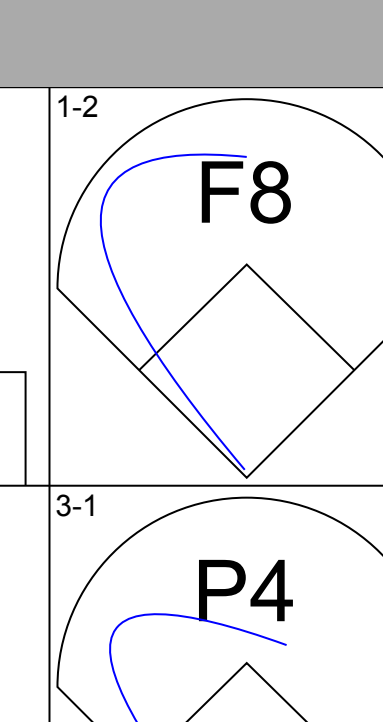
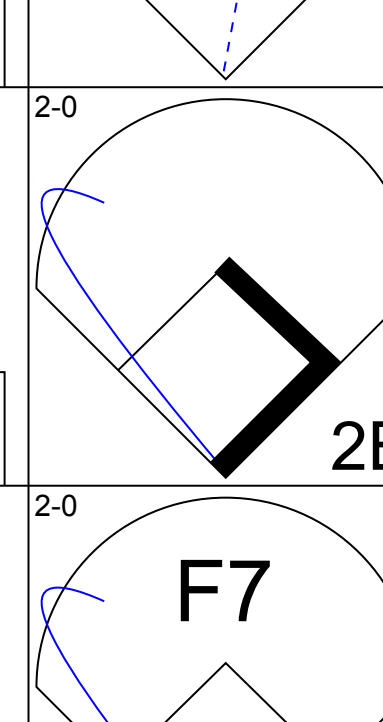
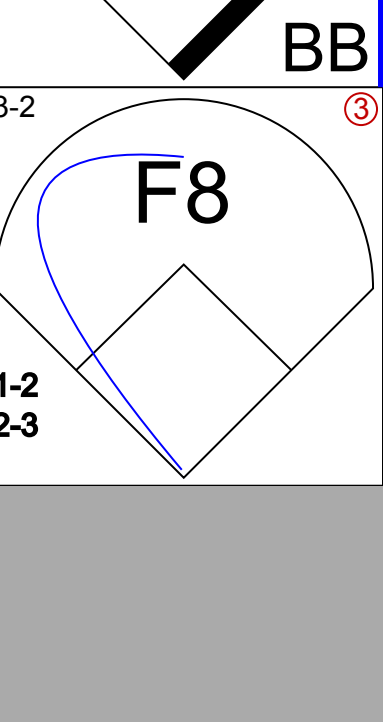
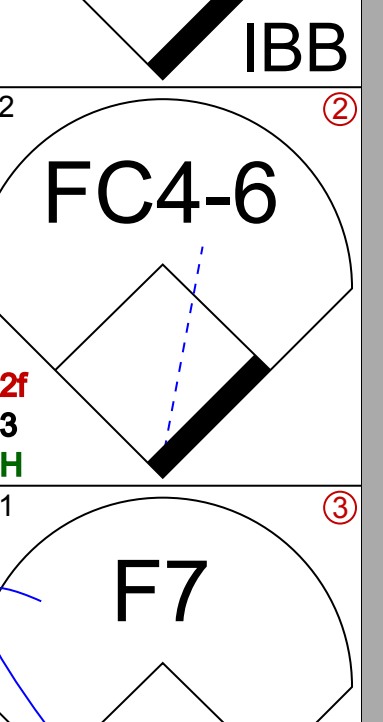
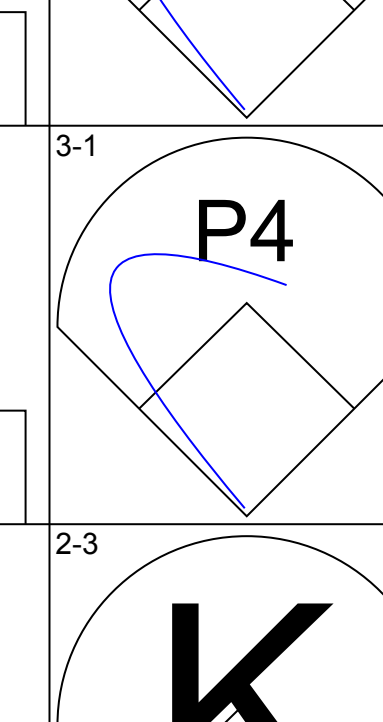
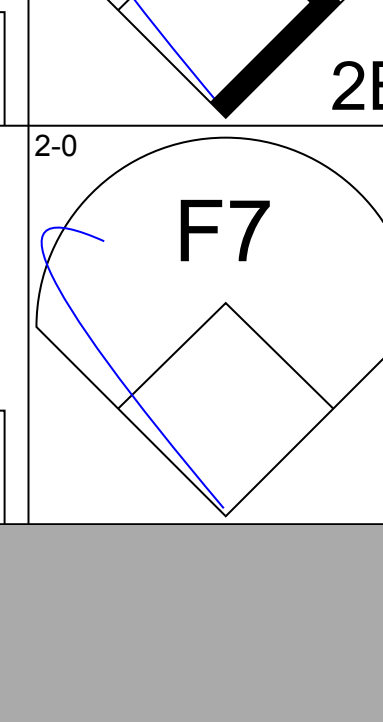
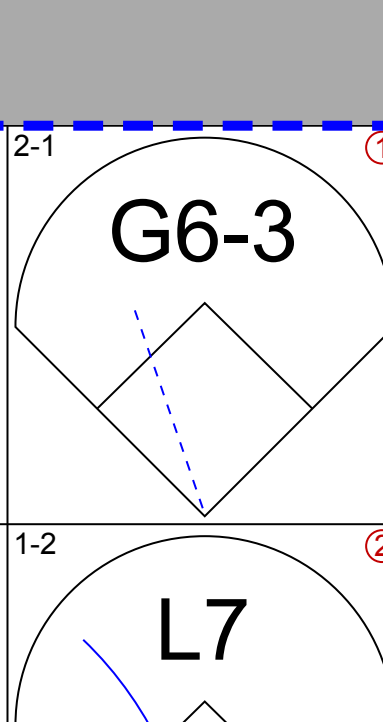
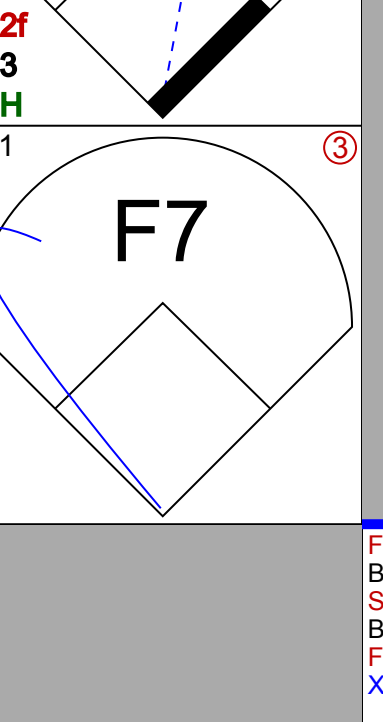
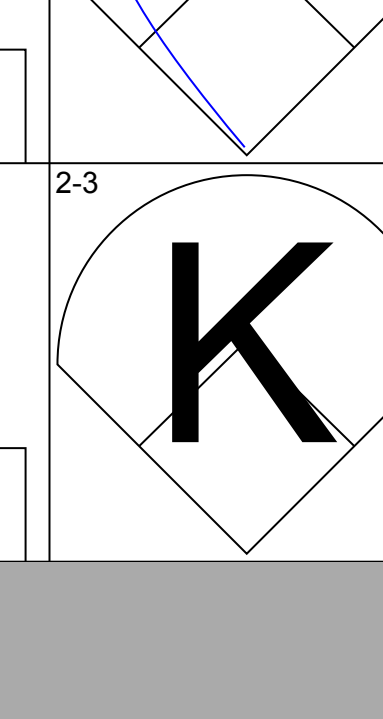
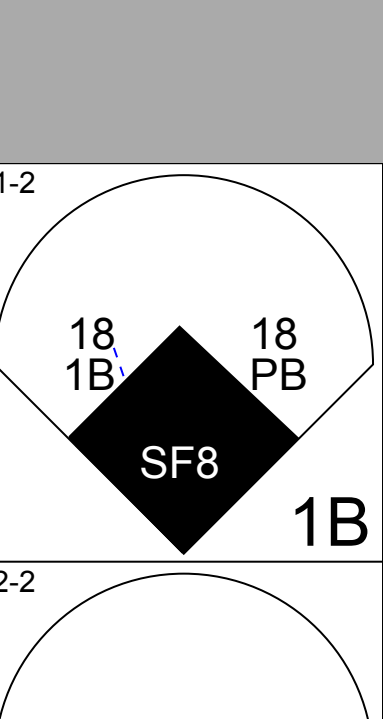
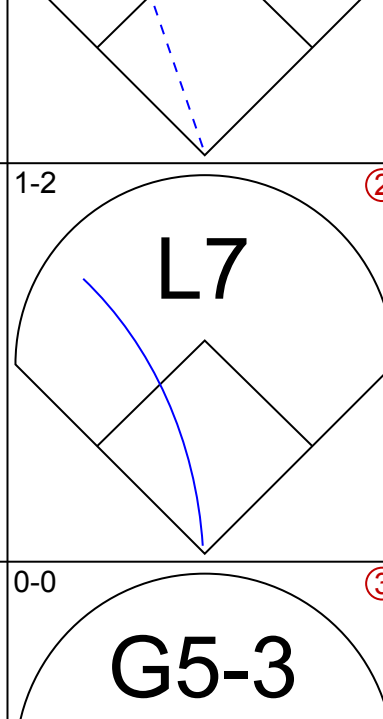
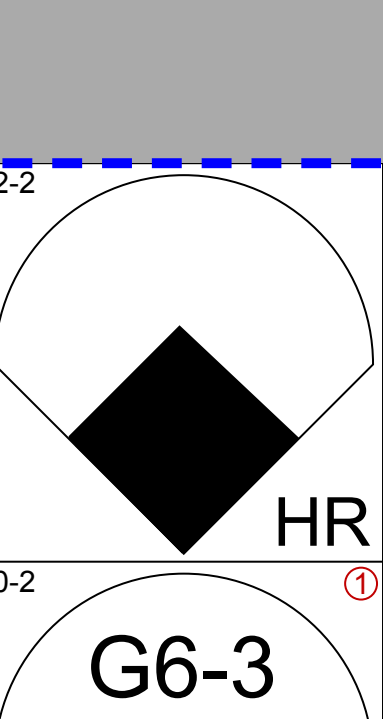
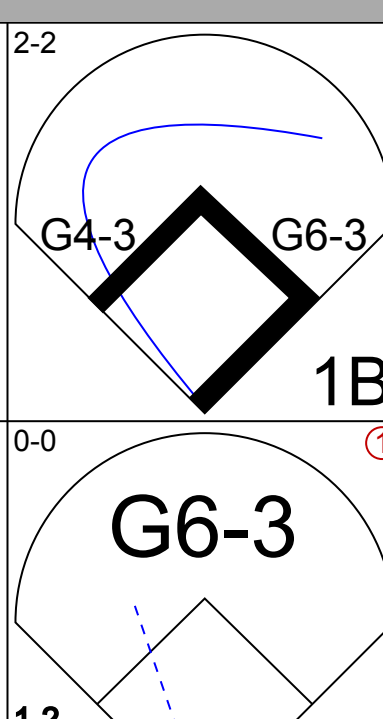
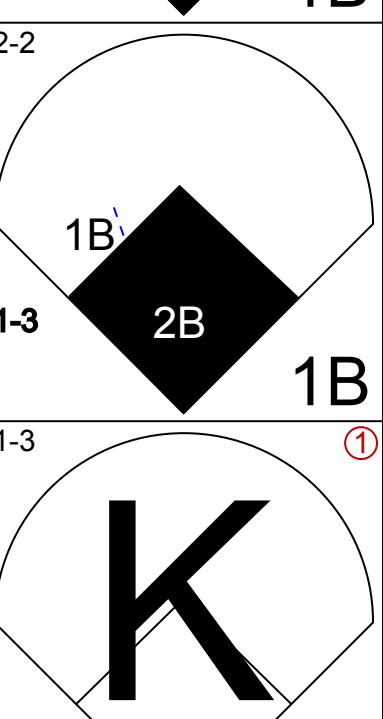
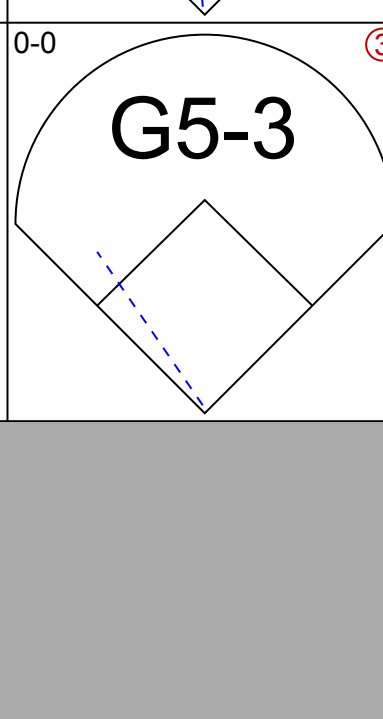
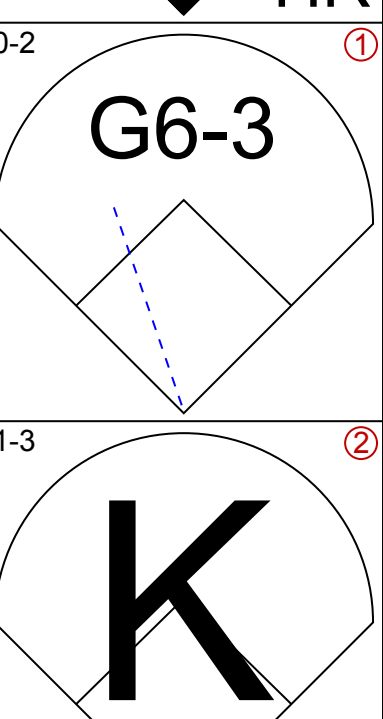
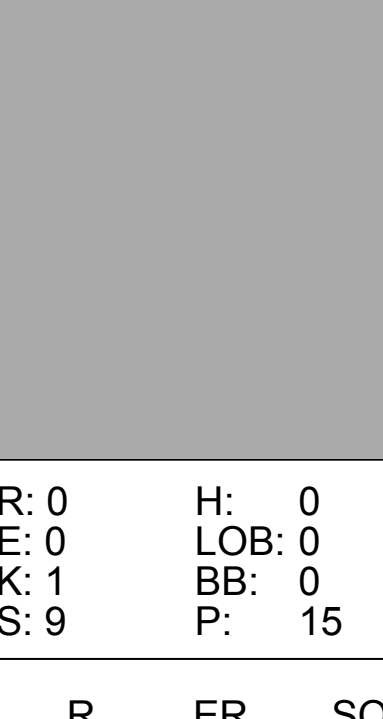
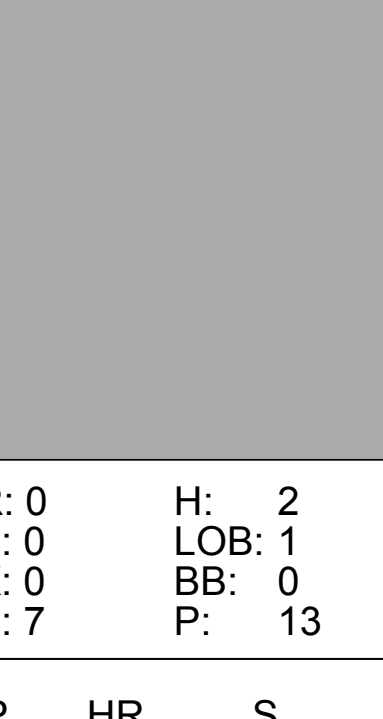
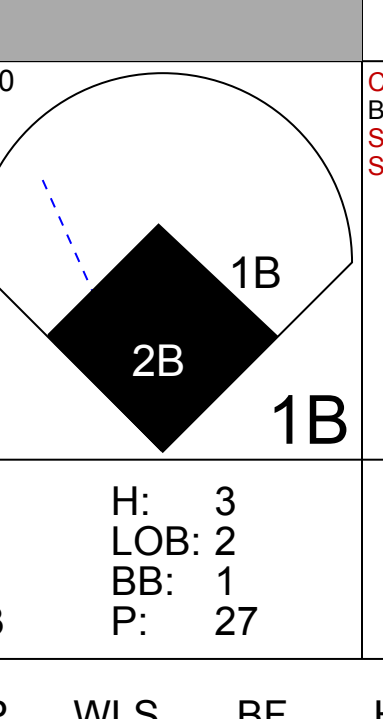
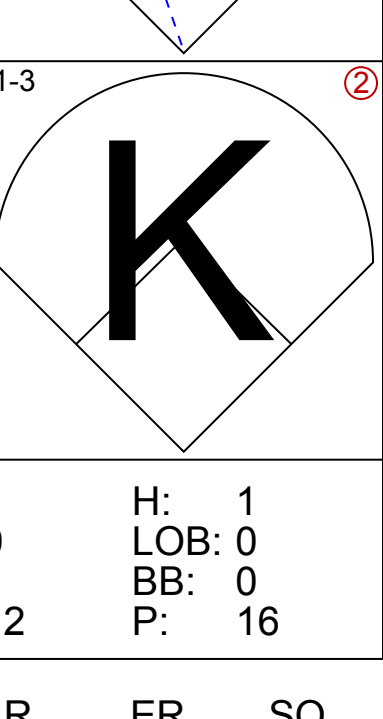


Batter	1	2	3	4	5	6	7	8	9	AB	R	H	RBI	BB	SO	LOB	TOP										
Chad Fonville, S OBP: 0.385, SLG: 0.340 (1, 8) (7, 7)	G6-3	G1-3			G3		L7		FC5 1B	5	1	0	0	0	0	4	Los Angeles Dodgers @ Pittsburgh Pirates Three Rivers Stadium, Pittsburgh, PA Fri May 03 1996, 7:05 PM EDT Att: 18,268 - Unknown - 75 F livebaseballscorecards.com										
Greg Gagne, R OBP: 0.355, SLG: 0.420 (1, 6) (9, 1)	F8		L8		K			G1-3	FC5 1B HR	5	1	1	2	0	1	0											
Mike Piazza, R OBP: 0.433, SLG: 0.565 Mark Guthrie, R (9, 1)	HR		K					F9	HR 1B	4	2	2	2	1	1	0											
Eric Karros, R OBP: 0.271, SLG: 0.385 (1, 3)	F7				F9			P3	HR 1B	5	1	2	3	0	0	1											
Raul Mondesi, R OBP: 0.221, SLG: 0.350 (1, 9)		G1-3	P3			L8			G5-3 HR	5	1	1	1	0	0	1											
Delino DeShields, L OBP: 0.306, SLG: 0.421 (1, 4)		K			L6				HR 1B G1-3	5	1	1	0	0	1	0											
Mike Blowers, R OBP: 0.313, SLG: 0.263 Carlos Hernandez, R OBP: 0.375, SLG: 0.286 (1, 5) (9, 2)		1B 1B			G3				E5 FC5 1B 1-H	4	2	1	1	0	1	0											
Todd Hollandsworth, L OBP: 0.403, SLG: 0.365 Roger Cedeno, S OBP: 0.333, SLG: 0.350 (1, 7) (7, PH) (7, 8)		1B 1B					G4-3		FC5 1B BB	2	0	2	0	0	0	0											
Chan Ho Park, R OBP: 0.125, SLG: 0.125 Joey Eischen, L Antonio Osuna, R Dave Hansen, L Mike Busch, R (1, 1) (6, 1) (7, 1) (9, PH) (9, PH) (9, 5)					K		G3		K	2	0	1	1	0	1	1											
Inning Stats	R: 1 E: 0 K: 0 S: 10	H: 1 LOB: 0 BB: 0 P: 11	R: 1 E: 0 K: 1 S: 10	H: 3 LOB: 2 BB: 0 P: 16	R: 0 E: 0 K: 1 S: 8	H: 1 LOB: 1 BB: 0 P: 11	R: 0 E: 0 K: 1 S: 13	H: 1 LOB: 1 BB: 0 P: 21	R: 0 E: 0 K: 1 S: 11	H: 0 LOB: 1 BB: 1 P: 22	R: 0 E: 0 K: 1 S: 7	H: 0 LOB: 0 BB: 0 P: 13	R: 0 E: 0 K: 0 S: 5	H: 0 LOB: 0 BB: 0 P: 9	R: 0 E: 0 K: 0 S: 5	H: 0 LOB: 0 BB: 0 P: 9		R: 8 E: 1 K: 1 S: 25	H: 5 LOB: 0 BB: 1 P: 46	1B: 7 2B: 1 3B: 0 HR: 3	SF: 0 SAC: 0 DP: 0 HBP: 0	WP: 0 PB: 0 SB: 2 CS: 0	PA: 42				
PITCHER	IP	WLS	BF	H	R	ER	SO	BB	IBB	HBP	BLK	WP	HR	S	P	ERA	WHIP										
Danny Darwin, R ERA: 2.85 Jason Christiansen, L ERA: 9.39 Joe Boever, R ERA: 3.98 Dan Miceli, R ERA: 7.84 Lee Hancock, L ERA: 6.99	(1, 1) (7, 1) (8, 1) (9, 1) (9, 1)	6.0 1.0 1.0 0.1 0.2	L 3 3 4 7	25 0 0 1 4	6 0 0 3 5	2 0 0 3 3	2 0 0 3 1	5 0 0 1 0	1 0 0 0 0	0 0 0 0 0	0 0 0 0 0	0 0 0 0 0	1 0 5 10 2	59 5 9 21 15	94 9 9 21 25	3.00 0.00 0.00 81.00 40.50	1.167 0.000 0.000 6.000 6.000										

Batter	1	2	3	4	5	6	7	8	9	AB	R	H	RBI	BB	SO	LOB	BOTTOM										
Nelson Liriano, S OBP: 0.267, SLG: 0.333 (1, 4)	K	P6			G3	F9			F8	5	0	0	0	0	1	4	Los Angeles Dodgers @ Pittsburgh Pirates Three Rivers Stadium, Pittsburgh, PA Fri May 03 1996, 7:05 PM EDT Att: 18,268 - Unknown - 75 F livebaseballscorecards.com										
Al Martin, L OBP: 0.346, SLG: 0.487 (1, 7)	BLK 1B		G1-3		P2		G6-3		P6	5	1	1	0	0	0	0											
Jeff King, R OBP: 0.325, SLG: 0.567 (1, 3)	1-H 1B		G6-3		1B BB		BB 1B		G6-3	4	0	2	1	1	0	0											
Dave Clark, L OBP: 0.417, SLG: 0.516 (1, 9)	F7		BB		1B		BB			2	0	1	0	2	0	1											
Jay Bell, R OBP: 0.342, SLG: 0.450 (1, 6)	K		BB		F9		K			3	0	0	0	1	2	5											
Mike Kingery, L OBP: 0.212, SLG: 0.190 Jacob Brumfield, R OBP: 0.268, SLG: 0.415 (1, 8) (6, PH) (7, 8)		G4-3	G4-3			1B 1B	K			2	0	0	0	0	0	2											
Charlie Hayes, R OBP: 0.290, SLG: 0.354 (1, 5)	1B 2B				F8		1B		G1-3	4	0	2	0	0	0	0											
Keith Osik, R OBP: 0.424, SLG: 0.517 (1, 2)		SH3-4 1B			G4-3		K		G4-6-3 1B	4	0	2	0	0	1	2											
Danny Darwin, R OBP: 0.220, SLG: 0.300 Rich Aurilio, R Jason Christiansen, R Joe Boever, R Mark Johnson, L Dan Miceli, R Lee Hancock, L (1, 1) (6, PH) (7, 1) (8, PH) (9, PH) (9, 1) (9, 1)		SH3-4			K		K		G4-6-3	1	0	0	0	0	1	0											
Inning Stats	R: 1 E: 0 K: 2 S: 17	H: 2 LOB: 1 BB: 0 P: 25	R: 0 E: 0 K: 0 S: 10	H: 2 LOB: 2 BB: 0 P: 14	R: 0 E: 0 K: 1 S: 6	H: 0 LOB: 0 BB: 0 P: 12	R: 0 E: 0 K: 2 S: 13	H: 2 LOB: 2 BB: 0 P: 19	R: 0 E: 0 K: 2 S: 15	H: 1 LOB: 2 BB: 1 P: 25	R: 0 E: 0 K: 0 S: 4	H: 1 LOB: 0 BB: 0 P: 7	R: 0 E: 0 K: 0 S: 9	H: 0 LOB: 0 BB: 0 P: 16	1B: 8 2B: 1 3B: 0 HR: 0	SF: 0 SAC: 1 DP: 1 HBP: 0		WP: 0 PB: 0 SB: 0 CS: 0	PA: 39								
PITCHER	IP	WLS	BF	H	R	ER	SO	BB	IBB	HBP	BLK	WP	HR	S	P	ERA	WHIP										
Chan Ho Park, R ERA: 2.17 Joey Eischen, L ERA: 1.93 Antonio Osuna, R ERA: 2.7 Mark Guthrie, L ERA: 2.03	(1, 1) (6, 1) (7, 1) (9, 1)	5.0 1.1 1.2 1.0	W 8 5 3	23 3 1 0	1 0 0 0	1 0 0 0	3 2 2 0	0 1 0 0	0 0 0 0	0 0 0 0	0 0 0 0	0 0 0 0	0 0 0 0	22 10 9	38 13 16	0.00 0.00 0.00 0.00	3.000 0.600 0.000 0.000										



Batter	1	2	3	4	5	6	7	8	9	AB	R	H	RBI	BB	SO	LOB	TOP			
Chad Fonville, S (1, 8) OBP: 0.375, SLG: 0.353										4	0	1	1	0	1	0	Los Angeles Dodgers @ Pittsburgh Pirates Three Rivers Stadium, Pittsburgh, PA Sat May 04 1996, 7:05 PM EDT Att: 20,321 - Unknown - 69 F			
Greg Gagne, R (1, 6) OBP: 0.361, SLG: 0.417										3	0	1	0	1	2	1				
Mike Piazza, R (1, 2) OBP: 0.420, SLG: 0.546										4	0	0	0	0	1	3				
Eric Karros, R (1, 3) OBP: 0.280, SLG: 0.383										3	0	1	0	1	1	0				
Raul Mondesi, R (1, 9) OBP: 0.222, SLG: 0.372										4	1	1	1	0	1	3				
Delino DeShields, L (1, 4) OBP: 0.304, SLG: 0.416										4	0	1	0	0	1	1				
Mike Blowers, R (1, 5) OBP: 0.302, SLG: 0.253										4	0	0	0	0	2	2				
Todd Hollandsworth, L (1, 7) OBP: 0.400, SLG: 0.352										2	1	0	0	1	1	1				
Tom Candiotti, R (1, 1) OBP: 0.143, SLG: 0.143										1	0	0	0	0	1	0				
Jim Bruske, R (6, 1)										0	0	0	0	0	0	0				
Scott Radinsky, L (7, 1)										0	0	0	0	0	0	0				
Milt Thompson, L (8, PH)										1	0	0	0	0	0	0				
Mark Guthrie, R (8, 1)										0	0	0	0	0	0	0				
Inning Stats	R: 0 E: 0 K: 3 S: 9	H: 0 LOB: 0 BB: 0 P: 14	R: 0 E: 0 K: 0 S: 10	H: 0 LOB: 1 BB: 1 P: 18	R: 1 E: 0 K: 1 S: 11	H: 1 LOB: 1 BB: 1 P: 19	R: 0 E: 0 K: 3 S: 12	H: 0 LOB: 0 BB: 0 P: 17	R: 0 E: 0 K: 0 S: 10	H: 1 LOB: 2 BB: 1 P: 18	R: 0 E: 0 K: 2 S: 7	H: 1 LOB: 0 BB: 0 P: 10	R: 0 E: 0 K: 0 S: 7	H: 1 LOB: 1 BB: 0 P: 11	R: 1 E: 0 K: 0 S: 7	H: 1 LOB: 0 BB: 0 P: 13	1B: 3 2B: 1 3B: 0 HR: 1	SF: 0 SAC: 1 DP: 0 HBP: 0	WP: 1 PB: 0 SB: 1 CS: 1	PA: 34
PITCHER Paul Wagner, R (1, 1) ERA: 2.86	IP: 9.0 WLS: W BF: 34 H: 5 R: 2 ER: 2 SO: 11 BB: 3 IBB: 0 HBP: 0 BLK: 0 WP: 1 HR: 1 S: 84 P: 136 ERA: 2.00 WHIP: 0.889															PITCHER				

Batter	1	2	3	4	5	6	7	8	9	AB	R	H	RBI	BB	SO	LOB	BOTTOM			
Midre Cummings, L (1, 9) OBP: 0.400, SLG: 0.750										4	2	2	1	0	0	1	Los Angeles Dodgers @ Pittsburgh Pirates Three Rivers Stadium, Pittsburgh, PA Sat May 04 1996, 7:05 PM EDT Att: 20,321 - Unknown - 69 F			
Al Martin, L (1, 8) OBP: 0.344, SLG: 0.480										4	1	1	0	0	1	4				
Jeff King, R (1, 4) OBP: 0.347, SLG: 0.611										4	0	4	4	0	0	0				
Dave Clark, L (1, 7) OBP: 0.410, SLG: 0.485										2	0	0	0	1	0	2				
Mike Kingery, L (6, 8) OBP: 0.212, SLG: 0.190										0	0	0	0	0	0	0				
Jacob Brumfield, R (7, PH)										0	0	0	0	1	0	0				
Jay Bell, R (1, 6) OBP: 0.339, SLG: 0.452										4	0	1	1	0	0	4				
Mark Johnson, L (1, 3) OBP: 0.361, SLG: 0.367										4	0	0	0	0	0	3				
Charlie Hayes, R (1, 5) OBP: 0.297, SLG: 0.388										4	2	2	1	0	1	0				
1B Jason Kendall, R (1, 2) OBP: 0.329, SLG: 0.390										4	1	2	0	0	0	0				
Paul Wagner, R (1, 1) OBP: 0.118, SLG: 0.063										4	1	1	0	0	2	3				
Inning Stats	R: 1 E: 0 K: 0 S: 9	H: 2 LOB: 0 BB: 0 P: 13	R: 0 E: 0 K: 1 S: 9	H: 0 LOB: 0 BB: 0 P: 15	R: 0 E: 0 K: 0 S: 8	H: 1 LOB: 1 BB: 0 P: 12	R: 0 E: 0 K: 0 S: 7	H: 2 LOB: 1 BB: 0 P: 13	R: 3 E: 0 K: 1 S: 24	H: 4 LOB: 2 BB: 1 P: 37	R: 0 E: 0 K: 0 S: 6	H: 0 LOB: 0 BB: 0 P: 9	R: 2 E: 0 K: 1 S: 13	H: 3 LOB: 2 BB: 1 P: 27	R: 1 E: 0 K: 1 S: 12	H: 1 LOB: 0 BB: 0 P: 16	1B: 7 2B: 6 3B: 0 HR: 1	SF: 1 SAC: 0 DP: 2 HBP: 0	WP: 0 PB: 2 SB: 0 CS: 0	PA: 37
PITCHER Tom Candiotti, R (1, 1) ERA: 4.67	IP: 5.0 WLS: L BF: 23 H: 9 R: 4 ER: 4 SO: 2 BB: 1 IBB: 0 HBP: 0 BLK: 0 WP: 0 HR: 0 S: 8 P: 90 ERA: 7.20 WHIP: 2.000															PITCHER				
Jim Bruske, R (6, 1) ERA: 4.79	IP: 1.0 WLS: 5 BF: 2 H: 2 R: 2 ER: 2 SO: 0 BB: 0 IBB: 0 HBP: 0 BLK: 0 WP: 0 HR: 0 S: 8 P: 13 ERA: 18.00 WHIP: 2.000															PITCHER				
Scott Radinsky, L (7, 1) ERA:	IP: 1.0 WLS: 5 BF: 1 H: 0 R: 0 ER: 0 SO: 1 BB: 0 IBB: 1 HBP: 0 BLK: 0 WP: 0 HR: 0 S: 11 P: 23 ERA: 0.00 WHIP: 1.000															PITCHER				
Mark Guthrie, L (8, 1) ERA: 2.51	IP: 1.0 WLS: 4 BF: 1 H: 1 R: 1 ER: 1 SO: 1 BB: 0 IBB: 0 HBP: 0 BLK: 0 WP: 0 HR: 1 S: 12 P: 16 ERA: 9.00 WHIP: 1.000															PITCHER				



Batter	1	2	3	4	5	6	7	8	9	AB	R	H	RBI	BB	SO	LOB	TOP										
Chad Fonville, S OBP: 0.383, SLG: 0.382	B3		G6-3							4	0	2	0	0	0	0	Los Angeles Dodgers @ Pittsburgh Pirates Three Rivers Stadium, Pittsburgh, PA Sun May 05 1996, 3:33 AM EDT Att: 19,206 - Sunny - 66 F livebaseballscorecards.com										
Greg Gagne, R OBP: 0.366, SLG: 0.414	G6-4-3 1B		G5-4-3 BB		G4-3		F9			3	0	1	0	1	0	4											
Mike Piazza, R OBP: 0.407, SLG: 0.528	G6-4-3 1-2		G5-4-3 1-2		G6-3			G6-3		4	0	0	0	0	0	4											
Eric Karros, R OBP: 0.269, SLG: 0.367		F9		G4-3		L9		F9		4	0	0	0	0	0	0											
Raul Mondesi, R OBP: 0.215, SLG: 0.360		E5 2B		F8		G6-3		G6-3		4	1	0	0	0	0	0											
Delino DeShields, L OBP: 0.377, SLG: 0.422		P3							G4-6-3 1B	3	0	2	0	1	0	1											
Mike Busch, R OBP: 0.250, SLG: 0.500 Milt Thompson, L OBP: 0.200, SLG: 0.059 Mike Blowers, R OBP: 0.299, SLG: 0.250					P3		CS 1B		G4-6-3 1-2	3	1	1	1	0	1	1											
Roger Cedeno, S OBP: 0.393, SLG: 0.435										0	0	0	0	0	0	0											
Ismael Valdez, R OBP: 0.067, SLG: 0.067 Todd Worrell, R (8, 1) Juan Castro, R (9, PH)										1	0	0	0	0	0	1											
Inning Stats	R: 0 E: 0 K: 0 S: 8	H: 1 LOB: 0 BB: 0 P: 13	R: 2 E: 1 K: 1 S: 18	H: 2 LOB: 1 BB: 0 P: 29	R: 0 E: 0 K: 0 S: 10	H: 0 LOB: 0 BB: 1 P: 16	R: 0 E: 0 K: 0 S: 9	H: 0 LOB: 1 BB: 0 P: 16	R: 0 E: 0 K: 0 S: 7	H: 1 LOB: 0 BB: 0 P: 10	R: 0 E: 0 K: 1 S: 14	H: 2 LOB: 2 BB: 0 P: 22	R: 0 E: 0 K: 0 S: 8	H: 0 LOB: 0 BB: 1 P: 13	R: 0 E: 0 K: 0 S: 6	H: 1 LOB: 1 BB: 1 P: 15		1B: 6 2B: 3 3B: 0 HR: 0	SF: 0 SAC: 1 DP: 3 HBP: 0	WP: 0 PB: 0 SB: 0 CS: 1	PA: 37						
PITCHER	IP	WLS	BF	H	R	ER	SO	BB	IBB	HBP	BLK	WP	HR	S	P	ERA	WHIP										
Denny Neagle, L ERA: 2.63 67 Francisco Cordova, R ERA: 2.76 Dan Plesac, L ERA: 6.28	7.0	W	29	8	2	0	2	2	0	0	0	0	0	74	118	0.00	1.429										

Batter	1	2	3	4	5	6	7	8	9	AB	R	H	RBI	BB	SO	LOB	BOTTOM										
Midre Cummings, L OBP: 0.333, SLG: 0.875	G5-3			G4-3				F7		4	1	1	1	0	0	0	Los Angeles Dodgers @ Pittsburgh Pirates Three Rivers Stadium, Pittsburgh, PA Sun May 05 1996, 3:33 AM EDT Att: 19,206 - Sunny - 66 F livebaseballscorecards.com										
Al Martin, L OBP: 0.348, SLG: 0.476	K			K			CS 1B	S BB		3	1	1	0	1	2	0											
Jeff King, R OBP: 0.344, SLG: 0.598	F7			G5-3			F9	1-H 1B		4	0	1	1	0	0	1											
Mark Johnson, L OBP: 0.350, SLG: 0.353		G3			K	CS		F8		4	1	1	0	0	1	1											
Jay Bell, R OBP: 0.339, SLG: 0.449		G6-3			G3-1 1B		SH2-4 1B	K		3	1	1	0	0	1	1											
Mike Kingery, L OBP: 0.203, SLG: 0.182		G4-3			G3-1		E6 1B			3	0	0	0	0	0	2											
Charlie Hayes, R OBP: 0.307, SLG: 0.396				K						3	0	2	2	0	1	0											
1B Jason Kendall, R OBP: 0.318, SLG: 0.375				F9						3	0	0	0	0	2	3											
Denny Neagle, L OBP: 0.267, SLG: 0.231 Jacob Brumfield, R OBP: 0.276, SLG: 0.407 67 Francisco Cordova, R OBP: 0.500, SLG: 0.500 Dan Plesac, L (9, 1)					L8					2	0	0	0	0	0	0											
Inning Stats	R: 0 E: 0 K: 1 S: 7	H: 0 LOB: 0 BB: 0 P: 9	R: 0 E: 0 K: 0 S: 8	H: 0 LOB: 0 BB: 0 P: 12	R: 0 E: 0 K: 1 S: 7	H: 0 LOB: 0 BB: 0 P: 9	R: 1 E: 0 K: 2 S: 15	H: 2 LOB: 1 BB: 0 P: 22	R: 1 E: 0 K: 0 S: 7	H: 2 LOB: 0 BB: 0 P: 9	R: 1 E: 1 K: 2 S: 14	H: 2 LOB: 2 BB: 0 P: 20	R: 1 E: 0 K: 1 S: 10	H: 1 LOB: 1 BB: 1 P: 16	1B: 6 2B: 0 3B: 0 HR: 1	SF: 0 SAC: 1 DP: 0 HBP: 0		WP: 0 PB: 0 SB: 2 CS: 1	PA: 33								
PITCHER	IP	WLS	BF	H	R	ER	SO	BB	IBB	HBP	BLK	WP	HR	S	P	ERA	WHIP										
Ismael Valdez, R ERA: 2.63 Todd Worrell, R ERA: 0.69	7.0	L	27	6	3	3	7	0	0	0	0	0	0	10	16	9.00	2.000										

Batter	1	2	3	4	5	6	7	8	9	AB	R	H	RBI	BB	SO	LOB	TOP					
Chad Fonville, S OBP: 0.354, SLG: 0.350 (1, 8)	F7		FC6-4 HR		G4-6-3		G6-3		G4-3	5	1	0	0	0	0	5	Los Angeles Dodgers @ Pittsburgh Pirates Three Rivers Stadium, Pittsburgh, PA Mon May 06 1996, 3:33 AM EDT Att: 9,415 - Cloudy - 65 F livebaseballscorecards.com					
Raul Mondesi, R OBP: 0.222, SLG: 0.380 (1, 9)	G5-3		HR			HR BB		F9	K	4	2	1	3	1	1	0						
Mike Piazza, R OBP: 0.410, SLG: 0.551 (1, 2)	G6-3		F9			HR			1B	4	1	2	2	0	0	0						
Eric Karros, R OBP: 0.259, SLG: 0.353 (1, 3)		K		G4-3		G5-3		F8		4	0	0	0	0	1	1						
Delino DeShields, L OBP: 0.308, SLG: 0.409 (1, 4)	F7			G4-3		K		G3		4	0	0	0	0	1	1						
Todd Hollandsworth, L OBP: 0.391, SLG: 0.345 Roger Cedeno, S OBP: 0.393, SLG: 0.435 (9, 8)	K			G1-3		G4-3			1B HR 1B	4	1	1	0	0	1	0						
Mike Blowers, R OBP: 0.314, SLG: 0.262 (1, 5)			FC2-5 BB			BB		F8		3	1	2	0	1	0	0						
Greg Gagne, R OBP: 0.390, SLG: 0.461 (1, 6)			FC6-4 HR 1B		G4-6-3 BB		SH1-4 BB		HR	2	2	2	3	2	0	0						
Hideo Nomo, R OBP: 0.111, SLG: 0.059 Antonio Osuna, R (8, 1) Scott Radinsky, L (8, 1)			FC2-5 FC6-4		K		SH1-4		F9	2	0	0	0	0	1	4						
Inning Stats	R: 0 E: 0 K: 0 S: 7	H: 0 LOB: 0 BB: 0 P: 11	R: 0 E: 0 K: 2 S: 11	H: 0 LOB: 0 BB: 0 P: 18	R: 3 E: 0 K: 0 S: 15	H: 2 LOB: 0 BB: 1 P: 21	R: 0 E: 0 K: 0 S: 5	H: 0 LOB: 0 BB: 0 P: 9	R: 0 E: 0 K: 1 S: 8	H: 1 LOB: 1 BB: 1 P: 14	R: 2 E: 0 K: 1 S: 13	H: 1 LOB: 0 BB: 1 P: 24	R: 0 E: 0 K: 0 S: 5	H: 0 LOB: 1 BB: 1 P: 12	R: 0 E: 0 K: 0 S: 12	H: 1 LOB: 1 BB: 0 P: 17		R: 3 E: 0 K: 1 S: 16	H: 3 LOB: 0 BB: 0 P: 24	1B: 5 2B: 0 3B: 0 HR: 3	SF: 0 SAC: 1 DP: 1 HBP: 0	WP: 0 PA: 38 PB: 0 SB: 0 CS: 0
PITCHER	IP	WLS	BF	H	R	ER	SO	BB	IBB	HBP	BLK	WP	HR	S	P	ERA	WHIP					
John Hope, R ERA: 5.87 Jason Christiansen, L ERA: 8.47 Jon Lieber, R ERA: 4.11 Joe Boever, R ERA: 9.82	(1, 1)	5.1	L	22	4	5	5	3	3	0	0	0	0	2	52	85	8.44	1.312				
	(6, 1)	1.2		6	0	0	0	1	1	0	0	0	0	0	12	24	0.00	0.600				
	(8, 1)	1.0		4	1	0	0	0	0	0	0	0	0	0	12	17	0.00	1.000				
	(9, 1)	1.0		6	3	3	3	1	0	0	0	0	0	1	16	24	27.00	3.000				

Batter	1	2	3	4	5	6	7	8	9	AB	R	H	RBI	BB	SO	LOB	BOTTOM				
Midre Cummings, L OBP: 0.231, SLG: 0.583 Jacob Brumfield, R OBP: 0.271, SLG: 0.400 (9, PH)	F8		L5		K		F8		G4-3	4	0	0	0	0	1	2	Los Angeles Dodgers @ Pittsburgh Pirates Three Rivers Stadium, Pittsburgh, PA Mon May 06 1996, 3:33 AM EDT Att: 9,415 - Cloudy - 65 F livebaseballscorecards.com				
Al Martin, L OBP: 0.336, SLG: 0.458 (1, 7)	G3		K		L7		K		F7	5	0	0	0	0	2	2					
Jeff King, R OBP: 0.346, SLG: 0.598 (1, 4)	P2			G6-3		K			HR 1B	5	1	2	0	0	1	0					
Mark Johnson, L OBP: 0.364, SLG: 0.447 John Wehner, R OBP: 0.316, SLG: 0.444 (9, PH)		F8		BB 1B 1B		F9		HR 1B	F8	4	2	2	2	0	0	0					
Jay Bell, R OBP: 0.352, SLG: 0.455 (1, 6)		S BB		L4				1B	18 FC4-6 1B	3	0	2	0	1	0	1					
Mike Kingery, L OBP: 0.205, SLG: 0.186 (1, 8)	K			BB 1B		P6		B3		4	1	1	0	0	1	3					
Charlie Hayes, R OBP: 0.314, SLG: 0.394 (1, 5)	G4-3			BB 1B		L4		18 FC4-6 1B		3	0	1	0	1	0	2					
1B Jason Kendall, R OBP: 0.326, SLG: 0.393 (1, 2)			P2		FC6-4 1B			FC4-6		4	0	2	2	0	0	2					
John Hope, R OBP: 0.200, SLG: 0.200 Jason Christiansen, R (7, PH) Nelson Lirio, S OBP: 0.329, SLG: 0.333 Jon Lieber, L OBP: 0.471, SLG: 0.471 Dave Clark, L OBP: 0.471, SLG: 0.471 Joe Boever, R (9, 1)	(1, 1)	7.0	W	31	8	4	4	5	2	0	0	0	0	0	0	0		AB 38 R 4 H 11 RBI 4 BB 2 SO 6 LOB 18			
Inning Stats	R: 0 E: 0 K: 0 S: 3	H: 0 LOB: 0 BB: 0 P: 6	R: 0 E: 0 K: 1 S: 17	H: 0 LOB: 1 BB: 1 P: 24	R: 0 E: 0 K: 1 S: 9	H: 1 LOB: 1 BB: 0 P: 12	R: 2 E: 0 K: 0 S: 13	H: 3 LOB: 2 BB: 1 P: 23	R: 0 E: 0 K: 2 S: 9	H: 0 LOB: 0 BB: 0 P: 11	R: 0 E: 0 K: 0 S: 8	H: 1 LOB: 1 BB: 0 P: 14	R: 0 E: 0 K: 1 S: 6	H: 1 LOB: 1 BB: 0 P: 8	R: 2 E: 0 K: 1 S: 17	H: 4 LOB: 2 BB: 0 P: 28			R: 0 E: 0 K: 0 S: 8	H: 1 LOB: 1 BB: 0 P: 13	1B: 8 2B: 2 3B: 0 HR: 1
PITCHER	IP	WLS	BF	H	R	ER	SO	BB	IBB	HBP	BLK	WP	HR	S	P	ERA	WHIP				
Hideo Nomo, R ERA: 3.54 Antonio Osuna, R ERA: 2.6 Scott Radinsky, L ERA:	(1, 1)	0.2		4	2	0	0	0	0	0	0	0	0	10	18	0.00	3.000				
	(8, 1)	1.1	S	5	1	0	0	1	0	0	0	0	0	11	16	0.00	0.750				

Batter	1	2	3	4	5	6	7	8	9	AB	R	H	RBI	BB	SO	LOB	TOP								
Rickey Henderson, R (1, 7) OBP: 0.427, SLG: 0.370	0-3 K		4-1 S 1B E BB		2-0 L5		1-2 S 1B		0-0 G4-3	4	1	1	0	1	1	1	San Diego Padres @ Pittsburgh Pirates Three Rivers Stadium, Pittsburgh, PA Wed May 08 1996, 7:05 PM EDT Overcast - 67 F								
Steve Finley, L (1, 8) OBP: 0.310, SLG: 0.338	1-2 G4-3		2-2 S HR 1B		4-1 BB		1-2 P5			3	1	1	0	1	0	1									
Marc Newfield, R (1, 9) OBP: 0.411, SLG: 0.547	4-1 HR BB		0-3 K		0-3 K		2-3 K			3	1	0	0	1	3	2									
Ken Caminiti, S (1, 5) OBP: 0.383, SLG: 0.566	2-0 HR		2-1 HR		0-1 F8		0-1 F9			4	2	2	4	0	0	1									
Wally Joyner, L (1, 3) OBP: 0.488, SLG: 0.558	1-1 G3		3-H F9		0-0 G3-1		4-2 BB			3	0	0	0	1	0	0									
Jody Reed, R (1, 4) OBP: 0.345, SLG: 0.341		1-0 F9		2-0 F8		1-0 L4		0-1 F8		4	0	0	0	0	0	1									
Andujar Cedeno, R (1, 6) OBP: 0.272, SLG: 0.352		2-1 F9		0-0 P6		1-1 G6-3		1-2 P9		4	0	0	0	0	0	0									
Brian Johnson, R (1, 2) OBP: 0.281, SLG: 0.419		1-1 F8		1-0 1B		1-3 K		0-3 K		4	0	1	0	0	2	0									
Bob Tewksbury, R (1, 1)			1-2 P4		0-0 P3		0-0 G6-3		1-0 1B	3	0	0	0	0	0	1									
Bryce Florie, R (7, 1)										0	0	0	0	0	0	0									
Craig Shipley, R (9, PH) OBP: 0.485, SLG: 0.700										1	0	1	0	0	0	0									
Chris Gwynn, L (9, PR) OBP: 0.286, SLG: 0.250										0	0	0	0	0	0	0									
Trevor Hoffman, R (9, 1)										0	0	0	0	0	0	0									
Inning Stats	R: 2 E: 0 K: 1 S: 11	H: 1 LOB: 0 BB: 1 P: 19	R: 0 E: 0 K: 0 S: 5	H: 0 LOB: 0 BB: 0 P: 9	R: 3 E: 1 K: 1 S: 14	H: 2 LOB: 0 BB: 1 P: 24	R: 0 E: 0 K: 0 S: 4	H: 1 LOB: 1 BB: 0 P: 7	R: 0 E: 0 K: 1 S: 7	H: 0 LOB: 1 BB: 1 P: 13	R: 0 E: 0 K: 0 S: 4	H: 1 LOB: 1 BB: 0 P: 6	R: 0 E: 0 K: 1 S: 11	H: 0 LOB: 1 BB: 0 P: 14	R: 0 E: 0 K: 1 S: 10	H: 0 LOB: 1 BB: 1 P: 16	R: 0 E: 0 K: 1 S: 9	H: 1 LOB: 1 BB: 0 P: 11	1B: 4 2B: 0 3B: 0 HR: 2	SF: 0 SAC: 0 DP: 0 HBP: 0	WP: 0 PB: 0 SB: 4 CS: 0	PA: 37			
PITCHER	IP	WLS	BF	H	R	ER	SO	BB	IBB	HBP	BLK	WP	HR	S	P	ERA	WHIP								
Darrell May, L (1, 1) ERA: 9.0	5.0	L	22	4	5	5	3	3	0	0	0	0	2	41	72	9.00	1.400								
Lee Hancock, L (6, 1) ERA: 5.52	2.0		7	1	0	0	1	0	0	0	0	0	0	15	20	0.00	0.500								
Dan Plesac, L (8, 1) ERA: 5.51	2.0		8	1	0	0	2	1	0	0	0	0	0	19	27	0.00	1.000								

AB	33
R	5
H	6
RBI	4
BB	4
SO	6
LOB	7



Batter	1	2	3	4	5	6	7	8	9	AB	R	H	RBI	BB	SO	LOB	BOTTOM								
Jacob Brumfield, R (1, 8) OBP: 0.270, SLG: 0.407	0-3 K		2-2 G5-3			1-1 BLK SF7 2B		1-2 G3		4	1	1	0	0	1	1	San Diego Padres @ Pittsburgh Pirates Three Rivers Stadium, Pittsburgh, PA Wed May 08 1996, 7:05 PM EDT Overcast - 67 F								
Al Martin, L (1, 7) OBP: 0.333, SLG: 0.451	3-2 G3-1		0-0 G3-1			1-1 SF7		4-0 1B S BB		2	0	0	1	1	0	0									
Jeff King, R (1, 4) OBP: 0.336, SLG: 0.579	2-1 F8			0-2 L8		0-1 F8		0-3 K		4	0	0	0	0	1	1									
Mark Johnson, L (1, 3) OBP: 0.333, SLG: 0.405		2-2 F7		2-2 G6-3		1-0 P5		1-2 F7		4	0	0	0	0	0	1									
Jay Bell, R (1, 6) OBP: 0.349, SLG: 0.447		0-1 G6-3		1-1 F8		2-0 G6-3		0-1 FC6-4 1B		4	0	1	0	0	0	0									
Midre Cummings, L (1, 9) OBP: 0.294, SLG: 0.563		1-0 2B 1B			0-0 FC5-4 1B		1-0 G3		1-2 FC6-4	4	1	2	0	0	0	2									
Charlie Hayes, R (1, 5) OBP: 0.320, SLG: 0.407		0-0 1-H 2B			0-0 FC5-4 1B FC6-4		0-0 18 HR 1B		1-2 F7	4	1	2	1	0	0	1									
1B Jason Kendall, R (1, 2) OBP: 0.323, SLG: 0.420		1-2 G6-3			1-1 FC6-4		1-1 1-H HR 1B		2-0 P4	4	1	1	2	0	0	2									
Darrell May, L (1, 1) Mike Kingery, L (5, PH) Lee Hancock, L (6, 1) Rich Aude, R (7, PH) Dan Plesac, L (8, 1) Dave Clark, L (9, PH)			2-3 K		0-0 P4		3-1 1B		3-2 G4-3	1	0	0	0	0	1	0									
Inning Stats	R: 0 E: 0 K: 1 S: 8	H: 0 LOB: 0 BB: 0 P: 13	R: 1 E: 0 K: 0 S: 11	H: 2 LOB: 1 BB: 0 P: 15	R: 0 E: 0 K: 1 S: 7	H: 0 LOB: 0 BB: 0 P: 11	R: 0 E: 0 K: 0 S: 8	H: 0 LOB: 0 BB: 0 P: 11	R: 0 E: 0 K: 0 S: 5	H: 1 LOB: 1 BB: 0 P: 6	R: 1 E: 0 K: 0 S: 7	H: 1 LOB: 0 BB: 0 P: 10	R: 2 E: 0 K: 0 S: 10	H: 3 LOB: 1 BB: 0 P: 18	R: 0 E: 0 K: 1 S: 11	H: 1 LOB: 2 BB: 1 P: 17		R: 0 E: 0 K: 0 S: 7	H: 0 LOB: 0 BB: 0 P: 13	1B: 5 2B: 2 3B: 0 HR: 1	SF: 1 SAC: 0 DP: 0 HBP: 0	WP: 0 PB: 0 SB: 1 CS: 0	PA: 36		
PITCHER	IP	WLS	BF	H	R	ER	SO	BB	IBB	HBP	BLK	WP	HR	S	P	ERA	WHIP								
Bob Tewksbury, R (1, 1) ERA: 5.44	6.2	W	26	6	4	4	2	0	0	0	1	1	51	75	5.40	0.900									
Bryce Florie, R (7, 1) ERA: 1.89	1.1		7	2	0	0	1	1	0	0	0	0	0	16	26	0.00	2.250								
Trevor Hoffman, R (9, 1) ERA: 1.17	1.0	S	3	0	0	0	0	0	0	0	0	0	0	7	13	0.00	0.000								

AB	34
R	4
H	8
RBI	4
BB	1
SO	3
LOB	9



Batter	1	2	3	4	5	6	7	8	9	AB	R	H	RBI	BB	SO	LOB	TOP					
Rickey Henderson, R OBP: 0.430, SLG: 0.389 (1, 7)										3	1	1	0	1	1	0						
Steve Finley, L OBP: 0.322, SLG: 0.403 (1, 8)										4	2	3	3	0	0	1						
Tony Gwynn, L OBP: 0.436, SLG: 0.461 (1, 9)										3	0	0	0	1	0	1						
Ken Caminiti, S OBP: 0.372, SLG: 0.548 (1, 5)										4	0	0	0	0	0	0						
Wally Joyner, L OBP: 0.474, SLG: 0.537 (1, 3)										4	0	0	0	0	1	0						
Luis Lopez, S OBP: 0.310, SLG: 0.464 (1, 6)										4	0	2	0	0	1	0						
Jody Reed, R OBP: 0.336, SLG: 0.333 (6, PH)										3	0	0	0	0	0	2						
Marc Newfield, R OBP: 0.405, SLG: 0.538 (8, PH)										1	0	0	0	0	1	1						
Brad Ausmus, R OBP: 0.279, SLG: 0.269 (1, 2)										3	0	0	0	0	1	0						
Fernando Valenzuela, L OBP: 0.091, SLG: 0.091 (5, PH)										1	0	0	0	0	0	0						
Chris Cavanah, L OBP: 0.231, SLG: 0.231 (6, PH)										1	0	0	0	0	0	0						
Willie Blair, R OBP: 0.231, SLG: 0.231 (6, PH)										1	0	0	0	0	0	0						
Scott Livingstone, L OBP: 0.231, SLG: 0.231 (6, PH)										1	0	0	0	0	0	0						
Scott Sanders, R OBP: 0.231, SLG: 0.231 (6, PH)										1	0	0	0	0	0	0						
Doug Bochtler, R OBP: 0.231, SLG: 0.231 (6, PH)										1	0	0	0	0	0	0						
Inning Stats	R: 1 E: 0 K: 1 S: 15	H: 1 LOB: 0 BB: 0 P: 21	R: 0 E: 0 K: 1 S: 9	H: 1 LOB: 0 BB: 0 P: 12	R: 0 E: 0 K: 1 S: 11	H: 1 LOB: 1 BB: 0 P: 17	R: 0 E: 0 K: 0 S: 6	H: 0 LOB: 0 BB: 0 P: 9	R: 0 E: 0 K: 1 S: 7	H: 0 LOB: 0 BB: 0 P: 12	R: 0 E: 0 K: 1 S: 13	H: 1 LOB: 1 BB: 0 P: 20	R: 0 E: 0 K: 0 S: 9	H: 1 LOB: 1 BB: 0 P: 13	R: 2 E: 0 K: 1 S: 12	H: 1 LOB: 0 BB: 2 P: 26	R: 0 E: 1 K: 1 S: 12	H: 0 LOB: 1 BB: 0 P: 19	1B: 3 2B: 1 3B: 0 HR: 2	SF: 0 SAC: 0 DP: 1 HBP: 0	WP: 0 PB: 0 SB: 0 CS: 1	PA: 35
PITCHER	IP	WLS	BF	H	R	ER	SO	BB	IBB	HBP	BLK	WP	HR	S	P	ERA	WHIP					
Danny Darwin, R ERA: 2.6	(1, 1)	7.2		28	5	2	6	1	0	0	1	0	1	76	116	2.35	0.783					
Jason Christiansen, L ERA: 8.83	(8, 1)	0.1	W	2	1	1	1	0	0	0	0	0	1	6	14	27.00	6.000					
67 Francisco Cordova, R ERA: 2.6	(9, 1)	1.0	S	4	0	0	1	0	0	0	0	0	0	12	19	0.00	0.000					

San Diego Padres @ Pittsburgh Pirates
Three Rivers Stadium, Pittsburgh, PA
Wed May 08 1996, 7:05 PM EDT
Att: 8,508 - Unknown - 57 F

AB 32
R 3
H 6
RBI 3
BB 2
SO 7
LOB 5



Batter	1	2	3	4	5	6	7	8	9	AB	R	H	RBI	BB	SO	LOB	BOTTOM				
Jacob Brumfield, R OBP: 0.299, SLG: 0.435 (1, 8)										3	1	2	0	1	0	0					
John Wehner, R OBP: 0.316, SLG: 0.429 (1, 7)										3	0	1	0	0	0	2					
Al Martin, L OBP: 0.331, SLG: 0.448 (7, PH)										1	0	0	0	0	0	1					
Jeff King, R OBP: 0.326, SLG: 0.560 (1, 4)										4	0	0	0	0	0	3					
Rich Aude, R OBP: 0.400, SLG: 0.400 (1, 3)										3	0	1	1	0	2	0					
Mark Johnson, L OBP: 0.347, SLG: 0.405 (6, 3)										0	1	0	0	1	0	0					
Jay Bell, R OBP: 0.346, SLG: 0.436 (1, 6)										3	0	0	0	1	0	1					
Midre Cummings, L OBP: 0.286, SLG: 0.500 (1, 9)										4	1	1	0	0	0	3					
Charlie Hayes, R OBP: 0.333, SLG: 0.409 (1, 5)										2	1	1	0	2	1	0					
Keith Osik, R OBP: 0.417, SLG: 0.531 (1, 2)										3	0	1	2	0	0	1					
Dave Clark, L OBP: 0.405, SLG: 0.472 (8, PH)										1	0	1	1	0	0	0					
1B Jason Kendall, R OBP: 0.323, SLG: 0.420 (9, 2)										0	0	0	0	0	0	0					
Danny Darwin, R OBP: 0.154, SLG: 0.231 (8, 1)										3	0	0	0	0	3	2					
Jason Christiansen, R ERA: 3.24	(8, 1)									0	0	0	0	0	0	0					
Nelson Lirio, S OBP: 0.258, SLG: 0.322 (8, PH)										1	0	0	0	0	0	2					
67 Francisco Cordova, R OBP: 0.500, SLG: 0.500 (9, 1)										0	0	0	0	0	0	0					
Inning Stats	R: 0 E: 0 K: 0 S: 5	H: 0 LOB: 0 BB: 0 P: 9	R: 2 E: 0 K: 2 S: 14	H: 3 LOB: 1 BB: 0 P: 19	R: 1 E: 0 K: 0 S: 11	H: 3 LOB: 2 BB: 1 P: 22	R: 0 E: 0 K: 1 S: 17	H: 0 LOB: 2 BB: 2 P: 33	R: 0 E: 0 K: 1 S: 8	H: 0 LOB: 0 BB: 0 P: 9	R: 0 E: 0 K: 1 S: 9	H: 0 LOB: 0 BB: 0 P: 12	R: 0 E: 0 K: 1 S: 8	H: 1 LOB: 1 BB: 0 P: 10	R: 1 E: 0 K: 0 S: 15	H: 1 LOB: 2 BB: 2 P: 31	1B: 6 2B: 2 3B: 0 HR: 0	SF: 0 SAC: 0 DP: 1 HBP: 0	WP: 2 PB: 0 SB: 2 CS: 0	PA: 36	
PITCHER	IP	WLS	BF	H	R	ER	SO	BB	IBB	HBP	BLK	WP	HR	S	P	ERA	WHIP				
Fernando Valenzuela, L ERA: 3.24	(1, 1)	5.0		23	6	3	4	3	0	0	0	1	0	55	92	5.40	1.800				
Willie Blair, R ERA: 4.09	(6, 1)	2.0		7	1	0	2	0	0	0	0	0	0	17	22	0.00	0.500				
Scott Sanders, R ERA: 4.85	(8, 1)	0.1	L	2	0	1	1	0	0	0	0	1	0	5	10	27.00	3.000				
Doug Bochtler, R ERA: 1.42	(8, 1)	0.2		4	1	0	0	1	0	0	0	0	0	10	21	0.00	3.000				

San Diego Padres @ Pittsburgh Pirates
Three Rivers Stadium, Pittsburgh, PA
Wed May 08 1996, 7:05 PM EDT
Att: 8,508 - Unknown - 57 F

AB 31
R 4
H 8
RBI 4
BB 5
SO 6
LOB 15



Batter	1	2	3	4	5	6	7	8	9	AB	R	H	RBI	BB	SO	LOB	TOP			
Stan Javier, S OBP: 0.271, SLG: 0.274 (1, 8)	F9	FC6-4			G5-3	G3-1		FC6-4		5	0	2	1	0	0	2	San Francisco Giants @ Pittsburgh Pirates Three Rivers Stadium, Pittsburgh, PA Sun May 12, 1996, 3:33 AM EDT Att: 17,132 - Overcast - 51 F			
Steve Scarsons, R OBP: 0.345, SLG: 0.419 (1, 4)	2B	FC6-4					L4	FC6-4		5	1	2	0	0	0	3				
Barry Bonds, L OBP: 0.428, SLG: 0.748 (1, 7)	G5-3				G4-3	P5	F7		BB	4	0	1	1	1	0	1				
Matt Williams, R OBP: 0.408, SLG: 0.574 (1, 5)	G5-3				K		G6-3		BB	5	0	2	0	0	1	1				
Dave McCarty, R OBP: 0.393, SLG: 0.474 (1, 3)	G5-3				K		FC5-4		BB	5	1	0	0	0	3	4				
Glenallen Hill, R OBP: 0.329, SLG: 0.496 (1, 9)									BB	5	3	4	1	0	0	2				
Steve Decker, R OBP: 0.360, SLG: 0.343 (1, 2)					L4-3			BB	1B	4	1	1	0	1	1	3				
Rich Aurilia, R OBP: 0.329, SLG: 0.373 (1, 6)					G5-3			BB	1B	4	0	1	0	1	2	5				
Allen Watson, L OBP: 0.286, SLG: 0.263 (1, 1)							G4-3		WP	3	1	2	4	0	0	0				
Inning Stats	R: 1 E: 0 K: 0 S: 12	H: 2 LOB: 1 BB: 0 P: 20	R: 1 E: 0 K: 0 S: 10	H: 3 LOB: 2 BB: 0 P: 14	R: 0 E: 0 K: 2 S: 7	H: 0 LOB: 0 BB: 0 P: 10	R: 0 E: 0 K: 0 S: 8	H: 1 LOB: 0 BB: 0 P: 10	R: 0 E: 0 K: 1 S: 17	H: 1 LOB: 1 BB: 1 P: 28	R: 0 E: 0 K: 0 S: 8	H: 0 LOB: 0 BB: 0 P: 11	R: 3 E: 0 K: 2 S: 20	H: 4 LOB: 1 BB: 0 P: 29	R: 0 E: 0 K: 2 S: 15	H: 1 LOB: 3 BB: 2 P: 27	1B: 11 2B: 4 3B: 0 HR: 1	SF: 0 SAC: 1 DP: 1 HBP: 0	WP: 1 PB: 0 SB: 0 CS: 0	PA: 44
PITCHER	IP	WLS	BF	H	R	ER	SO	BB	IBB	HBP	BLK	WP	HR	S	P	ERA	WHIP			
Zane Smith, L ERA: 3.8 (1, 1)	5.1	L	24	9	4	4	2	0	0	0	0	0	1	52	79	6.75	1.688			
Jon Lieber, R ERA: 3.15 (6, 1)	1.2		7	1	0	0	1	1	0	0	0	0	0	19	28	0.00	1.200			
67 Francisco Cordova, R ERA: 0.98 (8, 1)	2.0		13	5	3	3	4	2	0	0	0	1	0	35	56	13.50	3.500			

Batter	1	2	3	4	5	6	7	8	9	AB	R	H	RBI	BB	SO	LOB	BOTTOM					
Jacob Brumfield, R OBP: 0.289, SLG: 0.423 (1, 8)	F8		CS					F8		4	0	1	0	0	1	1	San Francisco Giants @ Pittsburgh Pirates Three Rivers Stadium, Pittsburgh, PA Sun May 12, 1996, 3:33 AM EDT Att: 17,132 - Overcast - 51 F					
John Wehner, R OBP: 0.295, SLG: 0.346 (1, 5)	G6-3					P4		G5-3		4	0	0	0	0	1	1						
Jeff King, R OBP: 0.318, SLG: 0.521 (1, 4)	S				G4-3			P4		4	0	1	0	0	0	0						
Rich Aude, R OBP: 0.400, SLG: 0.400 (1, 3)	K									4	0	2	0	0	2	1						
Jay Bell, R OBP: 0.347, SLG: 0.403 (1, 6)					F8			FC6-4		3	1	0	0	1	1	2						
Keith Osik, R OBP: 0.400, SLG: 0.528 (1, 7)										4	1	1	1	1	0	2						
Midre Cummings, L OBP: 0.216, SLG: 0.417 (1, 9)										3	0	0	0	0	1	1						
18 Jason Kendall, R OBP: 0.352, SLG: 0.424 (1, 2)										2	0	1	1	0	0	0						
Zane Smith, L OBP: 0.300, SLG: 0.300 (1, 1)										2	0	1	0	0	0	0						
Jon Lieber, L OBP: 0.500, SLG: 0.333 (6, 1)										0	0	0	0	0	0	0						
Charlie Hayes, R OBP: 0.302, SLG: 0.367 (7, PH)										1	0	0	0	0	0	1						
67 Francisco Cordova, R OBP: 0.500, SLG: 0.500 (8, 1)										0	0	0	0	0	0	0						
Inning Stats	R: 0 E: 0 K: 1 S: 10	H: 1 LOB: 1 BB: 0 P: 15	R: 2 E: 0 K: 0 S: 11	H: 1 LOB: 0 BB: 1 P: 18	R: 0 E: 0 K: 1 S: 11	H: 1 LOB: 0 BB: 0 P: 16	R: 0 E: 0 K: 2 S: 9	H: 0 LOB: 0 BB: 0 P: 13	R: 0 E: 0 K: 1 S: 10	H: 1 LOB: 1 BB: 0 P: 15	R: 0 E: 0 K: 0 S: 7	H: 1 LOB: 1 BB: 0 P: 10	R: 0 E: 0 K: 2 S: 11	H: 1 LOB: 1 BB: 0 P: 16	R: 0 E: 0 K: 0 S: 8	H: 0 LOB: 0 BB: 0 P: 12	R: 0 E: 0 K: 1 S: 8	H: 1 LOB: 1 BB: 0 P: 9	1B: 6 2B: 2 3B: 0 HR: 0	SF: 1 SAC: 1 DP: 1 HBP: 0	WP: 0 PB: 0 SB: 1 CS: 1	PA: 34
PITCHER	IP	WLS	BF	H	R	ER	SO	BB	IBB	HBP	BLK	WP	HR	S	P	ERA	WHIP					
Allen Watson, L ERA: 4.12 (1, 1)	9.0	W	34	7	2	2	8	1	0	0	0	0	0	85	124	2.00	0.889					



Batter	1	2	3	4	5	6	7	8	9	AB	R	H	RBI	BB	SO	LOB	TOP										
Jacob Brumfield, R (1,8) OBP: 0.291, SLG: 0.438	G6-3		G6-3			L5		SF9		4	0	1	1	0	0	3	Pittsburgh Pirates @ Atlanta Braves Atlanta-Fulton County Stadium, Atlanta, GA Tue May 14 1996, 7:05 PM EDT Att: 28,175 - Unknown - 68 F										
Al Martin, L (1,7) OBP: 0.343, SLG: 0.452	K					G3-1			K	4	0	1	1	1	2	3											
Jeff King, R (1,4) OBP: 0.315, SLG: 0.500	K								K	4	0	0	0	0	3	4											
Mark Johnson, L (1,3) OBP: 0.358, SLG: 0.517 John Wehner, R (8,PH) OBP: 0.241, SLG: 0.321		G4-3				G4-3			K	3	0	0	0	0	1	0											
Jay Bell, R (1,6) OBP: 0.342, SLG: 0.390		F9				K				4	0	1	0	0	1	0											
Dave Clark, L (1,9) OBP: 0.408, SLG: 0.452						G3				4	0	1	0	0	1	0											
Charlie Hayes, R (1,5) OBP: 0.320, SLG: 0.412										4	2	3	0	0	0	2											
1B Jason Kendall, R (1,2) OBP: 0.345, SLG: 0.421										4	1	2	0	0	0	1											
Paul Wagner, R (1,1) OBP: 0.100, SLG: 0.053 John Hope, R (6,1) OBP: 0.230, SLG: 0.200 Nelson Lirio, S (7,PH) OBP: 0.273, SLG: 0.339 Jason Christiansen, R (7,1) Mike Kingsley, L (8,PH) OBP: 0.216, SLG: 0.205										1	0	0	1	0	0	1											
Inning Stats	R: 0 E: 0 K: 2 S: 10	H: 0 LOB: 0 BB: 0 P: 13	R: 0 E: 0 K: 0 S: 7	H: 0 LOB: 0 BB: 0 P: 11	R: 1 E: 0 K: 1 S: 14	H: 2 LOB: 2 BB: 1 P: 23	R: 0 E: 0 K: 1 S: 8	H: 0 LOB: 0 BB: 0 P: 12	R: 0 E: 1 K: 0 S: 10	H: 1 LOB: 2 BB: 0 P: 15	R: 0 E: 0 K: 1 S: 7	H: 0 LOB: 0 BB: 0 P: 12	R: 2 E: 0 K: 2 S: 14	H: 3 LOB: 2 BB: 1 P: 24	R: 0 E: 0 K: 1 S: 14	H: 2 LOB: 1 BB: 0 P: 19		R: 0 E: 0 K: 1 S: 10	H: 1 LOB: 1 BB: 0 P: 14	1B: 7 2B: 2 3B: 0 HR: 0	SF: 1 SAC: 1 DP: 1 HBP: 0	WP: 0 PB: 0 SB: 0 CS: 0	PA: 38				
PITCHER	IP	WLS	BF	H	R	ER	SO	BB	IBB	HBP	BLK	WP	HR	S	P	ERA	WHIP										
29 John Smoltz, R (1,1) ERA: 2.44	7.0	W	30	6	3	3	7	2	0	0	0	0	0	70	110	3.86	1.143										
Terrell Wade, L (8,1) ERA	0.1		3	2	0	0	1	0	0	0	0	0	0	11	15	0.00	6.000										
Brad Clontz, R (8,1) ERA: 4.19	0.2		1	0	0	0	0	0	0	0	0	0	0	3	4	0.00	0.000										
Mark Wohlers, R (9,1) ERA: 1.96	1.0		4	1	0	0	1	0	0	0	0	0	0	10	14	0.00	1.000										

Batter	1	2	3	4	5	6	7	8	9	AB	R	H	RBI	BB	SO	LOB	BOTTOM										
Marquis Grissom, R (1,8) OBP: 0.322, SLG: 0.398	P3		K							5	0	2	1	0	1	2	Pittsburgh Pirates @ Atlanta Braves Atlanta-Fulton County Stadium, Atlanta, GA Tue May 14 1996, 7:05 PM EDT Att: 28,175 - Unknown - 68 F										
Mark Lemko, S (1,4) OBP: 0.366, SLG: 0.395	G3-1									5	1	3	0	0	0	0											
10 Chipper Jones, S (1,5) OBP: 0.329, SLG: 0.430	F9									5	1	0	0	0	1	6											
Fred McGriff, L (1,3) OBP: 0.414, SLG: 0.605		F8								5	2	2	3	0	1	2											
David Justice, L (1,9) OBP: 0.409, SLG: 0.514		G3-1								4	1	2	0	0	1	0											
Ryan Klesko, L (1,7) OBP: 0.374, SLG: 0.634 Terrell Wade, L (8,1)										3	0	0	0	1	2	1											
Brad Clontz, R (8,1) Mark Wohlers, R (9,1)		K								0	0	0	0	0	0	0											
Javy Lopez, R (1,2) OBP: 0.350, SLG: 0.476										4	1	4	3	0	0	0											
Jeff Blausler, R (1,6) OBP: 0.340, SLG: 0.405										3	1	1	0	1	0	3											
29 John Smoltz, R (1,1) OBP: 0.208, SLG: 0.174 Jerome Walton, R (8,7) OBP: 0.432, SLG: 0.667										2	0	0	0	0	0	4											
Inning Stats	R: 0 E: 0 K: 0 S: 6	H: 0 LOB: 0 BB: 0 P: 11	R: 0 E: 0 K: 1 S: 6	H: 0 LOB: 0 BB: 0 P: 11	R: 0 E: 0 K: 1 S: 10	H: 1 LOB: 1 BB: 0 P: 17	R: 2 E: 0 K: 1 S: 17	H: 3 LOB: 3 BB: 2 P: 28	R: 3 E: 0 K: 0 S: 12	H: 3 LOB: 1 BB: 0 P: 22	R: 2 E: 0 K: 0 S: 12	H: 4 LOB: 1 BB: 0 P: 16	R: 0 E: 0 K: 1 S: 10	H: 2 LOB: 2 BB: 0 P: 13	R: 0 E: 0 K: 1 S: 7	H: 1 LOB: 2 BB: 1 P: 13	1B: 11 2B: 2 3B: 0 HR: 2	SF: 0 SAC: 1 DP: 1 HBP: 0	WP: 0 PB: 0 SB: 1 CS: 0	PA: 40							
PITCHER	IP	WLS	BF	H	R	ER	SO	BB	IBB	HBP	BLK	WP	HR	S	P	ERA	WHIP										
Paul Wagner, R (1,1) ERA: 4.07	5.1	L	28	10	7	7	4	2	0	0	0	0	0	3	4	0.00	1.500										
John Hope, R (6,1) ERA: 6.98	0.2		2	1	0	0	0	0	0	0	0	0	0	3	4	0.00	1.500										
Jason Christiansen, L (7,1) ERA: 7.17	2.0		10	3	0	0	2	1	0	0	0	0	0	17	26	0.00	2.000										



Batter	1	2	3	4	5	6	7	8	9	AB	R	H	RBI	BB	SO	LOB	TOP
John Wehner, R OBP: 0.212, SLG: 0.281 (1, 9)	P3		G5-3			F9		K		4	0	0	0	0	1	0	Pittsburgh Pirates @ Atlanta Braves Atlanta-Fulton County Stadium, Atlanta, GA Wed May 15 1996, 7:05 PM EDT Att: 30,917 - Unknown - 74 F
Al Martin, L OBP: 0.353, SLG: 0.463 (1, 7)	G5-3		G4-3			HR		2B		3	1	2	0	1	0	0	
Jeff King, R OBP: 0.313, SLG: 0.513 (1, 4)	G5-3			F9		HR		F8		4	1	1	2	0	0	2	
Rich Aude, R OBP: 0.250, SLG: 0.250 Mark Johnson, L OBP: 0.353, SLG: 0.508 (8, PH) (8, 3)	K			L1		G5-3		G4-3		3	0	0	0	0	1	1	
Jay Bell, R OBP: 0.333, SLG: 0.379 (1, 6)	P3			L9				G4-3		4	0	0	0	0	0	0	
Charlie Hayes, R OBP: 0.325, SLG: 0.436 (1, 5)					G6-3			HR		4	1	2	1	0	0	0	
Midre Cummings, L OBP: 0.200, SLG: 0.432 (1, 8)					K			P5		4	0	0	0	0	2	1	
Keith Osik, R OBP: 0.395, SLG: 0.500 (1, 2)					F9					2	0	0	0	1	0	1	
Denny Neagle, L OBP: 0.200, SLG: 0.167 Jon Lieber, L OBP: 0.500, SLG: 0.333 Dan Plesac, L OBP: 0.500, SLG: 0.500 (8, 1) 67 Francisco Cordova, R OBP: 0.500, SLG: 0.500 (9, 1)					L7			P6		3	0	0	0	0	0	1	
								L7		0	0	0	0	0	0	0	
										0	0	0	0	0	0	0	
										0	0	0	0	0	0	0	
Inning Stats	R: 0 H: 1 E: 0 LOB: 1 K: 1 S: 8	H: 1 R: 0 ER: 0 SO: 1 BB: 0 P: 12	H: 0 R: 0 ER: 0 SO: 1 BB: 0 P: 10	H: 0 R: 0 ER: 0 SO: 1 BB: 0 P: 9	H: 0 R: 0 ER: 0 SO: 1 BB: 0 P: 15	H: 1 R: 2 ER: 0 LOB: 0 K: 0 S: 12	H: 1 R: 1 ER: 0 LOB: 1 K: 0 S: 13	H: 1 R: 0 ER: 0 LOB: 1 K: 1 S: 9	H: 1 R: 0 ER: 0 LOB: 0 K: 0 S: 7	1B: 2 2B: 1 3B: 0 HR: 2	SF: 0 SAC: 0 DP: 0 HBP: 0	WP: 0 PA: 34 SB: 0 CS: 0					
PITCHER	IP WLS BF H R ER SO BB IBB HBP BLK WP HR S P ERA WHIP	7.0 L 27 4 3 3 3 2 0 0 0 0 2 63 94 3.86 0.857	2.0 7 1 0 0 1 0 0 0 0 0 0 16 26 0.00 0.500														

Batter	1	2	3	4	5	6	7	8	9	AB	R	H	RBI	BB	SO	LOB	BOTTOM	
Marquis Grissom, R OBP: 0.321, SLG: 0.394 (1, 8)	G5-3			F7		FC6-4		G6-3		4	0	1	0	0	0	0	Pittsburgh Pirates @ Atlanta Braves Atlanta-Fulton County Stadium, Atlanta, GA Wed May 15 1996, 7:05 PM EDT Att: 30,917 - Unknown - 74 F	
Mark Lemke, S OBP: 0.383, SLG: 0.387 (1, 4)	F7			F9		FC6-4		K		3	0	0	0	1	1	0		
10 Chipper Jones, S OBP: 0.327, SLG: 0.425 (1, 5)	G5-3			F9		FC6-4		1B		4	0	1	0	0	0	2		
Fred McGriff, L OBP: 0.405, SLG: 0.590 (1, 3)					G4-3			L9		4	0	0	0	0	1	3		
David Justice, L OBP: 0.409, SLG: 0.514 Ryan Klesko, L OBP: 0.371, SLG: 0.619 (2, PH) (3, 7)					K			E3		0	0	0	0	0	0	0		
Jerome Walton, R OBP: 0.415, SLG: 0.622 (1, 7) (3, 9)					1B			F9		4	0	1	0	0	1	2		
Jeff Blauser, R OBP: 0.337, SLG: 0.398 (1, 6)					1B			K		4	0	1	0	0	3	1		
Eddie Pérez, R OBP: 0.375, SLG: 0.581 Rafael Belliard, R OBP: 0.159, SLG: 0.194 Greg McMichael, R OBP: 0.348, SLG: 0.472 (7, PR) (8, 1)					G5-3			1B		3	0	1	0	0	0	2		
Steve Avery, L OBP: 0.174, SLG: 0.217 Javy Lopez, R OBP: 0.348, SLG: 0.472 (7, PH) (8, 2)					K			F9		2	0	0	0	0	2	0		
										1	0	0	0	0	2	0		
Inning Stats	R: 0 H: 0 E: 0 LOB: 0 K: 0 S: 7	H: 0 R: 0 ER: 0 SO: 6 BB: 1 P: 12	H: 0 R: 0 ER: 0 SO: 10 BB: 0 P: 11	H: 0 R: 0 ER: 0 SO: 13 BB: 0 P: 7	H: 2 R: 0 ER: 0 SO: 15 BB: 0 P: 10	H: 1 R: 0 ER: 0 LOB: 2 K: 2 S: 11	H: 1 R: 0 ER: 1 LOB: 2 K: 1 S: 12	H: 1 R: 0 ER: 0 LOB: 1 K: 3 S: 12	H: 1 R: 0 ER: 0 LOB: 0 K: 0 S: 7	1B: 5 2B: 1 3B: 0 HR: 0	SF: 0 SAC: 0 DP: 1 HBP: 0	WP: 0 PA: 34 SB: 0 CS: 0						
PITCHER	IP WLS BF H R ER SO BB IBB HBP BLK WP HR S P ERA WHIP	7.0 W 27 4 0 0 0 2 0 0 0 0 0 0 9 12 0.00 1.500	0.2 3 1 0 0 1 0 0 0 0 0 0 6 10 0.00 0.000	0.2 2 0 0 0 1 0 0 0 0 0 0 9 12 0.00 0.000														

Batter	1	2	3	4	5	6	7	8	9	AB	R	H	RBI	BB	SO	LOB	TOP					
Carlos Garcia, R OBP: 0.364, SLG: 0.547 (1, 4)	F8		K			1B		G5-3		4	0	1	0	0	0	1						
Al Martin, L OBP: 0.345, SLG: 0.451 (1, 7)	F9		K			K		G2-3		4	0	0	0	0	0	2						
Jeff King, R OBP: 0.306, SLG: 0.500 (1, 3)	F8					K			F8	4	0	0	0	0	0	1						
Midre Cummings, L OBP: 0.204, SLG: 0.458 (1, 8)		K				F7			F7	4	1	1	0	0	0	1						
Jay Bell, R OBP: 0.337, SLG: 0.389 (1, 6)						G1-3			F9	4	1	2	1	0	0	0						
Charlie Hayes, R OBP: 0.316, SLG: 0.427 (1, 5)								G6-3		3	0	0	0	0	0	1						
Mike Kingery, L OBP: 0.213, SLG: 0.200 (1, 9)								G6-3		2	0	0	1	0	0	1						
1B Jason Kendall, R OBP: 0.345, SLG: 0.413 (1, 2)								SH4-3		2	0	0	0	1	0	0						
Zane Smith, L OBP: 0.231, SLG: 0.231 Jon Lieber, L OBP: 0.500, SLG: 0.333 (8, 1)								L1		2	0	0	0	0	1	0						
Inning Stats	R: 0 E: 0 K: 0 S: 5	H: 0 LOB: 0 BB: 0 P: 8	R: 0 E: 0 K: 2 S: 12	H: 1 LOB: 1 BB: 0 P: 14	R: 0 E: 0 K: 2 S: 10	H: 0 LOB: 1 BB: 1 P: 14	R: 1 E: 0 K: 1 S: 11	H: 1 LOB: 0 BB: 0 P: 19	R: 0 E: 0 K: 0 S: 9	H: 0 LOB: 0 BB: 0 P: 13	R: 0 E: 0 K: 0 S: 11	H: 1 LOB: 0 BB: 0 P: 13	R: 1 E: 0 K: 0 S: 7	H: 1 LOB: 0 BB: 0 P: 12	R: 0 E: 0 K: 0 S: 8	H: 0 LOB: 0 BB: 0 P: 10	R: 0 E: 0 K: 0 S: 8	H: 0 LOB: 0 BB: 0 P: 11	1B: 2 2B: 1 3B: 1 HR: 0	SF: 0 SAC: 1 DP: 0 HBP: 0	WP: 0 PB: 0 SB: 1 CS: 0	PA: 32
PITCHER	IP	WLS	BF	H	R	ER	SO	BB	IBB	HBP	BLK	WP	HR	S	P	ERA	WHIP					
Shane Reynolds, R ERA: 3.56 Todd Jones, R ERA: 3.65	(1, 1)	8.0	W	29	4	2	7	1	0	0	0	0	0	73	103	2.25	0.625					
	(9, 1)	1.0	S	3	0	0	0	0	0	0	0	0	0	8	11	0.00	0.000					

Pittsburgh Pirates @ Houston Astros
Astrodome, Houston, TX
Fri May 17 1996, 8:05 PM EDT
Att: 22,862 - Dome - 68 F

AB	30
R	2
H	4
RBI	2
BB	1
SO	7
LOB	9



Batter	1	2	3	4	5	6	7	8	9	AB	R	H	RBI	BB	SO	LOB	BOTTOM					
Brian Hunter, R OBP: 0.309, SLG: 0.353 (1, 8)	G4-3		FC4-6			G1-3		HR		4	1	2	1	0	0	1						
Craig Biggio, R OBP: 0.372, SLG: 0.370 (1, 4)			G4-3			G1-3		F8		4	0	1	0	0	0	2						
5 Jeff Bagwell, R OBP: 0.465, SLG: 0.643 (1, 3)						G6-3		G4-3		3	0	0	0	1	1	1						
Derek Bell, R OBP: 0.344, SLG: 0.511 (1, 9)						F9		L6		4	1	1	0	0	1	2						
Sean Berry, R OBP: 0.350, SLG: 0.462 Todd Jones, L ERA: 3.65 (9, 1)						G4-3		G6-3		3	0	0	0	0	0	3						
Rick Wilkins, L OBP: 0.380, SLG: 0.409 (1, 2)								SF8		2	0	0	1	0	1	0						
James Mouton, R OBP: 0.303, SLG: 0.304 (1, 7)						G6-3		G4-3		3	0	0	0	0	0	0						
Ricky Gutierrez, R OBP: 0.385, SLG: 0.368 (1, 6)						G5-3		HR		3	1	1	0	0	0	0						
Shane Reynolds, R OBP: 0.143, SLG: 0.333 Orlando Miller, R OBP: 0.354, SLG: 0.478 Derrick May, L OBP: 0.321, SLG: 0.458 Bill Spiers, L OBP: 0.190, SLG: 0.225 (9, 5)								HR		2	0	1	0	0	0	0						
Inning Stats	R: 0 E: 0 K: 1 S: 10	H: 1 LOB: 2 BB: 1 P: 18	R: 0 E: 0 K: 0 S: 10	H: 0 LOB: 0 BB: 0 P: 15	R: 0 E: 0 K: 0 S: 8	H: 1 LOB: 0 BB: 0 P: 13	R: 0 E: 0 K: 1 S: 6	H: 0 LOB: 0 BB: 0 P: 8	R: 0 E: 0 K: 0 S: 6	H: 0 LOB: 0 BB: 0 P: 13	R: 0 E: 0 K: 0 S: 6	H: 1 LOB: 1 BB: 0 P: 9	R: 1 E: 0 K: 0 S: 7	H: 1 LOB: 0 BB: 0 P: 9	R: 3 E: 0 K: 0 S: 15	H: 3 LOB: 0 BB: 0 P: 26	R: 0 E: 0 K: 0 S: 15	H: 0 LOB: 0 BB: 0 P: 26	1B: 2 2B: 2 3B: 1 HR: 2	SF: 1 SAC: 0 DP: 0 HBP: 0	WP: 0 PB: 0 SB: 0 CS: 1	PA: 31
PITCHER	IP	WLS	BF	H	R	ER	SO	BB	IBB	HBP	BLK	WP	HR	S	P	ERA	WHIP					
Zane Smith, L ERA: 3.41 Jon Lieber, R ERA: 3.74	(1, 1)	7.0	L	26	5	2	3	1	0	0	0	0	2	13	22	18.00	2.000					
	(8, 1)	1.0	L	5	2	2	0	0	0	0	0	0	2	13	22	18.00	2.000					

Pittsburgh Pirates @ Houston Astros
Astrodome, Houston, TX
Fri May 17 1996, 8:05 PM EDT
Att: 22,862 - Dome - 68 F

AB	29
R	4
H	7
RBI	4
BB	1
SO	3
LOB	9




Batter	1	2	3	4	5	6	7	8	9	10	11	AB	R	H	RBI	BB	SO	LOB	TOP						
Carlos Garcia, R OBP: 0.338, SLG: 0.507 (1, 4)	F9		P3			G4-3		K		G4-3		5	0	0	0	0	1	1							
Al Martin, L OBP: 0.346, SLG: 0.446 (1, 8) (10, 7)	S BB 1B		G1-3			G4-3		K			BB BB	4	0	1	0	1	1	0							
Jeff King, R OBP: 0.303, SLG: 0.488 (1, 3) (9, 5)	K				G5-3			K				4	0	0	0	1	3	1							
Dave Clark, L OBP: 0.415, SLG: 0.444 John Wehner, R OBP: 0.212, SLG: 0.281 (1, 7) (9, PR) (9, 7)					P6		G4-3		G5-3 PB 1B	G4-3		3	0	1	0	1	0	0							
Midre Cummins, L OBP: 0.200, SLG: 0.449 (10, PH) (10, 8)	BB											1	0	0	0	0	0	3							
Jay Bell, R OBP: 0.339, SLG: 0.392 (1, 6)	P6				G5-3		2B 2B		K			4	2	1	0	1	1	3							
Orlando Merced, S OBP: 0.330, SLG: 0.427 (1, 9)																									
Charlie Hayes, R OBP: 0.316, SLG: 0.422 67 Francisco Cordova, R OBP: 0.260, SLG: 0.500 Mike Kingery, L OBP: 0.221, SLG: 0.198 Dan Plesac, L (1, 5) (9, 1) (11, PH) (11, 1)	G4-3						E4		G5-3			4	0	1	0	0	0	3							
18 Jason Kendall, R OBP: 0.339, SLG: 0.404 (1, 2)	G5-3						P4			E2 BB G4-3		5	0	1	1	0	1	3							
Danny Darwin, R OBP: 0.133, SLG: 0.200 Nelson Liriano, S OBP: 0.289, SLG: 0.333 Dan Miceli, R (1, 1) (7, PH) (7, 1)							F8					2	0	0	0	0	2	1							
Mark Johnson, L OBP: 0.343, SLG: 0.492 (9, 3)												2	0	0	0	0	1	2							
Inning Stats	R: 0 E: 0 K: 1 S: 10	H: 1 LOB: 2 BB: 1 P: 15	R: 0 E: 0 K: 0 S: 7	H: 0 LOB: 0 BB: 0 P: 12	R: 0 E: 0 K: 1 S: 7	H: 0 LOB: 0 BB: 0 P: 10	R: 0 E: 0 K: 0 S: 7	H: 0 LOB: 0 BB: 0 P: 11	R: 0 E: 0 K: 2 S: 9	H: 1 LOB: 1 BB: 0 P: 11	R: 0 E: 0 K: 1 S: 9	H: 0 LOB: 0 BB: 0 P: 14	R: 0 E: 0 K: 3 S: 10	H: 0 LOB: 0 BB: 0 P: 16	R: 0 E: 0 K: 1 S: 7	H: 1 LOB: 1 BB: 1 P: 16	R: 0 E: 1 K: 1 S: 14	H: 0 LOB: 3 BB: 2 P: 27	R: 1 E: 0 K: 1 S: 9	H: 1 LOB: 1 BB: 1 P: 18	1B: 4 2B: 2 3B: 0 HR: 0	SF: 0 SAC: 0 DP: 1 HBP: 0	WP: 0 PB: 1 SB: 2 CS: 0	PA: 45	
PITCHER	Darryl Kile, R ERA: 3.28 Xavier Hernandez, R ERA: 3.95 Alvin Morman, L ERA: 4.26 Anthony Young, R ERA: 3.74 Todd Jones, R ERA: 3.51	(1, 1) (9, 1) (10, 1) (10, 1) (11, 1)	IP: 8.0 WLS: 30 BF: 7 H: 1 R: 0 ER: 1 SO: 8 BB: 1 IBB: 0 HBP: 0 BLK: 0 WP: 0 HR: 0 S: 69 P: 104 ERA: 1.12 WHIP: 0.625	(9, 1) (10, 1) (10, 1) (11, 1)	IP: 1.2 WLS: 7 BF: 1 H: 0 R: 0 ER: 0 SO: 2 BB: 0 IBB: 1 HBP: 0 BLK: 0 WP: 0 HR: 0 S: 17 P: 29 ERA: 0.00 WHIP: 0.600	(10, 1) (10, 1) (11, 1)	IP: 0.1 WLS: L BF: 3 H: 0 R: 1 ER: 1 SO: 0 BB: 2 IBB: 0 HBP: 0 BLK: 0 WP: 0 HR: 0 S: 13 P: 13 ERA: 27.00 WHIP: 6.000	(11, 1)	IP: 1.0 WLS: 4 BF: 1 H: 0 R: 0 ER: 0 SO: 1 BB: 0 IBB: 0 HBP: 0 BLK: 0 WP: 0 HR: 0 S: 9 P: 14 ERA: 0.00 WHIP: 1.000																

Pittsburgh Pirates @ Houston Astros
Astrodome, Houston, TX
Sat May 18 1996, 8:05 PM EDT
Att: 21,010 - Dome

livebaseballscorecards.com

AB 40
R 2
H 6
RBI 2
BB 5
SO 11
LOB 21




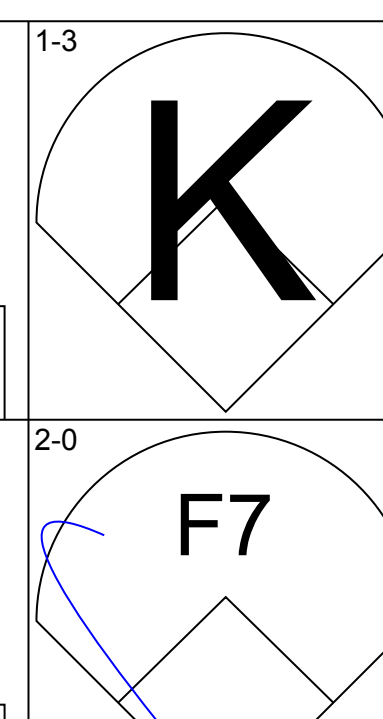
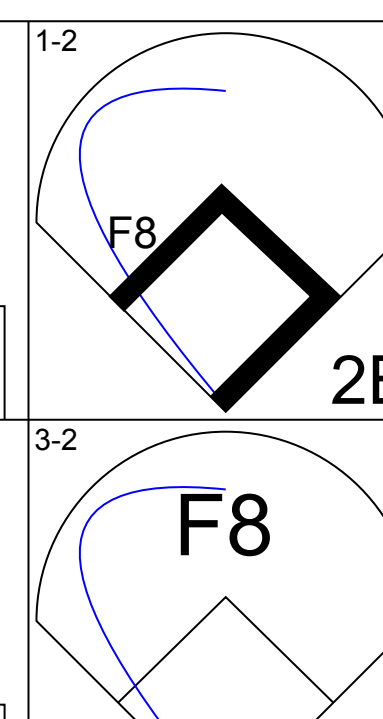
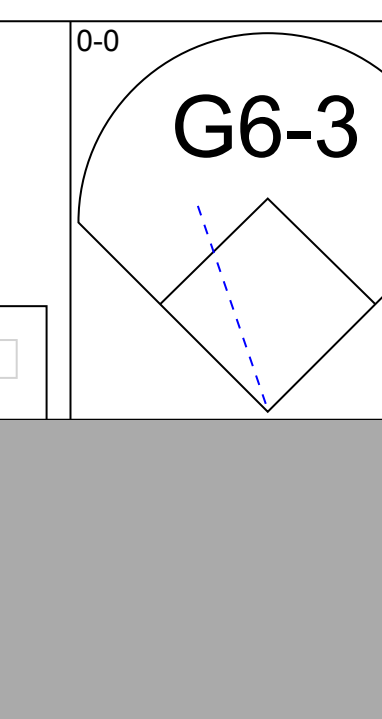
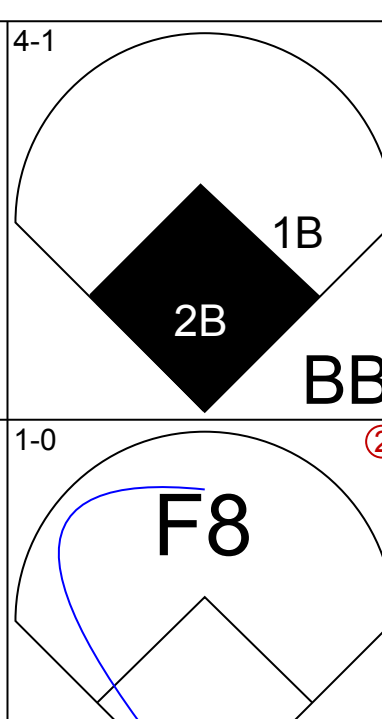
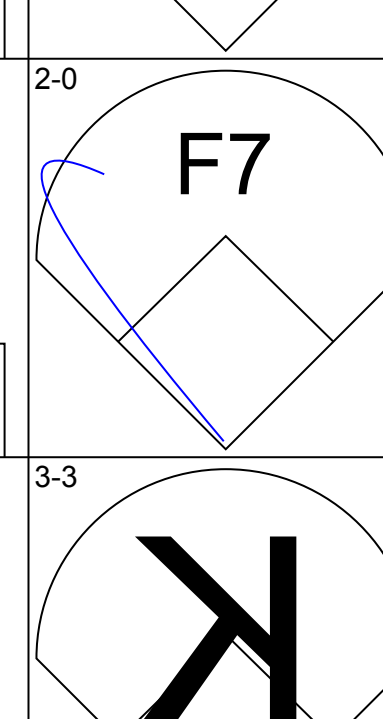
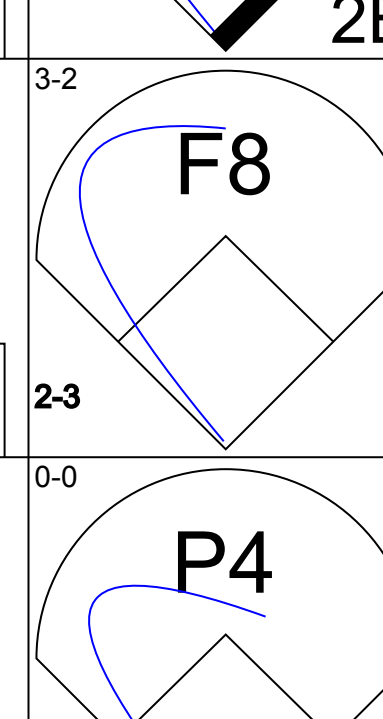
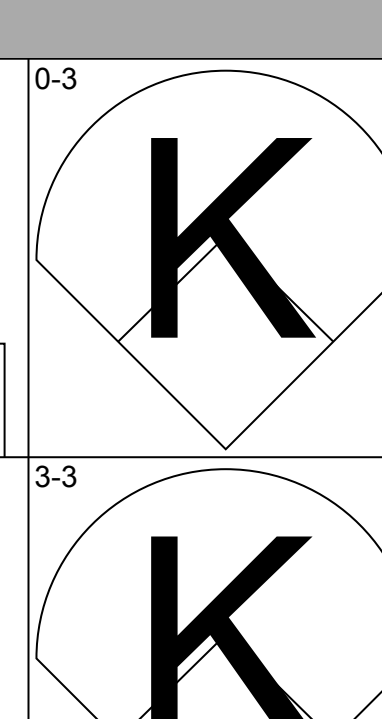
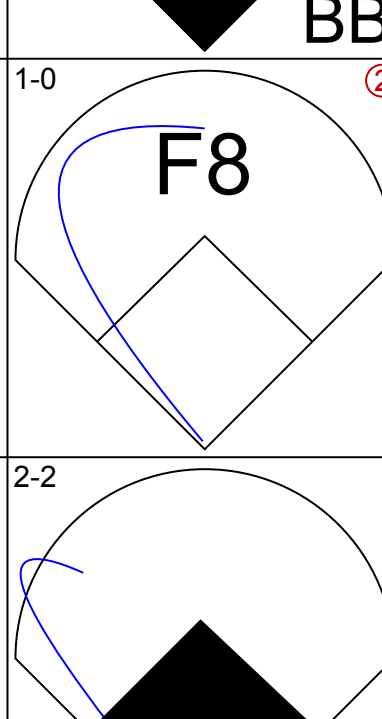
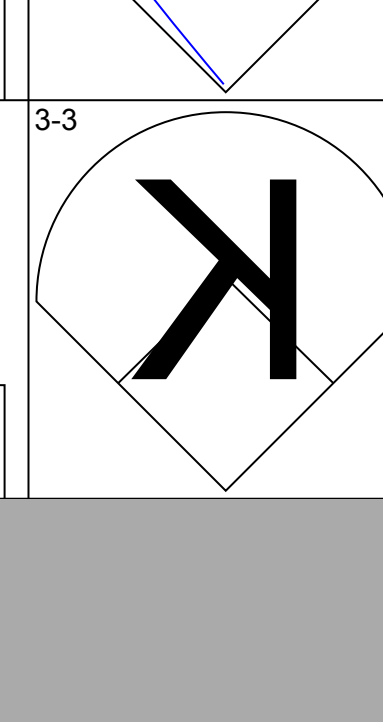
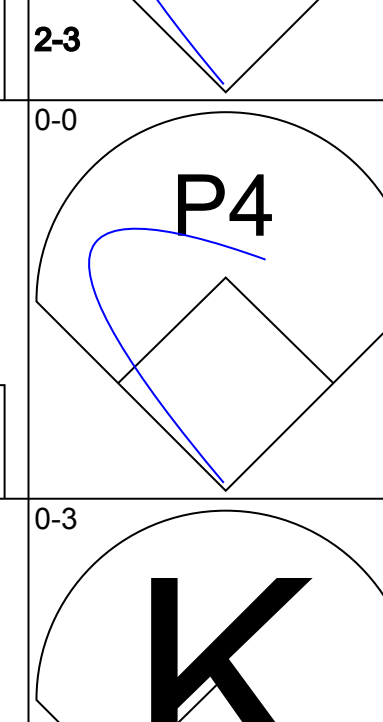
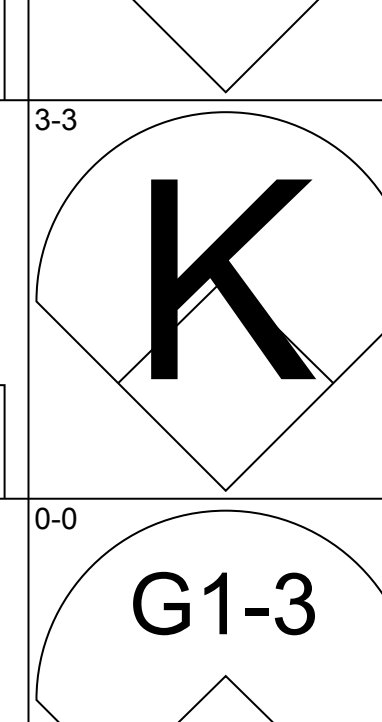
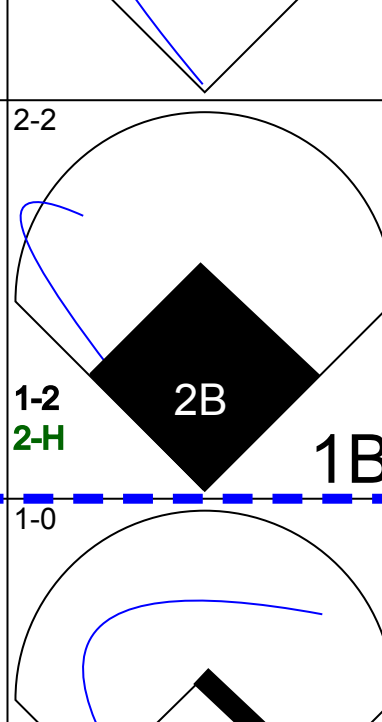
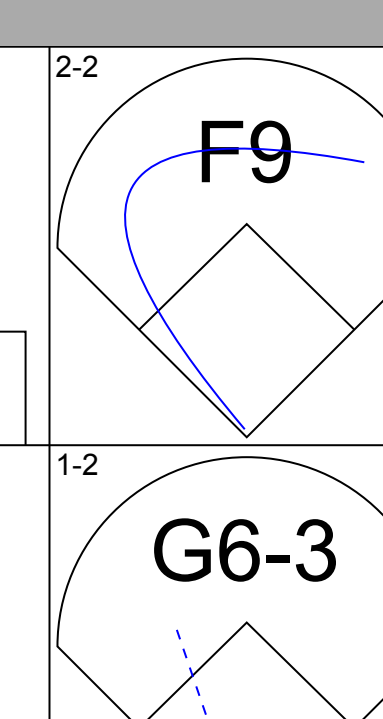
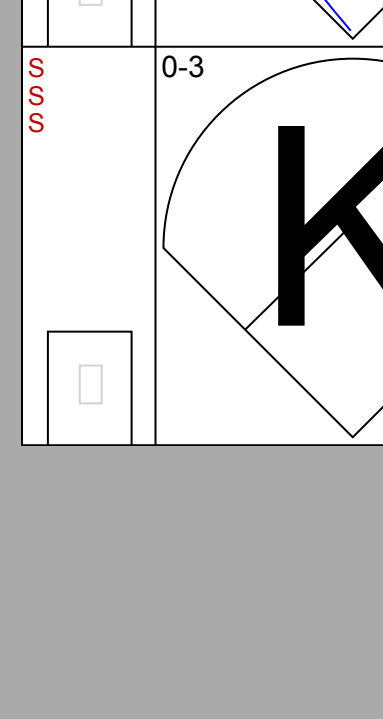
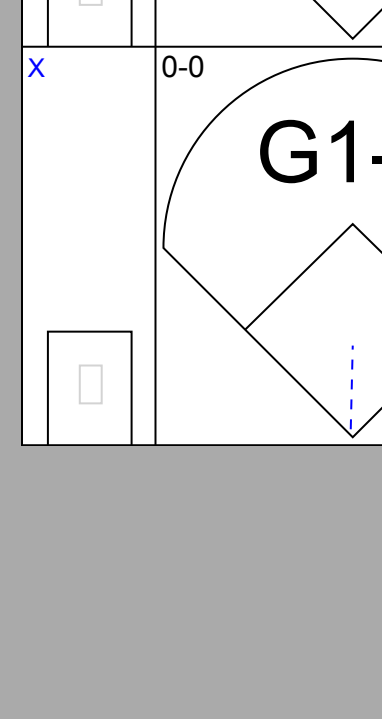
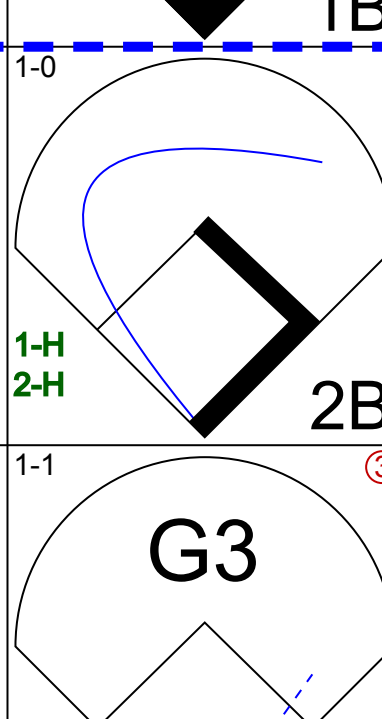
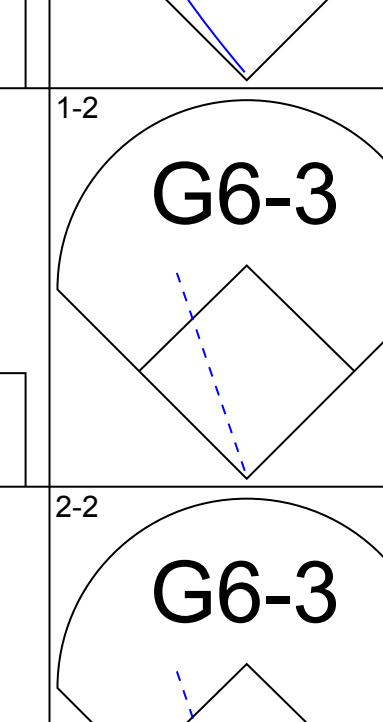
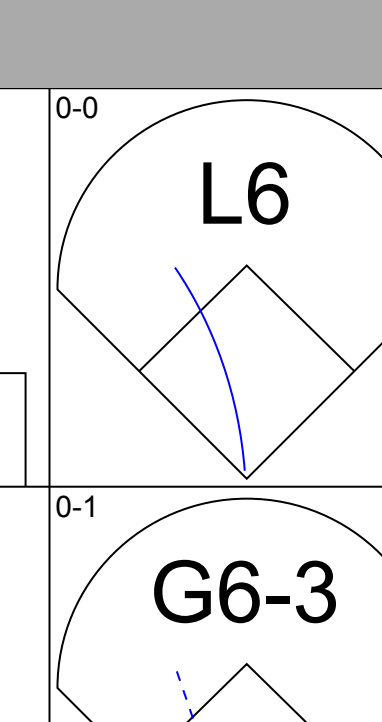
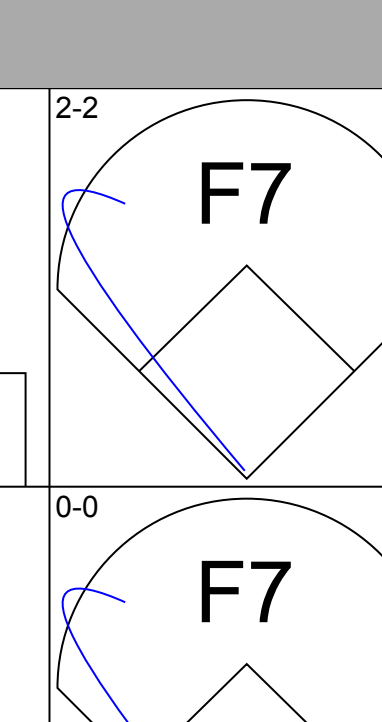
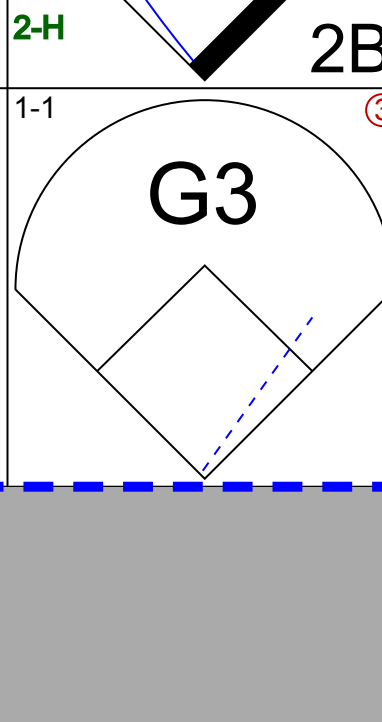
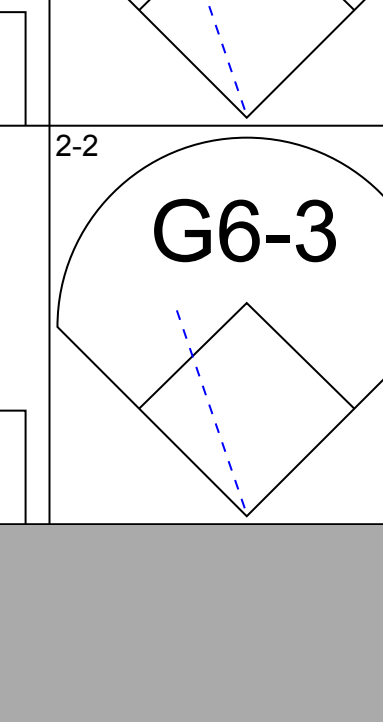
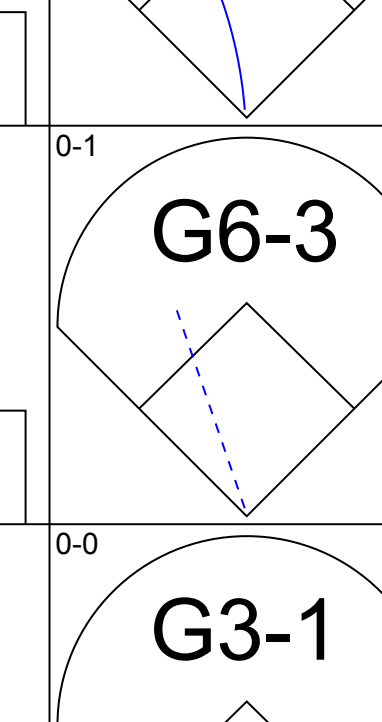
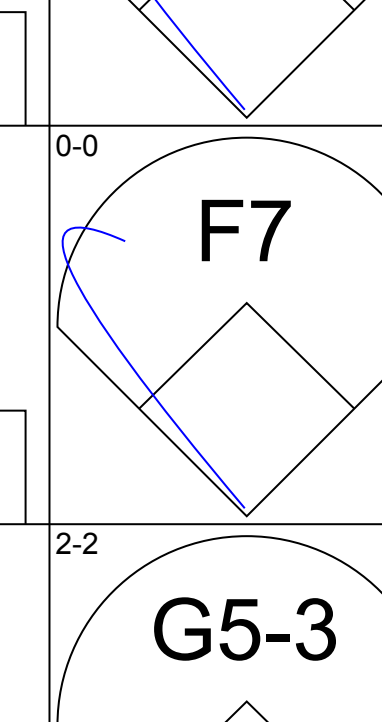
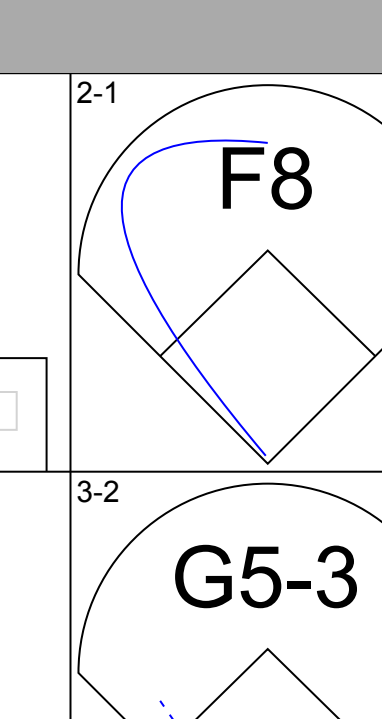
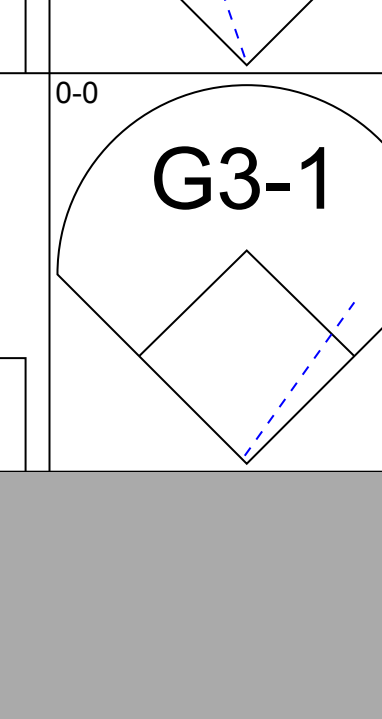
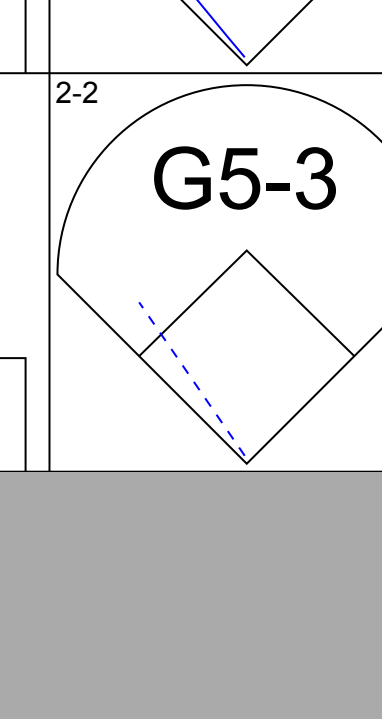
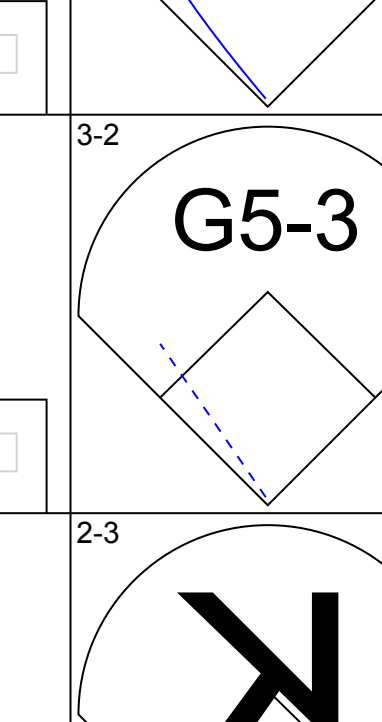
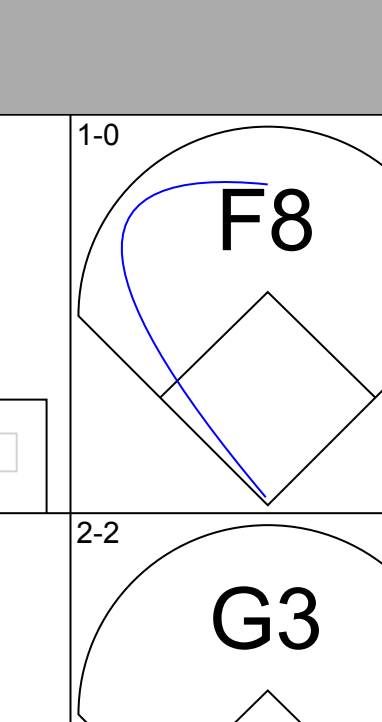
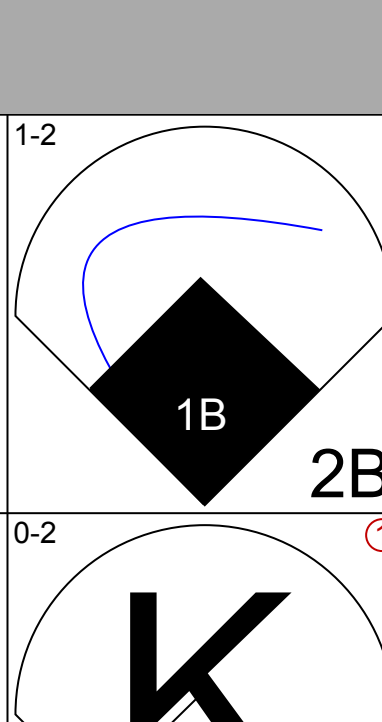
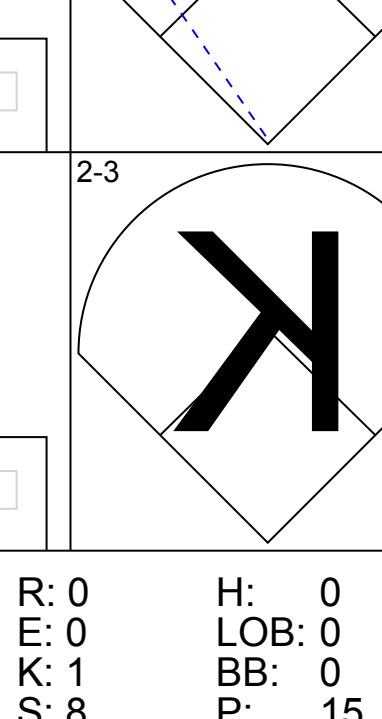
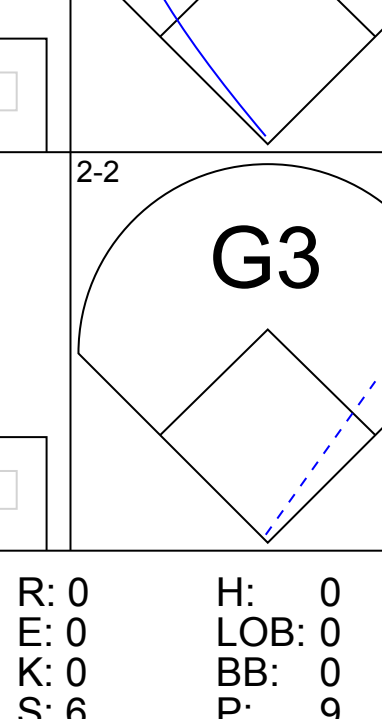
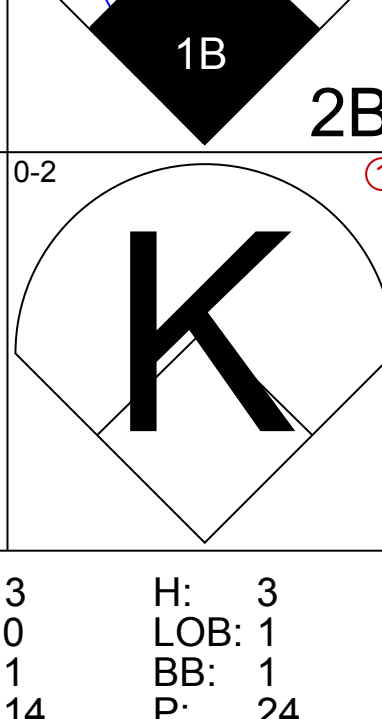
Batter	1	2	3	4	5	6	7	8	9	10	11	AB	R	H	RBI	BB	SO	LOB	BOTTOM					
Brian Hunter, R OBP: 0.380, SLG: 0.340 Xavier Hernandez, L OBP: 0.190, SLG: 0.220 (1, 8) (9, 1) (10, 5)	K		G6-3		L6			P4			P6	4	0	0	0	0	1	1						
Craig Biggio, R OBP: 0.369, SLG: 0.361 (1, 4)	FC4-6 HBP		G4-3					K			G3	4	0	0	0	0	2	1						
5 Jeff Bagwell, R OBP: 0.460, SLG: 0.634 (1, 3)	FC4-6											4	0	1	0	0	1	1						
Derek Bell, R OBP: 0.337, SLG: 0.500 (1, 9)	F9		G1-3					F8		F9		4	0	0	0	0	2							
Sean Berry, R OBP: 0.340, SLG: 0.476 Alvin Morman, L OBP: 0.260, SLG: 0.500 Anthony Young, R OBP: 0.221, SLG: 0.198 Todd Jones, L OBP: 0.289, SLG: 0.333 Orlando Miller, R OBP: 0.343, SLG: 0.492 (1, 5) (10, 1) (10, 1) (11, 1) (11, 6)												4	1	1	1	0	0	0						
Rick Wilkins, L OBP: 0.377, SLG: 0.412 (1, 2)	G6-3 2B											4	0	1	0	0	1	0						
James Mouton, R OBP: 0.290, SLG: 0.289 (1, 7) (9, 8)	F7											4	0	0	0	0	1	1						
Ricky Gutierrez, R OBP: 0.362, SLG: 0.344 (1, 6)	G6-3											4	0	0	0	0	3	1						
Darryl Kile, R ERA: 3.11 Dan Miceli, R ERA: 4.57 67 Francisco Cordova, R ERA: 3.52 Dan Plesac, L ERA: 4.58 (1, 1) (7, 1) (9, 1) (11, 1)	K											2	0	0	0	0	2	1						
Inning Stats	R: 0 E: 0 K: 1 S: 10	H: 0 LOB: 1 BB: 0 P: 12	R: 1 E: 0 K: 1 S: 12	H: 2 LOB: 1 BB: 0 P: 20	R: 0 E: 0 K: 0 S: 7	H: 1 LOB: 1 BB: 0 P: 9	R: 0 E: 0 K: 1 S: 7	H: 0 LOB: 0 BB: 0 P: 11	R: 0 E: 0 K: 2 S: 10	H: 0 LOB: 1 BB: 1 P: 15	R: 0 E: 0 K: 1 S: 9	H: 0 LOB: 0 BB: 0 P: 12	R: 0 E: 0 K: 2 S: 9	H: 0 LOB: 1 BB: 1 P: 15	R: 0 E: 0 K: 1 S: 8	H: 0 LOB: 0 BB: 0 P: 10	R: 0 E: 0 K: 1 S: 7	H: 0 LOB: 0 BB: 0 P: 9	R: 0 E: 0 K: 1 S: 10	H: 0 LOB: 0 BB: 0 P: 12	1B: 1 2B: 1 3B: 0 HR: 1	SF: 0 SAC: 0 DP: 0 HBP: 1	WP: 0 PB: 0 SB: 2 CS: 0	PA: 38
PITCHER	Darryl Kile, R ERA: 3.11 Dan Miceli, R ERA: 4.57 67 Francisco Cordova, R ERA: 3.52 Dan Plesac, L ERA: 4.58	(1, 1) (7, 1) (9, 1) (11, 1)	IP: 6.0 WLS: 22 BF: 3 H: 0 R: 1 ER: 1 SO: 6 BB: 0 IBB: 0 HBP: 0 BLK: 0 WP: 0 HR: 0 S: 56 P: 77 ERA: 1.50 WHIP: 0.500	(7, 1) (9, 1) (11, 1)	IP: 2.0 WLS: 7 BF: 1 H: 0 R: 0 ER: 0 SO: 3 BB: 1 IBB: 0 HBP: 0 BLK: 0 WP: 0 HR: 0 S: 18 P: 27 ERA: 0.00 WHIP: 0.500	(9, 1) (11, 1)	IP: 2.0 WLS: W BF: 6 H: 0 R: 0 ER: 0 SO: 2 BB: 0 IBB: 0 HBP: 0 BLK: 0 WP: 0 HR: 0 S: 15 P: 19 ERA: 0.00 WHIP: 0.000	(11, 1)	IP: 1.0 WLS: S BF: 3 H: 0 R: 0 ER: 0 SO: 1 BB: 0 IBB: 0 HBP: 0 BLK: 0 WP: 0 HR: 0 S: 10 P: 12 ERA: 0.00 WHIP: 0.000															

Pittsburgh Pirates @ Houston Astros
Astrodome, Houston, TX
Sat May 18 1996, 8:05 PM EDT
Att: 21,010 - Dome

livebaseballscorecards.com

AB 36
R 1
H 3
RBI 1
BB 1
SO 12
LOB 8

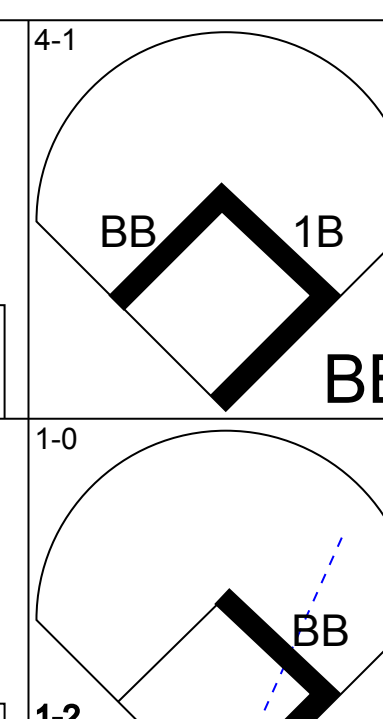
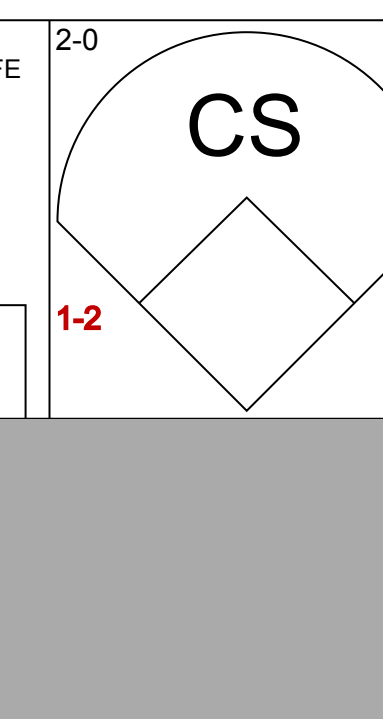
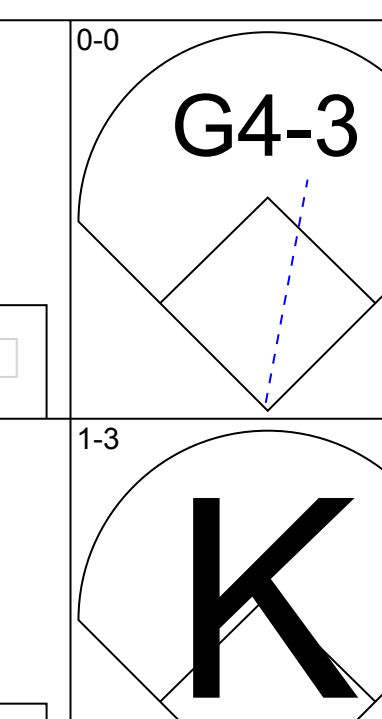
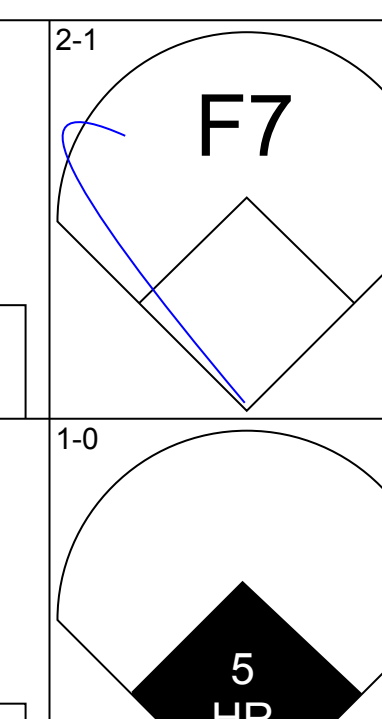
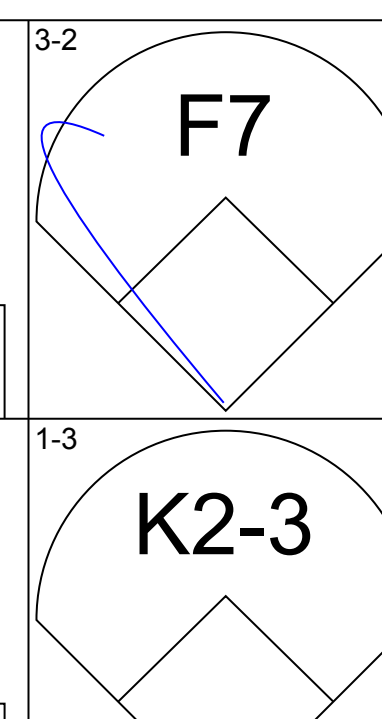
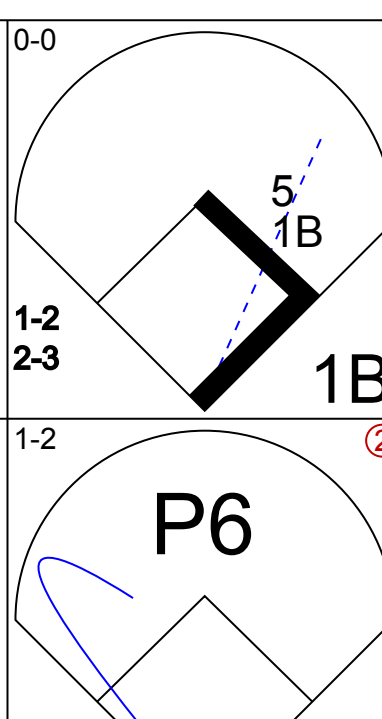
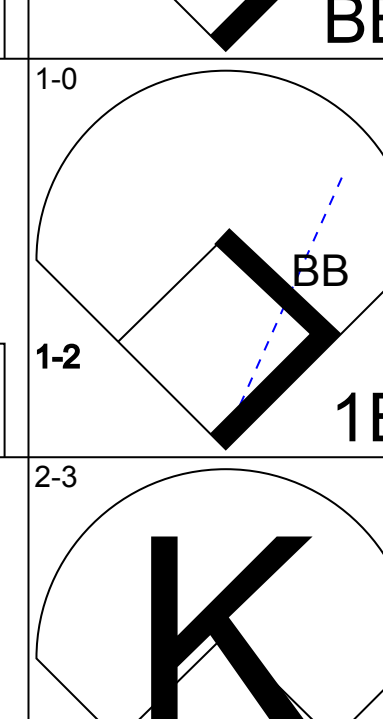
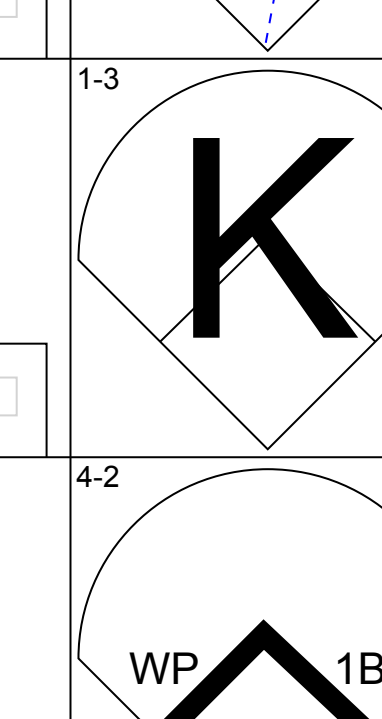
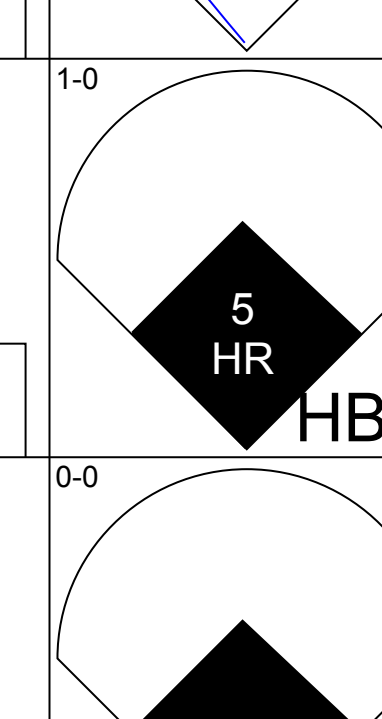
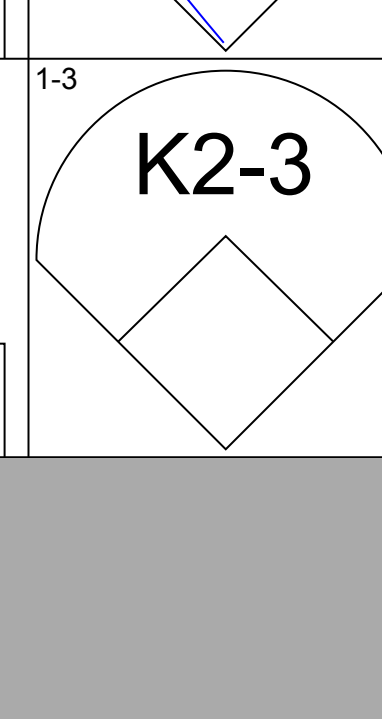
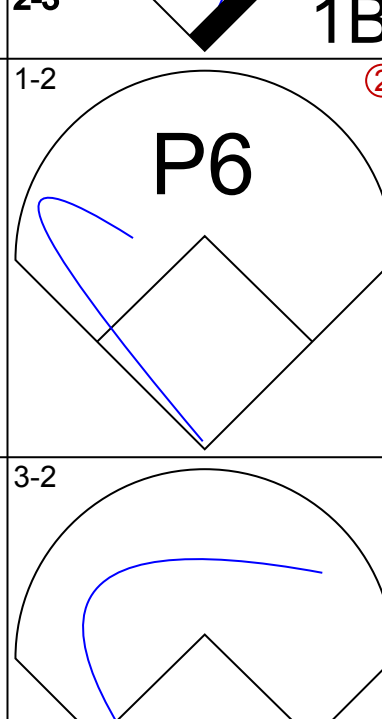
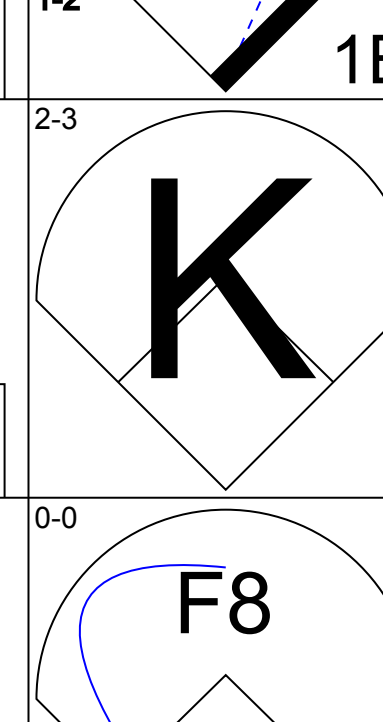
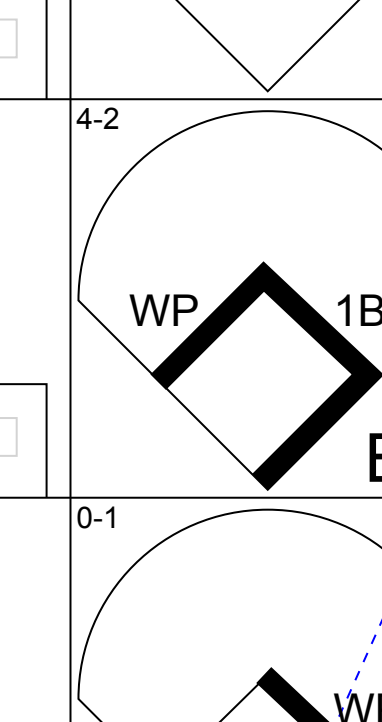
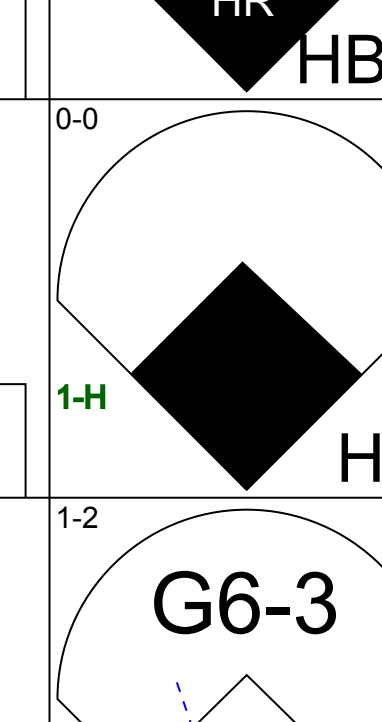
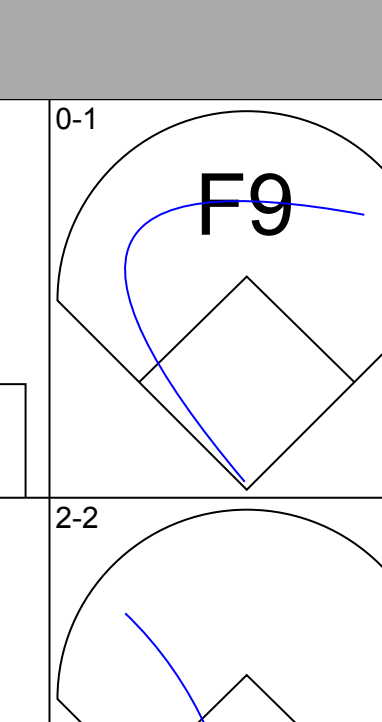
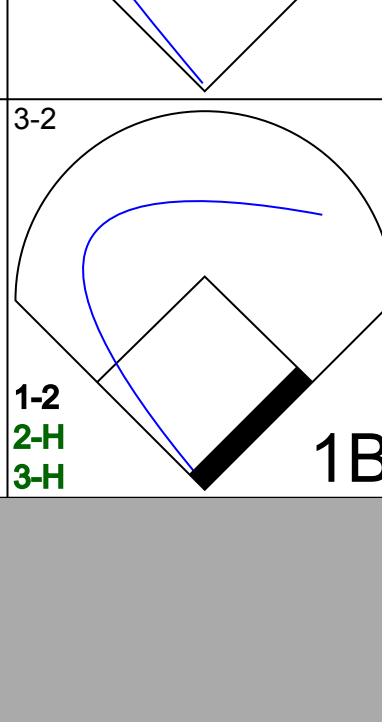
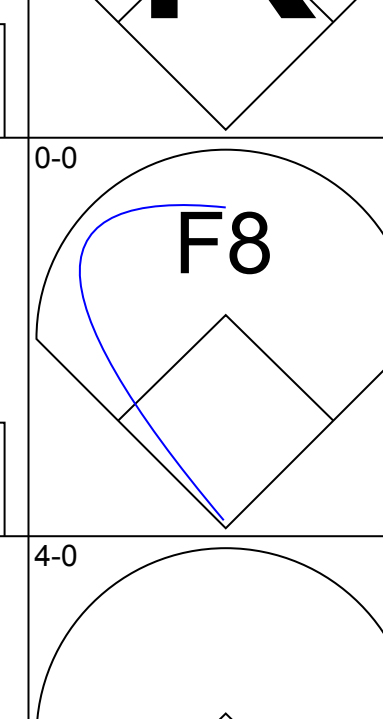
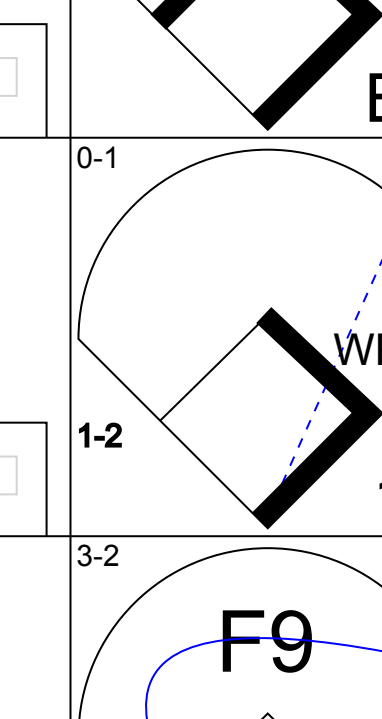
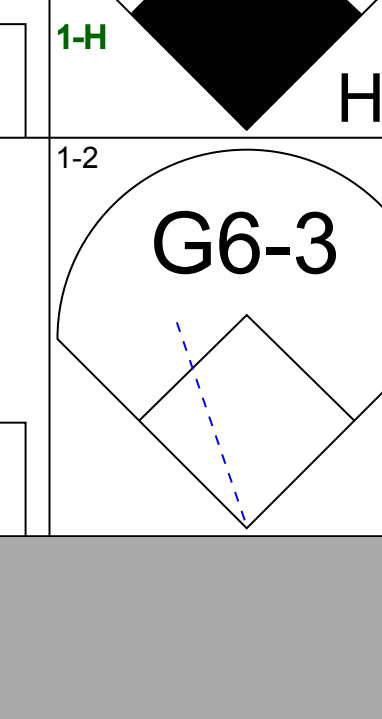
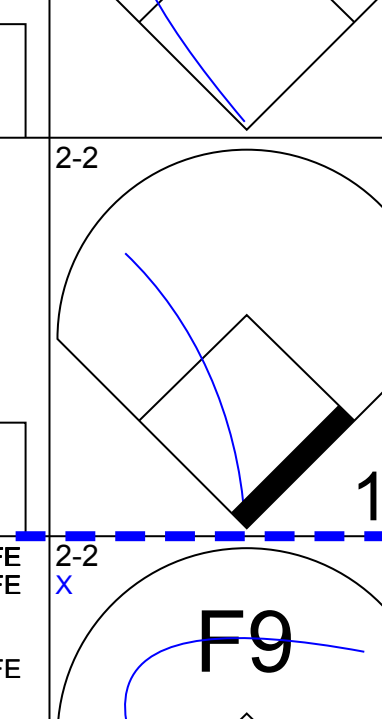
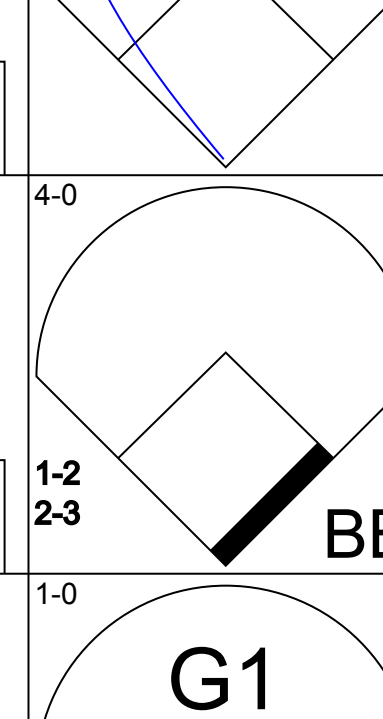
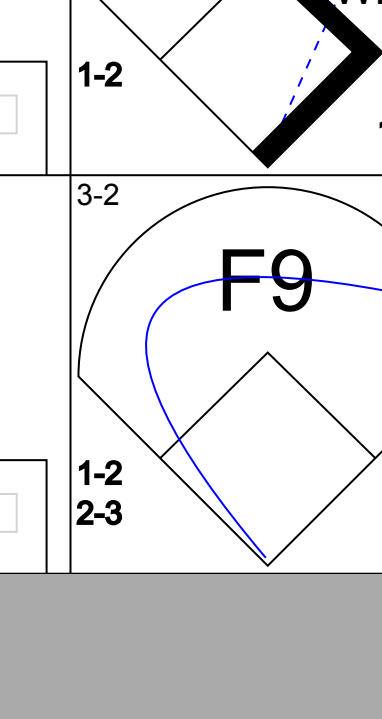
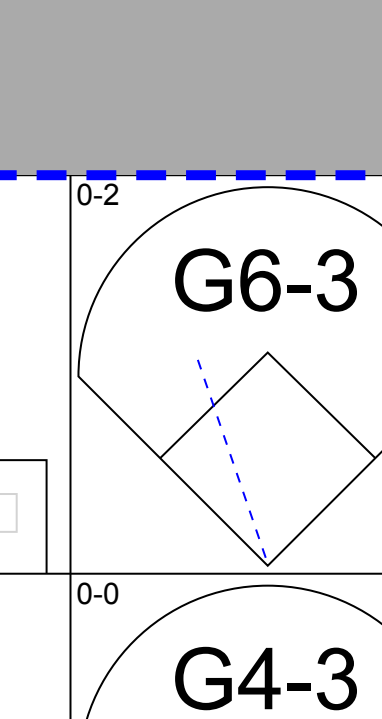
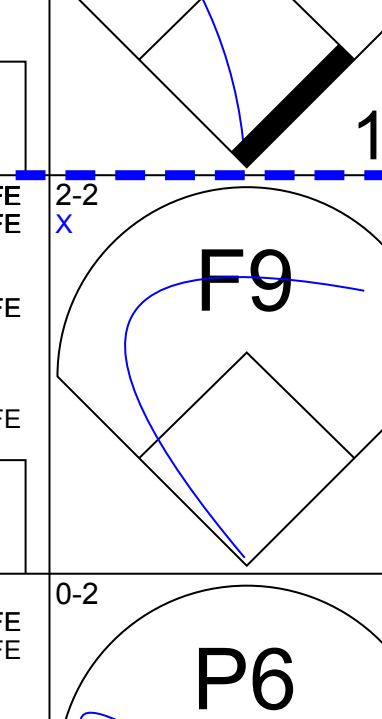
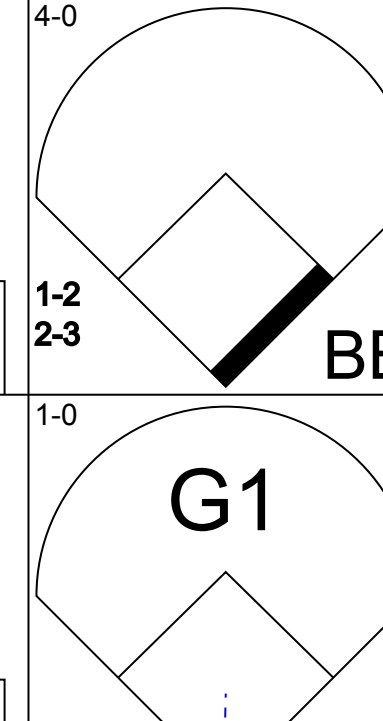
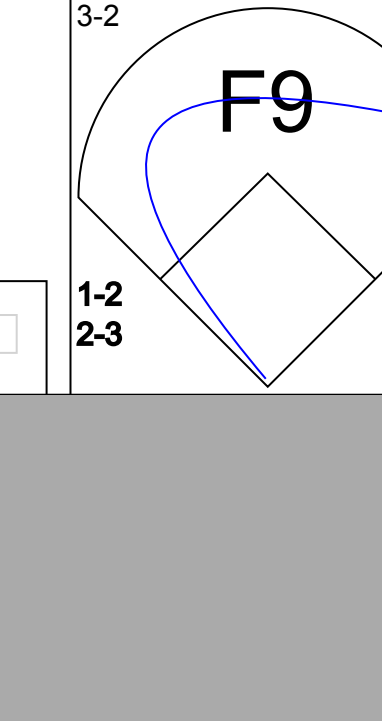
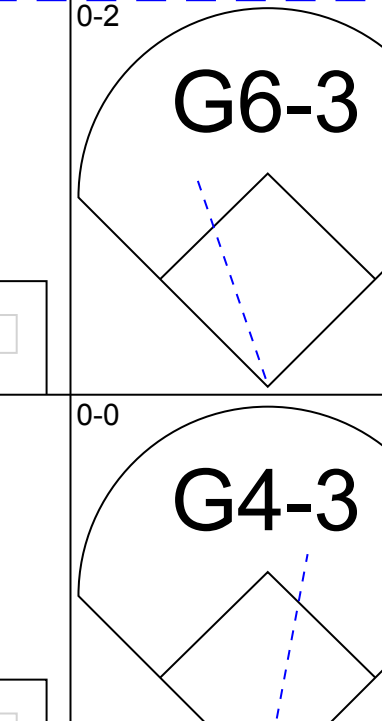
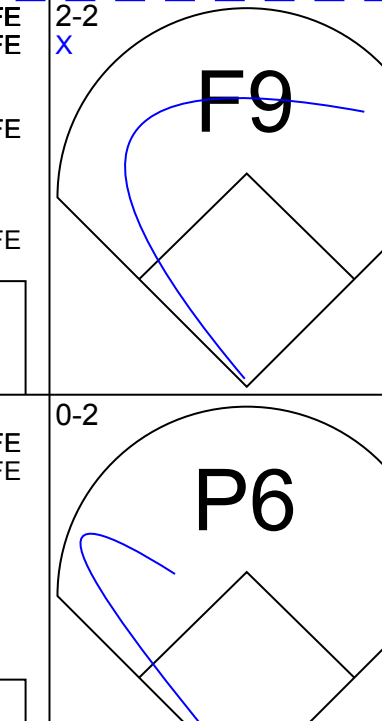
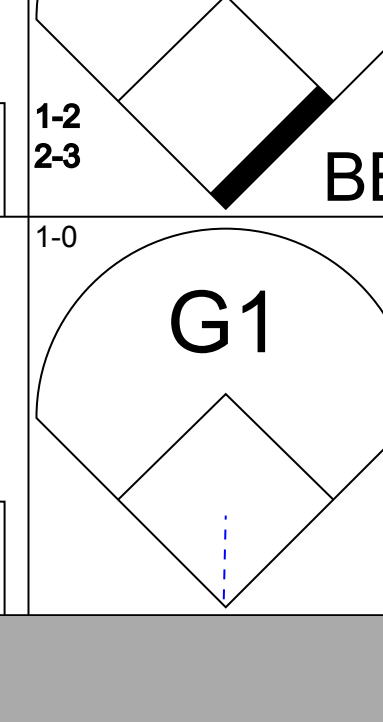
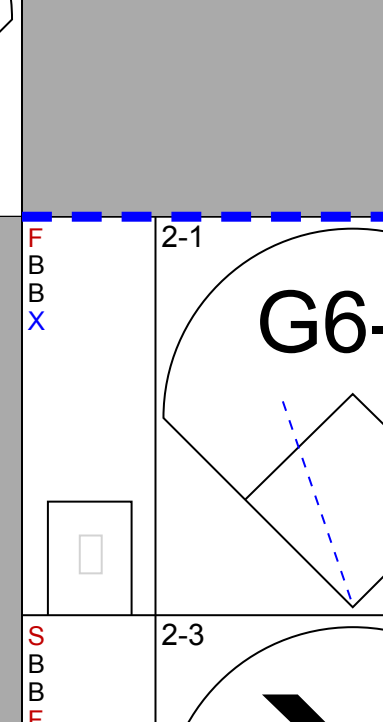
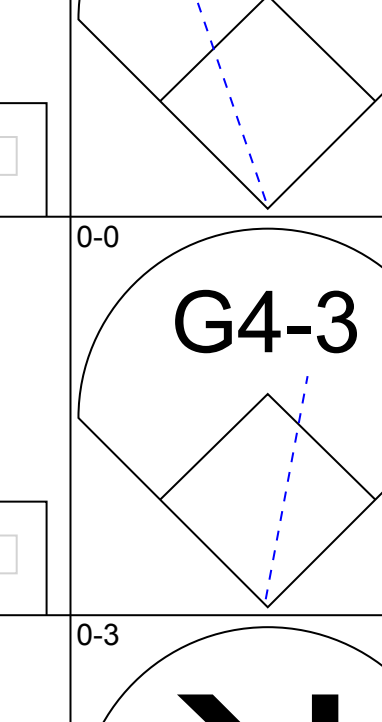
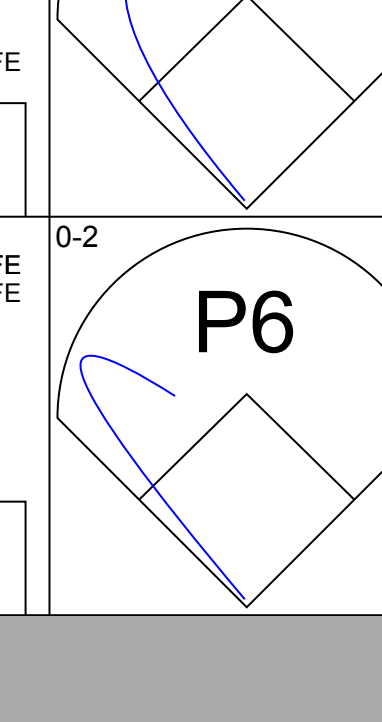
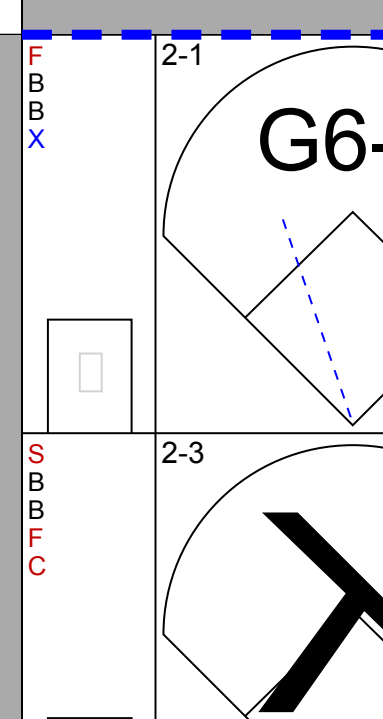
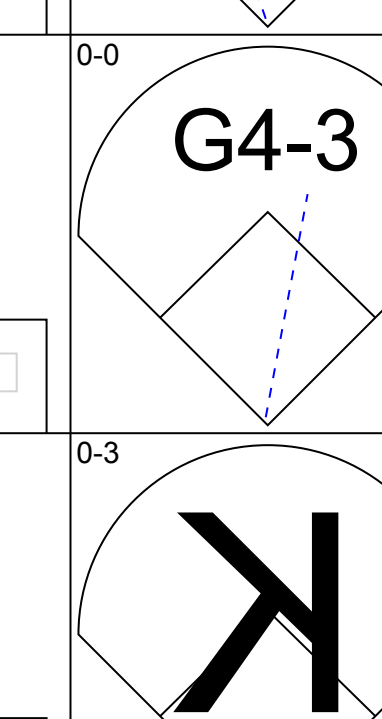
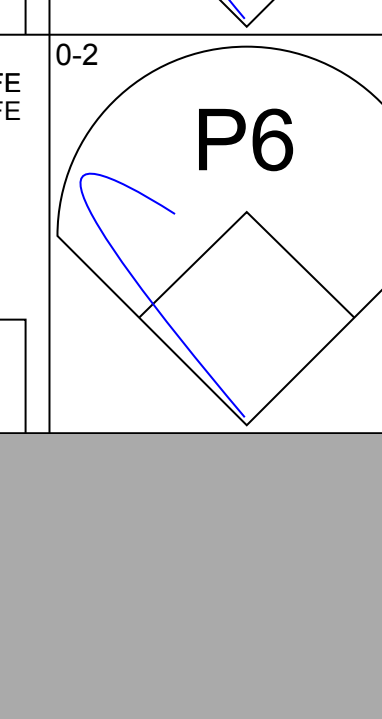
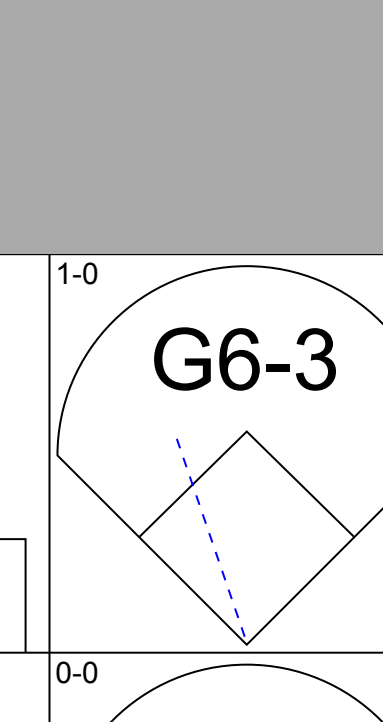
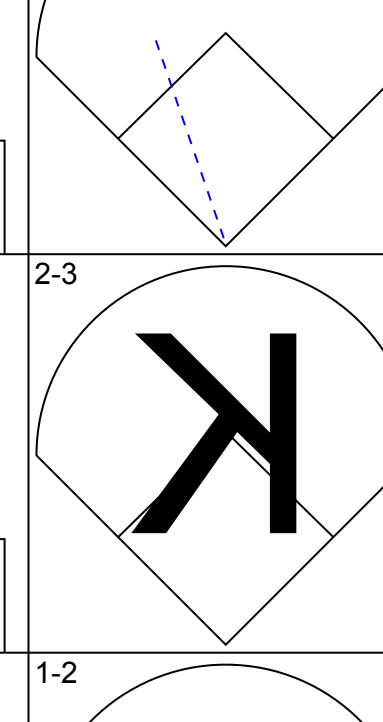
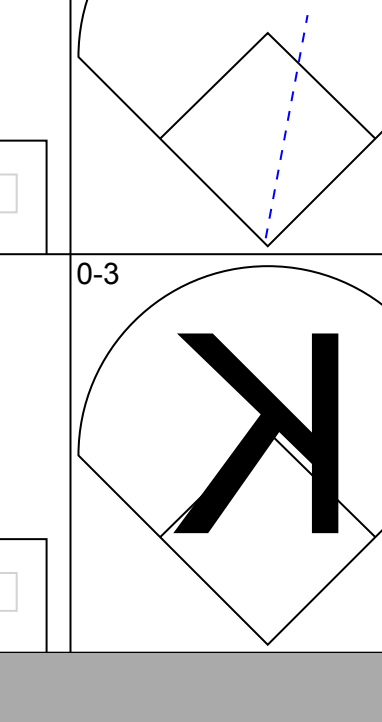
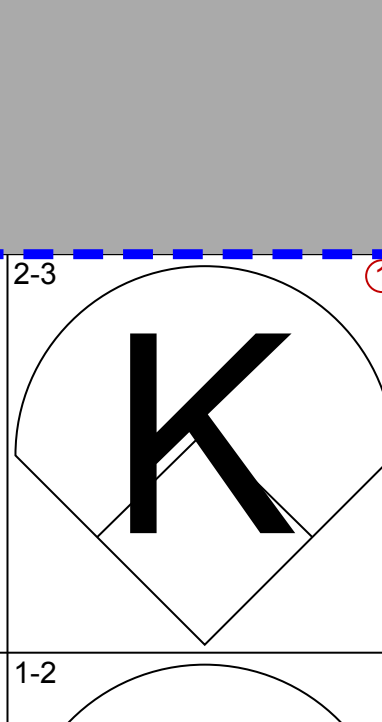
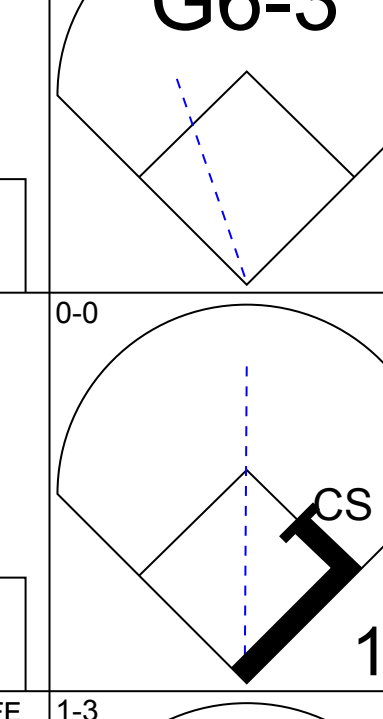
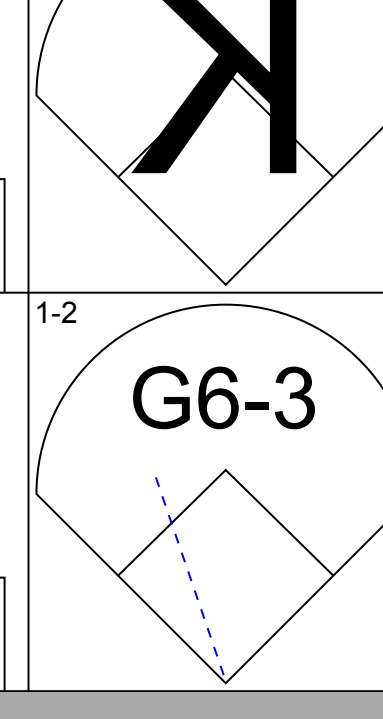
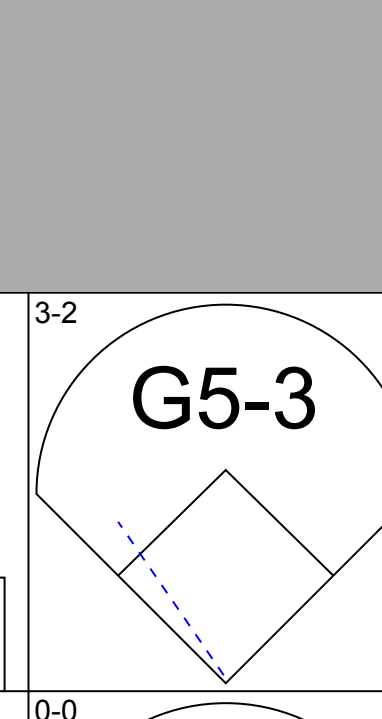
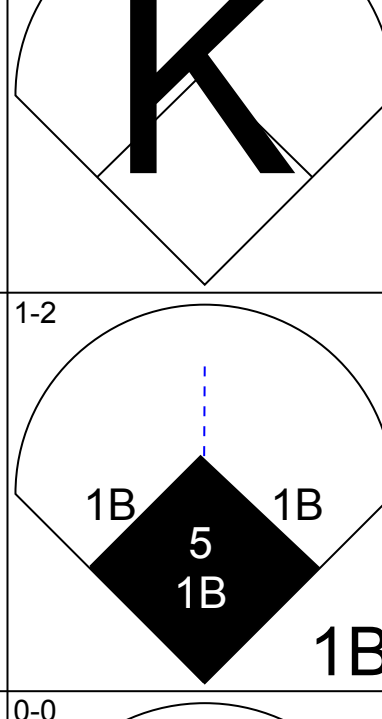
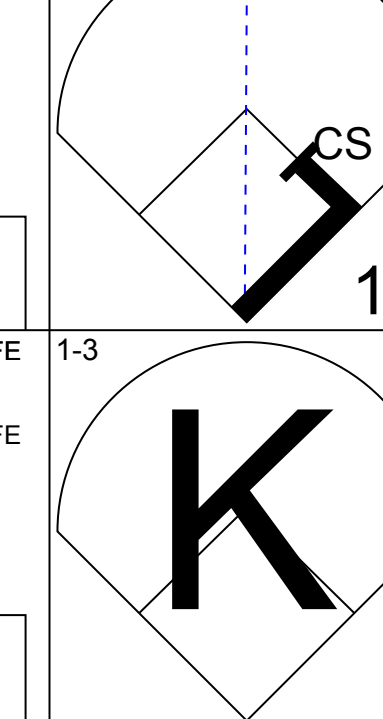
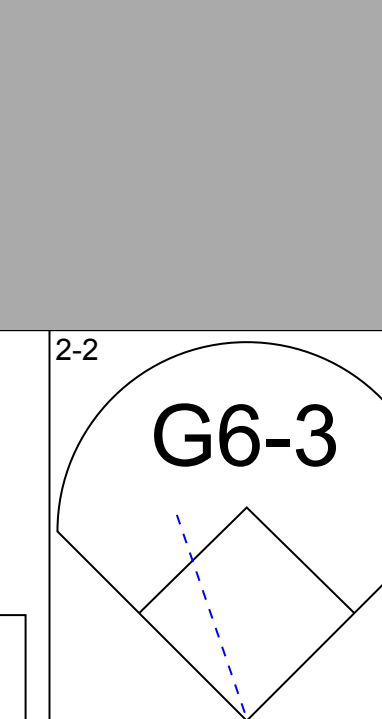
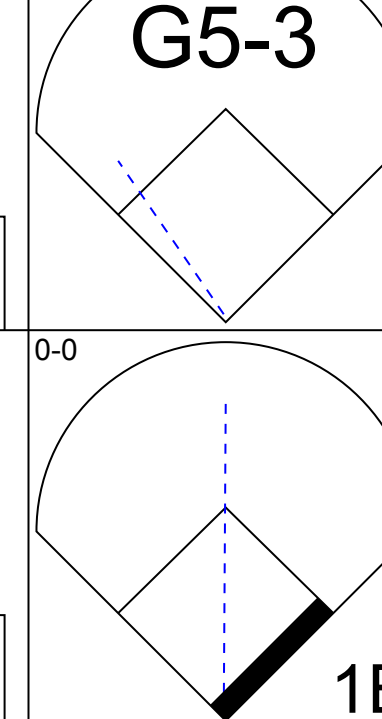
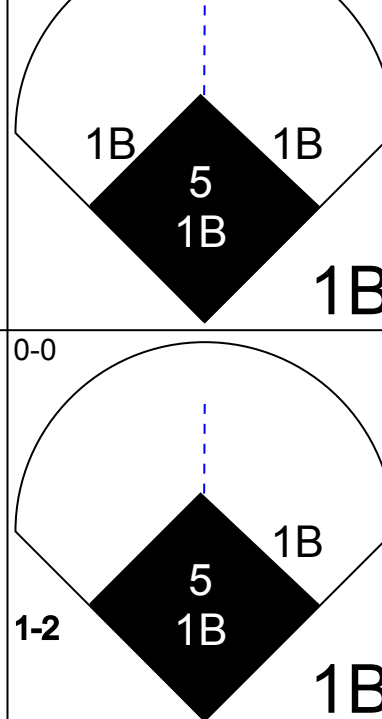
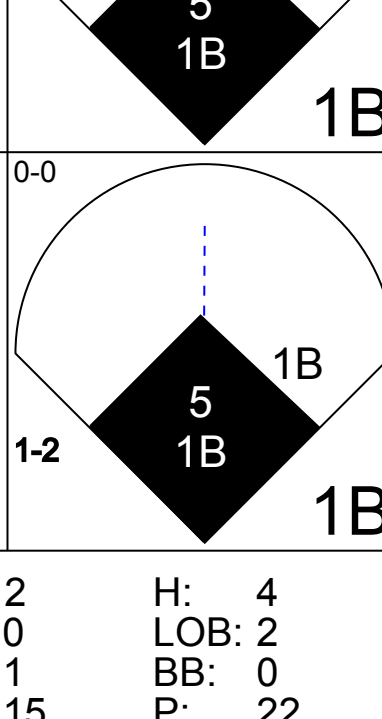
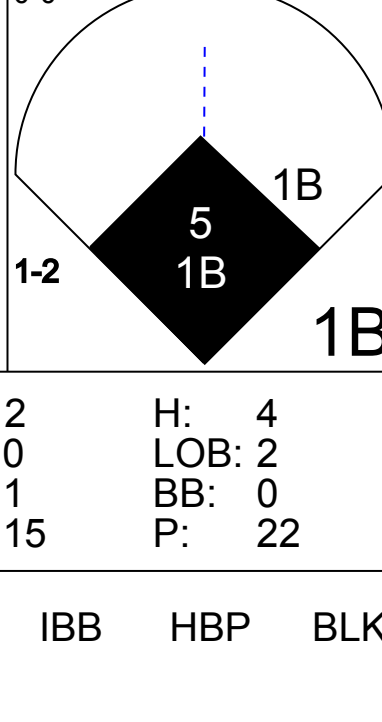


Batter	1	2	3	4	5	6	7	8	9	AB	R	H	RBI	BB	SO	LOB	TOP				
Carlos Garcia, R OBP: 0.347, SLG: 0.514 (1, 4)										3	1	1	0	1	1	0					
Al Martin, L OBP: 0.339, SLG: 0.436 (1, 7)										4	0	0	0	0	1	3					
Orlando Merced, S OBP: 0.327, SLG: 0.420 (1, 9)										4	1	1	1	0	2	1					
Mark Johnson, L OBP: 0.338, SLG: 0.492 (9, 1)										4	0	1	2	0	1	1					
Jay Bell, R OBP: 0.331, SLG: 0.382 (1, 6)										4	0	0	0	0	0	1					
Charlie Hayes, R OBP: 0.311, SLG: 0.413 (1, 5)										3	0	0	0	0	0	0					
Midre Cummings, L OBP: 0.189, SLG: 0.423 (1, 8)										3	0	0	0	0	0	0					
Keith Osik, R OBP: 0.391, SLG: 0.512 (1, 2)										3	1	1	0	0	0	0					
Paul Wagner, R OBP: 0.295, SLG: 0.490 (4, 1)										1	0	0	0	0	1	0					
Jason Christiansen, R OBP: 0.285, SLG: 0.328 (6, PH)										0	0	0	0	0	0	0					
Nelson Lirio, S OBP: 0.285, SLG: 0.328 (6, PH)										0	0	0	0	0	0	0					
Marc Wilkins, R OBP: 0.285, SLG: 0.328 (6, PH)										0	0	0	0	0	0	0					
Dan Plesac, L OBP: 0.285, SLG: 0.328 (6, PH)										0	0	0	0	0	0	0					
Jeff King, R OBP: 0.301, SLG: 0.494 (9, 3)										1	0	0	0	0	1	1					
Inning Stats	R: 0 E: 0 K: 2 S: 9	H: 0 LOB: 0 BB: 0 P: 15	R: 0 E: 0 K: 0 S: 11	H: 0 LOB: 0 BB: 0 P: 16	R: 0 E: 0 K: 1 S: 8	H: 0 LOB: 1 BB: 0 P: 15	R: 0 E: 0 K: 1 S: 10	H: 1 LOB: 1 BB: 0 P: 14	R: 0 E: 0 K: 0 S: 4	H: 0 LOB: 0 BB: 0 P: 4	R: 0 E: 0 K: 0 S: 6	H: 0 LOB: 0 BB: 0 P: 9	R: 0 E: 0 K: 2 S: 7	H: 0 LOB: 0 BB: 0 P: 10	R: 0 E: 0 K: 0 S: 8	H: 0 LOB: 0 BB: 0 P: 12	R: 3 E: 0 K: 1 S: 14	H: 3 LOB: 1 BB: 1 P: 24	1B: 1 2B: 3 3B: 0 HR: 0	SF: 0 SAC: 0 DP: 0 HBP: 0	WP: 0 PA: 32 PB: 0 CS: 0
PITCHER	IP	WLS	BF	H	R	ER	SO	BB	IBB	HBP	BLK	WP	HR	S	P	ERA	WHIP				
Donne Wall, R ERA: 2.63 (1, 1)	8.2		30	3	3	3	7	1	0	0	0	0	0	74	114	3.12	0.462				
Todd Jones, R ERA: 3.46 (9, 1)	0.1	W	2	1	0	0	0	0	0	0	0	0	0	3	5	0.00	3.000				

Pittsburgh Pirates @ Houston Astros
Astrodome, Houston, TX
Sun May 19 1996, 4:33 AM EDT
Att. 18,815 - Dome

AB 31
R 3
H 4
RBI 3
BB 1
SO 7
LOB 7



Batter	1	2	3	4	5	6	7	8	9	AB	R	H	RBI	BB	SO	LOB	BOTTOM				
John Cangelosi, S OBP: 0.407, SLG: 0.262 (1, 8)										4	0	1	0	1	0	1					
Bill Spiers, L OBP: 0.208, SLG: 0.222 (1, 4)										4	1	1	0	0	2	4					
5 Jeff Bagwell, R OBP: 0.464, SLG: 0.648 (1, 3)										4	1	2	4	1	1	2					
Derek Bell, R OBP: 0.340, SLG: 0.500 (1, 9)										4	0	2	0	0	0	2					
Derrick May, L OBP: 0.321, SLG: 0.446 (1, 7)										2	0	0	0	1	0	2					
James Mouton, R OBP: 0.287, SLG: 0.286 (8, PH)										1	0	0	0	0	0	1					
Sean Berry, R OBP: 0.338, SLG: 0.464 (1, 5)										4	0	0	0	0	0	4					
Craig Biggio, R OBP: 0.368, SLG: 0.361 (9, 4)										0	0	0	0	0	0	0					
Rick Wilkins, L OBP: 0.387, SLG: 0.398 (1, 2)										4	0	0	0	0	3	0					
Orlando Miller, R OBP: 0.359, SLG: 0.479 (1, 6)										4	1	2	0	0	0	0					
Donne Wall, R OBP: 0.333, SLG: 0.333 (1, 1)										3	0	1	0	0	1	1					
Todd Jones, L OBP: 0.307, SLG: 0.349 (9, PH)										0	0	0	0	0	0	0					
Brian Hunter, R OBP: 0.307, SLG: 0.349 (9, PH)										1	1	1	0	0	0	0					
Inning Stats	R: 0 E: 0 K: 1 S: 7	H: 1 LOB: 3 BB: 2 P: 19	R: 0 E: 0 K: 1 S: 5	H: 1 LOB: 0 BB: 0 P: 9	R: 0 E: 0 K: 1 S: 11	H: 1 LOB: 2 BB: 1 P: 19	R: 0 E: 0 K: 1 S: 11	H: 0 LOB: 0 BB: 0 P: 16	R: 2 E: 0 K: 0 S: 9	H: 1 LOB: 0 BB: 0 P: 15	R: 0 E: 0 K: 1 S: 7	H: 0 LOB: 0 BB: 0 P: 7	R: 0 E: 0 K: 1 S: 13	H: 1 LOB: 1 BB: 0 P: 20	R: 0 E: 0 K: 0 S: 12	H: 1 LOB: 1 BB: 0 P: 16	R: 2 E: 0 K: 1 S: 15	H: 4 LOB: 2 BB: 0 P: 22	1B: 9 2B: 0 3B: 0 HR: 1	SF: 0 SAC: 0 DP: 0 HBP: 1	WP: 1 PA: 40 PB: 0 CS: 1
PITCHER	IP	WLS	BF	H	R	ER	SO	BB	IBB	HBP	BLK	WP	HR	S	P	ERA	WHIP				
Paul Wagner, R ERA: 3.86 (1, 1)	3.0		14	3	0	0	3	3	0	0	0	0	1	23	47	0.00	2.000				
Jason Christiansen, L ERA: 7.33 (4, 1)	2.0		8	1	2	2	1	0	0	1	0	0	1	20	31	9.00	0.500				
Marc Wilkins, R ERA: 7.94 (6, 1)	2.1		9	2	0	0	2	0	0	0	0	0	0	25	34	0.00	0.857				
Dan Plesac, L ERA: 4.43 (8, 1)	0.2		2	0	0	0	0	0	0	0	0	0	0	7	9	0.00	0.000				
Jon Lieber, R ERA: 4.43 (9, 1)	0.2	L	6	4	2	2	1	0	0	0	0	0	0	15	22	27.00	6.000				

Pittsburgh Pirates @ Houston Astros
Astrodome, Houston, TX
Sun May 19 1996, 4:33 AM EDT
Att. 18,815 - Dome

AB 35
R 4
H 10
RBI 4
BB 3
SO 7
LOB 17



Batter	1	2	3	4	5	6	7	8	9	AB	R	H	RBI	BB	SO	LOB	TOP											
Carlos Garcia, R OBP: 0.363, SLG: 0.513	F9		FC6-5-4				BB	BB		4	1	2	1	1	0	1	Pittsburgh Pirates @ Colorado Rockies Coors Field, Denver, CO Mon May 20 1996, 7:05 PM MDT Att: 48,042 - Overcast - 64 F											
Al Martin, L OBP: 0.346, SLG: 0.440 Marc Wilkins, R	2B		P4				BB	BB		3	1	1	0	2	1	2												
Mark Johnson, L OBP: 0.325, SLG: 0.471 Jeff King, R OBP: 0.309, SLG: 0.497	F7			K	G3-1					3	0	0	0	0	1	4												
Orlando Merced, S	F9			K			BB	FC5-4		4	1	1	0	1	1	3												
Jay Bell, R OBP: 0.322, SLG: 0.372	F9			F8			BB	SF7		4	0	0	2	0	1	2												
Charlie Hayes, R OBP: 0.313, SLG: 0.432	G4-3				HR		BB	G5-3		5	2	2	2	0	0	2												
Midre Cummings, L OBP: 0.211, SLG: 0.446	G1-3				K					4	1	2	0	0	1	0												
1B Jason Kendall, R OBP: 0.336, SLG: 0.398					G1-3					4	0	1	1	0	0	2												
Denny Neagle, L OBP: 0.267, SLG: 0.167 Mike Kingery, L OBP: 0.297, SLG: 0.207 Jon Lieber, R OBP: 0.306, SLG: 0.533 Nelson Lirio, S OBP: 0.287, SLG: 0.329 Dan Miceli, R OBP: 0.297, SLG: 0.435	SH1-4				SH1-4					0	0	0	0	0	0	0												
	SH1-4				BB					1	0	0	0	0	0	1												
Inning Stats	R: 0 E: 0 K: 0 S: 7	H: 1 LOB: 1 BB: 0 P: 10	R: 0 E: 0 K: 0 S: 11	H: 0 LOB: 0 BB: 0 P: 14	R: 0 E: 0 K: 0 S: 6	H: 1 LOB: 1 BB: 0 P: 10	R: 0 E: 0 K: 2 S: 9	H: 0 LOB: 0 BB: 0 P: 17	R: 1 E: 0 K: 1 S: 17	H: 2 LOB: 3 BB: 2 P: 30	R: 2 E: 0 K: 1 S: 12	H: 3 LOB: 1 BB: 0 P: 14	R: 2 E: 0 K: 0 S: 13	H: 2 LOB: 1 BB: 1 P: 25	R: 1 E: 0 K: 1 S: 8	H: 2 LOB: 1 BB: 0 P: 10	R: 1 E: 0 K: 0 S: 6	H: 1 LOB: 0 BB: 1 P: 12	1B: 7 2B: 4 3B: 0 HR: 1	SF: 1 SAC: 1 DP: 1 HBP: 0	WP: 1 PB: 0 CS: 0	PA: 42						
PITCHER	IP	WLS	BF	H	R	ER	SO	BB	IBB	HBP	BLK	WP	HR	S	P	ERA	WHIP											
Armando Reynoso, R ERA: 4.77	6.0	W	27	7	3	3	4	2	0	0	0	0	0	1	62	95	4.50	1.500										
Mike Munoz, L ERA: 9.37	0.1		4	2	2	2	0	1	0	0	0	0	0	0	8	15	54.00	9.000										
Steve Reed, R ERA: 4.5	0.2		2	0	0	0	0	0	0	0	0	0	0	5	10	0.00	0.000											
Curt Leskanic, R ERA: 5.24	1.0		5	2	1	1	1	0	0	0	0	0	0	8	10	9.00	2.000											
Bruce Ruffin, L ERA: 5.94	1.0		4	1	1	1	0	1	0	0	0	1	0	6	12	9.00	2.000											


Batter	1	2	3	4	5	6	7	8	9	AB	R	H	RBI	BB	SO	LOB	BOTTOM										
Eric Young Sr., R OBP: 0.431, SLG: 0.554	G3						BB	BB		3	3	2	2	2	0	0	Pittsburgh Pirates @ Colorado Rockies Coors Field, Denver, CO Mon May 20 1996, 7:05 PM MDT Att: 48,042 - Overcast - 64 F										
Ellis Burks, R OBP: 0.404, SLG: 0.614	G3						BB	F8		5	2	3	2	0	1	1											
Dante Bichette, R OBP: 0.395, SLG: 0.488	G3						BB	FC4-6		5	1	3	1	0	0	3											
Larry Walker, L OBP: 0.329, SLG: 0.514	BB						BB	FC4-6		4	1	1	2	0	0	2											
Andres Galarraga, R OBP: 0.343, SLG: 0.566	WP						BB			4	1	2	2	0	2	0											
Vinny Castilla, R OBP: 0.345, SLG: 0.439	BB						BB	IBB		3	0	2	1	1	0	0											
Jayhawk Owens, R OBP: 0.211, SLG: 0.250	K						BB			4	0	0	0	0	3	4											
Walt Weiss, S OBP: 0.403, SLG: 0.349	G6-3						BB	G3		4	1	1	0	0	0	3											
Armando Reynoso, R Quinton McCracken, S Mike Munoz, L Steve Reed, R Curt Leskanic, R John Vander Wal, L Bruce Ruffin, S	K						BB	K		2	1	0	0	0	0	0											
	K						BB	K		2	1	0	0	0	0	0											
Inning Stats	R: 3 E: 0 K: 1 S: 14	H: 4 LOB: 1 BB: 0 P: 22	R: 1 E: 0 K: 2 S: 12	H: 1 LOB: 0 BB: 0 P: 20	R: 0 E: 0 K: 1 S: 7	H: 1 LOB: 0 BB: 0 P: 9	R: 2 E: 0 K: 1 S: 16	H: 4 LOB: 2 BB: 0 P: 18	R: 0 E: 1 K: 0 S: 6	H: 0 LOB: 0 BB: 0 P: 11	R: 0 E: 1 K: 0 S: 6	H: 0 LOB: 0 BB: 0 P: 10	R: 3 E: 0 K: 1 S: 14	H: 3 LOB: 2 BB: 2 P: 29	R: 1 E: 0 K: 1 S: 8	H: 1 LOB: 1 BB: 1 P: 13	1B: 10 2B: 4 3B: 0 HR: 1	SF: 1 SAC: 0 DP: 2 HBP: 0	WP: 1 PB: 0 CS: 4	PA: 40							
PITCHER	IP	WLS	BF	H	R	ER	SO	BB	IBB	HBP	BLK	WP	HR	S	P	ERA	WHIP										
Denny Neagle, L ERA: 3.32	4.0	L	21	10	6	6	5	0	0	0	0	0	1	49	69	13.50	2.500										
Jon Lieber, R ERA: 4.24	1.0		3	0	0	0	1	0	0	0	0	0	0	6	11	0.00	0.000										
Dan Miceli, R ERA: 7.53	2.0		11	3	3	3	1	1	1	0	0	0	0	20	39	13.50	2.000										
Marc Wilkins, R ERA: 8.1	1.0		5	1	1	1	1	1	0	0	0	0	0	8	13	9.00	2.000										



Batter	1	2	3	4	5	6	7	8	9	AB	R	H	RBI	BB	SO	LOB	TOP				
Nelson Liriano, S (1.4) OBP: 0.284, SLG: 0.324	2-1 G3		4-2 BB		4-1 FC4-6 BB		0-1 F9		0-0 1B	3	0	1	0	2	0	1	Pittsburgh Pirates @ Colorado Rockies Coors Field, Denver, CO Wed May 22 1996, 3:33 AM MDT Att: 48,044 - Cloudy - 74 F				
Al Martin, L (1.8) OBP: 0.348, SLG: 0.435	3-2 F9		2-3 K		2-3 K		3-1 E8 1-H 1B		0-0 1B	5	0	2	1	0	2	4					
Jeff King, R (1.3) OBP: 0.319, SLG: 0.523	0-0 G6-3			1-2 SH1-3 E G4-3 1B	1-2 L6		2-2 FC3-6 HBP		1-1 F9	4	1	1	0	0	0	5					
Orlando Merced, S (1.9) OBP: 0.328, SLG: 0.402		1-0 G4-3 1B		0-0 E3 G4-3 SH1-3 1-2 1B	0-0 FC4-6		2-2 FC3-6		2-2 G4-3	5	0	1	0	0	0	8					
Jay Bell, R (1.6) OBP: 0.330, SLG: 0.393	2-3 K		1-0 SH1-3		3-2 F9		3-2 G6-3			3	0	0	0	0	1	1					
Dave Clark, L (1.7) OBP: 0.390, SLG: 0.412	2-0 G4-3		2-0 G4-3		0-0 G6-4-3 1B		1-0 G3-1			4	0	1	1	0	0	2					
Charlie Hayes, R (1.5) OBP: 0.314, SLG: 0.451	3-3 K		2-3 3-H 0-0 G3		2-1 G6-4-3		0-0 HR			4	1	1	1	0	1	3					
Keith Osik, R (1.2) OBP: 0.400, SLG: 0.511			1-3 K		1-1 2B 1B		0-0 WP E 1B		0-3 K	4	1	2	0	0	2	0					
Zane Smith, L (1.1) Mike Kingsley, L (5. PH) Jon Lieber, R (5. PH) Miguel Cordero, L (7. PH) Marc Wilkins, R (7. PH) Carlos Garcia, R (8. PH)			1-3 K		1-0 2B		2-1 F7		0-1 G5-3	1	0	0	0	0	0	0					
Inning Stats	R: 0 E: 0 K: 0 S: 10	H: 0 LOB: 0 BB: 0 P: 15	R: 0 E: 0 K: 2 S: 8	H: 1 LOB: 1 BB: 0 P: 16	R: 0 E: 0 K: 3 S: 11	H: 0 LOB: 1 BB: 1 P: 19	R: 1 E: 1 K: 0 S: 7	H: 1 LOB: 1 BB: 0 P: 11	R: 0 E: 0 K: 1 S: 6	H: 1 LOB: 0 BB: 0 P: 11	R: 1 E: 1 K: 0 S: 12	H: 2 LOB: 3 BB: 0 P: 21	R: 1 E: 0 K: 1 S: 8	H: 1 LOB: 0 BB: 0 P: 12	R: 0 E: 0 K: 0 S: 10	H: 2 LOB: 2 BB: 0 P: 13	1B: 8 2B: 1 3B: 0 HR: 1	SF: 0 SAC: 1 DP: 1 HBP: 1	WP: 1 PB: 0 SB: 0 CS: 0	PA: 40	
PITCHER	IP WLS BF H R ER SO	IP WLS BF H R ER SO	IP WLS BF H R ER SO	IP WLS BF H R ER SO	IP WLS BF H R ER SO	IP WLS BF H R ER SO	IP WLS BF H R ER SO	IP WLS BF H R ER SO	IP WLS BF H R ER SO	IP WLS BF H R ER SO	IP WLS BF H R ER SO	IP WLS BF H R ER SO	IP WLS BF H R ER SO	IP WLS BF H R ER SO	IP WLS BF H R ER SO	IP WLS BF H R ER SO	ERA WHIP	ERA WHIP			
Kevin Ritz, R (1.1) ERA: 6.59	7.0	W	31	7	2	1	6	2	0	0	1	0	0	0	0	0	0	1.29	1.286		
Steve Reed, R (8.1) ERA: 4.71	1.0		4	1	1	1	1	0	0	0	0	0	0	0	0	0	0	9.00	1.000		
Bruce Ruffin, L (9.1) ERA: 5.4	1.0	S	5	2	0	0	0	0	0	0	0	0	0	0	0	0	0	0.00	2.000		

Batter	1	2	3	4	5	6	7	8	9	AB	R	H	RBI	BB	SO	LOB	BOTTOM			
Eric Young Sr., R (1.4) OBP: 0.429, SLG: 0.535	1-1 G4-3 G5-3 HBP		0-1 G3	1-0 G5-3			1-0 CS 1B			3	1	1	0	0	0	0	Pittsburgh Pirates @ Colorado Rockies Coors Field, Denver, CO Wed May 22 1996, 3:33 AM MDT Att: 48,044 - Cloudy - 74 F			
Ellis Burks, R (1.7) OBP: 0.401, SLG: 0.605	2-2 G4-3		3-2 G6-3		3-2 F9		1-1 L7 1-2			4	0	0	0	0	0	2				
Dante Bichette, R (1.9) OBP: 0.387, SLG: 0.471	2-0 G5-3		2-3 K		1-3 K		4-0 S BB BB			3	0	0	1	1	2	0				
Larry Walker, L (1.8) OBP: 0.360, SLG: 0.628	1-1 S 1B 2B			1-1 2B 3B	0-0 2B 3B		4-1 S BB			3	2	3	0	1	0	0				
Andres Galarraga, R (1.3) OBP: 0.354, SLG: 0.591	3-2 2H 1B		3-0 2B 2B	2-2 G4-3		1-3 K		1-2 2-3		4	1	2	2	0	1	3				
Vinny Castilla, R (1.5) OBP: 0.350, SLG: 0.446	1-0 G4-3		0-1 HR 2B		0-0 P6		1-0 B1-6 1B			4	1	2	1	0	0	1				
Jeff Reed, L (1.2) OBP: 0.400, SLG: 0.568		3-3 K		2-2 HR 2B		2-1 F7		0-1 1B		4	1	2	2	0	1	0				
Walt Weiss, S (1.6) OBP: 0.411, SLG: 0.359		2-2 G4-3		1-2 G1-3		0-1 1B		0-0 B1-6		4	0	1	0	0	0	2				
Kevin Ritz, R (1.1) Steve Reed, R (8.1) Quinton McCracken, S (8. PH) Bruce Ruffin, S (9.1)		1-1 G1-3		1-3 K		2-3 K		2-3 K		3	0	0	0	0	2	1				
Inning Stats	R: 2 E: 0 K: 0 S: 11	H: 2 LOB: 1 BB: 0 P: 21	R: 0 E: 0 K: 1 S: 9	H: 0 LOB: 0 BB: 0 P: 15	R: 0 E: 0 K: 1 S: 8	H: 0 LOB: 0 BB: 0 P: 13	R: 4 E: 0 K: 1 S: 15	H: 4 LOB: 0 BB: 0 P: 24	R: 0 E: 0 K: 1 S: 12	H: 1 LOB: 1 BB: 0 P: 18	R: 0 E: 0 K: 1 S: 11	H: 1 LOB: 1 BB: 0 P: 15	R: 0 E: 0 K: 1 S: 8	H: 1 LOB: 2 BB: 2 P: 18	R: 0 E: 0 K: 1 S: 8	H: 2 LOB: 1 BB: 0 P: 11	1B: 5 2B: 4 3B: 2 HR: 1	SF: 0 SAC: 0 DP: 1 HBP: 1	WP: 0 PB: 0 SB: 4 CS: 1	PA: 36
PITCHER	IP WLS BF H R ER SO	IP WLS BF H R ER SO	IP WLS BF H R ER SO	IP WLS BF H R ER SO	IP WLS BF H R ER SO	IP WLS BF H R ER SO	IP WLS BF H R ER SO	IP WLS BF H R ER SO	IP WLS BF H R ER SO	IP WLS BF H R ER SO	IP WLS BF H R ER SO	IP WLS BF H R ER SO	IP WLS BF H R ER SO	IP WLS BF H R ER SO	IP WLS BF H R ER SO	IP WLS BF H R ER SO	ERA WHIP	ERA WHIP		
Zane Smith, L (1.1) ERA: 4.39	4.0	L	19	6	3	6	3	0	0	0	0	0	0	0	0	0	13.50	1.500		
Jon Lieber, R (5.1) ERA: 3.91	2.0		8	2	0	0	2	0	0	0	0	0	0	0	0	0	0.00	1.000		
Marc Wilkins, R (7.1) ERA: 6.23	2.0		9	3	0	0	2	2	0	0	0	0	0	0	0	0	0.00	2.500		

AB 36
R 3
H 10
RBI 3
BB 2
SO 7
LOB 25



WP: 1
PB: 0
SB: 0
CS: 0

AB 33
R 6
H 11
RBI 6
BB 2
SO 7
LOB 10



1B: 5
2B: 4
3B: 2
HR: 1

SF: 0
SAC: 0
DP: 1
HBP: 1

WP: 0
PB: 0
SB: 4
CS: 1

PA: 36

Batter	1	2	3	4	5	6	7	8	9	AB	R	H	RBI	BB	SO	LOB	TOP								
Brian Hunter, R OBP: 0.316, SLG: 0.358 (1, 8)										4	1	2	0	0	1	0									
Craig Biggio, R OBP: 0.390, SLG: 0.419 (1, 4)										3	2	3	2	1	0	0									
5 Jeff Bagwell, R OBP: 0.468, SLG: 0.677 (1, 3)										3	1	1	1	1	0	2									
Derek Bell, R OBP: 0.322, SLG: 0.456 (1, 9)										4	0	0	0	0	0	3									
Sean Berry, R OBP: 0.333, SLG: 0.450 Bill Spiers, L OBP: 0.226, SLG: 0.240 (9, 5)										4	0	0	0	0	0	1									
Orlando Miller, R OBP: 0.362, SLG: 0.478 (1, 6)										3	1	0	0	0	1	0									
James Mouton, R OBP: 0.283, SLG: 0.313 (1, 7)										4	0	1	1	0	1	0									
Randy Knorr, R OBP: 0.182, SLG: 0.273 (1, 2)										4	0	0	0	0	0	1									
Darryl Kile, R OBP: 0.125, SLG: 0.091 (1, 1)										4	0	0	0	0	1	0									
Inning Stats	R: 4 E: 1 K: 0 S: 21	H: 4 LOB: 1 BB: 0 P: 33	R: 0 E: 0 K: 1 S: 11	H: 1 LOB: 2 BB: 1 P: 19	R: 0 E: 0 K: 1 S: 6	H: 0 LOB: 0 BB: 0 P: 8	R: 0 E: 0 K: 0 S: 7	H: 0 LOB: 0 BB: 0 P: 12	R: 1 E: 0 K: 0 S: 9	H: 1 LOB: 0 BB: 0 P: 17	R: 0 E: 0 K: 1 S: 5	H: 0 LOB: 0 BB: 0 P: 6	R: 0 E: 1 K: 1 S: 6	H: 1 LOB: 1 BB: 1 P: 11	R: 0 E: 0 K: 0 S: 9	H: 0 LOB: 0 BB: 0 P: 15	R: 0 E: 0 K: 0 S: 5	H: 0 LOB: 0 BB: 0 P: 9	1B: 2 2B: 2 3B: 2 HR: 1	SF: 0 SAC: 0 DP: 1 HBP: 1	WP: 0 PB: 0 SB: 0 CS: 1	PA: 37			
PITCHER	IP	WLS	BF	H	R	ER	SO	BB	IBB	HBP	BLK	WP	HR	S	P	ERA	WHIP								
Zane Smith, L ERA: 4.5 Jon Lieber, R ERA: 3.62 Marc Wilkins, R ERA: 4.26	(1, 1)	5.0	L	23	6	5	3	2	1	0	0	0	0	1	54	89	5.40	1.400							
	(6, 1)	2.0		7	1	0	0	2	1	0	0	0	0	0	11	17	0.00	1.000							
	(8, 1)	2.0		6	0	0	0	0	0	0	1	0	0	0	14	24	0.00	0.000							

Houston Astros @ Pittsburgh Pirates
Three Rivers Stadium, Pittsburgh, PA
Mon May 27 1996, 3:33 AM EDT
Att. 8,906 - Overcast - 57 F

AB 33
R 5
H 7
RBI 4
BB 2
SO 4
LOB 7



Batter	1	2	3	4	5	6	7	8	9	AB	R	H	RBI	BB	SO	LOB	BOTTOM								
Carlos Garcia, R OBP: 0.377, SLG: 0.474 (1, 4)										4	0	1	1	0	2	0									
Al Martin, L OBP: 0.335, SLG: 0.416 (1, 7)										3	0	0	0	0	1	0									
Jeff King, R OBP: 0.317, SLG: 0.497 (1, 3)										4	1	2	0	0	2	2									
Orlando Merced, S OBP: 0.349, SLG: 0.400 (1, 9)										3	1	0	0	1	0	1									
Jay Bell, R OBP: 0.337, SLG: 0.391 (1, 6)										4	0	1	0	0	1	2									
Charlie Hayes, R OBP: 0.306, SLG: 0.436 (1, 5)										3	0	1	2	1	2	1									
Midre Cummings, L OBP: 0.215, SLG: 0.397 (1, 8)										4	0	0	0	0	1	3									
18 Jason Kendall, R OBP: 0.322, SLG: 0.376 Dave Clark, L OBP: 0.403, SLG: 0.500 (9, PH)										3	0	0	0	0	0	0									
Zane Smith, L OBP: 0.200, SLG: 0.200 Mike Kingery, L OBP: 0.229, SLG: 0.239 Jon Lieber, L OBP: 0.500, SLG: 0.333 Nelson Liriano, S OBP: 0.269, SLG: 0.306 Marc Wilkins, R (8, 1)	(1, 1)	9.0	W	35	6	3	3	10	2	0	0	1	0	0	0	0									
	(5, PH)	2.0		7	1	0	0	2	1	0	0	0	0	0	1	0									
	(7, PH)	2.0		6	0	0	0	0	0	0	1	0	0	0	0	0									
	(8, 1)	2.0		6	0	0	0	0	0	0	0	0	0	0	0	0									
Inning Stats	R: 0 E: 0 K: 1 S: 12	H: 1 LOB: 1 BB: 0 P: 15	R: 0 E: 0 K: 2 S: 11	H: 0 LOB: 0 BB: 0 P: 17	R: 0 E: 0 K: 1 S: 5	H: 0 LOB: 0 BB: 0 P: 8	R: 2 E: 0 K: 1 S: 8	H: 2 LOB: 1 BB: 1 P: 16	R: 1 E: 0 K: 1 S: 9	H: 2 LOB: 1 BB: 0 P: 15	R: 0 E: 0 K: 0 S: 8	H: 0 LOB: 1 BB: 1 P: 16	R: 0 E: 0 K: 1 S: 6	H: 0 LOB: 0 BB: 0 P: 9	R: 0 E: 0 K: 1 S: 7	H: 0 LOB: 0 BB: 0 P: 11	R: 0 E: 0 K: 2 S: 9	H: 1 LOB: 1 BB: 0 P: 16	1B: 2 2B: 4 3B: 0 HR: 0	SF: 0 SAC: 0 DP: 0 HBP: 1	WP: 0 PB: 0 SB: 0 CS: 1	PA: 36			
PITCHER	IP	WLS	BF	H	R	ER	SO	BB	IBB	HBP	BLK	WP	HR	S	P	ERA	WHIP								
Darryl Kile, R ERA: 3.46	(1, 1)	9.0	W	35	6	3	3	10	2	0	0	0	0	0	75	123	3.00	0.889							

Houston Astros @ Pittsburgh Pirates
Three Rivers Stadium, Pittsburgh, PA
Mon May 27 1996, 3:33 AM EDT
Att. 8,906 - Overcast - 57 F

AB 32
R 3
H 6
RBI 3
BB 2
SO 10
LOB 10



Batter	1	2	3	4	5	6	7	8	9	AB	R	H	RBI	BB	SO	LOB	TOP					
Brian Hunter, R (1,8) OBP: 0.319, SLG: 0.370	2-2 SF9 3B		1-2 F9		1-2 F7			1-1 SH3	0-1 1B	4	1	2	0	0	0	0						
Craig Biggio, R (1,4) OBP: 0.398, SLG: 0.436	0-1 SF9			2-1 5 2B G6-4-3 1B		2-1 G6-3 5 1B 1B		2-2 1B 2B	1-1 1B	4	2	4	2	0	0	0						
5 Jeff Bagwell, R (1,3) OBP: 0.471, SLG: 0.679	0-3 3H K			3-1 G6-4-3 2B		2-2 G6-3 1B		4-0 1B IBB	2-3 K	4	0	2	0	1	2	2						
Derek Bell, R (1,9) OBP: 0.325, SLG: 0.454	0-0 G6-3			4-2 G6-4-3 BB		0-0 G6-3 1B		0-0 WP 1B		3	0	1	1	1	0	2						
Sean Berry, R (1,5) OBP: 0.326, SLG: 0.440		1-2 P4		0-0 G6-4-3		3-1 P3		1-2 K		4	0	0	0	0	1	5						
Bill Spiers, L (8,5) OBP: 0.226, SLG: 0.240				1-2 2-3 3H BB				1-2 K		0	0	0	0	0	0	0						
Mike Simms, R (1,7) OBP: 0.125, SLG: 0.045		3-1 G6-3		4-1 BB				1-2 K		3	0	0	0	1	1	2						
Greg Swindell, L (8,1) OBP: 0.333, SLG: 0.500								0-0 F9		0	0	0	0	0	0	0						
Ricky Gutierrez, R (1,6) OBP: 0.353, SLG: 0.364		1-1 G4-3		1-0 G1-3				0-1 L1		4	1	1	0	0	0	2						
Randy Knorr, R (1,2) OBP: 0.143, SLG: 0.214			0-0 G6-3		1-0 F8			3-1 G1-3		3	0	0	0	0	0	0						
Demick May, L (9,PH) OBP: 0.335, SLG: 0.419									2-3 F8	1	0	0	0	0	0	1						
Mike Hampton, R (1,1) OBP: 0.500, SLG: 0.364			0-0 G3		3-2 L4			2-0 SH3 2B HBP		1	0	0	0	0	0	0						
James Mouton, R (5,PH) OBP: 0.250, SLG: 0.309									3H 1B 1B	1	0	0	0	0	0	0						
Xavier Hernandez, L (5,1) OBP: 0.409, SLG: 0.269										1	1	1	1	0	0	0						
John Cangelosi, S (8,PH) OBP: 0.409, SLG: 0.269										1	1	1	1	0	0	0						
Inning Stats	R: 1 E: 0 K: 1 S: 10	H: 1 LOB: 0 BB: 0 P: 12	R: 0 E: 0 K: 0 S: 7	H: 0 LOB: 0 BB: 0 P: 12	R: 0 E: 0 K: 0 S: 5	H: 0 LOB: 0 BB: 0 P: 6	R: 1 E: 0 K: 0 S: 9	H: 2 LOB: 2 BB: 2 P: 23	R: 0 E: 0 K: 0 S: 7	H: 0 LOB: 0 BB: 0 P: 12	R: 0 E: 0 K: 0 S: 8	H: 2 LOB: 1 BB: 0 P: 15	R: 0 E: 0 K: 0 S: 5	H: 0 LOB: 0 BB: 0 P: 8	R: 2 E: 0 K: 2 S: 12	H: 2 LOB: 2 BB: 1 P: 23	R: 1 E: 0 K: 1 S: 14	H: 4 LOB: 2 BB: 0 P: 20	1B: 7 2B: 3 3B: 1 HR: 0	SF: 1 SAC: 1 DP: 2 HBP: 1	WP: 1 PB: 0 SB: 0 CS: 0	PA: 39
PITCHER	IP WLS BF H R ER SO BB IBB HBP BLK WP HR S P ERA WHIP																					
Matt Ruebel, L (1,1) ERA: 5.4	7.0 26 5 2 2 1 2 0 0 0 0 0 51 88 2.57 1.000																					
Dan Miceli, R (8,1) ERA: 8.35	1.0 W 7 2 2 2 2 0 1 1 0 1 0 12 23 18.00 2.000																					
67 Francisco Cordova, R (9,1) ERA: 9.29	1.0 S 6 4 1 1 1 1 0 0 0 0 0 0 14 20 9.00 4.000																					

Houston Astros @ Pittsburgh Pirates
Three Rivers Stadium, Pittsburgh, PA
Tue May 28 1996, 7:05 PM EDT
Att. 7,182 - Unknown - 60 F

AB 33
R 5
H 11
RBI 4
BB 3
SO 4
LOB 14



Batter	1	2	3	4	5	6	7	8	9	AB	R	H	RBI	BB	SO	LOB	BOTTOM			
Carlos Garcia, R (1,4) OBP: 0.373, SLG: 0.460	K	4-1 1-2 2-3 BB			1-0 G5-3			1-1 P3		3	0	0	0	1	1	0				
Al Martin, L (1,7) OBP: 0.333, SLG: 0.410	4-2 BB	2-3 K			2-3 K			1-3 K		3	0	0	0	1	3	3				
Jeff King, R (1,3) OBP: 0.311, SLG: 0.487	0-0 F8				1-1 P4			0-0 P4		4	0	0	0	0	0	1				
Orlando Merced, S (1,9) OBP: 0.347, SLG: 0.419	0-0 G4-3				1-0 F7			2-1 G4-3		4	1	1	1	0	0	1				
Jay Bell, R (1,6) OBP: 0.335, SLG: 0.388		0-1 G3		2-3 K				0-2 F9		4	1	1	0	0	1	0				
Charlie Hayes, R (1,5) OBP: 0.320, SLG: 0.462		1-0 18 1B 1B		1-0 18 FC6-4 1B				4-2 BB		3	2	3	2	1	0	0				
John Wehner, R (1,8) OBP: 0.275, SLG: 0.324		3-1 BB 18 1B 1B		1-3 K				1-3 K		3	1	1	0	1	2	2				
18 Jason Kendall, R (1,2) OBP: 0.327, SLG: 0.394		2-2 BB 1B		1-1 FC6-4				0-1 G3		4	1	2	2	0	0	2				
Matt Ruebel, L (1,1) ERA: 2.8		1-3 BB 1B		1-2 P7				1-2 G1-3		2	0	0	0	0	1	3				
Mike Kingery, L (7,PH) OBP: 0.277, SLG: 0.237										1	0	0	0	0	0	0				
Dan Miceli, R (8,1) ERA: 4.91										0	0	0	0	0	0	0				
Nelson Liriang, S (8,PH) OBP: 0.266, SLG: 0.301										1	0	0	0	0	1	0				
67 Francisco Cordova, R (9,1) ERA: 7.29										0	0	0	0	0	0	0				
Inning Stats	R: 0 E: 0 K: 1 S: 7	H: 0 LOB: 1 BB: 1 P: 13	R: 1 E: 0 K: 2 S: 16	H: 3 LOB: 3 BB: 1 P: 29	R: 0 E: 0 K: 1 S: 11	H: 0 LOB: 0 BB: 0 P: 16	R: 0 E: 0 K: 1 S: 9	H: 1 LOB: 1 BB: 0 P: 13	R: 0 E: 0 K: 1 S: 7	H: 0 LOB: 0 BB: 0 P: 11	R: 1 E: 0 K: 1 S: 12	H: 1 LOB: 1 BB: 1 P: 17	R: 0 E: 0 K: 1 S: 12	H: 0 LOB: 0 BB: 0 P: 15	R: 4 E: 1 K: 1 S: 17	H: 3 LOB: 0 BB: 1 P: 27	1B: 5 2B: 0 3B: 1 HR: 2	SF: 0 SAC: 0 DP: 0 HBP: 0	WP: 0 PB: 0 SB: 0 CS: 0	PA: 36
PITCHER	IP WLS BF H R ER SO BB IBB HBP BLK WP HR S P ERA WHIP																			
Mike Hampton, L (1,1) ERA: 2.8	4.0 18 4 1 1 5 2 0 0 0 0 0 43 71 2.25 1.500																			
Xavier Hernandez, R (5,1) ERA: 4.91	3.0 11 1 1 1 3 1 0 0 0 0 1 31 43 3.00 0.667																			
Greg Swindell, L (8,1) ERA: 7.29	1.0 L 7 3 4 3 1 1 0 0 0 0 1 17 27 27.00 4.000																			

Houston Astros @ Pittsburgh Pirates
Three Rivers Stadium, Pittsburgh, PA
Tue May 28 1996, 7:05 PM EDT
Att. 7,182 - Unknown - 60 F

AB 32
R 6
H 8
RBI 5
BB 4
SO 9
LOB 12



Batter	1	2	3	4	5	6	7	8	9	AB	R	H	RBI	BB	SO	LOB	TOP										
Eric Young Sr. R OBP: 0.414, SLG: 0.468 (1, 4)	F9		G1-3			F7		HR		3	1	0	0	1	0	0	Colorado Rockies @ Pittsburgh Pirates Three Rivers Stadium, Pittsburgh, PA Fri May 31 1996, 7:05 PM EDT Att: 26,640 - Unknown - 80 F										
Ellis Burks R OBP: 0.401, SLG: 0.611 (1, 7)	G5-3		F8			K		HR		4	1	1	2	0	1	0											
Dante Bichette R OBP: 0.389, SLG: 0.495 (1, 9)	P9			B1-3		1B		WP	1B	4	1	2	0	0	0	0											
Larry Walker L OBP: 0.351, SLG: 0.584 (1, 8)		G4-3		K		G4-1		1B		4	0	1	1	0	1	1											
Andres Galarraga R OBP: 0.329, SLG: 0.574 (1, 3)		HR		K			F9	K		4	1	1	1	0	2	1											
Vinny Castilla R OBP: 0.332, SLG: 0.429 (1, 5)					G5-3		F9		K	4	0	0	0	0	1	0											
Jayhawk Owens R OBP: 0.245, SLG: 0.287 John Vander Wal L OBP: 0.357, SLG: 0.417 (8, PH)			K		G6-3		K		F8	3	0	0	0	0	2	1											
Walt Weiss S OBP: 0.429, SLG: 0.369 (1, 6)		G6-3			1B			L7	G3-1	4	0	1	0	0	0	1											
Armando Reynoso R OBP: 0.217, SLG: 0.192 Pedro Castellano R OBP: 0.333, SLG: 0.143 Mike Farmer S OBP: 0.250, SLG: 0.000 Quinten McCrory S OBP: 0.262, SLG: 0.293 John Habyan R Mike Munoz L (8, 1)			K			K			F9	1	0	0	0	0	1	0											
Inning Stats	R: 0 E: 0 K: 0 S: 8	H: 0 LOB: 0 BB: 0 P: 15	R: 1 E: 1 K: 1 S: 12	H: 1 LOB: 1 BB: 0 P: 19	R: 0 E: 0 K: 1 S: 6	H: 0 LOB: 0 BB: 0 P: 8	R: 0 E: 0 K: 2 S: 10	H: 0 LOB: 0 BB: 0 P: 13	R: 0 E: 0 K: 1 S: 11	H: 1 LOB: 1 BB: 0 P: 14	R: 0 E: 0 K: 1 S: 11	H: 1 LOB: 1 BB: 0 P: 16	R: 0 E: 0 K: 1 S: 7	H: 0 LOB: 0 BB: 0 P: 10	R: 3 E: 0 K: 1 S: 12	H: 3 LOB: 1 BB: 1 P: 24		R: 0 E: 0 K: 1 S: 6	H: 0 LOB: 0 BB: 0 P: 8	1B: 4 2B: 0 3B: 0 HR: 2	SF: 0 SAC: 0 DP: 0 HBP: 0	WP: 1 PB: 0 SB: 1 CS: 0	PA: 35				
PITCHER	IP	WLS	BF	H	R	ER	SO	BB	IBB	HBP	BLK	WP	HR	S	P	ERA	WHIP										
Denny Neagle L ERA: 3.38 Dan Plesac L ERA: 4.5 67 Francisco Cordova R ERA: 0.64	7.2	W	30	5	4	4	7	1	0	0	0	0	2	71	109	4.70	0.783										

Batter	1	2	3	4	5	6	7	8	9	AB	R	H	RBI	BB	SO	LOB	BOTTOM										
Carlos Garcia R OBP: 0.375, SLG: 0.450 (1, 4)	K			G5-3			K			4	0	1	2	1	2	0	Colorado Rockies @ Pittsburgh Pirates Three Rivers Stadium, Pittsburgh, PA Fri May 31 1996, 7:05 PM EDT Att: 26,640 - Unknown - 80 F										
Al Martin L OBP: 0.332, SLG: 0.405 (1, 7)	E				G4-3		CS		K	5	1	2	0	0	2	3											
Jeff King R OBP: 0.312, SLG: 0.493 (1, 3)	K					HR				4	1	1	1	0	2	2											
Orlando Merced S OBP: 0.358, SLG: 0.457 (1, 9)						E		G3		4	1	3	2	0	0	0											
Jay Bell R OBP: 0.333, SLG: 0.390 (1, 6)	F9				G4-3					4	1	1	0	0	0	2											
Charlie Hayes R OBP: 0.325, SLG: 0.458 (1, 5)										3	1	1	0	1	0	1											
Mike Kingery L OBP: 0.230, SLG: 0.240 John Wehner R OBP: 0.286, SLG: 0.385 (9, 8)										3	1	1	0	0	0	1											
18 Jason Kendall R OBP: 0.335, SLG: 0.407 (1, 2)										4	1	2	0	0	0	0											
Denny Neagle L OBP: 0.160, SLG: 0.130 Dan Plesac L 67 Francisco Cordova R OBP: 0.500, SLG: 0.500 (8, 1)										3	0	0	0	0	0	2											
Inning Stats	R: 1 E: 1 K: 2 S: 10	H: 2 LOB: 1 BB: 0 P: 16	R: 2 E: 0 K: 1 S: 16	H: 3 LOB: 1 BB: 0 P: 22	R: 1 E: 0 K: 1 S: 11	H: 2 LOB: 1 BB: 0 P: 17	R: 0 E: 0 K: 0 S: 7	H: 0 LOB: 0 BB: 0 P: 11	R: 1 E: 0 K: 0 S: 11	H: 2 LOB: 1 BB: 0 P: 20	R: 0 E: 0 K: 0 S: 4	H: 0 LOB: 0 BB: 0 P: 6	R: 0 E: 0 K: 1 S: 7	H: 1 LOB: 0 BB: 0 P: 9	R: 3 E: 1 K: 1 S: 11	H: 3 LOB: 2 BB: 2 P: 26		R: 0 E: 0 K: 1 S: 6	H: 0 LOB: 0 BB: 0 P: 8	1B: 8 2B: 2 3B: 1 HR: 2	SF: 0 SAC: 1 DP: 0 HBP: 0	WP: 1 PB: 0 SB: 3 CS: 1	PA: 38				
PITCHER	IP	WLS	BF	H	R	ER	SO	BB	IBB	HBP	BLK	WP	HR	S	P	ERA	WHIP										
Armando Reynoso R ERA: 4.87 Mike Farmer L ERA: 6.0 John Habyan R ERA: 6.1 Mike Munoz L ERA: 9.0	4.0	L	19	7	4	4	4	0	0	0	0	0	1	22	35	3.00	1.000										



Batter	1	2	3	4	5	6	7	8	9	AB	R	H	RBI	BB	SO	LOB	TOP			
Eric Young Sr. R OBP: 0.408, SLG: 0.454	(1,4) K		(4-1) WP 1B BB		(0-0) G6-3		(0-0) F9		(0-1) F9	4	1	0	0	1	1	1	Colorado Rockies @ Pittsburgh Pirates Three Rivers Stadium, Pittsburgh, PA Sat Jun 01 1996, 7:05 PM EDT Att: 15,633 - Unknown - 80 F livebaseballscorecards.com			
Ellis Burks R OBP: 0.401, SLG: 0.604	(1,7) B1-3		(2-3) K		(4-1) BB			(2-1) F S 1B	(1-1) F7	4	0	1	0	1	1	3				
Dante Bichette R OBP: 0.387, SLG: 0.490	(1,9) K		(2-1) BB 2-H 3-H 1B		(0-0) L5			(2-3) K		4	0	1	2	0	2	2				
Larry Walker L OBP: 0.354, SLG: 0.577		(2-3) K	(4-2) BB		(2-1) G5-3			(4-0) HBP IBB		2	0	0	0	2	1	1				
Andres Galarraga R OBP: 0.332, SLG: 0.568		(2-1) FC1-5 HBP	(2-2) F8			(2-3) K		(2-1) HBP		2	0	0	0	0	1	2				
Jeff Reed L OBP: 0.356, SLG: 0.475	(1,2) FC1-5			(0-3) K		(0-3) K		(1-3) K		3	0	0	0	0	2	1				
Pedro Castellano R OBP: 0.316, SLG: 0.133	(8, PH) K									1	0	0	0	0	1	3				
Lance Painter L OBP: 0.167, SLG: 0.167	(8,1) K									0	0	0	0	0	0	0				
Bruce Ruffin S OBP: 0.167, SLG: 0.167	(8,1) K									0	0	0	0	0	0	0				
Vinny Castilla R OBP: 0.325, SLG: 0.421	(1,5) F9			(0-3) K		(0-0) G6-3		(0-1) F9		4	0	0	0	0	1	4				
Walt Weiss S OBP: 0.426, SLG: 0.363			(0-3) K	(4-2) BB			(0-0) G3		(2-2) F8	3	0	0	0	1	1	0				
Kevin Ritz R OBP: 0.105, SLG: 0.056			(4-2) WP BB 1B		(3-3) K					1	1	0	0	1	1	1				
Quinton McCracken S OBP: 0.296, SLG: 0.296	(7, PH) K									1	0	0	0	0	0	0				
Steve Reed R OBP: 0.260, SLG: 0.283	(7,1) K									0	0	0	0	0	0	0				
Jayhawk Owens R OBP: 0.260, SLG: 0.283	(8,2) K									1	0	1	0	0	0	0				
Inning Stats	R: 0 E: 0 K: 2 S: 9	H: 0 LOB: 0 BB: 0 P: 14	R: 0 E: 0 K: 1 S: 10	H: 0 LOB: 1 BB: 0 P: 16	R: 2 E: 0 K: 2 S: 17	H: 1 LOB: 2 BB: 3 P: 35	R: 0 E: 0 K: 3 S: 11	H: 0 LOB: 1 BB: 1 P: 18	R: 0 E: 0 K: 0 S: 5	H: 0 LOB: 0 BB: 0 P: 10	R: 0 E: 0 K: 0 S: 5	H: 0 LOB: 0 BB: 0 P: 7	R: 0 E: 0 K: 2 S: 11	H: 1 LOB: 3 BB: 0 P: 22	R: 0 E: 0 K: 0 S: 8	H: 1 LOB: 1 BB: 0 P: 11	1B: 3 2B: 0 3B: 0 HR: 0	SF: 0 SAC: 0 DP: 0 HBP: 2	WP: 1 PB: 0 SB: 2 CS: 0	PA: 38
PITCHER	IP WLS BF H R ER SO BB IBB HBP BLK WP HR S P ERA WHIP																			
Paul Wagner R ERA: 3.77	(1,1) 7.0 L 28 1 2 2 10 5 0 1 0 1 0 65 111 2.57 0.857																			
Marc Wilkins R ERA: 4.05	(8,1) 0.1 4 1 0 0 1 0 1 1 0 0 0 6 16 0.00 3.000																			
Jason Christiansen L ERA: 9.33	(8,1) 0.1 1 0 0 0 1 0 0 0 0 0 0 3 4 0.00 0.000																			
Dan Miceli R ERA: 7.78	(8,1) 1.1 5 1 0 0 0 0 0 0 0 0 0 10 13 0.00 0.750																			

Batter	1	2	3	4	5	6	7	8	9	AB	R	H	RBI	BB	SO	LOB	BOTTOM					
Carlos Garcia R OBP: 0.368, SLG: 0.434	(1,4) L1		(1-2) G5-3		(4-2) BB		(3-3) K		(1-3) K	4	0	0	0	1	2	2	Colorado Rockies @ Pittsburgh Pirates Three Rivers Stadium, Pittsburgh, PA Sat Jun 01 1996, 7:05 PM EDT Att: 15,633 - Unknown - 80 F livebaseballscorecards.com					
Al Martin L OBP: 0.331, SLG: 0.402	(1,7) G1-3		(1-2) G3-1		(2-0) G6-3			(1-2) WP 1B		4	0	1	0	0	0	2						
Jeff King R OBP: 0.316, SLG: 0.493	(1,5) G6-3			(0-1) 1B		(0-0) CS 1B		(1-1) L5		4	0	2	0	0	0	1						
Orlando Merced S OBP: 0.362, SLG: 0.458		(1-3) K	(2-2) S 1B		(3-2) F8			(0-0) WP 1B		4	0	2	0	0	1	1						
Mark Johnson L OBP: 0.341, SLG: 0.500	(1,3) G4-3		(1-3) K		(1-2) BB			(2-3) K		2	0	1	0	1	1	1						
Charlie Hayes R OBP: 0.324, SLG: 0.455	(8, PH) K									1	0	0	0	0	1	2						
Jay Bell R OBP: 0.327, SLG: 0.382	(1,6) G4-3			(1-1) F9		(3-2) G6-3		(1-3) K		4	0	0	0	0	1	5						
Mike Kingery L OBP: 0.243, SLG: 0.245	(1,8) K				(0-0) SH1-4 1B			(0-0) G6-3		2	0	1	0	1	0	0						
John Wehner R OBP: 0.279, SLG: 0.375	(8, PH) K									1	0	0	0	0	0	0						
1B Jason Kendall R OBP: 0.333, SLG: 0.403	(1,2) FC6-4		(1-2) F8		(1-0) F8			(0-1) G5-3		4	0	1	0	0	0	3						
Paul Wagner R ERA: 3.77	(1,1) 6.0 W 24 1 2 2 10 5 0 1 0 1 0 65 111 2.57 0.857																					
Marc Wilkins R ERA: 4.05	(7, PH) 0.1 4 1 0 0 1 0 1 1 0 0 0 6 16 0.00 3.000																					
Jason Christiansen L ERA: 9.33	(8,1) 0.1 1 0 0 0 1 0 0 0 0 0 0 3 4 0.00 0.000																					
Dan Miceli R ERA: 7.78	(8,1) 1.1 5 1 0 0 0 0 0 0 0 0 0 10 13 0.00 0.750																					
Inning Stats	R: 0 E: 0 K: 0 S: 6	H: 0 LOB: 0 BB: 0 P: 14	R: 0 E: 0 K: 1 S: 14	H: 0 LOB: 2 BB: 2 P: 24	R: 0 E: 0 K: 0 S: 9	H: 0 LOB: 0 BB: 0 P: 13	R: 0 E: 0 K: 1 S: 12	H: 2 LOB: 1 BB: 0 P: 17	R: 0 E: 0 K: 0 S: 10	H: 1 LOB: 2 BB: 1 P: 19	R: 0 E: 0 K: 0 S: 12	H: 2 LOB: 1 BB: 0 P: 19	R: 0 E: 0 K: 1 S: 13	H: 1 LOB: 1 BB: 0 P: 18	R: 0 E: 0 K: 2 S: 14	H: 2 LOB: 2 BB: 0 P: 19	R: 0 E: 0 K: 1 S: 8	H: 1 LOB: 1 BB: 0 P: 13	1B: 9 2B: 0 3B: 0 HR: 0	SF: 0 SAC: 1 DP: 0 HBP: 0	WP: 1 PB: 0 SB: 1 CS: 1	PA: 37
PITCHER	IP WLS BF H R ER SO BB IBB HBP BLK WP HR S P ERA WHIP																					
Kevin Ritz R ERA: 5.67	(1,1) 6.0 W 24 1 2 2 10 5 0 1 0 1 0 65 111 2.57 0.857																					
Steve Reed R ERA: 4.44	(7,1) 1.0 4 1 0 0 1 0 0 0 0 0 0 13 18 0.00 1.000																					
Lance Painter L ERA: 4.61	(8,1) 0.1 3 2 0 0 0 0 0 0 0 0 0 7 9 0.00 6.000																					
Bruce Ruffin L ERA: 5.24	(8,1) 1.2 S 6 1 0 0 3 0 0 0 0 0 1 0 15 23 0.00 0.600																					

Batter	1	2	3	4	5	6	7	8	9	AB	R	H	RBI	BB	SO	LOB	TOP				
Eric Young Sr. R OBP: 0.395, SLG: 0.437	G6-3	FC4-6			G4-3		G6-3		K	5	0	0	0	0	1	3	Colorado Rockies @ Pittsburgh Pirates Three Rivers Stadium, Pittsburgh, PA Sun Jun 02 1996, 3:33 AM EDT Att: 26,745 - Sunny - 75 F				
Quinton McCracken, S OBP: 0.278, SLG: 0.277	G3-1 1B		K		G4-3		K		L6	5	0	1	0	0	2	0					
Dante Bichette, R OBP: 0.387, SLG: 0.493	G3-1		1B 2B		F8		FC6-4 1B		K	5	1	2	0	0	1	1					
Andres Galarraga, R OBP: 0.335, SLG: 0.572	K		S BLK 2H 1B		G3 2B		FC6-4 1-2			4	0	2	1	0	1	2					
Ellis Burks, R OBP: 0.407, SLG: 0.605		FC1-4 S 1B	K		G3 BB		S 3B 1B			3	1	2	0	1	1	1					
Vinny Castilla, R OBP: 0.324, SLG: 0.414	FC1-4 BB		F7		G3		K			3	0	0	0	1	1	4					
Jayhawk Owens, R OBP: 0.259, SLG: 0.320	K				F7		FC5-2 3B			4	0	1	1	0	2	4					
Walt Weiss, S OBP: 0.423, SLG: 0.357	FC1-4 BB 1-2 2-3		G6-3		IBB		FC5-2			3	0	0	0	1	0	3					
Marvin Freeman, R OBP: 0.130, SLG: 0.091			G5-3		B1-3		K			2	0	0	0	1	0	3					
Pedro Castellano, R OBP: 0.350, SLG: 0.125										1	0	0	0	0	1	1					
Darren Holmes, R OBP: 0.167, SLG: 0.167										0	0	0	0	0	0	0					
John Habyan, R OBP: 0.167, SLG: 0.167										0	0	0	0	0	0	0					
Inning Stats	R: 0 E: 0 K: 1 S: 11	H: 1 LOB: 1 BB: 0 P: 14	R: 0 E: 0 K: 1 S: 9	H: 1 LOB: 3 BB: 2 P: 18	R: 1 E: 0 K: 2 S: 15	H: 2 LOB: 1 BB: 0 P: 24	R: 0 E: 0 K: 1 S: 6	H: 0 LOB: 0 BB: 0 P: 8	R: 0 E: 0 K: 0 S: 7	H: 1 LOB: 3 BB: 2 P: 19	R: 0 E: 0 K: 1 S: 8	H: 1 LOB: 1 BB: 0 P: 12	R: 1 E: 0 K: 2 S: 18	H: 2 LOB: 1 BB: 0 P: 30	R: 0 E: 0 K: 2 S: 8	H: 0 LOB: 0 BB: 0 P: 11	1B: 5 2B: 2 3B: 1 HR: 0	SF: 0 SAC: 0 DP: 0 HBP: 0	WP: 0 PB: 0 SB: 3 CS: 0	PA: 39	
PITCHER	IP	WLS	BF	H	R	ER	SO	BB	IBB	HBP	BLK	WP	HR	S	P	ERA	WHIP				
Zane Smith, L ERA: 4.17	8.0	W	36	8	2	2	8	3	1	0	1	0	0	84	133	2.25	1.375				
67 Francisco Cordova, R ERA: 3.52	1.0	S	3	0	0	0	2	0	0	0	0	0	0	8	11	0.00	0.000				

AB	35
R	2
H	8
RBI	2
BB	4
SO	10
LOB	22



Batter	1	2	3	4	5	6	7	8	9	AB	R	H	RBI	BB	SO	LOB	BOTTOM				
Carlos Garcia, R OBP: 0.380, SLG: 0.444	G4-3			G6-3 S 1B		BB 1B		WP BB 1B		4	2	3	0	0	0	0	Colorado Rockies @ Pittsburgh Pirates Three Rivers Stadium, Pittsburgh, PA Sun Jun 02 1996, 3:33 AM EDT Att: 26,745 - Sunny - 75 F				
Mike Kingsley, L OBP: 0.252, SLG: 0.240	K			G6-3		BB		BB WP BB		2	1	0	0	2	1	1					
Jeff King, R OBP: 0.314, SLG: 0.490	K			F7 1B		F7		SF7		3	0	1	2	0	1	2					
Orlando Merced, S OBP: 0.353, SLG: 0.445		K		F7		L4		K		4	0	0	0	0	2	5					
Charlie Hayes, R OBP: 0.322, SLG: 0.448		K		F8		G6-3		WP BB IBB		3	0	0	0	1	1	1					
Dave Clark, L OBP: 0.388, SLG: 0.466						G3		WP BB		3	0	0	1	1	1	0					
18 Jason Kendall, R OBP: 0.333, SLG: 0.403						K		WP BB		0	0	0	0	0	0	0					
Jay Bell, R OBP: 0.326, SLG: 0.376				K		F9		K FC3-6 BB		3	0	0	0	1	2	0					
Keith Osik, R OBP: 0.400, SLG: 0.500				K		P4		HR FC3-6 BB		2	0	0	0	0	1	0					
Al Martin, L OBP: 0.332, SLG: 0.416				K						2	1	1	1	0	0	3					
67 Francisco Cordova, R OBP: 0.500, SLG: 0.500				K						0	0	0	0	0	0	0					
Zane Smith, L OBP: 0.176, SLG: 0.176				G4-3		P5		BB S7 1B		2	0	0	0	0	0	0					
Mark Johnson, L OBP: 0.349, SLG: 0.506										1	0	1	0	0	0	0					
John Wehner, R OBP: 0.279, SLG: 0.375										0	1	0	0	0	0	0					
Inning Stats	R: 0 E: 0 K: 2 S: 7	H: 0 LOB: 0 BB: 0 P: 9	R: 0 E: 0 K: 2 S: 9	H: 0 LOB: 0 BB: 0 P: 14	R: 0 E: 0 K: 2 S: 11	H: 0 LOB: 0 BB: 0 P: 12	R: 1 E: 0 K: 0 S: 7	H: 2 LOB: 1 BB: 0 P: 13	R: 0 E: 0 K: 1 S: 9	H: 0 LOB: 0 BB: 0 P: 11	R: 0 E: 0 K: 1 S: 7	H: 0 LOB: 0 BB: 0 P: 10	R: 4 E: 0 K: 1 S: 20	H: 3 LOB: 3 BB: 4 P: 40	R: 1 E: 0 K: 1 S: 8	H: 1 LOB: 1 BB: 0 P: 11	1B: 5 2B: 0 3B: 0 HR: 1	SF: 1 SAC: 0 DP: 0 HBP: 0	WP: 2 PB: 0 SB: 1 CS: 0	PA: 35	
PITCHER	IP	WLS	BF	H	R	ER	SO	BB	IBB	HBP	BLK	WP	HR	S	P	ERA	WHIP				
Marvin Freeman, R ERA: 4.57	7.0	L	25	3	1	1	8	1	0	0	0	0	1	8	11	∞	∞				
Darren Holmes, R ERA: 4.91	0.0	L	3	3	3	3	0	0	0	0	0	0	0	8	21	0.00	3.000				
Lance Painter, L ERA: 4.82	0.2		5	0	0	0	1	2	1	0	0	1	0	8	21	0.00	3.000				
John Habyan, R ERA: 6.0	0.1		2	0	1	1	0	1	0	0	0	1	0	4	8	27.00	3.000				

AB	29
R	5
H	6
RBI	4
BB	5
SO	9
LOB	12



Batter	1	2	3	4	5	6	7	8	9	AB	R	H	RBI	BB	SO	LOB	TOP			
Carlos Garcia, R (1,4) OBP: 0.391, SLG: 0.460	G3			1B	K		G4-3			4	1	1	0	0	1	0	Pittsburgh Pirates @ Los Angeles Dodgers Dodger Stadium, Los Angeles, CA Tue Jun 04 1996, 7:05 PM PDT Att: 29,576 - Unknown - 75 F livebaseballscorecards.com			
Al Martin, L (1,7) OBP: 0.332, SLG: 0.413	CS			1B	K			G4-3		4	1	2	0	0	1	0				
Jeff King, R (1,3) OBP: 0.315, SLG: 0.498	G5-3			1B	K			G4-3		4	1	2	1	0	0	1				
Orlando Merced, S (1,9) OBP: 0.347, SLG: 0.439		G4-3		1B	K			K		4	0	1	0	0	1	1				
Charlie Hayes, R (1,5) OBP: 0.324, SLG: 0.445		K		1B	K			B1-3		3	0	0	1	1	2	0				
Mike Kingsley, L (1,8) OBP: 0.278, SLG: 0.274	L8			1B	F9			1B		4	0	2	1	0	0	0				
Jay Bell, R (1,6) OBP: 0.323, SLG: 0.381			G6-3	K	L3			K		4	0	0	0	0	2	4				
1B Jason Kendall, R (1,2) OBP: 0.323, SLG: 0.385			G5-3	FC5-2	G3-1			IBB		3	0	0	0	1	0	3				
Danny Darwin, R (1,1) OBP: 0.167, SLG: 0.375			K	K	K2-3			F9		4	0	0	0	0	3	5				
Dan Plesac, L (9,1)										0	0	0	0	0	0	0				
67 Francisco Cordova, R (9,1) OBP: 0.500, SLG: 0.500										0	0	0	0	0	0	0				
Inning Stats	R: 0 E: 0 K: 0 S: 8	H: 1 LOB: 0 BB: 0 P: 11	R: 0 E: 0 K: 1 S: 7	H: 0 LOB: 0 BB: 0 P: 9	R: 0 E: 0 K: 1 S: 8	H: 0 LOB: 0 BB: 0 P: 11	R: 3 E: 0 K: 2 S: 20	H: 5 LOB: 3 BB: 1 P: 35	R: 0 E: 0 K: 1 S: 12	H: 1 LOB: 1 BB: 0 P: 17	R: 0 E: 0 K: 1 S: 5	H: 0 LOB: 0 BB: 0 P: 9	R: 0 E: 0 K: 1 S: 8	H: 0 LOB: 0 BB: 0 P: 12	R: 0 E: 0 K: 1 S: 7	H: 1 LOB: 2 BB: 1 P: 13	1B: 8 2B: 0 3B: 0 HR: 0	SF: 0 SAC: 0 DP: 0 HBP: 0	WP: 0 PB: 0 CS: 2	PA: 36
PITCHER	IP	WLS	BF	H	R	ER	SO	BB	IBB	HBP	BLK	WP	HR	S	P	ERA	WHIP			
Hideo Nomo, R (1,1) ERA: 3.79	6.0	L	25	7	3	3	7	1	0	0	0	0	0	60	92	4.50	1.333			
Mark Guthrie, L (7,1) ERA: 1.48	2.0		6	0	0	0	2	0	0	0	0	0	0	16	23	0.00	0.000			
Antonio Osuna, R (9,1) ERA: 1.31	1.0		5	1	0	0	1	0	1	0	0	0	0	7	13	0.00	1.000			

Batter	1	2	3	4	5	6	7	8	9	AB	R	H	RBI	BB	SO	LOB	BOTTOM			
Roger Cedeno, S (1,8) OBP: 0.353, SLG: 0.328	L9-3			K		K			1B	4	0	2	0	0	2	1	Pittsburgh Pirates @ Los Angeles Dodgers Dodger Stadium, Los Angeles, CA Tue Jun 04 1996, 7:05 PM PDT Att: 29,576 - Unknown - 75 F livebaseballscorecards.com			
Todd Hollandsworth, L (1,7) OBP: 0.384, SLG: 0.408	L9-3			L9		G4-3			F9	3	0	0	0	0	0	2				
Mike Busch, R (9,PH) OBP: 0.250, SLG: 0.391	L9-3			L9		G4-3			F9	1	0	0	0	0	0	1				
Mike Piazza, R (1,2) OBP: 0.442, SLG: 0.604	F9			G4-3		L6			BB	3	0	0	0	1	0	0				
Chad Fonville, S (9,PR) OBP: 0.275, SLG: 0.243	F9			G4-3		L6			BB	0	0	0	0	0	0	0				
Eric Karros, R (1,3) OBP: 0.285, SLG: 0.381	F7			FC4-6		G4-3			L7	4	0	2	0	0	0	2				
Raul Mondesi, R (1,9) OBP: 0.268, SLG: 0.433	L5			FC4-6		G4-3			G6-3	4	0	0	0	0	0	4				
Delino DeShields, L (1,4) OBP: 0.291, SLG: 0.347	G4-3			L8		G6-3			G6-3	3	0	0	0	0	0	2				
Mike Blowers, R (1,5) OBP: 0.324, SLG: 0.348				F9		G6-3			G5-3	3	0	0	0	0	0	1				
Juan Castro, R (1,6) OBP: 0.227, SLG: 0.220				G5-3		G3			F9	3	0	1	0	0	0	0				
Hideo Nomo, R (1,1) OBP: 0.130, SLG: 0.091				G6-3		G3			G4-3	1	0	0	0	0	0	0				
Milt Thompson, L (6,PH) OBP: 0.238, SLG: 0.162				G6-3		G3			G4-3	1	0	0	0	0	0	1				
Mark Guthrie, R (7,1)										0	0	0	0	0	0	0				
Dave Hansen, L (8,PH) OBP: 0.300, SLG: 0.190										1	0	0	0	0	0	0				
Antonio Osuna, R (9,1)										0	0	0	0	0	0	0				
Inning Stats	R: 0 E: 0 K: 0 S: 8	H: 1 LOB: 0 BB: 0 P: 11	R: 0 E: 0 K: 0 S: 4	H: 0 LOB: 0 BB: 0 P: 7	R: 0 E: 0 K: 0 S: 7	H: 0 LOB: 0 BB: 0 P: 10	R: 0 E: 0 K: 1 S: 10	H: 0 LOB: 0 BB: 0 P: 13	R: 0 E: 0 K: 1 S: 8	H: 1 LOB: 1 BB: 0 P: 12	R: 0 E: 0 K: 1 S: 8	H: 1 LOB: 1 BB: 0 P: 12	R: 0 E: 0 K: 0 S: 3	H: 0 LOB: 0 BB: 0 P: 4	R: 0 E: 0 K: 0 S: 10	H: 1 LOB: 2 BB: 1 P: 18	1B: 4 2B: 2 3B: 0 HR: 0	SF: 0 SAC: 0 DP: 1 HBP: 0	WP: 0 PB: 0 CS: 0	PA: 32
PITCHER	IP	WLS	BF	H	R	ER	SO	BB	IBB	HBP	BLK	WP	HR	S	P	ERA	WHIP			
Danny Darwin, R (1,1) ERA: 3.07	8.0	W	28	5	0	0	2	0	0	0	0	0	0	62	87	0.00	0.625			
Dan Plesac, L (9,1) ERA: 4.26	0.1		1	0	0	0	0	0	0	0	0	0	0	3	6	0.00	0.000			
67 Francisco Cordova, R (9,1) ERA: 3.45	0.2	S	3	0	0	0	0	1	0	0	0	0	0	5	10	0.00	1.500			


Batter	1	2	3	4	5	6	7	8	9	AB	R	H	RBI	BB	SO	LOB	TOP										
Carlos Garcia, R OBP: 0.385, SLG: 0.450 (1, 6) (7, 4)	G6-3		HR	FC6-4 S 1B		F9		K		5	2	1	0	0	1	2	Pittsburgh Pirates @ Los Angeles Dodgers Dodger Stadium, Los Angeles, CA Wed Jun 05 1996, 7:05 PM PDT Att: 32,161 - Unknown - 72 F										
Al Martin, L OBP: 0.333, SLG: 0.426 (1, 8) (7, 7)	G3		HR	1B FC4-6 1B		K		G1-3		5	2	2	3	0	1	0											
Jeff King, R OBP: 0.321, SLG: 0.495 (1, 3) (7, 7)	1B		WP	FC4-6 1B IBB		G4-3		G5-3		3	1	1	0	2	0	0											
Orlando Merced, S OBP: 0.354, SLG: 0.440 (1, 9) (7, 7)	F7		K	FC4-6 1B				1B		4	0	2	1	1	1	2											
Charlie Hayes, R OBP: 0.321, SLG: 0.439 (1, 5) (7, 7)			F9	FC4-6		G5-4-3		F8		5	0	1	2	0	0	4											
Dave Clark, L OBP: 0.403, SLG: 0.475 John Wehner, R OBP: 0.279, SLG: 0.375 (1, 7) (7, 8)			G3-6-3	K						3	0	1	0	1	1	3											
Nelson Liriano, S OBP: 0.323, SLG: 0.316 Jay Bell, R OBP: 0.323, SLG: 0.381 (1, 4) (7, 6)	P4		1B	G6-3		L4				4	1	1	0	0	0	2											
1B Jason Kendall, R OBP: 0.327, SLG: 0.384 (1, 2) (7, 7)	IBB		FC6-4 1B	G5-3				G5-3		3	1	1	0	1	0	0											
Marc Wilkins, R OBP: 0.333, SLG: 0.333 Jon Lieber, R OBP: 0.400, SLG: 0.290 Jason Christiansen, R OBP: 0.279, SLG: 0.375 Dan Miceli, R OBP: 0.323, SLG: 0.381 67 Francisco Cordova, R OBP: 0.354, SLG: 0.440 Mike Kingery, L OBP: 0.279, SLG: 0.279 (1, 1) (6, 1) (8, 1) (8, 1) (9, 1) (9, 1)	K		FC6-4 1B	K				F7		3	0	1	1	0	2	2											
Inning Stats	R: 0 E: 0 K: 0 S: 6	H: 1 LOB: 1 BB: 0 P: 7	R: 0 E: 0 K: 1 S: 6	H: 1 LOB: 2 BB: 1 P: 16	R: 3 E: 0 K: 1 S: 11	H: 3 LOB: 0 BB: 1 P: 21	R: 4 E: 0 K: 1 S: 14	H: 5 LOB: 2 BB: 1 P: 24	R: 0 E: 0 K: 1 S: 6	H: 0 LOB: 0 BB: 0 P: 9	R: 0 E: 0 K: 1 S: 6	H: 0 LOB: 1 BB: 2 P: 10	R: 0 E: 0 K: 1 S: 11	H: 0 LOB: 1 BB: 2 P: 24	R: 0 E: 0 K: 1 S: 6	H: 0 LOB: 0 BB: 0 P: 9		R: 0 E: 0 K: 0 S: 6	H: 1 LOB: 1 BB: 0 P: 10	1B: 9 2B: 1 3B: 0 HR: 1	SF: 0 SAC: 0 DP: 2 HBP: 0	WP: 2 PB: 0 SB: 2 CS: 0	PA: 41				
PITCHER	IP	WLS	BF	H	R	ER	SO	BB	IBB	HBP	BLK	WP	HR	S	P	ERA	WHIP										
Pedro Astacio, R ERA: 3.56 (1, 1)	3.0	L	18	8	6	6	2	1	1	0	0	1	1	26	48	18.00	3.000										
Joey Eischen, L ERA: 4.18 (4, 1)	1.0		6	2	1	1	1	0	1	0	0	0	0	11	20	9.00	2.000										
Chan Ho Park, R ERA: 1.98 (5, 1)	4.0		13	0	0	0	3	2	0	0	0	0	0	29	52	0.00	0.500										
Scott Radinsky, L ERA: 0.64 (9, 1)	1.0		4	1	0	0	0	0	0	0	0	0	0	6	10	0.00	1.000										

Batter	1	2	3	4	5	6	7	8	9	AB	R	H	RBI	BB	SO	LOB	BOTTOM										
Roger Cedeno, S OBP: 0.350, SLG: 0.333 (1, 8) (7, 7)	K		G5-3			G6-3		1B		4	1	1	0	0	1	1	Pittsburgh Pirates @ Los Angeles Dodgers Dodger Stadium, Los Angeles, CA Wed Jun 05 1996, 7:05 PM PDT Att: 32,161 - Unknown - 72 F										
Todd Hollandsworth, L OBP: 0.376, SLG: 0.398 Billy Ashley, R OBP: 0.341, SLG: 0.579 (1, 7) (8, PH) (9, 7)	F7		K			F8		K		3	0	0	0	0	1	0											
Mike Piazza, R OBP: 0.597, SLG: 0.597 Scott Radinsky, L (1, 2) (9, 1)	G6-3		F9			K		1B		4	0	1	2	0	1	0											
Eric Karros, R OBP: 0.284, SLG: 0.394 (1, 3) (7, 7)	K		G6-3			HR		F7		4	1	1	1	0	1	1											
Raul Mondesi, R OBP: 0.280, SLG: 0.451 (1, 9) (7, 7)	G4-6-3 1B				3B	FC4-6 1B		FC1-6 BB		4	0	4	0	0	0	0											
Delino DeShields, L OBP: 0.289, SLG: 0.344 Chad Forville, S OBP: 0.279, SLG: 0.241 (1, 4) (7, 4)	G4-6-3				P6	FC4-6		FC1-6 BB		2	0	0	0	0	0	2											
Mike Blowers, R OBP: 0.318, SLG: 0.341 (1, 5) (7, 7)			G5-3			G1-3		K		4	0	0	0	0	1	4											
Juan Castro, R OBP: 0.234, SLG: 0.209 Milt Thompson, L OBP: 0.233, SLG: 0.158 (1, 6) (9, PH)					G4-3			F8		2	0	0	0	1	0	1											
Pedro Astacio, R OBP: 0.042, SLG: 0.042 Joey Eischen, L (1, 1) (4, 1)			K			G5-3		K		1	0	0	0	0	1	1											
Chan Ho Park, R OBP: 0.091, SLG: 0.091 Dave Hansen, L OBP: 0.314, SLG: 0.209 Tom Prince, R OBP: 0.350, SLG: 0.375 (1, 1) (8, PH) (9, 2)								2B 1B		1	0	0	0	0	0	0											
Inning Stats	R: 0 E: 0 K: 1 S: 7	H: 0 LOB: 0 BB: 0 P: 10	R: 0 E: 0 K: 1 S: 6	H: 1 LOB: 0 BB: 0 P: 11	R: 0 E: 0 K: 1 S: 7	H: 0 LOB: 1 BB: 1 P: 16	R: 0 E: 0 K: 1 S: 5	H: 0 LOB: 0 BB: 0 P: 7	R: 0 E: 0 K: 0 S: 5	H: 1 LOB: 1 BB: 0 P: 13	R: 0 E: 0 K: 0 S: 5	H: 0 LOB: 0 BB: 0 P: 7	R: 1 E: 0 K: 1 S: 13	H: 2 LOB: 1 BB: 0 P: 19	R: 2 E: 0 K: 1 S: 15	H: 3 LOB: 1 BB: 0 P: 19	R: 0 E: 0 K: 2 S: 13	H: 1 LOB: 2 BB: 1 P: 24	1B: 5 2B: 1 3B: 1 HR: 1	SF: 0 SAC: 0 DP: 1 HBP: 0	WP: 0 PB: 0 SB: 0 CS: 0	PA: 36					
PITCHER	IP	WLS	BF	H	R	ER	SO	BB	IBB	HBP	BLK	WP	HR	S	P	ERA	WHIP										
Marc Wilkins, R ERA: 2.95 (1, 1)	5.0	W	17	4	3	3	1	0	0	0	0	0	1	28	40	11.57	1.714										
Jason Christiansen, L ERA: 9.23 (8, 1)	0.1		1	0	0	0	1	0	0	0	0	0	0	3	3	0.00	0.000										
Dan Miceli, R ERA: 7.65 (8, 1)	0.1		4	2	0	0	0	1	0	0	0	0	0	6	13	0.00	9.000										
67 Francisco Cordova, R ERA: 3.34 (9, 1)	1.0	S	3	0	0	0	2	0	0	0	0	0	0	9	13	0.00	0.000										



Batter	1	2	3	4	5	6	7	8	9	AB	R	H	RBI	BB	SO	LOB	TOP							
Mike Kingery, L (1, 8) OBP: 0.277, SLG: 0.273	E3 HR		G4-3		B1		1B			4	1	1	0	0	0	0	Pittsburgh Pirates @ Los Angeles Dodgers Dodger Stadium, Los Angeles, CA Thu Jun 06 1996, 7:05 PM PDT Att: 26,664 - Unknown - 73 F livebaseballscorecards.com							
Al Martin, L (1, 7) OBP: 0.332, SLG: 0.435	HR		F9		K		F8			4	1	1	2	0	1	1								
Jeff King, R (1, 4) OBP: 0.324, SLG: 0.493	G5-3 G4-3 WP				F7			G6-3		3	1	1	0	1	0	0								
Dave Clark, L (1, 9) OBP: 0.395, SLG: 0.453	G4-3		F9			F8				3	0	0	0	1	0	2								
Charlie Hayes, R (1, 5) OBP: 0.316, SLG: 0.431	G5-3				G6-3		F7			4	0	0	0	0	0	2								
Mark Johnson, L (1, 3) OBP: 0.344, SLG: 0.494	G4-3		F8					P6		4	0	1	0	0	0	1								
Jay Bell, R (1, 6) OBP: 0.325, SLG: 0.379																								
Carlos Garcia, R (4, 6) OBP: 0.379, SLG: 0.444										1	0	0	0	1	1	0								
1B Jason Kendall, R (1, 2) OBP: 0.326, SLG: 0.380										2	0	0	0	0	1	1								
Paul Wagner, R (1, 1) OBP: 0.083, SLG: 0.043										4	0	1	0	0	2	0								
Dan Miceli, R (1, 1) OBP: 0.221, SLG: 0.308										0	0	0	0	0	0	0								
Midre Cummings, L (4, PH) OBP: 0.280, SLG: 0.458										1	0	0	0	0	0	2								
Jason Christiansen, R (4, 1) OBP: 0.279, SLG: 0.313										1	0	0	0	0	1	0								
Nelson Lirio, S (9, PH) OBP: 0.279, SLG: 0.313										1	0	0	0	0	0	0								
Inning Stats	R: 3 E: 1 K: 0 S: 15	H: 2 LOB: 0 BB: 0 P: 26	R: 0 E: 0 K: 2 S: 11	H: 0 LOB: 0 BB: 0 P: 13	R: 0 E: 0 K: 0 S: 6	H: 0 LOB: 1 BB: 1 P: 12	R: 0 E: 0 K: 0 S: 14	H: 1 LOB: 2 BB: 1 P: 21	R: 0 E: 0 K: 1 S: 8	H: 0 LOB: 0 BB: 0 P: 11	R: 0 E: 0 K: 0 S: 9	H: 1 LOB: 1 BB: 0 P: 15	R: 0 E: 0 K: 1 S: 12	H: 1 LOB: 1 BB: 0 P: 19	R: 0 E: 0 K: 0 S: 12	H: 0 LOB: 1 BB: 1 P: 21	R: 0 E: 0 K: 2 S: 12	H: 0 LOB: 0 BB: 0 P: 14	R: 0 E: 0 K: 2 S: 12	H: 0 LOB: 0 BB: 0 P: 14	1B: 4 2B: 0 3B: 0 HR: 1	SF: 0 SAC: 0 DP: 0 HBP: 0	WP: 1 PB: 0 SB: 0 CS: 0	PA: 36
PITCHER	IP WLS BF H R ER SO BB IBB HBP BLK WP HR S P ERA WHIP																							
Tom Candiotti, R (1, 1) ERA: 3.49	6.2 W 28 5 3 1 4 2 0 0 0 1 1 73 114 1.35 1.050																							
Mark Guthrie, L (7, 1) ERA: 1.4	1.1 5 0 0 0 0 1 0 0 0 0 0 14 24 0.00 0.750																							
Antonio Osuna, R (9, 1) ERA: 1.27	1.0 3 0 0 0 2 0 0 0 0 0 0 12 14 0.00 0.000																							

Batter	1	2	3	4	5	6	7	8	9	AB	R	H	RBI	BB	SO	LOB	BOTTOM			
Delino DeShields, L (1, 4) OBP: 0.287, SLG: 0.341	S 1B	F7		K		G4-3		G1-3		5	1	1	0	0	1	2	Pittsburgh Pirates @ Los Angeles Dodgers Dodger Stadium, Los Angeles, CA Thu Jun 06 1996, 7:05 PM PDT Att: 26,664 - Unknown - 73 F livebaseballscorecards.com			
Todd Hollandsworth, L (1, 7) OBP: 0.369, SLG: 0.389		F7								3	0	0	0	0	1	1				
Mike Busch, R (7, PH) OBP: 0.280, SLG: 0.458		F7								1	0	1	0	0	0	0				
Chad Forville, S (8, 7) OBP: 0.279, SLG: 0.241										0	1	0	0	0	0	0				
Mike Piazza, R (1, 2) OBP: 0.440, SLG: 0.595	1B BB	F7			G6-3		2B			4	1	2	1	0	0	0				
Eric Karros, R (1, 3) OBP: 0.297, SLG: 0.400	1B BB						1B			2	2	2	1	2	0	0				
Raul Mondesi, R (1, 9) OBP: 0.287, SLG: 0.469	1B									4	2	3	2	0	1	2				
Mike Blowers, R (1, 5) OBP: 0.316, SLG: 0.339	E 1B									4	1	1	2	0	0	4				
Roger Cedeno, S (1, 8) OBP: 0.347, SLG: 0.331	S 1B									4	0	1	1	0	1	1				
Juan Castro, R (1, 6) OBP: 0.255, SLG: 0.217	P2									3	0	1	0	1	0	1				
Tom Candiotti, R (1, 1) OBP: 0.095, SLG: 0.095	P3									2	0	0	0	0	0	1				
Mark Guthrie, R (7, 1) ERA: 4.13										0	0	0	0	0	0	0				
Billy Ashley, R (6, PH) OBP: 0.333, SLG: 0.564										1	0	0	0	0	0	1				
Antonio Osuna, R (9, 1) ERA: 7.79										0	0	0	0	0	0	0				
Inning Stats	R: 5 E: 1 K: 0 S: 18	H: 5 LOB: 1 BB: 1 P: 28	R: 0 E: 0 K: 0 S: 6	H: 0 LOB: 0 BB: 0 P: 8	R: 0 E: 0 K: 0 S: 11	H: 2 LOB: 1 BB: 0 P: 17	R: 0 E: 0 K: 1 S: 8	H: 0 LOB: 0 BB: 0 P: 16	R: 2 E: 0 K: 1 S: 10	H: 1 LOB: 0 BB: 1 P: 19	R: 0 E: 0 K: 0 S: 7	H: 0 LOB: 1 BB: 1 P: 13	R: 1 E: 0 K: 1 S: 14	H: 3 LOB: 1 BB: 0 P: 19	R: 0 E: 0 K: 1 S: 7	H: 1 LOB: 1 BB: 0 P: 11	1B: 10 2B: 1 3B: 0 HR: 1	SF: 0 SAC: 1 DP: 2 HBP: 0	WP: 0 PB: 0 SB: 2 CS: 0	PA: 37
PITCHER	IP WLS BF H R ER SO BB IBB HBP BLK WP HR S P ERA WHIP																			
Paul Wagner, R (1, 1) ERA: 4.13	0.1 3 2 2 2 0 0 0 0 0 0 0 5 8 54.00 6.000																			
Dan Miceli, R (1, 1) ERA: 7.15	2.2 L 13 5 3 2 0 1 0 0 0 0 0 30 45 6.75 2.250																			
Jason Christiansen, L (4, 1) ERA: 7.79	5.0 21 5 3 3 4 2 0 0 0 0 1 46 78 5.40 1.400																			

Batter	1	2	3	4	5	6	7	8	9	AB	R	H	RBI	BB	SO	LOB	TOP										
Carlos Garcia, R OBP: 0.367, SLG: 0.431 (1.4)	G6-3		K	SF8			K		G1-3	4	0	0	1	0	2	0	Pittsburgh Pirates @ San Diego Padres Jack Murphy Stadium, San Diego, CA Fri Jun 07 1996, 10:05 PM EDT Att: 20,312 - Unknown - 72 F										
Al Martin, L OBP: 0.330, SLG: 0.434 (1.7)	E		G4-3	FC5			K		G3	5	1	1	0	0	1	2											
Jeff King, R OBP: 0.333, SLG: 0.518 Mark Johnson, L OBP: 0.344, SLG: 0.494 (9.3)	E9		WP						BB	5	3	4	2	0	0	0											
Orlando Merced, S OBP: 0.366, SLG: 0.463 (1.9)			G6-3						BB	3	2	2	2	2	0	1											
Charlie Hayes, R OBP: 0.313, SLG: 0.423 (1.5)	K			L5					BB	4	1	0	0	1	1	2											
Mike Kingsley, L OBP: 0.290, SLG: 0.296 (1.8)	G5-3								BB	5	2	3	3	0	0	0											
Jay Bell, R OBP: 0.322, SLG: 0.379 (1.6)			F7	SF8			K		F7	5	1	1	0	0	1	1											
1B Jason Kendall, R OBP: 0.328, SLG: 0.383 (1.2)	G5-3			FC5					FC5-4	4	0	1	0	1	0	2											
Zane Smith, L OBP: 0.190, SLG: 0.190 (1.1)	K								K	4	0	1	1	0	2	2											
Inning Stats	R: 3 E: 1 K: 1 S: 16	H: 3 LOB: 0 BB: 0 P: 22	R: 0 E: 0 K: 1 S: 7	H: 0 LOB: 0 BB: 0 P: 7	R: 0 E: 0 K: 1 S: 7	H: 1 LOB: 1 BB: 0 P: 12	R: 2 E: 0 K: 0 S: 11	H: 3 LOB: 2 BB: 1 P: 19	R: 0 E: 0 K: 0 S: 9	H: 0 LOB: 0 BB: 1 P: 14	R: 0 E: 0 K: 1 S: 11	H: 1 LOB: 1 BB: 0 P: 13	R: 1 E: 0 K: 2 S: 14	H: 1 LOB: 1 BB: 1 P: 22	R: 0 E: 0 K: 1 S: 9	H: 1 LOB: 1 BB: 0 P: 11		R: 4 E: 1 K: 0 S: 17	H: 3 LOB: 1 BB: 1 P: 30	1B: 6 2B: 5 3B: 0 HR: 2	SF: 1 SAC: 0 DP: 1 HBP: 0	WP: 1 PB: 0 SB: 1 CS: 0	PA: 44				
PITCHER	IP	WLS	BF	H	R	ER	SO	BB	IBB	HBP	BLK	WP	HR	S	P	ERA	WHIP										
Sean Bergman, R ERA: 5.02 (1.1)	5.0	L	23	7	5	5	3	1	1	0	0	1	1	50	75	9.00	1.600										
Scott Sanders, R ERA: 3.64 (6.1)	2.0		9	2	1	1	3	1	0	0	0	0	1	25	35	4.50	1.500										
Ron Villone, L ERA: (8.1)	1.0		4	1	0	0	1	0	0	0	0	0	0	9	11	0.00	1.000										
Tim Worrell, R ERA: 1.95 (9.1)	0.2		7	3	4	3	0	1	0	0	0	0	0	16	28	40.50	6.000										
Bryce Florie, R ERA: 3.03 (9.1)	0.1		1	0	0	0	0	0	0	0	0	0	0	1	2	0.00	0.000										

Batter	1	2	3	4	5	6	7	8	9	AB	R	H	RBI	BB	SO	LOB	BOTTOM										
Rickey Henderson, R OBP: 0.412, SLG: 0.318 (1.7)	G4-3		F9							3	0	0	0	1	0	1	Pittsburgh Pirates @ San Diego Padres Jack Murphy Stadium, San Diego, CA Fri Jun 07 1996, 10:05 PM EDT Att: 20,312 - Unknown - 72 F										
Steve Finley, L OBP: 0.342, SLG: 0.479 (1.8)	K			G3					K	4	0	1	0	0	2	1											
Tony Gwynn, L OBP: 0.365, SLG: 0.405 Tim Worrell, R ERA: Bryce Florie, R ERA: (9.1)	G4-3									4	0	0	0	0	0	2											
Ken Caminiti, S OBP: 0.378, SLG: 0.538 (1.5)			F8						F9	4	0	2	0	0	0	0											
Archi Cianfrocco, R OBP: 0.357, SLG: 0.418 (1.3)	K			FC5-4					F9	4	0	2	0	0	1	2											
Brian Johnson, R OBP: 0.313, SLG: 0.509 (1.2)	G6-3			FC5-4					G4-6-3	4	0	1	0	0	0	3											
Jody Reed, R OBP: 0.324, SLG: 0.300 (1.4)										2	0	0	0	1	0	1											
Andujar Cedeno, R OBP: 0.276, SLG: 0.317 (1.6)				L6					G1-6-3	3	0	0	0	0	0	2											
Sean Bergman, R OBP: 0.377, SLG: 0.677 Brad Ausmus, R OBP: 0.271, SLG: 0.246 Scott Sanders, R ERA: Ron Villone, L ERA: Marc Newfield, R OBP: 0.331, SLG: 0.445 (9.9)				F9					L3	1	0	0	0	0	0	1											
Inning Stats	R: 0 E: 0 K: 1 S: 6	H: 0 LOB: 0 BB: 0 P: 10	R: 0 E: 0 K: 1 S: 9	H: 0 LOB: 0 BB: 0 P: 15	R: 0 E: 0 K: 0 S: 12	H: 0 LOB: 1 BB: 1 P: 20	R: 0 E: 0 K: 0 S: 10	H: 2 LOB: 0 BB: 0 P: 16	R: 0 E: 0 K: 0 S: 7	H: 0 LOB: 0 BB: 0 P: 12	R: 0 E: 0 K: 0 S: 14	H: 2 LOB: 2 BB: 0 P: 21	R: 0 E: 0 K: 1 S: 5	H: 1 LOB: 0 BB: 0 P: 8	R: 0 E: 0 K: 1 S: 7	H: 0 LOB: 1 BB: 1 P: 16	R: 0 E: 0 K: 0 S: 5	H: 1 LOB: 0 BB: 0 P: 8	1B: 6 2B: 0 3B: 0 HR: 0	SF: 0 SAC: 0 DP: 2 HBP: 0	WP: 0 PB: 1 SB: 2 CS: 0	PA: 33					
PITCHER	IP	WLS	BF	H	R	ER	SO	BB	IBB	HBP	BLK	WP	HR	S	P	ERA	WHIP										
Zane Smith, L ERA: 3.57 (1.1)	9.0	W	33	6	0	0	3	2	0	0	0	0	0	75	126	0.00	0.889										

AB 39
R 10
H 13
RBI 9
BB 4
SO 7
LOB 10



AB 31
R 0
H 6
RBI 0
BB 2
SO 3
LOB 13



Batter	1	2	3	4	5	6	7	8	9	10	11	12	13	14	AB	R	H	RBI	BB	SO	LOB	TOP		
Carlos Garcia, R OBP: 0.373, SLG: 0.448 (1.4)	G4-3	E6		G6-3								K			8	2	4	2	0	1	3			
Al Martin, L OBP: 0.335, SLG: 0.448 (1.8)	HR	SF8		F8		G1-3									6	2	3	3	1	1	2			
Jeff King, R OBP: 0.335, SLG: 0.511 (1.3)	K	FC5													7	0	2	0	1	3	4			
Orlando Merced, S OBP: 0.371, SLG: 0.476 (1.9)	HR														6	1	2	2	2	1	5			
Charlie Hayes, R OBP: 0.317, SLG: 0.420 67 Francisco Cordova, R OBP: 0.333, SLG: 0.333 (12.1)	G6-3														6	0	2	1	1	1	3			
Dave Clark, L OBP: 0.383, SLG: 0.435 (8.1)															5	1	1	0	0	3	7			
Ramon Morel, R OBP: 0.276, SLG: 0.309 (10, PH)															0	0	0	0	0	0	0			
Nelson Lirio, S OBP: 0.273, SLG: 0.366 Dan Miceli, R OBP: 0.273, SLG: 0.366 (12.5)															1	0	0	0	0	0	0			
Jay Bell, R OBP: 0.325, SLG: 0.378 (1.6)															6	1	2	0	1	1	0			
16 Jason Kendall, R OBP: 0.321, SLG: 0.372 (1.2)															5	1	0	1	1	1	5			
Matt Ruebel, L OBP: 0.313, SLG: 0.443 Mark Johnson, R OBP: 0.322, SLG: 0.333 Dan Miceli, L OBP: 0.322, SLG: 0.333 Mike Kingery, L OBP: 0.313, SLG: 0.368 (8.8)															1	0	0	0	1	0	1			
Inning Stats	R: 2 E: 0 K: 1 S: 12	H: 2 LOB: 0 BB: 0 P: 22	R: 2 E: 1 K: 0 S: 14	H: 2 LOB: 2 BB: 1 P: 29	R: 0 E: 0 K: 3 S: 11	H: 0 LOB: 0 BB: 0 P: 18	R: 0 E: 1 K: 0 S: 7	H: 0 LOB: 1 BB: 0 P: 9	R: 0 E: 0 K: 2 S: 11	H: 1 LOB: 3 BB: 2 P: 19	R: 0 E: 0 K: 1 S: 14	H: 1 LOB: 1 BB: 1 P: 17	R: 0 E: 0 K: 2 S: 11	H: 0 LOB: 0 BB: 0 P: 11	R: 0 E: 0 K: 0 S: 6	H: 1 LOB: 2 BB: 1 P: 21	R: 0 E: 0 K: 1 S: 11	H: 1 LOB: 1 BB: 0 P: 17	R: 2 E: 0 K: 0 S: 14	H: 3 LOB: 0 BB: 0 P: 24	1B: 13 2B: 1 3B: 0 HR: 2	SF: 2 SAC: 0 DP: 1 HBP: 0	WP: 1 PB: 0 SB: 4 CS: 0	PA: 68
PITCHER	IP	WLS	BF	H	R	ER	SO	BB	IBB	HBP	BLK	WP	HR	S	P	ERA	WHIP							
Joey Hamilton, R ERA: 4.38 (7.1)	6.0		29	7	5	4	6	2	0	0	0	0	0	14	112	6.00	1.500							
Bryce Florie, R ERA: 2.93 (8.1)	1.0	6	1	0	0	1	1	1	0	0	0	0	0	3	4	27.00	3.000							
Doug Bochtler, R ERA: 1.66 (8.1)	0.1	2	1	1	1	0	0	0	0	0	0	0	0	7	11	0.00	6.000							
Ron Villone, L ERA: 1.81 (8.1)	2.1	11	2	1	1	2	2	0	0	0	0	0	0	21	35	3.86	1.714							

Pittsburgh Pirates @ San Diego Padres
Jack Murphy Stadium, San Diego, CA
Sat Jun 08 1996, 10:05 PM EDT
Att. 41,378 - Unknown - 73 F


AB: 58
R: 9
H: 17
RBI: 9
BB: 8
SO: 12
LOB: 34



Batter	1	2	3	4	5	6	7	8	9	10	11	12	13	14	AB	R	H	RBI	BB	SO	LOB	BOTTOM				
Rickey Henderson, R OBP: 0.413, SLG: 0.514 (1.7)	G3-1	G4-3													5	2	1	1	2	0	1					
Steve Finley, L OBP: 0.337, SLG: 0.478 (1.8)	F9														7	1	1	1	0	0	2					
Tony Gwynn, L OBP: 0.391, SLG: 0.416 (1.9)	G3-1														5	1	3	1	1	0	1					
Ken Caminiti, S OBP: 0.375, SLG: 0.526 (1.5)	HBP														6	1	1	0	0	0	3					
Archi Cianfrocio, R OBP: 0.352, SLG: 0.419 (1.3)															7	0	2	3	0	2	2					
Jody Reed, R OBP: 0.327, SLG: 0.295 (1.4)	L4														4	1	0	0	3	0	2					
Brad Ausmus, R OBP: 0.278, SLG: 0.252 (1.2)															5	1	2	0	0	0	0					
Andujar Casteno, R OBP: 0.278, SLG: 0.320 Luis Lopez, S OBP: 0.250, SLG: 0.312 (7.6)															2	0	1	0	0	1	2					
Joey Hamilton, R OBP: 0.313, SLG: 0.443 Chris Gwynn, L OBP: 0.322, SLG: 0.333 Doug Bochtler, R OBP: 0.322, SLG: 0.333 Ron Villone, L OBP: 0.273, SLG: 0.366 Trevor Hoffman, R OBP: 0.325, SLG: 0.378 Willie Blair, R OBP: 0.321, SLG: 0.372 (8.8)															2	1	1	2	0	1	1					
Inning Stats	R: 2 E: 0 K: 0 S: 13	H: 1 LOB: 1 BB: 1 P: 22	R: 0 E: 0 K: 0 S: 3	H: 0 LOB: 0 BB: 1 P: 7	R: 0 E: 0 K: 1 S: 20	H: 3 LOB: 1 BB: 1 P: 31	R: 0 E: 0 K: 0 S: 7	H: 0 LOB: 0 BB: 0 P: 9	R: 0 E: 0 K: 2 S: 10	H: 1 LOB: 1 BB: 0 P: 18	R: 2 E: 0 K: 1 S: 14	H: 1 LOB: 2 BB: 1 P: 23	R: 0 E: 0 K: 0 S: 9	H: 0 LOB: 1 BB: 1 P: 17	R: 0 E: 0 K: 0 S: 10	H: 1 LOB: 1 BB: 0 P: 14	R: 0 E: 0 K: 1 S: 5	H: 0 LOB: 0 BB: 0 P: 8	R: 0 E: 0 K: 2 S: 8	H: 0 LOB: 0 BB: 0 P: 11	R: 2 E: 0 K: 0 S: 14	H: 2 LOB: 1 BB: 0 P: 13	1B: 9 2B: 3 3B: 1 HR: 0	SF: 1 SAC: 1 DP: 1 HBP: 1	WP: 0 PB: 0 SB: 1 CS: 2	PA: 60
PITCHER	IP	WLS	BF	H	R	ER	SO	BB	IBB	HBP	BLK	WP	HR	S	P	ERA	WHIP									
Matt Ruebel, L ERA: 5.32 (6.1)	5.0		23	5	5	2	2	3	0	0	0	0	0	11	86	9.00	1.600									
Marc Wilkins, R ERA: 4.26 (7.1)	1.0	5	1	1	1	2	2	0	0	0	0	0	0	11	23	9.00	3.000									
Dan Plesac, L ERA: 4.44 (8.1)	1.0	4	1	1	1	1	0	0	0	0	0	0	0	13	18	9.00	1.000									
Ramon Morel, R ERA: 4.44 (10.1)	2.0	9	3	0	0	0	0	0	0	0	0	0	0	21	30	0.00	1.500									
Dan Miceli, R ERA: 6.57 (10.1)	2.0	8	1	0	0	0	1	0	0	0	0	0	0	19	31	0.00	1.000									

Pittsburgh Pirates @ San Diego Padres
Jack Murphy Stadium, San Diego, CA
Sat Jun 08 1996, 10:05 PM EDT
Att. 41,378 - Unknown - 73 F

AB: 51
R: 8
H: 13
RBI: 8
BB: 6
SO: 8
LOB: 21



Batter	1	2	3	4	5	6	7	8	9	AB	R	H	RBI	BB	SO	LOB	TOP				
Carlos Garcia, R OBP: 0.368, SLG: 0.447 (1, 4)	F8	FC6		G6-3		E	K			5	1	1	2	0	1	4	Pittsburgh Pirates @ San Diego Padres Jack Murphy Stadium, San Diego, CA Sun Jun 09 1996, 6:33 AM EDT Att: 30,932 - Sunny - 78 F				
Al Martin, L OBP: 0.332, SLG: 0.443 (1, 8) (8, 7)	K		G3-1		K	E4				5	1	1	0	0	2	0					
Mark Johnson, L OBP: 0.364, SLG: 0.517 (1, 3)	1B		K			E8				5	2	3	0	0	1	1					
Orlando Merced, S OBP: 0.382, SLG: 0.480 (1, 9)	1B									3	0	2	1	2	0	1					
Charlie Hayes, R OBP: 0.318, SLG: 0.417 (1, 5)	1B									4	0	1	1	1	2	3					
Dave Clark, L OBP: 0.385, SLG: 0.411 Mike Kingery, L OBP: 0.279, SLG: 0.283 (1, 7) (8, 8)	G1-3									4	0	0	0	0	2	4					
Jay Bell, R OBP: 0.322, SLG: 0.374 (1, 6)										1	0	0	0	0	2	4					
Keith Osik, R OBP: 0.400, SLG: 0.481 (1, 2)	L9									1	0	0	0	0	0	0					
Danny Darwin, R OBP: 0.231, SLG: 0.462 Jason Christiansen, R (9, 1)										2	0	2	0	0	0	0					
Inning Stats	R: 1 E: 0 K: 1 S: 13	H: 3 LOB: 2 BB: 0 P: 19	R: 0 E: 0 K: 1 S: 11	H: 1 LOB: 1 BB: 0 P: 14	R: 0 E: 0 K: 2 S: 11	H: 0 LOB: 1 BB: 1 P: 19	R: 0 E: 1 K: 0 S: 14	H: 0 LOB: 2 BB: 1 P: 22	R: 0 E: 0 K: 1 S: 9	H: 1 LOB: 1 BB: 1 P: 14	R: 5 E: 2 K: 2 S: 24	H: 5 LOB: 2 BB: 1 P: 39	R: 0 E: 0 K: 1 S: 9	H: 1 LOB: 0 BB: 0 P: 15	R: 0 E: 0 K: 0 S: 5	H: 0 LOB: 0 BB: 0 P: 9		1B: 10 2B: 2 3B: 0 HR: 0	SF: 0 SAC: 2 DP: 0 HBP: 0	WP: 0 PB: 0 SB: 0 CS: 1	PA: 44
PITCHER	IP	WLS	BF	H	R	ER	SO	BB	IBB	HBP	BLK	WP	HR	S	P	ERA	WHIP				
Bob Tewksbury, R ERA: 4.01 Scott Sanders, R ERA: 3.39 Ron Villone, L ERA:	(1, 1) (6, 1) (9, 1)	5.2 2.1 1.0	L 11 3	30 3 0	9 0 0	6 0 0	6 3 0	3 1 0	0 0 0	0 0 0	0 0 0	0 0 0	0 0 5	75 25 9	113 44 9	4.76 0.00 0.00	2.118 1.714 0.000				

Batter	1	2	3	4	5	6	7	8	9	AB	R	H	RBI	BB	SO	LOB	BOTTOM					
Steve Finley, L OBP: 0.336, SLG: 0.474 (1, 8)						K				4	0	1	0	0	2	1	Pittsburgh Pirates @ San Diego Padres Jack Murphy Stadium, San Diego, CA Sun Jun 09 1996, 6:33 AM EDT Att: 30,932 - Sunny - 78 F					
Jody Reed, R OBP: 0.322, SLG: 0.289 (1, 4)	P3									4	0	0	0	0	0	1						
Tony Gwynn, L OBP: 0.393, SLG: 0.423 (1, 9)	F8									4	0	2	0	0	0	0						
Ken Caminiti, S OBP: 0.367, SLG: 0.514 (1, 5)										4	0	0	0	0	1	2						
Jason Thompson, L (1, 3)	G3-1									3	0	0	0	0	0	1						
Marc Newfield, R OBP: 0.376, SLG: 0.476 (1, 7)	G6-3									3	0	1	0	0	0	0						
Brian Johnson, R OBP: 0.507, SLG: 0.500 Scott Sanders, R (6, 1) Chris Gwynn, L OBP: 0.359, SLG: 0.273 Archi Cianfrocco, R OBP: 0.352, SLG: 0.419 (9, 2)										2	0	0	0	0	0	0						
Luis Lopez, S OBP: 0.241, SLG: 0.300 (1, 6)										3	0	0	0	0	0	2						
Bob Tewksbury, R OBP: 0.071, SLG: 0.037 Brad Ausmus, R OBP: 0.272, SLG: 0.248 Ron Villone, L (9, 1)										1	0	1	0	0	0	0						
Inning Stats	R: 0 E: 0 K: 0 S: 7	H: 1 LOB: 0 BB: 0 P: 10	R: 0 E: 0 K: 1 S: 10	H: 0 LOB: 0 BB: 0 P: 12	R: 0 E: 0 K: 1 S: 9	H: 1 LOB: 1 BB: 0 P: 16	R: 0 E: 0 K: 0 S: 5	H: 0 LOB: 0 BB: 0 P: 5	R: 0 E: 0 K: 0 S: 8	H: 0 LOB: 0 BB: 0 P: 11	R: 0 E: 0 K: 1 S: 6	H: 0 LOB: 0 BB: 0 P: 8	R: 0 E: 0 K: 0 S: 11	H: 1 LOB: 1 BB: 0 P: 18	R: 0 E: 0 K: 1 S: 12	H: 2 LOB: 1 BB: 0 P: 19		R: 0 E: 0 K: 0 S: 8	H: 1 LOB: 1 BB: 0 P: 11	1B: 5 2B: 2 3B: 0 HR: 0	SF: 0 SAC: 0 DP: 1 HBP: 0	WP: 0 PB: 0 SB: 0 CS: 1
PITCHER	IP	WLS	BF	H	R	ER	SO	BB	IBB	HBP	BLK	WP	HR	S	P	ERA	WHIP					
Danny Darwin, R ERA: 2.77 Jason Christiansen, L ERA: 7.56 (1, 1) (9, 1)	(1, 1) (9, 1)	8.0 1.0	W 4	27 1	0 0	0 0	4 0	0 0	0 0	0 0	0 0	0 0	0 8	68 11	99 11	0.00 0.00	0.625 1.000					

Batter	1	2	3	4	5	6	7	8	9	AB	R	H	RBI	BB	SO	LOB	TOP										
Carlos Garcia, R (1, 4) OBP: 0.365, SLG: 0.442	2-2 S 1B	1-2 F8		0-3 K			0-1 SH1-4		1-0 G1-3	4	0	1	0	0	1	2	Pittsburgh Pirates @ San Francisco Giants 3Com Park at Candlestick Point, San Francisco, CA Mon Jun 10 1996, 10:05 PM EDT Att: 10,026 - Unknown - 59 F										
Al Martin, L (1, 7) OBP: 0.333, SLG: 0.438	4-2 BB		2-1 G3		0-0 F8		4-1 BB		1-3 K	3	0	0	0	2	1	0											
Jeff King, R (1, 3) OBP: 0.328, SLG: 0.500	0-2 P3		3-2 F7		0-2 G5-3		3-3 K		3-2 F8	5	0	0	0	0	1	4											
Orlando Merced, S (1, 9) OBP: 0.384, SLG: 0.494	3-1 F8		1-1 HR		1-3 K			4-1 F9 18 WP 1B		3	2	1	1	1	1	2											
Charlie Hayes, R (1, 5) OBP: 0.317, SLG: 0.427	2-1 F7		1-0 HR			3-2 F8		2-1 F8		4	1	1	1	0	0	3											
Mike Kingery, L (1, 8) OBP: 0.286, SLG: 0.285		1-1 1B SH1		1-2 G3		1-2 G6-3		4-0 18 1B		3	1	1	0	1	0	0											
Jay Bell, R (1, 6) OBP: 0.317, SLG: 0.367		2-3 K		2-2 P4		0-1 G1-3		2-2 F9		4	0	0	0	0	1	3											
Keith Osik, R (1, 2) OBP: 0.429, SLG: 0.518		3-2 SH1		4-2 FC3-6		2-1 1B		1-2 1B		2	0	2	0	1	0	0											
18 Jason Kendall, R (7, PR) OBP: 0.324, SLG: 0.376		1-3 1B		1-0 BB		0-1 2B		1-3 3-H		1	1	1	1	0	0	0											
Esteban Loaiza, R (1, 1) ERA: 4.03		3-2 SH1		1-0 FC3-6		0-1 CS SH1-4 2-H		0-0 G5-3		1	0	0	1	0	0	1											
Inning Stats	R: 0 E: 0 K: 0 S: 15	H: 1 LOB: 2 BB: 1 P: 26	R: 1 E: 0 K: 1 S: 15	H: 2 LOB: 1 BB: 0 P: 24	R: 2 E: 0 K: 0 S: 12	H: 2 LOB: 0 BB: 0 P: 20	R: 0 E: 0 K: 1 S: 9	H: 0 LOB: 1 BB: 1 P: 16	R: 0 E: 0 K: 0 S: 8	H: 0 LOB: 0 BB: 0 P: 12	R: 1 E: 0 K: 1 S: 10	H: 2 LOB: 2 BB: 1 P: 19	R: 1 E: 0 K: 0 S: 10	H: 1 LOB: 2 BB: 2 P: 23	R: 0 E: 0 K: 1 S: 9	H: 0 LOB: 0 BB: 0 P: 14	1B: 5 2B: 2 3B: 0 HR: 2	SF: 0 SAC: 2 DP: 1 HBP: 0	WP: 1 PB: 0 SB: 1 CS: 1	PA: 39							
PITCHER	IP	WLS	BF	H	R	ER	SO	BB	IBB	HBP	BLK	WP	HR	S	P	ERA	WHIP										
Mark Gardner, R (1, 1) ERA: 3.33	6.1		29	7	4	4	3	3	0	0	0	0	2	74	120	5.68	1.579										
Jeff Juden, R (7, 1) ERA: 4.03	0.2		1	0	0	0	1	0	0	0	0	0	0	3	6	0.00	0.000										
Rich DeLucia, R (8, 1) ERA: 7.16	2.0	L	9	1	1	1	1	1	1	0	0	1	0	19	37	4.50	1.000										

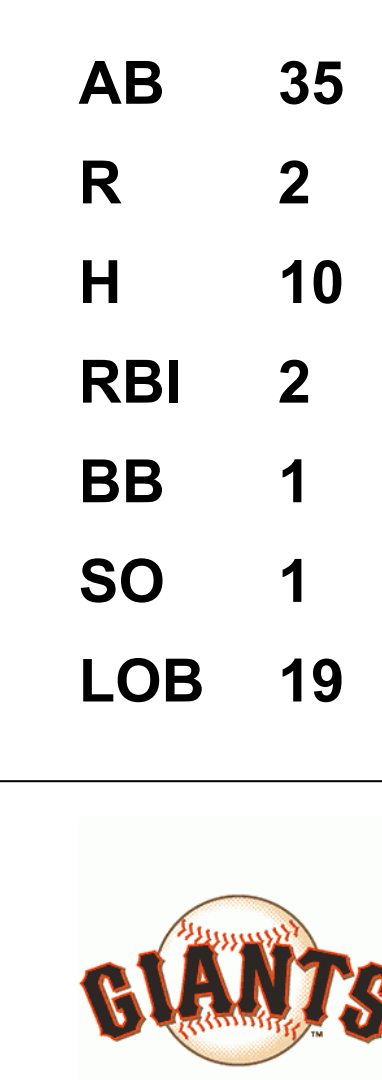
Batter	1	2	3	4	5	6	7	8	9	AB	R	H	RBI	BB	SO	LOB	BOTTOM										
Marvin Benard, L (1, 9) OBP: 0.349, SLG: 0.359	0-1 1B		1-3 K		0-1 P7		0-0 G4-3		0-2 P4	5	0	1	0	0	1	2	Pittsburgh Pirates @ San Francisco Giants 3Com Park at Candlestick Point, San Francisco, CA Mon Jun 10 1996, 10:05 PM EDT Att: 10,026 - Unknown - 59 F										
Steve Scarsone, R (1, 4) OBP: 0.310, SLG: 0.385	0-2 1B		1-0 HR		0-2 FC3-2		1-3 K		2-3 K	5	1	3	1	0	2	0											
Barry Bonds, L (1, 7) OBP: 0.409, SLG: 0.588	1-1 1B		0-1 2B		1-2 BB 1B FC3-2 HBP		0-1 2B		0-2 L6	4	2	3	0	0	0	0											
Matt Williams, R (1, 5) OBP: 0.378, SLG: 0.565	0-0 F8		2-2 1B		0-1 P4		4-0 IBB		3-2 FC1-5 E	4	0	2	1	1	0	4											
Mark Carreon, R (1, 3) OBP: 0.336, SLG: 0.495	2-0 PO		3-2 G6-3		0-0 FC3-2		1-3 K		1-2 E5 G5-3 FC1-5	5	1	0	0	0	1	6											
Stan Javier, S (1, 8) OBP: 0.337, SLG: 0.383		2-3 K		0-0 G3		4-0 1B BB		1-2 F8		4	0	0	0	1	1	2											
Shawon Dunston, R (1, 6) OBP: 0.297, SLG: 0.341		4-0 BB		1-2 L7		1-2 BB		1-0 F8		4	0	1	2	1	0	2											
Kirt Manwaring, R (1, 2) OBP: 0.353, SLG: 0.298		3-2 G4-3		4-0 1B BB		1-2 BB		2-1 1B		2	0	1	0	2	0	1											
Mark Gardner, R (1, 1) OBP: 0.182, SLG: 0.156			1-3 K		1-2 BB		0-0 P2		0-2 F8	3	0	1	0	0	1	3											
Jeff Juden, R (7, 1) ERA: 4.03										0	0	0	0	0	0	0											
Kim Batiste, R (7, PH) OBP: 0.200, SLG: 0.242										1	0	0	0	0	0	1											
Rich DeLucia, R (8, 1) ERA: 7.16										0	0	0	0	0	0	0											
Inning Stats	R: 0 E: 0 K: 0 S: 8	H: 3 LOB: 1 BB: 0 P: 11	R: 0 E: 0 K: 1 S: 11	H: 0 LOB: 1 BB: 1 P: 23	R: 2 E: 0 K: 2 S: 15	H: 3 LOB: 1 BB: 0 P: 23	R: 0 E: 0 K: 0 S: 9	H: 1 LOB: 2 BB: 1 P: 15	R: 2 E: 0 K: 2 S: 14	H: 2 LOB: 3 BB: 2 P: 24	R: 0 E: 0 K: 2 S: 9	H: 1 LOB: 1 BB: 0 P: 13	R: 0 E: 0 K: 1 S: 11	H: 0 LOB: 0 BB: 0 P: 13	R: 0 E: 1 K: 0 S: 13	H: 1 LOB: 1 BB: 0 P: 17	1B: 8 2B: 2 3B: 1 HR: 1	SF: 0 SAC: 0 DP: 1 HBP: 1	WP: 0 PB: 0 SB: 0 CS: 0	PA: 44							
PITCHER	IP	WLS	BF	H	R	ER	SO	BB	IBB	HBP	BLK	WP	HR	S	P	ERA	WHIP										
Esteban Loaiza, R (1, 1) ERA: 7.2	5.0		27	9	4	4	3	4	0	1	0	0	0	9	96	7.20	2.600										
Marc Wilkins, R (6, 1) ERA: 3.1	1.0		5	1	0	0	2	0	1	0	0	0	0	9	15	0.00	1.000										
Ramon Morel, R (7, 1) ERA: 4.28	1.0	W	4	1	0	0	0	0	0	0	0	0	0	9	13	0.00	1.000										
Dan Plesac, L (8, 1) ERA: 4.28	1.0		3	0	0	0	1	0	0	0	0	0	0	11	13	0.00	0.000										
67 Francisco Cordova, R (9, 1) ERA: 3.22	1.0	S	4	1	0	0	0	0	0	0	0	0	0	13	17	0.00	1.000										



Batter	1	2	3	4	5	6	7	8	9	AB	R	H	RBI	BB	SO	LOB	TOP								
Carlos Garcia, R OBP: 0.366, SLG: 0.440 (1, 6)										5	1	2	0	0	0	1	Pittsburgh Pirates @ San Francisco Giants 3Com Park at Candlestick Point, San Francisco, CA Tue Jun 11 1996, 6:33 AM EDT Att: 11,530 - Sunny - 65 F livebaseballscorecards.com								
Al Martin, L OBP: 0.334, SLG: 0.441 (1, 7)										5	1	2	0	0	2	1									
Jeff King, R OBP: 0.326, SLG: 0.494 (1, 3)										5	1	1	1	0	0	2									
Orlando Merced, S OBP: 0.380, SLG: 0.486 (1, 9)										5	1	1	1	0	0	2									
Charlie Hayes, R OBP: 0.316, SLG: 0.426 (1, 5)										3	1	1	1	0	0	0									
Mike Kingery, L OBP: 0.292, SLG: 0.280 (1, 8)										2	1	0	0	2	1	1									
Nelson Liriano, S OBP: 0.296, SLG: 0.341 Jay Bell, R OBP: 0.320, SLG: 0.374 (7, 6)										3	0	2	2	0	0	1									
1B Jason Kendall, R OBP: 0.328, SLG: 0.375 (1, 2)										3	0	1	0	1	0	2									
Denny Neagle, L OBP: 0.143, SLG: 0.115 Jon Lieber, L OBP: 0.400, SLG: 0.250 Jason Christiansen, R Dan Miceli, R (8, 1)										3	0	0	0	0	2	2									
Inning Stats	R: 0 E: 0 K: 0 S: 13	H: 1 LOB: 1 BB: 0 P: 20	R: 0 E: 0 K: 0 S: 11	H: 1 LOB: 1 BB: 0 P: 20	R: 0 E: 0 K: 2 S: 8	H: 0 LOB: 0 BB: 0 P: 11	R: 0 E: 0 K: 0 S: 4	H: 0 LOB: 0 BB: 0 P: 7	R: 0 E: 0 K: 1 S: 9	H: 1 LOB: 1 BB: 1 P: 17	R: 5 E: 0 K: 0 S: 20	H: 5 LOB: 1 BB: 1 P: 29	R: 0 E: 0 K: 0 S: 6	H: 1 LOB: 1 BB: 0 P: 11	R: 2 E: 0 K: 1 S: 12	H: 2 LOB: 1 BB: 1 P: 20		R: 0 E: 0 K: 1 S: 16	H: 0 LOB: 0 BB: 0 P: 21	1B: 8 2B: 2 3B: 1 HR: 0	SF: 1 SAC: 1 DP: 0 HBP: 0	WP: 1 PB: 0 SB: 0 CS: 1	PA: 40		
PITCHER	IP	WLS	BF	H	R	ER	SO	BB	IBB	HBP	BLK	WP	HR	S	P	ERA	WHIP								
Oswaldo Fernandez, R ERA: 6.8	5.1	L	24	7	5	5	3	2	0	0	0	0	0	59	95	8.44	1.688								
Jose Bautista, R ERA: 3.63	1.2		7	2	0	0	0	0	0	0	0	0	0	12	20	0.00	1.200								
Jeff Juden, R ERA: 4.5	1.0		6	2	2	2	1	0	1	0	0	0	0	12	20	18.00	2.000								
Doug Creek, L ERA: 5.66	1.0		3	0	0	0	1	0	0	0	0	0	0	16	21	0.00	0.000								

Batter	1	2	3	4	5	6	7	8	9	AB	R	H	RBI	BB	SO	LOB	BOTTOM								
Marvin Benard, L OBP: 0.340, SLG: 0.349 (1, 9)										4	0	0	0	0	0	2	Pittsburgh Pirates @ San Francisco Giants 3Com Park at Candlestick Point, San Francisco, CA Tue Jun 11 1996, 6:33 AM EDT Att: 11,530 - Sunny - 65 F livebaseballscorecards.com								
Shawon Dunston, R OBP: 0.300, SLG: 0.358 Rich Aurilia, R OBP: 0.294, SLG: 0.319 (5, 6)										2	0	1	0	0	0	0									
Barry Bonds, L OBP: 0.410, SLG: 0.586 (1, 7)										4	0	2	0	0	0	1									
Matt Williams, R OBP: 0.384, SLG: 0.567 (1, 5)										3	0	2	0	1	0	1									
Mark Carreon, R OBP: 0.335, SLG: 0.491 (1, 3)										4	0	1	0	0	0	5									
Stan Javier, S OBP: 0.335, SLG: 0.398 (1, 8)										4	2	1	1	0	0	5									
Steve Scarsone, R OBP: 0.315, SLG: 0.388 (1, 4)										4	0	2	1	0	0	0									
Kirt Manwaring, R OBP: 0.338, SLG: 0.283 Steve Decker, R OBP: 0.347, SLG: 0.325 (9, PH)										3	0	0	0	0	0	2									
Oswaldo Fernandez, R ERA: 6.8 Jose Bautista, R ERA: 3.63 Dan Peltier, L ERA: 4.5 Keith Williams, R ERA: 3.63 Jeff Juden, R ERA: 4.5 Doug Creek, L ERA: 5.66 Kim Batiste, R ERA: 2.25 (9, PH)										2	0	0	0	0	0	1									
Inning Stats	R: 0 E: 0 K: 0 S: 8	H: 1 LOB: 1 BB: 0 P: 12	R: 1 E: 0 K: 0 S: 12	H: 2 LOB: 1 BB: 0 P: 20	R: 0 E: 0 K: 0 S: 3	H: 0 LOB: 0 BB: 0 P: 4	R: 1 E: 0 K: 0 S: 6	H: 2 LOB: 0 BB: 0 P: 9	R: 0 E: 0 K: 0 S: 7	H: 0 LOB: 0 BB: 0 P: 10	R: 0 E: 0 K: 0 S: 15	H: 1 LOB: 2 BB: 1 P: 25	R: 0 E: 0 K: 0 S: 15	H: 2 LOB: 2 BB: 0 P: 20	R: 0 E: 0 K: 0 S: 11	H: 2 LOB: 1 BB: 0 P: 17		R: 0 E: 0 K: 1 S: 8	H: 0 LOB: 0 BB: 0 P: 11	1B: 8 2B: 0 3B: 1 HR: 1	SF: 0 SAC: 0 DP: 1 HBP: 0	WP: 0 PB: 0 SB: 1 CS: 1	PA: 36		
PITCHER	IP	WLS	BF	H	R	ER	SO	BB	IBB	HBP	BLK	WP	HR	S	P	ERA	WHIP								
Denny Neagle, L ERA: 3.38	5.2	W	23	6	2	2	0	1	0	0	0	0	0	47	74	3.18	1.235								
Jon Lieber, R ERA: 4.02	0.2		3	1	0	0	0	0	0	0	0	0	0	11	15	0.00	1.500								
Jason Christiansen, L ERA: 7.41	0.2		4	2	0	0	0	0	0	0	0	0	0	11	17	0.00	3.000								
Dan Miceli, R ERA: 6.08	2.0		6	1	0	0	1	0	0	0	0	0	0	16	22	0.00	0.500								

AB 35
R 7
H 11
RBI 6
BB 3
SO 5
LOB 12



Batter	1	2	3	4	5	6	7	8	9	AB	R	H	RBI	BB	SO	LOB	TOP					
Devon White, S (1.8) OBP: 0.346, SLG: 0.455	K		L4		G6-3			BB FC2-5 1B	1-1	5	0	2	3	0	1	1	Florida Marlins @ Pittsburgh Pirates Three Rivers Stadium, Pittsburgh, PA Thu Jun 13 1996, 7:05 PM EDT Att: 15,083 - Unknown - 82 F					
Edgar Renteria, R (1.6) OBP: 0.325, SLG: 0.367	G6-3		FC6-4			K2-3		FC2-5 BB	G6-3	5	0	0	0	0	1	4						
Jeff Conine, R (1.7) OBP: 0.359, SLG: 0.478				G3		K		F9		4	0	1	0	0	1	2						
Gary Sheffield, R (1.9) OBP: 0.434, SLG: 0.617	G5-3			HR		G6-3			BB	3	1	1	1	1	0	1						
Greg Colbrunn, R (1.3) OBP: 0.349, SLG: 0.436		FC4-6 1B		E4		G6-3		K		4	0	1	0	0	1	3						
Terry Pendleton, S (1.5) OBP: 0.291, SLG: 0.343		FC4-6		G1-3					P4	3	0	1	0	0	0	2						
Jay Powell, R (7.1)										0	0	0	0	0	0	0						
Yorkis Perez, L (7.1)										0	0	0	0	0	0	0						
Jesus Tavarez, S (9. PH) OBP: 0.224, SLG: 0.217										1	0	0	0	0	0	0						
Rob Natal, R (9.2) OBP: 0.200, SLG: 0.111										0	0	0	0	0	0	0						
Charles Johnson, R (1.2) OBP: 0.278, SLG: 0.380										3	0	0	0	0	0	3						
Joe Orsulak, L (9. PH) OBP: 0.224, SLG: 0.266										1	1	1	0	0	0	0						
Robb Nen, R (9.1)										0	0	0	0	0	0	0						
Kurt Abbott, R (1.4) OBP: 0.340, SLG: 0.448					G5-3			1B 1B 2B	1B 1B	4	2	3	0	0	0	0						
David Weathers, R (1.1) OBP: 0.200, SLG: 0.500										2	0	0	0	0	2	1						
Alex Arias, R (7.5) OBP: 0.333, SLG: 0.400										1	0	1	0	1	0	0						
Inning Stats	R: 0 E: 0 K: 1 S: 13	H: 1 LOB: 1 BB: 0 P: 18	R: 0 E: 0 K: 0 S: 9	H: 1 LOB: 0 BB: 0 P: 12	R: 0 E: 0 K: 1 S: 6	H: 1 LOB: 1 BB: 0 P: 10	R: 1 E: 1 K: 0 S: 12	H: 1 LOB: 1 BB: 0 P: 18	R: 0 E: 0 K: 1 S: 10	H: 0 LOB: 0 BB: 0 P: 13	R: 0 E: 0 K: 2 S: 11	H: 0 LOB: 0 BB: 0 P: 16	R: 0 E: 0 K: 0 S: 6	H: 1 LOB: 3 BB: 1 P: 7	R: 1 E: 0 K: 1 S: 16	H: 3 LOB: 3 BB: 1 P: 29	R: 2 E: 0 K: 0 S: 7	H: 3 LOB: 1 BB: 1 P: 14	1B: 9 2B: 1 3B: 0 HR: 1	SF: 0 SAC: 0 DP: 2 HBP: 0	WP: 0 PB: 0 SB: 0 CS: 0	PA: 38
PITCHER	IP WLS BF H R ER SO BB IBB HBP BLK WP HR S P ERA WHIP																					
Zane Smith, L (1.1) ERA: 3.34	7.0 25 5 1 1 5 0 0 0 0 0 0 1 67 94 1.29 0.714																					
Marc Wilkins, R (8.1) ERA: 3.38	1.0 7 3 1 1 1 1 0 0 0 0 0 0 16 29 9.00 4.000																					
67 Francisco Cordova, R (9.1) ERA: 3.62	1.0 L 6 3 2 2 0 1 0 0 0 0 0 0 7 14 18.00 4.000																					

AB	36
R	4
H	11
RBI	4
BB	2
SO	6
LOB	17



Batter	1	2	3	4	5	6	7	8	9	AB	R	H	RBI	BB	SO	LOB	BOTTOM			
Carlos Garcia, R (1.4) OBP: 0.367, SLG: 0.439	G3 1B		G5-3				FC2 BB		K	5	0	2	1	0	1	1	Florida Marlins @ Pittsburgh Pirates Three Rivers Stadium, Pittsburgh, PA Thu Jun 13 1996, 7:05 PM EDT Att: 15,083 - Unknown - 82 F			
Al Martin, L (1.8) OBP: 0.329, SLG: 0.433	G3		G3-1		FC4-6 1B		K		K	5	0	0	0	0	2	4				
Jeff King, R (1.3) OBP: 0.328, SLG: 0.496			G6-3			G6-3			BB	3	0	1	0	1	0	0				
Orlando Merced, S (1.9) OBP: 0.377, SLG: 0.486	G4-3				F9 G4-3 2B		G4-3			4	1	1	0	0	1	4				
Charlie Hayes, R (1.5) OBP: 0.315, SLG: 0.421		FC4-6 BB		F9		L6			G1-3	3	0	0	0	1	0	1				
Dave Clark, L (1.7) OBP: 0.384, SLG: 0.421		FC4-6		G4-3						3	1	1	1	0	0	1				
Mike Kingery, L (8.8) OBP: 0.297, SLG: 0.286		FC4-6 G6-3					SH5-4 1B 2B		FC5-4 1B	1	0	1	0	0	0	0				
Jay Bell, R (1.6) OBP: 0.316, SLG: 0.369		G6-3			P4		SH5-4		FC5-4	3	0	0	0	0	0	2				
18 Jason Kendall, R (1.2) OBP: 0.332, SLG: 0.371					G3		WP 1B FC2 HBP		F9	2	1	0	0	1	0	1				
Zane Smith, L (1.1) OBP: 0.174, SLG: 0.174					G4-3				G1-3	2	0	0	0	0	0	2				
Nelson Lirio, S (7. PH) OBP: 0.233, SLG: 0.349										1	0	1	1	0	0	0				
Marc Wilkins, R (8.1) OBP: 0.333, SLG: 0.333										0	0	0	0	0	0	0				
67 Francisco Cordova, R (9.1) OBP: 0.333, SLG: 0.333										0	0	0	0	0	0	0				
Mark Johnson, L (9. PH) OBP: 0.266, SLG: 0.516										1	0	0	0	0	0	0				
Inning Stats	R: 0 E: 0 K: 0 S: 10	H: 2 LOB: 1 BB: 0 P: 13	R: 0 E: 0 K: 0 S: 6	H: 0 LOB: 2 BB: 2 P: 16	R: 0 E: 0 K: 0 S: 6	H: 0 LOB: 0 BB: 0 P: 9	R: 1 E: 0 K: 0 S: 6	H: 1 LOB: 0 BB: 0 P: 11	R: 0 E: 0 K: 1 S: 9	H: 0 LOB: 0 BB: 0 P: 14	R: 2 E: 0 K: 1 S: 18	H: 2 LOB: 3 BB: 1 P: 30	R: 0 E: 0 K: 0 S: 10	H: 1 LOB: 1 BB: 0 P: 17	R: 0 E: 0 K: 2 S: 7	H: 0 LOB: 0 BB: 0 P: 9	1B: 4 2B: 3 3B: 0 HR: 0	SF: 0 SAC: 1 DP: 1 HBP: 1	WP: 1 PB: 0 SB: 0 CS: 0	PA: 38
PITCHER	IP WLS BF H R ER SO BB IBB HBP BLK WP HR S P ERA WHIP																			
David Weathers, R (1.1) ERA: 3.76	6.1 27 6 3 3 3 1 1 0 0 0 1 0 9 16 0.00 3.000																			
Jay Powell, R (7.1) ERA: 2.35	0.1 3 0 0 0 1 1 0 0 0 0 1 0 9 16 0.00 3.000																			
Yorkis Perez, L (7.1) ERA: 3.86	1.1 W 5 1 0 0 0 0 0 0 0 0 0 0 13 20 0.00 0.750																			
Robb Nen, R (9.1) ERA: 1.89	1.0 S 3 0 0 0 2 0 0 0 0 0 0 0 7 9 0.00 0.000																			



Batter	1	2	3	4	5	6	7	8	9	AB	R	H	RBI	BB	SO	LOB	TOP					
Devon White, S OBP: 0.345, SLG: 0.465										4	1	1	1	0	1	1	Florida Marlins @ Pittsburgh Pirates Three Rivers Stadium, Pittsburgh, PA Fri Jun 14 1996, 7:05 PM EDT Att: 26,494 - Unknown - 76 F					
Edgar Renteria, R OBP: 0.320, SLG: 0.362										4	0	1	0	0	1	1						
Jeff Conine, R OBP: 0.368, SLG: 0.483										2	1	2	0	2	0	0						
Gary Sheffield, R OBP: 0.431, SLG: 0.624										4	1	1	2	0	1	4						
Greg Colbrunn, R Robb Nen, R										4	0	1	0	0	0	2						
Terry Pendleton, S										4	0	0	0	0	1	2						
Charles Johnson, R										4	1	2	0	0	1	0						
Kurt Abbott, R										4	0	1	1	0	2	1						
John Burkett, R Yorkis Perez, L										3	0	0	0	0	1	1						
Terry Mathews, L Joe Orsulak, L										0	0	0	0	0	0	0						
Inning Stats	R: 3 E: 0 K: 0 S: 13	H: 3 LOB: 0 BB: 0 P: 20	R: 1 E: 0 K: 1 S: 10	H: 2 LOB: 1 BB: 0 P: 12	R: 0 E: 0 K: 1 S: 11	H: 1 LOB: 1 BB: 0 P: 21	R: 0 E: 0 K: 2 S: 7	H: 0 LOB: 0 BB: 0 P: 7	R: 0 E: 0 K: 0 S: 9	H: 2 LOB: 1 BB: 0 P: 13	R: 0 E: 1 K: 1 S: 8	H: 0 LOB: 0 BB: 0 P: 12	R: 0 E: 0 K: 2 S: 7	H: 0 LOB: 0 BB: 0 P: 8	R: 0 E: 1 K: 1 S: 11	H: 0 LOB: 1 BB: 1 P: 16	R: 0 E: 0 K: 0 S: 9	H: 1 LOB: 1 BB: 0 P: 13	1B: 5 2B: 3 3B: 0 HR: 2	SF: 0 SAC: 0 DP: 3 HBP: 0	WP: 0 PB: 0 SB: 0 CS: 2	PA: 36
PITCHER	IP WLS BF H R ER SO BB IBB HBP BLK WP HR S P ERA WHIP	IP WLS BF H R ER SO BB IBB HBP BLK WP HR S P ERA WHIP	IP WLS BF H R ER SO BB IBB HBP BLK WP HR S P ERA WHIP	IP WLS BF H R ER SO BB IBB HBP BLK WP HR S P ERA WHIP	IP WLS BF H R ER SO BB IBB HBP BLK WP HR S P ERA WHIP	IP WLS BF H R ER SO BB IBB HBP BLK WP HR S P ERA WHIP	IP WLS BF H R ER SO BB IBB HBP BLK WP HR S P ERA WHIP	IP WLS BF H R ER SO BB IBB HBP BLK WP HR S P ERA WHIP	IP WLS BF H R ER SO BB IBB HBP BLK WP HR S P ERA WHIP	IP WLS BF H R ER SO BB IBB HBP BLK WP HR S P ERA WHIP	IP WLS BF H R ER SO BB IBB HBP BLK WP HR S P ERA WHIP	IP WLS BF H R ER SO BB IBB HBP BLK WP HR S P ERA WHIP	IP WLS BF H R ER SO BB IBB HBP BLK WP HR S P ERA WHIP	IP WLS BF H R ER SO BB IBB HBP BLK WP HR S P ERA WHIP	IP WLS BF H R ER SO BB IBB HBP BLK WP HR S P ERA WHIP	IP WLS BF H R ER SO BB IBB HBP BLK WP HR S P ERA WHIP						

AB	34
R	4
H	9
RBI	4
BB	2
SO	8
LOB	13



Batter	1	2	3	4	5	6	7	8	9	AB	R	H	RBI	BB	SO	LOB	BOTTOM					
Carlos Garcia, R OBP: 0.370, SLG: 0.437										3	0	1	2	1	0	0	Florida Marlins @ Pittsburgh Pirates Three Rivers Stadium, Pittsburgh, PA Fri Jun 14 1996, 7:05 PM EDT Att: 26,494 - Unknown - 76 F					
Al Martin, L										4	0	2	0	1	1	2						
Jeff King, R										5	1	2	3	0	0	2						
Orlando Merced, S										3	0	0	0	1	0	1						
Charlie Hayes, R John Wehner, R										4	0	1	0	0	0	2						
Dave Clark, L Dan Plesac, L										4	0	1	0	0	0	0						
Nelson Liriano, S										4	1	1	0	0	0	2						
1B Jason Kendall, R										4	2	2	0	0	1	0						
Matt Rubeal, L Ramon Morel, R Jon Lieber, L Mark Johnson, L Dan Miceli, R Mike Kingery, L										0	0	0	0	0	0	0						
Inning Stats	R: 0 E: 0 K: 0 S: 10	H: 1 LOB: 2 BB: 1 P: 21	R: 2 E: 0 K: 1 S: 12	H: 3 LOB: 1 BB: 0 P: 18	R: 1 E: 0 K: 0 S: 9	H: 1 LOB: 0 BB: 0 P: 16	R: 0 E: 0 K: 1 S: 7	H: 0 LOB: 0 BB: 0 P: 11	R: 0 E: 0 K: 0 S: 6	H: 1 LOB: 1 BB: 0 P: 8	R: 0 E: 0 K: 0 S: 5	H: 0 LOB: 0 BB: 0 P: 8	R: 0 E: 0 K: 1 S: 8	H: 0 LOB: 1 BB: 1 P: 12	R: 0 E: 0 K: 0 S: 11	H: 2 LOB: 2 BB: 0 P: 15		R: 2 E: 0 K: 0 S: 5	H: 2 LOB: 2 BB: 2 P: 15	1B: 9 2B: 0 3B: 0 HR: 1	SF: 0 SAC: 2 DP: 0 HBP: 0	WP: 0 PB: 0 SB: 1 CS: 0
PITCHER	IP WLS BF H R ER SO BB IBB HBP BLK WP HR S P ERA WHIP	IP WLS BF H R ER SO BB IBB HBP BLK WP HR S P ERA WHIP	IP WLS BF H R ER SO BB IBB HBP BLK WP HR S P ERA WHIP	IP WLS BF H R ER SO BB IBB HBP BLK WP HR S P ERA WHIP	IP WLS BF H R ER SO BB IBB HBP BLK WP HR S P ERA WHIP	IP WLS BF H R ER SO BB IBB HBP BLK WP HR S P ERA WHIP	IP WLS BF H R ER SO BB IBB HBP BLK WP HR S P ERA WHIP	IP WLS BF H R ER SO BB IBB HBP BLK WP HR S P ERA WHIP	IP WLS BF H R ER SO BB IBB HBP BLK WP HR S P ERA WHIP	IP WLS BF H R ER SO BB IBB HBP BLK WP HR S P ERA WHIP	IP WLS BF H R ER SO BB IBB HBP BLK WP HR S P ERA WHIP	IP WLS BF H R ER SO BB IBB HBP BLK WP HR S P ERA WHIP	IP WLS BF H R ER SO BB IBB HBP BLK WP HR S P ERA WHIP	IP WLS BF H R ER SO BB IBB HBP BLK WP HR S P ERA WHIP	IP WLS BF H R ER SO BB IBB HBP BLK WP HR S P ERA WHIP	IP WLS BF H R ER SO BB IBB HBP BLK WP HR S P ERA WHIP						



Batter	1	2	3	4	5	6	7	8	9	AB	R	H	RBI	BB	SO	LOB	TOP					
Devon White, S (1, 8) OBP: 0.344, SLG: 0.480	F8		F8		K		HR		G3-1	5	1	1	1	0	1	1	Florida Marlins @ Pittsburgh Pirates Three Rivers Stadium, Pittsburgh, PA Sun Jun 16 1996, 3:33 AM EDT Att: 28,120 - Cloudy - 87 F					
Edgar Renteria, R (1, 6) OBP: 0.316, SLG: 0.359	G4-3				1B		G5-3		K	5	1	2	1	0	1	0						
Jeff Conine, R (1, 7) OBP: 0.373, SLG: 0.481	P3		G3		1B		1B		1B	5	1	3	0	0	0	1						
Gary Sheffield, R (1, 9) OBP: 0.437, SLG: 0.621		G5-3		G5-3		1B	E7		1B	5	0	3	1	0	0	0						
Greg Colbrunn, R (1, 3) OBP: 0.343, SLG: 0.425	1B			P4		K	F7		F7	5	0	1	0	0	1	5						
Alex Arias, R (1, 5) OBP: 0.333, SLG: 0.407	G6-4-3			E5		G5-3	G6-3			4	0	1	0	0	0	1						
Charles Johnson, R (1, 2) OBP: 0.286, SLG: 0.391	G6-4-3			FC3-6		G6-3			F8	3	0	0	0	1	0	2						
Kurt Abbott, R (1, 4) OBP: 0.325, SLG: 0.439			E6	FC3-6					K	4	1	1	0	0	1	2						
Craig Grebeck, R (9, 4) OBP: 0.244, SLG: 0.263			SH3-4							0	0	0	0	0	0	0						
Kevin Brown, R (1, 1) OBP: 0.107, SLG: 0.038					L4				F7	2	0	0	0	0	1	1						
Jesus Tavarez, S (8, PH) OBP: 0.236, SLG: 0.231			SH3-4							1	0	0	0	0	0	0						
Yorkis Perez, L (8, 1)										0	0	0	0	0	0	0						
Terry Mathews, L (8, 1)										0	0	0	0	0	0	0						
Robb Nen, R (9, 1)										0	0	0	0	0	0	0						
Inning Stats	R: 0 E: 0 K: 0 S: 9	H: 0 LOB: 0 BB: 0 P: 15	R: 0 E: 0 K: 0 S: 8	H: 2 LOB: 1 BB: 0 P: 12	R: 1 E: 1 K: 0 S: 9	H: 1 LOB: 1 BB: 0 P: 12	R: 0 E: 1 K: 0 S: 8	H: 0 LOB: 2 BB: 1 P: 15	R: 1 E: 0 K: 2 S: 15	H: 3 LOB: 2 BB: 0 P: 19	R: 0 E: 0 K: 1 S: 10	H: 1 LOB: 1 BB: 0 P: 13	R: 2 E: 1 K: 0 S: 9	H: 3 LOB: 1 BB: 0 P: 16	R: 0 E: 0 K: 1 S: 6	H: 0 LOB: 0 BB: 0 P: 9		R: 0 E: 0 K: 1 S: 13	H: 2 LOB: 2 BB: 0 P: 16	1B: 9 2B: 2 3B: 0 HR: 1	SF: 0 SAC: 1 DP: 1 HBP: 0	WP: 0 PB: 0 SB: 0 CS: 0
PITCHER	IP WLS BF H R ER SO BB IBB HBP BLK WP HR S P ERA WHIP																					
Denny Neagle, L (1, 1) ERA: 3.34	6.1 L 31 10 4 2 3 1 0 0 0 0 0 1 64 95 2.84 1.737																					
Jon Lieber, R (7, 1) ERA: 3.71	0.2 2 0 0 0 0 0 0 0 0 0 0 0 4 7 0.00 0.000																					
Dan Miceli, R (8, 1) ERA: 5.46	2.0 8 2 0 0 2 0 0 0 0 0 0 0 19 25 0.00 1.000																					

Batter	1	2	3	4	5	6	7	8	9	AB	R	H	RBI	BB	SO	LOB	BOTTOM						
Carlos Garcia, R (1, 4) OBP: 0.372, SLG: 0.446	G5-3				PB		G6-3		G3-1	5	1	2	1	0	0	2	Florida Marlins @ Pittsburgh Pirates Three Rivers Stadium, Pittsburgh, PA Sun Jun 16 1996, 3:33 AM EDT Att: 28,120 - Cloudy - 87 F						
Al Martin, L (1, 7) OBP: 0.327, SLG: 0.423	G6-3		F8		E1		F7			4	0	0	0	0	0	3							
Dan Miceli, R (8, 1)					WP					0	0	0	0	0	0	0							
Jeff King, R (1, 5) OBP: 0.333, SLG: 0.513			K		G5-3		K			4	0	1	0	0	2	3							
Orlando Merced, S (1, 9) OBP: 0.384, SLG: 0.490	G4-3			G3		F9			G5-4-3	4	0	1	0	0	0	2							
Mark Johnson, L (1, 3) OBP: 0.368, SLG: 0.510										3	0	1	0	0	1	0							
Charlie Hayes, R (8, PH) OBP: 0.316, SLG: 0.423				1B		K			G5-4-3	1	0	0	0	0	0	1							
Jay Bell, R (1, 6) OBP: 0.321, SLG: 0.381	G6-3			1B					F7	4	0	2	0	0	0	0							
Mike Kingery, L (1, 8) OBP: 0.291, SLG: 0.274				G4-6-3		F7			G4-3	4	0	1	0	0	0	3							
1B Jason Kendall, R (1, 2) OBP: 0.338, SLG: 0.376	G1-3				SH3		G4-3			4	1	2	0	0	0	2							
Denny Neagle, L (1, 1) ERA: 2.07										1	0	0	0	0	0	0							
Jon Lieber, L (7, 1) ERA: 3.8					SH3				G4-3	0	0	0	0	0	0	0							
Dave Clark, L (7, PH) OBP: 0.362, SLG: 0.427							G6-3			2	0	1	0	0	0	1							
Inning Stats	R: 0 E: 0 K: 0 S: 5	H: 1 LOB: 1 BB: 0 P: 5	R: 0 E: 0 K: 0 S: 13	H: 1 LOB: 0 BB: 0 P: 19	R: 0 E: 0 K: 1 S: 13	H: 1 LOB: 1 BB: 0 P: 15	R: 0 E: 0 K: 0 S: 6	H: 2 LOB: 1 BB: 0 P: 10	R: 2 E: 0 K: 1 S: 14	H: 2 LOB: 1 BB: 0 P: 21	R: 0 E: 0 K: 1 S: 10	H: 1 LOB: 1 BB: 0 P: 12	R: 0 E: 0 K: 1 S: 11	H: 1 LOB: 0 BB: 0 P: 15	R: 0 E: 0 K: 0 S: 10	H: 1 LOB: 0 BB: 0 P: 15		R: 0 E: 0 K: 0 S: 11	H: 1 LOB: 1 BB: 0 P: 16	1B: 9 2B: 2 3B: 0 HR: 0	SF: 0 SAC: 1 DP: 2 HBP: 0	WP: 1 PB: 1 SB: 1 CS: 0	PA: 37
PITCHER	IP WLS BF H R ER SO BB IBB HBP BLK WP HR S P ERA WHIP																						
Kevin Brown, R (1, 1) ERA: 2.07	7.0 W 30 9 2 1 3 0 0 0 0 0 0 0 72 97 1.29 1.286																						
Yorkis Perez, L (8, 1) ERA: 3.8	0.0 1 1 0 0 0 0 0 0 0 0 0 0 5 8 ∞ ∞																						
Terry Mathews, R (8, 1) ERA: 2.92	1.0 2 0 0 0 0 0 0 0 0 0 0 0 5 7 0.00 0.000																						
Robb Nen, R (9, 1) ERA: 2.31	1.0 S 4 1 0 0 0 0 0 0 0 0 0 0 11 16 0.00 1.000																						

Batter	1	2	3	4	5	6	7	8	9	10	AB	R	H	RBI	BB	SO	LOB	TOP						
Lance Johnson, L (1, 8) OBP: 0.351, SLG: 0.469											5	3	3	3	1	1	1	New York Mets @ Pittsburgh Pirates Three Rivers Stadium, Pittsburgh, PA Mon Jun 17 1996, 3:33 AM EDT Att: 11,002 - Overcast - 93 F						
Jose Vizcaino, S (1, 4) OBP: 0.394, SLG: 0.437											6	0	2	1	0	2	3							
Bernard Gilkey, R (1, 7) OBP: 0.361, SLG: 0.512											5	0	3	1	1	0	1							
Todd Hundley, S (1, 2) OBP: 0.341, SLG: 0.567											5	1	0	0	0	1	7							
Jeff Kent, R (1, 5) OBP: 0.315, SLG: 0.428											5	1	2	2	0	1	0							
Rico Brogna, L (1, 3) OBP: 0.319, SLG: 0.433											5	0	1	0	0	2	0							
Carl Everett, S (1, 9) OBP: 0.299, SLG: 0.246											3	0	0	0	1	1	2							
Dave Micki, R (9, 1)											0	0	0	0	0	0	0							
John Franco, L (10, 1)											0	0	0	0	0	0	0							
Rey Ordonez, R (1, 6) OBP: 0.320, SLG: 0.338											5	1	2	0	0	1	2							
Mark Clark, R (1, 1) OBP: 0.032, SLG: 0.032											2	1	1	0	0	0	2							
Pedro Martinez, L (7, 1)											0	0	0	0	0	0	0							
Chris Jones, R (7, 9) OBP: 0.289, SLG: 0.390											2	0	0	0	0	0	2							
Paul Byrd, R (7, 1)											0	0	0	0	0	0	0							
Andy Tomberlin, L (9, PH)											1	0	0	0	0	0	0							
Inning Stats	R: 3 E: 0 K: 1 S: 11	H: 3 LOB: 0 BB: 0 P: 15	R: 3 E: 1 K: 1 S: 16	H: 4 LOB: 1 BB: 0 P: 21	R: 0 E: 0 K: 0 S: 11	H: 1 LOB: 2 BB: 1 P: 20	R: 0 E: 0 K: 0 S: 8	H: 0 LOB: 0 BB: 0 P: 12	R: 0 E: 0 K: 0 S: 11	H: 2 LOB: 2 BB: 0 P: 15	R: 0 E: 0 K: 1 S: 9	H: 0 LOB: 0 BB: 0 P: 12	R: 0 E: 0 K: 3 S: 12	H: 0 LOB: 3 BB: 2 P: 22	R: 0 E: 0 K: 2 S: 8	H: 0 LOB: 0 BB: 0 P: 10	R: 1 E: 0 K: 2 S: 13	H: 2 LOB: 1 BB: 0 P: 18	1B: 9 2B: 3 3B: 0 HR: 2	SF: 0 SAC: 1 DP: 0 HBP: 0	WP: 1 PB: 0 SB: 4 CS: 0	PA: 48		
PITCHER	IP 2.0	WLS 13	BF 7	H 6	R 5	ER 2	SO 2	BB 0	IBB 0	HBP 0	BLK 0	WP 0	HR 2	S 27	P 36	ERA 22.50	WHIP 3.500	PITCHER						
Esteban Loaiza, R ERA: 11.57	67 Francisco Cordova, R ERA: 3.6	Ramon Morel, R ERA: 3.1	Jason Christiansen, L ERA: 8.17	Marc Wilkins, R ERA: 3.38	Dan Plesac, L ERA: 4.98	IP 2.0	WLS 8	BF 2	H 1	R 1	ER 1	SO 4	BB 0	IBB 0	HBP 0	BLK 0	WP 0	HR 0	S 21	P 28	ERA 4.50	WHIP 1.000		
Carlos Garcia, R (1, 4) OBP: 0.378, SLG: 0.453																								
67 Francisco Cordova, R (9, 1) OBP: 0.333, SLG: 0.333																								
Al Martin, L (1, 7) OBP: 0.325, SLG: 0.420																								
Jeff King, R (1, 3) OBP: 0.334, SLG: 0.509																								
Orlando Merced, S (1, 9) OBP: 0.389, SLG: 0.495																								
Charlie Hayes, R (1, 5) OBP: 0.271, SLG: 0.430																								
Marc Wilkins, R (8, 1) OBP: 0.333, SLG: 0.333																								
Dan Plesac, L (8, 1)																								
Nelson Liriano, S (9, 4) OBP: 0.289, SLG: 0.341																								
Jay Bell, R (1, 6) OBP: 0.315, SLG: 0.373																								
John Wehner, R (1, 8) OBP: 0.271, SLG: 0.378																								
Dave Clark, L (8, PH) OBP: 0.365, SLG: 0.429																								
18 Jason Kendall, R (1, 2) OBP: 0.340, SLG: 0.377																								
Esteban Loaiza, R (1, 1)																								
Ramon Morel, R (3, 1)																								
Mike Kingery, L (8, PH) OBP: 0.377, SLG: 0.377																								
Jason Christiansen, R (8, 1)																								
Mark Johnson, L (7, PH) OBP: 0.287, SLG: 0.535																								
Inning Stats	R: 0 E: 0 K: 1 S: 6	H: 0 LOB: 0 BB: 0 P: 12	R: 0 E: 0 K: 0 S: 8	H: 1 LOB: 1 BB: 1 P: 14	R: 1 E: 0 K: 0 S: 14	H: 2 LOB: 2 BB: 1 P: 21	R: 0 E: 0 K: 0 S: 5	H: 0 LOB: 0 BB: 0 P: 11	R: 0 E: 0 K: 0 S: 14	H: 1 LOB: 1 BB: 0 P: 18	R: 0 E: 0 K: 0 S: 7	H: 2 LOB: 1 BB: 0 P: 10	R: 5 E: 1 K: 0 S: 17	H: 4 LOB: 1 BB: 1 P: 28	R: 0 E: 1 K: 2 S: 10	H: 0 LOB: 1 BB: 0 P: 18	R: 0 E: 0 K: 1 S: 9	H: 0 LOB: 0 BB: 0 P: 20	R: 0 E: 0 K: 0 S: 10	H: 2 LOB: 2 BB: 0 P: 15	1B: 7 2B: 4 3B: 1 HR: 1	SF: 0 SAC: 0 DP: 2 HBP: 0	WP: 0 PB: 0 SB: 1 CS: 1	PA: 46
PITCHER	IP 6.0	WLS 26	BF 8	H 3	R 3	ER 1	SO 1	BB 2	IBB 0	HBP 0	BLK 0	WP 0	HR 0	S 59	P 95	ERA 4.50	WHIP 1.667	PITCHER						
Mark Clark, R ERA: 3.1	Pedro Martinez, L ERA: 7.1	Paul Byrd, R ERA: 10.5	Dave Micki, R ERA: 3.98	John Franco, L ERA: 2.39	IP 6.0	WLS 3	BF 1	H 1	R 1	ER 0	SO 0	BB 0	IBB 0	HBP 0	BLK 0	WP 0	HR 0	S 3	P 7	ERA ∞	WHIP ∞			
Paul Byrd, R ERA: 10.5	Dave Micki, R ERA: 3.98	John Franco, L ERA: 2.39	IP 2.0	WLS 8	BF 1	H 2	R 0	ER 0	SO 2	BB 0	IBB 0	HBP 0	BLK 0	WP 0	HR 0	S 19	P 30	ERA 0.00	WHIP 0.500					
Dave Micki, R ERA: 3.98	John Franco, L ERA: 2.39	IP 1.0	WLS 3	BF 0	H 0	R 0	ER 0	SO 1	BB 0	IBB 0	HBP 0	BLK 0	WP 0	HR 0	S 9	P 20	ERA 0.00	WHIP 1.000						
John Franco, L ERA: 2.39	IP 1.0	WLS 5	BF 2	H 0	R 0	ER 0	SO 0	BB 0	IBB 0	HBP 0	BLK 0	WP 0	HR 0	S 10	P 15	ERA 0.00	WHIP 2.000							
PITCHER	IP 7.1	WLS 3	BF 1	H 1	R 1	ER 0	SO 0	BB 0	IBB 0	HBP 0	BLK 0	WP 0	HR 0	S 3	P 7	ERA ∞	WHIP ∞	PITCHER						
Mark Clark, R ERA: 3.1	Pedro Martinez, L ERA: 7.1	Paul Byrd, R ERA: 10.5	Dave Micki, R ERA: 3.98	John Franco, L ERA: 2.39	IP 7.1	WLS 3	BF 1	H 1	R 1	ER 0	SO 0	BB 0	IBB 0	HBP 0	BLK 0	WP 0	HR 0	S 3	P 7	ERA ∞	WHIP ∞			
Paul Byrd, R ERA: 10.5	Dave Micki, R ERA: 3.98	John Franco, L ERA: 2.39	IP 2.0	WLS 8	BF 1	H 2	R 0	ER 0	SO 2	BB 0	IBB 0	HBP 0	BLK 0	WP 0	HR 0	S 19	P 30	ERA 0.00	WHIP 0.500					
Dave Micki, R ERA: 3.98	John Franco, L ERA: 2.39	IP 1.0	WLS 3	BF 0	H 0	R 0	ER 0	SO 1	BB 0	IBB 0	HBP 0	BLK 0	WP 0	HR 0	S 9	P 20	ERA 0.00	WHIP 1.000						
John Franco, L ERA: 2.39	IP 1.0	WLS 5	BF 2	H 0	R 0	ER 0	SO 0	BB 0	IBB 0	HBP 0	BLK 0	WP 0	HR 0	S 10	P 15	ERA 0.00	WHIP 2.000							
PITCHER	IP 6.0	WLS 26	BF 8	H 3	R 3	ER 1	SO 1	BB 2	IBB 0	HBP 0	BLK 0	WP 0	HR 0	S 59	P 95	ERA 4.50	WHIP 1.667	PITCHER						
Mark Clark, R ERA: 3.1	Pedro Martinez, L ERA: 7.1	Paul Byrd, R ERA: 10.5	Dave Micki, R ERA: 3.98	John Franco, L ERA: 2.39	IP 6.0	WLS 3	BF 1	H 1	R 1	ER 0	SO 0	BB 0	IBB 0	HBP 0	BLK 0	WP 0	HR 0	S 3	P 7	ERA ∞	WHIP ∞			
Paul Byrd, R ERA: 10.5	Dave Micki, R ERA: 3.98	John Franco, L ERA: 2.39	IP 2.0	WLS 8	BF 1	H 2	R 0	ER 0	SO 2	BB 0	IBB 0	HBP 0	BLK 0	WP 0	HR 0	S 19	P 30	ERA 0.00	WHIP 0.500					
Dave Micki, R ERA: 3.98	John Franco, L ERA: 2.39	IP 1.0	WLS 3	BF 0	H 0	R 0	ER 0	SO 1	BB 0	IBB 0	HBP 0	BLK 0	WP 0	HR 0	S 9	P 20	ERA 0.00	WHIP 1.000						
John Franco, L ERA: 2.39	IP 1.0	WLS 5	BF 2	H 0	R 0	ER 0	SO 0	BB 0	IBB 0	HBP 0	BLK 0	WP 0	HR 0	S 10	P 15	ERA 0.00	WHIP 2.000							
PITCHER	IP 6.0	WLS 26	BF 8	H 3	R 3	ER 1	SO 1	BB 2	IBB 0	HBP 0	BLK 0	WP 0	HR 0	S 59	P 95	ERA 4.50	WHIP 1.667	PITCHER						
Mark Clark, R ERA: 3.1	Pedro Martinez, L ERA: 7.1	Paul Byrd, R ERA: 10.5	Dave Micki, R ERA: 3.98	John Franco, L ERA: 2.39	IP 6.0	WLS 3	BF 1	H 1	R 1	ER 0	SO 0	BB 0	IBB 0	HBP 0	BLK 0	WP 0	HR 0	S 3	P 7	ERA ∞	WHIP ∞			
Paul Byrd, R ERA: 10.5	Dave Micki, R ERA: 3.98	John Franco, L ERA: 2.39	IP 2.0	WLS 8	BF 1	H 2	R 0	ER 0	SO 2	BB 0	IBB 0	HBP 0	BLK 0	WP 0	HR 0	S 19	P 30	ERA 0.00	WHIP 0.500					
Dave Micki, R ERA: 3.98	John Franco, L ERA: 2.39	IP 1.0	WLS 3	BF 0	H 0	R 0	ER 0	SO 1	BB 0	IBB 0	HBP 0	BLK 0	WP 0	HR 0	S 9	P 20	ERA 0.00	WHIP 1.000						
John Franco, L ERA: 2.39	IP 1.0	WLS 5	BF 2	H 0	R 0	ER 0	SO 0	BB 0	IBB 0	HBP 0	BLK 0	WP 0	HR 0	S 10	P 15	ERA 0.00	WHIP 2.000							
PITCHER	IP 6.0	WLS 26	BF 8	H 3	R 3	ER 1	SO 1	BB 2	IBB 0	HBP 0	BLK 0	WP 0	HR 0	S 59	P 95	ERA 4.50	WHIP 1.667	PITCHER						
Mark Clark, R ERA: 3.1																								

Batter	1	2	3	4	5	6	7	8	9	AB	R	H	RBI	BB	SO	LOB	TOP			
Lance Johnson, L (1.8) OBP: 0.346, SLG: 0.463	G4-3		F8	P5			L6			4	0	0	0	0	0	1	New York Mets @ Pittsburgh Pirates Three Rivers Stadium, Pittsburgh, PA Wed Jun 19 1996, 7:05 PM EDT Unknown - 83 F			
Jose Vizcaino, S (1.4) OBP: 0.388, SLG: 0.429	F9		FC4-6		G6-3		F9			4	0	0	0	0	0	1				
Bernard Gilkey, R (1.7) OBP: 0.360, SLG: 0.512	G6-3		F9				F8			4	0	1	0	0	0	1				
Jeff Kent, R (1.5) OBP: 0.318, SLG: 0.438		F9	G4-3	2B	E	SF9	P6		F9	4	2	2	0	0	0	1				
Todd Hundley, S (1.2) OBP: 0.340, SLG: 0.559	F9		F9	2B	E5			P3		3	1	0	0	1	0	2				
Carl Everett, S (1.9) OBP: 0.296, SLG: 0.235	G4-3		G4-3	HBP	K		G6-3		L7	3	0	0	0	0	1	4				
Butch Huskey, R (1.3) Tim Bogar, R (8.3) OBP: 0.250, SLG: 0.238	G4-3		G4-3		SF9		K		F9	2	0	0	2	0	1	1				
Rey Ordonez, R (1.6) OBP: 0.319, SLG: 0.341	G5-3		G5-3		HR		G6-3		G5-3	4	1	1	1	0	0	1				
Jason Isringhausen, R (1.1) Doug Henry, R (8.1) Chris Jones, R (9. PH) OBP: 0.280, SLG: 0.385			FC4-6	1B	HR		G5-3		K	3	1	2	2	0	0	0				
										0	0	0	0	0	0	0				
										1	0	0	0	0	1	0				
Inning Stats	R: 0 E: 0 K: 0 S: 6	H: 0 LOB: 0 BB: 0 P: 12	R: 1 E: 0 K: 0 S: 6	H: 1 LOB: 1 BB: 0 P: 9	R: 0 E: 0 K: 0 S: 8	H: 1 LOB: 1 BB: 0 P: 10	R: 4 E: 1 K: 1 S: 13	H: 3 LOB: 0 BB: 0 P: 20	R: 0 E: 0 K: 0 S: 4	H: 0 LOB: 0 BB: 0 P: 10	R: 0 E: 0 K: 0 S: 4	H: 0 LOB: 0 BB: 0 P: 7	R: 0 E: 0 K: 0 S: 7	H: 0 LOB: 0 BB: 0 P: 7	R: 0 E: 0 K: 1 S: 7	H: 0 LOB: 0 BB: 0 P: 11	1B: 1 2B: 4 3B: 0 HR: 1	SF: 1 SAC: 0 DP: 0 HBP: 1	WP: 0 PB: 0 SB: 0 CS: 0	PA: 36
PITCHER	IP WLS BF H R ER SO BB IBB HBP BLK WP HR S P ERA WHIP																			
Zane Smith, L (1.1) ERA: 3.27	4.1	21	6	5	1	1	0	0	0	0	0	0	0	0	0	0	2.08	1.385		
Ramon Morel, R (5.1) ERA	0.2	3	0	0	0	0	0	1	0	0	0	0	0	0	2	7	0.00	0.000		
Marc Wilkins, R (6.1) ERA: 3.12	2.0	6	0	0	0	1	0	0	0	0	0	0	0	10	17	0.00	0.000			
Dan Plesac, L (8.1) ERA: 3.82	2.0	W 6	0	0	0	1	0	0	0	0	0	0	0	14	18	0.00	0.000			

AB	33
R	5
H	6
RBI	5
BB	1
SO	3
LOB	12



Batter	1	2	3	4	5	6	7	8	9	AB	R	H	RBI	BB	SO	LOB	BOTTOM			
Carlos Garcia, R (1.4) OBP: 0.375, SLG: 0.449	G4-3		G4-3		K		G5-3			4	1	1	0	0	1	0	New York Mets @ Pittsburgh Pirates Three Rivers Stadium, Pittsburgh, PA Wed Jun 19 1996, 7:05 PM EDT Unknown - 83 F			
Al Martin, L (1.7) OBP: 0.324, SLG: 0.417	G6-4-3		G3-1		K		G1-3			4	0	1	0	0	1	0				
Jeff King, R (1.3) OBP: 0.330, SLG: 0.502	G6-4-3		P6				F9		K	4	0	0	0	0	1	1				
Orlando Merced, S (1.9) OBP: 0.391, SLG: 0.510	HR		G3-1		K		K		FC5-2	4	1	2	1	0	1	0				
Charlie Hayes, R (1.5) OBP: 0.327, SLG: 0.433	BB		F9		E1		E1		FC5-2	3	2	2	0	1	0	0				
Mike Kingery, L (1.8) OBP: 0.301, SLG: 0.281	G3		WP		E		E		FC5-2	3	2	2	1	1	0	1				
Jay Bell, R (1.6) OBP: 0.317, SLG: 0.372	F8		F8		BB		FC5-2		FC5-2	3	0	1	1	1	0	3				
1B Jason Kendall, R (1.2) OBP: 0.338, SLG: 0.374	P4		P4		L9		K		K	4	0	1	2	0	1	3				
Zane Smith, L (1.1) Ramon Morel, R (5.1) Nelson Liriano, S (5. PH) Marc Wilkins, R (8.1) Mark Johnson, L (7. PH) Dan Plesac, L (8.1) OBP: 0.167, SLG: 0.167 OBP: 0.330, SLG: 0.333 OBP: 0.337, SLG: 0.333 OBP: 0.330, SLG: 0.330 OBP: 0.330, SLG: 0.330	L6		L6		G6-3		K		G5-3	1	0	0	0	0	0	0				
										0	0	0	0	0	0	0				
										0	0	0	0	0	0	0				
										0	0	0	0	0	0	0				
										1	0	0	0	0	0	2				
Inning Stats	R: 2 E: 0 K: 0 S: 12	H: 3 LOB: 1 BB: 1 P: 24	R: 0 E: 0 K: 0 S: 4	H: 0 LOB: 0 BB: 0 P: 10	R: 0 E: 0 K: 0 S: 6	H: 0 LOB: 0 BB: 0 P: 10	R: 0 E: 0 K: 0 S: 13	H: 1 LOB: 2 BB: 1 P: 23	R: 0 E: 0 K: 2 S: 9	H: 0 LOB: 0 BB: 0 P: 11	R: 2 E: 2 K: 2 S: 15	H: 3 LOB: 1 BB: 0 P: 21	R: 0 E: 0 K: 1 S: 8	H: 0 LOB: 0 BB: 0 P: 12	R: 2 E: 0 K: 1 S: 18	H: 3 LOB: 2 BB: 1 P: 29	1B: 9 2B: 0 3B: 0 HR: 1	SF: 0 SAC: 0 DP: 1 HBP: 0	WP: 1 PB: 0 SB: 1 CS: 0	PA: 36
PITCHER	IP WLS BF H R ER SO BB IBB HBP BLK WP HR S P ERA WHIP																			
Jason Isringhausen, R (1.1) ERA: 4.3	7.1	L 33	9	6	5	6	3	0	0	0	0	0	0	0	0	0	6.14	1.636		
Doug Henry, R (8.1) ERA: 4.42	0.2	3	1	0	0	0	0	0	0	0	0	0	0	7	9	0.00	1.500			



Batter	1	2	3	4	5	6	7	8	9	AB	R	H	RBI	BB	SO	LOB	TOP					
Carlos Garcia, R (1,4) OBP: 0.364, SLG: 0.435	G3		FC5			K		G1-3		4	0	0	0	0	1	2						
Al Martin, L (1,8) OBP: 0.324, SLG: 0.413	G6-3				G4-3			K		4	0	1	0	0	1	0						
Jeff King, R (1,3) OBP: 0.325, SLG: 0.493	K				G5-3				G5-3	4	0	0	0	0	2	2						
Orlando Merced, S (1,9) OBP: 0.388, SLG: 0.500		F8			F8			G3		4	0	1	0	0	0	0						
Charlie Hayes, R (1,5) OBP: 0.322, SLG: 0.421		G1-3				G4-3		G5-3		4	0	0	0	0	0	1						
Dave Clark, L (1,7) OBP: 0.359, SLG: 0.451		G6-3				K				3	0	1	0	0	1	0						
Jay Bell, R (1,6) OBP: 0.320, SLG: 0.376					G5-3					3	0	1	0	0	1	0						
1B Jason Kendall, R (1,2) OBP: 0.343, SLG: 0.376					K					2	0	1	0	0	0	2						
Danny Darwin, R (1,1) OBP: 0.200, SLG: 0.400					FC5					1	0	0	0	0	1	1						
Mark Johnson, L (6,PH) OBP: 0.357, SLG: 0.524										1	0	0	0	0	0	1						
Jon Lieber, L (6,PH) OBP: 0.400, SLG: 0.250										0	0	0	0	0	0	0						
Mike Kingery, L (8,PH) OBP: 0.299, SLG: 0.279										1	0	0	0	0	0	0						
Steve Cooke, R (8,1)										0	0	0	0	0	0	0						
Inning Stats	R: 0 E: 0 K: 1 S: 7	H: 0 LOB: 0 BB: 0 P: 8	R: 0 E: 0 K: 0 S: 9	H: 0 LOB: 0 BB: 0 P: 17	R: 0 E: 0 K: 2 S: 11	H: 0 LOB: 1 BB: 0 P: 17	R: 0 E: 0 K: 0 S: 5	H: 0 LOB: 0 BB: 0 P: 9	R: 0 E: 0 K: 1 S: 7	H: 0 LOB: 0 BB: 0 P: 12	R: 0 E: 0 K: 2 S: 15	H: 2 LOB: 2 BB: 0 P: 23	R: 0 E: 0 K: 0 S: 8	H: 2 LOB: 2 BB: 0 P: 12	R: 0 E: 0 K: 1 S: 6	H: 0 LOB: 0 BB: 0 P: 7	R: 0 E: 0 K: 0 S: 4	H: 1 LOB: 0 BB: 0 P: 5	1B: 5 2B: 0 3B: 0 HR: 0	SF: 0 SAC: 0 DP: 1 HBP: 1	WP: 0 PB: 0 SB: 1 CS: 0	PA: 32
PITCHER Kevin Brown, R (1,1) ERA: 1.88	IP: 9.0 WLS: W BF: 32 H: 5 R: 0 ER: 0 SO: 7 BB: 0 IBB: 0 HBP: 1 BLK: 0 WP: 0 HR: 0 S: 72 P: 110 ERA: 0.00 WHIP: 0.556															PITCHER						

Pittsburgh Pirates @ Florida Marlins
Joe Robbie Stadium, Miami, FL
Fri Jun 21 1996, 7:05 PM EDT
Att: 20,442 - Unknown - 87 F


AB 31
R 0
H 5
RBI 0
BB 0
SO 7
LOB 9



Batter	1	2	3	4	5	6	7	8	9	AB	R	H	RBI	BB	SO	LOB	BOTTOM			
Devon White, S (1,8) OBP: 0.340, SLG: 0.477	G3-1	F7								4	1	2	2	0	0	1				
QuiVio Veras, S (1,4) OBP: 0.353, SLG: 0.313	2B		G4-3		L7			F7		3	1	0	0	1	0	2				
Greg Colbrunn, R (1,3) OBP: 0.343, SLG: 0.421	2B		F8		FC6-4			G5-3		4	1	1	0	0	0	2				
Gary Sheffield, R (1,9) OBP: 0.433, SLG: 0.626	2B		G5-3			F8		G4-3		4	0	1	2	0	0	0				
Jeff Conine, R (1,7) OBP: 0.360, SLG: 0.460	L3				F9			BB		4	0	1	0	0	0	1				
Terry Pendleton, S (1,5) OBP: 0.296, SLG: 0.357	G4				G5-4-3			1B		3	0	1	0	1	0	1				
Charles Johnson, R (1,2) OBP: 0.287, SLG: 0.583			SH1-4		G5-4-3			P6		4	0	2	0	0	0	3				
Edgar Renteria, R (1,6) OBP: 0.306, SLG: 0.366	L9							FC9-6		3	1	1	0	0	0	2				
Kevin Brown, R (1,1) OBP: 0.100, SLG: 0.036	SH1-4							G6-3		2	0	0	0	0	1	2				
Inning Stats	R: 2 E: 0 K: 0 S: 19	H: 2 LOB: 1 BB: 1 P: 31	R: 0 E: 0 K: 0 S: 12	H: 1 LOB: 1 BB: 0 P: 13	R: 0 E: 0 K: 0 S: 7	H: 0 LOB: 0 BB: 0 P: 9	R: 0 E: 0 K: 0 S: 6	H: 1 LOB: 0 BB: 0 P: 10	R: 0 E: 0 K: 1 S: 10	H: 2 LOB: 2 BB: 0 P: 11	R: 0 E: 0 K: 0 S: 6	H: 0 LOB: 0 BB: 0 P: 9	R: 2 E: 0 K: 0 S: 14	H: 2 LOB: 0 BB: 0 P: 20	R: 0 E: 0 K: 0 S: 13	H: 1 LOB: 2 BB: 1 P: 26	1B: 6 2B: 2 3B: 0 HR: 1	SF: 0 SAC: 1 DP: 1 HBP: 0	WP: 0 PB: 0 SB: 0 CS: 0	PA: 34
PITCHER Danny Darwin, R (1,1) ERA: 2.83 Jon Lieber, R (6,1) ERA: 4.29 Steve Cooke, L (8,1) ERA:	IP: 5.0 WLS: L BF: 21 H: 6 R: 2 ER: 2 SO: 2 BB: 2 IBB: 0 HBP: 0 BLK: 0 WP: 0 HR: 1 S: 20 P: 29 ERA: 9.00 WHIP: 1.400															PITCHER				

Pittsburgh Pirates @ Florida Marlins
Joe Robbie Stadium, Miami, FL
Fri Jun 21 1996, 7:05 PM EDT
Att: 20,442 - Unknown - 87 F

AB 31
R 4
H 9
RBI 4
BB 2
SO 1
LOB 14



Batter	1	2	3	4	5	6	7	8	9	10	AB	R	H	RBI	BB	SO	LOB	TOP			
Carlos Garcia, R (1, 4) OBP: 0.355, SLG: 0.423	L5		G3			K		F9		P2	5	0	0	0	0	1	5				
John Wehner, R (1, 7) OBP: 0.288, SLG: 0.362				P5		P4				HR	2	0	0	0	2	0	1				
Dave Clark, L (10, PH) OBP: 0.365, SLG: 0.457	CS										1	0	1	1	0	0	0				
Al Martin, L (10, PR) OBP: 0.324, SLG: 0.413	BB										0	1	0	0	0	0	0				
Jeff King, R (1, 3) OBP: 0.335, SLG: 0.505											5	1	2	3	0	1	3				
67 Francisco Cordova, R (10, 1) OBP: 0.333, SLG: 0.333	K										0	0	0	0	0	0	0				
Orlando Merced, S (1, 9) OBP: 0.351, SLG: 0.488	CS	P5		G6-3				F4		G4-3	5	0	0	0	0	1	2				
Charlie Hayes, R (1, 5) OBP: 0.317, SLG: 0.415											4	0	0	0	0	2	1				
Jay Bell, R (1, 6) OBP: 0.319, SLG: 0.371											3	0	0	0	1	2	0				
Mike Kingery, L (1, 8) OBP: 0.297, SLG: 0.278											4	0	1	0	0	0	2				
18 Jason Kendall, R (1, 2) OBP: 0.350, SLG: 0.377											2	1	1	0	2	1	0				
Denny Neagle, L (1, 1) OBP: 0.133, SLG: 0.107											1	0	0	0	0	0	1				
Nelson Liriano, S (8, PH) OBP: 0.291, SLG: 0.340											1	0	1	0	0	0	0				
Dan Plesac, L (8, 1)											0	0	0	0	0	0	0				
Mark Johnson, L (10, PH) OBP: 0.362, SLG: 0.528											1	1	1	0	0	0	0				
Inning Stats	R: 0 E: 0 K: 1 S: 6	H: 0 LOB: 0 BB: 1 P: 14	R: 0 E: 0 K: 2 S: 8	H: 0 LOB: 0 BB: 0 P: 11	R: 0 E: 0 K: 0 S: 10	H: 2 LOB: 1 BB: 0 P: 17	R: 0 E: 0 K: 0 S: 3	H: 0 LOB: 0 BB: 0 P: 6	R: 0 E: 0 K: 1 S: 9	H: 0 LOB: 0 BB: 1 P: 15	R: 0 E: 0 K: 1 S: 11	H: 1 LOB: 2 BB: 1 P: 23	R: 0 E: 0 K: 1 S: 12	H: 1 LOB: 2 BB: 1 P: 18	R: 0 E: 0 K: 1 S: 6	H: 0 LOB: 0 BB: 0 P: 10	R: 4 E: 0 K: 1 S: 20	H: 3 LOB: 1 BB: 1 P: 32	1B: 5 2B: 1 3B: 0 HR: 1	SF: 0 SAC: 1 DP: 0 HBP: 0	WP: 0 PA: 41
PITCHER	IP 8.0	WLS 30	BF 4	H 0	R 0	ER 0	SO 6	BB 3	IBB 1	HBP 0	BLK 0	WP 0	HR 0	S 65	P 118	ERA 0.00	WHIP 0.875				
Al Leiter, L ERA: 2.38	(1, 1)																				
Robb Nen, R ERA: 2.54	(9, 1)																				
Yorkis Perez, L ERA: 4.13	(10, 1)	0.1	L	3	1	2	2	0	1	0	0	0	0	11	20	54.00	6.000				
Terry Mathews, R ERA: 4.23	(10, 1)	0.2		4	2	2	2	1	0	0	0	0	0	9	12	27.00	3.000				

Pittsburgh Pirates @ Florida Marlins
Joe Robbie Stadium, Miami, FL
Sat Jun 22 1996, 7:05 PM EDT
Att: 26,666 - Unknown - 88 F

AB 34
R 4
H 7
RBI 4
BB 5
SO 8
LOB 15



Batter	1	2	3	4	5	6	7	8	9	10	AB	R	H	RBI	BB	SO	LOB	BOTTOM					
Devon White, S (1, 8) OBP: 0.338, SLG: 0.478	F9					G3-1				F9	4	0	1	0	0	0	0						
Quilvio Veras, S (1, 4) OBP: 0.343, SLG: 0.303	G5-3		G5-3			G3				K	4	0	0	0	0	1	1						
Greg Colbrunn, R (1, 3) OBP: 0.345, SLG: 0.422	G5-3										4	0	2	0	0	0	0						
Gary Sheffield, R (1, 9) OBP: 0.430, SLG: 0.619											4	1	1	0	0	0	2						
Jeff Conine, R (1, 7) OBP: 0.359, SLG: 0.455											3	0	0	0	1	0	2						
Terry Pendleton, S (1, 5) OBP: 0.295, SLG: 0.355											4	0	1	1	0	0	2						
Charles Johnson, R (1, 2) OBP: 0.284, SLG: 0.378											3	0	0	0	0	1	2						
Joe Orsulak, L (10, PH) OBP: 0.243, SLG: 0.286											4	0	1	1	0	0	2						
Edgar Renteria, R (1, 6) OBP: 0.299, SLG: 0.357											3	0	0	0	0	1	0						
Al Leiter, L (1, 1) OBP: 0.059, SLG: 0.030											2	0	0	0	0	2	0						
Robb Nen, R (9, 1)											0	0	0	0	0	0	0						
Alex Arias, R (9, PH) OBP: 0.333, SLG: 0.404											1	0	0	0	0	1	0						
Yorkis Perez, L (10, 1)											0	0	0	0	0	0	0						
Terry Mathews, L (10, 1)											0	0	0	0	0	0	0						
Inning Stats	R: 0 E: 0 K: 0 S: 7	H: 0 LOB: 0 BB: 0 P: 10	R: 0 E: 1 K: 0 S: 8	H: 1 LOB: 1 BB: 1 P: 14	R: 0 E: 0 K: 1 S: 11	H: 1 LOB: 1 BB: 1 P: 15	R: 0 E: 0 K: 0 S: 7	H: 1 LOB: 0 BB: 0 P: 11	R: 0 E: 0 K: 2 S: 13	H: 0 LOB: 0 BB: 0 P: 19	R: 0 E: 0 K: 1 S: 11	H: 0 LOB: 0 BB: 0 P: 16	R: 0 E: 0 K: 0 S: 5	H: 1 LOB: 0 BB: 0 P: 7	R: 0 E: 0 K: 0 S: 5	H: 0 LOB: 0 BB: 0 P: 6	R: 0 E: 0 K: 2 S: 10	H: 0 LOB: 0 BB: 0 P: 13	R: 1 E: 1 K: 0 S: 10	H: 1 LOB: 1 BB: 0 P: 15	1B: 4 2B: 1 3B: 0 HR: 0	SF: 0 SAC: 0 DP: 3 HBP: 0	WP: 0 PA: 34
PITCHER	IP 7.0	WLS 23	BF 4	H 0	R 0	ER 0	SO 4	BB 1	IBB 0	HBP 0	BLK 0	WP 0	HR 0	S 62	P 92	ERA 0.00	WHIP 0.714						
Denny Neagle, L ERA: 3.1	(1, 1)																						
Dan Plesac, L ERA: 3.56	(8, 1)	2.0	W	6	0	0	2	0	0	0	0	0	0	15	19	0.00	0.000						
67 Francisco Cordova, R ERA: 4.07	(10, 1)	1.0		5	1	1	0	0	0	0	0	0	0	10	15	0.00	1.000						

Pittsburgh Pirates @ Florida Marlins
Joe Robbie Stadium, Miami, FL
Sat Jun 22 1996, 7:05 PM EDT
Att: 26,666 - Unknown - 88 F

AB 33
R 1
H 5
RBI 1
BB 1
SO 6
LOB 10




Batter	1	2	3	4	5	6	7	8	9	AB	R	H	RBI	BB	SO	LOB	TOP	
Mike Kingery, L OBP: 0.307, SLG: 0.295 (1, 8)	1-1 FC3-6 1B	1-1 G4-3		1-0 2B		2-2 P6		0-1 BB 1B		5	0	3	0	0	0	1	Pittsburgh Pirates @ Florida Marlins Joe Robbie Stadium, Miami, FL Sun Jun 23 1996, 3:33 AM EDT Att: 20,769 - Cloudy - 84 F	
Al Martin, L OBP: 0.325, SLG: 0.409 (1, 7)	1-0 FC3-6 1B	4-0 HBP BB		1-3 K			0-1 P2	4-2 BB 1B		3	1	0	0	2	1	3		
Jeff King, R OBP: 0.327, SLG: 0.500 (1, 4) (9, 3)	3-2 F8	1-1 SAFE HBP		2-2 L7			4-2 FC5-4 BB	1-2 L4		3	0	0	0	1	0	6		
Orlando Merced, S OBP: 0.377, SLG: 0.482 (1, 9)	2-0 BB 1B	3-0 G4-3			0-0 P5		2-2 F8	1-0 G3-1		5	1	1	0	0	0	3		
Mark Johnson, L OBP: 0.364, SLG: 0.518 67 Francisco Cordova, R OBP: 0.333, SLG: 0.333 (9, 1)	4-1 1B S BB		1-0 P6		1-1 F7		1-2 FC5-4 1-2	0-1 G5-4 1B		4	1	1	0	1	0	1		
Charlie Hayes, R OBP: 0.316, SLG: 0.418 (1, 5)	1-1 E S 1B		0-0 G3		0-1 F8		2-2 G6-3 1B 2B	1-2 G5-4-3 1-2		5	2	2	2	0	0	1		
Jay Bell, R OBP: 0.318, SLG: 0.369 (1, 6)	3-2 1H 3H 1B		3-1 G5-3			2-2 G5-3	0-1 B1			4	0	1	1	0	0	1		
Keith Osik, R OBP: 0.440, SLG: 0.522 (1, 2)	2-2 G4-3		0-0 P6		0-0 G4-3 2B		0-0 G6-3	2-3		4	0	1	0	0	0	2		
Marc Wilkins, R OBP: 0.401, SLG: 0.400 Jon Lieber, R OBP: 0.333, SLG: 0.200 Ramon Morel, R OBP: 0.333, SLG: 0.333 (7, 1) Dave Clark, L OBP: 0.377, SLG: 0.402 Dan Miceli, R OBP: 0.377, SLG: 0.402 Dan Plesac, L OBP: 0.377, SLG: 0.402 Carlos Garcia, R OBP: 0.377, SLG: 0.402 (9, 4)		0-3 K		2-1 2B 1B		3-1 G4-3	0-1 1B			2	0	1	0	0	1	0		
Inning Stats	R: 4 E: 0 K: 0 S: 18	H: 4 LOB: 1 BB: 1 P: 35	R: 0 E: 0 K: 1 S: 7	H: 0 LOB: 2 BB: 1 P: 16	R: 0 E: 0 K: 1 S: 4	H: 2 LOB: 2 BB: 0 P: 16	R: 0 E: 0 K: 0 S: 10	H: 1 LOB: 1 BB: 0 P: 18	R: 0 E: 0 K: 0 S: 9	H: 0 LOB: 1 BB: 1 P: 15	R: 1 E: 0 K: 0 S: 20	H: 3 LOB: 3 BB: 1 P: 27	R: 0 E: 0 K: 0 S: 8	H: 1 LOB: 0 BB: 0 P: 10	1B: 8 2B: 3 3B: 0 HR: 0	SF: 0 SAC: 0 DP: 1 HBP: 1		WP: 0 PA: 42
PITCHER	IP WLS BF H R ER SO BB IBB HBP BLK WP HR S P ERA WHIP																	
Pat Rapp, R ERA: 4.19 Donn Pail, R ERA: Yorkis Perez, L ERA: 3.96 Jay Powell, R ERA: 3.27 Terry Mathews, R ERA: 4.08	(1, 1) (4, 1) (7, 1) (8, 1) (9, 1)	3.0 12 1.0 1.0 1.0	WLS L 4 4 3	BF 16 3 0 0	H 4 3 0 0	R 4 0 0 0	ER 3 0 0 0	SO 1 1 0 0	BB 2 0 1 0	IBB 0 0 0 0	HBP 1 0 0 0	BLK 0 0 0 0	WP 0 0 0 0	HR 0 26 9 15	S 29 40 15 27	P 59 40 15 27	ERA 9.00 0.00 0.00 9.00	WHIP 2.000 1.000 1.000 4.000

AB	37
R	5
H	11
RBI	4
BB	4
SO	2
LOB	19



Batter	1	2	3	4	5	6	7	8	9	AB	R	H	RBI	BB	SO	LOB	BOTTOM		
Devon White, S OBP: 0.336, SLG: 0.472 (1, 8)	2-3 K		1-3 K	0-0 G1-6-3 1-2			2-2 G5-3 2B 1B		0-3 K	5	1	1	0	0	3	3	Pittsburgh Pirates @ Florida Marlins Joe Robbie Stadium, Miami, FL Sun Jun 23 1996, 3:33 AM EDT Att: 20,769 - Cloudy - 84 F		
Quiuvio Veras, S OBP: 0.331, SLG: 0.290 (1, 4)	2-2 G4-3		0-0 F8		3-2 F8		2-2 F9	0-0 G5-3 1-2		5	0	0	0	0	0	3			
Greg Colbrunn, R OBP: 0.349, SLG: 0.429 (1, 3)	2-2 BB 1B		0-0 1B BB 1B		0-0 WP 2B		1-0 G5-3 1-2	1-1 G6-3		5	1	3	0	0	0	2			
Gary Sheffield, R OBP: 0.435, SLG: 0.622 (1, 9)	4-1 1B 1B		4-1 BB 1B BB		2-2 P3		0-0 2B			2	0	1	1	2	0	1			
Jeff Conine, R OBP: 0.364, SLG: 0.457 (1, 7)	0-1 1-2 2H 1B		1-2 BB BB		4-1 BB		1-2 G5-3			3	0	2	1	1	0	1			
Terry Pendleton, S OBP: 0.296, SLG: 0.352 (1, 5)		4-2 G5-4-3 BB	4-1 BB BB		1-1 G4-3			0-3 K		2	0	0	1	2	1	2			
Charles Johnson, R OBP: 0.280, SLG: 0.371 (1, 2)		1-1 G5-4-3 1-2	1-1 F8			1-1 F7		1-3 K		4	0	0	0	0	1	4			
Edgar Renteria, R OBP: 0.293, SLG: 0.349 Kurt Abbott, R OBP: 0.307, SLG: 0.408 (7, 6)		3-2 G6-3		1-1 B5-3		0-0 G3-1		0-3 K		3	0	0	0	0	0	0			
Pat Rapp, R ERA: 4.19 Craig Cishek, R ERA: Jon Lieber, R ERA: 4.12 Ramon Morel, R ERA: 0.77 Dan Miceli, R ERA: 5.12 Dan Plesac, L ERA: 3.51	(1, 1) (5, 1) (7, 1) (8, 1) (9, 1)	4.2 1.1 1.0 1.0 0.2	WLS W 5 3 3	BF 23 4 2 1 3	H 2 0 1 0	R 2 0 1 0	ER 2 0 1 0	SO 2 0 0 1	BB 6 0 0 0	IBB 0 0 0 0	HBP 0 0 0 0	BLK 0 0 0 0	WP 0 0 0 0	HR 0 9 11 11	S 47 9 11 12	P 91 11 17 12		ERA 3.86 0.00 9.00 0.00	WHIP 2.357 0.000 2.000 0.000
Inning Stats	R: 0 E: 0 K: 1 S: 13	H: 2 LOB: 2 BB: 1 P: 23	R: 0 E: 0 K: 0 S: 8	H: 0 LOB: 1 BB: 1 P: 16	R: 2 E: 0 K: 1 S: 14	H: 2 LOB: 3 BB: 2 P: 26	R: 0 E: 0 K: 0 S: 4	H: 0 LOB: 0 BB: 1 P: 9	R: 0 E: 0 K: 0 S: 7	H: 0 LOB: 0 BB: 0 P: 8	R: 1 E: 0 K: 0 S: 11	H: 2 LOB: 1 BB: 0 P: 17	R: 0 E: 0 K: 3 S: 11	H: 0 LOB: 0 BB: 0 P: 12	R: 0 E: 0 K: 1 S: 8	H: 1 LOB: 1 BB: 0 P: 9		1B: 6 2B: 2 3B: 0 HR: 0	SF: 0 SAC: 0 DP: 2 HBP: 1
PITCHER	IP WLS BF H R ER SO BB IBB HBP BLK WP HR S P ERA WHIP																		
Marc Wilkins, R ERA: 3.23 Jon Lieber, R ERA: 4.12 Ramon Morel, R ERA: 0.77 Dan Miceli, R ERA: 5.12 Dan Plesac, L ERA: 3.51	(1, 1) (5, 1) (7, 1) (8, 1) (9, 1)	4.2 1.1 1.0 1.0 0.2	WLS W 5 3 3	BF 23 4 2 1 3	H 2 0 1 0	R 2 0 1 0	ER 2 0 1 0	SO 2 0 0 1	BB 6 0 0 0	IBB 0 0 0 0	HBP 0 0 0 0	BLK 0 0 0 0	WP 0 0 0 0	HR 0 9 11 11	S 47 9 11 12	P 91 11 17 12	ERA 3.86 0.00 9.00 0.00	WHIP 2.357 0.000 2.000 0.000	

AB	32
R	3
H	8
RBI	3
BB	6
SO	6
LOB	16



Batter	1	2	3	4	5	6	7	8	9	AB	R	H	RBI	BB	SO	LOB	TOP		
Carlos Garcia, R OBP: 0.356, SLG: 0.423 (1, 6)										5	0	2	1	0	2	1			
Al Martin, L OBP: 0.329, SLG: 0.416 (1, 7)										4	0	2	1	1	2	0			
Jeff King, R OBP: 0.328, SLG: 0.498 (1, 3)										5	0	2	0	0	0	4			
Orlando Merced, S OBP: 0.371, SLG: 0.473 (1, 9)										4	0	0	0	0	1	3			
Nelson Liriano, S OBP: 0.290, SLG: 0.330 (1, 4)										3	0	0	0	1	0	1			
Mike Kingery, L OBP: 0.305, SLG: 0.289 (1, 8)										3	1	0	0	1	0	3			
Charlie Hayes, R OBP: 0.316, SLG: 0.415 John Wehner, R OBP: 0.278, SLG: 0.347 (4, 5) (7, 2)										2	0	0	0	0	0	1	AB 34		
1B Jason Kendall, R OBP: 0.350, SLG: 0.376 Keith Osk, R OBP: 0.434, SLG: 0.515 (1, 2) (7, 5)										3	1	1	0	0	0	0	R 3		
Elmer Dessens, R OBP: 1.000, SLG: 1.000 Steve Cooke, R (2, 1) Mark Johnson, L OBP: 0.389, SLG: 0.518 Jason Christiansen, R (7, 1) Dave Clark, L OBP: 0.377, SLG: 0.462 (9, PH)										1	1	1	1	0	0	0	H 8		
Inning Stats	R: 0 E: 0 K: 1 S: 9	H: 1 LOB: 1 BB: 0 P: 13	R: 3 E: 0 K: 0 S: 12	H: 4 LOB: 2 BB: 1 P: 19	R: 0 E: 0 K: 0 S: 11	H: 1 LOB: 1 BB: 0 P: 14	R: 0 E: 0 K: 0 S: 7	H: 0 LOB: 0 BB: 0 P: 10	R: 0 E: 0 K: 1 S: 8	H: 0 LOB: 0 BB: 0 P: 12	R: 0 E: 0 K: 1 S: 9	H: 1 LOB: 2 BB: 1 P: 22	R: 0 E: 0 K: 1 S: 13	H: 1 LOB: 3 BB: 2 P: 30	1B: 6 2B: 2 3B: 0 HR: 0	SF: 0 SAC: 0 DP: 0 HBP: 0	WP: 1 PB: 0 SB: 0 CS: 0	PA: 39	
PITCHER	IP WLS BF H R ER SO BB IBB HBP BLK WP HR S P ERA WHIP																		
Pedro Martinez, R ERA: 3.41 Mike Dyer, R ERA: 3.63	(1, 1) (8, 1)	7.2 1.1	W 7	32 1	7 1	3 0	3 0	6 1	3 0	0 0	0 0	0 0	0 1	0 0	0 17	116 32	3.52 0.00	1.304 2.250	

Pittsburgh Pirates @ Montreal Expos
Olympic Stadium, Montreal, QB
Mon Jun 24 1996, 7:05 PM EDT
Att: 23,736 - Dome - 68 F

AB 34
R 3
H 8
RBI 3
BB 5
SO 7
LOB 13



Batter	1	2	3	4	5	6	7	8	9	AB	R	H	RBI	BB	SO	LOB	BOTTOM		
F.P. Santangelo, S OBP: 0.378, SLG: 0.418 (1, 8)										2	1	1	0	3	0	1			
Mike Lansing, R OBP: 0.378, SLG: 0.439 (1, 4)										5	1	1	2	0	0	5			
Henry Rodriguez, L OBP: 0.349, SLG: 0.664 (1, 7)										5	3	3	4	0	0	1			
Moises Alou, R OBP: 0.319, SLG: 0.430 Cliff Floyd, L OBP: 0.323, SLG: 0.352 (1, 9) (5, 9)										2	1	0	0	1	1	0	R 11		
David Segui, S OBP: 0.352, SLG: 0.421 (1, 3)										4	2	1	0	1	0	1	H 14		
Darin Fletcher, L OBP: 0.305, SLG: 0.415 (1, 2)										3	1	2	3	0	1	0	RBI 11		
Shane Andrews, R OBP: 0.333, SLG: 0.514 (1, 5)										4	1	2	2	0	2	1	H 14		
Andy Stankiewicz, R OBP: 0.313, SLG: 0.279 (1, 6)										4	1	3	0	0	1	1	RBI 11		
Pedro Martinez, R OBP: 0.206, SLG: 0.129 Mike Dyer, R (8, 1)										3	0	0	0	0	0	2	BB 5		
Inning Stats	R: 1 E: 0 K: 0 S: 10	H: 2 LOB: 0 BB: 0 P: 18	R: 9 E: 0 K: 1 S: 26	H: 7 LOB: 3 BB: 45	R: 0 E: 0 K: 0 S: 8	H: 0 LOB: 1 BB: 1 P: 16	R: 0 E: 0 K: 2 S: 10	H: 1 LOB: 1 BB: 0 P: 15	R: 0 E: 0 K: 0 S: 8	H: 1 LOB: 1 BB: 0 P: 11	R: 1 E: 0 K: 2 S: 13	H: 1 LOB: 2 BB: 1 P: 20	R: 0 E: 0 K: 1 S: 9	H: 1 LOB: 0 BB: 0 P: 7	1B: 7 2B: 4 3B: 1 HR: 2	SF: 0 SAC: 2 DP: 2 HBP: 0	WP: 1 PB: 0 SB: 0 CS: 0	PA: 41	
PITCHER	IP WLS BF H R ER SO BB IBB HBP BLK WP HR S P ERA WHIP																		
Elmer Dessens, R ERA: 8.44 Steve Cooke, L ERA: 7.75 Jason Christiansen, L ERA: 7.75	(1, 1) (2, 1) (7, 1)	1.2 4.1 2.0	L 22 8	6 5 2	6 5 0	6 5 0	6 5 1	6 5 0	6 5 0	6 5 0	6 5 0	6 5 0	6 5 0	6 5 0	6 5 0	6 5 0	10.38 2.077 0.00	1.500	

Pittsburgh Pirates @ Montreal Expos
Olympic Stadium, Montreal, QB
Mon Jun 24 1996, 7:05 PM EDT
Att: 23,736 - Dome - 68 F

AB 34
R 11
H 14
RBI 11
BB 5
SO 6
LOB 12



Batter	1	2	3	4	5	6	7	8	9	AB	R	H	RBI	BB	SO	LOB	TOP										
Carlos Garcia, R OBP: 0.355, SLG: 0.420	1-2 L5		0-0 G1-3		1-0 1B			2-0 L9		4	0	1	0	0	0	0											
Al Martin, L OBP: 0.328, SLG: 0.424	0-1 G3-1		1-1 HR		2-0 G4-3			1-3 K		4	1	1	1	0	1	2											
Jeff King, R OBP: 0.330, SLG: 0.512	2-2 L8		2-1 F9			2-0 HR		1-2 2B		4	1	2	1	0	0	0											
Orlando Merced, S OBP: 0.369, SLG: 0.469		2-0 CS 1B		2-1 F8		0-1 G1-3		1-2 F8		4	0	1	0	0	0	1											
Charlie Hayes, R OBP: 0.312, SLG: 0.409		3-3 K2		3-1 F9		1-0 G4-3			1-3 K	4	0	0	0	0	2	1											
John Wehner, R OBP: 0.276, SLG: 0.340		2-1 P4		1-0 CS 1B		0-1 F8			0-0 F9	4	0	1	0	0	0	1											
Jay Bell, R OBP: 0.317, SLG: 0.365		4-1 BB		1-1 CS		1-1 F9			3-3 K	3	0	0	0	1	2	0											
1B Jason Kendall, R OBP: 0.350, SLG: 0.373		2-1 F8			4-1 1B BB		0-1 P3			2	0	0	0	1	0	2											
Zane Smith, L OBP: 0.160, SLG: 0.160			0-0 G4-3		2-0 P4					1	0	0	0	0	0	0											
Nelson Liriano, S OBP: 0.287, SLG: 0.327										1	0	0	0	0	0	1											
Ramon Morel, R OBP: 0.394, SLG: 0.514										0	0	0	0	0	0	0											
Mark Johnson, L OBP: 0.366, SLG: 0.514										1	0	0	0	0	1	0											
Dan Miceli, R OBP: 0.366, SLG: 0.514										0	0	0	0	0	0	0											
Inning Stats	R: 0 E: 0 K: 0 S: 8	H: 0 LOB: 0 BB: 0 P: 11	R: 0 E: 0 K: 1 S: 10	H: 1 LOB: 2 BB: 1 P: 23	R: 1 E: 0 K: 0 S: 6	H: 1 LOB: 0 BB: 0 P: 9	R: 0 E: 0 K: 0 S: 6	H: 1 LOB: 0 BB: 0 P: 13	R: 0 E: 0 K: 0 S: 6	H: 1 LOB: 2 BB: 1 P: 16	R: 1 E: 0 K: 0 S: 6	H: 1 LOB: 0 BB: 0 P: 9	R: 0 E: 0 K: 2 S: 8	H: 0 LOB: 0 BB: 0 P: 9	R: 0 E: 0 K: 1 S: 10	H: 1 LOB: 1 BB: 0 P: 15	R: 0 E: 0 K: 2 S: 8	H: 0 LOB: 0 BB: 0 P: 12	1B: 3 2B: 1 3B: 0 HR: 2	SF: 0 SAC: 0 DP: 0 HBP: 0	WP: 0 PB: 0 SB: 0 CS: 2	PA: 35					
PITCHER	IP	WLS	BF	H	R	ER	SO	BB	IBB	HBP	BLK	WP	HR	S	P	ERA	WHIP										
Kirk Rueter, L ERA: 3.8	6.0	W	24	5	2	2	1	2	0	0	0	0	2	42	81	3.00	1.167										
Tim Scott, R ERA: 2.13	3.0	S	10	1	0	0	5	0	0	0	0	0	0	26	36	0.00	0.333										

Pittsburgh Pirates @ Montreal Expos
Olympic Stadium, Montreal, QB
Tue Jun 25 1996, 7:05 PM EDT
Att. 12,776 - Dome - 72 F


AB 32
R 2
H 6
RBI 2
BB 2
SO 6
LOB 8



Batter	1	2	3	4	5	6	7	8	9	AB	R	H	RBI	BB	SO	LOB	BOTTOM										
F.P. Santangelo, S OBP: 0.375, SLG: 0.408				0-0 G5-4-3		1-1 SAFE G1-3		0-1 G3		4	1	0	0	0	0	4											
Mike Lansing, R OBP: 0.379, SLG: 0.441	2-0 2B 1B	3-2 G4-3			3-2 G3 2B		1-0 F7	2-1 G5-3		5	1	2	0	0	0	0											
Henry Rodriguez, L OBP: 0.348, SLG: 0.662	2-0 1B 2B	2-0 G4-3			0-1 G3		1-3 K			4	1	1	1	0	1	1											
Moises Alou, R OBP: 0.318, SLG: 0.427	2-2 1B 2B	1-0 G1-3			1-0 P3		3-2 E5 1B 2B			4	2	1	0	0	0	1											
David Segui, S OBP: 0.354, SLG: 0.422	0-0 2B FC6-4 1B		1-0 L8		2-1 F8		0-0 2B 1B			4	2	2	1	0	0	1											
Darin Fletcher, L OBP: 0.318, SLG: 0.452	1-2 2-3 2-H 2B	2-2 FC6-4 2B		2-0 G5-4-3 1B		2-2 HR	1-2 1B 2B			4	1	4	4	0	0	0											
Shane Andrews, R OBP: 0.341, SLG: 0.516	4-0 FC6-4 IBB		1-0 G5-4-3			1-1 1B	0-1 1B			3	0	2	1	1	0	1											
Andy Stankiewicz, R OBP: 0.288, SLG: 0.255	0-1 L7			0-0 G5-3		0-0 F8	1-1 P4			4	0	0	0	0	0	6											
Kirk Rueter, L OBP: 0.174, SLG: 0.143	2-2 FC6-4			0-1 G5-4-3 1B		0-3 K		0-3 K		2	0	1	1	0	0	2											
Lenny Webster, R OBP: 0.394, SLG: 0.325										1	0	0	0	0	1	1											
Tim Scott, R ERA: 4.81										1	0	0	0	0	1	0											
Inning Stats	R: 5 E: 0 K: 0 S: 18	H: 5 LOB: 2 BB: 1 P: 34	R: 0 E: 0 K: 0 S: 5	H: 0 LOB: 0 BB: 0 P: 11	R: 0 E: 0 K: 0 S: 3	H: 1 LOB: 0 BB: 0 P: 7	R: 0 E: 0 K: 0 S: 4	H: 1 LOB: 0 BB: 0 P: 4	R: 0 E: 0 K: 0 S: 8	H: 1 LOB: 1 BB: 0 P: 14	R: 1 E: 0 K: 1 S: 11	H: 2 LOB: 1 BB: 0 P: 15	R: 2 E: 1 K: 1 S: 17	H: 3 LOB: 2 BB: 0 P: 24	R: 0 E: 0 K: 1 S: 8	H: 0 LOB: 0 BB: 0 P: 10	1B: 8 2B: 4 3B: 0 HR: 1	SF: 0 SAC: 0 DP: 2 HBP: 1	WP: 0 PB: 0 SB: 0 CS: 0	PA: 38							
PITCHER	IP	WLS	BF	H	R	ER	SO	BB	IBB	HBP	BLK	WP	HR	S	P	ERA	WHIP										
Zane Smith, L ERA: 3.68	4.0	L	19	7	5	5	0	0	1	1	0	0	1	19	29	4.50	1.750										
Ramon Morel, R ERA: 1.32	2.0		9	3	1	1	1	0	0	0	0	0	0	1	29	4.50	1.500										
Dan Miceli, R ERA: 4.81	2.0		10	3	2	0	2	0	0	0	0	0	0	25	34	0.00	1.500										

Pittsburgh Pirates @ Montreal Expos
Olympic Stadium, Montreal, QB
Tue Jun 25 1996, 7:05 PM EDT
Att. 12,776 - Dome - 72 F

AB 36
R 8
H 13
RBI 8
BB 1
SO 3
LOB 17



Batter	1	2	3	4	5	6	7	8	9	AB	R	H	RBI	BB	SO	LOB	TOP								
Carlos Garcia, R OBP: 0.357, SLG: 0.426 (1, 4)	1-2 F8		1-1 G4-3 1B			1-2 E 2B		2-1 G5-3		4	1	2	0	0	0	0									
Al Martin, L OBP: 0.327, SLG: 0.422 (1, 7)	0-0 S 1B		1-0 G4-3			2-2 G3		2-3 K		4	0	1	1	0	1	2									
Jeff King, R OBP: 0.329, SLG: 0.508 (1, 3)	1 SAFE F8		1-2 G4-3			3-2 E6 1B		2-2 F7		4	1	1	0	0	0	2									
Orlando Merced, S OBP: 0.367, SLG: 0.465 (1, 9)	1-0 L4			1-0 G4-3		0-2 1B		0-0 F9		4	0	1	1	0	0	1									
Charlie Hayes, R OBP: 0.308, SLG: 0.403 (1, 5)		1-1 P4		0-0 L9		3-H F9 2B		1-2 G4-3		4	0	0	0	0	0	1									
John Wehner, R OBP: 0.274, SLG: 0.351 67 Francisco Cordova, R OBP: 0.333, SLG: 0.333 (8, 1)	1-2 F8		2-1 G6-3			1-2 G5-3		2-2 2B		4	0	1	0	0	0	1									
Jay Bell, R OBP: 0.313, SLG: 0.359 (1, 6)	2-3 K			1-3 K			2-1 G6-3		2-3 K	4	0	0	0	0	3	1									
Keith Osik, R OBP: 0.430, SLG: 0.521 (1, 2)			2-1 G4-3 2B		2-2 G3-1		0-0 P5			3	1	1	0	0	0	0									
Danny Darwin, R OBP: 0.182, SLG: 0.364 Dan Plesac, L (8, 1)			2-3 K		0-3 K		2-3 K			3	0	0	0	0	3	1									
Mike Kingery, L OBP: 0.305, SLG: 0.289 (9, 8)										0	0	0	0	0	0	0									
Inning Stats	R: 0 E: 0 K: 0 S: 9	H: 1 LOB: 1 BB: 0 P: 13	R: 0 E: 0 K: 1 S: 12	H: 0 LOB: 0 BB: 0 P: 16	R: 1 E: 0 K: 1 S: 12	H: 2 LOB: 1 BB: 0 P: 20	R: 0 E: 0 K: 0 S: 4	H: 0 LOB: 0 BB: 0 P: 7	R: 0 E: 0 K: 2 S: 9	H: 0 LOB: 0 BB: 0 P: 12	R: 2 E: 1 K: 0 S: 19	H: 3 LOB: 1 BB: 0 P: 28	R: 0 E: 0 K: 1 S: 7	H: 0 LOB: 0 BB: 0 P: 11	R: 0 E: 0 K: 1 S: 8	H: 0 LOB: 0 BB: 0 P: 14	R: 0 E: 0 K: 1 S: 10	H: 1 LOB: 1 BB: 0 P: 15	1B: 4 2B: 3 3B: 0 HR: 0	SF: 0 SAC: 0 DP: 0 HBP: 0	WP: 0 PB: 0 SB: 1 CS: 0	PA: 34			
PITCHER	IP	WLS	BF	H	R	ER	SO	BB	IBB	HBP	BLK	WP	HR	S	P	ERA	WHIP								
Rheal Cormier, L ERA: 3.91	5.1	L	22	6	3	2	4	0	0	0	0	0	0	61	89	3.38	1.125								
Barry Manuel, R ERA: 3.48	1.2		5	0	0	0	1	0	0	0	0	0	0	11	18	0.00	0.000								
Omar Daal, L ERA: 3.07	1.0		3	0	0	0	1	0	0	0	0	0	0	8	14	0.00	0.000								
Mel Rojas, R ERA: 4.88	1.0		4	1	0	0	1	0	0	0	0	0	0	10	15	0.00	1.000								

Pittsburgh Pirates @ Montreal Expos
Olympic Stadium, Montreal, QB
Wed Jun 26 1996, 7:05 PM EDT
Att: 12,846 - Dome - 72 F

AB 34
R 3
H 7
RBI 2
BB 0
SO 7
LOB 9



Batter	1	2	3	4	5	6	7	8	9	AB	R	H	RBI	BB	SO	LOB	BOTTOM								
F.P. Santangelo, S OBP: 0.373, SLG: 0.422 (8, 4)	1-0 P7		1-1 F8		0-1 F8			3-2 HR		4	1	1	1	0	0	0									
Mike Lansing, R OBP: 0.374, SLG: 0.436 (8, 6)	0-2 F8		2-1 G6-3			1-2 F7		0-0 L8		4	0	0	0	0	0	0									
Henry Rodriguez, L OBP: 0.347, SLG: 0.656 (1, 7)	2-2 FC5-4 1B		1-1 F7			1-1 F8		1-3 K		4	0	1	0	0	1	0									
Moises Alou, R OBP: 0.321, SLG: 0.428 (1, 9)	1-2 FC5-4			1-2 E8 FC3-2 1B		1-2 F9		1-0 1B		4	0	2	0	0	0	1									
David Segui, S OBP: 0.353, SLG: 0.423 (1, 3)		0-0 G3-1 FC5-2 2B		1-0 F8			1-0 P4	0-0 F9		4	0	1	0	0	0	2									
Darin Fletcher, L OBP: 0.321, SLG: 0.453 (1, 2)		1-0 G3-1		1-0 FC3-2 FC5-4			2-2 FC4-6 1B		0-0 FC5-4 1B	4	0	2	0	0	0	2									
Shane Andrews, R OBP: 0.335, SLG: 0.505 (1, 5)		0-0 FC5-2 HBP		2-0 FC5-4			2-2 FC4-6 1B		0-3 K	4	0	0	0	0	1	4									
Andy Stankiewicz, R OBP: 0.296, SLG: 0.250 Cliff Floyd, L OBP: 0.328, SLG: 0.357 (7, PH) (8, 8)	1-2 HBP				0-0 B1-3		0-0 1B		1-2 F9	1	0	0	0	0	0	0									
Rheal Cormier, L OBP: 0.111, SLG: 0.077 Barry Manuel, R OBP: 0.309, SLG: 0.429 Omar Daal, L OBP: 0.305, SLG: 0.289 Mel Rojas, R OBP: 0.308, SLG: 0.321 (9, PH)	0-2 G1-3				2-2 G4-3		3-2 G4-3		1-2 FC5-4	2	0	0	0	0	0	2									
Inning Stats	R: 0 E: 0 K: 0 S: 13	H: 1 LOB: 2 BB: 0 P: 17	R: 0 E: 0 K: 0 S: 9	H: 1 LOB: 0 BB: 0 P: 11	R: 0 E: 0 K: 0 S: 6	H: 1 LOB: 1 BB: 0 P: 10	R: 0 E: 0 K: 0 S: 6	H: 0 LOB: 0 BB: 0 P: 11	R: 0 E: 0 K: 0 S: 10	H: 0 LOB: 0 BB: 0 P: 13	R: 0 E: 0 K: 0 S: 14	H: 2 LOB: 2 BB: 0 P: 22	R: 1 E: 0 K: 1 S: 13	H: 2 LOB: 1 BB: 0 P: 18	R: 0 E: 0 K: 1 S: 11	H: 1 LOB: 1 BB: 0 P: 13	1B: 6 2B: 1 3B: 0 HR: 1	SF: 0 SAC: 0 DP: 0 HBP: 1	WP: 0 PB: 0 SB: 0 CS: 0	PA: 36					
PITCHER	IP	WLS	BF	H	R	ER	SO	BB	IBB	HBP	BLK	WP	HR	S	P	ERA	WHIP								
Danny Darwin, R ERA: 2.84	7.0	W	27	5	0	0	0	0	0	1	0	0	0	64	92	0.00	0.714								
Dan Plesac, L ERA: 3.6	1.2		8	3	1	1	2	0	0	0	0	0	1	21	27	5.40	1.800								
67 Francisco Cordova, R ERA: 4.01	0.1	S	1	0	0	0	0	0	0	0	0	0	0	3	4	0.00	0.000								

Pittsburgh Pirates @ Montreal Expos
Olympic Stadium, Montreal, QB
Wed Jun 26 1996, 7:05 PM EDT
Att: 12,846 - Dome - 72 F

AB 35
R 1
H 8
RBI 1
BB 0
SO 2
LOB 15



Batter	1	2	3	4	5	6	7	8	9	AB	R	H	RBI	BB	SO	LOB	TOP										
Carlos Garcia, R OBP: 0.351, SLG: 0.418 (1,4)	G6-3		L6			L7		G4-3		4	0	0	0	0	0	0											
Al Martin, L OBP: 0.327, SLG: 0.420 (1,7)	L7		G4-3			WP S 1B		K		4	0	1	0	0	1	0											
Jeff King, R OBP: 0.325, SLG: 0.502 (1,3)	G6-3			G1-3		P3			F9	4	0	0	0	0	0	1											
Orlando Merced, S OBP: 0.369, SLG: 0.468 (1,9)		K		G4-6-3 BB		K				3	0	1	0	1	2	1											
Charlie Hayes, R OBP: 0.304, SLG: 0.397 (1,5)	G6-3		G4-6-3				F9		G6-3	4	0	0	0	0	0	2											
John Wehner, R OBP: 0.277, SLG: 0.350 (8, PH)					L7		G4-3			3	0	1	0	0	0	0											
Mike Kingery, L OBP: 0.304, SLG: 0.288 (9, PH)									P7	1	0	0	0	0	0	1											
Jay Bell, R OBP: 0.313, SLG: 0.359 (1,6)							G1-3			3	0	1	0	0	1	0											
1B Jason Kendall, R OBP: 0.354, SLG: 0.386 (1,2)										3	1	2	0	0	0	2											
Denny Neagle, L OBP: 0.125, SLG: 0.100 (1,1)										2	0	0	0	0	1	1											
Nelson Liriano, S OBP: 0.284, SLG: 0.324 (8, PH)										1	0	0	1	0	0	0											
Dan Plesac, L OBP: 0.333, SLG: 0.200 (8,1)										0	0	0	0	0	0	0											
Jon Lieber, L OBP: 0.333, SLG: 0.200 (8,1)										0	0	0	0	0	0	0											
Inning Stats	R: 0 E: 0 K: 0 S: 7	H: 0 LOB: 0 BB: 0 P: 10	R: 0 E: 0 K: 1 S: 15	H: 2 LOB: 2 BB: 0 P: 20	R: 0 E: 0 K: 0 S: 7	H: 0 LOB: 0 BB: 0 P: 8	R: 0 E: 0 K: 0 S: 5	H: 0 LOB: 0 BB: 1 P: 12	R: 0 E: 0 K: 2 S: 10	H: 1 LOB: 1 BB: 0 P: 18	R: 0 E: 0 K: 1 S: 8	H: 1 LOB: 1 BB: 0 P: 12	R: 0 E: 0 K: 0 S: 5	H: 0 LOB: 0 BB: 0 P: 8	R: 1 E: 0 K: 1 S: 9	H: 1 LOB: 0 BB: 0 P: 13	R: 0 E: 0 K: 0 S: 9	H: 1 LOB: 1 BB: 0 P: 15	1B: 4 2B: 1 3B: 1 HR: 0	SF: 0 SAC: 0 DP: 1 HBP: 0	WP: 1 PB: 0 SB: 1 CS: 0	PA: 33					
PITCHER	IP	WLS	BF	H	R	ER	SO	BB	IBB	HBP	BLK	WP	HR	S	P	ERA	WHIP										
Donovan Osborne, L ERA: 3.42 (1,1)	8.0	W	29	5	1	1	5	1	0	0	0	1	0	66	101	1.12	0.750										
Dennis Eckersley, R ERA: 3.71 (9,1)	1.0		4	1	0	0	0	0	0	0	0	0	0	9	15	0.00	1.000										

Pittsburgh Pirates @ St. Louis Cardinals
Busch Stadium, St. Louis, MO

AB 32
R 1
H 6
RBI 1
BB 1
SO 5
LOB 8



WP: 1 PA: 33
PB: 0
SB: 1
CS: 0

Fri Jun 28 1996, 7:05 PM CDT
Att: 34,490 - Unknown - 91 F

livebaseballscores.com

Batter	1	2	3	4	5	6	7	8	9	AB	R	H	RBI	BB	SO	LOB	BOTTOM										
Royce Clayton, R OBP: 0.326, SLG: 0.381 (1,6)	F8		PO S 2H 1B			G6-3				4	1	2	1	0	0	0											
Ray Lankford, L OBP: 0.355, SLG: 0.507 (1,8)	G3		PO	G5-3						3	1	1	2	1	0	0											
Ron Gant, R OBP: 0.363, SLG: 0.514 (1,7)	K			F8		L7				4	1	1	2	0	1	1											
Gary Gaetti, R OBP: 0.297, SLG: 0.386 (1,5)		F9		K						4	0	0	0	0	3	0											
Brian Jordan, R OBP: 0.312, SLG: 0.427 (1,9)		K			G6-3 S 1B					3	0	1	0	0	2	0											
Tom Pagnozzi, R OBP: 0.324, SLG: 0.445 (1,2)		G4-3			G6-3					3	0	0	0	0	0	1											
John Mabry, L OBP: 0.351, SLG: 0.487 (1,3)										3	1	1	1	0	1	0											
David Bell, R OBP: 0.279, SLG: 0.288 (1,4)										3	2	2	0	0	0	0											
Donovan Osborne, S OBP: 0.200, SLG: 0.241 (1,1)										1	0	0	0	0	1	0											
Willie McGee, S OBP: 0.353, SLG: 0.419 (8, PH)										1	0	0	0	0	0	1											
Dennis Eckersley, R ERA: 4.29 (9,1)										0	0	0	0	0	0	0											
Inning Stats	R: 0 E: 0 K: 1 S: 9	H: 0 LOB: 0 BB: 0 P: 13	R: 0 E: 0 K: 1 S: 7	H: 0 LOB: 0 BB: 0 P: 9	R: 1 E: 0 K: 0 S: 6	H: 2 LOB: 0 BB: 0 P: 9	R: 0 E: 0 K: 1 S: 7	H: 0 LOB: 0 BB: 0 P: 13	R: 1 E: 0 K: 0 S: 11	H: 2 LOB: 0 BB: 0 P: 18	R: 0 E: 0 K: 1 S: 9	H: 0 LOB: 1 BB: 1 P: 17	R: 0 E: 0 K: 2 S: 9	H: 0 LOB: 0 BB: 0 P: 16	R: 4 E: 0 K: 2 S: 19	H: 4 LOB: 0 BB: 0 P: 30	1B: 5 2B: 0 3B: 1 HR: 2	SF: 0 SAC: 1 DP: 0 HBP: 0	WP: 1 PB: 0 SB: 2 CS: 0	PA: 32							
PITCHER	IP	WLS	BF	H	R	ER	SO	BB	IBB	HBP	BLK	WP	HR	S	P	ERA	WHIP										
Denny Neagle, L ERA: 3.07 (1,1)	7.0	L	24	4	2	2	6	1	0	0	0	1	0	58	95	2.57	0.714										
Dan Plesac, L ERA: 4.29 (8,1)	0.2		5	3	3	3	1	0	0	0	0	1	0	13	20	40.50	4.500										
Jon Lieber, R ERA: 4.31 (8,1)	0.1		2	1	1	1	1	0	0	0	0	0	1	6	10	27.00	3.000										

Pittsburgh Pirates @ St. Louis Cardinals
Busch Stadium, St. Louis, MO

AB 29
R 6
H 8
RBI 6
BB 1
SO 8
LOB 3



WP: 1 PA: 32
PB: 0
SB: 2
CS: 0

Fri Jun 28 1996, 7:05 PM CDT
Att: 34,490 - Unknown - 91 F

livebaseballscores.com

Batter	1	2	3	4	5	6	7	8	9	AB	R	H	RBI	BB	SO	LOB	TOP										
Carlos Garcia, R OBP: 0.343, SLG: 0.408	(1,4) 0-3 K		(1) 0-0 6-3	(3) 0-0 F9		(3) 0-0 F3		(2) 0-0 FC6-4		5	0	0	0	0	1	2											
Al Martin, L OBP: 0.325, SLG: 0.416 Dan Miceli, R	(1,8) 0-0 S (8,1) 1B		(1) 0-0 E4 BB		(1) 0-0 F8		(1) 0-0 B1-3	(3) 0-3 K		5	1	1	0	0	1	1											
Jeff King, R OBP: 0.332, SLG: 0.505	(1,5) 0-0 BB 1B		(1) 4-0 BB 1-2 BB		(1) 0-0 1B 1B		(1) 0-0 BB 1B		(1) 0-0 5-3	4	1	3	1	1	0	0											
Orlando Merced, S OBP: 0.370, SLG: 0.466	(1,9) 0-3 K		(1) 0-0 P6		(1) 0-0 1B SF9		(1) 0-0 F7		(1) 0-0 BB 1B	5	1	2	0	0	1	4											
Dave Clark, L OBP: 0.387, SLG: 0.458	(1,7) 4-0 BB 1-2 BB		(1) 0-0 G3		(1) 0-0 BB 1B		(1) 4-0 BB 1-2 BB		(1) 0-3 K	3	0	1	1	2	1	3											
Mark Johnson, L OBP: 0.359, SLG: 0.513	(1,3) 0-0 F9			(1) 0-0 G3 1B	(2) 0-0 SF9		(1) 0-3 K		(1) 0-3 K	4	1	1	1	0	2	5											
Jay Bell, R OBP: 0.312, SLG: 0.365		(1) 0-0 F7		(1) 0-0 G3 2B	(3) 0-0 4-3			(1) 0-0 BB 3B		4	1	1	0	0	0	2											
Keith Osik, R OBP: 0.410, SLG: 0.493		(1) 0-0 6-3		(1) 0-0 5-3		(1) 0-0 3-1		(1) 0-0 5-3		4	0	0	0	0	0	2											
Elmer Dessens, R OBP: 0.267, SLG: 0.267 Jason Christiansen, R Nelson Liriano, S Marc Wilkins, R Mike Kingery, L	(1,1) 0-0 (5,1) 0-0 (6,PH) 0-0 (6,1) 0-0 (8,PH) 0-0 (8,9) 0-0	(1) 0-0 4-3		(1) 0-0 BB 1B		(1) 0-0 4-3		(1) 0-0 FC6-4 1B		2	0	1	1	0	0	0											
Inning Stats	R: 1 E: 0 K: 2 S: 9	H: 2 LOB: 2 BB: 1 P: 13	R: 0 E: 0 K: 0 S: 3	H: 0 LOB: 0 BB: 0 P: 3	R: 0 E: 1 K: 0 S: 4	H: 0 LOB: 2 BB: 1 P: 8	R: 1 E: 0 K: 0 S: 5	H: 2 LOB: 1 BB: 0 P: 5	R: 2 E: 0 K: 0 S: 6	H: 3 LOB: 1 BB: 0 P: 6	R: 0 E: 0 K: 1 S: 3	H: 0 LOB: 0 BB: 0 P: 3	R: 0 E: 0 K: 1 S: 6	H: 1 LOB: 2 BB: 1 P: 10	R: 1 E: 0 K: 1 S: 7	H: 2 LOB: 1 BB: 0 P: 7	R: 0 E: 0 K: 2 S: 8	H: 1 LOB: 1 BB: 0 P: 8	1B: 9 2B: 1 3B: 1 HR: 0	SF: 1 SAC: 0 DP: 0 HBP: 0	WP: 0 PA: 42 PB: 0 SB: 1 CS: 0						
PITCHER	IP	WLS	BF	H	R	ER	SO	BB	IBB	HBP	BLK	WP	HR	S	P	ERA	WHIP										
Andy Benes, R ERA: 4.53	(1,1) 6.0		28	7	4	4	2	2	0	0	0	0	0	30	38	6.00	1.500										
Tony Fossas, L ERA: 3.24	(7,1) 1.0		5	1	0	0	1	1	0	0	0	0	0	6	10	0.00	2.000										
Mark Petkovsek, R ERA: 4.5	(8,1) 0.2		4	2	1	1	0	0	0	0	0	0	0	4	4	13.50	3.000										
Rick Honeycutt, L ERA: 2.84	(8,1) 1.1	W	5	1	0	0	3	0	0	0	0	0	0	11	11	0.00	0.750										

Pittsburgh Pirates @ St. Louis Cardinals
 Busch Stadium, St. Louis, MO
 Sat Jun 29 1996, 3:33 AM CDT
 Att: 34,426 - Unknown - 94 F

AB	38
R	5
H	11
RBI	5
BB	3
SO	6
LOB	19



Batter	1	2	3	4	5	6	7	8	9	AB	R	H	RBI	BB	SO	LOB	BOTTOM										
Ozzie Smith, S OBP: 0.309, SLG: 0.307	(1,6) 0-0 P4			(1) 0-0 G3		(1) 0-0 F7			(1) 0-0 FC4-6 1B	5	0	2	0	0	0	1											
Ray Lankford, L OBP: 0.358, SLG: 0.513	(1,8) 0-0 BB 1B		(1) 0-0 P6		(1) 0-0 G6-4-3 1B		(1) 0-0 F9 2B		(1) 0-0 FC4-6 1B IBB	5	1	3	0	0	0	3											
Ron Gant, R OBP: 0.370, SLG: 0.517	(1,7) 4-0 BB 1B		(1) 0-0 F9 1B		(1) 0-0 G6-4-3 1B		(1) 0-0 L4		(1) 4-0 BB 1B IBB	3	2	1	0	2	0	2											
Brian Jordan, R OBP: 0.317, SLG: 0.435	(1,9) 0-0 BB 1B		(1) 0-0 F9		(1) 0-0 BB 2B		(1) 0-0 F9		(1) 0-0 BB 1B	5	2	3	2	0	0	2											
John Mabry, L OBP: 0.379, SLG: 0.483 Rick Honeycutt, L	(1,3) 0-0 5-3		(1) 0-0 5-3		(1) 0-0 WP 1B		(1) 0-0 5-3			4	0	1	2	0	0	3											
Gary Gaetti, R OBP: 0.300, SLG: 0.392	(1,5) 0-0 BB 2B			(1) 0-0 BB 1B		(1) 0-0 F9		(1) 0-0 L6		4	0	2	2	0	0	1											
Tom Pagnozzi, R OBP: 0.322, SLG: 0.440	(1,2) 0-0 G3		(1) 0-0 K			(1) 0-0 BB 1B		(1) 0-0 K		4	0	1	0	0	2	2											
Luis Alicea, S OBP: 0.318, SLG: 0.341		(1) 0-3 K		(1) 0-3 K		(1) 0-0 BB 1B		(1) 0-0 G3		4	0	1	0	0	2	0											
Andy Benes, R OBP: 0.121, SLG: 0.182 Mark Sweeney, L Tony Fossas, L Mark Petkovsek, R Willie McCee, S	(1,1) 0-0 (6,PH) 0-0 (7,1) 0-0 (8,1) 0-0 (8,9) 0-0	(1) 0-3 K		(1) 0-3 K		(1) 0-0 FC3-2-5-4-6 1B		(1) 0-0 BB 1B	(1) 0-0 FC4-6 1B	2	0	0	0	0	2	0											
Inning Stats	R: 3 E: 0 K: 0 S: 6	H: 3 LOB: 1 BB: 1 P: 10	R: 0 E: 0 K: 2 S: 8	H: 1 LOB: 1 BB: 0 P: 8	R: 1 E: 0 K: 1 S: 7	H: 2 LOB: 1 BB: 0 P: 7	R: 0 E: 0 K: 2 S: 7	H: 0 LOB: 0 BB: 0 P: 7	R: 1 E: 0 K: 0 S: 5	H: 3 LOB: 1 BB: 0 P: 5	R: 0 E: 0 K: 0 S: 4	H: 2 LOB: 1 BB: 0 P: 4	R: 0 E: 0 K: 0 S: 4	H: 1 LOB: 1 BB: 0 P: 4	R: 0 E: 0 K: 1 S: 5	H: 0 LOB: 0 BB: 0 P: 5	R: 0 E: 0 K: 0 S: 4	H: 3 LOB: 3 BB: 1 P: 8	1B: 11 2B: 5 3B: 0 HR: 0	SF: 0 SAC: 0 DP: 2 HBP: 0	WP: 1 PA: 40 PB: 0 SB: 0 CS: 0						
PITCHER	IP	WLS	BF	H	R	ER	SO	BB	IBB	HBP	BLK	WP	HR	S	P	ERA	WHIP										
Elmer Dessens, R ERA: 15.83	(1,1) 0.1		2	1	0	0	0	0	0	0	0	0	1	0	2	0.00	3.000										
Jason Christiansen, L ERA: 7.68	(5,1) 0.1		2	1	0	0	0	0	0	0	0	0	1	0	2	0.00	3.000										
Marc Wilkins, R ERA: 3.03	(6,1) 2.0		8	3	0	0	0	0	0	0	0	0	0	8	8	0.00	1.500										
Dan Miceli, R ERA: 4.89	(8,1) 1.1	L	8	3	1	1	1	0	1	0	0	0	0	9	13	6.75	2.250										

Pittsburgh Pirates @ St. Louis Cardinals
 Busch Stadium, St. Louis, MO
 Sat Jun 29 1996, 3:33 AM CDT
 Att: 34,426 - Unknown - 94 F

AB	38
R	6
H	15
RBI	6
BB	2
SO	6
LOB	16



Batter	1	2	3	4	5	6	7	8	9	AB	R	H	RBI	BB	SO	LOB	TOP										
Scott Bulet, L (1,8) OBP: 0.352, SLG: 0.471 Brian McRae, S (8,PH) OBP: 0.352, SLG: 0.363	1-2 P9 1B		0-2 G4-3			1-2 G4-3		2-2 P9-6 2-3f		3	0	1	0	0	0	0	Chicago Cubs @ Pittsburgh Pirates Three Rivers Stadium, Pittsburgh, PA Mon Jul 01 1996, 7:05 PM EDT Att: 15,910 - Unknown - 82 F										
23 Ryne Sandberg, R (1,4) OBP: 0.303, SLG: 0.455	0-2 P2		2-2 L8			0-1 FC3-6 1B		2-1 G5-3		4	0	1	0	0	0	1											
Mark Grace, L (1,3) OBP: 0.399, SLG: 0.452	0-1 P9 1-1f			1-1 1B G3-6-1 1B		0-0 FC3-6 1-2f		0-0 G5-4-3 1B		4	1	2	0	0	0	2											
Sammy Sosa, R (1,9) OBP: 0.305, SLG: 0.544		3-2 F8 1B		0-0 G3-6-1 1-2 1B		1-1 G6-3		1-2 G5-4-3 1-2f		4	0	2	0	0	0	2											
Luis Gonzalez, L (1,7) OBP: 0.359, SLG: 0.429 Terry Shumpert, R (9,PH) OBP: 0.300, SLG: 0.563		1-0 F8 1-3		0-0 G3-6-1 1-2f 2-H				1-1 P3		3	0	1	0	0	0	2											
Dave Magadan, L (1,5) OBP: 0.340, SLG: 0.114		4-2 BB		0-0 G3						2	0	0	0	1	1												
Scott Servais, R (1,2) OBP: 0.317, SLG: 0.414		1-3 K				0-3 K		0-0 P8		3	0	0	0	0	2	3											
José Hernández, R (1,6) OBP: 0.270, SLG: 0.313		2-3 K				1-1 G1-3		1-0 G5-3		3	0	0	0	0	1	3											
Jaime Navarro, R (1,1) OBP: 0.146, SLG: 0.146 Doug Glanville, R (8,PH) OBP: 0.233, SLG: 0.379 Rodney Myers, R (8,1)				0-1 G4-3		2-1 F8		0-1 P9-6 2B		2	0	0	0	0	0	0											
Inning Stats	R: 0 E: 0 K: 0 S: 8	H: 1 LOB: 0 BB: 0 P: 9	R: 0 E: 0 K: 2 S: 16	H: 1 LOB: 2 BB: 1 P: 27	R: 0 E: 0 K: 0 S: 9	H: 0 LOB: 0 BB: 0 P: 11	R: 1 E: 0 K: 0 S: 5	H: 2 LOB: 0 BB: 0 P: 6	R: 0 E: 0 K: 1 S: 7	H: 0 LOB: 0 BB: 0 P: 10	R: 0 E: 1 K: 0 S: 8	H: 1 LOB: 1 BB: 0 P: 10	R: 0 E: 0 K: 1 S: 6	H: 1 LOB: 1 BB: 0 P: 7	R: 0 E: 0 K: 0 S: 9	H: 1 LOB: 0 BB: 0 P: 13		R: 0 E: 0 K: 0 S: 6	H: 1 LOB: 0 BB: 0 P: 8	1B: 7 2B: 3 3B: 0 HR: 0	SF: 0 SAC: 0 DP: 4 HBP: 0	WP: 0 PB: 0 SB: 1 CS: 0	PA: 32				
PITCHER	IP	WLS	BF	H	R	ER	SO	BB	IBB	HBP	BLK	WP	HR	S	P	ERA	WHIP										
Danny Darwin, R (1,1) ERA: 2.55 Dan Plesac, L (8,1) ERA: 4.06	7.0	W	26	6	1	1	4	1	0	0	0	0	0	59	80	1.29	1.000										

AB	31
R	1
H	8
RBI	0
BB	1
SO	4
LOB	15



Batter	1	2	3	4	5	6	7	8	9	AB	R	H	RBI	BB	SO	LOB	BOTTOM										
Carlos Garcia, R (1,4) OBP: 0.338, SLG: 0.401	1-2 G6-3				1-1 G4-3		1-0 F8			4	0	0	0	0	0	1	Chicago Cubs @ Pittsburgh Pirates Three Rivers Stadium, Pittsburgh, PA Mon Jul 01 1996, 7:05 PM EDT Att: 15,910 - Unknown - 82 F										
Al Martin, L (1,7) OBP: 0.331, SLG: 0.426	0-0 1B	1-1 F8			0-1 1B		4-2 1B			3	2	2	0	1	0	1											
Jeff King, R (1,3) OBP: 0.339, SLG: 0.511	3-1 1B WP		3-2 FC5-4 1B		1-1 1B		3-1 1B			4	1	4	1	0	0	0											
Orlando Merced, S (1,9) OBP: 0.370, SLG: 0.463	2-2 2B SF9		0-1 FC5-4 1-2f		1-0 1B		1-3 K			4	1	2	2	0	1	3											
Charlie Hayes, R (1,5) OBP: 0.303, SLG: 0.399	0-0 SF9		3-0 G4-6-3 1-2f		2-2 G4-3			2-1 P2		4	0	1	0	0	0	3											
Mike Kingsley, L (1,8) OBP: 0.305, SLG: 0.291	1-2 SF9			0-0 G1-6-3 1B		1-0 G5-3		1-0 G6-3		3	0	1	1	0	0	0											
Jay Bell, R (1,6) OBP: 0.307, SLG: 0.361	1-1 P3			1-1 G1-6-3 1-2f		0-3 K		2-1 L8		4	0	0	0	0	1	2											
1B Jason Kendall, R (1,2) OBP: 0.347, SLG: 0.379		2-1 G5-3		3-2 G6-3		1-3 K				3	0	0	0	0	1	0											
Danny Darwin, R (1,1) ERA: 3.79 Nelson Liriano, S (7,PH) OBP: 0.278, SLG: 0.315 Dan Plesac, L (8,1)		2-1 1B			1-1 P3		1-0 F7			2	0	1	0	0	0	0											
Inning Stats	R: 3 E: 0 K: 0 S: 15	H: 4 LOB: 1 BB: 0 P: 23	R: 0 E: 0 K: 0 S: 7	H: 1 LOB: 0 BB: 0 P: 12	R: 0 E: 0 K: 0 S: 6	H: 1 LOB: 0 BB: 0 P: 10	R: 1 E: 0 K: 0 S: 12	H: 3 LOB: 2 BB: 0 P: 18	R: 0 E: 0 K: 2 S: 8	H: 0 LOB: 0 BB: 0 P: 10	R: 0 E: 0 K: 1 S: 11	H: 1 LOB: 2 BB: 1 P: 21	R: 0 E: 0 K: 0 S: 5	H: 0 LOB: 0 BB: 0 P: 10	1B: 9 2B: 1 3B: 1 HR: 0	SF: 1 SAC: 0 DP: 2 HBP: 0		WP: 1 PB: 0 SB: 0 CS: 0	PA: 34								
PITCHER	IP	WLS	BF	H	R	ER	SO	BB	IBB	HBP	BLK	WP	HR	S	P	ERA	WHIP										
Jaime Navarro, R (1,1) ERA: 3.79 Rodney Myers, R (8,1) ERA: 3.71	1.0	L	3	0	0	0	0	0	0	0	0	0	0	5	10	0.00	0.000										

AB	32
R	4
H	11
RBI	4
BB	1
SO	3
LOB	10



Batter	1	2	3	4	5	6	7	8	9	AB	R	H	RBI	BB	SO	LOB	TOP					
Brian McRae, S OBP: 0.353, SLG: 0.366 Doug Glanville, R OBP: 0.219, SLG: 0.355	F9					G3		F9	K	5	2	2	0	0	0	2						
23 Ryne Sandberg, R OBP: 0.311, SLG: 0.473 Scott Bullett, L OBP: 0.339, SLG: 0.453	1B				F7			G4-3	K	5	2	4	4	0	0	0						
Mark Grace, L OBP: 0.404, SLG: 0.453 Tanyon Sturtze, R Kent Bottenfield, R	K				F9					4	2	2	2	2	1	2						
Sammy Sosa, R OBP: 0.304, SLG: 0.539 Terry Shumpert, R OBP: 0.333, SLG: 0.588	G6-3				F9					5	1	1	0	0	0	4						
Luis Gonzalez, L OBP: 0.355, SLG: 0.420					F9					5	1	0	0	1	1	4						
Leo Gomez, R OBP: 0.381, SLG: 0.505	K									4	3	2	1	2	2	2						
Tyler Houston, L OBP: 0.324, SLG: 0.576 Rodney Myers, R Dave Magadan, L OBP: 0.354, SLG: 0.139	2B									5	2	4	4	0	0	0						
José Hernández, R OBP: 0.283, SLG: 0.324										4	1	2	2	2	1	3						
Amaury Telemaco, R OBP: 0.105, SLG: 0.105 Mike Hubbard, R OBP: 0.042, SLG: 0.043	P5									4	1	2	1	0	0	4						
Inning Stats	R: 0 E: 0 K: 13	H: 1 LOB: 1 BB: 0 P: 21	R: 1 E: 0 K: 11	H: 2 LOB: 1 BB: 0 P: 17	R: 5 E: 0 K: 17	H: 5 LOB: 2 BB: 2 P: 35	R: 2 E: 0 K: 16	H: 3 LOB: 3 BB: 2 P: 27	R: 0 E: 0 K: 9	H: 1 LOB: 1 BB: 0 P: 14	R: 5 E: 0 K: 19	H: 5 LOB: 1 BB: 1 P: 30	R: 1 E: 0 K: 10	H: 1 LOB: 1 BB: 1 P: 17	R: 0 E: 0 K: 13	H: 1 LOB: 2 BB: 1 P: 22	R: 1 E: 0 K: 13	H: 3 LOB: 2 BB: 0 P: 22	1B: 15 2B: 5 3B: 1 HR: 1	SF: 0 SAC: 0 DP: 0 HBP: 0	WP: 2 PB: 0 SB: 2 CS: 0	PA: 56
PITCHER	IP: 2.2 WLS: L BF: 18 H: 4 R: 6 ER: 2 SO: 6 BB: 1 IBB: 0 HBP: 0 BLK: 0 WP: 1 HR: 0 S: 40 P: 69 ERA: 20.25 WHIP: 3.375	IP: 2.1 WLS: L BF: 13 H: 4 R: 2 ER: 2 SO: 0 BB: 2 IBB: 0 HBP: 0 BLK: 0 WP: 0 HR: 0 S: 26 P: 49 ERA: 7.71 WHIP: 2.571	IP: 1.0 WLS: L BF: 9 H: 5 R: 5 ER: 5 SO: 0 BB: 1 IBB: 0 HBP: 0 BLK: 0 WP: 1 HR: 1 S: 19 P: 30 ERA: 45.00 WHIP: 6.000	IP: 1.0 WLS: L BF: 5 H: 1 R: 1 ER: 1 SO: 1 BB: 0 IBB: 0 HBP: 0 BLK: 0 WP: 0 HR: 0 S: 10 P: 17 ERA: 9.00 WHIP: 2.000	IP: 1.0 WLS: L BF: 5 H: 1 R: 0 ER: 0 SO: 1 BB: 0 IBB: 0 HBP: 0 BLK: 0 WP: 0 HR: 0 S: 13 P: 22 ERA: 0.00 WHIP: 2.000	PITCHER	IP: 1.0 WLS: L BF: 6 H: 3 R: 1 ER: 1 SO: 2 BB: 0 IBB: 0 HBP: 0 BLK: 0 WP: 0 HR: 0 S: 13 P: 22 ERA: 9.00 WHIP: 3.000															

Chicago Cubs @ Pittsburgh Pirates
Three Rivers Stadium, Pittsburgh, PA
Tue Jul 02 1996, 7:05 PM EDT
Att: 13,241 - Unknown - 78 F

AB 49
R 15
H 22
RBI 15
BB 7
SO 7
LOB 26



Batter	1	2	3	4	5	6	7	8	9	AB	R	H	RBI	BB	SO	LOB	BOTTOM					
Carlos Garcia, R OBP: 0.335, SLG: 0.401	K									5	1	1	0	0	1	2						
Al Martin, L OBP: 0.334, SLG: 0.428 John Wehner, R OBP: 0.265, SLG: 0.333	1B									3	0	2	0	0	0	2						
Jeff King, R OBP: 0.337, SLG: 0.506	P4									5	0	1	2	0	1	2						
Orlando Merced, S OBP: 0.371, SLG: 0.462	K									5	1	2	0	0	3	2						
Charlie Hayes, R OBP: 0.299, SLG: 0.393 Jason Christiansen, R Nelson Lirio, S OBP: 0.284, SLG: 0.321	F8									4	0	0	0	0	0	3						
Mike Kingery, L OBP: 0.317, SLG: 0.292										3	2	1	0	2	0	1						
Jay Bell, R OBP: 0.307, SLG: 0.363 67 Francisco Cordova, R OBP: 0.333, SLG: 0.333	P4									4	0	1	2	0	0	2						
18 Jason Kendall, R OBP: 0.350, SLG: 0.385	F8									4	1	2	0	0	0	2						
Paul Wagner, R OBP: 0.283, SLG: 0.043 Jon Lieber, R OBP: 0.286, SLG: 0.167 Mark Johnson, L OBP: 0.241, SLG: 0.504 Ramon Morel, R Dan Miceli, R Dave Clark, L OBP: 0.307, SLG: 0.505	G3-1									0	0	0	0	0	0	0						
Inning Stats	R: 0 E: 0 K: 2 S: 9	H: 1 LOB: 1 BB: 0 P: 14	R: 0 E: 0 K: 0 S: 8	H: 0 LOB: 1 BB: 1 P: 16	R: 0 E: 0 K: 1 S: 12	H: 1 LOB: 1 BB: 0 P: 18	R: 0 E: 0 K: 0 S: 6	H: 1 LOB: 0 BB: 0 P: 10	R: 0 E: 0 K: 0 S: 9	H: 2 LOB: 2 BB: 0 P: 14	R: 2 E: 0 K: 10	H: 3 LOB: 1 BB: 0 P: 18	R: 2 E: 0 K: 14	H: 3 LOB: 1 BB: 0 P: 20	R: 3 E: 0 K: 10	H: 2 LOB: 0 BB: 1 P: 18	R: 0 E: 0 K: 1 S: 9	H: 1 LOB: 1 BB: 0 P: 11	1B: 10 2B: 3 3B: 0 HR: 1	SF: 0 SAC: 0 DP: 1 HBP: 0	WP: 0 PB: 0 SB: 1 CS: 0	PA: 42
PITCHER	IP: 6.0 WLS: W BF: 26 H: 8 R: 2 ER: 2 SO: 3 BB: 1 IBB: 0 HBP: 0 BLK: 0 WP: 0 HR: 0 S: 54 P: 90 ERA: 3.00 WHIP: 1.500	IP: 1.0 WLS: L BF: 6 H: 3 R: 2 ER: 2 SO: 1 BB: 0 IBB: 0 HBP: 0 BLK: 0 WP: 0 HR: 1 S: 10 P: 18 ERA: 18.00 WHIP: 3.000	IP: 1.0 WLS: L BF: 6 H: 2 R: 3 ER: 3 SO: 0 BB: 1 IBB: 0 HBP: 0 BLK: 0 WP: 1 HR: 10 S: 18 P: 18 ERA: 27.00 WHIP: 3.000	IP: 1.0 WLS: L BF: 4 H: 1 R: 0 ER: 0 SO: 1 BB: 0 IBB: 0 HBP: 0 BLK: 0 WP: 0 HR: 9 S: 11 P: 11 ERA: 0.00 WHIP: 1.000	PITCHER	IP: 1.0 WLS: L BF: 6 H: 3 R: 1 ER: 1 SO: 2 BB: 0 IBB: 0 HBP: 0 BLK: 0 WP: 0 HR: 0 S: 13 P: 22 ERA: 9.00 WHIP: 3.000																

Chicago Cubs @ Pittsburgh Pirates
Three Rivers Stadium, Pittsburgh, PA
Tue Jul 02 1996, 7:05 PM EDT
Att: 13,241 - Unknown - 78 F

AB 40
R 7
H 14
RBI 7
BB 2
SO 5
LOB 18



Batter	1	2	3	4	5	6	7	8	9	AB	R	H	RBI	BB	SO	LOB	TOP					
Brian McRae, S OBP: 0.352, SLG: 0.365	0-3 K		1-1 F8			3-2 G6-3		0-2 G3 1B		4	0	1	0	0	1	0						
23 Ryne Sandberg, R OBP: 0.311, SLG: 0.473	1-1 G6-3		1-1 G4-3 2B			2-1 G6-3		0-3 K		4	0	1	0	0	1	2						
Mark Grace, L OBP: 0.403, SLG: 0.453	1-0 1B 2B		1-2 G4-3			0-1 G4-3		2-2 G3		4	1	1	0	0	0	3						
Sammy Sosa, R OBP: 0.303, SLG: 0.536	0-0 1B 2H		0-1 G6-3			1-1 F7		1-2 F9		4	0	1	1	0	0	3						
Leo Gomez, R OBP: 0.367, SLG: 0.512	1-2 1B SAFE			4-2 G5-4-3 BB			1-3 K		0-1 1B 2B	3	1	2	0	1	1	0						
Luis Gonzalez, L OBP: 0.351, SLG: 0.415	1-0 F9		0-0 G5-4-3			2-2 G4-3		2-3 K		3	0	0	0	0	0	3						
Terry Shumpert, R OBP: 0.318, SLG: 0.556			1-2 G5-3			1-0 1B		2-0 FC6-4 1B		1	0	0	0	0	1	1						
Scott Servais, R OBP: 0.320, SLG: 0.415		2-3 K		1-2 G5-3		1-0 1B		2-0 FC6-4 1B		4	0	2	1	0	1	0						
Tyler Houston, L OBP: 0.324, SLG: 0.576		0-2 G6-3			2-1 F9		1-1 G3		3-3 K	4	0	0	0	0	1	2						
José Hernández, R OBP: 0.277, SLG: 0.316		0-1 L9			2-1 G4-3			4-2 G3 1B BB		2	0	0	0	0	0	0						
Frank Castillo, R OBP: 0.100, SLG: 0.000								0-1 FC6-4		0	0	0	0	0	0	0						
Kent Bottenfield, R OBP: 0.100, SLG: 0.000								1-2 FC6-4		0	0	0	0	0	0	0						
Bob Patterson, R OBP: 0.100, SLG: 0.000								0-1 FC6-4		0	0	0	0	0	0	0						
Doug Glanville, R OBP: 0.100, SLG: 0.000								0-1 FC6-4		0	0	0	0	0	0	0						
Turk Wendell, L OBP: 0.100, SLG: 0.000								0-1 FC6-4		0	0	0	0	0	0	0						
Mike Hubbard, R OBP: 0.100, SLG: 0.000								0-1 FC6-4		1	0	0	0	0	0	0						
Inning Stats	R: 1 E: 0 K: 1 S: 11	H: 3 LOB: 2 BB: 0 P: 15	R: 0 E: 0 K: 1 S: 8	H: 0 LOB: 0 BB: 0 P: 10	R: 0 E: 0 K: 0 S: 9	H: 1 LOB: 1 BB: 0 P: 12	R: 0 E: 0 K: 0 S: 6	H: 0 LOB: 0 BB: 1 P: 11	R: 0 E: 0 K: 0 S: 7	H: 0 LOB: 0 BB: 0 P: 14	R: 0 E: 0 K: 0 S: 6	H: 0 LOB: 0 BB: 0 P: 9	R: 0 E: 0 K: 1 S: 11	H: 1 LOB: 1 BB: 0 P: 16	R: 0 E: 0 K: 1 S: 15	H: 1 LOB: 2 BB: 1 P: 22	R: 1 E: 0 K: 2 S: 14	H: 2 LOB: 1 BB: 0 P: 21	1B: 5 2B: 3 HR: 0	SF: 0 SAC: 0 HBP: 0	WP: 0 PB: 0 SB: 0 CS: 0	PA: 36
PITCHER	IP	WLS	BF	H	R	ER	SO	BB	IBB	HBP	BLK	WP	HR	S	P	ERA	WHIP					
Denny Neagle, L ERA: 2.93	8.0	W	31	6	1	1	4	2	0	0	0	0	0	73	109	1.12	1.000					
Dan Plesac, L ERA: 4.19	1.0	S	5	2	1	1	2	0	0	0	0	0	0	14	21	9.00	2.000					

Chicago Cubs @ Pittsburgh Pirates
Three Rivers Stadium, Pittsburgh, PA
Wed Jul 03 1996, 7:05 PM EDT
Att: 22,157 - Unknown - 64 F

AB 34
R 2
H 8
RBI 2
BB 2
SO 6
LOB 15



Batter	1	2	3	4	5	6	7	8	9	AB	R	H	RBI	BB	SO	LOB	BOTTOM					
Carlos Garcia, R OBP: 0.329, SLG: 0.394	2-0 E6 CS		2-2 G3			3-2 E5 HR	0-0 F8			4	1	0	0	0	0	2						
Al Martin, L OBP: 0.336, SLG: 0.438	3-3 K			0-1 G5-4-3 1B		2-0 HR	1-3 K			4	1	2	2	0	2	2						
Jeff King, R OBP: 0.336, SLG: 0.513	2-1 G5-3			2-2 G5-4-3		1-0 HR		1-2 G6-3		4	1	1	1	0	0	1						
Orlando Merced, S OBP: 0.372, SLG: 0.467		1-1 P5		2-0 F8		1-2 G3 1B		3-2 G4-3 2B		4	0	2	0	0	0	0						
Charlie Hayes, R OBP: 0.305, SLG: 0.397		1-1 F7			2-2 2B	4-2 G3 BB		4-2 G4-3 BB		2	0	1	0	2	0	0						
Mike Kingery, L OBP: 0.310, SLG: 0.285		1-3 K2-3			3-3 K	0-1 G3		2-1 G4-3		4	0	0	0	0	2	5						
Jay Bell, R OBP: 0.303, SLG: 0.358			1-1 G5-3		3-2 F9	1-0 F8		0-3 K		4	0	0	0	0	1	5						
18 Jason Kendall, R OBP: 0.354, SLG: 0.386			4-0 SH3 BB		3-1 G1-6-3		1-2 E 1B			2	0	1	0	1	0	1						
Denny Neagle, L OBP: 0.118, SLG: 0.094			0-0 SH3			1-1 G4-3		0-0 B3		2	0	0	0	0	0	1						
Dan Plesac, L ERA: 4.19			1-2 SH3							0	0	0	0	0	0	0						
Inning Stats	R: 0 E: 1 K: 1 S: 6	H: 0 LOB: 0 BB: 0 P: 13	R: 0 E: 0 K: 1 S: 7	H: 0 LOB: 0 BB: 0 P: 10	R: 0 E: 0 K: 0 S: 6	H: 0 LOB: 1 BB: 1 P: 13	R: 0 E: 0 K: 0 S: 7	H: 1 LOB: 0 BB: 0 P: 11	R: 0 E: 0 K: 1 S: 15	H: 1 LOB: 1 BB: 0 P: 26	R: 3 E: 1 K: 0 S: 22	H: 3 LOB: 2 BB: 1 P: 35	R: 0 E: 1 K: 1 S: 8	H: 1 LOB: 1 BB: 0 P: 10	R: 0 E: 0 K: 1 S: 15	H: 1 LOB: 2 BB: 1 P: 25	1B: 3 2B: 3 3B: 0 HR: 2	SF: 0 SAC: 1 DP: 2 HBP: 0	WP: 0 PB: 0 SB: 2 CS: 1	PA: 34		
PITCHER	IP	WLS	BF	H	R	ER	SO	BB	IBB	HBP	BLK	WP	HR	S	P	ERA	WHIP					
Frank Castillo, R ERA: 6.28	5.1	L	21	4	3	2	3	1	0	0	0	0	0	2	48	87	3.38	0.938				
Kent Bottenfield, R ERA: 1.64	1.1		7	2	0	0	0	1	0	0	0	0	0	20	27	0.00	2.250					
Bob Patterson, L ERA: 1.98	0.1		1	0	0	0	1	0	0	0	0	0	0	3	4	0.00	0.000					
Turk Wendell, R ERA: 2.32	1.0		5	1	0	0	1	1	0	0	0	0	0	15	25	0.00	2.000					

Chicago Cubs @ Pittsburgh Pirates
Three Rivers Stadium, Pittsburgh, PA
Wed Jul 03 1996, 7:05 PM EDT
Att: 22,157 - Unknown - 64 F

AB 30
R 3
H 7
RBI 3
BB 3
SO 5
LOB 17



Batter	1	2	3	4	5	6	7	8	9	AB	R	H	RBI	BB	SO	LOB	TOP					
Royce Clayton, R OBP: 0.330, SLG: 0.386	3-2 FC3-6 1B	2-1 CS 1B		1-2 G6-3		1-2 G6-3			0-2 G4-3	5	0	2	0	0	0	0						
Ray Lankford, L OBP: 0.388, SLG: 0.512 Miguel Mejia, R (7.8)	1-1 FC3-6 HR	2-0 CS	2-0 SH1-3 1B 2B		4-1 WP FC4 BB		0-0 L3		3-3 K	3	3	1	0	1	0	1						
Ron Gant, R OBP: 0.376, SLG: 0.530	3-1 G5-3		0-1 SH1-3		0-0 L7		2-2 1B 1B		2-1 F8	4	0	1	0	0	0	2						
Brian Jordan, R OBP: 0.331, SLG: 0.475	2-2 HR		2-1 1B SF9 1B		3-2 FC4 G6-3 WP		2-1 F9			4	3	2	4	0	0	1						
John Mabry, L OBP: 0.371, SLG: 0.469	3-1 1B		1-1 SF9 1B		2-2 G6-3		1-1 1-2 1B			4	0	3	0	0	0	1						
Gary Gaetti, R OBP: 0.301, SLG: 0.381	3-2 1B		3-1 SF9		1-3 K		3-3 K			3	0	1	1	0	2	2						
Tom Pagnozzi, R OBP: 0.326, SLG: 0.467	1-3 K		1-3 G6-3			2-1 HR		2-2 F9		4	1	1	1	0	1	3						
David Bell, R OBP: 0.268, SLG: 0.275		2-0 P6		3-2 F7		0-0 G5-3		1-2 F8		4	0	0	0	0	0	0						
Andy Benes, R OBP: 0.111, SLG: 0.167 Ozzie Smith, S OBP: 0.317, SLG: 0.313 T.J. Mathews, R Tony Fossas, L Jeff Parrett, R	3-3 K		1-3 K		0-3 K2-3		1-2 G6-3			3	0	0	0	0	3	0						
Inning Stats	R: 2 E: 0 K: 1 S: 22	H: 4 LOB: 2 BB: 0 P: 38	R: 0 E: 0 K: 1 S: 8	H: 1 LOB: 0 BB: 0 P: 17	R: 2 E: 0 K: 0 S: 10	H: 3 LOB: 1 BB: 0 P: 18	R: 0 E: 0 K: 1 S: 10	H: 0 LOB: 0 BB: 0 P: 15	R: 2 E: 1 K: 1 S: 12	H: 0 LOB: 0 BB: 1 P: 22	R: 1 E: 0 K: 1 S: 9	H: 1 LOB: 0 BB: 0 P: 12	R: 0 E: 0 K: 1 S: 10	H: 2 LOB: 2 BB: 0 P: 17	R: 0 E: 0 K: 0 S: 11	H: 0 LOB: 0 BB: 0 P: 15	R: 0 E: 0 K: 1 S: 8	H: 0 LOB: 0 BB: 0 P: 13	1B: 8 2B: 1 3B: 0 HR: 2	SF: 1 SAC: 1 DP: 0 HBP: 0	WP: 2 PB: 0 SB: 2 CS: 1	PA: 40
PITCHER	IP WLS BF H R ER SO BB IBB HBP BLK WP HR S P ERA WHIP	IP WLS BF H R ER SO BB IBB HBP BLK WP HR S P ERA WHIP																				
Elmer Dessens, R ERA: 14.46	(1, 1) 3.0 L 16 8 4 4 2 0 0 0 0 0 1 40 73 12.00 2.667	(4, 1) 3.0 12 1 3 2 3 1 0 0 0 0 2 1 31 49 6.00 0.667	(7, 1) 2.0 8 2 0 0 1 0 0 0 0 0 0 0 21 32 0.00 1.000	(9, 1) 1.0 3 0 0 0 1 0 0 0 0 0 0 0 8 13 0.00 0.000																		

St. Louis Cardinals @ Pittsburgh Pirates
Three Rivers Stadium, Pittsburgh, PA
Thu Jul 04 1996, 3:33 AM EDT
Att: 23,321 - Cloudy - 74 F

AB 36
R 7
H 11
RBI 6
BB 1
SO 7
LOB 10



Batter	1	2	3	4	5	6	7	8	9	AB	R	H	RBI	BB	SO	LOB	BOTTOM					
Carlos Garcia, R OBP: 0.324, SLG: 0.387	2-3 K		0-1 P3			1-2 G4-3		2-1 FC6-4		4	0	0	0	0	1	1						
Al Martin, L OBP: 0.338, SLG: 0.438	1-2 S 1B			3-2 G5-4-3 1B		1-2 L8		1-0 G4-3		4	0	2	0	0	0	1						
Jeff King, R OBP: 0.335, SLG: 0.519	1-0 P3		1-1 G5-4-3		2-0 HR			1-2 G5-3		4	1	1	1	0	0	2						
Orlando Merced, S OBP: 0.378, SLG: 0.473	3-3 K		4-1 S BB		0-1 G4-6-3 1B		1-1 2B		1-1 K	3	0	2	0	1	1	1						
Dave Clark, L OBP: 0.392, SLG: 0.495		1-2 L3-6 S 1B		2-3 K		0-0 G4-6-3 1B		1-3 K		4	0	1	0	0	2	3						
Charlie Hayes, R OBP: 0.304, SLG: 0.395		3-3 K			0-0 F8		2-1 1B		1-2 G5-3	4	0	1	0	0	1	2						
Jay Bell, R OBP: 0.300, SLG: 0.354		0-1 L3-6			2-2 G5-3		1-0 P4			3	0	0	0	0	0	2						
Keith Osik, R OBP: 0.391, SLG: 0.468			1-2 P4		1-2 G5-3			2-2 F7		3	0	0	0	0	0	0						
Elmer Dessens, R Mike Kinsley, L Marc Wilkins, R Nelson Lirio, S Ramon Morel, R John Wehner, R Dan Miceli, R	(1, 1) 7.0 W 25 6 1 1 5 1 0 0 0 0 0 9 63 96 1.29 1.000	(8, 1) 1.0 4 1 0 0 0 0 0 0 0 0 0 0 9 14 0.00 1.000	(9, 1) 0.2 3 1 0 0 1 0 0 0 0 0 0 0 9 12 0.00 1.500	(9, 1) 0.1 1 0 0 0 0 0 0 0 0 0 0 0 3 4 0.00 0.000																		
Inning Stats	R: 0 E: 0 K: 2 S: 10	H: 1 LOB: 1 BB: 0 P: 17	R: 0 E: 0 K: 1 S: 9	H: 1 LOB: 0 BB: 0 P: 13	R: 0 E: 0 K: 1 S: 8	H: 0 LOB: 0 BB: 0 P: 9	R: 0 E: 0 K: 1 S: 10	H: 1 LOB: 1 BB: 1 P: 20	R: 0 E: 0 K: 0 S: 10	H: 0 LOB: 0 BB: 0 P: 12	R: 0 E: 0 K: 0 S: 10	H: 0 LOB: 0 BB: 0 P: 13	R: 1 E: 0 K: 0 S: 7	H: 3 LOB: 1 BB: 0 P: 12	R: 0 E: 0 K: 0 S: 9	H: 1 LOB: 1 BB: 0 P: 14	R: 0 E: 0 K: 1 S: 12	H: 1 LOB: 1 BB: 0 P: 16	1B: 6 2B: 2 3B: 0 HR: 1	SF: 0 SAC: 0 DP: 3 HBP: 0	WP: 0 PB: 0 SB: 3 CS: 0	PA: 33
PITCHER	IP WLS BF H R ER SO BB IBB HBP BLK WP HR S P ERA WHIP	IP WLS BF H R ER SO BB IBB HBP BLK WP HR S P ERA WHIP																				
Andy Benes, R ERA: 4.34	(1, 1) 3.0 L 16 8 4 4 2 0 0 0 0 0 1 40 73 12.00 2.667	(8, 1) 1.0 4 1 0 0 0 0 0 0 0 0 0 0 9 14 0.00 1.000	(9, 1) 0.2 3 1 0 0 1 0 0 0 0 0 0 0 9 12 0.00 1.500	(9, 1) 0.1 1 0 0 0 0 0 0 0 0 0 0 0 3 4 0.00 0.000																		

St. Louis Cardinals @ Pittsburgh Pirates
Three Rivers Stadium, Pittsburgh, PA
Thu Jul 04 1996, 3:33 AM EDT
Att: 23,321 - Cloudy - 74 F

AB 32
R 1
H 8
RBI 1
BB 1
SO 6
LOB 12



Batter	1	2	3	4	5	6	7	8	9	AB	R	H	RBI	BB	SO	LOB	TOP			
Royce Clayton, R OBP: 0.328, SLG: 0.382 (1, 6)	G4-3	G6-3		F6				FC4-6		5	0	1	0	0	0	2				
Ray Lankford, L OBP: 0.359, SLG: 0.510 (1, 8)	S BB SF8 1B		K	BB 2B 1B		F7		K		5	2	2	0	0	2	2				
Ron Gant, R OBP: 0.376, SLG: 0.521 (1, 7)	SF8 S BB 1-2		K	BB 2B BB		F7			P3	3	1	0	0	2	1	1				
Brian Jordan, R OBP: 0.336, SLG: 0.479 (1, 9)	SF8 S IBB 1-2 2-3 3-H		BB 1B 1B	BB 1B 2B		K			K	4	2	2	2	1	2	1				
Gary Gaetti, R OBP: 0.303, SLG: 0.383 (7, 3)	SF8		BB 1B 2B	BB 1B 1B				G6-3		4	1	2	3	0	0	0				
John Mabry, L OBP: 0.359, SLG: 0.466 Rick Honeycutt, L Dennis Eckersley, R Tony Fossas, L (1, 3) (7, 1) (8, 1) (9, 1)	G5-3		BB 1B 2B	BB 1B 1B				G4-3		4	1	1	0	0	0	3				
Tom Pagnozzi, R OBP: 0.330, SLG: 0.473 (1, 2)		S 1B	BB 1B 2B			F8				4	0	2	2	0	1	0				
David Bell, R OBP: 0.267, SLG: 0.281 (7, 5)	G5-3		G4-3			F4		CS 2B		4	0	1	0	0	0	2				
Todd Stottlemyre, L OBP: 0.349, SLG: 0.263 Luis Alcega, S OBP: 0.319, SLG: 0.340 (1, 1) (7, 4)	K		B1-3			G4-3		FC4-6 BB 2-3		3	0	0	0	0	1	1				
Inning Stats	R: 1 E: 0 K: 0 S: 7	H: 1 LOB: 2 BB: 2 P: 16	R: 0 E: 0 K: 1 S: 12	H: 1 LOB: 1 BB: 0 P: 20	R: 3 E: 0 K: 2 S: 18	H: 4 LOB: 1 BB: 0 P: 26	R: 3 E: 0 K: 0 S: 17	H: 3 LOB: 1 BB: 1 P: 27	R: 0 E: 0 K: 1 S: 7	H: 1 LOB: 1 BB: 0 P: 9	R: 0 E: 0 K: 1 S: 8	H: 0 LOB: 0 BB: 0 P: 8	R: 0 E: 0 K: 1 S: 8	H: 1 LOB: 1 BB: 1 P: 15	R: 0 E: 0 K: 1 S: 6	H: 0 LOB: 0 BB: 0 P: 12	1B: 8 2B: 3 3B: 0 HR: 0	SF: 1 SAC: 0 DP: 0 HBP: 0	WP: 0 PB: 0 SB: 5 CS: 1	PA: 41
PITCHER	IP WLS BF H R ER SO BB IBB HBP BLK WP HR S P ERA WHIP	IP WLS BF H R ER SO BB IBB HBP BLK WP HR S P ERA WHIP	IP WLS BF H R ER SO BB IBB HBP BLK WP HR S P ERA WHIP	IP WLS BF H R ER SO BB IBB HBP BLK WP HR S P ERA WHIP	IP WLS BF H R ER SO BB IBB HBP BLK WP HR S P ERA WHIP	IP WLS BF H R ER SO BB IBB HBP BLK WP HR S P ERA WHIP	IP WLS BF H R ER SO BB IBB HBP BLK WP HR S P ERA WHIP	IP WLS BF H R ER SO BB IBB HBP BLK WP HR S P ERA WHIP	IP WLS BF H R ER SO BB IBB HBP BLK WP HR S P ERA WHIP	IP WLS BF H R ER SO BB IBB HBP BLK WP HR S P ERA WHIP	IP WLS BF H R ER SO BB IBB HBP BLK WP HR S P ERA WHIP	IP WLS BF H R ER SO BB IBB HBP BLK WP HR S P ERA WHIP	IP WLS BF H R ER SO BB IBB HBP BLK WP HR S P ERA WHIP	IP WLS BF H R ER SO BB IBB HBP BLK WP HR S P ERA WHIP	IP WLS BF H R ER SO BB IBB HBP BLK WP HR S P ERA WHIP	IP WLS BF H R ER SO BB IBB HBP BLK WP HR S P ERA WHIP	IP WLS BF H R ER SO BB IBB HBP BLK WP HR S P ERA WHIP			
Zane Smith, L ERA: 5.08 Ramon Morel, R ERA: 3.05 Jon Lieber, R ERA: 4.3 Jason Christiansen, L ERA: 6.96 (1, 1) (4, 1) (6, 1) (8, 1)	3.2 L 22 8 7 7 3 2 1 0 0 0 0 0 46 78 17.18 2.727	1.1 5 1 0 0 2 0 0 0 0 0 0 0 14 19 0.00 0.750	2.0 7 1 0 0 2 0 0 0 0 0 0 0 15 17 0.00 0.500	2.0 7 1 0 0 2 1 0 0 0 0 0 0 14 27 0.00 1.000																

St. Louis Cardinals @ Pittsburgh Pirates
Three Rivers Stadium, Pittsburgh, PA
Fri Jul 05 1996, 7:05 PM EDT
Att: 18,759 - Unknown - 82 F

AB	36
R	7
H	11
RBI	7
BB	4
SO	7
LOB	12



Batter	1	2	3	4	5	6	7	8	9	AB	R	H	RBI	BB	SO	LOB	BOTTOM					
Nelson Liriano, S OBP: 0.287, SLG: 0.316 (1, 4)	G3-4-1		E6 F7 1B		G4-3				F9	4	0	1	0	1	0	2						
Al Martin, L OBP: 0.333, SLG: 0.432 (1, 8)	G1-3		F7 2-3		G4-3		G1-3		K	5	0	0	0	0	1	4						
Jeff King, R OBP: 0.337, SLG: 0.517 (1, 5)	P5		BB			HR 1B		G5-3		3	1	1	0	1	0	0						
Orlando Merced, S OBP: 0.376, SLG: 0.481 (1, 9)		F8	K			HR 1B		F7		4	1	1	2	0	1	2						
Mark Johnson, L OBP: 0.372, SLG: 0.569 (1, 3)		1B 2B		K		HR 1B		HR		4	2	3	2	0	1	0						
Dave Clark, L OBP: 0.378, SLG: 0.477 (1, 7)	G1-3		G4-3		G6-3		K			4	0	0	0	0	1	1						
Jay Bell, R OBP: 0.299, SLG: 0.353 (1, 6)		2-3 1B		F8		K			F8	4	0	1	0	0	1	0						
1B Jason Kendall, R OBP: 0.352, SLG: 0.384 (1, 2)		G6-3		G6-3		K			1B 1B	4	0	1	0	0	1	2						
Zane Smith, L OBP: 0.154, SLG: 0.154 Ramon Morel, R Mike Kingery, L Jon Lieber, R John Wheeler, R Jason Christiansen, R Charlie Hayes, R (1, 1) (4, 1) (5, PH) (6, 1) (7, PH) (8, 1) (9, PH)	6.2 W 28 6 3 3 3 2 0 0 0 0 0 1 14 20 6.75 0.750	1.1 5 1 1 1 1 0 0 0 0 0 0 0 9 12 0.00 3.000	0.1 S 1 0 0 0 1 0 0 0 0 0 0 5 5 0.00 0.000																			
Inning Stats	R: 0 E: 0 K: 0 S: 7	H: 0 LOB: 0 BB: 0 P: 11	R: 0 E: 0 K: 0 S: 8	H: 2 LOB: 2 BB: 0 P: 14	R: 0 E: 1 K: 1 S: 10	H: 1 LOB: 2 BB: 1 P: 18	R: 0 E: 0 K: 1 S: 8	H: 0 LOB: 0 BB: 0 P: 12	R: 0 E: 0 K: 0 S: 7	H: 0 LOB: 0 BB: 0 P: 10	R: 3 E: 0 K: 1 S: 14	H: 3 LOB: 1 BB: 0 P: 25	R: 0 E: 0 K: 2 S: 11	H: 0 LOB: 1 BB: 1 P: 21	R: 1 E: 0 K: 1 S: 12	H: 1 LOB: 0 BB: 0 P: 17	R: 0 E: 0 K: 1 S: 14	H: 2 LOB: 2 BB: 0 P: 17	1B: 5 2B: 1 3B: 0 HR: 3	SF: 0 SAC: 0 DP: 0 HBP: 0	WP: 0 PB: 0 SB: 0 CS: 0	PA: 38
PITCHER	IP WLS BF H R ER SO BB IBB HBP BLK WP HR S P ERA WHIP	IP WLS BF H R ER SO BB IBB HBP BLK WP HR S P ERA WHIP	IP WLS BF H R ER SO BB IBB HBP BLK WP HR S P ERA WHIP	IP WLS BF H R ER SO BB IBB HBP BLK WP HR S P ERA WHIP	IP WLS BF H R ER SO BB IBB HBP BLK WP HR S P ERA WHIP	IP WLS BF H R ER SO BB IBB HBP BLK WP HR S P ERA WHIP	IP WLS BF H R ER SO BB IBB HBP BLK WP HR S P ERA WHIP	IP WLS BF H R ER SO BB IBB HBP BLK WP HR S P ERA WHIP	IP WLS BF H R ER SO BB IBB HBP BLK WP HR S P ERA WHIP	IP WLS BF H R ER SO BB IBB HBP BLK WP HR S P ERA WHIP	IP WLS BF H R ER SO BB IBB HBP BLK WP HR S P ERA WHIP	IP WLS BF H R ER SO BB IBB HBP BLK WP HR S P ERA WHIP	IP WLS BF H R ER SO BB IBB HBP BLK WP HR S P ERA WHIP	IP WLS BF H R ER SO BB IBB HBP BLK WP HR S P ERA WHIP	IP WLS BF H R ER SO BB IBB HBP BLK WP HR S P ERA WHIP	IP WLS BF H R ER SO BB IBB HBP BLK WP HR S P ERA WHIP	IP WLS BF H R ER SO BB IBB HBP BLK WP HR S P ERA WHIP					

St. Louis Cardinals @ Pittsburgh Pirates
Three Rivers Stadium, Pittsburgh, PA
Fri Jul 05 1996, 7:05 PM EDT
Att: 18,759 - Unknown - 82 F

AB	36
R	4
H	9
RBI	4
BB	2
SO	7
LOB	11



Batter	1	2	3	4	5	6	7	8	9	AB	R	H	RBI	BB	SO	LOB	TOP				
Ozzie Smith, S OBP: 0.321, SLG: 0.317 (1, 6)	G1-3			HBP 1B 1B	F7	G4-3		1-1 1B		5	1	2	1	0	0	2	St. Louis Cardinals @ Pittsburgh Pirates Three Rivers Stadium, Pittsburgh, PA Sat Jul 06 1996, 7:05 PM EDT Att: 19,144 - Unknown - 87 F				
Ray Lankford, L OBP: 0.362, SLG: 0.513 (1, 8)	K			1B HBP SF9 1B	1-1 2B		2-2 SH5-3 HBP	K		4	3	2	0	0	2	2					
Ron Gant, R OBP: 0.372, SLG: 0.517 (1, 7)	F9			F9	3-2 2B		2-0 F8	F8		5	0	1	2	0	0	5					
Brian Jordan, R OBP: 0.336, SLG: 0.475 Willie McGee, S OBP: 0.352, SLG: 0.426 (8, 9)		P4		SF9 1B HBP	K		0-0 SH5-3	K		2	0	0	0	0	1	1					
John Mabry, L OBP: 0.379, SLG: 0.475 (1, 3)				1-0 1B			2-1 G4-3 1B		0-0 FC1-4 1B	5	2	5	2	0	0	0					
Gary Gaetti, R OBP: 0.305, SLG: 0.385 (1, 5)		G6-4-3		1-2 1B	2-2 SF9		0-0 G4-3 1B	E7	1-1 FC1-4 2B	4	1	2	1	0	0	2					
Tom Pagnozzi, R OBP: 0.322, SLG: 0.461 (1, 2)			K	2-3 F9			2-3 K	F9	0-3 K	5	0	0	0	0	3	6					
Luis Alicaia, S OBP: 0.321, SLG: 0.345 (1, 4)			P6	0-1 K			0-0 G4-3		3-2 1B 1B	5	1	2	0	0	1	2					
Alan Benes, R OBP: 0.229, SLG: 0.265 Mark Sweeney, L OBP: 0.367, SLG: 0.403 Mark Petkovsek, R OBP: 0.182, SLG: 0.182 Royce Clayton, R OBP: 0.327, SLG: 0.381 T.J. Mathews, R OBP: 0.381 (9, 1)			L9	0-0 2B			1-1 2B		0-0 1B 1B	2	1	1	0	0	0	0					
Inning Stats	R: 0 E: 0 K: 1 S: 8	H: 0 LOB: 0 BB: 0 P: 10	R: 0 E: 0 K: 0 S: 4	H: 1 LOB: 0 BB: 0 P: 4	R: 0 E: 0 K: 1 S: 6	H: 0 LOB: 0 BB: 0 P: 8	R: 2 E: 0 K: 0 S: 12	H: 3 LOB: 2 BB: 0 P: 19	R: 2 E: 0 K: 2 S: 15	H: 3 LOB: 1 BB: 0 P: 24	R: 2 E: 1 K: 1 S: 13	H: 2 LOB: 1 BB: 0 P: 16	R: 1 E: 0 K: 2 S: 14	H: 3 LOB: 2 BB: 0 P: 23	R: 0 E: 0 K: 2 S: 11	H: 2 LOB: 2 BB: 0 P: 14		1B: 14 2B: 3 HR: 0	SF: 1 SAC: 1 DP: 1 HBP: 2	WP: 0 PB: 0 SB: 1 CS: 0	PA: 45
PITCHER	IP	WLS	BF	H	R	ER	SO	BB	IBB	HBP	BLK	WP	HR	S	P	ERA	WHIP				
Danny Darwin, R ERA: 2.89	6.0	L	28	10	6	6	5	0	0	1	0	0	0	58	79	9.00	1.667				
Marc Wilkins, R ERA: 3.44	1.0		6	2	2	1	0	0	0	1	0	0	0	8	16	9.00	2.000				
Dan Plesac, L ERA: 4.31	1.0		6	3	1	1	2	0	0	0	0	0	0	14	23	9.00	3.000				
67 Francisco Cordova, R ERA: 4.03	1.0		5	2	0	0	2	0	0	0	0	0	0	11	14	0.00	2.000				

Batter	1	2	3	4	5	6	7	8	9	AB	R	H	RBI	BB	SO	LOB	BOTTOM					
Mike Kingery, L OBP: 0.304, SLG: 0.279 (1, 8)	K		K		G5-4-3 1B		G3-1		G4-3	5	0	1	0	0	2	0	St. Louis Cardinals @ Pittsburgh Pirates Three Rivers Stadium, Pittsburgh, PA Sat Jul 06 1996, 7:05 PM EDT Att: 19,144 - Unknown - 87 F					
Al Martin, L OBP: 0.337, SLG: 0.433 (1, 7)	E S BB		F9		L9		1-1 1B		0-0 1B	4	0	2	0	1	0	2						
Jeff King, R OBP: 0.335, SLG: 0.512 (1, 4)	K			2-0 E 2B	G5-4-3 1B		1-2 G1-3		0-0 F7	5	1	1	0	0	1	5						
Orlando Merced, S OBP: 0.377, SLG: 0.477 (1, 9)				0-0 E4 2B			4-2 FC6-4 E BB		3-2 G3-1	2	1	0	0	2	0	1						
Charlie Hayes, R OBP: 0.309, SLG: 0.402 (1, 5)	F9			0-1 1B G1-6-3 2B			1-0 E6 FC6-4		0-2 HR 1B	4	2	2	2	0	0	3						
Mark Johnson, L OBP: 0.369, SLG: 0.559 (1, 3)			K	3-3 G1-6-3 1B			1-3 K		0-0 L9	4	0	1	0	0	2	3						
Jay Bell, R OBP: 0.299, SLG: 0.362 67 Francisco Cordova, R OBP: 0.333, SLG: 0.333 (9, 1)			K	2-3 G1-6-3			2-1 FC6-4		1-2 HR	4	1	1	2	0	1	3						
1B Jason Kendall, R OBP: 0.347, SLG: 0.377 (1, 2)			G6-3	1-1 F8			3-2 G5-3		2-2 G5-3	4	0	0	0	0	0	2						
Danny Darwin, R OBP: 0.216, SLG: 0.405 Marc Wilkins, R OBP: 0.400, SLG: 0.400 Nelson Liriano, S OBP: 0.285, SLG: 0.313 Dan Plesac, L (8, 1) Carlos Garcia, R OBP: 0.323, SLG: 0.386 (9, 6)			G5-3	2-1 1B			0-3 K		0-3 K	2	0	1	0	0	0	0						
Inning Stats	R: 0 E: 1 K: 2 S: 13	H: 0 LOB: 2 BB: 2 P: 26	R: 0 E: 0 K: 2 S: 8	H: 0 LOB: 0 BB: 0 P: 14	R: 0 E: 0 K: 1 S: 6	H: 0 LOB: 0 BB: 0 P: 11	R: 3 E: 1 K: 0 S: 10	H: 3 LOB: 0 BB: 0 P: 14	R: 0 E: 0 K: 1 S: 14	H: 2 LOB: 1 BB: 0 P: 24	R: 0 E: 1 K: 1 S: 14	H: 0 LOB: 2 BB: 1 P: 25	R: 0 E: 0 K: 1 S: 10	H: 1 LOB: 1 BB: 0 P: 12	R: 2 E: 0 K: 0 S: 13	H: 2 LOB: 0 BB: 0 P: 19		R: 0 E: 0 K: 1 S: 7	H: 1 LOB: 1 BB: 0 P: 9	1B: 6 2B: 2 HR: 1	SF: 0 SAC: 0 DP: 2 HBP: 0	WP: 0 PB: 0 SB: 1 CS: 0
PITCHER	IP	WLS	BF	H	R	ER	SO	BB	IBB	HBP	BLK	WP	HR	S	P	ERA	WHIP					
Alan Benes, R ERA: 5.09	5.0	W	21	5	3	1	5	2	0	0	0	0	0	51	89	1.80	1.400					
Mark Petkovsek, R ERA: 4.53	3.0		14	3	2	2	2	1	0	0	0	0	1	37	56	6.00	1.333					
T.J. Mathews, R ERA: 2.35	1.0		4	1	0	0	1	0	0	0	0	0	0	7	9	0.00	1.000					



Batter	1	2	3	4	5	6	7	8	9	AB	R	H	RBI	BB	SO	LOB	TOP											
Royce Clayton, R OBP: 0.326, SLG: 0.379	1-1 G4-6-3 1B		1-1 G6-3		2-0 G1-3			2-3 K		4	0	1	0	0	1	1												
Ray Lankford, L OBP: 0.395, SLG: 0.508 Miguel Mejia, R (8, PH) (8, 8)	0-0 G4-6-3 1-2			1-0 F8				2-3 K		3	0	0	0	0	1	1												
Ron Gant, R OBP: 0.374, SLG: 0.511	0-1 F7			4-2 BB				4-1 G1-3 BB		2	0	0	0	2	0	0												
Brian Jordan, R OBP: 0.332, SLG: 0.470 Mark Sweeney, L OBP: 0.395, SLG: 0.400 (9, PH)		2-2 K		2-0 F9				0-2 G1-3		3	0	0	0	0	1	2												
John Mabry, L OBP: 0.375, SLG: 0.468		0-2 G4-3		1-3 K				1-3 K		4	0	0	0	0	2	2												
Gary Caselli, R OBP: 0.395, SLG: 0.388 Jeff Parrett, R (7, 1) Dennis Eckersley, R (8, 1)		2-3 K			0-1 G6-3 1B 2B			0-1 B1-3		3	1	1	0	0	1	0												
Danny Sheaffer, R OBP: 0.315, SLG: 0.377			0-0 SF9 3B		1-0 G6-3			1-1 G4-3		3	1	1	0	0	0	1												
Luis Alicea, S OBP: 0.321, SLG: 0.346			2-1 SF9		2-3 SH1-4 1B			0-0 G5-3		2	0	1	2	0	0	0												
Mike Morgan, R OBP: 0.048, SLG: 0.048 T.J. Mathews, R (5, 1) David Bell, R OBP: 0.265, SLG: 0.279 (7, 5)			0-3 K		0-1 SH1-4			0-0 G5-3		1	0	0	0	0	1	0												
Inning Stats	R: 0 E: 0 K: 0 S: 5	H: 1 LOB: 0 BB: 0 P: 6	R: 0 E: 0 K: 2 S: 10	H: 0 LOB: 0 BB: 0 P: 14	R: 1 E: 0 K: 1 S: 8	H: 1 LOB: 0 BB: 0 P: 11	R: 0 E: 0 K: 1 S: 8	H: 0 LOB: 1 BB: 1 P: 16	R: 1 E: 0 K: 0 S: 7	H: 2 LOB: 1 BB: 0 P: 13	R: 0 E: 0 K: 2 S: 10	H: 0 LOB: 0 BB: 0 P: 17	R: 0 E: 0 K: 0 S: 5	H: 0 LOB: 0 BB: 0 P: 6	R: 0 E: 0 K: 2 S: 7	H: 0 LOB: 0 BB: 0 P: 11	R: 0 E: 0 K: 0 S: 5	H: 0 LOB: 0 BB: 0 P: 8	1B: 2 2B: 1 3B: 1 HR: 0	SF: 1 SAC: 1 DP: 1 HBP: 0	WP: 0 PB: 0 SB: 0 CS: 0	PA: 32						
PITCHER	IP	WLS	BF	H	R	ER	SO	BB	IBB	HBP	BLK	WP	HR	S	P	ERA	WHIP											
Dan Miceli, R ERA: 4.61	(1, 1)	4.0		14	2	1	1	4	1	0	0	0	0	0	31	47	2.25	0.750										
Jon Lieber, R ERA: 4.21	(5, 1)	3.0	W	12	2	1	1	2	1	0	0	0	0	0	22	36	3.00	1.000										
Dan Plesac, L ERA: 4.2	(8, 1)	1.0		3	0	0	0	2	0	0	0	0	0	7	11	0.00	0.000											
67 Francisco Cordova, R ERA: 3.94	(9, 1)	1.0		3	0	0	0	0	0	0	0	0	0	5	8	0.00	0.000											

St. Louis Cardinals @ Pittsburgh Pirates
Three Rivers Stadium, Pittsburgh, PA
Sun Jul 07 1996, 3:33 AM EDT
Att: 16,255 - Cloudy - 87 F

AB 28
R 2
H 4
RBI 2
BB 2
SO 8
LOB 7



Batter	1	2	3	4	5	6	7	8	9	AB	R	H	RBI	BB	SO	LOB	BOTTOM											
Carlos Garcia, R OBP: 0.328, SLG: 0.398	1-0 1B 3B		0-0 PB 1B		1-0 1B 1B 1B			0-2 K		5	2	3	0	0	2	0												
Al Martin, L OBP: 0.341, SLG: 0.439	0-0 HR 1B		0-3 K		0-0 1B 1B 3B 1B			0-1 2B		4	2	3	1	0	1	1												
Jeff King, R OBP: 0.337, SLG: 0.521	2-0 1H HR		3-2 K		0-0 1B 1B 3B 1B			0-2 G3		4	2	2	2	0	1	2												
Orlando Merced, S OBP: 0.376, SLG: 0.474	1-1 G4-3		1-2 G4-3		0-0 3B 1B			1-1 G3		4	1	1	1	0	0	1												
Charlie Hayes, R OBP: 0.309, SLG: 0.408 John Wehner, R OBP: 0.268, SLG: 0.333 (7, PH) (8, 5)	0-2 G6-3			0-1 G1-3				1-3 K		3	1	1	3	0	0	0												
Mike Kingery, L OBP: 0.398, SLG: 0.301	1-3 K			1-0 F7				0-0 3B		4	0	2	1	0	1	0												
Jay Bell, R OBP: 0.301, SLG: 0.364			0-1 G6-4-3 1B		0-1 FC5-4 1B			0-2 F9		4	0	2	0	0	1	2												
Keith Osik, R OBP: 0.374, SLG: 0.446		0-2 G6-4-3		1-0 FC5-4				0-1 F8		4	0	0	0	0	1	3												
Dan Miceli, R Jon Lieber, L OBP: 0.222, SLG: 0.125 Dan Plesac, L (8, 1) Dave Clark, L OBP: 0.376, SLG: 0.473 67 Francisco Cordova, R OBP: 0.353, SLG: 0.353 (9, 1)		0-0 G4-3			1-3 K			0-0 G3-1		1	0	0	0	0	0	0												
Inning Stats	R: 3 E: 0 K: 1 S: 11	H: 3 LOB: 0 BB: 0 P: 16	R: 0 E: 0 K: 0 S: 6	H: 1 LOB: 0 BB: 0 P: 6	R: 0 E: 0 K: 2 S: 10	H: 1 LOB: 1 BB: 0 P: 14	R: 0 E: 0 K: 0 S: 6	H: 1 LOB: 1 BB: 0 P: 8	R: 5 E: 0 K: 2 S: 18	H: 6 LOB: 1 BB: 0 P: 26	R: 0 E: 0 K: 2 S: 13	H: 1 LOB: 1 BB: 0 P: 17	R: 0 E: 0 K: 2 S: 9	H: 1 LOB: 0 BB: 0 P: 13	R: 0 E: 0 K: 1 S: 6	H: 0 LOB: 0 BB: 0 P: 6	1B: 8 2B: 2 3B: 3 HR: 1	SF: 0 SAC: 0 DP: 1 HBP: 0	WP: 0 PB: 1 SB: 0 CS: 0	PA: 37								
PITCHER	IP	WLS	BF	H	R	ER	SO	BB	IBB	HBP	BLK	WP	HR	S	P	ERA	WHIP											
Mike Morgan, R ERA: 4.87	(1, 1)	4.1	L	24	12	8	8	4	0	0	0	0	0	1	45	61	16.61	2.769										
T.J. Mathews, R ERA: 2.27	(5, 1)	1.2		6	1	0	0	3	0	0	0	0	0	19	26	0.00	0.600											
Jeff Parrett, R ERA: 3.69	(7, 1)	1.0		4	1	0	0	2	0	0	0	0	0	9	13	0.00	1.000											
Dennis Eckersley, R ERA: 3.68	(8, 1)	1.0		3	0	0	0	1	0	0	0	0	0	6	6	0.00	0.000											

St. Louis Cardinals @ Pittsburgh Pirates
Three Rivers Stadium, Pittsburgh, PA
Sun Jul 07 1996, 3:33 AM EDT
Att: 16,255 - Cloudy - 87 F

AB 37
R 8
H 14
RBI 8
BB 0
SO 10
LOB 9



Batter	1	2	3	4	5	6	7	8	9	AB	R	H	RBI	BB	SO	LOB	TOP					
Carlos Garcia, R OBP: 0.326, SLG: 0.394 (1, 4)	F9	FC5-4		CS 1B			K		G3	5	0	1	0	0	1	1						
Al Martin, L OBP: 0.345, SLG: 0.443 (1, 7)	2B 1B		SH G5-3 1B	CS	K		CS 1B			4	2	3	0	0	1	0						
Jeff King, R OBP: 0.334, SLG: 0.516 (1, 3)	P4		SH G5-3 S		K		P2			3	1	0	0	0	1	2						
Orlando Merced, S OBP: 0.381, SLG: 0.493 (1, 9)	1B 2B		L3				CS	HR		4	2	3	1	0	0	2						
Charlie Hayes, R OBP: 0.311, SLG: 0.407 (1, 5)	1B		G5-3 IBB		F9			F8		3	0	1	2	1	0	1						
John Wehner, R OBP: 0.253, SLG: 0.314 67 Francisco Cordova, R OBP: 0.333, SLG: 0.333 Dan Plesac, L (8, 1) (9, 1)	G3		G5-3			F8		B5-3		4	0	0	1	0	0	3						
Jay Bell, R OBP: 0.298, SLG: 0.359 (1, 6)		G6-3	G6-3			P4		F9		4	0	0	0	0	0	1						
1B Jason Kendall, R OBP: 0.349, SLG: 0.388 (1, 2)		CS 2B		F8				F8		4	0	2	0	0	0	0						
Denny Neagle, L OBP: 0.162, SLG: 0.143 Ramon Morel, R (7, 1) Mike Kingery, L OBP: 0.306, SLG: 0.299 (8, 8)			FC5-4 1B	K				G4-3		3	0	2	0	0	1	0						
Inning Stats	R: 2 E: 0 K: 0 S: 13	H: 3 LOB: 1 BB: 0 P: 22	R: 0 E: 0 K: 0 S: 14	H: 2 LOB: 1 BB: 0 P: 20	R: 2 E: 1 K: 0 S: 8	H: 1 LOB: 1 BB: 1 P: 16	R: 0 E: 0 K: 1 S: 11	H: 1 LOB: 0 BB: 0 P: 16	R: 0 E: 0 K: 2 S: 9	H: 1 LOB: 1 BB: 0 P: 13	R: 0 E: 0 K: 0 S: 5	H: 2 LOB: 2 BB: 0 P: 8	R: 0 E: 0 K: 1 S: 10	H: 1 LOB: 0 BB: 0 P: 15	R: 1 E: 0 K: 0 S: 8	H: 1 LOB: 0 BB: 0 P: 15	R: 0 E: 0 K: 0 S: 10	H: 0 LOB: 0 BB: 0 P: 16	1B: 8 2B: 3 3B: 0 HR: 1	SF: 0 SAC: 1 DP: 0 HBP: 0	WP: 0 PB: 0 SB: 1 CS: 3	PA: 39
PITCHER	IP	WLS	BF	H	R	ER	SO	BB	IBB	HBP	BLK	WP	HR	S	P	ERA	WHIP					
John Smiley, L ERA: 4.31 Scott Service, R ERA: 1.59 Hector Carrasco, R ERA: 3.75	5.0	L	23	8	4	2	3	0	1	0	0	0	0	15	23	3.60	1.600					

Pittsburgh Pirates @ Cincinnati Reds
Riverfront Stadium, Cincinnati, OH
Thu Jul 11 1996, 7:05 PM EDT
Att: 24,670 - Unknown - 85 F

AB 35
R 5
H 12
RBI 4
BB 1
SO 4
LOB 10



Batter	1	2	3	4	5	6	7	8	9	AB	R	H	RBI	BB	SO	LOB	BOTTOM					
Mike Kelly, R OBP: 0.333, SLG: 0.327 (1, 7)	F7		K		K				G4-3	3	0	0	0	0	2	3						
Lenny Harris, L OBP: 0.339, SLG: 0.463 Hector Carrasco, R (8, 1) Jeff Branson, L OBP: 0.290, SLG: 0.374 (9, PH)							BLK 1B			1	0	1	0	0	0	0						
Barry Larkin, R OBP: 0.386, SLG: 0.478 (1, 6)	F8		F7			G5-3	K			4	0	0	0	0	1	4						
Reggie Sanders, R OBP: 0.367, SLG: 0.483 (1, 9)	F9			G5-3		K	K			4	0	0	0	0	2	2						
Eric Davis, R OBP: 0.392, SLG: 0.527 (1, 8)		K		G6-3		G2-3		K		4	0	0	0	0	2	0						
Bret Boone, R OBP: 0.284, SLG: 0.394 (1, 4)	G1-6-3			G5-3			1B 2B	K		4	1	1	0	0	1	0						
Chris Sabo, R OBP: 0.373, SLG: 0.435 (1, 5)			FC6-4 1B		F7		F9	K		4	0	1	0	0	1	1						
Eduardo Perez, R OBP: 0.311, SLG: 0.111 Curtis Goodwin, L OBP: 0.289, SLG: 0.244 (9, PH)		FC6-4			P3		1B 1B		K	3	1	1	0	0	0	1						
Joe Oliver, R OBP: 0.305, SLG: 0.393 (1, 2)			SH2-4 1B		BB HBP		1B 1B BLK 1B		DI 1B	3	1	3	1	0	0	0						
John Smiley, L ERA: 3.0 Eric Anthony, L OBP: 0.364, SLG: 0.463 Scott Service, R (6, 1) Thomas Howard, S OBP: 0.295, SLG: 0.370 (7, PH)			SH2-4				BLK 1B		F8	0	0	0	0	0	0	0						
Inning Stats	R: 0 E: 0 K: 0 S: 8	H: 0 LOB: 0 BB: 0 P: 11	R: 0 E: 0 K: 1 S: 10	H: 1 LOB: 1 BB: 0 P: 16	R: 0 E: 0 K: 0 S: 6	H: 0 LOB: 0 BB: 0 P: 9	R: 0 E: 0 K: 1 S: 7	H: 0 LOB: 2 BB: 1 P: 14	R: 0 E: 0 K: 1 S: 11	H: 0 LOB: 0 BB: 0 P: 15	R: 3 E: 0 K: 2 S: 18	H: 5 LOB: 2 BB: 0 P: 28	R: 0 E: 0 K: 3 S: 10	H: 0 LOB: 0 BB: 0 P: 13	R: 0 E: 0 K: 1 S: 13	H: 1 LOB: 1 BB: 0 P: 19	1B: 7 2B: 1 3B: 0 HR: 0	SF: 0 SAC: 1 DP: 0 HBP: 1	WP: 0 PB: 0 SB: 0 CS: 0	PA: 37		
PITCHER	IP	WLS	BF	H	R	ER	SO	BB	IBB	HBP	BLK	WP	HR	S	P	ERA	WHIP					
Denny Neagle, L ERA: 2.95 Ramon Morel, R ERA: 2.95 67 Francisco Cordova, R ERA: 3.98 Dan Plesac, L ERA: 4.1	6.1	W	27	6	3	3	4	1	0	1	0	0	0	9	15	0.00	1.500					

Pittsburgh Pirates @ Cincinnati Reds
Riverfront Stadium, Cincinnati, OH
Thu Jul 11 1996, 7:05 PM EDT
Att: 24,670 - Unknown - 85 F

AB 34
R 3
H 8
RBI 2
BB 1
SO 10
LOB 13



Batter	1	2	3	4	5	6	7	8	9	AB	R	H	RBI	BB	SO	LOB	TOP										
Carlos Garcia, R OBP: 0.325, SLG: 0.392 (1, 4)	L4		1B		G6-3			G4-3		4	1	1	0	0	0	0	Pittsburgh Pirates @ Cincinnati Reds Riverfront Stadium, Cincinnati, OH Fri Jul 12 1996, 7:05 PM EDT Att: 27,708 - Unknown - 89 F										
Al Martin, L OBP: 0.347, SLG: 0.446 (1, 7)	K		1B		G3			2B		4	0	2	0	0	1	0											
Jeff King, R OBP: 0.333, SLG: 0.513 (1, 3)	K		1B		F8			F7		4	0	1	1	0	1	1											
Orlando Merced, S OBP: 0.376, SLG: 0.486 (1, 9)		G4-3	P6		G4-3			K		4	0	0	0	0	1	2											
Charlie Hayes, R OBP: 0.311, SLG: 0.405 (1, 5)		WP			G3			K		4	0	1	0	0	1	0											
Mike Kingery, L OBP: 0.395, SLG: 0.315 (1, 8)	P6				HR			P5		4	1	1	1	0	0	1											
Jay Bell, R OBP: 0.295, SLG: 0.355 (1, 6)	G5-3				P4			P3		3	0	0	0	0	0	1											
1B Jason Kendall, R OBP: 0.345, SLG: 0.383 (1, 2)					G5-3			F8		3	0	0	0	0	0	0											
Danny Darwin, R OBP: 0.295, SLG: 0.385 (1, 1)					G5-3			K		2	0	0	0	0	1	0											
Nelson Lirio, S OBP: 0.292, SLG: 0.310 (8, PH)										1	0	0	0	0	0	1											
Elmer Dessens, R OBP: 0.687, SLG: 0.667 (8, 1)										0	0	0	0	0	0	0											
Jason Christiansen, R (8, 1)										0	0	0	0	0	0	0											
Steve Parris, R (8, 1)										0	0	0	0	0	0	0											
Inning Stats	R: 0 E: 0 K: 2 S: 10	H: 0 LOB: 0 BB: 0 P: 12	R: 0 E: 0 K: 0 S: 13	H: 1 LOB: 1 BB: 0 P: 19	R: 1 E: 0 K: 0 S: 11	H: 3 LOB: 2 BB: 0 P: 16	R: 1 E: 0 K: 0 S: 9	H: 1 LOB: 0 BB: 0 P: 17	R: 0 E: 0 K: 1 S: 7	H: 0 LOB: 0 BB: 0 P: 11	R: 0 E: 0 K: 0 S: 4	H: 0 LOB: 0 BB: 0 P: 8	R: 0 E: 0 K: 0 S: 7	H: 0 LOB: 0 BB: 0 P: 11	R: 0 E: 0 K: 1 S: 8	H: 1 LOB: 1 BB: 0 P: 11	R: 0 E: 0 K: 2 S: 10	H: 0 LOB: 0 BB: 0 P: 13	1B: 4 2B: 1 3B: 0 HR: 1	SF: 0 SAC: 0 DP: 0 HBP: 0	WP: 1 PB: 0 SB: 0 CS: 0	PA: 33					
PITCHER	IP	WLS	BF	H	R	ER	SO	BB	IBB	HBP	BLK	WP	HR	S	P	ERA	WHIP										
Mark Portugal, R ERA: 3.85 (1, 1)	8.0	W	30	6	2	2	4	0	0	0	0	1	1	69	105	2.25	0.750										
Jeff Brantley, R ERA: 3.0 (9, 1)	1.0	S	3	0	0	0	2	0	0	0	0	0	0	10	13	0.00	0.000										

Batter	1	2	3	4	5	6	7	8	9	AB	R	H	RBI	BB	SO	LOB	BOTTOM										
Lenny Harris, L OBP: 0.339, SLG: 0.459 (1, 3)	3B	G3			SH2-3			G3		3	1	1	0	0	0	0	Pittsburgh Pirates @ Cincinnati Reds Riverfront Stadium, Cincinnati, OH Fri Jul 12 1996, 7:05 PM EDT Att: 27,708 - Unknown - 89 F										
Barry Larkin, R OBP: 0.387, SLG: 0.489 (1, 6)	SF9		P6		K			WP		4	2	2	1	0	1	1											
Willie Greene, L OBP: 0.324, SLG: 0.524 (8, PR)	K		F7		F7			WP		4	0	1	0	0	1	2											
Curtis Goodwin, L OBP: 0.289, SLG: 0.244 (9, 1)	K							S		0	0	0	0	0	0	0											
Reggie Sanders, R OBP: 0.365, SLG: 0.500 (1, 9)	SF9		P4					1B		3	1	1	2	0	1	2											
Eddie Taubensee, L OBP: 0.338, SLG: 0.439 (1, 2)	HR				G4-3			K		3	1	1	1	0	0	0											
Joe Oliver, R OBP: 0.303, SLG: 0.390 (8, PH)	HR							K		1	0	0	0	0	1	2											
Eric Davis, R OBP: 0.398, SLG: 0.533 (1, 8)	WP				G3			K		3	0	2	0	1	0	0											
Bret Boone, R OBP: 0.284, SLG: 0.392 (1, 4)	F9				G5-4-3			BB		4	0	1	0	0	1	3											
Thomas Howard, S OBP: 0.289, SLG: 0.362 (1, 7)		G3-1			G5-4-3			F8		3	0	0	0	0	0	2											
Mark Portugal, R OBP: 0.194, SLG: 0.200 (1, 1)								K		2	0	0	0	1	1	0											
Jeff Branson, L OBP: 0.290, SLG: 0.374 (9, 5)		G6-3			SH2-3					0	0	0	0	0	0	0											
Inning Stats	R: 3 E: 0 K: 1 S: 21	H: 4 LOB: 1 BB: 0 P: 25	R: 0 E: 0 K: 0 S: 10	H: 0 LOB: 0 BB: 0 P: 12	R: 0 E: 0 K: 0 S: 6	H: 0 LOB: 0 BB: 0 P: 7	R: 0 E: 0 K: 0 S: 7	H: 2 LOB: 1 BB: 0 P: 8	R: 0 E: 0 K: 1 S: 8	H: 0 LOB: 1 BB: 1 P: 14	R: 1 E: 0 K: 0 S: 10	H: 1 LOB: 0 BB: 0 P: 14	R: 0 E: 0 K: 1 S: 6	H: 0 LOB: 0 BB: 0 P: 7	R: 1 E: 0 K: 3 S: 16	H: 2 LOB: 3 BB: 1 P: 30	R: 0 E: 0 K: 1 S: 21	H: 4 LOB: 1 BB: 0 P: 25	1B: 4 2B: 2 3B: 1 HR: 2	SF: 1 SAC: 1 DP: 1 HBP: 0	WP: 2 PB: 0 SB: 3 CS: 0	PA: 34					
PITCHER	IP	WLS	BF	H	R	ER	SO	BB	IBB	HBP	BLK	WP	HR	S	P	ERA	WHIP										
Danny Darwin, R ERA: 3.02 (1, 1)	7.0	L	28	7	4	4	3	1	0	0	0	0	0	68	87	5.14	1.143										
Elmer Dessens, R ERA: 14.9 (8, 1)	0.1		3	2	1	1	1	0	0	0	0	0	0	8	13	27.00	6.000										
Jason Christiansen, L ERA: 0.91 (8, 1)	0.1		1	0	0	0	1	0	0	0	0	0	0	4	7	0.00	0.000										
Steve Parris, R ERA: (8, 1)	0.1		2	0	0	0	1	1	0	0	0	1	0	4	10	0.00	3.000										

AB 33
R 2
H 6
RBI 2
BB 0
SO 6
LOB 5



WP: 1
PB: 0
SB: 0
CS: 0

AB 30
R 5
H 9
RBI 4
BB 2
SO 6
LOB 12



WP: 2
PB: 0
SB: 3
CS: 0

Batter	1	2	3	4	5	6	7	8	9	AB	R	H	RBI	BB	SO	LOB	TOP					
Jay Bell, R OBP: 0.292, SLG: 0.351 (1, 6)	F8			P4		K		FC6-4		4	0	0	0	0	0	1						
Al Martin, L OBP: 0.343, SLG: 0.441 (1, 7)	F6			F7			G3-1		F7	4	0	0	0	0	0	0						
Jeff King, R OBP: 0.332, SLG: 0.510 (1, 4)	G5-3			F9			FC3-6 1B		F7	4	0	1	0	0	0	0						
Orlando Merced, S OBP: 0.371, SLG: 0.479 (1, 9)		G4-3			G1-3		FC3-6 HBP		F9	4	0	0	0	0	0	1						
Mark Johnson, L OBP: 0.375, SLG: 0.558 (1, 3)		P6			G3 1B		FC3-6 HBP			2	0	1	0	0	0	0						
Mike Kingery, L OBP: 0.300, SLG: 0.310 (1, 8)		F9			G3		G4-3			3	0	0	0	0	0	3						
Charlie Hayes, R OBP: 0.308, SLG: 0.401 (1, 5)			G4-3		G1-3			K		3	0	0	0	0	1	1						
Keith Osik, R OBP: 0.366, SLG: 0.435 (1, 2)			G5-3					L3		2	0	0	0	0	0	0						
Nelson Lirio, S OBP: 0.280, SLG: 0.308 (8, PH)										1	0	0	0	0	0	0						
Jason Christiansen, R (8, 1)										0	0	0	0	0	0	0						
Jon Lieber, L OBP: 0.200, SLG: 0.111 (1, 1)										1	0	0	0	0	0	0						
John Wehner, R OBP: 0.250, SLG: 0.310 (6, PH)										1	0	0	0	0	0	0						
Marc Wilkins, R OBP: 0.400, SLG: 0.400 (6, 1)										0	0	0	0	0	0	0						
1B Jason Kendall, R OBP: 0.347, SLG: 0.386 (8, 2)								FC6-4 1B		1	0	1	0	0	0	0						
Inning Stats	R: 0 E: 0 K: 0 S: 6	H: 0 LOB: 0 BB: 0 P: 9	R: 0 E: 0 K: 0 S: 7	H: 0 LOB: 0 BB: 0 P: 10	R: 0 E: 0 K: 0 S: 6	H: 0 LOB: 0 BB: 0 P: 10	R: 0 E: 0 K: 0 S: 8	H: 0 LOB: 0 BB: 0 P: 15	R: 0 E: 0 K: 1 S: 5	H: 1 LOB: 1 BB: 0 P: 6	R: 0 E: 0 K: 1 S: 11	H: 0 LOB: 0 BB: 0 P: 17	R: 0 E: 0 K: 0 S: 8	H: 1 LOB: 2 BB: 0 P: 12	R: 0 E: 0 K: 1 S: 7	H: 1 LOB: 1 BB: 0 P: 13	R: 0 E: 0 K: 0 S: 6	H: 0 LOB: 0 BB: 0 P: 10	1B: 3 2B: 0 3B: 0 HR: 0	SF: 0 SAC: 0 DP: 0 HBP: 1	WP: 0 PB: 0 SB: 0 CS: 0	PA: 31
PITCHER Kevin Jarvis, R ERA: 3.06 (1, 1)	IP: 9.0 WLS: W BF: 31 H: 3 R: 0 ER: 0 SO: 2 BB: 0 IBB: 0 HBP: 1 BLK: 0 WP: 0 HR: 0 S: 64 P: 102 ERA: 0.00 WHIP: 0.333															PITCHER	IP: 9.0 WLS: W BF: 31 H: 3 R: 0 ER: 0 SO: 2 BB: 0 IBB: 0 HBP: 1 BLK: 0 WP: 0 HR: 0 S: 64 P: 102 ERA: 0.00 WHIP: 0.333					

Pittsburgh Pirates @ Cincinnati Reds
Riverfront Stadium, Cincinnati, OH

AB 30
R 0
H 3
RBI 0
BB 0
SO 2
LOB 6



WP: 0
PB: 0
SB: 0
CS: 0

Sat Jul 13 1996, 7:05 PM EDT
Att: 32,119 - Unknown - 91 F

Batter	1	2	3	4	5	6	7	8	9	AB	R	H	RBI	BB	SO	LOB	BOTTOM			
Lenny Harris, L OBP: 0.336, SLG: 0.461 (1, 3)	G6-3		G4-3					F9		4	0	1	0	0	0	0				
Bary Larkin, R OBP: 0.385, SLG: 0.484 (1, 6)	G6-3		CS BB		F7			F7		3	0	0	0	1	0	1				
Willie Greene, L OBP: 0.322, SLG: 0.515 (1, 5)			CS	G4-3	G4-3			K		4	0	1	0	0	1	1				
Reggie Sanders, R OBP: 0.358, SLG: 0.490 (1, 9)	K			P4				G5-3		3	0	0	0	0	1	1				
Eric Davis, R OBP: 0.401, SLG: 0.554 (1, 8)								K		3	2	2	1	0	1	0				
Thomas Howard, S OBP: 0.289, SLG: 0.376 (1, 7)			F7					G4-3		3	0	1	1	0	0	0				
Bret Boone, R OBP: 0.285, SLG: 0.390 (1, 4)										1	0	0	0	0	1	1				
Jeff Branson, L OBP: 0.289, SLG: 0.372 (6, 4)										1	0	0	0	0	1	0				
Joe Oliver, R OBP: 0.304, SLG: 0.410 (1, 2)										3	1	1	1	0	0	1				
Kevin Jarvis, L OBP: 0.133, SLG: 0.133 (1, 1)										3	0	0	0	0	0	0				
Inning Stats	R: 0 E: 0 K: 1 S: 9	H: 1 LOB: 1 BB: 0 P: 13	R: 1 E: 0 K: 0 S: 12	H: 1 LOB: 0 BB: 0 P: 19	R: 0 E: 0 K: 0 S: 7	H: 0 LOB: 0 BB: 1 P: 13	R: 1 E: 0 K: 1 S: 12	H: 2 LOB: 1 BB: 0 P: 17	R: 1 E: 0 K: 0 S: 12	H: 2 LOB: 1 BB: 0 P: 17	R: 0 E: 0 K: 1 S: 8	H: 0 LOB: 0 BB: 0 P: 10	R: 0 E: 0 K: 1 S: 10	H: 0 LOB: 0 BB: 0 P: 11	R: 0 E: 0 K: 1 S: 8	H: 0 LOB: 0 BB: 0 P: 11	1B: 1 2B: 2 3B: 1 HR: 2	SF: 0 SAC: 0 DP: 1 HBP: 1	WP: 0 PB: 0 SB: 0 CS: 1	PA: 31
PITCHER Jon Lieber, R ERA: 4.31 Marc Wilkins, R ERA: 3.26 Jason Christiansen, L ERA: 6.75	IP: 5.0 WLS: L BF: 21 H: 6 R: 3 ER: 3 SO: 2 BB: 3 IBB: 3 HBP: 3 BLK: 2 WP: 0 HR: 2 S: 21 P: 79 ERA: 5.40 WHIP: 1.400															PITCHER	IP: 5.0 WLS: L BF: 21 H: 6 R: 3 ER: 3 SO: 2 BB: 3 IBB: 3 HBP: 3 BLK: 2 WP: 0 HR: 2 S: 21 P: 79 ERA: 5.40 WHIP: 1.400			

Pittsburgh Pirates @ Cincinnati Reds
Riverfront Stadium, Cincinnati, OH

AB 28
R 3
H 6
RBI 3
BB 1
SO 5
LOB 5



WP: 0
PB: 0
SB: 0
CS: 1

Sat Jul 13 1996, 7:05 PM EDT
Att: 32,119 - Unknown - 91 F

Batter	1	2	3	4	5	6	7	8	9	AB	R	H	RBI	BB	SO	LOB	TOP								
Carlos Garcia, R OBP: 0.328, SLG: 0.398 (1, 6)	L8		F8		G4-3			2B		4	0	1	0	0	0	1									
Al Martin, L OBP: 0.342, SLG: 0.440 (1, 7)	K		F9					G4-3		4	0	1	0	0	1	1									
Jeff King, R OBP: 0.336, SLG: 0.511 (1, 4)	P2									4	0	1	0	0	0	1									
Orlando Merced, S OBP: 0.374, SLG: 0.481 (1, 9)										4	2	2	0	0	0	2									
Mark Johnson, L OBP: 0.362, SLG: 0.559 (1, 3)										4	0	0	0	0	1	3									
Charlie Hayes, R OBP: 0.307, SLG: 0.397 (1, 5)										4	0	2	1	0	1	1									
Mike Kingery, L OBP: 0.293, SLG: 0.302 (1, 8)										4	0	0	1	0	0	2									
Keith Osik, R OBP: 0.362, SLG: 0.430 (1, 2)										1	0	0	0	0	1	1									
18 Jason Kendall, R OBP: 0.340, SLG: 0.376 (3, 2)										2	0	0	0	0	0	0									
Dan Miceli, R (1, 1)										1	0	0	0	0	1	0									
Denny Neagle, L OBP: 0.194, SLG: 0.194 (5, PH)										1	0	1	0	0	0	0									
Elmer Dessens, R OBP: 0.667, SLG: 0.667 (5, 1)										0	0	0	0	0	0	0									
Dave Clark, L OBP: 0.369, SLG: 0.461 (8, PH)										1	0	0	0	0	0	0									
Steve Parris, R (8, 1)										0	0	0	0	0	0	0									
Inning Stats	R: 0 E: 0 K: 1 S: 5	H: 0 LOB: 0 BB: 0 P: 9	R: 1 E: 0 K: 1 S: 13	H: 2 LOB: 1 BB: 0 P: 19	R: 0 E: 0 K: 1 S: 8	H: 0 LOB: 0 BB: 0 P: 13	R: 0 E: 0 K: 1 S: 7	H: 1 LOB: 1 BB: 0 P: 14	R: 0 E: 0 K: 0 S: 11	H: 1 LOB: 1 BB: 0 P: 16	R: 0 E: 0 K: 0 S: 7	H: 1 LOB: 0 BB: 0 P: 11	R: 0 E: 0 K: 1 S: 10	H: 0 LOB: 0 BB: 0 P: 16	R: 0 E: 0 K: 0 S: 6	H: 1 LOB: 1 BB: 0 P: 11	R: 1 E: 0 K: 0 S: 9	H: 2 LOB: 1 BB: 0 P: 16	1B: 5 2B: 4 3B: 0 HR: 0	SF: 0 SAC: 0 DP: 1 HBP: 0	WP: 0 PB: 0 SB: 0 CS: 0	PA: 34			
PITCHER	IP	WLS	BF	H	R	ER	SO	BB	IBB	HBP	BLK	WP	HR	S	P	ERA	WHIP								
Frank Castillo, R ERA: 5.87 (1, 1)	8.0	W	29	6	1	1	5	0	0	0	0	0	0	67	109	1.12	0.750								
Tanyon Sturtze, R ERA: 11.0 (9, 1)	1.0		5	2	1	1	0	0	0	0	0	0	0	9	16	9.00	2.000								

Pittsburgh Pirates @ Chicago Cubs
Wrigley Field, Chicago, IL
Mon Jul 15 1996, 7:05 PM CDT
Att: 32,119 - Unknown - 78 F

AB	34
R	2
H	8
RBI	2
BB	0
SO	5
LOB	12



Batter	1	2	3	4	5	6	7	8	9	AB	R	H	RBI	BB	SO	LOB	BOTTOM								
Brian McRae, S OBP: 0.348, SLG: 0.372 (1, 8)	HR									5	2	3	1	0	2	2									
23 Ryne Sandberg, R OBP: 0.309, SLG: 0.462 (1, 4)										4	0	1	1	0	1	1									
Felix Fermin, R OBP: 0.400, SLG: 0.500 (8, 4)										0	1	0	0	0	0	0									
Mark Grace, L OBP: 0.412, SLG: 0.456 (1, 3)										4	1	1	0	1	0	2									
Sammy Sosa, R OBP: 0.314, SLG: 0.548 (1, 9)										5	2	3	3	0	0	1									
Doug Glanville, R OBP: 0.225, SLG: 0.342 (9, 9)										0	0	0	0	0	0	0									
Luis Gonzalez, L OBP: 0.358, SLG: 0.422 (1, 7)										5	2	2	2	0	0	3									
Leo Gomez, R OBP: 0.354, SLG: 0.492 (1, 5)										5	2	3	2	0	0	2									
Scott Servais, R OBP: 0.336, SLG: 0.415 (1, 2)										4	0	2	2	1	0	0									
José Hernández, R OBP: 0.263, SLG: 0.317 (1, 6)										5	1	1	1	0	0	4									
Frank Castillo, R OBP: 0.121, SLG: 0.094 (1, 1)										2	0	0	0	1	0	1									
Dave Magadan, L OBP: 0.350, SLG: 0.234 (8, PH)										0	1	0	0	1	0	0									
Tanyon Sturtze, R ERA: 23.14 (9, 1)										0	0	0	0	0	0	0									
Inning Stats	R: 2 E: 1 K: 1 S: 14	H: 2 LOB: 1 BB: 0 P: 16	R: 0 E: 0 K: 1 S: 9	H: 0 LOB: 1 BB: 1 P: 15	R: 0 E: 0 K: 0 S: 7	H: 0 LOB: 1 BB: 1 P: 13	R: 3 E: 0 K: 0 S: 14	H: 4 LOB: 0 BB: 0 P: 20	R: 3 E: 1 K: 0 S: 20	H: 4 LOB: 1 BB: 0 P: 30	R: 0 E: 0 K: 0 S: 6	H: 1 LOB: 0 BB: 0 P: 10	R: 0 E: 0 K: 0 S: 8	H: 2 LOB: 2 BB: 0 P: 14	R: 4 E: 0 K: 1 S: 17	H: 3 LOB: 2 BB: 2 P: 34	1B: 8 2B: 3 3B: 1 HR: 4	SF: 0 SAC: 0 DP: 1 HBP: 1	WP: 0 PB: 0 SB: 1 CS: 1	PA: 45					
PITCHER	IP	WLS	BF	H	R	ER	SO	BB	IBB	HBP	BLK	WP	HR	S	P	ERA	WHIP								
Dan Miceli, R ERA: 5.0 (1, 1)	4.0	L	20	6	5	4	2	2	0	0	0	0	0	34	64	9.00	2.000								
Elmer Dessens, R ERA: 13.5 (5, 1)	3.0		15	7	3	3	0	0	0	0	0	0	0	34	54	9.00	2.333								
Steve Parris, R ERA: 23.14 (8, 1)	1.0		9	3	4	4	1	2	0	1	0	0	1	17	34	36.00	5.000								

Pittsburgh Pirates @ Chicago Cubs
Wrigley Field, Chicago, IL
Mon Jul 15 1996, 7:05 PM CDT
Att: 32,119 - Unknown - 78 F

AB	39
R	12
H	16
RBI	12
BB	4
SO	3
LOB	16



Batter	1	2	3	4	5	6	7	8	9	AB	R	H	RBI	BB	SO	LOB	TOP					
Carlos Garcia, R OBP: 0.333, SLG: 0.399 (1, 6)										4	2	2	0	1	1	2						
Al Martin, L OBP: 0.342, SLG: 0.439 (1, 8)										3	2	1	1	1	1	2						
Jeff King, R OBP: 0.334, SLG: 0.517 (1, 4)										4	1	1	4	0	0	2						
Orlando Merced, S OBP: 0.375, SLG: 0.483 (1, 9)										5	1	2	2	0	0	0						
Mark Johnson, L OBP: 0.357, SLG: 0.567 Dan Plesac, L (8, 1)										5	1	1	2	0	0	1						
Dave Clark, L OBP: 0.370, SLG: 0.454 John Wehner, R OBP: 0.250, SLG: 0.310 (9, 8)										4	0	1	0	1	0	1						
Charlie Hayes, R OBP: 0.308, SLG: 0.398 (1, 5)										5	1	2	0	0	1	2						
1B Jason Kendall, R OBP: 0.341, SLG: 0.374 (1, 2)										4	1	1	0	1	0	2						
Denny Neagle, L OBP: 0.200, SLG: 0.211 (7, PH)										2	1	1	0	0	1	1						
Nelson Liriano, S OBP: 0.293, SLG: 0.319 (7, PH)										1	0	1	1	0	0	0						
Marc Wilkins, R OBP: 0.400, SLG: 0.400 Jay Bell, R OBP: 0.292, SLG: 0.351 (8, 6)										0	0	0	0	0	0	0						
Inning Stats	R: 3 E: 1 K: 0 S: 14	H: 3 LOB: 1 BB: 1 P: 28	R: 1 E: 0 K: 0 S: 7	H: 2 LOB: 1 BB: 0 P: 11	R: 0 E: 0 K: 0 S: 7	H: 1 LOB: 1 BB: 0 P: 11	R: 0 E: 0 K: 1 S: 7	H: 0 LOB: 1 BB: 2 P: 15	R: 2 E: 0 K: 0 S: 11	H: 3 LOB: 1 BB: 0 P: 15	R: 3 E: 1 K: 0 S: 12	H: 2 LOB: 1 BB: 1 P: 19	R: 1 E: 0 K: 2 S: 10	H: 2 LOB: 0 BB: 0 P: 15	R: 0 E: 0 K: 0 S: 8	H: 0 LOB: 0 BB: 0 P: 14	R: 0 E: 0 K: 1 S: 13	H: 0 LOB: 0 BB: 0 P: 19	1B: 9 2B: 2 3B: 0 HR: 2	SF: 2 SAC: 1 DP: 1 HBP: 0	WP: 0 PB: 0 SB: 0 CS: 1	PA: 44
PITCHER	IP	WLS	BF	H	R	ER	SO	BB	IBB	HBP	BLK	WP	HR	S	P	ERA	WHIP					
Jaime Navarro, R ERA: 3.74	5.0	L	26	9	6	6	1	3	0	0	0	0	2	46	80	10.80	2.400					
Rodney Myers, R ERA: 4.4	2.0		12	4	4	3	2	1	0	0	0	0	0	22	34	13.50	2.500					
Kent Bottenfield, R ERA: 1.64	1.0		3	0	0	0	0	0	0	0	0	0	0	8	14	0.00	0.000					
Turk Wendell, R ERA: 2.11	1.0		3	0	0	0	1	0	0	0	0	0	0	13	19	0.00	0.000					

Pittsburgh Pirates @ Chicago Cubs
Wrigley Field, Chicago, IL
Tue Jul 16 1996, 3:33 AM CDT
Att: 26,502 - Sunny - 86 F

AB 37
R 10
H 13
RBI 10
BB 4
SO 4
LOB 13



Batter	1	2	3	4	5	6	7	8	9	AB	R	H	RBI	BB	SO	LOB	BOTTOM					
Brian McRae, S OBP: 0.347, SLG: 0.371 (1, 8)										3	1	1	1	0	0	1						
Felix Fermin, R OBP: 0.333, SLG: 0.375 (1, 4)										4	1	1	0	0	0	1						
Mark Grace, L OBP: 0.413, SLG: 0.455 (1, 3)										3	0	1	0	1	0	2						
Sammy Sosa, R OBP: 0.314, SLG: 0.553 (1, 9)										4	1	1	3	0	1	2						
Leo Gomez, R OBP: 0.356, SLG: 0.488 (1, 5)										2	0	0	0	1	2	0						
Luis Gonzalez, L OBP: 0.354, SLG: 0.416 (1, 7)										4	0	0	0	0	2	3						
Scott Servais, R OBP: 0.338, SLG: 0.414 (1, 2)										3	1	1	0	0	1	1						
José Hernández, R OBP: 0.262, SLG: 0.316 (1, 6)										4	1	1	0	0	2	2						
Jaime Navarro, R OBP: 0.130, SLG: 0.150 Terry Shumpert, R OBP: 0.278, SLG: 0.440 Rodney Myers, R Dave Magadan, L Kent Bottenfield, R Turk Wendell, L (9, 1)										1	0	0	0	0	0	1						
Inning Stats	R: 3 E: 0 K: 1 S: 9	H: 3 LOB: 0 BB: 0 P: 15	R: 0 E: 0 K: 1 S: 11	H: 0 LOB: 0 BB: 0 P: 17	R: 0 E: 0 K: 0 S: 4	H: 0 LOB: 0 BB: 1 P: 10	R: 0 E: 0 K: 2 S: 7	H: 0 LOB: 0 BB: 0 P: 11	R: 0 E: 0 K: 0 S: 5	H: 1 LOB: 1 BB: 0 P: 8	R: 2 E: 1 K: 0 S: 8	H: 2 LOB: 0 BB: 0 P: 11	R: 0 E: 0 K: 2 S: 8	H: 0 LOB: 0 BB: 0 P: 9	R: 0 E: 0 K: 1 S: 8	H: 0 LOB: 0 BB: 0 P: 11	1B: 5 2B: 0 3B: 0 HR: 1	SF: 1 SAC: 0 DP: 2 HBP: 2	WP: 0 PB: 0 SB: 0 CS: 0	PA: 35		
PITCHER	IP	WLS	BF	H	R	ER	SO	BB	IBB	HBP	BLK	WP	HR	S	P	ERA	WHIP					
Denny Neagle, L ERA: 3.07	6.0	W	24	4	3	3	5	2	0	2	0	0	0	1	48	82	4.50	1.000				
Marc Wilkins, R ERA: 3.4	1.0		5	2	2	1	0	0	0	0	0	0	0	8	11	9.00	2.000					
Dan Plesac, L ERA: 3.83	2.0		6	0	0	0	3	0	0	0	0	0	0	16	20	0.00	0.000					

Pittsburgh Pirates @ Chicago Cubs
Wrigley Field, Chicago, IL
Tue Jul 16 1996, 3:33 AM CDT
Att: 26,502 - Sunny - 86 F

AB 30
R 5
H 6
RBI 4
BB 2
SO 8
LOB 14



Batter	1	2	3	4	5	6	7	8	9	AB	R	H	RBI	BB	SO	LOB	TOP			
Thomas Howard, S (1, 7) OBP: 0.281, SLG: 0.372	G4-3		L9				G3		G4-3	5	0	1	0	0	0	0	Cincinnati Reds @ Pittsburgh Pirates Three Rivers Stadium, Pittsburgh, PA Thu Jul 18 1996, 7:05 PM EDT Att: 12,669 - Unknown - 85 F			
Willie Greene, L (1, 5) OBP: 0.313, SLG: 0.476	G3		G3			G3-1				4	0	1	0	0	0	1				
Barry Larkin, R (1, 6) OBP: 0.391, SLG: 0.507	G3									2	2	1	1	1	0	0				
Eric Davis, R (1, 8)										3	0	0	0	1	2	3				
Reggie Sanders, R (1, 9) OBP: 0.358, SLG: 0.509	G6-4-3									3	1	1	0	1	1	1				
Hal Morris, L (1, 3) OBP: 0.354, SLG: 0.436										4	0	2	2	0	1	1				
Bret Boone, R (1, 4) OBP: 0.282, SLG: 0.374										4	0	1	0	0	1	2				
Joe Oliver, R (1, 2) OBP: 0.304, SLG: 0.414										3	0	0	0	0	0	3				
Eddie Taubensee, L (9, PH) OBP: 0.332, SLG: 0.423	FC5-4									1	0	0	0	0	0	0				
Kevin Jarvis, L (1, 1) OBP: 0.118, SLG: 0.118										2	0	0	0	0	1	0				
Johnny Ruffin, R (5, 1) OBP: 0.299, SLG: 0.500										0	0	0	0	0	0	0				
Jeff Shaw, R (6, 1)										0	0	0	0	0	0	0				
Jeff Branson, L (7, PH) OBP: 0.299, SLG: 0.398										1	0	0	0	0	1	0				
Lee Smith, R (7, 1)										0	0	0	0	0	0	0				
Lenny Harris, L (9, PH) OBP: 0.240, SLG: 0.469										1	0	0	0	0	0	0				
Inning Stats	R: 0 E: 0 K: 0 S: 3	H: 0 LOB: 0 BB: 0 P: 6	R: 0 E: 0 K: 0 S: 7	H: 2 LOB: 2 BB: 1 P: 16	R: 0 E: 0 K: 1 S: 9	H: 0 LOB: 0 BB: 0 P: 15	R: 1 E: 0 K: 0 S: 6	H: 2 LOB: 1 BB: 0 P: 12	R: 0 E: 0 K: 2 S: 14	H: 1 LOB: 1 BB: 0 P: 22	R: 2 E: 0 K: 2 S: 14	H: 1 LOB: 2 BB: 1 P: 23	R: 0 E: 0 K: 2 S: 8	H: 0 LOB: 0 BB: 0 P: 15	R: 0 E: 0 K: 0 S: 9	H: 0 LOB: 0 BB: 0 P: 12	1B: 5 2B: 1 3B: 0 HR: 1	SF: 0 SAC: 0 DP: 1 HBP: 1	WP: 0 PB: 0 SB: 1 CS: 0	PA: 37
PITCHER	IP WLS BF H R ER SO BB IBB HBP BLK WP HR S P ERA WHIP																			
Jon Lieber, R (1, 1) ERA: 4.4	5.1 W 24 6 3 3 2 2 0 1 0 0 1 46 84 5.06 1.500																			
Marc Wilkins, R (6, 1) ERA: 3.35	0.2 2 0 0 0 1 0 0 0 0 0 0 7 10 0.00 0.000																			
Dan Plesac, L (7, 1) ERA: 3.66	2.0 8 1 0 0 4 1 0 0 0 0 0 18 32 0.00 1.000																			
67 Francisco Cordova, R (9, 1) ERA: 3.78	1.0 3 0 0 0 0 0 0 0 0 0 0 9 12 0.00 0.000																			

Batter	1	2	3	4	5	6	7	8	9	AB	R	H	RBI	BB	SO	LOB	BOTTOM			
Carlos Garcia, R (1, 4) OBP: 0.335, SLG: 0.399	G6-3		G5-3							5	2	2	0	0	1	0	Cincinnati Reds @ Pittsburgh Pirates Three Rivers Stadium, Pittsburgh, PA Thu Jul 18 1996, 7:05 PM EDT Att: 12,669 - Unknown - 85 F			
Al Martin, L (1, 8) OBP: 0.343, SLG: 0.449	F8		G3-1							5	1	2	3	0	1	2				
Jeff King, R (1, 3) OBP: 0.335, SLG: 0.517	F8									4	1	1	0	1	1	1				
Orlando Merced, S (1, 9) OBP: 0.373, SLG: 0.483	G3-1									4	0	1	2	0	0	2				
Dave Clark, L (1, 7) OBP: 0.381, SLG: 0.455										2	1	1	1	2	0	0				
Dan Plesac, L (7, 1) ERA: 3.66										0	0	0	0	0	0	0				
67 Francisco Cordova, R (9, 1) OBP: 0.333, SLG: 0.333										0	0	0	0	0	0	0				
Charlie Hayes, R (1, 5) OBP: 0.310, SLG: 0.402										4	0	2	1	0	2	3				
Jay Bell, R (1, 6) OBP: 0.291, SLG: 0.347										3	0	0	0	1	1	3				
1B Jason Kendall, R (1, 2) OBP: 0.339, SLG: 0.372										4	1	1	0	0	0	1				
Jon Lieber, L (1, 1) OBP: 0.250, SLG: 0.273										2	1	1	1	0	0	1				
Marc Wilkins, R (6, 1) OBP: 0.300, SLG: 0.400										0	1	0	0	1	0	0				
John Wehner, R (7, 8) OBP: 0.247, SLG: 0.306										1	0	0	0	0	1	0				
Inning Stats	R: 0 E: 0 K: 0 S: 8	H: 1 LOB: 1 BB: 0 P: 11	R: 1 E: 0 K: 0 S: 10	H: 1 LOB: 1 BB: 1 P: 20	R: 0 E: 0 K: 1 S: 6	H: 0 LOB: 0 BB: 0 P: 7	R: 0 E: 0 K: 1 S: 7	H: 0 LOB: 0 BB: 0 P: 11	R: 5 E: 0 K: 2 S: 22	H: 7 LOB: 2 BB: 1 P: 35	R: 2 E: 0 K: 2 S: 13	H: 2 LOB: 3 BB: 3 P: 31	R: 0 E: 0 K: 1 S: 10	H: 0 LOB: 0 BB: 0 P: 12	R: 0 E: 0 K: 1 S: 6	H: 0 LOB: 0 BB: 0 P: 9	1B: 5 2B: 5 3B: 0 HR: 1	SF: 0 SAC: 0 DP: 0 HBP: 0	WP: 0 PB: 0 SB: 0 CS: 1	PA: 39
PITCHER	IP WLS BF H R ER SO BB IBB HBP BLK WP HR S P ERA WHIP																			
Kevin Jarvis, R (1, 1) ERA: 3.79	4.2 L 23 8 6 6 2 2 0 0 0 0 0 1 49 79 11.57 2.143																			
Johnny Ruffin, R (5, 1) ERA: 6.02	1.0 8 3 2 2 2 2 0 0 0 0 0 14 28 18.00 5.000																			
Jeff Shaw, R (6, 1) ERA: 3.78	0.1 2 0 0 0 1 0 1 0 0 0 0 3 8 0.00 0.000																			
Lee Smith, R (7, 1) ERA: 3.82	2.0 6 0 0 0 2 0 0 0 0 0 0 16 21 0.00 0.000																			



Batter	1	2	3	4	5	6	7	8	9	AB	R	H	RBI	BB	SO	LOB	TOP		
Eric Owens, R OBP: 0.301, SLG: 0.262	1-2 P4		1-0 P4			1-1 P4		0-1 F7	1-2 F9	5	0	1	0	0	0	3	Cincinnati Reds @ Pittsburgh Pirates Three Rivers Stadium, Pittsburgh, PA Sun Jul 21 1996, 3:33 AM EDT Att: 23,117 - Sunny - 80 F		
Hal Morris, L OBP: 0.360, SLG: 0.444	3-2 G6-3		1-2 G4-3			0-1 F7		0-0	2-2 G5-3	5	0	1	0	0	0	4			
Barry Larkin, R OBP: 0.395, SLG: 0.507	0-1 F7			1-0 F9			0-1 F7	1-2 F9		4	0	0	0	0	0	2			
Eric Davis, R OBP: 0.391, SLG: 0.534		0-1 G6-3		1-2 F9			1-2 G6-3		1-2 G6-3	4	1	1	0	0	0	0			
Reggie Sanders, R OBP: 0.354, SLG: 0.511		3-3 K		1-0 F9			1-2		1-0	4	2	2	1	0	1	0			
Bret Boone, R OBP: 0.281, SLG: 0.369	2-1 F8				0-1 F8		4-1		1-0 G6-3	3	0	0	1	1	0	1			
Joe Oliver, R OBP: 0.302, SLG: 0.410			1-1 P3		0-1 F8		2-1 G6-3		2-3	4	1	1	0	0	0	1			
Jeff Branson, L OBP: 0.304, SLG: 0.395			1-1 G4-3		0-2 F7			3-1	4-2	3	0	1	0	1	0	0			
John Smiley, L OBP: 0.263, SLG: 0.250			0-2			0-0 G3		2-1	0-0	2	0	1	0	0	0	0			
Chris Sabo, R OBP: 0.369, SLG: 0.429			1B					F7	1-3	1	0	0	0	0	0	1			
Jeff Shaw, R OBP: 0.292, SLG: 0.388			1B						1-3	1	0	1	2	0	0	0			
Inning Stats	R: 0 E: 0 K: 0 S: 8	H: 0 LOB: 0 BB: 0 P: 12	R: 0 E: 0 K: 1 S: 7	H: 0 LOB: 0 BB: 0 P: 12	R: 0 E: 0 K: 0 S: 11	H: 2 LOB: 2 BB: 0 P: 15	R: 0 E: 0 K: 0 S: 6	H: 0 LOB: 0 BB: 0 P: 9	R: 0 E: 0 K: 0 S: 5	H: 0 LOB: 0 BB: 0 P: 6	R: 1 E: 0 K: 0 S: 11	H: 1 LOB: 1 BB: 1 P: 19	R: 0 E: 0 K: 0 S: 10	H: 2 LOB: 2 BB: 0 P: 16	R: 3 E: 0 K: 0 S: 15	H: 4 LOB: 2 BB: 1 P: 25	1B: 6 2B: 2 3B: 0 HR: 1	SF: 0 SAC: 0 DP: 0 HBP: 0	WP: 0 PA: 38 PB: 0 SB: 0 CS: 0
PITCHER	IP WLS BF H R ER SO BB IBB HBP BLK WP HR S P ERA WHIP																		
Denny Neagle, L ERA: 2.96	(1, 1) 7.2 W 29 5 1 1 1 1 1 0 0 0 0 0 1 62 92 1.17 0.783																		
67 Francisco Cordova, R ERA: 4.28	(8, 1) 0.2 5 3 3 3 0 0 0 0 0 0 0 0 9 13 40.50 4.500																		
Dan Plesac, L ERA: 3.61	(9, 1) 0.2 S 4 1 0 0 0 0 1 0 0 0 0 0 0 9 16 0.00 3.000																		

AB	36
R	4
H	9
RBI	4
BB	2
SO	1
LOB	12



Batter	1	2	3	4	5	6	7	8	9	AB	R	H	RBI	BB	SO	LOB	BOTTOM		
Carlos Garcia, R OBP: 0.338, SLG: 0.399	2-1		1-2				2-0			2	1	2	0	0	0	0	Cincinnati Reds @ Pittsburgh Pirates Three Rivers Stadium, Pittsburgh, PA Sun Jul 21 1996, 3:33 AM EDT Att: 23,117 - Sunny - 80 F		
Dave Clark, L OBP: 0.370, SLG: 0.438	3B		HR				1-2			2	1	0	0	0	0	2			
Al Martin, L OBP: 0.346, SLG: 0.459	1B		2B				0-1			4	1	1	2	0	2	1			
Jeff King, R OBP: 0.333, SLG: 0.521	K		HR				2-H			4	0	2	1	0	1	2			
Jeff King, R OBP: 0.333, SLG: 0.521	1H		K			1-1	FC4-6			4	0	2	1	0	1	2			
Orlando Merced, S OBP: 0.368, SLG: 0.471	3B		K			2-3	1B			4	0	0	0	0	1	3			
Orlando Merced, S OBP: 0.368, SLG: 0.471	1H		F7					1-0		4	0	0	0	0	1	3			
Charlie Hayes, R OBP: 0.314, SLG: 0.408	G4-3							2-3		4	1	1	1	0	1	2			
Dan Plesac, L ERA: 3.61	G1-3					1-2	FC4-6			0	0	0	0	0	0	0			
Dan Plesac, L ERA: 3.61			HR			1-2	1-2			4	1	1	1	0	1	2			
Jay Bell, R OBP: 0.290, SLG: 0.344						2-2	F7			4	0	0	0	0	0	1			
Jay Bell, R OBP: 0.290, SLG: 0.344			F8			2-2	F9			4	0	0	0	0	0	1			
John Wehner, R OBP: 0.238, SLG: 0.293						0-1	G5-3			3	0	0	0	0	1	0			
John Wehner, R OBP: 0.238, SLG: 0.293			G5-3			0-3	K			3	0	0	0	0	1	0			
18 Jason Kendall, R OBP: 0.336, SLG: 0.367						1-1	G5-3			3	1	1	0	0	0	0			
18 Jason Kendall, R OBP: 0.336, SLG: 0.367			F9			0-2	G3-1			3	1	1	0	0	1	0			
Denny Neagle, L OBP: 0.208, SLG: 0.220						0-0	F8			3	1	1	0	0	1	0			
67 Francisco Cordova, R OBP: 0.333, SLG: 0.333			K							0	0	0	0	0	0	0			
Mark Johnson, L OBP: 0.350, SLG: 0.571										0	0	0	0	0	0	0			
Inning Stats	R: 1 E: 0 K: 1 S: 14	H: 2 LOB: 1 BB: 0 P: 21	R: 0 E: 0 K: 0 S: 7	H: 0 LOB: 0 BB: 0 P: 11	R: 2 E: 0 K: 2 S: 13	H: 2 LOB: 1 BB: 0 P: 19	R: 1 E: 0 K: 1 S: 8	H: 1 LOB: 0 BB: 0 P: 11	R: 0 E: 0 K: 1 S: 5	H: 0 LOB: 0 BB: 0 P: 6	R: 0 E: 0 K: 1 S: 12	H: 1 LOB: 1 BB: 0 P: 18	R: 2 E: 1 K: 0 S: 16	H: 2 LOB: 1 BB: 0 P: 24	R: 0 E: 0 K: 1 S: 8	H: 0 LOB: 0 BB: 0 P: 13	1B: 4 2B: 1 3B: 1 HR: 2	SF: 0 SAC: 0 DP: 0 HBP: 0	WP: 0 PA: 33 PB: 0 SB: 0 CS: 0
PITCHER	IP WLS BF H R ER SO BB IBB HBP BLK WP HR S P ERA WHIP																		
John Smiley, L ERA: 4.32	(1, 1) 7.0 L 30 8 6 4 6 0 0 0 0 0 0 2 75 110 5.14 1.143																		
Jeff Shaw, R ERA: 3.71	(8, 1) 1.0 3 0 0 0 1 0 0 0 0 0 0 0 8 13 0.00 0.000																		

AB	33
R	6
H	8
RBI	4
BB	0
SO	7
LOB	11



Batter	1	2	3	4	5	6	7	8	9	AB	R	H	RBI	BB	SO	LOB	TOP			
Mark Grudzielanek R (1,6) OBP: 0.351, SLG: 0.429	G4-3		G6-3														4 0 2 0 0 0 1			
Mike Lansing R (1,4) OBP: 0.366, SLG: 0.436	F7		G6-3														4 0 0 0 0 0 3			
Cliff Floyd L (1,7) OBP: 0.358, SLG: 0.508	G6-3																4 1 2 0 0 0 0			
Moises Alou R (1,9) OBP: 0.320, SLG: 0.431																	3 0 0 1 0 1 1			
Darrin Fletcher L (1,2) OBP: 0.310, SLG: 0.423	G4-3																4 0 0 0 0 1 1			
Henry Rodriguez L (1,3) OBP: 0.323, SLG: 0.588																	2 0 1 0 2 0 0			
Rondell White R (1,8) OBP: 0.348, SLG: 0.480	G6-3																4 0 1 0 0 1 4			
Shane Andrews R (1,5) OBP: 0.322, SLG: 0.458																	4 0 1 0 0 2 1			
Pedro Martinez R (1,1) OBP: 0.171, SLG: 0.105																	1 0 0 0 0 1 0			
Yamil Benitez R (7,PH) OBP: 0.200, SLG: 0.200																	1 0 0 0 0 0 0			
Omar Daal L (7,1) OBP: 0.359, SLG: 0.384																	0 0 0 0 0 0 0			
F.P. Santangelo S (9,PH)																	1 0 0 0 0 0 1			
Inning Stats	R: 0 E: 0 K: 0 S: 11	H: 0 LOB: 0 BB: 0 P: 14	R: 0 E: 0 K: 0 S: 11	H: 0 LOB: 1 BB: 1 P: 21	R: 0 E: 0 K: 0 S: 7	H: 1 LOB: 1 BB: 0 P: 9	R: 1 E: 0 K: 0 S: 9	H: 2 LOB: 1 BB: 0 P: 10	R: 0 E: 0 K: 2 S: 14	H: 1 LOB: 2 BB: 1 P: 25	R: 0 E: 0 K: 1 S: 9	H: 1 LOB: 1 BB: 0 P: 12	R: 0 E: 0 K: 1 S: 9	H: 0 LOB: 0 BB: 0 P: 12	R: 0 E: 0 K: 1 S: 8	H: 1 LOB: 1 BB: 0 P: 12	1B: 4 2B: 2 3B: 1 HR: 0	SF: 1 SAC: 1 DP: 0 HBP: 0	WP: 0 PB: 0 CS: 0	PA: 36
PITCHER	IP WLS BF H R ER SO BB IBB HBP BLK WP HR S P ERA WHIP																			
Jon Lieber R (1,1) ERA: 4.06	7.0 W 29 6 1 1 4 1 1 0 0 0 0 69 102 1.29 1.000																			
Dan Plesac L (8,1) ERA: 3.47	2.0 7 1 0 0 2 0 0 0 0 0 0 17 24 0.00 0.500																			

Montreal Expos @ Pittsburgh Pirates
Three Rivers Stadium, Pittsburgh, PA
 Tue Jul 23 1996, 7:05 PM EDT
 Att: 10,292 - Unknown - 82 F

AB 32
 R 1
 H 7
 RBI 1
 BB 2
 SO 6
 LOB 12



Batter	1	2	3	4	5	6	7	8	9	AB	R	H	RBI	BB	SO	LOB	BOTTOM			
Nelson Liriano S (1,4) OBP: 0.280, SLG: 0.315	G3		F7														4 0 1 0 0 0 1			
Al Martin L (1,7) OBP: 0.343, SLG: 0.455	K																4 0 0 0 0 2 1			
Jeff King R (1,3) OBP: 0.335, SLG: 0.520	G6-3																3 2 1 0 1 0 0			
Orlando Merced S (1,9) OBP: 0.366, SLG: 0.468																	4 0 1 0 0 0 1			
Charlie Hayes R (1,5) OBP: 0.316, SLG: 0.407																	3 1 1 1 1 0 0			
Jay Bell R (1,6) OBP: 0.292, SLG: 0.344																	3 1 1 0 1 0 2			
Jermaine Allensworth R (1,8) OBP: 0.302, SLG: 0.332																	2 0 0 0 0 2 3			
Mike Kingery L (6,PH) (7,8)																	2 1 1 4 0 0 0			
1B Jason Kendall R (1,2) OBP: 0.332, SLG: 0.363																	3 0 0 0 0 0 0			
Jon Lieber L (1,1) OBP: 0.267, SLG: 0.286																	3 0 1 0 0 2 0			
Dan Plesac L (8,1) ERA: 2.84																	0 0 0 0 0 0 0			
Inning Stats	R: 0 E: 0 K: 1 S: 8	H: 0 LOB: 0 BB: 0 P: 14	R: 0 E: 0 K: 1 S: 8	H: 0 LOB: 1 BB: 1 P: 20	R: 0 E: 0 K: 1 S: 11	H: 0 LOB: 0 BB: 0 P: 16	R: 1 E: 0 K: 2 S: 14	H: 2 LOB: 2 BB: 1 P: 23	R: 0 E: 0 K: 1 S: 7	H: 1 LOB: 1 BB: 0 P: 10	R: 4 E: 0 K: 0 S: 19	H: 4 LOB: 1 BB: 1 P: 30	R: 0 E: 0 K: 0 S: 6	H: 0 LOB: 0 BB: 0 P: 12	R: 0 E: 0 K: 0 S: 5	H: 0 LOB: 0 BB: 0 P: 9	1B: 6 2B: 0 3B: 0 HR: 1	SF: 0 SAC: 0 DP: 0 HBP: 0	WP: 0 PB: 0 CS: 0	PA: 34
PITCHER	IP WLS BF H R ER SO BB IBB HBP BLK WP HR S P ERA WHIP																			
Pedro Martinez R (1,1) ERA: 3.93	6.0 L 28 7 5 5 6 3 0 0 0 0 0 0 67 113 7.50 1.667																			
Omar Daal L (7,1) ERA: 2.84	2.0 6 0 0 0 0 0 0 0 0 0 0 11 21 0.00 0.000																			

Montreal Expos @ Pittsburgh Pirates
Three Rivers Stadium, Pittsburgh, PA
 Tue Jul 23 1996, 7:05 PM EDT
 Att: 10,292 - Unknown - 82 F

AB 31
 R 5
 H 7
 RBI 5
 BB 3
 SO 6
 LOB 8



Batter	1	2	3	4	5	6	7	8	9	AB	R	H	RBI	BB	SO	LOB	TOP					
Mark Grudzielanek, R OBP: 0.351, SLG: 0.431										5	1	2	0	0	0	2						
Mike Lansing, R OBP: 0.366, SLG: 0.436										4	2	1	0	1	0	3						
Cliff Floyd, L OBP: 0.358, SLG: 0.504										3	1	1	0	0	0	1						
Moises Alou, R OBP: 0.319, SLG: 0.427										3	0	0	2	1	0	1						
Rondell White, R OBP: 0.353, SLG: 0.480										4	0	2	2	0	0	2						
Henry Rodriguez, L OBP: 0.322, SLG: 0.584										3	0	0	0	1	1	3						
Shane Andrews, R OBP: 0.318, SLG: 0.451										4	0	0	0	0	0	3						
Tim Spehr, R OBP: 0.139, SLG: 0.206										4	0	0	0	0	1	0						
Rheal Cormier, L OBP: 0.187, SLG: 0.119										3	0	1	0	0	0	0						
Mike Lyster, R OBP: 0.200, SLG: 0.131										0	0	0	0	0	0	0						
Omar Daal, L OBP: 0.200, SLG: 0.131										0	0	0	0	0	0	0						
Tim Scott, R OBP: 0.200, SLG: 0.131										0	0	0	0	0	0	0						
Darwin Fletcher, L OBP: 0.200, SLG: 0.131										0	0	0	0	0	0	0						
Andy Stankiewicz, R OBP: 0.200, SLG: 0.131										0	0	0	0	0	0	0						
Mel Rojas, R OBP: 0.200, SLG: 0.131										0	0	0	0	0	0	0						
Inning Stats	R: 1 E: 0 K: 0 S: 18	H: 3 LOB: 3 BB: 2 P: 31	R: 0 E: 0 K: 0 S: 5	H: 0 LOB: 0 BB: 0 P: 11	R: 1 E: 0 K: 1 S: 12	H: 1 LOB: 1 BB: 0 P: 19	R: 0 E: 0 K: 0 S: 6	H: 0 LOB: 0 BB: 0 P: 10	R: 2 E: 1 K: 0 S: 12	H: 1 LOB: 1 BB: 1 P: 22	R: 0 E: 0 K: 0 S: 8	H: 1 LOB: 1 BB: 0 P: 10	R: 0 E: 0 K: 0 S: 7	H: 0 LOB: 0 BB: 0 P: 9	R: 0 E: 0 K: 0 S: 7	H: 1 LOB: 0 BB: 1 P: 9	R: 0 E: 0 K: 0 S: 5	H: 0 LOB: 2 BB: 1 P: 10	1B: 5 2B: 2 3B: 0 HR: 0	SF: 0 SAC: 1 DP: 2 HBP: 0	WP: 2 PB: 2 SB: 0 CS: 1	PA: 38
PITCHER	IP WLS BF H R ER SO BB IBB HBP BLK WP HR S P ERA WHIP																					
Chris Peters, L ERA: 7.04	(1, 1) 5.0 24 5 4 3 1 3 0 0 0 0 2 0 53 93 5.40 1.600																					
Marc Wilkins, R ERA: 3.3	(6, 1) 2.0 7 1 0 0 1 0 0 0 0 0 0 0 15 19 0.00 0.500																					
John Ericks, R ERA: 9.0	(8, 1) 2.0 W 7 1 0 0 0 1 0 0 0 0 0 0 12 19 0.00 1.000																					

Montreal Expos @ Pittsburgh Pirates
Three Rivers Stadium, Pittsburgh, PA
Wed Jul 24 1996, 7:05 PM EDT
Att: 19,219 - Unknown - 80 F

AB 33
R 4
H 7
RBI 4
BB 4
SO 2
LOB 15



Batter	1	2	3	4	5	6	7	8	9	AB	R	H	RBI	BB	SO	LOB	BOTTOM					
Jermaine Allensworth, R OBP: 0.286, SLG: 0.286										5	0	2	2	0	0	1						
Al Martin, L OBP: 0.344, SLG: 0.463										4	2	2	1	0	1	2						
Jeff King, R OBP: 0.337, SLG: 0.518										3	1	1	0	1	0	0						
Orlando Merced, S OBP: 0.365, SLG: 0.472										4	0	1	2	0	0	1						
Charlie Hayes, R OBP: 0.312, SLG: 0.402										4	0	0	0	0	0	2						
Jay Bell, R OBP: 0.289, SLG: 0.339										4	0	0	0	0	0	2						
John Wehner, R OBP: 0.244, SLG: 0.312										2	0	1	0	0	0	0						
Mark Johnson, L OBP: 0.358, SLG: 0.574										1	1	1	0	1	0	0						
2 Angelo Encarnacion, R OBP: 0.300, SLG: 0.500										4	1	2	0	0	1	2						
Chris Peters, L ERA: 4.06	(1, 1) 6.0 23 5 4 3 1 3 0 0 0 0 2 0 53 93 5.40 1.600																					
Mike Dyer, R ERA: 3.96	(7, 1) 0.1 3 2 1 1 0 0 0 0 0 0 0 0 3 3 27.00 6.000																					
Omar Daal, L ERA: 2.81	(7, 1) 0.2 3 1 0 0 2 0 0 0 0 0 0 0 10 14 0.00 1.500																					
Tim Scott, R ERA: 3.18	(8, 1) 1.0 4 1 0 0 0 0 0 0 0 0 0 0 10 14 0.00 1.000																					
Mel Rojas, R ERA: 4.86	(9, 1) 0.1 L 4 2 1 1 0 1 0 0 0 0 1 0 7 15 27.00 9.000																					
Inning Stats	R: 2 E: 0 K: 0 S: 10	H: 2 LOB: 1 BB: 1 P: 18	R: 0 E: 0 K: 0 S: 7	H: 1 LOB: 1 BB: 0 P: 10	R: 1 E: 0 K: 0 S: 9	H: 1 LOB: 0 BB: 0 P: 15	R: 0 E: 0 K: 1 S: 8	H: 1 LOB: 0 BB: 0 P: 9	R: 0 E: 0 K: 0 S: 5	H: 0 LOB: 0 BB: 0 P: 11	R: 0 E: 0 K: 0 S: 5	H: 0 LOB: 0 BB: 0 P: 6	R: 1 E: 0 K: 2 S: 13	H: 3 LOB: 2 BB: 0 P: 17	R: 0 E: 0 K: 0 S: 10	H: 1 LOB: 1 BB: 0 P: 14	R: 1 E: 0 K: 0 S: 7	H: 2 LOB: 2 BB: 1 P: 15	1B: 7 2B: 2 3B: 1 HR: 1	SF: 0 SAC: 0 DP: 0 HBP: 0	WP: 1 PB: 0 SB: 1 CS: 1	PA: 37
PITCHER	IP WLS BF H R ER SO BB IBB HBP BLK WP HR S P ERA WHIP																					
Rheal Cormier, L ERA: 4.06	(1, 1) 6.0 23 5 4 3 1 3 0 0 0 0 2 0 53 93 5.40 1.600																					
Mike Dyer, R ERA: 3.96	(7, 1) 0.1 3 2 1 1 0 0 0 0 0 0 0 0 3 3 27.00 6.000																					
Omar Daal, L ERA: 2.81	(7, 1) 0.2 3 1 0 0 2 0 0 0 0 0 0 0 10 14 0.00 1.500																					
Tim Scott, R ERA: 3.18	(8, 1) 1.0 4 1 0 0 0 0 0 0 0 0 0 0 10 14 0.00 1.000																					
Mel Rojas, R ERA: 4.86	(9, 1) 0.1 L 4 2 1 1 0 1 0 0 0 0 1 0 7 15 27.00 9.000																					

Montreal Expos @ Pittsburgh Pirates
Three Rivers Stadium, Pittsburgh, PA
Wed Jul 24 1996, 7:05 PM EDT
Att: 19,219 - Unknown - 80 F

AB 35
R 5
H 11
RBI 5
BB 2
SO 3
LOB 13



Batter	1	2	3	4	5	6	7	8	9	AB	R	H	RBI	BB	SO	LOB	TOP					
Ricky Otero, S OBP: 0.340, SLG: 0.368	1-1 G4-3		0-0 F8		1 SAFE 2-0 CS	1-1 F7		3-2 L6		4	0	0	0	0	0	0	Philadelphia Phillies @ Pittsburgh Pirates Three Rivers Stadium, Pittsburgh, PA Thu Jul 25 1996, 7:05 PM EDT Att: 12,163 - Unknown - 77 F					
Mickey Morandini, L OBP: 0.336, SLG: 0.356	1-2 F8		2-2 G4-3			0-1 G3		1-0 G6-3		4	0	0	0	0	0	0						
Gregg Jefferies, S OBP: 0.330, SLG: 0.392	0-3 K				1-1 F8		3-2 HR	2-1 G5-3		4	1	1	1	0	1	0						
Todd Zeile, R OBP: 0.344, SLG: 0.446		4-0 HR			0-1 F9		2-0 P6		1-2 F9	3	1	0	0	1	0	0						
Jim Eisenreich, L OBP: 0.390, SLG: 0.426		1-2 F8			1-2 WP			3-2 G1-3	1-2 G4-3	4	1	1	0	0	0	1						
Benito Santiago, R OBP: 0.315, SLG: 0.474		0-0 HR			2-2 2B		2-1 2B		0-1 G6-3	4	1	3	3	0	0	0						
Pete Incaviglia, R OBP: 0.319, SLG: 0.472		0-0 G5-3				1-0 P6		4-2 BB		2	0	0	0	1	0	0						
Kevin Stocker, S OBP: 0.325, SLG: 0.325		2-2 L3				4-2 CS		0-3 K		2	0	0	0	1	1	2						
Russ Springer, R OBP: 0.077, SLG: 0.077			0-3 K			0-3 K		0-0 G5-3		2	0	0	0	0	2	1						
Toby Borland, R Steve Frey, R Ruben Amaro Jr, S (7, PH) Ken Ryan, R										0	0	0	0	0	0	0						
Inning Stats	R: 0 E: 0 K: 1 S: 10	H: 0 LOB: 0 BB: 0 P: 12	R: 2 E: 0 K: 0 S: 11	H: 1 LOB: 0 BB: 1 P: 18	R: 0 E: 0 K: 1 S: 7	H: 0 LOB: 0 BB: 0 P: 9	R: 1 E: 0 K: 0 S: 10	H: 2 LOB: 1 BB: 0 P: 14	R: 0 E: 0 K: 1 S: 9	H: 0 LOB: 0 BB: 1 P: 16	R: 1 E: 0 K: 0 S: 8	H: 1 LOB: 2 BB: 0 P: 14	R: 0 E: 0 K: 1 S: 15	H: 1 LOB: 2 BB: 1 P: 24	R: 0 E: 0 K: 0 S: 6	H: 0 LOB: 0 BB: 0 P: 12	R: 0 E: 0 K: 0 S: 8	H: 0 LOB: 0 BB: 0 P: 10	1B: 1 2B: 2 3B: 0 HR: 2	SF: 0 SAC: 0 DP: 0 HBP: 0	WP: 1 PB: 0 SB: 0 CS: 1	PA: 34
PITCHER	IP WLS BF H R ER SO BB IBB HBP BLK WP HR S P ERA WHIP																					
Dan Miceli, R ERA: 4.98	(1, 1) 6.0 W 22 4 4 4 3 2 0 0 0 0 1 2 55 83 6.00 1.000																					
Darrell May, L ERA: 8.44	(7, 1) 0.1 1 0 0 0 0 0 0 0 0 0 0 0 3 6 0.00 0.000																					
Marc Wilkins, R ERA: 3.27	(7, 1) 0.1 3 1 0 0 1 1 0 0 0 0 0 0 11 17 0.00 6.000																					
Dan Plesac, L ERA: 3.38	(7, 1) 1.1 4 0 0 0 0 0 0 0 0 0 0 0 7 13 0.00 0.000																					
67 Francisco Cordova, R ERA: 4.2	(9, 1) 1.0 S 3 0 0 0 0 0 0 0 0 0 0 0 0 8 10 0.00 0.000																					

Batter	1	2	3	4	5	6	7	8	9	AB	R	H	RBI	BB	SO	LOB	BOTTOM			
Jermaine Allensworth, R OBP: 0.500, SLG: 0.400	4-2 1B		2-2 F8		0-2 2B	4-1 BB		0-2 G4-3		3	1	2	0	2	0	0	Philadelphia Phillies @ Pittsburgh Pirates Three Rivers Stadium, Pittsburgh, PA Thu Jul 25 1996, 7:05 PM EDT Att: 12,163 - Unknown - 77 F			
Al Martin, L OBP: 0.349, SLG: 0.464	2-1 FC3-6		0-0 P6		4-2 2B	4-0 BB		1 SAFE 0-0 G4-3		3	1	2	1	2	0	0				
Jeff King, R OBP: 0.337, SLG: 0.519	1-2 1B		3-2 HR		1-0 2B	1-2 BB		1-2 G4-3		5	2	2	2	0	1	7				
Orlando Merced, S OBP: 0.368, SLG: 0.486	0-3 K		0-2 HR		1-2 G3	3-2 2B		1-1 G3		5	1	3	3	0	1	3				
Mark Johnson, L OBP: 0.355, SLG: 0.563	0-0 FC3-6		2-2 G4-3		0-1 G3	4-2 BB		4-2 G4-3		3	0	0	0	1	0	3				
Charlie Hayes, R OBP: 0.305, SLG: 0.398		1-1 G4-3			1-2 G6-3	3-3 K		0-0 G4-3		4	0	0	0	0	1	3				
Jay Bell, R OBP: 0.288, SLG: 0.336		1-3 K			1-0 P3	1-2 F8		4-0 IBB		3	0	0	0	1	1	0				
18 Jason Kendall, R OBP: 0.334, SLG: 0.365		0-1 1B			2-0 G1-3	1-0 BB		2-1 F9		4	1	2	0	0	0	3				
Dan Miceli, R Nelson Lirio, S Darrell May, L Marc Wilkins, R Dan Plesac, L 67 Francisco Cordova, R	(1, 1) (6, PH) (7, 1) (7, 1) (7, 1) (9, 1)	1-1 G1-3			1-1 G4-3	4-0 BB		2-3 K		2	0	0	0	0	0	1				
Inning Stats	R: 0 E: 0 K: 2 S: 14	H: 1 LOB: 2 BB: 1 P: 21	R: 0 E: 0 K: 1 S: 9	H: 1 LOB: 0 BB: 0 P: 12	R: 2 E: 0 K: 0 S: 14	H: 2 LOB: 0 BB: 0 P: 21	R: 0 E: 0 K: 0 S: 6	H: 0 LOB: 0 BB: 0 P: 10	R: 3 E: 0 K: 1 S: 16	H: 3 LOB: 1 BB: 1 P: 26	R: 1 E: 0 K: 0 S: 8	H: 1 LOB: 3 BB: 3 P: 25	R: 0 E: 0 K: 1 S: 13	H: 1 LOB: 3 BB: 2 P: 27	R: 0 E: 0 K: 0 S: 7	H: 2 LOB: 1 BB: 0 P: 9		1B: 8 2B: 2 3B: 0 HR: 1	SF: 0 SAC: 0 DP: 2 HBP: 0	WP: 0 PB: 0 SB: 2 CS: 0
PITCHER	IP WLS BF H R ER SO BB IBB HBP BLK WP HR S P ERA WHIP																			
Russ Springer, R ERA: 5.95	(1, 1) 4.1 L 22 7 5 5 3 2 0 0 0 0 0 0 1 54 82 9.00 3.000																			
Toby Borland, R ERA: 4.07	(5, 1) 1.0 6 1 1 1 1 2 0 0 0 0 0 0 3 10 23 9.00 3.000																			
Steve Frey, L ERA: 4.5	(6, 1) 0.2 2 0 0 0 0 1 0 0 0 0 0 0 3 10 0.00 1.500																			
Ken Ryan, R ERA: 3.25	(7, 1) 2.0 10 3 0 0 1 1 1 0 0 0 0 0 20 36 0.00 2.000																			

Batter	1	2	3	4	5	6	7	8	9	AB	R	H	RBI	BB	SO	LOB	TOP								
Ricky Otero, S OBP: 0.337, SLG: 0.364 (1, 8)	F2		B5-3				L1-3		P3	5	0	1	2	0	0	1	Philadelphia Phillies @ Pittsburgh Pirates Three Rivers Stadium, Pittsburgh, PA Fri Jul 26 1996, 7:05 PM EDT Att: 17,239 - Unknown - 82 F								
Mickey Morandini, L OBP: 0.336, SLG: 0.350 (1, 4)	1B		F2			B5-3			K	5	0	2	0	0	1										
Gregg Jefferies, S OBP: 0.332, SLG: 0.392 (1, 3)	G6-4-3						F9		F8	5	0	2	0	0	0	1									
Todd Zeile, R OBP: 0.341, SLG: 0.442 (1, 5)	G6-4-3						G4-3		F3	4	0	0	0	0	0	3									
Bento Santiago, R OBP: 0.320, SLG: 0.489 (1, 2)									1B	3	2	2	1	1	0	0									
Pete Incaviglia, R OBP: 0.318, SLG: 0.468 (1, 7)	G6-3						G5-3		K	4	0	1	0	0	1	2									
Manny Martinez, R OBP: 0.414, SLG: 0.480 (1, 9)	G6-3						SH2-4		1B	4	1	3	0	0	0	1									
Kevin Stocker, S OBP: 0.328, SLG: 0.325 (1, 6)	F9						SH2-4		1B	3	1	1	1	1	1	3									
Curt Schilling, R OBP: 0.265, SLG: 0.273 (1, 1)			K						F9	2	0	1	0	0	1	0									
Mike Lieberthal, R OBP: 0.304, SLG: 0.448 (8, PH)							SH2-4			1	0	0	0	0	0	2									
Ricky Bottalico, L OBP: 0.333, SLG: 0.667 (8, 1)							1-2			0	0	0	0	0	0	0									
Inning Stats	R: 0 E: 0 K: 0 S: 4	H: 2 LOB: 1 BB: 0 P: 4	R: 0 E: 0 K: 0 S: 4	H: 1 LOB: 1 BB: 0 P: 4	R: 0 E: 0 K: 1 S: 5	H: 0 LOB: 0 BB: 0 P: 5	R: 0 E: 0 K: 0 S: 3	H: 1 LOB: 0 BB: 0 P: 3	R: 2 E: 0 K: 0 S: 5	H: 2 LOB: 1 BB: 1 P: 9	R: 1 E: 0 K: 1 S: 8	H: 3 LOB: 2 BB: 0 P: 8	R: 0 E: 0 K: 0 S: 4	H: 2 LOB: 1 BB: 0 P: 4	R: 1 E: 0 K: 1 S: 7	H: 2 LOB: 2 BB: 1 P: 11	R: 0 E: 0 K: 1 S: 5	H: 0 LOB: 0 BB: 0 P: 5	1B: 10 2B: 3 3B: 0 HR: 1	SF: 0 SAC: 1 DP: 2 HBP: 0	WP: 0 PB: 0 SB: 0 CS: 1	PA: 39			
PITCHER	IP	WLS	BF	H	R	ER	SO	BB	IBB	HBP	BLK	WP	HR	S	P	ERA	WHIP								
Denny Neagle, L ERA: 3.01 (1, 1)	7.0		30	11	3	3	2	1	0	0	0	0	1	33	37	3.86	1.714								
John Ericks, R ERA: 9.0 (8, 1)	1.0	W	6	2	1	1	1	1	0	0	0	0	0	7	11	9.00	3.000								
Dan Plesac, L ERA: 3.31 (9, 1)	1.0	S	3	0	0	0	1	0	0	0	0	0	0	5	5	0.00	0.000								

Batter	1	2	3	4	5	6	7	8	9	AB	R	H	RBI	BB	SO	LOB	BOTTOM								
Jermaine Allensworth, R OBP: 0.529, SLG: 0.462 (1, 8)	K		L4				G1-3			3	0	1	1	2	1	0	Philadelphia Phillies @ Pittsburgh Pirates Three Rivers Stadium, Pittsburgh, PA Fri Jul 26 1996, 7:05 PM EDT Att: 17,239 - Unknown - 82 F								
Al Martin, L OBP: 0.345, SLG: 0.459 (1, 7)	G4-3		G3-1				G3		F8	5	0	0	0	0	0	5									
Jeff King, R OBP: 0.339, SLG: 0.518 (1, 4)	HR		F7				L3			3	1	1	0	1	0	2									
Orlando Merced, S OBP: 0.367, SLG: 0.492 (1, 9)	HR						P5		G4-6-3	4	1	1	2	0	0	2									
Mark Johnson, L OBP: 0.353, SLG: 0.552 (1, 3)	F7									3	0	0	0	1	1	0									
John Wehner, R OBP: 0.244, SLG: 0.312 (8, PR) (9, 4)							K		F7	0	1	0	0	0	0	0									
Charlie Hayes, R OBP: 0.305, SLG: 0.397 (1, 5)							F9		SH	3	2	1	0	0	0	0									
Jay Bell, R OBP: 0.294, SLG: 0.341 (1, 6)									SH1-4	1	1	1	1	2	0	0									
1B Jason Kendall, R OBP: 0.337, SLG: 0.368 (1, 2)									SH1-4	3	1	1	2	1	0	2									
Denny Neagle, L OBP: 0.217, SLG: 0.227 (1, 1)									F5	3	0	1	1	0	1	3									
John Ericks, R (8, 1)										0	0	0	0	0	0	0									
Mike Kingery, L OBP: 0.304, SLG: 0.333 (8, PH)										1	0	0	0	0	0	2									
Dan Plesac, L (9, 1)										0	0	0	0	0	0	0									
Inning Stats	R: 2 E: 0 K: 1 S: 7	H: 2 LOB: 0 BB: 0 P: 7	R: 0 E: 0 K: 0 S: 3	H: 0 LOB: 1 BB: 1 P: 7	R: 0 E: 0 K: 0 S: 3	H: 0 LOB: 0 BB: 0 P: 3	R: 0 E: 0 K: 1 S: 5	H: 0 LOB: 0 BB: 0 P: 5	R: 1 E: 0 K: 0 S: 4	H: 1 LOB: 2 BB: 2 P: 12	R: 1 E: 0 K: 1 S: 7	H: 2 LOB: 2 BB: 1 P: 11	R: 0 E: 0 K: 0 S: 2	H: 0 LOB: 1 BB: 2 P: 10	R: 3 E: 0 K: 0 S: 6	H: 2 LOB: 2 BB: 1 P: 10	R: 0 E: 0 K: 0 S: 5	H: 0 LOB: 0 BB: 0 P: 5	1B: 3 2B: 3 3B: 0 HR: 1	SF: 0 SAC: 2 DP: 1 HBP: 0	WP: 0 PB: 0 SB: 0 CS: 0	PA: 38			
PITCHER	IP	WLS	BF	H	R	ER	SO	BB	IBB	HBP	BLK	WP	HR	S	P	ERA	WHIP								
Curt Schilling, R ERA: 3.53 (1, 1)	7.0		31	5	4	4	3	5	0	0	0	0	1	31	55	5.14	1.429								
Ricky Bottalico, R ERA: 3.79 (8, 1)	1.0	L	7	2	3	3	0	1	0	0	0	0	0	6	10	27.00	3.000								

AB	36
R	4
H	13
RBI	4
BB	2
SO	4
LOB	14

AB	29
R	7
H	7
RBI	7
BB	7
SO	3
LOB	16



Batter	1	2	3	4	5	6	7	8	9	AB	R	H	RBI	BB	SO	LOB	TOP				
Ricky Otero, S OBP: 0.335, SLG: 0.361 (1, 8)	0-1 B4-3		1-1 1B E 1B	1-0 G1-3			0-1 L3	2-2 K		5	1	1	0	0	1	1					
Mickey Morandini, L OBP: 0.339, SLG: 0.354 (1, 4)	3-2 FC4-6 1B		2-1 1B BB 1B		2-1 L7		1-1 1B BB 1B		1-3 K	5	0	3	0	0	1	0					
Gregg Jefferies, S OBP: 0.333, SLG: 0.386 (1, 3)	2-1 FC4-6 1B		4-2 1B BB		1-0 F7		4-2 1B BB		1-1 G4-3	3	1	0	0	2	0	1					
Todd Zeile, R OBP: 0.344, SLG: 0.442 (1, 5)	4-0 1B BB		2-0 1B		3-2 1B		2-3 K		1-3 K	4	0	2	1	1	2	2					
Jim Eisenreich, L OBP: 0.392, SLG: 0.427 (1, 7)	3-2 1B		1-1 K		1-1 G6-3		0-0 1B		1-3 K	4	0	2	1	0	1	4					
Benito Santiago, R OBP: 0.319, SLG: 0.489 (1, 2)	0-3 K		2-3 K			3-1 G4-3 2B	2-1 F9			4	0	1	0	0	2	8					
Manny Martinez, R OBP: 0.394, SLG: 0.429 (1, 9)		0-3 K	1-3 K			1-0 L4		4-1 BB		3	0	0	0	1	2	4					
Kevin Stocker, S OBP: 0.322, SLG: 0.319 (1, 6)		0-0 P5		2-2 F5		0-0 G4-3		2-2 P6		4	0	0	0	0	0	2					
Terry Mulholland, R OBP: 0.178, SLG: 0.267 (1, 1)	1-2 G5-3		1-0 G4-3		1-2 G4-3		0-0 G5-3			4	0	0	0	0	0	2					
Inning Stats	R: 1 E: 0 K: 1 S: 15	H: 2 LOB: 2 BB: 1 P: 26	R: 0 E: 0 K: 1 S: 7	H: 0 LOB: 0 BB: 0 P: 8	R: 1 E: 1 K: 3 S: 18	H: 3 LOB: 3 BB: 1 P: 31	R: 0 E: 0 K: 0 S: 5	H: 0 LOB: 0 BB: 0 P: 9	R: 0 E: 0 K: 0 S: 9	H: 1 LOB: 1 BB: 0 P: 16	R: 0 E: 0 K: 1 S: 14	H: 2 LOB: 3 BB: 1 P: 23	R: 0 E: 0 K: 2 S: 9	H: 0 LOB: 0 BB: 0 P: 17	R: 0 E: 0 K: 2 S: 8	H: 0 LOB: 0 BB: 0 P: 11	1B: 8 2B: 1 3B: 0 HR: 0	SF: 0 SAC: 0 DP: 0 HBP: 0	WP: 0 PA: 40 PB: 0 SB: 1 CS: 0		
PITCHER	IP	WLS	BF	H	R	ER	SO	BB	IBB	HBP	BLK	WP	HR	S	P	ERA	WHIP				
Steve Parris, R ERA: 10.0 (1, 1)	4.2	L	22	6	2	2	5	2	0	0	0	0	0	52	87	3.86	1.714				
Elmer Dessens, R ERA: 10.59 (5, 1)	1.1		5	1	0	0	0	0	0	0	0	0	0	9	15	0.00	0.750				
Darrell May, L ERA: 7.5 (7, 1)	0.2		5	2	0	0	1	1	0	0	0	0	0	12	19	0.00	4.500				
Ramon Morel, R ERA: 4.07 (7, 1)	0.1		1	0	0	0	0	0	0	0	0	0	0	2	4	0.00	0.000				
Marc Wilkins, R ERA: 3.13 (8, 1)	2.0		7	0	0	0	3	1	0	0	0	0	0	17	28	0.00	0.500				

Philadelphia Phillies @ Pittsburgh Pirates
Three Rivers Stadium, Pittsburgh, PA
Sat Jul 27 1996, 7:05 PM EDT
Att: 23,121 - Unknown - 75 F

AB 36
R 2
H 9
RBI 2
BB 4
SO 9
LOB 24





Batter	1	2	3	4	5	6	7	8	9	AB	R	H	RBI	BB	SO	LOB	BOTTOM				
Jermaine Allensworth, R OBP: 0.429, SLG: 0.353 (1, 8)	2-2 F9		1-2 FC6-4 BB 1B FC6-4		0-0 G6-3		1-3 K			4	1	0	0	0	1	2					
John Wehner, R OBP: 0.256, SLG: 0.321 (1, 4)	1-0 1B		0-0 FC6-4 BB 1B		1-0 G5-3			0-1 G6-3		4	0	2	0	0	0	0					
Jeff King, R OBP: 0.338, SLG: 0.514 (1, 3)	3-2 P3		4-2 FC6-4 BB		0-3 K			0-0 F7		3	0	0	0	1	1	1					
Orlando Merced, S OBP: 0.363, SLG: 0.486 (1, 9)	1-3 K		0-2 FC6-4 FC5-4			0-3 K		1-0 F8		4	0	0	1	0	2	3					
Charlie Hayes, R OBP: 0.306, SLG: 0.393 (1, 5)		0-0 F8	1-0 FC5-4			0-0 P3			0-2 F9	4	0	0	0	0	0	2					
Dave Clark, L OBP: 0.394, SLG: 0.429 (1, 7)		0-0 E2		1-0 P6		0-1 G4-3			1-1 G6-4-3 1B	4	0	1	0	0	0	0					
Jay Bell, R OBP: 0.291, SLG: 0.337 (1, 6)		1-3 K2-3		1-1 L8			0-0 G5-3		1-0 G6-4-3	4	0	0	0	0	1	2					
1B Jason Kendall, R OBP: 0.337, SLG: 0.368 (1, 2)		1-1 G3		2-1 1B			1-2 L4			3	0	1	0	0	0	1					
Steve Parris, R ERA: 10.0 (1, 1)			4-0 BB		1-2 G6-3			0-2 1B		1	0	0	0	0	0	1					
Elmer Dessens, R ERA: 10.59 (5, 1)										0	0	0	0	0	0	0					
Darrell May, L ERA: 7.5 (7, 1)										0	0	0	0	0	0	0					
Ramon Morel, R ERA: 4.07 (7, 1)										0	0	0	0	0	0	0					
Nelson Lirio, S ERA: 3.09 (7, 1)										1	0	1	0	0	0	0					
Marc Wilkins, R ERA: 3.13 (8, 1)										0	0	0	0	0	0	0					
Inning Stats	R: 0 E: 0 K: 1 S: 14	H: 1 LOB: 1 BB: 0 P: 21	R: 0 E: 1 K: 1 S: 7	H: 0 LOB: 1 BB: 0 P: 9	R: 1 E: 0 K: 0 S: 17	H: 1 LOB: 2 BB: 2 P: 27	R: 0 E: 0 K: 0 S: 8	H: 1 LOB: 1 BB: 0 P: 13	R: 0 E: 0 K: 1 S: 5	H: 0 LOB: 0 BB: 0 P: 6	R: 0 E: 0 K: 1 S: 10	H: 0 LOB: 0 BB: 0 P: 12	R: 0 E: 0 K: 0 S: 4	H: 0 LOB: 0 BB: 0 P: 5	R: 0 E: 0 K: 0 S: 6	H: 1 LOB: 0 BB: 0 P: 8	1B: 5 2B: 0 3B: 0 HR: 0	SF: 0 SAC: 0 DP: 1 HBP: 0	WP: 0 PA: 34 PB: 0 SB: 0 CS: 0		
PITCHER	IP	WLS	BF	H	R	ER	SO	BB	IBB	HBP	BLK	WP	HR	S	P	ERA	WHIP				
Terry Mulholland, L ERA: 4.66 (1, 1)	9.0	W	34	5	1	1	5	2	0	0	0	0	0	77	107	1.00	0.778				

Philadelphia Phillies @ Pittsburgh Pirates
Three Rivers Stadium, Pittsburgh, PA
Sat Jul 27 1996, 7:05 PM EDT
Att: 23,121 - Unknown - 75 F

AB 32
R 1
H 5
RBI 1
BB 2
SO 5
LOB 12



Batter	1	2	3	4	5	6	7	8	9	AB	R	H	RBI	BB	SO	LOB	TOP				
Ricky Otero, S OBP: 0.332, SLG: 0.357 (1, 8)	G3		F8	HR		G4-3			G6-3	5	1	1	1	0	0	1	Philadelphia Phillies @ Pittsburgh Pirates Three Rivers Stadium, Pittsburgh, PA Sun Jul 28 1996, 7:05 PM EDT Att: 15,189 - Unknown - 75 F				
Mickey Morandini, L OBP: 0.339, SLG: 0.359 (1, 4)	G4-3		F8	HR		F8			K	4	1	0	0	0	1	1					
Gregg Jefferies, S OBP: 0.339, SLG: 0.403 (1, 3)	F7								L9	4	2	2	4	1	0	0					
Todd Zeile, R OBP: 0.345, SLG: 0.453 (1, 5)										4	1	2	2	0	2	1					
Jim Eisenreich, L OBP: 0.394, SLG: 0.426 (1, 9)										3	0	1	0	1	0	1					
Benito Santiago, R OBP: 0.318, SLG: 0.486 (1, 2)										4	0	1	0	0	1	3					
Pete Incaviglia, R OBP: 0.317, SLG: 0.463 (1, 7)										3	1	0	0	1	1	2					
Kevin Stocker, S OBP: 0.325, SLG: 0.322 (1, 6)										4	1	2	0	0	0	1					
Bobby Munoz, R ERA: 4.63 Rubén Amaro, Jr., S ERA: 9.95 Mike Mirmbs, L ERA: 5.88 Toby Borland, R ERA: 4.03 Steve Frey, R ERA: 4.41 Manny Martínez, R ERA: 8.53 Ron Blazier, R ERA: 3.82										0	0	0	0	0	0	0					
Inning Stats	R: 0 E: 0 K: 0 S: 7	H: 0 LOB: 0 BB: 0 P: 10	R: 0 E: 0 K: 3 S: 14	H: 1 LOB: 1 BB: 0 P: 20	R: 0 E: 0 K: 0 S: 12	H: 1 LOB: 1 BB: 0 P: 15	R: 8 E: 0 K: 0 S: 22	H: 7 LOB: 1 BB: 1 P: 44	R: 0 E: 0 K: 1 S: 8	H: 0 LOB: 0 BB: 0 P: 13	R: 0 E: 0 K: 1 S: 7	H: 0 LOB: 1 BB: 2 P: 20	R: 0 E: 0 K: 1 S: 7	H: 0 LOB: 0 BB: 0 P: 9	R: 0 E: 0 K: 1 S: 7	H: 0 LOB: 0 BB: 0 P: 12	1B: 7 2B: 1 3B: 0 HR: 2	SF: 0 SAC: 1 DP: 2 HBP: 1	WP: 0 PB: 0 SB: 2 CS: 0	PA: 39	
PITCHER	IP	WLS	BF	H	R	ER	SO	BB	IBB	HBP	BLK	WP	HR	S	P	ERA	WHIP				
Jon Lieber, R ERA: 4.63	3.2	19	7	6	6	3	1	0	0	0	0	0	1	50	78	14.73	2.182				
Darrell May, L ERA: 9.95	0.1	4	2	2	2	0	0	0	0	1	0	0	1	5	11	54.00	6.000				
Elmer Dessens, R ERA: 9.47	2.0	6	1	0	0	1	0	0	0	0	0	0	0	15	27	0.00	0.500				
John Ericks, R ERA: 8.53	1.0	W	4	0	0	0	1	1	1	0	0	0	0	7	20	0.00	1.000				
67 Francisco Cordova, R ERA: 4.93	2.0	6	0	0	0	2	0	0	0	0	0	0	0	14	21	0.00	0.000				

Batter	1	2	3	4	5	6	7	8	9	AB	R	H	RBI	BB	SO	LOB	BOTTOM				
Jermaine Allensworth, R OBP: 0.423, SLG: 0.333 (1, 8)	F8	F9		B1-3		G6-4-3	1B			4	0	1	1	1	0	2	Philadelphia Phillies @ Pittsburgh Pirates Three Rivers Stadium, Pittsburgh, PA Sun Jul 28 1996, 7:05 PM EDT Att: 15,189 - Unknown - 75 F				
Al Martin, L OBP: 0.350, SLG: 0.465 (1, 7)	HR		G6-3	HR		P5	1B			5	2	4	3	0	0	1					
Jeff King, R OBP: 0.334, SLG: 0.508 (1, 4)	G6-3		G6-3	F7		G6-4-3	F9			5	0	0	0	0	0	6					
Orlando Merced, S OBP: 0.366, SLG: 0.506 (1, 9)	HR		FC5-2	HR					G3-1	5	4	3	4	0	0	1					
Mark Johnson, L OBP: 0.365, SLG: 0.560 (1, 3)	FC5-4		2B	1B					G3-1	5	2	4	0	0	0	0					
Charlie Hayes, R OBP: 0.305, SLG: 0.393 (1, 5)	FC5-4		1B	2B					K	5	1	1	2	0	2	4					
Jay Bell, R OBP: 0.293, SLG: 0.339 (1, 6)										4	1	2	1	0	0	2					
1B Jason Kendall, R OBP: 0.336, SLG: 0.366 (1, 2)	F7		F7							4	1	1	1	0	0	2					
Jon Lieber, L ERA: 4.63 Darrell May, L ERA: 9.95 John Wehner, R ERA: 9.95 Elmer Dessens, R ERA: 9.47 John Ericks, R ERA: 8.53 Nelson Lirio, S ERA: 3.82 67 Francisco Cordova, R ERA: 4.93										0	0	0	0	1	0	0					
Inning Stats	R: 2 E: 0 K: 0 S: 12	H: 3 LOB: 1 BB: 0 P: 19	R: 0 E: 0 K: 0 S: 4	H: 1 LOB: 1 BB: 1 P: 13	R: 3 E: 0 K: 0 S: 15	H: 4 LOB: 1 BB: 0 P: 27	R: 3 E: 0 K: 1 S: 14	H: 4 LOB: 1 BB: 0 P: 22	R: 0 E: 0 K: 0 S: 6	H: 0 LOB: 0 BB: 0 P: 7	R: 0 E: 0 K: 0 S: 6	H: 1 LOB: 0 BB: 0 P: 13	R: 4 E: 1 K: 1 S: 18	H: 4 LOB: 2 BB: 1 P: 30	R: 0 E: 0 K: 1 S: 10	H: 0 LOB: 0 BB: 0 P: 10	1B: 13 2B: 2 3B: 0 HR: 2	SF: 0 SAC: 0 DP: 1 HBP: 0	WP: 0 PB: 0 SB: 2 CS: 1	PA: 42	
PITCHER	IP	WLS	BF	H	R	ER	SO	BB	IBB	HBP	BLK	WP	HR	S	P	ERA	WHIP				
Bobby Munoz, R ERA: 7.5	3.0	17	8	5	5	0	1	0	0	0	0	0	1	31	59	15.00	3.000				
Mike Mirmbs, L ERA: 5.88	0.2	6	4	3	3	0	0	0	0	0	0	0	1	11	16	40.50	6.000				
Toby Borland, R ERA: 4.03	2.2	L	12	4	4	1	1	0	0	0	0	0	0	22	38	3.38	1.500				
Steve Frey, L ERA: 4.41	0.2	4	1	0	0	1	1	0	0	0	0	0	0	11	18	0.00	3.000				
Ron Blazier, R ERA: 3.82	1.0	3	0	0	0	1	0	0	0	0	0	0	0	10	10	0.00	0.000				

Batter	1	2	3	4	5	6	7	8	9	AB	R	H	RBI	BB	SO	LOB	TOP					
Jermaine Allensworth, R (1, 8) OBP: 0.400, SLG: 0.320 Ramon Morel, R (8, 1)										4	0	1	0	0	2	1						
Al Martin, L (1, 7) OBP: 0.349, SLG: 0.462										3	0	0	0	1	0	1						
Jeff King, R (1, 4) OBP: 0.331, SLG: 0.503										4	0	0	0	0	1	4						
Orlando Merced, S (1, 9) OBP: 0.365, SLG: 0.503										4	0	1	0	0	1	2						
Mark Johnson, L (1, 3) OBP: 0.365, SLG: 0.556										3	0	1	0	0	0	1						
Charlie Hayes, R (1, 5) OBP: 0.302, SLG: 0.390										3	0	0	0	0	0	2						
Jay Bell, R (1, 6) OBP: 0.291, SLG: 0.336										3	0	0	0	0	2	1						
2 Angelo Encarnacion, R (1, 2) OBP: 0.333, SLG: 0.500 Nelson Lirio, S (8, PH) 18 Jason Kendall, R (8, 2) OBP: 0.336, SLG: 0.366										2	0	1	0	0	0	0						
Chris Peters, L (1, 1) Mike Kingery, L (8, PH) OBP: 0.302, SLG: 0.332										2	0	0	0	0	1	1						
Inning Stats	R: 0 E: 0 K: 2 S: 10	H: 0 LOB: 0 BB: 0 P: 13	R: 0 E: 0 K: 2 S: 14	H: 1 LOB: 1 BB: 0 P: 22	R: 0 E: 0 K: 0 S: 10	H: 1 LOB: 2 BB: 1 P: 15	R: 0 E: 0 K: 0 S: 3	H: 1 LOB: 0 BB: 0 P: 4	R: 0 E: 0 K: 2 S: 9	H: 0 LOB: 0 BB: 0 P: 12	R: 0 E: 0 K: 0 S: 7	H: 1 LOB: 1 BB: 0 P: 13	R: 0 E: 0 K: 0 S: 5	H: 0 LOB: 0 BB: 0 P: 8	R: 0 E: 0 K: 1 S: 5	H: 0 LOB: 0 BB: 0 P: 7	R: 0 E: 1 K: 0 S: 4	H: 0 LOB: 0 BB: 0 P: 6	1B: 4 2B: 0 3B: 0 HR: 0	SF: 0 SAC: 0 DP: 2 HBP: 0	WP: 0 PB: 0 SB: 0 CS: 0	PA: 31
PITCHER Pete Harnisch, R (1, 1) ERA: 4.61	IP: 9.0 WLS: W BF: 31 H: 4 R: 0 ER: 0 SO: 7 BB: 1 IBB: 0 HBP: 0 BLK: 0 WP: 0 HR: 0 S: 67 P: 100 ERA: 0.00 WHIP: 0.556															PITCHER						

Pittsburgh Pirates @ New York Mets
Shea Stadium, Flushing, NY
Mon Jul 29 1996, 7:05 PM EDT
Att: 15,680 - Unknown - 72 F

AB	30
R	0
H	4
RBI	0
BB	1
SO	7
LOB	13



Batter	1	2	3	4	5	6	7	8	9	AB	R	H	RBI	BB	SO	LOB	BOTTOM					
Lance Johnson, L (1, 8) OBP: 0.347, SLG: 0.453										4	0	3	1	0	0	1						
Rey Ordonez, R (1, 6) OBP: 0.294, SLG: 0.305										4	0	0	0	0	1	3						
Bernard Gilkey, R (1, 7) OBP: 0.376, SLG: 0.548										4	0	0	0	0	0	1						
Butch Huskey, R (1, 3) OBP: 0.317, SLG: 0.437										3	2	2	2	1	0	0						
Todd Hundley, S (1, 2) OBP: 0.353, SLG: 0.573										3	1	0	0	1	0	1						
Alex Ochoa, R (1, 9) OBP: 0.344, SLG: 0.479										4	0	0	0	0	0	2						
Edgardo Alfonzo, R (1, 4) OBP: 0.284, SLG: 0.333										3	1	1	2	0	0	1						
Tim Bogar, R (1, 5) OBP: 0.256, SLG: 0.243										3	1	1	0	0	1	0						
Pete Harnisch, S (1, 1) OBP: 0.176, SLG: 0.161										2	0	0	0	1	1	1						
Inning Stats	R: 0 E: 0 K: 1 S: 7	H: 1 LOB: 0 BB: 0 P: 11	R: 2 E: 0 K: 1 S: 9	H: 1 LOB: 0 BB: 1 P: 14	R: 0 E: 0 K: 1 S: 9	H: 1 LOB: 0 BB: 0 P: 18	R: 0 E: 0 K: 0 S: 4	H: 0 LOB: 1 BB: 1 P: 11	R: 0 E: 0 K: 0 S: 3	H: 0 LOB: 1 BB: 1 P: 7	R: 1 E: 0 K: 0 S: 5	H: 1 LOB: 0 BB: 0 P: 11	R: 1 E: 0 K: 0 S: 10	H: 2 LOB: 1 BB: 0 P: 15	R: 1 E: 0 K: 0 S: 5	H: 1 LOB: 0 BB: 0 P: 8	R: 1 E: 0 K: 0 S: 5	H: 1 LOB: 0 BB: 0 P: 8	1B: 3 2B: 1 3B: 0 HR: 3	SF: 0 SAC: 0 DP: 0 HBP: 0	WP: 0 PB: 0 SB: 1 CS: 0	PA: 33
PITCHER Chris Peters, L (1, 1) ERA: 6.14 Ramon Morel, R (8, 1) ERA: 4.26	IP: 7.0 WLS: L BF: 29 H: 6 R: 4 ER: 4 SO: 3 BB: 3 IBB: 0 HBP: 0 BLK: 0 WP: 0 HR: 2 S: 47 P: 87 ERA: 5.14 WHIP: 1.286															PITCHER						

Pittsburgh Pirates @ New York Mets
Shea Stadium, Flushing, NY
Mon Jul 29 1996, 7:05 PM EDT
Att: 15,680 - Unknown - 72 F

AB	30
R	5
H	7
RBI	5
BB	3
SO	3
LOB	10



Batter	1	2	3	4	5	6	7	8	9	AB	R	H	RBI	BB	SO	LOB	TOP				
Nelson Lirio, S (1.4) OBP: 0.289, SLG: 0.323 67 Francisco Cordova, R (8.1) OBP: 0.333, SLG: 0.333	0-0 WP G3 1B	0-1 E 2B		2-2 G6-3			0-1 F7	2-1 G4-3		5	1	2	0	0	0	2					
Al Martin, L (1.7) OBP: 0.350, SLG: 0.461	0-0 SAFE G3 1B	0-0 SF7		1-3 K			4-1 1B SF7 BB		2-3 K	3	2	1	1	1	2	0					
Orlando Merced, S (1.9) OBP: 0.363, SLG: 0.499	3-2 G3	0-0 E3		1-1 P4			1-1 SAFE SF7 1B		1-1 G3	5	0	1	1	0	0	2					
Mark Johnson, L (1.3) OBP: 0.366, SLG: 0.554	0-2 SAFE E 2H 1B	2-2 L7			0-1 G3-6-1 1B		0-0 SAFE SF7		3-2 L3	4	0	2	2	0	0	2					
Mike Kingery, L (1.8) OBP: 0.297, SLG: 0.325	2-2 E4		2-2 G4-3		1-1 G3-6-1		0-0 3-H G4-3			4	0	0	0	0	0	3					
Charlie Hayes, R (1.5) OBP: 0.302, SLG: 0.388	2-3 K		1-1 1B		2-3 K			0-0 L9		4	0	1	0	0	2	2					
Jay Bell, R (1.6) OBP: 0.293, SLG: 0.338	0-0 L8		1-0 1B		2-1 G1-3		1-2 1B BB			4	0	2	0	0	0	2					
18 Jason Kendall, R (1.2) OBP: 0.334, SLG: 0.362		1-2 P9	2-0 L7		0-1 G5-3		4-1 SAFE BB BB BB	1-2 BB		3	0	0	0	1	0	2					
Darrell May, L (1.1) OBP: 0.333, SLG: 0.333 Elmer Dessens, R (3.1) OBP: 0.500, SLG: 0.500 Marc Wilkins, R (5.1) OBP: 0.429, SLG: 0.333 Dave Clark, L (8. PH) OBP: 0.362, SLG: 0.425 Jeff King, R (8.4) OBP: 0.331, SLG: 0.503		3-1 2B SF7 1B	1-1 G5-3		3-1 G4-3		1-0 P2			2	1	1	0	0	0	2					
Inning Stats	R: 2 E: 1 K: 1 S: 16	H: 3 LOB: 2 BB: 0 P: 23	R: 1 E: 1 K: 0 S: 13	H: 2 LOB: 2 BB: 0 P: 19	R: 0 E: 0 K: 0 S: 13	H: 2 LOB: 2 BB: 0 P: 20	R: 0 E: 0 K: 1 S: 9	H: 0 LOB: 0 BB: 0 P: 13	R: 0 E: 0 K: 0 S: 6	H: 0 LOB: 0 BB: 0 P: 11	R: 1 E: 0 K: 0 S: 8	H: 1 LOB: 1 BB: 1 P: 12	R: 0 E: 0 K: 1 S: 8	H: 1 LOB: 2 BB: 1 P: 16	R: 0 E: 0 K: 1 S: 9	H: 0 LOB: 0 BB: 0 P: 15	1B: 9 2B: 1 3B: 0 HR: 0	SF: 2 SAC: 0 DP: 1 HBP: 0	WP: 1 PB: 0 SB: 0 CS: 0	PA: 40	
PITCHER	IP WLS BF H R ER SO BB IBB HBP BLK WP HR S P ERA WHIP	IP WLS BF H R ER SO BB IBB HBP BLK WP HR S P ERA WHIP	IP WLS BF H R ER SO BB IBB HBP BLK WP HR S P ERA WHIP	IP WLS BF H R ER SO BB IBB HBP BLK WP HR S P ERA WHIP	IP WLS BF H R ER SO BB IBB HBP BLK WP HR S P ERA WHIP	IP WLS BF H R ER SO BB IBB HBP BLK WP HR S P ERA WHIP	IP WLS BF H R ER SO BB IBB HBP BLK WP HR S P ERA WHIP	IP WLS BF H R ER SO BB IBB HBP BLK WP HR S P ERA WHIP	IP WLS BF H R ER SO BB IBB HBP BLK WP HR S P ERA WHIP	IP WLS BF H R ER SO BB IBB HBP BLK WP HR S P ERA WHIP	IP WLS BF H R ER SO BB IBB HBP BLK WP HR S P ERA WHIP	IP WLS BF H R ER SO BB IBB HBP BLK WP HR S P ERA WHIP	IP WLS BF H R ER SO BB IBB HBP BLK WP HR S P ERA WHIP	IP WLS BF H R ER SO BB IBB HBP BLK WP HR S P ERA WHIP	IP WLS BF H R ER SO BB IBB HBP BLK WP HR S P ERA WHIP	IP WLS BF H R ER SO BB IBB HBP BLK WP HR S P ERA WHIP	IP WLS BF H R ER SO BB IBB HBP BLK WP HR S P ERA WHIP	IP WLS BF H R ER SO BB IBB HBP BLK WP HR S P ERA WHIP	IP WLS BF H R ER SO BB IBB HBP BLK WP HR S P ERA WHIP	IP WLS BF H R ER SO BB IBB HBP BLK WP HR S P ERA WHIP	IP WLS BF H R ER SO BB IBB HBP BLK WP HR S P ERA WHIP

Pittsburgh Pirates @ New York Mets
Shea Stadium, Flushing, NY
Tue Jul 30 1996, 7:05 PM EDT
Unknown - 74 F

AB 36
R 4
H 10
RBI 4
BB 2
SO 4
LOB 19





Batter	1	2	3	4	5	6	7	8	9	AB	R	H	RBI	BB	SO	LOB	BOTTOM				
Lance Johnson, L (1.8) OBP: 0.344, SLG: 0.448	2-1 F7	0-3 K		3-1 B4-3		0-1 P6		3-1 L8		5	0	0	0	0	1	3					
Edgardo Alfonzo, R (1.4) OBP: 0.276, SLG: 0.326	2-1 F8	1-2 G1-5-3		2-3 K			2-2 F8			4	0	0	0	0	1	1					
Bernard Gilkey, R (1.7) OBP: 0.377, SLG: 0.562	1-1 HR		0-1 HR		2-2 G6-3		3-2 L7			4	2	2	2	0	0	0					
Todd Hundley, S (1.2) OBP: 0.354, SLG: 0.573	3-2 1B E 1B		0-0 FC6-4 1B		3-3 K		3-3 K			4	1	2	0	0	2	0					
Butch Huskey, R (1.3) OBP: 0.319, SLG: 0.438	3-2 E 1B		3-2 SAFE F8		0-2 1B			1-3 K		4	0	2	0	0	1	1					
Alex Ochoa, R (1.9) OBP: 0.341, SLG: 0.472	3-2 E6		0-0 SAFE FC6-4 1B		0-2 F8			1-3 K		4	0	1	0	0	1	2					
Tim Bogar, R (1.5) OBP: 0.239, SLG: 0.225 Carl Everett, S (6. PH) OBP: 0.360, SLG: 0.367 Alvaro Espinoza, R (9.6) OBP: 0.279, SLG: 0.402	3-2 F9		0-1 FC6-4 1B		2-2 G4-3		2-1 2B 1B			3	0	0	0	0	0	4					
Rey Ordenez, R (1.6) OBP: 0.294, SLG: 0.305 Andy Tomberlin, L (8. PH) OBP: 0.454, SLG: 0.625 John Franco, L (9.1) OBP: 0.331, SLG: 0.503		1-1 G6-3	1-1 FC5-4		0-0 1B		0-0 1B		0-0 2B 1B	3	0	1	0	0	0	2					
Jason Isringhausen, R (1.1) OBP: 0.364, SLG: 0.452 Carlos Baerga, S (8. PH) OBP: 0.302, SLG: 0.398		2-2 1B		0-0 G5-3		0-1 B3		1-2 2H 1B		3	0	1	0	0	0	1					
Inning Stats	R: 2 E: 1 K: 0 S: 18	H: 3 LOB: 2 BB: 0 P: 35	R: 0 E: 0 K: 1 S: 12	H: 1 LOB: 1 BB: 0 P: 16	R: 1 E: 0 K: 0 S: 11	H: 3 LOB: 2 BB: 0 P: 15	R: 0 E: 0 K: 1 S: 6	H: 0 LOB: 0 BB: 0 P: 11	R: 0 E: 0 K: 0 S: 13	H: 1 LOB: 1 BB: 0 P: 18	R: 0 E: 0 K: 0 S: 8	H: 1 LOB: 1 BB: 0 P: 10	R: 0 E: 0 K: 1 S: 10	H: 0 LOB: 0 BB: 0 P: 18	R: 2 E: 0 K: 2 S: 14	H: 3 LOB: 1 BB: 0 P: 22	1B: 9 2B: 1 3B: 0 HR: 2	SF: 0 SAC: 0 DP: 0 HBP: 0	WP: 0 PB: 0 SB: 0 CS: 0	PA: 37	
PITCHER	IP WLS BF H R ER SO BB IBB HBP BLK WP HR S P ERA WHIP	IP WLS BF H R ER SO BB IBB HBP BLK WP HR S P ERA WHIP	IP WLS BF H R ER SO BB IBB HBP BLK WP HR S P ERA WHIP	IP WLS BF H R ER SO BB IBB HBP BLK WP HR S P ERA WHIP	IP WLS BF H R ER SO BB IBB HBP BLK WP HR S P ERA WHIP	IP WLS BF H R ER SO BB IBB HBP BLK WP HR S P ERA WHIP	IP WLS BF H R ER SO BB IBB HBP BLK WP HR S P ERA WHIP	IP WLS BF H R ER SO BB IBB HBP BLK WP HR S P ERA WHIP	IP WLS BF H R ER SO BB IBB HBP BLK WP HR S P ERA WHIP	IP WLS BF H R ER SO BB IBB HBP BLK WP HR S P ERA WHIP	IP WLS BF H R ER SO BB IBB HBP BLK WP HR S P ERA WHIP	IP WLS BF H R ER SO BB IBB HBP BLK WP HR S P ERA WHIP	IP WLS BF H R ER SO BB IBB HBP BLK WP HR S P ERA WHIP	IP WLS BF H R ER SO BB IBB HBP BLK WP HR S P ERA WHIP	IP WLS BF H R ER SO BB IBB HBP BLK WP HR S P ERA WHIP	IP WLS BF H R ER SO BB IBB HBP BLK WP HR S P ERA WHIP	IP WLS BF H R ER SO BB IBB HBP BLK WP HR S P ERA WHIP	IP WLS BF H R ER SO BB IBB HBP BLK WP HR S P ERA WHIP	IP WLS BF H R ER SO BB IBB HBP BLK WP HR S P ERA WHIP	IP WLS BF H R ER SO BB IBB HBP BLK WP HR S P ERA WHIP	IP WLS BF H R ER SO BB IBB HBP BLK WP HR S P ERA WHIP

Pittsburgh Pirates @ New York Mets
Shea Stadium, Flushing, NY
Tue Jul 30 1996, 7:05 PM EDT
Unknown - 74 F

AB 37
R 5
H 12
RBI 4
BB 0
SO 6
LOB 14




Batter	1	2	3	4	5	6	7	8	9	10	AB	R	H	RBI	BB	SO	LOB	TOP			
Jermaine Allensworth, R OBP: 0.415, SLG: 0.281	L7			S BB		L7			FC6-4 1B BB	K	3	0	0	0	2	1	2	Pittsburgh Pirates @ New York Mets Shea Stadium, Flushing, NY Wed Jul 31 1996, 7:05 PM EDT Att: 15,787 - Unknown - 67 F livebaseballscorecards.com AB 31 R 2 H 5 RBI 2 BB 4 SO 8 LOB 13 			
Al Martin, L OBP: 0.349, SLG: 0.459	G3			K 1-2					FC6-4 1B		4	0	2	0	0	1	1				
Jeff King, R OBP: 0.326, SLG: 0.495	K			K		L5			FC6-4 G4-3		4	0	0	0	0	2	4				
Orlando Merced, S OBP: 0.358, SLG: 0.493			G4-3						G4-3		4	0	0	0	0	1	3				
John Wehner, R OBP: 0.261, SLG: 0.325				G3							0	0	0	0	0	0	0				
Mark Johnson, L OBP: 0.372, SLG: 0.546											3	2	1	0	1	1	0				
Charlie Hayes, R OBP: 0.301, SLG: 0.386											3	0	0	0	0	0	1				
Jay Bell, R OBP: 0.295, SLG: 0.338											2	0	0	1	1	0	1				
18 Jason Kendall, R OBP: 0.333, SLG: 0.361											4	0	1	1	0	0	1				
Denny Neagle, L OBP: 0.204, SLG: 0.213											3	0	0	0	0	2	0				
Dave Clark, L OBP: 0.365, SLG: 0.421											1	0	1	0	0	0	0				
Dan Plesac, L OBP: 0.327, SLG: 0.421											0	0	0	0	0	0	0				
Inning Stats	R: 0 E: 0 K: 1 S: 9	H: 0 LOB: 0 BB: 0 P: 10	R: 0 E: 0 K: 0 S: 9	H: 0 LOB: 0 BB: 0 P: 15	R: 0 E: 0 K: 1 S: 7	H: 0 LOB: 0 BB: 1 P: 11	R: 0 E: 0 K: 2 S: 9	H: 0 LOB: 1 BB: 1 P: 17	R: 1 E: 0 K: 0 S: 6	H: 0 LOB: 0 BB: 1 P: 13	R: 0 E: 0 K: 2 S: 8	H: 1 LOB: 1 BB: 0 P: 11	R: 0 E: 0 K: 1 S: 7	H: 0 LOB: 0 BB: 0 P: 10	R: 0 E: 0 K: 0 S: 9	H: 1 LOB: 1 BB: 0 P: 18	R: 1 E: 0 K: 1 S: 10	H: 3 LOB: 2 BB: 0 P: 17	1B: 4 2B: 1 3B: 0 HR: 0	SF: 1 SAC: 1 DP: 2 HBP: 0	WP: 0 PA: 37 PB: 0 SB: 2 CS: 0
PITCHER	IP WLS BF H R ER SO ERA WHIP	IP WLS BF H R ER SO ERA WHIP	IP WLS BF H R ER SO ERA WHIP	IP WLS BF H R ER SO ERA WHIP	IP WLS BF H R ER SO ERA WHIP	IP WLS BF H R ER SO ERA WHIP	IP WLS BF H R ER SO ERA WHIP	IP WLS BF H R ER SO ERA WHIP	IP WLS BF H R ER SO ERA WHIP	IP WLS BF H R ER SO ERA WHIP	IP WLS BF H R ER SO ERA WHIP	IP WLS BF H R ER SO ERA WHIP	IP WLS BF H R ER SO ERA WHIP	IP WLS BF H R ER SO ERA WHIP	IP WLS BF H R ER SO ERA WHIP	IP WLS BF H R ER SO ERA WHIP	IP WLS BF H R ER SO ERA WHIP	IP WLS BF H R ER SO ERA WHIP	IP WLS BF H R ER SO ERA WHIP	IP WLS BF H R ER SO ERA WHIP	IP WLS BF H R ER SO ERA WHIP
Paul Wilson, R ERA: 5.73	8.0	2	1	0	0	0	1	0	0	0	0	0	2	8	∞	∞					
Paul Byrd, R ERA: 4.56	0.0	0	0	0	0	0	0	0	0	0	0	0	0	0	0	0					
Jerry Dipoto, R ERA: 4.15	2.0	W	8	3	1	1	1	0	0	0	0	0	17	27	4.50	1.500					

Batter	1	2	3	4	5	6	7	8	9	10	AB	R	H	RBI	BB	SO	LOB	BOTTOM			
Carl Everett, S OBP: 0.359, SLG: 0.366	K										2	0	1	0	0	1	0	Pittsburgh Pirates @ New York Mets Shea Stadium, Flushing, NY Wed Jul 31 1996, 7:05 PM EDT Att: 15,787 - Unknown - 67 F livebaseballscorecards.com AB 37 R 3 H 7 RBI 3 BB 0 SO 12 LOB 9 			
Chris Jones, R OBP: 0.327, SLG: 0.452											3	1	1	2	0	0	0				
Edgardo Alfonzo, R OBP: 0.276, SLG: 0.321	F8										4	0	0	0	0	0	2				
Bernard Gilkey, R OBP: 0.374, SLG: 0.561	K										4	1	1	1	0	3	1				
Todd Hundley, S OBP: 0.351, SLG: 0.574											4	0	0	0	0	3	1				
Carlos Baerga, S OBP: 0.299, SLG: 0.392											4	0	0	0	0	1	0				
Butch Huskey, R OBP: 0.319, SLG: 0.435											4	0	2	0	0	1	0				
Alex Ochoa, R OBP: 0.340, SLG: 0.470											4	0	1	0	0	0	2				
Alvaro Espinoza, R OBP: 0.281, SLG: 0.398											4	0	1	0	0	1	1				
Paul Wilson, R OBP: 0.143, SLG: 0.091											2	0	0	0	0	2	1				
Tim Bogar, R OBP: 0.234, SLG: 0.220											1	0	0	0	0	0	0				
Paul Byrd, R OBP: 0.294, SLG: 0.421											0	0	0	0	0	0	0				
Jerry Dipoto, R OBP: 0.327, SLG: 0.452											0	0	0	0	0	0	0				
Rey Ordóñez, R OBP: 0.294, SLG: 0.305											1	1	0	0	0	0	1				
Inning Stats	R: 0 E: 0 K: 2 S: 9	H: 0 LOB: 0 BB: 0 P: 14	R: 0 E: 0 K: 1 S: 10	H: 1 LOB: 1 BB: 0 P: 15	R: 0 E: 0 K: 2 S: 11	H: 1 LOB: 1 BB: 0 P: 16	R: 0 E: 0 K: 3 S: 10	H: 0 LOB: 0 BB: 0 P: 13	R: 0 E: 0 K: 2 S: 10	H: 1 LOB: 1 BB: 0 P: 12	R: 0 E: 0 K: 0 S: 7	H: 1 LOB: 1 BB: 0 P: 9	R: 0 E: 0 K: 0 S: 5	H: 0 LOB: 0 BB: 0 P: 8	R: 1 E: 0 K: 0 S: 10	H: 2 LOB: 1 BB: 0 P: 14	R: 2 E: 1 K: 0 S: 7	H: 1 LOB: 0 BB: 0 P: 9	1B: 5 2B: 0 3B: 0 HR: 2	SF: 0 SAC: 0 DP: 0 HBP: 0	WP: 0 PA: 37 PB: 0 SB: 0 CS: 0
PITCHER	IP WLS BF H R ER SO ERA WHIP	IP WLS BF H R ER SO ERA WHIP	IP WLS BF H R ER SO ERA WHIP	IP WLS BF H R ER SO ERA WHIP	IP WLS BF H R ER SO ERA WHIP	IP WLS BF H R ER SO ERA WHIP	IP WLS BF H R ER SO ERA WHIP	IP WLS BF H R ER SO ERA WHIP	IP WLS BF H R ER SO ERA WHIP	IP WLS BF H R ER SO ERA WHIP	IP WLS BF H R ER SO ERA WHIP	IP WLS BF H R ER SO ERA WHIP	IP WLS BF H R ER SO ERA WHIP	IP WLS BF H R ER SO ERA WHIP	IP WLS BF H R ER SO ERA WHIP	IP WLS BF H R ER SO ERA WHIP	IP WLS BF H R ER SO ERA WHIP	IP WLS BF H R ER SO ERA WHIP	IP WLS BF H R ER SO ERA WHIP	IP WLS BF H R ER SO ERA WHIP	
Denny Neagle, L ERA: 2.89	9.0	L	3	1	1	0	0	0	0	0	0	1	82	114	1.00	0.667					
Dan Plesac, L ERA: 3.5	0.1	L	3	1	2	1	0	0	0	0	1	7	9	27.00	3.000						

Batter	1	2	3	4	5	6	7	8	9	AB	R	H	RBI	BB	SO	LOB	TOP					
Jermaine Allensworth, R OBP: 0.426, SLG: 0.316 (1.8)	L8		P3		1B				SF7	6	2	3	2	0	1	2						
Al Martin, L OBP: 0.351, SLG: 0.460 (1.7)	F9		E7		1B				E	6	1	3	1	0	0	2						
Nelson Liriano, S OBP: 0.283, SLG: 0.340 (1.4)	G6-3		F8		WP				SF7	5	2	2	3	0	0	2						
Mark Johnson, L OBP: 0.366, SLG: 0.539 (1.3)		G6-3		1B	F9				P3	6	2	1	0	0	0	3						
Dave Clark, L OBP: 0.372, SLG: 0.444 (1.9)	L8			2B						4	2	2	3	1	1	0						
Charlie Hayes, R OBP: 0.305, SLG: 0.392 (1.5)										5	1	3	2	0	0	1						
John Ericks, R (8.1)										0	0	0	0	0	0	0						
Jay Bell, R OBP: 0.294, SLG: 0.334 (1.6)										4	1	0	0	1	1	3						
1B Jason Kendall, R OBP: 0.331, SLG: 0.363 (1.2)			B5-3		E5				E6	4	1	1	1	0	0	1						
Steve Parris, R OBP: 0.260, SLG: 0.333 (5.1)										2	1	1	0	0	0	2						
Matt Rubeck, L OBP: 0.306, SLG: 0.222 (5.1)										0	0	0	0	0	0	0						
Ramon Morel, R (8.1)										1	0	0	0	0	0	1						
Mike Kingery, L OBP: 0.296, SLG: 0.329 (7. PH)										0	0	0	0	1	0	0						
David Wainhouse, L (7.1)										0	0	0	0	0	0	0						
Jeff King, R OBP: 0.325, SLG: 0.494 (8.9)			E							1	0	0	0	0	1	1						
Inning Stats	R: 0 E: 0 K: 0 S: 6	H: 0 LOB: 0 BB: 0 P: 11	R: 0 E: 0 K: 0 S: 10	H: 1 LOB: 1 BB: 0 P: 15	R: 1 E: 1 K: 0 S: 14	H: 1 LOB: 1 BB: 0 P: 23	R: 1 E: 1 K: 1 S: 14	H: 2 LOB: 2 BB: 0 P: 20	R: 3 E: 0 K: 0 S: 11	H: 4 LOB: 0 BB: 0 P: 16	R: 0 E: 0 K: 1 S: 11	H: 1 LOB: 1 BB: 0 P: 15	R: 5 E: 1 K: 0 S: 22	H: 3 LOB: 2 BB: 3 P: 44	R: 1 E: 1 K: 1 S: 10	H: 2 LOB: 1 BB: 0 P: 16	R: 2 E: 2 K: 1 S: 13	H: 2 LOB: 1 BB: 0 P: 18	1B: 11 2B: 3 3B: 0 HR: 2	SF: 2 SAC: 0 DP: 0 HBP: 0	WP: 2 PB: 0 SB: 0 CS: 0	PA: 49
PITCHER	IP	WLS	BF	H	R	ER	SO	BB	IBB	HBP	BLK	WP	HR	S	P	ERA	WHIP					
Mark Clark, R ERA: 3.51 (1.1)	5.0		24	8	5	4	1	0	0	0	0	1	1	55	85	7.20	1.600					
Paul Byrd, R ERA: 4.38 (6.1)	1.0		4	1	0	0	1	0	0	0	0	0	0	11	15	0.00	1.000					
Dave Micki, R ERA: 3.38 (7.1)	1.0	L	10	3	5	1	0	2	1	0	0	1	0	22	44	9.00	5.000					
Doug Henry, R ERA: 4.15 (8.1)	2.0		11	4	3	1	2	0	0	0	0	0	1	23	34	4.50	2.000					

Pittsburgh Pirates @ New York Mets
Shea Stadium, Flushing, NY
Thu Aug 01 1996, 3:33 AM EDT
Att: 20,327 - Cloudy - 70 F


AB 44
R 13
H 16
RBI 12
BB 3
SO 4
LOB 18



Batter	1	2	3	4	5	6	7	8	9	AB	R	H	RBI	BB	SO	LOB	BOTTOM					
Alex Ochoa, R OBP: 0.347, SLG: 0.478 (1.9)	P6		G4-3		2B				F7	6	2	3	1	0	0	1						
Edgardo Alfonzo, R OBP: 0.285, SLG: 0.313 (1.4)	F9		K		K				F9	5	0	0	0	0	3	5						
Bernard Gilkey, R OBP: 0.379, SLG: 0.564 (1.7)			K							3	2	2	1	2	1	0						
Todd Hundley, S OBP: 0.352, SLG: 0.580 (1.2)	P6				1B					5	2	2	5	0	2	4						
Carlos Baerga, S OBP: 0.300, SLG: 0.392 (1.5)										5	0	2	0	0	0	3						
Rey Ordonez, R OBP: 0.294, SLG: 0.305 (8. PR) (9.6)										0	0	0	0	0	0	0						
Chris Jones, R OBP: 0.322, SLG: 0.435 (1.8)										4	0	0	0	1	1	3						
Butch Huskey, R OBP: 0.320, SLG: 0.434 (1.3)										5	1	2	1	0	2	1						
Alvaro Espinoza, R OBP: 0.288, SLG: 0.402 (1.6)										4	1	2	0	0	0	2						
Doug Henry, R (8.1)										0	0	0	0	0	0	0						
Andy Tomberlin, L OBP: 0.433, SLG: 0.577 (9. PH) (7.1)										1	0	0	0	0	1	0						
Mark Clark, R OBP: 0.304, SLG: 0.363 (1.1)										1	0	0	0	0	1	2						
Brent Mayne, R OBP: 0.249, SLG: 0.305 (5. PH) (5.1)										1	1	1	1	0	0	0						
Paul Byrd, R (8.1)										0	0	0	0	0	0	0						
Carl Everett, S OBP: 0.306, SLG: 0.373 (6. PH) (6. PH)										1	0	1	0	0	0	0						
Robert Person, R OBP: 0.290, SLG: 0.100 (6. PH) (7.1)										0	0	0	0	0	0	0						
Dave Micki, R OBP: 0.295, SLG: 0.111 (7.1) (7.1)										0	0	0	0	0	0	0						
Tim Lincecum, R OBP: 0.245, SLG: 0.233 (8.5) (8.5)										2	0	1	0	0	0	0						
Inning Stats	R: 0 E: 0 K: 0 S: 6	H: 0 LOB: 1 BB: 1 P: 13	R: 0 E: 0 K: 2 S: 12	H: 1 LOB: 2 BB: 1 P: 24	R: 0 E: 0 K: 2 S: 9	H: 0 LOB: 0 BB: 0 P: 12	R: 0 E: 0 K: 1 S: 6	H: 0 LOB: 0 BB: 0 P: 11	R: 6 E: 0 K: 2 S: 29	H: 8 LOB: 2 BB: 0 P: 44	R: 0 E: 0 K: 2 S: 14	H: 3 LOB: 3 BB: 0 P: 22	R: 0 E: 0 K: 1 S: 9	H: 0 LOB: 0 BB: 0 P: 12	R: 3 E: 0 K: 0 S: 11	H: 3 LOB: 1 BB: 1 P: 22	R: 0 E: 0 K: 1 S: 9	H: 1 LOB: 1 BB: 0 P: 14	1B: 13 2B: 2 3B: 0 HR: 1	SF: 0 SAC: 0 DP: 0 HBP: 0	WP: 0 PB: 0 SB: 1 CS: 0	PA: 46
PITCHER	IP	WLS	BF	H	R	ER	SO	BB	IBB	HBP	BLK	WP	HR	S	P	ERA	WHIP					
Steve Parris, R ERA: 10.13 (1.1)	4.1		21	6	5	5	6	2	0	0	0	0	0	45	79	10.38	1.846					
Matt Rubeck, L ERA: 5.46 (5.1)	0.0		2	2	0	0	0	0	0	0	0	0	0	7	12	∞	∞					
Ramon Morel, R ERA: 4.0 (5.1)	1.2	W	9	4	1	1	3	0	0	0	0	0	0	24	35	5.40	2.400					
David Wainhouse, R ERA: 16.2 (7.1)	1.2		8	2	3	3	1	1	0	0	0	0	1	16	27	16.20	1.800					
John Ericks, R ERA: 7.48 (8.1)	1.1	S	6	2	0	0	1	0	0	0	0	0	0	13	21	0.00	1.500					

Pittsburgh Pirates @ New York Mets
Shea Stadium, Flushing, NY
Thu Aug 01 1996, 3:33 AM EDT
Att: 20,327 - Cloudy - 70 F

AB 43
R 9
H 16
RBI 9
BB 3
SO 11
LOB 21



Batter	1	2	3	4	5	6	7	8	9	AB	R	H	RBI	BB	SO	LOB	TOP								
Jermaine Allensworth, R (1, 8) OBP: 0.404, SLG: 0.286	F7	G5-3			L4	K			3B BB	4	1	0	0	1	1	3									
Al Martin, L (1, 7) OBP: 0.351, SLG: 0.463	2B	1B	F7		G4-3		G4-3 FC3-2		SF8	4	1	2	1	0	0	0									
Jeff King, R (1, 4) OBP: 0.328, SLG: 0.502	S	2B	G5-3				G4-3		2-3 3-H	5	1	3	3	0	0	1									
Mark Johnson, L (1, 3) OBP: 0.367, SLG: 0.533	G4-6-3	BB	F7		G6-3		FC3-2		2B	4	1	1	1	1	0	2									
Dave Clark, L (1, 9) OBP: 0.379, SLG: 0.453	G4-6-3				18 HBP	1B	CS		G3	4	1	2	1	1	0	2									
Charlie Hayes, R (1, 5) OBP: 0.304, SLG: 0.391			G6-3		L8				G5-3	4	1	1	0	0	0	1									
Marc Wilkins, R (8, 1) OBP: 0.375, SLG: 0.286						18 BB	FC4-6		K2-3	1	0	0	0	0	1	1									
Jay Bell, R (1, 6) OBP: 0.295, SLG: 0.338			18 BB		18 HBP	1B	K		G1-3	5	0	2	0	0	2	3									
1B Jason Kendall, R (1, 2) OBP: 0.340, SLG: 0.369										3	1	3	1	0	0	0									
Jon Lieber, L (1, 1) OBP: 0.263, SLG: 0.235									2B	3	0	0	1	0	1	6									
Nelson Liriano, S (8, 4) OBP: 0.288, SLG: 0.352			K		G6-3		FC4-6		SF8	1	1	1	0	0	0	0									
Inning Stats	R: 1 E: 0 K: 0 S: 4	H: 2 LOB: 1 BB: 1 P: 8	R: 0 E: 0 K: 1 S: 7	H: 2 LOB: 2 BB: 0 P: 7	R: 0 E: 0 K: 0 S: 3	H: 0 LOB: 0 BB: 0 P: 3	R: 0 E: 0 K: 0 S: 4	H: 2 LOB: 2 BB: 0 P: 5	R: 0 E: 0 K: 0 S: 4	H: 1 LOB: 1 BB: 0 P: 4	R: 2 E: 0 K: 0 S: 9	H: 2 LOB: 1 BB: 1 P: 13	R: 0 E: 0 K: 0 S: 3	H: 1 LOB: 0 BB: 0 P: 3	R: 0 E: 0 K: 0 S: 3	H: 0 LOB: 0 BB: 0 P: 3	R: 5 E: 0 K: 2 S: 12	H: 5 LOB: 1 BB: 1 P: 16	1B: 9 2B: 5 3B: 1 HR: 0	SF: 1 SAC: 0 DP: 2 HBP: 1	WP: 0 PB: 0 SB: 1 CS: 1	PA: 44			
PITCHER	IP	WLS	BF	H	R	ER	SO	BB	IBB	HBP	BLK	WP	HR	S	P	ERA	WHIP								
Bobby Munoz, R (1, 1) ERA: 6.94	5.1		26	9	3	3	2	2	0	1	0	0	0	27	36	5.06	2.062								
Toby Borland, R (6, 1) ERA: 3.92	1.2	5	1	0	0	1	0	0	0	0	0	0	0	7	7	0.00	0.600								
Ron Blazier, R (8, 1) ERA: 4.96	1.0	L	6	2	3	3	0	1	0	0	0	0	0	5	9	27.00	3.000								
Steve Frey, L (9, 1) ERA: 4.72	1.0		6	3	2	2	2	0	0	0	0	0	0	10	10	18.00	3.000								

Pittsburgh Pirates @ Philadelphia Phillies
Veterans Stadium, Philadelphia, PA
Fri Aug 02, 1996, 7:05 PM EDT
Att: 24,505 - Unknown - 81 F

AB 38
R 8
H 15
RBI 8
BB 3
SO 5
LOB 19



Batter	1	2	3	4	5	6	7	8	9	AB	R	H	RBI	BB	SO	LOB	BOTTOM								
Ricky Otero, S (1, 8) OBP: 0.331, SLG: 0.360	L7		P8		F8		P5			4	0	0	0	0	0	1									
Mickey Morandini, L (1, 4) OBP: 0.360, SLG: 0.361	G4-3		G4-3		G4-3				F8	4	0	0	0	0	0	0									
Gregg Jefferies, S (1, 7) OBP: 0.332, SLG: 0.390	F8				K		G5-3		L6	4	0	0	0	0	1	0									
Todd Zeile, R (1, 3) OBP: 0.345, SLG: 0.448			G3		K		G6-3		FC6	4	1	2	0	0	1	0									
Jim Eisenreich, L (1, 9) OBP: 0.393, SLG: 0.421			G3		1B		G3-1		FC6	4	1	1	0	0	0	2									
Benito Santiago, R (1, 2) OBP: 0.318, SLG: 0.482			K		1B		K		G5-3	4	0	1	0	0	2	1									
Scott Rolen, R (1, 5) OBP: 0.417, SLG: 0.545					1B				F7	4	1	3	2	0	0	0									
Kevin Stocker, S (1, 6) OBP: 0.332, SLG: 0.330			K		G3				G4-3	4	0	1	1	0	1	3									
Bobby Munoz, R (1, 1) OBP: 0.167, SLG: 0.333										2	0	0	0	0	2	0									
Toby Borland, R (6, 1) ERA: 3.92										0	0	0	0	0	0	0									
Ruben Amaro Jr, S (7, PH) OBP: 0.327, SLG: 0.447			K							1	0	0	0	0	1	1									
Ron Blazier, R (8, 1) OBP: 1.000, SLG: 1.000										0	0	0	0	0	0	0									
Steve Frey, R (9, 1) ERA: 4.72										0	0	0	0	0	0	0									
Inning Stats	R: 0 E: 0 K: 0 S: 3	H: 0 LOB: 0 BB: 0 P: 3	R: 1 E: 0 K: 2 S: 9	H: 2 LOB: 1 BB: 0 P: 9	R: 0 E: 0 K: 1 S: 5	H: 0 LOB: 0 BB: 0 P: 5	R: 1 E: 0 K: 2 S: 10	H: 3 LOB: 2 BB: 0 P: 10	R: 0 E: 0 K: 0 S: 3	H: 0 LOB: 0 BB: 0 P: 3	R: 1 E: 0 K: 2 S: 9	H: 2 LOB: 1 BB: 0 P: 9	R: 0 E: 0 K: 0 S: 4	H: 1 LOB: 1 BB: 0 P: 4	R: 0 E: 0 K: 0 S: 3	H: 0 LOB: 0 BB: 0 P: 3	1B: 6 2B: 2 3B: 0 HR: 0	SF: 0 SAC: 0 DP: 0 HBP: 0	WP: 0 PB: 0 SB: 0 CS: 0	PA: 35					
PITCHER	IP	WLS	BF	H	R	ER	SO	BB	IBB	HBP	BLK	WP	HR	S	P	ERA	WHIP								
Jon Lieber, R (1, 1) ERA: 4.62	7.0		28	7	3	3	0	0	0	0	0	0	0	44	44	3.86	1.000								
Marc Wilkins, R (8, 1) ERA: 2.62	2.0	W	7	1	0	0	0	0	0	0	0	0	0	7	7	0.00	0.500								

Pittsburgh Pirates @ Philadelphia Phillies
Veterans Stadium, Philadelphia, PA
Fri Aug 02, 1996, 7:05 PM EDT
Att: 24,505 - Unknown - 81 F

AB 35
R 3
H 8
RBI 3
BB 0
SO 8
LOB 8



Batter	1	2	3	4	5	6	7	8	9	AB	R	H	RBI	BB	SO	LOB	TOP		
Jermaine Allensworth, R (1.8) OBP: 0.386, SLG: 0.277	K		K				E4 G4-3 1B		K	5	1	1	0	0	3	1	Pittsburgh Pirates @ Philadelphia Phillies Veterans Stadium, Philadelphia, PA Sat Aug 03 1996, 3:33 AM EDT Att: 22,690 - Cloudy - 74 F		
Al Martin, L (1.7) OBP: 0.348, SLG: 0.457	G4-3			L4	FC6-4 BB		G4-3		F7	5	0	0	0	0	0	2			
Jeff King, R (1.3) OBP: 0.333, SLG: 0.502	G6-3			1B WP 2B BB					1B BB	2	1	1	1	3	0	0			
Charlie Hayes, R (1.5) OBP: 0.305, SLG: 0.391		K		2B 1B	F9				1B BB	5	1	2	0	0	2	3			
Nelson Liriano, S (1.4) OBP: 0.291, SLG: 0.361 Dan Plesac, L (9.1)	F7			2B					L8	5	1	2	2	0	0	2			
John Wehner, R (1.9) OBP: 0.287, SLG: 0.341 Dave Clark, L (6. PH) OBP: 0.380, SLG: 0.450	G6-3			2B						2	0	1	1	0	0	0			
Jay Bell, R (1.6) OBP: 0.292, SLG: 0.334			F9	G6-3						1	0	0	0	1	0	1			
1B Jason Kendall, R (1.2) OBP: 0.342, SLG: 0.375				F9						4	1	2	0	0	0	2			
Chris Peters, L (1.1) Ramon Morel, R (5.1) Mike Kingery, L (7. PH) David Wainhouse, L (7.1) Mark Johnson, L (9. PH) OBP: 0.376, SLG: 0.551			K		F7					2	0	0	0	0	1	1			
Inning Stats	R: 0 E: 0 K: 1 S: 5	H: 0 LOB: 0 BB: 0 P: 5	R: 0 E: 0 K: 1 S: 5	H: 0 LOB: 0 BB: 0 P: 5	R: 0 E: 0 K: 2 S: 8	H: 1 LOB: 1 BB: 0 P: 8	R: 3 E: 0 K: 0 S: 6	H: 3 LOB: 1 BB: 1 P: 10	R: 0 E: 0 K: 0 S: 4	H: 1 LOB: 2 BB: 1 P: 8	R: 1 E: 1 K: 1 S: 7	H: 1 LOB: 1 BB: 0 P: 7	R: 0 E: 0 K: 0 S: 2	H: 0 LOB: 0 BB: 1 P: 6	R: 2 E: 0 K: 1 S: 8	H: 3 LOB: 2 BB: 1 P: 12		1B: 6 2B: 3 3B: 0 HR: 1	SF: 0 SAC: 0 DP: 1 HBP: 0
PITCHER	IP	WLS	BF	H	R	ER	SO	BB	IBB	HBP	BLK	WP	HR	S	P	ERA	WHIP		
David West, L (1.1) ERA: 5.4	5.0		22	5	3	3	4	2	0	0	0	1	0	28	36	5.40	1.400		
Toby Borland, R (6.1) ERA: 3.69	2.0		9	2	1	0	1	0	0	0	0	1	0	11	11	0.00	1.000		
Ken Ryan, R (8.1) ERA: 3.13	1.0		3	0	0	0	0	1	0	0	0	0	0	2	6	0.00	1.000		
Ricky Bottalico, R (9.1) ERA: 4.07	1.0	W	7	3	2	2	1	1	0	0	0	0	1	8	12	18.00	4.000		

Batter	1	2	3	4	5	6	7	8	9	AB	R	H	RBI	BB	SO	LOB	BOTTOM				
Ricky Otero, S (1.8) OBP: 0.329, SLG: 0.357	G3 S 1B	FC5-4		F3			G4-3		F8	5	1	1	0	0	0	4	Pittsburgh Pirates @ Philadelphia Phillies Veterans Stadium, Philadelphia, PA Sat Aug 03 1996, 3:33 AM EDT Att: 22,690 - Cloudy - 74 F				
26 David Doster, R (1.4) OBP: 0.304, SLG: 0.365	F8			2B			F2		P6	5	2	2	0	0	0	1					
Gregg Jefferies, S (1.7) OBP: 0.337, SLG: 0.410	G3			2B			HR			4	3	2	2	1	0	2					
Todd Zeile, R (1.3) OBP: 0.348, SLG: 0.455	WP 1B			G5-3			HR		L7	4	1	2	3	1	0	1					
Mike Lieberthal, R (1.2) OBP: 0.299, SLG: 0.434	K			G3-6-1 1B			BB		G5-3	5	0	2	2	0	1	2					
Scott Rolan, R (1.5) OBP: 0.438, SLG: 0.571				G3-6-1 2B			BB		G4-3	3	0	1	0	1	0	1					
Manny Martinez, R (1.9) OBP: 0.341, SLG: 0.361 Toby Borland, R (6.1)	G3			F8			F8		K	3	0	0	0	0	0	3					
Ken Ryan, R (8.1) OBP: 0.200, SLG: 0.200 Mickey Morandini, L (8. PH) OBP: 0.339, SLG: 0.360 Ricky Bottalico, L (9.1) OBP: 0.333, SLG: 0.667										0	0	0	0	0	0	0					
Kevin Stocker, S (1.6) OBP: 0.327, SLG: 0.324		FC5-2 S BB		G6-3			F9		G4-3	4	0	0	0	0	0	3					
David West, L (1.1) Ruben Amaro Jr, S (6.9) OBP: 0.333, SLG: 0.438							G4-3			0	0	0	0	2	0	0					
Inning Stats	R: 1 E: 0 K: 1 S: 7	H: 2 LOB: 1 BB: 0 P: 7	R: 0 E: 0 K: 0 S: 4	H: 1 LOB: 2 BB: 1 P: 8	R: 2 E: 0 K: 0 S: 5	H: 3 LOB: 0 BB: 0 P: 5	R: 0 E: 0 K: 0 S: 3	H: 0 LOB: 1 BB: 1 P: 7	R: 2 E: 0 K: 0 S: 5	H: 2 LOB: 2 BB: 2 P: 13	R: 0 E: 0 K: 0 S: 3	H: 0 LOB: 0 BB: 0 P: 3	R: 1 E: 0 K: 0 S: 4	H: 1 LOB: 0 BB: 0 P: 4	R: 0 E: 1 K: 1 S: 5	H: 0 LOB: 1 BB: 1 P: 9	R: 1 E: 1 K: 0 S: 3	H: 1 LOB: 2 BB: 1 P: 7	1B: 4 2B: 4 3B: 0 HR: 2	SF: 0 SAC: 0 DP: 1 HBP: 0	WP: 1 PA: 41 PB: 0 SB: 2 CS: 0
PITCHER	IP	WLS	BF	H	R	ER	SO	BB	IBB	HBP	BLK	WP	HR	S	P	ERA	WHIP				
Chris Peters, L (1.1) ERA: 7.11	4.1		23	8	5	5	1	3	0	0	0	1	1	22	34	10.38	2.538				
Ramon Morel, R (5.1) ERA: 3.77	1.2		6	0	0	0	0	1	0	0	0	0	0	5	9	0.00	0.600				
David Wainhouse, R (7.1) ERA: 9.82	2.0		8	1	1	1	1	1	0	0	0	0	1	9	13	4.50	1.000				
Dan Plesac, L (9.1) ERA: 3.48	0.1	L	4	1	1	0	0	0	1	0	0	0	0	3	7	0.00	3.000				



Batter	1	2	3	4	5	6	7	8	9	AB	R	H	RBI	BB	SO	LOB	TOP				
Jermaine Allensworth, R (1.8) OBP: 0.377, SLG: 0.275	F9			K		G4-3			6-3	4	0	1	1	0	1	0	Pittsburgh Pirates @ Philadelphia Phillies Veterans Stadium, Philadelphia, PA Sun Aug 04 1996, 3:33 AM EDT Att: 25,498 - Sunny - 77 F				
Al Martin, L (1.7) OBP: 0.347, SLG: 0.456	L4			PO		F8			3-1	4	0	1	0	0	0	2					
Jeff King, R (1.4) OBP: 0.333, SLG: 0.499	F8			L8		G4-3			BB	3	0	0	0	1	0	3					
Mark Johnson, L (1.3) OBP: 0.368, SLG: 0.543		G6-4-3		PO	F8				F5	3	0	0	0	1	0	1					
Trey Beamon, L (1.9) OBP: 0.333, SLG: 0.667	F7				1B				L6	3	1	1	0	0	0	1					
Charlie Hayes, R (1.5) OBP: 0.306, SLG: 0.390	G6-4-3				2B				P4	3	0	1	1	0	0	1					
Jay Bell, R (1.6) OBP: 0.292, SLG: 0.334					1B				5-3	3	0	1	0	0	0	1					
2 Angelo Encarnacion, R (1.2) OBP: 0.368, SLG: 0.474 Dave Clark, L (8, PH) OBP: 0.378, SLG: 0.447 John Ericks, R (8, 1)				L1-3		1B WP			K	2	1	1	0	0	0	1					
Dan Miceli, R (1, 1) Mike Kingery, L (6, PH) OBP: 0.300, SLG: 0.325 Matt Ruebel, L (6, 1) OBP: 0.300, SLG: 0.222 1B Jason Kendall, R (8, PH) OBP: 0.341, SLG: 0.373				4-3		1B			6-3	1	0	0	0	0	0	0					
Inning Stats	R: 0 E: 0 K: 0 S: 3	H: 0 LOB: 0 BB: 0 P: 3	R: 0 E: 0 K: 0 S: 2	H: 0 LOB: 0 BB: 1 P: 6	R: 0 E: 0 K: 1 S: 3	H: 1 LOB: 0 BB: 0 P: 3	R: 0 E: 0 K: 1 S: 5	H: 1 LOB: 0 BB: 0 P: 5	R: 1 E: 0 K: 0 S: 4	H: 2 LOB: 0 BB: 0 P: 4	R: 1 E: 0 K: 0 S: 5	H: 3 LOB: 1 BB: 0 P: 5	R: 0 E: 0 K: 1 S: 5	H: 0 LOB: 0 BB: 0 P: 5	R: 0 E: 0 K: 0 S: 3	H: 0 LOB: 1 BB: 1 P: 7		1B: 6 2B: 2 3B: 0 HR: 0	SF: 0 SAC: 0 DP: 4 HBP: 0	WP: 1 PB: 0 SB: 0 CS: 0	PA: 32
PITCHER	IP	WLS	BF	H	R	ER	SO	BB	IBB	HBP	BLK	WP	HR	S	P	ERA		WHIP			
Mike Williams, R (1, 1) ERA: 4.78 Ken Ryan, R (9, 1) ERA: 3.09	8.0	W	27	7	2	2	2	1	0	0	0	1	0	30	34	2.25		1.000			
PITCHER	IP	WLS	BF	H	R	ER	SO	BB	IBB	HBP	BLK	WP	HR	S	P	ERA	WHIP				

Batter	1	2	3	4	5	6	7	8	9	AB	R	H	RBI	BB	SO	LOB	BOTTOM				
Ricky Otero, S (1.8) OBP: 0.335, SLG: 0.358	WP				S				F9	2	1	1	0	2	0	0	Pittsburgh Pirates @ Philadelphia Phillies Veterans Stadium, Philadelphia, PA Sun Aug 04 1996, 3:33 AM EDT Att: 25,498 - Sunny - 77 F				
Desi Relaford, S (1.4) OBP: 0.143, SLG: 0.143	L8			P6		K			K	4	0	0	0	0	2	3					
Gregg Jefferies, S (1.7) OBP: 0.340, SLG: 0.409	2B			F9		BB			4-3	3	1	1	0	1	0	1					
Todd Zeile, R (1.3) OBP: 0.349, SLG: 0.454	SF9			K					1B	1	1	0	1	2	1	1					
Jim Eisenreich, L (1.9) OBP: 0.398, SLG: 0.434	3H			F9		L3			BB	4	1	3	1	0	0	3					
Benito Santiago, R (1.2) OBP: 0.317, SLG: 0.484	5-3			F9		F9			SF8	3	0	1	1	0	0	2					
Scott Rolen, R (1.5) OBP: 0.400, SLG: 0.500				SF8		F9			BB	2	0	0	1	1	0	1					
Kevin Stocker, S (1.6) OBP: 0.322, SLG: 0.319	B5-3			K		F7			F7	4	0	0	0	0	1	3					
Mike Williams, R (1, 1) OBP: 0.200, SLG: 0.158 Ruben Amaro Jr, S (8, PH) OBP: 0.327, SLG: 0.429 Ken Ryan, R (9, 1) OBP: 0.200, SLG: 0.200				3-1		BB			F5	3	0	1	0	0	0	1					
Inning Stats	R: 2 E: 0 K: 0 S: 4	H: 1 LOB: 1 BB: 2 P: 12	R: 0 E: 0 K: 0 S: 3	H: 0 LOB: 0 BB: 0 P: 3	R: 0 E: 0 K: 1 S: 6	H: 1 LOB: 0 BB: 0 P: 6	R: 1 E: 0 K: 1 S: 6	H: 1 LOB: 0 BB: 0 P: 6	R: 0 E: 0 K: 1 S: 6	H: 2 LOB: 3 BB: 2 P: 14	R: 0 E: 0 K: 0 S: 4	H: 1 LOB: 1 BB: 0 P: 4	R: 0 E: 0 K: 1 S: 5	H: 0 LOB: 0 BB: 0 P: 5	R: 1 E: 0 K: 0 S: 4	H: 1 LOB: 2 BB: 2 P: 12		1B: 4 2B: 3 3B: 0 HR: 0	SF: 3 SAC: 0 DP: 0 HBP: 0	WP: 2 PB: 0 SB: 1 CS: 0	PA: 36
PITCHER	IP	WLS	BF	H	R	ER	SO	BB	IBB	HBP	BLK	WP	HR	S	P	ERA		WHIP			
Dan Miceli, R (1, 1) ERA: 4.77 Matt Ruebel, L (6, 1) ERA: 5.13 John Ericks, R (8, 1) ERA: 7.54	5.0	L	23	5	3	3	3	4	0	0	0	0	0	25	41	5.40		1.800			
PITCHER	IP	WLS	BF	H	R	ER	SO	BB	IBB	HBP	BLK	WP	HR	S	P	ERA	WHIP				



Batter	1	2	3	4	5	6	7	8	9	AB	R	H	RBI	BB	SO	LOB	TOP									
Jermaine Allensworth, R (1, 8) OBP: 0.385, SLG: 0.291										4	0	2	0	0	1	1	Pittsburgh Pirates @ Philadelphia Phillies Veterans Stadium, Philadelphia, PA Mon Aug 05 1996, 7:05 PM EDT Att: 20,337 - Unknown - 83 F									
Al Martin, L (1, 7) OBP: 0.344, SLG: 0.452										4	0	0	0	0	3	3										
Jeff King, R (1, 4) OBP: 0.334, SLG: 0.496										2	0	0	0	2	1	0										
Mark Johnson, L (1, 3) OBP: 0.361, SLG: 0.531										4	0	0	0	0	0	3										
Trey Beamon, L (1, 9) OBP: 0.167, SLG: 0.333 67 Francisco Cordova, R (7, 1) OBP: 0.333, SLG: 0.333										3	0	0	0	0	1	0										
Charlie Hayes, R (1, 5) OBP: 0.304, SLG: 0.387										3	0	0	0	0	0	0										
Jay Bell, R (1, 6) OBP: 0.290, SLG: 0.332										3	0	0	0	0	2	0										
1B Jason Kendall, R (1, 2) OBP: 0.344, SLG: 0.376										3	0	2	0	0	1	0										
Denny Neagle, L (1, 1) OBP: 0.200, SLG: 0.208 Dave Clark, L (7, 9) OBP: 0.376, SLG: 0.444										1	0	0	0	0	1	0										
Inning Stats	R: 0 E: 1 K: 1 S: 14	H: 1 LOB: 1 BB: 1 P: 19	R: 0 E: 0 K: 0 S: 12	H: 0 LOB: 0 BB: 0 P: 16	R: 0 E: 0 K: 0 S: 8	H: 1 LOB: 1 BB: 0 P: 13	R: 0 E: 0 K: 2 S: 11	H: 0 LOB: 0 BB: 0 P: 16	R: 0 E: 0 K: 2 S: 10	H: 0 LOB: 0 BB: 0 P: 13	R: 0 E: 0 K: 0 S: 9	H: 0 LOB: 0 BB: 0 P: 12	R: 0 E: 0 K: 1 S: 15	H: 1 LOB: 1 BB: 0 P: 20	R: 0 E: 0 K: 2 S: 10	H: 0 LOB: 1 BB: 1 P: 15		1B: 4 2B: 0 3B: 0 HR: 0	SF: 0 SAC: 1 DP: 1 HBP: 0	WP: 0 PB: 0 SB: 0 CS: 1	PA: 32					
PITCHER Curt Schilling, R (1, 1) ERA: 3.23	IP: 9.0 WLS: W BF: 31 H: 4 R: 0 ER: 0 SO: 10	BB: 2 IBB: 0 HBP: 0 BLK: 0	WP: 0 HR: 0 S: 97 P: 134	ERA: 0.00 WHIP: 0.667																						

AB	28
R	0
H	4
RBI	0
BB	2
SO	10
LOB	8



Batter	1	2	3	4	5	6	7	8	9	AB	R	H	RBI	BB	SO	LOB	BOTTOM									
Ricky Otero, S (1, 8) OBP: 0.333, SLG: 0.356										4	0	1	1	0	1	1	Pittsburgh Pirates @ Philadelphia Phillies Veterans Stadium, Philadelphia, PA Mon Aug 05 1996, 7:05 PM EDT Att: 20,337 - Unknown - 83 F									
26 David Doster, R (1, 4) OBP: 0.305, SLG: 0.364										3	0	1	0	0	0	1										
Gregg Jefferies, S (1, 7) OBP: 0.339, SLG: 0.406										4	0	1	0	0	0	1										
Todd Zeile, R (1, 3) OBP: 0.349, SLG: 0.452										4	0	1	0	0	1	3										
Benito Santiago, R (1, 2) OBP: 0.319, SLG: 0.493										4	1	2	1	0	0	1										
Scott Rolen, R (1, 5) OBP: 0.417, SLG: 0.474										3	0	1	0	1	1	2										
Manny Martinez, R (1, 9) OBP: 0.333, SLG: 0.400										4	1	1	0	0	0	3										
Kevin Stocker, S (1, 6) OBP: 0.332, SLG: 0.329										2	1	2	1	2	0	0										
Curt Schilling, R (1, 1) OBP: 0.243, SLG: 0.250										3	0	0	0	0	2	5										
Inning Stats	R: 0 E: 0 K: 1 S: 8	H: 0 LOB: 0 BB: 0 P: 12	R: 1 E: 0 K: 0 S: 15	H: 1 LOB: 2 BB: 2 P: 26	R: 0 E: 0 K: 0 S: 6	H: 1 LOB: 0 BB: 0 P: 11	R: 0 E: 0 K: 0 S: 12	H: 1 LOB: 1 BB: 0 P: 16	R: 0 E: 0 K: 1 S: 8	H: 1 LOB: 1 BB: 0 P: 8	R: 0 E: 0 K: 0 S: 10	H: 1 LOB: 0 BB: 0 P: 16	R: 2 E: 0 K: 1 S: 19	H: 4 LOB: 3 BB: 0 P: 23	R: 0 E: 0 K: 2 S: 9	H: 1 LOB: 2 BB: 1 P: 15		1B: 7 2B: 1 3B: 1 HR: 1	SF: 0 SAC: 2 DP: 0 HBP: 0	WP: 0 PB: 0 SB: 0 CS: 1	PA: 36					
PITCHER Denny Neagle, L (1, 1) ERA: 2.94 67 Francisco Cordova, R (7, 1) ERA: 4.17	IP: 6.1 WLS: L BF: 30 H: 9 R: 3 ER: 3 SO: 3	BB: 2 IBB: 0 HBP: 0 BLK: 0	WP: 0 HR: 1 S: 74 P: 107	ERA: 4.26 WHIP: 1.737																						

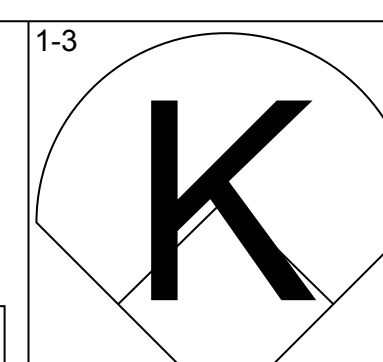
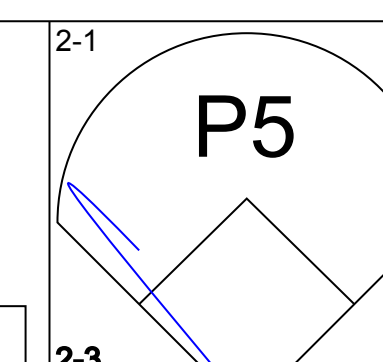
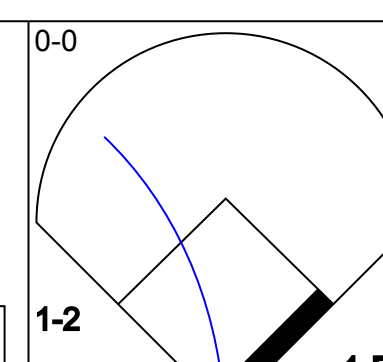
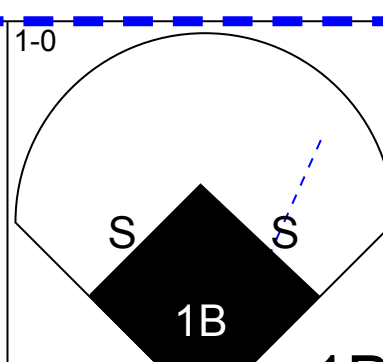
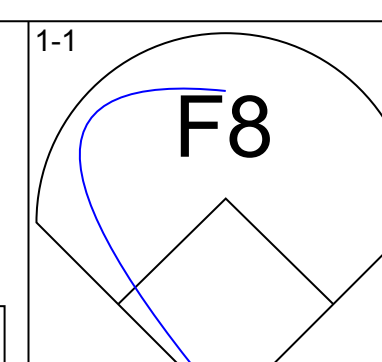
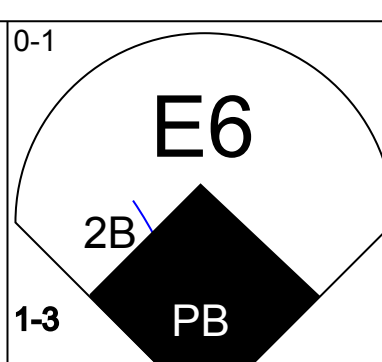
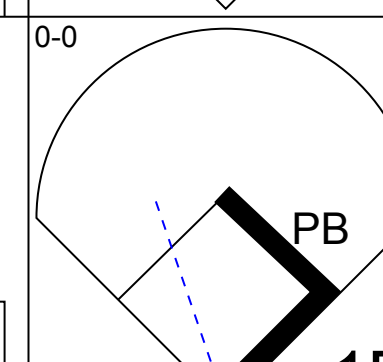
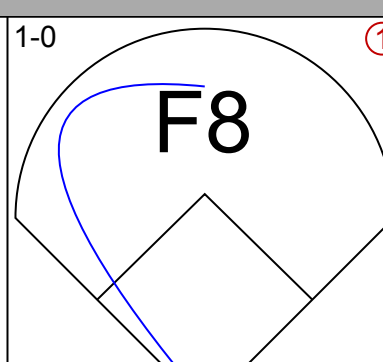
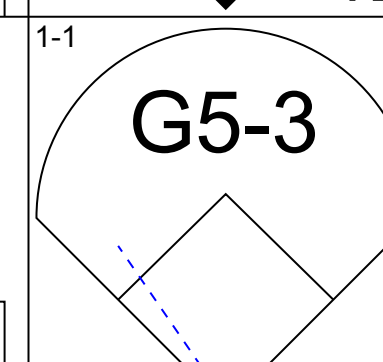
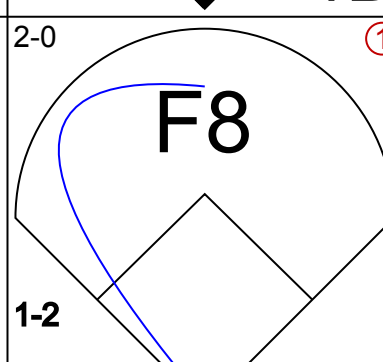
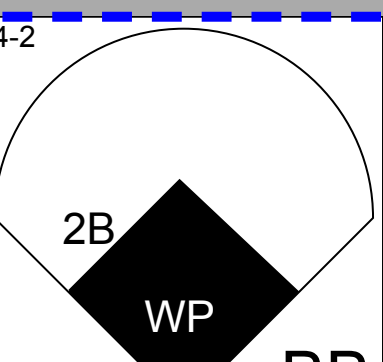
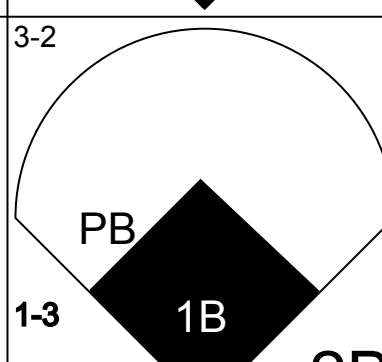
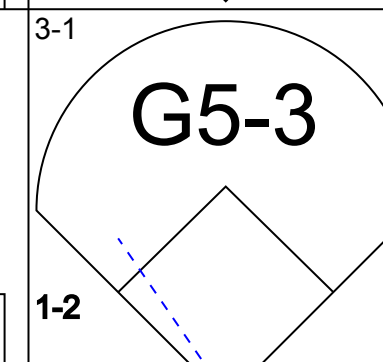

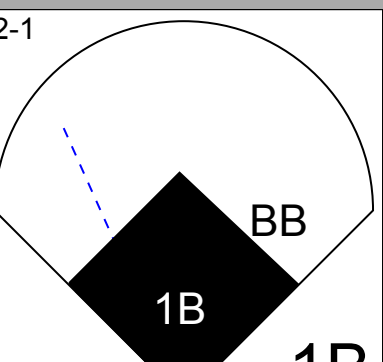
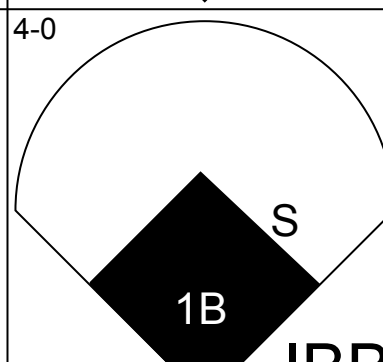
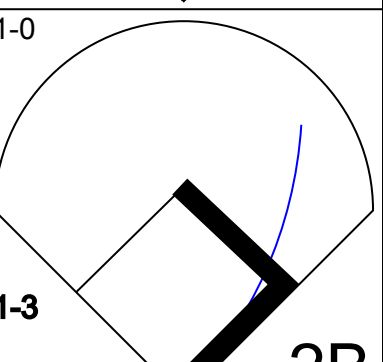
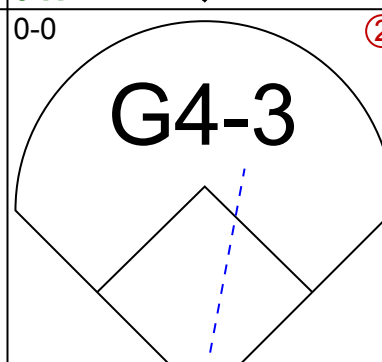
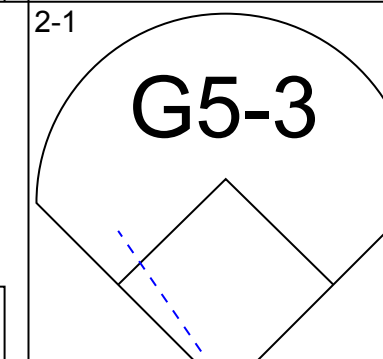
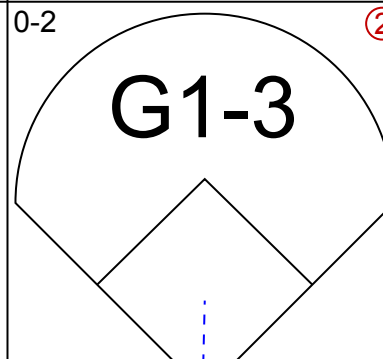
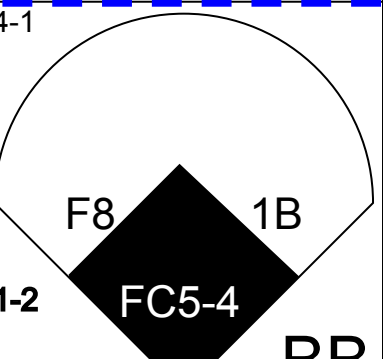
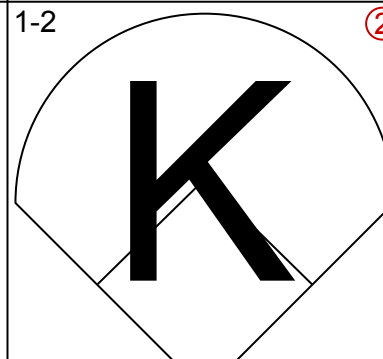
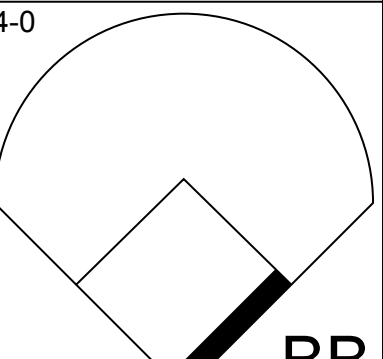
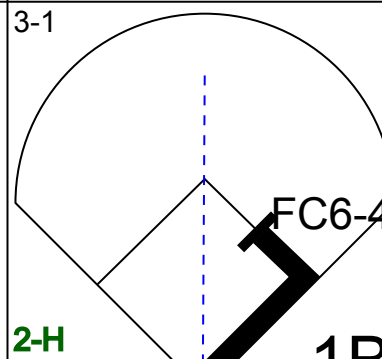
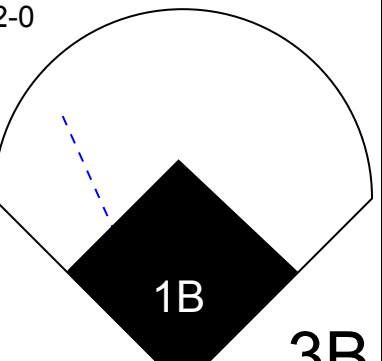
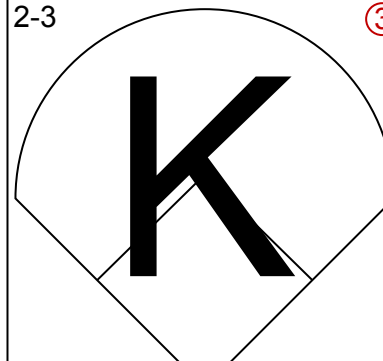
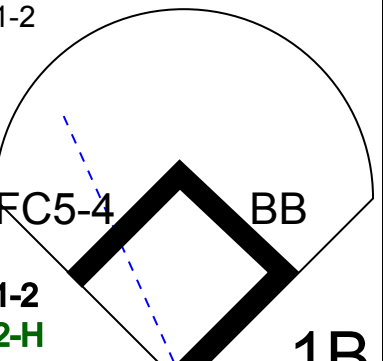
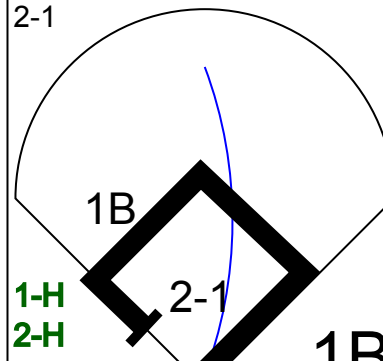
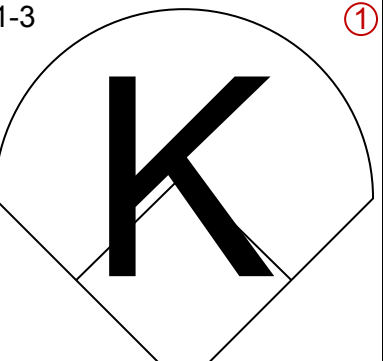
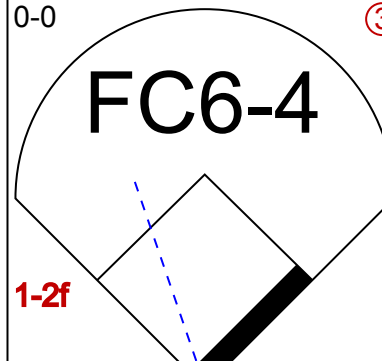
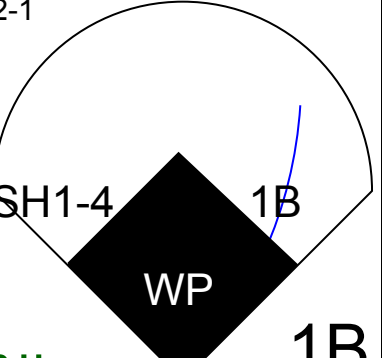
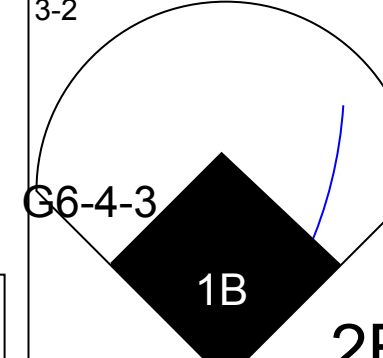
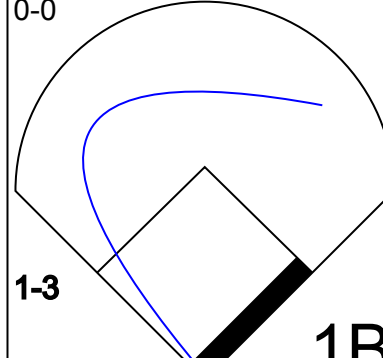
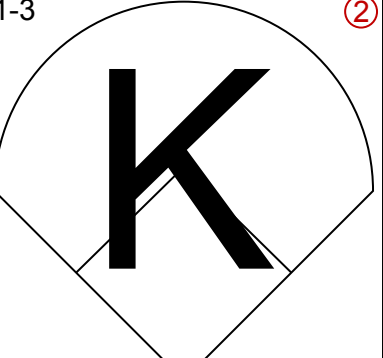
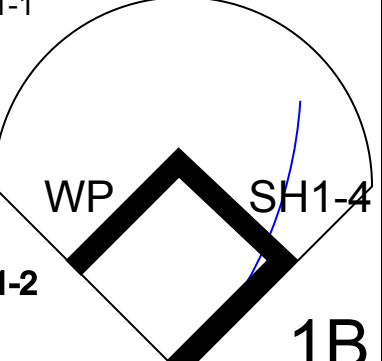
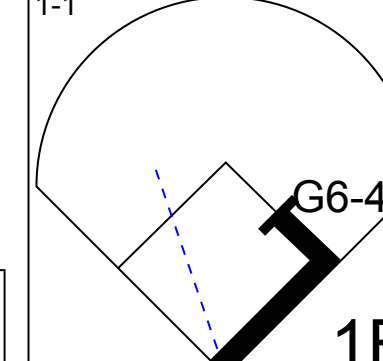
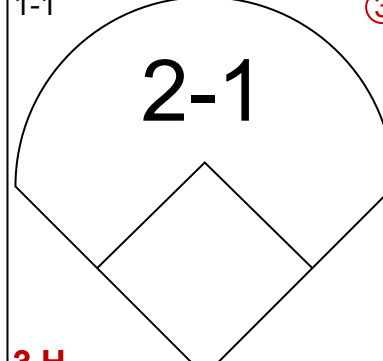
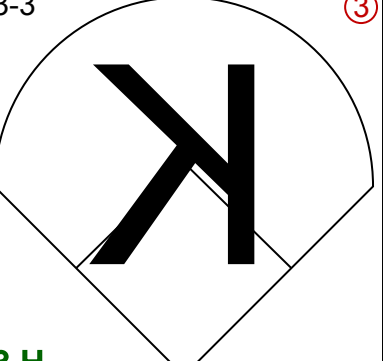
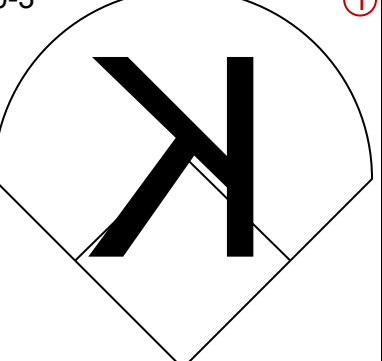
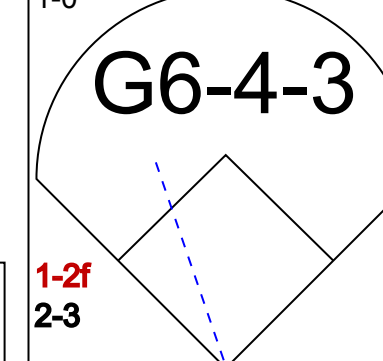


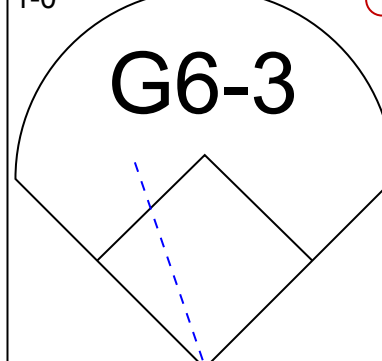
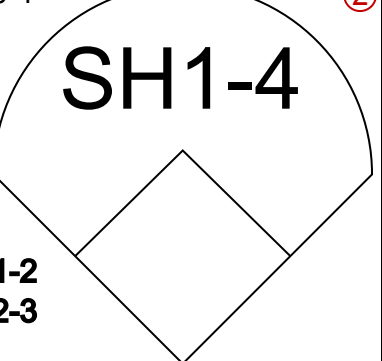
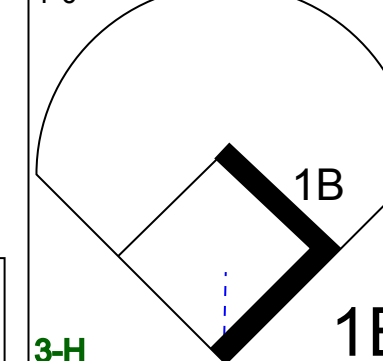


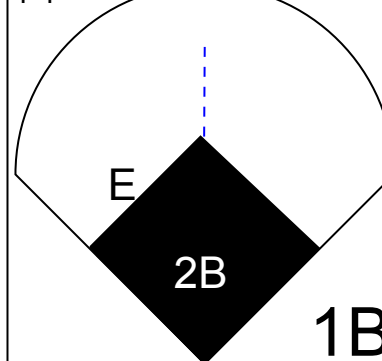
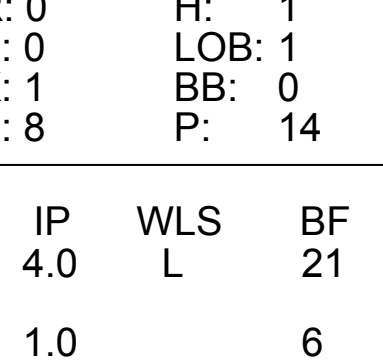
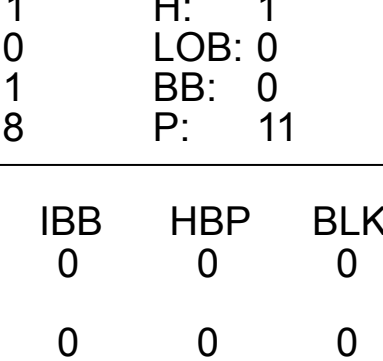
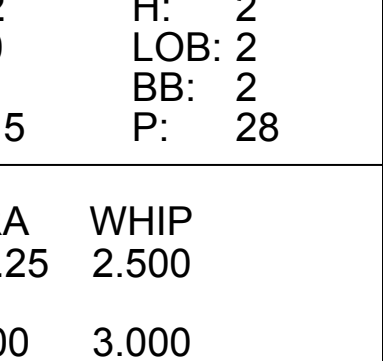
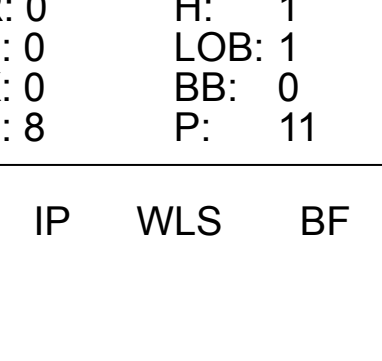
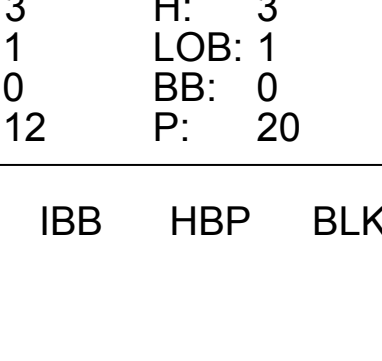
AB	31
R	3
H	10
RBI	3
BB	3
SO	5
LOB	17

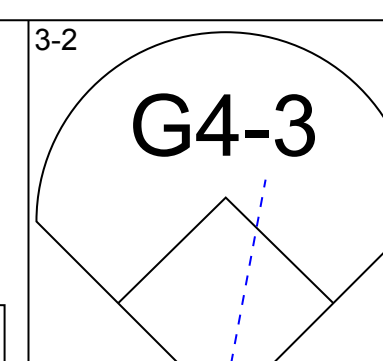
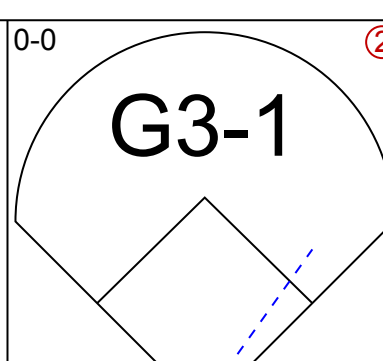
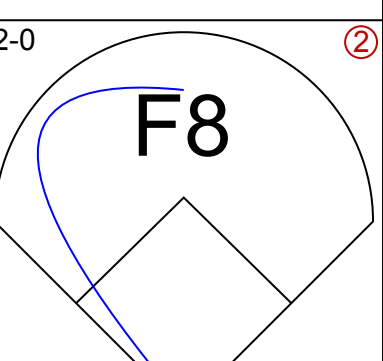
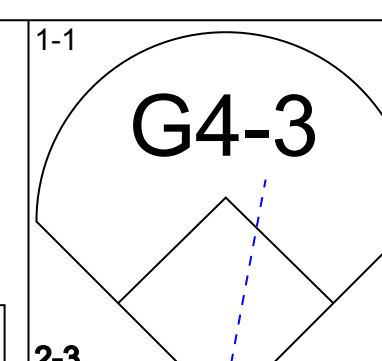
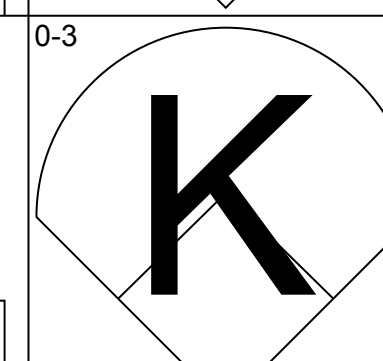
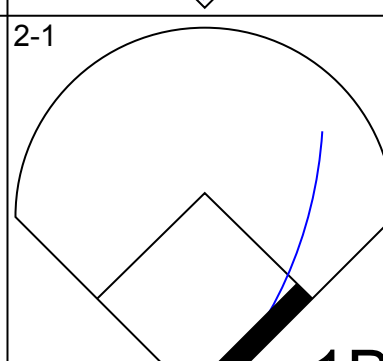
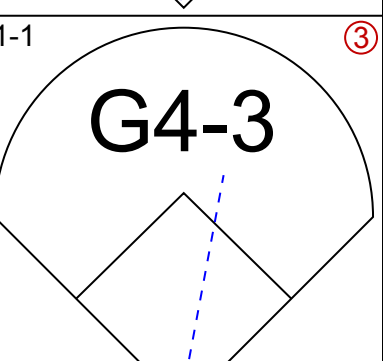
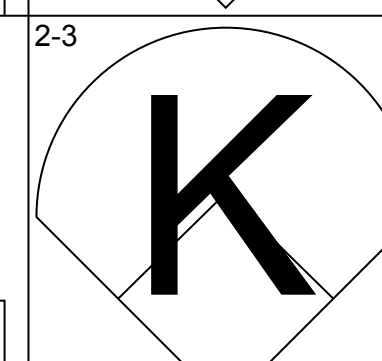
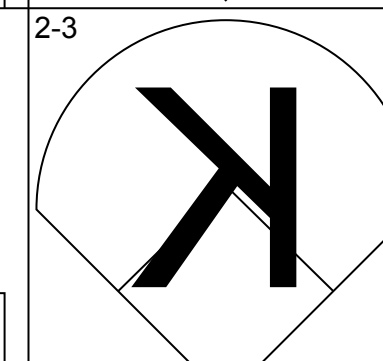
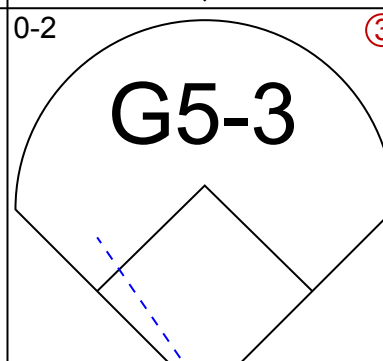


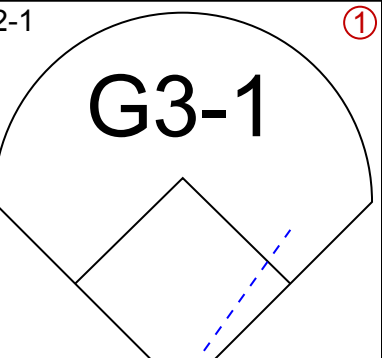
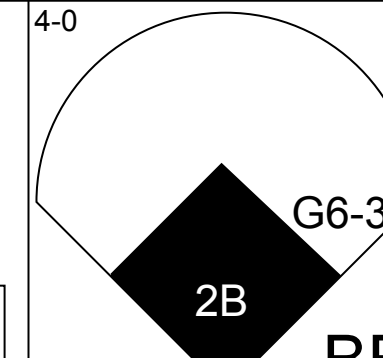
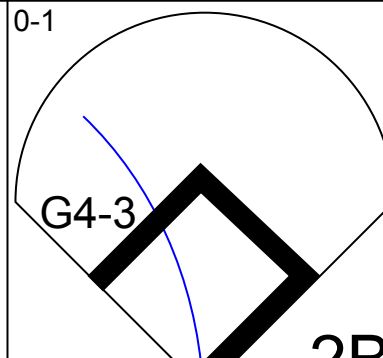
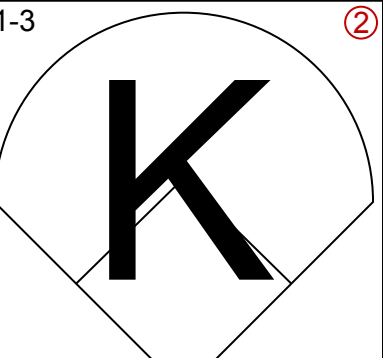
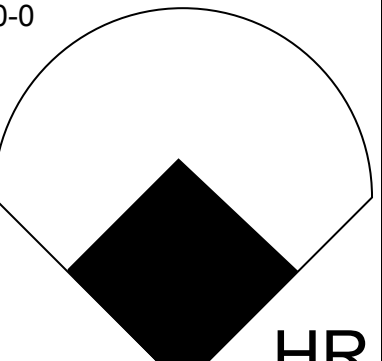
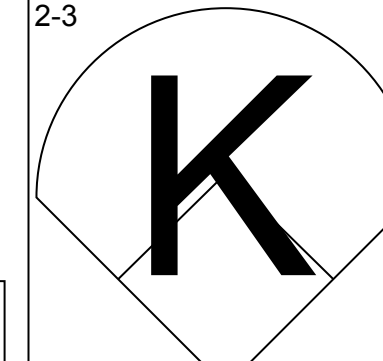
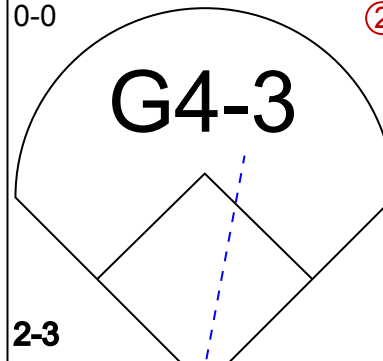
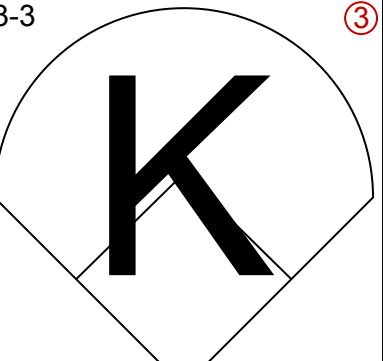
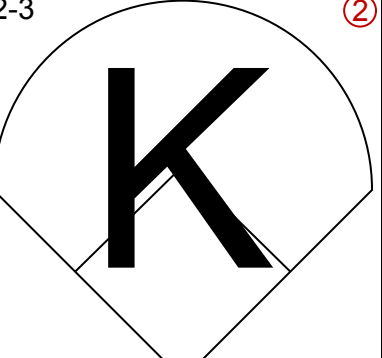
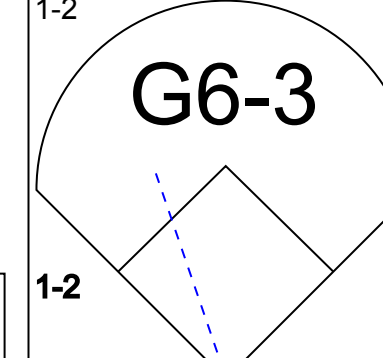
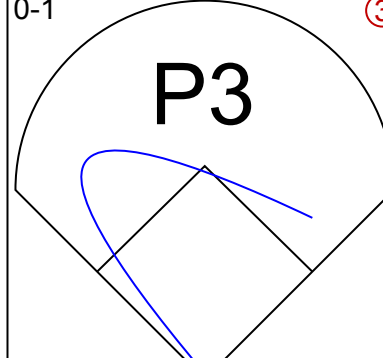

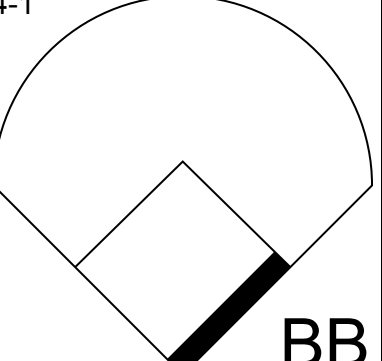
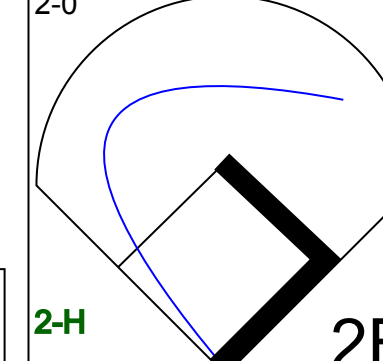


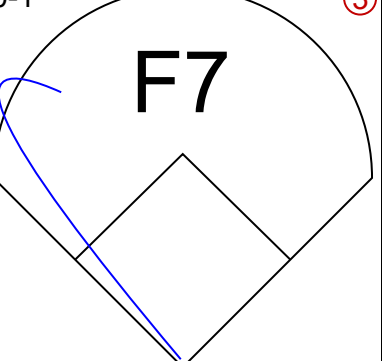
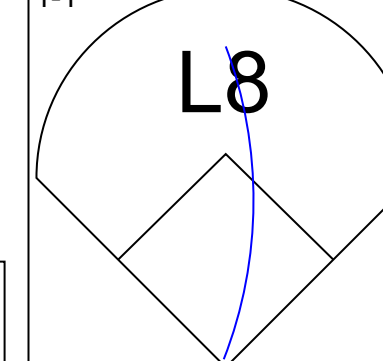








Batter	1	2	3	4	5	6	7	8	9	AB	R	H	RBI	BB	SO	LOB	TOP								
Chad Curtis, R OBP: 0.349, SLG: 0.385 (1, 8)		G1-3							F9	4	1	2	0	1	0	2	Los Angeles Dodgers @ Pittsburgh Pirates Three Rivers Stadium, Pittsburgh, PA Wed Aug 07 1996, 7:05 PM EDT Att: 12,232 - Unknown - 87 F								
Wayne Kirby, L OBP: 0.330, SLG: 0.348 (1, 7)	P6		G1-3		FC4-6 BB		P6			4	0	0	0	0	0	4									
Mike Piazza, R OBP: 0.415, SLG: 0.572 (6, PH)										3	0	1	1	0	1	2									
Tom Prince, R OBP: 0.390, SLG: 0.469 (8, 2)			K		L8					1	0	1	0	0	0	0									
Eric Karros, R OBP: 0.298, SLG: 0.454 (1, 3)	P3		K							4	0	0	0	0	2	2									
Todd Hollandsworth, L OBP: 0.353, SLG: 0.406 (1, 9)	F8				L4					4	0	0	0	0	1	2									
Delino DeShields, L OBP: 0.298, SLG: 0.315 (1, 4)										4	0	1	0	0	0	1									
Juan Castro, R OBP: 0.260, SLG: 0.303 (8, 4)		G4-3			G3-1					0	0	0	0	0	0	0									
Mike Busch, R OBP: 0.299, SLG: 0.390 (1, 5)					F9					4	1	2	1	0	0	1									
Greg Gagne, R OBP: 0.351, SLG: 0.380 (1, 6)										4	0	3	0	0	0	0									
Ramon Martinez, R OBP: 0.147, SLG: 0.121 (6, 1)										1	0	0	0	0	0	1									
Chad Hoyle, R OBP: 0.118, SLG: 0.083 (6, 1)										0	0	0	0	0	0	0									
Scott Radinsky, L OBP: 0.118, SLG: 0.083 (6, 1)										0	0	0	0	0	0	0									
Rick Parker, R OBP: 0.056, SLG: 0.0417 (7, 1)										0	0	0	0	0	0	0									
Jim Bruske, R OBP: 0.056, SLG: 0.0417 (7, 1)										0	0	0	0	0	0	0									
37 Darren Dreifort, R OBP: 0.056, SLG: 0.0417 (8, 1)										0	0	0	0	0	0	0									
Billy Ashley, R OBP: 0.056, SLG: 0.0417 (9, PH)										1	0	0	0	0	0	2									
Inning Stats	R: 1 E: 0 K: 0 S: 12	H: 2 LOB: 1 BB: 0 P: 16	R: 1 E: 0 K: 1 S: 8	H: 2 LOB: 1 BB: 0 P: 12	R: 0 E: 0 K: 2 S: 7	H: 0 LOB: 0 BB: 0 P: 9	R: 0 E: 0 K: 0 S: 5	H: 0 LOB: 0 BB: 0 P: 10	R: 0 E: 0 K: 1 S: 9	H: 1 LOB: 2 BB: 1 P: 15	R: 0 E: 0 K: 1 S: 9	H: 1 LOB: 1 BB: 0 P: 15	R: 0 E: 0 K: 0 S: 9	H: 1 LOB: 1 BB: 0 P: 12	R: 0 E: 0 K: 1 S: 10	H: 1 LOB: 1 BB: 0 P: 16	R: 0 E: 0 K: 0 S: 11	H: 2 LOB: 1 BB: 0 P: 17	1B: 8 2B: 3 3B: 0 HR: 1	SF: 0 SAC: 1 DP: 1 HBP: 0	WP: 0 PB: 0 SB: 1 CS: 0	PA: 37			
PITCHER	IP	WLS	BF	H	R	ER	SO	BB	IBB	HBP	BLK	WP	HR	S	P	ERA	WHIP								
Jon Lieber, R ERA: 4.5 (1, 1)	6.0	W	25	6	2	2	4	1	0	0	0	0	1	50	77	3.00	1.167								
Marc Wilkins, R ERA: 2.67 (7, 1)	3.0	S	12	4	0	0	1	0	0	0	0	0	0	30	45	0.00	1.333								

Batter	1	2	3	4	5	6	7	8	9	AB	R	H	RBI	BB	SO	LOB	BOTTOM								
Nelson Liriano, S OBP: 0.307, SLG: 0.400 (1, 6)	F8 1B 2B									4	1	2	3	0	0	1	Los Angeles Dodgers @ Pittsburgh Pirates Three Rivers Stadium, Pittsburgh, PA Wed Aug 07 1996, 7:05 PM EDT Att: 12,232 - Unknown - 87 F								
Marc Wilkins, R OBP: 0.333, SLG: 0.250 (7, 1)		G3-1								1	0	0	0	0	1	1									
Al Martin, L OBP: 0.342, SLG: 0.449 (1, 7)	F8 2-3		G4-3							5	1	1	0	0	0	3									
Jeff King, R OBP: 0.336, SLG: 0.497 (1, 4)										4	2	2	2	0	1	0									
Mark Johnson, L OBP: 0.356, SLG: 0.530 (1, 3)										4	1	1	2	1	2	1									
Dave Clark, L OBP: 0.374, SLG: 0.455 (1, 9)										5	1	1	2	0	2	1									
Charlie Hayes, R OBP: 0.305, SLG: 0.388 (1, 5)										4	1	2	0	0	0	0									
Mike Kingery, L OBP: 0.307, SLG: 0.332 (1, 8)										4	2	3	0	0	0	0									
1B Jason Kendall, R OBP: 0.353, SLG: 0.394 (1, 2)										3	2	2	2	1	0	1									
Jon Lieber, L OBP: 0.238, SLG: 0.211 (1, 1)										2	0	0	0	0	1	2									
Trey Beamon, L OBP: 0.100, SLG: 0.200 (6, PH)										0	0	0	0	0	0	0									
John Wehner, R OBP: 0.263, SLG: 0.333 (6, PH)										1	1	0	0	0	0	3									
Jay Bell, R OBP: 0.292, SLG: 0.333 (7, 6)										1	0	1	1	0	0	0									
Inning Stats	R: 3 E: 0 K: 1 S: 11	H: 3 LOB: 0 BB: 0 P: 20	R: 0 E: 0 K: 1 S: 11	H: 1 LOB: 1 BB: 0 P: 17	R: 0 E: 0 K: 2 S: 9	H: 0 LOB: 1 BB: 1 P: 21	R: 0 E: 0 K: 0 S: 11	H: 1 LOB: 0 BB: 0 P: 19	R: 1 E: 0 K: 0 S: 7	H: 1 LOB: 1 BB: 0 P: 12	R: 3 E: 0 K: 0 S: 16	H: 3 LOB: 1 BB: 1 P: 29	R: 5 E: 1 K: 2 S: 19	H: 6 LOB: 1 BB: 0 P: 33	R: 0 E: 0 K: 1 S: 6	H: 0 LOB: 0 BB: 0 P: 10	1B: 9 2B: 3 3B: 1 HR: 2	SF: 1 SAC: 0 DP: 0 HBP: 0	WP: 0 PB: 0 SB: 3 CS: 0	PA: 41					
PITCHER	IP	WLS	BF	H	R	ER	SO	BB	IBB	HBP	BLK	WP	HR	S	P	ERA	WHIP								
Ramon Martinez, R ERA: 3.84 (6, 1)	0.1	L	4	2	3	3	0	1	0	0	0	0	0	8	18	81.00	9.000								
Chad Hoyle, R ERA: 3.77 (6, 1)	0.2	L	3	1	0	0	0	0	0	0	0	0	0	8	11	0.00	1.500								
Scott Radinsky, L ERA: 1.93 (6, 1)	1.0	L	9	6	5	5	2	0	0	0	0	0	1	19	33	45.00	6.000								
37 Darren Dreifort, R ERA: 2.16 (8, 1)	1.0	L	3	0	0	0	1	0	0	0	0	0	0	6	10	0.00	0.000								



Batter	1	2	3	4	5	6	7	8	9	AB	R	H	RBI	BB	SO	LOB	TOP			
Steve Finley, L (1, 8) OBP: 0.355, SLG: 0.518										6	2	2	0	0	1	3	San Diego Padres @ Pittsburgh Pirates Three Rivers Stadium, Pittsburgh, PA Thu Aug 08 1996, 7:05 PM EDT Alt: 8,388 - Unknown - 75 F livebaseballscorecards.com			
Tony Gwynn, L (1, 9) OBP: 0.394, SLG: 0.436 Rickey Henderson, R (4, 9) OBP: 0.414, SLG: 0.344										3	0	1	0	0	0	2				
Ken Caminiti, S (1, 5) OBP: 0.383, SLG: 0.551 Scott Livingstone, L (9, 5)											5	3	3	1	1	0		3		
Greg Vaughn, R (1, 7) OBP: 0.373, SLG: 0.549 Sean Bergman, R (9, 1) OBP: 0.100, SLG: 0.200										4	1	1	1	2	1	3				
Archi Cianfrocco, R (1, 3) OBP: 0.315, SLG: 0.406										6	1	3	3	0	2	4				
Brian Johnson, R (1, 2) OBP: 0.313, SLG: 0.474										5	2	3	1	0	1	5				
Chris Gomez, R (1, 6) OBP: 0.359, SLG: 0.338										4	0	2	0	1	1	2				
Jody Reed, R (1, 4) OBP: 0.320, SLG: 0.283										5	0	1	1	0	1	6				
Scott Sanders, R (1, 1) OBP: 0.235, SLG: 0.313 Dario Veras, R (8, 1)										2	0	1	1	0	1	2				
Doug Descenzo, S (9, PH) OBP: 0.250, SLG: 0.250										1	1	1	0	0	0	0				
Inning Stats	R: 0 E: 0 K: 1 S: 8	H: 1 LOB: 1 BB: 0 P: 14	R: 2 E: 0 K: 1 S: 12	H: 3 LOB: 1 BB: 0 P: 19	R: 1 E: 0 K: 1 S: 8	H: 1 LOB: 0 BB: 0 P: 11	R: 1 E: 0 K: 0 S: 11	H: 4 LOB: 2 BB: 0 P: 18	R: 2 E: 0 K: 1 S: 15	H: 3 LOB: 2 BB: 1 P: 20	R: 0 E: 0 K: 0 S: 8	H: 1 LOB: 1 BB: 0 P: 11	R: 1 E: 0 K: 3 S: 13	H: 1 LOB: 2 BB: 2 P: 27	R: 3 E: 1 K: 0 S: 12	H: 3 LOB: 1 BB: 0 P: 20	1B: 14 2B: 3 3B: 1 HR: 1	SF: 0 SAC: 2 DP: 1 HBP: 0	WP: 2 PB: 2 SB: 3 CS: 0	PA: 50
PITCHER	IP	WLS	BF	H	R	ER	SO	BB	IBB	HBP	BLK	WP	HR	S	P	ERA	WHIP			
Chris Peters, L (1, 1) ERA: 7.83	4.0	L	21	10	5	5	3	0	0	0	0	1	1	41	66	11.25	2.500			
Ramon Morel, R (5, 1) ERA: 3.69	1.0		6	1	1	1	1	2	0	0	0	0	0	13	24	9.00	3.000			
David Wainhouse, R (6, 1) ERA: 9.0	2.0		11	4	2	2	1	0	1	0	0	0	0	17	31	9.00	2.000			
Matt Ruebel, L (8, 1) ERA: 5.09	2.0		13	4	4	1	3	2	0	0	0	1	0	25	47	4.50	3.000			

Batter	1	2	3	4	5	6	7	8	9	AB	R	H	RBI	BB	SO	LOB	BOTTOM					
Nelson Liriano, S (1, 6) OBP: 0.300, SLG: 0.390										4	0	0	0	0	0	1	San Diego Padres @ Pittsburgh Pirates Three Rivers Stadium, Pittsburgh, PA Thu Aug 08 1996, 7:05 PM EDT Alt: 8,388 - Unknown - 75 F livebaseballscorecards.com					
Al Martin, L (1, 7) OBP: 0.341, SLG: 0.448										4	0	1	0	0	2	1						
Jeff King, R (1, 4) OBP: 0.333, SLG: 0.492										4	0	0	0	0	1	1						
Mark Johnson, L (1, 3) OBP: 0.358, SLG: 0.532										3	1	1	0	1	1	0						
Dave Clark, L (1, 9) OBP: 0.372, SLG: 0.469										4	1	1	1	0	2	2						
Charlie Hayes, R (1, 5) OBP: 0.303, SLG: 0.384										4	0	0	0	0	1	2						
Mike Kingery, L (1, 8) OBP: 0.310, SLG: 0.336										3	0	1	1	1	0	0						
1B Jason Kendall, R (1, 2) OBP: 0.352, SLG: 0.392										4	1	1	0	0	1	2						
Chris Peters, L (1, 1) ERA: 4.02 Trey Beamon, L (5, PH) OBP: 0.395, SLG: 0.492 David Wainhouse, L (8, 1) John Wehner, R (7, PH) OBP: 0.371, SLG: 0.352 Matt Ruebel, L (8, 1) OBP: 0.300, SLG: 0.222										1	0	0	0	0	1	0						
Inning Stats	R: 0 E: 0 K: 2 S: 9	H: 0 LOB: 0 BB: 0 P: 14	R: 1 E: 0 K: 1 S: 9	H: 1 LOB: 1 BB: 1 P: 17	R: 0 E: 0 K: 1 S: 10	H: 1 LOB: 1 BB: 0 P: 12	R: 1 E: 0 K: 1 S: 9	H: 1 LOB: 1 BB: 1 P: 19	R: 0 E: 0 K: 0 S: 7	H: 0 LOB: 0 BB: 0 P: 11	R: 0 E: 0 K: 0 S: 8	H: 1 LOB: 1 BB: 0 P: 9	R: 1 E: 0 K: 1 S: 11	H: 2 LOB: 1 BB: 0 P: 18	R: 0 E: 0 K: 2 S: 8	H: 0 LOB: 0 BB: 0 P: 13		R: 0 E: 0 K: 1 S: 7	H: 0 LOB: 0 BB: 0 P: 9	1B: 2 2B: 3 3B: 0 HR: 1	SF: 0 SAC: 0 DP: 0 HBP: 0	WP: 0 PB: 0 SB: 0 CS: 0
PITCHER	IP	WLS	BF	H	R	ER	SO	BB	IBB	HBP	BLK	WP	HR	S	P	ERA	WHIP					
Scott Sanders, R (1, 1) ERA: 4.02	7.0	W	29	6	3	3	7	2	0	0	0	0	1	63	100	3.86	1.143					
Dario Veras, R (8, 1) ERA: 3.89	1.0		3	0	0	0	2	0	0	0	0	0	0	8	13	0.00	0.000					
Sean Bergman, R (9, 1) ERA: 4.67	1.0		3	0	0	0	1	0	0	0	0	0	0	7	9	0.00	0.000					

Batter	1	2	3	4	5	6	7	8	9	AB	R	H	RBI	BB	SO	LOB	TOP										
Steve Finley, L (1, 8) OBP: 0.351, SLG: 0.512	G6-3		P8	K		G1-3			G4-3	5	0	0	0	0	1	2	San Diego Padres @ Pittsburgh Pirates Three Rivers Stadium, Pittsburgh, PA Fri Aug 09 1996, 7:05 PM EDT Att: 30,066 - Unknown - 78 F livebaseballscorecards.com										
Tony Gwynn, L (1, 9) OBP: 0.390, SLG: 0.440 Rickey Henderson, R (7, PH) OBP: 0.413, SLG: 0.343	3B 1B		G4-3		G4-3		CS 2B		K	4	1	2	0	0	0	0											
Ken Caminiti, S (1, 5) OBP: 0.384, SLG: 0.554	1-H 3B		G5-3		G4-3		CS BB			3	0	1	1	1	0	0											
Greg Vaughn, R (1, 7) OBP: 0.374, SLG: 0.555	K			HR	BB		K			3	1	1	1	1	2	3											
Wally Joyner, L (1, 3) OBP: 0.408, SLG: 0.437	F7			G4-3 2B 1B	BB		G2			3	1	1	0	1	0	3											
John Flaherty, R (1, 2) OBP: 0.325, SLG: 0.470		F8		K	FC6-4			G5-3		4	0	0	0	0	1	3											
Craig Shipley, R (1, 4) OBP: 0.360, SLG: 0.500			G4-3			G4-3		G5-3		4	0	1	0	0	0	1											
Chris Gomez, R (1, 6) OBP: 0.356, SLG: 0.340		F8		2-H 1B 2B		P4		F9		4	1	1	1	0	0	1											
Fernando Valenzuela, L (1, 1) OBP: 0.152, SLG: 0.174 Doug Bochler, R (8, 1) Trevor Hoffman, R (8, 1) Jody Reed, R (8, 4) OBP: 0.319, SLG: 0.282	L6							G6-3		3	0	2	1	0	0	1											
										0	0	0	0	0	0	0											
										1	0	0	0	0	0	0											
Inning Stats	R: 1 E: 0 K: 1 S: 11	H: 2 LOB: 1 BB: 0 P: 19	R: 0 E: 0 K: 0 S: 10	H: 1 LOB: 1 BB: 0 P: 14	R: 0 E: 0 K: 0 S: 8	H: 0 LOB: 0 BB: 0 P: 12	R: 3 E: 0 K: 2 S: 16	H: 4 LOB: 1 BB: 0 P: 27	R: 0 E: 0 K: 0 S: 7	H: 0 LOB: 2 BB: 2 P: 17	R: 0 E: 0 K: 1 S: 13	H: 1 LOB: 2 BB: 1 P: 23	R: 0 E: 0 K: 0 S: 5	H: 0 LOB: 0 BB: 0 P: 8	R: 0 E: 0 K: 1 S: 5	H: 0 LOB: 0 BB: 0 P: 7	1B: 4 2B: 3 3B: 1 HR: 1	SF: 0 SAC: 0 DP: 0 HBP: 0	WP: 0 PB: 0 SB: 1 CS: 2	PA: 38							
PITCHER	IP	WLS	BF	H	R	ER	SO	BB	IBB	HBP	BLK	WP	HR	S	P	ERA	WHIP										
Dan Miceli, R (1, 1) ERA: 4.94	5.0	L	24	7	4	4	3	2	0	0	0	0	1	52	89	7.20	1.800										
John Ericks, R (8, 1) ERA: 6.93	2.0		8	2	0	0	1	1	0	0	0	0	0	23	38	0.00	1.500										
67 Francisco Cordova, R (8, 1) ERA: 4.02	2.0		6	0	0	0	1	0	0	0	0	0	0	10	15	0.00	0.000										

Batter	1	2	3	4	5	6	7	8	9	AB	R	H	RBI	BB	SO	LOB	BOTTOM										
Jermaine Allensworth, R (1, 8) OBP: 0.365, SLG: 0.328	G4-6-3 1B			HR		G5-3			G6-3	4	1	2	1	0	0	0	San Diego Padres @ Pittsburgh Pirates Three Rivers Stadium, Pittsburgh, PA Fri Aug 09 1996, 7:05 PM EDT Att: 30,066 - Unknown - 78 F livebaseballscorecards.com										
Al Martin, L (1, 7) OBP: 0.342, SLG: 0.446	F7			S BB		G3-1		WP DI BB		2	0	0	0	2	0	1											
John Wehner, R (1, 4) OBP: 0.263, SLG: 0.340 Mark Johnson, L (8, PH) OBP: 0.361, SLG: 0.532	G4-6-3 1-2							SAFE BB		3	0	0	0	0	2	2											
Jeff King, R (1, 3) OBP: 0.335, SLG: 0.493								SAFE BB		0	0	0	0	1	0	0											
Charlie Hayes, R (1, 5) OBP: 0.300, SLG: 0.381										3	0	1	0	1	1	2											
Jay Bell, R (1, 6) OBP: 0.289, SLG: 0.330										4	0	0	0	0	1	1											
Trey Beamon, L (1, 9) OBP: 0.143, SLG: 0.154 67 Francisco Cordova, R (8, 1) OBP: 0.333, SLG: 0.333 Dave Clark, L (9, PH) OBP: 0.370, SLG: 0.466										2	0	0	0	1	0	0											
2 Angelo Encarnacion, R (1, 2) OBP: 0.318, SLG: 0.409										0	0	0	0	0	0	0											
Dan Miceli, R (1, 1) Nelson Liriano, S (5, PH) OBP: 0.298, SLG: 0.388 John Ericks, R (8, 1) Mike Kingery, L (8, 9) OBP: 0.309, SLG: 0.335										1	0	0	0	0	0	0											
										1	0	0	0	0	0	0											
										0	0	0	0	0	0	0											
										1	0	0	0	0	0	0											
Inning Stats	R: 0 E: 0 K: 0 S: 3	H: 1 LOB: 0 BB: 0 P: 6	R: 0 E: 0 K: 0 S: 8	H: 1 LOB: 2 BB: 1 P: 18	R: 1 E: 0 K: 1 S: 14	H: 1 LOB: 2 BB: 2 P: 26	R: 0 E: 0 K: 2 S: 8	H: 0 LOB: 0 BB: 0 P: 13	R: 0 E: 0 K: 1 S: 7	H: 0 LOB: 0 BB: 0 P: 10	R: 0 E: 0 K: 1 S: 15	H: 0 LOB: 2 BB: 2 P: 26	R: 0 E: 0 K: 0 S: 6	H: 0 LOB: 0 BB: 0 P: 6	R: 0 E: 0 K: 0 S: 6	H: 0 LOB: 0 BB: 0 P: 6	1B: 1 2B: 1 3B: 0 HR: 1	SF: 0 SAC: 0 DP: 1 HBP: 0	WP: 1 PB: 0 SB: 2 CS: 0	PA: 34							
PITCHER	IP	WLS	BF	H	R	ER	SO	BB	IBB	HBP	BLK	WP	HR	S	P	ERA	WHIP										
Fernando Valenzuela, L (1, 1) ERA: 3.87	7.2	W	29	3	1	1	5	4	0	0	0	0	1	68	121	1.17	0.913										
Doug Bochler, R (8, 1) ERA: 3.38	0.0		1	0	0	0	0	1	0	0	0	1	0	5	8	-	-										
Trevor Hoffman, R (8, 1) ERA: 2.21	1.1	S	4	0	0	0	1	0	0	0	0	0	0	9	10	0.00	0.000										

Batter	1	2	3	4	5	6	7	8	9	AB	R	H	RBI	BB	SO	LOB	TOP					
Rickey Henderson, R OBP: 0.417, SLG: 0.350 (1, 9)	F8			CS 1B		FC2-6 1B		1B FC5-2 1B	2B BB 1B	5	1	4	0	0	0	0	San Diego Padres @ Pittsburgh Pirates Three Rivers Stadium, Pittsburgh, PA Sat Aug 10 1996, 7:05 PM EDT Att: 21,902 - Unknown - 74 F					
Doug Dascenzo, S OBP: 0.143, SLG: 0.143 Archi Cianfrocco, R OBP: 0.300, SLG: 0.410 Steve Finley, L OBP: 0.353, SLG: 0.515 (1, 8) (8, PH) (8, PR) (8, 8)	L5			K		FC2-6 G6-4-3		S E 1B	BB BB 2B	3	0	0	0	0	1	2						
Ken Caminiti, S OBP: 0.384, SLG: 0.550 (1, 5)	G6-3			K		G6-4-3		E FC3-2 IBB	BB IBB	3	0	0	0	2	1	1						
Greg Vaughn, R OBP: 0.375, SLG: 0.559 (1, 7)		P3				HR		F9	FC5-2 FC3-2		4	1	1	2	1	0		2				
Wally Joyner, L OBP: 0.405, SLG: 0.433 (1, 3)	F8					S 1B		F7	FC3-2		5	1	1	0	0	1		5				
John Flaherty, R OBP: 0.324, SLG: 0.471 (1, 2)	P4					F8			K2-3		4	0	1	0	0	1		3				
Chris Gomez, R OBP: 0.359, SLG: 0.340 (1, 6)				F8		1B			BB		3	0	1	1	1	0		0				
Jody Reed, R OBP: 0.317, SLG: 0.280 Dustin Hermanson, R (1, 4) (8, 1)				P3		F8		F6			3	0	0	0	0	0		3				
Bob Tewksbury, R OBP: 0.075, SLG: 0.059 Dario Veras, R (7, 1) Craig Shipley, R OBP: 0.385, SLG: 0.521 Scott Livingstone, L OBP: 0.311, SLG: 0.361 (1, 1) (7, 4) (8, PH)				L4		K			1B 1B 1B		2	0	0	0	0	1		1				
									2B 1B		0	0	0	0	0	0		0				
									1B 2B 1B		1	0	0	0	0	0	0					
Inning Stats	R: 0 E: 0 K: 0 S: 8	H: 0 LOB: 0 BB: 0 P: 14	R: 0 E: 0 K: 0 S: 9	H: 0 LOB: 0 BB: 0 P: 14	R: 0 E: 0 K: 0 S: 7	H: 0 LOB: 0 BB: 0 P: 11	R: 0 E: 0 K: 2 S: 10	H: 1 LOB: 0 BB: 0 P: 16	R: 2 E: 0 K: 1 S: 13	H: 3 LOB: 1 BB: 0 P: 15	R: 0 E: 0 K: 0 S: 5	H: 1 LOB: 0 BB: 0 P: 8	R: 0 E: 0 K: 0 S: 11	H: 1 LOB: 2 BB: 1 P: 19	R: 2 E: 1 K: 1 S: 14	H: 3 LOB: 2 BB: 1 P: 24	R: 2 E: 0 K: 1 S: 13	H: 3 LOB: 3 BB: 2 P: 22	1B: 9 2B: 2 3B: 0 HR: 1	SF: 0 SAC: 0 DP: 1 HBP: 0	WP: 0 PB: 0 CS: 1	PA: 41
PITCHER	IP	WLS	BF	H	R	ER	SO	BB	IBB	HBP	BLK	WP	HR	S	P	ERA	WHIP					
Denny Neagle, L ERA: 2.93 (1, 1)	7.0		26	6	2	2	3	1	0	0	0	0	1	63	97	2.57	1.000					
Dan Plesac, L ERA: 3.64 (8, 1)	0.0	L	4	3	2	1	0	0	1	0	0	0	0	6	13	∞	∞					
Marc Wilkins, R ERA: 2.89 (8, 1)	2.0		11	3	2	2	2	1	1	0	0	0	0	21	33	9.00	2.000					

AB 37
R 6
H 12
RBI 5
BB 4
SO 5
LOB 17



Batter	1	2	3	4	5	6	7	8	9	AB	R	H	RBI	BB	SO	LOB	BOTTOM					
Jermaine Allensworth, R OBP: 0.359, SLG: 0.313 Nelson Lirio, S OBP: 0.302, SLG: 0.391 (1, 8) (8, PH)	G6-3		P4		K				G4-3 1B	3	0	0	0	0	1	3	San Diego Padres @ Pittsburgh Pirates Three Rivers Stadium, Pittsburgh, PA Sat Aug 10 1996, 7:05 PM EDT Att: 21,902 - Unknown - 74 F					
Al Martin, L OBP: 0.339, SLG: 0.441 (1, 7)	G4-3			G3-1	G1-6-3		K		G4-3	5	0	0	0	0	1	4						
Jeff King, R OBP: 0.333, SLG: 0.492 (1, 4)	F9			P3		1B 2B			G5-3	5	1	1	0	0	1	2						
Mark Johnson, L OBP: 0.368, SLG: 0.534 (1, 3)		F7				1B SF7 1B				3	1	2	1	1	0	0						
Dave Clark, L OBP: 0.367, SLG: 0.457 Dan Plesac, L (1, 9) (8, 1)		G4-3				K			G1-3	3	0	0	0	1	1	3						
Marc Wilkins, R OBP: 0.333, SLG: 0.250 (8, 1)						K				0	0	0	0	0	0	0						
Charlie Hayes, R OBP: 0.295, SLG: 0.379 (1, 5)										0	0	0	0	0	0	0						
Jay Bell, R OBP: 0.289, SLG: 0.330 (1, 6)										4	0	1	0	0	1	2						
1B Jason Kendall, R OBP: 0.354, SLG: 0.394 (1, 2)										3	0	1	1	0	1	3						
Denny Neagle, L OBP: 0.212, SLG: 0.220 Mike Kingery, L OBP: 0.308, SLG: 0.333 (1, 1) (8, 9)										4	0	2	0	0	0	1						
										2	0	1	0	0	1	2						
										1	0	0	0	0	0	0						
Inning Stats	R: 0 E: 0 K: 0 S: 6	H: 0 LOB: 0 BB: 0 P: 8	R: 0 E: 0 K: 1 S: 8	H: 0 LOB: 0 BB: 0 P: 11	R: 0 E: 0 K: 0 S: 10	H: 1 LOB: 1 BB: 0 P: 11	R: 0 E: 1 K: 0 S: 13	H: 1 LOB: 3 BB: 1 P: 20	R: 0 E: 0 K: 2 S: 18	H: 2 LOB: 1 BB: 0 P: 17	R: 2 E: 0 K: 2 S: 18	H: 4 LOB: 2 BB: 0 P: 25	R: 0 E: 0 K: 2 S: 10	H: 0 LOB: 2 BB: 1 P: 22	R: 0 E: 0 K: 1 S: 12	H: 0 LOB: 0 BB: 0 P: 15	R: 0 E: 0 K: 0 S: 10	H: 1 LOB: 1 BB: 0 P: 16	1B: 8 2B: 1 3B: 0 HR: 0	SF: 1 SAC: 1 DP: 1 HBP: 1	WP: 1 PB: 0 CS: 0	PA: 39
PITCHER	IP	WLS	BF	H	R	ER	SO	BB	IBB	HBP	BLK	WP	HR	S	P	ERA	WHIP					
Bob Tewksbury, R ERA: 4.2 (1, 1)	6.0		28	8	2	2	4	1	0	1	1	0	0	66	93	3.00	1.500					
Dario Veras, R ERA: 2.7 (7, 1)	2.0	W	7	0	0	0	3	0	1	0	0	0	0	22	36	0.00	0.000					
Dustin Hermanson, R ERA: 3.6 (8, 1)	1.0		4	1	0	0	0	0	0	0	0	0	0	10	16	0.00	1.000					

AB 34
R 2
H 9
RBI 2
BB 2
SO 7
LOB 20



Batter	1	2	3	4	5	6	7	8	9	AB	R	H	RBI	BB	SO	LOB	TOP				
Steve Finley, L (1, 8) OBP: 0.355, SLG: 0.516	2-1 2B 1B		3-2 G4-6-3 1B		1-1 SF9 1B		0-0 E4 1B FC6	2-2 L7		5	3	3	0	0	0	1					
Tony Gwynn, L (1, 9) OBP: 0.387, SLG: 0.445	2-2 G3-1 FC3-2 2B		1-0 G4-6-3		3-2 E4		0-0 BB FC4-2 1B		0-1 G6-3	4	0	2	2	0	0	2					
Doug Dasenczo, S (7, FR) OBP: 0.125, SLG: 0.125	1-0 G3-1		3-1 F7		2-2 SF9		3-H FC6 FC4-2 1B		3-1 2B	4	1	1	2	0	0	2					
Wally Joyner, L (1, 3) OBP: 0.402, SLG: 0.434	4-2 FC3-2 BB		0-0 1B 2B		3-1 F9		4-1 FC4-2 1B BB		4-0 BB	2	2	1	0	3	0	1					
Greg Vaughn, R (1, 7) OBP: 0.379, SLG: 0.561	0-1 FC3-2		2-0 G5-3 1B		1-1 G3		1-2 FC4-2 1B		1-1 F9	3	0	1	1	0	0	2					
Scott Livingstone, L (1, 5) OBP: 0.372, SLG: 0.361	1-2 3-H		1-3 K		1-1 G5-3		1-2 2-3 3-H FC6-4 1B		2-0 G4-3	5	0	1	2	0	2	5					
Willie Blair, R (7, 1) Archi Cianfrocco, R (9, PH) Doug Bochtler, R (9, 1) Trevor Hoffman, R (9, 1)	2-3 K		1-2 G5-3		1-2 K		0-0 FC6-4 1B		2-2 F8	4	0	1	0	0	1	1					
Craig Shipley, R (1, 4) OBP: 0.368, SLG: 0.491	0-3 K		0-0 P3		1-0 FC6-4 1B		1-2 F7			2	0	0	0	0	1	0					
Brian Johnson, R (1, 2) OBP: 0.306, SLG: 0.463		1-1 G3		1-2 G5-3		3-3 K				4	0	0	0	0	1	3					
Chris Gomez, R (1, 6) OBP: 0.356, SLG: 0.339		1-0 G5-3		2-3 K						2	0	0	0	0	1	0					
Tim Worrell, R (1, 1) OBP: 0.116, SLG: 0.063										2	0	0	0	0	1	0					
Ken Caminiti, S (6, 5) OBP: 0.363, SLG: 0.547										2	1	0	0	0	0	1					
Sean Bergman, R (6, 1) OBP: 0.160, SLG: 0.200										0	0	0	0	0	0	0					
Rickey Henderson, R (7, PH) OBP: 0.416, SLG: 0.349										1	0	0	0	0	0	3					
Inning Stats	R: 1 E: 0 K: 1 S: 14	H: 2 LOB: 2 BB: 1 P: 24	R: 0 E: 0 K: 1 S: 6	H: 0 LOB: 0 BB: 0 P: 8	R: 0 E: 0 K: 0 S: 6	H: 1 LOB: 0 BB: 0 P: 13	R: 1 E: 0 K: 2 S: 13	H: 2 LOB: 1 BB: 0 P: 19	R: 1 E: 1 K: 0 S: 11	H: 1 LOB: 1 BB: 0 P: 20	R: 0 E: 0 K: 1 S: 8	H: 0 LOB: 0 BB: 0 P: 13	R: 4 E: 1 K: 0 S: 14	H: 3 LOB: 2 BB: 1 P: 24	R: 0 E: 0 K: 0 S: 10	H: 0 LOB: 0 BB: 0 P: 15	R: 0 E: 0 K: 0 S: 7	H: 1 LOB: 2 BB: 1 P: 17	1B: 7 2B: 3 3B: 0 HR: 0	SF: 1 SAC: 0 DP: 1 HBP: 0	WP: 0 PA: 42 PB: 0 SB: 0 CS: 0
PITCHER	IP WLS BF H R ER SO BB IBB HBP BLK WP HR S P ERA WHIP	IP WLS BF H R ER SO BB IBB HBP BLK WP HR S P ERA WHIP	IP WLS BF H R ER SO BB IBB HBP BLK WP HR S P ERA WHIP	IP WLS BF H R ER SO BB IBB HBP BLK WP HR S P ERA WHIP	IP WLS BF H R ER SO BB IBB HBP BLK WP HR S P ERA WHIP	IP WLS BF H R ER SO BB IBB HBP BLK WP HR S P ERA WHIP	IP WLS BF H R ER SO BB IBB HBP BLK WP HR S P ERA WHIP	IP WLS BF H R ER SO BB IBB HBP BLK WP HR S P ERA WHIP	IP WLS BF H R ER SO BB IBB HBP BLK WP HR S P ERA WHIP	IP WLS BF H R ER SO BB IBB HBP BLK WP HR S P ERA WHIP	IP WLS BF H R ER SO BB IBB HBP BLK WP HR S P ERA WHIP	IP WLS BF H R ER SO BB IBB HBP BLK WP HR S P ERA WHIP	IP WLS BF H R ER SO BB IBB HBP BLK WP HR S P ERA WHIP	IP WLS BF H R ER SO BB IBB HBP BLK WP HR S P ERA WHIP	IP WLS BF H R ER SO BB IBB HBP BLK WP HR S P ERA WHIP	IP WLS BF H R ER SO BB IBB HBP BLK WP HR S P ERA WHIP	IP WLS BF H R ER SO BB IBB HBP BLK WP HR S P ERA WHIP	IP WLS BF H R ER SO BB IBB HBP BLK WP HR S P ERA WHIP	IP WLS BF H R ER SO BB IBB HBP BLK WP HR S P ERA WHIP	IP WLS BF H R ER SO BB IBB HBP BLK WP HR S P ERA WHIP	IP WLS BF H R ER SO BB IBB HBP BLK WP HR S P ERA WHIP

San Diego Padres @ Pittsburgh Pirates
Three Rivers Stadium, Pittsburgh, PA
Sun Aug 11, 1996, 3:33 AM EDT
Att: 27,227 - Sunny - 76 F

AB 38
R 7
H 10
RBI 7
BB 3
SO 5
LOB 23



Batter	1	2	3	4	5	6	7	8	9	AB	R	H	RBI	BB	SO	LOB	BOTTOM				
Jermaine Allensworth, R (1, 8) OBP: 0.349, SLG: 0.306	1-3 K	0-0 G6-3		3-3 K		2-2 WP 1B		1-3 K	3-3 K	5	0	1	0	0	3	2					
Trey Beamon, L (9, PH) OBP: 0.133, SLG: 0.143										1	0	0	0	0	1	3					
Nelson Lirio, S (1, 4) OBP: 0.298, SLG: 0.383	3-3 K		3-1 F7	0-0 G4-3		0-0 WP 1B		0-0 F9	1-1 F7	6	0	1	0	0	1	4					
Mark Johnson, L (1, 3) OBP: 0.360, SLG: 0.533	4-1 1B BB		1-1 P6	2-2 2B		0-3 K		0-0 F8		4	0	1	0	1	1	3					
67 Francisco Cordova, R (9, 1) OBP: 0.333, SLG: 0.333										0	0	0	0	0	0	0					
Dave Clark, L (1, 9) OBP: 0.378, SLG: 0.461	0-0 BB		2-0 2B	1-0 F7		4-0 G4-6-3 1B			4-2 E 2B BB	3	2	2	0	2	0	1					
Mike Kingery, L (1, 7) OBP: 0.315, SLG: 0.343	1-3 1B		0-0 1B			1-2 2-3 IBB				3	1	2	1	1	0	3					
Jeff King, R (9, 3) OBP: 0.333, SLG: 0.491	4-0 BB		1-1 1B	2B		0-2 G4-6-3 1B			1-1 E5 2B G6-3	1	1	0	0	0	0	1					
Jay Bell, R (1, 6) OBP: 0.290, SLG: 0.333	1-2 BB		2-1 18 2B	1B		0-1 F8			1-0 G6-3	5	1	2	2	0	1	4					
18 Jason Kendall, R (1, 2) OBP: 0.355, SLG: 0.397		2-0 F8	2-0 1B			2-2 FC5-4 1B			2-0 E5 G6-3	5	0	2	1	0	0	2					
John Wehner, R (1, 5) OBP: 0.272, SLG: 0.347		3-1 SH1-4 1B	1-2 1B			0-0 FC5-4			2-2 G6-3	4	0	2	0	0	0	2					
Charlie Hayes, R (9, PH) OBP: 0.259, SLG: 0.378			2-3 1B			1-2 2-3 1B			1-2 2-3 3-H	1	0	0	1	0	0	2					
Steve Parris, R (1, 1) OBP: 0.286, SLG: 0.167		0-2 SH1-4	0-2 F9			0-0 L4				2	0	0	0	0	0	4					
Matt Ruebel, L (7, 1) OBP: 0.300, SLG: 0.222										0	0	0	0	0	0	0					
John Ericks, R (7, 1) Al Martin, L (7, 7) OBP: 0.342, SLG: 0.442		1-2								1	0	1	0	1	0	0					
Inning Stats	R: 0 E: 0 K: 2 S: 10	H: 1 LOB: 3 BB: 2 P: 25	R: 0 E: 0 K: 0 S: 7	H: 1 LOB: 0 BB: 0 P: 12	R: 3 E: 0 K: 0 S: 16	H: 5 LOB: 2 BB: 0 P: 27	R: 0 E: 0 K: 1 S: 11	H: 1 LOB: 1 BB: 0 P: 17	R: 0 E: 0 K: 0 S: 11	H: 2 LOB: 2 BB: 0 P: 16	R: 0 E: 0 K: 1 S: 12	H: 2 LOB: 0 BB: 1 P: 18	R: 0 E: 0 K: 1 S: 7	H: 0 LOB: 0 BB: 0 P: 9	R: 0 E: 0 K: 1 S: 7	H: 1 LOB: 0 BB: 0 P: 9	R: 2 E: 2 K: 1 S: 18	H: 1 LOB: 3 BB: 2 P: 36	1B: 10 2B: 4 3B: 0 HR: 0	SF: 0 SAC: 1 DP: 1 HBP: 0	WP: 1 PA: 47 PB: 0 SB: 0 CS: 0
PITCHER	IP WLS BF H R ER SO BB IBB HBP BLK WP HR S P ERA WHIP	IP WLS BF H R ER SO BB IBB HBP BLK WP HR S P ERA WHIP	IP WLS BF H R ER SO BB IBB HBP BLK WP HR S P ERA WHIP	IP WLS BF H R ER SO BB IBB HBP BLK WP HR S P ERA WHIP	IP WLS BF H R ER SO BB IBB HBP BLK WP HR S P ERA WHIP	IP WLS BF H R ER SO BB IBB HBP BLK WP HR S P ERA WHIP	IP WLS BF H R ER SO BB IBB HBP BLK WP HR S P ERA WHIP	IP WLS BF H R ER SO BB IBB HBP BLK WP HR S P ERA WHIP	IP WLS BF H R ER SO BB IBB HBP BLK WP HR S P ERA WHIP	IP WLS BF H R ER SO BB IBB HBP BLK WP HR S P ERA WHIP	IP WLS BF H R ER SO BB IBB HBP BLK WP HR S P ERA WHIP	IP WLS BF H R ER SO BB IBB HBP BLK WP HR S P ERA WHIP	IP WLS BF H R ER SO BB IBB HBP BLK WP HR S P ERA WHIP	IP WLS BF H R ER SO BB IBB HBP BLK WP HR S P ERA WHIP	IP WLS BF H R ER SO BB IBB HBP BLK WP HR S P ERA WHIP	IP WLS BF H R ER SO BB IBB HBP BLK WP HR S P ERA WHIP	IP WLS BF H R ER SO BB IBB HBP BLK WP HR S P ERA WHIP	IP WLS BF H R ER SO BB IBB HBP BLK WP HR S P ERA WHIP	IP WLS BF H R ER SO BB IBB HBP BLK WP HR S P ERA WHIP	IP WLS BF H R ER SO BB IBB HBP BLK WP HR S P ERA WHIP	IP WLS BF H R ER SO BB IBB HBP BLK WP HR S P ERA WHIP

San Diego Padres @ Pittsburgh Pirates
Three Rivers Stadium, Pittsburgh, PA
Sun Aug 11, 1996, 3:33 AM EDT
Att: 27,227 - Sunny - 76 F

AB 41
R 5
H 14
RBI 5
BB 5
SO 7
LOB 31



Batter	1	2	3	4	5	6	7	8	9	AB	R	H	RBI	BB	SO	LOB	TOP			
Marvin Benard, L (1, 8) OBP: 0.315, SLG: 0.314 Dave McCarty, R (7, PH) OBP: 0.305, SLG: 0.382 Dax Jones, R (9, 8) OBP: 0.200, SLG: 0.077	G5-3			F8		E5	F8	K		3	1	0	0	1	0	3	San Francisco Giants @ Pittsburgh Pirates Three Rivers Stadium, Pittsburgh, PA Tue Aug 13 1996, 7:05 PM EDT Att: 11,378 - Unknown - 76 F livebaseballscorecards.com			
Bill Mueller, S (1, 5) OBP: 0.438, SLG: 0.448	1B			1B		L3	1B	BB 1B	G4-3	5	1	3	2	1	0	0				
Glenallen Hill, R (1, 9) OBP: 0.353, SLG: 0.529	P5			F7		1B	2B	BB 1B	1B	6	3	3	0	0	0	3				
Barry Bonds, L (1, 7) OBP: 0.442, SLG: 0.611	1B			F7		1B	BB	2B	1B	3	1	1	1	3	1	2				
Tom Lampkin, L (1, 2) OBP: 0.335, SLG: 0.363	F8			1B		1B	G4-1	HR 2B	1B	5	2	3	3	1	0	2				
Rich Aurilia, R (1, 6) OBP: 0.304, SLG: 0.330	F8			F9		FC5-4	1B	K	FC6-4	6	1	1	0	0	1	7				
Desi Wilson, L (1, 3) OBP: 0.462, SLG: 0.364	G3-1			F8		G5-3	1B	HR	FC4-6	4	1	1	0	2	0	5				
Jay Canizaro, R (1, 4) OBP: 0.290, SLG: 0.370 Rick Wilkins, L (8, PH) OBP: 0.340, SLG: 0.374 Steve Scarosone, R (8, 4) OBP: 0.273, SLG: 0.339	G3-1			1B		K	1B	HR	1B	3	0	1	0	1	1	1				
Mark Gardner, R (1, 1) OBP: 0.230, SLG: 0.154 Jose Bautista, R (6, PH) OBP: 0.143, SLG: 0.143 Steve Delaney, L (6, PH) OBP: 0.240, SLG: 0.259 Doug Creek, L (7, PH) OBP: 0.333, SLG: 0.334 Kim Batisse, R (7, 1) OBP: 0.233, SLG: 0.314 Mark Dewey, R (8, 1) OBP: 0.200, SLG: 0.500 Rod Beck, R (8, 1) OBP: 0.200, SLG: 0.500	L4			1B		1B	1B	HR	G1-3	2	0	1	1	0	0	1				
Inning Stats	R: 0 E: 0 K: 0 S: 11	H: 1 LOB: 2 BB: 1 P: 21	R: 0 E: 0 K: 0 S: 11	H: 0 LOB: 1 BB: 1 P: 17	R: 0 E: 0 K: 0 S: 7	H: 1 LOB: 1 BB: 1 P: 15	R: 1 E: 0 K: 0 S: 10	H: 2 LOB: 2 BB: 1 P: 17	R: 2 E: 1 K: 2 S: 14	H: 2 LOB: 1 BB: 0 P: 20	R: 1 E: 0 K: 0 S: 21	H: 3 LOB: 2 BB: 0 P: 31	R: 6 E: 0 K: 2 S: 20	H: 3 LOB: 0 BB: 1 P: 41	R: 1 E: 0 K: 0 S: 11	H: 2 LOB: 2 BB: 1 P: 21		1B: 12 2B: 3 HR: 1	SF: 1 SAC: 0 DP: 0 HBP: 0	WP: 0 PB: 1 SB: 0 CS: 2
PITCHER	IP WLS BF H R ER SO BB IBB HBP BLK WP HR S P ERA WHIP																			
Jon Lieber, R (1, 1) ERA: 4.31	5.2	30	8	4	1	1	4	1	0	0	0	0	0	57	97	1.59	2.118			
Matt Ruebel, L (6, 1) ERA: 5.05	0.1	1	0	0	0	1	0	0	0	0	0	0	0	3	6	0.00	0.000			
Marc Wilkins, R (7, 1) ERA: 3.02	0.2	5	3	1	1	0	0	0	0	0	0	0	0	18	27	13.50	4.500			
Dan Plesac, L (7, 1) ERA: 4.28	0.1	L 5	2	4	4	0	2	0	0	0	0	0	0	13	25	108.00	12.000			
67 Francisco Cordova, R (8, 1) ERA: 4.27	2.0	11	3	3	3	2	0	2	0	0	0	0	1	21	41	13.50	1.500			

Batter	1	2	3	4	5	6	7	8	9	AB	R	H	RBI	BB	SO	LOB	BOTTOM					
Jermaine Allensworth, R (1, 8) OBP: 0.352, SLG: 0.390	G6-3		B2	HR		HR		FC4-6		5	2	2	5	0	0	3	San Francisco Giants @ Pittsburgh Pirates Three Rivers Stadium, Pittsburgh, PA Tue Aug 13 1996, 7:05 PM EDT Att: 11,378 - Unknown - 76 F livebaseballscorecards.com					
Al Martin, L (1, 7) OBP: 0.342, SLG: 0.441	P4		E4	1B		P4		BB		4	0	1	0	1	0	2						
Jeff King, R (1, 4) OBP: 0.331, SLG: 0.488	F7		1B	F9		K		G6-3		5	0	1	2	0	1	3						
Mark Johnson, L (1, 3) OBP: 0.365, SLG: 0.523	G4-3		P4	BB		K		K		4	0	0	0	1	2	2						
Mike Kingery, L (1, 9) OBP: 0.310, SLG: 0.336	G4-3		G1-3	P6		G3		WP G4-3		4	0	0	0	0	0	4						
Charlie Hayes, R (1, 5) OBP: 0.300, SLG: 0.381	2B		HR	1B		F8		G4-3		5	1	2	0	0	1	1						
Jay Bell, R (1, 6) OBP: 0.289, SLG: 0.339	G4-3		HR	1B		P3		HR		5	2	1	2	0	1	2						
18 Jason Kendall, R (1, 2) OBP: 0.355, SLG: 0.395			1B	HR		G4-3		G4-3		4	2	1	0	0	0	0						
Jon Lieber, L (1, 1) ERA: 4.27 Matt Ruebel, L (6, 1) ERA: 5.05 John Wilkins, R (7, 1) ERA: 3.02 Marc Wilkins, R (7, 1) ERA: 3.02 Dan Plesac, L (7, 1) ERA: 4.28 67 Francisco Cordova, R (8, 1) ERA: 4.27 Dave Clark, L (8, 1) ERA: 3.02 Nelson Lirio, S (8, PH) ERA: 3.02	1B		1B	K		HR		FC4-6		2	1	1	0	0	1	3						
Inning Stats	R: 0 E: 0 K: 0 S: 7	H: 0 LOB: 0 BB: 0 P: 12	R: 0 E: 0 K: 0 S: 15	H: 1 LOB: 1 BB: 0 P: 22	R: 2 E: 1 K: 1 S: 14	H: 2 LOB: 2 BB: 0 P: 19	R: 4 E: 1 K: 1 S: 24	H: 4 LOB: 2 BB: 1 P: 37	R: 0 E: 0 K: 2 S: 9	H: 0 LOB: 0 BB: 0 P: 18	R: 2 E: 0 K: 2 S: 14	H: 2 LOB: 0 BB: 0 P: 22	R: 0 E: 0 K: 2 S: 7	H: 0 LOB: 0 BB: 0 P: 8	R: 0 E: 0 K: 0 S: 8	H: 0 LOB: 2 BB: 2 P: 21		R: 2 E: 0 K: 1 S: 15	H: 1 LOB: 0 BB: 1 P: 24	1B: 5 2B: 1 HR: 4	SF: 0 SAC: 0 DP: 0 HBP: 1	WP: 1 PB: 0 SB: 0 CS: 0
PITCHER	IP WLS BF H R ER SO BB IBB HBP BLK WP HR S P ERA WHIP																					
Mark Gardner, R (1, 1) ERA: 4.27	3.2	22	7	6	5	1	1	0	1	0	0	0	0	11	21	0.00	0.000					
Jose Bautista, R (4, 1) ERA: 3.02	1.1	4	0	0	0	0	0	0	0	0	0	0	0	11	21	0.00	0.000					
Doug Creek, L (6, 1) ERA: 4.87	1.0	5	2	2	2	2	0	0	0	0	0	2	14	22	18.00	2.000						
Mark Dewey, R (7, 1) ERA: 3.9	1.2	W 6	0	0	0	2	1	0	0	0	0	0	0	13	22	0.00	0.600					
Jim Poole, L (8, 1) ERA: 2.37	0.0	1	0	0	0	0	1	0	0	0	0	0	0	4	∞	∞						

Batter	1	2	3	4	5	6	7	8	9	AB	R	H	RBI	BB	SO	LOB	TOP								
Jermaine Allensworth, R (1.8) OBP: 0.533, SLG: 0.365	0-0 F9		0-2 L5			0-1 G6-3		0-0 G5-3		4	0	0	0	0	0	0									
Al Martin, L (1.7) OBP: 0.342, SLG: 0.439	0-0 BB 1B		2-1 G3			3-2 G6-3			1-0 BB 1B 2B	4	2	2	0	0	0	0									
Jeff King, R (1.4) OBP: 0.331, SLG: 0.481	0-3 SAFE K			1-0 G3-1			1-2 G5-3		0-0 G5-3	4	0	0	0	0	1	2									
Mark Johnson, L (1.3) OBP: 0.369, SLG: 0.521	4-1 SAFE 1B BB			0-3 K			0-0 P6		1-1 BB 1B 1B	3	1	1	0	1	1	0									
Orlando Merced, S (1.9) OBP: 0.362, SLG: 0.499	0-0 1-3 2-H 1B			2-3 K			2-2 BB 1B 2B		2-0 BB 1B 1B	4	1	3	2	0	1	0									
Charlie Hayes, R (1.5) OBP: 0.303, SLG: 0.382		0-3 K			1-1 G6-3		0-0 FC6-4 BB 1B		0-1 BB 1B 1B	4	0	2	2	0	1	0									
Jay Bell, R (1.6) OBP: 0.291, SLG: 0.338		2-3 K			1-3 K		1-0 FC6-4 1-2		0-0 F8	4	0	0	0	0	2	3									
1B Jason Kendall, R (1.2) OBP: 0.352, SLG: 0.391		1-0 G6-3			1-2 F9			0-1 F9	1-3 K	3	0	0	0	0	0	0									
Dave Clark, L (9, PH) OBP: 0.375, SLG: 0.448										1	0	0	0	0	1	2									
Denny Neagle, L (1.1) OBP: 0.208, SLG: 0.216			2-2 G3-1			0-1 G5-3		0-1 G3-1		1	0	0	0	0	0	0									
Nelson Liriano, S (6, PH) OBP: 0.300, SLG: 0.381										1	0	0	0	0	0	0									
Ramon Morel, R (6.1) OBP: 0.309, SLG: 0.335										0	0	0	0	0	0	0									
Mike Kingery, L (8, PH) OBP: 0.309, SLG: 0.335										1	0	0	0	0	0	0									
David Wainhouse, L (8.1)										0	0	0	0	0	0	0									
Inning Stats	R: 1 E: 0 K: 1 S: 7	H: 2 LOB: 2 BB: 1 P: 11	R: 0 E: 0 K: 2 S: 9	H: 0 LOB: 0 BB: 0 P: 12	R: 0 E: 0 K: 0 S: 8	H: 0 LOB: 0 BB: 0 P: 12	R: 0 E: 0 K: 2 S: 7	H: 0 LOB: 0 BB: 0 P: 10	R: 0 E: 0 K: 1 S: 10	H: 0 LOB: 0 BB: 0 P: 13	R: 0 E: 0 K: 0 S: 10	H: 0 LOB: 1 BB: 0 P: 13	R: 1 E: 0 K: 0 S: 9	H: 2 LOB: 1 BB: 0 P: 13	R: 0 E: 0 K: 0 S: 5	H: 0 LOB: 0 BB: 0 P: 5	R: 2 E: 0 K: 1 S: 11	H: 4 LOB: 2 BB: 0 P: 16	1B: 6 2B: 2 3B: 0 HR: 0	SF: 0 SAC: 0 DP: 0 HBP: 0	WP: 0 PB: 0 SB: 0 CS: 0	PA: 35			
PITCHER	IP WLS BF H R ER SO BB IBB HBP BLK WP HR S P ERA WHIP	8.1 W 32 7 4 4 6 1 0 0 0 0 0 6 70 98 4.32 0.960	0.2 S 3 1 0 0 1 0 0 0 0 0 0 6 7 0.00 1.500																						

Pittsburgh Pirates @ Atlanta Braves
Atlanta-Fulton County Stadium, Atlanta, GA
Fri Aug 16 1996, 7:05 PM EDT
Att: 39,210 - Unknown - 82 F

AB 34
R 4
H 8
RBI 4
BB 1
SO 7
LOB 7



Batter	1	2	3	4	5	6	7	8	9	AB	R	H	RBI	BB	SO	LOB	BOTTOM							
Marquis Grissom, R (1.8) OBP: 0.349, SLG: 0.492	0-0 F7		1-2 P6		2-2 F9	1-1 BB 1B		1-3 K		5	0	1	0	0	1	1								
Andruw Jones, R (1.9) OBP: 0.300, SLG: 0.800	1-0 BB 10 1B 3B		0-1 G5-3		1-1 HR	2-3 K		0-2 FC5-4 BB 10 PO		5	2	2	1	0	1	2								
10 Chipper Jones, S (1.6) OBP: 0.402, SLG: 0.558	3-2 FC6-4 BB 1B		4-2 BB		0-1 BB 1B 1B	4-2 BB		0-0 PO		2	1	2	1	2	0	0								
Fred McGriff, L (1.3) OBP: 0.354, SLG: 0.495	1 SAFE K		3-2 BB 1B		0-0 BB 1B 1B	1-0 L3				4	1	2	0	0	1	3								
Terry Pendleton, S (1.5) OBP: 0.296, SLG: 0.353	0-2 FC6-4 1-2		1-1 F8		0-0 BB 2B 1B	2-1 G6-3				4	1	1	1	0	0	3								
Jermaine Dye, R (1.7) OBP: 0.318, SLG: 0.451		2-2 BB 2B		0-0 FC6-4 BB 2B	0-0 BB 2B	1-0 F8				4	0	2	1	0	0	0								
Javy Lopez, R (1.2) OBP: 0.321, SLG: 0.477		2-3 K		0-0 FC6-4 1-2	4-0 IBB	0-2 1B				3	0	1	0	1	1	2								
Mark Lemke, S (1.4) OBP: 0.334, SLG: 0.323		0-0 G6-3		1-2 F9	0-0 SF8-3-4	0-1 G3				3	0	0	1	0	0	3								
29 John Smoltz, R (1.1) OBP: 0.224, SLG: 0.238		0-1 G5-3		2-2 G4-3		2-3 K		2-1 FC5-4 BB 1B		4	0	1	0	0	1	2								
Mark Wohlers, R (9.1)										0	0	0	0	0	0	0								
Inning Stats	R: 1 E: 0 K: 1 S: 12	H: 2 LOB: 1 BB: 0 P: 19	R: 0 E: 0 K: 1 S: 10	H: 1 LOB: 0 BB: 0 P: 14	R: 0 E: 0 K: 0 S: 16	H: 1 LOB: 2 BB: 1 P: 25	R: 0 E: 1 K: 0 S: 9	H: 0 LOB: 1 BB: 0 P: 12	R: 4 E: 0 K: 2 S: 11	H: 5 LOB: 1 BB: 1 P: 18	R: 0 E: 0 K: 0 S: 11	H: 1 LOB: 2 BB: 1 P: 21	R: 0 E: 0 K: 0 S: 8	H: 1 LOB: 1 BB: 0 P: 11	R: 0 E: 0 K: 1 S: 9	H: 1 LOB: 0 BB: 0 P: 12	1B: 8 2B: 3 3B: 1 HR: 1	SF: 1 SAC: 0 DP: 1 HBP: 0	WP: 0 PB: 0 SB: 0 CS: 0	PA: 39				
PITCHER	IP WLS BF H R ER SO BB IBB HBP BLK WP HR S P ERA WHIP	5.0 L 26 9 5 5 2 1 1 0 0 0 0 19 32 9.00 2.000	2.0 9 2 0 0 2 1 0 0 0 0 0 0 19 32 0.00 1.500	1.0 3 1 0 0 1 0 0 0 0 0 0 0 9 12 0.00 1.000																				

Pittsburgh Pirates @ Atlanta Braves
Atlanta-Fulton County Stadium, Atlanta, GA
Fri Aug 16 1996, 7:05 PM EDT
Att: 39,210 - Unknown - 82 F

AB 34
R 5
H 12
RBI 5
BB 3
SO 5
LOB 16



Batter	1	2	3	4	5	6	7	8	9	AB	R	H	RBI	BB	SO	LOB	TOP			
Jermaine Allensworth, R (1.8) <small>OBP: 0.317, SLG: 0.344</small>	2-2 K		2-3 K		3-2 F9		1-0 P2		0-0 G6-3	5	0	0	0	0	2	0				
Al Martin, L (1.7) <small>OBP: 0.341, SLG: 0.438</small> Dan Plesac, L (7.1) <small>OBP: 0.300, SLG: 0.381</small>	1-1 G4-3		1-0 G4-3		1-2 1B		1-0 G3-1			4	0	1	0	0	0	0				
Orlando Merced, S (1.9) <small>OBP: 0.361, SLG: 0.494</small>	1-2 F8		4-1 1B BB		0-0 L8		0-3 K			3	0	0	0	1	1	1				
Jeff King, R (1.4) <small>OBP: 0.335, SLG: 0.485</small>		4-2 WP BB BB	2-2 1-2 1B		2-3 K			2-2 G5-3 G4-3 2B		3	1	2	0	1	1	1				
Mark Johnson, L (1.3) <small>OBP: 0.364, SLG: 0.511</small>		3-2 L7	2-2 F9			2-3 K		2-2 G5-3		4	0	0	0	0	1	4				
Charlie Hayes, R (1.5) <small>OBP: 0.305, SLG: 0.383</small> Ramon Morel, R (6.1) Dave Clark, L (7.7) <small>OBP: 0.373, SLG: 0.445</small>	1 SAFE WP BB	4-2 WP BB		2-0 P3		0-1 18 F7 BB 1B		3-2 G4-3		2	0	1	0	1	0	0				
Jay Bell, R (1.6) <small>OBP: 0.290, SLG: 0.336</small> 67 Francisco Cordova, R (8.1) <small>OBP: 0.333, SLG: 0.333</small>	3-3 K	1-2 2-3	2-2 G4-3		4-2 FC5-4 BB		1-2 K	3-H 0-3 K		3	0	0	0	1	2	2				
1B Jason Kendall, R (1.2) <small>OBP: 0.354, SLG: 0.391</small>	4-0 IBB		2-1 1B		3-2 F7			3-2 P4		3	0	1	0	1	0	2				
Matt Ruebel, L (1.1) <small>OBP: 0.273, SLG: 0.200</small> Mike Kingery, L (4, PH) <small>OBP: 0.307, SLG: 0.333</small> David Wainhouse, L (4.1) John Wehner, R (6, PH) <small>OBP: 0.291, SLG: 0.385</small>	2-3 K		0-2 F7		1-0 FC5-4 1-2			0-0 P4		1	0	0	0	0	1	3				
Inning Stats	R: 0 E: 0 K: 1 S: 8	H: 0 LOB: 0 BB: 0 P: 12	R: 0 E: 0 K: 2 S: 20	H: 0 LOB: 3 BB: 3 P: 40	R: 0 E: 0 K: 1 S: 13	H: 1 LOB: 1 BB: 1 P: 24	R: 0 E: 0 K: 0 S: 9	H: 1 LOB: 1 BB: 0 P: 15	R: 0 E: 0 K: 1 S: 13	H: 1 LOB: 2 BB: 1 P: 19	R: 0 E: 0 K: 1 S: 14	H: 0 LOB: 0 BB: 0 P: 7	R: 1 E: 0 K: 1 S: 12	H: 1 LOB: 0 BB: 0 P: 19	R: 0 E: 0 K: 0 S: 6	H: 0 LOB: 0 BB: 0 P: 9	1B: 4 2B: 1 3B: 0 HR: 0	SF: 0 SAC: 0 DP: 0 HBP: 0	WP: 1 PA: 37 CS: 0	
PITCHER	IP	WLS	BF	H	R	ER	SO	BB	IBB	HBP	BLK	WP	HR	S	P	ERA	WHIP			
Mike Bielecki, R (1.1) <small>ERA: 2.47</small> Dean Hartgraves, L (6.1) <small>ERA: 3.96</small> Greg McMichael, R (8.1) <small>ERA: 3.22</small> Joe Borowski, R (9.1) <small>ERA: 4.05</small>	5.0	W	22	3	0	0	5	3	1	0	0	1	0	63	110	0.00	1.200			

Pittsburgh Pirates @ Atlanta Braves
Atlanta-Fulton County Stadium, Atlanta, GA

AB 32
R 1
H 5
RBI 1
BB 5
SO 8
LOB 16



Sat Aug 17 1996, 7:05 PM EDT
Att: 49,024 - Unknown - 72 F

Batter	1	2	3	4	5	6	7	8	9	AB	R	H	RBI	BB	SO	LOB	BOTTOM			
Marquis Grissom, R (1.8) <small>OBP: 0.349, SLG: 0.495</small> Dean Hartgraves, R (6.1)	0-0 E 3B		0-0 G5-3		2-2 G5-3		1-2 FC6-4 G6-3			3	1	1	0	0	0	0				
Mike Mordecai, R (7, PH) <small>OBP: 0.284, SLG: 0.260</small>	1-2 L1		4-0 E 1B BB		1-0 10 1B 2B		0-1 G6-3			3	2	1	0	1	0	1				
Terry Pendleton, S (1.5) <small>OBP: 0.298, SLG: 0.355</small> Greg McMichael, R (8.1) Joe Borowski, R (9.1)	3-H G5-3		2-1 F8		2-0 2-H 1B		0-1 F7			3	0	1	1	0	0	1				
Fred McGriff, L (1.3) <small>OBP: 0.353, SLG: 0.493</small>	1-2 F8		1-1 E9 HR 1B		0-0 F8		1-3 K			4	1	1	0	0	1	1				
Jermaine Dye, R (1.9) <small>OBP: 0.322, SLG: 0.469</small>		0-0 FC5-4 1B	1-1 HR		0-3 K		3-1 G6-3			4	1	2	2	0	1	1				
Javy Lopez, R (1.2) <small>OBP: 0.318, SLG: 0.473</small>	0-1 FC5-4 HR		0-0 G6-3		3-3 K					3	1	0	0	0	1	1				
Ryan Klesko, L (1.7) <small>OBP: 0.363, SLG: 0.551</small>	2-2 HR		2-2 P2		0-0 L6					3	1	1	2	0	0	0				
Mark Lemke, S (1.4) <small>OBP: 0.332, SLG: 0.321</small>	1-3 K		0-0 G3		1-1 G1-3					3	0	0	0	0	1	0				
Mike Bielecki, R (1.1) Andruw Jones, R (6.8) <small>OBP: 0.364, SLG: 0.800</small>	1-1 G4-3		0-1 G1-3		4-2 FC6-4 BB					2	0	0	0	0	0	0				
Inning Stats	R: 1 E: 1 K: 0 S: 9	H: 1 LOB: 0 BB: 0 P: 11	R: 2 E: 0 K: 1 S: 13	H: 2 LOB: 0 BB: 0 P: 17	R: 3 E: 1 K: 0 S: 8	H: 2 LOB: 1 BB: 1 P: 16	R: 0 E: 0 K: 0 S: 6	H: 0 LOB: 0 BB: 0 P: 8	R: 1 E: 0 K: 1 S: 10	H: 2 LOB: 1 BB: 0 P: 15	R: 0 E: 0 K: 1 S: 8	H: 0 LOB: 0 BB: 1 P: 13	R: 0 E: 0 K: 1 S: 6	H: 0 LOB: 0 BB: 0 P: 11	1B: 3 2B: 1 3B: 1 HR: 2	SF: 0 SAC: 0 DP: 1 HBP: 0	WP: 0 PA: 32 CS: 0			
PITCHER	IP	WLS	BF	H	R	ER	SO	BB	IBB	HBP	BLK	WP	HR	S	P	ERA	WHIP			
Matt Ruebel, L (1.1) <small>ERA: 5.62</small> David Wainhouse, R (4.1) <small>ERA: 7.0</small> Ramon Morel, R (6.1) <small>ERA: 3.38</small> Dan Plesac, L (7.1) <small>ERA: 4.2</small> 67 Francisco Cordova, R (8.1) <small>ERA: 4.2</small>	3.0	L	15	5	6	5	1	1	0	0	0	0	0	0	0	44	15.000			

Pittsburgh Pirates @ Atlanta Braves
Atlanta-Fulton County Stadium, Atlanta, GA

AB 30
R 7
H 7
RBI 5
BB 2
SO 4
LOB 6



Sat Aug 17 1996, 7:05 PM EDT
Att: 49,024 - Unknown - 72 F

Batter	1	2	3	4	5	6	7	8	9	10	11	12	13	AB	R	H	RBI	BB	SO	LOB	TOP
Jermaine Allensworth, R (1.8) OBP: 0.312, SLG: 0.337	G6-3 G1-3 1B		G6-3 G1-3 1B			G6-3		G1-3		G5-3			G5-3	6	0	2	0	0	0	0	1
Al Martin, L (1.7) OBP: 0.338, SLG: 0.432	G1-3		F8			F8		G1-3					P6	6	0	1	0	0	0	1	2
Jeff King, R (1.4) OBP: 0.335, SLG: 0.493	G6-3		F9			HR		G6-3					B2	5	1	1	1	1	0	3	
Orlando Merced, S (1.9) OBP: 0.359, SLG: 0.488	G1-3					K							G3	5	0	1	0	1	2	2	
Charlie Hayes, R (1.5) OBP: 0.303, SLG: 0.379			L7					F9					G1	3	0	0	0	1	0	1	
John Wehner, R (0.9) OBP: 0.283, SLG: 0.374			L5											0	0	0	0	0	0	0	
Dave Clark, L (11.9) OBP: 0.370, SLG: 0.433														1	0	0	0	0	0	2	
Mark Johnson, L (1.3) OBP: 0.363, SLG: 0.507			P4					F8						3	0	0	0	0	1	1	
Nelson Lirio, S (0.9) OBP: 0.297, SLG: 0.376			K											2	0	0	0	0	0	3	
Jay Bell, R (1.6) OBP: 0.293, SLG: 0.337								L7						4	0	2	0	1	1	0	
18 Jason Kendall, R (1.2) OBP: 0.353, SLG: 0.387			1B					F9						3	0	0	0	0	0	1	
18 Jason Kendall, R (1.2) OBP: 0.353, SLG: 0.387			P3					1B													
Chris Peters, L (1.1) OBP: 0.300, SLG: 0.399			K											3	0	0	0	0	3	2	
67 Francisco Cordova, R (0.8) OBP: 0.283, SLG: 0.330														0	0	0	0	0	0	0	
Keith Cook, L (10.9) OBP: 0.325, SLG: 0.449														1	0	0	0	0	0	1	
David Waltheuser, L (10.1) OBP: 0.302, SLG: 0.330														0	0	0	0	0	0	0	
Mike Kingery, L (12.9) OBP: 0.302, SLG: 0.330														1	0	0	0	0	0	0	
Ramon Morel, R (10.1) OBP: 0.302, SLG: 0.330														0	0	0	0	0	0	0	
Inning Stats	R: 0 E: 0 K: 0 S: 11	H: 1 LOB: 1 BB: 0 P: 18	R: 0 E: 0 K: 0 S: 10	H: 1 LOB: 1 BB: 0 P: 13	R: 0 E: 0 K: 1 S: 6	H: 1 LOB: 0 BB: 0 P: 10	R: 1 E: 0 K: 1 S: 8	H: 1 LOB: 2 BB: 0 P: 16	R: 0 E: 0 K: 0 S: 6	H: 0 LOB: 0 BB: 0 P: 9	R: 0 E: 0 K: 1 S: 7	H: 0 LOB: 1 BB: 1 P: 12	R: 0 E: 0 K: 0 S: 8	H: 1 LOB: 2 BB: 1 P: 19	R: 0 E: 0 K: 0 S: 13	H: 0 LOB: 1 BB: 1 P: 19	1B: 6 2B: 0 3B: 0 HR: 1	SF: 0 SAC: 1 DP: 1 HBP: 1	WIP: 0 PB: 0 SB: 2 CS: 1	PA: 49	
PITCHER	IP	WLS	BF	H	R	ER	SO	BB	IBB	HBP	BLK	WP	HR	S	P	ERA	WHIP				
Shane Reynolds, R (1.1) ERA: 3.43	8.0	30	6	1	1	6	0	0	0	1	0	0	1	70	102	1.12	0.750				
Billy Wagner, L (0.9) ERA: 2.25	2.0	7	0	0	0	1	2	0	0	0	0	0	0	15	27	0.00	1.000				
Darryl Kile, R (11.1) ERA: 4.27	2.0	8	1	0	0	1	0	1	0	0	0	0	0	14	28	0.00	0.500				
Alvin Morman, L (13.1) ERA: 5.11	1.0	4	0	0	0	0	1	0	0	0	0	0	0	13	19	0.00	1.000				

Pittsburgh Pirates @ Houston Astros
Astrodome, Houston, TX
Mon Aug 19 1996, 8:05 PM EDT
Att. 15,067 - Dome - 72 F

AB 43
R 1
H 7
RBI 1
BB 4
SO 8
LOB 19

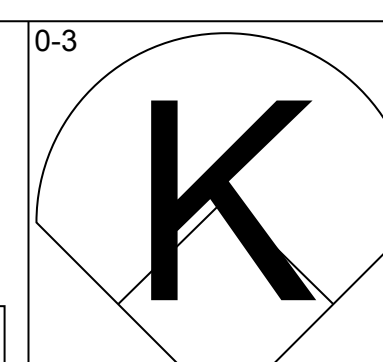
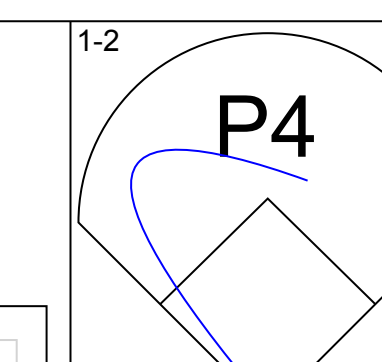
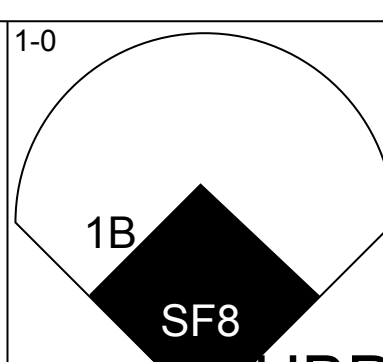
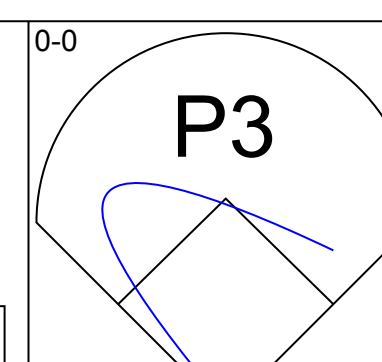
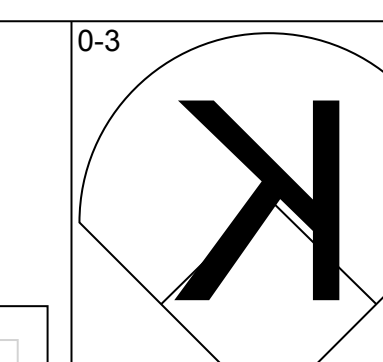
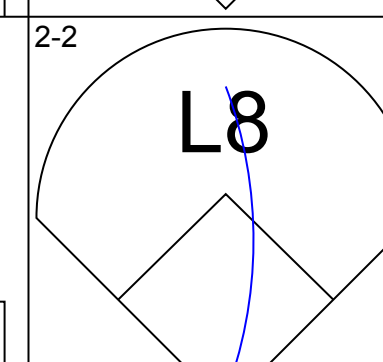
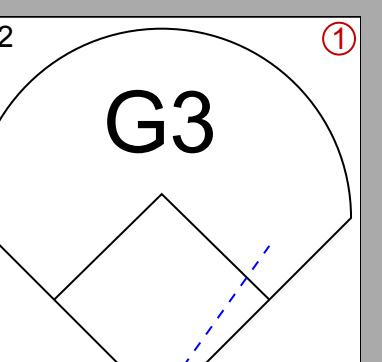
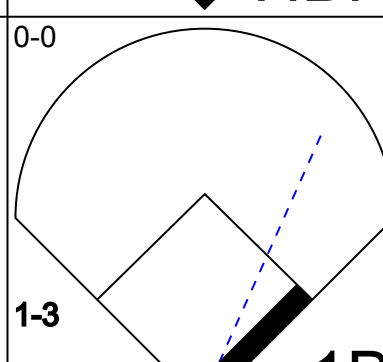
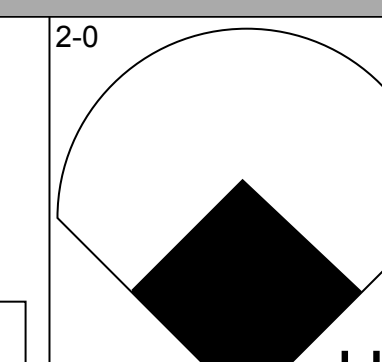
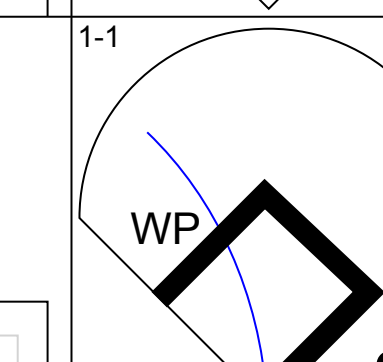
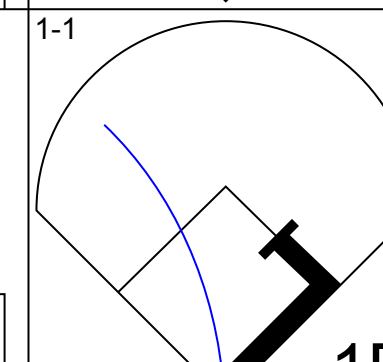
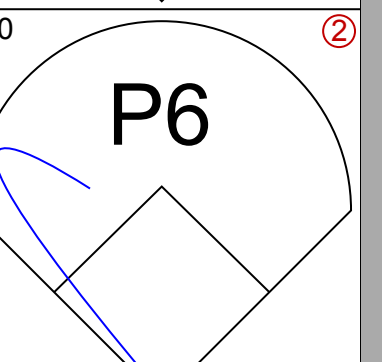
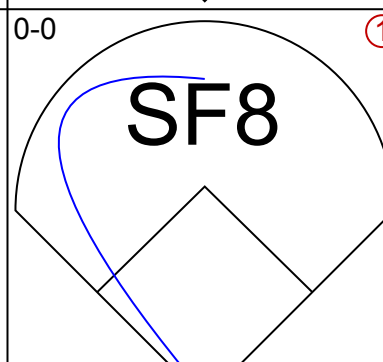
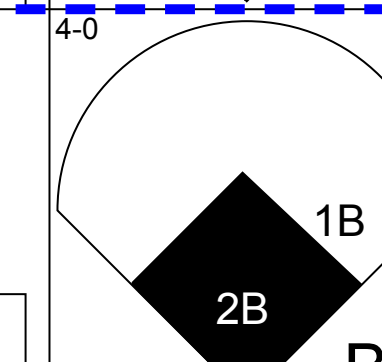
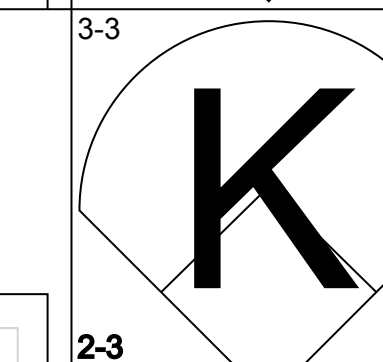
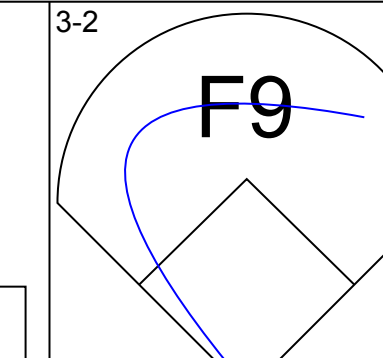
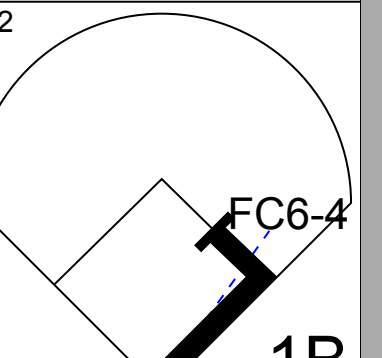
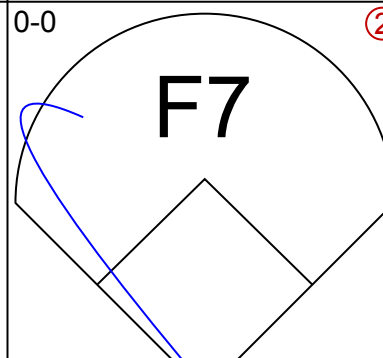
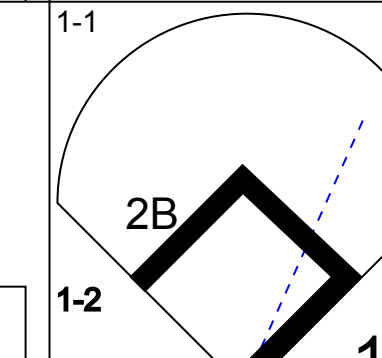
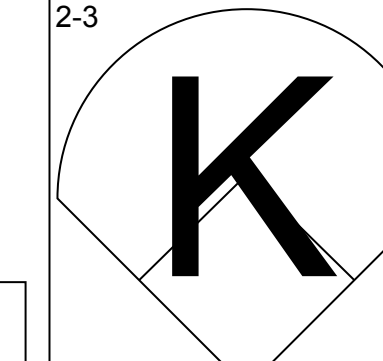
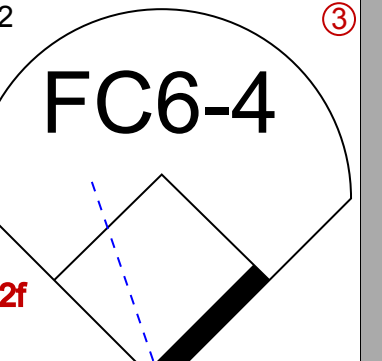
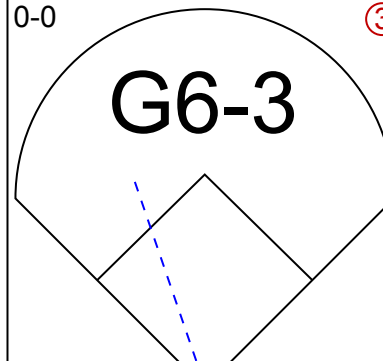
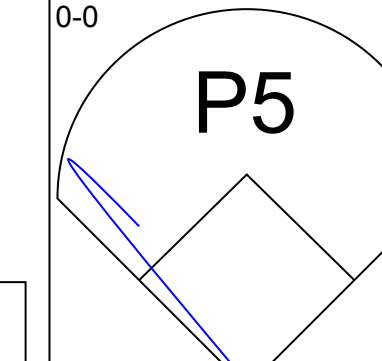
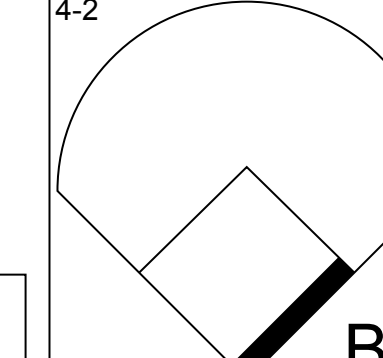
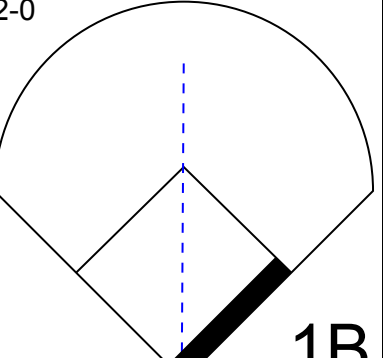
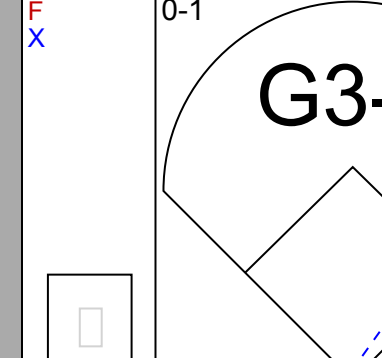
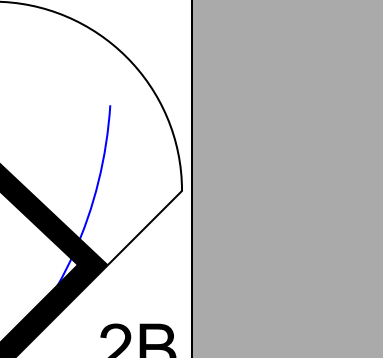
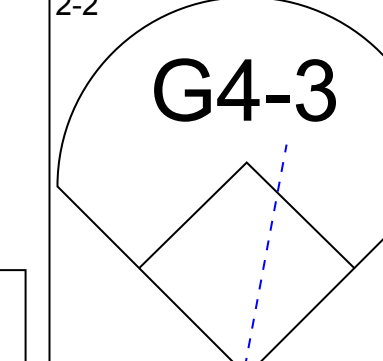
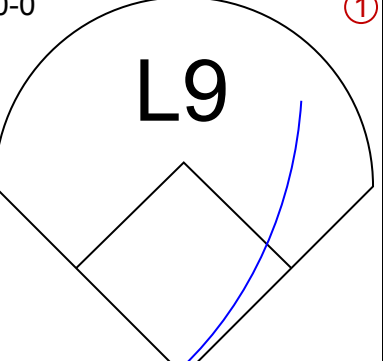
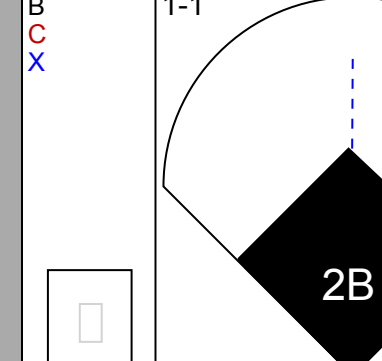
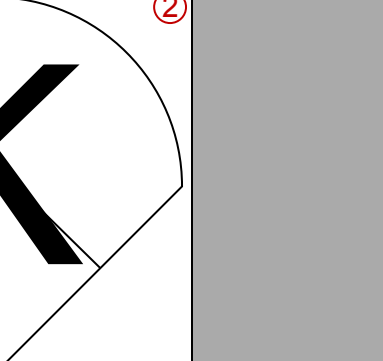
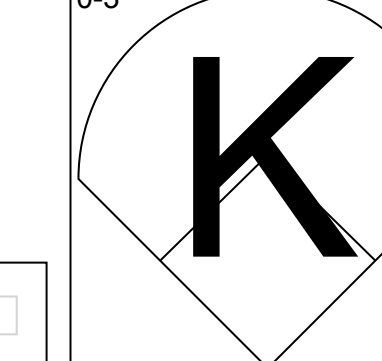
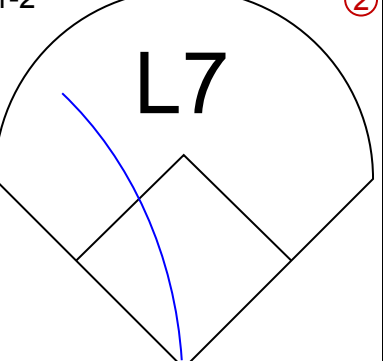
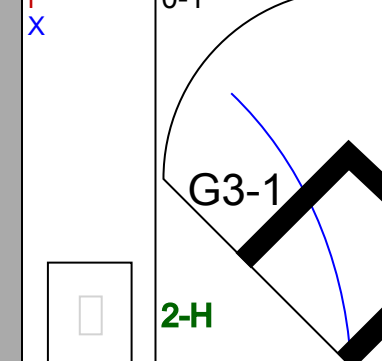
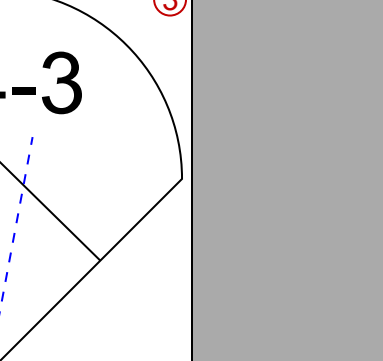
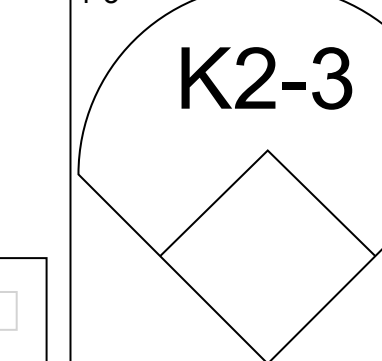
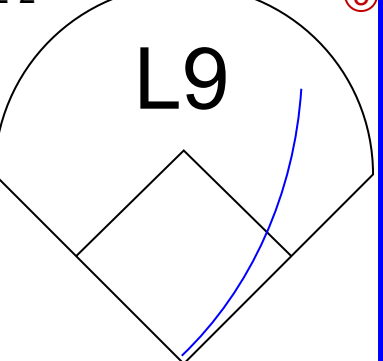
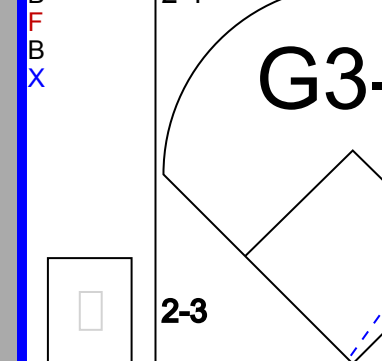
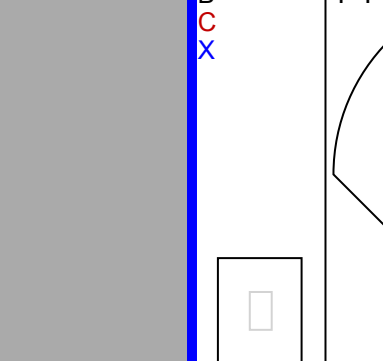


Batter	1	2	3	4	5	6	7	8	9	10	11	12	13	AB	R	H	RBI	BB	SO	LOB	BOTTOM	
Brian Hunter, R (1.8) OBP: 0.296, SLG: 0.363	G3		G5-3			G5-3		FC6-4		G6-3			SH3-4 BB 2B	7	2	2	0	0	0	4		
Craig Biggio, R (1.4) OBP: 0.404, SLG: 0.457	K		G4-3 5 BB			G5-3 1B		P6					SH3-4	5	0	2	0	1	2	3		
5 Jeff Bagwell, R (1.3) OBP: 0.447, SLG: 0.563	BB		G4-3 BB			K		E 1B					L5	3	0	0	0	4	1	2		
Derek Bell, R (1.9) OBP: 0.317, SLG: 0.440	PO BB		G4-3			G5-3		BB					F9-3	5	0	1	0	2	1	4		
Sean Berry, R (1.5) OBP: 0.315, SLG: 0.470	PO		F8			G6-3		E5 FC6					L5	4	0	0	1	3	1	2		
Tony Eusebio, R (1.2) OBP: 0.330, SLG: 0.400			G5-3			G6-3		FC6					G2-6-4 BB	4	0	0	0	1	1	6		
Doug Brocail, L (10.9) OBP: 0.302, SLG: 0.279			K			G6-3		FC6					G2-6-4	0	0	0	0	0	0			
Kirt Manwaring, R (11.2) OBP: 0.302, SLG: 0.279						G6-3		FC6					G2-6-4	1	0	0	0	0	0	1		
James Mouton, R (1.7) OBP: 0.340, SLG: 0.353			1B			G6-4-3 1B		FC6-4 S					G2-6-4 2B	5	0	4	0	1	0	1		
Ricky Gutierrez, R (1.6) OBP: 0.342, SLG: 0.311			G6-4-3 1B			K2-3		K					G4-3	5	0	1	0	1	2	4		
Shane Reynolds, R (1.1) ERA: 3.43			K			G6-3		L9					K	3	0	0	0	0	1	2		
Derek Bell, R (1.9) OBP: 0.317, SLG: 0.440								FC6-4 HBP						0	0	0	0	0	0	0		
Mike Hampton, L (10.9) OBP: 0.325, SLG: 0.449														0	0	0	0	0	0	0		
Billy Wagner, L (0.9) ERA: 2.25														0	0	0	0	0	0	0		
Darryl Kile, R (11.1) ERA: 4.27														0	0	0	0	0	0	0		
David Waltheuser, L (10.1) OBP: 0.302, SLG: 0.330														0	0	0	0	0	0	0		
Orlando Merced, S (1.9) OBP: 0.359, SLG: 0.488														1	0	0	0	0	0	1		
Alvin Morman, L (13.1) ERA: 5.11														0	0	0	0	0	0	0		
Inning Stats	R: 0 E: 0 K: 1 S: 7	H: 0 LOB: 1 BB: 2 P: 16	R: 0 E: 0 K: 1 S: 18	H: 2 LOB: 0 BB: 0 P: 27	R: 0 E: 0 K: 1 S: 9	H: 1 LOB: 0 BB: 0 P: 11	R: 0 E: 0 K: 1 S: 10	H: 0 LOB: 1 BB: 1 P: 18	R: 1 E: 1 K: 0 S: 10	H: 2 LOB: 3 BB: 1 P: 20	R: 0 E: 0 K: 2 S: 16	H: 1 LOB: 2 BB: 0 P: 20	R: 0 E: 0 K: 0 S: 7	H: 1 LOB: 0 BB: 0 P: 8	R: 0 E: 0 K: 1 S: 12	H: 1 LOB: 2 BB: 2 P: 25	R: 1 E: 0 K: 0 S: 5	H: 1 LOB: 3 BB: 3 P: 17	1B: 8 2B: 3 3B: 0 HR: 0	SF: 0 SAC: 1 DP: 3 HBP: 1	WIP: 0 PB: 4 SB: 0 CS: 0	PA: 60
PITCHER	IP	WLS	BF	H	R	ER	SO	BB	IBB	HBP	BLK	WP	HR	S	P	ERA	WHIP					
Chris Peters, L (1.1) ERA: 3.54	7.0	33	6	1	0	5	7	0	0	0	0	0	0	74	131	0.00	1.857					
67 Francisco Cordova, R (0.8) ERA: 3.98	2.0	8	1	0	0	4	0	0	0	0	0	0	0	25	34	0.00	0.500					
David Waltheuser, L (10.1) ERA: 5.73	2.0	8	1	0	0	0	2	0	0	0	0	0	0	14	26	0.00	1.500					
Ramon Morel, R (12.1) ERA: 3.5	1.1	10	2	1	1	1	2	3	0	0	0	0	0	17	42	6.75	3.000					

Pittsburgh Pirates @ Houston Astros
Astrodome, Houston, TX
Mon Aug 19 1996, 8:05 PM EDT
Att. 15,067 - Dome - 72 F

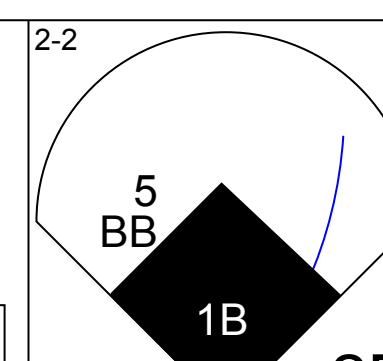
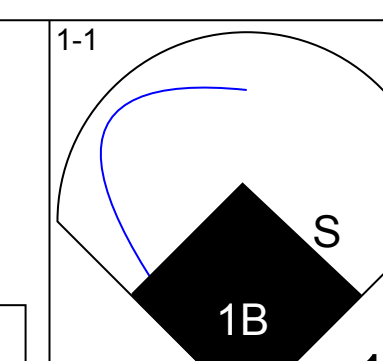
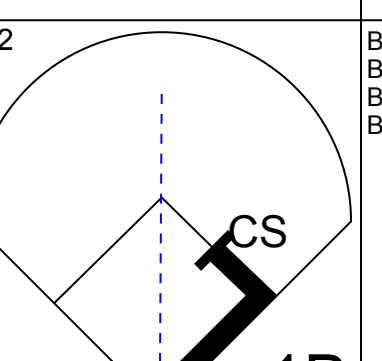
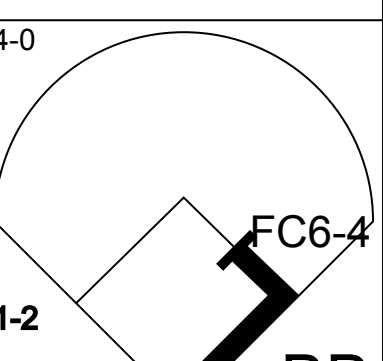
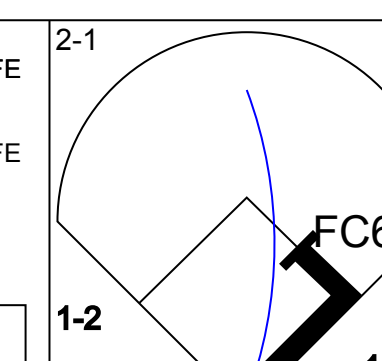
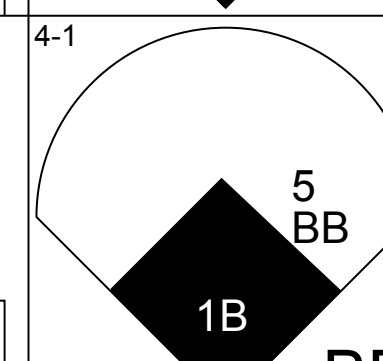
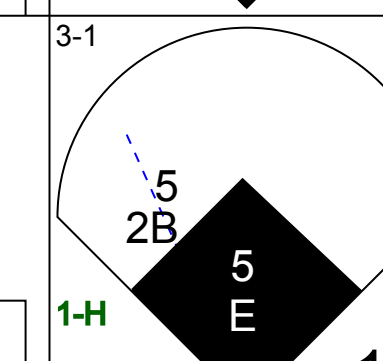
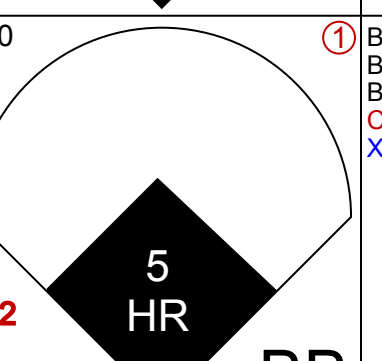
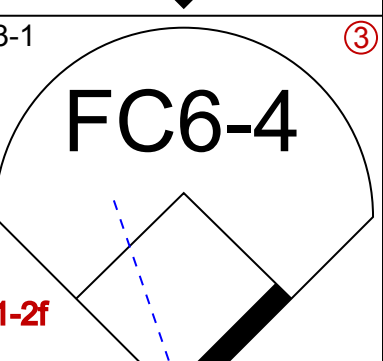
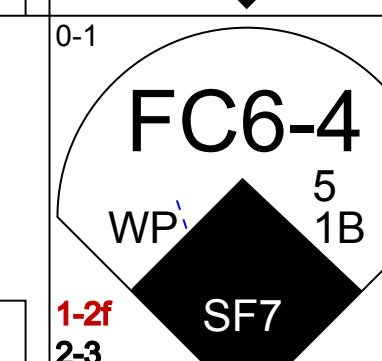
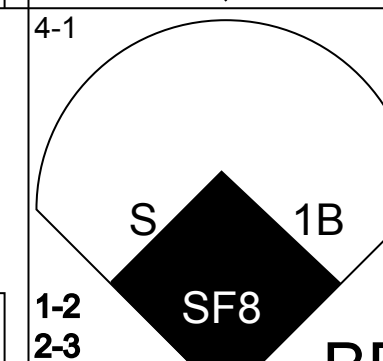
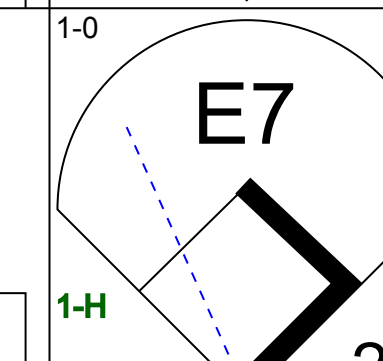
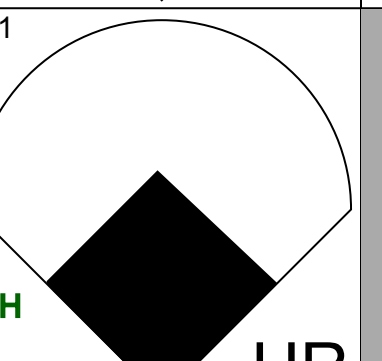
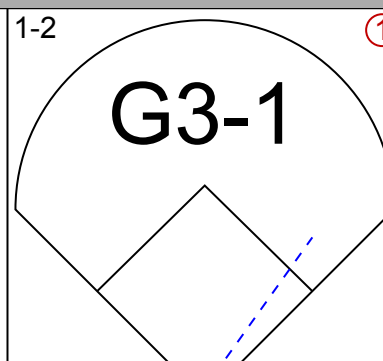
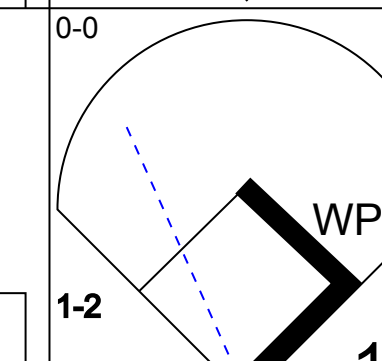
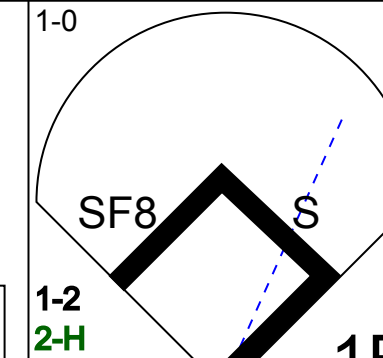
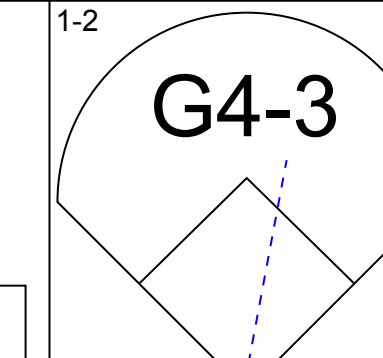
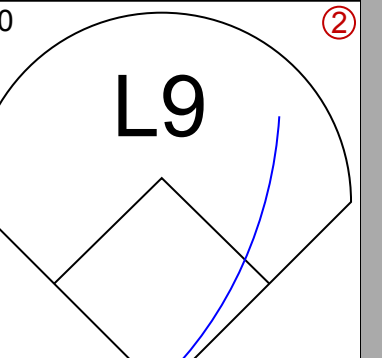
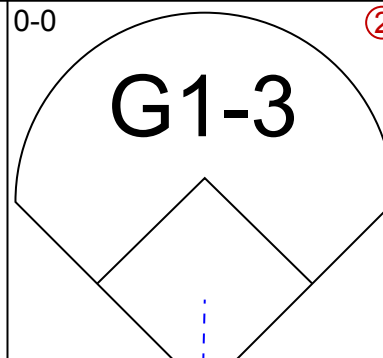
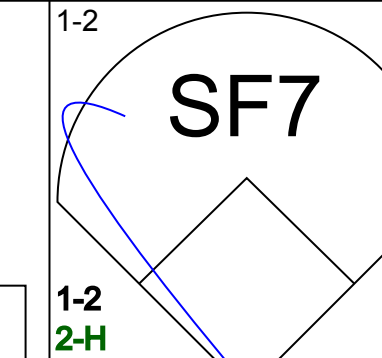
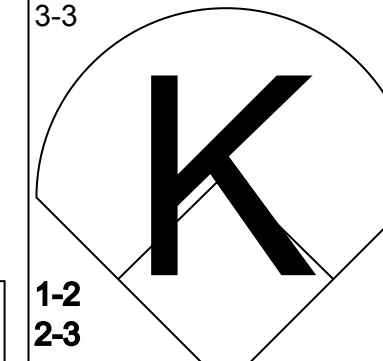
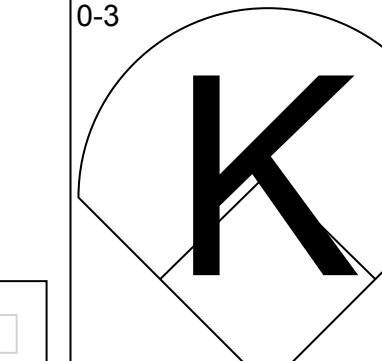
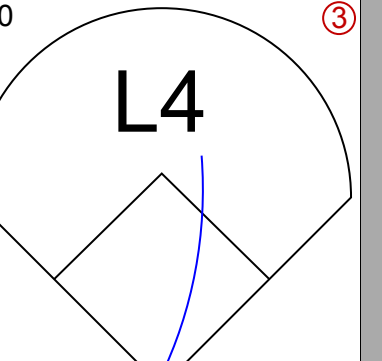
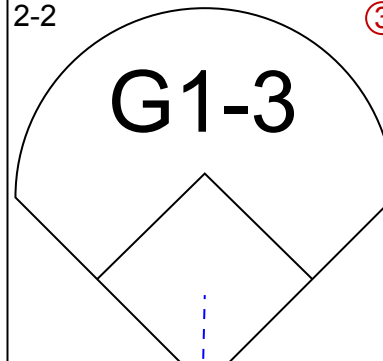
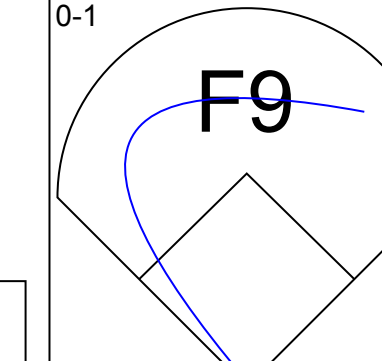
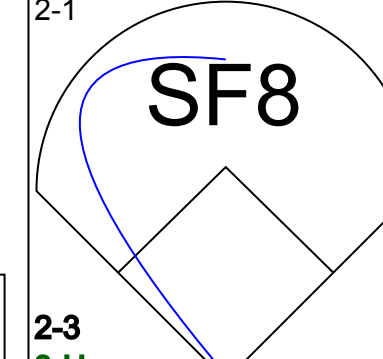
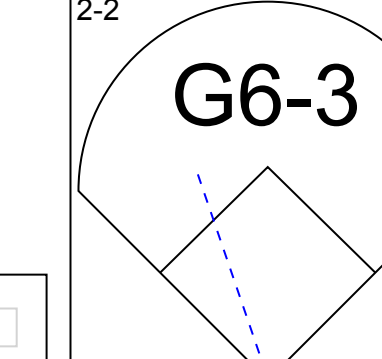
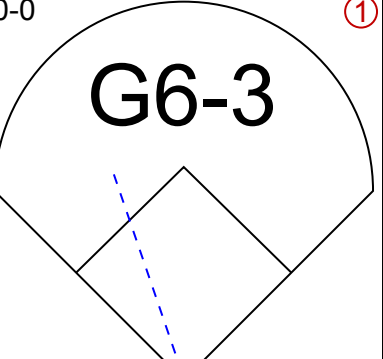
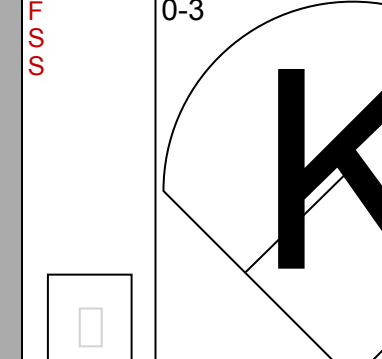
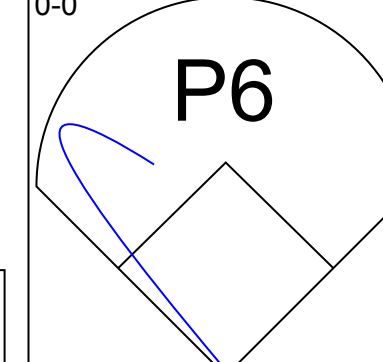
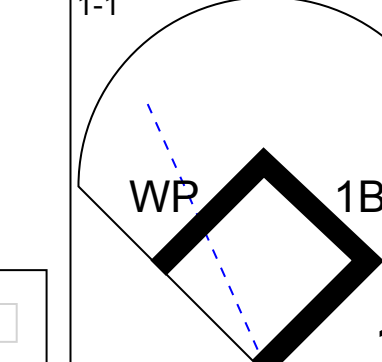

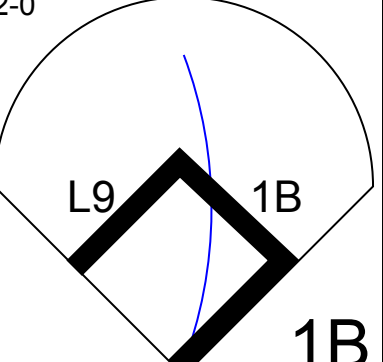
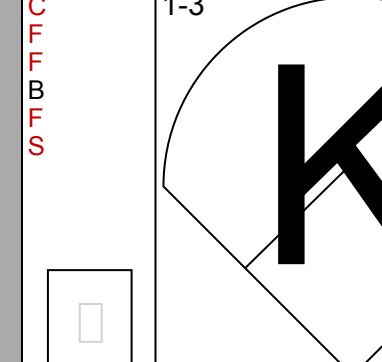
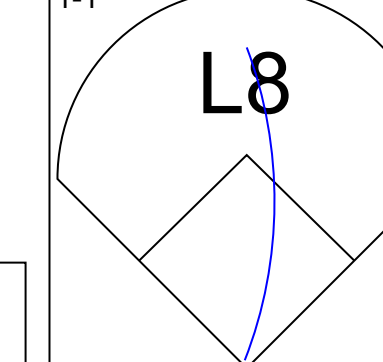
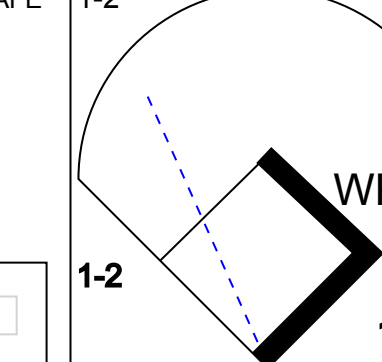

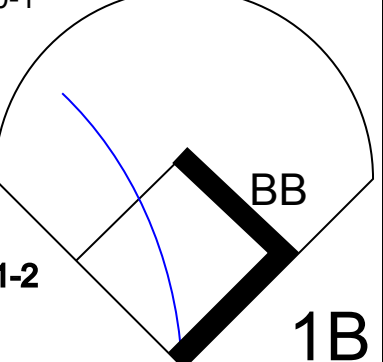
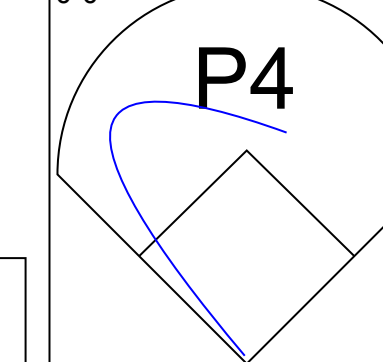
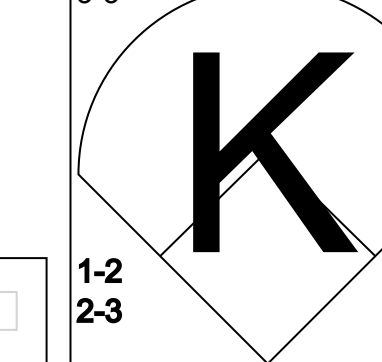

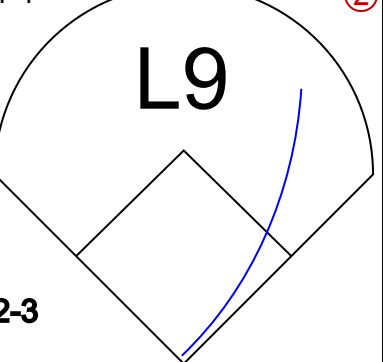
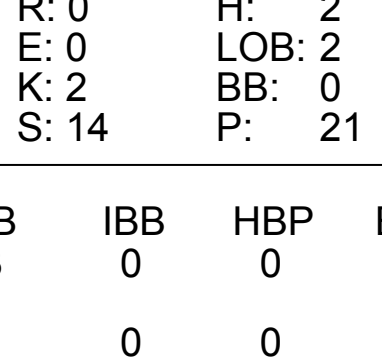
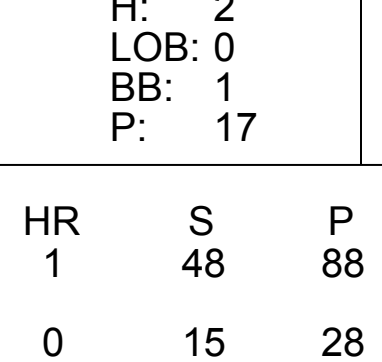
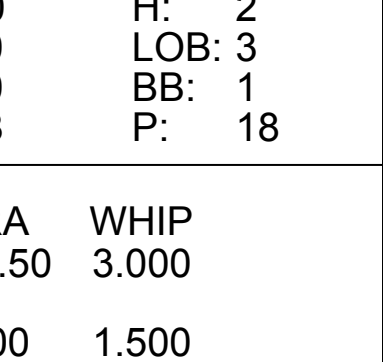
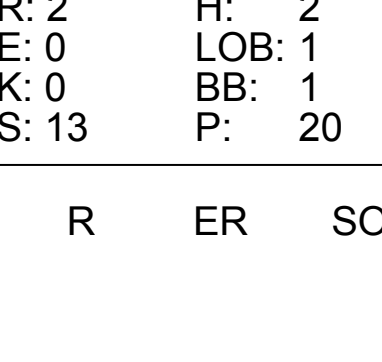
AB 43
R 2
H 10
RBI 1
BB 14
SO 10
LOB 31



Batter	1	2	3	4	5	6	7	8	9	AB	R	H	RBI	BB	SO	LOB	TOP								
Jermaine Allensworth, R OBP: 0.307, SLG: 0.324 (1.8)										4	1	0	0	0	2	1	Pittsburgh Pirates @ Houston Astros Astrodome, Houston, TX Tue Aug 20 1996, 8:05 PM EDT Att: 19,866 - Dome								
Al Martin, L OBP: 0.341, SLG: 0.442 (1.7)										5	1	3	1	0	0										
Jeff King, R OBP: 0.335, SLG: 0.492 (1.4)										3	1	1	1	1	1										
Orlando Merced, S OBP: 0.360, SLG: 0.488 (1.9)										4	0	2	0	0	0	1									
Charlie Hayes, R OBP: 0.301, SLG: 0.375 (1.5)										4	0	0	0	0	1	4									
Mark Johnson, L OBP: 0.368, SLG: 0.513 (1.3)										3	0	2	1	1	0	0									
Jay Bell, R OBP: 0.293, SLG: 0.338 (1.6)										4	1	1	0	0	1	4									
Keith Osik, R OBP: 0.349, SLG: 0.426 (1.2)										4	0	1	1	0	1	3									
Dan Miceli, R Trey Beamon, L Matt Rubeal, L Dave Clark, L David Wainhouse, L Mike Kingery, L (5. PH) (5. PH) (7. PH) (7. PH) (9. PH)										1	0	0	0	0	1	0									
Inning Stats	R: 0 E: 0 K: 1 S: 8	H: 1 LOB: 1 BB: 0 P: 11	R: 0 E: 0 K: 1 S: 15	H: 0 LOB: 1 BB: 1 P: 26	R: 0 E: 0 K: 2 S: 10	H: 0 LOB: 0 BB: 0 P: 12	R: 0 E: 0 K: 0 S: 11	H: 1 LOB: 1 BB: 0 P: 14	R: 0 E: 0 K: 0 S: 9	H: 1 LOB: 1 BB: 0 P: 14	R: 1 E: 0 K: 0 S: 4	H: 1 LOB: 1 BB: 0 P: 5	R: 1 E: 0 K: 0 S: 9	H: 2 LOB: 1 BB: 0 P: 12	R: 2 E: 0 K: 1 S: 12	H: 3 LOB: 2 BB: 1 P: 21		R: 0 E: 0 K: 2 S: 10	H: 1 LOB: 1 BB: 0 P: 15	1B: 5 2B: 4 3B: 0 HR: 1	SF: 1 SAC: 0 DP: 0 HBP: 1	WP: 1 PB: 0 SB: 0 CS: 0	PA: 39		
PITCHER	IP	WLS	BF	H	R	ER	SO	BB	IBB	HBP	BLK	WP	HR	S	P	ERA	WHIP								
Donne Wall, R ERA: 4.28 (1.1)	7.0	W	29	7	3	3	4	1	0	1	0	0	1	67	97	3.86	1.143								
Doug Brocail, R ERA: 5.18 (8.1)	0.1		4	2	1	1	0	1	0	0	0	0	0	5	10	27.00	9.000								
Xavier Hernandez, R ERA: 4.84 (8.1)	1.2	S	6	1	0	0	3	0	0	0	0	1	0	16	23	0.00	0.600								

AB	35
R	4
H	10
RBI	4
BB	2
SO	7
LOB	16



Batter	1	2	3	4	5	6	7	8	9	AB	R	H	RBI	BB	SO	LOB	BOTTOM								
John Cangelosi, S OBP: 0.402, SLG: 0.374 (1.7)										4	2	4	0	1	0	0	Pittsburgh Pirates @ Houston Astros Astrodome, Houston, TX Tue Aug 20 1996, 8:05 PM EDT Att: 19,866 - Dome								
Craig Biggio, R OBP: 0.411, SLG: 0.456 (1.4)										3	4	1	1	2	0	5									
5 Jeff Bagwell, R OBP: 0.350, SLG: 0.574 (1.3)										4	2	3	3	1	0	0									
Derek Bell, R OBP: 0.316, SLG: 0.438 (1.9)										4	0	1	3	0	0	1									
Bill Spiers, L OBP: 0.287, SLG: 0.371 (1.5)										5	0	0	0	0	2	3									
Tony Eusebio, R OBP: 0.315, SLG: 0.386 (1.2)										3	0	0	1	0	1	0									
Brian Hunter, R OBP: 0.298, SLG: 0.364 (1.8)										4	0	2	0	0	1	1									
Orlando Miller, R OBP: 0.313, SLG: 0.442 (1.6)										4	0	2	0	0	0	0									
Donne Wall, R OBP: 0.235, SLG: 0.219 (8.1)										3	0	0	0	0	1	4									
Ricky Gutierrez, R OBP: 0.345, SLG: 0.311 (8.6)										0	0	0	0	0	0	0									
Inning Stats	R: 3 E: 0 K: 1 S: 15	H: 2 LOB: 1 BB: 2 P: 31	R: 2 E: 1 K: 0 S: 12	H: 3 LOB: 1 BB: 0 P: 19	R: 0 E: 0 K: 2 S: 14	H: 2 LOB: 2 BB: 0 P: 21	R: 2 E: 0 K: 0 S: 7	H: 2 LOB: 0 BB: 1 P: 17	R: 0 E: 0 K: 0 S: 7	H: 0 LOB: 0 BB: 0 P: 10	R: 0 E: 0 K: 2 S: 10	H: 0 LOB: 0 BB: 0 P: 14	R: 2 E: 0 K: 0 S: 13	H: 2 LOB: 1 BB: 1 P: 20	R: 2 E: 0 K: 0 S: 10	H: 2 LOB: 0 BB: 1 P: 20	1B: 10 2B: 2 3B: 0 HR: 1	SF: 2 SAC: 0 DP: 0 HBP: 0	WP: 2 PB: 0 SB: 3 CS: 1	PA: 41					
PITCHER	IP	WLS	BF	H	R	ER	SO	BB	IBB	HBP	BLK	WP	HR	S	P	ERA	WHIP								
Dan Miceli, R ERA: 5.4 (1.1)	4.0	L	23	9	7	6	3	3	0	0	0	0	0	15	28	0.00	1.500								
Matt Rubeal, L ERA: 5.53 (5.1)	2.0		9	2	0	0	0	1	0	0	0	0	0	23	34	9.00	1.500								
David Wainhouse, R ERA: 6.23 (7.1)	2.0		9	2	2	2	2	1	0	0	0	1	0	23	34	9.00	1.500								



Batter	1	2	3	4	5	6	7	8	9	AB	R	H	RBI	BB	SO	LOB	TOP								
Jermaine Allensworth, R OBP: 0.303, SLG: 0.311 (1.8)	G6-3		G6-3	G3-1		1B		E3		4	1	0	0	1	0	1	Pittsburgh Pirates @ Houston Astros Astrodome, Houston, TX Wed Aug 21 1996, 8:05 PM EDT Att: 13,357 - Dome - 72 F								
Jay Bell, R OBP: 0.294, SLG: 0.339 (1.6)	K		2B	F8		1B		K		5	1	2	1	0	2										
Jeff King, R OBP: 0.340, SLG: 0.497 (1.3)	1B		1B	E		G5-3		P4		5	1	4	1	0	2										
Charlie Hayes, R OBP: 0.302, SLG: 0.375 (1.5)	G5-3		1B	F9		F9		F9		5	0	2	1	0	3										
Orlando Merced, S OBP: 0.362, SLG: 0.492 (1.9)		E7	G6-3	E6		G5-3		G4-3		1	1	1	0	0	0										
Trey Beamon, L OBP: 0.143, SLG: 0.150 (2.9)			2B	1-3		1-2		1B		4	0	1	1	0	2										
Mark Johnson, L OBP: 0.368, SLG: 0.513 (9.3)			1-3	3-H		1-2		1B		0	0	0	0	0	0										
John Wehner, R OBP: 0.280, SLG: 0.360 (1.4)	G6-3		K	1-2		1B		G4-3		4	0	0	1	1	2										
Mike Kingery, L OBP: 0.310, SLG: 0.339 (1.7)	18		G5-3	1-2		1B		F8		5	0	3	0	0	2										
1B Jason Kendall, R OBP: 0.359, SLG: 0.388 (1.2)	G5-3		G3-1	SH3-4		1B		1B		2	1	1	0	3	0										
Denny Neagle, L OBP: 0.196, SLG: 0.204 (1.1)	G6-3		1-2	1-2		1-2		G4-3		2	0	0	0	0	2										
Marc Wilkins, R OBP: 0.333, SLG: 0.250 (7.1)						SH1-4		G6-3		0	0	0	0	0	0										
Dan Plesac, L OBP: 0.367, SLG: 0.428 (9.1)						1-2		G4-3		0	0	0	0	0	0										
Dave Clark, L OBP: 0.367, SLG: 0.428 (9.1)										1	0	0	0	0	2										
John Ericks, R OBP: 0.367, SLG: 0.428 (9.1)										0	0	0	0	0	0										
Inning Stats	R: 0 E: 0 K: 1 S: 13	H: 1 LOB: 1 BB: 0 P: 16	R: 1 E: 1 K: 0 S: 7	H: 2 LOB: 1 BB: 0 P: 11	R: 2 E: 1 K: 1 S: 15	H: 3 LOB: 2 BB: 0 P: 21	R: 0 E: 0 K: 0 S: 6	H: 1 LOB: 1 BB: 0 P: 9	R: 0 E: 0 K: 0 S: 10	H: 2 LOB: 2 BB: 1 P: 18	R: 2 E: 0 K: 0 S: 10	H: 3 LOB: 2 BB: 2 P: 21	R: 0 E: 0 K: 0 S: 10	H: 0 LOB: 1 BB: 1 P: 19	R: 0 E: 1 K: 1 S: 15	H: 1 LOB: 1 BB: 0 P: 22	R: 0 E: 0 K: 0 S: 11	H: 1 LOB: 2 BB: 1 P: 22	1B: 11 2B: 3 3B: 0 HR: 0	SF: 0 SAC: 2 DP: 0 HBP: 0	WP: 0 PB: 0 SB: 2 CS: 1	PA: 45			
PITCHER	IP	WLS	BF	H	R	ER	SO	BB	IBB	HBP	BLK	WP	HR	S	P	ERA	WHIP								
Mike Hampton, L ERA: 3.6 (1.1)	6.0	L	32	12	5	5	2	3	0	0	0	0	0	61	96	7.50	2.500								
Mark Small, R ERA: 4.5 (7.1)	2.0		8	1	0	0	1	1	0	0	0	0	0	25	41	0.00	1.000								
Doug Brocail, R ERA: 5.05 (9.1)	1.0		5	1	0	0	0	1	0	0	0	0	0	11	22	0.00	2.000								

Batter	1	2	3	4	5	6	7	8	9	AB	R	H	RBI	BB	SO	LOB	BOTTOM								
Brian Hunter, R OBP: 0.302, SLG: 0.370 (1.8)	FC6-4		G6-3	G4-3		G4-3		K		5	1	3	1	0	1	1	Pittsburgh Pirates @ Houston Astros Astrodome, Houston, TX Wed Aug 21 1996, 8:05 PM EDT Att: 13,357 - Dome - 72 F								
Craig Biggio, R OBP: 0.408, SLG: 0.452 (1.4)	FC6-4		G6-3	K		K		K		4	0	0	0	0	2	3									
5 Jeff Bagwell, R OBP: 0.351, SLG: 0.573 (1.3)	1B		1B	K		K		P3		4	0	2	1	0	1	0									
Derek Bell, R OBP: 0.315, SLG: 0.437 (1.9)	L8		FC4	G6-4-3		G6-4-3		G4-3		4	0	1	0	0	0	3									
Sean Berry, R OBP: 0.316, SLG: 0.471 (1.5)	F9		BB	G6-4-3		G6-4-3		2B		3	0	1	0	1	0	3									
Orlando Miller, R OBP: 0.310, SLG: 0.438 (1.6)		F7	K	K2-3		K2-3		K2-3		3	0	0	0	0	2	2									
Mark Small, R OBP: 0.397 (8.1)										0	0	0	0	0	0	0									
Derrick May, L OBP: 0.340, SLG: 0.397 (8.1)										0	0	0	0	0	0	0									
Tony Eusebio, R OBP: 0.312, SLG: 0.381 (8.1)										1	0	0	0	0	1	1									
Doug Brocail, L OBP: 0.351, SLG: 0.320 (9.1)										0	0	0	0	0	0	0									
James Mouton, R OBP: 0.342, SLG: 0.356 (1.7)	G5-3		CS	G5-3		F8		K		4	0	2	0	0	1	0									
Kirt Manwaring, R OBP: 0.302, SLG: 0.276 (1.2)										2	0	0	0	1	0	1									
John Cangelosi, S OBP: 0.400, SLG: 0.373 (9.1)										1	0	0	0	0	0	0									
Mike Hampton, R OBP: 0.326, SLG: 0.237 (1.1)										2	0	0	0	0	0	2									
Ricky Gutierrez, R OBP: 0.351, SLG: 0.320 (7.6)										1	1	1	0	1	0	0									
Inning Stats	R: 0 E: 0 K: 0 S: 10	H: 2 LOB: 2 BB: 0 P: 18	R: 0 E: 0 K: 0 S: 10	H: 1 LOB: 1 BB: 1 P: 19	R: 1 E: 1 K: 1 S: 18	H: 2 LOB: 2 BB: 1 P: 28	R: 0 E: 0 K: 0 S: 7	H: 1 LOB: 0 BB: 0 P: 7	R: 0 E: 0 K: 2 S: 8	H: 0 LOB: 0 BB: 0 P: 13	R: 0 E: 0 K: 1 S: 13	H: 1 LOB: 1 BB: 0 P: 17	R: 1 E: 0 K: 1 S: 13	H: 2 LOB: 1 BB: 0 P: 21	R: 0 E: 0 K: 1 S: 9	H: 1 LOB: 1 BB: 0 P: 12	R: 0 E: 0 K: 2 S: 11	H: 0 LOB: 1 BB: 1 P: 17	1B: 7 2B: 3 3B: 0 HR: 0	SF: 0 SAC: 0 DP: 2 HBP: 0	WP: 0 PB: 0 SB: 3 CS: 1	PA: 37			
PITCHER	IP	WLS	BF	H	R	ER	SO	BB	IBB	HBP	BLK	WP	HR	S	P	ERA	WHIP								
Denny Neagle, L ERA: 3.09 (1.1)	6.2	W	27	8	2	2	4	2	0	0	0	0	0	73	114	2.70	1.500								
Marc Wilkins, R ERA: 2.82 (7.1)	1.0		5	2	0	0	1	0	0	0	0	0	0	11	17	0.00	2.000								
Dan Plesac, L ERA: 4.13 (8.1)	0.1		1	0	0	0	1	0	0	0	0	0	0	4	4	0.00	0.000								
John Ericks, R ERA: 5.46 (9.1)	1.0	S	4	0	0	0	2	1	0	0	0	0	0	11	17	0.00	1.000								



Batter	1	2	3	4	5	6	7	8	9	AB	R	H	RBI	BB	SO	LOB	TOP								
Mike Kingery, L (1.8) OBP: 0.305, SLG: 0.335 Jermaine Allensworth, R (9. PH) OBP: 0.369, SLG: 0.311	1-1 F7		0-0 SF8		2-2 G6-3		3-2 G4-3		4-1 1B HR BB	3	0	0	1	0	0	1									
Al Martin, L (1.7) OBP: 0.343, SLG: 0.441	4-2 G5-4-3 BB		2-2 G3		0-1 B1-3		4-1 SF8 BB		3-1 HR 1B	3	2	1	0	2	0	2									
Jeff King, R (1.4) OBP: 0.338, SLG: 0.501	0-0 G5-4-3 1-2			3-3 K		1-1 F8	1-2 SF8		0-0 HR	4	1	1	5	0	1	1									
Dave Clark, L (1.9) OBP: 0.367, SLG: 0.438		2-1 G3-1		2-1 G3-1		1-0 F8 1B 2B	2-2 L4		2-1 SH5-4 2B	5	1	2	0	0	0	0									
Mark Johnson, L (1.3) OBP: 0.369, SLG: 0.513		3-2 G4-3		2-0 2B		3-0 F8	1-2 F7		4-0 SH5-4 IBB	4	0	1	0	1	0	1									
Charlie Hayes, R (1.5) OBP: 0.303, SLG: 0.375 Marc Wilkins, R (8.1) OBP: 0.333, SLG: 0.250 Denny Neagle, L (9. PH) OBP: 0.196, SLG: 0.204 John Ericks, R (9.1)		0-1 G5-3		4-1 BB		3-2 1B 1B	0-2 L9		0-0 SH5-4	3	1	1	1	1	0	0									
Jay Bell, R (1.6) OBP: 0.295, SLG: 0.340			0-0 SH5-4 1B SF8	0-3 K		1-1 1B 1B	0-0 G3		0-0 G6-3	5	1	2	0	0	1	4									
1B Jason Kendall, R (1.2) OBP: 0.366, SLG: 0.396			1-1 SH5-4 1B		3-1 SH5-4 2B	2-1 1B 2H			4-1 1B SH3-4 BB	3	1	3	1	1	0	0									
Esteban Loaiza, R (1.1) Nelson Lirio, S (6. PH) OBP: 0.296, SLG: 0.374 67 Francisco Cordova, R (6.1) OBP: 0.333, SLG: 0.333 John Wehner, R (8.5) OBP: 0.280, SLG: 0.360			0-0 SH5-4		0-0 SH5-4	0-2 G3			2-1 SH3-4	0	0	0	0	0	0	0									
Inning Stats	R: 0 E: 0 K: 0 S: 6	H: 0 LOB: 0 BB: 1 P: 11	R: 0 E: 0 K: 0 S: 7	H: 0 LOB: 0 BB: 0 P: 12	R: 1 E: 0 K: 0 S: 9	H: 2 LOB: 1 BB: 0 P: 12	R: 0 E: 0 K: 2 S: 11	H: 1 LOB: 2 BB: 1 P: 22	R: 0 E: 0 K: 0 S: 9	H: 1 LOB: 1 BB: 0 P: 14	R: 2 E: 0 K: 0 S: 14	H: 4 LOB: 2 BB: 0 P: 25	R: 1 E: 1 K: 0 S: 12	H: 0 LOB: 0 BB: 1 P: 22	R: 0 E: 0 K: 0 S: 8	H: 0 LOB: 0 BB: 0 P: 9	R: 0 E: 0 K: 0 S: 11	H: 3 LOB: 2 BB: 3 P: 30	1B: 6 2B: 4 3B: 0 HR: 1	SF: 2 SAC: 4 DP: 1 HBP: 0	WP: 0 PB: 0 SB: 0 CS: 0	PA: 43			
PITCHER	IP	WLS	BF	H	R	ER	SO	BB	IBB	HBP	BLK	WP	HR	S	P	ERA	WHIP								
Doug Drabek, R (1.1) ERA: 4.68	5.2	25	7	3	3	2	2	2	0	0	0	0	0	51	89	4.76	1.588								
Danny Danvin, R (6.1) ERA: 3.38	2.1	9	1	1	0	0	1	0	0	0	0	0	0	25	38	0.00	0.857								
Billy Wagner, L (9.1) ERA: 2.88	0.1	L	3	0	2	2	2	0	0	0	0	0	0	4	14	54.00	6.000								
Alvin Morman, L (9.1) ERA: 5.35	0.0		1	1	0	0	0	0	0	0	0	0	0	2	5	=	=								
Xavier Hernandez, R (9.1) ERA: 4.94	0.2		5	2	2	2	0	0	1	0	0	0	1	5	11	27.00	3.000								

Pittsburgh Pirates @ Houston Astros
Astrodome, Houston, TX
Thu Aug 22 1996, 8:05 PM EDT
Att. 14,899 - Dome - 72 F

AB	31
R	8
H	11
RBI	8
BB	6
SO	2
LOB	11



Batter	1	2	3	4	5	6	7	8	9	AB	R	H	RBI	BB	SO	LOB	BOTTOM								
John Cangelosi, S (1.7) OBP: 0.400, SLG: 0.370	1-1 G4-3		0-2 G4-6-3 1B	1-1 L7			1-2 F8	4-2 BB		4	0	1	0	1	0	2									
Craig Biggio, R (1.4) OBP: 0.410, SLG: 0.459	0-0 G6-3		0-2 G4-6-3 1B	4-0 1B 2-3 BB			3-1 HR	1-2 CS 2-3	1-3 K	4	1	2	1	1	1	0									
5 Jeff Bagwell, R (1.3) OBP: 0.449, SLG: 0.576	3-0 G5-3		2-2 G4-6-3 1-2 2-3	2-1 L9			2-1 HR		0-0 L7	5	1	1	1	0	0	5									
Derek Bell, R (1.9) OBP: 0.318, SLG: 0.449		1-0 HR	4-1 FC4 BB		2-3 K		0-3 K		3-2 HR	4	2	2	2	1	2	0									
Bill Spiers, L (1.5) OBP: 0.290, SLG: 0.387		4-1 BB	1-0 FC4		3-2 G3-1		1-2 HR		1-3 K	4	1	1	1	1	1	2									
Tony Eusebio, R (1.2) OBP: 0.309, SLG: 0.386 Kirt Manwaring, R (9.2) OBP: 0.302, SLG: 0.276		1-1 G6-4-3 1-2		2-1 1B 2B	1-1 G6-3		0-3 K			4	1	1	0	0	1	1									
Brian Hunter, R (1.8) OBP: 0.304, SLG: 0.371		2-2 1B 1B		1-2 L4		1-2 G4-3		1-2 CS SH3 1B		4	0	2	0	0	0	1									
Ricky Gutierrez, R (1.6) OBP: 0.356, SLG: 0.325		0-2 SAFE SAFE		0-1 BB 1B		1-3 K		1-2 SH3		3	0	2	0	0	1	0									
Doug Drabek, R (1.1) OBP: 0.188, SLG: 0.208 Danny Danvin, R (6.1) OBP: 0.195, SLG: 0.206 Derrin May, R (9. PH) OBP: 0.338, SLG: 0.395 Billy Wagner, L (9.1) Alvin Morman, L (9.1) Xavier Hernandez, L (9.1)			0-3 K		0-0 BB 1B		2-3 K		1-2 K	2	0	1	1	0	1	2									
Inning Stats	R: 0 E: 0 K: 0 S: 4	H: 0 LOB: 0 BB: 0 P: 8	R: 1 E: 0 K: 1 S: 14	H: 3 LOB: 2 BB: 1 P: 22	R: 0 E: 0 K: 0 S: 11	H: 2 LOB: 1 BB: 1 P: 18	R: 0 E: 0 K: 0 S: 12	H: 3 LOB: 3 BB: 1 P: 22	R: 0 E: 0 K: 1 S: 8	H: 0 LOB: 0 BB: 0 P: 14	R: 0 E: 0 K: 2 S: 9	H: 0 LOB: 0 BB: 0 P: 13	R: 3 E: 0 K: 2 S: 17	H: 3 LOB: 0 BB: 0 P: 24	R: 0 E: 0 K: 1 S: 15	H: 1 LOB: 1 BB: 1 P: 22	R: 0 E: 0 K: 2 S: 10	H: 1 LOB: 0 BB: 0 P: 15	1B: 7 2B: 1 3B: 0 HR: 5	SF: 0 SAC: 1 DP: 2 HBP: 0	WP: 0 PB: 0 SB: 0 CS: 1	PA: 42			
PITCHER	IP	WLS	BF	H	R	ER	SO	BB	IBB	HBP	BLK	WP	HR	S	P	ERA	WHIP								
Esteban Loaiza, R (1.1) ERA: 8.25	5.0	24	8	2	2	2	3	0	0	0	0	0	3	26	37	13.50	1.500								
67 Francisco Cordova, R (6.1) ERA: 4.27	2.0	9	3	3	3	4	0	0	0	0	0	0	0	15	22	0.00	2.000								
Marc Wilkins, R (8.1) ERA: 2.77	1.0	W	4	1	0	0	1	0	0	0	0	0	0	15	22	0.00	2.000								
John Ericks, R (9.1) ERA: 5.57	1.0	S	4	1	1	1	2	0	0	0	0	0	1	10	15	9.00	1.000								

Pittsburgh Pirates @ Houston Astros
Astrodome, Houston, TX
Thu Aug 22 1996, 8:05 PM EDT
Att. 14,899 - Dome - 72 F

AB	36
R	6
H	13
RBI	6
BB	4
SO	9
LOB	14



Batter	1	2	3	4	5	6	7	8	9	AB	R	H	RBI	BB	SO	LOB	TOP								
Jermaine Allensworth, R (1.8) OBP: 0.329, SLG: 0.360	3-2 2B 1B	2-2 2B		1-3 K		0-0 2H 3H 3B			1-0 K	5	1	4	2	0	1	1									
Al Martin, L (1.7) OBP: 0.342, SLG: 0.441	1-0 SAFE 1B	0-1 G5-3		0-0 G1-3		0-0 G4-3			1-3 K	5	1	1	0	0	1	4									
Jeff King, R (1.4) OBP: 0.337, SLG: 0.498	3-2 1B S		3-1 F9		0-2 L6		1-1 G4-3		1-3 K	5	1	1	2	0	1	0									
Dave Clark, L (1.9) OBP: 0.370, SLG: 0.436	1-1 L7		4-2 FC3-6 BB		3-0 G3-6-3 1B		1-1 G4-3			3	0	1	0	1	0	1									
Mark Johnson, L (1.3) OBP: 0.371, SLG: 0.510	2-1 G6-3 S 1B		1-2 FC3-6 BB		0-0 G3-6-3		1-3 K			3	0	1	0	1	1	1									
Charlie Hayes, R (1.5) OBP: 0.303, SLG: 0.374	2-2 G6-3		0-0 FC3-6		1-1 2B 3B 1B		1-3 K			4	1	1	0	0	1	3									
Jay Bell, R (1.6) OBP: 0.295, SLG: 0.341	1-2 G4-3		3-3 K		0-0 3B 2B		2-2 G5-3			4	1	1	0	0	1	3									
18 Jason Kendall, R (1.2) OBP: 0.365, SLG: 0.393		1-2 G3-1		1-2 G5-3		1-2 G6-3		4-2 HBP		3	0	0	0	0	0	2									
Jon Lieber, L (1.1) OBP: 0.250, SLG: 0.269		2-3 K		0-0 2B		2-2 G1		2-3 K		3	0	1	0	0	1	2									
Dan Plesac, L (7.1) ERA: 8.72										1	0	0	0	0	1	1									
67 Francisco Cordova, R (8.1) OBP: 0.333, SLG: 0.333										0	0	0	0	0	0	0									
Inning Stats	R: 3 E: 0 K: 0 S: 23	H: 4 LOB: 1 BB: 0 P: 35	R: 0 E: 0 K: 1 S: 13	H: 1 LOB: 1 BB: 0 P: 18	R: 0 E: 0 K: 1 S: 12	H: 0 LOB: 2 BB: 2 P: 26	R: 0 E: 0 K: 1 S: 9	H: 1 LOB: 1 BB: 0 P: 11	R: 0 E: 0 K: 0 S: 5	H: 1 LOB: 0 BB: 0 P: 8	R: 2 E: 0 K: 0 S: 13	H: 3 LOB: 1 BB: 0 P: 18	R: 0 E: 0 K: 2 S: 7	H: 0 LOB: 0 BB: 0 P: 10	R: 0 E: 0 K: 2 S: 13	H: 0 LOB: 1 BB: 0 P: 22	R: 0 E: 0 K: 2 S: 7	H: 1 LOB: 0 BB: 0 P: 10	1B: 6 2B: 4 3B: 1 HR: 0	SF: 0 SAC: 0 DP: 1 HBP: 1	WP: 0 PB: 0 SB: 2 CS: 0	PA: 39			
PITCHER	IP	WLS	BF	H	R	ER	SO	BB	IBB	HBP	BLK	WP	HR	S	P	ERA	WHIP								
Kevin Ritz, R (1.1) ERA: 5.17	6.0	L	29	10	5	5	3	2	0	0	0	0	0	75	116	7.50	2.000								
Mike Munoz, L (7.1) ERA: 8.72	1.0		3	0	0	0	1	0	0	0	0	0	0	7	10	0.00	0.000								
Curt Leskanic, R (8.1) ERA: 6.48	2.0		7	1	0	0	4	0	0	1	0	0	0	20	32	0.00	0.500								

Pittsburgh Pirates @ Colorado Rockies
Coors Field, Denver, CO
Fri Aug 23 1996, 7:05 PM MDT
Att: 48,038 - Unknown - 66 F

AB 36
R 5
H 11
RBI 4
BB 2
SO 8
LOB 18



Batter	1	2	3	4	5	6	7	8	9	AB	R	H	RBI	BB	SO	LOB	BOTTOM								
Eric Young Sr., R (1.4) OBP: 0.415, SLG: 0.453	0-0 G3-1 S 1B		2-0 F8			1-1 2B SF7 1B		0-1 F7		4	2	2	0	0	0	0									
Eric Anthony, L (1.8) OBP: 0.351, SLG: 0.483	0-3 K		3-1 F7			1-1 2B		2-3 K		3	0	1	0	0	1	1									
Quinton McCracken, S (8. PH) OBP: 0.372, SLG: 0.392						1-3 2B				1	0	0	0	0	1	0									
Larry Walker, L (1.9) OBP: 0.338, SLG: 0.571	1-0 SAFE G3-1			0-2 F7		2-2 SF7		0-3 K		3	0	0	1	0	1	1									
Andres Galarraga, R (1.3) OBP: 0.358, SLG: 0.594	2-1 3H 1B		3-3 K			3H 1-3 K		0-1 P6		4	0	1	1	0	2	1									
Dante Bichette, R (1.7) OBP: 0.365, SLG: 0.537	0-0 F9		1-3 K			1-1 G5-3		0-2 S 1B		4	0	1	0	0	1	2									
Vinny Castilla, R (1.5) OBP: 0.348, SLG: 0.554		0-2 G3-1			0-0 HR		2-2 G6-3		2-3 K	4	1	1	1	0	1	1									
Jeff Reed, L (1.2) OBP: 0.364, SLG: 0.419	1-3 K				2-2 G1-3		2-1 1B		2-1 6-3	4	0	1	0	0	1	1									
Walt Weiss, S (1.6) OBP: 0.383, SLG: 0.374		2-1 G3-1			3-2 F7		2-3 K			3	0	0	0	0	1	1									
Kevin Ritz, R (1.1) OBP: 0.254, SLG: 0.208			1-3 K		2-3 K		3-2 G6-3			2	0	0	0	0	2	0									
Mike Munoz, L (7.1)										0	0	0	0	0	0	0									
John Vander Wal, L (7. PH) OBP: 0.338, SLG: 0.388										0	0	0	0	0	0	0									
Ellis Burks, R (7. PH) OBP: 0.398, SLG: 0.633										1	0	0	0	0	0	1									
Curt Leskanic, R (8.1) OBP: 0.333, SLG: 0.667										0	0	0	0	0	0	0									
Inning Stats	R: 1 E: 0 K: 1 S: 9	H: 2 LOB: 1 BB: 0 P: 14	R: 0 E: 0 K: 1 S: 8	H: 0 LOB: 0 BB: 0 P: 11	R: 0 E: 0 K: 1 S: 6	H: 0 LOB: 0 BB: 0 P: 12	R: 0 E: 0 K: 2 S: 9	H: 0 LOB: 0 BB: 0 P: 13	R: 1 E: 0 K: 1 S: 13	H: 1 LOB: 0 BB: 0 P: 20	R: 1 E: 0 K: 1 S: 14	H: 2 LOB: 1 BB: 0 P: 20	R: 0 E: 0 K: 1 S: 7	H: 1 LOB: 0 BB: 0 P: 11	R: 0 E: 0 K: 1 S: 10	H: 0 LOB: 0 BB: 0 P: 14	R: 0 E: 0 K: 1 S: 10	H: 1 LOB: 1 BB: 0 P: 14	1B: 5 2B: 1 3B: 0 HR: 1	SF: 1 SAC: 0 DP: 0 HBP: 0	WP: 0 PB: 0 SB: 2 CS: 0	PA: 34			
PITCHER	IP	WLS	BF	H	R	ER	SO	BB	IBB	HBP	BLK	WP	HR	S	P	ERA	WHIP								
Jon Lieber, R (1.1) ERA: 4.15	6.2	W	26	6	3	3	8	0	0	0	0	0	0	1	69	4.05	0.900								
Dan Plesac, L (7.1) ERA: 4.03	1.1		4	0	0	0	2	0	0	0	0	0	0	12	17	0.00	0.000								
67 Francisco Cordova, R (8.1) ERA: 4.21	1.0	S	4	1	0	0	1	0	0	0	0	0	0	10	14	0.00	1.000								

Pittsburgh Pirates @ Colorado Rockies
Coors Field, Denver, CO
Fri Aug 23 1996, 7:05 PM MDT
Att: 48,038 - Unknown - 66 F

AB 33
R 3
H 7
RBI 3
BB 0
SO 11
LOB 9



Batter	1	2	3	4	5	6	7	8	9	AB	R	H	RBI	BB	SO	LOB	TOP					
Jermaine Allensworth, R (1, 8) OBP: 0.329, SLG: 0.357	F9	K						G6-3		4	0	1	0	0	1	1	Pittsburgh Pirates @ Colorado Rockies Coors Field, Denver, CO Sat Aug 24 1996, 7:05 PM MDT Att: 48,014 - Unknown - 84 F					
Al Martin, L (1, 7) OBP: 0.343, SLG: 0.441	2B	1B			F9			F8		4	1	2	0	0	0	1						
Jeff King, R (1, 4) OBP: 0.335, SLG: 0.494	P5				P4			F7		4	0	0	0	0	0	2						
Dave Clark, L (1, 9) OBP: 0.372, SLG: 0.458	1B	2B			L9			HR		4	2	2	2	0	0	1						
Mark Johnson, L (1, 3) OBP: 0.373, SLG: 0.508	2H	1B			CS			G3		3	0	1	1	1	0	0						
Charlie Hayes, R (1, 5) OBP: 0.300, SLG: 0.371	K				G6-4-3			G6-3		4	0	0	0	0	1	2						
Jay Bell, R (1, 6) OBP: 0.293, SLG: 0.339					G5-3			F7		3	0	0	0	0	0	0						
1B Jason Kendall, R (1, 2) OBP: 0.367, SLG: 0.395					E4			G1-6-3		3	0	2	0	0	0	0						
Chris Peters, L (1, 1) OBP: 0.083, SLG: 0.083					G4-3			G5-4-3		1	0	0	0	0	0	1						
Mike Kingery, L (5, PH) OBP: 0.304, SLG: 0.333					G4-3			G1-6-3		1	0	0	0	0	0	1						
Ramon Morel, R (5, 1) OBP: 0.277, SLG: 0.357								G5-4-3		0	0	0	0	0	0	0						
John Wehner, R (7, PH) OBP: 0.277, SLG: 0.357										1	0	0	0	0	0	1						
David Wainhouse, L (7, 1) OBP: 0.277, SLG: 0.357										0	0	0	0	0	0	0						
Inning Stats	R: 2 E: 0 K: 1 S: 11	H: 3 LOB: 1 BB: 0 P: 13	R: 0 E: 1 K: 1 S: 9	H: 0 LOB: 1 BB: 0 P: 12	R: 0 E: 0 K: 0 S: 11	H: 1 LOB: 0 BB: 0 P: 18	R: 0 E: 0 K: 0 S: 8	H: 0 LOB: 0 BB: 1 P: 16	R: 0 E: 0 K: 0 S: 11	H: 2 LOB: 1 BB: 0 P: 16	R: 1 E: 0 K: 0 S: 11	H: 1 LOB: 0 BB: 0 P: 18	R: 0 E: 0 K: 0 S: 7	H: 1 LOB: 0 BB: 0 P: 12	R: 0 E: 0 K: 0 S: 9	H: 0 LOB: 0 BB: 0 P: 15	R: 0 E: 0 K: 0 S: 5	H: 0 LOB: 0 BB: 0 P: 8	1B: 6 2B: 1 3B: 0 HR: 1	SF: 0 SAC: 0 DP: 3 HBP: 0	WP: 0 PB: 0 SB: 0 CS: 1	PA: 34
PITCHER Mark Thompson, R (1, 1) ERA: 4.83	IP: 9.0 WLS: W BF: 33 H: 8 R: 3 ER: 3 SO: 2 BB: 1 IBB: 0 HBP: 0 BLK: 0 WP: 0 HR: 1 S: 82 P: 128 ERA: 3.00 WHIP: 1.000															PITCHER						

Batter	1	2	3	4	5	6	7	8	9	AB	R	H	RBI	BB	SO	LOB	BOTTOM			
Eric Young Sr., R (1, 4) OBP: 0.414, SLG: 0.455	HR				L8			G4-3		5	1	2	1	0	0	2	Pittsburgh Pirates @ Colorado Rockies Coors Field, Denver, CO Sat Aug 24 1996, 7:05 PM MDT Att: 48,014 - Unknown - 84 F			
Ellis Burks, R (1, 8) OBP: 0.401, SLG: 0.647	HR				1B			SF8		3	3	3	3	0	0	0				
Larry Walker, L (1, 9) OBP: 0.337, SLG: 0.566	L8				L3			K		4	1	1	1	0	1	2				
Andres Galarraga, R (1, 3) OBP: 0.359, SLG: 0.597	SF8				G6-3			G1-6-3		4	1	2	0	0	0	1				
Dante Bichette, R (1, 7) OBP: 0.364, SLG: 0.536	SF8				G6-4-3			G6-3		3	0	1	2	0	0	2				
Vinny Castilla, R (1, 5) OBP: 0.347, SLG: 0.558	K				HR			G1-6-3		4	1	1	2	0	1	1				
Jayhawk Owens, R (1, 2) OBP: 0.337, SLG: 0.385					L7			L8		4	1	2	0	0	0	0				
Walt Weiss, S (1, 6) OBP: 0.385, SLG: 0.373					G6-3			2B		1	1	0	0	3	0	0				
Mark Thompson, R (1, 1) OBP: 0.133, SLG: 0.182	B3-6				G6-3			P6		4	0	0	0	0	1	5				
Inning Stats	R: 3 E: 0 K: 1 S: 14	H: 3 LOB: 0 BB: 0 P: 22	R: 0 E: 0 K: 0 S: 11	H: 1 LOB: 1 BB: 1 P: 20	R: 3 E: 0 K: 0 S: 10	H: 4 LOB: 0 BB: 0 P: 12	R: 0 E: 0 K: 0 S: 6	H: 0 LOB: 0 BB: 0 P: 9	R: 1 E: 0 K: 2 S: 13	H: 2 LOB: 1 BB: 1 P: 20	R: 0 E: 0 K: 0 S: 4	H: 0 LOB: 0 BB: 0 P: 8	R: 0 E: 0 K: 0 S: 6	H: 0 LOB: 1 BB: 1 P: 12	R: 0 E: 0 K: 0 S: 6	H: 0 LOB: 0 BB: 0 P: 12		1B: 6 2B: 3 3B: 2 HR: 2	SF: 2 SAC: 0 DP: 2 HBP: 0	WP: 0 PB: 0 SB: 1 CS: 0
PITCHER Chris Peters, L (1, 1) ERA: 6.31	IP: 4.0 WLS: L BF: 19 H: 8 R: 6 ER: 6 SO: 1 BB: 1 IBB: 0 HBP: 0 BLK: 0 WP: 0 HR: 2 S: 41 P: 63 ERA: 13.50 WHIP: 2.250															PITCHER				
Ramon Morel, R (5, 1) ERA: 4.03	IP: 2.0 WLS: L BF: 11 H: 4 R: 3 ER: 3 SO: 2 BB: 1 IBB: 0 HBP: 0 BLK: 0 WP: 0 HR: 0 S: 22 P: 37 ERA: 13.50 WHIP: 2.500																			
David Wainhouse, R (7, 1) ERA: 5.4	IP: 2.0 WLS: L BF: 7 H: 0 R: 0 ER: 0 SO: 0 BB: 0 IBB: 0 HBP: 0 BLK: 0 WP: 0 HR: 0 S: 10 P: 20 ERA: 0.00 WHIP: 0.500																			

Batter	1	2	3	4	5	6	7	8	9	AB	R	H	RBI	BB	SO	LOB	TOP					
Brian Hunter, R OBP: 0.303, SLG: 0.367 (1, 8)										5	0	2	0	0	0	3	2					
Craig Biggio, R OBP: 0.404, SLG: 0.453 (1, 4)										4	0	1	0	0	0	0	1					
5 Jeff Bagwell, R OBP: 0.454, SLG: 0.589 (1, 3)										3	2	1	0	1	1	0						
Derek Bell, R OBP: 0.319, SLG: 0.449 (1, 9)										4	2	1	1	0	2	2						
Bill Spiers, L OBP: 0.321, SLG: 0.402 (1, 5)										3	0	1	0	1	0	1						
James Mouton, R OBP: 0.342, SLG: 0.362 (1, 7)										4	1	1	0	0	1	4						
Orlando Miller, R OBP: 0.200, SLG: 0.428 (8, 1)										2	0	0	0	0	0	1	1					
Gregg Olson, R OBP: 0.277, SLG: 0.470 (7, PH)										0	0	0	0	0	0	0	0					
Xavier Hernandez, L OBP: 0.335, SLG: 0.380 (8, PH)										0	0	0	0	0	0	0	0					
Derrick May, L OBP: 0.190, SLG: 0.220 (8, PH)										0	0	0	0	0	0	0	0					
Danny Kipps, R OBP: 0.190, SLG: 0.220 (8, PH)										0	0	0	0	0	0	0	0					
John Hudock, S OBP: 0.190, SLG: 0.220 (8, PH)										0	0	0	0	0	0	0	0					
Kirt Manwaring, R OBP: 0.298, SLG: 0.269 (9, PH)										3	0	0	0	0	1	0						
Tony Eusebio, R OBP: 0.310, SLG: 0.375 (9, 2)										1	0	1	2	0	0	0						
Mike Hampton, R OBP: 0.304, SLG: 0.220 (5, 6)										3	0	0	0	0	0	3						
Ricky Gutierrez, R OBP: 0.356, SLG: 0.335 (5, 6)										3	0	0	0	0	0	3						
Inning Stats	R: 0 E: 0 K: 1 S: 7	H: 0 LOB: 0 BB: 0 P: 9	R: 0 E: 0 K: 3 S: 10	H: 1 LOB: 1 BB: 0 P: 13	R: 0 E: 0 K: 2 S: 11	H: 0 LOB: 0 BB: 0 P: 16	R: 0 E: 0 K: 2 S: 9	H: 0 LOB: 0 BB: 0 P: 13	R: 0 E: 0 K: 0 S: 9	H: 0 LOB: 0 BB: 0 P: 15	R: 0 E: 0 K: 0 S: 11	H: 1 LOB: 0 BB: 0 P: 14	R: 2 E: 0 K: 0 S: 8	H: 2 LOB: 2 BB: 2 P: 20	R: 0 E: 0 K: 1 S: 12	H: 1 LOB: 1 BB: 1 P: 14	R: 3 E: 0 K: 1 S: 18	H: 4 LOB: 2 BB: 1 P: 33	1B: 6 2B: 3 3B: 0 HR: 0	SF: 0 SAC: 0 DP: 0 HBP: 0	WP: 0 PB: 0 SB: 2 CS: 1	PA: 38
PITCHER	IP WLS BF H R ER SO BB IBB HBP BLK WP HR S P ERA WHIP																					
67 Francisco Cordova, R ERA: 3.91	(1, 1) 5.0 16 1 0 0 8 0 0 0 0 0 0 0 46 66 0.00 0.200																					
Marc Wilkins, R ERA: 3.26	(6, 1) 2.0 9 3 2 2 2 2 0 0 0 0 0 0 19 34 9.00 2.500																					
John Ericks, R ERA: 6.11	(8, 1) 2.0 L 12 5 3 3 2 0 1 0 0 0 0 0 30 47 13.50 2.500																					

Houston Astros @ Pittsburgh Pirates
Three Rivers Stadium, Pittsburgh, PA
Sat Aug 31 1996, 3:33 AM EDT
Att: 27,559 - Overcast - 76 F

AB	34
R	5
H	9
RBI	5
BB	3
SO	10
LOB	14



Batter	1	2	3	4	5	6	7	8	9	AB	R	H	RBI	BB	SO	LOB	BOTTOM					
Jermaine Allensworth, R OBP: 0.315, SLG: 0.358 (1, 8)										5	1	3	2	0	0	2						
Al Martin, L OBP: 0.349, SLG: 0.448 (1, 7)										5	1	3	0	0	0	1						
Carlos Garcia, R OBP: 0.332, SLG: 0.388 (1, 4)										4	0	1	1	1	0	3						
Jeff King, R OBP: 0.340, SLG: 0.501 (8, 5)										2	0	0	0	3	1	3						
18 Jason Kendall, R OBP: 0.365, SLG: 0.403 (1, 2)										5	1	1	1	0	0	8						
Jay Bell, R OBP: 0.293, SLG: 0.342 (1, 6)										3	0	1	0	1	2	0						
Mike Kingery, L OBP: 0.299, SLG: 0.336 (6, 1)										3	0	1	0	0	1	4						
Marc Wilkins, R OBP: 0.300, SLG: 0.222 (7, PH)										0	0	0	0	0	0	0						
Mark Johnson, L OBP: 0.367, SLG: 0.504 (8, 3)										2	0	0	0	0	2	0						
John Wehner, R OBP: 0.273, SLG: 0.342 (8, 1)										4	0	0	0	0	0	3						
John Ericks, R OBP: 0.289, SLG: 0.378 (9, PH)										0	0	0	0	0	0	0						
Nelson Liriano, S OBP: 0.289, SLG: 0.378 (9, PH)										1	0	0	0	0	0	0						
67 Francisco Cordova, R OBP: 0.200, SLG: 0.200 (6, 9)										2	0	0	0	0	0	3						
Dave Clark, L OBP: 0.366, SLG: 0.464 (6, 9)										2	1	1	0	0	1	0						
Inning Stats	R: 0 E: 0 K: 0 S: 11	H: 2 LOB: 2 BB: 0 P: 12	R: 0 E: 0 K: 0 S: 8	H: 1 LOB: 1 BB: 0 P: 8	R: 1 E: 0 K: 0 S: 10	H: 1 LOB: 1 BB: 1 P: 20	R: 0 E: 0 K: 0 S: 7	H: 1 LOB: 2 BB: 1 P: 14	R: 0 E: 0 K: 0 S: 21	H: 1 LOB: 3 BB: 1 P: 32	R: 1 E: 1 K: 0 S: 22	H: 2 LOB: 3 BB: 2 P: 39	R: 0 E: 0 K: 2 S: 9	H: 0 LOB: 0 BB: 0 P: 15	R: 1 E: 0 K: 2 S: 14	H: 2 LOB: 1 BB: 0 P: 20	R: 1 E: 0 K: 2 S: 15	H: 1 LOB: 0 BB: 0 P: 20	1B: 6 2B: 3 3B: 0 HR: 2	SF: 0 SAC: 0 DP: 0 HBP: 1	WP: 0 PB: 0 SB: 2 CS: 0	PA: 44
PITCHER	IP WLS BF H R ER SO BB IBB HBP BLK WP HR S P ERA WHIP																					
Mike Hampton, L ERA: 3.57	(1, 1) 4.0 19 5 1 1 1 2 0 0 0 0 0 0 36 54 2.25 1.750																					
Doug Brocail, R ERA: 4.66	(5, 1) 1.2 11 3 1 1 1 2 0 0 1 0 0 0 37 58 5.40 3.000																					
Gregg Olson, R ERA: 4.91	(6, 1) 0.1 2 0 0 0 0 0 1 0 0 0 0 0 6 13 0.00 3.000																					
Xavier Hernandez, R ERA: 4.69	(7, 1) 2.0 W 8 2 1 1 4 0 0 0 0 0 0 1 23 35 4.50 1.000																					
John Hudock, R ERA: 7.11	(9, 1) 1.0 S 4 1 1 1 2 0 0 0 0 0 0 1 15 20 9.00 1.000																					

Houston Astros @ Pittsburgh Pirates
Three Rivers Stadium, Pittsburgh, PA
Sat Aug 31 1996, 3:33 AM EDT
Att: 27,559 - Overcast - 76 F

AB	38
R	4
H	11
RBI	4
BB	5
SO	7
LOB	27



Batter	1	2	3	4	5	6	7	8	9	AB	R	H	RBI	BB	SO	LOB	TOP										
Brian Hunter, R OBP: 0.302, SLG: 0.365 (1, 8)	1-2 G5-4-3 1B		2-2 G4-3		2-1 F9		2-2 G5-3		0-3 K2-3	5	0	1	0	0	1	1											
Craig Biggio, R OBP: 0.403, SLG: 0.451 (1, 4)	1-0 F9		0-2 G4-3		0-1 BB 2B 1B		2-0 G5-3		0-1 G6-3	5	1	1	0	0	0	1											
5 Jeff Bagwell, R OBP: 0.452, SLG: 0.588 (1, 3)	3-2 G5-4-3			2-2 F8	1-0 BB 2B		2-0 F8			4	0	1	1	0	0	1											
Derek Bell, R OBP: 0.320, SLG: 0.447 (1, 9)	1-2 G6-3			0-0 F9	1-3 BB 2B			4-2 S 1B BB		2	1	0	0	2	0	1											
Sean Berry, R OBP: 0.326, SLG: 0.471 (1, 5)		1-3 K		1-2 F9	4-1 BB			1-2 G5-3		3	0	0	1	1	1	1											
Tony Eusebio, R OBP: 0.317, SLG: 0.374 (1, 2)	1-2 G5-3				1-2 BB			0-0 G2-3 1B		3	1	1	1	1	0	3											
James Mouton, R OBP: 0.344, SLG: 0.360 (1, 7)	4-1 FC6-4 BB			4-2 2B BB	3-2 G6-3			0-0 G2-3		2	1	0	0	2	0	1											
Orlando Miller, R OBP: 0.300, SLG: 0.429 (1, 6)	0-0 FC6-4			1-2 1B 5 2B 2B	1-2 G1-3			2-1 G1-3		4	1	1	2	0	0	2											
Danny Darwin, R ERA: 6.82 Alvin Morman, L ERA: 5.12 Gregg Olson, R ERA: 5.44 Chris Holt, R ERA: 5.44 Bobby Abreu, L ERA: 5.44 Mike Simms, R ERA: 5.44			0-1 B1		2-3 K		0-3 K		1-0 F7	3	0	0	0	0	2	1											
Inning Stats	R: 0 E: 0 K: 0 S: 11	H: 1 LOB: 1 BB: 0 P: 17	R: 0 E: 0 K: 1 S: 9	H: 0 LOB: 1 BB: 1 P: 15	R: 0 E: 0 K: 0 S: 9	H: 0 LOB: 0 BB: 0 P: 11	R: 0 E: 0 K: 0 S: 7	H: 0 LOB: 0 BB: 0 P: 10	R: 4 E: 0 K: 1 S: 16	H: 3 LOB: 3 BB: 4 P: 38	R: 0 E: 0 K: 1 S: 10	H: 0 LOB: 0 BB: 0 P: 14	R: 0 E: 0 K: 0 S: 5	H: 0 LOB: 0 BB: 0 P: 11	R: 1 E: 0 K: 0 S: 11	H: 1 LOB: 1 BB: 1 P: 18	R: 0 E: 0 K: 1 S: 6	H: 0 LOB: 0 BB: 0 P: 7	1B: 3 2B: 2 3B: 0 HR: 0	SF: 0 SAC: 0 DP: 0 HBP: 0	WP: 0 PB: 0 SB: 1 CS: 0	PA: 38					
PITCHER	IP	WLS	BF	H	R	ER	SO	BB	IBB	HBP	BLK	WP	HR	S	P	ERA	WHIP										
Jason Schmidt, R ERA: 6.82	4.2		22	4	4	4	2	4	0	0	0	0	0	50	85	7.71	1.714										
David Wainhouse, R ERA: 4.05	2.1	W	8	0	0	0	1	1	0	0	0	0	0	17	31	0.00	0.429										
Marc Wilkins, R ERA: 3.34	1.0		5	1	1	1	0	1	0	0	0	0	0	11	18	9.00	2.000										
Dan Plesac, L ERA: 3.86	1.0		3	0	0	0	1	0	0	0	0	0	0	6	7	0.00	0.000										

Houston Astros @ Pittsburgh Pirates
Three Rivers Stadium, Pittsburgh, PA
Sun Sep 01 1996, 3:33 AM EDT
Att: 14,144 - Cloudy - 85 F

AB 32
R 5
H 5
RBI 5
BB 6
SO 4
LOB 12

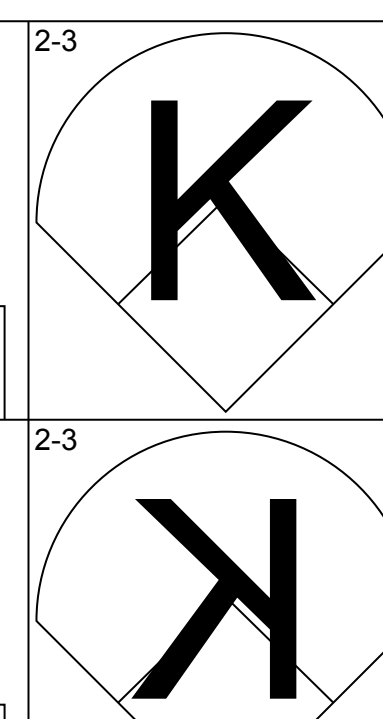
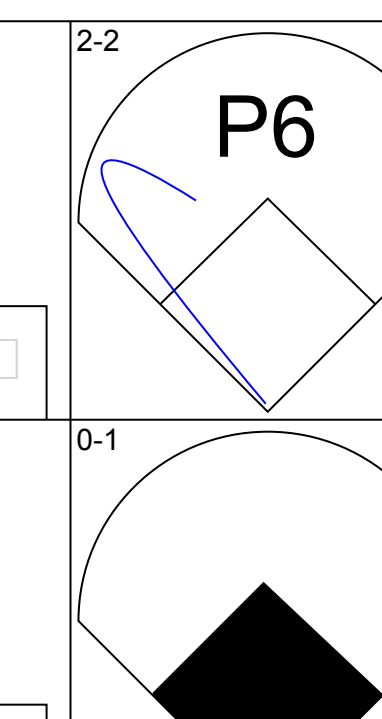
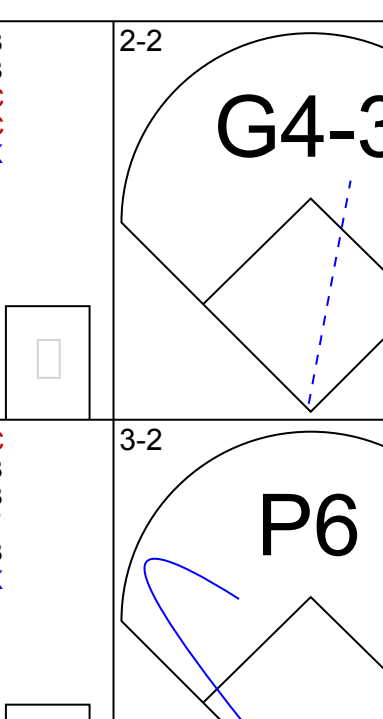
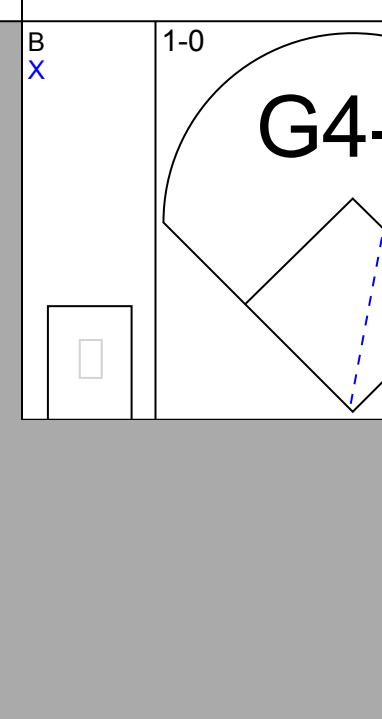
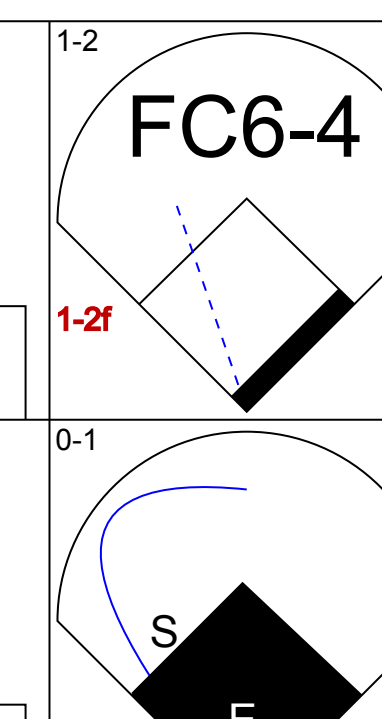
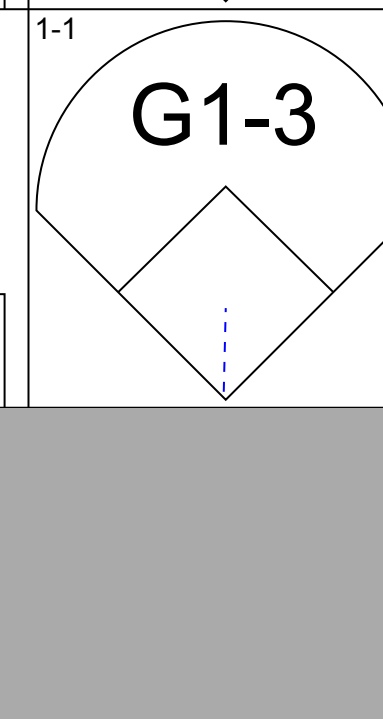
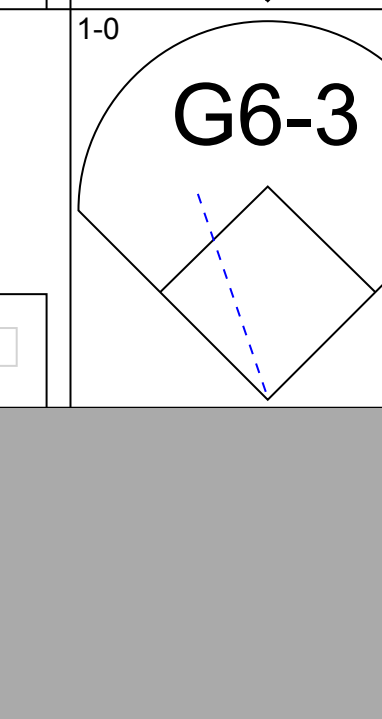
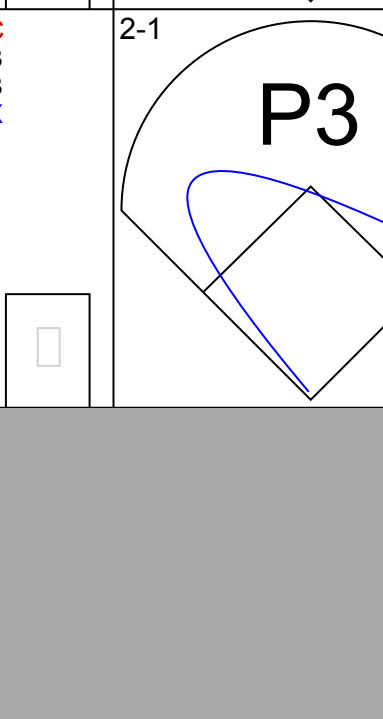
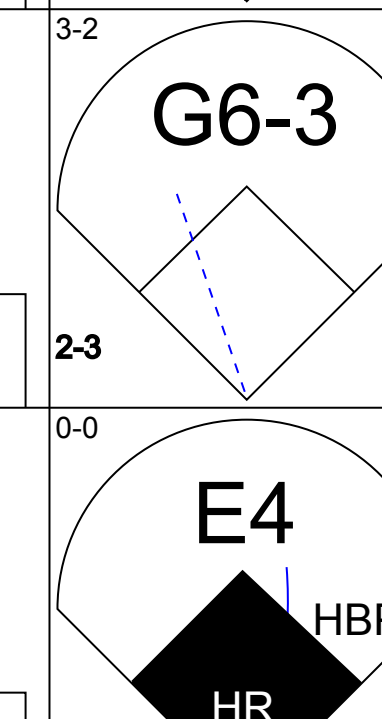
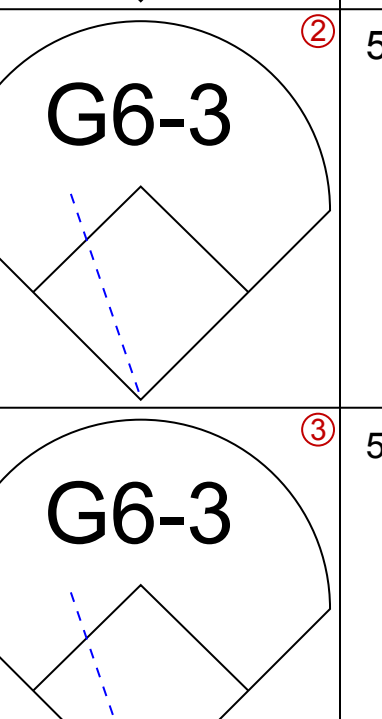



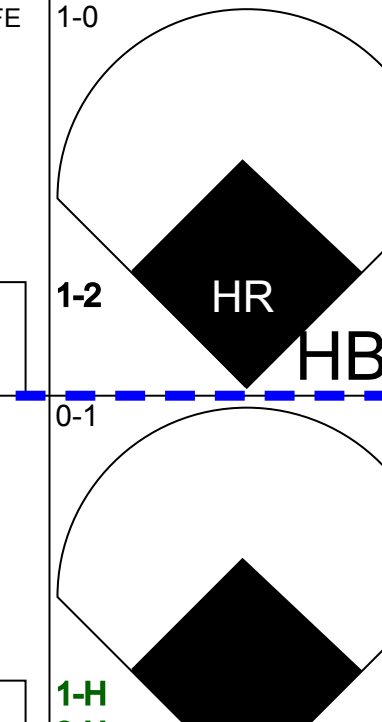

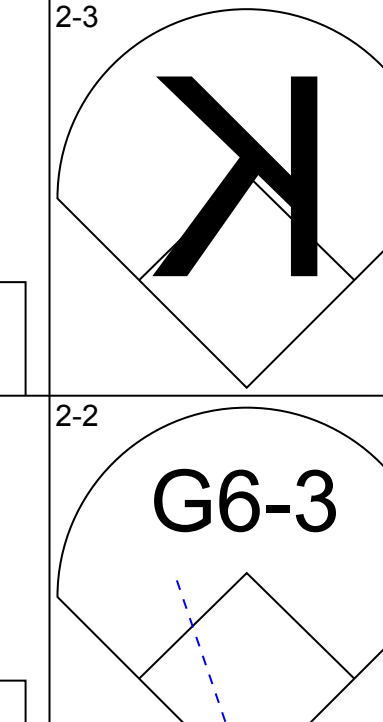
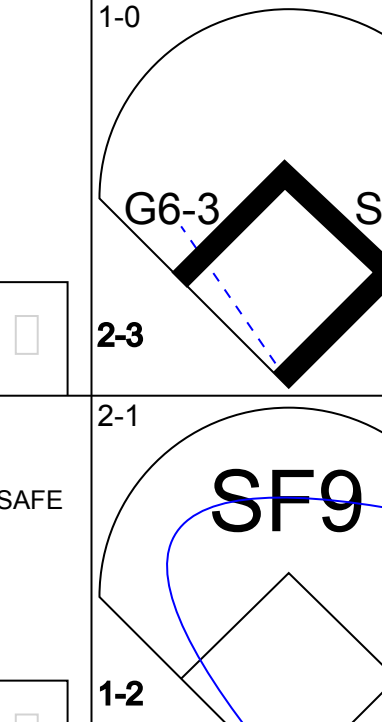
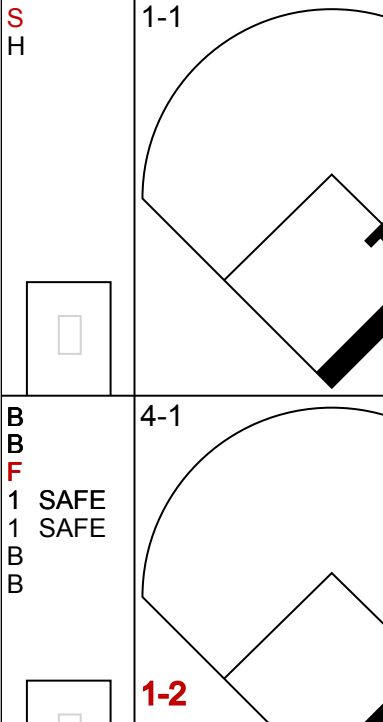
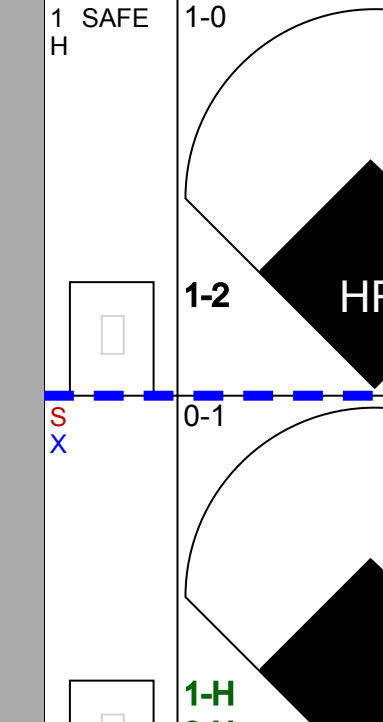


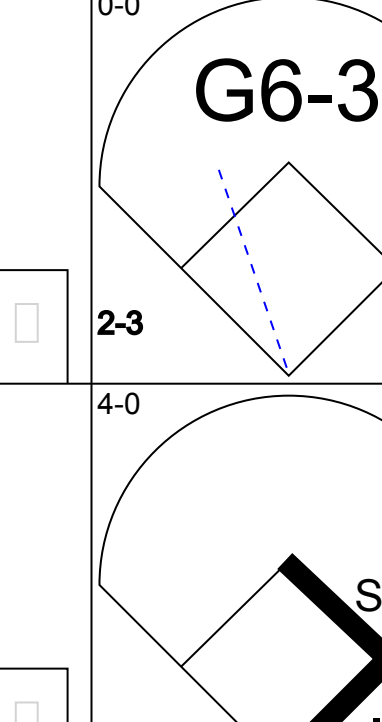
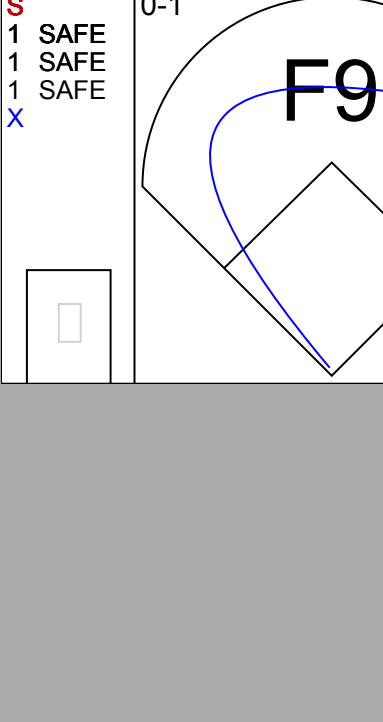
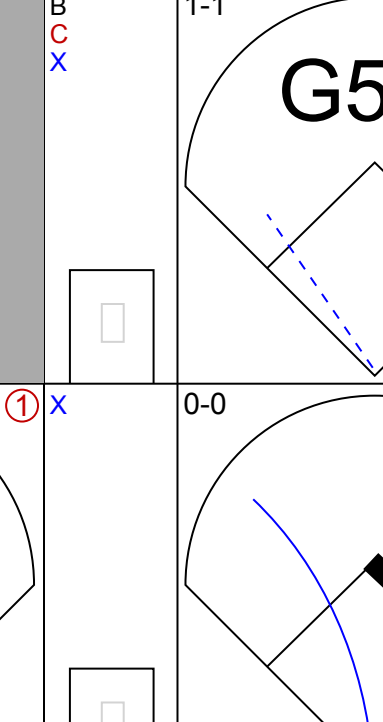

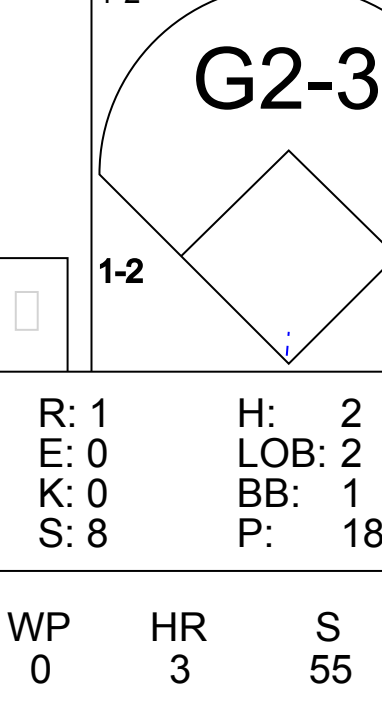
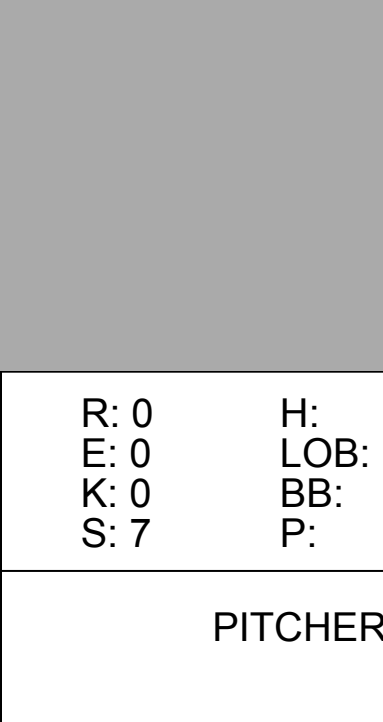
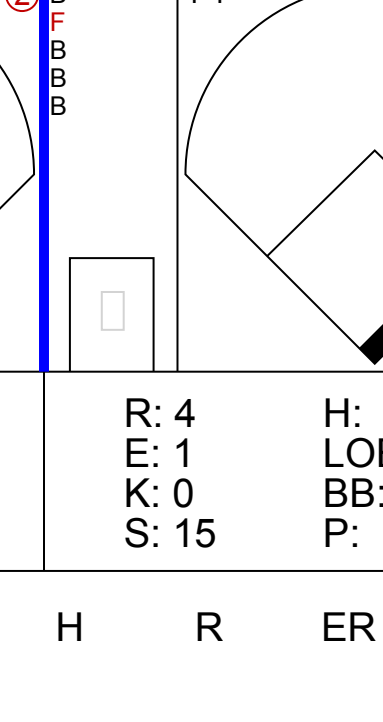
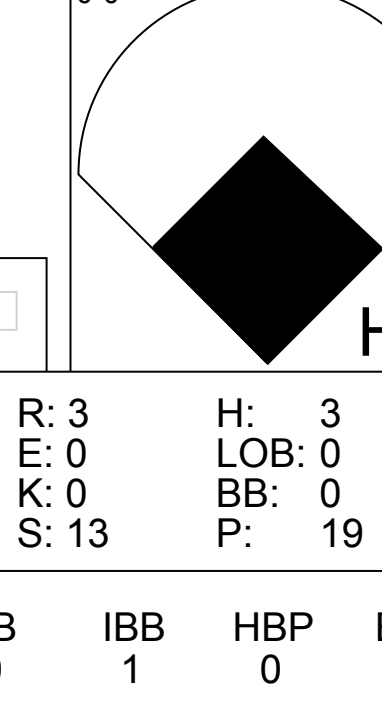
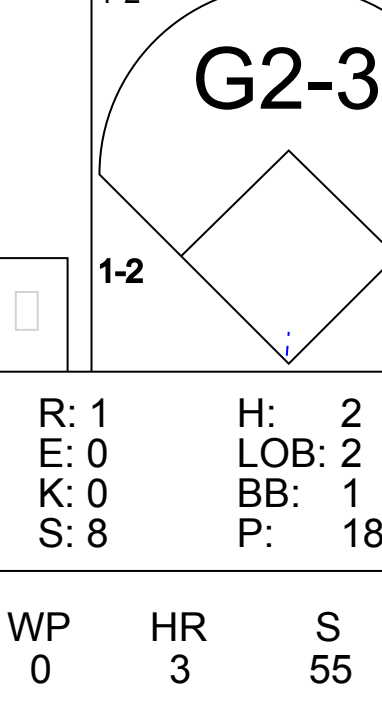
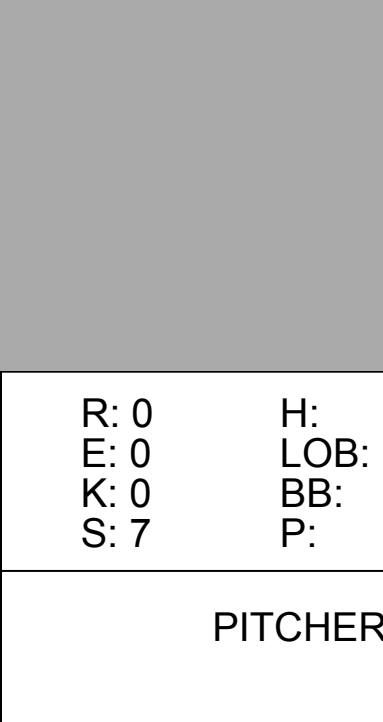
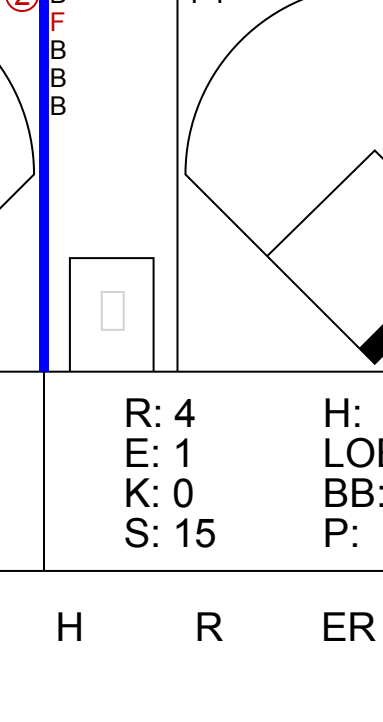
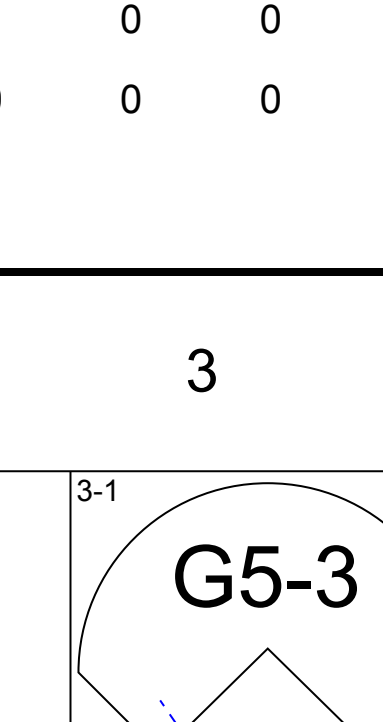
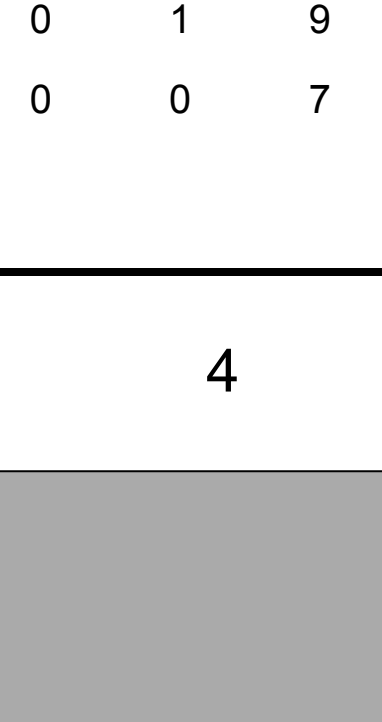
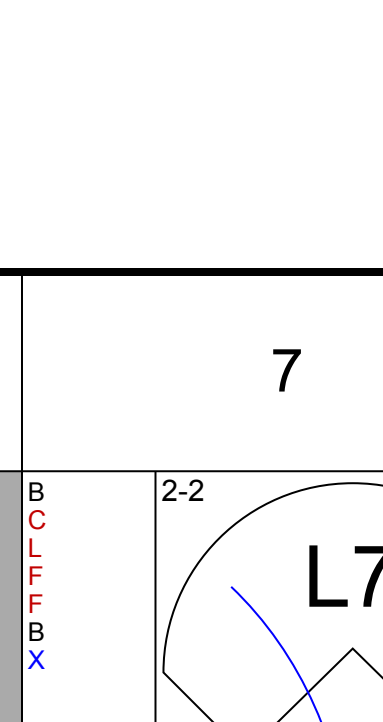
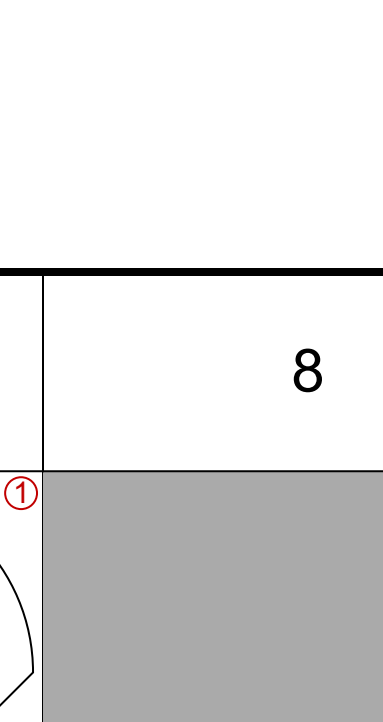
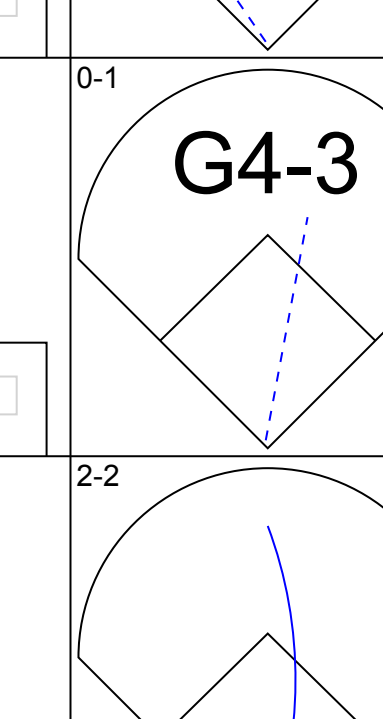

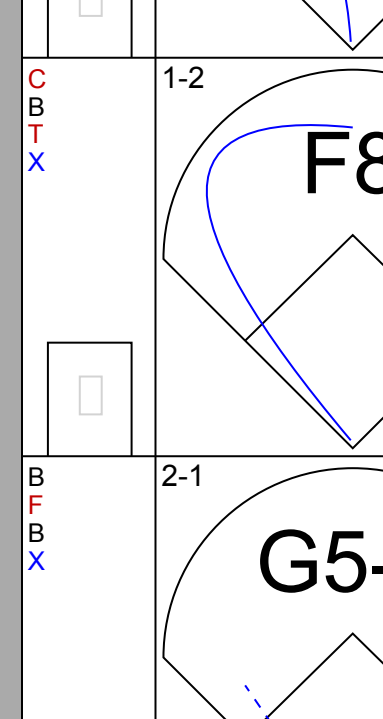
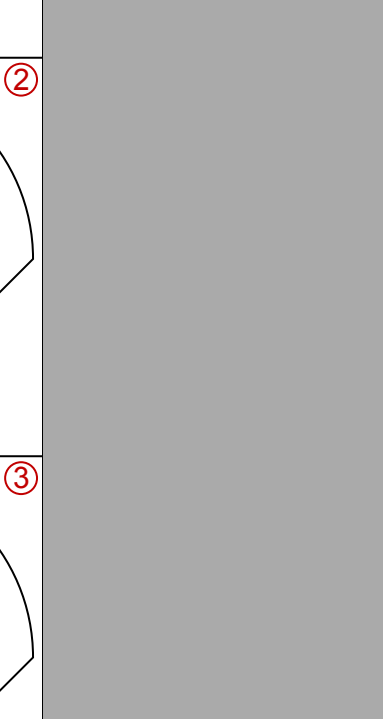


Batter	1	2	3	4	5	6	7	8	9	AB	R	H	RBI	BB	SO	LOB	BOTTOM										
Jermaine Allensworth, R OBP: 0.314, SLG: 0.355 (1, 8)	0-0 G6-3		0-2 G6-3		2-3 K		3-2 S 2B 1B	2-0 CS		4	1	1	2	0	1	0											
Al Martin, L OBP: 0.350, SLG: 0.453 (1, 7)	0-2 F9		0-0 HR		0-1 SAFE F8		4-1 S 2B BB			3	2	1	1	1	0	0											
Jeff King, R OBP: 0.341, SLG: 0.506 (1, 4) (9, 5)	0-0 HR		2-3 K		4-2 S BB		1-3 K			3	1	1	1	1	2	2											
Mark Johnson, L OBP: 0.365, SLG: 0.498 (1, 3)	0-1 F7		0-3 K		3-3 SAFE K		4-0 K			3	1	0	0	1	2	1											
Nelson Liriano, S OBP: 0.288, SLG: 0.380 Marc Wilkins, R OBP: 0.300, SLG: 0.222 Jay Bell, R OBP: 0.293, SLG: 0.342		0-1 F9		1-2 P7		2-1 F8	1-2 2B			4	0	1	3	0	0	1											
Mike Kingery, L OBP: 0.295, SLG: 0.335 (1, 9)	1-1 G4-3			2-2 G1-3			1-1 SAFE K			4	1	1	0	0	1	1											
Carlos Garcia, R OBP: 0.334, SLG: 0.399 (1, 6) (9, 4)	1-0 HR			2-0 F8			0-0 G5-3 1B HBP	0-1 G4-3		4	2	2	1	0	0	0											
18 Jason Kendall, R OBP: 0.366, SLG: 0.402 (1, 2)	0-2 1B				1-2 G4-3		1-2 SAFE G5-3 1B HBP	0-0 E6 FC6-4		3	1	1	0	0	0	0											
Jason Schmidt, R ERA: 3.75 David Wainhouse, L ERA: 5.12 Trey Beamon, L OBP: 0.150 John Wettink, R OBP: 0.208, SLG: 0.336 Dan Plesac, L ERA: 5.44		0-1 G3		1-2 G4-3			0-0 SAFE G5-3 1B HBP	1-2 FC6-4		1	0	0	0	0	0	1											
Inning Stats	R: 1 E: 0 K: 0 S: 7	H: 1 LOB: 0 BB: 0 P: 7	R: 1 E: 0 K: 0 S: 10	H: 2 LOB: 1 BB: 0 P: 12	R: 1 E: 0 K: 2 S: 10	H: 1 LOB: 0 BB: 0 P: 12	R: 0 E: 0 K: 0 S: 8	H: 0 LOB: 0 BB: 0 P: 13	R: 0 E: 0 K: 1 S: 10	H: 0 LOB: 0 BB: 0 P: 14	R: 0 E: 0 K: 1 S: 9	H: 0 LOB: 1 BB: 1 P: 18	R: 6 E: 0 K: 2 S: 20	H: 4 LOB: 1 BB: 2 P: 36	R: 0 E: 1 K: 0 S: 6	H: 0 LOB: 0 BB: 0 P: 9	1B: 4 2B: 1 3B: 0 HR: 3	SF: 0 SAC: 0 DP: 0 HBP: 1	WP: 0 PB: 0 SB: 4 CS: 1	PA: 37							
PITCHER	IP	WLS	BF	H	R	ER	SO	BB	IBB	HBP	BLK	WP	HR	S	P	ERA	WHIP										
Danny Darwin, R ERA: 3.75	6.0	L	26	6	6	6	4	1	0	1	0	0	0	1	1	9.00	1.167										
Alvin Morman, L ERA: 5.12	0.1		1	0	0	0	0	0	0	0	0	0	0	1	1	0.00	0.000										
Gregg Olson, R ERA: 5.44	0.2		6	2	3	3	2	1	1	0	0	0	0	14	29	40.50	4.500										
Chris Holt, R ERA: 5.44	1.0		3	0	0	0	0	0	0	0	0	0	0	6	9	0.00	0.000										

Houston Astros @ Pittsburgh Pirates
Three Rivers Stadium, Pittsburgh, PA
Sun Sep 01 1996, 3:33 AM EDT
Att: 14,144 - Cloudy - 85 F

AB 32
R 9
H 8
RBI 9
BB 3
SO 6
LOB 9




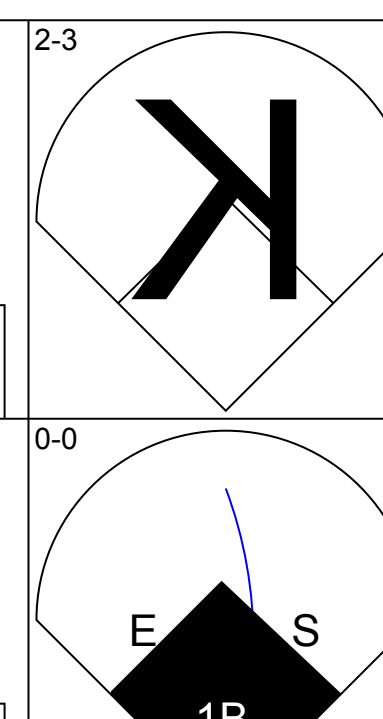
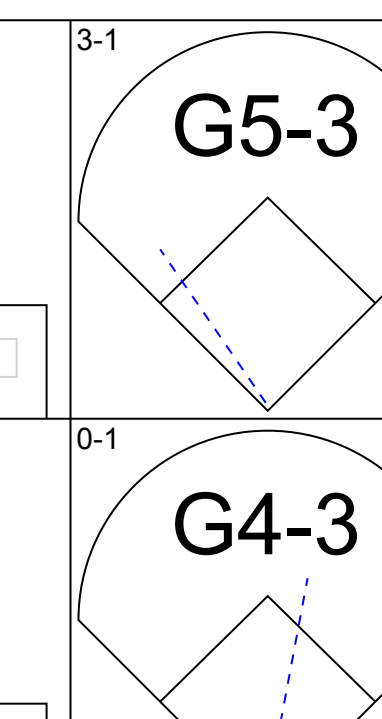
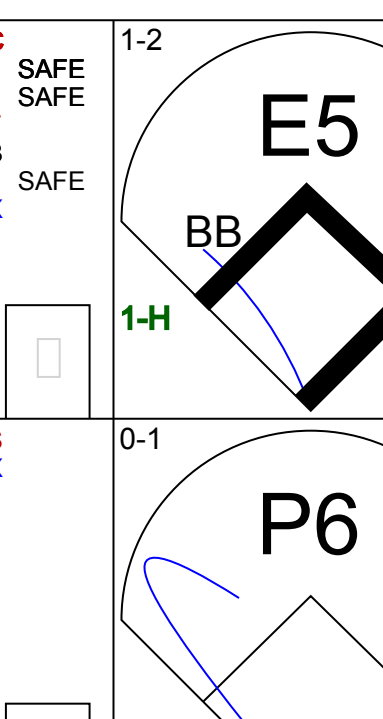
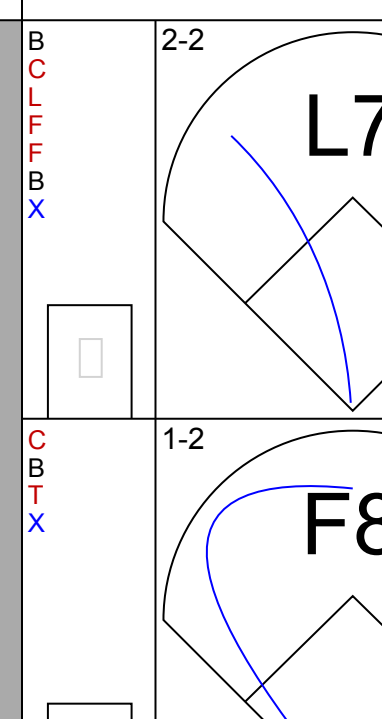
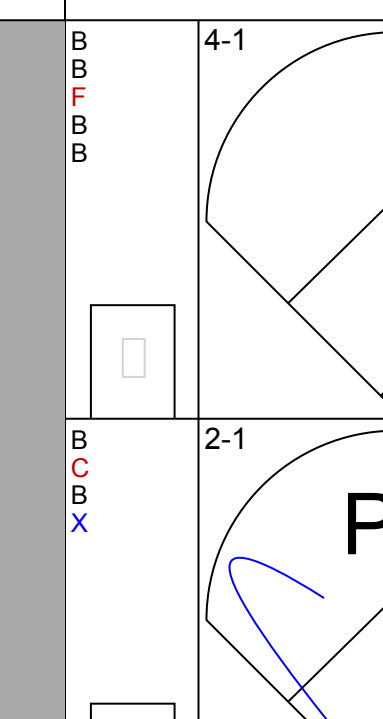
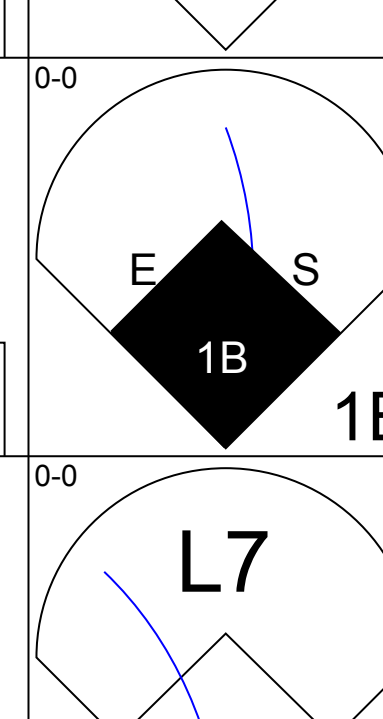
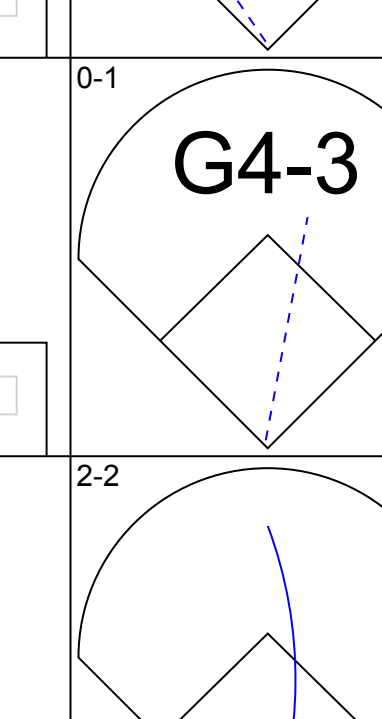
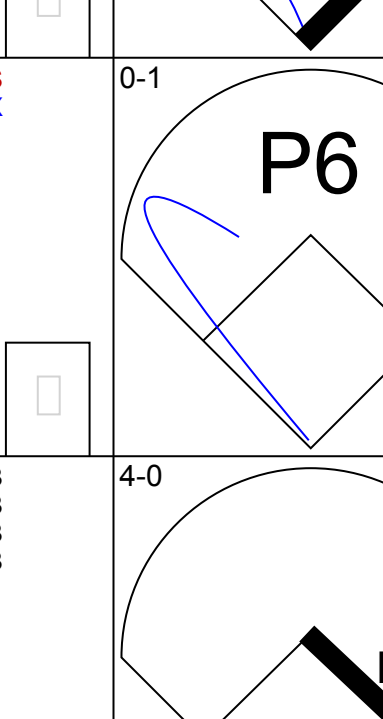
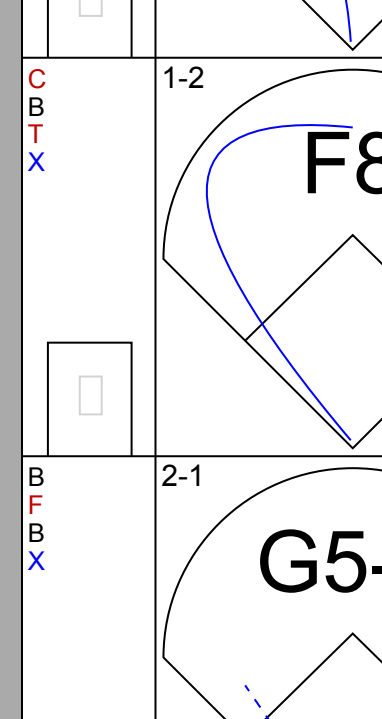
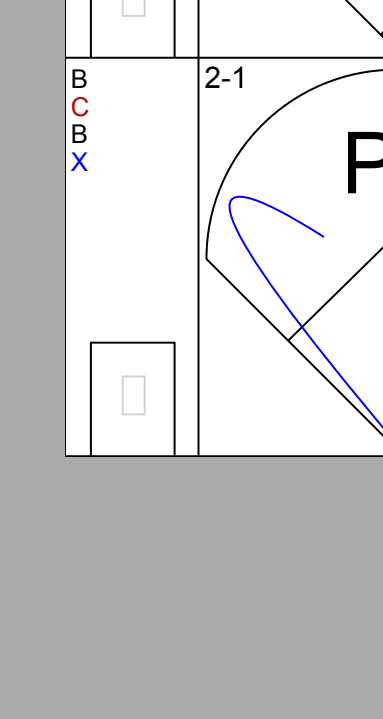
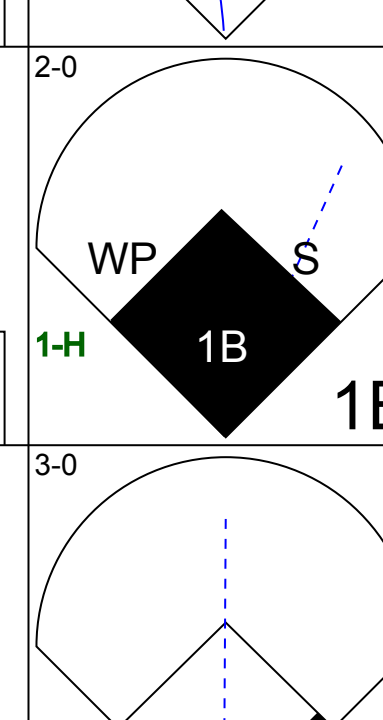
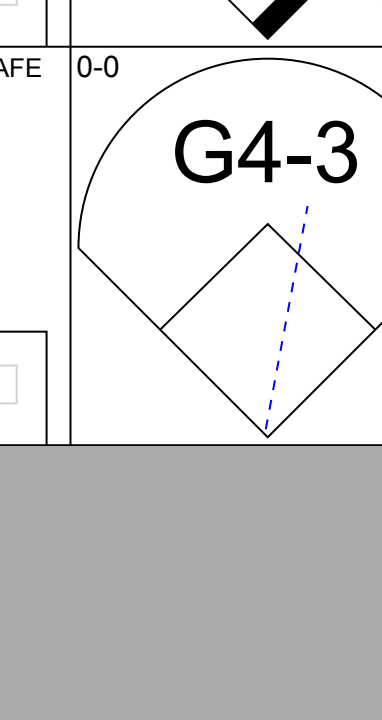
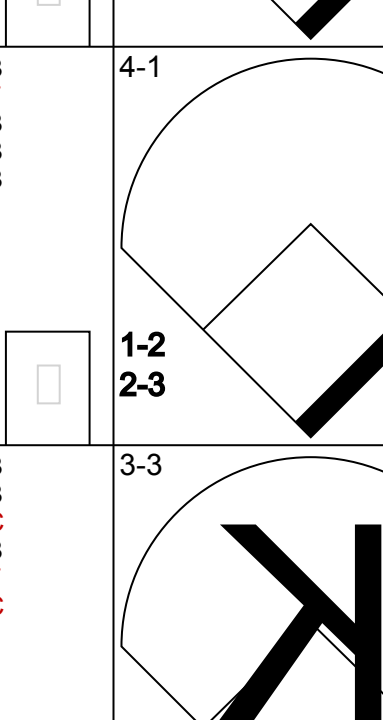

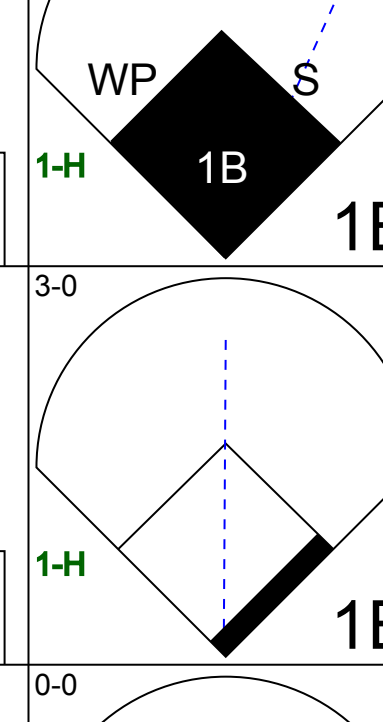
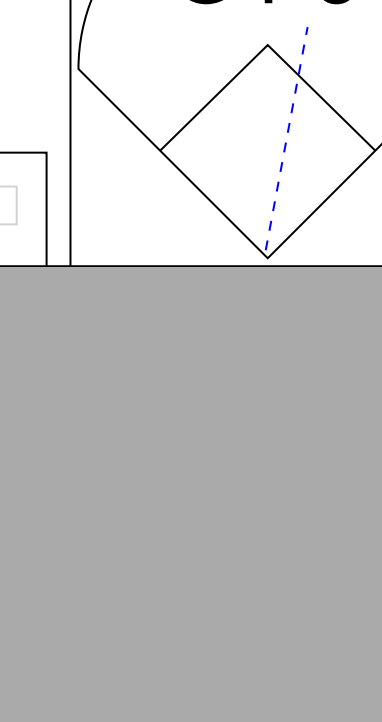
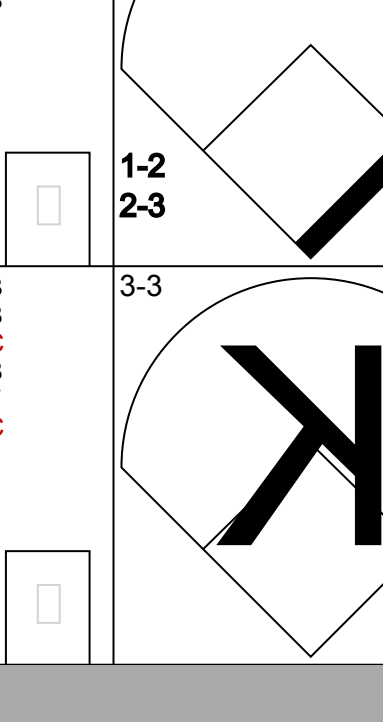
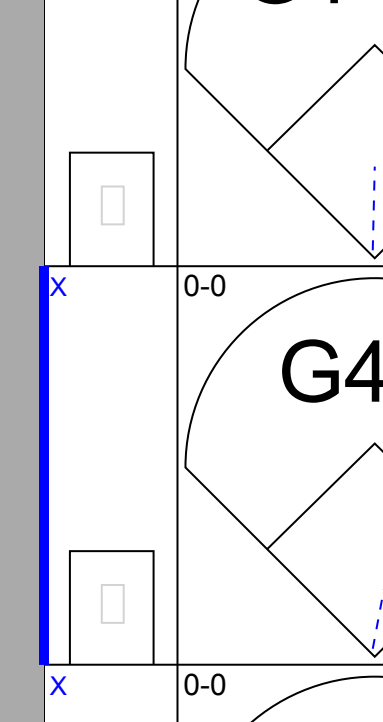
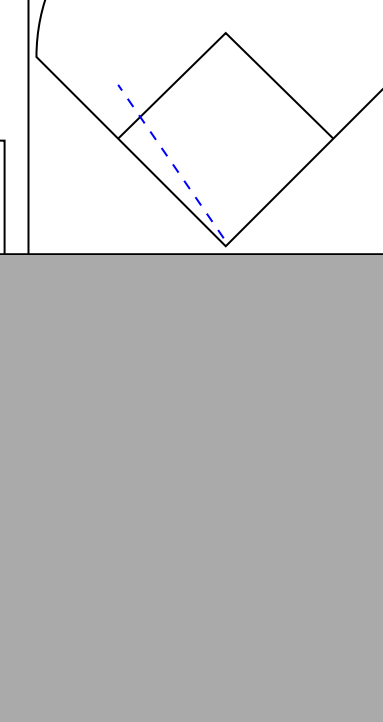
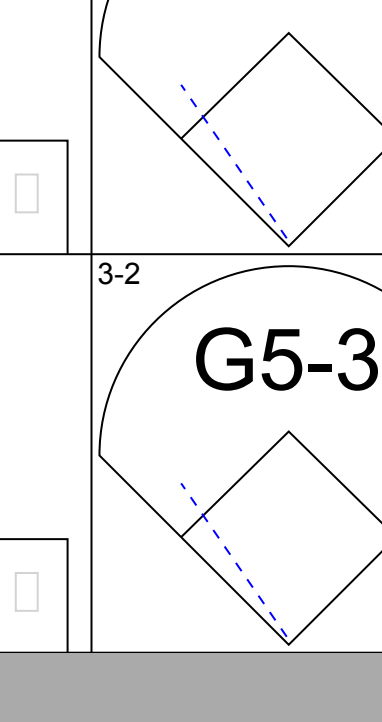

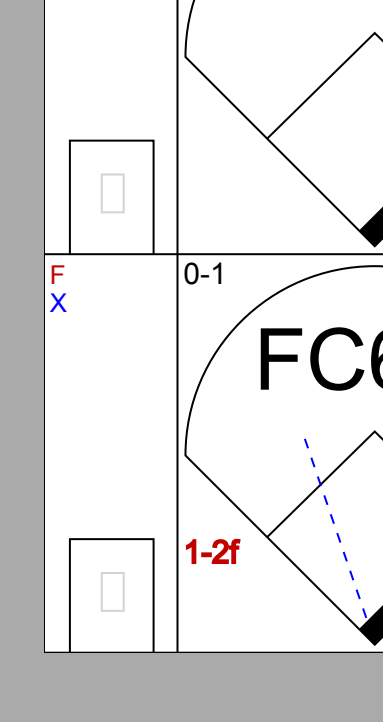




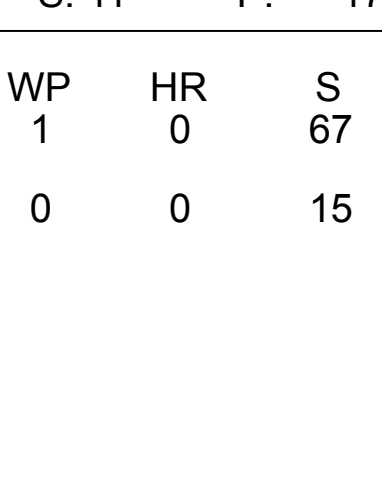


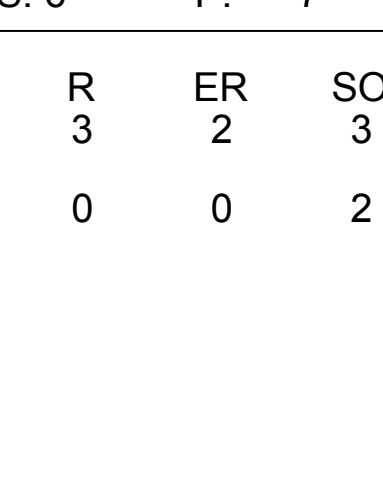
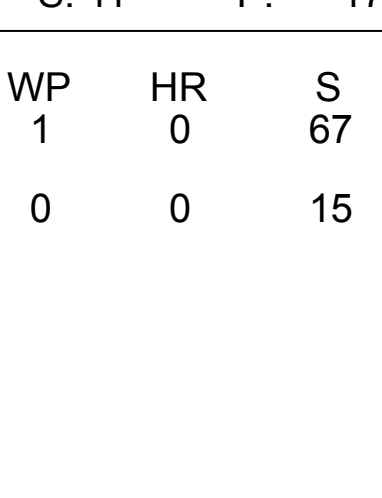


Batter	1	2	3	4	5	6	7	8	9	AB	R	H	RBI	BB	SO	LOB	TOP			
Eric Young Sr. R OBP: 0.403, SLG: 0.434 Darren Holmes, R (8.1)										5 0	0 0	0 0	0 0	0 0	1 0	2 0				
Watt Weiss S OBP: 0.385, SLG: 0.386 (1.6)										5	2	2	1	0	1	0				
Ellis Burks R OBP: 0.393, SLG: 0.632 (8.7)										5	0	0	0	0	0	1				
Andres Galarraga R OBP: 0.357, SLG: 0.590 (1.3)										5	2	1	0	0	0	0				
Larry Walker L OBP: 0.353, SLG: 0.594 (1.9)										2	1	1	0	0	1	0				
Dante Bichette R OBP: 0.370, SLG: 0.548 Nelfi Perez, S (8.4)										2	1	1	4	1	0	0				
Vinny Castilla R OBP: 0.347, SLG: 0.574 (1.5)										4	1	1	1	0	0	2				
Jeff Reed L OBP: 0.367, SLG: 0.429 (1.2)										3	0	1	0	1	0	0				
Kevin Ritz R OBP: 0.281, SLG: 0.293 Quinton McCracken, S (8.8)										3	0	0	0	0	1	0				
Inning Stats	R: 0 E: 0 K: 13	H: 0 LOB: 0 BB: 18	R: 0 E: 0 K: 13	H: 0 LOB: 0 BB: 19	R: 3 E: 0 K: 0 S: 13	H: 3 LOB: 0 BB: 0 P: 19	R: 1 E: 0 K: 0 S: 8	H: 2 LOB: 2 BB: 1 P: 18	R: 0 E: 0 K: 0 S: 7	H: 0 LOB: 1 BB: 1 P: 13	R: 0 E: 0 K: 1 S: 6	H: 0 LOB: 0 BB: 0 P: 10	R: 4 E: 1 K: 0 S: 15	H: 3 LOB: 2 BB: 1 P: 25	R: 0 E: 0 K: 0 S: 7	H: 0 LOB: 0 BB: 0 P: 12	1B: 1 2B: 3 3B: 0 HR: 4	SF: 1 SAC: 0 DP: 0 HBP: 2	WP: 0 PB: 0 SB: 2 CS: 1	PA: 40
PITCHER	IP	WLS	BF	H	R	ER	SO	BB	IBB	HBP	BLK	WP	HR	S	P	ERA	WHIP			
Esteban Loaiza R ERA: 10.31 Matt Ruebel L ERA: 4.99 John Ericks R ERA: 6.25 Ramon Morel R ERA: 5.44	5.0	L	21	5	4	4	3	0	1	0	0	0	3	55	89	7.20	1.000			
	2.1		11	1	3	3	1	1	0	2	0	0	0	19	33	11.57	0.857			
	0.2		5	2	1	0	0	1	0	0	0	0	1	9	15	0.00	4.500			
	1.0		3	0	0	0	0	0	0	0	0	0	0	7	12	0.00	0.000			

Colorado Rockies @ Pittsburgh Pirates
Three Rivers Stadium, Pittsburgh, PA
Mon Sep 02, 1996, 3:33 AM EDT
Att: 9,513 - Cloudy - 83 F

livebaseballscorecards.com

AB 34
R 8
H 8
RBI 7
BB 3
SO 4
LOB 7



Batter	1	2	3	4	5	6	7	8	9	AB	R	H	RBI	BB	SO	LOB	BOTTOM					
Jermaine Allensworth R OBP: 0.310, SLG: 0.345 (1.8)										4	0	0	0	1	1	0						
Al Martin L OBP: 0.348, SLG: 0.451 (1.7)										5	1	1	0	0	0	2						
Jeff King R OBP: 0.343, SLG: 0.505 (1.4)										3	0	1	0	1	0	1						
Mark Johnson L OBP: 0.367, SLG: 0.496 (1.3)										3	1	1	1	1	0	1						
Mike Kingery L OBP: 0.299, SLG: 0.335 Matt Ruebel L OBP: 0.273, SLG: 0.200 John Ericks R (8.1)										3	0	1	1	0	1	3						
Nelson Liriano S OBP: 0.286, SLG: 0.378 Ramon Morel R (9.1)										4	0	1	0	0	1	1						
Carlos Garcia R OBP: 0.333, SLG: 0.397 (1.5)										4	0	1	0	0	1	1						
Jay Bell R OBP: 0.292, SLG: 0.340 (1.6)										3	0	0	0	1	0	1						
Keith Osik R OBP: 0.339, SLG: 0.402 (1.2)										4	0	0	0	0	1	1						
Esteban Loaiza R (1.1)										1	0	0	0	0	0	0						
Trey Beamon L OBP: 0.167, SLG: 0.174 (6.9)										3	1	1	0	0	1	1						
Inning Stats	R: 2 E: 0 K: 1 S: 9	H: 3 LOB: 1 BB: 0 P: 16	R: 0 E: 0 K: 0 S: 6	H: 0 LOB: 0 BB: 0 P: 7	R: 0 E: 0 K: 0 S: 10	H: 1 LOB: 1 BB: 0 P: 15	R: 0 E: 0 K: 0 S: 11	H: 0 LOB: 0 BB: 0 P: 17	R: 1 E: 1 K: 1 S: 12	H: 1 LOB: 3 BB: 2 P: 26	R: 0 E: 0 K: 1 S: 9	H: 0 LOB: 0 BB: 1 P: 13	R: 0 E: 0 K: 0 S: 10	H: 0 LOB: 0 BB: 0 P: 15	R: 0 E: 0 K: 0 S: 6	H: 1 LOB: 1 BB: 0 P: 7	R: 0 E: 0 K: 2 S: 9	H: 0 LOB: 1 BB: 1 P: 18	1B: 6 2B: 0 3B: 0 HR: 0	SF: 0 SAC: 0 DP: 0 HBP: 0	WP: 1 PB: 0 SB: 2 CS: 0	PA: 38
PITCHER	IP	WLS	BF	H	R	ER	SO	BB	IBB	HBP	BLK	WP	HR	S	P	ERA	WHIP					
Kevin Ritz R ERA: 5.16 Darren Holmes R ERA: 4.39	7.0	W	30	5	3	2	3	3	0	0	0	0	0	67	109	2.57	1.143					
	2.0		8	1	0	0	2	1	0	0	0	0	0	15	25	0.00	1.000					

Colorado Rockies @ Pittsburgh Pirates
Three Rivers Stadium, Pittsburgh, PA
Mon Sep 02, 1996, 3:33 AM EDT
Att: 9,513 - Cloudy - 83 F

livebaseballscorecards.com

AB 34
R 3
H 6
RBI 2
BB 4
SO 5
LOB 11



Batter	1	2	3	4	5	6	7	8	9	AB	R	H	RBI	BB	SO	LOB	TOP					
Eric Young Sr. R (1.4) OBP: 0.402, SLG: 0.433	P3		F8			1B		K		4	1	1	0	0	1	0	Colorado Rockies @ Pittsburgh Pirates Three Rivers Stadium, Pittsburgh, PA Wed Sep 04 1996, 7:05 PM EDT Att: 10,081 - Unknown - 77 F					
Walt Weiss S (1.6) OBP: 0.386, SLG: 0.387	P4		F8			1B		1B		4	0	2	1	0	0	0						
Ellis Burks R (1.8) OBP: 0.390, SLG: 0.628	K		G6-3			1B		G5-3		4	0	0	0	0	1	2						
Andres Galarraga R (1.3) OBP: 0.358, SLG: 0.590		G4-6-3		K		K			FC5-4	4	0	2	0	0	2	1						
Larry Walker L (1.9) OBP: 0.348, SLG: 0.585	G4-6-3				L3	G1-3			F8	4	0	0	0	0	0	3						
Dante Bichette R (1.7) OBP: 0.369, SLG: 0.546	E6				F8	1B		G5-3	FC5-4	4	1	1	0	0	0	1						
Vinny Castilla R (1.5) OBP: 0.348, SLG: 0.573	G1-3				1B	1B		G5-3	2B	4	0	2	0	0	0	1						
Jeff Reed L (1.2) OBP: 0.366, SLG: 0.430			G3		F8			G3	1B	4	0	1	1	0	0	2						
Mark Thompson R (1.1) Curt Leskanic R (7.1) John Vander Wal (6. Ph) Darren Holmes R (8.1) Eric Anthony L (9. Ph) Angel Echevarria R (9. Ph)			K		G4-3			F9	P3	2	0	0	0	0	0	1	2					
Inning Stats	R: 0 E: 0 K: 1 S: 7	H: 0 LOB: 0 BB: 0 P: 11	R: 0 E: 1 K: 0 S: 6	H: 1 LOB: 1 BB: 0 P: 10	R: 0 E: 0 K: 1 S: 7	H: 0 LOB: 0 BB: 0 P: 11	R: 0 E: 0 K: 1 S: 11	H: 0 LOB: 0 BB: 0 P: 16	R: 0 E: 0 K: 0 S: 8	H: 2 LOB: 2 BB: 0 P: 11	R: 1 E: 0 K: 1 S: 16	H: 2 LOB: 1 BB: 0 P: 23	R: 0 E: 0 K: 0 S: 4	H: 0 LOB: 0 BB: 0 P: 7	R: 0 E: 0 K: 1 S: 11	H: 1 LOB: 1 BB: 0 P: 14	R: 1 E: 0 K: 0 S: 14	H: 3 LOB: 2 BB: 0 P: 22	1B: 8 2B: 1 3B: 0 HR: 0	SF: 0 SAC: 0 DP: 1 HBP: 0	WP: 0 PB: 0 SB: 2 CS: 0	PA: 36
PITCHER	IP	WLS	BF	H	R	ER	SO	BB	IBB	HBP	BLK	WP	HR	S	P	ERA	WHIP					
Jon Lieber, R (1.1) ERA: 4.09	8.2	W	35	9	2	2	5	0	0	0	0	0	0	81	119	2.08	1.038					
Dan Plesac, L (9.1) ERA: 3.84	0.1	S	1	0	0	0	0	0	0	0	0	0	0	3	6	0.00	0.000					

Batter	1	2	3	4	5	6	7	8	9	AB	R	H	RBI	BB	SO	LOB	BOTTOM				
Jermaine Allensworth R (1.8) OBP: 0.309, SLG: 0.352	FC6-4		SF9		FC3-6			K		3	0	1	1	0	1	1	Colorado Rockies @ Pittsburgh Pirates Three Rivers Stadium, Pittsburgh, PA Wed Sep 04 1996, 7:05 PM EDT Att: 10,081 - Unknown - 77 F				
Al Martin L (1.7) OBP: 0.348, SLG: 0.455	FC6-4		G4-3		CS		L4	HR		4	1	1	1	0	0	1					
Jeff King R (1.4) OBP: 0.342, SLG: 0.502	P4				HR		G4-3	F9		3	1	0	0	1	0	1					
Mark Johnson L (1.3) OBP: 0.367, SLG: 0.506	K				HR		F8			3	1	1	2	0	1	1					
Carlos Garcia R (1.5) OBP: 0.333, SLG: 0.403		K			G5-3			1B		3	1	1	0	0	1	0					
Trey Beamon L (1.9) OBP: 0.185, SLG: 0.192	F7				G3			CS		3	0	1	1	0	0	0					
Jay Bell R (1.6) OBP: 0.292, SLG: 0.338	K				G6-3			1B		2	0	0	0	1	1	0					
18 Jason Kendall R (1.2) OBP: 0.366, SLG: 0.404			SH1-4		G3			K		3	1	1	0	0	1	1					
Jon Lieber, L (1.1) Dan Plesac, L (9.1)			SH1-4		FC3-6			K		1	0	0	0	1	1	0					
Inning Stats	R: 0 E: 0 K: 1 S: 13	H: 1 LOB: 1 BB: 0 P: 19	R: 0 E: 0 K: 2 S: 11	H: 0 LOB: 0 BB: 0 P: 15	R: 1 E: 0 K: 0 S: 11	H: 1 LOB: 0 BB: 0 P: 17	R: 2 E: 0 K: 0 S: 8	H: 1 LOB: 1 BB: 1 P: 16	R: 0 E: 0 K: 0 S: 7	H: 0 LOB: 0 BB: 1 P: 12	R: 0 E: 0 K: 0 S: 4	H: 0 LOB: 0 BB: 0 P: 8	R: 1 E: 0 K: 1 S: 11	H: 2 LOB: 1 BB: 1 P: 20	R: 1 E: 0 K: 2 S: 9	H: 1 LOB: 0 BB: 0 P: 13	1B: 1 2B: 3 3B: 1 HR: 2	SF: 1 SAC: 1 DP: 1 HBP: 0	WP: 0 PB: 0 SB: 1 CS: 3	PA: 31	
PITCHER	IP	WLS	BF	H	R	ER	SO	BB	IBB	HBP	BLK	WP	HR	S	P	ERA	WHIP				
Mark Thompson, R (1.1) ERA: 5.08	6.1	L	25	5	4	4	3	3	0	0	0	0	0	62	101	5.68	1.263				
Curt Leskanic, R (7.1) ERA: 6.68	0.2		1	0	0	0	1	0	0	0	0	0	0	3	6	0.00	0.000				
Darren Holmes, R (8.1) ERA: 4.45	1.0		4	1	1	1	2	0	0	0	0	0	1	9	13	9.00	1.000				

AB	36
R	2
H	9
RBI	2
BB	0
SO	5
LOB	14

AB	25
R	5
H	6
RBI	5
BB	3
SO	6
LOB	5



Batter	1	2	3	4	5	6	7	8	9	AB	R	H	RBI	BB	SO	LOB	TOP				
Jermaine Allensworth, R (1.8) OBP: 0.301, SLG: 0.342 Orlando Merced, S (8, PH) OBP: 0.361, SLG: 0.490	1-3 K		3-3 K		1-3 K		1-1 B3		0-0 L9	4	0	0	0	0	3	0	Pittsburgh Pirates @ Los Angeles Dodgers Dodger Stadium, Los Angeles, CA Fri Sep 06 1996, 7:05 PM PDT Att: 41,509 - Unknown - 75 F livebaseballscorecards.com				
Al Martin, L (1.7) OBP: 0.348, SLG: 0.456	0-2 G5-3		2-1 G6-3		0-0 2B		0-0 F7		2-2 1B	5	0	2	0	0	0	0					
Jeff King, R (1.4) OBP: 0.344, SLG: 0.508	3-2 HR		1-1 1B		4-1 BB		3-3 K		0-0 G5-3	4	1	2	1	1	1	1					
Mark Johnson, L (1.3) OBP: 0.370, SLG: 0.506 Jay Bell, R (8, PH) OBP: 0.294, SLG: 0.340	2-1 1B		4-0 1B		0-1 G3				1-1 BB	2	0	1	0	1	0	2					
Mike Kingery, L (1.9) OBP: 0.295, SLG: 0.330	0-1 F8		1-2 BB						0-3 1B	4	0	0	0	0	1	4					
Carlos Garcia, R (1.6) OBP: 0.329, SLG: 0.398		0-1 G4-3		1-2 P6					1-3 K	4	0	0	0	0	1	1					
Dale Sveum, S (1.5) OBP: 0.500, SLG: 0.667		2-2 F9		0-0 P5					4-0 BB	3	0	1	0	1	0	0					
1B Jason Kendall, R (1.2) OBP: 0.365, SLG: 0.401		0-1 E6		1-2 F8					1-1 F9	3	0	0	0	1	0	2					
67 Francisco Cordova, R (1.1) OBP: 0.143, SLG: 0.143 Nelson Lirio, S (8, PH) OBP: 0.235, SLG: 0.376 Marc Wilkins, R (6, PH) OBP: 0.300, SLG: 0.222 Tony Womack, L (9, PH)		1-3 K							1-1 G4-3	2	0	0	0	0	2	1					
Inning Stats	R: 1 E: 0 K: 1 S: 13	H: 2 LOB: 1 BB: 0 P: 19	R: 0 E: 1 K: 1 S: 11	H: 0 LOB: 1 BB: 0 P: 14	R: 0 E: 0 K: 1 S: 11	H: 1 LOB: 2 BB: 1 P: 22	R: 0 E: 0 K: 0 S: 9	H: 0 LOB: 0 BB: 0 P: 11	R: 0 E: 0 K: 0 S: 10	H: 1 LOB: 2 BB: 1 P: 15	R: 0 E: 0 K: 1 S: 6	H: 0 LOB: 0 BB: 0 P: 10	R: 0 E: 0 K: 2 S: 10	H: 1 LOB: 2 BB: 1 P: 17	R: 0 E: 0 K: 0 S: 7	H: 1 LOB: 1 BB: 0 P: 10		1B: 4 2B: 2 3B: 0 HR: 1	SF: 0 SAC: 0 DP: 0 HBP: 0	WP: 0 PB: 0 SB: 0 CS: 0	PA: 39
PITCHER	IP	WLS	BF	H	R	ER	SO	BB	IBB	HBP	BLK	WP	HR	S	P	ERA	WHIP				
Ismael Valdez, R (1.1) ERA: 3.43	7.0		30	5	1	1	6	2	1	0	0	0	1	68	110	1.29	1.000				
Scott Radinsky, L (8, 1) ERA: 2.56	0.1		2	1	0	0	1	0	0	0	0	0	0	5	6	0.00	3.000				
Antonio Osuna, R (8, 1) ERA: 2.99	0.2	W	3	0	0	0	1	1	0	0	0	0	0	5	11	0.00	1.500				
Todd Worrell, R (9, 1) ERA: 2.84	1.0	S	4	1	0	0	0	0	0	0	0	0	0	7	10	0.00	1.000				

Batter	1	2	3	4	5	6	7	8	9	AB	R	H	RBI	BB	SO	LOB	BOTTOM				
Brett Butler, L (1.8) OBP: 0.300, SLG: 0.292 Todd Worrell, R (9, 1)	0-0 G4-3		1-2 F7		2-2 1B				4-2 SF9	3	1	1	0	1	0	0	Pittsburgh Pirates @ Los Angeles Dodgers Dodger Stadium, Los Angeles, CA Fri Sep 06 1996, 7:05 PM PDT Att: 41,509 - Unknown - 75 F livebaseballscorecards.com				
Todd Hollandsworth, L (1.7) OBP: 0.353, SLG: 0.430	1-2 E3		2-1 1B		1-1 G3			3-3 K	4	0	1	0	0	1	2						
Mike Piazza, R (1.2) OBP: 0.426, SLG: 0.581	1-1 G6-4-3		0-0 L6		3-1 G6-3			4-0 IBB	3	0	1	0	1	0	1						
Eric Karros, R (1.3) OBP: 0.308, SLG: 0.473	0-1 G6-4-3				0-0 G5-3			2-2 G6-3	3	0	0	1	0	0	2						
Raul Mondesi, R (1.9) OBP: 0.320, SLG: 0.483		1-3 K		0-1 G6-3				1-0 F8	4	0	0	0	0	1	1						
Tim Lincecum, R (1.5) OBP: 0.305, SLG: 0.404		1-1 HR		2-1 FC6-4				1-2 1B	3	1	3	1	0	0	0						
Delino DeShields, L (1.4) OBP: 0.293, SLG: 0.307		0-0 G4-6-3		2-2 FC6-4				0-3 K	3	0	1	0	0	1	2						
Greg Gagne, R (1.6) OBP: 0.331, SLG: 0.366		1-1 G4-6-3		1-2 1B				2-3 K	3	0	0	0	0	1	2						
Ismael Valdez, R (1.1) OBP: 0.136, SLG: 0.138 Dave Clark, L (7, PH) OBP: 0.363, SLG: 0.457 Scott Radinsky, L (8, 1) Antonio Osuna, R (8, 1) Chad Curtis, R (9, 8) OBP: 0.349, SLG: 0.390			1-0 F8		1-3 K			3-2 G4-3	2	0	0	0	0	1	0						
Inning Stats	R: 0 E: 1 K: 0 S: 8	H: 1 LOB: 1 BB: 0 P: 10	R: 1 E: 0 K: 1 S: 8	H: 2 LOB: 0 BB: 0 P: 10	R: 0 E: 0 K: 0 S: 7	H: 1 LOB: 1 BB: 0 P: 11	R: 0 E: 0 K: 0 S: 8	H: 1 LOB: 1 BB: 0 P: 12	R: 0 E: 0 K: 1 S: 9	H: 1 LOB: 1 BB: 0 P: 14	R: 0 E: 0 K: 0 S: 6	H: 0 LOB: 0 BB: 0 P: 11	R: 0 E: 0 K: 2 S: 12	H: 1 LOB: 1 BB: 0 P: 18	R: 1 E: 1 K: 1 S: 10	H: 0 LOB: 1 BB: 2 P: 23		1B: 6 2B: 0 3B: 0 HR: 1	SF: 1 SAC: 0 DP: 2 HBP: 0	WP: 0 PB: 0 SB: 1 CS: 0	PA: 32
PITCHER	IP	WLS	BF	H	R	ER	SO	BB	IBB	HBP	BLK	WP	HR	S	P	ERA	WHIP				
67 Francisco Cordova, R (1.1) ERA: 3.77	5.0		20	6	1	1	2	0	0	0	0	0	0	40	57	1.80	1.200				
Marc Wilkins, R (6, 1) ERA: 3.2	3.0	L	12	1	1	0	3	1	1	0	0	0	0	28	52	0.00	0.667				

Batter	1	2	3	4	5	6	7	8	9	AB	R	H	RBI	BB	SO	LOB	TOP					
Mike Kingery, L OBP: 0.296, SLG: 0.327 Jermaine Allensworth, R OBP: 0.262, SLG: 0.331	G6-3	P4		K		G6-3		E		5	0	1	0	0	1	4	Pittsburgh Pirates @ San Diego Padres Jack Murphy Stadium, San Diego, CA Tue Sep 10 1996, 10:05 PM EDT Att: 15,694 - Unknown - 77 F					
Al Martin, L OBP: 0.352, SLG: 0.455	G5-3				G4-3	K		E8		3	1	1	1	2	1	2						
Jeff King, R OBP: 0.340, SLG: 0.498	E	F7			G4-3			L5		3	0	1	0	2	0	5						
Orlando Merced, S OBP: 0.355, SLG: 0.485	G5-3		G6-3		G4-3		F8		K	5	0	0	1	0	1	3						
Mark Johnson, L OBP: 0.366, SLG: 0.491 Carlos Garcia, R OBP: 0.324, SLG: 0.391	E4		K		G4-3		F9		1B	5	0	1	0	0	1	3						
Dale Sveum, S OBP: 0.500, SLG: 0.500 John Wehner, R OBP: 0.275, SLG: 0.341	K									3	1	2	0	1	1	2						
Jay Bell, R OBP: 0.297, SLG: 0.343										1	0	1	0	0	0	0						
1B Jason Kendall, R OBP: 0.368, SLG: 0.397										3	1	2	0	1	1	2						
Jon Lieber, L OBP: 0.242, SLG: 0.233 Nelson Lirio, S OBP: 0.282, SLG: 0.372 Dan Miceli, R OBP: 0.275, SLG: 0.200 Matt Ruebel, L OBP: 0.230, SLG: 0.233 Tony Womack, L OBP: 0.227, SLG: 0.233 Joe Boever, R OBP: 0.227, SLG: 0.233										4	0	2	1	0	1	3						
1B Jason Kendall, R OBP: 0.368, SLG: 0.397										4	1	2	0	0	0	2						
Inning Stats	R: 1 E: 1 K: 1 S: 15	H: 1 LOB: 2 BB: 1 P: 26	R: 0 E: 0 K: 0 S: 13	H: 2 LOB: 3 BB: 1 P: 22	R: 0 E: 0 K: 2 S: 10	H: 0 LOB: 1 BB: 1 P: 19	R: 0 E: 0 K: 1 S: 6	H: 0 LOB: 0 BB: 0 P: 11	R: 0 E: 0 K: 0 S: 6	H: 0 LOB: 1 BB: 1 P: 12	R: 1 E: 0 K: 1 S: 10	H: 3 LOB: 2 BB: 0 P: 15	R: 0 E: 0 K: 0 S: 11	H: 1 LOB: 2 BB: 1 P: 19	R: 2 E: 1 K: 0 S: 10	H: 2 LOB: 1 BB: 0 P: 19	R: 1 E: 0 K: 1 S: 11	H: 2 LOB: 2 BB: 0 P: 15	1B: 10 2B: 2 HR: 0	SF: 2 SAC: 1 DP: 1 HBP: 1	WP: 0 PB: 0 SB: 2 CS: 0	PA: 44
PITCHER	IP	WLS	BF	H	R	ER	SO	BB	IBB	HBP	BLK	WP	HR	S	P	ERA	WHIP					
Scott Sanders, R ERA: 3.21	5.0		25	5	2	2	4	4	0	0	0	0	0	52	93	3.60	1.800					
Dario Veras, R ERA: 4.24	0.2		3	1	0	0	0	0	0	0	0	0	0	5	7	0.00	1.500					
Al Osuna, L ERA: 5.4	1.0		4	0	0	0	1	1	0	0	0	0	0	10	18	0.00	1.000					
Tim Worrell, R ERA: 3.17	0.1		3	1	1	1	0	0	0	1	0	0	0	5	10	27.00	3.000					
Doug Bochtler, R ERA: 3.41	0.1		3	2	1	0	0	0	0	0	0	0	0	8	14	0.00	6.000					
PITCHER	IP	WLS	BF	H	R	ER	SO	BB	IBB	HBP	BLK	WP	HR	S	P	ERA	WHIP					
Sean Bergman, R ERA: 4.35	0.2		1	0	0	0	0	0	0	0	0	0	0	1	1	0.00	0.000					
Trevor Hoffman, R ERA: 2.52	1.0	W	5	2	1	1	1	0	0	0	0	0	0	11	15	9.00	2.000					


AB 35
R 5
H 11
RBI 4
BB 5
SO 6
LOB 25




Batter	1	2	3	4	5	6	7	8	9	AB	R	H	RBI	BB	SO	LOB	BOTTOM					
Tony Gwynn, L OBP: 0.396, SLG: 0.447 Rickey Henderson, R OBP: 0.414, SLG: 0.354	BB	F7			G4-3		G1-3		CS	5	1	2	0	0	0	0	Pittsburgh Pirates @ San Diego Padres Jack Murphy Stadium, San Diego, CA Tue Sep 10 1996, 10:05 PM EDT Att: 15,694 - Unknown - 77 F					
Wally Joyner, L OBP: 0.393, SLG: 0.426 Doug Dascenzo, S OBP: 0.125, SLG: 0.125	BB		G3		P6-3		F8		HR	3	1	0	0	2	0	0						
Steve Finley, L OBP: 0.357, SLG: 0.527	BB		G4-3							5	2	4	3	0	0	0						
Ken Caminiti, S OBP: 0.398, SLG: 0.595	BB				K		G4-3			4	0	2	2	0	1	2						
Greg Vaughn, R OBP: 0.369, SLG: 0.560	G6-3		L7							4	1	1	1	0	0	2						
Craig Shipley, R OBP: 0.337, SLG: 0.402 Jody Reed, R OBP: 0.313, SLG: 0.282	G6-3									0	0	0	0	0	0	0						
John Flaherty, R OBP: 0.321, SLG: 0.451	G6-3									4	0	1	0	0	0	1						
John Flaherty, R OBP: 0.321, SLG: 0.451	G6-3									4	0	2	0	0	0	2						
Chris Gomez, R OBP: 0.339, SLG: 0.318	G5-3									3	0	0	0	1	0	2						
Scott Sanders, R ERA: 4.14 Dan Miceli, R ERA: 5.89 Matt Ruebel, L ERA: 4.89 Joe Boever, R ERA: 9.82	G5-3									2	0	0	0	0	1	1						
Scott Sanders, R ERA: 4.14 Dan Miceli, R ERA: 5.89 Matt Ruebel, L ERA: 4.89 Joe Boever, R ERA: 9.82	G5-3									1	0	0	0	0	0	1						
Inning Stats	R: 3 E: 0 K: 0 S: 17	H: 3 LOB: 1 BB: 1 P: 29	R: 0 E: 0 K: 0 S: 6	H: 0 LOB: 0 BB: 0 P: 6	R: 0 E: 0 K: 0 S: 10	H: 1 LOB: 1 BB: 0 P: 16	R: 0 E: 0 K: 1 S: 7	H: 1 LOB: 1 BB: 1 P: 13	R: 0 E: 0 K: 0 S: 10	H: 1 LOB: 1 BB: 0 P: 17	R: 1 E: 0 K: 0 S: 11	H: 2 LOB: 1 BB: 0 P: 21	R: 0 E: 0 K: 0 S: 6	H: 1 LOB: 1 BB: 0 P: 11	R: 0 E: 0 K: 0 S: 7	H: 1 LOB: 1 BB: 0 P: 11	R: 2 E: 0 K: 0 S: 15	H: 2 LOB: 1 BB: 1 P: 22	1B: 8 2B: 1 3B: 1 HR: 2	SF: 0 SAC: 0 DP: 1 HBP: 0	WP: 0 PB: 0 SB: 1 CS: 1	PA: 39
PITCHER	IP	WLS	BF	H	R	ER	SO	BB	IBB	HBP	BLK	WP	HR	S	P	ERA	WHIP					
Jon Lieber, R ERA: 4.14	5.0		22	6	3	3	2	2	0	0	0	0	1	11	21	9.00	2.000					
Dan Miceli, R ERA: 5.89	1.0		5	2	1	1	0	0	0	0	0	0	0	6	11	0.00	1.000					
Matt Ruebel, L ERA: 4.89	1.0		4	1	0	0	0	0	0	0	0	0	0	6	11	0.00	1.000					
Joe Boever, R ERA: 9.82	1.2	L	8	3	2	2	0	1	0	0	0	0	1	22	33	10.80	2.400					
PITCHER	IP	WLS	BF	H	R	ER	SO	BB	IBB	HBP	BLK	WP	HR	S	P	ERA	WHIP					

AB 36
R 6
H 12
RBI 6
BB 3
SO 2
LOB 11



Batter	1	2	3	4	5	6	7	8	9	AB	R	H	RBI	BB	SO	LOB	TOP										
Jermaine Allensworth, R OBP: 0.303, SLG: 0.342 Tony Womack, L OBP: 0.353, SLG: 0.333 (9, PH)	0-0 CS 1B		0-2 2B 1B		1-2 P6		1-2 1B 1B		4-2 G6-3 BB	4	2	3	0	0	0	0	Pittsburgh Pirates @ San Diego Padres Jack Murphy Stadium, San Diego, CA Wed Sep 11 1996, 10:05 PM EDT Att: 33,771 - Unknown - 74 F AB 36 R 7 H 12 RBI 7 BB 4 SO 6 LOB 14 										
Al Martin, L OBP: 0.352, SLG: 0.457 (1, 7)	0-2 F8		0-0 1B 2B		1-0 F8		1-1 F 1B SF9 1B		2-2 G6-3	5	2	2	1	0	0	2											
Jeff King, R OBP: 0.343, SLG: 0.498 (7, 3)	4-2 BB		0-1 2H 1B		0-2 G5-3		0-0 SF9 1B 1B		2-3 K	4	1	2	2	1	1	1											
Orlando Merced, S OBP: 0.356, SLG: 0.484 (1, 9)	2-0 F8		3-1 G4-3				1-1 G4-6-3 2B 1B		4-0 IBB	3	1	1	1	1	0	2											
Mark Johnson, L OBP: 0.300, SLG: 0.300 John Wainhouse, L OBP: 0.300, SLG: 0.300 Nelson Lyons, S OBP: 0.300, SLG: 0.300 David Wainhouse, L OBP: 0.300, SLG: 0.300 Marc Wilkins, R OBP: 0.300, SLG: 0.300 Dan Plesac, L OBP: 0.300, SLG: 0.300 Mike Kingery, L OBP: 0.300, SLG: 0.300 John Griggs, R OBP: 0.300, SLG: 0.300			1-1 G4-3		1-2 G3-1		0-3 K		2-0 L9	3	0	0	0	0	0	1											
Carlos Garcia, R OBP: 0.324, SLG: 0.398 (7, 4)	1-1 G4-3				1-0 HR		1-1 G4-6-3		0-0 G5-4-3	4	1	1	1	0	0	2											
Jay Bell, R OBP: 0.298, SLG: 0.346 (1, 6)	2-2 G5-3				0-0 1B		0-0 2H 2B		3-2 F8	4	0	2	1	0	0	0											
1B Jason Kendall, R OBP: 0.367, SLG: 0.394 (1, 2)			1-0 G6-3		2-3 K		4-0 BB		2-1 G4-3	3	0	0	0	1	1	1											
67 Francisco Cordova, R OBP: 0.100, SLG: 0.100 Matt Ruebel, L OBP: 0.273, SLG: 0.200 Dale Sveum, S OBP: 0.462, SLG: 0.455 (6, 1) (7, 5)			1-3 K		1-3 K		1-3 K		2-2 F9	3	0	0	0	0	3	3											
Inning Stats	R: 0 E: 0 K: 0 S: 9	H: 1 LOB: 1 BB: 1 P: 14	R: 0 E: 0 K: 0 S: 9	H: 0 LOB: 0 BB: 0 P: 13	R: 2 E: 0 K: 1 S: 12	H: 3 LOB: 1 BB: 0 P: 17	R: 1 E: 0 K: 2 S: 12	H: 2 LOB: 1 BB: 0 P: 17	R: 0 E: 0 K: 0 S: 7	H: 0 LOB: 0 BB: 0 P: 9	R: 1 E: 0 K: 2 S: 11	H: 2 LOB: 2 BB: 1 P: 18	R: 3 E: 1 K: 0 S: 9	H: 4 LOB: 0 BB: 0 P: 12	R: 0 E: 0 K: 0 S: 9	H: 0 LOB: 2 BB: 2 P: 23		1B: 9 2B: 2 3B: 0 HR: 1	SF: 1 SAC: 0 DP: 1 HBP: 0	WP: 0 PB: 0 SB: 0 CS: 1	PA: 41						
PITCHER	IP	WLS	BF	H	R	ER	SO	BB	IBB	HBP	BLK	WP	HR	S	P	ERA	WHIP										
Bob Tewksbury, R ERA: 4.34 Willie Blair, R ERA: 4.57 Al Osuna, L ERA: 4.5 Dario Veras, R ERA: 3.86 Doug Bochtler, R ERA: 3.39	(1, 1) (7, 1) (7, 1) (7, 1) (9, 1)	6.0 0.0 0.1 1.2 1.0	27 3 1 5 5	8 3 1 0 0	4 3 0 0 0	4 2 0 0 0	5 0 0 0 1	2 0 0 0 1	0 0 0 0 1	0 0 0 0 1	0 0 0 0 0	0 0 0 0 0	0 0 0 0 0	1 6 1 11 9	88 8 2 18 23	6.00 ∞ 0.00 0.00 0.00	1.667 ∞ 0.000 0.600 1.000										

Batter	1	2	3	4	5	6	7	8	9	AB	R	H	RBI	BB	SO	LOB	BOTTOM										
Tony Gwynn, L OBP: 0.396, SLG: 0.445 (1, 9)	2-1 G4-3		0-0 1B BB 1B		0-1 F9		0-2 G6-3		4-0 1B IBB	4	0	1	0	1	0	2	Pittsburgh Pirates @ San Diego Padres Jack Murphy Stadium, San Diego, CA Wed Sep 11 1996, 10:05 PM EDT Att: 33,771 - Unknown - 74 F AB 38 R 8 H 15 RBI 8 BB 4 SO 8 LOB 18 										
Wally Joyner, L OBP: 0.393, SLG: 0.424 (1, 3)	0-3 K		4-0 1B BB		0-0 G1-3		0-2 F8		2-2 1B	4	0	1	1	1	1	0											
Steve Finley, L OBP: 0.356, SLG: 0.526 (1, 8)	0-3 K		1-3 K		2-0 HR 2B		2-1 F9		1-2 P4	5	1	1	0	0	2	5											
Ken Caminiti, S OBP: 0.401, SLG: 0.609 (1, 5)			4-2 1B BB 1B		0-1 2-3 1B		0-1 2H HR		3-1 G3	4	3	3	3	1	0	0											
Greg Vaughn, R OBP: 0.371, SLG: 0.560 (1, 7)			2-1 1B 1B		1-3 K		0-3 K		2-1 S 1B	5	2	3	0	0	2	3											
John Flaherty, R OBP: 0.322, SLG: 0.450 (1, 2)			1-0 FC5-4 1B		0-3 K		0-1 1B SF8 1B		2-2 G5-3	5	1	2	1	0	2	5											
Chris Gomez, R OBP: 0.342, SLG: 0.322 (1, 6)			1-0 FC5-4 1B		2-2 F8		3-2 SF8 BB 1B		3-1 1B	5	0	3	2	0	1	0											
Jody Reed, R OBP: 0.313, SLG: 0.280 Archi Cianfrocco, R OBP: 0.316, SLG: 0.415 Luis Lopez, S OBP: 0.236, SLG: 0.248 (8, PH) (9, 4)			2-0 FC5-4 1B		1-1 F9		4-2 G6-3 BB		2-2 G6-3	2	0	0	0	1	0	2											
Bob Tewksbury, R ERA: 4.09 Scott Lirio, R ERA: 4.09 Kevin Zimmerman, R ERA: 4.09 Willie Blair, R ERA: 4.57 Al Osuna, L ERA: 4.5 Dario Veras, R ERA: 3.86 Chris Gomez, R ERA: 3.31 Dan Plesac, L ERA: 4.16	(1, 4) (8, PH) (9, 4)	5.0 1.2 1.0 0.0 0.1	26 5 2 1 2	5 1 1 0 0	5 1 1 0 0	6 0 0 0 0	6 0 0 0 0	10 12 14 4 10	18 18 22 ∞ 13	5.40 0.600 9.00 2.000 0.00	3.000																
Inning Stats	R: 0 E: 0 K: 2 S: 8	H: 0 LOB: 0 BB: 0 P: 10	R: 2 E: 0 K: 0 S: 9	H: 3 LOB: 1 BB: 1 P: 19	R: 0 E: 0 K: 3 S: 12	H: 2 LOB: 3 BB: 1 P: 18	R: 0 E: 0 K: 0 S: 6	H: 0 LOB: 0 BB: 0 P: 10	R: 2 E: 0 K: 1 S: 10	H: 2 LOB: 0 BB: 0 P: 12	R: 1 E: 0 K: 0 S: 16	H: 2 LOB: 1 BB: 1 P: 26	R: 1 E: 0 K: 1 S: 10	H: 2 LOB: 1 BB: 0 P: 16	R: 1 E: 0 K: 1 S: 20	H: 2 LOB: 3 BB: 1 P: 32		R: 1 E: 0 K: 0 S: 9	H: 2 LOB: 1 BB: 0 P: 19	1B: 11 2B: 2 3B: 0 HR: 2	SF: 1 SAC: 0 DP: 2 HBP: 0	WP: 0 PB: 0 SB: 1 CS: 0	PA: 43				
PITCHER	IP	WLS	BF	H	R	ER	SO	BB	IBB	HBP	BLK	WP	HR	S	P	ERA	WHIP										
67 Francisco Cordova, R ERA: 4.91 David Wainhouse, R ERA: 4.57 Marc Wilkins, R ERA: 3.31 Dan Plesac, L ERA: 4.16	(1, 1) (6, 1) (7, 1) (8, 1) (8, 1)	5.0 1.2 1.0 0.0 0.1	26 5 2 1 2	5 1 1 0 0	5 1 1 0 0	6 0 0 0 0	6 0 0 0 0	10 12 14 4 10	18 18 22 ∞ 13	5.40 0.600 9.00 2.000 0.00	3.000																

Batter	1	2	3	4	5	6	7	8	9	AB	R	H	RBI	BB	SO	LOB	TOP		
Jermaine Allensworth, R OBP: 0.304, SLG: 0.341 (1.8)	F9	FC6-4				BB WP		F9	FC6-2	6	1	2	1	0	0	5	Pittsburgh Pirates @ San Francisco Giants 3Com Park at Candlestick Point, San Francisco, CA Thu Sep 12 1996, 10:05 PM EDT Alt. 8,214 - Unknown - 67 F livebaseballscorecards.com		
Al Martin, L OBP: 0.352, SLG: 0.454 (1.7)		FC6			P5	G4-6-3		G4-3	G4-3	4	0	0	2	2	0	5			
Jeff King, R OBP: 0.345, SLG: 0.498 (6.4)	P6		G1-3			BB		1B	WP	5	0	2	2	1	0	2			
Orlando Merced, S OBP: 0.356, SLG: 0.482 (1.9)	K		K			BB		1B		4	0	1	0	1	2	3			
Carlos Garcia, R OBP: 0.319, SLG: 0.392 (6.5)		E3								5	1	0	0	0	1	6			
Dan Plesac, L (8.1)										0	0	0	0	0	0	0			
Joe Boever, R (8.1)										0	0	0	0	0	0	0			
Jay Bell, R OBP: 0.303, SLG: 0.356 (1.6)		HR								4	3	3	2	1	0	0			
1B Jason Kendall, R OBP: 0.369, SLG: 0.395 (1.2)		HR			G6-4-3	BB		1B	1B	4	1	2	0	1	0	1			
John Wehner, R OBP: 0.278, SLG: 0.344 (6. PH)		1B								2	0	1	0	0	0	0			
Mark Johnson, L OBP: 0.368, SLG: 0.493 (6.3)		1B								2	2	2	0	1	0	0			
Jason Schmidt, R (1.1)		1B								2	0	0	0	0	1	2			
Nelson Liriano, S OBP: 0.289, SLG: 0.375 (6. PH)		K								1	0	0	1	1	0	0			
Elmer Dessens, R OBP: 0.400, SLG: 0.400 (6.1)										1	0	0	0	0	0	1			
Dale Sveum, S OBP: 0.429, SLG: 0.417 (8.5)										1	1	0	1	0	0	2			
Inning Stats	R: 0 E: 0 K: 1 S: 8	H: 0 LOB: 1 BB: 1 P: 13	R: 2 E: 1 K: 1 S: 13	H: 3 LOB: 2 BB: 0 P: 21	R: 0 E: 0 K: 2 S: 9	H: 0 LOB: 0 BB: 0 P: 13	R: 0 E: 0 K: 0 S: 8	H: 1 LOB: 3 BB: 2 P: 14	R: 0 E: 0 K: 0 S: 19	H: 4 LOB: 1 BB: 3 P: 38	R: 0 E: 0 K: 0 S: 12	H: 1 LOB: 2 BB: 0 P: 16	R: 0 E: 0 K: 0 S: 10	H: 2 LOB: 2 BB: 1 P: 20	R: 3 E: 1 K: 0 S: 10	H: 2 LOB: 0 BB: 1 P: 20	1B: 11 2B: 1 3B: 0 HR: 1	SF: 0 SAC: 0 DP: 2 HBP: 0	WP: 2 PA: 48 PB: 0 CS: 0
PITCHER	IP WLS BF H R ER SO BB IBB HBP BLK WP HR S P ERA WHIP																		
Allen Watson, L ERA: 4.08 (1.1)	5.0	W	25	5	4	3	4	4	1	0	0	0	1	1	49	91	5.40	1.800	
Mark Dewey, R ERA: 4.54 (6.1)	0.0	L	3	2	0	0	0	1	0	0	0	0	0	0	10	17	∞	∞	
Doug Creek, L ERA: 7.16 (6.1)	0.0		1	0	1	1	0	1	0	0	0	0	0	0	1	5	∞	∞	
Chris Hook, R ERA: 6.48 (6.1)	3.0		15	6	5	3	0	1	0	0	0	0	0	29	46	9.00	2.333		
Steve Bourgeois, R ERA: 6.92 (9.1)	1.0		4	0	0	0	0	0	0	0	0	0	1	0	6	11	0.00	0.000	

Batter	1	2	3	4	5	6	7	8	9	AB	R	H	RBI	BB	SO	LOB	BOTTOM		
Marvin Benard, L OBP: 0.329, SLG: 0.331 (1.8)	WP BB	BB				SF8		G1-3		4	2	2	1	1	1	0	Pittsburgh Pirates @ San Francisco Giants 3Com Park at Candlestick Point, San Francisco, CA Thu Sep 12 1996, 10:05 PM EDT Alt. 8,214 - Unknown - 67 F livebaseballscorecards.com		
Bill Mueller, S OBP: 0.424, SLG: 0.432 (1.5)			F7			1B		F9		3	0	1	0	1	0	0			
Glenallen Hill, R OBP: 0.341, SLG: 0.476 (1.9)				P4		1B		G6-3		4	0	0	0	0	0	5			
Barry Bonds, L OBP: 0.451, SLG: 0.616 (1.7)			F8			SF8				2	0	1	1	1	0	0			
Rick Wilkins, L OBP: 0.349, SLG: 0.388 (1.2)	F6			G3-1		1B		K		4	0	1	1	0	1	2			
Rich Aurilia, R OBP: 0.287, SLG: 0.292 (1.6)				F8		F8		F7		4	0	1	0	0	0	3			
Desi Wilson, L OBP: 0.273, SLG: 0.268 (1.3)								G6-3		4	0	1	0	0	0	2			
Jay Canizaro, R OBP: 0.265, SLG: 0.312 (1.4)									P3	3	1	0	0	1	1	1			
Allen Watson, L OBP: 0.262, SLG: 0.283 (6.1)										2	1	2	0	0	0	0			
Mark Dewey, R ERA: 7.94 (6.1)										0	0	0	0	0	0	0			
Doug Creek, L (6.1)										0	0	0	0	0	0	0			
Chris Hook, R (6.1)										1	0	0	0	0	1	0			
Steve Bourgeois, R OBP: 0.396, SLG: 0.333 (9.1)										0	0	0	0	0	0	0			
Dave McCarty, R OBP: 0.206, SLG: 0.338 (9.3)										1	0	0	0	0	0	0			
Inning Stats	R: 1 E: 0 K: 0 S: 8	H: 0 LOB: 1 BB: 3 P: 24	R: 1 E: 0 K: 0 S: 9	H: 3 LOB: 2 BB: 1 P: 24	R: 0 E: 0 K: 0 S: 6	H: 0 LOB: 0 BB: 0 P: 10	R: 0 E: 0 K: 1 S: 11	H: 1 LOB: 1 BB: 0 P: 17	R: 2 E: 0 K: 0 S: 19	H: 4 LOB: 2 BB: 0 P: 28	R: 0 E: 0 K: 1 S: 5	H: 0 LOB: 0 BB: 0 P: 7	R: 0 E: 0 K: 1 S: 15	H: 1 LOB: 1 BB: 0 P: 24	R: 0 E: 0 K: 1 S: 6	H: 0 LOB: 0 BB: 0 P: 9	1B: 8 2B: 1 3B: 0 HR: 0	SF: 1 SAC: 0 DP: 1 HBP: 0	WP: 1 PA: 37 PB: 0 CS: 0
PITCHER	IP WLS BF H R ER SO BB IBB HBP BLK WP HR S P ERA WHIP																		
Jason Schmidt, R ERA: 6.3 (1.1)	5.0	W	24	8	4	3	1	4	0	0	0	0	0	0	53	103	5.40	2.400	
Elmer Dessens, R ERA: 7.94 (6.1)	2.0		6	0	0	0	1	0	0	0	0	0	0	10	16	0.00	0.000		
Dan Plesac, L ERA: 4.14 (8.1)	0.1	S	2	1	0	0	1	0	0	0	0	0	0	6	10	0.00	3.000		
Joe Boever, R ERA: 8.0 (8.1)	1.2		5	0	0	0	1	0	0	0	0	0	0	15	23	0.00	0.000		



Batter	1	2	3	4	5	6	7	8	9	AB	R	H	RBI	BB	SO	LOB	TOP					
Jermaine Allensworth, R (1.8) OBP: 0.312, SLG: 0.345	P4		1B		2B		HR	P6		4	2	2	1	0	0	0	Pittsburgh Pirates @ San Francisco Giants 3Com Park at Candlestick Point, San Francisco, CA Fri Sep 13 1996, 10:05 PM EDT Alt: 9,888 - Unknown - 62 F					
Al Martin, L (1.7) OBP: 0.353, SLG: 0.456 John Wehner, R (8, PH) OBP: 0.284, SLG: 0.349	G3-1		G3-1		2B		HR	BB		4	1	2	2	0	0	2						
Jeff King, R (1.4) OBP: 0.346, SLG: 0.503 Tony Womack, L (7.4) OBP: 0.308, SLG: 0.300	P4				F8		HR	F7		3	1	1	4	1	0	1						
Orlando Merced, S (1.9) OBP: 0.357, SLG: 0.479		F8		K	G4-3		G1-6-3			4	0	1	0	1	1	2						
Mark Johnson, L (1.3) OBP: 0.369, SLG: 0.490		CS		F8		BB	G1-6-3	P2		4	0	1	0	1	0	4						
Dale Sveum, S (1.5) OBP: 0.421, SLG: 0.438 Keith Osik, R (9.5) OBP: 0.344, SLG: 0.422	F8			F7		L7		HR		4	1	1	0	1	0	3						
Jay Bell, R (1.6) OBP: 0.308, SLG: 0.364	CS		FC3-6		SH5-4		HR	K2-3		3	2	2	2	1	1	1						
1B Jason Kendall, R (1.2) OBP: 0.370, SLG: 0.393			L8		1B		G4-3	P2		4	1	1	0	1	0	4						
Esteban Loaiza, R (1.1) OBP: 0.222, SLG: 0.222			FC3-6		SH5-4			G5-3		4	1	1	0	0	0	3						
Inning Stats	R: 0 E: 0 K: 0 S: 6	H: 0 LOB: 0 BB: 0 P: 8	R: 0 E: 0 K: 0 S: 2	H: 0 LOB: 0 BB: 1 P: 10	R: 0 E: 0 K: 0 S: 8	H: 1 LOB: 2 BB: 0 P: 10	R: 0 E: 0 K: 1 S: 9	H: 0 LOB: 1 BB: 1 P: 15	R: 3 E: 0 K: 0 S: 15	H: 4 LOB: 1 BB: 0 P: 19	R: 0 E: 0 K: 0 S: 5	H: 1 LOB: 1 BB: 1 P: 11	R: 6 E: 0 K: 0 S: 21	H: 5 LOB: 1 BB: 2 P: 35	R: 0 E: 0 K: 0 S: 9	H: 1 LOB: 2 BB: 0 P: 16	R: 0 E: 0 K: 1 S: 9	H: 1 LOB: 1 BB: 0 P: 12	1B: 9 2B: 2 3B: 0 HR: 2	SF: 0 SAC: 1 DP: 2 HBP: 2	WP: 0 PB: 0 SB: 1 CS: 1	PA: 46
PITCHER	IP	WLS	BF	H	R	ER	SO	BB	IBB	HBP	BLK	WP	HR	S	P	ERA	WHIP					
William Van Lanningham, R (1.1) ERA: 5.61	6.0	L	29	8	6	6	1	3	0	2	0	0	0	50	81	9.00	1.833					
Tim Scott, R (7.1) ERA: 4.71	1.0		7	3	3	3	0	2	0	0	0	0	2	16	27	27.00	5.000					
Dan Carlson, R (8.1) ERA:	2.0		9	2	0	0	1	1	0	0	0	0	0	18	28	0.00	1.500					

Batter	1	2	3	4	5	6	7	8	9	AB	R	H	RBI	BB	SO	LOB	BOTTOM				
Marvin Benard, L (1.8) OBP: 0.326, SLG: 0.328	L4		K		F8		FC4-6			4	0	0	0	0	1	5	Pittsburgh Pirates @ San Francisco Giants 3Com Park at Candlestick Point, San Francisco, CA Fri Sep 13 1996, 10:05 PM EDT Alt: 9,888 - Unknown - 62 F				
Bill Mueller, S (1.4) OBP: 0.412, SLG: 0.419	G3-1				G3		G4-3			4	0	0	0	0	0	0					
Glenallen Hill, R (1.9) OBP: 0.341, SLG: 0.478 Dax Jones, R (8.9) OBP: 0.255, SLG: 0.326	G5-3				G3		F7	P4		3	0	1	0	0	0	0					
Barry Bonds, L (1.7) OBP: 0.451, SLG: 0.614 Jacob Cruz, L (8.7) OBP: 0.373, SLG: 0.411		F8			G3		G1-3	K		2	0	0	0	1	0	0					
Rick Wilkins, L (1.2) OBP: 0.348, SLG: 0.389		FC1-6			G3		G3-1			4	0	1	0	0	0	2					
Kim Batiste, R (1.5) OBP: 0.241, SLG: 0.320		FC1-6			L8		K			4	0	1	0	0	1	3					
Desi Wilson, L (1.3) OBP: 0.284, SLG: 0.280		CS			K		E			4	0	2	0	0	2	1					
Rich Aurilia, R (1.6) OBP: 0.289, SLG: 0.292					SH5-4		F8			3	0	1	0	1	0	2					
William Van Lanningham, R (1.1) OBP: 0.153, SLG: 0.143 Tim Scott, R (7.1) Steve Scarsone, R (7, PH) OBP: 0.254, SLG: 0.327 Dan Carlson, R (8.1)					SH5-4		SH3-4			0	0	0	0	0	0	0					
Inning Stats	R: 0 E: 0 K: 0 S: 9	H: 0 LOB: 0 BB: 0 P: 15	R: 0 E: 0 K: 0 S: 4	H: 1 LOB: 0 BB: 0 P: 6	R: 0 E: 0 K: 2 S: 8	H: 1 LOB: 1 BB: 0 P: 13	R: 0 E: 0 K: 0 S: 8	H: 1 LOB: 2 BB: 1 P: 19	R: 0 E: 0 K: 0 S: 7	H: 0 LOB: 0 BB: 0 P: 9	R: 0 E: 1 K: 1 S: 12	H: 1 LOB: 3 BB: 1 P: 19	R: 0 E: 0 K: 1 S: 11	H: 0 LOB: 0 BB: 0 P: 16	R: 0 E: 0 K: 1 S: 10	H: 1 LOB: 1 BB: 0 P: 15	1B: 4 2B: 2 3B: 0 HR: 0	SF: 0 SAC: 2 DP: 0 HBP: 0	WP: 0 PB: 0 SB: 0 CS: 1	PA: 36	
PITCHER	IP	WLS	BF	H	R	ER	SO	BB	IBB	HBP	BLK	WP	HR	S	P	ERA	WHIP				
Esteban Loaiza, R (1.1) ERA: 5.77	9.0	W	35	6	0	0	5	1	1	0	0	0	0	78	129	0.00	0.778				



Batter	1	2	3	4	5	6	7	8	9	10	11	12	AB	R	H	RBI	BB	SO	LOB	TOP					
Jermine Allensworth, R (1.8) 18 Jason Kendall, R (8.2) OBP: 0.334, SLG: 0.349 OBP: 0.370, SLG: 0.392	4-2 BB		2-0 WP 2B		2-2 F8		0-1 F8	3-2 G4-6-3		0-3 K		4-0 IBB	4	1	1	0	1	0	2	1	0	0	1	1	
Al Martin, L (1.7) Marc Wilkins, R (8.1) John Wehner, R (9.5) OBP: 0.352, SLG: 0.453 OBP: 0.300, SLG: 0.222 OBP: 0.287, SLG: 0.352	2-3 SAFE K		2-3 K		0-0 P5		0-0 FC5-4 1B	3-2 E4			1-0 1B	2-3 K	5	0	1	0	0	2	3	0	0	0	0	0	0
Jeff King, R (1.4) OBP: 0.346, SLG: 0.502	4-2 G4-6-3 BB		1-1 2B		2-3 K		1-2 FC5-4 1B	2-2 L8			0-2 G5-4-3		5	1	1	1	1	1	3						
Orlando Merced, S (1.9) OBP: 0.359, SLG: 0.480	0-1 G4-6-3		0-1 FC4 1B				0-1 2B 1B	3-2 1B			1-3 K		0-0 G6-3	6	0	3	1	0	1	2					
Mark Johnson, L (1.3) OBP: 0.371, SLG: 0.493		0-1 1B 1B	2-3 K				2-2 2B	2-1 G3			0-1 P5		1-2 SH3 2B 1B	6	1	3	0	0	1	3					
Carlos Garcia, R (1.5) Dan Plesac, L (9.1) John Ericks, R (10.1) Esteban Loaiza, R (12. PH) Joe Boever, R (12.1) OBP: 0.336, SLG: 0.390 OBP: 0.222, SLG: 0.222 OBP: 0.400, SLG: 0.300	1-0 1B		0-0 FC4				0-0 G3			4-2 1B E BB		1-2 G5-3		0-0 SH3	4	1	1	0	1	0	3				
Jay Bell, R (1.6) OBP: 0.308, SLG: 0.363	0-2 F9				2-3 K		4-0 IBB			1-2 E G4-6-3 1B		2-2 G5-3		2-0 G1-3	5	1	1	0	1	1	3				
Keith Osik, R (1.2) Nelson Lirio, S (8. PH) Tony Womack, L (8.8) OBP: 0.336, SLG: 0.412 OBP: 0.297, SLG: 0.373 OBP: 0.400, SLG: 0.300	0-1 L9				0-0 L9		1-3 IBB			3-2 E G4-6-3 BB 1B		4-2 18 S BB		2-1 2B HBP	3	0	0	0	0	1	5				
Chris Peters, L (1.1) David Wainhouse, L (7.1) Mike Kingery, L (8. PH) OBP: 0.167, SLG: 0.167 OBP: 0.299, SLG: 0.331	1-1 1B				2-2 G4-3		0-3 K			1-2 G4-6-3 BB		0-0 F7		1-2 2B	3	0	1	0	0	1	3				
Inning Stats	R: 0 E: 0 K: 1 S: 11	H: 0 LOB: 1 BB: 2 P: 21	R: 0 E: 0 K: 0 S: 10	H: 3 LOB: 2 BB: 0 P: 12	R: 2 E: 0 K: 2 S: 13	H: 3 LOB: 1 BB: 0 P: 20	R: 0 E: 0 K: 1 S: 8	H: 0 LOB: 0 BB: 0 P: 12	R: 0 E: 0 K: 1 S: 9	H: 2 LOB: 2 BB: 0 P: 17	R: 3 E: 2 K: 0 S: 24	H: 1 LOB: 2 BB: 2 P: 44	R: 0 E: 0 K: 1 S: 9	H: 0 LOB: 0 BB: 0 P: 11	R: 0 E: 0 K: 1 S: 10	H: 1 LOB: 1 BB: 1 P: 16	R: 0 E: 0 K: 0 S: 5	H: 1 LOB: 0 BB: 0 P: 6	R: 2 E: 0 K: 1 S: 13	H: 2 LOB: 2 BB: 1 P: 25	1B: 10 2B: 4 3B: 0 HR: 0	SF: 0 SAC: 1 DP: 3 HBP: 1	WP: 1 PB: 0 SB: 3 CS: 0	PA: 56	
PITCHER	IP WLS BF H R ER SO BB IBB HBP BLK WP HR S P ERA WHIP	7.0 0.0 32 10 2 2 7 2 0 0 0 0 0 15 27 ∞ ∞	7.0 0.0 32 10 2 2 7 2 0 0 0 0 0 15 27 ∞ ∞	7.0 0.0 32 10 2 2 7 2 0 0 0 0 0 15 27 ∞ ∞	7.0 0.0 32 10 2 2 7 2 0 0 0 0 0 15 27 ∞ ∞	7.0 0.0 32 10 2 2 7 2 0 0 0 0 0 15 27 ∞ ∞	7.0 0.0 32 10 2 2 7 2 0 0 0 0 0 15 27 ∞ ∞	7.0 0.0 32 10 2 2 7 2 0 0 0 0 0 15 27 ∞ ∞	7.0 0.0 32 10 2 2 7 2 0 0 0 0 0 15 27 ∞ ∞	7.0 0.0 32 10 2 2 7 2 0 0 0 0 0 15 27 ∞ ∞	7.0 0.0 32 10 2 2 7 2 0 0 0 0 0 15 27 ∞ ∞	7.0 0.0 32 10 2 2 7 2 0 0 0 0 0 15 27 ∞ ∞	7.0 0.0 32 10 2 2 7 2 0 0 0 0 0 15 27 ∞ ∞	7.0 0.0 32 10 2 2 7 2 0 0 0 0 0 15 27 ∞ ∞	7.0 0.0 32 10 2 2 7 2 0 0 0 0 0 15 27 ∞ ∞	7.0 0.0 32 10 2 2 7 2 0 0 0 0 0 15 27 ∞ ∞	7.0 0.0 32 10 2 2 7 2 0 0 0 0 0 15 27 ∞ ∞	7.0 0.0 32 10 2 2 7 2 0 0 0 0 0 15 27 ∞ ∞	7.0 0.0 32 10 2 2 7 2 0 0 0 0 0 15 27 ∞ ∞	7.0 0.0 32 10 2 2 7 2 0 0 0 0 0 15 27 ∞ ∞	7.0 0.0 32 10 2 2 7 2 0 0 0 0 0 15 27 ∞ ∞	7.0 0.0 32 10 2 2 7 2 0 0 0 0 0 15 27 ∞ ∞	7.0 0.0 32 10 2 2 7 2 0 0 0 0 0 15 27 ∞ ∞	7.0 0.0 32 10 2 2 7 2 0 0 0 0 0 15 27 ∞ ∞	7.0 0.0 32 10 2 2 7 2 0 0 0 0 0 15 27 ∞ ∞

Pittsburgh Pirates @ San Francisco Giants
3Com Park at Candlestick Point, San Francisco, CA

AB 47
R 7
H 14
RBI 5
BB 7
SO 10
LOB 32



Sat Sep 14 1996, 6:33 AM EDT
Att. 15,685 - Sunny - 70 F

Batter	1	2	3	4	5	6	7	8	9	10	11	12	AB	R	H	RBI	BB	SO	LOB	BOTTOM				
Dax Jones, R (1.8) OBP: 0.245, SLG: 0.292	2-2 P6			1-2 G6-3		1-3 K	0-0 FC2			4-0 S BB		3-2 F7	5	0	0	0	1	1	4					
Bill Mueller, S (1.4) OBP: 0.396, SLG: 0.400	0-0 G5-3			3-2 F9		1-2 F9	0-0 FC3-6			2-3 K2-3		1-0 F7	6	0	0	0	0	1	4					
Glenallen Hill, R (1.9) OBP: 0.338, SLG: 0.481	3-2 L6			2-0 HR		1-0 G5-3	1-1 F7			1-1 F9		1-2 G6-3	6	1	1	1	0	0	3					
Dave McCarty, R (1.3) OBP: 0.291, SLG: 0.331		1-1 F8		0-1 G5-3			0-0 2B HR 1B	2-3 K		1-1 G4-3		1-0 G6-3	6	1	1	0	0	1	0					
Kim Batiste, R (1.5) OBP: 0.239, SLG: 0.324		0-2 P3				0-2 E5	1-2 HR 2B	0-1 G5-3		1-1 G6-3			5	1	1	0	0	0	0					
Jacob Cruz, L (1.7) OBP: 0.389, SLG: 0.458		0-0 G5-3				2-3 K	0-0 HR BB	4-2 BB			4-1 1B SH5-4 BB		3	1	1	3	2	1	1					
Jay Canizaro, R (1.6) OBP: 0.297, SLG: 0.302 Rich Aurilia, R (8.6) OBP: 0.288, SLG: 0.291			0-0 P2			0-1 F9	2-1 P5	3-1 F8			1-0 SH5-4		3	0	0	0	0	0	1					
Doug Mirabeli, R (1.2) OBP: 0.313, SLG: 0.286			1-2 G5-3			2-0 G5-3	0-1 WP 1B			3-2 P7		0-0 1B	5	1	2	0	0	0	1					
Mark Gardner, R (1.1) Drew Wilkins, R (7. PH) Rich Lirio, S (8.1) Jim Poole, L (8.1) Barry Bonds, L (9. PH) Rod Beck, R (10.1) Marc Loretta, R (11. PH) Chris Hook, R (12.1) OBP: 0.327, SLG: 0.412 OBP: 0.280, SLG: 0.300 OBP: 0.303, SLG: 0.311 OBP: 0.287, SLG: 0.351			2-2 G6-3			0-0 E3	2-2 FC3-6 FC2 1B			1-1 G4-3		0-3 K	2	0	0	0	0	0	0					
Inning Stats	R: 0 E: 0 K: 0 S: 9	H: 0 LOB: 0 BB: 0 P: 14	R: 0 E: 0 K: 0 S: 8	H: 0 LOB: 0 BB: 0 P: 9	R: 0 E: 0 K: 0 S: 9	H: 0 LOB: 0 BB: 0 P: 11	R: 1 E: 0 K: 0 S: 9	H: 1 LOB: 0 BB: 0 P: 15	R: 0 E: 1 K: 1 S: 12	H: 0 LOB: 1 BB: 0 P: 14	R: 4 E: 1 K: 0 S: 16	H: 5 LOB: 2 BB: 0 P: 22	R: 0 E: 0 K: 1 S: 9	H: 0 LOB: 1 BB: 1 P: 19	R: 0 E: 0 K: 0 S: 5	H: 1 LOB: 2 BB: 1 P: 19	R: 0 E: 0 K: 0 S: 5	H: 0 LOB: 0 BB: 0 P: 8	1B: 4 2B: 1 3B: 0 HR: 2	SF: 0 SAC: 1 DP: 0 HBP: 0	WP: 1 PB: 0 SB: 1 CS: 0	PA: 49		
PITCHER	IP WLS BF H R ER SO BB IBB HBP BLK WP HR S P ERA WHIP	6.0 1.0 1.0 1.0 2.0	24 6 4 0 8	4 2 0 0 1	4 1 0 0 1	4 1 0 0 1	2 0 0 0 0	4 0 0 0 0	2 0 0 0 0	62 11 9 9 17	85 16 18 19 28	6.00 0.00 0.00 0.00 0.00	0.667 2.000 1.000 1.000 1.000	0.00 0.00 0.00 0.00 0.00	0.00 0.00 0.00 0.00 0.00	0.00 0.00 0.00 0.00 0.00	0.00 0.00 0.00 0.00 0.00	0.00 0.00 0.00 0.00 0.00	0.00 0.00 0.00 0.00 0.00	0.00 0.00 0.00 0.00 0.00	0.00 0.00 0.00 0.00 0.00	0.00 0.00 0.00 0.00 0.00	0.00 0.00 0.00 0.00 0.00	0.00 0.00 0.00 0.00 0.00

Pittsburgh Pirates @ San Francisco Giants
3Com Park at Candlestick Point, San Francisco, CA

AB 45
R 5
H 7
RBI 5
BB 3
SO 5
LOB 17



Sat Sep 14 1996, 6:33 AM EDT
Att. 15,685 - Sunny - 70 F

Batter	1	2	3	4	5	6	7	8	9	AB	R	H	RBI	BB	SO	LOB	TOP								
Jermaine Allensworth, R OBP: 0.316, SLG: 0.356 (1, 8)	1-1 1B 2B	1-1 FC6-4 1B		2-2 G6-3		3-3 K			2-3 K	5	1	2	0	0	2	1	Pittsburgh Pirates @ San Francisco Giants 3Com Park at Candlestick Point, San Francisco, CA Sun Sep 15 1996, 6:33 AM EDT Overcast - 68 F								
Trey Beamon, L OBP: 0.200, SLG: 0.206 (1, 7)	0-1 FC1-6 1B	1-3 K		2-2 L7			0-0 G3		3-2 F8	5	0	1	0	0	1	3									
Jeff King, R OBP: 0.343, SLG: 0.497 (1, 3) (8, 4)	1-2 FC1-6 1B	0-1 FC6-4		0-1 G4-3			1-1 G1-3		3-2 P6	5	1	0	0	0	0	4									
Orlando Merced, S OBP: 0.360, SLG: 0.480 (1, 9)	1-0 1B BB		3-2 FC5-4 1B		1-2 G4-3			1-3 K		4	0	2	1	0	1	0									
Carlos Garcia, R OBP: 0.322, SLG: 0.392 (1, 4) (8, 5)	F8		1-1 FC5-4 2B		1-2 S 1B			1-0 CS 1B		4	1	2	0	0	0	3									
Jay Bell, R OBP: 0.309, SLG: 0.362 (1, 6)	4-0 1B BB		1-1 G6-3		2-3 K		1-1 SAFE 1B	0-1 SAFE 1B		3	0	1	0	1	1	2									
18 Jason Kendall, R OBP: 0.369, SLG: 0.389 (1, 2)	2-1 E5		4-1 2B BB		0-1 G4-3			0-1 B3		3	1	0	0	1	0	5									
John Wehner, R OBP: 0.288, SLG: 0.359 (8, PH) Mark Johnson, L OBP: 0.370, SLG: 0.492 (8, 3)	0-0 G6-3		1-1 2B		1-3 K			3-2 K		3	0	1	2	0	1	3									
Jon Lieber, L OBP: 0.250, SLG: 0.242 Matt Ruebel, L OBP: 0.333, SLG: 0.273 (8, 1)			0-0 K 1B		2-2 G6-3			0-1 PB 1B		1	0	1	0	0	0	0									
Inning Stats	R: 2 E: 1 K: 0 S: 12	H: 3 LOB: 3 BB: 1 P: 21	R: 0 E: 0 K: 1 S: 8	H: 2 LOB: 1 BB: 0 P: 10	R: 2 E: 0 K: 1 S: 14	H: 2 LOB: 1 BB: 1 P: 24	R: 0 E: 0 K: 0 S: 9	H: 0 LOB: 0 BB: 0 P: 13	R: 0 E: 0 K: 1 S: 11	H: 1 LOB: 1 BB: 0 P: 15	R: 0 E: 0 K: 2 S: 10	H: 0 LOB: 0 BB: 0 P: 16	R: 0 E: 0 K: 1 S: 6	H: 0 LOB: 0 BB: 0 P: 8	R: 0 E: 0 K: 1 S: 12	H: 2 LOB: 2 BB: 0 P: 16		R: 0 E: 0 K: 1 S: 16	H: 1 LOB: 1 BB: 0 P: 24	1B: 9 2B: 3 3B: 0 HR: 0	SF: 0 SAC: 0 DP: 1 HBP: 0	WP: 0 PB: 1 SB: 1 CS: 1	PA: 39		
PITCHER	IP	WLS	BF	H	R	ER	SO	BB	IBB	HBP	BLK	WP	HR	S	P	ERA	WHIP								
Kirk Rueter, L ERA: 4.26 Mark Dewey, R ERA: 4.42	(1, 1) (8, 1)	7.0 8	31 3	8 0	4 0	3 0	6 2	0 0	0 0	0 0	0 0	0 0	0 0	70 28	107 40	3.86 0.00	1.429 1.500								

Batter	1	2	3	4	5	6	7	8	9	AB	R	H	RBI	BB	SO	LOB	BOTTOM								
Marvin Benard, L OBP: 0.324, SLG: 0.326 Dax Jones, R OBP: 0.241, SLG: 0.286 (8, PH) (8, 8)	2-3 K		3-1 L5			0-0 G5-3		2-2 F8		3	0	0	0	0	1	1	Pittsburgh Pirates @ San Francisco Giants 3Com Park at Candlestick Point, San Francisco, CA Sun Sep 15 1996, 6:33 AM EDT Overcast - 68 F								
Bill Mueller, S OBP: 0.405, SLG: 0.410 (1, 4)	0-2 G5-4-3 1B			1-2 2B 1B		1-0 1B		0-0 G5-3		4	1	3	0	0	0	0									
Glenallen Hill, R OBP: 0.337, SLG: 0.481 (1, 9)	1-0 G5-4-3			1-0 1H 2B		0-0 F9		2-0 F8		4	0	1	1	0	0	2									
Rick Wilkins, L OBP: 0.345, SLG: 0.386 Steve Scarosone, R OBP: 0.296, SLG: 0.330 (9, PH)		0-3 K		0-1 G3		2-1 F8			1-2 FC6-4 1B	3	0	0	0	0	1	1									
Kim Batiste, R OBP: 0.231, SLG: 0.313 (1, 5)		1-1 F9		2-2 L9			0-1 P4		1-0 FC6-4 CS	4	0	0	0	0	0	1									
Jacob Cruz, L OBP: 0.373, SLG: 0.435 Mark Dewey, R (8, 1) Dave McCarty, R OBP: 0.290, SLG: 0.329 (9, PH)		1-3 K			0-0 G4-3		0-1 L8		3-3 K	3	0	0	0	0	1	0									
Desi Wilson, L OBP: 0.306, SLG: 0.304 (1, 3)			0-1 CS 1B		1-3 K		2-0 1B			3	0	2	0	0	1	0									
Rich Aurilia, R OBP: 0.295, SLG: 0.298 (1, 6)			0-1 1B		2-2 FC6-4 1B		0-0 1B		1-2 1B	3	0	3	0	0	0	0									
Kirk Rueter, L OBP: 0.125, SLG: 0.100 Barry Bonds, L OBP: 0.449, SLG: 0.611 (7, PH) (8, 7)			0-3 K		0-0 FC6-4		2-3 K			2	0	0	0	0	1	3									
Inning Stats	R: 0 E: 0 K: 1 S: 7	H: 1 LOB: 0 BB: 0 P: 10	R: 0 E: 0 K: 2 S: 14	H: 0 LOB: 0 BB: 0 P: 16	R: 0 E: 0 K: 1 S: 9	H: 2 LOB: 1 BB: 0 P: 12	R: 1 E: 0 K: 0 S: 9	H: 2 LOB: 0 BB: 0 P: 13	R: 0 E: 0 K: 0 S: 5	H: 1 LOB: 1 BB: 0 P: 8	R: 0 E: 0 K: 1 S: 10	H: 2 LOB: 2 BB: 0 P: 14	R: 0 E: 0 K: 0 S: 5	H: 0 LOB: 0 BB: 0 P: 9	R: 0 E: 0 K: 1 S: 10	H: 1 LOB: 0 BB: 0 P: 15		1B: 9 2B: 2 3B: 0 HR: 0	SF: 0 SAC: 0 DP: 2 HBP: 0	WP: 0 PB: 0 SB: 0 CS: 2	PA: 33				
PITCHER	IP	WLS	BF	H	R	ER	SO	BB	IBB	HBP	BLK	WP	HR	S	P	ERA	WHIP								
Jon Lieber, R ERA: 3.99 Matt Ruebel, L ERA: 4.73	(1, 1) (8, 1)	7.0 S	27 6	9 1	0 0	1 0	6 1	0 0	0 0	0 0	0 0	0 0	0 0	15 15	24 24	0.00 0.00	0.500								



Batter	1	2	3	4	5	6	7	8	9	AB	R	H	RBI	BB	SO	LOB	TOP								
Curtis Goodwin, L (1, 8) OBP: 0.300, SLG: 0.267	0-0 S E G5-3 1B		1-1 G4-3 1B			3-1 G4-3 1		1-1 G1-3 1-2		3	1	2	0	0	0	0	Cincinnati Reds @ Pittsburgh Pirates Three Rivers Stadium, Pittsburgh, PA Tue Sep 17 1996, 7:05 PM EDT Att. 7,551 - Unknown - 61 F								
Keith Mitchell, R (8, PH) OBP: 0.400, SLG: 1.000										1	0	0	0	0	0	1									
Chad Mottola, R (8, 9) OBP: 0.275, SLG: 0.415										0	0	0	0	0	0	0									
Lenny Harris, L (1, 5) OBP: 0.323, SLG: 0.401	2-1 G5-3 1-2		0-1 G4-3 1B			0-0 G3-1		1-1 BB HBP		3	0	0	0	0	0	2									
Hal Morris, L (1, 3) OBP: 0.367, SLG: 0.476	1-3 K 2H			0-0 G5-4-3 1B		1-2 F7		4-1 BB		3	0	1	0	1	1	0									
Eric Davis, R (1, 7) OBP: 0.398, SLG: 0.537	0-1 G6-3			3-1 G5-4-3 1-2			2-0 BB 2B	0-3 K		4	1	1	0	0	1	4									
Thomas Howard, S (1, 9) OBP: 0.309, SLG: 0.433		0-1 P6		0-1 PO 1B			1-1 2H 1B	0-3 K		4	0	2	1	0	1	3									
Jeff Shaw, R (8, 1)										0	0	0	0	0	0	0									
Bret Boone, R (1, 4) OBP: 0.283, SLG: 0.368	0-1 P4			2-1 PO 1-2	2-0 G1-3		1-0 G3-6-3 1B	0-2 1B		4	0	2	0	0	0	0									
Jeff Branson, L (1, 6) OBP: 0.307, SLG: 0.405	2-2 F9				0-0 FC6-4 1B		1-1 G3-6-3 1-2	3-2 F9		4	0	1	0	0	0	2									
Joe Oliver, R (1, 2) OBP: 0.319, SLG: 0.418				0-0 F9		1-2 FC6-4 1-2		2-1 HR K	2-3 K	4	1	1	1	0	1	2									
John Smiley, L (1, 1) ERA: 3.97			3-2 G5-3		1-3 K			4-2 BB G1-3 BB	2-1 F8	2	0	0	0	0	1	1									
Scott Service, R (7, 1) ERA: 3.97										0	0	0	0	0	0	0									
Mike Remlinger, L (7, 1) ERA: 5.55										0	0	0	0	0	0	0									
Willie Gribble, L (8, PH) ERA: 4.86										0	0	0	0	0	0	0									
Eric Owens, R (8, PH) OBP: 0.286, SLG: 0.238										0	0	0	0	1	0	0									
Eddie Taubensee, L (8, 7) OBP: 0.340, SLG: 0.576										1	0	0	0	0	0	1									
Inning Stats	R: 1 E: 0 K: 1 S: 9	H: 1 LOB: 0 BB: 0 P: 11	R: 0 E: 0 K: 0 S: 8	H: 0 LOB: 0 BB: 0 P: 10	R: 0 E: 0 K: 0 S: 9	H: 1 LOB: 1 BB: 0 P: 13	R: 0 E: 0 K: 0 S: 6	H: 2 LOB: 0 BB: 0 P: 11	R: 0 E: 0 K: 1 S: 8	H: 1 LOB: 1 BB: 0 P: 12	R: 0 E: 0 K: 0 S: 6	H: 0 LOB: 0 BB: 0 P: 10	R: 1 E: 0 K: 0 S: 6	H: 3 LOB: 0 BB: 0 P: 11	R: 1 E: 0 K: 2 S: 16	H: 1 LOB: 3 BB: 2 P: 28	R: 0 E: 0 K: 1 S: 12	H: 1 LOB: 1 BB: 0 P: 19	1B: 8 2B: 1 3B: 0 HR: 1	SF: 0 SAC: 0 DP: 2 HBP: 1	WP: 0 PB: 0 SB: 1 CS: 0	PA: 37			
PITCHER	IP	WLS	BF	H	R	ER	SO	BB	IBB	HBP	BLK	WP	HR	S	P	ERA	WHIP								
67 Francisco Cordova, R (1, 1) ERA: 3.97	7.0	W	25	8	2	1	2	0	0	0	0	0	0	52	78	1.29	1.143								
Dan Miceli, R (8, 1) ERA: 5.85	0.0		1	1	1	1	0	0	0	0	0	0	1	2	4	∞	∞								
Matt Ruebel, L (8, 1) ERA: 4.86	0.1		4	0	0	0	0	2	0	1	0	0	0	7	17	0.00	6.000								
John Ericks, R (8, 1) ERA: 5.66	1.2	S	6	1	0	0	3	0	0	0	0	0	0	19	26	0.00	0.600								

Batter	1	2	3	4	5	6	7	8	9	AB	R	H	RBI	BB	SO	LOB	BOTTOM								
Jermaine Allensworth, R (1, 8) OBP: 0.330, SLG: 0.376	1-1 G3		0-3 K		1-2 CS 2H 2B		0-2 F7			4	0	1	1	0	1	1	Cincinnati Reds @ Pittsburgh Pirates Three Rivers Stadium, Pittsburgh, PA Tue Sep 17 1996, 7:05 PM EDT Att. 7,551 - Unknown - 61 F								
Al Martin, L (1, 7) OBP: 0.351, SLG: 0.453	0-3 K		0-0 F9		1-3 K		1-0 2H 2B			4	0	1	1	0	2	1									
Jeff King, R (1, 3) OBP: 0.344, SLG: 0.498	3-2 1B			1-1 2B 2B		2-2 F9	4-2 FC6-4 BB			3	1	2	0	1	0	0									
Orlando Merced, S (1, 9) OBP: 0.361, SLG: 0.480	0-2 G3			2-1 G3 SF9 2H 2B		4-0 1B BB	0-0 FC6-4 1-2			3	1	1	1	1	0	3									
Carlos Garcia, R (1, 4) OBP: 0.324, SLG: 0.390	1-2 G5-3			0-0 G3 2-3		2-1 F7		1-0 F9		4	0	0	0	0	0	2									
Jay Bell, R (1, 6) OBP: 0.311, SLG: 0.366	3-2 K			0-0 SF9		0-0 18 FC6-4 1B		2-2 2B		3	0	2	1	0	1	0									
18 Jason Kendall, R (1, 2) OBP: 0.366, SLG: 0.385	1-1 G6-3			3-2 F9		0-1 FC6-4 1-2		0-0 F8		4	0	0	0	0	0	2									
John Wehner, R (1, 5) OBP: 0.303, SLG: 0.381			3-1 E9 67 G4-3 2B		0-0 67 SH2-3 2B 1B		0-1 SH5-3 2B 1B			3	3	3	0	0	0	0									
67 Francisco Cordova, R (1, 1) OBP: 0.091, SLG: 0.091			1-2 G4-3		1-1 SH2-3		0-1 SH5-3			1	0	0	1	0	0	0									
Tony Womack, L (7, PH) OBP: 0.400, SLG: 0.400										0	0	0	0	0	0	0									
Dan Miceli, R (8, 1) ERA: 5.55										0	0	0	0	0	0	0									
Matt Ruebel, L (8, 1) OBP: 0.333, SLG: 0.273										0	0	0	0	0	0	0									
John Ericks, R (8, 1) ERA: 2.62										0	0	0	0	0	0	0									
Inning Stats	R: 0 E: 0 K: 1 S: 14	H: 1 LOB: 1 BB: 0 P: 18	R: 0 E: 0 K: 1 S: 9	H: 0 LOB: 0 BB: 0 P: 14	R: 1 E: 1 K: 1 S: 9	H: 1 LOB: 0 BB: 0 P: 13	R: 2 E: 0 K: 0 S: 9	H: 2 LOB: 0 BB: 0 P: 12	R: 1 E: 0 K: 1 S: 9	H: 2 LOB: 0 BB: 0 P: 12	R: 0 E: 0 K: 0 S: 8	H: 1 LOB: 2 BB: 1 P: 16	R: 1 E: 0 K: 0 S: 11	H: 2 LOB: 2 BB: 1 P: 16	R: 0 E: 0 K: 0 S: 5	H: 1 LOB: 0 BB: 0 P: 8	1B: 4 2B: 6 3B: 0 HR: 0	SF: 1 SAC: 2 DP: 0 HBP: 0	WP: 0 PB: 0 SB: 0 CS: 1	PA: 34					
PITCHER	IP	WLS	BF	H	R	ER	SO	BB	IBB	HBP	BLK	WP	HR	S	P	ERA	WHIP								
John Smiley, L (1, 1) ERA: 3.93	6.2	L	29	9	5	4	4	1	0	0	0	0	0	2	6	∞	∞								
Scott Service, R (7, 1) ERA: 3.97	0.0		1	0	0	0	0	1	0	0	0	0	0	1	1	0.00	0.000								
Mike Remlinger, L (7, 1) ERA: 5.55	0.1		1	0	0	0	0	0	0	0	0	0	0	1	1	0.00	0.000								
Jeff Shaw, R (8, 1) ERA: 2.62	1.0		3	1	0	0	0	0	0	0	0	0	0	5	8	0.00	1.000								



Batter	1	2	3	4	5	6	7	8	9	AB	R	H	RBI	BB	SO	LOB	TOP										
Curtis Goodwin, L (1,8) OBP: 0.316, SLG: 0.272 Eric Owens, R (8, FH) OBP: 0.284, SLG: 0.237 (8, 7)	4-1 FC4-2 BB		1-0 G6-3		0-2 G6-4-3 1B		4-2 F8 BB	2-2 FC6-4		2	0	1	0	2	0	0	1										
Hal Morris, L (1,3) OBP: 0.369, SLG: 0.476	0-3 SAFE		4-0 S WP 1B BB		0-0 G6-4-3 1B		1-0 F7	1-1 G4-6-3 1B		4	1	2	0	1	1	2											
Barry Larkin, R (1,6) OBP: 0.408, SLG: 0.543	3-2 FC4-2 2B		0-3 K		2-1 G6-4-3		3-2 F8	1-0 G4-6-3		5	1	0	0	0	1	6											
Eric Davis, R (1,7) OBP: 0.403, SLG: 0.539 (8, 8)	2-1 E 2B		4-2 1B BB		4-1 DI BB		4-1 DI BB	3-0 F8		2	1	1	1	3	0	0											
Eddie Taubensee, L (1,2) OBP: 0.342, SLG: 0.474	3-2 E4		0-0 FC6-4 1B		2-2 F8		4-2 BB			3	0	1	1	1	0	2											
Bret Boone, R (1,4) OBP: 0.281, SLG: 0.365	1-2 F8		1-2 FC6-4		2-1 G6-3		2-2 L6			4	0	0	0	0	0	6											
Jeff Branson, L (1,5) OBP: 0.310, SLG: 0.402		0-0 G4-3		1-3 K		4-2 BB		4-1 FC6-4 BB		2	0	0	0	2	1	0											
Chad Mottola, R (1,9) OBP: 0.260, SLG: 0.391		1-1 F9		0-0 G6-3		2-3 K		0-1 F8		4	0	0	0	0	1	2											
Mike Morgan, R Lenny Harris, R Hector Carrasco, R Mike Remlinger, L Jeff Shaw, R Joe Gray, R Scott Service, R Pedro Martinez, L Jerry Spradlin, R		0-0 G4-3		1-2 F9		1-0 P5		1-3 SAFE K		2	1	0	0	0	0	1											
Inning Stats	R: 2 E: 1 K: 1 S: 16	H: 1 LOB: 1 BB: 1 P: 29	R: 0 E: 0 K: 0 S: 4	H: 0 LOB: 0 BB: 0 P: 5	R: 1 E: 0 K: 1 S: 9	H: 1 LOB: 2 BB: 2 P: 20	R: 0 E: 0 K: 1 S: 7	H: 0 LOB: 0 BB: 0 P: 9	R: 0 E: 0 K: 1 S: 14	H: 2 LOB: 2 BB: 1 P: 22	R: 0 E: 0 K: 0 S: 11	H: 0 LOB: 1 BB: 1 P: 18	R: 0 E: 0 K: 0 S: 15	H: 0 LOB: 3 BB: 3 P: 33	R: 0 E: 0 K: 1 S: 9	H: 1 LOB: 1 BB: 0 P: 16	R: 0 E: 0 K: 0 S: 4	H: 1 LOB: 0 BB: 0 P: 9	1B: 4 2B: 1 3B: 0 HR: 0	SF: 0 SAC: 0 DP: 2 HBP: 0	WP: 1 PB: 0 SB: 3 CS: 0	PA: 40					
PITCHER	IP	WLS	BF	H	R	ER	SO	BB	IBB	HBP	BLK	WP	HR	S	P	ERA	WHIP										
Jason Schmidt, R (1, 1) ERA: 5.98	7.0	W	33	4	3	2	4	8	0	0	0	1	0	76	136	2.57	1.714										
Dan Plesac, L (8, 1) ERA: 3.95	2.0	S	7	1	0	0	1	1	0	0	0	0	0	13	25	0.00	1.000										

Cincinnati Reds @ Pittsburgh Pirates
Three Rivers Stadium, Pittsburgh, PA
Wed Sep 18 1996, 7:05 PM EDT
Att: 7,924 - Cloudy - 69 F

AB 31
R 3
H 5
RBI 2
BB 9
SO 5
LOB 21



Batter	1	2	3	4	5	6	7	8	9	AB	R	H	RBI	BB	SO	LOB	BOTTOM											
Jermaine Allensworth, R (1,8) OBP: 0.327, SLG: 0.374	1-2 F8		0-1 BB 1B	0-0 SF9		2-2 G4-3		0-1 L6		4	1	1	1	0	0	1												
Al Martin, L (1,7) OBP: 0.353, SLG: 0.454	2-1 L4		1-2 BB 1B	2-3 K2-3		2-1 1B		0-2 WP S 1B		5	1	3	1	0	1	0												
Jeff King, R (1,4) OBP: 0.343, SLG: 0.495	0-1 F8		4-2 BB 1B BB	2-3 K		3-1 SAFE P4		2-1 F9		4	0	0	0	1	1	2												
Orlando Merced, S (1,9) OBP: 0.364, SLG: 0.483		2-1 FC5-4 1B	1-0 BB 1B	1-1 E 1B		0-0 G4-3				4	1	3	2	0	0	0												
Mark Johnson, L (1,3) OBP: 0.364, SLG: 0.480		0-2 P6	1-0 P5	1-0 L5		4-2 G5-4-3 1B BB				3	0	0	0	1	0	4												
Carlos Garcia, R (1,5) OBP: 0.326, SLG: 0.389 Dan Plesac, L (8, 1)	1 SAFE 2-1 FC5-4 BB		4-1 BB	1-0 E5 1B		1-2 G5-4-3 1B				3	0	1	0	1	0	2												
Jay Bell, R (1,6) OBP: 0.312, SLG: 0.366	1 SAFE 4-1 BB		2-1 G1-3	1-1 1B		0-0 G5-4-3				3	0	1	1	1	0	5												
1B Jason Kendall, R (1,2) OBP: 0.367, SLG: 0.389		2-2 G6-3		1-1 SH1-4 SF9 1B		0-1 L6		2-1 SH3-4 1B 2B		4	2	2	0	0	0	4												
Jason Schmidt, R (1, 1) John Wehner, R (8, 5) OBP: 0.303, SLG: 0.381			0-1 G4-3	1-0 SH1-4		1-1 F7		1-0 SH3-4		2	0	0	0	0	0	0												
Inning Stats	R: 0 E: 0 K: 0 S: 7	H: 0 LOB: 0 BB: 0 P: 10	R: 0 E: 0 K: 0 S: 11	H: 1 LOB: 1 BB: 1 P: 21	R: 2 E: 0 K: 0 S: 17	H: 3 LOB: 3 BB: 2 P: 31	R: 1 E: 0 K: 1 S: 8	H: 1 LOB: 0 BB: 0 P: 12	R: 1 E: 1 K: 1 S: 12	H: 2 LOB: 2 BB: 0 P: 18	R: 0 E: 0 K: 0 S: 9	H: 1 LOB: 1 BB: 1 P: 17	R: 0 E: 0 K: 0 S: 8	H: 1 LOB: 1 BB: 1 P: 13	R: 1 E: 0 K: 0 S: 10	H: 2 LOB: 1 BB: 0 P: 15	1B: 10 2B: 1 3B: 0 HR: 0	SF: 1 SAC: 2 DP: 1 HBP: 0	WP: 1 PB: 0 SB: 2 CS: 0	PA: 39								
PITCHER	IP	WLS	BF	H	R	ER	SO	BB	IBB	HBP	BLK	WP	HR	S	P	ERA	WHIP											
Mike Morgan, R (1, 1) ERA: 4.83	5.0	L	26	7	4	3	2	3	0	0	0	0	0	9	17	0.00	1.000											
Hector Carrasco, R (6, 1)	1.0		4	1	0	0	0	0	0	0	0	0	0	3	7	0.00	3.000											
Mike Remlinger, L (7, 1) ERA: 5.47	0.1		2	0	0	0	0	1	0	0	0	0	0	5	6	0.00	1.500											
Jeff Shaw, R (7, 1) ERA: 2.6	0.2		2	1	0	0	0	0	0	0	0	0	0	5	8	13.50	1.500											
Scott Service, R (8, 1) ERA: 4.11	0.2		3	1	1	1	0	0	0	0	0	0	0	5	8	13.50	1.500											
Pedro Martinez, L (8, 1) ERA: 5.87	0.0		0	0	0	0	0	0	0	0	0	0	0	0	0	0	0.00	0.000										
Jerry Spradlin, R (8, 1)	0.1		1	0	0	0	0	0	0	0	0	1	0	2	4	0.00	0.000											

Cincinnati Reds @ Pittsburgh Pirates
Three Rivers Stadium, Pittsburgh, PA
Wed Sep 18 1996, 7:05 PM EDT
Att: 7,924 - Cloudy - 69 F

AB 32
R 5
H 11
RBI 5
BB 4
SO 2
LOB 18



Batter	1	2	3	4	5	6	7	8	9	AB	R	H	RBI	BB	SO	LOB	TOP					
Curtis Goodwin, L OBP: 0.319, SLG: 0.271	G1-3		HR	BB		G6-3			K	4	1	1	0	1	1	0	Cincinnati Reds @ Pittsburgh Pirates Three Rivers Stadium, Pittsburgh, PA Thu Sep 19 1996, 7:05 PM EDT Att: 10,188 - Unknown - 70 F					
Bret Boone, R OBP: 0.279, SLG: 0.361	L8		F8	K					K	5	0	0	0	0	3	3						
Barry Larkin, R OBP: 0.412, SLG: 0.556	2B		HR						BB	3	2	3	2	1	0	0						
Eric Davis, R OBP: 0.401, SLG: 0.536	G5-3		1B			G6-3			P6	4	0	1	0	0	0	3						
Hal Morris, L OBP: 0.370, SLG: 0.476			1B	BB		FC5-4			G4-3	3	1	1	1	1	1	2						
Willie Greene, L OBP: 0.330, SLG: 0.442	G5-4-3		G3			K			F7	3	0	0	0	1	1	2						
Chad Mottola, R OBP: 0.321, SLG: 0.389	G5-4-3		1B			P5			G3	3	0	1	0	0	0	1						
Thomas Howard, S OBP: 0.308, SLG: 0.432	1B		1B			FC5-4			G3	1	0	0	0	0	0	0						
Joe Oliver, R OBP: 0.321, SLG: 0.422	G5-4-3		1B						K	3	0	2	0	0	0	2						
Eddie Taubensee, L OBP: 0.341, SLG: 0.473	1B		2B			1B			K	1	0	0	0	0	1	0						
Curt Lyons, R OBP: 0.292, SLG: 0.640	G1-3		G1-3			G5-4-3			F7	2	0	0	0	0	1	2						
Eduardo Perez, R OBP: 0.292, SLG: 0.640										1	0	0	0	0	0	1						
Tim Pugh, R OBP: 0.292, SLG: 0.640										0	0	0	0	0	0	0						
Mike Remlinger, L OBP: 0.292, SLG: 0.640										0	0	0	0	0	0	0						
Scott Sullivan, R OBP: 0.292, SLG: 0.640										0	0	0	0	0	0	0						
Jeff Brantley, R OBP: 0.292, SLG: 0.640										0	0	0	0	0	0	0						
Lenny Harris, L OBP: 0.292, SLG: 0.640										1	0	0	0	0	0	0						
Inning Stats	R: 0 E: 0 K: 0 S: 8	H: 1 LOB: 1 BB: 0 P: 13	R: 1 E: 0 K: 0 S: 7	H: 1 LOB: 1 BB: 2 P: 17	R: 2 E: 0 K: 1 S: 15	H: 3 LOB: 1 BB: 0 P: 26	R: 0 E: 0 K: 2 S: 14	H: 1 LOB: 2 BB: 1 P: 24	R: 1 E: 0 K: 1 S: 10	H: 2 LOB: 1 BB: 0 P: 16	R: 0 E: 0 K: 1 S: 10	H: 1 LOB: 0 BB: 1 P: 17	R: 0 E: 0 K: 1 S: 9	H: 0 LOB: 1 BB: 1 P: 12	R: 0 E: 0 K: 1 S: 9	H: 0 LOB: 0 BB: 0 P: 13	R: 0 E: 0 K: 2 S: 8	H: 0 LOB: 0 BB: 0 P: 13	1B: 5 2B: 3 3B: 0 HR: 1	SF: 0 SAC: 0 DP: 2 HBP: 0	WP: 0 PB: 0 SB: 2 CS: 0	PA: 38
PITCHER	IP	WLS	BF	H	R	ER	SO	BB	IBB	HBP	BLK	WP	HR	S	P	ERA	WHIP			ERA	WHIP	
Esteban Loaiza, R ERA: 6.05	4.1		23	8	4	4	3	3	0	0	0	0	1	50	89	8.31	2.538			0.00	0.600	
Chris Peters, L ERA: 5.85	1.2	W	5	1	0	0	1	0	0	0	0	0	0	14	24	0.00	0.600			0.00	0.600	
Elmer Dessens, R ERA: 8.75	0.2		3	0	0	0	1	1	0	0	0	0	0	5	11	0.00	1.500			0.00	1.500	
Matt Ruebel, L ERA: 4.8	0.2		2	0	0	0	0	0	0	0	0	0	0	3	5	0.00	0.000			0.00	0.000	
Marc Wilkins, R ERA: 3.21	0.2		2	0	0	0	1	0	0	0	0	0	0	7	9	0.00	0.000			0.00	0.000	

AB	34
R	4
H	9
RBI	3
BB	4
SO	8
LOB	16



Batter	1	2	3	4	5	6	7	8	9	AB	R	H	RBI	BB	SO	LOB	BOTTOM				
Jermaine Allensworth, R OBP: 0.330, SLG: 0.373	1B		K			F8			G4-3	3	1	1	1	1	1	1	Cincinnati Reds @ Pittsburgh Pirates Three Rivers Stadium, Pittsburgh, PA Thu Sep 19 1996, 7:05 PM EDT Att: 10,188 - Unknown - 70 F				
Al Martin, L OBP: 0.355, SLG: 0.454	1B		PO			G4-3			G4-3	2	1	1	1	2	0	2					
Jeff King, R OBP: 0.344, SLG: 0.493	1B		PO			G5-3			K	2	1	0	0	2	1	1					
Orlando Merced, S OBP: 0.365, SLG: 0.483	1B		G5-3			G5-3			L5-3	4	0	2	1	0	0	1					
Mark Johnson, L OBP: 0.366, SLG: 0.477	1B		G6-3			L4			HBP	2	0	0	0	0	0	1					
Carlos Garcia, R OBP: 0.325, SLG: 0.390	FC3-6		2B			G3			F9	4	1	1	1	0	0	3					
Jay Bell, R OBP: 0.313, SLG: 0.369	P6		G5-3			G5-3			F9	4	1	2	1	0	0	2					
Keith Osik, R OBP: 0.343, SLG: 0.417	K		G5-3			G5-3			P4	4	1	1	0	0	1	3					
Esteban Loaiza, R OBP: 0.182, SLG: 0.182			F9			K			F8	2	0	0	0	0	1	1					
Chris Peters, L OBP: 0.167, SLG: 0.167										0	0	0	0	0	0	0					
Nelson Lirio, S OBP: 0.167, SLG: 0.167										1	0	1	1	0	0	0					
Elmer Dessens, R OBP: 0.167, SLG: 0.167										0	0	0	0	0	0	0					
Matt Ruebel, L OBP: 0.167, SLG: 0.167										0	0	0	0	0	0	0					
Marc Wilkins, R OBP: 0.167, SLG: 0.167										0	0	0	0	0	0	0					
Trey Beamon, L OBP: 0.167, SLG: 0.167										1	0	0	0	0	0	0					
John Ericks, R OBP: 0.167, SLG: 0.167										0	0	0	0	0	0	0					
Inning Stats	R: 3 E: 0 K: 1 S: 20	H: 2 LOB: 2 BB: 2 P: 35	R: 0 E: 0 K: 1 S: 8	H: 0 LOB: 0 BB: 1 P: 14	R: 0 E: 0 K: 0 S: 10	H: 0 LOB: 0 BB: 0 P: 14	R: 1 E: 0 K: 1 S: 10	H: 2 LOB: 1 BB: 0 P: 15	R: 0 E: 0 K: 1 S: 7	H: 1 LOB: 1 BB: 1 P: 18	R: 2 E: 0 K: 0 S: 14	H: 4 LOB: 1 BB: 0 P: 23	R: 0 E: 0 K: 0 S: 8	H: 0 LOB: 1 BB: 1 P: 15	R: 0 E: 0 K: 0 S: 7	H: 0 LOB: 0 BB: 0 P: 14	1B: 7 2B: 4 3B: 0 HR: 0	SF: 0 SAC: 0 DP: 3 HBP: 2	WP: 0 PB: 0 SB: 2 CS: 1	PA: 37	
PITCHER	IP	WLS	BF	H	R	ER	SO	BB	IBB	HBP	BLK	WP	HR	S	P	ERA	WHIP			ERA	WHIP
Curt Lyons, R ERA: 7.2	5.0		23	5	4	4	4	4	0	0	0	0	0	10	16	54.00	12.000			54.00	12.000
Tim Pugh, R ERA: 7.27	0.1	L	5	4	2	2	0	0	0	0	0	0	0	9	19	0.00	0.750			0.00	0.750
Mike Remlinger, L ERA: 5.19	1.1		4	0	0	0	0	1	0	1	0	0	0	3	3	0.00	0.000			0.00	0.000
Scott Sullivan, R ERA: 3.0	0.1		1	0	0	0	0	0	0	0	0	0	0	3	3	0.00	0.000			0.00	0.000
Jeff Brantley, R ERA: 2.63	1.0		3	0	0	0	0	0	0	0	0	0	0	7	14	0.00	0.000			0.00	0.000



Batter	1	2	3	4	5	6	7	8	9	AB	R	H	RBI	BB	SO	LOB	TOP								
Scott Bullett, L (1, 8) OBP: 0.291, SLG: 0.307 Ozzie Timmons, R (8, PH) OBP: 0.275, SLG: 0.363 (8, 9)	0-2 CS 1B		0-0 G6-3		2-2 G4-3			4-1 S 23 1B BB		3	0	1	0	0	0	2									
Robin Jennings, L (1, 9) OBP: 0.351, SLG: 0.200 23 Ryne Sandberg, R (8, PH) OBP: 0.314, SLG: 0.448 Brooks Kieschnick, L (8, 7) OBP: 0.313, SLG: 0.333	0-1 F9 1-2			1-1 G3-1		0-0 F7		0-1 S 1B		3	0	0	0	0	0	1									
Brant Brown, L (1, 3) OBP: 0.351, SLG: 0.611 Leo Gomez, R (8, PH) OBP: 0.341, SLG: 0.435 (8, 5)	0-1 G3-1			0-0 HR		0-1 F7		3-3 K 1-2 2-3		3	1	1	1	0	0	0									
Luis Gonzalez, L (1, 7) OBP: 0.351, SLG: 0.430 Brian McRae, S (8, PH) OBP: 0.363, SLG: 0.418 Kent Bothenfield, R (8, 1) OBP: 0.500, SLG: 0.500 Bob Patterson, R (8, 1) OBP: 0.333, SLG: 0.333		0-1 P6		0-0 F7		0-1 G4-3		1-0 S 2H 3H 1B		3	0	0	0	0	0	0									
Dave Magadan, L (1, 5) OBP: 0.364, SLG: 0.365 (8, 3)		2-3 K		2-1 G6-3			0-1 L3	1-2 G3		4	0	0	0	0	1	1									
Tyler Houston, L (1, 2) OBP: 0.333, SLG: 0.448 Mike Hubbard, R (9, PH) OBP: 0.103, SLG: 0.184		0-0 L5			0-0 G6-3 S 2B 1B		1-1 G1-3 1B		0-0 G4-3		3	1	2	0	0	0									
José Hernández, R (1, 6)			4-1 S BB		2-3 K 1-2		0-1 G1-3 1-2	3-3 K		3	0	0	0	1	2	2									
Todd Haney, R (1, 4) OBP: 0.225, SLG: 0.167 Mark Grace, L (9, PH) OBP: 0.399, SLG: 0.453			1-3 SAFE K		1-0 G6-3		0-1 G1-3	1-3 K		3	0	0	0	0	1	3									
Kevin Foster, R (1, 1) OBP: 0.433, SLG: 0.599 Amaury Telemaco, R (5, 1) OBP: 0.133, SLG: 0.100 Larry Casian, L (8, 1) OBP: 0.237, SLG: 0.531 Jim Bullinger, R (7, 1) OBP: 0.256, SLG: 0.381 Doug Glanville, R (8, PH) OBP: 0.256, SLG: 0.381 (8, 9)			0-3 K		3-2 K 3H 2B			1-3 K		2	0	1	1	0	1	1									
Inning Stats	R: 0 E: 0 K: 0 S: 7	H: 1 LOB: 0 BB: 0 P: 7	R: 0 E: 0 K: 1 S: 6	H: 0 LOB: 0 BB: 0 P: 8	R: 0 E: 0 K: 2 S: 8	H: 0 LOB: 1 BB: 1 P: 13	R: 1 E: 0 K: 0 S: 6	H: 1 LOB: 0 BB: 0 P: 9	R: 1 E: 0 K: 1 S: 12	H: 2 LOB: 1 BB: 0 P: 20	R: 0 E: 0 K: 0 S: 5	H: 0 LOB: 1 BB: 0 P: 5	R: 0 E: 0 K: 0 S: 8	H: 1 LOB: 1 BB: 0 P: 9	R: 2 E: 0 K: 2 S: 15	H: 2 LOB: 1 BB: 1 P: 25	R: 0 E: 0 K: 2 S: 9	H: 0 LOB: 0 BB: 0 P: 13	1B: 5 2B: 1 3B: 0 HR: 1	SF: 0 SAC: 0 DP: 0 HBP: 0	WP: 0 PB: 1 SB: 4 CS: 1	PA: 35			
PITCHER	IP	WLS	BF	H	R	ER	SO	BB	IBB	HBP	BLK	WP	HR	S	P	ERA	WHIP								
Jon Lieber, R (1, 1) ERA: 3.91	7.0	W	26	5	2	2	4	1	0	0	0	0	1	52	71	2.57	0.857								
Dan Plesac, L (8, 1) ERA: 4.16	1.0		6	2	2	2	2	1	0	0	0	0	0	15	25	18.00	3.000								
John Ericks, R (9, 1) ERA: 5.4	1.0	S	3	0	0	0	2	0	0	0	0	0	0	9	13	0.00	0.000								

Chicago Cubs @ Pittsburgh Pirates
Three Rivers Stadium, Pittsburgh, PA
Fri Sep 20 1996, 7:05 PM EDT
Att: 19,285 - Unknown - 74 F

AB 33
R 4
H 7
RBI 4
BB 2
SO 8
LOB 12





Batter	1	2	3	4	5	6	7	8	9	AB	R	H	RBI	BB	SO	LOB	BOTTOM								
Jermaine Allensworth, R (1, 8) OBP: 0.336, SLG: 0.386	0-1 CS 1B		3-2 SF9 3B	4-1 G4-6-3 BB		3-1 E5 2H		2-3 K S G6-3 2B		4	1	2	0	1	1	0									
Al Martin, L (1, 7) OBP: 0.354, SLG: 0.455	1-1 SAFE F7		0-0 SF9	2-0 G4-6-3 1-2		2-3 K		0-0 S G6-3 2B		4	1	1	1	0	1	5									
Nelson Liriano, S (1, 5) OBP: 0.304, SLG: 0.390 John Wehner, R (8, PR) OBP: 0.303, SLG: 0.381 (9, 5)	4-0 SAFE SAFE BB		2-0 3H	2-0 S E 1B		2-0 2B		4-1 G6-3 IBB		3	1	2	0	2	1	1									
Orlando Merced, S (1, 9) OBP: 0.363, SLG: 0.478	1-3 K		2-3 SAFE SAFE K	1-2 K		0-0 F8		2-2 G6-3		4	0	0	1	1	2	4									
Mark Johnson, L (1, 3) OBP: 0.366, SLG: 0.479		2-2 G1-3	0-2 E6 2H 1B		0-0 2B		1-0 G3	0-1 F7		5	0	2	1	0	0	3									
Carlos Garcia, R (1, 4) OBP: 0.327, SLG: 0.390		0-2 HR 1B	0-0 P3		4-0 BB		1-1 P2			3	1	1	0	1	0	2									
Jay Bell, R (1, 6) OBP: 0.317, SLG: 0.377	0-1 SAFE HR			1-0 SH5-4 HBP 1B		0-1 F9		4-0 18 BB BB		3	1	2	2	1	0	2									
18 Jason Kendall, R (1, 2) OBP: 0.368, SLG: 0.387	1-2 F9			1-0 SH5-4 HBP		1-0 F8		4-0 BB		2	0	0	0	1	0	0									
Jon Lieber, L (1, 1) OBP: 0.263, SLG: 0.286 Trey Beamon, L (7, PH) OBP: 0.214, SLG: 0.200 Dan Plesac, L (8, 1) John Ericks, R (9, 1)		0-0 G4-3		1-1 SH5-4 HBP		1-1 E 2B		1-1 G4-3		2	1	1	0	0	0	0									
Inning Stats	R: 0 E: 0 K: 1 S: 7	H: 1 LOB: 1 BB: 1 P: 13	R: 2 E: 0 K: 0 S: 18	H: 2 LOB: 0 BB: 0 P: 21	R: 2 E: 1 K: 1 S: 16	H: 3 LOB: 1 BB: 0 P: 23	R: 0 E: 0 K: 0 S: 5	H: 1 LOB: 2 BB: 1 P: 14	R: 0 E: 0 K: 0 S: 5	H: 2 LOB: 2 BB: 1 P: 11	R: 1 E: 1 K: 2 S: 11	H: 1 LOB: 1 BB: 0 P: 20	R: 0 E: 0 K: 0 S: 4	H: 0 LOB: 3 BB: 3 P: 19	R: 1 E: 0 K: 1 S: 12	H: 1 LOB: 2 BB: 1 P: 20	R: 0 E: 0 K: 1 S: 9	H: 0 LOB: 0 BB: 0 P: 13	1B: 5 2B: 4 3B: 1 HR: 1	SF: 1 SAC: 1 DP: 1 HBP: 1	WP: 0 PB: 0 SB: 2 CS: 1	PA: 41			
PITCHER	IP	WLS	BF	H	R	ER	SO	BB	IBB	HBP	BLK	WP	HR	S	P	ERA	WHIP								
Kevin Foster, R (1, 1) ERA: 5.88	4.2	L	24	9	4	4	2	3	0	0	0	0	0	7	12	0.00	1.500								
Amaury Telemaco, R (5, 1) ERA: 5.26	0.2		4	1	1	0	0	0	0	0	0	0	0	7	12	0.00	1.500								
Larry Casian, L (6, 1) ERA: 2.37	1.0		4	0	0	0	2	1	0	0	0	0	0	7	16	0.00	1.000								
Jim Bullinger, R (7, 1) ERA: 6.52	0.2		4	0	0	0	0	2	0	0	0	0	0	3	13	0.00	3.000								
Kent Bothenfield, R (8, 1) ERA: 2.95	0.1		2	1	1	1	1	0	0	0	0	0	0	5	7	27.00	3.000								

Chicago Cubs @ Pittsburgh Pirates
Three Rivers Stadium, Pittsburgh, PA
Fri Sep 20 1996, 7:05 PM EDT
Att: 19,285 - Unknown - 74 F

AB 31
R 6
H 11
RBI 5
BB 7
SO 5
LOB 20



Batter	1	2	3	4	5	6	7	8	9	AB	R	H	RBI	BB	SO	LOB	TOP												
Brian McRae, S OBP: 0.361, SLG: 0.415 (1, 8)	G6-3		G6-4-3		FC6-4 1B		G4-3			4	0	0	0	0	0	3	Chicago Cubs @ Pittsburgh Pirates Three Rivers Stadium, Pittsburgh, PA Sat Sep 21 1996, 7:05 PM EDT Att: 23,619 - Unknown - 76 F livebaseballscorecards.com AB 34 R 3 H 10 RBI 2 BB 1 SO 3 LOB 15 												
Robin Jennings, L OBP: 0.192, SLG: 0.242 Amaury Telemaco, R OBP: 0.133, SLG: 0.103 Todd Haney, R OBP: 0.222, SLG: 0.164 Kent Bottenfield, R OBP: 0.500, SLG: 0.900 (1, 9)	G5-4-3 1B			K	G6-4-3 1B		G1-3			3	0	2	1	0	1	0													
Mark Grace, L OBP: 0.398, SLG: 0.453 Brant Brown, L OBP: 0.351, SLG: 0.611 (1, 3)	G5-4-3			E8 WP 2B	G6-4-3			G5-3		4	1	1	0	0	0	3													
Dave Magadan, L OBP: 0.369, SLG: 0.367 José Hernández, R OBP: 0.296, SLG: 0.389 (8, PH)		F8		1B BB			1B WP 1B	F9		2	1	1	0	1	0	0													
Tyler Houston, L OBP: 0.341, SLG: 0.454 Leo Gomez, R OBP: 0.341, SLG: 0.433 (8, PH)	G5-3			3-H BB	1B		G6-4-3 1B	F9		3	0	2	0	0	0	0													
Brooks Kieschnick, L OBP: 0.333, SLG: 0.353 Doug Gianville, R OBP: 0.265, SLG: 0.385 (6, PH)				1B			G6-4-3 1B			2	0	1	0	0	1	2													
Scott Servais, R OBP: 0.326, SLG: 0.385 (1, 2)				K	G5-3		G6-4-3			4	0	0	0	0	1	5													
Rey Sanchez, R OBP: 0.278, SLG: 0.259 (1, 6)					E5		FC6-4 1B	G6-3		4	1	1	0	0	0	1													
Dave Swartzbaugh, R Rodney Myers, R Scott Burrell, L OBP: 0.264, SLG: 0.309 (5, PH)				FC1-2-6 G6-4-3			FC6-4 1B	G4-3		1	0	0	0	0	0	1													
Inning Stats	R: 0 E: 0 K: 0 S: 8	H: 1 LOB: 0 BB: 0 P: 11	R: 0 E: 0 K: 1 S: 15	H: 1 LOB: 1 BB: 0 P: 22	R: 0 E: 1 K: 0 S: 9	H: 0 LOB: 0 BB: 0 P: 12	R: 1 E: 1 K: 2 S: 12	H: 2 LOB: 2 BB: 1 P: 18	R: 1 E: 0 K: 0 S: 9	H: 3 LOB: 1 BB: 0 P: 15	R: 1 E: 0 K: 0 S: 15	H: 3 LOB: 1 BB: 0 P: 20	R: 0 E: 0 K: 0 S: 6	H: 0 LOB: 0 BB: 0 P: 7	R: 0 E: 0 K: 0 S: 5	H: 0 LOB: 0 BB: 0 P: 7		R: 0 E: 0 K: 0 S: 8	H: 0 LOB: 0 BB: 0 P: 9	1B: 9 2B: 1 3B: 0 HR: 0	SF: 0 SAC: 0 DP: 4 HBP: 0	WP: 2 PB: 0 SB: 0 CS: 0	PA: 35						
PITCHER	IP	WLS	BF	H	R	ER	SO	BB	IBB	HBP	BLK	WP	HR	S	P	ERA		WHIP											
Rich Loiselle, R ERA: 3.07 Chris Peters, L ERA: 5.99 Marc Wilkins, R ERA: 3.16	(1, 1)	5.0	W	23	9	3	2	3	1	0	0	0	2	0	60	89		3.60	2.000										
(6, 1)	3.0		9	1	0	0	0	0	0	0	0	0	0	19	23	0.00		0.333											
(9, 1)	1.0		3	0	0	0	0	0	0	0	0	0	0	8	9	0.00		0.000											

Batter	1	2	3	4	5	6	7	8	9	AB	R	H	RBI	BB	SO	LOB	BOTTOM											
Jermaine Allensworth, R OBP: 0.339, SLG: 0.382 (1, 8)	G6-3						E5			2	1	0	0	2	0	1	Chicago Cubs @ Pittsburgh Pirates Three Rivers Stadium, Pittsburgh, PA Sat Sep 21 1996, 7:05 PM EDT Att: 23,619 - Unknown - 76 F livebaseballscorecards.com AB 30 R 8 H 8 RBI 7 BB 4 SO 4 LOB 11 											
Al Martin, L OBP: 0.352, SLG: 0.452 (1, 7)	G1-3			P2	G3-6-3		G4-6-3			4	0	0	0	0	0	3												
Jeff King, R OBP: 0.344, SLG: 0.493 (1, 4)							G6-3			4	1	1	1	0	1	0												
Orlando Merced, S OBP: 0.365, SLG: 0.479 Trey Beamon, L OBP: 0.214, SLG: 0.200 (9, 9)										4	2	2	1	0	0	0												
Mark Johnson, L OBP: 0.368, SLG: 0.478 (1, 3)										3	2	1	0	1	0	0												
Carlos Garcia, R OBP: 0.329, SLG: 0.392 (1, 5)										3	0	1	2	1	1	2												
Jay Bell, R OBP: 0.318, SLG: 0.384 (1, 6)										4	1	2	3	0	0	2												
Keith Osik, R OBP: 0.336, SLG: 0.408 (1, 2)										3	0	0	0	0	0	2												
Rich Loiselle, R ERA: 4.71 Chris Peters, L OBP: 0.211, SLG: 0.263 Marc Wilkins, R OBP: 0.300, SLG: 0.222 (9, 1)										2	0	0	0	0	2	1												
Inning Stats	R: 0 E: 0 K: 1 S: 5	H: 0 LOB: 0 BB: 0 P: 9	R: 2 E: 0 K: 1 S: 19	H: 3 LOB: 1 BB: 0 P: 32	R: 5 E: 0 K: 0 S: 18	H: 3 LOB: 0 BB: 2 P: 31	R: 0 E: 0 K: 1 S: 7	H: 0 LOB: 0 BB: 1 P: 11	R: 0 E: 0 K: 0 S: 7	H: 0 LOB: 0 BB: 0 P: 10	R: 0 E: 0 K: 1 S: 10	H: 1 LOB: 0 BB: 0 P: 12	R: 1 E: 1 K: 0 S: 9	H: 1 LOB: 0 BB: 0 P: 12	R: 0 E: 0 K: 0 S: 11	H: 0 LOB: 1 BB: 1 P: 18		1B: 4 2B: 3 3B: 0 HR: 1	SF: 0 SAC: 0 DP: 3 HBP: 0	WP: 0 PB: 0 SB: 0 CS: 0	PA: 34							
PITCHER	IP	WLS	BF	H	R	ER	SO	BB	IBB	HBP	BLK	WP	HR	S	P	ERA		WHIP										
Dave Swartzbaugh, R ERA: 4.71 Rodney Myers, R ERA: 4.06 Amaury Telemaco, R ERA: 5.15 Kent Bottenfield, R ERA: 2.84	(1, 1)	2.1	L	14	5	6	6	2	2	0	0	0	0	37	64	23.14		3.000										
(5, 1)	2.0		6	1	0	0	1	0	0	0	0	0	0	17	22	0.00		0.500										
(7, 1)	2.0		8	1	1	0	0	1	0	0	0	0	0	20	30	0.00		1.000										

Batter	1	2	3	4	5	6	7	8	9	AB	R	H	RBI	BB	SO	LOB	TOP								
Brian McRae, S OBP: 0.360, SLG: 0.414 (1, 8)	1-2 F7		1-1 G4-3		1-1 F9		0-0 1B			4	0	1	0	0	0	1	Chicago Cubs @ Pittsburgh Pirates Three Rivers Stadium, Pittsburgh, PA Sun Sep 22 1996, 3:33 AM EDT Att: 27,472 - Cloudy - 64 F								
Robin Jennings, L OBP: 0.194, SLG: 0.278 Rodney Myers, R (5, 1)	0-1 G4-3		2-0 G4-3		1-0 2B		0-0 L6			3	0	1	1	0	0	0									
Larry Casian, R (5, 1) Terry Adams, R (6, 1)					2-H 2B					0	0	0	0	0	0	0									
Todd Haney, R OBP: 0.220, SLG: 0.162 (6, 5)										1	0	0	0	0	0	2									
Brant Brown, L OBP: 0.328, SLG: 0.569 (1, 3)	1-2 L6		0-0 F8		2-3 K2-3		0-2 F9			4	0	0	0	0	1	3									
Luis Gonzalez, L OBP: 0.350, SLG: 0.427 (1, 7)				1-0 F7		0-0 G3		0-0 G4-3		3	0	0	0	1	0	0									
Dave Magadan, L OBP: 0.362, SLG: 0.362 Leo Gomez, R OBP: 0.342, SLG: 0.438 (5, 5)	2-2 FC4-6 BB		3-2 F8		3-2 2B		2-1 P3			2	1	0	0	0	0	1									
Turk Wendell, L OBP: 0.300, SLG: 0.400 Ozzie Timmons, R OBP: 0.388, SLG: 0.444 Bob Patterson, R OBP: 0.333, SLG: 0.333 (8, 1)	1-2 1B G3		0-3 K		1-3 K		0-0 2B			3	0	1	0	0	2	1									
23 Ryne Sandberg, R OBP: 0.314, SLG: 0.448 Terry Shumpert, R OBP: 0.294, SLG: 0.467 (6, 4)	1-1 G3 1B						0-0 2B			2	1	2	0	0	0	0									
Tyler Houston, L OBP: 0.352, SLG: 0.471 Scott Servais, R OBP: 0.324, SLG: 0.384 (6, 2)	0-1 G3 1B				0-0 2B		0-0 F9			2	0	0	0	0	0	2									
Rey Sanchez, R OBP: 0.276, SLG: 0.257 (1, 6)		0-0 G3		3-2 F8		2-1 G4-3		0-1		4	0	0	1	0	0	3									
Frank Castillo, R OBP: 0.123, SLG: 0.091 Mike Campbell, R OBP: 0.400, SLG: 0.600 Brooks Kieschnick, L OBP: 0.368, SLG: 0.444 Doug Glanville, R OBP: 0.175, SLG: 0.334 (7, 9)	1-3 K		0-1 2B		0-1 2B		2-1 1B			1	0	0	0	0	0	1									
Inning Stats	R: 0 E: 0 K: 0 S: 8	H: 0 LOB: 0 BB: 0 P: 10	R: 1 E: 0 K: 1 S: 13	H: 2 LOB: 2 BB: 1 P: 21	R: 0 E: 0 K: 0 S: 4	H: 0 LOB: 0 BB: 0 P: 7	R: 0 E: 0 K: 1 S: 9	H: 0 LOB: 0 BB: 0 P: 13	R: 2 E: 0 K: 1 S: 12	H: 3 LOB: 1 BB: 0 P: 19	R: 0 E: 0 K: 1 S: 8	H: 1 LOB: 1 BB: 0 P: 12	R: 0 E: 0 K: 0 S: 9	H: 2 LOB: 2 BB: 0 P: 13	R: 0 E: 0 K: 0 S: 5	H: 1 LOB: 1 BB: 0 P: 7	R: 0 E: 0 K: 0 S: 1	H: 0 LOB: 0 BB: 0 P: 1	1B: 4 2B: 5 3B: 0 HR: 0	SF: 0 SAC: 0 DP: 0 HBP: 0	WP: 0 PB: 0 SB: 0 CS: 0	PA: 35			
PITCHER	IP	WLS	BF	H	R	ER	SO	BB	IBB	HBP	BLK	WP	HR	S	P	ERA	WHIP								
67 Francisco Cordova, R ERA: 3.95 Matt Ruebel, L ERA: 4.58 Joe Boever, R ERA: 7.15	(1, 1) (6, 1) (8, 1)	5.0 2.2 0.1	W 12 2	21 4 0	5 0 0	3 0 0	3 1 0	0 0 0	0 0 0	0 0 0	0 0 0	0 0 0	0 0 0	46 21 2	70 31 2	5.40 0.00 0.00	1.200 1.500 0.000								

AB 34
R 3
H 9
RBI 3
BB 1
SO 4
LOB 15



Batter	1	2	3	4	5	6	7	8	9	AB	R	H	RBI	BB	SO	LOB	BOTTOM									
Tony Womack, L OBP: 0.440, SLG: 0.474 Jermaine Allensworth, R OBP: 0.339, SLG: 0.352 (8, 8)	0-1 B2-3	2-2 HR 1B		4-1 BB BB	3-2 E 2B		1-1 F7			4	1	2	2	1	0	0	Chicago Cubs @ Pittsburgh Pirates Three Rivers Stadium, Pittsburgh, PA Sun Sep 22 1996, 3:33 AM EDT Att: 27,472 - Cloudy - 64 F									
Al Martin, L OBP: 0.352, SLG: 0.458 (1, 7)	0-0 S 2B	2-0 HR 1B		2-0 F7	1-3 K		2-2 G3			5	2	2	2	0	1	2										
Jeff King, R OBP: 0.344, SLG: 0.496 (1, 4)	3-2 S E 2B	2-3 K		2-1 P2	2-3 K		2-1 1B 2B			5	1	2	1	0	1	1										
Orlando Merced, S OBP: 0.369, SLG: 0.480 Trey Beamon, L OBP: 0.214, SLG: 0.200 (9, 9)	4-2 E2 HR 1B BB	1-2 F7		4-1 FC4-6 BB	1-0 BB 1B		1-2 2B G1-6-3 1B			3	2	2	0	2	0	0										
Mark Johnson, L OBP: 0.371, SLG: 0.484 (1, 3)	1-2 P4			1-2 FC4-6	4-2 BB		2-2 G1-6-3 1B 2B			4	1	2	0	1	0	3										
Carlos Garcia, R OBP: 0.327, SLG: 0.390 (1, 5)	2-2 HR 1B	2-3 K		1-1 G6-3	3-3 K		2-2 G1-6-3			5	1	1	1	0	2	5										
Jay Bell, R OBP: 0.320, SLG: 0.391 (1, 6)	1-2 HR		1-0 G4-3		4-1 F9 BB 2B		1-2 P3			4	2	2	4	1	0	3										
Keith Osik, R OBP: 0.345, SLG: 0.406 (1, 2)	0-0 1B		0-0 F8		4-1 2B BB		2-2 F9			3	1	1	0	2	0	3										
67 Francisco Cordova, R OBP: 0.077, SLG: 0.077 Nelson Lirio, S OBP: 0.303, SLG: 0.389 Matt Ruebel, L OBP: 0.330, SLG: 0.250 Joe Boever, R (8, 1)	0-3 K		0-3 K		2-0 F9		0-3 K			2	0	0	0	0	2	1										
Inning Stats	R: 5 E: 1 K: 1 S: 21	H: 5 LOB: 1 BB: 1 P: 32	R: 2 E: 0 K: 2 S: 19	H: 3 LOB: 1 BB: 0 P: 27	R: 0 E: 0 K: 1 S: 5	H: 0 LOB: 0 BB: 0 P: 6	R: 0 E: 0 K: 0 S: 8	H: 0 LOB: 2 BB: 2 P: 21	R: 2 E: 0 K: 1 S: 15	H: 1 LOB: 1 BB: 2 P: 30	R: 0 E: 0 K: 1 S: 21	H: 2 LOB: 3 BB: 1 P: 34	R: 0 E: 0 K: 1 S: 8	H: 0 LOB: 0 BB: 0 P: 11	R: 2 E: 0 K: 1 S: 29	H: 3 LOB: 2 BB: 1 P: 42		1B: 6 2B: 6 3B: 0 HR: 2	SF: 0 SAC: 0 DP: 0 HBP: 0	WP: 0 PB: 0 SB: 2 CS: 0	PA: 45					
PITCHER	IP	WLS	BF	H	R	ER	SO	BB	IBB	HBP	BLK	WP	HR	S	P	ERA		WHIP								
Frank Castillo, R ERA: 5.29 Mike Campbell, R ERA: 3.34 Rodney Myers, R ERA: 4.31 Larry Casian, L ERA: 2.33 Terry Adams, R ERA: 3.09	(1, 1) (2, 1) (5, 1) (5, 1) (6, 1)	1.2 2.1 0.2 0.1 0.1	L 9 5 4 1	14 0 2 0 0	8 0 2 0 0	7 0 2 0 0	2 2 0 0 1	0 2 0 0 0	0 0 0 0 0	0 0 0 0 0	0 0 0 0 0	0 0 0 0 0	0 0 0 0 0	17 29 12 9 6	37 32 26 17 9	37.80 0.00 27.00 0.00 0.00		5.400 0.857 4.500 9.000 0.000								
PITCHER	IP	WLS	BF	H	R	ER	SO	BB	IBB	HBP	BLK	WP	HR	S	P	ERA	WHIP									
Turk Wendell, R ERA: 2.38 Bob Patterson, L ERA: 3.29	(6, 1) (8, 1)	1.2 1.0		5 7	0 3	0 2	0 1	0 1	0 0	0 0	0 0	0 0	0 0	17 29	42 42	18.00 4.000	4.000									



Batter	1	2	3	4	5	6	7	8	9	AB	R	H	RBI	BB	SO	LOB	TOP					
Brian McRae, S (1, 8) OBP: 0.360, SLG: 0.413	0-1 G1-3 1B		2-0 P6		2-1 G3		4-0 HBP		2-2 F9	4	0	1	0	0	0	2	Chicago Cubs @ Pittsburgh Pirates Three Rivers Stadium, Pittsburgh, PA Mon Sep 23 1996, 7:05 PM EDT Alt. 7,684 - Unknown - 69 F					
Robin Jennings, L (1, 9) OBP: 0.200, SLG: 0.275 Terry Adams, R (7, 1)	0-1 G1-3			1-1 G3-1		2-2 23 F 23 S 1B	0-3 SAFE SAFE K			4	1	1	0	0	1	2						
Doug Gianville, R (9, 7) OBP: 0.275, SLG: 0.394	1-2						1-2			0	0	0	0	0	0	0						
Brant Brown, L (1, 3) OBP: 0.323, SLG: 0.548	2-3 K			0-0 23 1B HR		0-3 SAFE SAFE K		0-3 SAFE SAFE K		4	1	1	0	0	3	2						
23 Ryne Sandberg, R (1, 4) OBP: 0.315, SLG: 0.448	2-1 G1-3			2-2 SAFE SAFE HR		2-1 SAFE SAFE 1B		2-2 SAFE SAFE P9		4	1	2	1	0	0	1						
Luis Gonzalez, L (1, 7) OBP: 0.350, SLG: 0.432 Turk Wendell, L (9, 1) OBP: 0.067, SLG: 0.500 Bob Patterson, R (9, 1) OBP: 0.333, SLG: 0.333		2-3 K		0-1 1-H 2-H HR		1-1 SAFE SAFE F8		1-1 SAFE SAFE F7		4	1	1	3	0	1	1						
Tyler Houston, L (1, 5) OBP: 0.351, SLG: 0.468 José Hernández, R (6, PR) OBP: 0.295, SLG: 0.387		0-1 G6-3		2-3 K		1-0 SAFE SAFE 1B		2-3 SAFE SAFE K		3	0	1	0	0	1	0						
Scott Servais, R (1, 2) OBP: 0.324, SLG: 0.382	1-0 P3			2-3 K		1-2 SAFE SAFE P4		0-0 SAFE SAFE 1B		4	0	1	0	0	1	2						
Rey Sanchez, R (1, 6) OBP: 0.275, SLG: 0.256			3-3 K		2-2 SAFE SAFE F9		0-1 SAFE SAFE P3		1-2 SAFE SAFE 1B	4	0	1	0	0	1	0						
Steve Trachsel, R (1, 1) OBP: 0.125, SLG: 0.190 Scott Bultlett, L (7, PH) OBP: 0.261, SLG: 0.305			2-3 K		0-2 SAFE SAFE F9		3-1 SAFE SAFE G3		0-3 SAFE SAFE K	2	0	0	0	0	1	0						
2	2	2	2	2	2	2	2	2	2	2	2	2	2	2	2	2						
Inning Stats	R: 0 E: 0 K: 1 S: 10	H: 1 LOB: 1 BB: 0 P: 14	R: 0 E: 0 K: 1 S: 6	H: 0 LOB: 0 BB: 0 P: 9	R: 0 E: 0 K: 2 S: 9	H: 0 LOB: 0 BB: 0 P: 16	R: 3 E: 0 K: 2 S: 15	H: 3 LOB: 0 BB: 0 P: 22	R: 0 E: 0 K: 1 S: 9	H: 0 LOB: 0 BB: 0 P: 13	R: 1 E: 0 K: 1 S: 14	H: 3 LOB: 2 BB: 0 P: 21	R: 0 E: 0 K: 1 S: 7	H: 0 LOB: 1 BB: 0 P: 14	R: 0 E: 0 K: 1 S: 8	H: 0 LOB: 0 BB: 0 P: 11	R: 0 E: 0 K: 2 S: 13	H: 2 LOB: 2 BB: 0 P: 18	1B: 8 2B: 0 3B: 0 HR: 1	SF: 0 SAC: 0 DP: 0 HBP: 1	WP: 0 PB: 0 SB: 2 CS: 0	PA: 37
PITCHER Jason Schmidt, R (1, 1) ERA: 5.78	IP: 9.0 WLS: L BF: 37	H: 9 R: 4 ER: 4 SO: 11	BB: 0 IBB: 0 HBP: 1 BLK: 0	WP: 0 HR: 1 S: 91 P: 138	ERA: 4.00 WHIP: 1.000	PITCHER										IP: 9.0 WLS: L BF: 37	H: 9 R: 4 ER: 4 SO: 11	BB: 0 IBB: 0 HBP: 1 BLK: 0	WP: 0 HR: 1 S: 91 P: 138	ERA: 4.00 WHIP: 1.000		

AB	36
R	4
H	9
RBI	4
BB	0
SO	11
LOB	12



Batter	1	2	3	4	5	6	7	8	9	AB	R	H	RBI	BB	SO	LOB	BOTTOM					
Jermaine Allensworth, R (1, 8) OBP: 0.342, SLG: 0.378 Nelson Lirio, S (9, PH) OBP: 0.336, SLG: 0.392 John Wehner, R (9, PR) OBP: 0.303, SLG: 0.381	1-1 G5-3	0-1 F9		4-0 BB			4-2 FC4-6 BB		2-1 DI 1B	2	0	0	0	2	0	1	Chicago Cubs @ Pittsburgh Pirates Three Rivers Stadium, Pittsburgh, PA Mon Sep 23 1996, 7:05 PM EDT Alt. 7,684 - Unknown - 69 F					
Al Martin, L (1, 7) OBP: 0.353, SLG: 0.458	4-2 FC5-4 BB		2-1 G3-1 2B	3-2 G4-3		1-0 FC4-6 CS		0-3 K		4	0	1	0	1	1	6						
Jeff King, R (1, 4) OBP: 0.344, SLG: 0.493	0-1 FC5-4 FC3-6 1-2		0-2 G6-3		4-2 FC6-4 BB		2-3 SAFE SAFE K		4-1 1B IBB	3	0	0	0	2	1	3						
Orlando Merced, S (1, 9) OBP: 0.365, SLG: 0.474	0-1 FC3-6 1-2		0-1 G3-1		0-1 L8		0-1 CS	0-1 L9	0-2 F7	5	0	0	0	0	0	6						
Mark Johnson, L (1, 3) OBP: 0.367, SLG: 0.478		1-3 K	2-1 G3-1		1-1 F9			1-2 K		4	0	0	0	0	2	2						
Carlos Garcia, R (1, 5) OBP: 0.327, SLG: 0.388		1-1 G4-3		1-0 BB S 1B		1-2 FC6-4 1-2		1-0 G6-3		4	0	1	0	0	0	1						
Jay Bell, R (1, 6) OBP: 0.322, SLG: 0.389		4-2 18 3B BB		3-3 SAFE SAFE K		2-1 G1-3		4-1 SH1-3 18 HBP 1B BB		2	2	0	0	2	1	1						
18 Jason Kendall, R (1, 2) OBP: 0.372, SLG: 0.393		0-0 1-H 1B 3B		4-0 BB BB		1-1 G4-3		1-1 1B SH1-3 HBP		2	1	1	1	1	0	0						
Jason Schmidt, R (1, 1) OBP: 0.097, SLG: 0.034 Tony Womack, L (9, PH) OBP: 0.440, SLG: 0.474		1-2 3-H 1B		1-3 SAFE SAFE K		1-2 SAFE SAFE K		1-0 SAFE SAFE SH1-3		3	0	1	1	0	2	2						
2	2	2	2	2	2	2	2	2	2	2	2	2	2	2	2	2						
Inning Stats	R: 0 E: 0 K: 0 S: 8	H: 0 LOB: 1 BB: 1 P: 13	R: 2 E: 0 K: 1 S: 13	H: 2 LOB: 1 BB: 1 P: 20	R: 0 E: 0 K: 2 S: 9	H: 1 LOB: 1 BB: 0 P: 13	R: 0 E: 0 K: 2 S: 17	H: 1 LOB: 3 BB: 2 P: 33	R: 0 E: 0 K: 1 S: 11	H: 0 LOB: 1 BB: 1 P: 17	R: 0 E: 0 K: 1 S: 7	H: 0 LOB: 0 BB: 0 P: 11	R: 0 E: 0 K: 1 S: 9	H: 0 LOB: 0 BB: 1 P: 16	R: 0 E: 0 K: 1 S: 6	H: 0 LOB: 0 BB: 0 P: 8	R: 1 E: 0 K: 1 S: 12	H: 1 LOB: 3 BB: 2 P: 24	1B: 3 2B: 1 3B: 1 HR: 0	SF: 0 SAC: 1 DP: 0 HBP: 1	WP: 0 PB: 0 SB: 1 CS: 1	PA: 41
PITCHER Steve Trachsel, R (1, 1) ERA: 3.0	IP: 6.0 WLS: W BF: 27	H: 4 R: 2 ER: 2 SO: 4	BB: 5 IBB: 0 HBP: 0 BLK: 0	WP: 0 HR: 0 S: 65 P: 107	ERA: 3.00 WHIP: 1.500	PITCHER										IP: 6.0 WLS: W BF: 27	H: 4 R: 2 ER: 2 SO: 4	BB: 5 IBB: 0 HBP: 0 BLK: 0	WP: 0 HR: 0 S: 65 P: 107	ERA: 3.00 WHIP: 1.500		
Terry Adams, R (7, 1) ERA: 3.02	2.0	6	0	0	0	2	1	0	0	0	0	15	24	0.00	0.500							
Turk Wendell, R (9, 1) ERA: 2.49	0.1	4	1	1	1	0	1	0	1	0	0	5	13	27.00	6.000							
Bob Patterson, L (9, 1) ERA: 3.25	0.2	S	3	0	0	0	0	1	0	0	0	7	11	0.00	0.000							

AB	30
R	3
H	5
RBI	3
BB	8
SO	7
LOB	22



Batter	1	2	3	4	5	6	7	8	9	AB	R	H	RBI	BB	SO	LOB	TOP											
Ozzie Smith, S OBP: 0.363, SLG: 0.379	P7		G3			G4-3		FC5-4		4	0	0	0	1	0	3												
Ray Lankford, L OBP: 0.364, SLG: 0.488	K			G3-1						5	1	3	1	0	1	0												
Ron Gant, R OBP: 0.363, SLG: 0.506	G5-3			FC5-4		K		K		4	1	1	0	1	2	1												
Brian Jordan, R OBP: 0.351, SLG: 0.485		G5-3		E1		F7		HR		4	1	1	2	0	0	2												
Gary Gaetti, R OBP: 0.321, SLG: 0.465	K			FC5-4						5	2	2	1	0	1	3												
John Mabry, L OBP: 0.336, SLG: 0.425	F9			G1-3						4	1	1	0	1	0	2												
Tom Pagnozzi, R OBP: 0.314, SLG: 0.428			P9			F9				4	0	1	0	1	0	1												
Luis Alicaia, S OBP: 0.349, SLG: 0.384						F8				4	1	3	2	0	0	0												
Andy Benes, R ERA: 5.26										2	0	0	0	0	1	1												
Willie McCovey, S ERA: 5.07										1	0	0	0	0	0	2												
Mark Petkovsek, R ERA: 3.66										0	0	0	0	0	0	0												
Mark Swisher, L ERA: 3.51										0	0	0	0	0	0	0												
Danny Sheaffer, R ERA: 4.68										1	0	0	0	0	0	2												
T.J. Mathews, R ERA: 3.09										0	0	0	0	0	0	0												
Rick Honeycutt, L ERA: 2.99										0	0	0	0	0	0	0												
Dennis Eckersley, R ERA: 3.41										0	0	0	0	0	0	0												
Inning Stats	R: 0 E: 0 K: 1 S: 5	H: 0 LOB: 0 BB: 0 P: 5	R: 0 E: 0 K: 1 S: 6	H: 0 LOB: 0 BB: 0 P: 8	R: 0 E: 0 K: 1 S: 13	H: 1 LOB: 1 BB: 0 P: 19	R: 0 E: 1 K: 0 S: 12	H: 0 LOB: 2 BB: 1 P: 17	R: 0 E: 0 K: 0 S: 7	H: 0 LOB: 0 BB: 0 P: 8	R: 0 E: 0 K: 1 S: 8	H: 1 LOB: 1 BB: 0 P: 12	R: 2 E: 0 K: 0 S: 8	H: 4 LOB: 2 BB: 2 P: 21	R: 3 E: 0 K: 1 S: 14	H: 4 LOB: 2 BB: 1 P: 29	R: 2 E: 1 K: 0 S: 15	H: 2 LOB: 1 BB: 0 P: 19	1B: 6 2B: 4 3B: 0 HR: 2	SF: 1 SAC: 0 DP: 0 HBP: 0	WP: 0 PB: 0 SB: 1 CS: 0	PA: 43						
PITCHER	IP	WLS	BF	H	R	ER	SO	BB	IBB	HBP	BLK	WP	HR	S	P	ERA	WHIP											
Esteban Loaiza, R	(1, 1)	6.1	L	25	4	2	2	4	2	0	0	0	0	1	55	79	2.84	0.947										
Chris Peters, L	(7, 1)	0.2		4	2	0	0	0	1	0	0	0	0	0	4	11	0.00	4.500										
Marc Wilkins, R	(8, 1)	0.1		6	4	3	3	1	0	1	0	0	0	1	10	21	81.00	12.000										
Matt Ruebel, L	(8, 1)	0.2		3	1	1	1	0	0	0	0	0	0	5	10	13.50	1.500											
David Wainhouse, R	(9, 1)	1.0		5	1	1	0	0	0	0	0	0	0	14	17	0.00	1.000											

St. Louis Cardinals @ Pittsburgh Pirates
Three Rivers Stadium, Pittsburgh, PA
Tue Sep 24 1996, 7:05 PM EDT
Att. 8,611 - Unknown - 65 F

AB 38
R 7
H 12
RBI 6
BB 4
SO 5
LOB 17



Batter	1	2	3	4	5	6	7	8	9	AB	R	H	RBI	BB	SO	LOB	BOTTOM											
Jermaine Allensworth, R OBP: 0.341, SLG: 0.385	K		G3					K		4	0	1	0	0	2	0												
Al Martin, L OBP: 0.352, SLG: 0.457	G4-3		F7							4	0	1	0	0	0	1												
Jeff King, R OBP: 0.347, SLG: 0.501										3	1	2	1	1	1	1												
Orlando Merced, S OBP: 0.364, SLG: 0.471										3	0	0	0	1	1	2												
Mark Johnson, L OBP: 0.369, SLG: 0.478										2	0	1	0	1	0	2												
John Wehner, R OBP: 0.303, SLG: 0.381										0	0	0	0	0	0	0												
Tony Womack, L OBP: 0.423, SLG: 0.450										1	0	0	0	0	0	0												
Carlos Garcia, R OBP: 0.326, SLG: 0.386										4	0	1	0	0	0	3												
Jay Bell, R OBP: 0.323, SLG: 0.392										4	0	2	0	0	0	1												
1B Jason Kendall, R OBP: 0.368, SLG: 0.389										4	0	0	0	0	0	3												
Esteban Loaiza, R ERA: 3.78										2	0	0	0	0	0	1												
Chris Peters, L ERA: 3.66										0	0	0	0	0	0	0												
Dale Sveinung, S ERA: 3.51										0	0	0	0	0	0	0												
Marc Wilkins, R ERA: 4.68										0	0	0	0	0	0	0												
Matt Ruebel, L ERA: 3.09										0	0	0	0	0	0	0												
David Wainhouse, L ERA: 2.99										1	0	0	0	0	0	2												
Nelson Lirio, S ERA: 3.41										0	0	0	0	0	0	0												
Inning Stats	R: 0 E: 0 K: 1 S: 9	H: 1 LOB: 2 BB: 1 P: 19	R: 0 E: 0 K: 0 S: 11	H: 1 LOB: 1 BB: 0 P: 16	R: 1 E: 0 K: 1 S: 12	H: 1 LOB: 0 BB: 0 P: 21	R: 0 E: 0 K: 0 S: 5	H: 1 LOB: 0 BB: 0 P: 8	R: 0 E: 0 K: 0 S: 10	H: 1 LOB: 1 BB: 0 P: 18	R: 0 E: 0 K: 0 S: 7	H: 0 LOB: 1 BB: 2 P: 18	R: 0 E: 0 K: 2 S: 10	H: 1 LOB: 1 BB: 0 P: 13	R: 0 E: 0 K: 0 S: 10	H: 2 LOB: 2 BB: 0 P: 13	1B: 4 2B: 2 3B: 1 HR: 1	SF: 0 SAC: 0 DP: 2 HBP: 0	WP: 0 PB: 1 SB: 0 CS: 0	PA: 36								
PITCHER	IP	WLS	BF	H	R	ER	SO	BB	IBB	HBP	BLK	WP	HR	S	P	ERA	WHIP											
Andy Benes, R	(1, 1)	6.0	W	24	5	1	1	2	3	0	0	0	0	1	54	100	1.50	1.333										
Mark Petkovsek, R	(7, 1)	1.0		3	0	0	0	0	0	0	0	0	0	6	10	0.00	0.000											
T.J. Mathews, R	(8, 1)	0.2		3	1	0	0	2	0	0	0	0	0	7	10	0.00	1.500											
Rick Honeycutt, L	(8, 1)	0.1		1	0	0	0	0	0	0	0	0	0	3	3	0.00	0.000											
David Wainhouse, L	(9, 1)	1.0		5	2	0	0	0	0	0	0	0	0	10	13	0.00	2.000											

St. Louis Cardinals @ Pittsburgh Pirates
Three Rivers Stadium, Pittsburgh, PA
Tue Sep 24 1996, 7:05 PM EDT
Att. 8,611 - Unknown - 65 F

AB 33
R 1
H 8
RBI 1
BB 3
SO 4
LOB 16



Batter	1	2	3	4	5	6	7	8	9	10	11	AB	R	H	RBI	BB	SO	LOB	TOP				
Luis Alica, S OBP: 0.346, SLG: 0.380 (1, 4)		G4-3		G4-3		F9		F7		K		6	1	1	0	0	1	2					
Mike Gallego, R OBP: 0.276, SLG: 0.229 (1, 6)	K			K		G6-3		SH5-3		G6-3		5	0	1	0	0	2	1					
Dmitri Young, S OBP: 0.367, SLG: 0.240 Royce Clayton, R OBP: 0.322, SLG: 0.373 John Mabry, L OBP: 0.339, SLG: 0.425 (1, 3)	L9			FC3-6		F9		F8		HBP		4	1	0	0	2	0	2					
Mark Sweeney, L OBP: 0.383, SLG: 0.369 Cory Bailey, R (8, 1)	E6			L4								3	1	0	0	1	1	1					
Willie McGee, S OBP: 0.339, SLG: 0.407 T.J. Mathews, R (11, 1)						S						0	0	0	0	0	0	0					
David Bell, R OBP: 0.271, SLG: 0.280 (1, 5)	K					G4-3						5	2	2	1	1	1	5					
Terry Bradshaw, L OBP: 0.455, SLG: 0.421 (1, 7)												6	2	4	3	0	0	1					
Mike DiFelice, R OBP: 0.400, SLG: 0.600 (1, 2)												5	0	2	1	0	0	3					
Miguel Mejia, R OBP: 0.095, SLG: 0.095 (8, 9)												5	0	1	0	0	1	5					
Alan Benes, R OBP: 0.197 Ozzie Smith, S OBP: 0.362, SLG: 0.377 Eric Ludwick, R (6, 1)	K											2	0	0	0	0	1	1					
Ray Lankford, L OBP: 0.364, SLG: 0.487 (8, 8)												1	0	0	0	0	0	0					
Inning Stats	R: 1 E: 1 K: 2 S: 11	H: 1 LOB: 1 BB: 0 P: 16	R: 1 E: 0 K: 1 S: 11	H: 2 LOB: 1 BB: 0 P: 13	R: 3 E: 0 K: 0 S: 8	H: 4 LOB: 1 BB: 0 P: 16	R: 0 E: 0 K: 1 S: 7	H: 0 LOB: 0 BB: 0 P: 8	R: 1 E: 0 K: 0 S: 9	H: 2 LOB: 2 BB: 1 P: 20	R: 0 E: 0 K: 0 S: 4	H: 0 LOB: 3 BB: 2 P: 21	R: 0 E: 0 K: 1 S: 7	H: 0 LOB: 0 BB: 0 P: 12	R: 0 E: 0 K: 2 S: 9	H: 0 LOB: 0 BB: 1 P: 14	R: 1 E: 0 K: 0 S: 8	H: 0 LOB: 1 BB: 1 P: 17	1B: 9 2B: 2 3B: 0 HR: 0	SF: 1 SAC: 1 DP: 0 HBP: 1	WP: 0 PB: 0 SB: 6 CS: 0	PA: 51	
PITCHER	IP: 1.1 ERA: 4.05	WLS: 2 BF: 24	H: 9 R: 6 ER: 4 SO: 4	BB: 1 IBB: 0 HBP: 0 BLK: 0	WP: 0 HR: 0 S: 44 P: 69	ERA: 8.31 WHIP: 2.308	PITCHER	IP: 2.0 ERA: 5.16	WLS: 1 BF: 6	H: 0 R: 0 ER: 0 SO: 3	BB: 0 IBB: 0 HBP: 0 BLK: 0	WP: 0 HR: 0 S: 16 P: 26	ERA: 0.00 WHIP: 0.000	PITCHER	IP: 1.0 ERA: 5.78	WLS: 4 BF: 4	H: 0 R: 1 ER: 0 SO: 0	BB: 1 IBB: 0 HBP: 0 BLK: 0	WP: 0 HR: 0 S: 8 P: 17	ERA: 0.00 WHIP: 1.000			
Jon Lieber, R ERA: 4.05	Ramon Morel, R ERA: 5.36	Elmer Dessens, R ERA: 5.39	Dan Plesac, L ERA: 4.26	Joe Boever, R ERA: 6.39		John Ericks, R ERA: 5.16	Dan Miceli, R ERA: 5.78																

St. Louis Cardinals @ Pittsburgh Pirates
Three Rivers Stadium, Pittsburgh, PA
Wed Sep 25 1996, 7:05 PM EDT
Att. 20,022 - Unknown - 64 F

AB	43
R	8
H	11
RBI	6
BB	5
SO	8
LOB	21



Batter	1	2	3	4	5	6	7	8	9	10	11	AB	R	H	RBI	BB	SO	LOB	BOTTOM					
Jermaine Allensworth, R OBP: 0.342, SLG: 0.386 (1, 8)	F9			K		G4-3						5	1	2	0	0	2	2						
Al Martin, L OBP: 0.354, SLG: 0.455 (1, 7)												2	2	0	0	2	1	1						
Jeff King, R OBP: 0.346, SLG: 0.497 (1, 4)	F9			P3								4	0	0	0	1	1	3						
Orlando Merced, S OBP: 0.367, SLG: 0.471 (1, 9)												4	1	2	4	1	0	0						
Mark Johnson, L OBP: 0.367, SLG: 0.472 (1, 3)	P5											4	0	0	0	1	1	4						
Carlos Garcia, R OBP: 0.328, SLG: 0.386 John Ericks, R (9, 1)	CS											3	2	1	0	0	1	0						
Nelson Liriano, S OBP: 0.303, SLG: 0.388 Dan Miceli, R (11, 1)												0	0	0	0	0	0	0						
Jay Bell, R OBP: 0.320, SLG: 0.388 (1, 6)												5	0	0	1	0	2	1						
18 Jason Kendall, R OBP: 0.367, SLG: 0.386 (1, 2)												5	0	1	1	0	1	0						
Jon Lieber, L ERA: 4.9	Ramon Morel, R ERA: 5.36	Tony Womack, L OBP: 0.444, SLG: 0.624 Elmer Dessens, R ERA: 5.39	Dan Plesac, L ERA: 4.26	Joe Boever, R ERA: 6.39		John Ericks, R ERA: 5.16	Dan Miceli, R ERA: 5.78					1	0	0	0	0	0	0						
Inning Stats	R: 2 E: 0 K: 0 S: 15	H: 2 LOB: 0 BB: 1 P: 30	R: 0 E: 0 K: 2 S: 9	H: 0 LOB: 0 BB: 0 P: 13	R: 0 E: 0 K: 1 S: 10	H: 0 LOB: 0 BB: 0 P: 14	R: 2 E: 0 K: 0 S: 7	H: 1 LOB: 0 BB: 1 P: 17	R: 2 E: 0 K: 0 S: 16	H: 2 LOB: 1 BB: 2 P: 30	R: 1 E: 1 K: 3 S: 16	H: 1 LOB: 1 BB: 0 P: 29	R: 0 E: 0 K: 1 S: 7	H: 0 LOB: 0 BB: 0 P: 11	R: 0 E: 0 K: 1 S: 6	H: 0 LOB: 0 BB: 0 P: 8	R: 0 E: 0 K: 1 S: 9	H: 0 LOB: 1 BB: 1 P: 19	R: 0 E: 0 K: 1 S: 7	H: 0 LOB: 0 BB: 0 P: 10	1B: 6 2B: 1 3B: 0 HR: 0	SF: 0 SAC: 0 DP: 1 HBP: 2	WP: 2 PB: 0 SB: 2 CS: 1	PA: 46
PITCHER	IP: 5.0 ERA: 4.9	WLS: 8 BF: 23	H: 5 R: 1 ER: 0 SO: 4	BB: 4 IBB: 0 HBP: 1 BLK: 0	WP: 2 HR: 0 S: 57 P: 104	ERA: 10.80 WHIP: 1.800	PITCHER	IP: 2.0 ERA: 5.16	WLS: 4 BF: 6	H: 0 R: 1 ER: 0 SO: 0	BB: 1 IBB: 0 HBP: 0 BLK: 0	WP: 0 HR: 0 S: 8 P: 17	ERA: 0.00 WHIP: 1.000	PITCHER	IP: 1.0 ERA: 5.78	WLS: 4 BF: 4	H: 0 R: 1 ER: 0 SO: 0	BB: 1 IBB: 0 HBP: 0 BLK: 0	WP: 0 HR: 0 S: 8 P: 17	ERA: 0.00 WHIP: 1.000				
Alan Benes, R ERA: 4.9	Eric Ludwick, R ERA: 6.0	Cory Bailey, R ERA: 3.05	T.J. Mathews, R ERA: 3.05			John Ericks, R ERA: 5.16	Dan Miceli, R ERA: 5.78																	


St. Louis Cardinals @ Pittsburgh Pirates
Three Rivers Stadium, Pittsburgh, PA
Wed Sep 25 1996, 7:05 PM EDT
Att. 20,022 - Unknown - 64 F

AB	38
R	7
H	7
RBI	6
BB	5
SO	10
LOB	13




Batter	1	2	3	4	5	6	7	8	9	10	AB	R	H	RBI	BB	SO	LOB	TOP		
Jermaine Allensworth, R OBP: 0.335, SLG: 0.377 (1, 8)	L8	FC6-5		FC3-6			G6-3		F8		5	0	0	1	0	0	4	Pittsburgh Pirates @ Chicago Cubs Wrigley Field, Chicago, IL Fri Sep 27 1996, 3:33 AM CDT Overcast - 58 F		
Al Martin, L OBP: 0.354, SLG: 0.453 (1, 7)	F9			G4-3			F8			4-0	3	1	0	0	2	0	1			
Dale Sveum, S OBP: 0.385, SLG: 0.364 (1, 5)		K								4-0	4	1	1	0	1	2	2			
Orlando Merced, S OBP: 0.365, SLG: 0.468 (1, 9)	F8			P3			L8			2-0	5	1	1	1	0	0	1			
Mark Johnson, L OBP: 0.365, SLG: 0.468 (1, 3)				K			P7			3-2	5	1	1	0	0	2	2			
Carlos Garcia, R OBP: 0.328, SLG: 0.387 (1, 4)										4-1	4	1	1	1	1	0	0			
Jay Bell, R OBP: 0.322, SLG: 0.391 (1, 6)										0-2	4	2	2	0	1	1	3			
Keith Osik, R OBP: 0.349, SLG: 0.404 Nelson Liriano, S OBP: 0.308, SLG: 0.391 (10, PH) 18 Jason Kendall, R OBP: 0.367, SLG: 0.386 (10, 2)										1-2	3	0	1	1	0	1	1			
Rich Loiselle, R OBP: 0.358, SLG: 0.375 (7, PH) Tony Womack, L OBP: 0.348, SLG: 0.500 (7, 1) Chris Peters, R OBP: 0.300, SLG: 0.260 (8, 1) Elmer Dessens, R OBP: 0.400, SLG: 0.400 (8, PH) Trey Beamon, L OBP: 0.333, SLG: 0.200 (8, PH) John Ericks, R OBP: 0.311, SLG: 0.311 (8, 1) Dan Plesac, L OBP: 0.311, SLG: 0.311 (8, 1)										1-2	2	0	0	1	0	1	3			
Inning Stats	R: 0 E: 0 K: 0 S: 14	H: 1 LOB: 1 BB: 0 P: 20	R: 3 E: 1 K: 1 S: 18	H: 2 LOB: 2 BB: 2 P: 34	R: 0 E: 0 K: 1 S: 5	H: 0 LOB: 0 BB: 0 P: 8	R: 1 E: 0 K: 1 S: 12	H: 2 LOB: 1 BB: 0 P: 15	R: 0 E: 0 K: 2 S: 11	H: 0 LOB: 0 BB: 0 P: 16	R: 0 E: 0 K: 1 S: 14	H: 0 LOB: 0 BB: 0 P: 19	R: 0 E: 0 K: 0 S: 9	H: 1 LOB: 2 BB: 1 P: 16	R: 3 E: 0 K: 0 S: 13	H: 2 LOB: 2 BB: 3 P: 31	1B: 6 2B: 2 3B: 0 HR: 0		SF: 0 SAC: 0 DP: 0 HBP: 1	WP: 1 PB: 0 SB: 0 CS: 0
PITCHER	IP WLS BF H R ER SO BB IBB HBP BLK WP HR S P ERA WHIP	IP WLS BF H R ER SO BB IBB HBP BLK WP HR S P ERA WHIP	IP WLS BF H R ER SO BB IBB HBP BLK WP HR S P ERA WHIP	IP WLS BF H R ER SO BB IBB HBP BLK WP HR S P ERA WHIP	IP WLS BF H R ER SO BB IBB HBP BLK WP HR S P ERA WHIP	IP WLS BF H R ER SO BB IBB HBP BLK WP HR S P ERA WHIP	IP WLS BF H R ER SO BB IBB HBP BLK WP HR S P ERA WHIP	IP WLS BF H R ER SO BB IBB HBP BLK WP HR S P ERA WHIP	IP WLS BF H R ER SO BB IBB HBP BLK WP HR S P ERA WHIP	IP WLS BF H R ER SO BB IBB HBP BLK WP HR S P ERA WHIP	IP WLS BF H R ER SO BB IBB HBP BLK WP HR S P ERA WHIP	IP WLS BF H R ER SO BB IBB HBP BLK WP HR S P ERA WHIP	IP WLS BF H R ER SO BB IBB HBP BLK WP HR S P ERA WHIP	IP WLS BF H R ER SO BB IBB HBP BLK WP HR S P ERA WHIP	IP WLS BF H R ER SO BB IBB HBP BLK WP HR S P ERA WHIP	IP WLS BF H R ER SO BB IBB HBP BLK WP HR S P ERA WHIP	IP WLS BF H R ER SO BB IBB HBP BLK WP HR S P ERA WHIP	IP WLS BF H R ER SO BB IBB HBP BLK WP HR S P ERA WHIP	IP WLS BF H R ER SO BB IBB HBP BLK WP HR S P ERA WHIP	

AB	38
R	7
H	8
RBI	7
BB	6
SO	7
LOB	19




Batter	1	2	3	4	5	6	7	8	9	10	AB	R	H	RBI	BB	SO	LOB	BOTTOM			
Brian McRae, S OBP: 0.361, SLG: 0.426 (1, 8)				G4-3			K				5	2	3	2	0	1	0	Pittsburgh Pirates @ Chicago Cubs Wrigley Field, Chicago, IL Fri Sep 27 1996, 3:33 AM CDT Overcast - 58 F			
Rey Sanchez, R OBP: 0.272, SLG: 0.251 Terry Adams, R OBP: 0.272, SLG: 0.251 (10, 1)				F9			L9			0-1	5	0	1	0	0	1	1				
Mark Grace, L OBP: 0.395, SLG: 0.448 (1, 3)				G4-3						3-2	5	0	0	0	0	0	1				
Luis Gonzalez, L OBP: 0.347, SLG: 0.442 (1, 7)										1-2	5	1	1	1	0	0	0				
23 Ryne Sandberg, R OBP: 0.316, SLG: 0.446 (1, 4)										0-1	5	1	2	0	0	0	0				
Dave Magadan, L OBP: 0.355, SLG: 0.359 Leo Gomez, R OBP: 0.342, SLG: 0.438 (8, PH) Tyler Houston, L OBP: 0.355, SLG: 0.466 (8, PH) Todd Haney, R OBP: 0.209, SLG: 0.154 (10, PH) Scott Servais, R OBP: 0.326, SLG: 0.384 (1, 2)										0-3	3	0	0	0	0	0	1				
Ozzie Timmons, R OBP: 0.279, SLG: 0.355 Scott Bullett, L OBP: 0.254, SLG: 0.297 (9, PH) (10, 9)										1-2	4	0	3	0	0	0	1				
Frank Castillo, R OBP: 0.319, SLG: 0.288 (7, PH) Doug Glavin, R OBP: 0.319, SLG: 0.384 (8, 1) Bob Patterson, R OBP: 0.300, SLG: 0.300 (8, 1) Kent Bottenfield, R OBP: 0.300, SLG: 0.300 (8, PH) Robin Jennings, R OBP: 0.300, SLG: 0.300 (8, PH) Tony Womack, L OBP: 0.348, SLG: 0.500 (8, PH) John Ericks, R OBP: 0.311, SLG: 0.311 (8, 1) Dan Plesac, L OBP: 0.311, SLG: 0.311 (8, 1)										0-2	2	0	0	0	0	0	5				
Inning Stats	R: 0 E: 0 K: 1 S: 9	H: 1 LOB: 0 BB: 0 P: 13	R: 0 E: 0 K: 0 S: 16	H: 2 LOB: 3 BB: 1 P: 26	R: 0 E: 0 K: 0 S: 4	H: 0 LOB: 0 BB: 0 P: 7	R: 1 E: 0 K: 0 S: 14	H: 2 LOB: 2 BB: 1 P: 23	R: 1 E: 0 K: 0 S: 8	H: 1 LOB: 0 BB: 0 P: 13	R: 0 E: 1 K: 0 S: 9	H: 0 LOB: 1 BB: 0 P: 14	R: 1 E: 0 K: 1 S: 15	H: 2 LOB: 1 BB: 0 P: 23	R: 0 E: 0 K: 1 S: 8	H: 0 LOB: 0 BB: 0 P: 9	1B: 6 2B: 2 3B: 0 HR: 3		SF: 0 SAC: 0 DP: 0 HBP: 0	WP: 0 PB: 0 SB: 0 CS: 1	PA: 42
PITCHER	IP WLS BF H R ER SO BB IBB HBP BLK WP HR S P ERA WHIP	IP WLS BF H R ER SO BB IBB HBP BLK WP HR S P ERA WHIP	IP WLS BF H R ER SO BB IBB HBP BLK WP HR S P ERA WHIP	IP WLS BF H R ER SO BB IBB HBP BLK WP HR S P ERA WHIP	IP WLS BF H R ER SO BB IBB HBP BLK WP HR S P ERA WHIP	IP WLS BF H R ER SO BB IBB HBP BLK WP HR S P ERA WHIP	IP WLS BF H R ER SO BB IBB HBP BLK WP HR S P ERA WHIP	IP WLS BF H R ER SO BB IBB HBP BLK WP HR S P ERA WHIP	IP WLS BF H R ER SO BB IBB HBP BLK WP HR S P ERA WHIP	IP WLS BF H R ER SO BB IBB HBP BLK WP HR S P ERA WHIP	IP WLS BF H R ER SO BB IBB HBP BLK WP HR S P ERA WHIP	IP WLS BF H R ER SO BB IBB HBP BLK WP HR S P ERA WHIP	IP WLS BF H R ER SO BB IBB HBP BLK WP HR S P ERA WHIP	IP WLS BF H R ER SO BB IBB HBP BLK WP HR S P ERA WHIP	IP WLS BF H R ER SO BB IBB HBP BLK WP HR S P ERA WHIP	IP WLS BF H R ER SO BB IBB HBP BLK WP HR S P ERA WHIP	IP WLS BF H R ER SO BB IBB HBP BLK WP HR S P ERA WHIP		IP WLS BF H R ER SO BB IBB HBP BLK WP HR S P ERA WHIP	IP WLS BF H R ER SO BB IBB HBP BLK WP HR S P ERA WHIP	

AB	40
R	4
H	11
RBI	4
BB	2
SO	4
LOB	10



Batter	1	2	3	4	5	6	7	8	9	10	AB	R	H	RBI	BB	SO	LOB	TOP							
Jermaine Allensworth, R <small>(1, 8) OBP: 0.344, SLG: 0.388</small>											5	0	2	1	0	2	2	Pittsburgh Pirates @ Chicago Cubs Wrigley Field, Chicago, IL Sat Sep 28 1996, 3:33 AM CDT Att: 29,729 - Cloudy - 60 F livebaseballscorecards.com							
Carlos Garcia, R <small>(1, 4) OBP: 0.329, SLG: 0.392</small>											4	0	1	1	0	0	3								
Jon Lieber, L <small>(7, 1) OBP: 0.256, SLG: 0.278</small>											0	0	0	0	0	0	0								
Nelson Liriano, S <small>(9, PH) OBP: 0.308, SLG: 0.392</small>											1	0	1	1	0	0	0								
John Ericks, R <small>(9, 1)</small>											0	0	0	0	0	0	0								
Dan Plesac, L <small>(9, 1)</small>											0	0	0	0	0	0	0								
Orlando Merced, S <small>(1, 9) OBP: 0.351, SLG: 0.461</small>											5	0	0	0	0	1	3								
Mark Johnson, L <small>(1, 3) OBP: 0.350, SLG: 0.460</small>											5	0	0	0	0	0	2								
Dale Sveum, S <small>(1, 5) OBP: 0.444, SLG: 0.467</small>											4	1	1	0	1	1	0								
Jay Bell, R <small>(1, 6) OBP: 0.321, SLG: 0.389</small>											5	1	1	0	0	2	2								
Trey Beamon, L <small>(1, 7) OBP: 0.255, SLG: 0.213</small>											3	1	1	0	0	0	1								
John Wehner, R <small>(9, PH) OBP: 0.299, SLG: 0.381</small>											2	1	1	0	0	0	1								
18 Jason Kendall, R <small>(1, 2) OBP: 0.372, SLG: 0.401</small>											1	1	1	1	0	0	0								
Tony Womack, L <small>(7, PH) OBP: 0.459, SLG: 0.500</small>											3	2	2	1	0	0	0								
Jason Schmidt, R <small>(1, 1) OBP: 0.091, SLG: 0.032</small>											2	0	0	1	0	1	2								
Keith Osik, R <small>(7, PH) OBP: 0.351, SLG: 0.406</small>											2	1	1	1	0	1	1								
Inning Stats	R: 0 E: 0 K: 0 S: 9	H: 1 LOB: 1 BB: 0 P: 14	R: 2 E: 0 K: 1 S: 20	H: 2 LOB: 2 BB: 1 P: 34	R: 0 E: 0 K: 1 S: 4	H: 0 LOB: 0 BB: 0 P: 8	R: 1 E: 0 K: 1 S: 8	H: 1 LOB: 0 BB: 0 P: 13	R: 0 E: 0 K: 1 S: 6	H: 1 LOB: 1 BB: 0 P: 12	R: 1 E: 1 K: 2 S: 16	H: 1 LOB: 1 BB: 0 P: 22	R: 0 E: 0 K: 1 S: 7	H: 0 LOB: 0 BB: 0 P: 12	R: 3 E: 0 K: 0 S: 16	H: 4 LOB: 1 BB: 0 P: 22	R: 1 E: 0 K: 1 S: 9	H: 2 LOB: 1 BB: 0 P: 13	1B: 7 2B: 4 3B: 0 HR: 1	SF: 0 SAC: 1 DP: 0 HBP: 1	WP: 0 PB: 1 SB: 3 CS: 0	PA: 45			
PITCHER	IP 7.0	WLS 30	BF 6	H 4	R 3	ER 3	SO 6	BB 1	IBB 0	HBP 1	BLK 0	WP 0	HR 1	S 71	P 116	ERA 3.86	WHIP 1.000								
Steve Trachsel, R <small>ERA: 3.03</small>																									
Larry Casian, L <small>ERA: 1.93</small>																									
Kevin Foster, R <small>ERA: 6.21</small>																									
Bob Patterson, L <small>ERA: 3.13</small>																									
Turk Wendell, R <small>ERA: 2.94</small>																									

Batter	1	2	3	4	5	6	7	8	9	10	AB	R	H	RBI	BB	SO	LOB	BOTTOM				
Brian McRae, S <small>(1, 8) OBP: 0.360, SLG: 0.425</small>											5	0	1	0	1	1	2	Pittsburgh Pirates @ Chicago Cubs Wrigley Field, Chicago, IL Sat Sep 28 1996, 3:33 AM CDT Att: 29,729 - Cloudy - 60 F livebaseballscorecards.com				
Robin Jennings, L <small>(1, 9) OBP: 0.276, SLG: 0.315</small>											5	0	1	0	1	1	1					
Mark Grace, L <small>(1, 3) OBP: 0.395, SLG: 0.453</small>											5	1	2	1	1	0	3					
23 Ryne Sandberg, R <small>(1, 4) OBP: 0.316, SLG: 0.445</small>											6	1	2	0	0	2	4					
Luis Gonzalez, L <small>(1, 7) OBP: 0.291, SLG: 0.443</small>											6	1	2	0	0	2	4					
Doug Gianville, R <small>(10, PH) OBP: 0.268, SLG: 0.372</small>											6	1	2	0	0	2	4					
Scott Servais, R <small>(1, 2) OBP: 0.327, SLG: 0.384</small>											2	2	1	0	3	0	2					
Leo Gomez, R <small>(1, 5) OBP: 0.119, SLG: 0.436</small>											1	0	0	0	2	0	1					
Scott Bullitt, L <small>(7, PH) OBP: 0.291, SLG: 0.293</small>											0	0	0	0	2	0	0					
Terry Shumpert, R <small>(8, 5) OBP: 0.285, SLG: 0.452</small>											1	0	0	0	0	0	1					
Brooks Kieschnick, L <small>(9, PH) OBP: 0.420, SLG: 0.560</small>											1	1	1	1	0	0	0					
Turk Wendell, L <small>(10, 1) OBP: 0.667, SLG: 0.500</small>											0	0	0	0	0	0	0					
Steve Trachsel, R <small>(1, 1) OBP: 0.119, SLG: 0.182</small>											3	0	0	0	0	0	4					
Brant Brown, L <small>(7, PH) OBP: 0.203, SLG: 0.536</small>											1	0	0	0	0	0	2					
Larry Casian, R <small>(8, 1)</small>											0	0	0	0	0	0	0					
Kevin Foster, R <small>(9, 1) OBP: 0.305, SLG: 0.519</small>											0	0	0	0	0	0	0					
Bob Patterson, R <small>(9, 1) OBP: 0.335, SLG: 0.333</small>											0	0	0	0	0	0	0					
Ozzie Timmons, R <small>(9, PH) OBP: 0.335, SLG: 0.333</small>											0	0	0	0	0	0	0					
Turk Wendell, L <small>(10, 5) OBP: 0.500, SLG: 0.148</small>											1	1	1	2	0	0	0					
Inning Stats	R: 0 E: 0 K: 0 S: 14	H: 2 LOB: 2 BB: 0 P: 22	R: 0 E: 0 K: 0 S: 10	H: 2 LOB: 2 BB: 0 P: 16	R: 3 E: 0 K: 0 S: 14	H: 3 LOB: 2 BB: 2 P: 24	R: 0 E: 0 K: 0 S: 5	H: 0 LOB: 0 BB: 0 P: 8	R: 0 E: 0 K: 1 S: 15	H: 1 LOB: 2 BB: 1 P: 25	R: 0 E: 0 K: 0 S: 7	H: 0 LOB: 2 BB: 2 P: 16	R: 0 E: 0 K: 1 S: 8	H: 0 LOB: 1 BB: 2 P: 19	R: 4 E: 1 K: 2 S: 16	H: 2 LOB: 0 BB: 1 P: 27	R: 0 E: 0 K: 0 S: 15	H: 1 LOB: 1 BB: 0 P: 22	1B: 9 2B: 1 3B: 0 HR: 2	SF: 1 SAC: 1 DP: 0 HBP: 0	WP: 2 PB: 0 SB: 0 CS: 1	PA: 51
PITCHER	IP 6.0	WLS 31	BF 9	H 3	R 3	ER 3	SO 1	BB 4	IBB 0	HBP 0	BLK 0	WP 1	HR 1	S 69	P 113	ERA 4.50						

Batter	1	2	3	4	5	6	7	8	9	AB	R	H	RBI	BB	SO	LOB	TOP								
Jermaine Allensworth, R OBP: 0.337, SLG: 0.380	G4-3		G6-3			G6-3			G6-3	5	0	0	0	0	0	2	Pittsburgh Pirates @ Chicago Cubs Wrigley Field, Chicago, IL Sun Sep 29 1996, 3:33 AM CDT Att: 26,873 - Cloudy - 65 F								
Carlos Garcia, R OBP: 0.329, SLG: 0.397	K			G6-3			WP SF9 2B		L5	5	1	2	0	0	1	0									
Orlando Merced, S OBP: 0.357, SLG: 0.457	P6			G6-3		SF9			K	4	0	0	1	0	1	2									
Mark Johnson, L OBP: 0.361, SLG: 0.458	K			E6		2B				2	2	0	0	2	1	1									
Dale Sveum, S OBP: 0.450, SLG: 0.588		G4-3								4	2	2	2	0	1	2									
Jay Bell, R OBP: 0.323, SLG: 0.391										3	1	1	2	0	1	2									
Trey Beamon, L OBP: 0.273, SLG: 0.255										4	1	2	1	0	0	1									
Keith Osik, R OBP: 0.361, SLG: 0.429										2	1	1	2	2	0	1									
Esteban Loaiza, R OBP: 0.118, SLG: 0.118										4	0	0	0	0	0	3									
Joe Boever, R (8, 1)										0	0	0	0	0	0	0									
Inning Stats	R: 0 E: 0 K: 2 S: 11	H: 0 LOB: 1 BB: 0 P: 20	R: 0 E: 0 K: 0 S: 10	H: 0 LOB: 0 BB: 0 P: 16	R: 0 E: 0 K: 0 S: 4	H: 0 LOB: 0 BB: 1 P: 8	R: 2 E: 1 K: 1 S: 10	H: 1 LOB: 0 BB: 0 P: 19	R: 0 E: 0 K: 0 S: 7	H: 1 LOB: 1 BB: 0 P: 10	R: 6 E: 0 K: 0 S: 15	H: 5 LOB: 0 BB: 1 P: 31	R: 0 E: 0 K: 1 S: 8	H: 1 LOB: 2 BB: 1 P: 17	R: 0 E: 0 K: 0 S: 7	H: 0 LOB: 0 BB: 0 P: 12	R: 0 E: 0 K: 1 S: 6	H: 0 LOB: 0 BB: 0 P: 10	1B: 1 2B: 5 3B: 0 HR: 2	SF: 1 SAC: 0 DP: 2 HBP: 1	WP: 1 PB: 1 SB: 0 CS: 0	PA: 39			
PITCHER	IP	WLS	BF	H	R	ER	SO	BB	IBB	HBP	BLK	WP	HR	S	P	ERA	WHIP								
Jaime Navarro, R ERA: 3.92	5.1	L	25	6	7	5	3	2	0	1	0	1	1	53	94	8.44	1.500								
Dave Swartzbaugh, R ERA: 6.38	1.0		6	2	1	1	0	1	0	0	0	0	1	8	23	9.00	3.000								
Larry Casian, L ERA: 1.88	0.2		2	0	0	0	1	0	0	0	0	0	0	4	4	0.00	0.000								
Kent Bottenfield, R ERA: 2.63	2.0		6	0	0	0	1	1	0	0	0	0	0	13	22	0.00	0.500								

Batter	1	2	3	4	5	6	7	8	9	AB	R	H	RBI	BB	SO	LOB	BOTTOM								
Doug Glanville, R OBP: 0.264, SLG: 0.361	F7						G4-3		F7	5	0	1	0	0	0	2	Pittsburgh Pirates @ Chicago Cubs Wrigley Field, Chicago, IL Sun Sep 29 1996, 3:33 AM CDT Att: 26,873 - Cloudy - 65 F								
Robin Jennings, L OBP: 0.274, SLG: 0.310										4	1	1	0	0	1	2									
Mark Grace, L OBP: 0.396, SLG: 0.455										4	0	2	0	0	0	2									
Brant Brown, L OBP: 0.328, SLG: 0.536										0	1	0	0	0	0	0									
23 Ryne Sandberg, R OBP: 0.316, SLG: 0.444										3	0	1	1	0	0	0									
Todd Haney, R OBP: 0.200, SLG: 0.146										1	1	0	0	0	0	1									
Brooks Kieschnick, L OBP: 0.406, SLG: 0.517										4	0	1	1	0	1	3									
Tyler Houston, L OBP: 0.396, SLG: 0.458										4	0	1	1	0	1	3									
Leo Gomez, R OBP: 0.344, SLG: 0.431										4	0	0	0	0	1	2									
Rey Sanchez, R OBP: 0.272, SLG: 0.253										4	0	1	0	0	1	0									
Jaime Navarro, R OBP: 0.141, SLG: 0.143										1	0	0	0	0	1	1									
Dave Swartzbaugh, R ERA: 6.38										0	0	0	0	0	0	0									
Larry Casian, R ERA: 1.88										0	0	0	0	0	0	0									
Scott Bultlett, L OBP: 0.256, SLG: 0.297										0	1	1	0	0	0	0									
Kent Bottenfield, R OBP: 0.250, SLG: 0.300										0	0	0	0	0	0	0									
Dave Magadan, L OBP: 0.260, SLG: 0.327										1	0	0	0	0	0	0									
Inning Stats	R: 1 E: 0 K: 2 S: 16	H: 3 LOB: 2 BB: 0 P: 23	R: 0 E: 0 K: 2 S: 10	H: 1 LOB: 1 BB: 0 P: 12	R: 0 E: 0 K: 1 S: 10	H: 0 LOB: 0 BB: 0 P: 14	R: 0 E: 0 K: 0 S: 10	H: 1 LOB: 0 BB: 0 P: 12	R: 0 E: 0 K: 0 S: 7	H: 0 LOB: 2 BB: 0 P: 14	R: 0 E: 0 K: 0 S: 9	H: 0 LOB: 0 BB: 0 P: 9	R: 0 E: 0 K: 1 S: 9	H: 1 LOB: 1 BB: 0 P: 13	R: 2 E: 1 K: 0 S: 11	H: 2 LOB: 1 BB: 0 P: 15	R: 0 E: 0 K: 0 S: 6	H: 0 LOB: 0 BB: 0 P: 10	1B: 8 2B: 1 3B: 0 HR: 0	SF: 0 SAC: 0 DP: 1 HBP: 1	WP: 1 PB: 0 SB: 0 CS: 0	PA: 37			
PITCHER	IP	WLS	BF	H	R	ER	SO	BB	IBB	HBP	BLK	WP	HR	S	P	ERA	WHIP								
Esteban Loaiza, R ERA: 4.96	7.2	W	33	9	3	3	1	0	0	1	0	0	0	79	107	1.17	1.174								
Joe Boever, R ERA: 5.4	1.1		4	0	0	0	0	0	0	0	0	1	0	10	15	0.00	0.000								

