

# Pittsburgh Pirates - 1997

















Batter	1	2	3	4	5	6	7	8	9	AB	R	H	RBI	BB	SO	LOB	TOP					
Tony Womack, L (1,4) OBP: 0.435, SLG: 0.400	G5-3 BB		F7 1B			L5 1B			K	4	1	2	0	1	1	0						
Jermaine Allensworth, R (1,8) OBP: 0.455, SLG: 0.559	G5-3		F7			G4-3 1B			K	5	1	1	0	0	1	2						
Al Martin, L (1,7) OBP: 0.348, SLG: 0.250	K								G4-3	4	1	1	1	1	1	1						
Mark Johnson, L (1,3) Ricardo Rincon, L (7,1) Rich Loiselle, R (7,1)	G4-3								K	4	0	0	0	0	3	5						
Kevin Elster, R (1,6) OBP: 0.455, SLG: 0.579									G6-3	4	0	2	1	0	0	0						
18 Jason Kendall, R (1,2) OBP: 0.333, SLG: 0.250									F9	3	0	1	1	1	0	1						
Midre Cummings, L (1,9) OBP: 0.143, SLG: 0.286									K	4	0	1	0	0	1	4						
Joe Randa, R (1,5) OBP: 0.267, SLG: 0.286									F9	3	0	0	0	1	1	4						
Jason Schmidt, R (1,1) Kevin Young, R (7,3)									K	3	0	0	0	0	1	2						
<b>Inning Stats</b>	R: 0 E: 0 K: 1 S: 18	H: 0 LOB: 1 BB: 1 P: 28	R: 0 E: 0 K: 1 S: 7	H: 1 LOB: 1 BB: 0 P: 9	R: 0 E: 0 K: 1 S: 13	H: 1 LOB: 2 BB: 1 P: 22	R: 0 E: 0 K: 0 S: 10	H: 0 LOB: 2 BB: 2 P: 20	R: 3 E: 0 K: 2 S: 15	H: 5 LOB: 5 BB: 0 P: 22	R: 0 E: 0 K: 1 S: 8	H: 0 LOB: 0 BB: 0 P: 14	R: 0 E: 0 K: 1 S: 6	H: 0 LOB: 0 BB: 0 P: 8	R: 0 E: 0 K: 1 S: 10	H: 1 LOB: 1 BB: 0 P: 18	R: 0 E: 0 K: 1 S: 11	H: 0 LOB: 0 BB: 0 P: 15	1B: 7 2B: 2 3B: 0 HR: 0	SF: 0 SAC: 0 DP: 0 HBP: 0	WP: 0 PB: 0 SB: 2 CS: 0	PA: 39
<b>PITCHER</b>	IP	WLS	BF	H	R	ER	SO	BB	IBB	HBP	BLK	WP	HR	S	P	ERA	WHIP					
Ramon Martinez, R (1,1) ERA: 4.5	5.0		26	7	3	3	5	4	0	0	0	0	0	63	101	5.40	2.200					
37 Darren Dreifort, R (6,1) ERA:	3.0	W	10	1	0	0	3	0	0	0	0	0	0	24	40	0.00	0.333					
Todd Worrell, R (9,1) ERA:	1.0	S	3	0	0	0	2	0	0	0	0	0	0	11	15	0.00	0.000					

Pittsburgh Pirates @ Los Angeles Dodgers  
Dodger Stadium, Los Angeles, CA  
Sun Apr 06 1997, 3:33 AM PDT  
Att: 37,493 - Sunny - 70 F

AB 35  
R 3  
H 8  
RBI 3  
BB 4  
SO 10  
LOB 20



Batter	1	2	3	4	5	6	7	8	9	AB	R	H	RBI	BB	SO	LOB	BOTTOM				
Brett Butler, L (1,8) OBP: 0.360, SLG: 0.318	B3		K			G6-4-3 1-2f				4	1	1	0	1	1	1					
Wilton Guerrero, S (1,4) OBP: 0.304, SLG: 0.429	FC4 1B		1B BB			L5				3	0	1	0	1	0	1					
Raul Mondesi, R (1,9) OBP: 0.292, SLG: 0.522	P4		G4-3 1B							3	1	1	0	1	1	2					
Mike Piazza, R (1,2) OBP: 0.478, SLG: 0.526	FC4 1-2f		G4-3							4	1	1	1	0	0	4					
Eric Karros, R (1,3) OBP: 0.391, SLG: 0.316										4	1	2	2	0	0	1					
Todd Hollandsworth, L (1,7) OBP: 0.261, SLG: 0.286										4	1	2	0	0	0	1					
Todd Zeile, R (1,5) OBP: 0.227, SLG: 0.300										4	1	2	2	0	0	3					
Greg Gagne, R (1,6) OBP: 0.158, SLG: 0.158										4	0	1	1	0	0	2					
Ramon Martinez, R (1,1) Chip Hale, L (5,PH) 37 Darren Dreifort, R (6,1) Chad Fonville, S (8,PH) Todd Worrell, R (9,1)										1	0	0	0	0	1	2					
<b>Inning Stats</b>	R: 0 E: 0 K: 0 S: 11	H: 1 LOB: 1 BB: 0 P: 13	R: 0 E: 0 K: 1 S: 13	H: 2 LOB: 2 BB: 0 P: 18	R: 0 E: 0 K: 1 S: 9	H: 1 LOB: 1 BB: 1 P: 13	R: 0 E: 0 K: 0 S: 9	H: 1 LOB: 1 BB: 0 P: 13	R: 0 E: 0 K: 0 S: 5	H: 0 LOB: 0 BB: 1 P: 12	R: 3 E: 1 K: 1 S: 14	H: 2 LOB: 1 BB: 1 P: 25	R: 1 E: 0 K: 1 S: 11	H: 2 LOB: 1 BB: 0 P: 20	R: 2 E: 0 K: 1 S: 13	H: 2 LOB: 1 BB: 1 P: 22	1B: 8 2B: 2 3B: 0 HR: 1	SF: 0 SAC: 1 DP: 2 HBP: 0	WP: 1 PB: 0 SB: 1 CS: 0	PA: 38	
<b>PITCHER</b>	IP	WLS	BF	H	R	ER	SO	BB	IBB	HBP	BLK	WP	HR	S	P	ERA	WHIP				
Jason Schmidt, R (1,1) ERA: 1.5	6.0		27	7	3	1	3	3	0	0	0	0	0	61	94	1.50	1.667				
Ricardo Rincon, L (7,1) ERA: 9.0	0.1	L	2	1	1	1	0	0	0	0	0	0	0	2	4	27.00	3.000				
Rich Loiselle, R (7,1) ERA: 6.75	1.2		9	3	2	2	2	1	0	0	0	0	1	22	38	10.80	2.400				

Pittsburgh Pirates @ Los Angeles Dodgers  
Dodger Stadium, Los Angeles, CA  
Sun Apr 06 1997, 3:33 AM PDT  
Att: 37,493 - Sunny - 70 F

AB 33  
R 6  
H 11  
RBI 6  
BB 4  
SO 5  
LOB 18





Batter	1	2	3	4	5	6	7	8	9	10	AB	R	H	RBI	BB	SO	LOB	TOP			
Tony Womack, L OBP: 0.357, SLG: 0.320 (1.4)	F7 1-0		G1-3 1-2			P3 0-1			G1-3 1-1	P4 0-0	5	0	0	0	0	0	2				
Jermaine Allensworth, R OBP: 0.423, SLG: 0.545 (1.8)	F8 1-1		G5-3 1-1						1B 2B 2-2		4	1	1	0	0	1	0				
Al Martin, L OBP: 0.333, SLG: 0.250 (1.7)	K 2-3		K 2-3						F8 1-0	1B 2-3	4	0	1	0	0	2	0				
Mark Johnson, L OBP: 0.231, SLG: 0.423 (1.3)			K2-3 1-3						1B 1-2	1B 2-0	4	0	2	1	0	2	0				
Kevin Elster, R OBP: 0.423, SLG: 0.500 (1.6)									P4 2-0		3	0	0	0	1	1	2				
18 Jason Kendall, R OBP: 0.318, SLG: 0.250 Matt Ruebel, L (9.1)									1B 1-2	L5 2-0	4	1	1	0	0	0	2				
Jose Guillen, R OBP: 0.050, SLG: 0.050 (1.9)			G6-3 0-1						G3 1-2		4	0	0	0	0	1	1				
Joe Randa, R OBP: 0.368, SLG: 0.353 (1.5)									G4-3 0-0	1B 2-H	3	0	2	1	1	0	0				
Jon Lieber, L OBP: 0.200, SLG: 0.200 Dale Sveum, S OBP: 0.500, SLG: 0.667 Jeff Granger, R (8.1)			B1 1-1						G6-3 1-1	P6 1-2	2	0	0	0	0	0	1				
David Wainhouse, L OBP: 0.259, SLG: 0.208 Keith Osik, R (9.2)										F8 3-2	1	0	0	0	0	0	1				
											0	0	0	0	0	0	0				
											1	0	0	0	0	0	1				
<b>Inning Stats</b>	R: 0 E: 0 K: 1 S: 6	H: 0 LOB: 0 BB: 0 P: 10	R: 0 E: 0 K: 0 S: 7	H: 1 LOB: 0 BB: 0 P: 12	R: 0 E: 0 K: 0 S: 9	H: 0 LOB: 1 BB: 1 P: 14	R: 0 E: 0 K: 2 S: 8	H: 0 LOB: 0 BB: 0 P: 12	R: 0 E: 0 K: 1 S: 8	H: 0 LOB: 0 BB: 0 P: 7	R: 0 E: 0 K: 2 S: 8	H: 0 LOB: 0 BB: 0 P: 11	R: 1 E: 0 K: 0 S: 10	H: 2 LOB: 1 BB: 1 P: 19	R: 1 E: 0 K: 0 S: 10	H: 3 LOB: 2 BB: 0 P: 16	R: 0 E: 0 K: 1 S: 9	H: 1 LOB: 1 BB: 0 P: 14	1B: 6 2B: 1 3B: 0 HR: 0	SF: 0 SAC: 0 DP: 0 HBP: 0	WP: 0 PA: 37
<b>PITCHER</b>	IP 8.0	WLS 27	H 3	R 1	ER 1	SO 6	BB 2	IBB 0	HBP 0	BLK 0	WP 0	HR 0	S 62	P 94	ERA 1.12	WHIP 0.625					
Andy Ashby, R ERA: 2.4 (1.1)	1.0	6	3	1	1	0	0	0	0	0	0	0	10	16	9.00	3.000					
Trevor Hoffman, R ERA: 5.4 (9.1)	1.0	W	4	1	0	0	1	0	0	0	0	0	9	14	0.00	1.000					
Dario Veras, R ERA: (10.1)																					

Pittsburgh Pirates @ San Diego Padres  
Qualcomm Stadium, San Diego, CA  
Mon Apr 07 1997, 10:05 PM EDT  
Att: 29,895 - Unknown - 61 F

AB 35  
R 2  
H 7  
RBI 2  
BB 2  
SO 7  
LOB 10




Batter	1	2	3	4	5	6	7	8	9	10	AB	R	H	RBI	BB	SO	LOB	BOTTOM					
Quilvio Veras, S OBP: 0.394, SLG: 0.500 (1.4)	K 0-2		FC6-4 G6-3 1-2r			K 1-3			G6-3 2-1	FC1-4 1-2r 2-3	5	0	0	0	0	2	3						
Tony Gwynn, L OBP: 0.394, SLG: 0.393 (1.9)	E3 2-1		G6-3 1-1			G3-6 1B 1-0			2B 2B 1-0	IBB 1-2	4	1	2	0	1	0	1						
Steve Finley, L OBP: 0.240, SLG: 0.348 (1.8)	K 1-3		K 3-3			G3-6 1-1			2B 2B 1-0	B1-3 2-1	5	0	1	1	0	2	6						
Ken Caminiti, S OBP: 0.294, SLG: 0.467 (1.5)	G3 0-0					K 2-3			HR 1-0	IBB 4-0	4	1	1	1	1	1	1						
Greg Vaughn, R OBP: 0.226, SLG: 0.357 (1.7)			K 1-3			F8 1-1			G4-3 0-0	K 2-3	4	1	0	0	1	2	2						
Wally Joyner, L OBP: 0.419, SLG: 0.586 (1.3)									P5 0-0	G3 2-0	5	0	2	0	0	2							
John Flaherty, R OBP: 0.259, SLG: 0.208 (1.2)			E5 0-1			G4-3 3-2			G6-3 1-1	2B G6-3	5	0	1	0	0	3							
Chris Gomez, R OBP: 0.333, SLG: 0.393 (1.6)			K 2-3			G4-3 0-1			G6-3 1-1	FC1-4 BB 1B	5	0	2	1	0	1	2						
Andy Ashby, R OBP: 0.200, SLG: 0.200 Trevor Hoffman, R (9.1)											3	0	1	0	0	1	1						
Scott Livingstone, L OBP: 1.000, SLG: 2.000 Dario Veras, R (10.1)			FC6-4 1B 1-0			G5-3 3-2			K 0-3	FC1-4 BB 1-2	0	0	0	0	0	0	0						
											0	0	0	0	0	0	0						
											0	0	0	0	0	0	0						
<b>Inning Stats</b>	R: 0 E: 1 K: 2 S: 9	H: 0 LOB: 1 BB: 0 P: 12	R: 0 E: 1 K: 2 S: 11	H: 0 LOB: 1 BB: 0 P: 16	R: 0 E: 0 K: 1 S: 10	H: 1 LOB: 1 BB: 0 P: 15	R: 0 E: 0 K: 1 S: 12	H: 1 LOB: 1 BB: 0 P: 18	R: 0 E: 0 K: 1 S: 9	H: 0 LOB: 0 BB: 0 P: 13	R: 1 E: 0 K: 0 S: 5	H: 2 LOB: 0 BB: 0 P: 8	R: 0 E: 0 K: 1 S: 8	H: 1 LOB: 1 BB: 0 P: 10	R: 1 E: 0 K: 1 S: 9	H: 2 LOB: 2 BB: 1 P: 21	R: 0 E: 0 K: 0 S: 7	H: 1 LOB: 3 BB: 2 P: 20	R: 1 E: 0 K: 0 S: 13	H: 2 LOB: 2 BB: 1 P: 21	1B: 6 2B: 3 3B: 0 HR: 1	SF: 0 SAC: 0 DP: 1 HBP: 0	WP: 0 PA: 44
<b>PITCHER</b>	IP 7.0	WLS 27	H 5	R 1	ER 1	SO 8	BB 0	IBB 0	HBP 0	BLK 0	WP 0	HR 1	S 64	P 92	ERA 1.29	WHIP 0.714							
Jeff Granger, L ERA: 10.3 (8.1)	0.1	4	2	1	1	0	0	0	0	0	0	0	4	12	27.00	6.000							
David Wainhouse, R ERA: 10.13 (8.1)	1.1	6	1	0	0	1	1	0	0	0	0	0	10	21	0.00	1.500							
Matt Ruebel, L ERA: 3.0 (9.1)	1.0	L	7	2	1	1	0	1	1	0	0	0	15	29	9.00	3.000							


Pittsburgh Pirates @ San Diego Padres  
Qualcomm Stadium, San Diego, CA  
Mon Apr 07 1997, 10:05 PM EDT  
Att: 29,895 - Unknown - 61 F

AB 40  
R 3  
H 10  
RBI 3  
BB 4  
SO 9  
LOB 21





Batter	1	2	3	4	5	6	7	8	9	AB	R	H	RBI	BB	SO	LOB	TOP																
Tony Womack, L (1,4) OBP: 0.364, SLG: 0.433	1-3 K		2-3 K		2-0 G4-3 2B		0-0 G1-3	3-2		5	0	2	2	2	0	0	<b>Pittsburgh Pirates @ San Diego Padres</b> Qualcomm Stadium, San Diego, CA Tue Apr 08 1997, 10:05 PM EDT Att: 14,278 - Unknown - 60 F  <b>AB 38</b> <b>R 2</b> <b>H 11</b> <b>RBI 2</b> <b>BB 4</b> <b>SO 9</b> <b>LOB 22</b>  																
Jermaine Allensworth, R (1,8) OBP: 0.367, SLG: 0.462	4-1 G5-3 BB		3-2 F8		2-0 G4-3		1-3 K	3-3 K		4	0	0	0	1	2	2																	
Emil Brown, R (1,7) OBP: 0.333, SLG: 0.333	0-0 G5-3		0-1 BB 1B		1-3 K		1-2		2-1 F9	5	0	2	0	0	1	2																	
Kevin Young, R (1,3) OBP: 0.500, SLG: 0.500	2-3 K		0-2 BB		0-0 L1		0-0		0-0	5	0	3	0	0	1	2																	
Kevin Elster, R (1,6) OBP: 0.419, SLG: 0.462		1-1 G5-3 18 1B	4-1			3-2 G5-3	2-3 K		2-0 F9	4	0	1	0	1	1	3																	
18 Jason Kendall, R (1,2) OBP: 0.296, SLG: 0.240		2-1	2-2 G5-3			3-3 K		1-3 K	0-2 F8	5	0	1	0	0	2	4																	
Jose Guillen, R (1,9) OBP: 0.125, SLG: 0.167	1-1 F9			0-1 G6-3		0-0		0-1		4	1	2	0	0	0	2																	
Joe Randa, R (1,5) OBP: 0.348, SLG: 0.300	1-1 G5-3		0-1 F9		4-2	4-2 BB 1B		3-2 F8		3	0	0	0	1	0	3																	
Steve Cooke, R (1,1)	1-0 G6-3		0-2 G4-3		2-2 G6-3			4-0		3	0	0	0	0	0	4																	
Al Martin, L (8,PH) OBP: 0.357, SLG: 0.250										0	1	0	0	1	0	0																	
Rich Loiselle, R (8,1)										0	0	0	0	0	0	0																	
John Ericks, R (9,1)										0	0	0	0	0	0	0																	
<b>Inning Stats</b>	R: 0 E: 0 K: 2 S: 8	H: 0 LOB: 1 BB: 1 P: 15	R: 0 E: 0 K: 0 S: 9	H: 2 LOB: 2 BB: 0 P: 15	R: 0 E: 0 K: 1 S: 16	H: 2 LOB: 3 BB: 1 P: 27	R: 0 E: 0 K: 0 S: 7	H: 0 LOB: 0 BB: 0 P: 7	R: 0 E: 0 K: 1 S: 6	H: 1 LOB: 1 BB: 0 P: 11	R: 0 E: 0 K: 1 S: 14	H: 1 LOB: 2 BB: 1 P: 26	R: 0 E: 0 K: 2 S: 14	H: 2 LOB: 2 BB: 0 P: 18	R: 2 E: 0 K: 2 S: 15	H: 2 LOB: 1 BB: 1 P: 29	R: 0 E: 0 K: 0 S: 7	H: 1 LOB: 1 BB: 0 P: 11	1B: 8 2B: 2 3B: 1 HR: 0	SF: 0 SAC: 0 DP: 0 HBP: 0	WP: 0 PB: 0 SB: 1 CS: 0	PA: 42											
<b>PITCHER</b>	IP WLS BF H R ER SO BB IBB HBP BLK WP HR S P ERA WHIP																																
Fernando Valenzuela, L (1,1) ERA: 1.64	6.0	27	6	0	0	5	3	0	0	0	0	0	0	60	101	0.00	1.500																
Sean Bergman, R (7,1) ERA: 4.15	2.0	L 11	4	2	2	4	0	1	0	0	0	0	0	29	47	9.00	2.000																
Will Cunnane, R (9,1) ERA:	1.0		4	1	0	0	0	0	0	0	0	0	0	7	11	0.00	1.000																

Batter	1	2	3	4	5	6	7	8	9	AB	R	H	RBI	BB	SO	LOB	BOTTOM																
Quilvio Veras, S (1,4) OBP: 0.351, SLG: 0.433	1-0 F9		1-1 F8			2-1 G5-3			1-3 K	4	0	0	0	0	1	0	<b>Pittsburgh Pirates @ San Diego Padres</b> Qualcomm Stadium, San Diego, CA Tue Apr 08 1997, 10:05 PM EDT Att: 14,278 - Unknown - 60 F  <b>AB 28</b> <b>R 0</b> <b>H 1</b> <b>RBI 0</b> <b>BB 1</b> <b>SO 5</b> <b>LOB 5</b>  																
Tony Gwynn, L (1,9) OBP: 0.351, SLG: 0.344	2-2 G3		1-2 F9			1-1 G3-1			1-1 F9	4	0	0	0	0	0	0																	
Steve Finley, L (1,8) OBP: 0.276, SLG: 0.346	1-2 BB 1B			1-2		1-0 L3			0-0 F8	3	0	1	0	0	0	0																	
Ken Caminiti, S (1,5) OBP: 0.297, SLG: 0.438	4-1			1-0 F9		0-0 G1-3				2	0	0	0	1	0	1																	
Greg Vaughn, R (1,7) OBP: 0.206, SLG: 0.323	0-0 F9			0-1 L5		1-1 F7				3	0	0	0	0	0	3																	
Archi Cianfrocco, R (1,3) OBP: 0.200, SLG: 0.200		1-3 K		1-0 F8		0-0 G6-3				3	0	0	0	0	1	1																	
John Flaherty, R (1,2) OBP: 0.233, SLG: 0.185		0-0 F8			1-2 G6-3			3-3 K		3	0	0	0	0	1	0																	
Chris Gomez, R (1,6) OBP: 0.303, SLG: 0.355		2-2 G5-3			2-1 G6-3			1-1 G5-3		3	0	0	0	0	0	0																	
Fernando Valenzuela, L (1,1)			0-3 K2-3		0-3 K2-3			3-2 G4-3		2	0	0	0	0	2	0																	
Sean Bergman, R (7,1)										0	0	0	0	0	0	0																	
Rickey Henderson, R (8,PH) OBP: 0.697, SLG: 0.880										1	0	0	0	0	0	0																	
Will Cunnane, R (9,1) ERA:										0	0	0	0	0	0	0																	
<b>Inning Stats</b>	R: 0 E: 0 K: 0 S: 10	H: 1 LOB: 2 BB: 1 P: 18	R: 0 E: 0 K: 1 S: 7	H: 0 LOB: 0 BB: 0 P: 10	R: 0 E: 0 K: 1 S: 8	H: 0 LOB: 0 BB: 0 P: 10	R: 0 E: 0 K: 0 S: 6	H: 0 LOB: 1 BB: 0 P: 9	R: 0 E: 0 K: 0 S: 5	H: 0 LOB: 0 BB: 0 P: 9	R: 0 E: 0 K: 0 S: 4	H: 0 LOB: 0 BB: 0 P: 5	R: 0 E: 0 K: 1 S: 9	H: 0 LOB: 0 BB: 0 P: 16	R: 0 E: 0 K: 1 S: 6	H: 0 LOB: 0 BB: 0 P: 8	1B: 1 2B: 0 3B: 0 HR: 0	SF: 0 SAC: 0 DP: 0 HBP: 1	WP: 0 PB: 0 SB: 0 CS: 0	PA: 30													
<b>PITCHER</b>	IP WLS BF H R ER SO BB IBB HBP BLK WP HR S P ERA WHIP																																
Steve Cooke, L (1,1) ERA: 3.6	7.0	W 24	1	0	0	3	1	0	1	0	0	0	0	49	73	0.00	0.286																
Rich Loiselle, R (8,1) ERA: 5.4	1.0		3	0	0	0	0	0	0	0	0	0	0	9	16	0.00	0.000																
John Ericks, R (9,1) ERA:	1.0	S 3	0	0	0	0	0	0	0	0	0	0	0	6	8	0.00	0.000																



Batter	1	2	3	4	5	6	7	8	9	AB R H RBI BB SO LOB	TOP									
Tony Womack, L (1,4) OBP: 0.342, SLG: 0.400	G3-1		G5-3		G4-3		FC6-4 1B		K2-3	5 0 1 1 0 1 2	<b>Pittsburgh Pirates @ San Diego Padres</b> Qualcomm Stadium, San Diego, CA Wed Apr 09 1997, 10:05 PM EDT Att: 24,735 - Unknown - 59 F									
Jermaine Allensworth, R (1,8) OBP: 0.371, SLG: 0.414	F7		F8			L4-6 BB	FC6-4			3 0 0 0 1 0 2										
Al Martin, L (1,7) OBP: 0.344, SLG: 0.222	P2			E S BB				G3-1		3 0 0 0 1 1 1										
Mark Johnson, L (1,3)		F7		F9		L4-6		G3-1		4 0 0 0 0 0 2										
Kevin Elster, R (1,6)		HR		K				L5		4 1 1 1 0 2 1										
18 Jason Kendall, R (1,2) OBP: 0.325, SLG: 0.310		F8		L6						4 2 2 0 0 0 1										
Jose Guillen, R (1,9)					F8		HBP 1B		1B SF8 2B	3 1 2 0 0 0 0										
Joe Randa, R (1,5) OBP: 0.333, SLG: 0.273										2 0 0 1 1 0 3										
Esteban Loaiza, R (1,1) OBP: 0.333, SLG: 0.333			G5-3		SH1-4 BB					2 0 1 1 0 0 0	<b>P</b>									
Matt Ruebel, L (8,1)										0 0 0 0 0 0 0										
Midre Cummings, L (9,PH) OBP: 0.125, SLG: 0.250										1 0 0 0 0 0 1	<b>P</b>									
John Ericks, R (9,1)										0 0 0 0 0 0 0										
<b>Inning Stats</b>	R: 0 E: 0 K: 0 S: 6	H: 0 LOB: 0 BB: 0 P: 8	R: 1 E: 0 K: 0 S: 8	H: 2 LOB: 1 BB: 0 P: 13	R: 0 E: 0 K: 0 S: 7	H: 0 LOB: 0 BB: 0 P: 10	R: 0 E: 1 K: 1 S: 10	H: 0 LOB: 1 BB: 1 P: 20	R: 0 E: 0 K: 0 S: 8	H: 0 LOB: 1 BB: 1 P: 12	R: 0 E: 0 K: 1 S: 20	H: 3 LOB: 2 BB: 0 P: 27	R: 0 E: 0 K: 0 S: 10	H: 0 LOB: 0 BB: 0 P: 15	R: 1 E: 0 K: 1 S: 12	H: 2 LOB: 1 BB: 0 P: 17	1B: 5 2B: 2 3B: 0 HR: 1	SF: 1 SAC: 1 DP: 1 HBP: 1	WP: 0 PB: 0 SB: 2 CS: 0	PA: 37
<b>PITCHER</b>	IP WLS BF H R ER SO BB IBB HBP BLK WP HR S P ERA WHIP											IP WLS BF H R ER SO BB IBB HBP BLK WP HR S P ERA WHIP								
Tim Worrell, R (1,1) ERA: 3.29	6.2 L 28 5 3 3 3 3 0 1 0 0 0 1 64 101 4.05 1.200																			
Tim Scott, R (7,1) ERA:	1.1 4 0 0 0 0 0 0 0 0 0 0 0 13 18 0.00 0.000																			
Trevor Hoffman, R (9,1) ERA: 6.23	1.0 5 2 1 1 1 0 0 0 0 0 0 0 12 17 9.00 2.000																			

Batter	1	2	3	4	5	6	7	8	9	AB R H RBI BB SO LOB	BOTTOM									
Rickey Henderson, R (1,7) OBP: 0.545, SLG: 0.571	G5-3		F9		G5-3			FC5-4 HR		4 1 0 0 0 0 2	<b>Pittsburgh Pirates @ San Diego Padres</b> Qualcomm Stadium, San Diego, CA Wed Apr 09 1997, 10:05 PM EDT Att: 24,735 - Unknown - 59 F									
Tony Gwynn, L (1,9) OBP: 0.390, SLG: 0.472						F9		HR		4 1 3 2 0 0 0										
Steve Finley, L (1,8) OBP: 0.242, SLG: 0.300		F9		P5		G3		G4-3		4 0 0 0 0 0 2										
Ken Caminiti, S (1,5)		F7		F8				K		3 0 0 0 1 1 2										
Wally Joyner, L (1,3) OBP: 0.400, SLG: 0.545			F9			G4-3			F9	4 0 1 0 0 0 1										
Quiroga Veras, S (1,4) OBP: 0.341, SLG: 0.412		G1-3		G4-3		G6-3			FC6 S 1B	4 0 1 0 0 0 2										
Don Slaught, R (1,2)					F9		F8		FC6 BB	3 0 0 0 0 1 0										
Greg Vaughn, R (9,PH) OBP: 0.229, SLG: 0.323										0 0 0 0 1 0 0										
Chris Gomez, R (1,6) OBP: 0.297, SLG: 0.343					K		G6-3		FC6	4 0 1 0 0 1 2										
Tim Worrell, R (1,1) OBP: 0.400, SLG: 0.400										2 0 0 0 0 2 1	<b>SD</b>									
Tim Scott, R (7,1) ERA:										0 0 0 0 0 0 0										
Scott Livingstone, L (8,PH) OBP: 1.000, SLG: 1.500										1 0 1 0 0 0 0	<b>SD</b>									
Trevor Hoffman, R (9,1) ERA:										0 0 0 0 0 0 0										
Chris Jones, R (9,PH) OBP: 0.697, SLG: 1.000										1 0 0 0 0 1 2										
<b>Inning Stats</b>	R: 0 E: 0 K: 0 S: 9	H: 1 LOB: 1 BB: 0 P: 14	R: 0 E: 0 K: 1 S: 11	H: 0 LOB: 0 BB: 0 P: 18	R: 0 E: 0 K: 2 S: 8	H: 0 LOB: 0 BB: 0 P: 10	R: 0 E: 0 K: 0 S: 8	H: 2 LOB: 2 BB: 0 P: 11	R: 0 E: 0 K: 1 S: 11	H: 1 LOB: 1 BB: 0 P: 16	R: 0 E: 0 K: 0 S: 8	H: 0 LOB: 0 BB: 1 P: 16	R: 2 E: 0 K: 1 S: 12	H: 2 LOB: 0 BB: 0 P: 20	R: 0 E: 0 K: 1 S: 13	H: 1 LOB: 2 BB: 1 P: 19	1B: 6 2B: 0 3B: 0 HR: 1	SF: 0 SAC: 0 DP: 0 HBP: 0	WP: 0 PB: 0 SB: 2 CS: 0	PA: 36
<b>PITCHER</b>	IP WLS BF H R ER SO BB IBB HBP BLK WP HR S P ERA WHIP											IP WLS BF H R ER SO BB IBB HBP BLK WP HR S P ERA WHIP								
Esteban Loaiza, R (1,1) ERA: 1.35	7.1 W 28 5 1 1 4 1 0 0 0 0 0 0 66 101 1.23 0.818																			
Matt Ruebel, L (8,1) ERA: 4.91	0.2 3 1 1 1 1 0 0 0 0 0 0 1 9 14 13.50 1.500																			
John Ericks, R (9,1) ERA:	1.0 S 5 1 0 0 1 1 0 0 0 0 0 0 13 19 0.00 2.000																			



Batter	1	2	3	4	5	6	7	8	9	AB	R	H	RBI	BB	SO	LOB	TOP								
<b>Brett Butler, L</b> (1, 8) OBP: 0.357, SLG: 0.235	G3-1		1B BB		G6-3			L5	K	4	0	0	0	1	1	1	<b>Los Angeles Dodgers @ Pittsburgh Pirates</b> Three Rivers Stadium, Pittsburgh, PA Fri Apr 11 1997, 7:05 PM EDT Att: 43,126 - Unknown - 51 F								
<b>Wilton Guerrero, S</b> (1, 4) OBP: 0.243, SLG: 0.314	F7		1B		G3			K	G5-3	5	0	1	1	0	1	1									
<b>Raul Mondesi, R</b> (1, 9) OBP: 0.267, SLG: 0.524	F8		SF7		HR			K		3	1	1	2	0	1	0									
<b>Mike Piazza, R</b> (1, 2) OBP: 0.462, SLG: 0.438			3-H 2-1 1B		2-1 P3				E5 1B 3B	0	0	0	0	0	0	0									
<b>Tom Prince, R</b> (2, 2) OBP: 0.333, SLG: 0.333			2-H 1B		1-2 F7				F9	4	0	0	0	0	0	2									
<b>Eric Karros, R</b> (1, 3) OBP: 0.302, SLG: 0.237	L5				G5-3				F9	4	0	0	0	0	0	2									
<b>Todd Hollandsworth, L</b> (1, 7) OBP: 0.279, SLG: 0.325	G5-4-3				F9				G4-3 1B 3B	4	1	1	0	0	0	1									
<b>Todd Zeile, R</b> (1, 5) OBP: 0.293, SLG: 0.343			FC3-5 1B		K				F9 1-2 3B BB	3	1	1	0	1	1	0									
<b>Greg Gagne, R</b> (1, 6) OBP: 0.237, SLG: 0.342			BB FC3-5 1B		G4-3				FC4 3B	4	2	3	3	0	0	0									
<b>Ramon Martinez, R</b> (1, 1)			FC3-5 1B		G3				FC4 3B	3	1	0	0	0	1	3									
<b>Scott Radinsky, L</b> (8, 1)			1B BB		G3					0	0	0	0	0	0	0									
<b>37 Darren Dreifort, R</b> (8, 1)			1B BB							0	0	0	0	0	0	0									
<b>Wayne Kirby, L</b> (9, PH)			SF7							1	0	0	1	0	0	0									
<b>Pedro Astacio, R</b> (9, 1)										0	0	0	0	0	0	0									
<b>Inning Stats</b>	R: 0 E: 0 K: 0 S: 4	H: 0 LOB: 0 BB: 0 P: 5	R: 0 E: 0 K: 0 S: 2	H: 0 LOB: 0 BB: 0 P: 5	R: 2 E: 0 K: 0 S: 12	H: 4 LOB: 2 BB: 1 P: 22	R: 0 E: 0 K: 1 S: 6	H: 0 LOB: 0 BB: 0 P: 11	R: 0 E: 0 K: 0 S: 6	H: 0 LOB: 0 BB: 0 P: 7	R: 1 E: 0 K: 0 S: 7	H: 1 LOB: 0 BB: 0 P: 11	R: 0 E: 0 K: 1 S: 10	H: 1 LOB: 1 BB: 0 P: 14	R: 0 E: 0 K: 2 S: 9	H: 0 LOB: 0 BB: 0 P: 12	R: 4 E: 1 K: 1 S: 16	H: 2 LOB: 1 BB: 1 P: 24	1B: 6 2B: 0 3B: 1 HR: 1	SF: 1 SAC: 0 DP: 1 HBP: 1	WP: 0 PB: 0 SB: 0 CS: 0	PA: 38			
<b>PITCHER</b>	IP	WLS	BF	H	R	ER	SO	BB	IBB	HBP	BLK	WP	HR	S	P	ERA	WHIP								
<b>67 Francisco Cordova, R</b> (1, 1) ERA: 2.97	7.0	L	27	6	3	3	2	1	0	1	0	0	1	47	75	3.86	1.000								
<b>Ricardo Rincon, L</b> (8, 1) ERA: 6.0	1.0		3	0	0	0	2	0	0	0	0	0	0	9	12	0.00	0.000								
<b>Marc Wilkins, R</b> (9, 1) ERA: 10.13	1.0		8	2	4	3	1	1	0	0	0	0	0	16	24	27.00	3.000								

Batter	1	2	3	4	5	6	7	8	9	AB	R	H	RBI	BB	SO	LOB	BOTTOM								
<b>Tony Womack, L</b> (1, 4) OBP: 0.326, SLG: 0.359	G4		FC5-4 BB		F8				K	4	0	0	0	1	1	3	<b>Los Angeles Dodgers @ Pittsburgh Pirates</b> Three Rivers Stadium, Pittsburgh, PA Fri Apr 11 1997, 7:05 PM EDT Att: 43,126 - Unknown - 51 F								
<b>Jermaine Allensworth, R</b> (1, 8) OBP: 0.350, SLG: 0.412	K		FC5-4 CS		L4				G6-3	5	0	1	0	0	1	3									
<b>Al Martin, L</b> (1, 7) OBP: 0.417, SLG: 0.345	1B		CS		L6 BB				SF8 3B	2	1	2	0	2	0	0									
<b>Mark Johnson, L</b> (1, 3) OBP: 0.206, SLG: 0.364	1B		L6 BB		P2				SF8	3	0	1	1	0	0	4									
<b>Kevin Elster, R</b> (1, 6) OBP: 0.385, SLG: 0.485			E6		1B BB				G6-3	3	0	0	0	1	1	0									
<b>18 Jason Kendall, R</b> (1, 2) OBP: 0.343, SLG: 0.313			K		1B				K	3	0	1	0	0	2	1									
<b>Jose Guillen, R</b> (1, 9) OBP: 0.219, SLG: 0.226			F9		K				P9	4	0	1	0	0	1	4									
<b>Joe Randa, R</b> (1, 5) OBP: 0.355, SLG: 0.385			G4-3		67 FC1-6-5 2B				FC6-4 HBP	4	0	2	0	0	0	2									
<b>67 Francisco Cordova, R</b> (1, 1) ERA: 2.85			K		FC1-6-5 2B				F8	2	0	0	0	0	1	1									
<b>Midge Cummings, L</b> (7, PH) ERA: 1.42									F7	1	0	0	0	0	0	0									
<b>Scott Radinsky, L</b> (8, 1)										0	0	0	0	0	0	0									
<b>37 Darren Dreifort, R</b> (8, 1)										0	0	0	0	0	0	0									
<b>Pedro Astacio, R</b> (9, 1) ERA: 2.0										1	0	0	0	0	0	2									
<b>Inning Stats</b>	R: 0 E: 0 K: 1 S: 11	H: 2 LOB: 2 BB: 0 P: 18	R: 0 E: 1 K: 1 S: 11	H: 0 LOB: 1 BB: 0 P: 18	R: 0 E: 0 K: 1 S: 8	H: 0 LOB: 0 BB: 1 P: 15	R: 0 E: 0 K: 1 S: 9	H: 1 LOB: 2 BB: 2 P: 21	R: 0 E: 0 K: 0 S: 6	H: 2 LOB: 3 BB: 1 P: 15	R: 0 E: 0 K: 1 S: 8	H: 0 LOB: 1 BB: 0 P: 11	R: 0 E: 0 K: 0 S: 5	H: 0 LOB: 0 BB: 0 P: 6	R: 1 E: 0 K: 1 S: 7	H: 1 LOB: 0 BB: 0 P: 9	R: 0 E: 0 K: 1 S: 8	H: 2 LOB: 2 BB: 0 P: 14	1B: 4 2B: 4 3B: 1 HR: 0	SF: 1 SAC: 0 DP: 1 HBP: 1	WP: 0 PB: 0 SB: 1 CS: 1	PA: 39			
<b>PITCHER</b>	IP	WLS	BF	H	R	ER	SO	BB	IBB	HBP	BLK	WP	HR	S	P	ERA	WHIP								
<b>Ramon Martinez, R</b> (1, 1) ERA: 2.85	7.0	W	29	4	0	0	5	4	0	1	0	0	0	58	104	0.00	1.286								
<b>Scott Radinsky, L</b> (8, 1) ERA: 1.42	0.1		2	1	1	1	0	0	0	0	0	0	0	2	3	27.00	3.000								
<b>37 Darren Dreifort, R</b> (8, 1)	0.2		2	0	0	0	1	0	0	0	0	0	0	5	6	0.00	0.000								
<b>Pedro Astacio, R</b> (9, 1) ERA: 2.0	1.0		5	2	0	0	1	0	0	0	0	0	0	8	14	0.00	2.000								







Batter	1	2	3	4	5	6	7	8	9	AB	R	H	RBI	BB	SO	LOB	TOP								
Quilvio Veras, S OBP: 0.333, SLG: 0.356	G2-3			G3		G4-3	G1-3			4	0	0	0	0	0	1	<b>San Diego Padres @ Pittsburgh Pirates</b> Three Rivers Stadium, Pittsburgh, PA Tue Apr 15 1997, 7:05 PM EDT Att: 6,851 - Unknown - 52 F								
Tony Gwynn, L OBP: 0.426, SLG: 0.551	G4-3			1B		HR		F9		4	1	2	1	0	0										
Steve Finley, L OBP: 0.267, SLG: 0.400	G4-3			E4		K		K		4	0	0	0	0	2	1									
Ken Caminiti, S OBP: 0.315, SLG: 0.444			K	G4-3				K		4	0	1	0	0	2	2									
Wally Joyner, L OBP: 0.383, SLG: 0.465	F9				G4-3			F7		3	0	0	0	1	0	0									
Greg Vaughn, R OBP: 0.277, SLG: 0.400	F9				F8		G4-3	HR		4	1	1	1	0	0	2									
John Flaherty, R OBP: 0.286, SLG: 0.256				G3				G5-3		4	0	2	0	0	0	0									
Chris Gomez, R OBP: 0.265, SLG: 0.298			G4-3					K		4	0	1	0	0	2	1									
Andy Ashby, R OBP: 0.250, SLG: 0.143			K							2	0	0	0	1	2	2									
Sterling Hitchcock, L (9, 1)										0	0	0	0	0	0	0									
<b>Inning Stats</b>	R: 0 E: 0 K: 0 S: 7	H: 0 LOB: 0 BB: 0 P: 12	R: 0 E: 0 K: 1 S: 8	H: 0 LOB: 0 BB: 0 P: 12	R: 0 E: 0 K: 1 S: 8	H: 0 LOB: 0 BB: 0 P: 11	R: 0 E: 1 K: 0 S: 10	H: 1 LOB: 1 BB: 0 P: 15	R: 0 E: 0 K: 1 S: 15	H: 2 LOB: 2 BB: 0 P: 22	R: 1 E: 0 K: 1 S: 11	H: 2 LOB: 1 BB: 1 P: 19	R: 0 E: 0 K: 1 S: 8	H: 1 LOB: 1 BB: 1 P: 13	R: 0 E: 0 K: 2 S: 9	H: 0 LOB: 0 BB: 0 P: 11	R: 1 E: 0 K: 1 S: 7	H: 1 LOB: 0 BB: 0 P: 13	1B: 4 2B: 1 3B: 0 HR: 2	SF: 0 SAC: 0 DP: 1 HBP: 0	WP: 0 PB: 0 SB: 0 CS: 1	PA: 35			
<b>PITCHER</b>	IP	WLS	BF	H	R	ER	SO	BB	IBB	HBP	BLK	WP	HR	S	P	ERA	WHIP								
Jon Lieber, R ERA: 1.37	(1, 1)	7.0	28	6	1	1	5	1	1	0	0	0	1	67	104	1.29	1.000								
Ricardo Rincon, L ERA: 4.5	(8, 1)	1.0	3	0	0	0	2	0	0	0	0	0	0	9	11	0.00	0.000								
John Ericks, R ERA: 1.5	(9, 1)	1.0	W	4	1	1	1	0	0	0	0	0	1	7	13	9.00	1.000								

AB	33
R	2
H	7
RBI	2
BB	2
SO	8
LOB	9



Batter	1	2	3	4	5	6	7	8	9	AB	R	H	RBI	BB	SO	LOB	BOTTOM								
Tony Womack, L OBP: 0.302, SLG: 0.354	G4-3		G5-3			F7	FC3-2			4	0	0	1	0	0	2	<b>San Diego Padres @ Pittsburgh Pirates</b> Three Rivers Stadium, Pittsburgh, PA Tue Apr 15 1997, 7:05 PM EDT Att: 6,851 - Unknown - 52 F								
Jermaine Allensworth, R OBP: 0.347, SLG: 0.366	F8			G6-3		1B	G3		F8	3	1	0	0	1	0	2									
Al Martin, L OBP: 0.400, SLG: 0.424										4	1	3	0	0	1	0									
John Ericks, R (9, 1)				FC6-4			G3			0	0	0	0	0	0	0									
Mark Johnson, L OBP: 0.256, SLG: 0.390	G3-1					G3				4	0	1	1	0	1	2									
Kevin Elster, R OBP: 0.391, SLG: 0.432				FC6-4		E6			P4	3	0	0	0	1	0	2									
18 Jason Kendall, R OBP: 0.317, SLG: 0.289						L5-3				4	0	1	0	0	2	4									
Jose Guillen, R OBP: 0.275, SLG: 0.308										4	1	2	0	0	0	0									
Joe Randa, R OBP: 0.316, SLG: 0.364										3	0	0	0	0	1	2									
Jon Lieber, L OBP: 0.143, SLG: 0.143										2	0	0	0	0	1	0									
Dale Sveum, S OBP: 0.400, SLG: 0.444										0	0	0	0	1	0	0									
Ricardo Rincon, L (8, 1)										0	0	0	0	0	0	0									
Midre Cummings, L OBP: 0.214, SLG: 0.429										0	0	0	0	0	0	0									
Kevin Young, R OBP: 0.317, SLG: 0.571										1	0	1	0	0	0	0									
<b>Inning Stats</b>	R: 0 E: 0 K: 0 S: 5	H: 1 LOB: 1 BB: 0 P: 6	R: 0 E: 0 K: 1 S: 9	H: 0 LOB: 0 BB: 1 P: 15	R: 0 E: 0 K: 1 S: 9	H: 0 LOB: 0 BB: 0 P: 12	R: 0 E: 0 K: 1 S: 8	H: 2 LOB: 2 BB: 0 P: 10	R: 0 E: 0 K: 0 S: 6	H: 0 LOB: 0 BB: 0 P: 7	R: 2 E: 1 K: 0 S: 10	H: 1 LOB: 1 BB: 1 P: 20	R: 0 E: 0 K: 0 S: 9	H: 1 LOB: 2 BB: 1 P: 14	R: 0 E: 0 K: 2 S: 7	H: 0 LOB: 0 BB: 0 P: 9	R: 1 E: 0 K: 0 S: 10	H: 3 LOB: 3 BB: 0 P: 16	1B: 7 2B: 1 3B: 0 HR: 0	SF: 0 SAC: 1 DP: 0 HBP: 1	WP: 0 PB: 1 SB: 0 CS: 1	PA: 37			
<b>PITCHER</b>	IP	WLS	BF	H	R	ER	SO	BB	IBB	HBP	BLK	WP	HR	S	P	ERA	WHIP								
Andy Ashby, R ERA: 2.3	(1, 1)	8.1	L	35	7	3	2	6	3	0	0	0	0	67	101	2.16	1.200								
Sterling Hitchcock, L ERA: 2.3	(9, 1)	0.0		2	1	0	0	0	0	0	1	0	0	6	8	*	*								

AB	32
R	3
H	8
RBI	2
BB	3
SO	6
LOB	14









Batter	1	2	3	4	5	6	7	8	9	AB	R	H	RBI	BB	SO	LOB	TOP			
Deion Sanders, L (1, 8) OBP: 0.412, SLG: 0.438	K	G4-3					P6										5 0 2 0 0 1 1			
Willie Greene, L (1, 5) OBP: 0.311, SLG: 0.373 Jeff Shaw, R (7, 1)			G3-1				G3										3 0 0 0 1 0 1 0 0 0 0 0 0 0 0 0 0 0 1 0 0			
Brook Fordyce, R (9, PH) OBP: 0.200, SLG: 0.182	HBP BB																5 0 1 0 0 1 4			
Barry Larkin, R (1, 6) OBP: 0.404, SLG: 0.375	K						F7										3 0 0 0 0 1 1			
Reggie Sanders, R (1, 9) OBP: 0.300, SLG: 0.491			G1-3				K										4 0 1 0 0 1 3			
Ruben Sierra, S (1, 7) OBP: 0.268, SLG: 0.342																	4 0 1 0 0 2 0			
Eddie Taubensee, L (1, 2)																	3 0 0 0 0 1 0			
Hal Morris, L (1, 3) OBP: 0.236, SLG: 0.163			G3-1				B2-3										4 1 1 0 0 1 3			
Bret Boone, R (1, 4) OBP: 0.231, SLG: 0.191							G4-3										2 0 1 1 0 0 0 0 0 0 0 0 0 0 0 0 0 0 0 0 0 1 0 0 0 0 1 0 0 0 0 0 0 0 0 1 1 1 0 0 0 0			
Mike Morgan, R (1, 1) Hector Carrasco, R (5, 1) Mike Reminger, L (6, 1) Jeff Branson, L (7, PH) Eduardo Perez, R (9, PH) Lenny Harris, L (9, PH)																	1B: 7 SF: 0 2B: 0 SAC: 0 3B: 1 DP: 0 HR: 0 HBP: 2			
<b>Inning Stats</b>	R: 0 H: 0 E: 0 LOB: 2 K: 2 BB: 1 S: 18 P: 30	R: 1 H: 2 E: 0 LOB: 1 K: 1 BB: 0 S: 11 P: 16	R: 0 H: 1 E: 0 LOB: 1 K: 1 BB: 0 S: 9 P: 11	R: 0 H: 0 E: 0 LOB: 0 K: 0 BB: 0 S: 4 P: 4	R: 0 H: 0 E: 0 LOB: 0 K: 0 BB: 0 S: 5 P: 7	R: 0 H: 2 E: 0 LOB: 3 K: 2 BB: 0 S: 17 P: 26	R: 0 H: 1 E: 0 LOB: 1 K: 1 BB: 0 S: 9 P: 14	R: 0 H: 0 E: 0 LOB: 0 K: 1 BB: 0 S: 6 P: 9	R: 1 H: 2 E: 0 LOB: 2 K: 1 BB: 1 S: 17 P: 31	1B: 7 SF: 0 2B: 0 SAC: 0 3B: 1 DP: 0 HR: 0 HBP: 2	WP: 0 PA: 39 PB: 0 SB: 4 CS: 0									
<b>PITCHER</b>	IP WLS BF H R ER SO BB IBB HBP BLK WP HR S P ERA WHIP	IP WLS BF H R ER SO BB IBB HBP BLK WP HR S P ERA WHIP																		
Esteban Loaiza, R (1, 1) ERA: 1.33	7.0 W 30 6 1 1 7 1 0 2 0 0 0 0 0 0 73 108 1.29 1.000	0.2 2 0 0 0 0 0 0 0 0 0 0 0 0 0 3 5 0.00 0.000	1.0 3 0 0 0 2 0 0 0 0 0 0 0 0 0 8 12 0.00 0.000	0.1 S 4 2 1 0 0 1 0 0 0 0 0 0 0 0 12 23 0.00 9.000																

Cincinnati Reds @ Pittsburgh Pirates  
Three Rivers Stadium, Pittsburgh, PA  
Thu Apr 17 1997, 7:05 PM EDT  
Att. 6,039 - Unknown - 38 F

AB 35  
R 2  
H 8  
RBI 1  
BB 2  
SO 9  
LOB 13



Batter	1	2	3	4	5	6	7	8	9	AB	R	H	RBI	BB	SO	LOB	BOTTOM		
Tony Womack, L (1, 4) OBP: 0.306, SLG: 0.393	L5																3 1 0 0 1 1 0		
Jermaine Allensworth, R (1, 8) OBP: 0.397, SLG: 0.490	G6-3																3 0 2 3 0 0 0		
Dale Sveum, S (1, 5) OBP: 0.357, SLG: 0.333																	3 0 0 0 0 1 2		
Mark Johnson, L (1, 3) OBP: 0.271, SLG: 0.364 Rich Loiselle, R (8, 1) Ricardo Rincon, L (8, 1) John Ericks, R (9, 1)																	3 0 0 0 1 1 1 0		
Kevin Elster, R (1, 6) OBP: 0.370, SLG: 0.455																	3 0 0 0 1 1 3		
18 Jason Kendall, R (1, 2) OBP: 0.333, SLG: 0.279																	2 0 1 0 2 0 1		
Jose Guillen, R (1, 9) OBP: 0.333, SLG: 0.348																	3 1 2 0 1 0 0		
Midre Cummings, L (1, 7) OBP: 0.222, SLG: 0.353																	3 0 0 0 1 1 4		
Esteban Loaiza, R (1, 1) OBP: 0.167, SLG: 0.167 Kevin Young, R (8, 3) Jeff Shaw, R (7, 1) ERA: 0.96																	3 1 0 0 0 1 5 1 0 0 0 0 0 2		
<b>Inning Stats</b>	R: 0 H: 0 E: 0 LOB: 0 K: 1 BB: 0 S: 7 P: 10	R: 0 H: 0 E: 0 LOB: 0 K: 0 BB: 1 S: 4 P: 10	R: 0 H: 0 E: 0 LOB: 0 K: 0 BB: 0 S: 7 P: 9	R: 0 H: 0 E: 0 LOB: 2 K: 1 BB: 1 S: 7 P: 15	R: 3 H: 2 E: 0 LOB: 1 K: 1 BB: 2 S: 10 P: 23	R: 0 H: 0 E: 0 LOB: 3 K: 1 BB: 3 S: 11 P: 27	R: 0 H: 1 E: 0 LOB: 1 K: 1 BB: 0 S: 9 P: 13	R: 0 H: 2 E: 0 LOB: 2 K: 1 BB: 0 S: 15 P: 18	1B: 4 SF: 0 2B: 1 SAC: 1 3B: 0 DP: 1 HR: 0 HBP: 1	WP: 1 PA: 37 PB: 0 SB: 0 CS: 1									
<b>PITCHER</b>	IP WLS BF H R ER SO BB IBB HBP BLK WP HR S P ERA WHIP	IP WLS BF H R ER SO BB IBB HBP BLK WP HR S P ERA WHIP																	
Mike Morgan, R (1, 1) ERA: 3.45	4.2 L 20 2 3 3 3 3 0 0 0 0 0 0 0 7 22 0.00 2.000	1.0 5 0 0 0 0 2 0 0 0 0 0 0 0 6 10 0.00 3.000	0.1 2 0 0 0 1 1 0 0 0 0 0 0 0 24 31 0.00 1.500																

Cincinnati Reds @ Pittsburgh Pirates  
Three Rivers Stadium, Pittsburgh, PA  
Thu Apr 17 1997, 7:05 PM EDT  
Att. 6,039 - Unknown - 38 F

AB 27  
R 3  
H 5  
RBI 3  
BB 7  
SO 6  
LOB 18





Batter	1	2	3	4	5	6	7	8	9	AB	R	H	RBI	BB	SO	LOB	TOP				
<b>Deion Sanders, L</b> (1, 8) OBP: 0.438, SLG: 0.515	0-2 FC3-6 1B		2-2 IHR		0-0 G1-3		0-0 2B		4-2 BB PB BB	4	1	3	1	1	0	0					
<b>Brook Fordyce, R</b> (1, 2) OBP: 0.233, SLG: 0.231	1-1 FC3-6 G4-3 PB 1-2		2-1 G5-3		1-0 2B		0-2 P5		4-0 BB BB	4	0	1	0	1	0	3					
<b>Barry Larkin, R</b> (1, 6) OBP: 0.368, SLG: 0.333	3-1 G4-3 1-3		0-0 P4		2-0 G4-3			3-1 G4-3	2-3 3-H 2-3	5	0	0	0	0	1	5					
<b>Willie Greene, L</b> (1, 5) OBP: 0.303, SLG: 0.345	1-1 G3				0-2 G3		2-2 F7		2-3 K	4	0	0	1	1	1	1					
<b>Reggie Sanders, R</b> (1, 9) OBP: 0.328, SLG: 0.491		3-1 1B E G4-6-3 1B		4-1 G1-6-3 E BB		2-1 G4-3		4-2 CS BB	2-0 F8	2	2	1	0	2	0	0					
<b>Lenny Harris, L</b> (8, 9) OBP: 0.238, SLG: 0.250										1	0	0	0	0	0	3					
<b>Ruben Sierra, S</b> (1, 7) OBP: 0.287, SLG: 0.333	2-1 G4-6-3 1B		0-0 G1-6-3		2-0 G3			2-1 CS	0-3 K	4	0	1	0	0	1	1					
<b>Hal Morris, L</b> (1, 3) OBP: 0.237, SLG: 0.189	1-2 G4-6-3 1-2 3-H		3-1 E5		1-3 K				0-1 WP 2B	4	1	1	0	0	1	1					
<b>Bret Boone, R</b> (1, 4) OBP: 0.232, SLG: 0.180			1-2 G6-3		0-0 G5-3				4-0 WP PB BB	3	1	0	0	1	0	1					
<b>Dave Burba, R</b> (1, 1) OBP: 0.426, SLG: 0.429					0-0 G5-3				4-1 PB BB BB	3	0	1	0	0	1	0					
<b>Mike Remlinger, L</b> (7, 1) OBP: 0.143, SLG: 0.143									1-3 2-H BB	0	0	0	0	0	0	0					
<b>Jeff Shaw, R</b> (8, 1) OBP: 0.099, SLG: 0.099										0	0	0	0	0	0	0					
<b>Jeff Granger, L</b> (9, 1) OBP: 0.071, SLG: 0.071										0	0	0	0	0	0	0					
<b>Eduardo Perez, R</b> (9, 1) OBP: 0.071, SLG: 0.071										0	0	0	0	0	0	0					
<b>Jeff Brantley, R</b> (9, 1) OBP: 0.071, SLG: 0.071										0	0	0	0	0	0	0					
<b>Inning Stats</b>	R: 0 E: 0 K: 0 S: 9	H: 1 LOB: 1 BB: 0 P: 14	R: 1 E: 1 K: 0 S: 9	H: 2 LOB: 0 BB: 0 P: 16	R: 1 E: 0 K: 1 S: 9	H: 1 LOB: 0 BB: 0 P: 13	R: 1 E: 1 K: 0 S: 10	H: 0 LOB: 1 BB: 1 P: 18	R: 0 E: 0 K: 0 S: 4	H: 0 LOB: 0 BB: 0 P: 7	R: 0 E: 0 K: 1 S: 7	H: 2 LOB: 2 BB: 0 P: 11	R: 0 E: 0 K: 1 S: 9	H: 0 LOB: 0 BB: 1 P: 19	R: 3 E: 0 K: 2 S: 15	H: 1 LOB: 3 BB: 5 P: 39	1B: 4 2B: 3 3B: 0 HR: 1	SF: 0 SAC: 0 DP: 1 HBP: 0	WP: 2 PB: 2 SB: 0 CS: 1	PA: 42	
<b>PITCHER</b>	IP	WLS	BF	H	R	ER	SO	BB	IBB	HBP	BLK	WP	HR	S	P	ERA	WHIP				
<b>67 Francisco Cordova, R</b> (1, 1) ERA: 2.14	7.0	L	29	7	3	1	2	1	0	0	0	0	0	58	92	1.29	1.143				
<b>Marc Wilkins, R</b> (8, 1) ERA: 6.43	1.1		6	1	2	2	2	2	0	0	0	0	0	14	28	13.50	2.250				
<b>Jeff Granger, L</b> (9, 1) ERA: 12.0	0.0		2	0	0	0	2	2	0	0	0	1	0	3	11	∞	∞				
<b>David Wainhouse, R</b> (9, 1) ERA: 16.62	0.2		4	0	1	1	1	2	0	0	0	0	0	7	19	13.50	3.000				

Cincinnati Reds @ Pittsburgh Pirates  
Three Rivers Stadium, Pittsburgh, PA  
Fri Apr 18 1997, 7:05 PM EDT  
Att. 9,082 - Unknown - 44 F

AB 34  
R 6  
H 8  
RBI 2  
BB 7  
SO 5  
LOB 15



Batter	1	2	3	4	5	6	7	8	9	AB	R	H	RBI	BB	SO	LOB	BOTTOM				
<b>Tony Womack, L</b> (1, 4) OBP: 0.303, SLG: 0.383	3-2 G6-3		2-1 F9		1-0 G6-4-3 1B				3-2 K	4	0	1	0	0	1	0					
<b>Jermaine Allensworth, R</b> (1, 8) OBP: 0.371, SLG: 0.453	3-3 K		3-2 G4-3		2-0 G6-4-3 1-2				2-3 K	4	0	0	0	0	2	1					
<b>Emil Brown, R</b> (1, 7) OBP: 0.375, SLG: 0.333	2-2 1B		1-3 K		4-2 S BB				2-2 S 1B	3	0	2	0	1	1	0					
<b>Mark Johnson, L</b> (1, 3) OBP: 0.250, SLG: 0.333	3-3 K				3-3 K				2-1 L9	4	0	0	0	0	3	3					
<b>Kevin Elster, R</b> (1, 6) OBP: 0.379, SLG: 0.511		4-0 BB BB		2-0 HR		2-3 K			3-3 K	3	1	1	1	1	2	1					
<b>Joe Randa, R</b> (1, 5) OBP: 0.304, SLG: 0.400		2-3 K		2-1 F9		2-3 K			0-2 F9	4	0	0	0	0	2	2					
<b>Jose Guillen, R</b> (1, 9) OBP: 0.346, SLG: 0.333		0-3 K		4-1 67 E 1B BB		1-1 HBP			2-3 K	2	0	0	0	1	2	1					
<b>Keith Osik, R</b> (1, 2) OBP: 0.143, SLG: 0.077		4-2 BB		1-0 1B		0-1 F8			0-2 F8	3	0	1	0	1	0	1					
<b>67 Francisco Cordova, R</b> (1, 1) ERA: 6.35		0-3 K		1-3 K		0-3 K			0-0 F8	2	0	0	0	0	2	4					
<b>Dale Sveum, S</b> (7, 1) ERA: 0.300										1	0	0	0	0	1	0					
<b>Marc Wilkins, R</b> (8, 1) ERA: 6.43										0	0	0	0	0	0	0					
<b>Jeff Granger, R</b> (9, 1) ERA: 0.9										0	0	0	0	0	0	0					
<b>David Wainhouse, L</b> (9, 1) ERA: 16.62										0	0	0	0	0	0	0					
<b>Midre Cummings, L</b> (9, 1) ERA: 16.62										1	0	0	0	0	0	0					
<b>Inning Stats</b>	R: 0 E: 0 K: 2 S: 13	H: 1 LOB: 1 BB: 0 P: 24	R: 0 E: 0 K: 3 S: 13	H: 0 LOB: 2 BB: 2 P: 23	R: 0 E: 0 K: 1 S: 8	H: 0 LOB: 0 BB: 0 P: 14	R: 1 E: 1 K: 2 S: 13	H: 2 LOB: 2 BB: 1 P: 26	R: 0 E: 0 K: 1 S: 7	H: 1 LOB: 1 BB: 1 P: 17	R: 0 E: 0 K: 2 S: 9	H: 0 LOB: 0 BB: 0 P: 14	R: 0 E: 0 K: 3 S: 12	H: 1 LOB: 1 BB: 0 P: 19	R: 0 E: 0 K: 1 S: 7	H: 0 LOB: 0 BB: 0 P: 9	1B: 4 2B: 0 3B: 0 HR: 1	SF: 0 SAC: 0 DP: 1 HBP: 1	WP: 0 PB: 0 SB: 2 CS: 0	PA: 36	
<b>PITCHER</b>	IP	WLS	BF	H	R	ER	SO	BB	IBB	HBP	BLK	WP	HR	S	P	ERA	WHIP				
<b>Dave Burba, R</b> (1, 1) ERA: 6.35	6.0	W	26	4	1	1	11	4	0	1	0	0	0	17	26	0.00	0.750				
<b>Mike Remlinger, L</b> (7, 1) ERA: 6.43	1.1		5	1	0	0	3	0	0	0	0	0	0	7	10	0.00	0.000				
<b>Jeff Shaw, R</b> (8, 1) ERA: 0.9	0.2		2	0	0	0	1	0	0	0	0	0	0	7	10	0.00	0.000				
<b>Jeff Brantley, R</b> (9, 1) ERA: 16.62	1.0		3	0	0	0	1	0	0	0	0	0	0	7	9	0.00	0.000				

Cincinnati Reds @ Pittsburgh Pirates  
Three Rivers Stadium, Pittsburgh, PA  
Fri Apr 18 1997, 7:05 PM EDT  
Att. 9,082 - Unknown - 44 F

AB 31  
R 1  
H 5  
RBI 1  
BB 4  
SO 16  
LOB 13





Batter	1	2	3	4	5	6	7	8	9	AB	R	H	RBI	BB	SO	LOB	TOP								
<b>Deion Sanders, L</b> (1, 8) OBP: 0.449, SLG: 0.514	4-0 F8 BB		0-1 CS 1B		3-2 BB 3B	1-2 G3		1-3 K		4	1	2	0	1	1	0	<b>Cincinnati Reds @ Pittsburgh Pirates</b> Three Rivers Stadium, Pittsburgh, PA Sat Apr 19 1997, 3:33 AM EDT Att: 11,457 - Sunny - 53 F								
<b>Hal Morris, L</b> (1, 3) OBP: 0.281, SLG: 0.214	4-2 BB		1-3 K		4-2 BB 3B	1-1 1B		2-2 BLK 1B		3	1	2	0	2	1										
<b>Barry Larkin, R</b> (1, 6) OBP: 0.387, SLG: 0.333	0-0 F8		4-1 BB		1-0 L5	0-1 1B		4-0 1B		3	0	1	0	2	0	4									
<b>Willie Greene, L</b> (1, 5) OBP: 0.300, SLG: 0.373	1-3 K		2-2 F8		0-0 G6-3	1-3 K		2-1 F7		4	1	1	2	0	2	5									
<b>Hector Carrasco, R</b> (6, 1)										0	0	0	0	0	0	0									
<b>Brook Fordyce, R</b> (8, PH) (8, 2)										1	0	0	0	0	0	2									
<b>Eduardo Perez, R</b> (1, 7) OBP: 0.364, SLG: 0.350	0-1 G6-3				0-2 G6-3	1-2 G6-3		1-3 K		5	0	0	1	0	1	4									
<b>Mike Remlinger, L</b> (8, 1)										0	0	0	0	0	0	0									
<b>Jeff Shaw, R</b> (9, 1)										0	0	0	0	0	0	0									
<b>Edjie Taubensee, L</b> (1, 2) OBP: 0.400, SLG: 0.471		1-1 F7			3-3 K	4-1 2B BB		3-1 HR		4	2	1	1	1	2	0									
<b>Ruben Sierra, S</b> (1, 9) OBP: 0.320, SLG: 0.404		2-1 F8			1-2 2B 1B	0-1 2B		1-0 1B		5	0	4	1	0	0	0									
<b>Bret Boone, R</b> (1, 4) OBP: 0.246, SLG: 0.204		3-2 HBP			0-0 2B	0-2 G5-3		1-1 P6		4	0	1	0	0	1	3									
<b>Pete Schourek, L</b> (1, 1)		1-0 G3			2-2 G1-3			0-3 K		2	0	0	0	0	0	3									
<b>Pokey Reese, R</b> (6, PH) (6, 5)										3	0	0	0	0	3	2									
<b>Inning Stats</b>	R: 0 E: 0 K: 1 S: 10	H: 0 LOB: 2 BB: 2 P: 19	R: 0 E: 0 K: 0 S: 8	H: 0 LOB: 1 BB: 0 P: 15	R: 0 E: 0 K: 1 S: 11	H: 1 LOB: 1 BB: 1 P: 17	R: 0 E: 0 K: 1 S: 13	H: 2 LOB: 2 BB: 0 P: 19	R: 4 E: 0 K: 0 S: 19	H: 3 LOB: 1 BB: 2 P: 32	R: 0 E: 0 K: 2 S: 15	H: 2 LOB: 2 BB: 0 P: 19	R: 1 E: 0 K: 1 S: 10	H: 2 LOB: 1 BB: 0 P: 18	R: 0 E: 0 K: 2 S: 11	H: 1 LOB: 2 BB: 1 P: 21	R: 0 E: 0 K: 3 S: 11	H: 1 LOB: 1 BB: 0 P: 16	1B: 8 2B: 3 3B: 1 HR: 1	SF: 0 SAC: 0 DP: 1 HBP: 1	WP: 0 PB: 0 SB: 1 CS: 1	PA: 45			
<b>PITCHER</b>	IP	WLS	BF	H	R	ER	SO	BB	IBB	HBP	BLK	WP	HR	S	P	ERA	WHIP								
<b>Jason Schmidt, R</b> (1, 1) ERA: 7.62	5.0		26	6	4	4	3	5	0	1	0	0	0	61	102	7.20	2.200								
<b>Matt Ruebel, L</b> (6, 1) ERA: 4.32	2.0		10	4	1	1	3	0	0	0	0	0	1	25	37	4.50	2.000								
<b>Ricardo Rincon, L</b> (8, 1) ERA: 2.57	2.0	W	9	2	0	0	5	0	1	0	1	0	0	22	37	0.00	1.000								

AB	38
R	5
H	12
RBI	5
BB	6
SO	11
LOB	24



Batter	1	2	3	4	5	6	7	8	9	AB	R	H	RBI	BB	SO	LOB	BOTTOM								
<b>Tony Womack, L</b> (1, 4) OBP: 0.310, SLG: 0.385	3-2 P4 FC4-6 1B	0-0 G6-4-3		1-2 S 1B		0-0 G6-3		0-1 FC6-4		5	1	2	0	0	0	3	<b>Cincinnati Reds @ Pittsburgh Pirates</b> Three Rivers Stadium, Pittsburgh, PA Sat Apr 19 1997, 3:33 AM EDT Att: 11,457 - Sunny - 53 F								
<b>Jermaine Allensworth, R</b> (1, 8) OBP: 0.403, SLG: 0.464	0-0 FC4-6 1B		1-3 K	4-2 BB		3-2 S 1B		4-1 FC5-6 WP SF8 BB		3	2	2	0	2	1	0									
<b>Emil Brown, R</b> (1, 7) OBP: 0.381, SLG: 0.278	0-0 P4		4-1 HR BB	2-0 L9		2-1 F9		4-2 FC5-6 BB		3	1	0	0	2	0	5									
<b>Kevin Young, R</b> (1, 3) OBP: 0.353, SLG: 0.529	1-1 FC4-6		2-0 HR		3-3 K		1-3 K	0-1 FC5-6		4	1	1	3	0	2	2									
<b>Ricardo Rincon, L</b> (8, 1)										0	0	0	0	0	0	0									
<b>Dale Sveum, S</b> (9, PH) OBP: 0.313, SLG: 0.286	1-2 3-H		1-H HR					1-2 2-3		1	0	0	0	0	0	2									
<b>Kevin Elster, R</b> (1, 6) OBP: 0.397, SLG: 0.510	4-0 BB		2-3 K		4-1 18 L4-3 BB		3-2 18 FC4-6 1B	0-0 SF8		2	0	1	2	2	1	0									
<b>18 Jason Kendall, R</b> (1, 2) OBP: 0.327, SLG: 0.261	0-1 F9		1-0 E S HBP		3-2 L4-3		0-2 FC4-6			3	0	0	0	0	0	4									
<b>Jose Guillen, R</b> (1, 9) OBP: 0.339, SLG: 0.385		1-0 HR		1-0 G5-3		3-1 G6-3		1-3 K		4	1	1	1	0	1	1									
<b>Joe Randa, R</b> (1, 5) OBP: 0.300, SLG: 0.372		0-2 G5-3		1-1 G6-3		4-1 BB		0-3 K		3	0	0	0	1	1	0									
<b>Jason Schmidt, R</b> (1, 1) OBP: 0.167, SLG: 0.167					2-0 F8		1-3 K	4-2 FC6-4 BB		2	0	1	0	0	0	0									
<b>Matt Ruebel, L</b> (6, 1)										1	0	0	0	0	1	1									
<b>Mark Johnson, L</b> (8, 3) OBP: 0.264, SLG: 0.333										0	0	0	0	1	0	0									
<b>Inning Stats</b>	R: 1 E: 0 K: 0 S: 10	H: 2 LOB: 2 BB: 1 P: 18	R: 1 E: 0 K: 0 S: 6	H: 2 LOB: 0 BB: 0 P: 7	R: 2 E: 0 K: 2 S: 9	H: 1 LOB: 1 BB: 1 P: 20	R: 0 E: 0 K: 0 S: 10	H: 1 LOB: 2 BB: 1 P: 20	R: 0 E: 0 K: 1 S: 11	H: 0 LOB: 0 BB: 1 P: 21	R: 0 E: 0 K: 1 S: 7	H: 0 LOB: 1 BB: 1 P: 15	R: 1 E: 0 K: 1 S: 14	H: 2 LOB: 1 BB: 0 P: 23	R: 0 E: 0 K: 2 S: 10	H: 0 LOB: 1 BB: 1 P: 15	R: 1 E: 0 K: 0 S: 6	H: 0 LOB: 1 BB: 2 P: 14	1B: 6 2B: 1 3B: 0 HR: 2	SF: 1 SAC: 0 DP: 2 HBP: 1	WP: 1 PB: 0 SB: 4 CS: 0	PA: 41			
<b>PITCHER</b>	IP	WLS	BF	H	R	ER	SO	BB	IBB	HBP	BLK	WP	HR	S	P	ERA	WHIP								
<b>Pete Schourek, L</b> (1, 1) ERA: 9.26	5.0		24	6	4	4	3	4	0	1	0	0	0	21	38	4.50	1.500								
<b>Hector Carrasco, R</b> (6, 1) ERA: 2.35	2.0		9	2	1	1	2	1	0	0	0	0	0	11	20	9.00	2.000								
<b>Mike Remlinger, L</b> (8, 1) ERA: 1.13	1.0	L	5	0	1	1	2	2	0	0	0	0	0	11	20	9.00	2.000								
<b>Jeff Shaw, R</b> (9, 1) ERA: 0.84	0.2		3	0	0	0	0	1	0	0	0	1	0	5	9	0.00	1.500								





Batter	1	2	3	4	5	6	7	8	9	AB	R	H	RBI	BB	SO	LOB	TOP																	
Deion Sanders, L OBP: 0.446, SLG: 0.506	F7		S BB 1B		2-3 1B		G3		P6	5	0	2	0	0	0	0	<b>Cincinnati Reds @ Pittsburgh Pirates</b> Three Rivers Stadium, Pittsburgh, PA Sun Apr 20 1997, 3:33 AM EDT Att: 14,542 - Sunny - 55 F																	
Lenny Harris, L OBP: 0.289, SLG: 0.250	E8 1B		S BB		3-H 2-2 F9		F7		G4-3	4	1	1	0	1	0	1																		
Barry Larkin, R OBP: 0.373, SLG: 0.308	G5-3		S BB		1-2 2-3 L9				G6-3	4	0	0	0	1	1	4																		
Ruben Sierra, S OBP: 0.333, SLG: 0.412			F8		1-1 1B 1B				F7	4	1	2	1	0	0	3																		
Hal Morris, L OBP: 0.279, SLG: 0.217	K		G6-3		1-2 G3 1B 1B				K	4	0	1	0	0	2	1																		
Eddie Taubensee, L OBP: 0.409, SLG: 0.444			G1-3		1-3 K				WP 1B BB	2	0	0	0	2	1	2																		
Eduardo Perez, R OBP: 0.385, SLG: 0.375			F7		0-0 G3 1B				WP 1B	4	0	2	1	0	0	1																		
Jeff Branson, L OBP: 0.111, SLG: 0.111			G5-4-3		1-2 2-3 G6-3				K	4	0	0	0	0	1	5																		
Kent Mercker, L Ricky Bones, R Willie Greene, L Stan Belinda, R Bret Boone, R Hector Carrasco, R			K		3-2 1B 2B				K	2	1	1	0	0	1	0																		
<b>Inning Stats</b>	R: 1 E: 1 K: 1 S: 7	H: 2 LOB: 1 BB: 0 P: 11	R: 0 E: 0 K: 2 S: 6	H: 0 LOB: 0 BB: 1 P: 13	R: 0 E: 0 K: 2 S: 10	H: 1 LOB: 2 BB: 1 P: 18	R: 0 E: 0 K: 0 S: 9	H: 0 LOB: 0 BB: 0 P: 11	R: 1 E: 1 K: 0 S: 17	H: 2 LOB: 1 BB: 0 P: 25	R: 0 E: 0 K: 1 S: 12	H: 3 LOB: 2 BB: 0 P: 17	R: 0 E: 0 K: 3 S: 16	H: 1 LOB: 2 BB: 1 P: 28	R: 0 E: 0 K: 0 S: 6	H: 0 LOB: 0 BB: 0 P: 8	1B: 8 2B: 1 3B: 0 HR: 0	SF: 0 SAC: 0 DP: 1 HBP: 0	WP: 1 PB: 0 SB: 3 CS: 0	PA: 39														
<b>PITCHER</b>	IP WLS BF H R ER SO BB IBB HBP BLK WP HR S P ERA WHIP	IP WLS BF H R ER SO BB IBB HBP BLK WP HR S P ERA WHIP																																
Jon Lieber, R ERA: 1.35	7.0	W	31	8	3	1	4	3	0	0	0	0	0	0	69	110	1.29	1.571																
Rich Loiselle, R ERA: 5.0	1.0		5	1	0	0	3	1	0	0	0	1	0	16	28	0.00	2.000																	
John Ericks, R ERA: 1.23	1.0	S	3	0	0	0	0	0	0	0	0	0	0	6	8	0.00	0.000																	


Batter	1	2	3	4	5	6	7	8	9	AB	R	H	RBI	BB	SO	LOB	BOTTOM																
Emil Brown, R OBP: 0.440, SLG: 0.300	2B G4-3 BB	F8			SH5-4 1B 1B		G4-3 SH2-3 HBP			2	2	1	0	1	0	1	<b>Cincinnati Reds @ Pittsburgh Pirates</b> Three Rivers Stadium, Pittsburgh, PA Sun Apr 20 1997, 3:33 AM EDT Att: 14,542 - Sunny - 55 F																
Jermaine Allensworth, R OBP: 0.429, SLG: 0.500	G4-3 SF9 2B		FC9-4-3 1B BB		SH5-4 1B 1B		SH2-3			2	2	2	0	1	0	0																	
Dale Sveum, S OBP: 0.316, SLG: 0.294	G4-3		FC9-4-6 1B		SH5-4		G4-3			3	0	1	1	0	0	2																	
Kevin Young, R OBP: 0.333, SLG: 0.500	SF9		FC9-4-6 1B		SH5-4 1B		G6-3			3	0	1	3	0	0	3																	
Kevin Elster, R OBP: 0.373, SLG: 0.472	G5-3		K		K		G5-3			4	0	0	0	0	2	3																	
18 Jason Kendall, R OBP: 0.321, SLG: 0.280		CS G6-3 2B	F9		P4		F8			4	1	1	0	0	0	3																	
Jose Guillen, R OBP: 0.367, SLG: 0.389		G6-3 CS BB		G5-4-3 BB		P6		1B		2	0	1	0	2	0	0																	
Joe Randa, R OBP: 0.278, SLG: 0.340		P3		G5-4-3		K		L5		4	0	0	0	0	1	4																	
Jon Lieber, L OBP: 0.100, SLG: 0.100		G6-3		K		K				3	0	0	1	0	2	1																	
Rich Loiselle, R John Ericks, R										0	0	0	0	0	0	0																	
<b>Inning Stats</b>	R: 2 E: 0 K: 0 S: 14	H: 1 LOB: 1 BB: 1 P: 26	R: 1 E: 0 K: 0 S: 13	H: 1 LOB: 1 BB: 1 P: 21	R: 0 E: 0 K: 1 S: 14	H: 1 LOB: 2 BB: 1 P: 23	R: 0 E: 0 K: 1 S: 6	H: 0 LOB: 0 BB: 1 P: 14	R: 2 E: 0 K: 1 S: 11	H: 3 LOB: 1 BB: 0 P: 17	R: 0 E: 0 K: 2 S: 10	H: 0 LOB: 0 BB: 0 P: 14	R: 0 E: 0 K: 0 S: 8	H: 0 LOB: 1 BB: 0 P: 10	R: 0 E: 0 K: 0 S: 6	H: 1 LOB: 1 BB: 0 P: 11	1B: 5 2B: 2 3B: 0 HR: 0	SF: 1 SAC: 2 DP: 1 HBP: 1	WP: 0 PB: 0 SB: 1 CS: 2	PA: 35													
<b>PITCHER</b>	IP WLS BF H R ER SO BB IBB HBP BLK WP HR S P ERA WHIP	IP WLS BF H R ER SO BB IBB HBP BLK WP HR S P ERA WHIP																															
Kent Mercker, L ERA: 4.11	4.1	L	21	5	4	2	4	0	0	0	0	0	5	9	0.00	1.500																	
Ricky Bones, R ERA: 11.45	0.2		3	1	0	0	1	0	0	0	0	0	0	18	24	0.00	0.000																
Stan Belinda, R ERA: 5.25	2.0		7	0	0	0	2	0	0	1	0	0	0	6	11	0.00	1.000																
Hector Carrasco, R ERA: 2.08	1.0		4	1	0	0	0	0	0	0	0	0	0	6	11	0.00	1.000																



Batter	1	2	3	4	5	6	7	8	9	AB	R	H	RBI	BB	SO	LOB	TOP					
Gregg Jefferies, S OBP: 0.286, SLG: 0.302 Rob Butler, L OBP: 0.400, SLG: 0.357	1-0 FC4-6 SH5-3 HR 1B	3-1 L8		0-1 G6-3			1-0 G5-3		1-1 E BB 1B	4	1	1	0	0	0	2						
Mickey Morandini, L OBP: 0.266, SLG: 0.203	0-0 SH5-3 1-2		1-0 G3		0-1 G3-1		0-0 F8		2-H 3-H 4-2 E BB 1B	3	1	0	0	1	0	1						
Rico Brogna, L OBP: 0.313, SLG: 0.389	4-2 FC4-6 BB		1-0 G6-3		2-1 G4-3			0-1 1B	2-2 E1 BB 1B	4	1	1	0	1	0	2						
Darren Daulton, L OBP: 0.385, SLG: 0.469 Derrick May, L OBP: 0.296, SLG: 0.429	2-1 FC4-6 HR 1-2 2-3		1-1 1B HBP		3-2 G4-3			2-0 F9 BB 1B	2-2 PB BB 1B	3	1	0	0	0	0	3						
Mike Lieberthal, R OBP: 0.264, SLG: 0.569	2-1 HR 1-H 3-H		1-1 1B			1-1 G5-3		1-2 F7 BB 1B	2-1 G6-3 1-2	5	1	2	3	0	0	3						
Scott Rolen, R OBP: 0.347, SLG: 0.308	1-1 WP 1B 2B		0-1 1B			1-1 G3		1-0 F8 BB 1B	3-2 1B	5	1	3	2	0	0	1						
Wendell Magee, R OBP: 0.232, SLG: 0.255	2-1 CS 2-H 1B		1-2 L1			1-0 G5-3			2-H 3-H 1B	5	1	2	1	0	1	4						
Kevin Stocker, S OBP: 0.313, SLG: 0.339	3-1 CS 1-2	2-1 G6-3		1-2 G3-6-4 1B			1-2 G5-3 SH 1B		2-1 SH5-4 BB 1B	4	1	3	0	0	0	0						
Curt Schilling, R OBP: 0.071, SLG: 0.077		0-1 G4-3		0-0 G3-6-4 1-2			0-0 SH G5-3		0-0 SH5-4 1-2 2-3	2	0	0	0	0	0	1						
<b>Inning Stats</b>	R: 4 E: 0 K: 0 S: 13	H: 4 LOB: 0 BB: 1 P: 28	R: 0 E: 0 K: 0 S: 6	H: 0 LOB: 0 BB: 0 P: 11	R: 0 E: 0 K: 0 S: 10	H: 2 LOB: 3 BB: 0 P: 15	R: 0 E: 0 K: 0 S: 6	H: 1 LOB: 0 BB: 0 P: 7	R: 0 E: 0 K: 0 S: 7	H: 0 LOB: 0 BB: 0 P: 12	R: 0 E: 1 K: 0 S: 7	H: 1 LOB: 1 BB: 0 P: 9	R: 0 E: 0 K: 0 S: 7	H: 1 LOB: 1 BB: 0 P: 11	R: 6 E: 1 K: 1 S: 24	H: 5 LOB: 1 BB: 1 P: 39	1B: 12 2B: 1 3B: 0 HR: 1	SF: 0 SAC: 3 DP: 2 HBP: 1	WP: 1 PB: 1 SB: 0 CS: 1	PA: 44		
<b>PITCHER</b>	IP WLS BF H R ER SO BB IBB HBP BLK WP HR S P ERA WHIP	IP WLS BF H R ER SO BB IBB HBP BLK WP HR S P ERA WHIP																				
Steve Cooke, L ERA: 4.57	(1, 1) 7.0 L 29 8 4 4 0 1 0 0 0 1 1 54 90 5.14 1.286																					
Jeff Granger, L ERA: 9.0	(8, 1) 1.0 4 1 0 0 0 0 0 0 0 0 0 0 7 11 0.00 1.000																					
Marc Wilkins, R ERA: 8.59	(9, 1) 0.1 3 2 2 0 0 0 0 0 0 0 0 0 4 6 54.00 6.000																					
Matt Ruebel, L ERA: 6.0	(9, 1) 0.2 7 3 4 2 1 1 0 0 0 0 0 0 20 33 27.00 6.000																					
<b>Batter</b>	<b>1</b>	<b>2</b>	<b>3</b>	<b>4</b>	<b>5</b>	<b>6</b>	<b>7</b>	<b>8</b>	<b>9</b>	<b>AB</b>	<b>R</b>	<b>H</b>	<b>RBI</b>	<b>BB</b>	<b>SO</b>	<b>LOB</b>	<b>BOTTOM</b>					
Tony Womack, L OBP: 0.307, SLG: 0.406	1-1 G6-3	2-2 G1-3			1-1 FC6-4 E 1B 1-2			2-0 G4-3 3B		4	1	1	0	0	0	3						
Jermaine Allensworth, R OBP: 0.419, SLG: 0.464	0-1 G4-3		0-2 G5-3		0-0 SAFE SAFE E8 1B 1-3			0-1 G4-3 3-H 1-2		4	0	1	1	0	0	0						
Al Martin, L OBP: 0.432, SLG: 0.405	2-2 2B 1B		1-0 F9		0-3 K			1-2 K		4	0	1	0	0	2	2						
Mark Johnson, L OBP: 0.263, SLG: 0.346	0-0 1-3 2B		3-3 K		1-3 K			2-3 K		4	0	1	0	0	3	0						
Dale Sveum, S OBP: 0.304, SLG: 0.333	0-1 G3			0-0 F9			1-2 F7		1-1 1B 2B	4	1	1	0	0	0	2						
18 Jason Kendall, R OBP: 0.317, SLG: 0.278		1-0 F9		2-2 F8			1-2 F8		1-1 2-H 1B	4	0	1	1	0	0	0						
Jose Guillen, R OBP: 0.359, SLG: 0.379		0-1 1B 1B		0-0 F8			0-1 G4-3		2-1 F8	4	0	1	0	0	0	1						
Joe Randa, R OBP: 0.276, SLG: 0.333		2-1 1B			0-1 G5-3		2-1 F9		2-2 K	4	0	1	0	0	1	1						
Steve Cooke, R OBP: 0.143, SLG: 0.143 Emil Brown, R OBP: 0.423, SLG: 0.286 Jeff Granger, R OBP: 0.296, SLG: 0.429 Marc Wilkins, R OBP: 0.296, SLG: 0.429 Matt Ruebel, L OBP: 0.296, SLG: 0.429 Midre Cummings, L OBP: 0.296, SLG: 0.429	(1, 1) (7, PH) (8, 1) (9, 1) (9, 1) (9, PH)		1-3 K		1-0 FC6-4 1B		0-2 G4-3		0-3 K	2	0	1	0	0	1	2						
<b>Inning Stats</b>	R: 0 E: 0 K: 0 S: 10	H: 2 LOB: 2 BB: 0 P: 13	R: 0 E: 0 K: 1 S: 13	H: 2 LOB: 2 BB: 0 P: 19	R: 0 E: 0 K: 1 S: 7	H: 0 LOB: 0 BB: 0 P: 11	R: 0 E: 0 K: 0 S: 6	H: 0 LOB: 0 BB: 0 P: 8	R: 0 E: 1 K: 1 S: 9	H: 2 LOB: 2 BB: 0 P: 11	R: 0 E: 0 K: 1 S: 12	H: 0 LOB: 0 BB: 0 P: 15	R: 0 E: 0 K: 0 S: 7	H: 0 LOB: 0 BB: 0 P: 9	R: 1 E: 0 K: 2 S: 9	H: 1 LOB: 0 BB: 0 P: 14	R: 1 E: 0 K: 2 S: 12	H: 2 LOB: 1 BB: 0 P: 18	1B: 6 2B: 2 3B: 1 HR: 0	SF: 0 SAC: 0 DP: 0 HBP: 0	WP: 0 PB: 0 SB: 0 CS: 0	PA: 36
<b>PITCHER</b>	IP WLS BF H R ER SO BB IBB HBP BLK WP HR S P ERA WHIP	IP WLS BF H R ER SO BB IBB HBP BLK WP HR S P ERA WHIP																				
Curt Schilling, R ERA: 2.79	(1, 1) 9.0 W 36 9 2 2 8 0 0 0 0 0 0 85 118 2.00 1.000																					


Philadelphia Phillies @ Pittsburgh Pirates  
Three Rivers Stadium, Pittsburgh, PA  
Mon Apr 21 1997, 3:33 AM EDT  
Att. 9,015 - Overcast - 52 F

AB 37  
R 10  
H 14  
RBI 10  
BB 2  
SO 1  
LOB 17



Philadelphia Phillies @ Pittsburgh Pirates  
Three Rivers Stadium, Pittsburgh, PA  
Mon Apr 21 1997, 3:33 AM EDT  
Att. 9,015 - Overcast - 52 F

AB 36  
R 2  
H 9  
RBI 2  
BB 0  
SO 8  
LOB 12





Batter	1	2	3	4	5	6	7	8	9	AB	R	H	RBI	BB	SO	LOB	TOP										
<b>Gregg Jefferies, S</b> OBP: 0.293, SLG: 0.299 (1, 7)	B3		BB BB 1B		F8 WP BB		G3	K		4	1	1	0	1	1	2	<b>Philadelphia Phillies @ Pittsburgh Pirates</b> <b>Three Rivers Stadium, Pittsburgh, PA</b> Wed Apr 23 1997, 7:05 PM EDT Att: 8,850 - Cloudy - 52 F										
<b>Mickey Morandini, L</b> OBP: 0.317, SLG: 0.211 (1, 4)	FC3-6 BB		BB 1-2 BB		WP F8 G5-3 1B		L7		CS BB	2	1	1	0	3	0	0											
<b>Rico Brogna, L</b> OBP: 0.304, SLG: 0.390 (1, 3)	FC3-6 FC4-6 1-2		K		F8 1-2 2-3			2B		SAFE SAFE SAFE SAFE	5	0	1	0	0	2		6									
<b>Darren Daulton, L</b> OBP: 0.409, SLG: 0.441 (1, 9)	FC4-6 1-2				G5-3 BB 2-3 3-H			IBB		SAFE SAFE SAFE	2	0	0	0	3	1		2									
<b>Mike Lieberthal, R</b> OBP: 0.246, SLG: 0.527 (1, 2)		G6-3	P4		G5-3 1-2 3-H 2-2			F7			4	0	0	1	0	0		6									
<b>Scott Rolen, R</b> OBP: 0.355, SLG: 0.319 (1, 5)		1B			G5-3 1-2 3-H			P7			4	0	2	0	0	0		1									
<b>Wendell Magee, R</b> OBP: 0.217, SLG: 0.236 (1, 8)		K			F8 1-1			F9			4	0	0	0	0	1		2									
<b>Kevin Stocker, S</b> OBP: 0.310, SLG: 0.333 (1, 6)		K			F9 0-1			G4-3			4	0	1	0	0	1		2									
<b>Calvin Maduro, R</b> OBP: 0.308, SLG: 0.182 (8, PH)					G5-3 0-2			G3			3	0	0	0	0	1		1									
<b>Jerry Spradlin, S</b> OBP: 0.317, SLG: 0.298 (8, 1)					K						1	0	1	0	0	0		0									
<b>Erik Plantenberg, R</b> OBP: 0.317, SLG: 0.298 (8, 1)					K						0	0	0	0	0	0	0										
<b>Reggie Harris, R</b> OBP: 0.317, SLG: 0.298 (8, 1)					K						0	0	0	0	0	0	0										
<b>Inning Stats</b>	R: 0 E: 0 K: 0 S: 10	H: 0 LOB: 1 BB: 1 P: 16	R: 0 E: 0 K: 2 S: 11	H: 1 LOB: 1 BB: 0 P: 14	R: 0 E: 0 K: 1 S: 13	H: 1 LOB: 3 BB: 2 P: 22	R: 0 E: 0 K: 1 S: 8	H: 1 LOB: 1 BB: 0 P: 9	R: 2 E: 0 K: 0 S: 9	H: 1 LOB: 1 BB: 2 P: 19	R: 0 E: 0 K: 0 S: 5	H: 0 LOB: 0 BB: 0 P: 8	R: 0 E: 0 K: 0 S: 8	H: 1 LOB: 2 BB: 1 P: 17	R: 0 E: 0 K: 1 S: 18	H: 2 LOB: 2 BB: 0 P: 27	R: 0 E: 0 K: 2 S: 6	H: 0 LOB: 0 BB: 1 P: 13	1B: 6 2B: 1 3B: 0 HR: 0	SF: 0 SAC: 0 DP: 0 HBP: 0	WP: 1 PB: 0 SB: 1 CS: 1	PA: 40					
<b>PITCHER</b>	IP	WLS	BF	H	R	ER	SO	BB	IBB	HBP	BLK	WP	HR	S	P	ERA	WHIP										
<b>Esteban Loaiza, R</b> ERA: 1.61 (1, 1)	7.2		36	7	2	2	4	5	1	0	0	1	0	75	122	2.35	1.565										
<b>Ricardo Rincon, L</b> ERA: 2.16 (8, 1)	1.1	W	4	0	0	0	3	1	0	0	0	0	0	13	23	0.00	0.750										

AB	33
R	2
H	7
RBI	1
BB	7
SO	7
LOB	22



Batter	1	2	3	4	5	6	7	8	9	AB	R	H	RBI	BB	SO	LOB	BOTTOM										
<b>Tony Womack, L</b> OBP: 0.291, SLG: 0.384 (1, 4)	K		FC4-6 BB E 1-2		P8			L5		4	1	0	0	0	1	1	<b>Philadelphia Phillies @ Pittsburgh Pirates</b> <b>Three Rivers Stadium, Pittsburgh, PA</b> Wed Apr 23 1997, 7:05 PM EDT Att: 8,850 - Cloudy - 52 F										
<b>Jermaine Allensworth, R</b> OBP: 0.423, SLG: 0.477 (1, 8)	F8		E BB 1-2				F7	1B 1B		3	1	1	0	1	0	0											
<b>Al Martin, L</b> OBP: 0.417, SLG: 0.390 (1, 7)	F9		E1 S 1-3 2-H				F7	1B 1B 1-2		4	0	1	0	0	0	1											
<b>Mark Johnson, L</b> OBP: 0.262, SLG: 0.339 (1, 3)		G3-1	G4-3 1-2				G5-3	1B 1-3 2-H		4	0	1	1	0	0	2											
<b>Kevin Elster, R</b> OBP: 0.366, SLG: 0.474 (1, 6)		K			F9			P4		4	1	1	0	0	1	2											
<b>18 Jason Kendall, R</b> OBP: 0.317, SLG: 0.298 (1, 2)					F8			G3-1		3	0	1	0	0	0	1											
<b>Jose Guillen, R</b> OBP: 0.343, SLG: 0.367 (1, 9)		2B	K		G5-3			SF3		2	0	0	1	0	1	1											
<b>Joe Randa, R</b> OBP: 0.279, SLG: 0.333 (1, 5)					F9			F7		3	0	1	0	0	0	0											
<b>Ricardo Rincon, L</b> ERA: 7.2 (8, 1)					FC4-6 1B			F7		0	0	0	0	0	0	0											
<b>Esteban Loaiza, R</b> OBP: 0.125, SLG: 0.125 (1, 1)					K			G3-1		2	0	0	0	0	2	1											
<b>Kevin Young, R</b> OBP: 0.318, SLG: 0.476 (8, 5)					K					1	0	0	0	0	0	0											
<b>Inning Stats</b>	R: 0 E: 0 K: 1 S: 8	H: 0 LOB: 0 BB: 0 P: 11	R: 0 E: 0 K: 2 S: 10	H: 1 LOB: 1 BB: 0 P: 17	R: 1 E: 1 K: 1 S: 16	H: 1 LOB: 2 BB: 1 P: 27	R: 0 E: 0 K: 0 S: 4	H: 0 LOB: 0 BB: 0 P: 6	R: 0 E: 0 K: 1 S: 9	H: 0 LOB: 0 BB: 0 P: 12	R: 0 E: 0 K: 0 S: 9	H: 0 LOB: 0 BB: 0 P: 16	R: 1 E: 0 K: 0 S: 9	H: 1 LOB: 0 BB: 0 P: 14	R: 1 E: 0 K: 0 S: 14	H: 3 LOB: 2 BB: 0 P: 22	R: 1 E: 0 K: 0 S: 6	H: 0 LOB: 0 BB: 0 P: 13	1B: 4 2B: 2 3B: 0 HR: 0	SF: 1 SAC: 0 DP: 0 HBP: 0	WP: 0 PB: 0 SB: 1 CS: 0	PA: 32					
<b>PITCHER</b>	IP	WLS	BF	H	R	ER	SO	BB	IBB	HBP	BLK	WP	HR	S	P	ERA	WHIP										
<b>Calvin Maduro, R</b> ERA: 5.16 (1, 1)	7.0		26	3	2	1	5	1	0	0	0	0	0	65	103	1.29	0.571										
<b>Jerry Spradlin, R</b> ERA: 3.12 (8, 1)	0.2	L	3	1	1	1	0	0	0	0	0	0	0	7	7	13.50	1.500										
<b>Erik Plantenberg, L</b> ERA: 7.2 (8, 1)	0.0		2	2	0	0	0	0	0	0	0	0	0	5	10	∞	∞										
<b>Reggie Harris, R</b> ERA: 4.26 (8, 1)	0.1		1	0	0	0	0	0	0	0	0	0	0	2	5	0.00	0.000										

AB	30
R	3
H	6
RBI	2
BB	1
SO	5
LOB	9





Batter	1	2	3	4	5	6	7	8	9	AB	R	H	RBI	BB	SO	LOB	TOP				
Tony Womack, L (1,4) OBP: 0.277, SLG: 0.364	G4-3		L7			G6-3		K		4	0	0	0	0	1	0					
Jermaine Allensworth, R (1,8) OBP: 0.462, SLG: 0.449	K			G6-3		F9		F8		4	1	0	0	0	1	0					
Al Martin, L (1,7) OBP: 0.404, SLG: 0.378	E1			G5-3		K			F8	18	2B	1B									
Mark Johnson, L (1,3) OBP: 0.277, SLG: 0.356	K				BB					1B	18	SF8	2B								
Kevin Elster, R (1,6) OBP: 0.360, SLG: 0.459	CS																				
18 Jason Kendall, R (1,2) OBP: 0.326, SLG: 0.322			L9																		
Jose Guillen, R (1,9) OBP: 0.352, SLG: 0.375			F9																		
Joe Randa, R (1,5) OBP: 0.262, SLG: 0.310																					
67 Francisco Cordova, R (1,1) Jeff Granger, R (7,1) Marc Wilkins, R (7,1) Dale Sveum, S (8,PH) Rich Loiselle, R (8,1)			G5-3																		
<b>Inning Stats</b>	R: 1 E: 1 K: 2 S: 13	H: 0 LOB: 0 BB: 0 P: 19	R: 0 E: 0 K: 1 S: 7	H: 0 LOB: 0 BB: 0 P: 11	R: 0 E: 0 K: 0 S: 5	H: 0 LOB: 0 BB: 0 P: 5	R: 0 E: 0 K: 1 S: 11	H: 0 LOB: 1 BB: 1 P: 22	R: 0 E: 0 K: 0 S: 5	H: 0 LOB: 1 BB: 0 P: 8	R: 1 E: 0 K: 0 S: 10	H: 3 LOB: 1 BB: 0 P: 14	R: 0 E: 0 K: 1 S: 11	H: 0 LOB: 0 BB: 0 P: 14	R: 2 E: 1 K: 1 S: 11	H: 3 LOB: 1 BB: 0 P: 17	1B: 4 2B: 2 3B: 0 HR: 0	SF: 1 SAC: 0 DP: 1 HBP: 1	WP: 1 PB: 1 SB: 1 CS: 2	PA: 36	
<b>PITCHER</b>	IP	WLS	BF	H	R	ER	SO	BB	IBB	HBP	BLK	WP	HR	S	P	ERA	WHIP				
Steve Trachsel, R (1,1) ERA: 5.96	7.0		26	3	2	1	5	1	0	1	0	1	0	58	90	1.29	0.571				
Bob Patterson, L (8,1) ERA: 4.0	0.2		2	0	0	0	2	0	0	0	0	0	0	9	11	0.00	0.000				
Mel Rojas, R (8,1) ERA: 7.11	1.1	L	7	3	2	1	1	0	0	0	0	0	0	13	20	6.75	2.250				

Pittsburgh Pirates @ Chicago Cubs  
Wrigley Field, Chicago, IL  
Thu Apr 24 1997, 7:05 PM CDT  
Att: 21,787 - Unknown - 50 F

AB 32  
R 4  
H 6  
RBI 2  
BB 1  
SO 8  
LOB 12



Batter	1	2	3	4	5	6	7	8	9	AB	R	H	RBI	BB	SO	LOB	BOTTOM					
Brian McRae, S (1,8) OBP: 0.197, SLG: 0.235	F8		F9							5	0	0	0	0	1	2						
Tyler Houston, L (1,2) OBP: 0.194, SLG: 0.269	B1-3									5	0	2	0	0	0	0						
Mark Grace, L (1,3) OBP: 0.372, SLG: 0.500	WP									3	1	0	0	2	0	3						
Sammy Sosa, R (1,9) OBP: 0.269, SLG: 0.324	WP									2	1	1	0	3	1	2						
Brooks Kieschnick, L (1,7) OBP: 0.355, SLG: 0.429	G4-3									3	0	1	0	0	0	3						
Doug Glanville, R (8,PH) OBP: 0.259, SLG: 0.343										2	0	1	2	0	1	2						
23 Ryne Sandberg, R (1,4) OBP: 0.245, SLG: 0.205										4	0	0	0	0	1	2						
Mel Rojas, R (8,1)			L6							0	0	0	0	0	0	0						
Shawon Dunston, R (1,6) ERA: 1.95										4	1	1	0	0	0	2						
José Hernández, R (9,4) OBP: 0.333, SLG: 0.500										0	0	0	0	0	0	0						
Kevin Orie, R (1,5) OBP: 0.328, SLG: 0.370										3	0	1	1	1	0	0						
Steve Trachsel, R (1,1) ERA: 1.95										2	0	0	0	1	2	4						
Bob Patterson, R (8,1) ERA: 9.39										0	0	0	0	0	0	0						
Rey Sanchez, R (8,4) OBP: 0.357, SLG: 0.360										1	0	0	0	0	0	0						
<b>Inning Stats</b>	R: 0 E: 0 K: 0 S: 12	H: 1 LOB: 2 BB: 1 P: 19	R: 1 E: 0 K: 1 S: 13	H: 2 LOB: 1 BB: 0 P: 18	R: 0 E: 0 K: 0 S: 6	H: 0 LOB: 1 BB: 1 P: 13	R: 0 E: 0 K: 0 S: 6	H: 0 LOB: 0 BB: 0 P: 7	R: 0 E: 0 K: 1 S: 11	H: 1 LOB: 2 BB: 1 P: 18	R: 0 E: 0 K: 1 S: 8	H: 1 LOB: 3 BB: 1 P: 13	R: 2 E: 0 K: 1 S: 14	H: 1 LOB: 1 BB: 2 P: 26	R: 0 E: 0 K: 0 S: 5	H: 0 LOB: 0 BB: 0 P: 8	R: 0 E: 0 K: 2 S: 15	H: 1 LOB: 2 BB: 1 P: 26	1B: 5 2B: 2 3B: 0 HR: 0	SF: 0 SAC: 0 DP: 0 HBP: 0	WP: 1 PB: 0 SB: 1 CS: 0	PA: 41
<b>PITCHER</b>	IP	WLS	BF	H	R	ER	SO	BB	IBB	HBP	BLK	WP	HR	S	P	ERA	WHIP					
67 Francisco Cordova, R (1,1) ERA: 11.25	6.2		29	5	1	1	3	3	1	0	0	0	0	4	4	-	-					
Jeff Granger, L (7,1) ERA: 11.25	0.0		1	0	0	0	0	1	0	0	0	0	0	8	13	54.00	6.000					
Mel Rojas, R (8,1) ERA: 4.09	2.0	W	8	1	0	0	2	0	1	0	0	0	0	20	34	0.00	0.500					

Pittsburgh Pirates @ Chicago Cubs  
Wrigley Field, Chicago, IL  
Thu Apr 24 1997, 7:05 PM CDT  
Att: 21,787 - Unknown - 50 F

AB 34  
R 3  
H 7  
RBI 3  
BB 7  
SO 6  
LOB 20





Batter	1	2	3	4	5	6	7	8	9	AB	R	H	RBI	BB	SO	LOB	TOP					
Tony Womack, L (1,4) OBP: 0.276, SLG: 0.358	1-2 S BB 1B		1-1 B1-3			0-1 G4-3		0-1 FC6-4		4	0	1	0	0	0	2	Pittsburgh Pirates @ Chicago Cubs Wrigley Field, Chicago, IL Fri Apr 25 1997, 3:33 AM CDT Att: 18,333 - Sunny - 50 F					
Jermaine Allensworth, R (1,8) OBP: 0.407, SLG: 0.444	1 SAFE 4-0 S BB 1 SAFE		2-2 G4-6-3 1B			1-0 P4		2-1 F8		3	0	1	0	1	0	2						
Al Martin, L (1,7) OBP: 0.375, SLG: 0.347	2-3 K		2-1 G4-6-3 1-2 2-3			0-1 P3			0-0 P2	4	0	0	0	0	1	3						
Mark Johnson, L (1,3) OBP: 0.290, SLG: 0.403	4-0 BB			1-3 K				0-1 P5	3-2 HR	3	1	1	1	1	1	0						
Kevin Elster, R (1,6) OBP: 0.342, SLG: 0.431	0-3 K			1-1 P8				1-0 F7	3-2 G3-1	4	0	0	0	0	1	3						
18 Jason Kendall, R (1,2) OBP: 0.314, SLG: 0.306 Keith Osik, R (8,2) OBP: 0.133, SLG: 0.071	0-1 F9			1-2 F9				2-2 F8	0-0 G6-3	3	0	0	0	0	0	3						
Jose Guillen, R (1,9) OBP: 0.351, SLG: 0.373		3-3 K						0-0 F9	0-0 FC6-4 1B	3	0	1	0	0	1	0						
Joe Randa, R (1,5) OBP: 0.265, SLG: 0.311		1-3 K						1-1 G6-3	0-0 FC6-4 1B	3	0	1	0	0	1	0						
Jon Lieber, L (1,1) OBP: 0.091, SLG: 0.091 Emil Brown, R (5, PH) OBP: 0.407, SLG: 0.273 David Wainhouse, L (5, 1) Midre Cummings, L (8, PH) OBP: 0.190, SLG: 0.300 Jeff Granger, R (8, 1)		0-0 F7						1-1 G5-3	0-0 P9	1	0	0	0	0	0	0						
<b>Inning Stats</b>	R: 0 E: 0 K: 2 S: 11	H: 1 LOB: 3 BB: 2 P: 22	R: 0 E: 0 K: 2 S: 7	H: 0 LOB: 0 BB: 0 P: 11	R: 0 E: 0 K: 1 S: 7	H: 1 LOB: 0 BB: 0 P: 12	R: 0 E: 0 K: 1 S: 8	H: 0 LOB: 0 BB: 0 P: 11	R: 0 E: 0 K: 0 S: 5	H: 0 LOB: 0 BB: 0 P: 7	R: 0 E: 0 K: 0 S: 5	H: 0 LOB: 0 BB: 0 P: 6	R: 0 E: 0 K: 0 S: 6	H: 0 LOB: 0 BB: 0 P: 9	R: 0 E: 0 K: 0 S: 7	H: 2 LOB: 2 BB: 0 P: 9		R: 1 E: 0 K: 0 S: 9	H: 1 LOB: 0 BB: 0 P: 15	1B: 4 2B: 0 3B: 0 HR: 1	SF: 0 SAC: 0 DP: 1 HBP: 0	WP: 0 PB: 0 SB: 2 CS: 0
<b>PITCHER</b> Kevin Foster, R (1,1) ERA: 3.7	IP: 9.0 WLS: W BF: 33	H: 5 R: 1 ER: 1 SO: 5	BB: 2 IBB: 0 HBP: 0 BLK: 0	WP: 0 HR: 1 S: 65 P: 102	ERA: 1.00 WHIP: 0.778	<b>PITCHER</b>										IP: 9.0 WLS: W BF: 33	H: 5 R: 1 ER: 1 SO: 5	BB: 2 IBB: 0 HBP: 0 BLK: 0	WP: 0 HR: 1 S: 65 P: 102	ERA: 1.00 WHIP: 0.778		

Batter	1	2	3	4	5	6	7	8	9	AB	R	H	RBI	BB	SO	LOB	BOTTOM			
Brian McRae, S (1,8) OBP: 0.210, SLG: 0.250	1-1 F8	0-0 F8		0-0 G5-3		4-1 G4-3 HBP 2B BB		1-1 G5-3 HR 2B		4	2	1	0	1	0	3	Pittsburgh Pirates @ Chicago Cubs Wrigley Field, Chicago, IL Fri Apr 25 1997, 3:33 AM CDT Att: 18,333 - Sunny - 50 F			
Shawon Dunston, R (1,6) OBP: 0.239, SLG: 0.324 Rey Sanchez, R (6, FR) OBP: 0.345, SLG: 0.346	1-0 1B 2B		1-1 1B	0-0 1B	1-1 2-3 3-H 1B	1-0 2B G4-3 HBP		1-1 G5-3	2-3 G5-3	3	1	3	1	0	0	0				
Mark Grace, L (1,3) OBP: 0.417, SLG: 0.525	2-1 G4-3 1B		2-0 1B	1-1 1B	1-1 1-3 3-H 1B	1-1 G4-3		4-0 HR BB		4	2	3	2	1	0	2				
Sammy Sosa, R (1,9) OBP: 0.289, SLG: 0.395	0-0 G4-3 1B		0-0 G4-3	0-0 G5-3	0-0 G5-3	0-0 2B		0-0 HR		5	1	3	5	0	0	3				
Brooks Kieschnick, L (1,7) OBP: 0.353, SLG: 0.419 Doug Glanville, R (6, 7) OBP: 0.297, SLG: 0.333	0-0 G4-3		0-0 1B		3-3 K	0-0 F9		4-0 23 HR BB		3	0	1	1	0	1	2				
23 Ryne Sandberg, R (1,4) OBP: 0.241, SLG: 0.265	1-2 G6-3		1-1 G4-3		0-3 K			1-2 HR		5	1	1	2	0	1	3				
Kevin Orie, R (1,5) OBP: 0.333, SLG: 0.362		0-0 L9		4-1 2B 1B BB	1-0 1B	1-2 F8		1-3 K		4	1	1	0	1	1	0				
Scott Servais, R (1,2) OBP: 0.286, SLG: 0.245		4-1 SH1-4 BB		0-0 1B 2B	1-3 1B 2B	0-1 G5-3		1-2 G6-3		3	1	1	0	1	0	1				
Kevin Foster, R (1,1)	1 SAFE 0-1 SH1-4		1-3 K		0-1 P9			0-0 F8		3	0	0	0	0	1	2				
<b>Inning Stats</b>	R: 1 E: 0 K: 0 S: 11	H: 3 LOB: 2 BB: 0 P: 16	R: 0 E: 0 K: 0 S: 5	H: 0 LOB: 1 BB: 1 P: 9	R: 1 E: 0 K: 0 S: 7	H: 3 LOB: 1 BB: 0 P: 11	R: 2 E: 0 K: 1 S: 10	H: 3 LOB: 2 BB: 1 P: 16	R: 0 E: 0 K: 2 S: 10	H: 1 LOB: 1 BB: 0 P: 14	R: 2 E: 0 K: 0 S: 7	H: 1 LOB: 2 BB: 1 P: 13	R: 0 E: 0 K: 0 S: 9	H: 0 LOB: 0 BB: 0 P: 12	R: 5 E: 0 K: 1 S: 14	H: 3 LOB: 0 BB: 2 P: 26		1B: 8 2B: 4 3B: 0 HR: 2	SF: 0 SAC: 1 DP: 0 HBP: 1	WP: 0 PB: 0 SB: 0 CS: 0
<b>PITCHER</b> Jon Lieber, R (1,1) ERA: 2.35 David Wainhouse, R (5, 1) ERA: 12.27 Jeff Granger, L (8, 1) ERA: 18.0	IP: 4.0 WLS: L BF: 22	H: 4 R: 4 ER: 4 SO: 4	BB: 2 IBB: 0 HBP: 1 BLK: 0	WP: 0 HR: 0 S: 33 P: 52	ERA: 9.00 WHIP: 2.750	<b>PITCHER</b>										IP: 4.0 WLS: L BF: 22	H: 4 R: 4 ER: 4 SO: 4	BB: 2 IBB: 0 HBP: 1 BLK: 0	WP: 0 HR: 0 S: 33 P: 52	ERA: 6.00 WHIP: 1.000









Batter	1	2	3	4	5	6	7	8	9	AB	R	H	RBI	BB	SO	LOB	TOP					
Tony Womack, L (1,4) OBP: 0.278, SLG: 0.356	1-3 K		1-3 K		1-2 G6-4-3		3-3 K		1-1 G6-3	5	0	0	0	0	3	2						
Joe Randa, R (1,5) OBP: 0.280, SLG: 0.303	1-0 L6		3-2 L6			1-2 F7		2-1 SH1-4 2B	2-3 K	5	1	1	0	0	1	0						
Al Martin, L (1,7) OBP: 0.375, SLG: 0.351	1-2 BB 1B		2-3 K2-3			1-3 K		0-0 SH1-4		3	0	1	0	0	2	0						
Mark Johnson, L (1,3) OBP: 0.321, SLG: 0.388	4-2 BB 1B			0-0 L7		3-2 F9		4-0 2B BB		2	1	0	0	2	0	0						
Kevin Elster, R (1,6) OBP: 0.352, SLG: 0.500	0-0 L8			1-1 HR			2-3 K	3-2 HR 2B		4	2	2	3	0	1	2						
Emil Brown, R (1,8) OBP: 0.400, SLG: 0.310		1-3 K		2-3 K		0-1 FC3-6 1B		0-2 L6		4	0	1	0	0	2	1						
Jose Guillen, R (1,9) OBP: 0.359, SLG: 0.423		0-1 G5-3 1B		1-1 G5-3		0-0 FC3-6 2B		0-0 HR		4	2	2	2	0	0	1						
Keith Osik, R (1,2) OBP: 0.158, SLG: 0.167		3-2 G5-3 1B			2-3 K	0-0 2B		2-1 P4		4	1	1	1	0	1	1						
Jason Schmidt, R (1,1) OBP: 0.333, SLG: 0.444		0-3 K			1-1 G6-4-3 1B	1-2 2B			2-3 K	3	0	2	1	0	1	1						
Ricardo Rincon, L (7,1) Midre Cummings, L (9,PH) John Ericks, R (9,1)										0	0	0	0	0	0	0						
										1	0	0	0	0	0	0						
										0	0	0	0	0	0	0						
<b>Inning Stats</b>	R: 0 E: 0 K: 1 S: 11	H: 1 LOB: 2 BB: 1 P: 18	R: 0 E: 0 K: 2 S: 12	H: 1 LOB: 1 BB: 0 P: 16	R: 0 E: 0 K: 2 S: 9	H: 0 LOB: 0 BB: 0 P: 15	R: 1 E: 0 K: 1 S: 10	H: 1 LOB: 0 BB: 0 P: 14	R: 0 E: 0 K: 1 S: 8	H: 1 LOB: 0 BB: 0 P: 12	R: 0 E: 0 K: 1 S: 10	H: 0 LOB: 0 BB: 0 P: 15	R: 2 E: 0 K: 2 S: 16	H: 3 LOB: 1 BB: 0 P: 22	R: 4 E: 0 K: 0 S: 12	H: 3 LOB: 0 BB: 1 P: 23	R: 0 E: 0 K: 2 S: 9	H: 0 LOB: 0 BB: 0 P: 14	1B: 5 2B: 3 3B: 0 HR: 2	SF: 0 SAC: 1 DP: 1 HBP: 0	WP: 0 PB: 0 SB: 0 CS: 0	PA: 38
<b>PITCHER</b>	IP WLS BF H R ER SO BB IBB HBP BLK WP HR S P ERA WHIP																					
Amaury Telemaco, R (1,1) ERA: 4.05	6.2 L 27 7 3 3 9 1 0 0 0 0 0 1 72 105 4.05 1.200																					
Bob Patterson, L (7,1) ERA: 3.48	0.1 1 0 0 0 1 0 0 0 0 0 0 0 4 7 0.00 0.000																					
Ramon Tatis, L (8,1) ERA: 2.57	0.1 3 1 2 2 0 1 0 0 0 0 0 0 3 9 54.00 6.000																					
Turk Wendell, R (8,1) ERA: 3.77	1.2 7 2 2 2 2 0 0 0 0 0 0 1 18 28 10.80 1.200																					

Pittsburgh Pirates @ Chicago Cubs  
Wrigley Field, Chicago, IL  
Sun Apr 27 1997, 3:33 AM CDT  
Att: 21,083 - Overcast - 53 F

AB 35  
R 7  
H 10  
RBI 7  
BB 2  
SO 12  
LOB 8



Batter	1	2	3	4	5	6	7	8	9	AB	R	H	RBI	BB	SO	LOB	BOTTOM					
Brian McRae, S (1,8) OBP: 0.220, SLG: 0.280	2-1 G6-3		0-0 F7			0-0 L8	1-0 G3-1		0-3 K	5	0	0	0	0	1	4						
Dave Hansen, L (1,5) OBP: 0.500, SLG: 0.412	4-2 BB		2-0 F7			0-0 BB 1B	4-2 BB		1-0 BB 1B	2	0	1	0	1	0	1						
Jose Hernandez, R (7,PH) OBP: 0.389, SLG: 0.500									1-2 BB 1B	1	0	1	0	1	0	0						
Mark Grace, L (1,3) OBP: 0.439, SLG: 0.511	4-2 BB 1B			3-2 G3		3-1 BB 1B	1-0 F7		1-0 P5	4	0	1	0	1	0	5						
Sammy Sosa, R (1,9) OBP: 0.283, SLG: 0.369	2-2 L3			2-2 P4		2-2 L8		0-0 P6		4	0	0	0	0	0	4						
Brooks Kieschnick, L (1,7) OBP: 0.333, SLG: 0.371		2-2 F8		0-1 E4		4-2 FC6-4 BB		3-3 K		3	0	0	0	1	1	0						
23 Ryne Sandberg, R (1,4) OBP: 0.254, SLG: 0.345		1-3 K		1-0 G5-3		1-0 FC6-4		1-1 2B		4	0	1	0	0	1	4						
Scott Servais, R (1,2) OBP: 0.281, SLG: 0.246		2-2 G6-3			0-0 F7		0-0 F8	1-1 F8		4	0	0	0	0	0	1						
Rey Sanchez, R (1,6) OBP: 0.343, SLG: 0.344			1-1 G5-3		2-3 K		3-2 G3-1 BB 1B		0-0 L3	4	0	1	0	0	1	0						
Amaury Telemaco, R (1,1) Bob Patterson, R (7,1) Dave Clark, L (9,PH) Ramon Tatis, L (8,1) Turk Wendell, L (9,1) Tyler Houston, L (9,PH)			4-2 BB		3-3 K		4-1 BB 1B		4-1 BB	1	0	0	0	1	1	0						
										0	0	0	0	0	0	0						
										0	0	0	0	0	0	0						
										0	0	0	0	0	0	0						
										0	0	0	0	0	0	0						
										0	0	0	0	0	0	0						
<b>Inning Stats</b>	R: 0 E: 0 K: 0 S: 9	H: 0 LOB: 2 BB: 2 P: 21	R: 0 E: 0 K: 1 S: 11	H: 0 LOB: 0 BB: 0 P: 16	R: 0 E: 0 K: 0 S: 6	H: 0 LOB: 1 BB: 1 P: 13	R: 0 E: 1 K: 0 S: 13	H: 0 LOB: 1 BB: 0 P: 19	R: 0 E: 0 K: 2 S: 8	H: 0 LOB: 0 BB: 0 P: 13	R: 0 E: 0 K: 0 S: 13	H: 2 LOB: 3 BB: 1 P: 23	R: 0 E: 0 K: 0 S: 9	H: 1 LOB: 3 BB: 2 P: 22	R: 0 E: 0 K: 1 S: 8	H: 1 LOB: 1 BB: 0 P: 13	R: 0 E: 0 K: 1 S: 7	H: 1 LOB: 2 BB: 1 P: 13	1B: 4 2B: 2 3B: 0 HR: 0	SF: 0 SAC: 0 DP: 1 HBP: 0	WP: 0 PB: 0 SB: 0 CS: 0	PA: 39
<b>PITCHER</b>	IP WLS BF H R ER SO BB IBB HBP BLK WP HR S P ERA WHIP																					
Jason Schmidt, R (1,1) ERA: 5.03	6.2 W 28 3 0 0 3 5 0 0 0 0 0 0 66 119 0.00 1.200																					
Ricardo Rincon, L (7,1) ERA: 2.45	1.1 6 1 0 0 1 1 0 0 0 0 0 0 11 21 0.00 1.500																					
John Ericks, R (9,1) ERA: 1.08	1.0 5 1 0 0 1 1 0 0 0 0 0 0 7 13 0.00 2.000																					

Pittsburgh Pirates @ Chicago Cubs  
Wrigley Field, Chicago, IL  
Sun Apr 27 1997, 3:33 AM CDT  
Att: 21,083 - Overcast - 53 F

AB 32  
R 0  
H 5  
RBI 0  
BB 7  
SO 5  
LOB 19









Batter	1	2	3	4	5	6	7	8	9	AB	R	H	RBI	BB	SO	LOB	TOP				
<b>Jermaine Allensworth, R</b> OBP: 0.402, SLG: 0.437 (1, 8)	L4		L5		G1-3		2B BLK		K	5	1	2	0	0	1	1	<b>Pittsburgh Pirates @ Philadelphia Phillies</b> Veterans Stadium, Philadelphia, PA Tue Apr 29 1997, 7:05 PM EDT Att: 12,453 - Unknown - 68 F				
<b>Dale Sveum, S</b> OBP: 0.324, SLG: 0.419 (1, 4)	L9-4-6		2B		G1-3		BLK			4	0	3	0	0	0	1					
<b>Al Martin, L</b> OBP: 0.392, SLG: 0.394 <b>Marc Wilkins, R</b> (7, 1)					F8		F8			4	0	1	0	0	0	3					
<b>Mark Johnson, L</b> OBP: 0.322, SLG: 0.373 (1, 3)	L9-4-6		F8							4	0	1	0	0	0	3					
<b>Kevin Elster, R</b> OBP: 0.347, SLG: 0.463 (1, 6)										3	1	0	0	1	2	1					
<b>18 Jason Kendall, R</b> OBP: 0.316, SLG: 0.324 (1, 2)										4	0	0	0	0	0	2					
<b>Midre Cummings, L</b> OBP: 0.276, SLG: 0.385 (1, 9)										2	0	0	0	2	0	2					
<b>Joe Randa, R</b> OBP: 0.289, SLG: 0.355 (1, 5)										4	0	2	1	0	0	1					
<b>67 Francisco Cordova, R</b> (1, 1) <b>Matt Ruebel, L</b> (5, 1) <b>David Wainhouse, L</b> (5, 1) <b>Emil Brown, R</b> OBP: 0.395, SLG: 0.290 (7, PH) (7, 7)										2	0	0	0	0	2	1					
<b>Inning Stats</b>	R: 0 E: 0 K: 0 S: 5	H: 2 LOB: 1 BB: 0 P: 6	R: 1 E: 0 K: 1 S: 13	H: 1 LOB: 1 BB: 1 P: 20	R: 0 E: 0 K: 1 S: 8	H: 1 LOB: 1 BB: 0 P: 10	R: 0 E: 0 K: 1 S: 7	H: 0 LOB: 1 BB: 1 P: 18	R: 0 E: 0 K: 1 S: 11	H: 1 LOB: 1 BB: 0 P: 16	R: 1 E: 0 K: 1 S: 12	H: 2 LOB: 1 BB: 0 P: 17	R: 0 E: 0 K: 0 S: 8	H: 0 LOB: 0 BB: 0 P: 12	R: 0 E: 0 K: 1 S: 9	H: 1 LOB: 1 BB: 1 P: 15		1B: 6 2B: 5 3B: 0 HR: 0	SF: 0 SAC: 0 DP: 2 HBP: 0	WP: 0 PB: 0 SB: 0 CS: 0	PA: 37
<b>PITCHER</b>	IP	WLS	BF	H	R	ER	SO	BB	IBB	HBP	BLK	WP	HR	S	P	ERA	WHIP				
<b>Calvin Maduro, R</b> ERA: 4.55 (1, 1)	7.0	W	30	8	2	2	5	2	0	0	1	0	0	66	104	2.57	1.429				
<b>Jerry Spradlin, R</b> ERA: 2.31 (8, 1)	1.0		3	0	0	0	0	0	0	0	0	0	0	8	12	0.00	0.000				
<b>Reggie Harris, R</b> ERA: 7.56 (9, 1)	1.0		4	1	0	0	1	1	0	0	0	0	0	9	15	0.00	2.000				

AB 34  
R 2  
H 9  
RBI 1  
BB 3  
SO 6  
LOB 17



Batter	1	2	3	4	5	6	7	8	9	AB	R	H	RBI	BB	SO	LOB	BOTTOM				
<b>Rob Butler, L</b> OBP: 0.444, SLG: 0.500 (1, 7)	FC4-6		G4-3		G1-3					5	1	2	0	0	0	0	<b>Pittsburgh Pirates @ Philadelphia Phillies</b> Veterans Stadium, Philadelphia, PA Tue Apr 29 1997, 7:05 PM EDT Att: 12,453 - Unknown - 68 F				
<b>Mickey Morandini, L</b> OBP: 0.337, SLG: 0.253 (1, 4)	FC4-6		G3							3	2	0	0	1	1	1					
<b>Rico Brogna, L</b> OBP: 0.311, SLG: 0.388 (1, 3)	FC3-6		F9							5	1	3	2	0	0	1					
<b>Darren Daulton, L</b> OBP: 0.450, SLG: 0.532 <b>Derrick May, L</b> OBP: 0.295, SLG: 0.395 (6, 9)	G3									2	1	1	0	1	0	1					
<b>Mike Lieberthal, R</b> OBP: 0.250, SLG: 0.522 (1, 2)										4	2	2	3	0	0	2					
<b>Scott Rolen, R</b> OBP: 0.386, SLG: 0.317 (1, 5)										3	0	1	0	0	1	2					
<b>Wendell Magee, R</b> OBP: 0.230, SLG: 0.285 (1, 8)										4	0	1	1	0	1	3					
<b>Kevin Stocker, S</b> OBP: 0.330, SLG: 0.346 (1, 6)										4	0	0	0	0	1	4					
<b>Calvin Maduro, R</b> OBP: 0.100, SLG: 0.100 <b>23 Kevin Jordan, R</b> (7, PH) <b>Jerry Spradlin, S</b> (8, 1) <b>Reggie Harris, R</b> (9, 1)										3	1	1	0	0	2	4					
<b>Inning Stats</b>	R: 0 E: 0 K: 0 S: 7	H: 1 LOB: 1 BB: 0 P: 9	R: 1 E: 0 K: 1 S: 11	H: 2 LOB: 0 BB: 0 P: 15	R: 0 E: 0 K: 2 S: 18	H: 1 LOB: 3 BB: 0 P: 26	R: 4 E: 0 K: 1 S: 17	H: 3 LOB: 1 BB: 2 P: 29	R: 3 E: 1 K: 1 S: 16	H: 3 LOB: 1 BB: 0 P: 23	R: 0 E: 0 K: 1 S: 8	H: 0 LOB: 0 BB: 0 P: 13	R: 0 E: 0 K: 1 S: 6	H: 1 LOB: 1 BB: 0 P: 10	R: 0 E: 0 K: 1 S: 6	H: 1 LOB: 1 BB: 0 P: 10		1B: 6 2B: 4 3B: 0 HR: 1	SF: 1 SAC: 1 DP: 0 HBP: 1	WP: 1 PB: 0 SB: 0 CS: 0	PA: 39
<b>PITCHER</b>	IP	WLS	BF	H	R	ER	SO	BB	IBB	HBP	BLK	WP	HR	S	P	ERA	WHIP				
<b>67 Francisco Cordova, R</b> ERA: 1.97 (1, 1)	4.1		19	4	1	1	3	0	0	1	0	0	0	10	20						
<b>Matt Ruebel, L</b> ERA: 9.28 (5, 1)	0.0	L	5	3	4	4	0	2	0	0	0	1	1	10	20						
<b>David Wainhouse, R</b> ERA: 12.0 (5, 1)	1.2		9	3	3	2	2	0	0	0	0	0	0	21	29	10.80	1.800				
<b>Marc Wilkins, R</b> ERA: 6.0 (7, 1)	2.0		6	1	0	0	2	0	0	0	0	0	0	14	23	0.00	0.500				

AB 34  
R 8  
H 11  
RBI 7  
BB 2  
SO 7  
LOB 18





Batter	1	2	3	4	5	6	7	8	9	AB	R	H	RBI	BB	SO	LOB	TOP		
Marvin Benard, L (1, 8) OBP: 0.650, SLG: 0.647	2-2 1B HR G6-3	2-3 K		1-0 BLK 1B		0-2 G6-4-3 1B				4	1	3	0	0	1	0	<b>San Francisco Giants @ Pittsburgh Pirates</b> Three Rivers Stadium, Pittsburgh, PA Wed Apr 30 1997, 7:05 PM EDT Att: 10,073 - Unknown - 74 F <a href="http://livebaseballscorecards.com">livebaseballscorecards.com</a>		
Jose Vizcaino, S (1, 6) OBP: 0.295, SLG: 0.271	0-0 G6-3	0-1 G4-3		0-2 G4-3		0-0 G6-4-3				4	0	0	0	0	0	3			
Glenallen Hill, R (1, 9) OBP: 0.309, SLG: 0.527	0-2 HR 1B		0-0 1B		0-0 G4-3		0-0 G4-3 SF8 2B			4	3	3	0	0	0	0			
Barry Bonds, L (1, 7) OBP: 0.465, SLG: 0.443	4-0 HR 1B		0-1 2B		1-1 F8		3-1 G4-3			3	1	1	1	1	0	1			
Jeff Kent, R (1, 4) OBP: 0.341, SLG: 0.610	2-0 HR		0-1 P2 1B		0-3 K		4-0 CS IBB			3	1	1	4	1	1	1			
J.T. Snow, L (1, 3) OBP: 0.351, SLG: 0.284	1-1 HR		0-3 K		1-0 G5-3		1-2 SF8			3	0	0	1	0	2	1			
Bill Mueller, S (1, 5) OBP: 0.343, SLG: 0.356	1-0 2B		1-3 K		0-1 G5-3		0-1 CS		0-0 G6-3	4	0	1	0	0	1	1			
Rick Wilkins, L (1, 2) OBP: 0.227, SLG: 0.322	0-3 K		0-0 F8		2-1 L3				2-3 K	4	0	0	0	0	2	1			
Mark Gardner, R (1, 1) OBP: 0.071, SLG: 0.071		3-3 K		1-1 G6-3		0-1 F9			3-3 K	4	0	0	0	0	2	0			
<b>Inning Stats</b>	R: 4 H: 4 E: 0 K: 2 S: 17	H: 4 R: 1 ER: 5 LOB: 1 BB: 1 P: 26	R: 0 H: 0 E: 0 K: 2 S: 10	H: 0 R: 1 ER: 0 LOB: 1 BB: 0 P: 15	R: 1 H: 2 E: 0 K: 2 S: 13	H: 2 R: 0 ER: 0 LOB: 1 BB: 0 P: 14	R: 0 H: 1 E: 0 K: 0 S: 7	H: 0 R: 0 ER: 0 LOB: 0 BB: 0 P: 9	R: 0 H: 0 E: 0 K: 0 S: 5	H: 0 R: 0 ER: 0 LOB: 0 BB: 0 P: 8	R: 0 H: 1 E: 0 K: 0 S: 7	H: 1 R: 0 ER: 0 LOB: 0 BB: 0 P: 7	R: 1 H: 1 E: 0 K: 0 S: 8	H: 1 R: 0 ER: 0 LOB: 0 BB: 1 P: 16	R: 0 H: 0 E: 0 K: 2 S: 9	H: 0 R: 0 ER: 0 LOB: 0 BB: 0 P: 14		1B: 5 2B: 3 3B: 0 HR: 1	SF: 1 SAC: 0 DP: 1 HBP: 0
<b>PITCHER</b>	IP	WLS	BF	H	R	ER	SO	BB	IBB	HBP	BLK	WP	HR	S	P	ERA	WHIP		
Jon Lieber, R (1, 1) ERA: 3.28	5.0	L	23	7	5	5	7	1	0	0	1	0	1	53	71	9.00	1.600		
Chris Peters, L (6, 1) ERA: 3.0	3.0		10	2	1	1	0	0	1	0	0	0	0	20	31	3.00	0.667		
David Wainhouse, R (9, 1) ERA: 10.8	1.0		3	0	0	0	2	0	0	0	0	0	0	9	14	0.00	0.000		

Batter	1	2	3	4	5	6	7	8	9	AB	R	H	RBI	BB	SO	LOB	BOTTOM				
Tony Womack, L (1, 4) OBP: 0.269, SLG: 0.330	0-1 G6-3			3-1 S 1B		0-2 F7			0-0 P4	4	1	1	0	0	0	0	<b>San Francisco Giants @ Pittsburgh Pirates</b> Three Rivers Stadium, Pittsburgh, PA Wed Apr 30 1997, 7:05 PM EDT Att: 10,073 - Unknown - 74 F <a href="http://livebaseballscorecards.com">livebaseballscorecards.com</a>				
Jermaine Allensworth, R (1, 8) OBP: 0.387, SLG: 0.418	1-0 G6-3			2-1 F7		1-3 K			1-2 G5-3	4	0	0	0	0	1	1					
Al Martin, L (1, 7) OBP: 0.372, SLG: 0.371	0-3 K			3-3 K		1-3 K			0-3 K	4	0	0	0	0	4	1					
Mark Johnson, L (1, 3) OBP: 0.322, SLG: 0.372		1-0 F7		1-0 1B						3	0	1	1	0	1	0					
Kevin Young, R (8, 3) OBP: 0.304, SLG: 0.455				2H 1B						0	0	0	0	0	0	0					
Kevin Elster, R (1, 6) OBP: 0.337, SLG: 0.447		0-3 K		3-2 F8						3	0	0	0	0	2	1					
18 Jason Kendall, R (1, 2) OBP: 0.316, SLG: 0.338		2-0 G6-3			2-2 F9 2B				0-0 G6-3	3	0	1	0	0	0	0					
Jose Guillen, R (1, 9) OBP: 0.329, SLG: 0.385			0-0 G6-3		1-3 K2-3				1-0 G1-3	3	0	0	0	0	1	1					
Joe Randa, R (1, 5) OBP: 0.279, SLG: 0.342			0-2 G5-3		0-0 F9				2-2 L6	3	0	0	0	0	0	1					
Jon Lieber, L (1, 1) OBP: 0.083, SLG: 0.083			1-3 K		2-2 G3-1				2-3 K	1	0	0	0	0	1	0					
Midre Cummings, L (5, PH) OBP: 0.287, SLG: 0.370										1	0	0	0	0	0	1					
Chris Peters, L (6, 1) ERA: 3.0										0	0	0	0	0	0	0					
Dale Sveum, S (8, PH) OBP: 0.314, SLG: 0.406										1	0	0	0	0	1	0					
David Wainhouse, L (9, 1) ERA: 10.8										0	0	0	0	0	0	0					
<b>Inning Stats</b>	R: 0 H: 0 E: 0 K: 1 S: 6	H: 0 R: 0 ER: 0 LOB: 0 BB: 0 P: 7	R: 0 H: 0 E: 0 K: 1 S: 5	H: 0 R: 0 ER: 0 LOB: 0 BB: 0 P: 8	R: 0 H: 0 E: 0 K: 1 S: 7	H: 0 R: 0 ER: 0 LOB: 0 BB: 0 P: 8	R: 1 H: 2 E: 0 K: 1 S: 12	H: 2 R: 0 ER: 0 LOB: 1 BB: 0 P: 23	R: 0 H: 1 E: 0 K: 1 S: 10	H: 1 R: 0 ER: 0 LOB: 0 BB: 0 P: 15	R: 0 H: 0 E: 0 K: 2 S: 10	H: 0 R: 0 ER: 0 LOB: 0 BB: 0 P: 12	R: 0 H: 0 E: 0 K: 0 S: 9	H: 0 R: 0 ER: 0 LOB: 0 BB: 0 P: 10	R: 0 H: 0 E: 0 K: 1 S: 8	H: 0 R: 0 ER: 0 LOB: 0 BB: 0 P: 13	R: 0 H: 0 E: 0 K: 1 S: 7	H: 0 R: 0 ER: 0 LOB: 0 BB: 0 P: 8	1B: 2 2B: 1 3B: 0 HR: 0	SF: 0 SAC: 0 DP: 0 HBP: 0	WP: 0 PA: 30 PB: 0 CS: 0 SB: 1
<b>PITCHER</b>	IP	WLS	BF	H	R	ER	SO	BB	IBB	HBP	BLK	WP	HR	S	P	ERA	WHIP				
Mark Gardner, R (1, 1) ERA: 2.97	9.0	W	30	3	1	1	11	0	0	0	0	0	0	74	104	1.00	0.333				

AB 33  
R 6  
H 9  
RBI 6  
BB 2  
SO 9  
LOB 8



AB 30  
R 1  
H 3  
RBI 1  
BB 0  
SO 11  
LOB 6





Batter	1	2	3	4	5	6	7	8	9	AB	R	H	RBI	BB	SO	LOB	TOP				
<b>LeJon Powell, R</b> OBP: 0.267, SLG: 0.231 (1, 8)										2	0	1	0	1	0	1	<b>San Francisco Giants @ Pittsburgh Pirates</b> Three Rivers Stadium, Pittsburgh, PA Thu May 01 1997, 3:33 AM EDT Att: 10,507 - Overcast - 55 F				
<b>Jose Vizcaino, S</b> OBP: 0.316, SLG: 0.295 (1, 6)										3	0	2	1	1	1						
<b>Glenallen Hill, R</b> OBP: 0.297, SLG: 0.505 (1, 9)										4	0	0	1	0	0	6					
<b>Barry Bonds, L</b> OBP: 0.448, SLG: 0.419 (1, 7)										4	0	0	0	0	3	4					
<b>Jeff Kent, R</b> OBP: 0.337, SLG: 0.593 (1, 4)										4	0	1	0	0	0	0					
<b>Mark Lewis, R</b> OBP: 0.302, SLG: 0.488 <b>Julian Tavaréz, L</b> (8, 1)										4	0	1	0	0	1	0					
<b>J.T. Snow, L</b> OBP: 0.347, SLG: 0.282 (1, 3)										4	0	1	0	0	1	1					
<b>Damon Berryhill, S</b> OBP: 0.450, SLG: 0.412 <b>Joe Roa, R</b> (6, 1)										3	2	2	0	0	1	1					
<b>Rich Rodriguez, L</b> OBP: 1.000, SLG: 1.000 <b>Bill Mueller, S</b> OBP: 0.338, SLG: 0.350 (8, 5)										0	0	0	0	0	0	0					
<b>Shawn Estes, R</b> (1, 1) <b>Rick Wilkins, L</b> OBP: 0.224, SLG: 0.317 <b>Marcus Jensen, S</b> OBP: 0.316, SLG: 0.250 (9, PH)										1	0	0	0	0	0	1					
<b>Inning Stats</b>	R: 0 E: 1 K: 2 S: 13	H: 1 LOB: 2 BB: 0 P: 20	R: 0 E: 0 K: 1 S: 10	H: 0 LOB: 0 BB: 0 P: 18	R: 1 E: 1 K: 0 S: 8	H: 2 LOB: 1 BB: 0 P: 12	R: 0 E: 0 K: 1 S: 7	H: 1 LOB: 1 BB: 0 P: 15	R: 1 E: 0 K: 0 S: 12	H: 1 LOB: 2 BB: 1 P: 23	R: 0 E: 0 K: 1 S: 9	H: 1 LOB: 1 BB: 0 P: 14	R: 0 E: 0 K: 1 S: 8	H: 1 LOB: 0 BB: 0 P: 14	R: 0 E: 0 K: 2 S: 9	H: 0 LOB: 0 BB: 0 P: 15	1B: 6 2B: 3 3B: 0 HR: 0	SF: 0 SAC: 2 DP: 2 HBP: 1	WP: 0 PB: 0 SB: 0 CS: 1	PA: 36	
<b>PITCHER</b>	IP	WLS	BF	H	R	ER	SO	BB	IBB	HBP	BLK	WP	HR	S	P	ERA	WHIP				
<b>Steve Cooke, L</b> ERA: 4.83	6.1	W	29	7	2	2	6	2	0	1	0	0	0	65	114	2.84	1.421				
<b>Marc Wilkins, R</b> ERA: 5.69	0.2		1	0	0	0	0	0	0	0	0	0	0	2	2	0.00	0.000				
<b>Ricardo Rincon, L</b> ERA: 2.08	2.0	S	6	1	0	0	4	0	0	0	0	0	0	18	29	0.00	0.500				

AB	32
R	2
H	8
RBI	2
BB	2
SO	10
LOB	15



Batter	1	2	3	4	5	6	7	8	9	AB	R	H	RBI	BB	SO	LOB	BOTTOM				
<b>Tony Womack, L</b> OBP: 0.277, SLG: 0.330 (1, 4)										3	1	1	2	1	1	1	<b>San Francisco Giants @ Pittsburgh Pirates</b> Three Rivers Stadium, Pittsburgh, PA Thu May 01 1997, 3:33 AM EDT Att: 10,507 - Overcast - 55 F				
<b>Jermaine Allensworth, R</b> OBP: 0.391, SLG: 0.439 (1, 8)										3	0	1	0	1	0	2					
<b>Al Martin, L</b> OBP: 0.378, SLG: 0.384 (1, 7)										3	0	1	1	1	1	3					
<b>Kevin Young, R</b> OBP: 0.296, SLG: 0.423 (1, 3)										4	0	1	0	0	2	3					
<b>Kevin Elster, R</b> OBP: 0.343, SLG: 0.437 (1, 6)										2	0	0	0	2	1	2					
<b>18 Jason Kendall, R</b> OBP: 0.304, SLG: 0.321 (1, 2)										4	0	0	0	0	1	2					
<b>Jose Guillen, R</b> OBP: 0.326, SLG: 0.390 (1, 9)										4	0	1	0	0	0	1					
<b>Joe Randa, R</b> OBP: 0.281, SLG: 0.333 (1, 5)										2	1	0	0	1	1	0					
<b>Steve Cooke, R</b> OBP: 0.091, SLG: 0.091 <b>Marc Wilkins, R</b> (7, 1)										2	1	0	0	0	0	2					
<b>Midre Cummings, L</b> OBP: 0.290, SLG: 0.464 <b>Ricardo Rincon, L</b> (8, 1)										0	0	0	0	0	0	0					
<b>Inning Stats</b>	R: 0 E: 0 K: 2 S: 15	H: 1 LOB: 2 BB: 1 P: 28	R: 0 E: 0 K: 0 S: 8	H: 0 LOB: 0 BB: 0 P: 14	R: 0 E: 0 K: 1 S: 10	H: 0 LOB: 1 BB: 1 P: 19	R: 0 E: 0 K: 1 S: 9	H: 0 LOB: 0 BB: 0 P: 14	R: 3 E: 0 K: 1 S: 13	H: 3 LOB: 1 BB: 1 P: 25	R: 0 E: 0 K: 0 S: 8	H: 0 LOB: 0 BB: 1 P: 13	R: 0 E: 0 K: 2 S: 11	H: 1 LOB: 2 BB: 1 P: 20	R: 0 E: 0 K: 0 S: 6	H: 1 LOB: 1 BB: 1 P: 11	1B: 2 2B: 2 3B: 2 HR: 0	SF: 0 SAC: 0 DP: 0 HBP: 0	WP: 1 PB: 0 SB: 3 CS: 0	PA: 34	
<b>PITCHER</b>	IP	WLS	BF	H	R	ER	SO	BB	IBB	HBP	BLK	WP	HR	S	P	ERA	WHIP				
<b>Shawn Estes, L</b> ERA: 2.76	5.0	L	22	4	3	3	5	3	0	0	0	0	0	55	100	5.40	1.400				
<b>Joe Roa, R</b> ERA: 1.5	1.1		5	1	0	0	1	1	0	0	0	0	0	14	23	0.00	1.500				
<b>Rich Rodriguez, L</b> ERA: 1.46	0.2		3	0	0	0	1	0	1	0	0	0	0	5	10	0.00	0.000				
<b>Julian Tavaréz, R</b> ERA: 4.15	1.0		4	1	0	0	0	1	0	0	0	0	0	6	11	0.00	2.000				

AB	28
R	3
H	6
RBI	3
BB	6
SO	7
LOB	16






Batter	1	2	3	4	5	6	7	8	9	AB	R	H	RBI	BB	SO	LOB	TOP										
Tony Womack, L (1,4) OBP: 0.276, SLG: 0.327	F7			K		G6-3			SH3-4 1B	4	1	1	0	0	1	0	<b>Pittsburgh Pirates @ Atlanta Braves</b> Turner Field, Atlanta, GA Fri May 02 1997, 7:05 PM EDT Att: 37,577 - Unknown - 72 F										
Jermaine Allensworth, R (1,8) OBP: 0.389, SLG: 0.433	K			HR 1B		G1-3			SH3-4	3	1	1	0	0	1	0											
Al Martin, L (1,7) OBP: 0.384, SLG: 0.421	G5-3			HR					K	3	1	1	2	1	1	1											
Mark Johnson, L (1,3) OBP: 0.330, SLG: 0.378 Rich Loiselle, R (9,1)	P6			1B					FC5-4 1B	4	0	2	1	0	0	1											
Kevin Elster, R (1,6) OBP: 0.330, SLG: 0.418	G1-3			P3					FC5-4 1B	4	0	0	0	0	0	2											
18 Jason Kendall, R (1,2) OBP: 0.295, SLG: 0.310	G4-3									3	0	0	0	0	0	1											
Jose Guillen, R (1,9) OBP: 0.315, SLG: 0.376										3	0	0	0	0	0	0											
Joe Randa, R (1,5) OBP: 0.283, SLG: 0.333										3	0	1	0	0	0	0											
Jason Schmidt, R (1,1) OBP: 0.273, SLG: 0.364 Midre Cummings, L (8, PH) OBP: 0.281, SLG: 0.448 Chris Peters, L (8,1) Kevin Young, R (9,3) OBP: 0.296, SLG: 0.423	G4-3									2	0	0	0	0	0	1											
<b>Inning Stats</b>	R: 0 E: 0 K: 1 S: 7	H: 0 LOB: 0 BB: 0 P: 9	R: 0 E: 0 K: 0 S: 4	H: 0 LOB: 0 BB: 0 P: 6	R: 0 E: 0 K: 0 S: 7	H: 1 LOB: 0 BB: 0 P: 11	R: 2 E: 0 K: 1 S: 11	H: 3 LOB: 0 BB: 0 P: 18	R: 0 E: 0 K: 0 S: 9	H: 0 LOB: 0 BB: 0 P: 11	R: 0 E: 0 K: 0 S: 6	H: 0 LOB: 0 BB: 0 P: 9	R: 0 E: 0 K: 0 S: 8	H: 0 LOB: 1 BB: 1 P: 15	R: 0 E: 0 K: 0 S: 13	H: 0 LOB: 0 BB: 0 P: 18		R: 1 E: 0 K: 1 S: 14	H: 2 LOB: 1 BB: 0 P: 20	1B: 5 2B: 0 3B: 0 HR: 1	SF: 0 SAC: 1 DP: 1 HBP: 0	WP: 0 PB: 0 CS: 0	PA: 32				
<b>PITCHER</b>	IP	WLS	BF	H	R	ER	SO	BB	IBB	HBP	BLK	WP	HR	S	P	ERA	WHIP										
Greg Maddux, R (1,1) ERA: 1.38	7.0		24	4	2	2	2	1	0	0	0	0	1	52	79	2.57	0.714										
Mike Bielecki, R (8,1) ERA: 2.35	1.1	L	5	1	1	1	0	0	0	0	0	0	0	16	21	6.75	0.750										
Alan Embree, L (9,1) ERA: 4.26	0.2		3	1	0	0	1	0	0	0	0	0	0	11	17	0.00	1.500										

AB	30
R	3
H	6
RBI	3
BB	1
SO	3
LOB	6



Batter	1	2	3	4	5	6	7	8	9	AB	R	H	RBI	BB	SO	LOB	BOTTOM										
Kenny Lofton, L (1,8) OBP: 0.420, SLG: 0.480			G5-3		FC5		L8			4	0	1	0	0	0	2	<b>Pittsburgh Pirates @ Atlanta Braves</b> Turner Field, Atlanta, GA Fri May 02 1997, 7:05 PM EDT Att: 37,577 - Unknown - 72 F										
Michael Tucker, L (1,9) OBP: 0.435, SLG: 0.547	L8		K			10 1B SF8 BB	F7			3	1	0	0	1	1	2											
10 Chipper Jones, S (1,5) OBP: 0.389, SLG: 0.443	K				L8	SF8 1B			L6	4	0	1	0	0	1	1											
Fred McGriff, L (1,3) OBP: 0.356, SLG: 0.423	L7				G6-3	SF8			G4-3	3	0	0	1	0	0	1											
Ryan Klesko, L (1,7) OBP: 0.318, SLG: 0.481		FC6-4 1B			K	K			G4-3	4	0	1	0	0	2	1											
Mark Lemke, S (1,4) OBP: 0.337, SLG: 0.405	L4				HR	IBB			F7	3	1	1	1	1	0	1											
Eddie Pérez, R (1,2) OBP: 0.045, SLG: 0.045 Javy Lopez, R (9, PH) OBP: 0.422, SLG: 0.704	L6				P2	G5-3			1B 1B	3	0	0	0	0	0	3											
Jeff Blauser, R (1,6) OBP: 0.460, SLG: 0.632	FC6-4				FC5 2B				L1-3 1B	4	0	2	0	0	0	1											
Greg Maddux, R (1,1) Keith Lockhart, L (7, PH) OBP: 0.353, SLG: 0.357 Mike Bielecki, R (8,1) Alan Embree, L (9,1) Andrew Jones, R (9, PH) OBP: 0.328, SLG: 0.417	G5-3				K				L1-3	2	0	0	0	0	1	1											
<b>Inning Stats</b>	R: 0 E: 0 K: 1 S: 12	H: 1 LOB: 1 BB: 0 P: 16	R: 0 E: 0 K: 0 S: 11	H: 1 LOB: 0 BB: 0 P: 16	R: 0 E: 0 K: 1 S: 10	H: 0 LOB: 0 BB: 0 P: 15	R: 0 E: 0 K: 1 S: 8	H: 0 LOB: 0 BB: 0 P: 11	R: 1 E: 0 K: 1 S: 8	H: 2 LOB: 1 BB: 0 P: 14	R: 1 E: 0 K: 0 S: 11	H: 1 LOB: 2 BB: 2 P: 24	R: 0 E: 0 K: 0 S: 8	H: 0 LOB: 1 BB: 1 P: 12	R: 0 E: 0 K: 0 S: 5	H: 0 LOB: 0 BB: 0 P: 9		R: 0 E: 0 K: 0 S: 10	H: 2 LOB: 1 BB: 0 P: 14	1B: 5 2B: 2 3B: 0 HR: 1	SF: 1 SAC: 0 DP: 1 HBP: 0	WP: 0 PB: 0 CS: 0	PA: 36				
<b>PITCHER</b>	IP	WLS	BF	H	R	ER	SO	BB	IBB	HBP	BLK	WP	HR	S	P	ERA	WHIP										
Jason Schmidt, R (1,1) ERA: 4.39	7.0		29	5	2	2	5	2	1	0	0	0	0	68	108	2.57	1.000										
Chris Peters, L (8,1) ERA: 2.35	1.0	W	3	0	0	0	0	0	0	0	0	0	0	5	9	0.00	0.000										
Rich Loiselle, R (9,1) ERA: 3.45	1.0	S	4	2	0	0	0	0	0	0	0	0	0	10	14	0.00	2.000										

AB	32
R	2
H	7
RBI	2
BB	3
SO	5
LOB	15

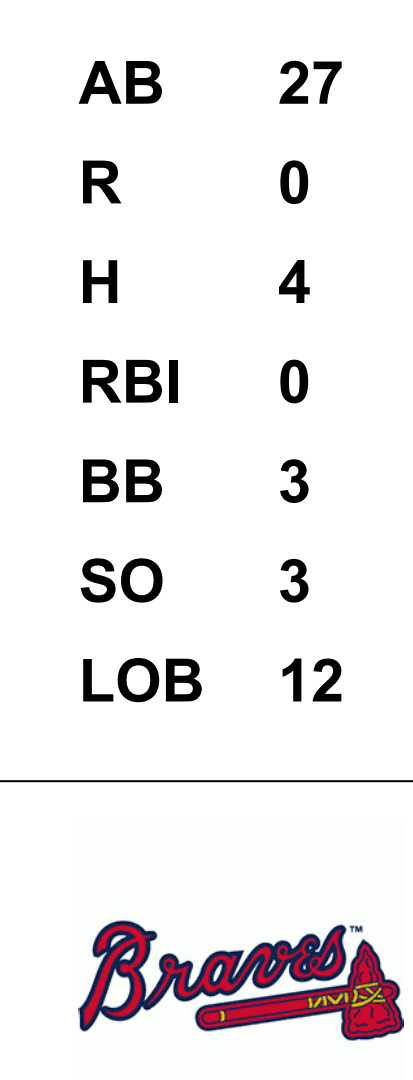




Batter	1	2	3	4	5	6	7	8	9	AB	R	H	RBI	BB	SO	LOB	TOP										
Jermaine Allensworth, R (1, 8) OBP: 0.389, SLG: 0.430	G3			F7		1B		FC3-6	BB	3	0	1	0	2	0	0	<b>Pittsburgh Pirates @ Atlanta Braves</b> Turner Field, Atlanta, GA Sat May 03 1997, 7:05 PM EDT Att: 46,602 - Unknown - 66 F										
Kevin Young, R (1, 5) OBP: 0.291, SLG: 0.387	K			F7		1B		F7	K	5	0	1	0	0	2	3											
Al Martin, L (1, 7) OBP: 0.385, SLG: 0.405	G3-1			G3-1		IBB		FC3-6	K	3	0	0	0	2	1	2											
Mark Johnson, L (1, 3) OBP: 0.327, SLG: 0.372		F7			SH5-4	1B		FC3-6		4	1	1	0	0	1	5											
Kevin Elster, R (1, 6) OBP: 0.327, SLG: 0.411		P6			G4-3	1B		F8		4	0	1	0	0	1	5											
18 Jason Kendall, R (1, 2) OBP: 0.296, SLG: 0.302		F9			SH5-4			L9		2	1	0	0	1	0	0											
Jose Guillen, R (1, 9) OBP: 0.302, SLG: 0.360				F8		G4-3		G4-3	G1-3	4	0	0	1	0	0	2											
Joe Randa, R (1, 4) OBP: 0.292, SLG: 0.341				P2		K		1B	2B	4	1	2	1	0	1	1											
Esteban Loaiza, R (1, 1) OBP: 0.143, SLG: 0.143				G4-3		G6-3		L3	2B	3	0	0	0	0	0	1											
Midre Cummings, L (9, PH) OBP: 0.303, SLG: 0.500										1	0	1	1	0	0	0											
Ricardo Rincon, L (9, 1)										0	0	0	0	0	0	0											
<b>Inning Stats</b>	R: 0 E: 0 K: 1 S: 13	H: 0 LOB: 0 BB: 0 P: 17	R: 0 E: 0 K: 0 S: 6	H: 0 LOB: 0 BB: 0 P: 10	R: 0 E: 0 K: 0 S: 10	H: 0 LOB: 0 BB: 0 P: 13	R: 0 E: 0 K: 0 S: 7	H: 0 LOB: 0 BB: 0 P: 15	R: 1 E: 0 K: 1 S: 8	H: 2 LOB: 1 BB: 0 P: 11	R: 0 E: 0 K: 0 S: 12	H: 1 LOB: 3 BB: 2 P: 23	R: 0 E: 0 K: 0 S: 10	H: 1 LOB: 1 BB: 0 P: 17	R: 0 E: 0 K: 0 S: 14	H: 1 LOB: 2 BB: 1 P: 25	R: 2 E: 1 K: 2 S: 11	H: 2 LOB: 2 BB: 2 P: 21	1B: 6 2B: 1 3B: 0 HR: 0	SF: 0 SAC: 1 DP: 0 HBP: 0	WP: 0 SB: 0 CS: 0	PA: 39					
<b>PITCHER</b>	IP	WLS	BF	H	R	ER	SO	BB	IBB	HBP	BLK	WP	HR	S	P	ERA	WHIP										
Tom Glavine, L (1, 1) ERA: 1.56	8.0	L	32	5	1	1	4	2	1	0	0	0	0	80	131	1.12	0.875										
Brad Clontz, R (9, 1) ERA: 5.0	0.1		4	2	2	2	0	1	0	0	0	0	0	4	9	54.00	9.000										
Paul Byrd, R (9, 1) ERA: 1.8	0.1		2	0	0	0	1	1	0	0	0	0	0	4	8	0.00	3.000										
Alan Embree, L (9, 1) ERA: 4.05	0.1		1	0	0	0	1	0	0	0	0	0	0	3	4	0.00	0.000										

Batter	1	2	3	4	5	6	7	8	9	AB	R	H	RBI	BB	SO	LOB	BOTTOM										
Kenny Lofton, L (1, 8) OBP: 0.407, SLG: 0.465	G4-3			K		G4-3			G6-3	4	0	0	0	0	1	1	<b>Pittsburgh Pirates @ Atlanta Braves</b> Turner Field, Atlanta, GA Sat May 03 1997, 7:05 PM EDT Att: 46,602 - Unknown - 66 F										
Michael Tucker, L (1, 9) OBP: 0.438, SLG: 0.539	G6-3			G4-3		F8			10 E	3	0	1	0	1	0	0											
10 Chipper Jones, S (1, 5) OBP: 0.376, SLG: 0.426	G6-3			P5		G5-3			E6	4	0	0	0	0	0	2											
Fred McGriff, L (1, 3) OBP: 0.352, SLG: 0.411		F8			G6-4-3	BB		G3	G4-6-3	3	0	0	0	1	0	2											
Ryan Klesko, L (1, 7) OBP: 0.318, SLG: 0.468		G4-3			P5			FC5-4	BB	2	0	0	0	1	0	1											
Javy Lopez, R (1, 2) OBP: 0.409, SLG: 0.679										3	0	0	0	0	1	2											
Tony Graffanino, R (8, FR) OBP: 0.263, SLG: 0.222				K		G6-4-3		FC5-4	1B	0	0	0	0	0	0	0											
Brad Clontz, R (9, 1) Paul Byrd, R (9, 1) Alan Embree, L (9, 1)										0	0	0	0	0	0	0											
Mark Lemke, S (1, 4) OBP: 0.326, SLG: 0.390				G4-3		K		P6		3	0	0	0	0	1	1											
Jeff Blauser, R (1, 6) OBP: 0.476, SLG: 0.667						SH3-4			1B	3	0	3	0	0	0	0											
Tom Glavine, L (1, 1) OBP: 0.313, SLG: 0.154										1	0	0	0	0	0	1											
Keith Lockhart, L (8, PH) OBP: 0.333, SLG: 0.333				G4-3		SH3-4			F7	1	0	0	0	0	0	2											
Eddie Pérez, R (9, 2) OBP: 0.045, SLG: 0.045										0	0	0	0	0	0	0											
<b>Inning Stats</b>	R: 0 E: 0 K: 0 S: 7	H: 1 LOB: 0 BB: 0 P: 12	R: 0 E: 0 K: 1 S: 5	H: 0 LOB: 0 BB: 0 P: 7	R: 0 E: 0 K: 0 S: 6	H: 1 LOB: 0 BB: 0 P: 8	R: 0 E: 0 K: 1 S: 5	H: 0 LOB: 0 BB: 0 P: 9	R: 0 E: 0 K: 0 S: 7	H: 0 LOB: 0 BB: 1 P: 14	R: 0 E: 0 K: 1 S: 9	H: 1 LOB: 1 BB: 0 P: 14	R: 0 E: 0 K: 0 S: 7	H: 0 LOB: 0 BB: 0 P: 13	R: 0 E: 0 K: 0 S: 10	H: 1 LOB: 2 BB: 1 P: 18	R: 0 E: 1 K: 0 S: 9	H: 0 LOB: 1 BB: 1 P: 18	1B: 3 2B: 0 3B: 1 HR: 0	SF: 0 SAC: 1 DP: 3 HBP: 0	WP: 0 SB: 0 CS: 1	PA: 31					
<b>PITCHER</b>	IP	WLS	BF	H	R	ER	SO	BB	IBB	HBP	BLK	WP	HR	S	P	ERA	WHIP										
Esteban Loaiza, R (1, 1) ERA: 1.49	8.0	W	27	4	0	0	3	2	0	0	0	0	0	56	95	0.00	0.750										
Ricardo Rincon, L (9, 1) ERA: 1.93	1.0	S	4	0	0	0	0	1	0	0	0	0	0	9	18	0.00	1.000										

AB	33
R	3
H	7
RBI	3
BB	5
SO	6
LOB	19





Batter	1	2	3	4	5	6	7	8	9	AB	R	H	RBI	BB	SO	LOB	TOP								
Tony Womack, L OBP: 0.289, SLG: 0.339	1-1 FC5-4 1B		0-3 K		0-2 1-2 1B		0-2 K		0-0 1B	5	0	3	0	0	2	2									
Jermaine Allensworth, R OBP: 0.362, SLG: 0.410	2-3 K		1-3 K		1-1 G4-3		0-0 FC6-4		0-3 K	5	0	0	0	0	3	6									
Al Martin, L OBP: 0.389, SLG: 0.410	0-1 F9			0-0 18 G5-3 1B		3-2 2B 1B		0-3 K		4	1	2	0	0	1	1									
Kevin Young, R OBP: 0.278, SLG: 0.400	2-0 FC5-4 1-2			1-3 K		0-0 1B 2B		2-3 K		4	0	1	1	0	2	2									
Kevin Elster, R OBP: 0.333, SLG: 0.402		2-3 K		4-2 1B BB		0-1 L9		4-2 18 1B BB		2	0	0	0	2	1	1									
18 Jason Kendall, R OBP: 0.294, SLG: 0.300		3-3 K		1-2 G5-3		0-1 P3		0-0 1B		4	0	1	0	0	1	3									
Emil Brown, R OBP: 0.273, SLG: 0.273		3-1 G5-3			4-2 67 FC1-4 BB		2-3 K		1-3 K	2	0	0	0	1	1	1									
Mark Johnson, L OBP: 0.323, SLG: 0.368										1	0	0	0	0	1	2									
Ramon Morel, R OBP: 0.280, SLG: 0.326										0	0	0	0	0	0	0									
Joe Randa, R OBP: 0.280, SLG: 0.326			1-0 P4		1-0 F9		3-1 E6 FC6-4		1-2 G4-3	4	0	0	0	0	0	1									
67 Francisco Cordova, R OBP: 0.077, SLG: 0.077			0-1		1-1 FC1-4 1B		1-3 K		3-2 F8	2	0	1	0	0	0	1									
Dale Sveum, S OBP: 0.306, SLG: 0.394										1	0	0	0	0	1	1									
Marc Wilkins, R OBP: 0.294, SLG: 0.454										0	0	0	0	0	0	0									
Matt Ruebel, L OBP: 0.294, SLG: 0.454										0	0	0	0	0	0	0									
Midre Cummings, L OBP: 0.294, SLG: 0.454										1	0	0	0	0	0	0									
<b>Inning Stats</b>	R: 0 E: 0 K: 1 S: 10	H: 1 LOB: 1 BB: 0 P: 15	R: 0 E: 0 K: 2 S: 10	H: 0 LOB: 0 BB: 0 P: 18	R: 0 E: 0 K: 2 S: 9	H: 1 LOB: 1 BB: 0 P: 11	R: 0 E: 0 K: 1 S: 10	H: 1 LOB: 1 BB: 1 P: 16	R: 0 E: 0 K: 0 S: 10	H: 1 LOB: 1 BB: 1 P: 17	R: 1 E: 0 K: 1 S: 12	H: 2 LOB: 1 BB: 0 P: 17	R: 0 E: 1 K: 2 S: 9	H: 0 LOB: 0 BB: 1 P: 13	R: 0 E: 0 K: 3 S: 12	H: 1 LOB: 2 BB: 1 P: 19	R: 0 E: 0 K: 1 S: 11	H: 1 LOB: 1 BB: 0 P: 15	1B: 7 2B: 1 3B: 0 HR: 0	SF: 0 SAC: 0 DP: 1 HBP: 0	WP: 1 PB: 0 SB: 1 CS: 0	PA: 38			
<b>PITCHER</b>	IP	WLS	BF	H	R	ER	SO	BB	IBB	HBP	BLK	WP	HR	S	P	ERA	WHIP								
Terrell Wade, L ERA: 2.81	5.0	W	22	6	1	1	6	2	0	0	0	0	0	53	84	1.80	1.600								
Paul Byrd, R ERA: 1.94	1.0		3	0	0	0	1	0	0	0	0	1	0	8	10	0.00	0.000								
Mike Bielecki, R ERA: 2.12	1.2		8	1	0	0	4	1	0	0	0	0	0	18	28	0.00	1.200								
Mark Wohlers, R ERA: 2.84	1.1	S	5	1	0	0	2	0	0	0	0	0	0	14	19	0.00	0.750								

Pittsburgh Pirates @ Atlanta Braves  
Turner Field, Atlanta, GA  
Sun May 04 1997, 3:33 AM EDT  
Att: 42,037 - Sunny - 63 F

AB 35  
R 1  
H 8  
RBI 1  
BB 3  
SO 13  
LOB 21



Batter	1	2	3	4	5	6	7	8	9	AB	R	H	RBI	BB	SO	LOB	BOTTOM								
Kenny Lofton, L OBP: 0.396, SLG: 0.450	0-1 G1-3		2-2 L6		3-3 K		2-0 F8			4	0	0	0	0	1	1									
Michael Tucker, L OBP: 0.440, SLG: 0.543	4-2 1B BB		1-0 10 WP 10 1B 2B		1-1 G4-3		1-0 L4			3	1	1	0	1	0	1									
10 Chipper Jones, S OBP: 0.380, SLG: 0.429	0-0 L8		2-0 BB E 1B		1-1 1B					4	1	2	1	0	1	1									
Fred McGriff, L OBP: 0.357, SLG: 0.409	1-0 1B		4-0 BB E BB		1-1 G4-3					3	1	1	0	1	0	1									
Ryan Klesko, L OBP: 0.308, SLG: 0.451	1-0 L6		0-2 E9 1-1 H 2-H							3	0	0	0	0	0	2									
Andrew Jones, R OBP: 0.338, SLG: 0.417										0	0	0	0	1	0	0									
Javy Lopez, R OBP: 0.402, SLG: 0.655		0-1 F9	1-2 P2							3	0	0	0	1	0	1									
Mark Lemke, S OBP: 0.326, SLG: 0.388		0-0 G3		1-2 G4-3 1B						3	0	1	0	0	0	0									
Mike Bielecki, R OBP: 0.338, SLG: 0.417										0	0	0	0	0	0	0									
Mark Wohlers, R OBP: 0.338, SLG: 0.417										1	0	0	0	0	1	2									
Jeff Blauser, R OBP: 0.462, SLG: 0.645		0-0 G6-3		0-0 G4-3						3	0	0	0	0	0	1									
Terrell Wade, L ERA: 1.89			0-2 K		2-2 G1-4-3					2	0	0	0	0	1	0									
Paul Byrd, R ERA: 1.94										0	0	0	0	0	0	0									
Tony Graffanino, R OBP: 0.300, SLG: 0.263										1	0	1	0	0	0	0									
<b>Inning Stats</b>	R: 0 E: 0 K: 0 S: 10	H: 1 LOB: 2 BB: 1 P: 15	R: 0 E: 0 K: 0 S: 4	H: 0 LOB: 0 BB: 0 P: 4	R: 3 E: 1 K: 1 S: 14	H: 2 LOB: 1 BB: 1 P: 24	R: 0 E: 0 K: 0 S: 7	H: 1 LOB: 0 BB: 0 P: 10	R: 0 E: 0 K: 0 S: 5	H: 0 LOB: 0 BB: 0 P: 6	R: 0 E: 0 K: 0 S: 6	H: 1 LOB: 1 BB: 0 P: 12	R: 0 E: 0 K: 2 S: 17	H: 0 LOB: 2 BB: 2 P: 28	R: 0 E: 0 K: 0 S: 17	H: 0 LOB: 2 BB: 2 P: 28	1B: 5 2B: 1 3B: 0 HR: 0	SF: 0 SAC: 0 DP: 1 HBP: 0	WP: 1 PB: 0 SB: 0 CS: 0	PA: 34					
<b>PITCHER</b>	IP	WLS	BF	H	R	ER	SO	BB	IBB	HBP	BLK	WP	HR	S	P	ERA	WHIP								
67 Francisco Cordova, R ERA: 1.89	6.0	L	25	5	3	1	2	2	0	0	0	0	0	49	74	1.50	1.167								
Marc Wilkins, R ERA: 5.54	0.1		2	1	0	0	0	0	0	0	0	0	0	4	7	0.00	3.000								
Matt Ruebel, L ERA: 9.25	1.1		4	0	0	0	1	0	0	0	0	0	0	9	14	0.00	0.000								
Ramon Morel, R ERA: 2.84	0.1		3	0	0	0	1	1	1	0	0	0	0	10	19	0.00	3.000								

Pittsburgh Pirates @ Atlanta Braves  
Turner Field, Atlanta, GA  
Sun May 04 1997, 3:33 AM EDT  
Att: 42,037 - Sunny - 63 F

AB 30  
R 3  
H 6  
RBI 1  
BB 4  
SO 4  
LOB 10





Batter	1	2	3	4	5	6	7	8	9	AB	R	H	RBI	BB	SO	LOB	TOP										
Tony Womack, L (1, 4) OBP: 0.288, SLG: 0.345	P5		1-2 2B		B1-3			G3		4	0	1	0	0	0	0	Pittsburgh Pirates @ Florida Marlins Pro Player Stadium, Miami, FL Mon May 05 1997, 7:05 PM EDT Att: 16,616 - Unknown - 77 F										
Jermaine Allensworth, R (1, 8) OBP: 0.376, SLG: 0.399	F7		HBP		G5-3			K		3	0	0	0	0	1	0											
Al Martin, L (1, 7) OBP: 0.384, SLG: 0.402	1B		F7					K		4	0	1	0	0	2	3											
Mark Johnson, L (1, 3) OBP: 0.320, SLG: 0.356	BB		K					G3		3	0	0	0	1	1	3											
Kevin Elster, R (1, 6) OBP: 0.331, SLG: 0.396	F8		F9					FC5 1B		4	0	1	0	0	0	5											
Dale Sveum, S (1, 5) OBP: 0.300, SLG: 0.378		L8			F8			1B FC5		4	0	1	0	0	1	0											
Jose Guillen, R (1, 9) OBP: 0.290, SLG: 0.344		K			K			1B FC5		4	0	0	0	0	2	2											
Keith Osik, R (1, 2) OBP: 0.136, SLG: 0.143		F7			P4			1-2 2-3f		3	0	0	0	0	1	0											
Jon Lieber, L (1, 1) OBP: 0.143, SLG: 0.077					G6-3			K		1	0	0	0	1	0	0											
Midre Cummings, L (8, PH) OBP: 0.286, SLG: 0.469										1	0	0	0	0	1	0											
David Wainhouse, L (8, 1)					2B BB					0	0	0	0	0	0	0											
<b>Inning Stats</b>	R: 0 E: 0 K: 0 S: 8	H: 1 LOB: 2 BB: 1 P: 15	R: 0 E: 0 K: 1 S: 10	H: 0 LOB: 0 BB: 0 P: 18	R: 0 E: 0 K: 1 S: 16	H: 1 LOB: 3 BB: 1 P: 26	R: 0 E: 0 K: 1 S: 5	H: 0 LOB: 0 BB: 0 P: 8	R: 0 E: 0 K: 1 S: 6	H: 0 LOB: 0 BB: 0 P: 9	R: 0 E: 0 K: 2 S: 9	H: 0 LOB: 0 BB: 0 P: 16	R: 0 E: 0 K: 2 S: 8	H: 0 LOB: 0 BB: 0 P: 10	R: 0 E: 0 K: 1 S: 9	H: 2 LOB: 2 BB: 0 P: 15	R: 0 E: 0 K: 1 S: 12	H: 2 LOB: 2 BB: 0 P: 17	1B: 3 2B: 1 3B: 0 HR: 0	SF: 0 SAC: 0 DP: 0 HBP: 1	WP: 0 PB: 0 SB: 1 CS: 0	PA: 34					
<b>PITCHER</b>	IP	WLS	BF	H	R	ER	SO	BB	IBB	HBP	BLK	WP	HR	S	P	ERA	WHIP										
Rick Helling, R (1, 1) ERA: 1.17	6.0	W	23	2	0	0	4	2	0	1	0	0	0	54	92	0.00	0.667										
Jay Powell, R (7, 1) ERA: 1.59	2.0		6	0	0	0	4	0	0	0	0	0	0	17	25	0.00	0.000										
Robb Nen, R (9, 1) ERA: 5.79	1.0	S	5	2	0	0	1	0	0	0	0	0	0	12	17	0.00	2.000										

Batter	1	2	3	4	5	6	7	8	9	AB	R	H	RBI	BB	SO	LOB	BOTTOM										
Luis Castillo, S (1, 4) OBP: 0.361, SLG: 0.318	G6-3			G6-3	G5-4-3 1B			S 1B		4	0	2	0	0	0	0	Pittsburgh Pirates @ Florida Marlins Pro Player Stadium, Miami, FL Mon May 05 1997, 7:05 PM EDT Att: 16,616 - Unknown - 77 F										
Edgar Renteria, R (1, 6) OBP: 0.246, SLG: 0.243	F8			E 2B	G5-4-3 1-2f			L9		4	1	1	0	0	0	2											
Cliff Floyd, L (1, 7) OBP: 0.317, SLG: 0.314	G6-3			E4 2B				K		4	1	1	0	0	1	2											
Gary Sheffield, R (1, 9) OBP: 0.432, SLG: 0.400		G4-3		2B	G6-4-3			L7		4	1	1	2	0	0	2											
Moises Alou, R (1, 8) OBP: 0.402, SLG: 0.651		F9		G5-3				F9		3	0	0	0	0	0	2											
Bobby Bonilla, S (1, 5) OBP: 0.348, SLG: 0.385		F7		G5-3				G3		3	0	1	1	0	0	1											
Jim Eisenreich, L (1, 3) OBP: 0.286, SLG: 0.239				L7				G3-1		2	0	0	0	1	0	0											
Jeff Conine, R (8, 3) OBP: 0.375, SLG: 0.483				IBB						0	0	0	0	0	0	0											
Charles Johnson, R (1, 2) OBP: 0.353, SLG: 0.386				K	F8			G4-6-3 1B		3	0	1	0	0	1	2											
Rick Helling, R (1, 1) ERA: 2.95				F9				G4-6-3 1-2f		2	0	0	0	0	1	0											
Jay Powell, R (7, 1) OBP: 0.500, SLG: 0.500										1	0	0	0	0	0	1											
Robb Nen, R (9, 1) ERA: 9.82										0	0	0	0	0	0	0											
<b>Inning Stats</b>	R: 0 E: 0 K: 0 S: 4	H: 0 LOB: 0 BB: 0 P: 8	R: 0 E: 0 K: 0 S: 6	H: 0 LOB: 0 BB: 0 P: 13	R: 0 E: 0 K: 1 S: 7	H: 0 LOB: 0 BB: 0 P: 10	R: 3 E: 1 K: 0 S: 11	H: 3 LOB: 2 BB: 1 P: 20	R: 0 E: 0 K: 1 S: 5	H: 1 LOB: 1 BB: 0 P: 7	R: 0 E: 0 K: 0 S: 7	H: 1 LOB: 0 BB: 0 P: 14	R: 0 E: 0 K: 0 S: 9	H: 1 LOB: 0 BB: 0 P: 9	R: 0 E: 0 K: 1 S: 11	H: 1 LOB: 1 BB: 0 P: 15	1B: 5 2B: 2 3B: 0 HR: 0	SF: 0 SAC: 0 DP: 2 HBP: 0	WP: 0 PB: 0 SB: 1 CS: 0	PA: 31							
<b>PITCHER</b>	IP	WLS	BF	H	R	ER	SO	BB	IBB	HBP	BLK	WP	HR	S	P	ERA	WHIP										
Jon Lieber, R (1, 1) ERA: 2.95	7.0	L	27	6	3	1	2	0	0	0	0	0	0	49	81	1.29	0.857										
David Wainhouse, R (8, 1) ERA: 9.82	1.0		4	1	0	0	1	0	0	0	0	0	0	11	15	0.00	1.000										



Batter	1	2	3	4	5	6	7	8	9	AB	R	H	RBI	BB	SO	LOB	TOP								
Tony Womack, L (1,4) OBP: 0.300, SLG: 0.355	F7		G4-3		E4 1B		G6-3 1B		FC6-2 1B	5	1	3	0	0	0	0									
Jermaine Allensworth, R (1,8) OBP: 0.364, SLG: 0.381	P6			F9	E4 1B CS		G6-3		FC6-2 1B	5	0	0	1	0	0	5									
Al Martin, L (1,7) OBP: 0.385, SLG: 0.396	F9			P5					G3-2-3 3-H	4	0	1	1	1	0	3									
Mark Johnson, L (1,3) OBP: 0.318, SLG: 0.344		K			CS	F9	G1-3			3	1	0	0	1	1	2									
Kevin Elster, R (1,6) OBP: 0.328, SLG: 0.400	G6-3				BB	G6-3			K	4	0	1	1	0	1	0									
18 Jason Kendall, R (1,2) OBP: 0.302, SLG: 0.330					2B				L9	4	0	2	0	0	0	1									
Jose Guillen, R (1,9) OBP: 0.279, SLG: 0.330									F8	4	0	0	0	0	0	2									
Joe Randa, R (1,5) OBP: 0.298, SLG: 0.337			K		SH1-4 E HBP		1B SH3 G6-3 1B		1B FC6-2 1B	3	2	2	0	0	1	0									
Steve Cooke, R (1,1) OBP: 0.083, SLG: 0.083										1	0	0	0	0	1	0									
Ramon Morel, R (7,1)										0	0	0	0	0	0	0									
Midre Cummings, L (9,PH) OBP: 0.306, SLG: 0.485										1	0	1	0	0	0	0									
Rich Loiselle, R (9,1)										0	0	0	0	0	0	0									
<b>Inning Stats</b>	R: 0 E: 0 K: 0 S: 9	H: 0 LOB: 0 BB: 0 P: 15	R: 0 E: 0 K: 1 S: 10	H: 1 LOB: 1 BB: 0 P: 14	R: 0 E: 0 K: 2 S: 11	H: 0 LOB: 0 BB: 0 P: 14	R: 1 E: 0 K: 0 S: 9	H: 1 LOB: 1 BB: 1 P: 18	R: 2 E: 2 K: 0 S: 14	H: 2 LOB: 1 BB: 0 P: 23	R: 0 E: 0 K: 0 S: 8	H: 1 LOB: 1 BB: 0 P: 10	R: 1 E: 0 K: 0 S: 12	H: 2 LOB: 2 BB: 1 P: 21	R: 0 E: 0 K: 1 S: 9	H: 0 LOB: 0 BB: 0 P: 12	R: 0 E: 0 K: 0 S: 12	H: 3 LOB: 2 BB: 0 P: 16	1B: 8 2B: 1 3B: 1 HR: 0	SF: 0 SAC: 2 DP: 1 HBP: 1	WP: 0 PB: 0 SB: 0 CS: 1	PA: 40			
<b>PITCHER</b>	IP	WLS	BF	H	R	ER	SO	BB	IBB	HBP	BLK	WP	HR	S	P	ERA	WHIP								
Alex Fernandez, R (1,1) ERA: 2.81	8.0	L	34	7	4	2	4	1	1	1	0	0	0	82	127	2.25	1.000								
Rob Stanifer, R (9,1) ERA: 3.99	0.1		4	3	0	0	0	0	0	0	0	0	0	9	11	0.00	9.000								
Felix Heredia, L (9,1) ERA: 4.0	0.2		1	0	0	0	0	0	0	0	0	0	0	3	5	0.00	0.000								

Pittsburgh Pirates @ Florida Marlins  
Pro Player Stadium, Miami, FL  
Tue May 06 1997, 7:05 PM EDT  
Att: 18,063 - Unknown - 79 F


AB 34  
R 4  
H 10  
RBI 3  
BB 2  
SO 4  
LOB 13



Batter	1	2	3	4	5	6	7	8	9	AB	R	H	RBI	BB	SO	LOB	BOTTOM								
Luis Castillo, S (1,4) OBP: 0.357, SLG: 0.325	SH5-4 2B		G6-3			G6-3		G6-3 1-2		4	0	1	0	0	0	1									
John Cangelosi, S (1,7) OBP: 0.208, SLG: 0.174	SH5-4			G6-4-3 1B		F7		B3		3	0	1	0	0	0	0									
Edgar Renteria, R (1,6) OBP: 0.233, SLG: 0.235	G1-5-3		G6-4-3 1-2			G6-3			G5-3	4	0	0	0	0	0	2									
Gary Sheffield, R (1,9) OBP: 0.426, SLG: 0.388				P3		G4-3			G5-3	3	0	0	0	1	0	0									
Moises Alou, R (1,8) OBP: 0.405, SLG: 0.642	G5-3			G6-3		FC5-4 1B			HBP	3	0	1	0	0	0	2									
Bobby Bonilla, S (1,5) OBP: 0.336, SLG: 0.370			K		F9		FC5-4 BB 1-2		F7	4	0	0	0	0	1	2									
Jeff Conine, R (1,3) OBP: 0.374, SLG: 0.473				G1-3			F8			2	0	0	0	1	0	0									
Charles Johnson, R (1,2) OBP: 0.352, SLG: 0.375										2	0	0	0	1	1	2									
Alex Fernandez, R (1,1) OBP: 0.313, SLG: 0.467										2	0	0	0	0	0	1									
Alex Arias, R (8,PH) OBP: 0.333, SLG: 0.263										1	0	1	0	0	0	0									
Rob Stanifer, R (9,1) ERA: 3.99										0	0	0	0	0	0	0									
Felix Heredia, L (9,1)										0	0	0	0	0	0	0									
<b>Inning Stats</b>	R: 0 E: 0 K: 0 S: 10	H: 1 LOB: 2 BB: 1 P: 21	R: 0 E: 0 K: 1 S: 8	H: 0 LOB: 1 BB: 1 P: 15	R: 0 E: 0 K: 0 S: 6	H: 1 LOB: 0 BB: 0 P: 10	R: 0 E: 0 K: 0 S: 7	H: 0 LOB: 0 BB: 0 P: 11	R: 0 E: 0 K: 0 S: 7	H: 0 LOB: 0 BB: 0 P: 11	R: 0 E: 0 K: 0 S: 15	H: 1 LOB: 2 BB: 1 P: 27	R: 0 E: 0 K: 0 S: 4	H: 1 LOB: 0 BB: 0 P: 5	R: 0 E: 0 K: 0 S: 7	H: 0 LOB: 1 BB: 0 P: 11	1B: 3 2B: 1 3B: 0 HR: 0	SF: 0 SAC: 1 DP: 2 HBP: 1	WP: 0 PB: 0 SB: 0 CS: 0	PA: 33					
<b>PITCHER</b>	IP	WLS	BF	H	R	ER	SO	BB	IBB	HBP	BLK	WP	HR	S	P	ERA	WHIP								
Steve Cooke, L (1,1) ERA: 3.99	6.2	W	24	3	0	0	2	2	0	0	0	0	0	57	99	0.00	0.750								
Ramon Morel, R (7,1) ERA: 3.99	1.1		5	1	0	0	0	1	0	0	0	0	0	11	17	0.00	1.500								
Rich Loiselle, R (9,1) ERA: 3.24	1.0		4	0	0	0	0	0	0	1	0	0	0	7	11	0.00	0.000								

Pittsburgh Pirates @ Florida Marlins  
Pro Player Stadium, Miami, FL  
Tue May 06 1997, 7:05 PM EDT  
Att: 18,063 - Unknown - 79 F

AB 28  
R 0  
H 4  
RBI 0  
BB 3  
SO 2  
LOB 10





Batter	1	2	3	4	5	6	7	8	9	AB	R	H	RBI	BB	SO	LOB	TOP			
Tony Womack, L OBP: 0.301, SLG: 0.370										6	2	2	0	0	1	3				
Jermaine Allensworth, R OBP: 0.370, SLG: 0.385										4	1	2	3	0	1	1				
Al Martin, L OBP: 0.365, SLG: 0.427										5	1	2	2	0	0	4				
Emil Brown, R OBP: 0.405, SLG: 0.324										1	0	1	1	0	0	0				
Mark Johnson, L OBP: 0.327, SLG: 0.347										5	2	2	0	1	1	2				
Kevin Elster, R OBP: 0.328, SLG: 0.423										6	1	2	2	0	1	3				
18 Jason Kendall, R OBP: 0.306, SLG: 0.357										4	2	1	1	1	0	2				
Jose Guillen, R OBP: 0.294, SLG: 0.382										5	2	3	3	0	0	1				
Joe Randa, R OBP: 0.312, SLG: 0.374										4	3	2	1	1	1	2				
Jason Schmidt, R OBP: 0.250, SLG: 0.333										1	0	0	0	0	0	1				
Marc Wilkins, R										1	0	0	0	1	1	0				
David Wainhouse, L										1	0	0	0	0	0	1				
Ricardo Rincon, L										0	0	0	0	0	0	0				
<b>Inning Stats</b>	R: 1 E: 0 K: 0 S: 12	H: 1 LOB: 1 BB: 1 P: 26	R: 0 E: 0 K: 0 S: 6	H: 0 LOB: 1 BB: 1 P: 12	R: 2 E: 0 K: 0 S: 18	H: 1 LOB: 0 BB: 0 P: 29	R: 2 E: 1 K: 0 S: 11	H: 3 LOB: 2 BB: 0 P: 16	R: 4 E: 0 K: 1 S: 20	H: 4 LOB: 2 BB: 2 P: 40	R: 0 E: 0 K: 1 S: 9	H: 1 LOB: 1 BB: 0 P: 15	R: 0 E: 0 K: 1 S: 11	H: 1 LOB: 1 BB: 0 P: 14	R: 1 E: 0 K: 2 S: 12	H: 2 LOB: 1 BB: 0 P: 17	1B: 9 2B: 2 3B: 1 HR: 5	SF: 1 SAC: 1 DP: 0 HBP: 1	WP: 1 PB: 0 SB: 1 CS: 0	PA: 50
<b>PITCHER</b>	IP WLS BF H R ER SO BB IBB HBP BLK WP HR S P ERA WHIP																			
Mark Thompson, R ERA: 7.89	3.2 L 20 5 5 4 0 2 0 0 0 0 0 2 45 81 9.82 1.909																			
John Burke, R ERA: 6.1	1.0 9 4 4 4 1 2 0 0 0 0 0 1 21 40 36.00 6.000																			
Jerry Dipoto, R ERA: 9.45	1.1 8 4 4 4 1 0 0 0 0 0 0 2 19 27 27.00 3.000																			
Mike Munoz, L ERA: 6.75	1.0 4 1 0 0 1 0 0 0 0 0 1 0 9 15 0.00 1.000																			
Jeff McCurry, R ERA: 0.87	1.0 4 1 0 0 1 0 0 0 0 0 0 0 11 14 0.00 1.000																			
<b>PITCHER</b>	IP WLS BF H R ER SO BB IBB HBP BLK WP HR S P ERA WHIP																			
Bruce Ruffin, L ERA: 2.77	1.0 5 2 1 1 2 0 0 0 0 0 0 1 21 40 9.00 2.000																			

**Pittsburgh Pirates @ Colorado Rockies**  
 Coors Field, Denver, CO  
 Wed May 07 1997, 7:05 PM MDT  
 Att: 48,056 - Unknown - 65 F

livebaseballscorecards.com

AB 43  
 R 14  
 H 17  
 RBI 13  
 BB 4  
 SO 6  
 LOB 20

Batter	1	2	3	4	5	6	7	8	9	AB	R	H	RBI	BB	SO	LOB	BOTTOM					
Eric Young Sr., R OBP: 0.439, SLG: 0.504										3	0	2	0	0	0	1						
Mike Munoz, L										0	0	0	0	0	0	0						
Jeff Reed, L OBP: 0.412, SLG: 0.489										1	0	1	1	0	0	0						
Jeff McCurry, R										0	0	0	0	0	0	0						
Bruce Ruffin, S										0	0	0	0	0	0	0						
Ellis Burks, R OBP: 0.296, SLG: 0.457										2	0	1	0	0	0	1						
John Vander Wal, L OBP: 0.227, SLG: 0.190										2	0	0	0	0	1	3						
Dante Bichette, R OBP: 0.360, SLG: 0.465										4	0	1	0	0	1	2						
Larry Walker, L OBP: 0.496, SLG: 0.790										4	0	2	0	0	0	2						
Andres Galarraga, R OBP: 0.451, SLG: 0.592										4	2	2	2	0	0	3						
Vinny Castilla, R OBP: 0.391, SLG: 0.581										4	0	0	0	0	0	0						
Kirt Manwaring, R OBP: 0.361, SLG: 0.419										3	1	0	0	1	1	0						
Walt Weiss, S OBP: 0.374, SLG: 0.388										4	0	2	0	0	0	0						
Mark Thompson, R OBP: 0.182, SLG: 0.545										1	0	0	0	0	1	1						
John Burke, S										0	0	0	0	0	0	0						
Jerry Dipoto, R										0	0	0	0	0	0	0						
Jason Bates, S OBP: 0.400, SLG: 0.387										3	0	0	0	0	2	2						
<b>Inning Stats</b>	R: 0 E: 0 K: 1 S: 6	H: 1 LOB: 0 BB: 0 P: 12	R: 0 E: 0 K: 0 S: 5	H: 1 LOB: 0 BB: 0 P: 7	R: 0 E: 0 K: 1 S: 8	H: 1 LOB: 1 BB: 0 P: 12	R: 0 E: 0 K: 0 S: 6	H: 2 LOB: 1 BB: 0 P: 10	R: 0 E: 0 K: 1 S: 9	H: 0 LOB: 0 BB: 0 P: 15	R: 0 E: 0 K: 2 S: 13	H: 2 LOB: 2 BB: 0 P: 18	R: 2 E: 0 K: 1 S: 13	H: 3 LOB: 1 BB: 1 P: 26	R: 1 E: 0 K: 0 S: 6	H: 1 LOB: 0 BB: 0 P: 9	R: 0 E: 0 K: 0 S: 10	H: 0 LOB: 0 BB: 0 P: 16	1B: 8 2B: 0 3B: 1 HR: 2	SF: 0 SAC: 0 DP: 2 HBP: 0	WP: 0 PB: 0 SB: 0 CS: 0	PA: 36
<b>PITCHER</b>	IP WLS BF H R ER SO BB IBB HBP BLK WP HR S P ERA WHIP																					
Jason Schmidt, R ERA: 3.9	3.1 W 15 5 2 2 4 1 0 0 0 0 0 1 33 55 5.40 1.800																					
Marc Wilkins, R ERA: 5.51	1.1 5 1 1 1 0 0 0 0 0 0 1 9 15 6.75 0.750																					
David Wainhouse, R ERA: 9.49	1.0 3 0 0 0 0 0 0 0 0 0 0 0 10 16 0.00 0.000																					
Ricardo Rincon, L ERA: 1.8																						

**Pittsburgh Pirates @ Colorado Rockies**  
 Coors Field, Denver, CO  
 Wed May 07 1997, 7:05 PM MDT  
 Att: 48,056 - Unknown - 65 F

livebaseballscorecards.com

AB 35  
 R 3  
 H 11  
 RBI 3  
 BB 1  
 SO 6  
 LOB 15



Batter	1	2	3	4	5	6	7	8	9	AB	R	H	RBI	BB	SO	LOB	TOP			
Tony Womack, L (1,4) OBP: 0.310, SLG: 0.371	G3		G3	1B BB	L8		1B		BB	5	1	2	1	1	0	1	<b>Pittsburgh Pirates @ Colorado Rockies</b> Coors Field, Denver, CO Thu May 08 1997, 3:33 AM MDT Att: 48,050 - Sunny - 53 F			
Midre Cummins, L (1,9) OBP: 0.310, SLG: 0.487	G3		F9	BB HBP	E9		F7		K	6	1	2	0	0	1	3				
Al Martin, L (1,7) OBP: 0.395, SLG: 0.460	HR		1B	HBP BB	P6				K	4	2	2	1	1	1	1				
Mark Johnson, L (1,3) OBP: 0.347, SLG: 0.363	1B		L9	HBP BB					BB	4	1	3	1	1	0	1				
Kevin Elster, R (1,6) OBP: 0.338, SLG: 0.447	K			HR			L6		BB	3	2	1	2	1	1	2				
18 Jason Kendall, R (1,2) OBP: 0.319, SLG: 0.373							FC6-4		G5-4-3	4	1	2	3	1	0	3				
Jose Guillen, R (1,8) Chris Peters, L (8,1) David Wainhouse, L (8,1) Ricardo Rincon, L (7,1) Kevin Young, R (6, PR) Rich Loiselle, R (9,1)							FC6		E3	3	0	0	0	0	1	3				
Joe Randa, R (1,5) OBP: 0.310, SLG: 0.379			FC4-6						SH2-4	4	1	1	1	0	1	1				
Esteban Loaiza, R (1,1) Jermaine Allensworth, R (6,8)			K				G6-3		K	3	1	1	0	0	1	2				
										2	0	0	0	0	1	1				
<b>Inning Stats</b>	R: 1 E: 0 K: 1 S: 11	H: 2 LOB: 1 BB: 0 P: 17	R: 0 E: 0 K: 1 S: 8	H: 0 LOB: 1 BB: 2 P: 19	R: 0 E: 0 K: 0 S: 7	H: 1 LOB: 1 BB: 0 P: 11	R: 8 E: 0 K: 1 S: 27	H: 6 LOB: 1 BB: 2 P: 45	R: 1 E: 1 K: 1 S: 14	H: 2 LOB: 1 BB: 0 P: 21	R: 0 E: 0 K: 0 S: 8	H: 1 LOB: 1 BB: 0 P: 12	R: 0 E: 0 K: 0 S: 14	H: 1 LOB: 1 BB: 0 P: 19	R: 0 E: 0 K: 1 S: 11	H: 1 LOB: 2 BB: 1 P: 24	1B: 9 2B: 3 3B: 0 HR: 2	SF: 0 SAC: 1 DP: 1 HBP: 1	WP: 1 PB: 0 SB: 0 CS: 0	PA: 47
<b>PITCHER</b>	IP	WLS	BF	H	R	ER	SO	BB	IBB	HBP	BLK	WP	HR	S	P	ERA	WHIP			
Jamey Wright, R (1,1) ERA: 8.03	3.2	L	23	8	9	9	3	4	0	1	0	1	2	48	84	22.09	3.273			
Mike DeJean, R (4,1) ERA	2.1	11	4	1	0	1	0	0	0	0	0	0	0	27	41	0.00	1.714			
Mike Munoz, L (7,1) ERA: 6.1	1.0	4	1	0	0	0	0	0	0	0	0	0	0	14	19	0.00	1.000			
Bruce Ruffin, L (8,1) ERA: 2.4	2.0	9	1	0	0	3	2	0	0	0	0	0	0	24	41	0.00	1.500			

AB	39
R	10
H	14
RBI	9
BB	6
SO	7
LOB	18



Batter	1	2	3	4	5	6	7	8	9	AB	R	H	RBI	BB	SO	LOB	BOTTOM					
Eric Young Sr., R (1,4) OBP: 0.444, SLG: 0.504	CS BB		1B BB	G6-3		BB BB	F8			4	1	2	0	1	0	2	<b>Pittsburgh Pirates @ Colorado Rockies</b> Coors Field, Denver, CO Thu May 08 1997, 3:33 AM MDT Att: 48,050 - Sunny - 53 F					
John Vander Wal, L (1,9) OBP: 0.259, SLG: 0.200	L4		HBP BB	K		BB BB			K	4	1	1	0	1	2	2						
Dante Bichette, R (1,7) OBP: 0.369, SLG: 0.466	HR 1B		HBP BB			G5-3			F7	4	2	2	2	1	0	0						
Larry Walker, L (1,8) OBP: 0.493, SLG: 0.797	HR		1B HBP			G4-3			F9	4	1	1	2	0	1	3						
Andres Galarraga, R (1,3) OBP: 0.465, SLG: 0.604	BB		1B HBP			2B			P4	3	1	2	2	2	0	0						
Vinny Castilla, R (1,5) OBP: 0.391, SLG: 0.574	P3		G6-3			G6-3			L7	5	1	2	0	0	0	2						
Jeff Reed, L (1,2) OBP: 0.429, SLG: 0.540			G3	G6-3		BB BB	G4-1		BB	5	1	3	2	0	0	2						
Walt Weiss, S (1,6) Quinton McCracken, S (9, PR)	P9					F7	G4-1			5	0	2	0	0	0	2						
Jamey Wright, R (1,1) Mike Duncan, R (4,1) Darnell Coles, R (6, PR) Mike Munoz, L (7,1) Jason Bates, S (7, PR) Bruce Ruffin, S (8,1) Ellis Burks, R (9, PR)										0	0	0	0	0	0	0						
										1	0	0	0	0	1	0						
<b>Inning Stats</b>	R: 2 E: 0 K: 0 S: 10	H: 2 LOB: 1 BB: 2 P: 22	R: 0 E: 0 K: 1 S: 11	H: 0 LOB: 0 BB: 0 P: 16	R: 3 E: 0 K: 0 S: 8	H: 5 LOB: 1 BB: 0 P: 15	R: 0 E: 0 K: 1 S: 7	H: 1 LOB: 1 BB: 0 P: 9	R: 0 E: 0 K: 0 S: 9	H: 1 LOB: 1 BB: 0 P: 14	R: 1 E: 0 K: 1 S: 12	H: 2 LOB: 3 BB: 2 P: 29	R: 2 E: 0 K: 1 S: 11	H: 2 LOB: 1 BB: 1 P: 20	R: 0 E: 0 K: 1 S: 8	H: 0 LOB: 0 BB: 0 P: 10	R: 0 E: 0 K: 0 S: 10	H: 2 LOB: 2 BB: 0 P: 15	1B: 11 2B: 3 3B: 0 HR: 1	SF: 0 SAC: 1 DP: 1 HBP: 1	WP: 0 PB: 0 SB: 0 CS: 1	PA: 45
<b>PITCHER</b>	IP	WLS	BF	H	R	ER	SO	BB	IBB	HBP	BLK	WP	HR	S	P	ERA	WHIP					
Esteban Loaiza, R (1,1) ERA: 2.44	5.2	W	28	11	6	6	2	2	0	0	0	0	0	1	9	9.53	2.294					
Chris Peters, L (6,1) ERA: 2.25	0.0	2	0	0	0	0	2	0	0	0	0	0	0	1	9	∞	∞					
David Wainhouse, R (6,1) ERA: 10.38	0.2	5	2	2	2	1	1	0	0	0	0	0	0	7	13	27.00	4.500					
Ricardo Rincon, L (7,1) ERA: 1.62	1.2	S	5	0	0	0	2	0	0	0	0	0	0	15	21	0.00	0.000					
Rich Loiselle, L (9,1) ERA: 3.06	1.0	S	5	2	0	0	0	0	0	0	0	0	0	10	15	0.00	2.000					





Batter	1	2	3	4	5	6	7	8	9	AB	R	H	RBI	BB	SO	LOB	TOP			
<b>Kenny Lofton, L</b> (1, 8) OBP: 0.406, SLG: 0.456 <b>Brad Clontz, R</b> (8, 1)	4-2 10 CS BB BB		2-0 10 G3 BB 1B		1-0 CS 1B			0-1 G1-3 2-3		3	0	2	0	1	0	1	<b>Atlanta Braves @ Pittsburgh Pirates</b> Three Rivers Stadium, Pittsburgh, PA Fri May 09 1997, 7:05 PM EDT Att: 18,006 - Overcast - 49 F			
<b>Michael Tucker, L</b> (1, 9) OBP: 0.427, SLG: 0.509	4-0 10 CS BB		4-1 10 G3 BB		3-2 CS 1-2		1-1 G3	0-0 G6-3		2	0	0	0	2	0	1				
<b>10 Chipper Jones, S</b> (1, 5) OBP: 0.367, SLG: 0.411	3-3 K		2-0 G3		1-3 K			0-0 G6-3		4	0	0	0	0	2	4				
<b>Fred McGriff, L</b> (1, 3) OBP: 0.356, SLG: 0.419	1-2 2-3 K		0-1 G1-3		0-0 G3			1-1 2B 1B		4	0	1	0	0	1	3				
<b>Ryan Klesko, L</b> (1, 7) OBP: 0.318, SLG: 0.500		0-1 1B 2B		1-1 G6-3				0-0 G6-3		4	0	2	0	0	0	0				
<b>Javy Lopez, R</b> (1, 2) OBP: 0.368, SLG: 0.564		1-0 G6-3		1-1 G4-3				4-2 G1-6-3 BB		3	0	0	0	1	1	3				
<b>Jeff Blauser, R</b> (1, 6) <b>Rafael Belliard, R</b> (7, 6) OBP: 0.333, SLG: 0.333		0-1 2H 1B		2-2 F7				0-0 G1-6-3 1-2		3	0	1	0	0	0	1				
<b>Tony Graffanino, R</b> (1, 4) OBP: 0.304, SLG: 0.273		3-2 P3		1-3 K				1-1 G1-3 G5-3 1B		3	0	1	0	0	1	1				
<b>Terrell Wade, L</b> (1, 1) <b>Alan Embree, L</b> (7, 1) <b>Keith Lockhart, L</b> (8, PH) <b>Andrew Jones, R</b> (8, 8) OBP: 0.240, SLG: 0.238 OBP: 0.329, SLG: 0.415			0-3 K		0-3 K			0-1 G5-3 1-2		2	0	0	0	0	2	0				
<b>Inning Stats</b>	R: 0 E: 0 K: 2 S: 10	H: 0 LOB: 1 BB: 2 P: 22	R: 0 E: 0 K: 0 S: 10	H: 2 LOB: 1 BB: 0 P: 14	R: 0 E: 0 K: 1 S: 9	H: 1 LOB: 2 BB: 1 P: 16	R: 0 E: 0 K: 0 S: 8	H: 0 LOB: 0 BB: 0 P: 12	R: 0 E: 0 K: 2 S: 10	H: 1 LOB: 0 BB: 0 P: 15	R: 0 E: 0 K: 0 S: 4	H: 0 LOB: 0 BB: 1 P: 8	R: 0 E: 0 K: 0 S: 7	H: 1 LOB: 1 BB: 0 P: 8	R: 0 E: 0 K: 2 S: 14	H: 2 LOB: 2 BB: 0 P: 16		1B: 5 2B: 3 3B: 0 HR: 0	SF: 0 SAC: 0 DP: 2 HBP: 0	WP: 0 PB: 0 SB: 0 CS: 3
<b>PITCHER</b> 67 Francisco Cordova, R ERA: 1.53	IP: 9.0 WLS: W BF: 34 H: 7 R: 0 ER: 0 SO: 8 BB: 4 IBB: 0 HBP: 0 BLK: 0 WP: 0 HR: 0 S: 78 P: 119 ERA: 0.00 WHIP: 1.222															<b>PITCHER</b>				

AB	30
R	0
H	7
RBI	0
BB	4
SO	8
LOB	17



Batter	1	2	3	4	5	6	7	8	9	AB	R	H	RBI	BB	SO	LOB	BOTTOM			
<b>Tony Womack, L</b> (1, 4) OBP: 0.320, SLG: 0.380	2-3 K		0-0 1B SH1-3 SF8		1-2 1B			3-2 FC4-6 1B		5	2	3	0	0	1	2	<b>Atlanta Braves @ Pittsburgh Pirates</b> Three Rivers Stadium, Pittsburgh, PA Fri May 09 1997, 7:05 PM EDT Att: 18,006 - Overcast - 49 F			
<b>Jermaine Allensworth, R</b> (1, 8) OBP: 0.361, SLG: 0.362	3-2 G4-3		1-0 SH1-3		1-1 F9			0-0 FC4-6 1-2		4	1	1	2	0	0	2				
<b>Al Martin, L</b> (1, 7) OBP: 0.403, SLG: 0.467	0-3 K		1-1 1B		3-3 K			3-1 18 FC6 1B		5	0	3	1	0	2	0				
<b>Kevin Young, R</b> (1, 3) OBP: 0.310, SLG: 0.436		4-2 S BB	2-0 SF8		0-0 E2 SF8			0-3 K		3	2	2	1	1	1	1				
<b>Kevin Elster, R</b> (1, 6) OBP: 0.326, SLG: 0.432		1-3 K	1-0 G5-3		2-0 SF8			2-3 K		4	0	0	1	0	2	5				
<b>18 Jason Kendall, R</b> (1, 2) OBP: 0.325, SLG: 0.365		1-2 E5 SF7		4-1 HR BB				2-1 FC6 1-2		2	2	0	0	1	0	1				
<b>Jose Guillen, R</b> (1, 9) OBP: 0.299, SLG: 0.407		2-1 SF7		0-1 HR				0-0 E FC4-2 1B		3	1	2	3	0	0	1				
<b>Joe Randa, R</b> (1, 5) OBP: 0.308, SLG: 0.383		2-0 2B		3-1 G4-3				2-1 E1 2B		4	1	1	0	0	0	1				
<b>67 Francisco Cordova, R</b> (1, 1) OBP: 0.559, SLG: 0.559		0-0 G4-3		1-2 G6-3				0-0 G3-1		4	0	0	0	0	0	3				
<b>Inning Stats</b>	R: 0 E: 0 K: 2 S: 10	H: 0 LOB: 0 BB: 0 P: 15	R: 2 E: 1 K: 1 S: 12	H: 1 LOB: 1 BB: 1 P: 22	R: 1 E: 0 K: 0 S: 7	H: 2 LOB: 1 BB: 0 P: 11	R: 2 E: 0 K: 0 S: 14	H: 2 LOB: 1 BB: 1 P: 24	R: 1 E: 1 K: 1 S: 8	H: 1 LOB: 1 BB: 0 P: 16	R: 0 E: 0 K: 0 S: 6	H: 1 LOB: 1 BB: 0 P: 9	R: 0 E: 0 K: 2 S: 10	H: 1 LOB: 1 BB: 0 P: 17	R: 3 E: 1 K: 0 S: 16	H: 4 LOB: 2 BB: 0 P: 20		1B: 8 2B: 3 3B: 0 HR: 1	SF: 3 SAC: 1 DP: 0 HBP: 1	WP: 0 PB: 0 SB: 1 CS: 0
<b>PITCHER</b> Terrell Wade, L ERA: 3.27 Alan Embree, L ERA: 3.24 Brad Clontz, R ERA: 3.75	IP: 6.0 WLS: L BF: 29 H: 7 R: 0 ER: 3 SO: 4 BB: 0 IBB: 0 HBP: 0 BLK: 0 WP: 0 HR: 0 S: 57 P: 97 ERA: 4.50 WHIP: 1.500															<b>PITCHER</b>				





Batter	1	2	3	4	5	6	7	8	9	AB	R	H	RBI	BB	SO	LOB	TOP								
<b>Kenny Lofton, L</b> OBP: 0.406, SLG: 0.455 (1, 8)	 1B									5	0	2	1	0	0	1	<b>Atlanta Braves @ Pittsburgh Pirates</b> Three Rivers Stadium, Pittsburgh, PA Sat May 10 1997, 7:05 PM EDT Att: 34,143 - Unknown - 47 F								
<b>Michael Tucker, L</b> OBP: 0.418, SLG: 0.505 (7, 7)										5	1	1	0	0	1	2									
<b>10 Chipper Jones, S</b> OBP: 0.368, SLG: 0.444 <b>Joe Borowski, R</b> (9, 1)										5	2	2	2	0	1	1									
<b>Fred McGriff, L</b> OBP: 0.351, SLG: 0.410 (1, 3)										5	0	1	0	0	1	2									
<b>Ryan Klesko, L</b> OBP: 0.333, SLG: 0.534 <b>Mike Bielecki, R</b> (7, 1)										3	2	2	1	1	0	0									
<b>Keith Lockhart, L</b> OBP: 0.231, SLG: 0.227 (9, PH)										0	0	0	0	0	0	0									
<b>Javy Lopez, R</b> OBP: 0.370, SLG: 0.581 (1, 2)										4	1	1	1	1	2	3									
<b>Mark Lemke, S</b> OBP: 0.319, SLG: 0.356 (1, 4)										4	1	2	0	1	0	2									
<b>Jeff Blausler, R</b> OBP: 0.480, SLG: 0.648 (1, 6)										3	1	1	4	2	2	3									
<b>Denny Neagle, L</b> OBP: 0.095, SLG: 0.095 <b>Andrew Jones, R</b> OBP: 0.324, SLG: 0.409 (7, 9)										3	0	0	0	0	2	4									
<b>Inning Stats</b>	R: 0 E: 0 K: 1 S: 8	H: 1 LOB: 1 BB: 0 P: 14	R: 2 E: 0 K: 2 S: 13	H: 3 LOB: 1 BB: 0 P: 18	R: 5 E: 0 K: 2 S: 17	H: 3 LOB: 0 BB: 2 P: 36	R: 0 E: 0 K: 0 S: 7	H: 0 LOB: 0 BB: 0 P: 11	R: 0 E: 0 K: 1 S: 7	H: 1 LOB: 3 BB: 2 P: 18	R: 0 E: 0 K: 1 S: 7	H: 0 LOB: 0 BB: 0 P: 13	R: 0 E: 0 K: 1 S: 7	H: 0 LOB: 0 BB: 0 P: 13	R: 1 E: 0 K: 0 S: 12	H: 1 LOB: 1 BB: 1 P: 22	R: 1 E: 0 K: 1 S: 12	H: 3 LOB: 2 BB: 1 P: 21	1B: 6 2B: 2 3B: 0 HR: 4	SF: 0 SAC: 0 DP: 0 HBP: 0	WP: 1 PB: 0 SB: 2 CS: 0	PA: 44			
<b>PITCHER</b>	IP	WLS	BF	H	R	ER	SO	BB	IBB	HBP	BLK	WP	HR	S	P	ERA	WHIP								
<b>Jon Lieber, R</b> ERA: 4.14 (1, 1)	3.0	L	18	7	7	7	5	1	1	0	0	0	3	38	68	21.00	2.667								
<b>Clint Sodowsky, R</b> ERA: (4, 1)	3.0		12	1	0	0	2	1	1	0	0	1	0	21	42	0.00	0.667								
<b>Chris Peters, L</b> ERA: 1.8 (7, 1)	1.0		3	0	0	0	1	0	0	0	0	0	0	7	13	0.00	0.000								
<b>Ramon Morel, R</b> ERA: 4.91 (8, 1)	2.0		11	4	2	2	1	1	0	0	0	0	1	24	43	9.00	2.500								

Batter	1	2	3	4	5	6	7	8	9	AB	R	H	RBI	BB	SO	LOB	BOTTOM								
<b>Tony Womack, L</b> OBP: 0.322, SLG: 0.376 (1, 4)										4	1	1	0	1	1	1	<b>Atlanta Braves @ Pittsburgh Pirates</b> Three Rivers Stadium, Pittsburgh, PA Sat May 10 1997, 7:05 PM EDT Att: 34,143 - Unknown - 47 F								
<b>Jermaine Allensworth, R</b> OBP: 0.365, SLG: 0.381 (1, 8)										3	0	1	1	1	0	0									
<b>Emil Brown, R</b> OBP: 0.370, SLG: 0.289 (1, 7)										4	0	0	1	0	2	3									
<b>Kevin Young, R</b> OBP: 0.304, SLG: 0.419 (1, 3)										4	0	1	0	0	3	1									
<b>Kevin Elster, R</b> OBP: 0.331, SLG: 0.451 (1, 6)										4	1	2	0	0	0	0									
<b>18 Jason Kendall, R</b> OBP: 0.315, SLG: 0.352 (1, 2)										4	0	0	1	0	1	2									
<b>Jose Guillen, R</b> OBP: 0.298, SLG: 0.402 (1, 9)										4	1	1	0	0	0	3									
<b>Joe Randa, R</b> OBP: 0.306, SLG: 0.378 (1, 5)										4	0	1	0	0	2	5									
<b>Jon Lieber, L</b> OBP: 0.142, SLG: 0.077 <b>Dale Sveinutti, S</b> OBP: 0.285, SLG: 0.368 <b>Clint Sodowsky, L</b> OBP: 0.365, SLG: 0.359 <b>Mark Johnson, L</b> OBP: 0.285, SLG: 0.359 <b>Chris Peters, L</b> OBP: 0.365, SLG: 0.359 <b>Ramon Morel, R</b> OBP: 0.304, SLG: 0.419 <b>Midre Cummings, L</b> OBP: 0.304, SLG: 0.419 (1, 1)										0	0	0	0	0	0	0									
<b>Inning Stats</b>	R: 0 E: 0 K: 1 S: 8	H: 0 LOB: 0 BB: 0 P: 10	R: 0 E: 0 K: 2 S: 10	H: 0 LOB: 0 BB: 0 P: 13	R: 1 E: 1 K: 3 S: 20	H: 1 LOB: 2 BB: 1 P: 32	R: 0 E: 1 K: 0 S: 7	H: 2 LOB: 2 BB: 0 P: 10	R: 1 E: 0 K: 2 S: 14	H: 1 LOB: 1 BB: 1 P: 22	R: 0 E: 0 K: 1 S: 7	H: 0 LOB: 0 BB: 0 P: 10	R: 0 E: 0 K: 1 S: 9	H: 0 LOB: 0 BB: 0 P: 10	R: 0 E: 0 K: 0 S: 5	H: 1 LOB: 1 BB: 0 P: 8	1B: 6 2B: 0 3B: 1 HR: 0	SF: 0 SAC: 0 DP: 1 HBP: 0	WP: 0 PB: 1 SB: 1 CS: 0	PA: 37					
<b>PITCHER</b>	IP	WLS	BF	H	R	ER	SO	BB	IBB	HBP	BLK	WP	HR	S	P	ERA	WHIP								
<b>Denny Neagle, L</b> ERA: 3.57 (1, 1)	6.0	W	27	6	3	2	9	2	0	0	0	0	0	74	109	3.00	1.333								
<b>Mike Bielecki, R</b> ERA: 2.66 (7, 1)	2.0		6	0	0	0	2	0	0	0	0	0	0	16	20	0.00	0.000								
<b>Joe Borowski, R</b> ERA: 1.23 (9, 1)	1.0		4	1	0	0	0	0	0	0	0	0	0	5	8	0.00	1.000								









Batter	1	2	3	4	5	6	7	8	9	AB	R	H	RBI	BB	SO	LOB	TOP					
<b>Kenny Lofton, L</b> OBP: 0.406, SLG: 0.454										4	1	1	0	1	2	2	<b>Atlanta Braves @ Pittsburgh Pirates</b> Three Rivers Stadium, Pittsburgh, PA Mon May 12 1997, 7:05 PM EDT Att: 12,114 - Cloudy - 61 F					
<b>Michael Tucker, L</b> OBP: 0.405, SLG: 0.508										5	2	2	1	0	1	2						
<b>10 Chipper Jones, S</b> OBP: 0.394, SLG: 0.492 <b>Brad Clontz, R</b>										4	3	3	2	0	0	0						
<b>Mike Mordecai, R</b> OBP: 0.355, SLG: 0.407 <b>Joe Borowski, R</b>										1	0	0	0	0	0	1						
<b>Fred McGriff, L</b> OBP: 0.346, SLG: 0.403										5	1	1	1	0	0	2						
<b>Ryan Klesko, L</b> OBP: 0.328, SLG: 0.505 <b>Andrew Jones, R</b> OBP: 0.358, SLG: 0.444										2	1	0	0	1	1	2						
<b>Mark Lemke, S</b> OBP: 0.320, SLG: 0.364 <b>Tony Graffanino, R</b> OBP: 0.292, SLG: 0.261										4	0	2	1	0	1	3						
<b>Jeff Blauer, R</b> OBP: 0.474, SLG: 0.655 <b>Rafael Belliard, R</b> OBP: 0.364, SLG: 0.364										1	1	0	1	0	0	1						
<b>Eddie Pérez, R</b> OBP: 0.103, SLG: 0.103										4	1	2	2	0	0	2						
<b>Greg Maddux, R</b> OBP: 0.105, SLG: 0.111 <b>Alan Embree, L</b> <b>Keith Lockhart, L</b> OBP: 0.250, SLG: 0.217										3	0	1	2	0	0	1						
<b>Inning Stats</b>	R: 4 E: 0 K: 1 S: 25	H: 4 LOB: 1 BB: 1 P: 43	R: 0 E: 0 K: 0 S: 4	H: 0 LOB: 0 BB: 0 P: 6	R: 1 E: 0 K: 0 S: 11	H: 2 LOB: 1 BB: 0 P: 17	R: 0 E: 0 K: 1 S: 9	H: 1 LOB: 1 BB: 0 P: 16	R: 4 E: 0 K: 2 S: 18	H: 3 LOB: 1 BB: 1 P: 34	R: 1 E: 0 K: 0 S: 7	H: 2 LOB: 1 BB: 0 P: 13	R: 0 E: 0 K: 1 S: 10	H: 1 LOB: 0 BB: 0 P: 12	R: 0 E: 0 K: 2 S: 8	H: 1 LOB: 1 BB: 0 P: 15	R: 0 E: 0 K: 2 S: 8	H: 0 LOB: 0 BB: 0 P: 12	1B: 9 2B: 3 3B: 0 HR: 2	SF: 1 SAC: 0 DP: 1 HBP: 1	WP: 1 PB: 0 SB: 0 CS: 0	PA: 43
<b>PITCHER</b>	IP WLS BF H R ER SO BB IBB HBP BLK WP HR S P ERA WHIP																					
<b>Jason Schmidt, R</b> ERA: 5.71	(1, 1) 4.2 L 27 10 9 9 3 2 0 1 0 1 1 62 109 17.36 2.571																					
<b>Clint Sodowsky, R</b> ERA: 2.09	(5, 1) 1.1 6 2 1 1 1 0 0 0 0 0 1 12 20 6.75 1.500																					
<b>Ramon Morel, R</b> ERA: 3.18	(7, 1) 2.0 7 2 0 0 1 0 0 0 0 0 0 18 27 0.00 1.000																					
<b>Ricardo Rincon, L</b> ERA: 1.53	(9, 1) 1.0 3 0 0 0 2 0 0 0 0 0 0 8 12 0.00 0.000																					



Batter	1	2	3	4	5	6	7	8	9	AB	R	H	RBI	BB	SO	LOB	BOTTOM			
<b>Tony Womack, L</b> OBP: 0.329, SLG: 0.381 <b>Kevin Young, R</b> OBP: 0.292, SLG: 0.400										3	0	2	1	0	0	0	<b>Atlanta Braves @ Pittsburgh Pirates</b> Three Rivers Stadium, Pittsburgh, PA Mon May 12 1997, 7:05 PM EDT Att: 12,114 - Cloudy - 61 F			
<b>Jermaine Allensworth, R</b> OBP: 0.353, SLG: 0.366										4	0	1	0	0	2	4				
<b>Al Martin, L</b> OBP: 0.400, SLG: 0.455 <b>Midre Cummings, L</b> OBP: 0.286, SLG: 0.422										2	0	0	0	0	1	2				
<b>Mark Johnson, L</b> OBP: 0.341, SLG: 0.349										4	0	1	0	0	3	1				
<b>Kevin Elster, R</b> OBP: 0.331, SLG: 0.445 <b>Clint Sodowsky, L</b> <b>Emil Brown, R</b> OBP: 0.278, SLG: 0.300 <b>Ramon Morel, R</b> <b>18 Jason Kendall, R</b> OBP: 0.330, SLG: 0.398 <b>Ricardo Rincon, L</b>										2	0	2	0	0	0	0				
<b>Joe Randa, R</b> OBP: 0.299, SLG: 0.368										4	1	1	0	0	0	3				
<b>Jose Guillen, R</b> OBP: 0.294, SLG: 0.393										4	0	1	0	0	0	1				
<b>Keith Osik, R</b> OBP: 0.231, SLG: 0.320										4	1	3	0	0	1	1				
<b>Jason Schmidt, R</b> OBP: 0.231, SLG: 0.308 <b>Dale Sveum, S</b> OBP: 0.250, SLG: 0.311										1	0	0	0	0	1	0				
<b>Inning Stats</b>	R: 0 E: 1 K: 1 S: 7	H: 1 LOB: 0 BB: 0 P: 8	R: 0 E: 0 K: 1 S: 11	H: 1 LOB: 0 BB: 0 P: 18	R: 0 E: 0 K: 3 S: 12	H: 1 LOB: 0 BB: 0 P: 16	R: 1 E: 0 K: 1 S: 8	H: 2 LOB: 1 BB: 0 P: 12	R: 0 E: 0 K: 1 S: 6	H: 0 LOB: 0 BB: 0 P: 7	R: 1 E: 0 K: 1 S: 16	H: 3 LOB: 2 BB: 0 P: 24	R: 0 E: 0 K: 0 S: 9	H: 2 LOB: 1 BB: 0 P: 16	R: 0 E: 0 K: 0 S: 9	H: 1 LOB: 1 BB: 0 P: 13		1B: 10 2B: 2 3B: 0 HR: 0	SF: 0 SAC: 0 DP: 1 HBP: 0	WP: 0 PB: 0 SB: 1 CS: 0
<b>PITCHER</b>	IP WLS BF H R ER SO BB IBB HBP BLK WP HR S P ERA WHIP																			
<b>Greg Maddux, R</b> ERA: 1.57	(1, 1) 5.0 W 20 6 1 1 7 0 0 0 0 0 0 48 68 1.80 1.200																			
<b>Alan Embree, L</b> ERA: 2.09	(6, 1) 1.0 3 0 0 0 1 0 0 0 0 0 0 6 7 0.00 0.000																			
<b>Brad Clontz, R</b> ERA: 4.15	(7, 1) 1.0 6 3 1 1 1 0 0 0 0 0 0 16 24 9.00 3.000																			
<b>Joe Borowski, R</b> ERA: 0.96	(8, 1) 2.0 8 3 0 0 0 0 0 0 0 0 0 18 29 0.00 1.500																			






Batter	1	2	3	4	5	6	7	8	9	AB	R	H	RBI	BB	SO	LOB	TOP										
<b>Eric Young Sr. R</b> OBP: 0.446, SLG: 0.523	G5-3		1B BB	P3			HR	G6-4-3		4	2	1	1	1	0	2											
<b>Ellis Burks R</b> OBP: 0.279, SLG: 0.417	G6-3		1B 3B 1B		K		G5-3		FC6-4 G5-3 1B	5	2	2	1	0	1	0											
<b>Larry Walker L</b> OBP: 0.488, SLG: 0.773	K		1B 3B 1B		G3-1		K		FC6-4 1B	5	1	2	1	0	2	0											
<b>Andres Galarraga R</b> OBP: 0.450, SLG: 0.591		F9 SF8 2B	2B 3B				G6-3		FC6-4 G5-3	5	2	3	2	0	0	2											
<b>Dante Bichette R</b> OBP: 0.347, SLG: 0.459 <b>Quinton McCracken S</b> OBP: 0.360, SLG: 0.420	F9	P4			L7				B1-3 G5-3	4	0	0	0	0	0	3											
<b>Vinny Castilla R</b> OBP: 0.371, SLG: 0.541	SF8						G5-3		G6-3	3	1	1	2	1	0	1											
<b>Kirt Manwaring R</b> OBP: 0.340, SLG: 0.379	G6-3		F9				G6-3			4	1	1	0	0	0	1											
<b>Walt Weiss S</b> OBP: 0.378, SLG: 0.382			SH2-4 1B BB		G3					2	1	1	2	2	0	0											
<b>Jamey Wright R</b> OBP: 0.310, SLG: 0.154 <b>Jerry Dipoto R</b> OBP: 0.280, SLG: 0.172 <b>John Vander Wal L</b> OBP: 0.280, SLG: 0.172 <b>Jeff McCurry R</b> OBP: 0.280, SLG: 0.172 <b>Mike Munoz L</b> OBP: 0.280, SLG: 0.172 <b>Steve Reed R</b> OBP: 0.280, SLG: 0.172 <b>Bruce Ruffin S</b> OBP: 0.280, SLG: 0.172			SH2-4		K		P3		G6-4-3 BB	1	0	0	0	0	0	0											
<b>Inning Stats</b>	R: 0 E: 0 K: 1 S: 7	H: 0 LOB: 0 BB: 0 P: 12	R: 1 E: 0 K: 0 S: 7	H: 1 LOB: 0 BB: 0 P: 13	R: 5 E: 0 K: 0 S: 16	H: 4 LOB: 1 BB: 2 P: 32	R: 0 E: 0 K: 1 S: 9	H: 0 LOB: 0 BB: 0 P: 11	R: 0 E: 0 K: 0 S: 8	H: 0 LOB: 1 BB: 0 P: 15	R: 0 E: 0 K: 0 S: 6	H: 0 LOB: 1 BB: 1 P: 12	R: 1 E: 0 K: 1 S: 9	H: 1 LOB: 0 BB: 0 P: 17	R: 2 E: 0 K: 0 S: 9	H: 2 LOB: 1 BB: 2 P: 22	R: 1 E: 0 K: 0 S: 11	H: 2 LOB: 1 BB: 0 P: 14	1B: 6 2B: 3 3B: 1 HR: 1	SF: 1 SAC: 1 DP: 1 HBP: 0	WP: 0 PB: 0 SB: 0 CS: 0	PA: 42					
<b>PITCHER</b>	IP	WLS	BF	H	R	ER	SO	BB	IBB	HBP	BLK	WP	HR	S	P	ERA	WHIP										
<b>Esteban Loaiza R</b> ERA: 3.23	5.0		23	6	6	6	3	2	0	0	0	0	0	47	83	10.80	1.600										
<b>David Wainhouse R</b> ERA: 9.0	2.0		8	1	1	1	1	1	0	0	0	0	1	15	29	4.50	1.000										
<b>Marc Wilkins R</b> ERA: 6.41	1.0	W	6	2	2	2	0	2	0	0	0	0	0	9	22	18.00	4.000										
<b>Rich Loiselle R</b> ERA: 3.86	1.0		5	2	1	1	0	0	0	0	0	0	0	11	14	9.00	2.000										

**Colorado Rockies @ Pittsburgh Pirates**  
Three Rivers Stadium, Pittsburgh, PA  
Wed May 14 1997, 7:05 PM EDT  
Att: 11,841 - Unknown - 61 F

AB 35  
R 10  
H 11  
RBI 10  
BB 5  
SO 4  
LOB 11



Batter	1	2	3	4	5	6	7	8	9	AB	R	H	RBI	BB	SO	LOB	BOTTOM										
<b>Tony Womack L</b> OBP: 0.348, SLG: 0.391	G3-2 BB	BB BB 1B		B5-3	FC5-4 1B		S 1B	BB HR BB		4	1	3	2	2	0	0											
<b>Jermaine Allensworth R</b> OBP: 0.358, SLG: 0.370	G3-2 1B BB	K			FC5-4 FC4-6		K	HR BB		4	2	1	0	2	2	5											
<b>Al Martin L</b> OBP: 0.412, SLG: 0.482	G3-2				FC4-6			BB 1B HR		4	2	2	4	2	0	4											
<b>Mark Johnson L</b> OBP: 0.348, SLG: 0.345	1B BB			F7			P3	BB 1B K		4	1	1	1	2	1	2											
<b>Kevin Elster R</b> OBP: 0.331, SLG: 0.436	FC4-6 1B	K		G6-3			G6-3	FC6-4 BB G6-3		5	0	1	1	1	1	5											
<b>18 Jason Kendall R</b> OBP: 0.343, SLG: 0.393	FC4-6				BB FC4-6 1B		G5-3	BB FC5-6 2B 1B		4	2	2	2	1	0	2											
<b>Jose Guillen R</b> OBP: 0.298, SLG: 0.388		G1-3	FC6 G4-3		FC4-6 BB HBP 1B			FC5-4 1B	FC5-6 BB 2B	4	2	1	0	0	0	3											
<b>Joe Randa R</b> OBP: 0.311, SLG: 0.383		E 3B	G4-3		FC4-6 BB		FC5-4 FC3-6	2B WP BB		3	2	1	0	2	0	2											
<b>Esteban Loaiza R</b> OBP: 0.138, SLG: 0.158 <b>Dale Sveinsson S</b> OBP: 0.245, SLG: 0.304 <b>David Weathers L</b> OBP: 0.280, SLG: 0.413 <b>Mdre Cummings L</b> OBP: 0.280, SLG: 0.413 <b>Marc Wilkins R</b> OBP: 0.280, SLG: 0.413 <b>Kevin Young R</b> OBP: 0.280, SLG: 0.413 <b>Steve Reed R</b> OBP: 0.280, SLG: 0.413 <b>Rich Loiselle R</b> OBP: 0.280, SLG: 0.413		E3 BB 1B	G3		FC4-6 FC5-4 1B		FC3-6 1B	WP HR 2B		2	1	0	1	0	0	1											
<b>Inning Stats</b>	R: 1 E: 1 K: 0 S: 9	H: 1 LOB: 2 BB: 3 P: 25	R: 2 E: 1 K: 2 S: 19	H: 2 LOB: 2 BB: 2 P: 38	R: 0 E: 0 K: 0 S: 9	H: 0 LOB: 1 BB: 1 P: 16	R: 0 E: 0 K: 0 S: 11	H: 1 LOB: 2 BB: 1 P: 22	R: 2 E: 0 K: 0 S: 10	H: 2 LOB: 2 BB: 1 P: 22	R: 0 E: 0 K: 0 S: 5	H: 0 LOB: 0 BB: 0 P: 12	R: 1 E: 0 K: 1 S: 9	H: 2 LOB: 1 BB: 0 P: 15	R: 9 E: 0 K: 1 S: 25	H: 5 LOB: 0 BB: 4 P: 49	1B: 9 2B: 3 3B: 1 HR: 1	SF: 0 SAC: 0 DP: 1 HBP: 1	WP: 2 PB: 0 SB: 1 CS: 0	PA: 50							
<b>PITCHER</b>	IP	WLS	BF	H	R	ER	SO	BB	IBB	HBP	BLK	WP	HR	S	P	ERA	WHIP										
<b>Jamey Wright R</b> ERA: 8.12	4.0		25	5	5	4	2	7	0	0	0	0	0	50	105	9.00	3.000										
<b>Jerry Dipoto R</b> ERA: 8.22	1.0		5	1	0	0	0	1	0	0	0	0	0	8	18	0.00	2.000										
<b>Jeff McCurry R</b> ERA: 2.08	1.2		6	1	1	1	0	0	0	0	0	0	0	10	21	5.40	0.600										
<b>Mike Munoz L</b> ERA: 7.15	0.1	L	4	3	2	2	1	0	0	0	0	1	0	10	14	54.00	9.000										
<b>Steve Reed R</b> ERA: 6.0	0.1		5	2	2	2	0	2	0	0	0	0	0	7	17	54.00	12.000										

**Colorado Rockies @ Pittsburgh Pirates**  
Three Rivers Stadium, Pittsburgh, PA  
Wed May 14 1997, 7:05 PM EDT  
Att: 11,841 - Unknown - 61 F

AB 37  
R 15  
H 13  
RBI 14  
BB 12  
SO 4  
LOB 27





Batter	1	2	3	4	5	6	7	8	9	AB	R	H	RBI	BB	SO	LOB	TOP								
<b>Eric Young Sr. R</b> OBP: 0.441, SLG: 0.516 (1, 4)	F8	L3-6 1B		L4			F8			4	0	1	0	0	0	1									
<b>Ellis Burks R</b> OBP: 0.276, SLG: 0.411 (1, 8)	E5 2B							G5-3		4	1	1	1	0	1	0									
<b>Larry Walker L</b> OBP: 0.488, SLG: 0.772 (1, 9)	L3-6 1B	L3-6 2B					G6-3	G6-4-3 1B		4	1	2	1	0	0	3									
<b>Andres Galarraga R</b> OBP: 0.438, SLG: 0.573 (1, 3)	K			L4			P3	G6-4-3		4	0	0	0	0	1	2									
<b>Dante Bichette R</b> OBP: 0.344, SLG: 0.453 (1, 7)				G5-3			P6			4	0	1	1	0	1	0									
<b>Vinny Castilla R</b> OBP: 0.388, SLG: 0.533 (1, 5)	K			G5-3			G6-4-3 1B			4	0	1	0	0	2	1									
<b>Jeff Reed L</b> OBP: 0.466, SLG: 0.500 (1, 2)							G3-1			3	0	0	0	0	1	0									
<b>Darnell Coles R</b> OBP: 0.316, SLG: 0.444 (9, PH)				K			G3-1			1	0	0	0	0	0	0									
<b>Walt Weiss S</b> OBP: 0.385, SLG: 0.400 (1, 6)		1B 2B						P5		3	1	2	0	0	0	0									
<b>Roger Bailey R</b> OBP: 0.286, SLG: 0.333 (1, 1)								F8		2	0	1	0	0	1	1									
<b>Jason Bates S</b> OBP: 0.364, SLG: 0.425 (7, PH)										1	0	0	0	0	0	0									
<b>Mike DeJean R</b> OBP: 1.000, SLG: 2.000 (7, 1)		1B 1B								0	0	0	0	0	0	0									
<b>Inning Stats</b>	R: 2 E: 1 K: 2 S: 16	H: 2 LOB: 1 BB: 0 P: 23	R: 1 E: 0 K: 1 S: 11	H: 4 LOB: 2 BB: 0 P: 18	R: 0 E: 0 K: 0 S: 8	H: 0 LOB: 0 BB: 0 P: 13	R: 0 E: 0 K: 1 S: 7	H: 1 LOB: 1 BB: 0 P: 10	R: 0 E: 0 K: 0 S: 10	H: 0 LOB: 0 BB: 0 P: 14	R: 0 E: 0 K: 0 S: 5	H: 1 LOB: 0 BB: 0 P: 11	R: 0 E: 0 K: 0 S: 8	H: 0 LOB: 0 BB: 0 P: 13	R: 0 E: 0 K: 2 S: 6	H: 1 LOB: 0 BB: 0 P: 9	R: 0 E: 0 K: 2 S: 9	H: 0 LOB: 0 BB: 0 P: 15	1B: 7 2B: 3 3B: 0 HR: 0	SF: 0 SAC: 0 DP: 2 HBP: 0	WP: 0 PB: 0 SB: 0 CS: 0	PA: 34			
<b>PITCHER</b>	IP	WLS	BF	H	R	ER	SO	BB	IBB	HBP	BLK	WP	HR	S	P	ERA	WHIP								
<b>67 Francisco Cordova R</b> ERA: 1.47 (1, 1)	8.0	W	31	9	3	1	5	0	0	0	0	0	0	71	111	1.12	1.125								
<b>Rich Loiselle R</b> ERA: 3.54 (9, 1)	0.2		2	0	0	0	2	0	0	0	0	0	0	7	12	0.00	0.000								
<b>Ricardo Rincon L</b> ERA: 1.5 (9, 1)	0.1	S	1	0	0	0	0	0	0	0	0	0	0	2	3	0.00	0.000								

Colorado Rockies @ Pittsburgh Pirates  
Three Rivers Stadium, Pittsburgh, PA  
Thu May 15 1997, 7:05 PM EDT  
Att. 8,548 - Unknown - 54 F

AB 34  
R 3  
H 9  
RBI 3  
BB 0  
SO 7  
LOB 8



Batter	1	2	3	4	5	6	7	8	9	AB	R	H	RBI	BB	SO	LOB	BOTTOM								
<b>Tony Womack L</b> OBP: 0.345, SLG: 0.383 (1, 4)	G6-3				FC6-4 G6-4-3		G6-3			3	0	0	1	1	0	2									
<b>Jermaine Allensworth R</b> OBP: 0.359, SLG: 0.364 (1, 8)										2	0	0	0	0	0	2									
<b>Emil Brown R</b> OBP: 0.367, SLG: 0.293 (7, 8)	G5-3				G6-4-3		G5-3			1	0	0	0	0	0	0									
<b>Al Martin L</b> OBP: 0.415, SLG: 0.508 (1, 7)	G4-3				F9					4	1	2	1	0	0	3									
<b>Mark Johnson L</b> OBP: 0.353, SLG: 0.353 (1, 3)										3	1	1	0	1	1	0									
<b>Rich Loiselle R</b> OBP: 0.367, SLG: 0.293 (9, 1)										0	0	0	0	0	0	0									
<b>Ricardo Rincon L</b> OBP: 0.367, SLG: 0.293 (9, 1)										0	0	0	0	0	0	0									
<b>Kevin Elster R</b> OBP: 0.331, SLG: 0.456 (1, 6)										3	1	1	2	0	0	0									
<b>18 Jason Kendall R</b> OBP: 0.341, SLG: 0.383 (1, 2)										3	0	0	0	1	0	0									
<b>Jose Guillen R</b> OBP: 0.304, SLG: 0.387 (1, 9)										3	1	1	0	1	1	3									
<b>Joe Randa R</b> OBP: 0.311, SLG: 0.382 (1, 5)										3	0	1	0	0	1	1									
<b>67 Francisco Cordova R</b> OBP: 0.150, SLG: 0.056 (1, 1)										1	0	0	0	2	1	0									
<b>Kevin Young R</b> OBP: 0.306, SLG: 0.435 (9, 3)										0	0	0	0	0	0	0									
<b>Inning Stats</b>	R: 0 E: 0 K: 0 S: 6	H: 0 LOB: 0 BB: 0 P: 8	R: 0 E: 0 K: 0 S: 7	H: 0 LOB: 0 BB: 0 P: 11	R: 0 E: 0 K: 0 S: 8	H: 1 LOB: 2 BB: 2 P: 19	R: 0 E: 0 K: 1 S: 8	H: 0 LOB: 0 BB: 0 P: 12	R: 0 E: 0 K: 0 S: 11	H: 1 LOB: 1 BB: 2 P: 22	R: 3 E: 0 K: 2 S: 12	H: 3 LOB: 0 BB: 0 P: 17	R: 0 E: 0 K: 1 S: 6	H: 0 LOB: 0 BB: 0 P: 10	R: 0 E: 0 K: 0 S: 6	H: 1 LOB: 2 BB: 2 P: 15	1B: 3 2B: 1 3B: 0 HR: 2	SF: 0 SAC: 1 DP: 3 HBP: 1	WP: 0 PB: 0 SB: 1 CS: 0	PA: 34					
<b>PITCHER</b>	IP	WLS	BF	H	R	ER	SO	BB	IBB	HBP	BLK	WP	HR	S	P	ERA	WHIP								
<b>Roger Bailey R</b> ERA: 2.41 (1, 1)	6.0	L	26	4	4	3	3	4	0	1	0	0	0	12	25	6.00	1.500								
<b>Mike DeJean R</b> ERA: (7, 1)	2.0		8	1	0	0	1	1	1	0	0	0	0	12	25	0.00	1.000								

Colorado Rockies @ Pittsburgh Pirates  
Three Rivers Stadium, Pittsburgh, PA  
Thu May 15 1997, 7:05 PM EDT  
Att. 8,548 - Unknown - 54 F

AB 26  
R 4  
H 6  
RBI 4  
BB 6  
SO 4  
LOB 11





Batter	1	2	3	4	5	6	7	8	9	AB	R	H	RBI	BB	SO	LOB	TOP										
<b>Kurt Abbott, R</b> (1, 4) OBP: 0.298, SLG: 0.467	G6-3		K		2B BB			G1-4-3		3	0	0	0	1	1	0	<b>Florida Marlins @ Pittsburgh Pirates</b> Three Rivers Stadium, Pittsburgh, PA Fri May 16 1997, 7:05 PM EDT Att: 17,156 - Cloudy - 54 F										
<b>Edgar Renteria, R</b> (1, 6) OBP: 0.285, SLG: 0.277	3B 1B		G6-3		1-3 2B			2B 1B		4	2	3	0	0	0	0											
<b>Todd Dunwoody, L</b> (1, 7) OBP: 0.455, SLG: 1.000	SF7 3B				K			1-H 2B		4	1	2	2	0	1	2											
<b>Moises Alou, R</b> (1, 8) OBP: 0.412, SLG: 0.597	SF7				FC4-6 BB			G6-3 BB		1	0	0	1	2	0	0											
<b>Jim Eisenreich, L</b> (1, 9) OBP: 0.315, SLG: 0.226 <b>John Wehner, R</b> (8, PH) OBP: 0.250, SLG: 0.250	G3-1				FC4-6 WP			G6-3		3	0	0	0	0	0	1											
<b>Bobby Bonilla, S</b> (1, 5) OBP: 0.365, SLG: 0.417					1-2 IBB					1	0	0	0	0	0	2											
<b>Jeff Conine, R</b> (1, 3) OBP: 0.343, SLG: 0.385					1-3 K					3	0	0	0	1	2	0											
<b>Gregg Zaun, S</b> (1, 2) OBP: 0.436, SLG: 0.417	L3									4	0	0	0	0	2	2											
<b>Alex Fernandez, R</b> (1, 1) OBP: 0.286, SLG: 0.450 <b>Robb Nen, R</b> (9, 1)										3	0	0	0	0	1	0											
<b>Inning Stats</b>	R: 2 E: 0 K: 0 S: 12	H: 2 LOB: 0 BB: 0 P: 19	R: 0 E: 0 K: 1 S: 6	H: 0 LOB: 0 BB: 0 P: 10	R: 0 E: 0 K: 2 S: 8	H: 0 LOB: 0 BB: 0 P: 12	R: 0 E: 0 K: 2 S: 13	H: 0 LOB: 2 BB: 2 P: 23	R: 0 E: 0 K: 0 S: 7	H: 2 LOB: 2 BB: 1 P: 11	R: 0 E: 0 K: 1 S: 6	H: 0 LOB: 0 BB: 0 P: 8	R: 0 E: 0 K: 0 S: 6	H: 0 LOB: 0 BB: 0 P: 9	R: 1 E: 0 K: 0 S: 13	H: 2 LOB: 1 BB: 1 P: 20	R: 0 E: 0 K: 1 S: 8	H: 0 LOB: 0 BB: 0 P: 9	1B: 3 2B: 2 3B: 1 HR: 0	SF: 1 SAC: 0 DP: 1 HBP: 0	WP: 1 PB: 0 SB: 1 CS: 0	PA: 35					
<b>PITCHER</b>	IP	WLS	BF	H	R	ER	SO	BB	IBB	HBP	BLK	WP	HR	S	P	ERA	WHIP										
<b>Jon Lieber, R</b> (1, 1) ERA: 4.08	7.1	L	31	6	3	3	6	3	1	0	0	1	0	69	110	3.68	1.227										
<b>Chris Peters, L</b> (8, 1) ERA: 4.25	0.2		1	0	0	0	0	0	0	0	0	0	0	2	2	0.00	0.000										
<b>Marc Wilkins, R</b> (9, 1) ERA: 6.1	1.0	S	3	0	0	0	1	0	0	0	0	0	0	8	9	0.00	0.000										

AB	30
R	3
H	6
RBI	3
BB	4
SO	7
LOB	7



Batter	1	2	3	4	5	6	7	8	9	AB	R	H	RBI	BB	SO	LOB	BOTTOM										
<b>Tony Womack, L</b> (1, 4) OBP: 0.337, SLG: 0.373	F9		G1-3					G6-3		4	0	0	0	0	1	0	<b>Florida Marlins @ Pittsburgh Pirates</b> Three Rivers Stadium, Pittsburgh, PA Fri May 16 1997, 7:05 PM EDT Att: 17,156 - Cloudy - 54 F										
<b>Adrian Brown, S</b> (1, 8)	G3-1		G6-3							3	0	0	0	1	1	0											
<b>Al Martin, L</b> (1, 7) OBP: 0.410, SLG: 0.500										4	0	1	0	0	2	1											
<b>Mark Johnson, L</b> (1, 3) OBP: 0.364, SLG: 0.387										3	1	2	1	1	0	0											
<b>Kevin Elster, R</b> (1, 6) OBP: 0.327, SLG: 0.449 <b>Dale Sveum, S</b> (8, 6) OBP: 0.245, SLG: 0.304	F7									2	0	0	0	0	1	1											
<b>18 Jason Kendall, R</b> (1, 2) OBP: 0.333, SLG: 0.374	G4-3									0	0	0	0	0	0	0											
<b>18 Jason Kendall, R</b> (1, 2) OBP: 0.333, SLG: 0.374	G4-3									3	0	0	0	0	1	1											
<b>Jose Guillen, R</b> (1, 9) OBP: 0.304, SLG: 0.402										3	0	1	0	0	0	1											
<b>Joe Randa, R</b> (1, 5) OBP: 0.312, SLG: 0.381	F9									3	0	1	0	0	1	1											
<b>Jon Lieber, L</b> (1, 1) OBP: 0.125, SLG: 0.067 <b>Chris Peters, L</b> (8, 1) ERA: 4.25										2	0	0	0	0	2	1											
<b>Midre Cummings, L</b> (8, PH) OBP: 0.275, SLG: 0.404 <b>Marc Wilkins, R</b> (9, 1) ERA: 6.1										0	0	0	0	0	0	0											
<b>Inning Stats</b>	R: 0 E: 0 K: 1 S: 11	H: 0 LOB: 0 BB: 0 P: 13	R: 1 E: 0 K: 0 S: 10	H: 2 LOB: 1 BB: 0 P: 13	R: 0 E: 0 K: 1 S: 6	H: 0 LOB: 0 BB: 0 P: 8	R: 0 E: 0 K: 1 S: 6	H: 1 LOB: 1 BB: 1 P: 13	R: 0 E: 0 K: 2 S: 12	H: 1 LOB: 1 BB: 0 P: 21	R: 0 E: 0 K: 1 S: 5	H: 0 LOB: 0 BB: 1 P: 10	R: 0 E: 0 K: 0 S: 6	H: 1 LOB: 1 BB: 0 P: 6	R: 0 E: 0 K: 2 S: 10	H: 0 LOB: 0 BB: 0 P: 12	R: 0 E: 0 K: 2 S: 8	H: 0 LOB: 0 BB: 0 P: 14	1B: 3 2B: 0 3B: 1 HR: 1	SF: 0 SAC: 1 DP: 1 HBP: 0	WP: 0 PB: 0 SB: 0 CS: 1	PA: 32					
<b>PITCHER</b>	IP	WLS	BF	H	R	ER	SO	BB	IBB	HBP	BLK	WP	HR	S	P	ERA	WHIP										
<b>Alex Fernandez, R</b> (1, 1) ERA: 2.76	8.0	W	28	5	1	1	8	2	0	0	0	0	0	66	96	1.12	0.875										
<b>Robb Nen, R</b> (9, 1) ERA: 4.25	1.0	S	3	0	0	0	2	0	0	0	0	0	0	8	14	0.00	0.000										

AB	28
R	1
H	5
RBI	1
BB	2
SO	10
LOB	6









Batter	1	2	3	4	5	6	7	8	9	10	AB	R	H	RBI	BB	SO	LOB	TOP	
<b>Kurt Abbott, R</b> OBP: 0.333, SLG: 0.509 (1, 4)	G2		2B	F8			K		1B		6	1	3	1	0	1	1	<b>Florida Marlins @ Pittsburgh Pirates</b> Three Rivers Stadium, Pittsburgh, PA Sun May 18 1997, 3:33 AM EDT Att. 28,702 - Sunny - 74 F	
<b>Edgar Renteria, R</b> OBP: 0.279, SLG: 0.284 (1, 6)	BB		1B				L8		1B		4	1	1	1	2	0	2		
<b>Todd Dunwoody, L</b> OBP: 0.400, SLG: 0.769 <b>John Cangelosi, S</b> OBP: 0.287, SLG: 0.244 (1, 7) (9, PH) (9, 7)	F8		1B				K		1B		3	0	0	0	1	1	1		
<b>Moises Alou, R</b> OBP: 0.406, SLG: 0.591 (1, 8)	P3		1B				K		G5-3		5	0	2	1	0	1	4		
<b>Jim Eisenreich, L</b> OBP: 0.250, SLG: 0.250 <b>John Wehner, R</b> OBP: 0.250, SLG: 0.250 (8, PH) (8, 9)	1B		1B				G5-3		G4-3		3	0	1	0	0	0	3		
<b>Bobby Bonilla, S</b> OBP: 0.370, SLG: 0.439 (1, 5)	F8		F7				G4-3				5	1	1	0	0	0	3		
<b>Jeff Conine, R</b> OBP: 0.346, SLG: 0.385 (1, 3)	BB						P4		K		3	1	0	0	2	2	0		
<b>Charles Johnson, R</b> OBP: 0.364, SLG: 0.416 <b>Gregg Zaun, S</b> OBP: 0.449, SLG: 0.432 (10, PH) (10, 2)	L6-4								1B		3	1	2	0	0	0	2		
<b>Tony Saunders, L</b> OBP: 0.118, SLG: 0.250 (6, 1) <b>Rick Helling, R</b> OBP: 0.291, SLG: 0.292 (9, PH) <b>Robb Nen, R</b> OBP: 0.202, SLG: 1.000 (10, PH) <b>Billy McMillen, L</b> OBP: 0.202, SLG: 1.000 (10, 1)	G4-3						G3		L9		3	0	0	0	0	0	1		
<b>Inning Stats</b>	R: 0 E: 0 K: 0 S: 5	H: 0 LOB: 1 BB: 1 P: 11	R: 0 E: 0 K: 0 S: 6	H: 1 LOB: 1 BB: 13 P: 13	R: 2 E: 0 K: 2 S: 12	H: 3 LOB: 2 BB: 21 P: 21	R: 0 E: 0 K: 2 S: 14	H: 1 LOB: 1 BB: 0 P: 20	R: 0 E: 0 K: 2 S: 9	H: 0 LOB: 1 BB: 0 P: 11	R: 0 E: 0 K: 1 S: 10	H: 0 LOB: 0 BB: 0 P: 16	R: 1 E: 0 K: 1 S: 11	H: 3 LOB: 3 BB: 1 P: 22	R: 2 E: 0 K: 1 S: 16	H: 3 LOB: 2 BB: 1 P: 25	1B: 6 2B: 7 3B: 0 HR: 0		SF: 0 SAC: 0 DP: 1 HBP: 1
<b>PITCHER</b>	IP	WLS	BF	H	R	ER	SO	BB	IBB	HBP	BLK	WP	HR	S	P	ERA	WHIP		
<b>Jason Schmidt, R</b> ERA: 5.18 (1, 1)	7.0		30	6	2	2	4	3	0	1	0	0	0	60	98	2.57	1.286		
<b>Ricardo Rincon, L</b> ERA: 1.8 (8, 1)	2.0		10	3	1	1	2	0	1	0	0	0	0	21	38	4.50	1.500		
<b>Rich Loiselle, R</b> ERA: 4.22 (10, 1)	1.0	L	7	3	2	2	1	1	0	0	0	0	0	16	25	18.00	4.000		

Batter	1	2	3	4	5	6	7	8	9	10	AB	R	H	RBI	BB	SO	LOB	BOTTOM			
<b>Tony Womack, L</b> OBP: 0.333, SLG: 0.367 (1, 4) (10, 6)	G6-3		K				G6-3		G6-3		5	1	1	0	0	2	0	<b>Florida Marlins @ Pittsburgh Pirates</b> Three Rivers Stadium, Pittsburgh, PA Sun May 18 1997, 3:33 AM EDT Att. 28,702 - Sunny - 74 F			
<b>Adrian Brown, S</b> OBP: 0.214, SLG: 0.154 (1, 8)	G6-3		P3				1B				5	0	1	1	0	1	0				
<b>Emil Brown, R</b> OBP: 0.364, SLG: 0.283 (1, 7)	HBP		K				1B		G5-3		4	0	1	0	0	2	0				
<b>Kevin Young, R</b> OBP: 0.327, SLG: 0.451 (1, 3) (10, 5)	HBP						G5-4-3				4	0	2	0	0	0	2				
<b>Joe Randa, R</b> OBP: 0.310, SLG: 0.371 (1, 5) (10, 4)	F9						G4-3		FC4		4	0	1	0	0	0	4				
<b>Jason Kendall, R</b> OBP: 0.336, SLG: 0.377 (1, 2)	G5-3						1B		FC4		4	0	1	0	0	0	4				
<b>Jose Guillen, R</b> OBP: 0.295, SLG: 0.393 (1, 9)	F8						G5-3		HR		3	1	1	0	1	0	3				
<b>Kevin Polcovich, R</b> OBP: 0.302, SLG: 0.490 <b>Midre Cummings, L</b> OBP: 0.259, SLG: 0.333 <b>Rich Loiselle, R</b> OBP: 0.202, SLG: 1.000 (10, 1)	G6-3						K		K		4	0	0	0	0	1	3				
<b>Jason Schmidt, R</b> OBP: 0.200, SLG: 0.267 <b>Dale Sveum, S</b> OBP: 0.259, SLG: 0.333 <b>Ricardo Rincon, L</b> OBP: 0.359, SLG: 0.374 (9, PH) (10, 3)	K						K		K		2	0	0	0	0	2	3				
<b>Inning Stats</b>	R: 1 E: 1 K: 0 S: 17	H: 2 LOB: 2 BB: 0 P: 28	R: 0 E: 0 K: 1 S: 5	H: 0 LOB: 0 BB: 8 P: 8	R: 0 E: 0 K: 2 S: 11	H: 0 LOB: 0 BB: 18 P: 18	R: 0 E: 1 K: 2 S: 14	H: 2 LOB: 3 BB: 0 P: 19	R: 0 E: 0 K: 1 S: 9	H: 1 LOB: 1 BB: 0 P: 15	R: 0 E: 0 K: 2 S: 8	H: 0 LOB: 0 BB: 0 P: 14	R: 0 E: 0 K: 2 S: 10	H: 0 LOB: 1 BB: 0 P: 14	R: 2 E: 0 K: 2 S: 15	H: 1 LOB: 0 BB: 1 P: 23	R: 0 E: 0 K: 0 S: 5		H: 0 LOB: 0 BB: 0 P: 6	1B: 6 2B: 2 3B: 0 HR: 1	SF: 0 SAC: 0 DP: 2 HBP: 2
<b>PITCHER</b>	IP	WLS	BF	H	R	ER	SO	BB	IBB	HBP	BLK	WP	HR	S	P	ERA	WHIP				
<b>Tony Saunders, L</b> ERA: 4.38 (6, 1)	5.0		20	6	1	1	6	0	0	1	0	0	0	56	88	1.80	1.200				
<b>Rick Helling, R</b> ERA: 1.75 <b>Robb Nen, R</b> ERA: 4.95 <b>Rob Stanifer, R</b> ERA: 2.25 (9, 1) (10, 1)	3.0		11	0	0	4	0	0	0	1	0	0	0	26	41	0.00	0.333				
	1.0	W	5	1	2	2	2	1	0	0	0	0	1	15	23	18.00	2.000				
	1.0	S	3	0	0	0	0	0	0	0	0	0	0	5	6	0.00	0.000				








Batter	1	2	3	4	5	6	7	8	9	AB	R	H	RBI	BB	SO	LOB	TOP								
Tony Womack, L (1,4) OBP: 0.323, SLG: 0.351	1-3 K		2-1 G3			0-3 K		1-3 K	1-3 K	5	0	0	0	0	4	2									
Adrian Brown, S (1,8) OBP: 0.211, SLG: 0.167	2-2 G1-3			1-1 G5-3		0-1 G6-3		0-0		4	1	1	0	0	0	0									
Al Martin, L (1,7) OBP: 0.404, SLG: 0.469	0-0 P3			4-2			1-3 K	2-2 P3		3	0	0	0	1	1	1									
Mark Johnson, L (1,3) OBP: 0.369, SLG: 0.384 Keith Osik, R (8,3) OBP: 0.259, SLG: 0.346		4-2 1B BLK BB		1-3 K		4-2 18 1B BB	0-0 1B	0-0 1B 2B		2	2	1	1	2	1	1									
Joe Randa, R (1,5) OBP: 0.320, SLG: 0.374		2-1 18 CS 1B		0-3 K		2-2 F9	2-2 F9	2-2 1B		4	0	2	0	0	1	2									
18 Jason Kendall, R (1,2) OBP: 0.336, SLG: 0.380		3-3 K		1-1 P2		1-1 BB BB 1B	1-1 BB BB 1B	1-2 SH5-3 1B HBP		3	0	1	0	0	1	2									
Midre Cummings, L (1,9) OBP: 0.316, SLG: 0.481		2-2 L7		1-3 K		4-2 BB BB	1-2 BB	1-2 SH5-3 1B		3	0	1	0	1	1	0									
Kevin Polcovich, R (1,6) OBP: 0.333, SLG: 0.143 Dale Sveum, S (7,PH) OBP: 0.298, SLG: 0.327			1-2 F9		0-0 P4		4-2 BB	1-0 SH5-3		2	0	0	0	0	0	0									
67 Francisco Cordova, R (1,1) OBP: 0.136, SLG: 0.050 Kevin Young, R (7,PH) OBP: 0.317, SLG: 0.446 Matt Ruebel, L (7,1) OBP: 0.285, SLG: 0.379 Rich Loiselle, R (9,1)			2-3 K		2-3 K		1-2 2-3 3-H BB	0-3 K		2	0	0	0	0	2	0									
<b>Inning Stats</b>	R: 0 E: 0 K: 1 S: 8	H: 0 LOB: 0 BB: 0 P: 11	R: 1 E: 0 K: 1 S: 14	H: 1 LOB: 0 BB: 1 P: 25	R: 0 E: 0 K: 1 S: 8	H: 0 LOB: 0 BB: 0 P: 13	R: 0 E: 0 K: 2 S: 12	H: 0 LOB: 1 BB: 1 P: 18	R: 0 E: 0 K: 1 S: 7	H: 0 LOB: 0 BB: 0 P: 9	R: 0 E: 0 K: 2 S: 9	H: 0 LOB: 0 BB: 0 P: 11	R: 1 E: 0 K: 1 S: 23	H: 1 LOB: 3 BB: 3 P: 40	R: 1 E: 0 K: 1 S: 12	H: 3 LOB: 2 BB: 0 P: 17	R: 0 E: 0 K: 2 S: 13	H: 1 LOB: 2 BB: 0 P: 17	1B: 5 2B: 2 3B: 0 HR: 0	SF: 0 SAC: 1 DP: 1 HBP: 1	WP: 0 PB: 0 SB: 0 CS: 1	PA: 37			
<b>PITCHER</b>	IP	WLS	BF	H	R	ER	SO	BB	IBB	HBP	BLK	WP	HR	S	P	ERA	WHIP								
Alan Benes, R (1,1) ERA: 2.62	7.0		27	2	2	2	9	5	0	0	1	0	0	81	127	2.57	1.000								
Tony Fossas, L (8,1) ERA: 3.0	0.2	L	4	2	1	1	1	0	0	0	0	0	0	9	12	13.50	3.000								
T.J. Mathews, R (8,1) ERA: 2.25	1.1		6	2	0	0	2	0	0	1	0	0	0	16	22	0.00	1.500								

Pittsburgh Pirates @ St. Louis Cardinals  
 Busch Stadium, St. Louis, MO  
 Wed May 21 1997, 3:33 AM CDT  
 Att: 34,738 - Sunny - 64 F


AB 30  
 R 3  
 H 6  
 RBI 2  
 BB 5  
 SO 12  
 LOB 13



Batter	1	2	3	4	5	6	7	8	9	AB	R	H	RBI	BB	SO	LOB	BOTTOM								
Delino DeShields, L (1,4) OBP: 0.303, SLG: 0.397	1-2 G3		1-0 G3-1		0-0 G3-1		1-0 F9			4	0	0	0	0	0	0									
Ron Gant, R (1,7) OBP: 0.299, SLG: 0.438	2-3 K		0-1 G5-3		0-1 G6-3		2-3 K			4	0	0	0	0	2	0									
Micah Franklin, S (1,9) OBP: 0.476, SLG: 0.737	0-2 1B		1-1 1B		1-1 1B		1-3 K			4	0	3	0	0	1	0									
Ray Lankford, L (1,8) OBP: 0.473, SLG: 0.726	3-2 G4-3		1-0 F7		2-3 K		3-2 G6-3			4	0	0	0	0	1	3									
Gary Gaetti, R (1,5) OBP: 0.287, SLG: 0.365		2-3 K		0-0 E 1B G1-2-3 1B		0-0 G4-3		0-2 2B		4	0	2	0	0	1	0									
John Mabry, L (1,3) OBP: 0.322, SLG: 0.314		2-2 F7		2-1 G1-2-3 E 1B		0-1 FC5-4 1B		0-3 K		4	0	2	0	0	1	1									
Mike DiFelice, R (1,2) OBP: 0.254, SLG: 0.304 Tom Lampkin, L (9,2) OBP: 0.253, SLG: 0.304		1-0 1B 2B		0-0 E1 G1-2-3 1B		0-0 F7		2-3 K		3	1	1	0	0	0	3									
Royce Clayton, R (1,6) OBP: 0.303, SLG: 0.433		2-2 2B 1B		1-2 G1-2-3 1B		1-2 FC5-4 1B		0-0 G3		4	1	1	1	0	0	4									
Alan Benes, R (1,1) OBP: 0.136, SLG: 0.182 Mike Gulan, R (7,PH) OBP: 0.253, SLG: 0.304 T.J. Mathews, L (8,1) OBP: 0.285, SLG: 0.379 Willie McGee, S (9,PH) OBP: 0.333, SLG: 0.459		0-0 2B 1B		0-0 K		2-3 K		1-3 K		2	0	1	1	0	1	2									
<b>Inning Stats</b>	R: 0 E: 0 K: 1 S: 15	H: 1 LOB: 1 BB: 0 P: 21	R: 2 E: 0 K: 1 S: 12	H: 3 LOB: 1 BB: 0 P: 19	R: 0 E: 0 K: 0 S: 6	H: 1 LOB: 0 BB: 0 P: 9	R: 0 E: 0 K: 1 S: 11	H: 2 LOB: 2 BB: 0 P: 16	R: 0 E: 0 K: 1 S: 8	H: 1 LOB: 1 BB: 0 P: 11	R: 0 E: 0 K: 0 S: 9	H: 0 LOB: 0 BB: 0 P: 10	R: 0 E: 0 K: 2 S: 7	H: 0 LOB: 0 BB: 0 P: 12	R: 0 E: 0 K: 2 S: 13	H: 1 LOB: 1 BB: 0 P: 17	R: 0 E: 0 K: 2 S: 7	H: 0 LOB: 0 BB: 0 P: 10	1B: 7 2B: 3 3B: 0 HR: 0	SF: 0 SAC: 0 DP: 1 HBP: 0	WP: 0 PB: 0 SB: 0 CS: 0	PA: 36			
<b>PITCHER</b>	IP	WLS	BF	H	R	ER	SO	BB	IBB	HBP	BLK	WP	HR	S	P	ERA	WHIP								
67 Francisco Cordova, R (1,1) ERA: 1.62	6.0		26	9	2	2	4	0	0	0	0	0	0	61	86	3.00	1.500								
Matt Ruebel, L (7,1) ERA: 7.07	2.0	W	7	1	0	0	4	0	0	0	0	0	0	20	29	0.00	0.500								
Rich Loiselle, R (9,1) ERA: 4.03	1.0	S	3	0	0	0	2	0	0	0	0	0	0	7	10	0.00	0.000								

Pittsburgh Pirates @ St. Louis Cardinals  
 Busch Stadium, St. Louis, MO  
 Wed May 21 1997, 3:33 AM CDT  
 Att: 34,738 - Sunny - 64 F

AB 36  
 R 2  
 H 10  
 RBI 2  
 BB 0  
 SO 10  
 LOB 13





Batter	1	2	3	4	5	6	7	8	9	AB	R	H	RBI	BB	SO	LOB	TOP					
Adrian Brown, S OBP: 0.250, SLG: 0.318										4	1	1	3	1	0	3	<b>Pittsburgh Pirates @ Montreal Expos</b> <b>Olympic Stadium, Montreal, QB</b> Thu May 22 1997, 7:05 PM EDT Att: 12,620 - Dome					
Joe Randa, R OBP: 0.329, SLG: 0.399										4	2	2	1	1	0	1						
Mark Smith, R										4	0	0	0	0	1	1						
Emil Brown, R OBP: 0.333, SLG: 0.255										1	0	0	0	0	1	1						
Mark Johnson, L OBP: 0.390, SLG: 0.389										1	2	1	0	4	0	0						
Kevin Young, R OBP: 0.308, SLG: 0.459										5	1	1	1	0	0	5						
18 Jason Kendall, R OBP: 0.352, SLG: 0.393										3	2	2	1	1	0	0						
Jose Guillen, R OBP: 0.288, SLG: 0.386										5	0	2	0	0	1	5						
Kevin Polcovich, R OBP: 0.357, SLG: 0.182										4	1	1	1	0	0	4						
Jon Lieber, L OBP: 0.111, SLG: 0.059										2	0	0	0	0	1	1						
Dale Sveum, S OBP: 0.283, SLG: 0.321										1	0	0	0	0	1	2						
Chris Peters, L										0	0	0	0	0	0	0						
Marc Wilkins, R										1	0	0	0	0	1	2						
Ricardo Rincon, L										0	0	0	0	0	0	0						
<b>Inning Stats</b>	R: 0 E: 0 K: 0 S: 6	H: 0 LOB: 0 BB: 1 P: 13	R: 0 E: 0 K: 0 S: 9	H: 0 LOB: 2 BB: 2 P: 17	R: 1 E: 0 K: 1 S: 11	H: 1 LOB: 0 BB: 0 P: 14	R: 0 E: 0 K: 0 S: 6	H: 1 LOB: 0 BB: 0 P: 10	R: 0 E: 0 K: 1 S: 7	H: 1 LOB: 1 BB: 0 P: 9	R: 0 E: 0 K: 0 S: 8	H: 0 LOB: 1 BB: 1 P: 15	R: 3 E: 1 K: 1 S: 13	H: 2 LOB: 1 BB: 1 P: 22	R: 2 E: 0 K: 2 S: 17	H: 2 LOB: 2 BB: 1 P: 30	R: 3 E: 1 K: 1 S: 12	H: 3 LOB: 1 BB: 1 P: 22	1B: 5 2B: 2 3B: 1 HR: 2	SF: 0 SAC: 0 DP: 2 HBP: 2	WP: 0 PB: 0 SB: 1 CS: 0	PA: 44
<b>PITCHER</b>	IP WLS BF H R ER SO BB IBB HBP BLK WP HR S P ERA WHIP																					
Carlos Perez, L ERA: 4.45	(1, 1) 6.2 L 29 5 4 4 3 5 0 0 0 0 0 2 59 99 5.40 1.500																					
Anthony Telford, R ERA: 3.33	(7, 1) 0.1 1 0 0 0 0 0 0 0 0 0 0 0 1 1 0.00 0.000																					
Marc Valdes, R ERA: 6.0	(8, 1) 0.0 3 1 2 2 0 0 1 0 0 0 0 0 2 9 ∞ ∞																					
Dave Veres, R ERA: 4.1	(8, 1) 1.0 4 1 0 0 2 0 0 0 0 0 0 0 15 21 0.00 1.000																					
Lee Smith, R ERA: 4.4	(9, 1) 1.0 7 3 3 3 1 1 0 0 0 0 0 0 12 22 27.00 4.000																					

AB	35
R	9
H	10
RBI	7
BB	7
SO	6
LOB	25



Batter	1	2	3	4	5	6	7	8	9	AB	R	H	RBI	BB	SO	LOB	BOTTOM					
Mark Grudzielanek, R OBP: 0.349, SLG: 0.426										3	0	0	0	1	1	0	<b>Pittsburgh Pirates @ Montreal Expos</b> <b>Olympic Stadium, Montreal, QB</b> Thu May 22 1997, 7:05 PM EDT Att: 12,620 - Dome					
Mike Lansing, R OBP: 0.365, SLG: 0.500										4	2	3	1	0	0	2						
Rondell White, R OBP: 0.352, SLG: 0.519										4	0	1	0	0	1	2						
David Segui, S OBP: 0.411, SLG: 0.536										3	0	1	1	1	0	2						
Henry Rodriguez, L OBP: 0.367, SLG: 0.624										4	0	1	0	0	2	2						
Vladimir Guerrero, R OBP: 0.362, SLG: 0.407										4	0	0	0	0	2	2						
Darrin Fletcher, L OBP: 0.327, SLG: 0.571										4	1	2	1	0	0	1						
Doug Strange, S OBP: 0.373, SLG: 0.489										3	0	0	0	0	0	0						
Carlos Perez, L OBP: 0.126, SLG: 0.260										2	0	0	0	0	0	0						
Anthony Telford, R OBP: 0.333, SLG: 0.392										0	0	0	0	0	0	0						
Andy Steinbock, R OBP: 0.325, SLG: 0.378										0	0	0	0	0	0	0						
Joe Orsulak, R OBP: 0.295, SLG: 0.378										1	0	0	0	0	0	1						
Marc Valdes, R OBP: 0.295, SLG: 0.250										0	0	0	0	0	0	0						
Dave Veres, R OBP: 0.402, SLG: 1.000										0	0	0	0	0	0	0						
Lee Smith, R										0	0	0	0	0	0	0						
<b>Inning Stats</b>	R: 1 E: 0 K: 3 S: 13	H: 2 LOB: 1 BB: 0 P: 14	R: 1 E: 0 K: 2 S: 9	H: 1 LOB: 0 BB: 0 P: 12	R: 0 E: 0 K: 0 S: 6	H: 1 LOB: 1 BB: 0 P: 9	R: 0 E: 0 K: 0 S: 7	H: 1 LOB: 0 BB: 0 P: 11	R: 0 E: 0 K: 1 S: 5	H: 0 LOB: 0 BB: 0 P: 7	R: 1 E: 0 K: 1 S: 11	H: 1 LOB: 1 BB: 1 P: 20	R: 0 E: 0 K: 0 S: 7	H: 1 LOB: 2 BB: 1 P: 14	R: 0 E: 0 K: 1 S: 7	H: 1 LOB: 0 BB: 0 P: 9	R: 0 E: 0 K: 0 S: 6	H: 0 LOB: 0 BB: 0 P: 10	1B: 3 2B: 4 3B: 0 HR: 2	SF: 0 SAC: 1 DP: 2 HBP: 0	WP: 0 PB: 0 SB: 0 CS: 0	PA: 35
<b>PITCHER</b>	IP WLS BF H R ER SO BB IBB HBP BLK WP HR S P ERA WHIP																					
Jon Lieber, R ERA: 4.12	(1, 1) 6.0 W 24 6 3 3 3 1 0 0 0 0 0 2 51 73 4.50 1.167																					
Chris Peters, L ERA: 4.91	(7, 1) 0.1 2 1 0 0 0 0 0 0 0 0 0 0 3 4 0.00 3.000																					
Marc Wilkins, R ERA: 5.64	(7, 1) 1.1 5 1 0 0 0 0 1 0 0 0 0 0 0 8 16 0.00 1.500																					
Ricardo Rincon, L ERA: 1.89	(8, 1) 1.1 S 4 0 0 0 0 1 0 0 0 0 0 0 9 13 0.00 0.000																					





Batter	1	2	3	4	5	6	7	8	9	AB	R	H	RBI	BB	SO	LOB	TOP					
Tony Womack, L (1,4) OBP: 0.316, SLG: 0.343										4	0	0	0	0	2	3						
Adrian Brown, S (1,8) OBP: 0.250, SLG: 0.308										4	0	1	0	0	2	1						
Midre Cummings, L (1,7) OBP: 0.295, SLG: 0.446										4	0	0	0	0	1	2						
Mark Johnson, L (1,3) OBP: 0.380, SLG: 0.377										4	0	0	0	0	3	0						
Dale Sveum, S (1,5) OBP: 0.250, SLG: 0.304										3	0	0	0	0	1	0						
18 Jason Kendall, R (1,2) OBP: 0.352, SLG: 0.392										3	0	1	0	0	0	0						
Jose Guillen, R (1,9) OBP: 0.283, SLG: 0.378										3	0	0	0	0	2	1						
Kevin Polcovich, R (1,6) OBP: 0.412, SLG: 0.231										2	1	1	0	0	0	0						
Steve Cooke, R (1,1) OBP: 0.125, SLG: 0.188										2	0	1	1	0	1	1						
David Wainhouse, L (7,1)										0	0	0	0	0	0	0						
Joe Randa, R (8, PH) OBP: 0.333, SLG: 0.403										1	0	1	0	0	0	0						
Matt Ruebel, L (8,1)										0	0	0	0	0	0	0						
<b>Inning Stats</b>	R: 0 E: 0 K: 1 S: 7	H: 1 LOB: 0 BB: 0 P: 8	R: 0 E: 0 K: 2 S: 10	H: 0 LOB: 0 BB: 0 P: 13	R: 0 E: 0 K: 3 S: 12	H: 1 LOB: 1 BB: 0 P: 12	R: 0 E: 0 K: 3 S: 10	H: 0 LOB: 0 BB: 0 P: 14	R: 0 E: 0 K: 0 S: 5	H: 0 LOB: 0 BB: 0 P: 7	R: 1 E: 0 K: 1 S: 10	H: 1 LOB: 1 BB: 0 P: 14	R: 0 E: 0 K: 1 S: 8	H: 1 LOB: 1 BB: 0 P: 12	R: 0 E: 0 K: 0 S: 5	H: 1 LOB: 0 BB: 0 P: 9	R: 0 E: 0 K: 1 S: 11	H: 0 LOB: 0 BB: 0 P: 15	1B: 4 2B: 1 3B: 0 HR: 0	SF: 0 SAC: 0 DP: 2 HBP: 1	WP: 1 PB: 0 SB: 0 CS: 0	PA: 31
<b>PITCHER</b>	IP WLS BF H R ER SO BB IBB HBP BLK WP HR S P ERA WHIP																					
Pedro Martinez, R (1,1) ERA: 1.17	9.0 W 31 5 1 1 12 0 0 1 0 1 0 78 104 1.00 0.556																					

Pittsburgh Pirates @ Montreal Expos  
Olympic Stadium, Montreal, QB  
Fri May 23 1997, 7:05 PM EDT  
Att: 18,499 - Dome


AB 30  
R 1  
H 5  
RBI 1  
BB 0  
SO 12  
LOB 8



Batter	1	2	3	4	5	6	7	8	9	AB	R	H	RBI	BB	SO	LOB	BOTTOM			
Mark Grudzielanek, R (1,6) OBP: 0.346, SLG: 0.419										3	0	0	0	1	0	0				
Mike Lansing, R (1,4) OBP: 0.357, SLG: 0.488										4	0	0	0	0	1	1				
Rondell White, R (1,8) OBP: 0.355, SLG: 0.519										4	0	2	0	0	0	0				
David Segui, S (1,3) OBP: 0.413, SLG: 0.532										3	1	1	0	1	1	1				
Henry Rodriguez, L (1,7) OBP: 0.361, SLG: 0.613										3	0	0	0	0	0	2				
F.P. Santangelo, S (8,7) OBP: 0.462, SLG: 0.417										0	1	0	0	0	0	0				
Vladimir Guerrero, R (1,9) OBP: 0.384, SLG: 0.435										3	1	2	0	0	0	0				
Darrin Fletcher, L (1,2) OBP: 0.333, SLG: 0.569										4	1	2	2	0	1	1				
Doug Strange, S (1,5) OBP: 0.368, SLG: 0.474										3	0	0	0	1	0	3				
Pedro Martinez, R (1,1) OBP: 0.136, SLG: 0.143										4	0	0	0	0	0	5				
<b>Inning Stats</b>	R: 0 E: 0 K: 1 S: 9	H: 0 LOB: 0 BB: 0 P: 15	R: 0 E: 0 K: 0 S: 5	H: 0 LOB: 0 BB: 0 P: 8	R: 0 E: 0 K: 0 S: 10	H: 0 LOB: 0 BB: 0 P: 15	R: 0 E: 0 K: 1 S: 8	H: 1 LOB: 1 BB: 0 P: 14	R: 0 E: 0 K: 0 S: 10	H: 1 LOB: 2 BB: 1 P: 21	R: 2 E: 1 K: 0 S: 7	H: 2 LOB: 1 BB: 1 P: 13	R: 2 E: 0 K: 0 S: 11	H: 2 LOB: 2 BB: 0 P: 17	R: 0 E: 0 K: 0 S: 5	H: 0 LOB: 0 BB: 0 P: 8	1B: 6 2B: 1 3B: 0 HR: 0	SF: 0 SAC: 0 DP: 0 HBP: 2	WP: 2 PB: 0 SB: 1 CS: 0	PA: 36
<b>PITCHER</b>	IP WLS BF H R ER SO BB IBB HBP BLK WP HR S P ERA WHIP																			
Steve Cooke, L (1,1) ERA: 4.35	6.2 L 27 5 2 1 3 0 2 0 0 0 1 0 2 6 0.00 3.000																			
David Wainhouse, R (7,1) ERA: 8.35	0.1 2 0 0 0 0 1 0 0 0 0 1 0 2 6 0.00 3.000																			
Matt Ruebel, L (8,1) ERA: 7.8	1.0 7 2 2 2 0 0 0 0 2 0 0 0 0 11 18.00 2.000																			

Pittsburgh Pirates @ Montreal Expos  
Olympic Stadium, Montreal, QB  
Fri May 23 1997, 7:05 PM EDT  
Att: 18,499 - Dome

AB 31  
R 4  
H 7  
RBI 2  
BB 3  
SO 3  
LOB 13






Batter	1	2	3	4	5	6	7	8	9	AB	R	H	RBI	BB	SO	LOB	TOP					
Tony Womack, L (1.4) OBP: 0.318, SLG: 0.341	4-1 E S BB		0-0 G3		0-3 K		1-3 K		3-2 G4-3 G3-1 1B	4	0	1	0	1	2	1	<b>Pittsburgh Pirates @ Montreal Expos</b> Olympic Stadium, Montreal, QB Sat May 24 1997, 7:05 PM EDT Att: 26,154 - Dome <a href="http://livebaseballscorecards.com">livebaseballscorecards.com</a>					
Adrian Brown, S (1.8) OBP: 0.212, SLG: 0.258	1-0 G1-3		2-2 G1-3		1-0 FC3-6 1B WP		0-0 B1-3		1-2 G3-1	5	1	0	0	0	0	3						
Midre Cummings, L (1.7) OBP: 0.303, SLG: 0.492	1-2 K		0-2 G4-3		1-1 1B BB 1B		0-0 HR		0-2 G4-3	5	2	2	2	0	1	2						
Mark Johnson, L (1.3) OBP: 0.393, SLG: 0.379	4-0 FC6-4 BB			1-3 K	4-1 1B BB		0-0 1B BB		4-2 BB	2	0	1	0	3	1	0						
Joe Randa, R (1.5) OBP: 0.341, SLG: 0.401	0-1 FC6-4			4-0 S BB	1-0 1B BB		4-1 1B BB		2-1 P3	3	0	1	1	2	0	4						
Keith Osik, R (1.2) OBP: 0.226, SLG: 0.300		3-3 K		2-2 E5	0-1 L6		0-2 G5-3			4	0	0	0	0	1	5						
David Wainhouse, L (7.1)				1-2 BB						0	0	0	0	0	0	0						
Jose Guillen, R (1.9) OBP: 0.276, SLG: 0.368		0-3 K		0-0 F8		0-0 P9		0-0 G6-3		4	0	0	0	0	1	2						
Kevin Polcovich, R (1.6) OBP: 0.381, SLG: 0.235		1-1 1B		1-0 F9		0-2 P3		0-1 G1-3		4	0	1	0	0	0	2						
Jason Schmidt, R (1.1) OBP: 0.235, SLG: 0.294		2-1 G4-3		0-0 FC3-6 1B		1-3 K		1-2 G6-3		2	0	1	0	0	0	1						
Freddy Garcia, R (6,PH)										1	0	0	0	0	1	0						
Clint Sodowsky, L (6.1)										0	0	0	0	0	0	0						
Chris Peters, L (7.1)										0	0	0	0	0	0	0						
18 Jason Kendall, R (7.2) OBP: 0.345, SLG: 0.389										1	0	0	0	0	0	0						
<b>Inning Stats</b>	R: 0 E: 0 K: 1 S: 7	H: 0 LOB: 2 BB: 2 P: 17	R: 0 E: 0 K: 2 S: 11	H: 1 LOB: 1 BB: 0 P: 17	R: 0 E: 0 K: 0 S: 8	H: 0 LOB: 0 BB: 0 P: 10	R: 0 E: 1 K: 1 S: 14	H: 0 LOB: 2 BB: 1 P: 22	R: 2 E: 0 K: 1 S: 12	H: 3 LOB: 2 BB: 1 P: 19	R: 0 E: 0 K: 1 S: 7	H: 0 LOB: 0 BB: 0 P: 8	R: 1 E: 0 K: 1 S: 10	H: 2 LOB: 2 BB: 1 P: 15	R: 0 E: 0 K: 0 S: 6	H: 0 LOB: 0 BB: 0 P: 7	R: 0 E: 0 K: 0 S: 14	H: 1 LOB: 2 BB: 1 P: 24	1B: 6 2B: 0 3B: 0 HR: 1	SF: 0 SAC: 0 DP: 0 HBP: 0	WP: 1 PB: 0 SB: 2 CS: 0	PA: 41
<b>PITCHER</b>	IP WLS BF H R ER SO BB IBB HBP BLK WP HR S P ERA WHIP																					
Jeff Juden, R (1.1) ERA: 4.0	6.2 W 31 6 3 3 7 4 0 0 0 1 1 65 100 4.05 1.500																					
Anthony Telford, R (7.1) ERA: 3.08	2.0 9 1 0 0 0 2 0 0 0 0 0 0 22 35 0.00 1.500																					
Ugueth Urbina, R (9.1) ERA: 3.68	0.1 S 1 0 0 0 0 0 0 0 0 0 0 0 2 4 0.00 0.000																					

Batter	1	2	3	4	5	6	7	8	9	AB	R	H	RBI	BB	SO	LOB	BOTTOM					
Mark Grudzielanek, R (1.6) OBP: 0.347, SLG: 0.429	0-2 WP FC4-6 2B	1-1 WP 2B		0-0 F8		2-3 K		0-0 F8		5	1	2	1	0	1	1	<b>Pittsburgh Pirates @ Montreal Expos</b> Olympic Stadium, Montreal, QB Sat May 24 1997, 7:05 PM EDT Att: 26,154 - Dome <a href="http://livebaseballscorecards.com">livebaseballscorecards.com</a>					
Mike Lansing, R (1.4) OBP: 0.353, SLG: 0.479	0-0 L1	1-3 K		1-0 1B		3-1 G3-1		0-3 K		5	0	1	0	0	2	3						
Rondell White, R (1.8) OBP: 0.356, SLG: 0.513	4-2 FC4-6 HBP	0-2 G6-3		1-0 F9		1-0 1B 1B		0-2 F7		4	1	1	0	0	0	2						
David Segui, S (1.3) OBP: 0.315, SLG: 0.531	1-0 FC4-6 2B BB		0-1 G3 1B		3-3 K		2-1 1B E 1B		1-3 E 1B	4	3	2	1	0	1	1						
Henry Rodriguez, L (1.7) OBP: 0.370, SLG: 0.620	4-1 2B		2-2 G3		0-0 2B		1-1 FC4-6 E 1B		1-1 FC4-6 E 1B	3	1	2	1	1	0	1						
Doug Strange, S (8.5) OBP: 0.368, SLG: 0.474	1-2 2B BB		1-2 2B		1-2 2B		3-3 FC4-6 E 1B		1-3 3H 3H 1B	0	0	0	0	0	0	0						
Vladimir Guerrero, R (1.9) OBP: 0.350, SLG: 0.455	0-0 1B		0-0 P3		3-2 P3		0-1 E6 FC4-6		1-2 1B FC4-6	4	0	2	4	0	0	2						
F.P. Santangelo, S (1.5) OBP: 0.446, SLG: 0.398	2-1 G4-3		2-3 K		2-3 K		2-3 FC4-6		0-2 FC4-6	4	0	0	0	0	2	5						
Chris Widger, R (1.2) OBP: 0.272, SLG: 0.500		1-1 SH3-4 2B		2-2 G1-3		1-1 G5-3		0-2 K		4	1	1	0	0	1	3						
Jeff Juden, R (1.1) OBP: 0.100, SLG: 0.105		2-1 SH3-4		0-3 K		0-1 2B		1-3 K		2	0	1	0	0	1	0						
Anthony Telford, R (7.1) ERA: 5.87										1	0	0	0	0	1	2						
Ugueth Urbina, R (9.1) ERA: 7.65										0	0	0	0	0	0	0						
<b>Inning Stats</b>	R: 3 E: 0 K: 0 S: 12	H: 2 LOB: 1 BB: 1 P: 23	R: 1 E: 0 K: 1 S: 14	H: 2 LOB: 1 BB: 0 P: 19	R: 1 E: 0 K: 1 S: 13	H: 2 LOB: 1 BB: 0 P: 19	R: 0 E: 0 K: 1 S: 6	H: 1 LOB: 1 BB: 0 P: 8	R: 0 E: 0 K: 2 S: 10	H: 1 LOB: 1 BB: 0 P: 18	R: 0 E: 0 K: 1 S: 13	H: 1 LOB: 1 BB: 0 P: 19	R: 2 E: 1 K: 2 S: 16	H: 3 LOB: 2 BB: 0 P: 21	R: 0 E: 0 K: 1 S: 7	H: 0 LOB: 0 BB: 0 P: 7	R: 0 E: 0 K: 0 S: 14	H: 0 LOB: 0 BB: 0 P: 24	1B: 6 2B: 6 3B: 0 HR: 0	SF: 0 SAC: 1 DP: 0 HBP: 1	WP: 2 PB: 0 SB: 0 CS: 0	PA: 39
<b>PITCHER</b>	IP WLS BF H R ER SO BB IBB HBP BLK WP HR S P ERA WHIP																					
Jason Schmidt, R (1.1) ERA: 5.99	5.0 L 25 8 5 5 5 1 0 0 0 0 0 0 0 16 25 18.00 3.000																					
Clint Sodowsky, R (6.1) ERA: 5.87	1.0 6 3 2 2 1 0 0 0 0 0 0 0 7 8 0.00 3.000																					
Chris Peters, L (7.1) ERA: 4.7	0.1 3 1 0 0 0 0 0 0 0 0 0 0 7 8 0.00 3.000																					
David Wainhouse, R (7.1) ERA: 7.65	1.2 5 0 0 0 3 0 0 0 0 0 0 0 13 14 0.00 0.000																					


**Pittsburgh Pirates @ Montreal Expos**  
 Olympic Stadium, Montreal, QB  
 Sat May 24 1997, 7:05 PM EDT  
 Att: 26,154 - Dome

AB 35  
 R 3  
 H 7  
 RBI 3  
 BB 6  
 SO 7  
 LOB 20



**Pittsburgh Pirates @ Montreal Expos**  
 Olympic Stadium, Montreal, QB  
 Sat May 24 1997, 7:05 PM EDT  
 Att: 26,154 - Dome

AB 36  
 R 7  
 H 12  
 RBI 7  
 BB 1  
 SO 9  
 LOB 20













Batter	1	2	3	4	5	6	7	8	9	AB	R	H	RBI	BB	SO	LOB	TOP					
Doug Glanville, R OBP: 0.321, SLG: 0.442 (1, 8)										5	1	1	0	0	1	0	<b>Chicago Cubs @ Pittsburgh Pirates</b> Three Rivers Stadium, Pittsburgh, PA Tue May 27 1997, 7:05 PM EDT Att: 9,641 - Unknown - 65 F					
Tyler Houston, L OBP: 0.279, SLG: 0.385 José Hernández, R (7, PH) OBP: 0.386, SLG: 0.516 (1, 5)										3	0	1	1	0	0	0						
Mark Grace, L OBP: 0.418, SLG: 0.443 (1, 3)										4	0	0	0	1	1	2						
Sammy Sosa, R OBP: 0.346, SLG: 0.580 (1, 9)										3	2	2	1	1	1	0						
Shawon Dunston, R OBP: 0.307, SLG: 0.386 (1, 6)										4	2	2	0	0	0	2						
Scott Servais, R OBP: 0.317, SLG: 0.375 (1, 2)										3	0	0	0	0	2	4						
Brant Brown, L OBP: 0.230, SLG: 0.232 Brian McRae, S (6, PH) OBP: 0.330, SLG: 0.458 (6, 8)										2	1	2	3	0	0	0						
Rey Sanchez, R OBP: 0.297, SLG: 0.294 (1, 4)										4	0	1	1	0	0	1						
Geremi Gonzalez, R (1, 1)										3	0	0	0	0	2	0						
Turk Wendell, L (6, 1)										1	0	0	0	0	1	0						
Bob Patterson, R (9, 1)										0	0	0	0	0	0	0						
Terry Adams, R (9, 1)										0	0	0	0	0	0	0						
<b>Inning Stats</b>	R: 1 E: 0 K: 1 S: 11	H: 1 LOB: 0 BB: 0 P: 17	R: 0 E: 0 K: 0 S: 6	H: 1 LOB: 1 BB: 0 P: 12	R: 0 E: 0 K: 1 S: 8	H: 0 LOB: 0 BB: 0 P: 11	R: 3 E: 0 K: 1 S: 13	H: 2 LOB: 0 BB: 1 P: 24	R: 0 E: 0 K: 2 S: 15	H: 1 LOB: 1 BB: 0 P: 23	R: 3 E: 0 K: 1 S: 14	H: 4 LOB: 0 BB: 0 P: 19	R: 1 E: 0 K: 1 S: 12	H: 2 LOB: 2 BB: 1 P: 22	R: 0 E: 0 K: 2 S: 7	H: 0 LOB: 0 BB: 0 P: 12	R: 0 E: 0 K: 0 S: 8	H: 1 LOB: 0 BB: 0 P: 15	1B: 8 2B: 2 3B: 1 HR: 1	SF: 0 SAC: 1 DP: 1 HBP: 0	WP: 1 PB: 0 SB: 2 CS: 0	PA: 39
<b>PITCHER</b>	IP WLS BF H R ER SO BB IBB HBP BLK WP HR S P ERA WHIP																					
Jon Lieber, R ERA: 4.62 (1, 1)	5.1 L 24 7 6 6 5 1 0 0 0 0 0 1 57 91 10.12 1.500																					
Matt Ruebel, L ERA: 8.44 (6, 1)	1.0 6 3 2 2 1 1 0 0 0 0 1 0 16 29 18.00 4.000																					
David Wainhouse, R ERA: 7.4 (7, 1)	0.2 3 1 0 0 1 0 0 0 0 0 0 0 6 8 0.00 1.500																					
Clint Sodowsky, R ERA: 4.66 (8, 1)	2.0 6 1 0 0 2 0 0 0 0 0 0 0 15 27 0.00 0.500																					


AB	36
R	8
H	12
RBI	8
BB	2
SO	9
LOB	9




Batter	1	2	3	4	5	6	7	8	9	AB	R	H	RBI	BB	SO	LOB	BOTTOM					
Tony Womack, L OBP: 0.311, SLG: 0.357 (1, 4)										5	1	1	1	0	0	3	<b>Chicago Cubs @ Pittsburgh Pirates</b> Three Rivers Stadium, Pittsburgh, PA Tue May 27 1997, 7:05 PM EDT Att: 9,641 - Unknown - 65 F					
Adrian Brown, S OBP: 0.255, SLG: 0.279 (1, 8)										4	1	1	0	0	1	0						
Kevin Young, R OBP: 0.333, SLG: 0.562 Kevin Polcovich, R (6, PR) OBP: 0.320, SLG: 0.190 (1, 3)										5	2	3	3	0	1	1						
Midre Cummings, L OBP: 0.293, SLG: 0.441 (1, 7)										4	0	0	0	1	2	3						
Joe Randa, R OBP: 0.350, SLG: 0.424 (1, 5)										3	1	2	1	1	0	1						
18 Jason Kendall, R OBP: 0.354, SLG: 0.394 (1, 2)										4	1	2	1	0	1	2						
Jose Guillen, R OBP: 0.281, SLG: 0.371 (1, 9)										4	1	2	0	0	0	3						
Dale Sveum, S OBP: 0.279, SLG: 0.355 (1, 6)										3	0	1	0	1	1	3						
Jon Lieber, L ERA: 4.62 (1, 1)	5.1 W 24 7 6 6 5 1 0 0 0 0 0 1 57 91 10.12 1.500																					
Matt Ruebel, L ERA: 8.44 (6, 1)	3.0 11 4 2 2 1 0 0 0 0 0 0 0 28 41 6.00 1.333																					
David Wainhouse, L ERA: 5.33 (7, 1)	0.1 2 1 0 0 0 0 0 0 0 0 0 0 5 8 0.00 3.000																					
Emil Brown, R OBP: 0.353, SLG: 0.246 Clint Sodowsky, L OBP: 0.376, SLG: 0.357 (9, 1)	0.1 S 3 1 2 2 1 0 0 0 1 0 1 0 8 15 54.00 3.000																					
<b>Inning Stats</b>	R: 1 E: 0 K: 0 S: 10	H: 1 LOB: 1 BB: 1 P: 18	R: 1 E: 0 K: 1 S: 14	H: 2 LOB: 1 BB: 1 P: 27	R: 0 E: 0 K: 0 S: 5	H: 1 LOB: 0 BB: 0 P: 7	R: 0 E: 1 K: 2 S: 15	H: 0 LOB: 2 BB: 1 P: 24	R: 0 E: 0 K: 2 S: 7	H: 0 LOB: 0 BB: 0 P: 7	R: 1 E: 0 K: 1 S: 9	H: 2 LOB: 0 BB: 0 P: 14	R: 0 E: 0 K: 0 S: 8	H: 1 LOB: 0 BB: 0 P: 14	R: 1 E: 0 K: 1 S: 17	H: 2 LOB: 1 BB: 0 P: 22	R: 3 E: 0 K: 1 S: 15	H: 3 LOB: 2 BB: 0 P: 27	1B: 5 2B: 4 3B: 2 HR: 1	SF: 0 SAC: 0 DP: 3 HBP: 1	WP: 1 PB: 0 SB: 0 CS: 0	PA: 40
<b>PITCHER</b>	IP WLS BF H R ER SO BB IBB HBP BLK WP HR S P ERA WHIP																					
Geremi Gonzalez, R ERA: 5.06 (1, 1)	5.1 W 24 7 6 6 5 1 0 0 0 0 0 0 57 96 5.06 1.688																					
Turk Wendell, R ERA: 5.33 (6, 1)	3.0 11 4 2 2 1 0 0 0 0 0 0 0 28 41 6.00 1.333																					
Bob Patterson, L ERA: 3.15 (9, 1)	0.1 2 1 0 0 0 0 0 0 0 0 0 0 5 8 0.00 3.000																					
Terry Adams, R ERA: 0.98 (9, 1)	0.1 S 3 1 2 2 1 0 0 0 1 0 1 0 8 15 54.00 3.000																					





Batter	1	2	3	4	5	6	7	8	9	AB	R	H	RBI	BB	SO	LOB	TOP										
<b>Brian McRae, S</b> OBP: 0.329, SLG: 0.459 (1, 8)	G6-3		G3			2B		F8		4	0	1	0	0	0	1	<b>Chicago Cubs @ Pittsburgh Pirates</b> Three Rivers Stadium, Pittsburgh, PA Wed May 28 1997, 7:05 PM EDT Att: 10,198 - Unknown - 68 F  livebaseballscores.com  <b>AB</b> 31 <b>R</b> 1 <b>H</b> 6 <b>RBI</b> 1 <b>BB</b> 1 <b>SO</b> 8 <b>LOB</b> 12 										
<b>Doug Glanville, R</b> OBP: 0.328, SLG: 0.444 (1, 7)	L3 1B		G1-3			P3		CS 1B		4	0	2	0	0	0	2											
<b>Mark Grace, L</b> OBP: 0.409, SLG: 0.431 (1, 3)	L3			K		G4-3		CS	G4-3	4	0	0	0	0	1	2											
<b>Sammy Sosa, R</b> OBP: 0.340, SLG: 0.569 (1, 9)		K		L4			E6 FC6-4		K	4	0	0	0	0	2	0											
<b>Shawon Dunston, R</b> OBP: 0.306, SLG: 0.379 (1, 6)		S BB		G5-3			FC6-4 23 2B		G4-3	3	1	0	0	1	0	1											
<b>23 Ryne Sandberg, R</b> OBP: 0.282, SLG: 0.315 (1, 4)		K			G5-3		G6-3 1-H 2B			3	0	1	1	0	1	1											
<b>José Hernández, R</b> OBP: 0.384, SLG: 0.507 (1, 5)		K			G3-6 1B		G6-3			3	0	1	0	0	1	2											
<b>Scott Servais, R</b> OBP: 0.318, SLG: 0.382 (1, 2)			G3 2B		G3-6		K			3	0	1	0	0	1	2											
<b>Terry Mulholland, R</b> OBP: 0.074, SLG: 0.074 (1, 1)			K			G6-3				1	0	0	0	0	1	1											
<b>Rey Sanchez, R</b> OBP: 0.293, SLG: 0.291 (6, PH)										1	0	0	0	0	0	0											
<b>Kent Bottenfield, R</b> (6, PH)										0	0	0	0	0	0	0											
<b>Mike Hubbard, R</b> OBP: 0.133, SLG: 0.286 (8, PH)										1	0	0	0	0	1	0											
<b>Ramon Tatis, L</b> (8, 1)										0	0	0	0	0	0	0											
<b>Inning Stats</b>	R: 0 E: 0 K: 0 S: 6	H: 1 LOB: 0 BB: 0 P: 8	R: 0 E: 0 K: 3 S: 9	H: 0 LOB: 1 BB: 1 P: 18	R: 0 E: 0 K: 1 S: 10	H: 1 LOB: 1 BB: 0 P: 16	R: 0 E: 0 K: 1 S: 8	H: 0 LOB: 0 BB: 0 P: 13	R: 0 E: 0 K: 0 S: 6	H: 1 LOB: 1 BB: 0 P: 8	R: 1 E: 1 K: 1 S: 13	H: 1 LOB: 1 BB: 0 P: 23	R: 0 E: 0 K: 1 S: 10	H: 1 LOB: 0 BB: 0 P: 15	R: 0 E: 0 K: 1 S: 7	H: 0 LOB: 0 BB: 0 P: 10	1B: 3 2B: 4 3B: 0 HR: 0	SF: 0 SAC: 0 DP: 2 HBP: 0	WP: 0 PB: 0 SB: 1 CS: 1	PA: 33							
<b>PITCHER</b>	IP	WLS	BF	H	R	ER	SO	BB	IBB	HBP	BLK	WP	HR	S	P	ERA	WHIP										
<b>Steve Cooke, L</b> ERA: 3.84 (1, 1)	7.0	W	26	5	1	0	6	1	0	0	0	0	0	58	96	0.00	0.857										
<b>Ricardo Rincon, L</b> ERA: 2.29 (8, 1)	1.1		4	1	0	0	1	0	0	0	0	0	0	13	20	0.00	0.750										
<b>Rich Loiselle, R</b> ERA: 3.75 (9, 1)	0.2		2	0	0	0	1	0	0	0	0	0	0	4	5	0.00	0.000										

Batter	1	2	3	4	5	6	7	8	9	AB	R	H	RBI	BB	SO	LOB	BOTTOM											
<b>Adrian Brown, S</b> OBP: 0.240, SLG: 0.261 (1, 8)	G3-1		G6-3		SH 18 1B HBP	G4-3				3	0	0	0	0	0	1	<b>Chicago Cubs @ Pittsburgh Pirates</b> Three Rivers Stadium, Pittsburgh, PA Wed May 28 1997, 7:05 PM EDT Att: 10,198 - Unknown - 68 F  livebaseballscores.com  <b>AB</b> 30 <b>R</b> 4 <b>H</b> 8 <b>RBI</b> 4 <b>BB</b> 3 <b>SO</b> 6 <b>LOB</b> 16 											
<b>Emil Brown, R</b> OBP: 0.333, SLG: 0.304 (1, 7)	HR		K		G5-2-3 18 1B HBP		K			3	2	1	1	0	2	0												
<b>18 Jason Kendall, R</b> OBP: 0.363, SLG: 0.399 (1, 2)	FC6-4 1B		BB		G5-2-3 2B 1B		F7			3	1	2	1	1	0	0												
<b>Kevin Young, R</b> OBP: 0.317, SLG: 0.532 (1, 3)	P6		L7		G5-2-3		P6			4	0	0	0	0	0	5												
<b>Joe Randa, R</b> OBP: 0.359, SLG: 0.451 (1, 4)	FC6-4			G3-1 2B	G5-2-3 2B		F8 2B			4	0	3	2	0	0	1												
<b>Freddy Garcia, R</b> (1, 5)		K		F9	P6		F8			4	0	0	0	0	1	3												
<b>Jose Guillen, R</b> OBP: 0.274, SLG: 0.362 (1, 9)		K		G3-1		G4-3		K		4	0	0	0	0	2	2												
<b>Kevin Polcovich, R</b> OBP: 0.379, SLG: 0.217 (1, 6)			G1-3		SH3-4 BB			IBB		2	0	1	0	2	0	1												
<b>Steve Cooke, R</b> OBP: 0.167, SLG: 0.222 (1, 1)		P4			SH3-4 BB					2	1	1	0	0	0	1												
<b>Ricardo Rincon, L</b> (8, 1)										1	0	0	0	0	1	2												
<b>Rich Loiselle, R</b> (9, 1)					HBP 18 1B SH					0	0	0	0	0	0	0												
<b>Inning Stats</b>	R: 1 E: 0 K: 0 S: 8	H: 2 LOB: 1 BB: 0 P: 13	R: 0 E: 0 K: 2 S: 12	H: 1 LOB: 0 BB: 0 P: 17	R: 0 E: 0 K: 1 S: 7	H: 0 LOB: 1 BB: 1 P: 13	R: 0 E: 0 K: 0 S: 11	H: 1 LOB: 0 BB: 0 P: 18	R: 3 E: 1 K: 0 S: 14	H: 3 LOB: 1 BB: 0 P: 21	R: 0 E: 0 K: 0 S: 11	H: 0 LOB: 1 BB: 1 P: 17	R: 0 E: 0 K: 2 S: 8	H: 1 LOB: 2 BB: 1 P: 19	R: 0 E: 0 K: 2 S: 8	H: 1 LOB: 2 BB: 1 P: 19	1B: 4 2B: 3 3B: 0 HR: 1	SF: 0 SAC: 2 DP: 1 HBP: 1	WP: 0 PB: 0 SB: 0 CS: 0	PA: 36								
<b>PITCHER</b>	IP	WLS	BF	H	R	ER	SO	BB	IBB	HBP	BLK	WP	HR	S	P	ERA	WHIP											
<b>Terry Mulholland, L</b> ERA: 2.54 (1, 1)	5.0	L	24	7	4	1	3	1	0	1	0	0	0	1	52	82	1.80	1.600										
<b>Kent Bottenfield, R</b> ERA: 3.56 (6, 1)	2.0		7	0	0	0	1	1	0	0	0	0	0	16	25	0.00	0.500											
<b>Ramon Tatis, L</b> ERA: 3.86 (8, 1)	1.0		5	1	0	0	2	0	1	0	0	0	0	8	19	0.00	1.000											



Batter	1	2	3	4	5	6	7	8	9	AB	R	H	RBI	BB	SO	LOB	TOP										
Mark Grudzielanek, R OBP: 0.347, SLG: 0.422	(1,6) K						G4-3			3	0	1	2	0	1	0	<b>Montreal Expos @ Pittsburgh Pirates</b> Three Rivers Stadium, Pittsburgh, PA Fri May 30 1997, 7:05 PM EDT Att: 14,676 - Unknown - 68 F										
Mike Lansing, R OBP: 0.336, SLG: 0.476	(1,4) K		F9				G4-3			4	0	0	0	0	1	4											
Rondell White, R OBP: 0.344, SLG: 0.486	(1,8) P6						G4-3			4	0	1	0	0	0	0											
Henry Rodriguez, L OBP: 0.368, SLG: 0.585			F9				G3-1			4	0	0	0	0	2	3											
Vladimir Guerrero, R OBP: 0.362, SLG: 0.395			G6-3				K			3	0	0	0	1	2	0											
Joe Orsulak, L OBP: 0.338, SLG: 0.333			L6				K			4	0	0	0	0	2	1											
F.P. Santangelo, S OBP: 0.429, SLG: 0.378			P6				K			4	1	1	0	0	1	1											
Chris Widger, R OBP: 0.281, SLG: 0.476			P6				K			2	1	0	0	2	0	0											
Jeff Juden, R Marc Wilkins, R Shannon Stewart, R Omar Daal, L Andy Strommen, R Dale Sveum, S Ugueth Urbina, R Lee Smith, R Drew Gooden, L			HBP				G5-3			8	1	0	0	0	0	0											
			1B				G5-3			8	0	0	0	0	0	0											
<b>Inning Stats</b>	R: 0 E: 0 K: 2 S: 10	H: 0 LOB: 0 BB: 0 P: 14	R: 0 E: 0 K: 0 S: 7	H: 0 LOB: 0 BB: 0 P: 12	R: 0 E: 0 K: 2 S: 8	H: 1 LOB: 2 BB: 0 P: 12	R: 0 E: 0 K: 2 S: 7	H: 0 LOB: 0 BB: 0 P: 10	R: 2 E: 0 K: 2 S: 24	H: 3 LOB: 3 BB: 2 P: 42	R: 0 E: 0 K: 1 S: 7	H: 0 LOB: 2 BB: 2 P: 15	R: 0 E: 0 K: 0 S: 7	H: 0 LOB: 0 BB: 0 P: 9	R: 0 E: 0 K: 2 S: 11	H: 0 LOB: 0 BB: 0 P: 15	R: 0 E: 0 K: 0 S: 8	H: 0 LOB: 0 BB: 0 P: 12	1B: 4 2B: 0 3B: 0 HR: 0	SF: 0 SAC: 0 DP: 0 HBP: 1	WP: 1 PB: 0 CS: 0	PA: 36					
<b>PITCHER</b>	IP	WLS	BF	H	R	ER	SO	BB	IBB	HBP	BLK	WP	HR	S	P	ERA	WHIP										
Jason Schmidt, R ERA: 5.47	(1,1)	4.1	19	3	2	2	5	2	0	1	0	0	0	51	81	4.15	1.154										
David Wainhouse, R ERA: 7.29	(5,1)	0.1	2	1	0	0	0	0	0	0	0	0	0	2	4	0.00	3.000										
Chris Peters, L ERA: 4.0	(5,1)	1.1	W	6	0	0	2	2	0	0	0	1	0	10	20	0.00	1.500										
Marc Wilkins, R ERA: 5.13	(7,1)	1.0	3	0	0	0	0	0	0	0	0	0	0	7	9	0.00	0.000										
Matt Ruebel, L ERA: 7.5	(8,1)	2.0	6	0	0	0	2	0	0	0	0	0	0	19	27	0.00	0.000										

AB	31
R	2
H	4
RBI	2
BB	4
SO	9
LOB	11



Batter	1	2	3	4	5	6	7	8	9	AB	R	H	RBI	BB	SO	LOB	BOTTOM											
Tony Womack, L OBP: 0.313, SLG: 0.355	(1,4) P5							K		4	1	1	1	1	1	0	<b>Montreal Expos @ Pittsburgh Pirates</b> Three Rivers Stadium, Pittsburgh, PA Fri May 30 1997, 7:05 PM EDT Att: 14,676 - Unknown - 68 F											
Adrian Brown, S OBP: 0.295, SLG: 0.260	(1,8) 1B						G1-3			4	1	1	1	1	0	2												
Midre Cummings, L OBP: 0.313, SLG: 0.486							E6			4	3	2	1	1	0	0												
Kevin Young, R OBP: 0.322, SLG: 0.585	(1,7) 1B						K			5	2	2	4	0	1	3												
Joe Randa, R OBP: 0.366, SLG: 0.467	(1,5) 3B						G6-3			5	0	3	1	0	0	0												
18 Jason Kendall, R OBP: 0.394, SLG: 0.395	(1,2) K						F9			4	1	1	0	1	2	2												
Mark Johnson, L OBP: 0.375, SLG: 0.354	(1,3) P5						K			4	1	1	0	0	2	2												
Kevin Polcovich, R OBP: 0.394, SLG: 0.269	(1,6) SH1-4						G1			3	1	1	0	0	0	2												
Jason Schmidt, R David Wainhouse, L Chris Peters, L Marc Wilkins, R Dale Sveum, S Ugueth Urbina, R Matt Ruebel, L							K			1	0	0	0	0	1	2												
							K			0	0	0	0	0	0	0												
<b>Inning Stats</b>	R: 3 E: 0 K: 1 S: 18	H: 3 LOB: 1 BB: 1 P: 33	R: 2 E: 0 K: 0 S: 14	H: 3 LOB: 1 BB: 1 P: 21	R: 0 E: 0 K: 2 S: 11	H: 1 LOB: 2 BB: 1 P: 19	R: 0 E: 1 K: 0 S: 8	H: 0 LOB: 1 BB: 0 P: 14	R: 2 E: 0 K: 0 S: 18	H: 3 LOB: 2 BB: 1 P: 32	R: 1 E: 0 K: 1 S: 11	H: 1 LOB: 0 BB: 0 P: 19	R: 0 E: 0 K: 2 S: 9	H: 0 LOB: 0 BB: 0 P: 16	R: 2 E: 1 K: 2 S: 15	H: 2 LOB: 1 BB: 0 P: 20	1B: 8 2B: 1 3B: 2 HR: 2	SF: 0 SAC: 1 DP: 1 HBP: 1	WP: 0 PB: 0 CS: 0	PA: 42								
<b>PITCHER</b>	IP	WLS	BF	H	R	ER	SO	BB	IBB	HBP	BLK	WP	HR	S	P	ERA	WHIP											
Lee Smith, R ERA: 5.74	(8,1)	0.1	4	2	2	0	1	0	0	0	0	0	0	8	10	0.00	6.000											
Jeff Juden, R ERA: 4.72	(1,1)	1.1	L	11	1	0	2	2	0	1	0	0	0	25	44	0.00	1.125											
Marc Valdes, R ERA: 4.95	(2,1)	2.2	11	1	0	0	2	2	0	1	0	0	0	18	32	18.00	4.000											
Omar Daal, L ERA: 8.59	(5,1)	1.0	7	3	2	2	0	1	0	0	0	0	0	1	20	35	4.50	0.500										
Dave Veres, R ERA: 3.5	(6,1)	2.0	7	1	1	1	3	0	0	0	0	0	1	20	35	4.50	0.500											
Ugueth Urbina, R ERA: 3.86	(8,1)	2.0	2	0	0	0	1	0	0	0	0	0	0	7	10	0.00	0.000											

AB	36
R	10
H	13
RBI	10
BB	4
SO	8
LOB	13





Batter	1	2	3	4	5	6	7	8	9	AB	R	H	RBI	BB	SO	LOB	TOP		
Mark Grudzielanek, R OBP: 0.345, SLG: 0.416	F8		P3		G6-3			G5-4-3 HBP		3	0	0	0	0	0	0			
Mike Lansing, R OBP: 0.330, SLG: 0.466	G6-3		G6-3		L7			K		4	0	0	0	0	1	1			
Rondell White, R OBP: 0.346, SLG: 0.500	HR				BLK 1B			G5-4-3 1-2		4	2	2	1	0	0	1			
Darrin Fletcher, L OBP: 0.352, SLG: 0.598	HR				G5-4-3 1B 1H			F9		4	2	2	2	0	0	0			
Henry Rodriguez, L OBP: 0.365, SLG: 0.578	G3				G5-4-3 1B 1-2			L9		4	0	1	0	0	0	0			
Vladimir Guerrero, R OBP: 0.357, SLG: 0.388			G3		G5-4-3 1-2 2-3			F9		4	0	1	0	0	0	2			
F.P. Santangelo, S OBP: 0.431, SLG: 0.376			P5					FC3-6 HBP		3	0	1	1	0	0	1			
Joe Orsulak, L OBP: 0.324, SLG: 0.317			G4-3		F7			FC3-6 1-2		3	0	0	0	0	0	2			
Dustin Hermanson, R OBP: 0.133, SLG: 0.333								K		3	0	0	0	0	1	1			
Anthony Telford, R OBP: 0.250, SLG: 0.375			G6-3							0	0	0	0	0	0	0			
Ugueth Urbina, R										0	0	0	0	0	0	0			
<b>Inning Stats</b>	R: 2 E: 0 K: 0 S: 11	H: 2 LOB: 0 BB: 0 P: 14	R: 0 E: 0 K: 0 S: 4	H: 0 LOB: 0 BB: 0 P: 7	R: 0 E: 0 K: 0 S: 10	H: 4 LOB: 1 BB: 0 P: 12	R: 2 E: 0 K: 0 S: 11	H: 4 LOB: 1 BB: 0 P: 12	R: 0 E: 0 K: 1 S: 8	H: 0 LOB: 1 BB: 0 P: 13	R: 0 E: 0 K: 1 S: 6	H: 0 LOB: 0 BB: 0 P: 11	R: 0 E: 0 K: 0 S: 12	H: 1 LOB: 1 BB: 0 P: 15	1B: 5 2B: 0 3B: 0 HR: 2	SF: 0 SAC: 0 DP: 2 HBP: 2	WP: 0 PB: 0 CS: 0	PA: 34	
<b>PITCHER</b>	IP	WLS	BF	H	R	ER	SO	BB	IBB	HBP	BLK	WP	HR	S	P	ERA	WHIP		
Esteban Loaiza, R ERA: 3.45	7.0	L	27	6	4	4	1	0	0	1	1	0	2	53	74	5.14	0.857		
Clint Sodowsky, R ERA: 4.22	1.0		3	0	0	0	1	0	0	1	0	0	0	6	11	0.00	0.000		
Ricardo Rincon, L ERA: 2.19	1.0		4	1	0	0	0	0	0	0	0	0	0	12	15	0.00	1.000		

**Montreal Expos @ Pittsburgh Pirates**  
Three Rivers Stadium, Pittsburgh, PA  
Sat May 31 1997, 7:05 PM EDT  
Att: 14,628 - Unknown - 68 F

AB 32  
R 4  
H 7  
RBI 4  
BB 0  
SO 2  
LOB 8



Batter	1	2	3	4	5	6	7	8	9	AB	R	H	RBI	BB	SO	LOB	BOTTOM					
Tony Womack, L OBP: 0.312, SLG: 0.350	G4-3 S BB	F7-2			F9			F8		3	0	0	0	1	0	3						
Adrian Brown, S OBP: 0.254, SLG: 0.245	G4-3		P2		P5			P5		3	0	0	0	1	0	1						
Midre Cummings, L OBP: 0.298, SLG: 0.461	P8		P6		F7			K		4	0	0	0	0	1	2						
Kevin Young, R OBP: 0.319, SLG: 0.593	F9		P3		K			L9		4	0	1	0	0	1	2						
Joe Randa, R OBP: 0.358, SLG: 0.456		G4-3	P3					G5-3		4	0	0	0	0	0	1						
Ricardo Rincon, L										0	0	0	0	0	0	0						
18 Jason Kendall, R OBP: 0.372, SLG: 0.440					F9 2B			K		4	2	3	1	0	1	0						
Jose Guillen, R OBP: 0.274, SLG: 0.359					F9			G3		4	0	1	1	0	0	1						
Dale Sveum, S OBP: 0.274, SLG: 0.333					P6			F7		3	0	0	0	1	0	1						
Esteban Loaiza, R OBP: 0.200, SLG: 0.240										2	0	1	0	0	1	1						
Freddy Garcia, R (7, PH)										1	0	0	0	0	1	0						
Clint Sodowsky, L										0	0	0	0	0	0	0						
Kevin Polcovich, R OBP: 0.394, SLG: 0.269										0	0	0	0	0	0	0						
<b>Inning Stats</b>	R: 0 E: 0 K: 0 S: 13	H: 0 LOB: 1 BB: 1 P: 23	R: 1 E: 0 K: 0 S: 12	H: 3 LOB: 2 BB: 1 P: 19	R: 0 E: 0 K: 0 S: 11	H: 1 LOB: 1 BB: 0 P: 14	R: 0 E: 0 K: 1 S: 7	H: 1 LOB: 1 BB: 0 P: 8	R: 0 E: 0 K: 0 S: 8	H: 0 LOB: 0 BB: 1 P: 17	R: 1 E: 0 K: 0 S: 9	H: 1 LOB: 0 BB: 0 P: 11	R: 0 E: 0 K: 1 S: 10	H: 0 LOB: 0 BB: 0 P: 14	R: 0 E: 0 K: 1 S: 12	H: 0 LOB: 0 BB: 0 P: 16	R: 0 E: 0 K: 1 S: 10	H: 0 LOB: 0 BB: 0 P: 15	1B: 2 2B: 2 3B: 2 HR: 1	SF: 0 SAC: 0 DP: 1 HBP: 0	WP: 0 PB: 0 CS: 0	PA: 35
<b>PITCHER</b>	IP	WLS	BF	H	R	ER	SO	BB	IBB	HBP	BLK	WP	HR	S	P	ERA	WHIP					
Dustin Hermanson, R ERA: 3.38	7.0	W	29	6	2	2	3	3	0	0	0	0	1	70	106	2.57	1.286					
Anthony Telford, R ERA: 2.64	1.0		3	0	0	0	1	0	0	0	0	0	0	12	16	0.00	0.000					
Ugueth Urbina, R ERA: 3.7	1.0	S	3	0	0	0	1	0	0	0	0	0	0	10	15	0.00	0.000					

**Montreal Expos @ Pittsburgh Pirates**  
Three Rivers Stadium, Pittsburgh, PA  
Sat May 31 1997, 7:05 PM EDT  
Att: 14,628 - Unknown - 68 F

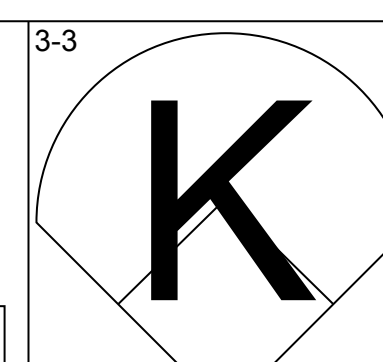
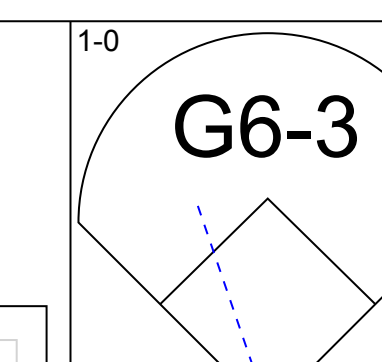
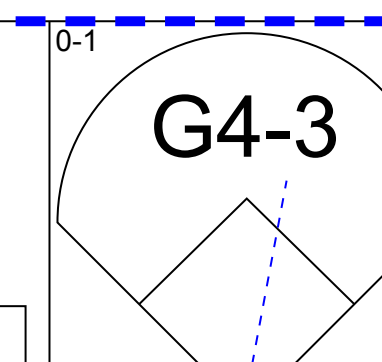
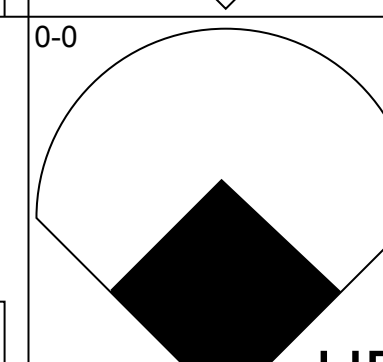
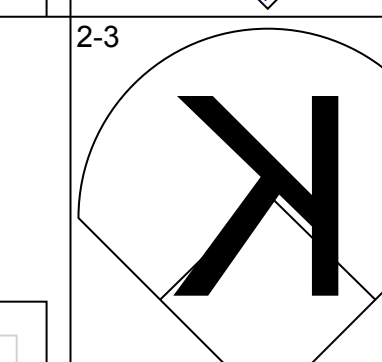
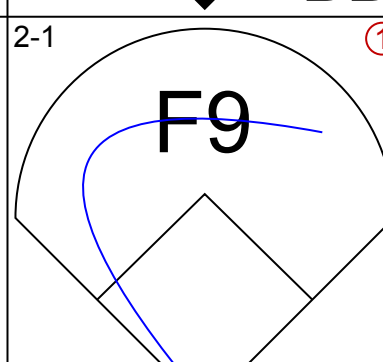
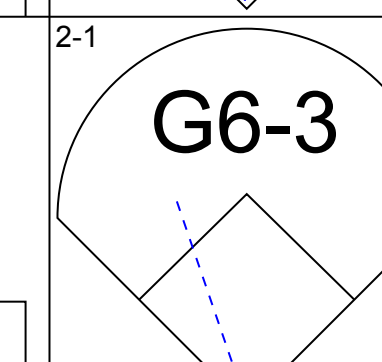
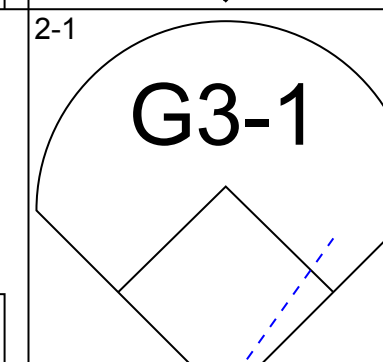
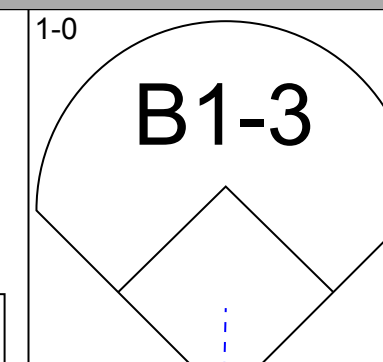
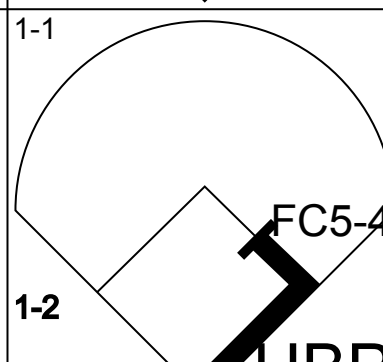
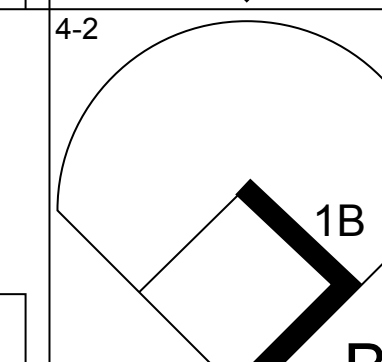
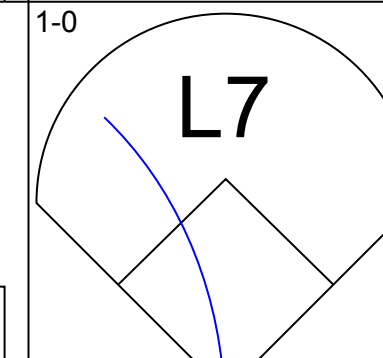
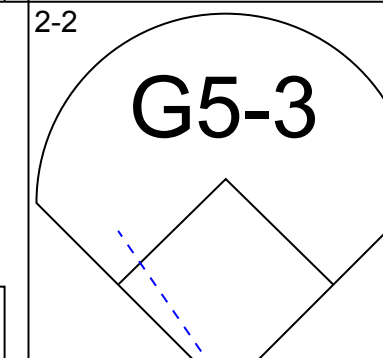
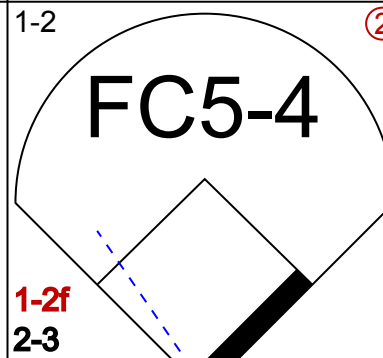
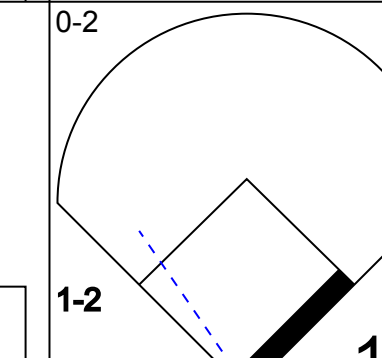
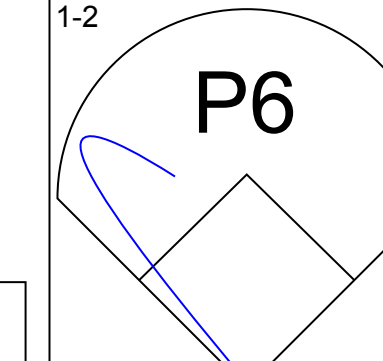
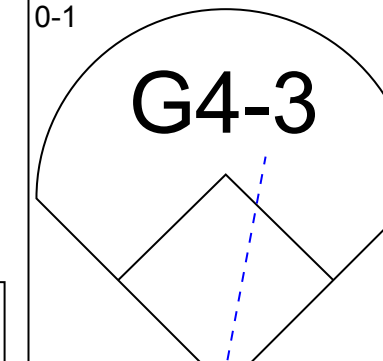
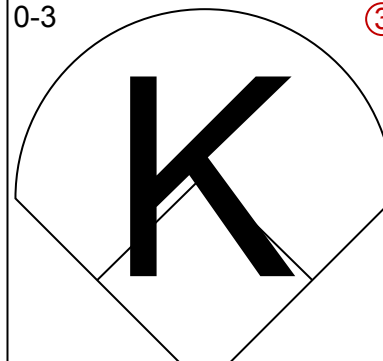
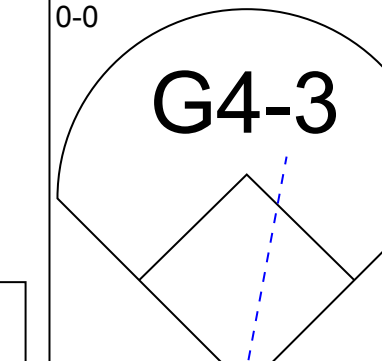
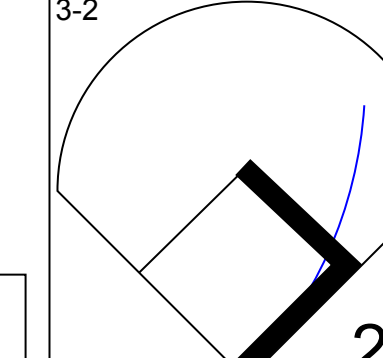
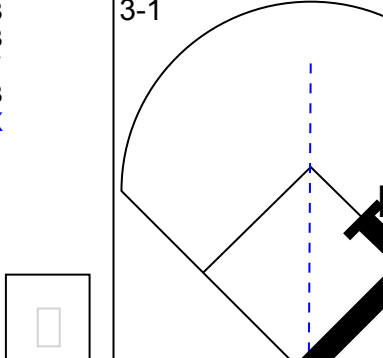
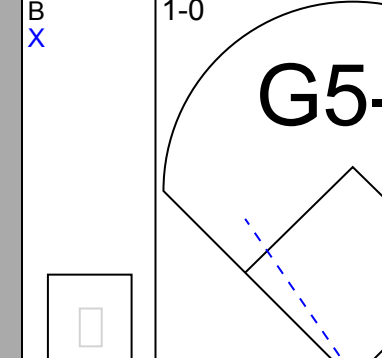
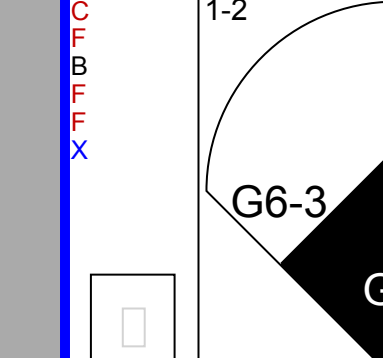
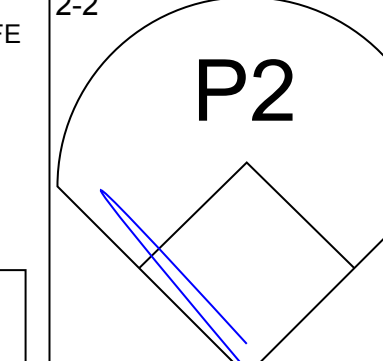
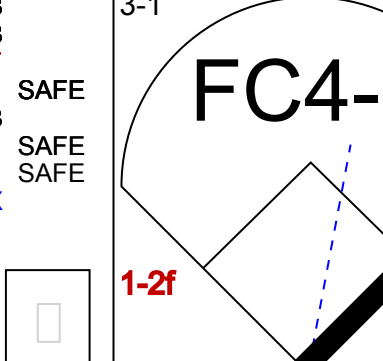
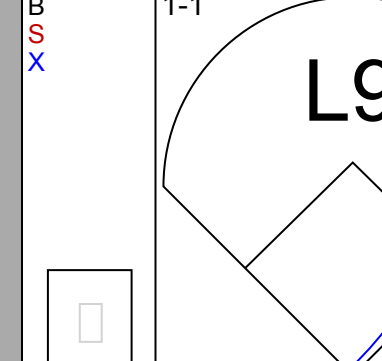
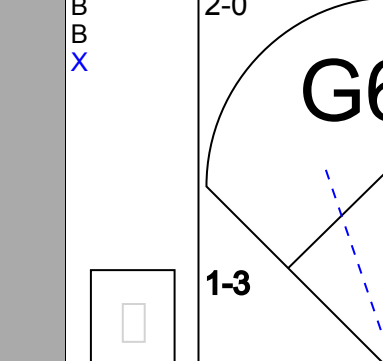
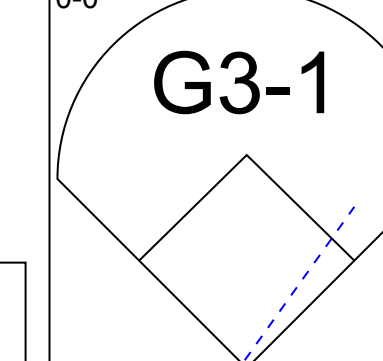
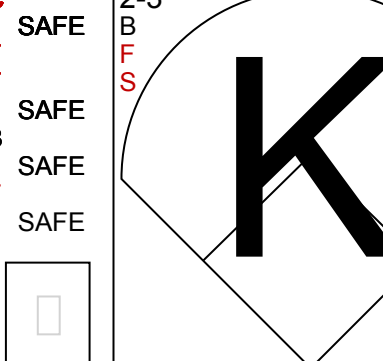
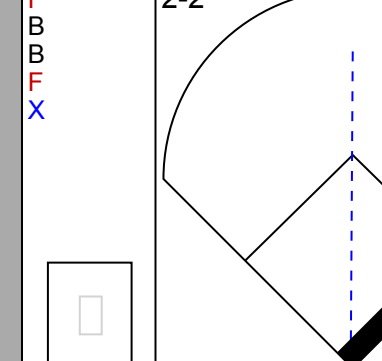
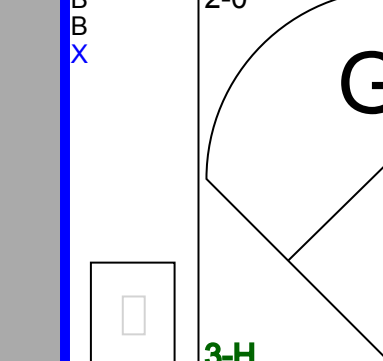
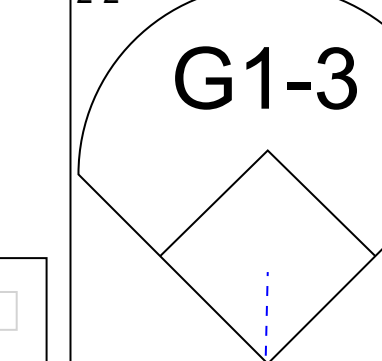
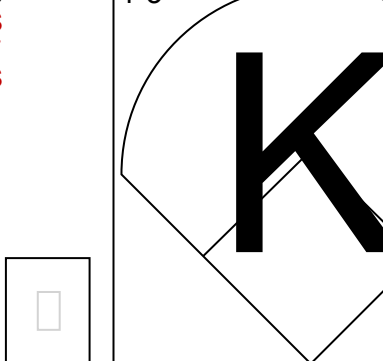
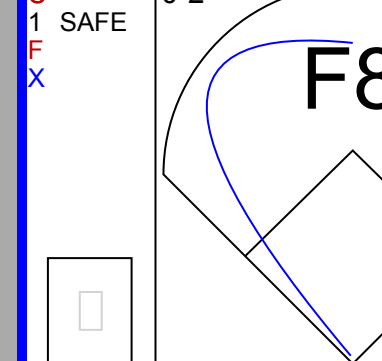
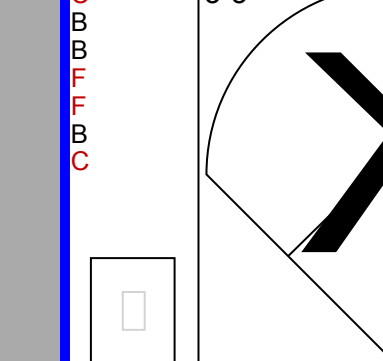
AB 32  
R 2  
H 6  
RBI 2  
BB 3  
SO 5  
LOB 12

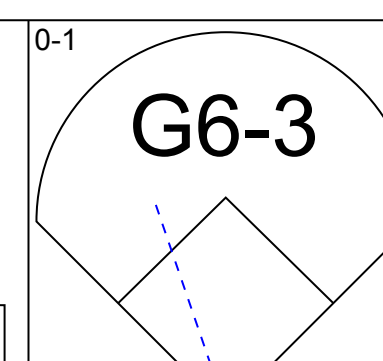
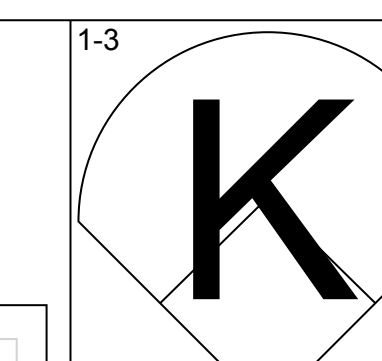
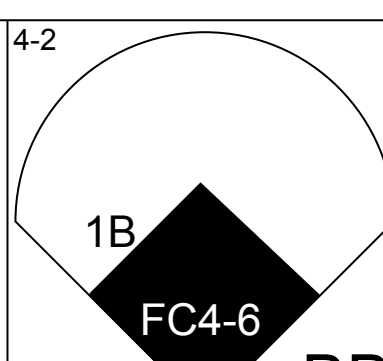
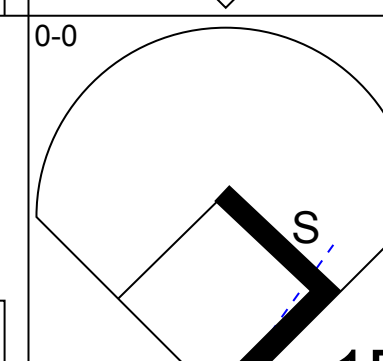
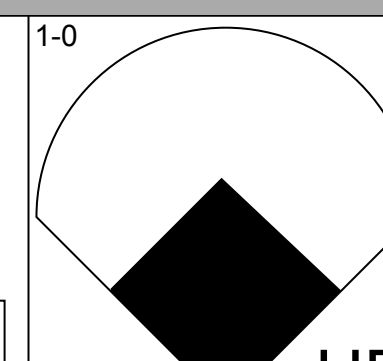
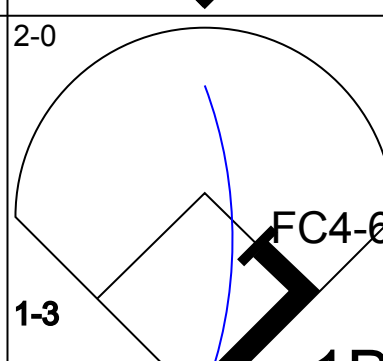
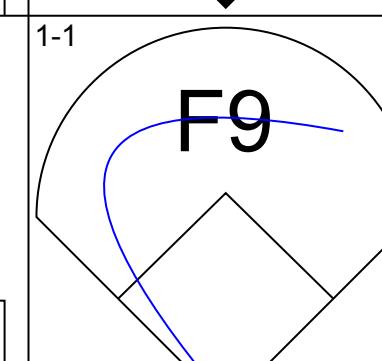
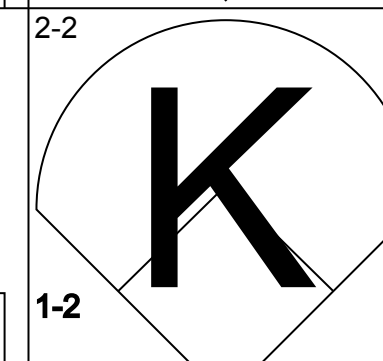
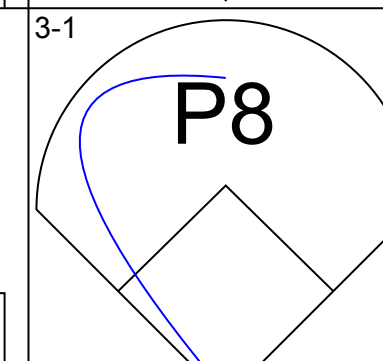
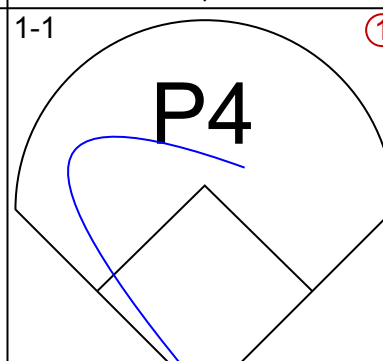
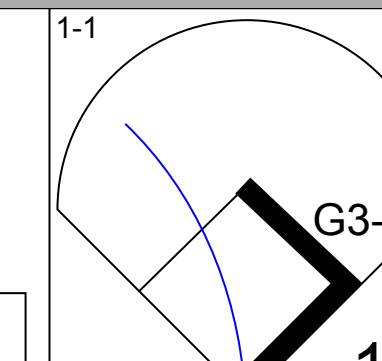
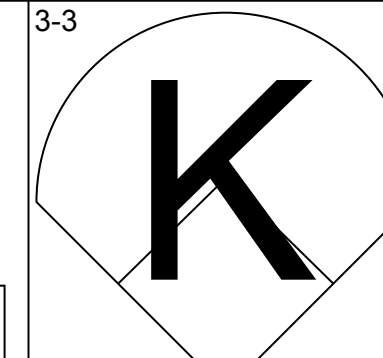
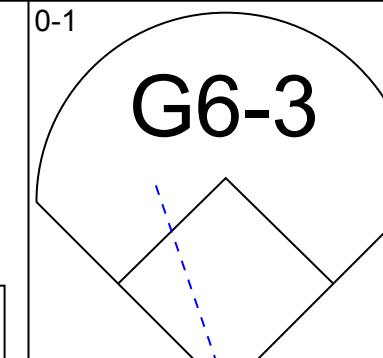
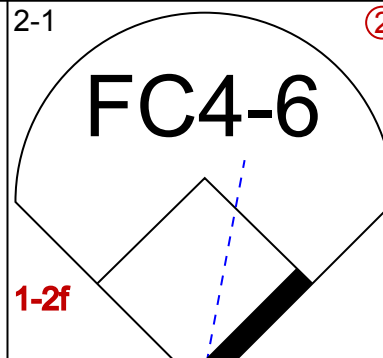
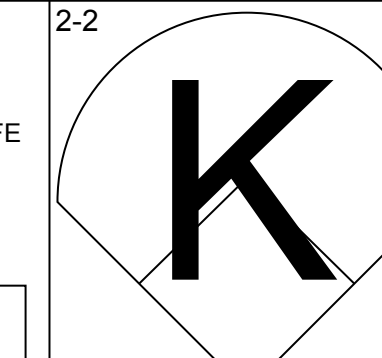
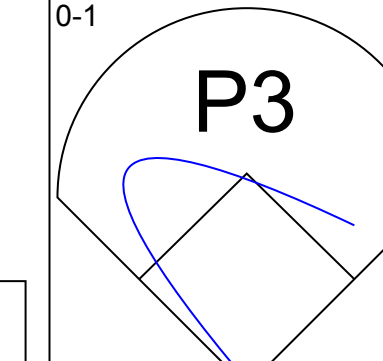
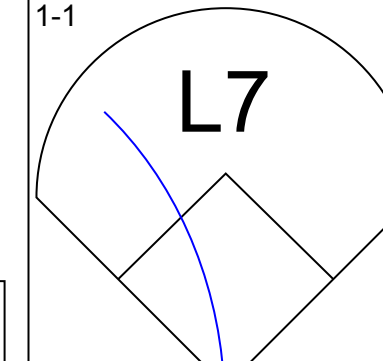
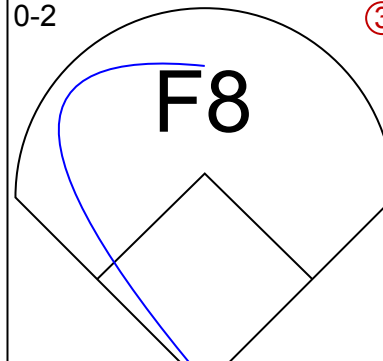
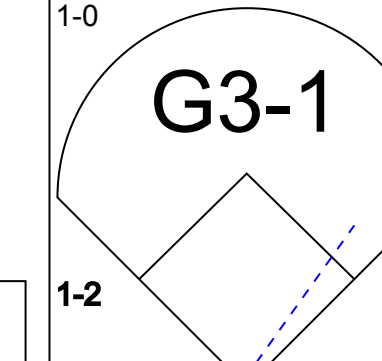
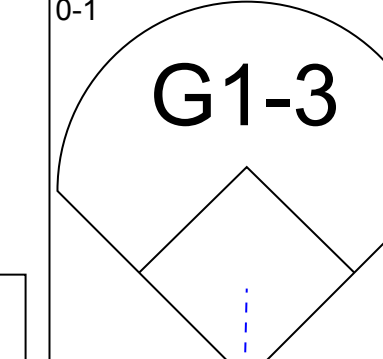
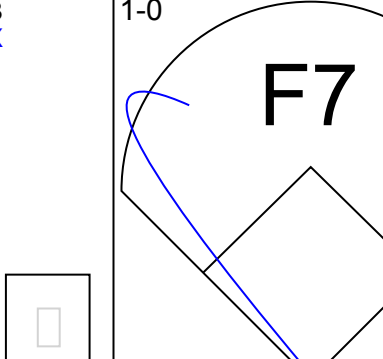
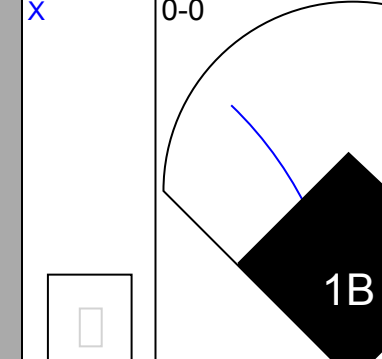
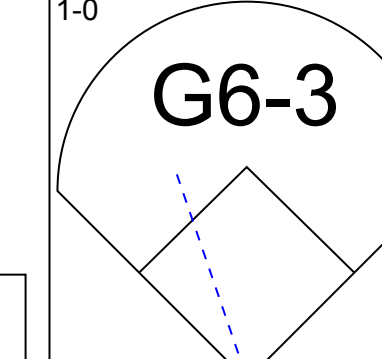
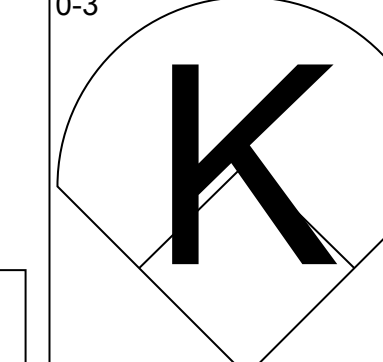
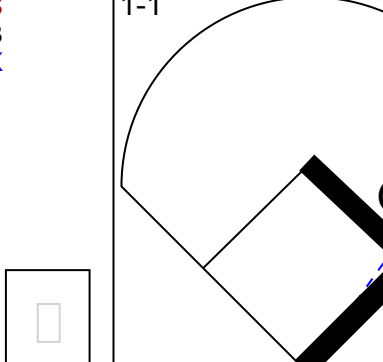
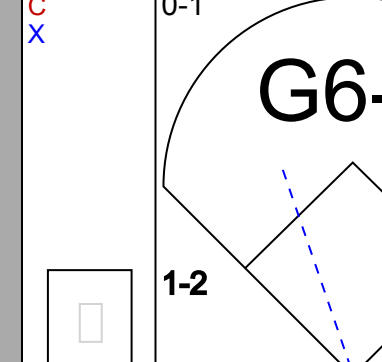
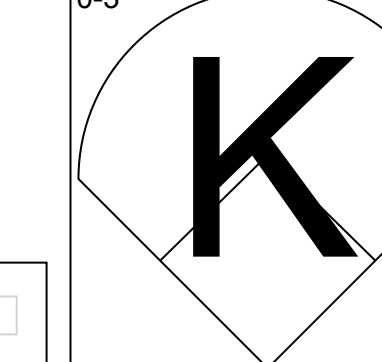
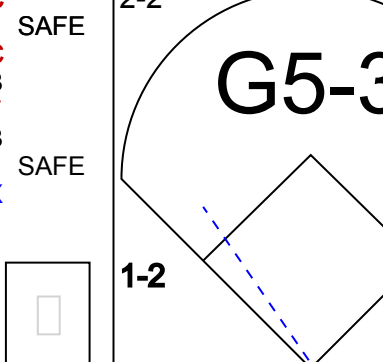
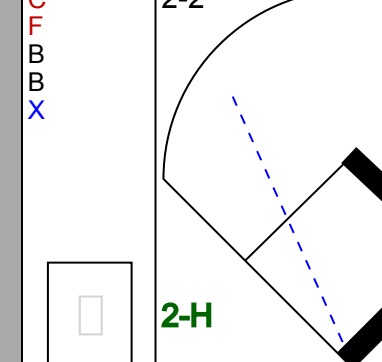
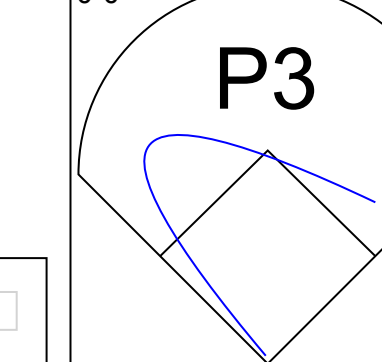
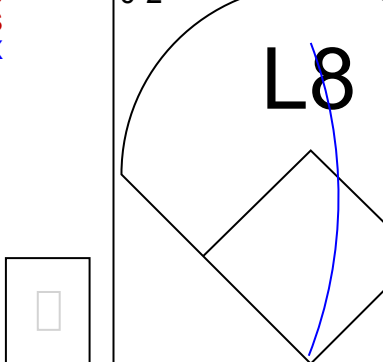
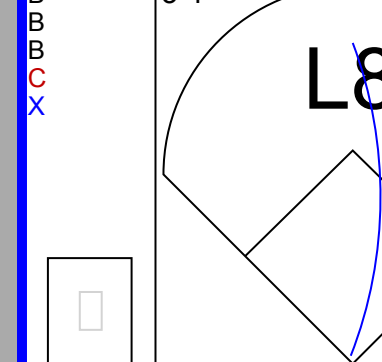








Batter	1	2	3	4	5	6	7	8	9	AB	R	H	RBI	BB	SO	LOB	TOP									
<b>Adrian Brown, S</b> OBP: 0.265, SLG: 0.246 (1, 8)										3	0	0	0	1	1	0	<b>Pittsburgh Pirates @ Chicago Cubs</b> Wrigley Field, Chicago, IL Mon Jun 02 1997, 7:05 PM CDT Att: 21,773 - Unknown - 53 F									
<b>Emil Brown, R</b> OBP: 0.329, SLG: 0.350 <b>Midre Cummings, L</b> OBP: 0.294, SLG: 0.455 (8, 7)										3	1	1	1	0	1	1										
<b>18 Jason Kendall, R</b> OBP: 0.375, SLG: 0.430 (1, 2)										2	0	0	0	1	0	0										
<b>Kevin Young, R</b> OBP: 0.323, SLG: 0.581 (1, 3)										4	0	1	0	0	0	2										
<b>Joe Randa, R</b> OBP: 0.354, SLG: 0.453 (1, 4)										4	0	0	0	0	1	4										
<b>Freddy Garcia, R</b> OBP: 0.182, SLG: 0.273 <b>Tony Womack, L</b> OBP: 0.322, SLG: 0.365 (9, PH)											3	0	2	0	0	0										
<b>Jose Guillen, R</b> OBP: 0.273, SLG: 0.368 (1, 9)											4	0	0	0	0	3										
<b>Kevin Polcovich, R</b> OBP: 0.375, SLG: 0.273 <b>Mark Johnson, L</b> OBP: 0.379, SLG: 0.351 (9, PH)											3	0	1	0	0	1										
<b>Jon Lieber, L</b> OBP: 0.091, SLG: 0.048 <b>Keith Osik, R</b> OBP: 0.212, SLG: 0.281 <b>David Wainhouse, L</b> OBP: 1.000, SLG: 1.000 <b>Chris Peters, L</b> OBP: 0.270, SLG: 0.328 (9, PH)											2	0	0	0	0	1										
<b>Inning Stats</b>	R: 1 E: 0 K: 1 S: 7	H: 1 LOB: 0 BB: 0 P: 13	R: 0 E: 0 K: 0 S: 11	H: 1 LOB: 1 BB: 0 P: 17	R: 0 E: 0 K: 1 S: 7	H: 0 LOB: 0 BB: 0 P: 12	R: 0 E: 0 K: 0 S: 6	H: 0 LOB: 0 BB: 0 P: 9	R: 0 E: 1 K: 2 S: 13	H: 1 LOB: 1 BB: 0 P: 22	R: 0 E: 0 K: 1 S: 10	H: 0 LOB: 2 BB: 1 P: 18	R: 0 E: 0 K: 0 S: 9	H: 1 LOB: 1 BB: 0 P: 13	R: 0 E: 0 K: 0 S: 11	H: 1 LOB: 2 BB: 1 P: 17		R: 1 E: 0 K: 1 S: 11	H: 1 LOB: 0 BB: 0 P: 19	1B: 4 2B: 1 3B: 0 HR: 1	SF: 0 SAC: 0 DP: 0 HBP: 1	WP: 0 PB: 0 SB: 1 CS: 0	PA: 36			
<b>PITCHER</b>	IP	WLS	BF	H	R	ER	SO	BB	IBB	HBP	BLK	WP	HR	S	P	ERA	WHIP									
<b>Terry Mulholland, L</b> ERA: 2.44 <b>Terry Adams, R</b> ERA: 1.2	(1, 1)	7.0	W	27	4	1	1	5	1	0	1	0	0	1	63	104	1.29	0.714								
<b>PITCHER</b>	IP	WLS	BF	H	R	ER	SO	BB	IBB	HBP	BLK	WP	HR	S	P	ERA	WHIP									

Batter	1	2	3	4	5	6	7	8	9	AB	R	H	RBI	BB	SO	LOB	BOTTOM								
<b>Brian McRae, S</b> OBP: 0.329, SLG: 0.443 (1, 8)										2	1	0	0	2	1	0	<b>Pittsburgh Pirates @ Chicago Cubs</b> Wrigley Field, Chicago, IL Mon Jun 02 1997, 7:05 PM CDT Att: 21,773 - Unknown - 53 F								
<b>Brant Brown, L</b> OBP: 0.278, SLG: 0.373 <b>Doug Glanville, R</b> OBP: 0.339, SLG: 0.436 (7, 7)										3	1	3	1	0	0	0									
<b>Mark Grace, L</b> OBP: 0.401, SLG: 0.422 (1, 3)										4	0	1	0	0	1	3									
<b>Sammy Sosa, R</b> OBP: 0.326, SLG: 0.530 (1, 9)										4	0	0	1	0	2	3									
<b>Tyler Houston, L</b> OBP: 0.253, SLG: 0.347 (1, 2)										4	0	0	0	0	0	2									
<b>Shawon Dunston, R</b> OBP: 0.324, SLG: 0.419 <b>Rey Sanchez, R</b> OBP: 0.289, SLG: 0.297 (8, 6)											3	1	1	0	0	0									
<b>23 Ryne Sandberg, R</b> OBP: 0.280, SLG: 0.329 (1, 4)										3	0	1	0	0	1	1									
<b>Kevin Orie, R</b> OBP: 0.370, SLG: 0.364 (1, 5)										3	0	1	1	0	1	1									
<b>Terry Mulholland, R</b> OBP: 0.069, SLG: 0.069 <b>Dave Clark, L</b> OBP: 0.315, SLG: 0.333 <b>Terry Adams, R</b> ERA: 3.09 (8, 1)										2	0	0	0	0	0	1									
<b>Inning Stats</b>	R: 0 E: 0 K: 2 S: 9	H: 1 LOB: 1 BB: 0 P: 14	R: 0 E: 0 K: 1 S: 7	H: 0 LOB: 0 BB: 0 P: 7	R: 0 E: 0 K: 2 S: 7	H: 0 LOB: 0 BB: 0 P: 8	R: 1 E: 0 K: 0 S: 7	H: 1 LOB: 0 BB: 0 P: 12	R: 0 E: 0 K: 0 S: 10	H: 1 LOB: 1 BB: 0 P: 14	R: 1 E: 0 K: 0 S: 12	H: 1 LOB: 1 BB: 1 P: 21	R: 1 E: 0 K: 0 S: 13	H: 2 LOB: 2 BB: 1 P: 23	R: 0 E: 0 K: 1 S: 8	H: 1 LOB: 1 BB: 0 P: 13		1B: 6 2B: 0 3B: 0 HR: 1	SF: 0 SAC: 0 DP: 0 HBP: 0	WP: 0 PB: 0 SB: 1 CS: 0	PA: 33				
<b>PITCHER</b>	IP	WLS	BF	H	R	ER	SO	BB	IBB	HBP	BLK	WP	HR	S	P	ERA	WHIP								
<b>Jon Lieber, R</b> ERA: 4.48 <b>David Wainhouse, R</b> ERA: 7.59 <b>Chris Peters, L</b> ERA: 3.09	(1, 1)	6.0	L	23	4	2	2	5	1	0	0	0	0	6	8	3.00	0.833								
<b>PITCHER</b>	IP	WLS	BF	H	R	ER	SO	BB	IBB	HBP	BLK	WP	HR	S	P	ERA	WHIP								





Batter	1	2	3	4	5	6	7	8	9	AB	R	H	RBI	BB	SO	LOB	TOP			
Tony Womack, L (1,4) OBP: 0.328, SLG: 0.371										5	0	3	1	0	1	1	<b>Pittsburgh Pirates @ Chicago Cubs</b> Wrigley Field, Chicago, IL Tue Jun 03 1997, 3:33 AM CDT Att: 17,317 - Sunny - 59 F			
Adrian Brown, S (1,8) OBP: 0.260, SLG: 0.242										5	0	1	1	0	0	5				
Midre Cummings, L (1,7) OBP: 0.281, SLG: 0.432										4	0	0	0	0	1	3				
Kevin Young, R (1,5) OBP: 0.320, SLG: 0.567										4	0	1	0	0	2	1				
1B Jason Kendall, R (1,2) OBP: 0.373, SLG: 0.426										4	0	1	0	0	1	1				
Mark Johnson, L (1,3) OBP: 0.371, SLG: 0.342										4	1	0	0	0	2	2				
Joe Randa, R (9,5) OBP: 0.354, SLG: 0.453										0	0	0	0	0	0	0				
Jose Guillen, R (1,9) OBP: 0.277, SLG: 0.376										4	1	2	1	0	1	1				
Kevin Polcovich, R (1,6) OBP: 0.386, SLG: 0.297										4	1	2	0	0	0	2				
Steve Cooke, R (1,1) OBP: 0.158, SLG: 0.211										1	0	0	0	0	0	0				
Marc Wilkins, R (8,1)										0	0	0	0	0	0	0				
Dale Sveum, S (9, PH) OBP: 0.280, SLG: 0.328										0	0	0	0	1	0	0				
Ricardo Rincon, L (9,1)										0	0	0	0	0	0	0				
Rich Loiselle, R (9,1)										0	0	0	0	0	0	0				
<b>Inning Stats</b>	R: 0 E: 0 K: 2 S: 10	H: 1 LOB: 1 BB: 0 P: 13	R: 0 E: 0 K: 0 S: 7	H: 0 LOB: 0 BB: 0 P: 10	R: 1 E: 0 K: 0 S: 7	H: 2 LOB: 1 BB: 0 P: 7	R: 1 E: 0 K: 0 S: 15	H: 2 LOB: 1 BB: 0 P: 26	R: 0 E: 0 K: 3 S: 11	H: 1 LOB: 1 BB: 0 P: 14	R: 0 E: 0 K: 0 S: 8	H: 1 LOB: 1 BB: 0 P: 13	R: 0 E: 0 K: 2 S: 10	H: 0 LOB: 0 BB: 0 P: 16	R: 1 E: 0 K: 1 S: 14	H: 2 LOB: 2 BB: 1 P: 20	1B: 9 2B: 1 3B: 0 HR: 0	SF: 0 SAC: 2 DP: 0 HBP: 0	WP: 0 PB: 0 SB: 3 CS: 0	PA: 38
<b>PITCHER</b>	IP WLS BF H R ER SO BB IBB HBP BLK WP HR S P ERA WHIP	8.0 L 32 8 2 2 7 0 0 0 0 0 0 74 109 2.25 1.000	1.0 6 2 1 1 1 1 0 0 0 0 0 14 20 9.00 3.000																	

AB	35
R	3
H	10
RBI	3
BB	1
SO	8
LOB	16



Batter	1	2	3	4	5	6	7	8	9	AB	R	H	RBI	BB	SO	LOB	BOTTOM			
Brian McRae, S (1,8) OBP: 0.323, SLG: 0.435										4	0	0	0	0	2	2	<b>Pittsburgh Pirates @ Chicago Cubs</b> Wrigley Field, Chicago, IL Tue Jun 03 1997, 3:33 AM CDT Att: 17,317 - Sunny - 59 F			
Doug Glanville, R (1,7) OBP: 0.336, SLG: 0.430										4	0	1	0	0	0	2				
Mark Grace, L (1,3) OBP: 0.398, SLG: 0.418										4	0	1	0	0	0	1				
Sammy Sosa, R (1,9) OBP: 0.321, SLG: 0.520										4	0	0	0	0	0	2				
Shawon Dunston, R (1,6) OBP: 0.323, SLG: 0.412										3	0	0	0	1	1	1				
23 Ryne Sandberg, R (1,4) OBP: 0.280, SLG: 0.327										4	0	1	0	0	0	1				
Kevin Orte, R (1,5) OBP: 0.366, SLG: 0.354										2	0	0	0	1	1	1				
Scott Servais, R (1,2) OBP: 0.317, SLG: 0.387										3	1	2	1	0	0	1				
Brant Brown, L (8, PR) OBP: 0.278, SLG: 0.373										0	0	0	0	0	0	0				
Mel Rojas, R (9,1)										0	0	0	0	0	0	0				
Steve Trachsel, R (1,1) OBP: 0.115, SLG: 0.083										2	0	0	0	0	2	1				
Rey Sanchez, R (8, PH) OBP: 0.289, SLG: 0.297										0	0	0	0	0	0	0				
Tyler Houston, L (9,2) OBP: 0.253, SLG: 0.347										0	0	0	0	0	0	0				
<b>Inning Stats</b>	R: 0 E: 0 K: 1 S: 8	H: 0 LOB: 0 BB: 0 P: 12	R: 0 E: 0 K: 1 S: 8	H: 1 LOB: 1 BB: 0 P: 11	R: 1 E: 0 K: 1 S: 11	H: 1 LOB: 0 BB: 0 P: 15	R: 0 E: 0 K: 0 S: 5	H: 1 LOB: 0 BB: 0 P: 6	R: 0 E: 0 K: 0 S: 13	H: 0 LOB: 1 BB: 1 P: 18	R: 0 E: 0 K: 1 S: 6	H: 0 LOB: 0 BB: 0 P: 8	R: 0 E: 0 K: 1 S: 9	H: 1 LOB: 2 BB: 0 P: 12	R: 0 E: 0 K: 0 S: 7	H: 0 LOB: 1 BB: 1 P: 14	1B: 4 2B: 0 3B: 0 HR: 1	SF: 0 SAC: 1 DP: 1 HBP: 0	WP: 0 PB: 0 SB: 1 CS: 0	PA: 33
<b>PITCHER</b>	IP WLS BF H R ER SO BB IBB HBP BLK WP HR S P ERA WHIP	7.1 W 27 5 0 0 1 1 0 0 0 0 0 65 93 1.23 0.818	0.2 2 0 0 0 1 0 0 0 0 0 0 5 8 0.00 0.000	0.1 1 0 0 0 0 0 0 0 0 0 0 3 6 0.00 0.000	0.2 S 3 0 0 0 0 1 0 0 0 0 0 0 4 8 0.00 1.500															







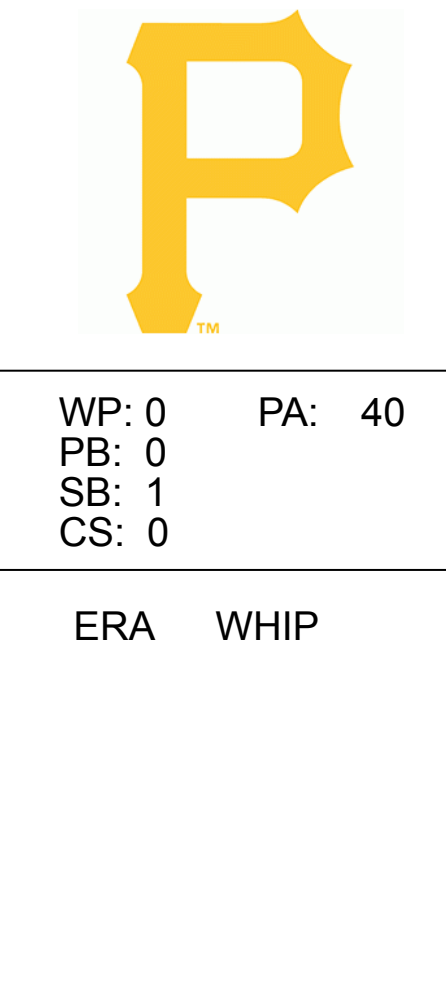


Batter	1	2	3	4	5	6	7	8	9	AB	R	H	RBI	BB	SO	LOB	TOP								
<b>Delino DeShields, L</b> OBP: 0.338, SLG: 0.443 <b>Dennis Eckersley, R</b>	0-0 B1-3		3-2 P7		3-1 G3			0-0 FC4		4	0	0	0	0	0	3	<b>St. Louis Cardinals @ Pittsburgh Pirates</b> Three Rivers Stadium, Pittsburgh, PA Thu Jun 05 1997, 3:33 AM EDT Att: 11,382 - Overcast - 73 F								
<b>Ron Gant, R</b> OBP: 0.310, SLG: 0.448	3-2 F7			2-2 F9		0-1 F9		3-3 K		4	0	0	0	0	1	2									
<b>Ray Lankford, L</b> OBP: 0.467, SLG: 0.730	3-3 K			0-0 G6-3	2B	3-2 G4-3			1-1 HR	4	1	2	1	0	1	0									
<b>Gary Gaetti, R</b> OBP: 0.301, SLG: 0.392		3-2 F8		1-2 G6-3		0-3 K			2-3 K	4	0	0	0	0	2	1									
<b>John Mabry, L</b> OBP: 0.370, SLG: 0.399		0-0 G6-4-3		2-0 L4			0-0 F8		0-1 1B	4	0	2	0	0	0	1									
<b>Dmitri Young, S</b> OBP: 0.350, SLG: 0.411		1-1 G6-4-3			2-2 2B		2-3 K		3-3 K	4	1	1	0	0	2	2									
<b>Mike DiFelice, R</b> OBP: 0.308, SLG: 0.362			2-2 F8		0-2 SH1-3		0-0 P4		2-1 P6	4	1	1	1	0	0	1									
<b>Mike Gallego, R</b> OBP: 0.167, SLG: 0.167			1-2 G1-3		2-1 SH1-3			0-1 FC4		2	0	2	0	0	0	0									
<b>Todd Stottlemyre, L</b> OBP: 0.333, SLG: 0.550 <b>Mark Cowens, L</b> OBP: 0.208, SLG: 0.390 <b>Mark Petkovsek, R</b> OBP: 0.125, SLG: 0.125 <b>Rigo Beltran, L</b> OBP: 0.354, SLG: 0.548 <b>Micah Franklin, S</b> OBP: 0.306, SLG: 0.423 <b>Royce Clayton, R</b> OBP: 0.306, SLG: 0.423			1-1 G1-3		0-0 SF8			0-0 FC4		1	0	0	0	0	0	1									
<b>Inning Stats</b>	R: 0 E: 0 K: 1 S: 7	H: 0 LOB: 0 BB: 0 P: 13	R: 0 E: 0 K: 0 S: 7	H: 1 LOB: 0 BB: 0 P: 11	R: 0 E: 0 K: 0 S: 11	H: 1 LOB: 1 BB: 0 P: 18	R: 0 E: 0 K: 0 S: 9	H: 1 LOB: 1 BB: 0 P: 14	R: 2 E: 0 K: 0 S: 11	H: 2 LOB: 0 BB: 0 P: 18	R: 0 E: 0 K: 1 S: 8	H: 0 LOB: 0 BB: 0 P: 11	R: 0 E: 0 K: 1 S: 7	H: 0 LOB: 0 BB: 0 P: 9	R: 0 E: 0 K: 1 S: 8	H: 2 LOB: 2 BB: 0 P: 11		R: 1 E: 0 K: 2 S: 12	H: 2 LOB: 1 BB: 0 P: 20	1B: 6 2B: 3 3B: 0 HR: 1	SF: 1 SAC: 1 DP: 2 HBP: 0	WP: 0 PB: 0 SB: 0 CS: 1	PA: 34		
<b>PITCHER</b>	IP	WLS	BF	H	R	ER	SO	BB	IBB	HBP	BLK	WP	HR	S	P	ERA	WHIP								
<b>Esteban Loaiza, R</b> ERA: 3.33	8.0	W	29	7	2	2	4	0	0	0	0	0	0	68	105	2.25	0.875								
<b>Ricardo Rincon, L</b> ERA: 2.42	1.0		5	2	1	1	2	0	0	0	0	0	1	12	20	9.00	2.000								

Batter	1	2	3	4	5	6	7	8	9	AB	R	H	RBI	BB	SO	LOB	BOTTOM								
<b>Tony Womack, L</b> OBP: 0.322, SLG: 0.363	2-1 F8		2-3 K		1-0 FC6-4		1-1 P6		1-2 P4	5	0	0	0	0	1	4	<b>St. Louis Cardinals @ Pittsburgh Pirates</b> Three Rivers Stadium, Pittsburgh, PA Thu Jun 05 1997, 3:33 AM EDT Att: 11,382 - Overcast - 73 F								
<b>Adrian Brown, S</b> OBP: 0.277, SLG: 0.233	1-2 2B		4-2 1B		1-3 K		0-3 K		1-0 FC6-4	3	2	1	1	1	2	1									
<b>Midre Cummings, L</b> OBP: 0.276, SLG: 0.422 <b>Emil Brown, R</b> OBP: 0.324, SLG: 0.344	1-0 HR		1-0 B3		2-1 G3		2-0 1B		0-0 F8	5	1	2	0	0	0	3									
<b>Kevin Young, R</b> OBP: 0.324, SLG: 0.560	1-0 SF8		1-2 1B		4-1 3B		2-3 K		0-1 FC6-4	3	2	1	1	1	1	2									
<b>Joe Randa, R</b> OBP: 0.369, SLG: 0.486	2-2 HR		4-0 1B		2-1 3B		3-2 P9			3	2	2	3	1	0	1									
<b>Keith Oskik, R</b> OBP: 0.283, SLG: 0.378	1-3 K		2-2 1B		0-0 1B		1-1 G6-3			4	1	2	3	0	1	0									
<b>Jose Guillen, R</b> OBP: 0.281, SLG: 0.378		0-1 G6-3		0-3 K		1-1 G1-3		1-1 K		4	0	1	1	0	2	2									
<b>Kevin Polcovich, R</b> OBP: 0.385, SLG: 0.318		2-1 G6-3		1-1 G1-3		3-2 G5-3		0-1 F8		4	0	1	0	0	0	3									
<b>Esteban Loaiza, R</b> OBP: 0.179, SLG: 0.214 <b>Dale Sveum, S</b> OBP: 0.286, SLG: 0.348 <b>Ricardo Rincon, L</b> ERA: 3.86		0-1 G6-3		0-0 E4		0-0 G1-3		2-2 1B		3	0	0	0	0	0	2									
<b>Inning Stats</b>	R: 3 E: 0 K: 1 S: 12	H: 2 LOB: 0 BB: 0 P: 20	R: 0 E: 0 K: 1 S: 10	H: 1 LOB: 1 BB: 0 P: 14	R: 2 E: 0 K: 1 S: 15	H: 2 LOB: 2 BB: 2 P: 27	R: 0 E: 1 K: 1 S: 8	H: 0 LOB: 1 BB: 0 P: 11	R: 3 E: 1 K: 0 S: 12	H: 3 LOB: 1 BB: 1 P: 23	R: 0 E: 0 K: 2 S: 12	H: 1 LOB: 1 BB: 0 P: 19	R: 0 E: 0 K: 1 S: 7	H: 0 LOB: 0 BB: 0 P: 9	R: 1 E: 0 K: 0 S: 15	H: 2 LOB: 1 BB: 0 P: 19		1B: 5 2B: 3 3B: 2 HR: 1	SF: 1 SAC: 0 DP: 0 HBP: 1	WP: 0 PB: 0 SB: 1 CS: 0	PA: 40				
<b>PITCHER</b>	IP	WLS	BF	H	R	ER	SO	BB	IBB	HBP	BLK	WP	HR	S	P	ERA	WHIP								
<b>Todd Stottlemyre, R</b> ERA: 4.25	4.0	L	21	5	5	5	4	2	0	1	0	0	0	45	72	11.25	1.750								
<b>Mark Petkovsek, R</b> ERA: 3.46	1.0		7	3	3	3	0	1	0	0	0	0	0	12	23	27.00	4.000								
<b>Rigo Beltran, L</b> ERA: 5.4	2.0		7	1	0	0	3	0	0	0	0	0	0	19	28	0.00	0.500								
<b>Dennis Eckersley, R</b> ERA: 3.86	1.0		5	2	1	1	0	0	0	0	0	0	0	15	19	9.00	2.000								

AB	32
R	3
H	9
RBI	3
BB	0
SO	6
LOB	11

AB	35
R	9
H	11
RBI	9
BB	3
SO	7
LOB	18





Batter	1	2	3	4	5	6	7	8	9	10	AB	R	H	RBI	BB	SO	LOB	TOP						
Ricky Otero, S OBP: 0.276, SLG: 0.125	G4-3		P9			G4-3		G4-3	G6-3 BB		4	0	0	0	1	0	0	Philadelphia Phillies @ Pittsburgh Pirates Three Rivers Stadium, Pittsburgh, PA Fri Jun 06 1997, 7:05 PM EDT Att: 15,165 - Unknown - 68 F						
Mickey Morandini, L OBP: 0.388, SLG: 0.398	G3		G1-3			1B HBP		2B BB	G6-3 BB		3	1	1	0	1	0	0							
Darren Daulton, L OBP: 0.404, SLG: 0.487	1B			G4-3		1B		2B BB	F7		4	1	2	0	1	0	2							
Scott Rolen, R OBP: 0.373, SLG: 0.444	F8			K		K		2B BB	G6-3		5	1	1	2	0	2	5							
Rico Brogna, L OBP: 0.296, SLG: 0.457		K		G3-1		G1-3		2B BB	P5		5	1	1	1	0	1	4							
Gregg Jefferies, S OBP: 0.320, SLG: 0.369		BB				1B		1B	G4-3		4	0	3	1	1	0	0							
Mike Lieberthal, R OBP: 0.238, SLG: 0.382	P5					F8		1B	F9		5	0	1	0	0	0	3							
Kevin Stocker, S OBP: 0.295, SLG: 0.310	G3					F7		G6-4-3	P5		5	0	1	0	0	0	4							
55 Matt Beech, L OBP: 0.259, SLG: 0.500 Rob Butler, L OBP: 0.345, SLG: 0.375 Reggie Harris, R OBP: 0.345, SLG: 0.315 Ruben Amaro Jr., S OBP: 0.345, SLG: 0.315 Jerry Spradlin, S OBP: 0.345, SLG: 0.315 Ricky Bottalico, L OBP: 0.295, SLG: 0.387	G4-3					K		F7	G3-1		2	0	0	0	0	1	1							
<b>Inning Stats</b>	R: 0 E: 0 K: 0 S: 8	H: 1 LOB: 1 BB: 0 P: 12	R: 0 E: 0 K: 1 S: 8	H: 0 LOB: 1 BB: 1 P: 17	R: 0 E: 0 K: 0 S: 8	H: 0 LOB: 0 BB: 0 P: 11	R: 0 E: 0 K: 1 S: 7	H: 1 LOB: 1 BB: 0 P: 10	R: 0 E: 0 K: 1 S: 7	H: 1 LOB: 2 BB: 0 P: 11	R: 0 E: 0 K: 0 S: 9	H: 2 LOB: 1 BB: 0 P: 18	R: 4 E: 0 K: 0 S: 18	H: 5 LOB: 2 BB: 1 P: 29	R: 0 E: 0 K: 0 S: 9	H: 0 LOB: 2 BB: 2 P: 21	R: 0 E: 0 K: 0 S: 5		H: 0 LOB: 0 BB: 0 P: 8	1B: 7 2B: 3 3B: 0 HR: 0	SF: 0 SAC: 0 DP: 1 HBP: 1	WP: 0 PA: 44 PB: 0 SB: 0 CS: 0		
<b>PITCHER</b>	IP WLS BF H R ER SO	IP WLS BF H R ER SO	IP WLS BF H R ER SO	IP WLS BF H R ER SO	IP WLS BF H R ER SO	IP WLS BF H R ER SO	IP WLS BF H R ER SO	IP WLS BF H R ER SO	IP WLS BF H R ER SO	IP WLS BF H R ER SO	IP WLS BF H R ER SO	IP WLS BF H R ER SO	IP WLS BF H R ER SO	IP WLS BF H R ER SO	IP WLS BF H R ER SO	IP WLS BF H R ER SO	IP WLS BF H R ER SO	ERA WHIP	ERA WHIP					
67 Francisco Cordova, R ERA: 1.99	7.1	31	7	3	3	4	2	0	0	0	0	0	0	0	0	0	0	0	0	0	3.68	1.227		
Ricardo Rincon, L ERA: 2.77	0.0	2	2	1	1	0	0	0	0	0	0	0	0	0	0	0	0	0	0	0	∞	∞		
Rich Loiselle, R ERA: 3.29	1.2	8	1	0	0	0	2	0	0	0	0	0	0	0	0	0	0	0	0	0	12	25	0.00	1.800
Marc Wilkins, R ERA: 4.8	1.0	W	3	0	0	0	0	0	0	0	0	0	0	0	0	0	0	0	0	0	5	8	0.00	0.000

Batter	1	2	3	4	5	6	7	8	9	10	AB	R	H	RBI	BB	SO	LOB	BOTTOM					
Adrian Brown, S OBP: 0.284, SLG: 0.247	18 CS BB		G5-4-3			G4-3		18 BB 2B	FC6-4		4	1	1	0	1	0	3	Philadelphia Phillies @ Pittsburgh Pirates Three Rivers Stadium, Pittsburgh, PA Fri Jun 06 1997, 7:05 PM EDT Att: 15,165 - Unknown - 68 F					
Emil Brown, R OBP: 0.316, SLG: 0.323	K		P9			F9		18 BB CS HBP	FC6-4		4	0	0	0	0	1	3						
18 Jason Kendall, R OBP: 0.360, SLG: 0.426	P3			1B		1B		1B	F9		4	2	3	1	1	0	1						
Kevin Young, R OBP: 0.327, SLG: 0.552	1B			1B		K		CS	F9		5	1	2	0	0	2	2						
Joe Randa, R OBP: 0.370, SLG: 0.481	K			1B		G1-3		G6-3	1B		4	0	1	1	1	1	1						
Freddy Garcia, R OBP: 0.200, SLG: 0.214	K			1B		K		FC5-4	1B		3	0	0	0	1	2	3						
Mark Johnson, L OBP: 0.366, SLG: 0.338	K			P4		K		BB	1B		1	0	1	1	0	0	0						
Jose Guillen, R OBP: 0.276, SLG: 0.370	K			FC6-4		B3		FC5-4	1B		4	1	0	1	0	1	3						
Kevin Polcovich, R OBP: 0.400, SLG: 0.348				FC6-4		G5-3		2B	P6		2	0	1	1	0	0	0						
Tony Womack, L OBP: 0.321, SLG: 0.362				2B		G3		BB	FC6-4		1	0	0	0	0	0	0						
67 Francisco Cordova, R OBP: 0.179, SLG: 0.080				SH		K			FC6-4		2	0	0	0	0	1	1						
Ricardo Rincon, L ERA: 5.17				G5-4-3					BB		0	0	0	0	0	0	0						
Rich Loiselle, R ERA: 4.39				SH					BB		0	0	0	0	0	0	0						
Dale Sveum, S OBP: 0.295, SLG: 0.348				G5-4-3					BB		0	0	0	0	1	0	0						
Marc Wilkins, R ERA: 2.52									BB		0	0	0	0	0	0	0						
<b>Inning Stats</b>	R: 0 E: 0 K: 1 S: 10	H: 0 LOB: 0 BB: 1 P: 18	R: 0 E: 0 K: 3 S: 17	H: 1 LOB: 1 BB: 0 P: 22	R: 0 E: 0 K: 0 S: 9	H: 0 LOB: 1 BB: 0 P: 10	R: 3 E: 0 K: 1 S: 16	H: 4 LOB: 1 BB: 0 P: 19	R: 0 E: 0 K: 1 S: 9	H: 1 LOB: 1 BB: 0 P: 15	R: 0 E: 0 K: 1 S: 7	H: 0 LOB: 0 BB: 0 P: 9	R: 1 E: 0 K: 0 S: 16	H: 2 LOB: 1 BB: 0 P: 20	R: 0 E: 0 K: 1 S: 10	H: 0 LOB: 1 BB: 1 P: 20	R: 0 E: 0 K: 0 S: 9	H: 0 LOB: 1 BB: 2 P: 18	R: 1 E: 0 K: 0 S: 12	H: 1 LOB: 2 BB: 2 P: 24	1B: 7 2B: 2 3B: 0 HR: 0	SF: 0 SAC: 1 DP: 1 HBP: 2	WP: 0 PA: 43 PB: 0 SB: 1 CS: 2
<b>PITCHER</b>	IP WLS BF H R ER SO	IP WLS BF H R ER SO	IP WLS BF H R ER SO	IP WLS BF H R ER SO	IP WLS BF H R ER SO	IP WLS BF H R ER SO	IP WLS BF H R ER SO	IP WLS BF H R ER SO	IP WLS BF H R ER SO	IP WLS BF H R ER SO	IP WLS BF H R ER SO	IP WLS BF H R ER SO	IP WLS BF H R ER SO	IP WLS BF H R ER SO	IP WLS BF H R ER SO	IP WLS BF H R ER SO	IP WLS BF H R ER SO	ERA WHIP	ERA WHIP				
55 Matt Beech, L ERA: 7.04	6.0	25	6	3	3	7	1	0	0	0	0	0	0	0	0	0	0	0	0	4.50	1.167		
Reggie Harris, R ERA: 5.17	1.0	5	2	1	1	0	0	0	0	0	0	0	0	0	0	0	0	0	0	9.00	2.000		
Jerry Spradlin, R ERA: 4.39	2.0	L	9	0	1	1	3	0	0	0	0	0	0	0	0	0	0	0	0	4.50	1.500		
Ricky Bottalico, R ERA: 2.52	0.1	3	1	0	0	0	0	0	0	0	0	0	0	0	0	0	0	0	0	0.00	3.000		



Batter	1	2	3	4	5	6	7	8	9	AB	R	H	RBI	BB	SO	LOB	TOP										
<b>Ricky Otero, S</b> OBP: 0.273, SLG: 0.214 (1, 8)										4	1	1	0	0	1	1	<b>Philadelphia Phillies @ Pittsburgh Pirates</b> <b>Three Rivers Stadium, Pittsburgh, PA</b> Sat Jun 07 1997, 7:05 PM EDT Att: 25,664 - Unknown - 64 F										
<b>Mickey Morandini, L</b> OBP: 0.362, SLG: 0.351 (1, 4)										4	0	0	0	0	1	2											
<b>Darren Daulton, L</b> OBP: 0.396, SLG: 0.475 (1, 9)										4	0	0	0	0	1	1											
<b>Scott Rolen, R</b> OBP: 0.375, SLG: 0.447 (1, 5)										3	1	1	1	1	1	0											
<b>Rico Brogna, L</b> OBP: 0.300, SLG: 0.455 (1, 3)										3	0	1	1	1	0	1											
<b>Gregg Jefferies, S</b> OBP: 0.323, SLG: 0.368 (1, 7)										3	0	1	0	1	0	2											
<b>Mark Parent, R</b> OBP: 0.270, SLG: 0.186 (7, PH)										2	0	0	0	0	1	1											
<b>Derrick May, R</b> OBP: 0.250, SLG: 0.397 (7, PH)										0	0	0	0	0	0	0											
<b>Rex Hudler, R</b> OBP: 0.250, SLG: 0.208 (7, PH)										1	0	0	0	0	0	1											
<b>Ken Ryan, R</b> OBP: 0.250, SLG: 0.208 (7, PH)										0	0	0	0	0	0	0											
<b>Erik Platenberg, R</b> OBP: 0.323, SLG: 0.368 (7, PH)										0	0	0	0	0	0	0											
<b>Ruben Amaro, Jr., S</b> OBP: 0.323, SLG: 0.368 (7, PH)										1	0	0	0	0	1	1											
<b>Kevin Stocker, S</b> OBP: 0.296, SLG: 0.307 (1, 6)										2	0	0	0	1	1	0											
<b>Ryan Nye, R</b> (1, 1)										1	0	0	0	0	1	0											
<b>Ron Blazier, R</b> OBP: 0.500, SLG: 0.500 (7, PH)										1	0	1	0	0	0	0											
<b>Mike Lieberthal, R</b> OBP: 0.237, SLG: 0.380 (7, 2)										1	0	0	0	0	0	2											
<b>Inning Stats</b>	R: 2 E: 0 K: 0 S: 11	H: 3 LOB: 1 BB: 0 P: 14	R: 0 E: 0 K: 1 S: 9	H: 0 LOB: 0 BB: 0 P: 16	R: 0 E: 0 K: 0 S: 9	H: 0 LOB: 0 BB: 0 P: 13	R: 0 E: 0 K: 1 S: 9	H: 0 LOB: 1 BB: 0 P: 14	R: 0 E: 0 K: 1 S: 14	H: 1 LOB: 1 BB: 0 P: 21	R: 0 E: 0 K: 1 S: 12	H: 0 LOB: 0 BB: 0 P: 16	R: 0 E: 0 K: 3 S: 9	H: 0 LOB: 0 BB: 0 P: 14	R: 0 E: 0 K: 1 S: 8	H: 0 LOB: 1 BB: 2 P: 17	1B: 3 2B: 2 3B: 1 HR: 0	SF: 0 SAC: 0 DP: 2 HBP: 0	WP: 0 PB: 0 SB: 1 CS: 0	PA: 34							
<b>PITCHER</b>	IP	WLS	BF	H	R	ER	SO	BB	IBB	HBP	BLK	WP	HR	S	P	ERA	WHIP										
<b>Jon Lieber, R</b> ERA: 4.36 (1, 1)	6.0	W	24	5	2	2	4	1	0	0	0	0	0	66	98	3.00	1.000										
<b>Matt Ruebel, L</b> ERA: 7.35 (7, 1)	0.1		2	0	0	0	0	1	0	0	0	0	0	6	10	0.00	3.000										
<b>Clint Sodowsky, R</b> ERA: 4.63 (7, 1)	0.2		1	0	0	0	0	0	0	0	0	0	0	2	2	0.00	0.000										
<b>Ricardo Rincon, L</b> ERA: 2.67 (8, 1)	1.0		3	0	0	0	3	0	0	0	0	0	0	9	14	0.00	0.000										
<b>David Wainhouse, R</b> ERA: 6.94 (9, 1)	1.0		4	0	0	0	1	2	0	0	0	0	0	8	17	0.00	2.000										

AB	30
R	2
H	5
RBI	2
BB	4
SO	8
LOB	12



Batter	1	2	3	4	5	6	7	8	9	AB	R	H	RBI	BB	SO	LOB	BOTTOM										
<b>Tony Womack, L</b> OBP: 0.319, SLG: 0.358 (1, 4)										5	0	1	1	0	1	2	<b>Philadelphia Phillies @ Pittsburgh Pirates</b> <b>Three Rivers Stadium, Pittsburgh, PA</b> Sat Jun 07 1997, 7:05 PM EDT Att: 25,664 - Unknown - 64 F										
<b>Adrian Brown, S</b> OBP: 0.290, SLG: 0.250 (1, 8)										3	1	1	1	0	1	1											
<b>18 Jason Kendall, R</b> OBP: 0.385, SLG: 0.422 (1, 2)										2	2	0	0	3	0	2											
<b>Kevin Young, R</b> OBP: 0.347, SLG: 0.556 (1, 7)										3	1	2	1	1	1	0											
<b>Joe Randa, R</b> OBP: 0.370, SLG: 0.487 (1, 5)										4	1	1	2	1	1	5											
<b>Mark Johnson, L</b> OBP: 0.382, SLG: 0.331 (1, 3)										3	1	0	1	1	0	1											
<b>Jose Guillen, R</b> OBP: 0.280, SLG: 0.373 (1, 9)										4	2	2	1	0	0	3											
<b>Kevin Polcovich, R</b> OBP: 0.414, SLG: 0.388 (1, 6)										3	1	2	0	0	0	1											
<b>Jon Lieber, L</b> OBP: 0.283, SLG: 0.043 (7, 1)										2	0	0	0	0	1	2											
<b>Matt Ruebel, L</b> ERA: 9.82 (7, 1)										0	0	0	0	0	0	0											
<b>Clint Sodowsky, L</b> ERA: 4.63 (7, 1)										0	0	0	0	0	0	0											
<b>Dale Sveum, S</b> ERA: 13.09 (8, 1)										1	0	1	2	0	0	0											
<b>Ricardo Rincon, L</b> (8, 1)										0	0	0	0	0	0	0											
<b>David Wainhouse, L</b> (9, 1)										0	0	0	0	0	0	0											
<b>Inning Stats</b>	R: 2 E: 0 K: 0 S: 13	H: 2 LOB: 2 BB: 2 P: 24	R: 0 E: 0 K: 0 S: 9	H: 1 LOB: 2 BB: 0 P: 13	R: 0 E: 0 K: 0 S: 4	H: 0 LOB: 0 BB: 1 P: 8	R: 2 E: 0 K: 1 S: 12	H: 3 LOB: 3 BB: 1 P: 22	R: 0 E: 0 K: 0 S: 4	H: 1 LOB: 0 BB: 0 P: 7	R: 0 E: 0 K: 2 S: 8	H: 0 LOB: 0 BB: 0 P: 13	R: 5 E: 1 K: 0 S: 21	H: 3 LOB: 1 BB: 2 P: 41	R: 0 E: 1 K: 2 S: 11	H: 0 LOB: 1 BB: 0 P: 14	1B: 7 2B: 4 3B: 1 HR: 0	SF: 2 SAC: 2 DP: 2 HBP: 2	WP: 1 PB: 0 SB: 0 CS: 0	PA: 42							
<b>PITCHER</b>	IP	WLS	BF	H	R	ER	SO	BB	IBB	HBP	BLK	WP	HR	S	P	ERA	WHIP										
<b>Ryan Nye, R</b> ERA: 9.82 (1, 1)	3.2	L	22	6	4	4	1	4	0	2	0	0	0	36	63	9.82	2.727										
<b>Ron Blazier, R</b> ERA: 5.75 (4, 1)	2.1		7	1	0	0	2	0	0	0	0	0	0	14	24	0.00	0.429										
<b>Ken Ryan, R</b> ERA: 13.09 (7, 1)	0.1		7	3	5	4	0	2	0	0	0	0	0	15	30	108.00	15.000										
<b>Erik Platenberg, L</b> ERA: 4.91 (7, 1)	1.2		6	0	0	0	2	0	0	0	0	1	0	17	25	0.00	0.000										





Batter	1	2	3	4	5	6	7	8	9	AB	R	H	RBI	BB	SO	LOB	TOP								
Rex Hudler, R OBP: 0.203, SLG: 0.200 Ricky Otero, S OBP: 0.306, SLG: 0.233	F8		K			2B 1B			FC5-2	2	0	0	0	0	1	0									
Mickey Morandini, L OBP: 0.386, SLG: 0.397	G4-3 1B		CS BB			1B SF9			F9	4	1	2	0	1	0	4									
Gregg Jefferies, S OBP: 0.322, SLG: 0.366	G4-3		CS			23 1B			F7	4	1	1	1	0	0	1									
Scott Rolen, R OBP: 0.369, SLG: 0.441	K2-3					SF9			P3	3	0	0	1	0	1	1									
23 Kevin Jordan, R OBP: 0.257, SLG: 0.485 Rico Brogna, L OBP: 0.298, SLG: 0.453		G6-3				1B			F7	3	0	2	0	0	0	0									
Ruben Amaro Jr., S OBP: 0.333, SLG: 0.310		FC4 BB				1B			L3	3	0	1	1	1	0	1									
Mike Lieberthal, R OBP: 0.237, SLG: 0.377		FC4				P4			G6-3	4	0	1	0	0	0	2									
Kevin Stocker, S OBP: 0.295, SLG: 0.306		G3				G6-3			L7	4	0	1	0	0	0	1									
Curt Schilling, R OBP: 0.182, SLG: 0.194 Rob Butler, L OBP: 0.377, SLG: 0.375 Ricky Bottalico, L (9, 1)			K			G6-3			K	3	0	0	0	0	2	0									
<b>Inning Stats</b>	R: 0 E: 0 K: 1 S: 7	H: 1 LOB: 1 BB: 0 P: 11	R: 0 E: 0 K: 0 S: 10	H: 0 LOB: 1 BB: 1 P: 19	R: 0 E: 0 K: 2 S: 13	H: 0 LOB: 0 BB: 1 P: 21	R: 0 E: 0 K: 0 S: 10	H: 1 LOB: 1 BB: 0 P: 15	R: 0 E: 0 K: 0 S: 7	H: 0 LOB: 0 BB: 0 P: 10	R: 3 E: 0 K: 0 S: 11	H: 5 LOB: 1 BB: 0 P: 15	R: 0 E: 0 K: 1 S: 10	H: 0 LOB: 1 BB: 1 P: 16	R: 0 E: 0 K: 0 S: 4	H: 0 LOB: 0 BB: 0 P: 7	R: 0 E: 0 K: 0 S: 10	H: 2 LOB: 3 BB: 1 P: 22	1B: 7 2B: 2 3B: 0 HR: 0	SF: 1 SAC: 0 DP: 0 HBP: 0	WP: 0 PB: 0 SB: 0 CS: 1	PA: 39			
<b>PITCHER</b>	IP	WLS	BF	H	R	ER	SO	BB	IBB	HBP	BLK	WP	HR	S	P	ERA	WHIP								
Steve Cooke, L ERA: 3.63	6.0	L	25	7	3	3	3	2	0	0	0	0	0	58	91	4.50	1.500								
Clint Sodowsky, R ERA: 4.25	1.0		4	0	0	0	1	1	0	0	0	0	0	10	16	0.00	1.000								
Marc Wilkins, R ERA: 4.6	1.1		6	2	0	0	0	0	0	0	0	0	0	10	17	0.00	1.500								
Chris Peters, L ERA: 3.77	0.2		3	0	0	0	0	1	0	0	0	0	0	4	12	0.00	1.500								

Philadelphia Phillies @ Pittsburgh Pirates  
Three Rivers Stadium, Pittsburgh, PA  
Sun Jun 08 1997, 3:33 AM EDT  
Att: 30,667 - Sunny - 73 F

AB 33  
R 3  
H 9  
RBI 3  
BB 4  
SO 4  
LOB 13



Batter	1	2	3	4	5	6	7	8	9	AB	R	H	RBI	BB	SO	LOB	BOTTOM								
Tony Womack, L OBP: 0.316, SLG: 0.355	K		K			FC4-6 1B			G3	5	0	1	0	0	3	3									
Adrian Brown, S OBP: 0.276, SLG: 0.238	G6-3		E3			FC4-6 18 FC5-4			G5-3	4	0	0	0	0	0	2									
18 Jason Kendall, R OBP: 0.378, SLG: 0.413	K		F8			FC5-4			F9	4	0	0	0	0	1	2									
Kevin Young, R OBP: 0.336, SLG: 0.536		G4-3	K			F9			F8	4	0	0	0	0	1	2									
Joe Randa, R OBP: 0.373, SLG: 0.492		HR 1B				F9 2B			P4	4	1	2	0	0	1	0									
Mark Johnson, L OBP: 0.385, SLG: 0.354 Emil Brown, R OBP: 0.316, SLG: 0.323		HR				F9			K	4	1	2	2	0	1	1									
Jose Guillen, R OBP: 0.275, SLG: 0.365		L8				K			K	0	0	0	0	0	0	0									
Kevin Polcovich, R OBP: 0.435, SLG: 0.392									G5-3 1B	2	0	1	0	2	1	1									
Steve Cooke, R OBP: 0.143, SLG: 0.190 Clint Sodowsky, L OBP: 0.306, SLG: 0.366 Dale Sveum, S OBP: 0.306, SLG: 0.366 Marc Wilkins, R OBP: 0.306, SLG: 0.366 Chris Peters, L OBP: 0.192, SLG: 0.200 Midre Cummings, L OBP: 0.293, SLG: 0.422 Freddie Garcia, R OBP: 0.290, SLG: 0.214		K				K			G5-3	2	0	0	0	0	2	3									
<b>Inning Stats</b>	R: 0 E: 0 K: 2 S: 8	H: 0 LOB: 0 BB: 0 P: 9	R: 2 E: 0 K: 1 S: 15	H: 2 LOB: 1 BB: 1 P: 24	R: 0 E: 1 K: 2 S: 13	H: 0 LOB: 1 BB: 0 P: 18	R: 0 E: 0 K: 2 S: 11	H: 1 LOB: 2 BB: 1 P: 19	R: 0 E: 0 K: 0 S: 9	H: 1 LOB: 1 BB: 0 P: 13	R: 0 E: 0 K: 2 S: 9	H: 0 LOB: 0 BB: 0 P: 13	R: 0 E: 0 K: 1 S: 7	H: 1 LOB: 1 BB: 0 P: 10	R: 0 E: 0 K: 1 S: 8	H: 0 LOB: 0 BB: 0 P: 14	R: 0 E: 0 K: 1 S: 18	H: 1 LOB: 2 BB: 1 P: 26	1B: 4 2B: 1 3B: 0 HR: 1	SF: 0 SAC: 0 DP: 0 HBP: 0	WP: 0 PB: 0 SB: 1 CS: 0	PA: 37			
<b>PITCHER</b>	IP	WLS	BF	H	R	ER	SO	BB	IBB	HBP	BLK	WP	HR	S	P	ERA	WHIP								
Curt Schilling, R ERA: 2.99	8.0	W	32	5	2	2	10	1	0	0	0	0	0	80	120	2.25	0.750								
Ricky Bottalico, R ERA: 2.42	1.0	S	5	1	0	0	1	1	0	0	0	0	0	18	26	0.00	2.000								

Philadelphia Phillies @ Pittsburgh Pirates  
Three Rivers Stadium, Pittsburgh, PA  
Sun Jun 08 1997, 3:33 AM EDT  
Att: 30,667 - Sunny - 73 F

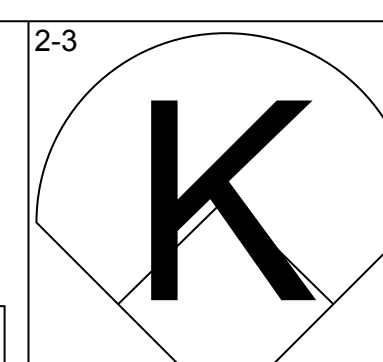
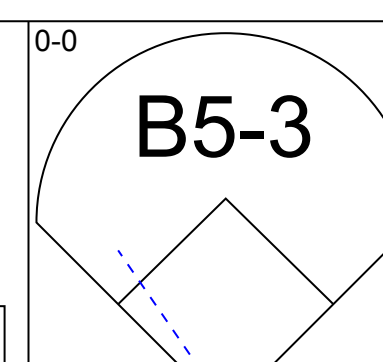
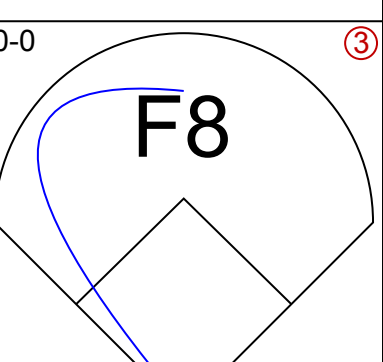
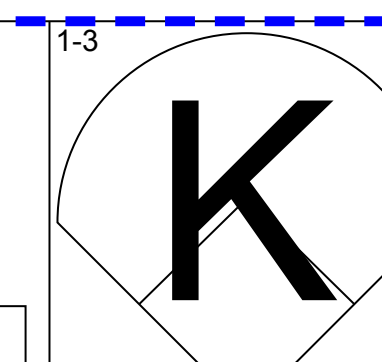
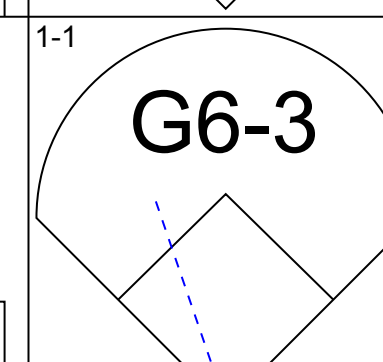
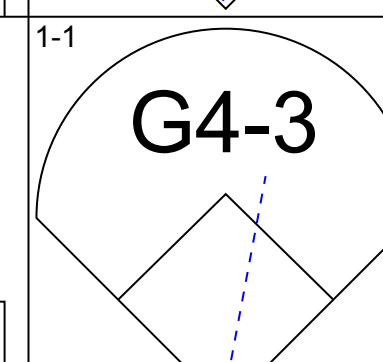
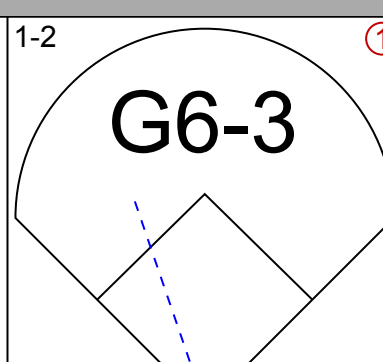
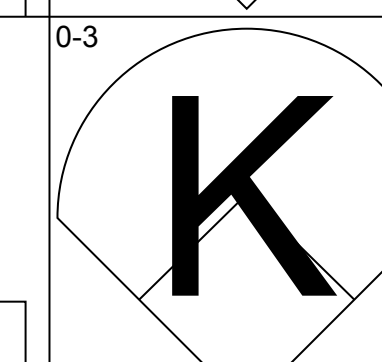
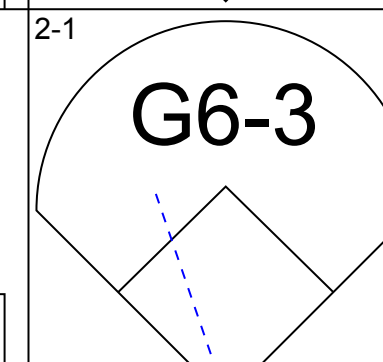
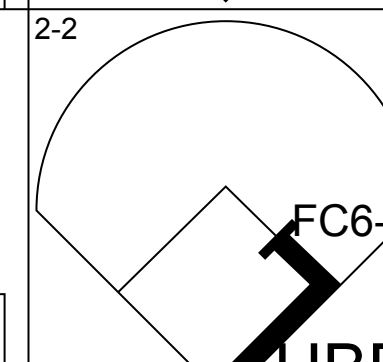
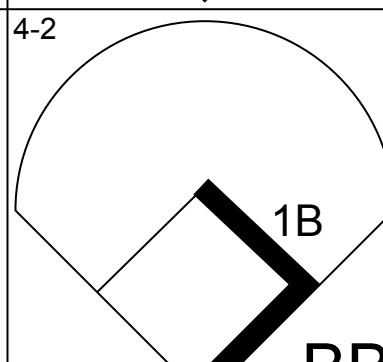
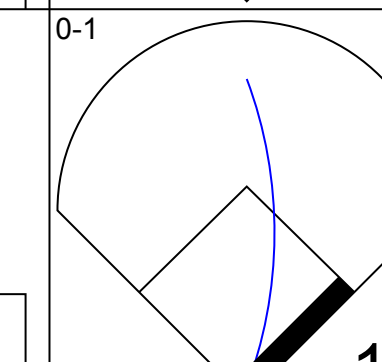
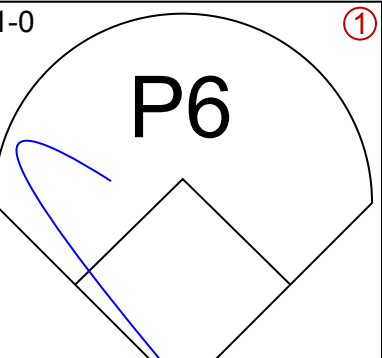
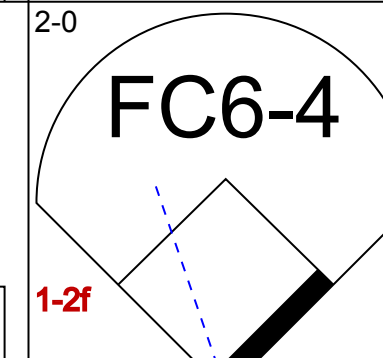
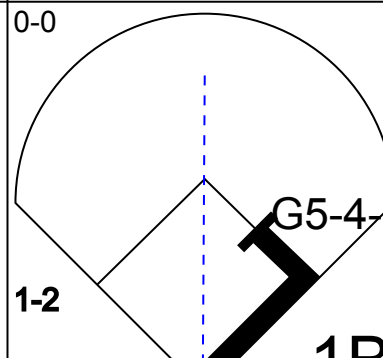
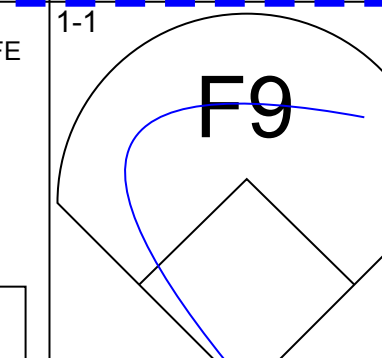

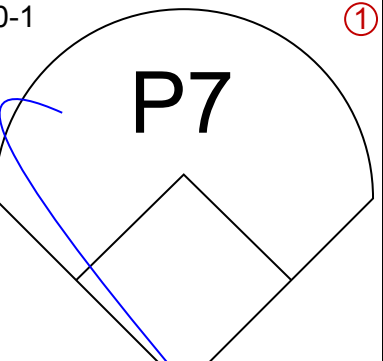
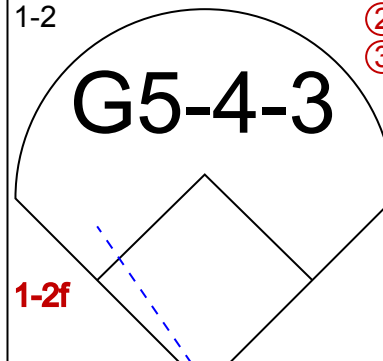

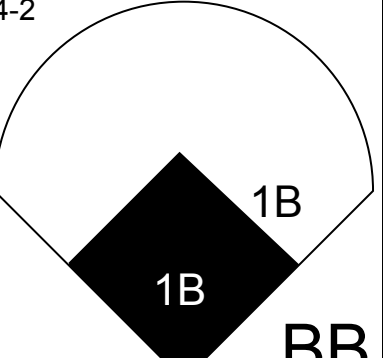
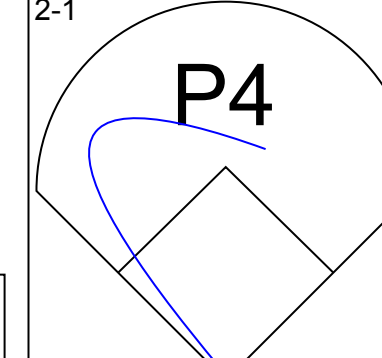
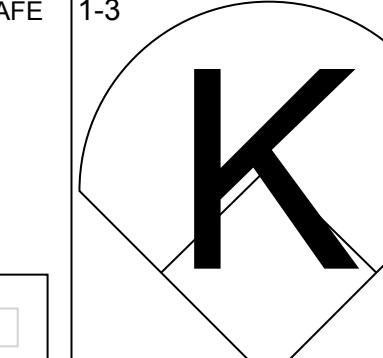
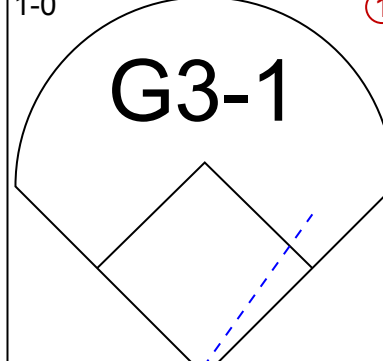
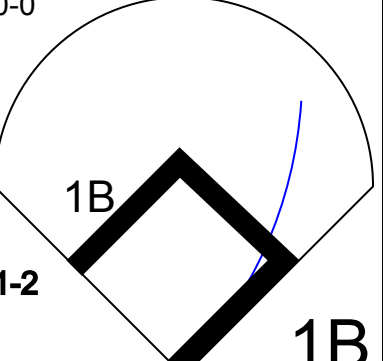
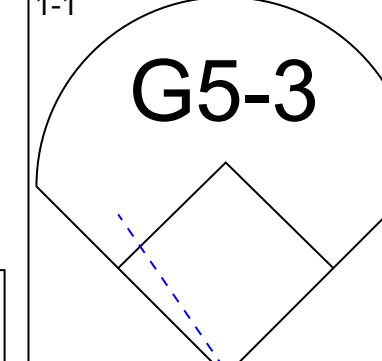
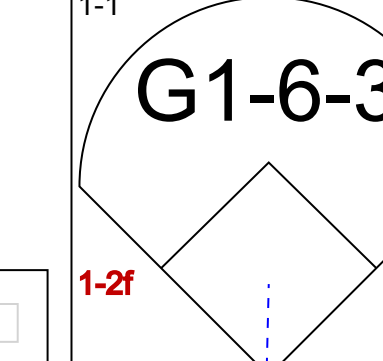
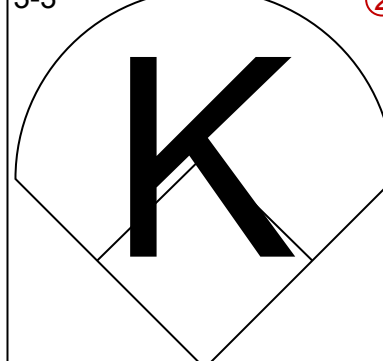
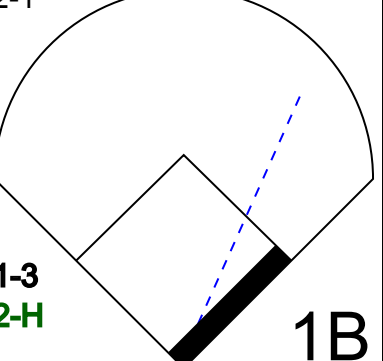


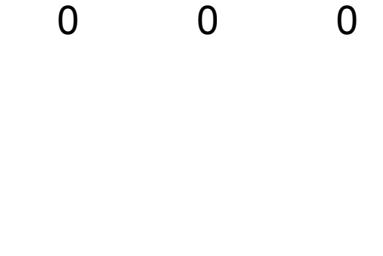
AB 34  
R 2  
H 6  
RBI 2  
BB 3  
SO 12  
LOB 17

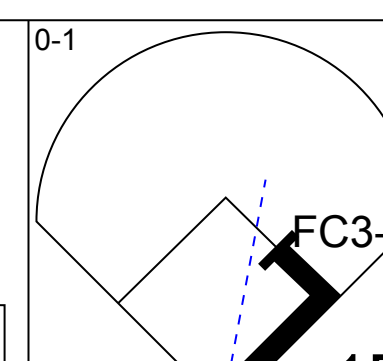
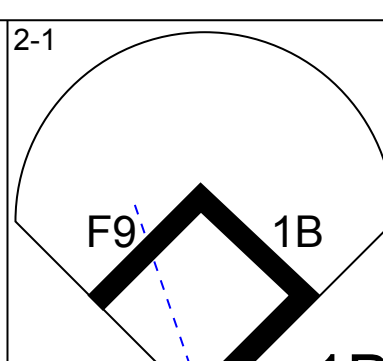
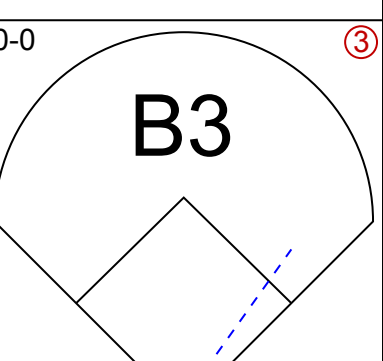
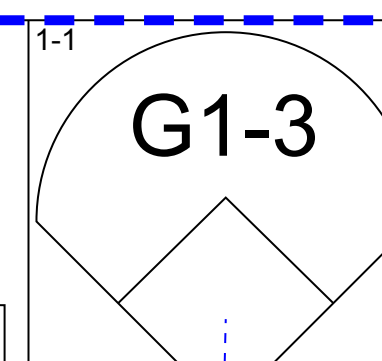
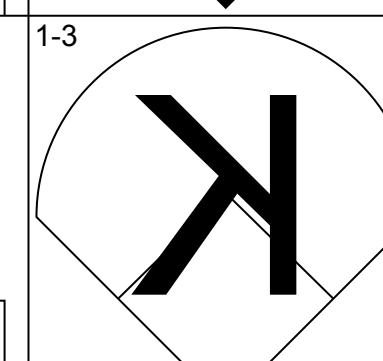
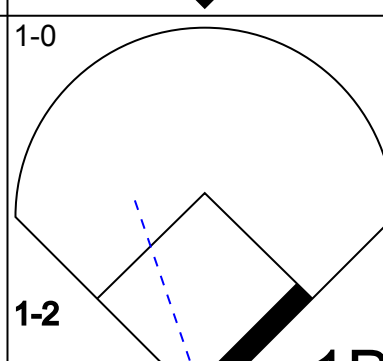
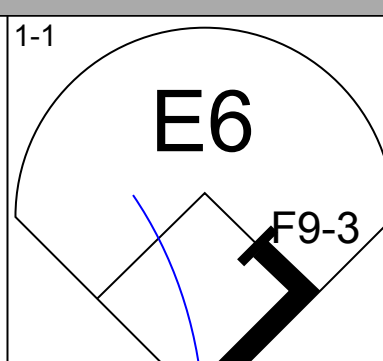
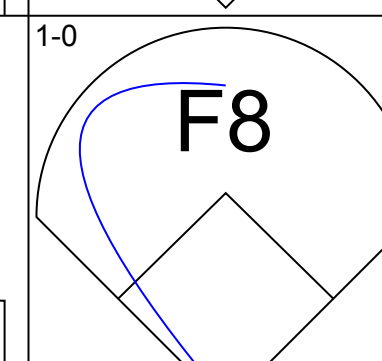
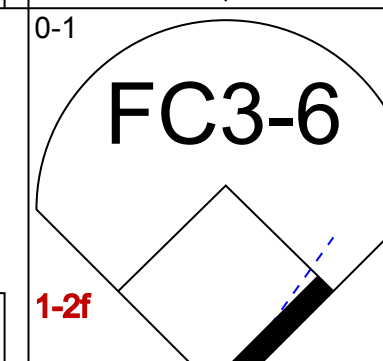
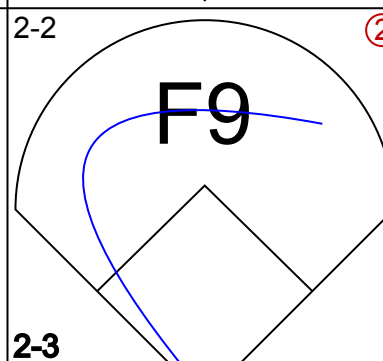
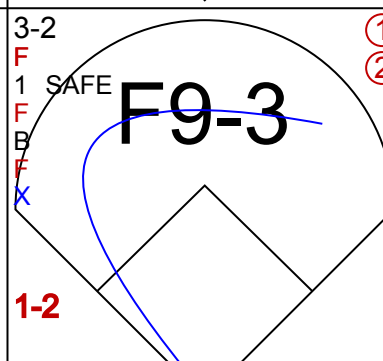
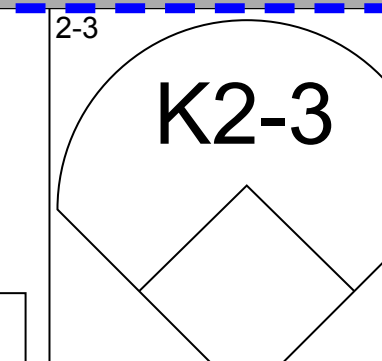
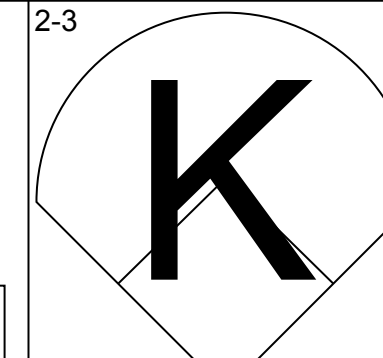
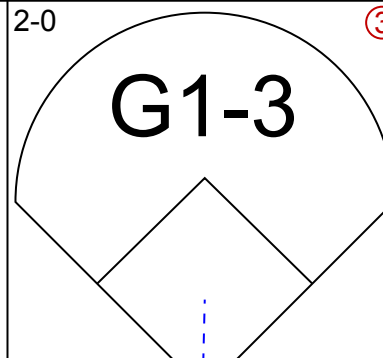
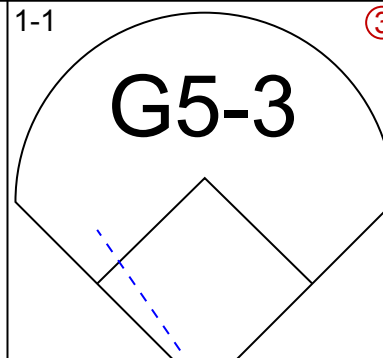
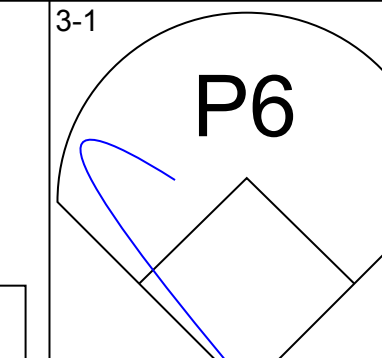



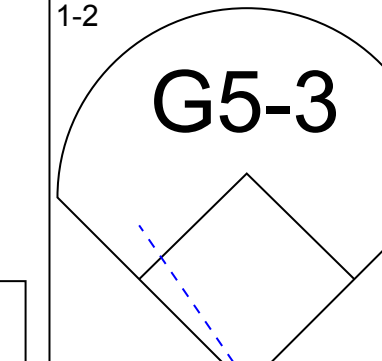
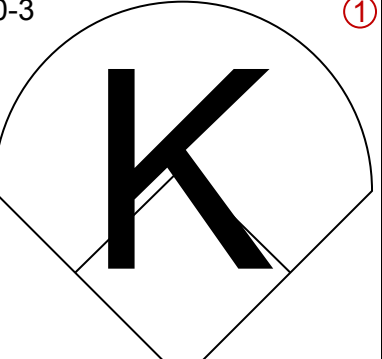
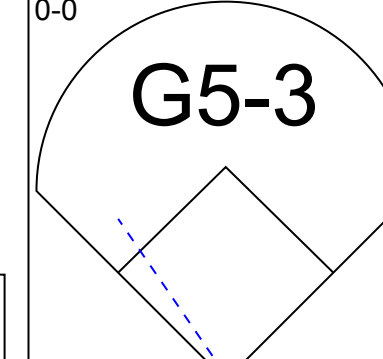
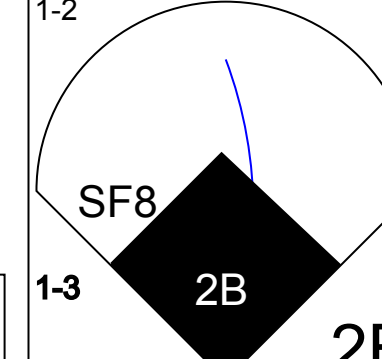


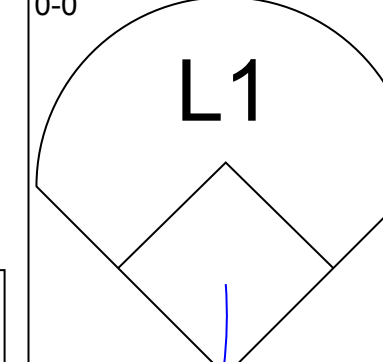
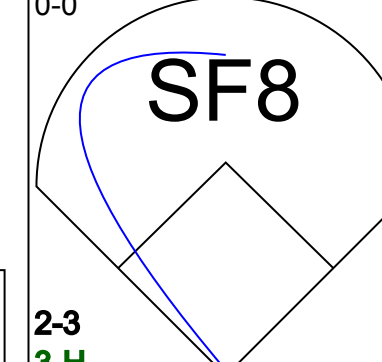



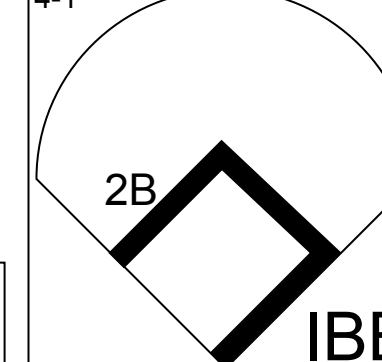


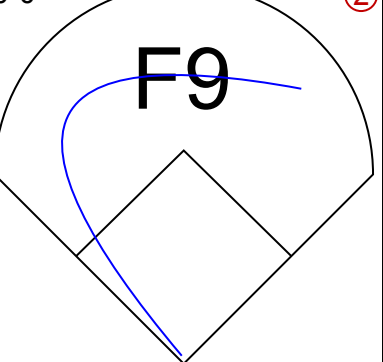
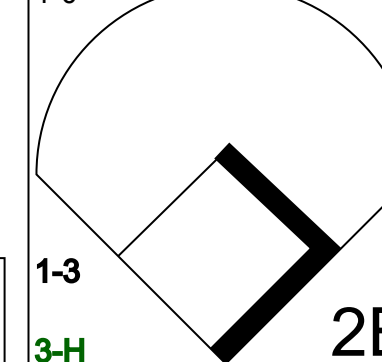
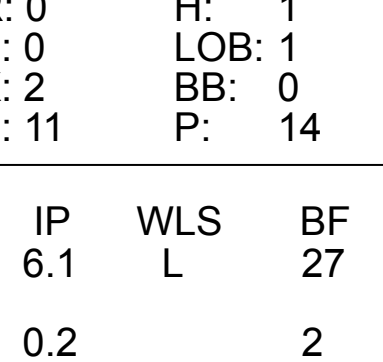
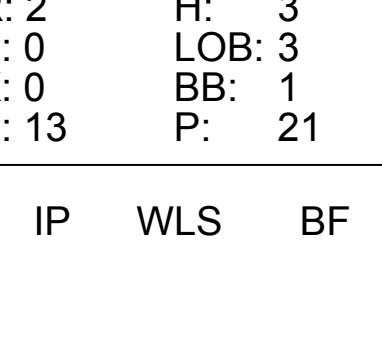

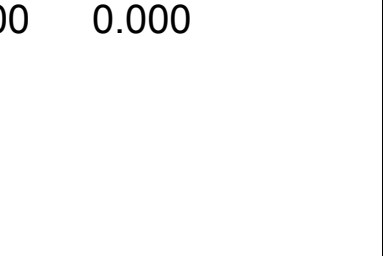








Batter	1	2	3	4	5	6	7	8	9	AB	R	H	RBI	BB	SO	LOB	TOP					
<b>Tony Womack, L</b> (1, 4) OBP: 0.317, SLG: 0.354										4	0	0	0	0	2	2	<b>Pittsburgh Pirates @ Cincinnati Reds</b> Cinergy Field, Cincinnati, OH Wed Jun 11 1997, 7:05 PM EDT Att: 20,854 - Unknown - 71 F					
<b>Adrian Brown, S</b> (1, 8) OBP: 0.257, SLG: 0.217										4	0	0	0	0	1	0						
<b>18 Jason Kendall, R</b> (1, 2) OBP: 0.385, SLG: 0.421										2	0	1	0	1	0	0						
<b>Kevin Young, R</b> (1, 7) OBP: 0.328, SLG: 0.512										4	0	1	0	0	0	2						
<b>Joe Randa, R</b> (1, 5) OBP: 0.368, SLG: 0.483										4	0	1	0	0	0	2						
<b>Mark Johnson, L</b> (1, 3) OBP: 0.381, SLG: 0.341										3	1	0	0	1	1	1						
<b>Jose Guillen, R</b> (1, 9) OBP: 0.274, SLG: 0.371										4	0	1	0	0	0	1						
<b>Dale Sveum, S</b> (1, 6) OBP: 0.321, SLG: 0.413										3	0	2	1	0	1	0						
<b>Esteban Loaiza, R</b> (1, 1) OBP: 0.161, SLG: 0.194										3	0	0	0	0	3	3						
<b>Chris Peters, L</b> (7, 1) OBP: 1.000, SLG: 1.000										0	0	0	0	0	0	0						
<b>Clint Sodowsky, L</b> (8, 1) OBP: 0.274, SLG: 0.371										0	0	0	0	0	0	0						
<b>Inning Stats</b>	R: 0 E: 0 K: 1 S: 7	H: 0 LOB: 0 BB: 0 P: 12	R: 0 E: 0 K: 0 S: 7	H: 0 LOB: 0 BB: 0 P: 11	R: 0 E: 0 K: 2 S: 7	H: 0 LOB: 0 BB: 0 P: 12	R: 0 E: 0 K: 0 S: 6	H: 0 LOB: 1 BB: 0 P: 11	R: 1 E: 0 K: 1 S: 11	H: 2 LOB: 2 BB: 1 P: 17	R: 0 E: 0 K: 0 S: 10	H: 1 LOB: 1 BB: 1 P: 16	R: 0 E: 0 K: 1 S: 11	H: 1 LOB: 1 BB: 0 P: 14	R: 0 E: 0 K: 2 S: 11	H: 1 LOB: 1 BB: 0 P: 13	R: 0 E: 0 K: 1 S: 9	H: 1 LOB: 0 BB: 0 P: 12	1B: 5 2B: 1 3B: 0 HR: 0	SF: 0 SAC: 0 DP: 2 HBP: 1	WP: 0 PB: 0 SB: 0 CS: 0	PA: 34
<b>PITCHER</b>	IP	WLS	BF	H	R	ER	SO	BB	IBB	HBP	BLK	WP	HR	S	P	ERA	WHIP					
<b>Brett Tomko, R</b> (1, 1) ERA: 1.89	7.0	W	27	4	1	1	5	2	0	1	0	0	0	59	93	1.29	0.857					
<b>Mike Remlinger, L</b> (8, 1) ERA: 3.21	0.2		3	1	0	0	2	0	0	0	0	0	0	9	10	0.00	1.500					
<b>Jeff Shaw, R</b> (8, 1) ERA: 1.05	1.1	S	4	1	0	0	1	0	0	0	0	0	0	11	15	0.00	0.750					

Batter	1	2	3	4	5	6	7	8	9	AB	R	H	RBI	BB	SO	LOB	BOTTOM				
<b>Deion Sanders, L</b> (1, 7) OBP: 0.371, SLG: 0.437										4	0	2	0	0	0	3	<b>Pittsburgh Pirates @ Cincinnati Reds</b> Cinergy Field, Cincinnati, OH Wed Jun 11 1997, 7:05 PM EDT Att: 20,854 - Unknown - 71 F				
<b>Curtis Goodwin, L</b> (1, 8) OBP: 0.389, SLG: 0.386										4	0	1	0	0	1	4					
<b>Lenny Harris, L</b> (1, 9) OBP: 0.263, SLG: 0.376										3	0	0	0	0	0	4					
<b>Mike Kelly, R</b> (8, PH) OBP: 0.262, SLG: 0.359										1	0	0	0	0	1	0					
<b>Barry Larkin, R</b> (1, 6) OBP: 0.443, SLG: 0.469										4	0	0	0	0	1	3					
<b>Hal Morris, L</b> (1, 3) OBP: 0.302, SLG: 0.327										3	1	1	0	1	0	0					
<b>Bret Boone, R</b> (1, 4) OBP: 0.308, SLG: 0.309										3	1	1	0	0	1	1					
<b>Joe Oliver, R</b> (1, 2) OBP: 0.337, SLG: 0.471										2	0	0	1	0	0	1					
<b>Jeff Branson, L</b> (1, 5) OBP: 0.215, SLG: 0.274										2	0	0	0	1	0	1					
<b>Pokey Reese, R</b> (7, PR) OBP: 0.324, SLG: 0.364										0	0	0	0	0	0	0					
<b>Brett Tomko, R</b> (1, 1) OBP: 0.167, SLG: 0.333										2	0	0	0	0	0	0					
<b>Terry Pendleton, S</b> (7, PH) OBP: 0.286, SLG: 0.342										1	0	1	1	0	0	0					
<b>Mike Remlinger, L</b> (8, 1) ERA: 3.21										0	0	0	0	0	0	0					
<b>Jeff Shaw, R</b> (8, 1) ERA: 1.05										0	0	0	0	0	0	0					
<b>Inning Stats</b>	R: 0 E: 0 K: 2 S: 11	H: 1 LOB: 1 BB: 0 P: 14	R: 0 E: 0 K: 1 S: 14	H: 0 LOB: 1 BB: 1 P: 20	R: 0 E: 0 K: 0 S: 10	H: 2 LOB: 2 BB: 0 P: 17	R: 0 E: 0 K: 0 S: 4	H: 0 LOB: 0 BB: 0 P: 6	R: 0 E: 0 K: 0 S: 3	H: 0 LOB: 0 BB: 0 P: 5	R: 0 E: 1 K: 0 S: 11	H: 0 LOB: 0 BB: 0 P: 16	R: 2 E: 0 K: 0 S: 13	H: 3 LOB: 3 BB: 1 P: 21	R: 0 E: 0 K: 1 S: 9	H: 0 LOB: 0 BB: 0 P: 15	1B: 4 2B: 3 3B: 0 HR: 0	SF: 1 SAC: 0 DP: 1 HBP: 0	WP: 0 PB: 0 SB: 0 CS: 0	PA: 32	
<b>PITCHER</b>	IP	WLS	BF	H	R	ER	SO	BB	IBB	HBP	BLK	WP	HR	S	P	ERA	WHIP				
<b>Esteban Loaiza, R</b> (1, 1) ERA: 3.3	6.1	L	27	6	2	2	3	1	0	0	0	0	0	63	94	2.84	1.105				
<b>Chris Peters, L</b> (7, 1) ERA: 3.0	0.2		2	0	0	0	0	0	0	0	0	0	0	3	5	0.00	0.000				
<b>Clint Sodowsky, R</b> (8, 1) ERA: 3.95	1.0		3	0	0	0	1	0	0	0	0	0	0	9	15	0.00	0.000				

AB	31
R	1
H	6
RBI	1
BB	2
SO	8
LOB	11



AB	29
R	2
H	6
RBI	2
BB	2
SO	4
LOB	17

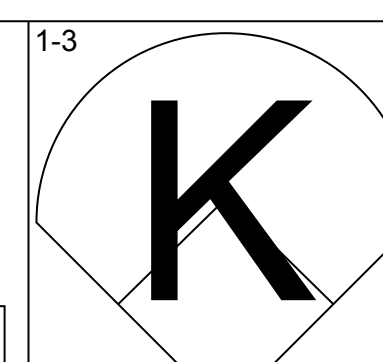
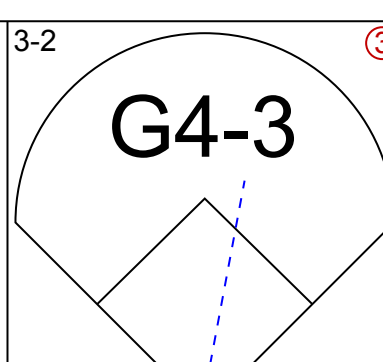
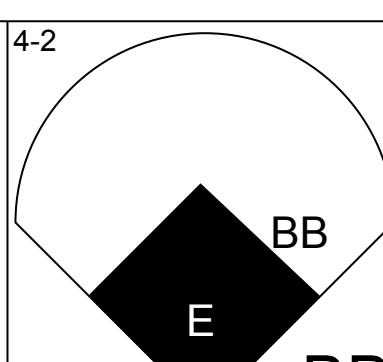
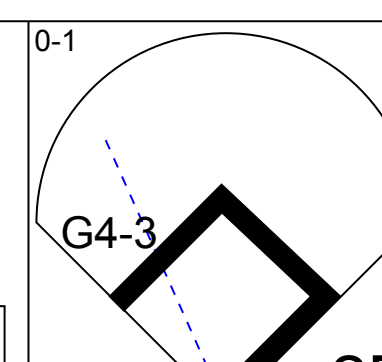
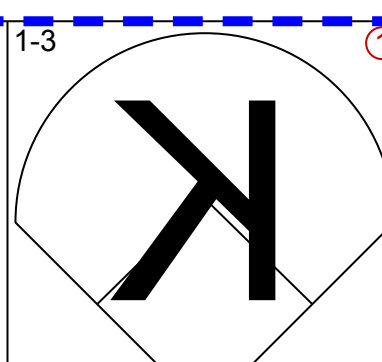

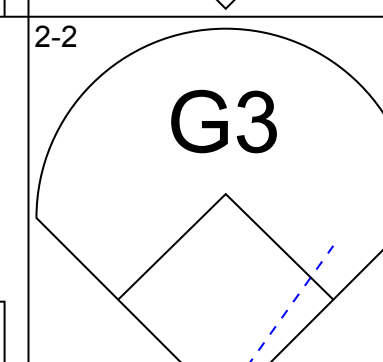
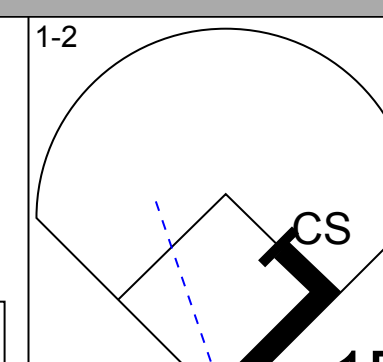
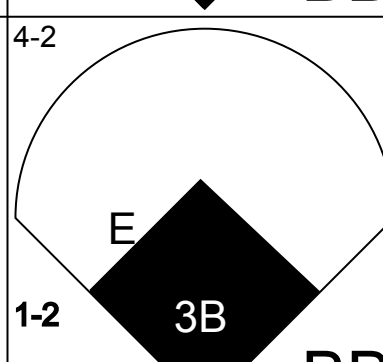
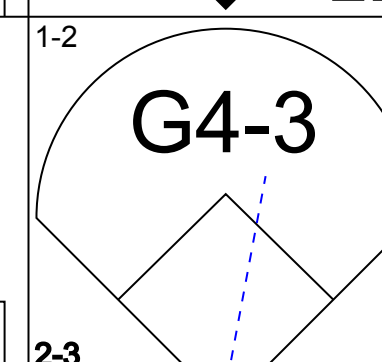
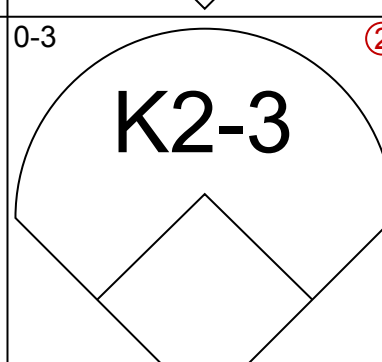
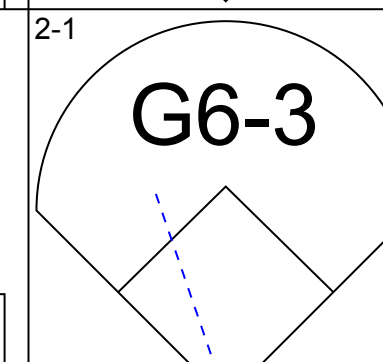
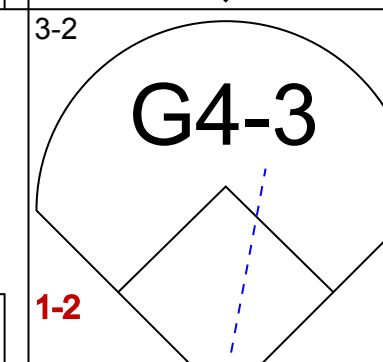
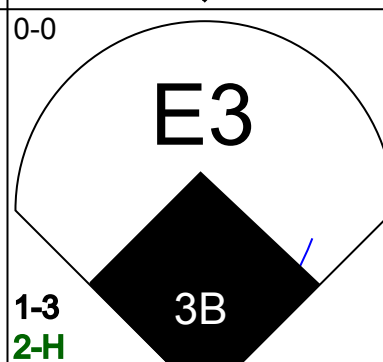
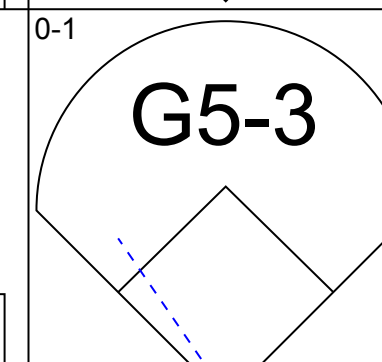
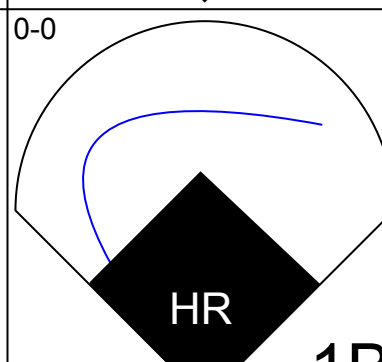
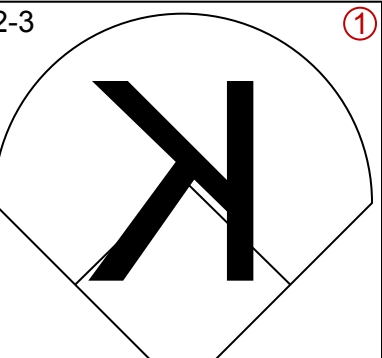
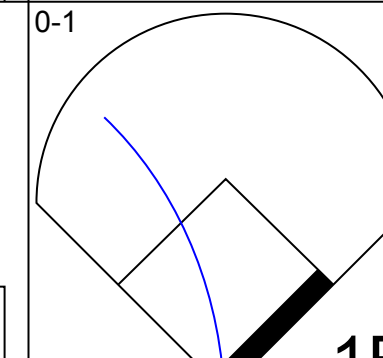
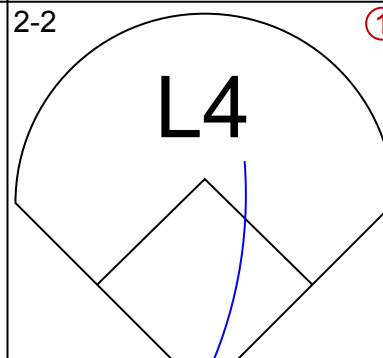
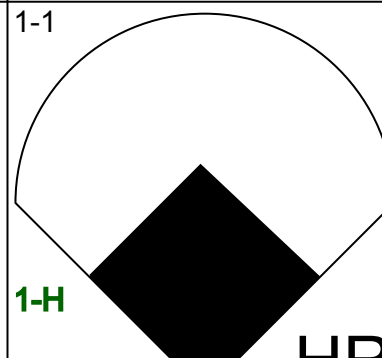

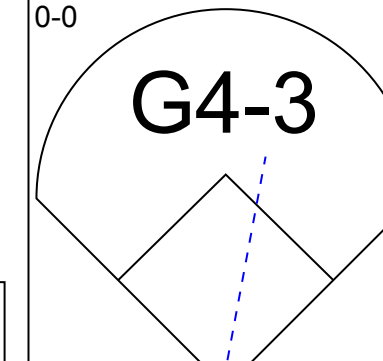
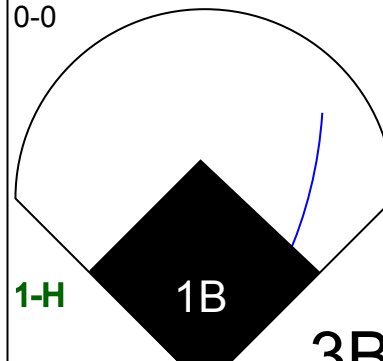

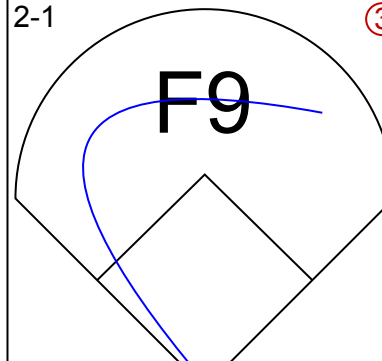

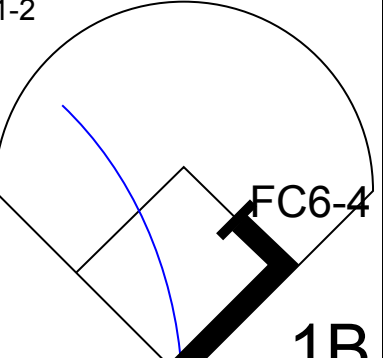
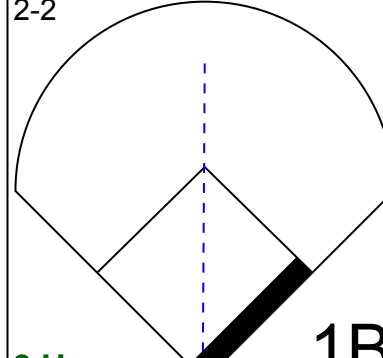
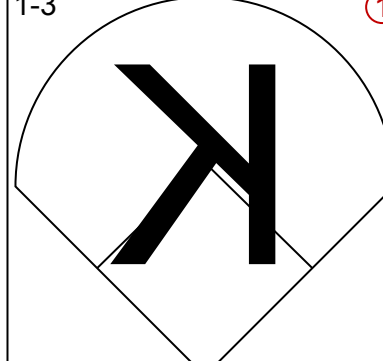
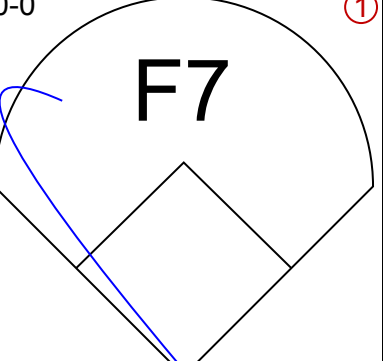
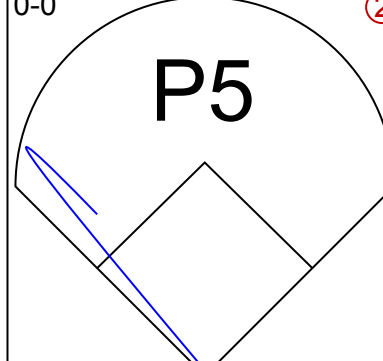


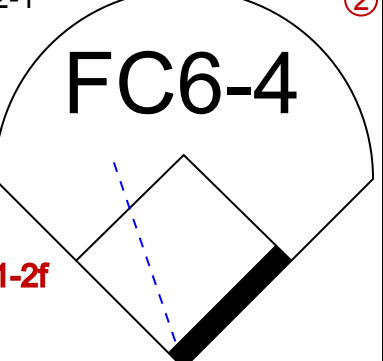
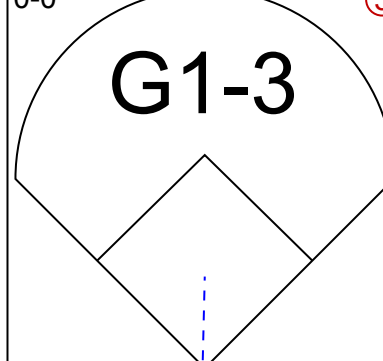

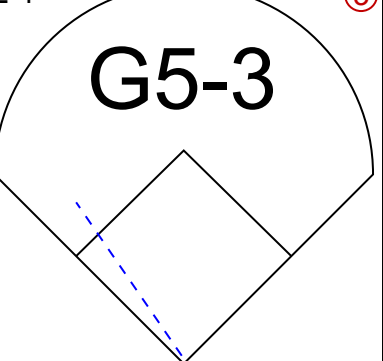
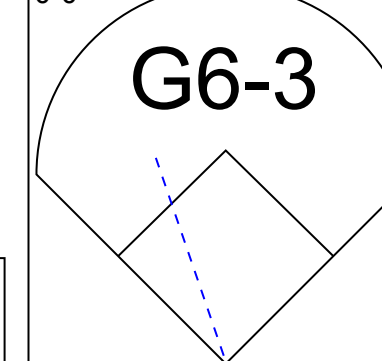



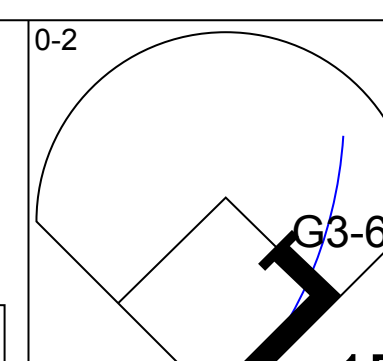
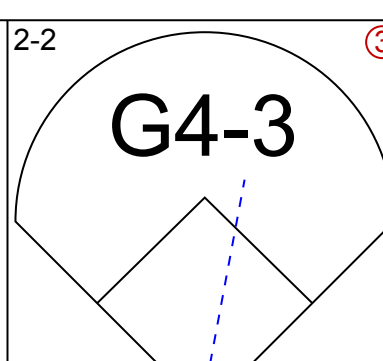
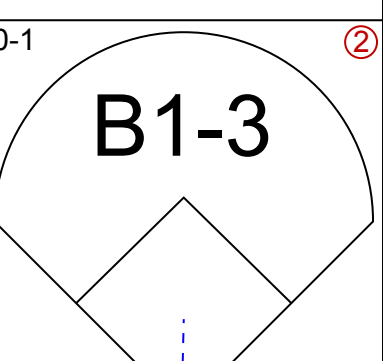
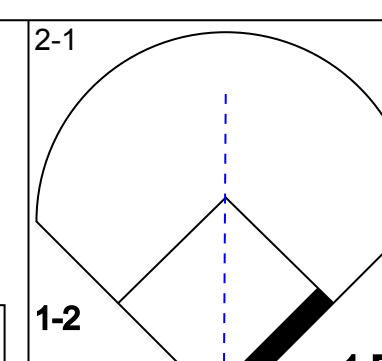
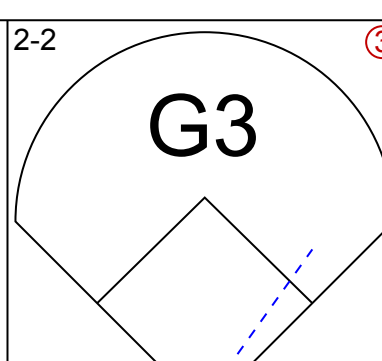

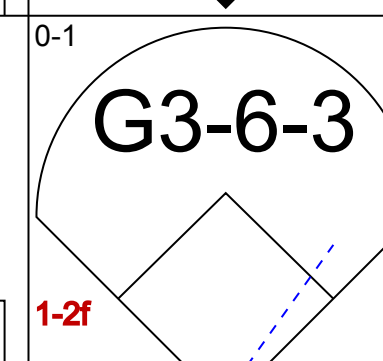
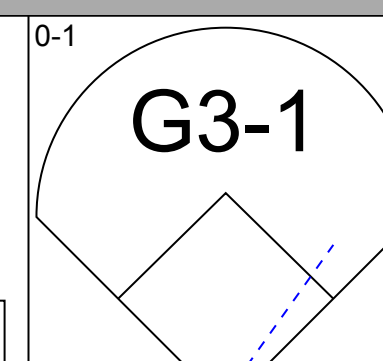
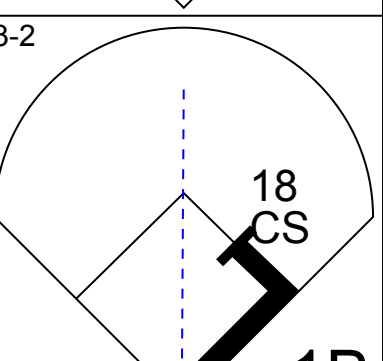
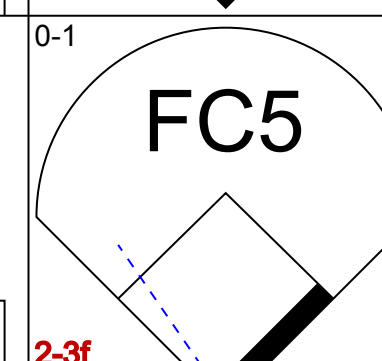
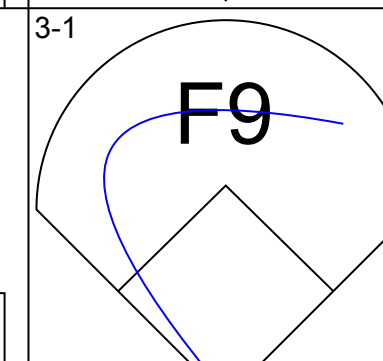
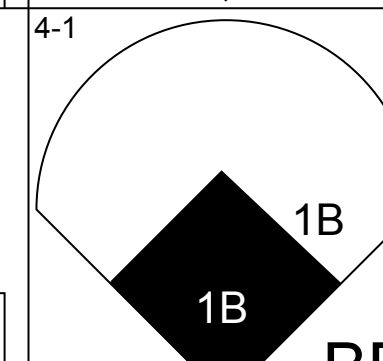
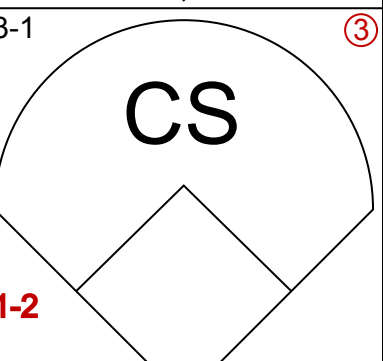
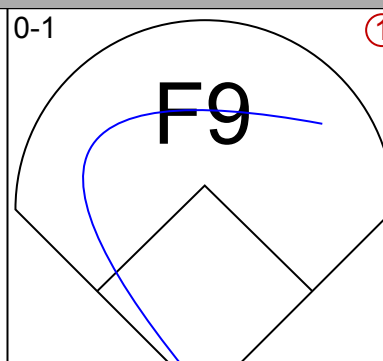


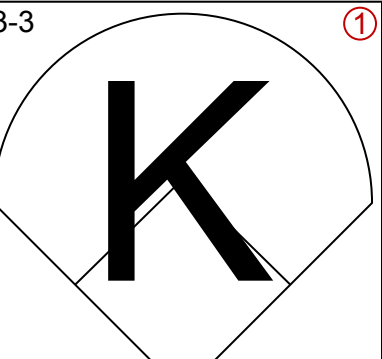
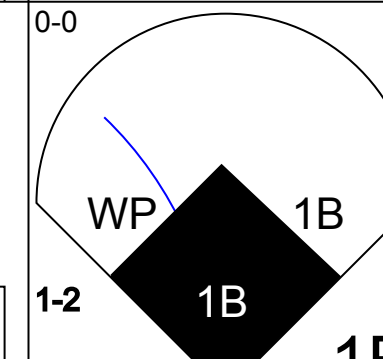

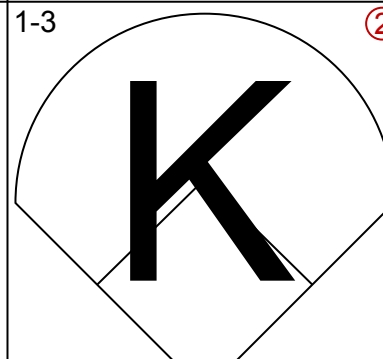

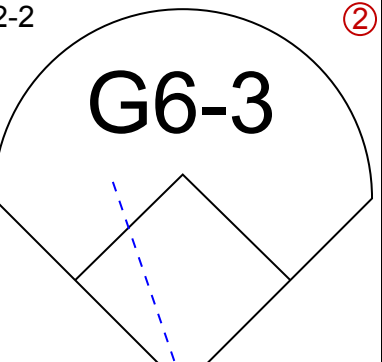
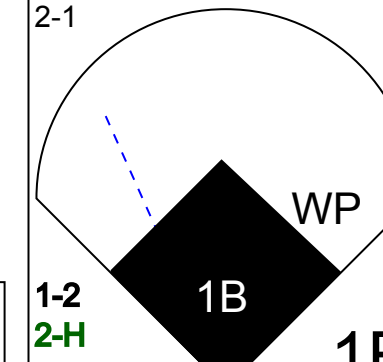


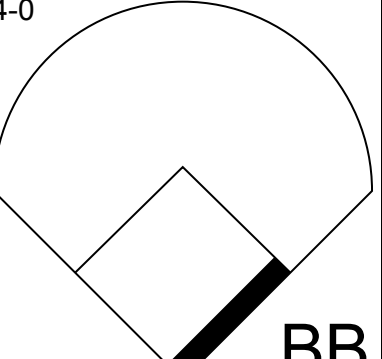
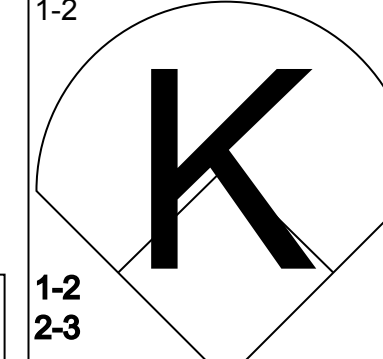
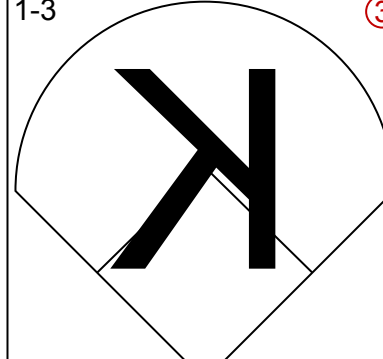



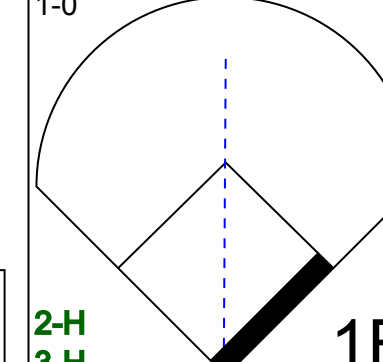
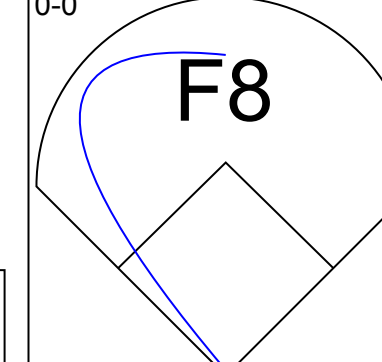

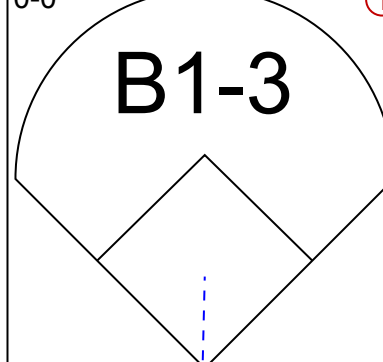
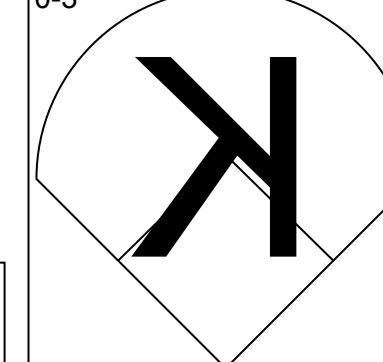
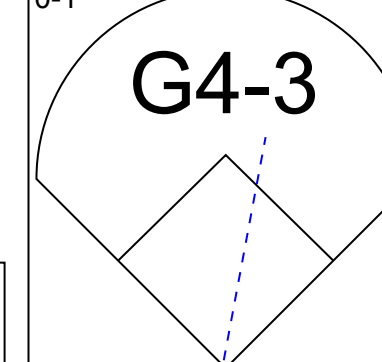
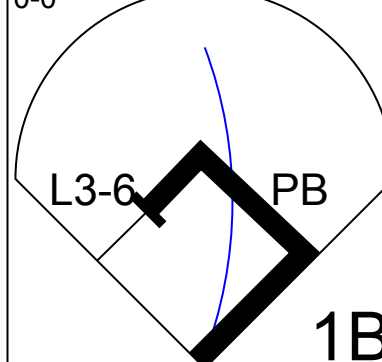

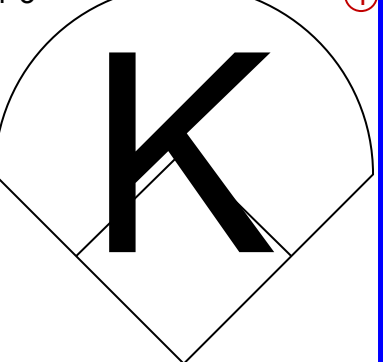
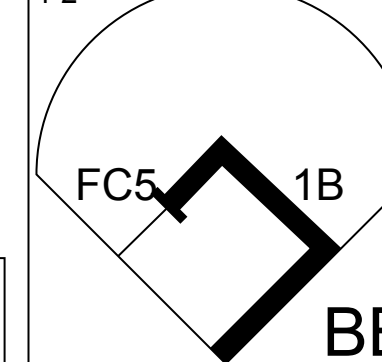
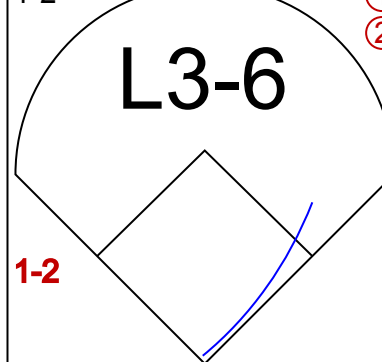


Batter	1	2	3	4	5	6	7	8	9	AB	R	H	RBI	BB	SO	LOB	TOP					
Jose Offerman, S OBP: 0.383, SLG: 0.441			G3-1		F8		K			4	0	1	0	0	1	4	<b>Kansas City Royals @ Pittsburgh Pirates</b> Three Rivers Stadium, Pittsburgh, PA Fri Jun 13 1997, 7:05 PM EDT Att: 33,253 - Unknown - 72 F <a href="http://livebaseballscorecards.com">livebaseballscorecards.com</a>					
Tom Goodwin, L OBP: 0.314, SLG: 0.338			F8			L9				4	1	2	0	0	0	0						
Bip Roberts, S OBP: 0.356, SLG: 0.399	K					F9		K		4	1	1	0	0	2	3						
Jeff King, R OBP: 0.389, SLG: 0.444					F7	P7		L6		4	1	1	2	0	0	2						
Johnny Damon, L OBP: 0.369, SLG: 0.490	G6-3							G3		4	0	2	0	0	0	1						
Jay Bell, R OBP: 0.355, SLG: 0.452		L5						K		3	0	0	1	0	2	1						
Scott Cooper, L OBP: 0.244, SLG: 0.304		L6				G4-3		F8		3	0	0	0	1	0	0						
Mike Macfarlane, R OBP: 0.228, SLG: 0.252						G6-3				4	0	1	0	0	1	2						
Shane Halter, R OBP: 0.379, SLG: 0.250							FC4-6			0	0	0	0	0	0	0						
Jim Pittsley, R OBP: 0.500, SLG: 1.000										2	0	1	0	0	1	0						
Mike Williams, R Chili Davis, S Randy Veres, R Joe Vitello, R										0	0	0	0	0	0	0						
<b>Inning Stats</b>	R: 2 E: 0 K: 1 S: 8	H: 3 LOB: 0 BB: 0 P: 10	R: 0 E: 0 K: 1 S: 8	H: 0 LOB: 0 BB: 0 P: 15	R: 0 E: 0 K: 1 S: 7	H: 0 LOB: 0 BB: 0 P: 9	R: 1 E: 0 K: 0 S: 10	H: 2 LOB: 0 BB: 0 P: 12	R: 0 E: 0 K: 0 S: 7	H: 1 LOB: 1 BB: 0 P: 11	R: 0 E: 0 K: 0 S: 7	H: 0 LOB: 0 BB: 0 P: 11	R: 0 E: 0 K: 2 S: 18	H: 1 LOB: 3 BB: 2 P: 34	R: 0 E: 0 K: 1 S: 8	H: 1 LOB: 1 BB: 0 P: 12	R: 0 E: 0 K: 1 S: 9	H: 1 LOB: 1 BB: 0 P: 13	1B: 6 2B: 3 3B: 0 HR: 1	SF: 1 SAC: 0 DP: 1 HBP: 0	WP: 0 PB: 0 SB: 1 CS: 2	PA: 36
<b>PITCHER</b>	IP WLS BF H R ER SO BB IBB HBP BLK WP HR S P ERA WHIP																					
67 Francisco Cordova, R ERA: 2.15	(1, 1) 6.2 W 26 7 3 3 4 1 0 0 0 0 0 1 61 92 4.05 1.200																					
Matt Ruebel, L ERA: 6.93	(7, 1) 0.2 4 1 0 0 2 1 0 0 0 0 0 0 0 10 16 0.00 3.000																					
Marc Wilkins, R ERA: 4.45	(8, 1) 0.2 2 0 0 0 0 0 0 0 0 0 0 0 3 6 0.00 0.000																					
Rich Loiselle, R ERA: 3.14	(9, 1) 1.0 S 4 1 0 0 1 0 0 0 0 0 0 0 0 9 13 0.00 1.000																					

Batter	1	2	3	4	5	6	7	8	9	AB	R	H	RBI	BB	SO	LOB	BOTTOM			
Tony Womack, L OBP: 0.318, SLG: 0.367					G3			F9		5	1	2	1	0	0	4	<b>Kansas City Royals @ Pittsburgh Pirates</b> Three Rivers Stadium, Pittsburgh, PA Fri Jun 13 1997, 7:05 PM EDT Att: 33,253 - Unknown - 72 F <a href="http://livebaseballscorecards.com">livebaseballscorecards.com</a>			
Adrian Brown, S OBP: 0.257, SLG: 0.229	F8									4	0	1	0	0	0	4				
18 Jason Kendall, R OBP: 0.391, SLG: 0.421										2	2	1	0	2	0	1				
Kevin Young, R OBP: 0.321, SLG: 0.500	P3									3	0	0	0	0	0	3				
Joe Randa, R OBP: 0.371, SLG: 0.510	FC4-6									3	2	2	3	0	0	2				
Mark Johnson, L OBP: 0.358, SLG: 0.337										2	0	0	1	1	1	0				
Jose Guillen, R OBP: 0.283, SLG: 0.380										3	0	2	0	1	0	0				
Kevin Polcovich, R OBP: 0.420, SLG: 0.368										3	0	0	0	0	0	3				
67 Francisco Cordova, R OBP: 0.167, SLG: 0.074										2	0	0	0	0	1	0				
Matt Ruebel, L Marc Wilkins, R Midge Cummings, L Rich Loiselle, R										0	0	0	0	0	0	0				
<b>Inning Stats</b>	R: 0 E: 0 K: 0 S: 12	H: 1 LOB: 2 BB: 1 P: 21	R: 0 E: 1 K: 0 S: 10	H: 0 LOB: 3 BB: 2 P: 22	R: 2 E: 0 K: 0 S: 10	H: 2 LOB: 1 BB: 1 P: 18	R: 0 E: 0 K: 1 S: 13	H: 1 LOB: 0 BB: 0 P: 17	R: 1 E: 0 K: 0 S: 8	H: 1 LOB: 0 BB: 0 P: 11	R: 1 E: 0 K: 0 S: 7	H: 1 LOB: 0 BB: 0 P: 8	R: 1 E: 0 K: 1 S: 8	H: 1 LOB: 0 BB: 0 P: 14	R: 0 E: 0 K: 0 S: 7	H: 1 LOB: 1 BB: 0 P: 12	1B: 3 2B: 2 3B: 1 HR: 2	SF: 2 SAC: 3 DP: 0 HBP: 0	WP: 0 PB: 1 SB: 1 CS: 0	PA: 37
<b>PITCHER</b>	IP WLS BF H R ER SO BB IBB HBP BLK WP HR S P ERA WHIP																			
Jim Pittsley, R ERA: 6.33	(1, 1) 5.0 L 25 5 3 3 1 4 0 0 0 0 0 0 1 53 89 5.40 1.800																			
Mike Williams, R ERA: 7.71	(6, 1) 1.0 4 1 1 1 0 0 0 0 0 0 0 1 7 8 9.00 1.000																			
Randy Veres, R ERA: 3.12	(7, 1) 2.0 8 2 1 0 1 0 0 0 0 0 0 0 15 26 0.00 1.000																			



Batter	1	2	3	4	5	6	7	8	9	AB	R	H	RBI	BB	SO	LOB	TOP					
<b>Jose Offerman, S</b> (1,4) OBP: 0.384, SLG: 0.442										4	1	1	0	1	2	0	<b>Kansas City Royals @ Pittsburgh Pirates</b> Three Rivers Stadium, Pittsburgh, PA Sat Jun 14 1997, 7:05 PM EDT Att: 39,509 - Unknown - 72 F  <b>livebaseballscorecards.com</b>  <b>AB 38</b> <b>R 8</b> <b>H 11</b> <b>RBI 7</b> <b>BB 3</b> <b>SO 8</b> <b>LOB 15</b>  					
<b>Tom Goodwin, L</b> (1,8) OBP: 0.315, SLG: 0.336										4	1	1	0	1	1	1						
<b>Bip Roberts, S</b> (1,7) <b>David Howard, S</b> (6,9) OBP: 0.316, SLG: 0.380										3	1	0	0	0	0	2						
<b>Jeff King, R</b> (1,3) OBP: 0.393, SLG: 0.476										5	2	3	3	0	1	2						
<b>Johnny Damon, L</b> (1,9) OBP: 0.364, SLG: 0.493										5	1	1	2	0	0	1						
<b>Jay Bell, R</b> (1,6) OBP: 0.361, SLG: 0.457										4	0	3	1	0	1	0						
<b>Scott Cooper, L</b> (1,5) OBP: 0.233, SLG: 0.289										4	0	0	0	0	2	3						
<b>Sal Fasano, R</b> (1,2) OBP: 0.250, SLG: 0.467										3	1	1	1	1	0	2						
<b>Tim Belcher, R</b> (1,1) <b>Chili Davis, S</b> (8,PH) <b>Mike Williams, R</b> (8,1) <b>Larry Casian, R</b> (8,1) <b>Jeff Montgomery, R</b> (8,1)										3	0	0	0	0	1	1						
<b>Inning Stats</b>	R: 0 E: 0 K: 1 S: 8	H: 0 LOB: 0 BB: 0 P: 13	R: 0 E: 0 K: 2 S: 9	H: 0 LOB: 0 BB: 0 P: 14	R: 1 E: 0 K: 2 S: 12	H: 1 LOB: 0 BB: 0 P: 17	R: 0 E: 0 K: 0 S: 11	H: 2 LOB: 1 BB: 0 P: 15	R: 0 E: 0 K: 0 S: 8	H: 1 LOB: 1 BB: 0 P: 13	R: 4 E: 1 K: 0 S: 15	H: 2 LOB: 1 BB: 2 P: 27	R: 0 E: 0 K: 0 S: 8	H: 1 LOB: 1 BB: 0 P: 9	R: 1 E: 0 K: 1 S: 14	H: 2 LOB: 2 BB: 1 P: 25		R: 2 E: 0 K: 2 S: 12	H: 2 LOB: 0 BB: 0 P: 16	1B: 6 2B: 1 3B: 1 HR: 3	SF: 0 SAC: 0 DP: 0 HBP: 0	WP: 0 PB: 0 SB: 0 CS: 1
<b>PITCHER</b>	IP WLS BF H R ER SO BB IBB HBP BLK WP HR S P ERA WHIP																					
<b>Jon Lieber, R</b> (1,1) ERA: 4.52	5.1 L 24 6 5 4 5 2 0 0 0 0 0 1 61 97 6.75 1.500																					
<b>Chris Peters, L</b> (6,1) ERA: 3.24	1.2 6 1 0 0 0 0 0 0 0 0 0 0 10 11 0.00 0.600																					
<b>Clint Sodowsky, R</b> (8,1) ERA: 4.3	1.0 6 2 1 1 1 1 0 0 0 0 0 1 14 25 9.00 3.000																					
<b>Ricardo Rincon, L</b> (9,1) ERA: 3.18	1.0 5 2 2 2 2 0 0 0 0 0 0 1 12 16 18.00 2.000																					

Batter	1	2	3	4	5	6	7	8	9	AB	R	H	RBI	BB	SO	LOB	BOTTOM					
<b>Tony Womack, L</b> (1,4) OBP: 0.320, SLG: 0.368										5	0	2	0	0	0	0	<b>Kansas City Royals @ Pittsburgh Pirates</b> Three Rivers Stadium, Pittsburgh, PA Sat Jun 14 1997, 7:05 PM EDT Att: 39,509 - Unknown - 72 F  <b>livebaseballscorecards.com</b>  <b>AB 32</b> <b>R 3</b> <b>H 8</b> <b>RBI 3</b> <b>BB 4</b> <b>SO 7</b> <b>LOB 14</b>  					
<b>Adrian Brown, S</b> (1,8) OBP: 0.237, SLG: 0.230										4	0	1	0	0	0	3						
<b>1B Jason Kendall, R</b> (1,2) OBP: 0.393, SLG: 0.417										2	1	0	0	1	0	0						
<b>Midre Cummings, L</b> (1,7) OBP: 0.279, SLG: 0.411										4	1	1	0	0	2	1						
<b>Joe Randa, R</b> (1,5) OBP: 0.377, SLG: 0.512										3	1	2	1	1	0	0						
<b>Mark Johnson, L</b> (1,3) <b>Kevin Young, R</b> (8,PH) OBP: 0.319, SLG: 0.496										2	0	0	0	1	2	3						
<b>Jose Guillen, R</b> (1,9) OBP: 0.282, SLG: 0.377										4	0	1	2	0	0	3						
<b>Kevin Polcovich, R</b> (1,6) OBP: 0.411, SLG: 0.361										4	0	1	0	0	1	1						
<b>Jon Lieber, L</b> (1,1) <b>Chris Peters, L</b> (6,1) <b>Keith Oslin, R</b> (7,PH) <b>Clint Sodowsky, L</b> (8,1) <b>Ricardo Rincon, L</b> (9,1) <b>Dale Sveum, S</b> (8,PH) OBP: 0.318, SLG: 0.408										2	0	0	0	0	1	0						
<b>Inning Stats</b>	R: 0 E: 0 K: 0 S: 7	H: 1 LOB: 0 BB: 0 P: 10	R: 0 E: 0 K: 1 S: 10	H: 0 LOB: 1 BB: 1 P: 19	R: 0 E: 0 K: 0 S: 7	H: 0 LOB: 0 BB: 0 P: 9	R: 3 E: 0 K: 2 S: 15	H: 3 LOB: 1 BB: 1 P: 23	R: 0 E: 0 K: 1 S: 10	H: 1 LOB: 0 BB: 0 P: 17	R: 0 E: 0 K: 2 S: 11	H: 1 LOB: 1 BB: 0 P: 15	R: 0 E: 0 K: 0 S: 12	H: 1 LOB: 2 BB: 1 P: 18	R: 0 E: 0 K: 1 S: 6	H: 0 LOB: 2 BB: 1 P: 15		R: 0 E: 0 K: 0 S: 7	H: 1 LOB: 0 BB: 0 P: 10	1B: 8 2B: 1 3B: 0 HR: 0	SF: 0 SAC: 0 DP: 2 HBP: 1	WP: 1 PB: 2 SB: 0 CS: 1
<b>PITCHER</b>	IP WLS BF H R ER SO BB IBB HBP BLK WP HR S P ERA WHIP																					
<b>Tim Belcher, R</b> (1,1) ERA: 3.4	7.0 W 29 7 3 3 6 3 0 0 0 0 1 72 111 3.86 1.429																					
<b>Mike Williams, R</b> (8,1) ERA: 7.45	0.1 3 0 0 0 0 1 0 1 0 0 0 2 9 0.00 3.000																					
<b>Larry Casian, L</b> (8,1) ERA: 8.36	0.1 1 0 0 0 1 0 0 0 0 0 0 3 5 0.00 0.000																					
<b>Jeff Montgomery, R</b> (8,1) ERA: 6.97	1.1 S 4 1 0 0 0 0 0 0 0 0 0 8 11 0.00 0.750																					







Batter	1	2	3	4	5	6	7	8	9	AB	R	H	RBI	BB	SO	LOB	TOP				
Tony Womack, L (1, 4) OBP: 0.313, SLG: 0.359	G3		G6-3	G4-3			1B		K	5	0	1	1	0	1	0	<b>Pittsburgh Pirates @ Minnesota Twins</b> Hubert H. Humphrey Metrodome, Minneapolis, MN Mon Jun 16 1997, 8:05 PM EDT Att: 16,007 - Dome - 70 F <a href="http://livebaseballscorecards.com">livebaseballscorecards.com</a>				
Adrian Brown, S (1, 8) OBP: 0.292, SLG: 0.239	1B		1B		F7		1B		E4	5	1	3	0	0	0						
18 Jason Kendall, R (1, 2) OBP: 0.393, SLG: 0.426	FC3-6		1B		F9		G6-3			5	1	2	0	0	0	3					
Kevin Young, R (1, 3) OBP: 0.326, SLG: 0.496	CS		2B		G6-3			1B	K	5	2	3	2	0	1	2					
Joe Randa, R (1, 5) OBP: 0.367, SLG: 0.495		G3	G6-4-3			G1-3		1B	K	5	0	1	0	0	1	4					
Mark Smith, R (1, 10) OBP: 0.200, SLG: 0.500		HR			F9	P5		P3		4	1	1	2	0	0	2					
Jose Guillen, R (1, 9) OBP: 0.295, SLG: 0.388		1B			G4-3	K2-3		1B		4	0	2	1	0	1	0					
Emil Brown, R (1, 7) OBP: 0.309, SLG: 0.304	L7				HR		G5-3	F9		3	1	0	0	1	0	3					
Kevin Polcovich, R (1, 6) OBP: 0.405, SLG: 0.418	FC5-4				HR			F9		4	2	2	2	0	0	3					
<b>Inning Stats</b>	R: 0 E: 0 K: 0 S: 9	H: 1 LOB: 0 BB: 0 P: 11	R: 2 E: 0 K: 0 S: 11	H: 3 LOB: 1 BB: 0 P: 15	R: 2 E: 0 K: 0 S: 12	H: 3 LOB: 0 BB: 0 P: 19	R: 2 E: 0 K: 0 S: 9	H: 1 LOB: 0 BB: 0 P: 19	R: 0 E: 0 K: 1 S: 8	H: 0 LOB: 0 BB: 0 P: 11	R: 1 E: 0 K: 0 S: 12	H: 3 LOB: 1 BB: 0 P: 19	R: 1 E: 0 K: 0 S: 11	H: 3 LOB: 2 BB: 0 P: 19	R: 0 E: 1 K: 3 S: 13	H: 1 LOB: 2 BB: 0 P: 17	1B: 9 2B: 4 3B: 0 HR: 2	SF: 0 SAC: 0 DP: 2 HBP: 0	WP: 1 PB: 0 CS: 1	PA: 42	
<b>PITCHER</b>	IP	WLS	BF	H	R	ER	SO	BB	IBB	HBP	BLK	WP	HR	S	P	ERA	WHIP				
Scott Aldred, L (1, 1) ERA: 7.88	4.0	L	19	8	6	6	0	1	0	0	0	0	2	41	64	13.50	2.250				
Frankie Rodriguez, R (5, 1) ERA: 5.52	3.0		11	3	1	1	1	0	0	0	0	0	0	25	37	3.00	1.000				
Todd Rittche, R (8, 1) ERA: 5.72	1.0		6	3	1	1	0	0	0	0	0	1	0	11	19	9.00	3.000				
Rick Aguilera, R (9, 1) ERA: 4.26	1.0		5	1	0	0	3	0	0	0	0	0	0	13	17	0.00	1.000				

Batter	1	2	3	4	5	6	7	8	9	AB	R	H	RBI	BB	SO	LOB	BOTTOM					
Chuck Knoblauch, R (1, 4) OBP: 0.421, SLG: 0.395	K					G6-3		HR	G4-3	4	1	1	1	1	1	1	<b>Pittsburgh Pirates @ Minnesota Twins</b> Hubert H. Humphrey Metrodome, Minneapolis, MN Mon Jun 16 1997, 8:05 PM EDT Att: 16,007 - Dome - 70 F <a href="http://livebaseballscorecards.com">livebaseballscorecards.com</a>					
Matt Lawton, L (1, 9) OBP: 0.378, SLG: 0.442	K		BB			P6		1B		3	0	0	0	0	1	1						
Roberto Kelly, R (8, PH) OBP: 0.338, SLG: 0.383					P4					1	0	0	0	0	1	1						
Paul Moltitor, R (1, 10) OBP: 0.384, SLG: 0.448	1B				K			F8		4	0	1	0	0	1	2						
Terry Steinbach, R (1, 2) OBP: 0.321, SLG: 0.400	K				G5-3		G5-3	HR		4	1	1	2	0	1	1						
Ron Coomer, R (1, 5) OBP: 0.349, SLG: 0.463		G6-3			P3		K	F9		4	0	0	0	0	1	0						
Scott Stahowiak, L (1, 3) OBP: 0.309, SLG: 0.441					G4-3		G3		G4-3	3	0	1	0	0	0	0						
Denny Hocking, S (9, PH) OBP: 0.320, SLG: 0.381									G6-3	1	1	1	0	0	0	0						
Marty Cordova, R (1, 7) OBP: 0.337, SLG: 0.435								2B	G6-3	4	1	1	0	0	2	2						
Rich Becker, L (1, 8) OBP: 0.370, SLG: 0.361								1B	G4-3	4	1	1	0	0	1	2						
Pat Meares, R (1, 6) OBP: 0.332, SLG: 0.446								3B		3	1	1	2	0	0	0						
Greg Myers, L (9, PH) OBP: 0.352, SLG: 0.436								1B		1	0	1	1	0	0	0						
Greg Colbrunn, R (9, PR) OBP: 0.308, SLG: 0.411								3B		0	0	0	0	0	0	0						
<b>Inning Stats</b>	R: 0 E: 0 K: 3 S: 11	H: 1 LOB: 1 BB: 0 P: 18	R: 0 E: 0 K: 2 S: 10	H: 1 LOB: 0 BB: 0 P: 14	R: 0 E: 0 K: 1 S: 8	H: 0 LOB: 1 BB: 1 P: 17	R: 0 E: 0 K: 0 S: 4	H: 0 LOB: 0 BB: 0 P: 5	R: 0 E: 0 K: 1 S: 9	H: 0 LOB: 0 BB: 0 P: 12	R: 0 E: 0 K: 0 S: 9	H: 0 LOB: 0 BB: 0 P: 15	R: 0 E: 0 K: 1 S: 7	H: 0 LOB: 0 BB: 0 P: 12	R: 5 E: 0 K: 1 S: 19	H: 5 LOB: 1 BB: 0 P: 30	R: 1 E: 0 K: 0 S: 14	H: 2 LOB: 1 BB: 0 P: 19	1B: 6 2B: 1 3B: 1 HR: 1	SF: 0 SAC: 0 DP: 0 HBP: 0	WP: 0 PB: 0 CS: 0	PA: 37
<b>PITCHER</b>	IP	WLS	BF	H	R	ER	SO	BB	IBB	HBP	BLK	WP	HR	S	P	ERA	WHIP					
Jason Schmidt, R (1, 1) ERA: 5.48	7.0	W	28	6	4	4	8	1	0	0	0	0	0	67	106	5.14	1.000					
Ricardo Rincon, L (8, 1) ERA: 3.69	1.0		5	2	2	2	1	0	0	0	0	0	1	14	23	18.00	2.000					
Rich Loiselle, R (9, 1) ERA: 3.03	1.0	S	4	1	0	0	0	0	0	0	0	0	0	10	13	0.00	1.000					





Batter	1	2	3	4	5	6	7	8	9	AB	R	H	RBI	BB	SO	LOB	TOP																				
Tony Womack, L (1,4) OBP: 0.313, SLG: 0.358 Emil Brown, R (6,7) OBP: 0.305, SLG: 0.300	1-2 G6-4-3 E 1B		1-2 G6-3			2-2 G3		1-2 FC5-4 FC5-4		3	0	1	0	0	0	0																					
Adrian Brown, S (1,8) OBP: 0.254, SLG: 0.230	0-1 E3 18 G6-4-3		2-1 G6-3			1-3 K		3-1 FC5-4 1-2		4	0	0	0	0	1	2																					
18 Jason Kendall, R (1,2) OBP: 0.391, SLG: 0.420	1-1 G6-4-3 1-2 2-3			1-1 G4-3 G5-3 HBP		0-2 F8		0-0 F7		3	0	0	0	0	0	3																					
Kevin Young, R (1,7) OBP: 0.322, SLG: 0.489 Dale Sveum, S (6,5) OBP: 0.326, SLG: 0.450	0-1 F9			1-2 G5-3			1-0 G6-3 WP 2B 1B		1-3 K	2	0	0	0	0	0	2																					
Joe Randa, R (1,5) OBP: 0.365, SLG: 0.491		1-0 G4-3		3-2 G4-3			2-2 G6-3		3-1 1B	4	0	1	0	0	0	2																					
Mark Smith, R (1,10) OBP: 0.214, SLG: 0.385		4-2 BB		1-3 K			0-0 L6		0-2 F8	3	0	0	0	1	3																						
Mark Johnson, L (1,3) OBP: 0.359, SLG: 0.337		0-1 F9			4-0 G6-3 BB		3-2 2B		0-3 K	3	0	1	1	1	2																						
Jose Guillen, R (1,9) OBP: 0.291, SLG: 0.383		1-1 G5-3			0-0 G6-3		3-H G3			3	0	0	0	0	0	3																					
Kevin Polcovich, R (1,6) OBP: 0.390, SLG: 0.400			2-2 G5-3			0-1 G5-3		0-0 E6 FC5-4		3	0	0	0	0	0																						
<b>Inning Stats</b>	R: 0 E: 1 K: 0 S: 9	H: 1 LOB: 1 BB: 0 P: 11	R: 0 E: 0 K: 0 S: 7	H: 0 LOB: 1 BB: 1 P: 13	R: 0 E: 0 K: 0 S: 10	H: 0 LOB: 0 BB: 0 P: 15	R: 0 E: 0 K: 1 S: 10	H: 0 LOB: 1 BB: 0 P: 16	R: 0 E: 0 K: 1 S: 14	H: 0 LOB: 0 BB: 0 P: 17	R: 1 E: 0 K: 0 S: 11	H: 2 LOB: 1 BB: 0 P: 18	R: 0 E: 1 K: 2 S: 13	H: 0 LOB: 1 BB: 0 P: 11	R: 0 E: 0 K: 2 S: 13	H: 1 LOB: 1 BB: 0 P: 17	1B: 3 2B: 1 3B: 0 HR: 0	SF: 0 SAC: 0 DP: 2 HBP: 1	WP: 1 PA: 34 CS: 0																		
<b>PITCHER</b>	IP	WLS	BF	H	R	ER	SO	BB	IBB	HBP	BLK	WP	HR	S	P	ERA	WHIP	<b>PITCHER</b>			IP	WLS	BF	H	R	ER	SO	BB	IBB	HBP	BLK	WP	HR	S	P	ERA	WHIP
LaTroy Hawkins, R (1,1) ERA: 1.29	7.0	W	26	3	1	1	2	2	0	1	0	1	0	64	97	1.29	0.714																				
Mike Trombley, R (8,1) ERA: 3.7	2.0		8	1	0	0	2	0	0	0	0	0	0	20	28	0.00	0.500																				

Pittsburgh Pirates @ Minnesota Twins  
Hubert H. Humphrey Metrodome, Minneapolis, MN

AB 31  
R 1  
H 4  
RBI 1  
BB 2  
SO 4  
LOB 18



WP: 1 PA: 34  
SB: 0  
CS: 0

Tue Jun 17 1997, 8:05 PM EDT  
Att: 14,894 - Dome - 70 F

livebaseballscores.com

Batter	1	2	3	4	5	6	7	8	9	AB	R	H	RBI	BB	SO	LOB	BOTTOM																				
Chuck Knoblauch, R (1,4) OBP: 0.418, SLG: 0.395	0-3 K		2-2 FC6-4 E 1B G6-3	3-3 K		1-3 K	2-2 1B 2B			5	2	1	2	0	3	5																					
Denny Hocking, S (1,5) OBP: 0.324, SLG: 0.382	2-2 K		0-0 E8 G6-3 2B 1B		0-0 G4-3	1-0 FC6-4	2-0 FC5-4 1B			5	1	2	2	0	1	1																					
Paul Moltitor, R (1,10) OBP: 0.384, SLG: 0.462	1-2 3B		0-1 G6-3		3-1 G3 1B 2B	1-1 G4-3	0-2 FC5-4			5	1	2	1	0	0	3																					
Greg Myers, L (1,2) OBP: 0.364, SLG: 0.480	0-1 G6-3		0-0 2B		0-2 G3		4-2 1B FC6-4 BB	0-0 HR		4	3	2	2	1	0	2																					
Roberto Kelly, R (1,9) OBP: 0.346, SLG: 0.390		1-2 L9	2-2 2B		4-2 S 1B BB		4-1 FC6-4 1B BB	0-3 K		3	2	1	1	2	1	0																					
Scott Stahowiak, L (1,3) OBP: 0.319, SLG: 0.444 Greg Colbrunn, R (8, FH) OBP: 0.312, SLG: 0.415		0-3 K	1-1 G4-3		2-0 2B 1B	1-1 FC6-4	0-0 FC6-4 1B	1-0 G6-4-3 1B		4	1	2	2	0	1	1																					
Marty Cordova, R (1,7) OBP: 0.340, SLG: 0.438		1-3 K		4-0 FC4 BB	1-H 2B		2-1 F8	1-0 G6-4-3		4	0	1	1	1	1	4																					
Darrin Jackson, R (1,8) OBP: 0.258, SLG: 0.413			1-2 FC6-4 1B 1B		2-2 FC4 1B F8	1-0 FC6-4				4	2	1	1	0	0	4																					
Pat Meares, R (1,6) OBP: 0.343, SLG: 0.461			0-2 FC6-4 1B		0-0 CS 1B		1-0 FC6-4 2B			4	1	4	1	0	0	0																					
<b>Inning Stats</b>	R: 0 E: 0 K: 2 S: 11	H: 1 LOB: 1 BB: 0 P: 14	R: 0 E: 0 K: 2 S: 9	H: 0 LOB: 0 BB: 0 P: 11	R: 4 E: 1 K: 0 S: 18	H: 5 LOB: 1 BB: 0 P: 24	R: 0 E: 0 K: 1 S: 10	H: 1 LOB: 1 BB: 1 P: 19	R: 3 E: 0 K: 0 S: 13	H: 3 LOB: 1 BB: 1 P: 26	R: 0 E: 0 K: 1 S: 7	H: 1 LOB: 0 BB: 0 P: 11	R: 5 E: 0 K: 0 S: 19	H: 4 LOB: 1 BB: 2 P: 34	R: 1 E: 0 K: 1 S: 6	H: 2 LOB: 0 BB: 0 P: 8	1B: 9 2B: 6 3B: 1 HR: 1	SF: 0 SAC: 0 DP: 1 HBP: 0	WP: 0 PA: 43 CS: 1																		
<b>PITCHER</b>	IP	WLS	BF	H	R	ER	SO	BB	IBB	HBP	BLK	WP	HR	S	P	ERA	WHIP	<b>PITCHER</b>			IP	WLS	BF	H	R	ER	SO	BB	IBB	HBP	BLK	WP	HR	S	P	ERA	WHIP
Esteban Loaiza, R (1,1) ERA: 3.82	4.2	L	25	10	7	7	5	2	0	0	0	0	0	27	47	19.29	3.000																				
David Wainhouse, R (8, PH) ERA: 8.04	2.1		14	5	5	5	1	2	0	0	0	0	0	27	47	19.29	3.000																				
Chris Peters, L (8,1) ERA: 3.38	1.0		4	2	1	1	1	0	0	0	0	0	1	6	8	9.00	2.000																				

Pittsburgh Pirates @ Minnesota Twins  
Hubert H. Humphrey Metrodome, Minneapolis, MN

AB 39  
R 13  
H 17  
RBI 13  
BB 4  
SO 7  
LOB 20



WP: 0 PA: 43  
SB: 0  
CS: 1

Tue Jun 17 1997, 8:05 PM EDT  
Att: 14,894 - Dome - 70 F

livebaseballscores.com



Batter	1	2	3	4	5	6	7	8	9	AB	R	H	RBI	BB	SO	LOB	TOP					
Tony Womack, L (1,4) OBP: 0.309, SLG: 0.353										4	0	0	0	0	2	2	Pittsburgh Pirates @ Minnesota Twins Hubert H. Humphrey Metrodome, Minneapolis, MN Wed Jun 18 1997, 4:33 AM EDT Att: 15,688 - Dome					
Adrian Brown, S (1,8) OBP: 0.292, SLG: 0.256										4	2	2	0	0	0	0						
18 Jason Kendall, R (1,2) OBP: 0.385, SLG: 0.412										4	0	0	0	0	1	2						
Kevin Young, R (1,3) OBP: 0.327, SLG: 0.496										4	0	2	2	0	1	0						
Midre Cummings, L (1,9) OBP: 0.266, SLG: 0.390 Keith Osik, R (9,PH) OBP: 0.318, SLG: 0.390										3	0	0	0	0	0	2						
Mark Smith, R (1,7) OBP: 0.327, SLG: 0.353										4	0	1	0	0	2	1						
Mark Johnson, L (1,10) OBP: 0.353, SLG: 0.330										4	0	0	0	0	0	2						
Dale Sveum, S (1,5) OBP: 0.333, SLG: 0.446										3	0	1	0	1	0	2						
Kevin Polcovich, R (1,6) OBP: 0.388, SLG: 0.397										3	0	1	0	0	0	1						
<b>Inning Stats</b>	R: 1 E: 0 K: 2 S: 12	H: 2 LOB: 1 BB: 0 P: 19	R: 0 E: 0 K: 0 S: 7	H: 1 LOB: 0 BB: 0 P: 10	R: 0 E: 0 K: 1 S: 6	H: 0 LOB: 0 BB: 0 P: 10	R: 0 E: 0 K: 1 S: 9	H: 0 LOB: 0 BB: 0 P: 11	R: 0 E: 0 K: 0 S: 10	H: 1 LOB: 1 BB: 0 P: 14	R: 1 E: 0 K: 0 S: 12	H: 2 LOB: 1 BB: 0 P: 18	R: 0 E: 0 K: 1 S: 14	H: 1 LOB: 2 BB: 1 P: 23	R: 0 E: 0 K: 0 S: 6	H: 0 LOB: 0 BB: 0 P: 6		R: 0 E: 0 K: 1 S: 7	H: 1 LOB: 1 BB: 0 P: 11	1B: 5 2B: 3 3B: 0 HR: 0	SF: 0 SAC: 0 DP: 1 HBP: 0	WP: 0 PB: 0 SB: 0 CS: 0
<b>PITCHER</b>	IP WLS BF H R ER SO BB IBB HBP BLK WP HR S P ERA WHIP	6.2 W 27 7 2 2 5 1 0 0 0 0 0 0 69 103 2.70 1.200	2.1 8 1 0 0 1 0 0 0 0 0 0 0 0 14 19 0.00 0.429											ERA WHIP								
Brad Radke, R (1,1) ERA: 4.21											ERA: 4.21											
Greg Swindell, L (7,1) ERA: 3.88											ERA: 3.88											

AB	34
R	2
H	8
RBI	2
BB	1
SO	6
LOB	12



Batter	1	2	3	4	5	6	7	8	9	AB	R	H	RBI	BB	SO	LOB	BOTTOM				
Chuck Knoblauch, R (1,4) OBP: 0.419, SLG: 0.397										4	0	2	1	0	0	0	Pittsburgh Pirates @ Minnesota Twins Hubert H. Humphrey Metrodome, Minneapolis, MN Wed Jun 18 1997, 4:33 AM EDT Att: 15,688 - Dome				
Matt Lawton, L (1,9) OBP: 0.372, SLG: 0.434										4	1	0	0	0	0	2					
Paul Molitor, R (1,10) OBP: 0.382, SLG: 0.458										4	1	1	1	0	1	1					
Terry Steinbach, R (1,2) OBP: 0.324, SLG: 0.414										3	2	1	1	1	1	0					
Scott Stahoviak, L (1,3) OBP: 0.329, SLG: 0.439										3	1	1	0	1	1	0					
Ron Coomer, R (1,5) OBP: 0.347, SLG: 0.464										4	0	1	3	0	1	1					
Marty Cordova, R (1,7) OBP: 0.336, SLG: 0.430										4	0	1	0	0	1	3					
Rich Becker, L (1,8) OBP: 0.372, SLG: 0.377										4	2	2	1	0	1	1					
Pat Meares, R (1,6) OBP: 0.342, SLG: 0.455										3	1	0	0	0	0	1					
<b>Inning Stats</b>	R: 0 E: 0 K: 0 S: 5	H: 0 LOB: 0 BB: 0 P: 7	R: 0 E: 1 K: 1 S: 6	H: 1 LOB: 1 BB: 0 P: 10	R: 5 E: 1 K: 1 S: 16	H: 3 LOB: 1 BB: 2 P: 30	R: 1 E: 0 K: 1 S: 16	H: 2 LOB: 1 BB: 0 P: 22	R: 1 E: 0 K: 2 S: 13	H: 2 LOB: 1 BB: 0 P: 25	R: 0 E: 0 K: 0 S: 7	H: 0 LOB: 0 BB: 0 P: 10	R: 0 E: 0 K: 1 S: 8	H: 0 LOB: 0 BB: 0 P: 13	R: 1 E: 0 K: 0 S: 12	H: 1 LOB: 0 BB: 0 P: 22		1B: 6 2B: 1 3B: 0 HR: 2	SF: 0 SAC: 0 DP: 1 HBP: 1	WP: 0 PB: 0 SB: 0 CS: 0	PA: 36
<b>PITCHER</b>	IP WLS BF H R ER SO BB IBB HBP BLK WP HR S P ERA WHIP	4.0 L 21 6 6 6 3 2 0 0 0 0 0 1 20 35 4.50 1.000	2.0 8 2 1 1 2 0 0 0 0 0 0 0 0 8 13 0.00 0.000	1.0 3 0 0 0 1 0 0 0 0 0 0 0 1 12 22 9.00 1.000											ERA WHIP						
67 Francisco Cordova, R (1,1) ERA: 2.64											ERA: 2.64										
Matt Ruebel, L (5,1) ERA: 7.62											ERA: 7.62										
Clint Sodowsky, R (7,1) ERA: 3.71											ERA: 3.71										
Marc Wilkins, R (8,1) ERA: 4.46											ERA: 4.46										

AB	33
R	8
H	9
RBI	7
BB	2
SO	6
LOB	9





Batter	1	2	3	4	5	6	7	8	9	AB	R	H	RBI	BB	SO	LOB	TOP						
Tony Womack, L (1,4) OBP: 0.305, SLG: 0.348	G5-3		F8			F8		G3		4	0	0	0	0	0	0							
Adrian Brown, S (1,8) OBP: 0.254, SLG: 0.248	G6-3		G3			G3		F7		4	0	0	0	0	0	0							
18 Jason Kendall, R (1,2) OBP: 0.379, SLG: 0.495	F7			G6-3		F7		G5-3		4	0	0	0	0	0	0							
Kevin Young, R (1,3) OBP: 0.331, SLG: 0.497		1B FC5 1B		F8			E8 1B 2B		FC6-4 1B	4	2	2	0	0	0	0							
Joe Randa, R (1,5) OBP: 0.372, SLG: 0.493	FC5 1B SAFE SAFE SAFE SAFE SAFE				BB		2B 1B		K	3	1	2	0	1	1	1							
Mark Smith, R (1,7) OBP: 0.273, SLG: 0.429	FC5 1B SAFE SAFE SAFE SAFE			L7			1B 2B		FC6-4 2B HR	4	1	2	2	0	0	2							
Jose Guillen, R (1,9) OBP: 0.290, SLG: 0.385	FC5 G6-4-3					F8	F9		HR 2B	4	1	1	1	0	0	3							
Kevin Polcovich, R (1,6) OBP: 0.379, SLG: 0.387	G6-4-3					G5-3	P5		HR	2	0	0	0	0	0	2							
Dale Sveum, S (7, PH) OBP: 0.337, SLG: 0.482	G6-4-3					G5-3	P5		HR	2	1	1	3	0	0	1							
Jon Lieber, L (1,1) OBP: 0.074, SLG: 0.038			F8			K	F7		G4-3	1	0	0	0	0	0	0							
Chris Peters, L (3,1) OBP: 0.290, SLG: 0.300										1	0	0	0	0	0	1							
Jason Christiansen, R (6,1) ERA: 3.74										0	0	0	0	0	0	0							
Midre Cummings, L (7, PH) OBP: 0.294, SLG: 0.358										1	0	0	0	0	0	1							
Clint Sodowsky, L (7,1) ERA: 3.32										1	0	0	0	0	0	0							
Keith Osk, R (6, PH) OBP: 0.311, SLG: 0.381										1	0	0	0	0	0	0							
Ricardo Rincon, L (9,1) ERA: 3.94										0	0	0	0	0	0	0							
<b>Inning Stats</b>	R: 0 E: 0 K: 0 S: 10	H: 0 LOB: 0 BB: 0 P: 12	R: 1 E: 0 K: 0 S: 12	H: 3 LOB: 1 BB: 0 P: 16	R: 0 E: 0 K: 0 S: 7	H: 0 LOB: 0 BB: 0 P: 9	R: 0 E: 0 K: 0 S: 4	H: 0 LOB: 1 BB: 1 P: 9	R: 0 E: 0 K: 1 S: 6	H: 0 LOB: 0 BB: 0 P: 7	R: 0 E: 0 K: 0 S: 8	H: 0 LOB: 0 BB: 0 P: 13	R: 2 E: 1 K: 0 S: 7	H: 2 LOB: 1 BB: 0 P: 13	R: 0 E: 0 K: 0 S: 5	H: 0 LOB: 0 BB: 0 P: 8	R: 3 E: 0 K: 1 S: 10	H: 3 LOB: 0 BB: 0 P: 17	1B: 5 2B: 2 HR: 1	SF: 0 SAC: 0 HBP: 0	WP: 0 PB: 0 SB: 0 CS: 0	PA: 36	
<b>PITCHER</b>	IP WLS BF H R ER SO BB IBB HBP BLK WP HR S P ERA WHIP																						
Mark Clark, R (1,1) ERA: 3.5	8.0	30	5	3	2	1	1	0	0	0	0	0	0	0	1	10	17	27.00	3.000				
John Franco, L (9,1) ERA: 2.3	1.0	W 6	3	3	3	1	0	0	0	0	0	0	0	1	10	17	27.00	3.000					

Pittsburgh Pirates @ New York Mets  
Shea Stadium, Flushing, NY  
Thu Jun 19 1997, 7:05 PM EDT  
Att: 15,492 - Unknown - 81 F

AB	35
R	6
H	8
RBI	6
BB	1
SO	2
LOB	10



Batter	1	2	3	4	5	6	7	8	9	AB	R	H	RBI	BB	SO	LOB	BOTTOM					
Lance Johnson, L (1,8) OBP: 0.382, SLG: 0.336	G3-1		FC9-6 1B	G4-3		F7		1B		5	0	2	0	0	0	2						
Bernard Gilkey, R (1,7) OBP: 0.317, SLG: 0.353	G6-3		FC9-6 1B		G4-6-3 1B		G3-6-3 BB 1B	G3-1		3	1	1	0	0	0	1						
Alex Ochoa, R (7,9) OBP: 0.265, SLG: 0.301	G6-3		FC9-6 1B		G4-6-3 1B		G3-6-3 BB 1B	G3-1		2	0	1	0	0	0	2						
John Olerud, L (1,3) OBP: 0.408, SLG: 0.528	1B 2B 1B		1B 2B 1B		G4-6-3 1B		G3-6-3 BB	K		4	2	2	0	1	1	1						
Todd Hundley, S (1,2) OBP: 0.419, SLG: 0.577	2B 1B		2B 1B		K		G3-6-3	BB 1B		4	2	2	1	1	1	2						
Carl Everett, S (1,9) OBP: 0.305, SLG: 0.433	2B		CS 2B		G5-3		FC6-4 IBB	1B BB		3	0	2	3	2	0	0						
Carlos Baerga, S (1,4) OBP: 0.394, SLG: 0.374	F7		K			2B BB	FC6-4	1B		2	1	0	0	1	1	3						
Jason Hardtke, S (7,4) OBP: 0.500, SLG: 0.500	F7		K			2B BB	FC6-4	1B		2	0	1	1	0	0	2						
Matt Franco, L (1,5) OBP: 0.392, SLG: 0.458	G6-3			F9		2B 2B		1B 1B		2	0	0	0	0	0	0						
Edgardo Alfonzo, R (6, PH) OBP: 0.367, SLG: 0.442	G6-3			F9		2B 2B		1B 1B		2	1	2	1	0	0	0						
Luis Lopez, S (1,6) OBP: 0.324, SLG: 0.276	L5			S 1B		2B 2B		F8		4	0	2	1	0	0	1						
Mark Clark, R (1,1) OBP: 0.063, SLG: 0.129	G6-3			K		K		F9		3	0	0	0	0	2	2						
Steve Bieser, L (8, PH) OBP: 0.355, SLG: 0.297	G6-3			K		K		F9		1	0	0	0	0	0	1						
John Franco, L (9,1) ERA: 3.94	G6-3			K		K		F9		0	0	0	0	0	0	0						
<b>Inning Stats</b>	R: 1 E: 0 K: 0 S: 13	H: 3 LOB: 2 BB: 0 P: 20	R: 0 E: 0 K: 0 S: 4	H: 0 LOB: 0 BB: 0 P: 7	R: 3 E: 0 K: 1 S: 12	H: 4 LOB: 1 BB: 0 P: 16	R: 0 E: 0 K: 1 S: 12	H: 1 LOB: 1 BB: 0 P: 17	R: 0 E: 0 K: 1 S: 10	H: 1 LOB: 0 BB: 0 P: 17	R: 2 E: 0 K: 1 S: 15	H: 2 LOB: 1 BB: 1 P: 30	R: 0 E: 0 K: 0 S: 5	H: 1 LOB: 2 BB: 2 P: 17	R: 0 E: 0 K: 0 S: 9	H: 2 LOB: 2 BB: 0 P: 14	R: 1 E: 0 K: 1 S: 6	H: 1 LOB: 2 BB: 2 P: 17	1B: 11 2B: 5 HR: 0	SF: 0 SAC: 0 HBP: 0	WP: 0 PB: 0 SB: 1 CS: 1	PA: 42
<b>PITCHER</b>	IP WLS BF H R ER SO BB IBB HBP BLK WP HR S P ERA WHIP																					
Jon Lieber, R (1,1) ERA: 4.62	2.1	14	7	4	4	0	0	0	0	0	0	0	0	0	25	36	15.43	3.000				
Chris Peters, L (3,1) ERA: 3.74	3.0	12	4	2	2	3	1	0	0	0	0	0	0	0	35	60	6.00	1.667				
Jason Christiansen, L (6,1) ERA: 3.74	0.2	2	0	0	0	1	0	0	0	0	0	0	0	0	6	11	0.00	0.000				
Clint Sodowsky, R (7,1) ERA: 3.32	2.0	10	3	0	0	0	1	1	0	0	0	0	0	14	31	0.00	2.000					
Ricardo Rincon, L (9,1) ERA: 3.94	0.1	L 4	1	1	1	1	2	0	0	0	0	0	0	6	17	27.00	9.000					

Pittsburgh Pirates @ New York Mets  
Shea Stadium, Flushing, NY  
Thu Jun 19 1997, 7:05 PM EDT  
Att: 15,492 - Unknown - 81 F

AB	37
R	7
H	15
RBI	7
BB	5
SO	5
LOB	17





Batter	1	2	3	4	5	6	7	8	9	AB	R	H	RBI	BB	SO	LOB	TOP					
Tony Womack, L (1,4) OBP: 0.304, SLG: 0.347										4	0	1	0	0	1	0						
Adrian Brown, S (1,8) OBP: 0.254, SLG: 0.242										3	0	0	0	1	1	1						
18 Jason Kendall, R (1,2) OBP: 0.377, SLG: 0.399										3	0	0	0	1	1	1						
Kevin Young, R (1,3) OBP: 0.323, SLG: 0.483										4	0	0	0	0	1	3						
Joe Randa, R (1,5) OBP: 0.366, SLG: 0.485										4	0	0	0	0	1	2						
Mark Smith, R (1,7) OBP: 0.308, SLG: 0.440										4	0	2	0	0	1	0						
Emil Brown, R (9, PR) OBP: 0.305, SLG: 0.300										0	0	0	0	0	0	0						
Jose Guillen, R (1,9) OBP: 0.290, SLG: 0.383										4	0	1	0	0	0	2						
Dale Sveum, S (1,6) OBP: 0.347, SLG: 0.489										3	0	2	0	0	1	0						
Steve Cooke, R (1,1) OBP: 0.130, SLG: 0.174																						
Mark Johnson, L (7, PH) OBP: 0.351, SLG: 0.328										2	0	0	0	0	0	2						
Matt Ruebel, L (7, 1) Marc Wilkins, R (7, 1)										1	0	0	0	0	1	1						
										0	0	0	0	0	0	0						
										0	0	0	0	0	0	0						
<b>Inning Stats</b>	R: 0 E: 0 K: 1 S: 9	H: 0 LOB: 1 BB: 1 P: 15	R: 0 E: 0 K: 1 S: 14	H: 1 LOB: 0 BB: 0 P: 19	R: 0 E: 0 K: 1 S: 9	H: 1 LOB: 1 BB: 0 P: 13	R: 0 E: 0 K: 0 S: 6	H: 0 LOB: 0 BB: 0 P: 8	R: 0 E: 0 K: 0 S: 7	H: 2 LOB: 1 BB: 0 P: 8	R: 0 E: 1 K: 1 S: 13	H: 0 LOB: 2 BB: 1 P: 19	R: 0 E: 0 K: 2 S: 12	H: 1 LOB: 1 BB: 0 P: 18	R: 0 E: 0 K: 2 S: 10	H: 0 LOB: 0 BB: 0 P: 12	R: 0 E: 0 K: 0 S: 8	H: 1 LOB: 2 BB: 0 P: 12	1B: 6 2B: 1 3B: 0 HR: 0	SF: 0 SAC: 0 DP: 2 HBP: 0	WP: 1 PB: 0 SB: 0 CS: 0	PA: 34
<b>PITCHER</b>	IP	WLS	BF	H	R	ER	SO	BB	IBB	HBP	BLK	WP	HR	S	P	ERA	WHIP					
Bobby Jones, R (1,1) ERA: 2.29	8.2	W	33	6	0	0	8	2	0	0	0	0	0	85	120	0.00	0.923					
John Franco, L (9,1) ERA: 2.28	0.1	S	1	0	0	0	0	0	0	0	0	1	0	3	4	0.00	0.000					

Pittsburgh Pirates @ New York Mets  
Shea Stadium, Flushing, NY  
Fri Jun 20 1997, 7:05 PM EDT  
Att: 18,737 - Unknown - 79 F

AB 32  
R 0  
H 6  
RBI 0  
BB 2  
SO 8  
LOB 12



Batter	1	2	3	4	5	6	7	8	9	AB	R	H	RBI	BB	SO	LOB	BOTTOM				
Lance Johnson, L (1,8) OBP: 0.379, SLG: 0.342										4	0	1	0	0	0	3					
Edgardo Alfonzo, R (1,5) OBP: 0.365, SLG: 0.438										4	0	1	0	0	0	1					
John Olerud, L (1,3) OBP: 0.413, SLG: 0.527										2	0	1	0	2	1	0					
Butch Huskey, R (1,7) OBP: 0.310, SLG: 0.497										4	1	2	0	0	0	4					
Alex Ochoa, R (1,9) OBP: 0.265, SLG: 0.300										4	0	1	0	0	0	5					
Jason Hardtke, S (1,4) OBP: 0.500, SLG: 0.500										4	0	2	1	0	0	3					
Alberto Castillo, R (1,2) OBP: 0.371, SLG: 0.222										0	0	0	0	2	0	0					
Todd Hundley, S (8, PH) OBP: 0.417, SLG: 0.574										1	0	0	0	0	1	1					
Luis Lopez, S (1,6) OBP: 0.342, SLG: 0.281										3	0	1	0	1	0	2					
Bobby Jones, R (1,1) OBP: 0.211, SLG: 0.222										3	0	0	0	0	1	5					
John Franco, L (9,1) ERA: 4.25										0	0	0	0	0	0	0					
<b>Inning Stats</b>	R: 0 E: 0 K: 0 S: 8	H: 1 LOB: 2 BB: 1 P: 13	R: 0 E: 1 K: 0 S: 12	H: 2 LOB: 0 BB: 0 P: 16	R: 0 E: 0 K: 1 S: 9	H: 0 LOB: 0 BB: 1 P: 18	R: 0 E: 0 K: 1 S: 7	H: 0 LOB: 0 BB: 0 P: 13	R: 1 E: 0 K: 0 S: 12	H: 2 LOB: 2 BB: 2 P: 20	R: 0 E: 0 K: 0 S: 7	H: 1 LOB: 1 BB: 1 P: 13	R: 0 E: 0 K: 1 S: 8	H: 1 LOB: 1 BB: 0 P: 9	R: 0 E: 0 K: 1 S: 8	H: 1 LOB: 1 BB: 0 P: 9	1B: 7 2B: 2 3B: 0 HR: 0	SF: 0 SAC: 1 DP: 2 HBP: 0	WP: 1 PB: 0 SB: 0 CS: 2	PA: 35	
<b>PITCHER</b>	IP	WLS	BF	H	R	ER	SO	BB	IBB	HBP	BLK	WP	HR	S	P	ERA	WHIP				
Steve Cooke, L (1,1) ERA: 3.73	6.0	L	27	7	1	1	2	3	1	0	0	0	0	60	96	1.50	1.667				
Matt Ruebel, L (7,1) ERA: 7.53	0.1		3	1	0	0	0	1	0	0	0	0	0	6	11	0.00	6.000				
Marc Wilkins, R (7,1) ERA: 4.25	1.2		5	1	0	0	1	0	0	0	0	0	0	9	11	0.00	0.600				

Pittsburgh Pirates @ New York Mets  
Shea Stadium, Flushing, NY  
Fri Jun 20 1997, 7:05 PM EDT  
Att: 18,737 - Unknown - 79 F

AB 29  
R 1  
H 9  
RBI 1  
BB 5  
SO 3  
LOB 24





Batter	1	2	3	4	5	6	7	8	9	AB	R	H	RBI	BB	SO	LOB	TOP										
Tony Womack, L (1,4) OBP: 0.310, SLG: 0.352	1-2 S 1B		1-2 S 2B 1B		2-3 K			1-2 1B FC6-4 1B		4	2	3	0	0	1	0	<b>Pittsburgh Pirates @ New York Mets</b> Shea Stadium, Flushing, NY Sat Jun 21 1997, 3:33 AM EDT Att: 32,908 - Sunny - 89 F										
Adrian Brown, S (1,8) OBP: 0.254, SLG: 0.242	0-1 SAFE F7		1-0 F8			0-1 P2		1-0 FC6-4 1B		4	0	1	0	0	0	2											
Mark Smith, R (1,7) OBP: 0.300, SLG: 0.448 Marc Wilkins, R (8,1)	2-3 SAFE K		0-0 2B			1-1 F7		0-2 FC6-4		4	0	1	2	0	1	2											
Mark Johnson, L (1,3) OBP: 0.349, SLG: 0.323	4-2 S BB		0-2 P6			1-0 G4-3		1-2 3-H 2-3 K		3	0	0	0	1	1	2											
Joe Randa, R (1,5) OBP: 0.360, SLG: 0.477	3-1 G6-3				2-1 G6-3			2-2 G6-3		4	0	0	0	0	0	2											
Dale Sveum, S (1,6) OBP: 0.343, SLG: 0.478 Kevin Polcovich, R (9,PH) OBP: 0.379, SLG: 0.387		1-1 F7		3-3 K		0-2 P6		2-2 2B 1B		4	0	1	0	0	1	0											
Jose Guillen, R (1,9) OBP: 0.293, SLG: 0.393		1-0 G4-3		0-3 K		0-1 FC5 2B		0-0 1-H 2B		4	0	2	0	0	1	0											
Keith Osik, R (1,2) OBP: 0.292, SLG: 0.356 Kevin Young, R (9,PH) OBP: 0.321, SLG: 0.480		0-0 P6				0-1 L4		1-2 FC5		3	0	0	0	0	0	1											
Jason Schmidt, R (1,1) OBP: 0.190, SLG: 0.238 Midre Cummings, L (8,PH) OBP: 0.281, SLG: 0.382 Emil Brown, R (8,7) OBP: 0.305, SLG: 0.300				0-3 K		0-3 K		0-0 G3		2	0	0	0	0	2	0											
<b>Inning Stats</b>	R: 0 E: 0 K: 1 S: 14	H: 1 LOB: 2 BB: 1 P: 23	R: 0 E: 0 K: 0 S: 4	H: 0 LOB: 0 BB: 0 P: 6	R: 1 E: 0 K: 1 S: 13	H: 2 LOB: 1 BB: 0 P: 15	R: 0 E: 0 K: 2 S: 8	H: 0 LOB: 0 BB: 0 P: 13	R: 0 E: 0 K: 0 S: 11	H: 0 LOB: 0 BB: 0 P: 12	R: 0 E: 0 K: 0 S: 5	H: 0 LOB: 0 BB: 0 P: 7	R: 0 E: 0 K: 0 S: 13	H: 1 LOB: 1 BB: 0 P: 16	R: 1 E: 0 K: 1 S: 16	H: 2 LOB: 1 BB: 0 P: 20		R: 0 E: 0 K: 1 S: 10	H: 2 LOB: 2 BB: 0 P: 14	1B: 5 2B: 3 3B: 0 HR: 0	SF: 0 SAC: 0 DP: 0 HBP: 0	WP: 0 PB: 0 SB: 4 CS: 0	PA: 35				
<b>PITCHER</b>	IP	WLS	BF	H	R	ER	SO	BB	IBB	HBP	BLK	WP	HR	S	P	ERA	WHIP										
Dave Milcki, R (1,1) ERA: 4.03	8.0	W	31	6	2	2	7	1	0	0	0	0	0	84	112	2.25	0.875										
Greg McMichael, R (9,1) ERA: 2.55	1.0	S	4	2	0	0	1	0	0	0	0	0	0	10	14	0.00	2.000										

Batter	1	2	3	4	5	6	7	8	9	AB	R	H	RBI	BB	SO	LOB	BOTTOM										
Steve Bieser, L (1,7) OBP: 0.354, SLG: 0.299 John Olerud, L (8,PH) OBP: 0.411, SLG: 0.525 Greg McMichael, R (9,1) OBP: 1.000, SLG: 1.000	1-3 K		0-2 G4-3			0-1 CS 1B		3-3 K		3	0	1	0	0	1	0	<b>Pittsburgh Pirates @ New York Mets</b> Shea Stadium, Flushing, NY Sat Jun 21 1997, 3:33 AM EDT Att: 32,908 - Sunny - 89 F										
Edgardo Alfonzo, R (1,5) OBP: 0.363, SLG: 0.449	3-2 F9				0-0 F9		1-0 F7		1-0 2-H HR	4	1	1	2	0	0	1											
Carl Everett, S (1,8) OBP: 0.304, SLG: 0.439	0-0 P5				1-0 3B		2-1 F8		0-1 G5-3	4	0	1	0	0	0	1											
Todd Hundley, S (1,2) OBP: 0.424, SLG: 0.592		2-2 HR			4-0 IBB		3-2 CS 1B		3-2 FC4-6 1B	2	1	2	1	1	0	0											
Butch Huskey, R (1,9) OBP: 0.305, SLG: 0.489	1-2 G5-3				1-3 K		1-0 P5			3	0	0	0	0	1	3											
Carlos Baerga, S (1,4) OBP: 0.300, SLG: 0.369	0-2 G6-3				1-0 G4-3		1-1 F8			3	0	0	0	0	0	3											
Matt Franco, L (1,3) OBP: 0.378, SLG: 0.440	0-2 G1-3				1-1 G4-3		2-1 FC4-6			3	0	0	0	0	0	1											
Luis Lopez, S (1,6) OBP: 0.325, SLG: 0.265 Lance Johnson, L (8,PH) OBP: 0.376, SLG: 0.339 Alex Ochoa, R (9,9) OBP: 0.265, SLG: 0.300			0-1 G1-3		3-3 K		1-1 G3		2-2 HR 1B	2	0	0	0	0	1	0											
Dave Milcki, R (1,1) OBP: 0.200, SLG: 0.217 Jason Hardtke, S (8,PH) OBP: 0.571, SLG: 0.571			0-0 G4-3		1-1 G3-1					2	0	0	0	0	0	0											
<b>Inning Stats</b>	R: 0 E: 0 K: 1 S: 8	H: 0 LOB: 0 BB: 0 P: 12	R: 1 E: 0 K: 0 S: 13	H: 1 LOB: 0 BB: 0 P: 16	R: 0 E: 0 K: 0 S: 6	H: 0 LOB: 0 BB: 0 P: 6	R: 0 E: 0 K: 1 S: 7	H: 1 LOB: 2 BB: 1 P: 14	R: 0 E: 0 K: 1 S: 8	H: 0 LOB: 0 BB: 0 P: 13	R: 0 E: 0 K: 0 S: 10	H: 1 LOB: 0 BB: 0 P: 13	R: 0 E: 0 K: 0 S: 10	H: 1 LOB: 1 BB: 0 P: 17	R: 2 E: 0 K: 1 S: 12	H: 2 LOB: 0 BB: 0 P: 19		R: 0 E: 0 K: 1 S: 10	H: 0 LOB: 0 BB: 0 P: 14	1B: 3 2B: 0 3B: 1 HR: 2	SF: 0 SAC: 0 DP: 0 HBP: 0	WP: 0 PB: 0 SB: 1 CS: 1	PA: 31				
<b>PITCHER</b>	IP	WLS	BF	H	R	ER	SO	BB	IBB	HBP	BLK	WP	HR	S	P	ERA	WHIP										
Jason Schmidt, R (1,1) ERA: 5.07	7.0	L	25	4	1	1	3	0	0	0	0	0	0	1	12	18.00	2.000										
Marc Wilkins, R (8,1) ERA: 4.62	1.0	L	5	2	2	2	1	0	0	0	0	0	1	12	19	18.00	2.000										













Batter	1	2	3	4	5	6	7	8	9	AB	R	H	RBI	BB	SO	LOB	TOP				
Tony Womack, L (1.4) OBP: 0.308, SLG: 0.348	1-2 E S HR 1B	0-1 G4-3		1-2 F7			1-2 FC3-6 FC5 1B	1-2 F7		5	2	2	0	0	0	3					
Jermaine Allensworth, R (1.8) OBP: 0.374, SLG: 0.389	3-3 K		3-2 L7	2-1 FC4 1B			1-0 FC3-6 1B	4-2 BB		4	0	2	1	1	1	1					
Al Martin, L (1.7) OBP: 0.397, SLG: 0.481	2-2 HR		1-2 G4-3	0-0 FC4 1B			2-0 FC3-6 FC4-6 FC5 1B	2-1 P5		5	2	1	2	0	0	5					
Kevin Young, R (1.3) OBP: 0.324, SLG: 0.491	3-2 HR		2-3 K		0-3 K		3-2 FC5 FC4-6 1B	1-3 K		5	1	1	2	0	3	2					
Joe Randa, R (1.5) OBP: 0.356, SLG: 0.468	0-2 P4			2-2 F8 1B 1B	1-2 G3-1		0-1 FC4-6 1B	2-1 P4		5	1	1	0	0	0	3					
18 Jason Kendall, R (1.2) OBP: 0.370, SLG: 0.386	0-1 F9			1-2 1B HBP	2-2 G6-3		2-1 1B			3	1	1	1	0	0	0					
Jose Guillen, R (1.9) OBP: 0.294, SLG: 0.409		0-0 1B		1-1 F8			0-1 F9	1-3 K		4	0	1	0	0	1	4					
Kevin Polcovich, R (1.6) OBP: 0.400, SLG: 0.402	1-0 1B	1-0 G1-6-4 1B		1-1 1B 1B	1-2 1B 1B		3-2 G3-6-4 1B	2-3 K		4	1	3	1	0	1	0					
Jon Lieber, L (1.1) OBP: 0.100, SLG: 0.069		1-2 G1-6-4		0-1 1B			0-0 G3-6-4	3-1 F8		3	0	1	1	0	0	3					
Midre Cummings, L (8, PH) OBP: 0.257, SLG: 0.375										1	0	0	0	0	0	0					
Marc Wilkins, R (8.1)										0	0	0	0	0	0	0					
Clint Sodowsky, L (9.1)										0	0	0	0	0	0	0					
<b>Inning Stats</b>	R: 3 E: 0 K: 1 S: 19	H: 3 LOB: 0 BB: 0 P: 28	R: 0 E: 0 K: 0 S: 7	H: 2 LOB: 1 BB: 0 P: 9	R: 0 E: 0 K: 1 S: 9	H: 0 LOB: 0 BB: 0 P: 15	R: 3 E: 0 K: 0 S: 17	H: 4 LOB: 2 BB: 0 P: 26	R: 0 E: 0 K: 1 S: 10	H: 1 LOB: 0 BB: 0 P: 12	R: 2 E: 0 K: 1 S: 15	H: 3 LOB: 2 BB: 0 P: 25	R: 0 E: 0 K: 1 S: 8	H: 0 LOB: 1 BB: 1 P: 14	R: 0 E: 0 K: 1 S: 13	H: 0 LOB: 1 BB: 1 P: 22	1B: 11 2B: 0 3B: 0 HR: 2	SF: 0 SAC: 0 DP: 2 HBP: 1	WP: 0 PB: 0 SB: 1 CS: 0	PA: 41	
<b>PITCHER</b>	IP WLS BF H R ER SO BB IBB HBP BLK WP HR S P ERA WHIP	IP WLS BF H R ER SO BB IBB HBP BLK WP HR S P ERA WHIP	IP WLS BF H R ER SO BB IBB HBP BLK WP HR S P ERA WHIP	IP WLS BF H R ER SO BB IBB HBP BLK WP HR S P ERA WHIP	IP WLS BF H R ER SO BB IBB HBP BLK WP HR S P ERA WHIP	IP WLS BF H R ER SO BB IBB HBP BLK WP HR S P ERA WHIP	IP WLS BF H R ER SO BB IBB HBP BLK WP HR S P ERA WHIP	IP WLS BF H R ER SO BB IBB HBP BLK WP HR S P ERA WHIP	IP WLS BF H R ER SO BB IBB HBP BLK WP HR S P ERA WHIP	IP WLS BF H R ER SO BB IBB HBP BLK WP HR S P ERA WHIP	IP WLS BF H R ER SO BB IBB HBP BLK WP HR S P ERA WHIP	IP WLS BF H R ER SO BB IBB HBP BLK WP HR S P ERA WHIP	IP WLS BF H R ER SO BB IBB HBP BLK WP HR S P ERA WHIP	IP WLS BF H R ER SO BB IBB HBP BLK WP HR S P ERA WHIP	IP WLS BF H R ER SO BB IBB HBP BLK WP HR S P ERA WHIP	IP WLS BF H R ER SO BB IBB HBP BLK WP HR S P ERA WHIP	IP WLS BF H R ER SO BB IBB HBP BLK WP HR S P ERA WHIP	IP WLS BF H R ER SO BB IBB HBP BLK WP HR S P ERA WHIP	IP WLS BF H R ER SO BB IBB HBP BLK WP HR S P ERA WHIP	IP WLS BF H R ER SO BB IBB HBP BLK WP HR S P ERA WHIP	IP WLS BF H R ER SO BB IBB HBP BLK WP HR S P ERA WHIP

Pittsburgh Pirates @ Houston Astros  
Astrodome, Houston, TX  
Tue Jun 24 1997, 8:05 PM EDT  
Att: 17,972 - Dome - 72 F


AB 39  
R 8  
H 13  
RBI 8  
BB 1  
SO 6  
LOB 21



Batter	1	2	3	4	5	6	7	8	9	AB	R	H	RBI	BB	SO	LOB	BOTTOM					
Bill Spiers, L (1.5) OBP: 0.451, SLG: 0.438	4-0 G5-4-3 BB		1-1 G1-3		1-0 FC3-6 5 BB		0-1 P5			3	0	0	0	1	0	2						
Ricky Gutierrez, R (1.4) OBP: 0.313, SLG: 0.320	0-1 G5-4-3		3-2 F8		1-2 L9		1-2 G5-3			4	0	0	0	0	0	3						
5 Jeff Bagwell, R (1.3) OBP: 0.438, SLG: 0.661	1-3 K		0-3 K		4-2 BB		3-2 2B			3	1	1	0	1	2	1						
Luis Gonzalez, L (1.7) OBP: 0.376, SLG: 0.402		0-2 BB E G6-4-3 1B		2-1 F8	0-0 G5-3		0-0 WP 2B			4	2	2	1	0	0	2						
Derek Bell, R (1.9) OBP: 0.318, SLG: 0.362		2-2 E5 G6-4-3 BB		2-0 G6-3		2-0 L6		2-2 G6-3		4	0	0	0	0	0	2						
Thomas Howard, S (1.8) OBP: 0.321, SLG: 0.370		4-2 G6-4-3 BB		1-0 2B		1-2 L5		2-3 K		3	0	1	0	1	1	0						
Brad Ausmus, R (1.2) OBP: 0.327, SLG: 0.366		0-0 G6-4-3		4-2 BB		2-3 K				3	0	0	0	1	1	2						
Tim Bogar, R (1.6) OBP: 0.282, SLG: 0.338		0-3 K		1-3 K			0-1 G3		0-2 G2-3	2	0	0	0	0	2	3						
Craig Biggio, R (7, PH) OBP: 0.393, SLG: 0.520										2	0	0	0	0	0	0						
Donne Wall, R (1.1) OBP: 0.182, SLG: 0.100			2-2 F8 G1-3 1B		4-2 FC3-6 BB				1-3 K	1	0	1	0	0	0	0						
Mike Magnante, L (4.1)										0	0	0	0	0	0	0						
Pat Listach, S (5, PH) OBP: 0.295, SLG: 0.225										0	0	0	0	0	0	0						
Bias Minor, R (8.1)										0	0	0	0	0	0	0						
Tom Martin, L (7.1)										0	0	0	0	0	0	0						
James Mouton, R (7, PH) OBP: 0.206, SLG: 0.343										1	0	0	0	0	0	0						
John Hudak, S (8.1)										0	0	0	0	0	0	0						
Sean Berry, R (9, PH) OBP: 0.260, SLG: 0.349										1	0	0	0	0	0	0						
<b>Inning Stats</b>	R: 0 E: 0 K: 1 S: 5	H: 0 LOB: 1 BB: 1 P: 10	R: 1 E: 1 K: 1 S: 14	H: 1 LOB: 1 BB: 1 P: 20	R: 0 E: 0 K: 1 S: 13	H: 1 LOB: 1 BB: 0 P: 19	R: 0 E: 0 K: 1 S: 9	H: 1 LOB: 2 BB: 1 P: 19	R: 0 E: 0 K: 1 S: 12	H: 0 LOB: 0 BB: 2 P: 22	R: 0 E: 0 K: 1 S: 8	H: 0 LOB: 0 BB: 0 P: 13	R: 0 E: 0 K: 0 S: 5	H: 0 LOB: 0 BB: 0 P: 5	R: 2 E: 0 K: 1 S: 14	H: 2 LOB: 0 BB: 0 P: 22	R: 0 E: 0 K: 1 S: 7	H: 0 LOB: 0 BB: 0 P: 9	1B: 2 2B: 3 3B: 0 HR: 0	SF: 0 SAC: 0 DP: 2 HBP: 0	WP: 2 PB: 0 SB: 0 CS: 0	PA: 36
<b>PITCHER</b>	IP WLS BF H R ER SO BB IBB HBP BLK WP HR S P ERA WHIP	IP WLS BF H R ER SO BB IBB HBP BLK WP HR S P ERA WHIP	IP WLS BF H R ER SO BB IBB HBP BLK WP HR S P ERA WHIP	IP WLS BF H R ER SO BB IBB HBP BLK WP HR S P ERA WHIP	IP WLS BF H R ER SO BB IBB HBP BLK WP HR S P ERA WHIP	IP WLS BF H R ER SO BB IBB HBP BLK WP HR S P ERA WHIP	IP WLS BF H R ER SO BB IBB HBP BLK WP HR S P ERA WHIP	IP WLS BF H R ER SO BB IBB HBP BLK WP HR S P ERA WHIP	IP WLS BF H R ER SO BB IBB HBP BLK WP HR S P ERA WHIP	IP WLS BF H R ER SO BB IBB HBP BLK WP HR S P ERA WHIP	IP WLS BF H R ER SO BB IBB HBP BLK WP HR S P ERA WHIP	IP WLS BF H R ER SO BB IBB HBP BLK WP HR S P ERA WHIP	IP WLS BF H R ER SO BB IBB HBP BLK WP HR S P ERA WHIP	IP WLS BF H R ER SO BB IBB HBP BLK WP HR S P ERA WHIP	IP WLS BF H R ER SO BB IBB HBP BLK WP HR S P ERA WHIP	IP WLS BF H R ER SO BB IBB HBP BLK WP HR S P ERA WHIP	IP WLS BF H R ER SO BB IBB HBP BLK WP HR S P ERA WHIP	IP WLS BF H R ER SO BB IBB HBP BLK WP HR S P ERA WHIP	IP WLS BF H R ER SO BB IBB HBP BLK WP HR S P ERA WHIP	IP WLS BF H R ER SO BB IBB HBP BLK WP HR S P ERA WHIP	IP WLS BF H R ER SO BB IBB HBP BLK WP HR S P ERA WHIP	

Pittsburgh Pirates @ Houston Astros  
Astrodome, Houston, TX  
Tue Jun 24 1997, 8:05 PM EDT  
Att: 17,972 - Dome - 72 F

AB 31  
R 3  
H 5  
RBI 1  
BB 5  
SO 7  
LOB 15





Batter	1	2	3	4	5	6	7	8	9	AB	R	H	RBI	BB	SO	LOB	TOP										
Tony Womack, L (1,4) OBP: 0.310, SLG: 0.348	G4-3		G3-1			1B		G6-3		3	0	1	0	1	0	0	<b>Pittsburgh Pirates @ Houston Astros</b> Astrodome, Houston, TX Wed Jun 25 1997, 4:33 AM EDT Att: 26,954 - Dome										
Jermaine Allensworth, R (1,8) OBP: 0.365, SLG: 0.377	K		F7			K		G6-3		4	0	0	0	0	2	2											
Al Martin, L (1,7) OBP: 0.406, SLG: 0.493	2B					L8		IBB		3	0	2	0	1	0	1											
Kevin Young, R (1,3) OBP: 0.316, SLG: 0.479	G4-3					G6-3		F9		4	0	0	0	0	1	5											
Dale Sveum, S (1,5) OBP: 0.342, SLG: 0.465		G4-3				G5-4-3 18 HBP 1B			K	4	0	1	0	0	2	1											
18 Jason Kendall, R (1,2) OBP: 0.372, SLG: 0.390		S 1B 2B				G1-3		G5-4-3 HBP	K	3	1	1	0	0	1	1											
Jose Guillen, R (1,9) OBP: 0.293, SLG: 0.406		2H 1B				K2-3		G5-4-3 1-2 2-3	K	4	0	1	1	0	2	2											
Kevin Polcovich, R (1,6) OBP: 0.388, SLG: 0.388		P4				K		G1-3		3	0	0	0	0	1	1											
Steve Cooke, R (1,1) Midg. Cuttings, L (8, PH) Clint Sodowsky, L (8, 1) Matt Ruebel, L (8, 1) Rich Loiselle, R (8, 1) Joe Randa, R (8, 9) OBP: 0.356, SLG: 0.498			G4-3			K			F7	2	0	0	0	0	1	0											
<b>Inning Stats</b>	R: 0 E: 0 K: 1 S: 6	H: 1 LOB: 1 BB: 0 P: 6	R: 1 E: 0 K: 0 S: 4	H: 2 LOB: 0 BB: 0 P: 4	R: 0 E: 0 K: 0 S: 3	H: 0 LOB: 0 BB: 0 P: 3	R: 0 E: 0 K: 2 S: 8	H: 1 LOB: 1 BB: 0 P: 8	R: 0 E: 0 K: 3 S: 9	H: 0 LOB: 0 BB: 0 P: 9	R: 0 E: 0 K: 1 S: 6	H: 1 LOB: 1 BB: 0 P: 6	R: 0 E: 0 K: 0 S: 3	H: 1 LOB: 1 BB: 0 P: 4	R: 0 E: 0 K: 0 S: 3	H: 0 LOB: 2 BB: 2 P: 11		R: 0 E: 0 K: 3 S: 9	H: 0 LOB: 0 BB: 0 P: 9	1B: 4 2B: 2 3B: 0 HR: 0	SF: 0 SAC: 0 DP: 1 HBP: 1	WP: 0 PB: 0 SB: 4 CS: 0	PA: 34				
<b>PITCHER</b>	IP	WLS	BF	H	R	ER	SO	BB	IBB	HBP	BLK	WP	HR	S	P	ERA	WHIP										
Darryl Kile, R (1,1) ERA: 2.14	8.0	W	31	6	1	1	7	1	1	1	0	0	0	42	51	1.12	0.875										
Billy Wagner, L (9,1) ERA: 1.64	1.0		3	0	0	0	3	0	0	0	0	0	0	9	9	0.00	0.000										

AB	31
R	1
H	6
RBI	1
BB	2
SO	10
LOB	13



Batter	1	2	3	4	5	6	7	8	9	AB	R	H	RBI	BB	SO	LOB	BOTTOM										
Craig Biggio, R (1,4) OBP: 0.395, SLG: 0.520	FC6-4 1B		G1-3			G5-3 1B		E5 WP 1B		4	2	2	0	1	0	0	<b>Pittsburgh Pirates @ Houston Astros</b> Astrodome, Houston, TX Wed Jun 25 1997, 4:33 AM EDT Att: 26,954 - Dome										
James Mouton, R (1,8) OBP: 0.293, SLG: 0.355	FC6-4 1B 5 S 1-2		G5-3			G5-3 1-2		5 BB 2H 1B		5	0	2	3	0	0	2											
5 Jeff Bagwell, R (1,3) OBP: 0.441, SLG: 0.656	1B 1-2 IBB		E5			S IBB		1B 1-2 BB		2	0	0	0	3	0	2											
Luis Gonzalez, L (1,7) OBP: 0.374, SLG: 0.400	G6-3 1-2 2-3 1B		K			G3		F7		4	0	1	0	0	1	5											
Derek Bell, R (1,9) OBP: 0.317, SLG: 0.376	G6-3 1-2					K		G6-3		4	1	1	1	0	1	3											
Sean Berry, R (1,5) OBP: 0.269, SLG: 0.347		K				F9			HR	4	0	1	0	0	1	0											
Billy Wagner, L (9,1)								CS 1B		0	0	0	0	0	0	0											
Tony Eusebio, R (1,2) OBP: 0.367, SLG: 0.301										2	0	1	0	2	1	1											
Brad Ausmus, R (8, PR) OBP: 0.327, SLG: 0.366		FC6-4 1B						K		0	1	0	0	0	0	0											
Tim Bogar, R (1,6) OBP: 0.275, SLG: 0.329		FC6-4 1-2				G3		CS		2	0	0	0	0	0	2											
Ricky Gutierrez, R (7, PH) OBP: 0.307, SLG: 0.314								G4-3		2	0	0	0	0	0	1											
Darryl Kile, R (1,1) OBP: 0.137, SLG: 0.104								K		3	0	0	0	0	2	1											
Bill Spiers, L (8, PH) OBP: 0.455, SLG: 0.450		F8						K		1	1	1	1	0	0	0											
<b>Inning Stats</b>	R: 0 E: 0 K: 0 S: 4	H: 2 LOB: 2 BB: 1 P: 8	R: 0 E: 0 K: 1 S: 6	H: 1 LOB: 1 BB: 0 P: 6	R: 0 E: 1 K: 1 S: 6	H: 0 LOB: 1 BB: 0 P: 6	R: 0 E: 0 K: 1 S: 5	H: 0 LOB: 1 BB: 1 P: 9	R: 0 E: 0 K: 1 S: 6	H: 1 LOB: 2 BB: 1 P: 10	R: 0 E: 0 K: 1 S: 5	H: 1 LOB: 0 BB: 0 P: 5	R: 1 E: 1 K: 1 S: 7	H: 1 LOB: 2 BB: 1 P: 11	R: 4 E: 0 K: 0 S: 6	H: 3 LOB: 2 BB: 2 P: 14	R: 0 E: 0 K: 0 S: 6	H: 0 LOB: 0 BB: 0 P: 9	1B: 6 2B: 2 3B: 0 HR: 1	SF: 0 SAC: 0 DP: 1 HBP: 0	WP: 1 PB: 0 SB: 3 CS: 1	PA: 40					
<b>PITCHER</b>	IP	WLS	BF	H	R	ER	SO	BB	IBB	HBP	BLK	WP	HR	S	P	ERA	WHIP										
Steve Cooke, L (1,1) ERA: 3.43	7.0	L	4	1	3	3	0	1	0	0	0	0	1	3	7	40.50	3.000										
Clint Sodowsky, R (8,1) ERA: 4.29	0.2		1	0	0	0	0	0	1	0	0	0	0	1	5	∞	∞										
Matt Ruebel, L (8,1) ERA: 8.16	0.0		2	1	1	1	0	0	0	0	0	0	0	2	2	27.00	3.000										
Rich Loiselle, R (8,1) ERA: 2.81	0.1		1	1	1	0	0	0	0	0	0	0	0	2	2	27.00	3.000										

AB	33
R	5
H	9
RBI	5
BB	6
SO	6
LOB	17





Batter	1	2	3	4	5	6	7	8	9	AB	R	H	RBI	BB	SO	LOB	TOP					
Lance Johnson, L (1,8) OBP: 0.379, SLG: 0.393	0-1 G4-3		4-0 1B BB		0-0 L7			3-2 G6-3		3	0	0	0	1	0	1						
Eduardo Alfonzo, R (1,5) OBP: 0.365, SLG: 0.451	1-2 G6-3		1-2 1-3 1B		2-1 F9			1-1 G5-3		4	0	1	0	0	0	0						
John Olerud, L (1,3) OBP: 0.410, SLG: 0.515	4-0 BB		0-0 G4-1		1-0 G6-3			0-1 1B		3	0	1	0	1	0	2						
Todd Hundley, S (1,2) OBP: 0.427, SLG: 0.608	3-1 G3			3-3 K		2-2 HR		2-3 K		4	1	1	1	0	2	2						
Bernard Gilkey, R (1,7) OBP: 0.315, SLG: 0.346		0-0 F9		2-3 K		0-1 1B		1-3 K		4	0	1	0	0	2	0						
Carlos Baerga, S (1,4) OBP: 0.396, SLG: 0.382		0-1 G4-3		1-0 G6-3		0-0 F7		2-3 K		3	0	0	0	0	0	1						
Cory Lidle, R (6,1)										0	0	0	0	0	0	0						
Juan Acevedo, R (7,1)										0	0	0	0	0	0	0						
Takashi Kashiwada, L (8,1)										0	0	0	0	0	0	0						
Steve Bieser, L (9,PH) OBP: 0.340, SLG: 0.290										1	0	0	0	0	1	0						
Carl Everett, S (1,9) OBP: 0.318, SLG: 0.465		2-3 K			2-1 E6			0-2 G3		4	0	0	0	0	1	0						
Luis Lopez, S (1,6) OBP: 0.309, SLG: 0.250			2-3 K		1-1 F7			1-1 1B CS		3	0	1	0	0	1	1						
Dave Micki, R (1,1) OBP: 0.192, SLG: 0.208			1-3 K		0-2 P6			3-3 K		1	0	0	0	0	1	0						
Jason Hardtke, S (5,PH) OBP: 0.462, SLG: 0.538										1	0	0	0	0	0	1						
Ricardo Jordan, L (5,1)										0	0	0	0	0	0	0						
Matt Franco, L (6,5) OBP: 0.371, SLG: 0.427										1	0	0	0	0	1	1						
<b>Inning Stats</b>	R: 0 E: 0 K: 0 S: 7	H: 0 LOB: 1 BB: 1 P: 15	R: 0 E: 0 K: 1 S: 7	H: 0 LOB: 0 BB: 0 P: 9	R: 0 E: 0 K: 2 S: 14	H: 1 LOB: 2 BB: 1 P: 21	R: 0 E: 0 K: 2 S: 9	H: 0 LOB: 0 BB: 0 P: 15	R: 0 E: 1 K: 0 S: 10	H: 0 LOB: 1 BB: 0 P: 13	R: 1 E: 0 K: 0 S: 9	H: 2 LOB: 1 BB: 0 P: 14	R: 0 E: 0 K: 1 S: 9	H: 1 LOB: 1 BB: 0 P: 13	R: 0 E: 0 K: 2 S: 10	H: 1 LOB: 0 BB: 0 P: 16	R: 0 E: 0 K: 1 S: 11	H: 0 LOB: 0 BB: 0 P: 15	1B: 4 2B: 1 3B: 0 HR: 1	SF: 0 SAC: 0 DP: 1 HBP: 0	WP: 0 PB: 0 SB: 0 CS: 1	PA: 34
<b>PITCHER</b> Jason Schmidt, R (1,1) ERA: 4.61	IP: 9.0 WLS: W BF: 34 H: 5 R: 1 ER: 1 SO: 9 BB: 2 IBB: 0 HBP: 0 BLK: 0 WP: 0 HR: 1 S: 86 P: 131 ERA: 1.00 WHIP: 0.778															<b>PITCHER</b>	IP: 9.0 WLS: W BF: 34 H: 5 R: 1 ER: 1 SO: 9 BB: 2 IBB: 0 HBP: 0 BLK: 0 WP: 0 HR: 1 S: 86 P: 131 ERA: 1.00 WHIP: 0.778					

New York Mets @ Pittsburgh Pirates  
Three Rivers Stadium, Pittsburgh, PA  
Fri Jun 27 1997, 7:05 PM EDT  
Att: 18,103 - Unknown - 84 F

AB	32
R	1
H	5
RBI	1
BB	2
SO	9
LOB	9



Batter	1	2	3	4	5	6	7	8	9	AB	R	H	RBI	BB	SO	LOB	BOTTOM			
Tony Womack, L (1,4) OBP: 0.315, SLG: 0.352	1-0 F9		1-1 G5-3			2-2 S 1B		0-0 S 1B		5	0	3	0	0	0	2				
Jermaine Allensworth, R (1,8) OBP: 0.372, SLG: 0.385	0-0 WP 3B	1-2 FC4-6 1B		0-1 G4-3 1B		1-2 S 1B		1-1 F7		5	1	3	0	0	0	2				
Al Martin, L (1,7) OBP: 0.400, SLG: 0.497	3-2 1H HR 3B	3-3 K		2-2 G4-3		2-1 L6		3-2 G3-1		5	1	1	1	0	1	5				
Kevin Young, R (1,3) OBP: 0.320, SLG: 0.494	2-0 HR		4-2 HR BB		3-1 G6-3		1-3 K			3	2	1	2	1	1	3				
Joe Randa, R (1,5) OBP: 0.359, SLG: 0.478	2-0 18 2B 3B		0-1 HR		3-2 G4-3		3-2 G6-3			1	1	1	0	0	0	0				
Dale Sveum, S (3,5) OBP: 0.342, SLG: 0.490			1-1 HR							3	1	1	2	0	0	3				
18 Jason Kendall, R (1,2) OBP: 0.377, SLG: 0.400	0-2 G4-3 2B		1-0 G4-3		1-2 BB 1B		0-0 CS 1B			4	0	3	1	0	0	0				
Jose Guillen, R (1,9) OBP: 0.293, SLG: 0.402	0-0 G4-3		0-2 E6 2B		4-1 L5-3 BB		0-0 P4			3	0	0	0	1	0	2				
Kevin Polcovich, R (1,6) OBP: 0.382, SLG: 0.393	2-2 G6-3		0-0 2B		1-1 L5-3		1-3 K			4	0	1	0	0	1	4				
Jason Schmidt, R (1,1) OBP: 0.160, SLG: 0.200		0-3 K		3-2 G5-3		1-1 G4-3		1-3 K		4	0	0	0	0	2	3				
<b>Inning Stats</b>	R: 4 E: 0 K: 0 S: 14	H: 5 LOB: 1 BB: 0 P: 24	R: 0 E: 0 K: 2 S: 11	H: 1 LOB: 0 BB: 0 P: 15	R: 2 E: 1 K: 0 S: 14	H: 2 LOB: 2 BB: 1 P: 23	R: 0 E: 0 K: 0 S: 11	H: 1 LOB: 1 BB: 0 P: 19	R: 0 E: 0 K: 1 S: 15	H: 1 LOB: 2 BB: 1 P: 15	R: 0 E: 0 K: 1 S: 9	H: 2 LOB: 0 BB: 0 P: 24	R: 0 E: 0 K: 1 S: 5	H: 1 LOB: 0 BB: 0 P: 6	R: 0 E: 0 K: 1 S: 11	H: 1 LOB: 1 BB: 0 P: 16	1B: 8 2B: 3 3B: 2 HR: 2	SF: 0 SAC: 0 DP: 1 HBP: 0	WP: 1 PB: 0 SB: 0 CS: 1	PA: 39
<b>PITCHER</b> Dave Micki, R (1,1) ERA: 4.42	IP: 4.0 WLS: L BF: 23 H: 6 R: 6 ER: 6 SO: 6 BB: 1 IBB: 0 HBP: 0 BLK: 0 WP: 0 HR: 0 S: 40 P: 50 ERA: 4.42 WHIP: 2.500															<b>PITCHER</b> Ricardo Jordan, L (5,1) ERA: 5.4	IP: 1.1 WLS: 7 BF: 3 H: 3 R: 0 ER: 0 SO: 0 BB: 0 IBB: 0 HBP: 0 BLK: 0 WP: 0 HR: 0 S: 17 P: 29 ERA: 5.4 WHIP: 3.000			
Cory Lidle, R (6,1) ERA: 4.45	0.2 2 0 0 0 1 0 0 0 0 0 0 6 10 0.00 0.000															Juan Acevedo, R (7,1) ERA: 1.23	1.0 3 1 0 0 1 0 0 0 0 0 0 5 6 0.00 0.000			
Takashi Kashiwada, L (8,1) ERA: 4.42	1.0 4 1 0 0 1 0 0 0 0 0 0 11 16 0.00 1.000																1.0 4 1 0 0 1 0 0 0 0 0 0 11 16 0.00 1.000			

New York Mets @ Pittsburgh Pirates  
Three Rivers Stadium, Pittsburgh, PA  
Fri Jun 27 1997, 7:05 PM EDT  
Att: 18,103 - Unknown - 84 F

AB	37
R	6
H	14
RBI	6
BB	2
SO	5
LOB	24





Batter	1	2	3	4	5	6	7	8	9	AB	R	H	RBI	BB	SO	LOB	TOP
Lance Johnson, L (1, 8) OBP: 0.380, SLG: 0.393										5	1	2	0	0	1	2	
Eduardo Alfonzo, R (1, 5) OBP: 0.374, SLG: 0.452										2	2	1	0	2	0	0	
John Olerud, L (1, 3) OBP: 0.413, SLG: 0.522										4	2	2	2	1	0	3	
Todd Hundley, S (1, 2) OBP: 0.430, SLG: 0.603										2	1	0	0	3	1	1	
Bernard Gilkey, R (1, 7) OBP: 0.316, SLG: 0.347										5	1	2	2	0	2	3	
Carlos Baerga, S (1, 4) OBP: 0.303, SLG: 0.378										3	0	0	1	0	0	2	
Butch Huskey, R (1, 9) OBP: 0.317, SLG: 0.478										4	1	1	1	0	1	1	
Luis Lopez, S (1, 6) OBP: 0.322, SLG: 0.308										4	0	2	2	0	0	0	
Armando Reynoso, R (1, 1) OBP: 0.276, SLG: 0.370										3	0	1	0	0	2	1	
Juan Acevedo, R (7, 1)										1	0	0	0	0	1	1	
Greg McMichael, R (8, 1) OBP: 1.000, SLG: 1.000										0	0	0	0	0	0	0	
John Franco, L (9, 1)										0	0	0	0	0	0	0	
<b>Inning Stats</b>	R: 0 H: 0 E: 0 K: 2 S: 12	H: 0 R: 0 ER: 0 LOB: 2 BB: 2 P: 25	R: 0 H: 0 E: 0 K: 1 S: 7	H: 2 R: 0 ER: 0 LOB: 1 BB: 0 P: 11	R: 0 H: 0 E: 0 K: 1 S: 11	H: 0 R: 0 ER: 0 LOB: 0 BB: 0 P: 17	R: 0 H: 0 E: 0 K: 1 S: 9	H: 0 R: 0 ER: 0 LOB: 0 BB: 0 P: 12	R: 3 H: 4 E: 0 K: 0 S: 12	H: 1 R: 0 ER: 0 LOB: 0 BB: 0 P: 16	R: 5 H: 4 E: 0 K: 1 S: 20	H: 4 R: 0 ER: 0 LOB: 1 BB: 1 P: 34	R: 0 H: 0 E: 0 K: 1 S: 10	H: 0 R: 0 ER: 0 LOB: 1 BB: 1 P: 17	1B: 8 2B: 3 3B: 1 HR: 0	SF: 1 SAC: 0 DP: 2 HBP: 1	WP: 0 PA: 42 PB: 0 SB: 1 CS: 1
<b>PITCHER</b>	IP WLS BF H R ER SO BB IBB HBP BLK WP HR S P ERA WHIP																
Esteban Loaiza, R (1, 1) ERA: 4.1	6.0 L 25 6 3 3 5 1 2 1 0 0 0 58 97 4.50 1.167																
Jose Silva, R (7, 1) ERA: 15.75	2.0 12 5 5 2 1 1 0 0 0 0 32 50 22.50 3.000																
Jason Christiansen, L (9, 1) ERA: 5.4	1.0 4 0 0 0 1 1 0 0 0 0 10 17 0.00 1.000																

New York Mets @ Pittsburgh Pirates  
Three Rivers Stadium, Pittsburgh, PA  
Sat Jun 28 1997, 7:05 PM EDT  
Att: 23,711 - Unknown - 87 F

AB	33
R	8
H	11
RBI	8
BB	6
SO	8
LOB	14



Batter	1	2	3	4	5	6	7	8	9	AB	R	H	RBI	BB	SO	LOB	BOTTOM		
Tony Womack, L (1, 4) OBP: 0.311, SLG: 0.347										4	0	0	0	0	0	3			
Jermaine Allensworth, R (1, 8) OBP: 0.364, SLG: 0.375										4	0	0	1	0	1	2			
Al Martin, L (1, 7) OBP: 0.402, SLG: 0.510										4	1	2	0	0	1	0			
Kevin Young, R (1, 3) OBP: 0.324, SLG: 0.500										4	1	2	1	0	1	2			
Dale Sveum, S (1, 5) OBP: 0.331, SLG: 0.472										4	0	0	0	0	1	2			
18 Jason Kendall, R (1, 2) OBP: 0.375, SLG: 0.399										3	0	1	1	0	0	0			
Mark Smith, R (1, 9) OBP: 0.302, SLG: 0.512										4	0	1	0	0	0	1			
Kevin Polcovich, R (1, 6) OBP: 0.385, SLG: 0.396										2	0	1	0	0	0	1			
Lou Collier, R (8, PH) OBP: 1.000, SLG: 1.000										1	1	1	0	0	0	0			
Esteban Loaiza, R (1, 1) OBP: 0.156, SLG: 0.188										0	0	0	0	0	0	0			
Midre Cummings, L (8, PH) OBP: 0.252, SLG: 0.368										1	0	0	0	0	1	0			
Jose Silva, R (7, 1)										0	0	0	0	0	0	0			
Keith Osik, R (8, PH) OBP: 0.306, SLG: 0.370										1	0	1	0	0	0	0			
Jason Christiansen, R (9, 1) ERA: 2.73										0	0	0	0	0	0	0			
<b>Inning Stats</b>	R: 0 H: 0 E: 0 K: 2 S: 10	H: 2 R: 0 ER: 0 LOB: 1 BB: 0 P: 15	R: 0 H: 1 E: 0 K: 0 S: 11	H: 1 R: 0 ER: 0 LOB: 0 BB: 0 P: 13	R: 0 H: 0 E: 0 K: 1 S: 10	H: 0 R: 0 ER: 0 LOB: 0 BB: 0 P: 16	R: 0 H: 1 E: 0 K: 0 S: 6	H: 1 R: 0 ER: 0 LOB: 0 BB: 0 P: 10	R: 0 H: 0 E: 0 K: 1 S: 7	H: 0 R: 0 ER: 0 LOB: 0 BB: 0 P: 12	R: 2 H: 2 E: 0 K: 0 S: 9	H: 2 R: 0 ER: 0 LOB: 0 BB: 0 P: 12	R: 1 H: 3 E: 0 K: 1 S: 14	H: 3 R: 0 ER: 0 LOB: 2 BB: 0 P: 20	R: 0 H: 0 E: 0 K: 0 S: 4	H: 0 R: 0 ER: 0 LOB: 0 BB: 0 P: 6	1B: 6 2B: 3 3B: 1 HR: 0	SF: 1 SAC: 1 DP: 1 HBP: 0	WP: 0 PA: 34 PB: 0 SB: 0 CS: 1
<b>PITCHER</b>	IP WLS BF H R ER SO BB IBB HBP BLK WP HR S P ERA WHIP																		
Armando Reynoso, R (1, 1) ERA: 3.02	6.2 W 24 6 2 2 4 2 2 0 0 0 60 88 2.70 0.900																		
Juan Acevedo, R (7, 1) ERA: 2.16	1.0 6 3 1 1 0 0 0 0 0 0 12 15 9.00 3.000																		
Greg McMichael, R (8, 1) ERA: 2.39	0.1 1 0 0 0 1 0 0 0 0 0 4 7 0.00 0.000																		
John Franco, L (9, 1)	1.0 3 0 0 0 0 0 0 0 0 0 4 6 0.00 0.000																		

New York Mets @ Pittsburgh Pirates  
Three Rivers Stadium, Pittsburgh, PA  
Sat Jun 28 1997, 7:05 PM EDT  
Att: 23,711 - Unknown - 87 F

AB	32
R	3
H	9
RBI	3
BB	0
SO	5
LOB	11







Batter	1	2	3	4	5	6	7	8	9	AB	R	H	RBI	BB	SO	LOB	TOP					
<b>Bernard Gilkey, R</b> OBP: 0.314, SLG: 0.348 (1, 7)	G6-3		G5-3			G3	G5-3		K	5	0	1	0	0	1	0	<b>New York Mets @ Pittsburgh Pirates</b> Three Rivers Stadium, Pittsburgh, PA Sun Jun 29 1997, 3:33 AM EDT Att: 26,499 - Sunny - 89 F					
<b>Eduardo Alfonso, R</b> OBP: 0.375, SLG: 0.448 (1, 5)	G6-3		F9			G5-3		HR	HR	4	2	1	0	1	0	1						
<b>John Olerud, L</b> OBP: 0.413, SLG: 0.541 (1, 3)	F7			G6-3		G3		HR	HR	5	2	2	4	0	0	1						
<b>Todd Hundley, S</b> OBP: 0.426, SLG: 0.607 (1, 2)	F8			K		G3		HR	F8	5	1	1	1	0	1	1						
<b>Carl Everett, S</b> OBP: 0.324, SLG: 0.466 (1, 8)	SF8			G3			G4-6-3	G6-3	P4	4	2	2	0	0	0	0						
<b>Carlos Baerga, S</b> OBP: 0.303, SLG: 0.374 (1, 4)	HBP				G4-3		G4-6-3	SH1-3		2	0	0	0	0	0	1						
<b>Butch Huskey, R</b> OBP: 0.316, SLG: 0.490 (1, 9)	SF8				G4-3		HR	G6-3		3	1	1	2	0	0	1						
<b>Luis Lopez, S</b> OBP: 0.349, SLG: 0.357 (1, 6)	L3						HR			4	1	3	1	0	0	1						
<b>Rick Reed, R</b> OBP: 0.279, SLG: 0.287 (4, 1)			K							1	0	0	0	0	1	0						
<b>Cory Lidle, R</b> OBP: 0.296, SLG: 0.470 (7, PH)										1	0	0	0	0	0	0						
<b>Matt Franco, L</b> OBP: 0.296, SLG: 0.470 (7, 1)										1	1	1	2	0	0	0						
<b>Ricardo Jordan, L</b> OBP: 0.296, SLG: 0.470 (7, 1)										0	0	0	0	0	0	0						
<b>Lance Johnson, L</b> OBP: 0.277, SLG: 0.320 (8, PH)										1	0	0	0	0	0	1						
<b>Greg McMichael, R</b> OBP: 0.290, SLG: 0.390 (8, 1)										0	0	0	0	0	0	0						
<b>John Franco, L</b> OBP: 0.290, SLG: 0.390 (9, 1)										0	0	0	0	0	0	0						
<b>Inning Stats</b>	R: 0 E: 0 K: 0 S: 6	H: 0 LOB: 0 BB: 0 P: 12	R: 1 E: 1 K: 0 S: 6	H: 1 LOB: 1 BB: 0 P: 8	R: 0 E: 0 K: 1 S: 7	H: 0 LOB: 0 BB: 0 P: 11	R: 0 E: 0 K: 1 S: 7	H: 0 LOB: 0 BB: 0 P: 11	R: 0 E: 0 K: 1 S: 9	H: 1 LOB: 1 BB: 0 P: 14	R: 0 E: 0 K: 0 S: 9	H: 1 LOB: 1 BB: 0 P: 14	R: 3 E: 0 K: 0 S: 9	H: 4 LOB: 0 BB: 0 P: 11	R: 4 E: 0 K: 0 S: 13	H: 3 LOB: 1 BB: 1 P: 19	R: 2 E: 0 K: 1 S: 15	H: 2 LOB: 0 BB: 0 P: 21	1B: 5 2B: 2 3B: 0 HR: 5	SF: 1 SAC: 1 DP: 1 HBP: 2	WP: 0 PB: 0 SB: 0 CS: 0	PA: 41
<b>PITCHER</b>	IP	WLS	BF	H	R	ER	SO	BB	IBB	HBP	BLK	WP	HR	S	P	ERA	WHIP					
<b>67 Francisco Cordova, R</b> ERA: 2.92 (1, 1)	7.0		29	7	5	4	3	1	0	1	0	0	2	53	85	5.14	1.143					
<b>Chris Peters, L</b> ERA: 5.96 (8, 1)	0.1	L	4	2	2	2	0	0	0	1	0	0	2	6	8	54.00	6.000					
<b>Rich Loiselle, R</b> ERA: 3.27 (8, 1)	1.0		6	3	3	3	1	0	0	0	0	0	1	19	23	27.00	3.000					
<b>Jason Christiansen, L</b> ERA: 4.5 (9, 1)	0.2		2	0	0	0	0	0	0	0	0	0	0	3	5	0.00	0.000					


Batter	1	2	3	4	5	6	7	8	9	AB	R	H	RBI	BB	SO	LOB	BOTTOM					
<b>Tony Womack, L</b> OBP: 0.309, SLG: 0.345 (1, 4)	K	F8		G3-1				G5-3		5	0	1	1	0	1	0	<b>New York Mets @ Pittsburgh Pirates</b> Three Rivers Stadium, Pittsburgh, PA Sun Jun 29 1997, 3:33 AM EDT Att: 26,499 - Sunny - 89 F					
<b>Jermaine Allensworth, R</b> OBP: 0.365, SLG: 0.379 (1, 8)	P3			G5-3		G6-3			1B	5	2	2	0	0	0	1						
<b>Al Martin, L</b> OBP: 0.408, SLG: 0.530 (1, 7)	HR			K					K	4	2	2	2	1	2	0						
<b>Kevin Young, R</b> OBP: 0.337, SLG: 0.531 (1, 3)	1B			1B					1B	5	3	4	1	0	0	0						
<b>Dale Sveum, S</b> OBP: 0.341, SLG: 0.478 (1, 5)	1B			1B					1B	5	0	3	1	0	0	2						
<b>18 Jason Kendall, R</b> OBP: 0.377, SLG: 0.398 (1, 2)	1B			1B					1B	3	0	1	1	1	0	3						
<b>Rich Loiselle, R</b> ERA: 5.96 (8, 1)										0	0	0	0	0	0	0						
<b>Jason Christiansen, R</b> ERA: 4.5 (9, 1)										0	0	0	0	0	0	0						
<b>Mark Smith, R</b> OBP: 0.295, SLG: 0.500 (9, PH)										1	0	0	0	0	0	1						
<b>Jose Guillen, R</b> OBP: 0.292, SLG: 0.399 (1, 9)	F9			P6						4	1	1	0	0	0	5						
<b>Lou Collier, R</b> OBP: 0.400, SLG: 0.400 (1, 6)		G5-3							F9	4	0	1	1	0	1	1						
<b>67 Francisco Cordova, R</b> OBP: 0.171, SLG: 0.065 (1, 1)										2	0	0	0	0	2	2						
<b>Chris Peters, L</b> OBP: 0.500, SLG: 0.500 (8, 1)										0	0	0	0	0	0	0						
<b>Keith Osik, R</b> OBP: 0.300, SLG: 0.362 (8, 2)										1	0	0	0	0	0	0						
<b>Inning Stats</b>	R: 2 E: 0 K: 1 S: 14	H: 4 LOB: 2 BB: 0 P: 16	R: 0 E: 0 K: 1 S: 8	H: 0 LOB: 0 BB: 0 P: 12	R: 3 E: 1 K: 1 S: 14	H: 5 LOB: 2 BB: 0 P: 18	R: 0 E: 0 K: 1 S: 7	H: 0 LOB: 0 BB: 0 P: 11	R: 0 E: 0 K: 0 S: 5	H: 1 LOB: 0 BB: 0 P: 7	R: 1 E: 0 K: 1 S: 14	H: 2 LOB: 1 BB: 0 P: 19	R: 1 E: 0 K: 0 S: 10	H: 1 LOB: 1 BB: 1 P: 19	R: 0 E: 0 K: 0 S: 10	H: 0 LOB: 0 BB: 0 P: 15	R: 1 E: 0 K: 0 S: 10	H: 2 LOB: 1 BB: 1 P: 19	1B: 12 2B: 1 3B: 0 HR: 2	SF: 0 SAC: 1 DP: 1 HBP: 0	WP: 0 PB: 0 SB: 1 CS: 1	PA: 42
<b>PITCHER</b>	IP	WLS	BF	H	R	ER	SO	BB	IBB	HBP	BLK	WP	HR	S	P	ERA	WHIP					
<b>Rick Reed, R</b> ERA: 2.92 (1, 1)	3.0		18	8	5	3	3	0	0	0	0	0	0	26	46	15.00	3.000					
<b>Cory Lidle, R</b> ERA: 4.32 (4, 1)	3.0		11	3	1	1	2	0	0	0	0	0	0	26	37	3.00	1.000					
<b>Ricardo Jordan, L</b> ERA: 5.99 (7, 1)	1.0	W	5	1	1	1	1	1	0	0	0	0	1	10	19	9.00	2.000					
<b>Greg McMichael, R</b> ERA: 2.33 (8, 1)	1.0		3	0	0	0	0	0	0	0	0	0	0	10	15	0.00	0.000					
<b>John Franco, L</b> ERA: 2.93 (9, 1)	1.0	S	5	2	1	1	0	1	0	0	0	0	0	10	19	9.00	3.000					

livebaseballscorecards.com






Batter	1	2	3	4	5	6	7	8	9	AB	R	H	RBI	BB	SO	LOB	TOP			
Ray Durham, S (1,4) OBP: 0.327, SLG: 0.357	2-0 SH5-3 SF9 2B		1-0 L3-6 S		3-3 K			1-1 G3		4	1	2	0	0	1	2	Chicago White Sox @ Pittsburgh Pirates Three Rivers Stadium, Pittsburgh, PA Mon Jun 30 1997, 7:05 PM EDT Att: 28,070 - Unknown - 78 F  livebaseballscores.com  AB 28 R 1 H 5 RBI 1 BB 2 SO 10 LOB 10  			
Ozzie Guillen, L (1,6) OBP: 0.321, SLG: 0.359	0-1 SH5-3 2-3		2-0 L3-6 1-2			0-1 F7		1-1 F8		3	0	0	0	0	0	1				
Frank Thomas, R (1,3) OBP: 0.495, SLG: 0.648	2-1 SF9			4-1 G4-3 BB		2-3 K			1-0 F9	2	0	0	1	1	1	0				
Albert Belle, R (1,7) OBP: 0.347, SLG: 0.525	2-3 K			2-3 K		1-3 K			2-3 K	4	0	0	0	0	4	1				
Jorge Fabregas, L (1,2) OBP: 0.263, SLG: 0.320		1-3 K		1-0 G4-3 1-2			0-1 F8		1-0 L9	4	0	0	0	0	1	1				
Mike Cameron, R (1,8) OBP: 0.343, SLG: 0.433		1-1 G5-3			1-0 S BB 1B		2-3 K			3	0	1	0	0	1	0				
Chris Snopce, R (1,5) OBP: 0.273, SLG: 0.341		0-1 1B			0-1 F8		0-2 2B			3	0	2	0	0	0	1				
Dave Martinez, L (1,9) OBP: 0.365, SLG: 0.461		1-2 G3			4-2 S BB 1B SAFE		1-0 F8			2	0	0	0	1	0	2				
Danny Darwin, R (1,1) 34 Mario Valdez, L (8, PH) 41 Bill Simas, L (8, 1)			1-3 K		0-3 K			0-0 F7		2	0	0	0	0	2	2				
					1-2 2-3					1	0	0	0	0	0	0				
										0	0	0	0	0	0	0				
<b>Inning Stats</b>	R: 1 E: 0 K: 1 S: 8	H: 1 LOB: 0 BB: 0 P: 14	R: 0 E: 0 K: 1 S: 10	H: 1 LOB: 1 BB: 0 P: 13	R: 0 E: 0 K: 1 S: 5	H: 1 LOB: 0 BB: 1 P: 9	R: 0 E: 0 K: 1 S: 5	H: 0 LOB: 0 BB: 1 P: 12	R: 0 E: 0 K: 2 S: 13	H: 1 LOB: 2 BB: 1 P: 21	R: 0 E: 0 K: 1 S: 9	H: 1 LOB: 0 BB: 0 P: 12	R: 0 E: 0 K: 0 S: 5	H: 0 LOB: 0 BB: 0 P: 7	R: 0 E: 0 K: 1 S: 5	H: 0 LOB: 0 BB: 0 P: 9	1B: 3 2B: 3 3B: 0 HR: 0	SF: 1 SAC: 1 DP: 2 HBP: 0	WP: 0 PB: 0 SB: 3 CS: 0	PA: 32
<b>PITCHER</b> Jon Lieber, R (1,1) ERA: 4.14	IP: 9.0 WLS: W BF: 32	H: 5 R: 1 ER: 1 SO: 10	BB: 2 IBB: 0 HBP: 0 BLK: 0	WP: 0 HR: 0 S: 68 P: 108	ERA: 1.00 WHIP: 0.778	<b>PITCHER</b>										IP: 9.0 WLS: W BF: 32	H: 5 R: 1 ER: 1 SO: 10	BB: 2 IBB: 0 HBP: 0 BLK: 0	WP: 0 HR: 0 S: 68 P: 108	ERA: 1.00 WHIP: 0.778

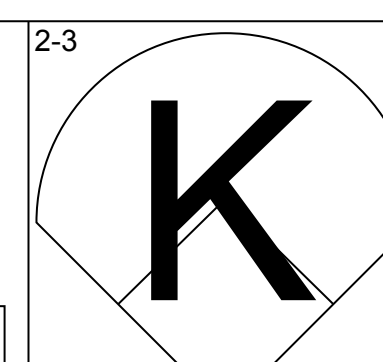
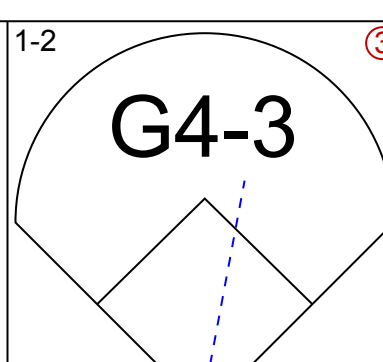
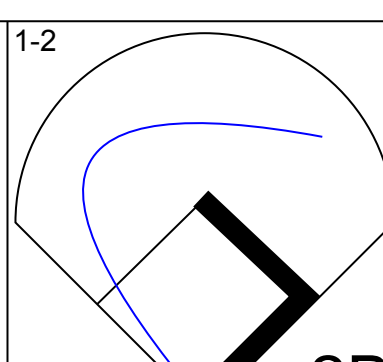
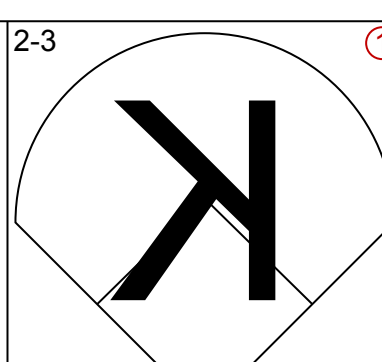
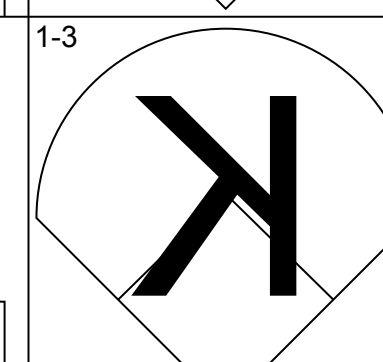
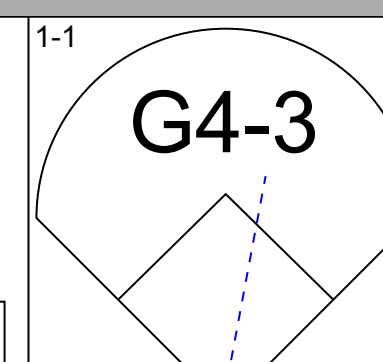
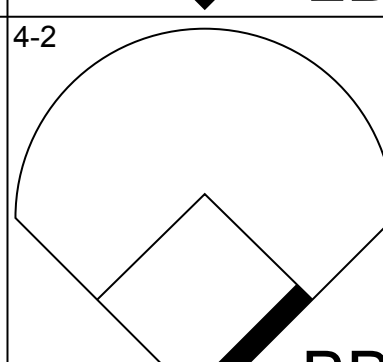
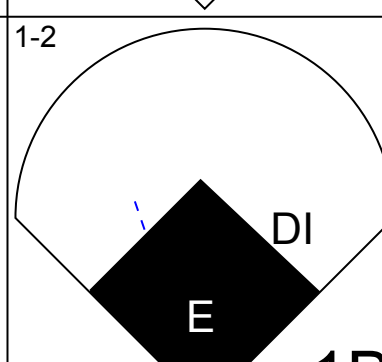
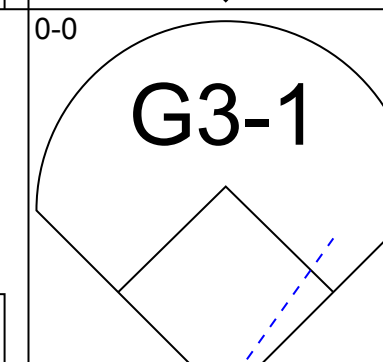
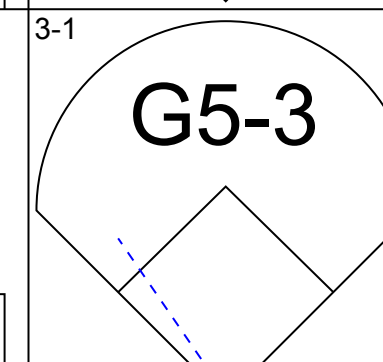
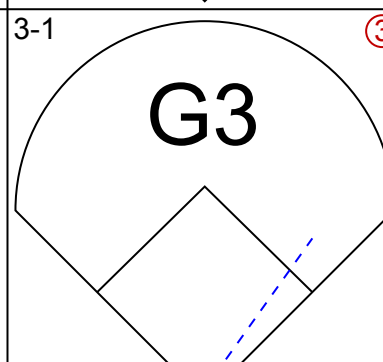
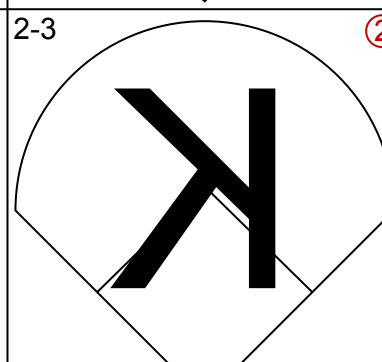
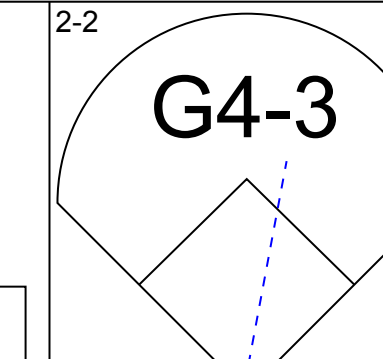
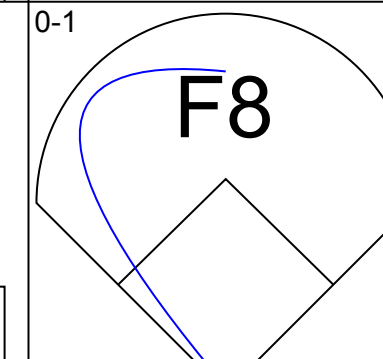
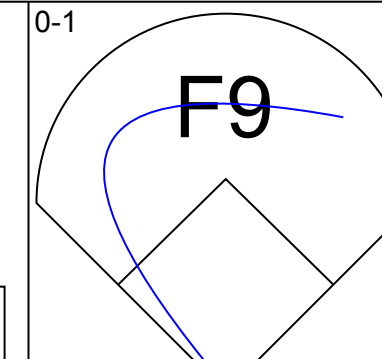
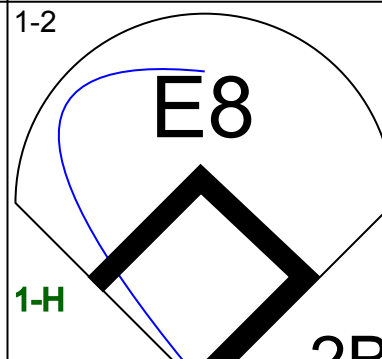
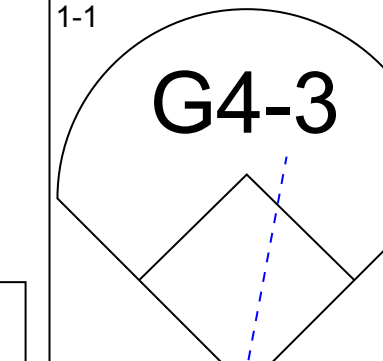
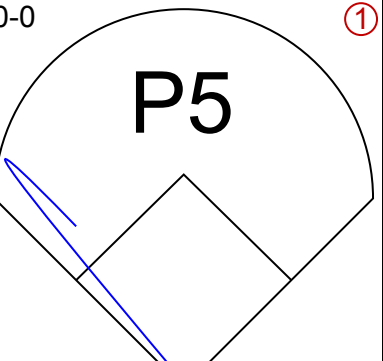
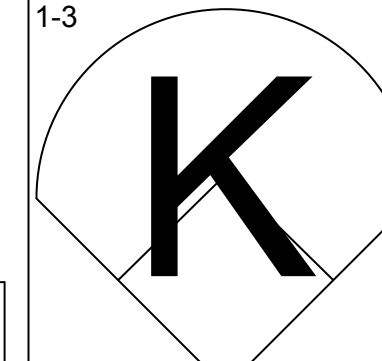
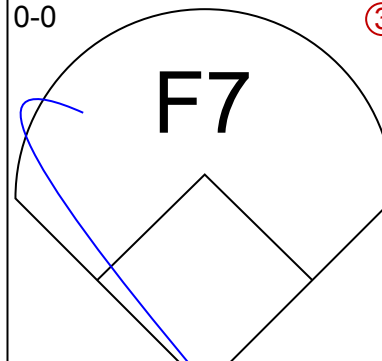
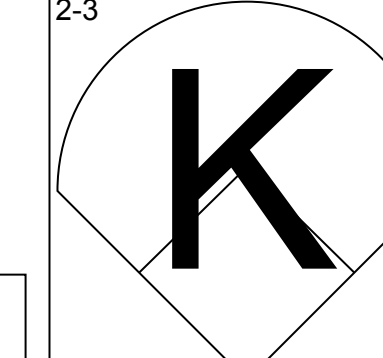
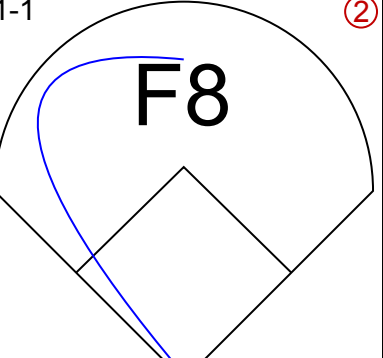
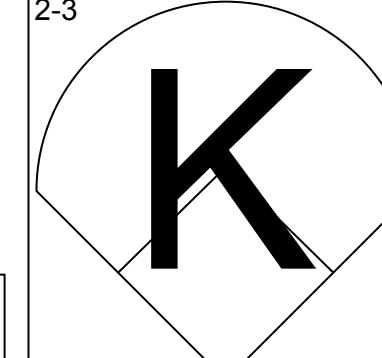
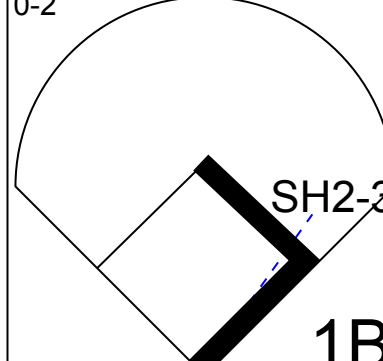
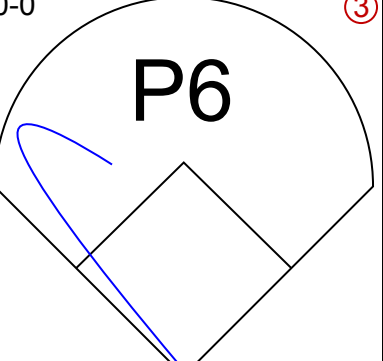
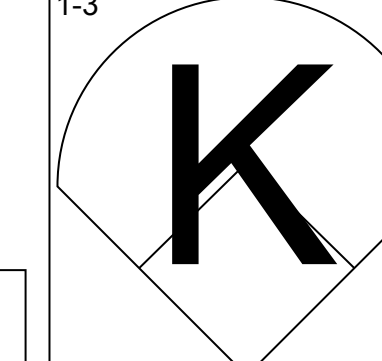
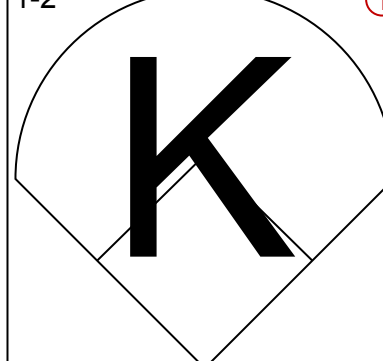
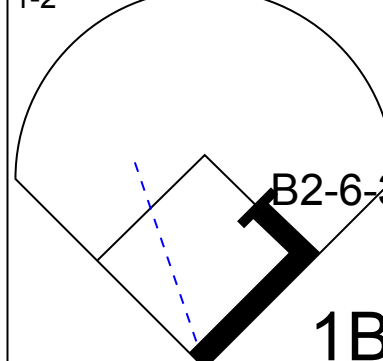
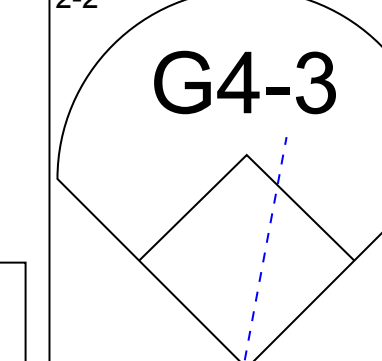
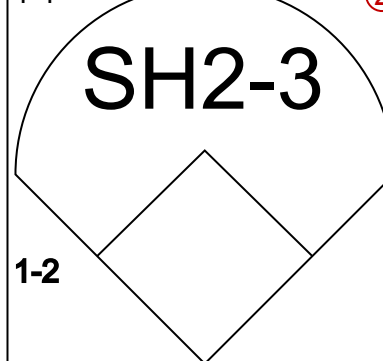
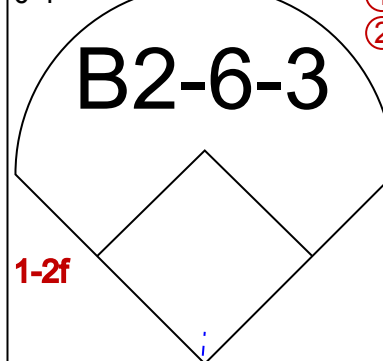
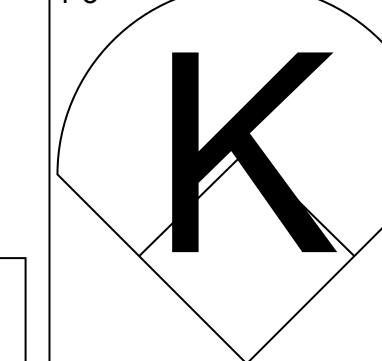

Batter	1	2	3	4	5	6	7	8	9	AB	R	H	RBI	BB	SO	LOB	BOTTOM			
Tony Womack, L (1,4) OBP: 0.309, SLG: 0.347	2-1 K 2B		0-2 E4 2B		0-1 P6		1-0 P6			4	0	1	0	0	0	0	Chicago White Sox @ Pittsburgh Pirates Three Rivers Stadium, Pittsburgh, PA Mon Jun 30 1997, 7:05 PM EDT Att: 28,070 - Unknown - 78 F  livebaseballscores.com  AB 34 R 3 H 9 RBI 3 BB 0 SO 5 LOB 18  			
Jermaine Allensworth, R (1,8) OBP: 0.357, SLG: 0.367	1-3 SAFE SAFE SAFE K		0-3 SAFE SAFE SAFE K		1-0 E5		0-0 F9			4	0	0	0	0	2	2				
Al Martin, L (1,7) OBP: 0.404, SLG: 0.529	1-0 F8		0-2 F9 2B		1-0 F9		0-2 F9			4	0	1	0	0	0	1				
Kevin Young, R (1,3) OBP: 0.335, SLG: 0.541		1-1 HR	0-0 G6-3		3-3 K		2-3 K			4	1	1	1	0	2	3				
Dale Sveum, S (1,5) OBP: 0.346, SLG: 0.504		3-1 G3-1		1-2 18 G5-3 1B		1-1 HR		3-2 E3 18 HBP		4	2	2	1	0	0	0				
18 Jason Kendall, R (1,2) OBP: 0.382, SLG: 0.406		0-1 G3-1 2B		0-2 G5-3 1-2		3-1 G1-6-3 1B		1-1 SAFE SAFE SAFE HBP		3	0	2	0	0	0	1				
Jose Guillen, R (1,9) OBP: 0.291, SLG: 0.397		1-2 G3-1		0-1 G1-3		0-0 G1-6-3 1B		0-3 K		4	0	1	0	0	1	4				
Lou Collier, R (1,6) OBP: 0.333, SLG: 0.333		1-2 P3		0-1 2H 1B		1-1 G1-6-3 1B		1-2 G4-3		4	0	1	1	0	0	5				
Jon Lieber, L (1,1) OBP: 0.091, SLG: 0.063			1-0 P6		1-2 G4-3		1-1 G3			3	0	0	0	0	0	2				
<b>Inning Stats</b>	R: 0 E: 0 K: 1 S: 6	H: 1 LOB: 0 BB: 0 P: 10	R: 1 E: 0 K: 0 S: 13	H: 2 LOB: 1 BB: 0 P: 19	R: 0 E: 1 K: 1 S: 11	H: 1 LOB: 2 BB: 0 P: 12	R: 1 E: 0 K: 0 S: 18	H: 2 LOB: 1 BB: 0 P: 20	R: 0 E: 1 K: 1 S: 9	H: 0 LOB: 1 BB: 0 P: 14	R: 1 E: 0 K: 0 S: 9	H: 3 LOB: 1 BB: 0 P: 15	R: 0 E: 0 K: 0 S: 6	H: 0 LOB: 0 BB: 0 P: 7	R: 0 E: 1 K: 2 S: 15	H: 0 LOB: 2 BB: 0 P: 22	1B: 4 2B: 3 3B: 0 HR: 2	SF: 0 SAC: 0 DP: 1 HBP: 1	WP: 0 PB: 0 SB: 0 CS: 0	PA: 35
<b>PITCHER</b> Danny Darwin, R (1,1) ERA: 3.4 41 Bill Simas, R (8, 1) ERA: 4.59	IP: 7.0 WLS: L BF: 30	H: 9 R: 3 ER: 3 SO: 3	BB: 0 IBB: 0 HBP: 0 BLK: 0	WP: 0 HR: 2 S: 72 P: 97	ERA: 3.86 WHIP: 1.286	<b>PITCHER</b>										IP: 7.0 WLS: L BF: 30	H: 9 R: 3 ER: 3 SO: 3	BB: 0 IBB: 0 HBP: 0 BLK: 0	WP: 0 HR: 2 S: 72 P: 97	ERA: 3.86 WHIP: 1.286

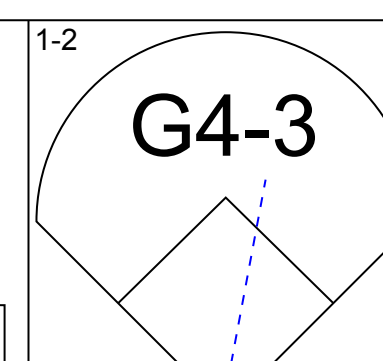
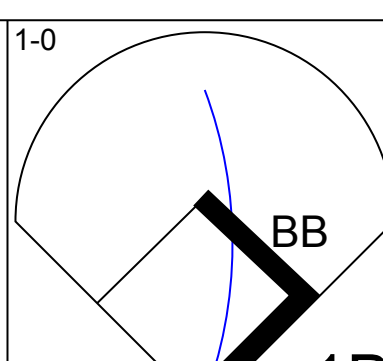
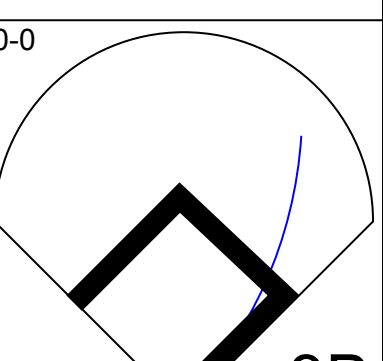
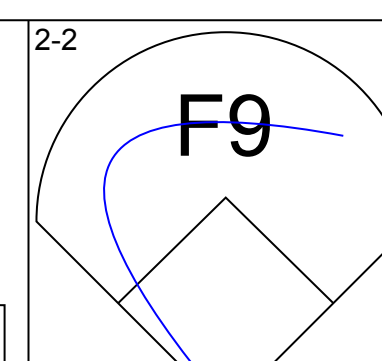
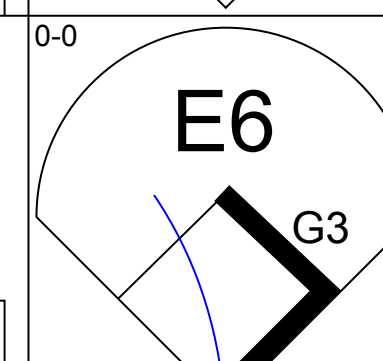
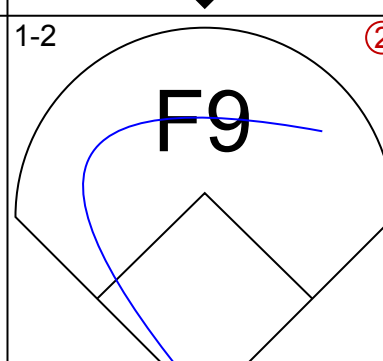
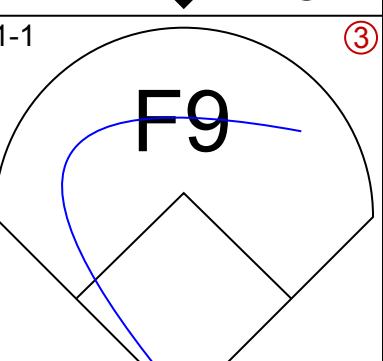
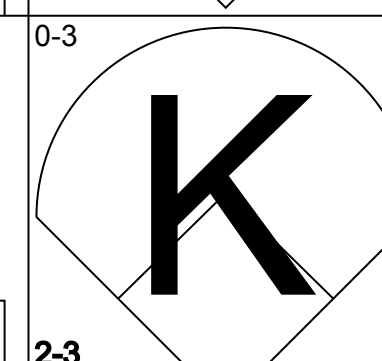
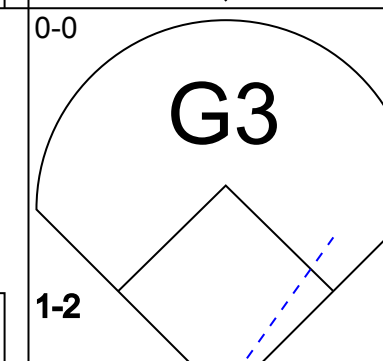
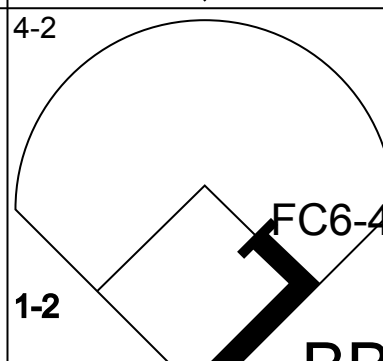
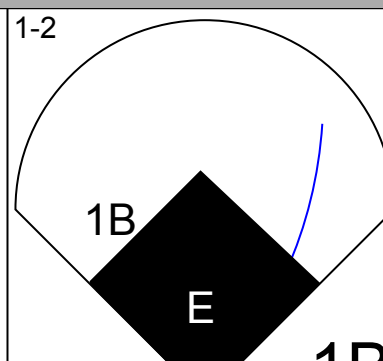
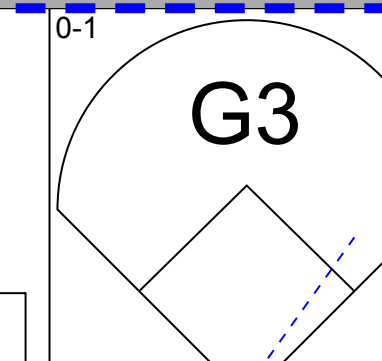
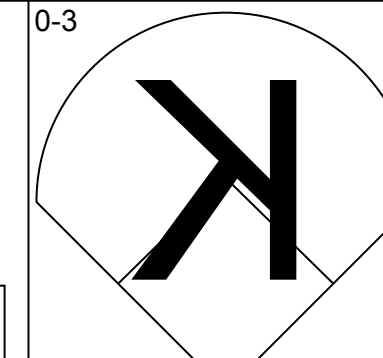
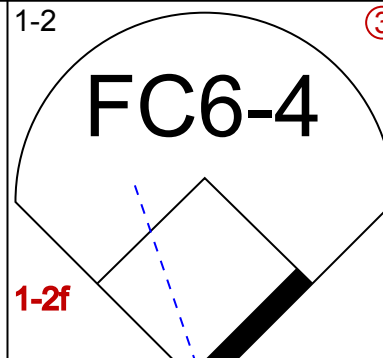
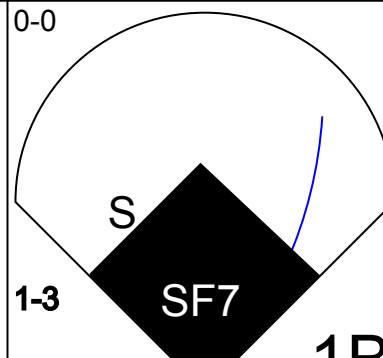
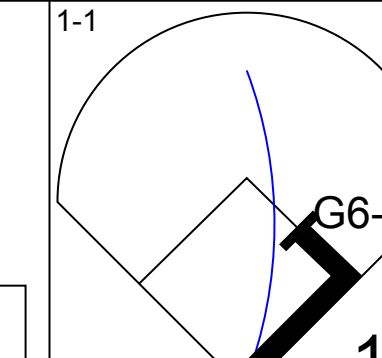
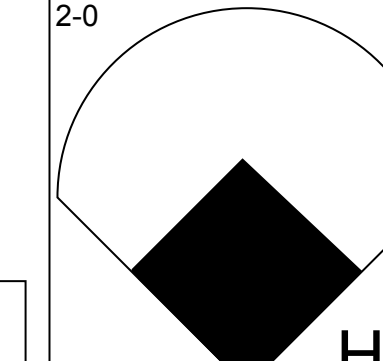
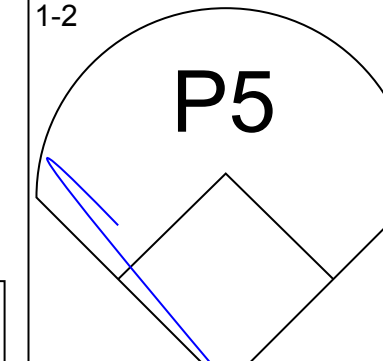
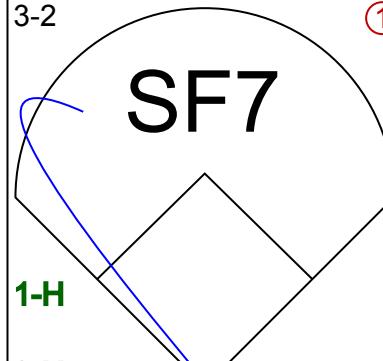
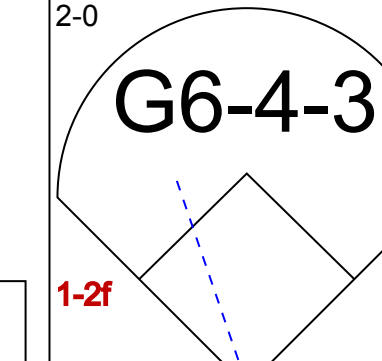
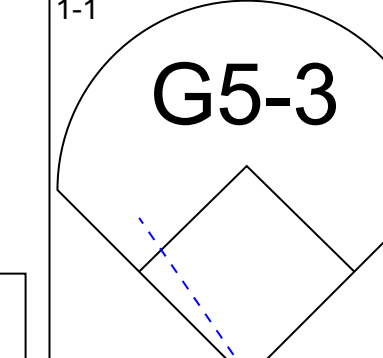
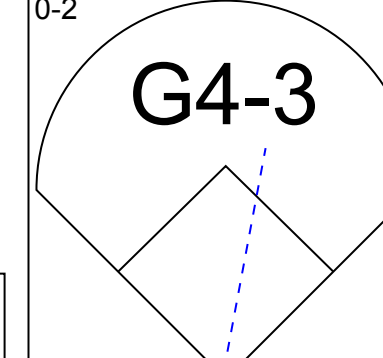
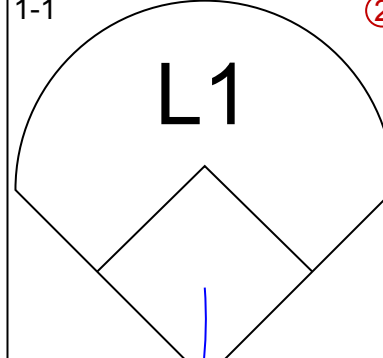
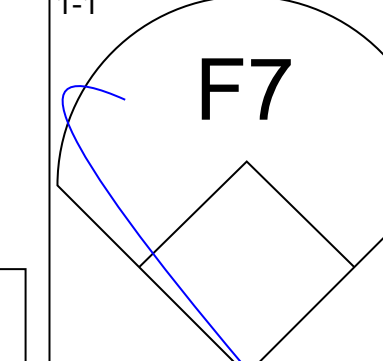
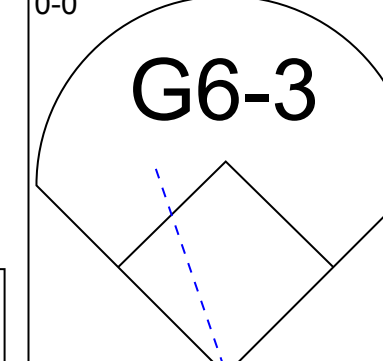
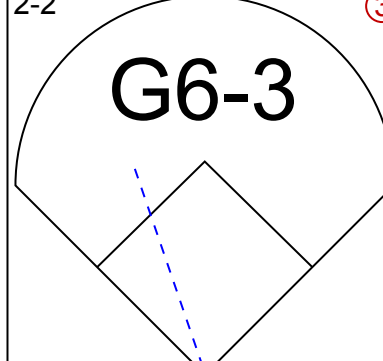
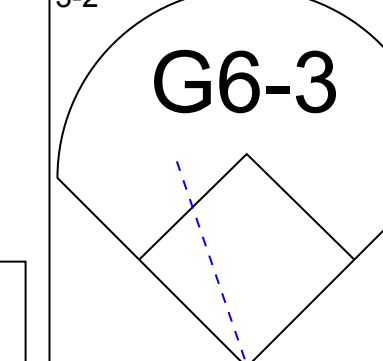
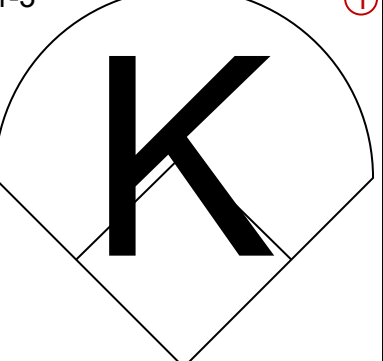
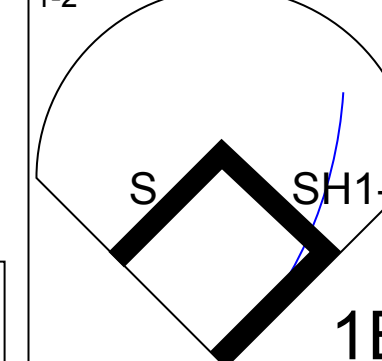
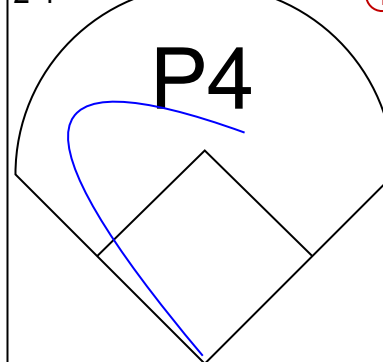
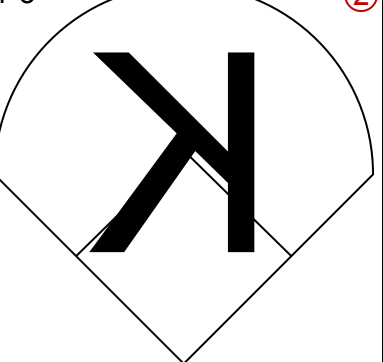
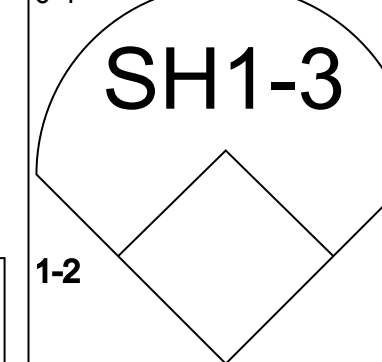


Batter	1	2	3	4	5	6	7	8	9	AB	R	H	RBI	BB	SO	LOB	TOP					
Ray Durham, S OBP: 0.326, SLG: 0.356	G2-3		K			SH2-3 1B		G6-4-3		4	0	1	0	0	0	1	Chicago White Sox @ Pittsburgh Pirates Three Rivers Stadium, Pittsburgh, PA Tue Jul 01 1997, 7:05 PM EDT Att: 22,163 - Unknown - 74 F					
Ozzie Guillen, L OBP: 0.317, SLG: 0.354	G4-3		K			SH2-3		F8		3	0	0	0	0	1	0						
Frank Thomas, R OBP: 0.495, SLG: 0.650				G6-3		F9			FC6-4 1B	4	0	2	0	0	0	1						
Albert Belle, R OBP: 0.352, SLG: 0.528									FC6-4 1-2	2	0	1	0	2	0	1						
Lyle Mouton, R OBP: 0.315, SLG: 0.399 Dave Martinez, L (9, PH) OBP: 0.364, SLG: 0.459	F8			G6-3		K			F8	3	0	0	0	0	1	5						
Mike Cameron, R OBP: 0.336, SLG: 0.423 Harold Baines, L (9, PH) OBP: 0.385, SLG: 0.483									F8	3	0	0	0	0	2	1						
Chris Snopce, R OBP: 0.270, SLG: 0.336										3	0	0	0	0	2	0						
Tony Peña, R OBP: 0.229, SLG: 0.163 Matt Karchner, R OBP: 1.000, SLG: 1.000										3	0	0	0	0	0	0						
James Baldwin, R OBP: 0.268, SLG: 0.324										2	0	0	0	0	1	0						
Jorge Fabregas, L OBP: 0.268, SLG: 0.324										1	0	1	0	0	0	0						
<b>Inning Stats</b>	R: 0 E: 0 K: 0 S: 8	H: 1 LOB: 2 BB: 1 P: 15	R: 0 E: 0 K: 1 S: 5	H: 0 LOB: 0 BB: 0 P: 10	R: 0 E: 0 K: 3 S: 9	H: 0 LOB: 0 BB: 0 P: 14	R: 0 E: 0 K: 1 S: 11	H: 1 LOB: 1 BB: 0 P: 17	R: 0 E: 0 K: 1 S: 5	H: 0 LOB: 0 BB: 0 P: 9	R: 0 E: 0 K: 1 S: 11	H: 1 LOB: 2 BB: 1 P: 19	R: 0 E: 0 K: 1 S: 8	H: 0 LOB: 0 BB: 0 P: 12	R: 0 E: 0 K: 0 S: 10	H: 1 LOB: 0 BB: 0 P: 17	R: 0 E: 0 K: 0 S: 6	H: 1 LOB: 1 BB: 0 P: 9	1B: 3 2B: 2 3B: 0 HR: 0	SF: 0 SAC: 1 DP: 1 HBP: 0	WP: 0 PB: 0 CS: 0	PA: 33
<b>PITCHER</b>	IP	WLS	BF	H	R	ER	SO	BB	IBB	HBP	BLK	WP	HR	S	P	ERA	WHIP					
Steve Cooke, L ERA: 3.14	(1, 1)	8.0	W	30	5	0	8	0	2	0	0	0	0	68	115	0.00	0.625					
Rich Loiselle, R ERA: 3.18	(9, 1)	1.0	S	3	0	0	0	0	0	0	0	0	0	5	7	0.00	0.000					

Batter	1	2	3	4	5	6	7	8	9	AB	R	H	RBI	BB	SO	LOB	BOTTOM				
Tony Womack, L OBP: 0.311, SLG: 0.347	F7		P5							3	0	1	0	1	0	1	Chicago White Sox @ Pittsburgh Pirates Three Rivers Stadium, Pittsburgh, PA Tue Jul 01 1997, 7:05 PM EDT Att: 22,163 - Unknown - 74 F				
Jermaine Allensworth, R OBP: 0.354, SLG: 0.363 Emil Brown, R (6, PH) OBP: 0.306, SLG: 0.292	F8			G6-3		P3	K			2	0	0	0	0	0	0					
Al Martin, L OBP: 0.401, SLG: 0.535	F8									4	1	1	0	0	1	1					
Kevin Young, R OBP: 0.333, SLG: 0.535										4	0	1	1	0	1	0					
Dale Sveum, S OBP: 0.344, SLG: 0.496										4	1	1	0	0	0	1					
18 Jason Kendall, R OBP: 0.380, SLG: 0.403										4	1	1	0	0	0	1					
Jose Guillen, R OBP: 0.294, SLG: 0.406										4	0	2	2	0	0	1					
Kevin Polcovich, R OBP: 0.393, SLG: 0.398										2	0	1	0	1	0	1					
Steve Cooke, R OBP: 0.111, SLG: 0.148 Rich Loiselle, R										2	0	0	0	0	1	1					
<b>Inning Stats</b>	R: 0 E: 0 K: 0 S: 5	H: 0 LOB: 0 BB: 0 P: 8	R: 0 E: 0 K: 0 S: 5	H: 0 LOB: 0 BB: 0 P: 8	R: 0 E: 0 K: 1 S: 9	H: 1 LOB: 1 BB: 0 P: 14	R: 0 E: 0 K: 2 S: 10	H: 0 LOB: 0 BB: 0 P: 16	R: 0 E: 0 K: 0 S: 6	H: 1 LOB: 1 BB: 0 P: 8	R: 0 E: 0 K: 0 S: 7	H: 1 LOB: 1 BB: 0 P: 8	R: 2 E: 1 K: 1 S: 16	H: 3 LOB: 3 BB: 2 P: 28	R: 1 E: 0 K: 0 S: 21	H: 2 LOB: 1 BB: 0 P: 27		1B: 6 2B: 0 3B: 2 HR: 0	SF: 0 SAC: 1 DP: 0 HBP: 0	WP: 0 PB: 0 CS: 0	PA: 34
<b>PITCHER</b>	IP	WLS	BF	H	R	ER	SO	BB	IBB	HBP	BLK	WP	HR	S	P	ERA	WHIP				
James Baldwin, R ERA: 4.5	(1, 1)	6.1	L	25	6	2	3	0	2	0	0	0	0	18	27	13.50	3.000				
Matt Karchner, R ERA: 2.31	(7, 1)	0.2		6	2	1	1	0	2	0	0	0	0	9	12	0.00	0.000				
Carlos Castillo, R ERA: 4.33	(8, 1)	1.0		3	0	0	0	0	0	0	0	0	0	9	12	0.00	0.000				



Batter	1	2	3	4	5	6	7	8	9	AB	R	H	RBI	BB	SO	LOB	TOP					
Dave Martinez, L (1, 9) OBP: 0.362, SLG: 0.460										4	0	1	0	0	2	1	<b>Chicago White Sox @ Pittsburgh Pirates</b> Three Rivers Stadium, Pittsburgh, PA Wed Jul 02 1997, 7:05 PM EDT Att: 25,772 - Unknown - 82 F <a href="http://livebaseballscorecards.com">livebaseballscorecards.com</a>					
Ray Durham, S (1, 4) OBP: 0.328, SLG: 0.356										3	1	1	0	1	1	0						
Frank Thomas, R (1, 3) OBP: 0.489, SLG: 0.639										4	0	0	0	0	1	3						
Albert Belle, R (1, 7) OBP: 0.351, SLG: 0.528										4	0	1	1	0	0	0						
Jorge Fabregas, L (1, 2) OBP: 0.261, SLG: 0.316										4	0	0	0	0	1	1						
Mike Cameron, R (1, 8) OBP: 0.329, SLG: 0.413										3	0	0	0	0	2	0						
Chris Snopce, R (1, 5) 34 Mario Valdez, L (8, PH) OBP: 0.368, SLG: 0.375										2	0	1	0	0	0	0		<b>AB 30</b> <b>R 1</b> <b>H 5</b> <b>RBI 1</b> <b>BB 1</b> <b>SO 10</b> <b>LOB 7</b>				
Ozzie Guillen, L (1, 6) OBP: 0.318, SLG: 0.354										3	0	1	0	0	1	1						
Jaime Navarro, R (1, 1) Lyle Mouton, R (8, PH) Tony Castillo, L (8, 1)										1	0	0	0	0	0	1						
Inning Stats	R: 0 E: 0 K: 2 S: 9	H: 0 LOB: 0 BB: 0 P: 12	R: 0 E: 0 K: 1 S: 9	H: 0 LOB: 0 BB: 0 P: 14	R: 0 E: 0 K: 1 S: 12	H: 1 LOB: 1 BB: 0 P: 15	R: 0 E: 0 K: 0 S: 6	H: 0 LOB: 0 BB: 0 P: 10	R: 0 E: 0 K: 0 S: 4	H: 0 LOB: 0 BB: 0 P: 5	R: 0 E: 0 K: 0 S: 13	H: 2 LOB: 2 BB: 1 P: 22	R: 0 E: 0 K: 2 S: 13	H: 0 LOB: 0 BB: 0 P: 16	R: 0 E: 0 K: 2 S: 12	H: 0 LOB: 0 BB: 0 P: 16			R: 1 E: 1 K: 2 S: 14	H: 2 LOB: 1 BB: 0 P: 20	1B: 3 2B: 2 3B: 0 HR: 0	SF: 0 SAC: 1 DP: 1 HBP: 0
PITCHER Jason Schmidt, R (1, 1) ERA: 4.25	IP: 9.0 WLS: W BF: 32 H: 5 R: 1 ER: 1 SO: 10 BB: 1 IBB: 0 HBP: 0 BLK: 0 WP: 0 HR: 0 S: 92 P: 130 ERA: 1.00 WHIP: 0.667															PITCHER						

Batter	1	2	3	4	5	6	7	8	9	AB	R	H	RBI	BB	SO	LOB	BOTTOM			
Tony Womack, L (1, 4) OBP: 0.313, SLG: 0.355										4	0	2	0	0	0	1	<b>Chicago White Sox @ Pittsburgh Pirates</b> Three Rivers Stadium, Pittsburgh, PA Wed Jul 02 1997, 7:05 PM EDT Att: 25,772 - Unknown - 82 F <a href="http://livebaseballscorecards.com">livebaseballscorecards.com</a>			
Lou Collier, R (1, 6) OBP: 0.231, SLG: 0.231										4	0	0	0	0	1	3				
Al Martin, L (1, 7) OBP: 0.403, SLG: 0.531										3	1	1	0	1	0	1				
Kevin Young, R (1, 3) OBP: 0.337, SLG: 0.534										4	1	2	0	0	1	3				
Dale Sveum, S (1, 5) OBP: 0.341, SLG: 0.516										3	1	1	2	0	0	1				
18 Jason Kendall, R (1, 2) OBP: 0.377, SLG: 0.398										3	0	0	0	0	0	0				
Jose Guillen, R (1, 9) OBP: 0.291, SLG: 0.401										3	0	0	0	0	0	0				
Emil Brown, R (1, 8) OBP: 0.307, SLG: 0.293										3	0	1	0	0	1	0				
Jason Schmidt, R (1, 1) OBP: 0.148, SLG: 0.185										2	0	0	0	0	1	0				
Inning Stats	R: 0 E: 1 K: 1 S: 9	H: 0 LOB: 1 BB: 0 P: 10	R: 1 E: 0 K: 0 S: 9	H: 1 LOB: 0 BB: 0 P: 16	R: 0 E: 0 K: 0 S: 13	H: 1 LOB: 2 BB: 1 P: 21	R: 0 E: 0 K: 0 S: 7	H: 0 LOB: 0 BB: 0 P: 8	R: 0 E: 0 K: 2 S: 12	H: 1 LOB: 1 BB: 0 P: 15	R: 2 E: 0 K: 0 S: 13	H: 2 LOB: 0 BB: 0 P: 20	R: 0 E: 0 K: 1 S: 13	H: 1 LOB: 0 BB: 0 P: 16	R: 0 E: 0 K: 0 S: 5	H: 1 LOB: 0 BB: 0 P: 8		1B: 5 2B: 0 3B: 1 HR: 1	SF: 1 SAC: 1 DP: 1 HBP: 0	WP: 0 PB: 0 CS: 0
PITCHER Jaime Navarro, R (1, 1) ERA: 4.77 Tony Castillo, L (8, 1) ERA: 6.52	IP: 7.0 WLS: L BF: 29 H: 6 R: 3 ER: 2 SO: 4 BB: 3 IBB: 0 HBP: 0 BLK: 0 WP: 0 HR: 1 S: 76 P: 106 ERA: 2.57 WHIP: 1.000															PITCHER				



Batter	1	2	3	4	5	6	7	8	9	AB	R	H	RBI	BB	SO	LOB	TOP										
Tony Womack, L (1.4) OBP: 0.311, SLG: 0.353	G5-3		G4-3		FC6-4 1B	P6		1B		5	0	1	2	0	0	4	<b>Pittsburgh Pirates @ St. Louis Cardinals</b> Busch Stadium, St. Louis, MO Thu Jul 03 1997, 7:05 PM CDT Att: 30,753 - Unknown - 82 F										
Kevin Polcovich, R (1.6) OBP: 0.393, SLG: 0.392 Rich Loiselle, R (8.1)	F8		F7		1-2 3-H		B2-3	1B		4	0	1	0	1	0	0											
Al Martin, L (1.7) OBP: 0.403, SLG: 0.530	L1				L9		HR	K		4	1	1	0	1	1	4											
Kevin Young, R (1.3) OBP: 0.343, SLG: 0.557	F8		F8		1B	1B	HR	G4-3	2B	5	2	3	2	0	0	1											
Mark Smith, R (1.9) OBP: 0.292, SLG: 0.478 Matt Ruebel, L (7.1) Marc Wilkins, R (7.1) Jason Christiansen, R (8.1) Lou Collier, R (8.6) Dale Sveum, S (1.5) OBP: 0.350, SLG: 0.523	F7		G4-3		G6-3	FC5-2 1B	G6-3	B5		4	0	1	0	0	0	0											
Jose Guillen, R (1.8) OBP: 0.290, SLG: 0.398	F8				G6-3	G5-3	G6-3	G4-3		4	0	2	1	1	1	1											
Keith Osik, R (1.2) OBP: 0.333, SLG: 0.388			SH1-4 G4-3	2B	1B	FC6-4	FC5-2	G4-3		5	1	1	0	0	0	5											
Esteban Loaiza, R (1.1) OBP: 0.176, SLG: 0.206 Turner Ward, S (7.8)			SH1-4		1B	FC6-4	FC5-2	G4-3		2	2	1	0	2	0	0											
					1B	FC6-4	FC5-2	G4-3		2	0	1	1	0	0	3											
					1B	FC6-4	FC5-2	G4-3		1	0	0	0	0	0	0											
<b>Inning Stats</b>	R: 0 E: 0 K: 0 S: 9	H: 0 LOB: 0 BB: 0 P: 12	R: 0 E: 0 K: 0 S: 7	H: 0 LOB: 1 BB: 1 P: 16	R: 1 E: 0 K: 0 S: 13	H: 1 LOB: 0 BB: 0 P: 17	R: 0 E: 0 K: 0 S: 4	H: 0 LOB: 0 BB: 1 P: 11	R: 2 E: 0 K: 1 S: 15	H: 3 LOB: 2 BB: 1 P: 24	R: 1 E: 0 K: 0 S: 9	H: 3 LOB: 3 BB: 1 P: 15	R: 2 E: 0 K: 0 S: 9	H: 3 LOB: 1 BB: 0 P: 12	R: 0 E: 0 K: 1 S: 13	H: 1 LOB: 2 BB: 1 P: 20	R: 0 E: 0 K: 0 S: 7	H: 1 LOB: 1 BB: 0 P: 10	1B: 7 2B: 4 3B: 0 HR: 1	SF: 0 SAC: 1 DP: 0 HBP: 0	WP: 0 PB: 0 SB: 1 CS: 1	PA: 43					
<b>PITCHER</b>	IP	WLS	BF	H	R	ER	SO	BB	IBB	HBP	BLK	WP	HR	S	P	ERA	WHIP										
Fernando Valenzuela, L (1.1) ERA: 4.8	5.0	L	21	4	3	3	1	3	0	0	0	0	0	48	80	5.40	1.400										
Mark Peltovsek, R (8.1) ERA: 3.42	2.0		13	6	3	3	0	0	1	0	0	0	1	18	27	13.50	3.000										
John Frascatore, R (8.1) ERA: 2.27	0.2		4	1	0	0	0	1	0	0	0	0	0	10	16	0.00	3.000										
Tony Fossas, L (8.1) ERA: 1.3	1.1		5	1	0	0	1	0	0	0	0	0	0	10	14	0.00	0.750										

Batter	1	2	3	4	5	6	7	8	9	AB	R	H	RBI	BB	SO	LOB	BOTTOM										
Delino DeShields, L (1.4) OBP: 0.343, SLG: 0.443	B3	L6			B1		FC6-4 BB	F7		4	0	0	0	1	0	1	<b>Pittsburgh Pirates @ St. Louis Cardinals</b> Busch Stadium, St. Louis, MO Thu Jul 03 1997, 7:05 PM CDT Att: 30,753 - Unknown - 82 F										
Ron Gant, R (1.7) OBP: 0.315, SLG: 0.427	WP 1B		G6-3		G6-3		FC6-4 2B	F8		5	2	1	0	0	0	3											
Ray Lankford, L (1.8) OBP: 0.425, SLG: 0.636	1B	1B	K		K		BB	CS	1B	4	1	2	2	1	2	0											
Gary Gaetti, R (1.5) OBP: 0.326, SLG: 0.413	1B						FC5-2 1B	K		5	0	3	1	0	1	2											
John Mabry, L (1.9) OBP: 0.371, SLG: 0.403	K		G3-1		L5		BB	F8		4	0	0	0	1	1	5											
Dmitri Young, S (1.3) OBP: 0.354, SLG: 0.413 John Frascatore, R (8.1) Tony Fossas, L (8.1)					E1		L6	FC5-4		3	0	1	1	1	0	1											
Royce Clayton, R (1.6) OBP: 0.310, SLG: 0.403	K				K		FC5-4	BB		0	0	0	0	0	0	0											
					K		FC5-4			4	0	1	0	0	2	6											
Tom Lampkin, L (1.2) OBP: 0.313, SLG: 0.378 Mike Gallego, R (8. PH) OBP: 0.182, SLG: 0.214		G5-3			FC5		K			3	0	1	0	0	0	2											
					2B					1	0	0	0	0	1	0											
Fernando Valenzuela, L (1.1) ERA: 4.8 Mark Peltovsek, R (8.1) Scott Livingston, R (7. PH) OBP: 0.111, SLG: 0.111 Danny Shearer, R (7. PH) OBP: 0.328, SLG: 0.314		P6			G5-3		FC6-4 2B	1B		2	0	0	0	0	0	1											
										0	0	0	0	0	0	0											
										0	0	0	0	0	0	0											
										2	1	2	0	0	0	0											
<b>Inning Stats</b>	R: 2 E: 0 K: 2 S: 15	H: 3 LOB: 2 BB: 1 P: 25	R: 0 E: 0 K: 0 S: 7	H: 0 LOB: 0 BB: 0 P: 8	R: 0 E: 0 K: 1 S: 9	H: 1 LOB: 1 BB: 0 P: 11	R: 0 E: 1 K: 1 S: 12	H: 1 LOB: 1 BB: 0 P: 14	R: 0 E: 0 K: 1 S: 6	H: 2 LOB: 2 BB: 0 P: 9	R: 0 E: 0 K: 0 S: 11	H: 2 LOB: 3 BB: 0 P: 16	R: 2 E: 0 K: 1 S: 19	H: 2 LOB: 3 BB: 3 P: 34	R: 0 E: 0 K: 1 S: 9	H: 1 LOB: 1 BB: 0 P: 15	R: 0 E: 0 K: 0 S: 10	H: 1 LOB: 0 BB: 0 P: 13	1B: 7 2B: 4 3B: 0 HR: 0	SF: 0 SAC: 0 DP: 0 HBP: 0	WP: 1 PB: 0 SB: 2 CS: 1	PA: 41					
<b>PITCHER</b>	IP	WLS	BF	H	R	ER	SO	BB	IBB	HBP	BLK	WP	HR	S	P	ERA	WHIP										
Esteban Loaiza, R (1.1) ERA: 4.04	6.0	W	26	7	2	2	5	0	1	0	0	0	0	6	11	54.00	9.000										
Matt Ruebel, L (7.1) ERA: 8.69	0.1		4	2	2	2	0	1	0	0	0	0	0	13	23	0.00	3.000										
Marc Wilkins, R (7.1) ERA: 4.89	0.2		4	0	0	0	1	2	0	0	0	0	0	7	12	0.00	1.500										
Jason Christiansen, L (8.1) ERA: 3.86	0.2		3	1	0	0	1	0	0	0	0	0	0	7	12	0.00	1.500										
Rich Loiselle, R (8.1) ERA: 3.06	1.1	S	4	1	0	0	0	0	0	0	0	0	0	12	16	0.00	0.750										






Batter	1	2	3	4	5	6	7	8	9	10	AB	R	H	RBI	BB	SO	LOB	TOP	
<b>Tony Womack, L</b> OBP: 0.315, SLG: 0.357 (1, 4)											4	1	2	1	1	0	0		
<b>Turner Ward, S</b> OBP: 0.167, SLG: 0.667 (1, 8) (10, 9)											5	1	1	1	0	0	3		
<b>Al Martin, L</b> OBP: 0.398, SLG: 0.521 (1, 7)												3	0	0	1	1	1		
<b>Kevin Young, R</b> OBP: 0.344, SLG: 0.548 (1, 3)												3	1	0	0	2	2		
<b>Dale Sveum, S</b> OBP: 0.332, SLG: 0.526 (1, 5)												5	1	2	0	0	3		
<b>Mark Smith, R</b> OBP: 0.321, SLG: 0.569 <b>Rich Loiselle, R</b> (10, 1)												5	2	3	2	0	1		
<b>18 Jason Kendall, R</b> OBP: 0.374, SLG: 0.398 (1, 2)												5	0	1	2	0	1		
<b>Lou Collier, R</b> OBP: 0.167, SLG: 0.167 (1, 6)												4	0	0	0	0	1		
<b>67 Francisco Cordova, R</b> OBP: 0.158, SLG: 0.059 <b>Clint Sodowsky, L</b> (8, 1)												3	0	0	0	0	2		
<b>Jose Guillen, R</b> OBP: 0.292, SLG: 0.400 <b>Marc Wilkins, R</b> (9, 1)												0	0	0	0	0	0		
<b>Emil Brown, R</b> OBP: 0.307, SLG: 0.293 (10, 8)												0	1	1	0	0	0		
<b>Inning Stats</b>	R: 1 E: 0 K: 1 S: 17	H: 1 LOB: 0 BB: 0 P: 26	R: 0 E: 0 K: 3 S: 10	H: 0 LOB: 0 BB: 0 P: 17	R: 0 E: 0 K: 2 S: 7	H: 0 LOB: 0 BB: 0 P: 10	R: 0 E: 0 K: 1 S: 8	H: 0 LOB: 2 BB: 0 P: 16	R: 0 E: 0 K: 1 S: 11	H: 0 LOB: 1 BB: 1 P: 22	R: 1 E: 0 K: 1 S: 11	H: 1 LOB: 2 BB: 2 P: 22	R: 1 E: 0 K: 0 S: 16	H: 2 LOB: 1 BB: 0 P: 20	R: 2 E: 0 K: 0 S: 10	H: 2 LOB: 0 BB: 0 P: 11	1B: 4 2B: 4 3B: 0 HR: 2	SF: 1 DP: 0 HBP: 0	WP: 0 PA: 43
<b>PITCHER</b>	IP 7.0	WLS 27	BF 5	H 3	R 3	ER 3	SO 10	BB 2	IBB 0	HBP 0	BLK 0	WP 0	HR 0	S 77	P 119	ERA 3.86	WHIP 1.000		
<b>Andy Benes, R</b> ERA: 3.16 (1, 1)	0.1	3	1	1	0	1	0	0	0	0	0	0	1	6	11	27.00	6.000		
<b>Tony Fossas, L</b> ERA: 1.81 (8, 1)	0.2	3	0	0	1	1	0	0	0	0	0	0	0	5	11	0.00	1.500		
<b>T.J. Mathews, R</b> ERA: 1.82 (8, 1)	2.0	L	10	4	3	3	0	0	0	0	0	0	1	26	31	13.50	2.000		
<b>Dennis Eckersley, R</b> ERA: 4.28 (9, 1)																			

Pittsburgh Pirates @ St. Louis Cardinals  
Busch Stadium, St. Louis, MO

AB 38  
R 7  
H 10  
RBI 7  
BB 4  
SO 11  
LOB 17



WP: 0 PA: 43  
PB: 0  
SB: 1  
CS: 1

Batter	1	2	3	4	5	6	7	8	9	10	AB	R	H	RBI	BB	SO	LOB	BOTTOM	
<b>Delino DeShields, L</b> OBP: 0.347, SLG: 0.446 <b>Dennis Eckersley, R</b> (9, 1)											5	2	3	0	0	0	1		
<b>Ron Gant, R</b> OBP: 0.320, SLG: 0.431 (1, 7)											4	2	2	0	1	2	1		
<b>Ray Lankford, L</b> OBP: 0.428, SLG: 0.647 (1, 8)											4	1	2	4	1	0	1		
<b>Gary Gaetti, R</b> OBP: 0.321, SLG: 0.406 (1, 5)											4	0	0	0	0	0	3		
<b>Dmitri Young, S</b> OBP: 0.352, SLG: 0.412 <b>Tony Fossas, L</b> (8, 1)												3	0	1	1	0	0		
<b>T.J. Mathews, R</b> (8, 1)												0	0	0	0	0	0		
<b>Mike Gallego, R</b> OBP: 0.182, SLG: 0.214 <b>Scott Livingstone, L</b> OBP: 0.295, SLG: 0.220 (10, PH)												0	0	0	0	0	0		
<b>John Mabry, L</b> OBP: 0.371, SLG: 0.401 (1, 9) (8, 3)												4	0	1	0	1	0		
<b>Mike DiFelice, R</b> OBP: 0.290, SLG: 0.364 <b>Tom Lampkin, L</b> OBP: 0.311, SLG: 0.376 (10, PH)												4	0	0	0	0	1		
<b>Royce Clayton, R</b> OBP: 0.314, SLG: 0.404 (1, 6)												4	0	2	0	1	1		
<b>Andy Benes, R</b> OBP: 0.200, SLG: 0.233 <b>Willie McGee, S</b> OBP: 0.364, SLG: 0.442 (8, 9)												3	0	0	0	0	2		
<b>Inning Stats</b>	R: 3 E: 0 K: 0 S: 11	H: 3 LOB: 1 BB: 1 P: 23	R: 0 E: 0 K: 1 S: 9	H: 1 LOB: 1 BB: 0 P: 11	R: 0 E: 0 K: 0 S: 8	H: 1 LOB: 1 BB: 0 P: 9	R: 0 E: 0 K: 0 S: 8	H: 1 LOB: 2 BB: 1 P: 16	R: 0 E: 0 K: 1 S: 11	H: 0 LOB: 1 BB: 1 P: 19	R: 2 E: 0 K: 1 S: 13	H: 2 LOB: 2 BB: 1 P: 22	R: 0 E: 0 K: 1 S: 9	H: 1 LOB: 0 BB: 0 P: 14	R: 0 E: 0 K: 1 S: 9	H: 1 LOB: 1 BB: 0 P: 16	1B: 9 2B: 1 3B: 0 HR: 1	SF: 1 DP: 1 HBP: 0	WP: 0 PA: 45
<b>PITCHER</b>	IP 7.0	WLS 34	BF 9	H 5	R 5	ER 5	SO 2	BB 2	IBB 2	HBP 0	BLK 0	WP 0	HR 1	S 70	P 109	ERA 6.43	WHIP 1.571		
<b>67 Francisco Cordova, R</b> ERA: 2.82 (1, 1)	1.0	3	1	0	0	1	0	0	0	0	0	0	0	9	14	0.00	1.000		
<b>Clint Sodowsky, R</b> ERA: 1.09 (8, 1)	1.0	W	3	0	0	0	1	0	0	0	0	0	0	9	11	0.00	0.000		
<b>Marc Wilkins, R</b> ERA: 4.76 (9, 1)	1.0	S	4	1	0	0	1	0	0	0	0	0	0	9	16	0.00	1.000		
<b>Rich Loiselle, R</b> ERA: 2.97 (10, 1)																			

Pittsburgh Pirates @ St. Louis Cardinals  
Busch Stadium, St. Louis, MO

AB 38  
R 5  
H 11  
RBI 5  
BB 4  
SO 5  
LOB 17



WP: 0 PA: 45  
PB: 0  
SB: 1  
CS: 1




Batter	1	2	3	4	5	6	7	8	9	AB R H RBI BB SO LOB	TOP											
Tony Womack, L (1,4) OBP: 0.317, SLG: 0.356	1-3 K		4-2 BB			1-3 K	0-0 2B 1B		0-2 G5-3	4 0 1 2 1 2 1	<b>Pittsburgh Pirates @ St. Louis Cardinals</b> Busch Stadium, St. Louis, MO Sat Jul 05 1997, 3:33 AM CDT Att: 39,593 - Sunny - 78 F											
Turner Ward, S (1,8) OBP: 0.455, SLG: 0.818	0-0 1B		1-2 G4-3			1-0 BB 1B	0-0 1-3 2H 3H 2B		0-0 1B	5 0 4 1 0 0 1												
Al Martin, L (1,7) OBP: 0.400, SLG: 0.515	3-1 F7			4-2 FC5-4 BB		4-0 BB	1-2 BB		3-1 K	2 0 0 0 2 1 3												
Kevin Young, R (1,3) OBP: 0.343, SLG: 0.557	1-2 P6			1-0 FC5-4 CS		1-0 F9			2-2 HR	4 1 1 1 0 0 4												
Dale Sveum, S (1,5) OBP: 0.356, SLG: 0.522		4-2 18 L5-3 BB		3-3 K			3-1 1B 18 HBP 1B		2-3 K	3 1 1 0 1 2 1												
18 Jason Kendall, R (1,2) OBP: 0.372, SLG: 0.394	0-2 L5-3				1-1 P4		2-1 1B		2-3 K	3 1 0 0 0 1 1												
Jose Guillen, R (1,9) OBP: 0.292, SLG: 0.398	0-1 G1-3				1-0 F9		0-1 1B		3-3 K	4 1 1 0 0 1 0												
Lou Collier, R (1,6) OBP: 0.150, SLG: 0.150			1-3 K		0-3 K		0-3 K		1-2 G5-3	2 0 0 0 0 2 0												
Mark Smith, R (7, PH) OBP: 0.315, SLG: 0.558										1 0 0 0 0 1 3												
Kevin Polcovich, R (7,6) OBP: 0.389, SLG: 0.388										1 0 0 0 0 0 0												
Jon Lieber, L (1,1) OBP: 0.098, SLG: 0.059			2-2 K			0-3 K	2-3 K		0-0 G5-3	2 0 0 0 0 2 0												
Kelby Cain, R (7, PH) OBP: 0.307, SLG: 0.380										1 0 0 0 0 1 3												
Ricardo Rincon, L (7,1) OBP: 0.397, SLG: 0.397										0 0 0 0 0 0 0												
Clint Sodowsky, L (8,1) OBP: 0.397, SLG: 0.397										1 0 1 0 0 0 0												
Jason Christiansen, L (9,1) OBP: 0.397, SLG: 0.397										0 0 0 0 0 0 0												
Marc Wilkins, R (9,1) OBP: 0.397, SLG: 0.397										0 0 0 0 0 0 0												
<b>Inning Stats</b>	R: 0 E: 0 K: 1 S: 9	H: 1 LOB: 1 BB: 0 P: 14	R: 0 E: 0 K: 0 S: 8	H: 0 LOB: 0 BB: 1 P: 12	R: 0 E: 0 K: 2 S: 13	H: 0 LOB: 1 BB: 1 P: 21	R: 0 E: 0 K: 1 S: 8	H: 0 LOB: 0 BB: 1 P: 16	R: 0 E: 0 K: 1 S: 6	H: 0 LOB: 0 BB: 0 P: 8	R: 0 E: 0 K: 2 S: 9	H: 1 LOB: 2 BB: 1 P: 16	R: 3 E: 0 K: 3 S: 18	H: 4 LOB: 2 BB: 0 P: 27	R: 1 E: 0 K: 3 S: 14	H: 1 LOB: 0 BB: 0 P: 23	R: 0 E: 0 K: 0 S: 8	H: 2 LOB: 2 BB: 0 P: 9	1B: 7 2B: 2 3B: 0 HR: 1	SF: 0 SAC: 0 DP: 1 HBP: 1	WP: 0 PB: 0 SB: 1 CS: 0	PA: 38
<b>PITCHER</b>	IP WLS BF H R ER SO BB IBB HBP BLK WP HR S P ERA WHIP											IP WLS BF H R ER SO BB IBB HBP BLK WP HR S P ERA WHIP										
Matt Morris, R (1,1) ERA: 2.82	6.2 L 29 6 3 3 9 4 0 1 0 0 0 0 68 109 4.05 1.500																					
Tony Fossas, L (7,1) ERA: 1.99	0.2 3 1 1 1 2 0 0 0 0 0 1 10 16 13.50 1.500																					
T.J. Mathews, R (8,1) ERA: 1.73	1.2 6 2 0 0 2 0 0 0 0 0 0 0 15 21 0.00 1.200																					

AB	33
R	4
H	9
RBI	4
BB	4
SO	13
LOB	17



Batter	1	2	3	4	5	6	7	8	9	AB R H RBI BB SO LOB	BOTTOM											
Delino DeShields, L (1,4) OBP: 0.345, SLG: 0.443	0-0 G4-3 S 1B		2-3 K		0-0 F7		0-1 SH5-3		1-3 K	4 0 1 0 0 2 0	<b>Pittsburgh Pirates @ St. Louis Cardinals</b> Busch Stadium, St. Louis, MO Sat Jul 05 1997, 3:33 AM CDT Att: 39,593 - Sunny - 78 F											
Ron Gant, R (1,7) OBP: 0.315, SLG: 0.424	1-2 F8		2-1 F9			3-3 K	0-3 K		1-1 P3	5 0 0 0 0 2 2												
Ray Lankford, L (1,8) OBP: 0.431, SLG: 0.648	3-2 G4-3			0-0 E 1B		2-2 1B	4-2 2B		2-2 G4-3	4 2 2 0 1 0 1												
Willie McGee, S (1,9) OBP: 0.373, SLG: 0.447	4-1 BB			0-0 G6-4-3 E		3-1 1B	2-3 K			3 0 2 0 1 1 2												
T.J. Mathews, R (8,1)	BB			1-2 G6-4-3 1B		2-3 1B				0 0 0 0 0 0 0												
John Mabry, L (1,3) OBP: 0.373, SLG: 0.402	0-0 G4-3			2-1 E4		1-1 1B			1-2 G6-3	4 1 2 1 0 0 4												
Gary Gaetti, R (1,5) OBP: 0.316, SLG: 0.402		1-1 P9		0-2 G6-4-3		0-3 K			2-1 F7	3 0 0 0 0 1 4												
Tony Fossas, L (7,1)				1-2 G6-4-3		0-3 K				0 0 0 0 0 0 0												
Dmitri Young, S (8,3) OBP: 0.351, SLG: 0.410				1-2 G6-4-3		1-3 3H				1 0 0 0 0 0 1												
Tom Lampkin, L (1,2) ERA: 4.08		1-0 G3		1-2 G3		4-0 FC6-4			1-0 G6-3	2 0 0 0 1 0 1												
David Bell, R (8, PH) OBP: 0.174, SLG: 0.136									1-2 G6-3	0 0 0 0 0 0 0												
Scott Livingstone, L (8, PH) OBP: 0.280, SLG: 0.194										1 0 0 0 0 0 1												
Mike DiFelice, R (9,2) OBP: 0.290, SLG: 0.364										0 0 0 0 0 0 0												
Royce Clayton, R (1,6) OBP: 0.313, SLG: 0.403		0-0 G4-3			1-2 G1-3		1-2 FC6-4		0-0 E6	4 0 1 1 0 0 3												
Matt Morris, R (1,1) OBP: 0.263, SLG: 0.250			1-0 G6-3		0-3 K		1-0 SH5-3		1-2 G3	2 0 0 0 0 1 0												
Danny Sheaffer, R (7,5) OBP: 0.333, SLG: 0.319										2 0 1 0 0 0 1												
<b>Inning Stats</b>	R: 0 E: 0 K: 0 S: 11	H: 1 LOB: 2 BB: 1 P: 18	R: 0 E: 0 K: 0 S: 4	H: 0 LOB: 0 BB: 0 P: 6	R: 0 E: 0 K: 1 S: 6	H: 0 LOB: 0 BB: 0 P: 11	R: 1 E: 1 K: 0 S: 8	H: 2 LOB: 1 BB: 0 P: 12	R: 0 E: 0 K: 1 S: 7	H: 0 LOB: 0 BB: 0 P: 8	R: 1 E: 0 K: 2 S: 17	H: 3 LOB: 3 BB: 1 P: 31	R: 0 E: 0 K: 2 S: 11	H: 1 LOB: 2 BB: 1 P: 18	R: 1 E: 1 K: 0 S: 12	H: 2 LOB: 1 BB: 0 P: 17	R: 0 E: 0 K: 1 S: 8	H: 0 LOB: 0 BB: 0 P: 12	1B: 8 2B: 1 3B: 0 HR: 0	SF: 0 SAC: 1 DP: 1 HBP: 0	WP: 0 PB: 0 SB: 1 CS: 0	PA: 39
<b>PITCHER</b>	IP WLS BF H R ER SO BB IBB HBP BLK WP HR S P ERA WHIP											IP WLS BF H R ER SO BB IBB HBP BLK WP HR S P ERA WHIP										
Jon Lieber, R (1,1) ERA: 4.08	6.0 W 26 6 2 2 4 1 1 0 0 0 0 0 68 109 4.05 1.500																					
Ricardo Rincon, L (7,1) ERA: 4.08	1.1 7 2 1 1 2 1 0 0 0 0 0 0 17 27 6.75 2.250																					
Clint Sodowsky, R (8,1) ERA: 3.97	0.2 3 1 0 0 0 0 0 0 0 0 0 0 6 8 0.00 1.500																					
Jason Christiansen, L (9,1) ERA: 3.6	0.1 1 0 0 0 1 0 0 0 0 0 0 0 3 4 0.00 0.000																					
Marc Wilkins, R (9,1) ERA: 4.69	0.2 S 2 0 0 0 0 0 0 0 0 0 0 0 5 8 0.00 0.000																					

AB	35
R	3
H	9
RBI	2
BB	3
SO	7
LOB	20






Batter	1	2	3	4	5	6	7	8	9	AB	R	H	RBI	BB	SO	LOB	TOP					
Tony Womack, L (1.4)	F8		F8				F9		G1-3	5	0	2	0	0	0	0						
Turner Ward, S (1.8)	K		G3						SH1-4	3	0	1	0	0	1	0						
Al Martin, L (1.7)	G3		G6-3				G4-3		G1-3	5	0	0	0	0	0	3						
Kevin Young, R (1.3)		K		K					G5-3	5	1	1	0	0	3	2						
Dale Sveum, S (1.5)		18 HR BB		FC8-4 18 HBP BB			K		1B 18 FC6	2	3	1	0	2	1	0						
18 Jason Kendall, R (1.2)		1B HR		FC8-4 HBP					FC6 1B	2	1	1	0	1	0	2						
Jose Guillen, R (1.9)		1B HR		FC8-4 BB			K		G6-4-3 1B	4	1	2	4	0	1	3						
Kevin Polcovich, R (1.6)		K		PB BB					SF8	2	0	0	1	1	1	1						
Steve Cooke, R (1.1)		G5-3		K2-3			F8		G6-4-3	3	0	0	0	0	1	2						
Mark Smith, R (8, PH)										1	0	0	0	0	0	2						
Clint Sodowsky, L (8, 1)										0	0	0	0	0	0	0						
Rich Loiselle, R (9, 1)										0	0	0	0	0	0	0						
<b>Inning Stats</b>	R: 0 E: 0 K: 1 S: 6	H: 0 LOB: 0 BB: 0 P: 9	R: 3 E: 0 K: 2 S: 13	H: 2 LOB: 0 BB: 1 P: 21	R: 0 E: 0 K: 0 S: 8	H: 0 LOB: 0 BB: 0 P: 13	R: 1 E: 0 K: 2 S: 15	H: 0 LOB: 2 BB: 2 P: 27	R: 0 E: 0 K: 1 S: 7	H: 1 LOB: 1 BB: 1 P: 11	R: 0 E: 0 K: 2 S: 12	H: 0 LOB: 1 BB: 1 P: 20	R: 0 E: 0 K: 0 S: 7	H: 1 LOB: 0 BB: 0 P: 11	R: 2 E: 0 K: 0 S: 12	H: 3 LOB: 1 BB: 0 P: 18	R: 0 E: 0 K: 0 S: 7	H: 1 LOB: 0 BB: 0 P: 10	1B: 7 2B: 0 3B: 0 HR: 1	SF: 1 SAC: 2 DP: 1 HBP: 1	WP: 0 PB: 1 SB: 0 CS: 0	PA: 40
<b>PITCHER</b>	IP	WLS	BF	H	R	ER	SO	BB	IBB	HBP	BLK	WP	HR	S	P	ERA	WHIP					
Todd Stottlemyre, R (1.1)	7.0	L	30	4	4	3	8	4	0	1	0	0	1	68	112	3.86	1.143					
John Frascatore, R (8, 1)	1.0		7	4	2	2	0	0	0	0	0	0	0	14	20	18.00	4.000					
Rigo Beltran, L (9, 1)	0.2		2	0	0	0	0	0	0	0	0	0	0	3	5	0.00	0.000					
Mark Petkovsek, R (9, 1)	0.1		1	0	0	0	0	0	0	0	0	0	0	2	3	0.00	0.000					

**Pittsburgh Pirates @ St. Louis Cardinals**  
 Busch Stadium, St. Louis, MO  
 Sun Jul 06 1997, 3:33 AM CDT  
 Att: 29,290 - Sunny - 70 F


AB 32  
 R 6  
 H 8  
 RBI 5  
 BB 4  
 SO 8  
 LOB 15



Batter	1	2	3	4	5	6	7	8	9	AB	R	H	RBI	BB	SO	LOB	BOTTOM					
Royce Clayton, R (1.6)	F8 1B SF8 1B	FC5-4			G4-6-3 1B		1B 1B BB		K	4	2	2	0	1	1	3						
Delino DeShields, L (1.4)	1B		G3		G4-6-3		FC1-6 1B		DI 2B 1B	5	1	3	0	0	0	2						
Willie McGee, S (1.7)	F8		G6-3		G4-3		FC1-6 1B		G6-3	5	0	1	1	0	0	4						
Ray Lankford, L (1.8)	SF8		G4-3				G3-1		FC1-6 FC6-4	4	0	1	2	0	0	2						
Dmitri Young, S (1.3)				L4			FC6-4		K	3	0	1	0	1	0	2						
John Frascatore, R (8, 1)										0	0	0	0	0	0	0						
Rigo Beltran, L (9, 1)										0	0	0	0	0	0	0						
Mark Petkovsek, R (9, 1)										0	0	0	0	0	0	0						
Scott Livingstone, L (9, PH)										1	0	0	0	0	1	1						
Gary Gaetti, R (1.5)	F9						L9		B1-3	4	0	0	0	1	0	4						
Mike DiFelice, R (1.2)		G6-3		K			L9		G6-3	4	0	0	0	1	0	4						
John Mabry, L (1.9)		K		G4-3			E6		K	4	0	1	0	0	2	3						
Todd Stottlemyre, L (1.1)										1	0	1	0	1	0	0						
Danny Sheaffer, R (7, PH)										2	0	1	0	0	1	0						
<b>Inning Stats</b>	R: 1 E: 0 K: 0 S: 10	H: 3 LOB: 2 BB: 0 P: 15	R: 0 E: 0 K: 1 S: 5	H: 0 LOB: 1 BB: 1 P: 13	R: 0 E: 0 K: 0 S: 4	H: 0 LOB: 0 BB: 0 P: 8	R: 0 E: 0 K: 1 S: 10	H: 0 LOB: 1 BB: 1 P: 17	R: 0 E: 0 K: 1 S: 6	H: 2 LOB: 1 BB: 0 P: 6	R: 0 E: 1 K: 1 S: 8	H: 0 LOB: 2 BB: 1 P: 15	R: 1 E: 0 K: 1 S: 11	H: 2 LOB: 2 BB: 1 P: 23	R: 0 E: 0 K: 2 S: 13	H: 2 LOB: 2 BB: 0 P: 19	R: 1 E: 0 K: 1 S: 14	H: 2 LOB: 1 BB: 0 P: 21	1B: 10 2B: 1 3B: 0 HR: 0	SF: 1 SAC: 0 DP: 1 HBP: 0	WP: 1 PB: 0 SB: 0 CS: 0	PA: 42
<b>PITCHER</b>	IP	WLS	BF	H	R	ER	SO	BB	IBB	HBP	BLK	WP	HR	S	P	ERA	WHIP					
Steve Cooke, L (1.1)	7.0	W	32	7	2	2	4	4	0	0	0	0	0	54	97	2.57	1.571					
Clint Sodowsky, R (8, 1)	1.0		5	2	0	0	2	0	0	0	0	0	0	13	19	0.00	2.000					
Rich Loiselle, R (9, 1)	1.0		5	2	1	1	1	0	0	0	0	1	0	14	21	9.00	2.000					

**Pittsburgh Pirates @ St. Louis Cardinals**  
 Busch Stadium, St. Louis, MO  
 Sun Jul 06 1997, 3:33 AM CDT  
 Att: 29,290 - Sunny - 70 F

AB 37  
 R 3  
 H 11  
 RBI 3  
 BB 4  
 SO 7  
 LOB 23





Batter	1	2	3	4	5	6	7	8	9	AB	R	H	RBI	BB	SO	LOB	TOP										
<b>Craig Biggio, R</b> OBP: 0.403, SLG: 0.516	1-1 SH4-3 5 WP 2B	1-1 3-H 2B		3-2 2H 1B	4-0 BB			0-1 G1-3 1B		4	1	4	3	1	0	0											
<b>Chuck Carr, S</b> OBP: 0.229, SLG: 0.269	1-1 SH4-3 2-3	0-2 G3-1		0-2 P5	1-3 K			0-1 G1-3 1-2		4	0	0	0	0	1	7											
<b>5 Jeff Bagwell, R</b> OBP: 0.434, SLG: 0.624	4-2 E BB	0-0 G6-3			3-2 E5 1B 2B	3-3 K		0-1 F8		4	1	0	0	1	1	3											
<b>Luis Gonzalez, L</b> OBP: 0.367, SLG: 0.393	0-0 E4 G6-4-3		1-3 K		0-0 2B FC4-2 1B	2-0 G6-3 2B		0-0 F8		5	0	2	0	0	1	2											
<b>Derek Bell, R</b> OBP: 0.316, SLG: 0.375	1-2 G6-4-3 1-2		0-2 CS 1B		1-1 FC4-2 1B 2B	3-1 G6-3		1-0 G5-3		5	1	2	1	0	0	3											
<b>Bill Spiers, L</b> OBP: 0.444, SLG: 0.419		2-2 SH5-3 1B 2B	3-3 K		0-2 F7	0-1 P5		3-2 F8		5	1	1	0	0	1	4											
<b>Tony Eusebio, R</b> OBP: 0.377, SLG: 0.314		4-0 1B SH5-3 2B BB		0-1 SH1-4 1B	3-1 FC4-2 BB 1B		0-0 G6-3		0-1 G6-3	4	3	1	0	1	0	2											
<b>Tim Bogar, R</b> OBP: 0.279, SLG: 0.327		0-0 SH5-3		1-1 L8	1-1 BB BB 1B		2-2 G6-3			3	0	1	1	0	0	1											
<b>Darryl Kile, R</b> OBP: 0.155, SLG: 0.111		2-1 2B 1B		2-2 SH1-4	4-1 BB		1-1 G6-3			2	0	1	1	1	0	0											
<b>Inning Stats</b>	R: 1 E: 1 K: 0 S: 10	H: 1 LOB: 1 BB: 1 P: 17	R: 2 E: 0 K: 0 S: 13	H: 3 LOB: 2 BB: 1 P: 22	R: 0 E: 0 K: 2 S: 9	H: 1 LOB: 1 BB: 0 P: 13	R: 1 E: 0 K: 0 S: 13	H: 2 LOB: 1 BB: 0 P: 19	R: 3 E: 1 K: 1 S: 18	H: 3 LOB: 3 BB: 2 P: 35	R: 0 E: 0 K: 0 S: 9	H: 1 LOB: 1 BB: 0 P: 17	R: 0 E: 0 K: 0 S: 6	H: 0 LOB: 0 BB: 0 P: 9	R: 0 E: 0 K: 0 S: 7	H: 1 LOB: 1 BB: 0 P: 7	R: 0 E: 0 K: 0 S: 6	H: 0 LOB: 0 BB: 0 P: 10	1B: 7 2B: 6 3B: 0 HR: 0	SF: 0 SAC: 2 DP: 2 HBP: 0	WP: 1 PB: 0 SB: 0 CS: 1	PA: 43					
<b>PITCHER</b>	IP	WLS	BF	H	R	ER	SO	BB	IBB	HBP	BLK	WP	HR	S	P	ERA	WHIP										
<b>Jason Schmidt, R</b> ERA: 4.45	4.0	L	23	9	7	4	2	2	0	0	0	1	0	52	82	9.00	2.750										
<b>Jose Silva, R</b> ERA: 10.5	2.0		10	2	0	0	2	2	0	0	0	0	0	20	41	0.00	2.000										
<b>Clint Sodowsky, R</b> ERA: 3.65	1.0		3	0	0	0	2	0	0	0	0	0	0	6	9	0.00	0.000										
<b>Matt Ruebel, L</b> ERA: 8.4	1.0		4	1	0	0	0	0	0	0	0	0	0	7	7	0.00	1.000										
<b>Ricardo Rincon, L</b> ERA: 3.94	1.0		3	0	0	0	0	0	0	0	0	0	0	6	10	0.00	0.000										
<b>Batter</b>	<b>1</b>	<b>2</b>	<b>3</b>	<b>4</b>	<b>5</b>	<b>6</b>	<b>7</b>	<b>8</b>	<b>9</b>	<b>AB</b>	<b>R</b>	<b>H</b>	<b>RBI</b>	<b>BB</b>	<b>SO</b>	<b>LOB</b>	<b>BOTTOM</b>										
<b>Tony Womack, L</b> OBP: 0.317, SLG: 0.358	0-1 SH3-1 2B		1-1 G4-3		0-0 F7			3-1 F8		4	0	1	0	0	0	1											
<b>Kevin Polcovich, R</b> OBP: 0.385, SLG: 0.380										0	0	0	0	0	0	0											
<b>Turner Ward, S</b> OBP: 0.412, SLG: 0.647	0-1 SH3-1 2-3		2-1 G6-3			0-1 G4-3		2-1 1B		3	0	1	0	0	0	0											
<b>Al Martin, L</b> OBP: 0.388, SLG: 0.492	3-3 K			4-2 1B BB		2-0 F7		1-0 P4		3	0	0	0	1	1	2											
<b>Kevin Young, R</b> OBP: 0.338, SLG: 0.543	0-3 K			0-0 1B G1-4-3		3-2 L9				4	0	1	0	0	2	1											
<b>Dale Sveum, S</b> OBP: 0.341, SLG: 0.514		2-3 K		1-3 K		3-1 G4-3		1-2 F8		2	0	0	0	0	0	2											
<b>Clint Sodowsky, R</b> OBP: 0.500, SLG: 0.500										0	0	0	0	0	0	0											
<b>Emil Brown, R</b> OBP: 0.201, SLG: 0.289										0	0	0	0	0	0	0											
<b>Matt Ruebel, L</b> OBP: 0.201, SLG: 0.289										0	0	0	0	0	0	0											
<b>Ricardo Rincon, L</b> OBP: 0.321, SLG: 0.373										0	0	0	0	0	0	0											
<b>18 Jason Kendall, R</b> OBP: 0.375, SLG: 0.392		2-0 E S 1B		2-2 G1-4-3		1-0 G6-3		2-1 G5-3		4	0	1	0	0	0	2											
<b>Jose Guillen, R</b> OBP: 0.298, SLG: 0.414		4-1 1B			0-0 F9		0-0 2B			2	0	1	0	1	0	0											
<b>Lou Collier, R</b> OBP: 0.130, SLG: 0.130		0-1 L3			0-3 K		2-2 F8			3	0	0	0	0	1	3											
<b>Jason Schmidt, R</b> OBP: 0.143, SLG: 0.179					1-0 2B					1	0	0	0	0	1	0											
<b>Jose Silva, R</b> OBP: 0.316, SLG: 0.564										0	0	0	0	0	0	0											
<b>Mark Smith, R</b> OBP: 0.316, SLG: 0.564										2	0	1	0	0	0	0											
<b>Inning Stats</b>	R: 0 E: 0 K: 2 S: 10	H: 1 LOB: 0 BB: 0 P: 13	R: 0 E: 0 K: 1 S: 8	H: 1 LOB: 1 BB: 1 P: 16	R: 0 E: 0 K: 1 S: 7	H: 0 LOB: 0 BB: 0 P: 12	R: 0 E: 0 K: 1 S: 13	H: 1 LOB: 1 BB: 1 P: 20	R: 0 E: 0 K: 1 S: 6	H: 1 LOB: 1 BB: 0 P: 7	R: 0 E: 0 K: 0 S: 11	H: 0 LOB: 0 BB: 0 P: 16	R: 0 E: 0 K: 0 S: 7	H: 1 LOB: 1 BB: 0 P: 13	R: 0 E: 0 K: 0 S: 7	H: 1 LOB: 1 BB: 0 P: 14	R: 0 E: 0 K: 1 S: 9	H: 0 LOB: 0 BB: 0 P: 13	1B: 3 2B: 4 3B: 0 HR: 0	SF: 0 SAC: 1 DP: 2 HBP: 0	WP: 0 PB: 0 SB: 1 CS: 0	PA: 33					
<b>PITCHER</b>	IP	WLS	BF	H	R	ER	SO	BB	IBB	HBP	BLK	WP	HR	S	P	ERA	WHIP										
<b>Darryl Kile, R</b> ERA: 2.04	9.0	W	33	6	0	0	7	2	0	0	0	0	0	78	124	0.00	0.889										

Houston Astros @ Pittsburgh Pirates  
Three Rivers Stadium, Pittsburgh, PA  
Thu Jul 10 1997, 7:05 PM EDT  
Att: 17,335 - Unknown - 81 F

AB 36  
R 7  
H 12  
RBI 6  
BB 4  
SO 4  
LOB 22



Houston Astros @ Pittsburgh Pirates  
Three Rivers Stadium, Pittsburgh, PA  
Thu Jul 10 1997, 7:05 PM EDT  
Att: 17,335 - Unknown - 81 F

AB 30  
R 0  
H 6  
RBI 0  
BB 2  
SO 7  
LOB 11





Batter	1	2	3	4	5	6	7	8	9	AB	R	H	RBI	BB	SO	LOB	TOP					
<b>Craig Biggio, R</b> (1,4) OBP: 0.403, SLG: 0.514 <b>Ricky Gutierrez, R</b> (9,PH) OBP: 0.326, SLG: 0.322										5	1	2	0	0	0	2						
<b>Chuck Carr, S</b> (1,8) OBP: 0.274, SLG: 0.274										6	2	2	0	0	1	4						
<b>5 Jeff Bagwell, R</b> (1,3) OBP: 0.431, SLG: 0.618										5	1	1	2	0	0	1						
<b>Luis Gonzalez, L</b> (1,7) OBP: 0.367, SLG: 0.392										4	1	1	0	1	0	2						
<b>Derek Bell, R</b> (1,9) OBP: 0.325, SLG: 0.399										4	2	3	2	1	0	2						
<b>Sean Berry, R</b> (1,5) OBP: 0.284, SLG: 0.374										4	1	2	2	1	1	2						
<b>Brad Ausmus, R</b> (1,2) OBP: 0.332, SLG: 0.378										4	1	1	0	1	1	3						
<b>Tim Bogar, R</b> (1,6) OBP: 0.276, SLG: 0.340										5	1	1	2	0	0	1						
<b>Mike Hampton, R</b> (1,1) OBP: 0.140, SLG: 0.125										5	0	0	0	0	2	3						
<b>Inning Stats</b>	R: 2 E: 1 K: 0 S: 13	H: 3 LOB: 2 BB: 0 P: 22	R: 0 E: 0 K: 0 S: 6	H: 0 LOB: 0 BB: 0 P: 6	R: 0 E: 0 K: 0 S: 11	H: 1 LOB: 2 BB: 1 P: 19	R: 0 E: 0 K: 2 S: 10	H: 0 LOB: 0 BB: 0 P: 13	R: 0 E: 0 K: 0 S: 8	H: 0 LOB: 0 BB: 0 P: 13	R: 3 E: 1 K: 0 S: 11	H: 4 LOB: 2 BB: 0 P: 16	R: 1 E: 0 K: 0 S: 13	H: 1 LOB: 1 BB: 1 P: 22	R: 2 E: 0 K: 0 S: 9	H: 3 LOB: 2 BB: 1 P: 16	R: 2 E: 0 K: 3 S: 15	H: 2 LOB: 1 BB: 1 P: 20	1B: 10 2B: 2 3B: 1 HR: 1	SF: 0 SAC: 0 DP: 0 HBP: 0	WP: 1 PB: 0 SB: 1 CS: 0	PA: 47
<b>PITCHER</b>	IP	WLS	BF	H	R	ER	SO	BB	IBB	HBP	BLK	WP	HR	S	P	ERA	WHIP					
<b>Esteban Loaiza, R</b> (1,1) ERA: 4.08	6.0	L	29	8	5	3	2	1	0	0	0	0	0	59	89	4.50	1.500					
<b>Marc Wilkins, R</b> (7,1) ERA: 4.79	1.0		5	1	1	1	0	1	0	0	0	0	1	13	22	9.00	2.000					
<b>Jason Christiansen, L</b> (8,1) ERA: 6.0	1.0		7	3	2	2	0	1	0	0	0	1	0	9	16	18.00	4.000					
<b>Rich Loiselle, R</b> (9,1) ERA: 3.52	1.0		6	2	2	2	3	1	0	0	0	0	0	15	20	18.00	3.000					

Houston Astros @ Pittsburgh Pirates  
Three Rivers Stadium, Pittsburgh, PA  
Fri Jul 11 1997, 7:05 PM EDT  
Att: 21,913 - Unknown - 85 F

AB 43  
R 10  
H 14  
RBI 9  
BB 4  
SO 5  
LOB 20



Batter	1	2	3	4	5	6	7	8	9	AB	R	H	RBI	BB	SO	LOB	BOTTOM					
<b>Tony Womack, L</b> (1,4) OBP: 0.314, SLG: 0.354										4	0	0	0	0	0	2						
<b>Jermaine Allensworth, R</b> (1,8) OBP: 0.351, SLG: 0.360										4	0	1	0	0	2	2						
<b>Al Martin, L</b> (1,7) OBP: 0.385, SLG: 0.486										4	0	1	0	0	0	0						
<b>Kevin Young, R</b> (1,5) OBP: 0.332, SLG: 0.533										4	0	0	0	0	1	2						
<b>Mark Smith, R</b> (1,3) OBP: 0.295, SLG: 0.525										4	0	0	0	0	1	2						
<b>18 Jason Kendall, R</b> (1,2) OBP: 0.376, SLG: 0.399										3	0	2	0	0	0	0						
<b>Jose Guillen, R</b> (1,9) OBP: 0.298, SLG: 0.413										3	0	1	0	0	0	2						
<b>Kevin Polcovich, R</b> (1,6) OBP: 0.383, SLG: 0.373										2	0	0	0	1	0	1						
<b>Esteban Loaiza, R</b> (1,1) OBP: 0.171, SLG: 0.200 <b>Marc Wilkins, R</b> (7,1) ERA: 4.79 <b>Jason Christiansen, R</b> (8,1) ERA: 6.0 <b>Turner Ward, S</b> (8,PH) OBP: 0.389, SLG: 0.611 <b>Rich Loiselle, R</b> (9,1) ERA: 3.52										1	0	0	0	0	0	1						
<b>Inning Stats</b>	R: 0 E: 0 K: 1 S: 13	H: 0 LOB: 0 BB: 0 P: 17	R: 0 E: 0 K: 0 S: 5	H: 0 LOB: 0 BB: 0 P: 10	R: 0 E: 0 K: 0 S: 9	H: 1 LOB: 2 BB: 1 P: 13	R: 0 E: 0 K: 0 S: 10	H: 0 LOB: 0 BB: 0 P: 13	R: 0 E: 0 K: 0 S: 11	H: 1 LOB: 1 BB: 0 P: 17	R: 0 E: 0 K: 0 S: 8	H: 2 LOB: 2 BB: 0 P: 17	R: 0 E: 0 K: 1 S: 8	H: 1 LOB: 0 BB: 0 P: 12	R: 0 E: 0 K: 1 S: 8	H: 0 LOB: 0 BB: 0 P: 11	R: 0 E: 0 K: 2 S: 9	H: 0 LOB: 0 BB: 0 P: 11	1B: 4 2B: 1 3B: 0 HR: 0	SF: 0 SAC: 1 DP: 1 HBP: 0	WP: 0 PB: 0 SB: 0 CS: 0	PA: 32
<b>PITCHER</b>	IP	WLS	BF	H	R	ER	SO	BB	IBB	HBP	BLK	WP	HR	S	P	ERA	WHIP					
<b>Mike Hampton, L</b> (1,1) ERA: 4.79	9.0	W	32	5	0	0	4	1	0	0	0	0	0	84	121	0.00	0.667					

Houston Astros @ Pittsburgh Pirates  
Three Rivers Stadium, Pittsburgh, PA  
Fri Jul 11 1997, 7:05 PM EDT  
Att: 21,913 - Unknown - 85 F

AB 30  
R 0  
H 5  
RBI 0  
BB 1  
SO 4  
LOB 12









Batter	1	2	3	4	5	6	7	8	9	AB	R	H	RBI	BB	SO	LOB	TOP										
<b>Craig Biggio, R</b> OBP: 0.397, SLG: 0.503 (1,4)	F7		G1-3			1B 2B BB	K		K	4	1	0	0	1	2	1	<b>Houston Astros @ Pittsburgh Pirates</b> <b>Three Rivers Stadium, Pittsburgh, PA</b> Sun Jul 13 1997, 3:33 AM EDT Att: 25,675 - Sunny - 88 F										
<b>Thomas Howard, S</b> OBP: 0.322, SLG: 0.358 (1,8)	K			G4-3		2B 1B	5 1B			4	1	2	0	0	1	0											
<b>5 Jeff Bagwell, R</b> OBP: 0.427, SLG: 0.608 (1,3)	K			F9		K		1B		4	0	1	0	0	2	2											
<b>Luis Gonzalez, L</b> OBP: 0.365, SLG: 0.389 (1,7)		P5		F7		BB WP 2B		K		4	1	1	2	0	1	2											
<b>Derek Bell, R</b> OBP: 0.323, SLG: 0.389 (1,9)		G3-1			F9	WP BB BB		G6-3		3	0	0	0	1	0	0											
<b>Sean Berry, R</b> OBP: 0.284, SLG: 0.370 (6,1)					4-0	2-3	K	F8		2	0	0	0	1	2	2											
<b>Bobby Abreu, L</b> OBP: 0.324, SLG: 0.346 (8,PH)					1B		K			0	0	0	0	0	0	0											
<b>Tom Martin, L</b> (8,1)					BB					1	0	0	0	0	0	0											
<b>Mike Magnante, L</b> (8,1)										0	0	0	0	0	0	0											
<b>Ricky Gutierrez, R</b> OBP: 0.328, SLG: 0.320 (1,6)			G3		2-1	4-2		G4-3		3	0	1	0	1	0	0											
<b>Brad Ausmus, R</b> OBP: 0.326, SLG: 0.373 (1,2)					3-2	2-2	L6			4	0	1	0	0	2	4											
<b>Ramon Garcia, R</b> (1,1)					2-3					2	0	0	0	0	1	3											
<b>Bill Spiers, L</b> OBP: 0.431, SLG: 0.404 (6,5)			K		G1-3			L6		2	0	0	0	0	1	0											
<b>Inning Stats</b>	R: 0 E: 0 K: 2 S: 7	H: 0 LOB: 0 BB: 0 P: 10	R: 0 E: 0 K: 1 S: 7	H: 0 LOB: 0 BB: 0 P: 9	R: 0 E: 0 K: 1 S: 13	H: 1 LOB: 1 BB: 0 P: 20	R: 0 E: 0 K: 0 S: 7	H: 0 LOB: 0 BB: 0 P: 11	R: 0 E: 0 K: 1 S: 11	H: 1 LOB: 2 BB: 1 P: 18	R: 3 E: 0 K: 2 S: 16	H: 2 LOB: 2 BB: 3 P: 33	R: 0 E: 0 K: 3 S: 14	H: 2 LOB: 2 BB: 0 P: 21	R: 0 E: 0 K: 0 S: 8	H: 0 LOB: 0 BB: 0 P: 13	R: 0 E: 0 K: 2 S: 9	H: 0 LOB: 0 BB: 0 P: 12	1B: 4 2B: 2 3B: 0 HR: 0	SF: 0 SAC: 0 DP: 0 HBP: 0	WP: 1 PB: 0 SB: 0 CS: 0	PA: 37					
<b>PITCHER</b>	IP	WLS	BF	H	R	ER	SO	BB	IBB	HBP	BLK	WP	HR	S	P	ERA	WHIP										
<b>Jon Lieber, R</b> ERA: 4.12 (1,1)	5.1		22	4	3	3	6	2	0	0	0	0	0	50	78	5.06	1.125										
<b>Clint Sodowsky, R</b> ERA: 3.55 (6,1)	0.2	W	4	0	0	0	1	2	0	0	0	1	0	11	23	0.00	3.000										
<b>Jason Christiansen, L</b> ERA: 5.14 (7,1)	1.0		5	2	0	0	3	0	0	0	0	0	0	14	21	0.00	2.000										
<b>Marc Wilkins, R</b> ERA: 4.68 (8,1)	1.0		3	0	0	0	0	0	0	0	0	0	0	8	13	0.00	0.000										
<b>Rich Loiselle, R</b> ERA: 3.45 (9,1)	1.0	S	3	0	0	0	2	0	0	0	0	0	0	9	12	0.00	0.000										

AB	33
R	3
H	6
RBI	2
BB	4
SO	12
LOB	14



Batter	1	2	3	4	5	6	7	8	9	AB	R	H	RBI	BB	SO	LOB	BOTTOM										
<b>Tony Womack, L</b> OBP: 0.317, SLG: 0.359 (1,4)	G4-3		G4-3		1B E 2B	G1-3		2-0 1-3 2-H		5	0	2	1	0	0	1	<b>Houston Astros @ Pittsburgh Pirates</b> <b>Three Rivers Stadium, Pittsburgh, PA</b> Sun Jul 13 1997, 3:33 AM EDT Att: 25,675 - Sunny - 88 F										
<b>Jermaine Allensworth, R</b> OBP: 0.341, SLG: 0.344 (1,8)	FC3-6 BB		K		E5 1B		G3-1	K		4	0	0	1	1	2	3											
<b>Al Martin, L</b> OBP: 0.380, SLG: 0.474 (1,7)	FC3-6 1-2			F9	L3 1B		S HBP			3	0	1	0	0	0	1											
<b>Kevin Young, R</b> OBP: 0.321, SLG: 0.514 (1,3)	G6-3			G4-3	L3		K			4	0	0	0	0	1	5											
<b>Dale Sveum, S</b> OBP: 0.350, SLG: 0.493 (1,5)		G4-3			1B		K	P5		4	0	1	0	0	1	1											
<b>Keith Osk, R</b> OBP: 0.333, SLG: 0.389 (1,2)		BLK HBP		G5-3		1B 2B		G4-3		3	1	1	0	0	0	1											
<b>Jose Guillen, R</b> OBP: 0.294, SLG: 0.405 (1,9)		F8			G6-3	2B 1B		F9		4	1	1	1	0	0	1											
<b>Kevin Polcovich, R</b> OBP: 0.395, SLG: 0.390 (1,6)		G4-3			S 2B 1B	G6-3 2B		1B 2B BB		3	2	2	1	1	0	1											
<b>Jon Lieber, L</b> OBP: 0.308, SLG: 0.111 Clint Sodowsky, R OBP: 0.299, SLG: 0.300 Turner Ward, S OBP: 0.400, SLG: 0.409 Jason Christiansen, R (1,1)					F7			G6-3		2	1	1	1	0	0	0											
<b>Mark Smith, R</b> OBP: 0.337, SLG: 0.590 (8,PH)						1B E 2B		2B 1B		1	0	0	0	0	0	0											
<b>Rich Loiselle, R</b> (9,1)								2B 1B		1	0	1	0	0	0	0											
<b>Inning Stats</b>	R: 0 E: 0 K: 0 S: 4	H: 0 LOB: 1 BB: 1 P: 10	R: 0 E: 0 K: 0 S: 14	H: 0 LOB: 0 BB: 0 P: 22	R: 0 E: 0 K: 1 S: 7	H: 0 LOB: 0 BB: 0 P: 10	R: 0 E: 0 K: 0 S: 9	H: 1 LOB: 1 BB: 0 P: 13	R: 2 E: 1 K: 0 S: 15	H: 4 LOB: 2 BB: 0 P: 20	R: 2 E: 0 K: 1 S: 13	H: 3 LOB: 1 BB: 0 P: 21	R: 0 E: 0 K: 1 S: 13	H: 0 LOB: 0 BB: 0 P: 19	R: 1 E: 0 K: 1 S: 9	H: 2 LOB: 2 BB: 1 P: 19	R: 1 E: 0 K: 1 S: 9	H: 0 LOB: 1 BB: 1 P: 19	1B: 6 2B: 5 3B: 0 HR: 0	SF: 0 SAC: 0 DP: 1 HBP: 2	WP: 0 PB: 0 SB: 3 CS: 0	PA: 38					
<b>PITCHER</b>	IP	WLS	BF	H	R	ER	SO	BB	IBB	HBP	BLK	WP	HR	S	P	ERA	WHIP										
<b>Ramon Garcia, R</b> ERA: 4.44 (1,1)	5.1		24	6	3	3	2	1	0	1	1	1	0	53	83	5.06	1.312										
<b>Russ Springer, R</b> ERA: 4.2 (6,1)	1.2	L	8	2	1	1	1	0	0	1	0	0	0	22	32	5.40	1.200										
<b>Tom Martin, L</b> ERA: 2.28 (8,1)	0.2		5	2	1	1	0	1	0	0	0	0	0	6	13	13.50	4.500										
<b>Mike Magnante, L</b> ERA: 3.18 (8,1)	0.1		1	0	0	0	1	0	0	0	0	0	0	3	6	0.00	0.000										

AB	34
R	5
H	10
RBI	5
BB	2
SO	4
LOB	15





Batter	1	2	3	4	5	6	7	8	9	AB	R	H	RBI	BB	SO	LOB	TOP								
Lance Johnson, L OBP: 0.381, SLG: 0.392	0-2 G6-4-3 1B		2-2 F9		0-0 1B		1-1 SH2-3 3B	4-2 FC6-4 BB		4	1	3	0	1	0	0									
Manny Alexander, R OBP: 0.310, SLG: 0.403	0-0 G6-4-3		1-3 K		2-2 1B		0-0 SH2-3	0-2 FC6-4		3	0	1	1	0	1	1									
Carlos Baerga, S OBP: 0.309, SLG: 0.380	1-2				1-3 1B			1-2 2-3		1	0	0	0	0	0	3									
Bernard Gilkey, R OBP: 0.315, SLG: 0.349	0-1 E6 BB		2-2 G6-3		1-3 K		0-1 P4		4-1 BB	4	0	0	0	1	1	2									
Butch Huskey, R OBP: 0.316, SLG: 0.510	4-0 1-2 BB			0-0 G4-3 1B		0-2 F9		1-0 HR	0-0 F9	4	1	2	1	1	0	1									
Todd Pratt, R OBP: 0.455, SLG: 0.737	1-3 K			0-0 G4-3		3-2 HR		2-3 K	1-3 K	5	1	1	1	0	3	4									
Alex Ochoa, R OBP: 0.275, SLG: 0.331		1-2 G6-3		1-1 G4-3		0-0 2B		2-3 K	2-2 F8	4	0	1	0	0	1	1									
Todd Hundley, S OBP: 0.433, SLG: 0.598				2-3						1	0	0	0	0	1										
Luis Lopez, S OBP: 0.352, SLG: 0.378		2-1 F9		0-0 G5-3		0-0 G6-3		0-0 2B		4	1	1	0	0	0	2									
Rey Ordóñez, R OBP: 0.285, SLG: 0.303		4-0 BB		0-0 G5-3		1-0 G6-3		3-2 BB 2B		3	0	1	1	1	0	1									
Rick Reed, R OBP: 0.211, SLG: 0.229		0-1 G4-3		3-3 K			0-3 K	4-0 BB IBB		3	0	0	0	0	2	1									
Takashi Kashiwada, L OBP: 0.333, SLG: 0.464										0	0	0	0	0	0	0									
Carl Everett, S OBP: 0.500, SLG: 0.500										0	0	0	0	1	0	0									
Greg McMichael, R OBP: 0.500, SLG: 0.500										0	0	0	0	0	0	0									
Cory Lidie, R OBP: 0.500, SLG: 0.500										0	0	0	0	0	0	0									
<b>Inning Stats</b>	R: 0 E: 1 K: 1 S: 9	H: 1 LOB: 2 BB: 1 P: 14	R: 0 E: 0 K: 0 S: 7	H: 0 LOB: 1 BB: 1 P: 14	R: 0 E: 0 K: 1 S: 12	H: 0 LOB: 0 BB: 0 P: 17	R: 0 E: 0 K: 0 S: 5	H: 1 LOB: 1 BB: 0 P: 6	R: 0 E: 0 K: 2 S: 11	H: 2 LOB: 2 BB: 0 P: 17	R: 1 E: 0 K: 1 S: 10	H: 2 LOB: 0 BB: 0 P: 14	R: 1 E: 0 K: 1 S: 8	H: 1 LOB: 0 BB: 0 P: 9	R: 2 E: 0 K: 2 S: 18	H: 3 LOB: 3 BB: 2 P: 34	R: 0 E: 0 K: 1 S: 8	H: 0 LOB: 1 BB: 1 P: 15	1B: 4 2B: 3 3B: 1 HR: 2	SF: 0 SAC: 1 DP: 1 HBP: 0	WP: 0 PB: 0 SB: 0 CS: 0	PA: 42			
<b>PITCHER</b>	IP	WLS	BF	H	R	ER	SO	BB	IBB	HBP	BLK	WP	HR	S	P	ERA	WHIP								
Steve Cooke, L ERA: 3.06	(1, 1)	7.0	30	7	2	2	5	2	0	0	0	0	1	62	91	2.57	1.286								
Clint Sodowsky, R ERA: 4.15	(8, 1)	0.2	6	3	2	2	2	0	1	0	0	0	1	12	24	27.00	4.500								
Ricardo Rincon, L ERA: 3.78	(8, 1)	0.1	W	2	0	0	0	1	0	0	0	0	0	6	10	0.00	3.000								
Rich Loiselle, R ERA: 3.35	(9, 1)	1.0	S	4	0	0	1	1	0	0	0	0	0	8	15	0.00	1.000								

New York Mets @ Pittsburgh Pirates  
Three Rivers Stadium, Pittsburgh, PA  
Mon Jul 14 1997, 7:05 PM EDT  
Att: 12,794 - Unknown - 90 F

AB	36
R	4
H	10
RBI	4
BB	5
SO	8
LOB	17



Batter	1	2	3	4	5	6	7	8	9	AB	R	H	RBI	BB	SO	LOB	BOTTOM								
Tony Womack, L OBP: 0.316, SLG: 0.358	2-3 K		1-1 G1-3			1-3 K2-3	1-2 1B			4	0	1	1	0	2	0									
Turner Ward, S OBP: 0.458, SLG: 0.652	2-2 FC3-2 2B		1-0 G3			0-1 2B	1-1 1B	1-3 2H		4	1	3	1	0	0	0									
Al Martin, L OBP: 0.382, SLG: 0.485	2-0 FC3-2 2H			1-0 F8		0-0 1B	1-3 2B	0-1 2B		4	0	2	0	0	0	1									
Kevin Young, R OBP: 0.324, SLG: 0.518	2-0 F7			1-1 F8		1-1 G6-4-3 1B		0-1 2B		4	1	2	1	0	0	1									
Dale Sveum, S OBP: 0.347, SLG: 0.487		2-0 F8		0-0 G5-3		0-0 G6-4-3		0-0 2B		4	0	1	1	0	0	2									
Lou Collier, R OBP: 0.115, SLG: 0.115						1-2 1B		2H 2B		0	1	0	0	0	0	0									
18 Jason Kendall, R OBP: 0.394, SLG: 0.405		1-2 F9			2-2 F9		1-0 G6-4-3 1B	2-1 2B		4	0	2	1	0	0	0									
Mark Smith, R OBP: 0.578, SLG: 0.578		3-1 FC5-4 1B			0-0 G6-3		0-0 G6-4-3	4-0 IBB		3	0	1	0	1	0	1									
Rich Loiselle, R OBP: 0.578, SLG: 0.578							1-2 1B			0	0	0	0	0	0	0									
Kevin Polcovich, R OBP: 0.398, SLG: 0.394		1-1 FC5-4 1-2		1-1 FC5-4 1B		0-0 1B	1-1 1B	0-1 G5-4-3		4	1	2	0	0	0	3									
Steve Cooke, R OBP: 0.094, SLG: 0.125					0-1 G6-3					2	0	0	0	0	0	1									
Jose Guillen, R OBP: 0.298, SLG: 0.407						1-1 G5-3				1	1	1	0	0	0	0									
Clint Sodowsky, L OBP: 0.500, SLG: 0.500										0	0	0	0	0	0	0									
Ricardo Rincon, L OBP: 0.500, SLG: 0.500										0	0	0	0	0	0	0									
Jermaine Allensworth, R OBP: 0.341, SLG: 0.344										0	0	0	0	0	0	0									
<b>Inning Stats</b>	R: 0 E: 1 K: 1 S: 10	H: 1 LOB: 1 BB: 0 P: 18	R: 0 E: 0 K: 0 S: 8	H: 1 LOB: 0 BB: 0 P: 15	R: 0 E: 0 K: 0 S: 5	H: 0 LOB: 0 BB: 0 P: 7	R: 0 E: 0 K: 0 S: 4	H: 0 LOB: 0 BB: 0 P: 6	R: 0 E: 0 K: 0 S: 7	H: 1 LOB: 1 BB: 0 P: 10	R: 1 E: 0 K: 1 S: 9	H: 3 LOB: 0 BB: 0 P: 11	R: 2 E: 0 K: 0 S: 11	H: 5 LOB: 2 BB: 0 P: 17	R: 2 E: 0 K: 0 S: 9	H: 4 LOB: 1 BB: 1 P: 15	1B: 10 2B: 5 3B: 0 HR: 0	SF: 0 SAC: 0 DP: 3 HBP: 0	WP: 0 PB: 0 SB: 0 CS: 0	PA: 35					
<b>PITCHER</b>	IP	WLS	BF	H	R	ER	SO	BB	IBB	HBP	BLK	WP	HR	S	P	ERA	WHIP								
Rick Reed, R ERA: 2.99	(1, 1)	6.2	27	9	3	3	2	0	0	0	0	0	0	49	77	4.05	1.350								
Takashi Kashiwada, L ERA: 4.56	(7, 1)	0.1	2	2	0	0	0	0	0	0	0	0	0	5	7	0.00	6.000								
Greg McMichael, R ERA: 2.96	(8, 1)	0.1	L	3	3	2	2	0	0	0	0	0	0	5	5	54.00	9.000								
Cory Lidie, R ERA: 3.79	(8, 1)	0.2	3	1	0	0	0	0	1	0	0	0	0	4	10	0.00	1.500								

New York Mets @ Pittsburgh Pirates  
Three Rivers Stadium, Pittsburgh, PA  
Mon Jul 14 1997, 7:05 PM EDT  
Att: 12,794 - Unknown - 90 F

AB	34
R	5
H	15
RBI	5
BB	1
SO	2
LOB	9





Batter	1	2	3	4	5	6	7	8	9	AB	R	H	RBI	BB	SO	LOB	TOP								
Lance Johnson, L (1, 8) OBP: 0.384, SLG: 0.404	G6-3		F8 2-H 1B				P4			4	0	2	0	0	0	0	<b>New York Mets @ Pittsburgh Pirates</b> Three Rivers Stadium, Pittsburgh, PA Tue Jul 15 1997, 7:05 PM EDT Att: 12,244 - Unknown - 88 F								
Edgardo Alfonso, R (1, 5) OBP: 0.384, SLG: 0.465	F9		F8 2-3					CS 1B	4	0	1	0	0	1	2										
John Olerud, L (1, 3) OBP: 0.391, SLG: 0.482	1B BB		P5					FC4-6 BB 1-2	2	1	0	0	2	0	2										
Todd Hundley, S (1, 2) OBP: 0.433, SLG: 0.595	1-H 1B			HR BB				L7	3	1	1	1	1	1	1										
Carl Everett, S (1, 9) OBP: 0.333, SLG: 0.457	G4-3			K				FC4-6 1-2	4	0	0	0	0	1	3										
Carlos Baerga, S (1, 4) OBP: 0.315, SLG: 0.397		G3-1						FC6-4 BB	3	1	2	2	1	0	0										
Alex Ochoa, R (9, PR) OBP: 0.275, SLG: 0.331				HR					0	0	0	0	0	0	0										
Butch Huskey, R (1, 7) OBP: 0.311, SLG: 0.502	P6		F8					K	4	0	0	0	0	1	2										
Rey Ordenez, R (1, 6) OBP: 0.280, SLG: 0.298	G6-3		F7					K	3	0	0	0	0	0	0										
Matt Franco, L (9, PH) OBP: 0.359, SLG: 0.448									1	0	0	0	0	1	1										
Dave Micki, R (1, 1) OBP: 0.226, SLG: 0.276									3	0	1	0	0	0	0										
Juan Acevedo, R (7, 1)								FC6-4 1-2	0	0	0	0	0	0	0										
Bernard Gilkey, R (9, PH) OBP: 0.315, SLG: 0.348			1B 2B						1	0	0	0	0	0	1										
<b>Inning Stats</b>	R: 1 E: 0 K: 0 S: 11	H: 1 LOB: 1 BB: 1 P: 19	R: 0 E: 0 K: 0 S: 8	H: 0 LOB: 0 BB: 0 P: 9	R: 0 E: 0 K: 0 S: 9	H: 2 LOB: 1 BB: 0 P: 15	R: 2 E: 0 K: 1 S: 15	H: 1 LOB: 0 BB: 0 P: 23	R: 0 E: 0 K: 1 S: 9	H: 1 LOB: 1 BB: 0 P: 13	R: 0 E: 0 K: 0 S: 7	H: 0 LOB: 0 BB: 0 P: 9	R: 0 E: 0 K: 0 S: 12	H: 1 LOB: 1 BB: 1 P: 18	R: 0 E: 0 K: 2 S: 7	H: 0 LOB: 1 BB: 1 P: 14	1B: 3 2B: 2 3B: 1 HR: 1	SF: 0 SAC: 0 DP: 0 HBP: 0	WP: 0 PB: 1 SB: 0 CS: 1	PA: 36					
<b>PITCHER</b>	IP	WLS	BF	H	R	ER	SO	BB	IBB	HBP	BLK	WP	HR	S	P	ERA	WHIP								
Jason Schmidt, R (1, 1) ERA: 4.41	7.0		28	6	3	3	3	2	0	0	0	0	1	67	100	3.86	1.143								
Jason Christiansen, L (8, 1) ERA: 4.5	1.0	W	4	1	0	0	0	1	0	0	0	0	0	12	18	0.00	2.000								
Rich Loiselle, R (9, 1) ERA: 3.27	1.0	S	4	0	0	0	2	1	0	0	0	0	0	7	14	0.00	1.000								


Batter	1	2	3	4	5	6	7	8	9	AB	R	H	RBI	BB	SO	LOB	BOTTOM								
Tony Womack, L (1, 4) OBP: 0.317, SLG: 0.361	P3		G3 2-3				S 1B			5	0	2	1	0	0	3	<b>New York Mets @ Pittsburgh Pirates</b> Three Rivers Stadium, Pittsburgh, PA Tue Jul 15 1997, 7:05 PM EDT Att: 12,244 - Unknown - 88 F								
Jermaine Allensworth, R (1, 8) OBP: 0.344, SLG: 0.344	G4-3		S 1B						3	0	1	1	1	1	1										
Al Martin, L (1, 7) OBP: 0.384, SLG: 0.480	K		3-H 1B				G4-3		2	0	0	0	2	1	2										
Kevin Young, R (1, 3) OBP: 0.322, SLG: 0.511		18 PB BB	F9					IBB	3	0	0	0	1	2	4										
Dale Sveum, S (1, 5) OBP: 0.345, SLG: 0.487	F7								4	0	1	0	0	1	1										
18 Jason Kendall, R (1, 2) OBP: 0.386, SLG: 0.404	F9								3	1	1	0	0	0	1										
Jose Guillen, R (1, 9) OBP: 0.296, SLG: 0.405	K								4	0	1	0	0	1	4										
Kevin Polcovich, R (1, 6) OBP: 0.394, SLG: 0.389			G3 S 1B 1B						4	2	1	0	0	0	3										
Jason Schmidt, R (1, 1) OBP: 0.133, SLG: 0.167									2	0	0	0	0	1	1										
Mark Johnson, L (7, PR) OBP: 0.397, SLG: 0.330									1	0	1	1	0	0	0										
Emil Brown, R (7, PR) OBP: 0.305, SLG: 0.298									0	1	0	0	0	0	0										
Jason Christiansen, R (8, 1) OBP: 0.482, SLG: 0.687									0	0	0	0	0	0	0										
Turner Ward, S (8, PH) OBP: 0.482, SLG: 0.687									1	0	1	1	0	0	0										
Rich Loiselle, R (9, 1) ERA: 4.42									0	0	0	0	0	0	0										
<b>Inning Stats</b>	R: 0 E: 0 K: 1 S: 6	H: 0 LOB: 0 BB: 0 P: 8	R: 0 E: 0 K: 1 S: 10	H: 0 LOB: 1 BB: 1 P: 19	R: 1 E: 0 K: 1 S: 9	H: 2 LOB: 2 BB: 1 P: 15	R: 0 E: 0 K: 1 S: 11	H: 1 LOB: 0 BB: 0 P: 15	R: 0 E: 0 K: 0 S: 10	H: 1 LOB: 2 BB: 1 P: 15	R: 0 E: 0 K: 1 S: 11	H: 0 LOB: 0 BB: 0 P: 14	R: 2 E: 0 K: 2 S: 19	H: 3 LOB: 3 BB: 1 P: 30	R: 1 E: 0 K: 0 S: 9	H: 2 LOB: 2 BB: 0 P: 12	1B: 6 2B: 4 3B: 0 HR: 0	SF: 0 SAC: 0 DP: 1 HBP: 1	WP: 0 PB: 1 SB: 5 CS: 0	PA: 37					
<b>PITCHER</b>	IP	WLS	BF	H	R	ER	SO	BB	IBB	HBP	BLK	WP	HR	S	P	ERA	WHIP								
Dave Micki, R (1, 1) ERA: 4.82	6.1		27	6	3	3	5	3	0	0	0	0	0	23	33	5.40	1.800								
Juan Acevedo, R (7, 1) ERA: 4.42	1.2	L	10	3	1	1	2	0	1	1	0	0	0	23	33	5.40	1.800								




Batter	1	2	3	4	5	6	7	8	9	AB	R	H	RBI	BB	SO	LOB	TOP				
<b>Deion Sanders, L</b> OBP: 0.349, SLG: 0.394 (1, 7)	G4-3	G3			B1-3				G6-3	5	0	1	0	0	0	1	<b>Cincinnati Reds @ Pittsburgh Pirates</b> Three Rivers Stadium, Pittsburgh, PA Wed Jul 16 1997, 7:05 PM EDT Att: 30,698 - Unknown - 90 F <a href="http://livebaseballscorecards.com">livebaseballscorecards.com</a>				
<b>Curtis Goodwin, L</b> OBP: 0.353, SLG: 0.346 (1, 8)	SF8	E6			HR					4	2	0	1	1	1						
<b>Jon Nunnally, L</b> OBP: 0.325, SLG: 0.471 (1, 9)	SF8	CS	G4-3		HR				K	4	1	1	3	0	1						
<b>Willie Greene, L</b> OBP: 0.362, SLG: 0.477 (1, 5)	3B		G3		HR				K	4	2	2	1	0	1						
<b>Hal Morris, L</b> OBP: 0.324, SLG: 0.343 (1, 3)	1B		G5-3		HR				WP	4	1	3	1	0	0						
<b>Joe Oliver, R</b> OBP: 0.344, SLG: 0.445 (1, 2)	1B			G5-3	F9				K	4	0	1	1	0	1						
<b>Bret Boone, R</b> OBP: 0.279, SLG: 0.284 (1, 4)	K			K		G6-3			G4-3	4	0	0	0	0	2						
<b>Pokey Reese, R</b> OBP: 0.310, SLG: 0.308 (1, 6)				F8		G6-3			K	4	1	1	0	0	1						
<b>Dave Burba, R</b> OBP: 0.216, SLG: 0.194 (1, 1)				K		K			K	4	0	0	0	0	4						
<b>Inning Stats</b>	R: 3 E: 0 K: 1 S: 19	H: 4 LOB: 1 BB: 0 P: 27	R: 1 E: 1 K: 1 S: 13	H: 1 LOB: 0 BB: 0 P: 22	R: 0 E: 0 K: 0 S: 5	H: 0 LOB: 0 BB: 0 P: 6	R: 0 E: 0 K: 1 S: 9	H: 0 LOB: 0 BB: 0 P: 14	R: 3 E: 0 K: 1 S: 17	H: 4 LOB: 1 BB: 0 P: 21	R: 0 E: 0 K: 1 S: 7	H: 1 LOB: 1 BB: 0 P: 14	R: 0 E: 0 K: 2 S: 10	H: 1 LOB: 1 BB: 0 P: 20	R: 0 E: 0 K: 2 S: 8	H: 0 LOB: 1 BB: 1 P: 14	1B: 8 2B: 0 3B: 1 HR: 2	SF: 1 SAC: 0 DP: 0 HBP: 0	WP: 1 PB: 0 SB: 4 CS: 1	PA: 40	
<b>PITCHER</b>	IP	WLS	BF	H	R	ER	SO	BB	IBB	HBP	BLK	WP	HR	S	P	ERA	WHIP				
<b>Esteban Loaiza, R</b> ERA: 4.36 (1, 1)	4.2	L	23	9	7	6	4	0	0	0	0	0	2	62	89	11.57	1.929				
<b>Matt Ruelbel, L</b> ERA: 8.31 (5, 1)	0.1	1	0	0	0	0	0	0	0	0	0	0	0	1	1	0.00	0.000				
<b>Jose Silva, R</b> ERA: 7.88 (6, 1)	2.0	7	1	0	0	3	0	0	0	0	0	0	0	16	22	0.00	0.500				
<b>Clint Sodowsky, R</b> ERA: 3.86 (8, 1)	2.0	8	1	0	0	4	1	0	0	0	0	1	0	18	34	0.00	1.000				

Batter	1	2	3	4	5	6	7	8	9	AB	R	H	RBI	BB	SO	LOB	BOTTOM					
<b>Tony Womack, L</b> OBP: 0.314, SLG: 0.358 (1, 4)	F7				G3				F7	4	0	0	0	0	2	2	<b>Cincinnati Reds @ Pittsburgh Pirates</b> Three Rivers Stadium, Pittsburgh, PA Wed Jul 16 1997, 7:05 PM EDT Att: 30,698 - Unknown - 90 F <a href="http://livebaseballscorecards.com">livebaseballscorecards.com</a>					
<b>Clint Sodowsky, L</b> OBP: 0.500, SLG: 0.500 (8, 1)		K								0	0	0	0	0	0	0						
<b>Mark Smith, R</b> OBP: 0.324, SLG: 0.569 (9, PH)										1	0	0	0	0	0	0						
<b>Jermaine Allensworth, R</b> OBP: 0.350, SLG: 0.347 (1, 8)	HBP				F9				F8	4	1	2	1	1	0	0						
<b>Al Martin, L</b> OBP: 0.380, SLG: 0.473 (1, 7)	1B				P6				F7	5	0	1	0	0	1	2						
<b>Mark Johnson, L</b> OBP: 0.357, SLG: 0.332 (1, 3)	1B				P5					2	0	1	0	1	0	0						
<b>Dale Sveum, S</b> OBP: 0.343, SLG: 0.481 (1, 5)	1B				F8				F7	4	0	1	1	0	1	4						
<b>18 Jason Kendall, R</b> OBP: 0.397, SLG: 0.416 (1, 2)	G6-3				F9					4	1	2	1	0	0	3						
<b>Jose Guillen, R</b> OBP: 0.292, SLG: 0.400 (1, 9)					F9				L4	4	0	0	0	0	1	2						
<b>Kevin Polcovich, R</b> OBP: 0.382, SLG: 0.376 (1, 6)					K				F7	4	0	0	0	0	3	2						
<b>Esteban Loaiza, R</b> OBP: 0.187, SLG: 0.194 (5, 1)										1	0	0	0	0	0	0						
<b>Matt Ruelbel, L</b> OBP: 0.300, SLG: 0.750 (5, PH)										0	0	0	0	0	0	0						
<b>Jose Silva, R</b> OBP: 0.323, SLG: 0.375 (8, 1)										0	0	0	0	0	0	0						
<b>Keith Osk, R</b> (8, 4)										2	0	0	0	0	2	0						
<b>Inning Stats</b>	R: 1 E: 0 K: 0 S: 18	H: 3 LOB: 2 BB: 0 P: 23	R: 0 E: 1 K: 2 S: 9	H: 0 LOB: 0 BB: 0 P: 11	R: 0 E: 0 K: 0 S: 6	H: 0 LOB: 0 BB: 0 P: 11	R: 0 E: 0 K: 0 S: 8	H: 0 LOB: 0 BB: 0 P: 10	R: 1 E: 0 K: 2 S: 14	H: 2 LOB: 1 BB: 0 P: 20	R: 0 E: 0 K: 3 S: 13	H: 2 LOB: 2 BB: 0 P: 17	R: 0 E: 1 K: 2 S: 15	H: 0 LOB: 3 BB: 2 P: 27	R: 1 E: 0 K: 1 S: 8	H: 1 LOB: 0 BB: 0 P: 9	R: 0 E: 0 K: 0 S: 5	H: 0 LOB: 0 BB: 0 P: 8	1B: 6 2B: 1 3B: 0 HR: 1	SF: 0 SAC: 0 DP: 1 HBP: 1	WP: 0 PB: 0 SB: 0 CS: 0	PA: 39
<b>PITCHER</b>	IP	WLS	BF	H	R	ER	SO	BB	IBB	HBP	BLK	WP	HR	S	P	ERA	WHIP					
<b>Dave Burba, R</b> ERA: 5.3 (1, 1)	9.0	W	39	8	3	3	10	2	0	1	0	0	1	96	136	3.00	1.111					



Batter	1	2	3	4	5	6	7	8	9	AB	R	H	RBI	BB	SO	LOB	TOP								
<b>Curtis Goodwin, L</b> OBP: 0.346, SLG: 0.339 (1, 8)	F7	K	G6-3		G3			K		5	0	0	0	0	2	2	<b>Cincinnati Reds @ Pittsburgh Pirates</b> Three Rivers Stadium, Pittsburgh, PA Thu Jul 17 1997, 7:05 PM EDT Att: 19,710 - Unknown - 87 F  <b>AB 42</b> <b>R 9</b> <b>H 17</b> <b>RBI 8</b> <b>BB 1</b> <b>SO 7</b> <b>LOB 15</b> 								
<b>Eric Owens, R</b> OBP: 0.333, SLG: 0.267 (1, 7)	F8	F9		G3	CI	1B	BB	G1-3	FC3-6	1B	4	1	1	0	1	0									
<b>Jon Nunnally, L</b> OBP: 0.341, SLG: 0.500 (1, 9)	1B	2B	1B	CI	G3	1B	1-2	K	FC3-6	1-2	4	3	2	0	0	1									
<b>Willie Greene, L</b> OBP: 0.366, SLG: 0.479 (1, 5)	2B	1B	2B	E8	G3			G3			5	2	3	0	0	0									
<b>Hal Morris, L</b> OBP: 0.329, SLG: 0.355 <b>Eduardo Perez, R</b> OBP: 0.328, SLG: 0.417 (9, PH) (9, 3)	1B	2B	1B	1B	1B	2B	1B	K		P3	4	2	3	5	0	1									
<b>Joe Oliver, R</b> OBP: 0.352, SLG: 0.458 <b>Eddie Taubensee, L</b> OBP: 0.315, SLG: 0.454 (8, 2) (8, 2)	2B	1B	2B	FC5-4	1B	1B	2B	F9		K	4	1	3	1	0	0									
<b>Bret Boone, R</b> OBP: 0.288, SLG: 0.298 (1, 4)	2B	1B	2B	FC5-4	1B	2B	1B	FC5-4	1B	1B	5	0	4	2	0	1									
<b>Pokey Reese, R</b> OBP: 0.307, SLG: 0.304 (1, 6)	K		FC5-4	SH1-4	1-2	F9	1-2	FC5-4	1-2	1B	5	0	1	0	0	1									
<b>John Smiley, L</b> OBP: 0.083, SLG: 0.111 <b>Scott Sullivan, R</b> (8, 1)		G6-3	SH1-4		F8			G4-3		G1	3	0	0	0	0	0									
<b>Mike Kelly, R</b> OBP: 0.321, SLG: 0.507 <b>Jeff Shaw, R</b> (9, 1) (9, 1)											0	0	0	0	0	0									
<b>Inning Stats</b>	R: 4 E: 0 K: 1 S: 17	H: 5 LOB: 1 BB: 0 P: 27	R: 0 E: 0 K: 1 S: 6	H: 0 LOB: 0 BB: 0 P: 7	R: 3 E: 1 K: 0 S: 20	H: 5 LOB: 2 BB: 0 P: 30	R: 2 E: 1 K: 1 S: 14	H: 2 LOB: 1 BB: 1 P: 26	R: 0 E: 0 K: 2 S: 7	H: 1 LOB: 1 BB: 0 P: 11	R: 0 E: 0 K: 0 S: 8	H: 1 LOB: 1 BB: 0 P: 12	R: 0 E: 0 K: 1 S: 12	H: 1 LOB: 1 BB: 0 P: 18	R: 0 E: 0 K: 1 S: 7	H: 1 LOB: 2 BB: 0 P: 20	R: 0 E: 0 K: 1 S: 12	H: 2 LOB: 2 BB: 0 P: 20	1B: 12 2B: 5 3B: 0 HR: 0	SF: 0 SAC: 1 DP: 0 HBP: 0	WP: 0 PB: 0 SB: 1 CS: 0	PA: 45			
<b>PITCHER</b>	IP	WLS	BF	H	R	ER	SO	BB	IBB	HBP	BLK	WP	HR	S	P	ERA	WHIP								
67 Francisco Cordova, R ERA: 3.07	2.0	L	14	8	7	7	2	0	0	0	0	0	0	32	47	31.50	4.000								
Matt Ruebel, L ERA: 7.6	4.0		18	5	2	1	3	1	0	0	0	0	0	40	66	2.25	1.500								
Marc Wilkins, R ERA: 4.57	1.0		4	1	0	0	0	0	0	0	0	0	0	12	18	0.00	1.000								
Jason Christiansen, L ERA: 4.0	1.0		4	1	0	0	1	0	0	0	0	0	0	7	12	0.00	1.000								
Ricardo Rincon, L ERA: 3.97	1.0		5	2	0	0	1	0	0	0	0	0	0	12	20	0.00	2.000								

Batter	1	2	3	4	5	6	7	8	9	AB	R	H	RBI	BB	SO	LOB	BOTTOM								
<b>Tony Womack, L</b> OBP: 0.315, SLG: 0.358 (1, 4)	K		FC3-6		G4-3		G5-3		SF8	BB	5	1	2	1	0	1	<b>Cincinnati Reds @ Pittsburgh Pirates</b> Three Rivers Stadium, Pittsburgh, PA Thu Jul 17 1997, 7:05 PM EDT Att: 19,710 - Unknown - 87 F  <b>AB 36</b> <b>R 5</b> <b>H 11</b> <b>RBI 5</b> <b>BB 3</b> <b>SO 11</b> <b>LOB 22</b> 								
<b>Jermaine Allensworth, R</b> OBP: 0.351, SLG: 0.345 (1, 8)	K		FC6-4		G4-3		K		FC6	BB	4	0	1	0	1	2									
<b>Mark Smith, R</b> OBP: 0.315, SLG: 0.586 (1, 7)	F7		FC6-4		G5-3		G5-3		K		5	1	1	2	0	1									
<b>Kevin Young, R</b> OBP: 0.324, SLG: 0.522 (1, 3)		G4-6-3		HR		K		K	SF8		3	1	1	2	1	2									
<b>Dale Sveum, S</b> OBP: 0.348, SLG: 0.485 <b>Keith Osik, R</b> OBP: 0.313, SLG: 0.362 (8, 5) (8, 5)	G4-6-3				1B		FC6-4	18	F8	FC6	3	0	2	0	0	0									
<b>18 Jason Kendall, R</b> OBP: 0.391, SLG: 0.419 (1, 2)					F9		FC6-4			1B	3	0	2	0	0	0									
<b>Jose Guillen, R</b> OBP: 0.289, SLG: 0.396 <b>Emil Brown, R</b> OBP: 0.300, SLG: 0.286 (7, 9) (7, 9)					K		FC6-4		K		3	0	0	0	0	1									
<b>Kevin Polcovich, R</b> OBP: 0.386, SLG: 0.380 (1, 6)					K		P4		BB	1B	4	1	2	0	0	1									
67 Francisco Cordova, R ERA: 3.07	1.0										0	0	0	0	0	0									
Matt Ruebel, L ERA: 7.6	1.0										2	0	0	0	0	2									
Turner Ward, S OBP: 0.441, SLG: 0.692	0.0										1	0	0	0	0	2									
Marc Wilkins, R ERA: 4.57	0.0										0	0	0	0	0	0									
Jason Christiansen, R ERA: 4.0	0.0										0	0	0	0	0	0									
Ricardo Rincon, L ERA: 3.97	0.0										0	0	0	0	0	0									
Mark Johnson, L ERA: 3.32	0.0										1	0	0	0	1	0									
<b>Inning Stats</b>	R: 0 E: 0 K: 2 S: 10	H: 0 LOB: 0 BB: 0 P: 12	R: 0 E: 0 K: 0 S: 8	H: 0 LOB: 1 BB: 1 P: 15	R: 0 E: 0 K: 1 S: 12	H: 2 LOB: 0 BB: 0 P: 15	R: 1 E: 0 K: 2 S: 12	H: 2 LOB: 1 BB: 0 P: 18	R: 2 E: 0 K: 2 S: 13	H: 2 LOB: 0 BB: 0 P: 21	R: 0 E: 0 K: 0 S: 12	H: 2 LOB: 2 BB: 0 P: 14	R: 0 E: 0 K: 1 S: 7	H: 0 LOB: 0 BB: 0 P: 10	R: 0 E: 0 K: 2 S: 14	H: 1 LOB: 1 BB: 0 P: 23	R: 2 E: 0 K: 1 S: 17	H: 2 LOB: 2 BB: 2 P: 25	1B: 9 2B: 0 3B: 0 HR: 2	SF: 1 SAC: 0 DP: 1 HBP: 1	WP: 0 PB: 0 SB: 0 CS: 0	PA: 41			
<b>PITCHER</b>	IP	WLS	BF	H	R	ER	SO	BB	IBB	HBP	BLK	WP	HR	S	P	ERA	WHIP								
John Smiley, L ERA: 5.68	7.0	W	30	8	3	3	3	1	0	1	0	0	0	74	105	3.86	1.286								
Scott Sullivan, R ERA: 2.64	1.0		4	1	0	0	2	0	0	0	0	0	0	14	23	0.00	1.000								
Jeff Shaw, R ERA: 1.67	1.0		7	2	2	2	1	2	0	0	0	0	0	17	25	18.00	4.000								

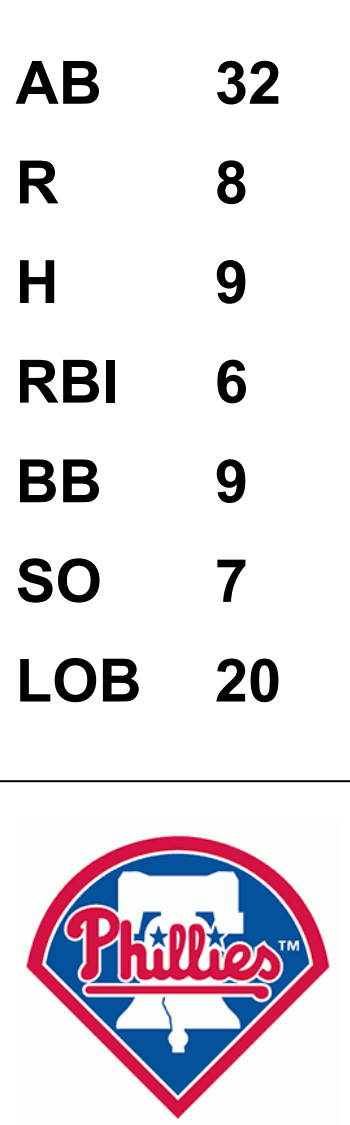


Batter	1	2	3	4	5	6	7	8	9	AB	R	H	RBI	BB	SO	LOB	TOP				
Tony Womack, L (1,4) OBP: 0.314, SLG: 0.354	G6-3	HBP		P6			G3	E3		4	0	0	0	0	0	3	Pittsburgh Pirates @ Philadelphia Phillies Veterans Stadium, Philadelphia, PA Fri Jul 18 1997, 7:05 PM EDT Att: 19,676 - Unknown - 93 F				
Jermaine Allensworth, R (1,8) Clint Sodowsky, L (8,1) OBP: 0.500, SLG: 0.500	K	P3					G4-3	G4-3		5	1	1	1	0	2	4					
Al Martin, L (1,7) OBP: 0.377, SLG: 0.466	HR						G4-3			5	1	1	0	0	2	1					
Kevin Young, R (1,3) OBP: 0.325, SLG: 0.532	HR						1B			5	2	2	3	0	2	1					
Dale Sveum, S (1,5) OBP: 0.350, SLG: 0.479	F9						F8			4	0	1	0	1	0	1					
18 Jason Kendall, R (1,2) OBP: 0.391, SLG: 0.419										5	1	2	1	0	2	2					
Mark Smith, R (1,9) OBP: 0.325, SLG: 0.595										4	0	2	1	0	2	2					
Kevin Polcovich, R (1,6) Paul Wagner, R (7,1) Turner Ward, S (8, PH) OBP: 0.500, SLG: 0.692										2	0	1	0	0	1	1					
Jon Lieber, L (1,1) Jason Christiansen, R (6,1) Ricardo Rincon, L (6,1) Jose Guillen, R (6,9) OBP: 0.291, SLG: 0.400										2	0	0	0	0	0	3					
<b>Inning Stats</b>	R: 2 E: 0 K: 1 S: 13	H: 2 LOB: 0 BB: 0 P: 20	R: 1 E: 0 K: 0 S: 12	H: 2 LOB: 2 BB: 0 P: 18	R: 0 E: 0 K: 2 S: 13	H: 0 LOB: 1 BB: 0 P: 19	R: 0 E: 0 K: 1 S: 10	H: 1 LOB: 1 BB: 0 P: 15	R: 0 E: 0 K: 2 S: 9	H: 0 LOB: 0 BB: 0 P: 11	R: 3 E: 0 K: 1 S: 18	H: 5 LOB: 2 BB: 0 P: 26	R: 0 E: 1 K: 1 S: 5	H: 0 LOB: 1 BB: 1 P: 9	R: 0 E: 0 K: 1 S: 7	H: 0 LOB: 1 BB: 1 P: 15		1B: 7 2B: 3 3B: 0 HR: 1	SF: 0 SAC: 0 DP: 2 HBP: 2	WP: 1 PB: 0 SB: 0 CS: 0	PA: 42
<b>PITCHER</b>	IP WLS BF H R ER SO BB IBB HBP BLK WP HR S P ERA WHIP	IP WLS BF H R ER SO BB IBB HBP BLK WP HR S P ERA WHIP	IP WLS BF H R ER SO BB IBB HBP BLK WP HR S P ERA WHIP	IP WLS BF H R ER SO BB IBB HBP BLK WP HR S P ERA WHIP	IP WLS BF H R ER SO BB IBB HBP BLK WP HR S P ERA WHIP	IP WLS BF H R ER SO BB IBB HBP BLK WP HR S P ERA WHIP	IP WLS BF H R ER SO BB IBB HBP BLK WP HR S P ERA WHIP	IP WLS BF H R ER SO BB IBB HBP BLK WP HR S P ERA WHIP	IP WLS BF H R ER SO BB IBB HBP BLK WP HR S P ERA WHIP	IP WLS BF H R ER SO BB IBB HBP BLK WP HR S P ERA WHIP	IP WLS BF H R ER SO BB IBB HBP BLK WP HR S P ERA WHIP	IP WLS BF H R ER SO BB IBB HBP BLK WP HR S P ERA WHIP	IP WLS BF H R ER SO BB IBB HBP BLK WP HR S P ERA WHIP	IP WLS BF H R ER SO BB IBB HBP BLK WP HR S P ERA WHIP	IP WLS BF H R ER SO BB IBB HBP BLK WP HR S P ERA WHIP	IP WLS BF H R ER SO BB IBB HBP BLK WP HR S P ERA WHIP	IP WLS BF H R ER SO BB IBB HBP BLK WP HR S P ERA WHIP	IP WLS BF H R ER SO BB IBB HBP BLK WP HR S P ERA WHIP	IP WLS BF H R ER SO BB IBB HBP BLK WP HR S P ERA WHIP	IP WLS BF H R ER SO BB IBB HBP BLK WP HR S P ERA WHIP	IP WLS BF H R ER SO BB IBB HBP BLK WP HR S P ERA WHIP

AB 38  
R 6  
H 11  
RBI 6  
BB 2  
SO 12  
LOB 19



Batter	1	2	3	4	5	6	7	8	9	AB	R	H	RBI	BB	SO	LOB	BOTTOM				
Midre Cummings, L (1,8) 23 Kevin Jordan, R (6, PH) Jerry Spradlin, S (7,1) Ricky Otero, S (8,8) OBP: 0.333, SLG: 0.320	G3		L6		F8	2B		P6		3	0	0	0	0	0	2	Pittsburgh Pirates @ Philadelphia Phillies Veterans Stadium, Philadelphia, PA Fri Jul 18 1997, 7:05 PM EDT Att: 19,676 - Unknown - 93 F				
Mickey Morandini, L (1,4)	F9		K							5	1	3	3	0	1	1					
Darren Daulton, L (1,9)			K							3	1	1	0	2	1	2					
Scott Rolen, R (1,5)										3	0	1	0	2	0	2					
Rico Brogna, L (1,3)	K									5	1	1	1	0	3	7					
Mike Lieberthal, R (1,2)										4	1	1	0	1	0	3					
Derrick May, L (1,7) Gregg Jefferies, S (6, PH) OBP: 0.329, SLG: 0.380										2	0	0	0	0	1	0					
Kevin Stocker, S (1,6)										3	1	1	0	1	1	1					
Mark Leiter, R (1,1) Ruben Amaro Jr, S (6, PH) Ricky Bottalico, L (8,1) OBP: 0.097, SLG: 0.067										1	0	1	0	0	0	0					
<b>Inning Stats</b>	R: 0 E: 0 K: 1 S: 13	H: 1 LOB: 2 BB: 1 P: 21	R: 0 E: 0 K: 2 S: 10	H: 0 LOB: 0 BB: 0 P: 17	R: 0 E: 0 K: 2 S: 15	H: 1 LOB: 1 BB: 0 P: 21	R: 0 E: 0 K: 1 S: 7	H: 0 LOB: 0 BB: 0 P: 11	R: 0 E: 0 K: 0 S: 12	H: 1 LOB: 1 BB: 0 P: 17	R: 3 E: 1 K: 0 S: 22	H: 4 LOB: 2 BB: 6 P: 56	R: 0 E: 0 K: 0 S: 13	H: 0 LOB: 1 BB: 1 P: 24	R: 0 E: 0 K: 1 S: 10	H: 2 LOB: 3 BB: 1 P: 15		1B: 6 2B: 2 3B: 1 HR: 0	SF: 0 SAC: 1 DP: 0 HBP: 0	WP: 0 PB: 0 SB: 0 CS: 0	PA: 42
<b>PITCHER</b>	IP WLS BF H R ER SO BB IBB HBP BLK WP HR S P ERA WHIP	IP WLS BF H R ER SO BB IBB HBP BLK WP HR S P ERA WHIP	IP WLS BF H R ER SO BB IBB HBP BLK WP HR S P ERA WHIP	IP WLS BF H R ER SO BB IBB HBP BLK WP HR S P ERA WHIP	IP WLS BF H R ER SO BB IBB HBP BLK WP HR S P ERA WHIP	IP WLS BF H R ER SO BB IBB HBP BLK WP HR S P ERA WHIP	IP WLS BF H R ER SO BB IBB HBP BLK WP HR S P ERA WHIP	IP WLS BF H R ER SO BB IBB HBP BLK WP HR S P ERA WHIP	IP WLS BF H R ER SO BB IBB HBP BLK WP HR S P ERA WHIP	IP WLS BF H R ER SO BB IBB HBP BLK WP HR S P ERA WHIP	IP WLS BF H R ER SO BB IBB HBP BLK WP HR S P ERA WHIP	IP WLS BF H R ER SO BB IBB HBP BLK WP HR S P ERA WHIP	IP WLS BF H R ER SO BB IBB HBP BLK WP HR S P ERA WHIP	IP WLS BF H R ER SO BB IBB HBP BLK WP HR S P ERA WHIP	IP WLS BF H R ER SO BB IBB HBP BLK WP HR S P ERA WHIP	IP WLS BF H R ER SO BB IBB HBP BLK WP HR S P ERA WHIP	IP WLS BF H R ER SO BB IBB HBP BLK WP HR S P ERA WHIP	IP WLS BF H R ER SO BB IBB HBP BLK WP HR S P ERA WHIP	IP WLS BF H R ER SO BB IBB HBP BLK WP HR S P ERA WHIP	IP WLS BF H R ER SO BB IBB HBP BLK WP HR S P ERA WHIP	IP WLS BF H R ER SO BB IBB HBP BLK WP HR S P ERA WHIP













Batter	1	2	3	4	5	6	7	8	9	AB	R	H	RBI	BB	SO	LOB	TOP						
Tony Womack, L (1,4) OBP: 0.317, SLG: 0.365	0-1 SH3 1B		0-3 K					1-2 L5		3	1	1	0	1	1	0	Pittsburgh Pirates @ Philadelphia Phillies Veterans Stadium, Philadelphia, PA Mon Jul 21 1997, 3:33 AM EDT Att: 19,303 - Cloudy - 81 F						
Jermaine Allensworth, R (1,8) OBP: 0.338, SLG: 0.332	1-0 SH3			1-0 G5-3			1-0 G4-3	3-3 K		3	0	0	0	0	1	1							
Al Martin, L (1,7) OBP: 0.368, SLG: 0.464	2-3 K			3-3 K			1-1 K	2-1 F8		4	1	1	2	0	2	1							
Mark Johnson, L (1,3) OBP: 0.353, SLG: 0.323	0-3 K			2-3 K			1-3 K		0-0 3B	3	0	0	0	0	3	1							
Mark Smith, R (9, PH) OBP: 0.329, SLG: 0.603										1	0	1	0	0	0	0							
Emil Brown, R (9, PR) OBP: 0.308, SLG: 0.295										0	0	0	0	0	0	0							
Rich Loiselle, R (9, 1)										0	0	0	0	0	0	0							
Dale Sveum, S (1,5) OBP: 0.347, SLG: 0.483		2-3 K							3-3 K	4	0	0	0	0	4	1							
Keith Osoik, R (1,2) OBP: 0.324, SLG: 0.387		1-2 K					0-2 1B		1-3 K	4	0	2	0	0	2	1							
Jose Guillen, R (1,9) OBP: 0.292, SLG: 0.396		2-2 F7					1-3 K		1-1 L5	4	0	0	0	0	1	3							
Kevin Polcovich, R (1,6) OBP: 0.381, SLG: 0.407			1-3 K				0-0 1B		3-2 HR	3	1	2	1	0	1	0							
Esteban Loaiza, R (1,1) OBP: 0.158, SLG: 0.184			0-3 K				3-3 K		0-2 P5	2	0	0	0	0	2	2							
Turner Ward, S (7, PH) OBP: 0.472, SLG: 0.656										1	0	0	0	0	0	0							
Matt Ruebel, L (7, 1)										0	0	0	0	0	0	0							
Marc Wilkins, R (7, 1)										0	0	0	0	0	0	0							
Kevin Young, R (9, 3) OBP: 0.333, SLG: 0.539										0	0	0	0	0	0	0							
<b>Inning Stats</b>	R: 0 E: 0 K: 2 S: 9	H: 1 LOB: 1 BB: 0 P: 12	R: 0 E: 0 K: 2 S: 10	H: 0 LOB: 0 BB: 0 P: 15	R: 0 E: 0 K: 3 S: 9	H: 0 LOB: 0 BB: 0 P: 10	R: 0 E: 0 K: 2 S: 10	H: 0 LOB: 0 BB: 0 P: 16	R: 0 E: 0 K: 3 S: 15	H: 2 LOB: 2 BB: 0 P: 21	R: 2 E: 0 K: 2 S: 15	H: 1 LOB: 0 BB: 1 P: 24	R: 1 E: 0 K: 0 S: 12	H: 2 LOB: 0 BB: 0 P: 17	R: 0 E: 0 K: 1 S: 9	H: 0 LOB: 0 BB: 0 P: 15	R: 0 E: 0 K: 2 S: 10	H: 1 LOB: 1 BB: 0 P: 15	1B: 3 2B: 1 3B: 1 HR: 2	SF: 0 SAC: 1 DP: 0 HBP: 0	WP: 0 PB: 0 SB: 1 CS: 1	PA: 34	
<b>PITCHER</b>	IP WLS BF H R ER SO BB IBB HBP BLK WP HR S P ERA WHIP	8.0 L 30 6 3 3 15 1 0 0 0 0 2 89 130 3.38 0.875	0.1 2 1 0 0 1 0 0 0 0 0 0 0 5 8 0.00 3.000	0.2 2 0 0 0 1 0 0 0 0 0 0 0 5 7 0.00 0.000																			

AB 32  
R 3  
H 7  
RBI 3  
BB 1  
SO 17  
LOB 10



Batter	1	2	3	4	5	6	7	8	9	AB	R	H	RBI	BB	SO	LOB	BOTTOM						
Midre Cummings, L (1,8) OBP: 0.269, SLG: 0.379	3-2 G6-3		3-1 FC6-4 1B	3-1 SF9			3-2 G5-3		4-2 1B BB	3	0	1	1	1	0	0	Pittsburgh Pirates @ Philadelphia Phillies Veterans Stadium, Philadelphia, PA Mon Jul 21 1997, 3:33 AM EDT Att: 19,303 - Cloudy - 81 F						
Mickey Morandini, L (1,4) OBP: 0.368, SLG: 0.413	3-2 G6-3 2B		0-2 FC6-4 1B	1-2 G4-3			2-0 G4-3		1-0 FC5-4 1B	5	0	3	0	0	0	1							
Gregg Jefferies, S (1,7) OBP: 0.324, SLG: 0.371	1-1 G6-3		0-1 F9				0-0 F8		0-1 FC5-4	5	0	0	0	0	0	5							
Scott Rolen, R (1,5) OBP: 0.382, SLG: 0.481	3-2 K		1-2 FC6-4 S 1-2 2-3				4-1 CS BB		2-3 K	3	0	0	0	1	2	3							
Rico Brogna, L (1,3) OBP: 0.291, SLG: 0.435		1-3 K	3-2 G3				2-2 G1-3		4-1 BB	3	0	0	0	1	1	3							
Mike Lieberthal, R (1,2) OBP: 0.300, SLG: 0.462		4-0 G1 BB		3-2 E 2B			2-2 G1-3		2-1 F8	3	1	1	0	1	0	1							
Derrick May, L (1,9) OBP: 0.266, SLG: 0.299		2-2 G1		2-1 F7			2-2 L7		1-1 P2	4	0	0	0	0	0	3							
Kevin Stocker, S (1,6) OBP: 0.329, SLG: 0.345		4-2 BB		0-2 E8 1B SF9 1B			0-1 1B		1-3 K	3	1	2	0	1	1	0							
Curt Schilling, R (1,1) OBP: 0.180, SLG: 0.188		3-3 K		0-0 1B			0-0 G4-3		0-0 F7	3	0	1	0	0	1	3							
Billy Brewer, L (9, 1)										0	0	0	0	0	0	0							
Jerry Spradlin, S (9, 1)										0	0	0	0	0	0	0							
Ruben Amaro Jr, S (9, PH) OBP: 0.322, SLG: 0.347										1	0	0	0	0	0	0							
<b>Inning Stats</b>	R: 0 E: 0 K: 1 S: 13	H: 1 LOB: 1 BB: 0 P: 23	R: 0 E: 0 K: 2 S: 13	H: 0 LOB: 2 BB: 2 P: 27	R: 0 E: 0 K: 0 S: 15	H: 2 LOB: 0 BB: 0 P: 22	R: 2 E: 1 K: 0 S: 14	H: 3 LOB: 1 BB: 0 P: 23	R: 0 E: 0 K: 0 S: 5	H: 0 LOB: 0 BB: 1 P: 11	R: 0 E: 0 K: 0 S: 12	H: 1 LOB: 1 BB: 0 P: 16	R: 0 E: 0 K: 0 S: 5	H: 0 LOB: 0 BB: 0 P: 10	R: 0 E: 0 K: 1 S: 8	H: 0 LOB: 1 BB: 1 P: 17	R: 0 E: 0 K: 1 S: 10	H: 1 LOB: 2 BB: 1 P: 16	1B: 6 2B: 2 3B: 0 HR: 0	SF: 1 SAC: 0 DP: 0 HBP: 0	WP: 0 PB: 0 SB: 1 CS: 1	PA: 39	
<b>PITCHER</b>	IP WLS BF H R ER SO BB IBB HBP BLK WP HR S P ERA WHIP	6.0 W 27 7 2 2 3 3 0 0 0 0 0 4 9 0.00 0.000	0.2 2 0 0 0 0 0 0 0 0 0 0 0 4 9 0.00 0.000	1.1 5 0 0 0 1 1 0 0 0 0 0 0 9 18 0.00 0.750																			

AB 33  
R 2  
H 8  
RBI 1  
BB 5  
SO 5  
LOB 19





Batter	1	2	3	4	5	6	7	8	9	AB	R	H	RBI	BB	SO	LOB	TOP					
Tony Womack, L (1, 4) OBP: 0.318, SLG: 0.366										4	0	2	1	0	0	0	<b>Pittsburgh Pirates @ San Diego Padres</b> Qualcomm Stadium, San Diego, CA Tue Jul 22 1997, 10:05 PM EDT Att: 18,306 - Unknown - 71 F <a href="http://livebaseballscorecards.com">livebaseballscorecards.com</a>					
Jermaine Allensworth, R (1, 8) OBP: 0.336, SLG: 0.327										3	1	0	0	1	2	1						
Al Martin, L (1, 7) OBP: 0.362, SLG: 0.455										4	0	0	0	0	1	2						
Kevin Young, R (1, 5) OBP: 0.336, SLG: 0.534										2	0	0	0	2	2	0						
Mark Johnson, L (1, 3) OBP: 0.351, SLG: 0.322										4	0	1	1	0	1	1						
Dale Sveum, S (9, 5) OBP: 0.347, SLG: 0.483										4	0	1	0	0	1	3						
18 Jason Kendall, R (1, 2) OBP: 0.397, SLG: 0.429										4	1	2	0	0	0	0						
Jose Guillen, R (1, 9) OBP: 0.294, SLG: 0.401										4	1	2	0	0	0	0						
Rich Loiselle, R (9, 1)										0	0	0	0	0	0	0						
Kevin Polcovich, R (1, 6) OBP: 0.371, SLG: 0.396										4	0	0	0	0	0	3						
67 Francisco Cordova, R (1, 1) OBP: 0.182, SLG: 0.100										3	0	0	0	0	3	1						
Ricardo Rincon, L (8, 1)										0	0	0	0	0	0	0						
Turner Ward, S (9, 9) OBP: 0.472, SLG: 0.656										0	0	0	0	0	0	0						
<b>Inning Stats</b>	R: 1 E: 0 K: 1 S: 16	H: 2 LOB: 2 BB: 2 P: 31	R: 1 E: 0 K: 2 S: 15	H: 2 LOB: 1 BB: 0 P: 20	R: 0 E: 0 K: 0 S: 9	H: 0 LOB: 1 BB: 1 P: 17	R: 0 E: 0 K: 1 S: 6	H: 0 LOB: 0 BB: 0 P: 7	R: 0 E: 0 K: 0 S: 10	H: 0 LOB: 0 BB: 0 P: 12	R: 0 E: 0 K: 2 S: 10	H: 0 LOB: 0 BB: 0 P: 14	R: 0 E: 0 K: 1 S: 7	H: 0 LOB: 0 BB: 0 P: 11	R: 0 E: 0 K: 1 S: 8	H: 0 LOB: 2 BB: 0 P: 15	R: 0 E: 0 K: 2 S: 14	H: 2 LOB: 2 BB: 0 P: 23	1B: 5 2B: 2 3B: 0 HR: 0	SF: 0 SAC: 0 DP: 1 HBP: 0	WP: 0 PB: 0 SB: 1 CS: 2	PA: 35
<b>PITCHER</b>	IP	WLS	BF	H	R	ER	SO	BB	IBB	HBP	BLK	WP	HR	S	P	ERA	WHIP					
Joey Hamilton, R (1, 1) ERA: 4.09	8.0		30	4	2	2	8	3	0	0	0	0	0	81	127	2.25	0.875					
Will Cunnane, R (9, 1) ERA: 5.51	0.2		4	2	0	0	2	0	0	0	0	0	0	10	18	0.00	3.000					
Trevor Hoffman, R (9, 1) ERA: 3.55	0.1	W	1	0	0	0	0	0	0	0	0	0	0	4	5	0.00	0.000					

Batter	1	2	3	4	5	6	7	8	9	AB	R	H	RBI	BB	SO	LOB	BOTTOM					
Rickey Henderson, R (1, 7) OBP: 0.425, SLG: 0.376										4	0	1	0	0	0	0	<b>Pittsburgh Pirates @ San Diego Padres</b> Qualcomm Stadium, San Diego, CA Tue Jul 22 1997, 10:05 PM EDT Att: 18,306 - Unknown - 71 F <a href="http://livebaseballscorecards.com">livebaseballscorecards.com</a>					
Will Cunnane, R (9, 1) ERA: 5.51										3	0	0	0	1	1	1						
Trevor Hoffman, R (9, 1) OBP: 0.500, SLG: 0.500										4	0	2	0	0	1	2						
Ken Caminiti, S (1, 5) OBP: 0.356, SLG: 0.408											3	1	1	0	1	1						
Steve Finley, L (1, 8) OBP: 0.326, SLG: 0.523										4	0	0	0	0	2	3						
Wally Joyner, L (1, 3) OBP: 0.417, SLG: 0.511										3	0	1	0	0	0	0						
Chris Jones, R (9, PH) OBP: 0.355, SLG: 0.500										1	1	1	0	0	0	0						
Chris Gomez, R (1, 6) OBP: 0.336, SLG: 0.351										4	0	1	1	0	1	1						
John Flaherty, R (1, 2) OBP: 0.286, SLG: 0.349										4	0	2	0	0	1	0						
Joey Hamilton, R (1, 1) OBP: 0.182, SLG: 0.344										2	0	0	0	0	1	1						
Mark Sweeney, L (8, PH) OBP: 0.333, SLG: 0.295										0	0	0	0	0	0	0						
Greg Vaughn, R (8, PH) OBP: 0.322, SLG: 0.414										2	1	2	2	0	0	0						
<b>Inning Stats</b>	R: 0 E: 0 K: 1 S: 13	H: 1 LOB: 2 BB: 1 P: 28	R: 0 E: 0 K: 0 S: 10	H: 0 LOB: 0 BB: 0 P: 13	R: 0 E: 0 K: 1 S: 6	H: 0 LOB: 0 BB: 0 P: 10	R: 0 E: 0 K: 0 S: 6	H: 1 LOB: 0 BB: 0 P: 11	R: 0 E: 0 K: 0 S: 11	H: 1 LOB: 1 BB: 0 P: 16	R: 0 E: 0 K: 0 S: 10	H: 0 LOB: 0 BB: 1 P: 22	R: 0 E: 0 K: 2 S: 10	H: 1 LOB: 1 BB: 0 P: 17	R: 1 E: 1 K: 3 S: 14	H: 2 LOB: 1 BB: 0 P: 21	R: 2 E: 0 K: 1 S: 15	H: 5 LOB: 3 BB: 0 P: 19	1B: 9 2B: 1 3B: 0 HR: 1	SF: 0 SAC: 0 DP: 1 HBP: 0	WP: 0 PB: 0 SB: 1 CS: 1	PA: 37
<b>PITCHER</b>	IP	WLS	BF	H	R	ER	SO	BB	IBB	HBP	BLK	WP	HR	S	P	ERA	WHIP					
67 Francisco Cordova, R (1, 1) ERA: 2.9	7.1		26	4	0	0	5	2	0	0	0	0	0	69	121	0.00	0.818					
Ricardo Rincon, L (8, 1) ERA: 4.0	1.0		6	3	2	2	3	0	0	0	0	0	1	16	24	18.00	3.000					
Rich Loiselle, R (9, 1) ERA: 3.32	0.0	L	4	4	1	1	0	0	0	0	0	0	0	10	12	*	*					











Batter	1	2	3	4	5	6	7	8	9	AB	R	H	RBI	BB	SO	LOB	TOP				
Tony Womack, L (1,4) OBP: 0.317, SLG: 0.359	G5-3	K		G4-3				F7		4	0	0	0	1	1	2					
Jermaine Allensworth, R (1,8) OBP: 0.339, SLG: 0.333	1B	2B	1B	3-2	1B	SF7		1B	BB	3	1	3	2	1	0	0					
Al Martin, L (1,7) OBP: 0.388, SLG: 0.457	1B	SF9	BB	G4-3	P5			G4-3		4	1	1	0	1	0	4					
Kevin Young, R (1,3) OBP: 0.349, SLG: 0.538	SF9	1B		G3	S	1B		G5-3		5	0	3	1	0	0	2					
Dale Sveum, S (1,5) OBP: 0.335, SLG: 0.461	SF9			G3		F8			CS	3	0	0	1	1	0	4					
18 Jason Kendall, R (1,2) OBP: 0.397, SLG: 0.439		BB		G6-3		G5-4-3		F7		3	0	0	0	1	0	3					
Jose Guillen, R (1,9) OBP: 0.293, SLG: 0.400	F9			K				P3	CS	4	0	0	0	0	1	3					
Kevin Polcovich, R (1,6) OBP: 0.367, SLG: 0.408		HR		G4-3	SH1-4	1B		F8		3	3	2	1	1	0	0					
Jason Schmidt, R (1,1) OBP: 0.118, SLG: 0.147										2	0	0	0	0	0	1					
Mark Johnson, L (8,PH) OBP: 0.349, SLG: 0.317	G1-3			SH1-4						0	0	0	0	1	0	0					
Ricardo Rincon, L (8,1)										0	0	0	0	0	0	0					
Rich Loiselle, R (9,1)										0	0	0	0	0	0	0					
<b>Inning Stats</b>	R: 2 E: 0 K: 0 S: 17	H: 2 LOB: 2 BB: 2 P: 35	R: 1 E: 0 K: 1 S: 11	H: 2 LOB: 1 BB: 0 P: 16	R: 0 E: 0 K: 1 S: 9	H: 1 LOB: 1 BB: 0 P: 12	R: 1 E: 0 K: 0 S: 15	H: 1 LOB: 1 BB: 1 P: 25	R: 0 E: 0 K: 0 S: 10	H: 0 LOB: 0 BB: 1 P: 15	R: 1 E: 1 K: 0 S: 11	H: 1 LOB: 2 BB: 1 P: 19	R: 0 E: 0 K: 0 S: 7	H: 0 LOB: 1 BB: 1 P: 12	R: 0 E: 0 K: 0 S: 10	H: 1 LOB: 1 BB: 1 P: 17	1B: 7 2B: 1 3B: 0 HR: 1	SF: 2 SAC: 1 DP: 2 HBP: 0	WP: 0 PB: 0 SB: 1 CS: 1	PA: 42	
<b>PITCHER</b>	IP	WLS	BF	H	R	ER	SO	BB	IBB	HBP	BLK	WP	HR	S	P	ERA	WHIP				
Kirk Rueter, L (1,1) ERA: 3.96	5.1	L	28	8	5	4	2	4	0	0	0	0	1	70	116	6.75	2.250				
John Johnstone, R (6,1) ERA: 1.94	1.2		5	0	0	0	0	1	0	0	0	0	0	10	19	0.00	0.600				
Doug Henry, R (8,1) ERA: 3.61	1.0		6	1	0	0	0	2	0	0	0	0	0	12	21	0.00	3.000				
Julian Tavaréz, R (9,1) ERA: 3.64	1.0		2	0	0	0	0	0	0	0	0	0	0	5	8	0.00	0.000				

Pittsburgh Pirates @ San Francisco Giants  
3Com Park at Candlestick Point, San Francisco, CA

AB 31  
R 5  
H 9  
RBI 5  
BB 7  
SO 2  
LOB 19



WP: 0  
PB: 0  
SB: 1  
CS: 1

Fri Jul 25 1997, 10:05 PM EDT  
Att: 14,236 - Unknown - 64 F

livebaseballscorecards.com

Batter	1	2	3	4	5	6	7	8	9	AB	R	H	RBI	BB	SO	LOB	BOTTOM					
Darryl Hamilton, L (1,8) OBP: 0.381, SLG: 0.405	1B		B1		G5-3		P6			4	0	1	0	0	0	0						
Jose Vizcaino, S (1,6) OBP: 0.335, SLG: 0.326	K		L6		G3-1		F9			4	0	0	0	0	1	1						
Barry Bonds, L (1,7) OBP: 0.436, SLG: 0.588	K		HR			S	BB	1B	2B	4	2	3	1	0	1	0						
Jeff Kent, R (1,4) OBP: 0.318, SLG: 0.501		G1-3	P5			S	BB		G6-3	3	0	0	0	1	0	1						
J.T. Snow, L (1,3) OBP: 0.398, SLG: 0.510		K			F7		BB		K	3	0	0	0	1	2	1						
Stan Javier, S (1,9) OBP: 0.392, SLG: 0.446	1B	1B		G4-3	S	BB		K	G6-3	3	0	1	0	1	1	3						
Bill Mueller, S (1,5) OBP: 0.346, SLG: 0.395	BB	1B		G4-3		F7			G6-3	4	0	1	0	0	0	3						
Rick Wilkins, L (1,2) OBP: 0.255, SLG: 0.298				K		G4-3			K	3	0	0	0	1	2	3						
Kirk Rueter, L (1,1) OBP: 0.138, SLG: 0.079										2	0	0	0	0	1	3						
John Johnstone, R (6,1) ERA: 1.94										0	0	0	0	0	0	0						
Marvin Benard, L (7,PH) OBP: 0.337, SLG: 0.272										1	0	0	0	0	0	0						
Doug Henry, R (8,1) ERA: 3.61										0	0	0	0	0	0	0						
Glenallen Hill, R (9,9) OBP: 0.274, SLG: 0.427										1	0	0	0	0	0	0						
Julian Tavaréz, L (9,1) ERA: 3.64										0	0	0	0	0	0	0						
<b>Inning Stats</b>	R: 0 E: 0 K: 2 S: 10	H: 1 LOB: 0 BB: 0 P: 14	R: 0 E: 0 K: 2 S: 19	H: 2 LOB: 3 BB: 1 P: 30	R: 1 E: 0 K: 0 S: 9	H: 1 LOB: 0 BB: 0 P: 13	R: 0 E: 0 K: 1 S: 8	H: 0 LOB: 1 BB: 1 P: 18	R: 0 E: 0 K: 0 S: 5	H: 0 LOB: 0 BB: 0 P: 6	R: 1 E: 0 K: 1 S: 18	H: 1 LOB: 2 BB: 2 P: 32	R: 0 E: 0 K: 0 S: 9	H: 0 LOB: 0 BB: 0 P: 11	R: 0 E: 0 K: 1 S: 8	H: 1 LOB: 1 BB: 0 P: 11	R: 0 E: 0 K: 1 S: 8	H: 0 LOB: 0 BB: 0 P: 13	1B: 4 2B: 1 3B: 0 HR: 1	SF: 0 SAC: 0 DP: 0 HBP: 0	WP: 0 PB: 0 SB: 3 CS: 0	PA: 36
<b>PITCHER</b>	IP	WLS	BF	H	R	ER	SO	BB	IBB	HBP	BLK	WP	HR	S	P	ERA	WHIP					
Jason Schmidt, R (1,1) ERA: 4.14	7.0	W	29	5	2	1	6	4	0	0	0	0	1	78	124	1.29	1.286					
Ricardo Rincon, L (8,1) ERA: 3.89	1.0		4	1	0	0	1	0	0	0	0	0	0	8	11	0.00	1.000					
Rich Loiselle, R (9,1) ERA: 3.18	1.0	S	3	0	0	0	1	0	0	0	0	0	0	8	13	0.00	0.000					

Pittsburgh Pirates @ San Francisco Giants  
3Com Park at Candlestick Point, San Francisco, CA

AB 32  
R 2  
H 6  
RBI 1  
BB 4  
SO 8  
LOB 15



WP: 0  
PB: 0  
SB: 3  
CS: 0

Fri Jul 25 1997, 10:05 PM EDT  
Att: 14,236 - Unknown - 64 F

livebaseballscorecards.com








Batter	1	2	3	4	5	6	7	8	9	10	11	12	13	AB R H RBI BB SO LOB	TOP															
Tony Wornack, L OBP: 0.316, SLG: 0.363 (1, 4)														7 3 2 1 0 1 1	<b>Pittsburgh Pirates @ San Francisco Giants</b> 3Com Park at Candlestick Point, San Francisco, CA Sun Jul 27 1997, 6:33 AM EDT Sunny - 68 F <a href="http://livebaseballscores.com">livebaseballscores.com</a>															
Turner Ward, S OBP: 0.426, SLG: 0.533 (1, 8)														6 0 2 0 0 0 0																
Al Martin, L OBP: 0.379, SLG: 0.473 (1, 7)														6 1 4 1 0 0 2																
Kevin Young, R OBP: 0.348, SLG: 0.532 (1, 3)														4 0 1 3 1 3 2																
Dale Sveum, S OBP: 0.336, SLG: 0.470 (1, 5)														5 0 0 0 1 2 4																
Mark Smith, R OBP: 0.313, SLG: 0.527 (1, 9)														6 0 1 0 0 4 2																
Keith Osk, R Ricardo Rincon, L Jose Guillen, R Ron Losenig, R Erick Brown, R Jason Christensen, R Marc Wilkins, R (1, 2)														4 0 1 0 0 1 0 0 0 0 0 0 0 0 1 0 0 0 0 0 0 1 0																
Kevin Polcovich, R OBP: 0.372, SLG: 0.430 (1, 6)														6 0 2 0 0 2 1																
Jose Silva, R OBP: 0.333, SLG: 0.333 Paul Wagner, R (1, 1)														2 1 1 0 0 1 1 0 0 0 0 0 0 0 1 0 0 0 0 0 1 0 0 0 0 0 0 0 3 0 1 0 0 1 0																
Jermaine Allensworth, R Clint Sodowsky, L Jason Kendall, R (1, 2)														2 1 1 0 0 1 1 0 0 0 0 0 0 0 1 0 0 0 0 0 1 0 0 0 0 0 0 0 3 0 1 0 0 1 0																
<b>Inning Stats</b>	R: 1 E: 0 K: 1 S: 10	H: 2 LOB: 0 BB: 0 P: 13	R: 0 E: 0 K: 3 S: 9	H: 0 LOB: 0 BB: 13 P: 13	R: 2 E: 0 K: 1 S: 20	H: 4 LOB: 2 BB: 28 P: 28	R: 0 E: 0 K: 2 S: 10	H: 1 LOB: 1 BB: 0 P: 14	R: 0 E: 0 K: 1 S: 11	H: 1 LOB: 2 BB: 1 P: 20	<b>PITCHER</b>			R: 0 E: 0 K: 2 S: 15		H: 3 LOB: 2 BB: 1 P: 22	R: 0 E: 0 K: 1 S: 5	H: 0 LOB: 0 BB: 0 P: 8	R: 0 E: 0 K: 1 S: 9	H: 1 LOB: 1 BB: 0 P: 14	R: 0 E: 0 K: 1 S: 6	H: 0 LOB: 0 BB: 0 P: 8	R: 0 E: 0 K: 1 S: 11	H: 1 LOB: 1 BB: 0 P: 19	R: 0 E: 0 K: 1 S: 6	H: 0 LOB: 0 BB: 0 P: 8	1B: 11 2B: 3 3B: 0 HR: 1	SF: 1 SAC: 0 DP: 0 HBP: 0	W/P: 0 PB: 0 SB: 0 CS: 1	PA: 56
<b>PITCHER</b>	IP	WLS	BF	H	R	ER	SO	BB	IBB	HBP	BLK	WP	HR	S		P	ERA	WHIP												
Mark Gardner, R ERA: 3.6 (1, 1)	8.0	13	35	11	3	3	11	1	0	0	0	0	1	93		130	3.38	1.500												
Rod Beck, R ERA: 3.12 (9, 1)	1.0	7	3	2	2	1	0	1	0	0	0	0	0	15		22	18.00	3.000												
Julian Tavarez, R ERA: 3.55 (10, 1)	3.0	10	1	0	0	2	0	0	0	0	0	0	0	25		41	0.00	0.333												
Doug Henry, R ERA: 3.54 (13, 1)	1.0	W	3	0	0	0	1	0	0	0	0	0	0	6		8	0.00	0.000												

Batter	1	2	3	4	5	6	7	8	9	10	11	12	13	AB R H RBI BB SO LOB	BOTTOM												
Marvin Benard, L OBP: 0.330, SLG: 0.267 Darryl Hamilton, L OBP: 0.382, SLG: 0.411 (1, 9)														4 0 0 0 0 1 1 3 0 1 0 0 1 3	<b>Pittsburgh Pirates @ San Francisco Giants</b> 3Com Park at Candlestick Point, San Francisco, CA Sun Jul 27 1997, 6:33 AM EDT Sunny - 68 F <a href="http://livebaseballscores.com">livebaseballscores.com</a>												
Stan Javier, S OBP: 0.386, SLG: 0.444 (1, 8)														6 2 2 0 0 1 2													
Barry Bonds, L OBP: 0.439, SLG: 0.593 (1, 7)														5 1 3 2 1 1 0													
Jeff Kent, R OBP: 0.315, SLG: 0.493 Julian Tavarez, L (10, 1)														5 1 1 1 0 1 3 0 0 0 0 0 0 0 1 0 0 0 0 1 0 0 0 0 0 0 0 0													
Glenallen Hill, R OBP: 0.273, SLG: 0.422 Doug Henry, R (13, 1)														3 1 2 2 3 0 0													
J.T. Snow, L OBP: 0.404, SLG: 0.516 (1, 3)														4 0 0 0 0 1 6 0 0 0 0 0 0 0 2 0 0 0 0 0 1													
Mark Lewis, R OBP: 0.332, SLG: 0.436 Rod Beck, R (9, 1)														4 0 0 0 0 1 6 0 0 0 0 0 0 0 2 0 0 0 0 0 1													
Jose Vizcaino, S OBP: 0.329, SLG: 0.320 (10, 4)														2 0 0 0 0 0 1													
Brian Johnson, R OBP: 0.287, SLG: 0.385 Shawn Estes, R OBP: 0.146, SLG: 0.156 (1, 2)														6 0 2 0 0 0 4 0 1 0 0 0 0 0													
Rich Aurilia, R OBP: 0.345, SLG: 0.569 (1, 9)														6 0 2 0 0 0 1													
Mark Gardner, R OBP: 0.157, SLG: 0.122 Bill Mueller, S OBP: 0.347, SLG: 0.389 (9, 5)														3 0 0 0 0 2 1 2 0 0 0 1 1 1													
<b>Inning Stats</b>	R: 4 E: 0 K: 1 S: 19	H: 6 LOB: 2 BB: 0 P: 27	R: 0 E: 0 K: 1 S: 8	H: 0 LOB: 0 BB: 13 P: 13	R: 0 E: 0 K: 2 S: 19	H: 2 LOB: 2 BB: 19 P: 19	R: 0 E: 0 K: 0 S: 8	H: 0 LOB: 0 BB: 0 P: 14	R: 1 E: 1 K: 1 S: 7	H: 2 LOB: 2 BB: 1 P: 22	R: 0 E: 0 K: 1 S: 7	H: 0 LOB: 1 BB: 0 P: 9	R: 0 E: 0 K: 2 S: 10	H: 0 LOB: 1 BB: 0 P: 16		R: 0 E: 0 K: 2 S: 6	H: 0 LOB: 0 BB: 0 P: 8	R: 0 E: 0 K: 0 S: 10	H: 1 LOB: 1 BB: 0 P: 16	R: 0 E: 0 K: 1 S: 9	H: 0 LOB: 1 BB: 1 P: 16	R: 0 E: 0 K: 1 S: 3	H: 1 LOB: 2 BB: 1 P: 12	1B: 6 2B: 6 3B: 0 HR: 1	SF: 0 SAC: 0 DP: 1 HBP: 0	W/P: 1 PB: 0 SB: 1 CS: 0	PA: 55
<b>PITCHER</b>	IP	WLS	BF	H	R	ER	SO	BB	IBB	HBP	BLK	WP	HR	S		P	ERA	WHIP									
Jose Silva, R ERA: 8.76 (1, 1)	4.1	23	10	5	5	4	0	0	1	0	0	0	0	56		90	10.38	2.308									
Paul Wagner, R ERA: 1.35 (5, 1)	0.2	2	0	0	0	0	0	0	0	0	0	0	0	3		5	0.00	0.000									
Clint Sodowsky, R ERA: 4.01 (6, 1)	2.2	11	1	0	0	2	1	1	0	0	0	0	0	21		39	0.00	0.750									
Ricardo Rincon, L ERA: 3.76 (8, 1)	1.1	4	0	0	0	3	0	0	0	0	0	0	0	13	20	0.00	0.000										
Rich Loiselle, R ERA: 3.04 (10, 1)	2.0	7	1	0	0	0	0	0	0	0	0	0	0	16	24	0.00	0.500										
<b>PITCHER</b>	IP	WLS	BF	H	R	ER	SO	BB	IBB	HBP	BLK	WP	HR	S	P	ERA	WHIP										
Jason Christensen, L ERA: 6.08 (12, 1)	1.0	4	0	0	0	1	1	0	0	0	0	0	0	9	16	0.00	1.000										
Marc Wilkins, R ERA: 4.22 (13, 1)	0.1	L	4	1	1	1	0	1	0	0	0	0	0	3	12	27.00	6.000										

**Pittsburgh Pirates @ San Francisco Giants**  
 3Com Park at Candlestick Point, San Francisco, CA  
 Sun Jul 27 1997, 6:33 AM EDT  
 Sunny - 68 F

AB	52
R	5
H	15
RBI	5
BB	2
SO	15
LOB	15



**BOTTOM**

**Pittsburgh Pirates @ San Francisco Giants**  
 3Com Park at Candlestick Point, San Francisco, CA  
 Sun Jul 27 1997, 6:33 AM EDT  
 Sunny - 68 F

AB	50
R	6
H	13
RBI	5
BB	5
SO	10
LOB	23






Batter	1	2	3	4	5	6	7	8	9	AB R H RBI BB SO LOB	TOP									
Tony Womack, L (1,4) OBP: 0.323, SLG: 0.371	4-0 E S 1B BB	0-0		1-3 K		3-1 S 1B		0-1 CS 1B	1-1 FC1-4 1B	5 1 4 1 1 1 0	<b>Pittsburgh Pirates @ San Francisco Giants</b> 3Com Park at Candlestick Point, San Francisco, CA Sun Jul 27 1997, 6:38 AM EDT Att: 38,866 - Sunny - 63 F									
Jermaine Allensworth, R (1,8) OBP: 0.336, SLG: 0.332	3-2 G5-3	1-1 F8		0-1 1B		2-1 SF9 1B		1-2 CS 1B	1-2 FC1-4 FC6-4	5 0 2 1 0 0 4										
Al Martin, L (1,7) OBP: 0.378, SLG: 0.469	3-2 2B 1B		3-1 HR 1B	3-0 F7		3-0 P5		0-3 K 1B	0-1 FC6-4 HR	6 2 2 2 0 1 5										
Kevin Young, R (1,3) OBP: 0.349, SLG: 0.551	0-3 K		1-0 HR		1-2 G5-3		0-3 K	4-0 1B	1-1 HR	5 2 2 4 1 2 1										
Joe Randa, R (1,5) OBP: 0.355, SLG: 0.475	2-1 1B 2B		2-1 L9		1-0 F8		3-2 E6 FC5-4	3-3 K	2-0 G6-3	6 0 1 0 0 1 2										
18 Jason Kendall, R (1,2) OBP: 0.396, SLG: 0.435	4-2 BB		2-0 F9		4-0 WP S BB		1-0 FC5-4 1B		4-2 HR BB	2 1 0 0 3 0 1										
Jose Guillen, R (1,9) OBP: 0.297, SLG: 0.411	1-2 G4-3		1-1 1B		2-3 K		1-1 HBP 1B	1-1 HR	3-1 HR	5 1 3 2 0 1 4										
Kevin Polcovich, R (1,6) OBP: 0.378, SLG: 0.425		2-0 F8	0-0 F9		2-2 1B SF9 HBP		3-2 HBP	4-2 67 SH 1B BB		2 2 0 0 1 0 1										
67 Francisco Cordova, R (1,1) OBP: 0.170, SLG: 0.093 Rich Loisetle, R (9,1)	1-2 L4		1-3 K		0-0 SH3-4		2-2 G3-1	1-3 SH FC1-4 FC6-4 1B		3 1 0 0 0 1 3 0 0 0 0 0 0 0										
<b>Inning Stats</b>	R: 1 E: 0 K: 1 S: 21	H: 2 LOB: 3 BB: 2 P: 38	R: 0 E: 0 K: 0 S: 7	H: 1 LOB: 1 BB: 0 P: 11	R: 2 E: 0 K: 0 S: 9	H: 3 LOB: 1 BB: 0 P: 18	R: 0 E: 0 K: 2 S: 9	H: 1 LOB: 1 BB: 0 P: 14	R: 0 E: 0 K: 1 S: 8	H: 1 LOB: 3 BB: 1 P: 15	R: 0 E: 1 K: 1 S: 16	H: 1 LOB: 3 BB: 0 P: 25	R: 0 E: 0 K: 2 S: 11	H: 2 LOB: 2 BB: 1 P: 19	R: 6 E: 1 K: 0 S: 21	H: 3 LOB: 0 BB: 2 P: 37	1B: 9 2B: 2 3B: 0 HR: 3	SF: 1 SAC: 2 DP: 0 HBP: 2	WP: 1 PB: 0 CS: 3	PA: 50
<b>PITCHER</b>	IP WLS BF H R ER SO BB IBB HBP BLK WP HR S P ERA WHIP											IP WLS BF H R ER SO BB IBB HBP BLK WP HR S P ERA WHIP								
William Van Landingham, R (1,1) ERA: 4.98	5.0 L 25 7 3 3 4 3 0 0 0 0 1 1 54 97 5.40 2.000																			
John Johnstone, R (6,1) ERA: 2.16	2.0 11 2 1 1 1 0 0 2 0 0 0 0 24 40 4.50 1.000																			
Jim Poole, L (8,1) ERA: 5.54	0.2 4 2 0 0 1 0 1 0 0 0 0 8 13 0.00 3.000																			
Doug Henry, R (8,1) ERA: 4.07	0.1 5 1 4 4 1 2 0 0 0 0 0 1 14 28 108.00 9.000																			
Rich Rodriguez, L (9,1) ERA: 3.37	1.0 5 2 2 1 0 0 0 0 0 0 0 1 10 15 9.00 2.000																			
<b>Batter</b>	<b>1</b>	<b>2</b>	<b>3</b>	<b>4</b>	<b>5</b>	<b>6</b>	<b>7</b>	<b>8</b>	<b>9</b>	<b>AB R H RBI BB SO LOB</b>	<b>BOTTOM</b>									
Stan Javier, S (1,8) OBP: 0.382, SLG: 0.436	0-0 F7			0-3 K		0-0 G4-3		3-2 L3	1-1 G4-3	5 0 0 0 0 1 0	<b>Pittsburgh Pirates @ San Francisco Giants</b> 3Com Park at Candlestick Point, San Francisco, CA Sun Jul 27 1997, 6:38 AM EDT Att: 38,866 - Sunny - 63 F									
Jose Vizcaino, S (1,6) OBP: 0.325, SLG: 0.325	0-1 G6-3			0-0 G4-3		0-2 G6-3		0-2 3B	0-0 G5-3	4 0 1 0 0 0 0										
Barry Bonds, L (1,7) OBP: 0.437, SLG: 0.588	2-0 G3			3-3 K		1-0 S 1B		1-1 P7	2-3 K	5 0 1 0 0 2 1										
Jeff Kent, R (1,4) OBP: 0.314, SLG: 0.493		0-0 F8			1-3 K		3-3 K		0-1 HR 2B	4 1 1 0 0 2 1										
J.T. Snow, L (1,3) OBP: 0.405, SLG: 0.524		1-1 G3-1			1-1 1B 1B		0-0 P5		1-1 HR	4 2 2 2 0 0 0										
Glenallen Hill, R (1,9) OBP: 0.276, SLG: 0.423		1-2 P3			2-0 1B 1B		0-1 P3		1-0 HR 1B	4 1 2 0 0 0 0										
Bill Mueller, S (1,5) OBP: 0.349, SLG: 0.391			1-3 K		0-3 K		0-0 1B		1-0 HR 1B	4 1 2 0 0 2 2										
Damon Berryhill, S (1,2) OBP: 0.341, SLG: 0.339 Doug Henry, R (8,1) OBP: 0.333, SLG: 0.333			1-3 K		3-2 1B		2-1 G1-3		1-0 HR	3 0 1 1 0 1 1 0 0 0 0 0 0 0										
Rich Rodriguez, L (9,1) OBP: 0.333, SLG: 0.333 Rich Aurilia, R (9,6) OBP: 0.356, SLG: 0.635 Mark Lewis, R (9, PH) OBP: 0.331, SLG: 0.434			1-3 K		1-2 2H 1B				1-2 HR	0 0 0 0 0 0 0 1 1 1 3 0 0 0 1 0 0 0 0 0 0										
William Van Landingham, R (1,1) OBP: 0.148, SLG: 0.154 Marvin Benard, L (6, PH) OBP: 0.327, SLG: 0.264 John Johnstone, R (6,1) OBP: 0.341, SLG: 0.339 Jim Poole, L (8,1) OBP: 0.349, SLG: 0.551 Rick Wilkins, L (8,2) OBP: 0.287, SLG: 0.316			1-3 K		0-0 G3				1-2 HR	1 0 0 0 0 1 0 1 0 0 0 0 0 2 0 0 0 0 0 0 0 2 1 1 1 0 1 0										
<b>Inning Stats</b>	R: 0 E: 0 K: 0 S: 4	H: 0 LOB: 0 BB: 0 P: 6	R: 0 E: 0 K: 0 S: 6	H: 0 LOB: 0 BB: 0 P: 8	R: 0 E: 0 K: 3 S: 9	H: 0 LOB: 0 BB: 0 P: 12	R: 0 E: 0 K: 2 S: 8	H: 0 LOB: 0 BB: 0 P: 11	R: 1 E: 0 K: 2 S: 20	H: 3 LOB: 2 BB: 0 P: 27	R: 0 E: 0 K: 1 S: 9	H: 1 LOB: 1 BB: 0 P: 13	R: 0 E: 0 K: 1 S: 12	H: 1 LOB: 1 BB: 0 P: 19	R: 6 E: 0 K: 1 S: 16	H: 6 LOB: 0 BB: 0 P: 24	1B: 7 2B: 1 3B: 1 HR: 3	SF: 0 SAC: 0 DP: 0 HBP: 0	WP: 0 PB: 0 CS: 0	PA: 39
<b>PITCHER</b>	IP WLS BF H R ER SO BB IBB HBP BLK WP HR S P ERA WHIP											IP WLS BF H R ER SO BB IBB HBP BLK WP HR S P ERA WHIP								
67 Francisco Cordova, R (1,1) ERA: 3.12	1.0 W 35 11 6 6 9 0 0 0 0 0 0 2 81 115 6.75 1.375																			
Rich Loisetle, R (9,1) ERA: 3.17	1.0 4 1 1 1 1 0 0 0 0 0 0 1 9 13 9.00 1.000																			



Batter	1	2	3	4	5	6	7	8	9	AB	R	H	RBI	BB	SO	LOB	TOP										
Tony Womack, L (1,4) OBP: 0.324, SLG: 0.374	0-2 G1-6-3 1B		1-0 G3		2-0 G3 2B		0-0 F7		1-2 L6	5	1	2	0	0	0	1											
Jermaine Allensworth, R (1,8) OBP: 0.353, SLG: 0.359	0-0 G1-6-3		2-3 K		1-2 G3		0-1 B3			4	0	0	0	0	0	1	2										
Al Martin, L (1,7) OBP: 0.376, SLG: 0.470	0-0 F7		0-0 F9		2-2 2B		0-3 K			4	0	1	1	0	1	0											
Kevin Young, R (1,3) OBP: 0.354, SLG: 0.554		0-2 18 FC5 1B		2-0 WP 1B		1-3 K		2-2 1B		4	1	3	0	0	1	1											
Joe Randa, R (1,5) OBP: 0.357, SLG: 0.475 Marc Wilkins, R (8,1)	1 SAFE 1 SAFE 1 B 1 B 1 B 1 B 1 B 1 B	3-1 1B 18 FC5 1B		0-0 F8		1-2 F8		1-1 1B		4	0	2	0	0	0	1											
18 Jason Kendall, R (1,2) OBP: 0.395, SLG: 0.430	1-2 FC5 1B		0-0 F9		0-1 F9		3-2 F7			4	0	0	0	0	0	5											
Jose Guillen, R (1,9) OBP: 0.293, SLG: 0.406	2-2 P6		2-3 K 1B		0-3 K		3-3 K			4	0	0	0	0	3	3											
Kevin Polcovich, R (1,6) OBP: 0.381, SLG: 0.427	0-1 1-2 2-3 1B		1-1 1B		2-2 G5-3		1-2 P4			4	0	2	1	0	0	0											
Jon Lieber, L (1,1) OBP: 0.098, SLG: 0.100 Turner Ward, S (7,PH) Matt Ruebel, L (7,1) Clint Sodowsky, L (7,1) Dale Sveum, S (8,5)		0-3 K		0-2 G1-3		3-2 F7		0-2 E5		2	0	0	0	0	1	3											
<b>Inning Stats</b>	R: 0 E: 0 K: 0 S: 7	H: 1 LOB: 0 BB: 0 P: 7	R: 0 E: 0 K: 1 S: 16	H: 3 LOB: 3 BB: 0 P: 22	R: 0 E: 0 K: 1 S: 6	H: 0 LOB: 0 BB: 0 P: 9	R: 1 E: 0 K: 1 S: 8	H: 2 LOB: 2 BB: 0 P: 13	R: 1 E: 0 K: 1 S: 14	H: 2 LOB: 1 BB: 0 P: 20	R: 0 E: 0 K: 1 S: 9	H: 0 LOB: 0 BB: 0 P: 10	R: 0 E: 0 K: 0 S: 7	H: 0 LOB: 0 BB: 0 P: 12	R: 0 E: 0 K: 1 S: 16	H: 2 LOB: 2 BB: 0 P: 22	R: 0 E: 1 K: 1 S: 15	H: 0 LOB: 1 BB: 0 P: 20	1B: 8 2B: 2 3B: 0 HR: 0	SF: 0 SAC: 0 DP: 1 HBP: 0	WP: 1 PB: 0 SB: 1 CS: 0	PA: 37					
<b>PITCHER</b>	IP	WLS	BF	H	R	ER	SO	BB	IBB	HBP	BLK	WP	HR	S	P	ERA	WHIP										
Ismael Valdez, R (1,1) ERA: 2.97	6.0	W	25	8	2	2	5	0	0	0	0	1	0	60	81	3.00	1.333										
Antonio Osuna, R (7,1) ERA: 2.36	2.0		8	2	0	0	1	0	0	0	0	0	0	23	34	0.00	1.000										
Todd Worrell, R (9,1) ERA: 5.08	1.0	S	4	0	0	0	1	0	0	0	0	0	0	15	20	0.00	0.000										

Pittsburgh Pirates @ Los Angeles Dodgers  
Dodger Stadium, Los Angeles, CA  
Mon Jul 28 1997, 7:05 PM PDT  
Att: 53,503 - Unknown - 74 F


AB 37  
R 2  
H 10  
RBI 2  
BB 0  
SO 7  
LOB 16



Batter	1	2	3	4	5	6	7	8	9	AB	R	H	RBI	BB	SO	LOB	BOTTOM										
Brett Butler, L (1,7) OBP: 0.398, SLG: 0.355 Roger Cedeno, S (9,8)	1-0 B2-3		3-3 K		2-1 SF8 3B		2-2 G4-6-3 1B	1-1 CS		4	1	2	0	0	1	0											
Todd Hollandsworth, L (1,8) OBP: 0.291, SLG: 0.357	1-2 G3		0-2 F8		1-0 SF8		1-2 G4-6-3			3	0	0	1	0	0	1											
Mike Piazza, R (1,2) OBP: 0.426, SLG: 0.614	3-2 1B		3-2 1B		3-H G5-3		1-0 BB HBP			3	0	2	0	0	0	0											
Eric Karros, R (1,3) OBP: 0.342, SLG: 0.494	2-2 F9		2-2 F9		3-2 1B HBP		4-2 BB			2	0	0	0	1	0	2											
Raul Mondesi, R (1,9) OBP: 0.340, SLG: 0.536		1-1 E 1B		0-0 G6-3	0-2 1B		4-0 FC6-4 BB			3	1	2	0	1	0	0											
Todd Zeile, R (1,5) OBP: 0.330, SLG: 0.423	4-2 K BB		1-3 BB		4-2 HR BB		2-1 FC6-4			2	1	0	0	2	0	5											
Greg Gagne, R (1,6) OBP: 0.311, SLG: 0.384	1-3 K		1-3 K		0-0 HR		0-0 G4-3		2-1 CS 1B	4	1	2	2	0	1	2											
Tripp Cromer, R (1,4) OBP: 0.333, SLG: 0.465	0-0 1B		1-2 1B		0-0 P3		2-3 K		2-3 K	4	0	1	1	0	2	1											
Ismael Valdez, R (1,1) OBP: 0.081, SLG: 0.029 Nelson Liriano, S (6,PH) Antonio Osuna, R (7,1) Wilton Guerrero, S (8,PH) Todd Worrell, R (9,1)		0-3 K		1-2 G6-3		1-2 G3		2-2 P6		2	0	0	0	0	1	2											
<b>Inning Stats</b>	R: 0 E: 0 K: 0 S: 11	H: 1 LOB: 1 BB: 0 P: 18	R: 1 E: 1 K: 2 S: 13	H: 2 LOB: 1 BB: 1 P: 19	R: 0 E: 0 K: 1 S: 13	H: 1 LOB: 0 BB: 1 P: 21	R: 2 E: 0 K: 0 S: 8	H: 1 LOB: 0 BB: 1 P: 13	R: 1 E: 0 K: 0 S: 11	H: 2 LOB: 2 BB: 0 P: 18	R: 0 E: 0 K: 1 S: 7	H: 0 LOB: 0 BB: 0 P: 10	R: 0 E: 0 K: 0 S: 10	H: 1 LOB: 3 BB: 2 P: 24	R: 0 E: 0 K: 1 S: 9	H: 1 LOB: 0 BB: 0 P: 16	1B: 7 2B: 0 3B: 1 HR: 1	SF: 1 SAC: 0 DP: 1 HBP: 2	WP: 0 PB: 0 SB: 0 CS: 1	PA: 37							
<b>PITCHER</b>	IP	WLS	BF	H	R	ER	SO	BB	IBB	HBP	BLK	WP	HR	S	P	ERA	WHIP										
Jon Lieber, R (1,1) ERA: 4.72	6.0	L	27	7	4	4	4	2	0	1	0	0	0	8	20	0.00	4.500										
Matt Ruebel, L (7,1) ERA: 6.75	0.2		5	1	0	0	0	2	0	1	0	0	0	8	20	0.00	4.500										
Clint Sodowsky, R (7,1) ERA: 3.97	0.1		1	0	0	0	0	0	0	0	0	0	0	2	4	0.00	0.000										
Marc Wilkins, R (8,1) ERA: 4.14	1.0		3	1	0	0	1	0	0	0	0	0	0	9	16	0.00	1.000										

Pittsburgh Pirates @ Los Angeles Dodgers  
Dodger Stadium, Los Angeles, CA  
Mon Jul 28 1997, 7:05 PM PDT  
Att: 53,503 - Unknown - 74 F

AB 29  
R 4  
H 9  
RBI 4  
BB 4  
SO 5  
LOB 14





Batter	1	2	3	4	5	6	7	8	9	AB	R	H	RBI	BB	SO	LOB	TOP			
Tony Womack, L (1,4) OBP: 0.323, SLG: 0.372	G3		P3			G3-6-1 1B		FC6-4 1-2		4	0	1	0	0	0	1	<b>Pittsburgh Pirates @ Los Angeles Dodgers</b> Dodger Stadium, Los Angeles, CA Tue Jul 29 1997, 3:33 AM PDT Att: 43,791 - Sunny - 69 F			
Turner Ward, S (1,8) OBP: 0.400, SLG: 0.500	K			E9 1B		F7		G4-3		4	0	1	0	0	1	2				
Al Martin, L (1,7) OBP: 0.375, SLG: 0.466	K			L3		G3-6-1 1-2			F8 1B	4	0	1	0	0	1	2				
Kevin Young, R (1,3) OBP: 0.353, SLG: 0.548		BLK BB		P3			F7		F8	3	0	0	0	1	0	2				
Joe Randa, R (1,5) OBP: 0.355, SLG: 0.471	K			K		G6-3			G6-3 1-2 1B	4	0	1	0	0	2	2				
18 Jason Kendall, R (1,2) OBP: 0.391, SLG: 0.425	K				G5-3		G6-3		F8	4	0	0	0	0	1	3				
Jose Guillen, R (1,9) OBP: 0.296, SLG: 0.417																				
Mark Smith, R (8,9) OBP: 0.310, SLG: 0.521	F7					G4-3 1B		HR	K	3	1	2	1	0	0	1				
Kevin Polcovich, R (1,6) OBP: 0.375, SLG: 0.419				G5-3		G4-3		G1-3		3	0	0	0	0	0	1				
Steve Cooke, R (1,1) OBP: 0.079, SLG: 0.105				G6-3						2	0	0	0	0	0	1				
Dale Sveum, S (8, PH) OBP: 0.338, SLG: 0.470										1	0	1	0	0	0	0				
Emil Brown, R (8, PR) OBP: 0.301, SLG: 0.288										0	0	0	0	0	0	0				
Paul Wagner, R (8,1) OBP: 0.301, SLG: 0.288										0	0	0	0	0	0	0				
Ricardo Rincon, L (8,1) OBP: 0.301, SLG: 0.288										0	0	0	0	0	0	0				
<b>Inning Stats</b>	R: 0 H: 0 E: 0 K: 2 S: 9	H: 0 LOB: 0 BB: 0 P: 15	R: 0 H: 0 E: 0 K: 2 S: 10	H: 0 LOB: 1 BB: 1 P: 15	R: 0 H: 0 E: 0 K: 0 S: 5	H: 2 LOB: 0 BB: 0 P: 11	R: 0 H: 1 E: 1 K: 1 S: 8	H: 1 LOB: 1 BB: 0 P: 9	R: 0 H: 1 E: 0 K: 0 S: 18	H: 1 LOB: 0 BB: 0 P: 23	R: 0 H: 1 E: 0 K: 0 S: 5	H: 0 LOB: 0 BB: 0 P: 15	R: 1 H: 2 E: 0 K: 12 S: 12	H: 2 LOB: 1 BB: 0 P: 19	R: 0 H: 2 E: 0 K: 1 S: 12	H: 2 LOB: 2 BB: 0 P: 16	1B: 6 2B: 0 3B: 0 HR: 1	SF: 0 SAC: 0 DP: 1 HBP: 0	WP: 0 PB: 0 SB: 0 CS: 0	PA: 34
<b>PITCHER</b>	IP WLS BF H R ER SO BB IBB HBP BLK WP HR S P ERA WHIP																			
Pedro Astacio, R (1,1) ERA: 3.76	7.1 W 27 5 1 1 5 1 0 0 0 1 0 1 69 106 1.23 0.818																			
Scott Radinsky, L (8,1) ERA: 2.99	0.2 2 0 0 0 0 0 0 0 0 0 0 6 8 0.00 0.000																			
Todd Worrell, R (9,1) ERA: 4.95	1.0 S 5 2 0 0 1 0 0 0 0 0 0 0 12 16 0.00 2.000																			

AB 33  
R 1  
H 7  
RBI 1  
BB 1  
SO 6  
LOB 17





Batter	1	2	3	4	5	6	7	8	9	AB	R	H	RBI	BB	SO	LOB	BOTTOM	
Brett Butler, L (1,7) OBP: 0.406, SLG: 0.367	FC5 E BB		CS 1B			FC6-4 1B			K	3	0	3	1	1	0	0	<b>Pittsburgh Pirates @ Los Angeles Dodgers</b> Dodger Stadium, Los Angeles, CA Tue Jul 29 1997, 3:33 AM PDT Att: 43,791 - Sunny - 69 F	
Todd Hollandsworth, L (8,7) OBP: 0.290, SLG: 0.356										1	0	0	0	0	1	3		
Roger Cedeno, S (1,8) OBP: 0.359, SLG: 0.385	E4 WP FC5 G5-3		K			FC6-4 1-2		G5-3		4	1	0	0	0	1	4		
Mike Piazza, R (1,2) OBP: 0.427, SLG: 0.614	FC5 G5-3 1B									3	1	1	0	1	0	2		
Eric Karros, R (1,3) OBP: 0.339, SLG: 0.489	G5-3		G6-3				F8		IBB	4	0	0	1	0	0	4		
Raul Mondesi, R (1,9) OBP: 0.344, SLG: 0.541	G5-3					G4-3		G3-1		4	0	0	1	0	0	4		
Todd Zeile, R (1,5) OBP: 0.331, SLG: 0.421				F8		E7		SH1-4 BLK 1B		4	0	3	1	0	0	0		
Wilton Guerrero, S (1,4) OBP: 0.305, SLG: 0.418					B5-3			SH1-4 BB		2	0	0	0	2	1	1		
Greg Gagne, R (1,6) OBP: 0.313, SLG: 0.384					G5-3		FC6 IBB	SH1-4 BLK 1B		3	0	0	0	0	0	2		
Pedro Astacio, R (1,1) OBP: 0.158, SLG: 0.184										3	1	1	0	1	0	0		
Scott Radinsky, L (8,1) ERA: 1.39										0	0	0	0	0	0	0		
Nelson Liriano, S (8, PH) OBP: 0.282, SLG: 0.347										0	0	0	0	0	0	0		
Billy Ashley, R (8, PH) OBP: 0.298, SLG: 0.474										0	0	0	0	0	0	0		
Todd Worrell, R (9,1) ERA: 3.69										0	0	0	0	0	0	0		
<b>Inning Stats</b>	R: 2 H: 1 E: 1 K: 1 S: 12	H: 1 LOB: 1 BB: 1 P: 25	R: 0 H: 0 E: 0 K: 1 S: 8	H: 0 LOB: 0 BB: 0 P: 12	R: 0 H: 2 E: 0 K: 1 S: 11	H: 2 LOB: 1 BB: 0 P: 12	R: 0 H: 0 E: 0 K: 0 S: 7	H: 0 LOB: 0 BB: 0 P: 8	R: 0 H: 1 E: 1 K: 0 S: 9	H: 1 LOB: 2 BB: 1 P: 17	R: 1 H: 2 E: 0 K: 0 S: 13	H: 2 LOB: 2 BB: 1 P: 23	R: 0 H: 1 E: 0 K: 2 S: 10	H: 1 LOB: 3 BB: 2 P: 23	1B: 5 2B: 3 3B: 0 HR: 0	SF: 0 SAC: 2 DP: 0 HBP: 0	WP: 1 PB: 0 SB: 1 CS: 1	PA: 37
<b>PITCHER</b>	IP WLS BF H R ER SO BB IBB HBP BLK WP HR S P ERA WHIP																	
Steve Cooke, L (1,1) ERA: 3.32	7.0 L 31 7 3 1 3 1 1 0 0 0 0 0 68 107 1.29 1.143																	
Paul Wagner, R (8,1) ERA: 1.39	0.1 4 1 0 0 0 1 1 0 0 1 0 0 4 12 0.00 6.000																	
Ricardo Rincon, L (8,1) ERA: 3.69	0.2 2 0 0 0 0 2 0 0 0 0 0 0 6 11 0.00 0.000																	

AB 30  
R 3  
H 8  
RBI 3  
BB 5  
SO 5  
LOB 19







Batter	1	2	3	4	5	6	7	8	9	AB	R	H	RBI	BB	SO	LOB	TOP											
Eric Young Sr. R OBP: 0.371, SLG: 0.417	1B		FC6-4			G3	G6-4-3			4	0	1	0	0	0	4	<b>Colorado Rockies @ Pittsburgh Pirates</b> Three Rivers Stadium, Pittsburgh, PA Thu Jul 31 1997, 7:05 PM EDT Att: 16,654 - Unknown - 85 F  <b>AB 32</b> <b>R 1</b> <b>H 7</b> <b>RBI 1</b> <b>BB 4</b> <b>SO 8</b> <b>LOB 16</b>  											
Ellis Burks R OBP: 0.330, SLG: 0.516 Quinton McCracken S OBP: 0.343, SLG: 0.339	G1-3			F8		G1-3		K		4	0	0	0	0	1	0												
Larry Walker L OBP: 0.473, SLG: 0.711	K			L3		HR		G4-3 BB		3	1	1	1	1	1	0												
Andres Galarraga R OBP: 0.397, SLG: 0.584		K		G6-3		2B		G4-3		4	0	1	0	0	1	1												
Dante Bichette R OBP: 0.345, SLG: 0.509 Harvey Pulliam R OBP: 0.356, SLG: 0.452	G5-3				P6	G6-3		K		4	0	0	0	0	1	2												
Vinny Castilla R OBP: 0.345, SLG: 0.541	G6-3						1B BB		K	4	0	2	0	0	1	0												
Jeff Reed L OBP: 0.398, SLG: 0.506				FC3-6 BB		G5-3		1B BB		2	0	1	0	2	0	1												
Neffi Perez S OBP: 0.353, SLG: 0.468			P6				P6		K	3	0	0	0	1	1	4												
Roger Bailey R OBP: 0.234, SLG: 0.222 Curt Leskanic R OBP: 0.356, SLG: 0.452				FC3-6		K		K2-3		3	0	1	0	0	1	3												
John Vander Wal L OBP: 0.250, SLG: 0.197				FC6-4			G6-4-3 1B			1	0	0	0	0	1	1												
<b>Inning Stats</b>	R: 0 E: 0 K: 1 S: 7	H: 1 LOB: 0 BB: 0 P: 11	R: 0 E: 0 K: 1 S: 9	H: 0 LOB: 0 BB: 0 P: 12	R: 0 E: 0 K: 0 S: 5	H: 0 LOB: 1 BB: 1 P: 13	R: 0 E: 0 K: 0 S: 7	H: 0 LOB: 0 BB: 0 P: 9	R: 0 E: 0 K: 1 S: 10	H: 1 LOB: 2 BB: 1 P: 17	R: 1 E: 0 K: 0 S: 12	H: 2 LOB: 1 BB: 0 P: 15	R: 0 E: 0 K: 0 S: 11	H: 2 LOB: 2 BB: 1 P: 18	R: 0 E: 0 K: 2 S: 7	H: 0 LOB: 1 BB: 0 P: 11	R: 0 E: 0 K: 3 S: 11	H: 1 LOB: 1 BB: 0 P: 15	1B: 5 2B: 1 3B: 0 HR: 1	SF: 0 SAC: 0 DP: 1 HBP: 0	WP: 0 PB: 0 SB: 0 CS: 0	PA: 36						
<b>PITCHER</b>	IP	WLS	BF	H	R	ER	SO	BB	IBB	HBP	BLK	WP	HR	S	P	ERA	WHIP											
Jason Schmidt R ERA: 3.94	(1, 1)	8.0	W	32	6	1	1	5	4	0	0	0	0	1	68	106	1.12	1.250										
Rich Loiselle R ERA: 3.1	(9, 1)	1.0	S	4	1	0	0	3	0	0	0	0	0	11	15	0.00	1.000											

Batter	1	2	3	4	5	6	7	8	9	AB	R	H	RBI	BB	SO	LOB	BOTTOM											
Tony Womack L OBP: 0.323, SLG: 0.371	G4-3			G4-3				P6		4	0	1	0	0	0	1	<b>Colorado Rockies @ Pittsburgh Pirates</b> Three Rivers Stadium, Pittsburgh, PA Thu Jul 31 1997, 7:05 PM EDT Att: 16,654 - Unknown - 85 F  <b>AB 30</b> <b>R 4</b> <b>H 5</b> <b>RBI 4</b> <b>BB 1</b> <b>SO 7</b> <b>LOB 9</b>  											
Jermaine Allensworth R OBP: 0.336, SLG: 0.330	G5-3			K			G4-6-3 HBP		HR 2B	3	1	1	1	0	1	0												
Al Martin L OBP: 0.376, SLG: 0.469 Rich Loiselle R	G3-1								HR IBB	3	1	1	0	1	1	3												
Kevin Young R OBP: 0.352, SLG: 0.554		K		G5-3		G4-6-3			HR	4	1	1	3	0	1	4												
Joe Randa R OBP: 0.350, SLG: 0.464	G5-3				G5-3		L4		K	4	0	0	0	0	1	0												
18 Jason Kendall R OBP: 0.388, SLG: 0.421	G6-3				G6-3		G5-3			3	0	0	0	0	0	0												
Jose Guillen R OBP: 0.294, SLG: 0.413			K		E6		G4-3			3	0	0	0	0	1	0												
Kevin Polcovich R OBP: 0.369, SLG: 0.412			B2		G4-3			K		3	0	0	0	0	1	1												
Jason Schmidt R OBP: 0.111, SLG: 0.139 Turner Ward S OBP: 0.411, SLG: 0.510			K			E5 WP 1B			2B 1B	2	0	0	0	0	1	0												
<b>Inning Stats</b>	R: 0 E: 0 K: 0 S: 6	H: 0 LOB: 0 BB: 0 P: 10	R: 0 E: 0 K: 1 S: 10	H: 0 LOB: 0 BB: 0 P: 15	R: 0 E: 0 K: 2 S: 7	H: 0 LOB: 0 BB: 0 P: 9	R: 0 E: 0 K: 1 S: 9	H: 1 LOB: 1 BB: 0 P: 12	R: 0 E: 1 K: 0 S: 9	H: 0 LOB: 1 BB: 0 P: 15	R: 0 E: 1 K: 1 S: 11	H: 1 LOB: 2 BB: 0 P: 19	R: 0 E: 0 K: 0 S: 9	H: 0 LOB: 0 BB: 0 P: 14	R: 4 E: 0 K: 2 S: 13	H: 3 LOB: 0 BB: 1 P: 29		1B: 2 2B: 2 3B: 0 HR: 1	SF: 0 SAC: 0 DP: 1 HBP: 1	WP: 1 PB: 0 SB: 0 CS: 0	PA: 32							
<b>PITCHER</b>	IP	WLS	BF	H	R	ER	SO	BB	IBB	HBP	BLK	WP	HR	S	P	ERA	WHIP											
Roger Bailey R ERA: 3.8	(1, 1)	7.2	L	30	4	3	3	6	0	0	0	0	0	1	68	112	3.52	0.522										
Curt Leskanic R ERA: 6.03	(8, 1)	0.1		2	1	1	1	1	0	0	0	0	0	1	6	11	27.00	3.000										



Batter	1	2	3	4	5	6	7	8	9	AB	R	H	RBI	BB	SO	LOB	TOP																	
Eric Young Sr. R (1,4) OBP: 0.388, SLG: 0.413 Jerry Dipoto, R (9,1) OBP: 0.125, SLG: 0.125	G4-3		P4		G4-3	G6-3			G1-3	4	0	0	0	0	0	2	<b>Colorado Rockies @ Pittsburgh Pirates</b> Three Rivers Stadium, Pittsburgh, PA Fri Aug 01 1997, 7:05 PM EDT Att: 22,657 - Unknown - 82 F  livebaseballscores.com  <b>AB 36</b> <b>R 7</b> <b>H 10</b> <b>RBI 7</b> <b>BB 2</b> <b>SO 2</b> <b>LOB 10</b>  																	
Neft Perez, S (1,6) OBP: 0.355, SLG: 0.466	P6				F8			G6-3	5	0	2	2	0	0	0																			
Larry Walker, L (1,9) OBP: 0.474, SLG: 0.727	HR		F8					HR	5	3	3	2	0	0	2																			
Andres Galarraga, R (1,3) OBP: 0.397, SLG: 0.582	G4-3				F9	G5-3		F7	5	2	2	1	0	0	0																			
Dante Bichette, R (1,7) OBP: 0.344, SLG: 0.505 Harvey Pulliam, R (7,7) OBP: 0.356, SLG: 0.452		F7		G5-3		BLK		F8	3	0	0	0	1	0	1																			
Vinny Castilla, R (1,5) OBP: 0.344, SLG: 0.538		G5-3		F9		BLK		F7	4	0	1	1	0	0	1																			
Kirt Manwaring, R (1,2) OBP: 0.309, SLG: 0.298		F8						G5-3	4	0	1	1	0	0	2																			
Quinton McCracken, S (1,8) OBP: 0.345, SLG: 0.338			E7					K	3	2	1	0	1	1	0																			
John Thomson, R (1,1) OBP: 0.241, SLG: 0.214 Mike Munoz, L (7,1) Steve Reed, R (7,1) Jason Bates, S (7,4) OBP: 0.326, SLG: 0.383 Ellis Burks, R (9,PH) OBP: 0.323, SLG: 0.514			SH5-4		FC4-6			SH1-4	1	0	0	0	0	0	2																			
<b>Inning Stats</b>	R: 1 E: 0 K: 0 S: 7	H: 1 LOB: 0 BB: 0 P: 10	R: 0 E: 0 K: 0 S: 9	H: 0 LOB: 0 BB: 0 P: 13	R: 1 E: 1 K: 0 S: 11	H: 1 LOB: 1 BB: 0 P: 16	R: 1 E: 0 K: 0 S: 11	H: 3 LOB: 2 BB: 0 P: 17	R: 2 E: 0 K: 0 S: 13	H: 3 LOB: 1 BB: 1 P: 22	R: 0 E: 0 K: 2 S: 4	H: 0 LOB: 0 BB: 0 P: 7	R: 0 E: 0 K: 2 S: 10	H: 0 LOB: 0 BB: 0 P: 14	R: 1 E: 0 K: 0 S: 10	H: 1 LOB: 0 BB: 0 P: 15		1B: 7 2B: 1 3B: 0 HR: 2	SF: 0 SAC: 2 DP: 0 HBP: 0	WP: 0 PB: 0 SB: 1 CS: 0	PA: 40													
<b>PITCHER</b>	IP WLS BF H R ER SO BB IBB HBP BLK WP HR S P ERA WHIP																																	
Esteban Loaiza, R (1,1) ERA: 4.46	4.2	24	8	5	4	0	1	0	0	0	0	0	0	1	48	73	7.71	1.929																
Paul Wagner, R (5,1) ERA: 1.33	2.1	9	1	1	1	0	1	0	0	1	0	0	0	15	25	3.86	0.857																	
Marc Wilkins, R (8,1) ERA: 4.06	1.0	3	0	0	0	2	0	0	0	0	0	0	0	10	14	0.00	0.000																	
Ricardo Rincon, L (9,1) ERA: 3.83	1.0	L	4	1	1	1	0	0	0	0	0	1	10	15	9.00	1.000																		

Batter	1	2	3	4	5	6	7	8	9	AB	R	H	RBI	BB	SO	LOB	BOTTOM																	
Tony Womack, L (1,4) OBP: 0.319, SLG: 0.367	F9			G6-3					G3	5	0	0	0	0	0	2	<b>Colorado Rockies @ Pittsburgh Pirates</b> Three Rivers Stadium, Pittsburgh, PA Fri Aug 01 1997, 7:05 PM EDT Att: 22,657 - Unknown - 82 F  livebaseballscores.com  <b>AB 36</b> <b>R 6</b> <b>H 13</b> <b>RBI 6</b> <b>BB 2</b> <b>SO 4</b> <b>LOB 14</b>  																	
Jermaine Allensworth, R (1,8) OBP: 0.342, SLG: 0.339 Marc Wilkins, R (8,1) Ricardo Rincon, L (9,1) Dale Sveum, S (9,PH) OBP: 0.336, SLG: 0.468	L4								F8	3	2	2	0	1	0	0																		
Al Martin, L (1,7) OBP: 0.378, SLG: 0.473	G4-3									4	1	2	1	0	1																			
Kevin Young, R (1,3) OBP: 0.354, SLG: 0.564										4	1	2	2	0	1	2																		
Joe Randa, R (1,5) OBP: 0.346, SLG: 0.458										4	0	0	0	0	1	3																		
18 Jason Kendall, R (1,2) OBP: 0.394, SLG: 0.426										3	1	3	1	1	0	0																		
Jose Guillen, R (1,9) OBP: 0.293, SLG: 0.411										4	0	1	0	0	0	3																		
Kevin Polcovich, R (1,6) OBP: 0.367, SLG: 0.414										4	1	1	1	0	0	3																		
Esteban Loaiza, R (1,1) OBP: 0.190, SLG: 0.214 Paul Wagner, R (5,1) Turner Ward, S (7,PH) OBP: 0.414, SLG: 0.509										2	0	1	1	0	1	0																		
<b>Inning Stats</b>	R: 0 E: 0 K: 0 S: 8	H: 0 LOB: 0 BB: 0 P: 12	R: 3 E: 0 K: 0 S: 13	H: 4 LOB: 1 BB: 0 P: 21	R: 2 E: 0 K: 1 S: 11	H: 3 LOB: 1 BB: 0 P: 15	R: 0 E: 0 K: 1 S: 8	H: 0 LOB: 0 BB: 0 P: 11	R: 0 E: 0 K: 2 S: 15	H: 1 LOB: 0 BB: 0 P: 20	R: 0 E: 0 K: 1 S: 10	H: 2 LOB: 1 BB: 0 P: 12	R: 1 E: 0 K: 0 S: 11	H: 3 LOB: 2 BB: 1 P: 18	R: 0 E: 0 K: 0 S: 5	H: 0 LOB: 0 BB: 1 P: 10		R: 0 E: 0 K: 0 S: 9	H: 0 LOB: 0 BB: 0 P: 12	1B: 9 2B: 3 3B: 0 HR: 1	SF: 0 SAC: 0 DP: 2 HBP: 0	WP: 0 PB: 0 SB: 0 CS: 2	PA: 38											
<b>PITCHER</b>	IP WLS BF H R ER SO BB IBB HBP BLK WP HR S P ERA WHIP																																	
John Thomson, R (1,1) ERA: 4.86	6.2	29	11	6	6	4	1	0	0	0	0	0	0	0	70	100	8.10	1.800																
Mike Munoz, L (7,1) ERA: 5.09	0.0	1	1	0	0	0	0	0	0	0	0	2	2	∞	∞																			
Steve Reed, R (7,1) ERA: 4.47	1.1	W	5	1	0	0	0	1	0	0	0	0	9	17	0.00	1.500																		
Jerry Dipoto, R (9,1) ERA: 5.03	1.0	S	3	0	0	0	0	0	0	0	0	0	9	12	0.00	0.000																		



Batter	1	2	3	4	5	6	7	8	9	AB	R	H	RBI	BB	SO	LOB	TOP					
Eric Young Sr. R (1,4) OBP: 0.365, SLG: 0.409 Mark Hutton, R (7,1) Ellis Burks, R (8,PH) OBP: 0.331, SLG: 0.514 Roger Bailey, R (8,FR) OBP: 0.234, SLG: 0.222 Kirt Manwaring, R (8,2) OBP: 0.309, SLG: 0.298 Neftali Perez, S (1,6) OBP: 0.348, SLG: 0.455	G6-3		P3		K		K	BB		4	0	0	0	0	2	3	<b>Colorado Rockies @ Pittsburgh Pirates</b> Three Rivers Stadium, Pittsburgh, PA Sat Aug 02 1997, 3:33 AM EDT Att: 32,388 - Cloudy - 78 F					
Larry Walker, L (1,9) OBP: 0.478, SLG: 0.737	HR		F8		FC4-6 1B		G3-1	G6-3 17 PB 2B	FC6-4 BB	4	2	3	2	1	0	0						
Andres Galarraga, R (1,3) OBP: 0.395, SLG: 0.578	K				FC4-6 17 1B FC1-2		E9 1B	G6-3 2B	FC6-4	5	0	1	0	0	1	3						
17 Todd Helton, L (1,7) OBP: 0.600, SLG: 1.250		F7			FC1-2 1B				F7	4	1	2	1	1	0	1						
Vinny Castilla, R (1,5) OBP: 0.342, SLG: 0.537	G6-3				FC1-2		FC6-4 BB		HR	5	1	1	0	0	1	5						
Jeff Reed, L (1,2) Dante Bichette, R (8,PH) OBP: 0.346, SLG: 0.506 Darren Holmes, R (8,1) OBP: 0.167, SLG: 0.333	G6-3				F9			FC4-6 1B	BB 1B	3	0	1	0	0	0	2						
Quinton McCracken, S (1,8) OBP: 0.350, SLG: 0.345			SH3 1B				F7		BB 1B	4	0	3	0	0	0	1						
Bill Swift, R (1,1) OBP: 0.364, SLG: 0.235 Curt Lesknic, R (5,1) Jason Bates, S (7,PH) OBP: 0.319, SLG: 0.373			SH3		F9		FC4-6		K	1	0	0	0	0	0	1						
Inning Stats	R: 1 E: 0 K: 1 S: 8	H: 1 LOB: 0 BB: 0 P: 15	R: 0 E: 0 K: 0 S: 8	H: 0 LOB: 0 BB: 0 P: 11	R: 0 E: 0 K: 0 S: 9	H: 1 LOB: 1 BB: 0 P: 12	R: 0 E: 0 K: 0 S: 11	H: 2 LOB: 2 BB: 0 P: 18	R: 0 E: 0 K: 0 S: 9	H: 1 LOB: 2 BB: 1 P: 11	R: 0 E: 0 K: 0 S: 8	H: 1 LOB: 2 BB: 1 P: 15	R: 0 E: 0 K: 1 S: 20	H: 6 LOB: 3 BB: 1 P: 31	R: 0 E: 0 K: 1 S: 12	H: 0 LOB: 1 BB: 1 P: 19		1B: 9 2B: 2 3B: 0 HR: 2	SF: 0 SAC: 1 DP: 0 HBP: 0	WP: 0 PB: 1 SB: 0 CS: 1	PA: 42	
PITCHER	IP	WLS	BF	H	R	ER	SO	BB	IBB	HBP	BLK	WP	HR	S	P	ERA		WHIP				
67 Francisco Cordova, R (1,1) ERA: 3.03 Marc Wilkins, R (8,1) ERA: 4.73 Jason Christiansen, L (8,1) ERA: 5.93 Clint Sodowsky, R (8,1) ERA: 3.93 Rich Loiselle, R (9,1) ERA: 3.04	7.0	W	28	7	1	1	3	1	0	0	0	0	1	64	97	1.29	1.143					
67 Francisco Cordova, R (1,1) OBP: 0.163, SLG: 0.089 Marc Wilkins, R (8,1) Jason Christiansen, R (8,1) Clint Sodowsky, L (8,1) Turner Ward, S (9,9) OBP: 0.500, SLG: 0.500	0.1		5	4	4	4	0	0	0	0	0	0	0	1	9	10	108.00	12.000				
67 Francisco Cordova, R (1,1) OBP: 0.163, SLG: 0.089 Marc Wilkins, R (8,1) Jason Christiansen, R (8,1) Clint Sodowsky, L (8,1) Turner Ward, S (9,9) OBP: 0.500, SLG: 0.500	0.1		3	2	0	0	1	0	0	0	0	0	0	8	14	0.00	6.000					
67 Francisco Cordova, R (1,1) OBP: 0.163, SLG: 0.089 Marc Wilkins, R (8,1) Jason Christiansen, R (8,1) Clint Sodowsky, L (8,1) Turner Ward, S (9,9) OBP: 0.500, SLG: 0.500	0.1		2	0	0	0	0	1	0	0	0	0	0	3	7	0.00	3.000					
67 Francisco Cordova, R (1,1) OBP: 0.163, SLG: 0.089 Marc Wilkins, R (8,1) Jason Christiansen, R (8,1) Clint Sodowsky, L (8,1) Turner Ward, S (9,9) OBP: 0.500, SLG: 0.500	1.0	S	4	0	0	0	1	1	0	0	0	0	0	12	19	0.00	1.000					

AB	38
R	5
H	13
RBI	4
BB	3
SO	5
LOB	23

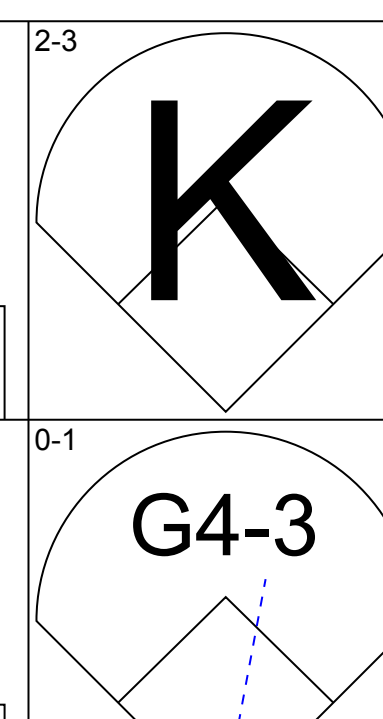
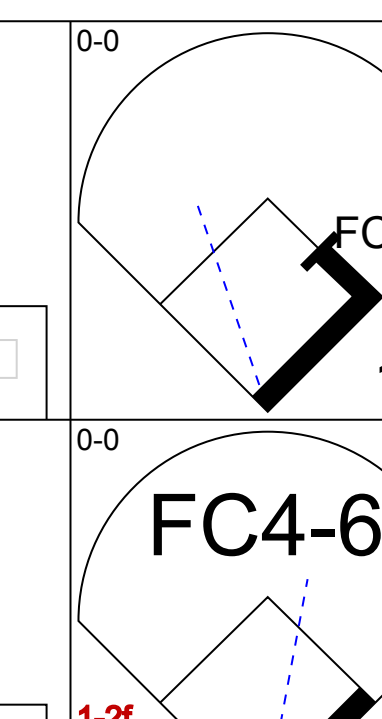
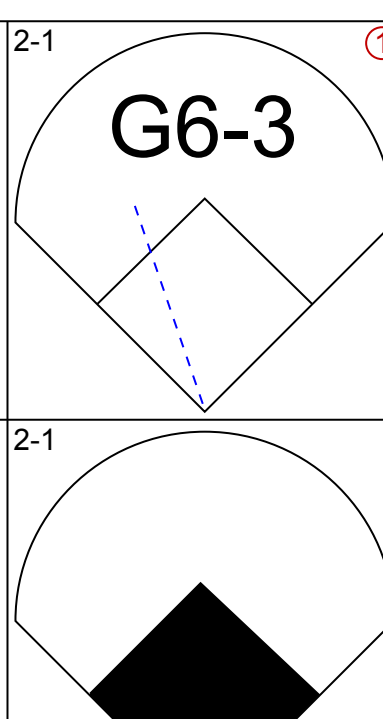
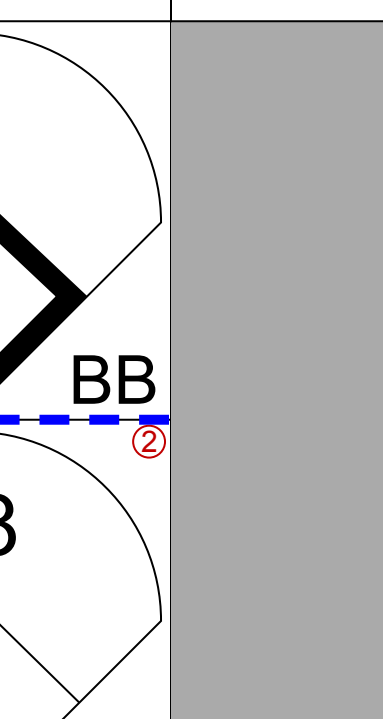
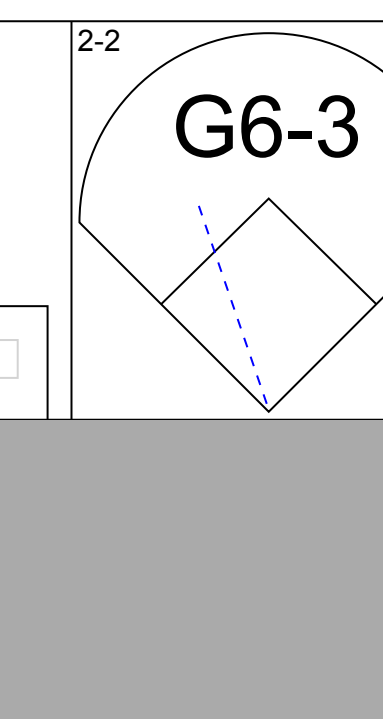
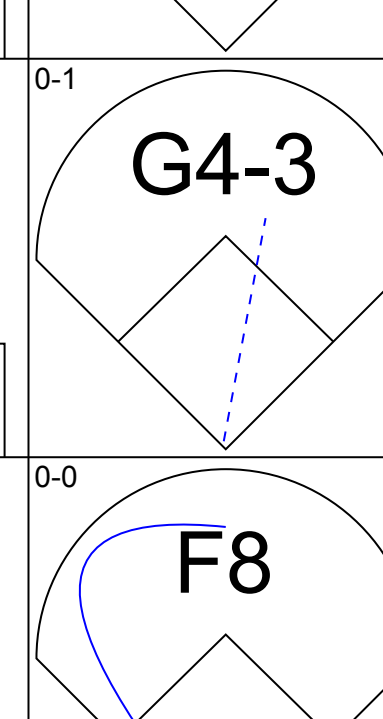
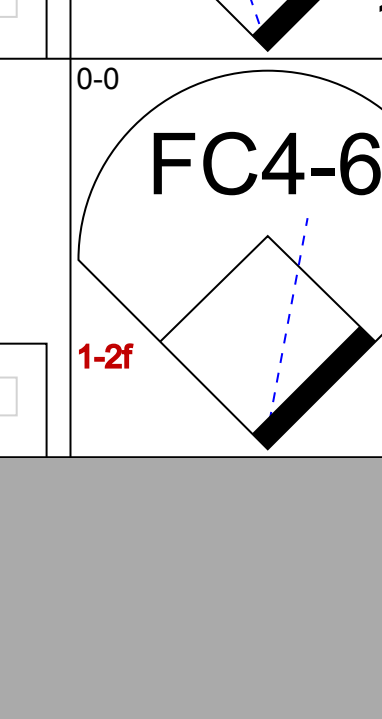
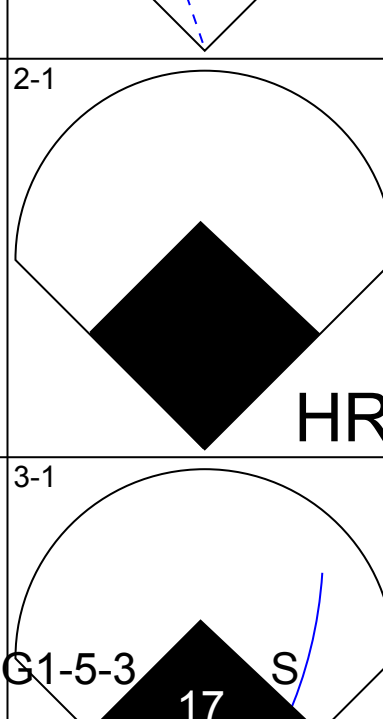
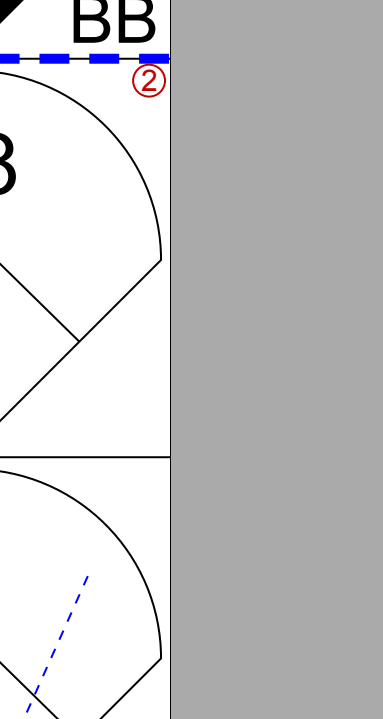
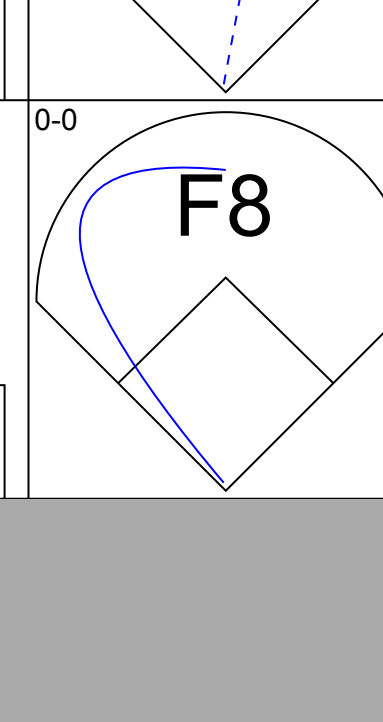
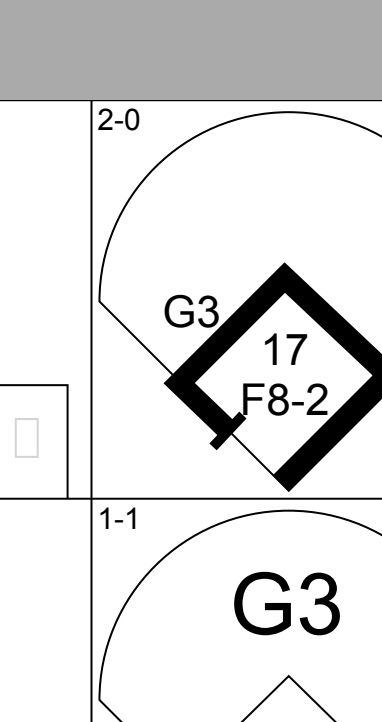
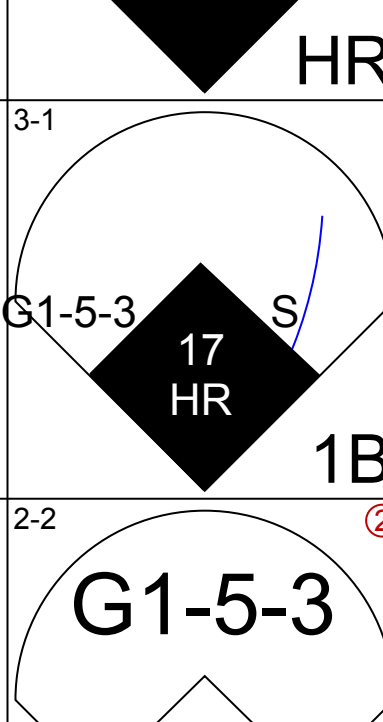
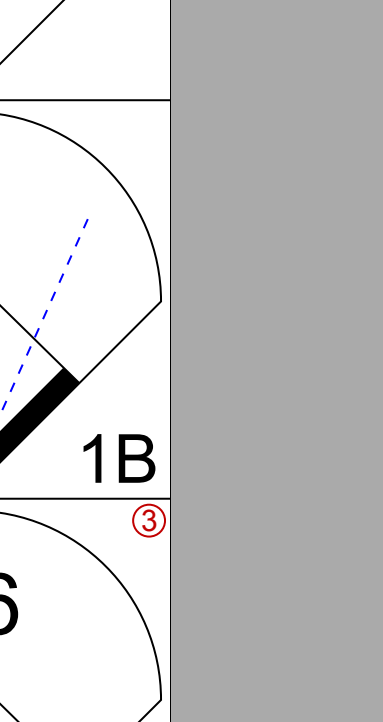
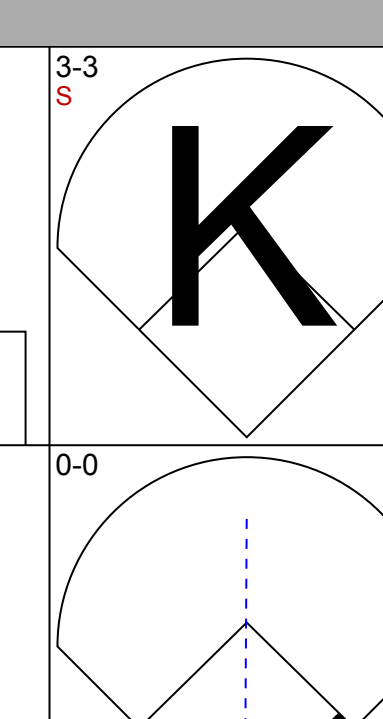
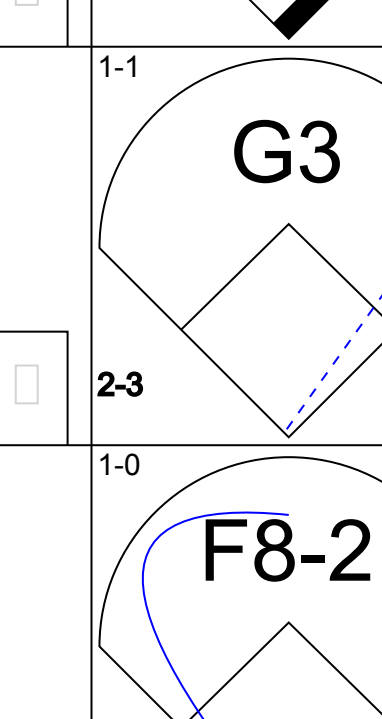
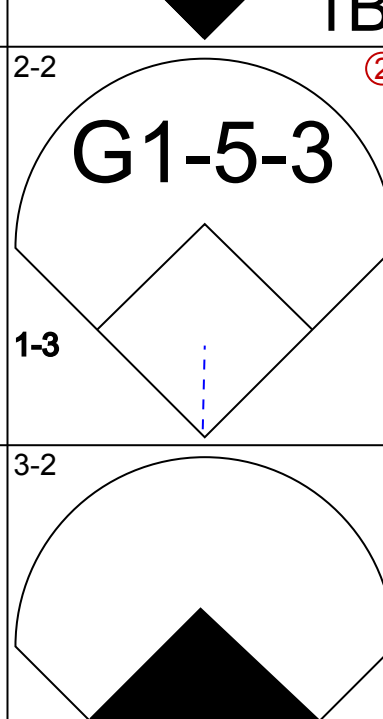
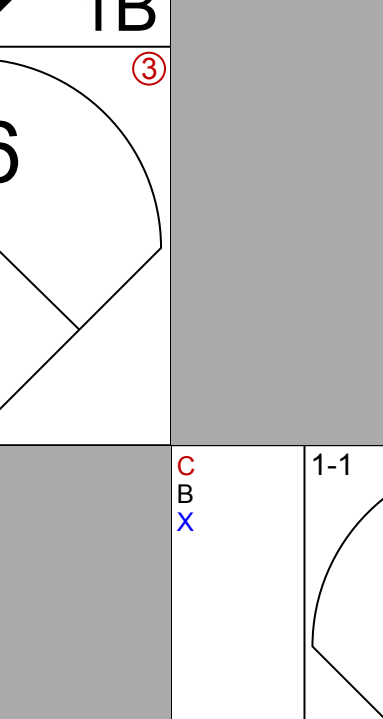
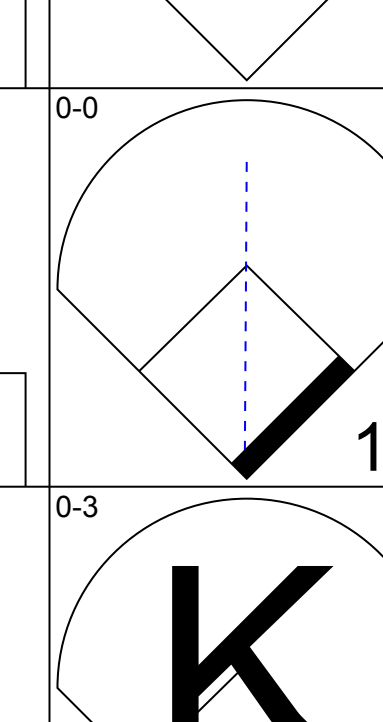
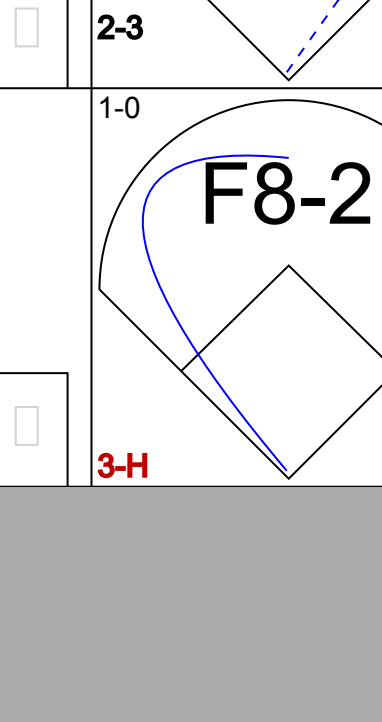
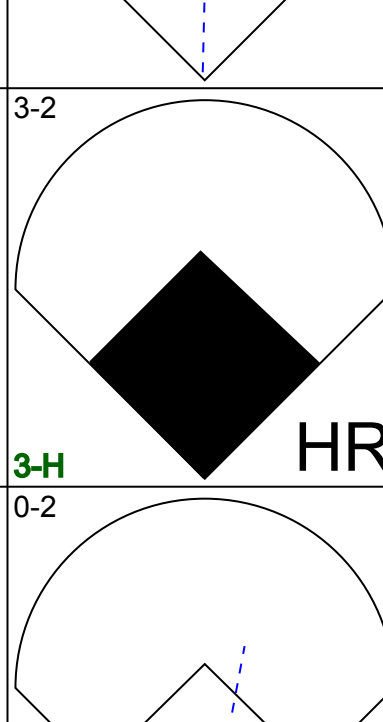

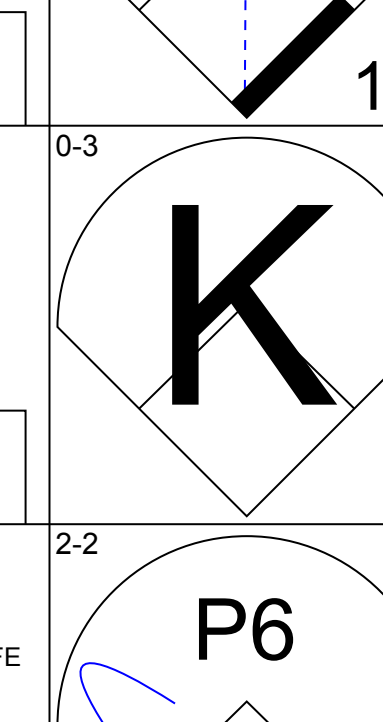
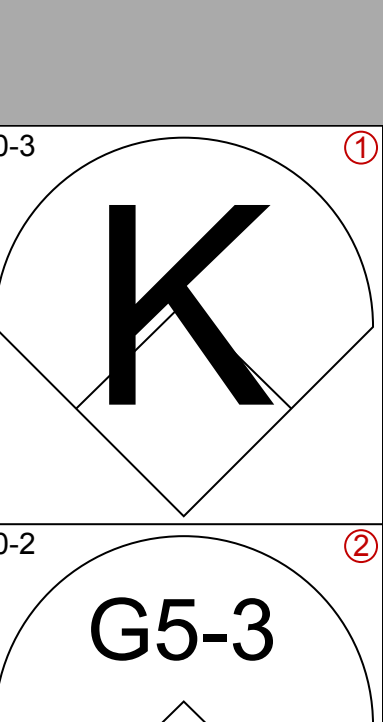
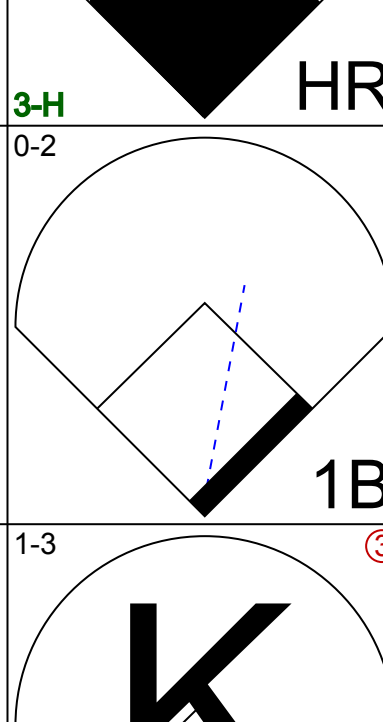

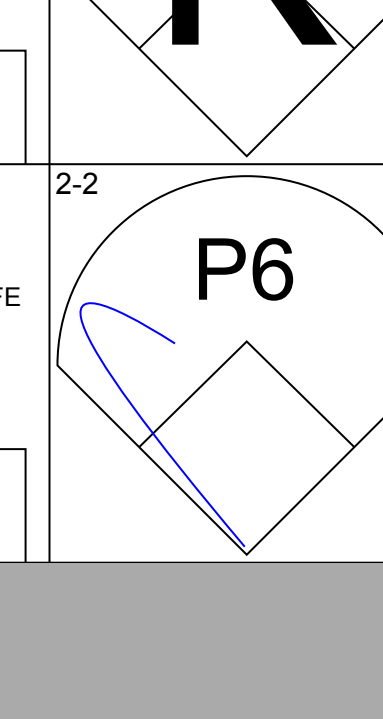
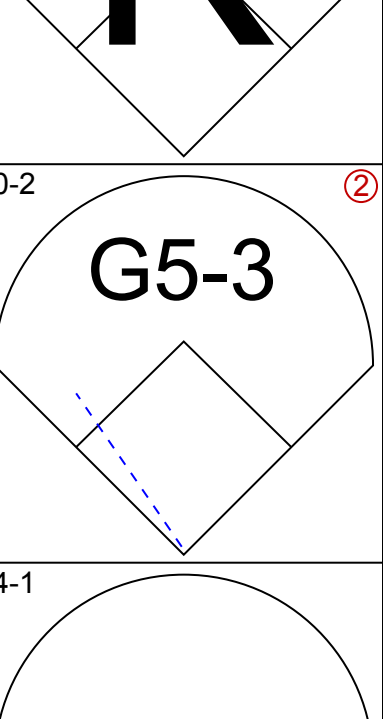
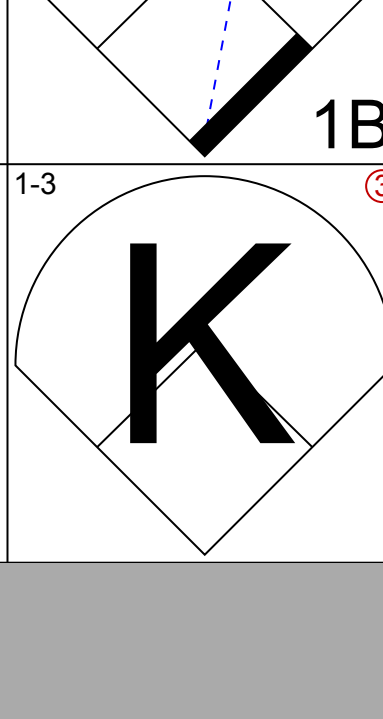

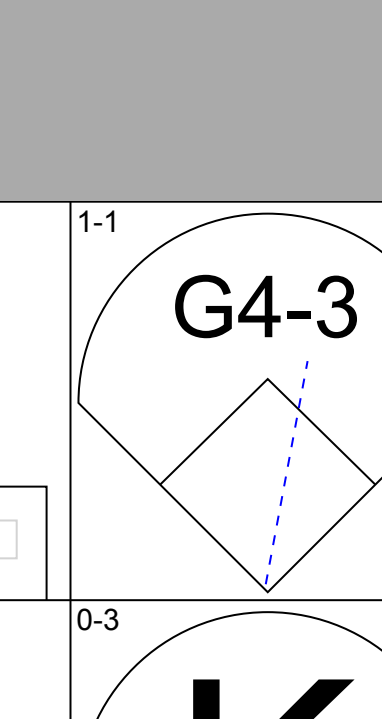
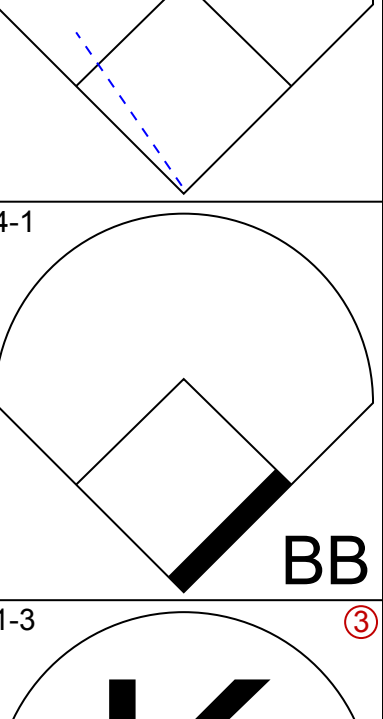
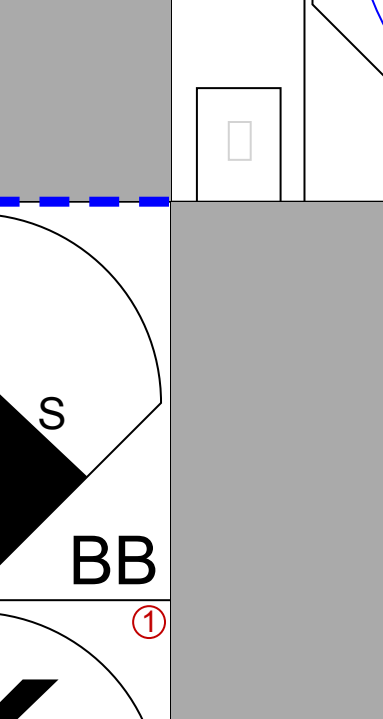
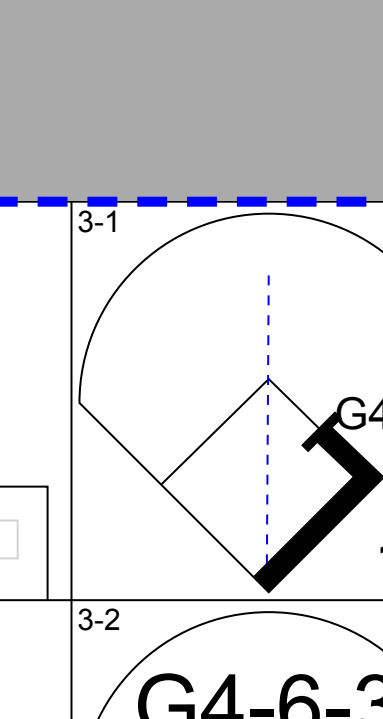
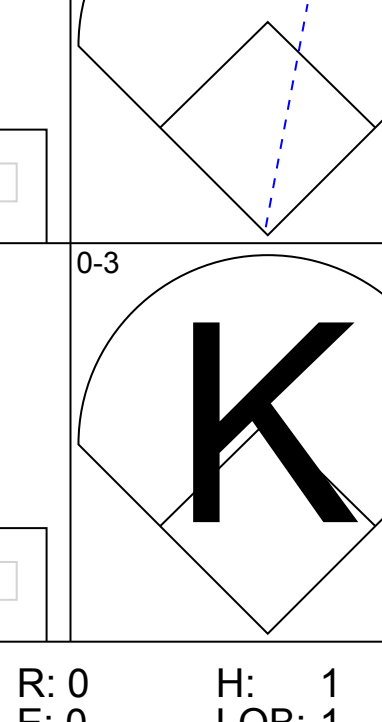
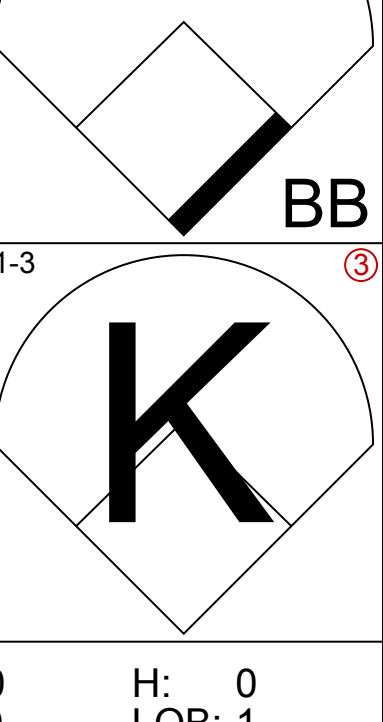
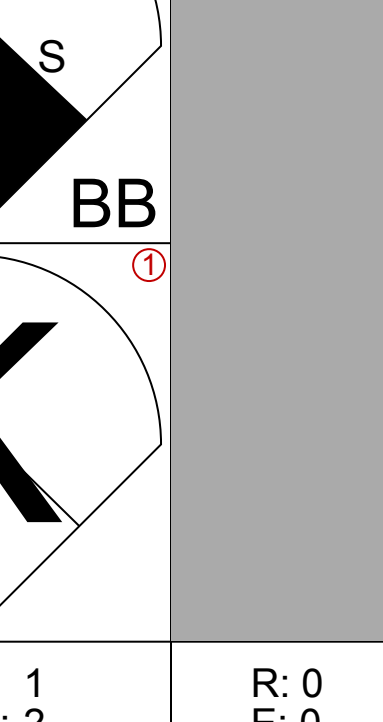
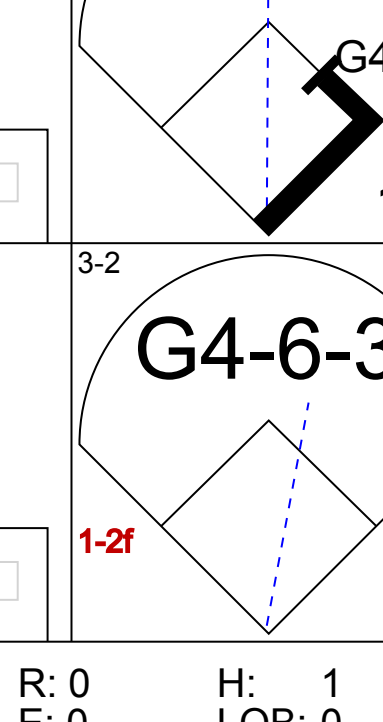


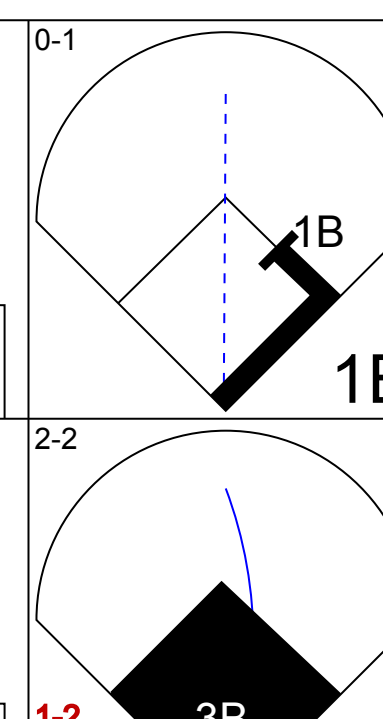
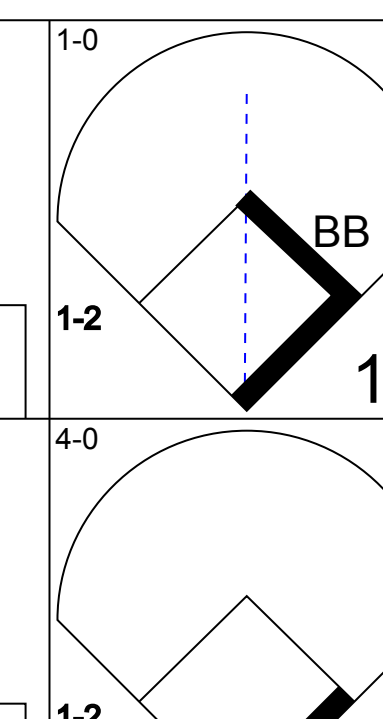
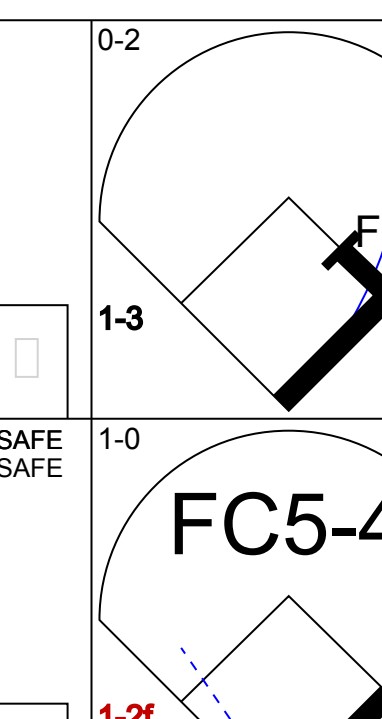
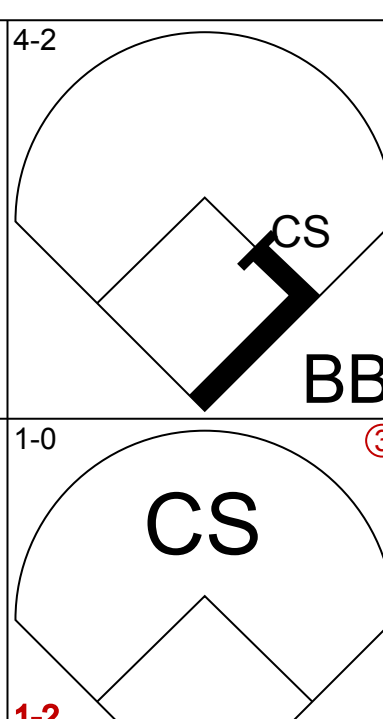

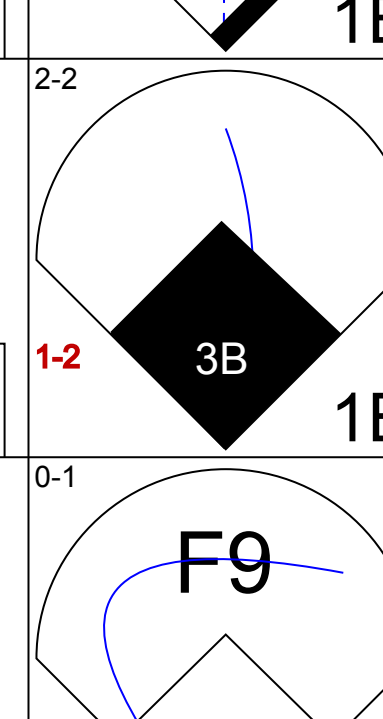
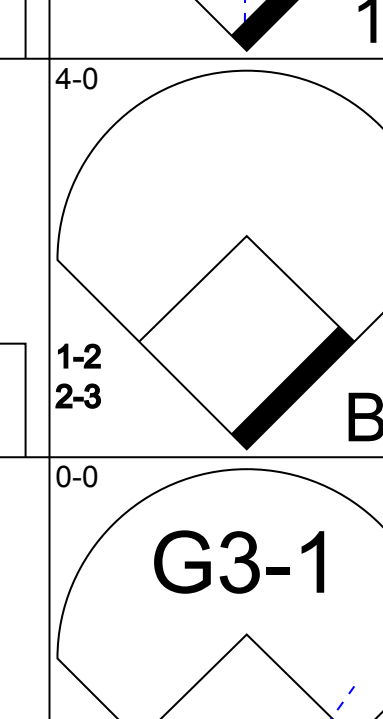
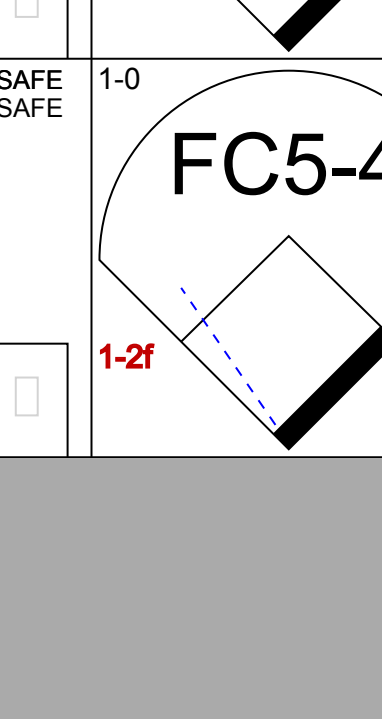
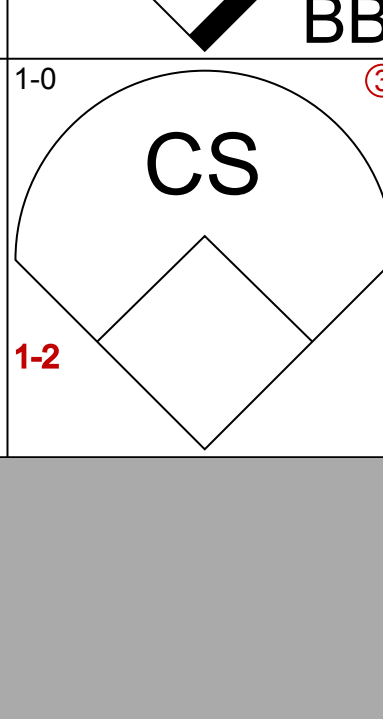
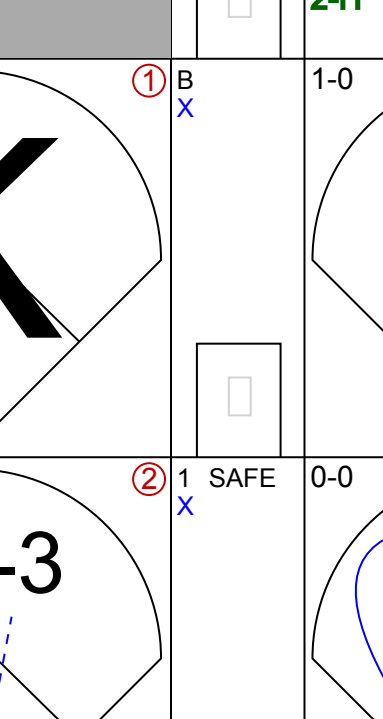

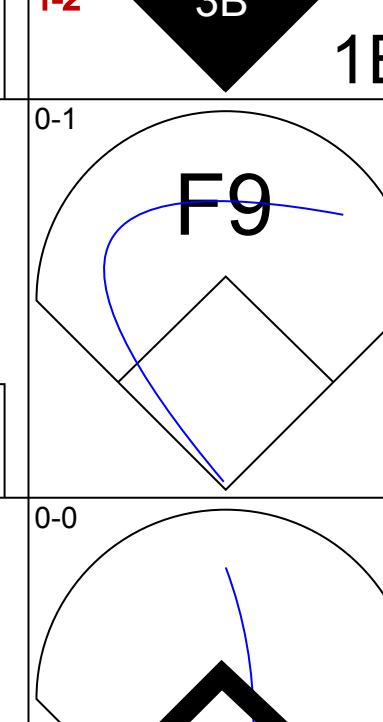
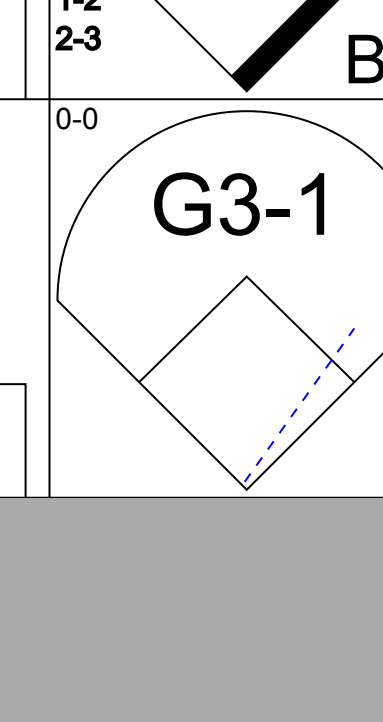
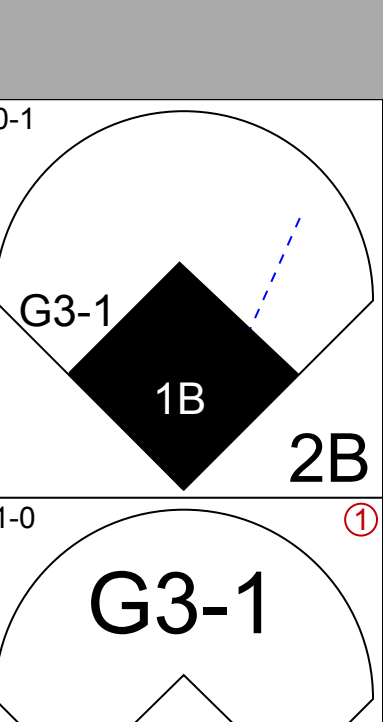
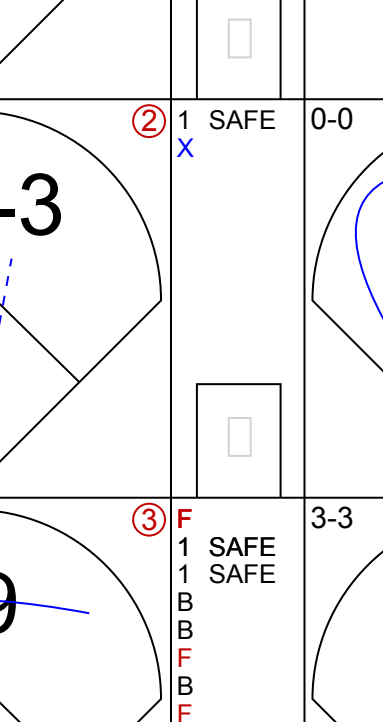

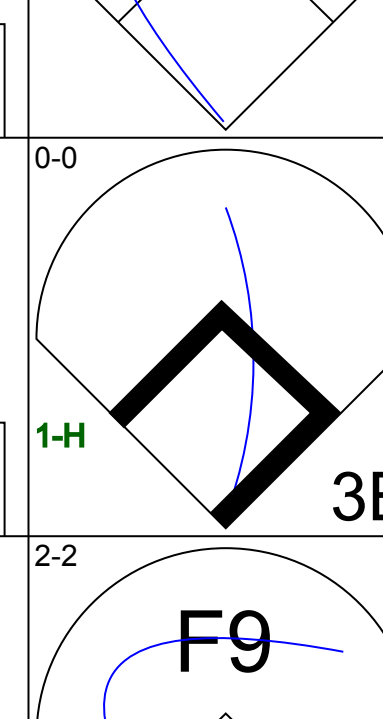
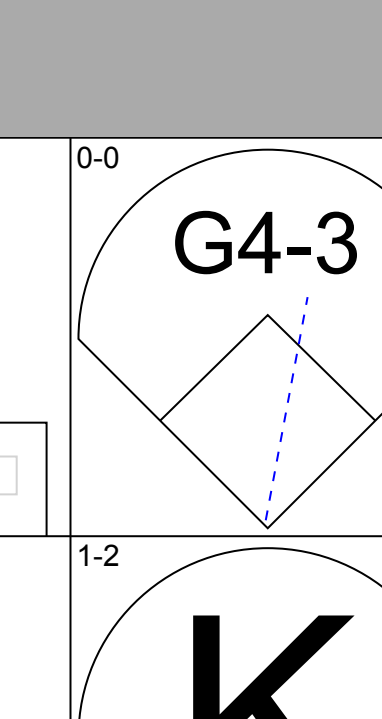
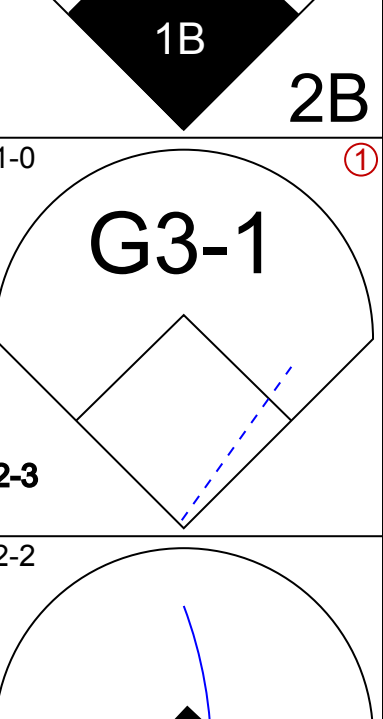
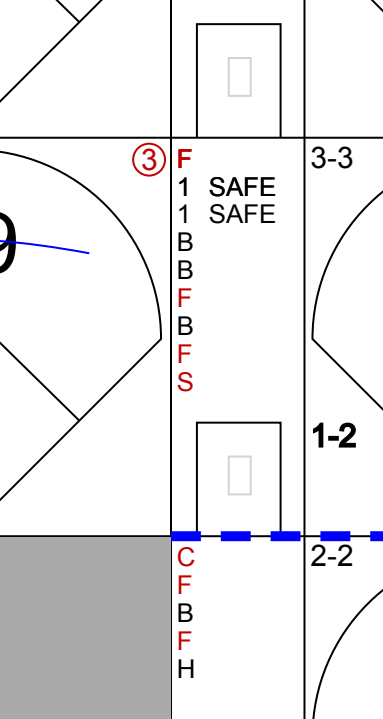

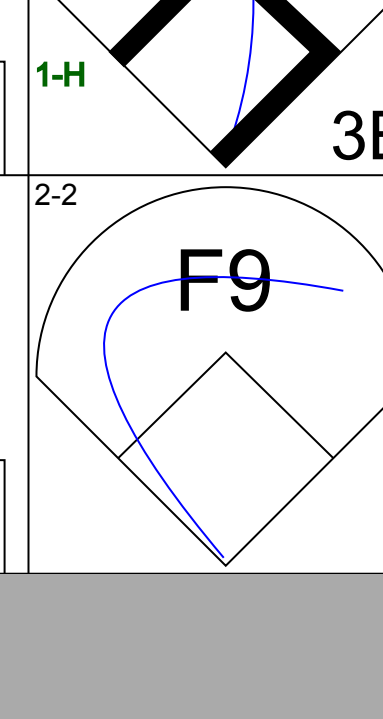
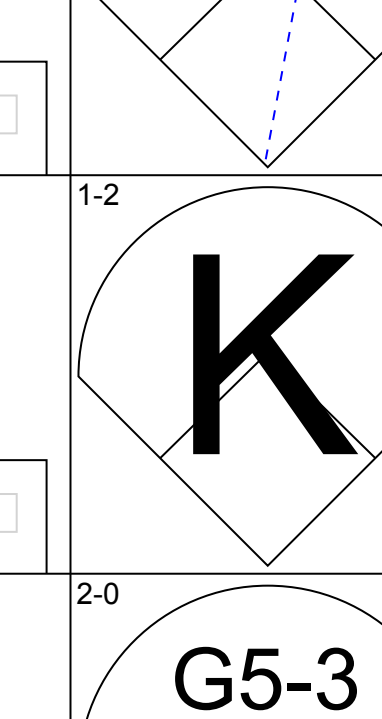
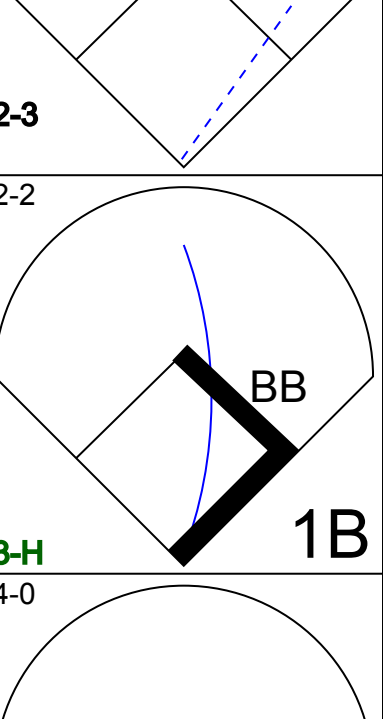

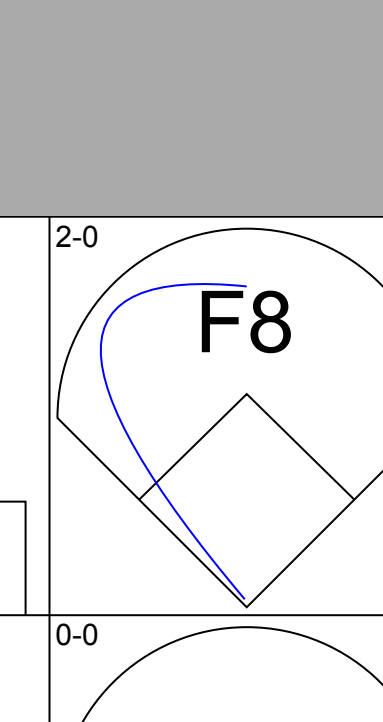
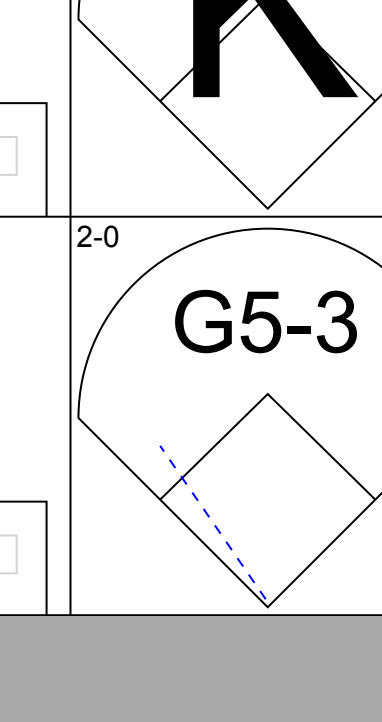
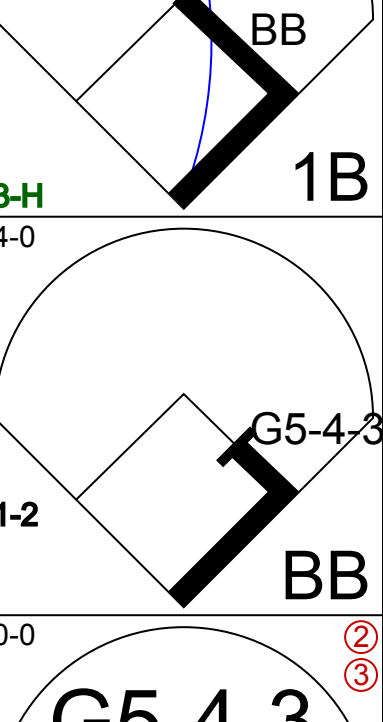

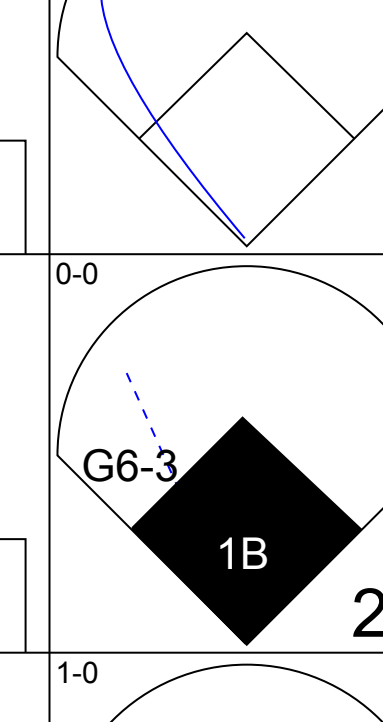
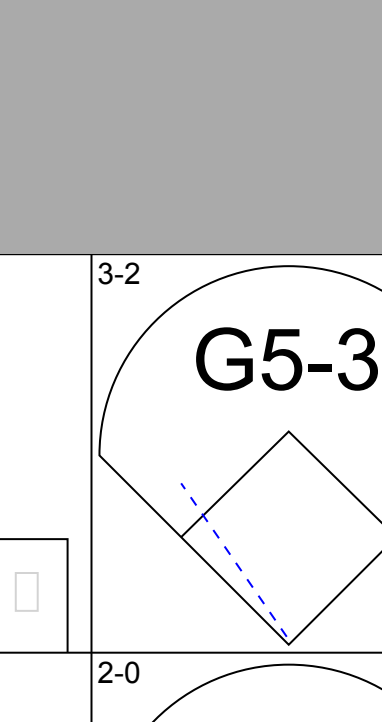

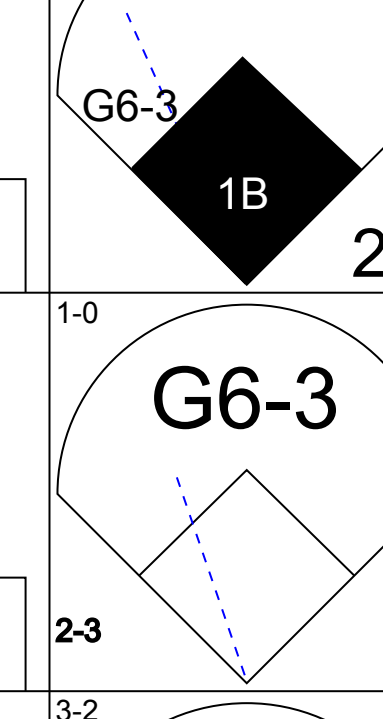
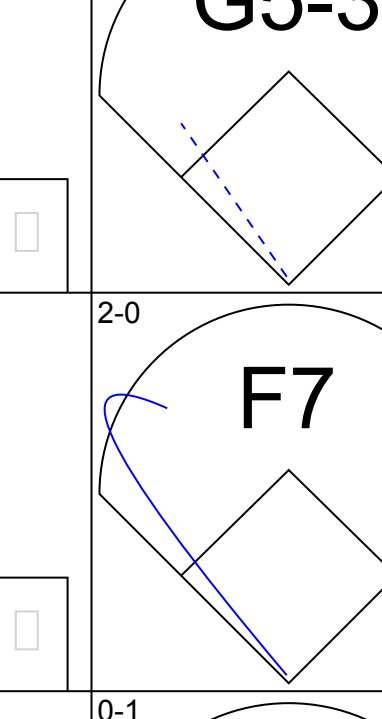
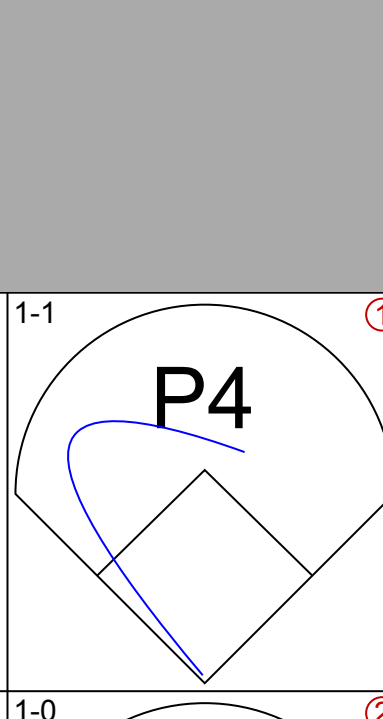

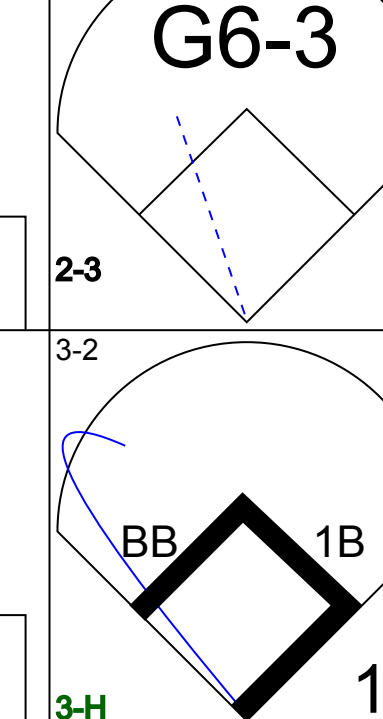
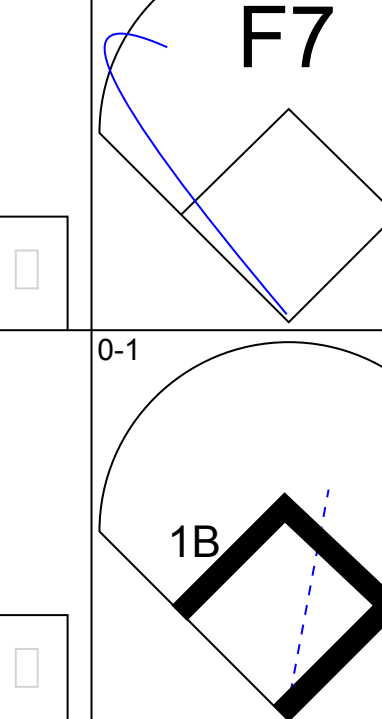
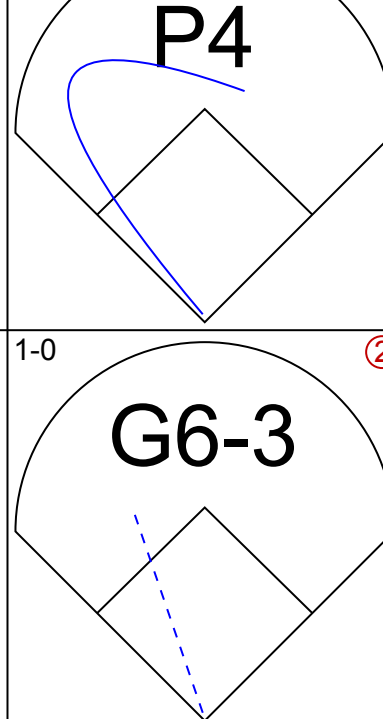

Batter	1	2	3	4	5	6	7	8	9	AB	R	H	RBI	BB	SO	LOB	BOTTOM				
Tony Womack, L (1,4) OBP: 0.319, SLG: 0.365	L7		G4-3		BB E SF7 BB		F8			3	1	0	0	1	0	0	<b>Colorado Rockies @ Pittsburgh Pirates</b> Three Rivers Stadium, Pittsburgh, PA Sat Aug 02 1997, 3:33 AM EDT Att: 32,388 - Cloudy - 78 F				
Jermaine Allensworth, R (1,8) OBP: 0.344, SLG: 0.339	FC4-6 BB		P5		E4 BB 3B		G3-6-3 HBP			2	1	0	0	1	0	1					
Al Martin, L (1,7) OBP: 0.376, SLG: 0.468	FC4-6 1-2		G4-3		3B BB		G3-6-3 1-2			3	1	0	0	1	0	2					
Kevin Young, R (1,3) OBP: 0.349, SLG: 0.558	L4				G6-3		SF7		F7	3	0	0	1	0	0	1					
Joe Randa, R (1,5) OBP: 0.351, SLG: 0.469		18 2B 1B			E6 18 G6-3 WP		18 1B 3B		18 BB 1B	4	2	3	2	0	0	0					
18 Jason Kendall, R (1,2) OBP: 0.398, SLG: 0.431			G6-3		G6-3		CS 1B		BB	3	0	2	2	1	0	1					
Jose Guillen, R (1,9) OBP: 0.290, SLG: 0.407 Rich Loiselle, R (9,1)			G1-3		G6-3		CS		K	4	0	0	0	0	2	4					
Kevin Polcovich, R (1,6) OBP: 0.365, SLG: 0.407			G5-3		G6-3		K		K	0	0	0	0	0	0	0					
67 Francisco Cordova, R (1,1) OBP: 0.163, SLG: 0.089 Marc Wilkins, R (8,1) Jason Christiansen, R (8,1) Clint Sodowsky, L (8,1) Turner Ward, S (9,9) OBP: 0.500, SLG: 0.500			K		G5-3		P1		F6	3	1	0	0	1	0	3					
67 Francisco Cordova, R (1,1) OBP: 0.163, SLG: 0.089 Marc Wilkins, R (8,1) Jason Christiansen, R (8,1) Clint Sodowsky, L (8,1) Turner Ward, S (9,9) OBP: 0.500, SLG: 0.500			K		SH1-4		G4-3			2	0	0	0	0	1	1					
Inning Stats	R: 0 E: 0 K: 0 S: 6	H: 0 LOB: 1 BB: 1 P: 16	R: 1 E: 0 K: 1 S: 14	H: 2 LOB: 1 BB: 0 P: 20	R: 0 E: 0 K: 0 S: 6	H: 0 LOB: 0 BB: 0 P: 10	R: 0 E: 1 K: 0 S: 7	H: 0 LOB: 1 BB: 0 P: 12	R: 5 E: 1 K: 0 S: 10	H: 2 LOB: 0 BB: 3 P: 26	R: 0 E: 0 K: 1 S: 4	H: 0 LOB: 0 BB: 0 P: 7	R: 0 E: 0 K: 1 S: 12	H: 1 LOB: 2 BB: 1 P: 23	R: 0 E: 0 K: 1 S: 12	H: 0 LOB: 1 BB: 1 P: 19	1B: 3 2B: 1 3B: 1 HR: 0	SF: 1 SAC: 1 DP: 1 HBP: 1	WP: 1 PB: 0 SB: 0 CS: 1	PA: 36	
PITCHER	IP	WLS	BF	H	R	ER	SO	BB	IBB	HBP	BLK	WP	HR	S	P	ERA	WHIP				
Bill Swift, R (1,1) ERA: 5.8 Curt Lesknic, R (5,1) ERA: 5.79 Mark Hutton, R (7,1) ERA: 4.04 Darren Holmes, R (8,1) ERA: 5.27	4.2	L	24	4	6	1	1	4	0	0	0	0	0	7	11	0.00	0.000				
67 Francisco Cordova, R (1,1) OBP: 0.163, SLG: 0.089 Marc Wilkins, R (8,1) Jason Christiansen, R (8,1) Clint Sodowsky, L (8,1) Turner Ward, S (9,9) OBP: 0.500, SLG: 0.500	1.0		3	0	0	0	1	0	0	1	0	0	0	4	7	0.00	0.000				
67 Francisco Cordova, R (1,1) OBP: 0.163, SLG: 0.089 Marc Wilkins, R (8,1) Jason Christiansen, R (8,1) Clint Sodowsky, L (8,1) Turner Ward, S (9,9) OBP: 0.500, SLG: 0.500	1.0		5	1	0	0	1	1	0	0	0	0	0	12	23	0.00	2.000				

AB	27
R	6
H	5
RBI	5
BB	5
SO	3
LOB	13





Batter	1	2	3	4	5	6	7	8	9	AB	R	H	RBI	BB	SO	LOB	TOP								
<b>Eric Young Sr., R</b> OBP: 0.365, SLG: 0.408 (1, 4)			 1B			 1B	 BB			4	0	1	0	1	1	0	<b>Colorado Rockies @ Pittsburgh Pirates</b> Three Rivers Stadium, Pittsburgh, PA Sun Aug 03 1997, 3:33 AM EDT Att: 24,989 - Sunny - 87 F								
<b>Neft Perez, S</b> OBP: 0.346, SLG: 0.472 (1, 6)			 1-2							4	1	1	1	0	0	3									
<b>Larry Walker, L</b> OBP: 0.480, SLG: 0.740 (1, 9)				 17 F8-2 2B		 17 HR	 1-3 2-H			4	1	3	1	0	0	0									
<b>Dante Bichette, R</b> OBP: 0.343, SLG: 0.501 <b>Steve Reed, R</b> (8, 1)				 2-3						4	0	0	0	0	1	4									
<b>Curt Leskanic, R</b> (8, 1)										0	0	0	0	0	0	0									
<b>17 Todd Helton, L</b> OBP: 0.556, SLG: 1.250 (1, 3)				 3-H		 3-H				4	1	2	2	0	0	1									
<b>Vinny Castilla, R</b> OBP: 0.341, SLG: 0.534 (1, 5)										4	0	1	0	0	2	1									
<b>Kirt Manwaring, R</b> OBP: 0.305, SLG: 0.293 (1, 2)										4	0	0	0	0	1	2									
<b>Quinton McCracken, S</b> OBP: 0.355, SLG: 0.346 (1, 8)							 1B BB		 1B	2	1	1	0	2	0	0									
<b>Jamey Wright, R</b> OBP: 0.219, SLG: 0.138 <b>Harvey Pulliam, R</b> OBP: 0.348, SLG: 0.442 (8, 7)									 1-2	3	0	0	0	0	3	2									
<b>Inning Stats</b>	R: 0 E: 0 K: 1 S: 6	H: 0 LOB: 0 BB: 0 P: 8	R: 0 E: 0 K: 2 S: 15	H: 1 LOB: 1 BB: 0 P: 20	R: 0 E: 0 K: 1 S: 7	H: 1 LOB: 1 BB: 0 P: 8	R: 0 E: 0 K: 0 S: 4	H: 1 LOB: 1 BB: 0 P: 8	R: 0 E: 0 K: 2 S: 10	H: 0 LOB: 1 BB: 1 P: 15	R: 3 E: 0 K: 1 S: 19	H: 4 LOB: 1 BB: 0 P: 32	R: 1 E: 0 K: 1 S: 8	H: 1 LOB: 2 BB: 2 P: 18	R: 0 E: 0 K: 0 S: 6	H: 0 LOB: 0 BB: 0 P: 8	R: 0 E: 0 K: 0 S: 9	H: 1 LOB: 0 BB: 0 P: 17	1B: 6 2B: 2 3B: 0 HR: 2	SF: 0 SAC: 0 DP: 2 HBP: 0	WP: 0 PB: 0 SB: 2 CS: 0	PA: 37			
<b>PITCHER</b>	IP	WLS	BF	H	R	ER	SO	BB	IBB	HBP	BLK	WP	HR	S	P	ERA	WHIP								
<b>Jon Lieber, R</b> ERA: 4.71 (1, 1)	6.0		25	7	3	3	7	1	0	0	0	0	2	61	91	4.50	1.333								
<b>Paul Wagner, R</b> ERA: 2.79 (7, 1)	0.1		3	0	1	1	1	2	0	0	0	0	0	3	12	27.00	6.000								
<b>Matt Ruebel, L</b> ERA: 6.48 (7, 1)	1.2	W	6	1	0	0	0	0	0	0	0	0	0	11	14	0.00	0.600								
<b>Rich Loiselle, R</b> ERA: 2.98 (9, 1)	1.0		3	1	0	0	0	0	0	0	0	0	0	9	17	0.00	1.000								

Batter	1	2	3	4	5	6	7	8	9	AB	R	H	RBI	BB	SO	LOB	BOTTOM								
<b>Tony Womack, L</b> OBP: 0.326, SLG: 0.377 (1, 4)		 1B		 1B		 BB		 2-H		4	1	4	2	1	0	0	<b>Colorado Rockies @ Pittsburgh Pirates</b> Three Rivers Stadium, Pittsburgh, PA Sun Aug 03 1997, 3:33 AM EDT Att: 24,989 - Sunny - 87 F								
<b>Jermaine Allensworth, R</b> OBP: 0.349, SLG: 0.339 (1, 8)	 1-2	 1-2 2-3		 1-2				 1B		4	1	2	0	1	1	2									
<b>Al Martin, L</b> OBP: 0.373, SLG: 0.466 (1, 7)					 1B					5	1	1	0	0	0	5									
<b>Dale Sveum, S</b> OBP: 0.333, SLG: 0.471 (1, 3)	 1-H				 2-3					5	0	1	1	0	1	2									
<b>Joe Randa, R</b> OBP: 0.353, SLG: 0.468 (1, 5)					 1B			 2B HBP		3	1	1	1	0	1	1									
<b>Mark Smith, R</b> OBP: 0.317, SLG: 0.510 <b>Rich Loiselle, R</b> (9, 1)					 BB			 2B BB		2	1	0	0	2	0	0									
<b>Keith Osik, R</b> OBP: 0.321, SLG: 0.378 (1, 2)		 1B			 1-2			 1-2 2-3		3	1	1	0	0	0	2									
<b>Kevin Polcovich, R</b> OBP: 0.362, SLG: 0.409 (1, 6)								 2-H 3-H		4	1	1	2	0	0	1									
<b>Jon Lieber, L</b> OBP: 0.142, SLG: 0.143 <b>Jose Guillen, R</b> OBP: 0.296, SLG: 0.406 <b>Paul Wagner, R</b> (7, 1)		 1B						 2-H		2	0	2	1	0	0	0									
<b>Turner Ward, S</b> OBP: 0.424, SLG: 0.537 (9, 9)										1	1	1	1	0	0	0									
<b>Inning Stats</b>	R: 1 E: 0 K: 0 S: 11	H: 3 LOB: 1 BB: 0 P: 15	R: 1 E: 0 K: 0 S: 9	H: 3 LOB: 3 BB: 1 P: 20	R: 0 E: 0 K: 1 S: 5	H: 0 LOB: 0 BB: 0 P: 8	R: 0 E: 0 K: 0 S: 13	H: 2 LOB: 2 BB: 0 P: 19	R: 1 E: 0 K: 0 S: 7	H: 2 LOB: 1 BB: 1 P: 14	R: 0 E: 0 K: 0 S: 6	H: 0 LOB: 0 BB: 1 P: 12	R: 0 E: 0 K: 1 S: 7	H: 0 LOB: 0 BB: 0 P: 10	R: 5 E: 0 K: 1 S: 18	H: 4 LOB: 1 BB: 1 P: 32	1B: 8 2B: 4 3B: 1 HR: 1	SF: 0 SAC: 1 DP: 1 HBP: 1	WP: 1 PB: 0 SB: 0 CS: 1	PA: 41					
<b>PITCHER</b>	IP	WLS	BF	H	R	ER	SO	BB	IBB	HBP	BLK	WP	HR	S	P	ERA	WHIP								
<b>Jamey Wright, R</b> ERA: 6.87 (1, 1)			31	10	3	3	2	3	0	0	0	0	0	58	98	3.86	1.857								
<b>Steve Reed, R</b> ERA: 5.01 (8, 1)	0.1	L	4	1	3	3	0	1	0	1	0	0	0	7	15	81.00	6.000								
<b>Curt Leskanic, R</b> ERA: 6.21 (8, 1)	0.2		5	3	2	2	1	0	0	0	0	1	1	11	17	27.00	4.500								





Batter	1	2	3	4	5	6	7	8	9	AB	R	H	RBI	BB	SO	LOB	TOP									
<b>Kenny Lofton, L</b> OBP: 0.406, SLG: 0.441 (1, 8)										3	1	1	0	2	0	0	<b>Atlanta Braves @ Pittsburgh Pirates</b> Three Rivers Stadium, Pittsburgh, PA Mon Aug 04 1997, 7:05 PM EDT Att: 21,609 - Unknown - 77 F									
<b>Jeff Blauer, R</b> OBP: 0.406, SLG: 0.512 (1, 6)										4	0	2	1	0	0	2										
<b>10 Chipper Jones, S</b> OBP: 0.379, SLG: 0.515 (1, 5)										5	0	1	1	0	2	4										
<b>Fred McGriff, L</b> OBP: 0.369, SLG: 0.444 <b>Danny Bautista, R</b> OBP: 0.250, SLG: 0.471 (1, 3) (7, 7)										3	1	0	0	1	2	2										
<b>Andruw Jones, R</b> OBP: 0.355, SLG: 0.463 (1, 9)										3	2	2	2	2	0	1										
<b>Javy Lopez, R</b> OBP: 0.361, SLG: 0.552 (1, 2)										3	1	1	0	2	1	1										
<b>Ryan Klesko, L</b> OBP: 0.331, SLG: 0.494 (7, 3)									4	1	0	0	0	2	5											
<b>Mark Lemke, S</b> OBP: 0.298, SLG: 0.317 <b>Tony Graffanino, R</b> OBP: 0.346, SLG: 0.409 (8, PH) (8, 4)										3	0	1	1	0	0	0										
<b>29 John Smoltz, R</b> OBP: 0.364, SLG: 0.328 (1, 1)										4	0	0	0	0	0	2										
<b>Inning Stats</b>	R: 1 E: 0 K: 1 S: 16	H: 1 LOB: 3 BB: 3 P: 36	R: 0 E: 0 K: 0 S: 11	H: 0 LOB: 0 BB: 0 P: 17	R: 0 E: 0 K: 2 S: 11	H: 1 LOB: 1 BB: 0 P: 19	R: 0 E: 0 K: 1 S: 5	H: 0 LOB: 0 BB: 0 P: 7	R: 0 E: 0 K: 0 S: 8	H: 1 LOB: 1 BB: 0 P: 14	R: 4 E: 0 K: 2 S: 15	H: 3 LOB: 2 BB: 2 P: 26	R: 0 E: 0 K: 2 S: 9	H: 1 LOB: 1 BB: 0 P: 14	R: 0 E: 0 K: 0 S: 8	H: 1 LOB: 2 BB: 2 P: 9		R: 1 E: 1 K: 1 S: 14	H: 0 LOB: 2 BB: 2 P: 26	1B: 4 2B: 3 3B: 0 HR: 1	SF: 1 SAC: 0 DP: 0 HBP: 1	WP: 1 PB: 0 SB: 0 CS: 0	PA: 44			
<b>PITCHER</b>	IP	WLS	BF	H	R	ER	SO	BB	IBB	HBP	BLK	WP	HR	S	P	ERA	WHIP									
<b>Steve Cooke, L</b> ERA: 3.94	(1, 1)	5.0	L	26	6	5	5	4	4	0	1	0	0	1	58	105	9.00	2.000								
<b>Paul Wagner, R</b> ERA: 2.61	(6, 1)	0.2		3	0	0	0	0	0	1	0	0	0	0	5	11	0.00	0.000								
<b>Jason Christiansen, L</b> ERA: 5.08	(6, 1)	2.1		9	2	0	0	3	0	0	0	0	0	20	26	0.00	0.857									
<b>Clint Sodowsky, R</b> ERA: 3.82	(9, 1)	1.0		6	0	1	0	1	2	0	0	0	1	0	14	26	0.00	2.000								

Batter	1	2	3	4	5	6	7	8	9	AB	R	H	RBI	BB	SO	LOB	BOTTOM									
<b>Tony Womack, L</b> OBP: 0.327, SLG: 0.377 (1, 4)										3	0	1	0	1	1	0	<b>Atlanta Braves @ Pittsburgh Pirates</b> Three Rivers Stadium, Pittsburgh, PA Mon Aug 04 1997, 7:05 PM EDT Att: 21,609 - Unknown - 77 F									
<b>Jermaine Allensworth, R</b> OBP: 0.344, SLG: 0.333 (1, 8)										4	0	0	0	0	2	3										
<b>Al Martin, L</b> OBP: 0.372, SLG: 0.463 (1, 7)										4	0	1	0	0	0	2										
<b>Mark Johnson, L</b> OBP: 0.343, SLG: 0.309 (1, 3)										4	0	0	0	0	3	3										
<b>Joe Randa, R</b> OBP: 0.352, SLG: 0.463 (1, 5)										3	0	0	0	1	1	2										
<b>18 Jason Kendall, R</b> OBP: 0.397, SLG: 0.429 (1, 2)										4	0	1	0	0	0	0										
<b>Jose Guillen, R</b> OBP: 0.290, SLG: 0.405 (1, 9)										3	0	1	0	0	0	2										
<b>Kevin Polcovich, R</b> OBP: 0.357, SLG: 0.402 (1, 6)										3	0	0	0	0	2	2										
<b>Steve Cooke, R</b> OBP: 0.075, SLG: 0.100 <b>Paul Wagner, R</b> <b>Jason Christiansen, R</b> <b>Turner Ward, S</b> OBP: 0.417, SLG: 0.527 <b>Clint Sodowsky, R</b> OBP: 0.500, SLG: 0.500 (1, 1) (6, 1) (6, 1) (8, PH) (9, 1)										2	0	0	0	0	0	1										
<b>Inning Stats</b>	R: 0 E: 0 K: 3 S: 11	H: 1 LOB: 2 BB: 1 P: 19	R: 0 E: 0 K: 1 S: 7	H: 0 LOB: 0 BB: 0 P: 7	R: 0 E: 0 K: 0 S: 4	H: 0 LOB: 0 BB: 0 P: 4	R: 0 E: 0 K: 1 S: 8	H: 0 LOB: 0 BB: 0 P: 9	R: 0 E: 0 K: 1 S: 9	H: 1 LOB: 1 BB: 0 P: 10	R: 0 E: 0 K: 1 S: 17	H: 1 LOB: 1 BB: 0 P: 21	R: 0 E: 0 K: 0 S: 8	H: 1 LOB: 1 BB: 1 P: 18	R: 0 E: 0 K: 2 S: 21	H: 0 LOB: 1 BB: 0 P: 27		R: 0 E: 0 K: 0 S: 7	H: 0 LOB: 0 BB: 0 P: 9	1B: 4 2B: 0 3B: 0 HR: 0	SF: 0 SAC: 0 DP: 1 HBP: 0	WP: 1 PB: 0 SB: 0 CS: 0	PA: 33			
<b>PITCHER</b>	IP	WLS	BF	H	R	ER	SO	BB	IBB	HBP	BLK	WP	HR	S	P	ERA	WHIP									
<b>29 John Smoltz, R</b> ERA: 3.12	(1, 1)	9.0	W	33	4	0	0	9	2	0	0	0	1	0	92	124	0.00	0.667								






Batter	1	2	3	4	5	6	7	8	9	AB	R	H	RBI	BB	SO	LOB	TOP					
<b>Kenny Lofton, L</b> OBP: 0.407, SLG: 0.442 (1, 8)	1-2 3B 1B	2-1 P5			1-0 P6			2-0 FC5-4 1B		4	1	2	0	0	0	2						
<b>Keith Lockhart, L</b> OBP: 0.391, SLG: 0.430 <b>Tony Graffanino, R</b> OBP: 0.343, SLG: 0.404 (1, 4) (6, 4)	3-2 10 G4-3 3B		0-1 G6-3			0-1 F9		1-0 FC5-4		3	1	1	1	0	0	0						
<b>10 Chipper Jones, S</b> OBP: 0.376, SLG: 0.510 (1, 5)	0-1 G4-3		0-1 G6-3			2-3 K		2-1 F9		4	0	0	1	0	1	1						
<b>Fred McGriff, L</b> OBP: 0.366, SLG: 0.440 (1, 3)	3-H 1-1 G6-3		2-2 G6-3			3-3 K		1-1 G5-3		4	0	0	0	0	1	1						
<b>Ryan Klesko, L</b> OBP: 0.331, SLG: 0.491 <b>Danny Bautista, R</b> (9, PH) OBP: 0.264, SLG: 0.471 (1, 7)	K			1-2 G3-1			4-2 HR BB		4-2 E BB	2	1	0	0	1	1	0						
<b>Andruw Jones, R</b> OBP: 0.350, SLG: 0.456 (1, 9)		3-3 K		0-2 G6-3			0-0 F9		1-3 K	4	0	0	0	0	2	2						
<b>Javy Lopez, R</b> OBP: 0.360, SLG: 0.558 (1, 2)		0-2 P6		2-3 K			0-0 1-H HR		2-3 K	4	1	1	2	0	2	1						
<b>Jeff Blauser, R</b> OBP: 0.404, SLG: 0.509 (1, 6)		0-0 1B 1B					1-1 F8		3-3 K	4	0	1	0	0	1	1						
<b>Tom Glavine, L</b> OBP: 0.373, SLG: 0.273 <b>Chad Fox, R</b> (8, 1)		0-0 1-2 1B					1-1 G6-3			3	0	1	0	0	0	0						
<b>Inning Stats</b>	R: 2 E: 0 K: 1 S: 14	H: 2 LOB: 0 BB: 0 P: 22	R: 0 E: 0 K: 1 S: 10	H: 2 LOB: 2 BB: 0 P: 15	R: 0 E: 0 K: 0 S: 7	H: 0 LOB: 0 BB: 0 P: 9	R: 0 E: 0 K: 1 S: 12	H: 0 LOB: 0 BB: 0 P: 15	R: 0 E: 0 K: 0 S: 5	H: 0 LOB: 0 BB: 0 P: 8	R: 2 E: 0 K: 0 S: 7	H: 1 LOB: 0 BB: 1 P: 11	R: 0 E: 0 K: 3 S: 6	H: 1 LOB: 1 BB: 0 P: 12	R: 0 E: 1 K: 3 S: 15	H: 0 LOB: 1 BB: 1 P: 25	1B: 4 2B: 0 3B: 1 HR: 1	SF: 0 SAC: 0 DP: 0 HBP: 0	WP: 0 PB: 0 SB: 0 CS: 0	PA: 35		
<b>PITCHER</b>	IP	WLS	BF	H	R	ER	SO	BB	IBB	HBP	BLK	WP	HR	S	P	ERA	WHIP					
<b>Jason Schmidt, R</b> ERA: 4.01 (1, 1)	7.0	W	27	5	4	4	5	1	0	0	0	0	0	1	64	94	5.14	0.857				
<b>Ricardo Rincon, L</b> ERA: 3.73 (8, 1)	1.0		5	1	0	0	0	1	0	0	0	0	0	0	11	21	0.00	2.000				
<b>Rich Loiselle, R</b> ERA: 2.92 (9, 1)	1.0	S	3	0	0	0	3	0	0	0	0	0	0	0	10	16	0.00	0.000				

Atlanta Braves @ Pittsburgh Pirates  
Three Rivers Stadium, Pittsburgh, PA  
Tue Aug 05 1997, 7:05 PM EDT  
Att: 20,069 - Unknown - 70 F

livebaseballscores.com

AB 33  
R 4  
H 6  
RBI 4  
BB 2  
SO 8  
LOB 9




Batter	1	2	3	4	5	6	7	8	9	AB	R	H	RBI	BB	SO	LOB	BOTTOM					
<b>Jermaine Allensworth, R</b> OBP: 0.345, SLG: 0.331 (1, 8)	4-2 1B FC5-4 BB		2-1 G5-3	2-0 SF8		4-0 BB		1-0 F8		2	1	0	1	2	0	1						
<b>Joe Randa, R</b> OBP: 0.354, SLG: 0.461 (1, 4) (8, 5)	1-0 FC5-4 1B		2-0 F8	3-H 4-0 G6-4-3 BB		3-2 G6-3				3	0	1	0	1	0	2						
<b>Dale Sveum, S</b> OBP: 0.336, SLG: 0.469 (1, 5) (8, 3)	3-3 K		4-2 BB	1-2 G6-4-3 1-2			0-1 1B			3	0	1	0	1	1	4						
<b>Mark Smith, R</b> OBP: 0.306, SLG: 0.490 (1, 7)	1-1 FC5-4 1-2		2-0 F9		2-1 F8		0-0 L6			4	0	0	1	0	0	3						
<b>1B Jason Kendall, R</b> OBP: 0.395, SLG: 0.436 (1, 2)	0-0 F9			2-1 HR	3-2 F9		3-2 P6			4	1	1	1	0	0	2						
<b>Mark Johnson, L</b> OBP: 0.341, SLG: 0.308 <b>Ricardo Rincon, L</b> (8, 1) <b>Rich Loiselle, R</b> (9, 1)		0-1 G5-3		0-1 HR	1-1 G6-3		2-3 K			4	1	1	0	0	1	1						
<b>Jose Guillen, R</b> OBP: 0.292, SLG: 0.414 (1, 9)		1-1 G5-3 1B		3-2 HR		1-0 G6-3		0-0 G6-3		4	1	2	2	0	0	0						
<b>Kevin Polcovich, R</b> OBP: 0.355, SLG: 0.399 (1, 6)		1-2 G5-3		1-0 E7 SH SF8		0-0 SH5-4 1B		2-3 K		4	1	1	0	0	1	1						
<b>Jason Schmidt, R</b> OBP: 0.108, SLG: 0.135 <b>Tony Womack, L</b> OBP: 0.329, SLG: 0.380 (1, 1) (8, 4)		2-2 P4		0-0 SH BB		1-0 SH5-4		1-2 2B		1	0	0	0	0	0	1						
<b>Inning Stats</b>	R: 1 E: 0 K: 1 S: 9	H: 1 LOB: 1 BB: 1 P: 18	R: 0 E: 0 K: 0 S: 12	H: 1 LOB: 1 BB: 0 P: 16	R: 0 E: 0 K: 0 S: 6	H: 0 LOB: 1 BB: 1 P: 16	R: 4 E: 1 K: 0 S: 14	H: 3 LOB: 1 BB: 1 P: 27	R: 0 E: 0 K: 0 S: 9	H: 0 LOB: 0 BB: 0 P: 15	R: 0 E: 0 K: 1 S: 10	H: 1 LOB: 1 BB: 0 P: 15	R: 0 E: 0 K: 1 S: 9	H: 1 LOB: 1 BB: 0 P: 13	R: 0 E: 0 K: 1 S: 15	H: 1 LOB: 1 BB: 0 P: 13	1B: 5 2B: 1 3B: 0 HR: 2	SF: 1 SAC: 2 DP: 1 HBP: 0	WP: 0 PB: 0 SB: 0 CS: 0	PA: 37		
<b>PITCHER</b>	IP	WLS	BF	H	R	ER	SO	BB	IBB	HBP	BLK	WP	HR	S	P	ERA	WHIP					
<b>Tom Glavine, L</b> ERA: 3.27 (1, 1)	7.0	L	33	7	5	4	2	4	0	0	0	0	0	2	66	122	5.14	1.571				
<b>Chad Fox, R</b> ERA: 4.26 (8, 1)	1.0		4	1	0	0	1	0	0	0	0	0	0	9	13	0.00	1.000					

Atlanta Braves @ Pittsburgh Pirates  
Three Rivers Stadium, Pittsburgh, PA  
Tue Aug 05 1997, 7:05 PM EDT  
Att: 20,069 - Unknown - 70 F

livebaseballscores.com


AB 30  
R 5  
H 8  
RBI 5  
BB 4  
SO 3  
LOB 15










Batter	1	2	3	4	5	6	7	8	9	AB	R	H	RBI	BB	SO	LOB	TOP															
Jim Eisenreich, L OBP: 0.344, SLG: 0.368 (1, 7)	1-2 WP 1B	1-1 P6			2-1 F8		0-1 FC5-4 1B		1-2 G4-3	5	0	2	0	0	0	2	<b>Florida Marlins @ Pittsburgh Pirates</b> Three Rivers Stadium, Pittsburgh, PA Thu Aug 07 1997, 3:33 AM EDT Att: 18,042 - Sunny - 78 F  livebaseballscores.com  <b>AB 33</b> <b>R 1</b> <b>H 7</b> <b>RBI 1</b> <b>BB 5</b> <b>SO 9</b> <b>LOB 21</b>  															
Edgar Renteria, R OBP: 0.326, SLG: 0.346 (1, 6)	1-3 K		0-3 K		0-1 G5-3		1-2 F9		3-2 1B	5	0	1	0	0	2	3																
Gary Sheffield, R OBP: 0.423, SLG: 0.433 (1, 9)	4-2 G5-4-3 BB		0-1 P3		0-2 G6-3		0-0 FC5-4 1-2		2-3 K	4	0	0	0	1	1	3																
Bobby Bonilla, S OBP: 0.382, SLG: 0.495 (1, 5)	2-2 G5-4-3 1-2		2-2 2B			2-2 G6-3		2-1 F8		4	0	1	0	0	0	2																
Darren Daulton, L OBP: 0.379, SLG: 0.482 Jeff Conine, R OBP: 0.340, SLG: 0.363 (8, 3) (8, 3)		1-0 HR	2-3 K			4-2 BB		0-0 BLK 1B		2	1	1	1	1	1	1																
Moises Alou, R OBP: 0.379, SLG: 0.500 (1, 8)		2-0 FC3-6 1B HBP		2-2 L6		0-3 K		1-1 P3		3	0	0	0	0	1	2																
Gregg Zaun, S OBP: 0.413, SLG: 0.417 (1, 2)	1-0 FC3-6 1B		2-0 P4			3-2 G4-3		4-2 BB		3	0	1	0	1	0	1																
Craig Counsell, L OBP: 0.400, SLG: 0.333 Kurt Abbott, R OBP: 0.308, SLG: 0.438 (8, 4) (8, 4)	1-2 FC3-6 1B		4-0 BB				2-3 K		1-3 K	2	0	0	0	1	1	2																
Al Leiter, L OBP: 0.128, SLG: 0.081 John Cangelosi, S OBP: 0.352, SLG: 0.324 Dennis Cook, L OBP: 1.000, SLG: 1.750 Rob Stanifer, R OBP: 0.667, SLG: 0.500 Alex Arias, R OBP: 0.362, SLG: 0.344 (1, 1) (7, PH) (7, 1) (7, 1) (9, PH)	0-3 K		2-3 K				4-0 1B BB		2-1 G4-3	2	0	0	0	0	2	3																
<b>Inning Stats</b>	R: 0 E: 0 K: 1 S: 11	H: 1 LOB: 1 BB: 1 P: 19	R: 1 E: 0 K: 1 S: 10	H: 2 LOB: 2 BB: 0 P: 16	R: 0 E: 0 K: 2 S: 13	H: 1 LOB: 1 BB: 0 P: 17	R: 0 E: 0 K: 1 S: 9	H: 0 LOB: 1 BB: 1 P: 19	R: 0 E: 0 K: 0 S: 7	H: 0 LOB: 0 BB: 0 P: 9	R: 0 E: 0 K: 1 S: 13	H: 1 LOB: 2 BB: 1 P: 22	R: 0 E: 0 K: 1 S: 10	H: 1 LOB: 2 BB: 1 P: 17	R: 0 E: 0 K: 1 S: 13	H: 1 LOB: 1 BB: 0 P: 20		1B: 5 2B: 1 3B: 0 HR: 1	SF: 0 SAC: 0 DP: 1 HBP: 1	WP: 1 PB: 0 SB: 0 CS: 0	PA: 39											
<b>PITCHER</b>	IP WLS BF H R ER SO BB IBB HBP BLK WP HR S P ERA WHIP																															
67 Francisco Cordova, R ERA: 3.07 Marc Wilkins, R ERA: 4.47 Esteban Loaiza, R ERA: 4.56 Ricardo Rincon, L ERA: 3.64 Rich Loiselle, R ERA: 2.97 (1, 1) (2, 1) (5, 1) (8, 1) (9, 1)	1.0 3.0 3.0 1.0 1.0	WLS W	6 12 12 5 4	2 2 1 1 1	1 0 0 0 0	1 1 2 0 1	1 0 0 1 0	0 0 0 0 0	0 0 0 0 0	1 0 0 0 0	1 0 0 0 0	12 31 30 13 12	23 48 21 21 20	9.00 0.00 0.00 0.00 0.00	3.000 1.000 1.000 2.000 1.000																	

Batter	1	2	3	4	5	6	7	8	9	AB	R	H	RBI	BB	SO	LOB	BOTTOM															
Tony Womack, L OBP: 0.330, SLG: 0.381 (1, 4)	1-2 S 1B			1-0 B1-3 2-3		1-2 S 1B		1-2 L3		5	0	2	0	0	1	3	<b>Florida Marlins @ Pittsburgh Pirates</b> Three Rivers Stadium, Pittsburgh, PA Thu Aug 07 1997, 3:33 AM EDT Att: 18,042 - Sunny - 78 F  livebaseballscores.com  <b>AB 31</b> <b>R 5</b> <b>H 9</b> <b>RBI 5</b> <b>BB 4</b> <b>SO 6</b> <b>LOB 21</b>  															
Jermaine Allensworth, R OBP: 0.341, SLG: 0.327 (1, 8)	2-3 K		1-3 K	2-1 1B		2-2 G6-3 1-2		1-2 F7		5	0	1	1	0	2	4																
Al Martin, L OBP: 0.370, SLG: 0.459 (1, 7)	2-0 P5		0-0 18 BB 1B	1-3 K		3-2 18 HR 1B				4	1	2	0	0	1	2																
Mark Smith, R OBP: 0.316, SLG: 0.486 (1, 9)	2-3 K		4-2 18 BB BB	1-2 BB		2-2 P5		2-0 F7		3	0	0	0	1	1	2																
Joe Randa, R OBP: 0.350, SLG: 0.452 (1, 5)			0-0 18 BB 1B	1-2 F4		1-1 G6-3		0-3 K		4	1	1	0	0	1	3																
18 Jason Kendall, R OBP: 0.396, SLG: 0.444 (1, 2)		4-0 1B G5-3 BB	4-2 BB	1-2 BB		1-1 G5-3		1-0 HR		2	2	1	2	2	0	0																
Dale Sveum, S OBP: 0.342, SLG: 0.470 (1, 3)	1-1 G5-3 1-3 2H 1B		0-0 P4			4-2 1B SH5-4 BB		0-1 G4-3		3	0	1	1	1	0	3																
Kevin Polcovich, R OBP: 0.352, SLG: 0.394 (1, 6)	1-0 F7		1-0 E5 B1-3 SH2-4 1B			3-2 F4		1-2 SH1-4 1B		4	1	1	0	0	0	3																
67 Francisco Cordova, R OBP: 0.163, SLG: 0.089 Marc Wilkins, R Esteban Loaiza, R OBP: 0.190, SLG: 0.214 Ricardo Rincon, L Rich Loiselle, R (1, 1) (2, 1) (5, 1) (8, 1) (9, 1)	2-2 G5-3		0-0 SH2-4			0-1 SH5-4		1-0 SH1-4 1B		0	0	0	0	0	0	0																
<b>Inning Stats</b>	R: 0 E: 0 K: 2 S: 11	H: 1 LOB: 1 BB: 0 P: 18	R: 2 E: 0 K: 1 S: 10	H: 2 LOB: 1 BB: 1 P: 19	R: 0 E: 0 K: 1 S: 19	H: 1 LOB: 3 BB: 2 P: 28	R: 1 E: 1 K: 1 S: 10	H: 1 LOB: 1 BB: 0 P: 16	R: 0 E: 0 K: 0 S: 8	H: 0 LOB: 0 BB: 0 P: 12	R: 0 E: 0 K: 0 S: 17	H: 1 LOB: 2 BB: 1 P: 27	R: 2 E: 0 K: 1 S: 10	H: 2 LOB: 0 BB: 0 P: 17	R: 0 E: 0 K: 0 S: 11	H: 1 LOB: 1 BB: 0 P: 15		1B: 8 2B: 0 3B: 0 HR: 1	SF: 0 SAC: 3 DP: 0 HBP: 0	WP: 0 PB: 0 SB: 3 CS: 0	PA: 38											
<b>PITCHER</b>	IP WLS BF H R ER SO BB IBB HBP BLK WP HR S P ERA WHIP																															
Al Leiter, L ERA: 4.13 Dennis Cook, L ERA: 2.9 Rob Stanifer, R ERA: 3.41 (1, 1) (7, 1) (7, 1)	6.0 0.1 1.2	L	29 2 7	6 1 2	1 1 1	0 1 1	0 0 1	0 0 0	0 0 0	0 0 0	0 0 1	4 4 17	9 9 23	27.00 3.000 5.40	3.000 1.667 1.200																	




Batter	1	2	3	4	5	6	7	8	9	AB	R	H	RBI	BB	SO	LOB	TOP					
Tony Womack, L (1,4) OBP: 0.329, SLG: 0.381	F7		G1-6-3		G3-1		WP 1B 2B		K	5	1	1	0	0	1	1	<b>Pittsburgh Pirates @ Colorado Rockies</b> Coors Field, Denver, CO Fri Aug 08 1997, 7:05 PM MDT Att: 48,262 - Unknown - 86 F					
Jermaine Allensworth, R (1,8) OBP: 0.342, SLG: 0.359	G6-3		K			G6-3	1-2	2H 1B	1-2	5	0	2	1	0	1	0						
Al Martin, L (1,7) OBP: 0.373, SLG: 0.459	2B 1B			4-2	WP 1B FC5-2 BB	1-2	S 1B	G1-3	F9	4	1	2	0	1	0	3						
Mark Johnson, L (1,3) OBP: 0.345, SLG: 0.315	1H 2B			2-2	FC5-2 WP 1B	1-2	K	G4-3		4	0	2	1	0	1	1						
Joe Randa, R (1,5) OBP: 0.352, SLG: 0.451	F9			2-2	FC5-2	4-2	18 FC5-4 BB	2-1	18 FC3-6 1B	3	0	1	0	1	0	3						
18 Jason Kendall, R (1,2) OBP: 0.394, SLG: 0.439		1-2	F8	2-0	L9	2-0	FC5-4	2-2	FC3-6 FC4-6	4	0	0	0	0	0	5						
Jose Guillen, R (1,9) OBP: 0.294, SLG: 0.422		0-1	G6-4-3 1B	2-3	K			1-1	FC4-6	4	1	2	1	0	1	3						
Kevin Polcovich, R (1,6) OBP: 0.347, SLG: 0.388		2-0	G6-4-3	1-1	F7		G4-3		K	3	0	0	0	0	0	1						
Turner Ward, S (9, PH) OBP: 0.409, SLG: 0.500										1	0	0	0	0	1	0						
Jon Lieber, L (1,1) OBP: 0.133, SLG: 0.136				3-2	G4-3		G6-3		1B	2	0	0	0	0	1	0						
Mark Smith, R (7, PH) OBP: 0.313, SLG: 0.481										1	0	0	0	0	0	0						
Clint Sodowsky, L (7, PH) OBP: 0.500, SLG: 0.500										0	0	0	0	0	0	0						
Dale Sveum, S (9, PH) OBP: 0.344, SLG: 0.472										1	0	1	0	0	0	0						
<b>Inning Stats</b>	R: 1 E: 0 K: 0 S: 10	H: 2 LOB: 1 BB: 0 P: 16	R: 0 E: 0 K: 0 S: 6	H: 1 LOB: 0 BB: 0 P: 9	R: 0 E: 0 K: 1 S: 10	H: 0 LOB: 0 BB: 0 P: 15	R: 0 E: 0 K: 1 S: 13	H: 1 LOB: 1 BB: 1 P: 25	R: 0 E: 0 K: 1 S: 12	H: 0 LOB: 0 BB: 0 P: 11	R: 0 E: 0 K: 1 S: 12	H: 1 LOB: 2 BB: 1 P: 20	R: 2 E: 0 K: 0 S: 16	H: 3 LOB: 1 BB: 0 P: 24	R: 0 E: 0 K: 0 S: 10	H: 1 LOB: 1 BB: 0 P: 17	R: 0 E: 0 K: 2 S: 14	H: 2 LOB: 2 BB: 0 P: 19	1B: 8 2B: 2 3B: 0 HR: 1	SF: 0 SAC: 0 DP: 1 HBP: 0	WP: 2 PB: 0 SB: 1 CS: 0	PA: 39
<b>PITCHER</b>	IP WLS BF H R ER SO BB IBB HBP BLK WP HR S P ERA WHIP																					
Jamey Wright, R (1,1) ERA: 6.68	6.2 W 29 8 3 3 4 2 0 0 0 0 2 1 73 119 4.05 1.500																					
Mike DeJean, R (7,1) ERA: 4.5	0.1 1 0 0 0 0 0 0 0 0 0 0 0 1 1 0.00 0.000																					
Jerry Dipoto, R (8,1) ERA: 4.75	2.0 S 9 3 0 0 2 0 0 0 0 0 0 0 24 36 0.00 1.500																					

AB	37
R	3
H	11
RBI	3
BB	2
SO	6
LOB	17



Batter	1	2	3	4	5	6	7	8	9	AB	R	H	RBI	BB	SO	LOB	BOTTOM			
Eric Young Sr., R (1,4) OBP: 0.366, SLG: 0.415	G6-3		S 1B 2B	1B 1B		CS 2B	FC6-4			5	2	3	2	0	0	3	<b>Pittsburgh Pirates @ Colorado Rockies</b> Coors Field, Denver, CO Fri Aug 08 1997, 7:05 PM MDT Att: 48,262 - Unknown - 86 F			
Elie Burks, R (1,8) OBP: 0.330, SLG: 0.515	P6		1B BB	1B 1B		L6		G6-3		3	1	1	0	1	0	1				
Quinton McCracken, S (8,8) OBP: 0.359, SLG: 0.351				1-3	1B	1-3	1B			1	0	0	0	0	0	0				
Larry Walker, L (1,9) OBP: 0.474, SLG: 0.719	FC6-4 1B		K	1-2	3H 1B	CS IBB		F8		4	0	2	1	1	1	2				
Andres Galarraga, R (1,3) OBP: 0.396, SLG: 0.579	FC6-4		1B 2H 1B	L6		G6-3		K		5	0	1	1	0	1	5				
Dante Bichette, R (1,7) OBP: 0.347, SLG: 0.498		1-1	L7	0-2						3	0	2	1	1	0	0				
Harvey Pulliam, R (8,7) OBP: 0.362, SLG: 0.455			1-3	2H 1B		G3 1B		G4-3-4 G6-3 BB		0	0	0	0	0	0	0				
Vinny Castilla, R (1,5) OBP: 0.344, SLG: 0.536	G6-3		K	0-3	F8		G6-3			4	0	0	0	0	1	4				
Jeff Reed, L (1,2) OBP: 0.385, SLG: 0.477		3-2	K	2-3	K		G3		G4-3-4	4	0	0	0	0	2	2				
Nelfi Perez, S (1,6) OBP: 0.355, SLG: 0.478			4-2	S 2B BB	SH2-4 1B 1B				17 BB IBB	1	2	1	0	3	0	0				
Jamey Wright, R (1,1) OBP: 0.206, SLG: 0.129			2-3	K	SH2-4		FC6		FC6-4 BB	2	0	0	0	0	1	3				
Mike DeJean, R (7,1) OBP: 0.500, SLG: 1.000										0	0	0	0	0	0	0				
17 Todd Helton, L (7, PH) OBP: 0.393, SLG: 0.542										0	0	0	0	1	0	0				
Jerry Dipoto, R (8,1) OBP: 0.125, SLG: 0.125										0	0	0	0	0	0	0				
<b>Inning Stats</b>	R: 0 E: 0 K: 0 S: 7	H: 1 LOB: 1 BB: 0 P: 11	R: 0 E: 0 K: 1 S: 7	H: 0 LOB: 0 BB: 0 P: 12	R: 3 E: 0 K: 3 S: 23	H: 3 LOB: 2 BB: 2 P: 36	R: 2 E: 0 K: 1 S: 12	H: 4 LOB: 2 BB: 0 P: 16	R: 0 E: 0 K: 0 S: 7	H: 1 LOB: 1 BB: 1 P: 16	R: 0 E: 0 K: 0 S: 11	H: 0 LOB: 3 BB: 3 P: 30	R: 0 E: 0 K: 1 S: 10	H: 0 LOB: 0 BB: 0 P: 14	R: 0 E: 0 K: 0 S: 10	H: 0 LOB: 0 BB: 0 P: 14	1B: 8 2B: 2 3B: 0 HR: 0	SF: 0 SAC: 1 DP: 0 HBP: 0	WP: 0 PB: 0 SB: 2 CS: 2	PA: 40
<b>PITCHER</b>	IP WLS BF H R ER SO BB IBB HBP BLK WP HR S P ERA WHIP																			
Jon Lieber, R (1,1) ERA: 4.83	6.0 L 31 10 5 5 5 2 2 0 0 0 0 0 64 105 7.50 2.000																			
Clint Sodowsky, R (7,1) ERA: 3.66	2.0 9 0 0 0 1 2 1 0 0 0 0 0 21 44 0.00 1.000																			

AB	32
R	5
H	10
RBI	5
BB	7
SO	6
LOB	20









Batter	1	2	3	4	5	6	7	8	9	AB	R	H	RBI	BB	SO	LOB	TOP			
Tony Womack, L (1,4) OBP: 0.330, SLG: 0.390	2-1 WP 1B 2B		2-1 G6-3	2-3 K		0-0 G1-3		1-2 G4-3		5	1	1	0	0	1	3				
Jermaine Allensworth, R (1,8) OBP: 0.344, SLG: 0.335	3-2 G3-6-3 1B		2-1 BB 1B		1-2 P4	3-1 G1-3		2-1 G4-3		5	0	2	2	0	0	1				
Al Martin, L (1,7) OBP: 0.368, SLG: 0.455	0-0 G3-6-3 1-2		4-1 BB 1-2		0-0 2B 3B		1-1 F8		1-3 K	4	1	1	0	1	1	1				
Eddie Williams, R (1,3) OBP: 0.231, SLG: 0.167	0-3 K		1-3 K		0-2 G4-3		1-2 HR 1B		3-2 F9	5	1	1	0	0	2	3				
Dale Sveum, S (1,5) OBP: 0.351, SLG: 0.502		0-0 G4-3		0-0 HR 1B	2-0 2B		1-1 HR		2-2 P5	5	2	3	3	0	0	0				
Turner Ward, S (1,9) OBP: 0.423, SLG: 0.547		2-2 P5		2-1 HR 1B	4-1 BB		1-0 BB 1B			3	1	2	2	1	0	0				
Keith Osik, R (1,2) OBP: 0.322, SLG: 0.367		0-0 G5-3		1-1 G6-3	0-1 F8		4-0 G4-6-3 BB			3	0	0	0	1	0	2				
Kevin Polcovich, R (1,6) OBP: 0.352, SLG: 0.391			4-2 G6-3 SH1-4 1B BB	2-2 2B		0-0 G1-3 SH1-4 1B	1-2 G4-6-3 1-2			3	1	2	0	1	0	2				
Marc Wilkins, R (7,1)										0	0	0	0	0	0	0				
Jason Schmidt, R (1,1) OBP: 0.105, SLG: 0.132			0-0 SH1-4	2-3 K		0-0 SH1-4		2-1 F8		1	0	0	0	0	1	1				
Joe Randa, R (7,5) OBP: 0.354, SLG: 0.450			1-2		1-2					1	0	0	0	0	0	0				
<b>Inning Stats</b>	R: 1 E: 0 K: 1 S: 10	H: 2 LOB: 0 BB: 0 P: 15	R: 0 E: 0 K: 0 S: 7	H: 0 LOB: 0 BB: 0 P: 9	R: 1 E: 0 K: 1 S: 12	H: 1 LOB: 2 BB: 2 P: 25	R: 2 E: 0 K: 2 S: 16	H: 3 LOB: 1 BB: 0 P: 20	R: 1 E: 0 K: 0 S: 11	H: 2 LOB: 2 BB: 1 P: 18	R: 2 E: 0 K: 0 S: 11	H: 3 LOB: 1 BB: 1 P: 20	R: 0 E: 0 K: 0 S: 7	H: 0 LOB: 0 BB: 0 P: 12	R: 0 E: 0 K: 1 S: 10	H: 0 LOB: 0 BB: 0 P: 16	1B: 6 2B: 3 3B: 1 HR: 2	SF: 0 SAC: 2 DP: 2 HBP: 0	WP: 1 PB: 0 SB: 0 CS: 0	PA: 41
<b>PITCHER</b>	IP WLS BF H R ER SO BB IBB HBP BLK WP HR S P ERA WHIP																			
Roger Bailey, R (1,1) ERA: 4.0	6.1 33 12 7 7 4 3 0 0 0 1 2 69 112 9.95 2.368																			
Curt Leskanic, R (7,1) ERA: 6.44	1.2 W 5 0 0 0 0 1 0 0 0 0 0 10 20 0.00 0.600																			
Jerry Dipoto, R (9,1) ERA: 4.68	1.0 S 3 0 0 0 1 0 0 0 0 0 0 10 16 0.00 0.000																			

Pittsburgh Pirates @ Colorado Rockies  
Coors Field, Denver, CO  
Sun Aug 10 1997, 3:33 AM MDT  
Att. 48,018 - Overcast - 58 F

AB	35
R	7
H	12
RBI	7
BB	4
SO	5
LOB	13



Batter	1	2	3	4	5	6	7	8	9	AB	R	H	RBI	BB	SO	LOB	BOTTOM			
Quinton McCracken, S (1,8) OBP: 0.367, SLG: 0.351	2-3 K		4-1 1B	3-2 S 1B		4-2 G3 1B BB		0-0 SH1-4		2	1	1	2	2	1	0				
Neftali Perez, S (1,4) OBP: 0.373, SLG: 0.521	0-2 F8		0-1 BB	4-1 S 1B		0-1 G3 1B		1-0 G3-6-3 1B		4	1	3	1	1	0	0				
Larry Walker, L (1,9) OBP: 0.470, SLG: 0.726	2-2 E6 CS		1-0 F8	1-3 K		3-2 G3		1-1 G3-6-3 1-2		5	0	0	0	0	1	8				
Andres Galarraga, R (1,3) OBP: 0.395, SLG: 0.580	1-2 CS	1-0 P4		0-3 K	1-1 G6-3	1-0 2B 1B				4	0	1	2	0	1	0				
Dante Bichette, R (1,7) OBP: 0.347, SLG: 0.501		1-3 K		1-0 1B 1B 2B 1B	0-1 HR	1-3 K				4	2	2	1	0	2	1				
Harvey Pulliam, R (8,7) OBP: 0.362, SLG: 0.455										0	0	0	0	0	0	0				
Vinny Castilla, R (1,5) OBP: 0.345, SLG: 0.532		0-0 G6-3		2-0 1B 2B 1B	0-0 G6-3		2-2 F8			4	1	1	0	0	0	0				
Kirt Manwaring, R (1,2) OBP: 0.314, SLG: 0.303			1-0 G4-3	1-2 2B 1B 1B	1-0 2B		2-2 G5-3			4	1	2	0	0	0	0				
Walt Weiss, S (1,6) OBP: 0.359, SLG: 0.375			2-2 F7	1-1 1B 2B	2-2 F8		1-0 G5-3			4	1	1	2	0	0	1				
Roger Bailey, R (1,1) OBP: 0.250, SLG: 0.240			0-0 1B BB	0-1 G1-3		0-3 K		0-2 SH1-4 1B 1B		3	0	1	0	0	1	2				
Curt Leskanic, R (7,1) ERA: 4.3										0	0	0	0	0	0	0				
Eric Young Sr., R (8, PH) OBP: 0.363, SLG: 0.411										1	1	1	0	0	0	0				
Jerry Dipoto, R (9,1) OBP: 0.125, SLG: 0.125										0	0	0	0	0	0	0				
<b>Inning Stats</b>	R: 0 E: 1 K: 1 S: 15	H: 0 LOB: 0 BB: 0 P: 20	R: 0 E: 0 K: 1 S: 6	H: 0 LOB: 0 BB: 0 P: 8	R: 0 E: 0 K: 0 S: 9	H: 2 LOB: 3 BB: 1 P: 17	R: 4 E: 0 K: 2 S: 20	H: 5 LOB: 2 BB: 1 P: 32	R: 1 E: 0 K: 0 S: 9	H: 2 LOB: 1 BB: 0 P: 13	R: 2 E: 0 K: 2 S: 14	H: 2 LOB: 1 BB: 1 P: 23	R: 0 E: 0 K: 0 S: 8	H: 0 LOB: 0 BB: 0 P: 13	R: 1 E: 0 K: 0 S: 7	H: 2 LOB: 0 BB: 0 P: 9	1B: 10 2B: 2 3B: 0 HR: 1	SF: 0 SAC: 1 DP: 1 HBP: 0	WP: 0 PB: 0 SB: 1 CS: 1	PA: 40
<b>PITCHER</b>	IP WLS BF H R ER SO BB IBB HBP BLK WP HR S P ERA WHIP																			
Jason Schmidt, R (1,1) ERA: 4.3	6.0 32 11 7 7 6 3 0 0 0 0 0 73 113 10.50 2.333																			
Marc Wilkins, R (7,1) ERA: 4.47	2.0 L 7 2 1 1 0 0 0 0 0 0 0 15 22 4.50 1.000																			

Pittsburgh Pirates @ Colorado Rockies  
Coors Field, Denver, CO  
Sun Aug 10 1997, 3:33 AM MDT  
Att. 48,018 - Overcast - 58 F

AB	35
R	8
H	13
RBI	8
BB	3
SO	6
LOB	12









Batter	1	2	3	4	5	6	7	8	9	AB	R	H	RBI	BB	SO	LOB	TOP					
Tony Womack, L (1,4) OBP: 0.330, SLG: 0.389	1-2 P7	0-0 F9			1-0 FC4-6 1B		0-3 K2-3			4	0	1	0	0	1	3						
Turner Ward, S (1,8) OBP: 0.403, SLG: 0.514	0-3 K		0-1 B2		2-0 FC4-6 FC6-4 1-2			3-2 G4-3		4	0	0	1	0	1	1						
Al Martin, L (1,7) OBP: 0.364, SLG: 0.449	0-0 1B		1-1 G6-3		3-H FC6-4 0-0 1-2			2-0 G3-1		4	0	1	0	0	0	1						
Eddie Williams, R (1,3) OBP: 0.227, SLG: 0.300	0-3 K		0-0 G2-3			1-2 G3-1		1-3 K2-3		4	0	0	0	0	2	1						
Joe Randa, R (1,5) OBP: 0.352, SLG: 0.443		4-1 PB 1B BB		1-0 G1-3		1-1 18 G6-3 1B		0-1 G1-3		3	1	1	0	1	0	0						
18 Jason Kendall, R (1,2) OBP: 0.400, SLG: 0.440		3-1 1B PB 1B		0-3 K		0-0 1-2 G6-3		4-1 BB		3	0	1	0	1	1	1						
Dale Sveum, S (1,6) OBP: 0.355, SLG: 0.506		1-2 1-3 2-H 1B		2-3 K			2-1 2B	1-3 SAFE K		4	0	2	1	0	2	1						
Jose Guillen, R (1,9) OBP: 0.298, SLG: 0.424		0-2 G1-3		1-2 1B SH5-4 FC4-6 1B		0-1 G1-3		1-2 SAFE G1-3		4	1	1	0	0	0	4						
Rich Loiselle, R (9,1)										0	0	0	0	0	0	0						
Jon Lieber, L (1,1) OBP: 0.128, SLG: 0.130		0-3 K		0-0 SH5-4		0-3 K				2	0	0	0	0	2	3						
Ricardo Rincon, L (7,1)										0	0	0	0	0	0	0						
Jermaine Allensworth, R (9,8) OBP: 0.345, SLG: 0.333										0	0	0	0	0	0	0						
<b>Inning Stats</b>	R: 0 E: 0 K: 2 S: 10	H: 1 LOB: 1 BB: 0 P: 11	R: 1 E: 0 K: 1 S: 14	H: 2 LOB: 2 BB: 1 P: 22	R: 0 E: 0 K: 0 S: 5	H: 0 LOB: 0 BB: 0 P: 6	R: 0 E: 0 K: 2 S: 8	H: 0 LOB: 0 BB: 0 P: 11	R: 1 E: 0 K: 0 S: 9	H: 2 LOB: 1 BB: 0 P: 13	R: 0 E: 0 K: 0 S: 6	H: 1 LOB: 0 BB: 0 P: 8	R: 0 E: 0 K: 2 S: 10	H: 1 LOB: 1 BB: 0 P: 12	R: 0 E: 0 K: 1 S: 8	H: 0 LOB: 0 BB: 0 P: 14	R: 0 E: 0 K: 1 S: 10	H: 0 LOB: 1 BB: 1 P: 16	1B: 6 2B: 1 3B: 0 HR: 0	SF: 0 SAC: 1 DP: 1 HBP: 0	WP: 0 PB: 1 SB: 0 CS: 0	PA: 35
<b>PITCHER</b> 29 John Smoltz, R (1,1) ERA: 3.04	IP: 9.0 WLS: L BF: 35	H: 7 R: 2 ER: 2 SO: 9	BB: 2 IBB: 0 HBP: 0 BLK: 0	WP: 0 HR: 0 S: 80 P: 113	ERA: 2.00 WHIP: 1.000																	

Pittsburgh Pirates @ Atlanta Braves  
Turner Field, Atlanta, GA  
Wed Aug 13 1997, 7:05 PM EDT  
Att: 40,793 - Unknown - 76 F

AB 32  
R 2  
H 7  
RBI 2  
BB 2  
SO 9  
LOB 15



Batter	1	2	3	4	5	6	7	8	9	AB	R	H	RBI	BB	SO	LOB	BOTTOM									
Kenny Lofton, L (1,8) OBP: 0.409, SLG: 0.435	3-2 L7		0-0 F7		2-0 1-2 1B		0-0 2-3 3-H 1B		0-0 B2-3	5	0	2	1	0	0	1										
Michael Tucker, L (1,9) OBP: 0.347, SLG: 0.432	0-1 E1		0-0 F7		2-3 K		2-2 1-2 F7			3	0	0	0	0	1	2										
Andrew Jones, R (7, PH) OBP: 0.343, SLG: 0.434	10 CS 1B									1	0	0	0	0	0	2										
Ryan Klesko, L (1,7) OBP: 0.325, SLG: 0.474	2-0 1-2 1B			1-1 G1-3		2-1 G6-3		1-1 HBP		3	0	1	0	0	0	0										
Danny Bautista, R (7, PH) OBP: 0.283, SLG: 0.518										0	0	0	0	0	0	0										
10 Chipper Jones, S (1,5) OBP: 0.383, SLG: 0.504	3-3 K			4-1 BB		1-0 E7		0-0 G5-3		3	0	0	0	1	1	5										
Javy Lopez, R (1,2) OBP: 0.358, SLG: 0.540		2-2 1B		2-3 K		1-1 G6-3		1-2 F7		4	0	1	0	0	1	2										
Fred McGriff, L (1,3) OBP: 0.382, SLG: 0.430		1-3 K		2-3 K		0-1 G4-3		0-3 K		4	0	0	0	0	3	3										
Jeff Blauser, R (1,6) OBP: 0.405, SLG: 0.509		0-1 F8			0-0 G4-3		1-1 29 SH1-4 1B	3-3 K		4	1	1	0	0	1	1										
Mark Lemke, S (1,4) OBP: 0.293, SLG: 0.308		0-0 F7			1-3 K		4-0 1B 29 SH1-4 BB		0-1 E1	3	0	0	0	1	1	1										
Tony Graffanino, R (9, PR) OBP: 0.358, SLG: 0.350										0	0	0	0	0	0	0										
29 John Smoltz, R (1,1) OBP: 0.357, SLG: 0.323					1-1 G4-3		1-2 1B		3-3 K	2	0	1	0	0	0	0										
Ed Giovanola, L (9, PH)										1	0	0	0	0	1	1										
<b>Inning Stats</b>	R: 0 E: 1 K: 1 S: 9	H: 1 LOB: 2 BB: 0 P: 17	R: 0 E: 0 K: 1 S: 11	H: 1 LOB: 0 BB: 0 P: 14	R: 0 E: 0 K: 0 S: 5	H: 0 LOB: 0 BB: 0 P: 6	R: 0 E: 0 K: 2 S: 10	H: 0 LOB: 1 BB: 1 P: 19	R: 0 E: 0 K: 0 S: 7	H: 0 LOB: 1 BB: 0 P: 11	R: 1 E: 0 K: 0 S: 11	H: 2 LOB: 3 BB: 1 P: 20	R: 0 E: 0 K: 2 S: 10	H: 0 LOB: 0 BB: 0 P: 14	R: 0 E: 1 K: 1 S: 6	H: 0 LOB: 1 BB: 0 P: 9	1B: 6 2B: 2 3B: 0 HR: 0	SF: 0 SAC: 1 DP: 2 HBP: 1	WP: 0 PB: 0 SB: 0 CS: 2	PA: 37						
<b>PITCHER</b> Jon Lieber, R (1,1) ERA: 4.68	IP: 6.1 WLS: W BF: 27	H: 5 R: 1 ER: 1 SO: 6	BB: 2 IBB: 0 HBP: 0 BLK: 0	WP: 0 HR: 0 S: 58 P: 95	ERA: 1.42 WHIP: 1.105																					
Ricardo Rincon, L (7,1) ERA: 3.6	1.2	7	1	0	0	2	0	0	1	0	0	0	16	23	0.00	0.600										
Rich Loiselle, R (9,1) ERA: 2.77	1.0	S	3	0	0	1	0	0	0	0	0	0	6	9	0.00	0.000										

Pittsburgh Pirates @ Atlanta Braves  
Turner Field, Atlanta, GA  
Wed Aug 13 1997, 7:05 PM EDT  
Att: 40,793 - Unknown - 76 F

AB 33  
R 1  
H 6  
RBI 1  
BB 2  
SO 9  
LOB 18









Batter	1	2	3	4	5	6	7	8	9	AB	R	H	RBI	BB	SO	LOB	TOP					
Tony Womack, L (1.4) OBP: 0.329, SLG: 0.386	L7	K		P4		K	K		G3	6	0	0	0	0	3	0	<b>Pittsburgh Pirates @ Florida Marlins</b> Pro Player Stadium, Miami, FL Sat Aug 16 1997, 7:05 PM EDT Att: 40,031 - Unknown - 88 F					
Jermaine Allensworth, R (1.8) OBP: 0.349, SLG: 0.335	1B BB 1B BB	G4-3		P2		1B	K			4	2	1	0	1	1	0						
Mark Smith, R (1.7) OBP: 0.339, SLG: 0.495	1B 1B 1B SF8				2B	1B		G6-3		3	1	2	1	2	0	0						
Eddie Williams, R (1.3) OBP: 0.250, SLG: 0.379	BB 1B BB	K			FC1-5-6 1B 1B G4-3	G4-6-3		G5-3		5	2	1	0	0	1	3						
Joe Randa, R (1.5) OBP: 0.360, SLG: 0.449	BB BB 1-2 2-3 3-H			18 G4-3 1B	G4-3 1B		18 1B HR	FC5 18 HBP		3	2	3	1	1	0	0						
18 Jason Kendall, R (1.2) OBP: 0.400, SLG: 0.439	SF8			G4-3		G4-3 1B	1B			3	1	2	1	0	0	1						
Jose Guillen, R (1.9) OBP: 0.306, SLG: 0.436	BB 1-2 2-3			G4-3	G4-3 1B	G4-3	1B	FC5		4	1	2	5	1	0	4						
Kevin Polcovich, R (1.6) OBP: 0.355, SLG: 0.406	BB 1-2 2-3 3-H			G6-4-3			HR			3	1	1	2	2	0	1						
67 Francisco Cordova, R (1.1) Matt Ruebel, L (6.1) Emil Brown, R (7.1) Clint Sodowsky, R (7.1) Keith Oak, R (9.1) Jason Christiansen, R (9.1)	G3			K	G3		F8		P3	3	0	0	0	0	1	6						
<b>Inning Stats</b>	R: 3 E: 0 K: 0 S: 14	H: 2 LOB: 3 BB: 4 P: 37	R: 0 E: 0 K: 2 S: 10	H: 0 LOB: 1 BB: 1 P: 19	R: 1 E: 0 K: 0 S: 7	H: 2 LOB: 0 BB: 0 P: 12	R: 0 E: 0 K: 1 S: 6	H: 0 LOB: 0 BB: 0 P: 9	R: 1 E: 0 K: 0 S: 12	H: 3 LOB: 3 BB: 1 P: 22	R: 1 E: 0 K: 1 S: 9	H: 2 LOB: 0 BB: 0 P: 14	R: 4 E: 0 K: 2 S: 15	H: 3 LOB: 0 BB: 0 P: 24	R: 0 E: 0 K: 0 S: 13	H: 0 LOB: 2 BB: 1 P: 22		R: 0 E: 0 K: 0 S: 9	H: 0 LOB: 0 BB: 0 P: 15	1B: 8 2B: 2 3B: 0 HR: 2	SF: 1 SAC: 0 DP: 2 HBP: 2	WP: 0 PB: 0 SB: 1 CS: 0
<b>PITCHER</b>	IP WLS BF H R ER SO BB IBB HBP BLK WP HR S P ERA WHIP																					
Tony Saunders, L (1.1) ERA: 3.91	3.0 L 17 4 4 4 2 5 0 0 0 0 0 0 0 31 68 12.00 3.000																					
Antonio Alfonseca, R (4.1) ERA: 3.38	2.0 0 10 3 1 1 1 0 1 0 0 0 0 0 18 31 4.50 1.500																					
Rob Stanifer, R (6.1) ERA: 5.2	1.0 8 5 5 5 1 0 0 1 0 0 2 17 28 45.00 5.000																					
Ed Vosberg, L (7.1) ERA: 4.3	2.0 8 0 0 0 2 1 0 1 0 0 0 20 32 0.00 0.500																					
Felix Heredia, L (9.1) ERA: 4.98	1.0 3 0 0 0 0 0 0 0 0 0 0 9 15 0.00 0.000																					

Batter	1	2	3	4	5	6	7	8	9	AB	R	H	RBI	BB	SO	LOB	BOTTOM					
Devon White, S (1.8) OBP: 0.342, SLG: 0.336	F8				F9	K		SF8		4	0	0	1	0	2	2	<b>Pittsburgh Pirates @ Florida Marlins</b> Pro Player Stadium, Miami, FL Sat Aug 16 1997, 7:05 PM EDT Att: 40,031 - Unknown - 88 F					
Edgar Renteria, R (1.6) OBP: 0.324, SLG: 0.337	G5-3				1B BB		G6-3	FC6-4		3	0	0	0	2	0	2						
Gary Sheffield, R (1.9) OBP: 0.418, SLG: 0.412	G5-3				1B		BB	G5-3		4	0	1	0	1	1	3						
Bobby Bonilla, S (1.5) OBP: 0.382, SLG: 0.502	G4-3				G3	SF7			HR	3	1	1	2	1	0	0						
Darren Daulton, L (1.3) OBP: 0.370, SLG: 0.465	2B SF7 BB				K	P3		L9	G6-3	4	1	0	0	1	1	4						
Moises Alou, R (1.7) OBP: 0.382, SLG: 0.499					1B BB					2	0	1	0	2	1	2						
Kurt Abbott, R (8.7) OBP: 0.305, SLG: 0.433					1B BB		G6-3	K		1	0	0	0	0	1	0						
Charles Johnson, R (1.2) OBP: 0.354, SLG: 0.495					1B BB					2	1	1	1	1	0	1						
Felix Heredia, L (9.1) OBP: 0.500, SLG: 0.500	SF7									0	0	0	0	0	0	0						
Jeff Conine, R (9.1) OBP: 0.343, SLG: 0.371					1B			1B SF8 BB	K	1	0	0	0	0	1	0						
Craig Counsell, L (1.4) OBP: 0.472, SLG: 0.489	L6				L7			FC6-4 1B		4	1	2	0	0	0	3						
Tony Saunders, L (1.1) John Carrozzini, S (3.1) Antonio Alfonseca, R (4.1) Dennis Cook, L (5.1) Rob Stanifer, R (6.1) Ed Vosberg, L (7.1) Gregg Zaun, S (8.1)					L4			FC6-4 1B		0	0	0	0	0	0	0						
<b>Inning Stats</b>	R: 0 E: 0 K: 0 S: 4	H: 0 LOB: 0 BB: 0 P: 7	R: 1 E: 0 K: 0 S: 8	H: 1 LOB: 1 BB: 1 P: 17	R: 0 E: 0 K: 2 S: 12	H: 0 LOB: 1 BB: 1 P: 21	R: 0 E: 0 K: 1 S: 10	H: 1 LOB: 2 BB: 1 P: 20	R: 1 E: 0 K: 0 S: 16	H: 2 LOB: 1 BB: 1 P: 26	R: 1 E: 0 K: 1 S: 9	H: 2 LOB: 1 BB: 1 P: 17	R: 0 E: 0 K: 1 S: 7	H: 0 LOB: 2 BB: 2 P: 20	R: 1 E: 0 K: 0 S: 16	H: 2 LOB: 2 BB: 1 P: 27	R: 1 E: 0 K: 2 S: 13	H: 1 LOB: 0 BB: 0 P: 18	1B: 6 2B: 2 3B: 0 HR: 1	SF: 3 SAC: 0 DP: 1 HBP: 0	WP: 0 PB: 0 SB: 0 CS: 0	PA: 43
<b>PITCHER</b>	IP WLS BF H R ER SO BB IBB HBP BLK WP HR S P ERA WHIP																					
67 Francisco Cordova, R (1.1) ERA: 3.14	5.2 W 27 6 3 3 3 5 0 0 0 0 0 0 0 4 7 4.76 1.941																					
Matt Ruebel, L (6.1) ERA: 6.88	0.1 1 0 0 0 1 0 0 0 0 0 0 0 4 7 0.00 0.000																					
Clint Sodowsky, R (7.1) ERA: 0.64	2.0 11 2 1 1 1 3 0 0 0 0 0 0 23 47 4.50 2.500																					
Jason Christiansen, L (9.1) ERA: 4.91	1.0 4 1 1 1 2 0 0 0 0 0 0 1 13 18 9.00 1.000																					



Batter	1	2	3	4	5	6	7	8	9	AB	R	H	RBI	BB	SO	LOB	TOP										
Tony Womack, L (1.4) OBP: 0.328, SLG: 0.385	G6-3		G6-3				G4-3			4	0	1	0	0	0	2	Pittsburgh Pirates @ Florida Marlins Pro Player Stadium, Miami, FL Sun Aug 17 1997, 3:33 AM EDT Att: 38,221 - Sunny - 91 F										
Turner Ward, S (1.8) OBP: 0.383, SLG: 0.486	P6			G6-3	P1		G4-3			4	0	0	0	0	0	2											
Al Martin, L (1.7) OBP: 0.364, SLG: 0.445	G3-1				1B	1B			G3-1	4	2	2	0	0	0	0											
Dale Sveum, S (1.3) OBP: 0.352, SLG: 0.500		K			1B	G1-3			G1-3	4	0	1	0	0	1	1											
Joe Randa, R (1.5) OBP: 0.359, SLG: 0.447	L8				1B				G6-3	4	0	1	1	0	1	1											
18 Jason Kendall, R (1.2) OBP: 0.402, SLG: 0.443 Keith Osik, R (8.2) OBP: 0.315, SLG: 0.358				G6-3						3	0	2	1	0	0	2											
Jose Guillen, R (1.9) OBP: 0.304, SLG: 0.432 Paul Wagner, R (6.1) Matt Ruebel, L (7.1) Marc Wilkins, R (8.1) Emil Brown, R (9, PH) OBP: 0.299, SLG: 0.277 Kevin Polcovich, R (1.6) OBP: 0.358, SLG: 0.407										3	0	0	0	0	1	4											
Steve Cooke, R (1.1) OBP: 0.071, SLG: 0.095 Mark Smith, R (6.9) OBP: 0.336, SLG: 0.491										0	0	0	0	0	0	0											
										1	0	0	0	0	0	0											
										1	0	0	0	0	1	1											
<b>Inning Stats</b>	R: 0 E: 0 K: 0 S: 7	H: 0 LOB: 0 BB: 0 P: 10	R: 0 E: 0 K: 1 S: 7	H: 1 LOB: 1 BB: 0 P: 12	R: 0 E: 0 K: 1 S: 9	H: 1 LOB: 0 BB: 0 P: 11	R: 1 E: 0 K: 0 S: 14	H: 3 LOB: 2 BB: 0 P: 22	R: 0 E: 0 K: 2 S: 10	H: 1 LOB: 1 BB: 0 P: 15	R: 1 E: 0 K: 2 S: 13	H: 2 LOB: 1 BB: 0 P: 20	R: 0 E: 0 K: 1 S: 9	H: 1 LOB: 0 BB: 0 P: 15	R: 0 E: 0 K: 0 S: 8	H: 0 LOB: 0 BB: 0 P: 9	R: 0 E: 0 K: 1 S: 10	H: 0 LOB: 0 BB: 0 P: 11	1B: 8 2B: 1 3B: 0 HR: 0	SF: 0 SAC: 0 DP: 0 HBP: 0	WP: 1 PB: 0 SB: 0 CS: 1	PA: 35					
<b>PITCHER</b>	IP	WLS	BF	H	R	ER	SO	BB	IBB	HBP	BLK	WP	HR	S	P	ERA	WHIP										
Kevin Brown, R (1.1) ERA: 2.89 Jay Powell, R (9.1) ERA: 3.24	8.0	W	32	9	2	2	7	0	0	0	0	1	0	77	114	2.25	1.125										

Batter	1	2	3	4	5	6	7	8	9	AB	R	H	RBI	BB	SO	LOB	BOTTOM										
Devon White, S (1.8) OBP: 0.331, SLG: 0.326	K	G1-3		G5-3		G4-3	SF8			4	0	0	1	0	1	3	Pittsburgh Pirates @ Florida Marlins Pro Player Stadium, Miami, FL Sun Aug 17 1997, 3:33 AM EDT Att: 38,221 - Sunny - 91 F										
Edgar Renteria, R (1.6) OBP: 0.324, SLG: 0.338			F9	G5-3		WP	K			5	1	2	1	0	1	4											
Gary Sheffield, R (1.9) OBP: 0.419, SLG: 0.410 John Cangestosi, S (6, PR) OBP: 0.339, SLG: 0.311	F8			K		FC5-4			F7	2	0	0	0	2	1	1											
Bobby Bonilla, S (1.5) OBP: 0.382, SLG: 0.500 Alex Arias, R (9.5) OBP: 0.362, SLG: 0.344						FC5-4	F9		G4-3	4	2	1	0	1	0	3											
Jeff Conine, R (1.3) OBP: 0.348, SLG: 0.377										0	0	0	0	0	0	0											
Moises Alou, R (1.7) OBP: 0.385, SLG: 0.506										3	3	2	1	1	0	1											
Charles Johnson, R (1.2) OBP: 0.366, SLG: 0.505										4	2	2	5	1	1	2											
Kurt Abbott, R (1.4) OBP: 0.307, SLG: 0.433 Craig Counsell, L (6, PH) OBP: 0.473, SLG: 0.489										4	1	2	1	0	2	2											
Kevin Brown, R (1.1) OBP: 0.220, SLG: 0.167 Jay Powell, R (9.1) OBP: 0.500, SLG: 0.500										2	0	1	0	0	0	0											
										2	1	1	0	0	0	2											
<b>Inning Stats</b>	R: 3 E: 0 K: 1 S: 15	H: 3 LOB: 1 BB: 1 P: 27	R: 0 E: 0 K: 0 S: 11	H: 2 LOB: 2 BB: 0 P: 14	R: 3 E: 0 K: 2 S: 10	H: 2 LOB: 0 BB: 1 P: 23	R: 0 E: 0 K: 1 S: 8	H: 0 LOB: 0 BB: 0 P: 12	R: 0 E: 0 K: 1 S: 8	H: 0 LOB: 1 BB: 1 P: 15	R: 2 E: 0 K: 0 S: 11	H: 3 LOB: 2 BB: 1 P: 28	R: 2 E: 1 K: 2 S: 12	H: 2 LOB: 2 BB: 1 P: 21	R: 0 E: 0 K: 0 S: 8	H: 0 LOB: 1 BB: 0 P: 12	1B: 9 2B: 1 3B: 0 HR: 2	SF: 1 SAC: 1 DP: 0 HBP: 1	WP: 1 PB: 0 SB: 1 CS: 0	PA: 42							
<b>PITCHER</b>	IP	WLS	BF	H	R	ER	SO	BB	IBB	HBP	BLK	WP	HR	S	P	ERA	WHIP										
Steve Cooke, L (1.1) ERA: 4.0 Paul Wagner, R (6.1) ERA: 3.94 Matt Ruebel, L (7.1) ERA: 6.92 Marc Wilkins, R (8.1) ERA: 4.37	1.0	L	24	7	6	6	5	3	0	0	0	1	1	11	28	18.00	4.000										



Batter	1	2	3	4	5	6	7	8	9	AB	R	H	RBI	BB	SO	LOB	TOP
<b>Jermaine Allensworth, R</b> OBP: 0.351, SLG: 0.353 (1, 8)	F8		HR	FC6-4 1B			G6-3 1B 2B	K		5	2	3	2	0	1	0	
<b>Joe Randa, R</b> OBP: 0.354, SLG: 0.440 (1, 4) (9, 5)	G3-1		F9	FC6-4 1-2 2-3 3-H			G6-3	G3		5	0	0	0	0	0	4	
<b>Mark Smith, R</b> OBP: 0.339, SLG: 0.487 (1, 7)	1B 1B		G1-6-3		F8		2B E 1B	P3		5	1	2	1	0	0	0	
<b>Eddie Williams, R</b> OBP: 0.297, SLG: 0.471 <b>Tony Womack, L</b> OBP: 0.329, SLG: 0.385 (1, 3) (9, PR) (9, 4)	1-2 1B		G4-3		G6-3		E E 2B	HR 2B		5	1	3	0	0	0	0	
<b>Dale Sveum, S</b> OBP: 0.353, SLG: 0.508 (1, 5) (9, 3)	F8			BB 1B BB	K		E6 E BB	HR		4	2	1	3	1	1	3	
<b>18 Jason Kendall, R</b> OBP: 0.400, SLG: 0.443 (1, 2)		E5 G5-4-3		F8		G6-3 2B	P4	G5-3		5	0	1	0	0	0	4	
<b>Jose Guillen, R</b> OBP: 0.394, SLG: 0.429 <b>Jason Christiansen, R</b> <b>Marc Wilkins, R</b> <b>Al Martin, L</b> OBP: 0.363, SLG: 0.444 <b>Rich Loiselle, R</b> (1, 9) (7, 1) (8, 1) (9, PH) (9, 1)	G5-4-3		K		G5-3		E BB	K		3	0	0	0	1	1	3	AB 40
<b>Kevin Polcovich, R</b> OBP: 0.359, SLG: 0.405 (1, 6)	1B		1B BB		G6-3		E5	K		4	0	1	0	1	1	4	R 7
<b>Esteban Loaiza, R</b> OBP: 0.191, SLG: 0.196 <b>Turner Ward, S</b> OBP: 0.378, SLG: 0.480 (1, 1) (7, PH) (7, 9)	G3		1B		G4-3		G6-3			2	0	0	0	1	0	2	H 11
<b>Inning Stats</b>	R: 0 E: 0 K: 0 S: 17	H: 2 LOB: 2 BB: 0 P: 26	R: 0 E: 1 K: 0 S: 7	H: 1 LOB: 1 BB: 0 P: 12	R: 1 E: 0 K: 0 S: 8	H: 1 LOB: 3 BB: 3 P: 14	R: 0 E: 0 K: 1 S: 9	H: 1 LOB: 1 BB: 0 P: 13	R: 3 E: 2 K: 0 S: 26	H: 3 LOB: 3 BB: 1 P: 38	R: 0 E: 0 K: 1 S: 5	H: 0 LOB: 0 BB: 0 P: 10	R: 2 E: 0 K: 2 S: 17	H: 2 LOB: 1 BB: 0 P: 20	1B: 5 2B: 4 3B: 0 HR: 2	SF: 0 SAC: 0 DP: 1 HBP: 0	WP: 0 PA: 44 PB: 0 SB: 0 CS: 0
<b>PITCHER</b>	IP WLS BF H R ER SO BB IBB HBP BLK WP HR S P ERA WHIP	IP WLS BF H R ER SO BB IBB HBP BLK WP HR S P ERA WHIP	IP WLS BF H R ER SO BB IBB HBP BLK WP HR S P ERA WHIP	IP WLS BF H R ER SO BB IBB HBP BLK WP HR S P ERA WHIP	IP WLS BF H R ER SO BB IBB HBP BLK WP HR S P ERA WHIP	IP WLS BF H R ER SO BB IBB HBP BLK WP HR S P ERA WHIP	IP WLS BF H R ER SO BB IBB HBP BLK WP HR S P ERA WHIP	IP WLS BF H R ER SO BB IBB HBP BLK WP HR S P ERA WHIP	IP WLS BF H R ER SO BB IBB HBP BLK WP HR S P ERA WHIP	IP WLS BF H R ER SO BB IBB HBP BLK WP HR S P ERA WHIP	IP WLS BF H R ER SO BB IBB HBP BLK WP HR S P ERA WHIP	IP WLS BF H R ER SO BB IBB HBP BLK WP HR S P ERA WHIP	IP WLS BF H R ER SO BB IBB HBP BLK WP HR S P ERA WHIP	IP WLS BF H R ER SO BB IBB HBP BLK WP HR S P ERA WHIP	IP WLS BF H R ER SO BB IBB HBP BLK WP HR S P ERA WHIP	IP WLS BF H R ER SO BB IBB HBP BLK WP HR S P ERA WHIP	IP WLS BF H R ER SO BB IBB HBP BLK WP HR S P ERA WHIP

Pittsburgh Pirates @ Florida Marlins  
Pro Player Stadium, Miami, FL  
Mon Aug 18 1997, 7:05 PM EDT  
Att: 30,200 - Unknown - 89 F

AB 40  
R 7  
H 11  
RBI 6  
BB 4  
SO 5  
LOB 24



Batter	1	2	3	4	5	6	7	8	9	AB	R	H	RBI	BB	SO	LOB	BOTTOM
<b>Devon White, S</b> OBP: 0.329, SLG: 0.324 (1, 8)	F8 S 1B		F8	P6			G5-3			4	0	1	0	0	0	1	
<b>Edgar Renteria, R</b> OBP: 0.324, SLG: 0.337 (1, 6)	L4		E9 1B		L7		K			4	1	1	0	0	1	1	
<b>Gary Sheffield, R</b> OBP: 0.420, SLG: 0.409 (1, 9)	F8		FC4-6 1B		G5-3		G6-3 BB	BB		3	0	1	1	1	0	1	
<b>Bobby Bonilla, S</b> OBP: 0.383, SLG: 0.499 (1, 5)	G4-3		FC4-6 1-2		1B		G6-3 BB	BB		3	0	1	0	1	0	2	
<b>Darren Daulton, L</b> OBP: 0.370, SLG: 0.463 <b>Jeff Conine, R</b> OBP: 0.348, SLG: 0.376 (1, 3) (8, PH) (9, 3)	G4-3 S 1B		F7		K		G6-3	1-2 2-3		3	0	1	0	0	1	2	
<b>Moises Alou, R</b> OBP: 0.394, SLG: 0.511 <b>Robb Nen, R</b> (1, 7) (9, 1)	K		HR		F9		F8			4	1	1	1	0	1	2	
<b>Charles Johnson, R</b> OBP: 0.367, SLG: 0.503 (1, 2)	G4-3 BB		1B		F9		K			3	0	1	0	1	1	0	AB 33
<b>Craig Counsell, L</b> OBP: 0.441, SLG: 0.451 (1, 4)	G4-3		L4		P6		K			4	0	0	0	0	1	3	R 2
<b>Kirt Ojala, L</b> <b>Antonio Alfonseca, R</b> <b>Felix Heredia, L</b> <b>John Gangelisi, S</b> <b>Dennis Cook, L</b> <b>Jim Eisenreich, L</b> (1, 1) (4, 1) (7, 1) (7, PH) (8, 1) (9, 7)	G6-3		K		K		L7			1	0	0	0	0	0	2	H 7
<b>Inning Stats</b>	R: 0 E: 0 K: 0 S: 7	H: 1 LOB: 1 BB: 1 P: 13	R: 0 E: 1 K: 1 S: 13	H: 1 LOB: 2 BB: 1 P: 21	R: 1 E: 0 K: 0 S: 8	H: 2 LOB: 1 BB: 0 P: 12	R: 0 E: 0 K: 1 S: 8	H: 0 LOB: 0 BB: 0 P: 12	R: 0 E: 0 K: 2 S: 11	H: 0 LOB: 0 BB: 0 P: 20	R: 0 E: 0 K: 0 S: 9	H: 0 LOB: 1 BB: 2 P: 19	R: 0 E: 0 K: 2 S: 7	H: 0 LOB: 0 BB: 0 P: 9	1B: 6 2B: 0 3B: 0 HR: 1	SF: 0 SAC: 0 DP: 1 HBP: 0	WP: 0 PA: 36 PB: 0 SB: 2 CS: 0
<b>PITCHER</b>	IP WLS BF H R ER SO BB IBB HBP BLK WP HR S P ERA WHIP	IP WLS BF H R ER SO BB IBB HBP BLK WP HR S P ERA WHIP	IP WLS BF H R ER SO BB IBB HBP BLK WP HR S P ERA WHIP	IP WLS BF H R ER SO BB IBB HBP BLK WP HR S P ERA WHIP	IP WLS BF H R ER SO BB IBB HBP BLK WP HR S P ERA WHIP	IP WLS BF H R ER SO BB IBB HBP BLK WP HR S P ERA WHIP	IP WLS BF H R ER SO BB IBB HBP BLK WP HR S P ERA WHIP	IP WLS BF H R ER SO BB IBB HBP BLK WP HR S P ERA WHIP	IP WLS BF H R ER SO BB IBB HBP BLK WP HR S P ERA WHIP	IP WLS BF H R ER SO BB IBB HBP BLK WP HR S P ERA WHIP	IP WLS BF H R ER SO BB IBB HBP BLK WP HR S P ERA WHIP	IP WLS BF H R ER SO BB IBB HBP BLK WP HR S P ERA WHIP	IP WLS BF H R ER SO BB IBB HBP BLK WP HR S P ERA WHIP	IP WLS BF H R ER SO BB IBB HBP BLK WP HR S P ERA WHIP	IP WLS BF H R ER SO BB IBB HBP BLK WP HR S P ERA WHIP	IP WLS BF H R ER SO BB IBB HBP BLK WP HR S P ERA WHIP	IP WLS BF H R ER SO BB IBB HBP BLK WP HR S P ERA WHIP

Pittsburgh Pirates @ Florida Marlins  
Pro Player Stadium, Miami, FL  
Mon Aug 18 1997, 7:05 PM EDT  
Att: 30,200 - Unknown - 89 F

AB 33  
R 2  
H 7  
RBI 2  
BB 3  
SO 7  
LOB 17





Batter	1	2	3	4	5	6	7	8	9	AB	R	H	RBI	BB	SO	LOB	TOP											
Quilvio Veras, S OBP: 0.359, SLG: 0.354	G4-3		G4-3					FC6-4 BB		3	0	1	0	1	0	0	<b>San Diego Padres @ Pittsburgh Pirates</b> Three Rivers Stadium, Pittsburgh, PA Tue Aug 19 1997, 7:05 PM EDT Att: 12,411 - Unknown - 72 F											
Steve Finley, L OBP: 0.310, SLG: 0.469	G4-3			2B BB	L9			FC6-4 1B		3	2	0	0	1	0	2												
Tony Gwynn, L OBP: 0.414, SLG: 0.566	G4-3			F8			G4-6-3 1B	F7		4	0	1	0	0	0	2												
Ken Caminiti, S OBP: 0.362, SLG: 0.457		G4-3		2B	F7			1B		4	1	2	0	0	0	1												
Wally Joyner, L OBP: 0.388, SLG: 0.499 Ruben Rivera, R (8, PR)				2B				1B		3	0	2	3	1	0	1												
Archi Cianfrocco, R OBP: 0.319, SLG: 0.345				2B			G4-6-3	CS		0	0	0	0	0	0	0												
Greg Vaughn, R OBP: 0.316, SLG: 0.392				2B				1B		0	0	0	0	0	0	0												
Chris Gomez, R OBP: 0.329, SLG: 0.336								1B		4	0	0	0	0	3	2												
John Flaherty, R OBP: 0.303, SLG: 0.380										4	0	1	0	0	1	2												
Pete Smith, R OBP: 0.118, SLG: 0.063 Will Cunnane, R OBP: 0.462, SLG: 0.545 Craig Shipley, R OBP: 0.295, SLG: 0.493 Dario Veras, R (7, PH)										2	0	0	0	0	1	0												
<b>Inning Stats</b>	R: 0 E: 0 K: 0 S: 8	H: 0 LOB: 0 BB: 0 P: 11	R: 0 E: 0 K: 2 S: 10	H: 0 LOB: 1 BB: 1 P: 18	R: 0 E: 0 K: 1 S: 9	H: 0 LOB: 0 BB: 0 P: 11	R: 2 E: 0 K: 0 S: 10	H: 2 LOB: 1 BB: 1 P: 18	R: 0 E: 0 K: 1 S: 15	H: 1 LOB: 0 BB: 0 P: 20	R: 0 E: 0 K: 2 S: 6	H: 1 LOB: 0 BB: 0 P: 9	R: 0 E: 0 K: 13	H: 1 LOB: 1 BB: 0 P: 17	R: 1 E: 0 K: 0 S: 11	H: 2 LOB: 2 BB: 1 P: 18	R: 0 E: 0 K: 1 S: 9	H: 0 LOB: 0 BB: 0 P: 12	1B: 5 2B: 2 HR: 0	SF: 0 SAC: 0 HBP: 0	WP: 0 PB: 0 SB: 0 CS: 1	PA: 36						
<b>PITCHER</b>	IP	WLS	BF	H	R	ER	SO	BB	IBB	HBP	BLK	WP	HR	S	P	ERA	WHIP											
Jon Lieber, R ERA: 4.58	(1, 1)	7.0	W	27	5	2	2	6	2	0	0	0	0	0	71	104	2.57	1.000										
Ricardo Rincon, L ERA: 3.89	(8, 1)	0.2		5	2	1	1	0	1	0	0	0	0	0	11	17	13.50	4.500										
Marc Wilkins, R ERA: 4.27	(8, 1)	0.1		0	0	0	0	0	0	0	0	0	0	0	1	0	0.00	0.000										
Rich Loiselle, R ERA: 2.97	(9, 1)	1.0	S	3	0	0	0	1	0	0	0	0	0	9	12	0.00	0.000											

Batter	1	2	3	4	5	6	7	8	9	AB	R	H	RBI	BB	SO	LOB	BOTTOM											
Tony Womack, L OBP: 0.330, SLG: 0.392	HR		P6		F8-2 1B		G5-3			4	1	2	1	0	0	0	<b>San Diego Padres @ Pittsburgh Pirates</b> Three Rivers Stadium, Pittsburgh, PA Tue Aug 19 1997, 7:05 PM EDT Att: 12,411 - Unknown - 72 F											
Jermaine Allensworth, R OBP: 0.347, SLG: 0.348	P4		P4		F8-2 1H		G5-3			4	0	0	0	0	0	1												
Al Martin, L OBP: 0.361, SLG: 0.439 Ricardo Rincon, L (8, 1) Marc Wilkins, R (8, 1) Rich Loiselle, R (9, 1)	G4-3		G3-1							3	1	0	0	1	1	0												
Eddie Williams, R OBP: 0.300, SLG: 0.459 Turner Ward, S OBP: 0.373, SLG: 0.474	1B				K					3	0	1	0	0	2	1												
Joe Randa, R OBP: 0.358, SLG: 0.440	1B				K					1	0	0	0	0	1	0												
Dale Sveum, S OBP: 0.348, SLG: 0.500	G6-3				G3					2	2	1	0	2	0	0												
Dale Sveum, S (8, 3)					G3					4	0	0	0	0	5													
Jose Guillen, R OBP: 0.306, SLG: 0.431			G6-3		1B					3	1	2	2	0	0	0												
Keith Osik, R OBP: 0.315, SLG: 0.369	F7		F7		F7					3	0	1	2	0	0	1												
Jon Lieber, L OBP: 0.120, SLG: 0.122 Kevin Polcovich, R OBP: 0.359, SLG: 0.405	G5-3				L1					3	0	0	0	0	0	1												
<b>Inning Stats</b>	R: 1 E: 0 K: 0 S: 14	H: 3 LOB: 2 BB: 0 P: 18	R: 0 E: 0 K: 0 S: 3	H: 0 LOB: 0 BB: 0 P: 4	R: 0 E: 0 K: 1 S: 4	H: 0 LOB: 0 BB: 0 P: 6	R: 1 E: 0 K: 1 S: 8	H: 1 LOB: 1 BB: 1 P: 15	R: 0 E: 0 K: 0 S: 10	H: 1 LOB: 0 BB: 0 P: 12	R: 3 E: 0 K: 1 S: 17	H: 2 LOB: 1 BB: 2 P: 35	R: 0 E: 0 K: 1 S: 10	H: 0 LOB: 0 BB: 0 P: 11	R: 0 E: 0 K: 1 S: 5	H: 0 LOB: 0 BB: 0 P: 9	1B: 5 2B: 2 3B: 0 HR: 1	SF: 0 SAC: 0 DP: 1 HBP: 0	WP: 0 PB: 0 SB: 0 CS: 0	PA: 33								
<b>PITCHER</b>	IP	WLS	BF	H	R	ER	SO	BB	IBB	HBP	BLK	WP	HR	S	P	ERA	WHIP											
Pete Smith, R ERA: 5.03	(1, 1)	5.2	L	26	7	5	5	2	3	0	0	0	0	0	54	86	7.94	1.765										
Will Cunnane, R ERA: 5.24	(6, 1)	0.1		1	0	0	0	0	0	0	0	0	0	2	4	0.00	0.000											
Dario Veras, R ERA: 3.77	(7, 1)	2.0		6	0	0	0	2	0	0	0	0	0	15	20	0.00	0.000											









Batter	1	2	3	4	5	6	7	8	9	AB	R	H	RBI	BB	SO	LOB	TOP								
<b>Quilvio Veras, S</b> OBP: 0.364, SLG: 0.352 (1, 4)	L6	G4-3		3B BB		CS BB	BB		1-2 BB	2	1	0	0	4	0	0	<b>San Diego Padres @ Pittsburgh Pirates</b> Three Rivers Stadium, Pittsburgh, PA Thu Aug 21 1997, 7:05 PM EDT Att: 13,129 - Unknown - 67 F  <b>livebaseballscorecards.com</b>								
<b>Steve Finley, L</b> OBP: 0.310, SLG: 0.477 (1, 8)	HR		G4-3	1-H 2-H 3B		1-2	G4-3		K	6	2	2	3	0	2	5									
<b>Tony Gwynn, L</b> OBP: 0.416, SLG: 0.568 (1, 9)	1B BB		F8	SF8		2B		G4-3	K	4	1	1	1	1	1	2									
<b>Ken Caminiti, S</b> OBP: 0.363, SLG: 0.465 (1, 5)	K		2B	CS 1B		IBB		HR	K	5	1	3	1	1	2	3									
<b>Mark Sweeney, L</b> OBP: 0.357, SLG: 0.366 (8, 1)	1B BB		2B	G3		K		G6-3		3	0	0	0	2	1	3									
<b>Tim Worrell, R</b> OBP: 0.294, SLG: 0.200 (9, 1)	BB		FC5-4 BB	1-3						0	0	0	0	0	0	0									
<b>Trevor Hoffman, R</b> OBP: 0.500, SLG: 0.500 (9, 1)	BB		BB	1-3						0	0	0	0	0	0	0									
<b>Greg Vaughn, R</b> OBP: 0.326, SLG: 0.408 (1, 7)	1-3 2-H 1B		FC5-4	1-2		HR		G5-3 1B	BB BB	4	2	3	2	1	0	2									
<b>Craig Shipley, R</b> OBP: 0.298, SLG: 0.475 (1, 6)	K			2B 1B		G4-3		G5-3	1-2 BB	4	1	1	0	1	1	3									
<b>Carlos Hernandez, R</b> OBP: 0.345, SLG: 0.494 (1, 2)		G4-3		1-H 3B 2B		G5-3		SH1-4 1B	BB	5	1	2	2	0	1	2									
<b>Sterling Hitchcock, L</b> OBP: 0.136, SLG: 0.073 (1, 1)									BB	3	0	0	0	0	2	1									
<b>Sean Bergman, R</b> OBP: 0.250, SLG: 0.333 (8, 3)		K				G4-3		SH1-4	1B	0	0	0	0	0	0	0									
<b>Archi Cianfrocco, R</b> OBP: 0.323, SLG: 0.350 (8, 3)									BB	1	0	1	0	0	0	0									
<b>Inning Stats</b>	R: 2 E: 0 K: 2 S: 14	H: 2 LOB: 2 BB: 2 P: 28	R: 0 E: 0 K: 1 S: 8	H: 0 LOB: 0 BB: 0 P: 11	R: 0 E: 0 K: 0 S: 11	H: 1 LOB: 2 BB: 1 P: 19	R: 4 E: 0 K: 1 S: 15	H: 4 LOB: 1 BB: 1 P: 28	R: 1 E: 0 K: 0 S: 11	H: 1 LOB: 2 BB: 0 P: 17	R: 0 E: 0 K: 2 S: 10	H: 1 LOB: 2 BB: 2 P: 21	R: 1 E: 0 K: 0 S: 13	H: 2 LOB: 2 BB: 1 P: 19	R: 1 E: 0 K: 1 S: 17	H: 1 LOB: 2 BB: 2 P: 32	R: 0 E: 0 K: 3 S: 14	H: 1 LOB: 2 BB: 1 P: 23	1B: 6 2B: 3 3B: 1 HR: 3	SF: 1 SAC: 1 DP: 0 HBP: 0	WP: 0 PB: 0 SB: 1 CS: 2	PA: 49			
<b>PITCHER</b>	IP	WLS	BF	H	R	ER	SO	BB	IBB	HBP	BLK	WP	HR	S	P	ERA	WHIP								
<b>67 Francisco Cordova, R</b> ERA: 3.41 <b>Matt Ruebel, L</b> ERA: 6.88 <b>Jeff Wallace, L</b> ERA: <b>Clint Sodowsky, R</b> ERA: 3.89 <b>Jason Christiansen, L</b> ERA: 4.43	3.1	L	20	6	6	6	4	4	0	0	0	0	1	41	75	16.20	3.000								

Batter	1	2	3	4	5	6	7	8	9	AB	R	H	RBI	BB	SO	LOB	BOTTOM								
<b>Jermaine Allensworth, R</b> OBP: 0.357, SLG: 0.361 (1, 8)	3B BB		G6-3 G4	2B	FC6-4 S		F8			2	2	1	0	1	0	1	<b>San Diego Padres @ Pittsburgh Pirates</b> Three Rivers Stadium, Pittsburgh, PA Thu Aug 21 1997, 7:05 PM EDT Att: 13,129 - Unknown - 67 F  <b>livebaseballscorecards.com</b>								
<b>Jeff Wallace, L</b> (6, 1)										0	0	0	0	0	0	0									
<b>Tony Womack, L</b> OBP: 0.330, SLG: 0.393 (7, 4)										1	0	0	0	0	0	0									
<b>Joe Randa, R</b> OBP: 0.361, SLG: 0.440 (1, 4)	K		G6-3		FC6-4 BB			1B		3	0	1	0	1	1	2									
<b>Al Martin, L</b> OBP: 0.361, SLG: 0.449 (1, 7)	1-H 1B 3B		G4		FC6-4			K		4	1	1	2	0	1	3									
<b>Eddie Williams, R</b> OBP: 0.298, SLG: 0.432 (1, 3)	3-H 1B		G5-3		P4			F7		4	0	1	1	0	0	3									
<b>Mark Smith, R</b> OBP: 0.336, SLG: 0.504 (1, 9)	F9			HR		L4		P3		4	1	1	1	0	0	2									
<b>18 Jason Kendall, R</b> OBP: 0.395, SLG: 0.439 (1, 2)	F8			F9		K		F8		4	0	0	0	0	1	1									
<b>Dale Sveum, S</b> OBP: 0.343, SLG: 0.492 (1, 5)			K		G6-3				BB	3	0	0	0	0	2	0									
<b>Clint Sodowsky, L</b> OBP: 0.500, SLG: 0.500 (7, 1)										0	0	0	0	0	0	0									
<b>Jason Christiansen, R</b> OBP: 0.381, SLG: 0.474 (9, PH)										0	0	0	0	1	0	0									
<b>Kevin Polcovich, R</b> OBP: 0.351, SLG: 0.395 (1, 6)		G4-3		L1				F8		4	0	0	0	0	1	1									
<b>67 Francisco Cordova, R</b> OBP: 0.151, SLG: 0.082 (1, 1)										1	0	0	0	0	1	0									
<b>Matt Ruebel, L</b> (4, 1)										0	0	0	0	0	0	0									
<b>Jose Guillen, R</b> OBP: 0.306, SLG: 0.428 (5, PH)										3	0	1	0	0	1	1									
<b>Inning Stats</b>	R: 2 E: 0 K: 1 S: 17	H: 2 LOB: 1 BB: 1 P: 28	R: 0 E: 0 K: 2 S: 8	H: 0 LOB: 0 BB: 0 P: 9	R: 1 E: 0 K: 0 S: 9	H: 1 LOB: 0 BB: 0 P: 14	R: 1 E: 0 K: 0 S: 12	H: 1 LOB: 0 BB: 0 P: 16	R: 0 E: 0 K: 0 S: 10	H: 1 LOB: 2 BB: 1 P: 20	R: 0 E: 0 K: 2 S: 7	H: 0 LOB: 0 BB: 0 P: 11	R: 0 E: 0 K: 0 S: 5	H: 0 LOB: 0 BB: 0 P: 6	R: 0 E: 0 K: 1 S: 9	H: 1 LOB: 1 BB: 0 P: 14	R: 0 E: 0 K: 2 S: 9	H: 0 LOB: 1 BB: 1 P: 15	1B: 3 2B: 1 3B: 1 HR: 1	SF: 0 SAC: 0 DP: 0 HBP: 0	WP: 0 PB: 0 SB: 1 CS: 0	PA: 36			
<b>PITCHER</b>	IP	WLS	BF	H	R	ER	SO	BB	IBB	HBP	BLK	WP	HR	S	P	ERA	WHIP								
<b>Sterling Hitchcock, L</b> ERA: 4.66 <b>Sean Bergman, R</b> ERA: 5.29 <b>Tim Worrell, R</b> ERA: 4.56 <b>Trevor Hoffman, R</b> ERA: 2.88	5.0	W	22	5	4	4	3	2	0	0	0	0	0	12	17	0.00	0.000								



Batter	1	2	3	4	5	6	7	8	9	AB	R	H	RBI	BB	SO	LOB	TOP								
Darryl Hamilton, L (1, 8) OBP: 0.352, SLG: 0.381	G4-3		FC6-4			F9	E5		K	5	0	0	0	0	1	4	<b>San Francisco Giants @ Pittsburgh Pirates</b> Three Rivers Stadium, Pittsburgh, PA Fri Aug 22, 1997, 7:05 PM EDT Att: 18,562 - Unknown - 60 F								
Jose Vizcaino, S (1, 6) OBP: 0.319, SLG: 0.325	G3		G1-3			F8				4	0	1	2	0	0	2									
Barry Bonds, L (1, 7) OBP: 0.439, SLG: 0.567							P5			2	0	1	0	2	0	2									
Stan Javier, S (1, 9) OBP: 0.378, SLG: 0.412	CS	F8	G6-3							3	0	1	0	1	0	1									
Mark Lewis, R (1, 4) OBP: 0.305, SLG: 0.431		G5-3		K						4	0	0	0	0	2	4									
Bill Mueller, S (1, 5) OBP: 0.366, SLG: 0.445		F8								4	0	1	0	0	0	1									
J.T. Snow, L (1, 3) OBP: 0.396, SLG: 0.509					G1-3					4	1	2	0	0	1	1									
Brian Johnson, R (1, 2) OBP: 0.295, SLG: 0.401						F9				4	0	1	0	0	2	1									
Kirk Rueter, L (1, 1) OBP: 0.175, SLG: 0.130										2	0	0	0	0	0	2									
Glenallen Hill, R (7, PH) OBP: 0.292, SLG: 0.431										1	1	1	0	0	0	0									
Doug Henry, R (7, PH)										0	0	0	0	0	0	0									
Jacob Cruz, L (9, PH)										1	0	0	0	0	0	0									
<b>Inning Stats</b>	R: 0 E: 0 K: 0 S: 8	H: 1 LOB: 0 BB: 0 P: 13	R: 0 E: 0 K: 0 S: 6	H: 0 LOB: 0 BB: 0 P: 11	R: 0 E: 0 K: 0 S: 11	H: 2 LOB: 2 BB: 0 P: 15	R: 0 E: 0 K: 1 S: 8	H: 1 LOB: 2 BB: 1 P: 15	R: 0 E: 0 K: 0 S: 6	H: 0 LOB: 0 BB: 0 P: 11	R: 0 E: 0 K: 0 S: 5	H: 0 LOB: 2 BB: 2 P: 15	R: 2 E: 1 K: 1 S: 18	H: 3 LOB: 2 BB: 0 P: 31	R: 0 E: 0 K: 2 S: 10	H: 1 LOB: 1 BB: 0 P: 13	R: 0 E: 0 K: 2 S: 9	H: 0 LOB: 0 BB: 0 P: 14	1B: 8 2B: 0 3B: 0 HR: 0	SF: 0 SAC: 0 DP: 0 HBP: 0	WP: 0 PB: 0 SB: 1 CS: 1	PA: 38			
<b>PITCHER</b>	IP	WLS	BF	H	R	ER	SO	BB	IBB	HBP	BLK	WP	HR	S	P	ERA	WHIP								
Steve Cooke, L (1, 1) ERA: 3.81	6.2	W	27	6	2	0	2	3	0	0	0	0	0	53	97	0.00	1.350								
Jason Christiansen, L (7, 1) ERA: 4.43	0.0		2	1	0	0	0	0	0	0	0	0	0	7	11	∞	∞								
Ricardo Rincon, L (7, 1) ERA: 3.78	1.1	S	5	1	0	0	2	0	0	0	0	0	0	12	16	0.00	0.750								
Rich Loisetle, R (9, 1) ERA: 2.88	1.0	S	3	0	0	0	2	0	0	0	0	0	0	9	14	0.00	0.000								

AB	34
R	2
H	8
RBI	2
BB	3
SO	6
LOB	18



Batter	1	2	3	4	5	6	7	8	9	AB	R	H	RBI	BB	SO	LOB	BOTTOM								
Tony Womack, L (1, 4) OBP: 0.327, SLG: 0.390	G1-3		L6							4	0	0	0	0	0	1	<b>San Francisco Giants @ Pittsburgh Pirates</b> Three Rivers Stadium, Pittsburgh, PA Fri Aug 22, 1997, 7:05 PM EDT Att: 18,562 - Unknown - 60 F								
Jermaine Allensworth, R (1, 8) OBP: 0.355, SLG: 0.360	K									4	0	1	0	0	1	1									
Mark Smith, R (1, 7) OBP: 0.333, SLG: 0.520										4	1	1	1	0	1	1									
Rich Loisetle, R (9, 1)										0	0	0	0	0	0	0									
Eddie Williams, R (1, 3) OBP: 0.350, SLG: 0.489										3	1	1	1	0	1	0									
Jason Christiansen, R (7, 1) ERA: 4.43										0	0	0	0	0	0	0									
Ricardo Rincon, L (7, 1) ERA: 3.78										0	0	0	0	0	0	0									
Turner Ward, S (9, 7) OBP: 0.381, SLG: 0.474										0	0	0	0	0	0	0									
Joe Randa, R (1, 5) OBP: 0.358, SLG: 0.436										3	0	0	0	0	0	0									
18 Jason Kendall, R (1, 2) OBP: 0.393, SLG: 0.435										3	0	0	0	0	1	0									
Jose Guillen, R (1, 9) OBP: 0.306, SLG: 0.428										3	1	1	0	0	0	0									
Kevin Polcovich, R (1, 6) OBP: 0.355, SLG: 0.407										3	0	2	0	0	0	0									
Steve Cooke, R (1, 1) OBP: 0.068, SLG: 0.091										2	0	0	0	0	0	1									
Dale Sveum, S (7, 3) OBP: 0.342, SLG: 0.490										1	0	0	0	0	1	1									
<b>Inning Stats</b>	R: 2 E: 0 K: 1 S: 10	H: 2 LOB: 0 BB: 0 P: 18	R: 0 E: 0 K: 0 S: 5	H: 0 LOB: 0 BB: 0 P: 7	R: 0 E: 0 K: 0 S: 12	H: 1 LOB: 1 BB: 0 P: 17	R: 0 E: 0 K: 1 S: 6	H: 0 LOB: 0 BB: 0 P: 9	R: 1 E: 1 K: 0 S: 9	H: 2 LOB: 1 BB: 0 P: 11	R: 0 E: 0 K: 0 S: 12	H: 0 LOB: 0 BB: 0 P: 19	R: 0 E: 0 K: 2 S: 10	H: 1 LOB: 1 BB: 0 P: 15	R: 0 E: 0 K: 1 S: 7	H: 0 LOB: 0 BB: 0 P: 11	1B: 2 2B: 2 3B: 0 HR: 2	SF: 0 SAC: 0 DP: 0 HBP: 0	WP: 0 PB: 0 SB: 0 CS: 0	PA: 30					
<b>PITCHER</b>	IP	WLS	BF	H	R	ER	SO	BB	IBB	HBP	BLK	WP	HR	S	P	ERA	WHIP								
Kirk Rueter, L (1, 1) ERA: 3.56	6.0	L	23	5	3	2	2	0	0	0	0	0	0	54	81	3.00	0.833								
Doug Henry, R (7, 1) ERA: 3.34	2.0		7	1	0	0	3	0	0	0	0	0	0	17	26	0.00	0.500								

AB	30
R	3
H	6
RBI	2
BB	0
SO	5
LOB	5





Batter	1	2	3	4	5	6	7	8	9	AB	R	H	RBI	BB	SO	LOB	TOP			
Darryl Hamilton, L OBP: 0.350, SLG: 0.379										5	0	1	0	0	0	2				
Jose Vizcaino, S OBP: 0.323, SLG: 0.324										1	1	0	0	4	1	0				
Barry Bonds, L OBP: 0.439, SLG: 0.564										4	0	1	0	1	2	3				
Jeff Kent, R OBP: 0.325, SLG: 0.499										4	1	2	2	0	0	2				
J.T. Snow, L OBP: 0.393, SLG: 0.505										4	0	0	0	0	1	4				
Stan Javier, S OBP: 0.377, SLG: 0.410										4	0	1	0	0	1	4				
Bill Mueller, S OBP: 0.365, SLG: 0.440										3	1	0	0	1	0	1				
Brian Johnson, R OBP: 0.307, SLG: 0.431										3	1	3	1	1	0	0				
Danny Darwin, R Jim Poole, L Rich Aurilia, R Terry Mulholland, L Jacob Cruz, L Julian Tavarez, L Glennallen Hill, R										1	0	0	0	0	1	1				
<b>Inning Stats</b>	R: 1 E: 0 K: 0 S: 17	H: 3 LOB: 2 BB: 1 P: 27	R: 0 E: 0 K: 1 S: 11	H: 1 LOB: 1 BB: 0 P: 20	R: 0 E: 0 K: 1 S: 7	H: 0 LOB: 0 BB: 0 P: 10	R: 0 E: 0 K: 0 S: 8	H: 0 LOB: 1 BB: 1 P: 17	R: 1 E: 0 K: 0 S: 10	H: 2 LOB: 0 BB: 0 P: 12	R: 0 E: 0 K: 0 S: 7	H: 0 LOB: 0 BB: 1 P: 14	R: 0 E: 0 K: 2 S: 8	H: 0 LOB: 2 BB: 2 P: 21	R: 1 E: 0 K: 1 S: 17	H: 1 LOB: 2 BB: 2 P: 30	1B: 5 2B: 0 3B: 1 HR: 2	SF: 0 SAC: 0 DP: 2 HBP: 0	WP: 0 PB: 0 SB: 1 CS: 0	PA: 39
<b>PITCHER</b>	IP WLS BF H R ER SO BB IBB HBP BLK WP HR S P ERA WHIP																			
Esteban Loaiza, R ERA: 4.35	(1, 1) 6.0 W 25 7 3 3 3 2 0 0 0 0 0 2 61 96 4.50 1.500																			
Marc Wilkins, R ERA: 4.2	(7, 1) 1.0 3 0 0 0 0 1 0 0 0 0 0 0 7 14 0.00 1.000																			
Ricardo Rincon, L ERA: 3.7	(8, 1) 1.0 5 0 0 0 2 2 0 0 0 0 0 0 8 21 0.00 2.000																			
Rich Loiselle, R ERA: 2.98	(9, 1) 1.0 S 6 1 1 1 1 2 0 0 0 0 0 0 17 30 9.00 3.000																			

San Francisco Giants @ Pittsburgh Pirates  
Three Rivers Stadium, Pittsburgh, PA  
Sat Aug 23 1997, 7:05 PM EDT  
Att: 42,502 - Unknown - 71 F

AB	32
R	4
H	8
RBI	4
BB	7
SO	6
LOB	19



Batter	1	2	3	4	5	6	7	8	9	AB	R	H	RBI	BB	SO	LOB	BOTTOM			
Tony Womack, L OBP: 0.327, SLG: 0.389										4	1	1	0	0	1	3				
Turner Ward, S OBP: 0.404, SLG: 0.513										4	1	3	2	1	0	1				
Al Martin, L OBP: 0.359, SLG: 0.456										4	2	1	1	0	1	3				
Marc Wilkins, R Ricardo Rincon, L Mark Smith, R Rich Loiselle, R										0	0	0	0	0	0	0				
Dale Sveum, S OBP: 0.343, SLG: 0.490										4	1	1	1	1	1	5				
Joe Randa, R OBP: 0.357, SLG: 0.434										4	0	1	1	0	1	2				
18 Jason Kendall, R OBP: 0.393, SLG: 0.434										3	0	1	0	0	0	1				
Jose Guillen, R OBP: 0.303, SLG: 0.423										4	0	0	0	0	1	4				
Kevin Polcovich, R OBP: 0.361, SLG: 0.410										3	0	2	1	0	1	0				
Esteban Loaiza, R Emil Brown, R Jermaine Allensworth, R										1	0	0	0	0	0	2				
<b>Inning Stats</b>	R: 2 E: 0 K: 2 S: 20	H: 3 LOB: 2 BB: 0 P: 26	R: 0 E: 0 K: 0 S: 9	H: 1 LOB: 1 BB: 0 P: 15	R: 2 E: 1 K: 0 S: 14	H: 2 LOB: 2 BB: 1 P: 24	R: 1 E: 0 K: 1 S: 14	H: 2 LOB: 1 BB: 0 P: 21	R: 0 E: 0 K: 1 S: 10	H: 0 LOB: 0 BB: 0 P: 19	R: 1 E: 1 K: 1 S: 12	H: 1 LOB: 1 BB: 0 P: 18	R: 0 E: 0 K: 1 S: 9	H: 1 LOB: 0 BB: 0 P: 15	R: 0 E: 1 K: 0 S: 12	H: 0 LOB: 3 BB: 1 P: 26	1B: 6 2B: 3 3B: 0 HR: 1	SF: 0 SAC: 3 DP: 1 HBP: 2	WP: 0 PB: 0 SB: 1 CS: 0	PA: 40
<b>PITCHER</b>	IP WLS BF H R ER SO BB IBB HBP BLK WP HR S P ERA WHIP																			
Danny Darwin, R ERA: 4.36	(1, 1) 3.1 L 20 7 5 4 3 1 0 1 0 0 0 0 0 7 11 10.80 2.400																			
Jim Poole, L ERA: 5.32	(4, 1) 0.2 3 1 0 0 0 0 0 0 0 0 0 0 7 11 0.00 1.500																			
Terry Mulholland, L ERA: 4.21	(5, 1) 2.0 8 1 1 0 2 0 0 0 0 0 0 0 22 37 0.00 0.500																			
Julian Tavarez, R ERA: 3.5	(7, 1) 2.0 9 1 0 0 1 0 1 1 0 0 0 0 21 41 0.00 0.500																			

San Francisco Giants @ Pittsburgh Pirates  
Three Rivers Stadium, Pittsburgh, PA  
Sat Aug 23 1997, 7:05 PM EDT  
Att: 42,502 - Unknown - 71 F

AB	33
R	6
H	10
RBI	6
BB	2
SO	6
LOB	24





Batter	1	2	3	4	5	6	7	8	9	AB	R	H	RBI	BB	SO	LOB	TOP										
<b>Stan Javier, S</b> OBP: 0.377, SLG: 0.409	1-1 G1-6-3 1B		3-3 K		0-0 G3		4-0 2B BB		0-0 F7	4	0	1	0	1	1	1	<b>San Francisco Giants @ Pittsburgh Pirates</b> Three Rivers Stadium, Pittsburgh, PA Sun Aug 24 1997, 3:33 AM EDT Att: 33,363 - Cloudy - 70 F										
<b>Bill Mueller, S</b> OBP: 0.372, SLG: 0.448	0-2 G1-6-3 1B			0-0 FC5-4 1B		0-0 G4-3	0-1 2B		4-1 1B BB	4	0	3	1	1	0	0											
<b>Jacob Cruz, L</b> OBP: 0.222, SLG: 0.250	2-2 G1-6-3			1-2 FC5-4 1B E		1-2 2B 1B	1-3 K		0-1 1B	5	2	2	1	0	1	5											
<b>Jeff Kent, R</b> OBP: 0.326, SLG: 0.500	2-2 F8			0-0 FC1-4 1B		2-2 2B		2-2 F8	2-1 F8	5	0	2	1	0	0	3											
<b>Glenallen Hill, R</b> OBP: 0.285, SLG: 0.425 <b>Roberto Hernandez, R</b> OBP: 1.000, SLG: 1.000 <b>Mark Lewis, L</b> OBP: 0.207, SLG: 0.436 <b>Doug Henry, R</b> OBP: 0.250, SLG: 0.396 <b>Julian Tavarez, L</b> OBP: 0.333, SLG: 0.563 <b>Rich Aurilia, R</b> OBP: 0.353, SLG: 0.592	2-3 K			0-0 FC1-4		0-0 P6		0-0 G3 2B	2-3 K	3	0	0	0	0	1	2											
<b>J.T. Snow, L</b> OBP: 0.390, SLG: 0.500	1-1 F9			0-0 F8		2-2 G3-1		1-0 G3		4	0	0	0	0	0	3											
<b>Jose Vizcaino, S</b> OBP: 0.327, SLG: 0.336	2-3 K				2-2 HR		1-2 G3 1B	2-1 2B		4	2	3	2	0	1	0											
<b>Brian Johnson, R</b> OBP: 0.302, SLG: 0.424			1-1 G4-3		0-0 F9		2-0 G3	0-0 G5-3		4	0	0	0	0	0	2											
<b>Mark Gardner, R</b> OBP: 0.150, SLG: 0.121 <b>Darryl Hamilton, L</b> OBP: 0.350, SLG: 0.378 <b>Rich Rodriguez, L</b> OBP: 0.333, SLG: 0.333 <b>Barry Bonds, L</b> OBP: 0.439, SLG: 0.563	1-1 G1-3			1-3 K		2-3 K		4-2 BB 1B BB		1	0	0	0	0	0	0											
<b>Inning Stats</b>	R: 0 E: 0 K: 0 S: 13	H: 2 LOB: 1 BB: 0 P: 18	R: 0 E: 0 K: 2 S: 10	H: 0 LOB: 0 BB: 0 P: 15	R: 0 E: 0 K: 1 S: 7	H: 0 LOB: 0 BB: 0 P: 12	R: 1 E: 0 K: 0 S: 7	H: 2 LOB: 1 BB: 0 P: 8	R: 1 E: 0 K: 1 S: 8	H: 1 LOB: 0 BB: 0 P: 11	R: 1 E: 0 K: 0 S: 13	H: 2 LOB: 1 BB: 0 P: 18	R: 1 E: 0 K: 2 S: 14	H: 2 LOB: 2 BB: 1 P: 24	R: 1 E: 0 K: 0 S: 11	H: 2 LOB: 1 BB: 0 P: 16		R: 1 E: 0 K: 1 S: 15	H: 1 LOB: 2 BB: 2 P: 27	1B: 7 2B: 4 3B: 0 HR: 1	SF: 0 SAC: 0 DP: 1 HBP: 0	WP: 0 PB: 0 SB: 0 CS: 0	PA: 41				
<b>PITCHER</b>	IP	WLS	BF	H	R	ER	SO	BB	IBB	HBP	BLK	WP	HR	S	P	ERA	WHIP										
<b>Jon Lieber, R</b> ERA: 4.57	(1, 1)	6.1	26	8	4	3	4	0	0	0	0	0	1	63	90	4.26	1.263										
<b>Jeff Wallace, L</b> ERA: 4.06	(7, 1)	0.2	4	1	0	0	2	1	0	0	0	0	0	7	9	27.00	3.000										
<b>Clint Sodowsky, R</b> ERA: 4.29	(8, 1)	0.1	2	1	1	1	0	0	0	0	0	0	0	4	7	0.00	1.500										
<b>Jason Christiansen, L</b> ERA: 7.0	(9, 1)	0.1	4	1	1	1	0	2	0	0	0	0	0	9	17	27.00	9.000										
<b>Marc Wilkins, R</b> ERA: 4.15	(9, 1)	0.2	S	2	0	0	1	0	0	0	0	0	0	6	10	0.00	0.000										

Batter	1	2	3	4	5	6	7	8	9	AB	R	H	RBI	BB	SO	LOB	BOTTOM										
<b>Tony Womack, L</b> OBP: 0.329, SLG: 0.390	2-2 G1-3	1-1 F9		1-1 S 1B		3-1 1-2 2-3 1B		4-1 1B 1B IBB		4	1	2	0	1	0	1	<b>San Francisco Giants @ Pittsburgh Pirates</b> Three Rivers Stadium, Pittsburgh, PA Sun Aug 24 1997, 3:33 AM EDT Att: 33,363 - Cloudy - 70 F										
<b>Jermaine Allensworth, R</b> OBP: 0.353, SLG: 0.357	0-3 K		2-2 F9	3-2 F9		2-3 K		2-1 1B SF7 1B		5	1	1	1	0	2	4											
<b>Al Martin, L</b> OBP: 0.360, SLG: 0.455 <b>Marc Wilkins, R</b>	2-1 G4-3		3-1 S 1B		1-2 G4-3		0-0 F7	0-0 1B		5	0	2	2	0	0	0											
<b>Eddie Williams, R</b> OBP: 0.291, SLG: 0.490		1-1 1B G3 2B	2-3 K	1-2 G1-3		1-3 K		2-0 SF7		4	1	1	1	0	2	1											
<b>Dale Sveum, S</b> OBP: 0.344, SLG: 0.488	3-2 G3 2B 1B	2-3 K	2-3 K		2-3 K		1-2 E9 1B	2-0 F7		5	1	2	0	0	2	2											
<b>Turner Ward, S</b> OBP: 0.398, SLG: 0.512	1-2 G3			1-0 F8		0-1 1B 2B		1-2 K		4	0	1	1	0	1	2											
<b>Joe Randa, R</b> OBP: 0.361, SLG: 0.442		4-1 2B BB		0-0 2B 2B		1-1 G5-3		2-0 SH1-4 1B 2B		3	3	2	0	1	0	1											
<b>Keith Osik, R</b> OBP: 0.326, SLG: 0.384	2-3 K			0-0 1B WP 2B		4-2 1B BB		0-0 SH1-4		2	1	1	1	1	1	2											
<b>Jon Lieber, L</b> OBP: 0.132, SLG: 0.154 <b>Jeff Wallace, L</b> ERA: 4.01 <b>Clint Sodowsky, L</b> ERA: 4.25 <b>Jason Christiansen, R</b> ERA: 3.9 <b>Mark Smith, R</b> OBP: 0.250, SLG: 0.516 <b>Matt Ruebel, L</b> ERA: 5.32	1-0 1B 2B			2-3 K		2-3 K		4-0 1B S 1B BB		3	0	1	2	0	2	3											
<b>Inning Stats</b>	R: 0 E: 0 K: 1 S: 8	H: 0 LOB: 0 BB: 0 P: 12	R: 3 E: 0 K: 1 S: 15	H: 3 LOB: 1 BB: 1 P: 28	R: 0 E: 0 K: 2 S: 12	H: 1 LOB: 0 BB: 0 P: 21	R: 2 E: 0 K: 1 S: 11	H: 3 LOB: 1 BB: 0 P: 19	R: 0 E: 0 K: 1 S: 10	H: 0 LOB: 0 BB: 0 P: 15	R: 0 E: 0 K: 2 S: 16	H: 2 LOB: 3 BB: 1 P: 28	R: 0 E: 1 K: 2 S: 12	H: 1 LOB: 1 BB: 0 P: 15	R: 4 E: 0 K: 0 S: 8	H: 3 LOB: 1 BB: 2 P: 24		1B: 7 2B: 6 3B: 0 HR: 0	SF: 1 SAC: 1 DP: 0 HBP: 0	WP: 1 PB: 0 SB: 4 CS: 0	PA: 41						
<b>PITCHER</b>	IP	WLS	BF	H	R	ER	SO	BB	IBB	HBP	BLK	WP	HR	S	P	ERA	WHIP										
<b>Mark Gardner, R</b> ERA: 3.27	(1, 1)	4.0	20	7	5	5	5	1	0	0	0	0	0	23	38	0.00	1.800										
<b>Roberto Hernandez, R</b> ERA: 2.52	(6, 1)	1.1	5	1	0	0	3	0	0	0	0	0	0	15	20	0.00	0.750										
<b>Doug Henry, R</b> ERA: 3.9	(8, 1)	0.1	L	5	2	4	4	0	1	1	0	0	0	5	17	108.00	9.000										
<b>Julian Tavarez, R</b> ERA: 3.47	(8, 1)	0.2	S	2	0	0	1	0	0	0	0	0	0	2	6	0.00	0.000										





Batter	1	2	3	4	5	6	7	8	9	AB	R	H	RBI	BB	SO	LOB	TOP					
Eric Young Sr. R OBP: 0.367, SLG: 0.419										5	1	1	0	0	1	3	<b>Los Angeles Dodgers @ Pittsburgh Pirates</b> <b>Three Rivers Stadium, Pittsburgh, PA</b> Mon Aug 25 1997, 7:05 PM EDT Cloudy - 77 F					
Brett Butler L OBP: 0.381, SLG: 0.337 Roger Cedeno, S OBP: 0.356, SLG: 0.383										5	1	1	0	0	1	1						
Mike Piazza R OBP: 0.423, SLG: 0.610										3	1	2	1	2	0	0						
Eric Karros, R OBP: 0.333, SLG: 0.458										5	2	2	2	0	0	3						
Raul Mondesi, R OBP: 0.352, SLG: 0.540										4	1	1	2	1	1	1						
Todd Zeile, R OBP: 0.343, SLG: 0.427										5	1	2	1	0	0	0						
Greg Gagne, R OBP: 0.314, SLG: 0.380 Juan Castro, R OBP: 0.213, SLG: 0.214										4	0	1	1	0	0	2						
Otis Nixon, S OBP: 0.331, SLG: 0.289										4	0	0	1	1	1	5						
Ramon Martinez, R OBP: 0.152, SLG: 0.182 Mark Guthrie, R (6, 1)										3	1	2	0	0	0	0						
<b>Inning Stats</b>	R: 1 E: 0 K: 1 S: 10	H: 2 LOB: 0 BB: 0 P: 16	R: 0 E: 1 K: 0 S: 9	H: 0 LOB: 1 BB: 0 P: 15	R: 4 E: 0 K: 1 S: 23	H: 4 LOB: 2 BB: 2 P: 42	R: 0 E: 0 K: 0 S: 5	H: 0 LOB: 0 BB: 0 P: 8	R: 3 E: 0 K: 1 S: 12	H: 5 LOB: 1 BB: 0 P: 18	R: 0 E: 0 K: 0 S: 12	H: 1 LOB: 1 BB: 0 P: 17	R: 0 E: 0 K: 0 S: 5	H: 0 LOB: 1 BB: 1 P: 12	R: 0 E: 0 K: 0 S: 6	H: 0 LOB: 1 BB: 1 P: 12	R: 0 E: 0 K: 1 S: 11	H: 1 LOB: 1 BB: 0 P: 17	1B: 12 2B: 3 3B: 0 HR: 1	SF: 0 SAC: 0 DP: 1 HBP: 0	WP: 0 PB: 0 SB: 1 CS: 0	PA: 44
<b>PITCHER</b>	IP	WLS	BF	H	R	ER	SO	BB	IBB	HBP	BLK	WP	HR	S	P	ERA	WHIP					
Jason Schmidt, R ERA: 4.59	(1, 1)	4.1	L	25	10	8	8	2	0	0	0	0	1	54	93	16.61	2.769					
Matt Ruebel, L ERA: 6.67	(5, 1)	2.2		11	2	0	0	1	0	0	0	0	0	22	35	0.00	1.125					
Clint Sodowsky, R ERA: 3.97	(8, 1)	1.0		4	0	0	0	1	0	0	0	0	0	6	12	0.00	1.000					
Jason Christiansen, L ERA: 4.09	(9, 1)	1.0		4	1	0	0	1	0	0	0	0	0	11	17	0.00	1.000					

Batter	1	2	3	4	5	6	7	8	9	AB	R	H	RBI	BB	SO	LOB	BOTTOM					
Tony Womack, L OBP: 0.329, SLG: 0.388										3	1	0	0	1	1	1	<b>Los Angeles Dodgers @ Pittsburgh Pirates</b> <b>Three Rivers Stadium, Pittsburgh, PA</b> Mon Aug 25 1997, 7:05 PM EDT Cloudy - 77 F					
Turner Ward, S OBP: 0.402, SLG: 0.534 Clint Sodowsky, L OBP: 0.500, SLG: 0.500 Jason Christiansen, R (9, 1)										4	0	2	1	0	0	1						
Al Martin, L OBP: 0.356, SLG: 0.449										4	0	0	0	0	0	4						
Eddie Williams, R OBP: 0.288, SLG: 0.463										3	0	0	0	0	1	1						
Dale Sveum, S OBP: 0.343, SLG: 0.485										4	0	1	1	0	1	1						
Joe Randa, R OBP: 0.358, SLG: 0.436										4	0	0	0	0	2	2						
1B Jason Kendall, R OBP: 0.394, SLG: 0.438										4	1	2	0	0	1	0						
Jose Guillen, R OBP: 0.300, SLG: 0.419										4	0	0	0	0	2	2						
Jason Schmidt, R OBP: 0.128, SLG: 0.130 Matt Ruebel, L (5, 1) Emil Brown, R OBP: 0.293, SLG: 0.271 (7, PH) (8, 8)										2	0	0	0	0	1	2						
<b>Inning Stats</b>	R: 1 E: 1 K: 0 S: 12	H: 1 LOB: 2 BB: 0 P: 20	R: 1 E: 0 K: 1 S: 16	H: 2 LOB: 2 BB: 1 P: 25	R: 0 E: 0 K: 3 S: 10	H: 0 LOB: 0 BB: 0 P: 14	R: 0 E: 0 K: 1 S: 10	H: 1 LOB: 1 BB: 0 P: 16	R: 0 E: 0 K: 0 S: 11	H: 1 LOB: 1 BB: 0 P: 15	R: 0 E: 0 K: 1 S: 6	H: 0 LOB: 0 BB: 0 P: 12	R: 0 E: 0 K: 1 S: 10	H: 0 LOB: 0 BB: 0 P: 14	R: 0 E: 0 K: 0 S: 8	H: 0 LOB: 0 BB: 0 P: 13	R: 0 E: 0 K: 2 S: 7	H: 0 LOB: 0 BB: 0 P: 9	1B: 2 2B: 3 3B: 0 HR: 0	SF: 0 SAC: 0 DP: 0 HBP: 1	WP: 0 PB: 0 SB: 1 CS: 0	PA: 35
<b>PITCHER</b>	IP	WLS	BF	H	R	ER	SO	BB	IBB	HBP	BLK	WP	HR	S	P	ERA	WHIP					
Ramon Martinez, R ERA: 3.34	(1, 1)	5.0	W	23	5	2	1	5	1	0	0	0	0	59	90	1.80	1.200					
Mark Guthrie, L ERA: 4.14	(6, 1)	4.0	S	12	0	0	0	4	0	0	0	0	0	31	48	0.00	0.000					

AB 40  
R 8  
H 13  
RBI 8  
BB 4  
SO 4  
LOB 16



AB 33  
R 2  
H 5  
RBI 2  
BB 1  
SO 9  
LOB 14





Batter	1	2	3	4	5	6	7	8	9	AB	R	H	RBI	BB	SO	LOB	TOP					
<b>Eric Young Sr., R</b> OBP: 0.365, SLG: 0.416 (1, 4)										4	0	0	0	0	0	2	<b>Los Angeles Dodgers @ Pittsburgh Pirates</b> Three Rivers Stadium, Pittsburgh, PA Mon Aug 25 1997, 7:05 PM EDT Att: 14,018 - Unknown - 74 F					
<b>Roger Cedeno, S</b> OBP: 0.362, SLG: 0.392 <b>Brett Butler, L</b> OBP: 0.379, SLG: 0.334 (5, PH) (5, 7)										1	1	1	0	1	0	0						
<b>Raul Mondesi, R</b> OBP: 0.355, SLG: 0.542 (1, 9)										4	1	3	0	0	0	0						
<b>Eric Karros, R</b> OBP: 0.332, SLG: 0.456 (1, 3)										4	1	1	0	0	1	4						
<b>Todd Zeile, R</b> OBP: 0.344, SLG: 0.427 (1, 5)										4	0	2	0	0	0	1						
<b>Greg Gagne, R</b> OBP: 0.312, SLG: 0.376 (1, 6)										4	0	0	0	0	1	3						
<b>Tom Prince, R</b> OBP: 0.278, SLG: 0.333 (1, 2)										4	0	0	0	0	1	2						
<b>Otis Nixon, S</b> OBP: 0.328, SLG: 0.287 (1, 8)										4	0	0	0	0	0	1						
<b>Tom Candiotti, R</b> OBP: 0.087, SLG: 0.087 <b>Billy Ashley, R</b> OBP: 0.265, SLG: 0.447 (7, PH) <b>Antonio Osuna, R</b> OBP: 0.500, SLG: 0.500 <b>Todd Worrell, R</b> (9, 1)										1	0	1	0	0	0	0						
<b>Inning Stats</b>	R: 1 E: 1 K: 1 S: 8	H: 2 LOB: 0 BB: 0 P: 13	R: 0 E: 0 K: 0 S: 5	H: 0 LOB: 0 BB: 0 P: 9	R: 0 E: 0 K: 0 S: 5	H: 1 LOB: 0 BB: 0 P: 10	R: 2 E: 1 K: 0 S: 9	H: 2 LOB: 1 BB: 1 P: 16	R: 0 E: 1 K: 0 S: 7	H: 0 LOB: 1 BB: 0 P: 9	R: 0 E: 0 K: 1 S: 12	H: 1 LOB: 1 BB: 0 P: 21	R: 0 E: 0 K: 0 S: 9	H: 0 LOB: 0 BB: 0 P: 14	R: 0 E: 0 K: 0 S: 8	H: 1 LOB: 1 BB: 0 P: 12		R: 0 E: 0 K: 1 S: 7	H: 1 LOB: 1 BB: 0 P: 13	1B: 7 2B: 1 3B: 0 HR: 0	SF: 0 SAC: 1 DP: 1 HBP: 0	WP: 1 PB: 0 SB: 0 CS: 1
<b>PITCHER</b>	IP	WLS	BF	H	R	ER	SO	BB	IBB	HBP	BLK	WP	HR	S	P	ERA	WHIP					
<b>Chris Peters, L</b> ERA: 4.55 <b>Marc Wilkins, R</b> ERA: 4.02	(1, 1) (8, 1)	7.0 2.0	27 8	6 2	3 0	0 0	2 1	1 0	0 0	0 0	0 0	1 0	0 15	55 25	92 25	0.00 0.00	1.000 1.000					

Batter	1	2	3	4	5	6	7	8	9	AB	R	H	RBI	BB	SO	LOB	BOTTOM					
<b>Tony Womack, L</b> OBP: 0.326, SLG: 0.385 (1, 4)										4	1	0	0	0	0	0	<b>Los Angeles Dodgers @ Pittsburgh Pirates</b> Three Rivers Stadium, Pittsburgh, PA Mon Aug 25 1997, 7:05 PM EDT Att: 14,018 - Unknown - 74 F					
<b>Jermaine Allensworth, R</b> OBP: 0.349, SLG: 0.353 (1, 8)										4	0	0	0	0	0	1						
<b>Al Martin, L</b> OBP: 0.355, SLG: 0.448 (1, 7)										3	0	1	1	0	0	0						
<b>Eddie Williams, R</b> OBP: 0.302, SLG: 0.474 (1, 3)										3	1	1	0	1	0	1						
<b>Joe Randa, R</b> OBP: 0.359, SLG: 0.449 (1, 5)										4	1	2	2	0	1	1						
<b>Mark Smith, R</b> OBP: 0.340, SLG: 0.535 (1, 9)										3	1	1	1	1	1	1						
<b>Keith Osik, R</b> OBP: 0.337, SLG: 0.386 (1, 2)										2	0	1	0	1	0	1						
<b>Kevin Polcovich, R</b> OBP: 0.358, SLG: 0.407 <b>Turner Ward, S</b> OBP: 0.398, SLG: 0.528 <b>Marc Wilkins, R</b> (8, 1)										2	0	0	0	0	0	2						
<b>Chris Peters, L</b> OBP: 0.250, SLG: 0.250 <b>Dale Sveum, S</b> OBP: 0.341, SLG: 0.483 (7, PH) (8, 6)										2	0	0	0	0	1	1						
<b>Inning Stats</b>	R: 1 E: 1 K: 1 S: 11	H: 1 LOB: 1 BB: 0 P: 21	R: 0 E: 0 K: 1 S: 7	H: 0 LOB: 1 BB: 1 P: 18	R: 0 E: 0 K: 0 S: 7	H: 0 LOB: 0 BB: 0 P: 12	R: 0 E: 0 K: 0 S: 12	H: 0 LOB: 0 BB: 0 P: 18	R: 0 E: 0 K: 0 S: 10	H: 1 LOB: 0 BB: 0 P: 17	R: 0 E: 0 K: 0 S: 6	H: 1 LOB: 1 BB: 0 P: 10	R: 0 E: 0 K: 2 S: 13	H: 1 LOB: 2 BB: 1 P: 24	R: 0 E: 0 K: 0 S: 10	H: 0 LOB: 0 BB: 0 P: 14		R: 3 E: 0 K: 0 S: 6	H: 2 LOB: 0 BB: 1 P: 12	1B: 2 2B: 2 3B: 0 HR: 2	SF: 1 SAC: 0 DP: 1 HBP: 0	WP: 1 PB: 0 SB: 0 CS: 0
<b>PITCHER</b>	IP	WLS	BF	H	R	ER	SO	BB	IBB	HBP	BLK	WP	HR	S	P	ERA	WHIP					
<b>Tom Candiotti, R</b> ERA: 3.23 <b>Antonio Osuna, R</b> ERA: 1.88 <b>Todd Worrell, R</b> ERA: 5.01	(1, 1) (7, 1) (9, 1)	6.0 2.0 0.0	22 8 3	3 1 2	0 0 3	0 0 3	0 2 0	1 1 1	0 0 0	0 0 0	0 0 0	0 0 2	0 23 6	53 38 12	96 38 12	0.00 0.00 ∞	0.667 1.000 ∞					





Batter	1	2	3	4	5	6	7	8	9	AB	R	H	RBI	BB	SO	LOB	TOP			
<b>Eric Young Sr. R</b> OBP: 0.365, SLG: 0.416 (1, 4)										5	2	2	0	0	0	1				
<b>Brett Butler L</b> OBP: 0.375, SLG: 0.330 (1, 7)										4	0	0	0	0	0	1				
<b>Mike Piazza R</b> OBP: 0.427, SLG: 0.613 (1, 2)										4	2	3	1	1	0	0				
<b>Eric Karros R</b> OBP: 0.333, SLG: 0.458 (1, 3)										5	1	2	0	0	0	2				
<b>Raul Mondesi R</b> OBP: 0.359, SLG: 0.545 (1, 9)										4	1	3	3	1	0	0				
<b>Todd Zeile R</b> OBP: 0.343, SLG: 0.425 (1, 5)										5	0	1	0	0	1	4				
<b>Greg Gagne R</b> OBP: 0.311, SLG: 0.376 (1, 6)										3	0	1	1	0	2	0				
<b>Otis Nixon S</b> OBP: 0.329, SLG: 0.287 (1, 8)										3	0	1	0	1	0	1				
<b>Chan Ho Park R</b> OBP: 0.271, SLG: 0.295 <b>Darren Hall, R</b> (7, 1)										2	0	0	0	0	1	2				
<b>Scott Radinsky, L</b> (7, 1)										0	0	0	0	0	0	0				
<b>37 Darren Dreifort, R</b> OBP: 0.167, SLG: 0.167 (8, 1)										1	0	0	0	0	1	0				
<b>37 Darren Dreifort, R</b> OBP: 0.167, SLG: 0.167 (8, 1)										0	0	0	0	0	0	0				
<b>Inning Stats</b>	R: 4 E: 0 K: 0 S: 28	H: 5 LOB: 2 BB: 1 P: 48	R: 0 E: 0 K: 0 S: 7	H: 1 LOB: 1 BB: 0 P: 9	R: 0 E: 0 K: 1 S: 8	H: 1 LOB: 1 BB: 0 P: 11	R: 0 E: 0 K: 1 S: 10	H: 0 LOB: 0 BB: 0 P: 11	R: 0 E: 0 K: 0 S: 7	H: 1 LOB: 1 BB: 0 P: 13	R: 0 E: 0 K: 1 S: 10	H: 1 LOB: 2 BB: 1 P: 16	R: 0 E: 0 K: 2 S: 9	H: 0 LOB: 0 BB: 0 P: 12	R: 2 E: 1 K: 0 S: 9	H: 3 LOB: 1 BB: 1 P: 17	1B: 10 2B: 3 3B: 0 HR: 0	SF: 1 SAC: 2 DP: 0 HBP: 0	WP: 0 PB: 1 SB: 1 CS: 0	PA: 42
<b>PITCHER</b>	IP	WLS	BF	H	R	ER	SO	BB	IBB	HBP	BLK	WP	HR	S	P	ERA	WHIP			
<b>Jose Silva, R</b> ERA: 7.45 (1, 1)	7.0		33	10	4	4	3	1	1	0	1	0	0	77	123	5.14	1.571			
<b>Ricardo Rincon, L</b> ERA: 3.95 (8, 1)	1.1	L	6	1	2	2	2	0	1	0	0	0	0	11	19	13.50	0.750			
<b>Rich Loiselle, R</b> ERA: 2.95 (9, 1)	0.2		3	2	0	0	0	0	0	0	0	0	0	7	10	0.00	3.000			

Los Angeles Dodgers @ Pittsburgh Pirates  
Three Rivers Stadium, Pittsburgh, PA  
Tue Aug 26 1997, 7:05 PM EDT  
Att: 13,689 - Unknown - 77 F

AB	36
R	6
H	13
RBI	5
BB	3
SO	5
LOB	11



Batter	1	2	3	4	5	6	7	8	9	AB	R	H	RBI	BB	SO	LOB	BOTTOM					
<b>Tony Womack L</b> OBP: 0.325, SLG: 0.383 (1, 4)										5	0	1	0	0	1	3						
<b>Jermaine Allensworth R</b> OBP: 0.350, SLG: 0.354 (1, 8)										5	1	2	0	0	0	0						
<b>Al Martin L</b> OBP: 0.358, SLG: 0.461 (1, 7)										4	2	2	1	1	0	3						
<b>Dale Sveum S</b> OBP: 0.337, SLG: 0.476 (1, 3)										4	0	0	0	0	1	3						
<b>Turner Ward S</b> OBP: 0.392, SLG: 0.511 <b>Rich Loiselle, R</b> (9, 1)										3	0	0	0	1	1	2						
<b>Joe Randa R</b> OBP: 0.358, SLG: 0.446 (1, 5)										4	1	1	0	0	1	2						
<b>18 Jason Kendall R</b> OBP: 0.391, SLG: 0.433 (1, 2)										4	0	0	0	0	2	1						
<b>Kevin Polcovich R</b> OBP: 0.356, SLG: 0.403 <b>Mark Smith, R</b> OBP: 0.345, SLG: 0.535 <b>Ricardo Rincon, L</b> (8, 1)										2	0	0	0	0	2	0						
<b>Jose Guillen R</b> OBP: 0.300, SLG: 0.418 (9, 9)										0	0	0	0	1	0	0						
<b>Jose Silva R</b> OBP: 0.200, SLG: 0.200 <b>Eddie Williams R</b> OBP: 0.323, SLG: 0.474 (7, PH)										2	0	0	0	0	1	0						
<b>Emil Brown R</b> OBP: 0.293, SLG: 0.271 (9, PR)										0	0	0	0	0	0	0						
<b>Inning Stats</b>	R: 1 E: 0 K: 1 S: 11	H: 1 LOB: 0 BB: 0 P: 13	R: 0 E: 0 K: 2 S: 7	H: 0 LOB: 0 BB: 0 P: 13	R: 0 E: 0 K: 2 S: 7	H: 0 LOB: 0 BB: 0 P: 11	R: 0 E: 0 K: 0 S: 7	H: 0 LOB: 0 BB: 0 P: 13	R: 0 E: 0 K: 0 S: 4	H: 0 LOB: 0 BB: 0 P: 6	R: 0 E: 0 K: 1 S: 8	H: 0 LOB: 0 BB: 0 P: 15	R: 3 E: 1 K: 1 S: 20	H: 2 LOB: 3 BB: 3 P: 39	R: 0 E: 0 K: 1 S: 12	H: 1 LOB: 2 BB: 1 P: 20	R: 0 E: 0 K: 1 S: 10	H: 2 LOB: 3 BB: 1 P: 17	1B: 4 2B: 1 3B: 0 HR: 1	SF: 0 SAC: 0 DP: 0 HBP: 0	WP: 0 PB: 0 SB: 0 CS: 0	PA: 39
<b>PITCHER</b>	IP	WLS	BF	H	R	ER	SO	BB	IBB	HBP	BLK	WP	HR	S	P	ERA	WHIP					
<b>Chan Ho Park, R</b> ERA: 3.12 (1, 1)	6.2		26	3	4	1	7	2	0	0	0	0	0	60	100	1.35	0.750					
<b>Darren Hall, R</b> ERA: 2.35 (7, 1)	0.0		1	0	0	0	0	1	0	0	0	0	0	1	5	∞	∞					
<b>Scott Radinsky, L</b> ERA: 2.56 (7, 1)	1.0		5	1	0	0	0	0	1	0	0	0	0	12	20	0.00	1.000					
<b>37 Darren Dreifort, R</b> ERA: 1.98 (8, 1)	1.1	W	7	2	0	0	2	1	0	0	0	0	0	13	22	0.00	2.250					

Los Angeles Dodgers @ Pittsburgh Pirates  
Three Rivers Stadium, Pittsburgh, PA  
Tue Aug 26 1997, 7:05 PM EDT  
Att: 13,689 - Unknown - 77 F

AB	34
R	4
H	6
RBI	2
BB	5
SO	9
LOB	14











Batter	1	2	3	4	5	6	7	8	9	AB	R	H	RBI	BB	SO	LOB	TOP				
Tony Womack, L (1, 4) OBP: 0.325, SLG: 0.384	P3		2B		G3		K			4	0	1	0	0	1	0	<b>Pittsburgh Pirates @ Milwaukee Brewers</b> Milwaukee County Stadium, Milwaukee, WI Fri Aug 29 1997, 8:05 PM EDT Att: 17,539 - Unknown - 67 F <a href="http://livebaseballscores.com">livebaseballscores.com</a>				
Jermaine Allensworth, R (1, 8) OBP: 0.369, SLG: 0.351	F4		K			G1-3		L7		4	0	0	0	0	1	1					
Al Martin, L (1, 7) OBP: 0.364, SLG: 0.464	E		HBP			1B		1B		3	1	3	0	0	0	0					
Eddie Williams, R (1, 3) OBP: 0.301, SLG: 0.431	E5		L7			1B		G6-3		4	0	1	0	0	0	4					
Mark Smith, R (1, 10) OBP: 0.340, SLG: 0.519	L7				G4-3			G6-3		4	0	1	1	0	0	3					
Joe Randa, R (1, 5) OBP: 0.356, SLG: 0.442		G6-4-3			F7			G6-3		4	0	1	0	0	0	2					
1B Jason Kendall, R (1, 2) OBP: 0.389, SLG: 0.430		L4			G5-3			F8		4	0	1	0	0	0	3					
Jose Guillen, R (1, 9) OBP: 0.297, SLG: 0.416		G6-4-3			K		P4	FC7-4		4	0	0	0	0	1	2					
Kevin Polcovich, R (1, 6) OBP: 0.350, SLG: 0.396			F8		K					3	0	0	0	0	1	0					
Dale Sveum, S (8, 6) OBP: 0.334, SLG: 0.472					K		G5-3	K		1	0	0	0	0	1	1					
<b>Inning Stats</b>	R: 0 E: 1 K: 0 S: 10	H: 1 LOB: 2 BB: 0 P: 13	R: 0 E: 0 K: 0 S: 10	H: 1 LOB: 0 BB: 0 P: 14	R: 0 E: 0 K: 1 S: 11	H: 1 LOB: 2 BB: 0 P: 17	R: 0 E: 0 K: 0 S: 4	H: 0 LOB: 0 BB: 0 P: 8	R: 0 E: 0 K: 2 S: 7	H: 3 LOB: 2 BB: 0 P: 20	R: 0 E: 0 K: 1 S: 9	H: 0 LOB: 0 BB: 0 P: 14	R: 0 E: 0 K: 0 S: 8	H: 1 LOB: 1 BB: 0 P: 15	R: 0 E: 0 K: 1 S: 10	H: 1 LOB: 1 BB: 0 P: 11	1B: 7 2B: 1 3B: 0 HR: 0	SF: 0 SAC: 0 DP: 1 HBP: 1	WP: 0 PB: 0 SB: 1 CS: 0	PA: 36	
<b>PITCHER</b>	IP	WLS	BF	H	R	ER	SO	BB	IBB	HBP	BLK	WP	HR	S	P	ERA	WHIP				
Scott Karl, L (1, 1) ERA: 4.28	7.1	W	30	7	1	1	4	0	0	1	0	0	0	69	104	1.23	0.955				
Bob Wickman, R (8, 1) ERA: 3.07	0.2		2	0	0	0	0	0	0	0	0	0	0	3	6	0.00	0.000				
Doug Jones, R (9, 1) ERA: 2.06	1.0	S	4	1	0	0	1	0	0	0	0	0	0	10	11	0.00	1.000				

Batter	1	2	3	4	5	6	7	8	9	AB	R	H	RBI	BB	SO	LOB	BOTTOM				
Fernando Vina, L (1, 4) OBP: 0.335, SLG: 0.392	G4-3		L8		G3		2B			4	1	1	0	0	0	0	<b>Pittsburgh Pirates @ Milwaukee Brewers</b> Milwaukee County Stadium, Milwaukee, WI Fri Aug 29 1997, 8:05 PM EDT Att: 17,539 - Unknown - 67 F <a href="http://livebaseballscores.com">livebaseballscores.com</a>				
Jose Valentin, S (1, 6) OBP: 0.331, SLG: 0.438	P5		P6		P4		1B			4	0	1	1	0	0	0					
Dave Nilsson, L (1, 7) OBP: 0.345, SLG: 0.458							BB			3	1	1	0	1	1	0					
Jack Voigt, R (9, 7) OBP: 0.321, SLG: 0.525	K				2B		BB			0	0	0	0	0	0	0					
Julio Franco, R (1, 10) OBP: 0.373, SLG: 0.381		G4-3		1B	G1-3					3	1	0	0	1	0	1					
Jeremy Burnitz, L (1, 9) OBP: 0.377, SLG: 0.557		K		2B						4	1	2	1	0	1	0					
Jeff Cirillo, R (1, 5) OBP: 0.361, SLG: 0.420		HBP		2B						2	0	1	2	0	0	1					
Mark Loretta, R (1, 3) OBP: 0.354, SLG: 0.410		HBP		G4-3						2	0	0	0	1	0	2					
Gerald Williams, R (1, 8) OBP: 0.286, SLG: 0.376		BB		G4-3						3	0	0	0	0	0	3					
Mike Matheny, R (1, 2) OBP: 0.284, SLG: 0.343			G4-3		G6-3					3	0	0	0	0	1	1					
<b>Inning Stats</b>	R: 0 E: 0 K: 1 S: 7	H: 0 LOB: 0 BB: 0 P: 12	R: 0 E: 0 K: 1 S: 11	H: 0 LOB: 2 BB: 1 P: 19	R: 0 E: 0 K: 0 S: 7	H: 0 LOB: 0 BB: 0 P: 12	R: 3 E: 0 K: 0 S: 16	H: 2 LOB: 1 BB: 2 P: 25	R: 0 E: 0 K: 0 S: 10	H: 1 LOB: 1 BB: 0 P: 13	R: 0 E: 0 K: 0 S: 7	H: 1 LOB: 0 BB: 0 P: 11	R: 1 E: 0 K: 1 S: 6	H: 2 LOB: 1 BB: 0 P: 9	R: 0 E: 0 K: 0 S: 7	H: 0 LOB: 0 BB: 0 P: 12	1B: 3 2B: 3 3B: 0 HR: 0	SF: 0 SAC: 0 DP: 1 HBP: 1	WP: 0 PB: 0 SB: 0 CS: 0	PA: 32	
<b>PITCHER</b>	IP	WLS	BF	H	R	ER	SO	BB	IBB	HBP	BLK	WP	HR	S	P	ERA	WHIP				
Esteban Loaiza, R (1, 1) ERA: 4.39	7.0	L	29	6	4	4	3	3	0	1	0	0	0	64	101	5.14	1.286				
Ricardo Rincon, L (8, 1) ERA: 3.88	1.0		3	0	0	0	0	0	0	0	0	0	0	7	12	0.00	0.000				



Batter	1	2	3	4	5	6	7	8	9	AB	R	H	RBI	BB	SO	LOB	TOP										
Tony Womack, L (1, 4) OBP: 0.322, SLG: 0.381	G4-3		P6		G6-3		F7			4	0	0	0	0	0	1	<b>Pittsburgh Pirates @ Milwaukee Brewers</b> Milwaukee County Stadium, Milwaukee, WI Sat Aug 30 1997, 8:05 PM EDT Att: 23,673 - Unknown - 70 F										
Jermaine Allensworth, R (1, 8) OBP: 0.346, SLG: 0.347	F9		G5-3		G4-3			F8		4	0	0	0	0	0												
Al Martin, L (1, 7) OBP: 0.365, SLG: 0.467	2B		1B		G6-3			L9		4	0	2	0	0	0												
Dale Sveum, S (1, 3) OBP: 0.330, SLG: 0.465	K		F9			L9		K		4	0	0	0	2	2												
Mark Smith, R (1, 10) OBP: 0.357, SLG: 0.561		2B 1B		1B 2B		CS 1B		HR		4	3	4	1	0	0												
Turner Ward, S (1, 9) OBP: 0.407, SLG: 0.557	SH3 1B 2B		1B	18 S 2H		L8		SH1-3 BB		3	0	2	2	1	0	1											
Joe Randa, R (1, 5) OBP: 0.354, SLG: 0.440	SH3		F8		CS		P4	SH1-3		2	0	0	0	0	0	1											
1B Jason Kendall, R (1, 2) OBP: 0.388, SLG: 0.428	1B		K		P3			K		4	0	1	0	0	2	2											
Abraham Nunez, S (1, 6) OBP: 0.333, SLG: 0.556	L8		G4-3					K		4	0	1	0	0	1	3											
<b>Inning Stats</b>	R: 0 E: 0 K: 1 S: 10	H: 1 LOB: 1 BB: 0 P: 13	R: 1 E: 0 K: 0 S: 6	H: 3 LOB: 1 BB: 0 P: 7	R: 0 E: 0 K: 0 S: 7	H: 1 LOB: 1 BB: 0 P: 9	R: 1 E: 0 K: 1 S: 10	H: 2 LOB: 1 BB: 0 P: 16	R: 0 E: 0 K: 0 S: 5	H: 1 LOB: 0 BB: 0 P: 10	R: 0 E: 0 K: 0 S: 6	H: 1 LOB: 1 BB: 0 P: 8	R: 0 E: 0 K: 1 S: 10	H: 0 LOB: 0 BB: 1 P: 13	R: 1 E: 0 K: 2 S: 11	H: 1 LOB: 1 BB: 1 P: 20		1B: 6 2B: 3 3B: 0 HR: 1	SF: 0 SAC: 2 DP: 0 HBP: 0	WP: 0 PB: 0 SB: 0 CS: 1	PA: 37						
<b>PITCHER</b>	IP	WLS	BF	H	R	ER	SO	BB	IBB	HBP	BLK	WP	HR	S	P	ERA	WHIP										
Jose Mercedes, R (1, 1) ERA: 3.91	8.0	L	31	9	2	2	3	0	0	0	0	0	0	59	83	2.25	1.125										
Mike Fetters, R (9, 1) ERA: 3.09	1.0		5	1	1	1	2	1	0	0	0	0	1	11	20	9.00	2.000										

Batter	1	2	3	4	5	6	7	8	9	AB	R	H	RBI	BB	SO	LOB	BOTTOM										
Fernando Vina, L (1, 4) OBP: 0.333, SLG: 0.389	L8		B2-3		1B			P3		4	0	1	0	0	0	0	<b>Pittsburgh Pirates @ Milwaukee Brewers</b> Milwaukee County Stadium, Milwaukee, WI Sat Aug 30 1997, 8:05 PM EDT Att: 23,673 - Unknown - 70 F										
Jose Valentin, S (1, 6) OBP: 0.329, SLG: 0.434	K		P3		L9			P1		3	0	0	0	0	1	1											
Jack Voigt, R (8, PH) OBP: 0.318, SLG: 0.521										1	0	0	0	0	0	0											
Dave Nilsson, L (1, 7) OBP: 0.348, SLG: 0.461	BB		1B		G1-3			2B		3	0	2	0	1	0	1											
Julio Franco, R (1, 10) OBP: 0.372, SLG: 0.378	K		K		G6-3			IBB		3	0	0	0	1	2	2											
Jeremy Burnitz, L (1, 9) OBP: 0.374, SLG: 0.552		L9		K		P5		G1-3		4	0	0	0	0	1	2											
Jeff Cirillo, R (1, 5) OBP: 0.362, SLG: 0.423	1B 2B			1B		G4-3		G4-3		4	1	2	0	0	0	0											
Mark Loretta, R (1, 3) OBP: 0.351, SLG: 0.405	F8		K		G5-3			G4-3		4	0	0	0	0	1	2											
Mike Matheny, R (1, 2) OBP: 0.285, SLG: 0.344			G1-3				K	G4-3		2	0	1	1	0	0	1											
Jesse Lewis, L (7, PH) OBP: 0.356, SLG: 0.331			1B							2	0	0	0	0	1	0											
Gerald Williams, R (1, 8) OBP: 0.284, SLG: 0.374	G1-3				F7			K		3	0	0	0	0	1	1											
<b>Inning Stats</b>	R: 0 E: 0 K: 2 S: 11	H: 0 LOB: 1 BB: 1 P: 20	R: 1 E: 0 K: 0 S: 9	H: 2 LOB: 0 BB: 0 P: 15	R: 0 E: 0 K: 1 S: 10	H: 1 LOB: 1 BB: 0 P: 15	R: 0 E: 0 K: 2 S: 13	H: 1 LOB: 1 BB: 0 P: 17	R: 0 E: 0 K: 0 S: 7	H: 1 LOB: 0 BB: 0 P: 10	R: 0 E: 0 K: 0 S: 8	H: 0 LOB: 0 BB: 0 P: 12	R: 0 E: 0 K: 2 S: 8	H: 0 LOB: 0 BB: 0 P: 10	R: 0 E: 0 K: 0 S: 7	H: 1 LOB: 2 BB: 1 P: 14		R: 0 E: 0 K: 0 S: 12	H: 0 LOB: 0 BB: 0 P: 16	1B: 4 2B: 2 3B: 0 HR: 0	SF: 0 SAC: 0 DP: 0 HBP: 0	WP: 0 PB: 0 SB: 0 CS: 0	PA: 35				
<b>PITCHER</b>	IP	WLS	BF	H	R	ER	SO	BB	IBB	HBP	BLK	WP	HR	S	P	ERA	WHIP										
Jon Lieber, R (1, 1) ERA: 4.43	7.0	W	27	5	1	1	7	1	0	0	0	0	0	66	99	1.29	0.857										
Ricardo Rincon, L (8, 1) ERA: 3.81	1.0		5	1	0	0	0	0	1	0	0	0	0	7	14	0.00	1.000										
Rich Loiselle, R (9, 1) ERA: 2.9	1.0	S	3	0	0	0	0	0	0	0	0	0	0	12	16	0.00	0.000										



Batter	1	2	3	4	5	6	7	8	9	AB	R	H	RBI	BB	SO	LOB	TOP					
Tony Womack, L (1, 4) OBP: 0.320, SLG: 0.378	1-1 P4		2-3 K2-3			2-1 G4-3	0-1 F9			4	0	0	0	0	1	1	<b>Pittsburgh Pirates @ Milwaukee Brewers</b> <b>Milwaukee County Stadium, Milwaukee, WI</b> Sun Aug 31 1997, 4:33 AM EDT Att: 32,541 - Sunny - 75 F					
Joe Randa, R (1, 5) OBP: 0.355, SLG: 0.443	0-3 K		1-3 K			0-0 1B		0-1 WP		4	1	2	0	0	2	1						
Al Martin, L (1, 7) OBP: 0.364, SLG: 0.465	2-0 G4-3			1-1 G3		0-1 1B		1-3 K		4	1	1	0	0	1	1						
Dale Sveum, S (1, 3)		1-1 G4-3		1-0 G3		0-0 F9		0-0 P3		4	0	0	0	0	0	3						
Mark Smith, R (1, 10) OBP: 0.354, SLG: 0.552		3-2 L5		0-1 P4		2-2 1B		2-1 L7		4	0	1	1	0	0	1						
Turner Ward, S (1, 8) OBP: 0.411, SLG: 0.564		3-2 2B			0-0 P4	0-1 1B			1-2 F7	4	0	2	1	0	0	0						
1B Jason Kendall, R (1, 2) OBP: 0.386, SLG: 0.426		0-1 G1-3			1-2 1B	0-1 G4-3			0-2 P4	4	0	1	0	0	0	3						
Jose Guillen, R (1, 9) OBP: 0.295, SLG: 0.412			1-3 K		0-1 L9		0-1 G6-3		1-1 L4	4	0	0	0	0	1	1						
Abraham Nunez, S (1, 6) OBP: 0.333, SLG: 0.455			4-1 BB		2-2 G4-3		2-2 F8			2	0	0	0	1	0	1						
<b>Inning Stats</b>	R: 0 E: 0 K: 1 S: 6	H: 0 LOB: 0 BB: 0 P: 9	R: 0 E: 0 K: 0 S: 12	H: 1 LOB: 1 BB: 0 P: 19	R: 0 E: 0 K: 3 S: 10	H: 0 LOB: 1 BB: 1 P: 18	R: 0 E: 0 K: 0 S: 5	H: 0 LOB: 0 BB: 0 P: 7	R: 0 E: 0 K: 0 S: 10	H: 1 LOB: 1 BB: 0 P: 13	R: 2 E: 0 K: 0 S: 13	H: 4 LOB: 2 BB: 0 P: 17	R: 0 E: 0 K: 0 S: 7	H: 0 LOB: 0 BB: 0 P: 9	R: 0 E: 0 K: 1 S: 8	H: 1 LOB: 1 BB: 0 P: 11	R: 0 E: 0 K: 0 S: 9	H: 0 LOB: 0 BB: 0 P: 11	1B: 5 2B: 2 3B: 0 HR: 0	SF: 0 SAC: 0 DP: 0 HBP: 0	WP: 1 PB: 0 SB: 2 CS: 0	PA: 35
<b>PITCHER</b>	IP	WLS	BF	H	R	ER	SO	BB	IBB	HBP	BLK	WP	HR	S	P	ERA	WHIP					
21 Cal Eldred, R (1, 1) ERA: 5.15	5.2		23	5	2	2	4	1	0	0	0	0	0	52	79	3.18	1.059					
Mark Davis, L (6, 1) ERA: 10.8	0.0		1	1	0	0	0	0	0	0	0	0	0	2	2	∞	∞					
Bob Wickman, R (6, 1) ERA: 2.97	2.1		8	1	0	0	1	0	0	0	0	1	0	17	22	0.00	0.429					
Doug Jones, R (9, 1) ERA: 2.03	1.0	W	3	0	0	0	0	0	0	0	0	0	0	9	11	0.00	0.000					

Batter	1	2	3	4	5	6	7	8	9	AB	R	H	RBI	BB	SO	LOB	BOTTOM				
Fernando Vina, L (1, 4) OBP: 0.335, SLG: 0.387	0-2 G3-1 SH1-3 1B		1-1 F9		1-2 G6-3		1-1 L9		4-0 1B IBB	4	0	1	0	1	0	1	<b>Pittsburgh Pirates @ Milwaukee Brewers</b> <b>Milwaukee County Stadium, Milwaukee, WI</b> Sun Aug 31 1997, 4:33 AM EDT Att: 32,541 - Sunny - 75 F				
Jose Valentin, S (1, 6) OBP: 0.328, SLG: 0.431	0-1 SH1-3			2-0 F8		3-3 K		0-1 B3	4-0 1B IBB	3	0	0	0	1	1	0					
Dave Nilsson, L (1, 7) OBP: 0.351, SLG: 0.465	2-2 G3-1			3-2 HR		1-2 BB		2-2 1B	3-2 1B	4	1	3	0	0	0	1					
Darrin Jackson, R (6, PR) OBP: 0.272, SLG: 0.354										0	0	0	0	0	0	0					
Jeff Huson, L (9, PH) OBP: 0.255, SLG: 0.241	2-3 L8			2-0 HR		2-3 K		1-2 FC5 BB	1-2 3B	1	0	1	1	0	0	0					
Julio Franco, R (1, 10) OBP: 0.373, SLG: 0.388				2H HR		1-2 BB		1-3 1B		4	1	2	2	0	1	2					
Jeremy Burnitz, L (1, 9) OBP: 0.373, SLG: 0.548		2-3 K		3-3 K		4-0 FC4-6 BB		1-2 L4		3	0	0	0	1	2	2					
Jeff Cirillo, R (1, 5) OBP: 0.365, SLG: 0.424	2-1 G4-6-3 1B			1-1 1B		1-2 FC4-6		4-2 BB	1-2 BB	3	0	2	0	1	0	2					
Mark Loretta, R (1, 3) OBP: 0.347, SLG: 0.401	1-2 G4-6-3			1-2 P3			2-1 L9	1-2 FC5		4	0	0	0	0	0	5					
Jesse Levis, L (1, 2) OBP: 0.354, SLG: 0.335			1-1 G4-3		2-0 F8		0-0 G4-3		1-0 SH5-4 1B	4	0	1	0	0	0	0					
Brian Banks, S (9, PR) OBP: 0.224, SLG: 0.273									2B	0	1	0	0	0	0	0					
Gerald Williams, R (1, 8) OBP: 0.284, SLG: 0.373			1-3 K		1-1 G3				0-0 SH5-4	3	0	1	0	0	1	0					
<b>Inning Stats</b>	R: 0 E: 0 K: 0 S: 11	H: 1 LOB: 1 BB: 0 P: 13	R: 0 E: 0 K: 1 S: 10	H: 1 LOB: 0 BB: 0 P: 15	R: 0 E: 0 K: 1 S: 9	H: 0 LOB: 0 BB: 0 P: 12	R: 2 E: 0 K: 1 S: 16	H: 3 LOB: 1 BB: 0 P: 28	R: 0 E: 0 K: 2 S: 14	H: 1 LOB: 2 BB: 1 P: 26	R: 0 E: 0 K: 0 S: 7	H: 1 LOB: 1 BB: 0 P: 9	R: 0 E: 0 K: 0 S: 17	H: 2 LOB: 3 BB: 1 P: 26	R: 1 E: 0 K: 0 S: 5	H: 2 LOB: 3 BB: 2 P: 17	1B: 8 2B: 2 3B: 0 HR: 1	SF: 0 SAC: 0 DP: 1 HBP: 0	WP: 0 PB: 0 SB: 0 CS: 0	PA: 39	
<b>PITCHER</b>	IP	WLS	BF	H	R	ER	SO	BB	IBB	HBP	BLK	WP	HR	S	P	ERA	WHIP				
Jason Schmidt, R (1, 1) ERA: 4.9	7.0		28	7	2	2	5	1	0	0	0	0	0	73	113	2.57	1.143				
Jason Christiansen, L (8, 1) ERA: 3.65	0.2		4	2	0	0	0	0	0	0	0	0	0	12	16	0.00	3.000				
Marc Wilkins, R (8, 1) ERA: 3.99	0.2	L	7	2	1	1	0	1	2	0	0	0	0	10	27	13.50	4.500				

AB 34  
R 2  
H 7  
RBI 2  
BB 1  
SO 5  
LOB 12



AB 33  
R 3  
H 11  
RBI 3  
BB 4  
SO 5  
LOB 13









Batter	1	2	3	4	5	6	7	8	9	AB	R	H	RBI	BB	SO	LOB	TOP										
<b>Omar Vizquel, S</b> OBP: 0.342, SLG: 0.358 (1, 6)	0-2 1B F7-2 1B	4-2 FC5-4 BB		0-2 SF8		2-3 K		2-1 F9		3	0	1	1	1	1	2											
<b>Kevin Seitzer, R</b> OBP: 0.325, SLG: 0.371 (1, 3)	1-1 BB BB 1B	0-3 K		2-3 3-H G6-3		2-1 L3			2-2 2B	5	1	2	0	0	1	4											
<b>Manny Ramirez, R</b> OBP: 0.422, SLG: 0.547 (1, 9)	4-1 BB BB 1B	0-1 FC5-4			0-1 PB G5-3 1B		1-2 2B		0-1 G5-3	4	1	2	0	1	0	3											
<b>Matt Williams, R</b> OBP: 0.297, SLG: 0.478 (1, 5)	0-0 F7-2		2-2 F9		2-2 PB 1B		1-1 G6-3		0-2 K	5	0	1	0	0	1	5											
<b>David Justice, L</b> OBP: 0.434, SLG: 0.630 (1, 7)	4-2 FC5-4 BB		0-3 K		0-1 F7		1-3 K		2-2 2B	4	0	1	1	1	2	3											
<b>Sandy Alomar Jr., R</b> OBP: 0.356, SLG: 0.538 (1, 2)	0-0 FC5-4		0-2 G5-3		1-0 G5-3		0-1 F8		1-2 F7	5	0	0	1	0	0	6											
<b>Tony Fernandez, S</b> OBP: 0.316, SLG: 0.406 (1, 4)		3-2 HR		4-2 SH3-4 SF8 BB		1-1 F7		3-2 L6		3	2	1	1	1	0	1											
<b>Marquis Grissom, R</b> OBP: 0.325, SLG: 0.400 (1, 8)		0-0 FC5-4 1B		1-0 SF8 SH3-4 1B		1-1 SH1-4 1B		0-1 G5-3		4	0	3	0	0	0	0											
<b>Jaret Wright, R</b> Jason Jacome, L Bip Roberts, S Eric Plunk, R		0-0 FC5-4 BB		0-2 SH3-4		1-1 SH1-4		4-1 BB		1	0	0	0	0	0	1											
<b>Inning Stats</b>	R: 0 E: 0 K: 0 S: 11	H: 2 LOB: 3 BB: 2 P: 20	R: 1 E: 0 K: 1 S: 17	H: 2 LOB: 2 BB: 1 P: 24	R: 0 E: 0 K: 1 S: 9	H: 0 LOB: 0 BB: 0 P: 11	R: 1 E: 0 K: 0 S: 13	H: 1 LOB: 1 BB: 1 P: 18	R: 1 E: 0 K: 0 S: 10	H: 2 LOB: 1 BB: 0 P: 14	R: 0 E: 0 K: 1 S: 11	H: 1 LOB: 1 BB: 0 P: 17	R: 0 E: 0 K: 1 S: 10	H: 1 LOB: 1 BB: 0 P: 13	R: 0 E: 0 K: 0 S: 8	H: 0 LOB: 1 BB: 1 P: 17	R: 1 E: 0 K: 1 S: 15	H: 2 LOB: 1 BB: 0 P: 20	1B: 7 2B: 4 3B: 0 HR: 1	SF: 1 SAC: 2 DP: 1 HBP: 0	WP: 0 PB: 1 SB: 0 CS: 0	PA: 42					
<b>PITCHER</b>	IP	WLS	BF	H	R	ER	SO	BB	IBB	HBP	BLK	WP	HR	S	P	ERA	WHIP										
<b>Jose Silva, R</b> ERA: 6.31 (1, 1)	6.1	W	31	9	3	2	3	4	0	0	0	0	1	76	111	2.84	2.053										
<b>Chris Peters, L</b> ERA: 4.5 (7, 1)	0.1		1	0	0	0	1	0	0	0	0	0	0	3	4	0.00	0.000										
<b>Marc Wilkins, R</b> ERA: 3.92 (8, PH)	1.1		5	0	0	0	0	1	0	0	0	0	0	10	19	0.00	0.750										
<b>Rich Loiselle, R</b> ERA: 3.0 (8, 1)	1.0	S	5	2	1	1	1	0	0	0	0	0	0	15	20	9.00	2.000										

Cleveland Indians @ Pittsburgh Pirates  
Three Rivers Stadium, Pittsburgh, PA  
Tue Sep 02 1997, 7:05 PM EDT  
Att: 43,380 - Unknown - 82 F

AB 34  
R 4  
H 11  
RBI 4  
BB 5  
SO 5  
LOB 25



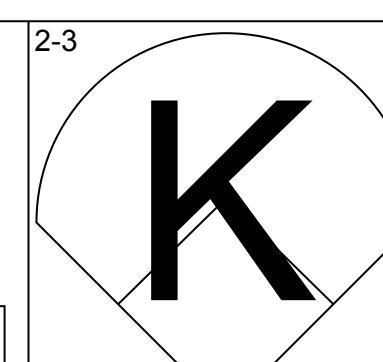
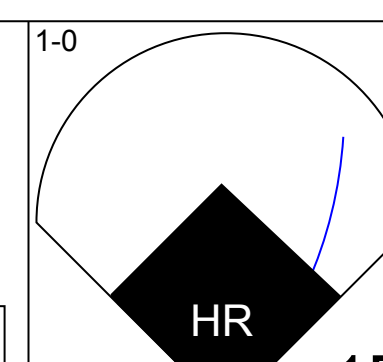
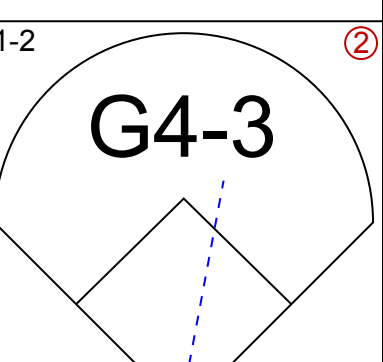
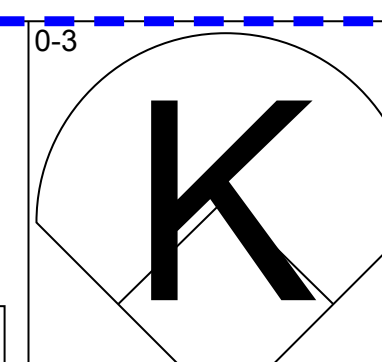
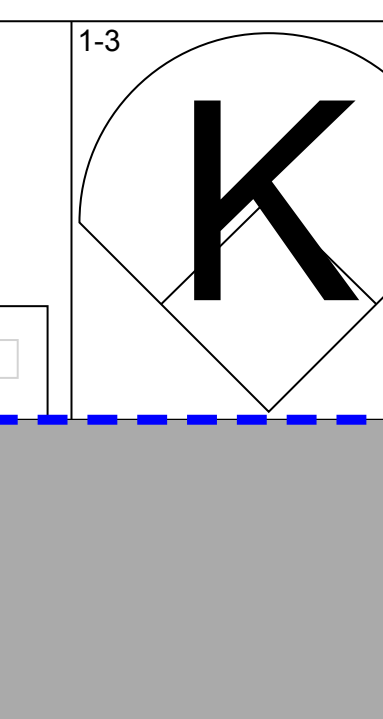
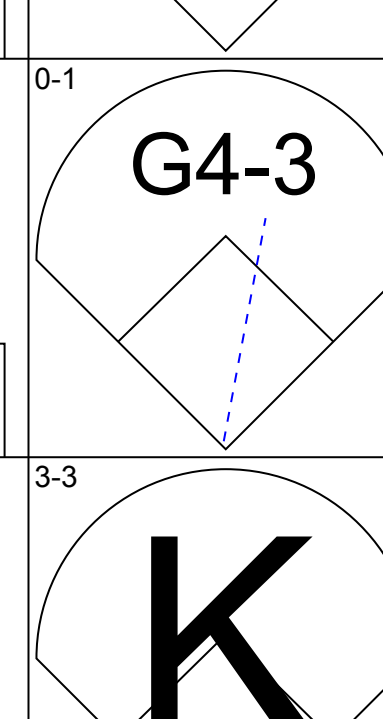
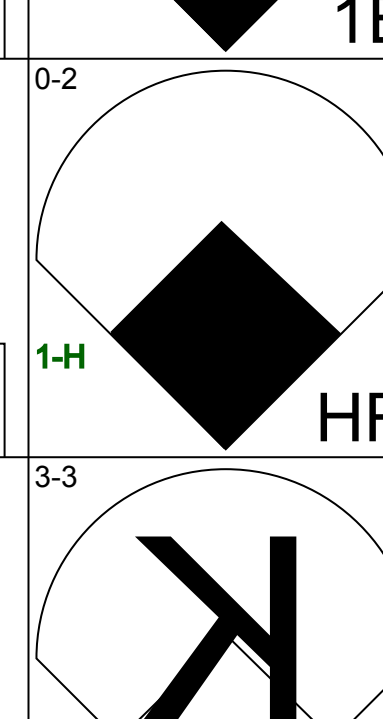
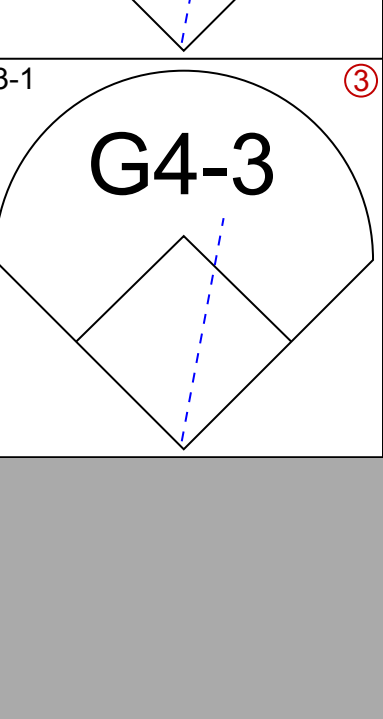
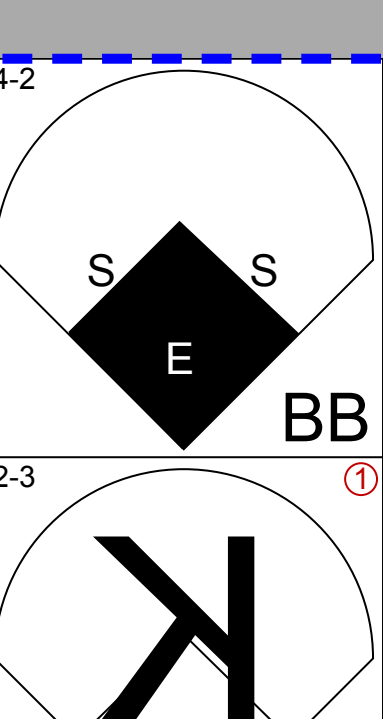


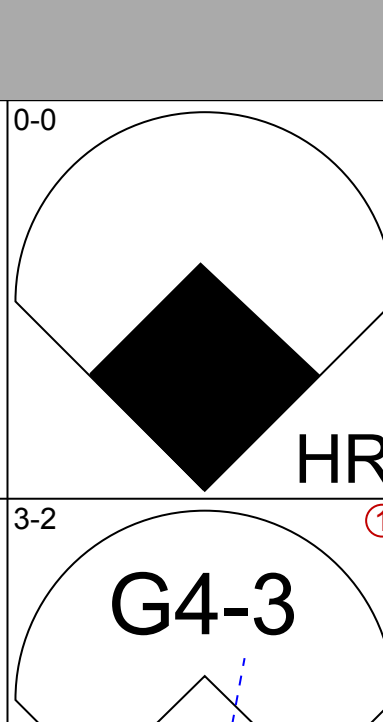

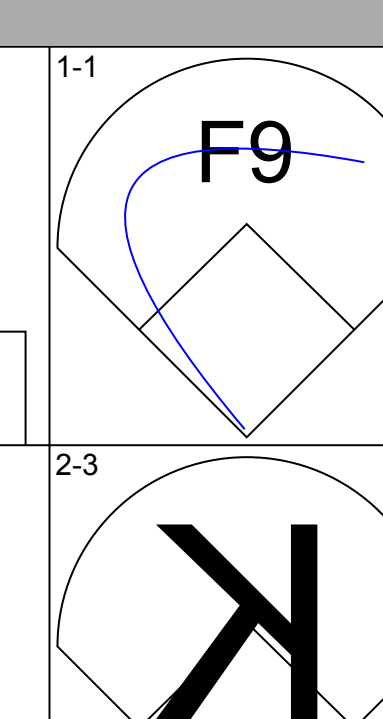
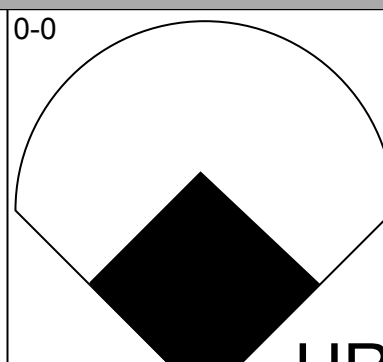
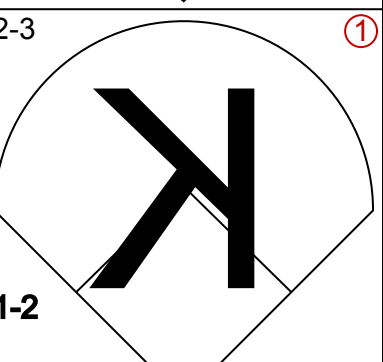
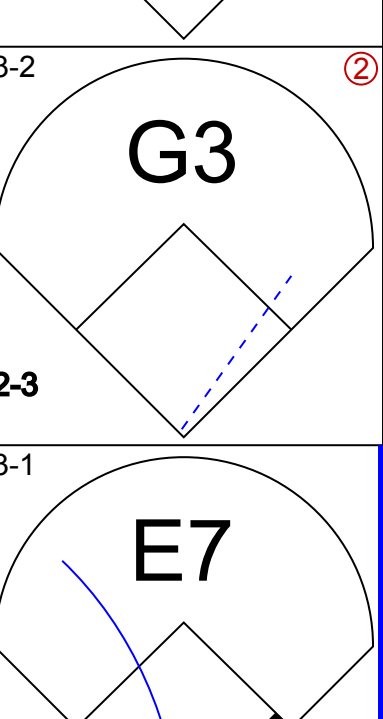
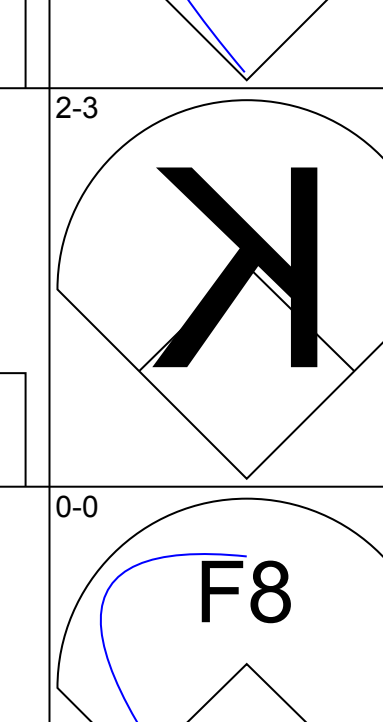
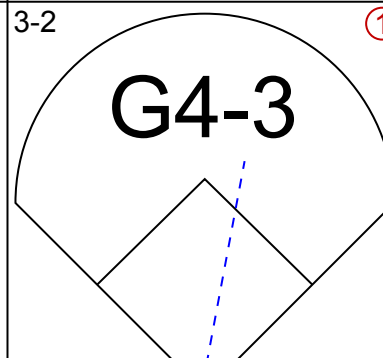
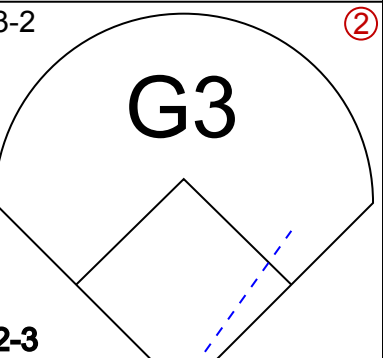
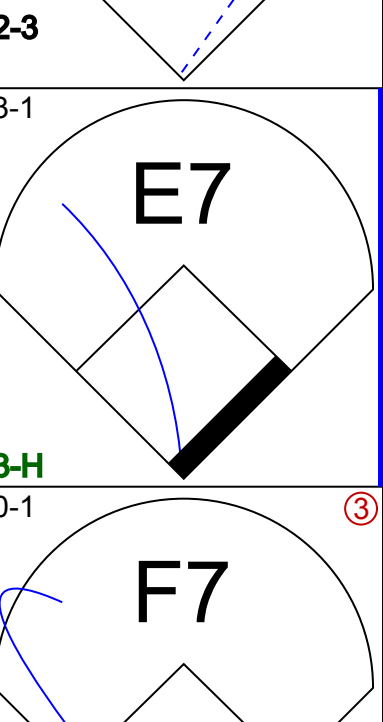
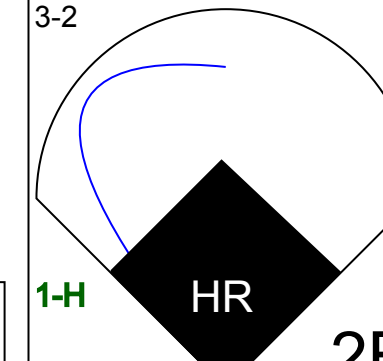
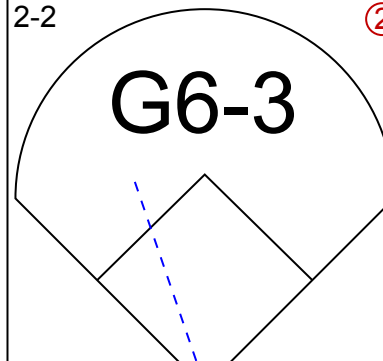
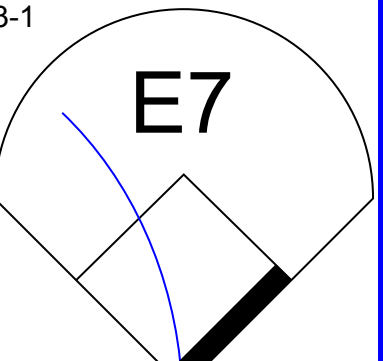
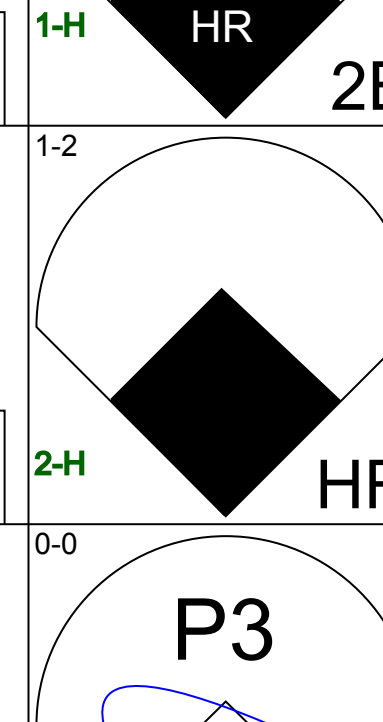
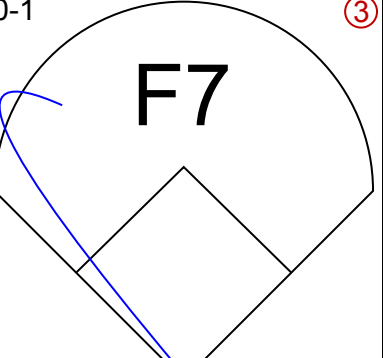
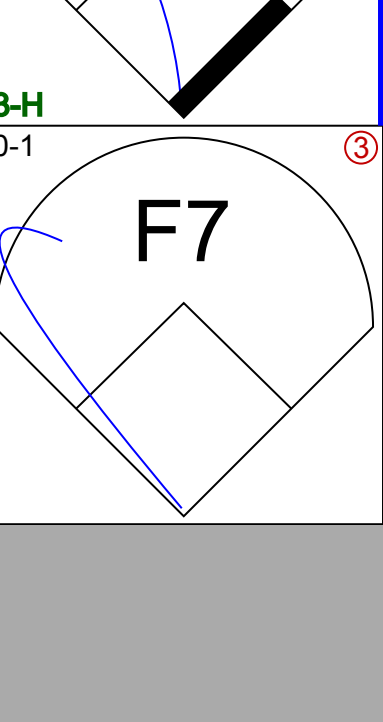
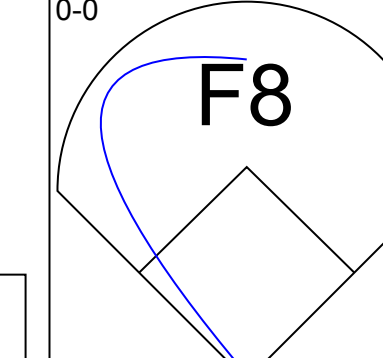
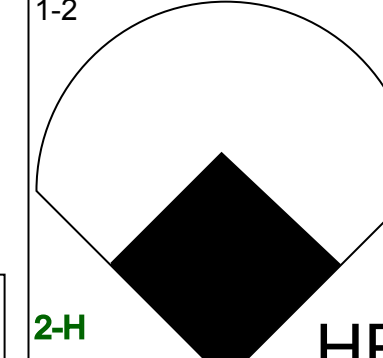
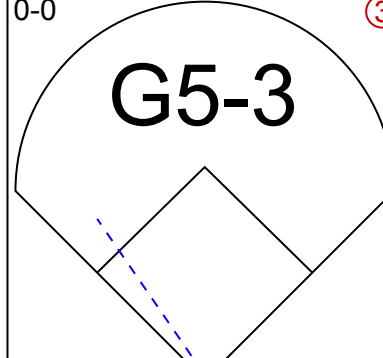
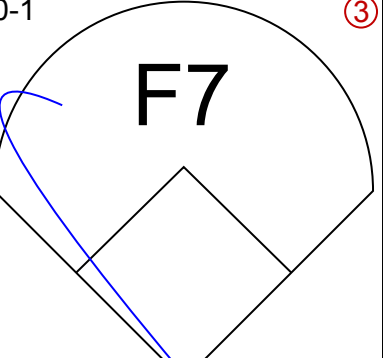
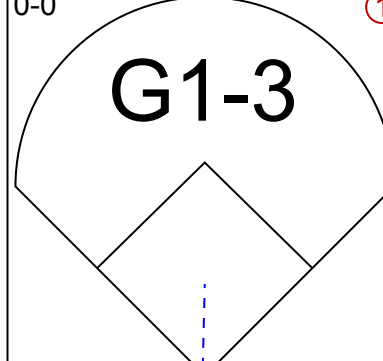
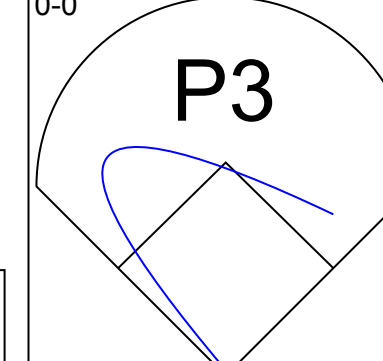
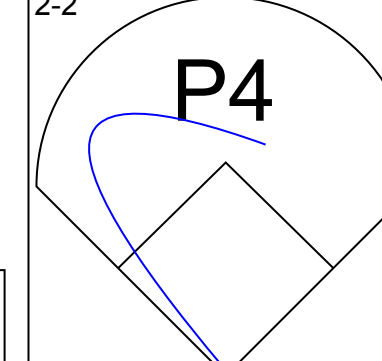
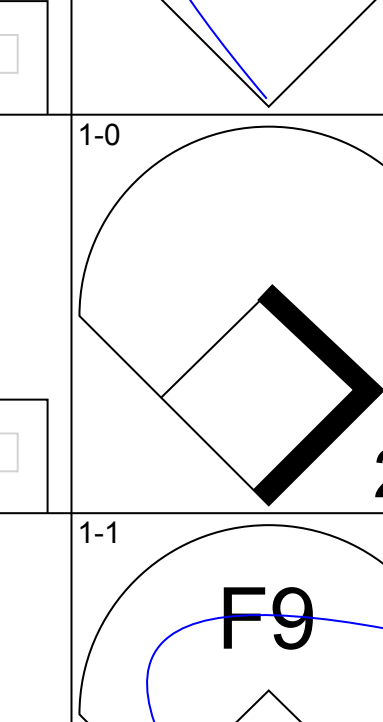
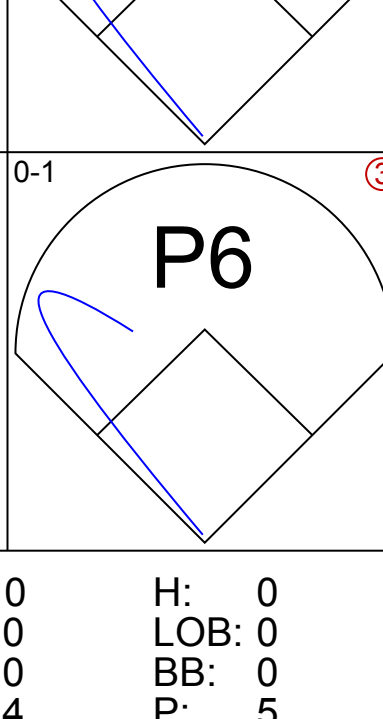
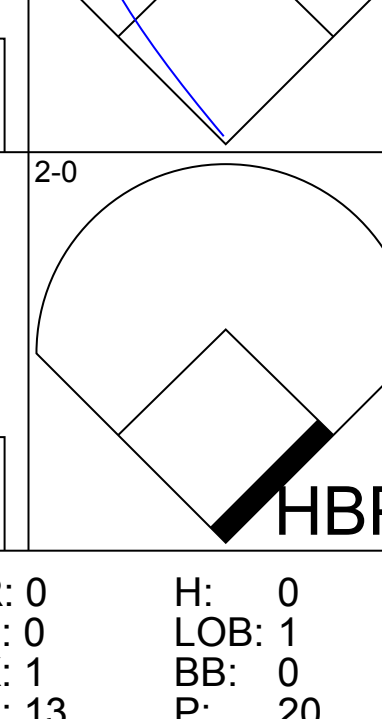
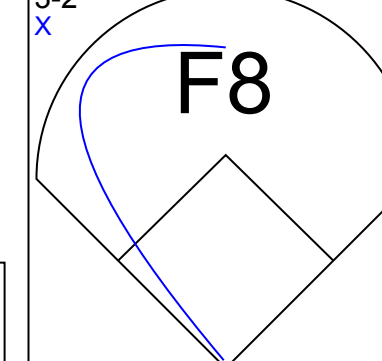
Batter	1	2	3	4	5	6	7	8	9	AB	R	H	RBI	BB	SO	LOB	BOTTOM										
<b>Tony Womack, L</b> OBP: 0.324, SLG: 0.379 (1, 4)	4-1 CS BB		1-2 2H 2B		1-2 G4-3		1-2 G4-3			3	0	1	1	1	0	1											
<b>Jermaine Allensworth, R</b> OBP: 0.345, SLG: 0.349 (1, 8)	2-1 G6-3		0-3 K		1-0 G5-3		1-2 1B 2B			4	1	1	0	0	1	2											
<b>Al Martin, L</b> OBP: 0.363, SLG: 0.464 (1, 7)	1-3 K		2-2 L3		0-0 FC6-4 HR 1B		1-0 2H 1B			4	1	2	1	0	1	1											
<b>Mark Smith, R</b> OBP: 0.360, SLG: 0.552 (1, 3)		4-2 G1-4-3 BB		1-1 G6-3		1-2 FC6-4 1B		0-0 G6-3		2	0	1	0	1	0	0											
<b>Dale Sveum, S</b> OBP: 0.324, SLG: 0.455 (7, 3)										1	0	0	0	0	0	1											
<b>Joe Randa, R</b> OBP: 0.353, SLG: 0.440 (1, 5)		2-2 G1-4-3		1-1 G6-3		1-1 FC6-4 HR		1-0 P3		4	1	0	0	0	0	3											
<b>Shawon Dunston, R</b> OBP: 0.301, SLG: 0.426 (1, 6)		1-0 HR		3-2 G4-3		0-1 HR		1-1 G6-3		4	2	2	4	0	0	0											
<b>Turner Ward, S</b> OBP: 0.410, SLG: 0.552 (1, 9)		3-1 G1-3			0-1 SH3 1B		0-0 FC6-4 HBP		2-2 F8	3	0	1	0	0	0	0											
<b>Keith Osik, R</b> OBP: 0.337, SLG: 0.385 (1, 2)			3-2 SH3-4 2B 1B		0-1 P9		0-0 FC6-4			3	1	1	0	0	0	2											
<b>Marc Wilkins, R</b> Rich Loiselle, R										0	0	0	0	0	0	0											
<b>Jose Silva, R</b> OBP: 0.200, SLG: 0.200 (1, 1)			1-1 SH3-4		0-0 SH3		2-2 F9			0	0	0	0	0	0	0											
<b>Chris Peters, L</b> 1B Jason Kendall, R OBP: 0.250, SLG: 0.250 (7, 2)										1	0	0	0	0	0	0											
<b>Inning Stats</b>	R: 0 E: 0 K: 1 S: 7	H: 0 LOB: 0 BB: 1 P: 14	R: 1 E: 0 K: 0 S: 10	H: 1 LOB: 0 BB: 1 P: 20	R: 1 E: 0 K: 1 S: 14	H: 2 LOB: 1 BB: 0 P: 21	R: 0 E: 0 K: 0 S: 8	H: 0 LOB: 0 BB: 0 P: 13	R: 0 E: 0 K: 0 S: 8	H: 1 LOB: 1 BB: 0 P: 9	R: 3 E: 0 K: 0 S: 12	H: 3 LOB: 1 BB: 0 P: 17	R: 1 E: 0 K: 0 S: 11	H: 2 LOB: 1 BB: 0 P: 16	R: 0 E: 0 K: 0 S: 8	H: 0 LOB: 0 BB: 0 P: 12	R: 0 E: 0 K: 0 S: 8	H: 0 LOB: 0 BB: 0 P: 12	1B: 5 2B: 2 3B: 0 HR: 2	SF: 0 SAC: 2 DP: 1 HBP: 1	WP: 0 PB: 0 SB: 0 CS: 1	PA: 34					
<b>PITCHER</b>	IP	WLS	BF	H	R	ER	SO	BB	IBB	HBP	BLK	WP	HR	S	P	ERA	WHIP										
<b>Jaret Wright, R</b> ERA: 4.9 (1, 1)	6.0	L	26	7	5	5	2	2	0	1	0	0	0	59	94	7.50	1.500										
<b>Jason Jacome, L</b> ERA: 5.9 (7, 1)	1.0		5	2	1	1	0	0	0	0	0	0	0	11	16	9.00	2.000										
<b>Eric Plunk, R</b> ERA: 5.02 (8, 1)	1.0		3	0	0	0	0	0	0	0	0	0	0	8	12	0.00	0.000										

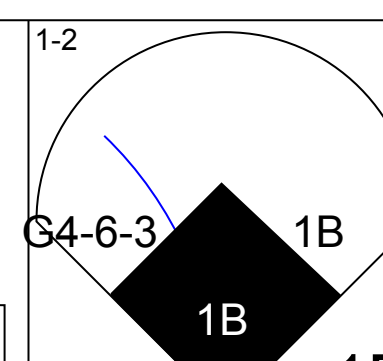

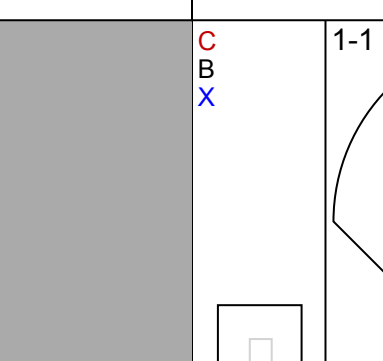
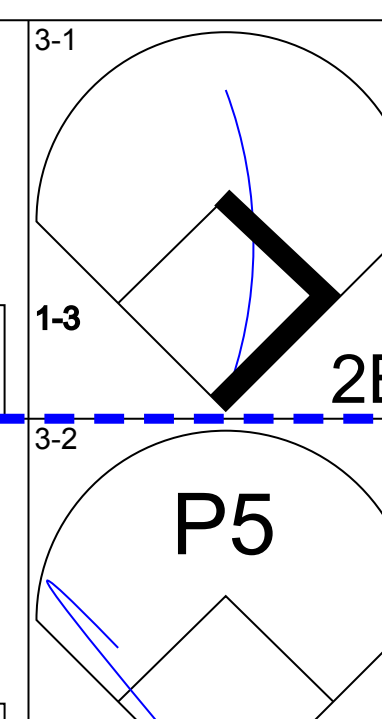
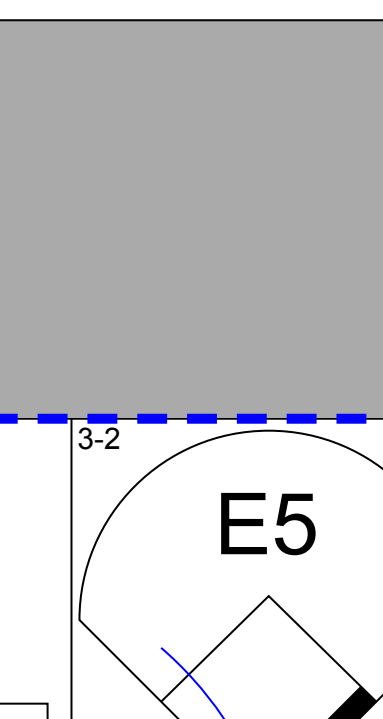
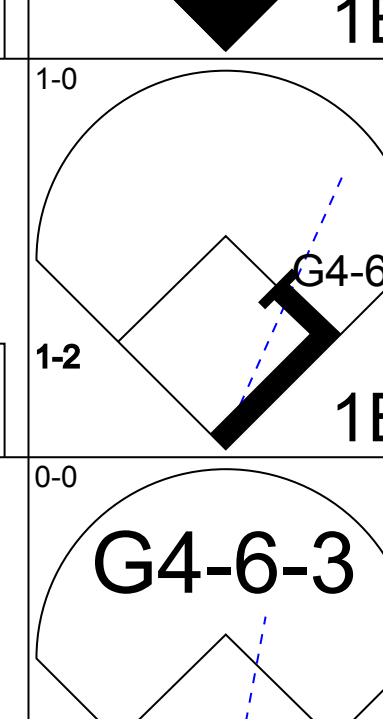
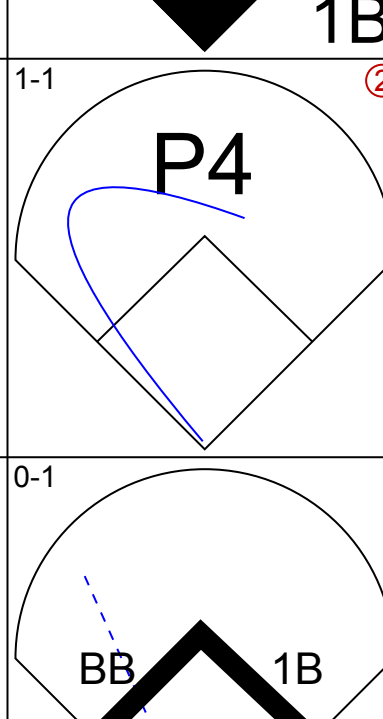
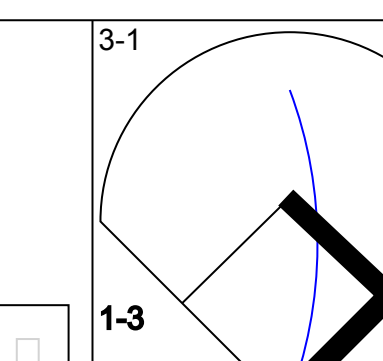
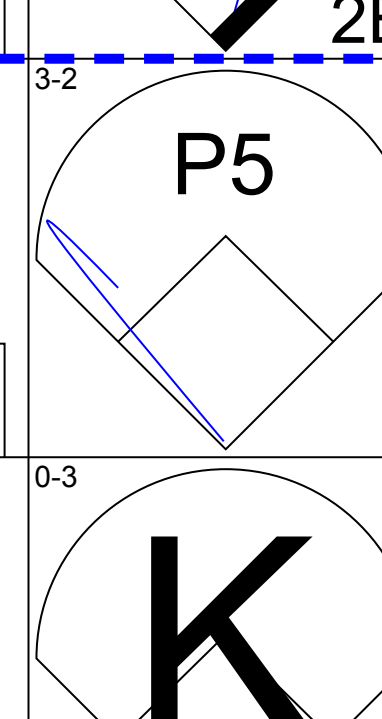
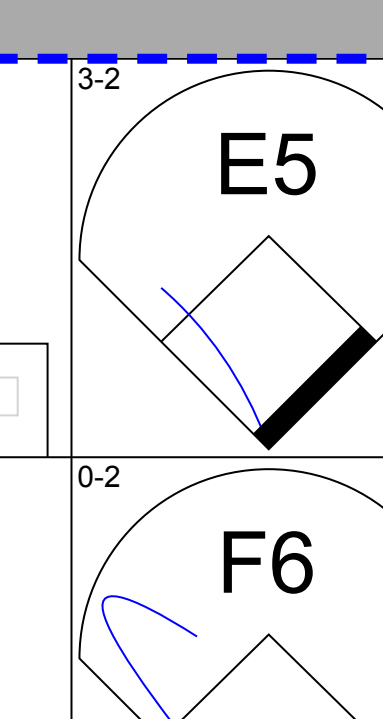
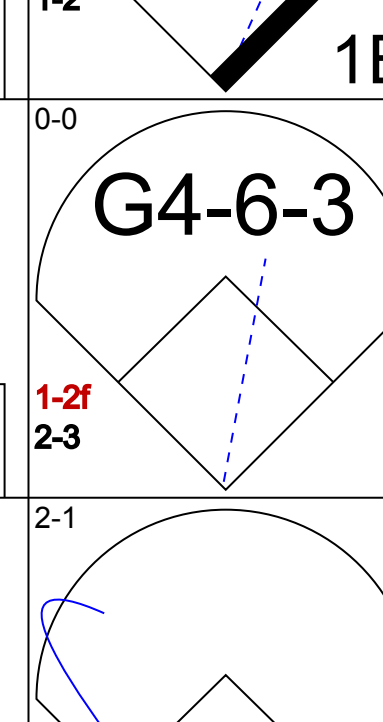
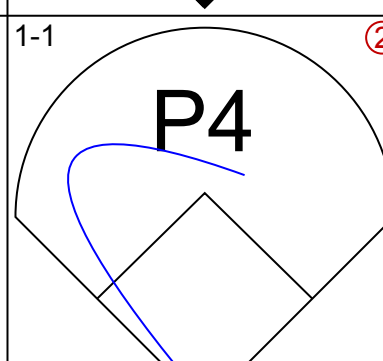
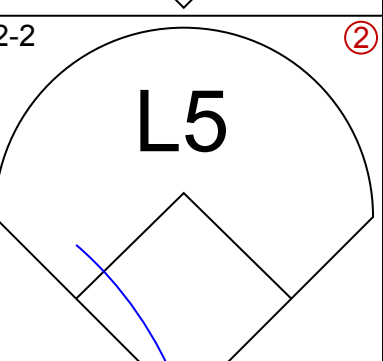
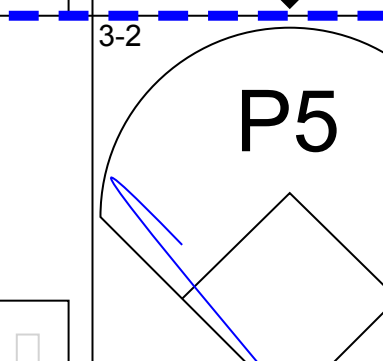
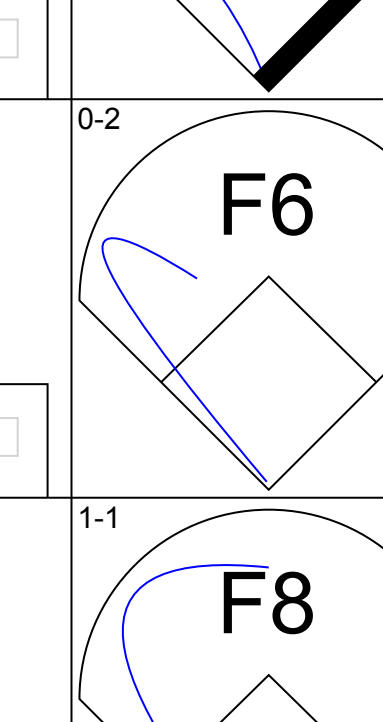
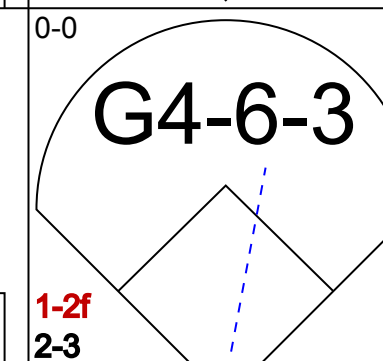
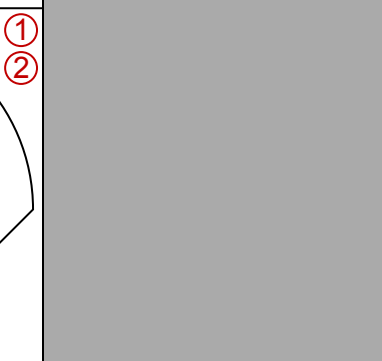
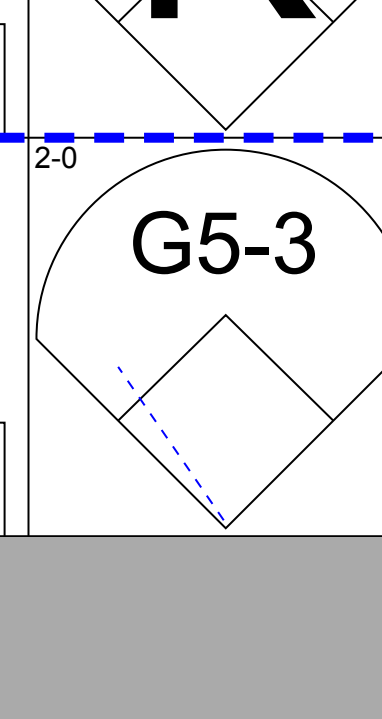
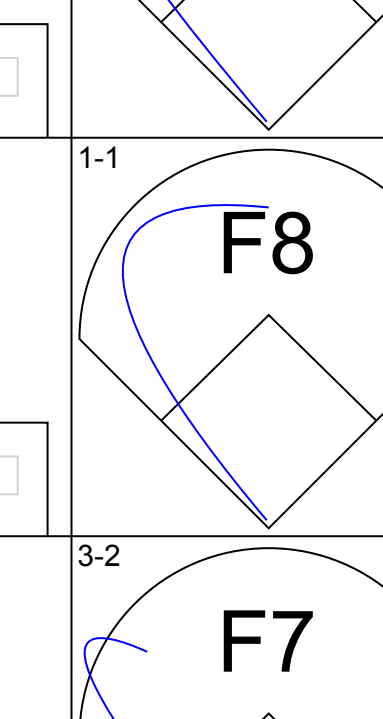
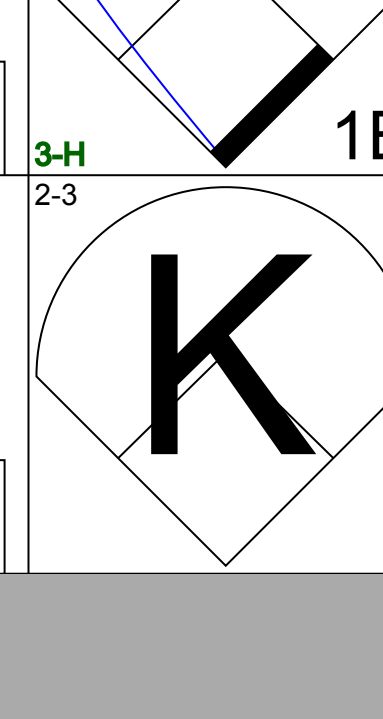
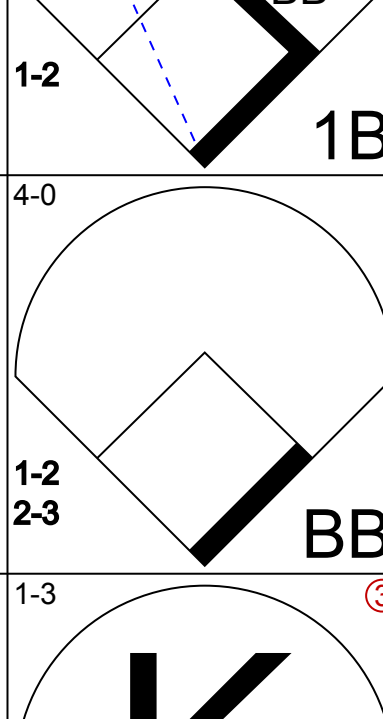
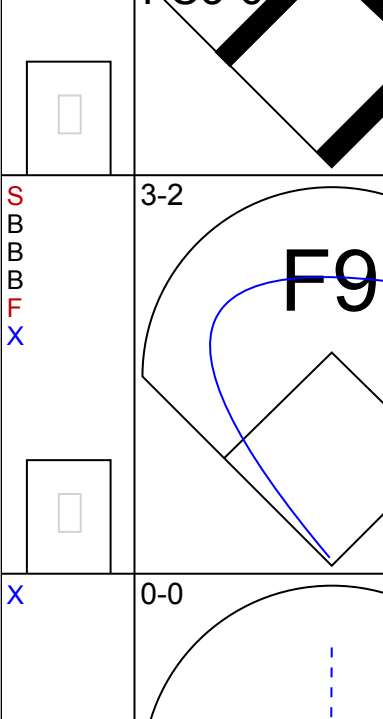
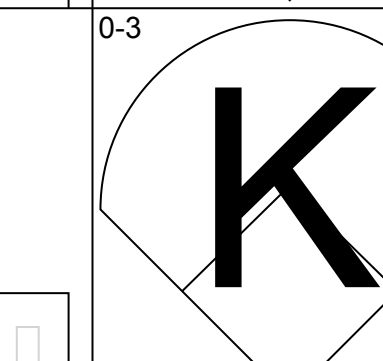
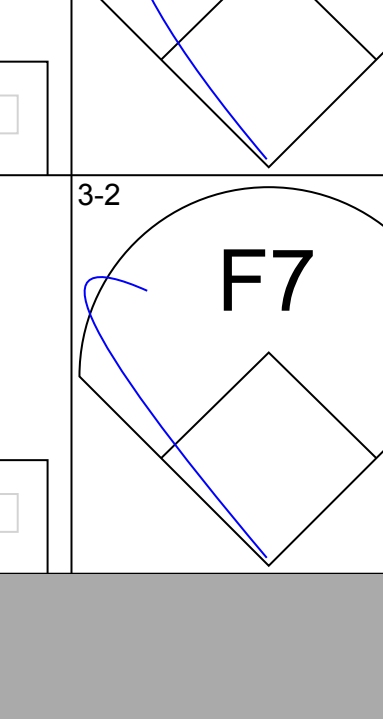
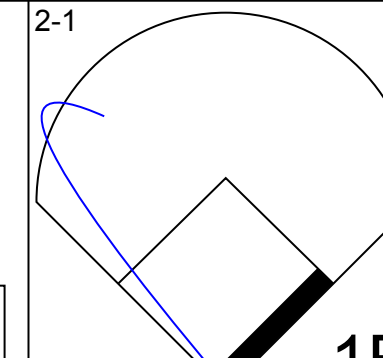
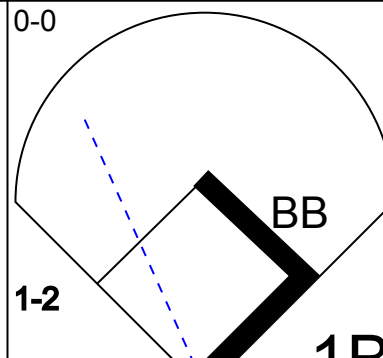
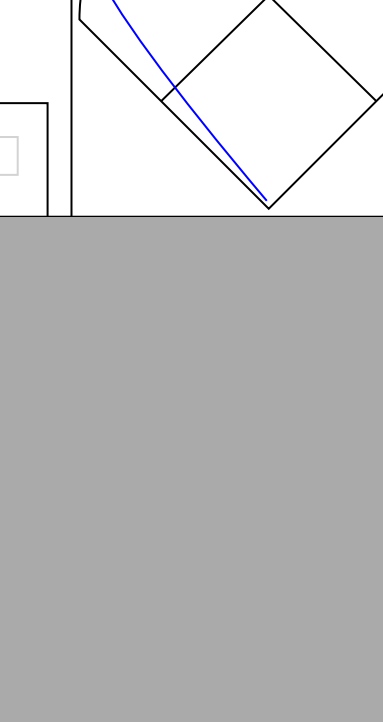
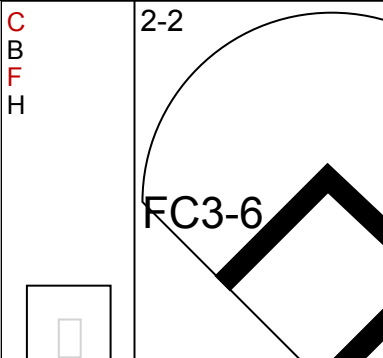
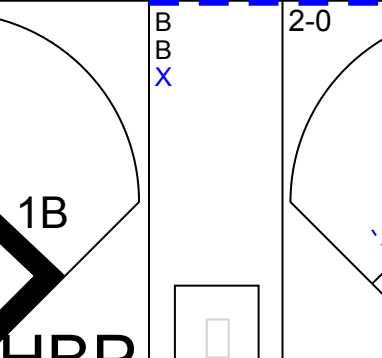
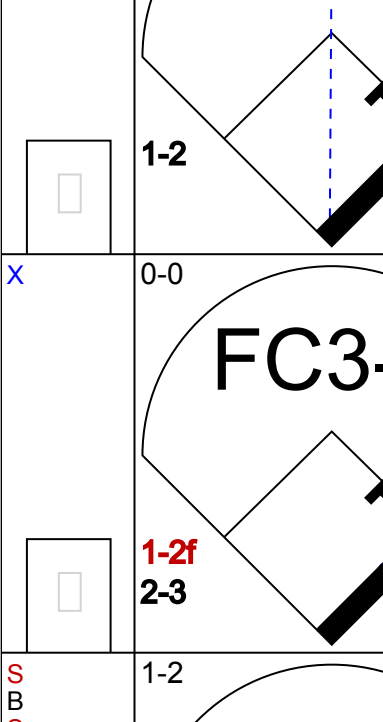
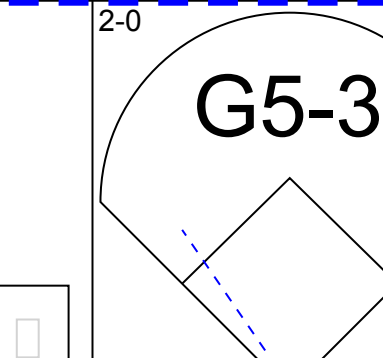

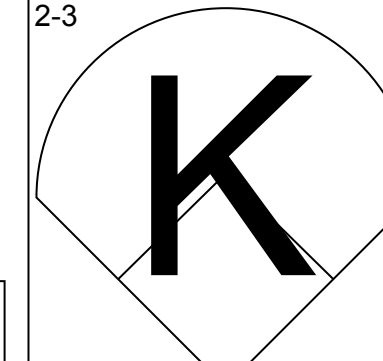
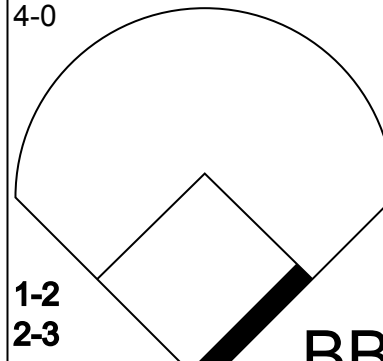
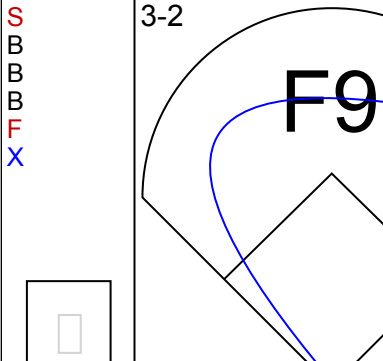
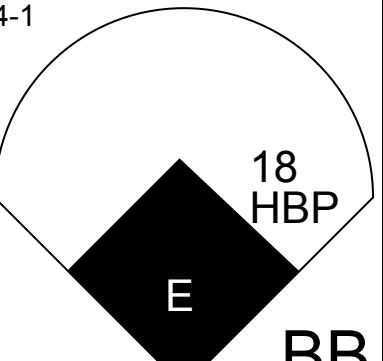
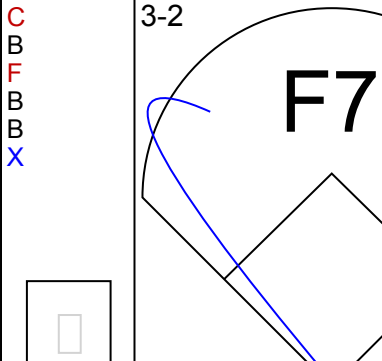
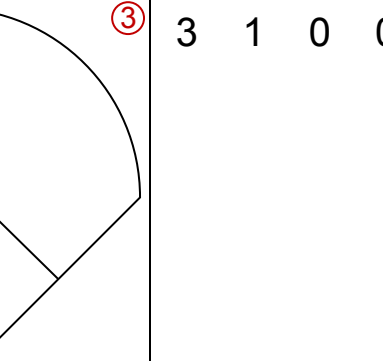
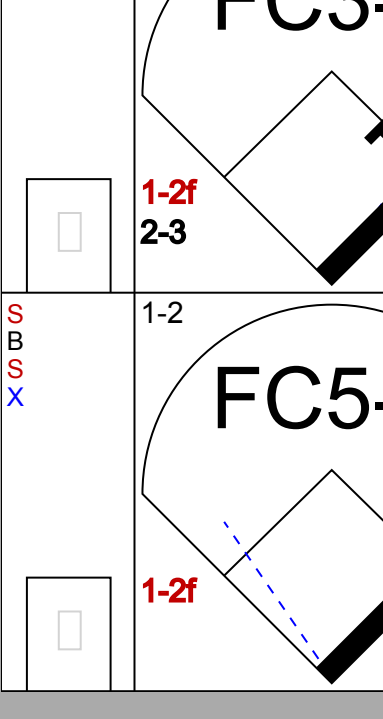

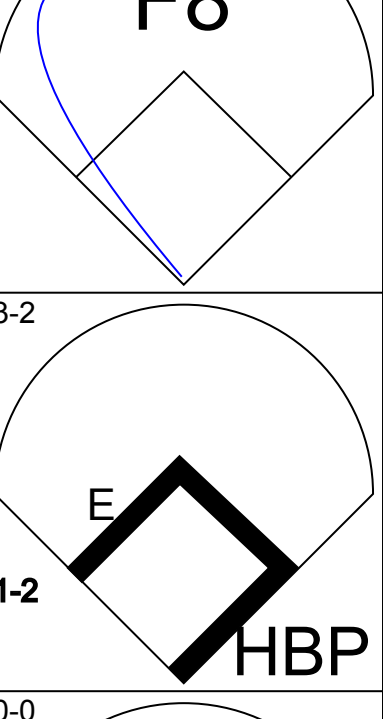
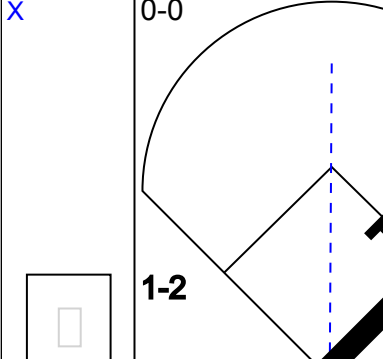

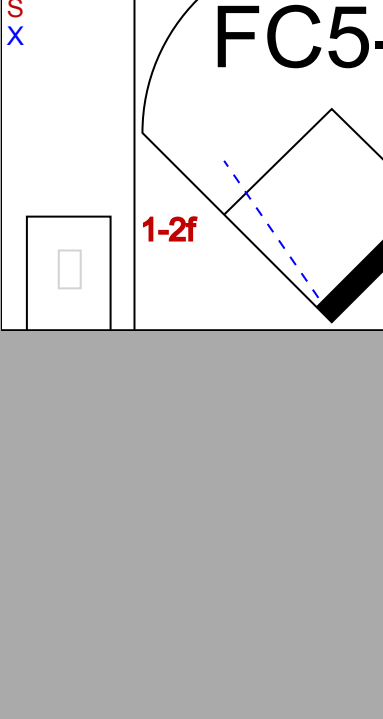
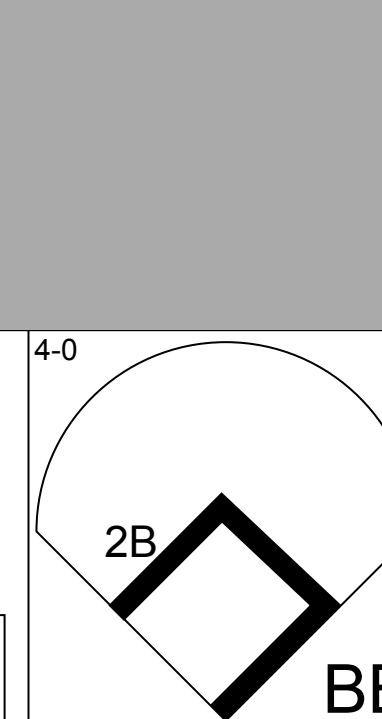
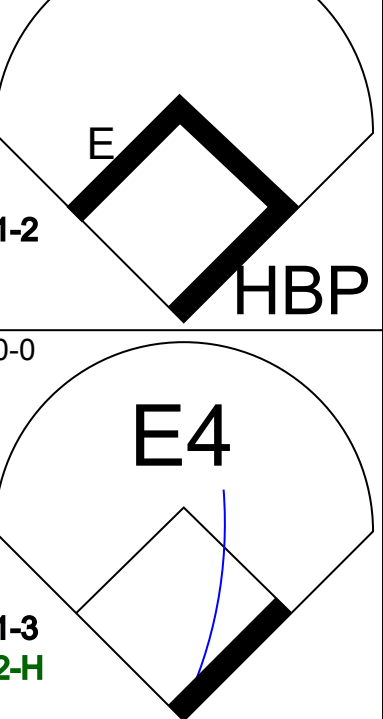

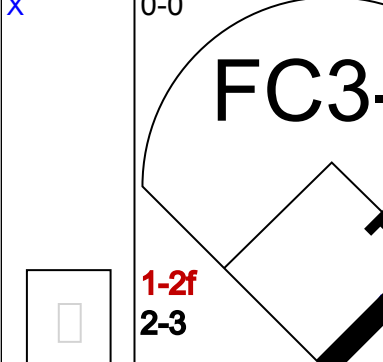
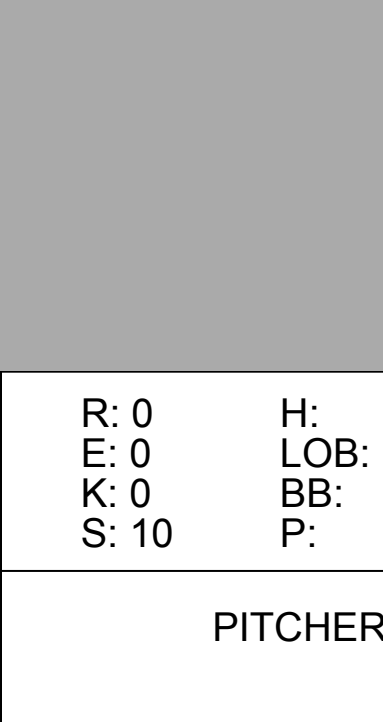
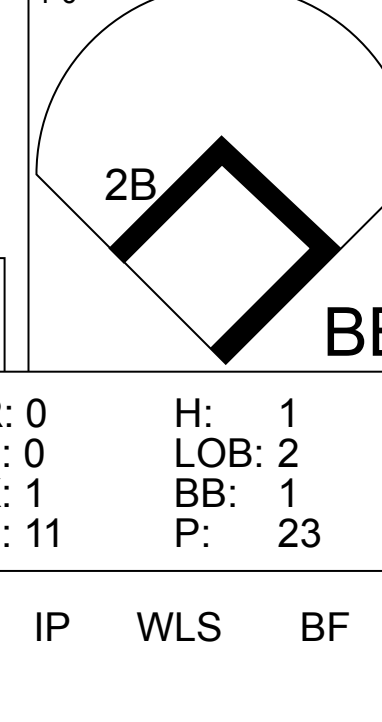
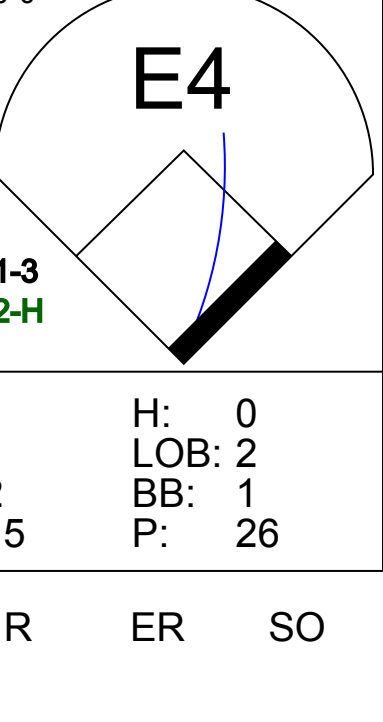
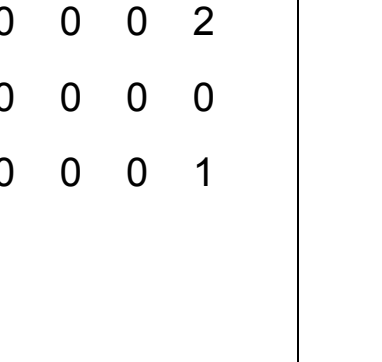
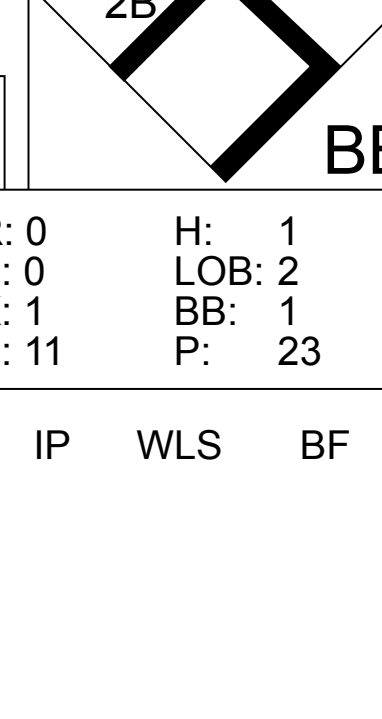
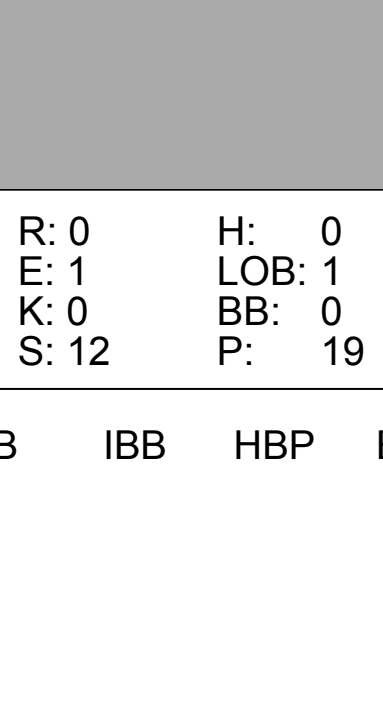
Cleveland Indians @ Pittsburgh Pirates  
Three Rivers Stadium, Pittsburgh, PA  
Tue Sep 02 1997, 7:05 PM EDT  
Att: 43,380 - Unknown - 82 F

AB 29  
R 6  
H 9  
RBI 6  
BB 2  
SO 2  
LOB 10





Batter	1	2	3	4	5	6	7	8	9	AB	R	H	RBI	BB	SO	LOB	TOP					
<b>Bip Roberts, S</b> (1, 4) OBP: 0.347, SLG: 0.376				 1B						5	1	1	0	0	3	2	<b>Cleveland Indians @ Pittsburgh Pirates</b> Three Rivers Stadium, Pittsburgh, PA Wed Sep 03 1997, 7:05 PM EDT Att: 37,513 - Unknown - 62 F					
<b>Omar Vizquel, S</b> (1, 6) OBP: 0.343, SLG: 0.364				 1H				 S BB		3	2	1	2	1	0	0						
<b>Manny Ramirez, R</b> (1, 9) OBP: 0.421, SLG: 0.551						 HR				4	1	1	1	0	3	1						
<b>Jim Thome, L</b> (1, 3) OBP: 0.431, SLG: 0.598				 1B						4	1	1	0	0	0	1						
<b>David Justice, L</b> (1, 7) OBP: 0.433, SLG: 0.629				 1H						4	1	1	1	0	1	0						
<b>Brian Giles, L</b> (8, 7) OBP: 0.368, SLG: 0.476				 2B						0	0	0	0	0	0	0						
<b>Matt Williams, R</b> (1, 5) OBP: 0.297, SLG: 0.482				 2H						4	1	1	2	0	0	1						
<b>Marquis Grissom, R</b> (1, 8) OBP: 0.323, SLG: 0.396										4	0	0	0	0	0	0						
<b>Pat Borders, R</b> (1, 2) OBP: 0.359, SLG: 0.443										4	0	1	0	0	0	0						
<b>Orel Hershiser, R</b> (1, 1) OBP: 0.361, SLG: 0.461										2	0	0	0	0	0	1						
<b>Paul Assenmacher, L</b> (7, 1) OBP: 0.355, SLG: 0.431										0	0	0	0	0	0	0						
<b>Michael Jackson, R</b> (7, 1) OBP: 0.378, SLG: 0.476										0	0	0	0	0	0	0						
<b>Kevin Seitzer, R</b> (9, PH) OBP: 0.324, SLG: 0.369										1	0	0	0	0	0	1						
<b>Jose Mesa, R</b> (9, 1) ERA: 6.42										0	0	0	0	0	0	0						
<b>Inning Stats</b>	R: 0 E: 0 K: 2 S: 8	H: 0 LOB: 0 BB: 0 P: 13	R: 0 E: 0 K: 1 S: 6	H: 0 LOB: 0 BB: 0 P: 9	R: 0 E: 0 K: 0 S: 4	H: 0 LOB: 0 BB: 0 P: 5	R: 5 E: 0 K: 1 S: 20	H: 5 LOB: 0 BB: 0 P: 30	R: 0 E: 0 K: 0 S: 10	H: 0 LOB: 0 BB: 0 P: 14	R: 1 E: 0 K: 0 S: 10	H: 1 LOB: 0 BB: 0 P: 15	R: 0 E: 0 K: 1 S: 13	H: 0 LOB: 1 BB: 0 P: 20	R: 1 E: 1 K: 1 S: 12	H: 0 LOB: 1 BB: 1 P: 24	R: 0 E: 0 K: 1 S: 9	H: 1 LOB: 1 BB: 0 P: 14	1B: 2 2B: 2 3B: 0 HR: 3	SF: 0 SAC: 0 DP: 0 HBP: 1	WP: 0 PB: 0 SB: 2 CS: 0	PA: 37
<b>PITCHER</b>	IP	WLS	BF	H	R	ER	SO	BB	IBB	HBP	BLK	WP	HR	S	P	ERA	WHIP					
<b>Esteban Loaiza, R</b> (1, 1) ERA: 4.55	6.0	L	24	6	6	6	5	0	0	0	0	0	3	58	86	9.00	1.000					
<b>Jason Christiansen, L</b> (7, 1) ERA: 3.55	0.2		3	0	0	0	0	0	0	1	0	0	0	10	17	0.00	0.000					
<b>Ricardo Rincon, L</b> (7, 1) ERA: 3.78	0.1		1	0	0	0	1	0	0	0	0	0	0	3	3	0.00	0.000					
<b>Matt Ruebel, L</b> (8, 1) ERA: 6.42	2.0		9	1	1	0	2	1	0	0	0	0	0	21	38	0.00	1.000					

Batter	1	2	3	4	5	6	7	8	9	AB	R	H	RBI	BB	SO	LOB	BOTTOM				
<b>Tony Womack, L</b> (1, 4) OBP: 0.326, SLG: 0.383	 1B		 1B							5	2	3	0	0	1	2	<b>Cleveland Indians @ Pittsburgh Pirates</b> Three Rivers Stadium, Pittsburgh, PA Wed Sep 03 1997, 7:05 PM EDT Att: 37,513 - Unknown - 62 F				
<b>Jermaine Allensworth, R</b> (1, 8) OBP: 0.344, SLG: 0.347										5	0	1	0	0	0	3					
<b>Al Martin, L</b> (1, 7) OBP: 0.361, SLG: 0.461			 1B							5	0	1	1	0	1	5					
<b>Eddie Williams, R</b> (1, 3) OBP: 0.329, SLG: 0.431	 2-3		 1B							3	0	2	1	0	0	2					
<b>Matt Ruebel, L</b> (8, 1) OBP: 0.358, SLG: 0.548	 1B		 1B			 1B				0	0	0	0	0	0	0					
<b>Mark Smith, R</b> (9, PH) OBP: 0.358, SLG: 0.548	 1B		 2-3							1	0	0	0	0	0	1					
<b>Dale Sveum, S</b> (1, 5) OBP: 0.325, SLG: 0.450			 2-3					 BB		3	1	0	0	2	1	3					
<b>Shawon Dunston, R</b> (1, 6) OBP: 0.301, SLG: 0.424						 1B				4	0	1	0	0	2	4					
<b>Turner Ward, S</b> (1, 9) OBP: 0.408, SLG: 0.542		 G4-3				 18				2	0	0	0	0	0	2					
<b>Ricardo Rincon, L</b> (7, 1) OBP: 0.353, SLG: 0.439						 2-3		 HBP		1	0	0	0	0	0	1					
<b>18 Jason Kendall, R</b> (1, 2) OBP: 0.383, SLG: 0.419						 2-3		 HBP		3	0	0	0	0	0	3					
<b>Esteban Loaiza, R</b> (1, 1) OBP: 0.180, SLG: 0.184							 BB			2	0	0	0	0	1	0					
<b>Jason Christiansen, R</b> (7, 1) ERA: 4.54										0	0	0	0	0	0	0					
<b>Adrian Brown, S</b> (7, 9) OBP: 0.269, SLG: 0.261										1	0	0	0	1	0	1					
<b>Inning Stats</b>	R: 1 E: 0 K: 1 S: 11	H: 3 LOB: 1 BB: 0 P: 17	R: 0 E: 0 K: 0 S: 9	H: 0 LOB: 0 BB: 0 P: 15	R: 1 E: 1 K: 1 S: 11	H: 3 LOB: 3 BB: 1 P: 18	R: 0 E: 0 K: 1 S: 7	H: 0 LOB: 0 BB: 0 P: 11	R: 0 E: 0 K: 0 S: 10	H: 1 LOB: 2 BB: 0 P: 16	R: 0 E: 0 K: 1 S: 11	H: 1 LOB: 2 BB: 1 P: 23	R: 0 E: 1 K: 2 S: 15	H: 0 LOB: 2 BB: 1 P: 26	R: 0 E: 1 K: 0 S: 12	H: 0 LOB: 1 BB: 0 P: 19	1B: 7 2B: 1 3B: 0 HR: 0	SF: 0 SAC: 0 DP: 2 HBP: 3	WP: 0 PB: 0 SB: 0 CS: 0	PA: 41	
<b>PITCHER</b>	IP	WLS	BF	H	R	ER	SO	BB	IBB	HBP	BLK	WP	HR	S	P	ERA	WHIP				
<b>Orel Hershiser, R</b> (1, 1) ERA: 3.07	6.0	W	28	8	2	2	3	2	0	2	0	0	0	60	102	3.00	1.667				
<b>Paul Assenmacher, L</b> (7, 1) ERA: 3.07	0.2		2	0	0	0	1	0	0	0	0	0	0	8	11	0.00	0.000				
<b>Michael Jackson, R</b> (7, 1) ERA: 3.17	1.1		7	0	1	0	2	1	0	1	0	0	0	16	29	0.00	0.750				
<b>Jose Mesa, R</b> (9, 1) ERA: 2.55	1.0		4	0	0	0	0	0	0	0	0	0	0	12	19	0.00	0.000				



Batter	1	2	3	4	5	6	7	8	9	AB	R	H	RBI	BB	SO	LOB	TOP								
Tony Womack, L (1, 4) OBP: 0.326, SLG: 0.384	1-2 L6		2-3 K		3-1 2B		1-1 F7			4	0	1	0	0	1	3									
Adrian Brown, S (1, 8) OBP: 0.291, SLG: 0.254	1-0 G6-3		1-2 G5-3		0-0 G3-1		1-3 K			4	0	0	0	0	1	4									
Al Martin, L (1, 7) OBP: 0.360, SLG: 0.458	1-3 K			1-0 F8		0-1 WP HR 1B		1-3 K		4	1	1	0	0	2	0									
Eddie Williams, R (1, 3)		0-3 K		2-3 K		0-3 K		0-0 L6		4	0	0	0	0	3	1									
Joe Randa, R (1, 5) OBP: 0.352, SLG: 0.437		2-1 G5-3		0-0 2B 1B		1-2 F8		0-2 G6-3		4	0	1	0	0	0	1									
Shawn Dunston, R (1, 6) OBP: 0.303, SLG: 0.434		1-0 G6-3		1-0 2B		3-2 1-H HR			1-2 F9	4	1	2	2	0	0	0									
Jose Guillen, R (1, 9) OBP: 0.294, SLG: 0.414			2-1 G6-3	0-0 G1-3		1-0 G4-3			1-1 G5-3	4	0	0	0	0	0	2									
1B Jason Kendall, R (1, 2) OBP: 0.382, SLG: 0.417			2-2 S 1B		2-2 G6-3		1-2 G1-3		2-2 G1-3	4	0	1	0	0	0	0									
Jon Lieber, L (1, 1) Freddie Garcia, R (5, PH) Chris Peters, L (5, 1) Dale Sveinert, L (7, PH) Jeff Wallace, L (7, 1) Jason Christiansen, R (8, 1)			4-2 S 1B		1-3 K		1-0 2B			0	0	0	0	1	0	0									
<b>Inning Stats</b>	R: 0 E: 0 K: 1 S: 9	H: 0 LOB: 0 BB: 0 P: 12	R: 0 E: 0 K: 1 S: 7	H: 0 LOB: 0 BB: 0 P: 10	R: 0 E: 0 K: 1 S: 14	H: 1 LOB: 2 BB: 1 P: 25	R: 0 E: 0 K: 1 S: 7	H: 2 LOB: 2 BB: 0 P: 11	R: 0 E: 0 K: 1 S: 9	H: 1 LOB: 1 BB: 0 P: 15	R: 2 E: 0 K: 1 S: 14	H: 2 LOB: 0 BB: 0 P: 19	R: 0 E: 0 K: 1 S: 10	H: 1 LOB: 0 BB: 0 P: 14	R: 0 E: 0 K: 1 S: 7	H: 0 LOB: 0 BB: 0 P: 8	R: 0 E: 0 K: 0 S: 8	H: 0 LOB: 0 BB: 0 P: 12	1B: 3 2B: 3 3B: 0 HR: 1	SF: 0 SAC: 0 DP: 0 HBP: 0	WP: 1 PB: 0 SB: 2 CS: 0	PA: 35			
<b>PITCHER</b>	IP	WLS	BF	H	R	ER	SO	BB	IBB	HBP	BLK	WP	HR	S	P	ERA	WHIP								
Mike Morgan, R (1, 1) ERA: 5.08	6.0	W	25	6	2	2	6	1	0	0	0	1	1	60	92	3.00	1.167								
Stan Belinda, R (7, 1) ERA: 3.54	2.0		7	1	0	0	2	0	0	0	0	0	0	17	22	0.00	0.500								
Jeff Shaw, R (9, 1) ERA: 2.47	1.0	S	3	0	0	0	0	0	0	0	0	0	0	8	12	0.00	0.000								

Pittsburgh Pirates @ Cincinnati Reds  
Cinergy Field, Cincinnati, OH  
Thu Sep 04 1997, 7:05 PM EDT  
Att: 15,136 - Unknown - 69 F

AB 34  
R 2  
H 7  
RBI 2  
BB 1  
SO 8  
LOB 11



Batter	1	2	3	4	5	6	7	8	9	AB	R	H	RBI	BB	SO	LOB	BOTTOM								
Deion Sanders, L (1, 7) OBP: 0.329, SLG: 0.363	2-1 B1-3		1-3 K		2-2 G6-3		0-0 F7			4	0	0	0	0	1	2									
Pokey Reese, R (1, 6) OBP: 0.299, SLG: 0.303	3-2 G5-3		1-1 P3		1-1 L6		4-0 BB			3	0	0	0	1	0	1									
Chris Stynes, R (1, 4) OBP: 0.417, SLG: 0.515	0-2 F9			1-1 G1-3 2B 1B		2-1 G6-3		1-2 F8		4	1	1	0	0	0	2									
Eduardo Perez, R (1, 3) OBP: 0.348, SLG: 0.516		2-1 F8		1-3 K		1-1 L4		1-3 K		4	0	0	0	0	2	1									
Willie Greene, L (1, 5) OBP: 0.358, SLG: 0.465		0-0 HR		2-0 G1-3		4-2 BB BB		4-2 BB BB		2	1	1	1	2	0	1									
Reggie Sanders, R (1, 9) OBP: 0.343, SLG: 0.558		2-1 G5-3		0-1 HR 2B		4-0 G5-4-3 BB		1-1 F8		3	1	1	1	1	0	1									
Joe Oliver, R (1, 2) OBP: 0.331, SLG: 0.464		0-1 F8		0-0 HR		1-0 G5-4-3		2-1 G5-3		4	1	1	2	0	0	3									
Jon Nunnally, L (1, 8) OBP: 0.341, SLG: 0.503			0-0 S 1B	2-2 HR		2-2 L4				3	1	2	1	0	0	0									
Mike Morgan, R (1, 1) ERA: 4.59	4.0	L	18	6	5	5	3	0	0	0	0	0	0	0	64	11.25	1.500								
Chris Peters, L (5, 1) ERA: 4.22	2.0		7	0	0	0	0	2	0	0	0	0	0	13	28	0.00	1.000								
Jeff Wallace, L (7, 1) ERA: 1.99	1.0		5	1	0	0	0	1	0	0	0	1	0	10	19	0.00	2.000								
Jason Christiansen, L (8, 1) ERA: 3.42	1.0		4	0	0	0	1	1	0	0	0	0	0	9	17	0.00	1.000								
<b>Inning Stats</b>	R: 0 E: 0 K: 0 S: 8	H: 0 LOB: 0 BB: 0 P: 13	R: 1 E: 0 K: 0 S: 7	H: 1 LOB: 0 BB: 0 P: 11	R: 0 E: 0 K: 2 S: 10	H: 1 LOB: 1 BB: 0 P: 15	R: 4 E: 0 K: 1 S: 17	H: 4 LOB: 0 BB: 0 P: 25	R: 0 E: 0 K: 0 S: 7	H: 0 LOB: 0 BB: 0 P: 12	R: 0 E: 0 K: 0 S: 6	H: 0 LOB: 1 BB: 2 P: 16	R: 0 E: 0 K: 0 S: 10	H: 1 LOB: 2 BB: 1 P: 19	R: 0 E: 0 K: 1 S: 9	H: 0 LOB: 1 BB: 1 P: 17	1B: 3 2B: 1 3B: 0 HR: 3	SF: 0 SAC: 0 DP: 1 HBP: 0	WP: 1 PB: 0 SB: 1 CS: 0	PA: 34					
<b>PITCHER</b>	IP	WLS	BF	H	R	ER	SO	BB	IBB	HBP	BLK	WP	HR	S	P	ERA	WHIP								
Jon Lieber, R (1, 1) ERA: 4.59	4.0	L	18	6	5	5	3	0	0	0	0	0	0	0	64	11.25	1.500								
Chris Peters, L (5, 1) ERA: 4.22	2.0		7	0	0	0	0	2	0	0	0	0	0	13	28	0.00	1.000								
Jeff Wallace, L (7, 1) ERA: 1.99	1.0		5	1	0	0	0	1	0	0	0	1	0	10	19	0.00	2.000								
Jason Christiansen, L (8, 1) ERA: 3.42	1.0		4	0	0	0	1	1	0	0	0	0	0	9	17	0.00	1.000								

Pittsburgh Pirates @ Cincinnati Reds  
Cinergy Field, Cincinnati, OH  
Thu Sep 04 1997, 7:05 PM EDT  
Att: 15,136 - Unknown - 69 F

AB 30  
R 5  
H 7  
RBI 5  
BB 4  
SO 4  
LOB 12





Batter	1	2	3	4	5	6	7	8	9	AB	R	H	RBI	BB	SO	LOB	TOP										
<b>Jermaine Allensworth, R</b> OBP: 0.342, SLG: 0.345	1-2 G5-3		1-2 S 1B		2-2 G5-3		1-1 F9		1-1 F9	5	0	1	0	0	0	0											
<b>Joe Randa, R</b> OBP: 0.350, SLG: 0.439	0-2 G3		2-0 F8		0-1 G6-3		0-0 F9		0-1 3B	5	0	1	0	0	0	1											
<b>Mark Smith, R</b> OBP: 0.355, SLG: 0.540	3-2 G5-3		3-2 G5-3		1-1 1B		1-3 K		0-2 P6	4	0	1	0	0	0	1											
<b>Marc Wilkins, R</b> OBP: 0.297, SLG: 0.383										0	0	0	0	0	0	0											
<b>Tony Womack, L</b> OBP: 0.325, SLG: 0.383										1	0	0	0	0	0	1											
<b>Eddie Williams, R</b> OBP: 0.311, SLG: 0.400		0-0 1B		0-2 F8	2-2 F7			2-2 F9		4	0	1	0	0	0	1											
<b>Shawon Dunston, R</b> OBP: 0.304, SLG: 0.434		2-3 K		1-0 F8		0-2 HR 1B		0-2 WP 2B 1B		4	2	2	0	0	1	1											
<b>Freddy Garcia, R</b> OBP: 0.250, SLG: 0.579		0-3 K		1-2 HR		1-2 HR		3-1 1B 2B		3	2	2	3	0	1	1											
<b>Turner Ward, S</b> OBP: 0.413, SLG: 0.556										1	1	1	1	0	0	0											
<b>Abraham Nunez, S</b> OBP: 0.297, SLG: 0.385										0	0	0	0	0	0	0											
<b>Ricardo Rincon, L</b> OBP: 0.360, SLG: 0.457										0	0	0	0	0	0	0											
<b>Jose Guillen, R</b> OBP: 0.296, SLG: 0.415		2-2 F8		0-1 1B		0-0 G4-3		0-1 1B		4	0	2	1	0	0	1											
<b>1B Jason Kendall, R</b> OBP: 0.383, SLG: 0.425			0-0 HR	2-1 FC6-4 1B		2-1 P3		0-2 G4-6-3		4	1	2	1	0	0	1											
<b>Jason Schmidt, R</b> OBP: 0.120, SLG: 0.122			2-1 F9	0-0 FC6-4		0-0 G5-3			0-0 G4-3	3	0	0	0	0	0	2											
<b>Chris Peters, L</b> OBP: 0.250, SLG: 0.250										0	0	0	0	0	0	0											
<b>Al Martin, L</b> OBP: 0.360, SLG: 0.457										1	0	0	0	0	0	0											
<b>Inning Stats</b>	R: 0 E: 0 K: 0 S: 10	H: 0 LOB: 0 BB: 0 P: 14	R: 0 E: 0 K: 2 S: 12	H: 1 LOB: 1 BB: 0 P: 16	R: 1 E: 0 K: 0 S: 11	H: 2 LOB: 1 BB: 0 P: 19	R: 1 E: 0 K: 0 S: 14	H: 3 LOB: 2 BB: 0 P: 18	R: 0 E: 0 K: 0 S: 12	H: 1 LOB: 1 BB: 0 P: 17	R: 2 E: 0 K: 0 S: 11	H: 2 LOB: 0 BB: 0 P: 14	R: 0 E: 0 K: 1 S: 6	H: 0 LOB: 0 BB: 0 P: 8	R: 2 E: 0 K: 0 S: 13	H: 3 LOB: 0 BB: 0 P: 18	R: 0 E: 0 K: 0 S: 8	H: 1 LOB: 1 BB: 0 P: 9	1B: 8 2B: 1 3B: 1 HR: 3	SF: 0 SAC: 0 DP: 1 HBP: 0	WP: 1 PB: 0 SB: 1 CS: 0	PA: 39					
<b>PITCHER</b>	IP	WLS	BF	H	R	ER	SO	BB	IBB	HBP	BLK	WP	HR	S	P	ERA	WHIP										
<b>Gabe White, L</b> ERA: 4.71	6.0		27	9	4	4	2	0	0	0	0	0	3	70	98	6.00	1.500										
<b>Scott Sullivan, R</b> ERA: 3.13	2.0	W	8	3	2	2	1	0	0	0	0	1	0	19	26	9.00	1.500										
<b>Jeff Shaw, R</b> ERA: 2.44	1.0	S	4	1	0	0	0	0	0	0	0	0	0	8	9	0.00	1.000										

Pittsburgh Pirates @ Cincinnati Reds  
Cinergy Field, Cincinnati, OH

AB 39  
R 6  
H 13  
RBI 6  
BB 0  
SO 3  
LOB 10



Batter	1	2	3	4	5	6	7	8	9	AB	R	H	RBI	BB	SO	LOB	BOTTOM										
<b>Pokey Reese, R</b> OBP: 0.303, SLG: 0.313	1-0 F8			1-0 FC5-4 1B		2-1 HR		1-1 WP 1B HBP		3	2	1	2	1	0	1											
<b>Jon Nunnally, L</b> OBP: 0.345, SLG: 0.507	0-2 E 1B	2-2 K		0-0 1B		1-3 K		3-2 CS 1B		5	1	3	2	0	2	2											
<b>Chris Stynes, R</b> OBP: 0.402, SLG: 0.495	2-2 E6 G4-3 1B		1-1 G4-3	1-0 G4-3		0-0 F7		1-2 CS		4	1	0	0	0	0	2											
<b>Bret Boone, R</b> OBP: 0.297, SLG: 0.331										0	0	0	0	0	0	0											
<b>Eduardo Perez, R</b> OBP: 0.343, SLG: 0.508	0-0 G4-3		1-0 G6-3		0-0 F9		2-3 K			4	0	0	0	0	1	1											
<b>Willie Greene, L</b> OBP: 0.361, SLG: 0.473	0-0 1B		4-2 BB		0-0 HR		0-0 G4-3			3	1	2	2	1	0	0											
<b>Reggie Sanders, R</b> OBP: 0.338, SLG: 0.549	3-H K		0-3 K		1-0 G6-3		2-3 K			4	0	0	0	0	3	2											
<b>Joe Oliver, R</b> OBP: 0.327, SLG: 0.458		0-1 G4-3		0-0 F9	1-0 F9			0-0 G6-3		4	0	0	0	0	0	0											
<b>Mike Kelly, R</b> OBP: 0.336, SLG: 0.543		1-0 2B		1-1 E5 1B		1-0 P4		1-0 WP 1B HBP		4	2	2	0	0	0	0											
<b>Gabe White, L</b> OBP: 0.111, SLG: 0.111		1-3 K		0-0 FC5-4 1B		2-2 HR 1B		1-3 K		2	0	1	1	0	1	1											
<b>Pete Rose, L</b> OBP: 0.500, SLG: 0.400										1	1	1	0	0	0	0											
<b>Scott Sullivan, R</b> ERA: 4.05										0	0	0	0	0	0	0											
<b>Eddie Taubensee, L</b> OBP: 0.311, SLG: 0.468										1	0	0	0	0	1	1											
<b>Jeff Shaw, R</b> ERA: 3.91										0	0	0	0	0	0	0											
<b>Inning Stats</b>	R: 2 E: 1 K: 1 S: 12	H: 2 LOB: 1 BB: 0 P: 17	R: 0 E: 0 K: 2 S: 14	H: 1 LOB: 2 BB: 1 P: 22	R: 0 E: 0 K: 1 S: 8	H: 0 LOB: 1 BB: 1 P: 14	R: 1 E: 1 K: 0 S: 7	H: 2 LOB: 2 BB: 0 P: 10	R: 1 E: 0 K: 0 S: 4	H: 1 LOB: 0 BB: 0 P: 6	R: 2 E: 0 K: 1 S: 10	H: 2 LOB: 0 BB: 0 P: 16	R: 0 E: 0 K: 2 S: 7	H: 0 LOB: 0 BB: 0 P: 11	R: 2 E: 0 K: 1 S: 12	H: 2 LOB: 0 BB: 0 P: 19	R: 0 E: 0 K: 0 S: 8	H: 2 LOB: 1 BB: 0 P: 9	1B: 7 2B: 1 3B: 0 HR: 2	SF: 0 SAC: 0 DP: 0 HBP: 1	WP: 1 PB: 0 SB: 0 CS: 1	PA: 39					
<b>PITCHER</b>	IP	WLS	BF	H	R	ER	SO	BB	IBB	HBP	BLK	WP	HR	S	P	ERA	WHIP										
<b>Jason Schmidt, R</b> ERA: 4.52	5.1		28	8	6	3	4	2	0	0	0	0	0	8	11	0.00	0.000										
<b>Chris Peters, L</b> ERA: 4.05	1.1		4	0	0	0	2	0	0	0	0	0	0	5	8	13.50	1.500										
<b>Marc Wilkins, R</b> ERA: 4.01	0.2	L	3	1	1	1	1	0	0	0	0	0	0	5	8	13.50	1.500										
<b>Ricardo Rincon, L</b> ERA: 3.91	0.2		3	1	1	1	1	0	0	1	0	1	0	10	16	13.50	1.500										

Pittsburgh Pirates @ Cincinnati Reds  
Cinergy Field, Cincinnati, OH

AB 35  
R 8  
H 10  
RBI 7  
BB 2  
SO 8  
LOB 10





Batter	1	2	3	4	5	6	7	8	9	AB R H RBI BB SO LOB	TOP									
Tony Womack, L (1,4) OBP: 0.332, SLG: 0.389										4 3 4 1 2 0 0	<b>Pittsburgh Pirates @ Cincinnati Reds</b> Cinergy Field, Cincinnati, OH Sat Sep 06 1997, 3:33 AM EDT Att: 20,383 - Sunny - 75 F									
Jermaine Allensworth, R (1,8) OBP: 0.367, SLG: 0.365										3 2 1 1 2 0 2										
Al Martin, L (1,7) OBP: 0.359, SLG: 0.458										6 1 2 1 0 0 6										
Mark Smith, R (1,3) OBP: 0.359, SLG: 0.533										2 0 0 0 2 0 2 0 0 0 0 0 0 0 1 1 0 0 1 0 1										
Jeff Wallace, L (6,1)																				
Turner Ward, S (8, PH) OBP: 0.415, SLG: 0.550										2 0 0 0 2 0 2 0 0 0 0 0 0 0 1 1 0 0 1 0 1										
Shawon Dunston, R (1,6) OBP: 0.305, SLG: 0.442										4 1 2 3 0 0 1 1 1 1 1 0 0 0										
Abraham Nunez, S (8,6) OBP: 0.313, SLG: 0.571										4 1 2 3 0 0 1 1 1 1 1 0 0 0										
Freddy Garcia, R (1,5) OBP: 0.231, SLG: 0.600										6 2 1 2 0 2 3										
Jose Guillen, R (1,9) OBP: 0.297, SLG: 0.414										5 1 2 0 0 2 2 0 0 0 0 0 0 0 0 0 0 0 0 0 0 1 0 0 0 0 0 0 0 0 0 0 0 0 0										
Marc Wilkins, R (8,1)																				
Ricardo Rincon, L (8,1)																				
Eddie Williams, R (9, PH) OBP: 0.308, SLG: 0.395																				
Rich Loiselle, R (9,1)																				
18 Jason Kendall, R (1,2) OBP: 0.383, SLG: 0.424										4 1 1 1 1 1 1										
67 Francisco Cordova, R (1,1) OBP: 0.145, SLG: 0.078										2 0 0 0 0 0 0 2 0 1 1 0 0 1										
Dale Sveum, S (6,3) OBP: 0.328, SLG: 0.456										2 0 0 0 0 0 0 2 0 1 1 0 0 1										
<b>Inning Stats</b>	R: 2 E: 1 K: 1 S: 15	H: 1 LOB: 2 BB: 1 P: 30	R: 1 E: 1 K: 0 S: 13	H: 2 LOB: 2 BB: 1 P: 23	R: 1 E: 0 K: 0 S: 8	H: 1 LOB: 0 BB: 0 P: 13	R: 2 E: 0 K: 1 S: 17	H: 3 LOB: 2 BB: 1 P: 28	R: 0 E: 0 K: 1 S: 8	H: 0 LOB: 0 BB: 0 P: 8	R: 0 E: 0 K: 1 S: 9	H: 0 LOB: 0 BB: 2 P: 20	R: 4 E: 1 K: 0 S: 12	H: 5 LOB: 2 BB: 0 P: 16	R: 3 E: 0 K: 0 S: 14	H: 2 LOB: 0 BB: 1 P: 21	1B: 9 2B: 3 3B: 1 HR: 2	SF: 1 SAC: 1 DP: 0 HBP: 1	WP: 1 PB: 0 SB: 5 CS: 0	PA: 52
<b>PITCHER</b>	IP WLS BF H R ER SO BB IBB HBP BLK WP HR S P ERA WHIP											IP WLS BF H R ER SO BB IBB HBP BLK WP HR S P ERA WHIP								
Mike Remlinger, L (1,1) ERA: 4.56	3.2 L 21 6 6 5 1 2 0 0 0 0 0 1 46 82 12.27 2.182																			
Felix Rodriguez, R (4,1) ERA: 4.7	0.1 3 1 0 0 1 1 0 0 0 0 0 0 7 12 0.00 6.000																			
Danny Graves, R (5,1) ERA: 4.87	3.2 21 5 4 0 3 4 0 0 0 0 1 0 31 57 0.00 2.455																			
Pedro Martinez, L (8,1) ERA: 9.45	1.1 7 3 3 3 0 1 0 0 0 0 0 1 18 26 20.25 3.000																			

AB 41  
R 13  
H 15  
RBI 11  
BB 8  
SO 5  
LOB 19



Batter	1	2	3	4	5	6	7	8	9	AB R H RBI BB SO LOB	BOTTOM										
Pokey Reese, R (1,6) OBP: 0.301, SLG: 0.311										5 0 1 0 0 2 0	<b>Pittsburgh Pirates @ Cincinnati Reds</b> Cinergy Field, Cincinnati, OH Sat Sep 06 1997, 3:33 AM EDT Att: 20,383 - Sunny - 75 F										
Jon Nunnally, L (1,8) OBP: 0.355, SLG: 0.503										3 1 1 0 2 1 1											
Chris Stynes, R (1,7) OBP: 0.397, SLG: 0.495										4 1 1 1 0 0 2											
Eduardo Perez, R (1,3) OBP: 0.341, SLG: 0.508										4 1 1 0 0 1 2											
Willie Greene, L (1,5) OBP: 0.364, SLG: 0.475										3 1 2 2 1 1 0											
Mike Kelly, R (1,9) OBP: 0.345, SLG: 0.550										2 0 2 0 0 0 0 1 0 0 0 0 1 1 1 0 1 0 0 0 0											
Danny Graves, R (5,1)																					
Lenny Harris, L (8,5) OBP: 0.286, SLG: 0.350										4 0 2 1 0 1 2											
Eddie Taubensee, L (1,2) OBP: 0.315, SLG: 0.469										4 0 2 1 0 1 2											
Bret Boone, R (1,4) OBP: 0.294, SLG: 0.327										4 0 0 0 0 1 6											
Mike Remlinger, L (1,1) ERA: 3.53																					
Felix Rodriguez, R (4,1) ERA: 1.17																					
Pete Rose, L (4, PH) OBP: 0.375, SLG: 0.286																					
Pedro Martinez, L (8,1) ERA: 9.45																					
Brook Fordyce, R (9, PH) ERA: 2.95										1 0 0 0 0 1 2 0 0 0 0 0 0 0 2 0 0 0 0 1 1 0 0 0 0 0 0 0 1 0 0 0 0 0 0											
<b>Inning Stats</b>	R: 0 E: 0 K: 2 S: 10	H: 1 LOB: 1 BB: 0 P: 14	R: 0 E: 0 K: 2 S: 11	H: 2 LOB: 0 BB: 0 P: 16	R: 0 E: 0 K: 0 S: 4	H: 0 LOB: 0 BB: 1 P: 11	R: 2 E: 0 K: 0 S: 9	H: 4 LOB: 1 BB: 0 P: 13	R: 2 E: 0 K: 1 S: 14	H: 2 LOB: 1 BB: 1 P: 18		R: 0 E: 0 K: 2 S: 8	H: 0 LOB: 0 BB: 0 P: 14	R: 0 E: 0 K: 1 S: 14	H: 1 LOB: 2 BB: 1 P: 24	R: 0 E: 0 K: 0 S: 9	H: 1 LOB: 0 BB: 0 P: 14	1B: 9 2B: 2 3B: 0 HR: 0	SF: 0 SAC: 0 DP: 3 HBP: 0	WP: 0 PB: 0 SB: 0 CS: 0	PA: 38
<b>PITCHER</b>	IP WLS BF H R ER SO BB IBB HBP BLK WP HR S P ERA WHIP											IP WLS BF H R ER SO BB IBB HBP BLK WP HR S P ERA WHIP									
67 Francisco Cordova, R (1,1) ERA: 3.53	5.0 W 24 9 4 4 5 2 0 0 0 0 0 0 48 72 7.20 2.200																				
Jeff Wallace, L (6,1) ERA: 1.17	2.0 6 0 0 0 4 0 0 0 0 0 0 0 17 28 0.00 0.000																				
Marc Wilkins, R (8,1) ERA: 3.99	0.1 2 0 0 0 0 1 0 0 0 0 0 0 6 13 0.00 3.000																				
Ricardo Rincon, L (8,1) ERA: 3.86	0.2 3 1 0 0 1 0 0 0 0 0 0 0 8 11 0.00 1.500																				
Rich Loiselle, R (9,1) ERA: 2.95	1.0 3 1 0 0 0 0 0 0 0 0 0 0 9 14 0.00 1.000																				

AB 35  
R 4  
H 11  
RBI 4  
BB 3  
SO 10  
LOB 17





Batter	1	2	3	4	5	6	7	8	9	AB	R	H	RBI	BB	SO	LOB	TOP					
Tony Womack, L (1, 4) OBP: 0.330, SLG: 0.387	K	F8			K			G4-3		4	0	0	0	0	2	0	Pittsburgh Pirates @ Cincinnati Reds Cinergy Field, Cincinnati, OH Sun Sep 07 1997, 3:33 AM EDT Att: 19,682 - Sunny - 83 F					
Abraham Nunez, S (1, 6) OBP: 0.300, SLG: 0.500	1B		G4-3			F7		B2-3		4	1	1	0	0	0	0						
Al Martin, L (1, 7) OBP: 0.358, SLG: 0.456	1B		F8			G4-3		G1-3		4	1	1	0	0	0	0						
Dale Sveum, S (1, 3) OBP: 0.327, SLG: 0.453	1B		K			F9		K		4	0	1	1	0	2	0						
Turner Ward, S (1, 8) OBP: 0.417, SLG: 0.558	1B			L3			K		1B	4	1	2	0	0	1	0						
Joe Randa, R (1, 5) OBP: 0.349, SLG: 0.437	G4-6-3			G6-3			G5-3		1B	4	0	1	2	0	0	2						
Jose Guillen, R (1, 9) OBP: 0.296, SLG: 0.412	K			K			BB		F9	3	0	0	0	1	2	3						
1B Jason Kendall, R (1, 2) OBP: 0.384, SLG: 0.427		F8			G5-3				1B	4	0	2	0	0	0	0						
Steve Cooke, R (1, 1) OBP: 0.264, SLG: 0.085										2	0	0	0	0	0	1		AB 35 R 3 H 8 RBI 3 BB 1 SO 8 LOB 9				
Jose Silva, R (5, 1) OBP: 0.297, SLG: 0.200										0	0	0	0	0	0	0						
Chris Peters, L (6, 1) OBP: 0.226, SLG: 0.250										1	0	0	0	0	0	2						
Eddie Williams, R (7, PH) OBP: 0.276, SLG: 0.317										0	0	0	0	0	0	0						
Jason Christiansen, R (7, 1) OBP: 0.192, SLG: 0.317										1	0	0	0	0	0	0						
Mark Smith, R (8, PH) OBP: 0.307, SLG: 0.529										1	0	0	0	0	0	2						
<b>Inning Stats</b>	R: 2 E: 0 K: 2 S: 17	H: 4 LOB: 2 BB: 0 P: 20	R: 0 E: 0 K: 0 S: 4	H: 0 LOB: 0 BB: 0 P: 6	R: 0 E: 0 K: 1 S: 10	H: 0 LOB: 0 BB: 0 P: 18	R: 0 E: 0 K: 1 S: 6	H: 0 LOB: 0 BB: 0 P: 9	R: 0 E: 0 K: 2 S: 8	H: 0 LOB: 0 BB: 0 P: 12	R: 0 E: 0 K: 0 S: 6	H: 1 LOB: 2 BB: 1 P: 11	R: 0 E: 0 K: 1 S: 14	H: 0 LOB: 2 BB: 1 P: 27	R: 0 E: 0 K: 0 S: 6	H: 0 LOB: 0 BB: 0 P: 6	R: 1 E: 0 K: 1 S: 16	H: 3 LOB: 2 BB: 0 P: 23	1B: 6 2B: 2 3B: 0 HR: 0	SF: 0 SAC: 0 DP: 0 HBP: 0	WP: 0 PB: 0 SB: 0 CS: 0	PA: 36
<b>PITCHER</b>	IP WLS BF H R ER SO BB IBB HBP BLK WP HR S P ERA WHIP	IP WLS BF H R ER SO BB IBB HBP BLK WP HR S P ERA WHIP																				
Dave Burba, R (1, 1) ERA: 4.93	6.0 W 22 4 2 2 6 0 0 0 0 0 0 0 51 76 3.00 0.667																					
Stan Belinda, R (7, 1) ERA: 3.49	2.0 8 1 0 0 1 1 0 0 0 0 0 0 20 33 0.00 1.000																					
Pete Schourek, L (9, 1) ERA: 5.52	0.1 3 2 1 1 1 0 0 0 0 0 0 0 10 14 27.00 6.000																					
Jeff Shaw, R (9, 1) ERA: 2.43	0.2 S 3 1 0 0 0 0 0 0 0 0 0 0 6 9 0.00 1.500																					

Batter	1	2	3	4	5	6	7	8	9	AB	R	H	RBI	BB	SO	LOB	BOTTOM			
Pokey Reese, R (1, 6) OBP: 0.297, SLG: 0.306	K		K		P3	FC3-6		G6-3		5	0	0	0	0	2	6	Pittsburgh Pirates @ Cincinnati Reds Cinergy Field, Cincinnati, OH Sun Sep 07 1997, 3:33 AM EDT Att: 19,682 - Sunny - 83 F			
Jon Nunnally, L (1, 8) OBP: 0.363, SLG: 0.522	F8		G5-3		FC5-4	BB		HR		4	1	2	3	1	0	1				
Chris Stynes, R (1, 7) OBP: 0.397, SLG: 0.487	F9			E5	FC5-4			1B		4	0	1	1	1	0	2				
Eduardo Perez, R (1, 3) OBP: 0.339, SLG: 0.500		F9		L4	K	G5-3		1B		4	0	0	0	1	1	6				
Willie Greene, L (1, 5) OBP: 0.363, SLG: 0.471	G4-3			FC4-6				K		5	1	1	0	0	2	3				
Joe Oliver, R (1, 2) OBP: 0.326, SLG: 0.455				F9				K		4	0	1	0	0	2	2				
Lenny Harris, L (1, 9) OBP: 0.295, SLG: 0.362			K							4	2	3	1	0	1	1				
Bret Boone, R (1, 4) OBP: 0.298, SLG: 0.334										4	2	3	1	0	0	1				
Dave Burba, R (1, 1) OBP: 0.238, SLG: 0.179										0	0	0	0	1	0	0		AB 35 R 6 H 11 RBI 6 BB 4 SO 8 LOB 22		
Kent Merriam, L (5, PH) OBP: 0.227, SLG: 0.225										0	0	0	0	0	0	0				
Stan Seibert, R (7, 1) OBP: 0.306, SLG: 0.500										1	0	0	0	0	0	0				
Brook Fordyce, L (8, PH) OBP: 0.192, SLG: 0.317										0	0	0	0	0	0	0				
Pete Schourek, L (9, 1) OBP: 0.192, SLG: 0.317										0	0	0	0	0	0	0				
Jeff Shaw, R (9, 1) ERA: 2.43										0	0	0	0	0	0	0				
<b>Inning Stats</b>	R: 0 E: 0 K: 1 S: 8	H: 0 LOB: 0 BB: 0 P: 14	R: 0 E: 0 K: 1 S: 7	H: 1 LOB: 1 BB: 0 P: 12	R: 0 E: 0 K: 1 S: 8	H: 1 LOB: 1 BB: 0 P: 10	R: 0 E: 1 K: 0 S: 7	H: 0 LOB: 1 BB: 0 P: 10	R: 2 E: 0 K: 1 S: 20	H: 3 LOB: 2 BB: 1 P: 33	R: 3 E: 0 K: 1 S: 26	H: 3 LOB: 3 BB: 2 P: 48	R: 0 E: 0 K: 2 S: 10	H: 1 LOB: 1 BB: 0 P: 16	R: 1 E: 0 K: 1 S: 10	H: 2 LOB: 2 BB: 1 P: 16	1B: 8 2B: 2 3B: 0 HR: 1	SF: 0 SAC: 1 DP: 0 HBP: 1	WP: 0 PB: 0 SB: 1 CS: 0	PA: 41
<b>PITCHER</b>	IP WLS BF H R ER SO BB IBB HBP BLK WP HR S P ERA WHIP	IP WLS BF H R ER SO BB IBB HBP BLK WP HR S P ERA WHIP																		
Steve Cooke, L (1, 1) ERA: 4.08	4.1 20 5 2 2 3 1 0 0 0 0 0 0 44 72 4.15 1.385																			
Jose Silva, R (5, 1) ERA: 7.0	1.1 L 8 3 3 3 2 0 0 1 0 0 0 0 21 33 20.25 2.250																			
Chris Peters, L (6, 1) ERA: 4.01	0.1 3 0 0 0 0 2 0 0 0 0 0 0 11 22 0.00 6.000																			
Jason Christiansen, L (7, 1) ERA: 3.49	2.0 10 3 1 1 3 0 1 0 0 0 0 1 20 32 4.50 1.500																			





Batter	1	2	3	4	5	6	7	8	9	10	AB	R	H	RBI	BB	SO	LOB	TOP				
<b>Tony Womack, L</b> OBP: 0.328, SLG: 0.385 (1, 4)	G5-3	FC6-4		B1-3		FC3-2-5		F7			5	0	1	2	0	0	3	<b>Pittsburgh Pirates @ Montreal Expos</b> Olympic Stadium, Montreal, QB Tue Sep 09 1997, 7:05 PM EDT Att: 8,782 - Dome - 65 F				
<b>Jermaine Allensworth, R</b> OBP: 0.345, SLG: 0.344 (1, 8)	K			B1-3		G5-3			G6-3		4	0	0	0	1	1	2					
<b>Freddy Garcia, R</b> OBP: 0.267, SLG: 0.571 (1, 3)										F9	3	0	1	0	1	1	2					
<b>Al Martin, L</b> OBP: 0.357, SLG: 0.455 (9, PH)											1	0	0	0	0	0	0					
<b>Ricardo Rincon, L</b> (9, 1)											0	0	0	0	0	0	0					
<b>Eddie Williams, R</b> OBP: 0.304, SLG: 0.390 (10, 3)											0	0	0	0	0	0	0					
<b>Mark Smith, R</b> OBP: 0.304, SLG: 0.522 (7, 1)											4	0	1	0	0	0	2					
<b>Jeff Wallace, L</b> ERA: 1.08 (7, 1)											0	0	0	0	0	0	0					
<b>Marc Wilkins, R</b> ERA: 3.96 (7, 1)											0	0	0	0	0	0	0					
<b>Jason Christiansen, R</b> ERA: 3.41 (8, PH)											1	0	0	0	0	0	0					
<b>Dale Sveum, S</b> OBP: 0.326, SLG: 0.452 (9, 3)											0	0	0	0	0	0	0					
<b>Joe Randa, R</b> OBP: 0.332, SLG: 0.438 (1, 5)											4	0	2	0	1	1	0					
<b>Adrian Brown, S</b> OBP: 0.261, SLG: 0.254 (10, PR)											0	1	0	0	0	0	0					
<b>Rich Loiselle, R</b> (10, 1)											0	0	0	0	0	0	0					
<b>Shawon Dunston, R</b> OBP: 0.307, SLG: 0.445 (1, 6)											4	1	2	0	0	0	4					
<b>Jose Guillen, R</b> OBP: 0.300, SLG: 0.412 (1, 9)											4	1	2	1	1	0	3					
<b>18 Jason Kendall, R</b> OBP: 0.386, SLG: 0.433 (1, 2)											4	1	2	1	1	0	3					
<b>Esteban Loaiza, R</b> OBP: 0.173, SLG: 0.176 (1, 1)											5	1	3	1	0	1	1					
<b>Turner Ward, S</b> OBP: 0.411, SLG: 0.548 (7, 7)											2	0	0	0	0	2	4					
<b>Inning Stats</b>	R: 0 E: 1 K: 1 S: 16	H: 0 LOB: 1 BB: 1 P: 25	R: 1 E: 0 K: 1 S: 17	H: 3 LOB: 2 BB: 0 P: 21	R: 0 E: 0 K: 1 S: 12	H: 2 LOB: 1 BB: 1 P: 20	R: 2 E: 0 K: 1 S: 10	H: 2 LOB: 1 BB: 1 P: 16	R: 0 E: 0 K: 1 S: 8	H: 1 LOB: 1 BB: 0 P: 10	R: 0 E: 0 K: 0 S: 5	H: 2 LOB: 2 BB: 0 P: 15	R: 0 E: 0 K: 0 S: 11	H: 0 LOB: 0 BB: 0 P: 16	R: 0 E: 0 K: 0 S: 6	H: 0 LOB: 0 BB: 0 P: 11	R: 1 E: 0 K: 1 S: 12	H: 1 LOB: 1 BB: 1 P: 20	1B: 9 2B: 3 3B: 0 HR: 0	SF: 0 SAC: 2 DP: 0 HBP: 0	WP: 0 PB: 0 SB: 1 CS: 1	PA: 45
<b>PITCHER</b>	IP	WLS	BF	H	R	ER	SO	BB	IBB	HBP	BLK	WP	HR	S	P	ERA	WHIP					
<b>Carlos Perez, L</b> ERA: 4.12 (1, 1)	7.0		34	11	3	3	5	3	0	0	0	0	0	79	117	3.86	2.000					
<b>Shayne Bennett, R</b> ERA: 4.76 (8, 1)	1.0		3	0	0	0	0	0	0	0	0	0	0	11	16	0.00	0.000					
<b>Ugueth Urbina, R</b> ERA: 3.77 (9, 1)	2.0	W	8	1	1	1	1	1	0	0	0	0	0	18	31	4.50	1.000					

Batter	1	2	3	4	5	6	7	8	9	10	AB	R	H	RBI	BB	SO	LOB	BOTTOM						
<b>Mark Grudzielanek, R</b> OBP: 0.310, SLG: 0.393 (1, 6)	G4-3		G6-4-3		G4-3		G5-3			G6-3	5	1	1	0	0	0	3	<b>Pittsburgh Pirates @ Montreal Expos</b> Olympic Stadium, Montreal, QB Tue Sep 09 1997, 7:05 PM EDT Att: 8,782 - Dome - 65 F						
<b>Mike Lansing, R</b> OBP: 0.351, SLG: 0.488 (1, 4)	P3		F8		FC6			F7		G6-3	5	0	1	1	0	0	1							
<b>Vladimir Guerrero, R</b> OBP: 0.354, SLG: 0.492 (2, 9)											1	0	0	0	0	0	0							
<b>Ryan McGuire, L</b> OBP: 0.327, SLG: 0.404 (8, PH)	E2				FC6			G6-3			2	0	0	0	0	1	1							
<b>Andy Stankiewicz, R</b> OBP: 0.265, SLG: 0.367 (8, 1)											1	0	0	0	0	0	0							
<b>Ugueth Urbina, R</b> (8, 1)											0	0	0	0	0	0	0							
<b>Jose Vidro, S</b> OBP: 0.336, SLG: 0.363 (10, PH)											1	1	1	1	0	0	0							
<b>David Segui, S</b> OBP: 0.362, SLG: 0.489 (1, 3)	G4-3										5	1	2	0	0	1	1							
<b>Henry Rodriguez, L</b> OBP: 0.309, SLG: 0.503 (1, 7)											5	0	2	2	0	0	0							
<b>Rondell White, R</b> OBP: 0.323, SLG: 0.466 (1, 8)											4	0	1	0	0	0	0							
<b>Darrin Fletcher, L</b> OBP: 0.313, SLG: 0.523 (7, PR)											2	0	1	0	0	0	2							
<b>Orlando Cabrera, R</b> (8, 2)											0	1	0	0	0	0	0							
<b>Chris Widger, R</b> OBP: 0.283, SLG: 0.398 (8, 2)											0	0	0	0	1	0	0							
<b>Doug Strange, S</b> OBP: 0.322, SLG: 0.428 (1, 5)											3	1	1	0	0	0	2							
<b>Carlos Perez, L</b> OBP: 0.210, SLG: 0.267 (1, 1)											1	0	1	0	0	0	0							
<b>Hensley Meulens, R</b> OBP: 0.400, SLG: 0.533 (7, PH)											0	0	0	1	0	0	0							
<b>Shayne Bennett, R</b> (8, 1)											0	0	0	0	0	0	0							
<b>F.P. Santangelo, S</b> OBP: 0.360, SLG: 0.375 (9, 9)											1	0	0	0	0	0	0							
<b>Inning Stats</b>	R: 0 E: 1 K: 0 S: 8	H: 0 LOB: 1 BB: 0 P: 12	R: 0 E: 0 K: 0 S: 14	H: 0 LOB: 0 BB: 0 P: 22	R: 0 E: 0 K: 0 S: 4	H: 1 LOB: 0 BB: 0 P: 5	R: 1 E: 0 K: 1 S: 10	H: 3 LOB: 1 BB: 0 P: 16	R: 1 E: 0 K: 0 S: 12	H: 2 LOB: 1 BB: 0 P: 17	R: 0 E: 0 K: 0 S: 6	H: 1 LOB: 1 BB: 0 P: 10	R: 0 E: 0 K: 1 S: 7	H: 1 LOB: 1 BB: 0 P: 10	R: 0 E: 0 K: 1 S: 10	H: 0 LOB: 0 BB: 0 P: 17	R: 0 E: 0 K: 0 S: 7	H: 0 LOB: 1 BB: 0 P: 13	R: 2 E: 0 K: 0 S: 12	H: 4 LOB: 2 BB: 0 P: 18	1B: 9 2B: 2 3B: 0 HR: 0	SF: 1 SAC: 2 DP: 2 HBP: 1	WP: 0 PB: 0 SB: 0 CS: 0	PA: 41
<b>PITCHER</b>	IP	WLS	BF	H	R	ER	SO	BB	IBB	HBP	BLK	WP	HR	S	P	ERA	WHIP							
<b>Esteban Loaiza, R</b> ERA: 4.5 (1, 1)	6.0		24	6	2	2	1	0	0	0	0	0	0	4	6	0.00	1.500							
<b>Jeff Wallace, L</b> ERA: 1.08 (7, 1)	0.2		3	1	1	0	0	0	0	0	0	0	0	5	9	0.00	0.000							
<b>Marc Wilkins, R</b> ERA: 3.96 (8, 1)	0.2		2	0	0	0	0	0	0	0	0	0	0	8	12	0.00	0.000							
<b>Jason Christiansen, L</b> ERA: 3.41 (8, 1)	0.2		2	0	0	0	1	0	0	0	0	0	0	7	13	0.00	1.000							
<b>Ricardo Rincon, L</b> ERA: 3.79 (8, 1)	1.0		4	0	0	0	0	1	0	0	0	0	0	7	13	0.00	1.000							
<b>PITCHER</b>	IP	WLS	BF	H	R	ER	SO	BB	IBB	HBP	BLK	WP	HR	S	P	ERA	WHIP							
<b>Rich Loiselle, R</b> ERA: 3.2 (10, 1)	0.2	L	6	4	2	2	0	0	0	0	0	0	0	12	18	27.00	6.000							





Batter	1	2	3	4	5	6	7	8	9	AB	R	H	RBI	BB	SO	LOB	TOP					
Tony Womack, L (1,4) OBP: 0.328, SLG: 0.386	G3		P5					G3		4	0	1	0	0	0	0						
Joe Randa, R (1,5) OBP: 0.351, SLG: 0.436	K			F9		F8		1B 1B		4	1	1	0	0	1	1						
Al Martin, L (1,7) OBP: 0.359, SLG: 0.455	K			G1-6-3 1B		G4-3		1B 1B		4	0	2	0	0	1	1						
Eddie Williams, R (1,3) OBP: 0.323, SLG: 0.407										4	1	3	1	0	0	1						
Abraham Nunez, S (8, PR) OBP: 0.300, SLG: 0.500										0	0	0	0	0	0	0						
Freddy Garcia, R (8, 3) OBP: 0.267, SLG: 0.571										0	0	0	0	0	0	0						
Turner Ward, S (1,8) OBP: 0.402, SLG: 0.534										3	0	0	0	0	0	3						
Shawn Dunston, R (1,6) OBP: 0.307, SLG: 0.447										4	1	1	0	0	2	5						
Jose Guillen, R (1,9) OBP: 0.299, SLG: 0.411										4	1	1	1	0	2	2						
1B Jason Kendall, R (1,2) OBP: 0.385, SLG: 0.434										4	0	1	1	0	1	0						
Jon Lieber, L (1,1) ERA: 4.75										1	0	0	0	0	0	0						
Chris Peters, L (5,1) ERA: 3.97										0	0	0	0	0	0	0						
Elmer Dessens, R (5,1) ERA: 3.97										0	0	0	0	0	0	0						
Clint Sodowsky, R (6,1) ERA: 3.88										0	0	0	0	0	0	0						
Jason Christiansen, L (7,1) ERA: 3.38										0	0	0	0	0	0	0						
Marc Wilkins, R (7,1) ERA: 3.86										0	0	0	0	0	0	0						
<b>Inning Stats</b>	R: 0 E: 0 K: 2 S: 11	H: 0 LOB: 0 BB: 0 P: 14	R: 0 E: 1 K: 1 S: 10	H: 1 LOB: 1 BB: 0 P: 14	R: 0 E: 0 K: 1 S: 8	H: 0 LOB: 0 BB: 0 P: 10	R: 0 E: 0 K: 0 S: 8	H: 1 LOB: 0 BB: 0 P: 11	R: 1 E: 1 K: 2 S: 11	H: 1 LOB: 0 BB: 0 P: 17	R: 0 E: 0 K: 0 S: 5	H: 1 LOB: 1 BB: 0 P: 7	R: 2 E: 0 K: 2 S: 19	H: 3 LOB: 1 BB: 0 P: 26	R: 1 E: 0 K: 0 S: 12	H: 3 LOB: 2 BB: 0 P: 15	R: 0 E: 0 K: 1 S: 9	H: 0 LOB: 0 BB: 0 P: 11	1B: 7 2B: 2 3B: 1 HR: 0	SF: 0 SAC: 0 DP: 2 HBP: 0	WP: 0 PB: 0 SB: 1 CS: 0	PA: 36
<b>PITCHER</b>	IP WLS BF H R ER SO BB IBB HBP BLK WP HR S P ERA WHIP																					
Pedro Martinez, R (1,1) ERA: 1.81	7.0 W 27 7 3 2 8 0 0 0 0 0 0 0 72 99 2.57 1.000																					
Steve Kline, L (8,1) ERA: 6.75	0.1 3 2 1 1 0 0 0 0 0 0 0 0 7 8 27.00 6.000																					
Anthony Telford, R (8,1) ERA: 2.87	0.1 2 1 0 0 0 0 0 0 0 0 0 0 3 5 0.00 3.000																					
Ugueth Urbina, R (8,1) ERA: 3.69	1.1 S 4 0 0 0 1 0 0 0 0 0 0 0 11 13 0.00 0.000																					

Pittsburgh Pirates @ Montreal Expos  
Olympic Stadium, Montreal, QB  
Wed Sep 10 1997, 7:05 PM EDT  
Att: 10,139 - Dome - 65 F

AB 35  
R 4  
H 10  
RBI 3  
BB 0  
SO 9  
LOB 14



Batter	1	2	3	4	5	6	7	8	9	AB	R	H	RBI	BB	SO	LOB	BOTTOM					
Mark Grudzielanek, R (1,6) OBP: 0.310, SLG: 0.392	G5-3			G6-3						4	1	1	0	0	1	0						
Mike Lansing, R (1,4) OBP: 0.352, SLG: 0.496	F9									4	2	2	2	0	0	0						
Henry Rodriguez, L (1,7) OBP: 0.306, SLG: 0.501										4	0	1	0	0	1	1						
Ryan McGuire, L (8,7) OBP: 0.327, SLG: 0.404	G3									0	0	0	0	0	0	0						
David Segui, S (1,3) OBP: 0.381, SLG: 0.485										3	0	0	0	1	0	1						
Darrin Fletcher, L (1,2) OBP: 0.322, SLG: 0.530										2	1	2	0	1	0	0						
Orlando Cabrera, R (7, PR) OBP: 0.322, SLG: 0.530										0	0	0	0	0	0	0						
Steve Kline, S (8,1) ERA: 6.75										0	0	0	0	0	0	0						
Anthony Telford, R (8,1) OBP: 0.214, SLG: 0.286										0	0	0	0	0	0	0						
Ugueth Urbina, R (8,1) ERA: 3.69										0	0	0	0	0	0	0						
Rondell White, R (1,8) OBP: 0.320, SLG: 0.463										4	0	0	1	0	0	6						
F.P. Santangelo, S (1,9) OBP: 0.381, SLG: 0.378										3	0	1	1	0	0	0						
Doug Strange, S (1,5) OBP: 0.324, SLG: 0.437										3	1	1	1	1	0	3						
Pedro Martinez, R (1,1) ERA: 1.81										3	0	0	0	0	1	2						
Chris Widger, R (8,2) OBP: 0.282, SLG: 0.396										1	0	0	0	0	0	0						
<b>Inning Stats</b>	R: 0 E: 0 K: 0 S: 7	H: 0 LOB: 0 BB: 0 P: 9	R: 1 E: 0 K: 1 S: 7	H: 2 LOB: 1 BB: 1 P: 14	R: 2 E: 0 K: 1 S: 17	H: 2 LOB: 1 BB: 1 P: 27	R: 1 E: 0 K: 0 S: 7	H: 1 LOB: 0 BB: 0 P: 7	R: 1 E: 0 K: 0 S: 8	H: 1 LOB: 3 BB: 1 P: 18	R: 0 E: 0 K: 1 S: 8	H: 0 LOB: 0 BB: 0 P: 11	R: 0 E: 0 K: 0 S: 13	H: 2 LOB: 1 BB: 0 P: 21	R: 0 E: 0 K: 0 S: 7	H: 0 LOB: 0 BB: 0 P: 9	R: 0 E: 0 K: 0 S: 7	H: 0 LOB: 0 BB: 0 P: 11	1B: 3 2B: 4 3B: 0 HR: 2	SF: 0 SAC: 0 DP: 1 HBP: 2	WP: 1 PB: 0 SB: 0 CS: 0	PA: 36
<b>PITCHER</b>	IP WLS BF H R ER SO BB IBB HBP BLK WP HR S P ERA WHIP																					
Jon Lieber, R (1,1) ERA: 4.75	4.0 L 20 6 5 5 2 1 1 0 0 0 0 0 2 40 59 11.25 1.750																					
Chris Peters, L (5,1) ERA: 3.97	0.1 3 0 0 0 0 0 0 0 1 1 0 0 0 2 9 0.00 0.000																					
Elmer Dessens, R (5,1) ERA: 3.97	0.2 3 0 0 0 0 0 0 0 0 1 0 0 0 4 7 0.00 0.000																					
Clint Sodowsky, R (6,1) ERA: 3.88	1.0 3 0 0 0 0 1 0 0 0 0 0 0 0 8 11 0.00 0.000																					
Jason Christiansen, L (7,1) ERA: 3.38	0.1 3 2 0 0 0 0 0 0 0 0 0 1 0 10 16 0.00 6.000																					
Marc Wilkins, R (7,1) ERA: 3.86	1.2 4 0 0 0 0 0 0 0 0 0 0 0 0 12 14 0.00 0.000																					

Pittsburgh Pirates @ Montreal Expos  
Olympic Stadium, Montreal, QB  
Wed Sep 10 1997, 7:05 PM EDT  
Att: 10,139 - Dome - 65 F


AB 31  
R 5  
H 8  
RBI 5  
BB 3  
SO 3  
LOB 13






Batter	1	2	3	4	5	6	7	8	9	AB	R	H	RBI	BB	SO	LOB	TOP										
Lance Johnson, L (1, 8) OBP: 0.365, SLG: 0.401										4	1	2	0	0	1	0	<b>Chicago Cubs @ Pittsburgh Pirates</b> Three Rivers Stadium, Pittsburgh, PA Fri Sep 12, 1997, 7:05 PM EDT Att: 13,833 - Unknown - 70 F										
Doug Glanville, R (1, 7) OBP: 0.344, SLG: 0.404										4	0	2	1	0	0	1											
Mark Grace, L (1, 3) OBP: 0.417, SLG: 0.471										4	0	0	0	0	1	2											
Sammy Sosa, R (1, 9) OBP: 0.299, SLG: 0.480										4	0	0	0	0	0	0											
Kevin Orie, R (1, 5) (8, 6) OBP: 0.353, SLG: 0.438										4	0	1	0	0	0	0											
Scott Servais, R (1, 2) OBP: 0.314, SLG: 0.370										3	0	1	0	0	0	1											
Miguel Cairo, R (1, 4)										3	0	0	0	0	1	2											
Manny Alexander, R (1, 6) OBP: 0.305, SLG: 0.364										1	0	0	0	0	0	0											
José Hernández, R (3, 6) OBP: 0.314, SLG: 0.435										1	0	0	0	0	0	0											
Dave Hansen, L (8, PH) OBP: 0.420, SLG: 0.417										1	0	0	0	0	0	0											
Miguel Batista, R (1, 1) Rodney Myers, R (5, 1) Robin Jennings, L (8, PH) Kent Bottenfield, R (8, 1)										2	0	0	0	0	2	0											
<b>Inning Stats</b>	R: 0 E: 0 K: 2 S: 11	H: 1 LOB: 1 BB: 0 P: 15	R: 0 E: 0 K: 0 S: 7	H: 1 LOB: 1 BB: 0 P: 10	R: 1 E: 0 K: 1 S: 15	H: 2 LOB: 1 BB: 0 P: 25	R: 0 E: 0 K: 0 S: 9	H: 1 LOB: 1 BB: 0 P: 15	R: 0 E: 0 K: 1 S: 8	H: 0 LOB: 0 BB: 0 P: 11	R: 0 E: 0 K: 0 S: 7	H: 0 LOB: 0 BB: 0 P: 8	R: 0 E: 0 K: 1 S: 10	H: 0 LOB: 0 BB: 0 P: 13	R: 0 E: 0 K: 0 S: 7	H: 1 LOB: 1 BB: 0 P: 12	R: 0 E: 0 K: 0 S: 6	H: 0 LOB: 0 BB: 0 P: 6	1B: 4 2B: 3 3B: 0 HR: 0	SF: 0 SAC: 0 DP: 1 HBP: 0	WP: 0 PB: 1 SB: 0 CS: 1	PA: 32					
<b>PITCHER</b>	IP	WLS	BF	H	R	ER	SO	BB	IBB	HBP	BLK	WP	HR	S	P	ERA	WHIP										
Jason Schmidt, R (1, 1) ERA: 4.36	8.0	W	29	6	1	1	5	0	0	0	0	0	0	74	109	1.12	0.750										
Rich Loiselle, R (9, 1) ERA: 3.15	1.0	S	3	0	0	0	0	0	0	0	0	0	0	6	6	0.00	0.000										

AB	32
R	1
H	6
RBI	1
BB	0
SO	5
LOB	6



Batter	1	2	3	4	5	6	7	8	9	AB	R	H	RBI	BB	SO	LOB	BOTTOM										
Tony Womack, L (1, 4) OBP: 0.329, SLG: 0.384										3	0	0	0	2	0	0	<b>Chicago Cubs @ Pittsburgh Pirates</b> Three Rivers Stadium, Pittsburgh, PA Fri Sep 12, 1997, 7:05 PM EDT Att: 13,833 - Unknown - 70 F										
Jermaine Allensworth, R (1, 8) OBP: 0.345, SLG: 0.342										2	1	0	1	2	2	2											
Al Martin, L (1, 7) OBP: 0.357, SLG: 0.452										5	0	1	0	0	1	5											
Emil Brown, R (9, 7) OBP: 0.287, SLG: 0.264										0	0	0	0	0	0	0											
Eddie Williams, R (1, 3) OBP: 0.330, SLG: 0.398										2	1	0	0	2	0	3											
Turner Ward, S (8, 9) OBP: 0.402, SLG: 0.534										0	0	0	0	0	0	0											
Joe Randa, R (1, 5) OBP: 0.354, SLG: 0.436										2	0	1	1	2	0	0											
Shawon Dunston, R (1, 6) OBP: 0.307, SLG: 0.447										3	0	1	1	0	0	4											
Abraham Nunez, S (5, FR) OBP: 0.286, SLG: 0.474										1	0	0	0	0	1	0											
Jose Guillen, R (1, 9) OBP: 0.299, SLG: 0.410										4	0	1	0	0	2	6											
Kevin Young, R (8, 3) OBP: 0.348, SLG: 0.558										0	0	0	0	0	0	0											
1B Jason Kendall, R (1, 2) OBP: 0.390, SLG: 0.435										1	1	1	0	3	0	0											
Jason Schmidt, R (1, 1) OBP: 0.130, SLG: 0.115										3	0	0	0	1	2	5											
Rich Loiselle, R (9, 1) ERA: 3.53										0	0	0	0	0	0	0											
<b>Inning Stats</b>	R: 1 E: 0 K: 1 S: 16	H: 1 LOB: 3 BB: 3 P: 33	R: 1 E: 0 K: 0 S: 12	H: 1 LOB: 2 BB: 2 P: 26	R: 0 E: 0 K: 1 S: 6	H: 0 LOB: 1 BB: 1 P: 11	R: 0 E: 0 K: 2 S: 11	H: 0 LOB: 2 BB: 2 P: 22	R: 1 E: 0 K: 1 S: 11	H: 2 LOB: 2 BB: 2 P: 25	R: 0 E: 0 K: 0 S: 15	H: 0 LOB: 1 BB: 1 P: 22	R: 0 E: 0 K: 1 S: 15	H: 1 LOB: 2 BB: 1 P: 27	R: 0 E: 0 K: 2 S: 8	H: 0 LOB: 0 BB: 0 P: 9	1B: 5 2B: 1 3B: 0 HR: 0	SF: 1 SAC: 0 DP: 2 HBP: 0	WP: 0 PB: 0 SB: 1 CS: 1	PA: 39							
<b>PITCHER</b>	IP	WLS	BF	H	R	ER	SO	BB	IBB	HBP	BLK	WP	HR	S	P	ERA	WHIP										
Miguel Batista, R (1, 1) ERA: 4.91	4.0	L	23	3	3	3	4	9	0	0	0	0	0	48	99	6.75	3.000										
Rodney Myers, R (5, 1) ERA: 4.91	3.0		13	2	0	0	2	2	1	0	0	0	0	38	67	0.00	1.333										
Kent Bottenfield, R (8, 1) ERA: 3.53	1.0		3	0	0	0	2	0	0	0	0	0	0	8	9	0.00	0.000										

AB	26
R	3
H	5
RBI	3
BB	12
SO	8
LOB	25









Batter	1	2	3	4	5	6	7	8	9	AB	R	H	RBI	BB	SO	LOB	TOP				
Doug Glanville, R (1, 8) OBP: 0.342, SLG: 0.401 Lance Johnson, L (9, PH) OBP: 0.365, SLG: 0.399	F9		SH1-4		L5		FC6-4		SF7	3	0	1	0	0	0	0					
23 Ryne Sandberg, R (1, 4) OBP: 0.318, SLG: 0.411	K		1B		K		FC6-4		K	5	0	1	1	0	3	3					
Terrell Lowery, R (1, 7) OBP: 0.250, SLG: 0.250 Robin Jennings, L (8, PH) (8, 7)	E5		F7				G5-4-3		F8	3	0	1	0	0	0	2					
Sammy Sosa, R (1, 9) OBP: 0.300, SLG: 0.478	K		1B				G5-4-3		F8	4	0	1	1	0	1	2					
Kevin Orie, R (1, 5) OBP: 0.354, SLG: 0.444		G5-3	K				CI			3	0	1	0	0	1	2					
Scott Servais, R (1, 2) OBP: 0.314, SLG: 0.367	G6-3				FC6-4		K		G6-3	3	0	0	0	1	1	2					
José Hernández, R (1, 6) OBP: 0.319, SLG: 0.437	F9				FC6-4				F8	4	0	0	0	0	1	1					
Brant Brown, L (1, 3) OBP: 0.278, SLG: 0.387 Miguel Cairo, R (9, PH) Mark Grace, L (9, 3) OBP: 0.416, SLG: 0.472			SH1-4		F7		P5		E5	3	1	1	0	0	0	1					
Mark Clark, R (1, 1) OBP: 0.076, SLG: 0.079 Manny Alexander, R (9, PH) OBP: 0.308, SLG: 0.367 Terry Adams, R (9, 1)			SH				E5			2	1	0	0	0	1	0					
<b>Inning Stats</b>	R: 0 E: 1 K: 2 S: 15	H: 0 LOB: 1 BB: 0 P: 24	R: 0 E: 0 K: 0 S: 5	H: 0 LOB: 0 BB: 0 P: 7	R: 2 E: 0 K: 1 S: 12	H: 3 LOB: 2 BB: 0 P: 15	R: 0 E: 0 K: 0 S: 7	H: 0 LOB: 0 BB: 1 P: 11	R: 0 E: 0 K: 1 S: 13	H: 1 LOB: 1 BB: 0 P: 18	R: 0 E: 1 K: 1 S: 13	H: 1 LOB: 2 BB: 0 P: 22	R: 0 E: 0 K: 0 S: 9	H: 1 LOB: 1 BB: 0 P: 11	R: 1 E: 1 K: 1 S: 11	H: 1 LOB: 1 BB: 0 P: 17	1B: 6 2B: 1 3B: 0 HR: 0	SF: 1 SAC: 2 DP: 1 HBP: 0	WP: 0 PB: 0 SB: 1 CS: 1	PA: 38	
<b>PITCHER</b>	IP	WLS	BF	H	R	ER	SO	BB	IBB	HBP	BLK	WP	HR	S	P	ERA	WHIP				
Steve Cooke, L (1, 1) ERA: 4.02	6.2		28	5	2	2	7	1	0	0	0	0	0	76	112	2.70	0.900				
Clint Sodowsky, R (7, 1) ERA: 3.5	0.1		1	0	0	0	0	0	0	0	0	0	0	2	5	0.00	0.000				
Marc Wilkins, R (8, 1) ERA: 3.73	1.0		4	1	0	0	0	0	0	0	0	0	0	9	11	0.00	1.000				
Ricardo Rincon, L (9, 1) ERA: 3.76	0.1	L	3	1	1	0	0	0	0	0	0	0	0	4	7	0.00	3.000				
Rich Loiselle, R (9, 1) ERA: 3.12	0.2		2	0	0	0	1	0	0	0	0	0	0	7	10	0.00	0.000				

Chicago Cubs @ Pittsburgh Pirates  
Three Rivers Stadium, Pittsburgh, PA  
Sun Sep 14 1997, 3:33 AM EDT  
Att: 20,120 - Sunny - 73 F

AB	33
R	3
H	7
RBI	3
BB	1
SO	8
LOB	13



Batter	1	2	3	4	5	6	7	8	9	AB	R	H	RBI	BB	SO	LOB	BOTTOM					
Tony Womack, L (1, 4) OBP: 0.326, SLG: 0.380	G4-3		F8		K				F9	4	0	0	0	0	1	0						
Jermaine Allensworth, R (1, 8) OBP: 0.342, SLG: 0.338	G6-3		G1-3				P4		G3	4	0	0	0	0	0	0						
Al Martin, L (1, 7) OBP: 0.353, SLG: 0.448 Ricardo Rincon, L (9, 1) Rich Loiselle, R (9, 1)	K						F7		P2	4	0	1	0	0	1	0						
Mark Smith, R (1, 9) OBP: 0.354, SLG: 0.512 Abraham Nunez, S (9, PR) OBP: 0.296, SLG: 0.474		K			E5		K		G6-4-3	3	0	0	0	1	2	1						
Dale Sveum, S (1, 3) OBP: 0.320, SLG: 0.443	G4-3				F8		K		G6-4-3	4	0	0	0	0	1	3						
Shawon Dunston, R (1, 6) OBP: 0.308, SLG: 0.448					K				G6-3	4	1	2	0	0	1	3						
Joe Randa, R (1, 5) OBP: 0.356, SLG: 0.438 Adrian Brown, S (7, PR) Freddy Garcia, R (8, 5) OBP: 0.258, SLG: 0.552					K		FC6-4			3	0	1	1	0	1	3						
Keith Osik, R (1, 2) OBP: 0.337, SLG: 0.383							F7		F7	3	0	1	0	0	0	1						
Steve Cooke, R (1, 1) OBP: 0.061, SLG: 0.082 Clint Sodowsky, L (7, 1) OBP: 0.300, SLG: 0.500 Marc Wilkins, R (8, 1) Turner Ward, S (8, PH) OBP: 0.409, SLG: 0.561							G6-3			2	0	0	0	0	1	0						
<b>Inning Stats</b>	R: 0 E: 0 K: 1 S: 11	H: 0 LOB: 0 BB: 0 P: 14	R: 1 E: 0 K: 1 S: 9	H: 3 LOB: 0 BB: 0 P: 14	R: 0 E: 0 K: 1 S: 9	H: 0 LOB: 0 BB: 0 P: 13	R: 0 E: 1 K: 2 S: 14	H: 1 LOB: 2 BB: 0 P: 18	R: 0 E: 0 K: 1 S: 5	H: 0 LOB: 0 BB: 0 P: 7	R: 0 E: 0 K: 1 S: 6	H: 0 LOB: 0 BB: 0 P: 9	R: 0 E: 0 K: 1 S: 6	H: 1 LOB: 2 BB: 0 P: 10	R: 1 E: 0 K: 0 S: 12	H: 1 LOB: 1 BB: 0 P: 15	R: 0 E: 0 K: 0 S: 4	H: 0 LOB: 1 BB: 1 P: 9	1B: 2 2B: 3 3B: 0 HR: 1	SF: 0 SAC: 0 DP: 1 HBP: 0	WP: 0 PB: 0 SB: 1 CS: 0	PA: 33
<b>PITCHER</b>	IP	WLS	BF	H	R	ER	SO	BB	IBB	HBP	BLK	WP	HR	S	P	ERA	WHIP					
Mark Clark, R (1, 1) ERA: 3.84	8.0		30	6	2	2	8	0	0	0	0	0	0	72	100	2.25	0.750					
Terry Adams, R (9, 1) ERA: 3.5	1.0	S	3	0	0	0	0	1	0	0	0	0	0	4	9	0.00	1.000					

Chicago Cubs @ Pittsburgh Pirates  
Three Rivers Stadium, Pittsburgh, PA  
Sun Sep 14 1997, 3:33 AM EDT  
Att: 20,120 - Sunny - 73 F

AB	32
R	2
H	6
RBI	2
BB	1
SO	8
LOB	11





Batter	1	2	3	4	5	6	7	8	9	10	AB	R	H	RBI	BB	SO	LOB	TOP				
Mark Grudzielanek, R OBP: 0.310, SLG: 0.390	G2-3		HBP G4-3 1B	G4-3			2B		FC1-6 1B		5	1	2	1	0	0	2	<b>Montreal Expos @ Pittsburgh Pirates</b> Three Rivers Stadium, Pittsburgh, PA Mon Sep 15 1997, 7:05 PM EDT Att: 7,736 - Unknown - 73 F				
Mike Lansing, R OBP: 0.346, SLG: 0.486	K		F8	K			2B		1B E 1B		5	1	1	0	0	3						
Henry Rodriguez, L OBP: 0.308, SLG: 0.492			G4-3						1B S 2-H 1B		3	0	1	1	2	1						
Orlando Cabrera, R OBP: 0.333, SLG: 0.333			G4-3						1B S 2-H 1B		0	1	0	0	0	0						
Raul Chavez, R OBP: 0.077, SLG: 0.083	BB								1B S 2-H 1B		0	0	0	0	0	0						
David Segui, S OBP: 0.383, SLG: 0.485	G1-3		HBP BB						L4		4	0	1	0	1	0	4					
Darin Fletcher, L OBP: 0.329, SLG: 0.527			F9						1B 3-H		4	0	2	1	0	1	0					
Hensley Meulens, R OBP: 0.333, SLG: 0.250			HBP						1B 3-H		0	0	0	0	0	0						
Anthony Telford, R OBP: 0.200, SLG: 0.267			HBP						1B 3-H		0	0	0	0	0	0						
Rondell White, R OBP: 0.318, SLG: 0.462	G5-3		F9						K		5	0	0	0	0	1	6					
Doug Strange, S OBP: 0.326, SLG: 0.431									G5-3		3	1	1	0	2	0	0					
Ryan McGuire, L OBP: 0.330, SLG: 0.410									G5-3		5	0	2	0	0	0	1					
Pedro Martinez, R OBP: 0.189, SLG: 0.182											3	0	0	0	0	1	4					
Shayne Bennett, R											0	0	0	0	0	0	0					
Steve Kline, S											0	0	0	0	0	0	0					
Brad Fullmer, L OBP: 0.333, SLG: 0.667											1	0	0	0	0	0	0					
Joe Oroszak, L OBP: 0.345, SLG: 0.340											0	0	0	0	0	0	0					
Vladimir Guerrero, R OBP: 0.345, SLG: 0.488											1	0	0	0	0	0	0					
Jose Valdes, S OBP: 0.332, SLG: 0.375											0	0	0	0	0	0	0					
<b>Inning Stats</b>	R: 0 E: 0 K: 1 S: 8	H: 0 LOB: 1 BB: 1 P: 17	R: 0 E: 0 K: 10 S: 10	H: 2 LOB: 2 BB: 0 P: 11	R: 0 E: 0 K: 0 S: 5	H: 1 LOB: 3 BB: 1 P: 13	R: 1 E: 0 K: 12 S: 12	H: 1 LOB: 1 BB: 1 P: 23	R: 0 E: 0 K: 1 S: 8	H: 0 LOB: 0 BB: 0 P: 12	R: 0 E: 0 K: 1 S: 11	H: 1 LOB: 1 BB: 1 P: 18	R: 0 E: 0 K: 1 S: 8	H: 0 LOB: 1 BB: 1 P: 13	R: 3 E: 1 K: 1 S: 14	H: 3 LOB: 1 BB: 0 P: 24	R: 0 E: 0 K: 0 S: 6	H: 0 LOB: 0 BB: 0 P: 10	1B: 8 2B: 3 3B: 0 HR: 0	SF: 0 SAC: 0 DP: 2 HBP: 1	WP: 0 PB: 0 SB: 2 CS: 0	PA: 45
<b>PITCHER</b>	IP WLS BF H R ER SO	IP WLS BF H R ER SO	IP WLS BF H R ER SO	IP WLS BF H R ER SO	IP WLS BF H R ER SO	IP WLS BF H R ER SO	IP WLS BF H R ER SO	IP WLS BF H R ER SO	IP WLS BF H R ER SO	IP WLS BF H R ER SO	IP WLS BF H R ER SO	IP WLS BF H R ER SO	IP WLS BF H R ER SO	IP WLS BF H R ER SO	IP WLS BF H R ER SO	IP WLS BF H R ER SO	IP WLS BF H R ER SO	ERA WHIP	ERA WHIP			
Esteban Loaiza, R ERA: 4.39	6.1	29	7	1	1	5	3	0	0	0	0	0	0	0	0	0	0	1.42	1.579			
Jeff Wallace, L ERA: 0.84	1.2	6	0	0	0	1	2	0	0	0	0	0	0	0	0	0	0	0.00	1.200			
Rich Loiselle, R ERA: 3.07	1.0	7	3	3	0	1	0	0	0	0	0	0	0	0	0	0	0	0.00	3.000			
Ricardo Rincon, L ERA: 3.72	0.2	2	0	0	0	0	0	0	0	0	0	0	0	0	0	0	0	0.00	0.000			
Marc Wilkins, R ERA: 3.72	0.1	W	1	0	0	0	0	0	0	0	0	0	0	0	0	0	0	0.00	0.000			

AB	39
R	4
H	10
RBI	3
BB	5
SO	7
LOB	21



Batter	1	2	3	4	5	6	7	8	9	10	AB	R	H	RBI	BB	SO	LOB	BOTTOM				
Tony Womack, L OBP: 0.323, SLG: 0.377	F8			G3							5	0	0	0	0	3	4	<b>Montreal Expos @ Pittsburgh Pirates</b> Three Rivers Stadium, Pittsburgh, PA Mon Sep 15 1997, 7:05 PM EDT Att: 7,736 - Unknown - 73 F				
Turner Ward, S OBP: 0.415, SLG: 0.559	G6-3		1B 2B 1B	F7							4	1	2	0	1	0	0					
Al Martin, L OBP: 0.355, SLG: 0.448			2B 1B 1B	S BB							4	1	2	0	1	0	4					
Eddie Williams, R OBP: 0.333, SLG: 0.394			1B 2B	BB							3	1	1	1	1	2	3					
Jermaine Allensworth, R OBP: 0.344, SLG: 0.340			1B 2B	BB							1	0	1	0	0	0	0					
Joe Randa, R OBP: 0.356, SLG: 0.438			1B 1B	1B							5	1	2	1	0	1	3					
Shawon Dunston, R OBP: 0.305, SLG: 0.443			1B 1B	BB							5	0	0	0	0	2	4					
Marc Wilkins, R			1B 1B	BB							0	0	0	0	0	0	0					
Jose Guillen, R OBP: 0.299, SLG: 0.408			1B 1B	1B							4	0	2	2	0	1	0					
Kevin Young, R OBP: 0.351, SLG: 0.570			1B 1B	1B							1	1	1	1	0	0	0					
18 Jason Kendall, R OBP: 0.389, SLG: 0.435			1B	BB							4	0	2	0	0	1	2					
Esteban Loaiza, R OBP: 0.182, SLG: 0.185											3	0	1	0	0	2	4					
Jeff Wallace, L ERA: 4.4											0	0	0	0	0	0	0					
Dale Sveum, S ERA: 6.443											0	0	0	0	0	0	0					
Rich Loiselle, R											0	0	0	0	0	0	0					
Ricardo Rincon, L											0	0	0	0	0	0	0					
Abraham Nunez, L OBP: 0.174											0	0	0	0	0	0	0					
<b>Inning Stats</b>	R: 0 E: 0 K: 1 S: 6	H: 1 LOB: 1 BB: 0 P: 10	R: 1 E: 1 K: 2 S: 16	H: 3 LOB: 2 BB: 0 P: 25	R: 3 E: 0 K: 2 S: 26	H: 5 LOB: 2 BB: 0 P: 30	R: 0 E: 0 K: 0 S: 11	H: 0 LOB: 2 BB: 2 P: 22	R: 0 E: 0 K: 0 S: 12	H: 0 LOB: 0 BB: 0 P: 18	R: 0 E: 0 K: 3 S: 9	H: 0 LOB: 0 BB: 0 P: 12	R: 0 E: 0 K: 1 S: 10	H: 1 LOB: 2 BB: 1 P: 19	R: 0 E: 0 K: 1 S: 9	H: 1 LOB: 0 BB: 0 P: 11	R: 1 E: 0 K: 0 S: 1	H: 1 LOB: 0 BB: 0 P: 1	1B: 11 2B: 2 3B: 0 HR: 1	SF: 0 SAC: 1 DP: 0 HBP: 0	WP: 1 PB: 0 SB: 2 CS: 1	PA: 44
<b>PITCHER</b>	IP WLS BF H R ER SO	IP WLS BF H R ER SO	IP WLS BF H R ER SO	IP WLS BF H R ER SO	IP WLS BF H R ER SO	IP WLS BF H R ER SO	IP WLS BF H R ER SO	IP WLS BF H R ER SO	IP WLS BF H R ER SO	IP WLS BF H R ER SO	IP WLS BF H R ER SO	IP WLS BF H R ER SO	IP WLS BF H R ER SO	IP WLS BF H R ER SO	IP WLS BF H R ER SO	IP WLS BF H R ER SO	IP WLS BF H R ER SO	ERA WHIP	ERA WHIP			
Pedro Martinez, R ERA: 1.91	7.0	11	4	4	0	10	2	0	0	0	5.14	1.857										
Shayne Bennett, R ERA: 4.4	0.0	1	0	0	0	0	0	0	0	0	∞	∞										
Steve Kline, L ERA: 6.7	1.0	4	0	0	0	1	1	0	0	0	0.00	1.000										
Anthony Telford, R ERA: 3.21	1.0	L	4	2	1	1	1	0	0	0	9.00	2.000										

AB	39
R	5
H	14
RBI	5
BB	3
SO	12
LOB	24









Batter	1	2	3	4	5	6	7	8	9	AB	R	H	RBI	BB	SO	LOB	TOP										
<b>Craig Biggio, R</b> OBP: 0.407, SLG: 0.495 (1, 4)	G6-3		HBP	FC6-4 BB		S BB		G3		2	1	0	0	2	0	0	<b>Houston Astros @ Pittsburgh Pirates</b> Three Rivers Stadium, Pittsburgh, PA Wed Sep 17 1997, 7:05 PM EDT Att: 27,422 - Unknown - 70 F										
<b>Derek Bell, R</b> OBP: 0.344, SLG: 0.438 (1, 9)	G5-3		FC4-6 WP 1B	FC6-4		K		K		5	1	1	0	0	2	4											
<b>5 Jeff Bagwell, R</b> OBP: 0.427, SLG: 0.588 (1, 3)			FC4-6 1B			K		HR		4	1	3	2	1	1	0											
<b>Luis Gonzalez, L</b> OBP: 0.350, SLG: 0.377 (1, 7)	CS		FC4-6 WP 1B			K		1B	F7	5	3	2	1	0	1	3											
<b>Bill Spiers, L</b> OBP: 0.437, SLG: 0.465 (1, 5)			1B			G4-3		1B	G3-1	5	1	3	2	0	0	0											
<b>Richard Hidalgo, R</b> OBP: 0.381, SLG: 0.525 (1, 8)			1B					1B	G1-3	5	1	3	2	0	0	1											
<b>Ricky Gutierrez, R</b> OBP: 0.315, SLG: 0.375 (1, 6)						G5-3		1B		5	0	2	0	0	1	3											
<b>Brad Ausmus, R</b> OBP: 0.321, SLG: 0.354 (1, 2)						G6-3 S BB		1B		4	0	1	0	1	2	3											
<b>Shane Reynolds, R</b> OBP: 0.154, SLG: 0.180 <b>Billy Wagner, L</b> (9, 1)				SH3-4		G6-3		FC6-4		3	0	0	0	0	1	3											
<b>Inning Stats</b>	R: 0 E: 0 K: 0 S: 7	H: 0 LOB: 0 BB: 1 P: 13	R: 1 E: 0 K: 1 S: 12	H: 2 LOB: 1 BB: 0 P: 21	R: 4 E: 0 K: 1 S: 18	H: 4 LOB: 1 BB: 0 P: 28	R: 0 E: 0 K: 1 S: 8	H: 1 LOB: 2 BB: 1 P: 17	R: 0 E: 0 K: 2 S: 9	H: 0 LOB: 0 BB: 0 P: 11	R: 1 E: 0 K: 1 S: 9	H: 1 LOB: 2 BB: 2 P: 20	R: 2 E: 0 K: 0 S: 16	H: 5 LOB: 2 BB: 0 P: 25	R: 0 E: 0 K: 1 S: 12	H: 1 LOB: 1 BB: 0 P: 16	R: 0 E: 0 K: 1 S: 8	H: 1 LOB: 1 BB: 0 P: 11	1B: 9 2B: 2 3B: 1 HR: 3	SF: 0 SAC: 1 DP: 1 HBP: 1	WP: 1 PB: 0 SB: 2 CS: 1	PA: 45					
<b>PITCHER</b>	IP	WLS	BF	H	R	ER	SO	BB	IBB	HBP	BLK	WP	HR	S	P	ERA	WHIP										
<b>Jason Schmidt, R</b> ERA: 4.54 (1, 1)	3.0	L	15	6	5	5	2	1	0	1	0	1	1	37	62	15.00	2.333										
<b>Jose Silva, R</b> ERA: 6.52 (4, 1)	2.0		8	1	0	0	3	1	0	0	0	0	0	17	28	0.00	1.000										
<b>Clint Sodowsky, R</b> ERA: 3.91 (6, 1)	1.0		6	1	1	1	1	2	0	0	0	0	1	9	20	9.00	3.000										
<b>Chris Peters, L</b> ERA: 4.25 (7, 1)	1.0		7	5	2	2	0	0	0	0	0	0	1	16	25	18.00	5.000										
<b>Elmer Dessens, R</b> ERA: (8, 1)	2.0		8	2	0	0	2	0	0	0	0	0	0	20	27	0.00	1.000										

AB	38
R	8
H	15
RBI	7
BB	4
SO	8
LOB	17



Batter	1	2	3	4	5	6	7	8	9	AB	R	H	RBI	BB	SO	LOB	BOTTOM										
<b>Tony Womack, L</b> OBP: 0.325, SLG: 0.382 <b>Lou Collier, R</b> OBP: 0.111, SLG: 0.111 (1, 4)	G4-3		FC4-6			G3-1		G1-3	K	4	0	0	0	0	0	3	<b>Houston Astros @ Pittsburgh Pirates</b> Three Rivers Stadium, Pittsburgh, PA Wed Sep 17 1997, 7:05 PM EDT Att: 27,422 - Unknown - 70 F										
<b>Turner Ward, S</b> OBP: 0.413, SLG: 0.545 (1, 8)	G4-3 1B		G4-3			K		HR 1B		4	1	2	0	0	1	1											
<b>Al Martin, L</b> OBP: 0.354, SLG: 0.461 (1, 7)	G4-3				L3		L3	HR		4	1	1	2	0	0	1											
<b>Kevin Young, R</b> OBP: 0.349, SLG: 0.570 (1, 3)	F9				G5-3		G6-3	P4		4	0	0	0	0	0	1											
<b>Joe Randa, R</b> OBP: 0.356, SLG: 0.438 (1, 5)			G5-3		G4-3		G6-3 2B	HR 1B		4	1	2	0	0	0	0											
<b>18 Jason Kendall, R</b> OBP: 0.397, SLG: 0.430 (1, 2)			G6-3			2B BB	F9	F8		3	0	0	0	1	0	2											
<b>Jose Guillen, R</b> OBP: 0.296, SLG: 0.406 <b>Elmer Dessens, R</b> (8, 1)			G1-3			K	G6-3	HR		3	0	0	0	0	1	2											
<b>Dale Sveum, S</b> OBP: 0.322, SLG: 0.455 (9, PH)						K		HR		1	1	1	2	0	0	0											
<b>Abraham Nunez, S</b> OBP: 0.320, SLG: 0.500 (9, 4)			K				F9		BB	3	0	1	0	1	1	1											
<b>Jason Schmidt, R</b> ERA: 4.54 <b>Adrian Brown, S</b> ERA: 2.97, SLG: 0.257 <b>Jose Silva, R</b> ERA: 6.52 <b>Eddie Williams, R</b> ERA: 3.20 <b>Clint Sodowsky, R</b> ERA: 3.91 <b>Chris Peters, L</b> ERA: 4.25 <b>Mark Smith, L</b> ERA: 3.55, SLG: 0.527 (1, 1)			FC4-6 1B			K		K	P3	0	0	0	0	0	0	0											
<b>Inning Stats</b>	R: 0 E: 0 K: 0 S: 12	H: 1 LOB: 1 BB: 0 P: 19	R: 0 E: 0 K: 0 S: 6	H: 0 LOB: 0 BB: 0 P: 7	R: 0 E: 0 K: 1 S: 11	H: 1 LOB: 1 BB: 0 P: 16	R: 0 E: 0 K: 0 S: 5	H: 0 LOB: 0 BB: 0 P: 8	R: 0 E: 0 K: 2 S: 8	H: 1 LOB: 2 BB: 1 P: 14	R: 0 E: 0 K: 1 S: 5	H: 0 LOB: 0 BB: 0 P: 6	R: 0 E: 0 K: 0 S: 6	H: 1 LOB: 1 BB: 0 P: 7	R: 2 E: 0 K: 1 S: 12	H: 2 LOB: 0 BB: 0 P: 18	R: 2 E: 0 K: 1 S: 11	H: 2 LOB: 1 BB: 1 P: 18	1B: 4 2B: 2 3B: 0 HR: 2	SF: 0 SAC: 0 DP: 0 HBP: 0	WP: 0 PB: 0 SB: 0 CS: 0	PA: 37					
<b>PITCHER</b>	IP	WLS	BF	H	R	ER	SO	BB	IBB	HBP	BLK	WP	HR	S	P	ERA	WHIP										
<b>Shane Reynolds, R</b> ERA: 4.34 (1, 1)	8.1	W	34	8	4	4	5	1	0	0	0	0	2	70	102	4.32	1.080										
<b>Billy Wagner, L</b> ERA: 3.02 (9, 1)	0.2		3	0	0	0	1	1	0	0	0	0	0	6	11	0.00	1.500										





Batter	1	2	3	4	5	6	7	8	9	AB	R	H	RBI	BB	SO	LOB	TOP								
<b>Craig Biggio, R</b> OBP: 0.307, SLG: 0.493 (1, 4)	0-3 <b>K</b>			1-1 <b>L8</b>		4-2 <b>2B</b> BB		4-2 <b>5</b> S <b>5</b> 1B BB		2	2	0	0	2	1	0	<b>Houston Astros @ Pittsburgh Pirates</b> Three Rivers Stadium, Pittsburgh, PA Thu Sep 18 1997, 7:05 PM EDT Att: 14,852 - Unknown - 74 F								
<b>Thomas Howard, S</b> OBP: 0.336, SLG: 0.366 (1, 8) (7, 9) (8, 7)	1-0 <b>G4-3</b>			1-1 <b>G3</b>		0-0 <b>1-H</b> <b>2B</b>		1-2 <b>5</b> 1B <b>1B</b>		4	0	2	1	0	0	0									
<b>5 Jeff Bagwell, R</b> OBP: 0.426, SLG: 0.585 (1, 3)	1-0 <b>G6-3</b>			1-2 <b>F9</b>		2-3 <b>K</b>		1-2 <b>1-3</b> <b>2-H</b> <b>1B</b>		4	0	1	1	0	1	1									
<b>Luis Gonzalez, L</b> OBP: 0.348, SLG: 0.375 <b>Jose Lima, R</b> (8, 1) <b>Tom Martin, L</b> (8, 1)		0-2 <b>G3</b>			3-2 <b>G1-3</b>		1-2 <b>F7</b>	0-3 <b>K</b>		4	0	0	0	0	1	2									
<b>Bill Spiers, L</b> OBP: 0.438, SLG: 0.476 <b>Sean Berry, R</b> OBP: 0.313, SLG: 0.422 (7, PH) (7, 5)		1-1 <b>G4-3</b>			1-1 <b>HR</b>		0-1 <b>F8</b>		0-0 <b>G6-3</b>	2	1	1	1	0	0	0									
<b>Bobby Abreu, L</b> OBP: 0.325, SLG: 0.353 <b>Richard Hidalgo, R</b> OBP: 0.386, SLG: 0.512 (7, PH) (7, 8)		2-2 <b>L5</b>			3-1 <b>G3</b>		4-1 <b>BB</b>		3-2 <b>G6-3</b>	2	0	0	0	0	0	0									
<b>Tony Eusebio, R</b> OBP: 0.359, SLG: 0.302 (1, 2)			0-0 <b>G6-3</b>		1-3 <b>K</b>		1-2 <b>F8</b>		1-2 <b>FC5-4</b> <b>1B</b>	4	0	1	0	0	1	1									
<b>Ricky Gutierrez, R</b> OBP: 0.310, SLG: 0.369 (1, 6)			0-0 <b>G5-3</b>		1-0 <b>G6-3</b>			1-0 <b>G6-3</b>	0-0 <b>FC5-4</b>	4	0	0	0	0	0	1									
<b>Darryl Kile, R</b> OBP: 0.176, SLG: 0.153 <b>Mike Magnante, L</b> (6, 1) <b>Russ Springer, R</b> (6, 1) <b>Derek Bell, R</b> OBP: 0.343, SLG: 0.437 (8, PH) (8, 9)			3-2 <b>G4-3</b>		2-3 <b>K</b>			1-1 <b>G5-3</b>		2	0	0	0	0	1	0									
<b>Inning Stats</b>	R: 0 E: 0 K: 1 S: 5	H: 0 LOB: 0 BB: 7	R: 0 E: 0 K: 0 S: 8	H: 0 LOB: 0 BB: 11	R: 0 E: 0 K: 0 S: 5	H: 0 LOB: 0 BB: 8	R: 0 E: 0 K: 0 S: 7	H: 0 LOB: 0 BB: 10	R: 1 E: 0 K: 1 S: 13	H: 1 LOB: 0 BB: 0	R: 1 E: 0 K: 2 S: 10	H: 1 LOB: 1 BB: 1	R: 0 E: 0 K: 0 S: 9	H: 0 LOB: 1 BB: 1	R: 1 E: 0 K: 1 S: 14	H: 2 LOB: 2 BB: 1		R: 0 E: 0 K: 0 S: 12	H: 1 LOB: 1 BB: 0	1B: 3 2B: 1 3B: 0 HR: 1	SF: 0 SAC: 0 DP: 0 HBP: 0	WP: 0 PB: 0 SB: 1 CS: 0	PA: 35		
<b>PITCHER</b>	IP	WLS	BF	H	R	ER	SO	BB	IBB	HBP	BLK	WP	HR	S	P	ERA	WHIP								
<b>67 Francisco Cordova, R</b> ERA: 3.58	6.0	W	21	2	2	2	4	1	0	0	0	0	1	48	76	3.00	0.500								
<b>Jeff Wallace, L</b> ERA: 0.77	1.0		4	0	0	0	0	1	0	0	0	0	0	9	15	0.00	1.000								
<b>Marc Wilkins, R</b> ERA: 3.8	0.2		5	2	1	1	0	1	0	0	0	0	0	11	19	13.50	4.500								
<b>Ricardo Rincon, L</b> ERA: 3.63	0.1		1	0	0	0	1	0	0	0	0	0	0	3	3	0.00	0.000								
<b>Rich Loiselle, R</b> ERA: 3.93	1.0		4	1	0	0	0	0	0	0	0	0	0	12	16	0.00	1.000								

Batter	1	2	3	4	5	6	7	8	9	AB	R	H	RBI	BB	SO	LOB	BOTTOM								
<b>Tony Womack, L</b> OBP: 0.326, SLG: 0.381 <b>Marc Wilkins, R</b> (8, 1) <b>Ricardo Rincon, L</b> (8, 1) <b>Mark Smith, R</b> OBP: 0.357, SLG: 0.536 (8, PH) <b>Rich Loiselle, R</b> (9, 1)	4-2 <b>SF9</b> BB	0-3 <b>K</b>		1-2 <b>FC3</b> <b>FC1-6</b>		1-0 <b>S</b> E <b>SF9</b> 1B		1-1 <b>1B</b> 2B		3	2	1	1	1	1	1	<b>Houston Astros @ Pittsburgh Pirates</b> Three Rivers Stadium, Pittsburgh, PA Thu Sep 18 1997, 7:05 PM EDT Att: 14,852 - Unknown - 74 F								
<b>Turner Ward, S</b> OBP: 0.426, SLG: 0.551 (1, 8)	1-2 <b>FC4-6</b> BB	4-1 <b>BB</b>		2-1 <b>FC1-6</b>		1-0 <b>SF9</b> S <b>1B</b>		1-0 <b>2B</b> 1B		4	1	3	3	1	0	2									
<b>Al Martin, L</b> OBP: 0.354, SLG: 0.462 <b>Emil Brown, R</b> OBP: 0.287, SLG: 0.264 (6, PR) (9, 7)	1-0 <b>FC4-6</b> WP <b>1B</b>	2-1 <b>P4</b>		1-3 <b>K</b>		4-1 <b>1B</b> BB		0-0 <b>1B</b> 2B		4	1	1	0	1	1	5									
<b>Kevin Young, R</b> OBP: 0.343, SLG: 0.563 (1, 3)	1-1 <b>SF9</b>		3-2 <b>F3</b>		0-0 <b>E5</b> <b>G6-4-3</b>		0-3 <b>K</b>		2-2 <b>K</b>	4	1	0	1	0	2	5									
<b>Joe Randa, R</b> OBP: 0.359, SLG: 0.438 (1, 5)	4-1 <b>1B</b> BB		4-2 <b>G4-6-3</b> BB		3-1 <b>E3</b> <b>G6-4-3</b>		0-0 <b>SF9</b>		1-1 <b>1B</b> BB	2	2	1	2	2	0	1									
<b>Shawon Dunston, R</b> OBP: 0.307, SLG: 0.449 <b>Dale Sveum, S</b> OBP: 0.321, SLG: 0.453 <b>Jeff Wallace, L</b> (7, 1) <b>Lou Collier, R</b> OBP: 0.143, SLG: 0.111 (8, 6)	0-0 <b>1B</b>		1-1 <b>G4-6-3</b>		0-0 <b>G6-4-3</b>		1-0 <b>P4</b>		4-2 <b>18</b> E <b>1B</b> BB	3	0	1	1	0	0	2									
<b>Jose Guillen, R</b> OBP: 0.297, SLG: 0.406 (1, 9)	1-2 <b>18</b> FC5-4 <b>1B</b>			1-0 <b>G5-3</b>		1-2 <b>G5-3</b>		0-3 <b>K</b>		5	0	2	3	0	1	0									
<b>18 Jason Kendall, R</b> OBP: 0.387, SLG: 0.431 (1, 2)	1-1 <b>FC5-4</b>		1-1 <b>67</b> 1B <b>FC3</b> 2B		4-0 <b>1B</b> HBP <b>1B</b> BB		0-0 <b>P3</b>		1-0 <b>L5</b>	4	2	1	0	1	0	4									
<b>67 Francisco Cordova, R</b> OBP: 0.155, SLG: 0.093 <b>Adrian Brown, S</b> OBP: 0.259, SLG: 0.257 <b>Abraham Nunez, S</b> OBP: 0.296, SLG: 0.458 (8, 4)		0-0 <b>G3</b>		1-0 <b>FC1-6</b> FC3 <b>1B</b>		1-0 <b>1B</b> HBP		1-3 <b>K</b>		2	0	1	0	0	0	0									
<b>Inning Stats</b>	R: 3 E: 0 K: 0 S: 17	H: 3 LOB: 2 BB: 2	R: 0 E: 0 K: 1 S: 7	H: 0 LOB: 1 BB: 1	R: 0 E: 0 K: 0 S: 7	H: 0 LOB: 0 BB: 1	R: 1 E: 0 K: 1 S: 14	H: 2 LOB: 2 BB: 0	R: 1 E: 2 K: 1 S: 8	H: 0 LOB: 0 BB: 0	R: 0 E: 0 K: 2 S: 8	H: 0 LOB: 0 BB: 0	R: 0 E: 0 K: 2 S: 18	H: 5 LOB: 2 BB: 1	R: 4 E: 1 K: 2 S: 18	H: 9 2B: 3 3B: 0 HR: 0		SF: 2 SAC: 0 DP: 2 HBP: 1	WP: 1 PB: 0 SB: 3 CS: 0	PA: 45					
<b>PITCHER</b>	IP	WLS	BF	H	R	ER	SO	BB	IBB	HBP	BLK	WP	HR	S	P	ERA	WHIP								
<b>Darryl Kile, R</b> ERA: 2.55	5.0	L	28	6	8	6	2	5	0	1	0	0	0	2	7	10.80	2.200								
<b>Mike Magnante, L</b> ERA: 2.51	0.0		2	1	0	0	0	1	0	0	0	0	0	2	7	∞	∞								
<b>Russ Springer, R</b> ERA: 4.35	2.0		6	0	0	0	3	0	0	0	0	0	0	13	15	0.00	0.000								
<b>Jose Lima, R</b> ERA: 5.42	0.1		6	4	4	4	1	1	0	0	0	0	0	11	20	108.00	15.000								
<b>Tom Martin, L</b> ERA: 2.18	0.2		3	1	0	0	1	0	0	0	0	0	0	7	10	0.00	1.500								









Batter	1	2	3	4	5	6	7	8	9	AB	R	H	RBI	BB	SO	LOB	TOP			
Luis Ordez, R OBP: 0.429, SLG: 0.571 (1, 6)	G5-3 1B		G4-3 2B		1B		G6-3			4	1	3	0	0	0	0	<b>St. Louis Cardinals @ Pittsburgh Pirates</b> Three Rivers Stadium, Pittsburgh, PA Sat Sep 20 1997, 7:05 PM EDT Att: 21,053 - Unknown - 62 F <a href="http://livebaseballscorecards.com">livebaseballscorecards.com</a>			
Dmitri Young, S OBP: 0.350, SLG: 0.352 (1, 9)	G5-3		G4-3		1B			P2		4	0	1	0	0	0	2				
Mark McGwire, R OBP: 0.391, SLG: 0.643 Jeff Berblinger, R (8, 4)	G5-3		HBP		K			K		3	0	0	0	0	2	3				
Ray Lankford, L OBP: 0.420, SLG: 0.611 (1, 8)	K		HBP		2B			G3		0	0	0	0	0	0	0				
Gary Gaetti, R OBP: 0.314, SLG: 0.417 (8, 3) (8, 1)								G4-3 BB		4	0	0	0	0	2	1				
Danny Sheaffer, R OBP: 0.299, SLG: 0.290 Scarborough Green, S OBP: 0.187, SLG: 0.107 (1, 7) (2, 7)	G5-3				F7			P6		1	0	0	0	0	0	0				
Mike DiFelice, R OBP: 0.336, SLG: 0.336 Eli Marrero, R OBP: 0.323, SLG: 0.533 (1, 2) (5, 2)	FC3-6 1B				G6-3			K		2	0	1	0	0	0	0				
David Bell, R OBP: 0.279, SLG: 0.341 (1, 4) (8, 5)	FC3-6				F9			G6-3		4	0	0	0	0	0	2				
Rigo Beltran, L Brady Raggio, R Phil Painter, L Lance Painter, L Jose Bautista, R Tom Pagnozzi, R OBP: 0.224, SLG: 0.313 (1, 1) (5, 1) (7, PR) (7, 1) (8, 1) (8, 3)					F8			F8		2	0	0	0	0	0	0				
								K		0	0	0	0	0	0	0				
<b>Inning Stats</b>	R: 0 E: 0 K: 1 S: 12	H: 1 LOB: 1 BB: 0 P: 17	R: 0 E: 0 K: 1 S: 15	H: 1 LOB: 1 BB: 0 P: 19	R: 1 E: 0 K: 0 S: 10	H: 2 LOB: 2 BB: 0 P: 13	R: 0 E: 0 K: 1 S: 5	H: 0 LOB: 0 BB: 0 P: 8	R: 0 E: 0 K: 1 S: 10	H: 2 LOB: 1 BB: 1 P: 16	R: 0 E: 0 K: 1 S: 8	H: 0 LOB: 0 BB: 0 P: 13	R: 0 E: 0 K: 1 S: 7	H: 0 LOB: 0 BB: 0 P: 11	R: 0 E: 1 K: 0 S: 8	H: 0 LOB: 1 BB: 0 P: 10	1B: 4 2B: 2 3B: 0 HR: 0	SF: 0 SAC: 0 DP: 0 HBP: 1	WP: 0 PB: 0 SB: 2 CS: 0	PA: 35
<b>PITCHER</b> Esteban Loaiza, R ERA: 4.23 (1, 1)	IP: 9.0 WLS: W BF: 35 H: 6 R: 1 ER: 1 SO: 7 BB: 1 IBB: 0 HBP: 1 BLK: 0 WP: 0 HR: 0 S: 83 P: 121 ERA: 1.00 WHIP: 0.778															<b>PITCHER</b>				

Batter	1	2	3	4	5	6	7	8	9	AB	R	H	RBI	BB	SO	LOB	BOTTOM			
Tony Womack, L OBP: 0.325, SLG: 0.378 Abraham Nunez, S OBP: 0.296, SLG: 0.458 (1, 4) (8, PR) (9, 4)	L6		K		1B		P5	HBP 1B		4	1	1	0	0	1	0	<b>St. Louis Cardinals @ Pittsburgh Pirates</b> Three Rivers Stadium, Pittsburgh, PA Sat Sep 20 1997, 7:05 PM EDT Att: 21,053 - Unknown - 62 F <a href="http://livebaseballscorecards.com">livebaseballscorecards.com</a>			
Turner Ward, S OBP: 0.428, SLG: 0.597 (1, 8) (9, 9)	2B		L4		FC3-6 1B		G6-3	HBP 1B		5	1	3	1	0	0	0				
Al Martin, L OBP: 0.359, SLG: 0.473 Emil Brown, R OBP: 0.287, SLG: 0.264 (1, 7) (8, PR) (9, 7)	S E 2B		CS BB		SF8			G3		2	1	1	3	1	0	0				
Kevin Young, R OBP: 0.339, SLG: 0.551 (1, 3)	G5-3		CS		FC3-6			HBP 1B		5	2	2	0	0	0	4				
Joe Randa, R OBP: 0.361, SLG: 0.445 (1, 5)	F7				FC6-4 1B			FC5-4		3	1	1	1	1	1	1				
Shawn Dunston, R OBP: 0.308, SLG: 0.448 Lou Collier, R OBP: 0.143, SLG: 0.111 (1, 6) (9, 6)	P3				SH FC6-4 1B		P3	WP 1B		3	1	1	0	0	0	0				
Mark Smith, R OBP: 0.359, SLG: 0.529 Adrian Brown, S OBP: 0.269, SLG: 0.257 Jermaine Allenworth, R OBP: 0.344, SLG: 0.340 (1, 9) (8, PR) (9, 8)	G6-3		K		K		P5	18 FC5-4 1B		4	0	1	2	0	1	3				
1B Jason Kendall, R OBP: 0.389, SLG: 0.437 (1, 2)	HR		FC6-4		FC6-4		G1-3	HBP 1B		4	2	1	2	0	0	3				
Esteban Loaiza, R OBP: 0.186, SLG: 0.190 (1, 1)	L3		F9		F9		G4-1	1B HBP 1B		4	1	1	0	0	0	2				
<b>Inning Stats</b>	R: 2 E: 0 K: 0 S: 11	H: 2 LOB: 0 BB: 0 P: 17	R: 1 E: 0 K: 0 S: 9	H: 1 LOB: 0 BB: 0 P: 15	R: 0 E: 0 K: 1 S: 5	H: 0 LOB: 1 BB: 1 P: 13	R: 1 E: 1 K: 1 S: 14	H: 1 LOB: 2 BB: 1 P: 22	R: 1 E: 0 K: 1 S: 10	H: 2 LOB: 1 BB: 0 P: 14	R: 0 E: 0 K: 0 S: 8	H: 0 LOB: 0 BB: 0 P: 12	R: 0 E: 0 K: 0 S: 11	H: 0 LOB: 0 BB: 0 P: 15	R: 5 E: 0 K: 0 S: 19	H: 6 LOB: 3 BB: 0 P: 36		1B: 8 2B: 2 3B: 1 HR: 1	SF: 1 SAC: 1 DP: 0 HBP: 2	WP: 1 PB: 0 SB: 1 CS: 1
<b>PITCHER</b> Rigo Beltran, L ERA: 3.61 Brady Raggio, R ERA: 7.24 Lance Painter, L ERA: 7.15 Jose Bautista, R ERA: 6.97 Gary Gaetti, R ERA: (1, 1) (5, 1) (7, 1) (8, 1) (8, 1)	IP: 4.1 WLS: L BF: 21 H: 6 R: 5 ER: 3 SO: 2 BB: 0 IBB: 0 HBP: 0 BLK: 0 WP: 0 HR: 1 S: 45 P: 77 ERA: 6.23 WHIP: 1.846															<b>PITCHER</b>				



Batter	1	2	3	4	5	6	7	8	9	AB	R	H	RBI	BB	SO	LOB	TOP								
Delino DeShields, L OBP: 0.350, SLG: 0.442 Jeff Berlinger, R (6, 4)	2-2 SF8 3B		0-0 B1-3			2-1 G3		0-0 F9		3	1	1	0	0	0	0	<b>St. Louis Cardinals @ Pittsburgh Pirates</b> Three Rivers Stadium, Pittsburgh, PA Sun Sep 21 1997, 3:33 AM EDT Att: 26,247 - Sunny - 62 F <a href="http://livebaseballscorecards.com">livebaseballscorecards.com</a>								
Willie McGee, S OBP: 0.346, SLG: 0.420 Danny Sheaffer, R (8, 7)	1-2 F9		0-2 G5-3			0-1 G3		2-3 K		4	0	0	0	0	1	1									
Mark McGwire, R OBP: 0.389, SLG: 0.639	0-0 SF8			2-2 F9		1-3 K			2-1 G6-3	3	0	0	1	0	1	0									
Ray Lankford, L OBP: 0.418, SLG: 0.607 David Bell, R OBP: 0.277, SLG: 0.339	3-3 K			1-3 K			1-3 K		1-3 K	3	0	0	0	0	3	0									
Gary Gaetti, R OBP: 0.311, SLG: 0.414		1-2 G6-3		1-2 G6-4-3			0-1 G5-3		3-3 K	4	0	0	0	0	1	1									
Dmitri Young, S OBP: 0.336, SLG: 0.366		0-1 1B			1-1 HR		4-0 1B			2	1	2	1	1	0	0									
Eli Marrero, R OBP: 0.303, SLG: 0.500 Tom Lampkin, L OBP: 0.339, SLG: 0.386		2-3 K			3-2 G6-3		1-1 FC6-4			2	0	0	0	0	1	1									
Luis Ordaz, R OBP: 0.300, SLG: 0.400 Sean Lowe, R OBP: 0.333, SLG: 0.333		2-3 K			1-3 K		2-1 FC6-4			3	0	0	0	0	2	3									
Mike Busby, R OBP: 0.667, SLG: 0.667 Mark Petkovsek, R OBP: 0.197, SLG: 0.991 Scarborough Green, S OBP: 0.161, SLG: 0.103			2-3 K			2-3 K		0-0 G4-3		1	0	0	0	0	1	0									
										1	0	0	0	0	0	0									
<b>Inning Stats</b>	R: 1 E: 0 K: 1 S: 10	H: 1 LOB: 0 BB: 0 P: 16	R: 0 E: 0 K: 2 S: 12	H: 1 LOB: 1 BB: 0 P: 17	R: 0 E: 0 K: 1 S: 7	H: 0 LOB: 0 BB: 0 P: 9	R: 0 E: 0 K: 1 S: 9	H: 0 LOB: 0 BB: 0 P: 13	R: 1 E: 0 K: 2 S: 11	H: 1 LOB: 0 BB: 0 P: 18	R: 0 E: 0 K: 1 S: 7	H: 0 LOB: 0 BB: 0 P: 10	R: 0 E: 0 K: 1 S: 9	H: 1 LOB: 2 BB: 1 P: 17	R: 0 E: 0 K: 1 S: 5	H: 0 LOB: 0 BB: 0 P: 7	R: 0 E: 0 K: 2 S: 8	H: 0 LOB: 0 BB: 0 P: 14	1B: 2 2B: 0 3B: 1 HR: 1	SF: 1 SAC: 0 DP: 1 HBP: 0	WP: 1 PB: 0 SB: 0 CS: 0	PA: 32			
<b>PITCHER</b>	IP WLS BF ERA WHIP	IP WLS BF ERA WHIP	IP WLS BF ERA WHIP	IP WLS BF ERA WHIP	IP WLS BF ERA WHIP	IP WLS BF ERA WHIP	IP WLS BF ERA WHIP	IP WLS BF ERA WHIP	IP WLS BF ERA WHIP	IP WLS BF ERA WHIP	IP WLS BF ERA WHIP	IP WLS BF ERA WHIP	IP WLS BF ERA WHIP	IP WLS BF ERA WHIP	IP WLS BF ERA WHIP	IP WLS BF ERA WHIP	IP WLS BF ERA WHIP	IP WLS BF ERA WHIP	IP WLS BF ERA WHIP	IP WLS BF ERA WHIP	IP WLS BF ERA WHIP	IP WLS BF ERA WHIP	IP WLS BF ERA WHIP	IP WLS BF ERA WHIP	
Jon Lieber, R ERA: 4.54	(1, 1) 8.0 W 29 4 2 2 10 1 0 0 0 1 1 70 107 2.25 0.625	(9, 1) 1.0 3 0 0 0 2 0 0 0 0 0 0 8 14 0.00 0.000																							

Batter	1	2	3	4	5	6	7	8	9	AB	R	H	RBI	BB	SO	LOB	BOTTOM								
Tony Womack, L OBP: 0.328, SLG: 0.381 Lou Collier, R OBP: 0.138, SLG: 0.107	1-1 G4-3 1B		0-0 BB E 1B	0-0 E S FC3 1B		0-3 K	1-0 L3			4	3	3	0	0	1	0	<b>St. Louis Cardinals @ Pittsburgh Pirates</b> Three Rivers Stadium, Pittsburgh, PA Sun Sep 21 1997, 3:33 AM EDT Att: 26,247 - Sunny - 62 F <a href="http://livebaseballscorecards.com">livebaseballscorecards.com</a>								
Turner Ward, S OBP: 0.429, SLG: 0.612	2-1 G4-3		4-2 BB E 1B	2-1 FC3 BB 2B		1-1 K	3-2 G4-6-3			3	3	1	2	1	0	1									
Emil Brown, R OBP: 0.294, SLG: 0.261	1-3 K		1-2 E BB	1-2 E BB		1-1 HR	1-2 K			1	0	0	0	0	2	2									
Mark Smith, R OBP: 0.364, SLG: 0.529 Adrian Brown, S OBP: 0.268, SLG: 0.255	0-1 K		4-0 E SF8 BB	4-1 2B 1B BB		2-3 K		1-1 G1-3		2	2	1	1	2	1	0									
Kevin Young, R OBP: 0.340, SLG: 0.552	3-3 K		2-1 E9 SF8 HR 1B	1-2 1B 2B		1-2 F8		0-0 F9		5	2	2	3	0	1	1									
Joe Randa, R OBP: 0.361, SLG: 0.445	1-0 F7		1-2 SF8	1-0 18 G6-4 E 1B		3-2 K		1-1 G6-3		4	1	2	3	0	0	1									
18 Jason Kendall, R OBP: 0.390, SLG: 0.440 Keith Osik, R OBP: 0.337, SLG: 0.383		0-0 G3 2B	3-1 L3	1-1 G6-4			0-0 E 2B 1B			4	1	2	0	0	0	2									
Jose Guillen, R OBP: 0.290, SLG: 0.410 Jermaine Allensworth, R OBP: 0.342, SLG: 0.338		3-2 G1-3	1-0 HR		0-2 P4		1-0 E1 2B 1B			2	1	1	2	0	0	1									
Abraham Nunez, S OBP: 0.290, SLG: 0.464		3-2 G3	3-2 F7		1-1 G4-3		0-1 1B			4	0	1	1	0	0	1									
Jon Lieber, L OBP: 0.177, SLG: 0.155 Matt Ruebel, L	1-0 G4-3		1-0 1B BB		1-3 K		3-3 G4-6-3 1B			3	0	1	1	1	1	1									
										0	0	0	0	0	0	0									
<b>Inning Stats</b>	R: 1 E: 0 K: 1 S: 10	H: 2 LOB: 1 BB: 0 P: 17	R: 0 E: 0 K: 0 S: 9	H: 1 LOB: 1 BB: 0 P: 16	R: 5 E: 1 K: 0 S: 13	H: 3 LOB: 0 BB: 2 P: 28	R: 4 E: 0 K: 0 S: 12	H: 3 LOB: 0 BB: 2 P: 25	R: 0 E: 0 K: 1 S: 10	H: 0 LOB: 0 BB: 0 P: 12	R: 1 E: 0 K: 2 S: 12	H: 1 LOB: 0 BB: 0 P: 16	R: 3 E: 1 K: 0 S: 12	H: 4 LOB: 1 BB: 0 P: 20	R: 0 E: 0 K: 0 S: 5	H: 0 LOB: 0 BB: 0 P: 7	R: 0 E: 0 K: 0 S: 5	H: 0 LOB: 0 BB: 0 P: 14	1B: 9 2B: 3 3B: 0 HR: 2	SF: 1 SAC: 0 DP: 2 HBP: 0	WP: 0 PB: 0 SB: 3 CS: 0	PA: 41			
<b>PITCHER</b>	IP WLS BF ERA WHIP	IP WLS BF ERA WHIP	IP WLS BF ERA WHIP	IP WLS BF ERA WHIP	IP WLS BF ERA WHIP	IP WLS BF ERA WHIP	IP WLS BF ERA WHIP	IP WLS BF ERA WHIP	IP WLS BF ERA WHIP	IP WLS BF ERA WHIP	IP WLS BF ERA WHIP	IP WLS BF ERA WHIP	IP WLS BF ERA WHIP	IP WLS BF ERA WHIP	IP WLS BF ERA WHIP	IP WLS BF ERA WHIP	IP WLS BF ERA WHIP	IP WLS BF ERA WHIP	IP WLS BF ERA WHIP	IP WLS BF ERA WHIP	IP WLS BF ERA WHIP	IP WLS BF ERA WHIP	IP WLS BF ERA WHIP	IP WLS BF ERA WHIP	
Mike Busby, R ERA: 9.64	(1, 1) 3.1 L 19 3 7 7 1 0 0 0 0 1 35 46 13.50 3.000	(4, 1) 2.2 12 3 4 4 3 1 0 0 0 0 1 31 46 13.50 1.500	(7, 1) 2.0 10 4 3 2 0 0 0 0 0 0 0 17 27 9.00 2.000																						





Batter	1	2	3	4	5	6	7	8	9	AB	R	H	RBI	BB	SO	LOB	TOP											
<b>Delino DeShields, L</b> OBP: 0.351, SLG: 0.442	2-2 CS 1B		1-2 G4-3			4-2 1B 2B BB		1-3 K		3	1	1	0	1	1	1	<b>St. Louis Cardinals @ Pittsburgh Pirates</b> Three Rivers Stadium, Pittsburgh, PA Mon Sep 22 1997, 7:05 PM EDT Att: 17,919 - Sunny - 70 F  livebaseballscorecards.com  <b>AB 30</b> <b>R 1</b> <b>H 6</b> <b>RBI 1</b> <b>BB 5</b> <b>SO 9</b> <b>LOB 15</b>											
<b>Phil Plantier, L</b> OBP: 0.333, SLG: 0.436 <b>Royce Clayton, R</b> OBP: 0.305, SLG: 0.399	2-3 SAFE SAFE 1-2 K			0-1 F9		1-1 2B 1-3 1B		0-1 FC4-6 1B		3	0	1	0	0	1	1												
<b>Mark McGwire, R</b> OBP: 0.386, SLG: 0.634	2-0 L6			0-0 G6-3		1-3 K		2-3 K		4	0	0	0	0	2	3												
<b>Ray Lankford, L</b> OBP: 0.420, SLG: 0.609		4-2 G5-4-3 BB		4-2 FC6-4 BB		2-1 1-3 3-H 2B		1-2 FC4-6 1-2		2	0	1	1	2	0	1												
<b>Gary Gaetti, R</b> OBP: 0.309, SLG: 0.410		0-1 G5-4-3 1-2		0-0 FC6-4 1-2		1-3 K		2-3 K		4	0	0	0	0	2	4												
<b>Dmitri Young, S</b> OBP: 0.335, SLG: 0.363		1-2 G6-3			4-1 G6-3 BB		4-2 BB		2-3 K		2	0	0	0	2	1		0										
<b>Mike DiFelice, R</b> OBP: 0.296, SLG: 0.333 <b>Tom Lampkin, L</b> OBP: 0.340, SLG: 0.387			1-1 L6		1-2 G6-3 1-2		3-2 F8		0-0 1B		2	0	0	0	0	1												
<b>David Bell, R</b> OBP: 0.273, SLG: 0.333 <b>Willie McGee, S</b> OBP: 0.344, SLG: 0.417			0-0 G4-3		3-1 G4-3		2-2 K		0-3 K		2	0	0	0	0	0												
<b>Matt Morris, R</b> OBP: 0.253, SLG: 0.229			0-1 1B			1-1 G4-3		3-2 G6-3		3	0	1	0	0	0	1												
<b>Inning Stats</b>	R: 0 E: 0 K: 1 S: 11	H: 1 LOB: 0 BB: 0 P: 17	R: 0 E: 0 K: 0 S: 7	H: 0 LOB: 0 BB: 1 P: 12	R: 0 E: 0 K: 0 S: 8	H: 1 LOB: 1 BB: 0 P: 10	R: 0 E: 0 K: 0 S: 6	H: 0 LOB: 1 BB: 1 P: 10	R: 0 E: 0 K: 2 S: 15	H: 2 LOB: 2 BB: 1 P: 25	R: 0 E: 0 K: 1 S: 13	H: 0 LOB: 1 BB: 1 P: 25	R: 0 E: 0 K: 3 S: 12	H: 1 LOB: 1 BB: 0 P: 16	R: 0 E: 0 K: 3 S: 12	H: 1 LOB: 1 BB: 0 P: 16		1B: 5 2B: 1 3B: 0 HR: 0	SF: 0 SAC: 0 DP: 2 HBP: 0	WP: 0 PB: 0 SB: 0 CS: 1	PA: 35							
<b>PITCHER</b>	IP	WLS	BF	H	R	ER	SO	BB	IBB	HBP	BLK	WP	HR	S	P	ERA		WHIP										
<b>Jason Schmidt, R</b> ERA: 4.42	(1, 1)	7.0	W	27	4	1	1	4	5	0	0	0	0	0	67	113		1.29	1.286									
<b>Ricardo Rincon, L</b> ERA: 3.51	(8, 1)	0.1		2	1	0	0	1	0	0	0	0	0	5	6	0.00	3.000											
<b>Marc Wilkins, R</b> ERA: 3.69	(8, 1)	0.1		1	0	0	0	1	0	0	0	0	0	3	5	0.00	0.000											
<b>Jason Christiansen, L</b> ERA: 3.16	(8, 1)	0.1		1	0	0	0	0	0	0	0	0	0	4	5	0.00	0.000											
<b>Rich Loiselle, R</b> ERA: 3.07	(9, 1)	1.0	S	4	1	0	0	3	0	0	0	0	0	12	16	0.00	1.000											

Batter	1	2	3	4	5	6	7	8	9	AB	R	H	RBI	BB	SO	LOB	BOTTOM											
<b>Tony Womack, L</b> OBP: 0.327, SLG: 0.379	1-1 F7		4-2 G4-6-3 BB		3-3 K		3-2 F9			3	0	0	0	1	1	1	<b>St. Louis Cardinals @ Pittsburgh Pirates</b> Three Rivers Stadium, Pittsburgh, PA Mon Sep 22 1997, 7:05 PM EDT Att: 17,919 - Sunny - 70 F  livebaseballscorecards.com  <b>AB 28</b> <b>R 3</b> <b>H 7</b> <b>RBI 3</b> <b>BB 3</b> <b>SO 2</b> <b>LOB 9</b>											
<b>Turner Ward, S</b> OBP: 0.431, SLG: 0.613	4-1 WP BB		0-0 G4-6-3 1-2		0-1 1B 2B		1-2 F7			3	1	1	1	1	0	1												
<b>Mark Smith, R</b> OBP: 0.367, SLG: 0.525 <b>Rich Loiselle, R</b>	4-2 1-2 BB		0-0 G6-3		1-0 2-H 1B		1-1 G5-3			3	0	1	1	1	0	0												
<b>Kevin Young, R</b> OBP: 0.339, SLG: 0.548	0-0 P4			0-0 G4-3	1-0 G6-3		1-1 1B		1-1 1B	4	0	1	0	0	0	3												
<b>Joe Randa, R</b> OBP: 0.359, SLG: 0.442	2-2 F9			2-2 G6-3		1-2 G6-3				3	0	0	0	0	0	2												
<b>Shawn Dunston, R</b> OBP: 0.310, SLG: 0.451		0-2 1B 2B		0-1 FC4 1B		3-1 L5				3	1	2	0	0	0	0												
<b>Jose Guillen, R</b> OBP: 0.297, SLG: 0.409		1-2 1B 1B		0-0 FC4 1-2		0-2 G4-3				3	0	1	1	0	0	1												
<b>1B Jason Kendall, R</b> OBP: 0.388, SLG: 0.437		0-1 L5-3			0-2 F9		2-3 K			3	0	0	0	0	1	1												
<b>Jason Schmidt, R</b> ERA: 4.42 <b>Dale Sveinutti, S</b> OBP: 0.316, SLG: 0.450 <b>Ricardo Rincon, L</b> ERA: 3.51 <b>Marc Wilkins, R</b> ERA: 3.69 <b>Jason Christiansen, R</b> ERA: 3.16 <b>Jermaine Allensworth, R</b> OBP: 0.342, SLG: 0.338	(1, 1)	(7, PH)	(8, 1)	(8, 1)	(8, 1)	(8, 1)	(8, 1)	(8, 1)	(8, 1)	(8, 1)	(8, 1)	(8, 1)	(8, 1)	(8, 1)	(8, 1)	(8, 1)												
<b>Inning Stats</b>	R: 0 E: 0 K: 0 S: 10	H: 0 LOB: 2 BB: 2 P: 21	R: 1 E: 0 K: 0 S: 11	H: 2 LOB: 0 BB: 0 P: 13	R: 0 E: 0 K: 0 S: 4	H: 0 LOB: 0 BB: 1 P: 8	R: 0 E: 0 K: 0 S: 7	H: 1 LOB: 1 BB: 0 P: 9	R: 2 E: 0 K: 1 S: 13	H: 3 LOB: 1 BB: 0 P: 19	R: 0 E: 0 K: 0 S: 9	H: 0 LOB: 0 BB: 0 P: 13	R: 0 E: 0 K: 1 S: 9	H: 0 LOB: 0 BB: 0 P: 14	R: 0 E: 0 K: 0 S: 8	H: 1 LOB: 1 BB: 0 P: 11		1B: 4 2B: 4 3B: 0 HR: 0	SF: 0 SAC: 0 DP: 2 HBP: 0	WP: 1 PB: 0 SB: 0 CS: 0	PA: 31							
<b>PITCHER</b>	IP	WLS	BF	H	R	ER	SO	BB	IBB	HBP	BLK	WP	HR	S	P	ERA		WHIP										
<b>Matt Morris, R</b> ERA: 3.16	(1, 1)	8.0	L	31	7	3	3	2	3	0	0	0	1	0	71	108		3.38	1.250									






Batter	1	2	3	4	5	6	7	8	9	AB	R	H	RBI	BB	SO	LOB	TOP								
<b>Tony Womack</b> , L (1, 4) OBP: 0.326, SLG: 0.377	L4		K			S 1B BB	P4	K		4	1	0	0	1	2	1									
<b>Tuner Ward</b> , S (1, 8) OBP: 0.430, SLG: 0.610	P6			F9		F8 1B BB	G3-1 1B 2B	L8		4	2	1	0	1	0	1									
<b>Mark Smith</b> , R (1, 7) OBP: 0.373, SLG: 0.522	F9																								
<b>Jermaine Allensworth</b> , R (9, 8) OBP: 0.342, SLG: 0.338	F9			S BB		2B 1B	G3-1 1B BB		G6-3	3	2	1	1	2	0	0									
<b>Kevin Young</b> , R (1, 3) OBP: 0.334, SLG: 0.540		G5-3				F8	G3-1		K	5	0	0	0	0	2	5									
<b>Joe Randa</b> , R (1, 5) OBP: 0.361, SLG: 0.447		G3-1 2B		F8		1B FC5-2 2B	1B BB		K	4	0	2	1	1	1	1									
<b>Shawon Dunston</b> , R (1, 6) OBP: 0.313, SLG: 0.454		G3-1				L9-3 1B	FC5-2 1B			4	0	3	3	0	0	1									
<b>Jose Guillen</b> , R (1, 9) OBP: 0.296, SLG: 0.407		G6-3				L9-3 1B	FC5-2 1B		K	3	0	0	0	0	0	4									
<b>18 Jason Kendall</b> , R (1, 2) OBP: 0.389, SLG: 0.435			G1-3			FC5-2 BB		SH5-4 S HBP		2	0	0	0	1	0	3									
<b>67 Francisco Cordova</b> , R (1, 1) OBP: 0.150, SLG: 0.089			K			K	F7			2	0	0	0	0	2	1									
<b>Dale Sveum</b> , S (8, PH) OBP: 0.313, SLG: 0.449								SH5-4		1	0	0	0	0	0	3									
<b>Jose Silva</b> , R (6, 1) OBP: 0.200, SLG: 0.200										0	0	0	0	0	0	0									
<b>Jason Christiansen</b> , R (8, 1)										0	0	0	0	0	0	0									
<b>Rich Loisele</b> , R (8, 1)										0	0	0	0	0	0	0									
<b>Inning Stats</b>	R: 0 E: 0 K: 0 S: 8	H: 0 LOB: 0 BB: 0 P: 8	R: 0 E: 0 K: 0 S: 7	H: 1 LOB: 1 BB: 0 P: 11	R: 0 E: 0 K: 2 S: 9	H: 0 LOB: 0 BB: 0 P: 13	R: 0 E: 0 K: 1 S: 12	H: 0 LOB: 1 BB: 1 P: 23	R: 0 E: 0 K: 1 S: 8	H: 1 LOB: 1 BB: 1 P: 14	R: 3 E: 0 K: 0 S: 16	H: 3 LOB: 3 BB: 2 P: 33	R: 2 E: 0 K: 0 S: 14	H: 2 LOB: 2 BB: 2 P: 27	R: 0 E: 0 K: 1 S: 12	H: 0 LOB: 1 BB: 0 P: 15	R: 0 E: 0 K: 2 S: 10	H: 0 LOB: 0 BB: 0 P: 14	1B: 4 2B: 4 3B: 0 HR: 0	SF: 0 SAC: 1 DP: 1 HBP: 2	WP: 0 PB: 0 SB: 4 CS: 0	PA: 41			
<b>PITCHER</b>	IP	WLS	BF	H	R	ER	SO	BB	IBB	HBP	BLK	WP	HR	S	P	ERA	WHIP								
<b>Jason Isringhausen</b> , R (1, 1) ERA: 7.58	5.0		21	3	3	3	4	4	0	0	0	0	0	52	87	5.40	1.400								
<b>Cory Lidle</b> , R (8, 1) ERA: 3.53	2.0	L	13	4	2	2	0	2	0	1	0	0	0	22	42	9.00	3.000								
<b>Greg McMichael</b> , R (8, 1) ERA: 3.12	2.0		7	0	0	0	3	0	0	1	0	0	0	22	29	0.00	0.000								

Pittsburgh Pirates @ New York Mets  
Shea Stadium, Flushing, NY  
Tue Sep 23 1997, 7:05 PM EDT  
Att: 14,670 - Unknown - 65 F


AB 32  
R 5  
H 7  
RBI 5  
BB 6  
SO 7  
LOB 20



Batter	1	2	3	4	5	6	7	8	9	AB	R	H	RBI	BB	SO	LOB	BOTTOM								
<b>Brian McRae</b> , S (1, 8) OBP: 0.326, SLG: 0.385	HR 1B		L7			FC4-6 BB	K		K	3	1	1	0	1	1	0									
<b>Greg McMichael</b> , R (8, 1) OBP: 0.607, SLG: 0.667										0	0	0	0	0	0	0									
<b>Todd Hundley</b> , S (9, PH) OBP: 0.394, SLG: 0.549										1	0	0	0	0	1	2									
<b>Edgardo Alfonzo</b> , R (1, 5) OBP: 0.393, SLG: 0.438	L8		G6-3		FC4-6 WP	FC4-6 BB 1B		G3		5	1	1	0	0	0	5									
<b>John Olerud</b> , L (1, 3) OBP: 0.399, SLG: 0.474										1	1	1	2	3	0	0									
<b>Carlos Mendoza</b> , L (8, PR) OBP: 0.250, SLG: 0.250										0	0	0	0	0	0	0									
<b>Jason Hardtke</b> , S (9, 4) OBP: 0.269, SLG: 0.375	2H HR									0	0	0	0	0	0	0									
<b>Bernard Gilkey</b> , R (1, 7) OBP: 0.337, SLG: 0.417	K		K							4	0	0	0	0	3	5									
<b>Carlos Baerga</b> , S (1, 4) OBP: 0.310, SLG: 0.397	K									3	0	0	0	0	2	0									
<b>Alex Ochoa</b> , R (8, PH) OBP: 0.294, SLG: 0.346	K									1	0	0	1	0	0	1									
<b>Butch Huskey</b> , R (1, 9) OBP: 0.322, SLG: 0.513		G4-3		F7		K		FC6-4		4	0	0	0	0	1	1									
<b>Todd Pratt</b> , R (1, 2) OBP: 0.375, SLG: 0.400										3	0	0	0	0	2	0									
<b>Matt Franco</b> , L (9, PH) OBP: 0.333, SLG: 0.387		G3-1		F8		K				0	0	0	0	1	0	0									
<b>Shawn Gilbert</b> , R (9, PR) OBP: 0.200, SLG: 0.357										0	0	0	0	0	0	0									
<b>Rey Ordenez</b> , R (1, 6) OBP: 0.251, SLG: 0.254										1	1	1	0	1	0	0									
<b>Luis Lopez</b> , S (7, PH) OBP: 0.325, SLG: 0.369										1	0	0	0	0	0	0									
<b>Jason Isringhausen</b> , R (1, 1) OBP: 0.125, SLG: 0.143										2	0	0	0	0	2	2									
<b>Cory Lidle</b> , R (6, 1) ERA: 6.32										0	0	0	0	0	0	0									
<b>Carl Everett</b> , S (7, PH) OBP: 0.310, SLG: 0.424										1	0	0	0	1	0	0									
<b>Inning Stats</b>	R: 2 E: 0 K: 2 S: 17	H: 2 LOB: 0 BB: 0 P: 30	R: 0 E: 0 K: 1 S: 8	H: 1 LOB: 1 BB: 0 P: 15	R: 0 E: 0 K: 1 S: 9	H: 0 LOB: 1 BB: 1 P: 16	R: 0 E: 0 K: 1 S: 7	H: 0 LOB: 0 BB: 0 P: 11	R: 1 E: 0 K: 2 S: 13	H: 0 LOB: 2 BB: 3 P: 30	R: 0 E: 0 K: 3 S: 9	H: 0 LOB: 0 BB: 0 P: 14	R: 0 E: 0 K: 1 S: 9	H: 0 LOB: 0 BB: 0 P: 13	R: 1 E: 0 K: 0 S: 8	H: 1 LOB: 1 BB: 1 P: 16	R: 0 E: 0 K: 1 S: 10	H: 0 LOB: 2 BB: 2 P: 21	1B: 3 2B: 0 3B: 0 HR: 1	SF: 0 SAC: 1 DP: 0 HBP: 0	WP: 1 PB: 0 SB: 1 CS: 0	PA: 38			
<b>PITCHER</b>	IP	WLS	BF	H	R	ER	SO	BB	IBB	HBP	BLK	WP	HR	S	P	ERA	WHIP								
<b>67 Francisco Cordova</b> , R (1, 1) ERA: 3.63	5.0		22	3	3	3	7	3	1	0	0	0	0	54	102	5.40	1.200								
<b>Jose Silva</b> , R (8, 1) ERA: 6.32	2.1	W	9	1	1	1	4	1	0	0	0	0	0	22	39	3.86	0.857								
<b>Jason Christiansen</b> , L (8, 1) ERA: 3.13	0.1		1	0	0	0	0	0	0	0	0	0	0	1	1	0.00	0.000								
<b>Rich Loisele</b> , R (8, 1) ERA: 3.01	1.1	S	6	0	0	0	1	2	0	0	0	0	0	13	24	0.00	1.500								

Pittsburgh Pirates @ New York Mets  
Shea Stadium, Flushing, NY  
Tue Sep 23 1997, 7:05 PM EDT  
Att: 14,670 - Unknown - 65 F

AB 30  
R 4  
H 4  
RBI 3  
BB 7  
SO 12  
LOB 16





Batter	1	2	3	4	5	6	7	8	9	AB	R	H	RBI	BB	SO	LOB	TOP																			
Tony Womack, L (1, 4) OBP: 0.324, SLG: 0.374	F8		E3 S G1-3 1B		B2-3		G4-3		K DI 1B	5	2	0	0	0	1	1																				
Turner Ward, S (1, 8) OBP: 0.424, SLG: 0.598	B1-3		G1-3		G3			K	FC5-4 1-H 1B	5	1	1	1	0	1	1																				
Mark Smith, R (1, 7) OBP: 0.373, SLG: 0.514					G6-3				E6 FC5-4	3	1	0	0	2	1	1																				
Adrian Brown, S (9, PR) OBP: 0.268, SLG: 0.255	K								1B 1B BB	0	0	0	0	0	0	0																				
Kevin Young, R (1, 3) OBP: 0.332, SLG: 0.535									FC5-4 1B	5	1	1	0	0	3	4																				
Joe Randa, R (1, 5) OBP: 0.366, SLG: 0.451									1B 1B	5	0	4	2	0	0	0																				
Jermaine Allensworth, R (9, PR) OBP: 0.342, SLG: 0.339									1B 1B	0	0	0	0	0	0	0																				
Shawn Dunston, R (1, 6) OBP: 0.312, SLG: 0.451									1B 1B	5	0	1	1	0	1	5																				
Jose Guillen, R (1, 9) OBP: 0.296, SLG: 0.407									1B 1B	3	0	1	1	0	1	0																				
1B Jason Kendall, R (1, 2) OBP: 0.390, SLG: 0.434									FC5-4 1-2	2	0	0	0	2	0	2																				
Steve Cooke, R (1, 1) OBP: 0.258, SLG: 0.277										2	0	0	0	0	2	3																				
Chris Peters, L (6, PH) OBP: 0.220, SLG: 0.290										0	0	0	0	0	0	0																				
Fred McGriff, R (7, PH) OBP: 0.226, SLG: 0.533										1	0	0	0	0	1	1																				
Clint Sodowsky, R (7, 1) OBP: 0.290, SLG: 0.500										0	0	0	0	0	0	0																				
Ricardo Rincon, L (8, 1) OBP: 0.317, SLG: 0.447										0	0	0	0	0	0	0																				
Dale Sveum, S (9, PH) OBP: 0.317, SLG: 0.447										1	0	0	0	0	1	0																				
<b>Inning Stats</b>	R: 0 E: 0 K: 1 S: 9	H: 0 LOB: 0 BB: 0 P: 14	R: 0 E: 0 K: 3 S: 18	H: 2 LOB: 3 BB: 1 P: 26	R: 1 E: 1 K: 1 S: 13	H: 1 LOB: 2 BB: 1 P: 20	R: 0 E: 0 K: 2 S: 8	H: 0 LOB: 0 BB: 0 P: 10	R: 0 E: 0 K: 0 S: 6	H: 0 LOB: 0 BB: 0 P: 10	R: 0 E: 0 K: 1 S: 9	H: 0 LOB: 1 BB: 1 P: 13	R: 0 E: 0 K: 1 S: 11	H: 0 LOB: 1 BB: 1 P: 16	R: 2 E: 0 K: 1 S: 14	H: 3 LOB: 2 BB: 1 P: 22	R: 2 E: 1 K: 2 S: 17	H: 2 LOB: 2 BB: 0 P: 27	1B: 8 2B: 0 3B: 0 HR: 0	SF: 1 SAC: 0 DP: 0 HBP: 0	WP: 1 PB: 0 SB: 1 CS: 0	PA: 42														
<b>PITCHER</b>	IP WLS BF H R ER SO BB IBB HBP BLK WP HR S P ERA WHIP																																			
Dave Milicki, R (1, 1) ERA: 4.0	2.0	9	2	0	0	4	1	0	0	0	0	0	0	27	40	0.00	1.500																			
Joe Crawford, L (3, 1) ERA: 3.39	4.0	W 15	1	1	0	4	1	0	0	0	0	0	0	36	53	0.00	0.500																			
Ricardo Jordan, L (7, 1) ERA: 5.33	1.1	9	3	2	2	2	2	0	0	0	0	0	0	21	34	13.50	3.750																			
Mel Rojas, R (8, 1) ERA: 4.64	1.2	S 9	2	2	1	2	0	0	0	0	1	0	0	21	31	5.40	1.200																			

Pittsburgh Pirates @ New York Mets  
Shea Stadium, Flushing, NY  
Wed Sep 24 1997, 7:05 PM EDT  
Att: 13,195 - Unknown - 55 F

AB 37  
R 5  
H 8  
RBI 5  
BB 4  
SO 12  
LOB 18



Batter	1	2	3	4	5	6	7	8	9	AB	R	H	RBI	BB	SO	LOB	BOTTOM																			
Carlos Mendoza, L (1, 8) OBP: 0.444, SLG: 0.286	G3 1B		F8					P4		3	1	1	1	0	0	0																				
Shawn Gilbert, R (1, 5) OBP: 0.167, SLG: 0.294	K		F7					G5-3		3	0	0	0	0	2	3																				
Bernard Gilkey, R (6, PH) OBP: 0.338, SLG: 0.417										0	1	0	1	0	0	0																				
Ricardo Jordan, L (7, 1) OBP: 0.251, SLG: 0.253										0	0	0	0	0	0	0																				
Rey Ordonez, R (8, 6) OBP: 0.251, SLG: 0.253										1	0	0	0	0	0	0																				
John Olerud, L (1, 3) OBP: 0.399, SLG: 0.490	G3									4	1	2	5	0	1	1																				
Roberto Petagine, L (8, PH) OBP: 0.154, SLG: 0.083										1	0	0	0	0	1	0																				
Butch Huskey, R (1, 7) OBP: 0.322, SLG: 0.511	G5-3									4	0	1	0	0	1	3																				
Alex Ochoa, R (1, 9) OBP: 0.293, SLG: 0.345										4	0	1	0	0	0	1																				
Jason Hardtke, S (1, 4) OBP: 0.286, SLG: 0.373										3	1	1	0	1	1	1																				
Luis Lopez, S (1, 6) OBP: 0.330, SLG: 0.368										3	0	1	0	1	1	3																				
Alberto Castillo, R (1, 2) OBP: 0.316, SLG: 0.191										2	2	1	0	2	0	2																				
Dave Milicki, R (1, 1) OBP: 0.231, SLG: 0.290										0	0	0	0	0	0	0																				
Edgar Renteria, R (2, PH) OBP: 0.262, SLG: 0.437										1	0	0	0	0	2	1																				
Joe Crawford, L (3, 1) ERA: 4.71										0	1	0	0	0	1	1																				
Brian McRae, S (6, PH) OBP: 0.317, SLG: 0.365										0	1	0	0	1	0	0																				
Matt Franco, L (7, 9) OBP: 0.301, SLG: 0.385										1	0	0	0	0	1	2																				
Mel Rojas, R (8, 1) ERA: 3.45										0	0	0	0	0	0	0																				
<b>Inning Stats</b>	R: 0 E: 0 K: 1 S: 9	H: 1 LOB: 1 BB: 0 P: 15	R: 0 E: 0 K: 1 S: 11	H: 1 LOB: 2 BB: 1 P: 19	R: 0 E: 0 K: 1 S: 8	H: 0 LOB: 0 BB: 0 P: 15	R: 0 E: 0 K: 1 S: 7	H: 1 LOB: 2 BB: 1 P: 14	R: 1 E: 0 K: 3 S: 11	H: 1 LOB: 2 BB: 1 P: 18	R: 6 E: 0 K: 0 S: 14	H: 2 LOB: 0 BB: 2 P: 32	R: 0 E: 0 K: 1 S: 10	H: 2 LOB: 2 BB: 0 P: 20	R: 0 E: 0 K: 1 S: 7	H: 0 LOB: 0 BB: 0 P: 11	1B: 7 2B: 1 3B: 0 HR: 1	SF: 0 SAC: 0 DP: 1 HBP: 3	WP: 0 PB: 0 SB: 0 CS: 1	PA: 39																
<b>PITCHER</b>	IP WLS BF H R ER SO BB IBB HBP BLK WP HR S P ERA WHIP																																			
Steve Cooke, L (1, 1) ERA: 4.3	5.2	L 28	5	5	5	7	5	0	1	0	0	0	1	6	12	54.00	3.000																			
Chris Peters, L (6, 1) ERA: 4.71	0.1	3	1	2	2	0	0	0	1	0	0	0	1	6	12	54.00	3.000																			
Clint Sodowsky, R (7, 1) ERA: 3.78	1.0	5	2	0	0	1	0	0	0	0	0	0	10	20	0.00	2.000																				
Ricardo Rincon, L (8, 1) ERA: 3.45	1.0	3	0	0	0	1	0	0	0	0	0	0	7	11	0.00	0.000																				

Pittsburgh Pirates @ New York Mets  
Shea Stadium, Flushing, NY  
Wed Sep 24 1997, 7:05 PM EDT  
Att: 13,195 - Unknown - 55 F

AB 31  
R 7  
H 8  
RBI 7  
BB 5  
SO 9  
LOB 19





Batter	1	2	3	4	5	6	7	8	9	AB	R	H	RBI	BB	SO	LOB	TOP			
Tony Womack, L OBP: 0.327, SLG: 0.375 Jason Christiansen, R (8, 1)	2-1 1B		2-2 G1-3 1B			0-0 F7		4-0 BB		3	0	2	0	1	0	0				
Adrian Brown, S OBP: 0.273, SLG: 0.257	2-0 CS 1B		3-2 G1-3 1-3			3-2 G3-1		4-0 BB		3	0	1	0	1	0	1				
Freddy Garcia, R OBP: 0.222, SLG: 0.471	2-1 F9			1-3 K		3-1 F9		0-3 K		4	0	0	0	0	2	3				
Mark Smith, R OBP: 0.376, SLG: 0.511	1-2 CS	4-1 HBP 1B BB		0-0 P3			2-0 FC6-4 1B		0-3 K	3	0	1	0	1	1	0				
Jose Guillen, R OBP: 0.296, SLG: 0.404			2-3 K	1-0 HBP		0-0 FC6-4 FC1-4 1-2f		3-3 K		3	0	0	0	0	2	2				
Keith Oskit, R OBP: 0.333, SLG: 0.378		1 SAFE 2-0 HBP 1B		1-1 P4		2-2 FC1-4 1-2f		0-3 K		4	0	1	0	0	1	2				
Emil Brown, R OBP: 0.295, SLG: 0.289		3-2 G6-4-3 HBP			3-2 3B		2-3 K			2	0	1	0	0	1	1				
Abraham Nunez, S OBP: 0.265, SLG: 0.419 (8, 4)		2-2 G6-4-3 1-2f			0-0 G5-3-2-6 3-H		0-2 G2-3			3	0	0	0	0	0	4				
Esteban Loaiza, R OBP: 0.180, SLG: 0.183 Turner Ward, S OBP: 0.422, SLG: 0.594 Lou Collier, R OBP: 0.138, SLG: 0.107			1-1 F8		1-1 G6-3		3-2 F7			2	0	0	0	0	0	0				
<b>Inning Stats</b>	R: 0 E: 0 K: 0 S: 7	H: 2 LOB: 0 BB: 0 P: 14	R: 0 E: 0 K: 1 S: 10	H: 1 LOB: 2 BB: 1 P: 23	R: 0 E: 0 K: 0 S: 8	H: 1 LOB: 0 BB: 0 P: 14	R: 0 E: 0 K: 1 S: 7	H: 0 LOB: 1 BB: 0 P: 10	R: 0 E: 0 K: 0 S: 6	H: 1 LOB: 1 BB: 0 P: 12	R: 0 E: 0 K: 1 S: 8	H: 1 LOB: 1 BB: 0 P: 14	R: 0 E: 0 K: 3 S: 9	H: 0 LOB: 2 BB: 2 P: 20	R: 0 E: 0 K: 3 S: 11	H: 0 LOB: 0 BB: 0 P: 14	1B: 5 2B: 1 3B: 1 HR: 0	SF: 0 SAC: 0 DP: 2 HBP: 2	WP: 0 PB: 0 SB: 2 CS: 1	PA: 34
<b>PITCHER</b>	IP	WLS	BF	H	R	ER	SO	BB	IBB	HBP	BLK	WP	HR	S	P	ERA	WHIP			
Ramon Garcia, R ERA: 3.69	7.0	W	25	6	0	0	3	1	0	2	0	0	0	52	97	0.00	1.000			
Oscar Henriquez, R ERA:	1.0	S	5	0	0	0	1	2	0	0	0	0	0	9	20	0.00	2.000			
Billy Wagner, L ERA: 2.85	1.0	S	3	0	0	0	3	0	0	0	0	0	0	11	14	0.00	0.000			

Pittsburgh Pirates @ Houston Astros  
Astrodome, Houston, TX  
Fri Sep 26 1997, 8:05 PM EDT  
Att: 37,850 - Dome - 72 F

AB 28  
R 0  
H 6  
RBI 0  
BB 3  
SO 7  
LOB 13



Batter	1	2	3	4	5	6	7	8	9	AB	R	H	RBI	BB	SO	LOB	BOTTOM			
Chuck Carr, S OBP: 0.303, SLG: 0.373	2-1 G3		0-1 P5			3-1 P3	1-1 L9			4	0	0	0	0	0	1				
Bobby Abreu, L OBP: 0.323, SLG: 0.350	1-1 G3		1-1 L9			1-2 K		0-1 L7		4	0	0	0	0	1	0				
Thomas Howard, S OBP: 0.324, SLG: 0.351	2-2 F7			0-0 G6-3		0-1 E5 BB		0-1 G4-3		4	0	0	0	0	0	0				
Sean Berry, R OBP: 0.313, SLG: 0.420 Billy Wagner, L (9, 1)		1-1 2B		1-0 G6-3		4-2 BB		0-2 G6-3		3	0	1	0	1	0	0				
Luis Gonzalez, L OBP: 0.346, SLG: 0.377 Tony Peña, R OBP: 0.269, SLG: 0.235		2-2 L7		2-0 G3		0-0 P4				2	0	0	0	0	0	1				
Russ Johnson, R OBP: 0.379, SLG: 0.442 (9, 5)		4-2 BB			1-0 E SH3 1B		0-1 HR			2	2	2	1	1	0	0				
Randy Knorr, R (5, 3)		1-3 K			2-3 K		0-2 F9			3	0	0	0	0	2	3				
Luis Rivera, R OBP: 0.300, SLG: 0.444		1-3 K			2-1 SH3		4-1 5 BLK BB			1	0	0	1	1	1	2				
Ramon Garcia, R OBP: 0.132, SLG: 0.167 5 Jeff Bagwell, R OBP: 0.426, SLG: 0.591 Oscar Henriquez, R Craig Biggio, R OBP: 0.416, SLG: 0.502			0-3 K		3-H 0-2 P4		2-1 F9			2	0	0	0	0	1	0				
<b>Inning Stats</b>	R: 0 E: 0 K: 0 S: 10	H: 0 LOB: 0 BB: 0 P: 15	R: 0 E: 0 K: 2 S: 15	H: 1 LOB: 2 BB: 1 P: 24	R: 0 E: 0 K: 1 S: 7	H: 0 LOB: 0 BB: 0 P: 8	R: 0 E: 0 K: 0 S: 3	H: 0 LOB: 0 BB: 0 P: 6	R: 1 E: 1 K: 1 S: 10	H: 1 LOB: 0 BB: 0 P: 15	R: 0 E: 1 K: 1 S: 10	H: 0 LOB: 2 BB: 1 P: 18	R: 1 E: 0 K: 0 S: 10	H: 1 LOB: 1 BB: 1 P: 17	R: 0 E: 0 K: 0 S: 8	H: 0 LOB: 0 BB: 0 P: 8	1B: 1 2B: 1 3B: 0 HR: 1	SF: 0 SAC: 1 DP: 0 HBP: 0	WP: 0 PB: 0 SB: 1 CS: 0	PA: 31
<b>PITCHER</b>	IP	WLS	BF	H	R	ER	SO	BB	IBB	HBP	BLK	WP	HR	S	P	ERA	WHIP			
Esteban Loaiza, R ERA: 4.13 Jason Christiansen, L ERA: 3.03	7.0	L	28	3	2	1	5	3	0	0	1	0	0	8	8	0.00	0.857			

Pittsburgh Pirates @ Houston Astros  
Astrodome, Houston, TX  
Fri Sep 26 1997, 8:05 PM EDT  
Att: 37,850 - Dome - 72 F

AB 27  
R 2  
H 3  
RBI 2  
BB 3  
SO 5  
LOB 10









Batter	1	2	3	4	5	6	7	8	9	10	11	AB	R	H	RBI	BB	SO	LOB	TOP							
Abraham Nunez, S OBP: 0.289, SLG: 0.375	G6-3		BB HBP			FC6-4 BB	1B		G3		1B	4	0	2	1	1	0	1								
Turner Ward, S OBP: 0.587, SLG: 0.400	F8		BB			FC6-4 2B 1B	G5-3			F9		2	1	0	0	1	0	1								
Freddy Garcia, R OBP: 0.190, SLG: 0.400												2	0	0	0	0	0	2								
Mark Smith, R OBP: 0.374, SLG: 0.503	BB		F7						F8			4	0	0	0	1	1	3								
Dale Sveum, S OBP: 0.491, SLG: 0.491	F8											3	1	1	0	0	0	1								
Jon Lieber, R OBP: 0.449, SLG: 0.449												0	0	0	0	0	0	0								
18 Jason Kendall, R OBP: 0.104, SLG: 0.104												0	0	0	0	0	0	0								
Clint Sodowsky, L OBP: 0.500, SLG: 0.500												0	0	0	0	0	0	0								
Tony Sweeney, L OBP: 0.374, SLG: 0.374												0	0	0	0	0	0	0								
Jason Christiansen, L OBP: 0.294, SLG: 0.294												0	0	0	0	0	0	0								
Rich Loeiselle, R OBP: 0.111, SLG: 0.111												0	0	0	0	0	0	0								
Jose Guillen, R OBP: 0.300, SLG: 0.412		CS HBP										3	2	2	3	1	1	0								
Jermaine Allenworth, R OBP: 0.340, SLG: 0.339	P3											4	0	0	0	0	2	2								
Keith Osik, R OBP: 0.322, SLG: 0.362	F8											5	0	1	0	0	2	2								
Lou Collier, R OBP: 0.158, SLG: 0.135												5	1	1	1	0	2	1								
Jose Silva, R OBP: 0.143, SLG: 0.143												2	0	0	0	0	2	0								
Emil Brown, R OBP: 0.304, SLG: 0.284												1	0	0	0	1	1	1								
<b>Inning Stats</b>	R: 0 E: 0 K: 0 S: 6	H: 0 LOB: 1 BB: 1 P: 11	R: 0 E: 0 K: 0 S: 9	H: 0 LOB: 0 BB: 0 P: 16	R: 0 E: 0 K: 2 S: 16	H: 0 LOB: 2 BB: 1 P: 30	R: 0 E: 0 K: 2 S: 9	H: 0 LOB: 0 BB: 0 P: 13	R: 0 E: 0 K: 3 S: 9	H: 0 LOB: 0 BB: 0 P: 13	R: 2 E: 0 K: 1 S: 11	H: 2 LOB: 1 BB: 1 P: 17	R: 0 E: 0 K: 1 S: 12	H: 2 LOB: 2 BB: 0 P: 15	R: 1 E: 0 K: 2 S: 12	H: 1 LOB: 0 BB: 0 P: 17	R: 0 E: 0 K: 1 S: 12	H: 0 LOB: 1 BB: 1 P: 21	R: 0 E: 0 K: 0 S: 4	H: 0 LOB: 0 BB: 0 P: 7	R: 2 E: 0 K: 0 S: 8	H: 2 LOB: 2 BB: 1 P: 18	1B: 5 2B: 1 3B: 0 HR: 1	SF: 0 SAC: 1 DP: 0 HBP: 3	WP: 0 PB: 0 SB: 1 CS: 1	PA: 46
<b>PITCHER</b>	IP ERA WLS BF H R ER SO BB IBB HBP BLK WP HR S P ERA WHIP	5.28 2.0 8 0 0 0 4 1 0 1 0 0 0 0 25 43 0.00 0.500	5.98 3.1 2.0 3 0 0 0 3 0 0 0 0 0 0 9 13 0.00 0.000	5.52 6.1 2.0 11 4 2 2 2 1 0 0 0 0 0 23 32 9.00 2.500	1.17 8.1 3.0 11 1 1 1 3 1 0 0 0 0 0 1 28 45 3.00 0.667	4.5 11.1 1.0 6 2 2 2 0 0 0 0 0 0 9 13 0.00 0.000	4.5 11.1 1.0 6 2 2 2 0 0 0 0 0 0 9 13 0.00 0.000	16.00 3.000	16.00 3.000																	

Pittsburgh Pirates @ Houston Astros  
Astrodome, Houston, TX  
Sun Sep 28 1997, 4:33 AM EDT  
Att: 30,606 - Dome

livebaseballscores.com

AB 37  
R 5  
H 7  
RBI 5  
BB 5  
SO 12  
LOB 14



Batter	1	2	3	4	5	6	7	8	9	10	11	AB	R	H	RBI	BB	SO	LOB	BOTTOM							
Bill Spiers, L OBP: 0.438, SLG: 0.481	1B BB											1	1	1	0	1	0	0								
5 Jeff Bagwell, R OBP: 0.425, SLG: 0.592												1	0	0	0	0	0	2								
Chris Holt, R OBP: 0.103, SLG: 0.090												0	0	0	0	0	0	0								
James Mouton, R OBP: 0.287, SLG: 0.322												3	0	0	0	0	0	1								
Luis Gonzalez, L OBP: 0.343, SLG: 0.376	F7											3	0	0	0	0	1	2								
Richard Hidalgo, R OBP: 0.358, SLG: 0.484												2	0	0	0	0	1	1								
Bobby Abreu, L OBP: 0.329, SLG: 0.372	FC3-6 1B											5	1	2	1	0	2	1								
Sean Berry, R OBP: 0.318, SLG: 0.422												3	0	2	1	0	0	0								
Luis Rivera, R OBP: 0.250, SLG: 0.385	FC3-6 1B											2	0	1	0	0	0	0								
Thomas Howard, S OBP: 0.323, SLG: 0.353	FC3-6											3	1	1	0	0	0	4								
Manuel Barrios, R OBP: 0.111, SLG: 0.111												0	0	0	0	0	0	0								
Jose Cabrera, R OBP: 0.326, SLG: 0.358	FC3-6											2	0	0	0	0	0	1								
Oscar Henriquez, R OBP: 0.255, SLG: 0.221	1-2 2-3											0	0	0	0	0	0	0								
Russ Johnson, R OBP: 0.364, SLG: 0.417	F9											5	0	1	1	0	1	3								
Ricky Gutierrez, R OBP: 0.315, SLG: 0.363												5	0	0	0	0	0	1								
Brad Ausmus, R OBP: 0.326, SLG: 0.358												1	0	0	0	1	0	0								
Craig Biggio, R OBP: 0.415, SLG: 0.501												0	0	0	0	0	0	0								
Randy Knorr, R OBP: 0.375, SLG: 0.750												3	1	2	1	0	0	0								
Jose Lima, R OBP: 0.364, SLG: 0.305												0	0	0	0	0	0	0								
Tony Eusebio, R OBP: 0.364, SLG: 0.305												1	0	0	0	0	0	0								
John Hudek, S OBP: 0.344, SLG: 0.438												1	0	1	0	0	0	0								
Derek Bell, R OBP: 0.344, SLG: 0.438												1	0	1	0	0	0	0								
Tony Peña, R OBP: 0.255, SLG: 0.221												3	0	0	0	0	0	1								
<b>Inning Stats</b>	R: 1 E: 0 K: 0 S: 13	H: 2 LOB: 2 BB: 1 P: 21	R: 0 E: 0 K: 0 S: 6	H: 0 LOB: 0 BB: 0 P: 8	R: 0 E: 0 K: 1 S: 13	H: 2 LOB: 2 BB: 1 P: 16	R: 0 E: 0 K: 0 S: 9	H: 1 LOB: 1 BB: 1 P: 19	R: 2 E: 1 K: 1 S: 13	H: 3 LOB: 1 BB: 0 P: 22	R: 0 E: 0 K: 0 S: 5	H: 0 LOB: 0 BB: 0 P: 7	R: 0 E: 0 K: 1 S: 7	H: 0 LOB: 0 BB: 0 P: 9	R: 0 E: 0 K: 0 S: 7	H: 0 LOB: 0 BB: 0 P: 13	R: 0 E: 0 K: 0 S: 7	H: 1 LOB: 1 BB: 1 P: 13	R: 0 E: 0 K: 2 S: 8	H: 1 LOB: 1 BB: 0 P: 13	R: 1 E: 0 K: 0 S: 7	H: 1 LOB: 0 BB: 0 P: 10	1B: 8 2B: 1 3B: 0 HR: 2	SF: 0 SAC: 0 DP: 0 HBP: 0	WP: 1 PB: 1 SB: 0 CS: 0	PA: 46
<b>PITCHER</b>	IP ERA WLS BF H R ER SO BB IBB HBP BLK WP HR S P ERA WHIP	5.94 6.1 2.0 7 1 0 0 2 0 0 0 0 0 0 14 26 0.00 0.500	3.03 10.1 1.0 4 1 0 0 2 0 0 0 0 0 0 8 13 0.00 1.000	2.94 11.1 1.0 4 1 1 1 0 0 0 0 0 0 1 7 10 9.00 1.000	5.94 6.1 2.0 7 1 0 0 2 0 0 0 0 0 0 14 26 0.00 0.500	3.03 10.1 1.0 4 1 0 0 2 0 0 0 0 0 0 8 13 0.00 1.000	2.94 11.1 1.0 4 1 1 1 0 0 0 0 0 0 1 7 10 9.00 1.000	3.00 2.000	3.00 2.000																	

Pittsburgh Pirates @ Houston Astros  
Astrodome, Houston, TX  
Sun Sep 28 1997, 4:33 AM EDT  
Att: 30,606 - Dome

livebaseballscores.com

AB 44  
R 4  
H 11  
RBI 4  
BB 2  
SO 5  
LOB 17

