

# Pittsburgh Pirates - 1998

Batter	1	2	3	4	5	6	7	8	9	AB	R	H	RBI	BB	SO	LOB	TOP										
Tony Womack, L (1.4) OBP: 0.400, SLG: 0.600	K			P5		1B	2B		G6-3	5	0	2	2	0	1	0											
18 Jason Kendall, R (1.2) OBP: 0.250, SLG: 0.250	F9			G5-3		1B	P3			4	0	1	0	0	0	2											
Al Martin, L (1.7) OBP: 0.500, SLG: 0.333	F8			1B		P5		SH1-4 BB G5-3 HBP		3	1	1	0	0	0	2											
Kevin Young, R (1.3)		K		K			G5-3	G5-3 SH1-4 BB		3	0	0	0	1	2	1											
Jermaine Allensworth, R (1.8) OBP: 0.333, SLG: 0.333	K F7-6-3				F8		1B 1B	SH1-4		3	1	1	0	0	1	0											
Jose Guillen, R (1.9) OBP: 0.250, SLG: 0.250	F7-6-3				F9		1B 2B	G5-3		4	1	1	1	0	0	2											
Freddy Garcia, R (1.5) OBP: 0.250, SLG: 0.250			F9		G6-3		1B 2B	G5-3		4	1	1	1	0	0	1											
Lou Collier, R (1.6)			F9			G5-3	2B IBB		G6-3	3	0	0	0	1	0	0											
67 Francisco Cordova, R (1.1) Marc Wilkins, R (8.1) Mark Smith, R (9. PH) Rich Loiselle, R (9.1)			G3-1			K	K		P3	3	0	0	0	0	2	3											
<b>Inning Stats</b>	R: 0 E: 0 S: 5	H: 0 LOB: 0 P: 5	R: 0 E: 0 S: 7	H: 0 LOB: 0 P: 7	R: 0 E: 0 S: 3	H: 1 LOB: 1 P: 3	R: 0 E: 0 S: 6	H: 0 LOB: 0 P: 6	R: 0 E: 0 S: 3	H: 2 LOB: 2 P: 7	R: 3 E: 0 S: 9	H: 4 LOB: 2 P: 13	R: 1 E: 0 S: 3	H: 0 LOB: 1 P: 8	R: 0 E: 0 S: 3	H: 0 LOB: 3 P: 3	1B: 6 2B: 2 3B: 0 HR: 0	SF: 0 SAC: 1 DP: 1 HBP: 1	WP: 0 PB: 1 SB: 0 CS: 0	PA: 37							
<b>PITCHER</b>	IP	WLS	BF	H	R	ER	SO	BB	IBB	HBP	BLK	WP	HR	S	P	ERA	WHIP										
Carlos Perez, L (1.1) ERA: 4.05	6.2	L	28	7	3	3	6	0	1	0	0	0	0	39	43	4.05	1.050										
Shayne Bennett, R (7.1) ERA: 27.0	0.1		3	0	1	1	0	1	0	1	0	0	0	1	6	27.00	3.000										
Anthony Telford, R (8.1) ERA:	1.0		3	0	0	0	0	0	0	0	0	0	0	3	3	0.00	0.000										
Rick DeHart, L (9.1) ERA:	1.0		3	0	0	0	0	0	0	0	0	0	0	3	3	0.00	0.000										

Pittsburgh Pirates @ Montreal Expos  
Olympic Stadium, Montreal, QB  
Wed Apr 01 1998, 7:05 PM EST  
Att: 31,220 - Dome - 72 F

AB	33
R	4
H	7
RBI	4
BB	2
SO	6
LOB	11



Batter	1	2	3	4	5	6	7	8	9	AB	R	H	RBI	BB	SO	LOB	BOTTOM										
Mark Grudzielanek, R (1.6) OBP: 0.333, SLG: 0.333	P4		1B			SH1-3			G4-3	3	0	1	0	0	0	0											
F.P. Santangelo, S (1.8) OBP: 0.250, SLG: 0.500	F8		G4-3			K			1B 2B	4	0	1	0	0	1	1											
Vladimir Guerrero, R (1.9)	G4-3			G6-3		G4-3			1B BB	3	0	0	0	1	0	1											
Brad Fullmer, L (1.3)		L3		G1-3		F7			F7	4	0	0	0	0	2	2											
Rondell White, R (1.7) OBP: 0.750, SLG: 0.667		BB BB		G6-3		G6-4-3 1B			1-2 2-3 1B	3	0	2	0	1	0	0											
Jose Vidro, S (1.4) Rick DeHart, L (9.1) Scott Livingstone, L (9. PH)		BB BB			G4-3	G6-4-3			F7	2	0	0	0	1	0	1											
Shane Andrews, R (1.5)		BB		K		K			K	3	0	0	0	0	3	2											
Chris Widger, R (1.2)				K		G4-3			G3	3	0	0	0	0	1	2											
Carlos Perez, L (1.1) OBP: 0.500, SLG: 0.500 Shayne Bennett, R (7.1) Anthony Telford, R (8.1) Da Rond Stovall, S (8.8)				K		SH1-3 1B			G3	2	0	1	0	0	1	0											
<b>Inning Stats</b>	R: 0 E: 0 S: 3	H: 0 LOB: 0 P: 3	R: 0 E: 0 S: 7	H: 0 LOB: 2 P: 15	R: 0 E: 0 S: 5	H: 1 LOB: 0 P: 5	R: 0 E: 0 S: 3	H: 0 LOB: 0 P: 3	R: 0 E: 0 S: 6	H: 1 LOB: 1 P: 6	R: 0 E: 0 S: 3	H: 1 LOB: 0 P: 3	R: 0 E: 0 S: 5	H: 0 LOB: 0 P: 5	R: 0 E: 0 S: 5	H: 2 LOB: 3 P: 9	1B: 4 2B: 1 3B: 0 HR: 0	SF: 0 SAC: 1 DP: 1 HBP: 0	WP: 0 PB: 0 SB: 0 CS: 0	PA: 33							
<b>PITCHER</b>	IP	WLS	BF	H	R	ER	SO	BB	IBB	HBP	BLK	WP	HR	S	P	ERA	WHIP										
67 Francisco Cordova, R (1.1) ERA:	7.0	W	24	3	0	0	5	2	0	0	0	0	0	32	40	0.00	0.714										
Marc Wilkins, R (8.1) ERA:	1.0		3	0	0	0	1	0	0	0	0	0	0	5	5	0.00	0.000										
Rich Loiselle, R (9.1) ERA:	1.0		6	2	0	0	0	1	0	0	0	0	0	5	9	0.00	3.000										

Pittsburgh Pirates @ Montreal Expos  
Olympic Stadium, Montreal, QB  
Wed Apr 01 1998, 7:05 PM EST  
Att: 31,220 - Dome - 72 F

AB	29
R	0
H	5
RBI	0
BB	3
SO	6
LOB	12





Batter	1	2	3	4	5	6	7	8	9	AB	R	H	RBI	BB	SO	LOB	TOP								
Tony Womack, L OBP: 0.300, SLG: 0.400 (1, 4)	G6-3		G1-3		F9		G6-3 1B		G4-3	5	0	1	2	0	0	1									
18 Jason Kendall, R OBP: 0.375, SLG: 0.286 (1, 2)	HBP		G5-3				G6-3 1B			3	0	1	0	0	0	1									
Al Martin, L OBP: 0.250, SLG: 0.143 Javier Martinez, R Jason Christiansen, R Elmer Dessens, R Rich Loiselle, R (1, 7) (7, 1) (7, 1) (8, 1) (9, 1)	F7			K		G5-3	G3-1			4	0	0	0	0	1	2									
Kevin Young, R OBP: 0.375, SLG: 0.286 (1, 3)	K					K		G4-3 WP 1B		4	0	2	0	0	2	1									
Jermaine Allensworth, R OBP: 0.286, SLG: 0.167 (1, 8)		CS 1B BB		F8		K		F8 1-2		3	0	0	0	1	1	2									
Jose Guillen, R OBP: 0.375, SLG: 0.375 (1, 9)				K				G4-3 1B		4	1	2	0	0	1	2									
Freddy Garcia, R OBP: 0.250, SLG: 0.250 (1, 5)			K					F8 1B		4	1	1	0	0	1	4									
Lou Collier, R OBP: 0.375, SLG: 0.286 (1, 6)			G3-1					G5-3		4	1	2	1	0	1	2									
Jason Schmidt, R Turner Ward, S OBP: 0.500, SLG: 0.500 (7, PH) (7, 7)			G6-3					F7		1	0	0	0	0	0	0									
<b>Inning Stats</b>	R: 0 E: 0 K: 1 S: 5	H: 0 LOB: 1 BB: 0 P: 6	R: 0 E: 0 K: 1 S: 5	H: 1 LOB: 1 BB: 1 P: 9	R: 0 E: 0 K: 0 S: 3	H: 0 LOB: 0 BB: 0 P: 3	R: 0 E: 0 K: 2 S: 8	H: 1 LOB: 1 BB: 0 P: 8	R: 1 E: 1 K: 0 S: 5	H: 3 LOB: 2 BB: 0 P: 5	R: 0 E: 0 K: 2 S: 7	H: 0 LOB: 0 BB: 0 P: 7	R: 3 E: 0 K: 0 S: 7	H: 4 LOB: 1 BB: 0 P: 7	R: 0 E: 0 K: 0 S: 4	H: 1 LOB: 1 BB: 0 P: 4	R: 0 E: 0 K: 1 S: 5	H: 0 LOB: 0 BB: 0 P: 5	1B: 10 2B: 2 3B: 0 HR: 0	SF: 0 SAC: 1 DP: 0 HBP: 1	WP: 1 PB: 0 SB: 0 CS: 1	PA: 37			
<b>PITCHER</b>	IP	WLS	BF	H	R	ER	SO	BB	IBB	HBP	BLK	WP	HR	S	P	ERA	WHIP								
Dustin Hermanson, R ERA: 1.8 Mike Maddux, R ERA: 20.25 Rick DeHart, L ERA: Anthony Telford, R ERA: Ugueth Urbina, R ERA:	5.0		20	5	1	1	4	1	0	1	0	0	0	26	31	1.80	1.200								
	1.1	L	7	3	3	3	2	0	0	0	0	0	0	11	11	20.25	2.250								
	0.2		3	1	0	0	0	0	0	0	0	0	0	3	3	0.00	1.500								
	1.0		4	1	0	0	0	0	0	0	0	1	0	4	4	0.00	1.000								
	1.0		3	0	0	0	1	0	0	0	0	0	0	5	5	0.00	0.000								

Pittsburgh Pirates @ Montreal Expos  
Olympic Stadium, Montreal, QB  
Thu Apr 02 1998, 3:33 AM EST  
Att: 6,396 - Dome - 72 F

AB 34  
R 4  
H 10  
RBI 4  
BB 1  
SO 7  
LOB 15



Batter	1	2	3	4	5	6	7	8	9	AB	R	H	RBI	BB	SO	LOB	BOTTOM								
Mark Grudzielanek, R OBP: 0.125, SLG: 0.125 (1, 6)	G5-3		F8		F9		K		G4-3	5	0	0	0	0	1	1									
F.P. Santangelo, S OBP: 0.111, SLG: 0.222 (1, 8) (9, 4)	G4-3		P5		K		K		G4-3	5	0	0	0	0	2	1									
Vladimir Guerrero, R OBP: 0.500, SLG: 1.333 (1, 9)	K									3	2	2	2	1	1	0									
Brad Fullmer, L OBP: 0.375, SLG: 0.500 (1, 3)		2B 1B	1B 1B				F8			4	1	3	0	0	0	2									
Rondell White, R OBP: 0.625, SLG: 0.714 (1, 7)		SH4-3 1H 2B	FC4 1B		F9			G4-3		4	0	2	1	0	0	1									
Jose Vidro, S Mike Mordecai, R Derrick May, L Ugueth Urbina, R (1, 4) (7, 4) (8, PH) (9, 1)		SH4-3	FC4					G3		2	0	0	0	0	0	2									
Shane Andrews, R OBP: 0.143, SLG: 0.143 (1, 5)		P5			P4		K			4	0	1	0	0	1	1									
Chris Widger, R (1, 2)					F8		P3		F8	3	0	0	0	1	0	1									
Dustin Hermanson, R Mike Maddux, L Rick DeHart, L Scott Livingstone, L Anthony Telford, R Da Rond Stovall, S Ryan McGuire, L (1, 1) (6, 1) (7, 1) (7, PH) (8, 1) (9, PH)			K						K	2	0	0	0	0	2	2									
<b>Inning Stats</b>	R: 0 E: 0 K: 1 S: 5	H: 0 LOB: 0 BB: 0 P: 5	R: 1 E: 0 K: 1 S: 7	H: 2 LOB: 1 BB: 1 P: 11	R: 1 E: 0 K: 0 S: 6	H: 3 LOB: 2 BB: 0 P: 6	R: 0 E: 0 K: 1 S: 5	H: 0 LOB: 0 BB: 0 P: 5	R: 1 E: 0 K: 1 S: 7	H: 2 LOB: 1 BB: 0 P: 7	R: 0 E: 0 K: 2 S: 5	H: 0 LOB: 0 BB: 0 P: 5	R: 0 E: 0 K: 2 S: 7	H: 0 LOB: 2 BB: 2 P: 15	R: 0 E: 0 K: 0 S: 4	H: 1 LOB: 1 BB: 0 P: 4	R: 0 E: 0 K: 1 S: 5	H: 0 LOB: 0 BB: 0 P: 5	1B: 4 2B: 2 3B: 0 HR: 2	SF: 0 SAC: 1 DP: 0 HBP: 0	WP: 0 PB: 0 SB: 1 CS: 0	PA: 38			
<b>PITCHER</b>	IP	WLS	BF	H	R	ER	SO	BB	IBB	HBP	BLK	WP	HR	S	P	ERA	WHIP								
Jason Schmidt, R ERA: 4.5 Javier Martinez, R Jason Christiansen, L Elmer Dessens, R Rich Loiselle, R (1, 1) (7, 1) (7, 1) (8, 1) (9, 1)	6.0	W	26	7	3	3	5	1	0	0	0	0	2	35	39	4.50	1.333								
	0.2		4	0	0	0	2	2	0	0	0	0	0	6	14	0.00	3.000								
	0.1		1	0	0	0	0	0	0	0	0	0	0	1	1	0.00	0.000								
	1.0		4	1	0	0	0	0	0	0	0	0	0	4	4	0.00	1.000								
	1.0	S	3	0	0	0	1	0	0	0	0	0	0	5	5	0.00	0.000								

Pittsburgh Pirates @ Montreal Expos  
Olympic Stadium, Montreal, QB  
Thu Apr 02 1998, 3:33 AM EST  
Att: 6,396 - Dome - 72 F

AB 34  
R 3  
H 8  
RBI 3  
BB 3  
SO 8  
LOB 11






Batter	1	2	3	4	5	6	7	8	9	AB	R	H	RBI	BB	SO	LOB	TOP																	
Tony Womack, L (1,4) OBP: 0.214, SLG: 0.286	F7		F7		K		G5-3			4	0	0	0	0	1	3																		
18 Jason Kendall, R (1,2) OBP: 0.333, SLG: 0.273	G6-3			FC1-4 1B SF9 1B	F7			F7		4	1	1	0	0	0	2																		
Al Martin, L (1,7) OBP: 0.250, SLG: 0.182	F7			FC1-4 1B	F7			P5		4	0	1	0	0	0	0																		
Kevin Young, R (1,3) OBP: 0.333, SLG: 0.273				FC1-4 FC6-4 1B	K			G6-3		4	0	1	0	0	1	2																		
Turner Ward, S (1,8) OBP: 0.500, SLG: 0.500				SF9 1B				G1-3		2	0	1	1	1	0	0																		
Jose Guillen, R (1,9) OBP: 0.333, SLG: 0.333	FC5-4 1-2			FC6-4 1-2	FC6-4 1-2			2B 1B		4	0	1	0	0	0	3																		
Doug Strange, S (1,5) OBP: 0.500, SLG: 0.750	F7				K			FC5-4 1B		4	0	2	0	0	1	1																		
Lou Collier, R (1,6) OBP: 0.333, SLG: 0.364			G6-3		FC1 2B			G6-3		4	0	1	0	0	0	2																		
Marc Wilkins, R (9,1)								FC5-4 FC6-4 1-2		0	0	0	0	0	0	0																		
Esteban Loaiza, R (1,1)			G1-3		FC1			FC6-4 1-2		2	0	0	0	0	0	1																		
Mark Smith, R (7,PH)										1	0	0	0	0	0	1																		
Elmer Dessens, R (7,1)										0	0	0	0	0	0	0																		
Chris Peters, L (9,1)										0	0	0	0	0	0	0																		
Kevin Polcovich, R (9,6)										0	0	0	0	0	0	0																		
<b>Inning Stats</b>	R: 0 E: 0 K: 0 S: 3	H: 0 LOB: 0 BB: 0 P: 3	R: 0 E: 0 K: 0 S: 3	H: 1 LOB: 1 BB: 1 P: 7	R: 0 E: 0 K: 0 S: 3	H: 0 LOB: 0 BB: 0 P: 3	R: 1 E: 0 K: 0 S: 5	H: 2 LOB: 1 BB: 0 P: 5	R: 0 E: 0 K: 1 S: 6	H: 1 LOB: 2 BB: 0 P: 9	R: 0 E: 0 K: 0 S: 4	H: 1 LOB: 1 BB: 0 P: 4	R: 0 E: 0 K: 0 S: 3	H: 0 LOB: 0 BB: 0 P: 3	R: 0 E: 0 K: 0 S: 4	H: 2 LOB: 1 BB: 0 P: 4	1B: 6 2B: 2 3B: 0 HR: 0	SF: 1 SAC: 0 DP: 0 HBP: 0	WP: 0 PB: 0 SB: 0 CS: 0	PA: 35														
<b>PITCHER</b>	IP WLS BF H R ER SO BB IBB HBP BLK WP HR S P ERA WHIP																																	
Rick Reed, R (1,1) ERA: 1.29	7.0	28	6	1	1	3	1	0	0	0	0	0	0	33	37	1.29	1.000																	
Greg McMichael, R (8,1) ERA:	2.0	7	2	0	0	0	0	0	0	0	0	0	0	7	7	0.00	1.000																	

Pittsburgh Pirates @ New York Mets  
Shea Stadium, Flushing, NY  
Fri Apr 03 1998, 7:05 PM EST  
Att: 15,245 - Unknown - 59 F


AB 33  
R 1  
H 8  
RBI 1  
BB 1  
SO 3  
LOB 15



Batter	1	2	3	4	5	6	7	8	9	AB	R	H	RBI	BB	SO	LOB	BOTTOM																	
Edgardo Alfonso, R (1,5) OBP: 0.154, SLG: 0.083	F9		L3			FC4-6 1B		L4		4	0	1	0	0	0	0																		
Rich Becker, L (1,9) OBP: 0.111, SLG: 0.444	G1-3			G3-1		FC4-6 1-2		G3		4	0	0	0	0	0	1																		
Bernard Gilkey, R (1,7) OBP: 0.214, SLG: 0.083	G3-1			G6-4-3 BB		F7		K		3	0	0	0	1	1	1																		
John Olerud, L (1,3) OBP: 0.417, SLG: 0.600			G6-3		G6-4-3 1-2			F9		3	0	0	0	1	0	2																		
Luis Lopez, S (9,PR)								FC4-6 BB		0	0	0	0	0	0	0																		
Carlos Baerga, S (1,4) OBP: 0.167, SLG: 0.167			G5-3			F8		FC4-6 1B E		4	1	1	0	0	0	1																		
Brian McRae, S (1,8) OBP: 0.455, SLG: 0.500			S BB			2B 3B		K		2	1	1	0	2	1	1																		
Tim Spehr, R (1,2) OBP: 0.250, SLG: 0.333			G6-3 1-3			3H 2B		F7		4	0	1	1	0	0	4																		
Rey Ordenez, R (1,6) OBP: 0.154, SLG: 0.154			G3-1			P2		E6		4	0	1	0	0	0	2																		
Rick Reed, R (1,1) ERA: 1.5						G5-3		FC6 1B		2	0	0	0	0	1	1																		
Matt Franco, L (7,PH) OBP: 0.250, SLG: 0.250			K2-3			G5-3		FC6 1-2		1	0	0	0	0	0	2																		
Greg McMichael, R (8,1) ERA:										0	0	0	0	0	0	0																		
<b>Inning Stats</b>	R: 0 E: 0 K: 0 S: 3	H: 0 LOB: 0 BB: 0 P: 3	R: 0 E: 0 K: 0 S: 3	H: 0 LOB: 1 BB: 1 P: 7	R: 0 E: 0 K: 1 S: 5	H: 0 LOB: 0 BB: 0 P: 5	R: 0 E: 0 K: 0 S: 2	H: 0 LOB: 0 BB: 1 P: 6	R: 1 E: 0 K: 0 S: 5	H: 2 LOB: 1 BB: 0 P: 5	R: 0 E: 0 K: 0 S: 4	H: 1 LOB: 1 BB: 0 P: 4	R: 0 E: 0 K: 1 S: 7	H: 2 LOB: 2 BB: 0 P: 7	R: 0 E: 0 K: 1 S: 5	H: 0 LOB: 0 BB: 0 P: 5	R: 1 E: 1 K: 0 S: 3	H: 0 LOB: 2 BB: 2 P: 11	1B: 3 2B: 1 3B: 1 HR: 0	SF: 0 SAC: 0 DP: 1 HBP: 0	WP: 1 PB: 0 SB: 2 CS: 0	PA: 35												
<b>PITCHER</b>	IP WLS BF H R ER SO BB IBB HBP BLK WP HR S P ERA WHIP																																	
Esteban Loaiza, R (1,1) ERA: 1.5	6.0	22	3	1	1	1	2	0	0	0	0	0	0	22	30	1.50	0.833																	
Elmer Dessens, R (7,1) ERA:	2.0	8	2	0	0	2	0	0	0	0	0	0	0	12	12	0.00	1.000																	
Chris Peters, L (9,1) ERA:	0.1	2	0	1	0	0	1	0	0	0	0	0	0	1	5	0.00	3.000																	
Marc Wilkins, R (9,1) ERA:	0.1	3	0	0	0	0	1	0	0	0	1	0	0	2	6	0.00	3.000																	

Pittsburgh Pirates @ New York Mets  
Shea Stadium, Flushing, NY  
Fri Apr 03 1998, 7:05 PM EST  
Att: 15,245 - Unknown - 59 F

AB 31  
R 2  
H 5  
RBI 1  
BB 4  
SO 3  
LOB 15





Batter	1	2	3	4	5	6	7	8	9	10	11	12	13	AB R H RBI BB SO LOB	TOP											
Tony Wornack, L OBP: 0.190, SLG: 0.238	G4-3	G1-3		F8		F8		G1-3			G6-3		G5-3	7 0 1 1 0 0 2	<b>Pittsburgh Pirates @ New York Mets</b> Shea Stadium, Flushing, NY Sat Apr 04 1998, 3:33 AM EST Att. 17,633 - Cloudy - 47 F											
18 Jason Kendall, R OBP: 0.389, SLG: 0.313	HBP 1B	1B		G5-3		G6-3		F9			P6			5 1 2 0 0 0 0												
Al Martin, L OBP: 0.294, SLG: 0.250 Rich Loiselle, R	HBP	1B				G5-3					F8			5 0 2 1 0 1 3 0 0 0 0 0 0 0 1 0 0 0 0 0 0 0 0 0 0 0 0 0												
Mark Smith, R Chris Peters, L	1B	1B				G5-3								4 0 1 0 1 1 2												
Kevin Young, R OBP: 0.389, SLG: 0.267	1B	L7				G6-3								5 1 1 1 0 1 2												
Jermaine Allensworth, R OBP: 0.308, SLG: 0.182	1B			P4		K								6 0 2 1 0 2 3												
Jose Guillen, R OBP: 0.333, SLG: 0.389	K					G6-3								6 2 2 0 0 2 2												
Freddy Garcia, R OBP: 0.286, SLG: 0.500		WP		P6		2B								4 1 1 1 0 1 2 0 0 0 0 0 0 0 0 0 0 0 0 0 0 2 0 1 0 0 1 0												
Kevin Polcovich, R OBP: 0.290, SLG: 0.500 Javier Martinez, R		3B		K		2B								2 1 1 0 1 1 0 0 0 0 0 0 0 0 3 0 0 0 0 1 1												
Jason Christensen, R Turner Ward, S	K			FC6-4		1B								3 0 0 0 0 1 1												
Jon Lieber, L OBP: 0.667, SLG: 0.500 Jeff Tabaka, R						1B								WIP: 2 PA: 55 PB: 0 SB: 1 CS: 1												
Lou Collier, R OBP: 0.267, SLG: 0.286	1B	G1-3				1B		L4																		
<b>Inning Stats</b>	R: 1 E: 0 K: 1 S: 11	H: 2 LOB: 2 BB: 0 P: 17	R: 2 E: 0 K: 1 S: 18	H: 1 LOB: 1 BB: 1 P: 35	R: 0 E: 0 K: 0 S: 10	H: 1 LOB: 1 BB: 0 P: 14	R: 0 E: 0 K: 1 S: 9	H: 0 LOB: 0 BB: 0 P: 13	R: 0 E: 0 K: 1 S: 14	H: 1 LOB: 1 BB: 0 P: 26	R: 0 E: 0 K: 1 S: 6	H: 0 LOB: 0 BB: 0 P: 11	R: 0 E: 0 K: 3 S: 9	H: 0 LOB: 0 BB: 0 P: 14		R: 0 E: 0 K: 1 S: 11	H: 0 LOB: 0 BB: 0 P: 15	R: 0 E: 0 K: 0 S: 9	H: 0 LOB: 0 BB: 0 P: 12	1B: 10 2B: 4 3B: 1 HR: 0	SF: 0 SAC: 0 DP: 2 HBP: 3	WIP: 2 PA: 55 PB: 0 SB: 1 CS: 1				
<b>PITCHER</b>	IP WLS BF H R ER SO BB IBB HBP BLK WP HR S P ERA WHIP	5.1 27 10 5 5 4 1 0 2 0 2 0 0 64 107 8.44 2.062	1.0 4 2 0 0 1 0 0 0 0 0 0 0 13 0.00 2.000	0.2 4 1 1 1 0 0 0 1 0 0 0 13 13.50 1.500	1.0 3 0 0 0 0 0 0 0 0 0 0 6 11 0.00 0.000	1.0 4 0 0 0 1 1 0 0 0 0 0 10 15 0.00 1.000	<b>PITCHER</b> John Franco, L (10.1) ERA: 8.44 Dennis Cook, L (8.1) ERA: 6.75 John Hudek, R (7.1) ERA: 6.75 Brian Bohannon, L (8.1) ERA: 6.75 Mel Rojas, R (8.1) ERA: 6.75										<b>PITCHER</b> John Franco, L (10.1) ERA: 8.44 Turk Wendell, R (12.1) ERA: 3.86									

Batter	1	2	3	4	5	6	7	8	9	10	11	12	13	AB R H RBI BB SO LOB	BOTTOM												
Brian McRae, S OBP: 0.333, SLG: 0.333	F8		L7		E6					L3				7 1 1 0 0 2 3	<b>Pittsburgh Pirates @ New York Mets</b> Shea Stadium, Flushing, NY Sat Apr 04 1998, 3:33 AM EST Att. 17,633 - Cloudy - 47 F												
Edgardo Alfonzo, R OBP: 0.250, SLG: 0.187	P3		F8					G4-3						6 2 2 0 1 1 1													
John Olerud, L OBP: 0.474, SLG: 0.825					HR									6 1 3 2 1 2 2													
Butch Huskey, R OBP: 0.313, SLG: 0.083					1B									4 1 0 1 3 1 3													
Rich Becker, L OBP: 0.375, SLG: 0.714					HR									5 1 3 3 2 0 1													
Carlos Baerga, S OBP: 0.167, SLG: 0.167					L9									6 0 1 0 0 0 6													
Alberto Castillo, R OBP: 0.250, SLG: 0.250 Bernard Gilkey, L Mel Rojas, R														3 0 0 0 0 0 1 0 0 0 0 1 1 0 0 0 0 0 0 0 1 0 0 1 0 0 0 0 0 0 0													
Rey Ordonez, R OBP: 0.211, SLG: 0.211					G1-3									6 0 2 0 0 1 6													
Dave Mlicki, R Dennis Cook, L John Hudek, S Jim Tatum, R Luis Lopez, S Brian Bohannon, L Tim Spehr, R														2 0 1 0 1 0 0 0 0 0 1 0 0 0 0 0 0 0 2 1 1 0 1 1 0													
<b>Inning Stats</b>	R: 0 E: 0 K: 0 S: 13	H: 0 LOB: 1 BB: 1 P: 21	R: 0 E: 0 K: 0 S: 7	H: 1 LOB: 0 BB: 0 P: 11	R: 0 E: 0 K: 0 S: 7	H: 2 LOB: 1 BB: 0 P: 14	R: 2 E: 0 K: 0 S: 7	H: 2 LOB: 0 BB: 0 P: 10	R: 0 E: 1 K: 1 S: 19	H: 1 LOB: 2 BB: 0 P: 29	R: 0 E: 0 K: 1 S: 5	H: 0 LOB: 0 BB: 1 P: 11	R: 0 E: 0 K: 2 S: 10	H: 0 LOB: 0 BB: 0 P: 14		R: 0 E: 0 K: 1 S: 8	H: 0 LOB: 1 BB: 1 P: 16	R: 0 E: 0 K: 1 S: 12	H: 1 LOB: 1 BB: 0 P: 17	R: 1 E: 0 K: 0 S: 10	H: 3 LOB: 3 BB: 1 P: 21	1B: 12 2B: 1 3B: 0 HR: 1	SF: 0 SAC: 0 DP: 1 HBP: 0	WIP: 0 PA: 60 PB: 0 SB: 0 CS: 2			
<b>PITCHER</b>	IP WLS BF H R ER SO BB IBB HBP BLK WP HR S P ERA WHIP	5.1 22 6 2 2 2 1 0 0 0 0 1 58 90 3.38 1.312	1.0 4 1 0 0 0 1 0 0 0 0 0 5 11 0.00 2.000	1.1 5 0 1 0 2 1 0 0 0 0 0 15 24 0.00 0.750	0.1 4 1 0 0 0 1 0 0 0 0 0 7 16 0.00 6.000	2.0 12 3 3 2 2 2 0 0 0 0 0 22 46 13.50 2.000	<b>PITCHER</b> Jon Lieber, R (1.1) ERA: 3.38 Jeff Tabaka, L (0.1) ERA: 6.75 Javier Martinez, R (7.1) ERA: 6.75 Jason Christensen, L (8.1) ERA: 6.75 Rich Loiselle, R (9.1) ERA: 6.75										<b>PITCHER</b> Chris Peters, L (11.1) ERA: 3.86										



Batter	1	2	3	4	5	6	7	8	9	AB	R	H	RBI	BB	SO	LOB	TOP				
Tony Womack, L OBP: 0.160, SLG: 0.200	F9			K		K		F8		4	0	0	0	0	2	0					
18 Jason Kendall, R OBP: 0.394, SLG: 0.300	F7			F7		G4-3			FC5-4 1B	4	0	1	0	0	0	0					
Al Martin, L OBP: 0.238, SLG: 0.200	F8			K			K		FC5-4 1B	4	0	0	0	0	2	1					
Kevin Young, R OBP: 0.381, SLG: 0.333		P4							F7	3	0	1	0	0	0	1					
Jermaine Allensworth, R OBP: 0.412, SLG: 0.286		F7								3	0	2	0	1	0	0					
Jose Guillen, R OBP: 0.273, SLG: 0.318		G1-3								4	0	0	0	0	1	6					
Freddy Garcia, R OBP: 0.235, SLG: 0.412				F8						3	0	0	0	0	1	4					
Jeff Tabaka, R (7, 1)										0	0	0	0	0	0	0					
Lou Collier, R OBP: 0.276, SLG: 0.294								G3-1		3	0	1	0	0	0	2					
Jose Silva, R (1, 1)										2	0	0	0	0	1	1					
Doug Strange, S OBP: 0.400, SLG: 0.600				G6-4-3		K		F8		1	0	0	0	0	0	0					
<b>Inning Stats</b>	R: 0 E: 0 K: 0 S: 3	H: 0 LOB: 0 BB: 0 P: 3	R: 0 E: 0 K: 0 S: 3	H: 0 LOB: 0 BB: 0 P: 3	R: 0 E: 0 K: 2 S: 7	H: 1 LOB: 0 BB: 0 P: 3	R: 0 E: 0 K: 2 S: 7	H: 0 LOB: 0 BB: 0 P: 7	R: 0 E: 0 K: 1 S: 6	H: 1 LOB: 2 BB: 1 P: 10	R: 0 E: 0 K: 2 S: 9	H: 1 LOB: 2 BB: 0 P: 9	R: 0 E: 0 K: 0 S: 3	H: 0 LOB: 0 BB: 0 P: 3	R: 0 E: 0 K: 0 S: 5	H: 2 LOB: 2 BB: 0 P: 5	1B: 4 2B: 1 3B: 0 HR: 0	SF: 0 SAC: 0 DP: 1 HBP: 0	WP: 0 PB: 0 SB: 0 CS: 0	PA: 33	
<b>PITCHER</b>	IP	WLS	BF	H	R	ER	SO	BB	IBB	HBP	BLK	WP	HR	S	P	ERA	WHIP				
Masato Yoshii, R ERA: 6.0	(1, 1)	7.0	W	25	3	0	0	7	1	0	0	0	0	38	42	0.00	0.571				
Greg McMichael, R ERA: 6.0	(8, 1)	1.0		3	0	0	0	0	0	0	0	0	0	3	3	0.00	0.000				
Mel Rojas, R ERA: 6.0	(9, 1)	1.0		5	2	0	0	0	0	0	0	0	0	5	5	0.00	2.000				

Pittsburgh Pirates @ New York Mets  
Shea Stadium, Flushing, NY  
Sun Apr 05 1998, 3:33 AM EDT  
Att: 18,205 - Cloudy - 47 F


AB 31  
R 0  
H 5  
RBI 0  
BB 1  
SO 7  
LOB 15



Batter	1	2	3	4	5	6	7	8	9	AB	R	H	RBI	BB	SO	LOB	BOTTOM				
Edgardo Alfonzo, R OBP: 0.320, SLG: 0.391	1B					F9		HR		5	2	3	2	0	1	1					
Luis Lopez, S OBP: 0.500, SLG: 0.429	1B							F7		5	1	3	0	0	0	0					
Bernard Gilkey, R OBP: 0.368, SLG: 0.200	E5							F8		3	1	2	0	1	0	0					
John Olerud, L OBP: 0.435, SLG: 0.550	G3									4	0	1	0	0	0	6					
Butch Huskey, R OBP: 0.400, SLG: 0.143	FC6-4									2	1	1	1	2	0	2					
Rich Becker, L OBP: 0.421, SLG: 0.688	K									2	1	1	0	1	1	1					
Jim Tatum, R (7, PH)										1	0	0	0	0	0	2					
Greg McMichael, R ERA: 6.0										0	0	0	0	0	0	0					
Mel Rojas, R ERA: 6.0										0	0	0	0	0	0	0					
Alberto Castillo, R OBP: 0.143, SLG: 0.143	FC6-4									3	0	0	0	0	1	2					
Rey Ordenez, R OBP: 0.217, SLG: 0.217										4	0	1	1	0	0	1					
Masato Yoshii, R ERA: 6.0										2	0	0	0	0	0	0					
Brian McRae, S OBP: 0.368, SLG: 0.438										1	1	1	0	0	0	0					
<b>Inning Stats</b>	R: 3 E: 1 K: 1 S: 9	H: 4 LOB: 1 BB: 0 P: 9	R: 0 E: 0 K: 1 S: 5	H: 0 LOB: 0 BB: 0 P: 5	R: 0 E: 0 K: 1 S: 4	H: 2 LOB: 1 BB: 0 P: 4	R: 0 E: 0 K: 1 S: 4	H: 0 LOB: 0 BB: 1 P: 8	R: 0 E: 0 K: 0 S: 5	H: 2 LOB: 1 BB: 1 P: 9	R: 0 E: 0 K: 0 S: 4	H: 1 LOB: 2 BB: 1 P: 8	R: 0 E: 0 K: 0 S: 5	H: 2 LOB: 0 BB: 0 P: 5	R: 2 E: 0 K: 0 S: 5	H: 2 LOB: 0 BB: 0 P: 5	1B: 11 2B: 1 3B: 0 HR: 1	SF: 0 SAC: 2 DP: 3 HBP: 0	WP: 0 PB: 1 SB: 1 CS: 0	PA: 38	
<b>PITCHER</b>	IP	WLS	BF	H	R	ER	SO	BB	IBB	HBP	BLK	WP	HR	S	P	ERA	WHIP				
Jose Silva, R ERA: 6.0	(1, 1)	6.0	L	28	10	5	4	3	3	0	0	0	0	31	43	6.00	2.167				
Jeff Tabaka, L ERA: 6.0	(7, 1)	2.0		10	3	2	2	0	1	0	0	0	1	9	13	9.00	2.000				

Pittsburgh Pirates @ New York Mets  
Shea Stadium, Flushing, NY  
Sun Apr 05 1998, 3:33 AM EDT  
Att: 18,205 - Cloudy - 47 F

AB 32  
R 7  
H 13  
RBI 4  
BB 4  
SO 3  
LOB 15





Batter	1	2	3	4	5	6	7	8	9	AB	R	H	RBI	BB	SO	LOB	TOP			
Tony Womack, L (1,4) OBP: 0.200, SLG: 0.233	F8	G4-3					K		G4-3	5	0	2	1	0	1	0				
Lou Collier, R (1,6) OBP: 0.304, SLG: 0.381	1B						K		G4-3	4	1	1	0	0	1	2				
Al Martin, L (1,7) OBP: 0.231, SLG: 0.200	1B						K		G6-3	5	1	1	0	0	2	3				
Kevin Young, R (1,3) OBP: 0.360, SLG: 0.318	1B									4	0	1	0	0	1	1				
Turner Ward, S (1,8) OBP: 0.583, SLG: 0.556	1B									3	0	2	2	1	0	0				
Jose Guillen, R (1,9) OBP: 0.308, SLG: 0.292	BB									2	0	0	0	2	0	1				
Doug Strange, S (1,5) Marc Wilkins, R (8,1) Jason Christiansen, R (9,1) Rich Loiselle, R (9,1)	P4									4	0	0	0	0	0	7				
Keith Osik, R (1,2)										2	1	0	0	2	0	0				
67 Francisco Cordova, R (1,1) Freddy Garcia, R (8,5)										3	0	0	0	0	1	2				
Inning Stats	R: 2 H: 3 E: 0 K: 0 S: 5	H: 3 LOB: 2 BB: 1 P: 10	R: 0 H: 0 E: 0 K: 1 S: 5	H: 0 LOB: 0 BB: 0 P: 5	R: 0 H: 1 E: 0 K: 1 S: 6	H: 1 LOB: 3 BB: 2 P: 14	R: 1 H: 1 E: 0 K: 1 S: 6	H: 1 LOB: 1 BB: 1 P: 10	R: 0 H: 0 E: 0 K: 0 S: 3	H: 0 LOB: 0 BB: 0 P: 6	R: 0 H: 0 E: 0 K: 3 S: 9	H: 0 LOB: 0 BB: 0 P: 9	R: 0 H: 1 E: 1 K: 0 S: 4	H: 1 LOB: 1 BB: 0 P: 4	R: 1 H: 2 E: 0 K: 0 S: 5	H: 2 LOB: 1 BB: 0 P: 5	1B: 6 2B: 0 3B: 1 HR: 1	SF: 0 SAC: 0 DP: 1 HBP: 1	WP: 1 PB: 0 SB: 1 CS: 1	PA: 39
PITCHER	IP	WLS	BF	H	R	ER	SO	BB	IBB	HBP	BLK	WP	HR	S	P	ERA	WHIP			
Bobby Jones, R (1,1) ERA: 2.25	6.0	L	27	5	3	3	3	5	0	1	1	1	0	27	48	4.50	1.667			
Brian Bohanon, L (7,1) ERA:	2.0		7	1	0	0	3	0	0	0	0	0	0	13	13	0.00	0.500			
John Hudek, R (9,1) ERA: 8.1	0.2		4	2	1	1	0	0	0	0	0	0	1	4	4	13.50	3.000			
Dennis Cook, L (9,1) ERA:	0.1		1	0	0	0	0	0	0	0	0	0	0	1	1	0.00	0.000			

Pittsburgh Pirates @ New York Mets  
Shea Stadium, Flushing, NY  
Mon Apr 06 1998, 3:33 AM EDT  
Att: 13,528 - Cloudy - 57 F


AB 33  
R 4  
H 8  
RBI 4  
BB 5  
SO 6  
LOB 16



Batter	1	2	3	4	5	6	7	8	9	AB	R	H	RBI	BB	SO	LOB	BOTTOM			
Edgardo Alfonzo, R (1,5) OBP: 0.276, SLG: 0.333	G4-3									4	0	0	0	0	1	1				
Brian McRae, S (1,8) John Hudek, S (9,1) Dennis Cook, L (9,1)	K									4	1	3	0	0	1	0				
Bernard Gilkey, R (1,7) OBP: 0.435, SLG: 0.421										4	1	3	0	0	0	1				
John Olerud, L (1,3) OBP: 0.407, SLG: 0.478	K									3	0	0	1	1	1	3				
Butch Huskey, R (1,9) OBP: 0.333, SLG: 0.111										4	0	0	1	0	2	3				
Carlos Baerga, S (1,4) Rey Ordenez, R (9, FR) OBP: 0.217, SLG: 0.217										4	0	1	0	0	2	0				
Tim Spehr, R (1,2) Jim Tatum, R (4,2) Matt Franco, L (9, PH) OBP: 0.333, SLG: 0.200										1	0	0	0	0	1	0				
Luis Lopez, S (1,6) OBP: 0.364, SLG: 0.300										3	0	0	0	0	2	1				
Bobby Jones, R (1,1) Brian Bohanon, L (7,1) Rich Becker, L (9, PH) OBP: 0.400, SLG: 0.647										1	0	0	0	0	0	0				
Inning Stats	R: 0 H: 1 E: 0 K: 2 S: 8	H: 1 LOB: 1 BB: 0 P: 8	R: 0 H: 0 E: 0 K: 2 S: 7	H: 0 LOB: 0 BB: 0 P: 7	R: 0 H: 0 E: 0 K: 1 S: 5	H: 0 LOB: 0 BB: 0 P: 5	R: 2 H: 2 E: 0 K: 1 S: 7	H: 2 LOB: 0 BB: 0 P: 7	R: 0 H: 1 E: 0 K: 0 S: 3	H: 1 LOB: 1 BB: 1 P: 7	R: 0 H: 0 E: 0 K: 1 S: 5	H: 0 LOB: 0 BB: 0 P: 5	R: 0 H: 1 E: 0 K: 2 S: 7	H: 1 LOB: 0 BB: 0 P: 7	R: 0 H: 2 E: 0 K: 0 S: 9	H: 2 LOB: 2 BB: 0 P: 9	1B: 5 2B: 3 3B: 0 HR: 0	SF: 0 SAC: 1 DP: 1 HBP: 0	WP: 0 PB: 0 SB: 0 CS: 0	PA: 35
PITCHER	IP	WLS	BF	H	R	ER	SO	BB	IBB	HBP	BLK	WP	HR	S	P	ERA	WHIP			
67 Francisco Cordova, R (1,1) ERA: 1.29	7.0	W	26	5	2	2	8	0	1	0	0	0	0	41	45	2.57	0.714			
Marc Wilkins, R (8,1) ERA:	1.0		4	2	0	0	2	0	0	0	0	0	0	8	8	0.00	2.000			
Jason Christiansen, L (9,1) ERA:	0.1		1	0	0	0	0	0	0	0	0	0	0	1	1	0.00	0.000			
Rich Loiselle, R (9,1) ERA: 5.79	0.2	S	3	1	0	0	2	0	0	0	0	0	0	7	7	0.00	1.500			

Pittsburgh Pirates @ New York Mets  
Shea Stadium, Flushing, NY  
Mon Apr 06 1998, 3:33 AM EDT  
Att: 13,528 - Cloudy - 57 F

AB 32  
R 2  
H 8  
RBI 2  
BB 1  
SO 12  
LOB 11





Batter	1	2	3	4	5	6	7	8	9	AB	R	H	RBI	BB	SO	LOB	TOP			
Andrew Jones, R OBP: 0.217, SLG: 0.100	E5 10 HR		P6 1B	P6		K		WP 10 E BB 1B	F7	6	2	2	1	0	1	2	Atlanta Braves @ Pittsburgh Pirates Three Rivers Stadium, Pittsburgh, PA Tue Apr 07 1998, 7:05 PM EDT Att. 43,268 - Overcast - 60 F			
Curtis Pride, L OBP: 0.294, SLG: 0.412	F7		1B 10 HR		K		FC5 10 1B	K		5	1	2	0	0	2	3				
10 Chipper Jones, S OBP: 0.577, SLG: 1.083	HR		HR		1B BB		WP FC5 1-2 FC4-6 1B	E6 BB WP		4	3	3	5	1	0	1				
Andres Galarraga, R OBP: 0.308, SLG: 0.391	K		G6-3		FC5-4 1B		FC5 FC4-6	BB BB		4	0	1	0	1	1	2				
Ryan Klesko, L OBP: 0.194, SLG: 0.200 Mike Cather, R Dennis Martinez, R	1B		F8		F7		FC4-6 HR	K		5	1	1	1	0	1	6				
Javy Lopez, R OBP: 0.300, SLG: 0.611	G4-3				FC5-4 1-2		HR	BB		0	0	0	0	0	0	0				
Tony Graffanino, R OBP: 0.222, SLG: 0.294					P6			BB		4	1	1	3	1	0	3				
Rafael Belliard, R OBP: 0.333, SLG: 0.333					1B 2B		G5-3	K		5	1	1	0	0	3	3				
Tom Glavine, L Danny Bautista, R OBP: 0.200, SLG: 0.200					1B		SH5-4 1B	BB 1B		5	1	3	1	0	0	0				
					K		SH5-4	E4 1B 10 E		2	0	0	0	0	1	1				
<b>Inning Stats</b>	R: 2 E: 1 K: 1 S: 14	H: 2 LOB: 1 BB: 0 P: 23	R: 0 E: 0 K: 1 S: 10	H: 0 LOB: 0 BB: 0 P: 13	R: 2 E: 0 K: 0 S: 6	H: 3 LOB: 0 BB: 0 P: 13	R: 1 E: 0 K: 1 S: 9	H: 2 LOB: 1 BB: 0 P: 13	R: 0 E: 0 K: 1 S: 13	H: 1 LOB: 2 BB: 1 P: 24	R: 3 E: 0 K: 1 S: 17	H: 3 LOB: 0 BB: 0 P: 25	R: 3 E: 0 K: 3 S: 20	H: 2 LOB: 3 BB: 2 P: 34	R: 0 E: 0 K: 0 S: 4	H: 0 LOB: 0 BB: 0 P: 7	1B: 10 2B: 1 3B: 0 HR: 3	SF: 0 SAC: 1 DP: 0 HBP: 0	WP: 2 PB: 0 SB: 0 CS: 0	PA: 46
<b>PITCHER</b>	IP WLS BF H R ER SO BB IBB HBP BLK WP HR S P ERA WHIP	IP WLS BF H R ER SO BB IBB HBP BLK WP HR S P ERA WHIP	IP WLS BF H R ER SO BB IBB HBP BLK WP HR S P ERA WHIP	IP WLS BF H R ER SO BB IBB HBP BLK WP HR S P ERA WHIP	IP WLS BF H R ER SO BB IBB HBP BLK WP HR S P ERA WHIP	IP WLS BF H R ER SO BB IBB HBP BLK WP HR S P ERA WHIP	IP WLS BF H R ER SO BB IBB HBP BLK WP HR S P ERA WHIP	IP WLS BF H R ER SO BB IBB HBP BLK WP HR S P ERA WHIP	IP WLS BF H R ER SO BB IBB HBP BLK WP HR S P ERA WHIP	IP WLS BF H R ER SO BB IBB HBP BLK WP HR S P ERA WHIP	IP WLS BF H R ER SO BB IBB HBP BLK WP HR S P ERA WHIP	IP WLS BF H R ER SO BB IBB HBP BLK WP HR S P ERA WHIP	IP WLS BF H R ER SO BB IBB HBP BLK WP HR S P ERA WHIP	IP WLS BF H R ER SO BB IBB HBP BLK WP HR S P ERA WHIP	IP WLS BF H R ER SO BB IBB HBP BLK WP HR S P ERA WHIP	IP WLS BF H R ER SO BB IBB HBP BLK WP HR S P ERA WHIP	IP WLS BF H R ER SO BB IBB HBP BLK WP HR S P ERA WHIP			

Batter	1	2	3	4	5	6	7	8	9	AB	R	H	RBI	BB	SO	LOB	BOTTOM			
Tony Womack, L OBP: 0.171, SLG: 0.200	G5-3		G1-3			K		G4-3	K	5	0	0	0	0	2	1	Atlanta Braves @ Pittsburgh Pirates Three Rivers Stadium, Pittsburgh, PA Tue Apr 07 1998, 7:05 PM EDT Att. 43,268 - Overcast - 60 F			
18 Jason Kendall, R OBP: 0.407, SLG: 0.375	G5-3				G4-3		2B	BB	1B	4	0	2	0	1	0	0				
Al Martin, L OBP: 0.194, SLG: 0.167	K				G3		G6-3	F7	K	5	0	0	0	0	2	4				
Kevin Young, R OBP: 0.345, SLG: 0.346			G1-6-3 2B		G5-3		G6-3	K		4	0	1	0	0	1	2				
Jermaine Allensworth, R OBP: 0.476, SLG: 0.412			G1-6-3 1B		1B FC1-2-5 2B		FC5-4 BB	F9		3	0	2	0	1	0	0				
Jose Guillen, R OBP: 0.333, SLG: 0.429			G1-6-3		FC1-3-5 1B		K	HR		4	1	2	1	0	1	3				
Freddy Garcia, R OBP: 0.273, SLG: 0.682			F9		K		FC5-4 E	HR		4	1	1	1	0	1	4				
Lou Collier, R OBP: 0.296, SLG: 0.440			F9		FC1-2-5 1-3 3-H		E3	HR		4	1	1	0	0	3					
Jason Schmidt, R Jeff Tabaka, R Mark Smith, R Elmer Dessens, R Turner Ward, S Javier Martinez, R Chris Peters, L Doug Strange, S			G5-3		K		F7	1B 3B		1	0	0	0	0	0	0				
								18 1B		0	0	0	0	0	0	0				
<b>Inning Stats</b>	R: 0 E: 0 K: 1 S: 7	H: 0 LOB: 0 BB: 0 P: 12	R: 0 E: 0 K: 0 S: 7	H: 2 LOB: 1 BB: 0 P: 13	R: 0 E: 0 K: 0 S: 8	H: 0 LOB: 0 BB: 0 P: 12	R: 0 E: 0 K: 2 S: 12	H: 2 LOB: 2 BB: 0 P: 17	R: 0 E: 0 K: 1 S: 8	H: 1 LOB: 1 BB: 0 P: 11	R: 0 E: 1 K: 1 S: 11	H: 0 LOB: 2 BB: 1 P: 15	R: 0 E: 0 K: 1 S: 5	H: 0 LOB: 1 BB: 1 P: 11	R: 3 E: 0 K: 2 S: 16	H: 5 LOB: 2 BB: 0 P: 20	1B: 4 2B: 3 3B: 1 HR: 2	SF: 0 SAC: 0 DP: 1 HBP: 0	WP: 0 PB: 0 SB: 0 CS: 0	PA: 39
<b>PITCHER</b>	IP WLS BF H R ER SO BB IBB HBP BLK WP HR S P ERA WHIP	IP WLS BF H R ER SO BB IBB HBP BLK WP HR S P ERA WHIP	IP WLS BF H R ER SO BB IBB HBP BLK WP HR S P ERA WHIP	IP WLS BF H R ER SO BB IBB HBP BLK WP HR S P ERA WHIP	IP WLS BF H R ER SO BB IBB HBP BLK WP HR S P ERA WHIP	IP WLS BF H R ER SO BB IBB HBP BLK WP HR S P ERA WHIP	IP WLS BF H R ER SO BB IBB HBP BLK WP HR S P ERA WHIP	IP WLS BF H R ER SO BB IBB HBP BLK WP HR S P ERA WHIP	IP WLS BF H R ER SO BB IBB HBP BLK WP HR S P ERA WHIP	IP WLS BF H R ER SO BB IBB HBP BLK WP HR S P ERA WHIP	IP WLS BF H R ER SO BB IBB HBP BLK WP HR S P ERA WHIP	IP WLS BF H R ER SO BB IBB HBP BLK WP HR S P ERA WHIP	IP WLS BF H R ER SO BB IBB HBP BLK WP HR S P ERA WHIP	IP WLS BF H R ER SO BB IBB HBP BLK WP HR S P ERA WHIP	IP WLS BF H R ER SO BB IBB HBP BLK WP HR S P ERA WHIP	IP WLS BF H R ER SO BB IBB HBP BLK WP HR S P ERA WHIP				





Batter	1	2	3	4	5	6	7	8	9	AB	R	H	RBI	BB	SO	LOB	TOP								
Andrew Jones, R (1.8) OBP: 0.185, SLG: 0.083	F7		E6 FC1-6 F7		G5-3			L1		4	0	0	0	0	0	0	<b>Atlanta Braves @ Pittsburgh Pirates</b> Three Rivers Stadium, Pittsburgh, PA Wed Apr 08 1998, 7:05 PM EDT Att: 11,254 - Sunny - 58 F								
Curtis Pride, L (1.9) OBP: 0.238, SLG: 0.333 Brian Edmondson, R (8.1)	F7		F7		G4-3			F9		4	0	0	0	0	0	1									
10 Chipper Jones, S (1.5) OBP: 0.533, SLG: 1.000	F9		FC1-6			G3			HR	4	1	1	0	0	0	1									
Andres Galarraga, R (1.3) OBP: 0.333, SLG: 0.630		HR	K			K			HR	4	2	2	3	0	2	1									
Ryan Klesko, L (1.7) OBP: 0.167, SLG: 0.179					G3				K	3	0	0	0	1	1	0									
Javy Lopez, R (1.2) OBP: 0.375, SLG: 0.619										3	0	2	0	1	0	1									
Tony Graffanino, R (1.4) OBP: 0.227, SLG: 0.286										3	0	2	0	1	0	1									
Rafael Belliard, R (1.6) OBP: 0.278, SLG: 0.278 Danny Bautista, R (9, PH) OBP: 0.333, SLG: 0.333										4	0	1	0	0	1	3									
Denny Neagle, L (1.1) OBP: 0.200, SLG: 0.200 Michael Tucker, L (8, PH) OBP: 0.200, SLG: 0.400										3	0	0	0	0	0	4									
										1	0	1	0	0	0	0									
<b>Inning Stats</b>	R: 0 E: 0 K: 0 S: 5	H: 0 LOB: 0 BB: 0 P: 6	R: 1 E: 0 K: 0 S: 10	H: 2 LOB: 2 BB: 1 P: 18	R: 0 E: 1 K: 1 S: 11	H: 0 LOB: 1 BB: 0 P: 14	R: 0 E: 0 K: 0 S: 11	H: 1 LOB: 1 BB: 0 P: 11	R: 0 E: 0 K: 0 S: 7	H: 0 LOB: 0 BB: 0 P: 10	R: 0 E: 0 K: 1 S: 6	H: 0 LOB: 0 BB: 1 P: 8	R: 0 E: 0 K: 1 S: 5	H: 0 LOB: 0 BB: 1 P: 10	R: 0 E: 0 K: 0 S: 5	H: 0 LOB: 0 BB: 0 P: 7	R: 2 E: 0 K: 1 S: 11	H: 4 LOB: 2 BB: 0 P: 17	1B: 4 2B: 1 3B: 0 HR: 2	SF: 0 SAC: 0 DP: 1 HBP: 0	WP: 0 PB: 0 SB: 0 CS: 0	PA: 36			
<b>PITCHER</b>	IP	WLS	BF	H	R	ER	SO	BB	IBB	HBP	BLK	WP	HR	S	P	ERA	WHIP								
Esteban Loaiza, R (1.1) ERA: 2.97	8.0	W	31	5	3	3	3	2	0	0	0	0	2	64	91	3.38	0.875								
Jason Christiansen, L (9.1) ERA:	0.1		1	0	0	0	1	0	0	0	0	0	0	3	3	0.00	0.000								
Rich Loiselle, R (9.1) ERA: 5.06	0.2	S	4	2	0	0	0	0	0	0	0	0	0	4	7	0.00	3.000								

AB	34
R	3
H	7
RBI	3
BB	2
SO	4
LOB	15



Batter	1	2	3	4	5	6	7	8	9	AB	R	H	RBI	BB	SO	LOB	BOTTOM								
Tony Womack, L (1.4) OBP: 0.179, SLG: 0.184	G5-3		F7							3	1	0	0	1	0	1	<b>Atlanta Braves @ Pittsburgh Pirates</b> Three Rivers Stadium, Pittsburgh, PA Wed Apr 08 1998, 7:05 PM EDT Att: 11,254 - Sunny - 58 F								
18 Jason Kendall, R (1.2) OBP: 0.452, SLG: 0.571										4	2	3	2	0	0	0									
Mark Smith, R (1.7)	P2									4	0	0	0	0	2	2									
Kevin Young, R (1.3) OBP: 0.364, SLG: 0.367	K									4	0	2	1	0	2	1									
Jermaine Allensworth, R (1.8) OBP: 0.400, SLG: 0.333										4	0	0	0	0	1	1									
Jose Guillen, R (1.9) OBP: 0.384, SLG: 0.548										3	1	2	1	0	0	0									
Freddy Garcia, R (1.5) OBP: 0.240, SLG: 0.600										3	0	0	0	0	2	1									
Lou Collier, R (1.6) OBP: 0.267, SLG: 0.393										3	0	0	0	0	1	1									
Esteban Loaiza, R (1.1) OBP: 0.200, SLG: 0.200 Jason Christiansen, R (9.1) Rich Loiselle, R (9.1)										3	1	1	0	0	1	0									
										0	0	0	0	0	0	0									
										0	0	0	0	0	0	0									
<b>Inning Stats</b>	R: 0 E: 0 K: 1 S: 8	H: 1 LOB: 1 BB: 0 P: 12	R: 0 E: 0 K: 2 S: 12	H: 1 LOB: 1 BB: 0 P: 16	R: 2 E: 0 K: 2 S: 11	H: 2 LOB: 0 BB: 0 P: 14	R: 1 E: 0 K: 1 S: 13	H: 1 LOB: 0 BB: 0 P: 18	R: 2 E: 0 K: 2 S: 11	H: 2 LOB: 0 BB: 1 P: 22	R: 0 E: 0 K: 0 S: 4	H: 0 LOB: 0 BB: 0 P: 6	R: 0 E: 0 K: 0 S: 9	H: 0 LOB: 0 BB: 0 P: 12	R: 0 E: 0 K: 1 S: 12	H: 1 LOB: 1 BB: 0 P: 20	R: 2 E: 0 K: 1 S: 12	H: 5 LOB: 1 3B: 0 HR: 2	SF: 0 SAC: 0 DP: 0 HBP: 0	WP: 2 PB: 0 SB: 0 CS: 1	PA: 33				
<b>PITCHER</b>	IP	WLS	BF	H	R	ER	SO	BB	IBB	HBP	BLK	WP	HR	S	P	ERA	WHIP								
Denny Neagle, L (1.1) ERA: 3.86	7.0	L	28	7	5	5	8	1	0	0	0	1	0	12	20	0.00	1.143								
Brian Edmondson, R (8.1) ERA: 5.4	1.0		4	1	0	0	1	0	0	0	0	1	0	12	20	0.00	1.000								









Batter	1	2	3	4	5	6	7	8	9	AB	R	H	RBI	BB	SO	LOB	TOP					
Cliff Floyd, L OBP: 0.409, SLG: 0.629 (1, 7)	L6		G4-3			F7		G6-3		4	0	1	0	0	0	0	<b>Florida Marlins @ Pittsburgh Pirates</b> Three Rivers Stadium, Pittsburgh, PA Fri Apr 10 1998, 7:05 PM EDT Att: 16,561 - Unknown - 55 F					
Edgar Renteria, R OBP: 0.340, SLG: 0.268 (1, 6)	G5-3		K			G5-3		G6-3		4	0	0	0	0	1	2						
Ryan Jackson, L OBP: 0.324, SLG: 0.314 (1, 3)	K				K	F9		L9		4	0	0	0	0	2	1						
Gary Sheffield, R OBP: 0.462, SLG: 0.581 (1, 9)		F4-3			L5			G4-3	E6	4	1	1	0	0	0	0						
Mark Kotsay, L OBP: 0.302, SLG: 0.400 (1, 8)		FC3-6			K			G4-3	G4-6-3	4	0	2	0	0	1	1						
Charles Johnson, R OBP: 0.233, SLG: 0.429 (1, 2)		FC3-6			P3		SF8	G4-6-3	G4-6-3	3	0	1	1	0	0	2						
Craig Counsell, L OBP: 0.455, SLG: 0.459 (1, 4)		FC3-6						F7	F7	3	0	1	0	1	0	3						
Dave Berg, R OBP: 0.412, SLG: 0.286 (1, 5)		F7			F7		G4-3			3	0	0	0	0	0	4						
Brian Meadows, R John Cangelosi, S Antonio Alfonseca, R (1, 1) (8, PH) (8, 1)			L7		G5-3			G6-3		2	0	0	0	0	0	1						
										1	0	1	0	0	0	0						
										0	0	0	0	0	0	0						
<b>Inning Stats</b>	R: 0 E: 0 K: 1 S: 7	H: 0 LOB: 0 BB: 0 P: 11	R: 0 E: 0 K: 0 S: 13	H: 2 LOB: 2 BB: 0 P: 20	R: 0 E: 0 K: 1 S: 11	H: 0 LOB: 0 BB: 0 P: 16	R: 0 E: 0 K: 2 S: 7	H: 0 LOB: 0 BB: 0 P: 10	R: 0 E: 0 K: 0 S: 6	H: 1 LOB: 1 BB: 0 P: 11	R: 0 E: 0 K: 0 S: 7	H: 0 LOB: 0 BB: 0 P: 9	R: 1 E: 0 K: 0 S: 9	H: 1 LOB: 1 BB: 1 P: 16	R: 0 E: 0 K: 0 S: 10	H: 2 LOB: 1 BB: 0 P: 11	R: 0 E: 1 K: 0 S: 7	H: 1 LOB: 1 BB: 0 P: 9	1B: 6 2B: 1 3B: 0 HR: 0	SF: 1 SAC: 0 DP: 2 HBP: 0	WP: 0 PB: 0 CS: 0	PA: 34
<b>PITCHER</b>	IP	WLS	BF	H	R	ER	SO	BB	IBB	HBP	BLK	WP	HR	S	P	ERA	WHIP					
Jose Silva, R ERA: 3.46 (1, 1)	7.0	W	26	4	1	1	4	1	0	0	0	0	0	60	93	1.29	0.714					
Chris Peters, L ERA: 2.7 (8, 1)	0.0		2	2	0	0	0	0	0	0	0	0	0	3	3	∞	∞					
Marc Wilkins, R ERA: (8, 1)	1.0	S	4	1	0	0	0	0	0	0	0	0	0	7	8	0.00	0.000					
Rich Loiselle, R ERA: 4.26 (9, 1)	1.0		4	1	0	0	0	0	0	0	0	0	0	7	9	0.00	1.000					

Batter	1	2	3	4	5	6	7	8	9	AB	R	H	RBI	BB	SO	LOB	BOTTOM				
Tony Womack, L OBP: 0.229, SLG: 0.255 (1, 4)	L8	FC8-2			F8			G6-3		4	1	1	0	0	0	1	<b>Florida Marlins @ Pittsburgh Pirates</b> Three Rivers Stadium, Pittsburgh, PA Fri Apr 10 1998, 7:05 PM EDT Att: 16,561 - Unknown - 55 F				
18 Jason Kendall, R OBP: 0.385, SLG: 0.472 (1, 2)	G5-3		L4			F9		F9		4	0	0	0	0	0	1					
Al Martin, L OBP: 0.225, SLG: 0.184 Rich Loiselle, R (1, 7) (9, 1)			G3			G3-1		G3-1		4	0	2	1	0	0	0					
Kevin Young, R OBP: 0.357, SLG: 0.359 (1, 3)	F8		P3							4	0	2	0	0	0	1					
Turner Ward, S OBP: 0.474, SLG: 0.357 (9, 7)		E5			F7			G1-3		4	1	0	0	0	1	3					
Jose Guillen, R OBP: 0.325, SLG: 0.526 (1, 9)		G1-3			G1-3			G1-6-3		3	1	1	1	0	0	0					
Freddy Garcia, R OBP: 0.250, SLG: 0.571 Chris Peters, L Marc Wilkins, R Jermaine Allensworth, R (1, 5) (8, 1) (8, 1) (8, 8)			K					P6		3	1	1	1	0	1	0					
Lou Collier, R OBP: 0.273, SLG: 0.452 (1, 6)		L5						G4-3		3	0	1	1	0	0	0					
Jose Silva, R Doug Strange, S OBP: 0.333, SLG: 0.357 (1, 1) (8, 5)		B1-4			F8			F8		2	0	0	0	0	0	1					
										1	0	0	0	0	0	0					
<b>Inning Stats</b>	R: 0 E: 0 K: 0 S: 7	H: 1 LOB: 1 BB: 0 P: 10	R: 3 E: 1 K: 0 S: 10	H: 3 LOB: 0 BB: 0 P: 15	R: 0 E: 0 K: 1 S: 9	H: 0 LOB: 0 BB: 0 P: 13	R: 0 E: 0 K: 0 S: 7	H: 0 LOB: 0 BB: 0 P: 9	R: 0 E: 0 K: 1 S: 10	H: 1 LOB: 1 BB: 0 P: 15	R: 0 E: 0 K: 0 S: 6	H: 0 LOB: 0 BB: 0 P: 8	R: 1 E: 0 K: 0 S: 12	H: 3 LOB: 2 BB: 0 P: 20	R: 0 E: 0 K: 0 S: 7	H: 0 LOB: 0 BB: 0 P: 9	1B: 6 2B: 1 3B: 2 HR: 0	SF: 0 SAC: 0 DP: 1 HBP: 0	WP: 0 PB: 0 CS: 0	PA: 32	
<b>PITCHER</b>	IP	WLS	BF	H	R	ER	SO	BB	IBB	HBP	BLK	WP	HR	S	P	ERA	WHIP				
Brian Meadows, R ERA: 6.75 Antonio Alfonseca, R ERA: 5.4 (1, 1) (8, 1)	7.0	L	26	5	3	2	2	0	0	0	0	0	0	52	75	2.57	0.714				
	1.0		6	3	1	1	0	0	0	0	0	0	0	12	20	9.00	3.000				







Batter	1	2	3	4	5	6	7	8	9	AB	R	H	RBI	BB	SO	LOB	TOP				
Cliff Floyd, L OBP: 0.407, SLG: 0.636 (1, 7)	G4-3 S BB	K			P5		HR		K	4	1	2	1	2	3		<b>Florida Marlins @ Pittsburgh Pirates</b> Three Rivers Stadium, Pittsburgh, PA Sun Apr 12 1998, 3:33 AM EDT Att. 12,203 - Sunny - 64 F				
Edgar Renteria, R OBP: 0.345, SLG: 0.298 (1, 6)	G4-3 BB		G4-3		K		L9			3	0	0	0	1	1	0					
Mark Kotsay, L OBP: 0.269, SLG: 0.367 (1, 8)	G4-3		L8		F7			P5		4	0	0	0	0	2						
Gary Sheffield, R OBP: 0.417, SLG: 0.486 (1, 9)	K		G4-3			G6-3		K		4	0	0	0	2	2						
Bobby Bonilla, S OBP: 0.250, SLG: 0.500 (1, 5)	K					G6-3		K		4	0	1	0	0	2	2					
Derrek Lee, R OBP: 0.333, SLG: 0.650 (1, 3)						G4-3				3	1	1	1	1	1	1					
Charles Johnson, R OBP: 0.231, SLG: 0.389 (1, 2)										4	0	0	0	0	2						
Craig Counsell, L OBP: 0.462, SLG: 0.477 (1, 4)										3	1	3	0	1	0	0					
Rafael Medina, R (1, 1)										1	0	0	0	0	2						
Kirt Ojala, L (6, 1)										0	0	0	0	0	0						
Ryan Jackson, L (7, PH) Oscar Henriquez, R (7, 1) Jim Eisenreich, L (9, PH) OBP: 0.231, SLG: 0.250										1	0	0	0	0	0	1					
										0	0	0	0	0	0	1					
										1	0	0	0	0	1	2					
<b>Inning Stats</b>	R: 0 H: 0 E: 0 K: 2 S: 14	H: 0 R: 2 ER: 0 LOB: 2 BB: 2 P: 24	R: 1 H: 2 E: 0 K: 1 S: 12	H: 2 R: 1 ER: 0 LOB: 1 BB: 0 P: 21	R: 0 H: 0 E: 0 K: 0 S: 7	H: 0 R: 0 ER: 0 LOB: 0 BB: 0 P: 11	R: 0 H: 1 E: 0 K: 1 S: 8	H: 1 R: 2 ER: 0 LOB: 2 BB: 1 P: 16	R: 0 H: 0 E: 0 K: 0 S: 6	H: 0 R: 0 ER: 0 LOB: 0 BB: 0 P: 10	R: 0 H: 0 E: 0 K: 0 S: 8	H: 0 R: 2 ER: 0 LOB: 0 BB: 0 P: 15	R: 2 H: 2 E: 0 K: 0 S: 8	H: 2 R: 0 ER: 0 LOB: 0 BB: 0 P: 11	R: 0 H: 0 E: 0 K: 2 S: 9	H: 0 R: 0 ER: 0 LOB: 0 BB: 0 P: 12	R: 0 H: 1 E: 0 K: 2 S: 11	H: 1 R: 2 ER: 0 LOB: 2 BB: 1 P: 17	1B: 2 2B: 2 3B: 0 HR: 2	SF: 0 SAC: 1 DP: 0 HBP: 0	WP: 0 PA: 37 PB: 0 SB: 1 CS: 0
<b>PITCHER</b>	IP WLS BF H R ER SO BB IBB HBP BLK WP HR S P ERA WHIP																				
Jason Schmidt, R (1, 1) ERA: 5.29	7.0 W 29 5 3 3 5 2 1 0 0 0 2 63 108 3.86 1.000																				
Jason Christiansen, L (8, 1) ERA:	1.0 3 0 0 0 2 0 0 0 0 0 0 9 12 0.00 0.000																				
Marc Wilkins, R (9, 1) ERA:	1.0 5 1 0 0 2 1 0 0 0 0 0 0 11 17 0.00 2.000																				

Batter	1	2	3	4	5	6	7	8	9	AB	R	H	RBI	BB	SO	LOB	BOTTOM
Tony Womack, L (1, 4) OBP: 0.259, SLG: 0.241	18 F9-5 E BB			L7	F8	HR		G4-3		4	1	1	1	1	0	1	<b>Florida Marlins @ Pittsburgh Pirates</b> Three Rivers Stadium, Pittsburgh, PA Sun Apr 12 1998, 3:33 AM EDT Att. 12,203 - Sunny - 64 F
18 Jason Kendall, R (1, 2) OBP: 0.417, SLG: 0.545	F9-5			1B	1B	1B	HR			4	3	3	2	0	0	1	
Al Martin, L (1, 7) OBP: 0.245, SLG: 0.213	F9			E6	1B	1B	P2			4	1	2	0	0	0	0	
Kevin Young, R (1, 3) OBP: 0.392, SLG: 0.457		F8		1B	SF7	BB		L9		2	1	0	0	2	0	0	
Jermaine Allensworth, R (1, 8) OBP: 0.432, SLG: 0.394		F7		1B	SF7	1B		G5-3		4	0	2	3	0	0	0	
Jose Guillen, R (1, 9) OBP: 0.311, SLG: 0.571		G4-3		SF7	F9			G4-3		3	0	0	1	0	0	3	
Freddy Garcia, R (1, 5) OBP: 0.297, SLG: 0.529				G5-3				G5-3		2	1	0	0	2	0	0	
Kevin Polcovich, R (1, 6) OBP: 0.071, SLG: 0.143				G6-3	F8			G4-3		4	0	0	0	0	0	3	
Jason Schmidt, R (1, 1) Jason Christiansen, R (8, 1) Doug Strange, S (8, PH) Marc Wilkins, R (9, 1)				G3-1				G4-3		2	0	0	0	0	1	0	
										0	0	0	0	0	0	0	
										1	0	1	0	0	0	0	
										0	0	0	0	0	0	0	
<b>Inning Stats</b>	R: 0 H: 0 E: 1 K: 0 S: 7	H: 0 R: 0 ER: 0 LOB: 0 BB: 1 P: 14	R: 0 H: 0 E: 0 K: 0 S: 5	H: 0 R: 0 ER: 0 LOB: 0 BB: 0 P: 8	R: 0 H: 0 E: 0 K: 0 S: 8	H: 0 R: 3 ER: 1 LOB: 2 BB: 0 P: 10	R: 1 H: 3 E: 1 K: 1 S: 16	H: 3 R: 1 ER: 0 LOB: 3 BB: 1 P: 26	R: 3 H: 2 E: 0 K: 0 S: 10	H: 2 R: 0 ER: 0 LOB: 0 BB: 1 P: 17	R: 0 H: 0 E: 0 K: 0 S: 7	H: 0 R: 0 ER: 0 LOB: 0 BB: 0 P: 15	R: 0 H: 1 E: 0 K: 0 S: 8	H: 1 R: 0 ER: 0 LOB: 1 BB: 0 P: 12	1B: 7 2B: 2 3B: 0 HR: 1	SF: 1 SAC: 1 DP: 1 HBP: 0	WP: 1 PA: 37 PB: 0 SB: 0 CS: 0
<b>PITCHER</b>	IP WLS BF H R ER SO BB IBB HBP BLK WP HR S P ERA WHIP																
Rafael Medina, R (1, 1) ERA: 9.19	5.2 L 29 8 7 7 1 4 1 0 0 0 0 1 61 106 11.12 2.118																
Kirt Ojala, L (6, 1) ERA: 4.7	0.1 1 0 0 0 0 0 0 0 0 0 0 1 1 0.00 0.000																
Oscar Henriquez, R (7, 1) ERA: 9.0	2.0 7 1 0 0 0 0 0 0 0 0 0 0 15 27 0.00 0.500																







Batter	1	2	3	4	5	6	7	8	9	AB	R	H	RBI	BB	SO	LOB	TOP		
Tony Womack, L (1, 4) OBP: 0.258, SLG: 0.230	0-3 K			0-2 P2		2-2 G3			1-2 F8	4	0	0	0	0	1	0	Pittsburgh Pirates @ Atlanta Braves Turner Field, Atlanta, GA Tue Apr 14 1998, 7:05 PM EDT Att: 31,259 - Overcast - 60 F		
18 Jason Kendall, R (1, 2) OBP: 0.404, SLG: 0.511	3-1 F8			2-3 K			4-2 HBP		1-3 K	3	0	0	0	0	2	0			
Al Martin, L (1, 7) OBP: 0.250, SLG: 0.208	2-2 L9			1-2 F8			0-0 F9			3	0	0	0	0	0	1			
Kevin Young, R (1, 3)		3-3 K			2-2 L9				2-3 K	3	0	0	0	0	2	1			
Jermaine Allensworth, R (1, 8) OBP: 0.432, SLG: 0.475		0-2 L1			1-1 F9				3-2 F9	3	0	1	0	0	0	1			
Jose Guillen, R (1, 9) OBP: 0.327, SLG: 0.571		1-3 K			2-1 F9				0-2 G4-3	3	0	0	0	0	1	1			
Freddy Garcia, R (1, 5) OBP: 0.268, SLG: 0.474			1-3 K		2-3 K				0-3 K	3	0	0	0	0	3	1			
Lou Collier, R (1, 6) OBP: 0.231, SLG: 0.378			0-3 K			0-0 G4-3			1-2 G6-3	3	0	0	0	0	1	0			
Jon Lieber, L (1, 1) OBP: 0.429, SLG: 0.333 Chris Peters, L (7, 1) Doug Strange, S (9, PH) OBP: 0.333, SLG: 0.400			0-3 K			2-3 K			2-3 K	2	0	0	0	0	2	0			
<b>Inning Stats</b>	R: 0 H: 0 E: 0 K: 1 S: 8	H: 0 LOB: 0 BB: 0 P: 13	R: 0 H: 0 E: 0 K: 2 S: 9	H: 0 LOB: 0 BB: 0 P: 13	R: 0 H: 0 E: 0 K: 3 S: 10	H: 0 LOB: 0 BB: 0 P: 11	R: 0 H: 0 E: 0 K: 1 S: 9	H: 0 LOB: 0 BB: 0 P: 12	R: 0 H: 1 E: 0 K: 1 S: 12	H: 1 LOB: 1 BB: 0 P: 19	R: 0 H: 0 E: 0 K: 1 S: 11	H: 0 LOB: 0 BB: 0 P: 15	R: 0 H: 0 E: 0 K: 1 S: 13	H: 0 LOB: 0 BB: 0 P: 22	R: 0 H: 0 E: 0 K: 1 S: 11	H: 0 LOB: 0 BB: 0 P: 14	1B: 0 2B: 1 3B: 0 HR: 0	SF: 0 SAC: 0 DP: 0 HBP: 1	WP: 0 PA: 29 CS: 0
<b>PITCHER</b> Kevin Millwood, R (1, 1) ERA: 2.66	IP: 9.0 WLS: W BF: 29 H: 1 R: 0 ER: 0 SO: 13 BB: 0 IBB: 0 HBP: 1 BLK: 0 WP: 0 HR: 0 S: 93 P: 131 ERA: 0.00 WHIP: 0.111															<b>PITCHER</b>			

AB 28  
R 0  
H 1  
RBI 0  
BB 0  
SO 13  
LOB 5



Batter	1	2	3	4	5	6	7	8	9	AB	R	H	RBI	BB	SO	LOB	BOTTOM		
Walt Weiss, S (1, 6) OBP: 0.524, SLG: 0.529	3-2 G1-3									3	0	0	0	0	1	0	Pittsburgh Pirates @ Atlanta Braves Turner Field, Atlanta, GA Tue Apr 14 1998, 7:05 PM EDT Att: 31,259 - Overcast - 60 F		
Keith Lockhart, L (1, 4) OBP: 0.600, SLG: 0.923	3-2 G4-3						1-1 HBP			4	2	2	1	0	0	1			
10 Chipper Jones, S (1, 5) OBP: 0.482, SLG: 0.837	4-2 BB								3-2 G4-6-3	3	1	1	2	1	1	1			
Andres Galarraga, R (1, 3) OBP: 0.418, SLG: 0.652	1-0 P3									3	1	0	0	1	0	1			
Ryan Klesko, L (1, 7) OBP: 0.240, SLG: 0.468 Danny Bautista, R (9, 7) OBP: 0.385, SLG: 0.417		0-0 G4-3					3-1 F8			4	0	0	0	0	0	1			
Javy Lopez, R (1, 2) OBP: 0.326, SLG: 0.463		1-1 F8					0-1 F7			3	0	0	0	1	1	1			
Michael Tucker, L (1, 9) OBP: 0.333, SLG: 0.238 Gerald Williams, R (9, 9) OBP: 0.318, SLG: 0.368		4-1 1B BB					0-0 S 1B			2	1	1	0	2	1	1			
Andruw Jones, R (1, 8) OBP: 0.196, SLG: 0.233		1 SAFE 3-2 SAFE 1-H 1B					2-2 SAFE SAFE SAFE P6 1-2			3	1	2	3	0	0	1			
Kevin Millwood, R (1, 1)										3	0	0	0	0	2	0			
<b>Inning Stats</b>	R: 0 H: 0 E: 0 K: 0 S: 14	H: 1 LOB: 1 BB: 1 P: 25	R: 0 H: 1 E: 0 K: 0 S: 8	H: 1 LOB: 2 BB: 1 P: 15	R: 2 H: 2 E: 0 K: 2 S: 11	H: 2 LOB: 0 BB: 0 P: 19	R: 0 H: 1 E: 0 K: 0 S: 9	H: 1 LOB: 1 BB: 0 P: 14	R: 1 H: 1 E: 0 K: 1 S: 10	H: 1 LOB: 0 BB: 0 P: 17	R: 3 H: 1 E: 0 K: 2 S: 14	H: 1 LOB: 0 BB: 2 P: 25	R: 0 H: 0 E: 0 K: 0 S: 6	H: 0 LOB: 0 BB: 0 P: 11	R: 0 H: 0 E: 0 K: 1 S: 8	H: 0 LOB: 1 BB: 1 P: 13	1B: 3 2B: 0 3B: 0 HR: 3	SF: 0 SAC: 0 DP: 1 HBP: 1	WP: 0 PA: 34 CS: 0
<b>PITCHER</b> Jon Lieber, R (1, 1) ERA: 5.89 Chris Peters, L (7, 1) ERA: 2.35	IP: 6.0 WLS: L BF: 27 H: 6 R: 0 ER: 6 SO: 5 BB: 3 IBB: 1 HBP: 0 BLK: 0 WP: 0 HR: 3 S: 66 P: 115 ERA: 9.00 WHIP: 1.500															<b>PITCHER</b>			

AB 28  
R 6  
H 6  
RBI 6  
BB 5  
SO 6  
LOB 7





Batter	1	2	3	4	5	6	7	8	9	AB	R	H	RBI	BB	SO	LOB	TOP					
Tony Womack, L (1.4) OBP: 0.271, SLG: 0.246	G1-3		1B			F9			G4-3 1B	4	0	2	0	0	0	0	<b>Pittsburgh Pirates @ Atlanta Braves</b> Turner Field, Atlanta, GA Wed Apr 15 1998, 7:05 PM EDT Att: 30,381 - Cloudy - 64 F					
18 Jason Kendall, R (1.2) OBP: 0.393, SLG: 0.490	G1-6-3 1B		G1-3			G4-3			K	4	0	1	0	0	1	2						
Al Martin, L (1.7) OBP: 0.250, SLG: 0.211	G1-6-3 1-2					G6-3			G4-3 1B	4	0	1	0	0	1	1						
Kevin Young, R (1.3) OBP: 0.339, SLG: 0.404		CS				F9			G4-3 1-2 2-3	4	0	1	0	0	1	2						
Jermaine Allensworth, R (1.8) OBP: 0.428, SLG: 0.465		G6-3				G6-3				3	0	1	0	0	0	1						
Jose Guillen, R (1.9) OBP: 0.309, SLG: 0.538	E1 FC6-4 2-3					1B				3	0	0	0	0	1	2						
Freddy Garcia, R (1.5) OBP: 0.250, SLG: 0.439	FC6-4 1-2					G6-3			F7	3	0	0	0	0	0	1						
Lou Collier, R (1.6) OBP: 0.214, SLG: 0.350			G1-3			G3			K	3	0	0	0	0	1	0						
Jose Silva, R (1.1)			G1-3			G4-3			F9	2	0	0	0	0	0	0						
Ricardo Rincon, L (5.1)			G1-3							0	0	0	0	0	0	0						
Jeff Tabaka, R (6.1)										0	0	0	0	0	0	0						
Mark Smith, R (8, PH)										1	0	0	0	0	0	0						
Javier Martinez, R (8.1)										0	0	0	0	0	0	0						
<b>Inning Stats</b>	R: 0 E: 0 K: 0 S: 6	H: 1 LOB: 0 BB: 0 P: 9	R: 0 E: 1 K: 0 S: 12	H: 1 LOB: 1 BB: 0 P: 19	R: 0 E: 0 K: 0 S: 7	H: 1 LOB: 1 BB: 0 P: 10	R: 0 E: 0 K: 2 S: 10	H: 1 LOB: 1 BB: 0 P: 13	R: 0 E: 0 K: 0 S: 5	H: 0 LOB: 0 BB: 0 P: 6	R: 0 E: 0 K: 1 S: 5	H: 0 LOB: 0 BB: 0 P: 7	R: 0 E: 0 K: 1 S: 7	H: 0 LOB: 0 BB: 0 P: 7	R: 0 E: 0 K: 1 S: 7	H: 0 LOB: 1 BB: 0 P: 9	R: 0 E: 0 K: 1 S: 9	H: 2 LOB: 1 BB: 0 P: 11	1B: 5 2B: 1 3B: 0 HR: 0	SF: 0 SAC: 0 DP: 2 HBP: 0	WP: 0 SB: 0 CS: 1	PA: 31
<b>PITCHER</b> Greg Maddux, R (1.1) ERA: 0.56	IP: 9.0 WLS: W BF: 31 H: 6 R: 0 ER: 0 SO: 5 BB: 0 IBB: 0 HBP: 0 BLK: 0 WP: 0 HR: 0 S: 68 P: 91 ERA: 0.00 WHIP: 0.667															<b>PITCHER</b>						

Batter	1	2	3	4	5	6	7	8	9	AB	R	H	RBI	BB	SO	LOB	BOTTOM						
Walt Weiss, S (1.6) OBP: 0.560, SLG: 0.714	F8					SH1-3				4	1	3	1	0	0	0	<b>Pittsburgh Pirates @ Atlanta Braves</b> Turner Field, Atlanta, GA Wed Apr 15 1998, 7:05 PM EDT Att: 30,381 - Cloudy - 64 F						
Keith Lockhart, L (1.4) OBP: 0.450, SLG: 0.667	F7					K				5	0	0	0	0	1	5							
10 Chipper Jones, S (1.5) OBP: 0.508, SLG: 0.887	HR									4	2	3	2	1	0	0							
Andres Galarraga, R (1.3) OBP: 0.441, SLG: 0.667 Danny Bautista, R (6, PR) (7.7) OBP: 0.357, SLG: 0.385	1B									2	1	1	1	1	1	2							
Ryan Klesko, L (1.7) OBP: 0.259, SLG: 0.460	BB									1	0	0	0	0	0	1							
Michael Tucker, L (1.9) OBP: 0.323, SLG: 0.208	1B									3	1	1	0	1	0	2							
Michael Tucker, L (1.9) OBP: 0.323, SLG: 0.208	F8									3	0	0	0	1	0	3							
Eddie Pérez, R (1.2) OBP: 0.250, SLG: 0.333										4	1	2	1	0	1	1							
Andruw Jones, R (1.8) OBP: 0.200, SLG: 0.255										4	1	1	2	0	3	2							
Greg Maddux, R (1.1) OBP: 0.200, SLG: 0.200										4	0	2	0	0	1	1							
<b>Inning Stats</b>	R: 1 E: 0 K: 0 S: 8	H: 2 LOB: 2 BB: 1 P: 13	R: 0 E: 0 K: 1 S: 11	H: 3 LOB: 0 BB: 0 P: 18	R: 2 E: 0 K: 1 S: 10	H: 2 LOB: 1 BB: 1 P: 20	R: 0 E: 0 K: 2 S: 11	H: 1 LOB: 2 BB: 1 P: 18	R: 3 E: 0 K: 1 S: 16	H: 3 LOB: 1 BB: 1 P: 24	R: 0 E: 0 K: 0 S: 5	H: 0 LOB: 0 BB: 0 P: 11	R: 0 E: 0 K: 2 S: 7	H: 0 LOB: 0 BB: 0 P: 15	R: 1 E: 0 K: 0 S: 6	H: 2 LOB: 1 BB: 0 P: 9		R: 0 E: 0 K: 0 S: 6	H: 2 LOB: 1 BB: 0 P: 9	1B: 7 2B: 4 3B: 1 HR: 1	SF: 0 SAC: 1 DP: 1 HBP: 1	WP: 1 SB: 0 CS: 0	PA: 40
<b>PITCHER</b> Jose Silva, R (1.1) ERA: 5.6 Ricardo Rincon, L (5.1) ERA: 2.08 Jeff Tabaka, L (6.1) ERA: 2.08 Javier Martinez, R (8.1) ERA: 3.0	IP: 4.2 WLS: L BF: 28 H: 11 R: 6 ER: 6 SO: 5 BB: 3 IBB: 1 HBP: 0 BLK: 0 WP: 0 HR: 1 S: 54 P: 89 ERA: 11.57 WHIP: 3.000															<b>PITCHER</b>							





Batter	1	2	3	4	5	6	7	8	9	AB	R	H	RBI	BB	SO	LOB	TOP										
Tony Womack, L (1, 4) OBP: 0.297, SLG: 0.232	1-3 K		1-2 F8		0-0 F8		1-0 G3			4	0	0	0	0	1	2											
18 Jason Kendall, R (1, 2) OBP: 0.400, SLG: 0.519	0-0 FC4-2-5-1 3B		2-1 HBP			1-0 G1-3		1-2 L8		3	0	1	0	0	0	0											
Al Martin, L (1, 7) OBP: 0.234, SLG: 0.197	2-1 FC4-2-5-1		3-3 K			0-0 G3-1		1-3 K		4	0	0	0	0	2	2											
Turner Ward, S (1, 9) OBP: 0.448, SLG: 0.455	4-2 BB		1-1 G4-3			1-2 G4-3		2-0 G5-3		3	0	0	0	1	0	1											
Jermaine Allensworth, R (1, 8) OBP: 0.431, SLG: 0.457	1-3 K			1-0 CS 1B			0-3 K		4-1 S BB	3	0	1	0	1	2	2											
Mark Smith, R (1, 3)		4-2 BB		2-3 K			0-0 P3		3-2 G6-3	3	0	0	0	1	1	2											
Doug Strange, S (1, 5) OBP: 0.320, SLG: 0.375	1-2 L8			0-0 F8			0-0 1B 1B		1-0 F8	4	1	1	0	0	0	2											
Lou Collier, R (1, 6) OBP: 0.217, SLG: 0.341	2-3 K			1-3 K			1-0 1B 1B		0-0 F9	4	0	1	0	0	2	2											
67 Francisco Cordova, R (1, 1) Chris Peters, L (5, 1) Javier Martinez, R (6, 1) Kevin Young, R (7, PH) Jason Christiansen, R (7, 1) Marc Wilkins, R (7, 1)	1-2 G1			1-3 K			2-1 1-3 2-H 1B			2	0	0	0	0	1	1											
<b>Inning Stats</b>	R: 0 E: 0 K: 2 S: 11	H: 1 LOB: 2 BB: 1 P: 19	R: 0 E: 0 K: 1 S: 13	H: 0 LOB: 1 BB: 1 P: 21	R: 0 E: 0 K: 1 S: 11	H: 0 LOB: 1 BB: 0 P: 18	R: 0 E: 0 K: 1 S: 5	H: 1 LOB: 0 BB: 0 P: 8	R: 0 E: 0 K: 0 S: 6	H: 0 LOB: 0 BB: 0 P: 9	R: 1 E: 0 K: 1 S: 9	H: 3 LOB: 2 BB: 0 P: 13	R: 0 E: 0 K: 1 S: 7	H: 0 LOB: 0 BB: 0 P: 11	R: 0 E: 0 K: 0 S: 8	H: 0 LOB: 1 BB: 1 P: 16	1B: 4 2B: 0 3B: 1 HR: 0	SF: 0 SAC: 0 DP: 0 HBP: 1	WP: 0 PB: 0 SB: 2 CS: 1	PA: 35							
<b>PITCHER</b>	IP	WLS	BF	H	R	ER	SO	BB	IBB	HBP	BLK	WP	HR	S	P	ERA	WHIP										
29 John Smoltz, R (1, 1) ERA: 2.99	5.0	W	19	2	0	0	7	2	0	1	0	0	0	47	75	0.00	0.800										
Dennis Martinez, R (6, 1) ERA: 6.94	2.0		9	3	1	1	1	0	0	0	0	0	0	15	21	4.50	1.500										
Kerry Ligtenberg, R (8, 1) ERA: 5.0	1.0		3	0	0	0	1	0	0	0	0	0	0	7	11	0.00	0.000										
Mark Wohlers, R (9, 1) ERA: 1.8	1.0	S	4	0	0	0	0	1	0	0	0	0	0	8	16	0.00	1.000										

Pittsburgh Pirates @ Atlanta Braves  
Turner Field, Atlanta, GA  
Thu Apr 16 1998, 3:33 AM EDT  
Att: 35,760 - Overcast - 61 F

AB 31  
R 1  
H 5  
RBI 1  
BB 3  
SO 9  
LOB 14



Batter	1	2	3	4	5	6	7	8	9	AB	R	H	RBI	BB	SO	LOB	BOTTOM										
Walt Weiss, S (1, 6) OBP: 0.517, SLG: 0.640	2-3 K		2-1 G3		0-1 F8		0-0 10 E 1B			4	0	1	0	0	1	0											
Keith Lockhart, L (1, 4) OBP: 0.458, SLG: 0.636	1-2 1B		0-1 F8		0-0 10 1B		1-2 F7			4	0	2	0	0	0	1											
10 Chipper Jones, S (1, 5) OBP: 0.523, SLG: 0.873	1-3 K		4-2 1B BB		1-1 1-2 1B		4-1 1-2 BB			2	1	1	0	2	1	1											
Andres Galarraga, R (1, 3) OBP: 0.429, SLG: 0.635	2-1 F8		3-1 1B 2B 1B		1-0 G6-4-3		0-3 K			4	1	1	0	0	1	5											
Ryan Klesko, L (1, 7) OBP: 0.263, SLG: 0.453		3-2 P3		1-0 2B		2-3 K		3-2 G4-3		3	0	1	1	0	1	1											
Dennis Martinez, R (6, 1) Kerry Ligtenberg, R (8, 1) Curtis Pride, L (8, PH) Gerald Williams, R (9, 9) OBP: 0.192, SLG: 0.269 OBP: 0.318, SLG: 0.368		0-1 E6 2B		1-3 2-H 2B 1B				1-3 K		0	0	0	0	0	0	0											
Javy Lopez, R (1, 2) OBP: 0.320, SLG: 0.467	0-1 E6 2B		0-0 1-3 2-H 2B 1B			1-3 K		1-3 K		4	1	1	1	0	2	0											
Michael Tucker, L (1, 9) OBP: 0.243, SLG: 0.286 Mark Wohlers, R (9, 1) ERA: 2.7	0-0 1-H 2B		3-1 G3			0-0 CS 1B		2-3 K		4	0	2	1	0	1	2											
Andruw Jones, R (1, 8) OBP: 0.189, SLG: 0.240		3-1 P5		1-0 G5-3		1-3 K		1-3 K		3	0	0	0	0	1	2											
29 John Smoltz, R (1, 1) Danny Bautista, R (6, 7) OBP: 0.333, SLG: 0.357	1-2 G4-3			0-1 L9				2-3 K		2	0	0	0	0	0	1											
<b>Inning Stats</b>	R: 0 E: 0 K: 2 S: 13	H: 1 LOB: 0 BB: 0 P: 19	R: 1 E: 1 K: 0 S: 11	H: 1 LOB: 1 BB: 0 P: 18	R: 2 E: 0 K: 0 S: 13	H: 3 LOB: 2 BB: 1 P: 25	R: 0 E: 0 K: 0 S: 5	H: 0 LOB: 0 BB: 0 P: 6	R: 0 E: 0 K: 1 S: 7	H: 2 LOB: 1 BB: 0 P: 11	R: 0 E: 0 K: 2 S: 7	H: 1 LOB: 2 BB: 1 P: 9	R: 0 E: 0 K: 2 S: 12	H: 1 LOB: 0 BB: 0 P: 19	R: 0 E: 0 K: 2 S: 12	H: 0 LOB: 0 BB: 0 P: 18	1B: 7 2B: 3 3B: 0 HR: 0	SF: 0 SAC: 0 DP: 2 HBP: 0	WP: 0 PB: 0 SB: 0 CS: 1	PA: 34							
<b>PITCHER</b>	IP	WLS	BF	H	R	ER	SO	BB	IBB	HBP	BLK	WP	HR	S	P	ERA	WHIP										
67 Francisco Cordova, R (1, 1) ERA: 2.99	4.2	L	22	7	3	2	2	1	0	0	0	0	0	46	74	3.86	1.714										
Chris Peters, L (5, 1) ERA: 2.16	0.2		3	1	0	0	2	0	0	0	0	0	0	7	10	0.00	1.500										
Javier Martinez, R (6, 1) ERA: 2.7	0.2		1	0	0	0	1	0	0	0	0	0	0	3	4	0.00	0.000										
Jason Christiansen, L (7, 1) ERA: 2.7	0.2		4	1	0	0	1	1	0	0	0	0	0	9	16	0.00	3.000										
Marc Wilkins, R (7, 1) ERA: 1.1	4		0	0	0	3	0	0	0	0	0	0	0	15	21	0.00	0.000										

Pittsburgh Pirates @ Atlanta Braves  
Turner Field, Atlanta, GA  
Thu Apr 16 1998, 3:33 AM EDT  
Att: 35,760 - Overcast - 61 F

AB 32  
R 3  
H 9  
RBI 3  
BB 2  
SO 9  
LOB 13





Batter	1	2	3	4	5	6	7	8	9	AB	R	H	RBI	BB	SO	LOB	TOP			
Quilvio Veras, S OBP: 0.397, SLG: 0.333	G4-3	G4-3				SF8 3B			G4-3 2B	5	1	3	1	0	0	1	<b>San Diego Padres @ Pittsburgh Pirates</b> Three Rivers Stadium, Pittsburgh, PA Fri Apr 17 1998, 7:05 PM EDT Att: 12,555 - Cloudy - 50 F			
Steve Finley, L OBP: 0.275, SLG: 0.415	2B SF8 1B	G4-3			K	FC4-6 1B			G4-3	5	1	1	0	0	1	5				
Tony Gwynn, L OBP: 0.338, SLG: 0.441	1-2 2B		F8		SF8		G1-3		L3	4	0	1	1	0	0	1				
Ken Caminiti, S OBP: 0.311, SLG: 0.648	SF8		K		F8		P5			3	0	0	1	0	1	0				
Wally Joyner, L OBP: 0.418, SLG: 0.553	G5-3		G3-1			HR BB			F7	3	1	0	0	1	0	1				
Greg Vaughn, R OBP: 0.388, SLG: 0.617		2B 1B BB		G6-3		HR			K	3	2	1	2	1	1	0				
Dan Miceli, R										0	0	0	0	0	0	0				
Sterling Hitchcock, L										0	0	0	0	0	0	0				
Trevor Hoffman, R										0	0	0	0	0	0	0				
Greg Myers, L OBP: 0.379, SLG: 0.423		F9		G4-3		L3			K	4	0	0	0	0	1	1				
Chris Gomez, R OBP: 0.316, SLG: 0.360		1B 2B		G4-3		E5 1B			K	4	1	1	0	0	1	0				
Joey Hamilton, R OBP: 0.250, SLG: 0.250									G1-3	1	0	1	2	0	0	0				
Ed Giovannola, L										0	1	0	0	1	0	0				
Brian Boehringer, S										1	0	0	0	0	0	1				
James Mouton, R OBP: 0.250, SLG: 0.400		G4-3 1B				B2				1	0	0	0	0	0	0				
<b>Inning Stats</b>	R: 1 E: 0 K: 0 S: 14	H: 2 LOB: 1 BB: 0 P: 20	R: 2 E: 0 K: 0 S: 9	H: 2 LOB: 1 BB: 1 P: 15	R: 0 E: 0 K: 1 S: 10	H: 0 LOB: 0 BB: 0 P: 15	R: 0 E: 0 K: 0 S: 5	H: 0 LOB: 0 BB: 0 P: 6	R: 2 E: 0 K: 1 S: 10	H: 1 LOB: 0 BB: 1 P: 20	R: 0 E: 0 K: 0 S: 5	H: 0 LOB: 0 BB: 0 P: 8	R: 0 E: 0 K: 3 S: 9	H: 0 LOB: 0 BB: 0 P: 13	R: 0 E: 0 K: 0 S: 7	H: 1 LOB: 1 BB: 0 P: 11	1B: 3 2B: 3 3B: 1 HR: 1	SF: 2 SAC: 0 DP: 0 HBP: 0	WP: 0 PB: 0 SB: 2 CS: 0	PA: 39
<b>PITCHER</b>	IP WLS BF H R ER SO BB IBB HBP BLK WP HR S P ERA WHIP																			
Jason Schmidt, R ERA: 6.14	(1, 1) 5.0 22 5 5 5 2 2 0 0 0 0 0 0 48 76 9.00 1.400																			
Jeff Tabaka, L ERA: 3.39	(6, 1) 2.0 L 10 2 2 2 0 1 0 0 0 0 0 1 18 32 9.00 1.500																			
Ricardo Rincon, L ERA:	(8, 1) 1.0 3 0 0 0 3 0 0 0 0 0 0 0 9 13 0.00 0.000																			
Rich Loiselle, R ERA: 3.86	(9, 1) 1.0 4 1 0 0 0 0 0 0 0 0 0 0 7 11 0.00 1.000																			

AB	34
R	7
H	8
RBI	7
BB	3
SO	5
LOB	10



Batter	1	2	3	4	5	6	7	8	9	AB	R	H	RBI	BB	SO	LOB	BOTTOM			
Tony Womack, L OBP: 0.253, SLG: 0.230	G6-3	F8		HR 1B		K		G3		5	1	1	0	0	1	6	<b>San Diego Padres @ Pittsburgh Pirates</b> Three Rivers Stadium, Pittsburgh, PA Fri Apr 17 1998, 7:05 PM EDT Att: 12,555 - Cloudy - 50 F			
Al Martin, L OBP: 0.246, SLG: 0.288	F9		1B 1B 3B	HR		F7		F9		5	2	2	2	0	0	3				
Rich Loiselle, R										0	0	0	0	0	0	0				
1B Jason Kendall, R OBP: 0.385, SLG: 0.492	K		1B 2B 1B	F8		L8		F8		5	1	1	1	0	1	1				
Kevin Young, R OBP: 0.324, SLG: 0.381		F9	G5-3	G5-3			K		P3	5	0	0	0	0	1	1				
Jermaine Allensworth, R OBP: 0.429, SLG: 0.451		F8	2B 1B			S 1B		F9		5	0	2	0	0	1	0				
Jose Guillen, R OBP: 0.322, SLG: 0.545		BB 1B BB		K		G5-3				3	1	1	1	1	1	1				
Freddy Garcia, R OBP: 0.277, SLG: 0.429		1B BB		G5-3		G3		G3		1	0	0	0	2	0	1				
Jeff Tabaka, R										0	0	0	0	0	0	0				
Ricardo Rincon, L										0	0	0	0	0	0	0				
Turner Ward, S OBP: 0.433, SLG: 0.435		1B BB		G6-4-3 BB						1	0	0	0	0	0	0				
Kevin Polcovich, R OBP: 0.182, SLG: 0.227		BB 1B		G6-4-3		G4-3		G3 1B		4	0	2	1	0	0	4				
Jason Schmidt, R										1	0	0	0	1	0	0				
Doug Strange, S OBP: 0.370, SLG: 0.423		BB		G6-3				G3 1B		2	0	2	0	0	0	0				
<b>Inning Stats</b>	R: 0 E: 0 K: 1 S: 7	H: 0 LOB: 0 BB: 0 P: 12	R: 1 E: 0 K: 0 S: 8	H: 1 LOB: 3 BB: 3 P: 26	R: 2 E: 0 K: 0 S: 13	H: 4 LOB: 2 BB: 1 P: 25	R: 2 E: 0 K: 0 S: 8	H: 2 LOB: 0 BB: 0 P: 11	R: 0 E: 0 K: 1 S: 13	H: 1 LOB: 1 BB: 0 P: 20	R: 0 E: 0 K: 1 S: 6	H: 1 LOB: 1 BB: 0 P: 8	R: 0 E: 0 K: 0 S: 11	H: 2 LOB: 2 BB: 0 P: 17	R: 0 E: 0 K: 1 S: 8	H: 0 LOB: 0 BB: 0 P: 13	1B: 8 2B: 1 3B: 1 HR: 1	SF: 0 SAC: 0 DP: 1 HBP: 0	WP: 0 PB: 0 SB: 2 CS: 0	PA: 41
<b>PITCHER</b>	IP WLS BF H R ER SO BB IBB HBP BLK WP HR S P ERA WHIP																			
Joey Hamilton, R ERA: 5.55	(1, 1) 4.0 22 7 5 5 1 4 0 0 0 0 0 0 25 37 0.00 0.667																			
Brian Boehringer, R ERA: 7.45	(5, 1) 3.0 W 11 2 0 0 3 0 0 0 0 0 0 0 9 13 0.00 3.000																			
Dan Miceli, R ERA: 2.45	(8, 1) 0.2 4 2 0 0 0 0 0 0 0 0 0 0 9 13 0.00 3.000																			
Sterling Hitchcock, L ERA: 10.38	(8, 1) 0.1 1 0 0 0 0 0 0 0 0 0 0 0 2 4 0.00 0.000																			
Trevor Hoffman, R ERA: 3.0	(9, 1) 1.0 S 3 0 0 0 1 0 0 0 0 0 0 0 8 13 0.00 0.000																			

AB	37
R	5
H	11
RBI	5
BB	4
SO	5
LOB	17





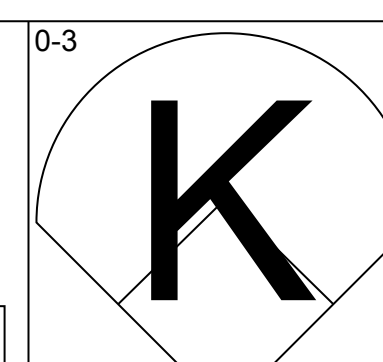
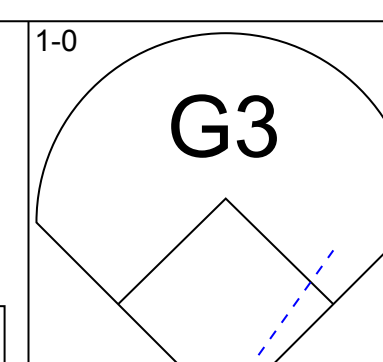
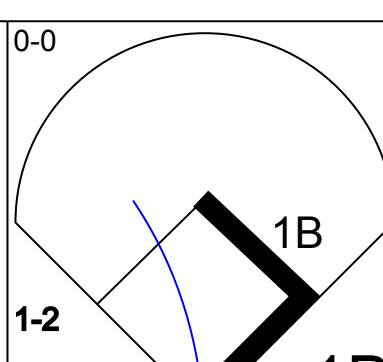
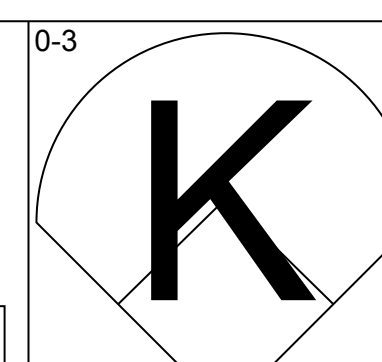
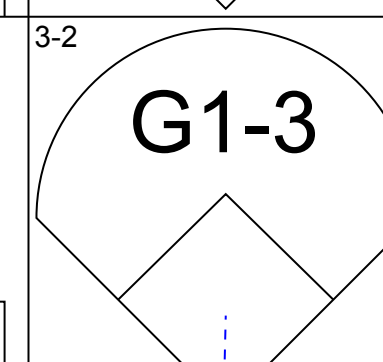
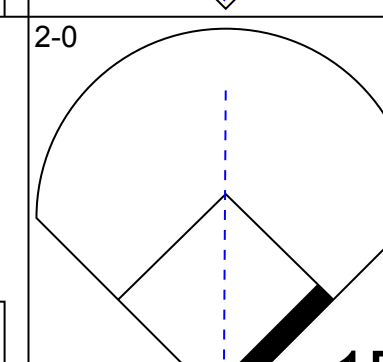
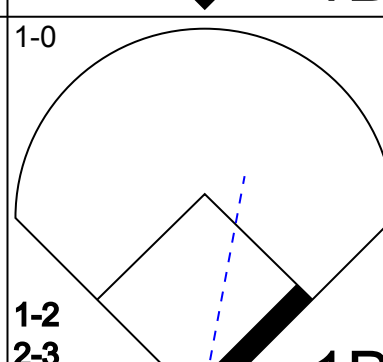
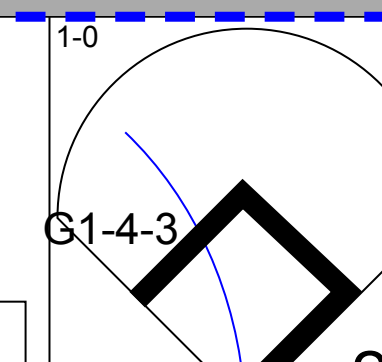
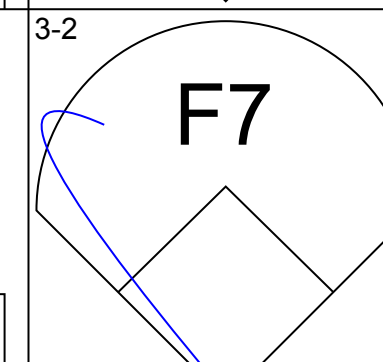
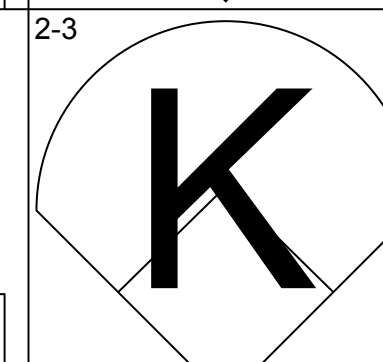
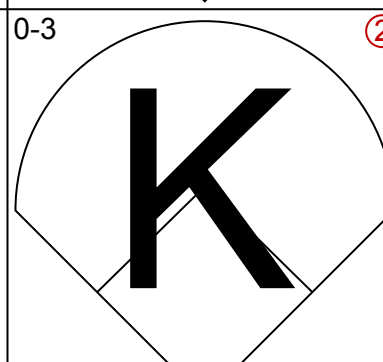
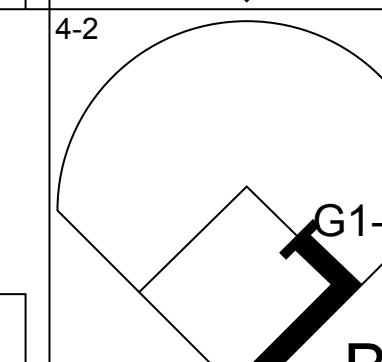
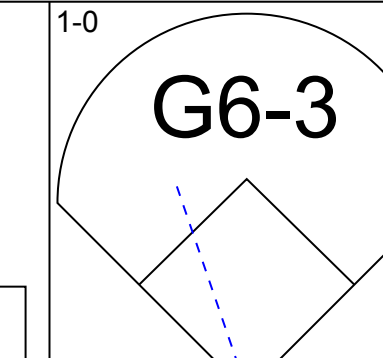
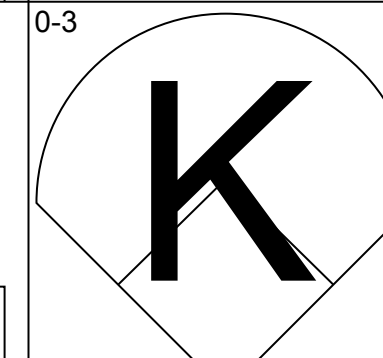
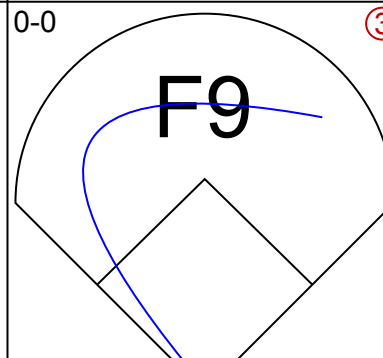
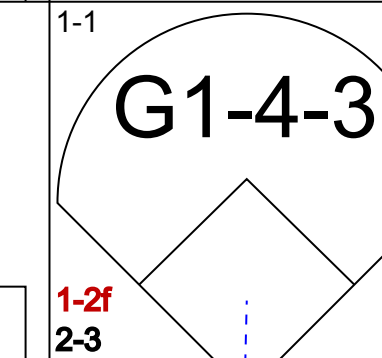
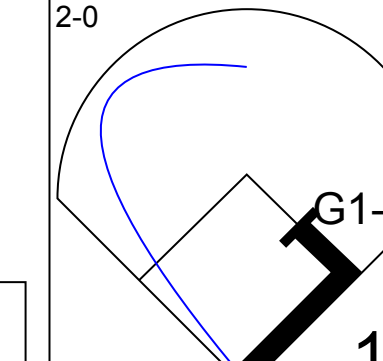
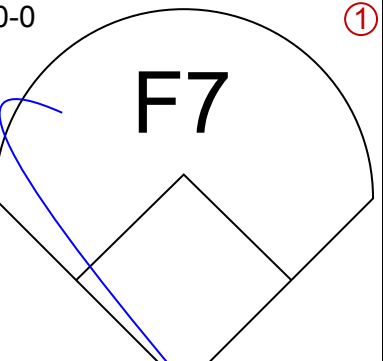
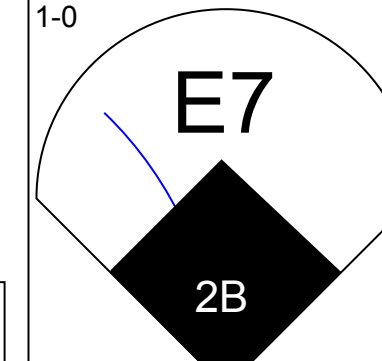
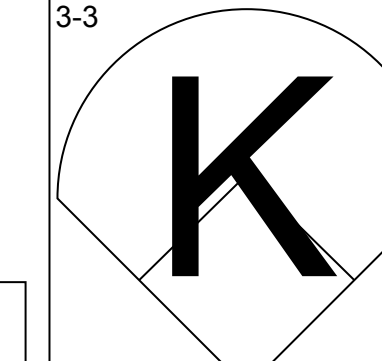
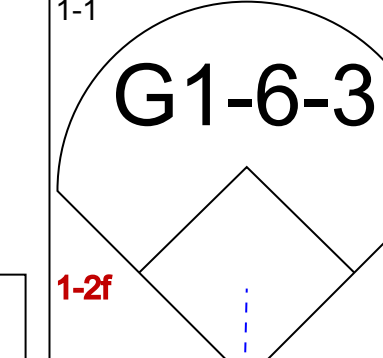
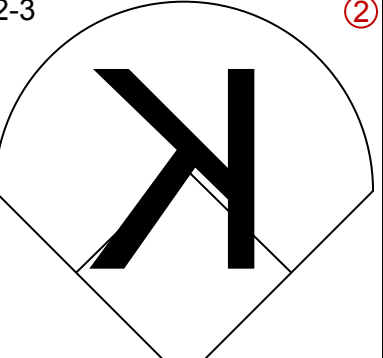
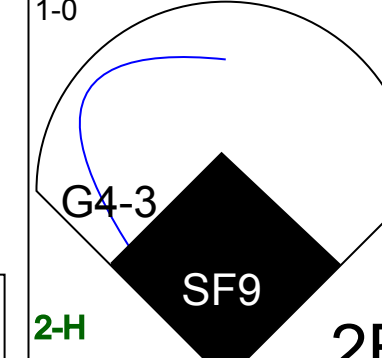
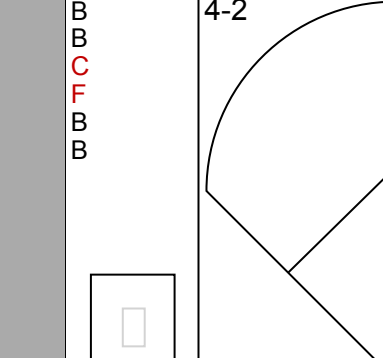
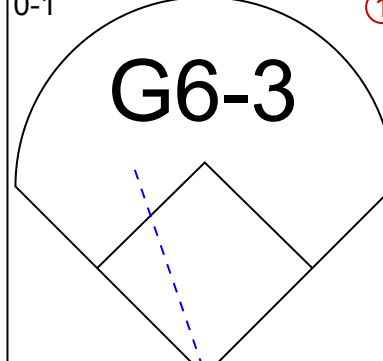
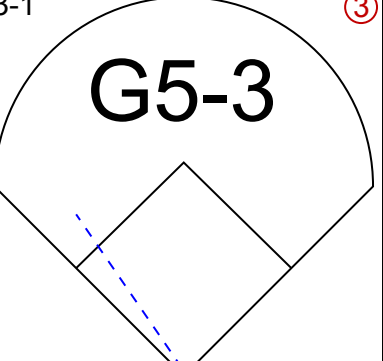
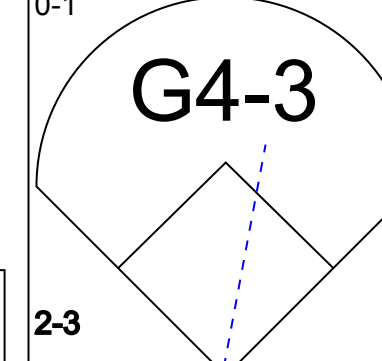
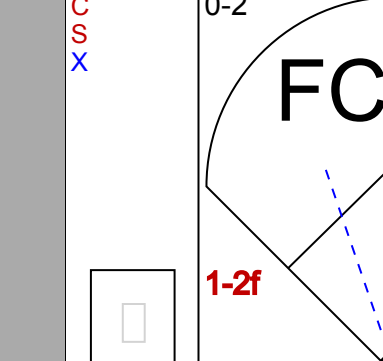
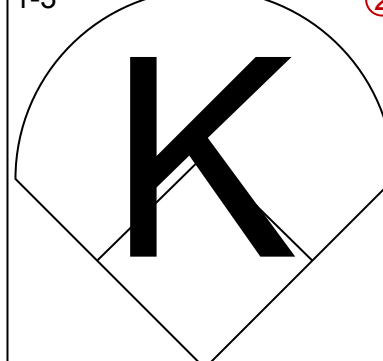
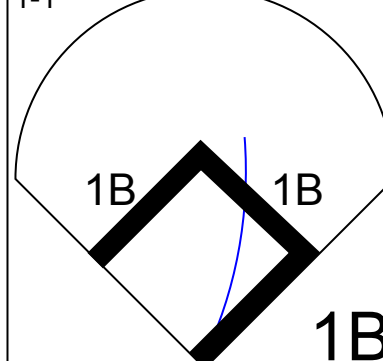
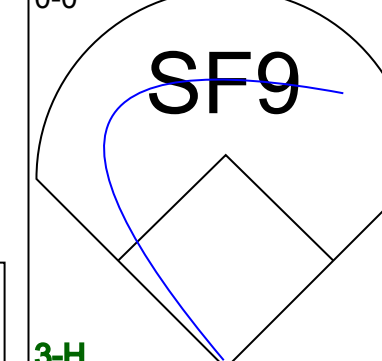
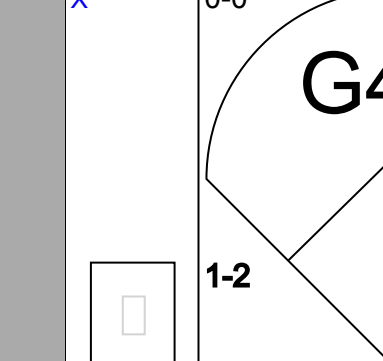

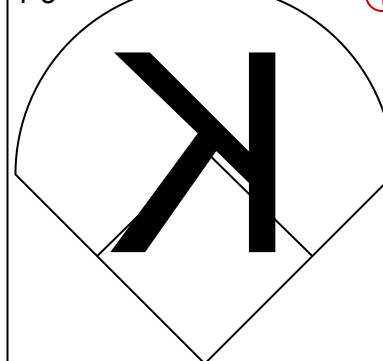
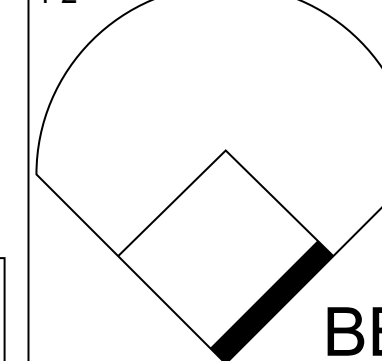
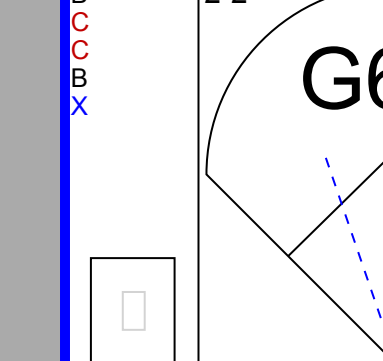
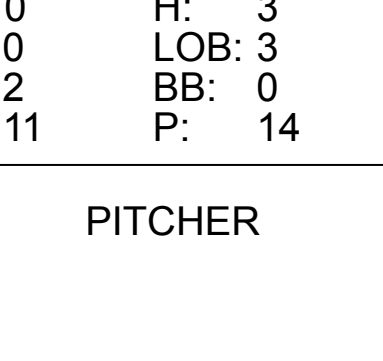




Batter	1	2	3	4	5	6	7	8	9	AB	R	H	RBI	BB	SO	LOB	TOP								
Darryl Hamilton, L OBP: 0.363, SLG: 0.333 Alex Diaz, S OBP: 0.200, SLG: 0.250	3-1 BB 1B	0-0 SF7		1-3 K		3-2 FC5-4 1-2		2-3 K		3	0	1	1	0	1	1	<b>San Francisco Giants @ Pittsburgh Pirates</b> Three Rivers Stadium, Pittsburgh, PA Tue Apr 21 1998, 7:05 PM EDT Att: 8,976 - Unknown - 65 F <a href="http://livebaseballscorecards.com">livebaseballscorecards.com</a>								
Bill Mueller, S OBP: 0.385, SLG: 0.418	2-3 K	0-1 L6		3-1 1B		0-0 F8		1-0 G6-3		5	0	1	0	0	1	5									
Barry Bonds, L OBP: 0.311, SLG: 0.457	2-3 K		0-0 HR	0-0 F7		2-3 K			0-0 F7	5	1	1	1	0	2	3									
J.T. Snow, L OBP: 0.308, SLG: 0.284	4-0 FC6 1-2 BB		1-2 G4-3 1B 2B		0-1 G3		2-1 G3		3-1 F9	4	1	1	0	1	0	0									
Stan Javier, S OBP: 0.372, SLG: 0.333	0-0 FC6 1-2		0-0 G4-3		0-2 F7		1-2 G3		1-0 G6-3	5	0	0	0	0	0	3									
Rich Aurilia, R OBP: 0.440, SLG: 0.452		1-0 G6-3	1-2 1B HBP		1-2 HR 2B		4-1 BB			2	2	1	0	1	0	0									
Brent Mayne, L OBP: 0.478, SLG: 0.682		1-1 1B SF7 1B	2-3 K		2-1 HR 2B		1-0 G4-3			4	2	2	2	0	1	3									
Rey Sanchez, R OBP: 0.450, SLG: 0.457		1-0 1B	1-0 1B		0-0 G6-3		2-2 SH1-3 HBP			3	0	2	2	0	0	0									
Mark Gardner, R OBP: 0.444, SLG: 0.286		0-1 1B		1-1 G6-3		1-1 FC5-4 1B		0-0 SH1-3		3	0	2	0	0	0	0									
<b>Inning Stats</b>	R: 0 E: 0 K: 2 S: 12	H: 1 LOB: 2 BB: 1 P: 22	R: 1 E: 0 K: 0 S: 9	H: 3 LOB: 2 BB: 0 P: 12	R: 3 E: 0 K: 1 S: 11	H: 3 LOB: 1 BB: 0 P: 16	R: 0 E: 0 K: 1 S: 8	H: 1 LOB: 1 BB: 0 P: 13	R: 2 E: 0 K: 0 S: 12	H: 2 LOB: 0 BB: 0 P: 15	R: 0 E: 0 K: 1 S: 10	H: 1 LOB: 1 BB: 0 P: 16	R: 0 E: 0 K: 0 S: 7	H: 0 LOB: 1 BB: 1 P: 15	R: 0 E: 0 K: 1 S: 8	H: 0 LOB: 0 BB: 0 P: 13	R: 0 E: 0 K: 0 S: 4	H: 0 LOB: 0 BB: 0 P: 8	1B: 7 2B: 2 3B: 0 HR: 2	SF: 1 SAC: 1 DP: 0 HBP: 2	WP: 0 PB: 0 SB: 1 CS: 0	PA: 41			
<b>PITCHER</b>	IP	WLS	BF	H	R	ER	SO	BB	IBB	HBP	BLK	WP	HR	S	P	ERA	WHIP								
Jon Lieber, R ERA: 6.94	5.0	L	26	10	6	6	4	1	0	1	0	0	2	52	78	10.80	2.200								
Javier Martinez, R ERA: 2.08	2.0		8	1	0	0	1	1	0	0	0	0	0	17	31	0.00	1.000								
Jeff Tabaka, L ERA: 2.84	2.0		7	0	0	0	1	0	0	1	0	0	0	12	21	0.00	0.000								

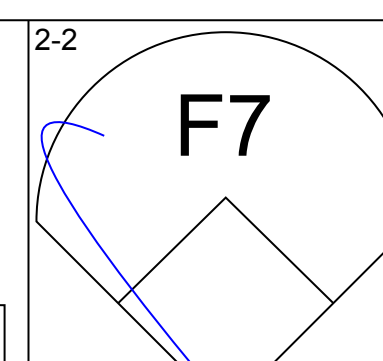
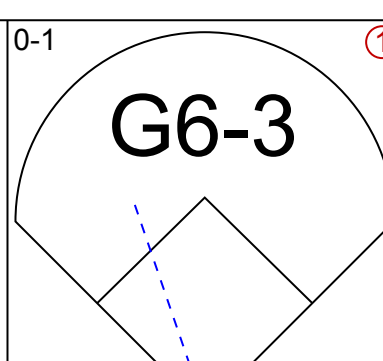
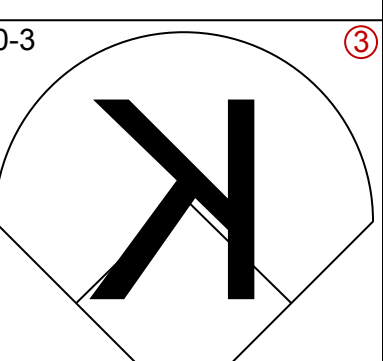
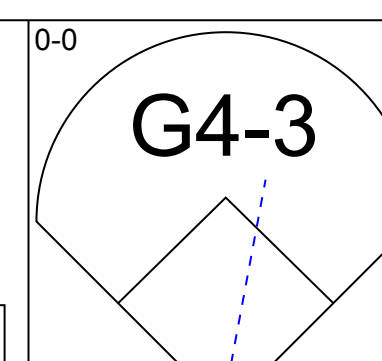
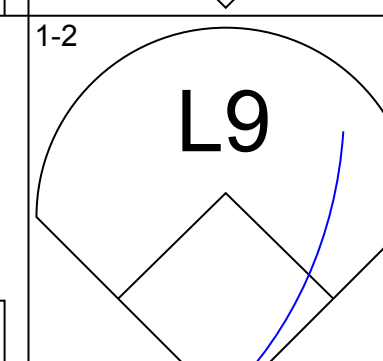
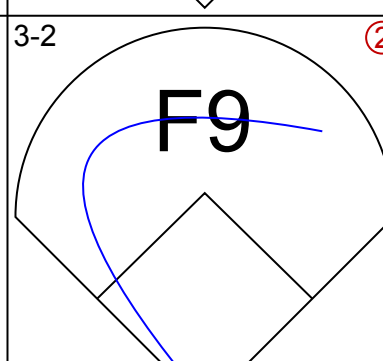
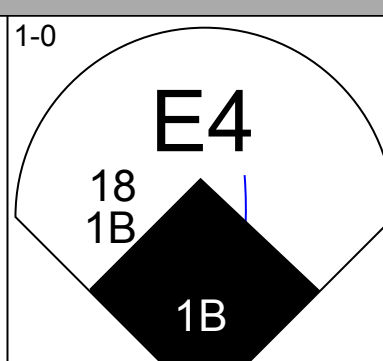
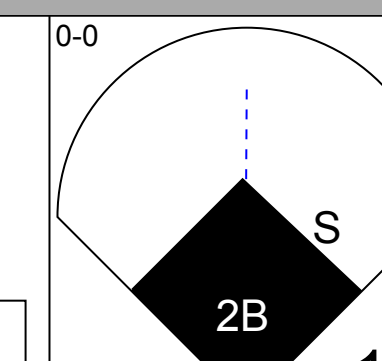
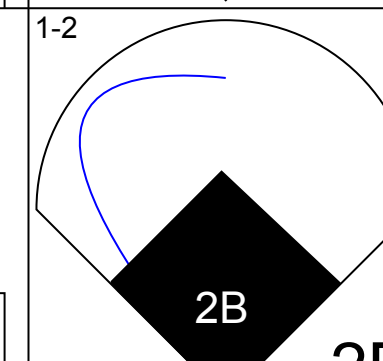
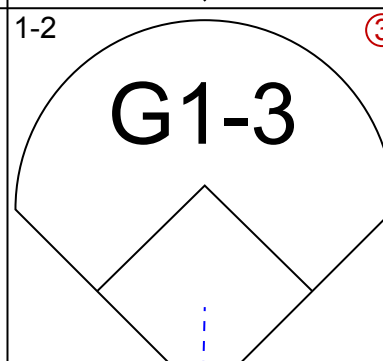
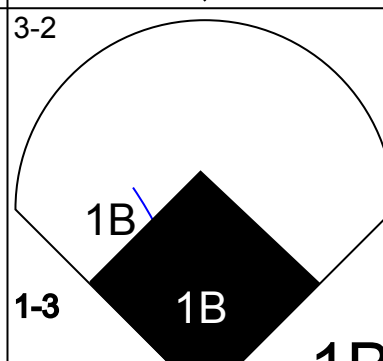
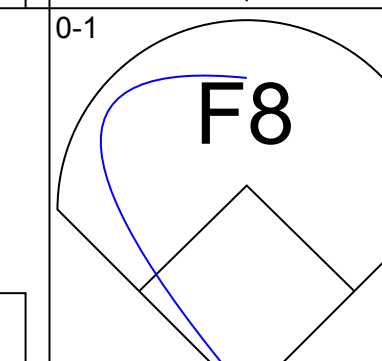
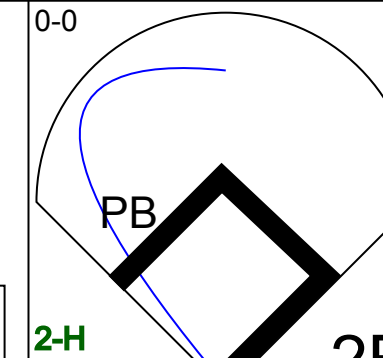
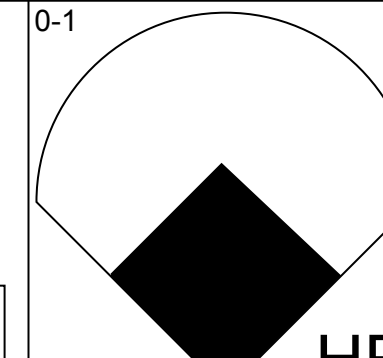
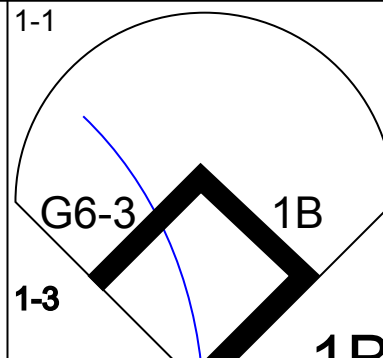
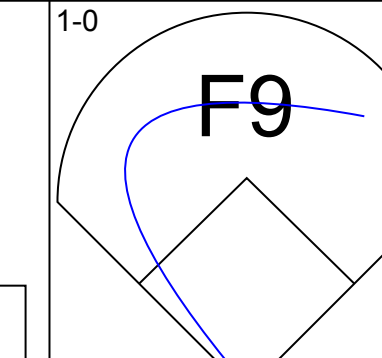
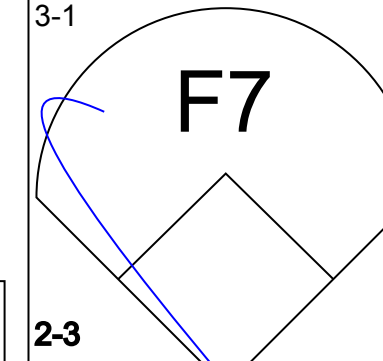
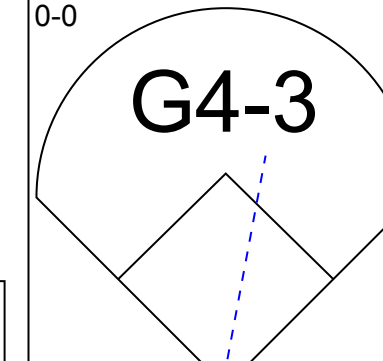
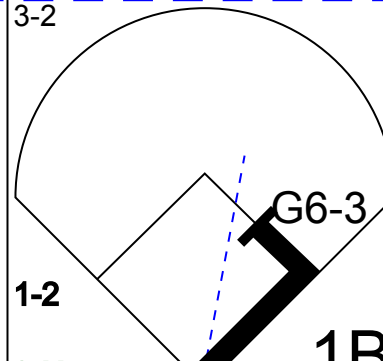
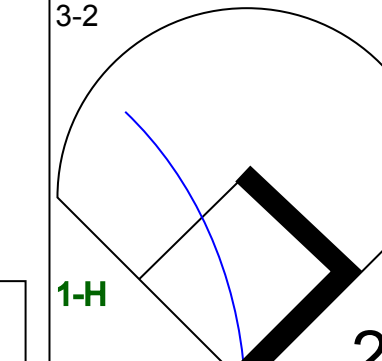
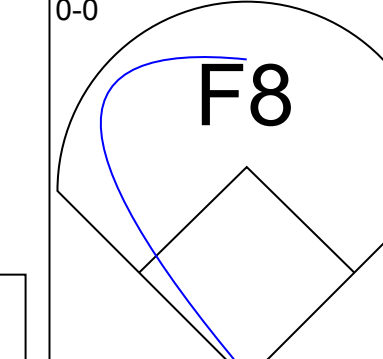
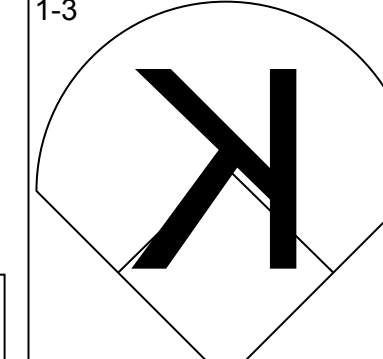
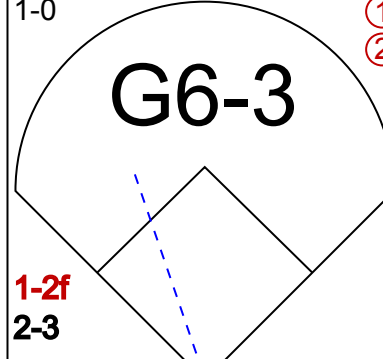
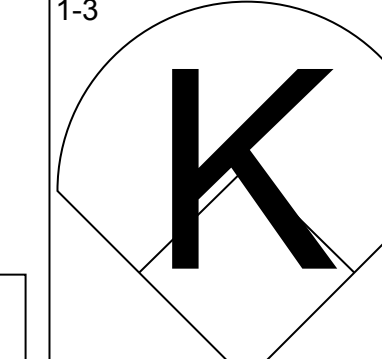
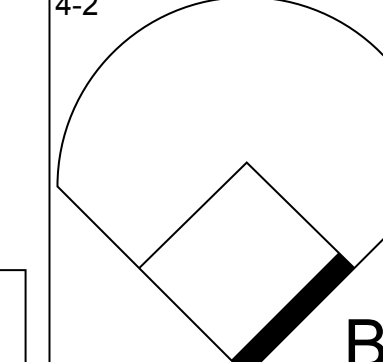
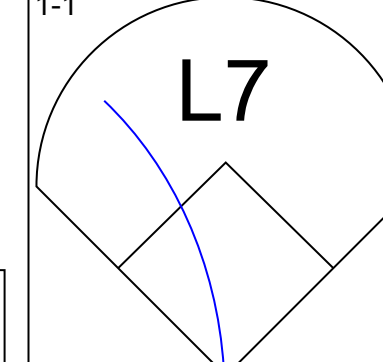
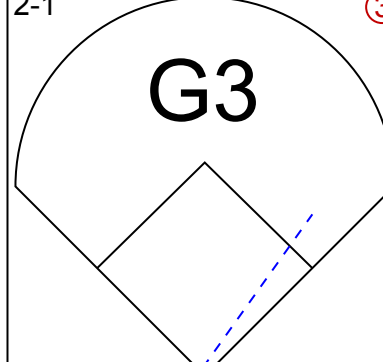
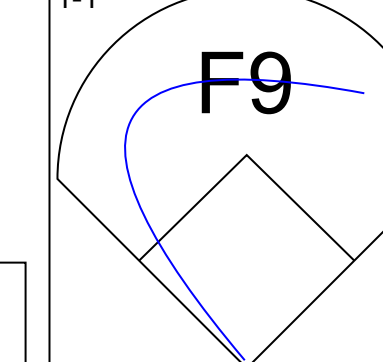
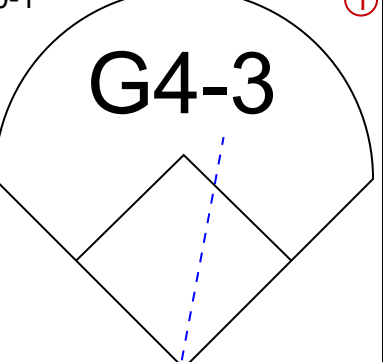
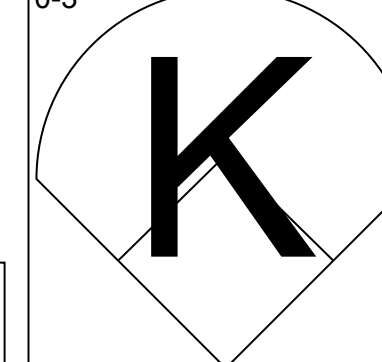
Batter	1	2	3	4	5	6	7	8	9	AB	R	H	RBI	BB	SO	LOB	BOTTOM								
Tony Womack, L OBP: 0.236, SLG: 0.238	2-3 K		2-1 B1			0-0 SF7 3B		2-1 L8		4	1	1	0	0	1	0	<b>San Francisco Giants @ Pittsburgh Pirates</b> Three Rivers Stadium, Pittsburgh, PA Tue Apr 21 1998, 7:05 PM EDT Att: 8,976 - Unknown - 65 F <a href="http://livebaseballscorecards.com">livebaseballscorecards.com</a>								
Al Martin, L OBP: 0.244, SLG: 0.297	2-0 P5			0-3 K		0-0 SF7		0-0 F8		3	0	0	1	0	1	0									
1B Jason Kendall, R OBP: 0.419, SLG: 0.545	0-0 G4-3			3-1 G5-3 3B		3-1 G6-4-3 BB			1-1 G6-3	3	1	1	0	1	0	0									
Kevin Young, R OBP: 0.325, SLG: 0.408		4-2 BB		1-1 G5-3		1-2 G6-4-3			1-2 HR	3	1	1	2	1	0	1									
Jermaine Allensworth, R OBP: 0.419, SLG: 0.439		0-0 F8		3-1 1B		1-2 P3			1-2 1B	4	0	2	0	0	0	1									
Jose Guillen, R OBP: 0.328, SLG: 0.524		0-2 L9		1-2 P6		3-2 FC4-6 1B			0-1 G6-3	4	0	1	0	0	0	2									
Freddy Garcia, R OBP: 0.260, SLG: 0.400 Jeff Tabaka, R		1-3 K			0-0 P3		0-0 P3			3	0	0	0	0	1	2									
Kevin Polcovich, R OBP: 0.167, SLG: 0.233			1-1 G1-3		0-0 P3		0-2 FC4-6			3	0	0	0	0	0	1									
Jon Lieber, L OBP: 0.375, SLG: 0.286 Mark Smith, R (5, PH) Javier Martinez, R Doug Strange, S OBP: 0.364, SLG: 0.452			2-3 K		3-2 P3		1-2 P4			1	0	0	0	0	1	0									
<b>Inning Stats</b>	R: 0 E: 0 K: 1 S: 6	H: 0 LOB: 0 BB: 0 P: 10	R: 0 E: 0 K: 1 S: 9	H: 0 LOB: 1 BB: 1 P: 14	R: 0 E: 0 K: 1 S: 7	H: 0 LOB: 0 BB: 0 P: 12	R: 1 E: 0 K: 1 S: 21	H: 2 LOB: 1 BB: 0 P: 27	R: 0 E: 0 K: 0 S: 5	H: 0 LOB: 0 BB: 0 P: 8	R: 1 E: 0 K: 0 S: 6	H: 1 LOB: 0 BB: 1 P: 11	R: 0 E: 0 K: 0 S: 12	H: 1 LOB: 1 BB: 0 P: 16	R: 0 E: 0 K: 0 S: 8	H: 0 LOB: 0 BB: 0 P: 11	R: 1 E: 0 K: 0 S: 10	H: 2 LOB: 0 BB: 0 P: 13	1B: 3 2B: 0 3B: 2 HR: 1	SF: 1 SAC: 0 DP: 1 HBP: 0	WP: 0 PB: 0 SB: 0 CS: 0	PA: 33			
<b>PITCHER</b>	IP	WLS	BF	H	R	ER	SO	BB	IBB	HBP	BLK	WP	HR	S	P	ERA	WHIP								
Mark Gardner, R ERA: 5.04	9.0	W	33	6	3	3	4	2	0	0	0	0	1	84	122	3.00	0.889								



Batter	1	2	3	4	5	6	7	8	9	AB	R	H	RBI	BB	SO	LOB	TOP			
Alex Diaz, S OBP: 0.208, SLG: 0.250										4	0	1	0	0	2	1	<b>San Francisco Giants @ Pittsburgh Pirates</b> Three Rivers Stadium, Pittsburgh, PA Wed Apr 22 1998, 7:05 PM EDT Att: 11,367 - Overcast - 58 F			
Bill Mueller, S OBP: 0.402, SLG: 0.451										4	0	3	0	0	0	0				
Barry Bonds, L OBP: 0.309, SLG: 0.440										3	0	0	0	1	2	4				
Jeff Kent, R OBP: 0.372, SLG: 0.455										4	0	0	0	0	1	6				
J.T. Snow, L OBP: 0.305, SLG: 0.282										4	1	1	0	0	1	1				
Stan Javier, S OBP: 0.378, SLG: 0.348										3	1	1	1	1	1	1				
Brian Johnson, R OBP: 0.290, SLG: 0.316										4	0	0	0	0	0	2				
Rey Sanchez, R OBP: 0.432, SLG: 0.447										3	0	1	1	0	1	1				
Danny Darwin, R OBP: 0.333, SLG: 0.273										2	0	0	0	0	2	1				
Julian Tavaréz, L OBP: 0.500, SLG: 0.500										1	0	0	0	0	0	1				
<b>Inning Stats</b>	R: 0 E: 0 K: 1 S: 10	H: 0 LOB: 0 BB: 0 P: 16	R: 0 E: 0 K: 0 S: 4	H: 1 LOB: 0 BB: 0 P: 8	R: 0 E: 0 K: 2 S: 9	H: 0 LOB: 0 BB: 0 P: 11	R: 0 E: 0 K: 2 S: 9	H: 1 LOB: 1 BB: 0 P: 14	R: 0 E: 0 K: 1 S: 11	H: 3 LOB: 3 BB: 0 P: 14	R: 2 E: 1 K: 1 S: 10	H: 1 LOB: 1 BB: 1 P: 16	R: 0 E: 0 K: 1 S: 10	H: 1 LOB: 1 BB: 1 P: 19	R: 0 E: 0 K: 0 S: 9	H: 0 LOB: 1 BB: 1 P: 15	1B: 5 2B: 2 3B: 0 HR: 0	SF: 1 SAC: 0 DP: 2 HBP: 0	WP: 0 PB: 0 SB: 0 CS: 0	PA: 36
<b>PITCHER</b>	IP WLS BF H R ER SO BB IBB HBP BLK WP HR S P ERA WHIP																			
Jose Silva, R ERA: 4.18	(1, 1) 6.0 W 24 6 2 0 8 0 0 0 0 0 0 0 51 78 0.00 1.000																			
Marc Wilkins, R ERA: 1.13	(7, 1) 1.0 4 0 0 0 1 1 0 0 0 0 0 0 8 12 0.00 1.000																			
Ricardo Rincon, L ERA: 3.18	(8, 1) 1.0 4 1 0 0 1 1 0 0 0 0 0 0 10 19 0.00 2.000																			
Rich Loiselle, R ERA: 3.18	(9, 1) 1.0 S 4 0 0 0 0 1 0 0 0 0 0 0 9 15 0.00 1.000																			


AB	32
R	2
H	7
RBI	2
BB	3
SO	10
LOB	18



Batter	1	2	3	4	5	6	7	8	9	AB	R	H	RBI	BB	SO	LOB	BOTTOM			
Tony Womack, L OBP: 0.226, SLG: 0.227										4	0	0	0	0	1	0	<b>San Francisco Giants @ Pittsburgh Pirates</b> Three Rivers Stadium, Pittsburgh, PA Wed Apr 22 1998, 7:05 PM EDT Att: 11,367 - Overcast - 58 F			
Al Martin, L OBP: 0.244, SLG: 0.295										4	2	1	0	0	0	0				
18 Jason Kendall, R OBP: 0.423, SLG: 0.557										4	2	2	0	0	0	1				
Kevin Young, R OBP: 0.346, SLG: 0.480										4	1	3	3	0	0	1				
Jermaine Allensworth, R OBP: 0.424, SLG: 0.459										4	0	2	2	0	0	1				
Jose Guillen, R OBP: 0.310, SLG: 0.493										4	0	0	0	0	2	3				
Doug Strange, S OBP: 0.361, SLG: 0.424										2	0	0	0	1	0	1				
Kevin Polcovich, R OBP: 0.152, SLG: 0.212										3	0	0	0	0	1	1				
Jose Silva, R ERA: 3.42	(1, 1) 5.0 L 22 5 4 3 3 1 0 0 0 0 0 0 57 82 5.40 1.200																			
Marc Wilkins, R ERA: 3.55	(7, 1) 1.0 3 1 0 0 0 0 0 0 0 0 0 0 6 12 0.00 1.000																			
Turner Ward, S ERA: 0.66	(7, 1) 2.0 8 2 1 1 2 0 0 0 0 0 0 0 19 26 4.50 1.000																			
Rich Loiselle, R ERA: 0.66	(9, 1) 1.0 4 0 0 0 0 1 0 0 0 0 0 0 9 15 0.00 1.000																			
<b>Inning Stats</b>	R: 1 E: 0 K: 0 S: 15	H: 2 LOB: 1 BB: 0 P: 22	R: 0 E: 0 K: 1 S: 9	H: 0 LOB: 1 BB: 1 P: 15	R: 0 E: 0 K: 0 S: 8	H: 0 LOB: 0 BB: 0 P: 12	R: 1 E: 0 K: 1 S: 8	H: 1 LOB: 0 BB: 0 P: 10	R: 0 E: 0 K: 1 S: 10	H: 0 LOB: 0 BB: 0 P: 12	R: 2 E: 1 K: 0 S: 13	H: 3 LOB: 1 BB: 0 P: 23	R: 0 E: 0 K: 1 S: 7	H: 0 LOB: 0 BB: 0 P: 9	R: 1 E: 0 K: 1 S: 12	H: 2 LOB: 1 BB: 0 P: 17	1B: 4 2B: 3 3B: 0 HR: 1	SF: 0 SAC: 0 DP: 1 HBP: 0	WP: 0 PB: 1 SB: 1 CS: 0	PA: 33
<b>PITCHER</b>	IP WLS BF H R ER SO BB IBB HBP BLK WP HR S P ERA WHIP																			
Danny Darwin, R ERA: 3.42	(1, 1) 5.0 L 22 5 4 3 3 1 0 0 0 0 0 0 57 82 5.40 1.200																			
Julian Tavaréz, R ERA: 3.55	(6, 1) 1.0 3 1 0 0 0 0 0 0 0 0 0 0 6 12 0.00 1.000																			
Steve Reed, R ERA: 0.66	(7, 1) 2.0 8 2 1 1 2 0 0 0 0 0 0 0 19 26 4.50 1.000																			





Batter	1	2	3	4	5	6	7	8	9	AB	R	H	RBI	BB	SO	LOB	TOP					
Alex Diaz, S OBP: 0.179, SLG: 0.214 (1, 8)	G6-3		G5-3			G3		F7		4	0	0	0	0	0	2	<b>San Francisco Giants @ Pittsburgh Pirates</b> Three Rivers Stadium, Pittsburgh, PA Thu Apr 23 1998, 3:33 AM EDT Att. 9,899 - Overcast - 64 F <a href="http://livebaseballscorecards.com">livebaseballscorecards.com</a>					
Bill Mueller, S OBP: 0.388, SLG: 0.432 Marvin Benard, L (8, PH) OBP: 0.308, SLG: 0.250 Robb Nen, R (8, 1)	G3-1		G4-3			G3		K		3	0	0	0	0	0	1						
Barry Bonds, L OBP: 0.316, SLG: 0.448 (1, 7)	G4-3		F8			2B				3	0	1	0	1	0	1						
Jeff Kent, R OBP: 0.356, SLG: 0.432 (1, 4)		K				P6				4	0	0	0	0	3	2						
J.T. Snow, L OBP: 0.291, SLG: 0.267 (1, 3)		K				G4-3				4	0	0	0	0	1	1						
Stan Javier, S OBP: 0.376, SLG: 0.347 (1, 9)		1B				F8				3	0	1	0	0	1	0						
Brian Johnson, R OBP: 0.292, SLG: 0.317 (1, 2)		1B				K				3	0	1	0	0	1	0						
Rich Aurilia, R OBP: 0.434, SLG: 0.444 (1, 6)		G1-3				K				3	0	1	0	0	1	2						
Shawn Estes, R OBP: 0.500, SLG: 0.625 Russ Ortiz, R (6, PH) Charlie Hayes, R OBP: 0.276, SLG: 0.400 (8, 5)			G4-3	G5-3	G4-3			P9		2	0	1	0	0	0	0						
										0	0	0	0	0	0	0						
<b>Inning Stats</b>	R: 0 E: 0 K: 0 S: 3	H: 0 LOB: 0 BB: 4 P: 4	R: 0 E: 0 K: 2 S: 11	H: 2 LOB: 2 BB: 16 P: 10	R: 0 E: 0 K: 0 S: 8	H: 1 LOB: 1 BB: 0 P: 13	R: 0 E: 0 K: 1 S: 6	H: 0 LOB: 0 BB: 0 P: 8	R: 0 E: 0 K: 2 S: 9	H: 0 LOB: 0 BB: 0 P: 13	R: 0 E: 0 K: 1 S: 10	H: 1 LOB: 1 BB: 0 P: 17	R: 0 E: 0 K: 1 S: 9	H: 0 LOB: 0 BB: 0 P: 12	R: 0 E: 0 K: 1 S: 6	H: 1 LOB: 1 BB: 0 P: 9	R: 0 E: 0 K: 1 S: 4	H: 0 LOB: 0 BB: 1 P: 9	1B: 4 2B: 2 3B: 0 HR: 0	SF: 0 SAC: 0 DP: 1 HBP: 0	WP: 0 PB: 0 SB: 0 CS: 0	PA: 32
<b>PITCHER</b> 67 Francisco Cordova, R ERA: 1.89 (1, 1)	IP: 9.0 WLS: W BF: 32 H: 5 R: 0 ER: 0 SO: 8 BB: 1 IBB: 0 HBP: 0 BLK: 0 WP: 0 HR: 0 S: 66 P: 101 ERA: 0.00 WHIP: 0.667																					

Batter	1	2	3	4	5	6	7	8	9	AB	R	H	RBI	BB	SO	LOB	BOTTOM			
Kevin Polcovich, R OBP: 0.211, SLG: 0.270 (1, 4)	G3	18 BB 2B HBP		L3		2B 18 SF9 1B		F7		4	2	2	0	0	0	0	<b>San Francisco Giants @ Pittsburgh Pirates</b> Three Rivers Stadium, Pittsburgh, PA Thu Apr 23 1998, 3:33 AM EDT Att. 9,899 - Overcast - 64 F <a href="http://livebaseballscorecards.com">livebaseballscorecards.com</a>			
Turner Ward, S OBP: 0.463, SLG: 0.500 (1, 9)	G3	18 BB 1B		18 BB 1B		18 SF9 2B		L7		3	2	1	1	2	0	1				
18 Jason Kendall, R OBP: 0.434, SLG: 0.575 (1, 2)	G4-6-3	2B		1B		SF9		G3-1		3	0	2	3	1	0	0				
Kevin Young, R OBP: 0.329, SLG: 0.456 (1, 3)	G4-6-3	G5-3		K		K				4	0	0	0	0	2	7				
Jermaine Allensworth, R OBP: 0.443, SLG: 0.492 (1, 8)		2B 1B		2B		P4				4	1	3	1	0	0	0				
Mark Smith, R (1, 7)		2B BB		F9				G4-3		3	1	0	0	1	1	3				
Freddy Garcia, R OBP: 0.259, SLG: 0.408 (1, 5)		K		K		K		2B		4	0	1	0	0	3	3				
Lou Collier, R OBP: 0.240, SLG: 0.362 (1, 6)		BB 18 BB 2B		IBB		K		K		3	1	1	1	1	2	1				
67 Francisco Cordova, R (1, 1)		K		K		G4-3		G4-3		4	0	0	0	0	2	5				
										1B: 4 2B: 6 3B: 0 HR: 0	SF: 1 SAC: 0 DP: 1 HBP: 1	WP: 0 PB: 1 SB: 0 CS: 0	PA: 39							
<b>Inning Stats</b>	R: 0 E: 0 K: 0 S: 7	H: 1 LOB: 1 BB: 1 P: 12	R: 4 E: 0 K: 2 S: 19	H: 3 LOB: 2 BB: 2 P: 36	R: 0 E: 0 K: 3 S: 12	H: 1 LOB: 1 BB: 1 P: 21	R: 1 E: 0 K: 1 S: 15	H: 2 LOB: 2 BB: 1 P: 26	R: 0 E: 0 K: 2 S: 10	H: 0 LOB: 0 BB: 0 P: 10	R: 2 E: 0 K: 1 S: 18	H: 2 LOB: 0 BB: 0 P: 28	R: 0 E: 0 K: 1 S: 9	H: 1 LOB: 1 BB: 0 P: 12	R: 0 E: 0 K: 0 S: 6	H: 0 LOB: 0 BB: 0 P: 8	1B: 4 2B: 6 3B: 0 HR: 0	SF: 1 SAC: 0 DP: 1 HBP: 1	WP: 0 PB: 1 SB: 0 CS: 0	PA: 39
<b>PITCHER</b> Shawn Estes, L ERA: 6.59 Russ Ortiz, R Robb Nen, R ERA: 0.75 (1, 1)	IP: 5.1 WLS: L BF: 30 H: 9 R: 7 ER: 6 SO: 8 BB: 4 IBB: 1 HBP: 1 BLK: 0 WP: 0 HR: 0 S: 73 P: 121 ERA: 10.12 WHIP: 2.438																			
<b>PITCHER</b>	IP: 1.2 WLS: 6 BF: 1 H: 0 R: 0 ER: 0 SO: 2 BB: 0 IBB: 0 HBP: 0 BLK: 0 WP: 0 HR: 17 S: 24 P: 24 ERA: 0.00 WHIP: 0.600																			
<b>PITCHER</b>	IP: 1.0 WLS: 3 BF: 0 H: 0 R: 0 ER: 0 SO: 0 BB: 0 IBB: 0 HBP: 0 BLK: 0 WP: 0 HR: 6 S: 8 P: 8 ERA: 0.00 WHIP: 0.000																			



Batter	1	2	3	4	5	6	7	8	9	AB	R	H	RBI	BB	SO	LOB	TOP				
Tony Womack, L (1.4) OBP: 0.224, SLG: 0.217	G4-3			K		BB	G1-3		F8	4	1	0	0	1	1	3	<b>Pittsburgh Pirates @ San Diego Padres</b> Qualcomm Stadium, San Diego, CA Fri Apr 24 1998, 10:05 PM EDT Att: 26,413 - Cloudy - 61 F				
Al Martin, L (1.7) OBP: 0.267, SLG: 0.354	F8			1B		BB				4	2	3	1	0	0						
18 Jason Kendall, R (1.2) OBP: 0.425, SLG: 0.571	L9			F9		BB	FC3		F8	4	1	1	2	0	0	1					
Kevin Young, R (1.3) OBP: 0.315, SLG: 0.434			K			BB	G6-3		G6-3	4	0	0	0	0	1	2					
Turner Ward, S (1.8) OBP: 0.422, SLG: 0.444	E5					BB	G6-3		FC3	4	0	0	1	0	0	0					
Jose Guillen, R (1.9) OBP: 0.320, SLG: 0.500	F8					BB	P3			3	0	1	0	1	0	1					
Doug Strange, S (1.5) OBP: 0.375, SLG: 0.417	PO		G6-3			BB	G3		FC6-4	3	0	1	0	1	0	0					
Kevin Polcovich, R (1.6) OBP: 0.214, SLG: 0.250			F8			BB	SH5-3		FC6-4	3	0	0	0	1	1	4					
Jason Schmidt, R (1.1) Jason Christiansen, R (8.1) Jermaine Allensworth, R (9. PH) Ricardo Rincon, L (9.1)			K			BB	SH5-3		P4	2	0	0	0	0	2	2					
<b>Inning Stats</b>	R: 0 H: 0 E: 0 K: 0 S: 9	H: 0 LOB: 0 BB: 0 P: 12	R: 0 H: 0 E: 1 K: 1 S: 8	H: 0 LOB: 0 BB: 0 P: 13	R: 0 H: 0 E: 0 K: 1 S: 5	H: 0 LOB: 0 BB: 0 P: 6	R: 0 H: 1 E: 0 K: 1 S: 12	H: 1 LOB: 1 BB: 0 P: 16	R: 0 H: 1 E: 0 K: 2 S: 13	H: 2 LOB: 2 BB: 1 P: 22	R: 3 H: 2 E: 0 K: 0 S: 9	H: 0 LOB: 1 BB: 1 P: 17	R: 0 H: 0 E: 0 K: 0 S: 6	H: 0 LOB: 0 BB: 0 P: 14	R: 1 H: 1 E: 0 K: 0 S: 6	H: 1 LOB: 0 BB: 0 P: 9		R: 0 H: 1 E: 0 K: 0 S: 10	H: 1 LOB: 2 BB: 1 P: 16	1B: 3 2B: 2 3B: 0 HR: 1	SF: 0 SAC: 1 DP: 0 HBP: 0
<b>PITCHER</b>	IP	WLS	BF	H	R	ER	SO	BB	IBB	HBP	BLK	WP	HR	S	P	ERA	WHIP				
Pete Smith, R (1.1) ERA: 3.6	5.0	L	21	4	3	3	5	2	0	0	0	0	0	51	77	5.40	1.200				
Carlos Reyes, R (6.1) ERA: 0.56	3.0		11	1	1	1	0	1	0	0	0	0	1	17	32	3.00	0.667				
Brian Boehringer, R (9.1) ERA: 6.57	1.0		5	1	0	0	0	1	0	0	0	0	0	10	16	0.00	2.000				

Batter	1	2	3	4	5	6	7	8	9	AB	R	H	RBI	BB	SO	LOB	BOTTOM				
Quilvio Veras, S (1.4) Brian Boehringer, S (9.1)	F7		G4-6-3			FC5-4		F7		4	0	2	0	0	0	0	<b>Pittsburgh Pirates @ San Diego Padres</b> Qualcomm Stadium, San Diego, CA Fri Apr 24 1998, 10:05 PM EDT Att: 26,413 - Cloudy - 61 F				
James Mouton, R (1.9) OBP: 0.217, SLG: 0.318	G4-3		G4-6-3			BB		F8		4	1	0	0	0	0	2					
Steve Finley, L (1.8) OBP: 0.242, SLG: 0.344	F8					BB		P6		4	0	1	1	0	0	0					
Ken Caminiti, S (1.5) OBP: 0.302, SLG: 0.564	G4-3					BB		F8		4	0	0	0	0	1	1					
Greg Vaughn, R (1.7) OBP: 0.354, SLG: 0.522	E4					BB		G5-3		3	1	1	0	0	1	0					
Mark Sweeney, L (1.3) OBP: 0.217, SLG: 0.286	FC4					BB		G6-3		3	0	1	0	0	1	0					
Carlos Hernandez, R (1.2) OBP: 0.316, SLG: 0.407	FC4					BB		G1-3		3	0	0	0	0	1	1					
Chris Gomez, R (1.6) OBP: 0.338, SLG: 0.390	P4					BB		P4		2	0	0	0	0	0	1					
Pete Smith, R (1.1) Carlos Reyes, S (6.1) Andy Sheets, R (6.1) Ed Giovanola, L (8. PH) Archi Cianfrocco, R (9.4)						BB		K		1	0	0	0	0	1	0					
<b>Inning Stats</b>	R: 0 H: 0 E: 0 K: 0 S: 6	H: 2 LOB: 0 BB: 0 P: 11	R: 1 H: 2 E: 1 K: 0 S: 13	H: 2 LOB: 1 BB: 0 P: 18	R: 0 H: 1 E: 0 K: 1 S: 9	H: 1 LOB: 0 BB: 0 P: 12	R: 0 H: 0 E: 0 K: 2 S: 10	H: 0 LOB: 0 BB: 0 P: 14	R: 0 H: 0 E: 0 K: 2 S: 11	H: 0 LOB: 0 BB: 0 P: 18	R: 1 H: 2 E: 0 K: 1 S: 13	H: 2 LOB: 1 BB: 0 P: 19	R: 0 H: 0 E: 0 K: 0 S: 7	H: 0 LOB: 0 BB: 0 P: 10	R: 0 H: 0 E: 0 K: 1 S: 12	H: 0 LOB: 0 BB: 0 P: 16		R: 0 H: 0 E: 0 K: 0 S: 7	H: 0 LOB: 0 BB: 0 P: 10	1B: 3 2B: 1 3B: 1 HR: 0	SF: 0 SAC: 0 DP: 1 HBP: 0
<b>PITCHER</b>	IP	WLS	BF	H	R	ER	SO	BB	IBB	HBP	BLK	WP	HR	S	P	ERA	WHIP				
Jason Schmidt, R (1.1) ERA: 5.28	7.0	W	25	5	2	2	6	0	0	0	0	0	0	69	102	2.57	0.714				
Jason Christiansen, L (8.1) ERA: 1.42	1.0		3	0	0	0	1	0	0	0	0	0	0	12	16	0.00	0.000				
Ricardo Rincon, L (9.1) ERA:	1.0	S	3	0	0	0	0	0	0	0	0	0	0	7	10	0.00	0.000				



Batter	1	2	3	4	5	6	7	8	9	10	11	12	13	14	15	16	AB	R	H	RBI	BB	SO	LOB	TOP				
Tony Womack, L OBP: 0.238, SLG: 0.224 (1, 4)																	6	0	2	1	1	0	1					
Kevin Polcovich, R OBP: 0.204, SLG: 0.217 (1, 8) (13, 9)																	6	0	0	0	1	0	3					
Mark Smith, R (1, 7)																	6	0	0	0	0	1	1					
Kevin Young, R OBP: 0.292, SLG: 0.400 (1, 3)																7	0	0	0	0	1	4						
Jermaine Allensworth, R OBP: 0.442, SLG: 0.486 (1, 8)																	6	1	3	0	0	1	0					
Jose Guillen, R OBP: 0.266, SLG: 0.300 (1, 6) Marc Wilkins, R (1, 1) Chris Peters, L (1, 1) Al Martin, L OBP: 0.276, SLG: 0.261 (1, 1) Rich Lofgren, R (1, 1) 1B Jason Kendall, R (1, 1) Ricardo Rincon, L (1, 1) Javier Martinez, R (1, 1)																	4	1	1	1	0	0	1					
Freddy Garcia, R OBP: 0.246, SLG: 0.385 (1, 5) Jason Christiansen, R (7, 1) Turner Ward, S OBP: 0.398, SLG: 0.410 (9, 9)																3	0	0	0	1	0	0	0					
Keith Oslk, R (1, 2)																5	1	0	0	1	3	0						
Esteban Loaiza, R OBP: 0.203, SLG: 0.111 (6, 1) Elmer Dessens, R (7, 6) Doug Strange, S OBP: 0.372, SLG: 0.395 (13, PR) Lou Collier, R OBP: 0.235, SLG: 0.354 (13, 6)																2	0	0	0	0	1	1						
<b>Inning Stats</b>	R: 0 E: 0 K: 0 S: 13	H: 0 LOB: 1 BB: 1 P: 22	R: 3 E: 1 K: 1 S: 14	H: 3 LOB: 1 BB: 1 P: 25	R: 0 E: 0 K: 1 S: 8	H: 0 LOB: 0 BB: 0 P: 12	R: 0 E: 0 K: 1 S: 9	H: 0 LOB: 0 BB: 0 P: 14	R: 0 E: 0 K: 0 S: 8	H: 0 LOB: 0 BB: 0 P: 9	R: 0 E: 0 K: 0 S: 6	H: 0 LOB: 0 BB: 0 P: 8	R: 0 E: 0 K: 0 S: 8	H: 0 LOB: 0 BB: 0 P: 11	R: 0 E: 0 K: 0 S: 10	H: 0 LOB: 0 BB: 0 P: 13	R: 0 E: 0 K: 0 S: 7	H: 0 LOB: 0 BB: 0 P: 9	R: 0 E: 0 K: 0 S: 6	H: 0 LOB: 0 BB: 0 P: 13	R: 0 E: 0 K: 1 S: 6	H: 0 LOB: 0 BB: 0 P: 10	R: 0 E: 0 K: 0 S: 7	H: 0 LOB: 0 BB: 0 P: 9	1B: 6 2B: 1 3B: 0 HR: 0	SF: 0 SAC: 0 DP: 1 HBP: 2	WP: 0 PB: 0 SB: 2 CS: 1	PA: 59
<b>PITCHER</b>	IP 3.0	WLS 14	BF 3	H 3	R 3	ER 3	SO 2	BB 2	IBB 0	HBP 0	BLK 0	WP 0	HR 0	S 35	P 59	ERA 9.00	WHIP 1.667											
Sterling Hitchcock, L ERA: 6.0 (1, 1)											<b>PITCHER</b> Brian Boehringer, R ERA: 5.28 (13, 1) Carlos Reyes, R ERA: 0.87 (16, 1)																	
Donne Wall, R (4, 1)											IP: 3.0, WLS: 9, BF: 0, H: 0, R: 0, ER: 0, SO: 23, P: 31, ERA: 0.000, WHIP: 0.000 Dan Miceli, R ERA: 2.3 (7, 1): IP: 2.0, WLS: 6, BF: 1, H: 0, R: 0, ER: 0, SO: 12, P: 20, ERA: 0.500, WHIP: 0.500 Trevor Hoffman, R ERA: 1.3 (8, 1): IP: 2.0, WLS: 7, BF: 1, H: 0, R: 0, ER: 0, SO: 22, P: 28, ERA: 0.000, WHIP: 0.500 Don Wengert, R ERA: 6.23 (11, 1): IP: 2.0, WLS: 7, BF: 2, H: 0, R: 0, ER: 0, SO: 17, P: 22, ERA: 0.000, WHIP: 1.000																	

Pittsburgh Pirates @ San Diego Padres  
Qualcomm Stadium, San Diego, CA  
Sat Apr 25 1998, 10:05 PM EDT  
Att: 53,710 - Cloudy - 68 F

AB 52  
R 7  
H 3  
RBI 3  
BB 4  
SO 9  
LOB 13



Batter	1	2	3	4	5	6	7	8	9	10	11	12	13	14	15	16	AB	R	H	RBI	BB	SO	LOB	BOTTOM						
Quilvio Veras, S OBP: 0.422, SLG: 0.357 (1, 4)																	6	2	3	0	2	1	0							
Mark Sweeney, L OBP: 0.258, SLG: 0.286 (1, 3)																	7	0	2	0	1	0	2							
Steve Finley, L OBP: 0.243, SLG: 0.371 (1, 8)																	7	1	2	3	0	3	3							
Ken Caminiti, S OBP: 0.322, SLG: 0.568 (1, 5) Trevor Hoffman, R (8, 1) Carlos Hernandez, R OBP: 0.317, SLG: 0.464 (11, 2)																	3	1	2	0	1	0	0							
Greg Vaughn, R OBP: 0.337, SLG: 0.500 (1, 7)																	7	0	1	0	0	1	5							
Greg Myers, L OBP: 0.142 (11, 1) Don Wengert, R (1, 1) Tony Gwynn, R OBP: 0.429, SLG: 0.429 (12, PR) Pete Smith, R (12, PR) Brian Boehringer, S (13, 1) Joey Hamilton, R OBP: 0.317, SLG: 0.167 (16, 1) Carlos Reyes, S (16, 1)																	5	0	3	0	0	2	1							
James Mouton, R OBP: 0.233, SLG: 0.286 (1, 9)																6	0	1	1	1	2	5								
Chris Gomez, R OBP: 0.320, SLG: 0.379 (1, 6)																7	0	1	0	0	1	4								
Sterling Hitchcock, L (1, 1) Esteban Loaiza, R (1, 1) Donne Wall, R (4, 1) Andy Sheets, R OBP: 0.346 (8, PR) Dan Miceli, R (7, 1) Arvin Cartanico, R OBP: 0.222, SLG: 0.385 (9, 6)																0	0	0	0	0	0	0	0							
<b>Inning Stats</b>	R: 1 E: 0 K: 0 S: 12	H: 2 LOB: 1 BB: 1 P: 21	R: 0 E: 0 K: 0 S: 3	H: 1 LOB: 0 BB: 0 P: 3	R: 0 E: 0 K: 0 S: 11	H: 0 LOB: 0 BB: 0 P: 16	R: 1 E: 0 K: 0 S: 16	H: 2 LOB: 2 BB: 1 P: 28	R: 1 E: 0 K: 0 S: 8	H: 3 LOB: 2 BB: 0 P: 11	R: 0 E: 0 K: 1 S: 9	H: 1 LOB: 1 BB: 0 P: 12	R: 0 E: 0 K: 0 S: 10	H: 0 LOB: 0 BB: 0 P: 16	R: 0 E: 0 K: 0 S: 10	H: 1 LOB: 3 BB: 1 P: 24	R: 0 E: 0 K: 0 S: 7	H: 0 LOB: 1 BB: 0 P: 14	R: 0 E: 0 K: 0 S: 14	H: 2 LOB: 2 BB: 0 P: 22	R: 0 E: 0 K: 0 S: 8	H: 0 LOB: 0 BB: 0 P: 11	R: 0 E: 0 K: 0 S: 8	H: 0 LOB: 1 BB: 0 P: 16	R: 1 E: 0 K: 0 S: 16	H: 3 LOB: 2 BB: 0 P: 22	1B: 13 2B: 3 3B: 0 HR: 1	SF: 1 SAC: 0 DP: 1 HBP: 0	WP: 0 PB: 0 SB: 2 CS: 1	PA: 66
<b>PITCHER</b>	IP 5.0	WLS 23	BF 8	H 3	R 3	ER 3	SO 2	BB 2	IBB 0	HBP 0	BLK 0	WP 0	HR 0	S 50	P 79	ERA 5.40	WHIP 2.000													
Esteban Loaiza, R ERA: 2.7 (12, 1)											<b>PITCHER</b> Rich Lofelle, R ERA: 2.7 (12, 1) Ricardo Rincon, L ERA: 14.1 (14, 1) Javier Martinez, R ERA: 3.0 (16, 1)																			
Elmer Dessens, R ERA: 4.3 (8, 1)											IP: 1.0, WLS: 4, BF: 1, H: 0, R: 0, ER: 0, SO: 12, P: 12, ERA: 0.000, WHIP: 1.000 Jason Christiansen, L ERA: 1.8 (7, 1): IP: 2.0, WLS: 6, BF: 0, H: 0, R: 0, ER: 0, SO: 15, P: 25, ERA: 0.000, WHIP: 0.000 Marc Wilkins, R ERA: 1.8 (8, 1): IP: 1.0, WLS: 6, BF: 1, H: 0, R: 0, ER: 0, SO: 10, P: 24, ERA: 0.000, WHIP: 2.000 Chris Peters, L ERA: 2.19 (16, 1): IP: 2.0, WLS: 8, BF: 2, H: 0, R: 0, ER: 0, SO: 15, P: 29, ERA: 0.000, WHIP: 1.000																			

Pittsburgh Pirates @ San Diego Padres  
Qualcomm Stadium, San Diego, CA  
Sat Apr 25 1998, 10:05 PM EDT  
Att: 53,710 - Cloudy - 68 F

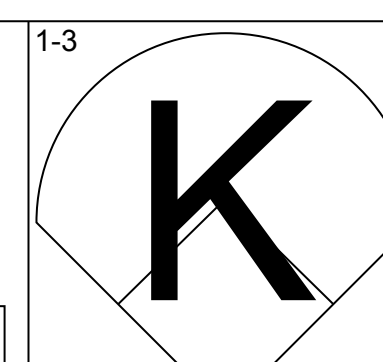
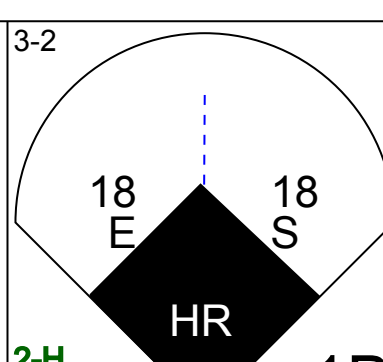
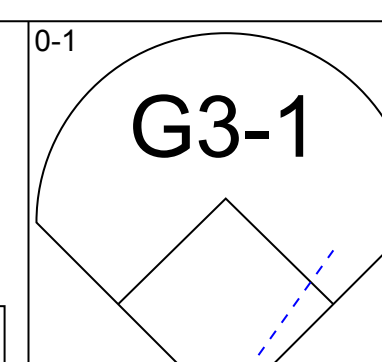
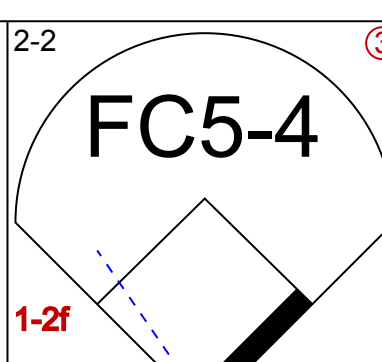
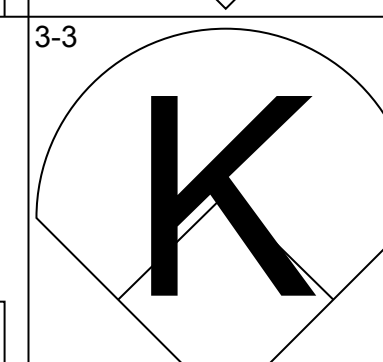
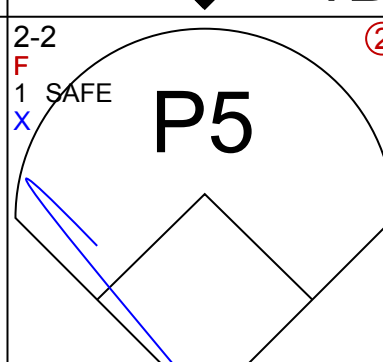
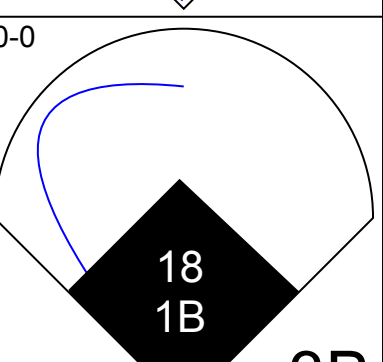
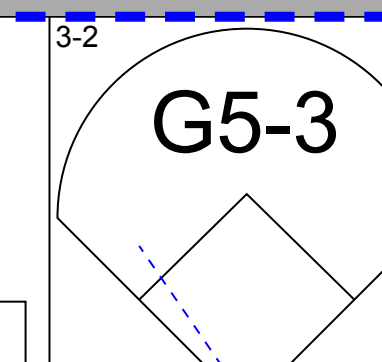
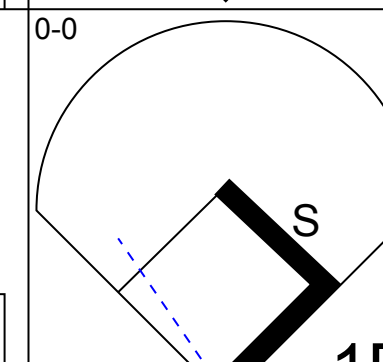
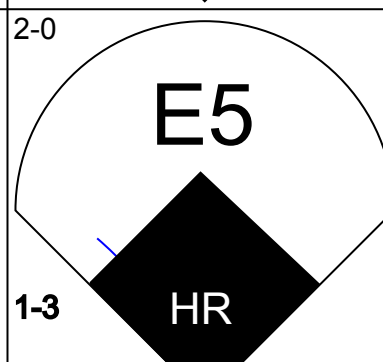
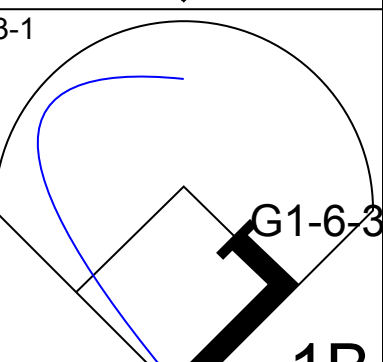
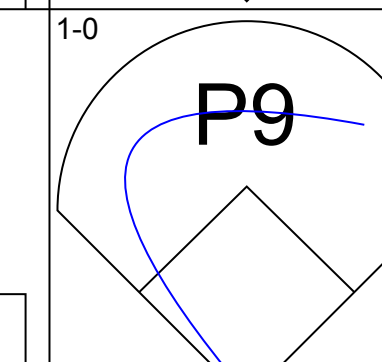
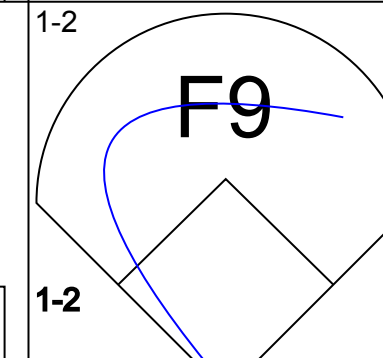
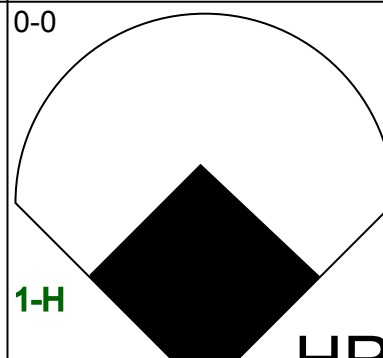
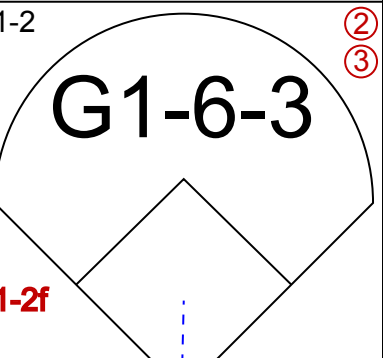
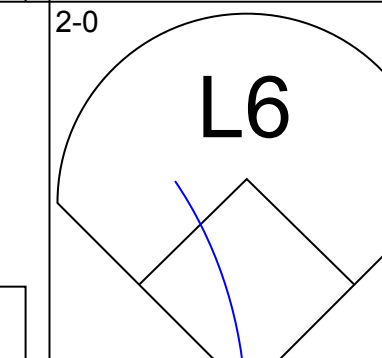
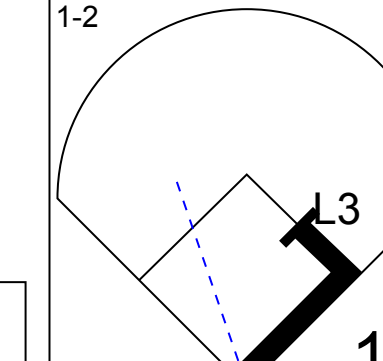
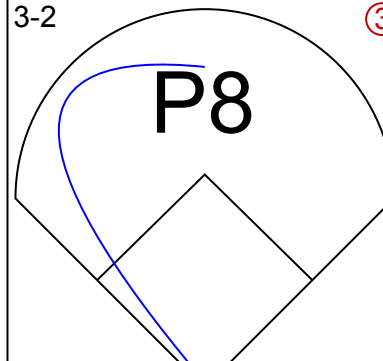
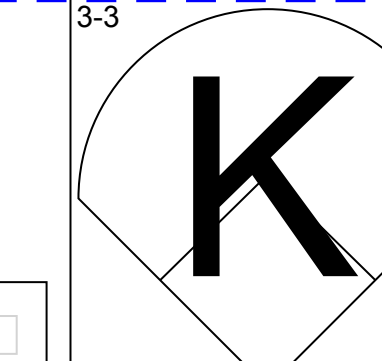
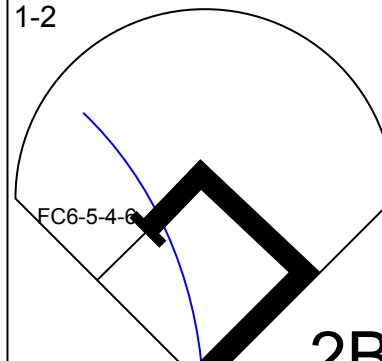

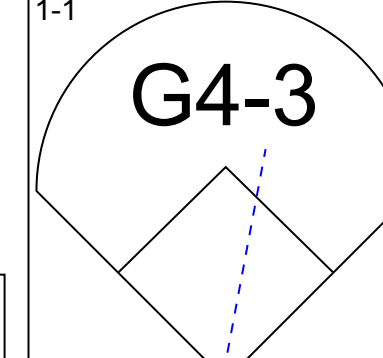
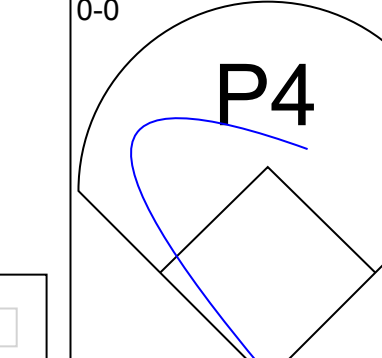
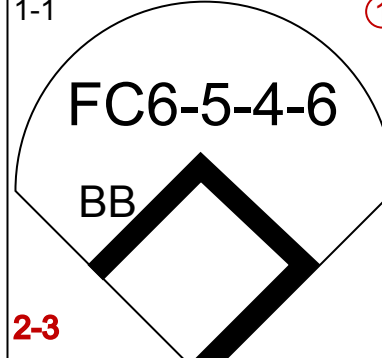

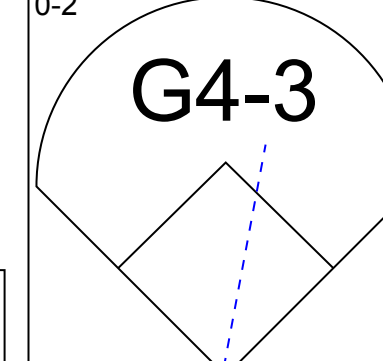
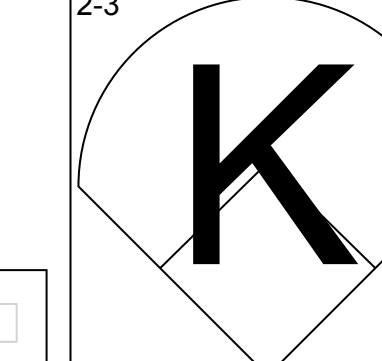
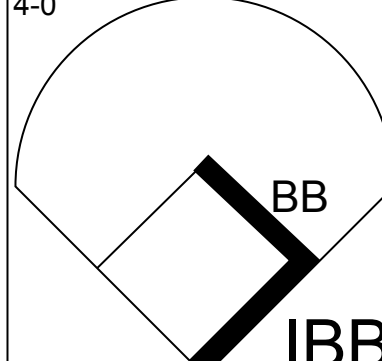
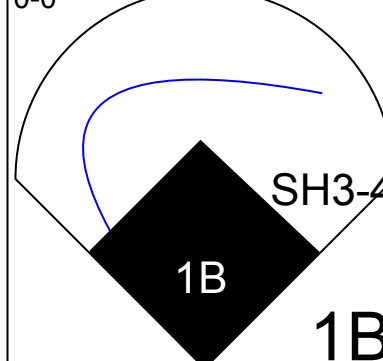
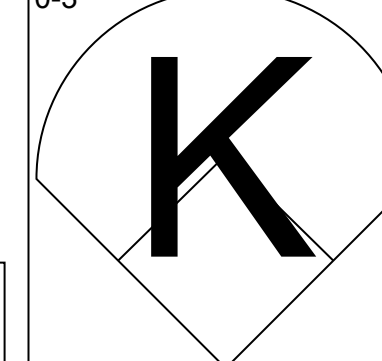
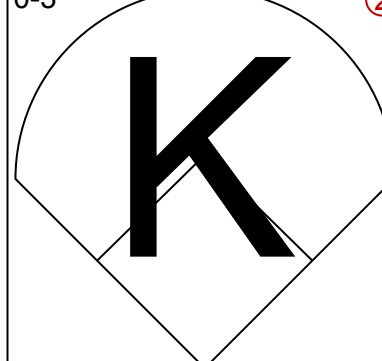
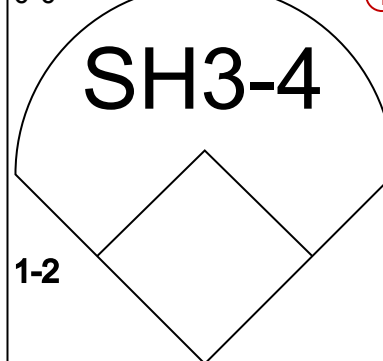
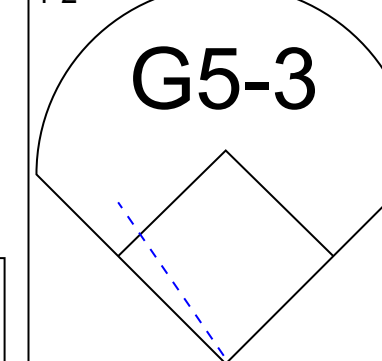
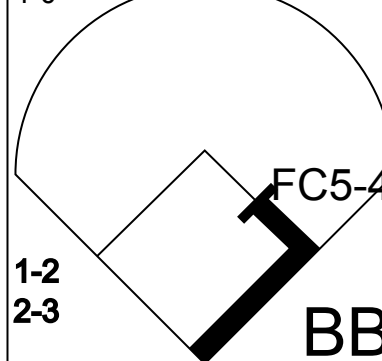
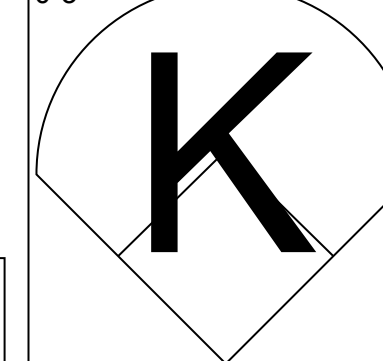
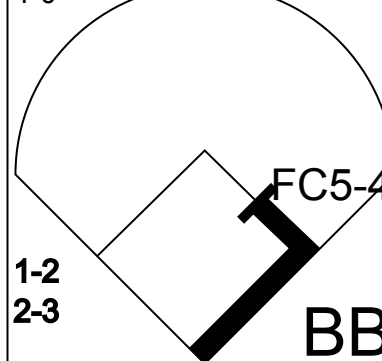
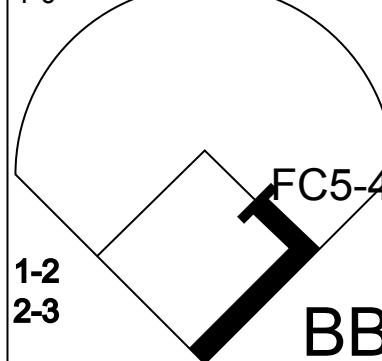
AB 60  
R 17  
H 17  
RBI 4  
BB 5  
SO 10  
LOB 22



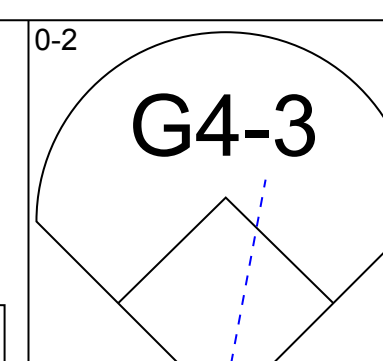
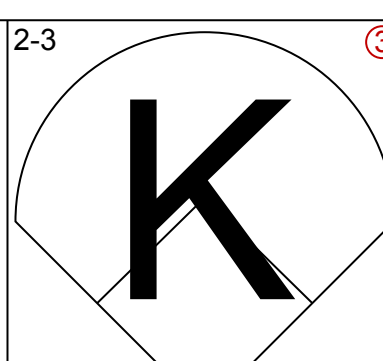
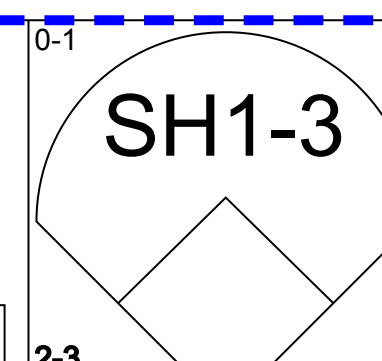
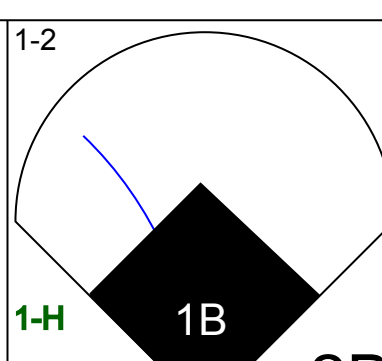
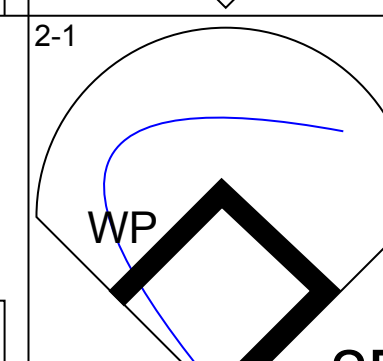
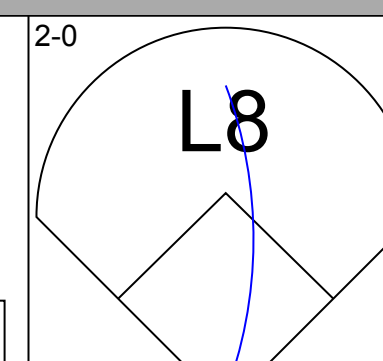
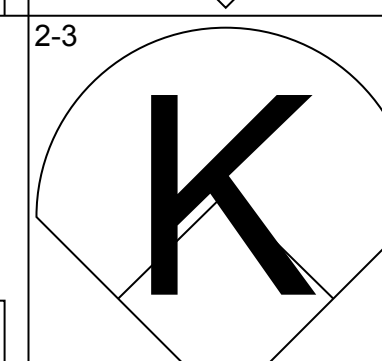
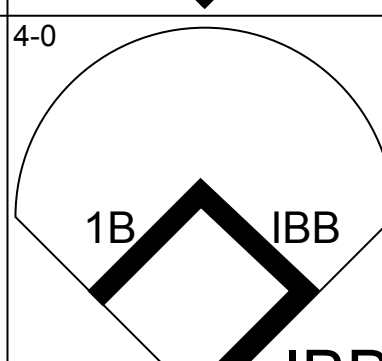
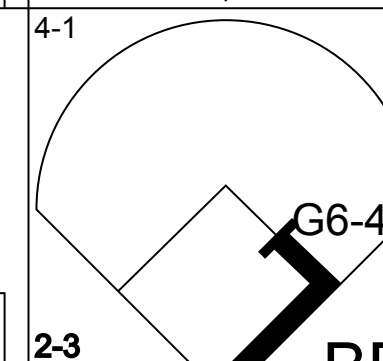
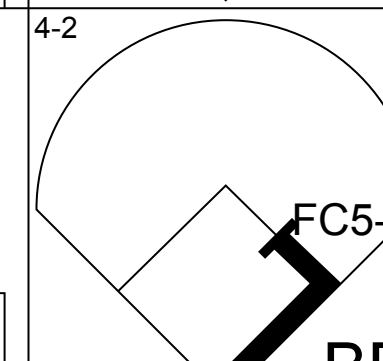
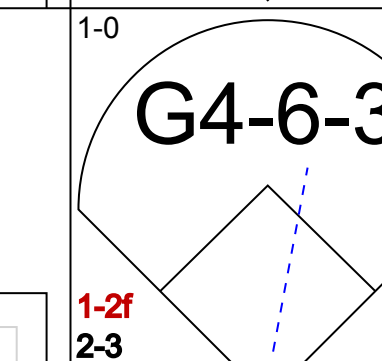
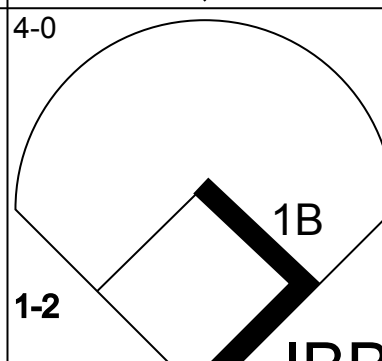
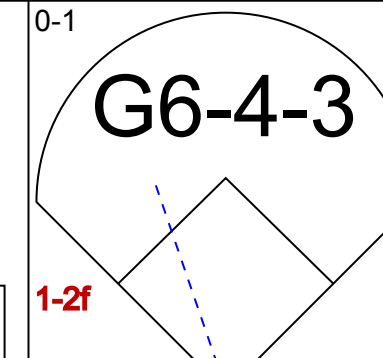
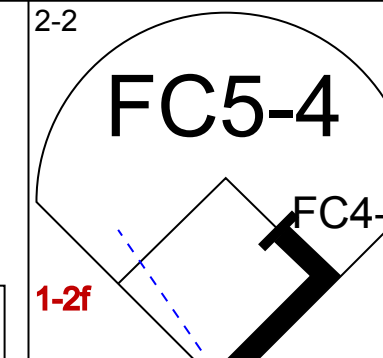
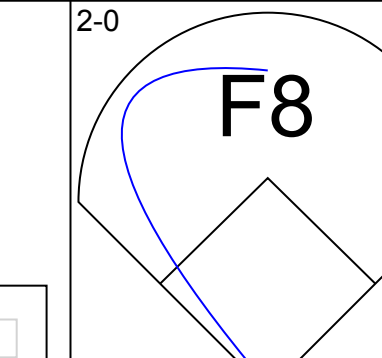
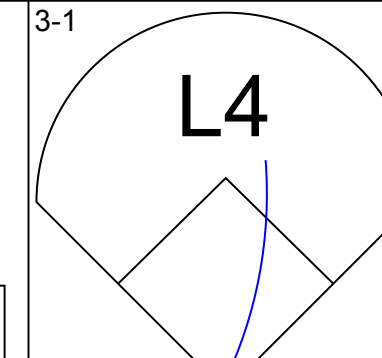
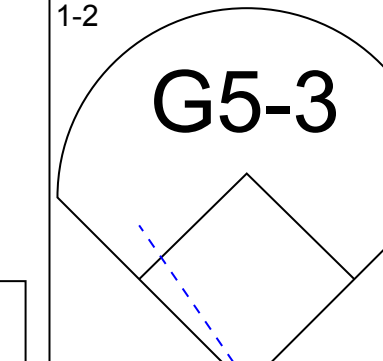
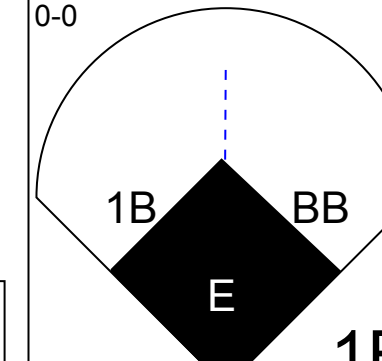
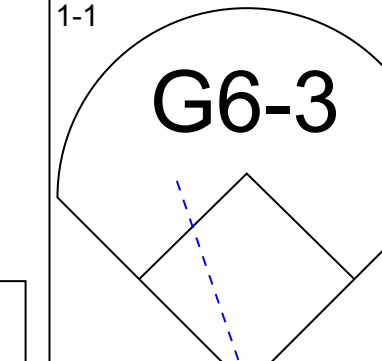
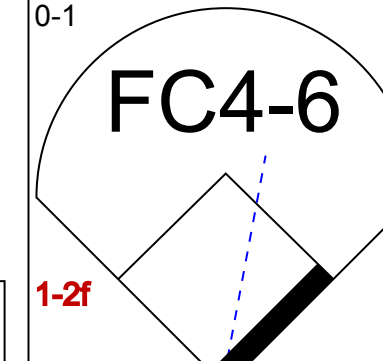
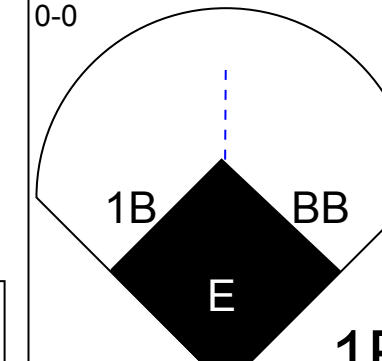
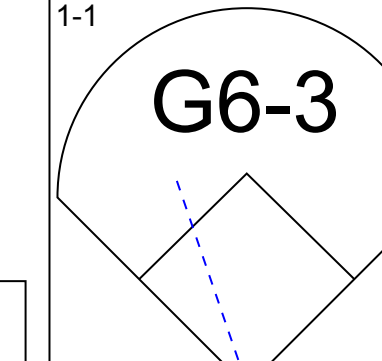
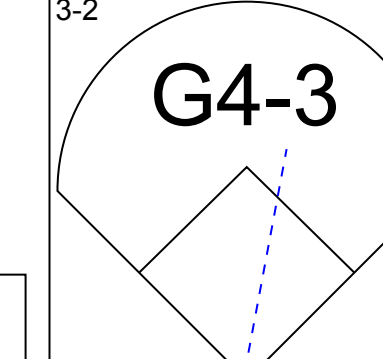
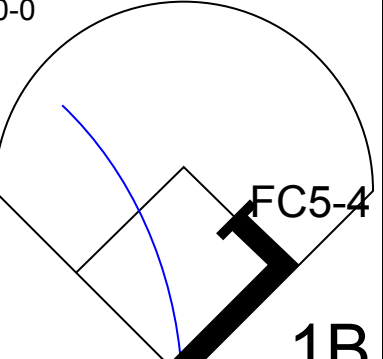
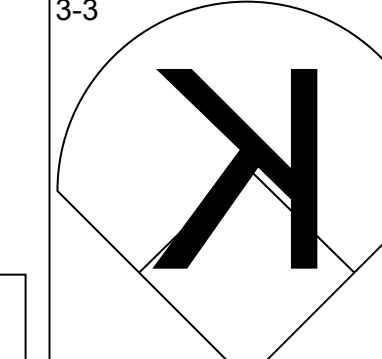
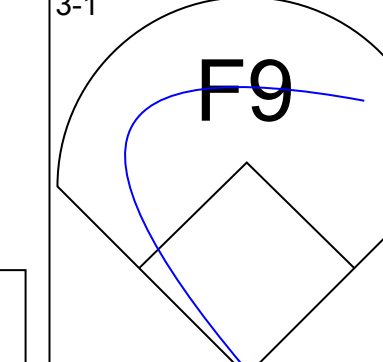
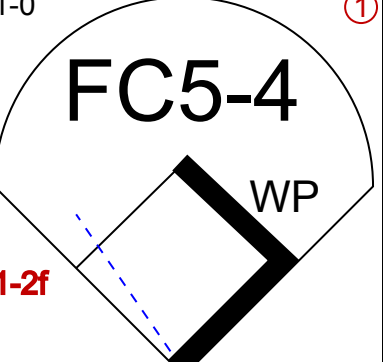
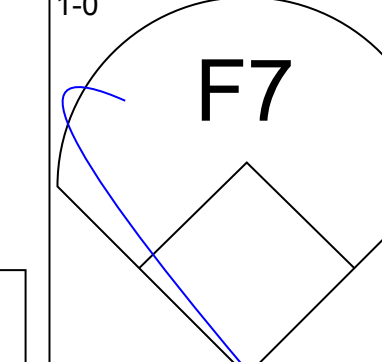
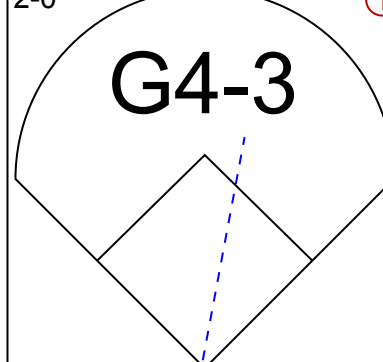
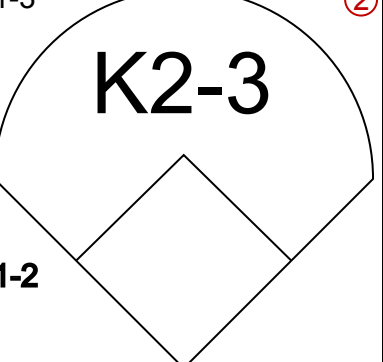
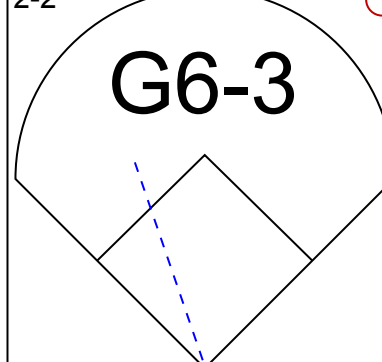
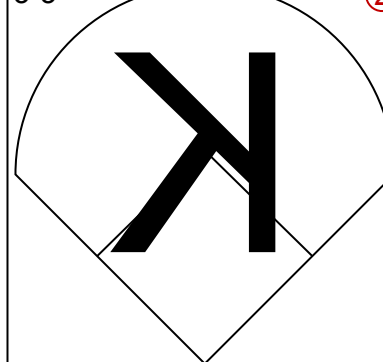
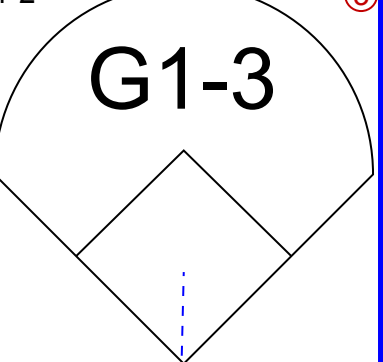
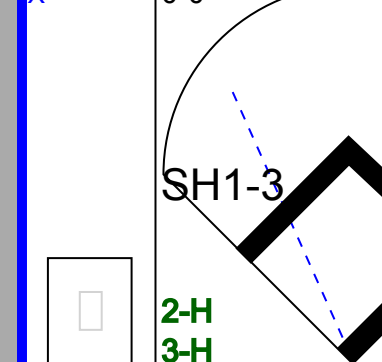
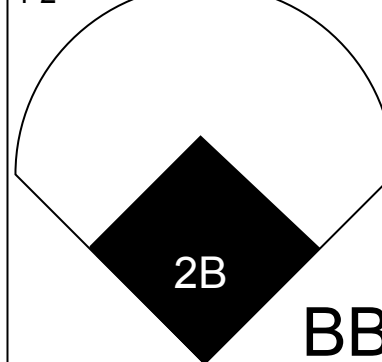
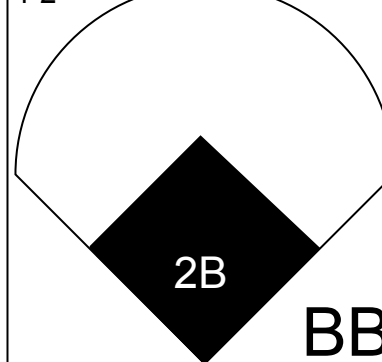
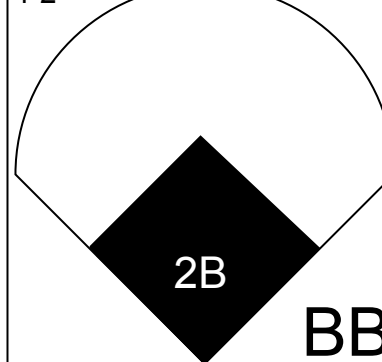
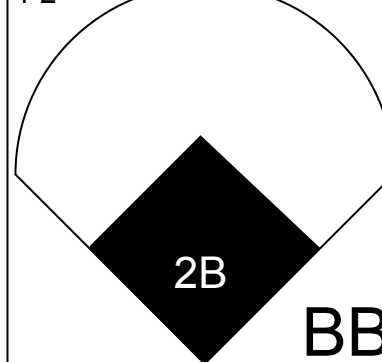
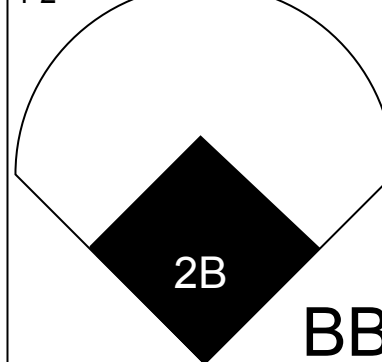
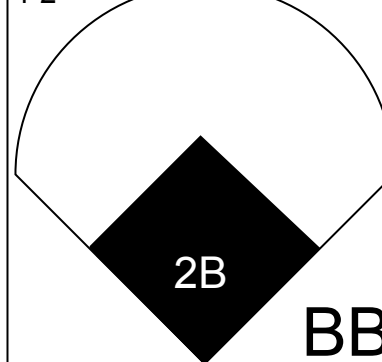
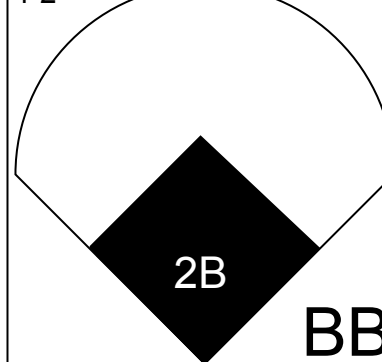






Batter	1	2	3	4	5	6	7	8	9	AB	R	H	RBI	BB	SO	LOB	TOP					
Tony Womack, L (1.4) OBP: 0.252, SLG: 0.241										5	1	1	1	0	1	3	<b>Pittsburgh Pirates @ San Francisco Giants</b> 3Com Park at Candlestick Point, San Francisco, CA Mon Apr 27 1998, 10:05 PM EDT Att: 10,127 - Unknown - 65 F					
Al Martin, L (1.7) OBP: 0.281, SLG: 0.413										4	1	1	0	0	1	1						
18 Jason Kendall, R (1.2) OBP: 0.433, SLG: 0.558										4	1	2	1	0	0	1						
Kevin Young, R (1.3) OBP: 0.279, SLG: 0.408										4	1	1	3	0	0	2						
Jermaine Allensworth, R (1.8) OBP: 0.435, SLG: 0.488										4	0	2	0	0	1	0						
Turner Ward, S (1.9) OBP: 0.358, SLG: 0.364										4	0	0	0	0	0	2						
Doug Strange, S (1.5) OBP: 0.353, SLG: 0.356										3	0	0	0	1	1	1						
Lou Collier, R (1.6) OBP: 0.255, SLG: 0.385										4	1	2	0	0	2	2						
Jose Silva, R (1.1)										2	0	0	0	0	1	1						
Elmer Dessens, R (7.1)										0	0	0	0	0	0	0						
Jason Christiansen, R (7.1)										0	0	0	0	0	0	0						
Mark Smith, R (9. PH)										0	0	0	0	1	0	0						
Rich Loiselle, R (9.1)										0	0	0	0	0	0	0						
<b>Inning Stats</b>	R: 0 E: 0 K: 2 S: 13	H: 1 LOB: 1 BB: 0 P: 17	R: 0 E: 0 K: 0 S: 7	H: 1 LOB: 0 BB: 0 P: 8	R: 4 E: 1 K: 0 S: 15	H: 3 LOB: 0 BB: 0 P: 25	R: 0 E: 0 K: 1 S: 11	H: 1 LOB: 1 BB: 0 P: 13	R: 1 E: 0 K: 0 S: 10	H: 2 LOB: 0 BB: 0 P: 16	R: 0 E: 0 K: 2 S: 8	H: 0 LOB: 0 BB: 0 P: 13	R: 0 E: 0 K: 1 S: 9	H: 0 LOB: 0 BB: 0 P: 10	R: 0 E: 0 K: 0 S: 5	H: 0 LOB: 0 BB: 0 P: 11	R: 0 E: 0 K: 1 S: 12	H: 1 LOB: 3 BB: 2 P: 24	1B: 5 2B: 3 3B: 1 HR: 1	SF: 0 SAC: 1 DP: 2 HBP: 0	WP: 0 PB: 0 CS: 2	PA: 37
<b>PITCHER</b>	IP	WLS	BF	H	R	ER	SO	BB	IBB	HBP	BLK	WP	HR	S	P	ERA	WHIP					
Danny Darwin, R (1.1) ERA: 3.45	5.0		22	8	5	2	3	0	0	0	0	0	1	56	79	3.60	1.600					
John Johnstone, R (6.1) ERA: 0.57	2.0		6	0	0	0	3	0	0	0	0	0	0	17	23	0.00	0.000					
Steve Reed, R (8.1) ERA: 0.55	1.1		6	1	0	0	0	0	1	0	0	0	0	10	22	0.00	0.750					
Robb Nen, R (9.1) ERA: 0.66	0.2	W	3	0	0	0	1	1	0	0	0	0	0	7	13	0.00	1.500					



Batter	1	2	3	4	5	6	7	8	9	AB	R	H	RBI	BB	SO	LOB	BOTTOM					
Marvin Benard, L (1.9) OBP: 0.462, SLG: 0.524										3	1	1	1	1	1	0	<b>Pittsburgh Pirates @ San Francisco Giants</b> 3Com Park at Candlestick Point, San Francisco, CA Mon Apr 27 1998, 10:05 PM EDT Att: 10,127 - Unknown - 65 F					
Bill Mueller, S (1.5) OBP: 0.413, SLG: 0.473										4	0	2	0	1	1	1						
Barry Bonds, L (1.7) OBP: 0.371, SLG: 0.510										1	0	0	0	4	0	2						
Jeff Kent, R (1.4) OBP: 0.324, SLG: 0.404										5	0	1	1	0	0	6						
Charlie Hayes, R (1.3) OBP: 0.297, SLG: 0.485										4	1	1	0	0	0	1						
Robb Nen, R (9.1)										0	0	0	0	0	0	0						
Stan Javier, S (1.8) OBP: 0.373, SLG: 0.375										3	1	1	0	1	1	0						
Rich Aurilia, R (1.6) OBP: 0.406, SLG: 0.411										4	1	1	0	0	0	1						
Brian Johnson, R (1.2) OBP: 0.263, SLG: 0.260										4	1	0	0	0	1	2						
Danny Darwin, R (1.1)										1	0	0	0	0	1	0						
Darryl Hamilton, L (5. PH) OBP: 0.348, SLG: 0.371										1	0	0	0	0	0	1						
John Johnstone, R (8.1)										0	0	0	0	0	0	0						
Alex Diaz, S (7. PH) OBP: 0.207, SLG: 0.276										1	0	1	2	0	0	0						
Steve Reed, R (9.1)										0	0	0	0	0	0	0						
J.T. Snow, L (9.3) OBP: 0.302, SLG: 0.500										0	0	0	0	1	0	0						
Rey Sanchez, R (9. PH) OBP: 0.431, SLG: 0.241										0	1	0	0	0	0	0						
Rey Sanchez, R (9. PH) OBP: 0.431, SLG: 0.444										0	1	0	0	0	0	0						
<b>Inning Stats</b>	R: 0 E: 0 K: 0 S: 8	H: 1 LOB: 1 BB: 1 P: 14	R: 0 E: 0 K: 0 S: 10	H: 0 LOB: 0 BB: 0 P: 17	R: 0 E: 0 K: 2 S: 9	H: 0 LOB: 0 BB: 0 P: 16	R: 0 E: 0 K: 0 S: 8	H: 0 LOB: 1 BB: 1 P: 16	R: 0 E: 0 K: 1 S: 9	H: 1 LOB: 1 BB: 0 P: 12	R: 0 E: 0 K: 0 S: 4	H: 1 LOB: 1 BB: 1 P: 12	R: 4 E: 1 K: 1 S: 18	H: 3 LOB: 2 BB: 2 P: 33	R: 0 E: 0 K: 1 S: 6	H: 0 LOB: 0 BB: 0 P: 11	R: 2 E: 0 K: 0 S: 11	H: 2 LOB: 3 BB: 3 P: 26	1B: 5 2B: 3 3B: 0 HR: 0	SF: 0 SAC: 1 DP: 2 HBP: 0	WP: 2 PB: 0 CS: 0	PA: 40
<b>PITCHER</b>	IP	WLS	BF	H	R	ER	SO	BB	IBB	HBP	BLK	WP	HR	S	P	ERA	WHIP					
Jose Silva, R (1.1) ERA: 3.94	6.0		24	4	2	2	3	4	0	0	0	0	0	50	93	3.00	1.333					
Elmer Dessens, R (7.1) ERA: 6.0	0.0		3	2	2	1	0	0	0	0	0	0	0	8	10	-	-					
Jason Christiansen, L (7.1) ERA: 0.87	2.0		7	0	0	0	2	1	0	0	0	0	0	14	28	0.00	0.500					
Rich Loiselle, R (9.1) ERA: 3.95	0.1	L	6	2	2	2	0	1	2	0	0	0	0	11	26	54.00	9.000					





Batter	1	2	3	4	5	6	7	8	9	AB	R	H	RBI	BB	SO	LOB	TOP			
Tony Womack, L (1.4) OBP: 0.281, SLG: 0.250										4	0	2	0	0	0	0	<b>Pittsburgh Pirates @ San Francisco Giants</b> 3Com Park at Candlestick Point, San Francisco, CA Tue Apr 28 1998, 6:33 AM EDT Att: 11,551 - Sunny - 70 F			
Al Martin, L (1.7) OBP: 0.270, SLG: 0.396										4	0	0	0	0	1	3				
18 Jason Kendall, R (1.2) OBP: 0.426, SLG: 0.539										3	1	0	0	0	0	3				
Kevin Young, R (1.3) OBP: 0.287, SLG: 0.406										3	0	1	0	1	1	1				
Jermaine Allensworth, R (1.8) OBP: 0.438, SLG: 0.476										2	0	0	0	2	1	0				
Mark Smith, R (1.9)										3	0	0	1	0	1	2				
Freddy Garcia, R (1.5) Doug Strange, S (0. PH) OBP: 0.346, SLG: 0.348										2	0	0	0	1	0	0				
Kevin Polcovich, R (1.6) Turner Ward, S (7. PH) Lou Collier, R (7.6) OBP: 0.250, SLG: 0.377										1	0	0	0	1	1	0				
67 Francisco Cordova, R (1.1) Jose Guillen, R (8. PH) Chris Peters, L (8.1)										1	0	0	0	0	1	0				
<b>Inning Stats</b>	R: 0 E: 0 K: 0 S: 4	H: 1 LOB: 1 BB: 0 P: 4	R: 0 E: 0 K: 1 S: 5	H: 0 LOB: 0 BB: 0 P: 5	R: 0 E: 0 K: 2 S: 7	H: 0 LOB: 0 BB: 0 P: 7	R: 0 E: 0 K: 1 S: 5	H: 0 LOB: 0 BB: 0 P: 5	R: 0 E: 0 K: 1 S: 6	H: 1 LOB: 2 BB: 1 P: 10	R: 0 E: 0 K: 0 S: 2	H: 0 LOB: 2 BB: 3 P: 14	R: 0 E: 0 K: 0 S: 3	H: 0 LOB: 0 BB: 0 P: 3	R: 1 E: 0 K: 0 S: 4	H: 1 LOB: 2 BB: 1 P: 9		1B: 3 2B: 1 3B: 0 HR: 0	SF: 1 SAC: 1 DP: 1 HBP: 1	WP: 0 PB: 0 SB: 1 CS: 0
<b>PITCHER</b>	IP WLS BF H R ER SO BB IBB HBP BLK WP HR S P ERA WHIP																			
Shawn Estes, L (1.1) ERA: 5.4	6.1 W 25 2 0 0 6 4 0 0 0 0 0 0 0 0 0 0 0.00 0.947																			
Julian Tavarez, R (7.1) ERA: 2.55	0.2 1 0 0 0 0 0 0 0 0 0 0 0 0 0 0 0 0.00 0.000																			
Jim Poole, L (8.1) ERA: 1.23	1.0 3 0 0 0 0 0 0 0 0 0 0 0 0 0 0 0 0.00 0.000																			
Robb Nen, R (9.1) ERA: 0.61	1.0 S 6 1 1 0 0 1 0 1 0 0 0 0 4 9 0.00 2.000																			

Batter	1	2	3	4	5	6	7	8	9	AB	R	H	RBI	BB	SO	LOB	BOTTOM	
Marvin Benard, L (1.9) OBP: 0.433, SLG: 0.458										3	0	0	0	1	0	1	<b>Pittsburgh Pirates @ San Francisco Giants</b> 3Com Park at Candlestick Point, San Francisco, CA Tue Apr 28 1998, 6:33 AM EDT Att: 11,551 - Sunny - 70 F	
Bill Mueller, S (1.5) OBP: 0.417, SLG: 0.468										3	0	1	0	1	0	1		
Barry Bonds, L (1.7) OBP: 0.358, SLG: 0.490										4	0	0	0	0	1	3		
Jeff Kent, R (1.4) OBP: 0.321, SLG: 0.427										4	1	1	1	0	0	1		
J.T. Snow, L (1.3) OBP: 0.307, SLG: 0.299										4	1	3	1	0	1	1		
Stan Javier, S (1.8) OBP: 0.362, SLG: 0.363										3	0	0	0	0	0	2		
Brent Mayne, L (1.2) OBP: 0.407, SLG: 0.577										3	0	0	0	0	0	2		
Rey Sanchez, R (1.6) OBP: 0.407, SLG: 0.417										3	0	0	0	0	0	0		
Shawn Estes, R (1.1) Julian Tavarez, L (7.1)										2	0	1	0	0	0	0		
Alex Diaz, S (7. PH) Jim Poole, L (8.1) Robb Nen, R (9.1)										1	0	0	0	0	0	0		
<b>Inning Stats</b>	R: 0 E: 0 K: 0 S: 3	H: 0 LOB: 0 BB: 0 P: 3	R: 1 E: 0 K: 0 S: 4	H: 1 LOB: 0 BB: 0 P: 4	R: 0 E: 0 K: 1 S: 6	H: 1 LOB: 2 BB: 1 P: 10	R: 0 E: 0 K: 0 S: 4	H: 1 LOB: 1 BB: 0 P: 4	R: 0 E: 0 K: 0 S: 5	H: 2 LOB: 1 BB: 0 P: 5	R: 0 E: 0 K: 0 S: 3	H: 0 LOB: 0 BB: 0 P: 3	R: 0 E: 0 K: 1 S: 5	H: 0 LOB: 1 BB: 1 P: 9	1B: 4 2B: 0 3B: 0 HR: 2	SF: 0 SAC: 0 DP: 0 HBP: 0	WP: 0 PB: 0 SB: 0 CS: 0	PA: 32
<b>PITCHER</b>	IP WLS BF H R ER SO BB IBB HBP BLK WP HR S P ERA WHIP																	
67 Francisco Cordova, R (1.1) Chris Peters, L (8.1) ERA: 2.03	7.0 L 28 6 2 2 2 1 1 0 0 0 0 0 0 0 5 9 0.00 1.000																	











Batter	1	2	3	4	5	6	7	8	9	AB	R	H	RBI	BB	SO	LOB	TOP						
Eric Young Sr. R OBP: 0.387, SLG: 0.404										5	1	3	2	0	0	0	<b>Los Angeles Dodgers @ Pittsburgh Pirates</b> Three Rivers Stadium, Pittsburgh, PA Fri May 01 1998, 7:05 PM EDT Att. 15,491 - Overcast - 61 F						
Roger Cedeno S OBP: 0.393, SLG: 0.273										4	0	1	0	1	2	2							
Mike Piazza R OBP: 0.373, SLG: 0.600										5	0	0	0	0	1	5							
Todd Zeile R OBP: 0.311, SLG: 0.378										2	1	1	1	1	0	1							
Raul Mondesi R OBP: 0.304, SLG: 0.429										3	0	0	0	0	0	3							
Eric Karros R OBP: 0.417, SLG: 0.435										4	0	1	1	0	0	0							
Matt Luke L Trenidad Hubbard R OBP: 0.337, SLG: 0.543 OBP: 0.317, SLG: 0.429										2	0	1	0	0	1	0							
Jose Vizcaino S OBP: 0.321, SLG: 0.243										3	0	1	0	1	0	2							
37 Darren Dreifort R Mark Guthrie R Jim Bruske R Tom Prince R Brad Clontz R OBP: 0.125, SLG: 0.125 OBP: 0.286, SLG: 0.273										3	2	1	0	0	1	1							
<b>Inning Stats</b>	R: 0 E: 0 K: 1 S: 10	H: 1 LOB: 1 BB: 0 P: 15	R: 0 E: 0 K: 1 S: 8	H: 0 LOB: 0 BB: 0 P: 12	R: 1 E: 1 K: 0 S: 8	H: 1 LOB: 1 BB: 0 P: 13	R: 1 E: 0 K: 0 S: 12	H: 3 LOB: 1 BB: 0 P: 16	R: 2 E: 0 K: 1 S: 14	H: 3 LOB: 1 BB: 1 P: 18	R: 0 E: 0 K: 1 S: 10	H: 0 LOB: 2 BB: 2 P: 16	R: 0 E: 0 K: 1 S: 11	H: 0 LOB: 2 BB: 2 P: 21	R: 0 E: 0 K: 1 S: 8	H: 1 LOB: 1 BB: 0 P: 12		R: 0 E: 0 K: 1 S: 10	H: 0 LOB: 0 BB: 0 P: 14	1B: 7 2B: 2 3B: 0 HR: 0	SF: 1 SAC: 0 DP: 1 HBP: 1	WP: 0 PB: 0 SB: 1 CS: 1	PA: 39
<b>PITCHER</b>	IP WLS BF H R ER SO BB IBB HBP BLK WP HR S P ERA WHIP																						
Esteban Loaiza R ERA: 5.34	5.0		23	8	4	3	2	0	0	1	0	0	0	0	0	52	74	5.40	1.600				
Jeff Tabaka L ERA: 2.53	1.0	W	4	0	0	0	1	1	0	0	0	0	0	0	0	10	16	0.00	1.000				
Chris Peters L ERA: 1.8	0.2		4	0	0	0	1	2	0	0	0	0	0	0	0	7	16	0.00	3.000				
Ricardo Rincon L ERA: 0.93	1.1		5	1	0	0	0	0	0	0	0	0	0	0	12	17	0.00	0.750					
Rich Loeiselle R ERA: 3.68	1.0	S	3	0	0	0	1	0	0	0	0	0	0	0	10	14	0.00	0.000					

Batter	1	2	3	4	5	6	7	8	9	AB	R	H	RBI	BB	SO	LOB	BOTTOM						
Tony Womack L OBP: 0.273, SLG: 0.264										4	1	2	0	0	2	0	<b>Los Angeles Dodgers @ Pittsburgh Pirates</b> Three Rivers Stadium, Pittsburgh, PA Fri May 01 1998, 7:05 PM EDT Att. 15,491 - Overcast - 61 F						
Al Martin L OBP: 0.284, SLG: 0.423										3	0	1	0	1	1	1							
18 Jason Kendall R OBP: 0.418, SLG: 0.515										4	0	0	0	0	1	4							
Kevin Young R OBP: 0.291, SLG: 0.436										4	0	2	1	0	0	0							
Turner Ward S OBP: 0.339, SLG: 0.380										4	1	1	0	0	0	2							
Jose Guillen R OBP: 0.319, SLG: 0.471										3	1	0	0	1	2	2							
Chance Sanford L OBP: 0.250, SLG: 0.500										4	1	1	1	0	1	2							
Lou Collier R OBP: 0.281, SLG: 0.492										4	1	2	1	0	0	0							
Esteban Loaiza R Mark Smith R Jeff Tabaka R Doug Strange S Chris Peters L Ricardo Rincon L Jermaine Allenworth R Rich Loeiselle R OBP: 0.182, SLG: 0.100 OBP: 0.337, SLG: 0.543 OBP: 0.317, SLG: 0.429 OBP: 0.333, SLG: 0.333 OBP: 0.317, SLG: 0.429 OBP: 0.321, SLG: 0.243 OBP: 0.286, SLG: 0.273 OBP: 0.321, SLG: 0.243										1	0	0	0	0	0	3							
<b>Inning Stats</b>	R: 0 E: 0 K: 1 S: 7	H: 0 LOB: 0 BB: 0 P: 8	R: 0 E: 1 K: 1 S: 14	H: 2 LOB: 3 BB: 0 P: 18	R: 1 E: 1 K: 1 S: 14	H: 2 LOB: 1 BB: 0 P: 24	R: 0 E: 0 K: 1 S: 7	H: 0 LOB: 0 BB: 0 P: 7	R: 0 E: 0 K: 3 S: 10	H: 1 LOB: 1 BB: 0 P: 15	R: 4 E: 1 K: 0 S: 23	H: 4 LOB: 2 BB: 2 P: 39	R: 0 E: 0 K: 1 S: 7	H: 0 LOB: 0 BB: 0 P: 9	R: 0 E: 0 K: 1 S: 6	H: 0 LOB: 0 BB: 0 P: 9		R: 0 E: 0 K: 1 S: 6	H: 0 LOB: 0 BB: 0 P: 9	1B: 6 2B: 2 3B: 1 HR: 0	SF: 0 SAC: 0 DP: 0 HBP: 0	WP: 0 PB: 0 SB: 2 CS: 0	PA: 36
<b>PITCHER</b>	IP WLS BF H R ER SO BB IBB HBP BLK WP HR S P ERA WHIP																						
37 Darren Dreifort R ERA: 3.26	5.1	L	26	8	5	4	7	1	0	0	0	0	0	0	0	66	94	6.75	1.688				
Mark Guthrie L ERA	0.1		3	1	0	0	0	1	0	0	0	0	0	0	8	16	0.00	6.000					
Jim Bruske R ERA: 1.2	1.1		4	0	0	0	1	0	0	0	0	0	0	8	10	0.00	0.000						
Brad Clontz R ERA: 1.26	1.0		3	0	0	0	1	0	0	0	0	0	0	6	9	0.00	0.000						

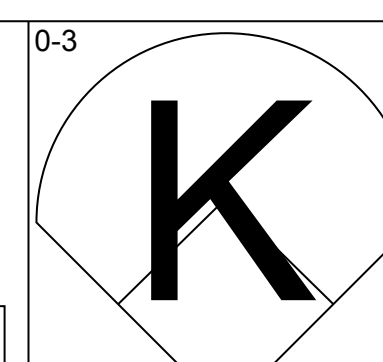
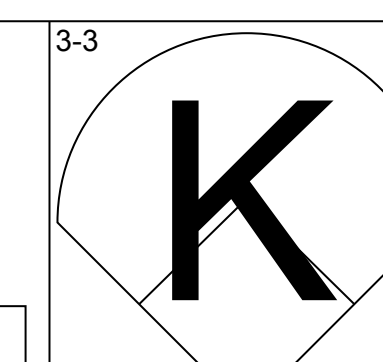
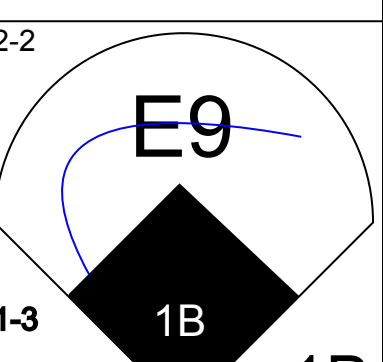
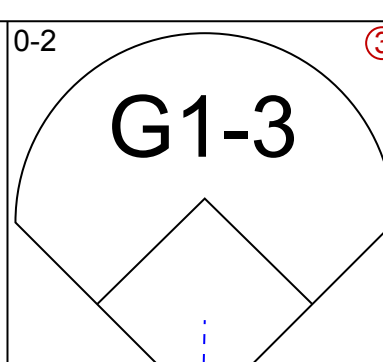
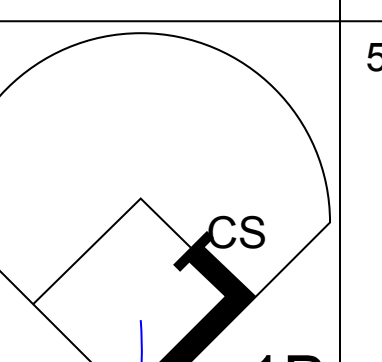
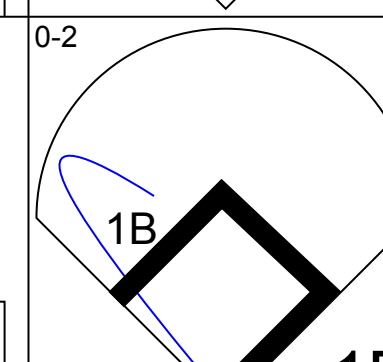
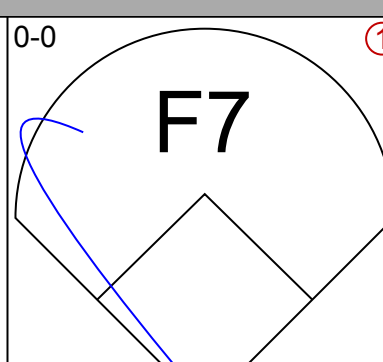
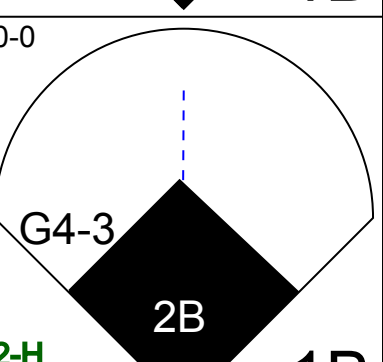
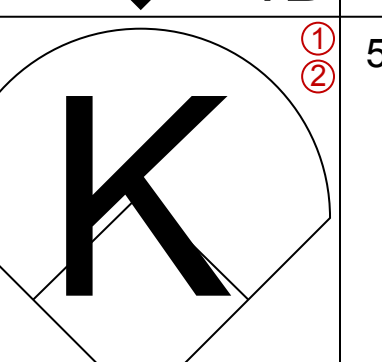
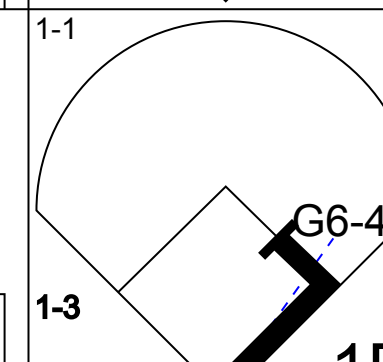
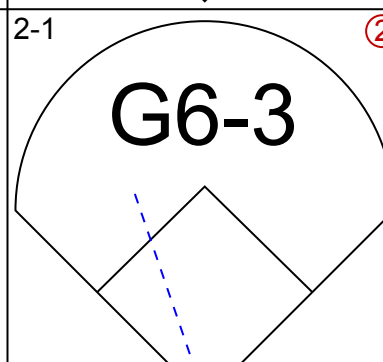
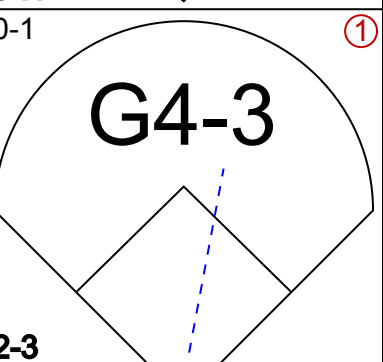
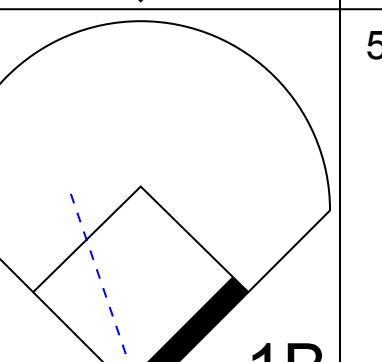
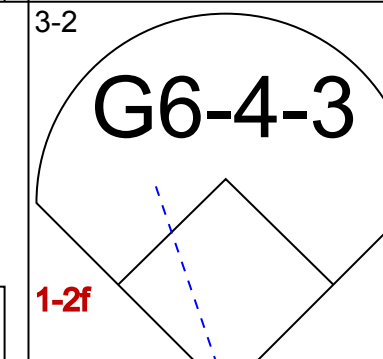
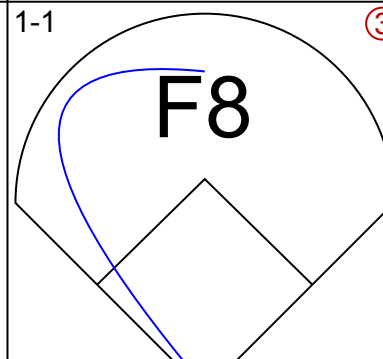
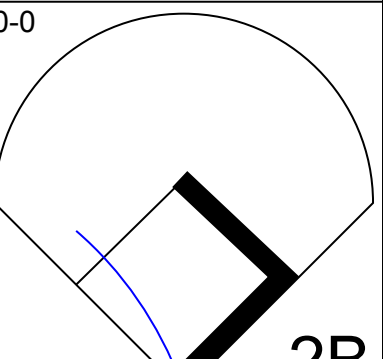
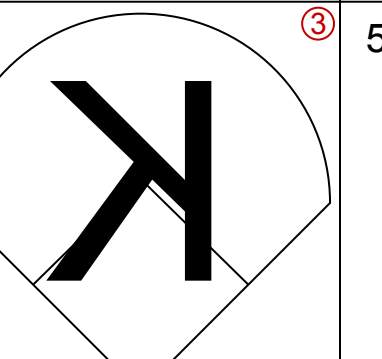
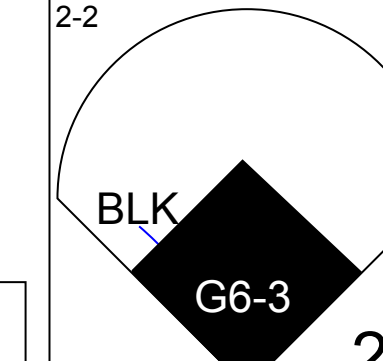
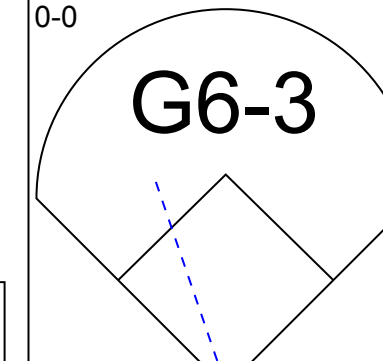
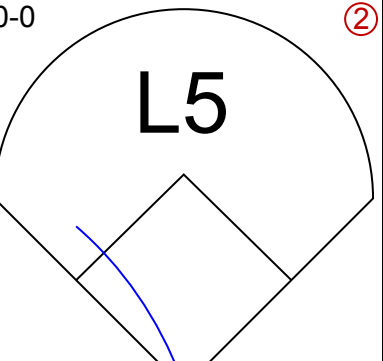

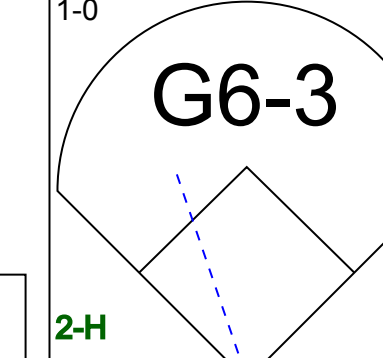
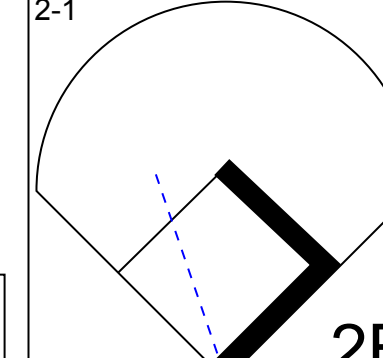
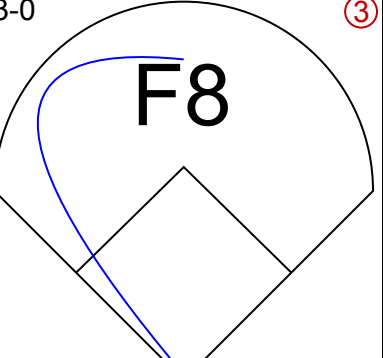

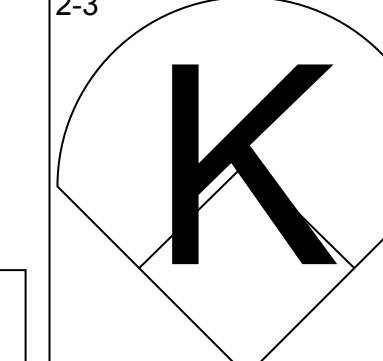
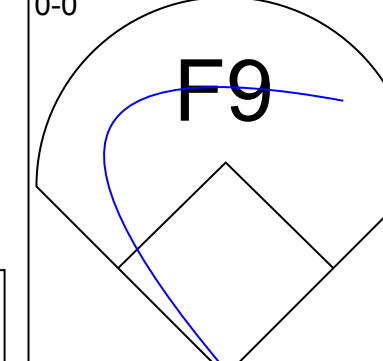
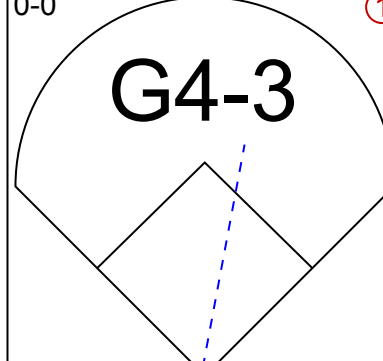

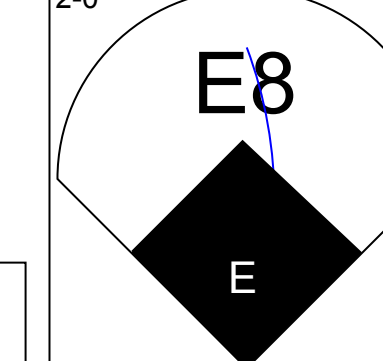
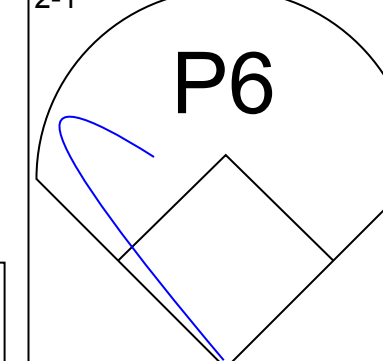
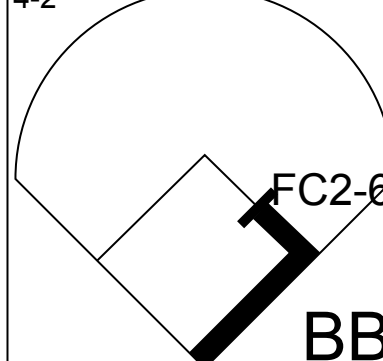


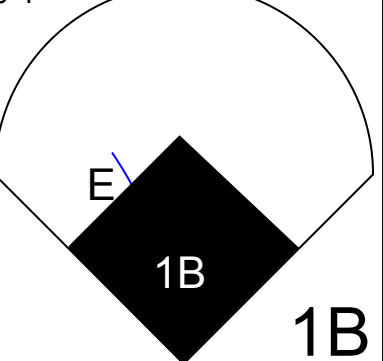
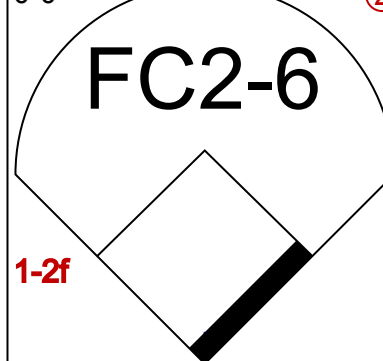

**AB 34**  
**R 4**  
**H 9**  
**RBI 4**  
**BB 3**  
**SO 5**  
**LOB 15**

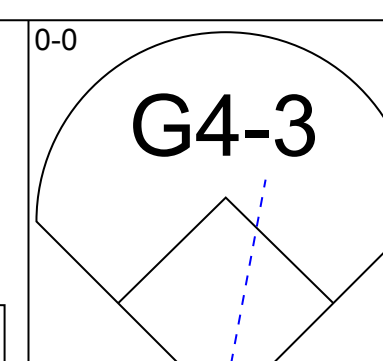
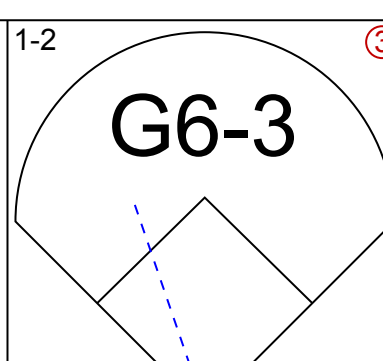
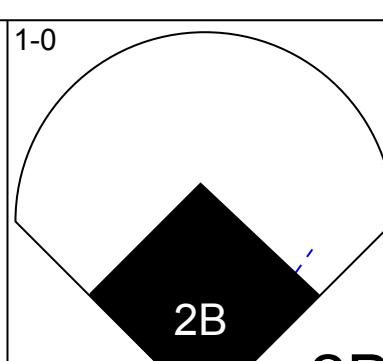

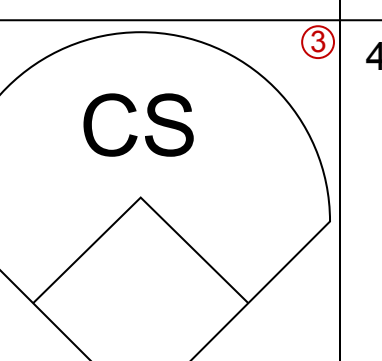
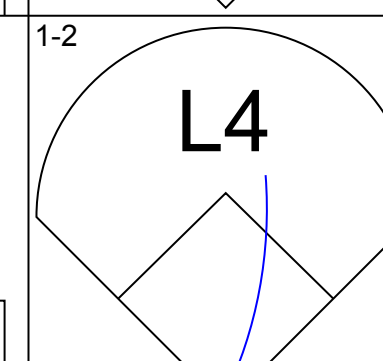
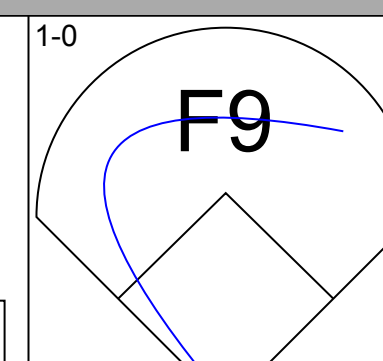
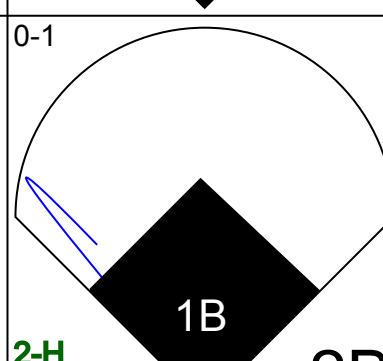

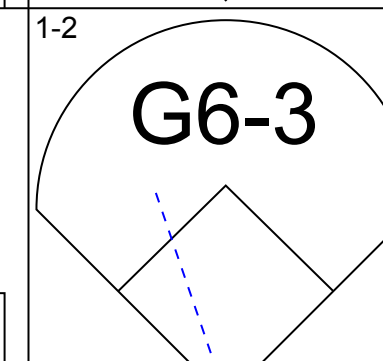
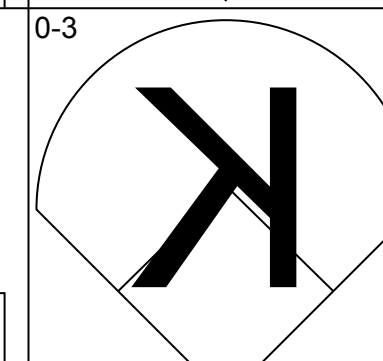
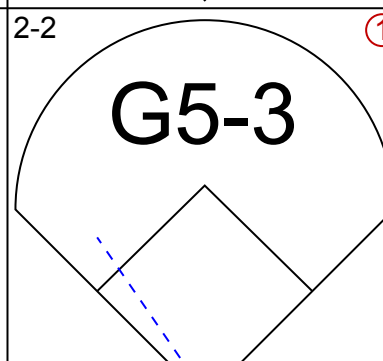

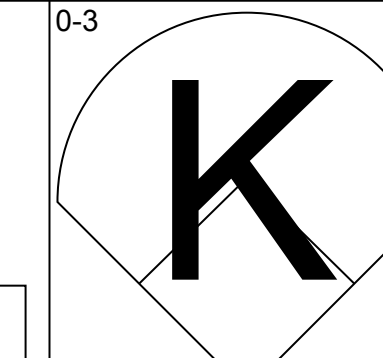
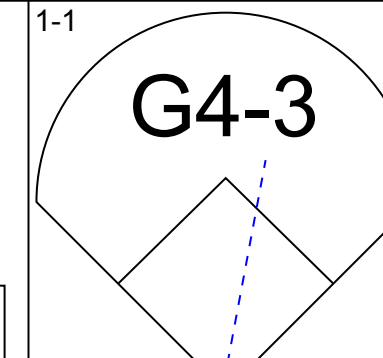
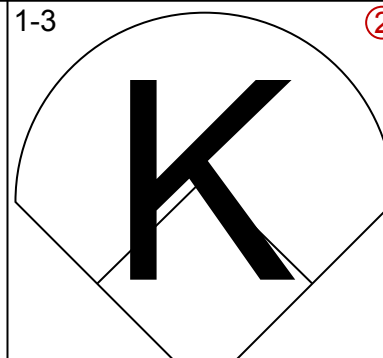

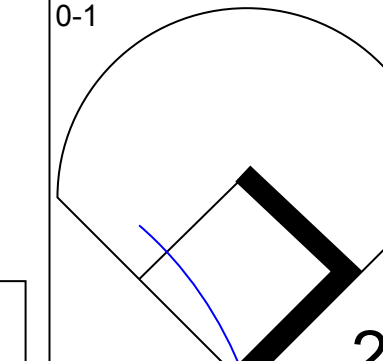
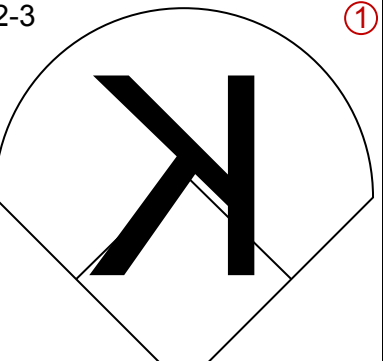
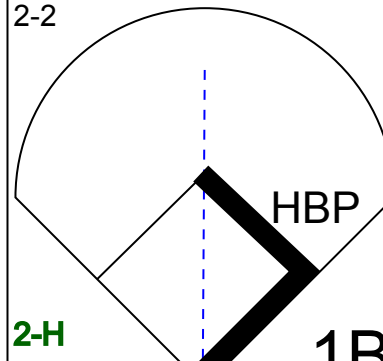

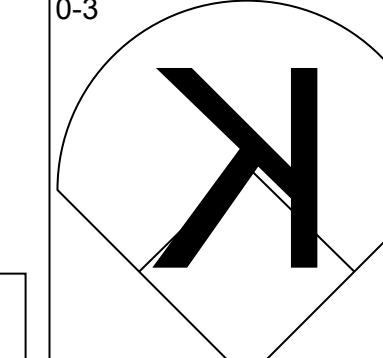
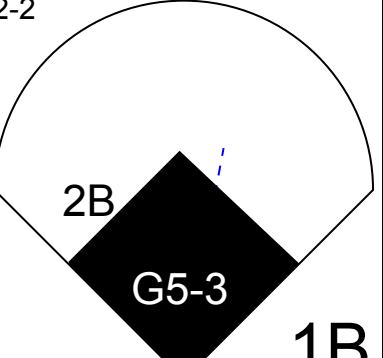
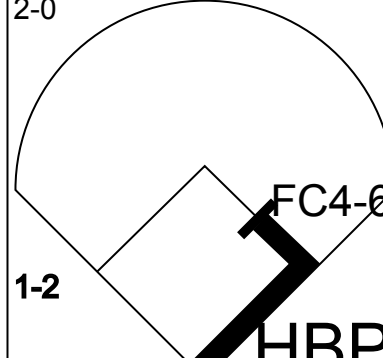
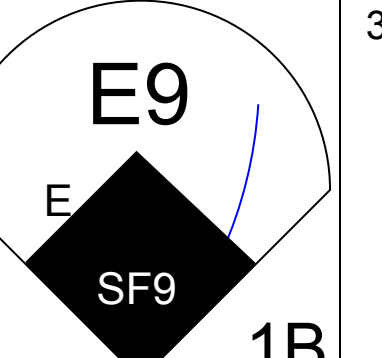
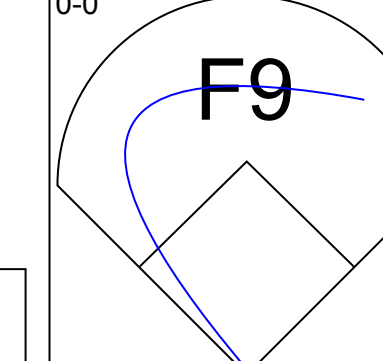
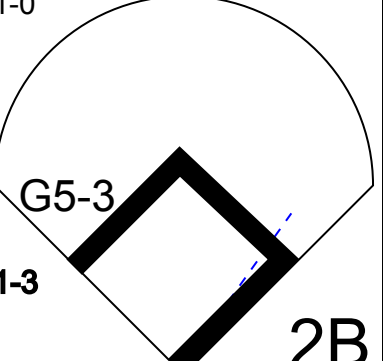
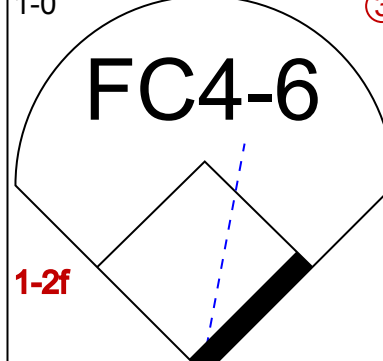
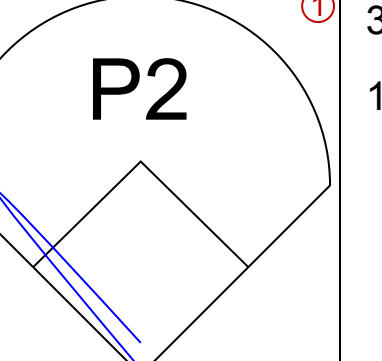
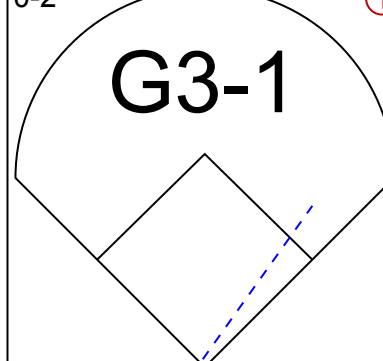
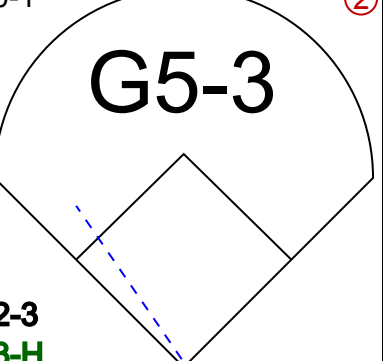

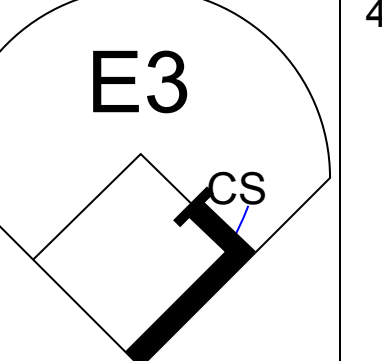

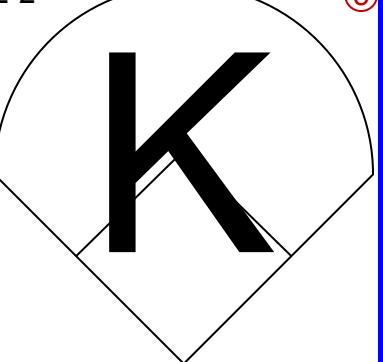

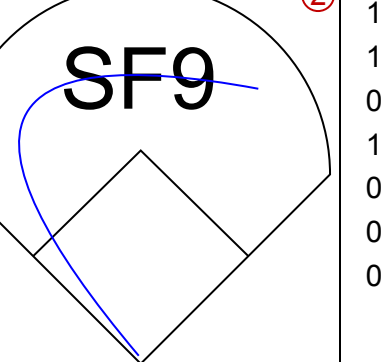


**AB 34**  
**R 5**  
**H 9**  
**RBI 4**  
**BB 2**  
**SO 9**  
**LOB 15**





Batter	1	2	3	4	5	6	7	8	9	AB	R	H	RBI	BB	SO	LOB	TOP					
<b>Eric Young Sr. R</b> OBP: 0.387, SLG: 0.404										5	1	2	0	0	2	2	<b>Los Angeles Dodgers @ Pittsburgh Pirates</b> Three Rivers Stadium, Pittsburgh, PA Sat May 02 1998, 7:05 PM EDT Att: 22,629 - Cloudy - 54 F					
<b>Roger Cedeno S</b> OBP: 0.394, SLG: 0.296										5	1	2	2	0	2	1						
<b>Mike Piazza R</b> OBP: 0.374, SLG: 0.590										5	0	2	0	0	0	1						
<b>Eric Karros R</b> OBP: 0.379, SLG: 0.429										5	0	1	1	0	1	3						
<b>Raul Mondesi R</b> OBP: 0.310, SLG: 0.440										4	1	2	0	0	0	1						
<b>Todd Zeile R</b> OBP: 0.309, SLG: 0.383										4	0	1	1	0	1	2						
<b>Matt Luke L</b> OBP: 0.377, SLG: 0.510 <b>Trenidad Hubbard R</b> OBP: 0.333, SLG: 0.444										3	0	0	0	0	1	1						
<b>Jose Vizcaino S</b> OBP: 0.318, SLG: 0.233										3	1	0	0	1	1	3						
<b>Ramon Martinez R</b> OBP: 0.313, SLG: 0.375 <b>Scott Radinsky L</b> (9, 1)										4	1	1	0	0	1	3						
<b>Inning Stats</b>	R: 0 E: 0 K: 1 S: 13	H: 2 LOB: 1 BB: 0 P: 17	R: 2 E: 2 K: 12 S: 12	H: 1 LOB: 1 BB: 0 P: 23	R: 0 E: 0 K: 0 S: 5	H: 0 LOB: 0 BB: 0 P: 8	R: 0 E: 0 K: 0 S: 6	H: 1 LOB: 1 BB: 0 P: 10	R: 3 E: 1 K: 0 S: 11	H: 4 LOB: 1 BB: 0 P: 16	R: 0 E: 0 K: 0 S: 8	H: 0 LOB: 0 BB: 1 P: 12	R: 0 E: 0 K: 1 S: 9	H: 0 LOB: 0 BB: 0 P: 16	R: 0 E: 0 K: 3 S: 14	H: 2 LOB: 2 BB: 0 P: 17	R: 0 E: 0 K: 2 S: 13	H: 2 LOB: 1 BB: 0 P: 18	1B: 9 2B: 4 3B: 0 HR: 0	SF: 0 SAC: 0 DP: 2 HBP: 0	WP: 0 PB: 0 SB: 0 CS: 1	PA: 40
<b>PITCHER</b>	IP	WLS	BF	H	R	ER	SO	BB	IBB	HBP	BLK	WP	HR	S	P	ERA	WHIP					
<b>Jon Lieber R</b> ERA: 5.45	(1, 1)	5.0	L	24	8	5	4	3	0	0	0	1	0	0	47	7.20	1.600					
<b>Jeff Tabaska L</b> ERA: 2.3	(6, 1)	2.0		7	0	0	0	1	1	0	0	0	0	0	17	28	0.00	0.500				
<b>Elmer Dessens R</b> ERA: 9.45	(8, 1)	0.1		2	1	0	0	1	0	0	0	0	0	6	8	0.00	3.000					
<b>Jason Christiansen L</b> ERA: 0.75	(8, 1)	1.2		7	3	0	0	4	0	0	0	0	0	21	27	0.00	1.800					

Batter	1	2	3	4	5	6	7	8	9	AB	R	H	RBI	BB	SO	LOB	BOTTOM					
<b>Tony Womack L</b> OBP: 0.273, SLG: 0.272										4	1	1	0	0	0	0	<b>Los Angeles Dodgers @ Pittsburgh Pirates</b> Three Rivers Stadium, Pittsburgh, PA Sat May 02 1998, 7:05 PM EDT Att: 22,629 - Cloudy - 54 F					
<b>Al Martin L</b> OBP: 0.283, SLG: 0.426										4	1	1	1	0	0	0						
<b>1B Jason Kendall R</b> OBP: 0.404, SLG: 0.495										4	0	0	0	0	1	1						
<b>Kevin Young R</b> OBP: 0.289, SLG: 0.430										4	0	1	0	0	2	1						
<b>Jermaine Allensworth R</b> OBP: 0.424, SLG: 0.467										4	0	2	1	0	1	1						
<b>Jose Guillen R</b> OBP: 0.337, SLG: 0.477										3	2	2	0	0	1	1						
<b>Chance Sanford L</b> OBP: 0.273, SLG: 0.545 <b>Kevin Polcovich R</b> OBP: 0.214, SLG: 0.212										3	0	1	0	0	0	3						
<b>Lou Collier R</b> OBP: 0.265, SLG: 0.462										4	0	0	1	0	1	2						
<b>Jon Lieber L</b> OBP: 0.385, SLG: 0.333 <b>Doug Strangis S</b> OBP: 0.327, SLG: 0.327 <b>Jeff Tabaska K</b> (7, PH) <b>Turner Ward S</b> OBP: 0.379, SLG: 0.379 <b>Elmer Dessens R</b> <b>Jason Christiansen R</b> <b>Mark Smith R</b> (9, PH)										1	0	0	0	0	0	0						
<b>Inning Stats</b>	R: 0 E: 0 K: 0 S: 7	H: 0 LOB: 0 BB: 0 P: 9	R: 0 E: 0 K: 2 S: 9	H: 1 LOB: 1 BB: 0 P: 9	R: 0 E: 0 K: 0 S: 10	H: 0 LOB: 0 BB: 0 P: 13	R: 0 E: 0 K: 1 S: 6	H: 0 LOB: 0 BB: 0 P: 8	R: 1 E: 0 K: 2 S: 14	H: 2 LOB: 1 BB: 0 P: 21	R: 2 E: 0 K: 1 S: 19	H: 3 LOB: 2 BB: 0 P: 28	R: 0 E: 0 K: 1 S: 9	H: 0 LOB: 0 BB: 0 P: 11	R: 0 E: 0 K: 0 S: 7	H: 1 LOB: 1 BB: 0 P: 9	R: 1 E: 2 K: 0 S: 12	H: 1 LOB: 0 BB: 0 P: 16	1B: 4 2B: 4 3B: 0 HR: 0	SF: 1 SAC: 0 DP: 0 HBP: 1	WP: 0 PB: 0 SB: 0 CS: 1	PA: 37
<b>PITCHER</b>	IP	WLS	BF	H	R	ER	SO	BB	IBB	HBP	BLK	WP	HR	S	P	ERA	WHIP					
<b>Ramon Martinez R</b> ERA: 3.19	(1, 1)	8.0	W	33	8	4	3	7	0	0	1	0	0	82	109	3.38	1.000					
<b>Scott Radinsky L</b> ERA: 0.77	(9, 1)	1.0	S	3	0	0	0	0	0	0	0	0	0	11	15	0.00	0.000					





Batter	1	2	3	4	5	6	7	8	9	AB	R	H	RBI	BB	SO	LOB	TOP					
Eric Young Sr. R (1,4) OBP: 0.391, SLG: 0.402 Wilton Guerrero, S (6,4) OBP: 0.316, SLG: 0.444	4-2 CS BB	0-0 G6-4-3 1B				2-1 F8	3-2 F8	0-1 P3		3	0	1	1	1	0	2						
Roger Cedeno, S (1,8) OBP: 0.395, SLG: 0.344	0-3 K	1-3 K			2-1 HR	2-2 SF9	3-3 K			5	1	2	1	0	3	4						
Mike Piazza, R (1,2) OBP: 0.361, SLG: 0.574 Frank Lankford, R (6,1) 37 Darren Dreifort, R (9,PH) OBP: 0.222, SLG: 0.125 Antonio Osuna, R (9,1)	2-2 G6-3	0-1 G6-4-3			1-0 FC6 HR	3-0 SF9	4-1 BB			3	1	0	1	0	0	3						
Todd Zeile, R (1,5) OBP: 0.313, SLG: 0.417		3-2 1B 2B	3-1 G6-3		3-0 HR	1-3 K	2-3 K			5	2	2	3	0	2	2						
Raul Mondesi, R (1,9) OBP: 0.311, SLG: 0.438 Tom Prince, R (6,2) OBP: 0.250, SLG: 0.231	0-0 BB 1B	1-0 F7			0-3 K	1-0 P3	3-3 K			3	1	1	0	0	1	0						
Matt Luke, L (1,3) OBP: 0.333, SLG: 0.500	1-1 1B 2B	0-0 F9			2-2 BB 1B	2-0 G4-3	3-1 F7			5	1	2	1	0	0	1						
Todd Hollandsworth, L (1,7) OBP: 0.284, SLG: 0.393	4-2 1B 2B				0-2 L6	4-2 BB	0-0 G4-3			2	1	0	0	2	0	0						
Jose Vizcaino, S (1,6) OBP: 0.330, SLG: 0.250 Juan Castro, R (8,PH) OBP: 0.053, SLG: 0.056	1-1 2B 1B	0-2 G3-1			2-2 F8 1B	0-0 G3				3	2	2	1	0	0	0						
Chan Ho Park, R (1,1) OBP: 0.286, SLG: 0.571 Thomas Howard, S (8,PH) OBP: 0.162, SLG: 0.314 Trenidad Hubbard, R (8,PH) OBP: 0.349, SLG: 0.486	0-0 1B	0-0 F9			2-0 F9	0-1 1B SF9	1-2 2B			2	0	1	2	0	0	0						
<b>Inning Stats</b>	R: 0 E: 0 K: 1 S: 8	H: 0 LOB: 0 BB: 1 P: 14	R: 5 E: 0 K: 1 S: 17	H: 6 LOB: 1 BB: 1 P: 27	R: 0 E: 0 K: 0 S: 4	H: 0 LOB: 0 BB: 0 P: 8	R: 0 E: 0 K: 0 S: 7	H: 0 LOB: 1 BB: 1 P: 9	R: 3 E: 0 K: 1 S: 17	H: 3 LOB: 1 BB: 1 P: 31	R: 0 E: 0 K: 0 S: 3	H: 0 LOB: 0 BB: 0 P: 6	R: 0 E: 0 K: 1 S: 10	H: 1 LOB: 1 BB: 0 P: 14	R: 0 E: 0 K: 2 S: 10	H: 0 LOB: 1 BB: 1 P: 22	1B: 8 2B: 4 3B: 0 HR: 1	SF: 1 SAC: 0 DP: 1 HBP: 0	WP: 0 PB: 0 SB: 0 CS: 1	PA: 42		
<b>PITCHER</b>	IP WLS BF H R ER SO	IP WLS BF H R ER SO	IP WLS BF H R ER SO	IP WLS BF H R ER SO	IP WLS BF H R ER SO	IP WLS BF H R ER SO	IP WLS BF H R ER SO	IP WLS BF H R ER SO	IP WLS BF H R ER SO	IP WLS BF H R ER SO	IP WLS BF H R ER SO	IP WLS BF H R ER SO	IP WLS BF H R ER SO	IP WLS BF H R ER SO	IP WLS BF H R ER SO	IP WLS BF H R ER SO	ERA WHIP	ERA WHIP				
Jose Silva, R (1,1) ERA: 9.28 Chris Peters, L (2,1) ERA: 1.5 Javier Martinez, R (5,1) ERA: 4.91 Elmer Dessens, R (6,1) ERA: 9.35 Jason Christiansen, L (8,1) ERA: 0.69	1.0 L 10 6 5 5 1	3.0 8 0 0 1	1.0 7 3 3 3 1	2.0 9 3 2 2 1	1.0 4 1 0 0 1	1.0 L 10 6 5 5 1	1.0 L 10 6 5 5 1	1.0 L 10 6 5 5 1	1.0 L 10 6 5 5 1	1.0 L 10 6 5 5 1	1.0 L 10 6 5 5 1	1.0 L 10 6 5 5 1	1.0 L 10 6 5 5 1	1.0 L 10 6 5 5 1	1.0 L 10 6 5 5 1	1.0 L 10 6 5 5 1	45.00 8.000	0.00 0.000	27.00 4.000	9.00 1.500	0.00 1.000	
Rich Loiselle, R (9,1) ERA: 3.45	1.0 4 0 0 2	1.0 4 0 0 2	1.0 4 0 0 2	1.0 4 0 0 2	1.0 4 0 0 2	1.0 4 0 0 2	1.0 4 0 0 2	1.0 4 0 0 2	1.0 4 0 0 2	1.0 4 0 0 2	1.0 4 0 0 2	1.0 4 0 0 2	1.0 4 0 0 2	1.0 4 0 0 2	1.0 4 0 0 2	1.0 4 0 0 2	0.00 1.000					

Batter	1	2	3	4	5	6	7	8	9	AB	R	H	RBI	BB	SO	LOB	BOTTOM					
Tony Womack, L (1,4) OBP: 0.272, SLG: 0.271	2-2 G3-1		2-0 P8			0-1 G1-3		1-1 G3-1 1B HR		4	1	1	0	0	0	0						
Al Martin, L (1,7) OBP: 0.291, SLG: 0.438	2-1 G3			2-0 P2		2-2 G6-3 2B		0-0 G3-1 1B HR		4	1	2	1	0	0	0						
18 Jason Kendall, R (1,2) OBP: 0.402, SLG: 0.490 Keith Osik, R (7,2)	0-2 FC6-4 1B			1-2 G6-3		1-0 G6-3		0-2 G3-1		3	0	1	0	0	0	1						
Kevin Young, R (1,3) OBP: 0.296, SLG: 0.458 Rich Loiselle, R (9,1)	0-0 FC6-4			3-1 1B		1-1 G6-3		0-0 HR		4	1	2	3	0	0	2						
Jermaine Allensworth, R (1,8) OBP: 0.408, SLG: 0.448				2-3 K		0-1 G4-3		0-0 6-3		4	0	0	0	0	2	1						
Turner Ward, S (1,9) OBP: 0.339, SLG: 0.365 Jose Guillen, R (6,9) OBP: 0.340, SLG: 0.489	1-1 F7			4-1 G3 WP BB		0-1 G6-3		0-1 WP SF9 2B		1	0	0	0	1	0	0						
Chance Sanford, L (1,5) OBP: 0.200, SLG: 0.400	3-2 P5			1-1 P4		1-3 K		2-3 K		4	0	0	0	0	2	2						
Lou Collier, R (1,6) OBP: 0.264, SLG: 0.456				1-0 L9		0-0 G3		1-1 1B 1B		3	1	1	1	0	0	1						
Jose Silva, R (1,1) Chris Peters, L (2,1) Javier Martinez, R (5,1) Mark Smith, R (5,PH) Elmer Dessens, R (6,1) Jason Christiansen, R (8,1) Doug Strange, S (8,PH) OBP: 0.316, SLG: 0.314				1-3 K		1-0 G1-3		2-3 K		0	0	0	0	0	0	0						
<b>Inning Stats</b>	R: 0 E: 0 K: 0 S: 10	H: 1 LOB: 1 BB: 0 P: 14	R: 0 E: 0 K: 1 S: 11	H: 0 LOB: 0 BB: 0 P: 18	R: 0 E: 0 K: 1 S: 5	H: 0 LOB: 0 BB: 0 P: 9	R: 0 E: 0 K: 1 S: 9	H: 1 LOB: 1 BB: 0 P: 17	R: 0 E: 0 K: 0 S: 5	H: 0 LOB: 1 BB: 1 P: 11	R: 0 E: 0 K: 0 S: 9	H: 1 LOB: 0 BB: 0 P: 13	R: 0 E: 0 K: 1 S: 8	H: 0 LOB: 0 BB: 0 P: 9	R: 4 E: 0 K: 1 S: 14	H: 4 LOB: 0 BB: 0 P: 18	R: 1 E: 0 K: 1 S: 10	H: 1 LOB: 0 BB: 0 P: 16	1B: 5 2B: 2 3B: 0 HR: 1	SF: 1 SAC: 0 DP: 0 HBP: 0	WP: 2 PB: 0 SB: 0 CS: 0	PA: 36
<b>PITCHER</b>	IP WLS BF H R ER SO	IP WLS BF H R ER SO	IP WLS BF H R ER SO	IP WLS BF H R ER SO	IP WLS BF H R ER SO	IP WLS BF H R ER SO	IP WLS BF H R ER SO	IP WLS BF H R ER SO	IP WLS BF H R ER SO	IP WLS BF H R ER SO	IP WLS BF H R ER SO	IP WLS BF H R ER SO	IP WLS BF H R ER SO	IP WLS BF H R ER SO	IP WLS BF H R ER SO	IP WLS BF H R ER SO	ERA WHIP	ERA WHIP				
Chan Ho Park, R (1,1) ERA: 3.96 Frank Lankford, R (6,1) ERA: 6.59 Antonio Osuna, R (9,1) ERA: 2.7	5.0 W 18 5 4 4 2	3.0 14 5 4 4 2	1.0 4 1 1 1 1	1.0 4 1 1 1 1	1.0 4 1 1 1 1	1.0 4 1 1 1 1	1.0 4 1 1 1 1	1.0 4 1 1 1 1	1.0 4 1 1 1 1	1.0 4 1 1 1 1	1.0 4 1 1 1 1	1.0 4 1 1 1 1	1.0 4 1 1 1 1	1.0 4 1 1 1 1	1.0 4 1 1 1 1	1.0 4 1 1 1 1	0.00 0.600	12.00 1.667	9.00 1.000			

Los Angeles Dodgers @ Pittsburgh Pirates  
Three Rivers Stadium, Pittsburgh, PA  
Sun May 03 1998, 3:33 AM EDT  
Att: 18,674 - Sunny - 63 F

Los Angeles Dodgers @ Pittsburgh Pirates  
Three Rivers Stadium, Pittsburgh, PA  
Sun May 03 1998, 3:33 AM EDT  
Att: 18,674 - Sunny - 63 F

AB 37  
R 10  
H 13  
RBI 10  
BB 4  
SO 7  
LOB 14



AB 34  
R 5  
H 8  
RBI 5  
BB 1  
SO 6  
LOB 11





Batter	1	2	3	4	5	6	7	8	9	AB	R	H	RBI	BB	SO	LOB	TOP											
Royce Clayton, R OBP: 0.352, SLG: 0.348	G5-3			HR	1B			F9		4	1	2	1	0	0	0	<b>St. Louis Cardinals @ Pittsburgh Pirates</b> Three Rivers Stadium, Pittsburgh, PA Tue May 05 1998, 7:05 PM EDT Att: 10,329 - Unknown - 64 F											
Delino DeShields, L OBP: 0.418, SLG: 0.509	L5-3 BB			K	F8			G4-3		3	0	0	0	1	1	2												
Mark McGwire, R OBP: 0.500, SLG: 0.773	L5-3			G4-3 2B				FC6-4 BB		3	0	2	0	1	0	1												
Ray Lankford, L OBP: 0.455, SLG: 0.463				G4-3	G4-3			F7		4	0	0	0	0	1	3												
Brian Jordan, R OBP: 0.382, SLG: 0.559				G5-3				FC6-4		4	0	0	0	0	0	2												
Ron Gant, R OBP: 0.306, SLG: 0.493								F8		4	0	1	0	0	0	1												
Gary Gaetti, R OBP: 0.398, SLG: 0.469				F7	FC5-4 1B			G6-4-3 BB		3	1	0	0	1	1	1												
Eli Marrero, R OBP: 0.270, SLG: 0.417				P6	B1-3			L4		3	0	0	0	0	0	2												
Kent Mercker, L OBP: 0.214, SLG: 0.154				G5-3				G6-4-3		1	0	0	0	0	0	0												
John Mabry, R OBP: 0.346, SLG: 0.300								1B		1	0	1	1	0	0	0												
Mark Petkovsek, R OBP: 0.327, SLG: 1.000								1B		0	0	0	0	0	0	0												
Tom Lampson, L OBP: 0.322, SLG: 0.300								1B		0	0	0	0	0	0	0												
Brian Hunter, R OBP: 0.302, SLG: 0.362								1B		1	0	0	0	0	0	1												
John Frascatore, R OBP: 0.302, SLG: 0.362								1B		0	0	0	0	0	0	0												
<b>Inning Stats</b>	R: 0 E: 0 K: 0 S: 6	H: 0 LOB: 0 BB: 1 P: 13	R: 0 E: 0 K: 0 S: 9	H: 0 LOB: 0 BB: 0 P: 14	R: 0 E: 0 K: 0 S: 7	H: 0 LOB: 0 BB: 0 P: 8	R: 1 E: 0 K: 1 S: 11	H: 2 LOB: 1 BB: 0 P: 18	R: 1 E: 0 K: 0 S: 7	H: 3 LOB: 2 BB: 0 P: 11	R: 0 E: 0 K: 0 S: 5	H: 0 LOB: 1 BB: 1 P: 11	R: 0 E: 0 K: 1 S: 4	H: 0 LOB: 0 BB: 1 P: 9	R: 0 E: 0 K: 1 S: 10	H: 1 LOB: 1 BB: 0 P: 15	R: 0 E: 0 K: 1 S: 8	H: 0 LOB: 0 BB: 0 P: 11	1B: 4 2B: 2 3B: 0 HR: 1	SF: 0 SAC: 0 DP: 2 HBP: 0	WP: 0 PB: 0 SB: 0 CS: 0	PA: 34						
<b>PITCHER</b>	IP	WLS	BF	H	R	ER	SO	BB	IBB	HBP	BLK	WP	HR	S	P	ERA	WHIP											
67 Francisco Cordova, R ERA: 2.12	(1, 1)	6.1	W	26	5	2	2	1	3	0	0	0	0	1	48	82	2.84	1.263										
Ricardo Rincon, L ERA: 0.79	(7, 1)	1.2		5	1	0	0	1	0	0	0	0	0	0	11	17	0.00	0.600										
Rich Loiselle, R ERA: 3.24	(9, 1)	1.0	S	3	0	0	0	1	0	0	0	0	0	0	8	11	0.00	0.000										

Batter	1	2	3	4	5	6	7	8	9	AB	R	H	RBI	BB	SO	LOB	BOTTOM											
Tony Womack, L OBP: 0.271, SLG: 0.271	S 18 G6-4-3 BLK 1B			E6 G3 S 18 1B	F9			G4-3		4	2	1	0	0	0	2	<b>St. Louis Cardinals @ Pittsburgh Pirates</b> Three Rivers Stadium, Pittsburgh, PA Tue May 05 1998, 7:05 PM EDT Att: 10,329 - Unknown - 64 F											
Al Martin, L OBP: 0.289, SLG: 0.426	G6-4-3 BB			G3	K			G4-3		3	0	0	0	1	1	2												
18 Jason Kendall, R OBP: 0.405, SLG: 0.486	G6-4-3			G3 BB 2B 1B				K2-3		3	1	1	1	1	1	1												
Kevin Young, R OBP: 0.302, SLG: 0.455	CS 1B			BB 2B BB	G5-3			F7		3	1	1	0	1	0	1												
Jermaine Allensworth, R OBP: 0.411, SLG: 0.460	CS			K G6-3 2B				FC5-4		4	0	2	2	0	1	1												
Jose Guillen, R OBP: 0.337, SLG: 0.511				HR G6-3				K		4	1	1	1	0	2	2												
Doug Strange, S OBP: 0.326, SLG: 0.327				G1-3	G6-3			G6-3 1B		4	0	2	0	0	0	1												
Lou Collier, R OBP: 0.263, SLG: 0.444				G6-3 1B				G6-3		4	0	1	0	0	1	2												
67 Francisco Cordova, R OBP: 0.556, SLG: 0.656				G4-3				G4-6-3		3	0	1	0	0	1	2												
Ricardo Rincon, L ERA: 7.31								K		0	0	0	0	0	0	0												
Rich Loiselle, R ERA: 6.63								K		0	0	0	0	0	0	0												
<b>Inning Stats</b>	R: 1 E: 0 K: 0 S: 13	H: 2 LOB: 0 BB: 1 P: 20	R: 1 E: 0 K: 1 S: 11	H: 2 LOB: 1 BB: 0 P: 15	R: 3 E: 1 K: 0 S: 14	H: 2 LOB: 1 BB: 1 P: 28	R: 0 E: 0 K: 2 S: 10	H: 1 LOB: 1 BB: 0 P: 14	R: 0 E: 0 K: 1 S: 11	H: 1 LOB: 1 BB: 0 P: 15	R: 0 E: 0 K: 0 S: 10	H: 0 LOB: 1 BB: 1 P: 17	R: 0 E: 0 K: 1 S: 6	H: 1 LOB: 0 BB: 0 P: 9	R: 0 E: 0 K: 1 S: 6	H: 1 LOB: 0 BB: 0 P: 9	1B: 8 2B: 1 3B: 0 HR: 1	SF: 0 SAC: 0 DP: 2 HBP: 0	WP: 0 PB: 0 SB: 2 CS: 1	PA: 36								
<b>PITCHER</b>	IP	WLS	BF	H	R	ER	SO	BB	IBB	HBP	BLK	WP	HR	S	P	ERA	WHIP											
Kent Mercker, L ERA: 6.69	(1, 1)	4.0	L	20	7	5	4	3	2	0	0	0	0	0	26	31	0.00	1.000										
Mark Petkovsek, R ERA: 7.31	(5, 1)	2.0		8	2	0	0	3	0	0	0	0	0	0	26	31	0.00	1.000										
John Frascatore, R ERA: 6.63	(7, 1)	2.0		7	1	0	0	1	1	0	0	0	0	0	16	26	0.00	1.000										

AB 31  
R 2  
H 6  
RBI 2  
BB 3  
SO 3  
LOB 13



AB 32  
R 5  
H 10  
RBI 4  
BB 3  
SO 7  
LOB 14





Batter	1	2	3	4	5	6	7	8	9	AB	R	H	RBI	BB	SO	LOB	TOP								
Willie McGee, S OBP: 0.325, SLG: 0.377	L7		G3-1		FC3-2			G6-3		4	0	0	0	0	0	3	<b>St. Louis Cardinals @ Pittsburgh Pirates</b> Three Rivers Stadium, Pittsburgh, PA Wed May 06 1998, 7:05 PM EDT Att: 12,051 - Unknown - 72 F								
Delino DeShields, L OBP: 0.465, SLG: 0.491	K			G4-3	G4-3			F8		4	0	0	0	0	1	3									
Mark McGwire, R OBP: 0.500, SLG: 0.758				G4-3	BB			G6-3		2	0	0	0	2	1	0									
Ray Lankford, L OBP: 0.438, SLG: 0.442	F8			G4-3				K		4	0	0	0	0	1	2									
John Mabry, L OBP: 0.323, SLG: 0.464		F7		K				G6-3		4	0	0	0	0	2	1									
Ron Gant, R OBP: 0.303, SLG: 0.481		K			E3			P5		4	0	1	0	0	1	0									
Tom Lampkin, L OBP: 0.341, SLG: 0.481					K			F9		3	0	0	0	0	1	1									
Tom Pagnozzi, R OBP: 0.300, SLG: 0.222		F7			K					1	0	1	0	0	0	0									
David Howard, S OBP: 0.339, SLG: 0.327			K		FC3-2			K		3	0	1	0	1	2	2									
Todd Stottlemyre, L OBP: 0.182, SLG: 0.182			K					G6-3		2	0	1	0	0	1	0									
Gary Gaetti, R OBP: 0.355, SLG: 0.454										1	0	0	0	0	0	1									
Mike Busby, R OBP: 0.300, SLG: 0.222										0	0	0	0	0	0	0									
Kent Bottenfield, R OBP: 0.300, SLG: 0.222										0	0	0	0	0	0	0									
<b>Inning Stats</b>	R: 0 E: 0 K: 1 S: 9	H: 0 LOB: 1 BB: 1 P: 17	R: 0 E: 0 K: 1 S: 7	H: 0 LOB: 0 BB: 0 P: 12	R: 0 E: 0 K: 2 S: 10	H: 0 LOB: 0 BB: 0 P: 16	R: 0 E: 0 K: 1 S: 9	H: 0 LOB: 1 BB: 1 P: 20	R: 0 E: 0 K: 1 S: 13	H: 1 LOB: 3 BB: 1 P: 26	R: 0 E: 0 K: 0 S: 10	H: 0 LOB: 0 BB: 0 P: 16	R: 0 E: 0 K: 0 S: 7	H: 1 LOB: 1 BB: 0 P: 13	R: 0 E: 0 K: 1 S: 8	H: 0 LOB: 0 BB: 0 P: 12	R: 0 E: 0 K: 2 S: 14	H: 2 LOB: 2 BB: 0 P: 21	1B: 3 2B: 1 3B: 0 HR: 0	SF: 0 SAC: 0 DP: 0 HBP: 0	WP: 0 PB: 0 SB: 1 CS: 0	PA: 35			
<b>PITCHER</b>	IP	WLS	BF	H	R	ER	SO	BB	IBB	HBP	BLK	WP	HR	S	P	ERA	WHIP								
Jason Schmidt, R ERA: 4.71	(1, 1)	7.0	W	27	2	0	7	3	0	0	0	0	0	65	120	0.00	0.714								
Jason Christiansen, L ERA: 0.6	(8, 1)	2.0		8	2	0	3	0	0	0	0	0	0	22	33	0.00	1.000								

AB	32
R	0
H	4
RBI	0
BB	3
SO	10
LOB	13



Batter	1	2	3	4	5	6	7	8	9	AB	R	H	RBI	BB	SO	LOB	BOTTOM								
Tony Womack, L OBP: 0.271, SLG: 0.265	G5-3		F7		K			SF7		3	1	0	1	1	1	0	<b>St. Louis Cardinals @ Pittsburgh Pirates</b> Three Rivers Stadium, Pittsburgh, PA Wed May 06 1998, 7:05 PM EDT Att: 12,051 - Unknown - 72 F								
Turner Ward, S OBP: 0.348, SLG: 0.370		BB		18 PB	L3			SF7		2	0	1	1	0	0	0									
18 Jason Kendall, R OBP: 0.408, SLG: 0.482	L8			G4-3						3	0	1	2	0	0	1									
Kevin Young, R OBP: 0.301, SLG: 0.444				G4-3				F8		3	0	0	0	1	0	3									
Jermaine Allensworth, R OBP: 0.405, SLG: 0.481	F8							F9		4	1	1	1	0	0	2									
Jose Guillen, R OBP: 0.343, SLG: 0.510					F9					4	1	2	0	0	0	0									
Doug Strange, S OBP: 0.323, SLG: 0.310					K					3	1	0	0	1	1	1									
Lou Collier, R OBP: 0.266, SLG: 0.440					K					3	1	1	0	0	1	1									
Jason Schmidt, R OBP: 0.167, SLG: 0.091										2	0	0	0	0	0	1									
Chance Sanford, L OBP: 0.158, SLG: 0.375										1	0	0	0	0	1	3									
Jason Christiansen, R ERA: 0.6										0	0	0	0	0	0	0									
<b>Inning Stats</b>	R: 0 E: 0 K: 0 S: 8	H: 0 LOB: 2 BB: 1 P: 16	R: 0 E: 0 K: 0 S: 8	H: 1 LOB: 1 BB: 0 P: 11	R: 0 E: 0 K: 0 S: 5	H: 1 LOB: 1 BB: 0 P: 12	R: 1 E: 0 K: 2 S: 9	H: 1 LOB: 0 BB: 0 P: 15	R: 0 E: 0 K: 1 S: 6	H: 0 LOB: 0 BB: 0 P: 9	R: 0 E: 0 K: 0 S: 6	H: 0 LOB: 0 BB: 0 P: 13	R: 4 E: 0 K: 1 S: 13	H: 3 LOB: 1 BB: 2 P: 25	R: 0 E: 0 K: 0 S: 8	H: 0 LOB: 0 BB: 0 P: 14	R: 0 E: 0 K: 0 S: 8	H: 0 LOB: 0 BB: 0 P: 14	1B: 5 2B: 0 3B: 0 HR: 1	SF: 1 SAC: 0 DP: 1 HBP: 2	WP: 0 PB: 1 SB: 0 CS: 0	PA: 34			
<b>PITCHER</b>	IP	WLS	BF	H	R	ER	SO	BB	IBB	HBP	BLK	WP	HR	S	P	ERA	WHIP								
Todd Stottlemyre, R ERA: 3.48	(1, 1)	6.0	L	23	3	1	1	3	1	0	2	0	0	42	76	1.50	0.667								
Mike Busby, R ERA: 4.45	(7, 1)	0.1		5	2	4	4	1	2	0	0	0	0	7	16	108.00	12.000								
Kent Bottenfield, R ERA: 5.79	(7, 1)	1.2		6	1	0	0	0	0	0	0	0	0	14	23	0.00	0.600								

AB	28
R	5
H	6
RBI	5
BB	3
SO	4
LOB	12





Batter	1	2	3	4	5	6	7	8	9	AB	R	H	RBI	BB	SO	LOB	TOP										
Chris Stynes, R OBP: 0.368, SLG: 0.425 Jeff Shaw, R (8, 1)	G3		HR		SF8		G4-3	FC6-4		4	1	1	2	0	0	2	Cincinnati Reds @ Pittsburgh Pirates Three Rivers Stadium, Pittsburgh, PA Thu May 07 1998, 7:05 PM EDT Att. 8,400 - Overcast - 68 F										
Willie Greene, L OBP: 0.391, SLG: 0.481	G4-6-3 1B		G4-3		WP	2B	HR		1B BB	4	1	3	1	1	0	0											
Dmitri Young, S OBP: 0.372, SLG: 0.542 Stan Belinda, R (7, 1)	G4-6-3		F9		F8		G3		1B	4	0	1	0	0	0	2											
Lenny Harris, L OBP: 0.407, SLG: 0.423	1-2						2-4-5 1B		1-2 1B	1	0	1	0	0	0	0											
Eddie Taubensee, L OBP: 0.429, SLG: 0.519		K	K			HR 1B	G3		K	5	1	1	0	0	3	3											
Bret Boone, R OBP: 0.380, SLG: 0.552		K			G3-6-1 BB	HR			K	3	1	1	2	2	2	2											
Barry Larkin, R OBP: 0.313, SLG: 0.277	S 3B 1B				K	G4-3	2-4-5	FC2-5 1B	F9	5	1	2	0	0	1	3											
Sean Casey, L OBP: 0.533, SLG: 0.500	3B BB				G3-6-1	G3		FC2-5 1B		3	1	1	0	1	0	1											
Reggie Sanders, R OBP: 0.337, SLG: 0.300	1-2				SH3-4 SF8 2B	E6		FC2-5 FC6-4		4	1	2	2	0	0	2											
David Weathers, R OBP: 0.083, SLG: 0.333 Scott Sullivan, R (5, 1) Gabe White, L OBP: 0.302, SLG: 0.333 Pat Watkins, R OBP: 0.222, SLG: 0.348 Melvin Nieves, S (8, PH) Jon Nunnally, L OBP: 0.200, SLG: 0.411 (8, 9)	1-3 K				SH3-4		F9		F9	1	0	0	0	0	1	1											
<b>Inning Stats</b>	R: 0 E: 0 K: 0 S: 6	H: 1 LOB: 0 BB: 0 P: 6	R: 2 E: 0 K: 3 S: 16	H: 2 LOB: 1 BB: 1 P: 27	R: 1 E: 0 K: 1 S: 15	H: 1 LOB: 0 BB: 0 P: 23	R: 0 E: 0 K: 1 S: 6	H: 0 LOB: 0 BB: 1 P: 12	R: 1 E: 0 K: 0 S: 11	H: 2 LOB: 1 BB: 0 P: 15	R: 2 E: 1 K: 1 S: 12	H: 2 LOB: 1 BB: 0 P: 19	R: 1 E: 0 K: 0 S: 13	H: 2 LOB: 2 BB: 1 P: 20	R: 0 E: 0 K: 0 S: 8	H: 2 LOB: 2 BB: 0 P: 14	R: 0 E: 0 K: 2 S: 13	H: 1 LOB: 2 BB: 1 P: 21	1B: 7 2B: 2 3B: 1 HR: 3	SF: 1 SAC: 1 DP: 2 HBP: 0	WP: 1 PB: 0 SB: 1 CS: 0	PA: 42					
<b>PITCHER</b>	IP	WLS	BF	H	R	ER	SO	BB	IBB	HBP	BLK	WP	HR	S	P	ERA	WHIP										
Esteban Loaiza, R ERA: 5.94	(1, 1)	6.0	27	8	6	6	6	2	0	0	0	1	2	66	102	9.00	1.667										
Chris Peters, L ERA: 1.89	(7, 1)	1.0	6	2	1	1	0	1	0	0	0	0	1	13	20	9.00	3.000										
Elmer Dessens, R ERA: 8.38	(8, 1)	1.0	W	5	2	0	0	0	0	0	0	0	0	8	14	0.00	2.000										
Ricardo Rincon, L ERA: 0.77	(9, 1)	0.1	S	3	1	0	0	1	1	0	0	0	0	7	13	0.00	6.000										
Rich Loiselle, R ERA: 3.12	(9, 1)	0.2	S	2	0	0	0	1	0	0	0	0	0	6	8	0.00	0.000										

AB	36
R	7
H	13
RBI	7
BB	4
SO	8
LOB	19



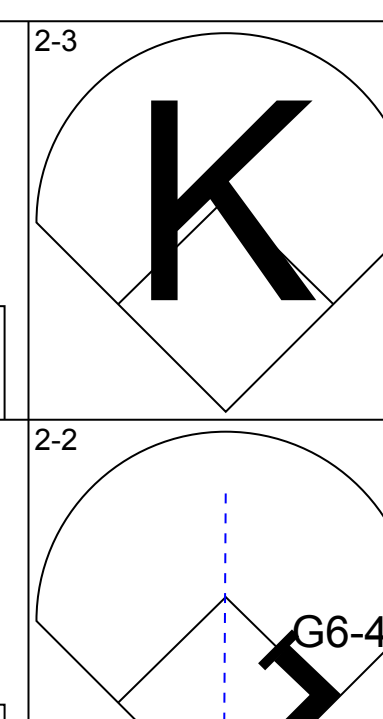
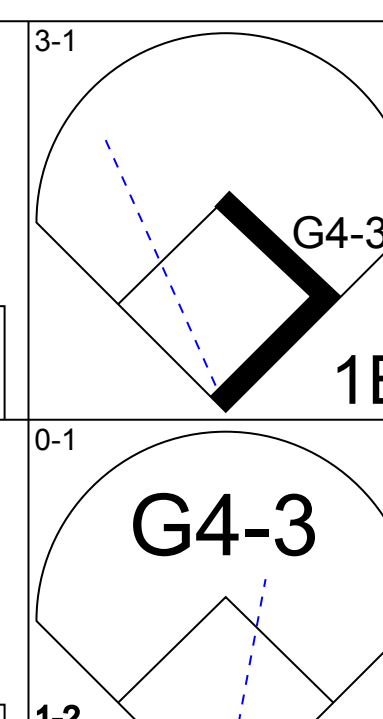
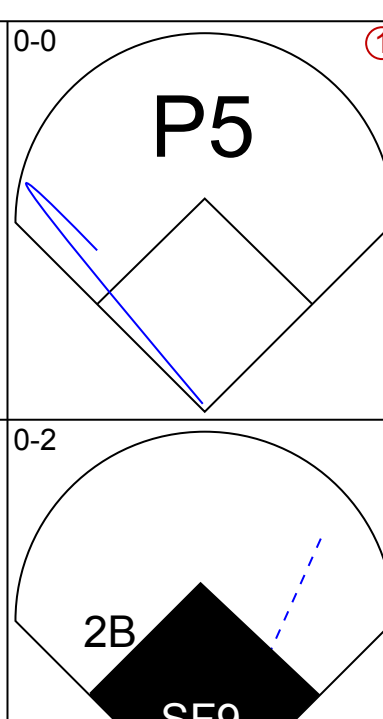
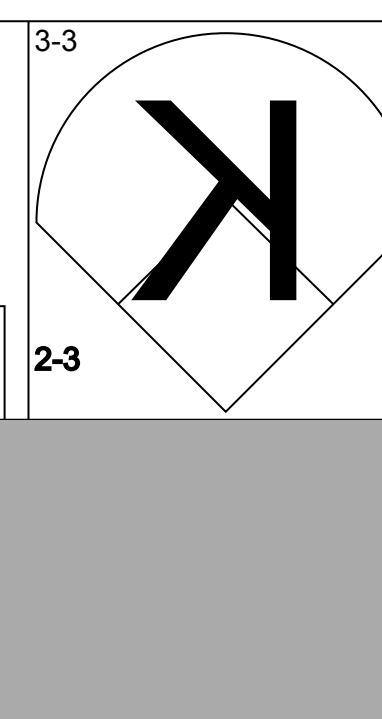
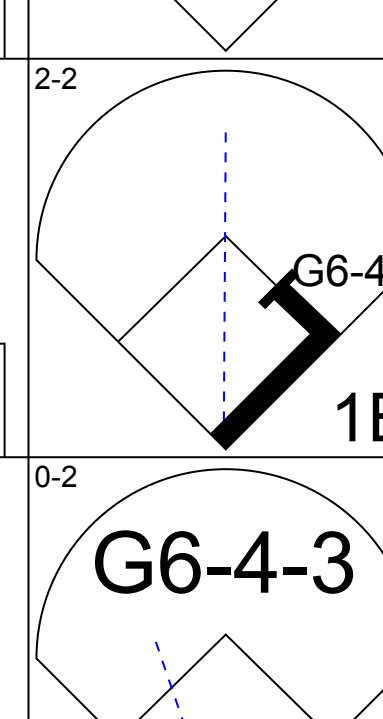
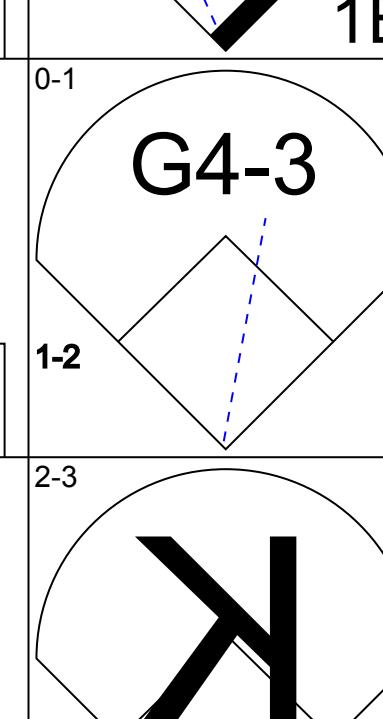
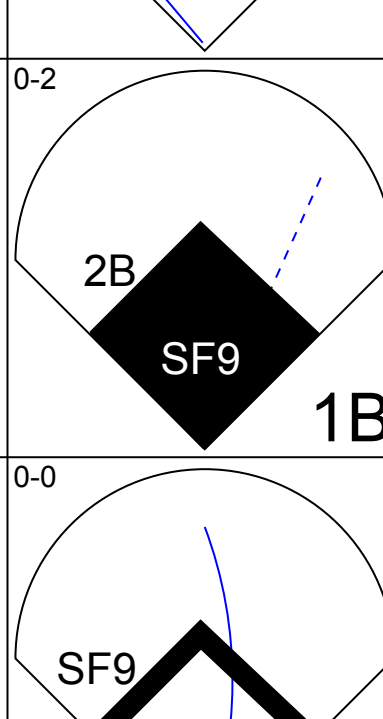
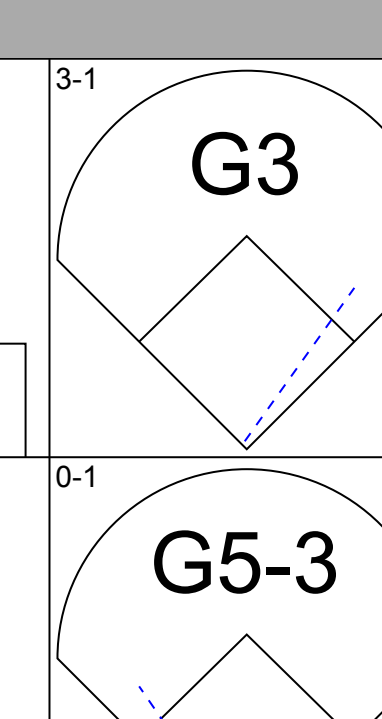
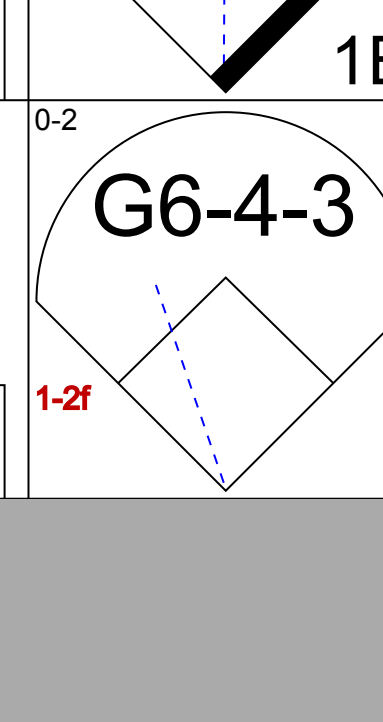
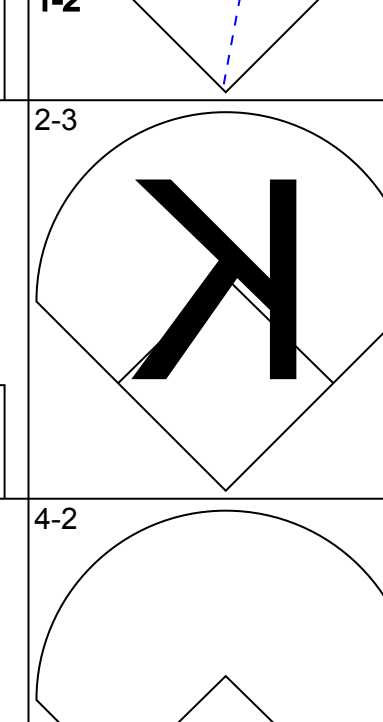
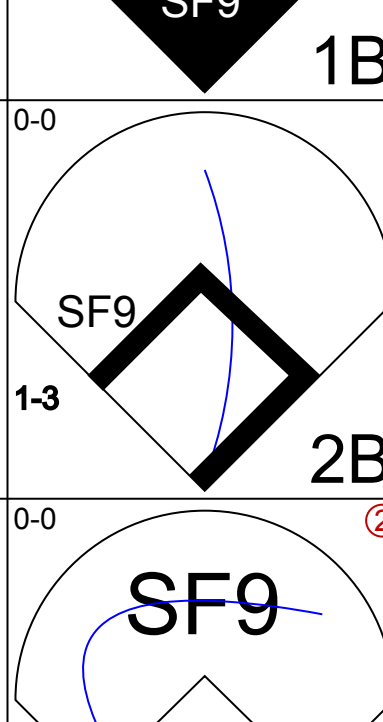
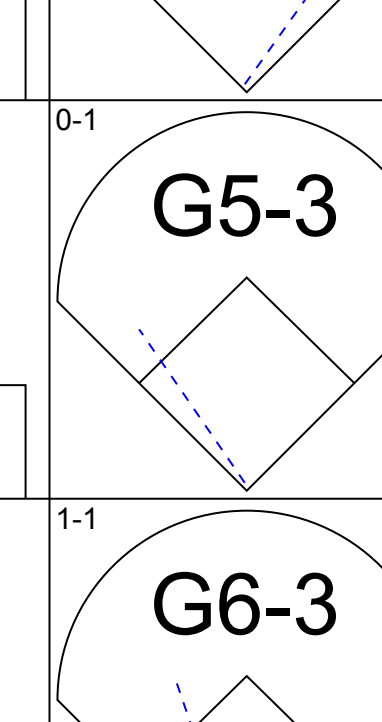
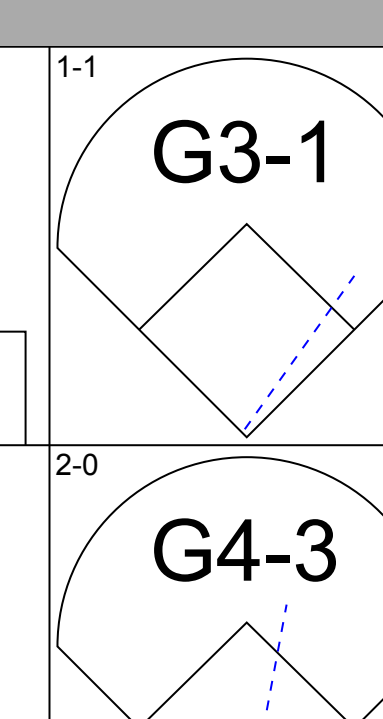
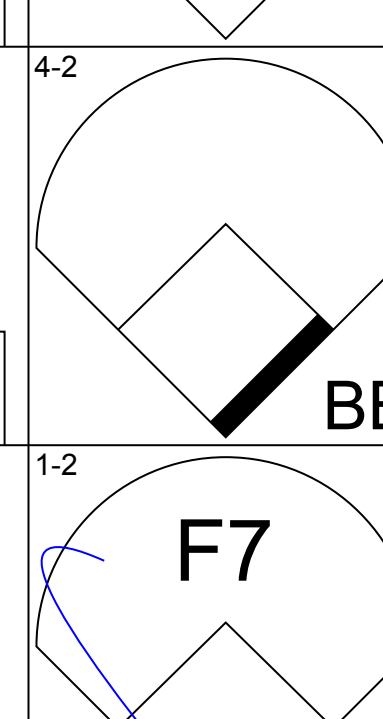
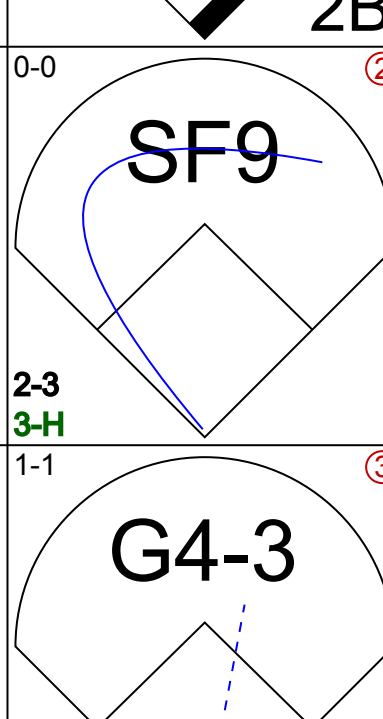
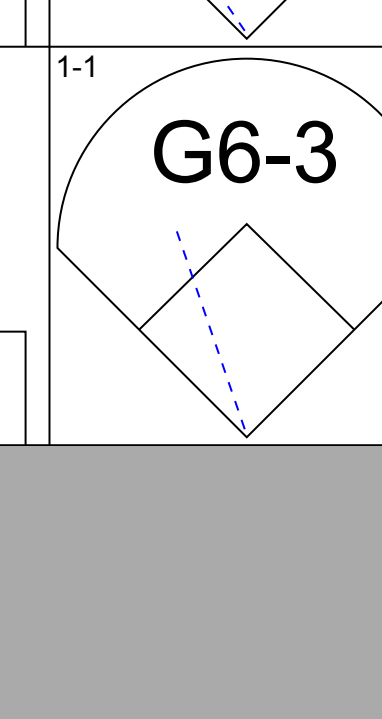

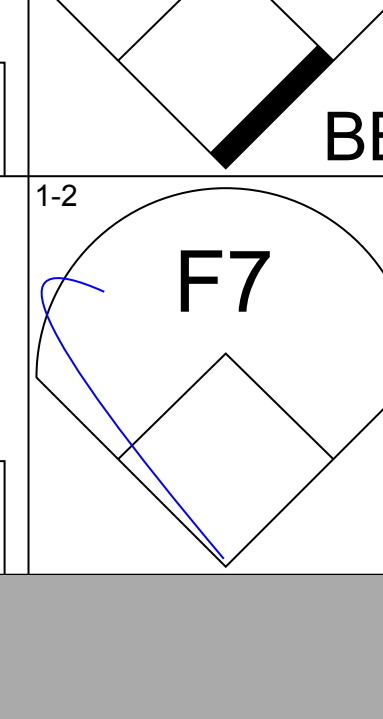
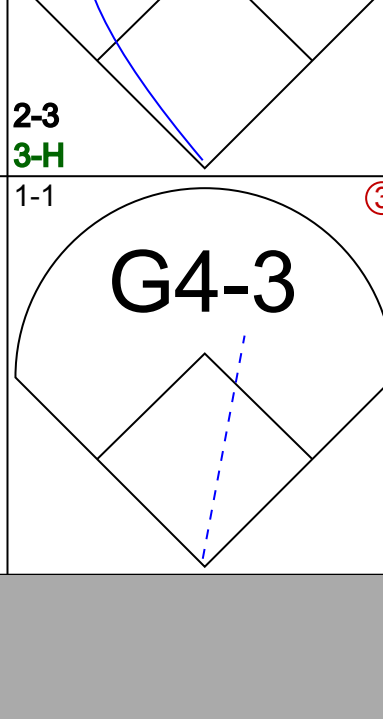
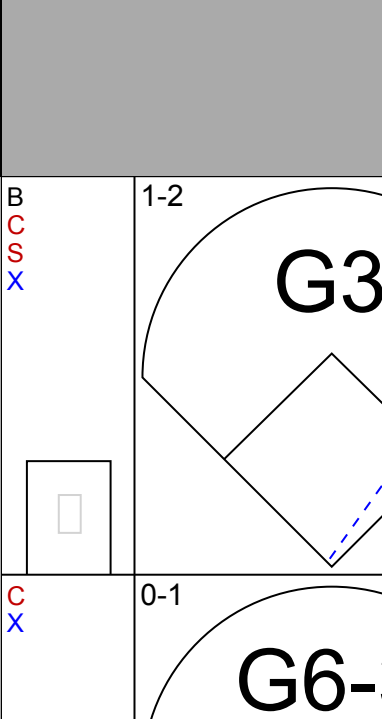

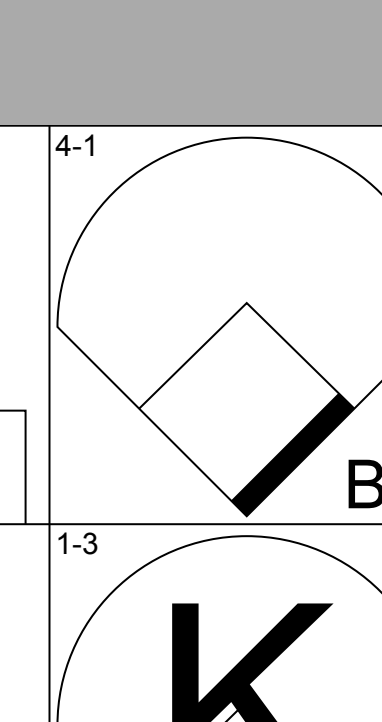
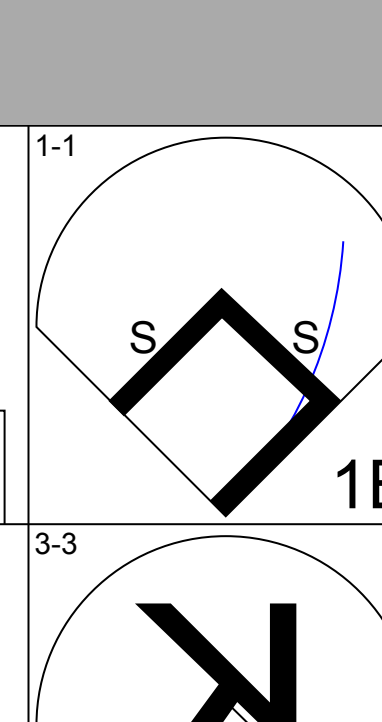
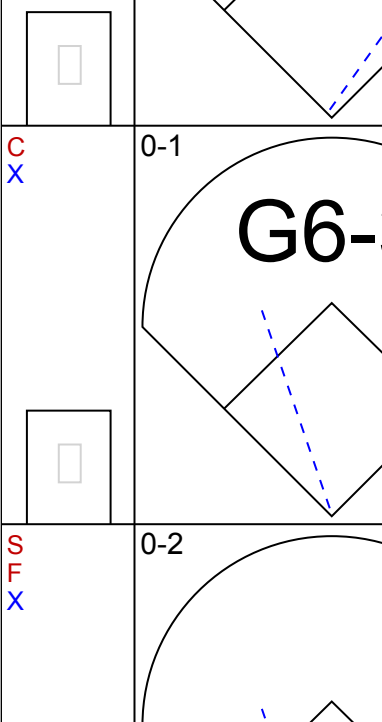
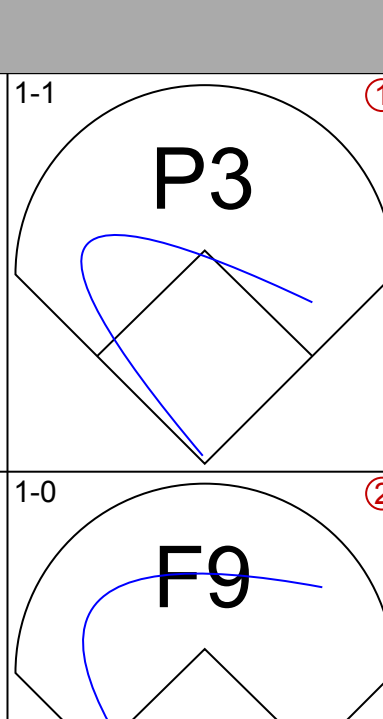
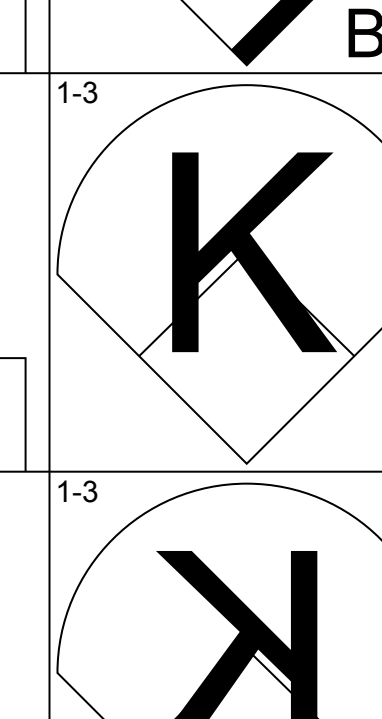
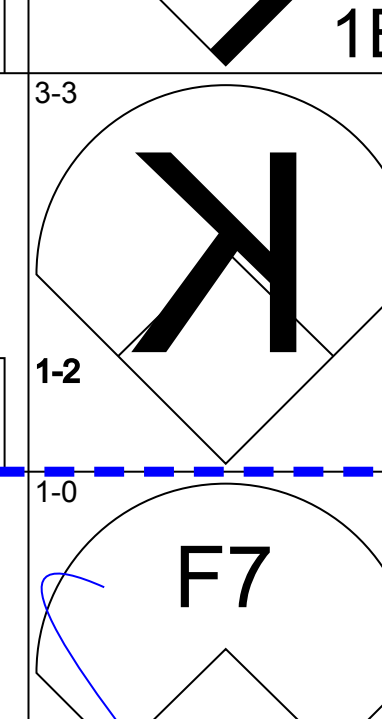
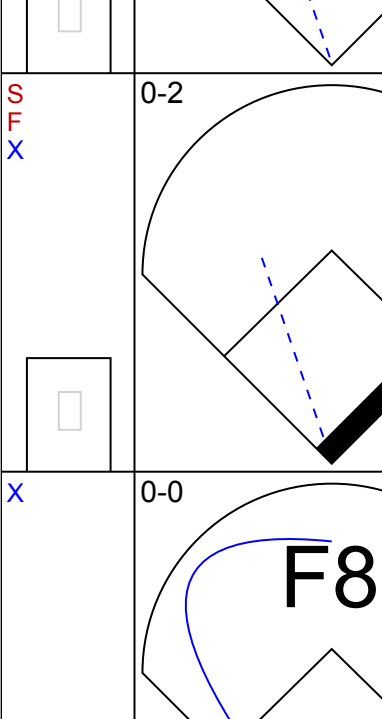
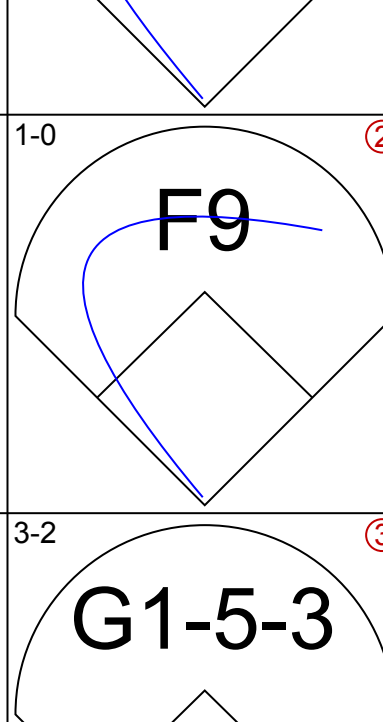
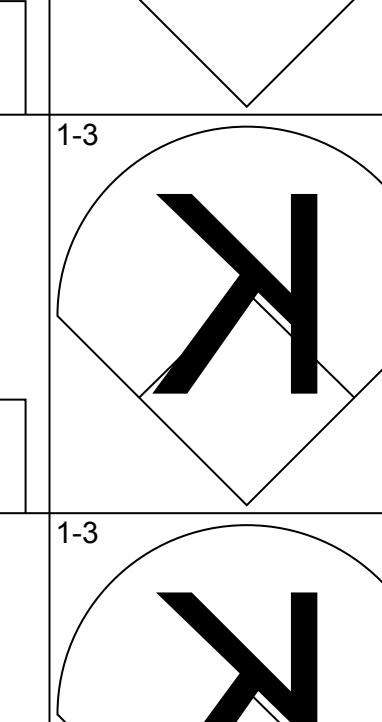
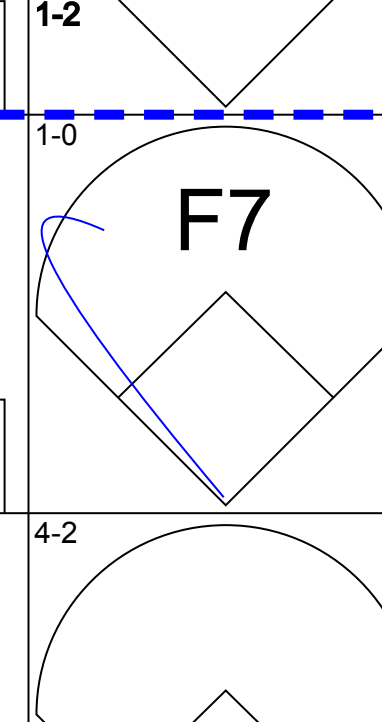
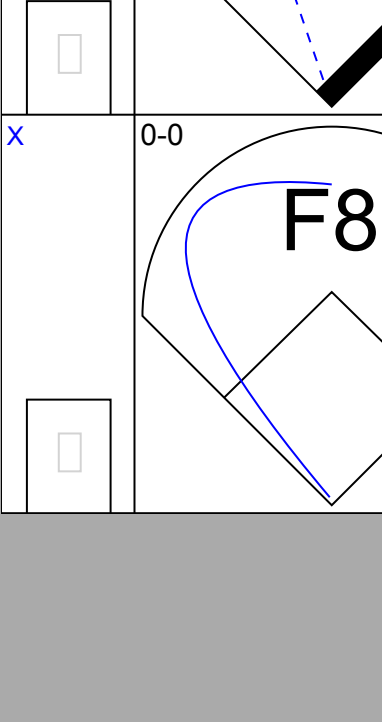
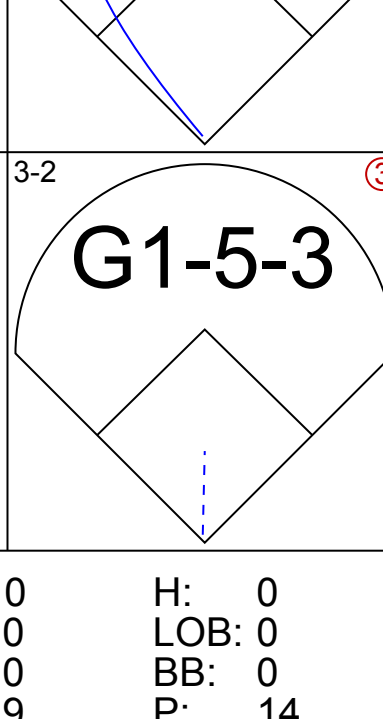
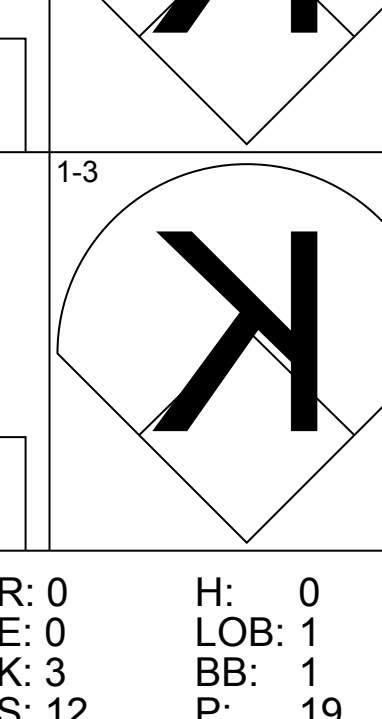
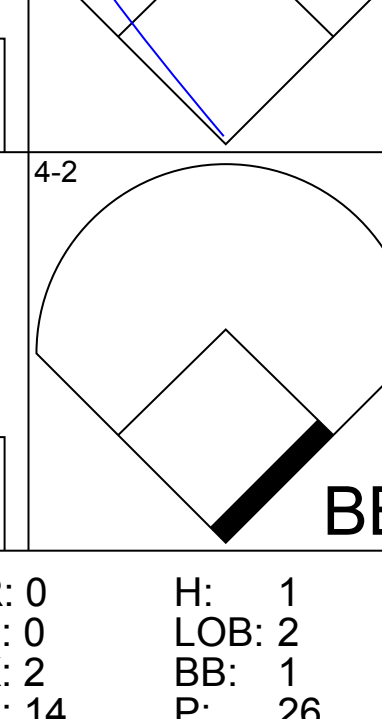
Batter	1	2	3	4	5	6	7	8	9	AB	R	H	RBI	BB	SO	LOB	BOTTOM										
Tony Womack, L OBP: 0.282, SLG: 0.266	HR BB	P5			18 1B S BB	K		18 1B BB		3	3	1	0	2	1	2	Cincinnati Reds @ Pittsburgh Pirates Three Rivers Stadium, Pittsburgh, PA Thu May 07 1998, 7:05 PM EDT Att. 8,400 - Overcast - 68 F										
Al Martin, L OBP: 0.302, SLG: 0.449	1-2 HR		K		18 1B SF7 BB		K	L3-6 1B BB		3	2	1	2	2	0	0											
18 Jason Kendall, R OBP: 0.415, SLG: 0.496	G5-3		G5-3		1B BB		1B 2B	1B		5	2	3	3	0	0	0											
Kevin Young, R OBP: 0.312, SLG: 0.437	P6				1B BB		1B BB	L3-6		2	0	0	0	3	0	2											
Turner Ward, S OBP: 0.343, SLG: 0.368	F7		G4-3		SF7		1-2 2H 1B			3	0	1	2	0	0	1											
Jose Guillen, R OBP: 0.358, SLG: 0.515					3H		1-2 2H 1B			3	0	2	1	1	1	2											
Elmer Dessens, R OBP: 0.358, SLG: 0.515					FC4-6 1B		K			0	0	0	0	0	0	0											
Ricardo Rincon, L OBP: 0.358, SLG: 0.515					1-3 2H 1B		K			0	0	0	0	0	0	0											
Rich Loiselle, R OBP: 0.358, SLG: 0.515					1-3 2H 1B		K			0	0	0	0	0	0	0											
Doug Strange, S OBP: 0.304, SLG: 0.290					FC4-6 L4-3		F7			4	0	0	0	0	1	6											
Kevin Polcovich, R OBP: 0.217, SLG: 0.232					L4-3					4	1	1	0	0	2	2											
Esteban Loaiza, R OBP: 0.154, SLG: 0.083 Manny Martinez, R (6, PH) Chris Peters, L (7, 1) Jermaine Allensworth, R OBP: 0.402, SLG: 0.476 (8, 8)					G1-3		K		G5-3	2	0	0	0	0	1	1											
<b>Inning Stats</b>	R: 2 E: 0 K: 0 S: 13	H: 1 LOB: 0 BB: 1 P: 23	R: 0 E: 0 K: 3 S: 14	H: 0 LOB: 1 BB: 1 P: 20	R: 0 E: 0 K: 1 S: 12	H: 0 LOB: 0 BB: 1 P: 23	R: 0 E: 0 K: 0 S: 8	H: 1 LOB: 0 BB: 0 P: 10	R: 3 E: 0 K: 0 S: 16	H: 2 LOB: 2 BB: 3 P: 31	R: 0 E: 0 K: 3 S: 10	H: 0 LOB: 0 BB: 0 P: 12	R: 1 E: 0 K: 2 S: 16	H: 2 LOB: 2 BB: 1 P: 26	R: 2 E: 0 K: 0 S: 11	H: 3 LOB: 1 BB: 1 P: 18	R: 2 E: 0 K: 0 S: 11	H: 1 LOB: 1 BB: 1 P: 18	1B: 6 2B: 4 3B: 0 HR: 1	SF: 1 SAC: 0 DP: 2 HBP: 0	WP: 1 PB: 0 SB: 1 CS: 0	PA: 40					
<b>PITCHER</b>	IP	WLS	BF	H	R	ER	SO	BB	IBB	HBP	BLK	WP	HR	S	P	ERA	WHIP										
David Weathers, R ERA: 5.82	(1, 1)	4.1	22	3	5	5	4	6	0	0	0	0	1	58	101	10.38	2.077										
Scott Sullivan, R ERA: 7.11	(5, 1)	1.2	6	1	0	0	3	0	0	0	0	0	0	15	18	0.00	0.600										
Gabe White, L ERA: 6.29	(7, 1)	0.1	3	1	1	1	1	1	0	0	0	0	0	9	17	27.00	6.000										
Stan Belinda, R ERA: 4.44	(7, 1)	1.0	L	7	3	2	2	1	1	0	0	0	0	15	24	18.00	4.000										
Jeff Shaw, R ERA: 1.77	(8, 1)	0.2	2	1	0	0	0	0	0	0	0	0	0	3	3	0.00	1.500										





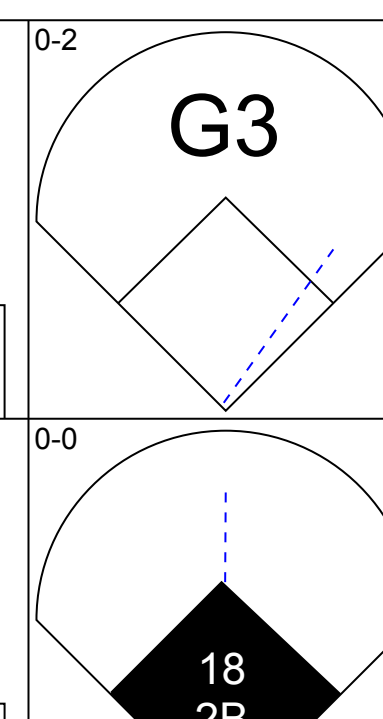
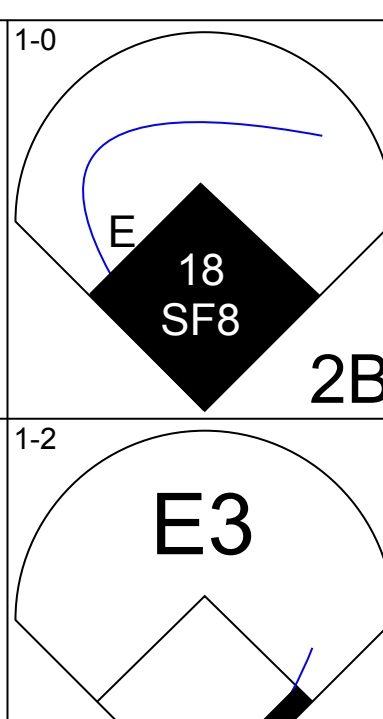
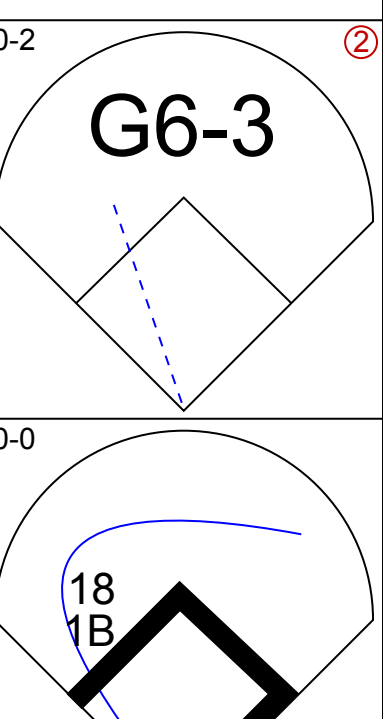
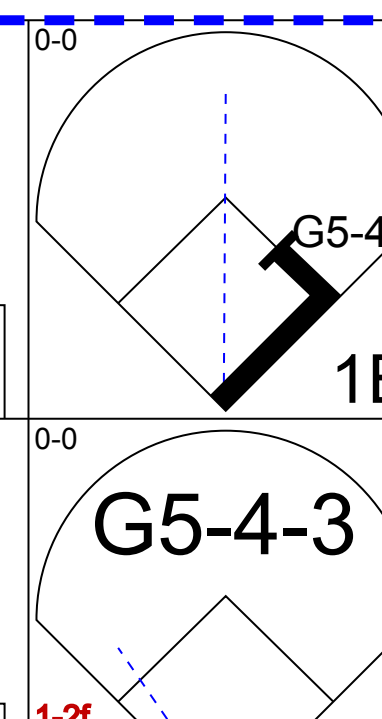
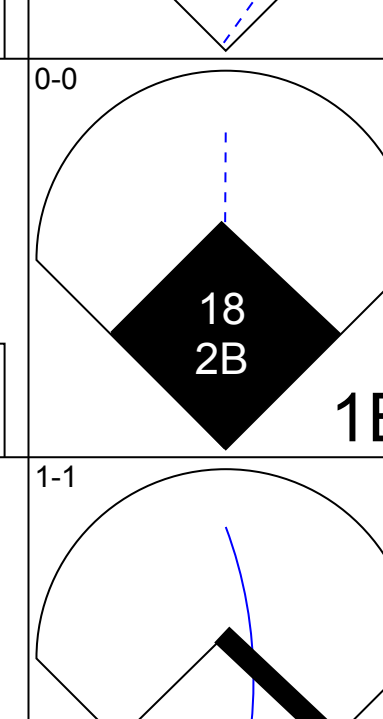
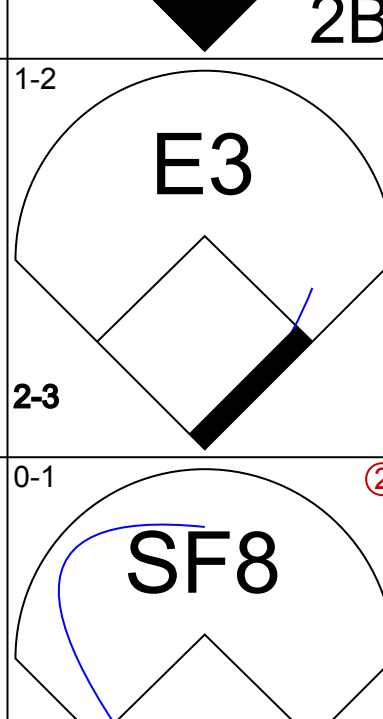
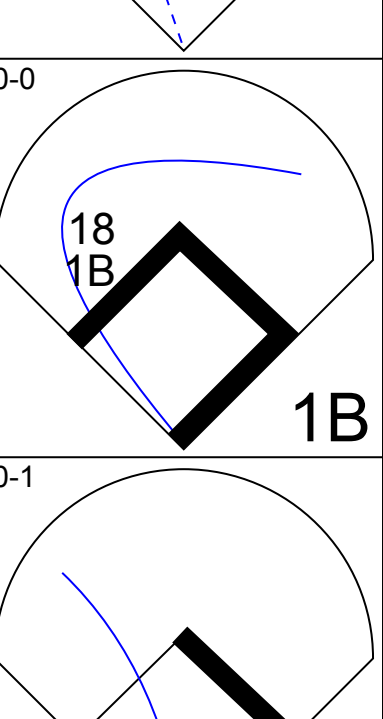
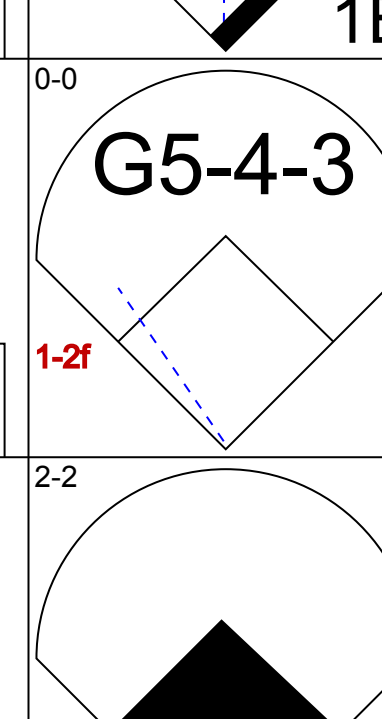

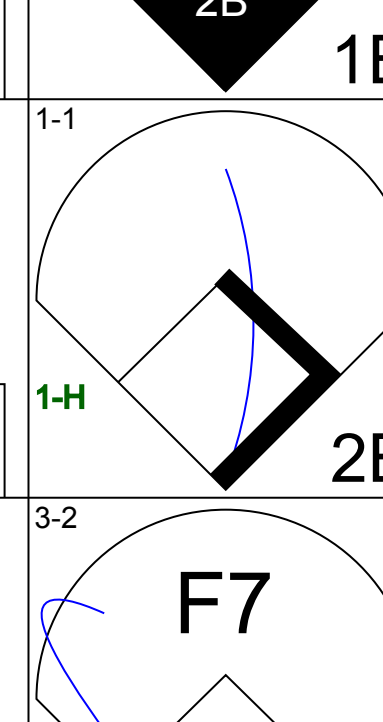
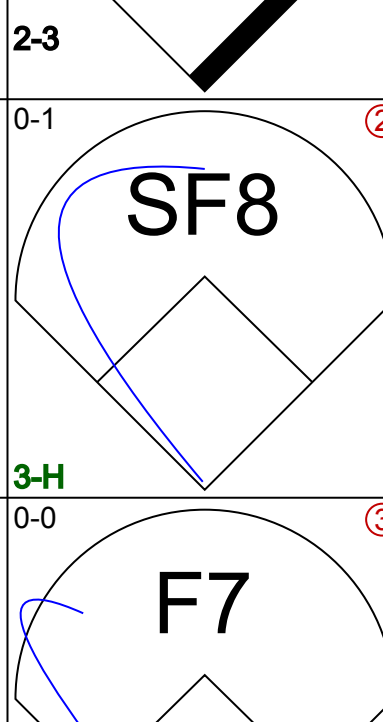
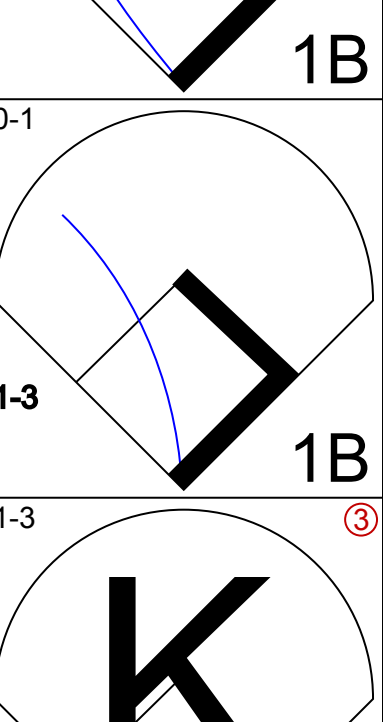
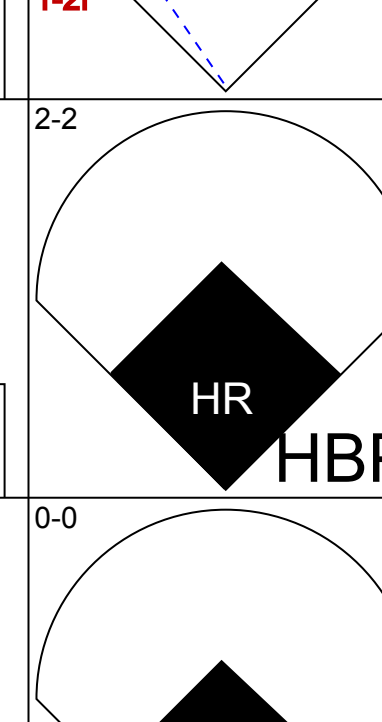

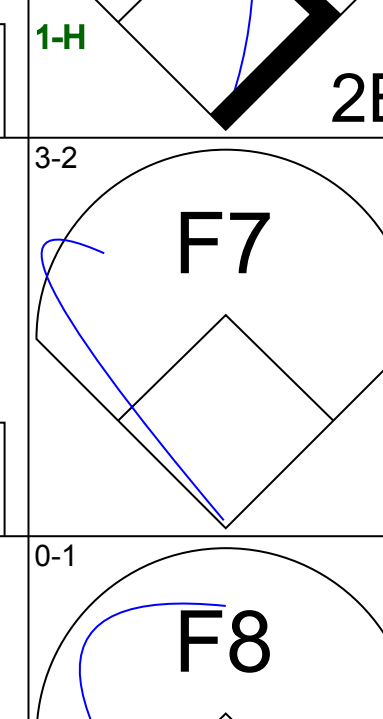
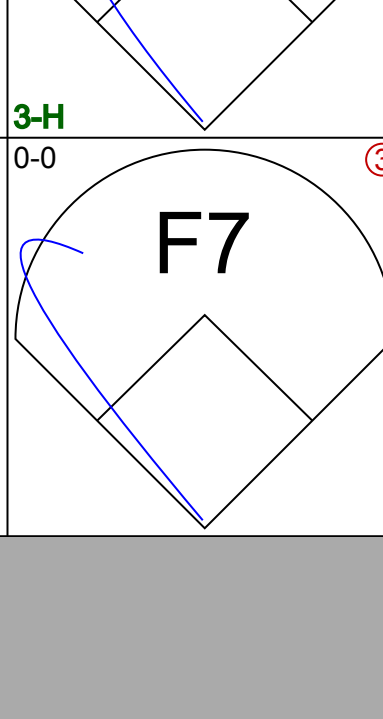
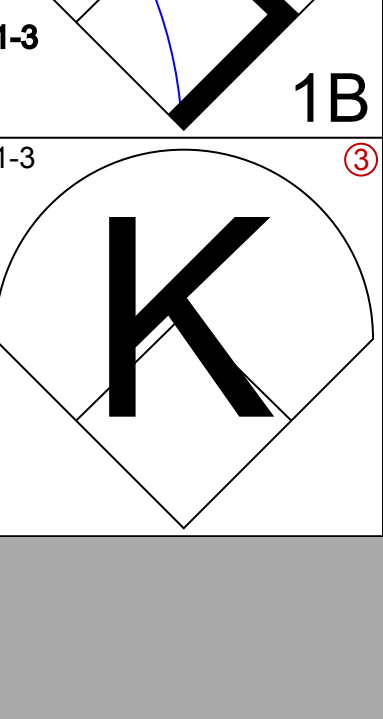
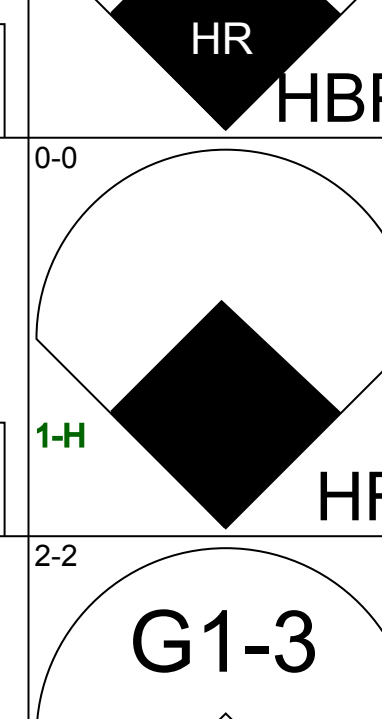

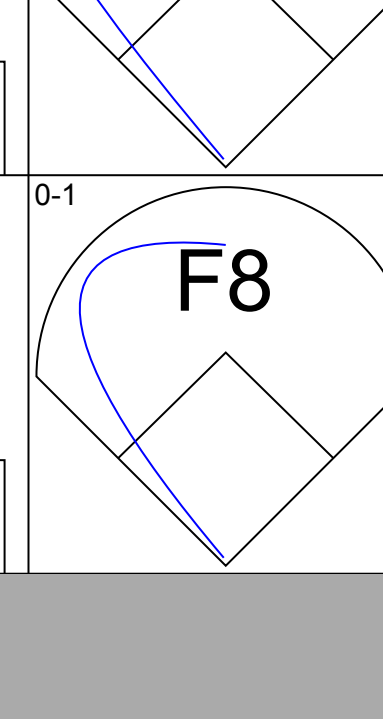
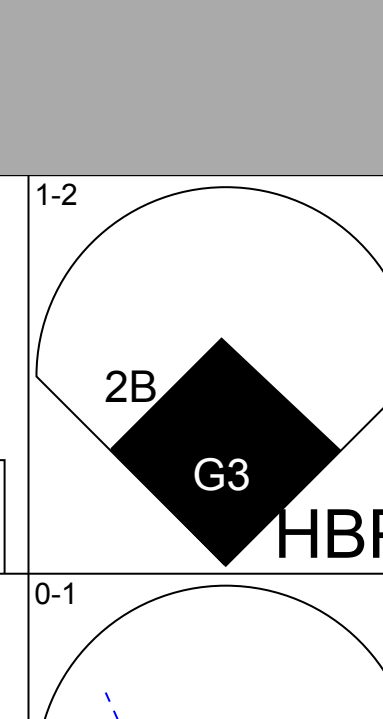
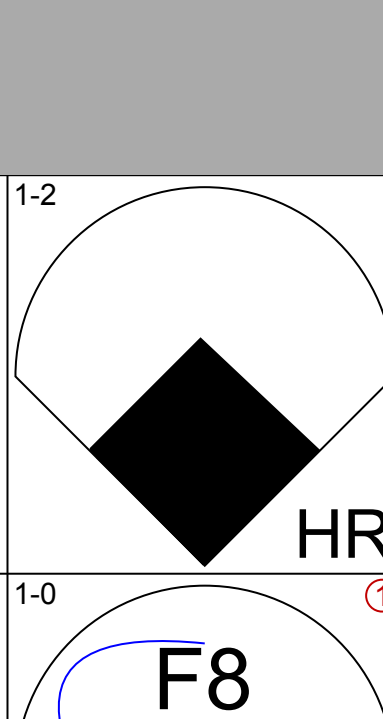

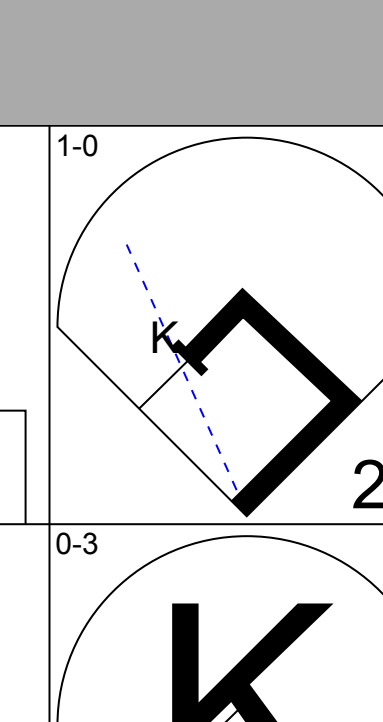
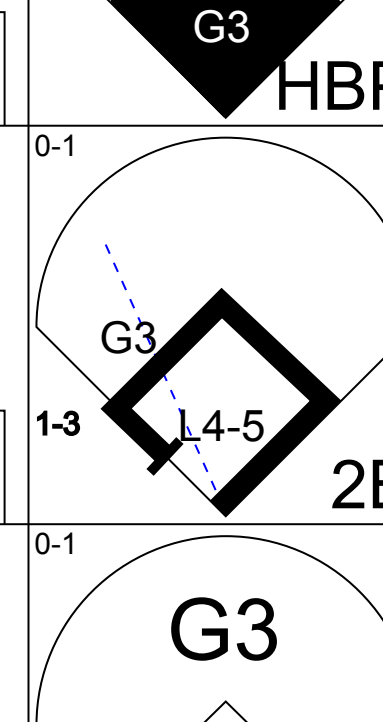
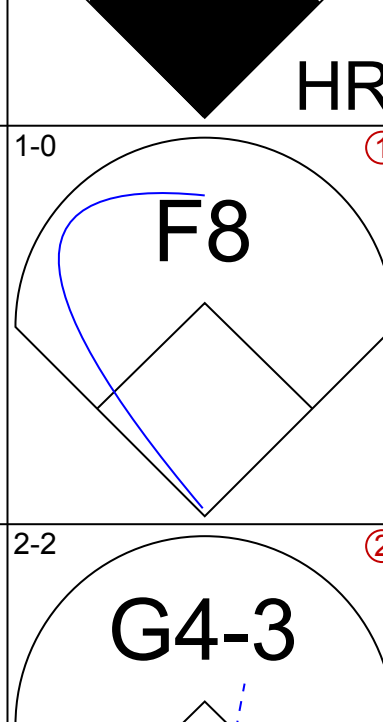
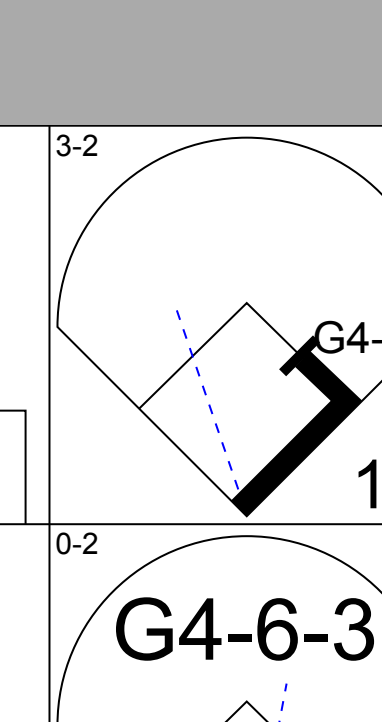
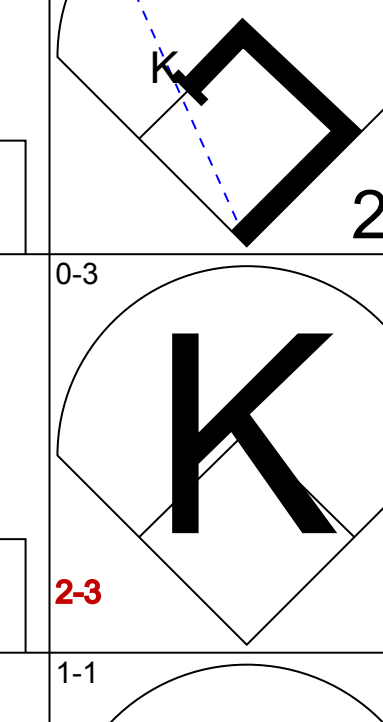
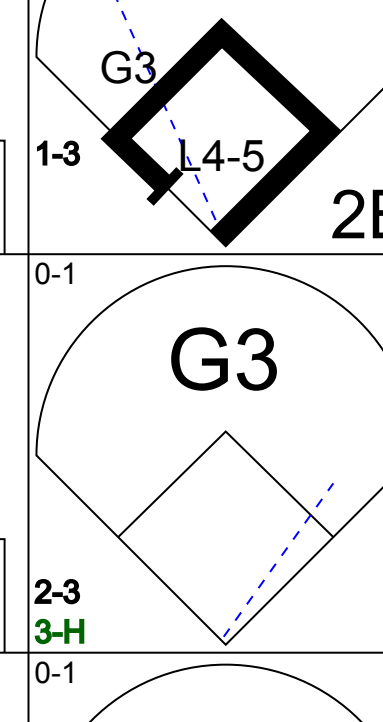
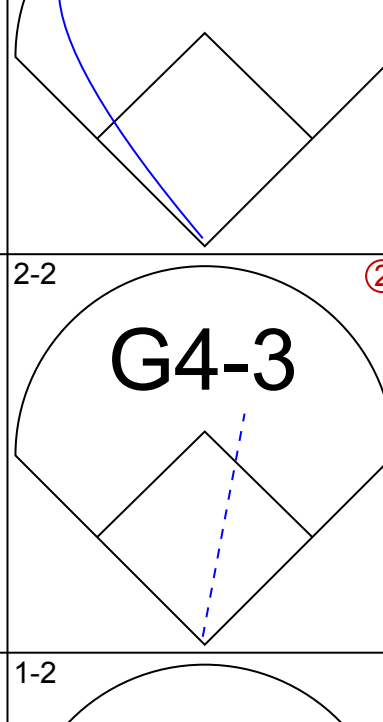
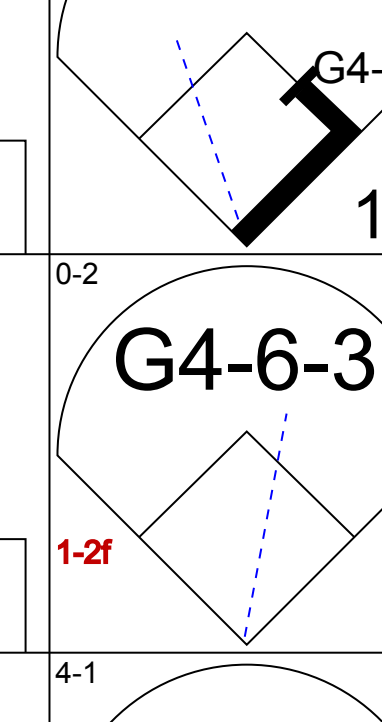
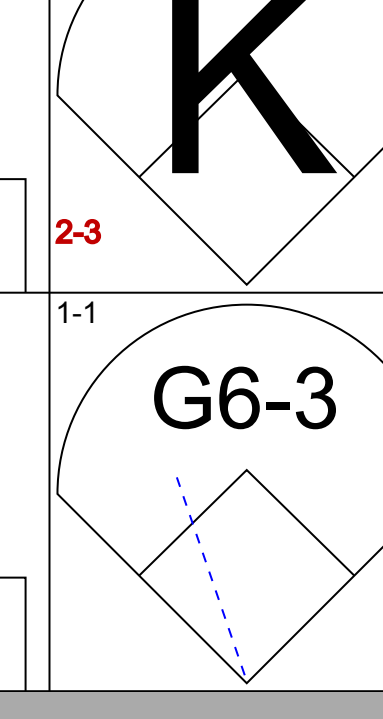
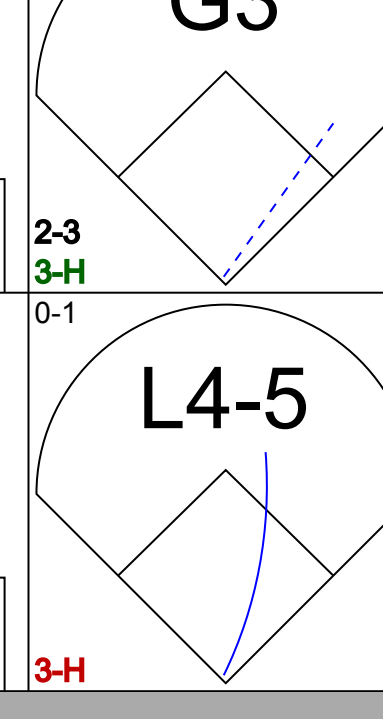
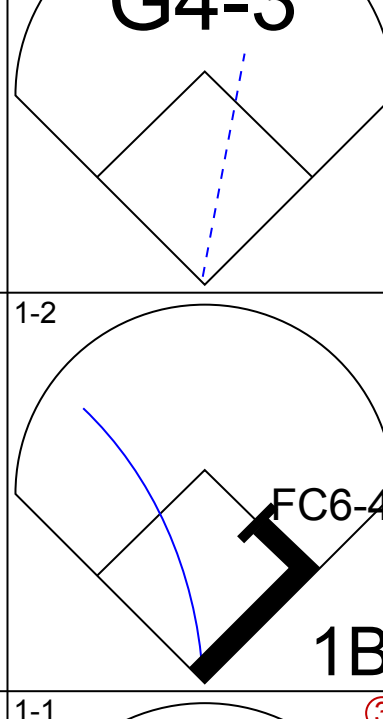
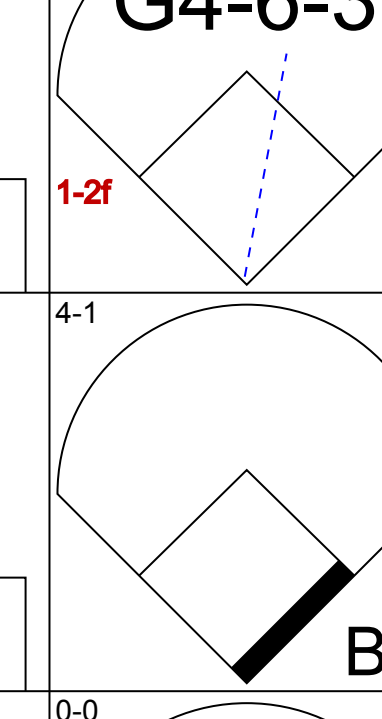
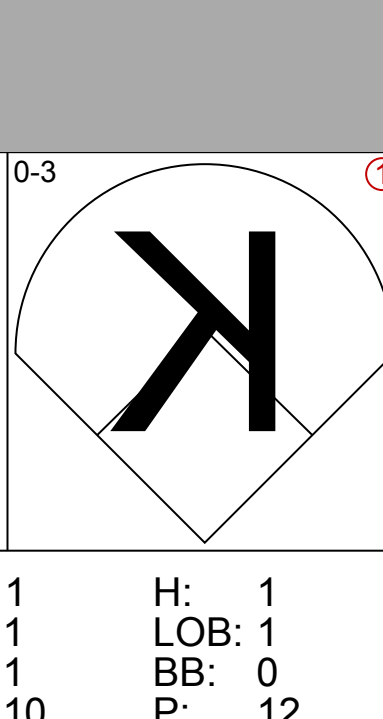
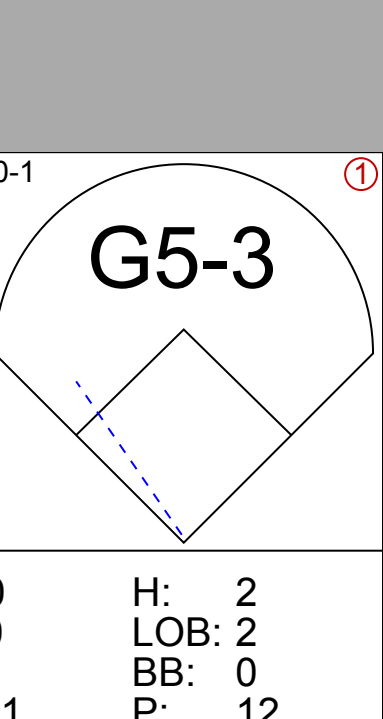






Batter	1	2	3	4	5	6	7	8	9	AB	R	H	RBI	BB	SO	LOB	TOP					
Jon Nunnally, L (1, 7) OBP: 0.375, SLG: 0.403 Dmitri Young, S (7, PH) OBP: 0.353, SLG: 0.513 (7, 7)				 1B						3	0	1	0	0	1	0	Cincinnati Reds @ Pittsburgh Pirates Three Rivers Stadium, Pittsburgh, PA Sat May 09 1998, 7:05 PM EDT Att: 27,185 - Overcast - 65 F					
Willie Greene, L (1, 5) OBP: 0.394, SLG: 0.470	 1B			 1-2		 1B		 3-1		4	1	2	0	0	0	1						
Bret Boone, R (1, 4) OBP: 0.366, SLG: 0.534	 1-2			 2-3		 1-3		 0-1		4	0	1	0	0	1	2						
Melvin Nieves, S (1, 9)		 1-1		 4-2		 0-0		 1-1		2	0	0	1	1	0	0						
Sean Casey, L (1, 3) OBP: 0.435, SLG: 0.333	 2-0			 1-2		 1-1		 1-2		4	0	0	0	0	0	3						
Barry Larkin, R (1, 6) OBP: 0.333, SLG: 0.290	 1-2				 4-1		 1-1		 0-1		3	0	1	0	1	0						
Reggie Sanders, R (1, 8) OBP: 0.330, SLG: 0.295			 1-1		 1-3		 3-3		 0-2		4	0	1	0	0	2		2				
Brook Fordyce, R (1, 2) OBP: 0.296, SLG: 0.280 Eddie Taubensee, L (7, PH) OBP: 0.432, SLG: 0.523 (7, 2)			 1-0		 1-3		 1-0		 0-0		2	0	0	0	0	1		1				
Scott Winchester, R (1, 1) Eduardo Perez, R (7, PH) OBP: 0.211, SLG: 0.257 Mark Hutton, R (7, 1) OBP: 1.000, SLG: 1.000 (7, 1)			 3-2		 1-3		 4-2				2	0	0	0	0	1		1				
											0	0	0	0	1	0		0				
											0	0	0	0	0	0	0					
<b>Inning Stats</b>	R: 0 E: 0 K: 1 S: 11	H: 1 LOB: 0 BB: 0 P: 15	R: 0 E: 0 K: 0 S: 7	H: 0 LOB: 0 BB: 0 P: 11	R: 0 E: 0 K: 0 S: 9	H: 0 LOB: 0 BB: 0 P: 14	R: 0 E: 0 K: 1 S: 12	H: 1 LOB: 2 BB: 1 P: 22	R: 0 E: 0 K: 3 S: 12	H: 0 LOB: 1 BB: 1 P: 19	R: 1 E: 0 K: 0 S: 8	H: 2 LOB: 1 BB: 0 P: 9	R: 0 E: 0 K: 2 S: 14	H: 1 LOB: 2 BB: 1 P: 26	R: 0 E: 0 K: 0 S: 6	H: 0 LOB: 0 BB: 0 P: 10	R: 0 E: 0 K: 0 S: 9	H: 1 LOB: 1 BB: 0 P: 10	1B: 5 2B: 1 3B: 0 HR: 0	SF: 1 SAC: 0 DP: 1 HBP: 0	WP: 0 PB: 0 SB: 2 CS: 0	PA: 35
<b>PITCHER</b>	IP	WLS	BF	H	R	ER	SO	BB	IBB	HBP	BLK	WP	HR	S	P	ERA	WHIP					
Jose Silva, R (1, 1) ERA: 4.62	6.1	W	25	5	1	1	6	2	0	0	0	0	0	66	101	1.42	1.105					
Chris Peters, L (7, 1) ERA: 1.66	2.2	S	10	1	0	0	1	1	0	0	0	0	0	22	35	0.00	0.750					

AB 31  
R 1  
H 6  
RBI 1  
BB 3  
SO 7  
LOB 14



Batter	1	2	3	4	5	6	7	8	9	AB	R	H	RBI	BB	SO	LOB	BOTTOM				
Tony Womack, L (1, 4) OBP: 0.278, SLG: 0.270	 0-2		 2B		 0-2		 1B			4	1	2	0	0	0	0	Cincinnati Reds @ Pittsburgh Pirates Three Rivers Stadium, Pittsburgh, PA Sat May 09 1998, 7:05 PM EDT Att: 27,185 - Overcast - 65 F				
Al Martin, L (1, 7) OBP: 0.311, SLG: 0.444 Manny Martinez, R (8, 7)	 0-0		 1-2		 0-0		 1-2		 0-0		4	1	2	0	0	2					
18 Jason Kendall, R (1, 2) OBP: 0.417, SLG: 0.525	 1-1		 0-1		 0-1		 2-2		 1-3		2	1	2	2	0	0					
Kevin Young, R (1, 3) OBP: 0.308, SLG: 0.470	 3-2		 0-0		 1-3		 0-0		 1-1		4	1	1	2	0	1		4			
Jermaine Allensworth, R (1, 8) OBP: 0.395, SLG: 0.486	 0-1			 1-2		 1-2		 2-2		3	2	1	1	0	0	1					
Jose Guillen, R (1, 9) OBP: 0.385, SLG: 0.569		 1-0		 0-1		 1-0		 3-2		4	0	3	0	0	0	0					
Doug Strange, S (1, 5) OBP: 0.273, SLG: 0.257		 0-3		 0-1		 2-2		 0-2		4	0	0	1	0	1	3					
Lou Collier, R (1, 6) OBP: 0.299, SLG: 0.463		 1-1		 0-1		 1-2		 4-1		3	0	1	0	1	0	1					
Jose Silva, R (1, 1) Chris Peters, L (7, 1)			 0-3		 0-1		 1-1		 0-0		3	0	0	0	0	1		1			
											1	0	0	0	0	1					
<b>Inning Stats</b>	R: 1 E: 0 K: 0 S: 11	H: 2 LOB: 1 BB: 0 P: 15	R: 0 E: 0 K: 1 S: 6	H: 1 LOB: 0 BB: 0 P: 8	R: 1 E: 1 K: 1 S: 10	H: 1 LOB: 1 BB: 0 P: 12	R: 0 E: 0 K: 0 S: 8	H: 2 LOB: 2 BB: 0 P: 9	R: 0 E: 0 K: 1 S: 11	H: 2 LOB: 1 BB: 0 P: 12	R: 1 E: 0 K: 0 S: 12	H: 2 LOB: 1 BB: 0 P: 18	R: 2 E: 0 K: 0 S: 8	H: 2 LOB: 0 BB: 0 P: 12	R: 0 E: 0 K: 0 S: 9	H: 1 LOB: 1 BB: 1 P: 16	1B: 6 2B: 5 3B: 0 HR: 2	SF: 1 SAC: 0 DP: 3 HBP: 2	WP: 0 PB: 0 SB: 0 CS: 0	PA: 36	
<b>PITCHER</b>	IP	WLS	BF	H	R	ER	SO	BB	IBB	HBP	BLK	WP	HR	S	P	ERA	WHIP				
Scott Winchester, R (1, 1) ERA: 3.52	6.0	L	27	9	4	3	3	0	0	1	0	0	1	58	74	4.50	1.500				
Mark Hutton, R (7, 1) ERA: 8.18	2.0		9	3	2	2	0	1	0	1	0	0	1	17	28	9.00	2.000				





Batter	1	2	3	4	5	6	7	8	9	10	11	12	AB	R	H	RBI	BB	SO	LOB	TOP					
Chris Stynes, R OBP: 0.391, SLG: 0.401 (1, 7)	G4-3		F8			G1-3			F9		FC4-6		5	0	0	0	0	0	2						
Willie Greene, L OBP: 0.388, SLG: 0.458 (1, 5)	G4-3			P2				HR	K		G3		5	1	1	0	0	1	2						
Dmitri Young, S OBP: 0.359, SLG: 0.530 Pat Watkins, R OBP: 0.290, SLG: 0.370 (1, 9) (9, 8) (11, 9)	G6-3			F9				HR	K				4	1	1	2	0	1	0						
Eddie Taubensee, L OBP: 0.415, SLG: 0.500 (1, 2)			F8		G1-4-3				F7				1	0	1	0	0	0	0						
Bret Boone, R OBP: 0.367, SLG: 0.543 (1, 4)									P4				5	2	2	0	0	1	0						
Sean Casey, L OBP: 0.383, SLG: 0.273 (1, 3)									G4-3				4	0	0	0	1	0	1						
Jon Nunnally, L OBP: 0.364, SLG: 0.392 (1, 8) (9, 9)									G3				2	0	0	1	0	0	0						
Reggie Sanders, R OBP: 0.344, SLG: 0.310 (11, PH) (11, 8)													2	0	2	1	0	0	0						
Pokey Reese, R OBP: 0.200, SLG: 0.156 (1, 6)									K				4	0	0	0	0	2	2						
Pete Harnisch, S OBP: 0.100, SLG: 0.053 Gabe White, L OBP: 0.333, SLG: 0.333 Jeff Shaw, R (9, 1) Lenny Harris, L OBP: 0.417, SLG: 0.423 Stan Belinda, R (11, 1)									K				3	0	0	0	0	2	0						
<b>Inning Stats</b>	R: 0 E: 0 K: 0 S: 9	H: 0 LOB: 0 BB: 0 P: 10	R: 1 E: 1 K: 0 S: 7	H: 1 LOB: 0 BB: 0 P: 13	R: 0 E: 0 K: 2 S: 8	H: 0 LOB: 0 BB: 0 P: 10	R: 0 E: 0 K: 1 S: 6	H: 0 LOB: 0 BB: 0 P: 11	R: 0 E: 0 K: 1 S: 7	H: 0 LOB: 0 BB: 0 P: 8	R: 2 E: 0 K: 2 S: 10	H: 2 LOB: 0 BB: 0 P: 17	R: 0 E: 0 K: 1 S: 6	H: 0 LOB: 0 BB: 0 P: 9	R: 0 E: 0 K: 0 S: 6	H: 0 LOB: 0 BB: 0 P: 11	R: 0 E: 0 K: 0 S: 9	H: 1 LOB: 2 BB: 1 P: 19	R: 1 E: 0 K: 0 S: 12	H: 3 LOB: 2 BB: 1 P: 22	1B: 4 2B: 3 3B: 0 HR: 1	SF: 1 SAC: 1 DP: 2 HBP: 0	WP: 0 PB: 0 SB: 0 CS: 0	PA: 44	
<b>PITCHER</b>	IP WLS BF H R ER SO BB IBB HBP BLK WP HR S P ERA WHIP	IP WLS BF H R ER SO BB IBB HBP BLK WP HR S P ERA WHIP	IP WLS BF H R ER SO BB IBB HBP BLK WP HR S P ERA WHIP	IP WLS BF H R ER SO BB IBB HBP BLK WP HR S P ERA WHIP	IP WLS BF H R ER SO BB IBB HBP BLK WP HR S P ERA WHIP	IP WLS BF H R ER SO BB IBB HBP BLK WP HR S P ERA WHIP	IP WLS BF H R ER SO BB IBB HBP BLK WP HR S P ERA WHIP	IP WLS BF H R ER SO BB IBB HBP BLK WP HR S P ERA WHIP	IP WLS BF H R ER SO BB IBB HBP BLK WP HR S P ERA WHIP	IP WLS BF H R ER SO BB IBB HBP BLK WP HR S P ERA WHIP	IP WLS BF H R ER SO BB IBB HBP BLK WP HR S P ERA WHIP	IP WLS BF H R ER SO BB IBB HBP BLK WP HR S P ERA WHIP	IP WLS BF H R ER SO BB IBB HBP BLK WP HR S P ERA WHIP	IP WLS BF H R ER SO BB IBB HBP BLK WP HR S P ERA WHIP	IP WLS BF H R ER SO BB IBB HBP BLK WP HR S P ERA WHIP	IP WLS BF H R ER SO BB IBB HBP BLK WP HR S P ERA WHIP	IP WLS BF H R ER SO BB IBB HBP BLK WP HR S P ERA WHIP	IP WLS BF H R ER SO BB IBB HBP BLK WP HR S P ERA WHIP	IP WLS BF H R ER SO BB IBB HBP BLK WP HR S P ERA WHIP	IP WLS BF H R ER SO BB IBB HBP BLK WP HR S P ERA WHIP	IP WLS BF H R ER SO BB IBB HBP BLK WP HR S P ERA WHIP	IP WLS BF H R ER SO BB IBB HBP BLK WP HR S P ERA WHIP	IP WLS BF H R ER SO BB IBB HBP BLK WP HR S P ERA WHIP	IP WLS BF H R ER SO BB IBB HBP BLK WP HR S P ERA WHIP	IP WLS BF H R ER SO BB IBB HBP BLK WP HR S P ERA WHIP

Cincinnati Reds @ Pittsburgh Pirates  
Three Rivers Stadium, Pittsburgh, PA

Sun May 10 1998, 3:33 AM EDT  
Att. 19,507 - Overcast - 68 F

AB 40  
R 4  
H 7  
RBI 4  
BB 2  
SO 7  
LOB 8



Batter	1	2	3	4	5	6	7	8	9	10	11	12	AB	R	H	RBI	BB	SO	LOB	BOTTOM						
Tony Womack, L OBP: 0.276, SLG: 0.268 (1, 4)	K		G4-3			L6					P6		5	1	1	0	0	1	0							
Al Martin, L OBP: 0.307, SLG: 0.435 (1, 7)	K		K			G4-3					K		5	0	1	1	0	3	0							
18 Jason Kendall, R OBP: 0.403, SLG: 0.504 (1, 2)	K		G6-3			F9							5	0	0	0	0	2	1							
Kevin Young, R OBP: 0.317, SLG: 0.489 (1, 3)													5	1	2	1	0	1	0							
Jermaine Allensworth, R OBP: 0.387, SLG: 0.483 (1, 8)													5	1	1	0	0	2	1							
Joss Culliton, R OBP: 0.380, SLG: 0.558 (1, 9)													4	0	1	1	0	0	0							
Chance Sanford, L OBP: 0.143, SLG: 0.286 Rich Loeiselle, R (11, 1)													4	0	0	0	0	0	1							
Lou Collier, R OBP: 0.286, SLG: 0.442 (1, 6)													4	0	0	0	0	2	1							
67 Francisco Cordova, R OBP: 0.299, SLG: 0.160 Turner Ward, S OBP: 0.329, SLG: 0.350 Ricardo Rincon, L (9, 1) Doug Strange, S OBP: 0.269, SLG: 0.254 (11, 5)													2	0	0	0	0	2	1							
<b>Inning Stats</b>	R: 0 E: 0 K: 3 S: 12	H: 0 LOB: 0 BB: 0 P: 17	R: 2 E: 0 K: 2 S: 21	H: 3 LOB: 1 BB: 0 P: 28	R: 0 E: 0 K: 1 S: 10	H: 0 LOB: 0 BB: 0 P: 16	R: 0 E: 0 K: 1 S: 6	H: 0 LOB: 0 BB: 0 P: 6	R: 0 E: 0 K: 1 S: 9	H: 0 LOB: 0 BB: 0 P: 10	R: 0 E: 0 K: 2 S: 12	H: 0 LOB: 0 BB: 0 P: 13	R: 0 E: 0 K: 2 S: 10	H: 0 LOB: 0 BB: 0 P: 16	R: 1 E: 0 K: 0 S: 10	H: 3 LOB: 1 BB: 0 P: 15	R: 0 E: 0 K: 1 S: 7	H: 0 LOB: 0 BB: 0 P: 11	R: 0 E: 0 K: 1 S: 10	H: 0 LOB: 0 BB: 0 P: 15	1B: 4 2B: 1 3B: 0 HR: 1	SF: 0 SAC: 0 DP: 0 HBP: 0	WP: 0 PB: 0 SB: 1 CS: 0	PA: 41		
<b>PITCHER</b>	IP WLS BF H R ER SO BB IBB HBP BLK WP HR S P ERA WHIP	IP WLS BF H R ER SO BB IBB HBP BLK WP HR S P ERA WHIP	IP WLS BF H R ER SO BB IBB HBP BLK WP HR S P ERA WHIP	IP WLS BF H R ER SO BB IBB HBP BLK WP HR S P ERA WHIP	IP WLS BF H R ER SO BB IBB HBP BLK WP HR S P ERA WHIP	IP WLS BF H R ER SO BB IBB HBP BLK WP HR S P ERA WHIP	IP WLS BF H R ER SO BB IBB HBP BLK WP HR S P ERA WHIP	IP WLS BF H R ER SO BB IBB HBP BLK WP HR S P ERA WHIP	IP WLS BF H R ER SO BB IBB HBP BLK WP HR S P ERA WHIP	IP WLS BF H R ER SO BB IBB HBP BLK WP HR S P ERA WHIP	IP WLS BF H R ER SO BB IBB HBP BLK WP HR S P ERA WHIP	IP WLS BF H R ER SO BB IBB HBP BLK WP HR S P ERA WHIP	IP WLS BF H R ER SO BB IBB HBP BLK WP HR S P ERA WHIP	IP WLS BF H R ER SO BB IBB HBP BLK WP HR S P ERA WHIP	IP WLS BF H R ER SO BB IBB HBP BLK WP HR S P ERA WHIP	IP WLS BF H R ER SO BB IBB HBP BLK WP HR S P ERA WHIP	IP WLS BF H R ER SO BB IBB HBP BLK WP HR S P ERA WHIP	IP WLS BF H R ER SO BB IBB HBP BLK WP HR S P ERA WHIP	IP WLS BF H R ER SO BB IBB HBP BLK WP HR S P ERA WHIP	IP WLS BF H R ER SO BB IBB HBP BLK WP HR S P ERA WHIP	IP WLS BF H R ER SO BB IBB HBP BLK WP HR S P ERA WHIP	IP WLS BF H R ER SO BB IBB HBP BLK WP HR S P ERA WHIP	IP WLS BF H R ER SO BB IBB HBP BLK WP HR S P ERA WHIP	IP WLS BF H R ER SO BB IBB HBP BLK WP HR S P ERA WHIP	IP WLS BF H R ER SO BB IBB HBP BLK WP HR S P ERA WHIP	IP WLS BF H R ER SO BB IBB HBP BLK WP HR S P ERA WHIP

Cincinnati Reds @ Pittsburgh Pirates  
Three Rivers Stadium, Pittsburgh, PA

Sun May 10 1998, 3:33 AM EDT  
Att. 19,507 - Overcast - 68 F

AB 41  
R 3  
H 6  
RBI 3  
BB 0  
SO 14  
LOB 5





Batter	1	2	3	4	5	6	7	8	9	AB	R	H	RBI	BB	SO	LOB	TOP											
3 Mike Lansing, R OBP: 0.310, SLG: 0.364	F8		BB		G6-4-3		P4		L4	4	0	0	0	1	0	3												
Ellis Burks, R OBP: 0.356, SLG: 0.632	G6-3		P5			G5-3		1B	2B	4	1	1	0	0	0	1												
Larry Walker, L OBP: 0.441, SLG: 0.561	1B			2B	1B	F7		P6		4	1	2	0	0	0	1												
Dante Bichette, R OBP: 0.373, SLG: 0.503	G5-3			1-H	2B	1B		1B	2H	4	0	3	2	0	0	1												
17 Todd Helton, L OBP: 0.343, SLG: 0.454		G6-3		K		F9		F7		4	0	0	0	0	1	3												
Vinny Castilla, R OBP: 0.339, SLG: 0.610	F9			F9		G6-3		1B		4	0	1	0	0	0	1												
Neifi Perez, S OBP: 0.280, SLG: 0.373	F7			K		WP		P6		4	0	1	0	0	1	3												
Kirt Manwaring, R OBP: 0.398, SLG: 0.352			K		G6-3			K		2	0	0	0	0	1	0												
Jeff Reed, L OBP: 0.371, SLG: 0.424			K					K		2	0	0	0	0	2	1												
Kevin Ritz, R OBP: 0.500, SLG: 0.500			K					K		2	0	1	0	0	1	0												
Bobby Jones, R OBP: 0.448, SLG: 0.565					G6-4-3					0	0	0	0	0	0	0												
John Vander Wal, L OBP: 0.448, SLG: 0.565										0	0	0	0	1	0	0												
Curt Leskanic, R OBP: 0.411, SLG: 0.551										1	0	0	0	0	1	0												
Greg Colbrunn, R OBP: 0.411, SLG: 0.551										1	0	0	0	0	1	0												
<b>Inning Stats</b>	R: 0 E: 0 K: 0 S: 10	H: 1 LOB: 1 BB: 0 P: 16	R: 0 E: 0 K: 0 S: 11	H: 0 LOB: 0 BB: 0 P: 14	R: 0 E: 0 K: 2 S: 14	H: 0 LOB: 1 BB: 1 P: 23	R: 1 E: 0 K: 2 S: 17	H: 2 LOB: 1 BB: 0 P: 25	R: 0 E: 0 K: 0 S: 15	H: 1 LOB: 0 BB: 0 P: 7	R: 0 E: 0 K: 1 S: 11	H: 1 LOB: 2 BB: 1 P: 19	R: 1 E: 0 K: 0 S: 9	H: 3 LOB: 2 BB: 0 P: 13	R: 0 E: 0 K: 2 S: 11	H: 0 LOB: 0 BB: 0 P: 16	1B: 7 2B: 2 3B: 0 HR: 0	SF: 0 SAC: 0 DP: 1 HBP: 0	WP: 1 PA: 37 PB: 0 SB: 0 CS: 0									
<b>PITCHER</b>	IP	WLS	BF	H	R	ER	SO	BB	IBB	HBP	BLK	WP	HR	S	P	ERA	WHIP											
Jason Schmidt, R ERA: 4.41	(1, 1)	7.0	W	29	7	2	2	5	2	0	0	0	1	0	85	128	2.57	1.286										
Jason Christiansen, L ERA: 0.51	(8, 1)	1.1		6	2	0	0	1	0	0	0	0	0	0	11	16	0.00	1.500										
Marc Wilkins, R ERA: 0.93	(9, 1)	0.2		2	0	0	0	1	0	0	0	0	0	0	8	11	0.00	0.000										

Colorado Rockies @ Pittsburgh Pirates  
Three Rivers Stadium, Pittsburgh, PA  
Mon May 11 1998, 7:05 PM EDT  
Att. 9,498 - Overcast - 63 F

AB	35
R	2
H	9
RBI	2
BB	2
SO	7
LOB	14



Batter	1	2	3	4	5	6	7	8	9	AB	R	H	RBI	BB	SO	LOB	BOTTOM										
Tony Womack, L OBP: 0.287, SLG: 0.276	K			CS		E				3	0	2	1	1	1	0											
Al Martin, L OBP: 0.306, SLG: 0.437	2B			P3		G4-3				4	1	1	0	0	0	4											
Jose Guillen, R OBP: 0.392, SLG: 0.573	FC5			2B		G5-3				4	2	3	1	0	0	1											
Kevin Young, R OBP: 0.310, SLG: 0.490	FC5			F9		1B		G5-3		4	1	1	0	0	0	2											
Jermaine Allensworth, R OBP: 0.383, SLG: 0.483	F9			P3		F8				4	0	1	1	0	0	3											
Marc Wilkins, R				2B						0	0	0	0	0	0	0											
Doug Strange, S OBP: 0.286, SLG: 0.243		G3-1		FC6-4		K		G1-3		3	0	0	0	0	1	2											
Keith Osik, R OBP: 0.300, SLG: 0.125		1B		F8		1B		F4		4	1	2	2	0	0	2											
Lou Collier, R OBP: 0.284, SLG: 0.433		1B		FC6-4		K		F9		4	0	1	0	0	1	3											
Jason Schmidt, R OBP: 0.133, SLG: 0.071	(1, 1)	0.0		B1		P3		F8		3	0	0	0	0	1	2											
Jason Christiansen, R ERA: 5.29	(8, 1)									0	0	0	0	0	0	0											
Turner Ward, S OBP: 0.324, SLG: 0.344	(8, 8)					K				1	0	0	0	0	0	0											
<b>Inning Stats</b>	R: 1 E: 0 K: 1 S: 18	H: 2 LOB: 1 BB: 0 P: 22	R: 1 E: 0 K: 0 S: 11	H: 3 LOB: 2 BB: 0 P: 15	R: 1 E: 0 K: 0 S: 12	H: 2 LOB: 2 BB: 0 P: 20	R: 0 E: 0 K: 0 S: 6	H: 0 LOB: 0 BB: 1 P: 12	R: 2 E: 1 K: 1 S: 16	H: 3 LOB: 1 BB: 0 P: 26	R: 0 E: 1 K: 1 S: 6	H: 1 LOB: 1 BB: 0 P: 10	R: 0 E: 0 K: 0 S: 6	H: 0 LOB: 0 BB: 0 P: 9	R: 0 E: 0 K: 0 S: 6	H: 0 LOB: 0 BB: 0 P: 9	1B: 7 2B: 4 3B: 0 HR: 0	SF: 0 SAC: 0 DP: 0 HBP: 1	WP: 0 PA: 36 PB: 0 SB: 3 CS: 1								
<b>PITCHER</b>	IP	WLS	BF	H	R	ER	SO	BB	IBB	HBP	BLK	WP	HR	S	P	ERA	WHIP										
Kevin Ritz, R ERA: 9.0	(1, 1)	5.0	L	26	10	5	5	3	1	0	0	0	0	63	90	9.00	2.200										
Bobby Jones, L ERA: 5.29	(6, 1)	1.0		4	1	0	0	1	0	0	0	0	0	6	10	0.00	1.000										
Curt Leskanic, R ERA: 5.64	(7, 1)	2.0		6	0	0	0	0	0	0	0	0	0	12	18	0.00	0.000										

Colorado Rockies @ Pittsburgh Pirates  
Three Rivers Stadium, Pittsburgh, PA  
Mon May 11 1998, 7:05 PM EDT  
Att. 9,498 - Overcast - 63 F

AB	34
R	5
H	11
RBI	5
BB	1
SO	4
LOB	19





Batter	1	2	3	4	5	6	7	8	9	AB	R	H	RBI	BB	SO	LOB	TOP	
3 Mike Lansing, R OBP: 0.315, SLG: 0.364	1-2 G4-3		2-1 P2			1-1 FC4-6 1B		4-1 2B BB		3	0	1	0	1	0	1	<b>Colorado Rockies @ Pittsburgh Pirates</b> Three Rivers Stadium, Pittsburgh, PA Tue May 12 1998, 3:33 AM EDT Att: 12,954 - Overcast - 64 F	
Ellis Burks, R OBP: 0.353, SLG: 0.628	0-0 F9		1-1 G5-3			1-0 F9		1-2 1-H 2B		4	0	1	0	0	0	2		
Larry Walker, L OBP: 0.436, SLG: 0.551	0-3 K			3-0 FC1-6 1B		0-0 FC4-6 1-2f		0-1 P4		4	0	1	0	0	1	2		
Dante Bichette, R OBP: 0.370, SLG: 0.497		3-2 G4-3		1-1 F9		0-2 G4-3		1-2 G6-4-3 1B		4	0	1	0	0	0	2		
Vinny Castilla, R OBP: 0.331, SLG: 0.595		2-2 E6 17 BB		0-0 FC1-6 1-2f		2-2 F9		0-0 G6-4-3 1-2f		4	0	0	0	0	0	2		
17 Todd Helton, L OBP: 0.348, SLG: 0.451		4-2 G5-4-3 BB		0-0 G4-3		2-0 G9-3 1B		2-1 G3		3	0	1	0	1	0	1		
Kirt Manwaring, R OBP: 0.384, SLG: 0.338		2-2 G5-4-3 1-2f		2-2 L7		0-2 G9-3 1-2				3	0	0	0	0	0	3		
Neffi Perez, S OBP: 0.281, SLG: 0.368			4-2 SH1-4 BB		2-2 G4-3		2-1 F8			2	0	0	0	1	0	1		
Jamey Wright, R OBP: 0.077, SLG: 0.077			0-0 SH1-4		3-3 K		0-0 G3			1	0	0	0	0	1	0		
Nelson Liriano, S (8, PH)										1	0	0	0	0	0	0		
Mike Munoz, L (8, 1)										0	0	0	0	0	0	0		
<b>Inning Stats</b>	R: 0 H: 0 E: 0 K: 1 S: 8	H: 0 LOB: 0 BB: 0 P: 9	R: 0 H: 0 E: 1 K: 0 S: 16	H: 0 LOB: 1 BB: 1 P: 27	R: 0 H: 0 E: 0 K: 0 S: 8	H: 1 LOB: 1 BB: 0 P: 9	R: 0 H: 0 E: 0 K: 1 S: 13	H: 0 LOB: 2 BB: 0 P: 20	R: 0 H: 1 E: 0 K: 0 S: 10	H: 1 LOB: 1 BB: 0 P: 16	R: 0 H: 1 E: 0 K: 0 S: 7	H: 1 LOB: 1 BB: 1 P: 12	R: 0 H: 1 E: 0 K: 0 S: 6	H: 1 LOB: 0 BB: 0 P: 9	1B: 4 2B: 1 3B: 0 HR: 0	SF: 0 SAC: 1 DP: 2 HBP: 0	WP: 0 PA: 33 PB: 0 SB: 0 CS: 0	
<b>PITCHER</b>	IP WLS BF H R ER SO BB IBB HBP BLK WP HR S P ERA WHIP	IP WLS BF H R ER SO BB IBB HBP BLK WP HR S P ERA WHIP	IP WLS BF H R ER SO BB IBB HBP BLK WP HR S P ERA WHIP	IP WLS BF H R ER SO BB IBB HBP BLK WP HR S P ERA WHIP	IP WLS BF H R ER SO BB IBB HBP BLK WP HR S P ERA WHIP	IP WLS BF H R ER SO BB IBB HBP BLK WP HR S P ERA WHIP	IP WLS BF H R ER SO BB IBB HBP BLK WP HR S P ERA WHIP	IP WLS BF H R ER SO BB IBB HBP BLK WP HR S P ERA WHIP	IP WLS BF H R ER SO BB IBB HBP BLK WP HR S P ERA WHIP	IP WLS BF H R ER SO BB IBB HBP BLK WP HR S P ERA WHIP	IP WLS BF H R ER SO BB IBB HBP BLK WP HR S P ERA WHIP	IP WLS BF H R ER SO BB IBB HBP BLK WP HR S P ERA WHIP	IP WLS BF H R ER SO BB IBB HBP BLK WP HR S P ERA WHIP	IP WLS BF H R ER SO BB IBB HBP BLK WP HR S P ERA WHIP	IP WLS BF H R ER SO BB IBB HBP BLK WP HR S P ERA WHIP	IP WLS BF H R ER SO BB IBB HBP BLK WP HR S P ERA WHIP	IP WLS BF H R ER SO BB IBB HBP BLK WP HR S P ERA WHIP	
Esteban Loaiza, R ERA: 4.91	(1, 1)	7.2	W	29	4	0	0	2	3	0	0	0	0	0	0	0	0.00	0.913
Ricardo Rincon, L ERA: 0.96	(8, 1)	1.1		4	1	0	0	0	0	0	0	0	0	0	0	0	0.00	0.750

AB	29
R	0
H	5
RBI	0
BB	3
SO	2
LOB	14



Batter	1	2	3	4	5	6	7	8	9	AB	R	H	RBI	BB	SO	LOB	BOTTOM		
Tony Womack, L OBP: 0.287, SLG: 0.275	3-2 G6-3	1-0 G4-3			0-1 F8	0-1 1B				4	0	1	0	0	0	0	<b>Colorado Rockies @ Pittsburgh Pirates</b> Three Rivers Stadium, Pittsburgh, PA Tue May 12 1998, 3:33 AM EDT Att: 12,954 - Overcast - 64 F		
Al Martin, L OBP: 0.311, SLG: 0.431	4-2 S 18 S BB		1-3 K		4-1 18 1B BB	2-0 F9				2	2	0	0	2	1	1			
18 Jason Kendall, R OBP: 0.412, SLG: 0.515	4-1 BB E BB		0-3 K		1-0 1B S 1B	0-2 2B				3	2	2	0	1	1	0			
Kevin Young, R OBP: 0.327, SLG: 0.521	3-2 BB HBP		1-2 K		0-2 S 1B	0-0 G6-3 1B				3	2	3	3	0	0	0			
Turner Ward, S OBP: 0.333, SLG: 0.344	4-2 BB		3-1 G3		1-3 3-H 2-2 1B	3-2 G6-3				3	0	1	2	1	0	1			
Jose Guillen, R OBP: 0.388, SLG: 0.558	1-2 2-3 3-H BB		2-2 L6		0-0 G6-3	1-0 1B				3	0	0	0	0	1	3			
Ricardo Rincon, L (8, 1)										0	0	0	0	0	0	0			
Doug Strange, S OBP: 0.256, SLG: 0.231	1-2 G3				2-0 F9	0-0 G4-3		0-0 G6-3		4	0	0	0	0	0	5			
Kevin Polcovich, R OBP: 0.219, SLG: 0.233		0-1 L4			0-0 P1	2-2 B3-6-4 1B		2-3 K		4	0	1	0	0	1	0			
Esteban Loaiza, R OBP: 0.125, SLG: 0.067		2-3 K			0-0 G4-3	0-0 B3-6-4 1-2f		0-2 G5-3		3	0	0	0	0	1	1			
Manny Martinez, R (8, 9)										1	0	0	0	0	0	0			
<b>Inning Stats</b>	R: 1 H: 0 E: 0 K: 0 S: 23	H: 0 LOB: 3 BB: 3 P: 44	R: 0 H: 0 E: 0 K: 1 S: 6	H: 0 LOB: 0 BB: 0 P: 9	R: 1 H: 1 E: 0 K: 2 S: 11	H: 1 LOB: 0 BB: 0 P: 16	R: 0 H: 0 E: 0 K: 0 S: 3	H: 0 LOB: 0 BB: 0 P: 5	R: 3 H: 3 E: 0 K: 0 S: 13	H: 3 LOB: 2 BB: 1 P: 21	R: 0 H: 2 E: 0 K: 0 S: 9	H: 2 LOB: 0 BB: 0 P: 11	R: 1 H: 2 E: 0 K: 1 S: 11	H: 2 LOB: 0 BB: 0 P: 15	R: 0 H: 0 E: 0 K: 1 S: 7	H: 0 LOB: 0 BB: 0 P: 9	1B: 6 2B: 1 3B: 0 HR: 1	SF: 0 SAC: 0 DP: 2 HBP: 2	WP: 0 PA: 36 PB: 0 SB: 4 CS: 0
<b>PITCHER</b>	IP WLS BF H R ER SO BB IBB HBP BLK WP HR S P ERA WHIP	IP WLS BF H R ER SO BB IBB HBP BLK WP HR S P ERA WHIP	IP WLS BF H R ER SO BB IBB HBP BLK WP HR S P ERA WHIP	IP WLS BF H R ER SO BB IBB HBP BLK WP HR S P ERA WHIP	IP WLS BF H R ER SO BB IBB HBP BLK WP HR S P ERA WHIP	IP WLS BF H R ER SO BB IBB HBP BLK WP HR S P ERA WHIP	IP WLS BF H R ER SO BB IBB HBP BLK WP HR S P ERA WHIP	IP WLS BF H R ER SO BB IBB HBP BLK WP HR S P ERA WHIP	IP WLS BF H R ER SO BB IBB HBP BLK WP HR S P ERA WHIP	IP WLS BF H R ER SO BB IBB HBP BLK WP HR S P ERA WHIP	IP WLS BF H R ER SO BB IBB HBP BLK WP HR S P ERA WHIP	IP WLS BF H R ER SO BB IBB HBP BLK WP HR S P ERA WHIP	IP WLS BF H R ER SO BB IBB HBP BLK WP HR S P ERA WHIP	IP WLS BF H R ER SO BB IBB HBP BLK WP HR S P ERA WHIP	IP WLS BF H R ER SO BB IBB HBP BLK WP HR S P ERA WHIP	IP WLS BF H R ER SO BB IBB HBP BLK WP HR S P ERA WHIP			
Jamey Wright, R ERA: 7.24	(1, 1)	7.0	L	33	4	0	6	4	4	0	0	0	0	0	0	0	7.71	1.714	
Mike Munoz, L ERA: 16.0	(8, 1)	1.0		3	0	0	0	1	0	0	0	0	0	0	0	0	0.00	0.000	

















Batter	1	2	3	4	5	6	7	8	9	AB	R	H	RBI	BB	SO	LOB	TOP								
Tony Womack, L (1,4) OBP: 0.296, SLG: 0.274	G4-3	1-2 HR 1B		G4-3		G4-3			FC3-6 1B	5	1	2	1	0	0	1									
Manny Martinez, R (1,7) OBP: 0.500, SLG: 0.818							G4-3		L4	5	1	3	3	0	0	1									
Rich Loiselle, R (9,1)										0	0	0	0	0	0	0									
18 Jason Kendall, R (1,2) OBP: 0.404, SLG: 0.510	L8			G6-3					FC3-6 1B	5	1	2	1	0	0	3									
Kevin Young, R (1,3) OBP: 0.318, SLG: 0.491	P4								K	4	0	1	0	1	1	2									
Jermaine Allensworth, R (1,8) OBP: 0.385, SLG: 0.489																									
Marc Wilkins, R (7,1)																									
Ricardo Rincon, L (8,1)																									
Turner Ward, S (9,8) OBP: 0.329, SLG: 0.338																									
Jose Guillen, R (1,9) OBP: 0.394, SLG: 0.545																									
Kevin Polcovich, R (1,5) OBP: 0.200, SLG: 0.214																									
Lou Collier, R (1,6) OBP: 0.306, SLG: 0.433																									
Jason Schmidt, R (1,1) OBP: 0.118, SLG: 0.063																									
Jason Christiansen, R (6,1)																									
Al Martin, L (7,7) OBP: 0.293, SLG: 0.404																									
<b>Inning Stats</b>	R: 0 E: 0 K: 0 S: 13	H: 1 LOB: 1 BB: 0 P: 19	R: 6 E: 1 K: 1 S: 21	H: 5 LOB: 2 BB: 1 P: 34	R: 0 E: 0 K: 1 S: 6	H: 0 LOB: 0 BB: 0 P: 9	R: 0 E: 0 K: 0 S: 11	H: 1 LOB: 0 BB: 0 P: 16	R: 0 E: 0 K: 0 S: 4	H: 0 LOB: 0 BB: 0 P: 7	R: 0 E: 0 K: 0 S: 5	H: 0 LOB: 1 BB: 1 P: 11	R: 0 E: 0 K: 0 S: 6	H: 2 LOB: 1 BB: 0 P: 9	R: 0 E: 0 K: 0 S: 10	H: 1 LOB: 1 BB: 0 P: 14	R: 0 E: 0 K: 1 S: 13	H: 1 LOB: 1 BB: 0 P: 16	1B: 9 2B: 1 3B: 0 HR: 2	SF: 0 SAC: 2 DP: 1 HBP: 1	WP: 0 PB: 0 SB: 0 CS: 1	PA: 40			
<b>PITCHER</b>	IP	WLS	BF	H	R	ER	SO	BB	IBB	HBP	BLK	WP	HR	S	P	ERA	WHIP								
Brian Anderson, L (1,1) ERA: 3.9	5.0	L	24	7	6	0	2	1	0	1	0	0	2	55	85	0.00	1.600								
Bryan Corey, R (6,1) ERA: 6.0	2.0		8	2	0	0	0	1	0	0	0	0	0	11	20	0.00	1.500								
Felix Rodriguez, R (8,1) ERA: 6.14	2.0		8	2	0	0	1	0	0	0	0	0	0	23	30	0.00	1.000								

**Pittsburgh Pirates @ Arizona Diamondbacks**  
Bank One Ballpark, Phoenix, AZ  
Sat May 16 1998, 10:05 PM EDT  
Att: 48,167 - Cloudy - 90 F

AB	35
R	6
H	11
RBI	6
BB	2
SO	3
LOB	19



Batter	1	2	3	4	5	6	7	8	9	AB	R	H	RBI	BB	SO	LOB	BOTTOM								
Andy Fox, L (1,9) OBP: 0.341, SLG: 0.410	G6-4-3 1B								K	4	0	2	1	1	2	1									
Jay Bell, R (1,6) OBP: 0.320, SLG: 0.368	G6-4-3 1B								K	5	0	0	0	0	2	5									
Devon White, S (1,8) OBP: 0.346, SLG: 0.476									K	4	2	3	1	0	0	0									
Matt Williams, R (1,5) OBP: 0.327, SLG: 0.452									K	4	0	0	0	0	1	3									
David Dellucci, L (1,7) OBP: 0.407, SLG: 0.491									K	4	0	2	1	0	1	2									
Kelly Stinnett, R (1,2) OBP: 0.359, SLG: 0.474									K	3	1	1	0	1	0	1									
Brent Brede, L (1,3) OBP: 0.314, SLG: 0.336									K	3	0	1	0	0	1	0									
Damian Miller, R (8,PH) (9,3)									K	1	0	0	0	0	1	2									
Andy Stankiewicz, R (1,4) OBP: 0.255, SLG: 0.244									K	4	0	2	0	0	1	2									
Brian Anderson, R (1,1) ERA: 4.12									K	1	0	0	0	0	0	0									
Yamir Benitez, R (5,PH) ERA: 2.27, SLG: 0.324									K	0	0	0	0	0	0	0									
Bryan Corey, R (8,1)									K	1	0	0	0	0	0	0									
Tony Batista, R (7,PH) OBP: 0.306, SLG: 0.333									K	1	0	0	0	0	1	2									
Felix Rodriguez, R (8,1)									K	0	0	0	0	0	0	0									
Jorge Fajardo, L (8,PH) OBP: 0.318, SLG: 0.322									K	1	0	0	0	0	1	1									
<b>Inning Stats</b>	R: 1 E: 0 K: 1 S: 9	H: 2 LOB: 0 BB: 0 P: 17	R: 0 E: 0 K: 1 S: 6	H: 0 LOB: 0 BB: 0 P: 10	R: 0 E: 0 K: 2 S: 7	H: 0 LOB: 0 BB: 0 P: 8	R: 1 E: 2 K: 0 S: 11	H: 2 LOB: 1 BB: 0 P: 19	R: 0 E: 0 K: 0 S: 12	H: 1 LOB: 0 BB: 0 P: 19	R: 0 E: 0 K: 0 S: 11	H: 1 LOB: 2 BB: 1 P: 22	R: 1 E: 0 K: 2 S: 13	H: 2 LOB: 2 BB: 1 P: 23	R: 0 E: 0 K: 1 S: 11	H: 2 LOB: 0 BB: 0 P: 16	R: 0 E: 0 K: 3 S: 17	H: 1 LOB: 1 BB: 0 P: 21	1B: 10 2B: 0 3B: 0 HR: 1	SF: 0 SAC: 0 DP: 2 HBP: 0	WP: 0 PB: 0 SB: 0 CS: 0	PA: 38			
<b>PITCHER</b>	IP	WLS	BF	H	R	ER	SO	BB	IBB	HBP	BLK	WP	HR	S	P	ERA	WHIP								
Jason Schmidt, R (1,1) ERA: 4.12	5.2	W	22	6	2	1	5	1	0	0	0	0	0	13	23	9.00	3.000								
Jason Christiansen, L (6,1) ERA: 0.96	1.0		6	2	1	1	1	1	0	0	0	0	0	8	13	0.00	2.000								
Marc Wilkins, R (7,1) ERA: 0.73	1.0		5	2	0	0	1	0	0	0	0	0	0	8	13	0.00	2.000								
Ricardo Rincon, L (8,1) ERA: 0.53	1.0		4	1	0	0	3	0	0	0	0	0	0	20	26	0.00	1.000								
Rich Loiselle, R (9,1) ERA: 3.32	0.1	S	1	0	0	0	1	0	0	0	0	0	0	3	3	0.00	0.000								

**Pittsburgh Pirates @ Arizona Diamondbacks**  
Bank One Ballpark, Phoenix, AZ  
Sat May 16 1998, 10:05 PM EDT  
Att: 48,167 - Cloudy - 90 F

AB	36
R	3
H	11
RBI	3
BB	2
SO	11
LOB	20





Batter	1	2	3	4	5	6	7	8	9	AB	R	H	RBI	BB	SO	LOB	TOP				
Tony Womack, L (1, 4) OBP: 0.294, SLG: 0.272	P7	FC6-4 1B		K		FC6-4			K	5	0	1	0	0	2	2	<b>Pittsburgh Pirates @ Arizona Diamondbacks</b> Bank One Ballpark, Phoenix, AZ Sun May 17 1998, 10:05 PM EDT Att: 44,014 - Cloudy - 93 F				
Al Martin, L (1, 7) OBP: 0.290, SLG: 0.397	S	FC6-4 1B		G6-3			P8		G3	5	0	1	0	0	0	3					
18 Jason Kendall, R (1, 2) OBP: 0.394, SLG: 0.497	P9	FC5-4 1B			G6-3		L9			4	0	0	0	0	0	3					
Kevin Young, R (1, 3) OBP: 0.328, SLG: 0.494	BB			P2		FC3-6 1B				3	0	2	0	1	0	0					
Jermaine Allensworth, R (1, 8) OBP: 0.374, SLG: 0.474	F7			P7		FC3-6 1B				4	0	0	0	0	0	4					
Jose Guillen, R (1, 9) OBP: 0.397, SLG: 0.544					G6-3				G6-3	4	1	2	0	0	0	1					
Doug Strange, S (1, 5) OBP: 0.269, SLG: 0.250				L3					G4-3	4	1	2	0	0	0	1					
Lou Collier, R (1, 6) OBP: 0.304, SLG: 0.421									L9	3	0	0	0	1	1	3					
Esteban Loaiza, R (1, 1) Chris Peters, L (5, 1) Chance Sanford, L (6, PH) Javier Martinez, R (6, PH) Jeff Tabaka, R (8, PH) Keith Oskik, R (8, PH)										1	0	1	2	0	0	0		<b>P</b>			
										0	0	0	0	0	0	0					
<b>Inning Stats</b>	R: 0 E: 0 K: 0 S: 9	H: 1 LOB: 2 BB: 1 P: 19	R: 2 E: 0 K: 1 S: 11	H: 4 LOB: 2 BB: 0 P: 17	R: 0 E: 0 K: 1 S: 6	H: 1 LOB: 1 BB: 0 P: 8	R: 0 E: 0 K: 1 S: 9	H: 0 LOB: 1 BB: 1 P: 14	R: 0 E: 0 K: 0 S: 11	H: 1 LOB: 1 BB: 0 P: 17	R: 0 E: 0 K: 1 S: 13	H: 1 LOB: 1 BB: 0 P: 20	R: 0 E: 0 K: 0 S: 7	H: 1 LOB: 1 BB: 0 P: 14	R: 0 E: 0 K: 0 S: 5	H: 0 LOB: 0 BB: 0 P: 6	R: 0 E: 0 K: 2 S: 7	H: 0 LOB: 0 BB: 0 P: 8	1B: 8 2B: 1 3B: 0 HR: 0	SF: 0 SAC: 1 DP: 0 HBP: 0	WP: 0 PA: 38 PB: 0 SB: 1 CS: 0
<b>PITCHER</b>	IP WLS BF H R ER SO BB IBB HBP BLK WP HR S P ERA WHIP																				
Andy Benes, R (1, 1) ERA: 4.09	7.0 W 32 9 2 2 3 2 0 0 0 0 0 0 66 109 2.57 1.571																				
Amaury Telemaco, R (8, 1) ERA: 3.77	1.0 3 0 0 0 0 0 0 0 0 0 0 0 5 6 0.00 0.000																				
Clint Sodowsky, R (9, 1) ERA: 6.43	1.0 3 0 0 0 2 0 0 0 0 0 0 0 7 8 0.00 0.000																				

Batter	1	2	3	4	5	6	7	8	9	AB	R	H	RBI	BB	SO	LOB	BOTTOM		
Andy Fox, L (1, 4) OBP: 0.344, SLG: 0.402	K		FC4-6 2B	S 1B		K				4	1	1	1	0	2	1	<b>Pittsburgh Pirates @ Arizona Diamondbacks</b> Bank One Ballpark, Phoenix, AZ Sun May 17 1998, 10:05 PM EDT Att: 44,014 - Cloudy - 93 F		
Jay Bell, R (1, 6) OBP: 0.333, SLG: 0.377										2	2	1	1	3	0	2			
Devon White, S (1, 8) OBP: 0.342, SLG: 0.474										5	1	1	0	0	2	4			
Travis Lee, L (1, 3) OBP: 0.343, SLG: 0.462										4	1	2	2	0	1	1			
Andy Stankiewicz, R (6, PR) OBP: 0.253, SLG: 0.242										1	0	0	0	0	0	0			
Matt Williams, R (1, 5) OBP: 0.335, SLG: 0.470										5	1	3	2	0	0	1			
David Dellucci, L (1, 7) OBP: 0.375, SLG: 0.456										4	0	0	1	0	0	4			
Kelly Stinnett, R (1, 2) OBP: 0.368, SLG: 0.525										4	1	2	1	0	1	0			
Brent Brede, L (1, 9) OBP: 0.312, SLG: 0.333										4	1	1	0	0	0	1			
Andy Benes, R (1, 1) OBP: 0.227, SLG: 0.350										1	0	0	0	2	0	0			
Amaury Telemaco, R (8, 1) OBP: 0.167, SLG: 0.167										0	0	0	0	0	0	0			
Clint Sodowsky, L (9, 1) ERA: 2.12										0	0	0	0	0	0	0			
<b>Inning Stats</b>	R: 0 E: 0 K: 2 S: 13	H: 0 LOB: 1 BB: 1 P: 23	R: 0 E: 0 K: 0 S: 6	H: 1 LOB: 1 BB: 0 P: 10	R: 2 E: 0 K: 1 S: 17	H: 3 LOB: 2 BB: 1 P: 29	R: 1 E: 0 K: 0 S: 14	H: 2 LOB: 2 BB: 1 P: 25	R: 3 E: 0 K: 1 S: 16	H: 2 LOB: 0 BB: 1 P: 25	R: 2 E: 0 K: 1 S: 16	H: 2 LOB: 1 BB: 1 P: 28	R: 0 E: 0 K: 1 S: 13	H: 0 LOB: 2 BB: 1 P: 24	R: 0 E: 0 K: 0 S: 7	H: 1 LOB: 1 BB: 0 P: 10	1B: 7 2B: 2 3B: 1 HR: 1	SF: 1 SAC: 1 DP: 0 HBP: 1	WP: 0 PA: 42 PB: 1 SB: 1 CS: 0
<b>PITCHER</b>	IP WLS BF H R ER SO BB IBB HBP BLK WP HR S P ERA WHIP																		
Esteban Loaiza, R (1, 1) ERA: 5.4	4.1 L 25 8 6 5 4 3 0 0 0 0 0 0 7 61 10.38 2.538																		
Chris Peters, L (5, 1) ERA: 1.54	0.2 2 0 0 0 0 0 0 0 0 0 0 0 7 11 0.00 0.000																		
Javier Martinez, R (6, 1) ERA: 6.59	2.0 11 2 2 2 2 2 0 1 0 0 0 0 29 52 9.00 2.000																		
Jeff Tabaka, L (8, 1) ERA: 2.12	1.0 4 1 0 0 0 0 0 0 0 0 0 0 7 10 0.00 1.000																		



Batter	1	2	3	4	5	6	7	8	9	AB	R	H	RBI	BB	SO	LOB	TOP			
Tony Womack, L (1,4) OBP: 0.298, SLG: 0.273	G4-3		S 2-3 1B		G6-3		S 4-1 BB			3	0	1	0	1	0	1				
Al Martin, L (1,7) OBP: 0.283, SLG: 0.387	F8		G1-3		G3		L3			4	0	0	0	0	0	3				
18 Jason Kendall, R (1,2) OBP: 0.402, SLG: 0.503	FC5-4 1B		P8			2-1 2B 1B		FC6-4 1B		4	1	3	0	0	0	1				
Kevin Young, R (1,3) OBP: 0.321, SLG: 0.482	FC5-4 1-2			1-1 P9		F8		K		4	0	0	0	0	1	3				
Turner Ward, S (1,8) OBP: 0.337, SLG: 0.361		1-2 P7		1-1 1B		1-0 1-H 2B		K		4	0	2	1	0	1	1				
Jose Guillen, R (1,9) OBP: 0.387, SLG: 0.529		1-1 G6-3		0-0 F9		1-0 G6-3		FC6-4 1-2		4	0	0	0	0	0	3				
Doug Strange, S (1,5) OBP: 0.256, SLG: 0.239		1-0 G4-3		1-1 G3		0-0 P7				4	0	0	0	0	0	2				
Lou Collier, R (1,6) OBP: 0.311, SLG: 0.418			4-1 1B SH1-3 E BB		2-2 L6		0-1 G4-6-3 1B		2-1 P6	3	1	1	0	1	0	0				
Jon Lieber, L (1,1) OBP: 0.353, SLG: 0.313			0-1 SH1-3		0-0 G6-3		2-2 G4-6-3 1-2		2-3 K	1	0	1	0	0	0	0				
Chance Sanford, L (7,PH) OBP: 0.120, SLG: 0.240										1	0	0	0	0	0	1				
Jeff Tabaka, R (7,1)										0	0	0	0	0	0	0				
Marc Wilkins, R (8,1)										0	0	0	0	0	0	0				
Keith Osik, R (9,PH) OBP: 0.273, SLG: 0.111										1	0	0	0	0	1	0				
<b>Inning Stats</b>	R: 0 E: 0 K: 0 S: 7	H: 1 LOB: 1 BB: 0 P: 8	R: 0 E: 0 K: 0 S: 8	H: 0 LOB: 0 BB: 0 P: 11	R: 1 E: 0 K: 0 S: 7	H: 1 LOB: 1 BB: 1 P: 14	R: 0 E: 0 K: 0 S: 7	H: 1 LOB: 1 BB: 0 P: 10	R: 0 E: 0 K: 0 S: 9	H: 2 LOB: 1 BB: 0 P: 13	R: 0 E: 0 K: 0 S: 9	H: 1 LOB: 1 BB: 0 P: 18	R: 0 E: 0 K: 2 S: 11	H: 1 LOB: 0 BB: 0 P: 13	R: 0 E: 0 K: 1 S: 7	H: 0 LOB: 0 BB: 0 P: 11	1B: 7 2B: 1 3B: 0 HR: 0	SF: 0 SAC: 1 DP: 1 HBP: 0	WP: 0 PB: 0 SB: 3 CS: 0	PA: 36
<b>PITCHER</b>	IP WLS BF H R ER SO BB IBB HBP BLK WP HR S P ERA WHIP																			
Willie Blair, R (1,1) ERA: 5.31	7.0 W 29 7 2 1 0 2 2 0 0 0 0 0 0 55 86 1.29 1.286																			
Russ Springer, R (8,1) ERA: 3.15	1.0 4 1 0 0 2 0 0 0 0 0 0 0 11 13 0.00 1.000																			
Gregg Olson, R (9,1) ERA: 3.86	1.0 3 0 0 0 1 0 0 0 0 0 0 0 7 11 0.00 0.000																			

Pittsburgh Pirates @ Arizona Diamondbacks  
Bank One Ballpark, Phoenix, AZ  
Mon May 18, 1998, 6:33 AM EDT  
Att: 41,465 - Cloudy - 97 F

AB 33  
R 2  
H 8  
RBI 1  
BB 2  
SO 3  
LOB 15



Batter	1	2	3	4	5	6	7	8	9	AB	R	H	RBI	BB	SO	LOB	BOTTOM	
Andy Fox, L (1,4) OBP: 0.326, SLG: 0.379	K	E4 G6-4-3		G6-3		F7		K		5	0	0	0	0	2	1		
Jay Bell, R (1,6) OBP: 0.340, SLG: 0.390	HR 1B	G6-4-3 1-2		1B 1B		G5-3		1B 2B		5	2	3	0	0	0	1		
Devon White, S (1,8) OBP: 0.359, SLG: 0.503	1-H HR 1B			1-2 1B			2-1 S 1B	L5-4 1B IBB		4	2	4	2	1	0	0		
Travis Lee, L (1,3) OBP: 0.346, SLG: 0.463					0-0 P6		3-2 G6-4-3 1-H 1B	0-1 1-2 2-H 3-H 1B		4	1	2	1	0	0	3		
Andy Staniewicz, R (7,PH) OBP: 0.260, SLG: 0.250		G4-3								1	1	1	2	0	0	0		
Matt Williams, R (1,5) OBP: 0.343, SLG: 0.497	1-3 3B 2B				0-1 P3		4-0 G6-4-3 IBB	0-0 L5-4		4	2	2	1	1	0	2		
David Dellucci, L (1,7) OBP: 0.386, SLG: 0.475			0-1 F7		0-2 G1-3		1-2 G6-4-3 1-2 2-3			4	0	1	2	0	0	2		
Kelly Stinnett, R (1,2) OBP: 0.389, SLG: 0.531	FC5-2 BB		0-1 P2		0-1 1B		3-2 1B			3	0	2	1	1	0	0		
Brent Brede, L (1,9) OBP: 0.302, SLG: 0.322	FC5-2 1-2 3-H		1-1 G4-3		1-0 P4		3-H F9			4	0	0	0	0	0	5		
Willie Blair, R (1,1) OBP: 0.105, SLG: 0.105					0-2 P4					3	0	0	0	0	0	2		
Russ Springer, R (8,1)										0	0	0	0	0	0	0		
Yamil Benitez, R (6,PH) OBP: 0.237, SLG: 0.324										0	1	0	0	1	0	0		
Gregg Olson, R (9,1) OBP: 0.500, SLG: 2.000								2B 1B BB		0	0	0	0	0	0	0		
<b>Inning Stats</b>	R: 4 E: 0 K: 1 S: 19	H: 5 LOB: 2 BB: 1 P: 30	R: 0 E: 1 K: 0 S: 6	H: 1 LOB: 1 BB: 0 P: 12	R: 1 E: 0 K: 0 S: 8	H: 1 LOB: 0 BB: 0 P: 9	R: 0 E: 0 K: 0 S: 12	H: 2 LOB: 2 BB: 0 P: 16	R: 0 E: 0 K: 0 S: 8	H: 0 LOB: 0 BB: 0 P: 9	R: 2 E: 0 K: 0 S: 15	H: 3 LOB: 2 BB: 1 P: 28	R: 2 E: 0 K: 1 S: 8	H: 2 LOB: 1 BB: 2 P: 19	1B: 10 2B: 3 3B: 1 HR: 2	SF: 0 SAC: 0 DP: 3 HBP: 0	WP: 0 PB: 0 SB: 1 CS: 0	PA: 41
<b>PITCHER</b>	IP WLS BF H R ER SO BB IBB HBP BLK WP HR S P ERA WHIP																	
Jon Lieber, R (1,1) ERA: 4.74	6.0 L 29 10 5 5 1 1 0 0 0 0 0 2 59 86 7.50 1.833																	
Jeff Tabaka, L (7,1) ERA: 3.0	1.0 6 3 2 2 0 0 1 0 0 0 0 0 15 28 18.00 3.000																	
Marc Wilkins, R (8,1) ERA: 2.13	1.0 6 2 2 2 1 1 1 0 0 0 0 0 8 19 18.00 3.000																	

Pittsburgh Pirates @ Arizona Diamondbacks  
Bank One Ballpark, Phoenix, AZ  
Mon May 18, 1998, 6:33 AM EDT  
Att: 41,465 - Cloudy - 97 F

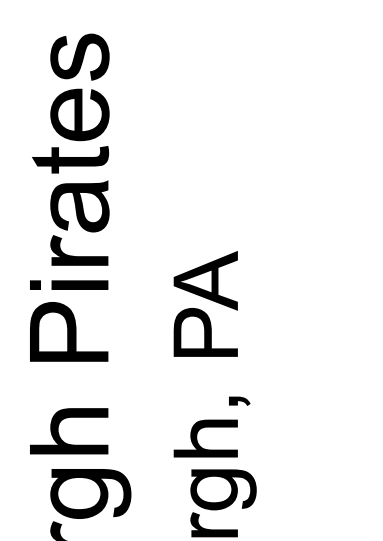
AB 37  
R 9  
H 15  
RBI 9  
BB 4  
SO 2  
LOB 16





Batter	1	2	3	4	5	6	7	8	9	AB	R	H	RBI	BB	SO	LOB	TOP								
Quilvio Veras, S OBP: 0.406, SLG: 0.343	(1,4) K		(4,0) BB			(1,2) F8-4-3 1B		(1,0) F7		3	0	1	0	1	1	1	<b>San Diego Padres @ Pittsburgh Pirates</b> Three Rivers Stadium, Pittsburgh, PA Tue May 19 1998, 7:05 PM EDT Att: 10,493 - Unknown - 86 F								
Steve Finley, L OBP: 0.242, SLG: 0.343	(1,8) F7		(1,0) P2			(3,2) F8-4-3 1-2			(2,3) K	4	0	0	0	0	1	2									
Tony Gwynn, L OBP: 0.407, SLG: 0.529	(1,9) G5-3			(3,1) 1B		(2,0) G4-3			(0,0) 2B	4	0	2	0	0	0	0									
Wally Joyner, L OBP: 0.389, SLG: 0.508		(2,1) F7		(3,3) K			(1,1) L8		(1,3) K	4	0	0	0	0	2	2									
Greg Vaughn, R OBP: 0.362, SLG: 0.594		(0,0) FC5-4 1B		(2,1) F8			(1,2) F8		(2,2) G3-1	4	0	1	0	0	0	2									
Carlos Hernandez, R OBP: 0.327, SLG: 0.388		(2,1) FC5-4 1-2 FC6-4		(0,0) P4			(2,0) P2			3	0	0	0	0	0	2									
Ed Giovanola, L OBP: 0.322, SLG: 0.370		(2,0) FC6-4 1-2			(2,2) G4-3			(2,3) K		3	0	0	0	0	1	1									
Chris Gomez, R OBP: 0.309, SLG: 0.318			(0,1) L9		(0,3) K			(1,1) G1-3		3	0	0	0	0	1	0									
Joey Hamilton, R OBP: 0.087, SLG: 0.087	(1,1) G5-3				(1,0) F8					2	0	0	0	0	0	0									
Mark Sweeney, L OBP: 0.327, SLG: 0.333 (8, PH)								(1,2) 2B		1	0	1	0	0	0	0									
Carlos Reyes, S (8, 1)										0	0	0	0	0	0	0									
Ben Van Ryn, L (8, 1)										0	0	0	0	0	0	0									
<b>Inning Stats</b>	R: 0 E: 0 K: 1 S: 8	H: 0 LOB: 0 BB: 0 P: 11	R: 0 E: 0 K: 0 S: 6	H: 1 LOB: 1 BB: 0 P: 12	R: 0 E: 0 K: 0 S: 4	H: 0 LOB: 1 BB: 1 P: 9	R: 0 E: 0 K: 1 S: 10	H: 1 LOB: 0 BB: 0 P: 18	R: 0 E: 0 K: 1 S: 8	H: 0 LOB: 0 BB: 0 P: 11	R: 0 E: 0 K: 0 S: 9	H: 1 LOB: 0 BB: 0 P: 15	R: 0 E: 0 K: 0 S: 6	H: 0 LOB: 0 BB: 0 P: 10	R: 0 E: 0 K: 1 S: 12	H: 1 LOB: 1 BB: 0 P: 17	R: 0 E: 0 K: 2 S: 11	H: 1 LOB: 1 BB: 0 P: 16	1B: 3 2B: 3 3B: 0 HR: 0	SF: 0 SAC: 0 DP: 1 HBP: 0	WP: 0 PB: 0 SB: 1 CS: 0	PA: 32			
<b>PITCHER</b>	IP	WLS	BF	H	R	ER	SO	BB	IBB	HBP	BLK	WP	HR	S	P	ERA	WHIP								
Jose Silva, R ERA: 3.83	(1,1) 8.0	W	28	4	0	0	4	1	0	0	0	0	0	63	103	0.00	0.625								
Ricardo Rincon, L ERA: 0.51	(9,1) 0.2		3	1	0	0	2	0	0	0	0	0	0	7	10	0.00	1.500								
Rich Loiselle, R ERA: 3.27	(9,1) 0.1	S	1	0	0	0	0	0	0	0	0	0	0	4	6	0.00	0.000								

Batter	1	2	3	4	5	6	7	8	9	AB	R	H	RBI	BB	SO	LOB	BOTTOM								
Tony Womack, L OBP: 0.300, SLG: 0.273	(1,4) SH1-3 FC5-2 1B BB	(1,2) FC1-6 None			(0,0) L3		(0,1) FC4-6 1B	(1,2) FC5-2 HBP		4	0	1	0	1	0	4	<b>San Diego Padres @ Pittsburgh Pirates</b> Three Rivers Stadium, Pittsburgh, PA Tue May 19 1998, 7:05 PM EDT Att: 10,493 - Unknown - 86 F								
Al Martin, L OBP: 0.287, SLG: 0.384	(1,7) WP SH1-3 1B	(3,1) 1 SAFE	(1,1) G6-3		(0,1) L4		(1,0) F9	(1,0) FC6-4 HBP		5	0	1	0	0	0	3									
Ricardo Rincon, L (9,1)										0	0	0	0	0	0	0									
Rich Loiselle, R (9,1)										0	0	0	0	0	0	0									
18 Jason Kendall, R OBP: 0.399, SLG: 0.494	(1,2) SH1-3 1-2 2-3		(4,0) S 3B BB		(3,3) K		(1,0) FC4-6 1B 1-2	(1,1) FC6-4 1-2		3	1	0	0	1	1	4									
Mark Smith, R OBP: 0.132, SLG: 0.063	(1,3) FC5-2 BB		(2,1) F8			(0,0) 1B 2B	(1,0) 1B			3	1	1	0	0	0	3									
Kevin Young, R OBP: 0.324, SLG: 0.485										1	0	1	0	0	0	0									
Jermaine Allensworth, R OBP: 0.377, SLG: 0.486	(1,8) 3H 1-2 2-3 BB		(1,1) 1H 3B			(1,1) G6-3	(2,3) K			3	0	1	1	1	1	3									
Jose Guillen, R OBP: 0.390, SLG: 0.535	(1,9) 1-2 2-3 K		(3,2) F7			(0,0) G3 2H 1B		(1,0) 1B SF7 2B		4	1	2	1	0	1	4									
Doug Strange, S OBP: 0.287, SLG: 0.250		(3,2) FC1-6 1B		(0,3) K		(0,0) G3		(1,0) WP SF7 FC5-2 1B		4	0	2	0	0	1	1									
Kevin Polcovich, R OBP: 0.200, SLG: 0.214 (8, PR)										0	0	0	0	0	0	0									
Lou Collier, R OBP: 0.317, SLG: 0.420	(1,6) 1-2 2-3 1B		(3,2) FC1-6 1B		(0,2) G5-3		(4,0) IBB		(0,1) SF7	2	0	1	1	1	0	0									
Jose Silva, R (1,1)										3	0	0	0	0	0	4									
Turner Ward, S OBP: 0.345, SLG: 0.361 (8, PH)	(9,7) F2				(0,2) G4-3		(1,2) F9		(1,0) FC5-2 WP HBP	0	0	0	0	0	0	0									
<b>Inning Stats</b>	R: 0 E: 0 K: 1 S: 12	H: 1 LOB: 3 BB: 2 P: 23	R: 0 E: 0 K: 0 S: 16	H: 2 LOB: 1 BB: 0 P: 27	R: 1 E: 0 K: 0 S: 14	H: 1 LOB: 1 BB: 1 P: 25	R: 0 E: 0 K: 1 S: 9	H: 0 LOB: 0 BB: 0 P: 9	R: 0 E: 0 K: 1 S: 7	H: 0 LOB: 0 BB: 0 P: 10	R: 1 E: 0 K: 0 S: 8	H: 2 LOB: 2 BB: 1 P: 14	R: 0 E: 0 K: 1 S: 8	H: 2 LOB: 2 BB: 0 P: 13	R: 1 E: 0 K: 0 S: 9	H: 2 LOB: 3 BB: 0 P: 15	1B: 7 2B: 2 3B: 1 HR: 0	SF: 1 SAC: 1 DP: 0 HBP: 2	WP: 2 PB: 0 SB: 1 CS: 0	PA: 40					
<b>PITCHER</b>	IP	WLS	BF	H	R	ER	SO	BB	IBB	HBP	BLK	WP	HR	S	P	ERA	WHIP								
Joey Hamilton, R ERA: 5.37	(1,1) 7.0	L	33	8	2	2	4	3	1	0	0	1	0	74	121	2.57	1.571								
Carlos Reyes, R ERA: 1.93	(8,1) 0.1		4	2	1	1	0	0	0	1	0	0	0	4	7	27.00	6.000								
Ben Van Ryn, L ERA: 5.06	(8,1) 0.2		3	0	0	0	0	0	0	1	0	1	0	5	8	0.00	0.000								





Batter	1	2	3	4	5	6	7	8	9	AB	R	H	RBI	BB	SO	LOB	TOP									
Quilvio Veras, S OBP: 0.409, SLG: 0.343	F7			SH1-3 1B		1B HBP			G5-3	3	0	1	0	0	0	0	<b>San Diego Padres @ Pittsburgh Pirates</b> Three Rivers Stadium, Pittsburgh, PA Wed May 20 1998, 7:05 PM EDT Unknown - 83 F									
Steve Finley, L OBP: 0.245, SLG: 0.348	K			SH1-3		1B			1B 2B	3	1	2	0	0	1	0										
Tony Gwynn, L OBP: 0.404, SLG: 0.522	G6-3			F7		G1-3			2B G5-3 1B	4	1	1	0	0	0	3										
Wally Joyner, L OBP: 0.385, SLG: 0.508		G3-1		G4-3			L9		2B 1B	4	0	1	1	0	0	1										
Mark Sweeney, L OBP: 0.309, SLG: 0.313 Greg Vaughn, R (9, PH) OBP: 0.360, SLG: 0.590	L6				P5		F7		G5-3	3	0	0	0	0	0	0										
Greg Myers, L OBP: 0.294, SLG: 0.351 Eddie Williams, R (9, PH) OBP: 0.267, SLG: 0.214	G1-3				L6		K		G3	3	0	0	0	0	1	0										
Ed Giovanola, L OBP: 0.306, SLG: 0.351			G4-3		G1-3			L8		3	0	0	0	0	0	0										
Chris Gomez, R OBP: 0.310, SLG: 0.319			K					K		3	0	1	0	0	2	0										
Andy Ashby, R OBP: 0.063, SLG: 0.083 Archi Cianfrocco, R OBP: 0.211, SLG: 0.254 Carlos Reyes, S			K					G4-3		2	0	0	0	0	2	0										
										1	0	0	0	0	0	0										
										0	0	0	0	0	0	0										
<b>Inning Stats</b>	R: 0 E: 0 K: 1 S: 8	H: 0 LOB: 0 BB: 0 P: 14	R: 0 E: 0 K: 0 S: 7	H: 0 LOB: 0 BB: 0 P: 9	R: 0 E: 0 K: 2 S: 8	H: 0 LOB: 0 BB: 0 P: 11	R: 0 E: 0 K: 0 S: 7	H: 1 LOB: 1 BB: 0 P: 12	R: 0 E: 0 K: 0 S: 8	H: 0 LOB: 0 BB: 0 P: 12	R: 0 E: 0 K: 1 S: 10	H: 2 LOB: 2 BB: 0 P: 15	R: 0 E: 0 K: 1 S: 9	H: 0 LOB: 0 BB: 0 P: 14	R: 0 E: 0 K: 1 S: 6	H: 0 LOB: 0 BB: 0 P: 10	R: 2 E: 0 K: 0 S: 12	H: 3 LOB: 1 BB: 0 P: 20	1B: 5 2B: 1 3B: 0 HR: 0	SF: 0 SAC: 1 DP: 0 HBP: 1	WP: 0 PB: 0 SB: 0 CS: 0	PA: 33				
<b>PITCHER</b>	IP	WLS	BF	H	R	ER	SO	BB	IBB	HBP	BLK	WP	HR	S	P	ERA	WHIP									
67 Francisco Cordova, R ERA: 2.35	(1, 1)	8.1	W	31	6	2	2	6	0	0	1	0	0	0	71	110	2.16	0.720								
Jason Christiansen, L ERA: 0.95	(9, 1)	0.1		1	0	0	0	0	0	0	0	0	0	0	2	3	0.00	0.000								
Rich Loiselle, R ERA: 3.22	(9, 1)	0.1	S	1	0	0	0	0	0	0	0	0	0	0	2	4	0.00	0.000								

AB	31
R	2
H	6
RBI	2
BB	0
SO	6
LOB	6



Batter	1	2	3	4	5	6	7	8	9	AB	R	H	RBI	BB	SO	LOB	BOTTOM								
Tony Womack, L OBP: 0.309, SLG: 0.288	K					2B 18 FC6 1B				4	1	3	0	0	1	0	<b>San Diego Padres @ Pittsburgh Pirates</b> Three Rivers Stadium, Pittsburgh, PA Wed May 20 1998, 7:05 PM EDT Unknown - 83 F								
Al Martin, L OBP: 0.291, SLG: 0.393	18 F8 18 WP 1B		G1-3			1B				4	1	2	0	0	1	2									
18 Jason Kendall, R OBP: 0.390, SLG: 0.481	F8			G1-3		FC6 1B SF7		G6-3		4	1	0	1	0	0	2									
Mark Smith, R OBP: 0.146, SLG: 0.086 Kevin Young, R OBP: 0.323, SLG: 0.482	G5-3			F9		1B S 1B		K		3	1	1	1	0	0	1									
Turner Ward, S OBP: 0.341, SLG: 0.400		G5-3		K		SF7		HR		3	1	1	2	0	1	0									
Jose Guillen, R OBP: 0.392, SLG: 0.534		G6-3			G5-3	1B		1B		4	0	2	1	0	0	0									
Doug Strange, S OBP: 0.257, SLG: 0.240		G4-1			L4	G3		G3		4	0	0	0	0	0	2									
Kevin Polcovich, R OBP: 0.192, SLG: 0.205			G6-3		L6			G5-3		3	0	0	0	0	0	0									
67 Francisco Cordova, R OBP: 0.080, SLG: 0.080 Jason Christiansen, R OBP: 0.211, SLG: 0.254 Rich Loiselle, R ERA: 3.22			G1-3			G4-3		K		3	0	0	0	0	1	0									
										0	0	0	0	0	0	0									
										0	0	0	0	0	0	0									
<b>Inning Stats</b>	R: 0 E: 0 K: 1 S: 8	H: 1 LOB: 1 BB: 0 P: 13	R: 0 E: 0 K: 0 S: 7	H: 0 LOB: 0 BB: 0 P: 8	R: 0 E: 0 K: 0 S: 8	H: 1 LOB: 1 BB: 0 P: 12	R: 0 E: 0 K: 1 S: 8	H: 0 LOB: 0 BB: 0 P: 12	R: 0 E: 0 K: 0 S: 8	H: 0 LOB: 0 BB: 0 P: 11	R: 4 E: 0 K: 0 S: 18	H: 4 LOB: 1 BB: 0 P: 19	R: 0 E: 0 K: 2 S: 9	H: 1 LOB: 1 BB: 0 P: 13	R: 1 E: 0 K: 1 S: 13	H: 2 LOB: 1 BB: 0 P: 17	1B: 6 2B: 2 3B: 0 HR: 1	SF: 1 SAC: 0 DP: 0 HBP: 0	WP: 1 PB: 0 SB: 2 CS: 0	PA: 34					
<b>PITCHER</b>	IP	WLS	BF	H	R	ER	SO	BB	IBB	HBP	BLK	WP	HR	S	P	ERA	WHIP								
Andy Ashby, R ERA: 2.51	(1, 1)	7.0	L	29	7	4	4	4	0	0	0	0	0	66	88	5.14	1.000								
Carlos Reyes, R ERA: 2.29	(8, 1)	1.0		5	2	1	1	1	0	0	0	0	1	13	17	9.00	2.000								





Batter	1	2	3	4	5	6	7	8	9	AB	R	H	RBI	BB	SO	LOB	TOP								
Andy Sheets, R OBP: 0.299, SLG: 0.437 (1, 4)										4	2	2	0	1	0	1	<b>San Diego Padres @ Pittsburgh Pirates</b> Three Rivers Stadium, Pittsburgh, PA Wed May 20 1998, 7:05 PM EDT Att: 17,248 - Unknown - 83 F								
Steve Finley, L OBP: 0.292, SLG: 0.349 (1, 8)										5	2	2	0	0	0	3									
Greg Vaughn, R OBP: 0.372, SLG: 0.610 (1, 7)										3	2	2	3	1	1	1									
Eddie Williams, R OBP: 0.222, SLG: 0.188 Wally Joyner, L OBP: 0.393, SLG: 0.511 Ed Giovanola, L OBP: 0.306, SLG: 0.351 (1, 3) (6, 3) (9, PR) (9, 5)										2	0	0	1	0	0	1									
Ruben Rivera, R OBP: 0.556, SLG: 0.667 (1, 9)										3	0	1	1	1	1	3									
Carlos Hernandez, R OBP: 0.316, SLG: 0.374 (1, 2)										4	0	0	0	0	1	2									
Archi Cianfrocco, R OBP: 0.213, SLG: 0.250 (1, 5) (9, 3)										3	0	0	0	1	0	0									
Chris Gomez, R OBP: 0.302, SLG: 0.309 (1, 6)										4	0	0	0	0	3	1									
Sterling Hitchcock, L OBP: 0.400, SLG: 0.400 Brian Boehringer, S Dan Miceli, R OBP: 1.000, SLG: 1.000 (1, 1) (7, 1) (9, 1)										3	1	1	0	0	1	1									
<b>Inning Stats</b>	R: 1 E: 0 K: 1 S: 12	H: 2 LOB: 1 BB: 0 P: 22	R: 0 E: 0 K: 3 S: 12	H: 0 LOB: 1 BB: 1 P: 20	R: 1 E: 0 K: 0 S: 9	H: 1 LOB: 1 BB: 2 P: 23	R: 0 E: 0 K: 1 S: 10	H: 0 LOB: 0 BB: 0 P: 15	R: 2 E: 0 K: 0 S: 8	H: 2 LOB: 0 BB: 0 P: 16	R: 0 E: 0 K: 0 S: 6	H: 0 LOB: 0 BB: 0 P: 12	R: 4 E: 1 K: 0 S: 18	H: 4 LOB: 1 BB: 0 P: 31	R: 0 E: 0 K: 2 S: 8	H: 0 LOB: 0 BB: 0 P: 13	R: 0 E: 0 K: 1 S: 11	H: 0 LOB: 3 BB: 2 P: 25	1B: 6 2B: 2 3B: 0 HR: 1	SF: 1 SAC: 0 DP: 1 HBP: 2	WP: 0 PB: 2 SB: 0 CS: 1	PA: 42			
<b>PITCHER</b>	IP	WLS	BF	H	R	ER	SO	BB	IBB	HBP	BLK	WP	HR	S	P	ERA	WHIP								
Chris Peters, L ERA: 2.54 (1, 1)	5.0	L	22	5	4	4	5	2	1	0	0	0	1	51	96	7.20	1.400								
Marc Wilkins, R ERA: 3.77 (6, 1)	1.2		8	2	3	3	0	0	0	2	0	0	0	16	30	16.20	1.200								
Jeff Tabaka, L ERA: 3.26 (7, 1)	1.1		6	2	1	1	2	0	0	0	0	0	0	16	26	6.75	1.500								
Javier Martinez, R ERA: 6.14 (9, 1)	1.0		5	0	0	0	1	2	0	0	0	0	0	11	25	0.00	2.000								

Batter	1	2	3	4	5	6	7	8	9	AB	R	H	RBI	BB	SO	LOB	BOTTOM								
Tony Womack, L OBP: 0.303, SLG: 0.282 Doug Strange, S OBP: 0.264, SLG: 0.247 (1, 4) (8, 5)										4	0	0	0	0	0	3	<b>San Diego Padres @ Pittsburgh Pirates</b> Three Rivers Stadium, Pittsburgh, PA Wed May 20 1998, 7:05 PM EDT Att: 17,248 - Unknown - 83 F								
Lou Collier, R OBP: 0.313, SLG: 0.422 (1, 6)										4	0	1	1	0	1	2									
Jose Guillen, R OBP: 0.399, SLG: 0.556 (1, 9)										5	1	3	1	0	1	1									
Kevin Young, R OBP: 0.314, SLG: 0.469 (1, 3)										5	0	0	0	0	2	4									
Jermaine Allensworth, R OBP: 0.381, SLG: 0.486 (1, 8)										4	1	2	0	0	0	1									
Manny Martinez, R OBP: 0.467, SLG: 0.714 Jeff Tabaka, L OBP: 0.295, SLG: 0.396 Al Martin, L OBP: 0.295, SLG: 0.396 Javier Martinez, R (1, 7) (7, 1) (8, PH) (9, 1)										3	0	1	1	0	2	1									
Kevin Polcovich, R OBP: 0.183, SLG: 0.195 (1, 5) (8, 4)										4	0	0	0	0	3										
Keith Osik, R OBP: 0.308, SLG: 0.143 (1, 2)										3	0	1	0	1	0	0									
Chris Peters, L Mark Smith, R OBP: 0.143, SLG: 0.083 Marc Wilkins, R Turner Ward, S OBP: 0.344, SLG: 0.403 (1, 1) (5, PH) (6, 1) (7, 7)										0	0	0	0	0	0	0									
<b>Inning Stats</b>	R: 0 E: 0 K: 0 S: 9	H: 1 LOB: 1 BB: 0 P: 15	R: 1 E: 0 K: 0 S: 16	H: 3 LOB: 2 BB: 0 P: 27	R: 1 E: 0 K: 1 S: 6	H: 1 LOB: 0 BB: 0 P: 11	R: 0 E: 0 K: 1 S: 7	H: 0 LOB: 0 BB: 0 P: 10	R: 0 E: 0 K: 2 S: 11	H: 1 LOB: 1 BB: 0 P: 13	R: 0 E: 1 K: 1 S: 7	H: 0 LOB: 2 BB: 1 P: 13	R: 0 E: 0 K: 1 S: 10	H: 2 LOB: 2 BB: 0 P: 19	R: 1 E: 0 K: 1 S: 16	H: 3 LOB: 2 BB: 0 P: 19	1B: 9 2B: 1 3B: 0 HR: 1	SF: 1 SAC: 1 DP: 0 HBP: 0	WP: 0 PB: 0 SB: 1 CS: 0	PA: 40					
<b>PITCHER</b>	IP	WLS	BF	H	R	ER	SO	BB	IBB	HBP	BLK	WP	HR	S	P	ERA	WHIP								
Sterling Hitchcock, L ERA: 4.0 (1, 1)	6.2	W	28	6	2	2	5	1	0	0	0	0	0	62	100	2.70	1.050								
Brian Boehringer, R ERA: 4.78 (7, 1)	1.1		6	2	0	0	1	0	0	0	0	0	0	11	20	0.00	1.500								
Dan Miceli, R ERA: 3.12 (9, 1)	1.0		6	3	1	1	1	0	0	0	0	0	0	16	19	9.00	3.000								



Batter	1	2	3	4	5	6	7	8	9	AB	R	H	RBI	BB	SO	LOB	TOP			
Quilvio Veras, S (1,4) OBP: 0.399, SLG: 0.333	L7		G4-3		G5-3			G3-1		4	0	0	0	0	0	0	<b>San Diego Padres @ Pittsburgh Pirates</b> Three Rivers Stadium, Pittsburgh, PA Thu May 21 1998, 7:05 PM EDT Att: 10,222 - Unknown - 73 F <a href="http://livebaseballscorecards.com">livebaseballscorecards.com</a>			
Ed Giovannola, L (1,5) OBP: 0.303, SLG: 0.333	K		F8					BB		3	0	0	0	1	1	0				
Tony Gwynn, L (1,9) OBP: 0.406, SLG: 0.525	2B 1B BB		2B					P6		3	1	1	0	1	0	1				
Wally Joyner, L (1,3) OBP: 0.390, SLG: 0.511	1B 2B		F7							4	1	1	0	0	0	1				
Greg Vaughn, R (1,7) OBP: 0.369, SLG: 0.601	1B		G4-3					G6-3		4	0	1	2	0	0	0				
Steve Finley, L (1,8) Eddie Williams, R (9, PH) OBP: 0.254, SLG: 0.349 OBP: 0.211, SLG: 0.176	F7		G1-4-3 1B					F9		3	0	1	0	0	0	1				
Carlos Hernandez, R (1,2) OBP: 0.325, SLG: 0.391			G1-4-3 1B							3	0	2	0	0	0	1				
Andy Sheets, R (1,6) OBP: 0.288, SLG: 0.419	K							K		3	0	0	0	0	3	2				
Kevin Brown, R (1,1) OBP: 0.240, SLG: 0.280	K									2	0	0	0	0	2	1				
Mark Sweeney, L (8, PH) Donne Wall, R (8, 1) OBP: 0.304, SLG: 0.306 OBP: 0.333, SLG: 0.333	K							F8		1	0	0	0	0	0	0				
<b>Inning Stats</b>	R: 2 E: 0 K: 1 S: 16	H: 2 LOB: 1 BB: 1 P: 29	R: 0 E: 0 K: 2 S: 8	H: 1 LOB: 0 BB: 0 P: 12	R: 0 E: 0 K: 0 S: 6	H: 1 LOB: 1 BB: 0 P: 10	R: 0 E: 0 K: 0 S: 8	H: 0 LOB: 0 BB: 0 P: 10	R: 0 E: 0 K: 1 S: 10	H: 0 LOB: 0 BB: 0 P: 13	R: 0 E: 0 K: 1 S: 12	H: 1 LOB: 1 BB: 0 P: 17	R: 0 E: 0 K: 0 S: 7	H: 0 LOB: 1 BB: 1 P: 15	R: 0 E: 0 K: 1 S: 11	H: 0 LOB: 0 BB: 0 P: 17	1B: 3 2B: 3 3B: 0 HR: 0	SF: 0 SAC: 0 DP: 1 HBP: 0	WP: 0 PB: 0 SB: 0 CS: 1	PA: 33
<b>PITCHER</b>	IP WLS BF H R ER SO BB IBB HBP BLK WP HR S P ERA WHIP	IP WLS BF H R ER SO BB IBB HBP BLK WP HR S P ERA WHIP	<b>PITCHER</b>																	
Jason Schmidt, R (1,1) ERA: 3.88	8.0 W 30 6 2 2 6	1.0 S 3 0 0 0 1																		
Ricardo Rincon, L (9,1) ERA: 0.45	1.0 S 3 0 0 0 1																			

Batter	1	2	3	4	5	6	7	8	9	AB	R	H	RBI	BB	SO	LOB	BOTTOM			
Tony Womack, L (1,4) OBP: 0.302, SLG: 0.281	G4-3	G4-3		18 G4-6-3 1B		K				4	0	1	0	0	1	2	<b>San Diego Padres @ Pittsburgh Pirates</b> Three Rivers Stadium, Pittsburgh, PA Thu May 21 1998, 7:05 PM EDT Att: 10,222 - Unknown - 73 F <a href="http://livebaseballscorecards.com">livebaseballscorecards.com</a>			
Al Martin, L (1,7) Turner Ward, S (8,7) OBP: 0.300, SLG: 0.399 OBP: 0.344, SLG: 0.403	18 BB FC5-2 1B	P5		18 G4-6-3 1B		E3 18 G4-3				4	0	2	0	0	0	2				
18 Jason Kendall, R (1,2) OBP: 0.392, SLG: 0.479	FC5-2 1B HBP		0-1 2B	1-2 2-3 G4-6-3		G4-3				3	1	1	0	0	3					
Kevin Young, R (1,3) OBP: 0.318, SLG: 0.472	FC5-2 1B BB		0-1 1B	1-2 2-3 G6-3		K				3	1	1	1	1	1					
Jermaine Allensworth, R (1,8) OBP: 0.377, SLG: 0.480	FC5-2		E1 1B 2B		L3			P3		4	1	1	0	0	3					
Jose Guillen, R (1,9) OBP: 0.395, SLG: 0.548	1-2 2-3 3-H G4-3		2H 3-H 2-2 1B		G5-3			L4		4	0	1	0	0	3					
Doug Strange, S (1,5) OBP: 0.264, SLG: 0.257		K G4-3 HBP	1-0 2B	1-H 3-H 2-1 2B		F7		K		4	0	1	1	0	2					
Lou Collier, R (1,6) OBP: 0.313, SLG: 0.415		G4-3 HBP	G5-3		G6-3					2	0	0	0	0	1					
Jason Schmidt, R (1,1) Ricardo Rincon, L (9,1) OBP: 0.100, SLG: 0.053 ERA: 1.95	K		K			K				3	0	0	0	0	3					
	K		K							0	0	0	0	0	0					
<b>Inning Stats</b>	R: 0 E: 0 K: 0 S: 12	H: 1 LOB: 3 BB: 1 P: 18	R: 0 E: 0 K: 2 S: 9	H: 0 LOB: 2 BB: 0 P: 16	R: 3 E: 1 K: 1 S: 14	H: 5 LOB: 1 BB: 0 P: 17	R: 0 E: 0 K: 0 S: 9	H: 2 LOB: 1 BB: 0 P: 13	R: 0 E: 0 K: 0 S: 9	H: 0 LOB: 0 BB: 0 P: 14	R: 0 E: 0 K: 2 S: 10	H: 0 LOB: 0 BB: 0 P: 12	R: 0 E: 1 K: 1 S: 7	H: 0 LOB: 0 BB: 0 P: 14	R: 0 E: 0 K: 1 S: 7	H: 0 LOB: 0 BB: 0 P: 10	1B: 6 2B: 2 3B: 0 HR: 0	SF: 0 SAC: 0 DP: 1 HBP: 2	WP: 0 PB: 1 SB: 0 CS: 0	PA: 34
<b>PITCHER</b>	IP WLS BF H R ER SO BB IBB HBP BLK WP HR S P ERA WHIP	IP WLS BF H R ER SO BB IBB HBP BLK WP HR S P ERA WHIP	<b>PITCHER</b>																	
Kevin Brown, R (1,1) ERA: 2.52	7.0 L 31 8 3 3 6	1.0 3 0 0 0 1																		
Donne Wall, R (8,1) ERA: 1.95	1.0 3 0 0 0 1																			



Batter	1	2	3	4	5	6	7	8	9	AB	R	H	RBI	BB	SO	LOB	TOP			
Tony Womack, L (1.4) OBP: 0.306, SLG: 0.286	1-1 G3-6-3 1B		3-2 SF8 18 HBP 1-2		1-1 1B		1-0 G4-3			4	0	2	0	0	0	1				
Al Martin, L (1.7) OBP: 0.304, SLG: 0.401	0-0 G3-6-3 1-2		1-0 F7		1-1 1B			1-1 2B 1B		4	0	2	0	0	0	3				
18 Jason Kendall, R (1.2) OBP: 0.395, SLG: 0.476	2-2 1B		3-2 FC4-6 1-2 2-3 HBP		1-0 L6			2-1 P4		3	0	1	0	0	0	3				
Kevin Young, R (1.3) OBP: 0.317, SLG: 0.475	2-0 F9		1-2 SF8		2-2 F8			1-1 FC1-5-2 1-3 2B		3	0	1	1	0	0	3				
Jermaine Allensworth, R (1.8) OBP: 0.374, SLG: 0.474		3-2 F9 G6-3 1B	0-0 FC4-6 1-2			3-2 P3		0-0 FC1-5-2 PO		4	0	1	0	0	0	4				
Jason Christiansen, R (8.1)										0	0	0	0	0	0	0				
Jose Guillen, R (1.9) OBP: 0.386, SLG: 0.534	1-0 SAFE 1B	1-0 G6-3 1-2		0-0 L9		0-1 F8		0-0 PO	2-2 G4-3	4	0	0	0	0	0	1				
Doug Strange, S (1.5) OBP: 0.254, SLG: 0.248		0-1 F9		2-1 P6		2-2 G4-3			1-3 K	4	0	0	0	0	1	1				
Kevin Polcovich, R (1.6) OBP: 0.174, SLG: 0.185		2-1 P4		2-3 K			0-1 G5-3		1-1 G6-3	4	0	0	0	0	1	1				
Esteban Loaiza, R (1.1) OBP: 0.263, SLG: 0.222										2	1	2	0	0	0	0				
Jeff Tabaka, R (6.1)										0	0	0	0	0	0	0				
Mark Smith, R (7. PH) OBP: 0.140, SLG: 0.081			18 HBP E							1	0	0	0	0	0	0				
Marc Wilkins, R (7.1)										0	0	0	0	0	0	0				
Turner Ward, S (8.8) OBP: 0.344, SLG: 0.403			SF8 1B							0	0	0	0	0	0	0				
<b>Inning Stats</b>	R: 0 E: 0 K: 0 S: 8	H: 2 LOB: 1 BB: 0 P: 13	R: 0 E: 0 K: 0 S: 9	H: 1 LOB: 1 BB: 0 P: 15	R: 1 E: 1 K: 0 S: 13	H: 1 LOB: 2 BB: 0 P: 21	R: 0 E: 0 K: 1 S: 7	H: 0 LOB: 0 BB: 0 P: 11	R: 0 E: 0 K: 0 S: 14	H: 3 LOB: 2 BB: 0 P: 14	R: 0 E: 0 K: 0 S: 4	H: 0 LOB: 0 BB: 0 P: 7	R: 0 E: 0 K: 0 S: 7	H: 2 LOB: 1 BB: 0 P: 11	R: 0 E: 0 K: 1 S: 10	H: 0 LOB: 0 BB: 0 P: 14	1B: 8 2B: 1 3B: 0 HR: 0	SF: 1 SAC: 0 DP: 1 HBP: 1	WP: 0 PB: 0 SB: 0 CS: 0	PA: 36
<b>PITCHER</b> Livan Hernandez, R (1.1) ERA: 4.75	IP: 9.0 WLS: W BF: 35 H: 9 R: 1 ER: 0 SO: 2 BB: 0 IBB: 0 HBP: 1 BLK: 0 WP: 0 HR: 0 S: 81 P: 125 ERA: 0.00 WHIP: 1.000																			

Pittsburgh Pirates @ Florida Marlins  
Pro Player Stadium, Miami, FL  
Fri May 22, 1998, 7:05 PM EDT  
Att: 22,057 - Unknown - 87 F


AB 33  
R 1  
H 9  
RBI 1  
BB 0  
SO 2  
LOB 17



Batter	1	2	3	4	5	6	7	8	9	AB	R	H	RBI	BB	SO	LOB	BOTTOM			
Todd Dunwoody, L (1.8) OBP: 0.333, SLG: 0.333	2-1 L8		1-1 1B		2-0 1B E		2-1 BLK 1B			4	0	3	0	0	0	0				
Edgar Renteria, R (1.6) OBP: 0.357, SLG: 0.360	2-2 CS 1B		1 SAFE 2-1 F9		2-2 E6 1B S		4-2 SAFE 1 SAFE 1 SAFE 1-2 BB			3	1	1	0	1	0	2				
Mark Kotsay, L (1.9) OBP: 0.359, SLG: 0.410	1-2 SAFE SAFE SAFE F9		1-1 SAFE F7		1-2 1B		1-3 K			4	0	1	1	0	1	4				
Todd Zeile, R (1.5) OBP: 0.304, SLG: 0.424	1-0 CS	0-0 2B SF8 1B		1-1 SAFE F8	0-1 1B		0-0 F8			4	1	2	0	0	0	2				
Cliff Floyd, L (1.7) OBP: 0.360, SLG: 0.486		1-0 1-3 2B		1-2 G6-3	1-2 L4		2-3 K			4	0	1	0	0	1	2				
Ryan Jackson, L (1.3) OBP: 0.303, SLG: 0.361		0-1 SF8		4-2 2B BB		3-3 K		3-2 F8		2	1	0	1	1	1	0				
Gregg Zaun, S (1.2) OBP: 0.303, SLG: 0.400		3-H 0-1 F7		3-1 SAFE 1-H 2B		2-3 K		0-0 F8		4	0	1	1	0	1	1				
Craig Counsell, L (1.4) OBP: 0.403, SLG: 0.387		3-2 F7		0-0 G3		2-2 P2				3	0	0	0	0	0	2				
Livan Hernandez, R (1.1) OBP: 0.207, SLG: 0.241			2-1 G4-3		0-2 G4-3		0-0 F9			3	0	0	0	0	0	0				
<b>Inning Stats</b>	R: 0 E: 0 K: 0 S: 8	H: 1 LOB: 0 BB: 0 P: 14	R: 1 E: 0 K: 0 S: 9	H: 2 LOB: 1 BB: 0 P: 13	R: 0 E: 0 K: 0 S: 8	H: 1 LOB: 1 BB: 0 P: 14	R: 1 E: 0 K: 0 S: 10	H: 1 LOB: 1 BB: 1 P: 19	R: 1 E: 1 K: 0 S: 19	H: 3 LOB: 2 BB: 0 P: 24	R: 0 E: 0 K: 2 S: 9	H: 0 LOB: 0 BB: 0 P: 16	R: 0 E: 0 K: 1 S: 13	H: 1 LOB: 2 BB: 1 P: 20	R: 0 E: 0 K: 1 S: 8	H: 0 LOB: 0 BB: 0 P: 13	1B: 7 2B: 2 3B: 0 HR: 0	SF: 1 SAC: 0 DP: 0 HBP: 0	WP: 0 PB: 0 SB: 1 CS: 1	PA: 35
<b>PITCHER</b> Esteban Loaiza, R (1.1) ERA: 5.4 Jeff Tabaka, L (6.1) ERA: 3.1 Marc Wilkins, R (7.1) ERA: 3.52 Jason Christiansen, L (8.1) ERA: 0.9	IP: 5.0 WLS: L BF: 23 H: 3 R: 3 ER: 3 SO: 3 BB: 1 IBB: 0 HBP: 0 BLK: 0 WP: 0 HR: 0 S: 54 P: 84 ERA: 5.40 WHIP: 1.800																			

Pittsburgh Pirates @ Florida Marlins  
Pro Player Stadium, Miami, FL  
Fri May 22, 1998, 7:05 PM EDT  
Att: 22,057 - Unknown - 87 F

AB 31  
R 3  
H 9  
RBI 3  
BB 2  
SO 4  
LOB 13









Batter	1	2	3	4	5	6	7	8	9	AB	R	H	RBI	BB	SO	LOB	TOP				
Tony Womack, L (1,4) OBP: 0.311, SLG: 0.294	2-1 F8 18 1B	0-1 F9			2-2 G3-1		1-2 G3			4	1	1	0	0	0	1	Pittsburgh Pirates @ Florida Marlins Pro Player Stadium, Miami, FL Sun May 24, 1998, 3:33 AM EDT Att: 16,972 - Sunny - 85 F				
Manny Martinez, R (1,7) OBP: 0.474, SLG: 0.785 Jason Christiansen, R (8,1)	1-1 F8	3-2 L7			1-2 3B		4-0 CS BB			3	0	1	0	1	0	2					
18 Jason Kendall, R (1,2) OBP: 0.407, SLG: 0.486	0-1 1B 1B		1-1 G6-3		3-2 P4		0-3 K			4	1	1	1	0	1	2					
Kevin Young, R (1,3) OBP: 0.317, SLG: 0.463	0-2 1B 1B		0-0 F8		1-3 K		2-3 K			4	1	1	0	0	2	2					
Jermaine Allensworth, R (1,8) OBP: 0.381, SLG: 0.478	3-1 1B 1B		1-2 CS 1B		2-2 F7		1-1 CS	0-2 P2		4	0	2	1	0	0	0					
Jose Guillen, R (1,9) OBP: 0.385, SLG: 0.544	2-0 G4-6-3 1B		1-1 CS	0-0 G4-3		0-1 G4-3		3-3 K		4	0	1	1	0	1	0					
Keith Osk, R (1,5) OBP: 0.310, SLG: 0.208 Al Martin, L (9, PH) OBP: 0.305, SLG: 0.401	1-0 G4-6-3		3-2 G4-3		1-2 G4-3		3-3 K			3	0	1	0	0	0	2					
Kevin Polcovich, R (1,6) OBP: 0.183, SLG: 0.184	2-0 SH3-4 1B		3-1 G4-3		0-0 G6-3					3	0	1	0	0	0	1					
Jose Silva, R (1,1) Turner Ward, S (8,7) OBP: 0.337, SLG: 0.395	0-0 SH3-4		1-1 G1-3		0-2 G6-3					2	0	0	0	0	0	1					
Inning Stats	R: 3 E: 0 K: 0 S: 13	H: 5 LOB: 1 BB: 0 P: 22	R: 0 E: 0 K: 0 S: 8	H: 1 LOB: 1 BB: 0 P: 13	R: 0 E: 0 K: 0 S: 7	H: 1 LOB: 0 BB: 0 P: 10	R: 0 E: 0 K: 0 S: 11	H: 1 LOB: 1 BB: 0 P: 18	R: 0 E: 0 K: 1 S: 14	H: 0 LOB: 0 BB: 0 P: 21	R: 0 E: 0 K: 0 S: 11	H: 0 LOB: 0 BB: 0 P: 14	R: 0 E: 0 K: 2 S: 7	H: 0 LOB: 0 BB: 1 P: 14	R: 0 E: 0 K: 2 S: 10	H: 0 LOB: 0 BB: 0 P: 16		1B: 7 2B: 1 3B: 1 HR: 0	SF: 0 SAC: 1 DP: 1 HBP: 0	WP: 0 PB: 0 SB: 1 CS: 2	PA: 36
PITCHER	IP	WLS	BF	H	R	ER	SO	BB	IBB	HBP	BLK	WP	HR	S	P	ERA	WHIP				
Jesus Sanchez, L (1,1) ERA: 3.51	7.0		28	9	3	3	1	0	0	0	0	0	0	71	106	3.86	1.286				
Jay Powell, R (8,1) ERA: 4.82	2.0	W	6	0	0	0	4	1	0	0	0	0	0	17	30	0.00	0.500				

Batter	1	2	3	4	5	6	7	8	9	AB	R	H	RBI	BB	SO	LOB	BOTTOM				
Todd Dunwoody, L (1,8) OBP: 0.310, SLG: 0.345	K		0-0 E4 1B SF8		1-0 F8			3-2 G4-3 2B		4	2	1	0	0	1	1	Pittsburgh Pirates @ Florida Marlins Pro Player Stadium, Miami, FL Sun May 24, 1998, 3:33 AM EDT Att: 16,972 - Sunny - 85 F				
Edgar Renteria, R (1,6) OBP: 0.355, SLG: 0.361	E6		1-1 1-3 1B		2-1 S 1B		0-2 G4-3			4	0	2	0	0	0	1					
Mark Kotsay, L (1,9) OBP: 0.345, SLG: 0.395	L7		0-0 SF8		1-3 K2-3		0-0 G4-3			3	0	0	1	0	1	3					
Todd Zeile, R (1,5) OBP: 0.307, SLG: 0.421	F9		0-0 F8		1-1 FC6-5-4 2B		4-0 2B IBB			3	1	1	0	1	0	2					
Cliff Floyd, L (1,7) OBP: 0.365, SLG: 0.503		2-2 BLK 1B		1-2 F7		0-0 FC6-5-4 CS		1-1 1-H 3-H 2B		4	0	2	2	0	0	1					
Derek Lee, R (1,3) OBP: 0.348, SLG: 0.460	F8		1-1 F8		0-0 P4		0-2 F8			3	0	0	0	1	0	2					
Gregg Zaun, S (1,2) OBP: 0.270, SLG: 0.353	F8		2-0 F8		0-0 F7		2-1 CS	1-3 F8		4	0	0	0	0	1	3					
Craig Counsell, L (1,4) OBP: 0.401, SLG: 0.387	K		1-3 K		0-0 G4-3		2-3 K			3	0	0	0	0	2	1					
Jesus Sanchez, L (1,1) ERA: 3.34 John Wehner, R (7, PH) Jay Powell, R (8,1)			0-0 B2-3		0-1 1B BLK E 1B		1-1 G5-3			2	1	1	0	0	0	0					
Inning Stats	R: 0 E: 1 K: 1 S: 9	H: 0 LOB: 1 BB: 0 P: 11	R: 0 E: 0 K: 1 S: 9	H: 1 LOB: 1 BB: 0 P: 15	R: 1 E: 1 K: 0 S: 7	H: 1 LOB: 1 BB: 0 P: 7	R: 0 E: 0 K: 0 S: 5	H: 0 LOB: 0 BB: 0 P: 6	R: 1 E: 0 K: 1 S: 9	H: 2 LOB: 1 BB: 0 P: 13	R: 0 E: 0 K: 0 S: 8	H: 1 LOB: 0 BB: 0 P: 10	R: 0 E: 0 K: 1 S: 8	H: 0 LOB: 0 BB: 0 P: 13	R: 2 E: 0 K: 1 S: 15	H: 2 LOB: 2 BB: 2 P: 27		1B: 4 2B: 3 3B: 0 HR: 0	SF: 1 SAC: 0 DP: 0 HBP: 0	WP: 0 PB: 0 SB: 1 CS: 1	PA: 35
PITCHER	IP	WLS	BF	H	R	ER	SO	BB	IBB	HBP	BLK	WP	HR	S	P	ERA	WHIP				
Jose Silva, R (1,1) ERA: 1.31	7.1		29	6	3	1	4	0	0	0	2	0	0	62	85	1.23	0.818				
Jason Christiansen, L (8,1) ERA: 1.31	0.2	L	5	1	1	1	1	0	0	2	0	0	0	8	17	13.50	1.500				



















Batter	1	2	3	4	5	6	7	8	9	AB	R	H	RBI	BB	SO	LOB	TOP								
F.P. Santangelo, S (1.4) OBP: 0.330, SLG: 0.365	G3		G4-3			F9	K		K	5	0	0	0	0	2	2									
Da Rond Stevall, S (1.9) OBP: 0.321, SLG: 0.360	G1-3				F9				K	4	1	1	1	0	1	0									
Jose Vidro, S (1.5) OBP: 0.293, SLG: 0.211	G3			K		F8		G3		4	0	0	0	0	1	0									
Brad Fullmer, L (1.3) OBP: 0.343, SLG: 0.481		FC1-5 1B						F8		4	1	3	0	0	0	0									
Rondell White, R (1.8) OBP: 0.357, SLG: 0.493		FC1-5 1B			F9				BB E FC5-4 BB	3	1	2	1	1	0	1									
Mark Cudzielnak, R (1.6) OBP: 0.282, SLG: 0.332	FC1-5 G4-6-3				F9	P3		E4 FC5-4 BB SF9		4	1	0	0	0	0	4									
Ryan McGuire, L (1.7) OBP: 0.374, SLG: 0.364	G4-6-3						F8		FC5-4 BB	3	0	1	0	1	0	2									
Mike Hubbard, R (1.2) OBP: 0.143, SLG: 0.206			F8		F7		K		FC5-4	4	0	0	1	0	1	3									
Miguel Batista, R (1.1) Scott Livingstone, L (5. PH) Shayne Bennett, R (5.1) Anthony Telford, R (5.1) Robert Perez, R (7. PH) Steve Kline, S (7.1) Vladimir Guerrero, R (9. PH)			G6-3		G3		E6		SF9	1	0	0	0	0	0	0									
<b>Inning Stats</b>	R: 0 E: 0 K: 0 S: 5	H: 0 LOB: 0 BB: 0 P: 8	R: 0 E: 0 K: 0 S: 8	H: 2 LOB: 1 BB: 0 P: 10	R: 0 E: 0 K: 0 S: 7	H: 0 LOB: 0 BB: 0 P: 10	R: 0 E: 0 K: 1 S: 9	H: 1 LOB: 1 BB: 0 P: 16	R: 0 E: 0 K: 0 S: 8	H: 1 LOB: 1 BB: 0 P: 12	R: 2 E: 0 K: 0 S: 14	H: 3 LOB: 1 BB: 0 P: 22	R: 0 E: 1 K: 2 S: 14	H: 0 LOB: 0 BB: 0 P: 17	R: 0 E: 0 K: 1 S: 7	H: 0 LOB: 0 BB: 0 P: 11	R: 2 E: 1 K: 1 S: 15	H: 0 LOB: 1 BB: 2 P: 24	1B: 3 2B: 2 3B: 1 HR: 1	SF: 1 SAC: 0 DP: 1 HBP: 0	WP: 0 PB: 0 CS: 0	PA: 37			
<b>PITCHER</b>	IP	WLS	BF	H	R	ER	SO	BB	IBB	HBP	BLK	WP	HR	S	P	ERA	WHIP								
67 Francisco Cordova, R (1.1) ERA: 2.3	7.0	W	28	7	2	2	3	0	0	0	0	0	1	65	95	2.57	1.000								
Esteban Loaiza, R (8.1) ERA: 5.11	2.0		9	0	2	0	2	2	0	0	0	0	0	22	35	0.00	1.000								

**Montreal Expos @ Pittsburgh Pirates**  
Three Rivers Stadium, Pittsburgh, PA  
Sun May 31 1998, 3:33 AM EDT  
Att: 24,718 - Sunny - 85 F

AB	34
R	4
H	7
RBI	4
BB	2
SO	5
LOB	13



Batter	1	2	3	4	5	6	7	8	9	AB	R	H	RBI	BB	SO	LOB	BOTTOM								
Tony Womack, L (1.4) OBP: 0.302, SLG: 0.289	P6		SF8		G3-1	FC4 BB E G3	G6-3			3	2	1	2	0	0	0									
Chance Sanford, L (7. PH) OBP: 0.148, SLG: 0.231										1	0	0	0	0	0	1									
Al Martin, L (1.7) OBP: 0.316, SLG: 0.400	K		G4-3		G3-1 1B S BB	G3	K			4	0	0	0	1	2	3									
1B Jason Kendall, R (1.2) OBP: 0.427, SLG: 0.487										2	2	1	0	1	0	0									
Keith Osik, R (6. PH) OBP: 0.300, SLG: 0.200	F9									1	0	0	0	0	0	0									
Kevin Young, R (1.3) OBP: 0.328, SLG: 0.488		K								3	1	0	1	2	1	2									
Turner Ward, S (1.9) OBP: 0.327, SLG: 0.400		G3								5	1	1	1	0	0	3									
Jermaine Allensworth, R (1.8) OBP: 0.382, SLG: 0.450		G6-3								2	1	1	2	2	0	0									
Aramis Ramirez, R (1.5) OBP: 0.325, SLG: 0.233			G4-3		F9	F9	P3			4	0	0	0	0	0	7									
Kevin Polcovich, R (1.6) OBP: 0.225, SLG: 0.233										4	2	2	0	0	1	0									
67 Francisco Cordova, R (1.1) OBP: 0.133, SLG: 0.103										2	0	1	0	0	1	0									
Mark Smith, R (7. PH) OBP: 0.178, SLG: 0.154										1	0	1	0	0	0	0									
Esteban Loaiza, R (8.1) OBP: 0.283, SLG: 0.222										0	0	0	0	0	0	0									
<b>Inning Stats</b>	R: 0 E: 0 K: 1 S: 10	H: 0 LOB: 0 BB: 0 P: 16	R: 0 E: 0 K: 1 S: 8	H: 0 LOB: 0 BB: 0 P: 12	R: 1 E: 1 K: 0 S: 12	H: 2 LOB: 1 BB: 0 P: 15	R: 4 E: 0 K: 2 S: 18	H: 3 LOB: 0 BB: 1 P: 30	R: 1 E: 0 K: 0 S: 17	H: 1 LOB: 3 BB: 2 P: 32	R: 3 E: 1 K: 0 S: 12	H: 1 LOB: 3 BB: 3 P: 30	R: 0 E: 0 K: 1 S: 8	H: 1 LOB: 0 BB: 0 P: 11	R: 0 E: 0 K: 0 S: 4	H: 0 LOB: 0 BB: 0 P: 7	1B: 3 2B: 4 3B: 1 HR: 0	SF: 1 SAC: 1 DP: 0 HBP: 1	WP: 1 PB: 0 CS: 0	PA: 41					
<b>PITCHER</b>	IP	WLS	BF	H	R	ER	SO	BB	IBB	HBP	BLK	WP	HR	S	P	ERA	WHIP								
Miguel Batista, R (1.1) ERA: 4.07	4.0	L	18	5	5	4	4	1	0	0	0	0	0	16	31	13.50	4.500								
Shayne Bennett, R (5.1) ERA: 5.02	0.2		6	1	1	1	0	2	0	1	0	0	0	13	31	6.75	3.000								
Anthony Telford, R (5.1) ERA: 5.23	1.1		10	1	3	1	0	3	0	0	0	0	0	12	18	0.00	0.500								
Steve Kline, L (7.1) ERA: 2.79	2.0		7	1	0	0	1	0	0	0	0	0	0	12	18	0.00	0.500								

**Montreal Expos @ Pittsburgh Pirates**  
Three Rivers Stadium, Pittsburgh, PA  
Sun May 31 1998, 3:33 AM EDT  
Att: 24,718 - Sunny - 85 F

AB	32
R	9
H	8
RBI	6
BB	6
SO	5
LOB	16





Batter	1	2	3	4	5	6	7	8	9	AB	R	H	RBI	BB	SO	LOB	TOP					
<b>Brian McRae, S</b> (1, 8) OBP: 0.354, SLG: 0.390	G6-3		K		B2			F7	FC6-4	5	0	0	0	0	1	2						
<b>Bernard Gilkey, R</b> (1, 7) OBP: 0.388, SLG: 0.411	BB		BB		L9			K		2	0	0	0	2	1	0						
<b>31 Mike Piazza, R</b> (1, 2) OBP: 0.341, SLG: 0.495	K		FC6-4							4	1	1	1	0	1	3						
<b>John Olerud, L</b> (1, 3) OBP: 0.469, SLG: 0.520	K				F7					4	0	0	0	0	2	1						
<b>Carlos Baerga, S</b> (1, 4) OBP: 0.330, SLG: 0.468		F7			BB					4	1	3	0	0	0	0						
<b>Edgardo Alfonzo, R</b> (1, 5) OBP: 0.371, SLG: 0.432		L4			1B					3	1	1	0	1	0	1						
<b>Rich Becker, L</b> (1, 9) OBP: 0.339, SLG: 0.380					BB					3	0	0	0	0	1	2						
<b>Butch Huskey, R</b> (9, PH) OBP: 0.295, SLG: 0.405					F8					1	0	0	0	0	0	2						
<b>Rey Ordonez, R</b> (1, 6) OBP: 0.270, SLG: 0.293										4	0	1	1	0	1	3						
<b>Dave Micki, R</b> (1, 1) OBP: 0.278, SLG: 0.188										1	0	0	0	0	1	0						
<b>Luis Lopez, S</b> (7, PH) OBP: 0.323, SLG: 0.322										1	0	0	0	0	0	0						
<b>Turk Wendell, L</b> (7, 1) OBP: 0.295, SLG: 0.405										0	0	0	0	0	0	0						
<b>Jim Tatum, R</b> (9, PH) OBP: 0.250, SLG: 0.488										0	0	0	1	0	0	0						
<b>Inning Stats</b>	R: 0 E: 0 K: 2 S: 11	H: 0 LOB: 1 BB: 1 P: 19	R: 0 E: 0 K: 1 S: 9	H: 0 LOB: 0 BB: 0 P: 16	R: 0 E: 0 K: 1 S: 7	H: 1 LOB: 2 BB: 1 P: 12	R: 0 E: 0 K: 1 S: 15	H: 1 LOB: 0 BB: 1 P: 23	R: 0 E: 0 K: 1 S: 7	H: 0 LOB: 0 BB: 0 P: 11	R: 0 E: 0 K: 0 S: 8	H: 1 LOB: 1 BB: 0 P: 13	R: 0 E: 0 K: 0 S: 7	H: 0 LOB: 0 BB: 0 P: 12	R: 1 E: 0 K: 1 S: 12	H: 1 LOB: 0 BB: 0 P: 17	R: 2 E: 1 K: 0 S: 8	H: 2 LOB: 1 BB: 0 P: 11	1B: 3 2B: 2 3B: 0 HR: 1	SF: 1 SAC: 1 DP: 0 HBP: 0	WP: 0 PB: 0 SB: 0 CS: 0	PA: 37
<b>PITCHER</b>	IP	WLS	BF	H	R	ER	SO	BB	IBB	HBP	BLK	WP	HR	S	P	ERA	WHIP					
<b>Jason Schmidt, R</b> (1, 1) ERA: 3.59	8.0	W	33	6	3	2	8	3	0	0	0	0	1	79	128	2.25	1.125					
<b>Ricardo Rincon, L</b> (9, 1) ERA: 0.75	1.0	S	4	0	0	0	0	0	0	0	0	0	0	5	6	0.00	0.000					

**New York Mets @ Pittsburgh Pirates**  
Three Rivers Stadium, Pittsburgh, PA  
Mon Jun 01 1998, 7:05 PM EDT  
Att: 11,274 - Unknown - 73 F

**AB 32**  
**R 3**  
**H 6**  
**RBI 3**  
**BB 3**  
**SO 8**  
**LOB 14**



Batter	1	2	3	4	5	6	7	8	9	AB	R	H	RBI	BB	SO	LOB	BOTTOM				
<b>Tony Womack, L</b> (1, 4) OBP: 0.305, SLG: 0.306	HR				1B					3	1	2	2	0	1	0					
<b>Al Martin, L</b> (1, 7) OBP: 0.319, SLG: 0.402	K									4	0	2	1	0	2	0					
<b>Kevin Young, R</b> (8, 3) OBP: 0.328, SLG: 0.488										0	0	0	0	0	0	0					
<b>18 Jason Kendall, R</b> (1, 2) OBP: 0.420, SLG: 0.477	F9				F9					4	0	0	0	0	0	3					
<b>Mark Smith, R</b> (1, 3) OBP: 0.224, SLG: 0.190	E									3	1	2	0	1	0	0					
<b>Manny Martinez, R</b> (7, PR) OBP: 0.433, SLG: 0.750	BB				G5-3					0	0	0	0	0	0	0					
<b>Jermaine Allensworth, R</b> (1, 8) OBP: 0.354, SLG: 0.440	E6				K					4	0	0	0	0	1	4					
<b>Jose Guillen, R</b> (1, 9) OBP: 0.382, SLG: 0.519	G6-3				G5-3					3	0	1	1	0	0	3					
<b>Aramis Ramirez, R</b> (1, 5)										3	1	0	0	1	2	2					
<b>Kevin Polcovich, R</b> (1, 6) OBP: 0.235, SLG: 0.229										2	1	0	0	1	0	1					
<b>Jason Schmidt, R</b> (1, 1) OBP: 0.083, SLG: 0.043										3	0	0	0	0	2	2					
<b>Ricardo Rincon, L</b> (9, 1) ERA: 6.11										0	0	0	0	0	0	0					
<b>Inning Stats</b>	R: 1 E: 2 K: 1 S: 13	H: 1 LOB: 2 BB: 1 P: 21	R: 2 E: 0 K: 0 S: 9	H: 1 LOB: 1 BB: 2 P: 20	R: 0 E: 0 K: 2 S: 10	H: 1 LOB: 1 BB: 0 P: 13	R: 0 E: 0 K: 0 S: 8	H: 2 LOB: 2 BB: 0 P: 13	R: 1 E: 0 K: 1 S: 10	H: 0 LOB: 0 BB: 0 P: 14	R: 0 E: 0 K: 2 S: 8	H: 0 LOB: 0 BB: 0 P: 11	R: 0 E: 0 K: 1 S: 9	H: 1 LOB: 1 BB: 0 P: 12	R: 0 E: 0 K: 1 S: 11	H: 1 LOB: 1 BB: 0 P: 19	1B: 6 2B: 0 3B: 0 HR: 1	SF: 2 SAC: 1 DP: 0 HBP: 1	WP: 0 PB: 0 SB: 1 CS: 1	PA: 36	
<b>PITCHER</b>	IP	WLS	BF	H	R	ER	SO	BB	IBB	HBP	BLK	WP	HR	S	P	ERA	WHIP				
<b>Dave Micki, R</b> (1, 1) ERA: 5.68	6.0	L	28	5	4	3	6	3	0	1	0	0	0	58	92	4.50	1.333				
<b>Turk Wendell, R</b> (7, 1) ERA: 6.11	2.0		8	2	0	0	2	0	0	0	0	0	0	20	31	0.00	1.000				

**New York Mets @ Pittsburgh Pirates**  
Three Rivers Stadium, Pittsburgh, PA  
Mon Jun 01 1998, 7:05 PM EDT  
Att: 11,274 - Unknown - 73 F

**AB 29**  
**R 4**  
**H 7**  
**RBI 4**  
**BB 3**  
**SO 8**  
**LOB 15**





Batter	1	2	3	4	5	6	7	8	9	AB	R	H	RBI	BB	SO	LOB	TOP																					
Brian McRae, S (1.8) OBP: 0.352, SLG: 0.386	1-0 FC5-4 1B	2-2 G4-3			0-0 F8		0-1 L5			4	0	1	0	0	0	1																						
Bernard Gilkey, R (1.7) OBP: 0.385, SLG: 0.414	1-0 FC5-4 31 WP 1B		1-2 P4		2-0 F8			3-2		4	1	1	0	0	0	1																						
31 Mike Piazza, R (1.2) OBP: 0.339, SLG: 0.490	3-1 F9 1-H 1B		3-2 G5-3			1-2 G6-3		1-0 F9		4	0	1	1	0	0	1																						
John Olerud, L (1.3) OBP: 0.479, SLG: 0.526	4-2 FC6-4 1-2 BB		1-1 S 1B		3-2 FC6-4 1B		4-0 G6-3 BB			2	0	2	0	2	0	0																						
Edgardo Alfonzo, R (1.5) OBP: 0.362, SLG: 0.420	3-1 F9 2-3		2-0 F7		0-0 FC6-4 1-2		2-1 G6-3 1-2			4	0	0	0	0	0	6																						
Carlos Baerga, S (1.4) OBP: 0.323, SLG: 0.458	1-2 FC6-4 1-2			2-2 F9		2-1 G1-3			3-3 K	4	0	0	0	0	1	3																						
Butch Huskey, R (1.9) OBP: 0.294, SLG: 0.418				0-0 K HR	3-1 G4-3		2-3 K		0-0 G3-1	4	1	1	1	0	1	0	AB 33																					
Rey Ordóñez, R (1.6) OBP: 0.267, SLG: 0.290		3-2 G4-3		0-0 F8			0-0 1B		2-3 K	2	0	0	0	0	0	0	R 2																					
Luis Lopez, S (7.7, PH) OBP: 0.327, SLG: 0.326										2	0	1	0	0	1	0	H 7																					
Masato Yoshii, R (1.1) OBP: 0.176, SLG: 0.133							0-3 K			1	0	0	0	0	0	1	RBI 2																					
Brian Lichtenwalter, L (3.1) OBP: 0.200, SLG: 0.583										1	0	0	0	0	0	0	BB 2																					
John Hudek, S (6.1) OBP: 0.260, SLG: 0.350										0	0	0	0	0	0	0	SO 6																					
Matt Franco, L (7.7, PH) OBP: 0.260, SLG: 0.350										0	0	0	0	0	0	0	LOB 13																					
Dennis Cook, L (7.1) OBP: 0.260, SLG: 0.350										0	0	0	0	0	0	0																						
Greg McMichael, R (8.1) OBP: 0.260, SLG: 0.350										0	0	0	0	0	0	0																						
<b>Inning Stats</b>	R: 1 E: 0 K: 0 S: 11	H: 2 LOB: 2 BB: 1 P: 24	R: 1 E: 0 K: 1 S: 10	H: 1 LOB: 0 BB: 0 P: 16	R: 0 E: 0 K: 0 S: 9	H: 1 LOB: 1 BB: 0 P: 16	R: 0 E: 0 K: 0 S: 7	H: 0 LOB: 0 BB: 0 P: 12	R: 0 E: 0 K: 1 S: 5	H: 1 LOB: 1 BB: 0 P: 7	R: 0 E: 0 K: 2 S: 10	H: 1 LOB: 1 BB: 0 P: 15	R: 0 E: 0 K: 2 S: 9	H: 1 LOB: 1 BB: 0 P: 12	R: 0 E: 0 K: 0 S: 7	H: 1 LOB: 0 BB: 0 P: 17	R: 0 E: 0 K: 2 S: 11	H: 0 LOB: 0 BB: 0 P: 16	1B: 5 2B: 1 3B: 0 HR: 1	SF: 0 SAC: 0 DP: 1 HBP: 0	WP: 1 PB: 0 SB: 1 CS: 0	PA: 35																
<b>PITCHER</b>	IP	WLS	BF	H	R	ER	SO	BB	IBB	HBP	BLK	WP	HR	S	P	ERA	WHIP	<b>PITCHER</b>				IP	WLS	BF	H	R	ER	SO	BB	IBB	HBP	BLK	WP	HR	S	P	ERA	WHIP
Chris Peters, L (1.1) ERA: 2.7	5.0	W	20	4	2	2	2	1	0	0	0	1	1	42	75	3.60	1.000																					
Elmer Dessens, R (6.1) ERA: 5.52	2.1		10	3	0	0	2	0	0	0	0	0	0	24	36	0.00	1.286																					
Ricardo Rincon, L (8.1) ERA: 0.7	1.2	S	5	0	0	0	2	1	0	0	0	0	0	13	24	0.00	0.600																					

New York Mets @ Pittsburgh Pirates  
Three Rivers Stadium, Pittsburgh, PA  
Tue Jun 02 1998, 7:05 PM EDT  
Att: 9,040 - Overcast - 68 F

AB	33
R	2
H	7
RBI	2
BB	2
SO	6
LOB	13



Batter	1	2	3	4	5	6	7	8	9	AB	R	H	RBI	BB	SO	LOB	BOTTOM																					
Tony Womack, L (1.4) OBP: 0.308, SLG: 0.307	4-1 E G3 BB		0-0 F7		1-2 HBP 3B 1B		1-1 G1-3			3	2	1	0	1	0	0																						
Al Martin, L (1.7) OBP: 0.322, SLG: 0.401	1-1 P6		1-2 CS 1B		2-2 3B HBP		2-3 K			3	1	1	0	0	1	1																						
Ricardo Rincon, L (8.1)										0	0	0	0	0	0	0																						
Turner Ward, S (1.8) OBP: 0.324, SLG: 0.404	1-1 E7 G3 1-3		0-0 1-2		0-1 G3		3-3 K		3-1 2B	5	0	1	0	0	1	5																						
Kevin Young, R (1.3) OBP: 0.326, SLG: 0.493	1-0 G3			1-1 G4-3	3-0 3B		2-3 K		2-3 K	4	0	1	4	0	1	2																						
Jose Guillen, R (1.9) OBP: 0.361, SLG: 0.521	0-0 G6-3			1-1 1B	1-0 G3		3-2 L5			3	1	1	0	0	0	2																						
Elmer Dessens, R (6.1)										0	0	0	0	0	0	0																						
Manny Martinez, R (8.7) OBP: 0.419, SLG: 0.724										1	0	0	0	0	0	1																						
Doug Strange, S (1.5) OBP: 0.246, SLG: 0.250		2-1 L3		1-2 1B		1-0 G3		2-3 K		4	0	1	1	0	1	1																						
Keith Osik, R (1.2) OBP: 0.303, SLG: 0.214		2-1 G5-4-3 1B		0-0 G6-3		3-3 K				3	0	1	0	0	1	1																						
Kevin Polcovich, R (1.6) OBP: 0.229, SLG: 0.222		1-0 G5-4-3 1-2			3-1 F9		3-3 K			3	0	0	0	0	1	1																						
Chris Peters, L (1.1)										1	0	0	0	0	0	0																						
Jermaine Allensworth, R (6.7, PH) OBP: 0.366, SLG: 0.435					0-1 G1-3		4-1 HBP 1B 3B BB		2-3 K	1	1	0	0	1	1	0																						
<b>Inning Stats</b>	R: 1 E: 1 K: 0 S: 7	H: 0 LOB: 1 BB: 1 P: 14	R: 0 E: 0 K: 0 S: 5	H: 1 LOB: 0 BB: 0 P: 10	R: 0 E: 0 K: 0 S: 6	H: 1 LOB: 0 BB: 0 P: 7	R: 1 E: 0 K: 0 S: 11	H: 2 LOB: 1 BB: 0 P: 14	R: 3 E: 0 K: 1 S: 17	H: 2 LOB: 1 BB: 1 P: 34	R: 0 E: 0 K: 2 S: 8	H: 0 LOB: 0 BB: 0 P: 15	R: 0 E: 0 K: 2 S: 9	H: 0 LOB: 0 BB: 0 P: 14	R: 0 E: 0 K: 2 S: 11	H: 1 LOB: 1 BB: 0 P: 21	1B: 4 2B: 2 3B: 1 HR: 0	SF: 0 SAC: 0 DP: 1 HBP: 1	WP: 0 PB: 0 SB: 0 CS: 1	PA: 34																		
<b>PITCHER</b>	IP	WLS	BF	H	R	ER	SO	BB	IBB	HBP	BLK	WP	HR	S	P	ERA	WHIP	<b>PITCHER</b>				IP	WLS	BF	H	R	ER	SO	BB	IBB	HBP	BLK	WP	HR	S	P	ERA	WHIP
Masato Yoshii, R (1.1) ERA: 2.25	2.0		8	1	1	0	0	1	0	0	0	0	0	12	24	0.00	1.000																					
Brian Bohanon, L (3.1) ERA: 2.3	3.0	L	16	5	4	4	1	1	0	1	0	0	0	34	55	12.00	2.000																					
John Hudek, R (6.1) ERA: 3.06	1.0		3	0	0	0	2	0	0	0	0	0	0	8	15	0.00	0.000																					
Dennis Cook, L (7.1) ERA: 3.12	1.0		3	0	0	0	2	0	0	0	0	0	0	9	14	0.00	0.000																					
Greg McMichael, R (8.1) ERA: 3.32	1.0		4	1	0	0	2	0	0	0	0	0	0	11	21	0.00	1.000																					

New York Mets @ Pittsburgh Pirates  
Three Rivers Stadium, Pittsburgh, PA  
Tue Jun 02 1998, 7:05 PM EDT  
Att: 9,040 - Overcast - 68 F

AB	31
R	5
H	7
RBI	5
BB	2
SO	7
LOB	14





Batter	1	2	3	4	5	6	7	8	9	AB	R	H	RBI	BB	SO	LOB	TOP										
Edgardo Alfonso, R OBP: 0.359, SLG: 0.411 (1, 5)	F9		BB		G1-3			L4		3	0	0	0	1	0	1	<b>New York Mets @ Pittsburgh Pirates</b> Three Rivers Stadium, Pittsburgh, PA Wed Jun 03 1998, 7:05 PM EDT Att: 17,691 - Cloudy - 63 F										
Bernard Gilkey, R OBP: 0.375, SLG: 0.401 (1, 7)	K		F7			K		F9		4	0	0	0	0	2	1											
31 Mike Piazza, R OBP: 0.333, SLG: 0.481 (1, 2)	G6-3				K		G6-3	G4-3		4	0	0	0	0	1	0											
John Olerud, L OBP: 0.475, SLG: 0.517 (1, 3)		K			K				K	3	0	0	0	0	3	0											
Carlos Baerga, S OBP: 0.326, SLG: 0.459 (1, 4)		BLK 1B			FC6-4 1B			E6 FC5-4		4	0	2	0	0	0	1											
Butch Huskey, R OBP: 0.293, SLG: 0.414 (1, 9)	F9				FC6-4			FC5-4		4	0	1	0	0	0	3											
Rich Becker, L OBP: 0.330, SLG: 0.368 (7, PH)	F9									3	0	0	0	0	1	2											
Jim Tatum, R OBP: 0.245, SLG: 0.476 (9, PH)	F9									1	0	0	0	0	1	1											
Rey Ordonez, R OBP: 0.263, SLG: 0.285 (1, 6)			K							3	0	0	0	0	1	1											
Rick Reed, R OBP: 0.231, SLG: 0.261 (7, PH)										2	0	1	0	0	0	0											
Matt Franco, L OBP: 0.357, SLG: 0.344 (7, 1)	F8									1	0	0	0	0	0	1											
Greg McMichael, R (7, 1)										0	0	0	0	0	0	0											
Mel Rojas, R (8, 1)										0	0	0	0	0	0	0											
<b>Inning Stats</b>	R: 0 E: 0 K: 1 S: 9	H: 0 LOB: 0 BB: 0 P: 13	R: 0 E: 0 K: 1 S: 10	H: 1 LOB: 1 BB: 0 P: 16	R: 0 E: 0 K: 1 S: 10	H: 0 LOB: 1 BB: 1 P: 17	R: 0 E: 0 K: 2 S: 10	H: 1 LOB: 1 BB: 0 P: 13	R: 0 E: 0 K: 1 S: 10	H: 0 LOB: 1 BB: 0 P: 14	R: 0 E: 0 K: 0 S: 10	H: 1 LOB: 1 BB: 0 P: 14	R: 0 E: 0 K: 0 S: 5	H: 0 LOB: 0 BB: 0 P: 12	R: 0 E: 1 K: 2 S: 9	H: 0 LOB: 1 BB: 0 P: 13	1B: 4 2B: 0 3B: 0 HR: 0	SF: 0 SAC: 0 DP: 0 HBP: 1	WP: 0 PB: 0 SB: 1 CS: 0	PA: 34							
<b>PITCHER</b>	IP	WLS	BF	H	R	ER	SO	BB	IBB	HBP	BLK	WP	HR	S	P	ERA	WHIP										
Jon Lieber, R ERA: 4.27 (1, 1)	8.0	W	30	4	0	0	7	1	0	1	1	0	0	74	114	0.00	0.625										
Jason Christiansen, L ERA: 1.13 (9, 1)	1.0	S	4	0	0	0	2	0	0	0	0	0	0	9	13	0.00	0.000										

AB 32  
R 0  
H 4  
RBI 0  
BB 1  
SO 9  
LOB 11



Batter	1	2	3	4	5	6	7	8	9	AB	R	H	RBI	BB	SO	LOB	BOTTOM										
Jermaine Allensworth, R OBP: 0.354, SLG: 0.444 (1, 8)	G3 3B		G6-3			K		L6		4	1	1	0	0	1	0	<b>New York Mets @ Pittsburgh Pirates</b> Three Rivers Stadium, Pittsburgh, PA Wed Jun 03 1998, 7:05 PM EDT Att: 17,691 - Cloudy - 63 F										
Al Martin, L OBP: 0.323, SLG: 0.400 (1, 7)	G3						P5	P6		3	0	1	1	0	0	0											
Turner Ward, S OBP: 0.321, SLG: 0.400 (8, 7)										1	0	0	0	0	0	0											
18 Jason Kendall, R OBP: 0.419, SLG: 0.475 (1, 2)	G4-3									3	1	1	0	0	0	1											
Kevin Young, R OBP: 0.326, SLG: 0.488 (1, 3)										2	1	0	0	1	2	0											
Doug Strange, S OBP: 0.242, SLG: 0.244 (1, 4)										3	0	0	0	0	1	2											
Jose Guillen, R OBP: 0.361, SLG: 0.516 (1, 9)										2	0	0	0	1	0	0											
Aramis Ramirez, R OBP: 0.111, SLG: 0.080 (1, 5)										3	0	1	2	0	1	0											
Kevin Polcovich, R OBP: 0.223, SLG: 0.216 (1, 6)										3	0	0	0	0	0	2											
Jon Lieber, L OBP: 0.348, SLG: 0.286 (8, PH)										2	0	0	0	0	1	0											
Tony Womack, L OBP: 0.307, SLG: 0.305 (9, 1)										1	0	0	0	0	0	0											
Jason Christiansen, R (9, 1)										0	0	0	0	0	0	0											
<b>Inning Stats</b>	R: 1 E: 0 K: 1 S: 9	H: 1 LOB: 0 BB: 0 P: 13	R: 0 E: 0 K: 0 S: 6	H: 0 LOB: 0 BB: 0 P: 9	R: 0 E: 0 K: 1 S: 7	H: 0 LOB: 0 BB: 0 P: 8	R: 0 E: 0 K: 1 S: 11	H: 1 LOB: 0 BB: 0 P: 17	R: 0 E: 0 K: 1 S: 6	H: 0 LOB: 0 BB: 0 P: 8	R: 0 E: 0 K: 1 S: 7	H: 0 LOB: 0 BB: 0 P: 7	R: 2 E: 0 K: 1 S: 20	H: 2 LOB: 2 BB: 2 P: 32	R: 0 E: 0 K: 0 S: 11	H: 0 LOB: 0 BB: 0 P: 15	1B: 2 2B: 1 3B: 1 HR: 0	SF: 0 SAC: 0 DP: 1 HBP: 0	WP: 0 PB: 0 SB: 0 CS: 0	PA: 29							
<b>PITCHER</b>	IP	WLS	BF	H	R	ER	SO	BB	IBB	HBP	BLK	WP	HR	S	P	ERA	WHIP										
Rick Reed, R ERA: 2.37 (1, 1)	6.0	L	19	2	1	1	5	0	0	0	0	0	0	46	62	1.50	0.333										
Greg McMichael, R ERA: 3.97 (7, 1)	1.0		7	2	2	2	1	2	0	0	0	0	0	20	32	18.00	4.000										
Mel Rojas, R ERA: 1.82 (8, 1)	1.0		3	0	0	0	0	0	0	0	0	0	0	11	15	0.00	0.000										

AB 27  
R 3  
H 4  
RBI 3  
BB 2  
SO 6  
LOB 5





















Batter	1	2	3	4	5	6	7	8	9	AB	R	H	RBI	BB	SO	LOB	TOP								
Tony Womack, L (1,4) OBP: 0.306, SLG: 0.317	L8	G4-3		G1-3		F8		F7		5	0	0	0	0	0	5	<b>Pittsburgh Pirates @ Cleveland Indians</b> Jacobs Field, Cleveland, OH Tue Jun 09 1998, 7:05 PM EDT Att: 41,762 - Cloudy - 62 F								
Al Martin, L (1,7) OBP: 0.305, SLG: 0.372	P2		G4-3		P6		G4-3			4	1	0	0	1	0	1									
18 Jason Kendall, R (1,2) OBP: 0.420, SLG: 0.465			L6				E8			2	3	1	0	2	0	0									
Kevin Young, R (1,3) OBP: 0.327, SLG: 0.491							G4-3			5	2	3	2	0	1	2									
Mark Smith, R (1,10) OBP: 0.250, SLG: 0.208 Manny Martinez, R (9, PR) OBP: 0.405, SLG: 0.686							G4-3			4	0	2	2	1	2	2									
Jermaine Allensworth, R (1,8) OBP: 0.358, SLG: 0.430							G4-3			5	1	1	0	0	1	4									
Jose Guillen, R (1,9) OBP: 0.351, SLG: 0.500							G4-3			5	0	2	1	0	1	2									
Aramis Ramirez, R (1,5) OBP: 0.208, SLG: 0.205							G4-3			4	0	2	1	1	0	2									
Lou Collier, R (1,6) OBP: 0.307, SLG: 0.403							G4-3			3	0	1	0	0	0	4									
<b>Inning Stats</b>	R: 1 E: 0 K: 1 S: 9	H: 1 LOB: 1 BB: 0 P: 15	R: 1 E: 0 K: 0 S: 14	H: 2 LOB: 1 BB: 0 P: 21	R: 1 E: 0 K: 0 S: 10	H: 1 LOB: 1 BB: 1 P: 18	R: 0 E: 0 K: 1 S: 8	H: 1 LOB: 1 BB: 0 P: 12	R: 0 E: 0 K: 2 S: 15	H: 0 LOB: 2 BB: 0 P: 23	R: 0 E: 0 K: 1 S: 15	H: 2 LOB: 2 BB: 0 P: 19	R: 2 E: 1 K: 0 S: 10	H: 2 LOB: 1 BB: 1 P: 18	R: 0 E: 0 K: 0 S: 6	H: 0 LOB: 1 BB: 1 P: 13	R: 2 E: 0 K: 0 S: 15	H: 3 LOB: 2 BB: 1 P: 27	1B: 8 2B: 3 3B: 0 HR: 1	SF: 0 SAC: 2 DP: 0 HBP: 1	WP: 0 PB: 0 SB: 2 CS: 0	PA: 45			
<b>PITCHER</b>	IP	WLS	BF	H	R	ER	SO	BB	IBB	HBP	BLK	WP	HR	S	P	ERA	WHIP								
Dwight Gooden, R (1,1) ERA: 4.43	5.2		27	7	3	3	5	2	0	1	0	0	0	4	8	4.76	1.588								
Alvin Moman, L (6,1) ERA: 3.99	0.1	L	2	0	1	1	0	1	0	0	0	0	0	4	8	27.00	3.000								
Jose Mesa, R (7,1) ERA: 3.82	2.0		9	2	1	1	0	1	0	0	0	0	0	16	27	4.50	1.500								
Eric Plunk, R (9,1) ERA: 4.68	1.0		7	3	2	2	0	1	0	0	0	0	0	15	27	18.00	4.000								

AB	37
R	7
H	12
RBI	6
BB	5
SO	5
LOB	22



Batter	1	2	3	4	5	6	7	8	9	AB	R	H	RBI	BB	SO	LOB	BOTTOM									
Kenny Lofton, L (1,8) OBP: 0.355, SLG: 0.389										4	0	1	1	0	2	2	<b>Pittsburgh Pirates @ Cleveland Indians</b> Jacobs Field, Cleveland, OH Tue Jun 09 1998, 7:05 PM EDT Att: 41,762 - Cloudy - 62 F									
Omar Vizquel, S (1,6) OBP: 0.397, SLG: 0.389										4	0	0	0	0	1	2										
David Justice, L (1,10) OBP: 0.364, SLG: 0.525										4	1	1	0	0	1	0										
Jim Thome, L (1,3) OBP: 0.427, SLG: 0.667										3	1	2	2	1	0	0										
Mark Whiten, S (1,9) OBP: 0.400, SLG: 0.478										3	0	0	0	1	0	1										
Sandy Alomar Jr., R (1,2) OBP: 0.311, SLG: 0.401										4	1	1	1	0	1	3										
Travis Fryman, R (1,5) OBP: 0.321, SLG: 0.446										4	0	1	0	0	0	2										
David Bell, R (1,4) OBP: 0.329, SLG: 0.444										4	0	2	0	0	1	0										
Shawon Dunston, R (1,7) OBP: 0.244, SLG: 0.369										3	1	1	0	0	1	3										
<b>Inning Stats</b>	R: 0 E: 0 K: 1 S: 7	H: 0 LOB: 0 BB: 0 P: 10	R: 0 E: 0 K: 1 S: 10	H: 1 LOB: 1 BB: 1 P: 16	R: 1 E: 0 K: 0 S: 8	H: 2 LOB: 0 BB: 0 P: 14	R: 2 E: 0 K: 0 S: 10	H: 2 LOB: 0 BB: 0 P: 14	R: 0 E: 0 K: 1 S: 8	H: 1 LOB: 1 BB: 0 P: 11	R: 0 E: 0 K: 0 S: 10	H: 0 LOB: 1 BB: 1 P: 17	R: 0 E: 0 K: 1 S: 13	H: 2 LOB: 1 BB: 0 P: 19	R: 0 E: 0 K: 2 S: 8	H: 0 LOB: 0 BB: 0 P: 13	R: 1 E: 0 K: 0 S: 13	H: 1 LOB: 0 BB: 0 P: 17	1B: 4 2B: 4 3B: 0 HR: 2	SF: 0 SAC: 0 DP: 3 HBP: 0	WP: 0 PB: 0 SB: 0 CS: 0	PA: 35				
<b>PITCHER</b>	IP	WLS	BF	H	R	ER	SO	BB	IBB	HBP	BLK	WP	HR	S	P	ERA	WHIP									
Jon Lieber, R (1,1) ERA: 4.25	6.2		27	8	3	3	3	2	0	0	0	0	0	1	24	33	4.05	1.500								
Ricardo Rincon, L (7,1) ERA: 0.93	2.1	S	8	1	1	1	4	0	0	0	0	0	0	1	24	33	3.86	0.429								


AB	33
R	4
H	9
RBI	4
BB	2
SO	7
LOB	13









Batter	1	2	3	4	5	6	7	8	9	AB	R	H	RBI	BB	SO	LOB	TOP			
Fernando Vina, L (1.4) OBP: 0.369, SLG: 0.429	F7		P6				F8			4	0	1	0	0	0	1	<b>Milwaukee Brewers @ Pittsburgh Pirates</b> Three Rivers Stadium, Pittsburgh, PA Fri Jun 12 1998, 7:05 PM EDT Att: 16,851 - Unknown - 84 F			
Jeff Cirillo, R (1.5) OBP: 0.420, SLG: 0.450	F8			F9 1B BB			G6-3			3	1	1	0	1	0	1				
Jeremy Bumitz, L (1.9) OBP: 0.355, SLG: 0.464	G4-3			1B 1B	G3			K		4	1	1	0	0	1	1				
John Jaha, R (1.3) OBP: 0.388, SLG: 0.364		G5-3			F9		G4-3		K	4	0	0	0	0	1	2				
Mark Loretta, R (8.3) OBP: 0.394, SLG: 0.392										0	0	0	0	0	0	0				
Dave Nilsson, L (1.7) OBP: 0.333, SLG: 0.407		G6-3			G3 1B		G3		G6-3	3	0	1	1	0	0	0				
Darrin Jackson, R (7.7) OBP: 0.220, SLG: 0.250					1B					1	0	0	0	0	0	0				
Bob Wickman, R (8.1)										0	0	0	0	0	0	0				
Marquis Grissom, R (1.8) OBP: 0.344, SLG: 0.462		F9			G3 1B		G6-3			4	0	2	1	0	0	0				
Jose Valentin, S (1.6) OBP: 0.328, SLG: 0.390				HR	G3				L4	4	2	2	2	0	0	3				
Mike Matheny, R (1.2) OBP: 0.305, SLG: 0.360			K		K				G5-3	4	0	1	0	0	2	3				
Scott Karl, L (1.1) OBP: 0.222, SLG: 0.087										2	0	0	0	0	0	0				
Al Reyes, R (7.1) OBP: 0.250, SLG: 0.250			F7				SH2-4		K	0	0	0	0	0	0	0				
Mike Myers, L (8.1)										0	0	0	0	0	0	0				
Geoff Jenkins, L (8.7) OBP: 0.302, SLG: 0.467					G4-3					1	0	0	0	0	1	1				
										0	0	0	0	0	0	0				
<b>Inning Stats</b>	R: 0 E: 0 K: 0 S: 5	H: 0 LOB: 0 BB: 0 P: 7	R: 0 E: 0 K: 0 S: 6	H: 0 LOB: 0 BB: 0 P: 11	R: 1 E: 0 K: 1 S: 12	H: 1 LOB: 0 BB: 0 P: 20	R: 2 E: 0 K: 1 S: 14	H: 3 LOB: 2 BB: 1 P: 24	R: 0 E: 0 K: 0 S: 7	H: 2 LOB: 1 BB: 0 P: 13	R: 1 E: 0 K: 0 S: 10	H: 2 LOB: 1 BB: 0 P: 13	R: 0 E: 0 K: 2 S: 7	H: 0 LOB: 0 BB: 0 P: 12	R: 0 E: 0 K: 1 S: 10	H: 1 LOB: 1 BB: 0 P: 13	1B: 5 2B: 2 3B: 0 HR: 2	SF: 0 SAC: 1 DP: 0 HBP: 0	WP: 0 PB: 0 SB: 0 CS: 0	PA: 36
<b>PITCHER</b>	IP WLS BF H R ER SO BB IBB HBP BLK WP HR S P ERA WHIP																			
67 Francisco Cordova, R (1.1) ERA: 2.34	7.0 L 29 8 4 4 2 1 0 0 0 0 0 2 61 99 5.14 1.286																			
Jason Christiansen, L (8.1) ERA: 0.99	1.0 3 0 0 0 2 0 0 0 0 0 0 0 7 12 0.00 0.000																			
Elmer Dessens, R (9.1) ERA: 4.5	1.0 4 1 0 0 1 0 0 0 0 0 0 0 10 13 0.00 1.000																			

Batter	1	2	3	4	5	6	7	8	9	AB	R	H	RBI	BB	SO	LOB	BOTTOM					
Tony Womack, L (1.4) OBP: 0.310, SLG: 0.324	G4-3		G3			G4-3 1B		P6		4	0	1	0	0	0	1	<b>Milwaukee Brewers @ Pittsburgh Pirates</b> Three Rivers Stadium, Pittsburgh, PA Fri Jun 12 1998, 7:05 PM EDT Att: 16,851 - Unknown - 84 F					
Manny Martinez, R (1.7) OBP: 0.375, SLG: 0.632	K		G6-3			G4-3		G5-3		3	0	0	0	0	1	1						
Al Martin, L (8. PH) OBP: 0.303, SLG: 0.368										1	0	0	0	0	0	1						
18 Jason Kendall, R (1.2) OBP: 0.419, SLG: 0.460					G6-3		F9		F9	4	0	1	0	0	0	2						
Kevin Young, R (1.3) OBP: 0.326, SLG: 0.485						G4-3				3	1	1	0	1	1	1						
Jermaine Allensworth, R (1.8) OBP: 0.360, SLG: 0.431		G6-3			G4-3		P4			4	0	1	0	0	0	1						
Jose Guillen, R (1.9) OBP: 0.350, SLG: 0.498		F9					CS			4	0	2	1	0	1	0						
Aramis Ramirez, R (1.5) OBP: 0.232, SLG: 0.275					G5-3					3	1	1	1	1	1	3						
Lou Collier, R (1.6) OBP: 0.306, SLG: 0.397										2	0	0	0	0	0	0						
Turner Ward, S (7. PH) OBP: 0.315, SLG: 0.404		F8								1	0	0	0	0	1	2						
Kevin Polcovich, R (8.6) OBP: 0.260, SLG: 0.275										1	0	0	0	0	0	3						
67 Francisco Cordova, R (1.1) OBP: 0.147, SLG: 0.121					G3					2	0	0	0	0	1	0						
Jason Christiansen, R (8.1) ERA: 5.59										0	0	0	0	0	0	0						
Doug Strange, S (8. PH) OBP: 0.240, SLG: 0.240										0	0	0	0	1	0	0						
Elmer Dessens, R (9.1) ERA: 1.59										0	0	0	0	0	0	0						
<b>Inning Stats</b>	R: 0 E: 0 K: 2 S: 11	H: 1 LOB: 1 BB: 0 P: 15	R: 1 E: 0 K: 0 S: 10	H: 1 LOB: 0 BB: 0 P: 14	R: 0 E: 0 K: 0 S: 7	H: 0 LOB: 0 BB: 0 P: 10	R: 0 E: 0 K: 0 S: 6	H: 0 LOB: 0 BB: 0 P: 13	R: 0 E: 0 K: 1 S: 9	H: 0 LOB: 0 BB: 0 P: 15	R: 0 E: 0 K: 1 S: 15	H: 1 LOB: 1 BB: 0 P: 22	R: 1 E: 0 K: 0 S: 11	H: 2 LOB: 2 BB: 1 P: 22	R: 0 E: 0 K: 0 S: 8	H: 0 LOB: 1 BB: 1 P: 16	R: 0 E: 0 K: 1 S: 12	H: 2 LOB: 2 BB: 1 P: 21	1B: 4 2B: 3 3B: 0 HR: 1	SF: 0 SAC: 0 DP: 2 HBP: 0	WP: 1 PB: 0 SB: 1 CS: 1	PA: 35
<b>PITCHER</b>	IP WLS BF H R ER SO BB IBB HBP BLK WP HR S P ERA WHIP																					
Scott Karl, L (1.1) ERA: 4.32	6.1 W 25 6 2 2 4 1 0 0 0 0 0 1 66 105 2.84 0.947																					
Al Reyes, R (7.1) ERA: 5.59	1.0 3 0 0 0 1 1 0 0 0 0 0 0 7 14 0.00 1.000																					
Mike Myers, L (8.1) ERA: 0.78	0.1 1 0 0 0 0 0 0 0 0 0 1 0 3 5 0.00 0.000																					
Bob Wickman, R (8.1) ERA: 1.59	1.1 S 6 2 0 0 1 1 0 0 0 0 0 0 13 24 0.00 2.250																					



Batter	1	2	3	4	5	6	7	8	9	AB	R	H	RBI	BB	SO	LOB	TOP																					
Fernando Vina, L (1,4) OBP: 0.373, SLG: 0.427 Bob Hamelin, L (9,3) OBP: 0.250, SLG: 0.328	2-2 F7		1-2 FC4-6 1B			4-2 G5-4-3 BB	0-0 F9		4-1 HR BB	3	1	1	0	2	0	2	<b>Milwaukee Brewers @ Pittsburgh Pirates</b> Three Rivers Stadium, Pittsburgh, PA Sat Jun 13 1998, 7:05 PM EDT Att: 28,945 - Unknown - 73 F																					
Jeff Cirillo, R (1,5) OBP: 0.416, SLG: 0.444	2-3 K		1-1 FC4-6 1-2f			2-1 G5-4-3 1-2f		0-0 HR BB 1B	5	1	1	0	0	2	3																							
Jeromy Burnitz, L (1,9) OBP: 0.363, SLG: 0.492	2-2 G5-3			1-1 HR		4-1 FC6-4 BB		4-2 HR BB 1-2	3	3	2	3	2	0	0																							
Marquis Grissom, R (1,8) OBP: 0.340, SLG: 0.455 Darin Jackson, R (9,8) OBP: 0.220, SLG: 0.250		0-1 WP 1B		1-1 G4-3		0-2 FC6-4 1-2f		2-1 P2	5	0	1	0	0	0	3																							
Dave Nilsson, L (1,3) OBP: 0.333, SLG: 0.405 Mark Loretta, R (7, PR) OBP: 0.388, SLG: 0.417	1-0 F7		2-2 F8				0-1 WP 2B 1B	3-2 HR 1-H 2-H	3	0	1	0	0	0	1																							
Geoff Jenkins, L (1,7) OBP: 0.293, SLG: 0.452	2-3 K		3-3 K				0-0 F8	2-2 F8	4	0	0	0	0	2	2																							
Jose Valentin, S (1,6) OBP: 0.331, SLG: 0.389	3-3 K			2-1 G3		4-2 2B BB		1-2 1B	3	1	1	0	1	1	1																							
Bobby Hughes, R (1,2) OBP: 0.326, SLG: 0.474			0-0 F9		1-3 K		0-0 F8	1-0 F8	4	0	1	2	0	1	1																							
Jeff Juden, R (1,1) OBP: 0.172, SLG: 0.207			0-3 K		0-1 G1-3		0-0 F8		4	0	0	0	0	2	2																							
<b>Inning Stats</b>	R: 0 H: 0 E: 0 K: 1 S: 10	H: 0 LOB: 1 BB: 0 P: 16	R: 0 H: 1 E: 0 K: 2 S: 10	H: 1 LOB: 1 BB: 0 P: 16	R: 0 H: 1 E: 0 K: 1 S: 11	H: 1 LOB: 1 BB: 0 P: 13	R: 1 H: 1 E: 0 K: 1 S: 12	H: 1 LOB: 0 BB: 0 P: 19	R: 0 H: 0 E: 0 K: 1 S: 8	H: 0 LOB: 0 BB: 0 P: 11	R: 0 H: 0 E: 0 K: 0 S: 10	H: 1 LOB: 1 BB: 2 P: 19	R: 2 H: 2 E: 0 K: 0 S: 10	H: 2 LOB: 2 BB: 1 P: 14	R: 3 H: 3 E: 0 K: 0 S: 21	H: 3 LOB: 1 BB: 1 P: 34		R: 2 H: 1 E: 0 K: 2 S: 10	H: 1 LOB: 0 BB: 1 P: 15	1B: 5 2B: 1 3B: 0 HR: 3	SF: 0 SAC: 0 DP: 1 HBP: 0	WP: 2 PA: 40 CS: 0																
<b>PITCHER</b>	IP	WLS	BF	H	R	ER	SO	BB	IBB	HBP	BLK	WP	HR	S	P	ERA	WHIP	<b>PITCHER</b>				IP	WLS	BF	H	R	ER	SO	BB	IBB	HBP	BLK	WP	HR	S	P	ERA	WHIP
Jason Schmidt, R (1,1) ERA: 3.8	7.2	L	34	8	6	6	6	4	0	0	0	2	2	91	140	7.04	1.565																					
Esteban Loaiza, R (8,1) ERA: 4.99	0.1		1	0	0	0	0	0	0	0	0	0	0	1	2	0.00	0.000																					
Javier Martinez, R (9,1) ERA: 6.11	1.0		5	1	2	2	2	1	0	0	0	0	1	10	15	18.00	2.000																					

Batter	1	2	3	4	5	6	7	8	9	AB	R	H	RBI	BB	SO	LOB	BOTTOM																					
Tony Womack, L (1,4) OBP: 0.312, SLG: 0.333	1-3 K		0-0 G4-3			2-1 G4-6-3 1B			0-2 SF8 3B	4	1	2	0	0	1	0	<b>Milwaukee Brewers @ Pittsburgh Pirates</b> Three Rivers Stadium, Pittsburgh, PA Sat Jun 13 1998, 7:05 PM EDT Att: 28,945 - Unknown - 73 F																					
Al Martin, L (1,7) OBP: 0.306, SLG: 0.365	2-3 K		4-0 BB			0-0 G4-6-3 1-2f			4-1 WP BB	2	0	0	0	2	1	1																						
1B Jason Kendall, R (1,2) OBP: 0.417, SLG: 0.454	4-0 BB		0-0 F9			0-1 G5-3			1-3 K	3	0	0	0	1	1	3																						
Kevin Young, R (1,3) OBP: 0.321, SLG: 0.480	2-3 K			2-2 G5-3			0-3 K		3-1 SF8	3	0	0	1	0	2	1																						
Turner Ward, S (1,8) OBP: 0.313, SLG: 0.398		3-2 G3-1		1-0 CS 1B			0-0 G3		1-3 K	4	0	1	0	0	1	1																						
Jose Guillen, R (1,9) OBP: 0.346, SLG: 0.491		1-2 F9		0-1 F9			1-2 K			3	0	0	0	0	1	1																						
Aramis Ramirez, R (1,5) OBP: 0.254, SLG: 0.296		2-2 1B		1-1 CS	1-1 FC6-4 1B			1-2 P3	3	0	2	0	0	0	0	0																						
Lou Collier, R (1,6) OBP: 0.299, SLG: 0.388		1-3 K			2-2 FC6-4 CS			1-2 L3	3	0	0	0	0	1	2																							
Jason Schmidt, R (1,1) OBP: 0.074, SLG: 0.038 Esteban Loaiza, R (8,1) OBP: 0.263, SLG: 0.222 Doug Strange, S (6, PH) OBP: 0.242, SLG: 0.238 Javier Martinez, R (9,1)			0-1 G6-3		2-1 F8			1-3 K	2	0	0	0	0	0	0	0																						
<b>Inning Stats</b>	R: 0 H: 0 E: 0 K: 3 S: 13	H: 1 LOB: 1 BB: 1 P: 22	R: 0 H: 1 E: 0 K: 1 S: 15	H: 1 LOB: 0 BB: 0 P: 22	R: 0 H: 0 E: 0 K: 0 S: 4	H: 0 LOB: 1 BB: 1 P: 8	R: 0 H: 1 E: 0 K: 0 S: 7	H: 1 LOB: 0 BB: 0 P: 11	R: 0 H: 1 E: 0 K: 0 S: 8	H: 1 LOB: 0 BB: 0 P: 13	R: 0 H: 1 E: 0 K: 0 S: 5	H: 1 LOB: 0 BB: 0 P: 7	R: 0 H: 0 E: 0 K: 2 S: 7	H: 0 LOB: 0 BB: 0 P: 8	R: 0 H: 0 E: 0 K: 1 S: 9	H: 0 LOB: 0 BB: 0 P: 12		R: 1 H: 1 E: 0 K: 2 S: 13	H: 1 LOB: 1 BB: 1 P: 22	1B: 4 2B: 0 3B: 1 HR: 0	SF: 1 SAC: 0 DP: 1 HBP: 0	WP: 1 PA: 33 CS: 2																
<b>PITCHER</b>	IP	WLS	BF	H	R	ER	SO	BB	IBB	HBP	BLK	WP	HR	S	P	ERA	WHIP	<b>PITCHER</b>				IP	WLS	BF	H	R	ER	SO	BB	IBB	HBP	BLK	WP	HR	S	P	ERA	WHIP
Jeff Juden, R (1,1) ERA: 4.26	9.0	W	32	5	1	1	9	3	0	0	0	1	0	81	125	1.00	0.889																					










Batter	1	2	3	4	5	6	7	8	9	AB	R	H	RBI	BB	SO	LOB	TOP				
Tony Womack, L (1.4) OBP: 0.309, SLG: 0.327	4-1 18 CS BB		3-3 K			1-2 F8		1-3 K		3	0	0	0	1	2	1					
Al Martin, L (1.7) OBP: 0.303, SLG: 0.359	0-0 F8			2-3 K		0-1 G5-3			1-1 F9	4	0	0	0	0	1	1					
18 Jason Kendall, R (1.2) OBP: 0.414, SLG: 0.455	3-2 L6			2-1 2B			2-2 F8		1-1 P4	4	0	1	0	0	0	1					
Kevin Young, R (1.3) OBP: 0.326, SLG: 0.502		1-1 HR		2-2 L7			4-0 BB		2-3 K	3	1	1	1	1	1	1					
Jermaine Allensworth, R (1.8) OBP: 0.362, SLG: 0.435		1-2 K2 1B		2-3 K			1-3 K			3	0	1	0	0	2	2					
Jose Guillen, R (1.9) OBP: 0.340, SLG: 0.482		1-3 K			1-1 G5-3			1-3 K		3	0	0	0	0	2	2					
Aramis Ramirez, R (1.5) OBP: 0.298, SLG: 0.344		2-3 K2			0-3 K			0-2 G6-3		3	0	0	0	0	2	1					
Lou Collier, R (1.6) OBP: 0.300, SLG: 0.387			0-3 K			1-2 G5-3		0-2 FC5-4 1B		3	0	1	0	0	1	0					
Jon Lieber, L (1.1) OBP: 0.320, SLG: 0.261			0-2 G4-3				1-3 K		1-1 FC5-4	2	0	0	0	0	1	0					
Jason Christiansen, R (7.1) OBP: 0.262, SLG: 0.288										0	0	0	0	0	0	0					
Mark Smith, R (8. PH) OBP: 0.262, SLG: 0.288										1	0	0	0	0	0	1					
Rich Loeiselle, R (8.1)										0	0	0	0	0	0	0					
<b>Inning Stats</b>	R: 0 E: 0 K: 0 S: 6	H: 0 LOB: 0 BB: 1 P: 13	R: 1 E: 0 K: 2 S: 13	H: 2 LOB: 1 BB: 0 P: 18	R: 0 E: 0 K: 2 S: 11	H: 0 LOB: 0 BB: 0 P: 14	R: 0 E: 0 K: 2 S: 16	H: 1 LOB: 1 BB: 0 P: 24	R: 0 E: 0 K: 1 S: 9	H: 0 LOB: 0 BB: 0 P: 11	R: 0 E: 0 K: 2 S: 11	H: 0 LOB: 1 BB: 1 P: 18	R: 0 E: 0 K: 1 S: 12	H: 1 LOB: 1 BB: 0 P: 14	R: 0 E: 0 K: 1 S: 7	H: 0 LOB: 0 BB: 0 P: 11	1B: 2 2B: 2 3B: 0 HR: 1	SF: 0 SAC: 0 DP: 1 HBP: 0	WP: 0 PB: 0 SB: 0 CS: 1	PA: 31	
<b>PITCHER</b>	IP	WLS	BF	H	R	ER	SO	BB	IBB	HBP	BLK	WP	HR	S	P	ERA	WHIP				
55 Matt Beech, L (1.1) ERA: 4.52	8.0	W	28	4	1	1	11	2	0	0	0	0	1	86	122	1.12	0.750				
Mark Leiter, R (9.1) ERA: 2.74	1.0	S	3	0	0	0	1	0	0	0	0	0	0	7	11	0.00	0.000				

Pittsburgh Pirates @ Philadelphia Phillies  
Veterans Stadium, Philadelphia, PA  
Mon Jun 15 1998, 7:05 PM EDT  
Att: 14,411 - Cloudy - 75 F


AB 29  
R 1  
H 4  
RBI 1  
BB 2  
SO 12  
LOB 10



Batter	1	2	3	4	5	6	7	8	9	AB	R	H	RBI	BB	SO	LOB	BOTTOM				
Doug Glanville, R (1.8) OBP: 0.363, SLG: 0.467	0-1 G6-3		2-2 G4-3		0-2 F8		1-2 FC6-4 1B			4	0	1	0	0	0	0					
Gregg Jefferies, S (1.7) OBP: 0.356, SLG: 0.432	0-1 1B		0-0 G4-3		0-0 F7		2-2 F6			4	0	1	0	0	0	1					
Scott Rolen, R (1.5) OBP: 0.380, SLG: 0.512	3-2 F7		2-2 E5		1-2 G6-3		1-0 FC6-4			4	0	0	0	0	0	2					
Rico Brogna, L (1.3) OBP: 0.332, SLG: 0.509	1-1 G4-3		3-1 F7			3-2 1B 2B		2-3 K		4	1	1	0	0	1	3					
Mike Lieberthal, R (1.2) OBP: 0.291, SLG: 0.400		2-3 K		2-0 G3-1		1-3 K		3-2 S 1B		4	0	1	0	0	2	1					
Bobby Abreu, L (1.9) OBP: 0.421, SLG: 0.515		0-0 F8		0-0 2B 2B		4-0 1B IBB		2-3 K		3	1	1	0	1	1	1					
Mark Lewis, R (1.4) OBP: 0.291, SLG: 0.320		1-0 E6 1B		1-0 2B 2B		2-1 F8		0-1 G3		4	0	1	1	0	0	3					
Desi Relaford, S (1.6) OBP: 0.327, SLG: 0.403		1-0 1B		3-3 K		1-1 1B 1B		4-0 IBB		3	0	2	1	1	1	1					
55 Matt Beech, L (1.1) OBP: 0.143, SLG: 0.143		0-3 K		0-0 L4		0-3 K		0-0 G3		3	0	0	0	0	2	5					
23 Kevin Jordan, R (8. PH) OBP: 0.320, SLG: 0.370										1	0	0	0	0	0	2					
Mark Leiter, R (9.1)										0	0	0	0	0	0	0					
<b>Inning Stats</b>	R: 0 E: 0 K: 0 S: 10	H: 1 LOB: 1 BB: 0 P: 14	R: 0 E: 1 K: 2 S: 10	H: 1 LOB: 2 BB: 0 P: 14	R: 0 E: 1 K: 0 S: 9	H: 0 LOB: 1 BB: 0 P: 16	R: 1 E: 0 K: 1 S: 10	H: 2 LOB: 1 BB: 0 P: 16	R: 0 E: 0 K: 2 S: 7	H: 0 LOB: 0 BB: 0 P: 8	R: 1 E: 0 K: 2 S: 15	H: 2 LOB: 2 BB: 1 P: 26	R: 0 E: 0 K: 1 S: 10	H: 1 LOB: 1 BB: 0 P: 16	R: 0 E: 0 K: 1 S: 9	H: 1 LOB: 2 BB: 1 P: 18	1B: 5 2B: 3 3B: 0 HR: 0	SF: 0 SAC: 0 DP: 0 HBP: 0	WP: 0 PB: 0 SB: 1 CS: 0	PA: 36	
<b>PITCHER</b>	IP	WLS	BF	H	R	ER	SO	BB	IBB	HBP	BLK	WP	HR	S	P	ERA	WHIP				
Jon Lieber, R (1.1) ERA: 4.14	6.2	L	30	7	2	2	5	7	2	2	5	0	0	68	105	2.70	1.050				
Jason Christiansen, L (7.1) ERA: 0.98	0.1		1	0	0	0	1	0	0	0	0	0	0	3	5	0.00	0.000				
Rich Loeiselle, R (8.1) ERA: 3.1	1.0		5	1	0	0	1	0	1	0	0	0	0	9	18	0.00	1.000				

Pittsburgh Pirates @ Philadelphia Phillies  
Veterans Stadium, Philadelphia, PA  
Mon Jun 15 1998, 7:05 PM EDT  
Att: 14,411 - Cloudy - 75 F

AB 34  
R 2  
H 8  
RBI 2  
BB 2  
SO 7  
LOB 19









Batter	1	2	3	4	5	6	7	8	9	AB R H RBI BB SO LOB	TOP									
Tony Womack, L (1,4) OBP: 0.301, SLG: 0.317	1-3 K		1-1 G4-3			2-3 K		2-2 G4-3		4 0 0 0 0 2 1	Pittsburgh Pirates @ Philadelphia Phillies Veterans Stadium, Philadelphia, PA Wed Jun 17 1998, 3:33 AM EDT Att: 25,694 - Cloudy - 79 F									
Al Martin, L (1,7) OBP: 0.296, SLG: 0.363	2-3 K			0-3 K		1-2 F8		1-3 K		4 0 0 0 0 3 0										
18 Jason Kendall, R (1,2) OBP: 0.422, SLG: 0.479	2-2 1B			0-1 HR		1-1 G6-3		1-2 G4-3		4 1 2 1 0 0 0										
Kevin Young, R (1,3) OBP: 0.323, SLG: 0.492	3-3 K			3-2 G4-3			0-1 G4-3	0-0 G6-3		4 0 0 0 0 1 1										
Jermaine Allensworth, R (1,8) OBP: 0.358, SLG: 0.429		1-0 F9		2-0 G4-3			3-1 P4			3 0 0 0 0 0 0										
Jose Guillen, R (1,9) OBP: 0.333, SLG: 0.475 Jason Christiansen, R (7,1)	1-2 K				0-0 E6		1-2 G3			3 0 0 0 0 1 0 0 0 0 0 0 0 0										
Aramis Ramirez, R (1,5) OBP: 0.260, SLG: 0.373	2-0 L4				1-2 L9			1-0 F4		3 0 0 0 0 0 1										
Lou Collier, R (1,6) OBP: 0.299, SLG: 0.385			1-3 K		2-2 F8		0-3 K			3 0 0 0 0 2 1										
67 Francisco Cordova, R (1,1) OBP: 0.139, SLG: 0.114 Turner Ward, S (7,9) OBP: 0.321, SLG: 0.398			2-2 G4-3		0-3 K			4-2 BB		2 0 0 0 0 1 1 0 0 0 0 1 0 0										
<b>Inning Stats</b>	R: 0 E: 0 K: 3 S: 14	H: 1 LOB: 1 BB: 0 P: 22	R: 0 E: 0 K: 1 S: 6	H: 0 LOB: 0 BB: 0 P: 10	R: 0 E: 0 K: 1 S: 8	H: 0 LOB: 0 BB: 0 P: 12	R: 1 E: 0 K: 1 S: 10	H: 1 LOB: 0 BB: 0 P: 15	R: 0 E: 0 K: 1 S: 13	H: 0 LOB: 1 BB: 0 P: 16		R: 0 E: 0 K: 0 S: 7	H: 0 LOB: 0 BB: 0 P: 11	R: 0 E: 0 K: 1 S: 12	H: 0 LOB: 1 BB: 1 P: 19	R: 0 E: 0 K: 1 S: 7	H: 0 LOB: 0 BB: 0 P: 9	1B: 1 2B: 0 3B: 0 HR: 1	SF: 0 SAC: 0 DP: 0 HBP: 0	WP: 0 PB: 0 SB: 0 CS: 0
<b>PITCHER</b> Curt Schilling, R (1,1) ERA: 2.47	IP: 9.0 WLS: W BF: 31	H: 2 R: 1 ER: 1 SO: 10	BB: 1 IBB: 0 HBP: 0 BLK: 0	WP: 0 HR: 1 S: 87 P: 128	ERA: 1.00 WHIP: 0.333	<b>PITCHER</b>	IP: 9.0 WLS: W BF: 31	H: 2 R: 1 ER: 1 SO: 10	BB: 1 IBB: 0 HBP: 0 BLK: 0	WP: 0 HR: 1 S: 87 P: 128	ERA: 1.00 WHIP: 0.333									

AB	30
R	1
H	2
RBI	1
BB	1
SO	10
LOB	5



Batter	1	2	3	4	5	6	7	8	9	AB R H RBI BB SO LOB	BOTTOM									
Doug Glanville, R (1,8) OBP: 0.362, SLG: 0.465	1-2 S E 1B		0-1 G5-3		0-0 1B	3-3 K				4 0 2 0 0 1 2	Pittsburgh Pirates @ Philadelphia Phillies Veterans Stadium, Philadelphia, PA Wed Jun 17 1998, 3:33 AM EDT Att: 25,694 - Cloudy - 79 F									
Gregg Jefferies, S (1,7) OBP: 0.362, SLG: 0.452	0-2 E3 S		1-2 3B		1-2 G4-3 1B		1-1 F8 S 1B			4 1 3 0 0 0 1										
Scott Rolen, R (1,5) OBP: 0.379, SLG: 0.513	4-2 BB		2-2 2B SF9 3B		2-1 L5		2-2 G6-3 1B	1-2		3 1 1 1 1 0 3										
Rico Brogna, L (1,3) OBP: 0.331, SLG: 0.500	0-0 P6		4-0 CS IBB		0-1 G4-3		2-1 F8	2-3		3 0 0 0 1 0 6										
Mike Lieberthal, R (1,2) OBP: 0.289, SLG: 0.411	1-3 K		2-1 SF9		0-3 K		1-1 G6-3			3 0 0 1 0 2 4										
Bobby Abreu, L (1,9) OBP: 0.416, SLG: 0.519	0-0 F8		3-H CS		2-2 K		1-1 IBB 2B	2-3 K		4 1 1 0 0 2 3										
Mark Lewis, R (1,4) OBP: 0.290, SLG: 0.315		1-3 K		3-1 G6-3		0-0 F7		1-0 F9		4 0 0 0 0 1 1										
Desi Relaford, S (1,6) OBP: 0.338, SLG: 0.405		1-0 G3		4-2 BB		4-0 1B IBB		0-3 K		2 0 0 0 2 1 0										
Curt Schilling, R (1,1) OBP: 0.114, SLG: 0.088		0-1 F8		0-3 K		0-0 1B		1-2 3H 1B		3 0 1 1 0 1 1										
<b>Inning Stats</b>	R: 0 E: 1 K: 1 S: 13	H: 1 LOB: 3 BB: 1 P: 19	R: 0 E: 0 K: 1 S: 6	H: 0 LOB: 0 BB: 0 P: 8	R: 2 E: 0 K: 0 S: 15	H: 2 LOB: 0 BB: 1 P: 25	R: 0 E: 0 K: 2 S: 10	H: 0 LOB: 1 BB: 1 P: 19	R: 0 E: 0 K: 0 S: 8	H: 2 LOB: 1 BB: 0 P: 11		R: 1 E: 0 K: 2 S: 12	H: 2 LOB: 2 BB: 1 P: 20	R: 0 E: 0 K: 0 S: 9	H: 1 LOB: 0 BB: 0 P: 15	R: 0 E: 0 K: 2 S: 8	H: 0 LOB: 0 BB: 0 P: 11	1B: 5 2B: 2 3B: 1 HR: 0	SF: 1 SAC: 0 DP: 1 HBP: 0	WP: 0 PB: 0 SB: 3 CS: 1
<b>PITCHER</b> 67 Francisco Cordova, R (1,1) ERA: 2.46 Jason Christiansen, L (7,1) ERA: 0.92	IP: 6.1 WLS: L BF: 30	H: 8 R: 3 ER: 3 SO: 6	BB: 2 IBB: 0 HBP: 0 BLK: 0	WP: 0 HR: 0 S: 69 P: 110	ERA: 4.26 WHIP: 1.579	<b>PITCHER</b>	IP: 1.2 WLS: 5 BF: 5	H: 0 R: 0 ER: 0 SO: 2	BB: 0 IBB: 0 HBP: 0 BLK: 0	WP: 0 HR: 0 S: 12 P: 18	ERA: 0.00 WHIP: 0.000									

AB	30
R	3
H	8
RBI	3
BB	4
SO	8
LOB	21





Batter	1	2	3	4	5	6	7	8	9	AB	R	H	RBI	BB	SO	LOB	TOP										
Tony Womack, L (1,4) OBP: 0.299, SLG: 0.315	L8		F7		G6-3		1B		P5	5	0	1	1	0	0	3	<b>Pittsburgh Pirates @ Milwaukee Brewers</b> Milwaukee County Stadium, Milwaukee, WI Thu Jun 18 1998, 8:05 PM EDT Att: 14,774 - Cloudy - 72 F										
Al Martin, L (1,7) OBP: 0.294, SLG: 0.357	BB		K			F7	K		P5	4	0	0	0	1	2	4											
18 Jason Kendall, R (1,2) OBP: 0.423, SLG: 0.475	L4-6				F9	1B				2	0	0	0	1	0	1											
Kevin Young, R (1,3) OBP: 0.318, SLG: 0.485		P4		F7		F7				4	0	0	0	0	1	4											
Jermaine Allensworth, R (1,8) OBP: 0.360, SLG: 0.431		K						L7		4	0	2	0	0	1	0											
Jose Guillen, R (1,9) OBP: 0.332, SLG: 0.471										4	0	1	0	0	0	3											
Ricardo Rincon, L (8,1)					G6-3		G6-3		G5-3	0	0	0	0	0	0	0											
Aramis Ramirez, R (1,5) OBP: 0.260, SLG: 0.366										4	1	1	0	0	1	1											
Lou Collier, R (1,6) OBP: 0.304, SLG: 0.384										3	0	1	0	1	1	0											
Jason Schmidt, R (1,1) OBP: 0.074, SLG: 0.038										0	0	0	0	0	0	0											
Manny Martinez, R (5,PH) OBP: 0.381, SLG: 0.650										1	0	1	0	0	0	0											
Elmer Dessens, R (5,1)										0	0	0	0	0	0	0											
Turner Ward, S (8,9) OBP: 0.326, SLG: 0.403										1	0	1	0	0	0	0											
<b>Inning Stats</b>	R: 0 E: 0 K: 0 S: 6	H: 0 LOB: 0 BB: 1 P: 14	R: 0 E: 0 K: 2 S: 14	H: 1 LOB: 1 BB: 0 P: 23	R: 0 E: 0 K: 1 S: 6	H: 0 LOB: 1 BB: 1 P: 13	R: 0 E: 0 K: 0 S: 8	H: 1 LOB: 1 BB: 0 P: 10	R: 0 E: 0 K: 0 S: 10	H: 1 LOB: 1 BB: 0 P: 15	R: 0 E: 0 K: 0 S: 10	H: 1 LOB: 2 BB: 0 P: 14	R: 1 E: 0 K: 2 S: 16	H: 3 LOB: 3 BB: 1 P: 26	R: 0 E: 0 K: 0 S: 9	H: 0 LOB: 0 BB: 0 P: 17	R: 0 E: 0 K: 1 S: 16	H: 1 LOB: 1 BB: 0 P: 23	1B: 7 2B: 2 3B: 0 HR: 0	SF: 0 SAC: 2 DP: 1 HBP: 1	WP: 0 PB: 1 SB: 2 CS: 0	PA: 38					
<b>PITCHER</b>	IP	WLS	BF	H	R	ER	SO	BB	IBB	HBP	BLK	WP	HR	S	P	ERA	WHIP										
Jeff Juden, R (1,1) ERA: 4.08	4.0		15	2	0	0	3	2	0	0	0	0	0	34	60	0.00	1.000										
Doug Jones, R (5,1) ERA: 4.33	2.2	L	15	5	1	1	1	1	0	1	0	0	0	35	51	3.38	2.250										
Al Reyes, R (7,1) ERA: 5.01	1.1		4	0	0	0	1	0	0	0	0	0	0	12	21	0.00	0.000										
Mike Myers, L (9,1) ERA: 0.71	1.0		4	1	0	0	1	0	0	0	0	0	0	16	23	0.00	1.000										

AB 32  
R 1  
H 8  
RBI 1  
BB 3  
SO 6  
LOB 16



Batter	1	2	3	4	5	6	7	8	9	AB	R	H	RBI	BB	SO	LOB	BOTTOM										
Fernando Vina, L (1,4) OBP: 0.374, SLG: 0.420	L7		E		L7-3				G1-3	4	0	1	0	0	0	1	<b>Pittsburgh Pirates @ Milwaukee Brewers</b> Milwaukee County Stadium, Milwaukee, WI Thu Jun 18 1998, 8:05 PM EDT Att: 14,774 - Cloudy - 72 F										
Jeff Cirillo, R (1,5) OBP: 0.402, SLG: 0.424	F7		E1			F9			L6	4	0	0	0	0	0	1											
Mike Myers, L (9,1)										0	0	0	0	0	0	0											
Jeremy Burnitz, L (1,9) OBP: 0.355, SLG: 0.482	F7		G1-3			F7			P5	4	0	0	0	0	0	2											
John Jaha, R (1,3) OBP: 0.404, SLG: 0.494						G6-3			F9	4	0	1	0	0	0	0											
Dave Nilsson, L (1,7) OBP: 0.350, SLG: 0.385										3	0	1	0	1	0	0											
Marquis Grissom, R (1,8) OBP: 0.324, SLG: 0.429										2	0	0	0	1	1	3											
Jose Valentin, S (1,6) OBP: 0.337, SLG: 0.417										3	0	0	0	0	0	3											
Bobby Hughes, R (1,2) OBP: 0.317, SLG: 0.463										3	0	1	0	0	0	1											
Jeff Juden, R (1,1) OBP: 0.167, SLG: 0.200										1	0	0	0	0	1	0											
Doug Jones, R (5,1) OBP: 0.381, SLG: 0.650										1	0	0	0	0	0	1											
Al Reyes, R (7,1) OBP: 0.381, SLG: 0.650										0	0	0	0	0	0	0											
Bob Hamelin, R (8,PH) OBP: 0.296, SLG: 0.323										0	0	0	0	0	0	0											
Mark Loretta, R (8,PH) OBP: 0.317, SLG: 0.403										1	0	0	0	0	1	0											
<b>Inning Stats</b>	R: 0 E: 0 K: 0 S: 5	H: 0 LOB: 0 BB: 0 P: 7	R: 0 E: 0 K: 0 S: 8	H: 2 LOB: 1 BB: 0 P: 11	R: 0 E: 1 K: 1 S: 14	H: 1 LOB: 2 BB: 0 P: 21	R: 0 E: 0 K: 1 S: 8	H: 0 LOB: 1 BB: 1 P: 15	R: 0 E: 0 K: 1 S: 5	H: 1 LOB: 0 BB: 0 P: 7	R: 0 E: 0 K: 0 S: 5	H: 0 LOB: 0 BB: 0 P: 10	R: 0 E: 0 K: 0 S: 5	H: 0 LOB: 1 BB: 1 P: 13	R: 0 E: 0 K: 1 S: 7	H: 0 LOB: 0 BB: 0 P: 11	R: 0 E: 0 K: 0 S: 7	H: 0 LOB: 0 BB: 0 P: 11	1B: 4 2B: 1 3B: 0 HR: 0	SF: 0 SAC: 0 DP: 2 HBP: 0	WP: 0 PB: 0 SB: 0 CS: 0	PA: 32					
<b>PITCHER</b>	IP	WLS	BF	H	R	ER	SO	BB	IBB	HBP	BLK	WP	HR	S	P	ERA	WHIP										
Jason Schmidt, R (1,1) ERA: 3.64	4.0		16	3	0	0	2	1	0	0	0	0	0	35	54	0.00	1.000										
Elmer Dessens, R (5,1) ERA: 3.24	3.0	W	10	1	0	0	1	1	0	0	0	0	0	15	30	0.00	0.667										
Ricardo Rincon, L (8,1) ERA: 1.69	2.0	S	6	0	0	0	1	0	0	0	0	0	0	14	22	0.00	0.000										





Batter	1	2	3	4	5	6	7	8	9	AB	R	H	RBI	BB	SO	LOB	TOP										
Tony Womack, L (1,4) OBP: 0.298, SLG: 0.315	L7			G6-3		G3				4	0	1	0	0	0	1	<b>Pittsburgh Pirates @ Milwaukee Brewers</b> Milwaukee County Stadium, Milwaukee, WI Fri Jun 19 1998, 8:05 PM EDT Att: 20,935 - Unknown - 78 F <a href="http://livebaseballscorecards.com">livebaseballscorecards.com</a>										
Al Martin, L (1,7) Jason Christiansen, R (8,1)	K			F8				F9		4	0	1	1	0	1	1											
18 Jason Kendall, R (1,2) OBP: 0.425, SLG: 0.474	F7			F8						3	0	1	0	1	0	0											
Kevin Young, R (1,3) OBP: 0.318, SLG: 0.479						F8				3	0	0	0	0	1	3											
Turner Ward, S (1,8) OBP: 0.324, SLG: 0.393										3	0	0	0	1	0	2											
Mark Smith, R (1,9) OBP: 0.246, SLG: 0.250	G5-4-3					K				4	0	0	0	0	1	3											
Aramis Ramirez, R (1,5) Mike Williams, R (5,1)						G5-3				2	0	0	0	0	1	1											
Jose Guillen, R (8,9) OBP: 0.332, SLG: 0.471				K						1	0	0	0	0	1	0											
Lou Collier, R (1,6) OBP: 0.305, SLG: 0.383										3	0	1	0	0	0	0											
Chris Peters, L (1,1) Doug Strange, S (5,5) OBP: 0.252, SLG: 0.248										1	0	0	0	0	0	0											
<b>Inning Stats</b>	R: 0 E: 0 K: 1 S: 12	H: 0 LOB: 0 BB: 0 P: 18	R: 0 E: 0 K: 0 S: 6	H: 0 LOB: 0 BB: 1 P: 12	R: 0 E: 0 K: 1 S: 9	H: 0 LOB: 0 BB: 0 P: 13	R: 0 E: 0 K: 0 S: 9	H: 0 LOB: 1 BB: 0 P: 15	R: 0 E: 0 K: 1 S: 10	H: 3 LOB: 2 BB: 0 P: 18	R: 0 E: 0 K: 1 S: 5	H: 0 LOB: 0 BB: 0 P: 6	R: 0 E: 0 K: 0 S: 11	H: 2 LOB: 1 BB: 0 P: 17	R: 0 E: 0 K: 1 S: 10	H: 0 LOB: 1 BB: 1 P: 20	1B: 5 2B: 0 3B: 0 HR: 0	SF: 0 SAC: 0 DP: 2 HBP: 1	WP: 2 PB: 0 SB: 1 CS: 0	PA: 33							
<b>PITCHER</b>	IP	WLS	BF	H	R	ER	SO	BB	IBB	HBP	BLK	WP	HR	S	P	ERA	WHIP										
Steve Woodard, R (1,1) ERA: 3.48	7.2	W	28	5	1	1	4	1	0	1	0	1	0	68	106	1.17	0.783										
Mike Myers, L (8,1) ERA: 0.7	0.1		1	0	0	0	0	0	0	0	0	0	0	3	6	0.00	0.000										
Bob Wickman, R (9,1) ERA: 1.88	1.0	S	4	0	0	0	1	1	0	0	0	1	0	10	20	0.00	1.000										

Batter	1	2	3	4	5	6	7	8	9	AB	R	H	RBI	BB	SO	LOB	BOTTOM										
Fernando Vina, L (1,4) OBP: 0.370, SLG: 0.415	G3									4	0	0	0	0	0	1	<b>Pittsburgh Pirates @ Milwaukee Brewers</b> Milwaukee County Stadium, Milwaukee, WI Fri Jun 19 1998, 8:05 PM EDT Att: 20,935 - Unknown - 78 F <a href="http://livebaseballscorecards.com">livebaseballscorecards.com</a>										
Jeff Cirillo, R (1,5) OBP: 0.403, SLG: 0.425										4	1	2	0	0	0	0											
Mark Loretta, R (1,6) OBP: 0.391, SLG: 0.410										2	0	2	0	2	0	0											
John Jaha, R (1,3) Bob Wickman, R (9,1) OBP: 0.417, SLG: 0.494										2	0	1	0	2	0	1											
Marquis Grissom, R (1,8) OBP: 0.323, SLG: 0.423										0	0	0	0	0	0	0											
Marquis Grissom, R (1,8) OBP: 0.323, SLG: 0.423										3	0	0	1	1	1	5											
Jeremy Burnitz, L (1,9) OBP: 0.354, SLG: 0.490										4	1	1	1	0	1	6											
Marc Newfield, R (1,7) Geoff Jenkins, L (6, PH) OBP: 0.295, SLG: 0.286 OBP: 0.292, SLG: 0.450										2	0	0	0	0	1	0											
Darrin Jackson, R (8, PH) OBP: 0.216, SLG: 0.245										1	0	0	0	0	1	0											
Bobby Hughes, R (1,2) OBP: 0.317, SLG: 0.456										3	0	1	0	0	0	0											
Steve Woodard, L (1,1) Mike Myers, L (8,1) Jose Valentin, S (9,6) OBP: 0.250, SLG: 0.375 OBP: 0.337, SLG: 0.417										3	0	1	0	0	0	1											
<b>Inning Stats</b>	R: 1 E: 0 K: 0 S: 10	H: 2 LOB: 2 BB: 2 P: 23	R: 0 E: 0 K: 1 S: 7	H: 1 LOB: 1 BB: 0 P: 8	R: 0 E: 0 K: 0 S: 8	H: 2 LOB: 1 BB: 0 P: 11	R: 1 E: 0 K: 0 S: 13	H: 1 LOB: 0 BB: 0 P: 19	R: 0 E: 0 K: 2 S: 14	H: 1 LOB: 3 BB: 2 P: 25	R: 0 E: 0 K: 1 S: 10	H: 1 LOB: 0 BB: 0 P: 16	R: 0 E: 0 K: 0 S: 12	H: 0 LOB: 1 BB: 1 P: 22	R: 0 E: 0 K: 1 S: 8	H: 0 LOB: 0 BB: 0 P: 14	1B: 7 2B: 0 3B: 0 HR: 1	SF: 0 SAC: 0 DP: 2 HBP: 0	WP: 0 PB: 0 SB: 1 CS: 1	PA: 34							
<b>PITCHER</b>	IP	WLS	BF	H	R	ER	SO	BB	IBB	HBP	BLK	WP	HR	S	P	ERA	WHIP										
Chris Peters, L (1,1) ERA: 3.75	4.1	L	22	7	2	2	1	4	0	0	0	0	0	46	79	4.15	2.538										
Mike Williams, R (5,1) ERA: 0.88	2.2		9	1	0	0	3	1	0	0	0	0	0	28	45	0.00	0.750										
Jason Christiansen, L (8,1)	1.0		3	0	0	0	1	0	0	0	0	0	0	8	14	0.00	0.000										







Batter	1	2	3	4	5	6	7	8	9	AB	R	H	RBI	BB	SO	LOB	TOP					
Tony Womack, L (1,4) OBP: 0.304, SLG: 0.325										5	2	2	1	0	1	3	<b>Pittsburgh Pirates @ Milwaukee Brewers</b> Milwaukee County Stadium, Milwaukee, WI Sun Jun 21 1998, 4:33 AM EDT Att: 22,338 - Cloudy - 80 F					
Al Martin, L (1,7) OBP: 0.297, SLG: 0.355										3	1	1	1	2	0	3						
1B Jason Kendall, R (1,2) OBP: 0.425, SLG: 0.472										3	1	0	1	0	0	2						
Kevin Young, R (1,3) OBP: 0.318, SLG: 0.478										5	1	2	1	0	0	2						
Jermaine Allensworth, R (1,8) OBP: 0.367, SLG: 0.432											3	1	1	0	0	2						
Jose Guillen, R (1,9) Ricardo Rincon, L (9,1) OBP: 0.328, SLG: 0.474										5	1	1	4	0	1	3						
Aramis Ramirez, R (1,5) OBP: 0.274, SLG: 0.355										3	0	1	0	2	1	0						
Kevin Polcovich, R (1,6) OBP: 0.266, SLG: 0.289										4	1	2	0	0	1	3						
Esteban Loaiza, R (1,1) Jason Christiansen, R (8,1) Rich Loiselle, R (9,1) Turner Ward, S (9,9) OBP: 0.292, SLG: 0.261										4	0	1	0	0	1	5						
<b>Inning Stats</b>	R: 2 E: 0 K: 0 S: 11	H: 2 LOB: 1 BB: 1 P: 24	R: 0 E: 0 K: 2 S: 15	H: 2 LOB: 2 BB: 0 P: 20	R: 5 E: 0 K: 0 S: 21	H: 3 LOB: 1 BB: 1 P: 36	R: 0 E: 0 K: 1 S: 14	H: 0 LOB: 0 BB: 0 P: 20	R: 0 E: 0 K: 1 S: 10	H: 1 LOB: 1 BB: 0 P: 15	R: 1 E: 0 K: 0 S: 10	H: 2 LOB: 0 BB: 0 P: 16	R: 0 E: 0 K: 1 S: 13	H: 1 LOB: 2 BB: 1 P: 20	R: 0 E: 0 K: 0 S: 8	H: 0 LOB: 0 BB: 1 P: 14	R: 0 E: 0 K: 2 S: 11	H: 0 LOB: 0 BB: 0 P: 14	1B: 7 2B: 4 3B: 0 HR: 1	SF: 1 SAC: 0 DP: 2 HBP: 3	WP: 1 PB: 0 SB: 4 CS: 0	PA: 43
<b>PITCHER</b>	IP WLS BF H R ER SO BB IBB HBP BLK WP HR S P ERA WHIP																					
Jeff Juden, R (1,1) ERA: 4.64	2.0 L 16 6 7 7 2 2 0 0 3 0 1 1 37 65 31.50 4.000																					
Travis Smith, R (3,1) ERA:	2.0 7 1 0 0 1 0 0 0 0 0 0 0 24 35 0.00 0.500																					
Paul Wagner, R (5,1) ERA: 6.1	3.1 15 4 1 1 2 2 0 0 0 0 0 0 36 58 2.70 1.800																					
Doug Jones, R (8,1) ERA: 4.17	1.2 5 0 0 0 2 0 0 0 0 0 0 0 16 21 0.00 0.000																					

Batter	1	2	3	4	5	6	7	8	9	AB	R	H	RBI	BB	SO	LOB	BOTTOM					
Fernando Vina, L (1,4) OBP: 0.369, SLG: 0.416										5	2	2	1	0	1	0	<b>Pittsburgh Pirates @ Milwaukee Brewers</b> Milwaukee County Stadium, Milwaukee, WI Sun Jun 21 1998, 4:33 AM EDT Att: 22,338 - Cloudy - 80 F					
Jeff Cirillo, R (1,5) OBP: 0.405, SLG: 0.426										5	0	3	4	0	1	0						
Jeromy Burnitz, L (1,9) Marc Newfield, R (9, PH) OBP: 0.349, SLG: 0.480										4	0	0	0	0	2	2						
John Jaha, R (1,3) 21 Cal Eldred, R (9, PR) OBP: 0.402, SLG: 0.462										4	0	0	0	1	2	2						
Dave Nilsson, L (1,7) OBP: 0.330, SLG: 0.362										5	1	1	0	0	1	4						
Marquis Grissom, R (1,8) Darrin Jackson, R (8,8) OBP: 0.321, SLG: 0.419										3	0	1	0	0	0	0						
Jose Valentin, S (1,6) Doug Jones, R (8,1) OBP: 0.333, SLG: 0.423										3	1	1	1	0	0	2						
Bob Hamelin, L (9, PH) OBP: 0.264, SLG: 0.317										1	0	0	0	0	1	0						
Bobby Hughes, R (1,2) Brian Banks, S (9, PH) OBP: 0.304, SLG: 0.429										3	0	1	1	0	1	0						
Jeff Juden, R (1,1) Travis Smith, R (3,1) Paul Wagner, R (5,1) Mark Loretta, R (8,6) OBP: 0.167, SLG: 0.200										0	0	0	0	0	0	0						
<b>Inning Stats</b>	R: 0 E: 0 K: 1 S: 6	H: 0 LOB: 0 BB: 0 P: 8	R: 0 E: 0 K: 2 S: 8	H: 0 LOB: 0 BB: 0 P: 13	R: 0 E: 0 K: 0 S: 7	H: 0 LOB: 0 BB: 0 P: 10	R: 0 E: 0 K: 2 S: 13	H: 0 LOB: 0 BB: 0 P: 21	R: 1 E: 0 K: 0 S: 11	H: 3 LOB: 2 BB: 0 P: 18	R: 0 E: 0 K: 1 S: 8	H: 1 LOB: 1 BB: 0 P: 11	R: 1 E: 0 K: 1 S: 7	H: 1 LOB: 0 BB: 0 P: 10	R: 2 E: 0 K: 1 S: 14	H: 3 LOB: 1 BB: 0 P: 21	R: 3 E: 0 K: 1 S: 20	H: 3 LOB: 3 BB: 3 P: 45	1B: 9 2B: 1 3B: 0 HR: 1	SF: 0 SAC: 0 DP: 0 HBP: 0	WP: 2 PB: 1 SB: 0 CS: 0	PA: 41
<b>PITCHER</b>	IP WLS BF H R ER SO BB IBB HBP BLK WP HR S P ERA WHIP																					
Esteban Loaiza, R (1,1) ERA: 4.52	7.0 W 26 5 2 2 7 0 0 0 0 0 1 0 60 91 2.57 0.714																					
Jason Christiansen, L (8,1) ERA: 1.44	1.0 6 3 2 2 1 0 0 0 0 0 1 0 14 21 18.00 3.000																					
Rich Loiselle, R (9,1) ERA: 3.56	0.2 4 0 2 2 1 2 0 0 0 0 0 0 9 21 27.00 3.000																					
Ricardo Rincon, L (9,1) ERA: 1.89	0.1 S 5 3 1 1 0 1 0 0 0 0 1 0 11 24 27.00 12.000																					





Batter	1	2	3	4	5	6	7	8	9	AB	R	H	RBI	BB	SO	LOB	TOP																	
Ray Durham, S OBP: 0.369, SLG: 0.458	1-2 G4-3	1-1 G6-3		2-0 BB		1-0 HR		0-1 FC6-4		5	1	2	1	0	0	2																		
Mike Caruso, S OBP: 0.336, SLG: 0.427	1-0 1B	1-2 G4-3		4-0 1B		2-3 K			0-1 G2-3	4	1	1	0	1	1	0																		
Frank Thomas, R Matt Karchner, R	4-2 1B	3-1 F9		3-2 F9			1-3 K		3-2 1B	4	1	1	0	1	1	2																		
Albert Belle, R OBP: 0.346, SLG: 0.511	0-2 1B		1-3 K	2-2 P5			2-0 P5		1-1 P4	5	1	1	1	0	1	3																		
Robin Ventura, L OBP: 0.373, SLG: 0.475	0-0 E8		4-1 1B		3-1 F9		2-3 K		1-0 G1-3	4	1	1	1	1	1	1																		
Magglio Ordonez, R OBP: 0.304, SLG: 0.403	1-1 G6-3		0-1 1B		0-1 F8			1-1 FC6-4		4	0	2	0	0	0	1																		
Mike Cameron, R OBP: 0.291, SLG: 0.325	0-0 2B		2-3 K		2-3 K			2-2 FC6-4		4	0	1	1	0	2	3																		
Charlie O'Brien, R OBP: 0.306, SLG: 0.386	4-0 BB		3-3 K		1-0 F8			0-0 L4		3	0	0	0	1	1	3																		
Tom Fordham, L Carlos Castillo, R 25 Jeff Abbott, R Bob Howry, L 41 Bill Simas, L Wil Cordero, R Keith Foulke, R Greg Norton, S	2-3 K			2-0 G4-3		2-3 K		1-2 FC6-4		1	0	0	0	0	1	2																		
<b>Inning Stats</b>	R: 4 E: 1 K: 1 S: 19	H: 4 LOB: 2 BB: 2 P: 32	R: 0 E: 0 K: 0 S: 10	H: 0 LOB: 0 BB: 0 P: 15	R: 0 E: 0 K: 3 S: 14	H: 1 LOB: 2 BB: 1 P: 24	R: 0 E: 0 K: 0 S: 8	H: 1 LOB: 2 BB: 1 P: 21	R: 0 E: 0 K: 1 S: 7	H: 0 LOB: 0 BB: 0 P: 12	R: 0 E: 0 K: 2 S: 9	H: 0 LOB: 0 BB: 0 P: 14	R: 0 E: 0 K: 0 S: 11	H: 2 LOB: 2 BB: 0 P: 15	R: 0 E: 0 K: 0 S: 8	H: 1 LOB: 1 BB: 0 P: 13	1B: 7 2B: 1 3B: 1 HR: 1	SF: 0 SAC: 0 DP: 0 HBP: 0	WP: 0 PB: 0 SB: 0 CS: 0	PA: 41														
<b>PITCHER</b>	IP WLS BF H R ER SO BB IBB HBP BLK WP HR S P ERA WHIP																																	
67 Francisco Cordova, R ERA: 2.73	(1, 1)	3.1		20	6	4	4	4	0	0	0	0	0	0	45	81	10.80	3.000																
Elmer Dessens, R ERA: 3.03	(4, 1)	4.2	L	17	3	1	1	5	0	0	0	0	0	1	42	67	1.93	0.643																
Rich Loiselle, R ERA: 3.45	(9, 1)	1.0		4	1	0	0	0	0	0	0	0	0	0	8	13	0.00	1.000																

Chicago White Sox @ Pittsburgh Pirates  
Three Rivers Stadium, Pittsburgh, PA  
Mon Jun 22 1998, 7:05 PM EDT  
Att: 21,531 - Unknown - 84 F

AB 37  
R 5  
H 10  
RBI 4  
BB 4  
SO 9  
LOB 17



Batter	1	2	3	4	5	6	7	8	9	AB	R	H	RBI	BB	SO	LOB	BOTTOM																		
Tony Womack, L OBP: 0.306, SLG: 0.327	4-1 18 BB	3-1 FC6-4		0-1 B1-3		1-2 P6		1-1 18 S		4	1	1	0	1	0	4																			
Manny Martinez, R Turner Ward, S	4-2 18 BB		0-2 HR	0-0 L5		2-3 K		4-2 BB		3	1	1	0	1	1	3																			
18 Jason Kendall, R	4-0 1-2		2-1 F7		3-2 P8		1-2 1B	0-2 P9		4	0	1	0	1	0	3																			
Kevin Young, R	1-3 K		0-1 HR		0-0 G6-3		2-3 K		1-2 F7	5	1	1	2	0	2	4																			
Mark Smith, R	1-0 SF7		1-2 F9		1-2 F9		2-3 K		3-1 F9	4	1	1	1	0	1	1																			
Jose Guillen, R	0-0 P3		0-1 F9		0-1 FC1-5		0-1 1B		2-2 G1-3	5	0	2	0	0	0	3																			
Aramis Ramirez, R		1-1 F7	1-2 2B		4-2 1B		3-2 G6-3			3	0	1	1	1	0	2																			
Lou Collier, R Elmer Dessens, R	0-1 P3		0-1 G4-3		1-0 FC1-5		1-3 K			2	0	0	0	0	0	1																			
Al Martin, L Rich Loiselle, R					1-2 2-3					1	0	0	0	0	0	0																			
67 Francisco Cordova, R Kevin Polcovich, R		0-1 FC6-4		0-1 G5-3		1-1 1B		1-2 G4-3		1	0	1	0	0	0	0																			
<b>Inning Stats</b>	R: 1 E: 0 K: 1 S: 8	H: 0 LOB: 3 BB: 3 P: 22	R: 0 E: 0 K: 0 S: 8	H: 1 LOB: 0 BB: 0 P: 12	R: 3 E: 0 K: 0 S: 20	H: 4 LOB: 1 BB: 0 P: 25	R: 0 E: 0 K: 0 S: 5	H: 0 LOB: 0 BB: 0 P: 5	R: 0 E: 0 K: 1 S: 18	H: 2 LOB: 3 BB: 1 P: 27	R: 0 E: 0 K: 2 S: 19	H: 2 LOB: 2 BB: 0 P: 27	R: 0 E: 0 K: 1 S: 13	H: 1 LOB: 2 BB: 1 P: 20	R: 0 E: 0 K: 0 S: 9	H: 0 LOB: 0 BB: 0 P: 15	1B: 6 2B: 3 3B: 0 HR: 1	SF: 1 SAC: 0 DP: 0 HBP: 0	WP: 0 PB: 0 SB: 0 CS: 0	PA: 42															
<b>PITCHER</b>	IP WLS BF H R ER SO BB IBB HBP BLK WP HR S P ERA WHIP																																		
Tom Fordham, L ERA: 7.34	(1, 1)	0.0																																	
Carlos Castillo, R ERA: 5.2	(1, 1)	5.0	W	20	5	3	3	1	0	0	0	0	0	0	1	47	62	5.40	1.000																
Bob Howry, R ERA: 4.09	(6, 1)	1.0		6	2	0	0	1	1	0	0	0	0	0	18	27	0.00	3.000																	
41 Bill Simas, R ERA: 2.73	(7, 1)	1.0		5	2	0	0	2	0	0	0	0	0	0	19	27	0.00	2.000																	
Keith Foulke, R ERA: 4.09	(8, 1)	1.0		5	1	0	0	1	1	0	0	0	0	0	13	20	0.00	2.000																	

Chicago White Sox @ Pittsburgh Pirates  
Three Rivers Stadium, Pittsburgh, PA  
Mon Jun 22 1998, 7:05 PM EDT  
Att: 21,531 - Unknown - 84 F

AB 36  
R 4  
H 10  
RBI 4  
BB 5  
SO 5  
LOB 23













Batter	1	2	3	4	5	6	7	8	9	AB	R	H	RBI	BB	SO	LOB	TOP			
Tony Womack, L (1,4) OBP: 0.301, SLG: 0.321	G6-3		K			B2-3		G4-3		4	0	0	0	0	1	1				
Al Martin, L (1,7) OBP: 0.295, SLG: 0.355	G4-3				1B	F9			K	4	0	1	0	0	1	0				
18 Jason Kendall, R (1,2) OBP: 0.414, SLG: 0.455	K				F9	G5-3			G5-3	4	0	0	0	0	1	1				
Kevin Young, R (1,3) OBP: 0.319, SLG: 0.483		G3			K				F8	4	0	0	0	0	1	1				
Turner Ward, S (1,10) OBP: 0.324, SLG: 0.381		G1-6-3 BB			F7				F7	2	0	0	0	1	0	1				
Jose Guillen, R (1,9) OBP: 0.329, SLG: 0.481	G1-6-3					2B			G5-3	3	0	1	0	0	0	1				
Aramis Ramirez, R (1,5) OBP: 0.320, SLG: 0.416					F9	F7			HR	3	1	1	1	0	0	1				
Jermaine Allensworth, R (1,8) OBP: 0.372, SLG: 0.429					F8	K			F8	3	0	1	0	0	1	1				
Lou Collier, R (1,6) OBP: 0.298, SLG: 0.376					K	K			P3	3	0	0	0	0	2	2				
<b>Inning Stats</b>	R: 0 E: 0 K: 1 S: 11	H: 0 LOB: 0 BB: 0 P: 15	R: 0 E: 0 K: 0 S: 7	H: 0 LOB: 0 BB: 1 P: 13	R: 0 E: 0 K: 2 S: 13	H: 1 LOB: 1 BB: 0 P: 18	R: 0 E: 0 K: 1 S: 14	H: 1 LOB: 1 BB: 0 P: 18	R: 0 E: 0 K: 2 S: 15	H: 0 LOB: 0 BB: 0 P: 6	R: 0 E: 0 K: 0 S: 6	H: 0 LOB: 0 BB: 0 P: 6	R: 1 E: 0 K: 0 S: 6	H: 1 LOB: 0 BB: 0 P: 11	R: 0 E: 0 K: 1 S: 7	H: 0 LOB: 0 BB: 0 P: 10	1B: 2 2B: 1 3B: 0 HR: 1	SF: 0 SAC: 0 DP: 1 HBP: 0	WP: 0 PB: 0 SB: 1 CS: 1	PA: 31
<b>PITCHER</b>	IP	WLS	BF	H	R	ER	SO	BB	IBB	HBP	BLK	WP	HR	S	P	ERA	WHIP			
Tim Belcher, R (1,1) ERA: 3.86	8.0	W	28	4	1	1	6	1	0	0	0	0	1	77	106	1.12	0.625			
Scott Service, R (9,1) ERA: 3.5	1.0		3	0	0	0	1	0	0	0	0	0	0	7	10	0.00	0.000			

Pittsburgh Pirates @ Kansas City Royals  
Kauffman Stadium, Kansas City, MO

AB 30  
R 1  
H 4  
RBI 1  
BB 1  
SO 7  
LOB 9



Thu Jun 25 1998, 7:05 PM CDT  
Att: 22,504 - Unknown - 94 F

livebaseballscorecards.com

Batter	1	2	3	4	5	6	7	8	9	AB	R	H	RBI	BB	SO	LOB	BOTTOM			
Johnny Damon, L (1,8) OBP: 0.340, SLG: 0.436	G6-3		F8			F8		G3-1		4	0	0	0	0	0	1				
Jose Offerman, S (1,4) OBP: 0.375, SLG: 0.418	FC1-6-5 BB		F7			G6-3		SF7 3B		3	1	1	0	1	0	1				
Hal Morris, L (1,3) OBP: 0.384, SLG: 0.446	FC1-6-5		K			HR		SF7		3	1	1	1	0	1	1				
Jeff King, R (1,10) OBP: 0.326, SLG: 0.463	K				B2	F9		K		4	0	0	0	0	2	2				
Dean Palmer, R (1,5) OBP: 0.334, SLG: 0.519					K					4	1	2	0	0	2	1				
Luis Rivera, R (8, PR) OBP: 0.333, SLG: 0.281		2B SF3 1B				K			CS 1B	0	0	0	0	0	0	0				
Larry Sutton, L (1,9) OBP: 0.327, SLG: 0.385		SF3 PB 2B			F7			F8		4	2	2	2	0	0	1				
Jeff Conine, R (1,7) OBP: 0.294, SLG: 0.416		SF3				HR		F8		3	1	2	2	0	0	1				
Mendy López, R (1,6) OBP: 0.500, SLG: 0.500			K			K				3	0	1	0	0	2	1				
Sal Fasano, R (1,2) OBP: 0.265, SLG: 0.257			K							3	0	1	0	0	2	2				
<b>Inning Stats</b>	R: 0 E: 0 K: 1 S: 10	H: 0 LOB: 1 BB: 1 P: 17	R: 2 E: 0 K: 2 S: 11	H: 2 LOB: 0 BB: 0 P: 14	R: 0 E: 0 K: 1 S: 7	H: 0 LOB: 0 BB: 0 P: 10	R: 0 E: 0 K: 1 S: 8	H: 0 LOB: 0 BB: 0 P: 11	R: 1 E: 0 K: 1 S: 14	H: 2 LOB: 1 BB: 0 P: 20	R: 2 E: 0 K: 2 S: 16	H: 4 LOB: 2 BB: 0 P: 23	R: 1 E: 0 K: 1 S: 13	H: 1 LOB: 0 BB: 0 P: 19	R: 0 E: 0 K: 0 S: 7	H: 1 LOB: 1 BB: 0 P: 9	1B: 5 2B: 2 3B: 1 HR: 2	SF: 2 SAC: 0 DP: 0 HBP: 0	WP: 0 PB: 1 SB: 1 CS: 1	PA: 34
<b>PITCHER</b>	IP	WLS	BF	H	R	ER	SO	BB	IBB	HBP	BLK	WP	HR	S	P	ERA	WHIP			
Jon Lieber, R (1,1) ERA: 4.02	6.0	L	27	8	5	4	8	1	0	0	0	0	0	66	95	6.00	1.500			
Javier Martinez, R (7,1) ERA: 6.05	1.0		4	1	1	1	1	0	0	0	0	0	0	13	19	9.00	1.000			
Ricardo Rincon, L (8,1) ERA: 1.83	1.0		3	1	0	0	0	0	0	0	0	0	0	7	9	0.00	1.000			

Pittsburgh Pirates @ Kansas City Royals  
Kauffman Stadium, Kansas City, MO

AB 31  
R 6  
H 10  
RBI 5  
BB 1  
SO 9  
LOB 11



Thu Jun 25 1998, 7:05 PM CDT  
Att: 22,504 - Unknown - 94 F

livebaseballscorecards.com



Batter	1	2	3	4	5	6	7	8	9	AB	R	H	RBI	BB	SO	LOB	TOP			
Tony Womack, L (1,4) OBP: 0.300, SLG: 0.319	1-3 K	2-2 FC5-2		0-2 BLK 1B		0-0 G6-3		1-1 F5		5	0	1	0	0	1	5				
Turner Ward, S (1,8) OBP: 0.314, SLG: 0.366	1-0 G6-3	0-3 K		1-2 G3			1-0 G3		3-2 G5-3	5	0	0	0	0	1	4				
18 Jason Kendall, R (1,2) OBP: 0.413, SLG: 0.451	3-2 2B HBP	0-1 F4			1-1 CS 1B		2-2 F8		1-1 F4	4	1	1	0	0	0	3				
Kevin Young, R (1,3) OBP: 0.292, SLG: 0.493	2-1 1-H 2B			1-2 1B 2B		0-2 F4		2-0 HBP 1B	2-1 1B	4	1	3	1	0	0	1				
Jose Guillen, R (1,9) OBP: 0.333, SLG: 0.481	4-1 BB			1-0 G5-3-5 1B		2-3 K		1-1 HBP 1B	0-3 K	4	0	2	1	1	2	2				
Al Martin, L (1,7) OBP: 0.292, SLG: 0.351 Mark Smith, R (7, PH) OBP: 0.263, SLG: 0.304	0-1 G5-3			2-2 G5-3-5 1B			0-1 G5-3		2-2 HBP	3	0	0	0	0	0	3				
Aramis Ramirez, R (1,5) OBP: 0.327, SLG: 0.419		3-2 SH FC5-2 1B		2-3 K			3-2 G3 1B		0-3 K	4	0	2	0	0	2	3				
Lou Collier, R (1,6) OBP: 0.303, SLG: 0.379		1-1 FC5-2 E 1B		3-1 F9			2-2 G3 1B		3-2 G6-3	4	0	2	0	0	0	0				
Esteban Loaiza, R (1,1) OBP: 0.280, SLG: 0.250 Doug Strange, S (8, PH) OBP: 0.243, SLG: 0.238 Mike Williams, R (6, PH) OBP: 0.404, SLG: 0.633 Jason Christiansen, R (8, PH) OBP: 0.263, SLG: 0.304		0-0 SH FC5-2		0-1 G5-3			1-1 G3		3-2 G6-3	1	0	0	0	0	0	0				
<b>Inning Stats</b>	R: 1 E: 0 K: 1 S: 12	H: 1 LOB: 2 BB: 1 P: 23	R: 0 E: 1 K: 1 S: 16	H: 2 LOB: 3 BB: 0 P: 22	R: 1 E: 0 K: 1 S: 10	H: 2 LOB: 0 BB: 0 P: 16	R: 0 E: 0 K: 0 S: 10	H: 1 LOB: 1 BB: 0 P: 14	R: 0 E: 0 K: 0 S: 15	H: 2 LOB: 2 BB: 0 P: 21	R: 0 E: 0 K: 1 S: 11	H: 1 LOB: 3 BB: 0 P: 19	R: 0 E: 0 K: 0 S: 10	H: 0 LOB: 0 BB: 0 P: 17	R: 0 E: 0 K: 1 S: 10	H: 1 LOB: 1 BB: 0 P: 16	1B: 9 2B: 4 3B: 0 HR: 0	SF: 0 SAC: 1 DP: 2 HBP: 3	WP: 0 PB: 0 SB: 1 CS: 1	PA: 41
<b>PITCHER</b>	IP	WLS	BF	H	R	ER	SO	BB	IBB	HBP	BLK	WP	HR	S	P	ERA	WHIP			
Chan Ho Park, R (1,1) ERA: 5.17	6.2	W	32	10	2	2	4	1	0	2	1	0	0	77	119	2.70	1.650			
Scott Radinsky, L (7,1) ERA: 3.23	1.1		5	0	0	0	1	0	0	1	0	0	0	15	24	0.00	0.000			
Antonio Osuna, R (9,1) ERA: 1.72	1.0	S	4	1	0	0	1	0	0	0	0	0	0	10	16	0.00	1.000			
<b>Batter</b>	<b>1</b>	<b>2</b>	<b>3</b>	<b>4</b>	<b>5</b>	<b>6</b>	<b>7</b>	<b>8</b>	<b>9</b>	<b>AB</b>	<b>R</b>	<b>H</b>	<b>RBI</b>	<b>BB</b>	<b>SO</b>	<b>LOB</b>	<b>BOTTOM</b>			
Eric Young Sr., R (1,4) OBP: 0.360, SLG: 0.375	0-1 G6-3		3-2 1B		1-1 FC5-4 BB SF9 1B		1-3 K			4	1	2	0	0	1	0				
Wilton Guerrero, S (1,6) OBP: 0.276, SLG: 0.324 Antonio Osuna, R (9,1)	2-2 G4-3		0-1 1B		4-1 FC5-4 BB		0-2 G5-3 1B			3	0	2	0	1	0	0				
Raul Mondesi, R (1,8) OBP: 0.308, SLG: 0.502	0-0 G1-3		0-3 K		0-0 FC5-4 BLK		0-0 G5-3			4	0	0	0	0	1	5				
Eric Karros, R (1,3) OBP: 0.351, SLG: 0.452		3-2 HR 1B		1-1 F9		0-1 SF9		2-3 K		3	1	1	1	0	1	3				
Paul Konerko, R (1,7) OBP: 0.284, SLG: 0.326 Roger Cedeno, S (8,7) OBP: 0.366, SLG: 0.311	1-0 HR			1-1 1B 1B		4-2 BB		2-3 K		2	2	2	2	1	0	0				
Jim Eisenreich, L (1,9) OBP: 0.274, SLG: 0.274 Trenidad Hubbard, R (8, PH) OBP: 0.371, SLG: 0.491	1-1 F7		3-1 1B		3-2 G4-3		0-0 2B 1B			3	0	1	0	0	0	2				
Adrian Beltré, R (1,5) OBP: 0.308, SLG: 0.333	0-3 K		0-1 1B		0-3 K		3-3 K		1-2 K	4	0	1	1	0	3	1				
Tom Prince, R (1,2) OBP: 0.295, SLG: 0.289	2-3 K		3-H 1B		1-1 F8		0-1 2B			4	0	1	1	0	2	1				
Chan Ho Park, R (1,1) OBP: 0.229, SLG: 0.343 Scott Radinsky, L (7,1) OBP: 0.258, SLG: 0.294			0-0 F2		0-3 K		0-2 G5-3		2-2 F7	3	0	0	0	0	1	1				
<b>Inning Stats</b>	R: 0 E: 0 K: 0 S: 6	H: 0 LOB: 0 BB: 0 P: 8	R: 2 E: 0 K: 2 S: 15	H: 2 LOB: 0 BB: 0 P: 22	R: 0 E: 0 K: 1 S: 12	H: 2 LOB: 1 BB: 0 P: 16	R: 1 E: 0 K: 2 S: 12	H: 3 LOB: 1 BB: 0 P: 17	R: 1 E: 0 K: 0 S: 12	H: 1 LOB: 2 BB: 2 P: 24	R: 0 E: 0 K: 1 S: 8	H: 0 LOB: 0 BB: 0 P: 9	R: 0 E: 0 K: 2 S: 11	H: 1 LOB: 1 BB: 0 P: 14	R: 1 E: 0 K: 2 S: 13	H: 2 LOB: 1 BB: 0 P: 20	1B: 9 2B: 1 3B: 0 HR: 1	SF: 1 SAC: 0 DP: 0 HBP: 0	WP: 0 PB: 0 SB: 2 CS: 0	PA: 36
<b>PITCHER</b>	IP	WLS	BF	H	R	ER	SO	BB	IBB	HBP	BLK	WP	HR	S	P	ERA	WHIP			
Esteban Loaiza, R (1,1) ERA: 4.69	5.0	L	24	8	4	4	5	2	0	0	1	1	0	57	87	7.20	2.000			
Mike Williams, R (6,1) ERA:	2.0		7	1	0	0	3	0	0	0	0	0	0	19	23	0.00	0.500			
Jason Christiansen, L (8,1) ERA: 1.56	1.0		5	2	1	1	2	0	0	0	0	0	0	13	20	9.00	2.000			

Pittsburgh Pirates @ Los Angeles Dodgers  
Dodger Stadium, Los Angeles, CA  
Fri Jun 26 1998, 7:05 PM PDT  
Att: 52,934 - Unknown - 72 F

AB	36
R	2
H	11
RBI	2
BB	1
SO	6
LOB	23



Pittsburgh Pirates @ Los Angeles Dodgers  
Dodger Stadium, Los Angeles, CA  
Fri Jun 26 1998, 7:05 PM PDT  
Att: 52,934 - Unknown - 72 F

AB	33
R	5
H	11
RBI	5
BB	2
SO	10
LOB	14









Batter	1	2	3	4	5	6	7	8	9	AB	R	H	RBI	BB	SO	LOB	TOP										
Tony Womack, L (1,4) OBP: 0.296, SLG: 0.315	1-2 CS 1B		0-0 P2			1-2 G3		1-0 SH5-4	0-2 E6	4	0	1	1	0	0	1											
Manny Martinez, R (1,8) OBP: 0.386, SLG: 0.585	1-1 G5-3		1-0 G5-3			1-3 K		4-0 FC4-6 1B E BB	1-0 G4-6-3	4	1	0	0	1	1	3											
18 Jason Kendall, R (1,2) OBP: 0.406, SLG: 0.442 Keith Osik, R (7,2) OBP: 0.317, SLG: 0.229	0-1 G5-3		0-2 F4			2-2 P4		0-2 FC4-6 1B		3	0	0	0	0	0	0											
Kevin Young, R (1,3) OBP: 0.328, SLG: 0.490		4-2 FC5-4 BB		0-1 F8			2-1 HR 1B	1-2 FC4-6 E		3	1	1	1	1	0	2											
Jose Guillen, R (1,9) OBP: 0.325, SLG: 0.469		0-1 FC5-4 1B E		0-0 G4-3			0-0 F9	0-0 E5		4	1	0	0	0	0	3											
Al Martin, L (1,7) OBP: 0.289, SLG: 0.356 Rich Loiselle, R (8,1)		1-3 K		2-2 K			0-0 HR	1-2 G3		4	1	1	2	0	2	3											
Aramis Ramirez, R (1,5) OBP: 0.324, SLG: 0.410		0-0 E 1B		0-1 F4			2-0 P2	2-2 1B SH1-4 E 1B		4	1	2	0	0	0	0											
Kevin Polcovich, R (1,6) OBP: 0.257, SLG: 0.277		0-0 E4 FC5-4		1-0 G6-3			0-0 G6-3	0-0 SH1-4		3	0	0	0	0	0	1											
Jason Schmidt, R (1,1) OBP: 0.067, SLG: 0.034 Mike Williams, R (6,1) Mark Smith, R (8, PH) OBP: 0.272, SLG: 0.314 Turner Ward, S (8,7) OBP: 0.312, SLG: 0.363		0-0 FC5-4		0-0 G6-3				1-1 1B SH5-4 FC4-6 1B	2-3 E 1B	2	0	0	0	0	0	2											
<b>Inning Stats</b>	R: 0 E: 0 K: 0 S: 7	H: 1 LOB: 0 BB: 0 P: 9	R: 1 E: 1 K: 1 S: 14	H: 1 LOB: 2 BB: 1 P: 19	R: 0 E: 0 K: 0 S: 5	H: 0 LOB: 0 BB: 0 P: 6	R: 0 E: 0 K: 1 S: 6	H: 0 LOB: 0 BB: 0 P: 8	R: 0 E: 0 K: 0 S: 4	H: 0 LOB: 0 BB: 0 P: 5	R: 0 E: 0 K: 1 S: 11	H: 0 LOB: 0 BB: 0 P: 15	R: 2 E: 0 K: 0 S: 6	H: 2 LOB: 0 BB: 0 P: 10	R: 2 E: 1 K: 0 S: 14	H: 2 LOB: 2 BB: 1 P: 22	R: 1 E: 1 K: 0 S: 10	H: 2 LOB: 1 BB: 0 P: 15	1B: 7 2B: 0 3B: 0 HR: 1	SF: 0 SAC: 2 DP: 1 HBP: 0	WP: 0 PB: 0 SB: 0 CS: 1	PA: 38					
<b>PITCHER</b>	IP	WLS	BF	H	R	ER	SO	BB	IBB	HBP	BLK	WP	HR	S	P	ERA	WHIP										
Dave Milick, R (1,1) ERA: 4.4	7.0		26	4	3	2	3	1	0	0	0	0	1	53	72	2.57	0.714										
Scott Radinsky, L (8,1) ERA: 3.48	0.1	L	3	1	2	1	0	1	0	0	0	0	0	3	9	27.00	6.000										
Greg McMichael, R (8,1) ERA: 4.09	1.0		7	3	1	1	0	0	0	0	0	0	0	17	23	9.00	3.000										
Mark Guthrie, L (9,1) ERA: 2.03	0.2		2	0	0	0	0	0	0	0	0	0	0	4	5	0.00	0.000										

Pittsburgh Pirates @ Los Angeles Dodgers  
Dodger Stadium, Los Angeles, CA

AB 34  
R 6  
H 8  
RBI 4  
BB 2  
SO 3  
LOB 15



WP: 0 PA: 38  
PB: 0  
SB: 0  
CS: 1

Sun Jun 28 1998, 7:05 PM PDT  
Att: 38,865 - Unknown - 74 F

livebaseballscorecards.com

Batter	1	2	3	4	5	6	7	8	9	AB	R	H	RBI	BB	SO	LOB	BOTTOM										
Eric Young Sr., R (1,4) OBP: 0.360, SLG: 0.377	4-1 HR BB		1-2 G6-3			1-0 1B		2-2 G5-3		3	1	1	0	1	0	0											
Wilton Guerrero, S (1,6) OBP: 0.285, SLG: 0.308	0-2 L8		1-2 F7			0-1 L7		1-2 F8		4	0	0	0	0	0	2											
Raul Mondesi, R (1,8) OBP: 0.310, SLG: 0.497	3-3 K			4-2 BLK 1B BB		2-2 F8 WP 1B		2-3 K		3	2	1	0	1	2	1											
Gary Sheffield, R (1,9) OBP: 0.432, SLG: 0.536 Matt Luke, L (7,9) OBP: 0.316, SLG: 0.518	0-0 HR			1-1 G6-4-3 1B 1B		4-1 1B CS BB		1-3 K		2	1	2	3	1	0	0											
Eric Karros, R (1,3) OBP: 0.357, SLG: 0.449	3-3 K			1-1 G6-4-3 1B		3-2 F8		0-1 G4-3		4	0	1	0	0	1	2											
Paul Konerko, R (1,7) OBP: 0.281, SLG: 0.321 Roger Cedeno, S (6, FR) OBP: 0.363, SLG: 0.308		2-2 P4		1-1 G6-4-3		2-1 CS 1B		0-3 K		3	0	1	1	0	0	2											
Adrian Beltré, R (1,5) OBP: 0.200, SLG: 0.211		0-2 G3-1		1-2 F8		1-3 3H 2-1 F8		1-2 F8		4	0	0	0	0	0	3											
Charles Johnson, R (1,2) OBP: 0.275, SLG: 0.376		0-3 K			0-1 G4-3		0-2 G4-3			3	0	0	0	0	1	0											
Dave Milick, R (1,1) OBP: 0.231, SLG: 0.208 Jim Eisenreich, L (7, PH) OBP: 0.272, SLG: 0.271 Scott Radinsky, L (8,1) Greg McMichael, R (8,1) Mark Guthrie, R (9,1)				0-0 G6-3		1-1 G5-3		2-0 G4-3		2	0	0	0	0	0	0											
<b>Inning Stats</b>	R: 2 E: 0 K: 2 S: 13	H: 1 LOB: 1 BB: 0 P: 23	R: 0 E: 0 K: 1 S: 9	H: 0 LOB: 0 BB: 0 P: 11	R: 0 E: 0 K: 0 S: 10	H: 0 LOB: 0 BB: 0 P: 12	R: 1 E: 0 K: 0 S: 13	H: 2 LOB: 1 BB: 1 P: 20	R: 0 E: 0 K: 0 S: 7	H: 1 LOB: 0 BB: 0 P: 9	R: 1 E: 0 K: 0 S: 11	H: 2 LOB: 2 BB: 1 P: 24	R: 0 E: 0 K: 0 S: 8	H: 0 LOB: 0 BB: 0 P: 12	R: 0 E: 0 K: 2 S: 13	H: 0 LOB: 0 BB: 0 P: 17	R: 0 E: 0 K: 1 S: 9	H: 0 LOB: 0 BB: 0 P: 10	1B: 5 2B: 0 3B: 0 HR: 1	SF: 0 SAC: 0 DP: 1 HBP: 0	WP: 1 PB: 0 SB: 1 CS: 2	PA: 34					
<b>PITCHER</b>	IP	WLS	BF	H	R	ER	SO	BB	IBB	HBP	BLK	WP	HR	S	P	ERA	WHIP										
Jason Schmidt, R (1,1) ERA: 4.01	5.1		24	6	4	4	3	3	0	0	1	1	1	61	95	6.75	1.688										
Mike Williams, R (6,1) ERA:	1.2	W	4	0	0	0	0	0	0	0	0	0	0	10	16	0.00	0.000										
Rich Loiselle, R (8,1) ERA: 3.15	2.0	S	6	0	0	0	3	0	0	0	0	0	0	22	27	0.00	0.000										

Pittsburgh Pirates @ Los Angeles Dodgers  
Dodger Stadium, Los Angeles, CA

AB 31  
R 4  
H 6  
RBI 4  
BB 3  
SO 6  
LOB 10



WP: 1 PA: 34  
PB: 0  
SB: 1  
CS: 2

Sun Jun 28 1998, 7:05 PM PDT  
Att: 38,865 - Unknown - 74 F

livebaseballscorecards.com







Batter	1	2	3	4	5	6	7	8	9	AB	R	H	RBI	BB	SO	LOB	TOP								
<b>Brian Hunter, R</b> OBP: 0.313, SLG: 0.354 (1, 8)	1-1 FC4-6 1B	1-2 F9			2-1 WP E 1B		0-1 PO 1B	0-3 K		5	1	3	0	0	1	1									
<b>Joe Randa, R</b> OBP: 0.315, SLG: 0.327 (1, 4)	1-1 FC4-6 1B		2-2 F9		4-1 E BB		0-1 F8		0-0 F9	4	2	0	0	1	0	2									
<b>Bobby Higginson, L</b> OBP: 0.305, SLG: 0.562 (1, 9)	3-2 L8		1-3 K		0-0 E9 SF9 2B		0-0 PO	4-0 1B BB SF9 BB	0-1 G5-3	4	2	1	2	1	1	1									
<b>Tony Clark, S</b> OBP: 0.355, SLG: 0.517 (1, 3)	3-1 1B 1B		1-3 K		1-1 SF9			4-0 SF9 1B BB	4-1 BB	2	2	1	1	2	1	0									
<b>Damon Easley, R</b> OBP: 0.350, SLG: 0.541 (1, 6)	1-1 1B			2-2 E6	0-1 F7			2-2 SF9 1B	0-1 G1-3	5	1	2	1	0	0	1									
<b>Gabe Alvarez, R</b> OBP: 0.359, SLG: 0.600 (1, 5)	3-1 1B			1-1 G5-3		3-3 K		3-1 SF9		3	0	1	2	0	1	1									
<b>Joe Oliver, R</b> OBP: 0.298, SLG: 0.366 (1, 2)	1-3 2H 1B			0-0 L3		0-3 K		1-2 2-3 3H 0-0 SF9		3	0	0	1	0	2	3									
<b>Kimera Barteel, R</b> OBP: 0.265, SLG: 0.469 (1, 7)		1-3 K		3-2 F8		0-3 K		1-1 1B 3B		4	1	1	1	0	2	1									
<b>Seth Greisinger, R</b> OBP: 0.250, SLG: 0.250 <b>Matt Anderson, R</b> (9, 1)		0-0 G3		2-1 G3-1		2-2 G4-3		2-1 1B		4	0	1	1	0	0	0									
<b>Inning Stats</b>	R: 2 E: 0 K: 1 S: 18	H: 4 LOB: 2 BB: 0 P: 31	R: 0 E: 0 K: 1 S: 7	H: 0 LOB: 0 BB: 0 P: 9	R: 0 E: 0 K: 2 S: 9	H: 0 LOB: 0 BB: 0 P: 13	R: 0 E: 1 K: 0 S: 12	H: 0 LOB: 1 BB: 0 P: 18	R: 3 E: 1 K: 0 S: 10	H: 2 LOB: 0 BB: 1 P: 19	R: 0 E: 0 K: 3 S: 10	H: 0 LOB: 0 BB: 0 P: 13	R: 0 E: 0 K: 0 S: 7	H: 1 LOB: 0 BB: 0 P: 9	R: 4 E: 0 K: 1 S: 13	H: 3 LOB: 1 BB: 2 P: 29	R: 0 E: 0 K: 0 S: 6	H: 0 LOB: 1 BB: 1 P: 10	1B: 8 2B: 1 3B: 1 HR: 0	SF: 3 SAC: 0 DP: 0 HBP: 0	WP: 1 PB: 0 SB: 1 CS: 0	PA: 42			
<b>PITCHER</b>	IP	WLS	BF	H	R	ER	SO	BB	IBB	HBP	BLK	WP	HR	S	P	ERA	WHIP								
<b>Chris Peters, L</b> ERA: 4.03	5.0	L	23	6	5	4	4	1	0	0	0	1	0	56	90	7.20	1.400								
<b>Javier Martinez, R</b> ERA: 5.75	1.0		3	0	0	0	3	0	0	0	0	0	0	10	13	0.00	0.000								
<b>Mike Williams, R</b> ERA: 2.7	2.0		11	4	4	4	1	2	0	0	0	0	0	20	38	18.00	3.000								
<b>Ricardo Rincon, L</b> ERA: 1.78	1.0		4	0	0	0	0	1	0	0	0	0	0	6	10	0.00	1.000								

**Detroit Tigers @ Pittsburgh Pirates**  
Three Rivers Stadium, Pittsburgh, PA  
Wed Jul 01 1998, 7:05 PM EDT  
Att: 18,957 - Unknown - 84 F

AB	34
R	9
H	10
RBI	9
BB	4
SO	8
LOB	10



Batter	1	2	3	4	5	6	7	8	9	AB	R	H	RBI	BB	SO	LOB	BOTTOM								
<b>Tony Womack, L</b> OBP: 0.290, SLG: 0.307 (1, 4)	2-1 L7		0-2 F7			1-1 F8		0-1 F9		4	0	0	0	0	0	2									
<b>Manny Martinez, R</b> OBP: 0.361, SLG: 0.544 (1, 8)	3-2 F8			0-0 G3		0-1 F9		1-1 F8		4	0	0	0	0	0	2									
<b>18 Jason Kendall, R</b> OBP: 0.411, SLG: 0.450 (1, 2)	1-3 K			1-2 G4-3			2-2 L7		1-0 G4-6-3 1B	4	0	1	0	0	1	0									
<b>Kevin Young, R</b> OBP: 0.329, SLG: 0.486 (1, 3)		0-0 1B 1B		3-1 G1-3			0-1 E5		1-2 G4-6-3 1B	4	0	1	0	0	0	1									
<b>Mark Smith, R</b> OBP: 0.258, SLG: 0.295 (1, 9)		2-0 F8			1-2 F8		1-1 F9		1-0 1B	4	0	1	0	0	0	2									
<b>Al Martin, L</b> OBP: 0.285, SLG: 0.351 (1, 7)		2-2 G6-4-3 1B			0-0 L8		1-3 K		3-2 P6	4	0	1	0	0	1	2									
<b>Aramis Ramirez, R</b> OBP: 0.316, SLG: 0.390 (1, 5)		1-1 G6-4-3			0-1 L8			4-1 1B BB		2	1	0	0	1	0	2									
<b>Lou Collier, R</b> OBP: 0.294, SLG: 0.365 (1, 6)			1-0 G1-3			0-3 K		0-1 1B 1B		3	0	1	0	0	1	0									
<b>Chris Peters, L</b> OBP: 0.143, SLG: 0.143 <b>Javier Martinez, R</b> OBP: 0.361, SLG: 0.544 <b>Steve Bieser, L</b> OBP: 0.200, SLG: 2.000 <b>Mike Williams, R</b> OBP: 0.362, SLG: 0.342 <b>Doug Strange, S</b> OBP: 0.200, SLG: 0.200 <b>Ricardo Rincon, L</b> OBP: 0.294, SLG: 0.365 (1, 1)			1-2 G6-3			0-0 2B		1-1 1B		1	0	0	0	0	0	0									
<b>Inning Stats</b>	R: 0 E: 0 K: 1 S: 8	H: 0 LOB: 0 BB: 0 P: 14	R: 0 E: 0 K: 0 S: 7	H: 2 LOB: 1 BB: 0 P: 12	R: 0 E: 0 K: 0 S: 7	H: 0 LOB: 0 BB: 0 P: 9	R: 0 E: 0 K: 0 S: 8	H: 0 LOB: 0 BB: 0 P: 12	R: 0 E: 0 K: 1 S: 6	H: 0 LOB: 0 BB: 0 P: 7	R: 0 E: 0 K: 1 S: 10	H: 1 LOB: 1 BB: 0 P: 9	R: 0 E: 1 K: 1 S: 10	H: 0 LOB: 1 BB: 0 P: 14	R: 1 E: 0 K: 0 S: 9	H: 2 LOB: 1 BB: 1 P: 15	R: 0 E: 0 K: 0 S: 8	H: 2 LOB: 1 BB: 0 P: 14	1B: 6 2B: 1 3B: 0 HR: 0	SF: 0 SAC: 0 DP: 2 HBP: 0	WP: 0 PB: 0 SB: 0 CS: 0	PA: 33			
<b>PITCHER</b>	IP	WLS	BF	H	R	ER	SO	BB	IBB	HBP	BLK	WP	HR	S	P	ERA	WHIP								
<b>Seth Greisinger, R</b> ERA: 5.45	8.0	W	29	5	1	1	3	1	0	0	0	0	0	63	92	1.12	0.750								
<b>Matt Anderson, R</b> ERA:	1.0		4	2	0	0	0	0	0	0	0	0	0	8	14	0.00	2.000								

**Detroit Tigers @ Pittsburgh Pirates**  
Three Rivers Stadium, Pittsburgh, PA  
Wed Jul 01 1998, 7:05 PM EDT  
Att: 18,957 - Unknown - 84 F

AB	32
R	1
H	7
RBI	1
BB	1
SO	3
LOB	11





Batter	1	2	3	4	5	6	7	8	9	AB	R	H	RBI	BB	SO	LOB	TOP										
Brian Hunter, R (1, 8) OBP: 0.309, SLG: 0.350			G5-3		G4-3			G1-3		4	0	0	0	0	1	2	Detroit Tigers @ Pittsburgh Pirates Three Rivers Stadium, Pittsburgh, PA Thu Jul 02 1998, 7:05 PM EDT Att: 34,594 - Unknown - 82 F										
Damion Easley, R (1, 4) OBP: 0.348, SLG: 0.534			F8		G4-3			G6-3		4	0	0	0	0	1	0											
Bobby Higginson, L (1, 9) OBP: 0.400, SLG: 0.554	G3			P6	G3			G3		4	0	0	0	0	0	0											
Tony Clark, S (1, 3) OBP: 0.350, SLG: 0.510		F7		G6-3			K		F8	4	0	0	0	0	1	0											
Luis Gonzalez, L (1, 7) OBP: 0.374, SLG: 0.500		F7		F8				G3-1		4	1	1	1	0	0	0											
Gabe Alvarez, R (1, 5) OBP: 0.372, SLG: 0.590					K		HR			4	1	2	0	0	2	0											
Paul Bako, L (1, 2) Kimerá Barteo, R (9, PH) OBP: 0.275, SLG: 0.492					G3-1					3	0	3	0	0	0	0											
Deivi Cruz, R (1, 6) OBP: 0.294, SLG: 0.325		G6-3			G3-1			G3-4-1		3	0	1	0	1	0	3											
Brian Powell, R (1, 1) Trey Beamon, L (5, PH) Dean Crow, L (5, 1) Gerónimo Berroa, R (7, PH) 44 Sean Runyan, L (7, 1) Doug Brocail, L (7, 1) Todd Jones, L (8, 1) Joe Randa, R (9, PH) OBP: 0.314, SLG: 0.326			K		G3-1			K	G1-3	1	0	0	0	0	1	0											
<b>Inning Stats</b>	R: 0 E: 0 K: 2 S: 10	H: 0 LOB: 0 BB: 0 P: 15	R: 0 E: 0 K: 0 S: 17	H: 2 LOB: 2 BB: 0 P: 25	R: 0 E: 0 K: 1 S: 8	H: 0 LOB: 0 BB: 0 P: 11	R: 0 E: 0 K: 0 S: 4	H: 0 LOB: 0 BB: 0 P: 9	R: 0 E: 0 K: 1 S: 11	H: 2 LOB: 2 BB: 0 P: 15	R: 0 E: 0 K: 1 S: 8	H: 0 LOB: 0 BB: 0 P: 10	R: 1 E: 0 K: 2 S: 11	H: 2 LOB: 1 BB: 0 P: 13	R: 0 E: 0 K: 0 S: 5	H: 0 LOB: 0 BB: 0 P: 10		R: 1 E: 0 K: 0 S: 17	H: 2 LOB: 2 BB: 1 P: 30	1B: 6 2B: 1 3B: 0 HR: 1	SF: 0 SAC: 0 DP: 0 HBP: 0	WP: 0 PB: 0 SB: 0 CS: 0	PA: 36				
<b>PITCHER</b>	IP	WLS	BF	H	R	ER	SO	BB	IBB	HBP	BLK	WP	HR	S	P	ERA	WHIP										
Esteban Loaiza, R (1, 1) ERA: 4.38	7.2	W	29	6	1	1	7	0	0	0	0	0	1	72	103	1.17	0.783										
Ricardo Rincon, L (8, 1) ERA: 1.99	1.0		5	2	1	1	0	0	0	0	0	0	0	11	21	9.00	2.000										
Rich Loiselle, R (9, 1) ERA: 3.12	0.1	S	2	0	0	0	0	1	0	0	0	0	0	8	14	0.00	3.000										

Batter	1	2	3	4	5	6	7	8	9	AB	R	H	RBI	BB	SO	LOB	BOTTOM										
Tony Womack, L (1, 4) OBP: 0.286, SLG: 0.304			G6-3		G4-3			G5-3		4	0	0	0	0	1	2	Detroit Tigers @ Pittsburgh Pirates Three Rivers Stadium, Pittsburgh, PA Thu Jul 02 1998, 7:05 PM EDT Att: 34,594 - Unknown - 82 F										
Turner Ward, S (1, 8) OBP: 0.309, SLG: 0.357	G6-3				F9					4	1	1	0	0	1	0											
18 Jason Kendall, R (1, 2) OBP: 0.412, SLG: 0.449	G6-3		L4							3	0	1	0	1	0	0											
Kevin Young, R (1, 3) OBP: 0.329, SLG: 0.483		F8			G6-4-3			E6		4	1	1	0	0	0	3											
Jose Guillen, R (1, 9) OBP: 0.323, SLG: 0.467		G4-3		F9				L5		4	1	2	2	0	0	0											
Al Martin, L (1, 7) OBP: 0.289, SLG: 0.352					F8					2	2	1	0	1	0	1											
Manny Martinez, R (7, 8) OBP: 0.355, SLG: 0.534					F8					1	0	0	0	0	1	2											
Aramis Ramirez, R (1, 5) OBP: 0.314, SLG: 0.394					F9			G6-3		4	0	1	1	0	0	2											
Lou Collier, R (1, 6) OBP: 0.303, SLG: 0.367								G5-3		2	0	1	1	2	0	0											
Esteban Loaiza, R (1, 1) OBP: 0.286, SLG: 0.259								F7		3	0	1	1	0	0	3											
Ricardo Rincon, L (8, 1) Rich Loiselle, R (9, 1)										1	0	0	0	0	0	0											
<b>Inning Stats</b>	R: 0 E: 0 K: 1 S: 8	H: 0 LOB: 0 BB: 0 P: 10	R: 1 E: 0 K: 0 S: 15	H: 1 LOB: 2 BB: 2 P: 26	R: 0 E: 0 K: 1 S: 6	H: 0 LOB: 0 BB: 0 P: 8	R: 2 E: 0 K: 0 S: 12	H: 3 LOB: 2 BB: 1 P: 22	R: 0 E: 0 K: 0 S: 4	H: 0 LOB: 0 BB: 1 P: 8	R: 1 E: 0 K: 0 S: 9	H: 2 LOB: 1 BB: 0 P: 13	R: 1 E: 1 K: 1 S: 10	H: 3 LOB: 2 BB: 0 P: 16	R: 0 E: 0 K: 0 S: 10	H: 0 LOB: 0 BB: 0 P: 15	1B: 7 2B: 2 3B: 0 HR: 0	SF: 0 SAC: 0 DP: 1 HBP: 0	WP: 1 PB: 1 SB: 1 CS: 0	PA: 36							
<b>PITCHER</b>	IP	WLS	BF	H	R	ER	SO	BB	IBB	HBP	BLK	WP	HR	S	P	ERA	WHIP										
Brian Powell, R (1, 1) ERA: 6.3	4.0	L	19	4	3	3	2	1	2	0	0	0	0	13	21	4.50	1.250										
Dean Crow, R (5, 1) ERA: 2.29	2.0		8	2	1	1	0	1	0	0	0	0	0	4	5	27.00	3.000										
44 Sean Runyan, L (7, 1) ERA: 3.58	0.1		2	1	1	1	0	0	0	0	0	0	0	6	11	0.00	3.000										
Doug Brocail, R (7, 1) ERA: 3.48	0.2		4	2	0	0	1	0	0	0	0	1	0	6	11	0.00	3.000										
Todd Jones, R (8, 1) ERA: 5.34	1.0		3	0	0	0	0	0	0	0	0	0	0	10	15	0.00	0.000										



Batter	1	2	3	4	5	6	7	8	9	AB	R	H	RBI	BB	SO	LOB	TOP											
Tony Womack, L (1,4) OBP: 0.288, SLG: 0.308	K		18 2B	P5			F8		SF8 1B	5	2	2	1	0	1	0	<b>Pittsburgh Pirates @ Chicago Cubs</b> Wrigley Field, Chicago, IL Fri Jul 03 1998, 3:33 AM CDT Att: 40,420 - Cloudy - 81 F											
Turner Ward, S (1,8) OBP: 0.311, SLG: 0.354	G5-3		18 2B SF7		K		K		1B	4	2	1	0	1	2	0												
18 Jason Kendall, R (1,2) OBP: 0.410, SLG: 0.450 Keith Osik, R (8,2) OBP: 0.310, SLG: 0.229	K		1B		E6			G5-3	SF8	4	1	1	1	0	1	0												
Kevin Young, R (1,3) OBP: 0.330, SLG: 0.483		1B WP	SF7		P4			G6-3	E1	4	1	2	2	0	0	1												
Jose Guillen, R (1,9) OBP: 0.328, SLG: 0.469	K		2B		F9			1B	E8	5	0	3	2	0	1	2												
Al Martin, L (1,7) OBP: 0.291, SLG: 0.356		1B WP	2B				F9	F8	K	5	0	2	0	0	1	3												
Aramis Ramirez, R (1,5) OBP: 0.310, SLG: 0.386		P5	K						E6	5	1	1	0	0	2	5												
Lou Collier, R (1,6) OBP: 0.299, SLG: 0.361 Jeff Tabaka, R (6,1) Elmer Dessens, R (8,1) Mark Smith, R (9,PH) OBP: 0.287, SLG: 0.316	K				G6-3				1B	3	0	0	0	0	1	2												
67 Francisco Cordova, R (1,1) OBP: 0.150, SLG: 0.128 Manny Martinez, R (4,PH) OBP: 0.349, SLG: 0.525 Javier Martinez, R (4,1) Kevin Polcovich, R (6,6) OBP: 0.260, SLG: 0.281	K		K		G5-3		L1		SF8	1	0	0	0	0	1	0												
<b>Inning Stats</b>	R: 0 E: 0 K: 2 S: 10	H: 0 LOB: 0 BB: 0 P: 12	R: 1 E: 0 K: 2 S: 13	H: 2 LOB: 1 BB: 0 P: 21	R: 3 E: 0 K: 2 S: 17	H: 4 LOB: 2 BB: 1 P: 26	R: 0 E: 0 K: 0 S: 5	H: 0 LOB: 0 BB: 0 P: 5	R: 0 E: 1 K: 1 S: 10	H: 0 LOB: 1 BB: 0 P: 12	R: 0 E: 0 K: 0 S: 4	H: 1 LOB: 0 BB: 0 P: 6	R: 0 E: 0 K: 1 S: 10	H: 0 LOB: 0 BB: 0 P: 12	R: 0 E: 0 K: 0 S: 7	H: 1 LOB: 1 BB: 0 P: 9		R: 5 E: 3 K: 2 S: 27	H: 6 LOB: 2 BB: 0 P: 38	1B: 10 2B: 4 3B: 0 HR: 0	SF: 2 SAC: 0 DP: 1 HBP: 0	WP: 1 PB: 0 SB: 0 CS: 0	PA: 43					
<b>PITCHER</b>	IP	WLS	BF	H	R	ER	SO	BB	IBB	HBP	BLK	WP	HR	S	P	ERA		WHIP										
Kevin Tapani, R (1,1) ERA: 4.39	8.0	W	36	10	7	6	8	1	0	0	0	1	0	82	114	6.75		1.375										
Bob Patterson, L (9,1) ERA: 6.3	0.0		2	2	0	0	0	0	0	0	0	0	0	5	7													
Terry Adams, R (9,1) ERA: 3.02	0.1		3	2	2	2	0	0	0	0	0	0	0	7	9	54.00		6.000										
Terry Mulholland, L (9,1) ERA: 3.31	0.1		1	0	0	0	1	0	0	0	0	0	0	4	5	0.00		0.000										
Rod Beck, R (9,1) ERA: 3.95	0.1	S	1	0	0	0	1	0	0	0	0	0	0	5	6	0.00		0.000										

AB	40
R	9
H	14
RBI	8
BB	1
SO	10
LOB	13



Batter	1	2	3	4	5	6	7	8	9	AB	R	H	RBI	BB	SO	LOB	BOTTOM											
José Hernández, R (1,8) OBP: 0.335, SLG: 0.549	F9	K		K			HR	K		5	1	1	1	0	3	2	<b>Pittsburgh Pirates @ Chicago Cubs</b> Wrigley Field, Chicago, IL Fri Jul 03 1998, 3:33 AM CDT Att: 40,420 - Cloudy - 81 F											
Mickey Morandini, L (1,4) OBP: 0.416, SLG: 0.439	2B		FC4-6	G4-3			FC4-6	FC4-6	1B	3	0	2	1	0	0	0												
Sammy Sosa, R (1,9) OBP: 0.367, SLG: 0.420	1B		FC4-6	K			K	L8		5	1	1	0	0	2	4												
Mark Grace, L (1,3) OBP: 0.415, SLG: 0.491	F7		E		L8		FC4-6	FC4-6		5	1	1	0	0	0	4												
Henry Rodríguez, L (1,7) OBP: 0.333, SLG: 0.521 Terrell Lowery, R (8,8) OBP: 0.333, SLG: 0.267		HR	E8	HR	F9		L9			4	2	2	3	0	0	1												
Manny Alexander, R (1,6) OBP: 0.296, SLG: 0.376	HR	2B	E5	HR				BB	1B	4	3	2	0	0	1	1												
Tyler Houston, L (1,2) OBP: 0.302, SLG: 0.469		HR	HR	HR		P5		1B	FC1	3	3	2	5	1	0	0												
Kevin Orle, R (1,5) OBP: 0.238, SLG: 0.266	K		P4			P3		FC1	1B	4	1	1	1	0	1	0												
Kevin Tapani, R (1,1) OBP: 0.262, SLG: 0.216 Bob Patterson, R (9,1) Terry Adams, R (9,1) Terry Mulholland, R (9,1) OBP: 0.286, SLG: 0.167 Rod Beck, R (9,1)	K		L8			K		FC1		4	0	0	1	0	2	1												
<b>Inning Stats</b>	R: 0 E: 0 K: 0 S: 8	H: 2 LOB: 1 BB: 0 P: 11	R: 3 E: 0 K: 3 S: 15	H: 3 LOB: 0 BB: 0 P: 19	R: 5 E: 2 K: 0 S: 13	H: 3 LOB: 0 BB: 0 P: 21	R: 0 E: 0 K: 2 S: 10	H: 0 LOB: 0 BB: 0 P: 13	R: 0 E: 0 K: 1 S: 7	H: 0 LOB: 0 BB: 0 P: 10	R: 0 E: 0 K: 1 S: 8	H: 0 LOB: 0 BB: 0 P: 15	R: 1 E: 0 K: 1 S: 9	H: 1 LOB: 1 BB: 0 P: 17	R: 3 E: 1 K: 1 S: 17	H: 3 LOB: 2 BB: 1 P: 25		1B: 6 2B: 2 3B: 0 HR: 4	SF: 0 SAC: 0 DP: 0 HBP: 2	WP: 0 PB: 0 SB: 0 CS: 0	PA: 40							
<b>PITCHER</b>	IP	WLS	BF	H	R	ER	SO	BB	IBB	HBP	BLK	WP	HR	S	P	ERA		WHIP										
67 Francisco Cordova, R (1,1) ERA: 3.19	3.0	L	18	8	7	3	0	0	0	1	0	0	0	36	51	21.00		2.667										
Javier Martínez, R (4,1) ERA: 5.24	2.0		6	0	0	0	3	0	0	0	0	0	0	17	23	0.00		0.000										
Jeff Tabaka, L (6,1) ERA: 3.22	2.0		8	1	1	1	2	0	0	1	0	0	1	17	32	4.50		0.500										
Elmer Dessens, R (8,1) ERA: 3.31	1.0		8	3	3	2	1	1	0	0	0	0	0	17	25	18.00		4.000										





Batter	1	2	3	4	5	6	7	8	9	AB	R	H	RBI	BB	SO	LOB	TOP								
Tony Womack, L (1.4) OBP: 0.288, SLG: 0.307	1-3 K		3-2 F7			1-0 F8		0-1 E BB		4	1	1	0	0	1	0									
Manny Martinez, R (1.8) OBP: 0.358, SLG: 0.532	1-2 G6-3		1-3 K			0-1 18 3B		1-2 BB E		3	1	1	0	1	1	0									
18 Jason Kendall, R (1.2) OBP: 0.408, SLG: 0.454	0-2 G5-3			0-1 F7		0-2 2-H		0-3 K		4	0	1	1	0	1	2									
Kevin Young, R (1.3) OBP: 0.329, SLG: 0.480		0-0 HBP 1B		0-0 F9		2-2 F9		1-2 E6		4	1	1	0	0	0	3									
Jose Guillen, R (1.9) OBP: 0.330, SLG: 0.466		1-1 1B FC7-2 HBP		1-0 G6-3			1-1 F9	4-0 BB		2	0	0	1	1	0	0									
Al Martin, L (1.7) OBP: 0.293, SLG: 0.369		3-2 FC7-2 1B			0-1 G3-1		0-0 HR	0-0 G6-3		4	1	2	2	0	0	3									
Mike Williams, R (8.1)		1-3 2-H						1-2 2-3 3-H		0	0	0	0	0	0	0									
Aramis Ramirez, R (1.5) OBP: 0.300, SLG: 0.373		2-1 FC7-2		1-3 K		1-2 G6-3		2-3 K		4	0	0	0	0	2	2									
Kevin Polcovich, R (1.6) OBP: 0.261, SLG: 0.289		1-2 3-H		2-2 G4-3		1-0 G4-3		0-2 G3		3	0	1	0	0	0	1									
Steve Bieser, L (9. PH) OBP: 0.500, SLG: 1.000		1-0 G6-3						1-2 2B		1	0	0	0	0	0	0									
Jason Schmidt, R (1.1) OBP: 0.061, SLG: 0.031			1-2 G6-3			3-2 G4-3		0-0 F7		3	0	0	0	0	0	1									
Jason Christiansen, R (7.1)										0	0	0	0	0	0	0									
Turner Ward, S (8.7) OBP: 0.310, SLG: 0.352										1	0	0	0	0	0	0									
<b>Inning Stats</b>	R: 0 E: 0 K: 1 S: 11	H: 0 LOB: 0 BB: 0 P: 13	R: 1 E: 0 K: 0 S: 10	H: 2 LOB: 1 BB: 0 P: 17	R: 0 E: 0 K: 1 S: 10	H: 0 LOB: 0 BB: 0 P: 15	R: 0 E: 0 K: 0 S: 4	H: 0 LOB: 0 BB: 0 P: 5	R: 0 E: 0 K: 1 S: 8	H: 0 LOB: 0 BB: 0 P: 11	R: 1 E: 0 K: 0 S: 13	H: 2 LOB: 1 BB: 0 P: 19	R: 1 E: 0 K: 0 S: 9	H: 2 LOB: 1 BB: 0 P: 13	R: 1 E: 1 K: 1 S: 9	H: 1 LOB: 2 BB: 2 P: 18	R: 0 E: 0 K: 1 S: 7	H: 0 LOB: 0 BB: 0 P: 9	1B: 3 2B: 3 3B: 1 HR: 1	SF: 0 SAC: 0 DP: 2 HBP: 1	WP: 0 PB: 0 SB: 0 CS: 0	PA: 36			
<b>PITCHER</b>	IP	WLS	BF	H	R	ER	SO	BB	IBB	HBP	BLK	WP	HR	S	P	ERA	WHIP								
Geremi Gonzalez, R (1.1) ERA: 5.44	6.0		22	4	2	2	3	0	0	1	0	0	0	56	80	3.00	0.667								
Marc Pisciotta, R (7.1) ERA: 3.83	1.0	W	5	2	1	1	0	0	0	0	0	0	1	9	13	9.00	2.000								
Terry Adams, R (8.1) ERA: 3.0	0.1		5	1	1	0	1	2	0	0	0	0	0	8	17	0.00	9.000								
Terry Mulholland, L (8.1) ERA: 3.26	0.2		1	0	0	0	0	0	0	0	0	0	0	1	1	0.00	0.000								
Rod Beck, R (9.1) ERA: 3.98	1.0	S	3	0	0	0	1	0	0	0	0	0	0	7	9	0.00	0.000								

Pittsburgh Pirates @ Chicago Cubs  
Wrigley Field, Chicago, IL  
Sat Jul 04 1998, 3:33 AM CDT  
Att: 37,780 - Cloudy - 69 F

AB 33  
R 4  
H 7  
RBI 4  
BB 2  
SO 5  
LOB 12



Batter	1	2	3	4	5	6	7	8	9	AB	R	H	RBI	BB	SO	LOB	BOTTOM								
José Hernández, R (1.8) OBP: 0.332, SLG: 0.550	1-2 G6-3		2-3 K		0-3 K		2-0 HR	2-3 K		5	1	1	0	0	3	1									
Mickey Morandini, L (1.4) OBP: 0.422, SLG: 0.455	0-0 1B		3-1 1B		4-1 BB		3-2 HR			3	1	3	3	1	0	0									
Sammy Sosa, R (1.9) OBP: 0.384, SLG: 0.667	1-3 K		1-1 1B		3-3 K		4-1 E 1B			3	1	1	0	1	2	2									
Mark Grace, L (1.3) OBP: 0.413, SLG: 0.488	2-2 F8		2-3 K			0-0 F9	1-0 E4	1-3 1B		4	1	1	0	0	1	3									
Henry Rodriguez, L (1.7) OBP: 0.336, SLG: 0.521		2-0 CS 1B		0-0 F7		2-2 E6	3-2 1B 1B	1-3 G4-6-3		4	0	2	2	0	0	0									
Terry Adams, R (8.1)										0	0	0	0	0	0	0									
Terry Mulholland, R (8.1) OBP: 0.286, SLG: 0.167										0	0	0	0	0	0	0									
Rod Beck, R (9.1) ERA: 3.98										0	0	0	0	0	0	0									
Manny Alexander, R (1.6) OBP: 0.294, SLG: 0.373	2-2 F8		2-2 F9		2-2 F9		1-0 G4-6-3	1-2 1B		4	0	1	0	0	0	2									
Tyler Houston, L (1.2) OBP: 0.311, SLG: 0.471	2-3 K		1-0 1B		1-0 1B		2-2 1B	3-2 G3		4	0	2	0	0	1	0									
Kevin Orie, R (1.5) OBP: 0.238, SLG: 0.272			0-0 SH3-4 1B		1-2 G5-3		2-1 P3	0-0 G5-3		4	1	1	0	0	0	4									
Geremi Gonzalez, R (1.1) OBP: 0.179, SLG: 0.214			0-0 SH3-4			1-3 K	0-0 G4-3	1-3 K		1	0	0	0	0	1	0									
Pedro Valdes, L (6. PH) OBP: 0.211, SLG: 0.222										1	0	0	0	0	0	3									
Marc Pisciotta, R (7.1) OBP: 0.333, SLG: 0.333										0	0	0	0	0	0	0									
Terrell Lowery, R (8.8) OBP: 0.333, SLG: 0.267										0	0	0	0	0	0	0									
Matt Mieske, R (8.7) OBP: 0.363, SLG: 0.415			2-3							1	0	0	0	0	1	0									
<b>Inning Stats</b>	R: 0 E: 0 K: 1 S: 11	H: 1 LOB: 1 BB: 0 P: 15	R: 0 E: 0 K: 1 S: 7	H: 1 LOB: 0 BB: 0 P: 13	R: 1 E: 0 K: 2 S: 13	H: 3 LOB: 2 BB: 0 P: 21	R: 0 E: 0 K: 0 S: 9	H: 1 LOB: 1 BB: 0 P: 13	R: 0 E: 0 K: 3 S: 10	H: 0 LOB: 1 BB: 1 P: 18	R: 0 E: 1 K: 0 S: 12	H: 2 LOB: 3 BB: 0 P: 19	R: 4 E: 1 K: 0 S: 15	H: 4 LOB: 0 BB: 1 P: 32	R: 0 E: 0 K: 2 S: 7	H: 0 LOB: 0 BB: 0 P: 10	1B: 9 2B: 1 3B: 1 HR: 1	SF: 0 SAC: 1 DP: 1 HBP: 0	WP: 0 PB: 0 SB: 0 CS: 1	PA: 37					
<b>PITCHER</b>	IP	WLS	BF	H	R	ER	SO	BB	IBB	HBP	BLK	WP	HR	S	P	ERA	WHIP								
Jason Schmidt, R (1.1) ERA: 4.12	6.0	L	30	10	4	4	7	2	0	0	0	0	0	69	115	6.00	2.000								
Jason Christiansen, L (7.1) ERA: 1.7	1.0		4	2	1	1	0	0	0	0	0	0	0	8	16	9.00	2.000								
Mike Williams, R (8.1) ERA: 2.51	1.0		3	0	0	0	2	0	0	0	0	0	0	7	10	0.00	0.000								

Pittsburgh Pirates @ Chicago Cubs  
Wrigley Field, Chicago, IL  
Sat Jul 04 1998, 3:33 AM CDT  
Att: 37,780 - Cloudy - 69 F

AB 34  
R 5  
H 12  
RBI 5  
BB 2  
SO 9  
LOB 15













Batter	1	2	3	4	5	6	7	8	9	AB	R	H	RBI	BB	SO	LOB	TOP								
Doug Glanville, R (1, 8) OBP: 0.349, SLG: 0.435	G4-3			G6-4-3 1B		K		F9		4	0	1	0	0	1	3	Philadelphia Phillies @ Pittsburgh Pirates Three Rivers Stadium, Pittsburgh, PA Sat Jul 11 1998, 7:05 PM EDT Att: 30,084 - Unknown - 78 F								
Gregg Jefferies, S (1, 7) Wayne Gomes, R (8, 1) Mark Leiter, R (9, 1)	G1-3			G6-4-3 1-2			F8	L6		4	0	0	0	0	0	3									
Scott Rolen, R (1, 5) OBP: 0.380, SLG: 0.525				K			G4-3		G6-3	4	0	0	0	0	2	0									
Rico Brogna, L (1, 3) OBP: 0.329, SLG: 0.484		K			G3-1			1B		4	0	2	0	0	1	0									
Mike Lieberthal, R (1, 2) OBP: 0.300, SLG: 0.401		L8			G5-3			1B		3	0	1	0	1	0	0									
Bobby Abreu, L (1, 9) OBP: 0.402, SLG: 0.475		L3			K			K		4	0	0	0	0	2	3									
Mark Lewis, R (1, 4) Kevin Sefcik, R (8, PR) OBP: 0.360, SLG: 0.290								E6 SH2-3 23 1B		3	0	3	0	0	0	0									
Desi Relaford, S (1, 6) OBP: 0.351, SLG: 0.419								SH2-3		2	0	0	0	0	1	2									
Mark Portugal, R (1, 1) 23 Kevin Jordan, R (8, PH) OBP: 0.354, SLG: 0.409								G6-3		2	0	0	0	0	1	1									
										1	0	1	1	0	0	0									
<b>Inning Stats</b>	R: 0 E: 0 K: 1 S: 8	H: 0 LOB: 0 BB: 0 P: 13	R: 0 E: 0 K: 1 S: 8	H: 0 LOB: 0 BB: 0 P: 12	R: 0 E: 0 K: 1 S: 7	H: 1 LOB: 0 BB: 0 P: 9	R: 0 E: 0 K: 1 S: 10	H: 1 LOB: 0 BB: 0 P: 18	R: 0 E: 0 K: 1 S: 9	H: 0 LOB: 0 BB: 0 P: 15	R: 0 E: 0 K: 1 S: 13	H: 1 LOB: 1 BB: 0 P: 18	R: 0 E: 0 K: 1 S: 12	H: 2 LOB: 2 BB: 0 P: 20	R: 1 E: 1 K: 0 S: 11	H: 2 LOB: 2 BB: 0 P: 13	R: 0 E: 0 K: 0 S: 5	H: 1 LOB: 1 BB: 1 P: 13	1B: 7 2B: 2 3B: 0 HR: 0	SF: 0 SAC: 1 DP: 2 HBP: 0	WP: 0 PB: 0 SB: 0 CS: 1	PA: 33			
<b>PITCHER</b>	IP	WLS	BF	H	R	ER	SO	BB	IBB	HBP	BLK	WP	HR	S	P	ERA	WHIP								
Jason Schmidt, R (1, 1) ERA: 3.68	7.0		24	5	0	0	8	0	0	0	0	0	0	67	105	0.00	0.714								
Rich Loiselle, R (8, 1) ERA: 3.68	1.1	L	6	2	1	1	0	0	0	0	0	0	0	12	15	6.75	1.500								
Jason Christiansen, L (9, 1) ERA: 1.66	0.2		3	1	0	0	0	1	0	0	0	0	0	4	11	0.00	3.000								

Batter	1	2	3	4	5	6	7	8	9	AB	R	H	RBI	BB	SO	LOB	BOTTOM								
Tony Womack, L (1, 4) OBP: 0.296, SLG: 0.316	K		G3-1		E S 2H 1B			18 1B BB		3	0	1	0	1	1	0	Philadelphia Phillies @ Pittsburgh Pirates Three Rivers Stadium, Pittsburgh, PA Sat Jul 11 1998, 7:05 PM EDT Att: 30,084 - Unknown - 78 F								
Manny Martinez, R (1, 8) OBP: 0.338, SLG: 0.527	P2				G6-3 18 CS 1B			K		4	0	1	0	0	1	2									
18 Jason Kendall, R (1, 2) OBP: 0.413, SLG: 0.466						G6-3				3	0	2	0	0	0	0									
Kevin Young, R (1, 3) OBP: 0.325, SLG: 0.479	F8				P4			G6-4-3 1B		4	0	1	0	0	0	4									
Jose Guillen, R (1, 9) OBP: 0.323, SLG: 0.456			G5-4-3 2B		G4-3		G5-4-3 1-2		F8	4	0	1	0	0	0	1									
Al Martin, L (1, 7) OBP: 0.295, SLG: 0.372			G5-4-3 BB		F7		G5-3		G4-3	3	0	0	0	1	0	0									
Aramis Ramirez, R (1, 5) Kevin Polcovich, R (9, PR) OBP: 0.261, SLG: 0.289			G5-4-3 1-2 2-3		G5-3		K			3	0	0	0	1	1	2									
Lou Collier, R (1, 6) Mark Smith, R (9, PH) OBP: 0.307, SLG: 0.375						K			F9	1	0	0	0	2	1	0									
Jason Schmidt, R (1, 1) Turner Ward, S (7, PH) Rich Loiselle, R (8, 1) Jason Christiansen, R (9, 1)			G1-3							2	0	1	0	0	0	2									
										1	0	0	0	0	0	1									
										0	0	0	0	0	0	0									
										0	0	0	0	0	0	0									
<b>Inning Stats</b>	R: 0 E: 0 K: 1 S: 8	H: 0 LOB: 1 BB: 0 P: 14	R: 0 E: 0 K: 0 S: 10	H: 1 LOB: 2 BB: 2 P: 22	R: 0 E: 0 K: 0 S: 10	H: 2 LOB: 1 BB: 0 P: 12	R: 0 E: 0 K: 0 S: 3	H: 0 LOB: 0 BB: 0 P: 4	R: 0 E: 0 K: 1 S: 11	H: 2 LOB: 1 BB: 0 P: 17	R: 0 E: 0 K: 0 S: 6	H: 1 LOB: 0 BB: 0 P: 7	R: 0 E: 0 K: 1 S: 11	H: 0 LOB: 1 BB: 1 P: 16	R: 0 E: 0 K: 1 S: 9	H: 1 LOB: 1 BB: 1 P: 15	R: 0 E: 0 K: 0 S: 10	H: 0 LOB: 1 BB: 1 P: 20	1B: 5 2B: 2 3B: 0 HR: 0	SF: 0 SAC: 0 DP: 3 HBP: 1	WP: 0 PB: 0 SB: 1 CS: 1	PA: 35			
<b>PITCHER</b>	IP	WLS	BF	H	R	ER	SO	BB	IBB	HBP	BLK	WP	HR	S	P	ERA	WHIP								
Mark Portugal, R (1, 1) ERA: 4.94	7.0		27	6	0	0	3	3	0	0	0	0	0	59	92	0.00	1.286								
Wayne Gomes, R (8, 1) ERA: 3.44	1.0		4	1	0	0	1	1	0	0	0	0	0	9	15	0.00	2.000								
Mark Leiter, R (9, 1) ERA: 3.08	1.0	S	4	0	0	0	0	1	0	0	0	0	0	10	20	0.00	1.000								













Batter	1	2	3	4	5	6	7	8	9	AB	R	H	RBI	BB	SO	LOB	TOP										
Jeff Blauser, R (1.6) OBP: 0.356, SLG: 0.307	0-1 1B		3-3 K	2-2 F8		4-0 1B BB	4-1 BB			3	1	1	0	2	1	2											
Manny Alexander, R (1.4) OBP: 0.232, SLG: 0.351 Mickey Morandini, L (6. PH) OBP: 0.415, SLG: 0.451	1-3 K		4-0 1B BB		0-0 G5-3	3-2 1B 1B	0-0 G4-3			2	1	0	0	1	1	1											
Sammy Sosa, R (1.8) OBP: 0.381, SLG: 0.655	2-3 K		4-1 1B BB		1-1 F9	3-H 1B 1B		0-0 G6-3		4	1	1	1	1	1	1											
Glenallen Hill, R (1.9) OBP: 0.333, SLG: 0.509 Lance Johnson, L (7.8) OBP: 0.161, SLG: 0.189	0-0 1B		1-2 1B		1-1 F9	1-0 1B 1B		1-2 G5-3		4	0	3	2	0	0	0											
Henry Rodriguez, L (1.7) OBP: 0.334, SLG: 0.533 Mark Grace, L (8.3) OBP: 0.404, SLG: 0.479	1-0 F8		0-3 K			1-2 1B		3-3 K		5	0	1	1	0	3	4											
Jose Hernández, R (1.3) OBP: 0.328, SLG: 0.538		1-0 G6-3		2-2 1B					3-1 F9	4	1	1	0	1	0	2											
Kevin Orte, R (1.5) OBP: 0.254, SLG: 0.280 Matt Mieske, R (8.7) OBP: 0.367, SLG: 0.427		0-0 F9		0-0 F8		4-2 1B BB	0-1 F7 2B		3-1 G6-3	3	1	1	0	1	0	1											
Scott Servais, R (1.2) OBP: 0.286, SLG: 0.312		2-1 G5-3		0-1 1B		0-0 E9 1B 1B	1-0 F7		1-3 K	5	1	2	1	0	1	1											
Kevin Tapani, R (1.1) OBP: 0.250, SLG: 0.233 Terry Mulholland, R (8.1) OBP: 0.236, SLG: 0.167 Rod Beck, R (9.1) OBP: 0.236, SLG: 0.167			0-3 K	0-3 K		1-2 G5-3	2-3 K			4	0	0	0	0	3	4											
<b>Inning Stats</b>	R: 0 E: 0 K: 2 S: 10	H: 2 LOB: 0 BB: 0 P: 14	R: 0 E: 0 K: 0 S: 4	H: 0 LOB: 0 BB: 0 P: 7	R: 1 E: 0 K: 3 S: 13	H: 1 LOB: 2 BB: 2 P: 25	R: 0 E: 0 K: 1 S: 15	H: 2 LOB: 2 BB: 0 P: 19	R: 0 E: 0 K: 0 S: 5	H: 0 LOB: 0 BB: 0 P: 7	R: 6 E: 1 K: 1 S: 22	H: 5 LOB: 2 BB: 3 P: 43	R: 0 E: 0 K: 1 S: 8	H: 1 LOB: 1 BB: 1 P: 15	R: 0 E: 0 K: 1 S: 7	H: 0 LOB: 0 BB: 0 P: 11	R: 0 E: 0 K: 1 S: 7	H: 0 LOB: 0 BB: 0 P: 14	1B: 10 2B: 1 3B: 0 HR: 0	SF: 0 SAC: 0 DP: 0 HBP: 0	WP: 0 PB: 0 SB: 0 CS: 0	PA: 44					
<b>PITCHER</b>	IP	WLS	BF	H	R	ER	SO	BB	IBB	HBP	BLK	WP	HR	S	P	ERA	WHIP										
Chris Peters, L (1.1) ERA: 4.26	5.1	L	26	6	4	4	7	4	0	0	0	0	0	55	90	6.75	1.875										
Elmer Dessens, R (6.1) ERA: 4.0	0.1		5	3	2	2	0	1	0	0	0	0	0	11	20	54.00	12.000										
Jeff Tabaka, L (6.1) ERA: 3.28	1.1		7	2	1	1	1	1	0	0	0	0	0	11	20	6.75	2.250										
Ricardo Rincon, L (8.1) ERA: 2.09	1.0		3	0	0	0	1	0	0	0	0	0	0	7	11	0.00	0.000										
Rich Loiselle, R (9.1) ERA: 3.58	1.0		3	0	0	0	1	0	0	0	0	0	0	7	14	0.00	0.000										

Chicago Cubs @ Pittsburgh Pirates  
Three Rivers Stadium, Pittsburgh, PA  
Tue Jul 14 1998, 7:05 PM EDT  
Att: 13,405 - Unknown - 86 F

AB 38  
R 7  
H 11  
RBI 6  
BB 6  
SO 10  
LOB 18



Batter	1	2	3	4	5	6	7	8	9	AB	R	H	RBI	BB	SO	LOB	BOTTOM										
Tony Womack, L (1.4) OBP: 0.303, SLG: 0.334	2-3 K		0-1 2B		0-0 1B		1-0 F8-3		1-2 G5-3	5	1	2	0	0	1	2											
18 Jason Kendall, R (1.2) OBP: 0.408, SLG: 0.454	2-2 G6-3		4-2 2B BB		1-0 FC5-4		1-0 1B		4-1 BB	3	1	1	0	2	0	1											
Jose Guillen, R (1.9) OBP: 0.319, SLG: 0.450	0-0 F7		0-2 1B 2B		0-0 G5-3		0-1 1B		2-3 K	5	0	2	2	0	1	3											
Kevin Young, R (1.3) OBP: 0.325, SLG: 0.481		2-3 K	2-1 F8			2-2 F9	3-1 G1-3			4	0	0	0	0	1	3											
Turner Ward, S (1.8) OBP: 0.326, SLG: 0.395		0-3 K		1-2 HR		1-2 FC3-6 1B		4-2 G6-4-3 BB		3	1	2	1	1	1	0											
Al Martin, L (1.7) OBP: 0.290, SLG: 0.373 Rich Loiselle, R (9.1) OBP: 0.290, SLG: 0.373	1-2 1B		0-0 G3		0-0 G3		1-0 FC3-6 1B		0-1 G6-4-3	4	1	1	0	0	0	2											
Aramis Ramirez, R (1.5) OBP: 0.305, SLG: 0.357	0-1 F7		3-1 F9		3-1 F9		0-2 1B		1-0 L7	4	0	1	1	0	0	1											
Lou Collier, R (1.6) OBP: 0.300, SLG: 0.365			1-2 G4-3		1-1 P3		0-0 L5		1-1 F9	4	0	0	0	0	0	1											
Chris Peters, L (1.1) OBP: 0.215, SLG: 0.111 Elmer Dessens, R (6.1) OBP: 0.215, SLG: 0.111 Jeff Tabaka, R (6.1) OBP: 0.215, SLG: 0.111 Steve Bieser, L (7. PH) OBP: 0.215, SLG: 0.111 Ricardo Rincon, L (8.1) OBP: 0.215, SLG: 0.111 Mark Smith, R (9.7) OBP: 0.215, SLG: 0.111			1-3 K		0-3 K		4-2 F8-3 BB		3-1 1B 2B	2	0	0	0	0	2	0											
<b>Inning Stats</b>	R: 0 E: 0 K: 1 S: 7	H: 0 LOB: 0 BB: 0 P: 11	R: 0 E: 0 K: 2 S: 12	H: 1 LOB: 1 BB: 0 P: 15	R: 2 E: 0 K: 1 S: 16	H: 2 LOB: 1 BB: 1 P: 24	R: 1 E: 0 K: 0 S: 8	H: 1 LOB: 0 BB: 0 P: 13	R: 0 E: 0 K: 1 S: 6	H: 1 LOB: 1 BB: 0 P: 7	R: 1 E: 0 K: 0 S: 14	H: 2 LOB: 1 BB: 0 P: 18	R: 0 E: 0 K: 0 S: 9	H: 2 LOB: 2 BB: 1 P: 18	R: 0 E: 0 K: 0 S: 5	H: 0 LOB: 0 BB: 1 P: 10	R: 0 E: 0 K: 1 S: 11	H: 1 LOB: 2 BB: 1 P: 22	1B: 6 2B: 4 3B: 0 HR: 1	SF: 0 SAC: 0 DP: 2 HBP: 0	WP: 1 PB: 0 SB: 0 CS: 0	PA: 39					
<b>PITCHER</b>	IP	WLS	BF	H	R	ER	SO	BB	IBB	HBP	BLK	WP	HR	S	P	ERA	WHIP										
Kevin Tapani, R (1.1) ERA: 4.88	7.0	W	31	9	4	4	5	2	0	0	0	0	0	72	106	5.14	1.571										
Terry Mulholland, L (8.1) ERA: 3.1	1.0		3	0	0	0	0	1	0	0	0	0	0	5	10	0.00	1.000										
Rod Beck, R (9.1) ERA: 3.77	1.0	S	5	1	0	0	1	1	0	0	0	1	0	11	22	0.00	2.000										

Chicago Cubs @ Pittsburgh Pirates  
Three Rivers Stadium, Pittsburgh, PA  
Tue Jul 14 1998, 7:05 PM EDT  
Att: 13,405 - Unknown - 86 F

AB 35  
R 4  
H 10  
RBI 4  
BB 4  
SO 6  
LOB 13













Batter	1	2	3	4	5	6	7	8	9	AB	R	H	RBI	BB	SO	LOB	TOP			
Tony Womack, L (1,4) OBP: 0.308, SLG: 0.338	0-2 SH1-3 1B 18 1B	0-3 K		1-3 K		0-1 G6-3			0-0 G4-1	5	1	1	1	0	2	4				
18 Jason Kendall, R (1,2) OBP: 0.409, SLG: 0.451	3-1 SH1-3 1B		3-2 G6-3		0-3 K	1-0 G5-3			0-1 HBP 1B	5	1	2	0	0	1	2				
Turner Ward, S (1,8) OBP: 0.325, SLG: 0.393	0-1 SH1-3		1-0 F8		1-2 G1-3		1-3 K		0-1 HBP 1B	4	0	1	0	0	1	0				
Kevin Young, R (1,3) OBP: 0.334, SLG: 0.499	0-3 K		4-1 S BB		0-3 K		3-1 P2		1-0 FC6 HBP	3	0	0	0	1	2	2				
Mark Smith, R (1,9) OBP: 0.265, SLG: 0.330	2-0 S 1B		3-2 F9			2-1 F9 1B 2B	1-2 P6		0-2 FC6	5	1	2	2	0	0	4				
Al Martin, L (1,7) OBP: 0.292, SLG: 0.368	2-3 K			0-0 SH3-4 1B		2-1 F9		1-1 F8		4	0	1	0	0	1	2				
Manny Martinez, R (8,8) OBP: 0.329, SLG: 0.513	1-2 K			3-1 SH3-4 1B		2-3				0	0	0	0	0	0	0				
Aramis Ramirez, R (1,5) OBP: 0.292, SLG: 0.342		3-3 K		3-1 L7		3-1 1B 1B		0-3 K		2	0	0	0	0	1	1	AB 35			
Kevin Polcovich, R (6, PR) OBP: 0.269, SLG: 0.281										1	1	0	0	0	1	0	R 5			
Lou Collier, R (1,6) OBP: 0.306, SLG: 0.373		0-2 SH1-4 1B		3-2 SH3-4 1B		2-2 1B S		1-2 G3		4	1	3	1	0	0	0	H 11			
Mike Williams, R (1,1)		2-2 SH1-4		1-1 SH3-4		2-2				0	0	0	0	0	0	0	RBI 5			
Steve Bieser, L (8, PH) OBP: 0.653, SLG: 0.657										1	0	1	1	0	0	0	BB 1			
Elmer Dessens, R (6, 1)										0	0	0	0	0	0	0	SO 9			
Jason Christiansen, R (6, 1)										1	0	0	0	0	0	0	LOB 15			
<b>Inning Stats</b>	R: 2 H: 3 E: 0 LOB: 1 K: 2 S: 16	H: 3 BB: 0 P: 23	R: 0 H: 1 E: 0 LOB: 1 K: 2 S: 12	H: 1 BB: 0 P: 17	R: 0 H: 0 E: 0 LOB: 1 K: 0 S: 8	H: 0 BB: 1 P: 19	R: 0 H: 2 E: 0 LOB: 2 K: 1 S: 11	H: 2 BB: 0 P: 19	R: 0 H: 0 E: 0 LOB: 0 K: 0 S: 11	H: 0 BB: 0 P: 12	R: 3 H: 3 E: 0 LOB: 2 K: 0 S: 15	H: 3 BB: 0 P: 27	R: 0 H: 0 E: 0 LOB: 0 K: 1 S: 9	H: 0 BB: 0 P: 14	R: 0 H: 0 E: 0 LOB: 0 K: 1 S: 9	H: 0 BB: 0 P: 11	R: 0 H: 2 E: 0 LOB: 3 K: 0 S: 11	H: 2 BB: 0 P: 14	1B: 10 SF: 0 2B: 1 SAC: 3 3B: 0 DP: 0 HR: 0 HBP: 2	WP: 0 PA: 41 PB: 0 SB: 3 CS: 0
<b>PITCHER</b>	IP WLS BF H R ER SO BB IBB HBP BLK WP HR S P ERA WHIP																			
Javier Vazquez, R (1, 1) ERA: 5.68	5.1 L 25 7 4 4 7 1 0 1 0 0 0 63 102 6.75 1.500																			
Shayne Bennett, R (6, 1) ERA: 5.04	1.2 7 2 1 1 1 0 0 0 0 0 0 19 29 5.40 1.200																			
Anthony Telford, R (8, 1) ERA: 3.58	2.0 9 2 0 0 1 0 0 0 1 0 0 0 20 25 0.00 1.000																			

Pittsburgh Pirates @ Montreal Expos  
Olympic Stadium, Montreal, QB  
Fri Jul 17 1998, 7:05 PM EDT  
Att: 9,380 - Cloudy - 82 F

livebaseballscorecards.com

AB 35  
R 5  
H 11  
RBI 5  
BB 1  
SO 9  
LOB 15



Batter	1	2	3	4	5	6	7	8	9	AB	R	H	RBI	BB	SO	LOB	BOTTOM			
Orlando Cabrera, R (1,4) OBP: 0.400, SLG: 0.483	0-3 K	0-0 F7			2-0 FC1-6-5 CS			0-1 G6-3		4	0	0	0	0	1	1				
Ryan McGuire, L (1,7) OBP: 0.343, SLG: 0.320	3-2 FC1-2 1B		3-2 G1-3		1 SAFE 1 SAFE G1-3			1-0 FC5-4 1B		4	0	2	0	0	0	1				
Vladimir Guerrero, R (1,9) OBP: 0.394, SLG: 0.534	0-0 1B 2B		2-2		1-1 G4-6-3 1B			1-1 FC5-4		4	1	3	0	0	0	1				
Rondell White, R (1,8) OBP: 0.368, SLG: 0.521	1-2 FC1-2 1B		1-3 K		1-2 G4-6-3 1B			0-0 G1-3		4	0	1	0	0	1	4				
Brad Fullmer, L (1,3) OBP: 0.332, SLG: 0.460	0-0 BB 1B		2-0 G3		0-2 G4-6-3			0-3 K		4	0	1	1	0	1	3				
Mark Grudzielanek, R (1,6) OBP: 0.308, SLG: 0.347	1-2 2-H 1B			0-2 G4-3		2-2 G4-3			0-0 F9	3	0	0	0	1	0	1				
Shane Andrews, R (1,5) OBP: 0.315, SLG: 0.445	3-3 K			1-3 K			0-3 K		0-2 P3	4	0	0	0	0	3	3	AB 33			
Chris Widger, R (1,2) OBP: 0.281, SLG: 0.373		0-2 G1-3		0-0 G5-3			1-3 K			3	0	0	0	0	1	0	R 1			
Javier Vazquez, R (1, 1) ERA: 2.11		1-2 G5-3			0-1 FC1-6-5 2B		1-2 F9			2	0	1	0	0	0	0	H 8			
Shayne Bennett, R (6, 1) ERA: 3.86										0	0	0	0	0	0	0	RBI 1			
Ray Holbert, R (7, PH) OBP: 0.211, SLG: 0.125										1	0	0	0	0	0	0	BB 1			
Anthony Telford, R (8, 1) ERA: 1.66										0	0	0	0	0	0	0	SO 7			
<b>Inning Stats</b>	R: 1 H: 3 E: 0 LOB: 3 K: 2 S: 16	H: 3 BB: 1 P: 27	R: 0 H: 0 E: 0 LOB: 0 K: 0 S: 7	H: 0 BB: 0 P: 8	R: 0 H: 1 E: 0 LOB: 1 K: 1 S: 11	H: 1 BB: 0 P: 19	R: 0 H: 0 E: 0 LOB: 0 K: 1 S: 7	H: 0 BB: 0 P: 8	R: 0 H: 1 E: 0 LOB: 1 K: 0 S: 6	H: 1 BB: 0 P: 8	R: 0 H: 2 E: 0 LOB: 1 K: 0 S: 12	H: 2 BB: 0 P: 16	R: 0 H: 0 E: 0 LOB: 0 K: 2 S: 15	H: 0 BB: 0 P: 17	R: 0 H: 1 E: 0 LOB: 1 K: 0 S: 6	H: 1 BB: 0 P: 8	R: 0 H: 0 E: 0 LOB: 0 K: 1 S: 7	H: 0 BB: 0 P: 7	1B: 6 SF: 0 2B: 2 SAC: 0 3B: 0 DP: 1 HR: 0 HBP: 0	WP: 0 PA: 34 PB: 0 SB: 0 CS: 1
<b>PITCHER</b>	IP WLS BF H R ER SO BB IBB HBP BLK WP HR S P ERA WHIP																			
Mike Williams, R (1, 1) ERA: 2.11	5.0 W 20 5 1 1 4 1 0 0 0 0 0 47 71 1.80 1.200																			
Elmer Dessens, R (6, 1) ERA: 3.86	0.0 2 2 0 0 0 0 0 0 0 0 0 5 7 - - -																			
Jason Christiansen, L (6, 1) ERA: 1.66	4.0 S 12 1 0 0 3 0 0 0 0 0 0 35 41 0.00 0.250																			

Pittsburgh Pirates @ Montreal Expos  
Olympic Stadium, Montreal, QB  
Fri Jul 17 1998, 7:05 PM EDT  
Att: 9,380 - Cloudy - 82 F

AB 33  
R 1  
H 8  
RBI 1  
BB 1  
SO 7  
LOB 14





Batter	1	2	3	4	5	6	7	8	9	AB R H RBI BB SO LOB	TOP									
Tony Womack, L (1,4) OBP: 0.309, SLG: 0.337	1-1 18 2B	0-3 K		3-2 F8			4-2 FC3-6 BB		2-2 P4	4 0 1 0 1 1 0	<b>Pittsburgh Pirates @ Montreal Expos</b> Olympic Stadium, Montreal, QB Sat Jul 18 1998, 7:05 PM EDT Att: 11,499 - Unknown - 82 F									
18 Jason Kendall, R (1,2) OBP: 0.412, SLG: 0.456	1-2 HR	1-2 G5-3			3-2 2B FC1 1B		3-2 F9		2-1 1B	5 1 3 0 0 0 1										
Turner Ward, S (1,8) (9,7)	1-1 2H HR			1-0 F8	2-1 S 2B		0-0 FC3-6 1-2		0-0 1B	5 1 3 2 0 0 1										
Kevin Young, R (1,3) OBP: 0.333, SLG: 0.503	0-0 HR			1-1 G5-3	0-1 FC1 S		2-1 G3-1		1-1 F8	5 1 1 1 0 0 5										
Mark Smith, R (1,7) OBP: 0.283, SLG: 0.333 Manny Martinez, R (9,8) OBP: 0.329, SLG: 0.513	0-1 G6-3 1B			4-2 1B BB	0-0 3H P3			4-2 E S SF7 HBP		2 2 1 0 1 0 2 0 0 0 0 0 0 0										
Jose Guillen, R (1,9) OBP: 0.310, SLG: 0.435	1-2 G6-3 1-2			0-0 1B	1-1 G1-3 1-2 2-3			0-1 L6		4 0 1 0 0 0 4										
Aramis Ramirez, R (1,5) OBP: 0.302, SLG: 0.342	3-2 2H 1B			3-3 K				0-2 SF7 1-H		3 0 1 2 0 1 2										
Lou Collier, R (1,6) OBP: 0.303, SLG: 0.365	0-0 P3			0-0 F8				0-2 G6-3		4 0 0 0 0 0 1										
Jon Lieber, L (1,1) OBP: 0.256, SLG: 0.222				0-1 F8				0-0 F8		4 0 0 0 0 0 0										
<b>Inning Stats</b>	R: 4 E: 1 K: 0 S: 17	H: 6 LOB: 1 BB: 0 P: 23	R: 0 E: 0 K: 1 S: 8	H: 0 LOB: 0 BB: 0 P: 9	R: 0 E: 0 K: 1 S: 12	H: 1 LOB: 2 BB: 1 P: 21	R: 0 E: 0 K: 0 S: 7	H: 0 LOB: 0 BB: 0 P: 10	R: 0 E: 0 K: 0 S: 11	H: 2 LOB: 2 BB: 0 P: 17		R: 0 E: 0 K: 0 S: 10	H: 0 LOB: 1 BB: 1 P: 17	R: 1 E: 0 K: 0 S: 12	H: 0 LOB: 0 BB: 0 P: 16	R: 0 E: 0 K: 0 S: 10	H: 2 LOB: 2 BB: 0 P: 15	1B: 7 2B: 2 3B: 0 HR: 2	SF: 1 SAC: 0 DP: 0 HBP: 1	WP: 0 PB: 0 SB: 3 CS: 0
<b>PITCHER</b>	IP WLS BF H R ER SO BB IBB HBP BLK WP HR S P ERA WHIP											IP WLS BF H R ER SO BB IBB HBP BLK WP HR S P ERA WHIP								
Shawn Boskie, R (1,1) ERA: 9.17	0.2 L 7 6 4 4 0 0 0 0 0 0 0 2 16 22 54.00 9.000																			
Shayne Bennett, R (1,1) ERA: 4.75	3.1 12 1 0 0 2 1 0 0 0 0 0 0 28 41 0.00 0.600																			
Miguel Batista, R (5,1) ERA: 3.73	3.0 12 2 0 0 0 1 0 0 0 0 0 0 26 40 0.00 1.000																			
Mike Maddux, R (8,1) ERA: 5.87	2.0 9 2 1 0 0 0 0 0 1 0 0 0 0 22 31 0.00 1.000																			

Batter	1	2	3	4	5	6	7	8	9	AB R H RBI BB SO LOB	BOTTOM											
Da Rond Stovall, S (1,7) OBP: 0.278, SLG: 0.356	1-1 FC4-6 1B	0-0 P5			1-1 G1-3			0-0 G3		4 0 1 0 0 0 0	<b>Pittsburgh Pirates @ Montreal Expos</b> Olympic Stadium, Montreal, QB Sat Jul 18 1998, 7:05 PM EDT Att: 11,499 - Unknown - 82 F											
Orlando Cabrera, R (1,4) OBP: 0.375, SLG: 0.452	1-2 FC4-6 1B			0-1 L6		0-1 P6		2-1 G6-3		4 1 0 0 0 0 1												
Vladimir Guerrero, R (1,9) OBP: 0.353, SLG: 0.531	1-2 1B			1-2 P4		0-0 G6-3		0-1 F8		4 1 1 0 0 0 0												
Rondell White, R (1,8) OBP: 0.365, SLG: 0.515	3-3 K			1-2 G6-3		1-0 G6-3		0-1 G6-3		4 0 0 0 0 1 2												
Brad Fullmer, L (1,3) OBP: 0.332, SLG: 0.459 Mike Maddux, L (8,1)	0-0 1B			0-1 G4-3			1-1 G4-3			3 0 1 1 0 0 0 0 0 0 0 0 0 0												
Mark Grudzielanek, R (1,6) OBP: 0.308, SLG: 0.346	0-0 FC6-4 1B			0-1 P9			1-3 K			3 0 1 1 0 1 0												
Mike Hubbard, R (1,2) OBP: 0.140, SLG: 0.204	1-1 FC6-4 1-2			1-1 G6-3			2-3 K			3 0 0 0 0 1 2												
Shane Andrews, R (1,5) OBP: 0.315, SLG: 0.444		1-1 F8			2-0 G5-3			0-0 G3-6 1B		3 0 1 0 0 0 0												
Shawn Boskie, R (1,1) Shayne Bennett, R (1,1) Miguel Batista, R (5,1) Ryan McGuire, L (8,3) OBP: 0.340, SLG: 0.317		1-3 K			1-2 G6-3			2-1 G3-6		0 0 0 0 0 0 0 1 0 0 0 0 1 0 1 0 0 0 0 0 0 1 0 0 0 0 0 1												
<b>Inning Stats</b>	R: 2 E: 1 K: 1 S: 15	H: 4 LOB: 2 BB: 0 P: 22	R: 0 E: 0 K: 1 S: 7	H: 0 LOB: 0 BB: 0 P: 9	R: 0 E: 0 K: 0 S: 9	H: 0 LOB: 0 BB: 0 P: 11	R: 0 E: 0 K: 0 S: 6	H: 0 LOB: 0 BB: 0 P: 7	R: 0 E: 0 K: 0 S: 6	H: 0 LOB: 0 BB: 0 P: 10		R: 0 E: 0 K: 0 S: 4	H: 0 LOB: 0 BB: 0 P: 5	R: 0 E: 0 K: 2 S: 8	H: 0 LOB: 0 BB: 0 P: 12	R: 0 E: 0 K: 0 S: 4	H: 1 LOB: 0 BB: 0 P: 6	R: 0 E: 0 K: 0 S: 6	H: 0 LOB: 0 BB: 0 P: 8	1B: 5 2B: 0 3B: 0 HR: 0	SF: 0 SAC: 0 DP: 1 HBP: 0	WP: 0 PB: 0 SB: 0 CS: 0
<b>PITCHER</b>	IP WLS BF H R ER SO BB IBB HBP BLK WP HR S P ERA WHIP											IP WLS BF H R ER SO BB IBB HBP BLK WP HR S P ERA WHIP										
Jon Lieber, R (1,1) ERA: 3.53	9.0 W 31 5 2 2 4 0 0 0 0 0 0 0 65 90 2.00 0.556																					









Batter	1	2	3	4	5	6	7	8	9	AB	R	H	RBI	BB	SO	LOB	TOP
Tony Womack, L (1,4) OBP: 0.316, SLG: 0.345	0-1 P6		2-2 G4-3		2-2 1B			3-2 18 S 18 1B		4	1	2	0	0	0	0	
18 Jason Kendall, R (1,2) OBP: 0.412, SLG: 0.457	2-2 F9		1-2 G6-3		0-0 L8-2			2-1 SH1-3 1-H 1B		4	0	1	1	0	0	2	
Turner Ward, S (1,8) OBP: 0.330, SLG: 0.410	1-2 L8		4-2 BB		3-H			1-0 SH1-3		2	0	0	0	1	0	0	
Kevin Young, R (1,3) OBP: 0.335, SLG: 0.500		1-2 BLK HR 1B	1-1 P4		2-3 K			1-1 P4		4	1	1	0	0	1	2	
Jose Guillen, R (1,9) OBP: 0.305, SLG: 0.426	1 SAFE 1 SAFE G3	2-2 G3		2-2 G4-3		1-1 F8		1-0 G5-3		4	0	0	0	0	0	2	
Al Martin, L (1,7) OBP: 0.296, SLG: 0.368	0-0 G3		2-2 P5					2-1 67 FC6-4 1B		4	0	1	0	0	0	1	
Manny Martinez, R (9,8) OBP: 0.329, SLG: 0.513										0	0	0	0	0	0	0	
Aramis Ramirez, R (1,5) OBP: 0.306, SLG: 0.361	1-0 HR		1-1 P2					1-1 P4		3	1	1	2	1	0	1	
Lou Collier, R (1,6) OBP: 0.300, SLG: 0.364	2-2 HR 1B				1-1 1B 18 L8-2 2B			0-0 F9		4	0	2	0	0	0	2	
67 Francisco Cordova, R (1,1) OBP: 0.128, SLG: 0.109	0-2 G6-3							1-2 FC6-4		3	0	0	0	0	1	3	
Ricardo Rincon, L (7,1)								1-2 K		0	0	0	0	0	0	0	
<b>Inning Stats</b>	R: 0 H: 0 E: 0 LOB: 0 K: 0 BB: 0 S: 8	R: 2 H: 3 E: 0 LOB: 1 K: 0 BB: 0 S: 16	R: 0 H: 0 E: 0 LOB: 1 K: 0 BB: 1 S: 12	R: 0 H: 0 E: 0 LOB: 0 K: 0 BB: 0 S: 12	R: 0 H: 2 E: 0 LOB: 1 K: 1 BB: 0 S: 11	R: 0 H: 0 E: 0 LOB: 0 K: 1 BB: 0 S: 9	R: 0 H: 1 E: 0 LOB: 1 K: 0 BB: 0 S: 8	R: 1 H: 2 E: 0 LOB: 1 K: 0 BB: 0 S: 11	R: 0 H: 0 E: 0 LOB: 0 K: 0 BB: 1 S: 7	1B: 6 SF: 0 2B: 2 SAC: 1 3B: 0 DP: 2 HR: 1 HBP: 0	WP: 0 PA: 35						
<b>PITCHER</b>	IP WLS BF H R ER SO BB IBB HBP BLK WP HR S P ERA WHIP																
Masato Yoshii, R (1,1) ERA: 4.03	7.0 L 27 6 2 2 2 1 0 0 0 0 1 76 108 2.57 1.000																
Mel Rojas, R (8,1) ERA: 4.75	2.0 8 2 1 1 0 1 0 0 0 0 0 0 18 33 4.50 1.500																

Pittsburgh Pirates @ New York Mets  
Shea Stadium, Flushing, NY  
Mon Jul 20 1998, 7:05 PM EDT  
Att: 18,088 - Cloudy - 86 F

AB	32
R	3
H	8
RBI	3
BB	2
SO	2
LOB	13



Batter	1	2	3	4	5	6	7	8	9	AB	R	H	RBI	BB	SO	LOB	BOTTOM
Brian McRae, S (1,8) OBP: 0.357, SLG: 0.469	4-2 1B BB		1-0 HR		4-2 BB			1-0 F9		2	1	1	1	2	0	0	
Edgardo Alfonzo, R (1,5) OBP: 0.351, SLG: 0.383	0-0 BB		2-2 G6-3		1 SAFE 1 SAFE 1 SAFE F8			4-1 BB		3	0	1	0	1	0	1	
Mel Rojas, R (8,1)	1-3 1B									0	0	0	0	0	0	0	
John Olerud, L (1,3) OBP: 0.438, SLG: 0.506	4-0 FC6-4 BB		0-1 31 1B		1 SAFE 1 SAFE 1 SAFE 1 SAFE F7			0-0 G4-3		3	0	1	0	1	0	2	
31 Mike Piazza, R (1,2) OBP: 0.359, SLG: 0.507	0-0 L4		1 SAFE 3-1 BB		1-3 K			2-3 K		4	0	1	0	0	2	4	
Todd Hundley, S (1,7) OBP: 0.346, SLG: 0.227	2-3 K		1-3 K					1-0 G5-3		3	0	0	0	0	3	5	
Butch Huskey, R (8, PH) OBP: 0.310, SLG: 0.416										1	0	0	0	0	0	0	
Bernard Gilkey, R (1,9) OBP: 0.318, SLG: 0.340	3-1 FC6-4		2-0 G5-3					2-3 K		4	0	0	0	0	1	5	
Carlos Baerga, S (1,4) OBP: 0.302, SLG: 0.384		0-0 F8		0-1 G6-3				0-0 1B		4	0	1	0	0	0	0	
Rey Ordonez, R (1,6) OBP: 0.269, SLG: 0.280		0-0 P3		0-1 P6				1-0 P6		4	0	0	0	0	0	1	
Masato Yoshii, R (1,1) ERA: 3.12	0-3 K		3-1 G4-3					1-2 G6-3		2	0	0	0	0	1	0	
Lenny Harris, L (7, PH) OBP: 0.327, SLG: 0.349										1	0	0	0	0	0	0	
Luis Lopez, S (8, PH) OBP: 0.323, SLG: 0.338										1	0	0	0	0	1	0	
<b>Inning Stats</b>	R: 0 H: 1 E: 0 LOB: 3 K: 1 BB: 2 S: 11	R: 0 H: 0 E: 0 LOB: 0 K: 1 BB: 0 S: 5	R: 1 H: 3 E: 0 LOB: 2 K: 1 BB: 0 S: 13	R: 0 H: 0 E: 0 LOB: 0 K: 0 BB: 0 S: 6	R: 0 H: 0 E: 0 LOB: 1 K: 1 BB: 1 S: 12	R: 0 H: 1 E: 0 LOB: 1 K: 1 BB: 0 S: 8	R: 0 H: 0 E: 0 LOB: 1 K: 2 BB: 0 S: 8	R: 0 H: 0 E: 0 LOB: 0 K: 2 BB: 0 S: 8	R: 0 H: 0 E: 0 LOB: 0 K: 1 BB: 0 S: 8	1B: 4 SF: 0 2B: 0 SAC: 0 3B: 0 DP: 0 HR: 1 HBP: 0	WP: 0 PA: 36						
<b>PITCHER</b>	IP WLS BF H R ER SO BB IBB HBP BLK WP HR S P ERA WHIP																
67 Francisco Cordova, R (1,1) ERA: 1.92	6.2 W 29 5 1 1 5 4 0 0 0 0 0 1 60 105 1.35 1.350																
Ricardo Rincon, L (7,1) ERA: 1.92	2.1 S 7 0 0 0 3 0 0 0 0 0 0 0 17 27 0.00 0.000																

Pittsburgh Pirates @ New York Mets  
Shea Stadium, Flushing, NY  
Mon Jul 20 1998, 7:05 PM EDT  
Att: 18,088 - Cloudy - 86 F

AB	32
R	1
H	5
RBI	1
BB	4
SO	8
LOB	18





Batter	1	2	3	4	5	6	7	8	9	AB	R	H	RBI	BB	SO	LOB	TOP			
Tony Womack, L (1,4) OBP: 0.320, SLG: 0.351	1-1 SH1-4 1B		2-1 G5-4-3 1B		1-0 2B			0-0 FC5-4 1-2		4	0	3	0	0	0	1				
Keith Oskik, R (1,2) OBP: 0.305, SLG: 0.234	1-2 SH1-4 1B		2-0 G5-4-3 1-2			2-3 K		0-3 K 1-2		4	0	1	0	0	2	2				
Turner Ward, S (1,8) OBP: 0.325, SLG: 0.403	2-0 SH1-4 1-2 2-3			1-1 F9		0-1 G4-3			0-1 G4-3	3	0	0	0	0	0	0				
Kevin Young, R (1,3) OBP: 0.334, SLG: 0.497	0-3 K			0-2 G1-3		1-3 K			1-0 K 1B	4	0	1	0	0	2	2				
Jose Guillen, R (1,9) OBP: 0.305, SLG: 0.424	0-1 G1-3			2-2 K 1B			2-2 G6-3		1-3 K	4	0	1	0	0	1	3				
Al Martin, L (1,7) OBP: 0.295, SLG: 0.367		1-3 K		2-1 L8			0-0 F9		1-1 K 1-2	4	0	1	0	0	1	1				
Aramis Ramirez, R (1,5) OBP: 0.299, SLG: 0.352		0-1 L3				0-3 K			1-3 K	4	0	0	0	0	3	2				
Lou Collier, R (1,6) OBP: 0.304, SLG: 0.365		3-2 P3				2-2 K HBP			0-1 FC5-4 1B	2	0	1	0	0	0	0				
Jason Schmidt, R (1,1) OBP: 0.077, SLG: 0.079			0-1 L8			0-3 K			2-3 K	2	0	0	0	0	1	1				
Steve Bieser, L (8, PH) OBP: 0.556, SLG: 0.571										1	0	0	0	0	1	1				
Jeff Tabaka, R (8, 1)										0	0	0	0	0	0	0				
<b>Inning Stats</b>	R: 0 E: 0 K: 1 S: 11	H: 2 LOB: 2 BB: 0 P: 14	R: 0 E: 0 K: 1 S: 12	H: 0 LOB: 0 BB: 0 P: 16	R: 0 E: 0 K: 0 S: 5	H: 1 LOB: 0 BB: 0 P: 9	R: 0 E: 0 K: 0 S: 10	H: 1 LOB: 1 BB: 0 P: 15	R: 0 E: 0 K: 2 S: 8	H: 0 LOB: 0 BB: 0 P: 11	R: 0 E: 0 K: 1 S: 8	H: 0 LOB: 0 BB: 0 P: 10	R: 0 E: 0 K: 2 S: 10	H: 1 LOB: 1 BB: 0 P: 12	R: 0 E: 0 K: 2 S: 11	H: 2 LOB: 2 BB: 0 P: 15	1B: 7 2B: 1 3B: 0 HR: 0	SF: 0 SAC: 1 DP: 1 HBP: 1	WP: 0 PB: 0 SB: 0 CS: 1	PA: 34
<b>PITCHER</b>	IP WLS BF H R ER SO BB IBB HBP BLK WP HR S P ERA WHIP																			
Rick Reed, R (1,1) ERA: 2.74	8.0 W 29 6 0 0 9 0 0 0 0 0 0 75 101 0.00 0.750																			
John Franco, L (9,1) ERA: 3.93	1.0 5 2 0 0 2 0 0 0 0 0 0 0 11 15 0.00 2.000																			

Pittsburgh Pirates @ New York Mets  
Shea Stadium, Flushing, NY  
Tue Jul 21 1998, 7:05 PM EDT  
Att: 22,844 - Unknown - 78 F

AB 32  
R 0  
H 8  
RBI 0  
BB 0  
SO 11  
LOB 13



Batter	1	2	3	4	5	6	7	8	9	AB	R	H	RBI	BB	SO	LOB	BOTTOM			
Brian McRae, S (1,8) OBP: 0.353, SLG: 0.463	1-1 L8		2-1 F8	0-0 G3			2-1 F8			4	0	0	0	0	0	3				
Edgardo Alfonzo, R (1,5) OBP: 0.356, SLG: 0.387	4-1 K BB		2-1 1B 2B 3H		0-0 F8		4-2 K BB			2	1	1	2	2	0	0				
John Olerud, L (1,3) OBP: 0.436, SLG: 0.503	0-0 G4-6-3 1-2		1-2 2B 1B		1-0 F7		2-2 F9			4	0	1	0	0	0	2				
Todd Hundley, S (1,7) OBP: 0.345, SLG: 0.280		2-3 K	1-1 2B		3-2 G3		0-1 F9			3	0	1	1	0	1	0				
Bernard Gilkey, R (6,7) OBP: 0.317, SLG: 0.339		1-3 3H 2B	3-3 K			1-2 E5 CS		0-1 F9		1	0	0	0	0	0	1				
Butch Huskey, R (1,9) OBP: 0.308, SLG: 0.413		3-2 G6-3	1-3 3H 2B			1-2 E5 CS		1-0 G1-3		2	0	0	0	0	1	2				
Lenny Harris, L (4,9) OBP: 0.323, SLG: 0.345		0-2 G4-3	1-0 P2			0-0 L8				2	0	0	0	0	0	1				
Carlos Baerga, S (1,4) OBP: 0.295, SLG: 0.381		0-2 G4-3	1-0 P2			1-3 K				3	0	0	0	0	0	3				
Todd Pratt, R (1,2) OBP: 0.324, SLG: 0.703			2-1 1B E 2B	0-0 FC3-6 1B		1-3 K				3	1	2	0	0	1	1				
Rey Ordonez, R (1,6) OBP: 0.270, SLG: 0.281			0-0 E 2B 1B	1-0 P3		0-1 CS	0-2 G4-3			3	1	1	0	0	0	1				
Rick Reed, R (1,1) OBP: 0.205, SLG: 0.220			0-0 E4 2B	0-1 FC3-6		2-2 G4-3				3	1	0	1	0	0	2				
John Franco, L (9,1) ERA: 3.04			1-3 2B	1-2 K						0	0	0	0	0	0	0				
<b>Inning Stats</b>	R: 0 E: 0 K: 0 S: 4	H: 0 LOB: 1 BB: 1 P: 9	R: 0 E: 0 K: 1 S: 9	H: 0 LOB: 0 BB: 0 P: 14	R: 4 E: 1 K: 1 S: 17	H: 5 LOB: 2 BB: 0 P: 29	R: 0 E: 0 K: 0 S: 5	H: 1 LOB: 1 BB: 0 P: 6	R: 0 E: 0 K: 1 S: 9	H: 0 LOB: 0 BB: 0 P: 11	R: 0 E: 0 K: 0 S: 9	H: 0 LOB: 0 BB: 0 P: 13	R: 0 E: 0 K: 0 S: 9	H: 0 LOB: 1 BB: 1 P: 16	R: 0 E: 0 K: 2 S: 11	H: 0 LOB: 1 BB: 0 P: 12	1B: 3 2B: 3 3B: 0 HR: 0	SF: 0 SAC: 0 DP: 1 HBP: 0	WP: 0 PB: 0 SB: 0 CS: 1	PA: 33
<b>PITCHER</b>	IP WLS BF H R ER SO BB IBB HBP BLK WP HR S P ERA WHIP																			
Jason Schmidt, R (1,1) ERA: 4.15	7.0 L 28 6 4 3 3 1 0 0 0 0 0 0 58 91 3.86 1.000																			
Jeff Tabaka, L (8,1) ERA: 3.04	1.0 4 0 0 0 0 1 0 0 0 0 0 0 9 16 0.00 1.000																			

Pittsburgh Pirates @ New York Mets  
Shea Stadium, Flushing, NY  
Tue Jul 21 1998, 7:05 PM EDT  
Att: 22,844 - Unknown - 78 F

AB 30  
R 4  
H 6  
RBI 4  
BB 2  
SO 3  
LOB 16





Batter	1	2	3	4	5	6	7	8	9	AB	R	H	RBI	BB	SO	LOB	TOP			
Todd Dunwoody, L (1, 8) OBP: 0.288, SLG: 0.362	F8		SF8 3B		G4-3		K		K	5	1	1	1	0	2	3	<b>Florida Marlins @ Pittsburgh Pirates</b> Three Rivers Stadium, Pittsburgh, PA Wed Jul 22 1998, 7:05 PM EDT Att: 13,544 - Cloudy - 88 F			
Edgar Renteria, R (1, 6) OBP: 0.366, SLG: 0.363	CS 1B		SF8		K			G6-3		3	0	1	1	0	1	0				
Mark Kotsay, L (1, 9) OBP: 0.319, SLG: 0.389	G6-3		F8			F7		F7		4	0	0	0	0	0	1				
Todd Zeile, R (1, 5) OBP: 0.337, SLG: 0.423		G6-3				F9		F7		4	0	1	0	0	0	0				
Cliff Floyd, L (1, 7) OBP: 0.344, SLG: 0.472	F4								G6-3	4	0	2	0	0	0	0				
Derrek Lee, R (1, 3) OBP: 0.301, SLG: 0.390	K					F8				4	1	1	1	0	1	2				
Gregg Zaun, S (1, 2) OBP: 0.257, SLG: 0.286			2B						F9	3	1	1	0	1	0	0				
Craig Counsell, L (1, 4) OBP: 0.352, SLG: 0.347			2B							3	1	2	1	0	0	2				
Dave Berg, R (9, PH) OBP: 0.364, SLG: 0.352			3B						BB	0	0	0	0	0	1	0				
Ryan Dempster, R (1, 1)										2	0	0	0	0	1	1				
Brian Edmondson, R (5, 1)										0	0	0	0	0	0	0				
Ryan Jackson, L (7, PH) OBP: 0.292, SLG: 0.354										1	0	0	0	0	1	1				
Rob Stanifer, R (7, 1)										0	0	0	0	0	0	0				
John Cangelosi, S (9, PH) OBP: 0.381, SLG: 0.283										0	0	0	0	1	0	0				
<b>Inning Stats</b>	R: 0 E: 0 K: 0 S: 5	H: 1 LOB: 0 BB: 0 P: 8	R: 0 E: 0 K: 1 S: 8	H: 0 LOB: 0 BB: 0 P: 13	R: 3 E: 0 K: 1 S: 18	H: 3 LOB: 0 BB: 0 P: 28	R: 0 E: 0 K: 0 S: 7	H: 2 LOB: 2 BB: 1 P: 16	R: 0 E: 0 K: 1 S: 7	H: 1 LOB: 1 BB: 0 P: 7	R: 0 E: 0 K: 2 S: 10	H: 1 LOB: 1 BB: 0 P: 13	R: 0 E: 0 K: 0 S: 7	H: 0 LOB: 0 BB: 0 P: 10	R: 1 E: 0 K: 1 S: 15	H: 1 LOB: 2 BB: 2 P: 28	1B: 5 2B: 2 3B: 1 HR: 1	SF: 1 SAC: 0 DP: 0 HBP: 0	WP: 0 PB: 0 SB: 1 CS: 1	PA: 37
<b>PITCHER</b>	IP WLS BF H R ER SO BB IBB HBP BLK WP HR S P ERA WHIP																			
Todd Van Poppel, R (1, 1) ERA: 7.71	6.1 W 26 8 3 3 3 1 0 0 1 0 0 55 86 4.26 1.421																			
Jason Christiansen, L (7, 1) ERA: 1.75	2.2 S 11 1 1 1 3 2 0 0 0 0 0 1 28 45 3.38 1.125																			

Batter	1	2	3	4	5	6	7	8	9	AB	R	H	RBI	BB	SO	LOB	BOTTOM			
Tony Womack, L (1, 4) OBP: 0.326, SLG: 0.356	E BB		WP 1B		G6-3 2B	BB 1B				3	2	3	0	1	0	0	<b>Florida Marlins @ Pittsburgh Pirates</b> Three Rivers Stadium, Pittsburgh, PA Wed Jul 22 1998, 7:05 PM EDT Att: 13,544 - Cloudy - 88 F			
Keith Oskik, R (1, 2) OBP: 0.322, SLG: 0.224	E6		1B		G6-3	L3 BB				2	1	0	0	2	0	2				
Turner Ward, S (1, 8) OBP: 0.324, SLG: 0.405	F9		F8		1B	L3				4	1	1	1	0	0	6				
Kevin Young, R (1, 3) OBP: 0.336, SLG: 0.497	F8		FC4-6 1B		1B			G5-3		4	1	2	2	0	0	2				
Mark Smith, R (1, 9) OBP: 0.282, SLG: 0.330	F8		FC4-6		1B			F7		4	0	1	1	0	0	3				
Al Martin, L (1, 7) OBP: 0.297, SLG: 0.367			K					G3-1		3	1	1	0	1	1	1				
Manny Martinez, R (8, 8) OBP: 0.329, SLG: 0.513		G4-6-3 1B								0	0	0	0	0	0	0				
Aramis Ramirez, R (1, 5) OBP: 0.298, SLG: 0.350		G4-6-3 1B			K					4	0	1	0	0	1	2				
Kevin Polcovich, R (1, 6) OBP: 0.263, SLG: 0.274		G4-6-3			L7	FC6		F8		4	0	0	0	0	0	3				
Todd Van Poppel, R (1, 1) Jason Christiansen, R (7, 1)		P4-3			K					3	0	0	0	0	1	0				
<b>Inning Stats</b>	R: 0 E: 1 K: 0 S: 6	H: 0 LOB: 2 BB: 1 P: 13	R: 1 E: 0 K: 0 S: 9	H: 2 LOB: 0 BB: 0 P: 16	R: 2 E: 1 K: 1 S: 10	H: 2 LOB: 1 BB: 1 P: 20	R: 0 E: 0 K: 2 S: 10	H: 0 LOB: 0 BB: 0 P: 15	R: 3 E: 0 K: 0 S: 18	H: 4 LOB: 2 BB: 1 P: 28	R: 0 E: 0 K: 0 S: 6	H: 1 LOB: 1 BB: 1 P: 12	R: 0 E: 0 K: 0 S: 7	H: 0 LOB: 0 BB: 0 P: 11	R: 0 E: 0 K: 1 S: 7	H: 0 LOB: 0 BB: 0 P: 10	1B: 8 2B: 2 3B: 0 HR: 0	SF: 0 SAC: 0 DP: 2 HBP: 0	WP: 1 PB: 0 SB: 2 CS: 0	PA: 36
<b>PITCHER</b>	IP WLS BF H R ER SO BB IBB HBP BLK WP HR S P ERA WHIP																			
Ryan Dempster, R (1, 1) ERA: 6.85	4.1 L 23 8 6 4 3 2 0 0 0 0 0 0 48 82 8.31 2.308																			
Brian Edmondson, R (5, 1) ERA: 3.65	1.2 7 1 0 0 0 2 0 0 0 0 0 0 11 22 0.00 1.800																			
Rob Stanifer, R (7, 1) ERA: 4.79	2.0 6 0 0 0 0 1 0 0 0 0 0 0 14 21 0.00 0.000																			



Batter	1	2	3	4	5	6	7	8	9	AB	R	H	RBI	BB	SO	LOB	TOP										
Todd Dunwoody, L (1, 8) OBP: 0.281, SLG: 0.354	K	F7			L3	K		K		5	0	0	0	0	3	5	<b>Florida Marlins @ Pittsburgh Pirates</b> Three Rivers Stadium, Pittsburgh, PA Thu Jul 23 1998, 7:05 PM EDT Att: 11,374 - Overcast - 84 F <a href="http://livebaseballscorecards.com">livebaseballscorecards.com</a>										
Edgar Renteria, R (1, 6) OBP: 0.385, SLG: 0.359 John Wehner, R (9, PH) OBP: 0.129, SLG: 0.161	G4-3		K		K		G6-3		G4-3	4	0	0	0	0	2	0											
Ryan Jackson, L (1, 9) OBP: 0.299, SLG: 0.356 Vic Darenburg, L (5, 1) Mark Kotsay, L (7, PH) OBP: 0.322, SLG: 0.395 (7, 3)	BB		F9		1B		1B		G1-3	2	0	1	0	1	0	0											
Todd Zeile, R (1, 5) OBP: 0.340, SLG: 0.423	BB		G6-3		G4-3		1B		G1-3	3	0	1	0	2	0	1											
Cliff Floyd, L (1, 7) OBP: 0.342, SLG: 0.468	F8						F9		F7	5	0	1	0	0	0	6											
Derek Lee, R (1, 3) OBP: 0.304, SLG: 0.395 Rob Stanifer, R (7, 1) Felix Heredia, L (8, 1) Dave Berg, R (9, PH) OBP: 0.361, SLG: 0.349		L4			1B		G6-3		F8	4	1	2	0	0	0	2											
Gregg Zaun, S (1, 2) OBP: 0.271, SLG: 0.302					2B		1B			4	0	0	0	0	0	0											
Craig Counsell, L (1, 4) OBP: 0.348, SLG: 0.342		F7			L4		P3		FC4-6	4	0	0	0	0	0	6											
Brian Meadows, R (1, 1) OBP: 0.195, SLG: 0.135 John Cangelosi, S (5, 9) OBP: 0.364, SLG: 0.297		E5			K		2B		F8	2	0	0	0	0	1	3											
										2	0	1	1	0	0	1											
<b>Inning Stats</b>	R: 0 E: 0 K: 1 S: 8	H: 0 LOB: 2 BB: 2 P: 21	R: 0 E: 1 K: 0 S: 9	H: 1 LOB: 2 BB: 0 P: 13	R: 0 E: 0 K: 1 S: 8	H: 0 LOB: 0 BB: 0 P: 12	R: 0 E: 0 K: 1 S: 15	H: 3 LOB: 2 BB: 0 P: 21	R: 0 E: 0 K: 1 S: 8	H: 1 LOB: 1 BB: 0 P: 10	R: 0 E: 0 K: 1 S: 14	H: 3 LOB: 2 BB: 0 P: 16	R: 0 E: 0 K: 1 S: 9	H: 2 LOB: 2 BB: 0 P: 17	R: 0 E: 0 K: 1 S: 9	H: 1 LOB: 1 BB: 1 P: 13	R: 0 E: 0 K: 0 S: 9	H: 1 LOB: 2 BB: 1 P: 19	1B: 9 2B: 3 3B: 0 HR: 0	SF: 0 SAC: 0 DP: 0 HBP: 0	WP: 0 PB: 0 SB: 0 CS: 1	PA: 42					
<b>PITCHER</b>	IP	WLS	BF	H	R	ER	SO	BB	IBB	HBP	BLK	WP	HR	S	P	ERA	WHIP										
Jon Lieber, R (1, 1) ERA: 3.44	6.1	W	31	10	1	1	5	2	0	0	0	0	0	66	100	1.42	1.895										
Mike Williams, R (7, 1) ERA: 1.96	1.2		6	1	0	0	1	0	0	0	0	0	0	14	23	0.00	0.600										
Jeff McCurry, R (9, 1) ERA:	1.0		5	1	0	0	0	1	0	0	0	0	0	9	19	0.00	2.000										

Batter	1	2	3	4	5	6	7	8	9	AB	R	H	RBI	BB	SO	LOB	BOTTOM										
Tony Womack, L (1, 4) OBP: 0.322, SLG: 0.351	F7		P6		F9		L9		G1-6-3	5	0	0	0	0	0	3	<b>Florida Marlins @ Pittsburgh Pirates</b> Three Rivers Stadium, Pittsburgh, PA Thu Jul 23 1998, 7:05 PM EDT Att: 11,374 - Overcast - 84 F <a href="http://livebaseballscorecards.com">livebaseballscorecards.com</a>										
Keith Oskik, R (1, 2) OBP: 0.326, SLG: 0.241	F9		FC6-4		CS		1B		F8	5	1	2	0	0	0	1											
Turner Ward, S (1, 8) OBP: 0.335, SLG: 0.418					1B		1B		G6-3	4	3	3	0	1	0	0											
Kevin Young, R (1, 3) OBP: 0.340, SLG: 0.503					1B		2B		1B	4	3	3	2	0	0	1											
Jose Guillen, R (1, 9) OBP: 0.310, SLG: 0.431					1B		2B		1B	4	2	3	3	0	0	0											
Al Martin, L (1, 7) OBP: 0.297, SLG: 0.365					F7		P6		FC6-4	4	0	1	1	0	1	3											
Aramis Ramirez, R (1, 5) OBP: 0.292, SLG: 0.341					FC4		K		K	4	0	0	0	0	2	5											
Lou Collier, R (1, 6) OBP: 0.303, SLG: 0.363					G5-3		K		FC6-4	4	0	1	3	0	1	1											
Jon Lieber, L (1, 1) OBP: 0.268, SLG: 0.237 Mike Williams, R (7, 1) Jeff McCurry, R (9, 1)					SH2-4		K		G5-3	2	0	1	0	0	1	0											
					1B		K			0	0	0	0	0	0	0											
<b>Inning Stats</b>	R: 0 E: 0 K: 0 S: 9	H: 0 LOB: 1 BB: 1 P: 14	R: 0 E: 0 K: 1 S: 6	H: 0 LOB: 0 BB: 0 P: 9	R: 0 E: 0 K: 0 S: 6	H: 1 LOB: 1 BB: 0 P: 12	R: 3 E: 1 K: 0 S: 16	H: 4 LOB: 2 BB: 0 P: 23	R: 2 E: 0 K: 1 S: 14	H: 4 LOB: 1 BB: 0 P: 22	R: 0 E: 0 K: 2 S: 9	H: 0 LOB: 0 BB: 0 P: 15	R: 4 E: 0 K: 1 S: 22	H: 5 LOB: 1 BB: 0 P: 27	R: 0 E: 0 K: 0 S: 6	H: 0 LOB: 0 BB: 0 P: 9	1B: 11 2B: 3 3B: 0 HR: 0	SF: 0 SAC: 1 DP: 0 HBP: 0	WP: 0 PB: 0 SB: 0 CS: 1	PA: 39							
<b>PITCHER</b>	IP	WLS	BF	H	R	ER	SO	BB	IBB	HBP	BLK	WP	HR	S	P	ERA	WHIP										
Brian Meadows, R (1, 1) ERA: 4.24	4.1	L	23	9	5	4	1	1	0	0	0	0	0	46	70	8.31	2.308										
Vic Darenburg, L (5, 1) ERA: 3.99	1.2		5	0	0	0	3	0	0	0	0	0	0	14	25	0.00	0.000										
Rob Stanifer, R (7, 1) ERA: 6.23	1.0		8	5	4	4	1	0	0	0	0	0	0	22	27	36.00	5.000										
Felix Heredia, L (8, 1) ERA: 5.67	1.0		3	0	0	0	0	0	0	0	0	0	0	6	9	0.00	0.000										



Batter	1	2	3	4	5	6	7	8	9	AB	R	H	RBI	BB	SO	LOB	TOP								
Gerald Williams, R OBP: 0.327, SLG: 0.430	0-3 K	0-0 FC6-4			0-0 FC6-4 1B		1-1 G6-4-3			4	0	1	0	0	1	3	Atlanta Braves @ Pittsburgh Pirates Three Rivers Stadium, Pittsburgh, PA Fri Jul 24, 1998, 7:05 PM EDT Att: 24,776 - Cloudy - 76 F								
Tony Graffanino, R OBP: 0.327, SLG: 0.390	2-0 FC6-4 1B		1-0 G6-4-3 1B		1-2 F9		0-3 K			4	1	2	0	0	1	1									
10 Chipper Jones, S OBP: 0.408, SLG: 0.584	0-0 FC6-4 1B		3-1 G6-4-3		0-2 FC6-4 HR			0-1 G4-3		4	1	1	0	0	2										
Andres Galarraga, R OBP: 0.390, SLG: 0.615	0-1 FC6-4		0-0 G5-3		1-0 HR			1-3 K		4	1	1	3	0	1	1									
Javy Lopez, R OBP: 0.336, SLG: 0.550	0-0 G5-3			1-1 2B 1B	3-1 G4-3			0-0 G6-3		4	0	1	0	0	1										
Andruw Jones, R OBP: 0.304, SLG: 0.473		0-0 E6 FC1-6		2-2 F9		1-1 F9		0-6 G6-3		4	0	0	0	0	1										
Danny Bautista, R OBP: 0.228, SLG: 0.333		1-2 FC1-6 E		0-2 2B	1-0 L6			1-2 2B		4	0	2	0	0	1										
Ozzie Guillen, L OBP: 0.310, SLG: 0.310		0-1 E4 FC6-4		1-2 G1-3	0-0 G6-3			0-3 K		4	0	0	0	0	1	4									
29 John Smoltz, R OBP: 0.353, SLG: 0.222		1-0 F8		2-3 K		4-2 G6-4-3 BB		0-0 F9		3	0	0	0	1	1	5									
<b>Inning Stats</b>	R: 1 E: 0 K: 1 S: 8	H: 2 LOB: 1 BB: 0 P: 10	R: 0 E: 2 K: 0 S: 8	H: 0 LOB: 2 BB: 0 P: 10	R: 0 E: 0 K: 0 S: 5	H: 1 LOB: 0 BB: 0 P: 8	R: 0 E: 0 K: 1 S: 15	H: 2 LOB: 2 BB: 0 P: 21	R: 2 E: 0 K: 0 S: 10	H: 2 LOB: 0 BB: 0 P: 15	R: 0 E: 0 K: 1 S: 4	H: 0 LOB: 0 BB: 1 P: 6	R: 0 E: 0 K: 1 S: 7	H: 0 LOB: 0 BB: 1 P: 12	R: 0 E: 0 K: 1 S: 6	H: 0 LOB: 0 BB: 0 P: 7	R: 0 E: 0 K: 1 S: 8	H: 1 LOB: 1 BB: 0 P: 9	1B: 4 2B: 3 3B: 0 HR: 1	SF: 0 SAC: 0 DP: 2 HBP: 0	WP: 0 PB: 0 SB: 0 CS: 0	PA: 36			
<b>PITCHER</b>	IP	WLS	BF	H	R	ER	SO	BB	IBB	HBP	BLK	WP	HR	S	P	ERA	WHIP								
Chris Peters, L ERA: 4.01	6.0	L	26	7	3	3	2	0	0	0	0	0	1	50	70	4.50	1.167								
Elmer Dessens, R ERA: 3.66	2.0		6	0	0	0	2	1	0	0	0	0	0	13	19	0.00	0.500								
Ricardo Rincon, L ERA: 1.88	1.0		4	1	0	0	1	0	0	0	0	0	0	8	9	0.00	1.000								

Batter	1	2	3	4	5	6	7	8	9	AB	R	H	RBI	BB	SO	LOB	BOTTOM								
Tony Womack, L OBP: 0.322, SLG: 0.350	0-1 P6		2-2 P8			2-1 G5-3 1B		2-3 K		4	0	1	0	0	1	0	Atlanta Braves @ Pittsburgh Pirates Three Rivers Stadium, Pittsburgh, PA Fri Jul 24, 1998, 7:05 PM EDT Att: 24,776 - Cloudy - 76 F								
18 Jason Kendall, R OBP: 0.408, SLG: 0.452	2-0 F9			0-0 F8		1-2 G5-3		1-1 G4-3		4	0	0	0	0	1										
Turner Ward, S OBP: 0.333, SLG: 0.411	2-3 K			1-1 G5-3		1-2 HBP		1-2 G1-3		3	0	0	0	0	1	0									
Kevin Young, R OBP: 0.339, SLG: 0.503		1-2 WP 2B		3-1 F9		0-3 K		0-0 G5-3		4	0	1	0	0	1	2									
Jose Guillen, R OBP: 0.310, SLG: 0.430		2-3 K			1-1 FC4-6 1B		0-2 G6-3			3	0	1	0	0	1	1									
Al Martin, L OBP: 0.294, SLG: 0.362		2-3 K2-3			2-1 FC4-6		2-3 K			3	0	0	0	0	2	2									
Keith Osik, R OBP: 0.313, SLG: 0.228		2-2 G6-3			3-3 K		0-2 G4-3			3	0	0	0	0	1	2									
Lou Collier, R OBP: 0.300, SLG: 0.358			2-3 K		0-1 G3-1			0-2 G1-3		3	0	0	0	0	1	1									
Chris Peters, L OBP: 0.214, SLG: 0.214			2-3 K			1-2 G4-3		2-3 K		1	0	0	0	0	1	0									
Steve Bieser, L OBP: 0.500, SLG: 0.500										1	0	0	0	0	0	0									
Elmer Dessens, R OBP: 0.262, SLG: 0.272										0	0	0	0	0	0	0									
Kevin Polcovich, R OBP: 0.262, SLG: 0.272										1	0	0	0	0	1	0									
Ricardo Rincon, L ERA: 3.2										0	0	0	0	0	0	0									
<b>Inning Stats</b>	R: 0 E: 0 K: 1 S: 6	H: 0 LOB: 0 BB: 0 P: 10	R: 0 E: 0 K: 2 S: 12	H: 1 LOB: 1 BB: 0 P: 19	R: 0 E: 0 K: 2 S: 13	H: 0 LOB: 0 BB: 0 P: 19	R: 0 E: 0 K: 0 S: 5	H: 0 LOB: 0 BB: 0 P: 9	R: 0 E: 0 K: 1 S: 10	H: 1 LOB: 1 BB: 0 P: 16	R: 0 E: 0 K: 1 S: 14	H: 1 LOB: 2 BB: 0 P: 19	R: 0 E: 0 K: 1 S: 10	H: 0 LOB: 0 BB: 0 P: 12	R: 0 E: 0 K: 2 S: 9	H: 0 LOB: 0 BB: 0 P: 13	R: 0 E: 0 K: 0 S: 6	H: 0 LOB: 0 BB: 0 P: 8	R: 0 E: 0 K: 0 S: 6	H: 0 LOB: 0 BB: 0 P: 8	1B: 2 2B: 1 3B: 0 HR: 0	SF: 0 SAC: 0 DP: 0 HBP: 1	WP: 1 PB: 0 SB: 1 CS: 0	PA: 31	
<b>PITCHER</b>	IP	WLS	BF	H	R	ER	SO	BB	IBB	HBP	BLK	WP	HR	S	P	ERA	WHIP								
29 John Smoltz, R ERA: 3.2	9.0	W	31	3	0	0	10	0	0	1	0	1	0	85	125	0.00	0.333								

AB	35
R	3
H	8
RBI	3
BB	1
SO	5
LOB	19





Batter	1	2	3	4	5	6	7	8	9	AB	R	H	RBI	BB	SO	LOB	TOP					
Ozzie Guillen, L OBP: 0.308, SLG: 0.308 (1, 6)	G6-3		G6-3					G3		4	0	1	0	0	0	0	<b>Atlanta Braves @ Pittsburgh Pirates</b> Three Rivers Stadium, Pittsburgh, PA Sat Jul 25 1998, 7:05 PM EDT Att: 41,568 - Cloudy - 75 F					
Tony Graffanino, R OBP: 0.320, SLG: 0.380 (1, 4)	F7		K				G6-4-3	G5-3		4	0	0	0	0	1	2						
10 Chipper Jones, S OBP: 0.409, SLG: 0.581 (1, 5)	F7						K	1B		2	0	0	0	2	1	1						
Andres Galarraga, R OBP: 0.389, SLG: 0.611 (1, 3)		G6-3	G1-3				K	1B		4	0	1	0	0	1	1						
Ryan Klesko, L OBP: 0.352, SLG: 0.510 (1, 7)		HR		F7			G5-4-3	K		4	1	2	1	0	1	2						
Javy Lopez, R OBP: 0.332, SLG: 0.543 (1, 2)	K			G6-3			G5-4-3			4	0	0	0	0	2	1						
Michael Tucker, L OBP: 0.334, SLG: 0.457 Gerald Williams, R (9, PH) OBP: 0.325, SLG: 0.427 (1, 9)	1B						G6-3	K		2	0	1	0	1	0	0						
Andruw Jones, R OBP: 0.303, SLG: 0.470 (1, 8)	1B			F7			G6-3	K		4	0	1	0	0	1	1						
Denny Neagle, L OBP: 0.200, SLG: 0.167 Keith Lockhart, L (7, PH) OBP: 0.326, SLG: 0.399 Dennis Martinez, R OBP: 0.167, SLG: 0.182 (7, 1)	G3						G4-3			1	0	0	0	1	0	2						
										1	0	0	0	0	0	0						
										0	0	0	0	0	0	0						
<b>Inning Stats</b>	R: 0 E: 0 K: 0 S: 10	H: 0 LOB: 0 BB: 0 P: 15	R: 1 E: 0 K: 1 S: 12	H: 3 LOB: 2 BB: 0 P: 16	R: 0 E: 0 K: 1 S: 6	H: 0 LOB: 1 BB: 1 P: 12	R: 0 E: 0 K: 0 S: 5	H: 0 LOB: 1 BB: 1 P: 10	R: 0 E: 0 K: 1 S: 11	H: 1 LOB: 0 BB: 0 P: 19	R: 0 E: 0 K: 1 S: 8	H: 1 LOB: 0 BB: 0 P: 12	R: 0 E: 0 K: 0 S: 6	H: 0 LOB: 0 BB: 0 P: 11	R: 0 E: 0 K: 1 S: 13	H: 1 LOB: 2 BB: 1 P: 24	R: 0 E: 0 K: 3 S: 12	H: 0 LOB: 0 BB: 0 P: 17	1B: 5 2B: 0 3B: 0 HR: 1	SF: 0 SAC: 0 DP: 2 HBP: 0	WP: 0 PB: 0 SB: 0 CS: 0	PA: 35
<b>PITCHER</b>	IP	WLS	BF	H	R	ER	SO	BB	IBB	HBP	BLK	WP	HR	S	P	ERA	WHIP					
67 Francisco Cordova, R ERA: 3.03 Jason Christiansen, L ERA: 1.7	(1, 1)	7.2	W	31	6	1	4	4	0	0	0	0	1	68	114	1.17	1.304					
	(8, 1)	1.1	S	4	0	0	4	0	0	0	0	0	0	15	22	0.00	0.000					

AB 31  
R 1  
H 6  
RBI 1  
BB 4  
SO 8  
LOB 10



Batter	1	2	3	4	5	6	7	8	9	AB	R	H	RBI	BB	SO	LOB	BOTTOM				
Tony Womack, L OBP: 0.325, SLG: 0.354 (1, 4)	G4-3		18 2B					18 1B		4	2	3	0	0	0	0	<b>Atlanta Braves @ Pittsburgh Pirates</b> Three Rivers Stadium, Pittsburgh, PA Sat Jul 25 1998, 7:05 PM EDT Att: 41,568 - Cloudy - 75 F				
18 Jason Kendall, R OBP: 0.412, SLG: 0.461 (1, 2)	WP		G4-3				F8	1B		4	0	3	1	0	0	1					
Mark Smith, R OBP: 0.274, SLG: 0.320 Turner Ward, S OBP: 0.336, SLG: 0.430 (1, 7)	2B		G4-3				F8	1B		3	0	0	0	0	1	4					
Kevin Young, R OBP: 0.338, SLG: 0.503 (1, 3)	G6-3		F9					IHR		1	1	1	2	0	0	0					
										4	0	1	0	0	0	2					
Jose Guillen, R OBP: 0.306, SLG: 0.425 (1, 9)		F9		F8			K	G5-3		4	0	0	0	0	1	1					
Manny Martinez, R OBP: 0.326, SLG: 0.538 (1, 8)		HR		K			F8	F8		4	1	1	1	0	1	1					
Keith Osik, R OBP: 0.324, SLG: 0.250 (1, 5)		F8		P5				2B		3	0	1	0	0	0	0					
Lou Collier, R OBP: 0.295, SLG: 0.352 (1, 6)		K					K	K		4	0	0	0	0	3	3					
67 Francisco Cordova, R OBP: 0.120, SLG: 0.102 Jason Christiansen, R (8, 1)			G6-3				G3	G3-1		3	0	0	0	0	0	0					
										0	0	0	0	0	0	0					
<b>Inning Stats</b>	R: 0 E: 0 K: 1 S: 16	H: 1 LOB: 1 BB: 0 P: 22	R: 1 E: 0 K: 1 S: 11	H: 1 LOB: 0 BB: 0 P: 14	R: 1 E: 0 K: 0 S: 12	H: 2 LOB: 1 BB: 0 P: 20	R: 0 E: 0 K: 1 S: 9	H: 0 LOB: 0 BB: 0 P: 16	R: 0 E: 0 K: 2 S: 12	H: 1 LOB: 2 BB: 0 P: 19	R: 2 E: 0 K: 0 S: 15	H: 2 LOB: 0 BB: 0 P: 18	R: 0 E: 0 K: 0 S: 7	H: 1 LOB: 1 BB: 0 P: 10	1B: 4 2B: 4 3B: 0 HR: 2	SF: 0 SAC: 0 DP: 0 HBP: 1	WP: 1 PB: 1 SB: 1 CS: 0	PA: 35			
<b>PITCHER</b>	IP	WLS	BF	H	R	ER	SO	BB	IBB	HBP	BLK	WP	HR	S	P	ERA	WHIP				
Denny Neagle, L ERA: 3.6 Dennis Martinez, R ERA: 4.69	(1, 1)	6.0	L	26	7	2	6	0	0	0	0	0	0	68	102	3.00	1.167				
	(7, 1)	2.0		9	3	2	0	0	0	0	0	0	0	22	28	9.00	1.500				

AB 34  
R 4  
H 10  
RBI 4  
BB 0  
SO 6  
LOB 12





Batter	1	2	3	4	5	6	7	8	9	AB	R	H	RBI	BB	SO	LOB	TOP				
<b>Ozzie Guillen, L</b> OBP: 0.307, SLG: 0.307 (1,6)	G3		1-0 1B		2-2 FC4-6			1-1 G6-3		4	0	1	0	0	0	1	<b>Atlanta Braves @ Pittsburgh Pirates</b> Three Rivers Stadium, Pittsburgh, PA Sun Jul 26 1998, 3:33 AM EDT Att: 34,925 - Sunny - 78 F				
<b>Keith Lockhart, L</b> OBP: 0.325, SLG: 0.397 (1,4)	G6-3		3-3 K		0-1 G6-3			1-2 10 1B		4	1	1	0	0	1	3					
<b>10 Chipper Jones, S</b> OBP: 0.412, SLG: 0.582 (1,5)								1-0 1B		3	0	2	0	1	0	0					
<b>Andres Galarraga, R</b> OBP: 0.387, SLG: 0.607 (1,3)								1-2 1B		4	0	1	1	0	2	2					
<b>Ryan Klesko, L</b> OBP: 0.352, SLG: 0.507 (1,7)								1-0 1B		2	1	0	0	1	0	0					
<b>Gerald Williams, R</b> OBP: 0.323, SLG: 0.424 (8, PH)								1-2 2H 1B		1	0	0	0	0	0	2					
<b>Eddie Pérez, R</b> OBP: 0.372, SLG: 0.461 (1,2)								1-2 1B		4	0	1	1	0	1	0					
<b>Michael Tucker, L</b> OBP: 0.331, SLG: 0.453 (1,9)								0-0 2B		3	0	0	0	0	1	1					
<b>Danny Bautista, R</b> OBP: 0.237, SLG: 0.352 (9, PH)								1-2 1B		1	0	1	0	0	0	0					
<b>Andruw Jones, R</b> OBP: 0.305, SLG: 0.468 (1,8)								1-2 1B		2	0	0	0	2	0	0					
<b>Greg Maddux, R</b> OBP: 0.309, SLG: 0.321 (1,1)								0-0 G6-4-3		3	0	2	0	0	0	1					
<b>Russ Springer, R</b> OBP: 0.331, SLG: 0.541 (8, PH)								1-2 1B		0	0	0	0	0	0	0					
<b>Javy Lopez, R</b> OBP: 0.331, SLG: 0.541 (9, PH)								1-2 1B		1	0	0	0	0	0	2					
<b>Kerry Ligtenberg, R</b> OBP: 0.294, SLG: 0.359 (9,1)								1-2 1B		0	0	0	0	0	0	0					
<b>Inning Stats</b>	R: 0 E: 0 K: 1 S: 10	H: 0 LOB: 1 BB: 1 P: 18	R: 0 E: 0 K: 0 S: 9	H: 0 LOB: 0 BB: 0 P: 14	R: 0 E: 0 K: 1 S: 11	H: 2 LOB: 2 BB: 0 P: 19	R: 1 E: 0 K: 0 S: 13	H: 2 LOB: 1 BB: 1 P: 25	R: 0 E: 0 K: 1 S: 8	H: 0 LOB: 0 BB: 0 P: 11	R: 0 E: 0 K: 1 S: 9	H: 0 LOB: 1 BB: 1 P: 15	R: 1 E: 0 K: 0 S: 12	H: 3 LOB: 1 BB: 0 P: 18	R: 0 E: 0 K: 1 S: 7	H: 1 LOB: 1 BB: 1 P: 13	1B: 7 2B: 4 3B: 0 HR: 0	SF: 0 SAC: 0 DP: 4 HBP: 0	WP: 0 PB: 0 SB: 0 CS: 1	PA: 36	
<b>PITCHER</b>	IP	WLS	BF	H	R	ER	SO	BB	IBB	HBP	BLK	WP	HR	S	P	ERA	WHIP				
<b>Jason Schmidt, R</b> ERA: 4.06 (1,1)	7.1	L	31	8	2	2	4	3	0	0	0	0	0	77	129	2.46	1.500				
<b>Ricardo Rincon, L</b> ERA: 1.81 (8,1)	1.2		5	1	0	0	1	0	1	0	0	0	0	9	15	0.00	0.600				

AB	32
R	2
H	9
RBI	2
BB	4
SO	5
LOB	12



Batter	1	2	3	4	5	6	7	8	9	AB	R	H	RBI	BB	SO	LOB	BOTTOM					
<b>Tony Womack, L</b> OBP: 0.325, SLG: 0.353 (1,4)	FC1-6 18 1B									4	0	1	0	0	1	1	<b>Atlanta Braves @ Pittsburgh Pirates</b> Three Rivers Stadium, Pittsburgh, PA Sun Jul 26 1998, 3:33 AM EDT Att: 34,925 - Sunny - 78 F					
<b>18 Jason Kendall, R</b> OBP: 0.410, SLG: 0.458 (1,2)	FC1-6 1B									4	1	1	0	0	0	0						
<b>Turner Ward, S</b> OBP: 0.335, SLG: 0.426 (1,8)	FC1-6 BB									4	0	1	0	0	0	2						
<b>Kevin Young, R</b> OBP: 0.339, SLG: 0.501 (1,3)	1-2 2-3 BB									1	0	0	1	2	0	0						
<b>Jose Guillen, R</b> OBP: 0.303, SLG: 0.421 (1,9)	1-2 BB									4	0	0	0	0	1	4						
<b>Al Martin, L</b> OBP: 0.294, SLG: 0.359 (1,7)	G6-3									3	0	0	0	1	0	4						
<b>Keith Oskik, R</b> OBP: 0.311, SLG: 0.238 (1,5)										3	0	0	0	0	2	2						
<b>Steve Bieser, L</b> OBP: 0.455, SLG: 0.444 (9, PH)										1	0	0	0	0	1	0						
<b>Kevin Polcovich, R</b> OBP: 0.257, SLG: 0.267 (1,6)										3	0	0	0	0	0	0						
<b>Jason Schmidt, R</b> OBP: 0.095, SLG: 0.122 (1,1)										3	0	1	0	0	1	0						
<b>Ricardo Rincon, L</b> ERA: 3.4 (8,1)										0	0	0	0	0	0	0						
<b>Inning Stats</b>	R: 0 E: 0 K: 1 S: 12	H: 2 LOB: 3 BB: 1 P: 18	R: 0 E: 0 K: 0 S: 7	H: 1 LOB: 0 BB: 0 P: 9	R: 0 E: 0 K: 0 S: 7	H: 0 LOB: 0 BB: 0 P: 10	R: 0 E: 1 K: 1 S: 9	H: 0 LOB: 0 BB: 0 P: 11	R: 0 E: 0 K: 0 S: 4	H: 0 LOB: 0 BB: 0 P: 6	R: 1 E: 1 K: 1 S: 11	H: 1 LOB: 2 BB: 1 P: 20	R: 0 E: 0 K: 2 S: 9	H: 0 LOB: 0 BB: 0 P: 13	R: 0 E: 0 K: 0 S: 10	H: 0 LOB: 0 BB: 1 P: 20	R: 0 E: 0 K: 1 S: 7	H: 0 LOB: 0 BB: 0 P: 11	1B: 3 2B: 1 3B: 0 HR: 0	SF: 1 SAC: 0 DP: 1 HBP: 0	WP: 0 PB: 0 SB: 3 CS: 1	PA: 35
<b>PITCHER</b>	IP	WLS	BF	H	R	ER	SO	BB	IBB	HBP	BLK	WP	HR	S	P	ERA	WHIP					
<b>Greg Maddux, R</b> ERA: 1.58 (1,1)	7.2	W	30	4	1	0	0	1	0	0	0	0	0	67	100	0.00	0.652					
<b>Russ Springer, R</b> ERA: 3.74 (8,1)	0.1		1	0	0	0	0	1	0	0	0	0	0	2	7	0.00	3.000					
<b>Kerry Ligtenberg, R</b> ERA: 3.4 (9,1)	1.0	S	3	0	0	0	1	0	0	0	0	0	0	7	11	0.00	0.000					

AB	30
R	1
H	4
RBI	1
BB	3
SO	6
LOB	13









Batter	1	2	3	4	5	6	7	8	9	AB	R	H	RBI	BB	SO	LOB	TOP										
Tony Womack, L (1,4) OBP: 0.321, SLG: 0.353	F4		K			F7	G3			4	0	0	0	0	1	2											
18 Jason Kendall, R (1,2) OBP: 0.415, SLG: 0.459	F8				F7	1B	G5-3			4	1	1	1	0	0	0											
Turner Ward, S (1,8) OBP: 0.329, SLG: 0.413	F8				G1-3-1	1B		G3		3	1	0	0	1	0	0											
Kevin Young, R (1,3) OBP: 0.341, SLG: 0.499		1B			G5-3	1B		G6-3		4	1	2	2	0	0	0											
Jose Guillen, R (1,9) OBP: 0.308, SLG: 0.431	F4					FC6		F8		4	1	1	0	0	0	2											
Al Martin, L (1,7) OBP: 0.292, SLG: 0.365	K				F8	SF7			P7	3	0	0	1	0	1	2											
Keith Osik, R (1,5) OBP: 0.298, SLG: 0.233	F9				L1			G5-3		4	0	1	1	0	0	2											
Lou Collier, R (1,6) OBP: 0.292, SLG: 0.347					G4-3				G4-3	3	1	1	0	0	1	1											
Elmer Dessens, R (6,1)										0	0	0	0	0	0	0											
Javier Martinez, R (8,1)										0	0	0	0	0	0	0											
Steve Bieser, L (9,PH) OBP: 0.385, SLG: 0.364						K				1	0	0	0	0	0	0											
Jon Lieber, L (1,1) OBP: 0.262, SLG: 0.231					G3					1	0	0	0	0	0	0											
Jeff Tabaka, R (3,1)										0	0	0	0	0	0	0											
Kevin Polcovich, R (6,PH) OBP: 0.260, SLG: 0.265						18 1B		F9		1	1	0	0	1	0	0											
<b>Inning Stats</b>	R: 0 E: 0 K: 0 S: 6	H: 0 LOB: 0 BB: 0 P: 9	R: 0 E: 0 K: 1 S: 8	H: 1 LOB: 1 BB: 0 P: 11	R: 0 E: 0 K: 1 S: 7	H: 0 LOB: 0 BB: 0 P: 9	R: 0 E: 0 K: 0 S: 7	H: 0 LOB: 0 BB: 0 P: 12	R: 0 E: 0 K: 0 S: 6	H: 1 LOB: 0 BB: 0 P: 10	R: 6 E: 1 K: 1 S: 23	H: 4 LOB: 1 BB: 2 P: 44	R: 0 E: 0 K: 0 S: 8	H: 0 LOB: 0 BB: 0 P: 14	R: 0 E: 0 K: 0 S: 8	H: 0 LOB: 0 BB: 0 P: 11	R: 0 E: 0 K: 0 S: 6	H: 0 LOB: 0 BB: 0 P: 10	1B: 6 2B: 1 3B: 0 HR: 0	SF: 1 SAC: 0 DP: 1 HBP: 0	WP: 0 PB: 0 SB: 0 CS: 0	PA: 35					
<b>PITCHER</b>	IP	WLS	BF	H	R	ER	SO	BB	IBB	HBP	BLK	WP	HR	S	P	ERA	WHIP										
Pedro Astacio, R (1,1) ERA: 6.1	5.2	W	25	6	6	3	2	2	0	0	0	0	0	54	90	4.76	1.412										
Jerry Dipoto, R (6,1) ERA: 4.07	2.1		7	0	0	0	1	0	0	0	0	0	0	19	30	0.00	0.000										
Mike DeJean, R (9,1) ERA: 1.81	1.0		3	0	0	0	0	0	0	0	0	0	0	6	10	0.00	0.000										

Pittsburgh Pirates @ Colorado Rockies  
Coors Field, Denver, CO  
Tue Jul 28 1998, 7:05 PM MDT  
Att: 46,856 - Cloudy - 71 F

AB 32  
R 6  
H 6  
RBI 5  
BB 2  
SO 3  
LOB 9



Batter	1	2	3	4	5	6	7	8	9	AB	R	H	RBI	BB	SO	LOB	BOTTOM										
Neftali Feliz, S (1,6) OBP: 0.325, SLG: 0.416	FC4-6	E9		P6		K		SF9		4	2	2	1	0	1	0											
1 Curtis Goodwin, L (1,8) OBP: 0.336, SLG: 0.336	SH	HR		F8			G6-3	K		4	1	1	1	0	1	1											
Larry Walker, L (1,9) OBP: 0.418, SLG: 0.606	FC4-6	HR					G6-3			5	3	3	3	0	0	2											
Dante Bichette, R (1,7) OBP: 0.351, SLG: 0.527	SF8	K					F9	K		5	1	2	1	0	2	2											
Vinny Castilla, R (1,5) OBP: 0.367, SLG: 0.628	K	K					G6-4-3	E5		3	2	0	0	1	1	1											
17 Todd Helton, L (1,3) OBP: 0.355, SLG: 0.515	SF8			G4-3				E9		3	1	2	1	0	0	0											
3 Mike Lansing, R (1,4) OBP: 0.304, SLG: 0.361	1B			G4-3			FC5-4	2B		4	1	2	2	0	0	1											
Jeff Reed, L (1,2) OBP: 0.363, SLG: 0.448	1B			K				2B		3	1	2	1	1	1	0											
Pedro Astacio, R (1,1) ERA: 3.64								2B		2	0	0	0	0	0	0											
Jerry Dipoto, R (6,1) ERA: 3.03		G5-3						2B		1	0	0	0	0	0	1											
John Vander Wal, L (6,PH) OBP: 0.378, SLG: 0.522								1B		1	0	1	1	0	0	0											
Mike DeJean, R (9,1) ERA: 5.88								2B		0	0	0	0	0	0	0											
<b>Inning Stats</b>	R: 4 E: 1 K: 0 S: 9	H: 4 LOB: 2 BB: 1 P: 21	R: 3 E: 1 K: 2 S: 14	H: 3 LOB: 0 BB: 0 P: 19	R: 0 E: 0 K: 1 S: 5	H: 0 LOB: 0 BB: 0 P: 8	R: 0 E: 0 K: 0 S: 4	H: 0 LOB: 0 BB: 0 P: 6	R: 1 E: 0 K: 0 S: 11	H: 3 LOB: 1 BB: 0 P: 15	R: 0 E: 0 K: 1 S: 7	H: 1 LOB: 0 BB: 0 P: 9	R: 0 E: 0 K: 0 S: 8	H: 0 LOB: 0 BB: 0 P: 13	R: 4 E: 2 K: 2 S: 15	H: 4 LOB: 2 BB: 1 P: 24	R: 0 E: 0 K: 0 S: 6	H: 0 LOB: 0 BB: 0 P: 10	1B: 8 2B: 5 3B: 0 HR: 2	SF: 2 SAC: 1 DP: 2 HBP: 0	WP: 0 PB: 0 SB: 0 CS: 0	PA: 40					
<b>PITCHER</b>	IP	WLS	BF	H	R	ER	SO	BB	IBB	HBP	BLK	WP	HR	S	P	ERA	WHIP										
Jon Lieber, R (1,1) ERA: 3.64	2.0	L	14	7	7	4	2	1	0	0	0	0	0	23	40	18.00	4.000										
Jeff Tabaka, L (3,1) ERA: 3.03	3.0		11	3	1	1	1	0	0	0	0	0	1	20	29	3.00	1.000										
Elmer Dessens, R (6,1) ERA: 4.5	2.0		11	4	4	3	1	1	0	0	0	0	0	21	33	13.50	2.500										
Javier Martinez, R (8,1) ERA: 5.88	1.0		4	1	0	0	2	0	0	0	0	0	0	9	13	0.00	1.000										

Pittsburgh Pirates @ Colorado Rockies  
Coors Field, Denver, CO  
Tue Jul 28 1998, 7:05 PM MDT  
Att: 46,856 - Cloudy - 71 F

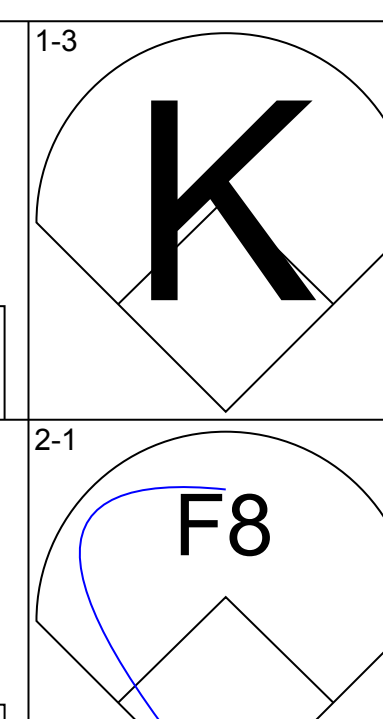
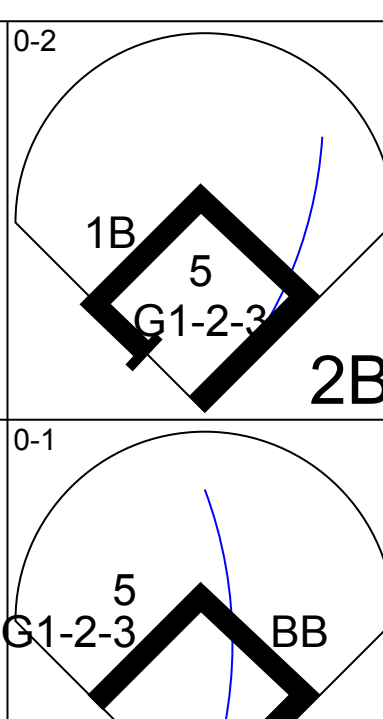
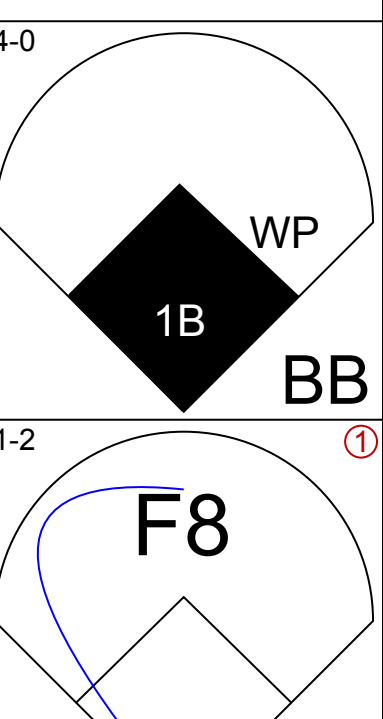
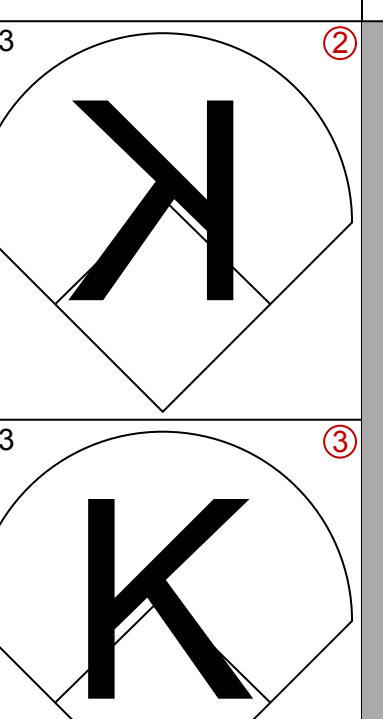
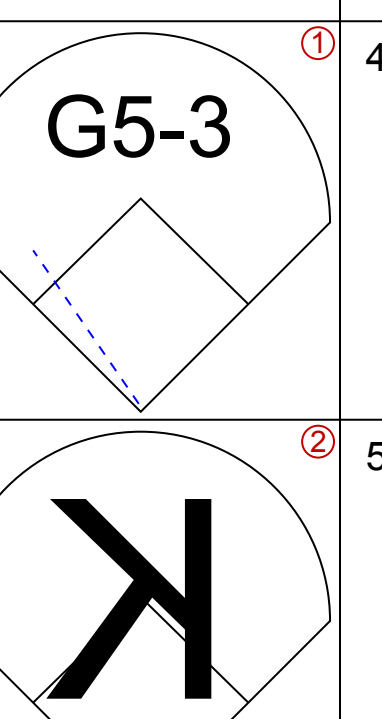
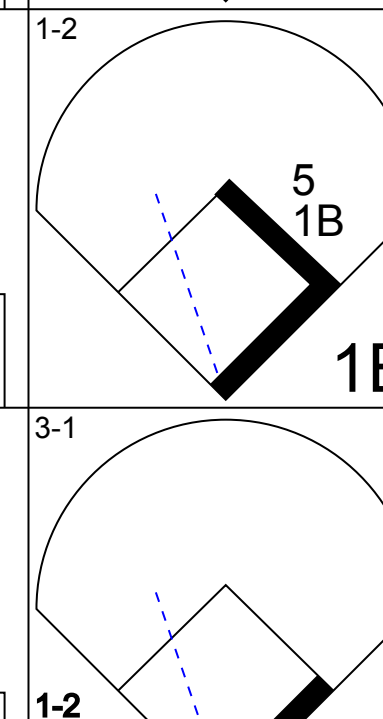
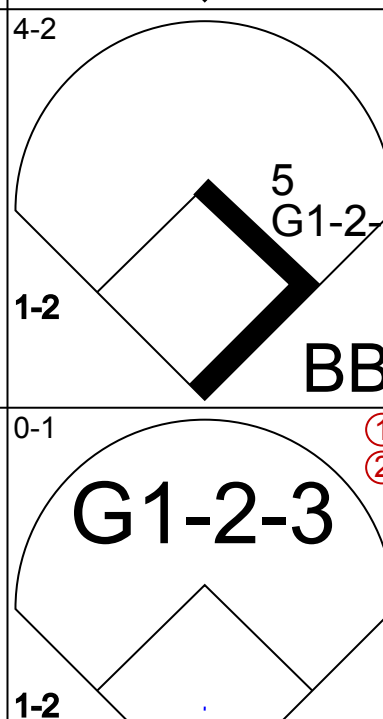
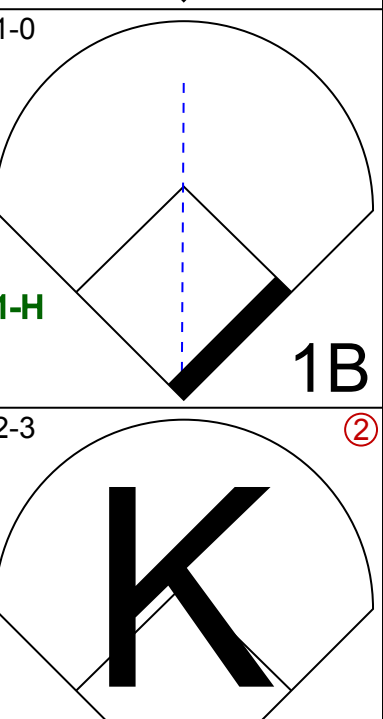

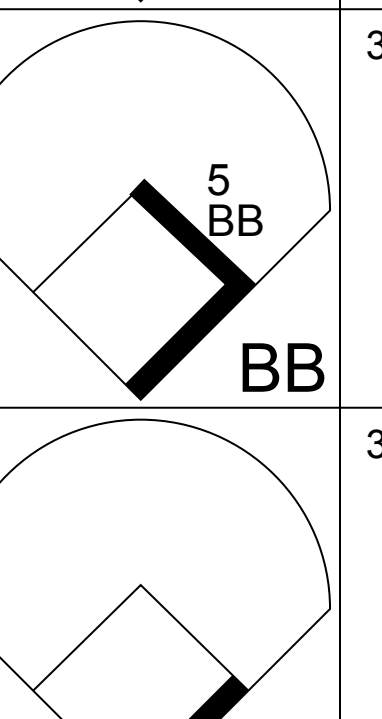
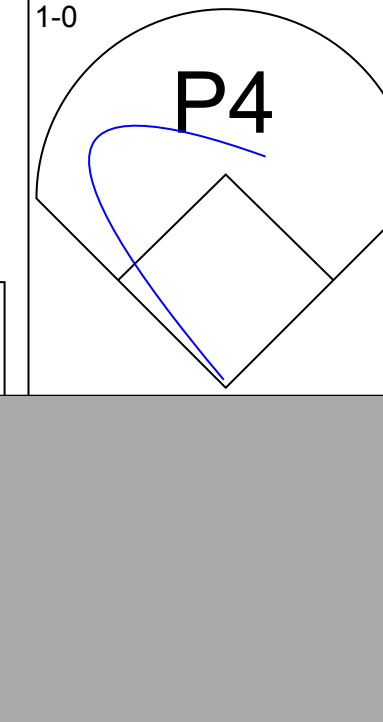
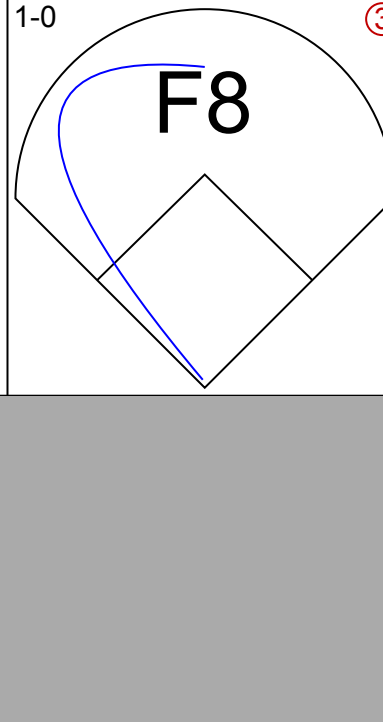
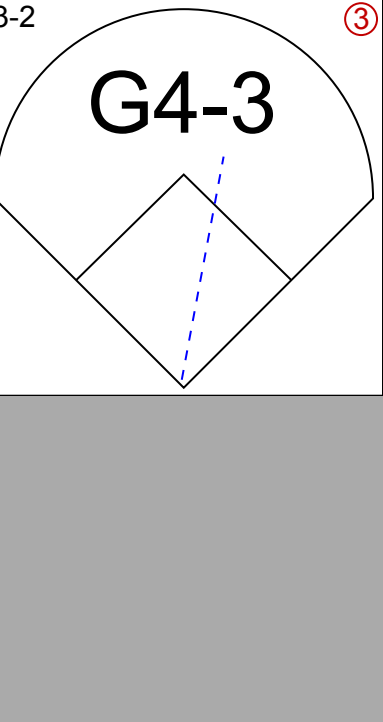
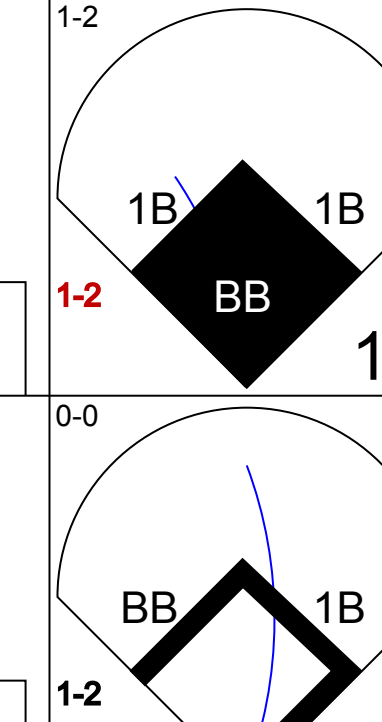
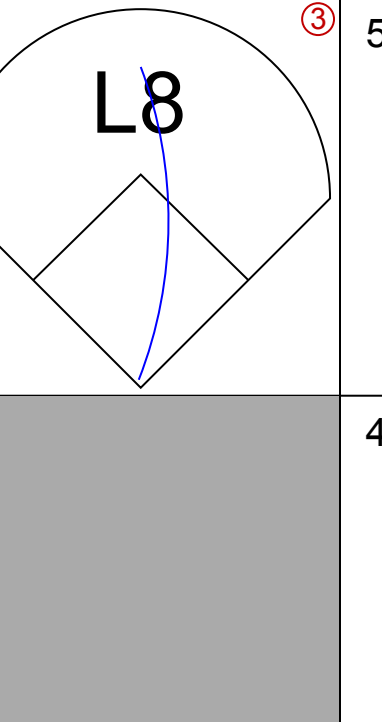



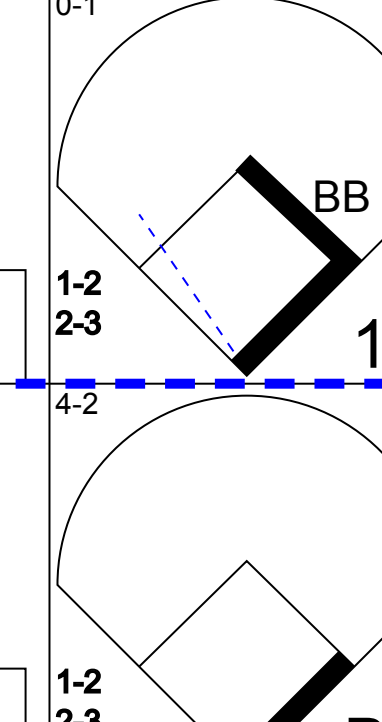

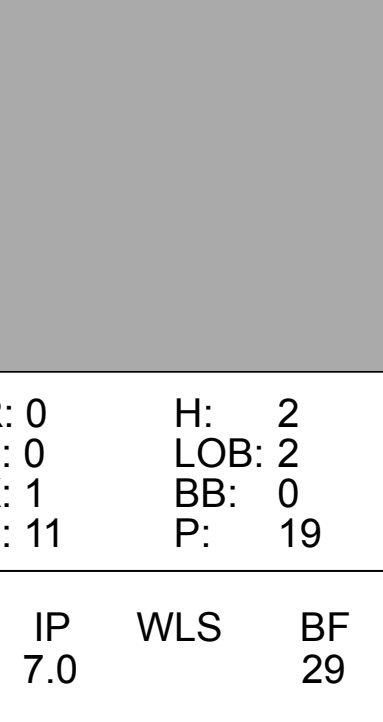


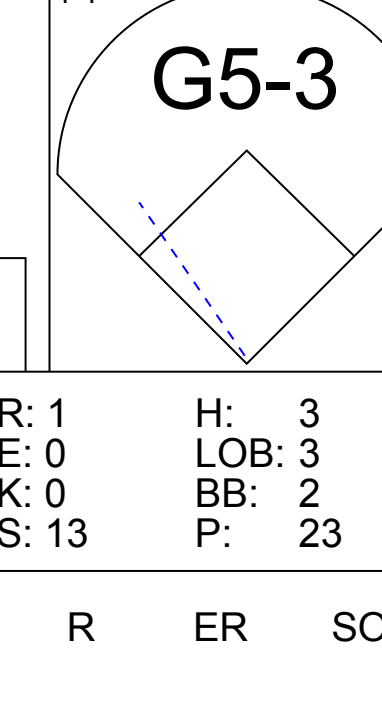
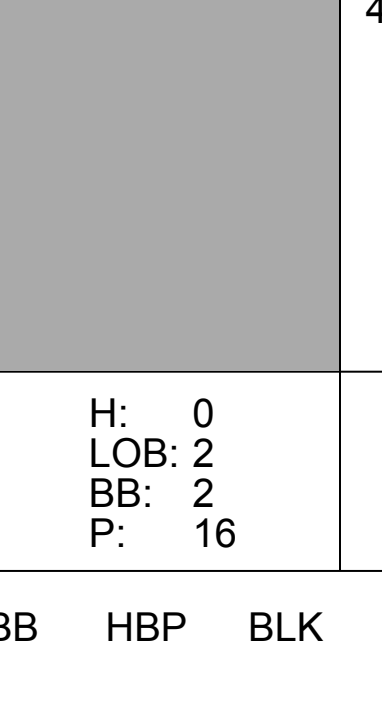
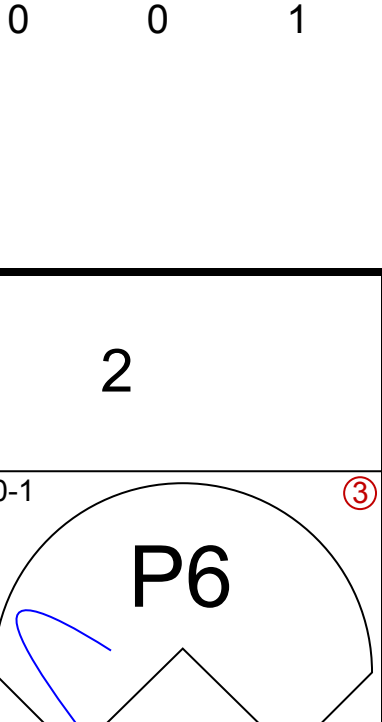
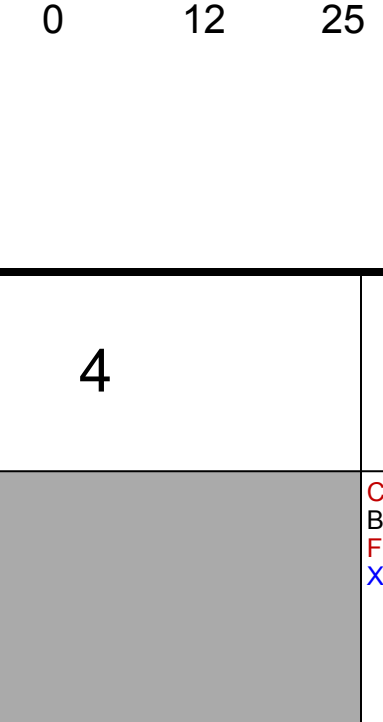
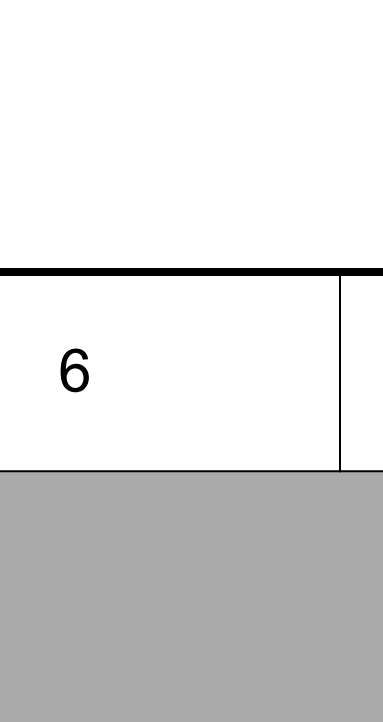
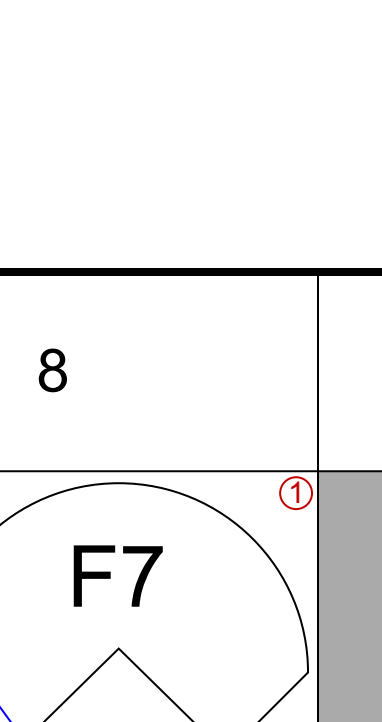



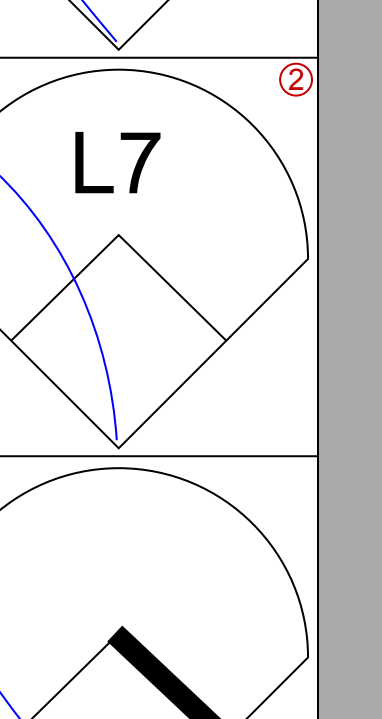
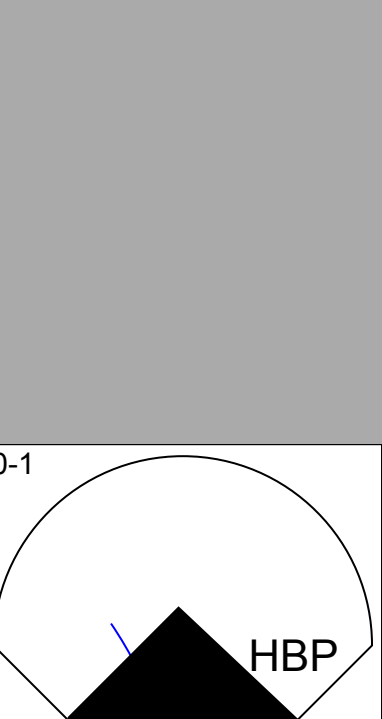

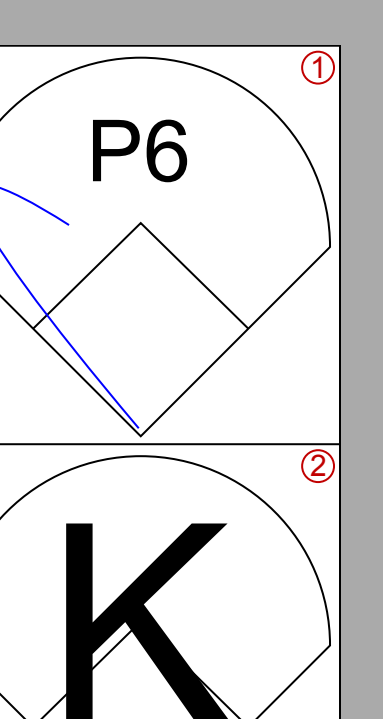
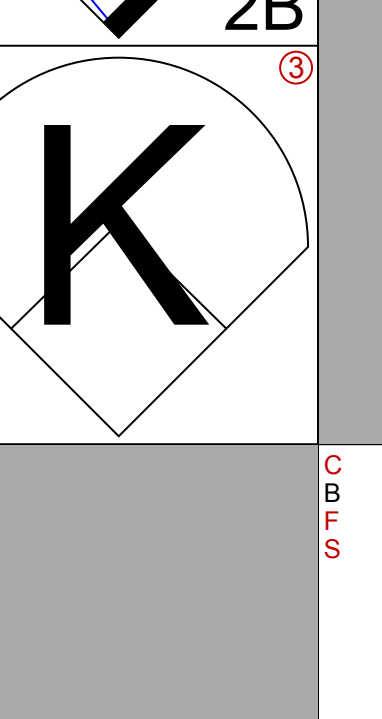

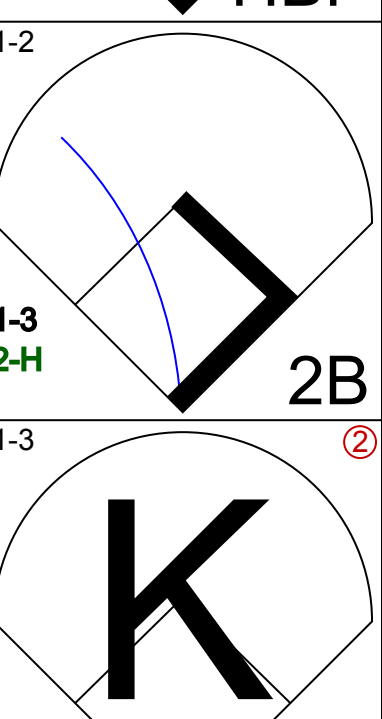

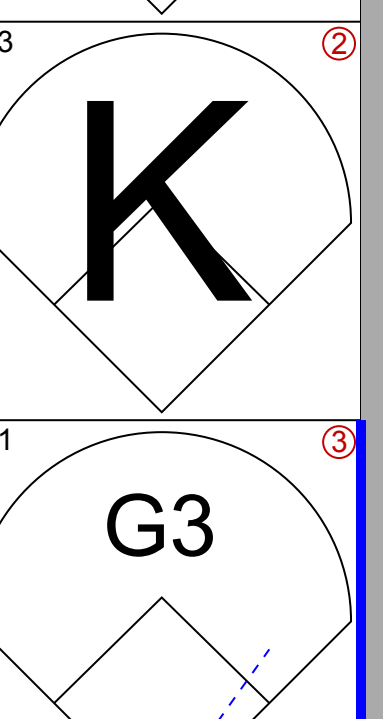

AB 35  
R 12  
H 15  
RBI 11  
BB 2  
SO 6  
LOB 8






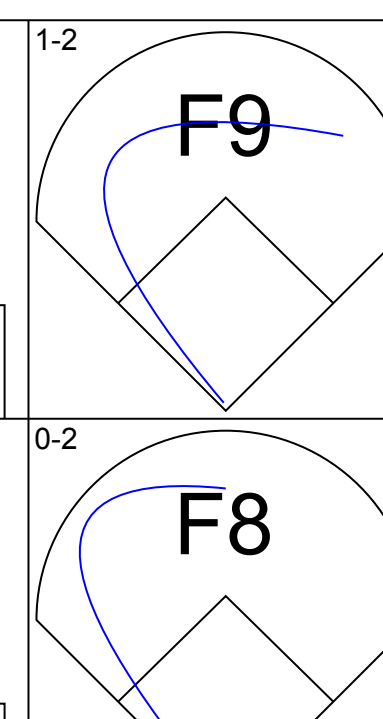
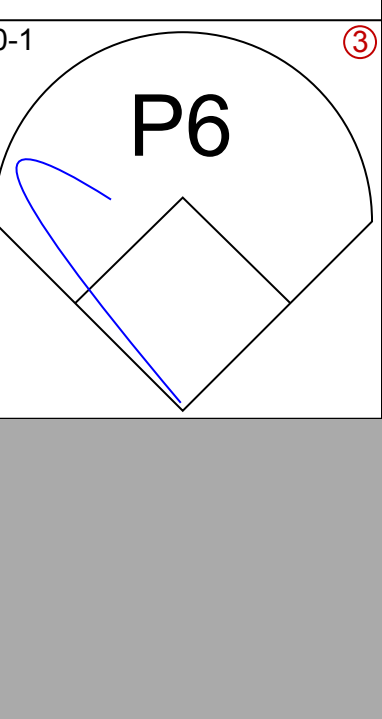
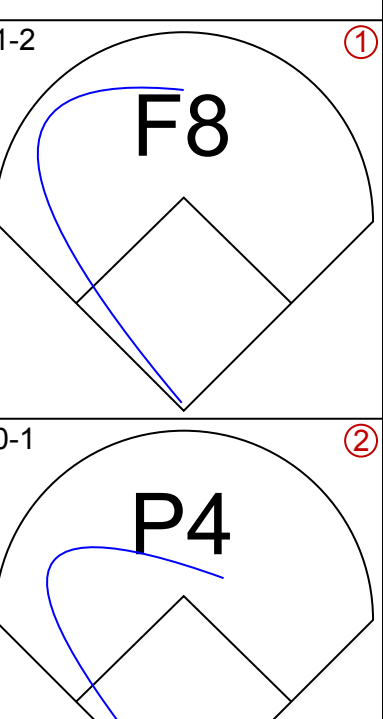
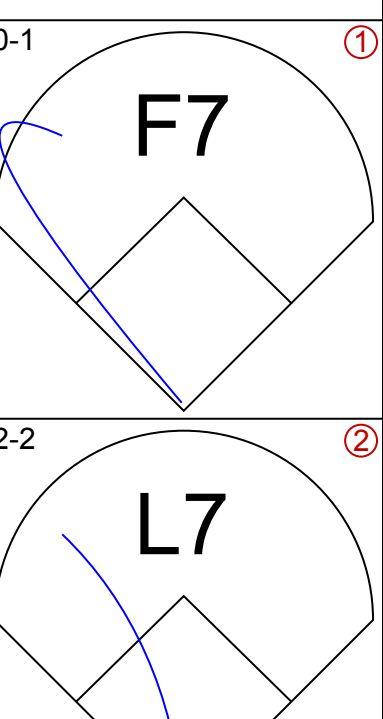
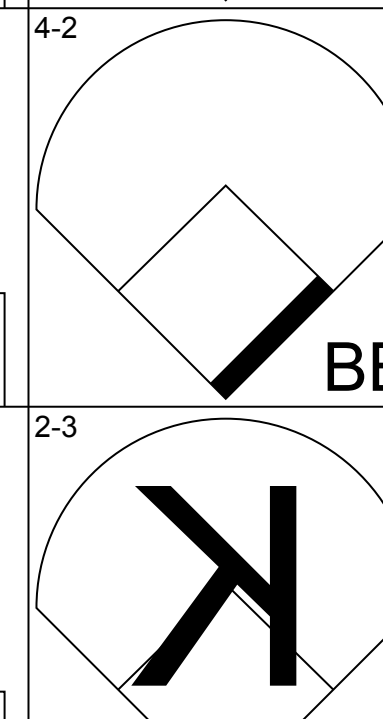
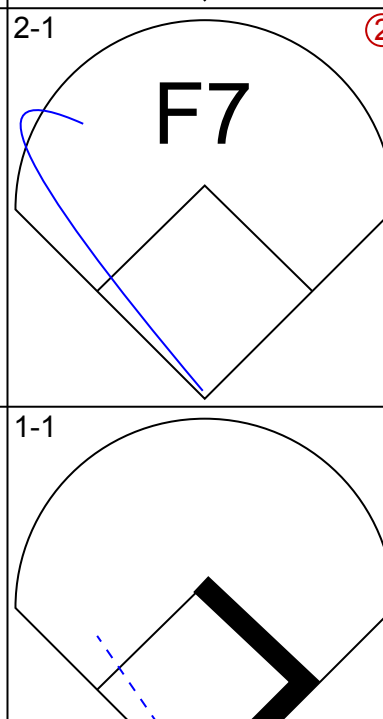
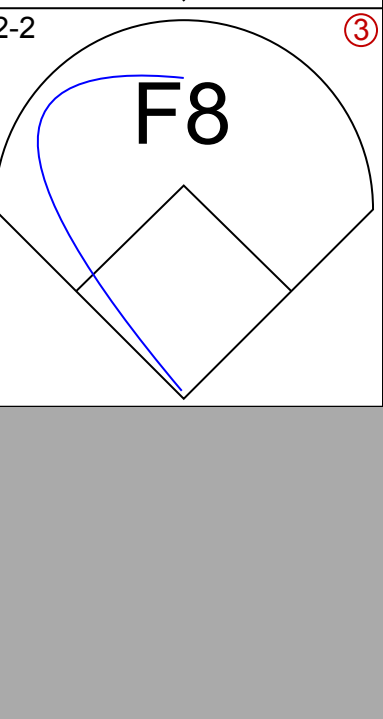
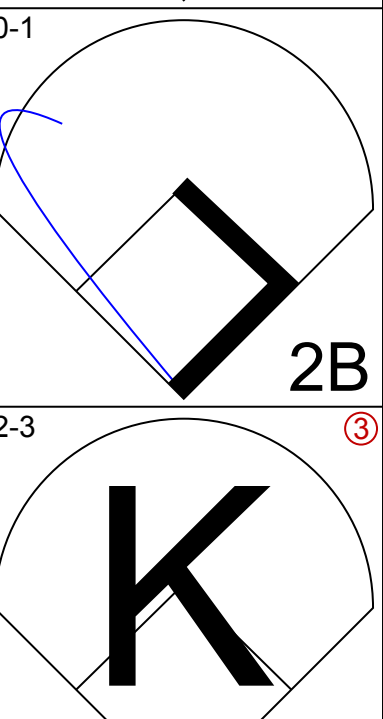

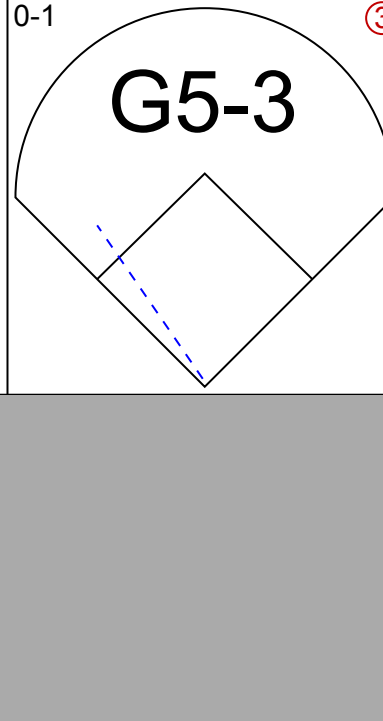






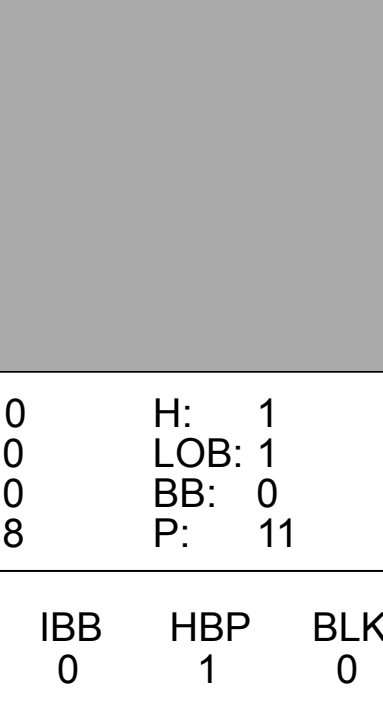








Batter	1	2	3	4	5	6	7	8	9	AB	R	H	RBI	BB	SO	LOB	TOP					
<b>Craig Biggio, R</b> OBP: 0.391, SLG: 0.491 (1,4)										4	1	1	0	1	2	0	<b>Houston Astros @ Pittsburgh Pirates</b> Three Rivers Stadium, Pittsburgh, PA Sat Aug 01 1998, 3:33 AM EDT Att: 19,783 - Sunny - 78 F					
<b>Bill Spillers, L</b> OBP: 0.362, SLG: 0.377 (1,5)										5	0	1	0	0	2	1						
<b>Derek Bell, R</b> OBP: 0.368, SLG: 0.503 (1,9)										3	0	2	1	2	0	0						
<b>5 Jeff Bagwell, R</b> OBP: 0.404, SLG: 0.524 (1,3)										3	0	1	0	2	1	4						
<b>Moises Alou, R</b> OBP: 0.383, SLG: 0.593 (1,7)										5	1	1	0	0	0	7						
<b>Carl Everett, S</b> OBP: 0.387, SLG: 0.512 (1,8)										4	0	1	0	0	1	0						
<b>Brad Ausmus, R</b> OBP: 0.359, SLG: 0.349 (1,2)										4	0	3	0	0	0	0						
<b>Tim Lincecum, R</b> OBP: 0.254, SLG: 0.245 (8, PH)										3	0	0	0	0	1	2						
<b>35 Dave Clark, L</b> OBP: 0.252, SLG: 0.208 (8, PH)										0	0	0	0	0	0	0						
<b>Ricky Gutierrez, R</b> OBP: 0.361, SLG: 0.339 (8, 6)										0	0	0	1	1	0	0						
<b>Jose Lima, R</b> OBP: 0.161, SLG: 0.148 (1,1)										4	0	0	0	0	3	5						
<b>Inning Stats</b>	R: 0 E: 0 K: 1 S: 11	H: 2 LOB: 2 BB: 0 P: 19	R: 0 E: 0 K: 2 S: 14	H: 1 LOB: 1 BB: 0 P: 21	R: 0 E: 0 K: 0 S: 14	H: 2 LOB: 2 BB: 1 P: 19	R: 0 E: 0 K: 2 S: 11	H: 1 LOB: 1 BB: 0 P: 17	R: 1 E: 0 K: 1 S: 12	H: 1 LOB: 1 BB: 1 P: 23	R: 0 E: 0 K: 0 S: 6	H: 0 LOB: 0 BB: 0 P: 9	R: 0 E: 0 K: 3 S: 9	H: 0 LOB: 0 BB: 0 P: 11	R: 1 E: 0 K: 0 S: 13	H: 3 LOB: 3 BB: 2 P: 23	R: 0 E: 0 K: 1 S: 8	H: 0 LOB: 2 BB: 2 P: 16	1B: 9 2B: 1 3B: 0 HR: 0	SF: 0 SAC: 0 DP: 1 HBP: 0	WP: 2 PB: 0 SB: 1 CS: 1	PA: 41
<b>PITCHER</b>	IP	WLS	BF	H	R	ER	SO	BB	IBB	HBP	BLK	WP	HR	S	P	ERA	WHIP					
<b>Jason Schmidt, R</b> ERA: 3.93 (1,1)	7.0		29	7	1	1	9	2	0	0	0	2	0	77	119	1.29	1.286					
<b>Mike Williams, R</b> ERA: 2.77 (8,1)	0.2	L	5	3	1	1	0	1	0	0	0	0	0	9	14	13.50	6.000					
<b>Ricardo Rincon, L</b> ERA: 1.76 (8,1)	1.1		7	0	0	0	1	3	0	0	0	0	0	12	25	0.00	2.250					

AB	35
R	2
H	10
RBI	2
BB	6
SO	10
LOB	19



Batter	1	2	3	4	5	6	7	8	9	AB	R	H	RBI	BB	SO	LOB	BOTTOM					
<b>Tony Womack, L</b> OBP: 0.322, SLG: 0.354 (1,4)										4	0	0	0	0	0	3	<b>Houston Astros @ Pittsburgh Pirates</b> Three Rivers Stadium, Pittsburgh, PA Sat Aug 01 1998, 3:33 AM EDT Att: 19,783 - Sunny - 78 F					
<b>18 Jason Kendall, R</b> OBP: 0.412, SLG: 0.458 (1,2)										4	0	0	0	0	1							
<b>Turner Ward, S</b> OBP: 0.332, SLG: 0.414 (1,8)										3	0	1	0	1	0							
<b>Kevin Young, R</b> OBP: 0.345, SLG: 0.511 (1,3)										1	0	0	0	0	1							
<b>Mark Smith, R</b> OBP: 0.270, SLG: 0.321 (2,3)										3	0	1	0	0	1							
<b>Jose Guillen, R</b> OBP: 0.313, SLG: 0.441 (1,9)										4	1	1	0	0	2	1						
<b>Al Martin, L</b> OBP: 0.290, SLG: 0.360 (1,7)										4	0	0	0	0	1	1						
<b>Aramis Ramirez, R</b> OBP: 0.298, SLG: 0.346 (1,5)										3	0	0	0	0	2	0						
<b>Lou Collier, R</b> OBP: 0.297, SLG: 0.351 (1,6)										3	0	1	1	0	2	0						
<b>Jason Schmidt, R</b> OBP: 0.114, SLG: 0.140 (1,1)										2	0	1	0	0	1	2						
<b>Doug Strange, S</b> OBP: 0.245, SLG: 0.241 (7, PH)										1	0	0	0	0	0	0						
<b>Mike Williams, R</b> OBP: 0.245, SLG: 0.241 (8,1)										0	0	0	0	0	0	0						
<b>Ricardo Rincon, L</b> OBP: 0.245, SLG: 0.241 (8,1)										0	0	0	0	0	0	0						
<b>Inning Stats</b>	R: 0 E: 0 K: 1 S: 12	H: 0 LOB: 1 BB: 1 P: 19	R: 1 E: 0 K: 1 S: 14	H: 2 LOB: 2 BB: 0 P: 20	R: 0 E: 0 K: 0 S: 8	H: 1 LOB: 1 BB: 0 P: 11	R: 0 E: 0 K: 2 S: 8	H: 0 LOB: 0 BB: 0 P: 10	R: 0 E: 0 K: 0 S: 11	H: 1 LOB: 1 BB: 0 P: 17	R: 0 E: 0 K: 2 S: 9	H: 0 LOB: 0 BB: 0 P: 13	R: 0 E: 0 K: 2 S: 10	H: 0 LOB: 0 BB: 0 P: 14	R: 0 E: 0 K: 1 S: 10	H: 1 LOB: 1 BB: 0 P: 14	R: 0 E: 0 K: 1 S: 7	H: 0 LOB: 0 BB: 0 P: 9	1B: 2 2B: 3 3B: 0 HR: 0	SF: 0 SAC: 0 DP: 0 HBP: 1	WP: 0 PB: 0 SB: 0 CS: 0	PA: 34
<b>PITCHER</b>	IP	WLS	BF	H	R	ER	SO	BB	IBB	HBP	BLK	WP	HR	S	P	ERA	WHIP					
<b>Jose Lima, R</b> ERA: 3.62 (1,1)	9.0	W	34	5	1	1	10	1	0	1	0	0	0	89	127	1.00	0.667					

AB	32
R	1
H	5
RBI	1
BB	1
SO	10
LOB	11






Batter	1	2	3	4	5	6	7	8	9	AB	R	H	RBI	BB	SO	LOB	TOP					
<b>Craig Biggio, R</b> OBP: 0.389, SLG: 0.488 (1, 4)	L9		K		FC4-6		G5-3		G3 SF8 1B	5	1	1	0	0	1	2						
<b>Bill Spillers, L</b> OBP: 0.364, SLG: 0.387 (1, 5)	E9				G4-3				G3	3	1	2	0	0	0	2						
<b>Sean Berry, R</b> OBP: 0.369, SLG: 0.448 (8, PH) (8, 5)	E9 2B				F8 5 1B				FC6-4 1B	2	1	1	0	0	0	1						
<b>Derek Bell, R</b> OBP: 0.368, SLG: 0.501 (1, 9)	K				F8				G6-3 1B	4	0	1	0	1	1	3						
<b>5 Jeff Bagwell, R</b> OBP: 0.404, SLG: 0.523 (1, 3)	F9				F8				SF8	3	0	1	2	1	0	2						
<b>Moises Alou, R</b> OBP: 0.379, SLG: 0.586 (1, 7)					K				FC6-4 1B	5	1	0	0	0	1	5						
<b>Carl Everett, S</b> OBP: 0.388, SLG: 0.511 (1, 8)	F7				FC4-6				FC6-4 1B	3	1	1	1	1	0	1						
<b>Ricky Gutierrez, R</b> OBP: 0.363, SLG: 0.342 (1, 6)	F9								F8	3	1	1	2	1	0	2						
<b>Brad Ausmus, R</b> OBP: 0.361, SLG: 0.349 (1, 2)					K				F9	3	0	1	0	1	1	0						
<b>Randy Johnson, R</b> OBP: 0.100, SLG: 0.100 (1, 1)					FC4-6 1B				2B	3	0	0	0	0	1	2						
<b>Tony Eusebio, R</b> OBP: 0.343, SLG: 0.358 (8, PH)					K				G6-3	1	0	1	1	0	0	0						
<b>Scott Elarton, R</b> (8, 1)					P3				K	0	0	0	0	0	0	0						
<b>Inning Stats</b>	R: 0 E: 1 K: 1 S: 12	H: 1 LOB: 1 BB: 0 P: 18	R: 0 E: 0 K: 0 S: 5	H: 0 LOB: 0 BB: 0 P: 9	R: 0 E: 0 K: 2 S: 8	H: 0 LOB: 0 BB: 0 P: 14	R: 1 E: 0 K: 1 S: 13	H: 2 LOB: 1 BB: 0 P: 18	R: 0 E: 0 K: 0 S: 9	H: 1 LOB: 2 BB: 1 P: 16	R: 0 E: 0 K: 0 S: 5	H: 0 LOB: 0 BB: 0 P: 6	R: 4 E: 0 K: 0 S: 11	H: 4 LOB: 2 BB: 2 P: 27	R: 1 E: 0 K: 0 S: 7	H: 1 LOB: 1 BB: 1 P: 14	1B: 6 2B: 4 3B: 0 HR: 0	SF: 1 SAC: 0 DP: 0 HBP: 0	WP: 0 PB: 0 SB: 1 CS: 0	PA: 41		
<b>PITCHER</b>	IP	WLS	BF	H	R	ER	SO	BB	IBB	HBP	BLK	WP	HR	S	P	ERA	WHIP					
<b>Todd Van Poppel, R</b> ERA: 6.28	(1, 1)	7.0		28	5	1	1	5	1	1	0	1	0	0	63	101	1.29	0.857				
<b>Jason Christiansen, L</b> ERA: 2.31	(8, 1)	1.0	L	8	4	4	4	0	1	1	0	0	0	0	11	27	36.00	5.000				
<b>Jeff McCurry, R</b> ERA: 3.38	(9, 1)	1.0		5	1	1	1	0	1	0	0	0	0	0	7	14	9.00	2.000				

Houston Astros @ Pittsburgh Pirates  
Three Rivers Stadium, Pittsburgh, PA  
Sun Aug 02 1998, 3:33 AM EDT  
Att: 21,201 - Sunny - 78 F

livebaseballscores.com

AB 35  
R 6  
H 10  
RBI 6  
BB 5  
SO 5  
LOB 20




Batter	1	2	3	4	5	6	7	8	9	AB	R	H	RBI	BB	SO	LOB	BOTTOM					
<b>Kevin Polcovich, R</b> OBP: 0.259, SLG: 0.262 (1, 4)	F7		FC4-6 1B		K		SF9			2	0	0	1	1	1	0						
<b>18 Jason Kendall, R</b> OBP: 0.410, SLG: 0.456 (1, 2)	G5-3		F8				P5			4	0	1	0	0	0	4						
<b>Manny Martinez, R</b> OBP: 0.309, SLG: 0.495 (1, 8)	K		FC4-6				K		G3-1	4	0	0	0	0	2	3						
<b>Kevin Young, R</b> OBP: 0.342, SLG: 0.506 (1, 3)			K		L5		K		G5-3	4	0	0	0	0	2	1						
<b>Jose Guillen, R</b> OBP: 0.313, SLG: 0.439 (1, 9)			K2-3		K		K		G1-3	4	0	1	0	0	2	1						
<b>Mark Smith, R</b> OBP: 0.272, SLG: 0.321 (1, 7)			1B		K		HBP SF9 1B		P6	3	1	1	0	0	1	1						
<b>Turner Ward, S</b> OBP: 0.331, SLG: 0.412 (8, 7)	F9									1	0	0	0	0	0	0						
<b>Aramis Ramirez, R</b> OBP: 0.302, SLG: 0.366 (1, 5)	K				HR		HBP 1B		K	4	1	2	1	0	2	1						
<b>Lou Collier, R</b> OBP: 0.298, SLG: 0.348 (1, 6)					L6		HBP 1B		K	2	0	0	0	0	1	0						
<b>Al Martin, L</b> OBP: 0.289, SLG: 0.359 (9, PH)							HBP		K	1	0	0	0	0	1	0						
<b>Todd Van Poppel, R</b> OBP: 0.300, SLG: 0.222	(1, 1)	7.0		29	6	2	2	12	1	0	0	0	0	0	1	0						
<b>Keith Oslk, R</b> OBP: 0.234, SLG: 0.230	(7, PH)									1	0	0	0	0	1	3						
<b>Jason Christiansen, R</b> (8, 1)										0	0	0	0	0	0	0						
<b>Jeff McCurry, R</b> (9, 1)										0	0	0	0	0	0	0						
<b>Inning Stats</b>	R: 0 E: 0 K: 1 S: 8	H: 0 LOB: 0 BB: 0 P: 10	R: 0 E: 0 K: 2 S: 12	H: 1 LOB: 1 BB: 0 P: 17	R: 0 E: 0 K: 0 S: 13	H: 1 LOB: 2 BB: 1 P: 19	R: 0 E: 0 K: 2 S: 15	H: 0 LOB: 0 BB: 0 P: 21	R: 1 E: 0 K: 3 S: 16	H: 1 LOB: 0 BB: 0 P: 20	R: 0 E: 0 K: 3 S: 10	H: 1 LOB: 1 BB: 0 P: 11	R: 1 E: 0 K: 1 S: 12	H: 2 LOB: 2 BB: 0 P: 18	R: 0 E: 0 K: 0 S: 9	H: 0 LOB: 0 BB: 0 P: 14	R: 0 E: 0 K: 2 S: 8	H: 0 LOB: 0 BB: 0 P: 13	1B: 5 2B: 0 3B: 0 HR: 1	SF: 1 SAC: 0 DP: 0 HBP: 1	WP: 0 PB: 0 SB: 1 CS: 0	PA: 35
<b>PITCHER</b>	IP	WLS	BF	H	R	ER	SO	BB	IBB	HBP	BLK	WP	HR	S	P	ERA	WHIP					
<b>Randy Johnson, L</b> ERA: 4.26	(1, 1)	7.0		29	6	2	2	12	1	0	0	0	0	0	1	0	2.57	1.000				
<b>Scott Elarton, R</b> ERA: 3.25	(8, 1)	2.0	S	6	0	0	0	2	0	0	0	0	0	0	17	27	0.00	0.000				

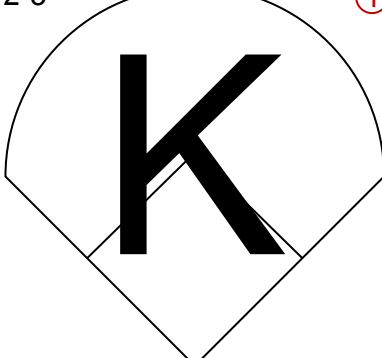
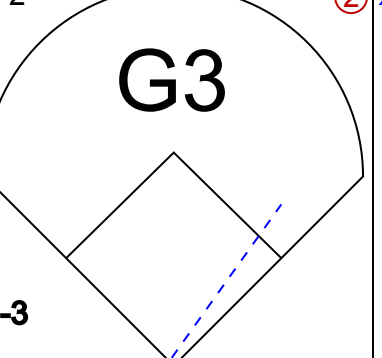
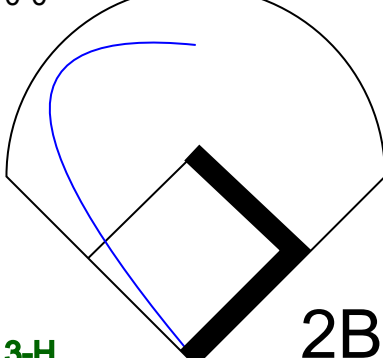
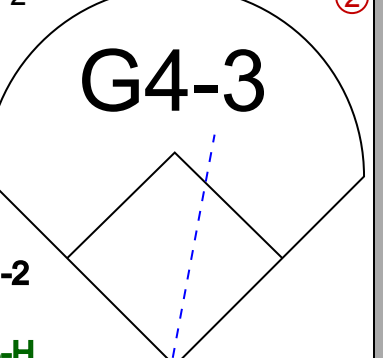
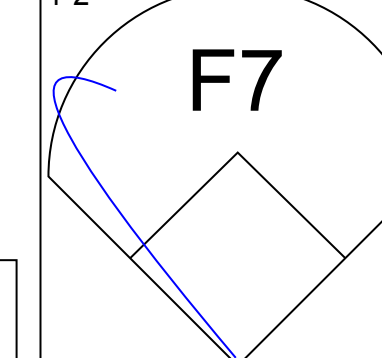
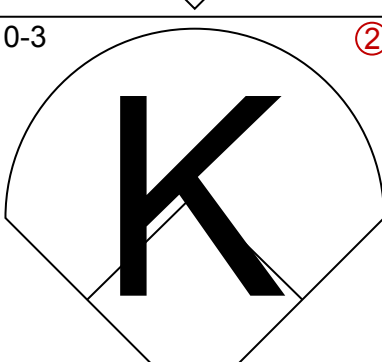
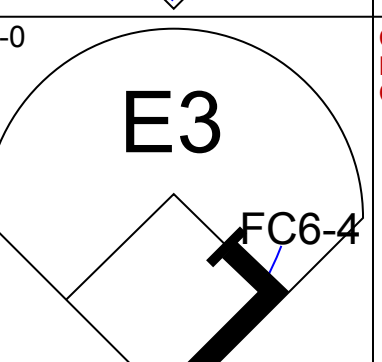
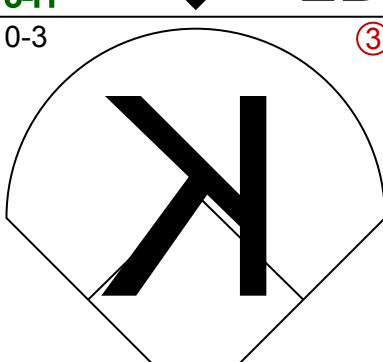
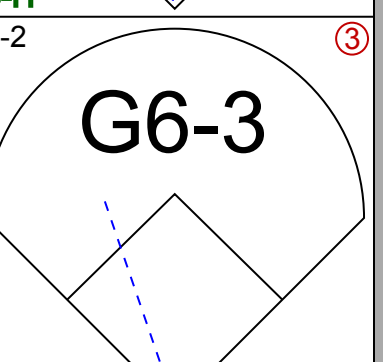
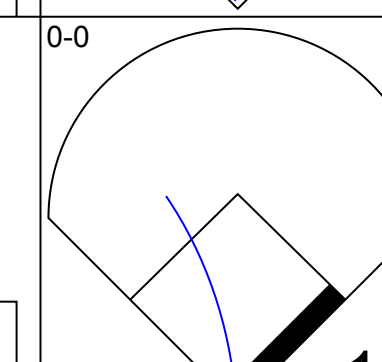
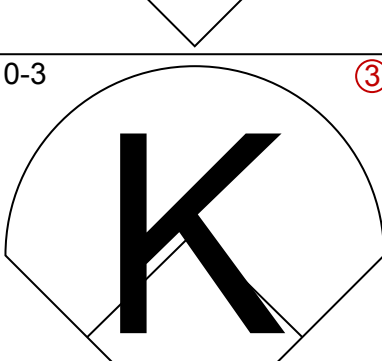
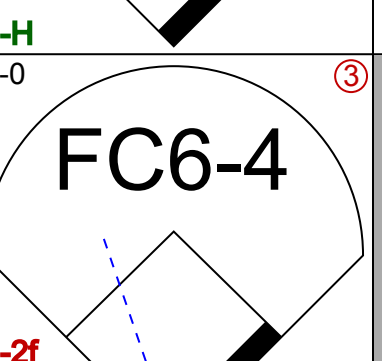
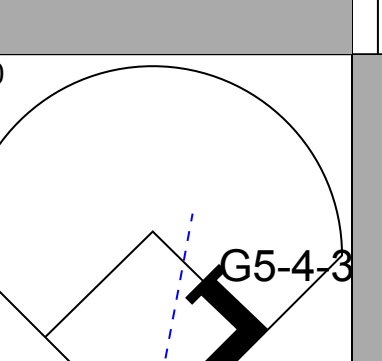
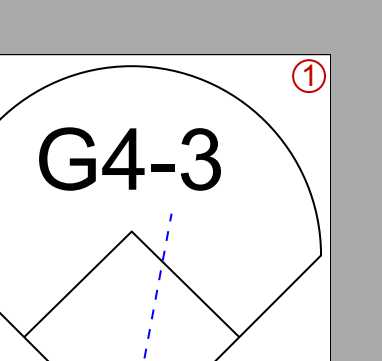
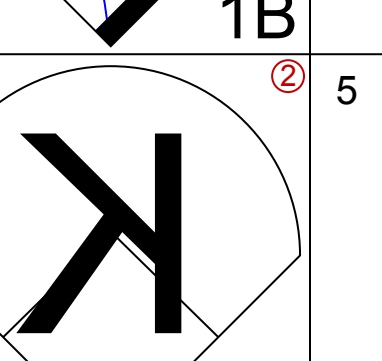
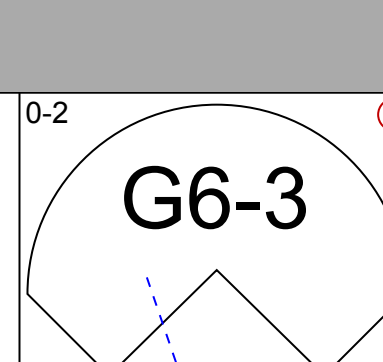
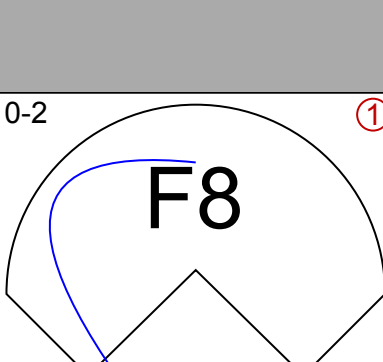
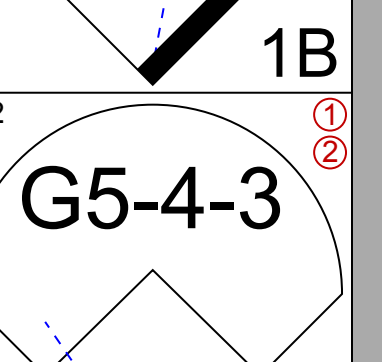
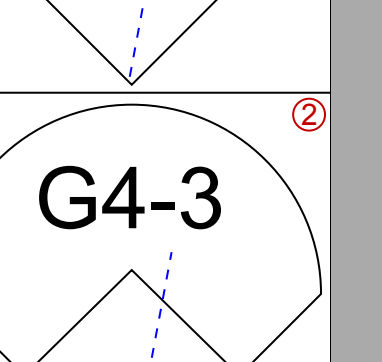
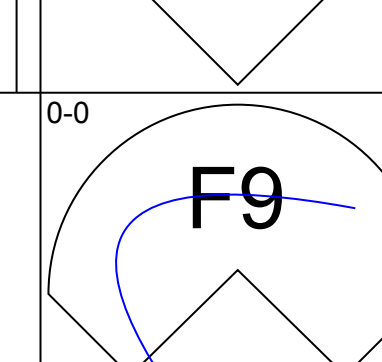
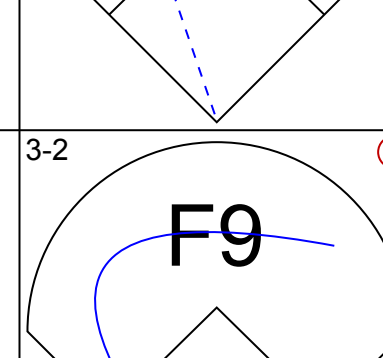
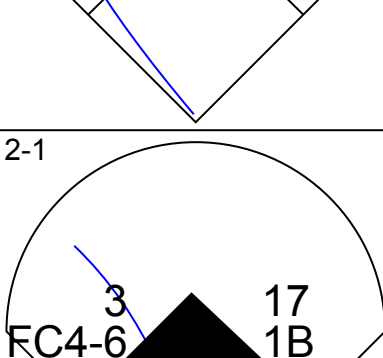
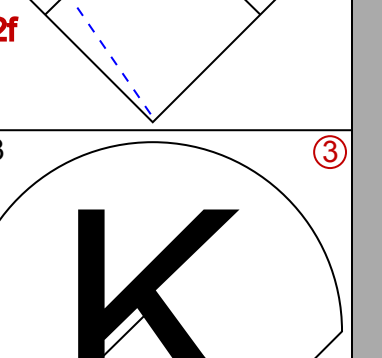
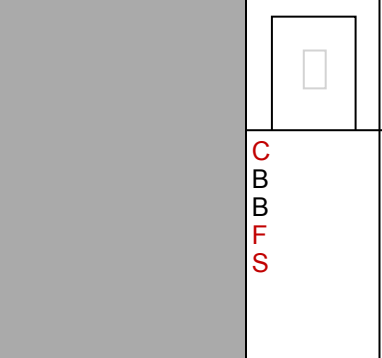
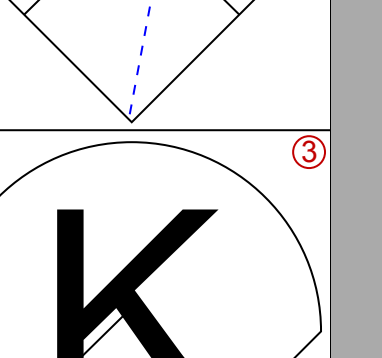
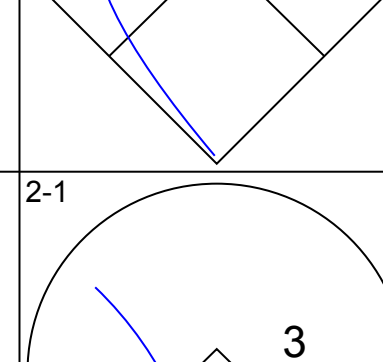
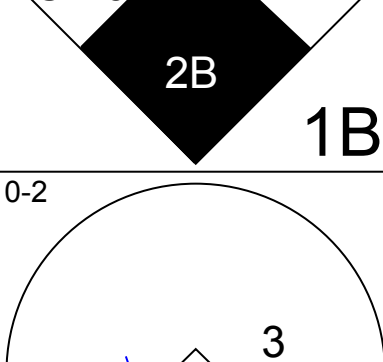
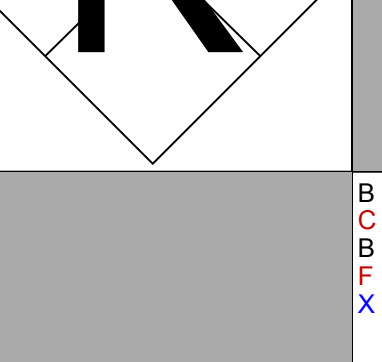
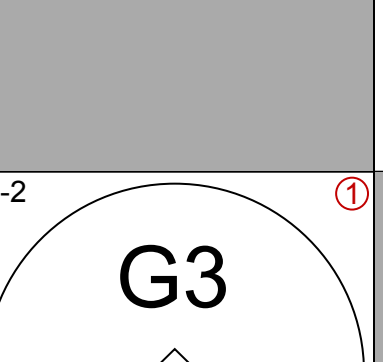
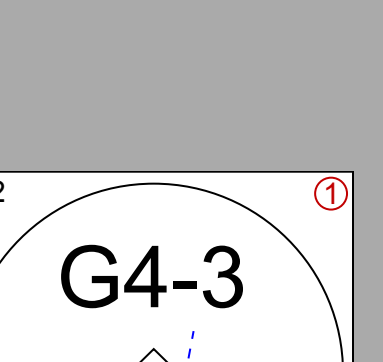
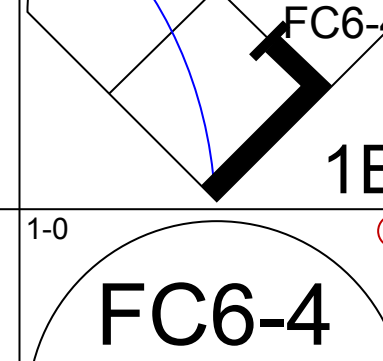
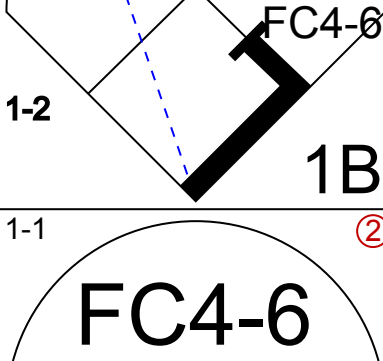

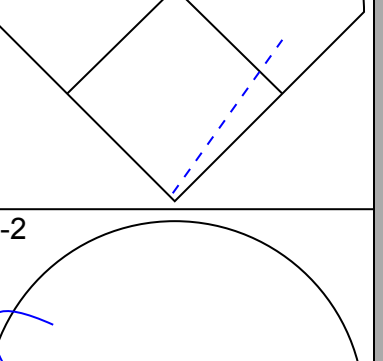
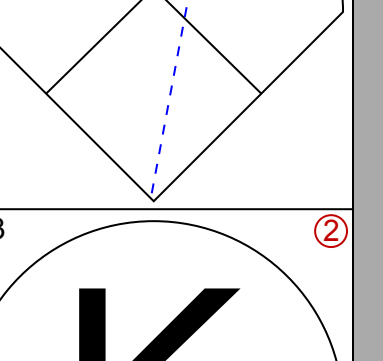
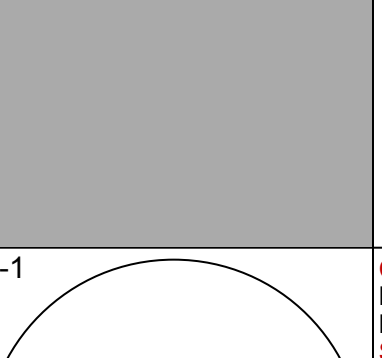
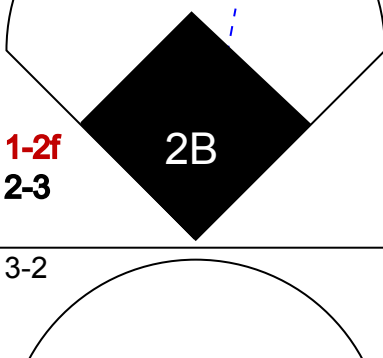
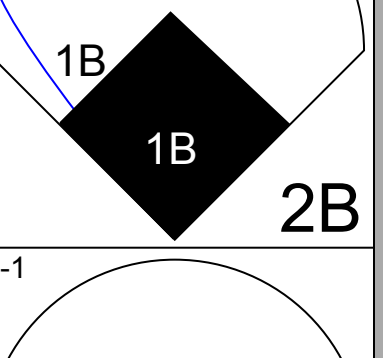
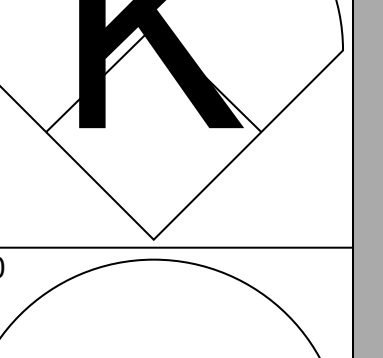
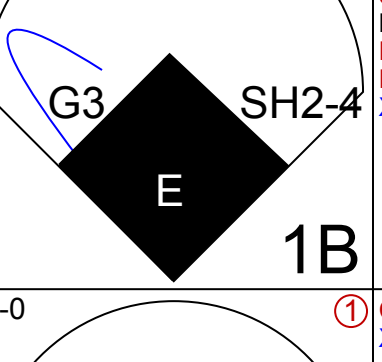
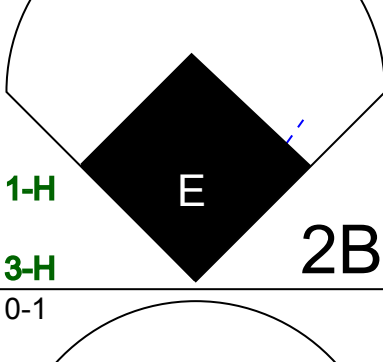
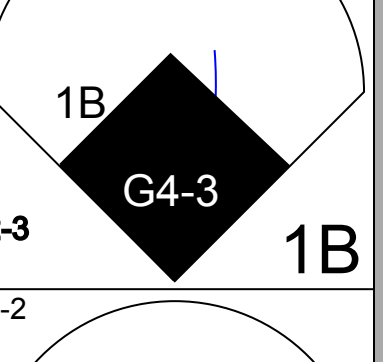
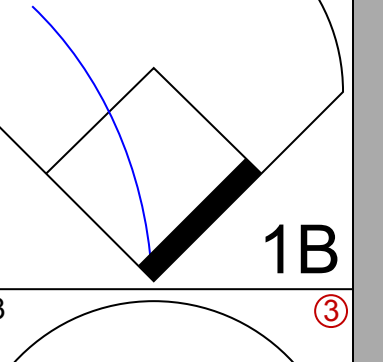
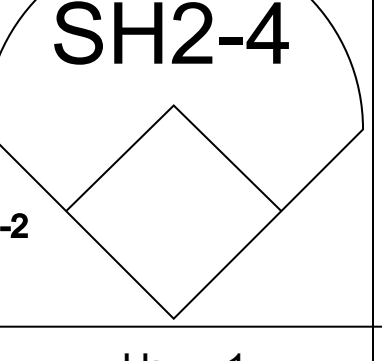
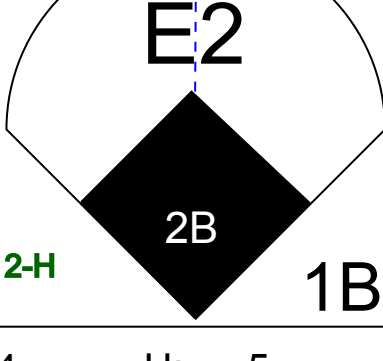
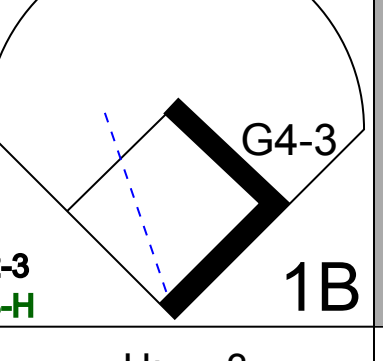
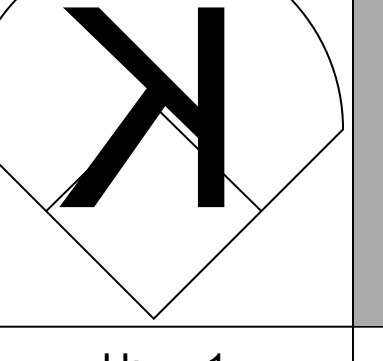
Houston Astros @ Pittsburgh Pirates  
Three Rivers Stadium, Pittsburgh, PA  
Sun Aug 02 1998, 3:33 AM EDT  
Att: 21,201 - Sunny - 78 F

livebaseballscores.com

AB 32  
R 2  
H 6  
RBI 2  
BB 1  
SO 14  
LOB 14

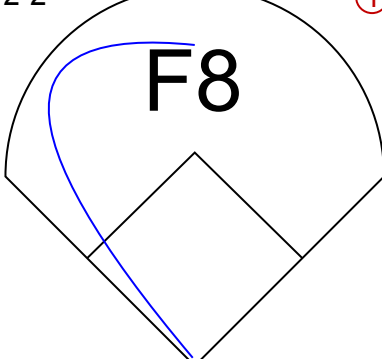
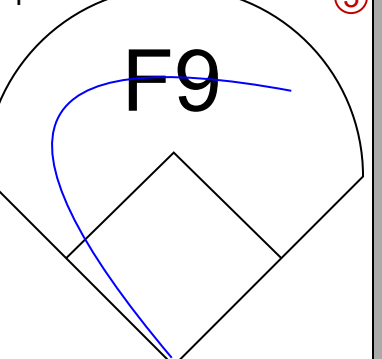
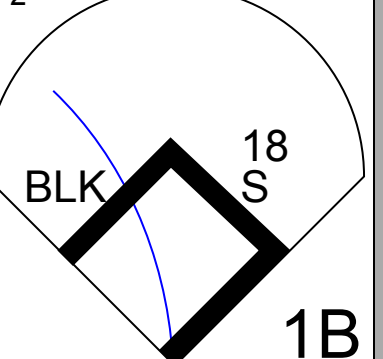
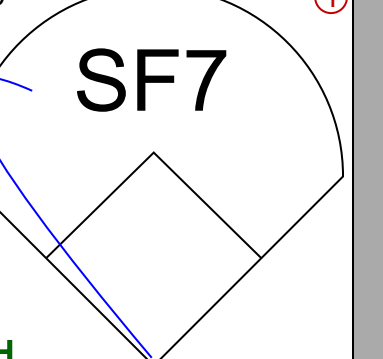
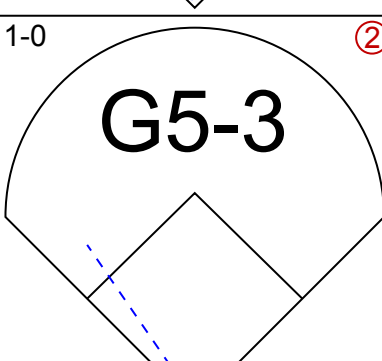
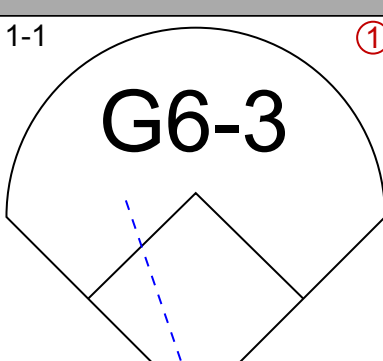
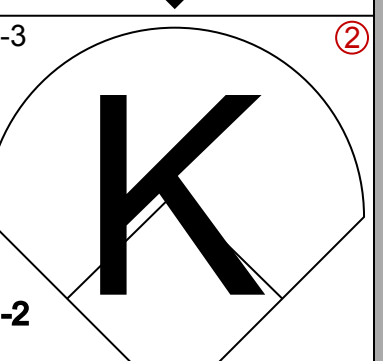
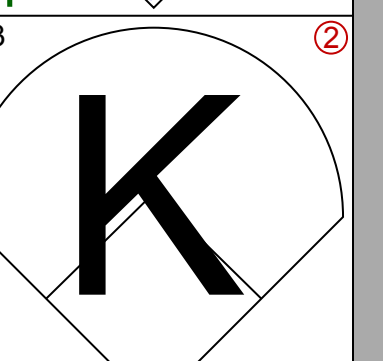
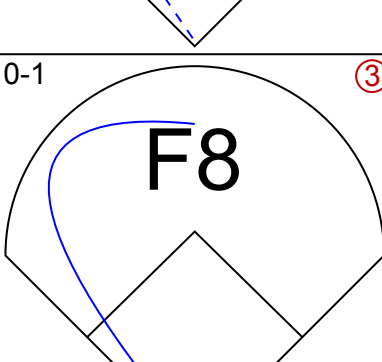
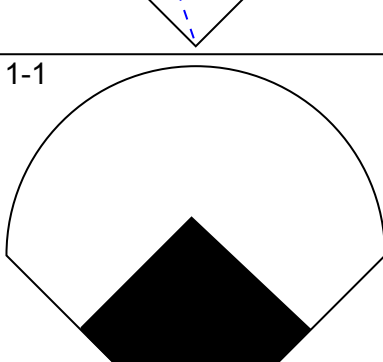
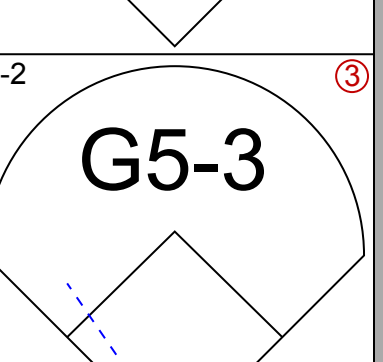
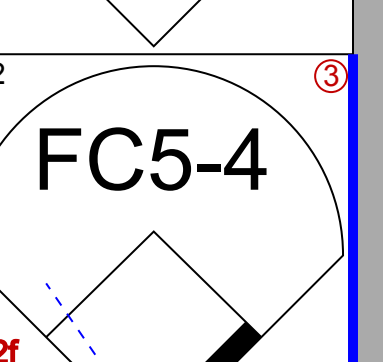
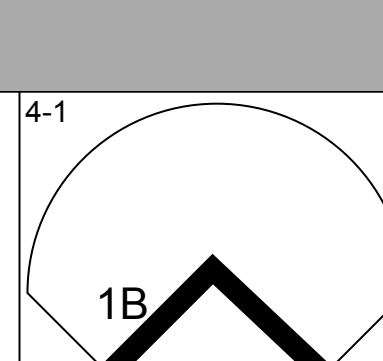
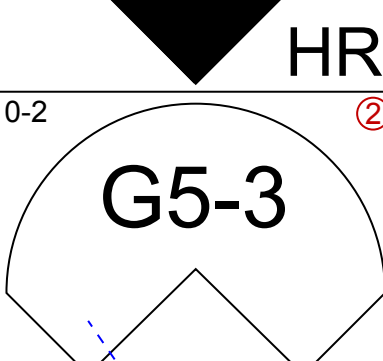
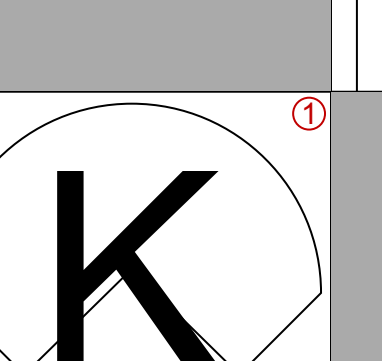
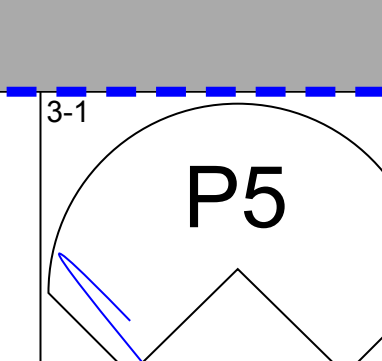
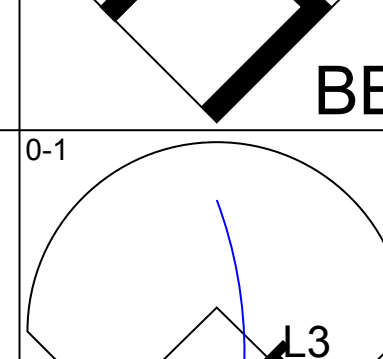
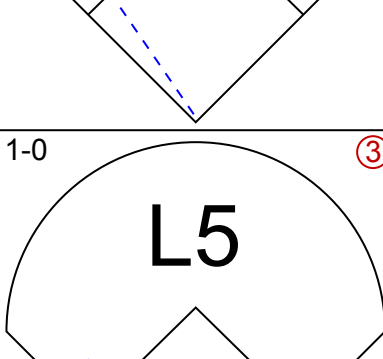
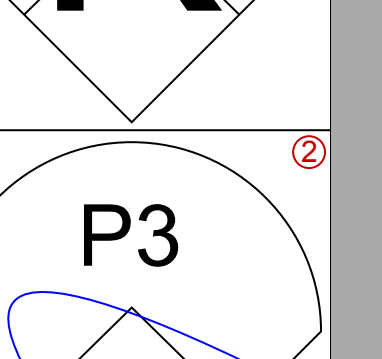
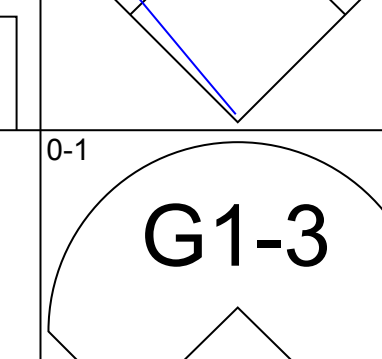
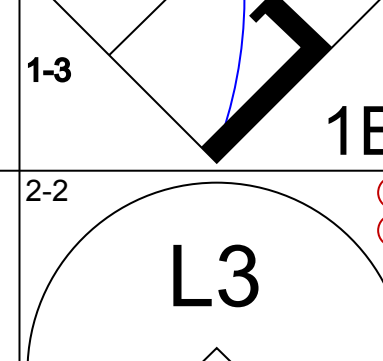
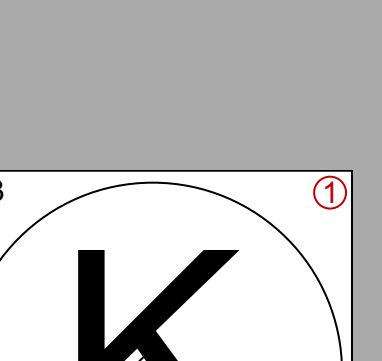
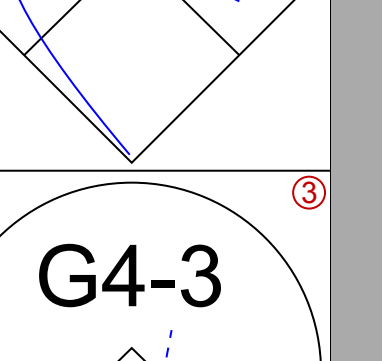
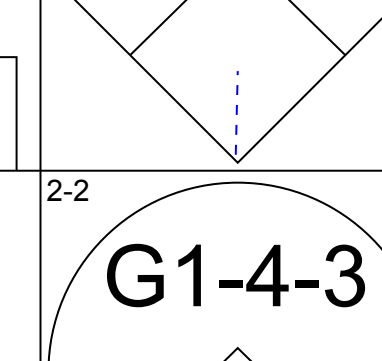
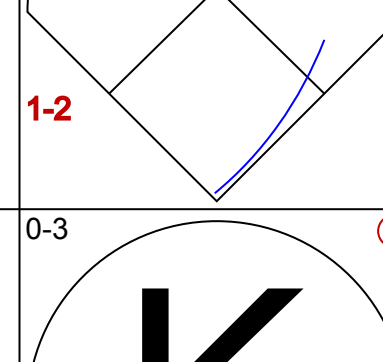
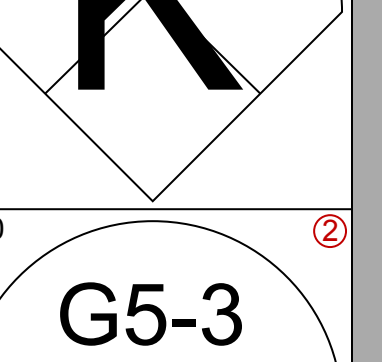
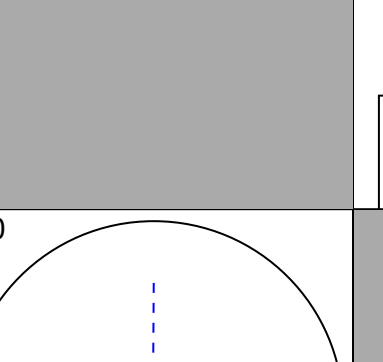
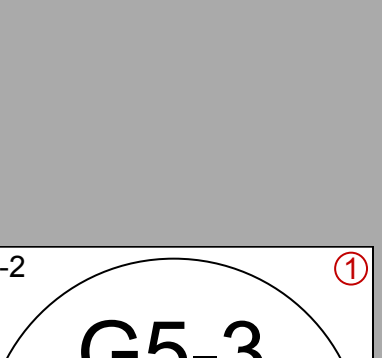
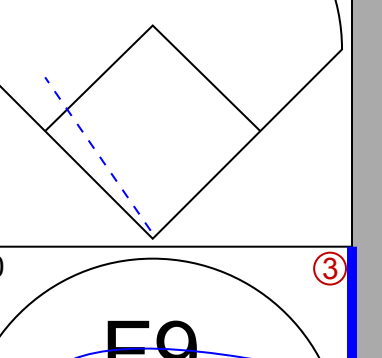
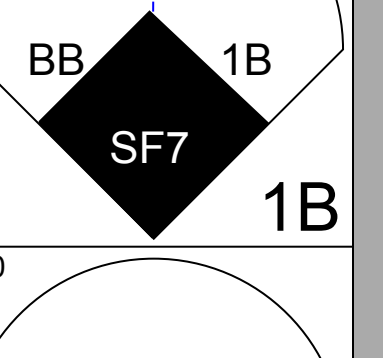
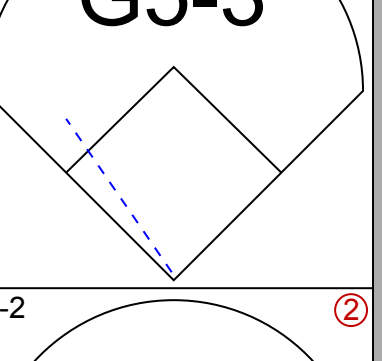
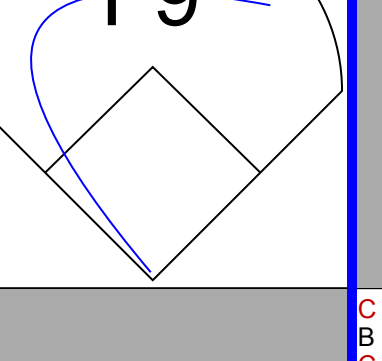
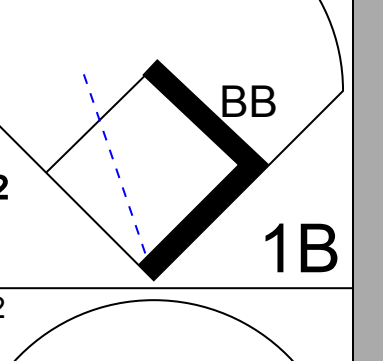
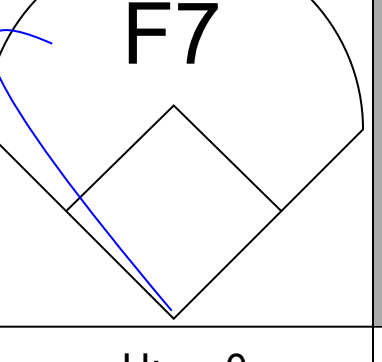

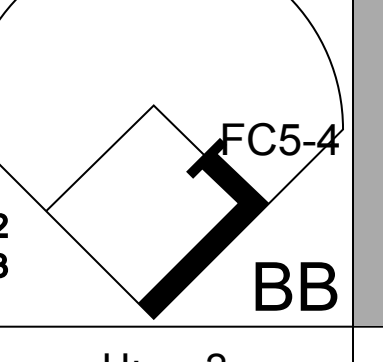
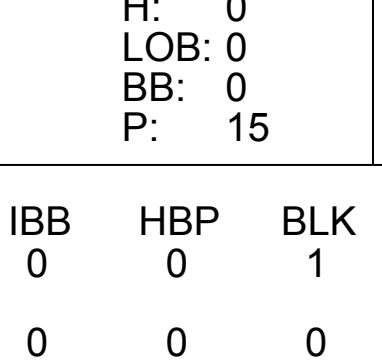
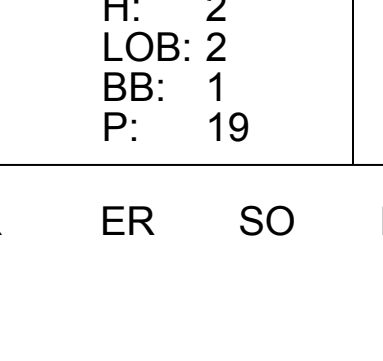




Batter	1	2	3	4	5	6	7	8	9	AB	R	H	RBI	BB	SO	LOB	TOP						
Darryl Hamilton, L OBP: 0.390, SLG: 0.363 (1, 8)										5	0	1	2	0	1	2	<b>Colorado Rockies @ Pittsburgh Pirates</b> Three Rivers Stadium, Pittsburgh, PA Mon Aug 03 1998, 7:05 PM EDT Att: 11,204 - Unknown - 78 F						
Neft Perez, S OBP: 0.327, SLG: 0.413 (1, 6)										5	0	1	0	0	2	2							
Larry Walker, L OBP: 0.421, SLG: 0.601 (1, 9)										5	0	1	0	0	2	2							
Dante Bichette, R OBP: 0.347, SLG: 0.518 (1, 7)										5	0	0	0	0	0	2							
Vinny Castilla, R OBP: 0.357, SLG: 0.604 (1, 5)										4	1	1	0	0	2	0							
17 Todd Helton, L OBP: 0.352, SLG: 0.519 (1, 3)										4	0	2	0	0	0	0							
3 Mike Lansing, R OBP: 0.305, SLG: 0.364 (1, 4)										4	2	1	0	0	1	3							
Jeff Reed, L OBP: 0.379, SLG: 0.471 (1, 2)										4	3	4	2	0	0	0							
Bobby Jones, R OBP: 0.207, SLG: 0.241 Curt Leskanic, R (9, 1)										3	1	2	2	0	1	1							
										0	0	0	0	0	0	0							
<b>Inning Stats</b>	R: 0 E: 0 K: 3 S: 12	H: 0 LOB: 0 BB: 0 P: 14	R: 0 E: 0 K: 0 S: 9	H: 1 LOB: 1 BB: 0 P: 15	R: 1 E: 1 K: 0 S: 8	H: 1 LOB: 1 BB: 0 P: 11	R: 4 E: 1 K: 1 S: 22	H: 5 LOB: 1 BB: 0 P: 28	R: 0 E: 0 K: 1 S: 8	H: 1 LOB: 0 BB: 0 P: 12	R: 2 E: 0 K: 0 S: 19	H: 3 LOB: 1 BB: 0 P: 27	R: 0 E: 0 K: 1 S: 7	H: 0 LOB: 0 BB: 0 P: 9	R: 0 E: 0 K: 2 S: 11	H: 1 LOB: 1 BB: 0 P: 15	R: 0 E: 0 K: 1 S: 9	H: 1 LOB: 1 BB: 0 P: 13	1B: 10 2B: 3 3B: 0 HR: 0	SF: 0 SAC: 1 DP: 1 HBP: 0	WP: 0 PB: 0 SB: 0 CS: 0	PA: 40	
<b>PITCHER</b>	IP WLS BF H R ER SO BB IBB HBP BLK WP HR S P ERA WHIP	5.1 L 27 11 7 6 5 0 0 0 0 0 0 72 97 10.12 2.062	6.1 9 1 0 0 3 0 0 0 0 0 0 0 24 34 0.00 0.375	9.1 4 1 0 0 1 0 0 0 0 0 0 0 9 13 0.00 1.000																			

AB	39
R	7
H	13
RBI	6
BB	0
SO	9
LOB	12



Batter	1	2	3	4	5	6	7	8	9	AB	R	H	RBI	BB	SO	LOB	BOTTOM						
Tony Womack, L OBP: 0.322, SLG: 0.353 (1, 4)										3	0	1	1	0	0	0	<b>Colorado Rockies @ Pittsburgh Pirates</b> Three Rivers Stadium, Pittsburgh, PA Mon Aug 03 1998, 7:05 PM EDT Att: 11,204 - Unknown - 78 F						
18 Jason Kendall, R OBP: 0.406, SLG: 0.451 (1, 2)										4	0	0	0	0	2	3							
Manny Martinez, R OBP: 0.307, SLG: 0.516 Ricardo Rincon, L (9, 1)										4	1	1	1	0	0	3							
Kevin Young, R OBP: 0.341, SLG: 0.502 (1, 3)										3	0	0	0	1	1	0							
Jose Guillen, R OBP: 0.312, SLG: 0.437 (1, 9)										4	0	1	0	0	0	0							
Mark Smith, R OBP: 0.264, SLG: 0.310 (1, 7)										4	0	0	0	0	1	2							
Aramis Ramirez, R OBP: 0.302, SLG: 0.366 (1, 5)										3	1	1	0	0	1	1							
Lou Collier, R OBP: 0.296, SLG: 0.345 Jeff Tabaka, R (6, 1)										2	0	0	0	0	0	0							
Turner Ward, S OBP: 0.333, SLG: 0.415 (8, PH) (9, 8)										0	0	0	0	0	0	0							
Jon Lieber, L OBP: 0.256, SLG: 0.225 Kevin Polcovich, R OBP: 0.262, SLG: 0.260 (6, 6)										1	0	0	0	0	0	0							
										1	0	0	0	1	1	0							
<b>Inning Stats</b>	R: 0 E: 0 K: 0 S: 6	H: 0 LOB: 0 BB: 0 P: 9	R: 0 E: 0 K: 1 S: 9	H: 1 LOB: 1 BB: 1 P: 15	R: 0 E: 0 K: 0 S: 8	H: 0 LOB: 0 BB: 0 P: 15	R: 1 E: 0 K: 0 S: 9	H: 1 LOB: 0 BB: 0 P: 12	R: 0 E: 0 K: 1 S: 5	H: 0 LOB: 0 BB: 0 P: 10	R: 0 E: 0 K: 2 S: 14	H: 1 LOB: 1 BB: 0 P: 21	R: 0 E: 0 K: 1 S: 7	H: 0 LOB: 0 BB: 0 P: 10	R: 1 E: 0 K: 1 S: 11	H: 2 LOB: 2 BB: 1 P: 19	R: 0 E: 0 K: 0 S: 7	H: 0 LOB: 0 BB: 0 P: 12	1B: 4 2B: 1 3B: 0 HR: 1	SF: 1 SAC: 0 DP: 1 HBP: 0	WP: 0 PB: 0 SB: 1 CS: 0	PA: 33	
<b>PITCHER</b>	IP WLS BF H R ER SO BB IBB HBP BLK WP HR S P ERA WHIP	8.0 W 30 5 2 2 6 2 0 0 0 0 1 69 111 2.25 0.875	1.0 3 0 0 0 0 0 0 0 0 0 0 0 7 12 0.00 0.000																				













Batter	1	2	3	4	5	6	7	8	9	AB	R	H	RBI	BB	SO	LOB	TOP					
1 Curtis Goodwin, L (1, 8) OBP: 0.324, SLG: 0.318	F7		G4-3		K		F8		G4-3	5	0	0	0	0	1	0	<b>Colorado Rockies @ Pittsburgh Pirates</b> Three Rivers Stadium, Pittsburgh, PA Thu Aug 06 1998, 3:33 AM EDT Att: 14,060 - Sunny - 89 F					
Neft Perez, S (1, 6) OBP: 0.332, SLG: 0.412	WP 1B BB		G6-3		1B		HR 1B		G6-3	4	1	2	0	1	0	0						
Dante Bichette, R (1, 7) OBP: 0.348, SLG: 0.521	WP 1B			L9	G4-3		HR			4	1	2	2	0	0	1						
Vinny Castilla, R (1, 5) OBP: 0.356, SLG: 0.593	P4			E1 BB 17 HBP		G5-3	G5-3			4	0	0	0	0	0	2						
17 Todd Helton, L (1, 3) OBP: 0.358, SLG: 0.521	K			BB HBP		1B 2B 1B		2B 1B		3	2	2	0	0	1	2						
John Vander Wal, L (1, 9) Derrick White, R (8, PH) Darryl Hamilton, L (8, 8) OBP: 0.374, SLG: 0.507 OBP: 0.067, SLG: 0.267 OBP: 0.391, SLG: 0.363		G6-3		FC5-4 BB		3 2B 1B		K		2	1	1	0	1	0	0						
3 Mike Lansing, R (1, 4) OBP: 0.306, SLG: 0.367	K			1-2 2-3 BB		1-3 PB 1B		G6-4-3 1B		4	0	2	2	0	1	3						
Kirt Manwaring, R (1, 2) OBP: 0.347, SLG: 0.335	G5-3			FC5-4		FC9-2 2B		G6-4-3		4	0	0	0	0	0	5						
John Thomson, R (1, 1) OBP: 0.167, SLG: 0.121			K		G4-3		G6-3		L9	4	0	0	0	0	1	0						
<b>Inning Stats</b>	R: 0 E: 0 K: 1 S: 15	H: 1 LOB: 2 BB: 1 P: 25	R: 0 E: 0 K: 1 S: 10	H: 0 LOB: 0 BB: 0 P: 16	R: 0 E: 0 K: 1 S: 8	H: 0 LOB: 0 BB: 0 P: 11	R: 0 E: 1 K: 0 S: 11	H: 0 LOB: 3 BB: 1 P: 21	R: 0 E: 0 K: 1 S: 12	H: 1 LOB: 1 BB: 0 P: 15	R: 2 E: 0 K: 0 S: 14	H: 3 LOB: 0 BB: 0 P: 18	R: 2 E: 0 K: 0 S: 9	H: 2 LOB: 0 BB: 0 P: 13	R: 1 E: 0 K: 1 S: 9	H: 2 LOB: 0 BB: 0 P: 17		R: 0 E: 0 K: 0 S: 8	H: 0 LOB: 0 BB: 0 P: 10	1B: 6 2B: 3 3B: 0 HR: 1	SF: 0 SAC: 0 DP: 2 HBP: 1	WP: 1 PB: 1 SB: 1 CS: 0
<b>PITCHER</b>	IP WLS BF H R ER SO BB IBB HBP BLK WP HR S P ERA WHIP																					
Jason Schmidt, R (1, 1) ERA: 3.92	7.0 L 31 7 4 3 4 2 0 1 0 0 1 1 79 119 3.86 1.286																					
Jeff Tabaka, L (8, 1) ERA: 2.97	1.0 4 2 1 1 1 0 0 0 0 0 0 0 9 17 9.00 2.000																					
Elmer Dessens, R (9, 1) ERA: 4.63	1.0 3 0 0 0 0 0 0 0 0 0 0 0 8 10 0.00 0.000																					

Batter	1	2	3	4	5	6	7	8	9	AB	R	H	RBI	BB	SO	LOB	BOTTOM					
Tony Womack, L (1, 4) OBP: 0.319, SLG: 0.354	F7		G3		F7			G4-6-3		4	0	0	0	0	0	3	<b>Colorado Rockies @ Pittsburgh Pirates</b> Three Rivers Stadium, Pittsburgh, PA Thu Aug 06 1998, 3:33 AM EDT Att: 14,060 - Sunny - 89 F					
Lou Collier, R (1, 6) OBP: 0.297, SLG: 0.337	F8		F8			G4-3		G4-3		4	0	0	0	0	1							
Manny Martinez, R (1, 8) OBP: 0.304, SLG: 0.491	P4			G6-4-3 1B		K		F8		4	0	1	0	0	1	0						
Kevin Young, R (1, 3) OBP: 0.340, SLG: 0.505		K		G6-4-3		G5-3		K		4	0	0	0	0	2	1						
Jose Guillen, R (1, 9) OBP: 0.315, SLG: 0.440		FC3-6 1B		K			K			3	0	1	0	0	2	0						
Al Martin, L (1, 7) OBP: 0.293, SLG: 0.362		FC3-6			2B SF8 1B		G4-3			3	1	1	0	0	0	1						
Doug Strange, S (1, 5) OBP: 0.236, SLG: 0.234	F7				F8		F7			3	0	0	0	0	0	2						
Keith Osik, R (1, 2) OBP: 0.318, SLG: 0.253			G3 SH3-4 BB		SF8 2B			G4-6-3 BB		1	0	1	0	2	0	0						
Jason Schmidt, R (1, 1) Jeff Tabaka, R (8, 1) OBP: 0.111, SLG: 0.140 OBP: 0.410, SLG: 0.455			SH3-4		SF8			F7		0	0	0	1	0	0	0						
18 Jason Kendall, R (8, PH) Elmer Dessens, R (9, 1)					2-3 3-H					1	0	0	0	0	0	1						
<b>Inning Stats</b>	R: 0 E: 0 K: 0 S: 10	H: 0 LOB: 0 BB: 0 P: 15	R: 0 E: 0 K: 1 S: 17	H: 1 LOB: 1 BB: 0 P: 24	R: 0 E: 0 K: 0 S: 5	H: 0 LOB: 1 BB: 1 P: 11	R: 0 E: 0 K: 1 S: 9	H: 1 LOB: 0 BB: 0 P: 10	R: 1 E: 0 K: 0 S: 9	H: 2 LOB: 1 BB: 0 P: 12	R: 0 E: 0 K: 1 S: 7	H: 0 LOB: 0 BB: 0 P: 7	R: 0 E: 0 K: 1 S: 5	H: 0 LOB: 0 BB: 0 P: 7	R: 0 E: 0 K: 0 S: 7	H: 0 LOB: 1 BB: 1 P: 14	R: 0 E: 0 K: 1 S: 10	H: 0 LOB: 0 BB: 0 P: 15	1B: 3 2B: 1 3B: 0 HR: 0	SF: 1 SAC: 1 DP: 2 HBP: 0	WP: 0 PB: 0 SB: 1 CS: 0	PA: 31
<b>PITCHER</b>	IP WLS BF H R ER SO BB IBB HBP BLK WP HR S P ERA WHIP																					
John Thomson, R (1, 1) ERA: 4.59	9.0 W 31 4 1 1 5 2 0 0 0 0 0 0 79 115 1.00 0.667																					



Batter	1	2	3	4	5	6	7	8	9	AB	R	H	RBI	BB	SO	LOB	TOP										
Tony Womack, L (1,4) OBP: 0.317, SLG: 0.351	E5		G6-3		G1-3			SH5-3		3	0	0	0	0	0	1											
18 Jason Kendall, R (1,2) OBP: 0.406, SLG: 0.450	P4			G6-3		K		F7		4	0	0	0	0	1	2											
Manny Martinez, R (1,8) OBP: 0.310, SLG: 0.495	G1-3				2B			G4-3		3	1	1	0	1	0	2											
Kevin Young, R (1,3) OBP: 0.340, SLG: 0.505	P6				2B				G5-3	4	0	1	1	0	0	2											
Jose Guillen, R (1,9) OBP: 0.312, SLG: 0.436		G4-3			G5-3			G5-3		4	0	0	0	0	1	2											
Mark Smith, R (1,7) OBP: 0.258, SLG: 0.303		G5-3			G6-3			G5-3		3	0	0	0	0	0	1											
Al Martin, L (9, PH) OBP: 0.292, SLG: 0.361								G4-3		1	0	0	0	0	0	0											
Aramis Ramirez, R (1,5) OBP: 0.306, SLG: 0.362		G6-3								2	0	0	0	0	0	0											
Kevin Polcovich, R (1,6) OBP: 0.258, SLG: 0.256			G5-3							3	0	0	0	0	0	1											
Mike Williams, R (7,1)					P4			G5-3		0	0	0	0	0	0	0											
Todd Van Poppel, R (1,1) OBP: 0.273, SLG: 0.200			F8							1	0	0	0	0	0	0											
Lou Collier, R (7,6) OBP: 0.300, SLG: 0.337					SH2-4					0	0	0	0	1	0	0											
<b>Inning Stats</b>	R: 0 E: 1 K: 0 S: 7	H: 0 LOB: 1 BB: 0 P: 11	R: 0 E: 0 K: 0 S: 3	H: 0 LOB: 0 BB: 0 P: 6	R: 0 E: 0 K: 0 S: 9	H: 0 LOB: 0 BB: 0 P: 13	R: 1 E: 0 K: 0 S: 13	H: 2 LOB: 1 BB: 0 P: 17	R: 0 E: 0 K: 2 S: 10	H: 0 LOB: 1 BB: 1 P: 20	R: 0 E: 0 K: 0 S: 7	H: 0 LOB: 0 BB: 0 P: 9	R: 0 E: 0 K: 0 S: 6	H: 0 LOB: 1 BB: 1 P: 11	R: 0 E: 0 K: 0 S: 4	H: 0 LOB: 0 BB: 0 P: 6	1B: 0 2B: 2 3B: 0 HR: 0	SF: 0 SAC: 2 DP: 0 HBP: 1	WP: 0 PB: 0 SB: 1 CS: 0	PA: 33							
<b>PITCHER</b>	IP	WLS	BF	H	R	ER	SO	BB	IBB	HBP	BLK	WP	HR	S	P	ERA	WHIP										
Brian Bohanon, L (1,1) ERA: 2.79	7.1	W	28	2	1	1	2	2	0	1	0	0	0	57	92	1.23	0.545										
Antonio Osuna, R (8,1) ERA: 2.92	0.2		2	0	0	0	0	0	0	0	0	0	0	4	5	0.00	0.000										
Jeff Shaw, R (9,1) ERA: 1.79	1.0	S	3	0	0	0	0	0	0	0	0	0	0	4	6	0.00	0.000										

Pittsburgh Pirates @ Los Angeles Dodgers  
Dodger Stadium, Los Angeles, CA

AB 28  
R 1  
H 2  
RBI 1  
BB 2  
SO 2  
LOB 11



WP: 0 PA: 33  
PB: 0  
SB: 1  
CS: 0

Pittsburgh Pirates @ Los Angeles Dodgers  
Dodger Stadium, Los Angeles, CA

AB 29  
R 3  
H 8  
RBI 2  
BB 0  
SO 6  
LOB 7



WP: 0 PA: 30  
PB: 0  
SB: 1  
CS: 1

Batter	1	2	3	4	5	6	7	8	9	AB	R	H	RBI	BB	SO	LOB	BOTTOM										
Eric Young Sr., R (1,4) OBP: 0.351, SLG: 0.367	F8		G6-3			E6		G1-3		4	1	0	0	0	0	1											
Mark Czudzielanek, R (1,6) OBP: 0.317, SLG: 0.307	G4-3		F7			E		F9		4	0	1	0	0	0	0											
Gary Sheffield, R (1,9) OBP: 0.436, SLG: 0.546					2B	SF9		L5		3	1	2	1	0	0	0											
Eric Karros, R (1,3) OBP: 0.352, SLG: 0.463					G4-3	P6				3	0	1	0	0	1	2											
Bobby Bonilla, S (1,7) OBP: 0.291, SLG: 0.333					G4-3					3	0	0	0	0	1	2											
Roger Cedeno, S (8,7) OBP: 0.333, SLG: 0.315						F8				0	0	0	0	0	0	0											
Trenidad Hubbard, R (1,8) OBP: 0.402, SLG: 0.526										3	0	1	0	0	2	0											
Adrián Beltré, R (1,5) OBP: 0.265, SLG: 0.328		G6-3								3	0	1	0	0	0	0											
Charles Johnson, R (1,2) OBP: 0.263, SLG: 0.383										3	1	1	1	0	0	1											
Brian Bohanon, L (1,1) OBP: 0.360, SLG: 0.440										3	0	1	0	0	2	1											
Antonio Osuna, R (8,1) OBP: 0.360, SLG: 0.440										0	0	0	0	0	0	0											
Jeff Shaw, R (9,1) OBP: 0.360, SLG: 0.440										0	0	0	0	0	0	0											
<b>Inning Stats</b>	R: 0 E: 0 K: 1 S: 11	H: 1 LOB: 1 BB: 0 P: 16	R: 0 E: 0 K: 2 S: 10	H: 0 LOB: 0 BB: 0 P: 15	R: 1 E: 0 K: 0 S: 7	H: 2 LOB: 0 BB: 0 P: 11	R: 1 E: 0 K: 1 S: 7	H: 2 LOB: 0 BB: 0 P: 10	R: 0 E: 0 K: 0 S: 5	H: 0 LOB: 0 BB: 0 P: 5	R: 1 E: 2 K: 0 S: 10	H: 1 LOB: 1 BB: 0 P: 14	R: 0 E: 0 K: 1 S: 8	H: 2 LOB: 1 BB: 0 P: 12	R: 0 E: 0 K: 0 S: 5	H: 0 LOB: 0 BB: 0 P: 5	1B: 5 2B: 2 3B: 0 HR: 1	SF: 1 SAC: 0 DP: 2 HBP: 0	WP: 0 PA: 30 PB: 0 SB: 1 CS: 1								
<b>PITCHER</b>	IP	WLS	BF	H	R	ER	SO	BB	IBB	HBP	BLK	WP	HR	S	P	ERA	WHIP										
Todd Van Poppel, R (1,1) ERA: 5.8	6.1	L	25	8	3	2	5	8	3	2	5	0	0	9	12	0.00	1.263										
Mike Williams, R (7,1) ERA: 2.45	1.2		5	0	0	0	1	0	0	0	0	0	0	9	12	0.00	0.000										

WP: 0 PA: 30  
PB: 0  
SB: 1  
CS: 1



Batter	1	2	3	4	5	6	7	8	9	AB	R	H	RBI	BB	SO	LOB	TOP							
Tony Womack, L (1,4) OBP: 0.318, SLG: 0.350	F8						G3			2	1	0	0	2	0	0								
18 Jason Kendall, R (1,2) OBP: 0.405, SLG: 0.447	P6		BB			P3			SH3-4 BB	3	0	0	0	1	0	2								
Manny Martinez, R (1,8) OBP: 0.311, SLG: 0.491	P4				P4	2B 1B			SH3-4	3	0	1	0	0	0	0								
Kevin Young, R (1,3) OBP: 0.339, SLG: 0.501		P4			F8-3 HBP		F7		P6	3	0	0	0	0	0	2								
Jose Guillen, R (1,9) OBP: 0.311, SLG: 0.436		P3			F8-3				G5-3	4	0	1	0	0	0	2								
Al Martin, L (1,7) OBP: 0.292, SLG: 0.358		G4-3				F9	FC5-4 IBB		K	3	0	0	0	1	1	0								
Aramis Ramirez, R (1,5) OBP: 0.305, SLG: 0.365			2B			K2-3	FC5-4		K	4	0	1	0	0	2	3	AB 29 R 1 H 4 RBI 0 BB 5 SO 4 LOB 13							
Lou Collier, R (1,6) OBP: 0.302, SLG: 0.337			G3					F8		3	0	1	0	1	0	1								
Jon Lieber, L (1,1) OBP: 0.234, SLG: 0.205			G4-3					F7		4	0	0	0	0	1	3	P							
Jason Christiansen, R (9,1) OBP: 0.333, SLG: 0.333										0	0	0	0	0	0	0								
Mike Williams, R (9,1)										0	0	0	0	0	0	0								
<b>Inning Stats</b>	R: 0 E: 0 K: 0 S: 10	H: 0 LOB: 0 BB: 0 P: 14	R: 0 E: 0 K: 0 S: 8	H: 0 LOB: 0 BB: 0 P: 10	R: 0 E: 0 K: 0 S: 9	H: 1 LOB: 2 BB: 1 P: 21	R: 0 E: 0 K: 0 S: 5	H: 0 LOB: 0 BB: 0 P: 7	R: 0 E: 0 K: 1 S: 7	H: 1 LOB: 1 BB: 0 P: 13	R: 1 E: 0 K: 0 S: 10	H: 2 LOB: 3 BB: 2 P: 24	R: 0 E: 0 K: 0 S: 8	H: 0 LOB: 0 BB: 0 P: 9	R: 0 E: 0 K: 3 S: 5	H: 0 LOB: 1 BB: 1 P: 11	R: 0 E: 0 K: 3 S: 10	H: 0 LOB: 1 BB: 1 P: 18	1B: 2 2B: 3 3B: 0 HR: 0	SF: 0 SAC: 1 DP: 1 HBP: 1	WP: 0 PB: 0 SB: 1 CS: 0	PA: 36		
<b>PITCHER</b>	IP WLS BF H R ER SO BB IBB HBP BLK WP HR S P ERA WHIP																							
Dave Micki, R (1,1) ERA: 4.94	7.0	29	4	1	1	1	3	1	1	0	0	0	0	0	57	102	1.29	1.000						
Antonio Osuna, R (8,1) ERA: 2.72	2.0	W 7	0	0	0	3	1	0	0	0	0	0	0	15	25	0.00	0.500							

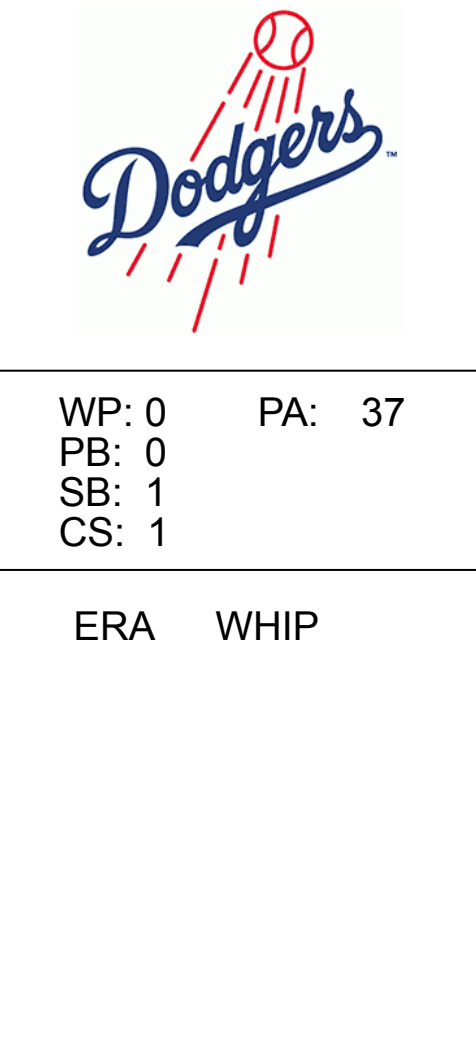
Pittsburgh Pirates @ Los Angeles Dodgers  
 Dodger Stadium, Los Angeles, CA  
 Sat Aug 08 1998, 7:05 PM PDT  
 Att: 45,187 - Unknown - 77 F

livebaseballscores.com

Batter	1	2	3	4	5	6	7	8	9	AB	R	H	RBI	BB	SO	LOB	BOTTOM					
Eric Young Sr., R (1,4) OBP: 0.350, SLG: 0.366	K		FC1-6		L4			SH1-4		4	0	1	1	0	1	4						
Mark Czuzdzianek, R (1,6) OBP: 0.319, SLG: 0.371	F8		P4			S 1B				4	0	2	0	0	0	2						
Raul Mondesi, R (1,8) OBP: 0.320, SLG: 0.542	K				CS 1B					4	0	1	0	0	3	3						
Gary Sheffield, R (1,9) OBP: 0.432, SLG: 0.540		F9			K					4	0	0	0	0	1	4						
Eric Karros, R (1,3) OBP: 0.351, SLG: 0.460		G6-3			P6					4	0	1	0	0	0	1						
Juan Castro, R (9, PR) OBP: 0.258, SLG: 0.271										0	1	0	0	0	0	0						
Bobby Bonilla, S (1,7) OBP: 0.291, SLG: 0.333		P6								3	0	1	0	0	0	0						
Adrian Beltré, R (1,5) OBP: 0.284, SLG: 0.326			P4							4	1	1	0	0	0	1						
Charles Johnson, R (1,2) OBP: 0.268, SLG: 0.387			FC1-6 SH 1B							4	0	3	1	0	0	0						
Dave Micki, R (1,1) OBP: 0.205, SLG: 0.167										1	0	0	0	0	0	2						
Roger Cedeno, S (8,7) ERA: 3.73			SH							1	0	1	0	1	0	0						
Antonio Osuna, R (8,1)										0	0	0	0	0	0	0						
Matt Luke, L (9, PH) OBP: 0.280, SLG: 0.479										0	0	0	0	0	0	0						
Trenidad Hubbard, R (9, PH) OBP: 0.398, SLG: 0.500										1	0	0	0	0	1	1						
<b>Inning Stats</b>	R: 0 E: 0 K: 2 S: 8	H: 0 LOB: 0 BB: 0 P: 12	R: 0 E: 0 K: 0 S: 7	H: 0 LOB: 0 BB: 0 P: 12	R: 0 E: 0 K: 0 S: 10	H: 1 LOB: 2 BB: 0 P: 15	R: 0 E: 0 K: 1 S: 9	H: 1 LOB: 0 BB: 0 P: 15	R: 0 E: 0 K: 1 S: 8	H: 2 LOB: 2 BB: 0 P: 14	R: 0 E: 0 K: 1 S: 6	H: 1 LOB: 1 BB: 0 P: 15	R: 0 E: 0 K: 1 S: 8	H: 2 LOB: 2 BB: 0 P: 12	R: 2 E: 0 K: 1 S: 11	H: 4 LOB: 3 BB: 1 P: 23	1B: 10 2B: 2 3B: 0 HR: 0	SF: 0 SAC: 2 DP: 1 HBP: 0	WP: 0 PB: 0 SB: 1 CS: 1	PA: 37		
<b>PITCHER</b>	IP WLS BF H R ER SO BB IBB HBP BLK WP HR S P ERA WHIP																					
Jon Lieber, R (1,1) ERA: 3.73	0.1	L 3	2	0	0	1	0	0	0	0	0	8	13	0.00	6.000							
Jason Christiansen, L (9,1) ERA: 2.41	0.0	2	1	1	1	0	0	1	0	0	0	1	5	*	*							
Mike Williams, R (9,1) ERA: 2.48																						

Pittsburgh Pirates @ Los Angeles Dodgers  
 Dodger Stadium, Los Angeles, CA  
 Sat Aug 08 1998, 7:05 PM PDT  
 Att: 45,187 - Unknown - 77 F

livebaseballscores.com









Batter	1	2	3	4	5	6	7	8	9	AB R H RBI BB SO LOB	TOP									
Tony Womack, L (1,4) OBP: 0.315, SLG: 0.349	0-1 WP 2B		0-1 B1-3		0-1 G3-1		1-2 FC8-4-6 18 HR		0-3 K	5 1 1 0 0 1 4	<b>Pittsburgh Pirates @ Cincinnati Reds</b> Cinergy Field, Cincinnati, OH Tue Aug 11 1998, 7:05 PM EDT Att: 16,399 - Cloudy - 81 F									
18 Jason Kendall, R (1,2) OBP: 0.406, SLG: 0.464	1-2 F8		1-2 G5-3		2-2 2B		2-2 HR	1-1 SF7	4 1 2 3 0 0 1											
Manny Martinez, R (1,8) OBP: 0.297, SLG: 0.458	3-3 K		3-2 G6-3		0-1 G6-3		0-2 L8	3-H 1-1 L9	5 0 0 0 0 1 4											
Kevin Young, R (1,3) OBP: 0.339, SLG: 0.504	2-3 K			2-0 HR	0-2 G5-3			1-0 G5-3	4 1 1 1 0 1 2											
Jose Guillen, R (1,9) OBP: 0.313, SLG: 0.434		0-0 1B G6-3 1B		2-1 G4-3 WP E HBP		0-1 F8		3-1 F9	3 2 1 0 0 0 0											
Al Martin, L (1,7) OBP: 0.291, SLG: 0.355		2-2 S G6-3 1B		2-2 G4-3		1-1 G4-3		1-0 F7	4 1 1 0 0 0 1											
Freddy Garcia, R (1,5) OBP: 0.250, SLG: 0.379		3-2 G6-3		0-0 E5		1-2 F7		2-2 WP 18 SF7 2B	4 1 1 2 0 0 1											
Lou Collier, R (1,6) OBP: 0.304, SLG: 0.336		1-2 3-H 2-2 G4-3		2-2 F8		0-2 G6-4-6 1B		3-1 67 BB HBP	3 0 1 1 0 0 1											
67 Francisco Cordova, R (1,1) OBP: 0.121, SLG: 0.089		0-2 G4-3		0-0 G1-3		0-3 K		2-3 BB	3 0 0 0 1 1 2											
<b>Inning Stats</b>	R: 0 E: 0 K: 2 S: 15	H: 1 LOB: 1 BB: 0 P: 21	R: 2 E: 0 K: 0 S: 14	H: 2 LOB: 0 BB: 0 P: 21	R: 0 E: 0 K: 0 S: 9	H: 0 LOB: 0 BB: 0 P: 13	R: 2 E: 1 K: 0 S: 14	H: 1 LOB: 1 BB: 0 P: 22	R: 0 E: 0 K: 0 S: 10	H: 0 LOB: 0 BB: 0 P: 12	R: 2 E: 0 K: 1 S: 15	H: 2 LOB: 0 BB: 0 P: 18	R: 0 E: 0 K: 0 S: 4	H: 0 LOB: 0 BB: 0 P: 9	R: 1 E: 0 K: 1 S: 12	H: 1 LOB: 2 BB: 1 P: 23	1B: 3 2B: 3 3B: 0 HR: 2	SF: 1 SAC: 0 DP: 0 HBP: 2	WP: 3 PB: 0 SB: 2 CS: 0	PA: 39
<b>PITCHER</b>	IP WLS BF H R ER SO BB IBB HBP BLK WP HR S P ERA WHIP											IP WLS BF H R ER SO BB IBB HBP BLK WP HR S P ERA WHIP								
Brett Tomko, R (1,1) ERA: 4.61	5.0 L 22 5 4 4 2 0 0 0 1 0 2 1 62 89 7.20 1.000																			
Scott Sullivan, R (6,1) ERA: 5.15	2.0 8 2 2 2 1 0 0 0 0 0 1 22 27 9.00 1.000																			
Jason Bere, R (8,1) ERA: 6.41	2.0 9 1 1 1 1 1 0 1 0 1 0 16 32 4.50 1.000																			

Batter	1	2	3	4	5	6	7	8	9	AB R H RBI BB SO LOB	BOTTOM											
Pat Watkins, R (1,9) OBP: 0.311, SLG: 0.393	1-2 G6-4-3 1B		2-3 K		1-3 K			0-1 F7		4 0 1 0 0 2 1	<b>Pittsburgh Pirates @ Cincinnati Reds</b> Cinergy Field, Cincinnati, OH Tue Aug 11 1998, 7:05 PM EDT Att: 16,399 - Cloudy - 81 F											
Barry Larkin, R (1,6) OBP: 0.380, SLG: 0.476	1-2 G6-4-3 1B		4-1 BB		4-2 BB			1-2 G1-3		2 0 1 0 2 0 0												
Sean Casey, L (1,3) OBP: 0.337, SLG: 0.345	2-0 G6-4-3		2-2 G4-3		1-1 G3-1			0-1 G3		4 0 0 0 0 0 5												
Dmitri Young, S (1,7) OBP: 0.358, SLG: 0.500	1-0 F9			0-0 P6		0-0 G4-3			0-0 FC4-6 1B	4 0 1 0 0 0 1												
Eddie Taubensee, L (1,2) OBP: 0.354, SLG: 0.427		1-0 G4-3		2-3 K		0-0 F7		1-1 FC4-6 1B		4 0 0 0 0 1 1												
Jeffrey Hammonds, R (1,8) OBP: 0.372, SLG: 0.457		2-0 BB 1B		2-1 1B		2-3 K		2-0 L9		4 0 2 0 0 1 1												
Bret Boone, R (1,4) OBP: 0.327, SLG: 0.438		1-2 FC6-4 BB		1-2 P3			0-1 F9	1-2 1B		3 0 1 0 1 0 1												
Aaron Boone, R (1,5) OBP: 0.373, SLG: 0.413		1-2 FC6-4			4-1 BB BB		0-3 K	1-1 F8		3 0 0 0 1 1 3												
Brett Tomko, R (1,1) OBP: 0.132, SLG: 0.100			0-1 G5-3		1-0 F8		2-3 K			1 0 0 0 0 0 0												
Melvin Nieves, S (5,PH)										1 0 0 0 0 0 1												
Scott Sullivan, R (6,1) OBP: 0.143, SLG: 0.143										0 0 0 0 0 0 0												
Eduardo Perez, R (7,PH) OBP: 0.315, SLG: 0.321										1 0 0 0 0 1 0												
Jason Bere, R (8,1) ERA: 6.41										0 0 0 0 0 0 0												
<b>Inning Stats</b>	R: 0 E: 0 K: 0 S: 9	H: 2 LOB: 1 BB: 0 P: 14	R: 0 E: 0 K: 0 S: 7	H: 1 LOB: 1 BB: 1 P: 15	R: 0 E: 0 K: 1 S: 10	H: 1 LOB: 1 BB: 0 P: 18	R: 0 E: 0 K: 1 S: 10	H: 1 LOB: 1 BB: 0 P: 15	R: 0 E: 0 K: 1 S: 9	H: 0 LOB: 2 BB: 2 P: 20	R: 0 E: 0 K: 1 S: 5	H: 0 LOB: 0 BB: 0 P: 7	R: 0 E: 0 K: 2 S: 8	H: 0 LOB: 0 BB: 0 P: 10	R: 0 E: 0 K: 0 S: 7	H: 0 LOB: 0 BB: 0 P: 8	R: 0 E: 0 K: 0 S: 10	H: 2 LOB: 2 BB: 0 P: 15	1B: 6 2B: 0 3B: 0 HR: 0	SF: 0 SAC: 0 DP: 1 HBP: 0	WP: 0 PB: 0 SB: 0 CS: 0	PA: 35
<b>PITCHER</b>	IP WLS BF H R ER SO BB IBB HBP BLK WP HR S P ERA WHIP											IP WLS BF H R ER SO BB IBB HBP BLK WP HR S P ERA WHIP										
67 Francisco Cordova, R (1,1) ERA: 3.26	9.0 W 35 6 0 0 6 4 0 0 0 0 0 0 75 122 0.00 1.111																					





Batter	1	2	3	4	5	6	7	8	9	AB	R	H	RBI	BB	SO	LOB	TOP								
Tony Womack, L (1,4) OBP: 0.316, SLG: 0.349	1-1 G1-3		2-3 K		0-0 L7		1-1 18 S 2B 1B		0-1 18 FC6-4 1B	5	1	2	0	0	1	0									
18 Jason Kendall, R (1,2) OBP: 0.406, SLG: 0.474	0-2 HR		4-0 BB		1-3 K		3-2 1-H 3-H E 2B		1-1 FC6-4 CI 1-2	4	2	2	3	1	1	1									
Manny Martinez, R (1,8) OBP: 0.288, SLG: 0.444	0-1 F9		1-3 K		1-2 G6-3		1-1 E5		0-0 CI	4	0	0	0	0	1	1									
Kevin Young, R (1,3) OBP: 0.338, SLG: 0.500	0-1 G3		2-3 K			2-3 K			1-1 F9	4	0	0	0	1	2	3									
Jose Guillen, R (1,9) OBP: 0.309, SLG: 0.429		0-3 K		1-3 K		0-0 G6-3	3-1 P5		1-0 G6-3	5	0	0	0	0	2	4									
Mark Smith, R (1,7) OBP: 0.263, SLG: 0.301			1-3 K		3-1 BB 1B		0-0 F7		4-0 BB	3	0	1	0	1	1	0									
Freddy Garcia, R (1,5) OBP: 0.265, SLG: 0.435		1-2 HR		1-3 K			1-2 1B 18 SH2-4 1B		0-3 K	4	2	2	1	0	2	2									
Lou Collier, R (1,6) OBP: 0.307, SLG: 0.333		4-1 BB		4-2 BB		1-2 BB	2-3 K		0-3 K	2	0	0	0	2	2	2									
Jason Schmidt, R (1,1) OBP: 0.104, SLG: 0.130		3-3 K		2-3 K		2-2 SH2-4	1-1 F8		1-1 F8	3	0	0	0	0	2	4									
Mike Williams, R (9,1)										0	0	0	0	0	0	0									
Ricardo Rincon, L (9,1)										0	0	0	0	0	0	0									
<b>Inning Stats</b>	R: 1 E: 0 K: 0 S: 10	H: 1 LOB: 0 BB: 0 P: 11	R: 1 E: 0 K: 3 S: 13	H: 1 LOB: 1 BB: 1 P: 22	R: 0 E: 0 K: 3 S: 10	H: 0 LOB: 1 BB: 1 P: 19	R: 0 E: 0 K: 3 S: 15	H: 1 LOB: 2 BB: 1 P: 26	R: 0 E: 0 K: 1 S: 7	H: 0 LOB: 0 BB: 0 P: 9	R: 0 E: 0 K: 1 S: 7	H: 0 LOB: 0 BB: 0 P: 9	R: 3 E: 1 K: 1 S: 26	H: 3 LOB: 2 BB: 1 P: 43	R: 0 E: 0 K: 2 S: 8	H: 0 LOB: 1 BB: 1 P: 13	R: 0 E: 1 K: 0 S: 8	H: 1 LOB: 2 BB: 0 P: 11	1B: 4 2B: 1 3B: 0 HR: 2	SF: 0 SAC: 1 DP: 0 HBP: 0	WP: 0 PB: 0 SB: 1 CS: 0	PA: 41			
<b>PITCHER</b>	IP	WLS	BF	H	R	ER	SO	BB	IBB	HBP	BLK	WP	HR	S	P	ERA	WHIP								
Mike Remlinger, L (1,1) ERA: 4.6	6.2	L	28	5	4	4	12	3	0	0	0	0	2	79	119	5.40	1.200								
26 John Hudek, R (7,1) ERA: 2.22	1.1		8	1	1	0	2	2	0	0	0	0	0	17	33	0.00	2.250								
Danny Graves, R (9,1) ERA: 3.34	1.0		5	1	0	0	0	0	0	0	0	0	0	8	11	0.00	1.000								

Pittsburgh Pirates @ Cincinnati Reds  
Cinergy Field, Cincinnati, OH  
Wed Aug 12 1998, 7:05 PM EDT  
Att: 16,946 - Unknown - 84 F

AB	34
R	5
H	7
RBI	4
BB	5
SO	14
LOB	17



Batter	1	2	3	4	5	6	7	8	9	AB	R	H	RBI	BB	SO	LOB	BOTTOM								
Reggie Sanders, R (1,9) OBP: 0.340, SLG: 0.442	1-3 K		0-0 BB 1B		0-0 FC1-6		1-2 1-2		2-0 G4-3 1B	5	0	3	2	0	1	1									
Barry Larkin, R (1,6) OBP: 0.376, SLG: 0.471	3-2 G5-3		1-3 K		0-0 P9			3-1 G4-3	1-0 F7	5	0	0	0	0	1	5									
Sean Casey, L (1,3) OBP: 0.335, SLG: 0.339	1-1 F8		4-0 BB		1-0 F7			2-2 F8		3	0	0	0	1	0	1									
Danny Graves, R (9,1)			1-2 2-3 BB		0-0 F9				1-1 WP BB 2B 1B	4	1	1	0	0	2	3									
Dmitri Young, S (1,7) OBP: 0.357, SLG: 0.497		1-3 K		1-3 K		0-0 F9			4-0 WP BB 2B 1B	3	1	1	0	1	1	0									
Eddie Taubensee, L (1,2) OBP: 0.356, SLG: 0.426		0-2 1B		0-0 L8		3-3 K			1-2 WP BB 2B	3	1	1	0	1	1	0									
Jeffrey Hammonds, R (1,8) OBP: 0.370, SLG: 0.449		3-1 F8		0-0 L7			4-0 FC4-6 BB		3-3 K	3	0	0	0	1	1	3									
Bret Boone, R (1,4) OBP: 0.326, SLG: 0.438		3-1 G6-3		2-0 G4-3			1-0 FC4-6		2-1 PB BB 1B 2B	4	1	1	2	0	0	2									
Aaron Boone, R (1,5) OBP: 0.345, SLG: 0.380			0-2 G6-3		0-0 L6		3-2 G4-6-3		1-1 F9	4	0	0	0	0	0	2									
Mike Remlinger, L (1,1) OBP: 0.163, SLG: 0.146			1-0 BB		2-1 FC1-6				4-1 1B	2	0	2	0	0	0	0									
26 John Hudek, S (7,1) ERA: 2.79										0	0	0	0	0	0	0									
Roberto Petagine, L (8, PH)			BB 1B							1	0	0	0	0	0	0									
Eduardo Perez, R (9, PH) OBP: 0.318, SLG: 0.321									1B BB	0	1	0	0	1	0	0									
<b>Inning Stats</b>	R: 0 E: 0 K: 1 S: 10	H: 0 LOB: 0 BB: 0 P: 15	R: 0 E: 0 K: 1 S: 14	H: 1 LOB: 1 BB: 0 P: 21	R: 0 E: 0 K: 2 S: 11	H: 2 LOB: 3 BB: 1 P: 18	R: 0 E: 0 K: 0 S: 3	H: 0 LOB: 0 BB: 0 P: 5	R: 0 E: 0 K: 0 S: 5	H: 1 LOB: 1 BB: 0 P: 7	R: 0 E: 0 K: 1 S: 6	H: 0 LOB: 0 BB: 0 P: 10	R: 0 E: 0 K: 0 S: 5	H: 0 LOB: 0 BB: 1 P: 13	R: 0 E: 0 K: 0 S: 10	H: 1 LOB: 1 BB: 0 P: 20	R: 4 E: 0 K: 1 S: 12	H: 3 LOB: 1 BB: 2 P: 28	1B: 7 2B: 1 3B: 0 HR: 0	SF: 0 SAC: 0 DP: 1 HBP: 0	WP: 1 PB: 1 SB: 0 CS: 0	PA: 38			
<b>PITCHER</b>	IP	WLS	BF	H	R	ER	SO	BB	IBB	HBP	BLK	WP	HR	S	P	ERA	WHIP								
Jason Schmidt, R (1,1) ERA: 3.84	8.0	W	32	6	2	2	5	3	0	0	0	0	0	66	116	2.25	1.125								
Mike Williams, R (9,1) ERA: 2.79	0.1		2	1	0	0	1	0	0	0	0	1	0	5	10	0.00	3.000								
Ricardo Rincon, L (9,1) ERA: 1.63	0.2	S	4	1	2	1	0	1	0	0	0	0	0	5	11	13.50	3.000								

Pittsburgh Pirates @ Cincinnati Reds  
Cinergy Field, Cincinnati, OH  
Wed Aug 12 1998, 7:05 PM EDT  
Att: 16,946 - Unknown - 84 F

AB	34
R	4
H	8
RBI	4
BB	4
SO	6
LOB	17





Batter	1	2	3	4	5	6	7	8	9	AB	R	H	RBI	BB	SO	LOB	TOP								
Tony Womack, L (1,4) OBP: 0.317, SLG: 0.356	G6-3			HR	L6		SH1-3 1B	K		5	2	2	1	0	1	0									
Adrian Brown, S (1,8)	G6-3			G5-3		G3	SH1-3		G5-3	4	0	0	0	0	0	0									
18 Jason Kendall, R (1,2) OBP: 0.412, SLG: 0.475	L5			1B		HR	BB	1B	1B	3	2	2	1	2	0	0									
Kevin Young, R (1,3) OBP: 0.339, SLG: 0.505		F8		F9		HR	BB	F8	1B	5	1	2	2	0	0	2									
Jose Guillen, R (1,9) OBP: 0.308, SLG: 0.425	G1-3			K		K		1B	BB	4	0	0	0	1	2	3									
Al Martin, L (1,7) Ricardo Rincon, L (9,1) OBP: 0.295, SLG: 0.361	F8					2B	BB	1B	1B	4	2	3	1	0	0	0									
Freddy Garcia, R (1,5) OBP: 0.278, SLG: 0.446				K		G4-3 G3-1 2B	BB	F9		3	2	1	1	1	1	2									
Lou Collier, R (1,6) OBP: 0.306, SLG: 0.339				K		G4-3	BB	F9		4	0	1	2	0	1	1									
Todd Van Poppel, R (1,1) Jeff Tabaka, L (1,1) Doug Strange, S (5,PH) Jeff McCurry, R (5,1) Mark Smith, R (5,PH) Elmer Dessens, R (5,1) Manny Martinez, R (7,7) Jason Christiansen, R (7,1) OBP: 0.227, SLG: 0.227				K		G3-1	P4	K		0	0	0	0	0	0	0									
<b>Inning Stats</b>	R: 0 E: 0 K: 0 S: 7	H: 0 LOB: 0 BB: 0 P: 8	R: 0 E: 0 K: 0 S: 9	H: 0 LOB: 0 BB: 0 P: 14	R: 0 E: 0 K: 3 S: 10	H: 0 LOB: 0 BB: 0 P: 12	R: 1 E: 0 K: 1 S: 10	H: 2 LOB: 1 BB: 0 P: 15	R: 2 E: 0 K: 0 S: 11	H: 2 LOB: 0 BB: 0 P: 15	R: 4 E: 0 K: 1 S: 18	H: 3 LOB: 1 BB: 2 P: 33	R: 2 E: 0 K: 0 S: 10	H: 3 LOB: 2 BB: 1 P: 15	R: 0 E: 0 K: 2 S: 8	H: 0 LOB: 0 BB: 0 P: 11	R: 0 E: 0 K: 0 S: 7	H: 1 LOB: 1 BB: 1 P: 11	1B: 6 2B: 2 3B: 1 HR: 2	SF: 0 SAC: 1 DP: 1 HBP: 0	WP: 0 PB: 0 SB: 1 CS: 0	PA: 41			
<b>PITCHER</b>	IP	WLS	BF	H	R	ER	SO	BB	IBB	HBP	BLK	WP	HR	S	P	ERA	WHIP								
Pete Harnisch, R (1,1) ERA: 3.41	5.2	L	26	7	7	7	5	2	0	0	0	0	2	64	94	11.12	1.588								
Scott Sullivan, R (6,1) ERA: 5.13	0.1		1	0	0	0	0	0	0	0	0	0	0	1	3	0.00	0.000								
Gabe White, L (7,1) ERA: 4.48	2.0		10	3	2	2	2	1	0	0	0	0	0	18	26	9.00	2.000								
Danny Graves, R (9,1) ERA: 3.28	1.0		4	1	0	0	0	1	0	0	0	0	0	7	11	0.00	2.000								

Pittsburgh Pirates @ Cincinnati Reds  
Cinergy Field, Cincinnati, OH  
Thu Aug 13 1998, 7:05 PM EDT  
Att: 16,002 - Cloudy - 79 F

AB 36  
R 9  
H 11  
RBI 9  
BB 4  
SO 7  
LOB 9



Batter	1	2	3	4	5	6	7	8	9	AB	R	H	RBI	BB	SO	LOB	BOTTOM								
Reggie Sanders, R (1,9) OBP: 0.338, SLG: 0.438	K			K		F9		E5		5	1	1	0	0	2	3									
Barry Larkin, R (1,6) OBP: 0.376, SLG: 0.476	P3-1			BB		HR		K		4	1	1	1	1	2	2									
Roberto Petagine, L (1,3) Pat Watkins, R (9,PH) OBP: 0.309, SLG: 0.389	BB			BB		FC5-4 BB		K		1	1	0	0	3	1	0									
Dmitri Young, S (1,7) OBP: 0.356, SLG: 0.494	BB			L5		FC5-4 FC3-6		F7		5	1	1	1	0	0	4									
Eddie Taubensee, L (1,2) Eduardo Perez, R (9,PH) OBP: 0.355, SLG: 0.423	2B			L7		FC3-6 1B		E8		3	1	0	0	1	0	1									
Jeffrey Hammonds, R (1,8) OBP: 0.370, SLG: 0.454	2B			F9		G5-3		K		5	1	2	2	0	1	1									
Bret Boone, R (1,4) OBP: 0.326, SLG: 0.439	E			K		L8		K		4	0	1	2	0	2	2									
Aaron Boone, R (1,5) OBP: 0.339, SLG: 0.370	F7			BB		G5-3		G6-3		4	0	1	0	0	0	1									
Pete Harnisch, S (1,1) Scott Sullivan, R (5,1) Melvin Nieves, S (5,PH) Gabe White, L (7,1) Chris Stynes, R (5,PH) Danny Graves, R (9,1) OBP: 0.120, SLG: 0.102	E6			SH5-4		L4		G1-3		1	0	0	0	0	0	1									
<b>Inning Stats</b>	R: 5 E: 1 K: 1 S: 24	H: 4 LOB: 2 BB: 2 P: 43	R: 0 E: 0 K: 2 S: 8	H: 0 LOB: 0 BB: 0 P: 11	R: 0 E: 0 K: 1 S: 8	H: 0 LOB: 0 BB: 0 P: 11	R: 0 E: 0 K: 1 S: 13	H: 1 LOB: 3 BB: 2 P: 26	R: 0 E: 0 K: 0 S: 9	H: 0 LOB: 0 BB: 0 P: 12	R: 0 E: 0 K: 0 S: 4	H: 0 LOB: 0 BB: 0 P: 10	R: 1 E: 0 K: 1 S: 15	H: 2 LOB: 2 BB: 1 P: 28	R: 0 E: 1 K: 1 S: 14	H: 0 LOB: 1 BB: 0 P: 21	R: 0 E: 1 K: 2 S: 16	H: 0 LOB: 1 BB: 0 P: 24	1B: 4 2B: 2 3B: 0 HR: 1	SF: 0 SAC: 1 DP: 0 HBP: 0	WP: 1 PB: 0 SB: 0 CS: 0	PA: 42			
<b>PITCHER</b>	IP	WLS	BF	H	R	ER	SO	BB	IBB	HBP	BLK	WP	HR	S	P	ERA	WHIP								
Todd Van Poppel, R (1,1) ERA: 6.75	0.1		7	4	5	5	0	2	0	0	0	1	0	18	35	135.00	18.000								
Jeff Tabaka, L (1,1) ERA: 2.68	3.2		15	1	0	0	5	1	1	0	0	0	0	35	56	0.00	0.545								
Jeff McCurry, R (5,1) ERA: 2.45	1.0	W	3	0	0	0	0	0	0	0	0	0	0	9	12	0.00	0.000								
Elmer Dessens, R (6,1) ERA: 4.7	1.0		4	1	1	1	0	0	0	0	0	0	1	6	13	9.00	1.000								
Jason Christiansen, L (7,1) ERA: 2.32	2.0		9	1	0	0	2	1	0	0	0	0	0	27	46	0.00	1.000								
<b>PITCHER</b>	IP	WLS	BF	H	R	ER	SO	BB	IBB	HBP	BLK	WP	HR	S	P	ERA	WHIP								
Ricardo Rincon, L (9,1) ERA: 1.6	1.0		4	0	0	0	2	0	0	0	0	0	0	16	24	0.00	0.000								

Pittsburgh Pirates @ Cincinnati Reds  
Cinergy Field, Cincinnati, OH  
Thu Aug 13 1998, 7:05 PM EDT  
Att: 16,002 - Cloudy - 79 F

AB 36  
R 6  
H 7  
RBI 6  
BB 5  
SO 9  
LOB 15





Batter	1	2	3	4	5	6	7	8	9	AB	R	H	RBI	BB	SO	LOB	TOP			
<b>Tony Womack, L</b> OBP: 0.316, SLG: 0.354 (1, 4)	P6		E5 18 F8 SH5-3	K			G6-3		G6-3	5	1	1	0	0	1	3	<b>Pittsburgh Pirates @ St. Louis Cardinals</b> Busch Stadium, St. Louis, MO Fri Aug 14 1998, 7:05 PM CDT Att: 47,836 - Unknown - 86 F			
<b>Manny Martinez, R</b> OBP: 0.292, SLG: 0.457 (1, 8)	2B		SH5-3		K		2B		K	4	2	2	1	0	2	0				
<b>18 Jason Kendall, R</b> OBP: 0.412, SLG: 0.477 (1, 2)	2B		F8		1B		F8		K	5	1	2	1	0	1	2				
<b>Kevin Young, R</b> OBP: 0.340, SLG: 0.505 (1, 3)	1B		P6		1B		G6-3			4	0	2	2	0	0	1				
<b>Jose Guillen, R</b> OBP: 0.305, SLG: 0.421 (1, 9)	1B		E3		FC6-4		G1-3			4	0	0	0	0	0	3				
<b>Al Martin, L</b> OBP: 0.295, SLG: 0.360 (1, 7)	F9			1B	K				G1-3	4	0	1	0	0	1	3				
<b>Freddy Garcia, R</b> OBP: 0.303, SLG: 0.507 (1, 5)				1B		K			HR	4	1	3	1	0	1	0				
<b>Lou Collier, R</b> OBP: 0.305, SLG: 0.338 (1, 6)	L7		E1		G1-3				1B	4	0	1	0	0	0	3				
<b>Jon Lieber, L</b> OBP: 0.229, SLG: 0.200 (4, PH)										1	0	0	0	0	1	1				
<b>Mark Smith, R</b> OBP: 0.238, SLG: 0.286 (4, PH)										1	0	0	0	0	1	3				
<b>Elmer Dessens, R</b> OBP: 0.259, SLG: 0.254 (4, PH)										0	0	0	0	0	0	0				
<b>Kevin Polcovich, R</b> OBP: 0.259, SLG: 0.254 (6, PH)										1	0	0	0	0	0	0				
<b>Javier Martinez, R</b> OBP: 0.259, SLG: 0.254 (6, PH)										0	0	0	0	0	0	0				
<b>Doug Strange, S</b> OBP: 0.229, SLG: 0.225 (8, PH)										1	0	0	0	0	0	1				
<b>Mike Williams, R</b> (8, PH)										0	0	0	0	0	0	0				
<b>Inning Stats</b>	R: 2 E: 1 K: 0 S: 14	H: 3 LOB: 1 BB: 0 P: 20	R: 0 E: 0 K: 1 S: 8	H: 1 LOB: 1 BB: 0 P: 10	R: 0 E: 1 K: 0 S: 10	H: 0 LOB: 1 BB: 0 P: 15	R: 0 E: 1 K: 2 S: 13	H: 2 LOB: 3 BB: 0 P: 18	R: 0 E: 0 K: 1 S: 6	H: 0 LOB: 0 BB: 0 P: 10	R: 2 E: 0 K: 0 S: 10	H: 2 LOB: 0 BB: 0 P: 18	R: 1 E: 0 K: 0 S: 8	H: 2 LOB: 0 BB: 0 P: 12	R: 0 E: 0 K: 2 S: 12	H: 0 LOB: 0 BB: 0 P: 15	1B: 8 2B: 4 3B: 0 HR: 1	SF: 0 SAC: 1 DP: 2 HBP: 0	WP: 0 PB: 0 SB: 1 CS: 2	PA: 39
<b>PITCHER</b>	IP WLS BF H R ER SO BB IBB HBP BLK WP HR S P ERA WHIP																			
<b>Donovan Osborne, L</b> ERA: 3.02 (1, 1)	6.0 W 27 8 2 2 6 0 0 0 0 0 0 0 66 95 3.00 1.333																			
<b>John Frascatore, R</b> ERA: 4.15 (7, 1)	1.0 5 2 2 2 0 0 0 0 0 0 0 0 10 18 18.00 2.000																			
<b>Bobby Witt, R</b> ERA: 6.53 (8, 1)	2.0 7 2 1 1 2 0 0 0 0 0 0 0 1 20 27 4.50 1.000																			

Batter	1	2	3	4	5	6	7	8	9	AB	R	H	RBI	BB	SO	LOB	BOTTOM			
<b>Delino DeShields, L</b> OBP: 0.401, SLG: 0.455 (1, 4)	BB		HR		F7		F7		G6-3	4	1	1	1	1	0	0	<b>Pittsburgh Pirates @ St. Louis Cardinals</b> Busch Stadium, St. Louis, MO Fri Aug 14 1998, 7:05 PM CDT Att: 47,836 - Unknown - 86 F			
<b>Brian Jordan, R</b> OBP: 0.387, SLG: 0.549 (1, 9)	BB		P7		HR		HR		L7	5	2	2	1	0	0	1				
<b>Mark McGwire, R</b> OBP: 0.469, SLG: 0.796 (7, 1)	BB		2B		HR				G6-3	0	2	0	0	3	0	0				
<b>John Frascatore, R</b> OBP: 0.200, SLG: 0.200 (7, 1)	BB		HBP		HR					0	0	0	0	0	0	0				
<b>12 Pat Kelly, R</b> OBP: 0.333, SLG: 0.333 (8, 7)	BB									1	0	0	0	0	0	0				
<b>Ray Lankford, L</b> OBP: 0.391, SLG: 0.527 (1, 8)			K							4	1	1	3	0	3	4				
<b>Bobby Witt, R</b> OBP: 0.300, SLG: 0.333 (8, 1)			K							0	0	0	0	0	0	0				
<b>John Mabry, L</b> OBP: 0.318, SLG: 0.402 (7, 3)			HR		G1-3		K			4	1	1	1	0	2	3				
<b>Fernando Tatis, R</b> OBP: 0.312, SLG: 0.375 (1, 5)			HR				HR		HR	2	2	1	1	2	0	0				
<b>Tom Lampkin, L</b> OBP: 0.337, SLG: 0.409 (1, 2)			HR							4	1	2	3	0	0	1				
<b>Donovan Osborne, S</b> OBP: 0.091, SLG: 0.091 (1, 1)			HR							1	0	0	0	0	0	0				
<b>Willie McGee, S</b> OBP: 0.297, SLG: 0.344 (8, 9)										1	0	0	0	0	0	0				
<b>Luis Ordez, R</b> OBP: 0.190, SLG: 0.158 (1, 6)										4	0	0	0	0	0	2				
<b>Inning Stats</b>	R: 0 E: 0 K: 2 S: 10	H: 0 LOB: 2 BB: 2 P: 25	R: 0 E: 0 K: 0 S: 9	H: 1 LOB: 1 BB: 0 P: 10	R: 5 E: 0 K: 1 S: 20	H: 3 LOB: 0 BB: 1 P: 31	R: 3 E: 0 K: 0 S: 13	H: 2 LOB: 0 BB: 1 P: 22	R: 0 E: 0 K: 0 S: 7	H: 0 LOB: 1 BB: 1 P: 12	R: 1 E: 0 K: 2 S: 11	H: 1 LOB: 1 BB: 1 P: 23	R: 1 E: 0 K: 0 S: 7	H: 1 LOB: 0 BB: 0 P: 13	R: 0 E: 0 K: 0 S: 6	H: 0 LOB: 0 BB: 0 P: 11	1B: 2 2B: 1 3B: 0 HR: 5	SF: 0 SAC: 2 DP: 0 HBP: 1	WP: 0 PB: 0 SB: 0 CS: 0	PA: 39
<b>PITCHER</b>	IP WLS BF H R ER SO BB IBB HBP BLK WP HR S P ERA WHIP																			
<b>Jon Lieber, R</b> ERA: 3.95 (1, 1)	3.0 L 17 4 5 5 3 3 0 0 0 0 0 1 20 36 15.00 2.333																			
<b>Elmer Dessens, R</b> ERA: 5.00 (4, 1)	2.0 10 2 3 3 0 2 0 0 0 0 0 1 20 34 13.50 2.000																			
<b>Javier Martinez, R</b> ERA: 5.72 (6, 1)	2.0 9 2 2 2 2 1 0 0 0 0 0 2 18 36 9.00 1.500																			
<b>Mike Williams, R</b> ERA: 2.67 (8, 1)	1.0 3 0 0 0 0 0 0 0 0 0 0 0 6 11 0.00 0.000																			







Batter	1	2	3	4	5	6	7	8	9	AB	R	H	RBI	BB	SO	LOB	TOP			
Tony Womack, L (1,4) OBP: 0.318, SLG: 0.355	F8		18 HBP G5-4-3 1B		P5			18 SH1-4 1B BB	1-3 2-H 2B	4	1	2	1	1	0	0				
Adrian Brown, S (1,8)	G6-3		18 HBP G5-4-3 1B BB		L8			SH1-4	G3-1	3	1	0	0	1	0	2				
18 Jason Kendall, R (1,2) OBP: 0.414, SLG: 0.483	CS		G5-4-3 HBP		G5-3			1B		3	0	2	1	0	0	0				
Kevin Young, R (1,3) OBP: 0.343, SLG: 0.510	CS	WP	G5-4-3		G1-6-3 1B			1B		4	0	3	0	0	0	2				
Jose Guillen, R (1,9) OBP: 0.303, SLG: 0.417		K	E		G1-6-3 1-2			F8		4	0	1	1	0	1	4				
Al Martin, L (1,7) OBP: 0.293, SLG: 0.363		K	K		P6				BB 2B	4	1	1	0	0	2	2				
Freddy Garcia, R (1,5) OBP: 0.353, SLG: 0.595		FC5-4 BB			67 B1-6-4 BB			P4	2B BB	1	0	0	0	3	0	0				
Lou Collier, R (1,6) OBP: 0.299, SLG: 0.330	FC5-4				P5			G6-3	K	4	0	0	0	0	1	5				
67 Francisco Cordova, R (1,1) OBP: 0.129, SLG: 0.117 Jon Lieber, L (9,1) OBP: 0.229, SLG: 0.200			18 HBP 2B		B1-6-4			L9	K	4	1	1	0	0	1	3				
<b>Inning Stats</b>	R: 0 E: 0 K: 0 S: 6	H: 1 LOB: 0 BB: 0 P: 9	R: 0 E: 0 K: 2 S: 11	H: 1 LOB: 2 BB: 1 P: 19	R: 3 E: 1 K: 1 S: 16	H: 3 LOB: 1 BB: 1 P: 27	R: 0 E: 0 K: 0 S: 4	H: 0 LOB: 0 BB: 1 P: 8	R: 0 E: 0 K: 0 S: 5	H: 1 LOB: 0 BB: 0 P: 19	R: 0 E: 0 K: 0 S: 5	H: 0 LOB: 0 BB: 0 P: 6	R: 0 E: 0 K: 0 S: 8	H: 2 LOB: 2 BB: 1 P: 17	R: 1 E: 0 K: 2 S: 13	H: 2 LOB: 2 BB: 1 P: 20	1B: 7 2B: 3 3B: 0 HR: 0	SF: 0 SAC: 1 DP: 3 HBP: 1	WP: 1 PB: 0 SB: 1 CS: 1	PA: 39
<b>PITCHER</b>	IP	WLS	BF	H	R	ER	SO	BB	IBB	HBP	BLK	WP	HR	S	P	ERA	WHIP			
Matt Morris, R (1,1) ERA: 2.12	8.0	L	32	8	3	3	3	4	0	1	0	1	0	71	113	3.38	1.500			
Juan Acevedo, R (9,1) ERA: 3.35	1.0		6	2	1	1	2	1	0	0	0	0	0	13	20	9.00	3.000			

Pittsburgh Pirates @ St. Louis Cardinals  
 Busch Stadium, St. Louis, MO  
 Sun Aug 16 1998, 3:33 AM CDT  
 Att: 46,904 - Cloudy - 86 F

AB	31
R	4
H	10
RBI	3
BB	5
SO	5
LOB	18



Batter	1	2	3	4	5	6	7	8	9	AB	R	H	RBI	BB	SO	LOB	BOTTOM			
Delino DeShields, L (1,4)	G4-3		F8 1B 1B	FC4-6			L7		E 1B	5	1	2	0	0	0	1				
Brian Jordan, R (1,9)	K		BB 1B	G4-3			P5		E4 1-2	5	0	1	0	0	1	2				
Mark McGwire, R (1,3)	E 1B		K				K		K	5	0	2	0	0	3	4				
Ray Lankford, L (1,8)	E4 BB		F8				G4-3		F8	4	0	0	0	0	0	4				
John Mabry, L (1,7) OBP: 0.317, SLG: 0.397 Juan Acevedo, R (9,1) OBP: 0.250, SLG: 0.267			BB 1B	G1-3			G1-3		G6-3	3	0	1	1	1	0	0				
Fernando Tatis, R (1,5) OBP: 0.309, SLG: 0.367			BB				G1-3		G6-3	0	0	0	0	0	0	0				
Tom Lampkin, L (1,2) ERA: 3.15 Eli Marrero, R (9,2) OBP: 0.305, SLG: 0.392			BB				G1-3		G6-3	2	0	0	0	2	2	3				
Matt Morris, R (1,1) OBP: 0.250, SLG: 0.154 Willie McGee, S (9,7) OBP: 0.295, SLG: 0.341			BB				G1-3		G6-3	0	0	0	0	0	0	0				
Placido Polanco, R (1,6) OBP: 0.260, SLG: 0.306 12 Pat Kelly, R (9,PH) OBP: 0.333, SLG: 0.376			BB				G1-3		G6-3	4	0	0	0	0	2	4				
<b>Inning Stats</b>	R: 0 E: 1 K: 2 S: 14	H: 1 LOB: 3 BB: 1 P: 24	R: 0 E: 0 K: 1 S: 7	H: 0 LOB: 0 BB: 0 P: 11	R: 1 E: 0 K: 2 S: 14	H: 3 LOB: 3 BB: 1 P: 24	R: 0 E: 0 K: 0 S: 8	H: 1 LOB: 1 BB: 0 P: 9	R: 0 E: 0 K: 1 S: 9	H: 0 LOB: 0 BB: 1 P: 15	R: 0 E: 0 K: 0 S: 8	H: 1 LOB: 1 BB: 0 P: 13	R: 0 E: 0 K: 1 S: 8	H: 0 LOB: 0 BB: 0 P: 13	R: 0 E: 1 K: 2 S: 13	H: 1 LOB: 2 BB: 0 P: 18	1B: 7 2B: 0 3B: 0 HR: 0	SF: 0 SAC: 1 DP: 0 HBP: 0	WP: 0 PB: 0 SB: 0 CS: 0	PA: 39
<b>PITCHER</b>	IP	WLS	BF	H	R	ER	SO	BB	IBB	HBP	BLK	WP	HR	S	P	ERA	WHIP			
67 Francisco Cordova, R (1,1) ERA: 3.15	8.2	W	38	7	1	1	8	3	0	0	0	0	0	87	138	1.04	1.154			
Jon Lieber, R (9,1) ERA: 3.94	0.1	S	1	0	0	0	1	0	0	0	0	0	0	3	3	0.00	0.000			

Pittsburgh Pirates @ St. Louis Cardinals  
 Busch Stadium, St. Louis, MO  
 Sun Aug 16 1998, 3:33 AM CDT  
 Att: 46,904 - Cloudy - 86 F

AB	35
R	1
H	7
RBI	1
BB	3
SO	9
LOB	19





Batter	1	2	3	4	5	6	7	8	9	AB	R	H	RBI	BB	SO	LOB	TOP					
<b>Eric Young Sr., R</b> (1.4) OBP: 0.364, SLG: 0.393	L4		FC8-5 G3 1B		G6-3		F8		E6 1B	5	0	1	0	0	0	2	<b>Los Angeles Dodgers @ Pittsburgh Pirates</b> Three Rivers Stadium, Pittsburgh, PA Tue Aug 18 1998, 7:05 PM EDT Att: 12,730 - Unknown - 84 F <a href="http://livebaseballscorecards.com">livebaseballscorecards.com</a>					
<b>Roger Cedeno, S</b> (1.7) OBP: 0.331, SLG: 0.306	G6-3		G3		F8			HR 1B	5	1	2	0	0	0	2							
<b>Raul Mondesi, R</b> (1.8) OBP: 0.317, SLG: 0.536	F8		FC8-5 2-3			1B 1B		HR 1B	5	1	2	2	0	0	3							
<b>Gary Sheffield, R</b> (1.9) OBP: 0.426, SLG: 0.521		G4-3		G6-3		1B G6-4-3 1B		F8 2B	4	0	2	0	0	0	0							
<b>Eric Karros, R</b> (1.3) OBP: 0.350, SLG: 0.454		HR		1B		K		F8	4	1	2	1	0	1	3							
<b>Bobby Bonilla, S</b> (1.5) OBP: 0.300, SLG: 0.356		HR		K		G6-4-3 1-2		F8	4	1	1	1	0	1	4							
<b>Mark Grudzielanek, R</b> (1.6) OBP: 0.315, SLG: 0.366		WP 1B		G6-3			G6-3	G5-3	4	0	1	0	0	0	2							
<b>Charles Johnson, R</b> (1.2) OBP: 0.279, SLG: 0.384		K			G6-3 SH2-3 BB			K	3	0	1	0	1	2	1							
<b>Carlos Perez, L</b> (1.1) OBP: 0.182, SLG: 0.259		K			SH2-3		F8	K	1	0	0	0	0	1	1							
<b>Matt Luke, L</b> (7, PH) OBP: 0.270, SLG: 0.450									1	0	0	0	0	0	1							
<b>Mark Guthrie, R</b> (7, 1) <b>Antonio Osuna, R</b> (8, 1) <b>Jim Eisenreich, L</b> (9, PH)									0	0	0	0	0	0	0							
<b>Inning Stats</b>	R: 0 E: 0 K: 0 S: 8	H: 0 LOB: 0 BB: 0 P: 12	R: 2 E: 0 K: 2 S: 13	H: 3 LOB: 1 BB: 0 P: 21	R: 0 E: 0 K: 0 S: 5	H: 1 LOB: 0 BB: 0 P: 7	R: 0 E: 0 K: 1 S: 10	H: 1 LOB: 3 BB: 1 P: 15	R: 0 E: 0 K: 0 S: 7	H: 0 LOB: 1 BB: 1 P: 12	R: 0 E: 0 K: 1 S: 11	H: 2 LOB: 1 BB: 0 P: 17	R: 0 E: 0 K: 0 S: 10	H: 1 LOB: 1 BB: 0 P: 18	R: 2 E: 0 K: 0 S: 19	H: 3 LOB: 1 BB: 0 P: 32	R: 0 E: 1 K: 2 S: 15	H: 1 LOB: 2 BB: 0 P: 20	1B: 8 2B: 2 3B: 0 HR: 3	SF: 0 SAC: 1 DP: 2 HBP: 0	WP: 1 PB: 0 SB: 0 CS: 0	PA: 39
<b>PITCHER</b>	IP	WLS	BF	H	R	ER	SO	BB	IBB	HBP	BLK	WP	HR	S	P	ERA	WHIP					
<b>Jason Schmidt, R</b> (1.1) ERA: 3.9	7.0	W	30	10	4	4	4	1	0	0	0	1	3	73	116	5.14	1.571					
<b>Rich Loiselle, R</b> (8.1) ERA: 3.24	2.0	S	9	2	0	0	2	0	0	0	0	0	0	25	38	0.00	1.000					

Batter	1	2	3	4	5	6	7	8	9	AB	R	H	RBI	BB	SO	LOB	BOTTOM				
<b>Tony Womack, L</b> (1.4) OBP: 0.318, SLG: 0.354	F8		F7				SH1-4 3B 1B	F8		4	1	1	0	1	0	2	<b>Los Angeles Dodgers @ Pittsburgh Pirates</b> Three Rivers Stadium, Pittsburgh, PA Tue Aug 18 1998, 7:05 PM EDT Att: 12,730 - Unknown - 84 F <a href="http://livebaseballscorecards.com">livebaseballscorecards.com</a>				
<b>Adrian Brown, S</b> (1.8) OBP: 0.167, SLG: 0.091	F9			18 2B 1B	E4 1-2		SH1-4		3	1	1	0	0	0	1						
<b>1B Jason Kendall, R</b> (1.2) OBP: 0.416, SLG: 0.486	F8			1B 2B			3B HBP		2	2	1	0	1	0	0						
<b>Kevin Young, R</b> (1.3) OBP: 0.342, SLG: 0.512		F7		F8	F7		FC6-2 3B		4	0	1	2	0	0	3						
<b>Jose Guillen, R</b> (1.9) OBP: 0.303, SLG: 0.416		P5		2B 1B		F7	FC6-2 CS		4	0	1	2	0	0	1						
<b>Al Martin, L</b> (1.7) OBP: 0.297, SLG: 0.370				2H 3H	F9		CS	F9 2B	4	1	3	0	0	0	1						
<b>Freddy Garcia, R</b> (1.5) OBP: 0.360, SLG: 0.641		L6					HR 1B	F9 2B	4	1	2	2	0	0	2						
<b>Kevin Polcovich, R</b> (1.6) OBP: 0.263, SLG: 0.249			G4-3			P2		SH3 BB	2	0	0	0	2	0	0						
<b>Jason Schmidt, R</b> (1.1) OBP: 0.098, SLG: 0.122						G4-3		SH3	3	0	0	0	0	1	3						
<b>Rich Loiselle, R</b> (8.1)			K		F9				0	0	0	0	0	0	0						
<b>Inning Stats</b>	R: 0 E: 0 K: 0 S: 8	H: 0 LOB: 0 BB: 0 P: 13	R: 0 E: 0 K: 0 S: 10	H: 1 LOB: 1 BB: 0 P: 13	R: 0 E: 0 K: 1 S: 8	H: 0 LOB: 0 BB: 0 P: 11	R: 2 E: 0 K: 0 S: 12	H: 4 LOB: 3 BB: 1 P: 20	R: 0 E: 1 K: 0 S: 7	H: 0 LOB: 1 BB: 2 P: 16	R: 2 E: 0 K: 0 S: 9	H: 2 LOB: 0 BB: 0 P: 9	R: 2 E: 0 K: 0 S: 9	H: 2 LOB: 0 BB: 0 P: 18	R: 0 E: 0 K: 0 S: 7	H: 1 LOB: 2 BB: 1 P: 15	1B: 5 2B: 3 3B: 1 HR: 1	SF: 0 SAC: 2 DP: 0 HBP: 1	WP: 0 PB: 0 SB: 0 CS: 2	PA: 38	
<b>PITCHER</b>	IP	WLS	BF	H	R	ER	SO	BB	IBB	HBP	BLK	WP	HR	S	P	ERA	WHIP				
<b>Carlos Perez, L</b> (1.1) ERA: 3.82	6.0	L	27	7	4	4	1	0	0	0	0	0	0	11	23	6.00	1.500				
<b>Mark Guthrie, L</b> (7, 1) ERA: 2.66	1.0		6	3	2	2	0	0	0	1	0	0	0	5	10	0.00	1.000				
<b>Antonio Osuna, R</b> (8, 1) ERA: 2.73	1.0		4	0	0	0	0	1	0	0	0	0	0	5	10	0.00	1.000				







Batter	1	2	3	4	5	6	7	8	9	AB	R	H	RBI	BB	SO	LOB	TOP								
<b>Reggie Sanders, R</b> OBP: 0.344, SLG: 0.444 (1, 9)	G1-3		G5-3				E5		G1-3	4	1	1	0	1	0	1	<b>Cincinnati Reds @ Pittsburgh Pirates</b> Three Rivers Stadium, Pittsburgh, PA Thu Aug 20 1998, 7:05 PM EDT Att: 13,137 - Unknown - 85 F								
<b>Sean Casey, L</b> OBP: 0.362, SLG: 0.377 (1, 3)	F8		2B			G3	F7		G1-3	5	0	1	0	0	0	5									
<b>Barry Larkin, R</b> OBP: 0.371, SLG: 0.472 (1, 6)	2B		K				F9	BB	1B	4	1	2	0	1	1	1									
<b>Dmitri Young, S</b> OBP: 0.353, SLG: 0.482 (1, 7)	F7					G6-3	P5	BB	1B	4	0	1	2	1	0	1									
<b>Jeffrey Hammonds, R</b> OBP: 0.377, SLG: 0.455 (1, 8)			K				F9	FC5-4	1B	5	0	1	1	0	2	3									
<b>Eddie Taubensee, L</b> OBP: 0.380, SLG: 0.433 (1, 2)									1B	4	1	1	0	0	2	0									
<b>Eduardo Perez, R</b> OBP: 0.321, SLG: 0.314 (9, PH)			K						G4-3	1	0	0	0	0	2	0									
<b>Danny Graves, R</b> (9, 1)										0	0	0	0	0	0	0									
<b>Bret Boone, R</b> OBP: 0.329, SLG: 0.437 (1, 4)							F8	FC4-6	G6-3	3	0	1	1	1	0	0									
<b>Chris Stynes, R</b> OBP: 0.326, SLG: 0.356 (1, 5)			G5-3				FC4-6	G1-3		4	1	0	0	0	1	2									
<b>Dennys Reyes, R</b> (7, PH)									G3	2	0	0	0	0	0	0									
<b>Melvin Nieves, S</b> OBP: 0.306, SLG: 0.340 (7, PH)										1	1	1	1	0	0	0									
<b>Scott Sullivan, R</b> OBP: 0.143, SLG: 0.143 (7, 1)										0	0	0	0	0	0	0									
<b>26 John Hudek, R</b> ERA: 1.99 (7, 1)										0	0	0	0	0	0	0									
<b>Roberto Patagina, L</b> OBP: 0.159, SLG: 0.129 (9, PH)										1	0	0	0	0	0	0									
<b>Brook Fordyce, R</b> OBP: 0.134, SLG: 0.201 (9, 2)										0	0	0	0	0	0	0									
<b>Inning Stats</b>	R: 0 E: 0 K: 0 S: 15	H: 1 LOB: 1 BB: 0 P: 23	R: 0 E: 0 K: 2 S: 10	H: 0 LOB: 1 BB: 1 P: 18	R: 0 E: 0 K: 1 S: 8	H: 1 LOB: 1 BB: 0 P: 13	R: 0 E: 0 K: 2 S: 10	H: 0 LOB: 0 BB: 0 P: 11	R: 0 E: 1 K: 1 S: 12	H: 0 LOB: 2 BB: 1 P: 24	R: 0 E: 0 K: 0 S: 4	H: 0 LOB: 0 BB: 0 P: 6	R: 3 E: 1 K: 0 S: 14	H: 3 LOB: 3 BB: 2 P: 29	R: 0 E: 0 K: 0 S: 6	H: 0 LOB: 0 BB: 0 P: 10	R: 2 E: 0 K: 0 S: 16	H: 4 LOB: 2 BB: 0 P: 24	1B: 5 2B: 4 3B: 0 HR: 0	SF: 0 SAC: 0 DP: 0 HBP: 0	WP: 0 PB: 0 SB: 1 CS: 0	PA: 42			
<b>PITCHER</b>	IP	WLS	BF	H	R	ER	SO	BB	IBB	HBP	BLK	WP	HR	S	P	ERA	WHIP								
<b>Jon Lieber, R</b> ERA: 3.9 (1, 1)	6.0		25	4	2	2	6	2	0	0	0	0	0	63	100	3.00	1.000								
<b>Mike Williams, R</b> ERA: 2.55 (7, 1)	0.1		1	0	0	0	0	0	0	0	0	0	0	3	6	0.00	0.000								
<b>Ricardo Rincon, L</b> ERA: 1.99 (7, 1)	1.2		9	1	1	0	0	2	0	0	0	0	0	13	28	0.00	1.800								
<b>Rich Loiselle, R</b> ERA: 3.61 (9, 1)	0.2	W	6	4	2	2	0	0	0	0	0	0	0	15	23	27.00	6.000								
<b>Jason Christiansen, L</b> ERA: 2.28 (9, 1)	0.1		1	0	0	0	0	0	0	0	0	0	0	1	1	0.00	0.000								

AB	38
R	5
H	9
RBI	5
BB	4
SO	6
LOB	15



Batter	1	2	3	4	5	6	7	8	9	AB	R	H	RBI	BB	SO	LOB	BOTTOM								
<b>Tony Womack, L</b> OBP: 0.320, SLG: 0.356 (1, 4)	K		1B				K		K	5	0	2	0	0	3	2	<b>Cincinnati Reds @ Pittsburgh Pirates</b> Three Rivers Stadium, Pittsburgh, PA Thu Aug 20 1998, 7:05 PM EDT Att: 13,137 - Unknown - 85 F								
<b>Adrian Brown, S</b> OBP: 0.235, SLG: 0.188 (1, 8)	K		FC6-4				K		P5	5	1	2	0	0	2	2									
<b>18 Jason Kendall, R</b> OBP: 0.413, SLG: 0.481 (1, 2)	F9		K				G6-3		F9	5	1	1	0	0	1	5									
<b>Kevin Young, R</b> OBP: 0.344, SLG: 0.510 (1, 3)			FC6-4				E	1B	G5-3	3	2	1	0	2	0	3									
<b>Jose Guillen, R</b> OBP: 0.303, SLG: 0.411 (1, 9)			FC5-4				E1	G6-3	1B	3	1	1	1	1	1	1									
<b>Manny Martinez, R</b> OBP: 0.303, SLG: 0.479 (1, 7)			FC5-4				1B	1B	HBP	5	1	3	3	0	1	2									
<b>Freddy Garcia, R</b> OBP: 0.371, SLG: 0.624 (1, 5)			K				CS	1B	1B	4	0	2	2	0	2	2									
<b>Lou Collier, R</b> OBP: 0.305, SLG: 0.333 (1, 6)			K				1B	SH2-4	1B	3	0	1	0	1	2	4									
<b>Jon Lieber, L</b> OBP: 0.220, SLG: 0.191 (7, 1)										2	0	0	0	0	2	2									
<b>Mike Williams, R</b> (7, 1)										0	0	0	0	0	0	0									
<b>Ricardo Rincon, L</b> (7, 1)										0	0	0	0	0	0	0									
<b>Turner Ward, S</b> OBP: 0.337, SLG: 0.418 (9, PH)										1	0	0	0	0	1	0									
<b>Rich Loiselle, R</b> (9, 1)										0	0	0	0	0	0	0									
<b>Jason Christiansen, R</b> OBP: 0.333, SLG: 0.333 (9, 1)										0	0	0	0	0	0	0									
<b>Inning Stats</b>	R: 0 E: 0 K: 2 S: 10	H: 0 LOB: 0 BB: 0 P: 11	R: 0 E: 0 K: 2 S: 9	H: 0 LOB: 2 BB: 2 P: 19	R: 0 E: 0 K: 3 S: 9	H: 0 LOB: 0 BB: 0 P: 11	R: 0 E: 0 K: 1 S: 8	H: 1 LOB: 2 BB: 1 P: 14	R: 3 E: 1 K: 2 S: 13	H: 4 LOB: 2 BB: 1 P: 23	R: 2 E: 0 K: 1 S: 14	H: 4 LOB: 2 BB: 0 P: 25	R: 0 E: 0 K: 2 S: 9	H: 0 LOB: 0 BB: 0 P: 13	R: 1 E: 0 K: 0 S: 6	H: 2 LOB: 2 BB: 0 P: 8	1B: 10 2B: 4 3B: 0 HR: 0	SF: 0 SAC: 1 DP: 1 HBP: 1	WP: 0 PB: 0 SB: 2 CS: 1	PA: 42					
<b>PITCHER</b>	IP	WLS	BF	H	R	ER	SO	BB	IBB	HBP	BLK	WP	HR	S	P	ERA	WHIP								
<b>Dennys Reyes, L</b> ERA: 3.5 (1, 1)	6.0		28	7	3	3	10	4	0	0	0	0	0	62	97	4.50	1.833								
<b>Scott Sullivan, R</b> ERA: 5.24 (7, 1)	0.2		5	3	2	2	0	0	0	0	0	0	0	9	19	27.00	4.500								
<b>26 John Hudek, R</b> ERA: 2.13 (7, 1)	1.1		5	1	0	0	3	0	0	0	0	0	0	14	19	0.00	0.750								
<b>Danny Graves, R</b> ERA: 3.36 (9, 1)	0.1	L	4	2	1	1	0	0	0	1	0	0	0	6	8	27.00	6.000								





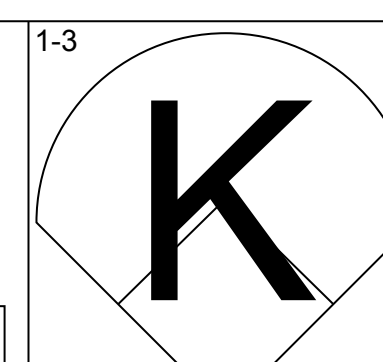
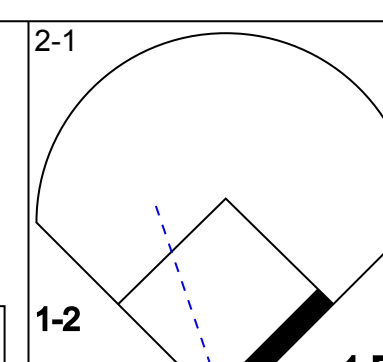
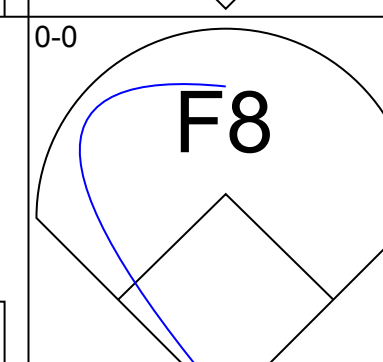
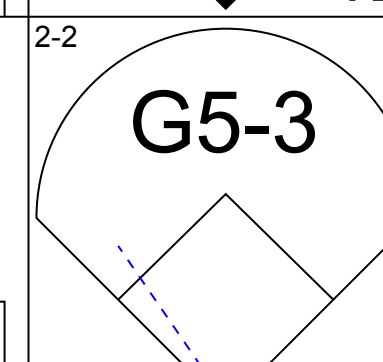
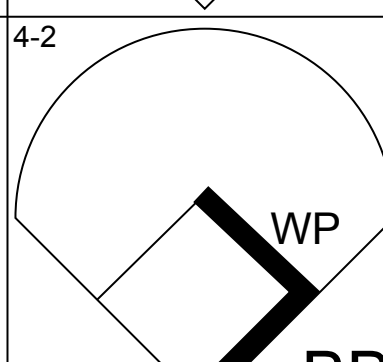
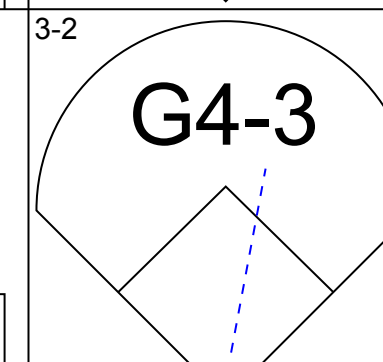
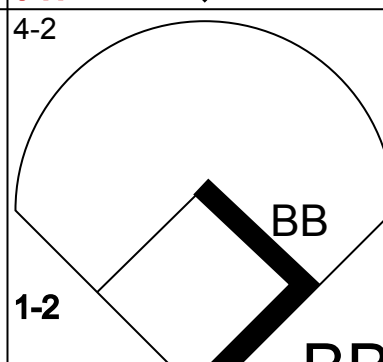
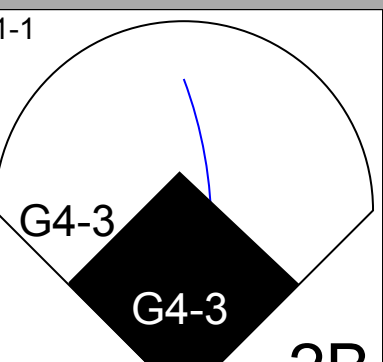
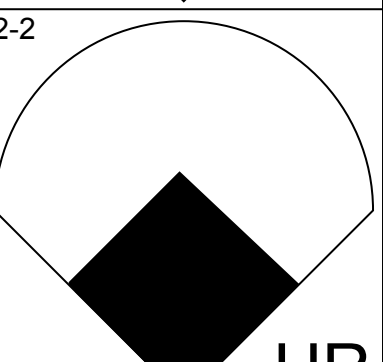
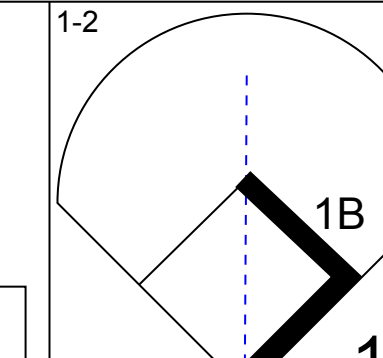
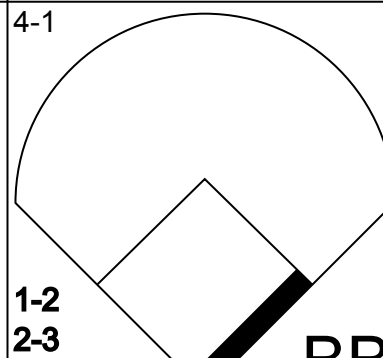
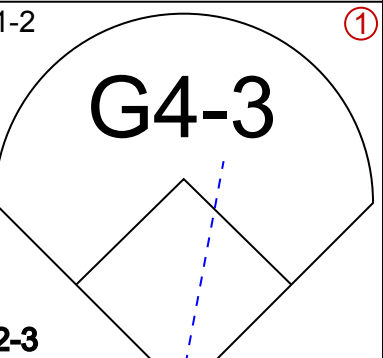
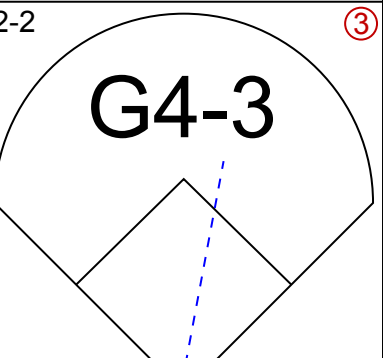

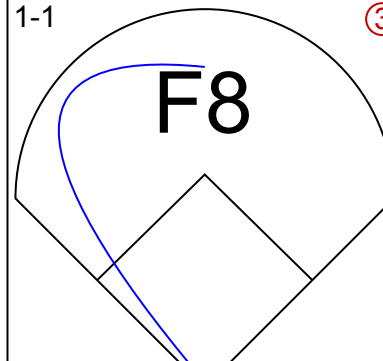
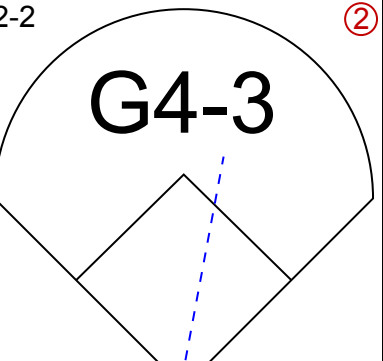
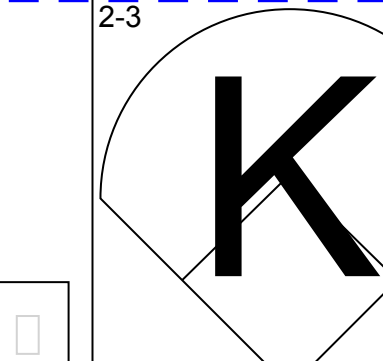
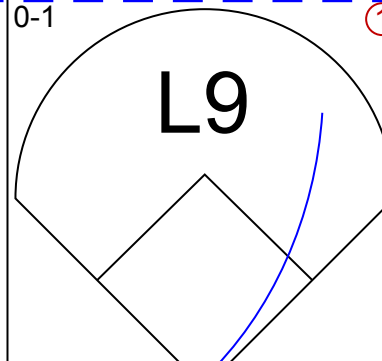

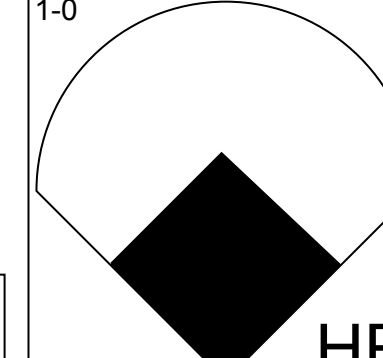
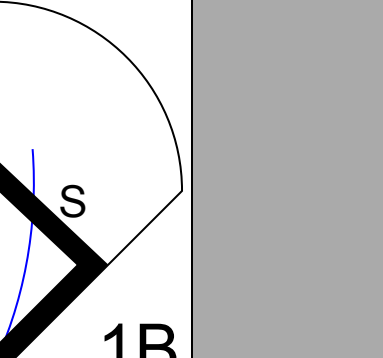
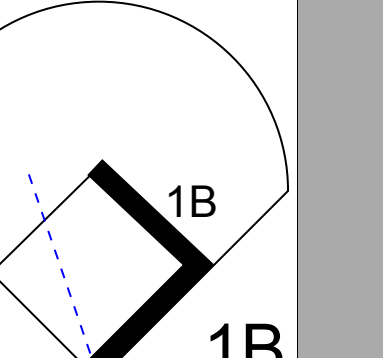

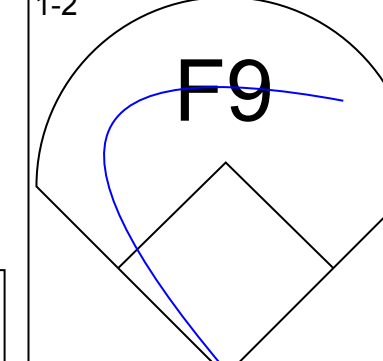
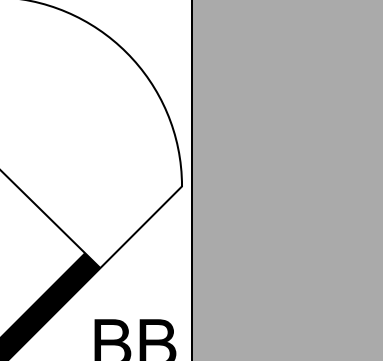
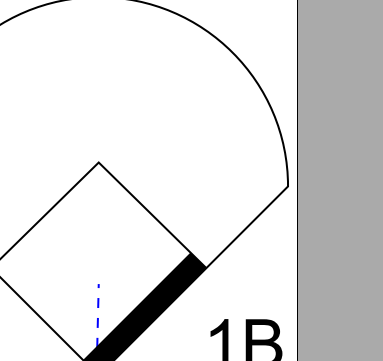
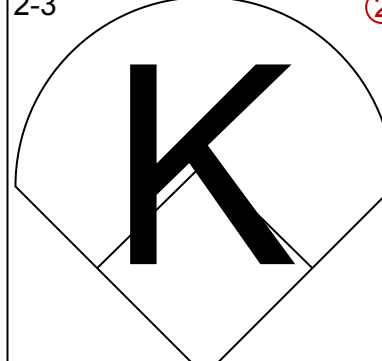
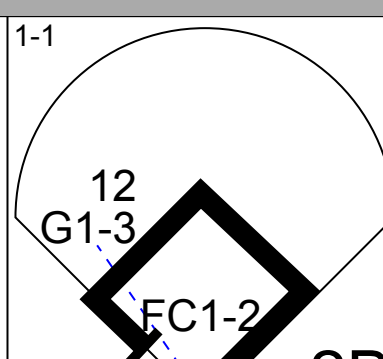
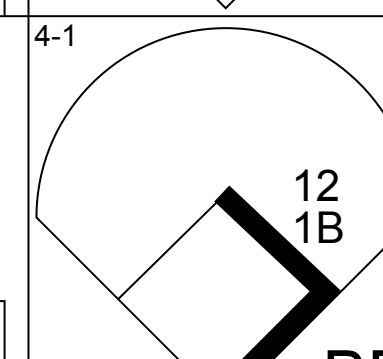


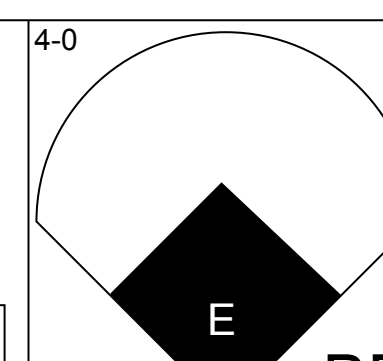
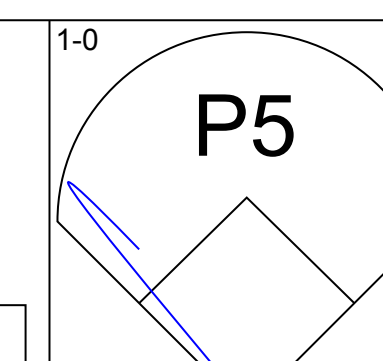
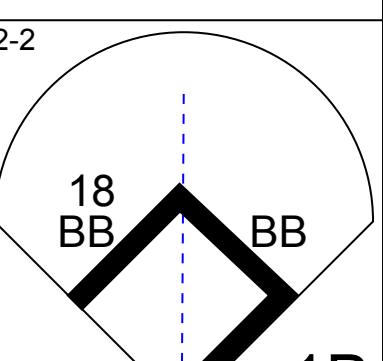
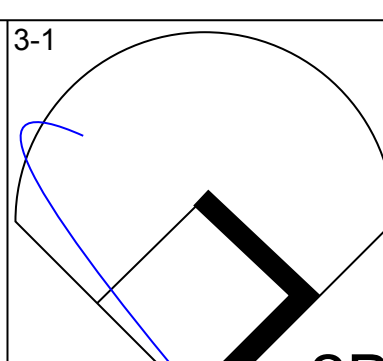
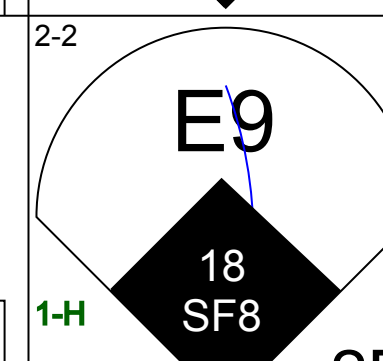
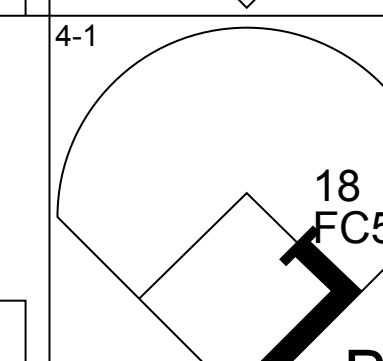
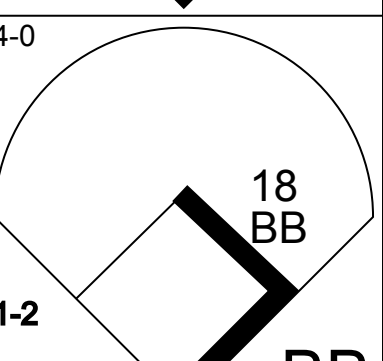
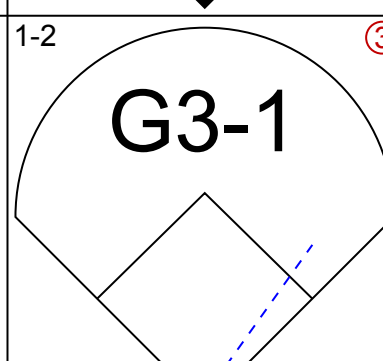
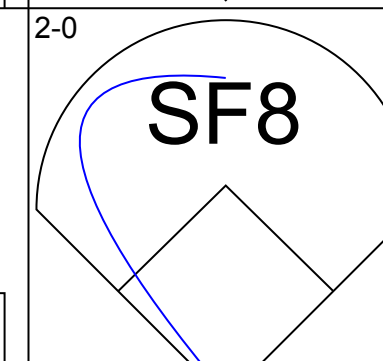
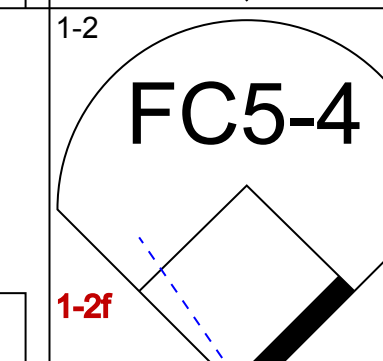
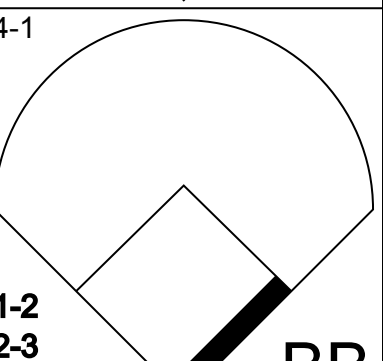

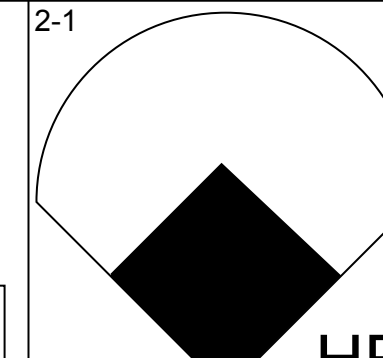
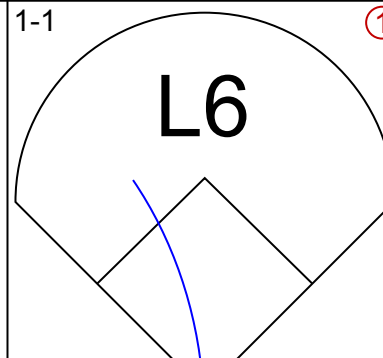
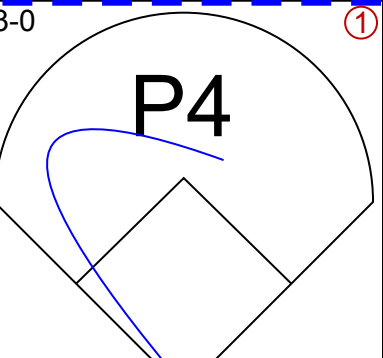

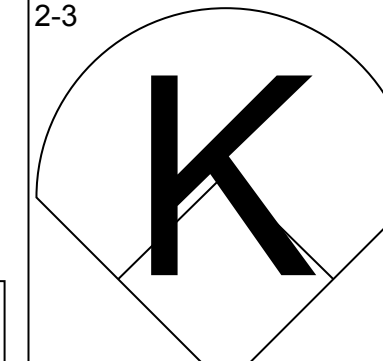
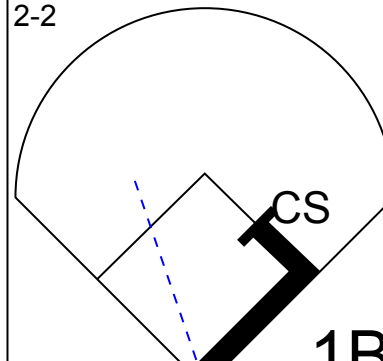
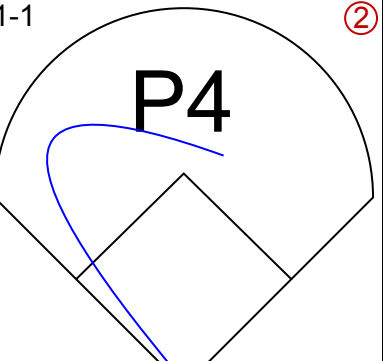

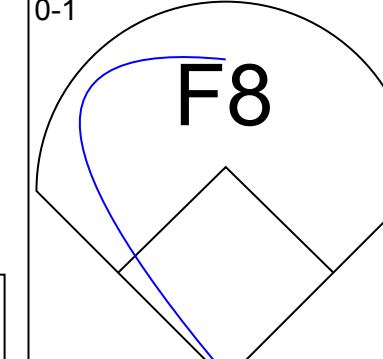
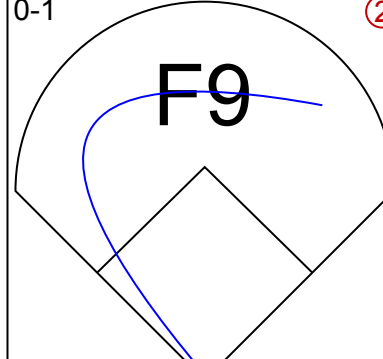
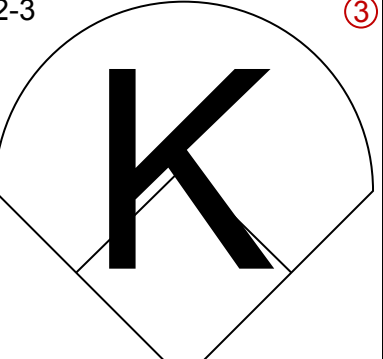

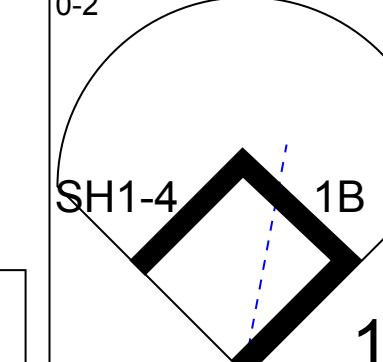
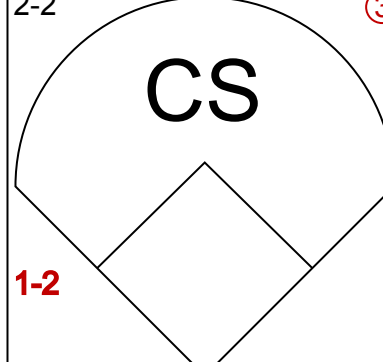
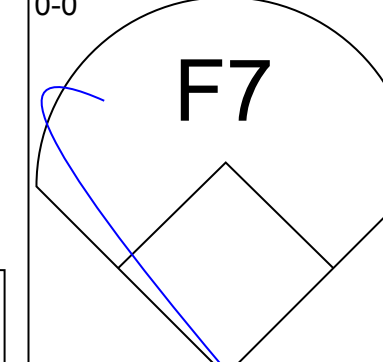
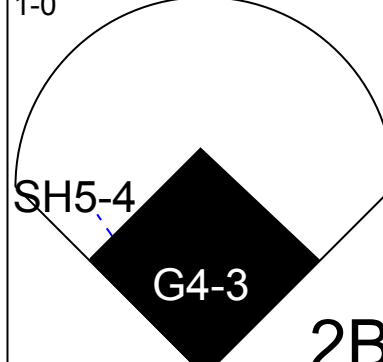
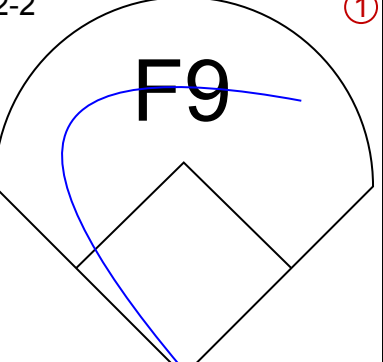
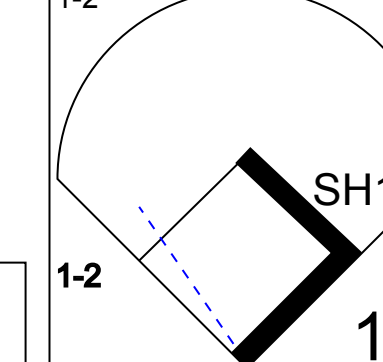
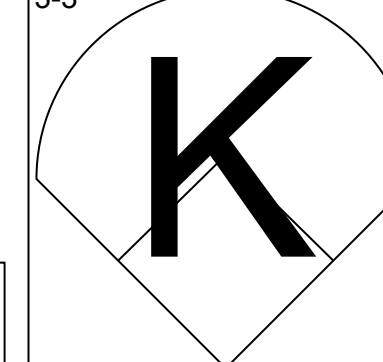
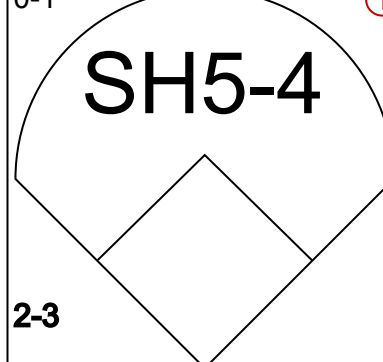
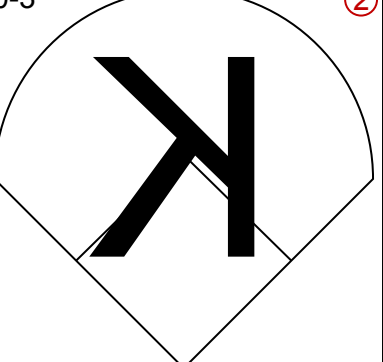


Batter	1	2	3	4	5	6	7	8	9	AB	R	H	RBI	BB	SO	LOB	TOP										
Delino DeShields, L OBP: 0.390, SLG: 0.450 Eli Marrero, R OBP: 0.299, SLG: 0.366	G4-3		G4-3		G4-3		K		K	4	0	0	0	0	1	0	<b>St. Louis Cardinals @ Pittsburgh Pirates</b> Three Rivers Stadium, Pittsburgh, PA Sat Aug 22 1998, 7:05 PM EDT Att: 45,082 - Unknown - 89 F <a href="http://livebaseballscorecards.com">livebaseballscorecards.com</a>										
Brian Jordan, R OBP: 0.386, SLG: 0.558 21 Bryan Eversgerd, R (7, 1)	K				K		K			4	1	1	1	0	3	0											
Mark McGwire, R OBP: 0.472, SLG: 0.721 Luis Orta, R OBP: 0.200, SLG: 0.163	HR		BB 1B		HR 1B		F8			3	2	2	1	1	0	0											
Ray Lankford, L OBP: 0.316, SLG: 0.521 12 Pat Kelly, R OBP: 0.316, SLG: 0.346	G3		BB 1B		HR 1B				L6	3	1	2	2	0	0	0											
Ron Gant, R OBP: 0.311, SLG: 0.491 Willie McGee, S OBP: 0.292, SLG: 0.333					K2-3				L4	2	0	1	0	1	1	0											
John Mabry, L OBP: 0.316, SLG: 0.384	G4-6-3		G1-3						K	4	0	1	0	0	1	4											
Tom Lampkin, L OBP: 0.327, SLG: 0.387					G4-3		G6-3		G1-3	3	0	0	0	1	0	1											
Bobby Witt, R OBP: 0.250, SLG: 0.273 John Frascatore, R OBP: 0.200, SLG: 0.200 Fernando Tatis, R OBP: 0.320, SLG: 0.375					G6-3					2	0	0	0	0	1	1											
Piaciono Polanco, R OBP: 0.231, SLG: 0.266			G6-3		G5-3		K		L6	4	0	0	0	0	1	2											
<b>Inning Stats</b>	R: 1 E: 0 K: 1 S: 12	H: 1 LOB: 0 BB: 0 P: 14	R: 0 E: 0 K: 1 S: 10	H: 1 LOB: 1 BB: 1 P: 19	R: 1 E: 0 K: 0 S: 8	H: 2 LOB: 3 BB: 2 P: 19	R: 0 E: 0 K: 0 S: 5	H: 0 LOB: 0 BB: 0 P: 9	R: 2 E: 0 K: 2 S: 13	H: 2 LOB: 1 BB: 0 P: 22	R: 0 E: 0 K: 1 S: 11	H: 2 LOB: 1 BB: 0 P: 15	R: 0 E: 0 K: 1 S: 6	H: 0 LOB: 0 BB: 0 P: 11	R: 0 E: 0 K: 1 S: 6	H: 0 LOB: 0 BB: 0 P: 8		R: 0 E: 0 K: 1 S: 9	H: 1 LOB: 1 BB: 0 P: 12	1B: 6 2B: 0 3B: 0 HR: 3	SF: 0 SAC: 0 DP: 2 HBP: 0	WP: 0 PB: 0 SB: 0 CS: 0	PA: 37				
<b>PITCHER</b>	IP	WLS	BF	H	R	ER	SO	BB	IBB	HBP	BLK	WP	HR	S	P	ERA	WHIP										
67 Francisco Cordova, R ERA: 3.24	6.0	W	27	8	4	4	5	3	0	0	0	0	3	59	98	6.00	1.833										
Mike Williams, R ERA: 2.48	1.0		3	0	0	0	2	0	0	0	0	0	0	8	11	0.00	0.000										
Ricardo Rincon, L ERA: 1.95	1.0		3	0	0	0	1	0	0	0	0	0	0	6	8	0.00	0.000										
Jeff Tabaka, L ERA: 2.61	1.0		4	1	0	0	1	0	0	0	0	0	0	9	12	0.00	1.000										

Batter	1	2	3	4	5	6	7	8	9	AB	R	H	RBI	BB	SO	LOB	BOTTOM										
Tony Womack, L OBP: 0.324, SLG: 0.363 Kevin Polcovich, R OBP: 0.264, SLG: 0.250	G4-3	18 1B SF8 1B		SH5-4 1B	G3-1		18 1B SF8 1B		K	5	2	3	1	0	0	1	<b>St. Louis Cardinals @ Pittsburgh Pirates</b> Three Rivers Stadium, Pittsburgh, PA Sat Aug 22 1998, 7:05 PM EDT Att: 45,082 - Unknown - 89 F <a href="http://livebaseballscorecards.com">livebaseballscorecards.com</a>										
Adrian Brown, S OBP: 0.333, SLG: 0.280	18 BB 2B 1B	18 BB SF8 1B BB		SH5-4 1B	L6		18 1B HR 1B		G5-3	4	2	2	0	1	0	2											
18 Jason Kendall, R OBP: 0.419, SLG: 0.492	2B BB	2B 1B		G3		E 1B	HR 1B			4	3	3	2	1	0	2											
Kevin Young, R OBP: 0.347, SLG: 0.517	G5-3 2B	SF8			IBB	E5 G6-3 1B	SF8			2	0	1	4	1	0	0											
Jose Guillen, R OBP: 0.302, SLG: 0.416	G5-3	K		P3		G6-3	HR			5	1	1	3	0	1	7											
Al Martin, L OBP: 0.296, SLG: 0.370 Mike Williams, R (7, 1) Doug Strange, S OBP: 0.226, SLG: 0.221 Ricardo Rincon, L (8, 1) Jeff Tabaka, R (9, 1)	K		G3		E7 2B	K	F8			4	1	0	0	0	2	2											
Freddy Garcia, R OBP: 0.383, SLG: 0.624		FC6-4 BB	F8		1B WP 2B	F8	K			4	1	1	1	1	1	1											
Lou Collier, R OBP: 0.313, SLG: 0.341		FC6-4 67 3B	G6-3		G3-1 WP 1B		1B PB 1B BB		G3-1 1B	4	2	2	0	1	0	1											
67 Francisco Cordova, R OBP: 0.154, SLG: 0.175 Manny Martinez, R OBP: 0.303, SLG: 0.476		18 1B 3B		SH5-4 1B	K		18 1B 1B		G3-1	3	1	2	1	0	1	2											
<b>Inning Stats</b>	R: 2 E: 0 K: 1 S: 13	H: 2 LOB: 1 BB: 1 P: 23	R: 3 E: 0 K: 1 S: 24	H: 3 LOB: 2 BB: 2 P: 41	R: 0 E: 0 K: 0 S: 6	H: 0 LOB: 0 BB: 0 P: 10	R: 0 E: 0 K: 0 S: 12	H: 2 LOB: 3 BB: 1 P: 22	R: 2 E: 1 K: 1 S: 13	H: 2 LOB: 1 BB: 0 P: 17	R: 1 E: 1 K: 1 S: 12	H: 1 LOB: 1 BB: 0 P: 20	R: 6 E: 0 K: 1 S: 22	H: 5 LOB: 0 BB: 1 P: 37	R: 0 E: 0 K: 1 S: 9	H: 1 LOB: 1 BB: 0 P: 10		1B: 12 2B: 2 3B: 1 HR: 1	SF: 2 SAC: 1 DP: 0 HBP: 0	WP: 1 PB: 1 SB: 1 CS: 0	PA: 47						
<b>PITCHER</b>	IP	WLS	BF	H	R	ER	SO	BB	IBB	HBP	BLK	WP	HR	S	P	ERA	WHIP										
Bobby Witt, R ERA: 6.73	4.0	L	26	9	7	6	2	3	1	0	0	0	0	58	100	13.50	3.000										
John Frascatore, R ERA: 3.92	2.0		8	1	1	0	2	0	0	0	0	1	0	22	33	0.00	0.500										
21 Bryan Eversgerd, L ERA: 27.0	2.0		13	6	6	6	2	1	0	0	0	0	1	31	47	27.00	3.500										



Batter	1	2	3	4	5	6	7	8	9	AB	R	H	RBI	BB	SO	LOB	TOP					
12 Pat Kelly, R OBP: 0.311, SLG: 0.339 (1,4)			G1-3			K		K		5	0	1	0	0	3	1	<b>St. Louis Cardinals @ Pittsburgh Pirates</b> Three Rivers Stadium, Pittsburgh, PA Sun Aug 23 1998, 3:33 AM EDT Att: 42,134 - Sunny - 85 F					
Brian Jordan, R OBP: 0.394, SLG: 0.553 (1,9)			FC1-2					L7		4	0	0	0	1	0	3						
Mark McGwire, R OBP: 0.475, SLG: 0.730 (1,3)										3	2	2	1	2	0	0						
Ray Lankford, L OBP: 0.383, SLG: 0.519 (1,8)										4	0	1	0	1	1	3						
Ron Gant, R OBP: 0.306, SLG: 0.482 (1,7)										5	0	0	1	0	1	4						
Fernando Tatis, R OBP: 0.328, SLG: 0.390 (1,5)										5	1	5	1	0	0	0						
Eli Marrero, R OBP: 0.302, SLG: 0.364 (1,2)										4	0	1	0	1	1	3						
Kent Mercker, L OBP: 0.188, SLG: 0.196 (1,1)										3	0	0	0	0	3	4						
John Frascatore, R OBP: 0.200, SLG: 0.200 (5,1)										0	0	0	0	0	0	0						
Willie McGee, S OBP: 0.291, SLG: 0.332 (7, PH)										1	0	0	0	0	1	2						
Piaciono Polanco, R OBP: 0.231, SLG: 0.266 (7,6)										0	0	0	0	0	0	0						
John Mabry, L OBP: 0.315, SLG: 0.383 (9, PH)										1	0	0	0	0	1	1						
Luis Ordez, R OBP: 0.215, SLG: 0.182 (1,6)										2	0	1	0	1	1	0						
Delino DeShields, L OBP: 0.398, SLG: 0.449 (7, PH)										1	0	0	0	0	1	2						
Jeff Brantley, R OBP: 0.315, SLG: 0.383 (7,1)										0	0	0	0	0	0	0						
<b>Inning Stats</b>	R: 0 E: 0 K: 1 S: 7	H: 0 LOB: 0 BB: 0 P: 11	R: 0 E: 0 K: 1 S: 13	H: 2 LOB: 0 BB: 0 P: 20	R: 0 E: 0 K: 0 S: 11	H: 1 LOB: 3 BB: 2 P: 22	R: 1 E: 0 K: 1 S: 17	H: 2 LOB: 2 BB: 1 P: 30	R: 1 E: 0 K: 1 S: 12	H: 2 LOB: 2 BB: 1 P: 20	R: 0 E: 0 K: 3 S: 14	H: 0 LOB: 2 BB: 2 P: 29	R: 0 E: 0 K: 3 S: 13	H: 2 LOB: 2 BB: 0 P: 17	R: 1 E: 0 K: 1 S: 13	H: 1 LOB: 0 BB: 0 P: 18	R: 0 E: 0 K: 2 S: 13	H: 1 LOB: 1 BB: 0 P: 20	1B: 7 2B: 2 3B: 0 HR: 2	SF: 0 SAC: 0 DP: 0 HBP: 0	WP: 1 PB: 0 SB: 1 CS: 0	PA: 44
<b>PITCHER</b>	IP	WLS	BF	H	R	ER	SO	BB	IBB	HBP	BLK	WP	HR	S	P	ERA	WHIP					
Jason Schmidt, R ERA: 3.87 (1,1)	5.2	W	30	7	2	2	6	6	0	0	0	1	1	71	126	3.18	2.294					
Jeff Tabaka, L ERA: 2.58 (6,1)	0.1		1	0	0	0	1	0	0	0	0	0	0	3	6	0.00	0.000					
Mike Williams, R ERA: 2.43 (7,1)	0.2		4	2	0	0	2	0	0	0	0	0	0	10	12	0.00	3.000					
Ricardo Rincon, L ERA: 2.06 (7,1)	1.1		5	1	1	1	2	0	0	0	0	0	1	16	23	6.75	0.750					
Rich Loiselle, R ERA: 3.56 (9,1)	0.2		3	1	0	0	1	0	0	0	0	0	0	10	14	0.00	1.500					
<b>PITCHER</b>	IP	WLS	BF	H	R	ER	SO	BB	IBB	HBP	BLK	WP	HR	S	P	ERA	WHIP					
Jason Christiansen, L ERA: 2.25 (9,1)	0.1	S	1	0	0	0	1	0	0	0	0	0	0	3	6	0.00	0.000					

Batter	1	2	3	4	5	6	7	8	9	AB	R	H	RBI	BB	SO	LOB	BOTTOM				
Tony Womack, L OBP: 0.327, SLG: 0.366 (1,4)										3	1	2	0	1	0	2	<b>St. Louis Cardinals @ Pittsburgh Pirates</b> Three Rivers Stadium, Pittsburgh, PA Sun Aug 23 1998, 3:33 AM EDT Att: 42,134 - Sunny - 85 F				
Adrian Brown, S OBP: 0.397, SLG: 0.333 (1,8)										2	1	1	1	2	0	1					
18 Jason Kendall, R OBP: 0.418, SLG: 0.490 (1,2)										2	0	0	1	1	0	3					
Kevin Young, R OBP: 0.346, SLG: 0.521 (1,3)										4	1	1	1	0	0	3					
Jose Guillen, R OBP: 0.304, SLG: 0.419 (1,9)										4	0	2	0	0	1	3					
Manny Martinez, R OBP: 0.286, SLG: 0.463 (1,7)										4	0	0	0	0	2	5					
Freddy Garcia, R OBP: 0.387, SLG: 0.629 (1,5)										4	1	2	0	0	0	0					
Lou Collier, R OBP: 0.314, SLG: 0.341 (1,6)										3	0	1	0	0	2	0					
Jason Schmidt, R OBP: 0.296, SLG: 0.120 (1,1)										1	0	0	0	0	0	0					
Jeff Tabaka, L OBP: 0.224, SLG: 0.219 (6, PH)										0	0	0	0	0	0	0					
Doug Strange, S OBP: 0.291, SLG: 0.332 (7,1)										0	0	0	0	0	0	0					
Mike Williams, R OBP: 0.291, SLG: 0.332 (7,1)										0	0	0	0	0	0	0					
Ricardo Rincon, L OBP: 0.231, SLG: 0.266 (7,6)										1	0	0	0	0	1	0					
Al Martin, L OBP: 0.315, SLG: 0.383 (9, PH)										0	0	0	0	0	0	0					
Rich Loiselle, R OBP: 0.315, SLG: 0.383 (9,1)										0	0	0	0	0	0	0					
Jason Christiansen, L OBP: 0.315, SLG: 0.383 (9,1)										0	0	0	0	0	0	0					
<b>Inning Stats</b>	R: 3 E: 1 K: 1 S: 11	H: 2 LOB: 1 BB: 1 P: 23	R: 0 E: 0 K: 0 S: 13	H: 2 LOB: 3 BB: 1 P: 20	R: 0 E: 0 K: 0 S: 11	H: 1 LOB: 0 BB: 0 P: 16	R: 0 E: 0 K: 1 S: 8	H: 0 LOB: 0 BB: 0 P: 13	R: 0 E: 0 K: 1 S: 10	H: 1 LOB: 3 BB: 2 P: 26	R: 1 E: 0 K: 0 S: 10	H: 2 LOB: 1 BB: 0 P: 15	R: 0 E: 0 K: 1 S: 13	H: 1 LOB: 1 BB: 0 P: 18	R: 0 E: 0 K: 2 S: 9	H: 0 LOB: 0 BB: 0 P: 13	1B: 4 2B: 4 3B: 0 HR: 1	SF: 1 SAC: 2 DP: 0 HBP: 0	WP: 0 PB: 0 SB: 0 CS: 1	PA: 37	
<b>PITCHER</b>	IP	WLS	BF	H	R	ER	SO	BB	IBB	HBP	BLK	WP	HR	S	P	ERA	WHIP				
Kent Mercker, L ERA: 5.57 (1,1)	4.0	L	21	6	3	3	2	4	0	0	0	0	0	47	86	6.75	2.500				
John Frascatore, R ERA: 3.93 (5,1)	2.0		8	2	1	1	1	0	0	0	0	0	0	16	27	4.50	1.000				
Jeff Brantley, R ERA: 4.78 (7,1)	2.0		7	1	0	0	3	0	0	0	0	0	0	22	31	0.00	0.500				
<b>PITCHER</b>	IP	WLS	BF	H	R	ER	SO	BB	IBB	HBP	BLK	WP	HR	S	P	ERA	WHIP				

AB	38
R	3
H	11
RBI	3
BB	6
SO	13
LOB	23

AB	29
R	4
H	9
RBI	4
BB	4
SO	6
LOB	17





Batter	1	2	3	4	5	6	7	8	9	AB	R	H	RBI	BB	SO	LOB	TOP
12 Pat Kelly, R (1.4) OBP: 0.302, SLG: 0.327	K		P3		P3	F7				4	0	0	0	0	1	1	<b>St. Louis Cardinals @ Pittsburgh Pirates</b> Three Rivers Stadium, Pittsburgh, PA Mon Aug 24 1998, 7:05 PM EDT Att: 28,435 - Overcast - 77 F
Willie McGee, S (1.9) OBP: 0.291, SLG: 0.335	L7		G6-3		1B	G3-1				4	1	1	1	0	0	0	
Ray Lankford, L (1.8) OBP: 0.386, SLG: 0.521	2B			F8	1B	1B	F8			2	1	1	0	2	0	0	
Ron Gant, R (1.7) OBP: 0.312, SLG: 0.484	P5			2B	1B	1B	F8			3	2	2	1	1	0	1	
John Mabry, L (1.3) OBP: 0.317, SLG: 0.387		F7		2B	1B	F7				4	0	2	2	0	0	2	
Fernando Tatis, R (1.5) OBP: 0.327, SLG: 0.391	2B			P3	P3	F8				4	0	1	0	0	0	4	
Eli Marrero, R (1.2) OBP: 0.308, SLG: 0.361		P3		IBB	IBB					1	0	0	0	2	0	1	
Kent Bottenfield, R (1.1) OBP: 0.067, SLG: 0.067	G4-3			F8	P4					3	0	0	0	0	0	5	
Mark Pelkovsek, R (6.1) OBP: 0.348, SLG: 0.364										0	0	0	0	0	0	0	
Luis Ordez, R (1.6) OBP: 0.219, SLG: 0.178			G6-3		12 S	F8				2	1	0	0	1	0	0	
<b>Inning Stats</b>	R: 0 E: 0 K: 1 S: 11	H: 1 LOB: 1 BB: 0 P: 21	R: 0 E: 0 K: 0 S: 7	H: 1 LOB: 1 BB: 0 P: 10	R: 0 E: 0 K: 0 S: 5	H: 0 LOB: 0 BB: 0 P: 5	R: 1 E: 0 K: 0 S: 12	H: 1 LOB: 2 BB: 2 P: 28	R: 4 E: 0 K: 0 S: 17	H: 3 LOB: 2 BB: 3 P: 35	R: 0 E: 0 K: 0 S: 7	H: 0 LOB: 0 BB: 0 P: 11	R: 0 E: 0 K: 0 S: 10	H: 1 LOB: 1 BB: 1 P: 15			
<b>PITCHER</b>	IP WLS BF H R ER SO BB IBB HBP BLK WP HR S P ERA WHIP																
Todd Van Poppel, R (1.1) ERA: 7.03	5.0	26	6	5	5	1	3	2	0	1	2	0	52	99	9.00	1.800	
Jeff Tabaka, L (6.1) ERA: 2.52	1.0	3	0	0	0	0	0	0	0	0	0	0	7	11	0.00	0.000	
Ricardo Rincon, L (7.1) ERA: 2.05	0.1	3	1	0	0	0	1	0	0	0	0	0	7	11	0.00	6.000	
Jeff McCurry, R (7.1) ERA: 2.61	0.2	1	0	0	0	0	0	0	0	0	0	0	3	4	0.00	0.000	

AB	27
R	5
H	7
RBI	4
BB	6
SO	1
LOB	14



1B:	3	SF:	0
2B:	4	SAC:	0
3B:	0	DP:	0
HR:	0	HBP:	0
WP:	2	PA:	33
PB:	0		
SB:	3		
CS:	0		

Batter	1	2	3	4	5	6	7	8	9	AB	R	H	RBI	BB	SO	LOB	BOTTOM
Tony Womack, L (1.4) OBP: 0.326, SLG: 0.365	G4-3		K	K		FC6-4				4	0	1	0	0	2	2	<b>St. Louis Cardinals @ Pittsburgh Pirates</b> Three Rivers Stadium, Pittsburgh, PA Mon Aug 24 1998, 7:05 PM EDT Att: 28,435 - Overcast - 77 F
Adrian Brown, S (1.8) OBP: 0.371, SLG: 0.323	K		1B		G3	FC6-4				4	0	1	0	0	1	2	
18 Jason Kendall, R (1.2) OBP: 0.417, SLG: 0.486	F9		1B		G6-3	F7				3	0	0	0	1	0	2	
Kevin Young, R (1.3) OBP: 0.346, SLG: 0.519		HBP	G5-4-3		K					2	1	0	0	1	1	2	
Jose Guillen, R (1.9) OBP: 0.304, SLG: 0.418	P4			F9		BB				3	1	1	0	0	0	1	
Al Martin, L (1.7) OBP: 0.300, SLG: 0.369	1B			WP		1B				0	2	0	0	2	0	0	
Doug Strange, S (1.5) OBP: 0.233, SLG: 0.223	1B			P6		1B				2	1	1	1	1	0	1	
Lou Collier, R (1.6) OBP: 0.317, SLG: 0.342	P3			2B		BB				2	0	1	1	1	0	2	
Todd Van Poppel, R (1.1) OBP: 0.267, SLG: 0.286	P4					FC5-4				2	0	1	1	0	0	2	
Jeff Tabaka, R (6.1) ERA: 4.51						FC5-4				0	0	0	0	0	0	0	
Freddy Garcia, R (6. PH) OBP: 0.384, SLG: 0.622						FC6-4				1	0	0	1	0	0	1	
Ricardo Rincon, L (7.1)										0	0	0	0	0	0	0	
Jeff McCurry, R (7.1)										0	0	0	0	0	0	0	
<b>Inning Stats</b>	R: 0 E: 0 K: 1 S: 10	H: 0 LOB: 0 BB: 0 P: 14	R: 1 E: 0 K: 0 S: 10	H: 1 LOB: 2 BB: 1 P: 19	R: 0 E: 0 K: 1 S: 8	H: 1 LOB: 1 BB: 1 P: 16	R: 1 E: 0 K: 1 S: 10	H: 1 LOB: 2 BB: 2 P: 22	R: 0 E: 0 K: 1 S: 9	H: 0 LOB: 0 BB: 0 P: 13	R: 3 E: 1 K: 0 S: 17	H: 3 LOB: 2 BB: 2 P: 34	R: 0 E: 0 K: 0 S: 10	H: 0 LOB: 0 BB: 0 P: 15			
<b>PITCHER</b>	IP WLS BF H R ER SO BB IBB HBP BLK WP HR S P ERA WHIP																
Kent Bottenfield, R (1.1) ERA: 4.72	5.0	26	5	5	5	4	6	0	1	0	0	0	54	100	9.00	2.200	
Mark Pelkovsek, R (6.1) ERA: 4.72	1.0	4	1	0	0	0	0	0	0	0	0	0	10	18	0.00	1.000	

AB	23
R	5
H	6
RBI	4
BB	6
SO	4
LOB	15



1B:	5	SF:	0
2B:	1	SAC:	0
3B:	0	DP:	1
HR:	0	HBP:	1
WP:	1	PA:	30
PB:	0		
SB:	1		
CS:	0		











Batter	1	2	3	4	5	6	7	8	9	AB	R	H	RBI	BB	SO	LOB	TOP			
Adrian Brown, S (1, 8) Mike Williams, R (8, 1)	0-1 FC4-6 1B		1-2 1B		2-3 K			2-2 18 E 18 1B 1B		4	0	3	0	0	1	0				
Kevin Polcovich, R (1, 4) OBP: 0.297, SLG: 0.245	1-3 SAFE K		0-0 F8		0-3 K			0-3 K		4	0	0	0	0	3	4				
18 Jason Kendall, R (1, 2) OBP: 0.415, SLG: 0.486	1-0 FC4-6 1-2		1-3 K		0-0 G5-3			1-2 E9 1-3 1B		4	0	1	0	0	1	3				
Kevin Young, R (1, 3) OBP: 0.343, SLG: 0.510	2-3 K			2-1 F4		0-2 G5-3		0-2 P3		4	0	0	0	0	1	3				
Jose Guillen, R (1, 9) OBP: 0.306, SLG: 0.417		1-3 K		1-0 1B 1B		1-3 K CS			1-3 K	4	0	1	0	0	3	0				
Manly Martinez, R (1, 7) OBP: 0.308, SLG: 0.462		2-3 K		1 SAFE 0-1 1B 1-2 1B		2-1 CS 1-2	2-2 F7		1-3 K	4	0	1	0	0	2	0				
Freddy Garcia, R (1, 5) OBP: 0.363, SLG: 0.600		0-1 F4		2-3 K		0-3 K			1-3 K	4	0	0	0	0	3	2				
Lou Collier, R (1, 6) OBP: 0.319, SLG: 0.342			2-2 1B 1B	2-2 F9		0-0 G6-3				3	0	1	0	0	0	2				
67 Francisco Cordova, R (1, 1) Turner Ward, S (8, PH) OBP: 0.149, SLG: 0.169 OBP: 0.335, SLG: 0.414			0-3 K		1-3 K			0-1 G3-1		2	0	0	0	0	2	1				
										1	0	0	0	0	0	0				
<b>Inning Stats</b>	R: 0 H: 1 E: 0 K: 2 S: 9	H: 1 LOB: 1 BB: 0 P: 13	R: 0 H: 0 E: 0 K: 2 S: 10	LOB: 0 BB: 0 P: 13	R: 0 H: 2 E: 0 K: 2 S: 17	LOB: 2 BB: 0 P: 21	R: 0 H: 2 E: 0 K: 1 S: 11	LOB: 2 BB: 0 P: 18	R: 0 H: 0 E: 0 K: 3 S: 11	LOB: 0 BB: 0 P: 14	R: 0 H: 0 E: 0 K: 1 S: 9	H: 0 LOB: 0 BB: 0 P: 11	R: 0 H: 2 E: 1 K: 1 S: 17	LOB: 2 BB: 0 P: 20	R: 0 H: 0 E: 0 K: 3 S: 9	LOB: 0 BB: 0 P: 12	1B: 7 2B: 0 3B: 0 HR: 0	SF: 0 SAC: 0 DP: 0 HBP: 0	WP: 0 PB: 1 SB: 1 CS: 1	PA: 35
<b>PITCHER</b> Randy Johnson, L (1, 1) ERA: 3.63	IP: 9.0 WLS: W BF: 34 H: 7 R: 0 ER: 0 SO: 16 BB: 0 IBB: 0 HBP: 0 BLK: 0 WP: 0 HR: 0 S: 101 P: 133 ERA: 0.00 WHIP: 0.778															<b>PITCHER</b>	IP: 9.0 WLS: W BF: 34 H: 7 R: 0 ER: 0 SO: 16 BB: 0 IBB: 0 HBP: 0 BLK: 0 WP: 0 HR: 0 S: 101 P: 133 ERA: 0.00 WHIP: 0.778			

Pittsburgh Pirates @ Houston Astros  
Astrodome, Houston, TX  
Fri Aug 28 1998, 8:05 PM EDT  
Att: 40,709 - Dome - 72 F


AB 34  
R 0  
H 7  
RBI 0  
BB 0  
SO 16  
LOB 15



Batter	1	2	3	4	5	6	7	8	9	AB	R	H	RBI	BB	SO	LOB	BOTTOM
Craig Biggio, R (1, 4) OBP: 0.305, SLG: 0.507	0-2 F9			1-2 G5-3		1-0 FC1 S		0-0 FC6 G3 WP		4	0	0	2	0	0	0	
Bill Spiers, L (1, 5) OBP: 0.355, SLG: 0.384	2-2 G6-3			0-0 G1-3		1 SAFE 3-3 SAFE K		3-2 SAFE G3		4	0	0	0	0	1	2	
35 Dave Clark, L (1, 9) Richard Hidalgo, R (7, 9) OBP: 0.286, SLG: 0.257 OBP: 0.326, SLG: 0.388	3-2 G3			0-1 2B		1-1 G4-3		1-0 F9		3	0	1	0	0	0	1	
5 Jeff Bagwell, R (1, 3) OBP: 0.407, SLG: 0.520		1-3 K		2-2 G6-3		4-2 1B BB				2	0	0	0	1	1	1	
Moises Alou, R (1, 7) OBP: 0.396, SLG: 0.620		2-2 G3-6 1B		2-2 G4-3		2-2 L5				3	0	1	0	0	0	1	
Carl Everett, S (1, 8) OBP: 0.379, SLG: 0.508		1-2 G3-6 1-2		2-1 F9		1 SAFE 0-0 SAFE G6-4-3 1B				3	0	1	0	0	0	1	
Ricky Gutierrez, R (1, 6) OBP: 0.350, SLG: 0.338			1-3 K		1-1 G4-3		0-0 G6-4-3 1-2			3	0	0	0	0	1	2	
Brad Ausmus, R (1, 2) OBP: 0.361, SLG: 0.354			2-2 F7		1-0 BLK FC1 2B		0-1 E1 WP FC6			3	2	1	0	0	0	0	
Randy Johnson, R (1, 1) OBP: 0.077, SLG: 0.077			3-2 G4-3		0-3 K		0-3 K			3	0	0	0	0	2	2	
										1B: 2 2B: 2 3B: 0 HR: 0	SF: 0 SAC: 0 DP: 2 HBP: 0	WP: 2 PB: 0 SB: 1 CS: 0	PA: 30				
<b>PITCHER</b> 67 Francisco Cordova, R (1, 1) Mike Williams, R (8, 1) ERA: 3.17 ERA: 2.31	IP: 7.0 WLS: L BF: 25 H: 4 R: 1 ER: 1 SO: 4 BB: 1 IBB: 0 HBP: 0 BLK: 0 WP: 0 HR: 0 S: 69 P: 103 ERA: 1.29 WHIP: 0.714															<b>PITCHER</b>	IP: 1.0 WLS: 5 BF: 5 H: 0 R: 1 ER: 0 SO: 1 BB: 0 IBB: 0 HBP: 0 BLK: 0 WP: 2 HR: 0 S: 11 P: 15 ERA: 0.00 WHIP: 0.000

Pittsburgh Pirates @ Houston Astros  
Astrodome, Houston, TX  
Fri Aug 28 1998, 8:05 PM EDT  
Att: 40,709 - Dome - 72 F

AB 29  
R 2  
H 4  
RBI 2  
BB 1  
SO 5  
LOB 11









Batter	1	2	3	4	5	6	7	8	9	AB	R	H	RBI	BB	SO	LOB	TOP		
Tony Womack, L (1,4) OBP: 0.329, SLG: 0.366	0-2 FC5-4 BB HR 1B		1-2 G4-3		1-3 K		3-1 F7			4	1	1	0	0	1	1	<b>Pittsburgh Pirates @ Houston Astros</b> Astrodome, Houston, TX Sun Aug 30 1998, 4:33 AM EDT Att: 25,342 - Dome - 72 F		
Adrian Brown, S (1,8) OBP: 0.415, SLG: 0.417	4-1 FC5-4 BB		3-2 G6-3		0-1 G4-3			1-3 K		3	0	0	0	1	1				
18 Jason Kendall, R (1,2) OBP: 0.411, SLG: 0.480	1-2 FC5-4 HR		1-1 G6-3			1-3 K2-3		0-1 G6-3		4	1	0	0	0	1				
Kevin Young, R (1,3) OBP: 0.345, SLG: 0.511	0-3 K			1-3 K		0-1 1B		1-1 2B		4	0	2	0	0	2				
Turner Ward, S (1,9) OBP: 0.337, SLG: 0.429 Rich Loiselle, R (8,1)	1-0 HR		2-1 P5		2-2 1B		1-2 1B	1-3 K		4	1	2	3	0	1				
Al Martin, L (1,7) OBP: 0.296, SLG: 0.364 Ricardo Rincon, L (6,1)	0-3 K		0-3 K		1-3 K				2-2 L4	3	0	0	0	0	0				
Mike Williams, R (6,1) Jose Guillen, R (8,9) OBP: 0.303, SLG: 0.413										0	0	0	0	0	0				
Doug Strange, S (1,5) OBP: 0.232, SLG: 0.229		2-3 K2-3		1-0 1B		1-2 G4-3			1-3 K	4	1	1	0	0	2				
Kevin Polcovich, R (1,6) OBP: 0.262, SLG: 0.246		0-2 G1-3		2-1 SF7			1-3 K		4-1 BB	3	0	1	0	1	1				
Sean Lawrence, L (1,1) Jeff Tabaka, R (4,1) Freddy Garcia, R (5,PH) Jeff McCurry, R (5,1) Manny Martinez, R (6,7) OBP: 0.304, SLG: 0.456		3-3 K		0-2 SF7			3-3 K		1-3 K	1	0	0	0	0	1				
<b>Inning Stats</b>	R: 3 E: 0 K: 2 S: 15	H: 2 LOB: 0 BB: 1 P: 21	R: 0 E: 0 K: 2 S: 11	H: 0 LOB: 0 BB: 0 P: 16	R: 0 E: 0 K: 0 S: 8	H: 0 LOB: 0 BB: 0 P: 11	R: 1 E: 0 K: 1 S: 12	H: 2 LOB: 1 BB: 0 P: 16	R: 0 E: 0 K: 2 S: 16	H: 2 LOB: 2 BB: 0 P: 21	R: 0 E: 0 K: 2 S: 10	H: 0 LOB: 1 BB: 0 P: 17	R: 0 E: 0 K: 2 S: 10	H: 1 LOB: 1 BB: 1 P: 13	R: 0 E: 0 K: 2 S: 11	H: 0 LOB: 1 BB: 1 P: 19	1B: 4 2B: 2 3B: 0 HR: 1	SF: 1 SAC: 0 DP: 0 HBP: 0	WP: 0 PA: 36
<b>PITCHER</b>	IP WLS BF H R ER SO BB IBB HBP BLK WP HR S P ERA WHIP																		
Shane Reynolds, R (1,1) ERA: 3.67	7.0 W 28 6 4 4 11 1 0 0 0 0 0 1 83 118 5.14 1.000																		
Doug Henry, R (8,1) ERA: 2.53	1.0 4 1 0 0 2 0 0 0 0 0 0 0 10 13 0.00 1.000																		
Billy Wagner, L (9,1) ERA: 2.31	1.0 4 0 0 0 2 1 0 0 0 0 0 0 0 11 19 0.00 1.000																		

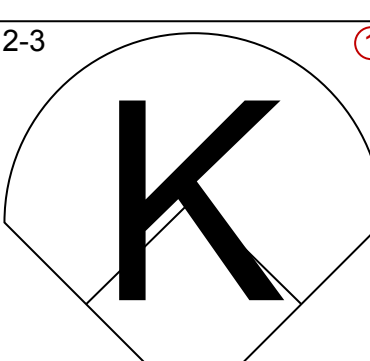
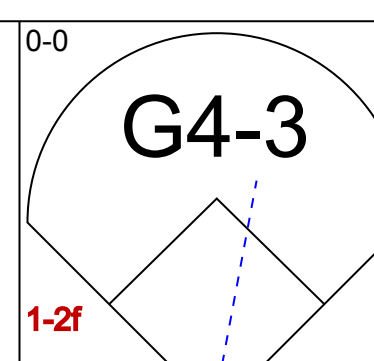
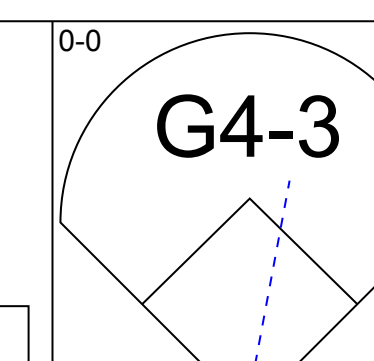
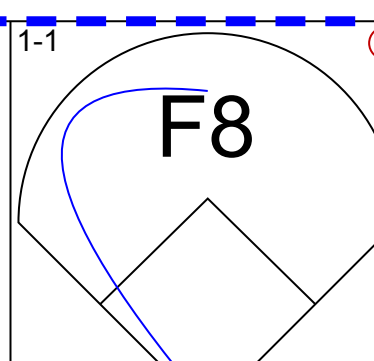
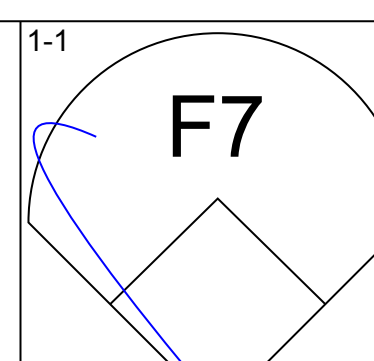
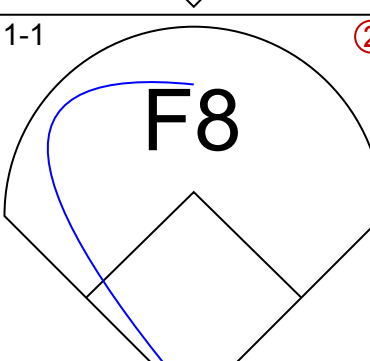
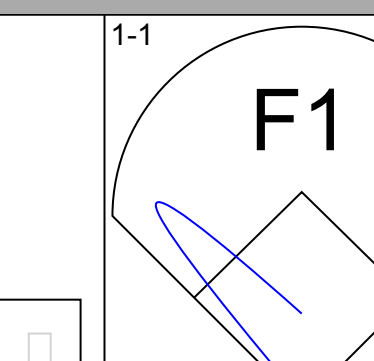
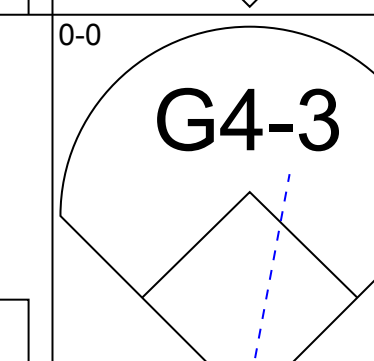
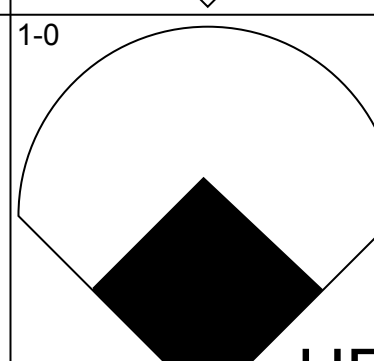
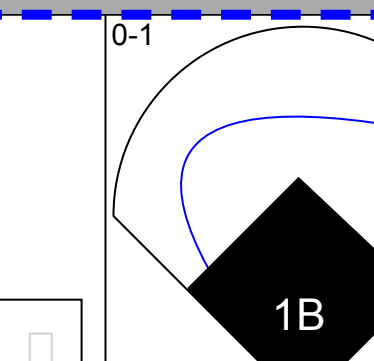
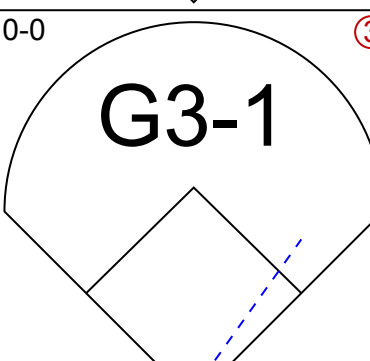
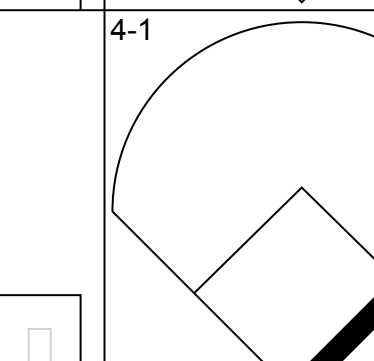
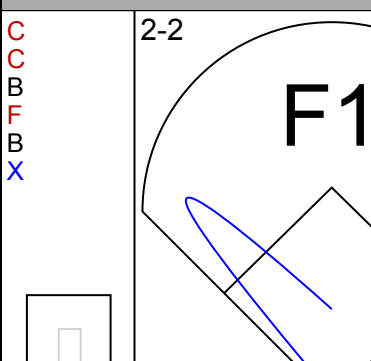
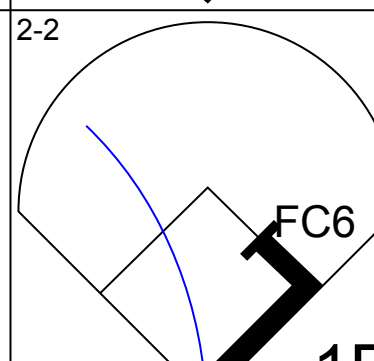

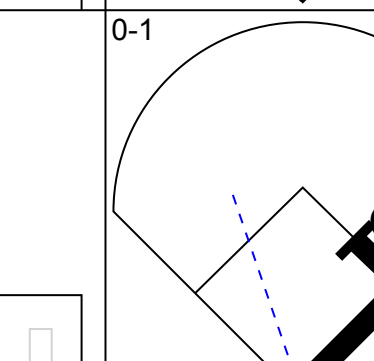
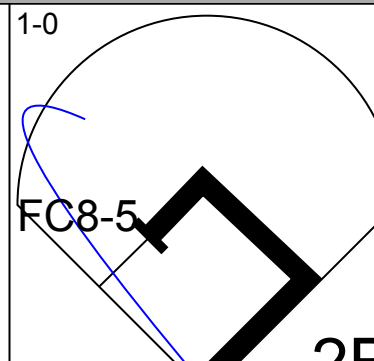
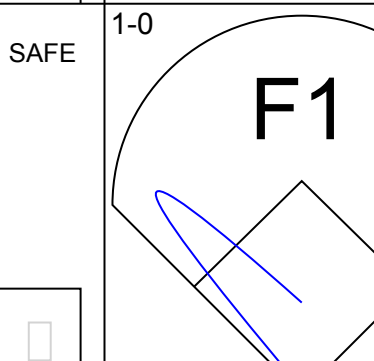
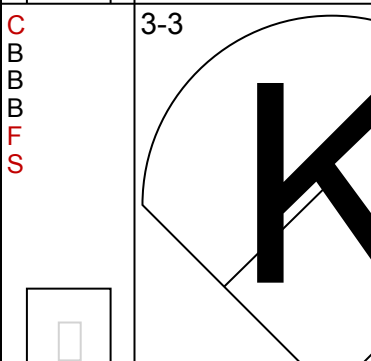
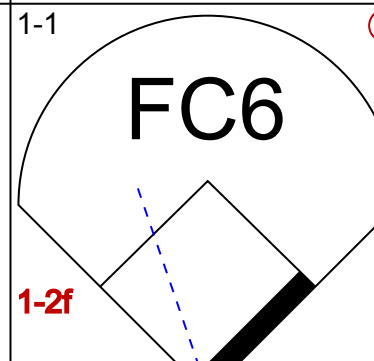

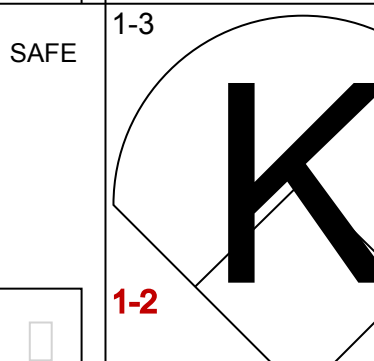
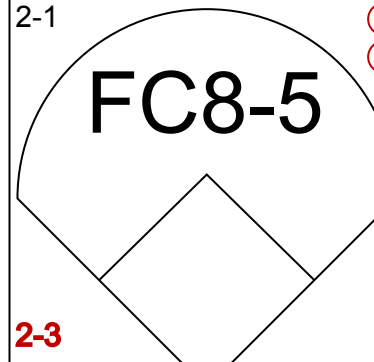
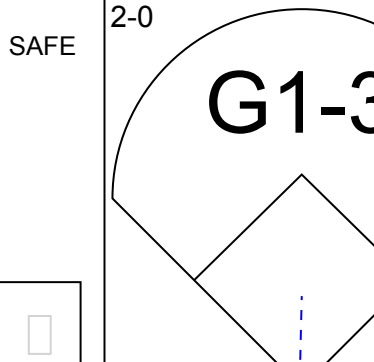
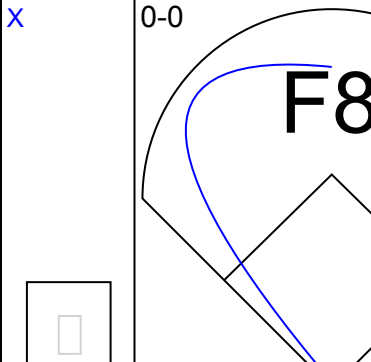
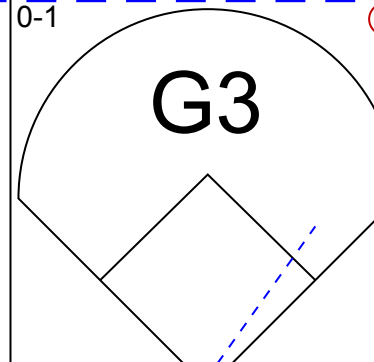
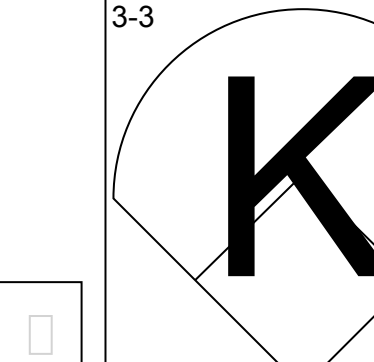
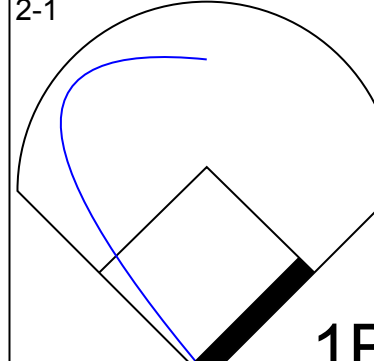
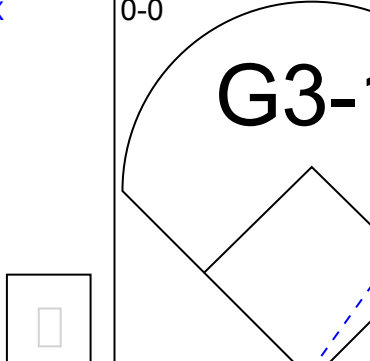
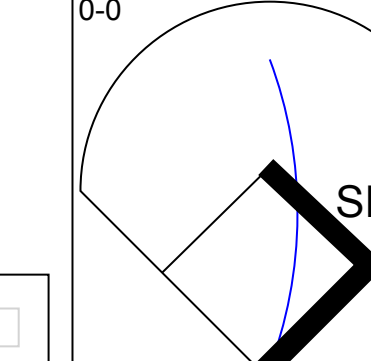

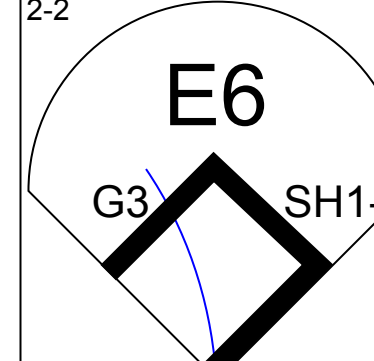
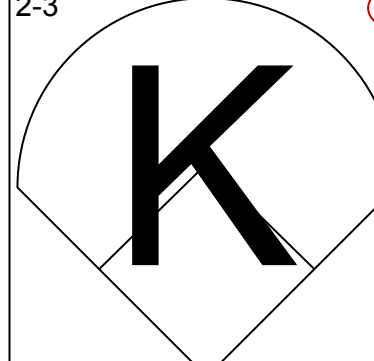
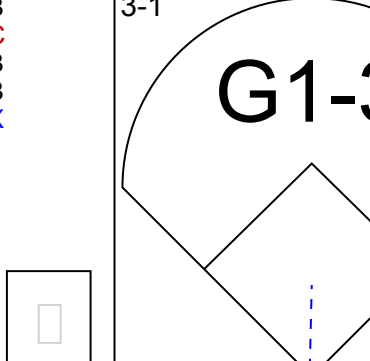
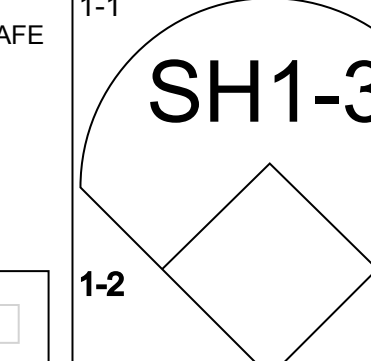
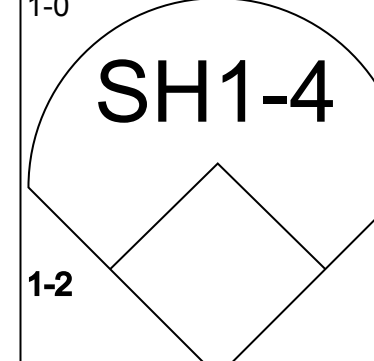
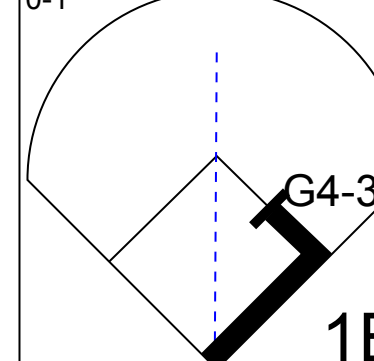
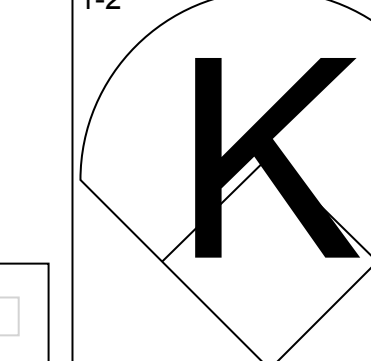
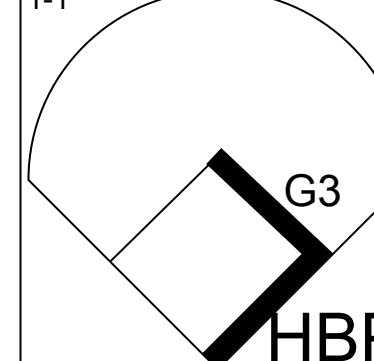
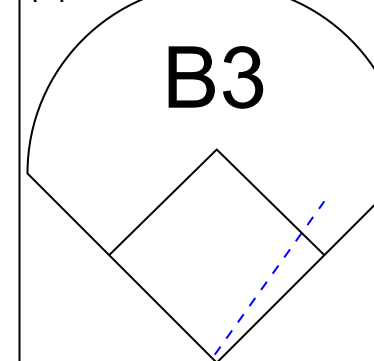
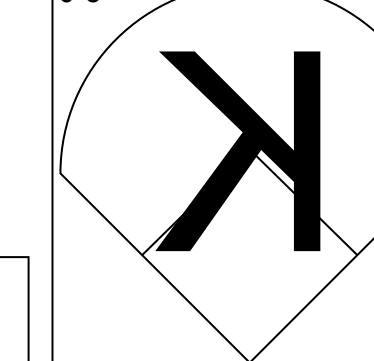
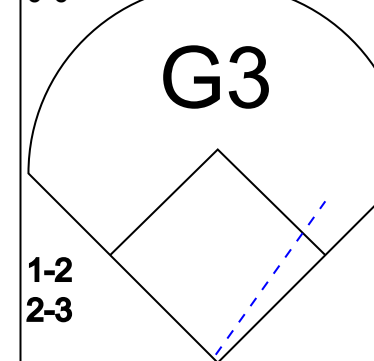
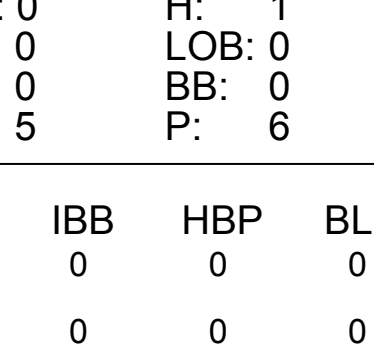
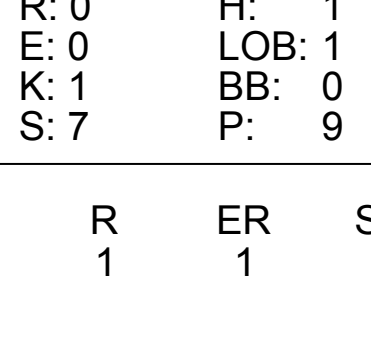
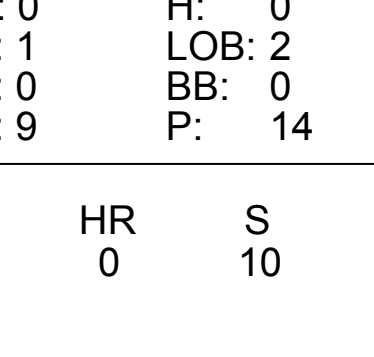
Batter	1	2	3	4	5	6	7	8	9	AB	R	H	RBI	BB	SO	LOB	BOTTOM		
Craig Biggio, R (1,4) OBP: 0.303, SLG: 0.503	2-2 G5-3		0-1 F9		1-3 K		0-1 F9		1-3 K	5	0	0	0	0	2	6	<b>Pittsburgh Pirates @ Houston Astros</b> Astrodome, Houston, TX Sun Aug 30 1998, 4:33 AM EDT Att: 25,342 - Dome - 72 F		
Ricky Gutierrez, R (1,6) OBP: 0.350, SLG: 0.339	0-0 G6-3		1-2 G5-3		0-0 FC5		2-1 1B		2-1 F9	5	1	1	1	0	0	5			
Derek Bell, R (1,9) OBP: 0.356, SLG: 0.478	3-2 P6			2-0 BB		3-3 K		3-0 5 2B		5	3	3	1	0	1				
5 Jeff Bagwell, R (1,3) OBP: 0.409, SLG: 0.531		3-1 F8		4-1 2B		0-0 HR		3-2 5 G5-3		4	3	3	2	1	0				
Moises Alou, R (1,7) OBP: 0.397, SLG: 0.614		3-2 G5-3		4-1 2B		2-2 G6-3		1-3 2B		4	1	1	1	1	0				
Richard Hidalgo, R (1,8) OBP: 0.328, SLG: 0.423		0-1 HR		1-3 K		1-1 HR		0-2 F8		5	2	2	3	0	1				
Sean Berry, R (1,5) OBP: 0.182, SLG: 0.192 Bill Spiers, L (7,5) OBP: 0.355, SLG: 0.391		3-0 2B		0-0 E		4-1 BB		2-1 G3		2	0	2	2	1	0				
Tony Eusebio, R (1,2) OBP: 0.335, SLG: 0.325		2-2 G5-3		1-3 2H		3-2 F6-3		0-0 BB		3	0	1	0	2	0				
Shane Reynolds, R (1,1) OBP: 0.162, SLG: 0.192 Mitch Meluskey, S (7,PH) Doug Henry, R (8,1) J.R. Phillips, L (8,PH) Billy Wagner, L (9,1) OBP: 0.300, SLG: 0.500			2-2 K		2-2 E6		2-2 2B		1-2 G4-3	3	1	1	1	0	1				
<b>Inning Stats</b>	R: 0 E: 0 K: 0 S: 12	H: 0 LOB: 1 BB: 0 P: 17	R: 1 E: 0 K: 0 S: 12	H: 2 LOB: 1 BB: 0 P: 23	R: 0 E: 0 K: 1 S: 8	H: 0 LOB: 0 BB: 0 P: 11	R: 3 E: 1 K: 2 S: 14	H: 2 LOB: 3 BB: 3 P: 32	R: 2 E: 0 K: 1 S: 14	H: 2 LOB: 1 BB: 1 P: 27	R: 3 E: 0 K: 0 S: 18	H: 4 LOB: 1 BB: 0 P: 28	R: 0 E: 0 K: 1 S: 9	H: 1 LOB: 2 BB: 1 P: 18	R: 2 E: 0 K: 0 S: 16	H: 3 LOB: 2 BB: 1 P: 32		1B: 5 2B: 6 3B: 0 HR: 3	SF: 0 SAC: 0 DP: 0 HBP: 0
<b>PITCHER</b>	IP WLS BF H R ER SO BB IBB HBP BLK WP HR S P ERA WHIP																		
Sean Lawrence, L (1,1) ERA: 6.48	3.1 16 4 4 0 4 2 0 0 0 0 0 0 7 39 10.80 1.800																		
Jeff Tabaka, L (4,1) ERA: 2.4	0.2 4 0 0 0 1 0 1 0 0 0 0 0 7 14 0.00 0.000																		
Jeff McCurry, R (5,1) ERA: 6.0	1.0 L 6 2 2 2 1 1 0 0 0 0 0 1 14 27 18.00 3.000																		
Ricardo Rincon, L (6,1) ERA: 2.51	0.1 5 4 3 3 0 0 0 0 0 0 0 0 13 23 81.00 12.000																		
Mike Williams, R (6,1) ERA: 2.21	1.2 7 1 0 0 1 1 0 0 0 0 0 0 14 23 0.00 1.200																		









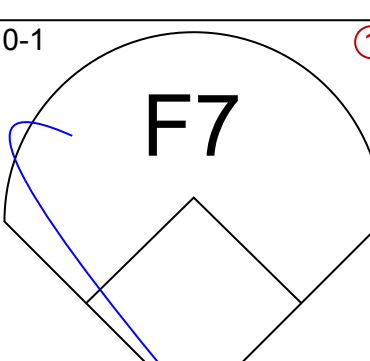
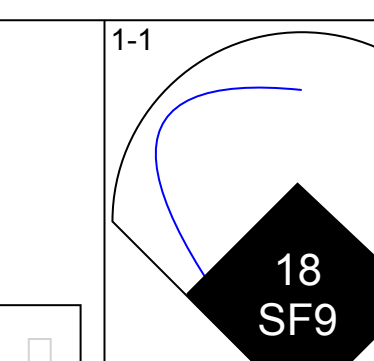
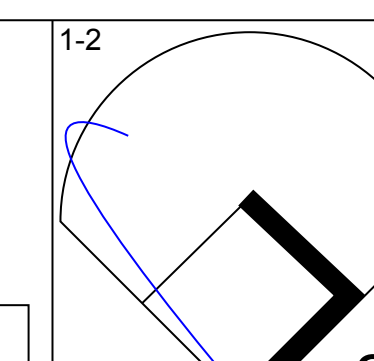
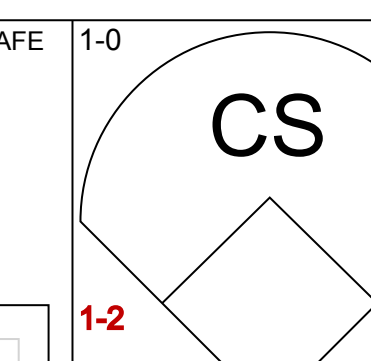
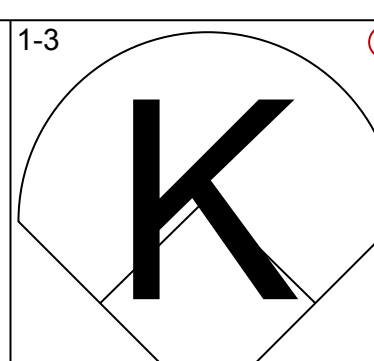
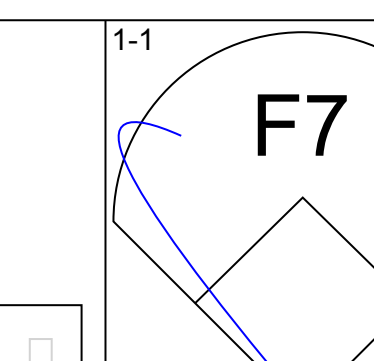
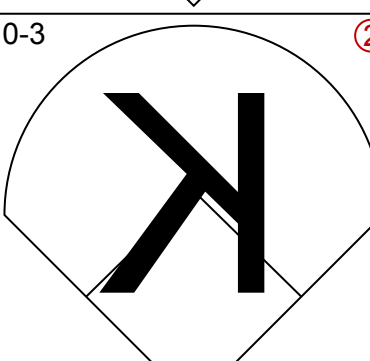
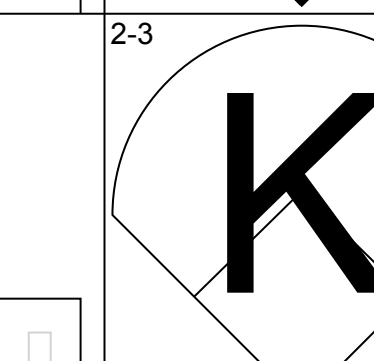
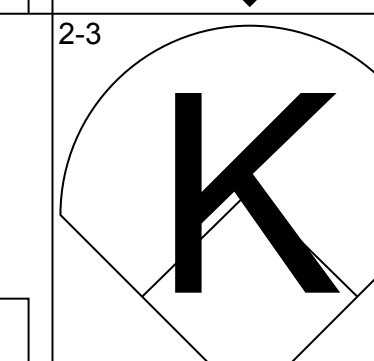
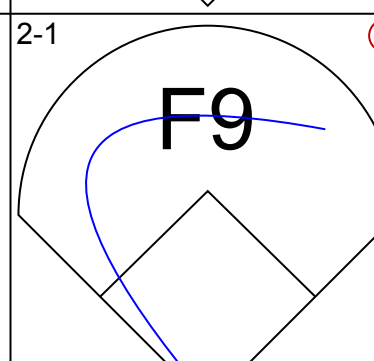
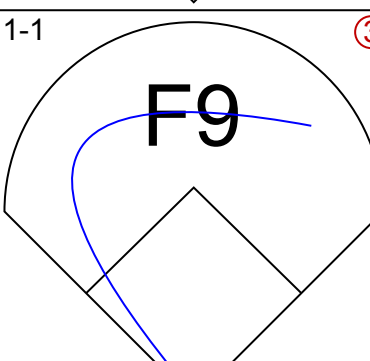
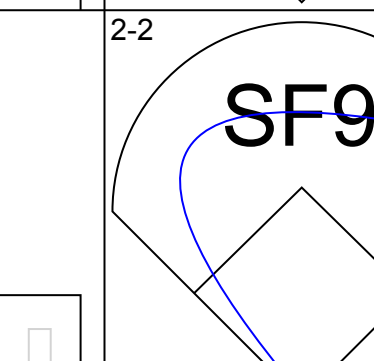
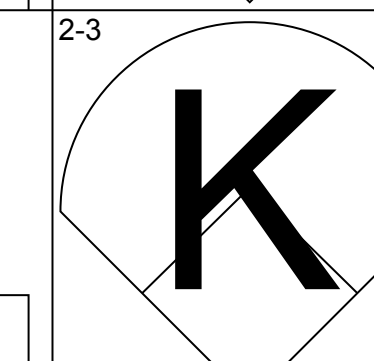
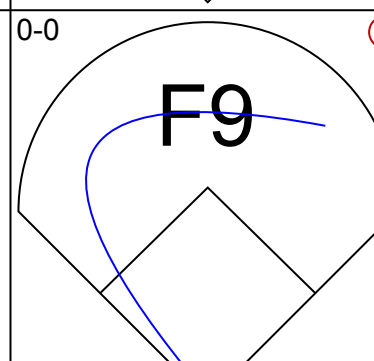
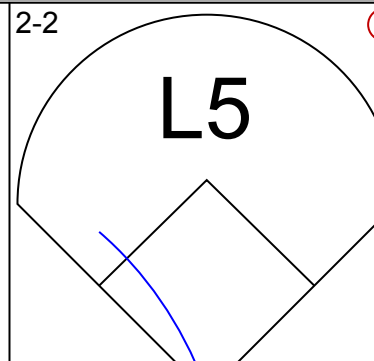
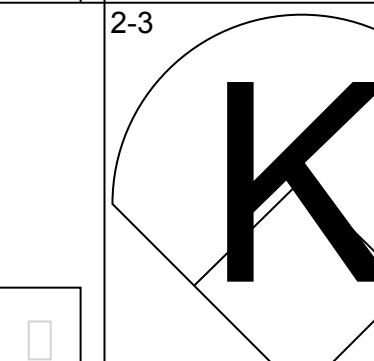
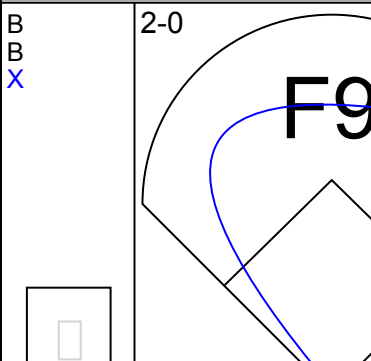
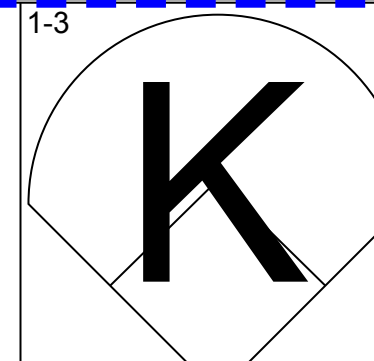
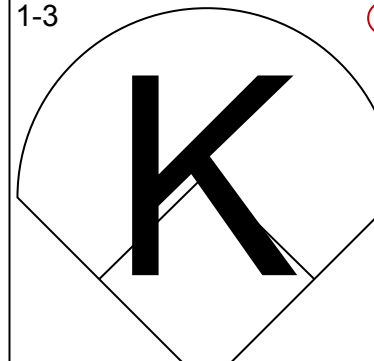
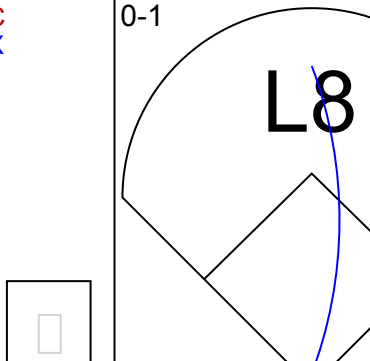
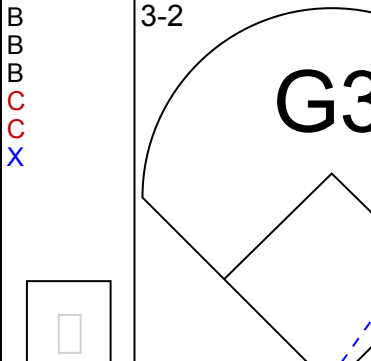


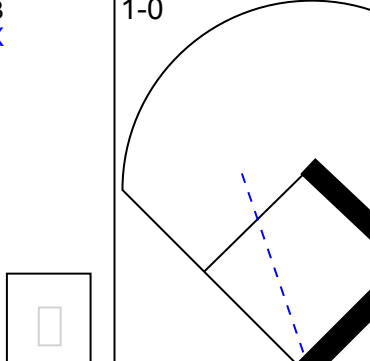
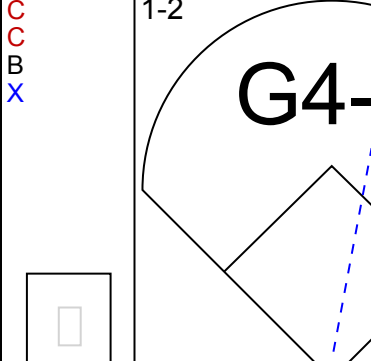
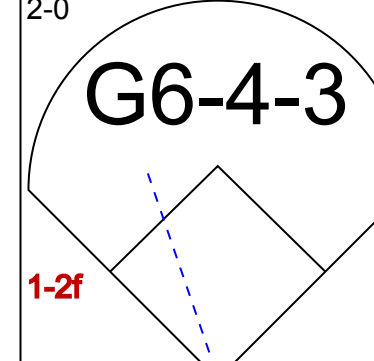
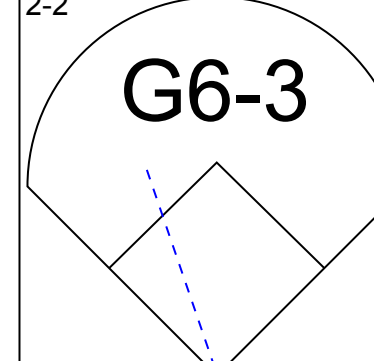
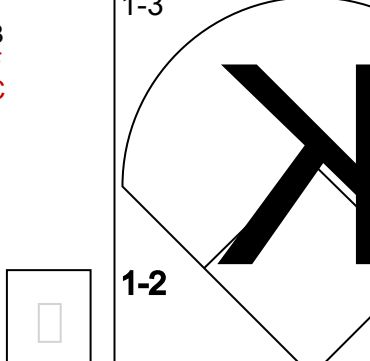
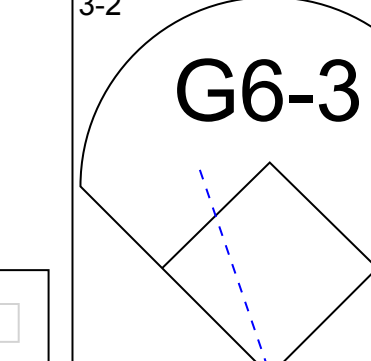
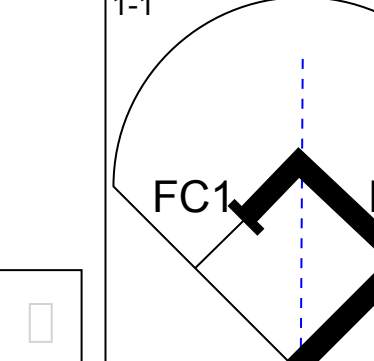
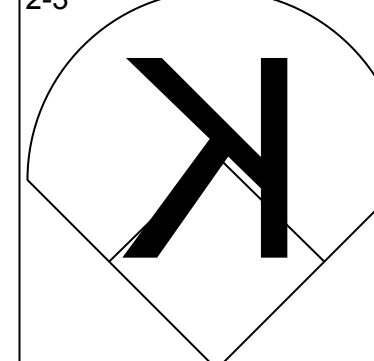
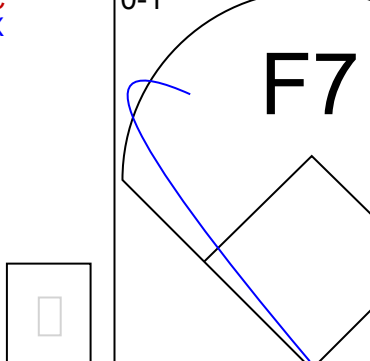
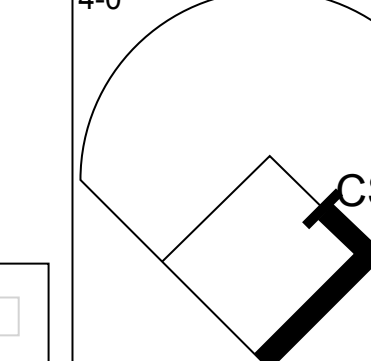

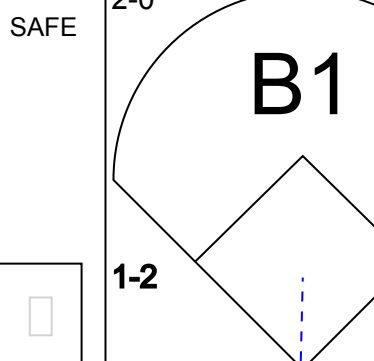
Batter	1	2	3	4	5	6	7	8	9	10	11	AB	R	H	RBI	BB	SO	LOB	TOP			
Andy Fox, L OBP: 0.363, SLG: 0.411 (1, 4)												5	0	0	0	0	1	3				
Tony Batista, R OBP: 0.332, SLG: 0.558 (1, 6)												5	2	2	1	0	0	0				
Devon White, S OBP: 0.340, SLG: 0.477 (1, 8)												4	0	2	1	1	0	0				
Travis Lee, L OBP: 0.340, SLG: 0.434 (1, 3)												5	0	1	0	0	2	3				
Matt Williams, R OBP: 0.320, SLG: 0.444 (1, 5)												5	0	0	0	0	1	3				
David Dellucci, L OBP: 0.327, SLG: 0.404 (8, 9)												4	0	2	0	0	0					
Damian Miller, R OBP: 0.382, SLG: 0.464 (1, 2)												2	0	0	0	0	1	1				
Karim Garcia, L OBP: 0.262, SLG: 0.376 (8, PH)												2	0	1	0	0	0					
Bernard Gilkey, R OBP: 0.320, SLG: 0.316 (8, 7)												1	0	0	0	0	1	1				
Andy Benes, R OBP: 0.290, SLG: 0.278 (8, PH)												2	0	0	0	0	1	1				
Jay Bell, R OBP: 0.306, SLG: 0.432 (8, 1)												1	0	0	0	0	0	1				
Andy Starkewicz, R OBP: 0.260, SLG: 0.220 (10, PH)												1	0	0	0	0	0	2				
Aaron Small, R OBP: 0.260, SLG: 0.220 (10, 1)												0	0	0	0	0	0	0				
Gregg Olson, R OBP: 0.350, SLG: 0.300 (11, 1)												0	0	0	0	0	0	0				
<b>Inning Stats</b>	R: 0 E: 0 K: 1 S: 6	H: 0 LOB: 0 BB: 0 P: 9	R: 0 E: 0 K: 1 S: 8	H: 2 LOB: 1 BB: 0 P: 15	R: 0 E: 0 K: 0 S: 5	H: 1 LOB: 0 BB: 0 P: 6	R: 0 E: 0 K: 0 S: 5	H: 0 LOB: 1 BB: 1 P: 13	R: 0 E: 0 K: 0 S: 5	H: 0 LOB: 0 BB: 0 P: 5	R: 0 E: 0 K: 1 S: 8	H: 1 LOB: 1 BB: 0 P: 9	R: 1 E: 0 K: 0 S: 12	H: 2 LOB: 1 BB: 0 P: 17	R: 0 E: 1 K: 0 S: 9	H: 0 LOB: 2 BB: 0 P: 14	R: 1 E: 0 K: 2 S: 10	H: 2 LOB: 0 BB: 0 P: 14	1B: 5 2B: 2 3B: 1 HR: 1	SF: 0 SAC: 2 DP: 2 HBP: 1	WP: 0 PB: 0 SB: 0 CS: 1	PA: 41
<b>PITCHER</b>	Elmer Dessens, R ERA: 4.42 (1, 1)	IP: 7.0 WLS: 23 BF: 3	H: 3 R: 1 ER: 0 SO: 4	R: 0 ER: 0 SO: 4	BB: 1 IBB: 0 HBP: 0 BLK: 0	WP: 0 HR: 0 S: 43 P: 71	ERA: 0.00 WHIP: 0.571	Jeff Tabaka, L ERA: 2.55 (11, 1)	IP: 1.0 WLS: 4 BF: 2	H: 2 R: 1 ER: 1 SO: 2	BB: 0 IBB: 0 HBP: 0 BLK: 0	WP: 0 HR: 0 S: 10 P: 14	ERA: 9.00 WHIP: 2.000									

**Arizona Diamondbacks @ Pittsburgh Pirates**  
 Three Rivers Stadium, Pittsburgh, PA  
 Wed Sep 02 1998, 7:05 PM EDT  
 Att. 12,010 - Unknown - 74 F

livebaseballscorecards.com

AB 37  
 R 2  
 H 8  
 RBI 2  
 BB 1  
 SO 7  
 LOB 15



Batter	1	2	3	4	5	6	7	8	9	10	11	AB	R	H	RBI	BB	SO	LOB	BOTTOM					
Tony Womack, L OBP: 0.327, SLG: 0.369 (1, 4)												5	1	2	0	0	1	1						
Adrian Brown, S OBP: 0.393, SLG: 0.393 (1, 8)												4	0	0	0	0	3	2						
1B Jason Kendall, R OBP: 0.407, SLG: 0.475 (1, 2)												3	0	0	1	0	1	1						
Kevin Young, R OBP: 0.344, SLG: 0.507 (1, 3)												4	0	0	0	0	2	0						
Jose Guillen, R OBP: 0.300, SLG: 0.415 (8, 1)												3	0	0	0	0	1	0						
Jason Christiansen, R OBP: 0.250, SLG: 0.250 (8, 1)												0	0	0	0	0	0	0						
Mike Williams, R OBP: 0.342, SLG: 0.433 (9, 7)												1	0	1	0	0	0	0						
Freddy Garcia, R OBP: 0.350, SLG: 0.598 (11, 1)												4	0	1	0	0	1	1						
Jeff Tabaka, R (11, 1)												0	0	0	0	0	0	0						
Emil Brown, R OBP: 0.143, SLG: 0.143 (8, 9)												4	0	1	0	0	1	1						
Abraham Nunez, S (1, 6)												3	0	0	0	1	1	2						
Elmer Dessens, R (1, 1)												2	0	0	0	0	1	0						
Manny Martinez, R OBP: 0.301, SLG: 0.451 (8, 7)												1	0	0	0	0	0	1						
Ricardo Rincon, L (9, 1)												0	0	0	0	0	0	0						
Rich Loiselle, R (9, 1)												0	0	0	0	0	0	0						
Doug Strange, S OBP: 0.229, SLG: 0.226 (11, 5)												1	0	0	0	0	0	1						
<b>Inning Stats</b>	R: 0 E: 0 K: 1 S: 7	H: 0 LOB: 0 BB: 0 P: 8	R: 0 E: 0 K: 2 S: 9	H: 0 LOB: 0 BB: 0 P: 13	R: 0 E: 0 K: 2 S: 9	H: 0 LOB: 0 BB: 0 P: 13	R: 1 E: 0 K: 2 S: 18	H: 1 LOB: 0 BB: 0 P: 25	R: 0 E: 0 K: 1 S: 8	H: 1 LOB: 1 BB: 0 P: 10	R: 0 E: 0 K: 2 S: 13	H: 1 LOB: 1 BB: 0 P: 19	R: 0 E: 0 K: 0 S: 7	H: 0 LOB: 0 BB: 0 P: 17	R: 0 E: 0 K: 1 S: 7	H: 0 LOB: 0 BB: 0 P: 10	R: 0 E: 0 K: 1 S: 5	H: 1 LOB: 1 BB: 0 P: 9	R: 0 E: 0 K: 0 S: 8	H: 1 LOB: 1 BB: 0 P: 14	1B: 3 2B: 1 3B: 1 HR: 0	SF: 1 SAC: 0 DP: 1 HBP: 0	WP: 0 PB: 2 SB: 0 CS: 1	PA: 38
<b>PITCHER</b>	Andy Benes, R ERA: 4.55 (1, 1)	IP: 7.0 WLS: 6 BF: 24	H: 3 R: 0 ER: 1 SO: 10	R: 0 ER: 0 SO: 10	BB: 1 IBB: 0 HBP: 0 BLK: 0	WP: 0 HR: 0 S: 14 P: 27	ERA: 0.00 WHIP: 0.500	Willie Banks, R ERA: 4.65 (8, 1)	IP: 1.0 WLS: 3 BF: 3	H: 1 R: 0 ER: 0 SO: 1	BB: 0 IBB: 0 HBP: 0 BLK: 0	WP: 0 HR: 0 S: 5 P: 9	ERA: 0.00 WHIP: 1.000	Aaron Small, R ERA: 5.46 (10, 1)	IP: 1.0 WLS: 4 BF: 4	H: 1 R: 0 ER: 0 SO: 0	BB: 0 IBB: 0 HBP: 0 BLK: 0	WP: 0 HR: 0 S: 8 P: 14	ERA: 0.00 WHIP: 1.000					

**Arizona Diamondbacks @ Pittsburgh Pirates**  
 Three Rivers Stadium, Pittsburgh, PA  
 Wed Sep 02 1998, 7:05 PM EDT  
 Att. 12,010 - Unknown - 74 F

livebaseballscorecards.com

AB 35  
 R 1  
 H 5  
 RBI 1  
 BB 1  
 SO 12  
 LOB 10





Batter	1	2	3	4	5	6	7	8	9	AB	R	H	RBI	BB	SO	LOB	TOP			
Andy Fox, L OBP: 0.360, SLG: 0.407 (1, 8)	G3		K		F8		K			4	0	0	0	0	2	0	<b>Arizona Diamondbacks @ Pittsburgh Pirates</b> Three Rivers Stadium, Pittsburgh, PA Thu Sep 03 1998, 3:33 AM EDT Att: 8,610 - Sunny - 80 F			
Tony Batista, R OBP: 0.330, SLG: 0.550 (1, 4)	G5-3		BB 1B BB		K			F7		3	1	0	0	1	1	0				
Travis Lee, L OBP: 0.343, SLG: 0.434 (1, 3)								L6		2	0	1	0	2	0	0				
Matt Williams, R OBP: 0.325, SLG: 0.442 (1, 5)	K							K		4	0	1	1	0	3	2				
David Dellucci, L OBP: 0.327, SLG: 0.403 (1, 7)			L6						K	4	0	1	0	0	1	3				
Jay Bell, R OBP: 0.355, SLG: 0.432 (1, 6)	G3				G5-3			F7		4	0	1	0	0	0	1				
Karim Garcia, L OBP: 0.259, SLG: 0.371 Devon White, S OBP: 0.340, SLG: 0.477 (9, 8)	G6-3				F7				K	4	0	0	0	0	2	3				
Kelly Stinnett, R OBP: 0.327, SLG: 0.400 (1, 2)										3	0	0	0	0	0	1				
Brian Anderson, R OBP: 0.136, SLG: 0.105 (1, 1)			K					G4-3		3	0	0	0	0	1	0				
<b>Inning Stats</b>	R: 0 E: 0 K: 1 S: 9	H: 0 LOB: 1 BB: 1 P: 16	R: 0 E: 0 K: 0 S: 8	H: 1 LOB: 1 BB: 0 P: 14	R: 1 E: 0 K: 2 S: 11	H: 1 LOB: 2 BB: 2 P: 23	R: 0 E: 0 K: 0 S: 6	H: 0 LOB: 0 BB: 0 P: 7	R: 0 E: 0 K: 1 S: 5	H: 2 LOB: 2 BB: 0 P: 16	R: 0 E: 0 K: 1 S: 6	H: 0 LOB: 0 BB: 0 P: 10	R: 0 E: 0 K: 1 S: 8	H: 0 LOB: 0 BB: 0 P: 12	R: 0 E: 0 K: 2 S: 8	H: 0 LOB: 0 BB: 0 P: 11		1B: 3 2B: 1 3B: 0 HR: 0	SF: 0 SAC: 0 DP: 0 HBP: 0	WP: 0 PB: 0 CS: 0
<b>PITCHER</b> 67 Francisco Cordova, R ERA: 3.07 (1, 1)	IP: 9.0 WLS: L BF: 34 H: 4 R: 1 ER: 1 SO: 10 BB: 3 IBB: 0 HBP: 0 BLK: 0 WP: 0 HR: 0 S: 72 P: 117 ERA: 1.00 WHIP: 0.778															<b>PITCHER</b>				

Batter	1	2	3	4	5	6	7	8	9	AB	R	H	RBI	BB	SO	LOB	BOTTOM			
Tony Womack, L OBP: 0.325, SLG: 0.366 (1, 4)	F7			G3-1		G6-3			K	4	0	0	0	0	1	0	<b>Arizona Diamondbacks @ Pittsburgh Pirates</b> Three Rivers Stadium, Pittsburgh, PA Thu Sep 03 1998, 3:33 AM EDT Att: 8,610 - Sunny - 80 F			
Adrian Brown, S OBP: 0.400, SLG: 0.400 (1, 8)	G4-3			BLK 1B				G1-3		4	0	2	0	0	0	0				
18 Jason Kendall, R OBP: 0.406, SLG: 0.476 (1, 2)	F9			F8					FC6-4 1B	4	0	1	0	0	0	2				
Kevin Young, R OBP: 0.342, SLG: 0.504 (1, 3)					F7					3	0	0	0	0	1	2				
Jose Guillen, R OBP: 0.299, SLG: 0.412 (1, 9)										3	0	0	0	0	0	1				
Manny Martinez, R OBP: 0.285, SLG: 0.442 (1, 7)					P2					3	0	0	0	0	0	0				
Freddy Garcia, R OBP: 0.343, SLG: 0.584 (1, 5)				G1-3		G6-3			G1-3	3	0	0	0	0	0	0				
Abraham Nunez, S (1, 6)				K						3	0	0	0	0	1	0				
67 Francisco Cordova, R OBP: 0.145, SLG: 0.164 Turner Ward, S OBP: 0.341, SLG: 0.432 (9, PH)				K						2	0	0	0	0	1	0				
<b>Inning Stats</b>	R: 0 E: 0 K: 0 S: 6	H: 0 LOB: 0 BB: 0 P: 10	R: 0 E: 0 K: 0 S: 4	H: 0 LOB: 0 BB: 0 P: 6	R: 0 E: 0 K: 2 S: 8	H: 0 LOB: 0 BB: 0 P: 11	R: 0 E: 0 K: 0 S: 11	H: 1 LOB: 1 BB: 0 P: 16	R: 0 E: 0 K: 0 S: 9	H: 0 LOB: 0 BB: 0 P: 12	R: 0 E: 0 K: 1 S: 10	H: 1 LOB: 1 BB: 0 P: 14	R: 0 E: 0 K: 0 S: 7	H: 0 LOB: 0 BB: 0 P: 9	R: 0 E: 0 K: 1 S: 8	H: 1 LOB: 1 BB: 0 P: 12		1B: 2 2B: 1 3B: 0 HR: 0	SF: 0 SAC: 0 DP: 0 HBP: 0	WP: 0 PB: 0 CS: 0
<b>PITCHER</b> Brian Anderson, L ERA: 4.51 (1, 1)	IP: 9.0 WLS: W BF: 30 H: 3 R: 0 ER: 0 SO: 4 BB: 0 IBB: 0 HBP: 0 BLK: 1 WP: 0 HR: 0 S: 72 P: 102 ERA: 0.00 WHIP: 0.333															<b>PITCHER</b>				



Batter	1	2	3	4	5	6	7	8	9	AB R H RBI BB SO LOB	TOP														
Lance Johnson, L OBP: 0.319, SLG: 0.293 (1, 8)	P5		FC4-6				G1-3		E BB 1B BB	4 1 1 0 1 0 3	<b>Chicago Cubs @ Pittsburgh Pirates</b> Three Rivers Stadium, Pittsburgh, PA Fri Sep 04 1998, 7:05 PM EDT Att: 36,510 - Unknown - 77 F  livebaseballscores.com														
Mickey Morandini, L OBP: 0.362, SLG: 0.398 (1, 4)	G6-3		G4-3		G4-3		G5-3		E 1B BB	4 1 0 0 1 0 4															
Sammy Sosa, R OBP: 0.379, SLG: 0.656 (1, 9)	HR			1B G6-3		K		E6 F9	E5 1B	5 2 2 2 0 1 2															
Mark Grace, L OBP: 0.416, SLG: 0.484 (1, 3)	G4-3			G6-3 WP 1B		G1-3 1B			E 1B	4 0 3 2 1 0 0															
Brant Brown, L OBP: 0.356, SLG: 0.515 Glenallen Hill, R OBP: 0.349, SLG: 0.531 Rod Beck, R (9, 1)		K		P6		G1-3		F7	K	4 0 0 0 0 1 5 1 0 0 0 0 1 2 0 0 0 0 0 0 0															
José Hernández, R OBP: 0.327, SLG: 0.510 (9, 7)	G6-3		G6-3		G4-3		G4-3	F9	G4-3	5 0 0 1 0 0 6															
Tyler Houston, L OBP: 0.281, SLG: 0.380 (1, 2)			K				WP 1B	K		4 0 1 0 0 3 3															
Gary Gaetti, R OBP: 0.354, SLG: 0.479 (1, 5)			FC4-6 1B		B5-6-4 1B		WP 1B		K	4 0 3 0 0 1 0															
Mark Clark, R OBP: 0.261, SLG: 0.339 Jason Maxwell, R (7, PH) Pedro Valdes, L OBP: 0.227, SLG: 0.238 Matt Karchner, R (7, 1) Manny Alexander, R OBP: 0.289, SLG: 0.348 (9, 6)			K		B5-6-4 1-2		P3		BB BB E 1B	2 0 0 0 0 1 2 0 0 0 0 0 0 0 1 0 0 0 0 0 0 0 0 0 0 0 0 0 1 1 1 0 0 0 0															
<b>Inning Stats</b>	R: 1 E: 0 K: 0 S: 9	H: 1 LOB: 0 BB: 0 P: 15	R: 0 E: 0 K: 2 S: 8	H: 0 LOB: 0 BB: 0 P: 10	R: 0 E: 0 K: 1 S: 12	H: 1 LOB: 1 BB: 0 P: 20	R: 1 E: 0 K: 1 S: 13	H: 2 LOB: 1 BB: 0 P: 19	R: 0 E: 0 K: 0 S: 5	H: 1 LOB: 1 BB: 0 P: 13		R: 0 E: 0 K: 0 S: 11	H: 2 LOB: 2 BB: 0 P: 19	R: 0 E: 1 K: 1 S: 13	H: 0 LOB: 2 BB: 1 P: 26	R: 3 E: 1 K: 2 S: 23	H: 2 LOB: 2 BB: 2 P: 39	1B: 10 2B: 0 3B: 0 HR: 1	SF: 0 SAC: 0 DP: 1 HBP: 0	WP: 2 PB: 0 SB: 0 CS: 0	PA: 42				
<b>PITCHER</b>	IP WLS BF H R ER SO BB IBB HBP BLK WP HR S P ERA WHIP											IP WLS BF H R ER SO BB IBB HBP BLK WP HR S P ERA WHIP													
Jason Schmidt, R ERA: 3.87 Mike Williams, R ERA: 2.32 Jason Christiansen, L ERA: 2.28 Todd Van Poppel, R ERA: 6.83	(1, 1) (9, 1) (9, 1) (9, 1)	8.0 0.1 0.0 0.2	34 L 2 4 2	9 1 1 0	2 1 2 0	6 1 1 0	0 0 0 0	0 0 0 0	0 0 0 0	0 0 0 0	2 0 0 0	1 5 7 11	130 27.00 21 11	2.25 3.000 ∞ 0.00	1.125 3.000 ∞ 0.000										

Batter	1	2	3	4	5	6	7	8	9	AB R H RBI BB SO LOB	BOTTOM														
Tony Womack, L OBP: 0.322, SLG: 0.363 (1, 4)	K		K2-3		G6-3		G4-3		G3-1	5 0 0 0 0 2 1	<b>Chicago Cubs @ Pittsburgh Pirates</b> Three Rivers Stadium, Pittsburgh, PA Fri Sep 04 1998, 7:05 PM EDT Att: 36,510 - Unknown - 77 F  livebaseballscores.com														
Adrian Brown, S OBP: 0.391, SLG: 0.391 (1, 8)	G6-3		18 G6-3 18 S		G3		K			4 0 1 0 0 1 0															
18 Jason Kendall, R OBP: 0.404, SLG: 0.473 (1, 2)	E6		G6-3				SH SF7 HBP		K	3 1 0 0 0 1 1															
Kevin Young, R OBP: 0.343, SLG: 0.502 (1, 3)	G1-3						SF7 1B BB		K	2 1 0 0 2 1 1															
Jose Guillen, R OBP: 0.299, SLG: 0.412 (1, 9)			G4-3 1B		G1-3		SH 1B SF7		G5-3	3 0 1 0 0 0 2															
Turner Ward, S OBP: 0.338, SLG: 0.426 Mike Williams, R (9, 1) Jason Christiansen, R OBP: 0.250, SLG: 0.250 Todd Van Poppel, R OBP: 0.267, SLG: 0.286 (9, 1)			G4-3		G3		SF7		F8	3 0 0 1 0 0 1 0															
Freddy Garcia, R OBP: 0.354, SLG: 0.586 (1, 5)					F8		2-3 3-H 1B			3 0 2 1 1 0 0															
Lou Collier, R OBP: 0.315, SLG: 0.336 (1, 6)			F8		G5-3		K		F9	4 0 0 0 0 1 5															
Jason Schmidt, R OBP: 0.088, SLG: 0.109 Manny Martinez, R OBP: 0.294, SLG: 0.440 (9, 7)			G5-3		K		F8		L4	3 0 0 0 0 1 4 1 0 0 0 0 0 1															
<b>Inning Stats</b>	R: 0 E: 1 K: 1 S: 11	H: 0 LOB: 1 BB: 0 P: 17	R: 0 E: 0 K: 0 S: 12	H: 1 LOB: 2 BB: 1 P: 20	R: 0 E: 0 K: 1 S: 13	H: 1 LOB: 2 BB: 1 P: 20	R: 0 E: 0 K: 0 S: 11	H: 0 LOB: 0 BB: 0 P: 13	R: 2 E: 0 K: 1 S: 13	H: 1 LOB: 2 BB: 1 P: 23		R: 0 E: 0 K: 2 S: 10	H: 0 LOB: 0 BB: 0 P: 13	R: 0 E: 0 K: 1 S: 7	H: 0 LOB: 0 BB: 0 P: 11	R: 0 E: 0 K: 0 S: 10	H: 1 LOB: 1 BB: 0 P: 15	1B: 4 2B: 0 3B: 0 HR: 0	SF: 1 SAC: 1 DP: 0 HBP: 1	WP: 0 PB: 0 SB: 3 CS: 0	PA: 37				
<b>PITCHER</b>	IP WLS BF H R ER SO BB IBB HBP BLK WP HR S P ERA WHIP											IP WLS BF H R ER SO BB IBB HBP BLK WP HR S P ERA WHIP													
Mark Clark, R ERA: 4.97 Matt Karchner, R ERA: 5.24 Rod Beck, R ERA: 3.16	(1, 1) (7, 1) (9, 1)	6.0 2.0 1.0	W 6 S 4	0 0 1	0 0 0	0 0 0	3 0 0	0 0 0	0 0 0	0 0 0	0 0 0	0 17 10	24 15	0.00 0.000 0.00	1.000 1.000										



Batter	1	2	3	4	5	6	7	8	9	AB	R	H	RBI	BB	SO	LOB	TOP								
Lance Johnson, L (1, 8) OBP: 0.320, SLG: 0.305										5	1	2	1	0	2	3									
José Hernández, R (1, 6) OBP: 0.323, SLG: 0.505										4	0	0	1	0	1	3									
Mark Grace, L (1, 3) OBP: 0.414, SLG: 0.480										4	0	0	0	1	1	2									
Sammy Sosa, R (1, 9) OBP: 0.379, SLG: 0.659										5	2	2	1	0	2	1									
Glenallen Hill, R (1, 7) OBP: 0.351, SLG: 0.534										4	2	2	0	0	1	0									
Brant Brown, L (7, 7) OBP: 0.356, SLG: 0.515										0	0	0	0	0	0	0									
Manny Alexander, R (9, PH) OBP: 0.288, SLG: 0.344										1	0	0	0	0	1	0									
Gary Gaetti, R (1, 5) OBP: 0.355, SLG: 0.480										5	0	2	2	0	0	0									
Mickey Morandini, L (1, 4) OBP: 0.392, SLG: 0.396										2	0	0	0	2	2	1									
Scott Servais, R (1, 2) OBP: 0.278, SLG: 0.328										4	1	0	0	0	1	5									
Kevin Tapani, R (1, 1) OBP: 0.222, SLG: 0.219										2	2	0	1	2	1	3									
Terry Adams, R (8, 1)										0	0	0	0	0	0	0									
Rod Beck, R (9, 1)										0	0	0	0	0	0	0									
<b>Inning Stats</b>	R: 0 E: 0 K: 2 S: 9	H: 0 LOB: 0 BB: 0 P: 11	R: 2 E: 0 K: 2 S: 12	H: 3 LOB: 1 BB: 0 P: 21	R: 0 E: 0 K: 1 S: 8	H: 0 LOB: 1 BB: 1 P: 14	R: 0 E: 0 K: 1 S: 8	H: 0 LOB: 0 BB: 0 P: 12	R: 1 E: 0 K: 0 S: 6	H: 1 LOB: 1 BB: 1 P: 13	R: 2 E: 0 K: 1 S: 18	H: 3 LOB: 3 BB: 2 P: 34	R: 0 E: 0 K: 2 S: 8	H: 0 LOB: 0 BB: 0 P: 13	R: 3 E: 2 K: 1 S: 16	H: 1 LOB: 1 BB: 1 P: 21	R: 0 E: 0 K: 2 S: 10	H: 0 LOB: 0 BB: 0 P: 13	1B: 3 2B: 4 3B: 0 HR: 1	SF: 1 SAC: 0 DP: 0 HBP: 0	WP: 0 PB: 0 SB: 0 CS: 0	PA: 42			
<b>PITCHER</b>	IP	WLS	BF	H	R	ER	SO	BB	IBB	HBP	BLK	WP	HR	S	P	ERA	WHIP								
Sean Lawrence, L (1, 1) ERA: 7.43	5.0	L	25	7	5	5	6	3	0	0	0	0	1	49	84	9.00	2.000								
Javier Martinez, R (6, 1) ERA: 5.29	0.1		2	0	0	0	1	1	0	0	0	0	0	5	10	0.00	3.000								
Jeff Tabaka, L (6, 1) ERA: 2.45	1.2		5	0	0	0	2	0	0	0	0	0	0	15	24	0.00	0.000								
Todd Van Poppel, R (8, 1) ERA: 6.71	1.0		7	1	3	0	1	1	0	0	0	0	0	16	21	0.00	2.000								
Ricardo Rincon, L (9, 1) ERA: 2.59	1.0		3	0	0	0	2	0	0	0	0	0	0	10	13	0.00	0.000								

Chicago Cubs @ Pittsburgh Pirates  
Three Rivers Stadium, Pittsburgh, PA  
Sat Sep 05 1998, 7:05 PM EDT  
Att: 37,711 - Unknown - 78 F

AB	36
R	8
H	8
RBI	6
BB	5
SO	12
LOB	18



Batter	1	2	3	4	5	6	7	8	9	AB	R	H	RBI	BB	SO	LOB	BOTTOM								
Tony Womack, L (1, 4) OBP: 0.323, SLG: 0.363										5	0	2	0	0	0	0									
Adrian Brown, S (1, 8) OBP: 0.392, SLG: 0.373										3	1	0	0	2	1	4									
18 Jason Kendall, R (1, 2) OBP: 0.403, SLG: 0.471										4	0	1	0	0	0	1									
Kevin Young, R (1, 3) OBP: 0.342, SLG: 0.499										3	2	0	0	1	0	2									
Jose Guillen, R (1, 9) OBP: 0.298, SLG: 0.411										4	0	1	1	0	1	1									
Turner Ward, S (1, 7) OBP: 0.335, SLG: 0.436										4	1	1	2	0	1	1									
Freddy Garcia, R (1, 5) OBP: 0.358, SLG: 0.583										4	0	2	0	0	0	0									
Abraham Nunez, S (1, 6) OBP: 0.231, SLG: 0.091										3	0	1	0	1	0	1									
Sean Lawrence, L (1, 1) ERA: 4.81	7.1	W	30	6	4	3	1	3	0	0	0	0	0	14	25	0.00	2.250								
Terry Adams, R (8, 1) ERA: 4.02	1.1		7	2	0	0	2	1	0	0	0	0	0	4	6	0.00	0.000								
Rod Beck, R (9, 1) ERA: 3.15	0.1	S	1	0	0	0	1	0	0	0	0	0	0	4	6	0.00	0.000								
<b>Inning Stats</b>	R: 0 E: 0 K: 0 S: 8	H: 0 LOB: 0 BB: 0 P: 12	R: 0 E: 0 K: 1 S: 9	H: 0 LOB: 0 BB: 0 P: 13	R: 0 E: 0 K: 0 S: 9	H: 2 LOB: 2 BB: 0 P: 12	R: 2 E: 0 K: 0 S: 17	H: 1 LOB: 0 BB: 1 P: 27	R: 0 E: 0 K: 0 S: 6	H: 0 LOB: 0 BB: 0 P: 10	R: 0 E: 0 K: 0 S: 6	H: 0 LOB: 2 BB: 1 P: 14	R: 0 E: 0 K: 0 S: 10	H: 2 LOB: 2 BB: 0 P: 16	R: 2 E: 0 K: 1 S: 15	H: 2 LOB: 1 BB: 1 P: 25	R: 0 E: 0 K: 2 S: 9	H: 1 LOB: 2 BB: 1 P: 17	1B: 7 2B: 1 3B: 0 HR: 1	SF: 0 SAC: 0 DP: 1 HBP: 0	WP: 0 PB: 1 SB: 1 CS: 0	PA: 38			
<b>PITCHER</b>	IP	WLS	BF	H	R	ER	SO	BB	IBB	HBP	BLK	WP	HR	S	P	ERA	WHIP								
Kevin Tapani, R (1, 1) ERA: 4.81	7.1	W	30	6	4	3	1	3	0	0	0	0	0	14	25	0.00	2.250								
Terry Adams, R (8, 1) ERA: 4.02	1.1		7	2	0	0	2	1	0	0	0	0	0	4	6	0.00	0.000								
Rod Beck, R (9, 1) ERA: 3.15	0.1	S	1	0	0	0	1	0	0	0	0	0	0	4	6	0.00	0.000								

Chicago Cubs @ Pittsburgh Pirates  
Three Rivers Stadium, Pittsburgh, PA  
Sat Sep 05 1998, 7:05 PM EDT  
Att: 37,711 - Unknown - 78 F

AB	34
R	4
H	8
RBI	3
BB	4
SO	4
LOB	14





Batter	1	2	3	4	5	6	7	8	9	10	AB	R	H	RBI	BB	SO	LOB	TOP							
Lance Johnson, L OBP: 0.318, SLG: 0.307	F7		G6-3				P6		P6		5	0	1	1	0	0	0	Chicago Cubs @ Pittsburgh Pirates Three Rivers Stadium, Pittsburgh, PA Sun Sep 06 1998, 3:33 AM EDT Att. 22,209 - Sunny - 87 F							
José Hernández, R OBP: 0.322, SLG: 0.501	K				F9		G5-3		F7		5	0	1	0	0	1	0								
Mark Grace, L OBP: 0.414, SLG: 0.479	F8				F8		P6		1B		4	0	1	0	1	0	1								
Sammy Sosa, R OBP: 0.379, SLG: 0.657		K			E6						5	0	2	0	0	2	2								
Glenallen Hill, R OBP: 0.349, SLG: 0.529		G3			E4		FC6-4		F9		5	1	1	0	0	0	5								
Gary Gaetti, R OBP: 0.355, SLG: 0.482					K		E6		F9		5	1	2	0	0	1	4								
Manny Alexander, R OBP: 0.288, SLG: 0.343							1B		1B		4	0	1	1	0	1	4								
Terry Adams, R (8, 1)	F7				G5-3				K		0	0	0	0	0	0	0								
Brant Brown, L OBP: 0.355, SLG: 0.513							2B		K		1	0	0	0	0	1	2								
Dave Stevens, R (10, 1)							1B		K		0	0	0	0	0	0	0								
Scott Servais, R OBP: 0.281, SLG: 0.337					G6-3				F9		4	1	2	1	0	1	0								
Sandy Martínez, L OBP: 0.363, SLG: 0.391							2B		K		0	0	0	0	0	0	0								
Terry Mulholland, R OBP: 0.309, SLG: 0.222							2B				2	0	0	0	0	0	2								
Don Wengert, R ERA: 4.99							K		F9		0	0	0	0	0	0	0								
Jason Maxwell, R Rodney Myers, R Felix Heredia, L Mickey Morandini, L							K				0	0	0	0	0	0	0								
Inning Stats	R: 0 E: 0 K: 1 S: 6	H: 0 LOB: 0 BB: 0 P: 8	R: 0 E: 0 K: 1 S: 11	H: 1 LOB: 1 BB: 0 P: 17	R: 0 E: 0 K: 1 S: 6	H: 0 LOB: 0 BB: 0 P: 10	R: 0 E: 2 K: 1 S: 12	H: 1 LOB: 3 BB: 0 P: 17	R: 1 E: 0 K: 1 S: 9	H: 2 LOB: 0 BB: 0 P: 11	R: 2 E: 1 K: 1 S: 14	H: 3 LOB: 2 BB: 0 P: 20	R: 0 E: 0 K: 2 S: 7	H: 0 LOB: 0 BB: 0 P: 12	R: 0 E: 0 K: 0 S: 3	H: 0 LOB: 0 BB: 0 P: 5	R: 0 E: 0 K: 2 S: 8	H: 2 LOB: 2 BB: 1 P: 15	1B: 7 2B: 5 3B: 0 HR: 0	SF: 0 SAC: 0 DP: 1 HBP: 0	WP: 0 PB: 0 SB: 0 CS: 1	PA: 43			
PITCHER	IP	WLS	BF	H	R	ER	SO	BB	IBB	HBP	BLK	WP	HR	S	P	ERA	WHIP								
Chris Peters, L ERA: 3.64	(1, 1)	6.2	30	8	3	1	6	0	0	0	0	0	0	65	92	1.35	1.200								
Mike Williams, R ERA: 2.25	(7, 1)	1.1	5	1	0	0	2	0	0	0	0	0	0	12	21	0.00	0.750								
Jason Christiansen, L ERA: 2.24	(9, 1)	1.0	4	0	0	0	0	1	0	0	0	0	0	3	9	0.00	1.000								
Rich Loiselle, R ERA: 3.51	(10, 1)	1.0	W	4	2	0	0	2	0	0	0	0	0	8	11	0.00	2.000								

Chicago Cubs @ Pittsburgh Pirates  
Three Rivers Stadium, Pittsburgh, PA  
Sun Sep 06 1998, 3:33 AM EDT  
Att. 22,209 - Sunny - 87 F

livebaseballscorecards.com

AB 42  
R 3  
H 11  
RBI 3  
BB 1  
SO 10  
LOB 21




Batter	1	2	3	4	5	6	7	8	9	10	AB	R	H	RBI	BB	SO	LOB	BOTTOM								
Tony Womack, L OBP: 0.322, SLG: 0.362	F8		G1-3				K		G4-6-3		5	0	1	1	0	1	2	Chicago Cubs @ Pittsburgh Pirates Three Rivers Stadium, Pittsburgh, PA Sun Sep 06 1998, 3:33 AM EDT Att. 22,209 - Sunny - 87 F								
Manny Martínez, R OBP: 0.291, SLG: 0.435	F7		G5-3				G4-6-3		G6-3		2	0	0	0	0	0	1									
Turner Ward, S OBP: 0.335, SLG: 0.434											3	0	1	0	0	0	3									
18 Jason Kendall, R OBP: 0.403, SLG: 0.475	G4-3										4	1	1	1	1	0	0									
Kevin Young, R OBP: 0.343, SLG: 0.497		F8									2	1	0	0	2	1	0									
Jose Guillen, R OBP: 0.298, SLG: 0.415		G6-3									4	1	1	2	0	0	2									
Emil Brown, R OBP: 0.299, SLG: 0.222											2	0	1	0	1	0	0									
Mike Williams, R ERA: 2.25											0	0	0	0	0	0	0									
Doug Strange, S OBP: 0.208, SLG: 0.223											1	0	0	0	0	0	0									
Jason Christiansen, R OBP: 0.299, SLG: 0.190											0	0	0	0	0	0	0									
Kevin Christiansen, R OBP: 0.299, SLG: 0.190											0	0	0	0	0	0	0									
Rich Loiselle, R ERA: 3.51											0	0	0	0	0	0	0									
Aramis Ramirez, R OBP: 0.310, SLG: 0.374											4	1	2	0	0	1	3									
Lou Collier, R OBP: 0.315, SLG: 0.334											2	0	0	0	1	0	1									
Freddy García, R OBP: 0.362, SLG: 0.586											1	0	1	0	0	0	0									
Abraham Nunez, S OBP: 0.231, SLG: 0.091											0	0	0	0	0	0	0									
Chris Peters, L OBP: 0.273, SLG: 0.273											2	0	1	0	0	0	3									
Adrian Brown, S OBP: 0.362, SLG: 0.362											2	0	0	0	0	0	1									
Inning Stats	R: 0 E: 0 K: 0 S: 8	H: 0 LOB: 0 BB: 0 P: 14	R: 0 E: 0 K: 0 S: 7	H: 1 LOB: 1 BB: 0 P: 12	R: 0 E: 0 K: 0 S: 9	H: 1 LOB: 1 BB: 0 P: 14	R: 0 E: 0 K: 1 S: 8	H: 0 LOB: 0 BB: 0 P: 11	R: 1 E: 0 K: 0 S: 12	H: 2 LOB: 2 BB: 0 P: 28	R: 2 E: 0 K: 0 S: 13	H: 2 LOB: 1 BB: 0 P: 22	R: 0 E: 0 K: 1 S: 6	H: 0 LOB: 0 BB: 0 P: 7	R: 0 E: 0 K: 2 S: 11	H: 0 LOB: 2 BB: 2 P: 20	R: 0 E: 0 K: 0 S: 5	H: 1 LOB: 1 BB: 0 P: 10	R: 1 E: 0 K: 0 S: 2	H: 2 LOB: 0 BB: 0 P: 3	1B: 7 2B: 0 3B: 0 HR: 2	SF: 0 SAC: 0 DP: 2 HBP: 0	WP: 1 PB: 0 SB: 1 CS: 1	PA: 39		
PITCHER	IP	WLS	BF	H	R	ER	SO	BB	IBB	HBP	BLK	WP	HR	S	P	ERA	WHIP									
Terry Mulholland, L ERA: 2.72	(1, 1)	4.1	19	4	1	1	1	2	0	0	0	0	0	42	74	2.08	1.385									
Don Wengert, R ERA: 4.99	(5, 1)	0.2	1	0	0	0	0	0	0	0	0	0	0	2	5	0.00	0.000									
Rodney Myers, R ERA: 5.46	(6, 1)	1.1	7	2	2	2	0	1	0	0	0	1	1	15	24	13.50	2.250									
Felix Heredia, L ERA: 5.6	(7, 1)	0.2	2	0	0	0	1	0	0	0	0	0	0	4	5	0.00	0.000									
Terry Adams, R ERA: 3.91	(8, 1)	2.0	8	1	0	0	2	2	0	0	0	0	0	16	30	0.00	1.500									
PITCHER	IP	WLS	BF	H	R	ER	SO	BB	IBB	HBP	BLK	WP	HR	S	P	ERA	WHIP									
Dave Stevens, R ERA: 3.9	(10, 1)	0.1	L	2	2	1	1	0	0	0	0	0	0	1	2	3	27.00	6.000								

Chicago Cubs @ Pittsburgh Pirates  
Three Rivers Stadium, Pittsburgh, PA  
Sun Sep 06 1998, 3:33 AM EDT  
Att. 22,209 - Sunny - 87 F

livebaseballscorecards.com

AB 34  
R 4  
H 9  
RBI 4  
BB 5  
SO 4  
LOB 18









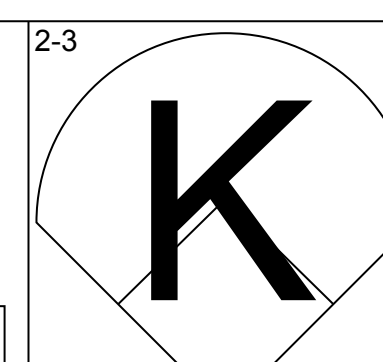
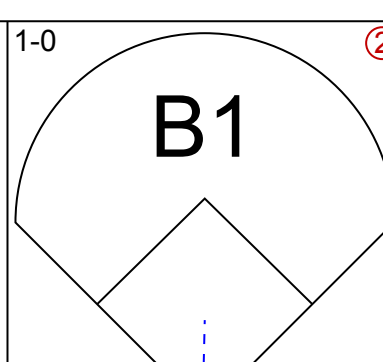
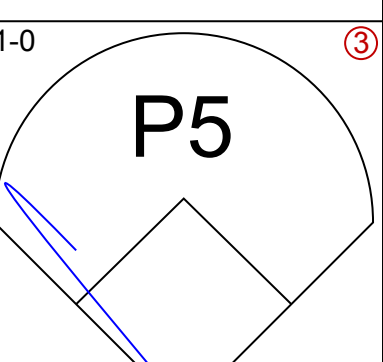
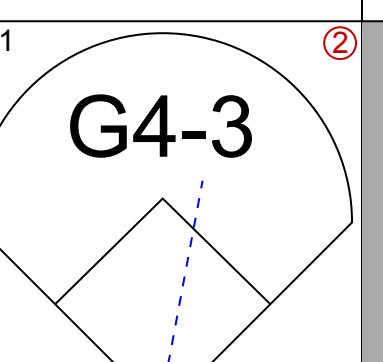
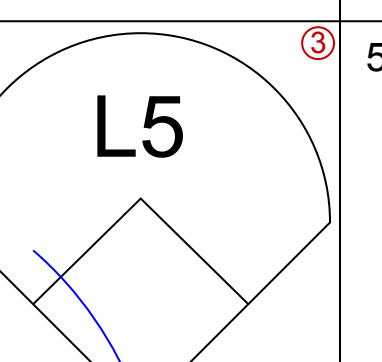
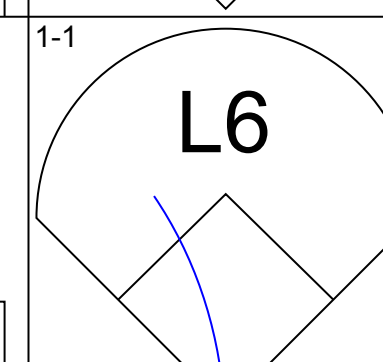
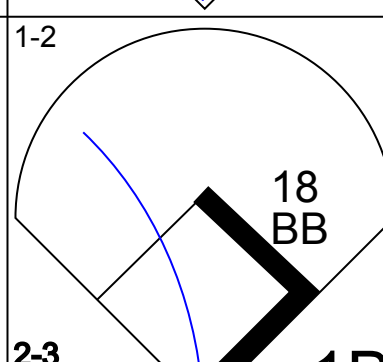
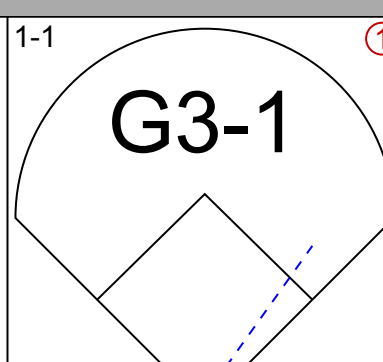
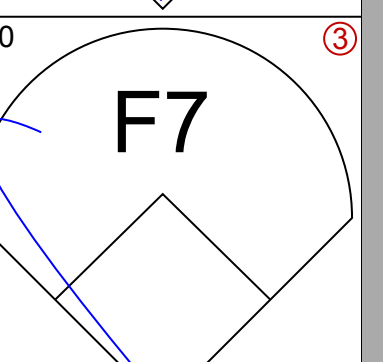
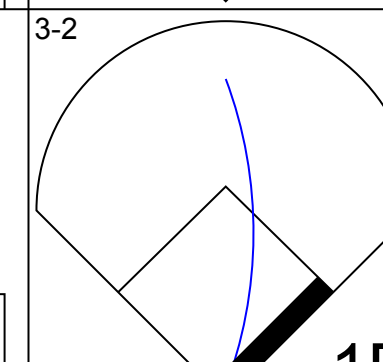
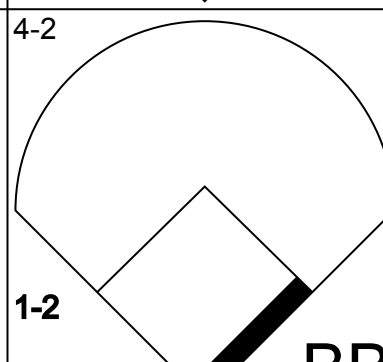
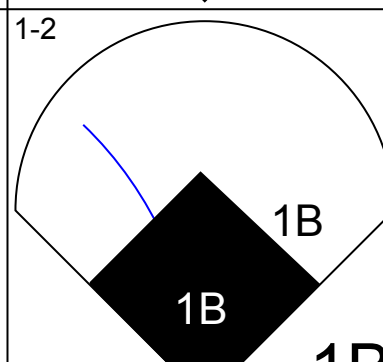
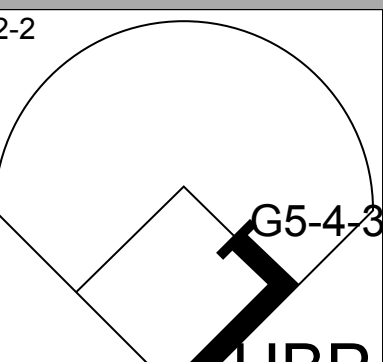
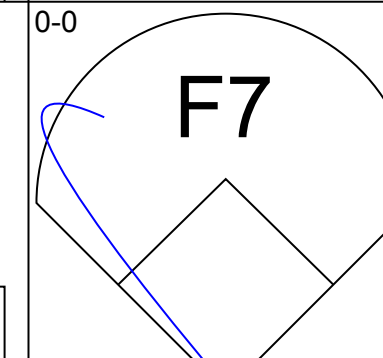
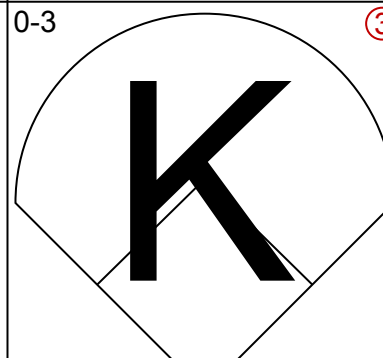
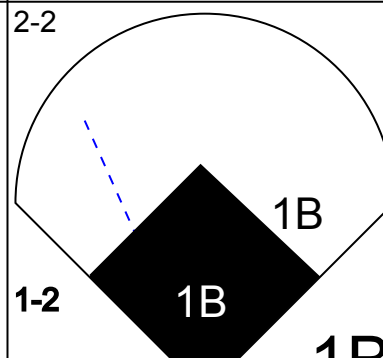
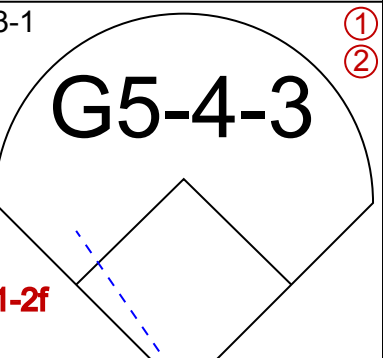
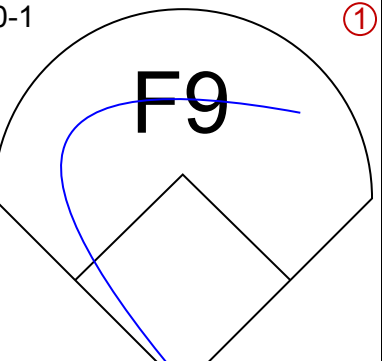
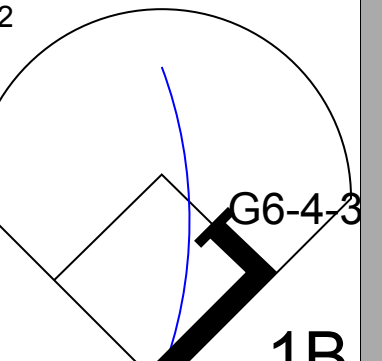
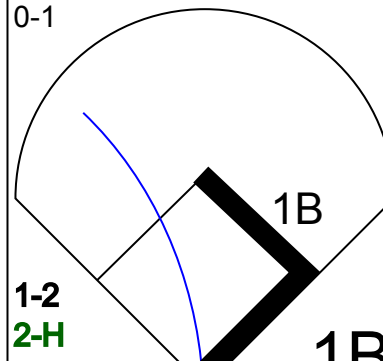
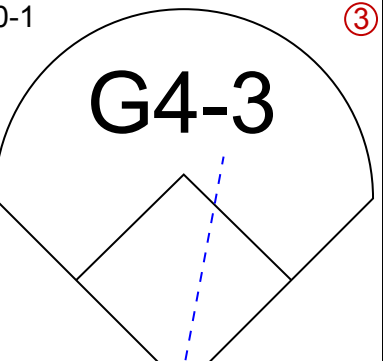

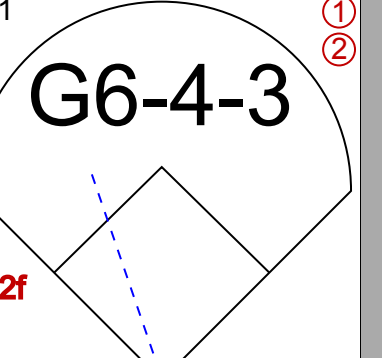
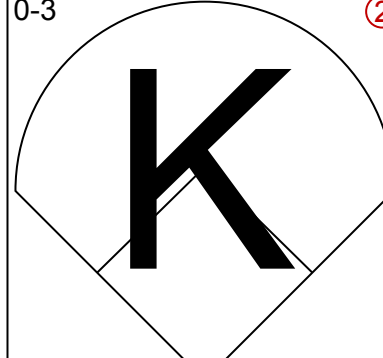
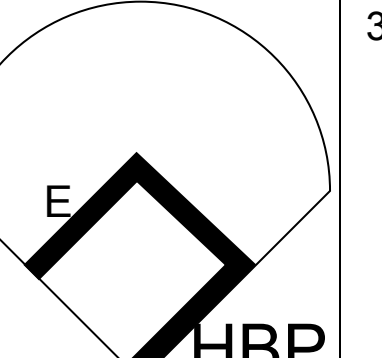

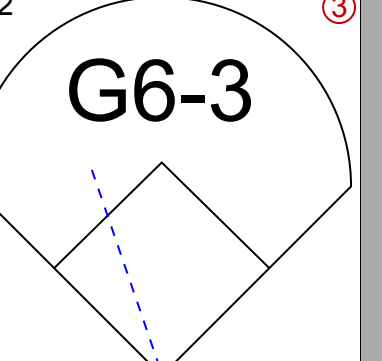
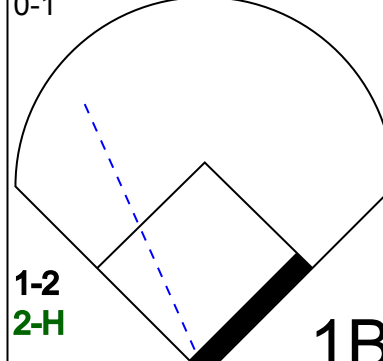
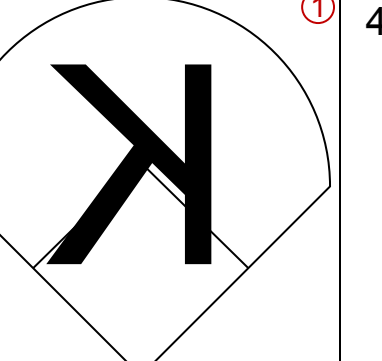
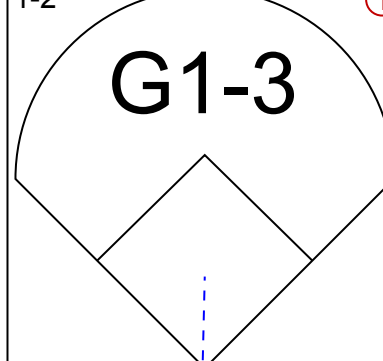
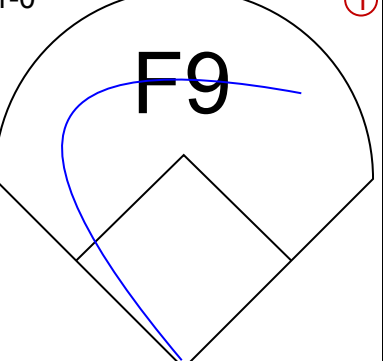
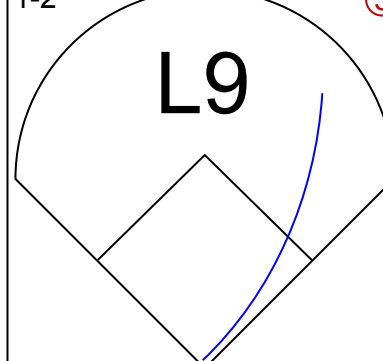
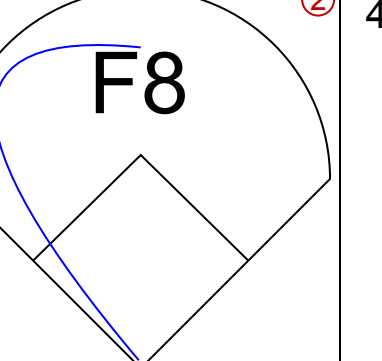
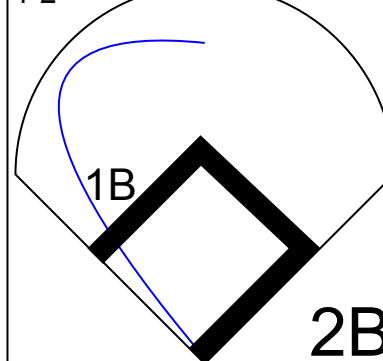
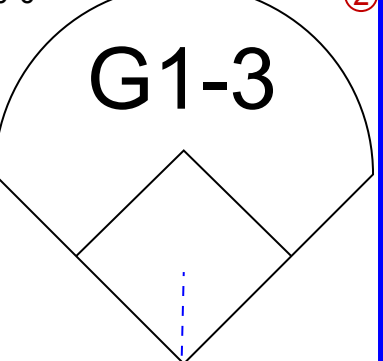
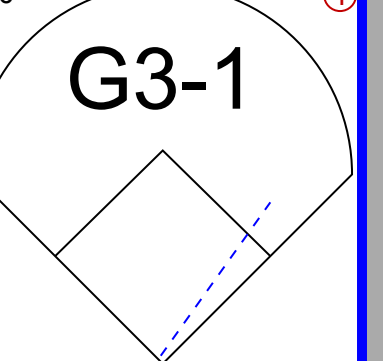
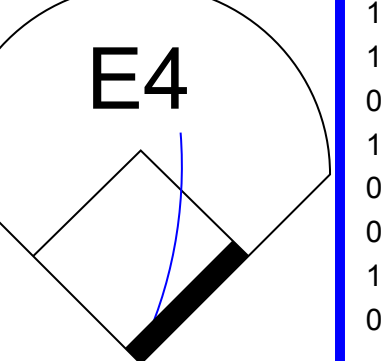
Batter	1	2	3	4	5	6	7	8	9	AB	R	H	RBI	BB	SO	LOB	TOP										
Marquis Grissom, R OBP: 0.298, SLG: 0.368	F9		SF9 BB	HR		F9			K	4	2	1	2	1	1	1	<b>Milwaukee Brewers @ Pittsburgh Pirates</b> Three Rivers Stadium, Pittsburgh, PA Tue Sep 08 1998, 3:33 AM EDT Att. 7,171 - Overcast - 68 F										
Mark Loretta, R OBP: 0.392, SLG: 0.426	S 1B		SF9 HR	1B	FC6 1B		F8		K	5	1	3	0	0	1	1											
Dave Nilsson, L OBP: 0.339, SLG: 0.435	F7		HR	BB	FC6		K			3	1	0	1	1	1	2											
Jeff Cirillo, R OBP: 0.411, SLG: 0.443	G6-3		SF9				G5-3			3	0	0	1	0	1	1											
Jeremy Burnitz, L OBP: 0.345, SLG: 0.500		G4-3	HR	1B				K		4	1	2	3	0	1	0											
Jose Valentin, S OBP: 0.317, SLG: 0.387	K		G3		F8			K		4	0	0	0	0	2	1											
Bobby Hughes, R Eric Plunk, R	K			K	F9			G5-3		4	0	0	0	0	2	1											
Geoff Jenkins, L OBP: 0.274, SLG: 0.402			1B BB	1B	F7		P5		G1-3	4	1	1	0	0	0	0											
48 Brad Woodall, S Bronswell Patrick, R Chad Fox, R Mike Myers, L Mike Matheny, R Bob Hamelin, L Darrin Jackson, R			P3	HR	E6		K		1B	3	1	0	0	0	0	1											
<b>Inning Stats</b>	R: 0 E: 0 K: 0 S: 6	H: 1 LOB: 1 BB: 0 P: 12	R: 0 E: 0 K: 2 S: 9	H: 0 LOB: 0 BB: 0 P: 14	R: 5 E: 0 K: 0 S: 14	H: 3 LOB: 0 BB: 2 P: 25	R: 2 E: 1 K: 1 S: 14	H: 2 LOB: 1 BB: 0 P: 18	R: 0 E: 0 K: 1 S: 11	H: 0 LOB: 0 BB: 0 P: 15	R: 0 E: 0 K: 1 S: 5	H: 0 LOB: 0 BB: 0 P: 9	R: 0 E: 0 K: 2 S: 9	H: 0 LOB: 0 BB: 0 P: 15	R: 0 E: 0 K: 1 S: 11	H: 1 LOB: 1 BB: 0 P: 14		1B: 6 2B: 0 3B: 0 HR: 2	SF: 1 SAC: 0 DP: 0 HBP: 0	WP: 0 PB: 0 SB: 1 CS: 0	PA: 38						
<b>PITCHER</b>	IP	WLS	BF	H	R	ER	SO	BB	IBB	HBP	BLK	WP	HR	S	P	ERA	WHIP										
67 Francisco Cordova, R ERA: 3.23	4.0		21	6	7	5	3	2	0	0	0	0	2	43	69	11.25	2.000										
Sean Lawrence, L ERA: 6.46	2.0		7	1	0	0	2	0	0	0	0	0	0	20	28	0.00	0.500										
Javier Martinez, R ERA: 5.12	1.0		3	0	0	0	1	0	0	0	0	0	0	5	9	0.00	0.000										
Mike Williams, R ERA: 2.2	1.0	W	3	0	0	0	2	0	0	0	0	0	0	9	15	0.00	0.000										
Rich Loisele, R ERA: 3.44	1.0	S	4	1	0	0	2	0	0	0	0	0	0	11	14	0.00	1.000										

Batter	1	2	3	4	5	6	7	8	9	AB	R	H	RBI	BB	SO	LOB	BOTTOM											
Tony Womack, L OBP: 0.322, SLG: 0.362	18 G5-3 BB		2B		G5-3	F7		K		4	0	1	0	1	1	3	<b>Milwaukee Brewers @ Pittsburgh Pirates</b> Three Rivers Stadium, Pittsburgh, PA Tue Sep 08 1998, 3:33 AM EDT Att. 7,171 - Overcast - 68 F											
Adrian Brown, S OBP: 0.394, SLG: 0.359	F9		F8		18 2B	1B	18 1B 18 WP SF7 BB	18 BB		4	3	2	0	1	0	3												
18 Jason Kendall, R OBP: 0.408, SLG: 0.481	G5-3		BB		2B	2B	BB 1B	S 1B		3	2	2	2	2	0	1												
Kevin Young, R OBP: 0.341, SLG: 0.493	G6-3		K		K	K	SF7	K		4	0	0	1	0	3	7												
Jose Guillen, R OBP: 0.304, SLG: 0.425	G5-3			E1 1B	G6-3		BB 2B	FC6-4 1B		5	1	3	2	0	0	1												
Freddy Garcia, R OBP: 0.354, SLG: 0.560	K			P6		K	2B BB	FC6-4		4	1	0	0	1	2	2												
Emil Brown, R OBP: 0.286, SLG: 0.308	K			F9		L5	2B			4	0	1	3	0	1	1												
Abraham Nunez, S Sean Lawrence, L Tim Laker, R Javier Martinez, R Turner Ward, S Mike Williams, R Rich Loisele, R			F9	G4-3		1B BB	P5			2	0	0	0	0	0	1												
67 Francisco Cordova, R Kevin Polcovich, R			2B	1B	18 2B	2B	F7			1	0	1	0	0	0	0												
<b>Inning Stats</b>	R: 0 E: 0 K: 0 S: 13	H: 0 LOB: 1 BB: 1 P: 20	R: 0 E: 0 K: 2 S: 10	H: 0 LOB: 0 BB: 0 P: 12	R: 0 E: 0 K: 1 S: 15	H: 2 LOB: 3 BB: 1 P: 23	R: 0 E: 1 K: 0 S: 10	H: 1 LOB: 1 BB: 0 P: 16	R: 2 E: 0 K: 1 S: 13	H: 3 LOB: 1 BB: 0 P: 19	R: 0 E: 0 K: 1 S: 8	H: 1 LOB: 2 BB: 1 P: 15	R: 4 E: 0 K: 0 S: 16	H: 3 LOB: 1 BB: 2 P: 30	R: 2 E: 0 K: 2 S: 16	H: 2 LOB: 1 BB: 1 P: 25		1B: 8 2B: 4 3B: 0 HR: 0	SF: 1 SAC: 0 DP: 0 HBP: 0	WP: 1 PB: 0 SB: 2 CS: 0	PA: 42							
<b>PITCHER</b>	IP	WLS	BF	H	R	ER	SO	BB	IBB	HBP	BLK	WP	HR	S	P	ERA	WHIP											
48 Brad Woodall, L ERA: 4.81	6.0		28	7	2	2	5	3	0	0	0	0	1	0	9	17	81.00	9.000										
Bronswell Patrick, R ERA: 4.81	0.1		4	2	3	3	0	1	0	0	0	0	0	2	7	*	*											
Chad Fox, R ERA: 3.86	0.0		2	1	1	1	0	1	0	0	0	0	0	2	7	*	*											
Mike Myers, L ERA: 2.83	1.0		3	0	0	0	1	0	0	0	0	0	0	11	13	0.00	0.000											
Eric Plunk, R ERA: 4.55	0.2	L	5	2	2	2	1	1	0	0	0	0	0	10	18	27.00	4.500											





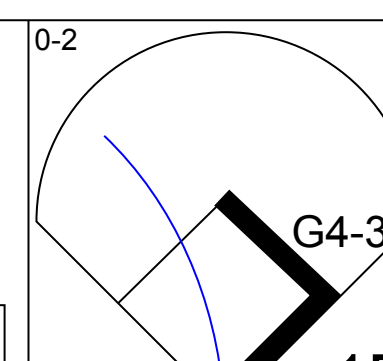
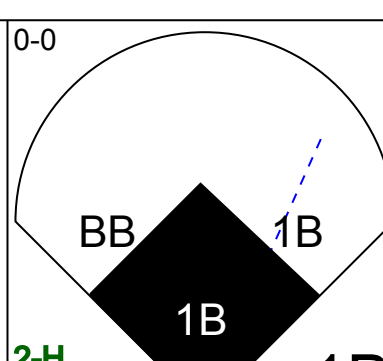
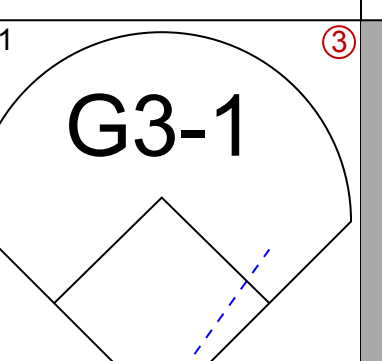
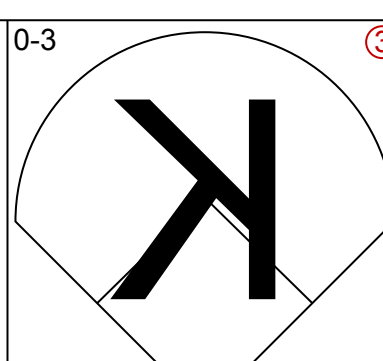
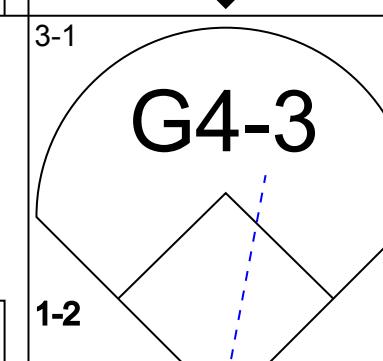
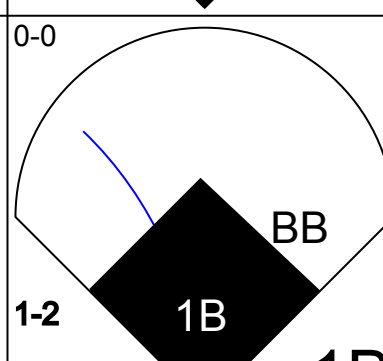
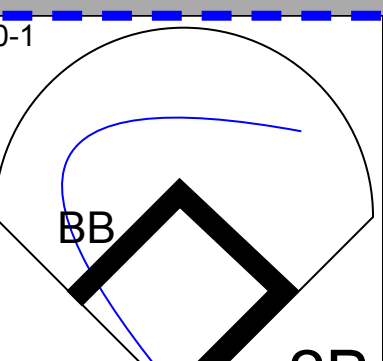
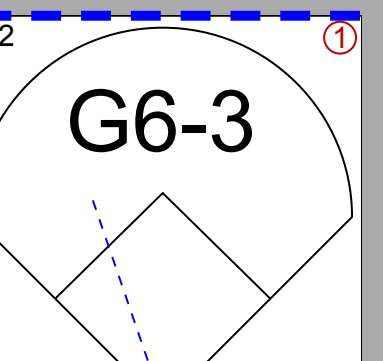
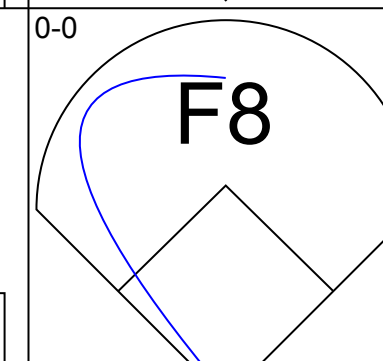
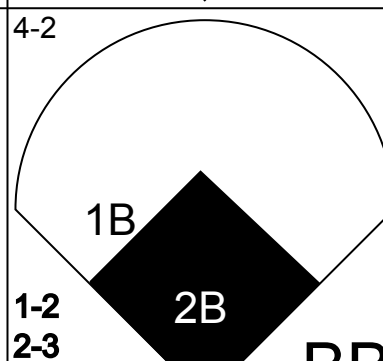
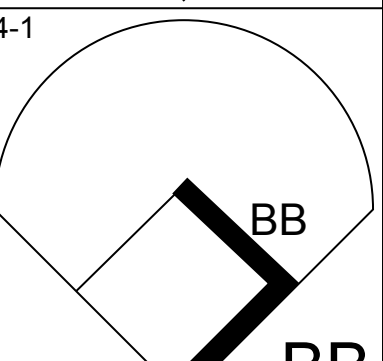
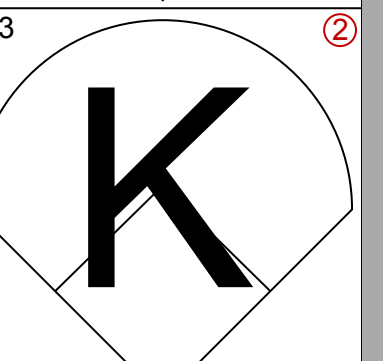
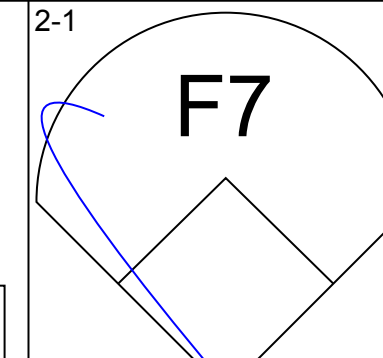
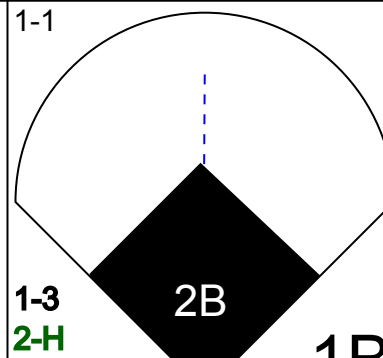
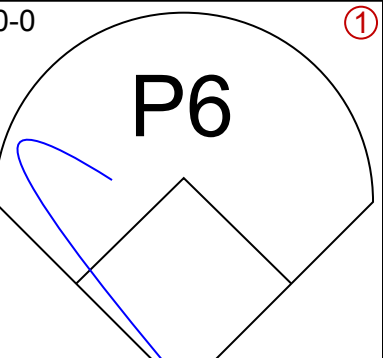
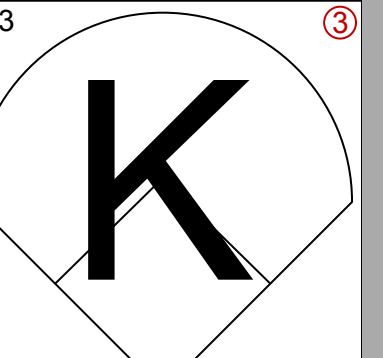
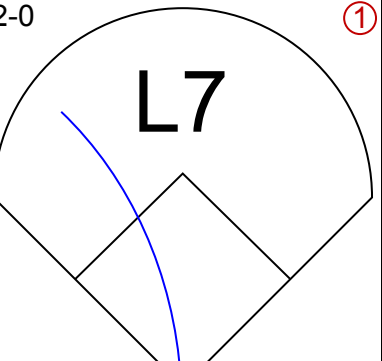
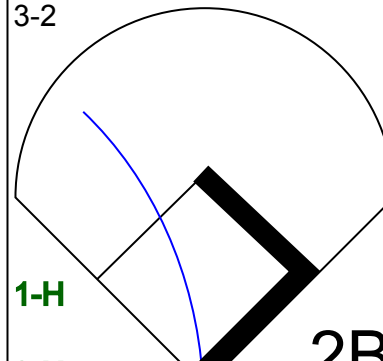
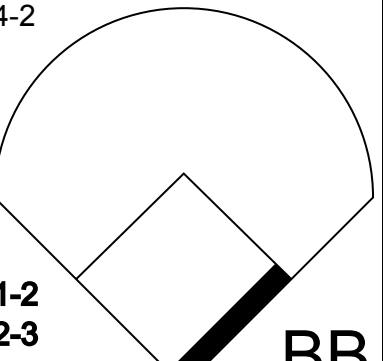
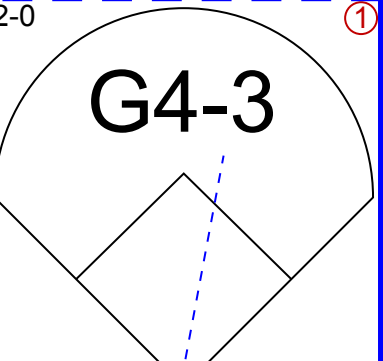
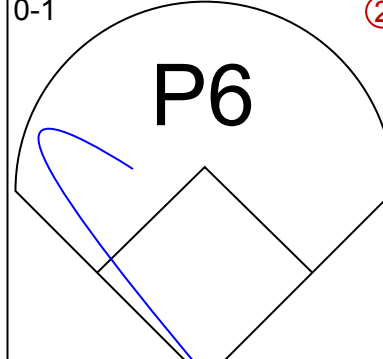
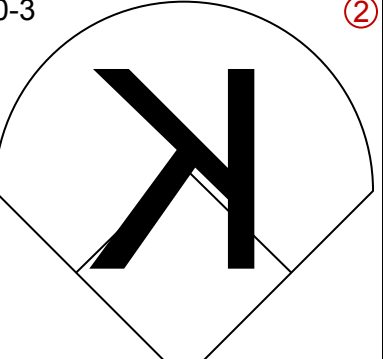
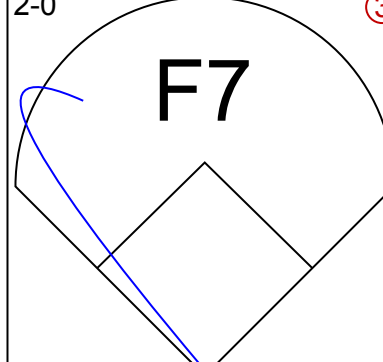
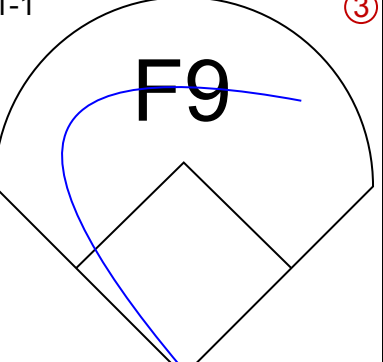



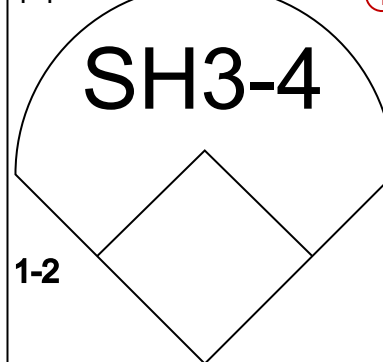


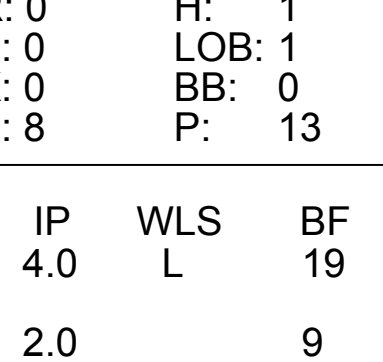
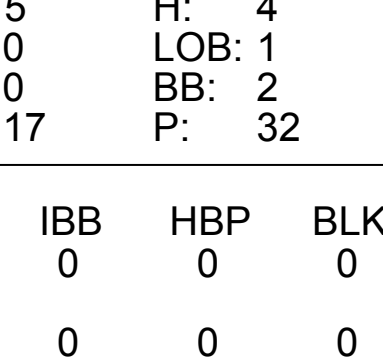
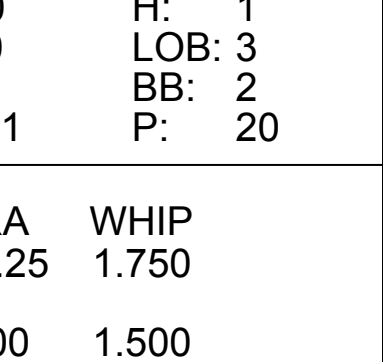
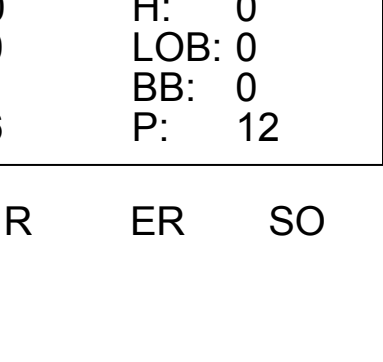
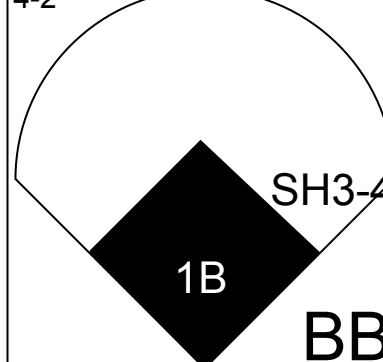
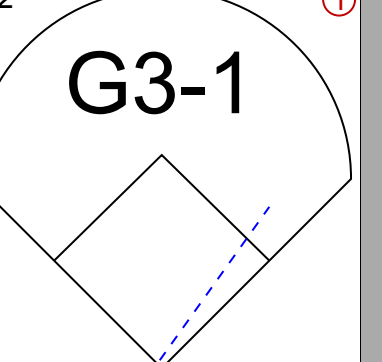
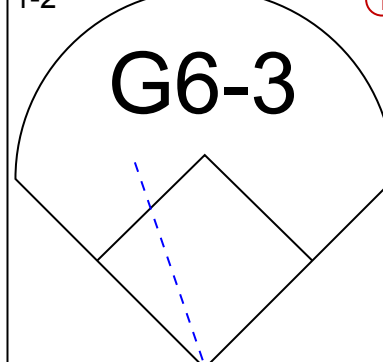
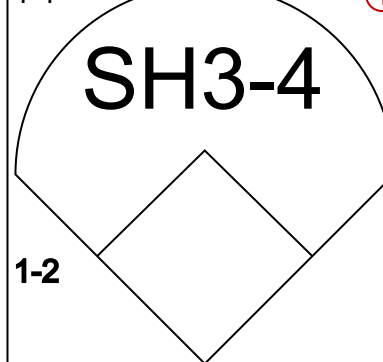
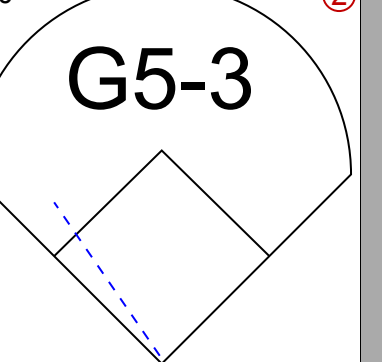
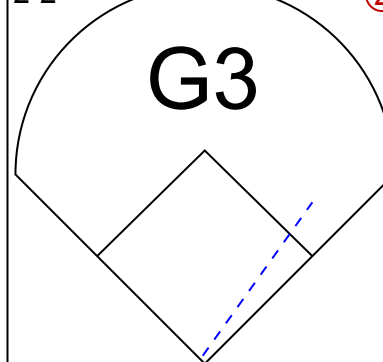


Batter	1	2	3	4	5	6	7	8	9	AB	R	H	RBI	BB	SO	LOB	TOP								
Tony Womack, L (1,4) OBP: 0.320, SLG: 0.359										5	0	0	0	0	1	3									
Adrian Brown, S (1,8) OBP: 0.372, SLG: 0.360										4	0	1	0	0	0	0									
18 Jason Kendall, R (1,2) OBP: 0.411, SLG: 0.481										2	1	2	0	1	0	0									
Kevin Young, R (1,3) OBP: 0.339, SLG: 0.490										4	1	1	0	0	1	5									
Jose Guillen, R (1,9) OBP: 0.304, SLG: 0.422										4	0	2	1	0	0	0									
Turner Ward, S (1,7) OBP: 0.331, SLG: 0.437										3	0	0	0	0	2	3									
Freddy Garcia, R (1,5) OBP: 0.345, SLG: 0.541										4	0	1	1	0	1	1									
Lou Collier, R (1,6) OBP: 0.311, SLG: 0.330										4	0	0	0	0	0	3									
Jose Silva, R (1,1) ERA: 0.077										1	0	1	0	0	0	0									
Emil Brown, R (5, PH) OBP: 0.290, SLG: 0.287										1	0	0	0	0	0	0									
Jeff Tabaka, R (5, PH) OBP: 0.290, SLG: 0.287										0	0	0	0	0	0	0									
Doug Strange, S (7, PH) OBP: 0.218, SLG: 0.215										1	0	0	0	0	0	0									
Ricardo Rincon, L (7, PH) OBP: 0.218, SLG: 0.215										0	0	0	0	0	0	0									
Mike Williams, R (8, PH) OBP: 0.218, SLG: 0.215										0	0	0	0	0	0	0									
Tim Laker, R (9, PH) OBP: 0.218, SLG: 0.215										1	0	0	0	0	0	1									
Abraham Nunez, S (9, PH) OBP: 0.218, SLG: 0.215										0	0	0	0	0	0	0									
<b>Inning Stats</b>	R: 0 E: 0 K: 1 S: 9	H: 1 LOB: 1 BB: 0 P: 15	R: 0 E: 0 K: 1 S: 10	H: 0 LOB: 0 BB: 0 P: 15	R: 0 E: 0 K: 1 S: 19	H: 2 LOB: 3 BB: 1 P: 26	R: 0 E: 0 K: 0 S: 8	H: 1 LOB: 0 BB: 0 P: 10	R: 0 E: 0 K: 1 S: 3	H: 0 LOB: 2 BB: 0 P: 5	R: 2 E: 0 K: 1 S: 20	H: 4 LOB: 2 BB: 0 P: 25	R: 0 E: 0 K: 0 S: 4	H: 0 LOB: 0 BB: 0 P: 6	R: 0 E: 0 K: 0 S: 7	H: 0 LOB: 0 BB: 0 P: 12	R: 0 E: 1 K: 1 S: 14	H: 0 LOB: 2 BB: 0 P: 23	1B: 7 2B: 1 3B: 0 HR: 0	SF: 0 SAC: 0 DP: 2 HBP: 2	WP: 0 PB: 0 SB: 0 CS: 0	PA: 37			
<b>PITCHER</b>	IP	WLS	BF	H	R	ER	SO	BB	IBB	HBP	BLK	WP	HR	S	P	ERA	WHIP								
Kevin Tapani, R (1,1) ERA: 4.7	8.0	W	32	8	2	2	4	1	0	1	0	0	0	80	114	2.25	1.125								
Rod Beck, R (9,1) ERA: 3.06	1.0	S	5	0	0	0	1	0	0	1	0	0	0	14	23	0.00	0.000								

Pittsburgh Pirates @ Chicago Cubs  
Wrigley Field, Chicago, IL  
Thu Sep 10 1998, 7:05 PM CDT  
Att: 38,722 - Unknown - 74 F

AB	34
R	2
H	8
RBI	2
BB	1
SO	5
LOB	16



Batter	1	2	3	4	5	6	7	8	9	AB	R	H	RBI	BB	SO	LOB	BOTTOM								
Lance Johnson, L (1,8) OBP: 0.323, SLG: 0.310										4	1	2	1	0	1	0									
Mickey Morandini, L (1,4) OBP: 0.390, SLG: 0.394										4	1	2	0	0	0	1									
Sammy Sosa, R (1,9) OBP: 0.378, SLG: 0.645										2	1	0	0	2	1	1									
Mark Grace, L (1,3) OBP: 0.411, SLG: 0.477										4	1	1	2	0	1	3									
Brant Brown, L (1,7) OBP: 0.354, SLG: 0.513										2	0	1	2	0	0	0									
Matt Mieske, R (5, PH) OBP: 0.375, SLG: 0.413										0	0	0	0	1	0	0									
Orlando Merced, S (8, PH) OBP: 0.336, SLG: 0.403										1	0	0	0	0	0	0									
Rod Beck, R (9,1) OBP: 0.336, SLG: 0.403										0	0	0	0	0	0	0									
Gary Gaetti, R (1,5) OBP: 0.355, SLG: 0.484										4	0	0	0	0	1	4									
Tyler Houston, L (1,2) OBP: 0.275, SLG: 0.371										2	0	0	0	0	0	1									
Scott Servais, R (5, PH) OBP: 0.286, SLG: 0.338										2	0	0	0	0	1	3									
José Hernández, R (1,6) OBP: 0.318, SLG: 0.488										2	1	0	0	1	0	0									
Kevin Tapani, R (1,1) OBP: 0.216, SLG: 0.212										2	0	0	0	0	0	0									
Manny Alexander, R (9,6) OBP: 0.289, SLG: 0.344										0	0	0	0	0	0	0									
<b>Inning Stats</b>	R: 0 E: 0 K: 0 S: 8	H: 1 LOB: 1 BB: 0 P: 13	R: 0 E: 0 K: 0 S: 3	H: 0 LOB: 0 BB: 0 P: 7	R: 5 E: 0 K: 0 S: 17	H: 4 LOB: 1 BB: 2 P: 32	R: 0 E: 0 K: 0 S: 6	H: 0 LOB: 0 BB: 0 P: 9	R: 0 E: 0 K: 1 S: 11	H: 1 LOB: 3 BB: 2 P: 20	R: 0 E: 0 K: 1 S: 12	H: 0 LOB: 0 BB: 0 P: 15	R: 0 E: 0 K: 2 S: 10	H: 0 LOB: 0 BB: 0 P: 17	R: 0 E: 0 K: 1 S: 6	H: 0 LOB: 0 BB: 0 P: 12	1B: 4 2B: 2 3B: 0 HR: 0	SF: 0 SAC: 1 DP: 0 HBP: 0	WP: 0 PB: 0 SB: 0 CS: 0	PA: 34					
<b>PITCHER</b>	IP	WLS	BF	H	R	ER	SO	BB	IBB	HBP	BLK	WP	HR	S	P	ERA	WHIP								
Jose Silva, R (1,1) ERA: 3.81	4.0	L	19	5	5	5	0	2	0	0	0	0	0	23	35	0.00	1.500								
Jeff Tabaka, L (5, PH) ERA: 2.53	2.0		9	1	0	0	2	2	0	0	0	0	0	10	17	0.00	0.000								
Ricardo Rincon, L (7, PH) ERA: 2.51	1.0		3	0	0	0	2	0	0	0	0	0	0	6	12	0.00	0.000								
Mike Williams, R (8, PH) ERA: 2.15	1.0		3	0	0	0	1	0	0	0	0	0	0	6	12	0.00	0.000								

Pittsburgh Pirates @ Chicago Cubs  
Wrigley Field, Chicago, IL  
Thu Sep 10 1998, 7:05 PM CDT  
Att: 38,722 - Unknown - 74 F

AB	29
R	5
H	6
RBI	5
BB	4
SO	5
LOB	13









Batter	1	2	3	4	5	6	7	8	9	AB	R	H	RBI	BB	SO	LOB	TOP					
Tony Womack, L (1,4) Kevin Polcovich, R (6,4) OBP: 0.320, SLG: 0.359 OBP: 0.258, SLG: 0.248	F8		G3		K		G4-3		K	3	0	0	0	0	1	1	Pittsburgh Pirates @ Philadelphia Phillies Veterans Stadium, Philadelphia, PA Sat Sep 12 1998, 7:05 PM EDT Att: 19,329 - Cloudy - 88 F					
Adrian Brown, S (1,8) OBP: 0.365, SLG: 0.354	L8		F8			SF8 18 2B	K		L8	5	1	1	0	0	1	1						
18 Jason Kendall, R (1,2) Freddy Garcia, R (6,3) OBP: 0.414, SLG: 0.485 OBP: 0.343, SLG: 0.537	G6-3			G6-3		SF8 2B		G5-3		3	1	1	0	0	0	0						
Tim Laker, R (1,3) OBP: 0.385, SLG: 0.300		G4-3		FC6-4 1B		SF8		F8		3	0	1	1	0	0	0						
Jose Guillen, R (1,9) OBP: 0.308, SLG: 0.424	G6-3		FC6-4 1-2		F9 2B			F8		4	0	2	1	0	0	1						
Aramis Ramirez, R (1,5) OBP: 0.314, SLG: 0.373		1B BB		F7		F9 2B		L7		3	0	0	0	1	0	3						
Emil Brown, R (1,7) Todd Van Poppel, R (8,1) Keith Osik, R (9,PH) OBP: 0.333, SLG: 0.318 OBP: 0.267, SLG: 0.286 OBP: 0.330, SLG: 0.256		1B		G6-3		G6-3			HR 1B	3	0	1	0	0	0	1						
Abraham Nunez, S (1,6) OBP: 0.346, SLG: 0.409	L7						G4-3 BB		HR 1-H	3	1	2	2	1	0	2						
Elmer Dessens, R (1,1) Sean Lawrence, L (4,1) Javier Martinez, R (4,1) Jeff McCurry, R (6,1) Manny Martinez, R (6,7) OBP: 0.286, SLG: 0.422			K		K		F9		K	1	0	0	0	0	1	0						
<b>Inning Stats</b>	R: 0 E: 0 K: 0 S: 8	H: 0 LOB: 0 BB: 0 P: 10	R: 0 E: 0 K: 0 S: 9	H: 1 LOB: 2 BB: 1 P: 17	R: 0 E: 0 K: 1 S: 9	H: 0 LOB: 0 BB: 0 P: 13	R: 0 E: 0 K: 0 S: 10	H: 1 LOB: 1 BB: 0 P: 14	R: 0 E: 0 K: 2 S: 11	H: 1 LOB: 1 BB: 0 P: 17	R: 2 E: 0 K: 0 S: 9	H: 3 LOB: 1 BB: 0 P: 11	R: 0 E: 0 K: 1 S: 10	H: 0 LOB: 1 BB: 1 P: 15	R: 0 E: 0 K: 0 S: 5	H: 1 LOB: 1 BB: 0 P: 8		R: 2 E: 0 K: 2 S: 14	H: 2 LOB: 0 BB: 0 P: 18	1B: 5 2B: 3 3B: 0 HR: 1	SF: 1 SAC: 0 DP: 0 HBP: 0	WP: 0 PB: 0 SB: 0 CS: 0
<b>PITCHER</b> Mark Portugal, R (1,1) ERA: 4.32	IP: 9.0 WLS: W BF: 38	H: 9 R: 4 ER: 4 SO: 6	BB: 2 IBB: 0 HBP: 0 BLK: 0	WP: 0 HR: 1 S: 85 P: 123	ERA: 4.00 WHIP: 1.222	<b>PITCHER</b>	IP: 9.0 WLS: W BF: 38	H: 9 R: 4 ER: 4 SO: 6	BB: 2 IBB: 0 HBP: 0 BLK: 0	WP: 0 HR: 1 S: 85 P: 123	ERA: 4.00 WHIP: 1.222											

Batter	1	2	3	4	5	6	7	8	9	AB	R	H	RBI	BB	SO	LOB	BOTTOM					
Doug Glanville, R (1,8) Kevin Seick, R (7,8) OBP: 0.333, SLG: 0.387 OBP: 0.418, SLG: 0.452	2B G6-3 1B	FC6-4 2B 1-2		2B 1B	G4-3	K				5	2	2	0	0	1	2	Pittsburgh Pirates @ Philadelphia Phillies Veterans Stadium, Philadelphia, PA Sat Sep 12 1998, 7:05 PM EDT Att: 19,329 - Cloudy - 88 F					
Alex Arias, R (1,6) OBP: 0.376, SLG: 0.395	G6-3 1B	2B		WP 2B 1-H 2-H	G6-4-3 1B	G4-3 BB			5	2	5	2	0	0	0							
Scott Rolen, R (1,5) 23 Kevin Jordan, R (7,PR) OBP: 0.384, SLG: 0.518 OBP: 0.298, SLG: 0.348	G6-3	K		WP 2B BB	G6-4-3 1-2	G4-3 BB			3	1	0	1	2	1	4							
Rico Brogna, L (1,3) Jon Zuber, L (8,3) OBP: 0.323, SLG: 0.459 OBP: 0.250, SLG: 0.429	G4-3		F9 2B	3B 2B	WP PB BB	G4-3			4	2	2	2	1	0	3							
Wendell Magee, R (1,7) OBP: 0.365, SLG: 0.479	HR 1B		F9 2B	1B 3B	PB WP G6-4-3 BB	G6-3			4	3	2	2	1	0	3							
Bobby Abreu, L (1,9) OBP: 0.405, SLG: 0.482	HR		S IBB	1B 1B	G6-4-3 HBP 1B BB	K			3	2	2	3	2	1	0							
Mark Lewis, R (1,4) OBP: 0.307, SLG: 0.347	G6-3		L4	K		G6-4-3 HBP		F9	4	0	0	0	0	1	3							
Gary Bennett, R (1,2) OBP: 0.455, SLG: 0.400		FC6-4 BB	G3	G6-3 1B	G6-4-3	G6-4-3			4	0	2	0	1	0	4							
Mark Portugal, R (1,1) OBP: 0.288, SLG: 0.311	K					L9			4	1	1	1	1	1	4							
<b>Inning Stats</b>	R: 4 E: 0 K: 0 S: 13	H: 4 LOB: 0 BB: 0 P: 22	R: 0 E: 0 K: 2 S: 11	H: 1 LOB: 2 BB: 1 P: 18	R: 0 E: 0 K: 1 S: 10	H: 1 LOB: 1 BB: 1 P: 18	R: 6 E: 0 K: 1 S: 23	H: 6 LOB: 2 BB: 2 P: 38	R: 0 E: 0 K: 0 S: 5	H: 1 LOB: 0 BB: 0 P: 6	R: 3 E: 0 K: 1 S: 12	H: 1 LOB: 1 BB: 3 P: 29	R: 0 E: 0 K: 0 S: 8	H: 1 LOB: 2 BB: 1 P: 17	R: 0 E: 0 K: 1 S: 9	H: 1 LOB: 1 BB: 0 P: 13		1B: 9 2B: 5 3B: 1 HR: 1	SF: 0 SAC: 0 DP: 4 HBP: 1	WP: 2 PB: 1 SB: 1 CS: 0	PA: 45	
<b>PITCHER</b> Elmer Dessens, R (1,1) ERA: 5.46	IP: 3.0 WLS: L BF: 21	H: 8 R: 8 ER: 8 SO: 2	BB: 3 IBB: 0 HBP: 0 BLK: 0	WP: 0 HR: 1 S: 42 P: 74	ERA: 24.00 WHIP: 3.667	<b>PITCHER</b>	IP: 9.0 WLS: W BF: 38	H: 9 R: 4 ER: 4 SO: 6	BB: 2 IBB: 0 HBP: 0 BLK: 0	WP: 0 HR: 1 S: 85 P: 123	ERA: 4.00 WHIP: 1.222											
Sean Lawrence, L (4,1) ERA: 7.63	0.0	3	3	2	2	0	0	0	0	0	0	0	0	0	0	0	1	0	7	10	∞	∞
Javier Martinez, R (4,1) ERA: 5.61	2.0	9	2	3	3	1	3	0	0	0	1	0	15	32	13.50	2.500						
Jeff McCurry, R (6,1) ERA: 5.65	2.0	8	2	0	0	1	1	0	1	0	0	0	18	32	0.00	1.500						
Todd Van Poppel, R (8,1) ERA: 6.53	1.0	4	1	0	0	1	0	0	0	0	0	0	9	13	0.00	1.000						





Batter	1	2	3	4	5	6	7	8	9	AB	R	H	RBI	BB	SO	LOB	TOP										
<b>Tony Womack, L</b> (1, 4) OBP: 0.318, SLG: 0.356	L8	F6			G1-3			G3		4	0	0	0	0	0	1	<b>Pittsburgh Pirates @ Philadelphia Phillies</b> <b>Veterans Stadium, Philadelphia, PA</b> Sun Sep 13 1998, 3:33 AM EDT Att: 19,662 - Cloudy - 85 F										
<b>Adrian Brown, S</b> (1, 8) OBP: 0.361, SLG: 0.343	18 S 1B BB		G3		F7			G3-1		3	1	0	0	1	0	0											
<b>18 Jason Kendall, R</b> (1, 2) OBP: 0.411, SLG: 0.481	P3		G5-3					F9		4	0	0	0	0	1	1											
<b>Kevin Young, R</b> (1, 3) OBP: 0.336, SLG: 0.483	1B BB		F9					G6-3		3	0	0	0	1	1	0											
<b>Jose Guillen, R</b> (1, 9) OBP: 0.309, SLG: 0.424	1-2 2-H 1B			L5				K		4	0	2	1	0	1	0											
<b>Turner Ward, S</b> (1, 7) OBP: 0.329, SLG: 0.432	F7			L7				G4-3		4	0	0	0	0	0	3											
<b>Freddy Garcia, R</b> (1, 5) OBP: 0.343, SLG: 0.539								K		3	0	1	0	0	2	0											
<b>Abraham Nunez, S</b> (1, 6) OBP: 0.345, SLG: 0.375								K		2	0	0	0	1	1	1											
<b>67 Francisco Cordova, R</b> (1, 1) OBP: 0.153, SLG: 0.171								G6-3		2	0	0	0	0	0	1											
<b>Tim Laker, R</b> (7, PH) OBP: 0.357, SLG: 0.273								G6-3		1	0	0	0	0	0	0											
<b>Jason Christiansen, R</b> (7, 1) OBP: 0.250, SLG: 0.250										0	0	0	0	0	0	0											
<b>Jeff Tabaka, R</b> (8, 1)										0	0	0	0	0	0	0											
<b>Inning Stats</b>	R: 1 E: 0 K: 0 S: 14	H: 1 LOB: 2 BB: 2 P: 30	R: 0 E: 0 K: 1 S: 7	H: 0 LOB: 1 BB: 1 P: 13	R: 0 E: 0 K: 0 S: 7	H: 0 LOB: 0 BB: 0 P: 12	R: 0 E: 0 K: 0 S: 11	H: 1 LOB: 1 BB: 0 P: 16	R: 0 E: 0 K: 1 S: 9	H: 0 LOB: 0 BB: 0 P: 9	R: 0 E: 1 K: 1 S: 10	H: 1 LOB: 1 BB: 0 P: 15	R: 0 E: 0 K: 0 S: 10	H: 0 LOB: 0 BB: 0 P: 12	R: 0 E: 0 K: 0 S: 7	H: 0 LOB: 0 BB: 0 P: 10	R: 0 E: 0 K: 2 S: 10	H: 0 LOB: 0 BB: 0 P: 14	1B: 2 2B: 1 3B: 0 HR: 0	SF: 0 SAC: 0 DP: 0 HBP: 0	WP: 0 PB: 0 SB: 1 CS: 0	PA: 33					
<b>PITCHER</b>	IP	WLS	BF	H	R	ER	SO	BB	IBB	HBP	BLK	WP	HR	S	P	ERA	WHIP										
<b>Paul Byrd, R</b> (1, 1) ERA: 2.84	7.0	W	27	3	1	1	4	3	0	0	0	0	0	68	107	1.29	0.857										
<b>Mark Leiter, R</b> (8, 1) ERA: 3.96	2.0	S	6	0	0	0	2	0	0	0	0	0	0	17	24	0.00	0.000										

AB	30
R	1
H	3
RBI	1
BB	3
SO	6
LOB	7



Batter	1	2	3	4	5	6	7	8	9	AB	R	H	RBI	BB	SO	LOB	BOTTOM										
<b>Doug Glanville, R</b> (1, 8) OBP: 0.334, SLG: 0.391	1B FC1-6 1B		F8		E9			G6-4-3		4	2	2	0	0	0	1	<b>Pittsburgh Pirates @ Philadelphia Phillies</b> <b>Veterans Stadium, Philadelphia, PA</b> Sun Sep 13 1998, 3:33 AM EDT Att: 19,662 - Cloudy - 85 F										
<b>Desi Relaford, S</b> (1, 6) OBP: 0.290, SLG: 0.330	1B FC1-6 1B		G3		P6			L4		4	0	1	0	0	0	0											
<b>Rico Brogna, L</b> (1, 3) OBP: 0.322, SLG: 0.460	K		G3-1					K		4	0	1	0	0	2	2											
<b>Scott Rolen, R</b> (1, 5) OBP: 0.384, SLG: 0.515	FC1-6 1-2 3-H			HR BB				G5-3		3	1	0	1	1	1	2											
<b>Bobby Abreu, L</b> (1, 9) OBP: 0.405, SLG: 0.488	G6-3			HR				G6-3		3	1	1	2	0	0	1											
<b>Kevin Seifick, R</b> (1, 7) OBP: 0.410, SLG: 0.442			G3		F9			K		3	0	0	0	0	1	0											
<b>Marlon Anderson, L</b> (1, 4) OBP: 0.400, SLG: 0.900			G4-3		F7			F3		3	0	0	0	0	0	0											
<b>Bobby Estalella, R</b> (1, 2) OBP: 0.250, SLG: 0.384					P6			FC6-4 BB		1	0	0	0	2	0	0											
<b>Paul Byrd, R</b> (1, 1) ERA: 3.32					L8			FC6-4 G6-4-3		2	0	0	0	0	0	1											
<b>Alex Arias, R</b> (7, PH) OBP: 0.373, SLG: 0.392										1	0	0	0	0	0	1											
<b>Mark Leiter, R</b> (8, 1) ERA: 2.47										0	0	0	0	0	0	0											
<b>Inning Stats</b>	R: 1 E: 0 K: 1 S: 15	H: 2 LOB: 1 BB: 0 P: 23	R: 0 E: 0 K: 0 S: 9	H: 0 LOB: 1 BB: 1 P: 15	R: 0 E: 0 K: 0 S: 6	H: 0 LOB: 0 BB: 0 P: 9	R: 2 E: 0 K: 0 S: 11	H: 1 LOB: 0 BB: 1 P: 21	R: 1 E: 1 K: 1 S: 9	H: 2 LOB: 1 BB: 0 P: 16	R: 0 E: 0 K: 1 S: 6	H: 0 LOB: 0 BB: 0 P: 7	R: 0 E: 0 K: 0 S: 9	H: 0 LOB: 0 BB: 1 P: 14	R: 0 E: 0 K: 1 S: 8	H: 0 LOB: 0 BB: 0 P: 10	1B: 2 2B: 1 3B: 1 HR: 1	SF: 0 SAC: 0 DP: 1 HBP: 0	WP: 0 PB: 0 SB: 1 CS: 0	PA: 31							
<b>PITCHER</b>	IP	WLS	BF	H	R	ER	SO	BB	IBB	HBP	BLK	WP	HR	S	P	ERA	WHIP										
<b>67 Francisco Cordova, R</b> (1, 1) ERA: 3.32	6.0	L	25	5	4	4	3	2	0	0	0	0	0	56	91	6.00	1.167										
<b>Jason Christiansen, L</b> (7, 1) ERA: 2.3	1.0		3	0	0	0	0	1	0	0	0	0	0	9	14	0.00	1.000										
<b>Jeff Tabaka, L</b> (8, 1) ERA: 2.47	1.0		3	0	0	0	1	0	0	0	0	0	0	8	10	0.00	0.000										

AB	28
R	4
H	5
RBI	3
BB	3
SO	4
LOB	8





Batter	1	2	3	4	5	6	7	8	9	AB	R	H	RBI	BB	SO	LOB	TOP										
Tony Womack, L (1,4) OBP: 0.319, SLG: 0.358	G4-3		1B E	FC6-4		G6-3			1B	5	2	2	0	0	0	4	<b>Pittsburgh Pirates @ St. Louis Cardinals</b> Busch Stadium, St. Louis, MO Mon Sep 14 1998, 7:05 PM CDT Att: 42,265 - Cloudy - 79 F										
Adrian Brown, S (1,8) OBP: 0.372, SLG: 0.356	FC6-4 1B		FC6-4 1B	G5-3		G5-3			HBP 1B	5	0	3	1	0	0	2											
18 Jason Kendall, R (1,2) OBP: 0.409, SLG: 0.477	FC6-4 BB		E6		G4-3		K		P4	4	0	0	1	1	1	2											
Freddy Garcia, R (1,3) OBP: 0.339, SLG: 0.526	FC6-4		FC6-4		F7		P5		HBP	4	0	0	0	0	0	4											
Jose Guillen, R (1,9) OBP: 0.306, SLG: 0.420	L7		FC1-5-2		G6-3				P3	5	0	0	0	0	0	6											
Aramis Ramirez, R (1,5)		G1-4-3	G6-3			G1-3				4	0	0	0	0	0	2											
Emil Brown, R (1,7) OBP: 0.286, SLG: 0.269	G6-3			K		G6-3				4	0	0	0	0	1	0											
Abraham Nunez, S (1,6) OBP: 0.394, SLG: 0.360				FC6-4 BB		1B BB			F7	1	0	0	0	3	0	0											
Jason Schmidt, R (1,1) OBP: 0.115, SLG: 0.121										1	0	0	0	1	1	1											
Doug Strange, S (6,PH) OBP: 0.222, SLG: 0.218										1	0	1	0	0	0	0											
Todd Van Poppel, R (6,1) OBP: 0.267, SLG: 0.286										0	0	0	0	0	0	0											
Jeff McCurry, R (8,1)										0	0	0	0	0	0	0											
Tim Laker, R (9,PH) OBP: 0.400, SLG: 0.583									HR	1	1	1	1	0	0	0											
<b>Inning Stats</b>	R: 0 E: 0 K: 0 S: 10	H: 1 LOB: 2 BB: 1 P: 17	R: 0 E: 0 K: 1 S: 10	H: 0 LOB: 1 BB: 1 P: 19	R: 1 E: 1 K: 0 S: 13	H: 2 LOB: 2 BB: 0 P: 17	R: 0 E: 0 K: 1 S: 9	H: 0 LOB: 2 BB: 2 P: 20	R: 0 E: 0 K: 0 S: 6	H: 0 LOB: 0 BB: 0 P: 10	R: 0 E: 0 K: 0 S: 9	H: 1 LOB: 2 BB: 1 P: 16	R: 0 E: 0 K: 1 S: 10	H: 0 LOB: 0 BB: 0 P: 13	R: 0 E: 0 K: 0 S: 8	H: 0 LOB: 0 BB: 0 P: 10	R: 2 E: 0 K: 0 S: 17	H: 3 LOB: 2 BB: 0 P: 27	1B: 5 2B: 1 3B: 0 HR: 1	SF: 0 SAC: 0 DP: 0 HBP: 1	WP: 0 PB: 0 SB: 1 CS: 0	PA: 41					
<b>PITCHER</b>	IP	WLS	BF	H	R	ER	SO	BB	IBB	HBP	BLK	WP	HR	S	P	ERA	WHIP										
Jose Jimenez, R (1,1) ERA: 0.9	7.0	W	31	4	1	1	3	5	0	0	0	0	0	67	112	1.29	1.286										
Mark Petkovsek, R (8,1) ERA: 4.59	1.0		3	0	0	0	0	0	0	0	0	0	0	8	10	0.00	0.000										
John Frascatore, R (9,1) ERA: 4.42	0.1		4	3	2	2	0	0	0	0	0	0	1	10	16	54.00	9.000										
Mike Busby, R (9,1) ERA: 4.95	0.2		3	0	0	0	0	0	0	1	0	0	0	7	11	0.00	0.000										

Batter	1	2	3	4	5	6	7	8	9	AB	R	H	RBI	BB	SO	LOB	BOTTOM										
Delino DeShields, L (1,4) OBP: 0.378, SLG: 0.445	S E			G6-3		G3			K	5	2	2	2	0	1	0	<b>Pittsburgh Pirates @ St. Louis Cardinals</b> Busch Stadium, St. Louis, MO Mon Sep 14 1998, 7:05 PM CDT Att: 42,265 - Cloudy - 79 F										
Brian Jordan, R (1,9) OBP: 0.380, SLG: 0.528	1B									3	0	1	0	1	1	2											
John Frascatore, R (9,1) OBP: 0.167, SLG: 0.167		P3								0	0	0	0	0	0	0											
Mike Busby, R (9,1)										0	0	0	0	0	0	0											
Mark McGwire, R (1,3) OBP: 0.467, SLG: 0.729										4	0	2	2	0	1	2											
Ray Lankford, L (1,8) OBP: 0.387, SLG: 0.523										4	1	1	0	0	3	3											
Fernando Tatis, R (1,5) OBP: 0.326, SLG: 0.409	G6-3									4	1	1	0	0	2	1											
J.D. Drew, L (1,7) OBP: 0.357, SLG: 0.545										2	1	1	1	1	0	0											
Luis Ordez, R (1,6) OBP: 0.213, SLG: 0.181										4	1	3	0	0	0	0											
Jose Jimenez, R (1,1)										2	0	0	1	0	1	3											
Mark Petkovsek, R (8,1) OBP: 0.348, SLG: 0.364										0	0	0	0	0	0	0											
John Mabry, L (8,PH) OBP: 0.309, SLG: 0.387										1	0	0	0	0	0	0											
Eli Marrero, R (1,2) OBP: 0.329, SLG: 0.382										3	1	0	0	1	0	3											
<b>Inning Stats</b>	R: 1 E: 1 K: 2 S: 13	H: 1 LOB: 1 BB: 1 P: 20	R: 4 E: 0 K: 2 S: 19	H: 4 LOB: 1 BB: 1 P: 27	R: 0 E: 0 K: 1 S: 15	H: 1 LOB: 2 BB: 1 P: 24	R: 0 E: 0 K: 0 S: 5	H: 1 LOB: 0 BB: 0 P: 9	R: 2 E: 0 K: 0 S: 13	H: 3 LOB: 1 BB: 0 P: 16	R: 0 E: 0 K: 2 S: 10	H: 1 LOB: 1 BB: 0 P: 16	R: 0 E: 0 K: 1 S: 7	H: 0 LOB: 0 BB: 0 P: 9	R: 0 E: 0 K: 1 S: 5	H: 0 LOB: 0 BB: 0 P: 9	1B: 9 2B: 2 3B: 0 HR: 0	SF: 1 SAC: 1 DP: 0 HBP: 0	WP: 0 PB: 0 SB: 4 CS: 0	PA: 37							
<b>PITCHER</b>	IP	WLS	BF	H	R	ER	SO	BB	IBB	HBP	BLK	WP	HR	S	P	ERA	WHIP										
Jason Schmidt, R (1,1) ERA: 4.04	5.0	L	27	10	7	6	5	3	0	0	0	0	0	65	96	10.80	2.600										
Todd Van Poppel, R (6,1) ERA: 6.32	2.0		7	1	0	0	3	0	0	0	0	0	0	17	25	0.00	0.500										
Jeff McCurry, R (8,1) ERA: 5.28	1.0		3	0	0	0	1	0	0	0	0	0	0	5	9	0.00	0.000										





Batter	1	2	3	4	5	6	7	8	9	AB	R	H	RBI	BB	SO	LOB	TOP				
<b>Adrian Brown, S</b> (1, 8) OBP: 0.356, SLG: 0.339	F8	G4-3		G6-3		G3-1		K		5	0	0	0	0	1	3					
<b>Kevin Polcovich, R</b> (1, 4) OBP: 0.257, SLG: 0.246 <b>Rich Loiselle, R</b> (9, 1)	P6		P3		18 HBP HR		G6-3		P2	5	1	1	0	0	0	0					
<b>18 Jason Kendall, R</b> (1, 2) OBP: 0.412, SLG: 0.479			P9		HR		G6-4-3		G3	4	1	3	0	0	0	0					
<b>Kevin Young, R</b> (1, 3) OBP: 0.337, SLG: 0.486	K		HR		HR		G6-4-3		G3	4	2	1	3	1	1	3					
<b>Jose Guillen, R</b> (1, 9) OBP: 0.307, SLG: 0.426		P8		K		K		BB SH3-4 SF9	G6-3	5	2	2	2	0	1	1					
<b>Manny Martinez, R</b> (1, 7) OBP: 0.293, SLG: 0.434		3B		P4		P4		SH3-4		2	1	1	0	1	0	0					
<b>Freddy Garcia, R</b> (1, 5) OBP: 0.343, SLG: 0.519		3B		FC5-4		K		SF9		2	1	0	0	2	1	1					
<b>Lou Collier, R</b> (1, 6) OBP: 0.311, SLG: 0.336 <b>Turner Ward, S</b> (8, PH) <b>Abraham Nunez, S</b> (8, 6) OBP: 0.394, SLG: 0.360		3B		K		L4		BB		3	0	1	2	0	1	0					
<b>Jon Lieber, L</b> (1, 1) ERA: 4.06 <b>Tim Lincecum, R</b> (1, 1) ERA: 4.06 <b>Jeff Tabaka, L</b> (4, 1) ERA: 2.44 <b>Sean Lawrence, L</b> (4, 1) ERA: 7.13 <b>Ricardo Rincon, L</b> (7, 1) ERA: 2.47 <b>Mike Williams, R</b> (8, 1) ERA: 2.05		K		K		K		SF9		1	0	0	0	0	1	1					
<b>Inning Stats</b>	R: 0 E: 0 K: 1 S: 9	H: 1 LOB: 1 BB: 0 P: 10	R: 2 E: 0 K: 1 S: 13	H: 2 LOB: 1 BB: 1 P: 20	R: 2 E: 0 K: 0 S: 10	H: 1 LOB: 0 BB: 2 P: 26	R: 0 E: 0 K: 2 S: 8	H: 0 LOB: 0 BB: 0 P: 9	R: 3 E: 0 K: 2 S: 14	H: 2 LOB: 0 BB: 0 P: 20	R: 0 E: 0 K: 1 S: 7	H: 0 LOB: 0 BB: 0 P: 8	R: 0 E: 0 K: 0 S: 12	H: 1 LOB: 0 BB: 0 P: 16	R: 1 E: 0 K: 1 S: 10	H: 1 LOB: 2 BB: 2 P: 22	R: 0 E: 0 K: 0 S: 10	H: 1 LOB: 1 BB: 0 P: 12	1B: 5 2B: 0 3B: 2 HR: 2	SF: 1 SAC: 1 DP: 1 HBP: 1	WP: 0 PA: 41 PB: 0 SB: 1 CS: 0
<b>PITCHER</b>	IP	WLS	BF	H	R	ER	SO	BB	IBB	HBP	BLK	WP	HR	S	P	ERA	WHIP				
<b>Donovan Osborne, L</b> (1, 1) ERA: 4.06	4.0	L	22	6	7	7	4	3	0	1	0	0	2	45	73	15.75	2.250				
<b>Curtis King, R</b> (5, 1) ERA: 3.51	3.0		9	1	0	0	3	0	0	0	0	0	0	28	36	0.00	0.333				
<b>Jeff Brantley, R</b> (8, 1) ERA: 4.53	2.0		10	2	1	1	1	1	1	0	0	0	0	20	34	4.50	1.500				

Pittsburgh Pirates @ St. Louis Cardinals  
 Busch Stadium, St. Louis, MO  
 Tue Sep 15 1998, 7:05 PM CDT  
 Cloudy - 80 F

AB	33
R	8
H	9
RBI	8
BB	5
SO	8
LOB	9



Batter	1	2	3	4	5	6	7	8	9	AB	R	H	RBI	BB	SO	LOB	BOTTOM				
<b>Delino DeShields, L</b> (1, 4) OBP: 0.379, SLG: 0.444 <b>Mark McGwire, R</b> (9, PH) OBP: 0.469, SLG: 0.736	G6-4-3		G6-3	P9			G3-6-3		HR	3	0	1	0	1	0	1					
<b>J.D. Drew, L</b> (1, 9) OBP: 0.368, SLG: 0.875	G6-4-3		HR		HR		G3-6-3		F8	5	2	2	2	0	0	3					
<b>Ron Gant, R</b> (1, 7) OBP: 0.329, SLG: 0.479	K		HR		P2		BB		K	4	1	1	0	1	2	0					
<b>Ray Lankford, L</b> (1, 8) OBP: 0.388, SLG: 0.533 <b>Jeff Brantley, R</b> (8, 1)		G4-3	HR		F8		K			4	2	2	2	0	1	2					
<b>Fernando Tatis, R</b> (1, 5) OBP: 0.324, SLG: 0.405		P3		P2		G5-3		K		4	0	0	0	0	1	1					
<b>John Mabry, L</b> (1, 3) OBP: 0.306, SLG: 0.383		G4-3		L3		K		G4-3		4	0	0	1	0	1	0					
<b>Luis Ordez, R</b> (1, 6) OBP: 0.222, SLG: 0.193		BB		F8		G4-3		2B		3	0	1	0	1	0	0					
<b>Donovan Osborne, S</b> (1, 1) OBP: 0.154, SLG: 0.043 <b>Curtis King, R</b> (5, 1) <b>Eli Marrero, R</b> (8, 2) OBP: 0.328, SLG: 0.381		BB		K		F8		K		1	0	0	0	1	1	0					
<b>Tom Lampkin, L</b> (1, 2) OBP: 0.331, SLG: 0.387 <b>Brian Jordan, R</b> (7, PH) OBP: 0.361, SLG: 0.528		P4		BB			G3-6-3		F9	1	0	0	0	1	0	2					
<b>Inning Stats</b>	R: 0 E: 0 K: 1 S: 6	H: 1 LOB: 0 BB: 0 P: 8	R: 1 E: 0 K: 0 S: 11	H: 1 LOB: 2 BB: 2 P: 27	R: 3 E: 0 K: 0 S: 15	H: 3 LOB: 0 BB: 0 P: 22	R: 0 E: 0 K: 1 S: 7	H: 0 LOB: 1 BB: 1 P: 16	R: 1 E: 0 K: 0 S: 8	H: 1 LOB: 0 BB: 0 P: 14	R: 0 E: 0 K: 1 S: 8	H: 0 LOB: 0 BB: 0 P: 13	R: 0 E: 0 K: 1 S: 10	H: 1 LOB: 2 BB: 2 P: 22	R: 0 E: 0 K: 2 S: 12	H: 1 LOB: 1 BB: 0 P: 19	R: 1 E: 0 K: 1 S: 9	H: 1 LOB: 0 BB: 0 P: 11	1B: 3 2B: 1 3B: 1 HR: 4	SF: 0 SAC: 0 DP: 2 HBP: 0	WP: 0 PA: 39 PB: 0 SB: 0 CS: 0
<b>PITCHER</b>	IP	WLS	BF	H	R	ER	SO	BB	IBB	HBP	BLK	WP	HR	S	P	ERA	WHIP				
<b>Jon Lieber, R</b> (1, 1) ERA: 4.05	3.0		15	5	4	4	1	2	0	0	0	0	2	32	57	12.00	2.333				
<b>Jeff Tabaka, L</b> (4, 1) ERA: 2.44	0.2		3	0	0	0	1	1	0	0	0	0	0	5	12	0.00	1.500				
<b>Sean Lawrence, L</b> (4, 1) ERA: 7.13	2.1	W	10	2	1	1	1	1	0	0	0	0	1	21	40	3.86	1.286				
<b>Ricardo Rincon, L</b> (7, 1) ERA: 2.47	1.0		3	0	0	0	1	1	0	0	0	0	0	7	13	0.00	1.000				
<b>Mike Williams, R</b> (8, 1) ERA: 2.05	1.1		5	1	0	0	2	0	0	0	0	0	0	15	22	0.00	0.750				
<b>PITCHER</b>	IP	WLS	BF	H	R	ER	SO	BB	IBB	HBP	BLK	WP	HR	S	P	ERA	WHIP				
<b>Jason Christiansen, L</b> (9, 1) ERA: 2.43	0.1		2	1	1	1	0	0	0	0	0	0	0	3	5	27.00	3.000				
<b>Rich Loiselle, R</b> (9, 1) ERA: 3.35	0.1	S	1	0	0	0	1	0	0	0	0	0	0	3	3	0.00	0.000				

Pittsburgh Pirates @ St. Louis Cardinals  
 Busch Stadium, St. Louis, MO  
 Tue Sep 15 1998, 7:05 PM CDT  
 Cloudy - 80 F

AB	34
R	6
H	9
RBI	6
BB	5
SO	7
LOB	10













Batter	1	2	3	4	5	6	7	8	9	AB	R	H	RBI	BB	SO	LOB	TOP				
<b>Craig Biggio, R</b> OBP: 0.305, SLG: 0.513 (1, 4)	G6-3	CS				FC6-4			G4-3	5	0	4	2	0	0	0					
<b>Ricky Gutierrez, R</b> OBP: 0.345, SLG: 0.341 (1, 6)	G4-3	CS	F9		SF8	F8			G4-3	4	0	0	1	0	0	2					
<b>Derek Bell, R</b> OBP: 0.364, SLG: 0.488 (1, 9)	FC6-4				E5		K		BB	4	0	2	0	1	1	1					
<b>5 Jeff Bagwell, R</b> OBP: 0.425, SLG: 0.556 (1, 3)	FC6-4				FC6-4				K	5	0	2	0	0	1	5					
<b>Moises Alou, R</b> OBP: 0.398, SLG: 0.590 (1, 7)		FC5-4	G5-4-3						BB	3	1	1	0	2	0	3					
<b>Carl Everett, S</b> OBP: 0.362, SLG: 0.481 (1, 8)	FC5-4			G4-3		P6			F9	5	1	2	0	0	0	6					
<b>Sean Berry, R</b> OBP: 0.401, SLG: 0.534 <b>Tim Bogar, R</b> OBP: 0.212, SLG: 0.216 (1, 5) (9, 5)	FC5-4			F9			G6-3		G4-6-3	4	0	1	0	0	0	1	AB 36				
<b>Brad Ausmus, R</b> OBP: 0.356, SLG: 0.349 (1, 2)	FC5-4			F7						0	0	0	0	0	0	0	R 5				
<b>Randy Johnson, R</b> OBP: 0.081, SLG: 0.108 <b>Jay Powell, R</b> (8, 1)	G6-4-3									3	2	1	1	1	0	2	H 14				
<b>Inning Stats</b>	R: 0 E: 0 K: 0 S: 9	H: 1 LOB: 1 BB: 0 P: 18	R: 3 E: 0 K: 0 S: 13	H: 4 LOB: 0 BB: 21 P: 21	R: 0 E: 0 K: 0 S: 7	H: 2 LOB: 1 BB: 0 P: 17	R: 0 E: 0 K: 0 S: 4	H: 0 LOB: 0 BB: 0 P: 6	R: 1 E: 1 K: 0 S: 16	H: 2 LOB: 3 BB: 1 P: 29	R: 1 E: 0 K: 0 S: 7	H: 2 LOB: 1 BB: 0 P: 9	R: 0 E: 0 K: 1 S: 8	H: 1 LOB: 1 BB: 1 P: 13	R: 0 E: 0 K: 1 S: 10	H: 1 LOB: 3 BB: 2 P: 21	1B: 11 2B: 3 3B: 0 HR: 0	SF: 1 SAC: 1 DP: 3 HBP: 0	WP: 0 PB: 0 SB: 0 CS: 1	PA: 43	
<b>PITCHER</b>	IP	WLS	BF	H	R	ER	SO	BB	IBB	HBP	BLK	WP	HR	S	P	ERA	WHIP				
<b>Elmer Dessens, R</b> ERA: 5.61 <b>Todd Van Poppel, R</b> ERA: 6.59 <b>Jeff McCurry, R</b> ERA: 4.67 <b>Javier Martinez, R</b> ERA: 5.4	4.2	L	23	9	4	4	0	1	0	0	0	0	0	9	13	7.71	2.143				

Houston Astros @ Pittsburgh Pirates  
Three Rivers Stadium, Pittsburgh, PA  
Fri Sep 18, 1998, 7:05 PM EDT  
Att: 16,937 - Unknown - 77 F

AB	36
R	5
H	14
RBI	5
BB	4
SO	3
LOB	22



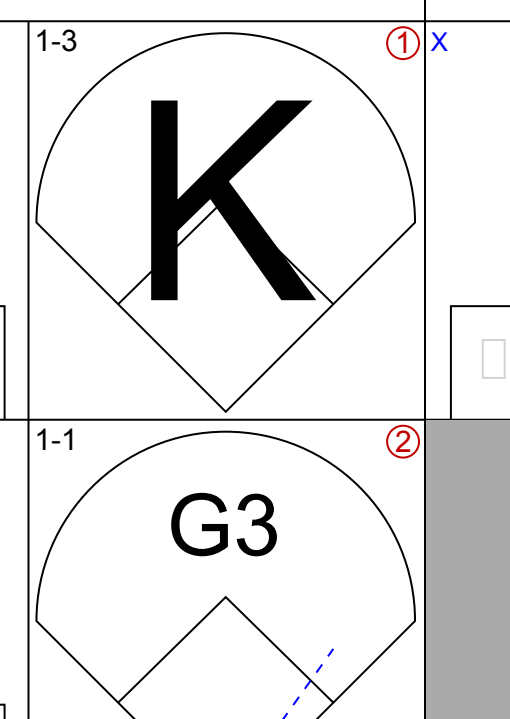
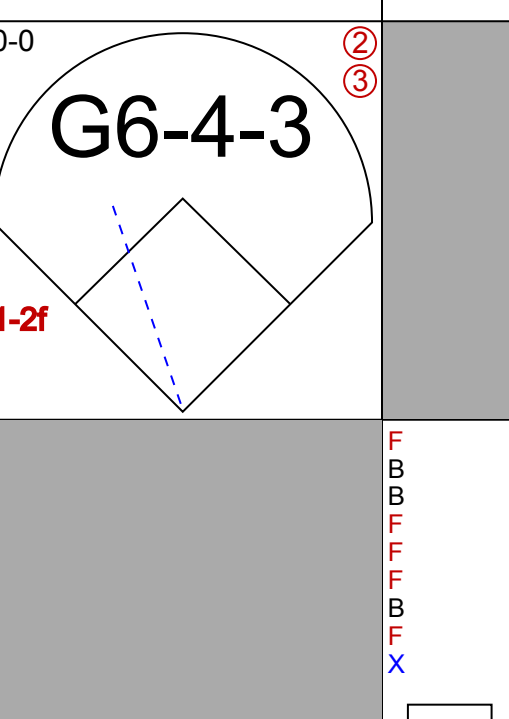
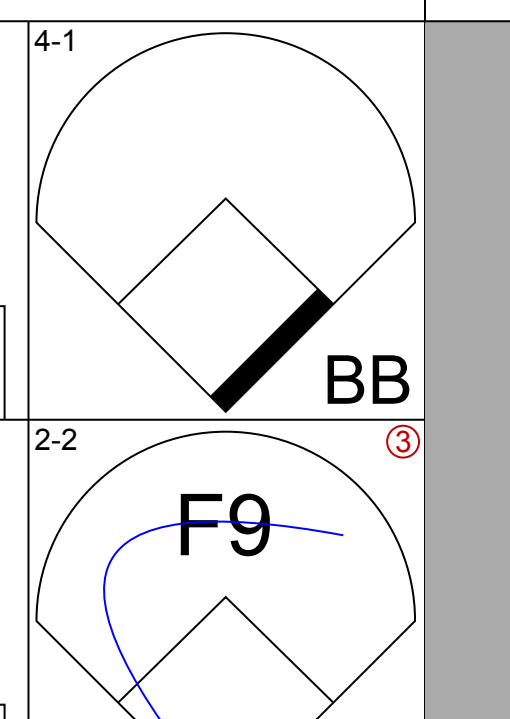
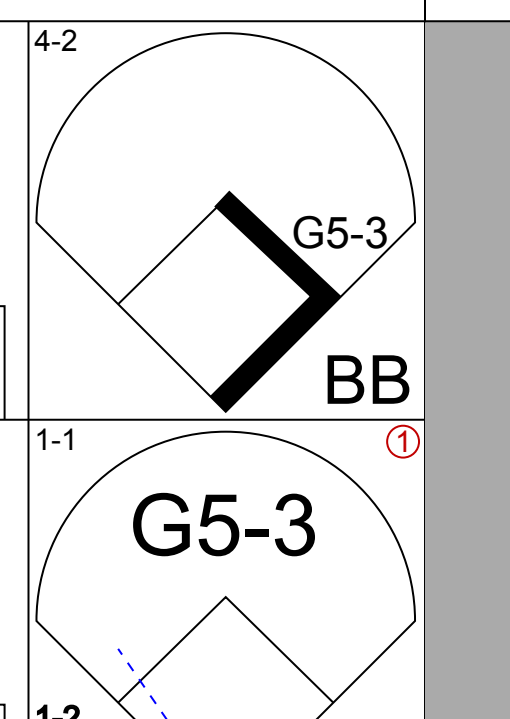
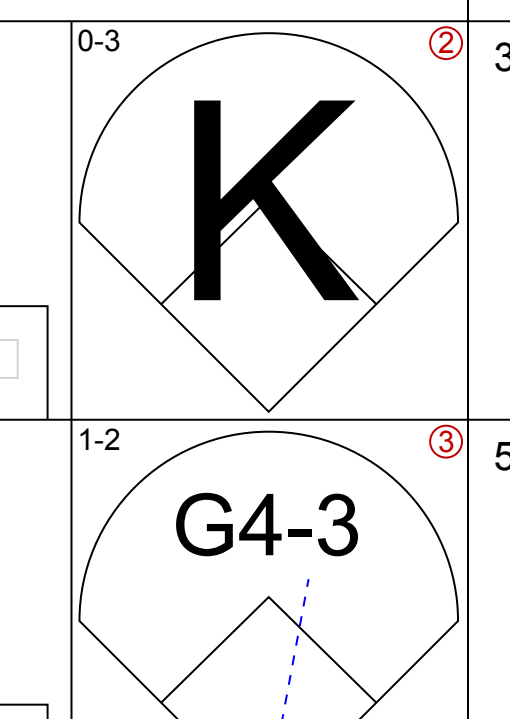
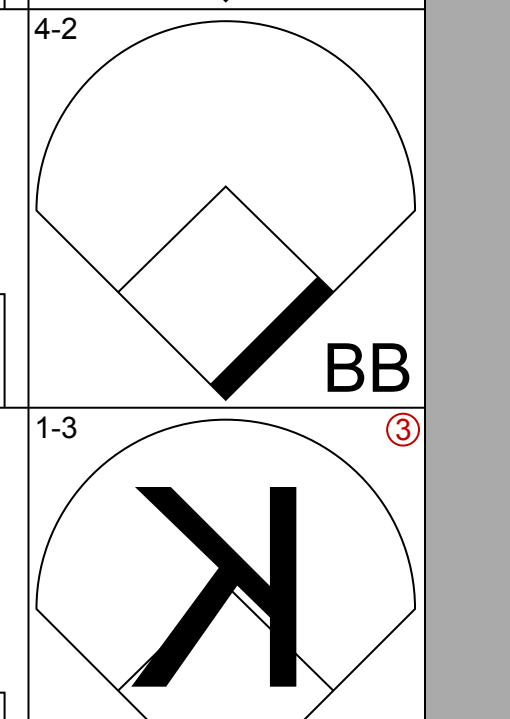
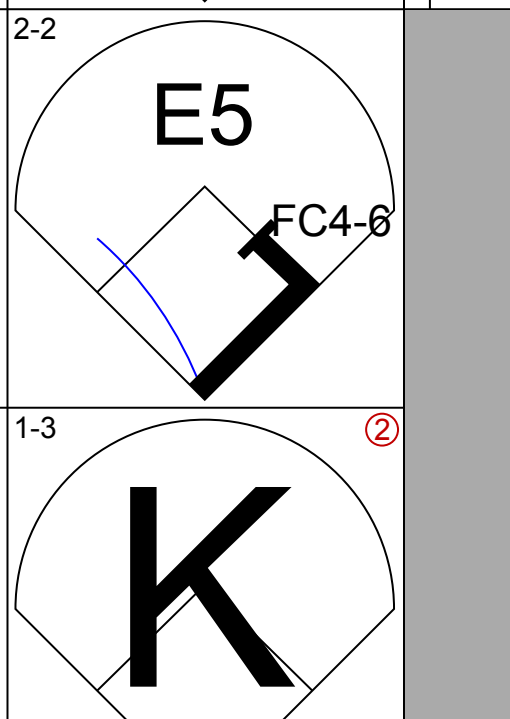
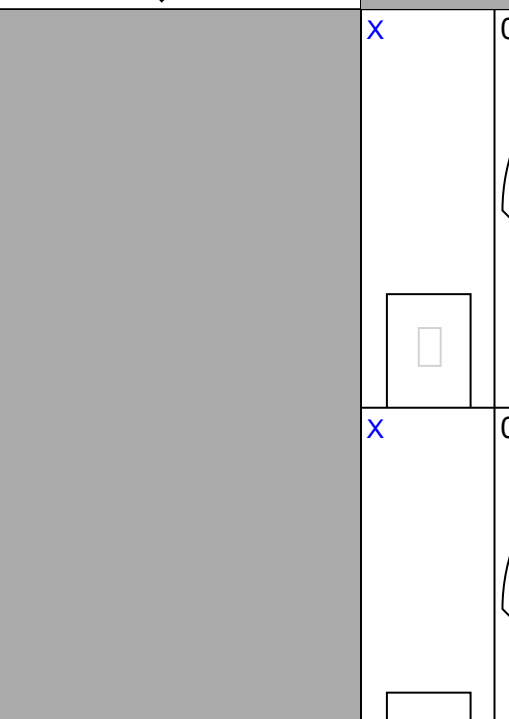
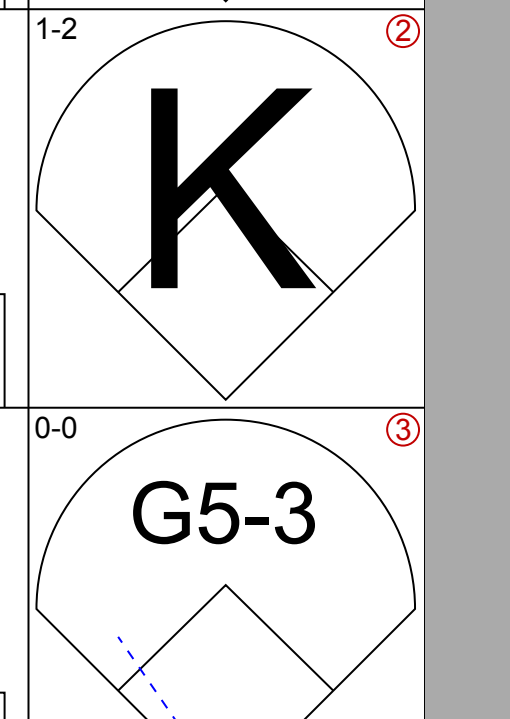


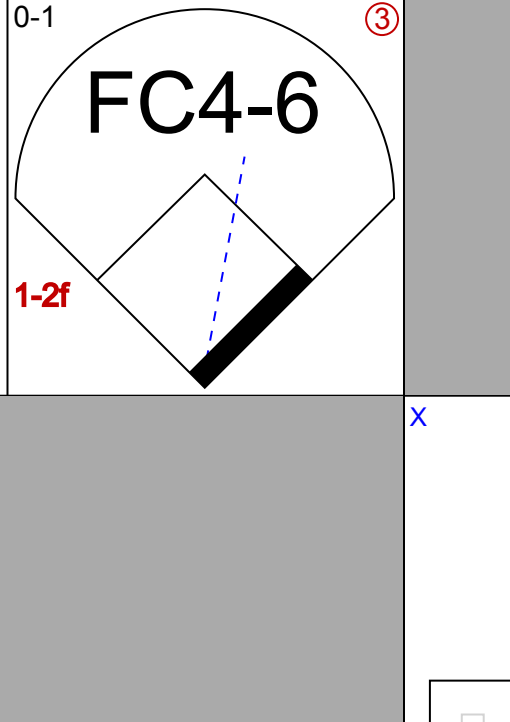
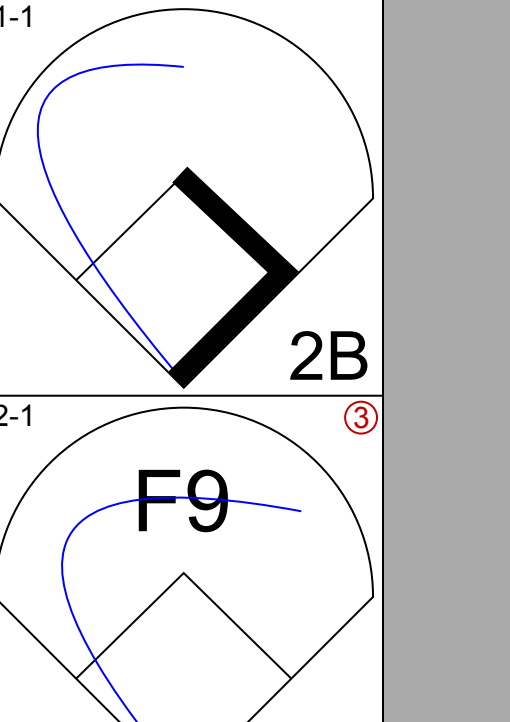
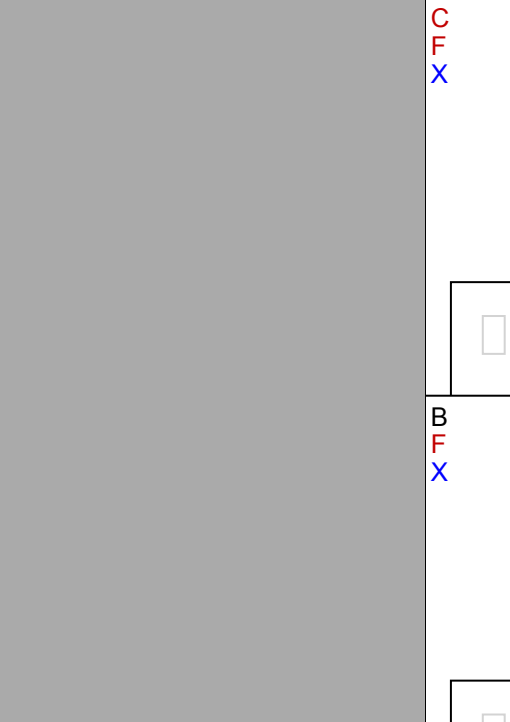
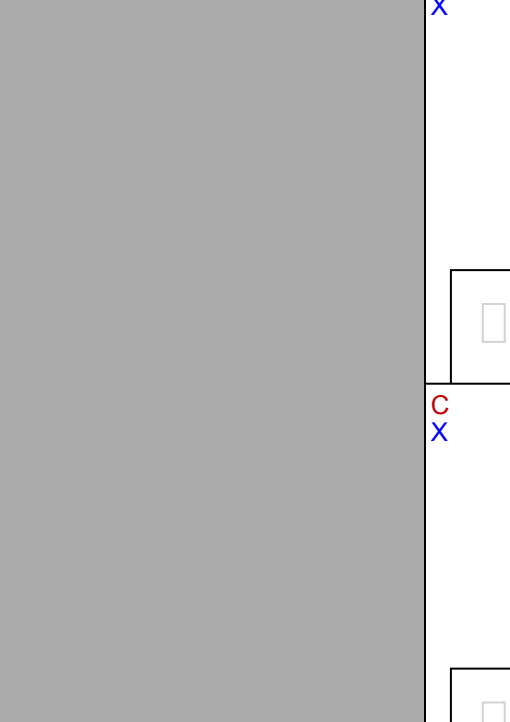
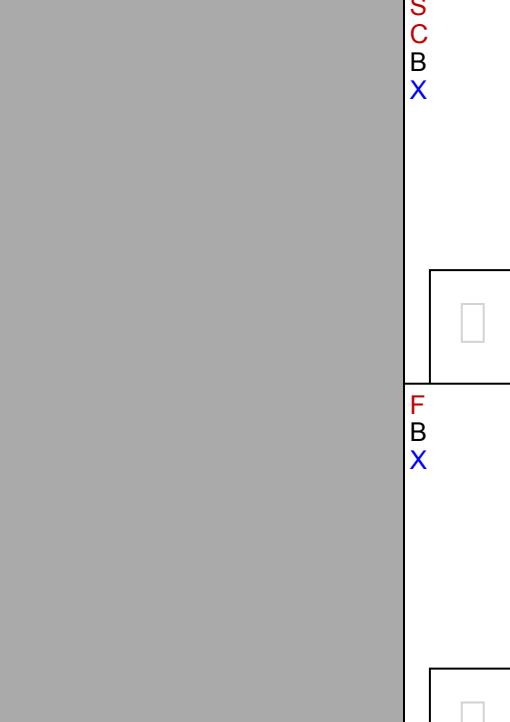
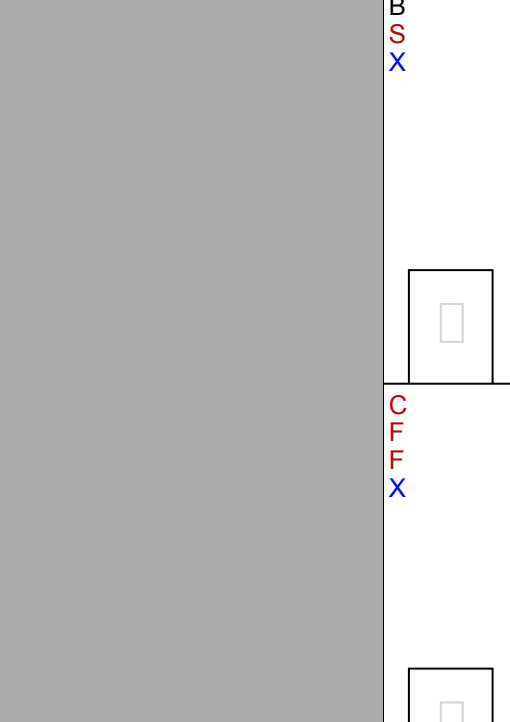
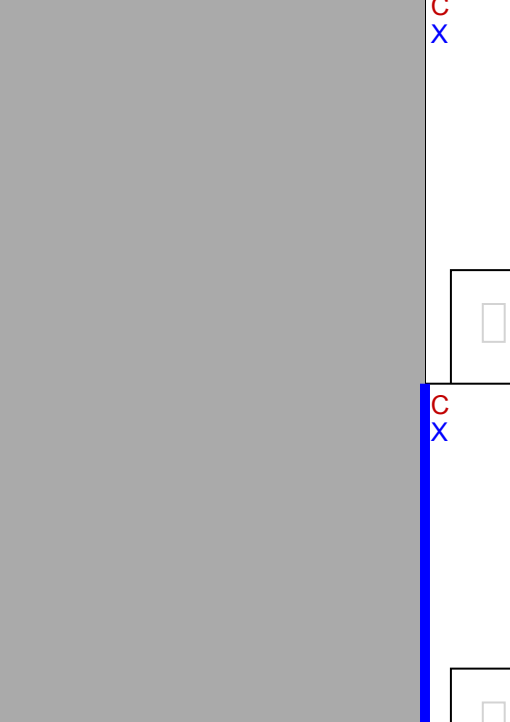
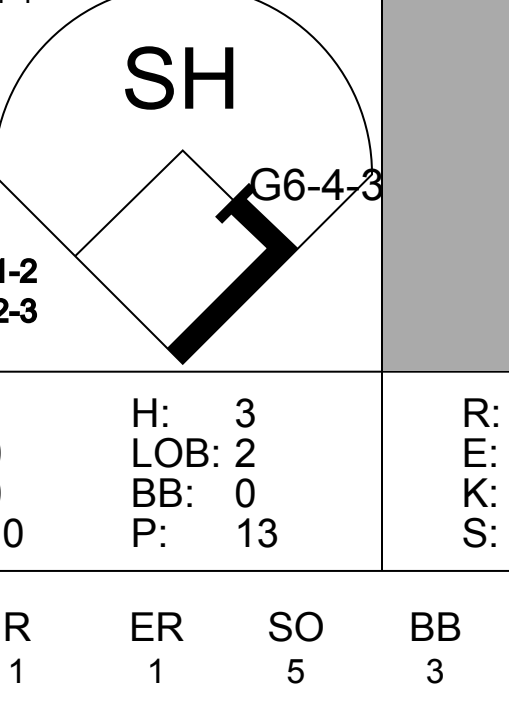
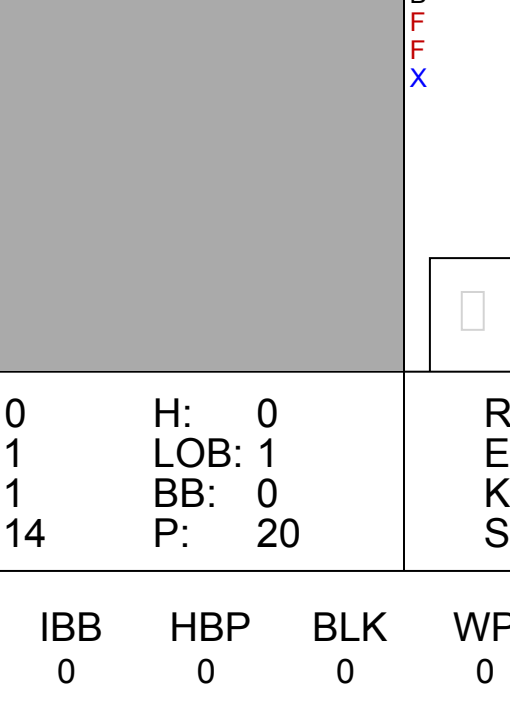
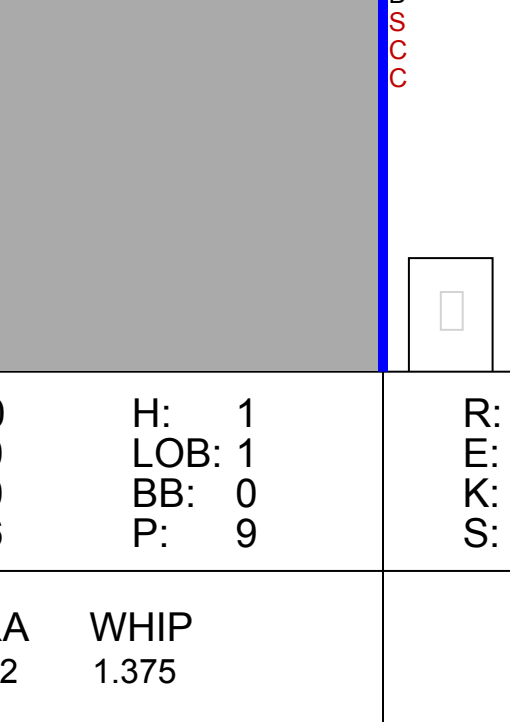
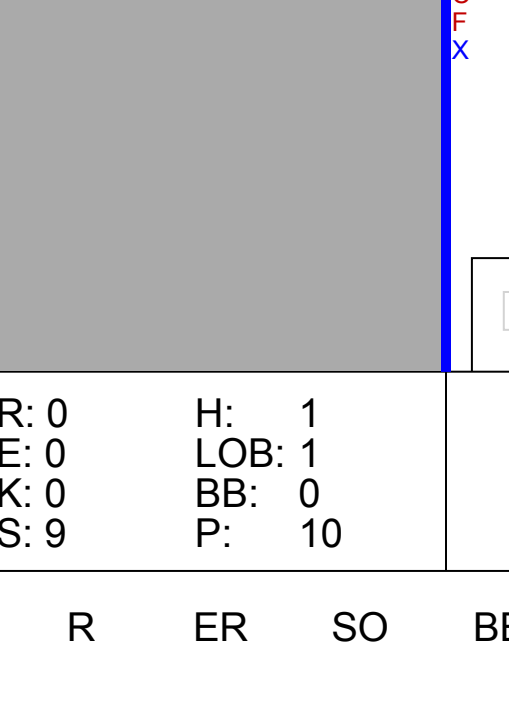
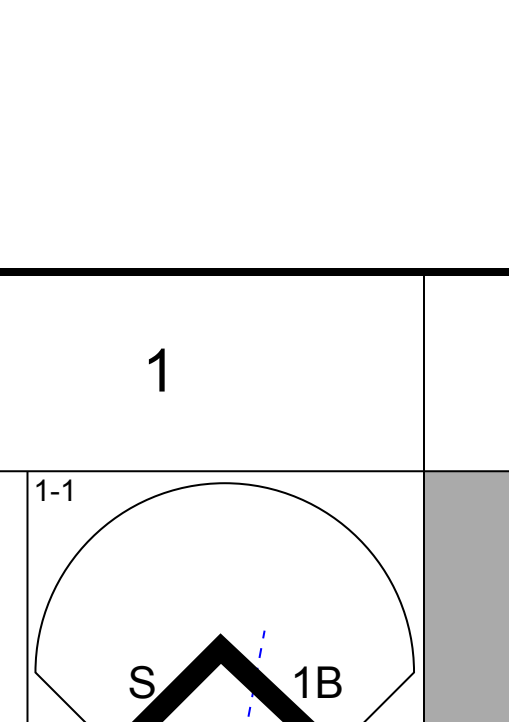
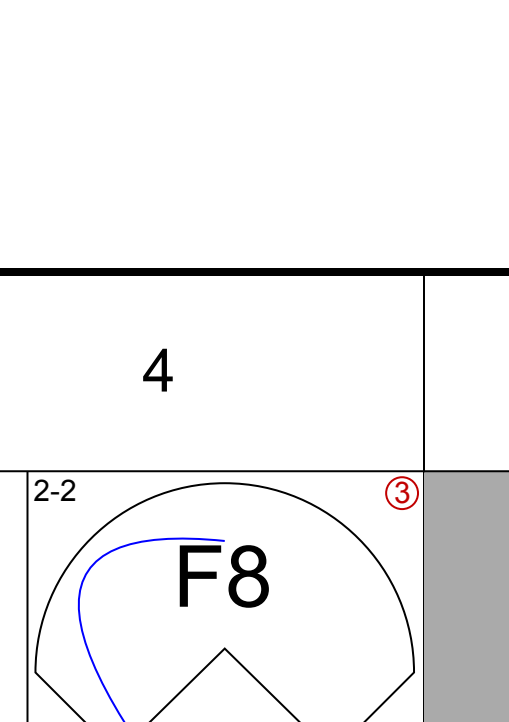
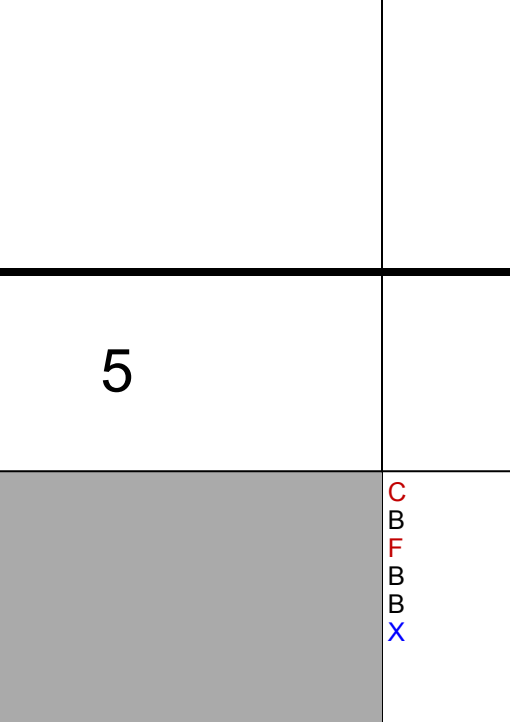
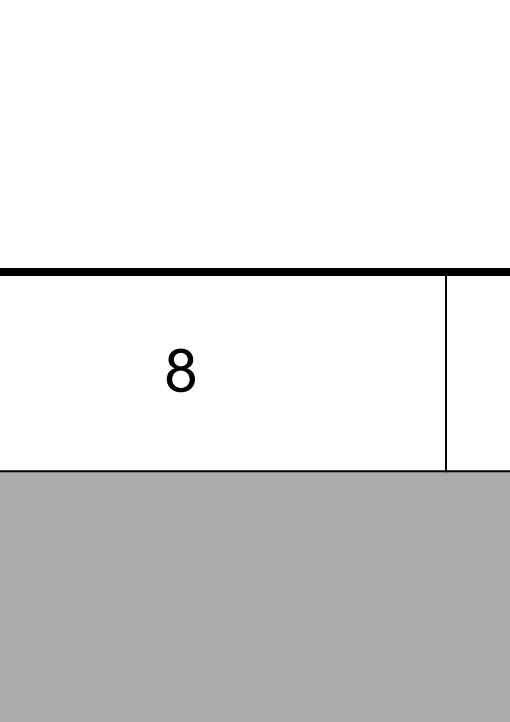
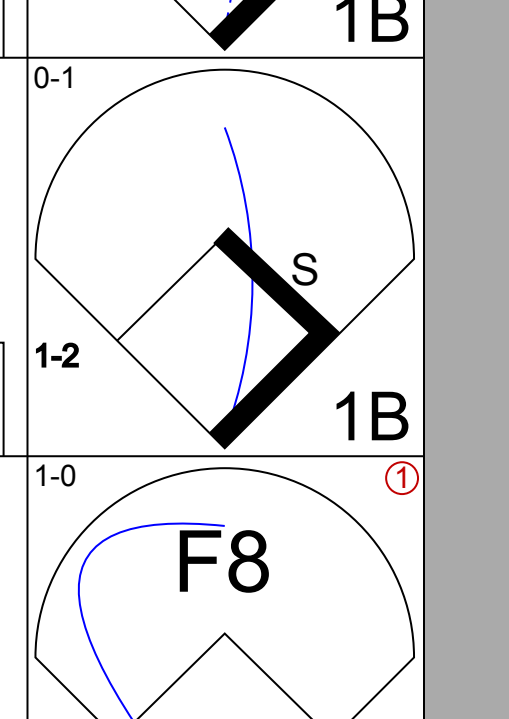
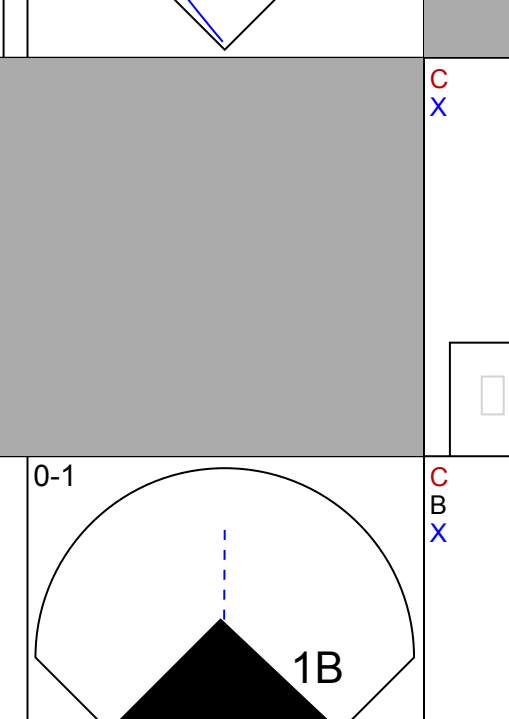
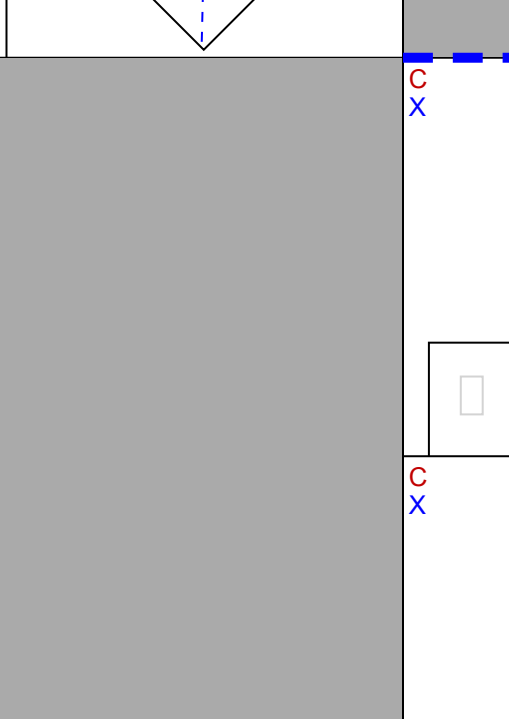

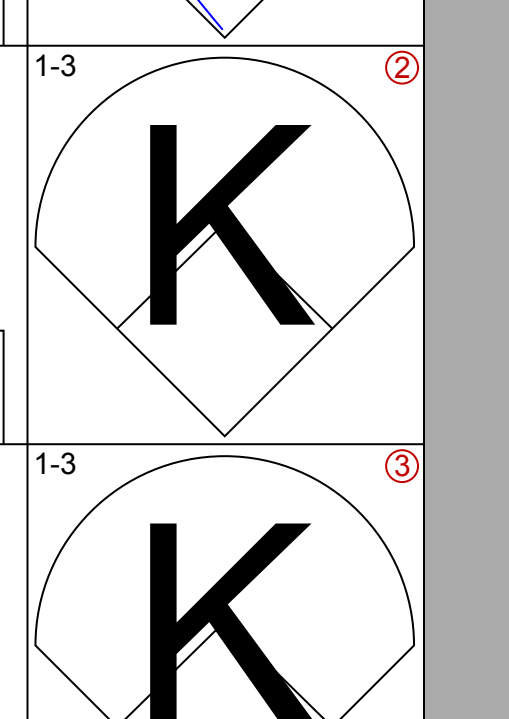
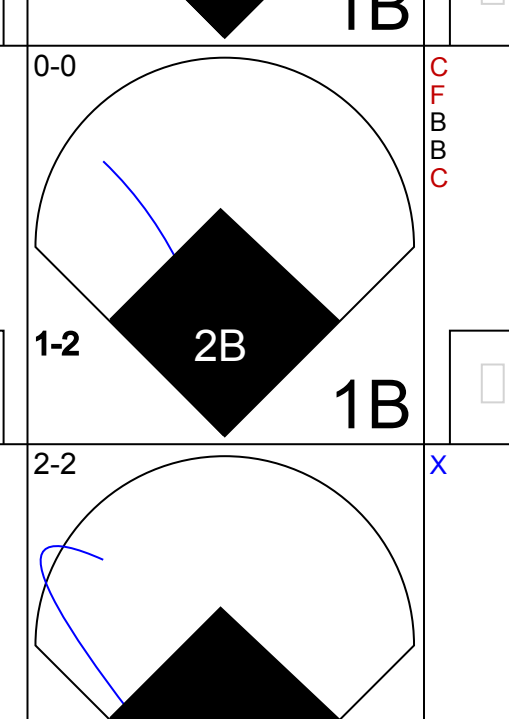
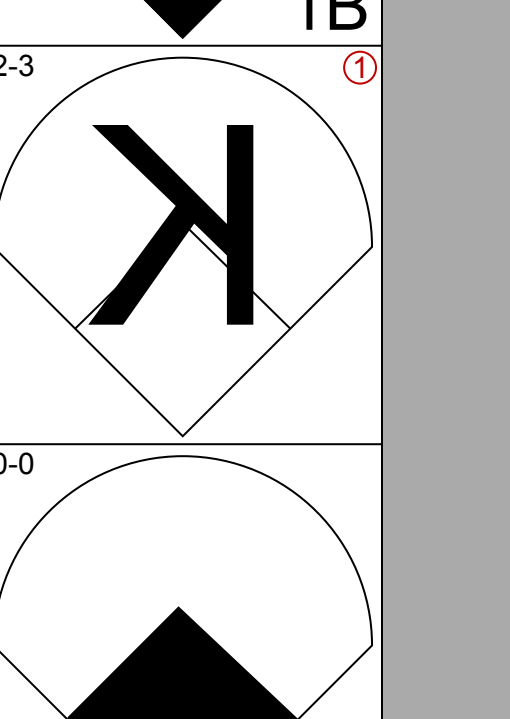

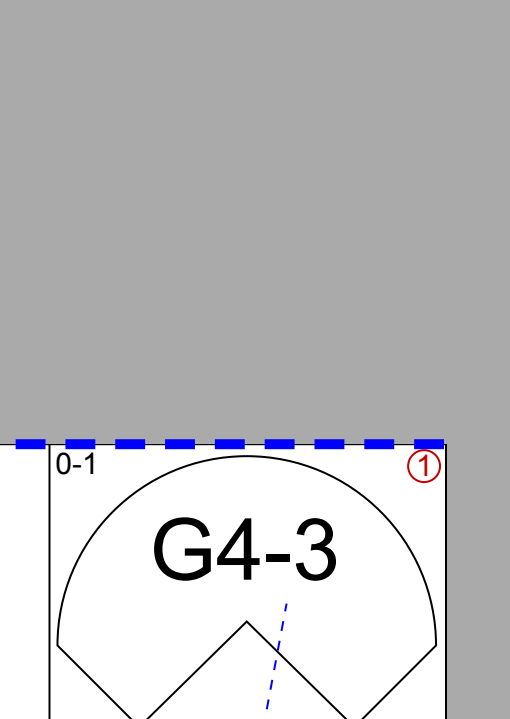
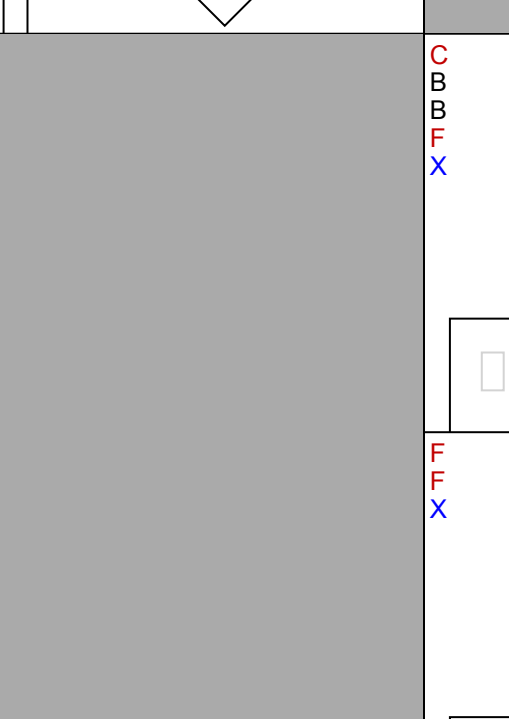
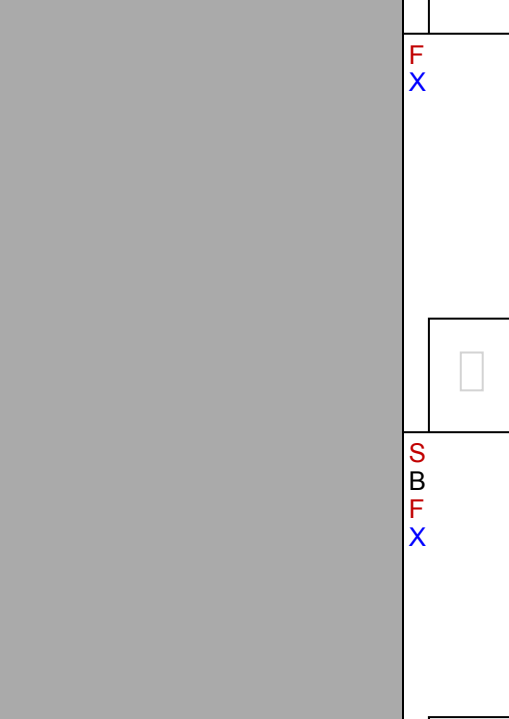
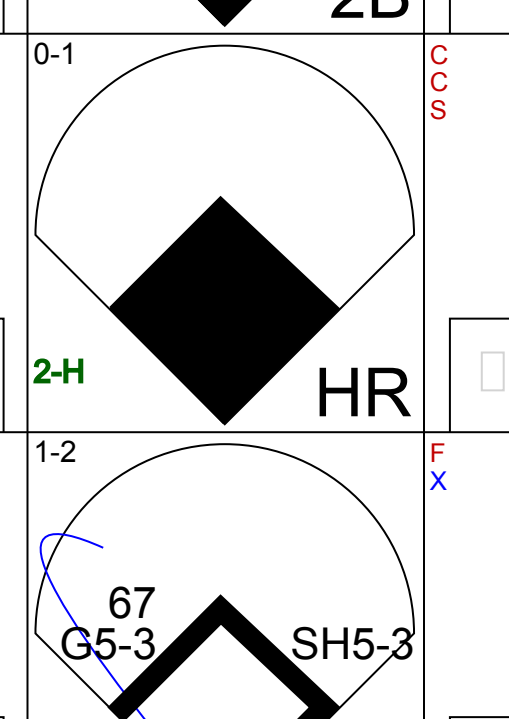


Batter	1	2	3	4	5	6	7	8	9	AB	R	H	RBI	BB	SO	LOB	BOTTOM				
<b>Adrian Brown, S</b> OBP: 0.339, SLG: 0.331 (1, 8)	K			G4-3		G5-4-3				4	0	1	1	0	1	1					
<b>Kevin Polcovich, R</b> OBP: 0.258, SLG: 0.248 <b>Turner Ward, S</b> OBP: 0.331, SLG: 0.424 <b>Javier Martinez, R</b> (9, 1)	G6-3			K			FC6-4		P6	3	1	1	0	0	1	0					
<b>18 Jason Kendall, R</b> OBP: 0.412, SLG: 0.477 (1, 2)	K			K2-3			FC6-4		G5-3	4	0	1	0	0	2	2					
<b>Kevin Young, R</b> OBP: 0.333, SLG: 0.480 (1, 3)							FC6-4		K	3	0	0	0	1	1	2					
<b>Jose Guillen, R</b> OBP: 0.301, SLG: 0.416 (1, 9)							G5-3		L6	4	0	0	1	0	2	2					
<b>Manny Martinez, R</b> OBP: 0.292, SLG: 0.436 (1, 7)							G4-3			4	0	1	0	0	2	2					
<b>Aramis Ramirez, R</b> OBP: 0.306, SLG: 0.362 (1, 5)										3	0	0	0	0	3	2					
<b>Lou Collier, R</b> OBP: 0.314, SLG: 0.335 (1, 6)										1	1	0	0	2	1	0					
<b>Elmer Dessens, R</b> <b>Todd Van Poppel, R</b> <b>Emil Brown, L</b> <b>Jeff McCurry, R</b> <b>Tim Laker, R</b> <b>Tony Womack, L</b> (1, 1) (5, 1) (8, PH) (7, 1) (8, PH) (9, 4)									G3	1	0	0	0	0	0	0					
<b>Inning Stats</b>	R: 0 E: 0 K: 2 S: 9	H: 0 LOB: 0 BB: 0 P: 14	R: 0 E: 0 K: 2 S: 10	H: 0 LOB: 0 BB: 0 P: 13	R: 0 E: 0 K: 2 S: 10	H: 0 LOB: 0 BB: 0 P: 14	R: 0 E: 0 K: 2 S: 9	H: 0 LOB: 0 BB: 1 P: 13	R: 0 E: 0 K: 1 S: 9	H: 0 LOB: 0 BB: 1 P: 14	R: 1 E: 0 K: 1 S: 11	H: 2 LOB: 1 BB: 0 P: 20	R: 1 E: 0 K: 0 S: 12	H: 2 LOB: 2 BB: 1 P: 22	R: 0 E: 0 K: 2 S: 11	H: 1 LOB: 1 BB: 0 P: 17	1B: 3 2B: 2 3B: 0 HR: 0	SF: 0 SAC: 0 DP: 1 HBP: 1	WP: 0 PB: 0 SB: 0 CS: 0	PA: 34	
<b>PITCHER</b>	IP	WLS	BF	H	R	ER	SO	BB	IBB	HBP	BLK	WP	HR	S	P	ERA	WHIP				
<b>Randy Johnson, L</b> ERA: 3.34 <b>Jay Powell, R</b> ERA: 3.19	7.1	W	28	4	2	2	12	3	0	1	0	0	0	14	24	0.00	0.600				

Houston Astros @ Pittsburgh Pirates  
Three Rivers Stadium, Pittsburgh, PA  
Fri Sep 18, 1998, 7:05 PM EDT  
Att: 16,937 - Unknown - 77 F

AB	30
R	2
H	5
RBI	2
BB	3
SO	14
LOB	14



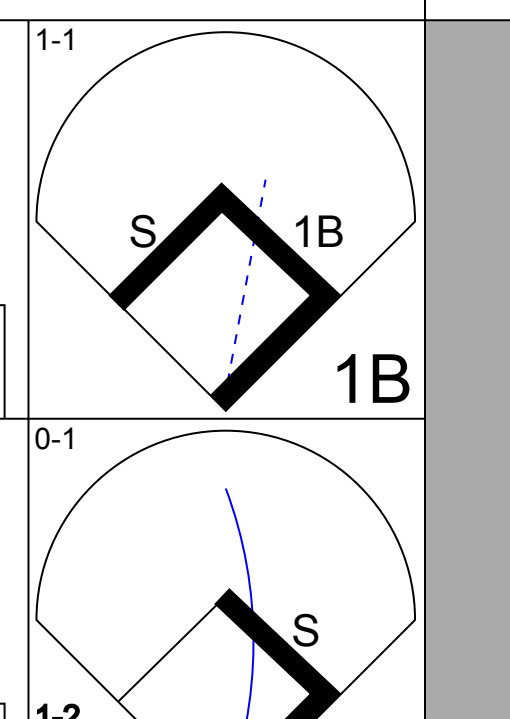
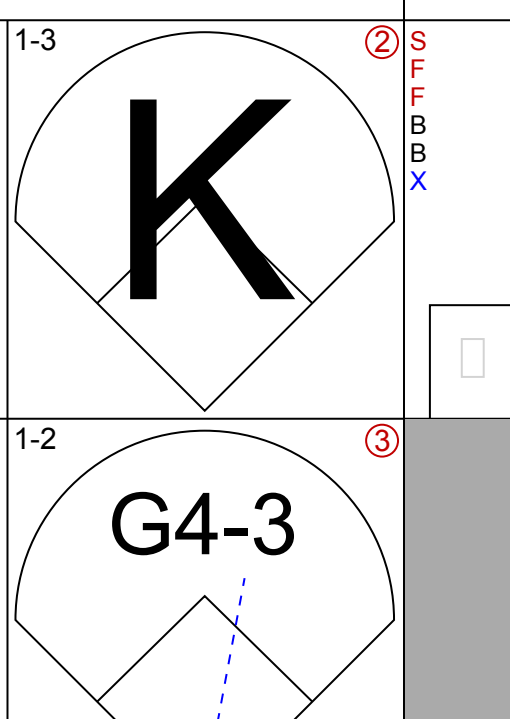
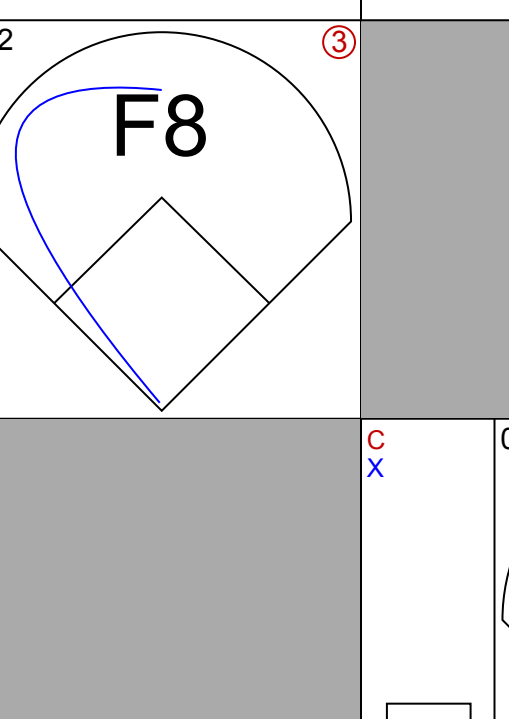
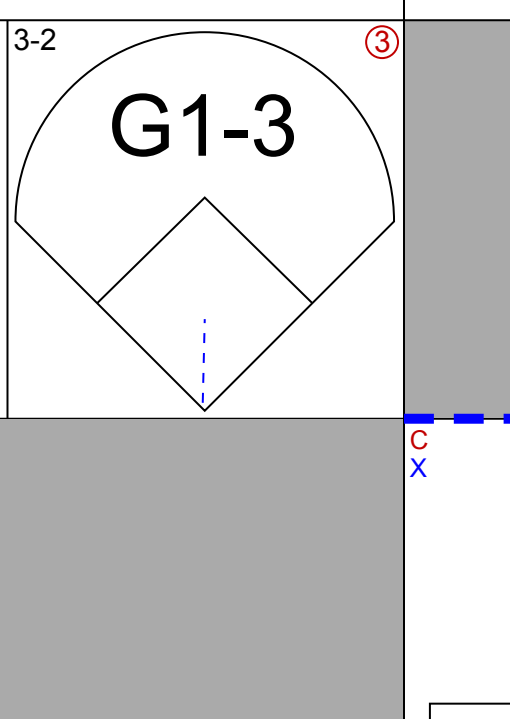
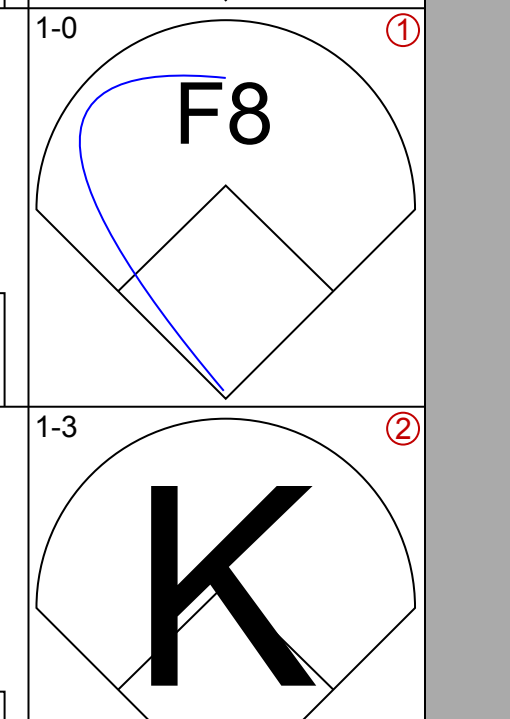
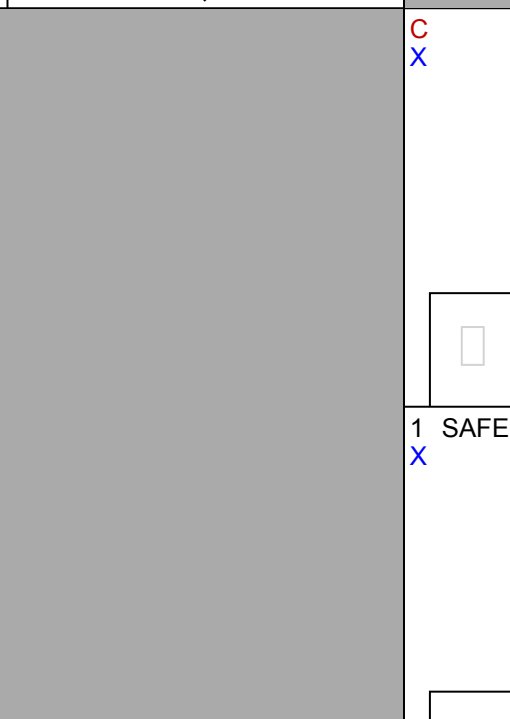
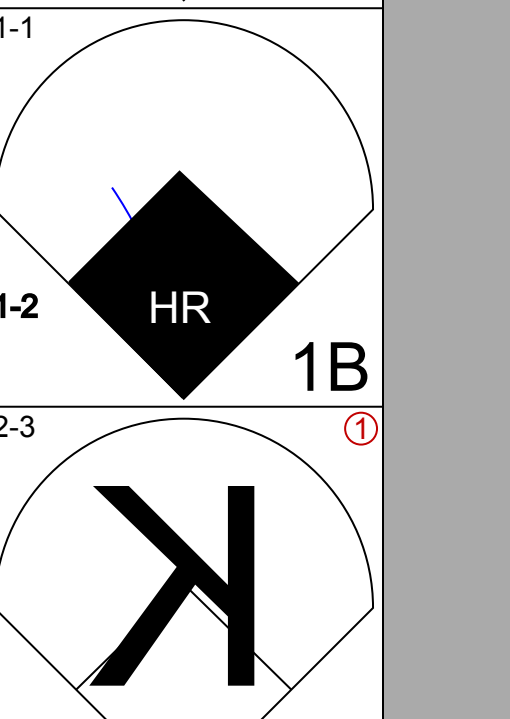
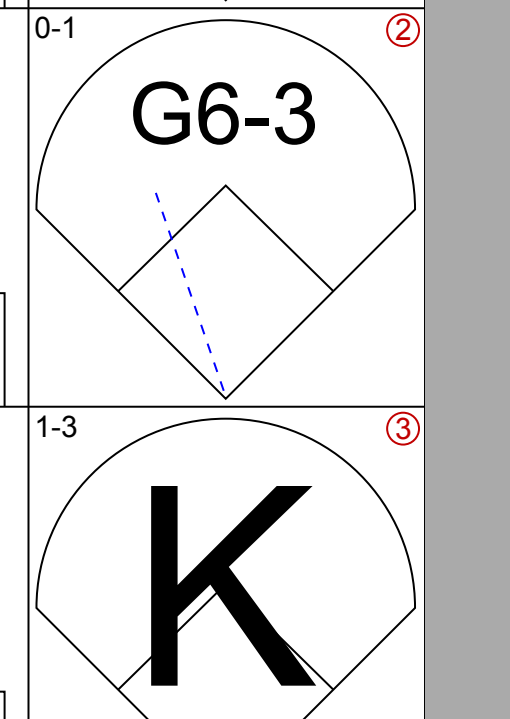
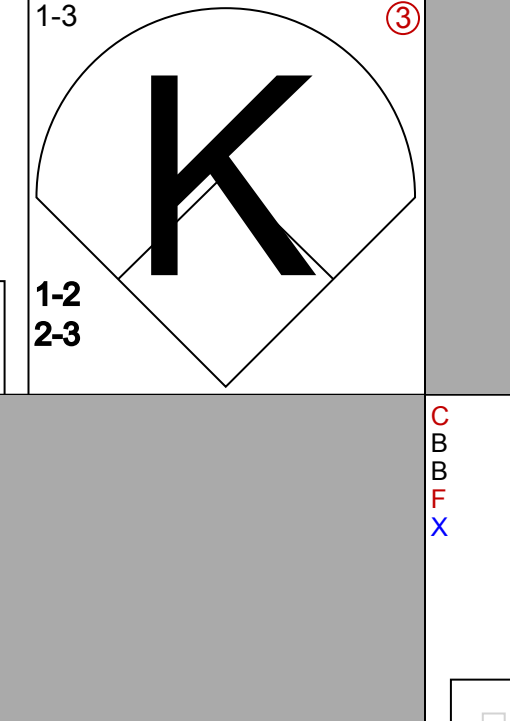
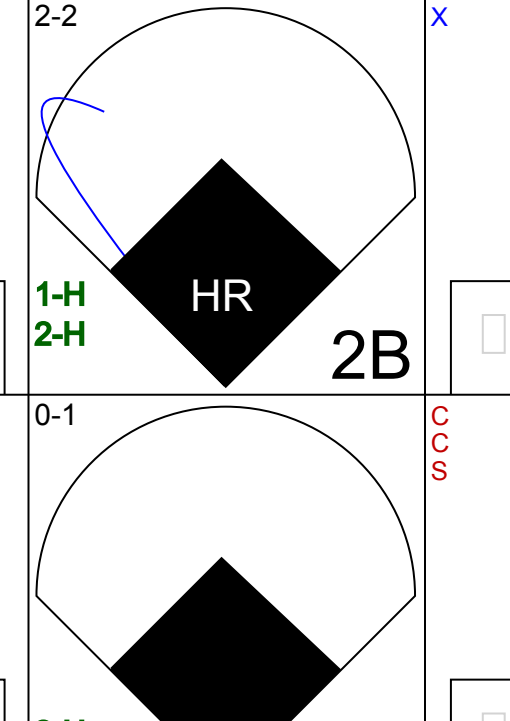
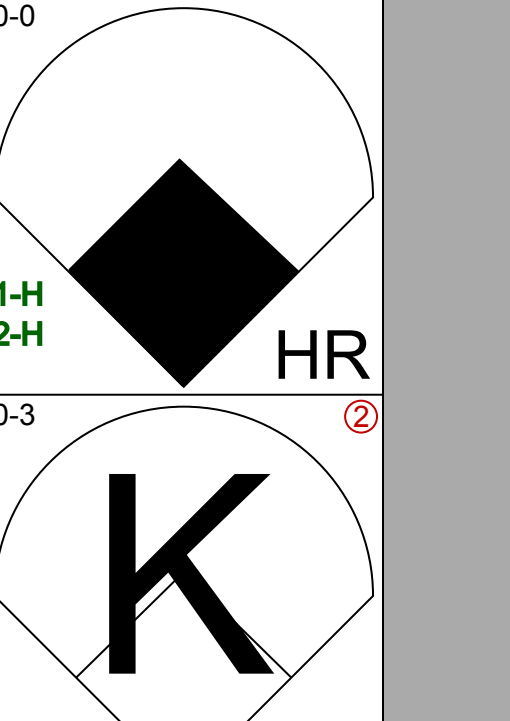
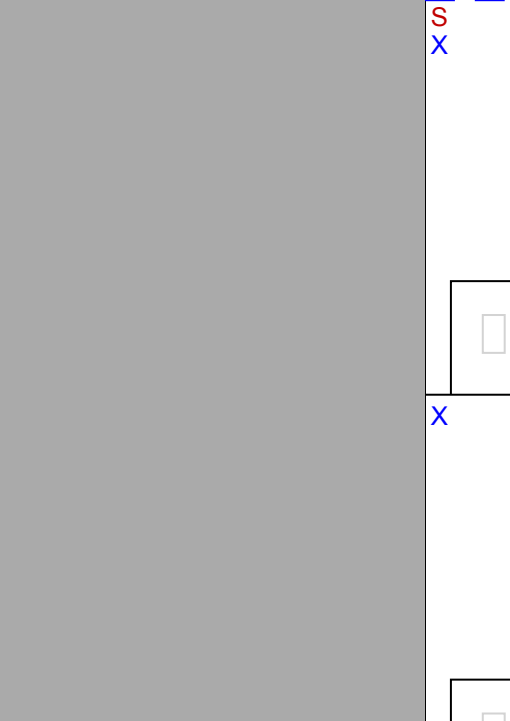
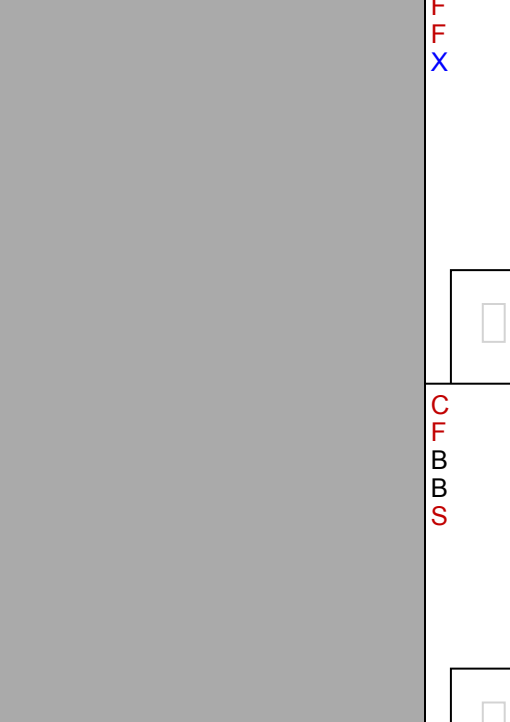
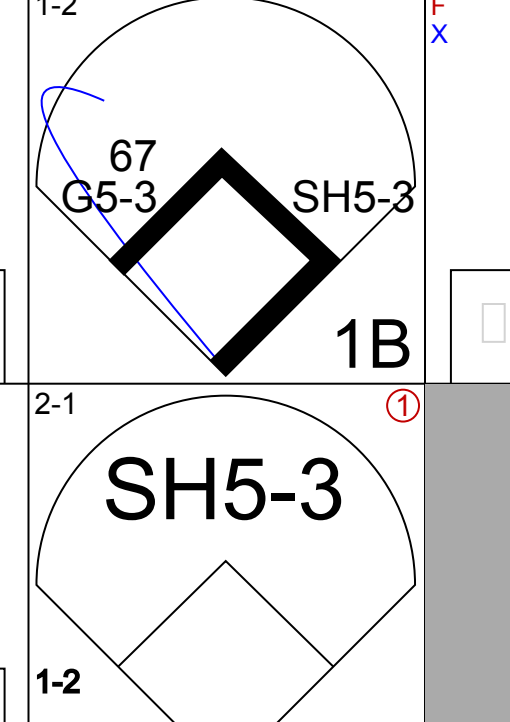
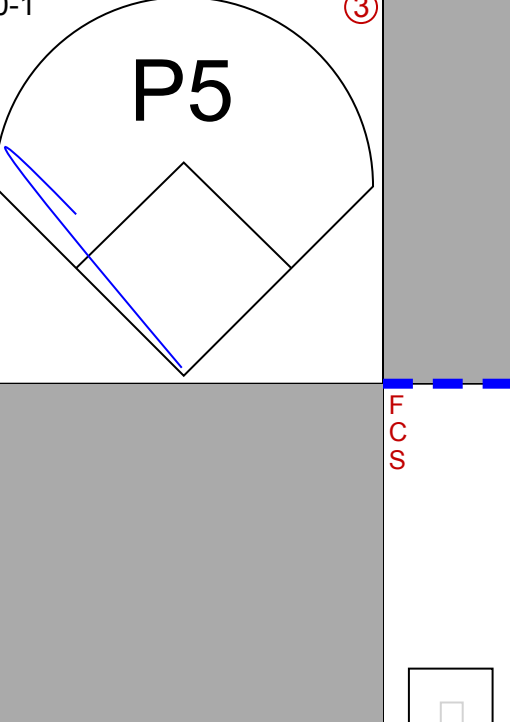

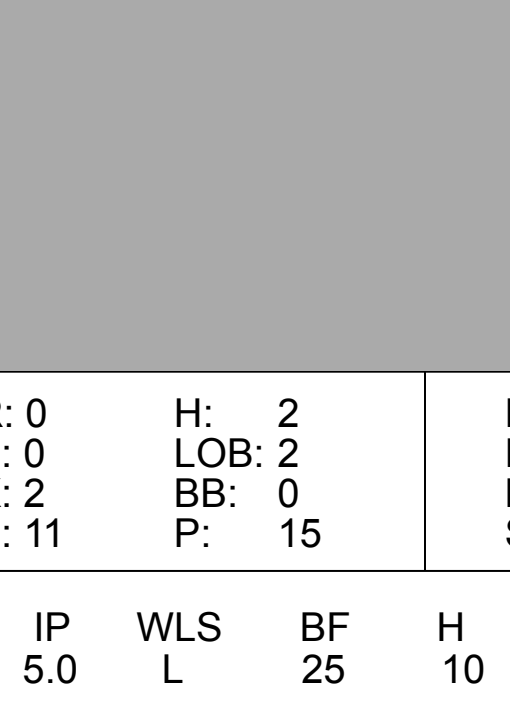
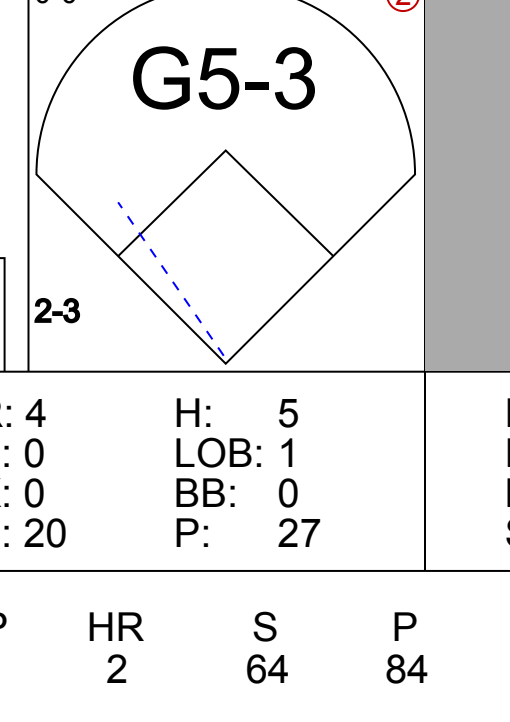
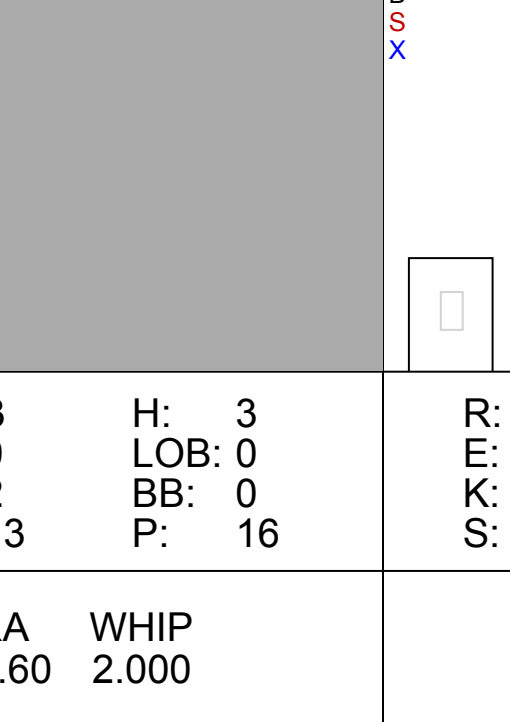
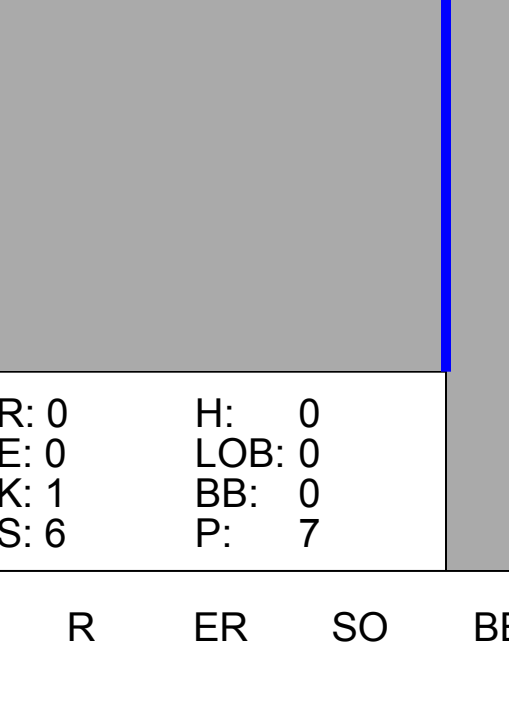


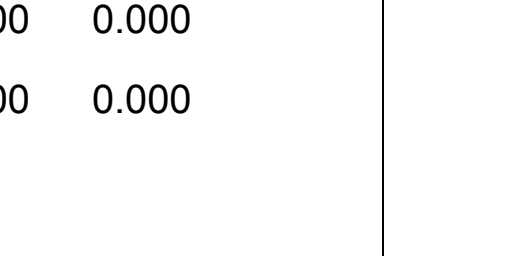



Batter	1	2	3	4	5	6	7	8	9	AB	R	H	RBI	BB	SO	LOB	TOP				
<b>Craig Biggio, R</b> OBP: 0.305, SLG: 0.510 (1, 4)										3	0	0	0	2	2	3					
<b>Ricky Gutierrez, R</b> OBP: 0.342, SLG: 0.338 (1, 6)										5	0	0	0	0	0	4					
<b>Derek Bell, R</b> OBP: 0.363, SLG: 0.485 (1, 9)										3	0	0	0	1	1	1					
<b>5 Jeff Bagwell, R</b> OBP: 0.422, SLG: 0.551 (1, 3)										4	0	0	0	0	2	3					
<b>Moises Alou, R</b> OBP: 0.398, SLG: 0.591 <b>Pete Incaviglia, R</b> OBP: 0.161, SLG: 0.138 (8, 7)										4	1	2	0	0	0	1					
<b>Carl Everett, S</b> OBP: 0.365, SLG: 0.490 (1, 8)										4	0	3	0	0	0	1					
<b>Sean Berry, R</b> OBP: 0.396, SLG: 0.526 (1, 5)										4	0	0	0	0	0	4					
<b>Brad Ausmus, R</b> OBP: 0.358, SLG: 0.351 <b>Mitch Meluskey, S</b> OBP: 0.500, SLG: 0.600 (8, PH) (8, 2)										3	0	2	1	0	0	0					
<b>Jose Lima, R</b> OBP: 0.163, SLG: 0.167 <b>J.R. Phillips</b> OBP: 0.577, SLG: 0.280 <b>Mike Magnante</b> OBP: 0.300, SLG: 0.500 <b>Sean Bergman</b> OBP: 0.300, SLG: 0.117 <b>Doug Henry, R</b> OBP: 0.298, SLG: 0.270 (5, PH) (6, 1) (7, 1) (8, 1) (8, PH)										1	0	1	0	0	0	0					
<b>Inning Stats</b>	R: 0 E: 0 K: 2 S: 10	H: 0 LOB: 1 BB: 1 P: 17	R: 1 E: 0 K: 0 S: 10	H: 3 LOB: 2 BB: 0 P: 13	R: 0 E: 1 K: 1 S: 14	H: 0 LOB: 1 BB: 0 P: 20	R: 0 E: 0 K: 0 S: 13	H: 3 LOB: 3 BB: 1 P: 22	R: 0 E: 0 K: 1 S: 6	H: 0 LOB: 0 BB: 0 P: 9	R: 0 E: 0 K: 1 S: 9	H: 0 LOB: 1 BB: 1 P: 15	R: 0 E: 0 K: 0 S: 9	H: 1 LOB: 1 BB: 0 P: 10	R: 0 E: 0 K: 1 S: 10	H: 0 LOB: 0 BB: 0 P: 11	1B: 4 2B: 4 3B: 1 HR: 0	SF: 0 SAC: 1 DP: 2 HBP: 0	WP: 0 PB: 0 SB: 0 CS: 0	PA: 38	
<b>PITCHER</b>	IP	WLS	BF	H	R	ER	SO	BB	IBB	HBP	BLK	WP	HR	S	P	ERA	WHIP				
<b>67 Francisco Cordova, R</b> ERA: 3.21 <b>Rich Lissette, R</b> ERA: 3.57 (1, 1) (9, 1)	8.0	W	35	8	1	1	5	3	0	0	0	0	0	80	117	1.12	1.375				

Houston Astros @ Pittsburgh Pirates  
Three Rivers Stadium, Pittsburgh, PA  
Sat Sep 19 1998, 7:05 PM EDT  
Att: 20,670 - Overcast - 76 F

AB 34  
R 1  
H 8  
RBI 1  
BB 3  
SO 6  
LOB 18



Batter	1	2	3	4	5	6	7	8	9	AB	R	H	RBI	BB	SO	LOB	BOTTOM				
<b>Tony Womack, L</b> OBP: 0.316, SLG: 0.355 (1, 4)										4	0	1	0	0	1	1					
<b>Adrian Brown, S</b> OBP: 0.344, SLG: 0.336 (1, 8)										4	1	2	0	0	0	0					
<b>18 Jason Kendall, R</b> OBP: 0.412, SLG: 0.477 (1, 2)										4	2	2	0	0	0	2					
<b>Kevin Young, R</b> OBP: 0.333, SLG: 0.478 (1, 3)										4	1	1	0	0	3	4					
<b>Jose Guillen, R</b> OBP: 0.302, SLG: 0.424 (1, 9)										4	2	2	5	0	1	2					
<b>Turner Ward, S</b> OBP: 0.330, SLG: 0.433 (1, 7)										4	1	1	2	0	1	0					
<b>Freddy Garcia, R</b> OBP: 0.341, SLG: 0.512 (1, 5)										4	0	1	0	0	1	0					
<b>Abraham Nunez, S</b> OBP: 0.366, SLG: 0.290 (1, 6)										2	0	0	0	0	2	0					
<b>67 Francisco Cordova, R</b> OBP: 0.147, SLG: 0.164 <b>Rich Lissette, R</b> (1, 1) (9, 1)										3	0	0	0	0	0	1					
<b>Inning Stats</b>	R: 0 E: 0 K: 2 S: 11	H: 2 LOB: 2 BB: 0 P: 15	R: 0 E: 0 K: 1 S: 9	H: 0 LOB: 0 BB: 0 P: 13	R: 0 E: 0 K: 1 S: 11	H: 0 LOB: 0 BB: 0 P: 13	R: 4 E: 0 K: 0 S: 20	H: 5 LOB: 1 BB: 0 P: 27	R: 3 E: 0 K: 2 S: 13	H: 3 LOB: 0 BB: 0 P: 16	R: 0 E: 0 K: 1 S: 8	H: 0 LOB: 0 BB: 0 P: 12	R: 0 E: 0 K: 1 S: 7	H: 0 LOB: 0 BB: 0 P: 8	R: 0 E: 0 K: 1 S: 6	H: 0 LOB: 0 BB: 0 P: 7	1B: 7 2B: 1 3B: 0 HR: 2	SF: 0 SAC: 1 DP: 0 HBP: 0	WP: 0 PB: 0 SB: 2 CS: 0	PA: 34	
<b>PITCHER</b>	IP	WLS	BF	H	R	ER	SO	BB	IBB	HBP	BLK	WP	HR	S	P	ERA	WHIP				
<b>Jose Lima, R</b> ERA: 3.74 <b>Mike Magnante, L</b> ERA: 4.31 <b>Sean Bergman, R</b> ERA: 3.76 <b>Doug Henry, R</b> ERA: 3.13 (1, 1) (6, 1) (7, 1) (8, 1)	5.0	L	25	10	7	7	6	0	0	0	0	0	0	8	12	0.00	0.000				

Houston Astros @ Pittsburgh Pirates  
Three Rivers Stadium, Pittsburgh, PA  
Sat Sep 19 1998, 7:05 PM EDT  
Att: 20,670 - Overcast - 76 F

AB 33  
R 7  
H 10  
RBI 7  
BB 0  
SO 9  
LOB 10





Batter	1	2	3	4	5	6	7	8	9	AB	R	H	RBI	BB	SO	LOB	TOP					
<b>Craig Biggio, R</b> OBP: 0.305, SLG: 0.510 (1,4)	F9		K			L9-3 1B		FC6-4 1B		4	0	2	0	0	1	0	<b>Houston Astros @ Pittsburgh Pirates</b> Three Rivers Stadium, Pittsburgh, PA Sun Sep 20 1998, 3:33 AM EDT Att: 23,657 - Cloudy - 78 F					
<b>Richard Hidalgo, R</b> OBP: 0.344, SLG: 0.453 (1,8)	HR		HR			L9-3 1-2		FC6-4 1-2		4	2	2	2	0	0	2						
<b>Derek Bell, R</b> OBP: 0.364, SLG: 0.486 (1,9)	HBP		F8			4-3			2B	3	0	1	0	0	0	0						
<b>5 Jeff Bagwell, R</b> OBP: 0.421, SLG: 0.551 (1,3)	G5-4-3				F8		F9 2B		K	4	0	1	0	0	1	2						
<b>Moises Alou, R</b> OBP: 0.397, SLG: 0.588 (1,7)		F9			F9		F9			3	0	0	0	1	0	1						
<b>Sean Berry, R</b> OBP: 0.395, SLG: 0.523 (1,5)		G4-3			F8				IBB	2	0	0	0	1	0	0						
<b>Tim Bogar, R</b> OBP: 0.212, SLG: 0.216 (7, PR)									P4	0	0	0	0	0	0	0						
<b>Carl Everett, S</b> OBP: 0.364, SLG: 0.489 (9, PH)										1	0	0	0	0	0	2						
<b>Brad Ausmus, R</b> OBP: 0.358, SLG: 0.351 (9, 2)										0	0	0	0	0	0	0						
<b>Tony Eusebio, R</b> OBP: 0.327, SLG: 0.320 (1, 2)					G6-3				F9	4	0	1	0	0	0	4						
<b>Billy Wagner, L</b> OBP: 0.333, SLG: 0.333 (9, 1)										0	0	0	0	0	0	0						
<b>Ricky Gutierrez, R</b> OBP: 0.340, SLG: 0.335 (1, 6)					G5-3			L6		3	0	0	0	0	0	1						
<b>Shane Reynolds, R</b> OBP: 0.181, SLG: 0.188 (1, 1)										2	0	0	0	0	1	0						
<b>35 Dave Clark, L</b> OBP: 0.296, SLG: 0.268 (8, PH)										1	0	0	0	0	1	0						
<b>Jay Powell, R</b> OBP: 0.333, SLG: 0.333 (8, 1)										0	0	0	0	0	0	0						
<b>Russ Johnson, R</b> OBP: 0.400, SLG: 0.375 (9, 5)										0	0	0	0	0	0	0						
<b>Inning Stats</b>	R: 1 E: 0 K: 0 S: 5	H: 1 LOB: 0 BB: 0 P: 6	R: 0 E: 0 K: 0 S: 10	H: 1 LOB: 1 BB: 0 P: 19	R: 1 E: 0 K: 1 S: 9	H: 1 LOB: 0 BB: 0 P: 15	R: 0 E: 0 K: 0 S: 5	H: 0 LOB: 0 BB: 0 P: 7	R: 0 E: 0 K: 1 S: 7	H: 0 LOB: 0 BB: 0 P: 9	R: 0 E: 0 K: 0 S: 4	H: 1 LOB: 0 BB: 0 P: 7	R: 0 E: 0 K: 0 S: 7	H: 1 LOB: 2 BB: 1 P: 14	R: 0 E: 0 K: 1 S: 9	H: 1 LOB: 1 BB: 1 P: 12	R: 0 E: 0 K: 1 S: 10	H: 1 LOB: 2 BB: 1 P: 16	1B: 3 2B: 3 3B: 0 HR: 2	SF: 0 SAC: 0 DP: 3 HBP: 1	WP: 0 PB: 0 SB: 0 CS: 0	PA: 34
<b>PITCHER</b>	IP	WLS	BF	H	R	ER	SO	BB	IBB	HBP	BLK	WP	HR	S	P	ERA	WHIP					
<b>Jason Schmidt, R</b> ERA: 3.99 (1, 1)	7.0	L	25	5	2	2	2	0	1	1	0	0	2	47	77	2.57	0.714					
<b>Mike Williams, R</b> ERA: 1.97 (8, 1)	2.0		9	2	0	0	2	0	1	0	0	0	0	19	28	0.00	1.000					

AB 31  
R 2  
H 7  
RBI 2  
BB 2  
SO 4  
LOB 12



Batter	1	2	3	4	5	6	7	8	9	AB	R	H	RBI	BB	SO	LOB	BOTTOM						
<b>Tony Womack, L</b> OBP: 0.319, SLG: 0.357 (1,4)	G3		FC6-4 1B		S 1B					4	0	3	0	0	0	0	<b>Houston Astros @ Pittsburgh Pirates</b> Three Rivers Stadium, Pittsburgh, PA Sun Sep 20 1998, 3:33 AM EDT Att: 23,657 - Cloudy - 78 F						
<b>Adrian Brown, S</b> OBP: 0.341, SLG: 0.333 (1,8)	G4-3		FC6-4 1B		K		G4-3			4	0	1	0	0	1	4							
<b>18 Jason Kendall, R</b> OBP: 0.411, SLG: 0.475 (1,2)			FC6-4 1B		K			F8		4	0	1	0	0	1	3							
<b>Kevin Young, R</b> OBP: 0.331, SLG: 0.475 (1,3)	K		G4-3			F8		P3		4	0	0	0	0	1	3							
<b>Jose Guillen, R</b> OBP: 0.305, SLG: 0.427 (1,9)		2B 1B			F9 2B		F8		BB	3	0	2	0	1	0	0							
<b>Turner Ward, S</b> OBP: 0.326, SLG: 0.426 (1,7)		L8			F8		G3		K	4	0	0	0	0	1	3							
<b>Aramis Ramirez, R</b> OBP: 0.305, SLG: 0.364 (1,5)		L4-6 2B			F9		P4		K	4	0	1	0	0	1	1							
<b>Abraham Nunez, S</b> OBP: 0.364, SLG: 0.294 (1,6)		L4-6			G6-3					3	0	1	0	0	0	3							
<b>Lou Collier, R</b> OBP: 0.316, SLG: 0.335 (9, PH)										0	0	0	0	1	0	0							
<b>Jason Schmidt, R</b> OBP: 0.127, SLG: 0.133 (1, 1)										2	0	1	0	0	1	0							
<b>Tim Laker, R</b> OBP: 0.409, SLG: 0.579 (7, PH)										1	0	0	0	0	0	1							
<b>Mike Williams, R</b> OBP: 0.333, SLG: 0.333 (8, 1)										0	0	0	0	0	0	0							
<b>Freddy Garcia, R</b> OBP: 0.339, SLG: 0.509 (9, PH)										1	0	0	0	0	0	1							
<b>Inning Stats</b>	R: 0 E: 0 K: 1 S: 13	H: 1 LOB: 1 BB: 0 P: 16	R: 0 E: 0 K: 0 S: 10	H: 2 LOB: 1 BB: 0 P: 12	R: 0 E: 0 K: 1 S: 15	H: 2 LOB: 2 BB: 0 P: 20	R: 0 E: 0 K: 0 S: 6	H: 1 LOB: 1 BB: 0 P: 12	R: 0 E: 0 K: 2 S: 8	H: 2 LOB: 1 BB: 0 P: 12	R: 0 E: 0 K: 0 S: 8	H: 0 LOB: 0 BB: 0 P: 13	R: 0 E: 0 K: 0 S: 7	H: 2 LOB: 2 BB: 0 P: 12	R: 0 E: 0 K: 1 S: 7	H: 0 LOB: 1 BB: 1 P: 16		R: 0 E: 0 K: 1 S: 8	H: 0 LOB: 0 BB: 1 P: 16	1B: 8 2B: 3 3B: 0 HR: 0	SF: 0 SAC: 0 DP: 2 HBP: 0	WP: 0 PB: 0 SB: 0 CS: 0	PA: 36
<b>PITCHER</b>	IP	WLS	BF	H	R	ER	SO	BB	IBB	HBP	BLK	WP	HR	S	P	ERA		WHIP					
<b>Shane Reynolds, R</b> ERA: 3.58 (1, 1)	7.0	W	29	10	0	0	4	0	0	0	0	0	0	67	97	0.00		1.429					
<b>Jay Powell, R</b> ERA: 3.13 (8, 1)	1.0		4	0	0	0	1	1	0	0	0	0	0	7	16	0.00	1.000						
<b>Billy Wagner, L</b> ERA: 2.84 (9, 1)	1.0	S	3	0	0	0	1	1	0	0	0	0	0	8	16	0.00	1.000						

AB 34  
R 0  
H 10  
RBI 0  
BB 2  
SO 6  
LOB 19





Batter	1	2	3	4	5	6	7	8	9	AB	R	H	RBI	BB	SO	LOB	TOP						
Tony Womack, L (1,4) OBP: 0.319, SLG: 0.358	3-2 18 WP 1B		3-2 F8		0-2 FC4-6 1-2f		2-2 FC6 1B		0-2 FC6-4 1-2f	5	0	2	0	0	0	4							
Adrian Brown, S (1,8) OBP: 0.331, SLG: 0.323	1-1 L8		1-0 G1-6-4-3 1-2f			2-1 F9	0-1 FC6 1-2f			4	0	0	0	0	0	3							
18 Jason Kendall, R (1,2) OBP: 0.412, SLG: 0.474	1 SAFE 4-0 FC6-4 1-2 BB			2-2 L7		1-2 S 2B 1B		3-1 F9		3	1	1	0	1	0	0							
Kevin Young, R (1,3) OBP: 0.330, SLG: 0.475	0-3 K			2-3 K		1-1 FC1-5 1-H 2B		0-3 K		4	0	1	1	0	3	2							
Jose Guillen, R (1,9) OBP: 0.303, SLG: 0.424	1-2 FC6-4 1-2f			1-1 G1-3		2-1 E5 FC1-5		3-2 E1		4	0	0	0	0	0	3							
Emil Brown, R (1,7) OBP: 0.297, SLG: 0.286		2-2 G5-3			3-1 G5-4-3 1B 1B	1-2 FC1-5 1-2 2-3f		0-3 K		4	0	1	0	0	1	3							
Aramis Ramirez, R (1,5) OBP: 0.304, SLG: 0.363		1-3 K			0-0 G5-4-3 1B	3-3 K		2-2 P7		4	0	1	0	0	2	2							
Abraham Nunez, S (1,6) OBP: 0.333, SLG: 0.263		0-0 B4-3			0-1 G5-4-3 1-2f 2-3		0-3 K		3-3 K	4	0	0	0	0	2	2							
Jose Silva, R (1,1) OBP: 0.138, SLG: 0.077			4-1		4-2		0-0 L6		2-2	0	0	0	0	2	0	0							
Javier Martinez, R (5,1) Doug Strange, S (7,PH) Jeff Tabaka, R (7,1) Tim Laker, R (9,PH)										0	0	0	0	2	0	0							
										0	0	0	0	0	0	0							
										0	0	0	0	0	0	0							
										1	0	1	0	0	0	0							
<b>Inning Stats</b>	R: 0 E: 0 K: 1 S: 15	H: 1 LOB: 2 BB: 1 P: 23	R: 0 E: 0 K: 1 S: 10	H: 0 LOB: 0 BB: 1 P: 13	R: 0 E: 0 K: 0 S: 5	H: 0 LOB: 0 BB: 1 P: 13	R: 0 E: 0 K: 1 S: 8	H: 0 LOB: 0 BB: 0 P: 13	R: 0 E: 0 K: 0 S: 10	H: 2 LOB: 2 BB: 1 P: 17	R: 1 E: 1 K: 1 S: 19	H: 2 LOB: 2 BB: 0 P: 29	R: 0 E: 0 K: 1 S: 11	H: 1 LOB: 1 BB: 0 P: 13	R: 0 E: 1 K: 2 S: 12	H: 0 LOB: 1 BB: 0 P: 18	R: 0 E: 0 K: 1 S: 12	H: 1 LOB: 1 BB: 0 P: 19	1B: 6 2B: 1 3B: 0 HR: 0	SF: 0 SAC: 0 DP: 2 HBP: 0	WP: 1 PB: 0 SB: 1 CS: 1	PA: 37	
<b>PITCHER</b>	IP WLS BF H R ER SO BB IBB HBP BLK WP HR S P ERA WHIP	7.0 W 29 6 1 1 5 3 0 0 0 1 0 78 121 1.29 1.286	1.0 4 0 0 0 2 0 0 0 0 0 0 0 12 18 0.00 0.000	1.0 4 1 0 0 1 0 0 0 0 0 0 0 12 19 0.00 1.000																			

Pittsburgh Pirates @ San Francisco Giants  
3Com Park at Candlestick Point, San Francisco, CA  
Mon Sep 21 1998, 10:05 PM EDT  
Att: 15,695 - Cloudy - 61 F

AB 34  
R 1  
H 7  
RBI 1  
BB 3  
SO 8  
LOB 19



Batter	1	2	3	4	5	6	7	8	9	AB	R	H	RBI	BB	SO	LOB	BOTTOM					
Marvin Benard, L (1,9) OBP: 0.390, SLG: 0.433	0-1 1B 3B		4-0 FC3-6 BB		1-1 SH1-4 1-2 2-3	4-2 E S BB		4-2 BB		1	1	1	0	2	0	0						
LeJon Powell, R (8,PH) OBP: 0.600, SLG: 0.333			1 SAFE 1-0 FC3-6 1-2f		3-2 HR 2B	1-3 K		3-2 P6		5	1	2	3	0	1	4						
Bill Mueller, S (1,5) OBP: 0.386, SLG: 0.400	0-1 G6-3 3-H 1B		2-0 F7		2-H 3-H 4-0 HR IBB	1-3 G4-3		2-3 K		3	1	1	0	1	0	1						
Barry Bonds, L (1,7) OBP: 0.594, SLG: 0.594	1-1 G6-3 1B		1-1 F7		0-0 HR IBB	0-0 G4-3		2-3 K		1	0	0	0	0	1	2						
Chris Jones, R (8,PH) OBP: 0.254, SLG: 0.281	1-2 1B		0-1 F8		0-0 HR	0-0 WP HR HBP				3	2	1	3	0	1	3						
Jeff Kent, R (1,4) OBP: 0.355, SLG: 0.558	0-3 K		1 SAFE 0-1 F8		0-0 HR	3-3 K		1-2 K		0	0	0	0	0	0	0						
Cory Bailey, R (9,1)					1-H 2-H HR					4	0	0	0	0	1	3						
Ellis Burks, R (1,8) OBP: 0.363, SLG: 0.496	0-0 G6-3 1-2 2-3		3-2 P5		0-0 L7	3-3 K		1-2 K		3	0	1	0	0	0	2						
J.T. Snow, L (1,3) OBP: 0.331, SLG: 0.414	2-2 6-3		2-2 F9		0-1 1B	3-2 HR				3	0	1	0	0	0	2						
Joe Carter, R (7,PH) OBP: 0.291, SLG: 0.434					0-1 1B	0-1 HR				1	1	1	2	0	0	0						
Rich Aurilia, R (1,6) OBP: 0.320, SLG: 0.405		4-1 G4-6-3 BB		0-0 F8	1-0 F8	1-2 L7				3	0	0	0	1	0	1						
Brian Johnson, R (1,2) OBP: 0.302, SLG: 0.388	1 SAFE 1-0 G4-6-3 1-2f		1-0 G4-6-3		4-0 SH1-4 2B BB	2-0 F9		0-1 G6-3		3	1	0	0	1	0	1						
Orel Hershiser, R (1,1) OBP: 0.206, SLG: 0.188			3-2 F8		1-1 SH1-4 2B HBP	0-2 P3		0-1 BB		2	1	0	0	0	0	0						
Jose Mesa, R (8,1)					1-2 2B HBP					0	0	0	0	0	0	0						
Ramon Martinez, R (8,PH) OBP: 0.409, SLG: 0.368										1	0	1	0	0	0	0						
										1	0	1	0	0	0	0						
<b>Inning Stats</b>	R: 1 E: 0 K: 1 S: 13	H: 3 LOB: 2 BB: 0 P: 16	R: 0 E: 0 K: 0 S: 5	H: 0 LOB: 1 BB: 1 P: 13	R: 0 E: 0 K: 0 S: 4	H: 0 LOB: 0 BB: 1 P: 11	R: 0 E: 0 K: 0 S: 11	H: 0 LOB: 0 BB: 0 P: 16	R: 5 E: 0 K: 0 S: 12	H: 3 LOB: 1 BB: 2 P: 26	R: 0 E: 0 K: 1 S: 10	H: 0 LOB: 1 BB: 1 P: 17	R: 2 E: 0 K: 1 S: 10	H: 1 LOB: 0 BB: 0 P: 18	R: 0 E: 0 K: 1 S: 13	H: 1 LOB: 2 BB: 1 P: 22	1B: 4 2B: 1 3B: 1 HR: 2	SF: 0 SAC: 1 DP: 1 HBP: 2	WP: 1 PB: 0 SB: 1 CS: 0	PA: 39		
<b>PITCHER</b>	IP WLS BF H R ER SO BB IBB HBP BLK WP HR S P ERA WHIP	4.1 L 22 5 6 6 1 3 1 0 0 0 0 14 22 0.00 1.200	1.2 7 1 0 0 1 1 0 0 0 0 0 0 14 22 0.00 1.200	2.0 10 2 2 2 2 1 0 1 0 1 1 23 40 9.00 1.500																		

Pittsburgh Pirates @ San Francisco Giants  
3Com Park at Candlestick Point, San Francisco, CA  
Mon Sep 21 1998, 10:05 PM EDT  
Att: 15,695 - Cloudy - 61 F

AB 30  
R 8  
H 8  
RBI 8  
BB 6  
SO 4  
LOB 17






Batter	1	2	3	4	5	6	7	8	9	AB	R	H	RBI	BB	SO	LOB	TOP								
Tony Womack, L (1,4) OBP: 0.319, SLG: 0.356	4-0 BB		0-3 K		1-2 L4		1-3 K			3	0	0	0	1	2	3	<b>Pittsburgh Pirates @ San Francisco Giants</b> 3Com Park at Candlestick Point, San Francisco, CA Tue Sep 22, 1998, 10:05 PM EDT Att: 16,228 - Cloudy - 60 F								
Ricardo Rincon, L (7,1)										0	0	0	0	0	0	0									
Rich Loiselle, R (8,1)										0	0	0	0	0	0	0									
Adrian Brown, S (1,8) OBP: 0.329, SLG: 0.321	3-0 SAFE SAFE BB			2-2 G4-3	0-1 18 HBP 1B			2-1 P3		4	0	1	1	0	0	1									
18 Jason Kendall, R (1,2) OBP: 0.413, SLG: 0.476				2-0 2B	2-1 3-H 2-1 1B			1-2 P4		2	0	1	0	0	0	0									
Keith Osik, R (6,2)					1-2 HBP					1	0	0	0	0	0	0									
Tim Laker, R (1,3) OBP: 0.407, SLG: 0.542				1-2 F8	2-3 K			2-2 1B		4	0	1	0	0	1	4									
Jose Guillen, R (1,9) OBP: 0.303, SLG: 0.423				1-1 P3		2-1 G6-3		0-0 1B		4	0	1	0	0	0	1									
Emil Brown, R (1,7) OBP: 0.293, SLG: 0.282				2-2 G4-3	1-0 BB 1B	2-3 K		1-2 L4		4	1	1	0	0	1	2									
Freddy Garcia, R (1,5) OBP: 0.337, SLG: 0.500				1-0 G6-3	4-0 BB 1B	3-1 F8		2-2 P3		3	1	0	0	1	0	0									
Lou Collier, R (1,6) OBP: 0.318, SLG: 0.340				1-0 1B	3-2 1B 2B		0-3 K	1-2 F9		4	0	2	1	0	1	0									
Jon Lieber, L (1,1) OBP: 0.276, SLG: 0.188				1-3 K	3-1 F9		0-3 K	3-1 G6-3		0	0	0	0	0	0	0									
Manly Martinez, R (3,PH) OBP: 0.286, SLG: 0.433										1	0	0	0	0	1	1									
Sean Lawrence, L (3,1)										0	0	0	0	0	0	0									
Kevin Young, R (5,PH) OBP: 0.252, SLG: 0.474										1	0	0	0	0	0	2									
Jeff McCurry, R (5,1)										0	0	0	0	0	0	0									
Kevin Polcovich, R (7,PH) OBP: 0.226, SLG: 0.246										2	0	0	0	0	1	0									
<b>Inning Stats</b>	R: 0 E: 0 K: 0 S: 2	H: 0 LOB: 0 BB: 1 P: 9	R: 0 E: 0 K: 0 S: 9	H: 0 LOB: 0 BB: 0 P: 15	R: 0 E: 0 K: 2 S: 8	H: 1 LOB: 1 BB: 0 P: 11	R: 0 E: 0 K: 0 S: 9	H: 1 LOB: 1 BB: 0 P: 15	R: 2 E: 0 K: 1 S: 19	H: 3 LOB: 3 BB: 1 P: 35	R: 0 E: 0 K: 1 S: 7	H: 0 LOB: 0 BB: 0 P: 14	R: 0 E: 0 K: 3 S: 10	H: 0 LOB: 0 BB: 0 P: 11	R: 0 E: 0 K: 0 S: 12	H: 2 LOB: 2 BB: 0 P: 18	R: 0 E: 0 K: 0 S: 8	H: 0 LOB: 0 BB: 0 P: 14	1B: 5 2B: 2 3B: 0 HR: 0	SF: 0 SAC: 0 DP: 0 HBP: 1	WP: 0 PB: 0 SB: 0 CS: 1	PA: 36			
<b>PITCHER</b>	IP	WLS	BF	H	R	ER	SO	BB	IBB	HBP	BLK	WP	HR	S	P	ERA	WHIP								
Kirk Rueter, L (1,1) ERA: 4.22	6.0	W	25	5	2	2	4	2	0	1	0	0	0	54	99	3.00	1.167								
John Johnstone, R (7,1) ERA: 3.13	1.0		3	0	0	0	3	0	0	0	0	0	0	10	11	0.00	0.000								
Alvin Morman, L (8,1) ERA: 5.4	1.0		5	2	0	0	0	0	0	0	0	0	0	12	18	0.00	2.000								
Danny Darwin, R (9,1) ERA: 5.51	1.0		3	0	0	0	0	0	0	0	0	0	0	8	14	0.00	0.000								

AB	33
R	2
H	7
RBI	2
BB	2
SO	7
LOB	14



Batter	1	2	3	4	5	6	7	8	9	AB	R	H	RBI	BB	SO	LOB	BOTTOM								
Marvin Benard, L (1,8) OBP: 0.393, SLG: 0.440	0-2 L7	2-2 HR 2B	4-1 1B 1B BB		2-1 1B 2B	0-1 G4-3		1-3 K		5	2	2	0	1	1	2	<b>Pittsburgh Pirates @ San Francisco Giants</b> 3Com Park at Candlestick Point, San Francisco, CA Tue Sep 22, 1998, 10:05 PM EDT Att: 16,228 - Cloudy - 60 F								
Bill Mueller, S (1,5) OBP: 0.385, SLG: 0.399	0-2 F9	0-1 L7	0-0 1B		0-0 BB 1B	2-2 G1-3		0-0 G5-3		6	0	2	2	0	0	3									
Barry Bonds, L (1,7) OBP: 0.440, SLG: 0.606	1-1 F	1-1 HR	1-0 1B		4-1 1B BB		0-0 G4-3			3	2	3	3	1	0	0									
Armando Rios, L (5,PH) OBP: 0.625, SLG: 1.429		2-H HR	1-2 2-H 3-H 1B		1-2 BB					1	0	0	0	0	0	0									
Jeff Kent, R (1,4) OBP: 0.353, SLG: 0.554	2-1 E5 1B	0-3 K		0-0 L8	0-2 F8		4-1 BB			4	1	0	0	0	1	2									
Ramon Martinez, R (7,4) OBP: 0.435, SLG: 0.388										0	0	0	0	1	0	0									
J.T. Snow, L (1,3) OBP: 0.331, SLG: 0.416	1-1 BB 1B 2B 1B	0-0 G4-3		0-1 F7		0-0 1B HR 2B	2-3 K			5	2	2	0	0	1	1									
Joe Carter, R (1,9) OBP: 0.286, SLG: 0.442	3-2 BB		0-1 1B FC1-2 2B	4-2 BB		0-1 HR 1B	1-0 G1-3			3	2	3	1	1	0	0									
Shawon Dunston, R (7,PH) OBP: 0.357, SLG: 0.490										0	0	0	0	0	0	0									
Alvin Morman, L (8,1) OBP: 0.128, SLG: 0.111	1-2 2-H 1B									0	0	0	0	0	0	0									
Danny Darwin, R (9,1) OBP: 0.128, SLG: 0.111										0	0	0	0	0	0	0									
Brent Mayne, L (1,2) OBP: 0.357, SLG: 0.361	4-2 2B BB		0-0 FC1-2 1B 1B	0-2 F8		1-0 HR	2-2 G4-3			2	2	1	0	1	0	1									
Brian Johnson, R (6,2) OBP: 0.303, SLG: 0.399										2	1	1	3	0	0	0									
Rich Aurilia, R (1,6) OBP: 0.319, SLG: 0.406	2-2 1-H 2-H 3-H 2B		1-2 P6		3-3 K	1-0 G5-3		1-0 2B		4	0	1	3	0	1	2									
Wilson Delgado, S (8,6) OBP: 0.231, SLG: 0.250										1	0	1	0	0	0	0									
Kirk Rueter, L (1,1) OBP: 0.219, SLG: 0.234	0-1 G5-3		0-2 FC1-2 1B BB		0-0 G4-3	1-0 HR	4-2 BB			3	1	0	0	0	0	3									
LeJon Powell, R (6,PH) OBP: 0.714, SLG: 1.250										1	1	1	1	1	0	0									
<b>Inning Stats</b>	R: 5 E: 1 K: 0 S: 23	H: 4 LOB: 1 BB: 1 P: 36	R: 2 E: 0 K: 1 S: 11	H: 2 LOB: 0 BB: 0 P: 14	R: 2 E: 0 K: 0 S: 14	H: 4 LOB: 2 BB: 1 P: 20	R: 0 E: 0 K: 0 S: 9	H: 0 LOB: 1 BB: 1 P: 13	R: 1 E: 0 K: 1 S: 12	H: 2 LOB: 2 BB: 1 P: 21	R: 4 E: 0 K: 0 S: 13	H: 4 LOB: 0 BB: 0 P: 19	R: 0 E: 0 K: 1 S: 7	H: 0 LOB: 1 BB: 1 P: 14	R: 0 E: 0 K: 1 S: 12	H: 1 LOB: 2 BB: 1 P: 20	1B: 7 2B: 6 3B: 1 HR: 3	SF: 0 SAC: 0 DP: 0 HBP: 0	WP: 0 PB: 0 SB: 0 CS: 0	PA: 47					
<b>PITCHER</b>	IP	WLS	BF	H	R	ER	SO	BB	IBB	HBP	BLK	WP	HR	S	P	ERA	WHIP								
Jon Lieber, L (1,1) ERA: 4.11	2.0	L	14	6	7	2	1	1	0	0	0	0	0	23	33	9.00	3.500								
Sean Lawrence, L (3,1) ERA: 7.32	2.0		11	4	2	2	0	2	0	0	0	0	0	23	33	9.00	3.000								
Jeff McCurry, R (5,1) ERA: 6.52	2.0		13	6	5	5	1	1	0	0	0	0	2	25	40	22.50	3.500								
Ricardo Rincon, L (7,1) ERA: 2.81	1.0		4	0	0	0	1	1	0	0	0	0	0	7	14	0.00	1.000								
Rich Loiselle, R (8,1) ERA: 3.5	1.0		5	1	0	0	1	1	0	0	0	0	0	12	20	0.00	2.000								





Batter	1	2	3	4	5	6	7	8	9	AB	R	H	RBI	BB	SO	LOB	TOP			
Tony Womack, L (1,8) OBP: 0.319, SLG: 0.355										4	0	1	0	0	2	0	<b>Pittsburgh Pirates @ San Francisco Giants</b> 3Com Park at Candlestick Point, San Francisco, CA Wed Sep 23 1998, 6:33 AM EDT Att: 13,915 - Cloudy - 65 F			
Abraham Nunez, S (1,6) OBP: 0.346, SLG: 0.268										3	1	1	0	1	2	1				
Turner Ward, S (1,7) OBP: 0.325, SLG: 0.424										4	0	1	0	0	1	1				
Kevin Young, R (1,3)										4	0	1	0	0	1	2				
Jose Guillen, R (1,9) OBP: 0.301, SLG: 0.420										4	0	0	1	0	2	2				
Doug Strange, S (1,4) OBP: 0.230, SLG: 0.229										3	0	2	0	1	1	1				
Aramis Ramirez, R (1,5) OBP: 0.301, SLG: 0.358										3	0	0	0	0	2	4				
Keith Osik, R (1,2) OBP: 0.333, SLG: 0.272										3	0	0	0	0	1	0				
Chris Peters, L (1,1) OBP: 0.250, SLG: 0.231										2	0	0	0	0	1	0				
Mike Williams, R (7,1) Adrian Brown, S (8,PH) Jason Christiansen, R (8,1) OBP: 0.250, SLG: 0.250										0	0	0	0	0	0	0				
<b>Inning Stats</b>	R: 0 E: 0 K: 1 S: 5	H: 1 LOB: 0 BB: 0 P: 5	R: 0 E: 0 K: 2 S: 8	H: 1 LOB: 1 BB: 0 P: 8	R: 0 E: 0 K: 2 S: 7	H: 0 LOB: 0 BB: 0 P: 7	R: 1 E: 1 K: 2 S: 8	H: 1 LOB: 2 BB: 2 P: 16	R: 0 E: 0 K: 1 S: 5	H: 0 LOB: 0 BB: 0 P: 5	R: 0 E: 0 K: 0 S: 3	H: 1 LOB: 0 BB: 0 P: 3	R: 0 E: 0 K: 1 S: 5	H: 0 LOB: 0 BB: 0 P: 5	R: 0 E: 0 K: 2 S: 8	H: 1 LOB: 1 BB: 0 P: 8	1B: 4 2B: 2 3B: 0 HR: 0	SF: 0 SAC: 0 DP: 1 HBP: 0	WP: 0 PB: 0 SB: 0 CS: 1	PA: 33
<b>PITCHER</b>	IP WLS BF H R ER SO BB IBB HBP BLK WP HR S P ERA WHIP																			
Mark Gardner, R (1,1) ERA: 4.27	8.0 W 29 5 1 1 11 2 0 0 0 0 0 0 0 0 0 1.12 0.875																			
Robb Nen, R (9,1) ERA: 1.45	1.0 S 4 1 0 0 2 0 0 0 0 0 0 0 0 8 8 0.00 1.000																			

Batter	1	2	3	4	5	6	7	8	9	AB	R	H	RBI	BB	SO	LOB	BOTTOM			
Marvin Benard, L (1,8) OBP: 0.391, SLG: 0.437										4	0	1	1	0	0	3	<b>Pittsburgh Pirates @ San Francisco Giants</b> 3Com Park at Candlestick Point, San Francisco, CA Wed Sep 23 1998, 6:33 AM EDT Att: 13,915 - Cloudy - 65 F			
Rey Sanchez, R (1,6) OBP: 0.326, SLG: 0.362										4	1	2	0	0	0	1				
Barry Bonds, L (1,7) OBP: 0.440, SLG: 0.604										2	0	0	0	1	1	2				
Jeff Kent, R (1,4) OBP: 0.352, SLG: 0.550										3	1	0	0	1	1	4				
Joe Carter, R (1,9) OBP: 0.300, SLG: 0.450										4	1	2	3	0	1	0				
LeJon Powell, R (9,8) OBP: 0.714, SLG: 1.250										0	0	0	0	0	0	0				
Charlie Hayes, R (1,3) OBP: 0.351, SLG: 0.414										3	0	1	0	0	0	1				
J.T. Snow, L (8,3) OBP: 0.333, SLG: 0.420										1	0	1	0	0	0	0				
Bill Mueller, S (1,5) OBP: 0.384, SLG: 0.398										4	0	1	0	0	1	2				
Brian Johnson, R (1,2) OBP: 0.309, SLG: 0.405										3	1	2	0	1	0	0				
Mark Gardner, R (1,1) OBP: 0.234, SLG: 0.183										1	0	0	0	1	0	0				
Shawon Dunston, R (8,PH) OBP: 0.251, SLG: 0.398										1	0	0	0	0	1	2				
Robb Nen, R (9,1) ERA: 1.45										0	0	0	0	0	0	0				
<b>Inning Stats</b>	R: 0 E: 1 K: 1 S: 6	H: 0 LOB: 1 BB: 0 P: 6	R: 0 E: 0 K: 0 S: 3	H: 1 LOB: 0 BB: 0 P: 3	R: 0 E: 0 K: 0 S: 3	H: 0 LOB: 0 BB: 0 P: 3	R: 0 E: 0 K: 0 S: 3	H: 1 LOB: 0 BB: 0 P: 3	R: 0 E: 0 K: 0 S: 4	H: 1 LOB: 3 BB: 2 P: 12	R: 3 E: 0 K: 0 S: 5	H: 3 LOB: 0 BB: 1 P: 9	R: 1 E: 0 K: 1 S: 7	H: 2 LOB: 2 BB: 1 P: 11	R: 0 E: 0 K: 3 S: 11	H: 2 LOB: 2 BB: 0 P: 11	1B: 7 2B: 2 3B: 0 HR: 1	SF: 0 SAC: 2 DP: 3 HBP: 0	WP: 0 PB: 0 SB: 1 CS: 0	PA: 36
<b>PITCHER</b>	IP WLS BF H R ER SO BB IBB HBP BLK WP HR S P ERA WHIP																			
Chris Peters, L (1,1) ERA: 3.47	6.1 L 28 8 4 4 1 3 0 0 0 0 0 0 0 0 0 5.68 1.737																			
Mike Williams, R (7,1) ERA: 1.94	0.2 3 0 0 0 1 0 1 0 0 0 0 0 4 8 0.00 0.000																			
Jason Christiansen, L (8,1) ERA: 2.51	1.0 5 2 0 0 3 0 0 0 0 0 0 0 11 11 0.00 2.000																			



Batter	1	2	3	4	5	6	7	8	9	AB	R	H	RBI	BB	SO	LOB	TOP								
Tony Womack, L (1,8) OBP: 0.319, SLG: 0.356										4	0	2	1	0	0	1	<b>Pittsburgh Pirates @ San Francisco Giants</b> 3Com Park at Candlestick Point, San Francisco, CA Thu Sep 24 1998, 6:33 AM EDT Att: 16,754 - Cloudy - 62 F								
Adrian Brown, S (1,9) OBP: 0.336, SLG: 0.336										5	0	3	0	0	0	1									
18 Jason Kendall, R (1,2) OBP: 0.413, SLG: 0.474										3	0	0	0	2	1	3									
Kevin Young, R (1,3) OBP: 0.329, SLG: 0.474										4	1	1	0	0	1	6									
Turner Ward, S (1,7) OBP: 0.327, SLG: 0.425										4	0	2	0	0	0	0									
Doug Strange, S (1,4) OBP: 0.225, SLG: 0.224										4	0	0	1	0	1	2									
Aramis Ramirez, R (1,5) OBP: 0.296, SLG: 0.352										4	0	0	0	0	1	2									
Abraham Nunez, S (1,6) OBP: 0.345, SLG: 0.295										3	1	1	0	0	0	1									
Jeff Tabaka, R (6,1)										0	0	0	0	0	0	0									
Javier Martinez, R (7,1)										0	0	0	0	0	0	0									
Tim Laker, R (9,PH) OBP: 0.393, SLG: 0.520										1	0	0	0	0	0	0									
Elmer Dessens, R (1,1)										0	0	0	0	1	0	0									
Lou Collier, R (6,6) OBP: 0.316, SLG: 0.338										2	0	0	0	0	1	0									
<b>Inning Stats</b>	R: 0 E: 0 K: 0 S: 4	H: 1 LOB: 1 BB: 0 P: 4	R: 0 E: 0 K: 1 S: 5	H: 0 LOB: 0 BB: 0 P: 5	R: 0 E: 0 K: 1 S: 6	H: 1 LOB: 3 BB: 2 P: 14	R: 0 E: 0 K: 1 S: 5	H: 0 LOB: 0 BB: 0 P: 5	R: 1 E: 0 K: 0 S: 5	H: 2 LOB: 2 BB: 1 P: 9	R: 0 E: 0 K: 0 S: 4	H: 1 LOB: 1 BB: 0 P: 4	R: 0 E: 0 K: 1 S: 5	H: 0 LOB: 0 BB: 0 P: 5	R: 1 E: 0 K: 0 S: 5	H: 2 LOB: 1 BB: 0 P: 5	R: 0 E: 0 K: 1 S: 7	H: 2 LOB: 2 BB: 0 P: 7	1B: 6 2B: 3 3B: 0 HR: 0	SF: 1 SAC: 1 DP: 0 HBP: 0	WP: 0 PB: 0 SB: 1 CS: 0	PA: 39			
<b>PITCHER</b>	IP	WLS	BF	H	R	ER	SO	BB	IBB	HBP	BLK	WP	HR	S	P	ERA	WHIP								
Russ Ortiz, R (1,1) ERA: 5.03	5.0	W	22	4	1	1	3	3	0	0	0	0	0	25	37	1.80	1.400								
John Johnstone, R (6,1) ERA: 3.09	1.0		4	1	0	0	0	0	0	0	0	0	0	4	4	0.00	1.000								
Julian Tavarez, R (7,1) ERA: 3.78	1.1		5	1	1	1	1	0	0	0	0	0	0	7	7	6.75	0.750								
Rich Rodriguez, L (8,1) ERA: 3.77	0.1		2	1	0	0	0	0	0	0	0	0	0	2	2	0.00	3.000								
Jose Mesa, R (8,1) ERA: 4.5	0.1		1	0	0	0	0	0	0	0	0	0	0	1	1	0.00	0.000								
<b>PITCHER</b>	IP	WLS	BF	H	R	ER	SO	BB	IBB	HBP	BLK	WP	HR	S	P	ERA	WHIP								
Robb Nen, R (9,1) ERA: 1.44	1.0		5	2	0	0	1	0	0	0	0	0	0	7	7	0.00	2.000								

AB	34
R	2
H	9
RBI	2
BB	3
SO	5
LOB	16



Batter	1	2	3	4	5	6	7	8	9	AB	R	H	RBI	BB	SO	LOB	BOTTOM									
Marvin Benard, L (1,8) OBP: 0.384, SLG: 0.429										5	0	0	0	0	1	2	<b>Pittsburgh Pirates @ San Francisco Giants</b> 3Com Park at Candlestick Point, San Francisco, CA Thu Sep 24 1998, 6:33 AM EDT Att: 16,754 - Cloudy - 62 F									
Bill Mueller, S (1,5) OBP: 0.383, SLG: 0.397										4	0	1	0	0	0	0										
Barry Bonds, L (1,7) OBP: 0.441, SLG: 0.612										3	2	2	1	0	0	1										
Jeff Kent, R (1,4) OBP: 0.353, SLG: 0.550										4	1	2	0	0	0	2										
Joe Carter, R (1,9) OBP: 0.300, SLG: 0.457										3	1	1	2	0	0	2										
LeJon Powell, R (8,8) OBP: 0.714, SLG: 1.250										0	0	0	0	0	0	0										
J.T. Snow, L (1,3) OBP: 0.332, SLG: 0.419										4	0	1	1	0	1	0										
Rich Aurilia, R (1,6) OBP: 0.319, SLG: 0.412										4	1	1	1	0	0	1										
Jose Mesa, R (8,1)										0	0	0	0	0	0	0										
Robb Nen, R (9,1)										0	0	0	0	0	0	0										
Brian Johnson, R (1,2) OBP: 0.311, SLG: 0.403										2	0	0	0	2	1	0										
Russ Ortiz, R (1,1) OBP: 0.333, SLG: 0.420										2	1	1	1	0	0	1										
John Johnstone, R (6,1)										0	0	0	0	0	0	0										
Stan Javier, S (6,PH) OBP: 0.316, SLG: 0.354										1	0	1	0	0	0	0										
Julian Tavarez, L (7,1) OBP: 0.319, SLG: 0.412										0	0	0	0	0	0	0										
Rich Rodriguez, L (8,1) OBP: 0.302, SLG: 0.320										0	0	0	0	0	0	0										
Rey Sanchez, R (8,6) OBP: 0.320, SLG: 0.361										1	0	0	0	0	0	0										
<b>Inning Stats</b>	R: 1 E: 0 K: 0 S: 5	H: 2 LOB: 1 BB: 0 P: 5	R: 2 E: 0 K: 1 S: 7	H: 2 LOB: 0 BB: 0 P: 7	R: 0 E: 0 K: 1 S: 4	H: 1 LOB: 1 BB: 0 P: 4	R: 0 E: 0 K: 0 S: 3	H: 0 LOB: 1 BB: 1 P: 7	R: 0 E: 0 K: 1 S: 6	H: 1 LOB: 1 BB: 0 P: 6	R: 1 E: 0 K: 0 S: 5	H: 2 LOB: 2 BB: 1 P: 9	R: 2 E: 0 K: 0 S: 5	H: 2 LOB: 1 BB: 0 P: 6	R: 0 E: 0 K: 1 S: 5	H: 0 LOB: 0 BB: 0 P: 5	1B: 5 2B: 1 3B: 0 HR: 4	SF: 1 SAC: 0 DP: 0 HBP: 1	WP: 1 PB: 0 SB: 2 CS: 0	PA: 37						
<b>PITCHER</b>	IP	WLS	BF	H	R	ER	SO	BB	IBB	HBP	BLK	WP	HR	S	P	ERA	WHIP									
Elmer Dessens, R (1,1) ERA: 5.67	5.2	L	26	7	4	4	2	2	0	0	0	0	0	4	28	36	6.35	1.588								
Jeff Tabaka, L (6,1) ERA: 3.02	0.2		5	2	2	2	0	0	0	1	0	0	0	4	5	27.00	3.000									
Javier Martinez, R (7,1) ERA: 4.95	1.2		6	1	0	0	1	0	0	0	0	1	0	8	8	0.00	0.600									

AB	33
R	6
H	10
RBI	6
BB	2
SO	3
LOB	9





Batter	1	2	3	4	5	6	7	8	9	AB	R	H	RBI	BB	SO	LOB	TOP																					
Tony Womack, L (1, 8) OBP: 0.320, SLG: 0.359	G6-3 18 FC5-2 2B		FC3-6 1-2		F7 0-0			G6-4-3 1-2		4	0	2	0	0	0	2																						
Adrian Brown, S (1, 7) OBP: 0.327, SLG: 0.326 Rich Loiselle, R (8, 1)	G6-3 2-3		P4 1-2			F8 3-2		G6-4-3 2-1		4	0	0	0	0	0	4																						
18 Jason Kendall, R (1, 2) OBP: 0.412, SLG: 0.474	FC5-2 3-H			F9 1-1		K 1-3			G6-3 1-1	4	0	1	0	0	1	1																						
Kevin Young, R (1, 3) OBP: 0.328, SLG: 0.478	K 0-3			F9 1-2		K 1-3			HR 0-0	4	1	1	1	0	2	2																						
Jose Guillen, R (1, 9) OBP: 0.299, SLG: 0.417		K 1-3			K 0-3			G4-3 3-2		4	0	0	0	0	2	1																						
Doug Strange, S (1, 4) OBP: 0.220, SLG: 0.219	P6 2-2			L6 3-2				G6-3 1-1		4	0	0	0	0	0	1																						
Freddy Garcia, R (1, 5) OBP: 0.332, SLG: 0.491	L5 2-2				G5-3 2-2			F9 0-2		3	0	0	0	0	0	0																						
Abraham Nunez, S (1, 6) OBP: 0.362, SLG: 0.304								G6-3 2-2		2	0	1	0	1	0	0																						
67 Francisco Cordova, R (1, 1) OBP: 0.143, SLG: 0.160 Todd Van Poppel, R (7, 1) Turner Ward, S (8, PH) OBP: 0.329, SLG: 0.427										2	0	0	0	0	2	2																						
										0	0	0	0	0	0	0																						
										1	0	1	0	0	0	0																						
<b>Inning Stats</b>	R: 0 E: 0 K: 1 S: 12	H: 1 LOB: 1 BB: 0 P: 15	R: 0 E: 0 K: 1 S: 10	H: 0 LOB: 0 BB: 0 P: 15	R: 0 E: 0 K: 1 S: 11	H: 1 LOB: 1 BB: 0 P: 16	R: 0 E: 0 K: 1 S: 13	H: 1 LOB: 1 BB: 0 P: 18	R: 0 E: 0 K: 2 S: 10	H: 0 LOB: 0 BB: 0 P: 15	R: 0 E: 0 K: 0 S: 9	H: 0 LOB: 0 BB: 0 P: 13	R: 0 E: 0 K: 0 S: 11	H: 2 LOB: 1 BB: 0 P: 16	R: 1 E: 0 K: 0 S: 8	H: 1 LOB: 0 BB: 0 P: 11	1B: 3 2B: 2 3B: 0 HR: 1	SF: 0 SAC: 0 DP: 1 HBP: 0	WP: 0 PB: 0 SB: 1 CS: 0	PA: 33																		
<b>PITCHER</b>	IP	WLS	BF	H	R	ER	SO	BB	IBB	HBP	BLK	WP	HR	S	P	ERA	WHIP	<b>PITCHER</b>				IP	WLS	BF	H	R	ER	SO	BB	IBB	HBP	BLK	WP	HR	S	P	ERA	WHIP
Jason Bere, R (1, 1) ERA: 5.65	7.1	W	28	5	0	0	7	1	0	0	0	0	0	81	118	0.00	0.818																					
Danny Graves, R (8, 1) ERA: 3.32	1.2	S	5	1	1	1	0	0	0	0	0	0	1	10	15	5.40	0.600																					

Pittsburgh Pirates @ Cincinnati Reds  
Cinergy Field, Cincinnati, OH

AB 32  
R 1  
H 6  
RBI 1  
BB 1  
SO 7  
LOB 13



WP: 0 PA: 33  
PB: 0  
SB: 1  
CS: 0

Batter	1	2	3	4	5	6	7	8	9	AB	R	H	RBI	BB	SO	LOB	BOTTOM																					
Reggie Sanders, R (1, 8) OBP: 0.349, SLG: 0.423	K 3-3				F9 2-2			K 1-3		3	0	0	0	1	2	0																						
Barry Larkin, R (1, 6) OBP: 0.398, SLG: 0.507	F8 1-2				G6-3 2-1			S 0-2	BB 1B	4	0	2	0	0	0	0																						
Sean Casey, L (1, 3) OBP: 0.360, SLG: 0.413	K 1-3				K 2-3					3	1	1	0	1	2	2																						
Bret Boone, R (1, 4) OBP: 0.326, SLG: 0.463										4	2	2	1	0	2	4																						
Tony Tarasco, L (1, 7) OBP: 0.269, SLG: 0.417 Danny Graves, R (8, 1)										3	0	0	0	0	1	2																						
										0	0	0	0	0	0	0																						
Aaron Boone, R (1, 5) OBP: 0.342, SLG: 0.392										4	0	1	2	0	0	0																						
Jon Nunnally, L (1, 9) OBP: 0.337, SLG: 0.386										4	0	1	0	0	1	1																						
Brook Fordyce, R (1, 2) OBP: 0.305, SLG: 0.378										3	1	1	1	1	1	1																						
Jason Bere, R (1, 1) Chris Stynes, R (8, 7) OBP: 0.321, SLG: 0.335										3	0	0	0	0	1	2																						
										0	0	0	0	0	0	0																						
<b>Inning Stats</b>	R: 0 E: 0 K: 2 S: 9	H: 0 LOB: 0 BB: 0 P: 14	R: 1 E: 0 K: 0 S: 6	H: 1 LOB: 0 BB: 0 P: 15	R: 1 E: 0 K: 2 S: 12	H: 2 LOB: 2 BB: 1 P: 22	R: 0 E: 0 K: 1 S: 13	H: 1 LOB: 0 BB: 0 P: 21	R: 0 E: 0 K: 1 S: 8	H: 0 LOB: 0 BB: 0 P: 12	R: 2 E: 0 K: 0 S: 10	H: 3 LOB: 2 BB: 1 P: 18	R: 0 E: 0 K: 3 S: 15	H: 1 LOB: 2 BB: 1 P: 24	R: 0 E: 0 K: 1 S: 8	H: 0 LOB: 0 BB: 0 P: 11	1B: 6 2B: 0 3B: 0 HR: 2	SF: 0 SAC: 1 DP: 0 HBP: 0	WP: 0 PB: 0 SB: 3 CS: 0	PA: 35																		
<b>PITCHER</b>	IP	WLS	BF	H	R	ER	SO	BB	IBB	HBP	BLK	WP	HR	S	P	ERA	WHIP	<b>PITCHER</b>				IP	WLS	BF	H	R	ER	SO	BB	IBB	HBP	BLK	WP	HR	S	P	ERA	WHIP
67 Francisco Cordova, R (1, 1) ERA: 3.31	6.0	L	27	7	4	4	6	2	0	0	0	0	0	15	24	0.00	2.000																					
Todd Van Poppel, R (7, 1) ERA: 6.47	1.0		5	1	0	0	3	1	0	0	0	0	0	8	11	0.00	0.000																					
Rich Loiselle, R (8, 1) ERA: 3.44	1.0		3	0	0	0	1	0	0	0	0	0	0	8	11	0.00	0.000																					

Pittsburgh Pirates @ Cincinnati Reds  
Cinergy Field, Cincinnati, OH

AB 31  
R 4  
H 8  
RBI 4  
BB 3  
SO 10  
LOB 12



WP: 0 PA: 35  
PB: 0  
SB: 3  
CS: 0








Batter	1	2	3	4	5	6	7	8	9	AB	R	H	RBI	BB	SO	LOB	TOP			
Tony Womack, L (1, 8) OBP: 0.319, SLG: 0.357	F9		1B			L5		G3-1		4	0	1	1	0	0	0				
Adrian Brown, S (1, 7) OBP: 0.323, SLG: 0.322	B1-3		1B			G1-3			P6	4	0	1	0	0	0	0				
Jose Guillen, R (1, 9) OBP: 0.298, SLG: 0.414	L4		FC4-6			F9			K	4	0	0	0	0	1	2				
Tim Laker, R (1, 3) OBP: 0.375, SLG: 0.483		G5-3			F9				K	4	0	1	0	0	1	0				
Doug Strange, S (1, 4) OBP: 0.217, SLG: 0.216		K			F9					3	0	0	0	0	1	1				
Freddy Garcia, R (1, 5) OBP: 0.332, SLG: 0.488										3	0	1	0	0	2	1				
Keith Osik, R (1, 2) OBP: 0.316, SLG: 0.255										3	0	0	0	0	0	1				
Abraham Nunez, S (1, 6) OBP: 0.344, SLG: 0.288										3	1	1	0	0	0	0				
Jose Silva, R (1, 1) OBP: 0.133, SLG: 0.074										1	0	0	0	0	1	0				
Todd Van Poppel, R (7, 1) OBP: 0.267, SLG: 0.286										0	0	0	0	0	0	0				
Turner Ward, S (6, PH) OBP: 0.328, SLG: 0.426										1	0	0	0	0	1	0				
Javier Martinez, R (8, 1)										0	0	0	0	0	0	0				
<b>Inning Stats</b>	R: 0 E: 0 K: 0 S: 12	H: 0 LOB: 0 BB: 0 P: 16	R: 0 E: 0 K: 1 S: 7	H: 1 LOB: 1 BB: 0 P: 11	R: 1 E: 0 K: 0 S: 11	H: 3 LOB: 2 BB: 0 P: 17	R: 0 E: 0 K: 1 S: 8	H: 0 LOB: 0 BB: 0 P: 10	R: 0 E: 0 K: 1 S: 11	H: 0 LOB: 0 BB: 0 P: 15	R: 0 E: 0 K: 1 S: 7	H: 1 LOB: 1 BB: 0 P: 8	R: 0 E: 0 K: 1 S: 9	H: 0 LOB: 0 BB: 0 P: 10	R: 0 E: 0 K: 2 S: 13	H: 0 LOB: 0 BB: 0 P: 17	1B: 5 2B: 0 3B: 0 HR: 0	SF: 0 SAC: 1 DP: 0 HBP: 0	WP: 0 PB: 0 SB: 0 CS: 0	PA: 31
<b>PITCHER</b> Brett Tomko, R (1, 1) ERA: 4.44	IP: 9.0 WLS: W BF: 31 H: 5 R: 1 ER: 1 SO: 7 BB: 0 IBB: 0 HBP: 0 BLK: 0 WP: 0 HR: 0 S: 86 P: 117 ERA: 1.00 WHIP: 0.556															<b>PITCHER</b>				

Pittsburgh Pirates @ Cincinnati Reds  
Cinergy Field, Cincinnati, OH  
Sun Sep 27 1998, 3:33 AM EDT  
Att: 19,360 - Sunny - 83 F

AB 30  
R 1  
H 5  
RBI 1  
BB 0  
SO 7  
LOB 5



Batter	1	2	3	4	5	6	7	8	9	AB	R	H	RBI	BB	SO	LOB	BOTTOM			
Reggie Sanders, R (1, 8) OBP: 0.346, SLG: 0.418	K		G1-3							4	0	0	0	0	3	1				
Bary Larkin, R (1, 6) OBP: 0.397, SLG: 0.504	G5-3		K							3	0	0	0	0	1	0				
Stephen Larkin, L (1, 3) OBP: 0.333, SLG: 0.333										3	0	1	0	0	1	0				
Pat Watkins, R (6, PR) OBP: 0.300, SLG: 0.374	L7		K							0	1	0	0	1	0	0				
Bret Boone, R (1, 4) OBP: 0.324, SLG: 0.458		G3								4	0	0	0	0	0	3				
Roberto Petagine, L (1, 9) OBP: 0.405, SLG: 0.468										4	2	2	1	0	0	1				
Aaron Boone, R (1, 5) OBP: 0.350, SLG: 0.409										2	1	1	3	1	0	0				
Jon Nunnally, L (1, 7) OBP: 0.335, SLG: 0.379										2	0	0	0	1	1	2				
Brook Fordyce, R (1, 2) OBP: 0.306, SLG: 0.377										3	0	1	0	0	0	1				
Brett Tomko, R (1, 1) OBP: 0.157, SLG: 0.123										2	0	0	0	1	0	2				
<b>Inning Stats</b>	R: 0 E: 0 K: 1 S: 5	H: 0 LOB: 0 BB: 0 P: 8	R: 1 E: 0 K: 0 S: 15	H: 2 LOB: 2 BB: 1 P: 27	R: 0 E: 0 K: 2 S: 8	H: 0 LOB: 0 BB: 0 P: 12	R: 0 E: 0 K: 0 S: 6	H: 0 LOB: 0 BB: 0 P: 8	R: 0 E: 0 K: 1 S: 7	H: 0 LOB: 1 BB: 2 P: 18	R: 3 E: 0 K: 1 S: 11	H: 3 LOB: 1 BB: 0 P: 19	R: 0 E: 0 K: 1 S: 7	H: 0 LOB: 0 BB: 0 P: 10	R: 0 E: 0 K: 0 S: 9	H: 0 LOB: 1 BB: 1 P: 18	1B: 3 2B: 0 3B: 0 HR: 2	SF: 0 SAC: 0 DP: 2 HBP: 1	WP: 0 PB: 0 SB: 0 CS: 0	PA: 32
<b>PITCHER</b> Jose Silva, R (1, 1) ERA: 4.4	IP: 6.0 WLS: L BF: 25 H: 4 R: 4 ER: 4 SO: 5 BB: 3 IBB: 0 HBP: 0 BLK: 0 WP: 0 HR: 2 S: 52 P: 92 ERA: 6.00 WHIP: 1.333															<b>PITCHER</b>				
Todd Van Poppel, R (7, 1) ERA: 6.39	1.0 3 0 0 0 0 0 0 0 0 7 10 0.00 0.000																			
Javier Martinez, R (8, 1) ERA: 4.83	1.0 4 0 0 0 0 1 0 0 1 0 0 0.00 1.000																			

Pittsburgh Pirates @ Cincinnati Reds  
Cinergy Field, Cincinnati, OH  
Sun Sep 27 1998, 3:33 AM EDT  
Att: 19,360 - Sunny - 83 F

AB 27  
R 4  
H 5  
RBI 4  
BB 4  
SO 6  
LOB 10

