

Pittsburgh Pirates - 1999

Batter	1	2	3	4	5	6	7	8	9	AB R H RBI BB SO LOB	TOP
--------	---	---	---	---	---	---	---	---	---	----------------------	-----

<b>Wilton Guerrero, S</b> (1, 4) <small>OBP: 0.600, SLG: 1.000</small>										5 2 3 1 0 2 2	
<b>Orlando Cabrera, R</b> (1, 6) <small>OBP: 0.750, SLG: 0.750</small>										4 3 3 0 0 0 2	
<b>Rondell White, R</b> (1, 7) <small>OBP: 0.200, SLG: 0.250</small> <b>Anthony Telford, R</b> (8, 1)										4 1 1 1 0 1 1 0 0 0 0 0 0 0	
<b>Vladimir Guerrero, R</b> (1, 9) <small>OBP: 0.600, SLG: 1.200</small>										5 1 3 4 0 1 0	
<b>Brad Fullmer, L</b> (1, 3) <small>OBP: 0.600, SLG: 0.333</small>										3 0 1 1 2 1 0	
<b>Michael Barrett, R</b> (1, 5) <small>OBP: 0.200, SLG: 0.200</small>										5 0 1 0 0 1 5	
<b>Chris Widger, R</b> (1, 2) <small>OBP: 0.400, SLG: 1.000</small>										5 1 2 1 0 2 3	
<b>Manny Martinez, R</b> (1, 8) <small>OBP: 0.400, SLG: 0.400</small>										5 1 2 0 0 1 1	
<b>Dustin Hermanson, R</b> (1, 1) <small>OBP: 0.333, SLG: 0.333</small> <b>James Mouton, R</b> (8, 7)										3 0 1 0 0 2 0 1 0 0 0 0 0 1	

AB R H RBI BB SO LOB

<b>AB</b> 40 <b>R</b> 9 <b>H</b> 17 <b>RBI</b> 8 <b>BB</b> 2 <b>SO</b> 11 <b>LOB</b> 15	
---	--

<b>WP:</b> 1 <b>PB:</b> 0 <b>SB:</b> 0 <b>CS:</b> 0	<b>PA:</b> 45
--	---------------

Inning Stats		R		H		ER		SO		BB		IBB		HBP		BLK		WP		HR		S		P		ERA		WHIP	
1	2	0	0	0	0	0	0	0	0	0	0	0	0	0	0	0	0	0	0	0	0	0	0	0	0	0	0	0	0
3	4	2	2	2	2	2	2	2	2	2	2	2	2	2	2	2	2	2	2	2	2	2	2	2	2	2	2	2	2
5	6	0	0	0	0	0	0	0	0	0	0	0	0	0	0	0	0	0	0	0	0	0	0	0	0	0	0	0	0
7	8	4	6	2	2	2	2	2	2	2	2	2	2	2	2	2	2	2	2	2	2	2	2	2	2	2	2	2	2
9		0	0	0	0	0	0	0	0	0	0	0	0	0	0	0	0	0	0	0	0	0	0	0	0	0	0	0	0

PITCHER	IP	WLS	BF	H	R	ER	SO	BB	IBB	HBP	BLK	WP	HR	S	P	ERA	WHIP
<b>67 Francisco Cordova, R</b> (1, 1) <small>ERA: 7.2</small>	5.0	L	24	7	5	4	8	1	1	0	0	1	1	56	86	7.20	1.600
<b>Jason Phillips, R</b> (6, 1) <small>ERA: 54.0</small>	0.2		8	6	4	4	0	0	0	0	0	0	1	11	19	54.00	9.000
<b>Scott Sauerbeck, L</b> (6, 1) <small>ERA:</small>	2.1		9	2	0	0	3	0	0	0	0	0	0	17	29	0.00	0.857
<b>Jeff Wallace, L</b> (9, 1) <small>ERA:</small>	1.0		4	2	0	0	0	0	0	0	0	0	0	10	13	0.00	2.000

PITCHER	IP	WLS	BF	H	R	ER	SO	BB	IBB	HBP	BLK	WP	HR	S	P	ERA	WHIP

**Montreal Expos @ Pittsburgh Pirates**  
 Three Rivers Stadium, Pittsburgh, PA  
 Mon Apr 05 1999, 7:05 PM EDT  
 Att. 43,405 - Unknown - 58 F

livebaseballscorecards.com

Batter	1	2	3	4	5	6	7	8	9	AB R H RBI BB SO LOB
--------	---	---	---	---	---	---	---	---	---	----------------------

18 Jason Kendall, R OBP: 0.250, SLG: 0.250 (1, 2)	0-0 L4-3 1B		1-1 G5-3		1-1 F7			1-2 F8		4 0 1 0 0 0 1
--	-------------------	--	-------------	--	-----------	--	--	-----------	--	---------------

Warren Morris, L OBP: 0.250, SLG: 0.500 (1, 4)	3-2 L4-3 1-2			0-0 G5-3		2-3 K			0-0 G6-3 1B 2B	4 1 1 0 0 1 1
---	--------------------	--	--	-------------	--	----------	--	--	----------------------	---------------

Brian Giles, L OBP: 0.250, SLG: 0.500 (1, 7)	0-0 G4-3			2-2 2B		2-2 L9			1-2 G6-3	4 0 1 0 0 0 1
---	-------------	--	--	-----------	--	-----------	--	--	-------------	---------------

Kevin Young, R OBP: 0.250, SLG: 0.250 (1, 3)				2-3 K		3-3 K			1-2 1B 1B	4 0 1 1 0 3 1
---	--	--	--	----------	--	----------	--	--	--------------	---------------

Brant Brown, L (1, 8)				1-0 G3-1				1-1 F9	1-2 F7	4 0 0 0 0 1 2
-----------------------	--	--	--	-------------	--	--	--	-----------	-----------	---------------

Ed Sprague, R OBP: 0.250, SLG: 0.250 (1, 5)				1-1 E5		0-0 F9		2-0 G5-3	0-0 1B	4 0 1 0 0 0 0
--	--	--	--	-----------	--	-----------	--	-------------	-----------	---------------

Jose Guillen, R OBP: 0.250, SLG: 0.250 (1, 9)				0-0 P4		3-2 2B 1B		3-2 F9	1-2 G4-3	4 1 1 0 0 0 3
--	--	--	--	-----------	--	--------------	--	-----------	-------------	---------------

Mike Benjamin, R (1, 6)				0-0 P6		1-2 F8		1-0 P6		3 0 0 0 0 0 1
-------------------------	--	--	--	-----------	--	-----------	--	-----------	--	---------------

67 Francisco Cordova, R (1, 1) Al Martin, L (5, PH) Jason Phillips, R (6, 1) Scott Sauerbeck, R (8, 1) Turner Ward, S (8, PH) Jeff Wallace, L (9, 1)				0-0 L3		1-0 2B		2-2 L9		1 0 0 0 0 0 0 1 0 1 1 0 0 0 0 0 0 0 0 0 0 0 0 0 0 0 0 0 1 0 0 0 0 0 0 0 0 0 0 0 0 0
---	--	--	--	-----------	--	-----------	--	-----------	--	--

Inning Stats	R: 0 H: 1 E: 0 K: 6 S: 6	H: 1 LOB: 0 BB: 0 P: 9	R: 0 H: 0 E: 1 K: 2 S: 10	H: 0 LOB: 1 BB: 13	R: 0 H: 0 E: 0 K: 4 S: 4	H: 1 LOB: 1 BB: 0 P: 5	R: 0 H: 1 E: 0 K: 1 S: 9	H: 2 LOB: 1 BB: 0 P: 17	R: 0 H: 0 E: 0 K: 2 S: 10	H: 0 LOB: 0 BB: 0 P: 17	R: 0 H: 0 E: 0 K: 0 S: 6	H: 0 LOB: 0 BB: 0 P: 12	R: 0 H: 0 E: 0 K: 0 S: 7	H: 0 LOB: 0 BB: 0 P: 11	R: 1 H: 3 E: 0 K: 0 S: 15	H: 3 LOB: 2 BB: 0 P: 19	1B: 4 SF: 0 2B: 4 SAC: 0 3B: 0 DP: 1 HR: 0 HBP: 0	WP: 0 PA: 34 PB: 0 SB: 0 CS: 0
--------------	--------------------------	------------------------	---------------------------	--------------------	--------------------------	------------------------	--------------------------	-------------------------	---------------------------	-------------------------	--------------------------	-------------------------	--------------------------	-------------------------	---------------------------	-------------------------	--	---

PITCHER	IP WLS BF H R ER SO BB IBB HBP BLK WP HR S P ERA WHIP	Dustin Hermanson, R (1, 1) ERA: 1.29	7.0 W 25 4 1 1 5 0 0 0 0 0 0 56 87 1.29 0.571	Anthony Telford, R (8, 1) ERA: 4.5	2.0 9 3 1 1 0 0 0 0 0 0 0 22 30 4.50 1.500
---------	---	---	---	---------------------------------------	--

**BOTTOM**

**Montreal Expos @ Pittsburgh Pirates**  
 Three Rivers Stadium, Pittsburgh, PA  
 Mon Apr 05 1999, 7:05 PM EDT  
 Att. 43,405 - Unknown - 58 F

livebaseballscores.com

<b>AB</b>	<b>34</b>
<b>R</b>	<b>2</b>
<b>H</b>	<b>7</b>
<b>RBI</b>	<b>2</b>
<b>BB</b>	<b>0</b>
<b>SO</b>	<b>5</b>
<b>LOB</b>	<b>10</b>



Batter	1	2	3	4	5	6	7	8	9	AB R H RBI BB SO LOB	TOP	
Wilton Guerrero, S (1, 4) OBP: 0.444, SLG: 0.625	4-1 S E BB		1-3 K			0-0 F7			0-3 K	3 1 0 0 1 2 1		
Orlando Cabrera, R (1, 6) OBP: 0.375, SLG: 0.375	3-2 E4 1-H		0-0 G1-3			2-2 G3 1-2			0-0 F9	4 0 0 0 0 0 1		
Rondell White, R (1, 7) OBP: 0.125, SLG: 0.143 Bobby Ayala, R (6, 1) Mike Maddux, L (8, 1) Orlando Merced, S (9, PH) OBP: 1.000, SLG: 4.000	2-3 K			1-2 G6-3		1-0 G4-3			3-2 HR	3 0 0 0 0 1 2 0 0 0 0 0 0 0 0 0 0 0 0 0 0 1 1 1 1 0 0 0		
Vladimir Guerrero, R (1, 9) OBP: 0.333, SLG: 0.667	0-3 K			0-2 G4-3			0-1 G6-3		0-0 G6-3	4 0 0 0 0 1 1		
Brad Fullmer, L (1, 3) OBP: 0.500, SLG: 0.200	1-2 F8			4-1 CS BB			3-3 K			2 0 0 0 1 1 1		
Michael Barrett, R (1, 5) OBP: 0.125, SLG: 0.125		0-0 F9		1-2 CS 1-2		0-0 F7		0-0 L9		3 0 0 0 0 0 0		
Chris Widger, R (1, 2) OBP: 0.375, SLG: 0.750 Darron Cox, R (8, 2)		3-2 G6-3			2-1 F7			1-0 G3-6-3 1B		3 0 1 0 0 0 0 0 0 0 0 0 0 0	AB 29 R 2 H 3 RBI 1 BB 2 SO 7 LOB 8	
Manny Martinez, R (1, 8) OBP: 0.250, SLG: 0.250		2-1 G6-3			1-3 K			1-1 F9		3 0 0 0 0 1 1		
Carl Pavano, R (1, 1) J.D. Smart, R (3, 1) Jose Vidro, S (6, PH) (6, 7)			0-3 K			1-0 G3 1B		0-0 G3-6-3 1-2f		1 0 0 0 0 1 0 0 0 0 0 0 0 0 2 0 1 0 0 0 1		
<b>Inning Stats</b>	R: 1 E: 1 K: 2 S: 18 H: 0 LOB: 1 BB: 1 P: 28	R: 0 E: 0 K: 0 S: 6 H: 0 LOB: 0 BB: 0 P: 11	R: 0 E: 0 K: 2 S: 7 H: 0 LOB: 0 BB: 0 P: 8	R: 0 E: 0 K: 0 S: 12 H: 0 LOB: 0 BB: 1 P: 18	R: 0 E: 0 K: 1 S: 6 H: 0 LOB: 0 BB: 0 P: 9	R: 0 E: 0 K: 0 S: 7 H: 1 LOB: 1 BB: 0 P: 11	R: 0 E: 0 K: 1 S: 8 H: 0 LOB: 0 BB: 0 P: 11	R: 0 E: 0 K: 0 S: 4 H: 1 LOB: 0 BB: 0 P: 6	R: 1 E: 0 K: 1 S: 8 H: 1 LOB: 0 BB: 0 P: 11	1B: 2 2B: 0 3B: 0 HR: 1 SF: 0 SAC: 0 DP: 1 HBP: 0	WP: 0 PB: 0 SB: 1 CS: 1 PA: 32	
<b>PITCHER</b>	IP WLS BF H R ER SO BB IBB HBP BLK WP HR S P ERA WHIP											
Jason Schmidt, R (1, 1) ERA: 4.5	7.0 W 24 1 1 0 6 2 0 0 0 0 0 0 64 96 0.00 0.429											
Mike Williams, R (8, 1) ERA: 4.5	2.0 7 2 1 1 1 0 0 0 0 0 0 1 12 17 4.50 1.000											

**Montreal Expos @ Pittsburgh Pirates**  
Three Rivers Stadium, Pittsburgh, PA

Tue Apr 06 1999, 7:05 PM EDT  
Att. 10,051 - Unknown - 62 F

livebaseballscorecards.com



Batter	1	2	3	4	5	6	7	8	9
<b>18 Jason Kendall, R</b> OBP: 0.444, SLG: 0.286 (1, 2)	4-1 S 1B BB	0-1 2-H 1B	1-3 K		0-1 G5-3			1-2 HR HBP	
<b>Warren Morris, L</b> OBP: 0.111, SLG: 0.222 (1, 4)	3-3 K 1-2	0-1 L3		1-1 G3-1		3-3 K		2-2 F8	
<b>Brian Giles, L</b> OBP: 0.667, SLG: 1.143 (1, 7)	2-2 3B 1B		1-0 E 1B 1B	4-1 E BB		4-2 BB		0-0 HR	
<b>Kevin Young, R</b> OBP: 0.444, SLG: 0.625 (1, 3)	2-1 3B		0-2 1B 1B	3-2 F8		0-3 K		4-1 BB	
<b>Brant Brown, L</b> OBP: 0.125, SLG: 0.125 <b>Adrian Brown, S</b> (8, PH) (9, 8)	0-1 P5		2-2 1B 1B	0-0 E4		2-1 F8		1-3 K	
<b>Ed Sprague, R</b> OBP: 0.250, SLG: 0.250 (1, 5)	2-3 K		0-1 1B 1B	2-1 G5-3			0-1 G1-3		
<b>Jose Guillen, R</b> OBP: 0.375, SLG: 0.286 <b>Mike Williams, R</b> (8, 1)		4-1 SH1 1B BB	1-1 L9		0-2 SH2-4 1B		1-0 G6-3		
<b>Mike Benjamin, R</b> (1, 6)		0-1 L7	1-3 K		0-3 K		0-0 G5-3		
<b>Jason Schmidt, R</b> OBP: 1.000, SLG: 1.000 <b>Turner Ward, S</b> (8, 9)		2-2 SH1	2-2 1B		1-0 SH2-4		0-0 F9		

Inning Stats	R: 2	H: 2	E: 0	K: 2	S: 15	L: 1	LOB: 1	BB: 1	P: 28	R: 1	H: 1	E: 0	K: 0	S: 10	L: 1	LOB: 1	BB: 1	P: 16	R: 3	H: 5	E: 1	K: 2	S: 22	L: 1	LOB: 2	BB: 0	P: 30	R: 0	H: 0	E: 1	K: 0	S: 9	R: 0	H: 1	E: 0	K: 2	S: 9	R: 0	H: 0	E: 0	K: 2	S: 11	R: 0	H: 0	E: 0	K: 0	S: 4	R: 2	H: 1	E: 0	K: 1	S: 11	L: 1	LOB: 1	BB: 1	P: 19
--------------	------	------	------	------	-------	------	--------	-------	-------	------	------	------	------	-------	------	--------	-------	-------	------	------	------	------	-------	------	--------	-------	-------	------	------	------	------	------	------	------	------	------	------	------	------	------	------	-------	------	------	------	------	------	------	------	------	------	-------	------	--------	-------	-------

AB	R	H	RBI	BB	SO	LOB
3	2	1	1	1	1	3
5	0	0	0	0	2	3
3	3	3	3	2	0	0
4	1	2	1	1	1	2
4	1	1	1	0	0	3
1	0	0	0	0	1	1
4	0	1	1	0	1	3
3	1	1	0	1	0	2
0	0	0	0	0	0	0
4	0	0	0	0	2	4
1	0	1	1	0	0	0
1	0	0	0	0	0	0

**BOTTOM**

**Montreal Expos @ Pittsburgh Pirates**  
Three Rivers Stadium, Pittsburgh, PA

Tue Apr 06 1999, 7:05 PM EDT  
Att: 10,051 - Unknown - 62 F

livebaseballscorecards.com

<b>AB</b>	<b>33</b>
<b>R</b>	<b>8</b>
<b>H</b>	<b>10</b>
<b>RBI</b>	<b>8</b>
<b>BB</b>	<b>5</b>
<b>SO</b>	<b>8</b>
<b>LOB</b>	<b>21</b>



PITCHER	IP	WLS	BF	H	R	ER	SO	BB	IBB	HBP	BLK	WP	HR	S	P	ERA	WHIP
<b>Carl Pavano, R</b> ERA: 27.0 (1, 1)	2.0	L	15	7	6	6	2	2	0	0	0	0	0	35	57	27.00	4.500
<b>J.D. Smart, R</b> ERA: (3, 1)	3.0		13	2	0	0	3	1	0	0	0	0	0	30	46	0.00	1.000
<b>Bobby Ayala, R</b> ERA: (6, 1)	2.0		7	0	0	0	2	1	0	0	0	0	0	15	25	0.00	0.500
<b>Mike Maddux, R</b> ERA: 18.0 (8, 1)	1.0		6	1	2	2	1	1	0	1	0	0	1	11	19	18.00	2.000

Batter	1	2	3	4	5	6	7	8	9	AB R H RBI BB SO LOB	TOP														
Wilton Guerrero, S (1, 4) OBP: 0.357, SLG: 0.538	0-0 G6-3		1-1 1B 2B		0-0 G5-3		1-2 G4-3		0-0 G5-3	5 1 1 1 0 0 3															
Orlando Cabrera, R (1, 6) OBP: 0.308, SLG: 0.308	2-1 G6-3		1-0 2B 1B		0-3 K		0-1 F7		0-0 G6-3	5 0 1 1 0 1 3															
Rondell White, R (1, 7) OBP: 0.250, SLG: 0.300	1-2 F8		2-2 2B		0-0 F8			4-2 G6-4-3 BB		3 0 1 0 1 0 0															
Vladimir Guerrero, R (1, 9) OBP: 0.231, SLG: 0.462		2-2 K	3-2 G5-3			3-3 K		0-0 G6-4-3		4 0 0 0 0 2 3															
Jose Vidro, S (1, 3) OBP: 0.333, SLG: 0.500		1-3 K		3-2 1B 2B		1-2 F8		2-2 G5-3		4 1 1 0 0 1 0															
Ugueth Urbina, R (8, 1)										0 0 0 0 0 0 0															
Shane Andrews, R (1, 5) OBP: 0.750, SLG: 1.000		2-3 K		4-2 1B BB		4-2 S BB			1-0 G1-3 FC 2B	2 1 1 0 2 1 0															
Michael Barrett, R (1, 2) OBP: 0.182, SLG: 0.182			0-0 G5-3	2-1 G3 1B		1-3 K			4-0 G5-3 G1-3 BB	3 0 1 1 0 1 1	AB 33														
Steve Kline, S (7, 1)				1-3 2-H		1-2 K				0 0 0 0 0 0 0	R 4														
Orlando Merced, S (8, 3) OBP: 1.000, SLG: 4.000										0 0 0 0 1 0 0	H 7														
Manny Martinez, R (1, 8) OBP: 0.250, SLG: 0.182			2-3 K	1-1 G3		4-1 G4-3 BB			2-2 G1-3	3 0 0 0 1 1 4	RBI 4														
Javier Vazquez, R (1, 1) OBP: 0.500, SLG: 0.500			1-2 2B 1B	2-3 K	1-1 G3				1-2 2-3 G1-3		BB 5														
Anthony Telford, R (6, 1)				2-3f	0-2 G4-3				2-0 FC	2 1 1 0 0 0 1	SO 7														
Chris Widger, R (6, 2) OBP: 0.300, SLG: 0.600							0-1 L9		3-H FC G5-3	0 0 0 0 0 0 0	LOB 17														
										2 0 0 1 0 0 2															
<b>Inning Stats</b>	R: 0 E: 0 K: 0 S: 6	H: 0 LOB: 0 BB: 0 P: 9	R: 0 E: 0 K: 3 S: 9	H: 0 LOB: 0 BB: 0 P: 14	R: 2 E: 0 K: 1 S: 18	H: 4 LOB: 2 BB: 0 P: 28	R: 1 E: 0 K: 0 S: 14	H: 2 LOB: 1 BB: 1 P: 24	R: 0 E: 0 K: 1 S: 5	H: 0 LOB: 0 BB: 0 P: 5	R: 0 E: 0 K: 2 S: 12	H: 0 LOB: 1 BB: 1 P: 21	R: 0 E: 0 K: 0 S: 8	H: 0 LOB: 1 BB: 1 P: 13	R: 0 E: 0 K: 0 S: 6	H: 0 LOB: 0 BB: 1 P: 12	R: 1 E: 0 K: 0 S: 7	H: 1 LOB: 2 BB: 1 P: 16	1B: 3 2B: 5 3B: 0 HR: 0	SF: 0 SAC: 0 DP: 2 HBP: 0	WP: 0 PB: 0 SB: 1 CS: 0	PA: 38			
<b>PITCHER</b>	IP	WLS	BF	H	R	ER	SO	BB	IBB	HBP	BLK	WP	HR	S	P	ERA	WHIP								
Pete Schourek, L (1, 1) ERA: 9.0	3.0		16	6	3	3	4	1	0	0	0	0	0	42	69	9.00	2.333								
Jeff Wallace, L (4, 1) ERA:	2.0		5	0	0	0	1	0	0	0	0	0	0	10	11	0.00	0.000								
Chris Peters, L (6, 1) ERA:	1.0		4	0	0	0	2	1	0	0	0	0	0	12	21	0.00	1.000								
Jason Christiansen, L (7, 1) ERA:	2.0		7	0	0	0	0	2	0	0	0	0	0	14	25	0.00	1.000								
Rich Loiselle, R (9, 1) ERA: 9.0	1.0	L	6	1	1	1	0	1	0	0	0	0	0	7	16	9.00	2.000								

**Montreal Expos @ Pittsburgh Pirates**  
**Three Rivers Stadium, Pittsburgh, PA**

Wed Apr 07 1999, 7:05 PM EDT  
 Att. 11,377 - Sunny - 70 F

[livebaseballscorecards.com](http://livebaseballscorecards.com)



Batter	1	2	3	4	5	6	7	8	9	AB R H RBI BB SO LOB
18 Jason Kendall, R OBP: 0.429, SLG: 0.417	0-1 FC4-6 1B		0-2 2B		1-2 FC5-4 F8 1-2f	1-3 K		2-2 P3		5 1 2 0 0 1 5
Warren Morris, L OBP: 0.143, SLG: 0.214	2-1 FC4-6 BB 1-2f		0-3 K		3-2 F8 2-3		1-0 1B		1-2 G4-3	5 0 1 0 0 1 3
Brian Giles, L OBP: 0.571, SLG: 0.909	4-0 1-2 BB		2-0 2B 2-H		3-3 K		2-3 K		0-0 L3	4 0 1 1 1 2 2
Kevin Young, R OBP: 0.286, SLG: 0.385	3-2 P5		1-3 K			0-0 E5 1B 1B		1-3 K	3-3 K	5 1 0 0 0 3 4
Al Martin, L OBP: 0.400, SLG: 0.600	0-0 G4-3			3-2 F8		2-0 1B 2B 1B		0-0 F9		4 1 1 0 0 0 3
Ed Sprague, R OBP: 0.417, SLG: 0.417		0-3 K		2-2 WP 1B		1-0 2B 1B		0-0 1B		4 0 3 1 0 1 0
Abraham Nunez, S (8, PR)						1-3 3-H 1B				0 0 0 0 0 0 0
Jose Guillen, R OBP: 0.333, SLG: 0.364		1-2 P4		3-3 K		1-2 L4-6 2B		0-3 K		4 0 1 1 0 2 2
Mike Benjamin, R OBP: 0.091, SLG: 0.091		1-0 F9		3-1 L5		1-2 L4-6		0-0 1B		4 0 1 0 0 0 3
Pete Schourek, L Jeff Wallace, L Brant Brown, L Chris Peters, L Turner Ward, S Jason Christiansen, R Adrian Brown, S Rich Loiselle, R			2-2 L7		1-1 FC5-4 1B	4-1 BB		0-2 K		1 0 0 0 0 0 0 0 0 0 0 0 0 0 1 0 1 0 0 0 0 0 0 0 0 0 0 0 0 0 0 0 0 1 0 0 0 0 0 0 0 0 0 0 1 0 0 0 0 0 1 2 0 0 0 0 0 0 0 0

Inning Stats	R: 0 E: 0 K: 0 S: 11	H: 1 LOB: 2 BB: 1 P: 20	R: 0 E: 0 K: 1 S: 7	H: 0 LOB: 0 BB: 0 P: 9	R: 1 E: 0 K: 2 S: 15	H: 2 LOB: 1 BB: 0 P: 20	R: 0 E: 0 K: 1 S: 11	H: 1 LOB: 1 BB: 0 P: 22	R: 0 E: 1 K: 1 S: 13	H: 1 LOB: 1 BB: 0 P: 21	R: 2 E: 1 K: 1 S: 14	H: 3 LOB: 2 BB: 1 P: 24	R: 0 E: 0 K: 2 S: 8	H: 1 LOB: 1 BB: 0 P: 12	R: 0 E: 0 K: 2 S: 11	H: 2 LOB: 2 BB: 0 P: 13	R: 0 E: 0 K: 1 S: 7	H: 0 LOB: 0 BB: 0 P: 11	1B: 8 2B: 4 3B: 0 HR: 0	SF: 0 SAC: 0 DP: 1 HBP: 0
--------------	-------------------------------	----------------------------------	------------------------------	---------------------------------	-------------------------------	----------------------------------	-------------------------------	----------------------------------	-------------------------------	----------------------------------	-------------------------------	----------------------------------	------------------------------	----------------------------------	-------------------------------	----------------------------------	------------------------------	----------------------------------	----------------------------------	------------------------------------

PITCHER	IP	WLS	BF	H	R	ER	SO	BB	IBB	HBP	BLK	WP	HR	S	P	ERA	WHIP
Javier Vazquez, R ERA: 3.6	(1, 1)	5.0	23	6	3	2	5	1	0	0	0	1	0	59	96	3.60	1.400
Anthony Telford, R ERA: 3.0	(6, 1)	1.0	5	2	0	0	1	1	0	0	0	0	0	12	20	0.00	3.000
Steve Kline, L ERA:	(7, 1)	1.0	4	1	0	0	2	0	0	0	0	0	0	8	12	0.00	1.000
Ugueth Urbina, R ERA:	(8, 1)	2.0	8	2	0	0	3	0	0	0	0	0	0	18	24	0.00	1.000

**BOTTOM**

**Montreal Expos @ Pittsburgh Pirates**  
**Three Rivers Stadium, Pittsburgh, PA**

Wed Apr 07 1999, 7:05 PM EDT  
 Att: 11,377 - Sunny - 70 F

livebaseballscorecards.com

<b>AB</b>	<b>38</b>
<b>R</b>	<b>3</b>
<b>H</b>	<b>11</b>
<b>RBI</b>	<b>3</b>
<b>BB</b>	<b>2</b>
<b>SO</b>	<b>11</b>
<b>LOB</b>	<b>24</b>



WP: 1	PA: 40
PB: 0	
SB: 0	
CS: 0	

Batter 1 2 3 4 5 6 7 8 9 AB R H RBI BB SO LOB TOP

<b>Lance Johnson, L</b> OBP: 0.294, SLG: 0.200 (1, 8) X	0-0 F7 ①		0-0 G6-4-3 ② 1-2f			4-1 G5-4-3 BB		1-1 SH1-3 ① 1-2		2 0 0 0 1 0 1
<b>Mickey Morandini, L</b> OBP: 0.400, SLG: 0.615 <b>Terry Mulholland, R</b> (8, 1) B B B	4-0 BB			0-3 K ①		1-2 G5-4-3 ② 1-2f		3-3 K ② 2-3		3 0 0 0 1 2 2 0 0 0 0 0 0 0
<b>Sammy Sosa, R</b> OBP: 0.333, SLG: 0.154 (1, 9) C F 1 B T	1-2 K ②			3-0 G3-1-3 S 1B HBP		0-0 G6-3		2-3 K ③		3 1 0 0 0 2 2
<b>Mark Grace, L</b> OBP: 0.389, SLG: 0.571 (1, 3) C 1 B X	1-1 G1-3 ③			3-2 G3-1-3 ② 1-3			2-2 F8 ①		4-2 BB BB	3 0 0 0 1 0 2
<b>Henry Rodriguez, L</b> OBP: 0.600, SLG: 1.000 <b>Glenallen Hill, R</b> OBP: 0.286, SLG: 0.714 (1, 7) (7, PH) (7, 7) C X		0-1 P6 ①		2-2 1B		1-1 G4-3 ②		1-3 K ①		2 0 1 1 0 0 0 2 0 0 0 0 0 1 1
<b>José Hernández, R</b> OBP: 0.412, SLG: 0.533 (1, 6) B B B C B		4-1 G6-4-3 BB		0-1 L8 ③ 3-H		2-1 HBP 1B		2-1 F7 ②		3 0 1 0 1 0 2
<b>Tyler Houston, L</b> <b>Benito Santiago, R</b> OBP: 0.333, SLG: 0.182 (1, 2) (7, PH) (7, 2) F B T X		1-1 G6-4-3 ② ③ 1-2f			1-2 L5 ①		2-2 HBP		4-2 BB	2 0 0 0 0 0 1 0 0 0 0 0 1 0 0
<b>Gary Gaetti, R</b> OBP: 0.118, SLG: 0.118 (1, 5) B X		1-0 P3 ①			1-3 K ②		1-3 K ③		1-3 K ③	4 0 0 0 0 3 4
<b>Scott Sanders, R</b> OBP: 0.500, SLG: 0.500 <b>Matt Karchner, R</b> <b>Jeff Blauser, R</b> OBP: 1.000, SLG: 1.000 (1, 1) (6, 1) (8, PH) (8, 4) F B T X		1-2 G6-4-3 1B			0-2 L9 ③			1-0 WP SH1-3 1B		2 0 1 0 0 0 0 0 0 0 0 0 0 0 1 0 1 0 0 0 0

<b>Inning Stats</b>	R: 0 E: 0 K: 1 S: 6	H: 0 LOB: 1 BB: 1 P: 12	R: 0 E: 0 K: 0 S: 5	H: 0 LOB: 0 BB: 1 P: 10	R: 0 E: 0 K: 0 S: 6	H: 1 LOB: 0 BB: 0 P: 8	R: 1 E: 0 K: 1 S: 11	H: 1 LOB: 1 BB: 0 P: 19	R: 0 E: 0 K: 1 S: 11	H: 0 LOB: 0 BB: 0 P: 13	R: 0 E: 0 K: 0 S: 5	H: 0 LOB: 0 BB: 1 P: 10	R: 0 E: 0 K: 1 S: 13	H: 1 LOB: 2 BB: 0 P: 21	R: 0 E: 0 K: 2 S: 9	H: 1 LOB: 1 BB: 0 P: 16	R: 0 E: 0 K: 2 S: 12	H: 0 LOB: 2 BB: 2 P: 24	1B: 4 2B: 0 3B: 0 HR: 0	SF: 0 SAC: 1 DP: 3 HBP: 2	WP: 1 PB: 0 SB: 1 CS: 0	PA: 35
---------------------	------------------------------	----------------------------------	------------------------------	----------------------------------	------------------------------	---------------------------------	-------------------------------	----------------------------------	-------------------------------	----------------------------------	------------------------------	----------------------------------	-------------------------------	----------------------------------	------------------------------	----------------------------------	-------------------------------	----------------------------------	----------------------------------	------------------------------------	----------------------------------	--------

<b>PITCHER</b>	IP	WLS	BF	H	R	ER	SO	BB	IBB	HBP	BLK	WP	HR	S	P	ERA	WHIP
<b>Kris Benson, R</b> ERA: 1.5 (1, 1)	6.0	W	21	2	1	1	3	3	0	1	0	0	0	44	72	1.50	0.833
<b>Chris Peters, L</b> ERA: (7, 1)	1.2	H	8	2	0	0	2	0	0	1	0	1	0	19	32	0.00	1.200
<b>Mike Williams, R</b> ERA: 2.7 (8, 1)	1.1	S	6	0	0	0	3	2	0	0	0	0	0	15	29	0.00	1.500

**Chicago Cubs @ Pittsburgh Pirates**  
Three Rivers Stadium, Pittsburgh, PA  
Fri Apr 09 1999, 7:05 PM EDT  
Att. 19,721 - Overcast - 58 F

<b>AB</b>	27
<b>R</b>	1
<b>H</b>	4
<b>RBI</b>	1
<b>BB</b>	5
<b>SO</b>	8
<b>LOB</b>	15





Batter	1	2	3	4	5	6	7	8	9	AB	R	H	RBI	BB	SO	LOB
18 Jason Kendall, R OBP: 0.333, SLG: 0.313	0-1 G6-3		2-1 G6-3		3-2 F8			3-1 G5-3		4	0	0	0	0	0	0
Warren Morris, L OBP: 0.222, SLG: 0.412	4-1 2B BB		3-2 HR			1-3 K		1-0 F8		3	2	1	1	1	1	0
Brian Giles, L OBP: 0.588, SLG: 0.833	1-2 P2		4-2 PB BB			4-1 BB				1	0	0	0	2	0	1
Kevin Young, R OBP: 0.294, SLG: 0.438	2-1 1-H 2B		1-3 K			2-3 K				3	0	1	1	0	2	2
Brant Brown, L OBP: 0.167, SLG: 0.167 Chris Peters, L (7, 1) Turner Ward, S (8, 9)	1-3 K			2-3 K		1 SAFE 0-2 K				3	0	0	0	0	3	2
Ed Sprague, R OBP: 0.333, SLG: 0.333		1-2 K		1-3 K			2-2 G4-3			3	0	0	0	0	2	0
Jose Guillen, R OBP: 0.267, SLG: 0.286 Mike Williams, R (8, 1)		1-2 P4		0-2 P3			1-0 G5-3			3	0	0	0	0	0	0
Mike Benjamin, R OBP: 0.071, SLG: 0.071		2-2 F9			0-3 K		1-1 L7			3	0	0	0	0	1	0
Kris Benson, R Adrian Brown, S (7, 8)			1-3 K		0-3 K			0-0 P3		2	0	0	0	0	2	0
										1	0	0	0	0	0	0

Inning Stats	R: 1	H: 1	E: 0	K: 1	S: 11	H: 1	LOB: 1	BB: 1	P: 19	R: 0	H: 0	E: 0	K: 1	S: 11	R: 0	H: 1	E: 0	K: 2	S: 15	R: 0	H: 0	E: 0	K: 2	S: 12	R: 0	H: 0	E: 0	K: 3	S: 10	R: 0	H: 0	E: 0	K: 0	S: 6	R: 0	H: 0	E: 0	K: 0	S: 4	R: 0	H: 0	E: 0	K: 0	S: 4	
	1	1	0	1	11	1	1	1	19	0	0	0	1	11	0	1	0	0	2	15	0	0	0	2	12	0	0	0	0	10	0	0	0	0	6	0	0	0	0	4	0	0	0	0	4

PITCHER	IP	WLS	BF	H	R	ER	SO	BB	IBB	HBP	BLK	WP	HR	S	P	ERA	WHIP
Scott Sanders, R ERA: 3.38	(1, 1)	5.1	L	21	2	2	9	3	0	0	0	0	1	62	96	3.38	0.938
Matt Karchner, R ERA:	(6, 1)	1.2		5	0	0	2	0	0	0	0	0	0	12	18	0.00	0.000
Terry Mulholland, L ERA:	(8, 1)	1.0		3	0	0	0	0	0	0	0	0	0	4	8	0.00	0.000

**BOTTOM**

**Chicago Cubs @ Pittsburgh Pirates**  
 Three Rivers Stadium, Pittsburgh, PA

Fri Apr 09 1999, 7:05 PM EDT  
 Att. 19,721 - Overcast - 58 F

livebaseballscorecards.com

<b>AB</b>	<b>26</b>
<b>R</b>	<b>2</b>
<b>H</b>	<b>2</b>
<b>RBI</b>	<b>2</b>
<b>BB</b>	<b>3</b>
<b>SO</b>	<b>11</b>
<b>LOB</b>	<b>5</b>



WP: 0	PA: 29
PB: 1	
SB: 0	
CS: 0	

# Chicago Cubs @ Pittsburgh Pirates

## Three Rivers Stadium, Pittsburgh, PA

Sat Apr 10 1999, 1:35 PM EDT  
 Att. 22,479 - Sunny - 58 F

[livebaseballscorecards.com](http://livebaseballscorecards.com)



Batter	1	2	3	4	5	6	7	8	9	AB	R	H	RBI	BB	SO	LOB	TOP										
<b>Lance Johnson, L</b> (1, 8) OBP: 0.333, SLG: 0.222	0-1 F9	4-1 BB			2-1 G5-3		1-0 WP 1B			3	0	1	0	1	0	0											
<b>Mickey Morandini, L</b> (1, 4) OBP: 0.316, SLG: 0.471 <b>Felix Heredia, L</b> (7, 1)	1-1 F7	0-0 G4-3			1-0 L5		3-3 K			4	0	0	0	0	1	4											
<b>Sammy Sosa, R</b> (1, 9) OBP: 0.273, SLG: 0.118	2-1 F9				2-0 G4-3			3-3 K		4	0	0	0	0	1	0											
<b>Mark Grace, L</b> (1, 3) OBP: 0.409, SLG: 0.529		0-2 1B HR		4-0 BB		1-2 F9		0-1 F8		3	1	1	0	1	0	0											
<b>Henry Rodriguez, L</b> (1, 7) OBP: 0.500, SLG: 0.769		3-2 1B HR		2-3 K		2-3 K		2-1 F8		4	1	1	0	0	2	1											
<b>Tyler Houston, L</b> (1, 5) OBP: 0.143, SLG: 0.571 <b>Jeff Blauser, R</b> (9, PH) OBP: 0.800, SLG: 0.667		1-1 1B HR		1-2 L9		3-2 G6-3			3-1 F8	3	1	1	3	0	0	1											
<b>Benito Santiago, R</b> (1, 2) OBP: 0.263, SLG: 0.133		3-2 F9			2-3 K		1-3 K		2-3 K	4	0	0	0	0	3	0											
<b>José Hernández, R</b> (1, 6) OBP: 0.381, SLG: 0.444		0-0 F8			1-3 K		1-2 F9		4-2 BB	3	0	0	0	1	1	0											
<b>Brad Woodall, S</b> (1, 1) OBP: 0.500, SLG: 0.500 <b>Kurt Miller, R</b> (5, 1) <b>Dan Serafini, S</b> (5, 1) <b>Manny Alexander, R</b> (7, PH) (7, 4)		3-2 1B			0-0 G6-3		4-1 WP 1B BB		1-1 L4	2	0	1	0	0	0	0											
<b>Inning Stats</b>	R: 0 E: 0 K: 0 S: 6	H: 0 LOB: 0 BB: 0 P: 9	R: 3 E: 0 K: 0 S: 17	H: 4 LOB: 2 BB: 1 P: 31	R: 0 E: 0 K: 1 S: 9	H: 0 LOB: 1 BB: 1 P: 17	R: 0 E: 0 K: 2 S: 7	H: 0 LOB: 0 BB: 0 P: 10	R: 0 E: 0 K: 0 S: 4	H: 0 LOB: 0 BB: 0 P: 9	R: 0 E: 0 K: 1 S: 14	H: 0 LOB: 0 BB: 0 P: 20	R: 0 E: 0 K: 2 S: 15	H: 1 LOB: 2 BB: 1 P: 25	R: 0 E: 0 K: 1 S: 7	H: 0 LOB: 0 BB: 0 P: 12	R: 0 E: 0 K: 1 S: 13	H: 0 LOB: 1 BB: 1 P: 23	1B: 4 2B: 0 3B: 0 HR: 1	SF: 0 SAC: 0 DP: 0 HBP: 0	WP: 1 PB: 0 SB: 0 CS: 0	PA: 36					
<b>PITCHER</b>	IP	WLS	BF	H	R	ER	SO	BB	IBB	HBP	BLK	WP	HR	S	P	ERA	WHIP										
<b>67 Francisco Cordova, R</b> (1, 1) ERA: 9.0	2.0		11	4	3	3	0	1	0	0	0	0	1	23	40	13.50	2.500										
<b>Scott Sauerbeck, L</b> (3, 1) ERA:	3.0	W	10	0	0	0	3	1	0	0	0	0	0	20	36	0.00	0.333										
<b>Jeff Wallace, L</b> (6, 1) ERA:	2.0		8	1	0	0	3	1	0	0	0	1	0	29	45	0.00	1.000										
<b>Jason Christiansen, L</b> (8, 1) ERA:	2.0		7	0	0	0	2	1	0	0	0	0	0	20	35	0.00	0.500										

Batter	1	2	3	4	5	6	7	8	9	AB	R	H	RBI	BB	SO	LOB
Adrian Brown, S (1, 8) C B X	1-1 P4 ①	2-0 G6-3 ③			X 0-0 G4-3 ①	1-0 G6-3 ①		F 0-1 G4-3 ①		5	0	0	0	0	0	5
Mike Benjamin, R (1, 4) OBP: 0.053, SLG: 0.056 B F C B B X	3-2 F8 ②		F 0-1 F9 ①		B 1-2 FC6-4-5 ②	2-3 K ②		X 0-0 SF7 ②		4	1	0	1	0	1	1
Brian Giles, L (1, 7) OBP: 0.591, SLG: 0.733 B C B B	4-1 BB ③		B 1-0 P6 ②		B 3-1 18 BB HR ①	4-1 BB ③		C 1-1 G3 ③		3	1	1	1	2	0	1
Kevin Young, R (1, 3) OBP: 0.286, SLG: 0.368 X	0-0 F8 ③		X 0-0 F9 ③		B 4-0 18 BB HR ②	C 2-1 F7 ③				3	1	0	0	1	0	2
18 Jason Kendall, R (1, 2) OBP: 0.409, SLG: 0.579 B C B B X		2-1 HR ①		C 3-1 F8 SF8 ①	4-0 1-2 HR ②		B 2-2 G6-3 ①			3	3	2	1	1	0	0
Ed Sprague, R (1, 5) OBP: 0.368, SLG: 0.500 X		0-0 G6-3 ①		B 1-1 F8 ①	2-1 1-2 HR ②		B 4-1 G6-4-3 ①			3	1	1	4	1	0	1
Jose Guillen, R (1, 9) OBP: 0.316, SLG: 0.313 Jason Christiansen, R (8, 1) B C B X		2-1 2B ②		B 2-0 SF8 ②	4-0 2B ③		C 1-2 G6-4-3 ②			2	1	1	1	1	0	1
Abraham Nunez, S (1, 6) OBP: 0.500, SLG: 1.000 X		0-0 2B ③		B 1-0 F8 ③	3-2 1-2 2B ③		F 1-2 E6 ③			4	1	2	1	0	0	0
67 Francisco Cordova, R (1, 1) Freddy Garcia, R (2, PH) Scott Sauerbeck, R (3, 1) Brant Brown, L (5, PH) Jeff Wallace, L (6, 1) Turner Ward, S (8, 9) B C B B X		1-3 K ②					B 2-0 G4-3 ②		B 2-0 G4-3 ②	0	0	0	0	0	0	0

Inning Stats	R: 0	H: 0	E: 0	K: 0	S: 8	LOB: 1	BB: 1	P: 16	R: 1	H: 3	E: 0	K: 1	S: 10	LOB: 2	BB: 0	P: 17	R: 0	H: 0	E: 0	K: 0	S: 4	LOB: 0	BB: 0	P: 5	R: 1	H: 1	E: 0	K: 0	S: 6	LOB: 0	BB: 0	P: 13	R: 6	H: 4	E: 0	K: 0	S: 16	LOB: 1	BB: 3	P: 38	R: 0	H: 0	E: 0	K: 1	S: 7	LOB: 1	BB: 1	P: 16	R: 0	H: 0	E: 0	K: 0	S: 8	LOB: 0	BB: 1	P: 15	R: 1	H: 1	E: 1	K: 0	S: 9	LOB: 1	BB: 0	P: 13	1B: 4	SF: 2	2B: 3	SAC: 0	3B: 0	DP: 1	HR: 2	HBP: 0
--------------	------	------	------	------	------	--------	-------	-------	------	------	------	------	-------	--------	-------	-------	------	------	------	------	------	--------	-------	------	------	------	------	------	------	--------	-------	-------	------	------	------	------	-------	--------	-------	-------	------	------	------	------	------	--------	-------	-------	------	------	------	------	------	--------	-------	-------	------	------	------	------	------	--------	-------	-------	-------	-------	-------	--------	-------	-------	-------	--------

PITCHER	IP	WLS	BF	H	R	ER	SO	BB	IBB	HBP	BLK	WP	HR	S	P	ERA	WHIP
Brad Woodall, L (1, 1) ERA: 6.35	4.2	L	21	6	4	4	1	1	0	0	0	0	1	35	62	7.71	1.500
Kurt Miller, R (5, 1) ERA: 36.0	0.0		5	2	4	4	0	3	0	0	0	0	1	7	24	∞	∞
Dan Serafini, L (5, 1) ERA:	1.1		5	0	0	0	1	1	0	0	0	0	0	9	19	0.00	0.750
Felix Heredia, L (7, 1) ERA:	2.0		8	1	1	0	0	1	0	0	0	0	0	17	28	0.00	1.000

**BOTTOM**

**Chicago Cubs @ Pittsburgh Pirates**  
Three Rivers Stadium, Pittsburgh, PA

Sat Apr 10 1999, 1:35 PM EDT  
Att. 22,479 - Sunny - 58 F

livebaseballscorecards.com

AB	31
R	9
H	9
RBI	9
BB	6
SO	2
LOB	14



WP: 0	PA: 39
PB: 0	
SB: 0	
CS: 0	

Batter	1	2	3	4	5	6	7	8	9	AB R H RBI BB SO LOB	TOP											
Lance Johnson, L (1, 8) OBP: 0.269, SLG: 0.174	1-2 G3-1	2-1 P3		1-1 G4-3			0-0 F8	1-2 G3-1		5 0 0 0 0 0 2												
Mickey Morandini, L (1, 4) OBP: 0.250, SLG: 0.364	2-2 E6 1B S		2-3 K		0-1 F9		1-1 F7		2-3 K	5 0 0 0 0 2 0												
Sammy Sosa, R (1, 9) OBP: 0.296, SLG: 0.286	3-3 K		4-0 1B 1B BB		2-3 K		2-2 G5-3		0-1 HR	4 1 1 1 1 2 1												
Mark Grace, L (1, 3) OBP: 0.481, SLG: 0.571	4-2 1B BB		1-0 1B 1-2 1B		0-2 2B 1B		1-1 G6-4-3 1B HR		0-2 G3-1	4 2 3 0 1 0 0												
Glenallen Hill, R (1, 7) OBP: 0.583, SLG: 1.167	1-2 FC6-4 1-2 2-3 1B		2-2 FC4-6 1-2 2-3 1B		1-1 1-H 2B		0-0 G6-4-3 1B HR		1-1 HR	5 1 5 2 0 0 0												
José Hernández, R (1, 6) OBP: 0.308, SLG: 0.348	0-2 FC6-4 1-2f		1-3 K		0-2 G1-3		0-0 G6-4-3 1-2f 2-3		0-3 K	5 0 0 0 0 2 9												
Benito Santiago, R (1, 2) OBP: 0.304, SLG: 0.474		2-2 G6-3 3B	2-0 FC4-6 1-2f		0-2 F9		3-2 HR			4 2 2 2 0 0 3												
Gary Gaetti, R (1, 5) OBP: 0.143, SLG: 0.143		0-1 G6-3		0-2 F8		0-0 G6-3		2-2 1B 1B		4 0 1 1 0 0 0												
Steve Trachsel, R (1, 1)		3-H																				
Sandy Martinez, L (6, PH)		3-2 F9		2-1 G5-3		0-0 L3		0-0 1B		2 0 0 0 0 0 0												
Dan Serafini, S (6, 1)										1 0 0 0 0 0 0												
Jeff Blauser, R (8, PH) OBP: 0.833, SLG: 0.750										0 0 0 0 0 0 0												
Kurt Miller, R (8, 1)										1 0 1 0 0 0 0												
										0 0 0 0 0 0 0												
<b>Inning Stats</b>	R: 0 E: 1 K: 1 S: 22	H: 1 LOB: 3 BB: 1 P: 33	R: 1 E: 0 K: 2 S: 10	H: 1 LOB: 0 BB: 0 P: 17	R: 0 E: 0 K: 2 S: 11	H: 2 LOB: 3 BB: 1 P: 23	R: 0 E: 0 K: 0 S: 7	H: 0 LOB: 0 BB: 0 P: 10	R: 1 E: 0 K: 1 S: 16	H: 2 LOB: 1 BB: 0 P: 19	R: 0 E: 0 K: 0 S: 5	H: 0 LOB: 0 BB: 0 P: 5	R: 0 E: 0 K: 0 S: 6	H: 0 LOB: 0 BB: 0 P: 9	R: 2 E: 0 K: 0 S: 14	H: 5 LOB: 2 BB: 0 P: 21	R: 2 E: 0 K: 2 S: 14	H: 2 LOB: 0 BB: 0 P: 17	1B: 8 2B: 1 3B: 1 HR: 3	SF: 0 SAC: 0 DP: 1 HBP: 0	WP: 0 PB: 0 SB: 1 CS: 0	PA: 42
<b>PITCHER</b>	IP WLS BF H R ER SO BB IBB HBP BLK WP HR S P ERA WHIP																					
Jason Schmidt, R (1, 1) ERA: 1.38	6.0 W 27 6 2 2 4 2 0 0 0 0 0 0 71 107 3.00 1.333																					
Chris Peters, L (7, 1) ERA: 3.86	2.0 10 5 2 2 0 0 0 0 0 0 0 1 20 30 9.00 2.500																					
Mike Williams, R (9, 1) ERA: 6.23	1.0 5 2 2 2 2 0 0 0 0 0 0 2 14 17 18.00 2.000																					

Chicago Cubs @ Pittsburgh Pirates  
Three Rivers Stadium, Pittsburgh, PA

Sun Apr 11 1999, 1:35 PM EDT  
Att. 19,384 - Overcast - 57 F

AB	40
R	6
H	13
RBI	6
BB	2
SO	6
LOB	15



Batter	1	2	3	4	5	6	7	8	9
<b>18 Jason Kendall, R</b> OBP: 0.407, SLG: 0.542 (1, 2)	1-1 F9 1B	1-2 S 1B		3-1 L7			3-1 SH1-3 HR 1B	3-2 F9 1B	
<b>Warren Morris, L</b> OBP: 0.238, SLG: 0.400 (1, 4)	2-0 BB 1B	1-2 SAFE G1-3 1B		1-3 K			0-0 SH1-3 1-2		
<b>Brian Giles, L</b> OBP: 0.577, SLG: 0.833 (1, 9)	4-2 SAFE 1B 1-2 E BB		0-1 G4-3		1-1 F7		3-2 2-H HR		
<b>Kevin Young, R</b> OBP: 0.320, SLG: 0.435 (1, 3)	1-0 E 1B 1-2 2-H		0-1 3B 2B		0-0 F7		0-0 G6-3		
<b>Brant Brown, L</b> OBP: 0.333, SLG: 0.556 <b>Adrian Brown, S</b> (8, 8)	3-0 E8 1B 2B 1-H 2-H		1-2 FC 3B 2-H		0-3 K		3-2 2B 2B		
<b>Freddy Garcia, R</b> OBP: 0.200, SLG: 0.400 (1, 5)	3-3 K		1-2 FC 3-H		1-1 G4-3		1-0 2-H 2B		
<b>Al Martin, L</b> OBP: 0.333, SLG: 0.444 (1, 7)	0-0 PO 1B 3-H		1-0 F8		0-2 F7		2-0 G4-3		
<b>Abraham Nunez, S</b> OBP: 0.429, SLG: 0.667 <b>Mike Benjamin, R</b> OBP: 0.050, SLG: 0.053 (1, 6) (7, 6)	SAFE PO 1-2	0-0 G6-3	0-3 K		4-1 BB		0-3 K		
<b>Jason Schmidt, R</b> OBP: 0.333, SLG: 0.333 <b>Jose Guillen, R</b> OBP: 0.300, SLG: 0.294 <b>Chris Peters, L</b> (7, 1) <b>Turner Ward, S</b> OBP: 0.600, SLG: 0.500 <b>Mike Williams, R</b> (9, 1)		2-2 G3	1-3 K		1-3 K		2-2 1B		

Inning Stats	R: 4	H: 4	LOB: 0	K: 1	S: 11	P: 25	R: 0	H: 1	LOB: 1	K: 0	S: 12	P: 16	R: 2	H: 2	LOB: 1	K: 1	S: 14	R: 0	H: 0	LOB: 0	K: 2	S: 9	R: 0	H: 0	LOB: 0	K: 1	S: 6	R: 0	H: 0	LOB: 1	K: 1	S: 9	R: 3	H: 4	LOB: 1	K: 0	S: 12	R: 0	H: 1	LOB: 0	K: 1	S: 9	1B: 6	SF: 0	2B: 4	SAC: 1	3B: 1	DP: 0	HR: 1	HBP: 0
--------------	------	------	--------	------	-------	-------	------	------	--------	------	-------	-------	------	------	--------	------	-------	------	------	--------	------	------	------	------	--------	------	------	------	------	--------	------	------	------	------	--------	------	-------	------	------	--------	------	------	-------	-------	-------	--------	-------	-------	-------	--------

PITCHER	IP	WLS	BF	H	R	ER	SO	BB	IBB	HBP	BLK	WP	HR	S	P	ERA	WHIP
<b>Steve Trachsel, R</b> ERA: 8.18 (1, 1)	5.0	L	23	7	6	6	5	1	0	0	0	0	0	52	79	10.80	1.600
<b>Dan Serafini, L</b> ERA: 8.1 (6, 1)	2.0		11	4	3	3	1	1	0	0	0	0	1	21	39	13.50	2.500
<b>Kurt Miller, R</b> ERA: 18.0 (8, 1)	1.0		3	1	0	0	1	0	0	0	0	0	0	9	14	0.00	1.000

**BOTTOM**

**Chicago Cubs @ Pittsburgh Pirates**  
Three Rivers Stadium, Pittsburgh, PA

Sun Apr 11 1999, 1:35 PM EDT  
Att: 19,384 - Overcast - 57 F

AB	34
R	9
H	12
RBI	9
BB	2
SO	7
LOB	6



PITCHER	IP	WLS	BF	H	R	ER	SO	BB	IBB	HBP	BLK	WP	HR	S	P	ERA	WHIP
---------	----	-----	----	---	---	----	----	----	-----	-----	-----	----	----	---	---	-----	------

Batter	1	2	3	4	5	6	7	8	9	AB R H RBI BB SO LOB	TOP											
Placido Polanco, R OBP: 0.400, SLG: 0.500 (1, 4) X	0-0 G5-3		0-2 G6-3	2-2 2B		0-3 K			1-2 G5-3	5 0 1 0 0 1 0												
Edgar Renteria, R OBP: 0.333, SLG: 0.421 (1, 6) B X	1-0 L7		3-2 2B	1-0 G5-3				1-0 SH1-3 2B	3-3 K	5 0 2 0 0 1 1												
Mark McGwire, R OBP: 0.548, SLG: 0.955 (1, 3) X	0-0 HR		4-0 IBB		0-1 HR			4-0 SH1-3 IBB	4-1 BB BB	2 2 2 2 3 0 0												
Shawon Dunston, R OBP: 0.438, SLG: 0.667 Darren Bragg, L OBP: 0.333, SLG: 0.273 (1, 7) C B X (6, 8) X	1-1 1B 1B		1-3 K		1-0 L4			0-0 SH1-3 1-2 2-3	4-2 BB	3 0 1 0 0 1 2 0 0 0 0 1 0 0												
Eric Davis, R OBP: 0.200, SLG: 0.143 Juan Acevedo, R (9, 1)	2-0 1-2 1B		2-3 K		2-1 F7			0-3 K	3-2 G6-3	5 0 1 0 0 2 6 0 0 0 0 0 0 0												
Fernando Tatis, R OBP: 0.379, SLG: 0.609 (1, 5) T X	0-1 P4			4-2 2B G6-3 BB	3-0 1B			3-0 G1-3		3 1 1 0 1 0 4												
Eli Marrero, R OBP: 0.333, SLG: 0.471 (1, 2)		2-3 K		0-2 PB S 2B	2-3 K			1-1 G6-3		4 1 1 0 0 2 1												
Joe McEwing, R OBP: 0.381, SLG: 0.450 (6, 7)		0-0 P6		1-0 G6-3		0-2 G4-3		4-1 G5-4-3 BB		3 0 0 1 1 0 1												
Kent Bottenfeld, R Lance Painter, L Mike Busby, R Scott Radinsky, L Ricky Bottalico, L Willie McGee, S OBP: 0.182, SLG: 0.182 (6, 1) (7, 1) (7, 1) (7, 1) (8, 9)		3-2 F8		3-2 G6-3		1-2 K		0-0 G5-4-3 1-2f		3 0 0 0 0 0 1 0 1 0 0 0 0 0 0 1 0 0 0 0 0 0 0 0												
<b>Inning Stats</b>	R: 1 E: 0 K: 0 S: 8	H: 3 LOB: 2 BB: 0 P: 12	R: 0 E: 0 K: 1 S: 7	H: 0 LOB: 0 BB: 0 P: 12	R: 0 E: 0 K: 2 S: 12	H: 1 LOB: 2 BB: 1 P: 22	R: 2 E: 0 K: 0 S: 16	H: 2 LOB: 1 BB: 1 P: 27	R: 1 E: 0 K: 1 S: 9	H: 2 LOB: 1 BB: 0 P: 17	R: 0 E: 0 K: 2 S: 9	H: 0 LOB: 0 BB: 0 P: 10	R: 0 E: 0 K: 1 S: 6	H: 1 LOB: 2 BB: 1 P: 14	R: 0 E: 0 K: 0 S: 4	H: 0 LOB: 0 BB: 1 P: 9	R: 0 E: 0 K: 1 S: 16	H: 0 LOB: 2 BB: 2 P: 31	1B: 3 2B: 4 3B: 0 HR: 2	SF: 0 SAC: 1 DP: 1 HBP: 0	WP: 0 PB: 1 SB: 2 CS: 0	PA: 41
<b>PITCHER</b>	IP WLS BF H R ER SO BB IBB HBP BLK WP HR S P ERA WHIP																					
Pete Schourek, L ERA: 7.88 (1, 1)	5.0 L 25 8 4 4 4 1 1 0 0 0 2 52 90 7.20 1.800																					
Jason Phillips, R ERA: 13.5 (6, 1)	2.0 8 1 0 0 3 0 1 0 0 0 0 15 24 0.00 0.500																					
Rich Loiselle, R ERA: 4.5 (8, 1)	1.0 3 0 0 0 0 1 0 0 0 0 0 4 9 0.00 1.000																					
Mike Williams, R ERA: 5.06 (9, 1)	1.0 5 0 0 0 1 2 0 0 0 0 0 16 31 0.00 2.000																					

St. Louis Cardinals @ Pittsburgh Pirates  
Three Rivers Stadium, Pittsburgh, PA

Tue Apr 13 1999, 7:05 PM EDT  
Att. 19,724 - Unknown - 56 F

livebaseballscorecards.com

AB 34  
R 4  
H 9  
RBI 3  
BB 6  
SO 8  
LOB 16



Batter	1	2	3	4	5	6	7	8	9	AB	R	H	RBI	BB	SO	LOB	BOTTOM			
<b>18 Jason Kendall, R</b> OBP: 0.438, SLG: 0.586 (1, 2)	1-2 G1-3 ①		2-2 1B ①		2-0 2B ①		3-1 1B 1B 1B ①	3-1 F9 ③		5	1	3	0	0	0	1	<b>St. Louis Cardinals @ Pittsburgh Pirates</b> Three Rivers Stadium, Pittsburgh, PA Tue Apr 13 1999, 7:05 PM EDT Att: 19,724 - Unknown - 56 F			
<b>Warren Morris, L</b> OBP: 0.269, SLG: 0.375 (1, 4)	1-0 L8 ②		0-3 SAFE K ②		4-2 BB ②		0-0 1B 1B ②		2-1 L8 ①	4	0	1	0	1	1	1				
<b>Brian Giles, L</b> OBP: 0.548, SLG: 0.727 (1, 9) (9, 8)	0-3 K ③		0-3 SAFE K ③		2-3 K ③		2-0 1B ③		4-0 BB BB ③	4	0	1	0	1	3	3				
<b>Kevin Young, R</b> OBP: 0.367, SLG: 0.607 (1, 3)		1-2 P4 ①		1-0 G4-3 2B ①		0-0 HR ①	2-2 1B ②		0-2 K ②	5	1	3	2	0	1	1				
<b>Brant Brown, L</b> OBP: 0.286, SLG: 0.476 (1, 8)		1-3 K ②		1-2 G4-3 ①		3-3 K ①	0-0 P4 ②		4-1 BB ②	3	0	0	0	0	2	1				
<b>Turner Ward, S</b> OBP: 0.500, SLG: 0.400 (7, PH)										1	0	0	0	0	0	3				
<b>Rich Loiselle, R</b> (8, 1)										0	0	0	0	0	0	0				
<b>Jose Guillen, R</b> OBP: 0.333, SLG: 0.294 (9, 9)										0	0	0	0	1	0	0				
<b>Ed Sprague, R</b> OBP: 0.375, SLG: 0.455 (1, 5)		2-1 1B 1B ②		1-3 K ②		4-2 G1 BB ②	2-0 G1-4-3 ③		1-1 F8 ③	4	0	1	0	1	1	6				
<b>Al Martin, L</b> OBP: 0.308, SLG: 0.385 (1, 7)		0-0 1B ②		1-3 K ③		1-1 G1 ②		2-2 G4-1 ①		4	0	1	0	0	1	2				
<b>Mike Benjamin, R</b> OBP: 0.042, SLG: 0.043 (1, 6)		1-2 P4 ③			2-3 K ①	2-2 P2 ③		0-0 G6-3 ②		4	0	0	0	0	1	3				
<b>Pete Schourek, L</b> (1, 1)			0-1 P5 ①		0-3 K ②		3-2 G4-3 ①	4-2 BB ②		1	0	0	0	0	0	0				
<b>Freddy Garcia, R</b> OBP: 0.167, SLG: 0.333 (5, PH)										1	0	0	0	0	1	0				
<b>Jason Phillips, R</b> (6, 1)										0	0	0	0	0	0	0				
<b>Adrian Brown, S</b> (7, PH)										1	0	0	0	1	0	0				
<b>Mike Williams, R</b> (8, 8) (9, 1)										0	0	0	0	0	0	0				
<b>Inning Stats</b>	R: 0 E: 0 K: 1 S: 7	H: 0 LOB: 0 BB: 0 P: 9	R: 0 E: 0 K: 1 S: 12	H: 2 LOB: 2 BB: 0 P: 17	R: 0 E: 0 K: 2 S: 12	H: 1 LOB: 1 BB: 0 P: 14	R: 0 E: 0 K: 3 S: 13	H: 1 LOB: 2 BB: 1 P: 23	R: 1 E: 0 K: 1 S: 17	H: 1 LOB: 1 BB: 1 P: 27	R: 1 E: 0 K: 0 S: 13	H: 4 LOB: 3 BB: 0 P: 25	R: 0 E: 0 K: 0 S: 8	H: 0 LOB: 1 BB: 1 P: 17	R: 0 E: 0 K: 1 S: 8	H: 0 LOB: 2 BB: 2 P: 19	1B: 7 2B: 2 3B: 0 HR: 1	SF: 0 SAC: 0 DP: 0 HBP: 0	WP: 0 PB: 0 SB: 0 CS: 0	PA: 42
<b>PITCHER</b> <b>Kent Bottenfield, R</b> ERA: 1.59 (1, 1)	IP: 5.1 WLS: W BF: 24 H: 6 R: 1 ER: 1 SO: 10 BB: 2 IBB: 0 HBP: 0 BLK: 0 WP: 0 HR: 1 S: 66 P: 96 ERA: 1.69 WHIP: 1.500							<b>PITCHER</b> <b>Juan Acevedo, R</b> ERA: 6.23 (9, 1)	IP: 1.0 WLS: S BF: 5 H: 0 R: 0 ER: 0 SO: 1 BB: 2 IBB: 0 HBP: 0 BLK: 0 WP: 0 HR: 0 S: 8 P: 19 ERA: 0.00 WHIP: 2.000											
<b>Lance Painter, L</b> ERA: (6, 1)	0.2 H 2 0 0 0 0 0 0 0 0 0 0 0 0 0 0 0 0 0																			
<b>Mike Busby, R</b> ERA: 11.25 (7, 1)	0.1 H 2 1 1 1 0 0 0 0 0 0 0 0 0 0 0 0 0																			
<b>Scott Radinsky, L</b> ERA: (7, 1)	0.1 H 4 3 0 0 0 0 0 0 0 0 0 0 0 0 0 0 0																			
<b>Ricky Bottalico, R</b> ERA: (7, 1)	1.1 H 5 0 0 0 0 0 1 0 0 0 0 0 0 0 0 0 0																			

AB	37
R	2
H	10
RBI	2
BB	5
SO	11
LOB	21



WP: 0	PA: 42
PB: 0	
SB: 0	
CS: 0	

livebaseballscorecards.com

Batter	1	2	3	4	5	6	7	8	9	AB R H RBI BB SO LOB	TOP											
Darren Bragg, L (1, 7) OBP: 0.353, SLG: 0.688	1-2 G6-3	2-1 HR		0-0 G3	2-0 F7			2-1 HR		5 2 2 3 0 0 2												
Edgar Renteria, R (1, 6) OBP: 0.385, SLG: 0.435	0-0 2B	1-0 G6-3		2-1 1B		3-1 L5		4-2 BB		4 1 2 1 1 0 0												
Mark McGwire, R (1, 3) OBP: 0.500, SLG: 0.808	2-3 K	3-1 F9		0-0 G6-3		0-3 K		4-1 BB		4 0 0 0 1 2 2												
J.D. Drew, L (1, 8) OBP: 0.231, SLG: 0.174	3-1 2B			0-3 K	1-2 F7	2-3 K		2-3 K		5 1 1 0 0 3 1												
Fernando Tatis, R (1, 5) OBP: 0.394, SLG: 0.615	2-2 2B			1-3 K		1-3 K		1-1 G6-3		3 0 1 2 0 2 0												
Placido Polanco, R (7, PR) OBP: 0.385, SLG: 0.478	2-2 2B			2-2 K		4-2 1B		1-1 HBP		1 0 0 0 0 0 1												
Willie McGee, S (1, 9) OBP: 0.313, SLG: 0.214	4-0 BB			2-2 1B		4-2 BB		1-3 K		3 1 1 0 2 2 1												
Alberto Castillo, R (1, 2) OBP: 0.417, SLG: 0.400	1-3 K			2-0 F9		1-1 1B		0-0 1B		5 1 2 0 0 1 3												
Joe McEwing, R (1, 4) OBP: 0.423, SLG: 0.480		2-1 E9		0-2 G3	3-2 E			0-3 K		5 3 3 1 0 1 2												
Kent Mercker, L (1, 1)				1-3 K	0-1 E5			0-0 G1-3		1 0 0 0 0 0 1												
Manny Aybar, R (3, 1)				1-3 K						2 0 0 0 0 1 1												
Mike Mohler, R (6, 1)				1-3 K						0 0 0 0 0 0 0												
Shawon Dunston, R (7, PH)				1-3 K						1 0 0 0 0 0 2												
Ricky Bottalico, L (7, 1)				1-2 K						0 0 0 0 0 0 0												
Lance Painter, L (7, 1)				1-2 K						0 0 0 0 0 0 0												
Juan Acevedo, R (9, 1)				1-2 K						0 0 0 0 0 0 0												
<b>Inning Stats</b>	R: 2 E: 0 K: 2 S: 19	H: 3 LOB: 2 BB: 1 P: 32	R: 2 E: 1 K: 0 S: 8	H: 2 LOB: 0 BB: 0 P: 16	R: 0 E: 0 K: 2 S: 11	H: 1 LOB: 1 BB: 0 P: 16	R: 1 E: 0 K: 1 S: 11	H: 2 LOB: 1 BB: 0 P: 14	R: 3 E: 1 K: 1 S: 16	H: 2 LOB: 1 BB: 1 P: 28	R: 0 E: 0 K: 2 S: 8	H: 0 LOB: 0 BB: 0 P: 13	R: 0 E: 0 K: 2 S: 11	H: 1 LOB: 2 BB: 0 P: 14	R: 1 E: 0 K: 1 S: 14	H: 1 LOB: 1 BB: 2 P: 27	R: 0 E: 0 K: 1 S: 7	H: 0 LOB: 0 BB: 0 P: 9	1B: 8 2B: 2 3B: 0 HR: 2	SF: 0 SAC: 0 DP: 0 HBP: 1	WP: 0 PB: 0 SB: 1 CS: 1	PA: 44
<b>PITCHER</b>	IP WLS BF H R ER SO BB IBB HBP BLK WP HR S P ERA WHIP																					
Kris Benson, R (1, 1) ERA: 5.91	4.2 L 27 10 8 6 6 2 0 0 0 0 0 1 64 103 11.57 2.571																					
Scott Sauerbeck, L (5, 1) ERA:	1.1 4 0 0 0 2 0 0 0 0 0 0 0 9 16 0.00 0.000																					
Rich Loiselle, R (7, 1) ERA: 3.0	1.0 5 1 0 0 2 0 0 1 0 0 0 11 14 0.00 1.000																					
Jeff Wallace, L (8, 1) ERA: 1.5	1.0 5 1 1 1 1 2 0 0 0 0 1 14 27 9.00 3.000																					
Jason Christiansen, L (9, 1) ERA:	1.0 3 0 0 0 1 0 0 0 0 0 0 7 9 0.00 0.000																					

St. Louis Cardinals @ Pittsburgh Pirates  
 Three Rivers Stadium, Pittsburgh, PA  
 Wed Apr 14 1999, 7:05 PM EDT  
 Att. 18,780 - Unknown - 64 F

livebaseballscorecards.com

AB 39  
 R 9  
 H 12  
 RBI 7  
 BB 4  
 SO 12  
 LOB 16





BOTTOM

St. Louis Cardinals @ Pittsburgh Pirates  
Three Rivers Stadium, Pittsburgh, PA

AB 36  
R 5  
H 14  
RBI 5  
BB 4  
SO 7  
LOB 27



WP: 0 PA: 42  
PB: 0  
SB: 0  
CS: 0

Wed Apr 14 1999, 7:05 PM EDT  
Att: 18,780 - Unknown - 64 F

livebaseballscorecards.com

AB	R	H	RBI	BB	SO	LOB
4	0	2	1	1	0	0
3	0	0	0	1	2	3
5	0	2	0	0	1	4
4	1	2	0	1	0	3
4	1	2	1	1	0	4
4	0	0	0	0	1	3
4	1	2	1	0	1	4
4	1	3	0	0	0	3
0	0	0	0	0	0	0
0	0	0	0	0	0	0
2	1	1	2	0	0	2
0	0	0	0	0	0	0
1	0	0	0	0	1	1
0	0	0	0	0	0	0
1	0	0	0	0	1	0

Batter	1	2	3	4	5	6	7	8	9
Turner Ward, S (1, 8) OBP: 0.545, SLG: 0.556	0-2 L4	0-0 2B		3-2 SH1-4 1B		4-0 BB		1-0 L6	
Mike Benjamin, R (1, 6) OBP: 0.071, SLG: 0.038	4-0 1B BB	3-1 F7		1-1 SH1-4		2-3 K		1-3 K	
Brian Giles, L (1, 7) OBP: 0.528, SLG: 0.667	1-0 1B	1-2 F7		2-2 P6		1-3 K		3-2 18 G5-3 1B	
Kevin Young, R (1, 3) OBP: 0.400, SLG: 0.656	0-0 F8		1-0 18 1B 3B	0-0 L4		4-2 HBP 18 BB		0-1 18 G5-3 1B	
18 Jason Kendall, R (1, 2) OBP: 0.459, SLG: 0.576	3-2 L4		2-1 G1-3 E 1B		0-1 G4-6-3 1B	4-2 HBP BB		3-2 G5-3	
Ed Sprague, R (1, 5)		1-1 G4-3	1-0 G1-3		1-0 F8	3-0 HBP		0-2 K	
Jose Guillen, R (1, 9)		1-0 1B 2B	0-1 E8 1B		1-2 G4-6-3	2-3 K			
Warren Morris, L (1, 4) Jeff Wallace, L (8, 1) Jason Christiansen, R (9, 1)		1-0 2B 1B	1-1 G6-4-3 1B		3-2 BB 1B	1-1 G5-4-3			
Kris Benson, R (1, 1) Scott Sauerbeck, R (5, 1) Adrian Brown, S (6, PH) Rich Loiselle, R (7, 1) Abraham Nunez, S (8, 6)		1-0 2B	1-0 G6-4-3		2-3 K			1-3 K	

Inning Stats	R: 0	H: 1	E: 0	LOB: 2	K: 0	BB: 1	S: 10	R: 3	H: 4	E: 0	LOB: 1	K: 0	BB: 0	S: 12	R: 2	H: 4	E: 1	LOB: 1	K: 0	BB: 0	S: 9	R: 0	H: 1	E: 0	LOB: 0	K: 0	BB: 0	S: 6	R: 0	H: 1	E: 0	LOB: 2	K: 3	BB: 1	S: 14	R: 0	H: 0	E: 0	LOB: 2	K: 1	BB: 2	S: 11	R: 0	H: 0	E: 0	LOB: 0	K: 2	BB: 0	S: 7	R: 0	H: 2	E: 0	LOB: 1	K: 1	BB: 0	S: 12	1B: 10	2B: 3	3B: 1	HR: 0	SF: 0	SAC: 1	DP: 4	HBP: 1	WP: 0	PA: 42
--------------	------	------	------	--------	------	-------	-------	------	------	------	--------	------	-------	-------	------	------	------	--------	------	-------	------	------	------	------	--------	------	-------	------	------	------	------	--------	------	-------	-------	------	------	------	--------	------	-------	-------	------	------	------	--------	------	-------	------	------	------	------	--------	------	-------	-------	--------	-------	-------	-------	-------	--------	-------	--------	-------	--------

PITCHER	IP	WLS	BF	H	R	ER	SO	BB	IBB	HBP	BLK	WP	HR	S	P	ERA	WHIP
Kent Mercker, L (1, 1) ERA: 10.29	2.0		14	7	5	5	0	1	0	0	0	0	0	25	44	22.50	4.000
Manny Aybar, R (3, 1) ERA: 4.5	3.0	W	11	4	0	0	0	0	0	0	0	0	0	22	33	0.00	1.333
Mike Mohler, L (6, 1) ERA: 2.7	1.0	H	5	1	0	0	3	1	0	0	0	0	0	14	26	0.00	2.000
Ricky Bottalico, R (7, 1) ERA:	0.1	H	4	0	0	0	1	2	0	1	0	0	0	9	22	0.00	6.000
Lance Painter, L (7, 1) ERA:	1.2	H	5	1	0	0	2	0	0	0	0	0	0	12	19	0.00	0.600

PITCHER	IP	WLS	BF	H	R	ER	SO	BB	IBB	HBP	BLK	WP	HR	S	P	ERA	WHIP
Juan Acevedo, R (9, 1) ERA: 5.06	1.0		3	1	0	0	1	0	0	0	0	0	0	9	12	0.00	1.000

Batter	1	2	3	4	5	6	7	8	9	AB	R	H	RBI	BB	SO	LOB	TOP										
18 Jason Kendall, R OBP: 0.452, SLG: 0.541 (1, 2)	E5 1B		G5-3			FC6-4 1B		F8		4	1	1	0	1	0	0											
Warren Morris, L OBP: 0.343, SLG: 0.469 (1, 4)	K		K		FC6-4 BB				P8-2 3B	4	0	1	1	1	2	2											
Brian Giles, L OBP: 0.512, SLG: 0.600 (1, 7) (9, 9)	L9				F8				G4-3 HBP	3	0	0	0	1	1	4											
Kevin Young, R OBP: 0.400, SLG: 0.622 (1, 3)	1B				BB 1B	P4		F7	G4-3	5	1	2	1	0	0	4											
Brant Brown, L OBP: 0.360, SLG: 0.542 Adrian Brown, S (7, 8)	K				BB 1B			BB 1B	IBB	3	2	2	0	1	1	1											
Ed Sprague, R OBP: 0.324, SLG: 0.333 (1, 5)			P4		P5			G5-3	P8-2	4	0	0	0	1	0	6											
Jose Guillen, R OBP: 0.379, SLG: 0.375 Scott Sauerbeck, R Jason Phillips, R Jeff Wallace, L Rich Loiselle, R Jason Christiansen, R Mike Williams, R Al Martin, L OBP: 0.308, SLG: 0.385 (7, 1) (7, 1) (8, 1) (8, 1) (9, 1) (9, 7)	K				1B BB			BB 1B	G1-4-3	3	1	1	1	1	1	2											
Abraham Nunez, S OBP: 0.417, SLG: 0.545 (1, 6)	L1				BB SH1-4 1B				K	4	0	2	2	0	1	0											
Jason Schmidt, R OBP: 0.200, SLG: 0.200 Turner Ward, S OBP: 0.500, SLG: 0.500 (1, 1) (7, 9) (9, 8)	G3				K			SH1-4	L4	2	0	0	0	0	1	0											
										1	0	0	0	0	0	0											
<b>Inning Stats</b>	R: 1 E: 1 K: 2 S: 13	H: 1 LOB: 1 BB: 0 P: 20	R: 0 E: 0 K: 1 S: 8	H: 0 LOB: 0 BB: 0 P: 9	R: 0 E: 0 K: 1 S: 9	H: 0 LOB: 0 BB: 0 P: 14	R: 2 E: 0 K: 0 S: 11	H: 2 LOB: 2 BB: 2 P: 22	R: 0 E: 0 K: 1 S: 12	H: 1 LOB: 2 BB: 1 P: 18	R: 2 E: 0 K: 1 S: 12	H: 3 LOB: 3 BB: 2 P: 25	R: 0 E: 0 K: 0 S: 10	H: 1 LOB: 1 BB: 1 P: 19	R: 0 E: 0 K: 1 S: 6	H: 0 LOB: 0 BB: 0 P: 11	R: 0 E: 0 K: 0 S: 8	H: 1 LOB: 2 BB: 1 P: 16	1B: 7 2B: 2 3B: 1 HR: 0	SF: 0 SAC: 1 DP: 2 HBP: 1	WP: 0 PB: 0 SB: 1 CS: 0	PA: 42					
<b>PITCHER</b>	IP	WLS	BF	H	R	ER	SO	BB	IBB	HBP	BLK	WP	HR	S	P	ERA	WHIP										
Brett Tomko, R ERA: 6.61 (1, 1)	5.2		28	7	5	4	5	3	1	0	0	0	0	62	100	6.35	1.765										
Dennys Reyes, L ERA: 1.8 (6, 1)	0.2		5	1	0	0	1	2	0	0	0	0	0	9	22	0.00	4.500										
Scott Williamson, R ERA: 10.13 (7, 1)	0.2		1	0	0	0	0	0	0	0	0	0	0	4	5	0.00	0.000										
Gabe White, L ERA: 4.15 (8, 1)	1.0		5	1	0	0	1	0	0	1	0	0	0	8	14	0.00	1.000										
Danny Graves, R ERA: 5.88 (9, 1)	1.0	W	3	0	0	0	0	0	1	0	0	0	0	6	13	0.00	0.000										

Pittsburgh Pirates @ Cincinnati Reds  
Cinergy Field, Cincinnati, OH

Fri Apr 16 1999, 7:05 PM EDT  
Att. 17,974 - Cloudy - 45 F

livebaseballscorecards.com

AB	33
R	5
H	9
RBI	5
BB	7
SO	7
LOB	19




Batter	1	2	3	4	5	6	7	8	9	AB	R	H	RBI	BB	SO	LOB
Mike Cameron, R OBP: 0.394, SLG: 0.643 (1, 8)	2-2 SF8 2B	3-3 K			0-3 K		1-0 G5-3		4-1 SH2-4 2B BB	4	2	1	0	1	2	5
Barry Larkin, R OBP: 0.263, SLG: 0.457 (1, 6)	3-2 L3 2-3	1-1 G1-3			0-0 G5-3		0-3 K		0-0 SH2-4	4	0	0	0	0	1	6
Sean Casey, L OBP: 0.526, SLG: 0.903 (1, 3)	1-2 SF8				0-0 F9		1-0 WP HBP		4-0 2B IBB	2	0	0	1	1	1	1
Greg Vaughn, R OBP: 0.275, SLG: 0.417 (1, 7)	1-2 2B				1-1 F9		2-1 P4		0-3 K	4	0	1	0	1	1	3
Dmitri Young, S OBP: 0.289, SLG: 0.314 Gabe White, L (8, 1)	2-2 G2-3				2-2 G6-3		2-3 K		2-0 2B	4	0	0	0	0	1	3
Chris Stynes, R OBP: 0.250, SLG: 0.143 Danny Graves, R (9, 1)										0	0	0	0	0	0	0
Hal Morris, L OBP: 0.286, SLG: 0.571 (9, PH)										1	0	1	2	0	0	0
Eddie Taubensee, L OBP: 0.200, SLG: 0.391 Brian Johnson, R OBP: 0.077, SLG: 0.308 (8, PH) (9, 2)		4-0 G5-3 1B E BB			0-0 F7		2-2 E8		0-1 F9	2	1	0	0	1	0	0
Aaron Boone, R OBP: 0.235, SLG: 0.375 (1, 5)		1-2 E G5-3 1B			1-1 G6-3		2-0 G6-3		1-3 K	4	0	1	0	0	1	1
Pokey Reese, R OBP: 0.290, SLG: 0.433 (1, 4)					1-1 F9				2-1 CS	4	1	2	0	0	0	2
Brett Tomko, R OBP: 0.400, SLG: 0.500 Dennys Reyes, R Scott Williamson, R Michael Tucker, L OBP: 0.400, SLG: 0.400 (7, PH) (8, 9)		1-1 E1					0-1 G5-3		2-0 G5-3	2	0	1	1	0	0	1
Jeffrey Hammonds, R OBP: 0.333, SLG: 0.375 (8, PH) (9, 9)		2-3 3-H							3-2 CS	0	0	0	0	0	0	0
									1-2 SH2-4 2B BB	1	1	1	0	0	0	0

Inning Stats	R: 1	H: 2	E: 1	LOB: 1	K: 0	BB: 0	S: 18	R: 1	H: 1	E: 1	LOB: 2	K: 1	BB: 1	S: 11	R: 0	H: 0	E: 0	LOB: 0	K: 1	BB: 0	S: 10	R: 0	H: 0	E: 0	LOB: 0	K: 0	BB: 0	S: 5	R: 0	H: 1	E: 0	LOB: 1	K: 1	BB: 0	S: 7	R: 0	H: 0	E: 1	LOB: 1	K: 1	BB: 0	S: 9	R: 2	H: 2	E: 0	LOB: 2	K: 1	BB: 1	S: 12	R: 0	H: 1	E: 0	LOB: 0	K: 1	BB: 2	S: 9	R: 2	H: 2	E: 0	LOB: 2	K: 1	BB: 2	S: 9	R: 2	H: 2	E: 0	LOB: 2	K: 1	BB: 2	S: 9	1B: 6	2B: 3	3B: 0	HR: 0	SF: 1	SAC: 1	DP: 0	HBP: 1
--------------	------	------	------	--------	------	-------	-------	------	------	------	--------	------	-------	-------	------	------	------	--------	------	-------	-------	------	------	------	--------	------	-------	------	------	------	------	--------	------	-------	------	------	------	------	--------	------	-------	------	------	------	------	--------	------	-------	-------	------	------	------	--------	------	-------	------	------	------	------	--------	------	-------	------	------	------	------	--------	------	-------	------	-------	-------	-------	-------	-------	--------	-------	--------

PITCHER	IP	WLS	BF	H	R	ER	SO	BB	IBB	HBP	BLK	WP	HR	S	P	ERA	WHIP
Jason Schmidt, R ERA: 2.75 (1, 1)	6.2		29	6	4	4	5	1	0	0	0	0	0	67	107	5.40	1.050
Scott Sauerbeck, L ERA: (7, 1)	0.0		1	0	0	0	0	0	0	1	0	0	0	0	1	∞	∞
Jason Phillips, R ERA: 13.5 (7, 1)	0.0		1	0	0	0	0	1	0	0	0	1	0	2	6	∞	∞
Jeff Wallace, L ERA: 1.42 (7, 1)	0.1	H	1	0	0	0	0	0	0	0	0	0	0	3	3	0.00	0.000
Rich Loiselle, R ERA: 2.45 (8, 1)	0.2	H	3	1	0	0	1	0	0	0	0	0	0	7	10	0.00	1.500

**Pittsburgh Pirates @ Cincinnati Reds**  
Cinergy Field, Cincinnati, OH  
Fri Apr 16 1999, 7:05 PM EDT  
Att. 17,974 - Cloudy - 45 F

AB	34
R	6
H	9
RBI	4
BB	4
SO	7
LOB	22



WP: 2	PA: 42
PB: 0	
SB: 0	
CS: 1	

livebaseballscorecards.com

Pittsburgh Pirates @ Cincinnati Reds  
Cinergy Field, Cincinnati, OH

Sat Apr 17 1999, 1:15 PM EDT  
Att: 15,697 - Cloudy - 41 F

AB	37
R	7
H	11
RBI	7
BB	10
SO	9
LOB	21



TOP

AB	R	H	RBI	BB	SO	LOB
4	1	0	0	2	1	5

6	0	2	2	0	1	3
---	---	---	---	---	---	---

4	1	0	0	2	2	2
---	---	---	---	---	---	---

4	1	1	0	1	0	2
---	---	---	---	---	---	---

4	2	2	3	0	1	0
0	0	0	0	0	0	0
1	0	0	0	0	1	1
0	0	0	0	0	0	0

3	0	2	1	2	0	0
---	---	---	---	---	---	---

3	0	1	1	1	1	3
1	0	0	0	0	1	2

4	2	1	0	1	1	3
0	0	0	0	0	0	0

1	0	0	0	0	0	0
0	0	0	0	1	0	0
0	0	0	0	0	0	0
2	0	2	0	0	0	0

1B:	7	SF:	0
2B:	4	SAC:	1
3B:	0	DP:	3
HR:	0	HBP:	0

WP:	2	PA:	49
PB:	1		
SB:	0		
CS:	1		

Batter	1	2	3	4	5	6	7	8	9	10										
18 Jason Kendall, R OBP: 0.438, SLG: 0.488	4-1 BB 2B BB	4-2 CS BB		2-2 F8 2-3		1-1 G6-4-3 1-2f		1-2 K		0-0 F9 2-3										
Warren Morris, L OBP: 0.341, SLG: 0.447	1-3 K	1-0 F8		0-1 WP 1B		1-2 G3		0-0 F9		0-0 G6-3 1B										
Brian Giles, L OBP: 0.489, SLG: 0.529	4-2 BB 2B BB	0-0 CS		4-1 BB		2-1 P6		2-3 K		0-0 G6-3 1-2f										
Kevin Young, R OBP: 0.400, SLG: 0.585	4-2 BB 2B BB			0-1 F8		1-2 G4-3		3-2 2B 1B												
Brant Brown, L OBP: 0.379, SLG: 0.607	0-1 1B 2B			2-1 2B		1-2 G3		1-3 K 2B		0-3 K										
Jason Phillips, R Freddy Garcia, R OBP: 0.143, SLG: 0.286 Jason Christiansen, R																				
Ed Sprague, R OBP: 0.385, SLG: 0.424	4-1 1B BB			4-0 BB		2-2 G5-3		3-1 1-H 2B		1-1 2B										
Al Martin, L OBP: 0.353, SLG: 0.375	0-1 G4-3 1B			0-1 G3		4-2 WP BB		1-3 K		3-3 K										
Jose Guillen, R OBP: 0.367, SLG: 0.360																				
Abraham Nunez, S OBP: 0.412, SLG: 0.467	0-0 G4-3			4-0 18 F8 SH1-4 1B BB		1-1 G4-3		1-3 K		0-0 18 F9 1B 1B										
Mike Benjamin, R OBP: 0.071, SLG: 0.038																				
Chris Peters, L		1-2 F7		0-0 SH1-4		4-2 18 G6-4-3 BB		1-2 1B		0-0 1B										
Jim Dougherty, R																				
Jeff Wallace, L																				
Turner Ward, S OBP: 0.571, SLG: 0.583																				
<b>Inning Stats</b>	R: 4 E: 0 K: 1 S: 16	H: 2 LOB: 1 BB: 4 P: 33	R: 0 E: 0 K: 0 S: 9	H: 0 LOB: 0 BB: 1 P: 15	R: 0 E: 0 K: 1 S: 12	H: 1 LOB: 2 BB: 1 P: 19	R: 1 E: 0 K: 0 S: 9	H: 1 LOB: 2 BB: 2 P: 19	R: 0 E: 0 K: 0 S: 8	H: 0 LOB: 1 BB: 1 P: 14	R: 1 E: 0 K: 2 S: 13	H: 1 LOB: 1 BB: 0 P: 21	R: 0 E: 0 K: 2 S: 10	H: 1 LOB: 1 BB: 0 P: 13	R: 0 E: 0 K: 3 S: 18	H: 2 LOB: 2 BB: 0 P: 27	R: 1 E: 0 K: 0 S: 5	H: 3 LOB: 1 BB: 0 P: 5	1B: 7 2B: 4 3B: 0 HR: 0	SF: 0 SAC: 1 DP: 3 HBP: 0
<b>PITCHER</b>	IP WLS BF H R ER SO BB IBB HBP BLK WP HR S P ERA WHIP																			
Jason Bere, R ERA: 7.71	(1, 1) 0.1 7 2 4 4 1 4 0 0 0 0 0 0 0 15 32 108.00 18.000																			
Scott Sullivan, R ERA: 4.26	(1, 1) 3.1 12 1 1 1 1 3 0 0 0 0 0 0 0 26 45 2.70 1.200																			
Dennys Reyes, L ERA: 1.42	(4, 1) 1.1 7 1 0 0 0 2 0 0 0 2 0 0 0 16 28 0.00 2.250																			
Scott Williamson, R ERA: 4.76	(6, 1) 3.0 12 2 1 0 4 1 0 0 0 0 0 0 0 31 48 0.00 1.000																			
Gabe White, L ERA: 4.26	(9, 1) 2.0 L 10 5 1 1 3 0 0 0 0 0 0 0 0 23 32 4.50 2.500																			

livebaseballscorecards.com

Batter	1	2	3	4	5	6	7	8	9	10	AB R H RBI BB SO LOB	BOTTOM																							
<b>Mike Cameron, R</b> (1, 8) <small>OBP: 0.395, SLG: 0.667</small> 											5 2 2 0 0 0 3	<p><b>Pittsburgh Pirates @ Cincinnati Reds</b></p> <p>Cinergy Field, Cincinnati, OH</p> <p>Sat Apr 17 1999, 1:15 PM EDT</p> <p>Att. 15,697 - Cloudy - 41 F</p>          																							
<b>Barry Larkin, R</b> (1, 6) <small>OBP: 0.256, SLG: 0.425</small> 											5 1 1 0 0 1 2																								
<b>Sean Casey, L</b> (1, 3) <small>OBP: 0.512, SLG: 0.861</small> 											5 2 2 3 0 0 1																								
<b>Greg Vaughn, R</b> (1, 7) <small>OBP: 0.311, SLG: 0.395</small> 											2 0 0 0 3 0 1																								
<b>Jeffrey Hammonds, R</b> (1, 9) <small>OBP: 0.273, SLG: 0.500</small> <b>Michael Tucker, L</b> (5, PH) <small>OBP: 0.375, SLG: 0.429</small> (6, 9) 											2 0 0 0 0 1 1 2 0 1 2 0 1 1																								
<b>Mark Lewis, R</b> (1, 5) <small>OBP: 0.214, SLG: 0.357</small> <b>Scott Williamson, R</b> (6, 1) <b>Chris Stynes, R</b> (9, 5) <small>OBP: 0.222, SLG: 0.125</small> 											3 0 1 0 0 0 2 0 0 0 0 1 0 0 1 0 0 0 0 1 1																								
<b>Brian Johnson, R</b> (1, 2) <small>OBP: 0.167, SLG: 0.389</small> 											5 0 2 0 0 1 1																								
<b>Pokey Reese, R</b> (1, 4) <small>OBP: 0.278, SLG: 0.382</small> 											4 0 0 0 1 1 3																								
<b>Jason Bere, R</b> (1, 1) <small>OBP: 0.800, SLG: 0.750</small> (1, 1) <b>Scott Sullivan, R</b> (4, 1) <small>OBP: 0.750, SLG: 2.000</small> (5, PH) <b>Mark Sweeney, L</b> (6, 5) <small>OBP: 0.263, SLG: 0.353</small> (9, 1) <b>Gabe White, L</b> (9, 1) <b>Dmitri Young, S</b> (10, PH) <small>OBP: 0.282, SLG: 0.306</small> 											0 0 0 0 0 0 0 1 0 0 0 0 1 2 0 0 0 0 0 0 0 0 0 0 0 0 0 0 0 1 0 0 0 1 0 1 0 0 0 1 0 0 0 0 0 0 0 0 0 1 0 0 0 0 1 0																								
<b>Inning Stats</b>	R: 1 E: 0 K: 1 S: 14	H: 1 LOB: 1 BB: 1 P: 25	R: 0 E: 0 K: 1 S: 14	H: 1 LOB: 2 BB: 1 P: 25	R: 0 E: 0 K: 0 S: 6	H: 1 LOB: 1 BB: 0 P: 10	R: 0 E: 0 K: 0 S: 14	H: 1 LOB: 1 BB: 0 P: 20	R: 3 E: 1 K: 0 S: 12	H: 3 LOB: 1 BB: 2 P: 28	R: 0 E: 0 K: 1 S: 9		H: 0 LOB: 1 BB: 1 P: 15	R: 2 E: 1 K: 1 S: 17	H: 2 LOB: 2 BB: 1 P: 26	R: 0 E: 0 K: 1 S: 5	H: 0 LOB: 0 BB: 0 P: 8	R: 0 E: 0 K: 2 S: 9	H: 0 LOB: 1 BB: 1 P: 17	R: 0 E: 0 K: 1 S: 5	H: 0 LOB: 0 BB: 0 P: 5	1B: 4 2B: 5 3B: 0 HR: 0	SF: 1 SAC: 0 DP: 2 HBP: 0	WP: 0 PB: 0 SB: 0 CS: 1	PA: 45										
<b>PITCHER</b>	IP WLS BF H R ER SO BB IBB HBP BLK WP HR S P ERA WHIP																																		
<b>Chris Peters, L</b> (1, 1) <small>ERA: 4.15</small>	4.0	18	4	2	2	2	3	0	0	0	0	0	0	50	86	4.50	1.750																		
<b>Jim Dougherty, R</b> (5, 1) <small>ERA: 9.0</small>	2.0	11	3	3	3	1	2	0	0	0	0	0	0	21	40	13.50	2.500																		
<b>Jeff Wallace, L</b> (7, 1) <small>ERA: 2.57</small>	0.2	B	4	1	1	0	1	0	0	0	0	0	0	10	16	0.00	3.000																		
<b>Jason Phillips, R</b> (7, 1) <small>ERA: 9.0</small>	1.1	5	1	0	0	2	0	0	0	0	0	0	0	10	15	0.00	0.750																		
<b>Jason Christiansen, L</b> (9, 1) <small>ERA: 2.45</small>	2.0	W	7	0	0	0	3	1	0	0	0	0	0	14	22	0.00	0.500																		

Pittsburgh Pirates @ Cincinnati Reds  
 Cinergy Field, Cincinnati, OH  
 Sat Apr 17 1999, 1:15 PM EDT  
 Att. 15,697 - Cloudy - 41 F

livebaseballscorecards.com

AB	37
R	6
H	9
RBI	5
BB	7
SO	8
LOB	18



WP	0	PA	45
PB	0		
SB	0		
CS	1		

Batter	1	2	3	4	5	6	7	8	9	AB R H RBI BB SO LOB	TOP														
Adrian Brown, S (1, 8) OBP: 0.294, SLG: 0.077	4-1 G4-3 BB		4-1 HBP BB		0-0 WP 1-3 1B		2-1 F9		1-0 E1 G6-3 S	3 0 1 1 2 0 2															
Warren Morris, L (1, 4) OBP: 0.326, SLG: 0.429	2-1 SAFE G4-3 1-2f		1-0 SF8		2-3 SAFE K		2-1 SH2-4 1B		3-2 G6-3 1-3 2-H	4 0 1 2 0 1 3															
Turner Ward, S (1, 9) OBP: 0.500, SLG: 0.467	2-1 F9		3-2 HBP		0-0 F8		2-1 SAFE SH2-4 1-2		2-0 G1-3	3 0 0 0 0 0 2															
Kevin Young, R (1, 3) OBP: 0.388, SLG: 0.556		0-0 G5-4-3 1B	2-2 F9		2-2 F7		0-2 F7			4 0 1 0 0 0 4															
Ed Sprague, R (1, 5) OBP: 0.395, SLG: 0.500		3-0 SAFE G5-4-3 1-2f		0-0 HR		1-2 F9		4-0 BB		3 1 1 1 1 0 1															
Freddy Garcia, R (1, 7) OBP: 0.100, SLG: 0.200		1-3 K		1-2 F7		1-3 K		0-0 F7		3 0 0 0 0 2 0															
Brian Giles, L (7, 7) OBP: 0.479, SLG: 0.514										1 0 0 0 0 0 2															
Keith Osik, R (1, 2)			0-2 F7		0-0 P3		0-1 G3		2-3 K	4 0 0 0 0 1 0															
Mike Benjamin, R (1, 6) OBP: 0.156, SLG: 0.207			0-0 BB SF8 2B		1-0 G6-3		4-0 SH1-4 BB		2-2 E 3B	3 2 2 0 1 0 0															
Todd Ritchie, R (1, 1) OBP: 1.000, SLG: 1.000			1-2 HBP BB 1B		1-1 1B		0-1 SAFE SH1-4		4-0 S E G6-3 IBB	2 0 2 0 1 0 0 1 0 0 0 0 0 0 0 0															
Scott Sauerbeck, R (7, 1)																									
Rich Loisetle, R (8, 1)																									
Brant Brown, L (9, PH) OBP: 0.379, SLG: 0.637																									
18 Jason Kendall, R (9, PH) OBP: 0.449, SLG: 0.488																									
Mike Williams, R (9, 1)																									
Inning Stats	R: 0 E: 0 K: 0 S: 5	H: 0 LOB: 0 BB: 1 P: 13	R: 0 E: 0 K: 1 S: 5	H: 1 LOB: 0 BB: 0 P: 9	R: 1 E: 0 K: 0 S: 19	H: 2 LOB: 3 BB: 1 P: 30	R: 1 E: 0 K: 0 S: 6	H: 1 LOB: 0 BB: 0 P: 8	R: 0 E: 0 K: 1 S: 7	H: 2 LOB: 1 BB: 0 P: 10	R: 0 E: 0 K: 1 S: 9	H: 0 LOB: 0 BB: 0 P: 13	R: 0 E: 0 K: 0 S: 6	H: 0 LOB: 1 BB: 1 P: 12	R: 0 E: 0 K: 0 S: 8	H: 1 LOB: 2 BB: 1 P: 16	R: 2 E: 1 K: 1 S: 11	H: 1 LOB: 1 BB: 1 P: 25	1B: 5 2B: 1 3B: 1 HR: 1	SF: 1 SAC: 2 DP: 2 HBP: 1	WP: 1 PB: 0 SB: 2 CS: 0	PA: 39			
PITCHER	IP	WLS	BF	H	R	ER	SO	BB	IBB	HBP	BLK	WP	HR	S	P	ERA	WHIP								
Steve Avery, L (1, 1) ERA: 2.49	7.0		28	6	2	2	3	3	0	1	0	1	1	57	95	2.57	1.286								
Danny Graves, R (8, 1) ERA: 5.87	1.1	L	7	2	1	1	1	1	0	0	0	0	0	14	26	6.75	2.250								
Dennys Reyes, L (9, 1) ERA: 1.29	0.2		4	0	1	0	0	0	1	0	0	0	0	5	15	0.00	0.000								

Pittsburgh Pirates @ Cincinnati Reds  
Cinergy Field, Cincinnati, OH

Sun Apr 18 1999, 1:15 PM EDT  
Att. 16,667 - Overcast - 50 F

livebaseballscorecards.com

AB 30  
R 4  
H 8  
RBI 4  
BB 5  
SO 4  
LOB 14



Batter	1	2	3	4	5	6	7	8	9	AB	R	H	RBI	BB	SO	LOB
Mike Cameron, R OBP: 0.381, SLG: 0.611 (1, 8)	1-3 K		0-3 K		0-1 F9			4-1 SH1-3 1B BB		3	1	0	0	1	2	2
Barry Larkin, R OBP: 0.239, SLG: 0.395 (1, 6)	0-1 F7		0-2 G6-3		2-3 K			1-0 SH1-3 1-2		3	0	0	0	0	1	2
Sean Casey, L OBP: 0.489, SLG: 0.800 (1, 3)	2-0 FC4-6 1B			1-0 L4		2-1 G6-3		3-3 K		4	0	1	0	0	1	1
Greg Vaughn, R OBP: 0.306, SLG: 0.366 (1, 7)	0-2 FC4-6 1-2f			2-2 F9		2-2 F8		4-0 FC5 1B IBB		3	0	0	0	1	0	1
Michael Tucker, L OBP: 0.364, SLG: 0.333 (1, 9)		1-3 K		4-2 PO BB		1-0 G3		1-2 1-2 2-H 1B		2	0	0	0	1	1	0
Dmitri Young, S OBP: 0.300, SLG: 0.324 (8, PH) (9, 9)										1	0	1	1	0	0	0
Aaron Boone, R OBP: 0.318, SLG: 0.421 (1, 5)		0-1 G3 2B		0-1 PO 1-2		4-0 1B 1B BB		1-0 G4-3		2	1	1	0	1	0	0
Hal Morris, L OBP: 0.250, SLG: 0.500 (8, PH)										1	0	0	0	0	0	2
Mark Lewis, R OBP: 0.214, SLG: 0.357 (9, 5)										0	0	0	0	0	0	0
Eddie Taubensee, L OBP: 0.241, SLG: 0.407 (1, 2)		0-0 G3 2-3		0-1 PO 1B 1B		0-1 PO 1B 1B		2-0 1B 1B		4	0	2	0	0	0	1
Pokey Reese, R OBP: 0.300, SLG: 0.395 (1, 4)			0-0 G6-3		2-2 PO 1B		1-2 G6-4-3 1B		2-3 K		4	0	2	1	0	1
Steve Avery, L OBP: 0.156, SLG: 0.368 (1, 1)			0-0 F7		0-3 K		2-0 G6-4-3 1-2f		0-3 K		2	0	0	0	0	1
Mark Sweeney, L OBP: 0.750, SLG: 2.000 (7, PH)										0	0	0	0	0	0	0
Jeffrey Hammonds, R OBP: 0.250, SLG: 0.273 (7, PH)										0	0	0	0	0	0	2
Danny Graves, R OBP: 0.250, SLG: 0.273 (8, 1)										0	0	0	0	0	0	0
Dennys Reyes, R OBP: 0.156, SLG: 0.368 (9, 1)										0	0	0	0	0	0	0
Brian Johnson, R OBP: 0.156, SLG: 0.368 (9, PH)										1	0	0	0	0	1	0

BOTTOM																	
<b>Pittsburgh Pirates @ Cincinnati Reds</b> Cinergy Field, Cincinnati, OH Sun Apr 18 1999, 1:15 PM EDT Att. 16,667 - Overcast - 50 F																	
AB	31	R	2	H	7	RBI	2	BB	4	SO	8	LOB	14				
1B	6	SF	0	2B	1	SAC	1	3B	0	DP	1	HR	0	WP	0	PA	37
2B	1	HBP	0	3B	0	CS	0	HR	0	CS	0			WP	0	PA	37
3B	0													ERA	1.42	WHIP	1.263

PITCHER																																
Todd Ritchie, R ERA: 1.42 (1, 1)	IP	6.1	WLS	26	H	6	R	1	ER	1	SO	5	BB	2	IBB	0	HBP	0	BLK	0	WP	0	HR	0	S	57	P	85	ERA	1.42	WHIP	1.263
Scott Sauerbeck, L ERA: 1.13 (7, 1)	1.1	H	5	0	1	1	1	1	1	1	0	0	0	0	0	0	0	0	0	0	0	0	0	0	7	21	6.75	0.750				
Rich Loiselle, R ERA: 2.25 (8, 1)	0.1	W	2	1	0	0	0	0	0	0	0	0	0	0	0	0	0	0	0	0	0	0	0	5	8	0.00	3.000					
Mike Williams, R ERA: 3.86 (9, 1)	1.0	S	3	0	0	0	0	0	0	0	2	0	0	0	0	0	0	0	0	0	0	0	0	8	11	0.00	0.000					



Batter	1	2	3	4	5	6	7	8	9	AB R H RBI BB SO LOB	TOP														
<b>18 Jason Kendall, R</b> OBP: 0.472, SLG: 0.500 (1, 2) T F B X	1-2 F8 PB S 1B		1-3 K2-3			2-0 G4-3 S 1B		4-0 S 1B IBB		3 2 2 0 1 1 0															
<b>Warren Morris, L</b> OBP: 0.300, SLG: 0.391 (1, 4) B B B X	3-0 F8 1-3		0-0 G4-3			0-3 SAFE SAFE SAFE 1 SAFE 1 SAFE 1 SAFE		2-3 K 1-2 2-3		4 0 0 0 0 2 4															
<b>Brian Giles, L</b> OBP: 0.462, SLG: 0.487 (1, 9) C B B F S	2-3 K		1-2 P6			0-2 G4-3 1-3		3-1 2-H 3-H 1B		4 0 1 2 0 1 2															
<b>Kevin Young, R</b> OBP: 0.396, SLG: 0.532 (1, 3) F S F F B	4-2 B B PB BB				1-3 K	2-1 F8		4-1 BB		2 0 0 0 2 1 1															
<b>Al Martin, L</b> OBP: 0.286, SLG: 0.300 (1, 7) <b>Jeff Wallace, L</b> (8, 1) <b>Mike Williams, R</b> (8, 1) <b>Jason Christiansen, R</b> (9, 1) C B B F X	2-2 F8 1-2 3-H		0-0 G4-3			1-2 G3		2-3 K		4 0 0 0 0 1 3 0															
<b>Ed Sprague, R</b> OBP: 0.383, SLG: 0.475 (1, 5) B X		1-0 1B			2-3 K		1-0 P3		1-1 G4-3		4 0 1 0 0 1 0														
<b>Turner Ward, S</b> OBP: 0.455, SLG: 0.421 (1, 8) (8, 7) X		0-0 L7			0-1 B1		0-0 F8		1-1 CS 1B		4 0 1 0 0 0 1														
<b>Mike Benjamin, R</b> OBP: 0.194, SLG: 0.219 (1, 6) S SAFE		1-3 K			2-1 F9			0-0 S SH3-4 1B		3 1 1 0 1 1 1															
<b>Pete Schourek, L</b> (1, 1) <b>Rich Loiselle, R</b> (7, 1) <b>Adrian Brown, S</b> OBP: 0.278, SLG: 0.071 (8, 8) C C C X		0-3 K			0-3 K			0-1 SH3-4 1B		2 0 0 0 0 2 1 0 0 0 0 0 0 0 1 0 0 0 0 1 1															
<b>Inning Stats</b>	R: 1 E: 0 K: 1 S: 17	H: 1 LOB: 1 BB: 1 P: 29	R: 0 E: 0 K: 2 S: 8	H: 1 LOB: 1 BB: 0 P: 10	R: 0 E: 0 K: 1 S: 7	H: 0 LOB: 0 BB: 0 P: 9	R: 0 E: 0 K: 2 S: 7	H: 0 LOB: 0 BB: 0 P: 10	R: 0 E: 0 K: 1 S: 7	H: 0 LOB: 0 BB: 0 P: 9	R: 0 E: 0 K: 1 S: 9	H: 1 LOB: 1 BB: 0 P: 13	R: 0 E: 0 K: 0 S: 5	H: 0 LOB: 0 BB: 0 P: 7	R: 2 E: 0 K: 2 S: 13	H: 2 LOB: 2 BB: 2 P: 28	R: 0 E: 0 K: 1 S: 10	H: 1 LOB: 1 BB: 1 P: 17	1B: 6 2B: 0 3B: 0 HR: 0	SF: 0 SAC: 1 DP: 0 HBP: 0	WP: 0 PB: 1 SB: 4 CS: 1	PA: 36			
<b>PITCHER</b>	IP WLS BF H R ER SO BB IBB HBP BLK WP HR S P ERA WHIP	PITCHER											IP WLS BF H R ER SO BB IBB HBP BLK WP HR S P ERA WHIP												
<b>58 Stan Spencer, R</b> ERA: 8.71 (1, 1)	7.1 L 28 4 3 2 8 1 1 0 0 0 0 63 94 2.46 0.682	PITCHER																							
<b>Roberto Rivera, L</b> ERA: (8, 1)	0.1 2 1 0 0 1 0 0 0 0 0 0 5 10 0.00 3.000	PITCHER																							
<b>Brian Boehringer, R</b> ERA: 0.77 (8, 1)	1.1 6 1 0 0 2 2 0 0 0 0 0 15 28 0.00 2.250	PITCHER																							

Pittsburgh Pirates @ San Diego Padres  
Qualcomm Stadium, San Diego, CA  
Mon Apr 19 1999, 10:05 PM EDT  
Att. 33,616 - Unknown - 71 F

[livebaseballscorecards.com](http://livebaseballscorecards.com)

AB	31
R	3
H	6
RBI	2
BB	4
SO	11
LOB	14





Batter	1	2	3	4	5	6	7	8	9	AB R H RBI BB SO LOB
Quilvio Veras, S OBP: 0.268, SLG: 0.306 (1, 4)	1-3 K		1-1 G1-3		3-1 F8			3-3 K		4 0 0 0 0 2 1
Reggie Sanders, R OBP: 0.378, SLG: 0.314 (1, 7) (8, 8)	2-2 CS S 1B		0-0 L4			3-2 P6		4-1 FC6-4 1-2 BB		3 0 1 0 1 0 0
Tony Gwynn, L OBP: 0.500, SLG: 0.563 (1, 9)	4-1 SAFE BB		0-1 2B			3-2 1B		0-0 FC6-4 1-2f 2-3		3 0 2 0 1 0 2
Jim Leyritz, R OBP: 0.415, SLG: 0.576 (1, 2)	3-3 SAFE SAFE SAFE SAFE		2-3 K			1-0 L8		1-3 K		4 0 0 0 0 3 5
Wally Joyner, L OBP: 0.382, SLG: 0.370 (1, 3)		2-0 F8		1-2 G4-3		3-1 L4		0-1 G3		4 0 0 0 0 0 1
Phil Nevin, R OBP: 0.400, SLG: 0.600 (1, 5) Brian Boehringer, S (8, 1) Eric Owens, R OBP: 0.250, SLG: 0.300 (9, PH)		2-3 K		2-3 K		3-2 F8		0-2 E5		3 0 0 0 0 2 0 0 0 0 0 0 0 0 1 0 0 0 0 0 0
Ruben Rivera, R OBP: 0.139, SLG: 0.222 (1, 8) John Vander Wal, L OBP: 0.407, SLG: 0.542 (7, PH) (8, 7)		0-0 2B		3-1 G6-3		0-1 CS 1B		2-3 K		2 0 1 0 0 0 0 2 0 1 0 0 1 1
Chris Gomez, R OBP: 0.231, SLG: 0.167 (1, 6)		4-0 BB		2-3 K		2-3 K		2-3 K		3 0 0 0 1 3 2
58 Stan Spencer, R (1, 1) Roberto Rivera, L (8, 1) Dave Magadan, L (8, 5)		0-1 G1-3		2-1 G6-3		4-1 FC6-4 BB BB				2 0 0 0 0 0 2 0 0 0 0 0 0 0 0 0 0 0 1 0 0

Inning Stats	R: 0 E: 0 K: 2 S: 10	H: 1 LOB: 1 BB: 1 P: 20	R: 0 E: 0 K: 1 S: 7	H: 1 LOB: 2 BB: 1 P: 15	R: 0 E: 0 K: 1 S: 8	H: 1 LOB: 1 BB: 0 P: 11	R: 0 E: 0 K: 1 S: 9	H: 0 LOB: 0 BB: 0 P: 15	R: 0 E: 0 K: 1 S: 7	H: 0 LOB: 0 BB: 0 P: 14	R: 0 E: 0 K: 10 S: 10	H: 1 LOB: 1 BB: 0 P: 20	R: 0 E: 0 K: 1 S: 9	H: 1 LOB: 1 BB: 0 P: 14	R: 0 E: 0 K: 2 S: 9	H: 0 LOB: 2 BB: 2 P: 21	R: 0 E: 1 K: 2 S: 11	H: 0 LOB: 1 BB: 0 P: 15	1B: 3 2B: 3 3B: 0 HR: 0	SF: 0 SAC: 0 DP: 1 HBP: 0
--------------	-------------------------------	----------------------------------	------------------------------	----------------------------------	------------------------------	----------------------------------	------------------------------	----------------------------------	------------------------------	----------------------------------	--------------------------------	----------------------------------	------------------------------	----------------------------------	------------------------------	----------------------------------	-------------------------------	----------------------------------	----------------------------------	------------------------------------

PITCHER	IP	WLS	BF	H	R	ER	SO	BB	IBB	HBP	BLK	WP	HR	S	P	ERA	WHIP
Pete Schourek, L ERA: 4.5 (1, 1)	6.0	W	23	4	0	0	6	2	0	0	0	0	0	51	95	0.00	1.000
Rich Loiselle, R ERA: 1.8 (7, 1)	1.0	H	3	1	0	0	1	0	0	0	0	0	0	9	14	0.00	1.000
Jeff Wallace, L ERA: 2.35 (8, 1)	0.2	H	4	0	0	0	1	2	0	0	0	0	0	6	17	0.00	3.000
Mike Williams, R ERA: 3.68 (8, 1)	0.1	H	1	0	0	0	1	0	0	0	0	0	0	3	4	0.00	0.000
Jason Christiansen, L ERA: 2.16 (9, 1)	1.0	S	4	0	0	0	2	0	0	0	0	0	0	11	15	0.00	0.000

**BOTTOM**

**Pittsburgh Pirates @ San Diego Padres**  
Qualcomm Stadium, San Diego, CA

Mon Apr 19 1999, 10:05 PM EDT  
Att: 33,616 - Unknown - 71 F

AB	31
R	0
H	5
RBI	0
BB	4
SO	11
LOB	14

WP: 0 PA: 35  
PB: 0  
SB: 1  
CS: 2



PITCHER	IP	WLS	BF	H	R	ER	SO	BB	IBB	HBP	BLK	WP	HR	S	P	ERA	WHIP
---------	----	-----	----	---	---	----	----	----	-----	-----	-----	----	----	---	---	-----	------

Batter	1	2	3	4	5	6	7	8	9	10	AB R H RBI BB SO LOB	TOP										
18 Jason Kendall, R OBP: 0.448, SLG: 0.490	(1, 2) B C B X 2-1 G6-3		(1) X C 0-1 G5-3		X 0-0 P9		(1) C F X 0-2 G6-3		X 0-0 BB 1B 2B	5 1 1 0 0 0 2												
Warren Morris, L OBP: 0.273, SLG: 0.353	(1, 4) B B X 2-0 G3		(3) 0-0 P B S F K		B 1-2 G4-3		(1) B B B C C X 3-2 F7		S S S 0-3 K	5 0 0 0 0 2 2												
Brian Giles, L OBP: 0.474, SLG: 0.581	(1, 9) B B C X 3-2 HR			X 0-0 1B 2B	S X 0-1 G3-1		(2) B C C B B X 3-3 K		4-0 1B BB E IBB	4 3 2 1 1 1 0												
Kevin Young, R OBP: 0.379, SLG: 0.490	(1, 3) S T C 0-3 K			(1) B B B B X 2-2 G5-3		F B B S X 1-2 P6		(3) B C C C X 2-3 K	B B B B 4-0 E 1B 1-2 2-3 2B BB	4 1 0 0 1 2 1												
Brant Brown, L OBP: 0.344, SLG: 0.548	(1, 8)	X 0-0 G4-3		(2) T B T C B B F 3-2 K		X 0-0 G4-3		(1) S B F C 1-3 K	0-0 1-2 2-3 3-H 2B 1B E	3 0 0 0 0 1 1 0 0 0 0 0 0 0 0 0 0 0 0 0 0 2 1 1 1 0 1 0												
Scott Sauerbeck, R Jim Dougherty, R Adrian Brown, S OBP: 0.300, SLG: 0.125	(6, 1) (7, 1) (7, 8)			(2) C B B B X 3-2 G5-3		(3) L C X 0-2 2B 1B		(3) C C B X 1-2 P4	S S S 1-2 2B	5 1 2 1 0 1 3												
Ed Sprague, R OBP: 0.385, SLG: 0.489	(1, 5)			(3) T B B B S 3-2 K		(1) B B B B F 2-1 1-H 2B		(1) B B B B F 3-2 F8	X 4-0 IBB	4 0 1 1 1 1 2												
Al Martin, L OBP: 0.308, SLG: 0.333	(1, 7)			(3) B B B S 3-2 K		(1) B B B B F 4-0 SH3-4 1B IBB		(1) B B B B F 2-2 G3-1 2B	X 1-3 K	4 0 3 2 1 1 2												
Mike Benjamin, R OBP: 0.268, SLG: 0.333	(1, 6)			X 0-0 SH3-4 1B IBB		(1) B B B B F 3-1 G3-1 2B		(2) B B B B F 3-1 G3-1	(3) X 0-3 K	1 0 0 0 0 1 2 1 0 0 0 0 0 1 0 0 0 0 0 0 0 0 0 0 0 0 0 0 1 0 0 0 0 1 2 1 0 0 0 0 0 2												
Kris Benson, R Turner Ward, S Jeff Wallace, L Jason Christiansen, R Freddy Garcia, R Mike Williams, R OBP: 0.200, SLG: 0.400 OBP: 0.425, SLG: 0.400	(1, 1) (6, 8) (7, 1) (8, 1) (9, PH) (9, 1)			(1) B B B S 1-1 SH3-4		(3) S T C 0-3 K		(2) B B B B F 3-1 G3-1	(3) X 0-3 K	0-0 G3												
<b>Inning Stats</b>	R: 1 E: 0 K: 1 S: 9	H: 1 LOB: 0 BB: 0 P: 16	R: 0 E: 0 K: 1 S: 7	H: 0 LOB: 0 BB: 0 P: 13	R: 0 E: 0 K: 1 S: 11	H: 1 LOB: 1 BB: 0 P: 14	R: 2 E: 0 K: 2 S: 17	H: 3 LOB: 2 BB: 1 P: 28	R: 0 E: 0 K: 0 S: 6	H: 0 LOB: 0 BB: 0 P: 7	R: 0 E: 0 K: 0 S: 13	H: 1 LOB: 1 BB: 0 P: 21	R: 0 E: 0 K: 2 S: 9	H: 0 LOB: 0 BB: 0 P: 17	R: 0 E: 0 K: 3 S: 13	H: 1 LOB: 2 BB: 1 P: 20	R: 4 E: 1 K: 2 S: 11	H: 3 LOB: 2 BB: 2 P: 19	1B: 3 2B: 6 3B: 0 HR: 1	SF: 0 SAC: 1 DP: 0 HBP: 0	WP: 0 PB: 0 SB: 0 CS: 0	PA: 45
<b>PITCHER</b>	IP WLS BF H R ER SO BB IBB HBP BLK WP HR S P ERA WHIP																					
Matt Clement, R ERA: 6.89	(1, 1) 7.0																					
Roberto Rivera, L ERA:	(8, 1) 0.2																					
Dan Miceli, R ERA: 3.52	(8, 1) 1.1																					
Trevor Hoffman, R ERA: 1.5	(10, 1) 1.0																					

Pittsburgh Pirates @ San Diego Padres  
Qualcomm Stadium, San Diego, CA  
Tue Apr 20 1999, 10:05 PM EDT  
Att: 15,439 - Cloudy - 68 F

livebaseballscorecards.com

AB	40
R	7
H	10
RBI	6
BB	4
SO	12
LOB	20



Batter	1	2	3	4	5	6	7	8	9	10	AB	R	H	RBI	BB	SO	LOB	BOTTOM				
<b>Quilvio Veras, S</b> (1, 4) OBP: 0.295, SLG: 0.327	F8		1-H 2B		1-2 BB		G6-4-3 BB		CS BB		3	0	1	1	2	1	2	<b>Pittsburgh Pirates @ San Diego Padres</b> Qualcomm Stadium, San Diego, CA Tue Apr 20 1999, 10:05 PM EDT Att. 15,439 - Cloudy - 68 F				
<b>Reggie Sanders, R</b> (1, 8) OBP: 0.367, SLG: 0.289 <b>Roberto Rivera, L</b> (8, 1) <b>Dan Miceli, R</b> (8, 1) <b>Phil Nevin, R</b> (9, PH) OBP: 0.333, SLG: 0.500 <b>Trevor Hoffman, R</b> (10, 1)	G6-3		G6-3		G6-4-3				K		3	0	0	0	1	0	3					
<b>Tony Gwynn, L</b> (1, 9) OBP: 0.475, SLG: 0.528	G3				1-2f		1-2 2-3 BB		1-3 3-H		0	0	0	0	0	0	0					
<b>Wally Joyner, L</b> (1, 3) OBP: 0.383, SLG: 0.360											5	0	1	0	0	1	3					
<b>John Vander Wal, L</b> (1, 7) OBP: 0.438, SLG: 0.607											4	1	1	0	1	2	1					
<b>Greg Myers, L</b> (1, 2) OBP: 0.500, SLG: 0.412 <b>Jim Leyritz, R</b> (6, PH) OBP: 0.395, SLG: 0.543 (7, 2)											4	0	2	1	1	1	1					
<b>Dave Magadan, L</b> (1, 5) OBP: 0.359, SLG: 0.343											2	0	0	0	0	1	1					
<b>Chris Gomez, R</b> (1, 6) OBP: 0.262, SLG: 0.205 <b>Damian Jackson, R</b> (7, PR) OBP: 0.450, SLG: 0.438 (8, 6)											2	0	0	0	0	1	2					
<b>Matt Clement, R</b> (1, 1) OBP: 0.200, SLG: 0.200 <b>Eric Owens, R</b> (7, PH) OBP: 0.273, SLG: 0.286 (8, 8)											4	0	0	0	0	1	1					
<b>Inning Stats</b>	R: 0 E: 0 K: 0 S: 8	H: 0 LOB: 0 BB: 0 P: 12	R: 0 E: 0 K: 0 S: 7	H: 0 LOB: 0 BB: 1 P: 17	R: 1 E: 0 K: 1 S: 13	H: 2 LOB: 1 BB: 0 P: 21	R: 1 E: 0 K: 2 S: 12	H: 2 LOB: 1 BB: 0 P: 19	R: 0 E: 0 K: 1 S: 10	H: 1 LOB: 1 BB: 1 P: 16	R: 0 E: 0 K: 2 S: 15	H: 1 LOB: 3 BB: 2 P: 25	R: 0 E: 0 K: 0 S: 8	H: 0 LOB: 0 BB: 1 P: 12	R: 1 E: 0 K: 1 S: 13	H: 0 LOB: 1 BB: 2 P: 30	R: 0 E: 0 K: 2 S: 7		H: 0 LOB: 0 BB: 0 P: 7	1B: 5 2B: 4 3B: 0 HR: 0	SF: 0 SAC: 0 DP: 4 HBP: 0	WP: 0 PB: 0 SB: 1 CS: 3
<b>PITCHER</b>	<b>Kris Benson, R</b> (1, 1) ERA: 4.96 <b>Scott Sauerbeck, L</b> (6, 1) ERA: 1.0 <b>Jim Dougherty, R</b> (7, 1) ERA: 9.0 <b>Jeff Wallace, L</b> (7, 1) ERA: 2.25 <b>Jason Christiansen, L</b> (8, 1) ERA: 1.93	IP: 5.2 WLS: 23 BF: 7 H: 2 R: 2 ER: 2 SO: 5 BB: 2 IBB: 0 HBP: 0 BLK: 0 WP: 0 HR: 0 S: 58 P: 98 ERA: 3.18 WHIP: 1.588	<b>PITCHER</b> <b>Mike Williams, R</b> (9, 1) ERA: 2.89	IP: 2.0 WLS: 8 BF: 8 H: 0 R: 1 ER: 0 SO: 3 BB: 2 IBB: 0 HBP: 0 BLK: 0 WP: 0 HR: 0 S: 20 P: 37 ERA: 0.00 WHIP: 1.000																		

Batter	1	2	3	4	5	6	7	8	9	AB R H RBI BB SO LOB	TOP											
18 Jason Kendall, R (1, 2) OBP: 0.435, SLG: 0.462	1-3 K		2-2 F8			0-0 G5-3		4-2 G4-6-3 BB		3 0 0 0 1 1 1												
Abraham Nunez, S (1, 4) OBP: 0.350, SLG: 0.389 Turner Ward, S (8, PH) OBP: 0.417, SLG: 0.381 Warren Morris, L (8, 4) OBP: 0.273, SLG: 0.353	2-1 P6			3-2 G3		3-3 K		1-0 G4-6-3 1-2f		3 0 0 0 0 1 0 1 0 0 0 0 0 2 0 0 0 0 0 0 0												
Brian Giles, L (1, 9) OBP: 0.443, SLG: 0.532	1-2 F8			2-2 G3-1		0-2 G4-3			2-1 G5-3	4 0 0 0 0 0 0												
Kevin Young, R (1, 3) OBP: 0.371, SLG: 0.463		4-2 L7 BB		1-3 K			2-3 K		1-1 E6	3 0 0 0 1 2 0												
Brant Brown, L (1, 8) OBP: 0.361, SLG: 0.571		1-0 F7			0-1 2B		3-2 1B 1B		3-3 K	4 0 2 0 0 1 2												
Ed Sprague, R (1, 5) OBP: 0.375, SLG: 0.469		1-0 L7 1-2			1-0 L9		0-1 1-3 G1-6-3 1B		2-1 P8	4 0 1 0 0 0 3												
Al Martin, L (1, 7) OBP: 0.310, SLG: 0.308			1-3 K		4-0 IBB		0-0 G1-6-3 1-2f			2 0 0 0 1 1 2												
Mike Benjamin, R (1, 6) OBP: 0.285, SLG: 0.324			4-0 SH3-4 BB		2-3 K			4-1 SH1-4 BB		1 0 0 0 2 1 2												
Jason Schmidt, R (1, 1) OBP: 0.167, SLG: 0.167			0-0 SH3-4 1-2		0-3 K			0-0 SH1-4 1-2		1 0 0 0 0 1 2												
<b>Inning Stats</b>	R: 0 E: 0 K: 1 S: 8	H: 0 LOB: 0 BB: 0 P: 12	R: 0 E: 0 K: 0 S: 5	H: 0 LOB: 1 BB: 1 P: 11	R: 0 E: 0 K: 1 S: 8	H: 0 LOB: 1 BB: 1 P: 15	R: 0 E: 0 K: 1 S: 9	H: 0 LOB: 0 BB: 0 P: 15	R: 0 E: 0 K: 2 S: 10	H: 1 LOB: 2 BB: 1 P: 17	R: 0 E: 0 K: 1 S: 7	H: 0 LOB: 0 BB: 0 P: 10	R: 0 E: 0 K: 1 S: 9	H: 2 LOB: 1 BB: 0 P: 14	R: 0 E: 0 K: 0 S: 6	H: 0 LOB: 1 BB: 2 P: 15	R: 0 E: 1 K: 1 S: 10	H: 0 LOB: 1 BB: 0 P: 18	1B: 2 2B: 1 3B: 0 HR: 0	SF: 0 SAC: 2 DP: 2 HBP: 0	WP: 0 PB: 0 SB: 0 CS: 0	PA: 33
<b>PITCHER</b>	IP WLS BF H R ER SO BB IBB HBP BLK WP HR S P ERA WHIP																					
Andy Ashby, R (1, 1) ERA: 2.52	8.0 W 29 3 0 0 7 4 1 0 0 0 0 62 109 0.00 0.875																					
Trevor Hoffman, R (9, 1) ERA: 1.29	1.0 S 4 0 0 0 1 0 0 0 0 0 0 0 10 18 0.00 0.000																					

Pittsburgh Pirates @ San Diego Padres  
Qualcomm Stadium, San Diego, CA  
Wed Apr 21 1999, 10:35 PM EDT  
Att. 13,928 - Cloudy - 67 F

AB	26
R	0
H	3
RBI	0
BB	5
SO	8
LOB	14



Batter	1	2	3	4	5	6	7	8	9
<b>Quilvio Veras, S</b> (1, 4) OBP: 0.292, SLG: 0.309	1-3 K		0-0 G3			2-3 K		4-2 1B BB	
<b>Dave Magadan, L</b> (1, 5) OBP: 0.349, SLG: 0.333	1-1 G5-3			2-2 P6		2-2 G4-3		1 SAFE 0-0 CS 1B 1B	
<b>Tony Gwynn, L</b> (1, 9) OBP: 0.476, SLG: 0.526 <b>Eric Owens, R</b> (8, PR) OBP: 0.273, SLG: 0.286 (9, 7)	0-2 G6-3			0-0 G6-3		3-2 1B 1B		2-1 1-2 3-H 1B	
<b>Wally Joyner, L</b> (1, 3) OBP: 0.375, SLG: 0.352			1-3 K		2-3 K	0-0 1-3 1B		2-3 K 2-3	
<b>John Vander Wal, L</b> (1, 7) OBP: 0.441, SLG: 0.586 <b>Ruben Rivera, R</b> (6, 8) OBP: 0.132, SLG: 0.211			4-2 BB G6-4-3		0-0 G4-3	2-3 K		1-3 K	
<b>Reggie Sanders, R</b> (1, 8) OBP: 0.365, SLG: 0.366 (6, 7) (9, 9)			0-1 G6-4-3 1-2f		2-0 HR		3-3 K		
<b>Jim Leyritz, R</b> (1, 2) OBP: 0.391, SLG: 0.526			2-3 K2-3		2-1 FC4-6 1B		2-3 K		
<b>Damian Jackson, R</b> (1, 6) OBP: 0.478, SLG: 0.526			2-2 G6-3 1B		0-1 FC4-6 1-2f		2-2 1B 2B		
<b>Andy Ashby, R</b> (1, 1) <b>Trevor Hoffman, R</b> (9, 1)			3-1 G6-3 1-2		1-3 K		0-0 P6		

Inning Stats	R: 0	H: 0	E: 0	K: 1	S: 8	R: 0	H: 0	E: 0	K: 1	S: 9	R: 0	H: 0	E: 0	K: 1	S: 9	R: 1	H: 2	E: 0	K: 1	S: 9	R: 0	H: 2	E: 0	K: 2	S: 13	R: 0	H: 1	E: 0	K: 2	S: 11	R: 1	H: 2	E: 0	K: 2	S: 12	
	0	0	0	1	8	0	0	0	1	9	0	0	0	1	9	1	2	0	1	9	0	2	0	2	0	13	0	1	0	2	11	1	2	0	2	12

PITCHER	IP	WLS	BF	H	R	ER	SO	BB	IBB	HBP	BLK	WP	HR	S	P	ERA	WHIP
<b>Jason Schmidt, R</b> (1, 1) ERA: 2.6	8.0	L	32	8	2	2	11	2	0	0	0	0	1	79	127	2.25	1.250

**BOTTOM**


**Pittsburgh Pirates @ San Diego Padres**  
 Qualcomm Stadium, San Diego, CA

Wed Apr 21 1999, 10:35 PM EDT  
 Att: 13,928 - Cloudy - 67 F

AB	R	H	RBI	BB	SO	LOB
3	1	0	0	1	2	1
4	0	1	0	0	0	0
4	0	2	1	0	0	0
0	0	0	0	0	0	0
4	0	1	0	0	3	2
1	0	0	0	1	0	0
2	0	0	0	0	2	3
3	1	1	1	0	1	1
3	0	1	0	0	2	0
3	0	2	0	0	0	1
3	0	0	0	0	1	3
0	0	0	0	0	0	0

AB	30
R	2
H	8
RBI	2
BB	2
SO	11
LOB	11

WP: 0 PA: 32  
 PB: 0  
 SB: 0  
 CS: 1



Batter	1	2	3	4	5	6	7	8	9	AB R H RBI BB SO LOB	TOP	
Fernando Vina, L (1, 4) OBP: 0.351, SLG: 0.362 Lou Collier, R (8, 6) OBP: 0.333, SLG: 0.200	1-1 G5-3 2B		0-3 K	1-2 P6		2-1 P6		3-3 K		5 0 1 0 0 2 5 0 0 0 0 0 0 0		
Marquis Grissom, R (1, 8) OBP: 0.300, SLG: 0.369	3-1 P3		1-0 2B 1B		0-0 HR 2B	3-3 K			0-3 K	5 2 2 0 0 2 2		
Jeff Cirillo, R (1, 5) OBP: 0.397, SLG: 0.469	0-0 G5-3 2-3		1-0 SF8 2B		2-0 HR		1-1 G6-3		2-1 G4-3 1B	5 3 3 4 0 0 1		
Jeremy Burnitz, L (1, 9) OBP: 0.394, SLG: 0.593	2-0 F8		2-2 SF8		2-3 K		4-1 G6-4-3 BB		1-1 G4-3	3 0 0 1 1 1 2		
Sean Berry, R (1, 3) OBP: 0.409, SLG: 0.492 Brian Banks, S (9, 3) OBP: 0.250, SLG: 0.286		3-1 G4-3	0-0 1B		0-3 K		2-0 G6-4-3		1-1 3B 1B	5 1 2 1 0 1 1 0 0 0 0 0 0 0		
Dave Nilsson, L (1, 2) OBP: 0.367, SLG: 0.500		2-2 S 1B	1 SAFE 2-0 F7		2-2 F7			4-1 FC6-4 BB	0-2 1B 3B	4 1 2 1 1 0 1		
Mark Loretta, R (1, 6) OBP: 0.333, SLG: 0.438		2-3 K		0-0 F8		4-2 3B BB		4-2 FC6-4 BB	1-0 1B	3 1 1 1 2 1 1		
Alex Ochoa, R (1, 7) OBP: 0.200, SLG: 0.143 Rich Becker, L (6, PH) OBP: 0.400, SLG: 0.417		2-3 K		4-1 SH1-4 BB		1-1 3B		2-0 FC6-4 SH1-4	2-3 K	1 0 0 0 1 1 1 3 0 1 1 0 1 3		
Steve Woodard, L (1, 1) OBP: 0.556, SLG: 0.429			3-2 1B 2B 1B		1-1 SH1-4		0-3 K		0-2 SH1-4	2 1 1 0 0 1 1		
Inning Stats	R: 0 H: 1 E: 0 LOB: 1 K: 0 BB: 0 S: 6 P: 12	R: 0 H: 1 E: 0 LOB: 1 K: 2 BB: 0 S: 13 P: 22	R: 3 H: 4 E: 0 LOB: 1 K: 1 BB: 0 S: 13 P: 22	R: 0 H: 0 E: 0 LOB: 1 K: 0 BB: 1 S: 8 P: 14	R: 2 H: 2 E: 0 LOB: 0 K: 2 BB: 0 S: 14 P: 20	R: 1 H: 1 E: 0 LOB: 1 K: 2 BB: 1 S: 13 P: 23	R: 0 H: 0 E: 0 LOB: 0 K: 0 BB: 1 S: 4 P: 11	R: 0 H: 0 E: 0 LOB: 2 K: 1 BB: 2 S: 10 P: 23	R: 3 H: 4 E: 0 LOB: 1 K: 2 BB: 0 S: 18 P: 25	1B: 7 SF: 1 2B: 3 SAC: 2 3B: 2 DP: 1 HR: 1 HBP: 0	WP: 0 PA: 44 PB: 0 SB: 1 CS: 0	
PITCHER	IP WLS BF H R ER SO BB IBB HBP BLK WP HR S P ERA WHIP											
Chris Peters, L (1, 1) ERA: 5.93	5.0 L 24 8 5 5 5 1 0 0 0 0 0 1 54 90 9.00 1.800											
Jason Phillips, R (6, 1) ERA: 7.5	2.0 8 1 1 1 2 2 0 0 0 0 0 0 17 34 4.50 1.500											
Jeff Wallace, L (8, 1) ERA: 2.0	1.0 5 0 0 0 1 2 0 0 0 0 0 0 10 23 0.00 2.000											
Rich Loiselle, R (9, 1) ERA: 6.0	1.0 7 4 3 3 2 0 0 0 0 0 0 0 18 25 27.00 4.000											

Milwaukee Brewers @ Pittsburgh Pirates  
Three Rivers Stadium, Pittsburgh, PA

Fri Apr 23 1999, 7:05 PM EDT  
Att. 13,850 - Cloudy - 56 F

AB	36
R	9
H	13
RBI	9
BB	5
SO	10
LOB	18



Batter	1	2	3	4	5	6	7	8	9	AB	R	H	RBI	BB	SO	LOB
--------	---	---	---	---	---	---	---	---	---	----	---	---	-----	----	----	-----

<b>18 Jason Kendall, R</b> <small>(1, 2)</small> <small>OBP: 0.409, SLG: 0.429</small>	<small>1-1</small> 		<small>3-3</small> 			<small>2-2</small> 		<small>2-3</small> 		4	0	0	0	0	2	1
<b>Pat Meares, R</b> <small>(1, 6)</small>	<small>1-1</small> 		<small>1-1</small> 			<small>3-2</small> 		<small>0-0</small> 		4	0	0	0	0	0	1
<b>Brian Giles, L</b> <small>(1, 9)</small> <small>OBP: 0.431, SLG: 0.569</small>	<small>1-0</small> 			<small>1-0</small> 		<small>2-1</small> 			<small>1-1</small> 	4	1	1	1	0	0	0
<b>Kevin Young, R</b> <small>(1, 3)</small> <small>OBP: 0.364, SLG: 0.448</small>		<small>2-0</small> 		<small>1-2</small> 		<small>0-0</small> 		<small>0-1</small> 		4	0	1	0	0	0	0
<b>Brant Brown, L</b> <small>(1, 8)</small> <small>OBP: 0.375, SLG: 0.590</small>		<small>0-1</small> 		<small>1-1</small> 		<small>0-1</small> 		<small>0-1</small> 		4	0	2	0	0	0	0
<b>Ed Sprague, R</b> <small>(1, 5)</small> <small>OBP: 0.400, SLG: 0.509</small>		<small>1-1</small> 		<small>0-1</small> 		<small>0-0</small> 		<small>1-1</small> 		4	0	3	0	0	0	2
<b>Al Martin, L</b> <small>(1, 7)</small> <small>OBP: 0.303, SLG: 0.276</small>		<small>4-2</small> 			<small>0-0</small> 		<small>0-0</small> 		<small>0-3</small> 	3	0	0	0	1	1	3
<b>Warren Morris, L</b> <small>(1, 4)</small> <small>OBP: 0.271, SLG: 0.345</small>		<small>0-0</small> 			<small>3-2</small> 			<small>0-2</small> 	<small>0-1</small> 	4	0	1	0	0	0	4
<b>Chris Peters, L</b> <small>(1, 1)</small> <b>Adrian Brown, S</b> <small>(5, PH)</small> <small>OBP: 0.286, SLG: 0.118</small> <b>Jason Phillips, R</b> <small>(6, 1)</small> <b>Jeff Wallace, L</b> <small>(8, 1)</small> <b>Freddy Garcia, R</b> <small>(8, PH)</small> <small>OBP: 0.083, SLG: 0.167</small> <b>Rich Loiselle, R</b> <small>(9, 1)</small>			<small>0-0</small> 		<small>1-3</small> 		<small>0-3</small> 			1	0	0	0	0	0	0

Inning Stats	R: 0 E: 0 K: 0 S: 5	H: 0 LOB: 0 BB: 0 P: 8	R: 0 E: 0 K: 0 S: 8	H: 1 LOB: 2 BB: 1 P: 15	R: 0 E: 0 K: 1 S: 7	H: 0 LOB: 0 BB: 0 P: 11	R: 0 E: 0 K: 0 S: 8	H: 2 LOB: 1 BB: 0 P: 11	R: 0 E: 0 K: 1 S: 7	H: 0 LOB: 0 BB: 0 P: 11	R: 0 E: 0 K: 0 S: 8	H: 0 LOB: 0 BB: 0 P: 15	R: 0 E: 0 K: 2 S: 10	H: 1 LOB: 1 BB: 0 P: 12	R: 1 E: 0 K: 1 S: 13	H: 3 LOB: 2 BB: 0 P: 15	1B: 5 2B: 2 3B: 0 HR: 1	SF: 0 SAC: 0 DP: 1 HBP: 0
--------------	------------------------------	---------------------------------	------------------------------	----------------------------------	------------------------------	----------------------------------	------------------------------	----------------------------------	------------------------------	----------------------------------	------------------------------	----------------------------------	-------------------------------	----------------------------------	-------------------------------	----------------------------------	----------------------------------	------------------------------------

PITCHER	IP	WLS	BF	H	R	ER	SO	BB	IBB	HBP	BLK	WP	HR	S	P	ERA	WHIP
<b>Steve Woodard, R</b> <small>ERA: 3.3</small>	9.0	W	35	8	1	1	5	1	0	0	0	0	1	71	103	1.00	1.000

**BOTTOM**

**Milwaukee Brewers @ Pittsburgh Pirates**  
**Three Rivers Stadium, Pittsburgh, PA**  
 Fri Apr 23 1999, 7:05 PM EDT  
 Att: 13,850 - Cloudy - 56 F

AB	34
R	1
H	8
RBI	1
BB	1
SO	5
LOB	12



WP: 0	PA: 35
PB: 0	
SB: 1	
CS: 0	

Batter	1	2	3	4	5	6	7	8	9	AB R H RBI BB SO LOB	TOP																
Fernando Vina, L (1, 4) OBP: 0.358, SLG: 0.375	0-0 B1-3		0-1 2B			2-2 SF9 HBP		2-0 F9		3 1 1 0 0 0 0																	
Marquis Grissom, R (1, 8) OBP: 0.284, SLG: 0.348	0-1 P8		3-1 G5-3			2-0 G5-3		0-0 E5		4 0 0 0 0 0 2																	
Jeff Cirillo, R (1, 5) OBP: 0.403, SLG: 0.507	1-2 HR					4-0 FC4-6 BB		2-2 FC6-5 HR		3 2 1 1 1 0 1																	
Jeremy Burnitz, L (1, 9) OBP: 0.387, SLG: 0.632	2-3 K					1-2 SF9		3-2 HR		3 1 1 3 0 2 0																	
Sean Berry, R (1, 3) OBP: 0.386, SLG: 0.460						2-3 K		2-2 G4-3		4 0 0 0 0 1 1																	
Dave Nilsson, L (1, 2) OBP: 0.358, SLG: 0.477						2-3 K		0-1 G4-3		4 1 1 0 0 2 0																	
Mark Loretta, R (1, 6) OBP: 0.328, SLG: 0.442						0-1 F9		3-2 CS 2B		4 0 1 0 0 0 1																	
Alex Ochoa, R (1, 7) OBP: 0.263, SLG: 0.353						1-0 P6 2B		3-2 2B		3 0 2 1 0 0 0																	
21 Cal Eldred, R (1, 1)						0-3 K		2-2 L4		2 0 0 0 0 1 1																	
Brian Banks, S (7, PH) OBP: 0.222, SLG: 0.250						0-2 G4-3				1 0 0 0 0 0 0																	
Al Reyes, R (7, 1)										0 0 0 0 0 0 0																	
Lou Collier, R (9, PH) OBP: 0.286, SLG: 0.167										1 0 0 0 0 0 1																	
Bob Wickman, R (9, 1)										0 0 0 0 0 0 0																	
<b>Inning Stats</b>	R: 1 E: 0 K: 1 S: 9	H: 1 LOB: 0 BB: 0 P: 12	R: 0 E: 0 K: 1 S: 7	H: 0 LOB: 0 BB: 0 P: 11	R: 0 E: 0 K: 1 S: 8	H: 1 LOB: 1 BB: 0 P: 12	R: 0 E: 0 K: 2 S: 8	H: 0 LOB: 0 BB: 0 P: 14	R: 0 E: 0 K: 1 S: 11	H: 1 LOB: 1 BB: 0 P: 14	R: 1 E: 0 K: 0 S: 8	H: 0 LOB: 1 BB: 1 P: 16	R: 1 E: 1 K: 0 S: 8	H: 1 LOB: 0 BB: 0 P: 10	R: 2 E: 1 K: 0 S: 14	H: 1 LOB: 0 BB: 0 P: 23	R: 0 E: 0 K: 0 S: 11	H: 2 LOB: 1 BB: 0 P: 19	1B: 1 2B: 4 3B: 0 HR: 2	SF: 2 SAC: 0 DP: 0 HBP: 1	WP: 0 PB: 0 SB: 2 CS: 1	PA: 36					
<b>PITCHER</b>	IP WLS BF H R ER SO BB IBB HBP BLK WP HR S P ERA WHIP																										
Pete Schourek, L (1, 1) ERA: 3.86	7.0		27	4	3	2	6	1	0	1	0	0	1	59	89	2.57	0.714										
Todd Ritchie, R (8, 1) ERA: 1.29	0.2	L	3	0	1	1	0	0	0	0	0	0	0	6	10	13.50	0.000										
Scott Sauerbeck, L (8, 1) ERA: 1.74	1.1		6	3	1	0	0	0	0	0	0	0	1	19	32	0.00	2.250										

Milwaukee Brewers @ Pittsburgh Pirates  
Three Rivers Stadium, Pittsburgh, PA

Sat Apr 24 1999, 1:35 PM EDT  
Att. 15,809 - Unknown - 54 F

livebaseballscorecards.com

AB	32
R	5
H	7
RBI	5
BB	1
SO	6
LOB	7





Batter	1	2	3	4	5	6	7	8	9	AB R H RBI BB SO LOB
18 Jason Kendall, R OBP: 0.394, SLG: 0.400 (1, 2)	2-3 K	4-0 BB		2-2 F7			0-0 P3		2-1 L4	4 0 0 0 1 1 1
Pat Meares, R OBP: 0.125, SLG: 0.250 (1, 6)	3-3 K	0-1 F9			1-2 G5-3		1-0 2B			4 0 1 0 0 1 2
Brian Giles, L OBP: 0.435, SLG: 0.611 (1, 9)	3-1 HR		3-1 G4-3		0-1 P5		4-0 BB			3 1 1 1 1 0 0
Kevin Young, R OBP: 0.357, SLG: 0.435 (1, 3)	1-1 PB 1B		3-2 G1-3		0-0 G6-3		1-1 F7			4 0 1 0 0 0 2
Brant Brown, L OBP: 0.341, SLG: 0.535 (1, 8)	2-2 F8		2-3 K			0-0 F9		1-3 K		4 0 0 0 0 2 1
Ed Sprague, R OBP: 0.391, SLG: 0.482 (1, 5)		0-0 G5-3		4-0 BB 1B G4-6-3		0-0 F7		3-3 K		3 1 0 0 1 1 0
Al Martin, L OBP: 0.351, SLG: 0.375 (1, 7)		0-1 1B 3B		0-0 G4-6-3 BB 1B		4-2 BB		0-0 G3		3 1 2 0 1 0 0
Warren Morris, L OBP: 0.286, SLG: 0.345 (1, 4)		0-0 BLK 1B		4-2 G4-6-3 BB		0-0 P6		0-1 L6		3 0 1 1 1 0 1
Pete Schourek, L (1, 1)		0-3 K		0-1 G4-6-3			0-3 K		1-3 K	2 0 0 0 0 1 3
Adrian Brown, S (7, PH)										1 0 0 0 0 1 0
Todd Ritchie, R (8, 1)										0 0 0 0 0 0 0
Scott Sauerbeck, R (8, 1)										0 0 0 0 0 0 0
Turner Ward, S (9, PH)										1 0 0 0 0 1 0

Inning Stats	R: 1 E: 0 K: 2 S: 16	H: 2 LOB: 1 BB: 0 P: 27	R: 1 E: 0 K: 1 S: 9	H: 2 LOB: 2 BB: 1 P: 13	R: 0 E: 0 K: 1 S: 8	H: 0 LOB: 0 BB: 0 P: 16	R: 1 E: 0 K: 0 S: 10	H: 1 LOB: 1 BB: 2 P: 20	R: 0 E: 0 K: 0 S: 6	H: 0 LOB: 0 BB: 0 P: 7	R: 0 E: 0 K: 0 S: 5	H: 0 LOB: 1 BB: 1 P: 9	R: 0 E: 0 K: 1 S: 7	H: 1 LOB: 2 BB: 1 P: 13	R: 0 E: 0 K: 2 S: 7	H: 0 LOB: 0 BB: 0 P: 11	R: 0 E: 0 K: 1 S: 7	H: 0 LOB: 0 BB: 0 P: 10	1B: 3 2B: 1 3B: 1 HR: 1	SF: 0 SAC: 0 DP: 1 HBP: 0
--------------	-------------------------------	----------------------------------	------------------------------	----------------------------------	------------------------------	----------------------------------	-------------------------------	----------------------------------	------------------------------	---------------------------------	------------------------------	---------------------------------	------------------------------	----------------------------------	------------------------------	----------------------------------	------------------------------	----------------------------------	----------------------------------	------------------------------------

PITCHER	IP	WLS	BF	H	R	ER	SO	BB	IBB	HBP	BLK	WP	HR	S	P	ERA	WHIP
21 Cal Eldred, R ERA: 4.5 (1, 1)	6.0		26	5	3	3	4	4	0	0	1	0	1	54	92	4.50	1.500
Al Reyes, R ERA: 2.08 (7, 1)	2.0	W	8	1	0	0	3	1	0	0	0	0	0	14	24	0.00	1.000
Bob Wickman, R ERA: 6.75 (9, 1)	1.0	S	3	0	0	0	1	0	0	0	0	0	0	7	10	0.00	0.000

BOTTOM

Milwaukee Brewers @ Pittsburgh Pirates  
 Three Rivers Stadium, Pittsburgh, PA  
 Sat Apr 24 1999, 1:35 PM EDT  
 Att: 15,809 - Unknown - 54 F

livebaseballscorecards.com

AB	32
R	3
H	6
RBI	2
BB	5
SO	8
LOB	10



WP: 0	PA: 37
PB: 1	
SB: 0	
CS: 0	

PITCHER	IP	WLS	BF	H	R	ER	SO	BB	IBB	HBP	BLK	WP	HR	S	P	ERA	WHIP
---------	----	-----	----	---	---	----	----	----	-----	-----	-----	----	----	---	---	-----	------

Batter	1	2	3	4	5	6	7	8	9	AB R H RBI BB SO LOB	TOP														
<b>Fernando Vina, L</b> (1, 4) OBP: 0.372, SLG: 0.382	2-1 G4-3		1-2 1B 2-H		2-2 F8		4-1 SH5-3 BB	2-1 S 1B		4 0 2 2 1 0 0															
<b>Rich Becker, L</b> (1, 8) OBP: 0.368, SLG: 0.375	3-3 K		2-1 G1-6-3 1B		2-1 F8		1-1 SH5-3	3-3 K		4 0 1 0 0 2 2															
<b>Jeff Cirillo, R</b> (1, 5) OBP: 0.390, SLG: 0.486	1-3 K		1-1 G1-6-3 1B		0-1 BB 1B		1-3 K			5 0 1 0 0 3 3															
<b>Jeremy Burnitz, L</b> (1, 9) OBP: 0.425, SLG: 0.678		1-0 F8 2B		2-2 1B 2B		4-0 BB 1B	4-0 IBB	2-0 BB HBP		2 1 2 0 2 0 0															
<b>Sean Berry, R</b> (1, 3) OBP: 0.373, SLG: 0.441		3-2 L3		0-0 F7 SF9 1B		2-3 K	2-3 K	1-2 F9		5 1 1 1 0 2 6															
<b>Dave Nilsson, L</b> (1, 2) OBP: 0.345, SLG: 0.438		0-1 F8		2-0 F7		1-3 K		1-2 G6-3	4-0 BB	4 0 0 0 1 1 2															
<b>Mark Loretta, R</b> (1, 6) OBP: 0.333, SLG: 0.464		0-0 G3		2-0 SF9		0-1 FC4-6 1B		1-0 G6-3 1B 2B	2-1 F9	4 1 2 1 0 0 3															
<b>Geoff Jenkins, L</b> (1, 7) OBP: 0.408, SLG: 0.558			0-0 WP 1B		4-1 FC6-4 BB		0-1 FC4-6	1-1 G6-3		2 1 1 0 1 0 1															
<b>Alex Ochoa, R</b> (8, PH) OBP: 0.250, SLG: 0.333							1-2f	2-3		1 0 0 0 0 0 1															
<b>Scott Karl, L</b> (1, 1) OBP: 0.111, SLG: 0.222			1-3 K		1-1 FC6-4		3-3 K	4-0 1B IBB		3 0 0 0 0 2 3															
<b>David Weathers, R</b> (7, 1) OBP: 0.400, SLG: 0.250										0 0 0 0 0 0 0															
<b>Marquis Grissom, R</b> (8, PH) OBP: 0.250, SLG: 0.348										0 0 0 0 0 1 0 0															
<b>Mike Myers, L</b> (8, 1)										0 0 0 0 0 0 0 0															
<b>Eric Plunk, R</b> (8, 1)										0 0 0 0 0 0 0 0															
<b>Bob Wickman, R</b> (8, 1)										0 0 0 0 0 0 0 0															
<b>Inning Stats</b>	R: 0 E: 0 K: 2 S: 8	H: 0 LOB: 0 BB: 0 P: 14	R: 0 E: 0 K: 0 S: 9	H: 1 LOB: 1 BB: 0 P: 13	R: 1 E: 0 K: 1 S: 13	H: 3 LOB: 1 BB: 0 P: 18	R: 2 E: 0 K: 0 S: 10	H: 2 LOB: 1 BB: 1 P: 21	R: 0 E: 0 K: 1 S: 11	H: 1 LOB: 2 BB: 1 P: 21	R: 0 E: 0 K: 2 S: 10	H: 1 LOB: 1 BB: 0 P: 14	R: 0 E: 0 K: 2 S: 9	H: 0 LOB: 2 BB: 2 P: 21	R: 1 E: 0 K: 1 S: 11	H: 2 LOB: 2 BB: 1 P: 23	R: 0 E: 0 K: 1 S: 9	H: 0 LOB: 2 BB: 1 P: 18	1B: 7 2B: 3 3B: 0 HR: 0	SF: 1 SAC: 1 DP: 1 HBP: 1	WP: 1 PB: 0 SB: 1 CS: 0	PA: 43			
<b>PITCHER</b>	IP	WLS	BF	H	R	ER	SO	BB	IBB	HBP	BLK	WP	HR	S	P	ERA	WHIP								
<b>Kris Benson, R</b> (1, 1) ERA: 5.06	5.0	L	23	7	3	3	4	2	0	0	0	1	0	51	87	5.40	1.800								
<b>Jeff Wallace, L</b> (6, 1) ERA: 1.74	1.1		6	1	0	0	2	1	0	0	0	0	0	13	22	0.00	1.500								
<b>Rich Loiselle, R</b> (7, 1) ERA: 5.4	0.2		3	0	0	0	2	0	1	0	0	0	0	6	13	0.00	0.000								
<b>Jason Christiansen, L</b> (8, 1) ERA: 2.61	1.0		6	2	1	1	1	0	1	0	0	0	0	11	23	9.00	2.000								
<b>Mike Williams, R</b> (8, 1) ERA: 2.61	1.0		5	0	0	0	1	1	0	1	0	0	0	9	18	0.00	1.000								

Milwaukee Brewers @ Pittsburgh Pirates  
Three Rivers Stadium, Pittsburgh, PA

Sun Apr 25 1999, 1:35 PM EDT  
Att. 17,268 - Unknown - 68 F

AB	34
R	4
H	10
RBI	4
BB	6
SO	10
LOB	21



BOTTOM

Milwaukee Brewers @ Pittsburgh Pirates  
Three Rivers Stadium, Pittsburgh, PA

livebaseballscores.com

AB 31  
R 2  
H 8  
RBI 2  
BB 7  
SO 5  
LOB 21



WP: 1 PA: 40  
PB: 0  
SB: 2  
CS: 0

ERA WHIP

AB R H RBI BB SO LOB

3 0 0 0 0 0 1  
0 0 0 0 1 0 0

5 1 1 0 0 2 4

4 1 1 0 1 1 1

3 0 0 0 0 0 3  
0 0 0 0 1 0 0

3 0 2 1 1 1 2  
0 0 0 0 0 0 0

4 0 1 0 0 0 5

3 0 2 0 0 0 0

1 0 0 0 0 0 0  
1 0 0 0 0 0 1  
0 0 0 0 0 0 0  
0 0 0 0 0 0 0  
1 0 0 0 0 0 1  
0 0 0 0 0 0 0  
0 0 0 0 1 0 0

1B: 7 SF: 0  
2B: 1 SAC: 2  
3B: 0 DP: 1  
HR: 0 HBP: 0

Table with 9 columns (Innings 1-9) and 10 rows (Batters). Each cell contains a batter's name, statistics, and a baseball diamond diagram showing the play. Batter names include Adrian Brown, Pat Meares, Brian Giles, Kevin Young, Freddy Garcia, Al Martin, Ed Sprague, Mike Williams, Keith Osik, Mike Benjamin, Kris Benson, Brant Brown, Jeff Wallace, Rich Loiselle, Jason Kendall, Jason Christiansen, and Warren Morris.

Table with 10 rows (Batters) and 1 column (Batter). Each row contains a batter's name, statistics, and a small icon representing the batter's position.

Table with 10 rows (Pitchers) and 1 column (Pitcher). Each row contains a pitcher's name, statistics, and a small icon representing the pitcher's position.

Sun Apr 25 1999, 1:35 PM EDT  
Att: 17,268 - Unknown - 68 F

Batter	1	2	3	4	5	6	7	8	9	AB R H RBI BB SO LOB	TOP											
<b>Adrian Brown, S</b> (1, 8) OBP: 0.267, SLG: 0.154	2-1 G5-4-3 1B		3-2 FC6-2 S			0-1 G6-3		2-3 K	1-2 1B	5 0 2 0 0 1 1												
<b>Pat Meares, R</b> (1, 6) OBP: 0.167, SLG: 0.222	1-0 G5-4-3 1-2f		3-1 F8 1-2			0-0 G1-6-3		3-2 1B BB	0-1 F7	5 1 1 0 0 0 3												
<b>Brian Giles, L</b> (1, 9) OBP: 0.449, SLG: 0.639	2-1 1B			3-2 HR		2-3 K		1 SAFE 1B 18 1B BB		3 2 2 1 1 1 0												
<b>Kevin Young, R</b> (1, 3) OBP: 0.380, SLG: 0.464	2-3 K			1-3 K			2-0 18 G4-3 SF9 2B	0-0 BB 18 1B	1-3 2-H 1B	4 1 2 1 0 2 1												
<b>18 Jason Kendall, R</b> (1, 2) OBP: 0.382, SLG: 0.385		1-2 G3		2-2 G4-3		1-1 G4-3		1-0 BB 1B		4 0 1 1 0 0 1												
<b>Ed Sprague, R</b> (1, 5) OBP: 0.403, SLG: 0.475		2-2 G1-3		0-0 F8		0-2 SF9		4-2 1B BB		2 0 0 1 1 0 0												
<b>Freddy Garcia, R</b> (1, 7) OBP: 0.056, SLG: 0.111		1-0 G5-3			0-1 G5-3		0-0 G5-3	1-0 G4-3		3 0 0 0 0 0 0												
<b>Al Martin, L</b> (8, PH) OBP: 0.359, SLG: 0.364										1 0 0 0 0 0 3												
<b>Rich Loiselle, R</b> (8, 1)										0 0 0 0 0 0 0												
<b>Mike Williams, R</b> (9, 1)										0 0 0 0 0 0 0												
<b>Mike Benjamin, R</b> (1, 4) OBP: 0.333, SLG: 0.349			0-0 SH1-4 FC6-2 BLK 1B		3-3 K			4-1 1B S BB	1-3 K	3 1 1 0 1 2 0												
<b>Jason Schmidt, R</b> (1, 1) OBP: 0.143, SLG: 0.143			2-2 SH1-4		0-1 G6-3			2-2 1B	2-1 F8	1 0 0 0 0 0 0												
<b>Keith Osik, R</b> (8, PH) OBP: 0.222, SLG: 0.222			1-3					1-H 1B		1 0 1 1 0 0 0												
<b>Turner Ward, S</b> (8, 7) OBP: 0.407, SLG: 0.348										1 0 0 0 0 0 0												
<b>Inning Stats</b>	R: 0 E: 0 K: 1 S: 8	H: 2 LOB: 1 BB: 0 P: 15	R: 0 E: 0 K: 0 S: 7	H: 0 LOB: 0 BB: 0 P: 11	R: 0 E: 0 K: 0 S: 9	H: 1 LOB: 1 BB: 0 P: 17	R: 1 E: 0 K: 1 S: 13	H: 1 LOB: 0 BB: 0 P: 19	R: 0 E: 0 K: 1 S: 9	H: 0 LOB: 0 BB: 0 P: 12	R: 0 E: 0 K: 1 S: 6	H: 0 LOB: 0 BB: 0 P: 8	R: 1 E: 0 K: 0 S: 8	H: 1 LOB: 0 BB: 0 P: 11	R: 3 E: 0 K: 1 S: 19	H: 4 LOB: 3 BB: 3 P: 40	R: 0 E: 0 K: 1 S: 10	H: 1 LOB: 1 BB: 0 P: 14	1B: 8 2B: 1 3B: 0 HR: 1	SF: 1 SAC: 1 DP: 1 HBP: 0	WP: 0 PB: 0 SB: 2 CS: 0	PA: 38
<b>PITCHER</b>	IP WLS BF H R ER SO BB IBB HBP BLK WP HR S P ERA WHIP																					
<b>Odalis Perez, L</b> (1, 1) ERA: 3.86	7.2 L 30 7 5 5 5 2 0 0 0 1 0 1 73 121 5.87 1.174																					
<b>Rudy Seanez, R</b> (8, 1) ERA: 0.87	0.1 4 2 0 0 0 1 0 0 0 0 0 0 6 12 0.00 9.000																					
<b>Justin Speier, R</b> (9, 1) ERA: 3.0	1.0 4 1 0 0 0 1 0 0 0 0 0 0 10 14 0.00 1.000																					

**Pittsburgh Pirates @ Atlanta Braves**  
Turner Field, Atlanta, GA  
Tue Apr 27 1999, 7:40 PM EDT  
Att. 26,990 - Overcast - 64 F

[livebaseballscorecards.com](http://livebaseballscorecards.com)

AB	33
R	5
H	10
RBI	5
BB	3
SO	6
LOB	9



BOTTOM

Pittsburgh Pirates @ Atlanta Braves

Turner Field, Atlanta, GA

Tue Apr 27 1999, 7:40 PM EDT  
Att. 26,990 - Overcast - 64 F

livebaseballscorecards.com

AB	33
R	3
H	7
RBI	2
BB	1
SO	5
LOB	13



WP:	1	PA:	34
PB:	0		
SB:	0		
CS:	0		

AB R H RBI BB SO LOB

4	1	1	0	0	1	1
0	0	0	0	0	0	0
4	1	2	0	0	0	0
4	0	1	1	0	0	1
4	1	2	0	0	0	2
4	0	0	1	0	0	2
2	0	0	0	1	0	2
1	0	0	0	0	0	0
4	0	0	0	0	2	2
3	0	1	0	0	0	2
3	0	0	0	0	2	1
0	0	0	0	0	0	0
0	0	0	0	0	0	0

Batter	1	2	3	4	5	6	7	8	9
Otis Nixon, S OBP: 0.271, SLG: 0.197 Gerald Williams, R OBP: 0.321, SLG: 0.500	1-2 K		0-1 G4-3			0-0 1B 10 1B	0-0 G3-1		
Bret Boone, R OBP: 0.298, SLG: 0.382	2-0 G6-3		1-0 G6-3			3-2 SAFE SAFE F7 10 1B E 1B		0-1 G6-3 10 1B	
10 Chipper Jones, S OBP: 0.345, SLG: 0.526	1-2 G4-3			3-2 G3		1-1 E F8-2 1B		0-0 G6-3	
Brian Jordan, R OBP: 0.432, SLG: 0.707		0-0 2B		1-1 WP 3B		1-2 F7		1-2 G6-3	
Javy Lopez, R OBP: 0.313, SLG: 0.547		0-0 G6-3		2-2 G5-3		1-0 E5		0-0 F7	
Ryan Klesko, L OBP: 0.457, SLG: 0.533 Brian Hunter, R OBP: 0.348, SLG: 0.652		4-1 BB		0-0 F7		2-1 F8-2		1-2 G1-3	
Andruw Jones, R OBP: 0.381, SLG: 0.471		3-3 K			2-2 L9		2-0 P6	0-3 K	
Walt Weiss, S OBP: 0.371, SLG: 0.390		1-1 G3-1			1-2 F7		2-2 2B		
Odalis Perez, L Rudy Seanez, R Justin Speier, R OBP: 1.000, SLG: 1.000			0-3 K		1-2 G4-3		0-3 K		

Inning Stats	R: 0 E: 0 K: 1 S: 7	H: 0 LOB: 0 BB: 0 P: 11	R: 0 E: 0 K: 1 S: 10	H: 1 LOB: 2 BB: 1 P: 18	R: 0 E: 0 K: 1 S: 6	H: 0 LOB: 0 BB: 0 P: 7	R: 1 E: 0 K: 0 S: 9	H: 1 LOB: 0 BB: 0 P: 15	R: 0 E: 0 K: 0 S: 11	H: 0 LOB: 0 BB: 0 P: 15	R: 2 E: 1 K: 0 S: 13	H: 3 LOB: 1 BB: 0 P: 21	R: 0 E: 0 K: 1 S: 8	H: 1 LOB: 1 BB: 0 P: 12	R: 0 E: 0 K: 0 S: 6	H: 1 LOB: 0 BB: 0 P: 7	R: 0 E: 0 K: 1 S: 8	H: 0 LOB: 0 BB: 0 P: 9	1B: 4 2B: 3 3B: 1 HR: 0	SF: 0 SAC: 0 DP: 2 HBP: 0	WP: 1 PB: 0 SB: 0 CS: 0	PA: 34
--------------	------------------------------	----------------------------------	-------------------------------	----------------------------------	------------------------------	---------------------------------	------------------------------	----------------------------------	-------------------------------	----------------------------------	-------------------------------	----------------------------------	------------------------------	----------------------------------	------------------------------	---------------------------------	------------------------------	---------------------------------	----------------------------------	------------------------------------	----------------------------------	--------

PITCHER	IP	WLS	BF	H	R	ER	SO	BB	IBB	HBP	BLK	WP	HR	S	P	ERA	WHIP
Jason Schmidt, R ERA: 2.86	(1, 1)	7.0	W	28	6	3	3	4	1	0	0	1	0	64	99	3.86	1.000
Rich Loiselle, R ERA: 4.7	(8, 1)	1.0	H	3	1	0	0	0	0	0	0	0	0	6	7	0.00	1.000
Mike Williams, R ERA: 2.38	(9, 1)	1.0	S	3	0	0	1	0	0	0	0	0	0	8	9	0.00	0.000

Batter	1	2	3	4	5	6	7	8	9	AB R H RBI BB SO LOB	TOP																					
Turner Ward, S OBP: 0.375, SLG: 0.296 (1, 8) (8, 7)	1-2 L8	0-2 E3 PB 1B		1-0 G6-3		0-0 P4			4-1 G4-3 SH1-3 BB	4 0 0 1 1 0 1																						
Pat Meares, R OBP: 0.227, SLG: 0.273 (1, 6)	1-3 K	1-1 SAFE PB 1B		1-1 1B		0-0 G4-3			0-0 SH1-3	4 0 2 1 0 1 0																						
Brian Giles, L OBP: 0.434, SLG: 0.606 (1, 9)	1-1 1B	1-0 G6-3		0-2 L7		0-0 F8			0-1 G4-3	5 0 1 0 0 0 4																						
Kevin Young, R OBP: 0.393, SLG: 0.458 (1, 3)	0-0 1B	4-0 1B IBB		0-0 F8		4-2 1B S BB			0-0 F7	3 0 1 0 2 0 2																						
18 Jason Kendall, R OBP: 0.363, SLG: 0.362 (1, 2)	2-1 G3	2-0 L3			2-2 F7				1-2 G4-3	4 0 0 0 0 0 6																						
Ed Sprague, R OBP: 0.395, SLG: 0.453 (1, 5)		4-0 1B BB		0-1 F8		0-0 F9			2-0 F7	3 1 0 0 1 0 0																						
Freddy Garcia, R OBP: 0.091, SLG: 0.136 Adrian Brown, S OBP: 0.267, SLG: 0.154 (1, 7) (8, 8)		0-1 1B 1B		0-3 K		1-3 K			0-2 P6	4 1 1 0 0 2 0 0 0 0 0 0 0 0																						
Mike Benjamin, R OBP: 0.345, SLG: 0.362 (1, 4)		3-2 1B E 1B		1-1 E6		1-0 F8			0-0 1B	4 1 2 1 0 0 0																						
Chris Peters, L OBP: 0.200, SLG: 0.200 Todd Ritchie, R OBP: 0.667, SLG: 0.667 Jason Christiansen, R Mike Williams, R (1, 1) (7, 1) (8, 1) (9, 1)		1-1 E 1B		1-3 K		0-3 K			1-3 K	3 1 1 1 0 2 1 1 0 0 0 0 1 1 0 0 0 0 0 0 0 0 0 0 0 0 0 0																						
<b>Inning Stats</b>	R: 0 E: 0 K: 1 S: 11	H: 2 LOB: 2 BB: 0 P: 16	R: 4 E: 1 K: 0 S: 15	H: 4 LOB: 2 BB: 2 P: 31	R: 0 E: 1 K: 2 S: 10	H: 0 LOB: 1 BB: 0 P: 12	R: 0 E: 0 K: 0 S: 7	H: 1 LOB: 1 BB: 0 P: 9	R: 0 E: 0 K: 1 S: 5	H: 0 LOB: 0 BB: 0 P: 6	R: 0 E: 0 K: 0 S: 7	H: 0 LOB: 1 BB: 1 P: 12	R: 0 E: 0 K: 1 S: 8	H: 1 LOB: 1 BB: 0 P: 11	R: 0 E: 0 K: 0 S: 5	H: 0 LOB: 1 BB: 1 P: 9	1B: 8 2B: 1 3B: 0 HR: 0	SF: 0 SAC: 1 DP: 1 HBP: 0	WP: 0 PB: 1 SB: 1 CS: 0	PA: 40												
<b>PITCHER</b> Tom Glavine, L ERA: 5.19 (1, 1)	IP 9.0	WLS W	BF 40	H 8	R 4	ER 4	SO 6	BB 3	IBB 1	HBP 0	BLK 0	WP 0	HR 0	S 77	P 118	ERA 4.00	WHIP 1.222															
											<b>PITCHER</b>	IP	WLS	BF	H	R	ER	SO	BB	IBB	HBP	BLK	WP	HR	S	P	ERA	WHIP				

Pittsburgh Pirates @ Atlanta Braves  
Turner Field, Atlanta, GA

Wed Apr 28 1999, 7:40 PM EDT  
Att. 29,615 - Overcast - 60 F

livebaseballscorecards.com

AB 35  
R 4  
H 8  
RBI 4  
BB 4  
SO 6  
LOB 15



Batter	1	2	3	4	5	6	7	8	9	AB	R	H	RBI	BB	SO	LOB
Gerald Williams, R (1, 7) OBP: 0.303, SLG: 0.452	0-0 L9		1-2 G1-3		1-2 10 BB 1B		0-3 K		0-1 FC1-6 1B	5	1	1	0	0	1	1
Bret Boone, R (1, 4) OBP: 0.303, SLG: 0.383	0-2 G1-3		1-3 K		0-1 L9		2-0 10 FC4-6 1B		1-1 10 2B 1B	5	1	2	0	0	1	1
10 Chipper Jones, S (1, 5) OBP: 0.348, SLG: 0.525 Keith Lockhart, L (9, PR) OBP: 0.286, SLG: 0.263	3-2 G6-3		2-3 K		4-1 BB		0-1 FC4-6 1B		3-1 G6-3 1B 2B	4	0	1	2	1	1	1
Brian Jordan, R (1, 9) OBP: 0.441, SLG: 0.696		0-1 G5-3		0-2 2B SF8 1B	1-2 G1-3		2-1 1-2 1B		4-0 1B G6-3 IBB	4	1	2	0	1	0	2
Javy Lopez, R (1, 2) OBP: 0.306, SLG: 0.515		4-1 E G4-3 BB		1-0 F7		0-1 G5-3		0-0 L6	1-1 G6-3	4	1	0	0	1	0	5
Andruw Jones, R (1, 8) OBP: 0.393, SLG: 0.493		2-2 E5 G4-3		3-1 2B		0-0 BLK 1B		0-0 F8	1-1 1B	5	0	3	1	0	0	1
Ryan Klesko, L (1, 3) OBP: 0.410, SLG: 0.485		0-1 G4-3		0-1 SF8		2-1 F9		1-3 K		3	0	0	2	0	1	2
Walt Weiss, S (1, 6) OBP: 0.378, SLG: 0.377		4-1 BB		1-3 K		4-0 BB		0-0 G5-3		2	0	0	0	2	1	1
Tom Glavine, L (1, 1) Otis Nixon, S (9, PH) OBP: 0.282, SLG: 0.197		1-3 K		1-0 F7		2-2 F7			4-2 FC1-6 BB	3	0	0	0	0	1	4
										0	0	0	0	1	0	0

**Pittsburgh Pirates @ Atlanta Braves**  
 Turner Field, Atlanta, GA  
 Wed Apr 28 1999, 7:40 PM EDT  
 Att. 29,615 - Overcast - 60 F

AB	35
R	5
H	9
RBI	5
BB	6
SO	6
LOB	18

WP: 0	PA: 42
PB: 0	
SB: 0	
CS: 0	

Inning Stats	R: 0	H: 0	E: 0	K: 0	S: 8	LOB: 0	BB: 0	P: 11	R: 1	H: 0	E: 1	K: 1	S: 13	LOB: 2	BB: 2	P: 24	R: 0	H: 0	E: 0	K: 2	S: 11	LOB: 0	BB: 0	P: 15	R: 1	H: 2	E: 0	K: 1	S: 11	LOB: 1	BB: 0	P: 16	R: 0	H: 1	E: 0	K: 0	S: 10	LOB: 2	BB: 1	P: 17	R: 0	H: 1	E: 0	K: 1	S: 8	LOB: 2	BB: 1	P: 16	R: 0	H: 2	E: 0	K: 1	S: 9	LOB: 2	BB: 0	P: 13	R: 0	H: 0	E: 0	K: 1	S: 5	LOB: 0	BB: 0	P: 6	R: 3	H: 3	E: 0	K: 0	S: 13	LOB: 3	BB: 2	P: 27	1B: 7	SF: 1	2B: 2	SAC: 0	3B: 0	DP: 0	HR: 0	HBP: 0	WP: 0	PA: 42
PITCHER	IP	WLS	BF	H	R	ER	SO	BB	IBB	HBP	BLK	WP	HR	S	P	ERA	WHIP																																																																	
Chris Peters, L (1, 1) ERA: 4.58	6.0		27	4	2	1	4	4	0	0	1	0	0	61	99	1.50	1.333																																																																	
Todd Ritchie, R (7, 1) ERA: 1.08	1.1	H	6	2	0	0	1	0	0	0	0	0	0	10	14	0.00	1.500																																																																	
Jason Christiansen, L (8, 1) ERA: 4.76	1.0	L	7	2	3	3	1	1	1	0	0	0	0	13	26	27.00	3.000																																																																	
Mike Williams, R (9, 1) ERA: 2.31	0.1		2	1	0	0	0	0	0	0	0	0	0	4	6	0.00	3.000																																																																	



Batter	1	2	3	4	5	6	7	8	9	AB R H RBI BB SO LOB	TOP	
18 Jason Kendall, R OBP: 0.376, SLG: 0.378 (1, 2) X	0-0 G6-3		1-2 1B		2-1 1B		1-2 1B		0-0 F8	5 1 3 0 0 0 1		
Pat Meares, R OBP: 0.259, SLG: 0.296 (1, 6) C C B F B X	2-2 1B		1-1 1B		1-3 K		0-3 K		0-3 K	5 0 2 1 0 3 4		
Brian Giles, L OBP: 0.414, SLG: 0.571 (1, 9) B C F 1 SAFE S	1-3 K		2-1 G3		1-0 G1-3		1-0 F7			4 0 0 0 0 1 5		
Kevin Young, R OBP: 0.386, SLG: 0.447 Scott Sauerbeck, R (8, 1) X	0-0 G4-3			1-2 FC4-6 1B		0-0 F8		0-3 K		4 0 1 0 0 1 1 0 0 0 0 0 0 0		
Brant Brown, L OBP: 0.306, SLG: 0.479 (1, 8) S C C		0-3 K		0-2 FC4-6 G6-3 1-2f		3-3 K		0-0 F8		4 0 0 0 0 2 1		
Ed Sprague, R OBP: 0.413, SLG: 0.500 (1, 5) C B B X		1-1 CS 1B		1-0 G6-3		1-1 3B		0-0 FC6-4 1B		4 0 3 0 0 0 1		
Al Martin, L OBP: 0.349, SLG: 0.333 (1, 7) B X		1-0 F8		4-0 IBB		0-0 G3-1		0-0 FC6-4 1-2f		3 0 0 0 1 0 3		
Warren Morris, L OBP: 0.294, SLG: 0.339 (1, 4) 1 SAFE	0-0 CS 1-2		2-2 F7		2-2 G1-3		0-0 FC1-6 1B		1-2 G3-1	4 0 1 0 0 0 2		
Jose Silva, R (1, 1) X			0-0 L3			0-3 K			2-2 FC1-6 18 1B 1-2f	2 0 0 0 0 1 0 1 0 0 0 0 0 1 0 0 0 0 0 0 0 1 0 1 0 0 0 0		
Turner Ward, S (7, PH) OBP: 0.364, SLG: 0.286												
Jason Phillips, R (7, 1)												
Freddy Garcia, R (8, 3) OBP: 0.130, SLG: 0.174												
<b>Inning Stats</b>	R: 0 H: 1 E: 0 LOB: 1 K: 1 BB: 0 S: 9 P: 12	R: 0 H: 1 E: 0 LOB: 0 K: 1 BB: 0 S: 6 P: 8	R: 1 H: 2 E: 0 LOB: 1 K: 0 BB: 0 S: 11 P: 17	R: 0 H: 1 E: 0 LOB: 2 K: 0 BB: 1 S: 10 P: 18	R: 0 H: 1 E: 0 LOB: 1 K: 2 BB: 0 S: 10 P: 13	R: 0 H: 1 E: 0 LOB: 1 K: 1 BB: 0 S: 8 P: 12	R: 0 H: 2 E: 0 LOB: 2 K: 1 BB: 0 S: 10 P: 12	R: 0 H: 1 E: 0 LOB: 1 K: 1 BB: 0 S: 6 P: 6	R: 0 H: 1 E: 0 LOB: 1 K: 1 BB: 0 S: 11 P: 14	1B: 10 SF: 0 2B: 0 SAC: 0 3B: 1 DP: 0 HR: 0 HBP: 0	WP: 0 PA: 39 PB: 0 SB: 1 CS: 1	
<b>PITCHER</b> Greg Maddux, R (1, 1) ERA: 2.73 Mike Remlinger, L (9, 1) ERA: 1.13	IP WLS BF H R ER SO BB IBB HBP BLK WP HR S P ERA WHIP											
	8.0 W 34 10 1 1 7 0 1 0 0 0 0 0 70 98 1.12 1.250											
	1.0 4 1 0 0 1 0 0 0 0 0 0 0 11 14 0.00 1.000											

Pittsburgh Pirates @ Atlanta Braves  
Turner Field, Atlanta, GA  
Thu Apr 29 1999, 7:40 PM EDT  
Att. 32,017 - Overcast - 47 F

livebaseballscorecards.com

AB 37  
R 1  
H 11  
RBI 1  
BB 1  
SO 8  
LOB 19





Batter	1	2	3	4	5	6	7	8	9
<b>Otis Nixon, S</b> (1, 7) <small>OBP: 0.280, SLG: 0.188</small> <b>Gerald Williams, R</b> (8, 7) <small>OBP: 0.294, SLG: 0.438</small>	G1-3		FC5-4 1B 10 FC6-4		FC BLK 1B		PB S 1B BB	F8	
<b>Bret Boone, R</b> (1, 4) <small>OBP: 0.319, SLG: 0.395</small>	K		FC6-4 1B		F8 1B		FC5 1B	K	
<b>10 Chipper Jones, S</b> (1, 5) <small>OBP: 0.344, SLG: 0.506</small> <b>Keith Lockhart, L</b> (7, PR) <small>OBP: 0.286, SLG: 0.263</small> (8, 5)	K		FC6-4 1B		F8		F9 FC5 HR BB		
<b>Brian Jordan, R</b> (1, 9) <small>OBP: 0.423, SLG: 0.663</small>		F7	G1-3		G5-3		FC5 HR		
<b>Ryan Klesko, L</b> (1, 3) <small>OBP: 0.395, SLG: 0.459</small> <b>Brian Hunter, R</b> (8, 3) <small>OBP: 0.348, SLG: 0.652</small>		K		G4-3		G5-3 2B 1B	F9		
<b>Andruw Jones, R</b> (1, 8) <small>OBP: 0.398, SLG: 0.532</small>		1B 1B		G6-3		G5-3	HR		
<b>Eddie Pérez, R</b> (1, 2) <small>OBP: 0.409, SLG: 0.409</small>		1B		K		G1-3	G6-3		
<b>Walt Weiss, S</b> (1, 6) <small>OBP: 0.385, SLG: 0.391</small>		P5				BLK FC 1B BB	F8		
<b>Greg Maddux, R</b> (1, 1) <small>OBP: 0.385, SLG: 0.750</small> <b>Ozzie Guillen, L</b> (8, PH) <small>OBP: 0.200, SLG: 0.267</small> <b>Mike Remlinger, L</b> (9, 1)			FC5-4 1B		B5	G4-3	1B		

Inning Stats	R: 0	H: 0	E: 0	K: 2	S: 9	H: 0	LOB: 0	BB: 0	P: 13	R: 0	H: 2	E: 0	K: 1	S: 12	R: 1	H: 2	E: 0	K: 0	S: 10	R: 0	H: 0	E: 0	K: 1	S: 7	R: 2	H: 1	E: 0	K: 0	S: 14	R: 1	H: 2	E: 0	K: 0	S: 7	R: 4	H: 2	E: 0	K: 0	S: 12	R: 0	H: 1	E: 0	K: 1	S: 8
--------------	------	------	------	------	------	------	--------	-------	-------	------	------	------	------	-------	------	------	------	------	-------	------	------	------	------	------	------	------	------	------	-------	------	------	------	------	------	------	------	------	------	-------	------	------	------	------	------

PITCHER										PITCHER																																				
IP	WLS	BF	H	R	ER	SO	BB	IBB	HBP	BLK	WP	HR	S	P	ERA	WHIP	IP	WLS	BF	H	R	ER	SO	BB	IBB	HBP	BLK	WP	HR	S	P	ERA	WHIP													
Jose Silva, R (1, 1)	6.0	L	27	7	4	4	4	1	0	0	0	0	59	89	6.00	1.333																														
Jason Phillips, R (7, 1)	1.0		7	2	4	4	0	2	0	0	0	0	12	29	36.00	4.000																														
Scott Sauerbeck, L (8, 1)	1.0		4	1	0	0	1	0	0	0	0	0	8	13	0.00	1.000																														

**BOTTOM**

AB	R	H	RBI	BB	SO	LOB
3	3	0	0	1	0	2
1	0	0	0	0	0	1
5	0	3	3	0	2	1
3	0	0	1	1	1	2
0	1	0	0	0	0	0
4	1	0	0	0	0	4
4	1	1	0	0	1	2
0	0	0	0	0	0	0
4	1	2	3	0	0	1
4	0	1	0	0	1	2
3	1	1	1	1	0	2
3	0	1	0	0	0	2
1	0	1	0	0	0	0
0	0	0	0	0	0	0

<b>AB</b>	<b>35</b>
<b>R</b>	<b>8</b>
<b>H</b>	<b>10</b>
<b>RBI</b>	<b>8</b>
<b>BB</b>	<b>3</b>
<b>SO</b>	<b>5</b>
<b>LOB</b>	<b>19</b>



WP: 0	PA: 38
PB: 1	
SB: 1	
CS: 0	

**Pittsburgh Pirates @ Atlanta Braves**  
 Turner Field, Atlanta, GA  
 Thu Apr 29 1999, 7:40 PM EDT  
 Att. 32,017 - Overcast - 47 F

livebaseballscores.com

Batter	1	2	3	4	5	6	7	8	9	AB R H RBI BB SO LOB	TOP											
Darryl Hamilton, L (1, 8) OBP: 0.400, SLG: 0.467	3-2 HR 1B		3-2 HR 1B		2-1 G3-1		2-1 L5		4-2 BB	4 2 2 0 1 0 0												
3 Mike Lansing, R (1, 4) OBP: 0.346, SLG: 0.432	1-0 G5-3		3-1 F9		0-0 1B			2-3 K	1-3 K	5 0 1 0 0 2 4												
Larry Walker, L (1, 9) OBP: 0.380, SLG: 0.717	0-0 HR		2-1 HR		0-3 K			2-2 G3-6-1 HBP		3 2 2 4 0 1 1												
Dante Bichette, R (1, 7) Pat Watkins, R (8, 7) OBP: 0.337, SLG: 0.438 OBP: 0.150, SLG: 0.056	0-2 F7		2-3 K		1 SAFE 3-2 F9			0-0 G3-6-1		4 0 0 0 0 1 2 0 0 0 0 0 0 0												
Vinny Castilla, R (1, 5) OBP: 0.378, SLG: 0.568	1-3 K			2-0 HR		1-2 G5-3			1-0 HR	4 2 2 2 0 1 0												
17 Todd Helton, L (1, 3) OBP: 0.312, SLG: 0.449		0-3 K		1-0 HR FC5-4 HBP		0-3 K			4-0 1B FC6-4 BB	2 1 0 0 1 2 0												
Neifi Perez, S (1, 6) OBP: 0.301, SLG: 0.354		0-0 F8		0-0 L8		1-0 G5-3			0-0 F7	4 0 0 0 0 0 2												
Kirt Manwaring, R (1, 2) OBP: 0.385, SLG: 0.281		2-2 G6-3		0-1 FC5-4			2-1 G3		2-0 FC6-4 1B	4 0 1 0 0 0 1												
Pedro Astacio, R (1, 1) Chuck McElroy, L (8, 1) Lenny Harris, L (9, PH) Dave Veres, R (9, 1) OBP: 0.222, SLG: 0.125 OBP: 0.174, SLG: 0.174			0-0 G1-3	1-1 G1-3			1-3 K		0-1 FC6-4 BB	3 0 0 0 0 1 1 0 0 0 0 0 0 0 1 0 0 1 0 0 1 0 0 0 0 0 0 0												
<b>Inning Stats</b>	R: 2 E: 0 K: 1 S: 11	H: 2 LOB: 0 BB: 0 P: 16	R: 0 E: 0 K: 1 S: 7	H: 0 LOB: 0 BB: 0 P: 9	R: 2 E: 0 K: 1 S: 13	H: 2 LOB: 0 BB: 0 P: 22	R: 1 E: 0 K: 0 S: 6	H: 1 LOB: 1 BB: 0 P: 10	R: 0 E: 0 K: 1 S: 10	H: 1 LOB: 1 BB: 0 P: 15	R: 0 E: 0 K: 1 S: 8	H: 0 LOB: 0 BB: 0 P: 10	R: 0 E: 0 K: 1 S: 7	H: 0 LOB: 0 BB: 0 P: 12	R: 0 E: 0 K: 1 S: 7	H: 0 LOB: 0 BB: 0 P: 11	R: 2 E: 0 K: 1 S: 10	H: 2 LOB: 2 BB: 2 P: 22	1B: 4 2B: 0 3B: 0 HR: 4	SF: 0 SAC: 0 DP: 1 HBP: 2	WP: 0 PB: 0 SB: 0 CS: 0	PA: 38
<b>PITCHER</b>	IP WLS BF H R ER SO BB IBB HBP BLK WP HR S P ERA WHIP																				<b>PITCHER</b>	IP WLS BF H R ER SO BB IBB HBP BLK WP HR S P ERA WHIP
Pete Schourek, L (1, 1) ERA: 5.04	4.0 L 18 5 5 5 3 0 0 1 0 0 3 37 57 11.25 1.250																					
Scott Sauerbeck, L (5, 1) ERA: 1.46	1.0 4 1 0 0 1 0 0 0 0 0 0 0 10 15 0.00 1.000																					
Jeff Wallace, L (6, 1) ERA: 1.46	2.0 6 0 0 0 2 0 0 0 0 0 0 0 15 22 0.00 0.000																					
Rich Loiselle, R (8, 1) ERA: 5.59	2.0 10 2 2 2 2 2 0 1 0 0 1 17 33 9.00 2.000																					

Colorado Rockies @ Pittsburgh Pirates  
 Three Rivers Stadium, Pittsburgh, PA  
 Fri Apr 30 1999, 7:05 PM EDT  
 Att. 17,466 - Unknown - 64 F

livebaseballscorecards.com

AB	34
R	7
H	8
RBI	7
BB	2
SO	8
LOB	12



Batter	1	2	3	4	5	6	7	8	9	AB	R	H	RBI	BB	SO	LOB
<b>18 Jason Kendall, R</b> OBP: 0.378, SLG: 0.372 (1, 2)	2-2 BB HBP 1B		2-2 G5-3		1-2 G5-3		0-2 F9		4-2 1B BB	4	0	1	0	1	0	1
<b>Pat Meares, R</b> OBP: 0.250, SLG: 0.258 (1, 6)	2-1 L6-4 BB HBP		2-3 K			2-2 F8	3-3 K		1-0 F8	4	0	0	0	0	2	1
<b>Brian Giles, L</b> OBP: 0.413, SLG: 0.554 (1, 9)	4-1 1-2 2-3 BB			0-3 K		0-0 G3-1		2-3 K	0-0 FC6-4 1B	4	0	1	0	1	2	0
<b>Kevin Young, R</b> OBP: 0.387, SLG: 0.444 (1, 3)	0-0 L6-4			0-0 P4		0-1 BB 1B		2-2 FC6-4 1B	1-1 FC6-4	5	1	2	0	0	0	5
<b>Brant Brown, L</b> OBP: 0.302, SLG: 0.451 (1, 8)	1-3 K			1-3 K		4-0 1B 1-2 BB		0-2 FC6-4 BB 1B 1-2f		3	0	0	0	1	2	3
<b>Ed Sprague, R</b> OBP: 0.415, SLG: 0.500 <b>Mike Benjamin, R</b> OBP: 0.368, SLG: 0.388 (6, PH) (7, 5)		0-0 G5-3		0-2 2B G5-3 1B		1-1 1-3 2-H 1B		1-0 BB 1-2 1B		2	1	1	0	0	0	0
<b>Al Martin, L</b> OBP: 0.383, SLG: 0.368 (1, 7)		0-1 G4-3		3-2 2B		4-0 BB		4-1 1-2 2-3 BB		2	0	1	0	2	0	0
<b>Warren Morris, L</b> OBP: 0.278, SLG: 0.318 (1, 4)		1-0 F9		2-3 K		0-2 G3		3-3 K		4	0	0	0	0	2	8
<b>Pete Schourek, L</b> <b>Scott Sauerbeck, R</b> <b>Freddy Garcia, R</b> OBP: 0.125, SLG: 0.167 <b>Jeff Wallace, L</b> <b>Adrian Brown, S</b> OBP: 0.296, SLG: 0.148 <b>Rich Loiselle, R</b> <b>Turner Ward, S</b> OBP: 0.353, SLG: 0.278 (5, 1) (5, PH) (6, 1) (7, PH) (8, 1) (9, PH)			1-1 G3		0-1 G5-3 3-H		1-3 K		1-3 K		1	0	0	0	0	0


**BOTTOM**

**Colorado Rockies @ Pittsburgh Pirates**  
Three Rivers Stadium, Pittsburgh, PA

Fri Apr 30 1999, 7:05 PM EDT  
Att: 17,466 - Unknown - 64 F

AB	34
R	2
H	8
RBI	2
BB	5
SO	10
LOB	19

livebaseballscorecards.com



WP: 0	PA: 40
PB: 0	
SB: 0	
CS: 0	

Inning Stats	R: 0	H: 1	E: 0	K: 1	S: 9	H: 0	LOB: 2	BB: 1	P: 18	R: 0	H: 0	E: 0	K: 0	S: 4	R: 0	H: 0	E: 0	K: 1	S: 8	R: 0	H: 0	E: 0	K: 2	S: 7	R: 1	H: 2	E: 0	K: 1	S: 16	R: 1	H: 2	E: 0	K: 0	S: 11	R: 0	H: 0	E: 0	K: 2	S: 9	R: 0	H: 2	E: 0	K: 2	S: 18	R: 0	H: 1	E: 0	K: 1	S: 12	1B: 7	SF: 0	2B: 2	SAC: 0	3B: 0	DP: 1	HR: 0	HBP: 1	WP: 0	PA: 40
<b>PITCHER</b>	IP	WLS	BF	H	R	ER	SO	BB	IBB	HBP	BLK	WP	HR	S	P	ERA	WHIP																																										
<b>Pedro Astacio, R</b> ERA: 6.75 (1, 1)	7.2	W	33	7	2	2	8	3	0	1	0	0	0	76	118	2.35	1.304																																										
<b>Chuck McElroy, L</b> ERA: 4.5 (8, 1)	0.1	H	2	0	0	0	1	1	0	0	0	0	0	6	13	0.00	3.000																																										
<b>Dave Veres, R</b> ERA: 4.5 (9, 1)	1.0		5	1	0	0	1	1	0	0	0	0	0	12	19	0.00	2.000																																										

Batter	1	2	3	4	5	6	7	8	9	AB R H RBI BB SO LOB	TOP											
Darryl Hamilton, L (1, 8) OBP: 0.411, SLG: 0.462	2-2 L1		4-2 FC6-4 BB			4-2 G5-4-3 BB	2-1 G4-3		2-2 1B	3 0 1 0 2 0 2												
3 Mike Lansing, R (1, 4) OBP: 0.337, SLG: 0.430	1-2 L4		2-2 FC6-4 1-2f			0-0 G5-4-3 1-2f		0-1 G3 2B	0-1 F9	5 0 1 0 0 0 4												
Larry Walker, L (1, 9) OBP: 0.370, SLG: 0.700	1-0 G4-3			3-3 K		3-2 2B		2-3 K		4 1 1 0 0 2 1												
Lenny Harris, L (1, 7) OBP: 0.185, SLG: 0.222		2-1 G3		0-1 G1-3		2-2 WP 2B		0-0 G3		4 0 1 1 0 0 1												
Vinny Castilla, R (1, 5) OBP: 0.372, SLG: 0.545		4-1 BB		2-1 G6-3		2-0 G4-3		0-0 L9		3 0 0 0 1 0 2												
17 Todd Helton, L (1, 3) OBP: 0.321, SLG: 0.444		1-0 F7			1-2 G3-6 1B		0-3 K2-3		4-1 7 1B BB	3 1 1 0 1 1 1												
Neifi Perez, S (1, 6) OBP: 0.299, SLG: 0.349		3-2 P2			0-0 G3-6 1-2f		0-0 G4-3 1B		0-0 G4-3	4 0 1 0 0 0 3												
Jeff Reed, L (1, 2) OBP: 0.410, SLG: 0.345			3-2 F7		0-1 G3		0-0 G4-3		0-3 K	4 0 0 0 0 1 2												
Jamey Wright, R (1, 1) Pat Watkins, R (3, PH) Bobby Jones, R (3, 1) Angel Echevarria, R (6, PH) Roberto Ramirez, L (6, 1) Dante Bichette, R (7, PH) Mike DeJean, R (7, 1) 7 Kurt Abbott, R (9, PH)			0-0 G1-3			2-1 HR	4-0 BB		0-0 1B	0 0 0 0 0 0 0 1 0 0 0 0 0 0 0 0 0 0 0 0 0 1 1 1 1 0 0 0 0 0 0 0 0 0 0 0 0 0 0 1 0 0 0 0 0 0 0 0 0 1 0 1 1 0 0 0												
<b>Inning Stats</b>	R: 0 E: 0 K: 0 S: 7	H: 0 LOB: 0 BB: 0 P: 11	R: 0 E: 0 K: 0 S: 7	H: 0 LOB: 1 BB: 1 P: 17	R: 0 E: 0 K: 0 S: 13	H: 0 LOB: 1 BB: 1 P: 22	R: 0 E: 0 K: 1 S: 7	H: 0 LOB: 0 BB: 0 P: 12	R: 0 E: 0 K: 0 S: 7	H: 1 LOB: 0 BB: 0 P: 8	R: 2 E: 0 K: 0 S: 13	H: 3 LOB: 1 BB: 1 P: 26	R: 0 E: 0 K: 1 S: 7	H: 1 LOB: 2 BB: 1 P: 13	R: 0 E: 0 K: 1 S: 7	H: 1 LOB: 1 BB: 0 P: 9	R: 1 E: 0 K: 1 S: 11	H: 2 LOB: 2 BB: 1 P: 17	1B: 4 2B: 3 3B: 0 HR: 1	SF: 0 SAC: 0 DP: 2 HBP: 0	WP: 1 PB: 0 SB: 0 CS: 0	PA: 38
<b>PITCHER</b>	IP WLS BF H R ER SO BB IBB HBP BLK WP HR S P ERA WHIP																					
Todd Ritchie, R (1, 1) ERA: 1.88	6.0 W 23 4 2 2 1 3 0 0 0 1 1 54 96 3.00 1.167																					
Scott Sauerbeck, L (7, 1) ERA: 1.35	1.0 5 1 0 0 1 1 0 0 0 0 0 7 13 0.00 2.000																					
Jason Christiansen, L (8, 1) ERA: 4.73	2.0 10 3 1 1 2 1 0 0 0 0 0 18 26 4.50 2.000																					

Colorado Rockies @ Pittsburgh Pirates  
Three Rivers Stadium, Pittsburgh, PA

Sat May 01 1999  
Att. 18,599 - Unknown - 73 F

livebaseballscorecards.com

AB	33
R	3
H	8
RBI	3
BB	5
SO	4
LOB	16



Batter	1	2	3	4	5	6	7	8	9	AB	R	H	RBI	BB	SO	LOB
<b>Al Martin, L</b> OBP: 0.404, SLG: 0.395 (1, 7)	0-0 BB 1B	0-1 BB 1B	0-1 FC5-4 2-H 1B		1-3 K		1-3 K			5	2	3	1	0	2	1
<b>Pat Meares, R</b> OBP: 0.270, SLG: 0.235 (1, 6)	4-0 1B FC5-4 BB	4-1 SAFE SAFE SAFE 1B 18 G6-4-3 BB	0-1 FC5-4			0-2 F8		1-2 G5-3		3	2	0	0	2	0	1
<b>Brian Giles, L</b> OBP: 0.433, SLG: 0.603 (1, 9)	1-2 FC5-4 1B	2-1 18 G6-4-3 BB 1B		2-1 G3		2-1 HR		4-2 HR BB		4	2	3	3	1	0	0
<b>Kevin Young, R</b> OBP: 0.398, SLG: 0.482 (1, 3)	2-2 FC5-4 18 2B SF8	4-1 18 G6-4-3 BB		0-0 G1-3		1-2 S 18 BB 1B		1-0 HR		4	2	2	3	1	0	1
<b>18 Jason Kendall, R</b> OBP: 0.389, SLG: 0.383 (1, 2)	1-1 BB 1-3 2B	0-1 G6-4-3		4-2 BB		4-1 S BB		1-3 K		3	0	1	0	2	1	2
<b>Brant Brown, L</b> OBP: 0.316, SLG: 0.434 (1, 8)	4-1 BB	4-2		3-2 G3		0-3 K		1-3 K		2	0	0	0	2	1	3
<b>Scott Sauerbeck, R</b> (7, 1)	BB	CS BB		BB		BB		BB		0	0	0	0	0	0	0
<b>Jason Christiansen, R</b> (8, 1)	BB	BB		BB		BB		BB		1	0	0	0	0	1	0
<b>Freddy Garcia, R</b> OBP: 0.107, SLG: 0.148 (1, 5)	0-1 SF8	1-2 CS		2-3 K		2-3 K		3-3 K		3	0	0	1	0	3	2
<b>Warren Morris, L</b> OBP: 0.316, SLG: 0.318 (1, 4)	4-1 BB			4-0 SH3-4 1B BB		4-0 SH3-4 BB		4-2 G5-4-3 BB		0	1	0	0	4	0	0
<b>Todd Ritchie, R</b> OBP: 0.500, SLG: 0.500 (1, 1)	0-3 K			0-1 SAFE SAFE SAFE SH3-4		0-0 SH3-4		0-1 G5-4-3		1	0	0	0	0	1	3
<b>Turner Ward, S</b> OBP: 0.343, SLG: 0.267 (7, 8)				1-2 SH3-4		1-2 SH3-4		1-2f		1	0	0	0	0	0	1

Inning Stats	R: 3	H: 3	E: 0	LOB: 3	K: 1	P: 19	S: 19	R: 2	H: 2	E: 0	LOB: 1	K: 0	P: 12	S: 12	R: 1	H: 1	E: 0	LOB: 1	K: 1	P: 10	S: 10	R: 0	H: 0	E: 0	LOB: 1	K: 0	P: 13	S: 13	R: 0	H: 0	E: 0	LOB: 1	K: 2	P: 8	S: 8	R: 1	H: 2	E: 0	LOB: 2	K: 2	P: 17	S: 17	R: 0	H: 0	E: 0	LOB: 0	K: 1	P: 8	S: 8	R: 2	H: 1	E: 0	LOB: 0	K: 2	P: 13	S: 13
--------------	------	------	------	--------	------	-------	-------	------	------	------	--------	------	-------	-------	------	------	------	--------	------	-------	-------	------	------	------	--------	------	-------	-------	------	------	------	--------	------	------	------	------	------	------	--------	------	-------	-------	------	------	------	--------	------	------	------	------	------	------	--------	------	-------	-------


PITCHER	IP	WLS	BF	H	R	ER	SO	BB	IBB	HBP	BLK	WP	HR	S	P	ERA	WHIP
<b>Jamey Wright, R</b> ERA: 7.58 (1, 1)	2.0	L	15	5	5	5	1	6	0	0	0	0	0	31	62	22.50	5.500
<b>Bobby Jones, L</b> ERA: 7.88 (3, 1)	3.0		13	1	1	1	3	3	0	0	0	0	0	31	53	3.00	1.333
<b>Roberto Ramirez, L</b> ERA: 8.53 (6, 1)	1.0		6	2	1	1	2	1	0	0	0	0	1	17	27	9.00	3.000
<b>Mike DeJean, R</b> ERA: 13.97 (7, 1)	2.0		8	1	2	2	3	2	0	0	0	0	1	21	34	9.00	1.500

**BOTTOM**

**Colorado Rockies @ Pittsburgh Pirates**  
Three Rivers Stadium, Pittsburgh, PA

Sat May 01 1999  
Att: 18,599 - Unknown - 73 F

AB	27
R	9
H	9
RBI	8
BB	12
SO	9
LOB	14



WP: 0	PA: 43
PB: 0	
SB: 2	
CS: 1	

livebaseballscorecards.com

Batter	1	2	3	4	5	6	7	8	9	AB R H RBI BB SO LOB	TOP											
Darryl Hamilton, L (1, 8) OBP: 0.400, SLG: 0.458	1-1 F7		1-2 FC3-6 2-H 2B	1-1 G4-3		2-0 F9		3-2 F8	5 0 1 1 0 0 4													
3 Mike Lansing, R (1, 4) OBP: 0.330, SLG: 0.410	1-2 F9		4-2 FC3-6 BB		1-0 G5-3	1-1 G5-3		1-2 P3	4 0 0 0 1 0 2													
Larry Walker, L (1, 9) OBP: 0.373, SLG: 0.727	0-0 HR		2-0 FC3-6 1-2f 2-3		3-3 K		3-3 K	0-0 1B	5 1 2 1 0 2 2													
Dante Bichette, R (1, 7) OBP: 0.337, SLG: 0.417	0-3 K		1-2 L8		4-2 CS BB		2-2 F9	0-3 K	4 0 0 0 1 2 3													
Vinny Castilla, R (1, 5) OBP: 0.378, SLG: 0.538		0-0 F9		4-1 B5-3 17 G1-3 1B BB	1-1 CS 1-2	3-2 17 2B 1B	1-2 G6-3		3 2 1 0 1 0 0													
17 Todd Helton, L (1, 3) OBP: 0.318, SLG: 0.447		1-1 F9		1 SAFE 3-2 G1-3 1-2		2-2 1B 2B	0-2 E4		4 1 1 1 0 0 1													
Neifi Perez, S (1, 6) OBP: 0.286, SLG: 0.333		2-2 G6-3		X 0-0 B5-3 2-3		2-3 K	0-2 F8		4 0 0 0 0 1 3													
Jeff Reed, L (1, 2) OBP: 0.419, SLG: 0.364			1-2 L7	1-0 BB 1B		2-2 F9 E 2-H 1B	2-3 K		4 0 2 2 0 1 1													
John Thomson, R (1, 1) OBP: 0.667, SLG: 1.000 Curt Leskanic, R (5, 1) Angel Echevarria, R (6, PH) Mike DeJean, R (6, 1) 7 Kurt Abbott, R (8, PH) Jerry Dipoto, R (8, 1)			1-0 2B 2B	4-2 BB 1B		1-1 E6	0-0 G4-3		1 1 1 0 1 0 0 0 0 0 0 0 0 0 1 0 0 0 0 0 1 0 0 0 0 0 0 0 1 0 0 0 0 0 1 0 0 0 0 0 0 0													
<b>Inning Stats</b>	R: 1 E: 0 K: 1 S: 9	H: 1 LOB: 0 BB: 0 P: 11	R: 0 E: 0 K: 0 S: 9	H: 0 LOB: 0 BB: 0 P: 12	R: 1 E: 0 K: 0 S: 14	H: 2 LOB: 2 BB: 1 P: 24	R: 1 E: 0 K: 0 S: 10	H: 1 LOB: 2 BB: 2 P: 23	R: 0 E: 0 K: 1 S: 7	H: 0 LOB: 0 BB: 1 P: 16	R: 2 E: 1 K: 1 S: 20	H: 3 LOB: 2 BB: 0 P: 33	R: 0 E: 0 K: 1 S: 10	H: 0 LOB: 0 BB: 0 P: 16	R: 0 E: 1 K: 1 S: 10	H: 0 LOB: 1 BB: 0 P: 12	R: 0 E: 0 K: 1 S: 10	H: 1 LOB: 1 BB: 0 P: 14	1B: 4 2B: 3 3B: 0 HR: 1	SF: 0 SAC: 0 DP: 0 HBP: 0	WP: 0 PB: 0 SB: 0 CS: 1	PA: 41
<b>PITCHER</b>	IP WLS BF H R ER SO BB IBB HBP BLK WP HR S P ERA WHIP												<b>PITCHER</b>	IP WLS BF H R ER SO BB IBB HBP BLK WP HR S P ERA WHIP								
Jason Schmidt, R (1, 1) ERA: 3.63	5.0 W 24 6 5 5 2 4 0 0 0 0 1 56 98 9.00 2.000																					
Jeff Wallace, L (6, 1) ERA: 1.17	3.0 S 12 1 0 0 3 0 0 0 0 0 0 33 49 0.00 0.333																					
Mike Williams, R (9, 1) ERA: 2.13	1.0 S 4 1 0 0 1 0 0 0 0 0 0 10 14 0.00 1.000																					

**Colorado Rockies @ Pittsburgh Pirates**  
**Three Rivers Stadium, Pittsburgh, PA**

livebaseballscorecards.com

AB	36
R	5
H	8
RBI	5
BB	4
SO	6
LOB	18



Sun May 02 1999, 1:35 PM EDT  
 Att. 19,215 - Unknown - 73 F

**BOTTOM**

**Colorado Rockies @ Pittsburgh Pirates**  
**Three Rivers Stadium, Pittsburgh, PA**  
 Sun May 02 1999, 1:35 PM EDT  
 Att: 19,215 - Unknown - 73 F

[livebaseballscorecards.com](http://livebaseballscorecards.com)

**AB 31**  
**R 8**  
**H 12**  
**RBI 8**  
**BB 8**  
**SO 6**  
**LOB 19**



WP: 0 PA: 42  
 PB: 0  
 SB: 2  
 CS: 2

AB R H RBI BB SO LOB

5 0 1 1 0 1 4

3 0 0 0 2 3 5

4 1 1 0 1 0 3

4 1 2 1 1 1 0

4 2 2 0 1 0 2

5 2 2 2 0 0 3

0 0 0 0 0 0 0

3 1 2 2 1 0 1

2 1 1 2 1 1 1

1 0 1 0 0 0 0

0 0 0 0 1 0 0

0 0 0 0 0 0 0

1B: 5 SF: 0  
 2B: 7 SAC: 3  
 3B: 1 DP: 1  
 HR: 0 HBP: 0

Batter	1	2	3	4	5	6	7	8	9
<b>Al Martin, L</b> (1, 7) OBP: 0.386, SLG: 0.396	1-1 G6-3	1-1 2B		0-1 P6	2-3 K		0-0 FC4-6		
<b>Pat Meares, R</b> (1, 6) OBP: 0.286, SLG: 0.216	4-0 BB	1-3 K		4-0 BB	3-3 K		0-3 K		
<b>Brian Giles, L</b> (1, 9) OBP: 0.431, SLG: 0.598	3-2 L5-3		0-0 1B	1-1 G3-1		4-2 BB		2-2 F9	
<b>Kevin Young, R</b> (1, 3) OBP: 0.408, SLG: 0.494		2-2 G4-1	0-0 1B		2-1 1B	4-2 BB		3-2 K	
<b>18 Jason Kendall, R</b> (1, 2) OBP: 0.400, SLG: 0.412		1-2 2B	1-0 F9		4-0 1B	0-0 F8		2-2 2B	
<b>Brant Brown, L</b> (1, 8) OBP: 0.323, SLG: 0.448		0-2 1B	2-0 P6		3-1 3B	0-1 L4		2-1 P5	
<b>Mike Williams, R</b> (9, 1)		G6-3 1B			1-3 3B				
<b>Mike Benjamin, R</b> (1, 5) OBP: 0.393, SLG: 0.442		1-1 G6-3	4-2 BB		3-0 SH		1-1 FC4-6		
<b>Warren Morris, L</b> (1, 4) OBP: 0.329, SLG: 0.324		1-2 1B		4-2 SH	1-1 SH		2-3 K		
<b>Jason Schmidt, R</b> (1, 1) OBP: 0.250, SLG: 0.250		1-0 2B		0-0 SH	1-1 SH		4-2 FC4-6		
<b>Jeff Wallace, L</b> (6, 1)									
<b>Turner Ward, S</b> (9, 8) OBP: 0.343, SLG: 0.267		1-2 1B		1-2 SH	1-2 SH				

Inning Stats	R: 0	H: 0	E: 0	K: 5	S: 5	H: 0	LOB: 0	BB: 1	P: 13	R: 3	H: 5	E: 0	K: 21	S: 21	R: 1	H: 2	E: 0	K: 7	S: 7	R: 0	H: 0	E: 0	K: 8	S: 8	R: 4	H: 3	E: 0	K: 16	S: 16	R: 0	H: 0	E: 0	K: 7	S: 7	R: 0	H: 1	E: 0	K: 12	S: 11	R: 0	H: 1	E: 0	K: 12	S: 12			

PITCHER	IP	WLS	BF	H	R	ER	SO	BB	IBB	HBP	BLK	WP	HR	S	P	ERA	WHIP
<b>John Thomson, R</b> (1, 1) ERA: 12.71	4.0	L	23	8	6	6	1	5	0	0	0	0	0	43	81	13.50	3.250
<b>Curt Leskanic, R</b> (5, 1) ERA: 4.35	1.0		6	2	2	2	2	0	0	0	0	0	0	14	27	18.00	2.000
<b>Mike DeJean, R</b> (6, 1) ERA: 11.57	2.0		9	1	0	0	2	3	0	0	0	0	0	18	33	0.00	2.000
<b>Jerry Dipoto, R</b> (8, 1) ERA: 2.31	1.0		4	1	0	0	1	0	0	0	0	0	0	12	21	0.00	1.000

Batter	1	2	3	4	5	6	7	8	9	AB R H RBI BB SO LOB	TOP	
<b>Stan Javier, S</b> (1, 7) <small>OBP: 0.346, SLG: 0.480</small>	1-1 		1-0 <b>G6-3</b> 	2-3 <b>K</b> <small>1 SAFE 2 SAFE</small>		2-1 <b>L3</b> 		4-0 		4 1 1 0 1 1 1	<b>San Francisco Giants @ Pittsburgh Pirates</b> Three Rivers Stadium, Pittsburgh, PA Mon May 03 1999, 7:05 PM EDT Att. 11,099 - Unknown - 76 F	
<b>Ramon Martinez, R</b> (1, 4) <small>OBP: 0.356, SLG: 0.463</small> <b>J.T. Snow, L</b> (8, PH) <small>OBP: 0.387, SLG: 0.344</small>	0-1 <b>E4</b> 		1-0 	0-0 <b>F8</b> 			0-0 <b>F8</b> 	2-0 <b>F7</b> 		4 1 1 0 0 0 2 1 0 0 0 0 0 2		
<b>Ellis Burks, R</b> (1, 9) <small>OBP: 0.386, SLG: 0.438</small> <b>Alan Embree, L</b> (7, 1) <b>Jerry Spradlin, S</b> (7, 1) <b>John Johnstone, R</b> (8, 1) <b>Edwards Guzman, L</b> (9, PH) <b>Robb Nen, R</b> (9, 1)	1-0 <b>F9</b> 		2-0 		2-1 		2-0 	0-2 <b>G3</b> 		4 2 3 0 0 0 2 0 0 0 0 0 0 0 0 0 0 0 0 0 0 1 0 0 0 0 0 0 0 0 0 0 0 0 0		
<b>Jeff Kent, R</b> (1, 3) <small>OBP: 0.433, SLG: 0.561</small>	0-0 		0-0 	1-0 		1-1 		3-1 		5 2 5 5 0 0 0		
<b>Charlie Hayes, R</b> (1, 5) <small>OBP: 0.287, SLG: 0.311</small>	3-3 <b>K</b> 		0-1 <b>G5-3</b> 		2-0 <b>G4-3</b> 		2-3 <b>K</b> 	1-2 		5 0 1 1 0 2 3		
<b>Rich Aurilia, R</b> (1, 6) <small>OBP: 0.367, SLG: 0.530</small>		4-0 	1-2 		1-0 <b>G5-3</b> 		4-1 	0-0 <b>G4-3</b> 		3 2 1 1 2 0 1		
<b>F.P. Santangelo, S</b> (1, 8) <small>OBP: 0.404, SLG: 0.265</small>		3-3 <b>K</b> 	0-0 <b>P3</b> 		2-0 <b>F9</b> 		0-0 <b>SH1-3</b> 			3 0 0 0 0 1 1		
<b>Scott Servais, R</b> (1, 2) <small>OBP: 0.333, SLG: 0.436</small>		2-2 <b>FC5-4</b> 		1-0 <b>E6</b> 		0-1 <b>F7</b> 		1-2 		4 0 1 1 0 0 1		
<b>Joe Nathan, R</b> (1, 1) <b>Armando Rios, L</b> (7, 9) <small>OBP: 0.360, SLG: 0.545</small>		0-1 <b>G5-3</b> 		2-0 <b>B1</b> 		0-2 <b>L3</b> 		0-2 <b>K</b> 		3 0 0 0 0 0 2 1 0 0 0 0 1 1		
<b>Inning Stats</b>	R: 1 H: 2 E: 1 LOB: 2 K: 1 BB: 0 S: 12 P: 17	R: 0 H: 0 E: 0 LOB: 1 K: 1 BB: 1 S: 9 P: 18	R: 4 H: 4 E: 0 LOB: 0 K: 0 BB: 0 S: 12 P: 17	R: 0 H: 0 E: 1 LOB: 1 K: 1 BB: 0 S: 6 P: 11	R: 2 H: 2 E: 0 LOB: 0 K: 0 BB: 0 S: 6 P: 14	R: 0 H: 0 E: 0 LOB: 0 K: 0 BB: 0 S: 7 P: 9	R: 0 H: 2 E: 0 LOB: 1 K: 1 BB: 0 S: 8 P: 13	R: 1 H: 1 E: 0 LOB: 2 K: 1 BB: 2 S: 9 P: 20	R: 0 H: 2 E: 0 LOB: 1 K: 0 BB: 0 S: 10 P: 14	1B: 8 SF: 0 2B: 3 SAC: 1 3B: 1 DP: 1 HR: 2 HBP: 0	WP: 0 PA: 42 PB: 0 SB: 0 CS: 2	
<b>PITCHER</b>	<b>Chris Peters, L</b> (1, 1) <small>ERA: 5.84</small>	<b>Marc Wilkins, R</b> (6, 1) <small>ERA:</small>	<b>Rich Loiselle, R</b> (8, 1) <small>ERA: 5.4</small>	<b>PITCHER</b>								<b>ERA</b> <b>WHIP</b>
	IP WLS BF H R ER SO BB IBB HBP BLK WP HR S P ERA WHIP	IP WLS BF H R ER SO BB IBB HBP BLK WP HR S P ERA WHIP	IP WLS BF H R ER SO BB IBB HBP BLK WP HR S P ERA WHIP									ERA WHIP
	5.0 0 25 8 7 6 3 1 0 0 0 0 2 45 77 10.80 1.800	2.0 0 7 2 0 0 1 0 0 0 0 0 0 15 22 0.00 1.000	2.0 W 10 3 1 1 1 1 1 1 0 0 0 0 19 34 4.50 2.000									ERA WHIP

AB	38
R	8
H	13
RBI	8
BB	3
SO	5
LOB	16





BOTTOM

San Francisco Giants @ Pittsburgh Pirates  
Three Rivers Stadium, Pittsburgh, PA

livebaseballscorecards.com

AB	37
R	9
H	13
RBI	9
BB	5
SO	6
LOB	15



WP:	0	PA:	42
PB:	0		
SB:	1		
CS:	0		

Mon May 03 1999, 7:05 PM EDT  
Att. 11,099 - Unknown - 76 F

Batter	1	2	3	4	5	6	7	8	9	AB	R	H	RBI	BB	SO	LOB
<b>Al Martin, L</b> OBP: 0.387, SLG: 0.453 (1, 7)	2-0 F9 HR	2-2 HR			2-3 K		2-1 G6-3 1-2		1-0 HR 1B	5	2	2	1	0	1	1
<b>Mike Benjamin, R</b> OBP: 0.379, SLG: 0.411 (1, 6)	0-0 E6 HR	0-0 L7			4-2 FC6-4 BB		1-2 G6-3 2-3		1-3 K 1-2	4	1	0	0	1	1	2
<b>Brian Giles, L</b> OBP: 0.439, SLG: 0.667 (1, 9)	1-1 HR		0-0 G3-1		1-2 FC6-4 1-2f		0-1 1B		2-1 HR	5	2	3	5	0	0	1
<b>Kevin Young, R</b> OBP: 0.407, SLG: 0.516 (1, 3)	2-0 HR		3-1 G5-3		3-3 K		3-3 K		4-0 1B BB	4	2	1	1	1	2	2
<b>18 Jason Kendall, R</b> OBP: 0.429, SLG: 0.467 (1, 2)	2-0 2B		3-1 2B			2-2 G6-3 1B		0-1 G6-4-3 1B	0-0 1B	5	0	5	0	0	0	0
<b>Brant Brown, L</b> OBP: 0.328, SLG: 0.435 (1, 8)	2-2 P4		2-3 K			4-2 G6-3 BB		2-2 F7	1-2 1B	4	0	1	1	1	1	3
<b>Ed Sprague, R</b> OBP: 0.395, SLG: 0.473 (1, 5)	3-2 G4-3			0-0 G5-3		1-2 G6-3 1-2f 2-3		0-1 G6-4-3 1-2f		4	0	0	0	0	0	4
<b>Warren Morris, L</b> OBP: 0.337, SLG: 0.366 (1, 4)		0-0 F7		4-2 G3-6-4 BB		2-1 G6-3			1-2 HR	3	1	1	1	1	0	1
<b>Chris Peters, L</b> OBP: 0.143, SLG: 0.143 (1, 1)		2-3 K		0-0 G3-6-4 1-2f			4-1 G6-3 1B BB		2-2 G5-3	2	0	0	0	0	1	1
<b>Marc Wilkins, R</b> (6, 1)										0	0	0	0	0	0	0
<b>Adrian Brown, S</b> OBP: 0.281, SLG: 0.148 (7, PH)										0	1	0	0	1	0	0
<b>Rich Loiselle, R</b> (8, 1)										0	0	0	0	0	0	0
<b>Turner Ward, S</b> OBP: 0.333, SLG: 0.258 (9, PH)										1	0	0	0	0	0	0

Inning Stats	R: 3	H: 3	LOB: 1	BB: 0	S: 13	R: 1	H: 1	LOB: 0	BB: 0	S: 9	R: 0	H: 1	LOB: 1	BB: 0	S: 8	R: 0	H: 0	LOB: 0	BB: 1	S: 4	R: 0	H: 0	LOB: 1	BB: 1	S: 13	R: 0	H: 1	LOB: 1	BB: 1	S: 11	R: 1	H: 1	LOB: 1	BB: 1	S: 11	R: 0	H: 1	LOB: 0	BB: 0	S: 8	R: 4	H: 5	LOB: 2	BB: 1	S: 18	1B: 6	SF: 0	2B: 2	SAC: 0	3B: 0	DP: 3	HR: 5	HBP: 0	WP: 0	PA: 42
--------------	------	------	--------	-------	-------	------	------	--------	-------	------	------	------	--------	-------	------	------	------	--------	-------	------	------	------	--------	-------	-------	------	------	--------	-------	-------	------	------	--------	-------	-------	------	------	--------	-------	------	------	------	--------	-------	-------	-------	-------	-------	--------	-------	-------	-------	--------	-------	--------

PITCHER	IP	WLS	BF	H	R	ER	SO	BB	IBB	HBP	BLK	WP	HR	S	P	ERA	WHIP
<b>Joe Nathan, R</b> ERA: 2.14 (1, 1)	6.0		26	6	4	3	4	3	0	0	0	0	3	58	105	4.50	1.500
<b>Alan Embree, L</b> ERA: 4.35 (7, 1)	0.2	H	4	1	1	1	0	1	0	0	0	0	0	8	15	13.50	3.000
<b>Jerry Spradlin, R</b> ERA: 12.15 (7, 1)	0.1	H	1	0	0	0	1	0	0	0	0	0	0	3	6	0.00	0.000
<b>John Johnstone, R</b> ERA: (8, 1)	1.0	H	3	1	0	0	0	0	0	0	0	0	0	8	10	0.00	1.000
<b>Robb Nen, R</b> ERA: 5.27 (9, 1)	0.2	L	8	5	4	4	1	1	0	0	0	0	2	18	30	54.00	9.000

Batter	1	2	3	4	5	6	7	8	9	AB R H RBI BB SO LOB	TOP									
<b>Marvin Benard, L</b> (1, 8) OBP: 0.330, SLG: 0.415	4-1 SH1-3 1B BB	2-0 G1-3		0-2 F8		0-1 G3		1-1 G3		4 1 0 0 1 0 5										
<b>Stan Javier, S</b> (1, 7) OBP: 0.341, SLG: 0.468	0-0 SH1-3 1-2	1-0 F8		0-0 2B 1B			3-3 K		3-2 G6-3	4 0 1 0 0 1 2										
<b>Ellis Burks, R</b> (1, 9) OBP: 0.415, SLG: 0.464	0-1 BB 1B 2-H		0-0 G5-3	1-2 2B			4-1 CS BB		3-2 HR 1B	4 1 3 2 1 0 0										
<b>Jeff Kent, R</b> (1, 4) OBP: 0.416, SLG: 0.534	2-3 K		1-0 F9	0-1 G4-1			3-3 K 1-2		1-1 P4	5 0 0 0 0 2 5										
<b>J.T. Snow, L</b> (1, 3) OBP: 0.405, SLG: 0.402	4-2 BB 1-2		1-0 F7		0-1 CS 1B			3-2 1B 2B	3-1 HR 1-H	4 2 3 2 1 0 0										
<b>Charlie Hayes, R</b> (1, 5) OBP: 0.272, SLG: 0.291	3-2 F9		0-0 G6-3		1-0 F8			1-3 K2-3	3-1 G3	5 0 0 0 0 1 4										
<b>Brent Mayne, L</b> (1, 2) OBP: 0.384, SLG: 0.349		1-1 G1-3 1B		4-2 WP 2B BB		1-1 L7		1-0 2B FC6-2 1B		2 1 1 0 1 0 1										
<b>Scott Servais, R</b> (8, PH) OBP: 0.348, SLG: 0.450										1 0 1 0 0 0 0	<b>AB 37</b>									
<b>Rich Aurilia, R</b> (1, 6) OBP: 0.383, SLG: 0.563		1-0 G1-3 1B		1-2 1B 2B		0-0 G5-3		2-1 FC6-2 2B		4 1 3 2 0 0 0	<b>R 7</b>									
<b>Russ Ortiz, R</b> (1, 1) OBP: 0.176, SLG: 0.176				3-1 1B				0-0 FC6-2			<b>H 13</b>									
<b>Rich Rodriguez, L</b> (7, 1) OBP: 0.348, SLG: 0.452				2-H 2B 1B				2-3 3-H			<b>RBI 7</b>									
<b>Jerry Spradlin, S</b> (7, 1) OBP: 0.348, SLG: 0.452											<b>BB 4</b>									
<b>Ramon Martinez, R</b> (8, PH) OBP: 0.348, SLG: 0.452											<b>SO 6</b>									
<b>John Johnstone, R</b> (8, 1) OBP: 0.348, SLG: 0.452											<b>LOB 21</b>									
<b>Robb Nen, R</b> (8, 1) OBP: 0.348, SLG: 0.452																				
<b>Inning Stats</b>	R: 1 E: 0 K: 1 S: 13	H: 1 LOB: 2 BB: 2 P: 26	R: 0 E: 0 K: 1 S: 8	H: 2 LOB: 2 BB: 0 P: 13	R: 0 E: 0 K: 0 S: 3	H: 0 LOB: 0 BB: 0 P: 5	R: 3 E: 0 K: 0 S: 18	H: 4 LOB: 2 BB: 1 P: 27	R: 0 E: 0 K: 1 S: 6	H: 0 LOB: 0 BB: 0 P: 6	R: 0 E: 0 K: 2 S: 8	H: 0 LOB: 1 BB: 1 P: 18	R: 1 E: 0 K: 1 S: 13	H: 3 LOB: 2 BB: 0 P: 21	R: 2 E: 0 K: 0 S: 12	H: 2 LOB: 0 BB: 0 P: 25	1B: 8 2B: 5 3B: 0 HR: 1	SF: 0 SAC: 1 DP: 1 HBP: 0	WP: 1 PB: 0 SB: 0 CS: 2	PA: 42
<b>PITCHER</b>	IP WLS BF H R ER SO BB IBB HBP BLK WP HR S P ERA WHIP																			
<b>Jose Silva, R</b> (1, 1) ERA: 6.08	7.1 L 33 9 5 5 6 4 0 0 0 0 1 0 68 113 6.14 1.773																			
<b>Scott Sauerbeck, L</b> (8, 1) ERA: 2.4	1.2 9 4 2 2 0 0 0 0 0 0 0 1 18 35 10.80 2.400																			

**San Francisco Giants @ Pittsburgh Pirates**  
 Three Rivers Stadium, Pittsburgh, PA  
 Tue May 04 1999, 7:05 PM EDT  
 Att. 10,532 - Unknown - 75 F

<b>AB</b>	37
<b>R</b>	7
<b>H</b>	13
<b>RBI</b>	7
<b>BB</b>	4
<b>SO</b>	6
<b>LOB</b>	21



Batter	1	2	3	4	5	6	7	8	9	AB	R	H	RBI	BB	SO	LOB
Al Martin, L (1, 7) OBP: 0.358, SLG: 0.414	0-1 G4-3	1-0 G4-6-3			1-3 K		0-1 G3	2-2 L7		5	0	0	0	0	1	3
Pat Meares, R (1, 6) OBP: 0.319, SLG: 0.244	0-3 K		1-1 G6-3		4-2 BB 1B BB		3-2 FC3-6 1B		1-1 G3-6-3 1B	4	1	2	0	1	1	0
Brian Giles, L (1, 9) OBP: 0.446, SLG: 0.667	1-2 1B 2B		4-0 18 BB 1B BB		4-0 1B BB		2-2 FC3-6 18 FC HBP 1-2f		1-1 G3-6-3 1-2f	3	1	1	0	2	0	2
Kevin Young, R (1, 3) OBP: 0.425, SLG: 0.557	2-2 18 2B 1B		1 SAFE 1-0 F9		3-2 1B		1-1 18 FC HBP 1-2		0-0 HR	4	2	3	3	0	0	1
18 Jason Kendall, R (1, 2) OBP: 0.427, SLG: 0.468	1-1 1-H 2B		4-2 1-2 BB		1-3 K		1-2 FC 1-2 2-3		3-2 E6	4	0	1	1	1	1	4
Brant Brown, L (1, 8) OBP: 0.310, SLG: 0.409	3-3 K		3-1 G4-3		0-1 G3-1		1-3 K		2-3 K	4	0	0	0	0	2	8
Scott Sauerbeck, R (8, 1)										0	0	0	0	0	0	0
Mike Benjamin, R (9, PH) OBP: 0.373, SLG: 0.404										1	0	0	0	0	1	1
Ed Sprague, R (1, 5) OBP: 0.400, SLG: 0.468		4-2 1B BB			0-0 CS 1B		0-0 P4		1-2 F8	3	0	1	0	1	0	0
Warren Morris, L (1, 4) OBP: 0.345, SLG: 0.373		3-2 G4-6-3 1B			3-3 K 1-2		1-0 F8		0-0 E8 1B	4	0	2	0	0	1	1
Jose Silva, R (1, 1)		1-3 K			2-3 K		1-3 K		2-2 F8	3	0	0	0	0	3	2
Turner Ward, S (8, 8)										1	0	0	0	0	0	1


Inning Stats	R: 2	H: 3	E: 0	K: 2	S: 17	LOB: 1	BB: 0	P: 24	R: 0	H: 1	E: 0	K: 1	S: 9	LOB: 1	BB: 1	P: 18	R: 0	H: 0	E: 0	K: 0	S: 7	LOB: 2	BB: 2	P: 20	R: 0	H: 1	E: 0	K: 2	S: 7	LOB: 0	BB: 0	P: 12	R: 1	H: 1	E: 0	K: 2	S: 15	LOB: 2	BB: 2	P: 28	R: 0	H: 0	E: 0	K: 1	S: 5	LOB: 0	BB: 0	P: 7	R: 0	H: 1	E: 0	K: 1	S: 16	LOB: 3	BB: 0	P: 24	R: 0	H: 1	E: 1	K: 0	S: 13	LOB: 1	BB: 0	P: 18	R: 1	H: 2	E: 1	K: 1	S: 13	LOB: 1	BB: 0	P: 20	1B: 7	2B: 3	3B: 0	HR: 1	SF: 0	SAC: 0	DP: 3	HBP: 1
--------------	------	------	------	------	-------	--------	-------	-------	------	------	------	------	------	--------	-------	-------	------	------	------	------	------	--------	-------	-------	------	------	------	------	------	--------	-------	-------	------	------	------	------	-------	--------	-------	-------	------	------	------	------	------	--------	-------	------	------	------	------	------	-------	--------	-------	-------	------	------	------	------	-------	--------	-------	-------	------	------	------	------	-------	--------	-------	-------	-------	-------	-------	-------	-------	--------	-------	--------

**BOTTOM**

**San Francisco Giants @ Pittsburgh Pirates**  
 Three Rivers Stadium, Pittsburgh, PA

Tue May 04 1999, 7:05 PM EDT  
 Att: 10,532 - Unknown - 75 F

AB	36
R	4
H	10
RBI	4
BB	5
SO	10
LOB	23



PITCHER	IP	WLS	BF	H	R	ER	SO	BB	IBB	HBP	BLK	WP	HR	S	P	ERA	WHIP
Russ Ortiz, R (1, 1) ERA: 2.77	6.0	W	27	6	3	3	8	5	0	0	0	0	0	60	109	4.50	1.833
Rich Rodriguez, L (7, 1) ERA: 3.86	0.2	H	3	1	0	0	0	0	0	0	0	0	0	9	14	0.00	1.500
Jerry Spradlin, R (7, 1) ERA: 11.57	0.1	H	3	0	0	0	1	0	0	1	0	0	0	7	10	0.00	0.000
John Johnstone, R (8, 1) ERA:	1.0	H	4	1	0	0	0	0	0	0	0	0	0	13	18	0.00	1.000
Robb Nen, R (9, 1) ERA: 5.52	1.0		5	2	1	1	1	0	0	0	0	0	1	13	20	9.00	2.000

Batter	1	2	3	4	5	6	7	8	9	10	11	12	AB R H RBI BB SO LOB	TOP	
Marvin Benard, L (1, 9) OBP: 0.321, SLG: 0.410	B5-3		G4-3		FC2-5 E BB SF8		FC1-5 2B		K		G3-1		6 1 1 0 0 1 2	<p><b>San Francisco Giants @ Pittsburgh Pirates</b>  <b>Three Rivers Stadium, Pittsburgh, PA</b></p> <p>Wed May 05 1999, 7:05 PM EDT  Att. 14,358 - Unknown - 75 F</p>	
F.P. Santangelo, S (1, 8) OBP: 0.415, SLG: 0.263	BB 1B		F7		E BB		FC1-5 1B		BB		F8		4 0 1 0 2 0 1		
Charlie Hayes, R (1, 5) OBP: 0.265, SLG: 0.282	F9			G6-3	E6		G5-4-3 1B		K		E5 WP		6 0 1 1 0 1 4		
Jeff Kent, R (1, 4) OBP: 0.412, SLG: 0.519	FC6-4 BB			S 1B BB	SF8		G5-4-3 1-2f		K		L8		3 1 0 1 2 1 4		
Stan Javier, S (1, 7) OBP: 0.330, SLG: 0.440	FC6-4		G5-3		L9			K		F8 BB		G4-3	5 0 0 0 1 1 5		
Rich Aurilia, R (1, 6) OBP: 0.370, SLG: 0.538		F7		L9			G5-3			F8		K	6 0 1 1 0 1 1		
J.T. Snow, L (1, 3) OBP: 0.418, SLG: 0.426		F8-3 BB		L1								K	4 0 2 0 2 1 1		
Scott Servais, R (1, 2) Brent Mayne, L (10, PH) OBP: 0.376, SLG: 0.344		F8-3		FC2-5 SH 1B								K	3 0 1 0 1 1 2 1 0 0 0 0 1 2		
Shawn Estes, R (1, 1) Jerry Spradlin, S (7, 1) Ellis Burks, R (8, PH) John Johnstone, R (8, 1) Rich Rodriguez, L (9, 1) Armando Rios, L (10, PH) Felix Rodriguez, R (10, 1) OBP: 0.346, SLG: 0.522 OBP: 1.000, SLG: 4.000			F7		SH BB FC2-5 E		F8		F9		K		2 1 0 0 0 0 1 0 0 0 0 0 0 0 1 0 0 0 0 0 2 0 0 0 0 0 0 0 0 0 0 0 0 0 0 1 0 0 0 0 1 2 0 0 0 0 0 0 0		
<b>Inning Stats</b>	R: 0 H: 1 E: 0 LOB: 2 K: 0 BB: 1 S: 5 P: 11	R: 0 H: 0 E: 0 LOB: 0 K: 0 BB: 1 S: 7 P: 13	R: 0 H: 0 E: 0 LOB: 0 K: 0 BB: 0 S: 6 P: 8	R: 1 H: 1 E: 0 LOB: 1 K: 0 BB: 1 S: 9 P: 16	R: 2 H: 1 E: 2 LOB: 2 K: 0 BB: 1 S: 9 P: 16	R: 0 H: 1 E: 0 LOB: 1 K: 1 BB: 0 S: 11 P: 17	R: 0 H: 2 E: 0 LOB: 1 K: 0 BB: 0 S: 7 P: 11	R: 0 H: 1 E: 0 LOB: 2 K: 1 BB: 1 S: 10 P: 16	R: 0 H: 0 E: 0 LOB: 1 K: 3 BB: 1 S: 12 P: 21	R: 0 H: 0 E: 1 LOB: 1 K: 0 BB: 0 S: 4 P: 5	R: 0 H: 0 E: 0 LOB: 0 K: 2 BB: 2 S: 7 P: 15	R: 0 H: 0 E: 0 LOB: 0 K: 2 BB: 0 S: 7 P: 7	1B: 5 SF: 1 2B: 2 SAC: 1 3B: 1 DP: 2 HR: 0 HBP: 0		WP: 1 PA: 52 PB: 0 SB: 1 CS: 0
<b>PITCHER</b>	IP WLS BF H R ER SO BB IBB HBP BLK WP HR S P ERA WHIP														
Pete Schourek, L (1, 1) ERA: 4.31	6.1 29 5 3 1 1 4 0 0 0 0 0 0 51 88 1.42 1.421														
Marc Wilkins, R (7, 1) ERA:	0.2 2 1 0 0 0 0 0 0 0 0 0 0 3 4 0.00 1.500														
Jason Christiansen, L (8, 1) ERA: 4.4	1.0 5 1 0 0 1 1 0 0 0 0 0 0 10 16 0.00 2.000														
Jeff Wallace, L (9, 1) ERA: 1.15	0.1 2 0 0 0 1 1 0 0 0 0 0 0 5 11 0.00 3.000														
Mike Williams, R (9, 1) ERA: 1.88	1.2 7 0 0 0 4 1 1 0 0 0 0 0 14 25 0.00 0.600														
<b>PITCHER</b>	IP WLS BF H R ER SO BB IBB HBP BLK WP HR S P ERA WHIP														
Rich Loiselle, R (11, 1) ERA: 4.61	2.0 7 0 0 0 2 0 0 0 0 0 0 0 0 0 4.61 0.000														

AB	42
R	3
H	7
RBI	3
BB	8
SO	9
LOB	27



Batter	1	2	3	4	5	6	7	8	9	10	11	12	AB	R	H	RBI	BB	SO	LOB	
<b>Adrian Brown, S</b> OBP: 0.324, SLG: 0.167 (1, 8)	4-2 2B G6-3 BB	1-1 G1-3		2-1 L8			2-2 E 1B		4-1 CS BB	X	0-0 SH1-4		3	1	1	0	2	0	1	
<b>Pat Meares, R</b> OBP: 0.302, SLG: 0.255 (1, 6)	3-1 G6-3 1-3 2B		3-2 L7		0-0 G5-3		2-3 K		2-2 L7	X	0-0 L6		6	0	1	0	0	1	3	
<b>Turner Ward, S</b> OBP: 0.302, SLG: 0.216 (1, 9) (9, 7)	1-1 G1-3		2-0 F9		4-2 BB		2-0 E6 1-3		2-2 F7	X	0-0 G4-3		5	0	0	0	1	0	5	
<b>Kevin Young, R</b> OBP: 0.412, SLG: 0.544 (1, 3)	2-2 G6-3		1-2 1B 2B		2-2 P4		0-3 K			0-3 K		0-0 G6-3	X	6	1	1	1	0	2	4
<b>18 Jason Kendall, R</b> OBP: 0.431, SLG: 0.465 (1, 2)	4-0 BB		1-1 S 1B		1-0 F9		1-2 G5-3			X	0-0 G5-3	X	5	1	2	1	1	0	1	
<b>Ed Sprague, R</b> OBP: 0.417, SLG: 0.506 (1, 5)	1-3 K		4-0 BB		1-2 BB		2-3 K		0-1 HR		4-0 1B BB		4	1	2	2	2	2	2	
<b>Freddy Garcia, R</b> OBP: 0.297, SLG: 0.133 (1, 7) <b>Warren Morris, L</b> OBP: 0.241, SLG: 0.368 (8, PH) <b>Jeff Wallace, L</b> (9, 1) <b>Mike Williams, R</b> (9, 1) <b>Al Martin, L</b> OBP: 0.368, SLG: 0.424 (10, PH) <b>Rich Loiselle, R</b> (11, 1)		X	0-0 F9		1-2 F9		1-3 K		0-0 F7	X	0-0 1B		3	0	0	0	0	1	2	
<b>Mike Benjamin, R</b> OBP: 0.347, SLG: 0.371 (1, 4)		1-3 K		1-1 G5-3		1-1 G6-3		1-1 G6-3		0-1 F9		0-3 K		5	0	0	0	0	2	2
<b>Pete Schourek, L</b> (1, 1) <b>Marc Wilkins, R</b> (7, 1) <b>Keith Osik, R</b> OBP: 0.200, SLG: 0.200 (7, PH) <b>Jason Christiansen, R</b> (8, 1) <b>Brian Giles, L</b> OBP: 0.447, SLG: 0.659 (9, 9)		4-0 BB		1-3 K		0-3 K			2-2 G3-1		4-0 SH1-4 BB		1	0	0	0	1	1	0	

Inning Stats	R: 1	H: 1	E: 0	LOB: 2	K: 1	S: 12	R: 0	H: 0	E: 0	LOB: 1	K: 1	S: 6	R: 1	H: 2	E: 0	LOB: 2	K: 0	S: 14	R: 0	H: 0	E: 0	LOB: 0	K: 1	S: 7	R: 0	H: 0	E: 0	LOB: 1	K: 0	S: 7	R: 0	H: 0	E: 1	LOB: 2	K: 3	S: 14	R: 1	H: 1	E: 0	LOB: 0	K: 0	S: 8	R: 0	H: 1	E: 0	LOB: 2	K: 0	S: 14	R: 0	H: 0	E: 0	LOB: 1	K: 2	S: 8	R: 0	H: 0	E: 0	LOB: 0	K: 2	S: 8	R: 0	H: 0	E: 0	LOB: 1	K: 0	S: 11	R: 0	H: 1	E: 0	LOB: 2	K: 2	S: 8	R: 0	H: 0	E: 0	LOB: 1	K: 0	S: 3	R: 1	H: 2	E: 0	LOB: 1	K: 0	S: 3	1B: 5	2B: 2	3B: 0	HR: 1	SF: 0	SAC: 1	DP: 0	HBP: 0	WP: 1	PA: 51
--------------	------	------	------	--------	------	-------	------	------	------	--------	------	------	------	------	------	--------	------	-------	------	------	------	--------	------	------	------	------	------	--------	------	------	------	------	------	--------	------	-------	------	------	------	--------	------	------	------	------	------	--------	------	-------	------	------	------	--------	------	------	------	------	------	--------	------	------	------	------	------	--------	------	-------	------	------	------	--------	------	------	------	------	------	--------	------	------	------	------	------	--------	------	------	-------	-------	-------	-------	-------	--------	-------	--------	-------	--------

PITCHER	IP	WLS	BF	H	R	ER	SO	BB	IBB	HBP	BLK	WP	HR	S	P	ERA	WHIP
<b>Shawn Estes, L</b> ERA: 5.4 (1, 1)	6.2		30	4	2	2	7	5	0	0	0	0	0	65	118	2.70	1.350
<b>Jerry Spradlin, R</b> ERA: 11.05 (7, 1)	0.1	H	1	0	0	0	1	0	0	0	0	0	0	3	3	0.00	0.000
<b>John Johnstone, R</b> ERA: 0.61 (8, 1)	1.0	B	4	1	1	1	0	0	0	0	0	0	1	8	9	9.00	1.000
<b>Rich Rodriguez, L</b> ERA: 3.38 (9, 1)	1.0		4	0	0	0	0	1	0	0	0	0	0	11	21	0.00	1.000
<b>Felix Rodriguez, R</b> ERA: 4.3 (10, 1)	2.1	L	12	3	1	1	2	2	0	0	0	1	0	14	23	3.86	2.143

**San Francisco Giants @ Pittsburgh Pirates**  
**Three Rivers Stadium, Pittsburgh, PA**  
 Wed May 05 1999, 7:05 PM EDT  
 Att: 14,358 - Unknown - 75 F

AB	42
R	4
H	8
RBI	4
BB	8
SO	10
LOB	20



Batter	1	2	3	4	5	6	7	8	9	AB R H RBI BB SO LOB	TOP														
<b>Adrian Brown, S</b> (1, 8) OBP: 0.326, SLG: 0.194	2-2 G5-3	1-0 F9		0-2 1B		1-2 G6-3 1B	1-1 G5-3		2-2 F8	6 1 2 1 0 0 2															
<b>Pat Meares, R</b> (1, 6) OBP: 0.305, SLG: 0.250	2-0 L7		0-0 F8	1-1 1B		2-2 G6-3	1-2 F8		4-2 1B G3 BB	5 1 1 1 1 0 1															
<b>Brian Giles, L</b> (1, 9) OBP: 0.442, SLG: 0.639	1-3 K		2-3 K	0-0 L6		3-1 18 1B SF9 1B	2-1 F9		0-2 G3 1B	6 1 2 1 0 2 2															
<b>Kevin Young, R</b> (1, 3) OBP: 0.432, SLG: 0.543		4-2 18 FC1-4 BB	1-2 1B		4-2 18 S 1B BB	4-1 18 1B BB		4-2 18 HR BB	2-1 G3	2 3 1 1 4 0 1															
<b>18 Jason Kendall, R</b> (1, 2) OBP: 0.434, SLG: 0.490		1 SAFE 3-2 FC1-4 1B 1-2f 1B	3-1 G1-3		3-3 K	0-1 1B 1B		0-1 1B HR	4-1 BB	5 3 2 2 1 1 3															
<b>Ed Sprague, R</b> (1, 5) OBP: 0.422, SLG: 0.506		0-1 1B 1B		2-2 BB 1B	4-0 1B IBB	2-1 SF9		2-2 G6-3	0-1 F9	4 2 2 1 1 0 2															
<b>Freddy Garcia, R</b> (1, 7) OBP: 0.194, SLG: 0.206		0-0 SH3-4 1B		4-0 1B BB	0-1 1B	2-2 1B E		1-3 K		4 2 3 3 1 1 0															
<b>Mike Benjamin, R</b> (1, 4) OBP: 0.351, SLG: 0.373		1-2 SH3-4 1B		0-1 P3	3-2 F8	2-0 E7		2-0 E6		5 0 2 2 0 0 4															
<b>Todd Ritchie, R</b> (1, 1) OBP: 0.286, SLG: 0.286		1-0 SH3-4		1-3 K	2-3 K	0-0 G4-3		1-2 G4-3		3 0 0 0 0 2 5															
<b>Turner Ward, S</b> (8, PH) OBP: 0.295, SLG: 0.211										1 0 0 0 0 0 1															
<b>Jeff Wallace, L</b> (8, 1)										0 0 0 0 0 0 0															
<b>Jason Christiansen, R</b> (9, 1)										0 0 0 0 0 0 0															
<b>Inning Stats</b>	R: 0 E: 0 K: 1 S: 7	H: 0 LOB: 0 BB: 0 P: 12	R: 2 E: 0 K: 0 S: 13	H: 3 LOB: 2 BB: 1 P: 23	R: 0 E: 0 K: 1 S: 9	H: 1 LOB: 1 BB: 0 P: 15	R: 2 E: 0 K: 1 S: 17	H: 3 LOB: 2 BB: 1 P: 25	R: 1 E: 0 K: 2 S: 16	H: 1 LOB: 2 BB: 2 P: 32	R: 5 E: 1 K: 0 S: 19	H: 5 LOB: 1 BB: 1 P: 35	R: 0 E: 0 K: 0 S: 7	H: 0 LOB: 0 BB: 0 P: 11	R: 2 E: 1 K: 1 S: 14	H: 1 LOB: 1 BB: 1 P: 24	R: 1 E: 0 K: 0 S: 16	H: 1 LOB: 2 BB: 2 P: 28	1B: 14 2B: 0 3B: 0 HR: 1	SF: 1 SAC: 1 DP: 0 HBP: 0	WP: 1 PB: 0 SB: 1 CS: 0	PA: 51			
<b>PITCHER</b>	IP	WLS	BF	H	R	ER	SO	BB	IBB	HBP	BLK	WP	HR	S	P	ERA	WHIP								
<b>Donovan Osborne, L</b> (1, 1) ERA: 5.52	4.0	L	21	7	4	4	3	2	0	0	0	0	0	46	75	9.00	2.250								
<b>Lance Painter, L</b> (5, 1) ERA: 6.23	1.1		10	3	4	4	2	2	1	0	0	1	0	26	52	27.00	3.750								
<b>Kent Mercker, L</b> (6, 1) ERA: 7.48	3.2		20	5	5	4	1	3	0	0	0	0	1	46	78	9.82	2.182								

**Pittsburgh Pirates @ St. Louis Cardinals**  
**Busch Stadium, St. Louis, MO**  
 Thu May 06 1999, 7:10 PM CDT  
 Att. 36,615 - Cloudy - 73 F

AB	41
R	13
H	15
RBI	12
BB	8
SO	6
LOB	21



Batter	1	2	3	4	5	6	7	8	9	AB	R	H	RBI	BB	SO	LOB
Darren Bragg, L OBP: 0.329, SLG: 0.324 (1, 8) C X	1-1 F7 ①		1-2 G4-1 ②		4-1 FC6-4 BB		2-2 F8 ②		4-0 FC6-4 BB	3	0	0	0	2	0	1
Edgar Renteria, R OBP: 0.312, SLG: 0.313 (1, 6) B F B C X	3-2 G6-4-3 1B		1-2 CS 1B		0-0 FC6-4 1-2f		1-1 G5-3 ③		1-1 P4 ②	5	0	2	0	0	0	4
Mark McGwire, R OBP: 0.404, SLG: 0.523 Eli Marrero, R OBP: 0.277, SLG: 0.380 (1, 3) (9, 3) B B X	2-0 G6-4-3 1-2f		1-2 CS ③	1-0 G6-3 ①		1-1 F8 ①		3-1 G5-3 ①	3-1 FC6-4 ③	4	0	0	0	0	0	1
Ray Lankford, L OBP: 0.500, SLG: 0.917 Shawon Dunston, R OBP: 0.377, SLG: 0.480 (1, 7) (7, 7) (9, 8) B B B		4-0 HR BB		2-2 G4-3 2B		3-2 F7 ②		0-1 FC5-4 1B		2	1	1	0	1	0	0
Fernando Tatis, R OBP: 0.420, SLG: 0.710 Placido Polanco, R OBP: 0.348, SLG: 0.361 (1, 5) (8, PR) (9, 4) C T B B C X		1-2 SAFE 1-H HR		4-1 G4-3 BB		0-0 2B 2B		2-1 FC5-4 BB 1-2f		3	2	2	2	1	0	1
Eric Davis, R OBP: 0.360, SLG: 0.405 (1, 9) B X		1-0 F8 ①		1-0 G4-3 ②		1-0 2B 2B		4-2 BB 1-2		3	0	1	1	1	0	2
Alberto Castillo, R OBP: 0.317, SLG: 0.421 (1, 2) X		0-0 F9 ②		2-1 G6-3 ③		1-1 G6-3 ③		1-3 K ③		4	0	0	0	0	1	5
Joe McEwing, R OBP: 0.433, SLG: 0.479 (1, 4) (9, 5) B C T B B C X		2-3 K ③		2-2 G4-3 ①		0-1 G4-3 ①		0-1 G1-3 ①		4	0	0	0	0	1	0
Donovan Osborne, S OBP: 0.100, SLG: 0.200 Lance Painter, L (5, 1) Kent Mercker, L OBP: 0.286, SLG: 0.167 Willie McGee, S OBP: 0.408, SLG: 0.333 (9, PH) B B C B C X			3-2 F7 ①		0-2 G3 ②		4-2 BB BB		4-2 BB BB	1	0	0	0	0	0	0
										1	0	0	0	0	0	0
										0	0	0	0	1	0	0
										0	0	0	0	1	0	0


Inning Stats	R: 0	H: 1	R: 2	H: 1	R: 0	H: 1	R: 0	H: 0	R: 1	H: 2	R: 0	H: 0	R: 0	H: 1	R: 0	H: 0	1B: 3	SF: 0
	E: 0	LOB: 0	E: 0	LOB: 0	E: 0	LOB: 2	E: 0	LOB: 1	E: 0	LOB: 1	E: 0	LOB: 1	E: 0	LOB: 2	E: 0	LOB: 2	2B: 3	SAC: 0
	K: 0	BB: 0	K: 1	BB: 1	K: 0	BB: 1	K: 0	BB: 1	K: 0	BB: 0	K: 0	BB: 1	K: 1	BB: 1	K: 0	BB: 2	3B: 0	DP: 1
	S: 6	P: 12	S: 11	P: 19	S: 9	P: 19	S: 11	P: 17	S: 9	P: 15	S: 12	P: 19	S: 14	P: 24	S: 8	P: 20	HR: 1	HBP: 0

PITCHER	IP	WLS	BF	H	R	ER	SO	BB	IBB	HBP	BLK	WP	HR	S	P	ERA	WHIP
Todd Ritchie, R ERA: 2.53 (1, 1)	7.0	W	29	6	3	3	1	4	0	0	0	0	1	69	118	3.86	1.429
Jeff Wallace, L ERA: 1.08 (8, 1)	1.0		5	1	0	0	1	1	0	0	0	0	0	14	24	0.00	2.000
Jason Christiansen, L ERA: 4.11 (9, 1)	1.0		5	0	0	0	0	2	0	0	0	0	0	8	20	0.00	2.000

**BOTTOM**

**Pittsburgh Pirates @ St. Louis Cardinals**  
**Busch Stadium, St. Louis, MO**  
 Thu May 06 1999, 7:10 PM CDT  
 Att: 36,615 - Cloudy - 73 F

AB	32
R	3
H	7
RBI	3
BB	7
SO	2
LOB	16



WP	PA	40
PB	0	
SB	0	
CS	1	

PITCHER	IP	WLS	BF	H	R	ER	SO	BB	IBB	HBP	BLK	WP	HR	S	P	ERA	WHIP
Todd Ritchie, R ERA: 2.53 (1, 1)	7.0	W	29	6	3	3	1	4	0	0	0	0	1	69	118	3.86	1.429
Jeff Wallace, L ERA: 1.08 (8, 1)	1.0		5	1	0	0	1	1	0	0	0	0	0	14	24	0.00	2.000
Jason Christiansen, L ERA: 4.11 (9, 1)	1.0		5	0	0	0	0	2	0	0	0	0	0	8	20	0.00	2.000

TOP

Pittsburgh Pirates @ St. Louis Cardinals  
 Busch Stadium, St. Louis, MO

Fri May 07 1999, 7:10 PM CDT  
 Att. 39,620 - Cloudy - 69 F

Batter	1	2	3	4	5	6	7	8	9	AB	R	H	RBI	BB	SO	LOB																			
Adrian Brown, S (1, 8) OBP: 0.319, SLG: 0.200 Brant Brown, L (9, PH) OBP: 0.306, SLG: 0.403 (9, 8)	1-1 		0-1 			0-1 			2-2 	4	0	1	0	0	0	0																			
Pat Meares, R (1, 6) OBP: 0.344, SLG: 0.286	4-1 		2-0 			1-2 			0-1 	4	1	3	0	1	0	1																			
Brian Giles, L (1, 9) OBP: 0.440, SLG: 0.637	3-2 		1-1 			2-2 			0-2 	5	1	2	0	0	0	3																			
Kevin Young, R (1, 3) OBP: 0.431, SLG: 0.545	2-1 		0-1 			0-0 			0-0 	5	0	2	1	0	0	4																			
Ed Sprague, R (1, 5) OBP: 0.421, SLG: 0.494						3-2 			1-0 	4	0	1	0	1	0	1																			
Freddy Garcia, R (1, 7) OBP: 0.205, SLG: 0.216 Al Martin, L (8, PH) OBP: 0.371, SLG: 0.426 (8, 7)						1-0 			1-2 	3	0	1	0	0	1	1																			
Keith Osik, R (1, 2) OBP: 0.357, SLG: 0.308						0-0 			4-0 	3	0	2	0	1	0	1																			
Mike Benjamin, R (1, 4) OBP: 0.333, SLG: 0.352						0-1 			1-0 	4	0	0	0	0	0	7																			
Jason Schmidt, R (1, 1) OBP: 0.182, SLG: 0.182 Turner Ward, S (8, PH) OBP: 0.289, SLG: 0.205 Rich Loiselle, R (8, 1)						0-0 			0-1 	3	0	0	0	0	1	0																			
<b>Inning Stats</b>	R: 0 E: 1 K: 0 S: 8	H: 0 LOB: 1 BB: 1 P: 18	R: 0 E: 0 K: 1 S: 13	H: 1 LOB: 1 BB: 0 P: 21	R: 0 E: 0 K: 1 S: 10	H: 2 LOB: 2 BB: 0 P: 15	R: 0 E: 0 K: 0 S: 6	H: 1 LOB: 1 BB: 0 P: 7	R: 0 E: 0 K: 0 S: 9	H: 1 LOB: 1 BB: 0 P: 12	R: 0 E: 0 K: 0 S: 9	H: 2 LOB: 2 BB: 0 P: 12	R: 0 E: 0 K: 0 S: 8	H: 1 LOB: 1 BB: 0 P: 12	R: 0 E: 0 K: 1 S: 9	H: 2 LOB: 3 BB: 1 P: 19	R: 2 E: 1 K: 1 S: 20	H: 3 LOB: 1 BB: 1 P: 31	1B: 11 2B: 2 3B: 0 HR: 0	SF: 0 SAC: 0 DP: 1 HBP: 0	WP: 1 PB: 0 SB: 1 CS: 1	PA: 42													
<b>PITCHER</b>	<b>IP</b>	<b>WLS</b>	<b>BF</b>	<b>H</b>	<b>R</b>	<b>ER</b>	<b>SO</b>	<b>BB</b>	<b>IBB</b>	<b>HBP</b>	<b>BLK</b>	<b>WP</b>	<b>HR</b>	<b>S</b>	<b>P</b>	<b>ERA</b>	<b>WHIP</b>	<b>IP</b>	<b>WLS</b>	<b>BF</b>	<b>H</b>	<b>R</b>	<b>ER</b>	<b>SO</b>	<b>BB</b>	<b>IBB</b>	<b>HBP</b>	<b>BLK</b>	<b>WP</b>	<b>HR</b>	<b>S</b>	<b>P</b>	<b>ERA</b>	<b>WHIP</b>	
Darren Oliver, L (1, 1) ERA: 2.72	7.0		31	9	0	0	2	1	0	0	0	1	0	64	98	0.00	1.429																		
Ricky Bottalico, R (8, 1) ERA: 1.17	1.0	H	5	1	0	0	1	1	0	0	0	0	0	8	18	0.00	2.000																		
Juan Acevedo, R (9, 1) ERA: 6.75	0.2	B	5	3	2	2	0	1	0	0	0	0	0	17	25	27.00	6.000																		
Scott Radinsky, L (9, 1) ERA: 6.48	0.1	W	1	0	0	0	1	0	0	0	0	0	0	3	6	0.00	0.000																		

livebaseballscorecards.com

AB	39
R	2
H	13
RBI	1
BB	3
SO	4
LOB	22






Batter	1	2	3	4	5	6	7	8	9	AB R H RBI BB SO LOB
Shawon Dunston, R OBP: 0.397, SLG: 0.545 (1, 8)	1-0 F9		3-2 BB E 1-3 1B		1-2 F9		2-2 1B 1B		2-0 1-H HR	5 1 3 2 0 0 0
Edgar Renteria, R OBP: 0.309, SLG: 0.310 (1, 6)	2-3 K		1-2 E1 BB 1-2 3-H		2-3 K		1-1 SAFE 1-2 FC6-4 1B			4 0 1 0 0 2 1
Mark McGwire, R OBP: 0.407, SLG: 0.511 (1, 3)	1-0 G5-3		4-2 BB 1-2 2-3		4-1 BB BB		0-0 FC6-4 1-2f			2 0 0 0 2 0 2
Ray Lankford, L OBP: 0.433, SLG: 0.786 (1, 7)		0-3 K	2-2 F7		2-2 F8		3-3 K			4 0 0 0 0 2 4
Fernando Tatis, R OBP: 0.422, SLG: 0.695 (1, 5)		0-1 P2		4-2 E BB		1-3 K		4-2 CS BB		2 1 0 0 2 1 0
Eric Davis, R OBP: 0.344, SLG: 0.386 Juan Acevedo, R Scott Radinsky, L		2-0 G5-3		2-3 K		1-2 F9		2-0 P3 1-2		4 0 0 0 0 1 2 0 0 0 0 0 0 0 0 0 0 0 0 0 0
Eli Marrero, R OBP: 0.264, SLG: 0.361 (1, 2)			0-0 F9	1-2 F9		0-1 G6-3		1-2 F8		4 0 0 0 0 0 1
Placido Polanco, R OBP: 0.342, SLG: 0.354 (1, 4)			0-0 F9	2-0 E5 FC5-4 1B 2-H		0-1 G6-3		1-1 G4-3		4 0 1 0 0 0 0
Darren Oliver, R OBP: 0.375, SLG: 0.400 Ricky Bottalico, L Darren Bragg, L			1-2 1B E PB 1B	1-1 FC5-4 1-2f		0-0 P4		4-1 HR BB		3 1 1 0 0 0 1 0 0 0 0 0 0 0 0 1 0 0 1 0 0

Inning Stats	R: 0	H: 0	E: 0	K: 1	S: 5	LOB: 0	BB: 0	P: 9
	R: 0	H: 0	E: 0	K: 1	S: 6	LOB: 0	BB: 0	P: 8
	R: 1	H: 2	E: 1	K: 0	S: 18	LOB: 3	BB: 1	P: 29
	R: 1	H: 1	E: 2	K: 1	S: 12	LOB: 1	BB: 1	P: 22
	R: 0	H: 0	E: 0	K: 1	S: 11	LOB: 1	BB: 1	P: 20
	R: 0	H: 0	E: 0	K: 1	S: 8	LOB: 0	BB: 0	P: 10
	R: 0	H: 2	E: 0	K: 0	S: 9	LOB: 2	BB: 0	P: 12
	R: 0	H: 0	E: 0	K: 1	S: 6	LOB: 0	BB: 1	P: 15
	R: 2	H: 1	E: 0	K: 0	S: 8	LOB: 0	BB: 1	P: 16
	1B: 5	2B: 0	3B: 0	HR: 1	SF: 0	SAC: 0	DP: 0	HBP: 0

**BOTTOM**

**Pittsburgh Pirates @ St. Louis Cardinals**  
 Busch Stadium, St. Louis, MO  
 Fri May 07 1999, 7:10 PM CDT  
 Att: 39,620 - Cloudy - 69 F

AB	32
R	4
H	6
RBI	2
BB	5
SO	6
LOB	11



WP: 0	PA: 37
PB: 1	ERA
SB: 0	WHIP
CS: 1	

Batter	1	2	3	4	5	6	7	8	9	AB R H RBI BB SO LOB	TOP								
<b>Al Martin, L</b> (1, 7) OBP: 0.360, SLG: 0.424	0-0 G3-1	1-1 FC4-6 HR		1-1 F9	0-0 G1			0-0 2B		5 1 1 0 0 0 3									
<b>Pat Meares, R</b> (1, 6) OBP: 0.348, SLG: 0.283	2-1 WP G6-3 1B	4-2 HR BB		0-2 G4-3		1-0 G5-3		1-0 P2		4 2 1 0 1 0 1									
<b>Brian Giles, L</b> (1, 9) OBP: 0.454, SLG: 0.670	0-1 G6-3 WP 18 1B 1B	1-0 HR		0-0 2B 18 E 1B		2-3 K			4-2 BB	4 3 3 4 1 1 0									
<b>Kevin Young, R</b> (1, 3) OBP: 0.430, SLG: 0.548	1-1 G6-3	1-0 18 1B 1B		1-2 1B		2-0 P2			2-3 K	5 0 2 1 0 1 2									
<b>18 Jason Kendall, R</b> (1, 2) OBP: 0.433, SLG: 0.486	2-2 1B	2-2 1B		2-1 E5			2-2 G5-3		2-3 K	5 0 2 1 0 1 2									
<b>Brant Brown, L</b> (1, 8) OBP: 0.289, SLG: 0.380	0-3 K	0-3 K		0-3 K			2-2 G5-3		0-3 K	4 0 0 0 0 3 5									
<b>Scott Sauerbeck, R</b> (7, 1)										0 0 0 0 0 0 0									
<b>Freddy Garcia, R</b> (9, PH) OBP: 0.200, SLG: 0.211										1 0 0 0 0 1 1									
<b>Mike Williams, R</b> (9, 1)										0 0 0 0 0 0 0									
<b>Ed Sprague, R</b> (1, 5) OBP: 0.414, SLG: 0.495										4 1 1 0 0 0 0									
<b>Warren Morris, L</b> (1, 4) OBP: 0.348, SLG: 0.359										2 0 0 0 2 0 0									
<b>Kris Benson, R</b> (1, 1) OBP: 0.111, SLG: 0.222										3 0 0 0 0 2 3									
<b>Adrian Brown, S</b> (7, 8) OBP: 0.313, SLG: 0.195										1 0 0 0 0 0 0									
<b>Inning Stats</b>	R: 2 E: 0 K: 1 S: 13 H: 3 LOB: 1 BB: 0 P: 18	R: 4 E: 0 K: 2 S: 16 H: 4 LOB: 2 BB: 2 P: 31	R: 0 E: 0 K: 1 S: 5 H: 0 LOB: 0 BB: 0 P: 10	R: 1 E: 1 K: 1 S: 16 H: 2 LOB: 2 BB: 0 P: 20	R: 0 E: 0 K: 1 S: 6 H: 0 LOB: 1 BB: 1 P: 14	R: 0 E: 0 K: 1 S: 5 H: 0 LOB: 0 BB: 0 P: 10	R: 0 E: 0 K: 0 S: 8 H: 0 LOB: 0 BB: 0 P: 12	R: 0 E: 0 K: 0 S: 6 H: 1 LOB: 1 BB: 0 P: 8	R: 0 E: 0 K: 3 S: 14 H: 0 LOB: 1 BB: 1 P: 22	1B: 6 2B: 3 3B: 0 HR: 1 SF: 0 SAC: 0 DP: 0 HBP: 0	WP: 1 PB: 0 SB: 0 CS: 0 PA: 42								
<b>PITCHER</b>	IP WLS BF H R ER SO BB IBB HBP BLK WP HR S P ERA WHIP	IP WLS BF H R ER SO BB IBB HBP BLK WP HR S P ERA WHIP																	ERA WHIP
<b>Jose Jimenez, R</b> (1, 1) ERA: 6.06	5.0 L 28 9 7 6 5 3 0 0 0 0 1 1 56 93 10.80 2.400																		
<b>Juan Acevedo, R</b> (6, 1) ERA: 5.87	2.0 6 0 0 0 1 0 0 0 0 0 0 0 13 22 0.00 0.000																		
<b>Mike Mohler, L</b> (8, 1) ERA: 6.43	1.0 4 1 0 0 0 0 0 0 0 0 0 0 6 8 0.00 1.000																		
<b>Rick Crouchore, R</b> (9, 1) ERA:	1.0 4 0 0 0 3 1 0 0 0 0 0 0 14 22 0.00 1.000																		

# Pittsburgh Pirates @ St. Louis Cardinals

Busch Stadium, St. Louis, MO

Sat May 08 1999, 7:10 PM CDT  
Att. 45,790 - Unknown - 77 F

<b>AB</b>	38
<b>R</b>	7
<b>H</b>	10
<b>RBI</b>	6
<b>BB</b>	4
<b>SO</b>	9
<b>LOB</b>	17



livebaseballscorecards.com

Batter	1	2	3	4	5	6	7	8	9	AB	R	H	RBI	BB	SO	LOB
<b>Darren Bragg, L</b> OBP: 0.345, SLG: 0.315 (1, 8) CFBS (7, 7)	1-3 <b>K</b> ①		1-2 <b>G6-3</b> ③		4-1 <b>BB</b>			4-0 <b>G6-4-3</b> <b>BB</b>		2	0	0	0	2	1	0
<b>Edgar Renteria, R</b> OBP: 0.307, SLG: 0.300 <b>Rick Croushore, R</b> (9, 1)	2-2 <b>G4-3</b> ②			4-2 <b>1B</b> <b>BB</b>	2-2 <b>P4</b> ③			0-1 <b>G6-4-3</b> <b>1-2f</b> ①②		3	0	0	0	1	0	3
<b>Mark McGwire, R</b> OBP: 0.402, SLG: 0.495 (1, 3)	2-3 <b>K</b> ③			2-3 <b>K</b> ①		4-2 <b>G1-6-3</b> <b>BB</b>		1-0 <b>F9</b> ③		3	0	0	0	1	2	1
<b>Ray Lankford, L</b> OBP: 0.394, SLG: 0.710 <b>Shawon Dunston, R</b> OBP: 0.390, SLG: 0.536 (7, 8)		2-2 <b>G6-3</b> ①		3-2 <b>F8</b> ②		1-3 <b>K</b> ①		2-0 <b>P6</b> ①		3	0	0	0	0	1	2
<b>Fernando Tatis, R</b> OBP: 0.425, SLG: 0.684 (1, 5)		4-2 <b>BB</b> <b>BB</b>		1-2 <b>E7</b> <b>1B</b>		1-1 <b>G1-6-3</b> <b>1-2f</b> ②③		3-1 <b>G1-3</b> ②		3	0	1	0	1	0	1
<b>Willie McGee, S</b> OBP: 0.434, SLG: 0.356 (1, 9)		4-2 <b>G5-4-3</b> <b>BB</b> SAFE SAFE SAFE		3-1 <b>G5-3</b> ③		0-0 <b>G5-3</b> <b>1B</b>		2-2 <b>FC5-4</b> <b>1B</b>		3	0	2	0	1	0	2
<b>Eli Marrero, R</b> OBP: 0.253, SLG: 0.345 (1, 2)		1-0 <b>G5-4-3</b> <b>1-2f</b> ②③		1-2 <b>L7</b> ①		1-1 <b>F8</b> ①		0-0 <b>FC5-4</b> <b>1-2f</b> ③		4	0	0	0	0	0	4
<b>Joe McEwing, R</b> OBP: 0.421, SLG: 0.464 (9, 6)		0-2 <b>L5</b> ①		0-1 <b>G6-3</b> ②		1-2 <b>G5-3</b> ②		3-0 <b>FC5-4</b> <b>1-2f</b> ③		3	0	0	0	0	0	1
<b>Jose Jimenez, R</b> OBP: 0.143, SLG: 0.143 <b>Eric Davis, R</b> OBP: 0.351, SLG: 0.393 <b>Juan Acevedo, R</b> OBP: 0.355, SLG: 0.492 <b>J.D. Drew, L</b> OBP: 0.355, SLG: 0.492 <b>Mike Mohler, R</b> OBP: 0.342, SLG: 0.354 (5, PH) (6, 1) (7, PH) (8, 1) (9, 4)		0-0 <b>G4-3</b> ②		0-0 <b>BB</b> <b>1B</b>		0-3 <b>K</b> ③				1	0	0	0	0	0	0

Inning Stats	R: 0	H: 0	E: 0	K: 2	S: 9	LOB: 0	BB: 0	P: 14	R: 0	H: 0	E: 0	K: 0	S: 10	LOB: 1	BB: 2	P: 21	R: 0	H: 0	E: 0	K: 0	S: 9	LOB: 0	BB: 0	P: 10	R: 0	H: 1	E: 1	K: 1	S: 14	LOB: 2	BB: 1	P: 27	R: 0	H: 1	E: 0	K: 0	S: 11	LOB: 2	BB: 1	P: 18	R: 0	H: 0	E: 0	K: 1	S: 7	LOB: 0	BB: 1	P: 13	R: 0	H: 1	E: 0	K: 1	S: 10	LOB: 1	BB: 0	P: 12	R: 0	H: 0	E: 0	K: 0	S: 3	LOB: 0	BB: 1	P: 8	R: 0	H: 1	E: 0	K: 0	S: 7	LOB: 1	BB: 0	P: 14	1B: 4	2B: 0	3B: 0	HR: 0	SF: 0	SAC: 0	DP: 3	HBP: 0	WP: 0	PB: 0	SB: 0	CS: 0	PA: 34	ERA	WHIP
<b>PITCHER</b> <b>Kris Benson, R</b> ERA: 3.86 (1, 1)	6.2	WLS	BF	H	R	ER	SO	BB	IBB	HBP	BLK	WP	HR	S	P	ERA	WHIP																																																																						
<b>Scott Sauerbeck, L</b> ERA: 2.2 (7, 1)	1.1		4	0	0	0	1	1	0	0	0	0	0	6	11	0.00	0.750																																																																						
<b>Mike Williams, R</b> ERA: 1.76 (9, 1)	1.0		4	1	0	0	0	0	0	0	0	0	0	7	14	0.00	1.000																																																																						

**BOTTOM**

**Pittsburgh Pirates @ St. Louis Cardinals**  
**Busch Stadium, St. Louis, MO**  
 Sat May 08 1999, 7:10 PM CDT  
 Att: 45,790 - Unknown - 77 F

livebaseballscores.com

<b>AB</b>	<b>28</b>
<b>R</b>	<b>0</b>
<b>H</b>	<b>4</b>
<b>RBI</b>	<b>0</b>
<b>BB</b>	<b>6</b>
<b>SO</b>	<b>5</b>
<b>LOB</b>	<b>15</b>



Batter	1	2	3	4	5	6	7	8	9	AB R H RBI BB SO LOB	TOP
--------	---	---	---	---	---	---	---	---	---	----------------------	-----

Al Martin, L (1, 7)  
OBP: 0.358, SLG: 0.444

1B

Pat Meares, R (1, 6)  
OBP: 0.387, SLG: 0.348  
Mike Williams, R (9, 1)

1B

Brian Giles, L (1, 9)  
OBP: 0.467, SLG: 0.679

1B

Brant Brown, L (1, 3)  
OBP: 0.296, SLG: 0.440  
Jeff Wallace, L (7, 1)  
Brad Clontz, R (8, 1)  
Mike Benjamin, R (9, 6)

1B

18 Jason Kendall, R (1, 2)  
OBP: 0.432, SLG: 0.487

1B

Turner Ward, S (1, 8)  
OBP: 0.320, SLG: 0.214

1B

Ed Sprague, R (1, 5)  
OBP: 0.414, SLG: 0.500

1B

Warren Morris, L (1, 4)  
OBP: 0.351, SLG: 0.346

1B

Jose Silva, R (1, 1)  
Chris Peters, L (5, 1)  
Marc Wilkins, R (7, 1)  
Kevin Young, R (7, 3)  
OBP: 0.426, SLG: 0.543

1B

Inning Stats

R: 2	H: 2	R: 0	H: 0	R: 1	H: 2	R: 6	H: 5	R: 1	H: 1	R: 2	H: 3	R: 0	H: 2	R: 0	H: 0	R: 0	H: 0
E: 0	LOB: 2	E: 0	LOB: 0	E: 0	LOB: 0	E: 0	LOB: 2	E: 0	LOB: 1	E: 0	LOB: 2	E: 0	LOB: 0	E: 0	LOB: 0	E: 0	LOB: 0
K: 1	BB: 2	K: 0	BB: 0	K: 0	BB: 0	K: 2	BB: 3	K: 0	BB: 1	K: 1	BB: 0	K: 1	BB: 0	K: 2	BB: 0	K: 0	BB: 0
S: 20	P: 36	S: 6	P: 9	S: 10	P: 15	S: 17	P: 39	S: 10	P: 18	S: 15	P: 30	S: 10	P: 14	S: 7	P: 8	S: 5	P: 8

G4-3

1B

1B

1B

G6-3

BB

K

F8

P9

1B

1B

1B

F7

G6-3

K

BB

F8

P9

G3

1B

1B

P7

1B

2B

2B

K

K

K

2B

F8

2B

1B

2B

F9

K

K

6	2	2	2	0	1	1
6	3	5	2	0	0	0
0	0	0	0	0	0	0

3	2	2	1	2	0	1
---	---	---	---	---	---	---

4	1	2	4	0	0	1
0	0	0	0	0	0	0
0	0	0	0	0	0	0
0	0	0	0	0	0	0

4	1	1	1	1	0	3
---	---	---	---	---	---	---

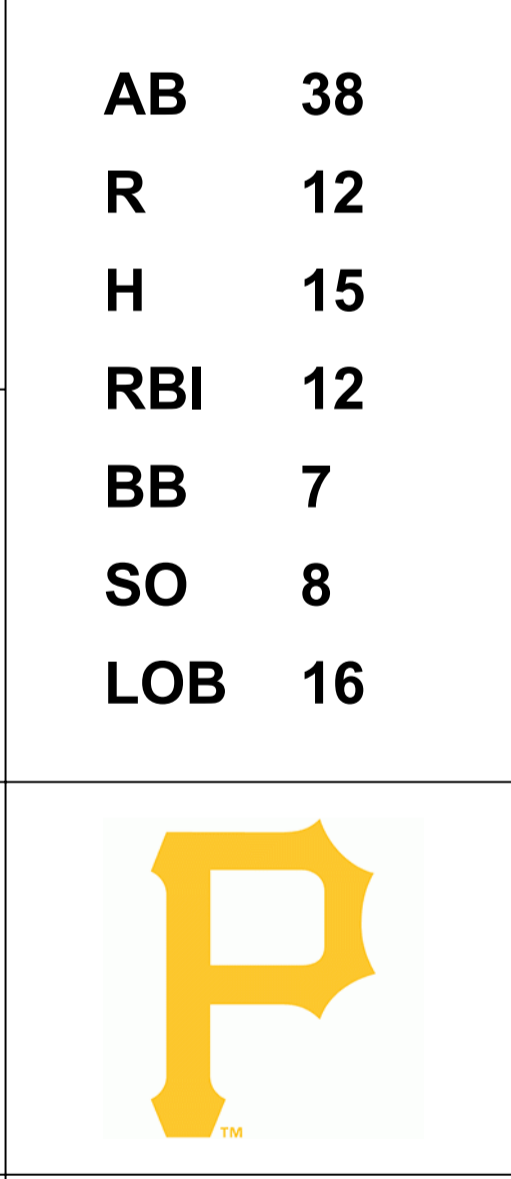
3	0	1	1	2	1	0
---	---	---	---	---	---	---

5	1	2	1	0	2	4
---	---	---	---	---	---	---

3	2	0	0	2	2	2
---	---	---	---	---	---	---

2	0	0	0	0	1	2
1	0	0	0	0	1	2
0	0	0	0	0	0	0
1	0	0	0	0	0	0

AB	38
R	12
H	15
RBI	12
BB	7
SO	8
LOB	16



WP: 0	PA: 47
PB: 0	
SB: 0	
CS: 0	

PITCHER	IP	WLS	BF	H	R	ER	SO	BB	IBB	HBP	BLK	WP	HR	S	P	ERA	WHIP
Manny Aybar, R (1, 1) ERA: 5.4	3.2	L	22	8	9	9	3	4	0	0	0	0	0	49	88	22.09	3.273
Mike Busby, R (4, 1) ERA: 7.5	0.1		3	1	0	0	0	1	0	0	0	0	0	4	11	0.00	6.000
Lance Painter, L (5, 1) ERA: 7.53	1.1		8	3	3	3	0	2	0	0	0	0	0	18	35	20.25	3.750
Rick Croushore, R (6, 1) ERA:	1.2		8	3	0	0	3	0	0	0	0	0	0	17	27	0.00	1.800
Mike Mohler, L (8, 1) ERA: 5.63	2.0		6	0	0	0	2	0	0	0	0	0	0	12	16	0.00	0.000

Pittsburgh Pirates @ St. Louis Cardinals  
 Busch Stadium, St. Louis, MO  
 Sun May 09 1999, 1:10 PM CDT  
 Att. 45,458 - Sunny - 74 F

BOTTOM

Pittsburgh Pirates @ St. Louis Cardinals  
Busch Stadium, St. Louis, MO  
Sun May 09 1999, 1:10 PM CDT  
Att. 45,458 - Sunny - 74 F

livebaseballscores.com

AB 36  
R 9  
H 9  
RBI 9  
BB 7  
SO 9  
LOB 14



WP: 0 PA: 44  
PB: 0  
SB: 0  
CS: 0

AB R H RBI BB SO LOB  
3 0 0 0 0 1 1  
0 0 0 0 0 0 0  
1 0 0 0 0 0 0  
0 0 0 0 1 0 0

5 2 3 0 0 2 1

5 1 1 1 0 2 3

4 1 0 0 0 1 2

4 3 2 2 1 0 0

5 2 2 5 0 1 0

1 0 0 0 3 0 0  
0 0 0 0 0 0 0  
0 0 0 0 1 0 0

4 0 1 1 1 1 2

1 0 0 0 0 0 0  
0 0 0 0 0 0 0  
2 0 0 0 0 0 3  
0 0 0 0 0 0 0  
1 0 0 0 0 1 2

1B: 3 SF: 0  
2B: 3 SAC: 0  
3B: 1 DP: 0  
HR: 2 HBP: 1

Batter	1	2	3	4	5	6	7	8	9
J.D. Drew, L OBP: 0.342, SLG: 0.471 Lance Painter, L Darren Bragg, L Eli Marrero, R	0-0 G3	1-3 K		2-1 F8		1-2 G3		4-1 FC6-4 BB	
Edgar Renteria, R	1-2 1B 2B	1-1 1B			1-1 2B 2B	3-3 K		0-3 K	
Mark McGwire, R	3-1 BB HBP HR 1B	1-3 K			0-3 K	1-1 P4		0-1 P4	
Fernando Tatis, R	2-1 HR BB HBP		2-2 F7		1-3 K		3-2 P4	2-2 FC6-4	
Eric Davis, R	4-1 HR BB		2-1 F9		3-2 3B 2B		1-0 HR	1-2 G5-3	
Shawon Dunston, R	1-0 HR		0-3 K		1-0 1B 3B		1-0 F9	1-1 F7	
Alberto Castillo, R Mike Mohler, R Ray Lankford, L	2-2 F9			4-0 FC5-4 BB	4-2 1B BB		4-2 BB BB	4-2 DI BB	
Placido Polanco, R	0-0 G5-3			1-2 F9	0-0 1B		4-0 1-2 BB	1-3 K	
Manny Aybar, R Mike Busby, R Joe McEwing, R Rick Croushore, R Willie McGee, S		2-2 G3		1-2 FC5-4	3-2 G6-3		1-3 K		

Inning Stats	R: 5	H: 3	E: 0	K: 14	LOB: 0	BB: 1	P: 27	R: 0	H: 1	E: 0	K: 11	LOB: 1	BB: 0	P: 16	R: 0	H: 0	E: 0	K: 8	LOB: 0	BB: 0	P: 12	R: 0	H: 0	E: 0	K: 8	LOB: 1	BB: 1	P: 16	R: 3	H: 4	E: 0	K: 22	LOB: 2	BB: 1	P: 35	R: 0	H: 0	E: 0	K: 9	LOB: 0	BB: 0	P: 14	R: 1	H: 1	E: 0	K: 13	LOB: 2	BB: 2	P: 27	R: 0	H: 0	E: 0	K: 9	LOB: 1	BB: 1	P: 15	R: 0	H: 0	E: 0	K: 16	LOB: 1	BB: 1	P: 23	1B: 3	SF: 0	2B: 3	SAC: 0	3B: 1	DP: 0	HR: 2	HBP: 1	WP: 0	PA: 44
--------------	------	------	------	-------	--------	-------	-------	------	------	------	-------	--------	-------	-------	------	------	------	------	--------	-------	-------	------	------	------	------	--------	-------	-------	------	------	------	-------	--------	-------	-------	------	------	------	------	--------	-------	-------	------	------	------	-------	--------	-------	-------	------	------	------	------	--------	-------	-------	------	------	------	-------	--------	-------	-------	-------	-------	-------	--------	-------	-------	-------	--------	-------	--------

PITCHER	IP	WLS	BF	H	R	ER	SO	BB	IBB	HBP	BLK	WP	HR	S	P	ERA	WHIP
Jose Silva, R	4.2		26	8	8	8	5	3	0	1	0	0	1	59	99	15.43	2.357
Chris Peters, L	2.0	W	8	1	1	1	1	1	0	0	0	0	1	23	40	4.50	1.000
Marc Wilkins, R	0.0		1	0	0	0	0	1	0	0	0	0	0	4	4	∞	∞
Jeff Wallace, L	0.1	H	2	0	0	0	1	1	0	0	0	0	0	4	9	0.00	3.000
Brad Clontz, R	1.2	H	6	0	0	0	1	1	0	0	0	0	0	21	29	0.00	0.600

PITCHER	IP	WLS	BF	H	R	ER	SO	BB	IBB	HBP	BLK	WP	HR	S	P	ERA	WHIP
Mike Williams, R	0.1		1	0	0	0	1	0	0	0	0	0	0	3	4	0.00	0.000

Batter	1	2	3	4	5	6	7	8	9	AB R H RBI BB SO LOB	TOP									
Adrian Brown, S (1, 8) OBP: 0.288, SLG: 0.178	0-1 G6-3			1-3 K		0-1 G4-3			2-3 K	4 0 0 0 0 2 1	<b>Pittsburgh Pirates @ Houston Astros</b> Astrodome, Houston, TX Mon May 10 1999, 8:05 PM EDT Att. 17,064 - Dome - 72 F									
Pat Meares, R (1, 6) OBP: 0.392, SLG: 0.357	2-0 G1-6-3 1B			2-3 K			0-0 18 1B		0-0 G4-3	4 0 2 0 0 1 0										
Brian Giles, L (1, 9) OBP: 0.453, SLG: 0.655	1-0 G1-6-3 1-2f			2-1 G3			0-0 F8		0-0 F8	4 0 0 0 0 0 2										
Kevin Young, R (1, 3) OBP: 0.424, SLG: 0.538		3-2 18 G6-4-3 1B			2-2 F8		0-2 F9			3 0 1 0 0 0 1										
18 Jason Kendall, R (1, 2) OBP: 0.437, SLG: 0.491		2-0 G6-4-3 1-2f			2-2 G6-4-3 1B		2-2 1-2 1B			3 0 2 0 0 0 1										
Ed Sprague, R (1, 5) OBP: 0.403, SLG: 0.485		1-2 G6-3			0-1 G6-4-3 1-2f		3-1 F7			3 0 0 0 0 0 3										
Freddy Garcia, R (1, 7) OBP: 0.186, SLG: 0.195			0-2 G5-3			2-3 K		1-3 K		3 0 0 0 0 2 0										
Mike Benjamin, R (1, 4) OBP: 0.333, SLG: 0.342			1-2 G6-3			1-0 G5-3 HBP		3-3 K		2 0 0 0 0 1 0										
Pete Schourek, L (1, 1) Brad Clontz, R (5, 1) Brant Brown, L (6, PH) Scott Sauerbeck, R (6, 1) Keith Osik, R (8, PH) Marc Wilkins, R (8, 1)			1-1 L4			0-2 G5-3		3-3 K		1 0 0 0 0 0 0 0 0 0 0 0 0 0 1 0 0 0 0 0 1 0 0 0 0 0 0 0 1 0 0 0 0 1 0 0 0 0 0 0 0 0										
<b>Inning Stats</b>	R: 0 E: 0 K: 0 S: 4	H: 1 LOB: 0 BB: 0 P: 7	R: 0 E: 0 K: 0 S: 8	H: 1 LOB: 0 BB: 0 P: 14	R: 0 E: 0 K: 2 S: 9	H: 0 LOB: 0 BB: 0 P: 13	R: 0 E: 0 K: 2 S: 9	H: 0 LOB: 0 BB: 0 P: 14	R: 0 E: 0 K: 1 S: 8	H: 0 LOB: 1 BB: 0 P: 11	R: 0 E: 0 K: 0 S: 10	H: 2 LOB: 2 BB: 0 P: 15	R: 0 E: 0 K: 3 S: 13	H: 0 LOB: 0 BB: 0 P: 20	R: 0 E: 0 K: 1 S: 7	H: 0 LOB: 0 BB: 0 P: 9	1B: 5 2B: 0 3B: 0 HR: 0	SF: 0 SAC: 0 DP: 3 HBP: 1	WP: 0 PB: 0 SB: 0 CS: 0	PA: 30
<b>PITCHER</b> Mike Hampton, L (1, 1) ERA: 2.83	IP 9.0 WLS W BF 30 H 5 R 0 ER 0 SO 7 BB 0 IBB 0 HBP 1 BLK 0 WP 0 HR 0 S 81 P 118 ERA 0.00 WHIP 0.556											<b>PITCHER</b> IP WLS BF H R ER SO BB IBB HBP BLK WP HR S P ERA WHIP								

AB	29
R	0
H	5
RBI	0
BB	0
SO	7
LOB	9



Batter	1	2	3	4	5	6	7	8	9	AB	R	H	RBI	BB	SO	LOB
<b>Craig Biggio, R</b> OBP: 0.359, SLG: 0.452 (1, 4)	0-1 G4-3	1-3 K		1-1 FC6-5-4-6	4-2 BB		0-3 K			4	0	0	1	1	2	2
<b>Derek Bell, R</b> OBP: 0.333, SLG: 0.475 (1, 9)	1-3 K		3-2 HR	1-3 K	4-2 BB		1-0 HBP			3	1	1	2	1	2	1
<b>5 Jeff Bagwell, R</b> OBP: 0.439, SLG: 0.647 (1, 3)	1-1 BB 1B		4-1 BB		2B BB		1-0 F9			3	1	1	0	2	0	4
<b>Ken Caminiti, S</b> OBP: 0.402, SLG: 0.412 (1, 5)	0-0 BB		2-3 K		2-1 1B		2-1 G5-3		0-0 FC5-4	5	1	3	0	0	1	1
<b>Richard Hidalgo, R</b> OBP: 0.317, SLG: 0.473 (1, 7)	4-2 BB		1 SAFE P2		2-1 1B		4-1 BB 1B		3-2 FC5-4	3	1	1	1	2	0	2
<b>Tony Eusebio, R</b> OBP: 0.395, SLG: 0.343 (1, 2)	2-3 K		1 SAFE BB		1-2 1B		2-0 L6-4		2-2 1B	4	1	3	1	1	1	3
<b>Tim Bogar, R</b> OBP: 0.329, SLG: 0.379 (1, 6)		1-1 G6-3		0-3 K		0-2 BB 1B		4-1 BB		4	1	1	1	1	2	4
<b>Glen Barker, S</b> OBP: 0.500, SLG: 0.600 (1, 8)	1-2 BB 1B		3-2 F9		2-0 BB BB		0-0 L6-4		3-3 K	5	0	2	0	0	1	5
<b>Mike Hampton, R</b> OBP: 0.375, SLG: 0.571 (1, 1)	4-2 BB		0-0 FC6-5-4-6		2-3 K		0-0 L7			3	0	1	0	1	1	3


Inning Stats	R: 0	H: 2	E: 0	K: 2	S: 13	H: 2	LOB: 3	BB: 1	P: 21	R: 0	H: 1	E: 0	K: 1	S: 12	H: 1	LOB: 1	BB: 1	P: 19	R: 1	H: 1	E: 0	K: 2	S: 14	H: 1	LOB: 2	BB: 2	P: 29	R: 0	H: 1	E: 0	K: 1	S: 11	H: 5	LOB: 2	BB: 3	P: 50	R: 0	H: 1	E: 0	K: 0	S: 6	H: 0	LOB: 1	BB: 0	P: 7	R: 0	H: 2	E: 0	K: 2	S: 16	H: 2	LOB: 2	BB: 0	P: 26
--------------	------	------	------	------	-------	------	--------	-------	-------	------	------	------	------	-------	------	--------	-------	-------	------	------	------	------	-------	------	--------	-------	-------	------	------	------	------	-------	------	--------	-------	-------	------	------	------	------	------	------	--------	-------	------	------	------	------	------	-------	------	--------	-------	-------

PITCHER	IP	WLS	BF	H	R	ER	SO	BB	IBB	HBP	BLK	WP	HR	S	P	ERA	WHIP
<b>Pete Schourek, L</b> ERA: 5.35 (1, 1)	4.0	L	25	9	6	6	6	5	0	0	0	0	1	63	107	13.50	3.500
<b>Brad Clontz, R</b> ERA: (5, 1)	1.0		5	1	0	0	1	2	0	0	0	0	0	16	28	0.00	3.000
<b>Scott Sauerbeck, L</b> ERA: 1.96 (6, 1)	2.0		9	1	0	0	1	2	0	1	0	0	0	11	25	0.00	1.500
<b>Marc Wilkins, R</b> ERA: (8, 1)	1.0		5	2	0	0	2	0	0	0	0	0	0	16	26	0.00	2.000

**BOTTOM**

**Pittsburgh Pirates @ Houston Astros**  
Astrodome, Houston, TX  
Mon May 10 1999, 8:05 PM EDT  
Att. 17,064 - Dome - 72 F

<b>AB</b>	<b>34</b>
<b>R</b>	<b>6</b>
<b>H</b>	<b>13</b>
<b>RBI</b>	<b>6</b>
<b>BB</b>	<b>9</b>
<b>SO</b>	<b>10</b>
<b>LOB</b>	<b>25</b>



<b>1B:</b>	10	<b>SF:</b>	0	<b>WP:</b>	0	<b>PA:</b>	44
<b>2B:</b>	3	<b>SAC:</b>	0	<b>PB:</b>	0	<b>SB:</b>	0
<b>3B:</b>	0	<b>DP:</b>	2	<b>CS:</b>	0		
<b>HR:</b>	1	<b>HBP:</b>	1				

PITCHER	IP	WLS	BF	H	R	ER	SO	BB	IBB	HBP	BLK	WP	HR	S	P	ERA	WHIP
---------	----	-----	----	---	---	----	----	----	-----	-----	-----	----	----	---	---	-----	------

Batter	1	2	3	4	5	6	7	8	9	AB R H RBI BB SO LOB	TOP											
Al Martin, L (1, 7) OBP: 0.372, SLG: 0.494	0-0 1B	2-0 1B			3-2 HR	3-3 K		2-3 K		5 1 3 3 0 2 0												
Pat Meares, R (1, 6) OBP: 0.373, SLG: 0.338 Mike Benjamin, R (8, PH) OBP: 0.329, SLG: 0.338 (8, 6)	2-0 F7	0-3 K2-3			1-2 P5	0-0 G4-3		1-0 L5		4 0 0 0 0 1 3 1 0 0 0 0 0 0												
Brian Giles, L (1, 9) OBP: 0.438, SLG: 0.627	0-0 F8				0-1 P5			3-2 L4	2-1 L5	5 0 0 0 0 0 1												
Kevin Young, R (1, 3) OBP: 0.431, SLG: 0.548	2-2 1B				3-1 2B			0-3 K	2-3 K	5 0 3 0 0 2 0												
18 Jason Kendall, R (1, 2) OBP: 0.429, SLG: 0.479	1-1 F7				1-2 G6-4-3			3-2 2B 1B	0-3 K	5 1 1 0 0 1 4												
Brant Brown, L (1, 8) OBP: 0.299, SLG: 0.444					1-1 F9			2-2 2B 1B	1-3 2B 2B	5 2 2 0 0 1 0												
Ed Sprague, R (1, 5) OBP: 0.407, SLG: 0.505					1-1 G6-3			0-0 HR 2B	2-0 2B	4 1 2 2 0 0 0												
Warren Morris, L (1, 4) OBP: 0.366, SLG: 0.393					0-1 G4-3			1-0 HR	4-0 BB	3 2 2 3 1 0 0												
Todd Ritchie, R (1, 1) OBP: 0.375, SLG: 0.375 Chris Peters, L (4, 1) OBP: 0.222, SLG: 0.125 Freddy Garcia, R (6, PH) OBP: 0.152, SLG: 0.190 Jeff Wallace, L (6, 1) Turner Ward, S (7, PH) OBP: 0.314, SLG: 0.209 Scott Sauerbeck, R (7, 1) Keith Osik, R (8, 1) OBP: 0.333, SLG: 0.286					0-1 1B			4-2 HR BB	1-1 F7	2-3 K	1 0 1 0 0 0 0 0 1 0 0 1 0 0 1 0 0 0 0 0 0 0 0 0 0 0 0 0 1 0 0 0 0 1 2 0 0 0 0 0 0 0 0 0 0 0 0 0 0											
<b>Inning Stats</b>	R: 0 E: 0 K: 0 S: 8	H: 2 LOB: 2 BB: 0 P: 13	R: 1 E: 0 K: 2 S: 16	H: 3 LOB: 2 BB: 0 P: 21	R: 0 E: 0 K: 0 S: 7	H: 1 LOB: 0 BB: 0 P: 12	R: 0 E: 0 K: 0 S: 6	H: 0 LOB: 0 BB: 0 P: 8	R: 2 E: 0 K: 0 S: 18	H: 2 LOB: 1 BB: 1 P: 30	R: 3 E: 0 K: 1 S: 12	H: 3 LOB: 0 BB: 0 P: 18	R: 2 E: 0 K: 2 S: 19	H: 3 LOB: 2 BB: 1 P: 35	R: 0 E: 0 K: 1 S: 7	H: 0 LOB: 0 BB: 0 P: 12	R: 0 E: 0 K: 2 S: 13	H: 0 LOB: 0 BB: 0 P: 16	1B: 8 2B: 4 3B: 0 HR: 2	SF: 0 SAC: 0 DP: 1 HBP: 0	WP: 0 PA: 42 PB: 0 SB: 0 CS: 0	
<b>PITCHER</b>	IP WLS BF H R ER SO BB IBB HBP BLK WP HR S P ERA WHIP																				<b>PITCHER</b>	IP WLS BF H R ER SO BB IBB HBP BLK WP HR S P ERA WHIP
Sean Bergman, R (1, 1) ERA: 4.62	5.0 W 26 11 6 6 2 1 0 0 0 0 2 59 90 10.80 2.400																					
Trevor Miller, L (6, 1) ERA: 1.29	1.1 4 0 0 0 1 0 0 0 0 0 0 0 11 18 0.00 0.000																					
Jeff McCurry, R (7, 1) ERA: 54.0	0.1 5 3 2 2 1 1 0 0 0 0 0 0 13 24 54.00 12.000																					
Brian Williams, R (7, 1) ERA: 2.65	1.1 4 0 0 0 2 0 0 0 0 0 0 0 10 17 0.00 0.000																					
Billy Wagner, L (9, 1) ERA: 3.65	1.0 3 0 0 0 2 0 0 0 0 0 0 0 13 16 0.00 0.000																					

Pittsburgh Pirates @ Houston Astros  
Astrodome, Houston, TX

Tue May 11 1999, 8:05 PM EDT  
Att. 18,450 - Dome - 72 F

livebaseballscorecards.com

AB 40  
R 8  
H 14  
RBI 8  
BB 2  
SO 8  
LOB 10





Batter	1	2	3	4	5	6	7	8	9
<b>Craig Biggio, R</b> OBP: 0.370, SLG: 0.465 <b>Russ Johnson, R</b> OBP: 0.250, SLG: 0.286	1-0 P5		2-1 E 5 2B HBP	1-2 E 2B	1-2 5 2B 1B	4-0 5 BB BB	2-1 G4-3		
<b>Derek Bell, R</b> OBP: 0.326, SLG: 0.461 <b>Billy Wagner, L</b>	1-0 P4		1-0 E6 5 2B	2-1 E5 2B	0-1 5 2B SF9 1B	1-1 F7		3-1 P3	
<b>5 Jeff Bagwell, R</b> OBP: 0.458, SLG: 0.669 <b>Jack Howell, L</b> OBP: 0.375, SLG: 0.385	4-2 S WP 1B BB		2-2 G4-3 2B	4-1 2B E BB	1-2 SF9 1B 2B	4-2 BB BB		4-1 BB 2B BB	
<b>Ken Caminiti, S</b> OBP: 0.405, SLG: 0.429 <b>Bill Spiers, L</b> OBP: 0.440, SLG: 0.500	3-2 1B		1-3 K	3-1 E 2B	1-0 SF9	2-2 F8		4-1 2B 2B BB	
<b>Carl Everett, S</b> OBP: 0.344, SLG: 0.414	1-3 K		0-1 G4-3	0-0 E9 1B	1-1 FC5-4 1B		1-2 G6-3	1-1 2B 2B	
<b>Richard Hidalgo, R</b> OBP: 0.333, SLG: 0.496		1-2 F9	3-2 1B 2B	1-2 FC4-6 1B	2-1 FC5-4 2B		1-1 E 2B	1-0 2B HBP	
<b>Paul Bako, L</b> OBP: 0.476, SLG: 0.611		1-0 G6-3 2B	4-0 1B IBB	2-3 K	1-1 1B 2B		1-1 G5-3	2-3 K	
<b>Tim Bogar, R</b> OBP: 0.342, SLG: 0.394		1-2 G6-3	1-2 1B	2-0 FC4-6	2-2 G6-3		4-2 E BB	1-0 2B	
<b>Sean Bergman, R</b> OBP: 0.154, SLG: 0.615 <b>Trevor Miller, R</b> <b>Jeff McCurry, R</b> <b>Brian Williams, R</b> OBP: 0.500, SLG: 0.500 <b>Glen Barker, S</b> OBP: 0.455, SLG: 0.545		1-3 K		0-0 F8	0-0 E5 1B 5 2B 1B		0-1 G3	0-0 E7 1B	

Inning Stats	R: 1	H: 1	E: 0	K: 1	S: 10	R: 0	H: 1	E: 0	K: 1	S: 10	R: 3	H: 3	E: 1	K: 1	S: 17	R: 5	H: 4	E: 2	K: 0	S: 21	R: 0	H: 0	E: 0	K: 0	S: 9	R: 1	H: 2	E: 1	K: 0	S: 13	R: 4	H: 2	E: 0	K: 1	S: 11	
	LOB: 1	BB: 1	P: 20	LOB: 1	BB: 0	P: 14	LOB: 2	BB: 1	P: 31	LOB: 1	BB: 1	P: 32	LOB: 2	BB: 2	P: 20	LOB: 2	BB: 2	LOB: 2	BB: 1	P: 22	LOB: 1	BB: 2	LOB: 1	BB: 2	LOB: 1	BB: 2	LOB: 1	BB: 2	LOB: 1	BB: 2	LOB: 1	BB: 2	LOB: 1	BB: 2	LOB: 1	BB: 2


PITCHER	IP	WLS	BF	H	R	ER	SO	BB	IBB	HBP	BLK	WP	HR	S	P	ERA	WHIP
<b>Todd Ritchie, R</b> ERA: 4.01	(1, 1)	3.1	L	22	7	8	5	3	2	1	0	1	0	46	84	13.50	2.700
<b>Chris Peters, L</b> ERA: 6.35	(4, 1)	1.2		13	7	6	3	1	0	0	0	0	0	29	43	16.20	4.200
<b>Jeff Wallace, L</b> ERA: 1.0	(6, 1)	1.0		5	0	0	0	0	2	0	0	0	0	9	20	0.00	2.000
<b>Scott Sauerbeck, L</b> ERA: 2.33	(7, 1)	1.0		6	2	1	1	0	1	0	0	0	0	13	22	9.00	3.000
<b>Keith Osik, R</b> ERA: 36.0	(8, 1)	1.0		8	2	4	4	1	2	0	1	0	0	11	27	36.00	4.000

**AB R H RBI BB SO LOB**

3	3	2	0	0	0	0
1	0	0	0	1	0	2
6	3	1	0	0	0	3
0	0	0	0	0	0	0
2	4	2	4	3	0	0
0	1	0	0	1	0	0
3	1	2	4	0	1	1
1	1	0	0	1	0	2
6	2	3	5	0	1	1
5	3	3	1	0	0	1
5	0	2	1	1	2	5
5	0	2	3	1	0	3
3	1	0	0	0	1	1
1	0	0	0	0	0	0
0	0	0	0	0	0	0
1	0	1	1	0	0	0
1	0	0	0	0	0	1

**AB 43**  
**R 19**  
**H 18**  
**RBI 19**  
**BB 8**  
**SO 5**  
**LOB 20**

**WP: 1** **PA: 54**  
**PB: 0**  
**SB: 1**  
**CS: 0**



**Pittsburgh Pirates @ Houston Astros**  
Astrodome, Houston, TX  
Tue May 11 1999, 8:05 PM EDT  
Att. 18,450 - Dome - 72 F

livebaseballscores.com

Batter	1	2	3	4	5	6	7	8	9	AB R H RBI BB SO LOB	TOP	
Al Martin, L (1, 7) OBP: 0.374, SLG: 0.506	0-0 1B 3B		1-2 G6-3		1-2 F8		1-3 K		4-2 FC6-4 BB	4 1 1 0 1 1 0		
Mike Benjamin, R (1, 6) OBP: 0.322, SLG: 0.329	3-1 FC6-4 1B		0-1 G5-3		0-0 L7			1-1 G6-3	0-2 FC6-4	5 0 1 2 0 0 2		
Turner Ward, S (1, 9) OBP: 0.321, SLG: 0.229 (8, 8)	0-0 F8		3-1 1B 1B			3-2 G4-3		1-2 1B 1B	3-1 P4	5 0 2 0 0 0 3		
Kevin Young, R (1, 3) OBP: 0.439, SLG: 0.563	1-2 FC6-4 18 FC5-4 1-2f		0-1 1B		1-2 1B	1-2 2B		0-1 1B		4 0 3 0 0 0 1		
18 Jason Kendall, R (1, 2) OBP: 0.424, SLG: 0.468	0-1 FC5-4 1-2f		0-0 L6			4-0 BB		1-3 K		3 0 0 0 1 1 5		
Brant Brown, L (1, 8) OBP: 0.297, SLG: 0.435 Mike Williams, R (8, 1)			0-1 1B		0-2 G3-1		1-3 K	0-0 G1-3		4 0 1 0 0 1 4 0 0 0 0 0 0 0		
Ed Sprague, R (1, 5) OBP: 0.402, SLG: 0.491			0-3 K		1-3 K		2-2 L6		4-1 BB FC6-4 BB	3 1 0 0 1 2 3	AB 35 R 2 H 8 RBI 2 BB 4 SO 10 LOB 22	
Warren Morris, L (1, 4) OBP: 0.362, SLG: 0.379		1 SAFE 1-3 K			2-3 K		1-2 F8		4-2 FC6-4 BB 1-2 BB	3 0 0 0 1 2 1		
Jason Schmidt, R (1, 1) OBP: 0.154, SLG: 0.154 Brad Clontz, R (6, 1) Freddy Garcia, R (8, 9) OBP: 0.178, SLG: 0.186			2-3 K			0-2 G6-3		0-3 K	1-3 K	2 0 0 0 0 1 1 1 0 0 0 0 1 0 1 0 0 0 0 1 2		
<b>Inning Stats</b>	R: 1 H: 2 E: 0 LOB: 1 K: 0 BB: 0 S: 9 P: 13	R: 0 H: 1 E: 0 LOB: 1 K: 3 BB: 0 S: 11 P: 14	R: 0 H: 2 E: 0 LOB: 2 K: 3 BB: 0 S: 11 P: 15	R: 0 H: 0 E: 0 LOB: 0 K: 2 BB: 0 S: 10 P: 13	R: 0 H: 0 E: 0 LOB: 0 K: 0 BB: 0 S: 9 P: 10	R: 0 H: 1 E: 0 LOB: 2 K: 1 BB: 1 S: 16 P: 27	R: 0 H: 0 E: 0 LOB: 0 K: 2 BB: 0 S: 12 P: 14	R: 0 H: 2 E: 0 LOB: 2 K: 1 BB: 0 S: 12 P: 15	R: 1 H: 0 E: 0 LOB: 2 K: 1 BB: 3 S: 18 P: 34	1B: 6 SF: 0 2B: 1 SAC: 0 3B: 1 DP: 0 HR: 0 HBP: 0	WP: 0 PA: 39 PB: 0 SB: 0 CS: 0	
<b>PITCHER</b>	IP WLS BF H R ER SO BB IBB HBP BLK WP HR S P ERA WHIP											
Jose Lima, R (1, 1) ERA: 2.86	8.0 W 33 8 1 1 9 1 0 0 0 0 0 0 90 121 1.12 1.125											
Scott Elarton, R (9, 1) ERA: 1.37	1.0 6 0 1 1 1 3 0 0 0 0 0 0 18 34 9.00 3.000											

Pittsburgh Pirates @ Houston Astros  
Astrodome, Houston, TX  
Wed May 12 1999, 8:05 PM EDT  
Att. 19,792 - Dome - 72 F

livebaseballscorecards.com



Batter	1	2	3	4	5	6	7	8	9
<b>Craig Biggio, R</b> OBP: 0.371, SLG: 0.466 (1, 4)	0-3 K		4-1 FC5 BB		0-1 S 2B	0-0 G6-3		0-3 K	
<b>Derek Bell, R</b> OBP: 0.329, SLG: 0.455 (1, 9)	3-2 G4-3		1-0 FC5 1-2 2-3f		4-0 BB		0-0 G4-3	3-2 5 1B	
<b>5 Jeff Bagwell, R</b> OBP: 0.443, SLG: 0.642 (1, 3)	3-2 L7		1-1 L7		3-2 G6-3		0-0 E6 1B 1B	3-3 SAFE 1-2	
<b>Ken Caminiti, S</b> OBP: 0.405, SLG: 0.422 (1, 5)		0-0 G4-3		3-3 SAFE SAFE		4-0 1B 3B BB	3-0 1B E 1B	0-3 K	
<b>Carl Everett, S</b> OBP: 0.356, SLG: 0.425 (1, 8)		1-2 G3 1B		0-0 L4		2-2 SAFE 3B 1B	1-2 E S 1B		
<b>Richard Hidalgo, R</b> OBP: 0.346, SLG: 0.525 (1, 7)		0-0 G3 1-2		1-0 2B		3-2 1-H 2-H 3B 3B	4-0 1-3 3-H S BB		
<b>Bill Spiers, L</b> OBP: 0.434, SLG: 0.533 (1, 6)		2-2 G4-3		0-1 G4-3		0-0 1B 3B	0-3 K 1-2		
<b>Tim Bogar, R</b> OBP: 0.338, SLG: 0.389 (7, 6)									
<b>Paul Bako, L</b> OBP: 0.520, SLG: 0.600 (1, 2)			4-1 FC5 SH1-4 BB		1-3 K	1-0 G2-6-4 1B	4-0 IBB		
<b>Jose Lima, R</b> OBP: 0.200, SLG: 0.158 (1, 1)			0-0 SH1-4		1-1 G3-1	0-0 G2-6-4 1-2f	0-0 G4-3		
<b>Scott Elarton, R</b> (9, 1)									

AB	R	H	RBI	BB	SO	LOB
4	0	1	0	1	2	0
4	0	1	0	1	0	2
5	1	0	0	0	1	5
4	2	1	0	1	2	1
4	1	3	1	0	0	0
3	1	2	2	1	0	1
3	1	1	1	0	0	2
1	0	0	0	0	1	2
2	0	1	1	2	1	0
3	0	0	0	0	0	4
0	0	0	0	0	0	0

BOTTOM	
<b>Pittsburgh Pirates @ Houston Astros</b> Astrodome, Houston, TX Wed May 12 1999, 8:05 PM EDT Att. 19,792 - Dome - 72 F	
<b>AB 33</b>	
<b>R 6</b>	
<b>H 10</b>	
<b>RBI 5</b>	
<b>BB 6</b>	
<b>SO 7</b>	
<b>LOB 17</b>	
	

Inning Stats		R	H	E	K	S	P	BB	IBB	HBP	BLK	WP	HR	S	P	ERA	WHIP
R: 0 H: 0 E: 0 K: 1 S: 12		0	0	0	1	18											
R: 0 H: 1 E: 0 K: 0 S: 9		0	1	0	0	12											
R: 0 H: 0 E: 0 K: 0 S: 6		0	0	0	2	16											
R: 0 H: 1 E: 0 K: 1 S: 7		0	1	0	0	11											
R: 0 H: 1 E: 0 K: 1 S: 11		0	1	0	1	20											
R: 4 H: 4 E: 0 K: 0 S: 14		4	4	0	0	24											
R: 2 H: 2 E: 1 K: 1 S: 10		2	2	1	3	22											
R: 0 H: 1 E: 0 K: 3 S: 13		0	1	0	1	19											

PITCHER		IP	WLS	BF	H	R	ER	SO	BB	IBB	HBP	BLK	WP	HR	S	P	ERA	WHIP
<b>Jason Schmidt, R</b> ERA: 3.48 (1, 1)		5.0	L	26	7	4	4	3	4	0	0	0	0	0	57	99	7.20	2.200
<b>Brad Clontz, R</b> ERA: (6, 1)		2.0		10	2	2	0	1	1	1	0	0	0	0	12	24	0.00	1.500
<b>Mike Williams, R</b> ERA: 1.62 (8, 1)		1.0		4	1	0	0	3	0	0	0	0	0	0	13	19	0.00	1.000

WP	HR	S	P	ERA	WHIP
0	0	0	0	0	0
0	0	0	0	0	0
0	0	0	0	0	0
0	0	0	0	0	0

Batter	1	2	3	4	5	6	7	8	9	AB R H RBI BB SO LOB	TOP	
Orlando Cabrera, R (1, 6) OBP: 0.305, SLG: 0.442	0-0 F9	0-0 P6			0-1 F9			0-1 G4-3		4 0 0 0 0 0 2	<b>Montreal Expos @ Pittsburgh Pirates</b> Three Rivers Stadium, Pittsburgh, PA Fri May 14 1999, 7:05 PM EDT Att. 24,644 - Overcast - 66 F	
Jose Vidro, S (1, 4) OBP: 0.326, SLG: 0.542	1-2 G3		1-2 G1-3			1-0 G6-3 2B		0-1 G6-3		4 0 1 0 0 0 0		
Rondell White, R (1, 8) OBP: 0.373, SLG: 0.524	1-2 G5-3		2-1 P3			2-2 G6-3 2-3		1-0 G6-3		4 0 0 0 0 0 1		
Orlando Merced, S (1, 7) OBP: 0.356, SLG: 0.306		3-2 G4-3	0-0 F9			4-2 G4-6-3 BB		0-1 G4-3		3 0 0 0 1 0 0		
Vladimir Guerrero, R (1, 9) OBP: 0.382, SLG: 0.508		1-1 CS HBP		0-0 F8		0-0 G4-6-3 1-2f		4-2 1B BB		2 2 0 0 1 0 2		
Brad Fullmer, L (1, 3) OBP: 0.271, SLG: 0.438		4-1 CS BB		1-3 K			0-0 F7		0-0 1B 1B	2 0 0 0 1 1 0 1 0 1 0 0 0 0		
James Mouton, R (9, PH) OBP: 0.545, SLG: 0.600		1-3 BB										
Michael Barrett, R (1, 5) OBP: 0.327, SLG: 0.439		4-2 1B BB		0-0 G4-3			2-2 E 1B		1-1 WP 1B	3 1 2 1 1 0 0 0 0 0 0 0 0 0		
Mike Mordecai, R (9, PR) OBP: 0.261, SLG: 0.200		1-2 BB										
Chris Widger, R (1, 2) OBP: 0.324, SLG: 0.505		4-2 1B BB			1-0 G6-3		1-0 F8		2-2 P3	3 0 0 0 1 0 3		
Dustin Hermanson, R (1, 1) OBP: 0.294, SLG: 0.143		0-0 1B			2-3 K		3-2 F7		0-2 G1-3	2 0 1 1 0 1 0 1 0 0 0 0 0 1 0 1 0 0 0 0 0 3		
Wilton Guerrero, S (7, PH) OBP: 0.277, SLG: 0.322												
Steve Kline, S (7, 1)												
Guillermo Mota, R (7, 1)												
Ted Lilly, L (8, 1)												
Manny Martinez, R (9, PH) OBP: 0.271, SLG: 0.351		1-2 2-H 1B										
<b>Inning Stats</b>	R: 0 E: 0 K: 0 S: 8 H: 0 LOB: 0 BB: 0 P: 10	R: 2 E: 0 K: 0 S: 16 H: 1 LOB: 2 BB: 3 P: 32	R: 0 E: 0 K: 0 S: 6 H: 0 LOB: 0 BB: 0 P: 9	R: 0 E: 0 K: 1 S: 5 H: 0 LOB: 0 BB: 0 P: 6	R: 0 E: 0 K: 1 S: 6 H: 0 LOB: 0 BB: 0 P: 9	R: 0 E: 0 K: 0 S: 7 H: 1 LOB: 1 BB: 1 P: 14	R: 0 E: 1 K: 0 S: 9 H: 1 LOB: 1 BB: 0 P: 15	R: 0 E: 0 K: 0 S: 5 H: 0 LOB: 0 BB: 0 P: 6	R: 1 E: 0 K: 0 S: 14 H: 2 LOB: 3 BB: 1 P: 21	1B: 4 2B: 1 3B: 0 HR: 0 SF: 0 SAC: 0 DP: 1 HBP: 1	WP: 1 PB: 0 SB: 1 CS: 2 PA: 36	
<b>PITCHER</b>	IP WLS BF H R ER SO BB IBB HBP BLK WP HR S P ERA WHIP											
Kris Benson, R (1, 1) ERA: 3.72	8.1 W 32 3 3 3 2 5 0 1 0 0 0 66 109 3.24 0.960											
Jeff Wallace, L (9, 1) ERA: 1.0	0.0 1 1 0 0 0 0 0 0 0 0 0 1 1 ∞ ∞											
Mike Williams, R (9, 1) ERA: 1.56	0.2 S 3 1 0 0 0 0 0 0 0 0 1 0 9 12 0.00 1.500											

livebaseballscorecards.com

AB	30
R	3
H	5
RBI	2
BB	5
SO	2
LOB	12



Batter	1	2	3	4	5	6	7	8	9	AB	R	H	RBI	BB	SO	LOB
<b>Al Martin, L</b> OBP: 0.385, SLG: 0.523 (1, 7)	3-2 F9 S 1B		0-0 SH1-3 SF6 2B	0-2 L8			2-3 K	3-1 1B 2-H		5	2	3	1	0	1	2
<b>Warren Morris, L</b> OBP: 0.376, SLG: 0.422 (1, 4)	4-0 1B 1-2 BB		0-0 SH1-3 2-3		2-0 HR		0-3 K	1-0 1B 1-2		3	1	2	1	1	1	0
<b>Brian Giles, L</b> OBP: 0.436, SLG: 0.628 (1, 8)	1-1 F9 2-3		1-1 SF6 3-H		1-2 18 F8 2B		4-2 2B BB	2-1 G4-3		3	1	1	1	1	0	4
<b>Kevin Young, R</b> OBP: 0.447, SLG: 0.573 (1, 3)	1-1 1-2 1B 3-H		4-2 18 S BB		0-3 K		1 SAFE 3-1 SAFE 1-H 2B			3	0	2	2	1	1	1
<b>18 Jason Kendall, R</b> OBP: 0.419, SLG: 0.457 (1, 2)	2-2 P4		2-1 F8 1-2		1-2 F8 2-3		4-0 FC6-4 BB			3	0	0	0	1	0	4
<b>Jose Guillen, R</b> OBP: 0.353, SLG: 0.345 (1, 9)	2-3 K			2-2 G2-3 1B		0-0 F9	0-1 FC6-4 1-2f			4	0	1	0	0	1	5
<b>Ed Sprague, R</b> OBP: 0.398, SLG: 0.486 (1, 5)		1-3 K		0-1 F7		0-0 G5-3		2-2 F9		1	0	0	0	0	1	0
<b>Freddy Garcia, R</b> OBP: 0.167, SLG: 0.174 (4, 5)										3	0	0	0	0	0	1
<b>Abraham Nunez, S</b> OBP: 0.333, SLG: 0.409 (1, 6)		1-2 F7		1-0 G2-3 1-2		0-0 G4-3		1-2 WP 1B 2B		4	1	1	0	0	0	1
<b>Kris Benson, R</b> OBP: 0.154, SLG: 0.167 (1, 1)		0-3 K		4-1 BB		3-2 G6-3		0-3 K		3	0	0	0	1	2	1
<b>Jeff Wallace, L</b> (9, 1)										0	0	0	0	0	0	0
<b>Mike Williams, R</b> (9, 1)										0	0	0	0	0	0	0

Inning Stats	R: 1	H: 2	E: 0	LOB: 2	K: 1	BB: 1	S: 18	R: 0	H: 0	E: 0	LOB: 0	K: 2	BB: 0	S: 10	R: 1	H: 1	E: 0	LOB: 1	K: 0	BB: 1	S: 8	R: 0	H: 1	E: 0	LOB: 2	K: 0	BB: 1	S: 12	R: 1	H: 2	E: 0	LOB: 1	K: 1	BB: 0	S: 12	R: 0	H: 0	E: 0	LOB: 0	K: 2	BB: 2	S: 13	R: 1	H: 1	E: 0	LOB: 2	K: 1	BB: 2	S: 15	R: 1	H: 3	E: 0	LOB: 2	K: 1	BB: 0	S: 15
	1	2	0	2	1	1	18	0	0	0	0	2	0	10	1	1	0	1	0	1	1	8	0	1	0	2	0	1	12	1	2	0	1	0	0	12	0	0	0	2	1	2	13	1	1	0	2	1	15	1	3	0	2	15		

PITCHER	IP	WLS	BF	H	R	ER	SO	BB	IBB	HBP	BLK	WP	HR	S	P	ERA	WHIP
<b>Dustin Hermanson, R</b> ERA: 4.18 (1, 1)	6.0	L	27	6	3	3	4	3	0	0	0	0	1	67	103	4.50	1.500
<b>Steve Kline, L</b> ERA: 4.09 (7, 1)	0.2		3	0	1	1	2	1	0	0	0	0	0	9	15	13.50	1.500
<b>Guillermo Mota, R</b> ERA: 3.6 (7, 1)	0.1		3	1	0	0	0	1	0	0	0	0	0	4	11	0.00	6.000
<b>Ted Lilly, L</b> ERA: 9.0 (8, 1)	1.0		6	3	1	1	1	0	0	0	0	1	0	15	24	9.00	3.000

**BOTTOM**

**Montreal Expos @ Pittsburgh Pirates**  
Three Rivers Stadium, Pittsburgh, PA

Fri May 14 1999, 7:05 PM EDT  
Att. 24,644 - Overcast - 66 F

AB	32
R	5
H	10
RBI	5
BB	5
SO	7
LOB	19



WP	HR	S	P	ERA	WHIP
1	0	39			

Batter	1	2	3	4	5	6	7	8	9	AB R H RBI BB SO LOB	TOP											
Wilton Guerrero, S (1, 4) OBP: 0.273, SLG: 0.316	0-3 K2-3		0-0 P6		1-0 1B 1B	2-2 G6-3		1-2 K		5 1 1 0 0 2 2												
Orlando Merced, S (1, 7) OBP: 0.367, SLG: 0.308	4-2 BB		0-1 G4-3		2-1 1B 1B	0-2 G4-3		0-1 G6-3	3 1 1 0 1 0 1													
Anthony Telford, R (6, 1)									0 0 0 0 0 0 0													
Guillermo Mota, R (8, 1)									0 0 0 0 0 0 0													
Manny Martinez, R (9, PH) OBP: 0.268, SLG: 0.347									1 0 0 0 0 0 0													
Rondell White, R (1, 8) OBP: 0.367, SLG: 0.512	0-3 K		2-0 G5-3		3-1 E 1B G5-3 1B 1-3 2-H		2-0 F8		0-0 G6-3	5 1 1 1 0 1 1												
Vladimir Guerrero, R (1, 9) OBP: 0.383, SLG: 0.500	2-2 G6-3			1-1 G4-3	0-0 G5-3 E 1B 1-2 3-H		0-0 G1-3		4-0 1B BB	4 0 1 1 1 0 1												
Jose Vidro, S (1, 3) OBP: 0.340, SLG: 0.591			1-1 1B FC6-4 2B	2-1 HR	0-2 E6 G5-3 1-2 2-3		1-2 F7		0-0 FC6-4 1B	5 2 3 1 0 0 2												
Michael Barrett, R (1, 5) OBP: 0.339, SLG: 0.455			2-2 FC6-4 1B	3-1 F8 2B	0-0 G5-3 1-2 2-3 3-H			1-1 2B G6-3 1B	0-0 FC6-4	5 1 3 1 0 0 4												
Chris Widger, R (1, 2) OBP: 0.317, SLG: 0.495			0-3 K	0-0 F8	0-0 G1-3			1-0 G6-3 2B		2 0 0 0 0 1 3												
Darron Cox, R (4, 2) OBP: 0.211, SLG: 0.421				2-3				1-3		2 0 1 0 0 0 2												
Orlando Cabrera, R (1, 6) OBP: 0.311, SLG: 0.435			0-0 FC6-4 FC4-6 1-2f 3-H	1-0 P6		2-2 G6-3 HBP		3-0 G6-3 HBP		2 0 0 1 0 0 2												
Carl Pavano, R (1, 1) OBP: 0.143, SLG: 0.143			0-0 FC4-6		0-0 P6	2-0 F8		0-0 G6-3		1 0 0 0 0 0 1												
J.D. Smart, R (3, 1)										1 0 0 0 0 0 0												
Brad Fullmer, L (6, PH) OBP: 0.268, SLG: 0.433										1 0 0 0 0 0 1												
James Mouton, R (6, 7) OBP: 0.529, SLG: 0.577										1 0 0 0 0 0 2												
<b>Inning Stats</b>	R: 0 E: 0 K: 2 S: 12	H: 0 LOB: 1 BB: 1 P: 18	R: 1 E: 0 K: 1 S: 10	H: 2 LOB: 1 BB: 0 P: 13	R: 0 E: 0 K: 0 S: 4	H: 0 LOB: 0 BB: 0 P: 6	R: 1 E: 0 K: 0 S: 8	H: 2 LOB: 1 BB: 0 P: 15	R: 3 E: 1 K: 0 S: 13	H: 4 LOB: 2 BB: 0 P: 19	R: 0 E: 0 K: 0 S: 9	H: 0 LOB: 1 BB: 0 P: 15	R: 0 E: 0 K: 0 S: 6	H: 0 LOB: 0 BB: 0 P: 9	R: 1 E: 0 K: 1 S: 7	H: 2 LOB: 1 BB: 0 P: 13	R: 0 E: 0 K: 0 S: 5	H: 1 LOB: 2 BB: 1 P: 9	1B: 7 2B: 3 3B: 0 HR: 1	SF: 0 SAC: 0 DP: 1 HBP: 2	WP: 0 PB: 0 SB: 0 CS: 0	PA: 42
<b>PITCHER</b>	IP WLS BF H R ER SO BB IBB HBP BLK WP HR S P ERA WHIP																					
Jose Silva, R (1, 1) ERA: 8.25	6.0 W 29 8 5 5 3 1 0 1 0 0 1 56 86 7.50 1.500																					
Marc Wilkins, R (7, 1) ERA: 1.59	2.0 8 2 1 1 1 0 0 1 0 0 0 13 22 4.50 1.000																					
Scott Sauerbeck, L (9, 1) ERA: 2.21	1.0 5 1 0 0 0 1 0 0 0 0 0 5 9 0.00 2.000																					

**Montreal Expos @ Pittsburgh Pirates**  
Three Rivers Stadium, Pittsburgh, PA

Sat May 15 1999, 7:05 PM EDT  
Att. 27,017 - Unknown - 72 F

livebaseballscorecards.com

AB	38
R	6
H	11
RBI	5
BB	2
SO	4
LOB	22



BOTTOM

Montreal Expos @ Pittsburgh Pirates  
Three Rivers Stadium, Pittsburgh, PA

Sat May 15 1999, 7:05 PM EDT  
Att: 27,017 - Unknown - 72 F

livebaseballscorecards.com

AB	42
R	17
H	17
RBI	15
BB	2
SO	5
LOB	16



WP:	0	PA:	46
PB:	0	SB:	1
CS:	0		

AB R H RBI BB SO LOB

6	1	1	0	0	1	3
4	2	2	0	1	0	2
5	2	2	3	0	1	3
0	0	0	0	0	0	0
5	2	2	1	0	2	1
3	3	2	0	1	0	0
5	3	3	3	0	0	1
4	3	3	4	0	0	1
0	0	0	0	0	0	0
1	0	0	0	0	0	1
0	0	0	0	0	0	0
5	1	0	0	0	1	4
3	0	2	3	0	0	0
1	0	0	1	0	0	0

1B:	12	SF:	1
2B:	3	SAC:	0
3B:	0	DP:	1
HR:	2	HBP:	1

Batter	1	2	3	4	5	6	7	8	9					
Al Martin, L OBP: 0.373, SLG: 0.511 (1, 7)	1-3 K	1-1 2B	1-0 G4-6-3		0-2 F7		0-0 E5 HR	0-0 G4-3						
Warren Morris, L OBP: 0.386, SLG: 0.436 (1, 4)	1-2 1B	0-0 P6	0-0 2B		2-1 G6-3		4-1 HR BB							
Brian Giles, L OBP: 0.435, SLG: 0.643 Adrian Brown, S OBP: 0.288, SLG: 0.178 (1, 8) (8, 8)	2-3 K	2-1 P5	1-0 P3			3-1 E1 FC5-4 1B	0-0 HR							
Kevin Young, R OBP: 0.446, SLG: 0.566 (1, 3)	3-2 1B		0-1 1B	2-3 K		3-3 K	1-0 P5							
18 Jason Kendall, R OBP: 0.431, SLG: 0.462 (1, 2)	0-2 HR		1-0 2B	2-1 F8		4-0 FC5-4 BB	1-1 E HBP							
Jose Guillen, R OBP: 0.385, SLG: 0.382 (1, 9)	0-0 HR		3-1 E	2-0 P3		0-2 FC5-4	1-0 E SF8 1B							
Freddy Garcia, R OBP: 0.212, SLG: 0.300 Marc Wilkins, R (7, 1) Brant Brown, L OBP: 0.293, SLG: 0.430 Scott Sauerbeck, R (9, 1)	3-1 HR		1-0 E		1-2 E	0-0 F8	2-2 E3 SF8							
Abraham Nunez, S OBP: 0.276, SLG: 0.333 (1, 6)	0-1 G6-3		1-0 E7		0-1 G4-3		1-0 G6-3	0-3 K						
Jose Silva, R OBP: 0.200, SLG: 0.200 Mike Benjamin, R OBP: 0.315, SLG: 0.325 (1, 1) (7, 5)		1-0 F8	0-0 G4-6-3		1-1 E2		0-0 G1-3	0-0 SF8						
Inning Stats	R: 5 E: 0 K: 2 S: 21	H: 5 LOB: 0 BB: 0 P: 31	R: 0 E: 0 K: 0 S: 6	H: 1 LOB: 1 BB: 0 P: 10	R: 5 E: 1 K: 0 S: 11	H: 6 LOB: 1 BB: 0 P: 19	R: 0 E: 0 K: 1 S: 6	H: 0 LOB: 0 BB: 0 P: 12	R: 1 E: 1 K: 0 S: 10	H: 1 LOB: 1 BB: 1 P: 20	R: 3 E: 1 K: 0 S: 6	H: 1 LOB: 0 BB: 1 P: 12	R: 2 E: 1 K: 1 S: 11	H: 1 LOB: 1 BB: 0 P: 15

PITCHER	IP	WLS	BF	H	R	ER	SO	BB	IBB	HBP	BLK	WP	HR	S	P	ERA	WHIP
Carl Pavano, R ERA: 7.32 (1, 1)	2.0	L	16	10	9	9	2	0	0	0	0	0	1	33	52	40.50	5.000
J.D. Smart, R ERA: 3.57 (3, 1)	3.0		13	4	2	1	1	0	0	0	0	0	0	23	36	3.00	1.333
Anthony Telford, R ERA: 4.19 (6, 1)	2.0		11	2	4	1	1	2	0	0	0	0	1	16	32	4.50	2.000
Guillermo Mota, R ERA: 3.0 (8, 1)	1.0		6	1	2	0	1	0	0	1	0	0	0	11	15	0.00	1.000

Batter	1	2	3	4	5	6	7	8	9	AB R H RBI BB SO LOB	TOP											
Orlando Cabrera, R (1, 6) OBP: 0.314, SLG: 0.430	2-2 G5-3		3-1 F9 1B		4-1 BB	0-3 K		0-1 G6-3		4 0 1 0 1 1 5												
Orlando Merced, S (1, 3) OBP: 0.358, SLG: 0.302	2-2 G3		0-1		1-2 F9		2-1 G1-3		0-2 FC6-4 1B	4 0 1 1 0 0 1												
Bobby Ayala, R (7, 1)			1-2 3-H 1B							0 0 0 0 0 0 0												
Ugueth Urbina, R (8, 1)			1-1 F9							0 0 0 0 0 0 0												
Wilton Guerrero, S (9, PH) OBP: 0.280, SLG: 0.323			2-3							1 0 1 0 0 0 0												
Rondell White, R (1, 7) OBP: 0.366, SLG: 0.504	4-2 BB		1-1 F9			0-0 F8	2-2 F9		2-0 P6	2 0 0 0 1 0 2												
Anthony Telford, R (6, 1)			2-3							0 0 0 0 0 0 0												
Brad Fullmer, L (7, PH) OBP: 0.263, SLG: 0.424			3-1 G5-3			1-0 HR	0-0 HR		0-0 F9	2 0 0 0 0 0 1												
Vladimir Guerrero, R (1, 9) OBP: 0.383, SLG: 0.541	1-2 P4									5 2 2 2 0 0 4												
Jose Vidro, S (1, 4) OBP: 0.333, SLG: 0.570		0-0 P3			2-0 F8		1-0 G5-3	1-0 1B	1-0 FC6-4	5 0 1 0 0 0 1												
Michael Barrett, R (1, 5) OBP: 0.336, SLG: 0.457		1-0 F8			0-2 F8		0-1 1B 2B	0-0 P3		4 1 1 0 0 0 1												
Manny Martinez, R (1, 8) OBP: 0.267, SLG: 0.343		0-1 P3			0-1 P3		1-0 1B 1B			4 0 1 1 0 0 0												
Darron Cox, R (1, 2) OBP: 0.304, SLG: 0.455			3-2 1B 1B			1-1 P5	0-0 BB 1B		1-1 BB HBP	3 1 2 0 0 0 0												
Javier Vazquez, R (1, 1) OBP: 0.182, SLG: 0.182			2-3 K			0-3 K	4-1 BB		4-1 G6-3 BB	1 0 0 0 0 1 1												
Ted Lilly, L (4, 1)										1 0 0 0 0 1 0												
James Mouton, R (6, PH) OBP: 0.556, SLG: 0.577										0 0 0 0 2 0 0												
Inning Stats	R: 0 E: 0 K: 0 S: 13	H: 0 LOB: 1 BB: 1 P: 22	R: 0 E: 0 K: 0 S: 4	H: 0 LOB: 0 BB: 0 P: 5	R: 1 E: 0 K: 1 S: 14	H: 3 LOB: 2 BB: 0 P: 26	R: 0 E: 0 K: 0 S: 7	H: 0 LOB: 0 BB: 0 P: 9	R: 0 E: 0 K: 1 S: 9	H: 0 LOB: 1 BB: 1 P: 15	R: 2 E: 0 K: 1 S: 11	H: 4 LOB: 3 BB: 1 P: 17	R: 1 E: 0 K: 0 S: 8	H: 2 LOB: 1 BB: 0 P: 13	R: 0 E: 0 K: 0 S: 5	H: 0 LOB: 1 BB: 1 P: 11	R: 0 E: 0 K: 0 S: 6	H: 1 LOB: 1 BB: 0 P: 9	1B: 7 2B: 1 3B: 0 HR: 2	SF: 0 SAC: 0 DP: 1 HBP: 1	WP: 0 PB: 0 SB: 0 CS: 0	PA: 41
PITCHER	IP WLS BF H R ER SO BB IBB HBP BLK WP HR S P ERA WHIP																					
Pete Schourek, L (1, 1) ERA: 5.27	5.2 W 27 7 3 3 2 3 0 0 0 0 0 1 55 91 4.76 1.765																					
Brad Clontz, R (6, 1) ERA: 1.29	2.1 10 2 1 1 1 1 0 1 0 0 0 1 16 27 3.86 1.286																					
Jeff Wallace, L (9, 1) ERA: 0.95	1.0 4 1 0 0 0 0 0 0 0 0 0 0 6 9 0.00 1.000																					

**Montreal Expos @ Pittsburgh Pirates**  
**Three Rivers Stadium, Pittsburgh, PA**

Sun May 16 1999, 1:35 PM EDT  
 Att. 28,882 - Unknown - 75 F

[livebaseballscorecards.com](http://livebaseballscorecards.com)

AB	36
R	4
H	10
RBI	4
BB	4
SO	3
LOB	16





Batter	1	2	3	4	5	6	7	8	9
<b>Al Martin, L</b> OBP: 0.355, SLG: 0.485 (1, 7)	2-1 F7		2-3 K	2-1 G4-3	3-3 K			1-1 L4	
<b>Warren Morris, L</b> OBP: 0.378, SLG: 0.424 (1, 4)	1-2 E3		2-2 G6-3	2-2 BB 2B 1B		1-2 G1-3		0-3 K	
<b>Brian Giles, L</b> OBP: 0.433, SLG: 0.633 (1, 8)	3-3 K		1-0 E3	4-1 2B BB		2-1 F8			
<b>Turner Ward, S</b> OBP: 0.316, SLG: 0.224 (5, 8)	1-2			1-2 2B BB					
<b>Kevin Young, R</b> OBP: 0.453, SLG: 0.576 (1, 3)		4-2 18 3B BB	0-1 F8	1-0 2B 2B		0-1 1B			
<b>18 Jason Kendall, R</b> OBP: 0.446, SLG: 0.485 (1, 2)		0-1 1B 3B		4-1 2B HBP		2-2 FC6-4 1B			
<b>Jose Guillen, R</b> OBP: 0.419, SLG: 0.474 (1, 9)		0-1 FC4-6 1B		0-0 2B BB		2-3 K			
<b>Freddy Garcia, R</b> OBP: 0.214, SLG: 0.283 (1, 5)		2-1 SAFE P4		4-0 G4-3 1B BB		1-0 FC6-4			
<b>Abraham Nunez, S</b> OBP: 0.242, SLG: 0.290 (1, 6)		0-1 FC4-6		1-3 K		0-0 F9			
<b>Pete Schourek, L</b> (1, 1)		2-3 K		4-2 1B 2B BB		0-3 K			
<b>Brad Clontz, R</b> (6, 1)									
<b>Brant Brown, L</b> OBP: 0.290, SLG: 0.425 (8, PH)									
<b>Jeff Wallace, L</b> (9, 1)									

Inning Stats	R: 0	H: 0	E: 1	K: 1	S: 9	L: 1	LOB: 1	BB: 0	P: 15	R: 2	H: 2	E: 0	K: 1	S: 14	R: 0	H: 0	E: 1	K: 1	S: 9	R: 7	H: 4	E: 0	K: 2	S: 23	R: 0	H: 0	E: 0	K: 2	S: 11	R: 0	H: 1	E: 0	K: 0	S: 7	R: 0	H: 1	E: 0	K: 1	S: 9	R: 0	H: 0	E: 0	K: 1	S: 6
--------------	------	------	------	------	------	------	--------	-------	-------	------	------	------	------	-------	------	------	------	------	------	------	------	------	------	-------	------	------	------	------	-------	------	------	------	------	------	------	------	------	------	------	------	------	------	------	------

AB	R	H	RBI	BB	SO	LOB
5	0	0	1	0	2	2
5	1	1	1	0	1	0
2	1	0	0	1	1	1
1	0	0	0	0	0	0
3	2	2	3	1	0	1
2	2	2	1	1	0	0
4	1	3	2	0	1	1
3	1	0	0	1	1	4
4	0	0	0	0	1	5
2	1	0	1	1	2	1
0	0	0	0	0	0	0
1	0	0	0	0	0	0
0	0	0	0	0	0	0

WP	PA	ERA	WHIP
0	38		
0			
0			
1			

PITCHER	IP	WLS	BF	H	R	ER	SO	BB	IBB	HBP	BLK	WP	HR	S	P	ERA	WHIP
<b>Javier Vazquez, R</b> ERA: 6.48 (1, 1)	3.2	L	20	4	7	7	4	3	0	1	0	0	0	45	81	17.18	1.909
<b>Ted Lilly, L</b> ERA: 11.57 (4, 1)	1.1		8	2	2	2	3	2	0	0	0	0	0	21	37	13.50	3.000
<b>Anthony Telford, R</b> ERA: 3.98 (6, 1)	1.0		3	1	0	0	0	0	0	0	0	0	0	7	10	0.00	1.000
<b>Bobby Ayala, R</b> ERA: 2.38 (7, 1)	1.0		4	1	0	0	1	0	0	0	0	0	0	9	14	0.00	1.000
<b>Ugueth Urbina, R</b> ERA: 5.0 (8, 1)	1.0		3	0	0	0	1	0	0	0	0	0	0	6	7	0.00	0.000


**BOTTOM**

**Montreal Expos @ Pittsburgh Pirates**  
Three Rivers Stadium, Pittsburgh, PA

Sun May 16 1999, 1:35 PM EDT  
Att: 28,882 - Unknown - 75 F

livebaseballscorecards.com

AB	32
R	9
H	8
RBI	9
BB	5
SO	9
LOB	15



Batter	1	2	3	4	5	6	7	8	9	AB R H RBI BB SO LOB	TOP	
Al Martin, L (1, 7) OBP: 0.351, SLG: 0.470	1-2 L8		4-0 BB		0-1 F9			0-0 P5		3 0 0 0 1 0 1		
Warren Morris, L (1, 4) OBP: 0.382, SLG: 0.427	3-3 K		2-3 K			1-1 18 2B 1B		0-0 G6-3 1B		4 1 2 0 0 2 1		
Brian Giles, L (1, 8) OBP: 0.429, SLG: 0.618	4-1 BB		1-3 K			0-0 L9		1-2 G6-3 1-2f		3 0 0 0 1 1 3		
Kevin Young, R (1, 3) OBP: 0.442, SLG: 0.559	1-2 G3-1			2-2 G6-3		1-0 F9		2-2 P8		4 0 0 0 0 0 2		
18 Jason Kendall, R (1, 2) OBP: 0.447, SLG: 0.493		1-1 G6-4-3 1B		1-1 F8		3-2 1-H 2B		2-2 F8		4 0 2 1 0 0 0		
Turner Ward, S (1, 9) OBP: 0.295, SLG: 0.208		1 SAFE 2-2 G6-4-3 1-2		0-1 P6		0-0 L3		1-0 G6-3		4 0 0 0 0 0 2		
Ed Sprague, R (1, 5) OBP: 0.397, SLG: 0.482		2-3 K		0-2 SH3-4 1B		1-0 F8				3 0 1 0 0 1 1		
Abraham Nunez, S (1, 6) OBP: 0.222, SLG: 0.265		2-3 K		0-2 L8		1-2 G3				3 0 0 0 0 1 2		
Todd Ritchie, R (1, 1) OBP: 0.300, SLG: 0.300 Marc Wilkins, R (8, 1)			1-2 P9		0-0 SH3-4		0-3 K			2 0 0 0 0 1 0 0 0 0 0 0 0 0		
<b>Inning Stats</b>	R: 0 E: 0 K: 1 S: 11 H: 0 LOB: 1 BB: 1 P: 20	R: 0 E: 0 K: 2 S: 12 H: 1 LOB: 1 BB: 0 P: 19	R: 0 E: 0 K: 2 S: 10 H: 0 LOB: 1 BB: 1 P: 17	R: 0 E: 0 K: 0 S: 8 H: 0 LOB: 0 BB: 0 P: 11	R: 0 E: 0 K: 0 S: 9 H: 1 LOB: 1 BB: 0 P: 9	R: 1 E: 0 K: 0 S: 10 H: 2 LOB: 1 BB: 0 P: 15	R: 0 E: 0 K: 1 S: 7 H: 0 LOB: 0 BB: 0 P: 9	R: 0 E: 0 K: 0 S: 6 H: 1 LOB: 0 BB: 0 P: 7	R: 0 E: 0 K: 0 S: 8 H: 0 LOB: 0 BB: 0 P: 13	1B: 4 2B: 1 3B: 0 HR: 0 SF: 0 SAC: 1 DP: 1 HBP: 0	WP: 0 PB: 0 SB: 0 CS: 0 PA: 33	
<b>PITCHER</b> Kevin Millwood, R (1, 1) ERA: 3.6 Rudy Seanez, R (8, 1) ERA: 1.62 John Rocker, L (9, 1) ERA: 3.14	IP WLS BF H R ER SO BB IBB HBP BLK WP HR S P ERA WHIP	7.0 W 27 4 1 1 6 2 0 0 0 0 0 0 67 100 1.29 0.857	1.0 H 3 1 0 0 0 0 0 0 0 0 0 0 6 7 0.00 1.000	1.0 S 3 0 0 0 0 0 0 0 0 0 0 0 8 13 0.00 0.000	<b>PITCHER</b> IP WLS BF H R ER SO BB IBB HBP BLK WP HR S P ERA WHIP							

Pittsburgh Pirates @ Atlanta Braves  
 Turner Field, Atlanta, GA  
 Mon May 17 1999, 7:40 PM EDT  
 Att. 30,673 - Cloudy - 78 F

livebaseballscorecards.com

AB	30
R	1
H	5
RBI	1
BB	2
SO	6
LOB	12



Batter	1	2	3	4	5	6	7	8	9
Walt Weiss, S (1, 6) OBP: 0.346, SLG: 0.340	2-2 G5-3		3-2 G3-1			1-2 BB 1B	0-1 FC6-4		
Bret Boone, R (1, 4) OBP: 0.348, SLG: 0.514	0-2 G1-3		0-1 G1-3			0-0 1B	0-2 FC6-4		
10 Chipper Jones, S (1, 5) OBP: 0.346, SLG: 0.468	0-0 G3			2-2 G6-3		0-0 L6		2-0 CS 1B	
Brian Jordan, R (1, 9) OBP: 0.378, SLG: 0.552		4-2 FC5-4 BB		0-0 G6-3		4-0 1B		3-3 K	
Javy Lopez, R (1, 2) OBP: 0.314, SLG: 0.480		1-1 FC5-4 1B		1-3 K		1-3 K		0-0 F9	
Ryan Klesko, L (1, 3) OBP: 0.330, SLG: 0.477		1-1 1B		0-0 G4-3			3-1 G3		
Brian Hunter, R (9, 3) OBP: 0.325, SLG: 0.605		1-2 1B		1-0 1B			4-0 1B BB		
Andruw Jones, R (1, 8) OBP: 0.372, SLG: 0.529		2-1 P4		1-3 K			0-2 1B		
Gerald Williams, R (1, 7) OBP: 0.371, SLG: 0.433		0-0 L7		2-1 G4-3		1-0 F8	0-0 P6		
Kevin Millwood, R (1, 1) OBP: 0.176, SLG: 0.188									
Randall Simon, L (7, PH) OBP: 0.410, SLG: 0.485									
Rudy Seanez, R (8, 1)									
John Rocker, R (9, 1)									

Inning Stats	R: 0 E: 0 K: 0 S: 7	H: 0 LOB: 0 BB: 0 P: 9	R: 0 E: 0 K: 0 S: 11	H: 1 LOB: 2 BB: 1 P: 19	R: 0 E: 0 K: 0 S: 7	H: 0 LOB: 0 BB: 0 P: 12	R: 0 E: 0 K: 1 S: 8	H: 0 LOB: 0 BB: 0 P: 11	R: 0 E: 0 K: 1 S: 5	H: 1 LOB: 0 BB: 0 P: 7	R: 0 E: 0 K: 1 S: 11	H: 2 LOB: 3 BB: 1 P: 18	R: 2 E: 0 K: 0 S: 11	H: 2 LOB: 1 BB: 1 P: 18	R: 0 E: 0 K: 1 S: 5	H: 1 LOB: 0 BB: 0 P: 10
--------------	------------------------------	---------------------------------	-------------------------------	----------------------------------	------------------------------	----------------------------------	------------------------------	----------------------------------	------------------------------	---------------------------------	-------------------------------	----------------------------------	-------------------------------	----------------------------------	------------------------------	----------------------------------

PITCHER	IP	WLS	BF	H	R	ER	SO	BB	IBB	HBP	BLK	WP	HR	S	P	ERA	WHIP
Todd Ritchie, R (1, 1) ERA: 3.69	7.0	L	29	6	2	2	3	3	0	0	0	0	0	60	94	2.57	1.286
Marc Wilkins, R (8, 1) ERA: 1.35	1.0		3	1	0	0	1	0	0	0	0	0	0	5	10	0.00	1.000

**BOTTOM**

**Pittsburgh Pirates @ Atlanta Braves**  
Turner Field, Atlanta, GA

Mon May 17 1999, 7:40 PM EDT  
Att: 30,673 - Cloudy - 78 F

AB	R	H	RBI	BB	SO	LOB
4	0	2	2	0	0	0
4	0	1	0	0	0	1
4	0	1	0	0	0	2
2	0	0	0	2	1	1
4	0	0	0	0	2	4
3	0	1	0	0	0	0
0	0	0	0	0	0	0
2	1	1	0	1	0	2
3	1	1	0	0	1	3
2	0	0	0	0	0	0
1	0	0	0	0	0	2
0	0	0	0	0	0	0
0	0	0	0	0	0	0

AB	29
R	2
H	7
RBI	2
BB	3
SO	4
LOB	15

WP: 0 PA: 32  
PB: 0  
SB: 0  
CS: 1



PITCHER	IP	WLS	BF	H	R	ER	SO	BB	IBB	HBP	BLK	WP	HR	S	P	ERA	WHIP
---------	----	-----	----	---	---	----	----	----	-----	-----	-----	----	----	---	---	-----	------

Batter	1	2	3	4	5	6	7	8	9	AB R H RBI BB SO LOB	TOP												
Mike Benjamin, R (1, 6) OBP: 0.330, SLG: 0.353	1-2 G3		1-3 K	1-0 1B		1-2 1B			3-2 HR 2B	5 1 3 0 0 1 0													
Ed Sprague, R (1, 5) OBP: 0.404, SLG: 0.509	0-2 FC3-6 1B		4-0 FC5-4 BB	2-0 F9		0-3 K			0-0 HR	4 1 2 2 1 1 5													
Brian Giles, L (1, 8) OBP: 0.428, SLG: 0.615	2-2 FC3-6 1-2f		4-2 FC5-4 BB	1-2 BB		0-1 1B 18 G6-4-3 2B		0-0 L8	0-1 G3	4 1 1 0 1 0 1													
Kevin Young, R (1, 3) OBP: 0.435, SLG: 0.547	0-1 G5-3		2-1 FC5-4 18 S	1-2f 2-3 1B		2-2 18 G6-4-3 1B		3-3 K	2-2 G4-3	5 0 1 0 0 1 3													
18 Jason Kendall, R (1, 2) OBP: 0.436, SLG: 0.479			3-2 F9	1-2 F9		2-1 G6-4-3 1-2f 2-2 3-H 2-2 G4-3		2-1 F9		4 0 0 0 0 0 3													
Jose Guillen, R (1, 9) OBP: 0.426, SLG: 0.500			2-0 WP 2B			1-2 1B 1B		1-3 K		4 1 2 0 0 1 0													
Freddy Garcia, R (1, 7) OBP: 0.250, SLG: 0.333			2-1 G4-3 2-H 2B			0-1 1B		1-1 1B 1B		4 0 3 1 0 0 0													
Warren Morris, L (1, 4) OBP: 0.370, SLG: 0.411			1-2 G4-3			1-1 P6		1-3 K		4 0 0 0 0 1 4													
Jason Schmidt, R (1, 1) OBP: 0.125, SLG: 0.125			2-3 K			0-3 K		0-3 K		3 0 0 0 0 3 4													
Brad Clontz, R (6, 1)										0 0 0 0 0 0 0													
Chris Peters, L (7, 1) OBP: 0.222, SLG: 0.125										0 0 0 0 0 0 0													
Brant Brown, L (9, PH) OBP: 0.287, SLG: 0.420										1 0 0 0 0 1 0													
<b>Inning Stats</b>	R: 0 E: 0 K: 0 S: 11	H: 1 LOB: 1 BB: 0 P: 14	R: 1 E: 0 K: 1 S: 13	H: 2 LOB: 1 BB: 0 P: 20	R: 0 E: 0 K: 1 S: 12	H: 0 LOB: 2 BB: 2 P: 26	R: 0 E: 0 K: 1 S: 12	H: 3 LOB: 3 BB: 0 P: 17	R: 1 E: 0 K: 0 S: 11	H: 2 LOB: 0 BB: 0 P: 17	R: 0 E: 0 K: 3 S: 15	H: 2 LOB: 2 BB: 0 P: 18	R: 0 E: 0 K: 1 S: 6	H: 0 LOB: 0 BB: 0 P: 11	R: 0 E: 0 K: 1 S: 9	H: 0 LOB: 0 BB: 0 P: 13	R: 2 E: 0 K: 1 S: 13	H: 2 LOB: 0 BB: 0 P: 18	1B: 7 2B: 4 3B: 0 HR: 1	SF: 0 SAC: 0 DP: 1 HBP: 0	WP: 1 PB: 0 SB: 1 CS: 0	PA: 40	
<b>PITCHER</b>	IP WLS BF H R ER SO BB IBB HBP BLK WP HR S P ERA WHIP																					<b>PITCHER</b>	IP WLS BF H R ER SO BB IBB HBP BLK WP HR S P ERA WHIP
Odalis Perez, L (1, 1) ERA: 5.18	5.0 W 24 8 2 2 3 2 0 0 0 0 1 0 59 94 3.60 2.000																						
Mike Remlinger, L (6, 1) ERA: 1.72	1.0 H 5 2 0 0 3 0 0 0 0 0 0 0 15 18 0.00 2.000																						
30 Kevin McGlinchy, R (7, 1) ERA: 0.95	1.0 3 0 0 0 1 0 0 0 0 0 0 0 6 11 0.00 0.000																						
Russ Springer, R (8, 1) ERA:	1.0 3 0 0 0 1 0 0 0 0 0 0 0 9 13 0.00 0.000																						
Justin Speier, R (9, 1) ERA: 3.65	1.0 5 2 2 2 1 0 0 0 0 0 0 1 13 18 18.00 2.000																						

Pittsburgh Pirates @ Atlanta Braves  
 Turner Field, Atlanta, GA  
 Tue May 18 1999, 7:40 PM EDT  
 Att. 30,858 - Overcast - 70 F

livebaseballscorecards.com

AB	38
R	4
H	12
RBI	3
BB	2
SO	9
LOB	20





Batter 1 2 3 4 5 6 7 8 9 AB R H RBI BB SO LOB TOP

<p><b>Abraham Nunez, S</b> (1, 6) OBP: 0.250, SLG: 0.289 <b>Turner Ward, S</b> (9, PH) OBP: 0.290, SLG: 0.204</p>	<p>3-2 G3</p>			<p>0-2 G6-4-3 1B</p>	<p>0-0 1-2 2-H 1B</p>		<p>2-3 K</p>		<p>0-3 K</p>	<p>4 0 2 1 0 1 0 1 0 0 0 0 1 3</p>
<p><b>Mike Benjamin, R</b> (1, 4) OBP: 0.317, SLG: 0.337</p>	<p>1-2 F9</p>		<p>2-3 K</p>	<p>2-1 P3</p>			<p>1-2 F8</p>			<p>4 0 0 0 0 1 3</p>
<p><b>Brian Giles, L</b> (1, 8) OBP: 0.418, SLG: 0.597</p>	<p>3-2 P6</p>		<p>3-1 G6-4-3 1-2f</p>		<p>3-2 P5</p>		<p>0-3 K</p>			<p>4 0 0 0 0 1 1</p>
<p><b>Kevin Young, R</b> (1, 3) OBP: 0.437, SLG: 0.543</p>		<p>3-3 K</p>		<p>4-2 E G6-3 BB</p>	<p>0-1 G4-3 1B</p>		<p>0-1 P4</p>			<p>3 1 1 0 1 1 0</p>
<p><b>Ed Sprague, R</b> (1, 5) OBP: 0.407, SLG: 0.504</p>		<p>4-1 G5-4-3 BB</p>		<p>1-0 E8 G6-3 67 1B</p>	<p>1-2 G4-3</p>		<p>2-0 E6 FC3-6 1B</p>			<p>3 1 1 0 1 0 1</p>
<p><b>Jose Guillen, R</b> (1, 9) OBP: 0.412, SLG: 0.467</p>		<p>2-0 G5-4-3 1-2f</p>		<p>2-0 F8</p>		<p>4-0 IBB</p>		<p>1-3 K</p>		<p>3 0 0 0 1 1 4</p>
<p><b>Freddy Garcia, R</b> (1, 7) OBP: 0.250, SLG: 0.328</p>			<p>3-2 P4</p>		<p>1-2 G6-3</p>	<p>1-1 G4-3</p>		<p>0-0 FC3-6 1B</p>		<p>4 0 1 1 0 0 3</p>
<p><b>Keith Osik, R</b> (1, 2) OBP: 0.316, SLG: 0.235</p>			<p>0-0 F8</p>		<p>4-1 67 1B BB</p>		<p>1-1 F8</p>		<p>2-2 FC3-6 18 BB</p>	<p>3 1 0 0 1 0 2</p>
<p><b>67 Francisco Cordova, R</b> (1, 1) OBP: 0.333, SLG: 0.333 <b>Scott Sauerbeck, R</b> (6, 1) <b>Brant Brown, L</b> (7, PH) OBP: 0.294, SLG: 0.416 <b>Jeff Wallace, L</b> (7, 1) <b>Mike Williams, R</b> (8, 1) <b>18 Jason Kendall, R</b> (9, PH) OBP: 0.440, SLG: 0.479</p>			<p>2-3 K</p>		<p>0-0 1B</p>		<p>1-3 K</p>		<p>4-1 1-2f 2-3 BB</p>	<p>2 0 1 1 0 1 0 0 0 0 0 0 0 0 1 0 0 0 0 1 0 0 0 0 0 0 0 0 0 0 0 0 0 0 0 0 0 0 0 1 0 0</p>

Pittsburgh Pirates @ Atlanta Braves  
Turner Field, Atlanta, GA  
Wed May 19 1999, 1:10 PM EDT  
Att. 34,106 - Sunny - 72 F

[livebaseballscorecards.com](http://livebaseballscorecards.com)

AB	32
R	3
H	6
RBI	3
BB	5
SO	8
LOB	17



<b>Inning Stats</b>	R: 0 E: 0 K: 0 S: 13	H: 0 LOB: 0 BB: 0 P: 20	R: 0 E: 0 K: 1 S: 6	H: 0 LOB: 0 BB: 1 P: 15	R: 0 E: 0 K: 1 S: 9	H: 0 LOB: 0 BB: 0 P: 14	R: 0 E: 0 K: 1 S: 8	H: 1 LOB: 0 BB: 0 P: 13	R: 3 E: 1 K: 0 S: 13	H: 3 LOB: 2 BB: 2 P: 27	R: 0 E: 0 K: 0 S: 12	H: 1 LOB: 2 BB: 1 P: 21	R: 0 E: 0 K: 2 S: 8	H: 0 LOB: 0 BB: 0 P: 12	R: 0 E: 0 K: 1 S: 8	H: 0 LOB: 0 BB: 0 P: 9	R: 0 E: 1 K: 2 S: 14	H: 1 LOB: 3 BB: 1 P: 23	1B: 6 2B: 0 3B: 0 HR: 0	SF: 0 SAC: 0 DP: 2 HBP: 0	WP: 0 PB: 0 SB: 0 CS: 0	PA: 37
---------------------	-------------------------------	----------------------------------	------------------------------	----------------------------------	------------------------------	----------------------------------	------------------------------	----------------------------------	-------------------------------	----------------------------------	-------------------------------	----------------------------------	------------------------------	----------------------------------	------------------------------	---------------------------------	-------------------------------	----------------------------------	----------------------------------	------------------------------------	----------------------------------	--------

<b>PITCHER</b>	IP	WLS	BF	H	R	ER	SO	BB	IBB	HBP	BLK	WP	HR	S	P	ERA	WHIP
<b>Tom Glavine, L</b> (1, 1) ERA: 4.45	7.0	W	28	5	3	3	5	3	1	0	0	0	0	69	122	3.86	1.143
<b>Rudy Seanez, R</b> (8, 1) ERA: 1.53	1.0		3	0	0	0	1	0	0	0	0	0	0	8	9	0.00	0.000
<b>John Rocker, L</b> (9, 1) ERA: 2.93	1.0		6	1	0	0	2	1	0	0	0	0	0	14	23	0.00	2.000



Batter	1	2	3	4	5	6	7	8	9	10	11	12	13	14	AB	R	H	RBI	BB	SO	LOB	TOP								
Al Martin, L OBP: 0.356, SLG: 0.476 (1, 7)	P5		SF9 3B	G3			S BB		K		18 WP SH2-4 BB		P6		5	1	1	0	2	1	2	<b>Pittsburgh Pirates @ Florida Marlins</b> Pro Player Stadium, Miami, FL Thu May 20 1999, 7:05 PM EDT Att. 11,473 - Cloudy - 78 F								
Warren Morris, L OBP: 0.361, SLG: 0.398 (1, 4)	G4-3		K		F8		F8		1-2 1B		SH2-4		G4-3		6	0	1	0	0	1	2									
Brian Giles, L OBP: 0.418, SLG: 0.625 (1, 8)	1-1 3B		SF9		1-2 HR		P4		1-3 K		18 WP IBB		F7		5	1	2	2	1	1	3									
Kevin Young, R OBP: 0.425, SLG: 0.525 (1, 3)	K		3-H E4 WP 18 1B		2-1 18 1B		L7		0-0 L6		L9				7	0	1	0	0	1	6									
18 Jason Kendall, R OBP: 0.451, SLG: 0.486 (1, 2)		0-1 S 2B 1B	0-0 WP 1-2 1B		1-2 1-3 1B		G4-3			0-0 G6-3 SH1-4 1B		G5-3			6	1	4	0	0	0	2									
Jose Guillen, R OBP: 0.368, SLG: 0.412 (1, 9)		1 SAFE 3-1 P4 1-2	2-1 G5-3 1-2 2-3		1-2 L4		G6-3			0-0 SH1-4 1-2		G5-3			6	0	0	0	0	0	5									
Ed Sprague, R OBP: 0.425, SLG: 0.520 (1, 5)		1-1 2-H 2B		0-0 SH1-3 1B			K		0-0 1B		G6-3 IBB				4	0	3	1	1	1	0									
Abraham Nunez, S OBP: 0.233, SLG: 0.268 (1, 6)		0-0 G5-3		0-0 SH1-3			G6-3		0-0 G6-3		G6-3		FC5-4 HBP		3	0	0	0	0	0	2									
Turner Ward, S OBP: 0.286, SLG: 0.200 (10, PH)															1	0	0	0	0	0	2									
Brad Clontz, R (10, 1)															0	0	0	0	0	0	0									
Freddy Garcia, R OBP: 0.246, SLG: 0.323 (12, PH)															1	0	0	0	0	0	1									
Mike Williams, R (12, 1)															0	0	0	0	0	0	0									
Kris Benson, R OBP: 0.129, SLG: 0.133 (7, 1)															3	0	0	0	0	1	2									
Jose Silva, R OBP: 0.200, SLG: 0.200 (9, PH)															0	0	0	0	0	0	0									
Brant Brown, L OBP: 0.292, SLG: 0.416 (8, 1)															0	0	0	0	0	0	0									
Marc Wilkins, R (8, 1)															0	0	0	0	0	0	0									
Mike Benjamin, R OBP: 0.311, SLG: 0.330 (10, 6)															2	0	0	0	0	0	3									
<b>Inning Stats</b>	R: 0 E: 0 S: 9	H: 1 LOB: 1 BB: 11 P: 11	R: 1 E: 0 K: 12 S: 12	H: 2 LOB: 1 BB: 0 P: 19	R: 1 E: 1 K: 13 S: 13	H: 2 LOB: 2 BB: 0 P: 22	R: 0 E: 0 K: 6 S: 6	H: 1 LOB: 1 BB: 0 P: 6	R: 1 E: 0 K: 15 S: 15	H: 3 LOB: 1 BB: 0 P: 19	R: 0 E: 0 K: 7 S: 7	H: 0 LOB: 0 BB: 0 P: 10	R: 0 E: 0 K: 1 S: 7	H: 0 LOB: 1 BB: 1 P: 16	R: 0 E: 0 K: 2 S: 11	H: 1 LOB: 2 BB: 0 P: 16	R: 0 E: 0 K: 4 S: 4	H: 0 LOB: 2 BB: 1 P: 8	R: 0 E: 0 K: 3 S: 3	H: 0 LOB: 1 BB: 2 P: 12	R: 0 E: 0 K: 0 S: 3	H: 0 LOB: 0 BB: 0 P: 3	R: 0 E: 0 K: 2 S: 2	H: 0 LOB: 0 BB: 0 P: 3	R: 0 E: 0 K: 2 S: 2	H: 0 LOB: 0 BB: 0 P: 3	1B: 8 2B: 1 3B: 2 HR: 1	SF: 1 SAC: 3 DP: 1 HBP: 3	WP: 2 PB: 0 SB: 2 CS: 0	PA: 60
<b>PITCHER</b>	IP	WLS	BF	H	R	ER	SO	BB	IBB	HBP	BLK	WP	HR	S	P	ERA	WHIP													
Brian Meadows, R ERA: 4.99 (1, 1)	6.0		27	9	3	3	4	0	0	0	0	1	1	62	87	4.50	1.500													
Brent Billingsley, L ERA: (7, 1)	0.2		3	0	0	0	0	1	0	0	0	0	0	6	15	0.00	1.500													
Brian Edmondson, R ERA: 3.96 (7, 1)	2.1		10	2	0	0	2	0	0	1	0	0	0	19	26	0.00	0.857													
Braden Looper, R ERA: 3.65 (10, 1)	2.0		10	1	0	0	0	1	2	0	0	1	0	7	20	0.00	1.000													
Antonio Alfonseca, R ERA: 5.32 (12, 1)	3.0	W	10	0	0	0	0	0	0	2	0	0	0	8	10	0.00	0.000													

livebaseballscores.com

AB	49
R	3
H	12
RBI	3
BB	4
SO	6
LOB	30





Batter	1	2	3	4	5	6	7	8	9	10	11	12	13	14	AB	R	H	RBI	BB	SO	LOB	BOTTOM									
Luis Castillo, S OBP: 0.359, SLG: 0.352	B1-3		G4-3		G4-3		K		F8		HBP 1B		K		7	0	1	0	0	2	1										
Alex Gonzalez, R OBP: 0.304, SLG: 0.424	G3		L1-6 2B		K		L7			K	FC6 HBP		P6		6	0	1	0	0	2	0										
Cliff Floyd, L OBP: 0.341, SLG: 0.470			L1-6 2-3		G3-1		G5-3			G4-3 1B	FC6				5	1	1	0	2	0	4										
Kevin Orie, R OBP: 0.329, SLG: 0.407	P4				FC6-4 BB		G6-3		G4-3		G6-3		G6-3		6	0	1	0	1	0	3										
Mark Kotsay, L OBP: 0.280, SLG: 0.340		F7		FC6-4 1B	FC4-6 1B		G4-3								4	2	0	0	3	0	2										
Bruce Aven, R OBP: 0.439, SLG: 0.653				1B SF7	F9										4	1	3	0	0	0	1										
Derrek Lee, R OBP: 0.267, SLG: 0.327				1B											3	0	2	1	0	0	2										
Preston Wilson, R OBP: 0.259, SLG: 0.440		G5-3		1B	BLK BB		PO		K				F8		6	0	2	1	0	2	3										
Jorge Fabregas, L OBP: 0.263, SLG: 0.321					SF7				G1-3				G4-3		1	0	0	1	3	0	0										
Ryan Dempster, R OBP: 0.250, SLG: 0.500															0	0	0	0	0	0	0										
Mike Redmond, R OBP: 0.315, SLG: 0.333					BLK BB										1	0	0	0	0	0	2										
Brian Meadows, R OBP: 0.283, SLG: 0.294															2	0	0	0	0	1	3										
Dave Berg, R OBP: 0.318, SLG: 0.381															1	0	0	0	0	0	2										
Brent Billingsley, L OBP: 0.687, SLG: 1.000															0	0	0	0	0	0	0										
Brian Edmondson, R OBP: 0.287, SLG: 0.317															0	0	0	0	0	0	0										
Todd Dunwoody, L OBP: 0.287, SLG: 0.317															1	0	1	0	0	0	0										
Braden Looper, R OBP: 0.284, SLG: 0.156															0	0	0	0	0	0	0										
Craig Counsell, L OBP: 0.284, SLG: 0.156															1	0	0	0	0	0	1										
Antonio Alfonseca, R OBP: 0.284, SLG: 0.156															1	0	0	0	0	0	1										
<b>Inning Stats</b>	R: 0 E: 0 K: 0 S: 8	H: 0 LOB: 1 BB: 1 P: 16	R: 0 E: 0 K: 1 S: 11	H: 1 LOB: 2 BB: 1 P: 22	R: 0 E: 0 K: 0 S: 4	H: 1 LOB: 0 BB: 0 P: 4	R: 2 E: 0 K: 0 S: 10	H: 2 LOB: 1 BB: 1 P: 16	R: 0 E: 0 K: 0 S: 9	H: 0 LOB: 0 BB: 0 P: 12	R: 1 E: 0 K: 1 S: 12	H: 2 LOB: 2 BB: 1 P: 22	R: 0 E: 0 K: 0 S: 7	H: 0 LOB: 0 BB: 0 P: 13	R: 0 E: 0 K: 0 S: 4	H: 1 LOB: 0 BB: 0 P: 8	R: 0 E: 0 K: 1 S: 6	H: 1 LOB: 1 BB: 0 P: 10	R: 0 E: 0 K: 1 S: 6	H: 1 LOB: 2 BB: 1 P: 10	R: 0 E: 0 K: 1 S: 6	H: 1 LOB: 2 BB: 1 P: 10	R: 0 E: 0 K: 2 S: 7	H: 0 LOB: 0 BB: 0 P: 7	R: 1 E: 0 K: 0 S: 2	H: 1 LOB: 2 BB: 2 P: 10	1B: 10 2B: 3 3B: 0 HR: 0	SF: 1 SAC: 0 DP: 1 HBP: 1	WP: 0 PA: 61		
<b>PITCHER</b>	IP WLS BF H R ER SO BB IBB HBP BLK WP HR S P ERA WHIP	IP WLS BF H R ER SO BB IBB HBP BLK WP HR S P ERA WHIP															IP WLS BF H R ER SO BB IBB HBP BLK WP HR S P ERA WHIP														
Kris Benson, R ERA: 3.83	(1, 1)	6.0	27	6	3	3	2	3	0	5	92	4.50	1.500																		
Jose Silva, R ERA: 7.62	(7, 1)	2.0	6	1	0	0	1	0	0	0	0	0.00	0.500																		
Marc Wilkins, R ERA: 1.17	(9, 1)	1.0	4	1	0	0	1	0	0	0	0	0.00	1.000																		
Brad Clontz, R ERA: 0.96	(10, 1)	2.0	11	2	0	0	1	1	1	1	0	0.00	1.500																		
Mike Williams, R ERA: 1.74	(12, 1)	2.1	L 12	2	1	1	3	2	1	0	0	0	0	15	27	3.86	1.714														

Pittsburgh Pirates @ Florida Marlins  
Pro Player Stadium, Miami, FL  
Thu May 20 1999, 7:05 PM EDT  
Att. 11,473 - Cloudy - 78 F

AB	49
R	4
H	12
RBI	3
BB	9
SO	8
LOB	24



Batter	1	2	3	4	5	6	7	8	9	AB R H RBI BB SO LOB	TOP	
Al Martin, L (1, 7) OBP: 0.361, SLG: 0.472	0-0 E5	4-0 BB			3-2 FC5-4 1B		0-2 G4-3			3 0 1 0 1 0 1		
Mike Benjamin, R (1, 6) OBP: 0.299, SLG: 0.316	2-3 SAFE	0-3 BB			0-1 FC5-4 G4-3 1-2		2-2 P9			4 0 0 0 0 2 6		
Brian Giles, L (1, 8) OBP: 0.409, SLG: 0.608	0-0 F8				3-2 G4-3 1-2			2-1 F8		4 0 0 0 0 0 2		
Kevin Young, R (1, 3) OBP: 0.422, SLG: 0.516	1-2 SAFE				0-1 F8			0-1 P4		3 0 0 0 1 0 2		
18 Jason Kendall, R (1, 2) OBP: 0.452, SLG: 0.483		1-2 E8 1B			4-2 SAFE S BB			0-0 G6-3		3 1 1 0 1 0 0		
Brant Brown, L (1, 9) OBP: 0.280, SLG: 0.398		0-0 P6			2-3 SAFE K			1-3 K		4 0 0 0 0 2 2		
Ed Sprague, R (1, 5) OBP: 0.413, SLG: 0.504		1-1 E6 BB 1B			1-1 G6-3			1-2 F9		4 0 0 0 0 0 1		
Warren Morris, L (1, 4) OBP: 0.358, SLG: 0.393		2-0 BB 1B			0-1 F9			0-1 G3-1		4 0 1 1 0 0 0		
Pete Schourek, L (1, 1) Scott Sauerbeck, R (6, 1) Freddy Garcia, R (7, PH) Chris Peters, L (7, 1) OBP: 0.258, SLG: 0.333 OBP: 0.222, SLG: 0.125		0-3 K			2-3 K			0-0 G4-3 1B		2 0 0 0 0 2 2 0 0 0 0 0 0 0 1 0 1 0 0 0 0 0 0 0 0 0 0 0		
<b>Inning Stats</b>	R: 0 E: 1 K: 1 S: 10 H: 0 LOB: 1 BB: 0 P: 13	R: 1 E: 2 K: 2 S: 13 H: 2 LOB: 3 BB: 1 P: 21	R: 0 E: 0 K: 1 S: 8 H: 0 LOB: 1 BB: 2 P: 19	R: 0 E: 0 K: 1 S: 8 H: 0 LOB: 0 BB: 0 P: 11	R: 0 E: 0 K: 0 S: 11 H: 1 LOB: 1 BB: 0 P: 17	R: 0 E: 0 K: 0 S: 8 H: 0 LOB: 0 BB: 0 P: 13	R: 0 E: 0 K: 0 S: 9 H: 1 LOB: 1 BB: 0 P: 13	R: 0 E: 0 K: 0 S: 5 H: 0 LOB: 0 BB: 0 P: 7	R: 0 E: 0 K: 1 S: 8 H: 0 LOB: 0 BB: 0 P: 10	1B: 4 2B: 0 3B: 0 HR: 0 SF: 0 SAC: 0 DP: 0 HBP: 0	WP: 0 PB: 0 SB: 1 CS: 1 PA: 35	
<b>PITCHER</b> Livan Hernandez, R (1, 1) ERA: 3.34	IP WLS BF H R ER SO BB IBB HBP BLK WP HR S P ERA WHIP	9.0 W 35 4 1 0 6 3 0 0 0 0 0 80 124 0.00 0.778										

Pittsburgh Pirates @ Florida Marlins  
 Pro Player Stadium, Miami, FL  
 Fri May 21 1999, 7:05 PM EDT  
 Att. 16,782 - Cloudy - 79 F

livebaseballscorecards.com

AB 32  
 R 1  
 H 4  
 RBI 1  
 BB 3  
 SO 6  
 LOB 16



Batter	1	2	3	4	5	6	7	8	9	AB R H RBI BB SO LOB	BOTTOM
--------	---	---	---	---	---	---	---	---	---	----------------------	--------

<b>Craig Counsell, L</b> (1, 4) OBP: 0.204, SLG: 0.140	1-1 G4-3		2-3 K HR		3-2 L8	1-2 P5		1-2 G4-3		5 1 0 0 0 1 3	<p><b>Pittsburgh Pirates @ Florida Marlins</b> Pro Player Stadium, Miami, FL</p> <p>Fri May 21 1999, 7:05 PM EDT Att. 16,782 - Cloudy - 79 F</p> <p>livebaseballscorecards.com</p>
<b>Alex Gonzalez, R</b> (1, 6) OBP: 0.307, SLG: 0.441	1-3 K		1-2 HR		1-1 F7		1-0 HBP 2B 1B	0-1 G4-3		5 2 2 2 0 1 1	
<b>Bruce Aven, R</b> (1, 9) OBP: 0.443, SLG: 0.635 (8, 7)	0-0 F8		1-0 G5-3		0-0 1B		2-0 2B HBP			3 1 1 0 0 0 0	
<b>Kevin Millar, R</b> (1, 7) OBP: 0.500, SLG: 1.250 <b>Mark Kotsay, L</b> (7, PR) OBP: 0.280, SLG: 0.340 (8, 9)		1-2 P9		3-2 G6-3 3B	1-2 L8		1-0 BB 2B			4 1 2 2 0 0 2 0 0 0 0 0 0 0	
<b>Derrek Lee, R</b> (1, 3) OBP: 0.261, SLG: 0.318		0-0 L9		0-0 G6-3		3-3 K	1-3 K			4 0 0 1 0 2 1	
<b>Dave Berg, R</b> (1, 5) OBP: 0.292, SLG: 0.348		3-1 L7		1-1 G4-3		0-0 E5 2B	0-2 E6 BB			4 1 0 0 0 0 1	
<b>Preston Wilson, R</b> (1, 8) OBP: 0.277, SLG: 0.485		1-1 F8		1-2 HR		1-1 SAFE CS 2B	4-1 G5-4-3 BB			3 1 2 2 1 0 0	
<b>Mike Redmond, R</b> (1, 2) OBP: 0.328, SLG: 0.333		1-0 G6-3 K 1B		3-2 P3		4-0 1B IBB	1-0 G5-4-3			3 1 1 0 1 0 3	
<b>Livan Hernandez, R</b> (1, 1) OBP: 0.318, SLG: 0.524		0-0 G6-3		1-0 1B		0-0 1B	1-2 G6-3			4 0 2 0 0 0 1	

Inning Stats	R: 0 E: 0 K: 1 S: 6	H: 0 LOB: 0 BB: 0 P: 8	R: 0 E: 0 K: 0 S: 6	H: 0 LOB: 0 BB: 0 P: 10	R: 3 E: 1 K: 1 S: 11	H: 2 LOB: 0 BB: 0 P: 17	R: 2 E: 0 K: 0 S: 17	H: 2 LOB: 0 BB: 0 P: 25	R: 0 E: 0 K: 0 S: 11	H: 2 LOB: 2 BB: 0 P: 17	R: 1 E: 1 K: 1 S: 10	H: 2 LOB: 2 BB: 1 P: 19	R: 2 E: 1 K: 1 S: 10	H: 2 LOB: 2 BB: 1 P: 20	R: 0 E: 0 K: 0 S: 8	H: 0 LOB: 0 BB: 0 P: 10	1B: 5 2B: 2 3B: 1 HR: 2	SF: 0 SAC: 0 DP: 1 HBP: 1	WP: 0 PB: 0 SB: 0 CS: 1	PA: 38 ERA WHIP
--------------	------------------------------	---------------------------------	------------------------------	----------------------------------	-------------------------------	----------------------------------	-------------------------------	----------------------------------	-------------------------------	----------------------------------	-------------------------------	----------------------------------	-------------------------------	----------------------------------	------------------------------	----------------------------------	----------------------------------	------------------------------------	----------------------------------	-----------------------

PITCHER	IP	WLS	BF	H	R	ER	SO	BB	IBB	HBP	BLK	WP	HR	S	P	ERA	WHIP	IP	WLS	BF	H	R	ER	SO	BB	IBB	HBP	BLK	WP	HR	S	P	ERA	WHIP		
<b>Pete Schourek, L</b> (1, 1) ERA: 5.01	5.2	L	26	7	6	2	3	0	0	0	0	0	2	57	91	3.18	1.235																			
<b>Scott Sauerbeck, L</b> (6, 1) ERA: 2.11	0.1		2	1	0	0	0	0	0	0	0	0	0	4	5	0.00	3.000																			
<b>Chris Peters, L</b> (7, 1) ERA: 7.52	2.0		10	2	2	2	1	1	0	1	0	0	0	18	30	9.00	1.500																			



Batter	1	2	3	4	5	6	7	8	9	AB R H RBI BB SO LOB	TOP										
Al Martin, L (1, 7) OBP: 0.359, SLG: 0.460	4-1 CS BB		2-1 P6							5 1 1 2 1 1 7											
Warren Morris, L (1, 4) OBP: 0.364, SLG: 0.402	3-3 K		1-0 G4-3							5 1 2 0 1 1 2											
Brian Giles, L (1, 8) OBP: 0.409, SLG: 0.601 Marc Wilkins, R (7, 1)	0-0 G3									5 1 2 1 0 1 3											
Keith Osik, R (9, PH) OBP: 0.350, SLG: 0.278										0 0 0 0 0 0 0											
Kevin Young, R (1, 3) OBP: 0.424, SLG: 0.509										1 0 1 0 0 0 0											
18 Jason Kendall, R (1, 2) OBP: 0.459, SLG: 0.506 Jose Silva, R (9, 1)										4 1 1 0 1 0 3											
Ed Sprague, R (1, 5) OBP: 0.419, SLG: 0.500 Freddy Garcia, R (9, 5)										5 2 3 3 0 0 1											
Jose Guillen, R (1, 9) OBP: 0.387, SLG: 0.418										0 0 0 0 0 0 0											
Abraham Nunez, S (1, 6) OBP: 0.271, SLG: 0.273										1 2 0 1 1 0 0											
Todd Ritchie, R (1, 1) OBP: 0.333, SLG: 0.333 Brant Brown, L (7, PH) Turner Ward, S (7, 8)										0 0 0 0 0 0 0											
<b>Inning Stats</b>	R: 0 H: 0 E: 0 K: 1 S: 6	H: 0 LOB: 0 BB: 1 P: 13	R: 0 H: 1 E: 0 K: 0 S: 5	H: 1 LOB: 1 BB: 0 P: 11	R: 0 H: 0 E: 0 K: 0 S: 4	H: 0 LOB: 1 BB: 1 P: 11	R: 1 H: 1 E: 0 K: 0 S: 11	H: 1 LOB: 2 BB: 0 P: 23	R: 6 H: 4 E: 1 K: 1 S: 19	H: 4 LOB: 2 BB: 3 P: 41	R: 0 H: 1 E: 0 K: 0 S: 4	H: 1 LOB: 0 BB: 1 P: 11	R: 4 H: 5 E: 0 K: 1 S: 17	H: 5 LOB: 2 BB: 0 P: 30	R: 0 H: 1 E: 0 K: 1 S: 12	H: 1 LOB: 3 BB: 2 P: 22	R: 0 H: 1 E: 0 K: 0 S: 8	H: 1 LOB: 1 BB: 0 P: 9	1B: 11 SF: 1 2B: 3 SAC: 1 3B: 1 DP: 1 HR: 0 HBP: 4	WP: 1 PA: 51 PB: 0 SB: 2 CS: 3	
<b>PITCHER</b>	IP WLS BF H R ER SO BB IBB HBP BLK WP HR S P ERA WHIP																				
Ryan Dempster, R (1, 1) ERA: 4.5	3.0		14	2	1	1	1	2	0	3	0	0	0	20	49	3.00	1.333				
Dennis Springer, R (4, 1) ERA: 4.8	2.0	L	14	4	6	0	1	3	0	0	0	0	0	25	50	0.00	3.500				
Brent Billingsley, L (6, 1) ERA: 16.2	1.0		6	3	3	3	0	1	0	1	0	1	0	10	24	27.00	4.000				
Braden Loeper, R (7, 1) ERA: 3.71	2.0		12	4	1	1	2	2	0	0	0	0	0	23	39	4.50	3.000				
Antonio Alfonseca, R (9, 1) ERA: 5.09	1.0		4	1	0	0	0	0	0	0	0	0	0	8	9	0.00	1.000				

Pittsburgh Pirates @ Florida Marlins  
Pro Player Stadium, Miami, FL  
Sat May 22 1999, 7:05 PM EDT  
Att. 23,121 - Cloudy - 77 F

livebaseballscorecards.com

AB	36
R	11
H	14
RBI	11
BB	8
SO	4
LOB	26



BOTTOM

Pittsburgh Pirates @ Florida Marlins  
Pro Player Stadium, Miami, FL

livebaseballscores.com

AB	30
R	4
H	8
RBI	3
BB	3
SO	3
LOB	13



WP	2	PA	36
PB	0		
SB	0		
CS	0		

Sat May 22 1999, 7:05 PM EDT  
Att. 23,121 - Cloudy - 77 F

AB R H RBI BB SO LOB

4	0	1	0	0	1	1
2	0	1	1	1	0	0
4	0	0	0	0	0	4
0	0	0	0	0	0	0
3	1	1	0	1	0	1
4	1	2	0	0	0	0
1	0	0	0	0	0	2
2	1	1	1	0	0	1
4	0	1	0	0	1	2
4	0	1	1	0	0	1
1	0	0	0	0	0	0
0	0	0	0	0	0	0
0	0	0	0	0	0	0
0	0	0	0	0	0	0
0	1	0	0	1	0	0

1B: 5 SF: 0  
2B: 3 SAC: 0  
3B: 0 DP: 4  
HR: 1 HBP: 2

WP: 2 PA: 36  
PB: 0  
SB: 0  
CS: 0

1B	5	SF	0
2B	3	SAC	0
3B	0	DP	4
HR	1	HBP	2

WP	2	PA	36
PB	0		
SB	0		
CS	0		

ERA WHIP

Batter	1	2	3	4	5	6	7	8	9
Luis Castillo, S OBP: 0.356, SLG: 0.349 (1, 4)	3-2 G6-3 1B		1-2 G4-3 1B			3-2 L6-4 HBP 1B		1-3 K 1B	
Dave Berg, R OBP: 0.327, SLG: 0.354 (1, 6) (3, 5)	4-2 G6-3 BB			0-2 G4-3 1B		1-0 1-2 HBP 1B		2-1 1-H 1B	
Cliff Floyd, L OBP: 0.326, SLG: 0.448 Antonio Alfonseca, R (1, 7) (9, 1)	0-0 G6-3 1-2f			0-0 F8 1B		3-1 L6-4 2-3		1-0 G4-3 1B	
Kevin Millar, R OBP: 0.500, SLG: 0.857 (1, 3)		3-2 G6-3 1B WP 1B		4-1 PO BB		3-1 F7 1B		1-0 P4 1B	
Mark Kotsay, L OBP: 0.285, SLG: 0.351 (1, 9)		3-1 SAFE G6-3 1-2 1B		2-1 PO 1-2	3-2 F8 1B 2B		1-2 F7 1B	0-1 G3-1 1B	
Kevin Orie, R OBP: 0.327, SLG: 0.404 Alex Gonzalez, R OBP: 0.313, SLG: 0.459 (1, 5) (3, 6)		1-2 G6-3 1-2f 2-3			0-0 L4 1B		1-0 G6-4-3 HBP 1B	1-1 HR 1B	
Preston Wilson, R OBP: 0.276, SLG: 0.486 (1, 8)		3-3 K 3-H			0-1 F8 2-3		0-2 G6-4-3 1-2f	2-2 2B 1B	
Jorge Fabregas, L OBP: 0.263, SLG: 0.318 (1, 2)			0-0 F7 1B		1-2 1B 3-H		2-2 P8 1B	0-0 P6 1B	
Ryan Dempster, R OBP: 0.280, SLG: 0.400 Dennis Springer, R OBP: 0.291, SLG: 0.333 Derek Lee, R OBP: 0.259, SLG: 0.316 Brent Billingsley, L OBP: 0.259, SLG: 0.316 Braden Looper, R OBP: 0.452, SLG: 0.635 (1, 1) (4, 1) (5, PH) (6, 1) (7, 1) (8, PH) (9, 7)			0-0 G6-3 1B		2-3 K 1B		4-1 WP 1B BB		

Inning Stats	R: 0 H: 0 E: 0 K: 0 S: 7	H: 0 LOB: 0 BB: 1 P: 14	R: 1 H: 2 E: 0 K: 1 S: 12	H: 2 LOB: 0 BB: 0 P: 22	R: 0 H: 0 E: 0 K: 0 S: 6	H: 0 LOB: 0 BB: 0 P: 7	R: 0 H: 0 E: 0 K: 0 S: 6	H: 0 LOB: 1 BB: 0 P: 12	R: 1 H: 2 E: 0 K: 1 S: 13	H: 1 LOB: 1 BB: 0 P: 19	R: 0 H: 1 E: 0 K: 0 S: 7	H: 1 LOB: 1 BB: 0 P: 17	R: 0 H: 0 E: 0 K: 0 S: 7	H: 0 LOB: 0 BB: 0 P: 9	R: 1 H: 1 E: 0 K: 1 S: 14	H: 1 LOB: 1 BB: 1 P: 24	R: 1 H: 2 E: 0 K: 0 S: 9	H: 2 LOB: 1 BB: 0 P: 13
--------------	--------------------------	-------------------------	---------------------------	-------------------------	--------------------------	------------------------	--------------------------	-------------------------	---------------------------	-------------------------	--------------------------	-------------------------	--------------------------	------------------------	---------------------------	-------------------------	--------------------------	-------------------------

PITCHER	IP	WLS	BF	H	R	ER	SO	BB	IBB	HBP	BLK	WP	HR	S	P	ERA	WHIP
Todd Ritchie, R ERA: 3.58 (1, 1)	6.0	W	22	5	2	2	2	2	2	0	0	1	0	51	91	3.00	1.167
Marc Wilkins, R ERA: 1.86 (7, 1)	2.0		8	1	1	1	1	1	0	1	0	1	0	21	33	4.50	1.000
Jose Silva, R ERA: 7.67 (9, 1)	1.0		5	2	1	1	0	0	0	0	0	0	1	9	13	9.00	2.000

ERA WHIP

Batter	1	2	3	4	5	6	7	8	9	AB R H RBI BB SO LOB	TOP
<b>Al Martin, L</b> (1, 7) <small>OBP: 0.361, SLG: 0.475</small>	1-1 		1-2 		1-0 		0-0 		2-2 	5 1 2 1 0 0 0	
<b>Warren Morris, L</b> (1, 4) <small>OBP: 0.365, SLG: 0.409</small>	2-2 		2-3 		0-1 		0-0 		3-H 	5 0 2 1 0 1 1	
<b>Brian Giles, L</b> (1, 8) <small>OBP: 0.403, SLG: 0.589</small>	1-1 			0-0 	1-3 		1-2 		2-2 	5 1 1 0 0 1 3	
<b>Kevin Young, R</b> (1, 3) <small>OBP: 0.421, SLG: 0.500</small>	0-2 			4-2 	1-3 			2-3 		3 1 0 0 1 2 2	
<b>18 Jason Kendall, R</b> (1, 2) <small>OBP: 0.465, SLG: 0.506</small>		1-1 		1-2 		4-1 		0-1 		2 1 1 0 1 0 0	
<b>Ed Sprague, R</b> (1, 5) <small>OBP: 0.421, SLG: 0.504</small>		1-1 		2-2 		0-1 		2-2 		3 1 2 1 0 0 1	
<b>Jose Guillen, R</b> (1, 9) <small>OBP: 0.379, SLG: 0.407</small>		1-0 		0-2 	3-2 		0-0 			4 0 1 1 0 0 3	
<b>Abraham Nunez, S</b> (1, 6) <small>OBP: 0.255, SLG: 0.255</small> <b>Mike Benjamin, R</b> (9, PH) <small>OBP: 0.306, SLG: 0.323</small> (9, 6)		0-2 		0-0 	1-2 				1-0 	3 0 0 0 0 0 3 1 1 1 0 0 0 0	
<b>Jason Schmidt, R</b> (1, 1) <small>OBP: 0.125, SLG: 0.125</small> <b>Chris Peters, L</b> (2, 1) <small>OBP: 0.182, SLG: 0.100</small> <b>Brad Clontz, R</b> (5, 1) <small>OBP: 0.150, SLG: 0.150</small> <b>Jeff Wallace, L</b> (7, 1) <small>OBP: 0.150, SLG: 0.150</small> <b>Keith Osik, R</b> (9, PH) <small>OBP: 0.333, SLG: 0.263</small> <b>Mike Williams, R</b> (9, 1)		0-3 		1-3 	1-3 		1-1 		1-2 	0 0 0 0 0 0 0 2 0 0 0 0 0 2 1 0 0 0 0 0 0 0 0 0 0 0 0 0 1 0 0 0 0 0 1 0 0 0 0 0 0 0	
<b>Inning Stats</b>	R: 0 H: 1 E: 0 LOB: 1 K: 0 BB: 0 S: 10 P: 14	R: 0 H: 1 E: 0 LOB: 1 K: 0 BB: 0 S: 8 P: 11	R: 0 H: 0 E: 0 LOB: 0 K: 2 BB: 0 S: 10 P: 13	R: 2 H: 1 E: 0 LOB: 1 K: 0 BB: 1 S: 17 P: 24	R: 1 H: 2 E: 1 LOB: 1 K: 3 BB: 0 S: 12 P: 16	R: 2 H: 2 E: 0 LOB: 0 K: 0 BB: 1 S: 12 P: 21	R: 0 H: 0 E: 0 LOB: 0 K: 0 BB: 0 S: 5 P: 6	R: 0 H: 1 E: 0 LOB: 1 K: 1 BB: 0 S: 10 P: 14	R: 1 H: 2 E: 0 LOB: 1 K: 0 BB: 0 S: 14 P: 20	1B: 7 SF: 1 2B: 3 SAC: 0 3B: 0 DP: 1 HR: 0 HBP: 1	WP: 1 PA: 39 PB: 1 SB: 0 CS: 0
<b>PITCHER</b> <b>Alex Fernandez, R</b> (1, 1) <small>ERA: 2.33</small> <b>Brian Edmondson, R</b> (6, 1) <small>ERA: 3.79</small> <b>Vic Darenbourg, L</b> (9, 1) <small>ERA: 6.94</small>	IP WLS BF H R ER SO BB IBB HBP BLK WP HR S P ERA WHIP	IP WLS BF H R ER SO BB IBB HBP BLK WP HR S P ERA WHIP			<b>PITCHER</b> IP WLS BF H R ER SO BB IBB HBP BLK WP HR S P ERA WHIP				<b>PITCHER</b> IP WLS BF H R ER SO BB IBB HBP BLK WP HR S P ERA WHIP		

**Pittsburgh Pirates @ Florida Marlins**  
**Pro Player Stadium, Miami, FL**  
 Sun May 23 1999, 4:05 PM EDT  
 Att. 19,321 - Unknown - 89 F

livebaseballscores.com

AB	35
R	6
H	10
RBI	4
BB	2
SO	6
LOB	14

Batter	1	2	3	4	5	6	7	8	9	AB	R	H	RBI	BB	SO	LOB
Luis Castillo, S OBP: 0.345, SLG: 0.338 (1, 4)	3-1 G6-3	3-1 G6-3		2-1 G6-3		2-1 L5		1-3 K		5	0	0	0	0	1	1
Alex Gonzalez, R OBP: 0.310, SLG: 0.452 (1, 6)	1-0 2B	2-2 G4-3		3-2 P9		0-3 K			0-3 K	5	1	1	0	0	2	0
Cliff Floyd, L OBP: 0.330, SLG: 0.457 (1, 7)	2-0 2B	1-1 1B		1-3 K			2-2 G3		2-3 K	5	1	2	0	0	2	0
Kevin Millar, R OBP: 0.615, SLG: 0.900 (1, 5)	0-0 1B	2-0 2B		4-1 BB			2-3 K		4-1 BB	3	1	2	2	2	1	0
Dave Berg, R OBP: 0.327, SLG: 0.354 (9, PR)	2-H 3-H G6-3	1-2 1B		1-1 BB			4-2 BB		2-1 F8	0	0	0	0	0	0	0
Mark Kotsay, L OBP: 0.288, SLG: 0.348 (1, 9)	1-1 G6-3	0-2 G3-1		1-2 1B			0-3 BB			4	0	1	0	1	0	4
Derrek Lee, R OBP: 0.259, SLG: 0.314 (1, 3)	2-1 G6-3		2-3 K	1-2 1B			0-3 K			4	0	1	1	0	2	2
Preston Wilson, R OBP: 0.283, SLG: 0.495 (1, 8)	3-2 G6-3		3-2 E3	1-3 1B			0-1 SH5-3			4	0	2	0	0	0	1
Mike Redmond, R OBP: 0.328, SLG: 0.333 (1, 2)		3-2 HR	0-0 G1-3	1-2 K			0-0 SH5-3			3	1	1	0	0	1	3
Alex Fernandez, R OBP: 0.125, SLG: 0.500 (1, 1)		2-0 HR	0-0 G1-3			0-0 G1-3		1-3 K		2	1	1	2	0	0	1
Brian Edmondson, R OBP: 0.571, SLG: 0.857 (6, 1)										1	0	0	0	0	0	0
Bruce Aven, R OBP: 0.444, SLG: 0.623 (8, PH)										1	0	0	0	0	1	1
Vic Darenbourg, L OBP: 0.328, SLG: 0.333 (9, 1)										0	0	0	0	0	0	0


Inning Stats	R: 3	H: 4	E: 0	LOB: 1	K: 0	BB: 0	S: 12	R: 2	H: 4	E: 0	LOB: 2	K: 0	BB: 0	S: 15	R: 0	H: 0	E: 1	LOB: 1	K: 1	BB: 0	S: 11	R: 0	H: 0	E: 0	LOB: 0	K: 1	BB: 0	S: 9	R: 0	H: 2	E: 0	LOB: 2	K: 1	BB: 1	S: 14	R: 0	H: 0	E: 0	LOB: 0	K: 1	BB: 0	S: 6	R: 0	H: 0	E: 0	LOB: 1	K: 2	BB: 1	S: 17	R: 0	H: 1	E: 0	LOB: 1	K: 2	BB: 0	S: 9	R: 0	H: 0	E: 0	LOB: 1	K: 2	BB: 1	S: 11	R: 0	H: 0	E: 0	LOB: 1	K: 2	BB: 1	S: 11	1B: 7	SF: 0	2B: 3	SAC: 1	3B: 0	DP: 1	HR: 1	HBP: 0
--------------	------	------	------	--------	------	-------	-------	------	------	------	--------	------	-------	-------	------	------	------	--------	------	-------	-------	------	------	------	--------	------	-------	------	------	------	------	--------	------	-------	-------	------	------	------	--------	------	-------	------	------	------	------	--------	------	-------	-------	------	------	------	--------	------	-------	------	------	------	------	--------	------	-------	-------	------	------	------	--------	------	-------	-------	-------	-------	-------	--------	-------	-------	-------	--------

PITCHER	IP	WLS	BF	H	R	ER	SO	BB	IBB	HBP	BLK	WP	HR	S	P	ERA	WHIP
Jason Schmidt, R ERA: 4.42 (1, 1)	1.2		13	8	5	5	0	0	0	0	0	0	1	24	49	27.00	4.800
Chris Peters, L ERA: 6.88 (2, 1)	3.0		12	2	0	0	2	1	0	0	0	0	0	34	56	0.00	1.000
Brad Clontz, R ERA: 0.84 (5, 1)	1.1		4	0	0	0	2	0	0	0	0	0	0	9	13	0.00	0.000
Jeff Wallace, L ERA: 1.64 (7, 1)	2.0	W	8	1	0	0	4	1	0	0	0	0	0	26	36	0.00	1.000
Mike Williams, R ERA: 1.66 (9, 1)	1.0	S	4	0	0	0	2	1	0	0	0	0	0	11	19	0.00	1.000

**BOTTOM**

**Pittsburgh Pirates @ Florida Marlins**  
**Pro Player Stadium, Miami, FL**  
 Sun May 23 1999, 4:05 PM EDT  
 Att: 19,321 - Unknown - 89 F

AB	37
R	5
H	11
RBI	5
BB	3
SO	10
LOB	13



New York Mets @ Pittsburgh Pirates  
 Three Rivers Stadium, Pittsburgh, PA

Mon May 24 1999, 7:05 PM EDT  
 Att. 11,880 - Cloudy - 58 F

livebaseballscorecards.com

AB	29
R	4
H	7
RBI	4
BB	11
SO	8
LOB	23



WP:	0	PA:	42
PB:	0		
SB:	2		
CS:	0		

Batter	1	2	3	4	5	6	7	8	9	AB	R	H	RBI	BB	SO	LOB									
Jermaine Allensworth, R (1, 7) OBP: 0.329, SLG: 0.435	1-0 P3		4-0 1B SF8 BB	2-0 2B			2-2 1B	3-3 K		4	1	2	1	1	1	2									
Roger Cedeno, S (1, 9) OBP: 0.437, SLG: 0.378	4-2 BB BB		3-1 31 SF8 S 1B	4-0 BB			2-2 P6		4-0 L8 S BB	2	0	1	0	3	0	1									
John Olerud, L (1, 3) OBP: 0.508, SLG: 0.635	4-0 BB		4-1 1B	0-1 G1-3			1-0 L7		1-1 L8	3	0	0	0	2	0	4									
31 Mike Piazza, R (1, 2) OBP: 0.366, SLG: 0.534	2-3 K		2-2 SF8		0-1 G6-3		0-0 P4		0-3 K	4	0	0	1	0	2	3									
Robin Ventura, L (1, 5) OBP: 0.342, SLG: 0.515		4-0 L5-4 1B BB	2-2 G6-3		4-1 G6-4-3 BB			3-1 2B HBP	4-2 BB	1	1	0	0	3	0	2									
Edgardo Alfonzo, R (1, 4) OBP: 0.397, SLG: 0.474		2-2 F7		4-2 G4-6-3 BB	1-1 G6-4-3			4-2 2B BB	2-3 K	3	0	0	0	2	1	4									
Brian McRae, S (1, 8) OBP: 0.363, SLG: 0.368		1-0 1B		2-2 G4-6-3			1-3 K		3-2 1-3 2-H 2B	4	0	2	1	0	1	1									
Rey Ordonez, R (1, 6) OBP: 0.293, SLG: 0.307		1-0 L5-4		0-1 2B 1B			0-1 L7		3-3 K	4	1	1	0	0	1	4									
Jason Isringhausen, R (1, 1) OBP: 0.333, SLG: 0.667			1-1 G1-3		1-1 2B		2-3 K		1-3 K	3	1	1	1	0	1	0									
Dennis Cook, L (7, 1)										0	0	0	0	0	0	0									
Matt Franco, L (8, PH) OBP: 0.292, SLG: 0.318										0	0	0	0	0	0	0									
Benny Agbayani, R (8, PH) OBP: 0.526, SLG: 0.889										1	0	0	0	0	1	2									
Turk Wendell, L (8, 1)										0	0	0	0	0	0	0									
<b>Inning Stats</b>	R: 0 E: 0 K: 1 S: 6	H: 0 LOB: 1 BB: 2 P: 17	R: 0 E: 0 K: 0 S: 10	H: 1 LOB: 1 BB: 1 P: 18	R: 1 E: 0 K: 0 S: 13	H: 1 LOB: 2 BB: 2 P: 29	R: 2 E: 0 K: 0 S: 13	H: 3 LOB: 2 BB: 2 P: 26	R: 0 E: 0 K: 0 S: 5	H: 0 LOB: 0 BB: 1 P: 10	R: 0 E: 0 K: 2 S: 10	H: 0 LOB: 0 BB: 0 P: 13	R: 0 E: 0 K: 0 S: 8	H: 1 LOB: 1 BB: 0 P: 13	R: 1 E: 0 K: 3 S: 18	H: 1 LOB: 2 BB: 1 P: 35	R: 0 E: 0 K: 2 S: 11	H: 0 LOB: 2 BB: 2 P: 22	1B: 4 2B: 4 3B: 0 HR: 0	SF: 1 SAC: 0 DP: 3 HBP: 1	WP: 0 PB: 0 SB: 2 CS: 0	PA: 42			
<b>PITCHER</b>	IP	WLS	BF	H	R	ER	SO	BB	IBB	HBP	BLK	WP	HR	S	P	ERA	WHIP								
67 Francisco Cordova, R (1, 1) ERA: 8.44	3.2		19	5	3	3	1	6	0	0	0	0	0	40	84	7.36	3.000								
Jose Silva, R (4, 1) ERA: 7.12	3.1	W	14	1	1	1	2	3	0	1	0	0	0	28	52	2.70	1.200								
Marc Wilkins, R (8, 1) ERA: 1.8	0.1	H	2	1	0	0	1	0	0	0	0	0	0	7	13	0.00	3.000								
Scott Sauerbeck, L (8, 1) ERA: 2.05	0.2	H	2	0	0	0	2	0	0	0	0	0	0	8	12	0.00	0.000								
Mike Williams, R (9, 1) ERA: 1.59	1.0	S	5	0	0	0	2	2	0	0	0	0	0	11	22	0.00	2.000								



Batter	1	2	3	4	5	6	7	8	9	AB	R	H	RBI	BB	SO	LOB
Al Martin, L OBP: 0.358, SLG: 0.475 (1, 7)	0-0 18 HR 2B	0-0 F9		1-3 K			1-2 G5-3			4	1	1	0	0	1	2
Warren Morris, L OBP: 0.368, SLG: 0.435 (1, 4)	0-0 B1-3		2-1 HR	2-1 CS 1B			2-2 L7			4	1	2	2	0	0	1
Brian Giles, L OBP: 0.400, SLG: 0.578 (1, 8)	1-3 K		0-0 L6	1-2 CS 1B	4-1 G6-4-3 BB		2-2 F9			3	0	0	0	1	1	1
Kevin Young, R OBP: 0.417, SLG: 0.491 (1, 3)	4-2 18 HR BB		0-3 K		1-2 G6-4-3		0-2 F7			3	1	0	0	1	1	1
18 Jason Kendall, R OBP: 0.476, SLG: 0.532 (1, 2)	0-0 HR		2-1 HBP 1B		4-0 S BB		4-1 HR BB			2	2	2	3	2	0	0
Ed Sprague, R OBP: 0.423, SLG: 0.522 (1, 5)	3-3 K		2-1 HBP		2-3 K		2-1 HR			3	1	1	2	0	2	1
Turner Ward, S OBP: 0.294, SLG: 0.203 (1, 9)		3-2 E 67 S FC6-2 1B		0-0 P6		0-2 G4-3		1-2 F9		4	0	1	0	0	0	2
Mike Benjamin, R OBP: 0.313, SLG: 0.323 (1, 6)		2-3 K		4-2 S 1B BB		0-0 B3-4 1B		0-3 K		0	0	0	0	0	0	0
67 Francisco Cordova, R OBP: 0.250, SLG: 0.250 (1, 1)		0-1 FC6-2		0-3 K		0-0 B3-4				1	0	0	0	0	0	1
Jose Silva, R OBP: 0.167, SLG: 0.167 (4, 1)										2	0	0	0	0	1	2
Marc Wilkins, R (8, 1)										0	0	0	0	0	0	0
Scott Sauerbeck, R (8, 1)										0	0	0	0	0	0	0
Jose Guillen, R OBP: 0.379, SLG: 0.407 (9, 9)										0	0	0	0	0	0	0


Inning Stats	R: 3	H: 2	E: 0	K: 2	S: 13	H: 2	LOB: 0	BB: 1	P: 21	R: 0	H: 1	E: 0	K: 1	S: 9	H: 1	LOB: 1	BB: 0	P: 14	R: 1	H: 2	E: 0	K: 1	S: 10	H: 2	LOB: 2	BB: 0	P: 16	R: 1	H: 1	E: 0	K: 2	S: 13	H: 1	LOB: 0	BB: 1	P: 21	R: 0	H: 0	E: 0	K: 1	S: 7	H: 1	LOB: 0	BB: 0	P: 5	R: 0	H: 0	E: 0	K: 0	S: 12	H: 1	LOB: 0	BB: 1	P: 19
--------------	------	------	------	------	-------	------	--------	-------	-------	------	------	------	------	------	------	--------	-------	-------	------	------	------	------	-------	------	--------	-------	-------	------	------	------	------	-------	------	--------	-------	-------	------	------	------	------	------	------	--------	-------	------	------	------	------	------	-------	------	--------	-------	-------

PITCHER	IP	WLS	BF	H	R	ER	SO	BB	IBB	HBP	BLK	WP	HR	S	P	ERA	WHIP
Jason Isringhausen, R ERA: 7.5 (1, 1)	6.0	L	27	7	5	5	7	4	0	1	0	0	2	57	95	7.50	1.833
Dennis Cook, L ERA: 4.15 (7, 1)	1.0		3	0	0	0	0	0	0	0	0	0	0	12	17	0.00	0.000
Turk Wendell, R ERA: 3.51 (8, 1)	1.0		5	1	2	2	1	1	0	0	0	0	1	12	19	18.00	2.000

**BOTTOM**

**New York Mets @ Pittsburgh Pirates**  
**Three Rivers Stadium, Pittsburgh, PA**  
 Mon May 24 1999, 7:05 PM EDT  
 Att. 11,880 - Cloudy - 58 F

AB	29
R	7
H	8
RBI	7
BB	5
SO	8
LOB	12



WP	PA	ERA	WHIP
0	36		
0			
3			
1			

**New York Mets @ Pittsburgh Pirates**  
**Three Rivers Stadium, Pittsburgh, PA**

Tue May 25 1999, 7:05 PM EDT  
 Att. 12,029 - Overcast - 53 F

[livebaseballscorecards.com](http://livebaseballscorecards.com)



WP: 0 PA: 44  
 PB: 0  
 SB: 2  
 CS: 1

AB R H RBI BB SO LOB

3	0	0	0	1	1	0
4	2	1	0	1	1	2
4	0	1	0	1	0	1
5	1	3	3	0	0	2
4	1	1	0	1	2	3
3	1	0	0	2	0	2
3	1	2	3	0	0	2
1	1	1	0	1	0	0
4	0	1	0	0	1	3
3	0	0	0	0	1	2
0	0	0	0	0	0	0
1	1	1	2	0	0	0
0	0	0	0	0	0	0
0	0	0	0	0	0	0
0	0	0	0	0	0	0

AB 35  
 R 8  
 H 11  
 RBI 8  
 BB 7  
 SO 6  
 LOB 17

Batter	1	2	3	4	5	6	7	8	9
<b>Jermaine Allensworth, R</b> (1, 7) OBP: 0.333, SLG: 0.415 (8, 8)	2-3 K		4-1 CS BB		0-0 P4		1-2 G6-3	1-1 HBP	
<b>Roger Cedeno, S</b> (1, 9) OBP: 0.435, SLG: 0.374	1-3 K		3-2 G3		4-1 G3-1 BB		2-2 1B FC5-4	0-2 FC1-4-6 1B	
<b>John Olerud, L</b> (1, 3) OBP: 0.505, SLG: 0.625	2-1 F9			0-0 G3	2-2 G3-1		0-1 1B FC5-4	4-1 1B BB	
<b>31 Mike Piazza, R</b> (1, 2) OBP: 0.375, SLG: 0.570		2-1 G3 2B		1-1 HR	1-0 F9		1-1 FC5-4 BB	2-1 1B	
<b>Robin Ventura, L</b> (1, 5) OBP: 0.344, SLG: 0.509		2-1 G6-3		2-2 HR 1B		2-3 K	4-1 BB	2-3 K	
<b>Edgardo Alfonzo, R</b> (1, 4) OBP: 0.397, SLG: 0.466		4-1 G3 BB		4-2 HR BB	1-2 HR BB	1-2 F9	3-2 P6	1-2 G5-3	
<b>Brian McRae, S</b> (1, 8) OBP: 0.368, SLG: 0.396 <b>Benny Agbayani, R</b> (8, PH) OBP: 0.550, SLG: 0.919 (8, 7)		0-0 G3		1-1 HR	0-0 2B 1B			2-1 SH1-3 HR 2B	4-0 G5-4-3 BB
<b>Rey Ordonez, R</b> (1, 6) OBP: 0.292, SLG: 0.313		0-3 K		0-1 G4-3	3-2 2B			2-0 SH1-3	2-1 G5-4-3
<b>Masato Yoshii, R</b> (1, 1) OBP: 0.158, SLG: 0.158 <b>Dennis Cook, L</b> (7, 1) <b>Matt Franco, L</b> (8, PH) OBP: 0.306, SLG: 0.400 <b>Armando Benitez, R</b> (8, 1) <b>John Franco, L</b> (9, 1)			1-3 K	2-1 G4-3	0-0 G1-3			2-2 HR	

Inning Stats	R: 0	H: 0	E: 0	K: 2	S: 8	R: 0	H: 1	E: 0	K: 1	S: 9	R: 0	H: 0	E: 0	K: 1	S: 8	R: 4	H: 3	E: 0	K: 0	S: 14	R: 0	H: 0	E: 0	K: 0	S: 6	R: 0	H: 2	E: 0	K: 1	S: 11	R: 1	H: 2	E: 0	K: 0	S: 15	R: 3	H: 3	E: 0	K: 1	S: 18	R: 0	H: 0	E: 0	K: 0	S: 5
	LOB: 0	BB: 0	P: 13	LOB: 2	BB: 1	P: 17	LOB: 0	BB: 1	P: 15	LOB: 0	BB: 1	P: 24	LOB: 1	BB: 1	P: 13	LOB: 2	BB: 0	P: 17	LOB: 2	BB: 1	P: 26	LOB: 2	BB: 1	P: 33	LOB: 0	BB: 1	P: 12	LOB: 0	BB: 1	P: 12	LOB: 0	BB: 1	P: 12												

PITCHER	IP	WLS	BF	H	R	ER	SO	BB	IBB	HBP	BLK	WP	HR	S	P	ERA	WHIP
<b>Kris Benson, R</b> (1, 1) ERA: 4.22	6.2	L	32	8	5	5	5	5	0	0	0	0	2	68	119	6.75	1.950
<b>Brad Clontz, R</b> (7, 1) ERA: 0.82	0.1		1	0	0	0	0	0	0	0	0	0	0	3	6	0.00	0.000
<b>Marc Wilkins, R</b> (8, 1) ERA: 4.22	0.2		7	3	3	3	0	1	0	1	0	0	1	15	28	40.50	6.000
<b>Scott Sauerbeck, L</b> (8, 1) ERA: 1.93	1.1		4	0	0	0	1	1	0	0	0	0	0	8	17	0.00	0.750

1B: 5 SF: 0  
 2B: 3 SAC: 1  
 3B: 0 DP: 1  
 HR: 3 HBP: 1

BOTTOM

New York Mets @ Pittsburgh Pirates  
Three Rivers Stadium, Pittsburgh, PA

Tue May 25 1999, 7:05 PM EDT  
Att. 12,029 - Overcast - 53 F

livebaseballscorecards.com

AB	31
R	3
H	6
RBI	2
BB	3
SO	8
LOB	15



WP:	0	PA:	35
PB:	0		
SB:	1		
CS:	0		

AB R H RBI BB SO LOB

3	2	2	1	1	0	0
4	0	0	0	0	2	2
4	0	1	0	0	1	1
3	0	1	0	0	1	0
3	1	1	0	1	0	3
3	0	0	0	1	2	3
4	0	0	0	0	1	5
4	0	1	1	0	1	0
2	0	0	0	0	0	0
0	0	0	0	0	0	0
1	0	0	0	0	0	1
0	0	0	0	0	0	0
0	0	0	0	0	0	0

Batter	1	2	3	4	5	6	7	8	9
<b>Al Martin, L</b> OBP: 0.369, SLG: 0.512 (1, 7)	1-0 HR		2-1 2B		0-0 F7			4-1 BB	
<b>Warren Morris, L</b> OBP: 0.359, SLG: 0.422 (1, 4)	3-3 K		1-0 P9			0-0 F7		1-3 K	
<b>Brian Giles, L</b> OBP: 0.397, SLG: 0.576 (1, 8)	0-0 F9			2-0 2B		1-2 P4		1-3 K	
<b>Kevin Young, R</b> OBP: 0.419, SLG: 0.489 (1, 3)	3-3 K			1-0 HBP		1-2 F7		0-2 E5 1B	
<b>18 Jason Kendall, R</b> OBP: 0.477, SLG: 0.528 (1, 2)		4-2 BB		0-1 F9		2-1 BB 1B		2-1 G6-3	
<b>Ed Sprague, R</b> OBP: 0.419, SLG: 0.511 (1, 5)		2-3 K		2-3 K		4-2 BB		2-2 G5-3	
<b>Jose Guillen, R</b> OBP: 0.357, SLG: 0.381 (1, 9)		3-1 G4-6-3		0-3 K		2-1 G6-4-3		0-0 G4-6-3	
<b>Mike Benjamin, R</b> OBP: 0.310, SLG: 0.320 (1, 6)			2-3 K		0-2 P6		1-0 1B	0-0 G6-3	
<b>Kris Benson, R</b> OBP: 0.111, SLG: 0.118 (1, 1)			0-2 F9		0-1 F9		1-1 F7		
<b>Brad Clontz, R</b> (7, 1)									
<b>Turner Ward, S</b> OBP: 0.290, SLG: 0.200 (7, PH)									
<b>Marc Wilkins, R</b> (8, 1)									
<b>Scott Sauerbeck, R</b> (8, 1)									

Inning Stats	R: 1	H: 1	R: 0	H: 0	R: 0	H: 1	R: 0	H: 0	R: 0	H: 0	R: 1	H: 2	R: 1	H: 1	R: 0	H: 0	1B: 3	SF: 0	
E: 0	LOB: 0	E: 0	LOB: 0	E: 0	LOB: 2	E: 0	LOB: 0	E: 0	LOB: 0	E: 0	LOB: 1	E: 1	LOB: 1	E: 0	LOB: 0	E: 0	LOB: 0	2B: 2	SAC: 0
K: 2	BB: 0	K: 1	BB: 1	K: 2	BB: 0	K: 0	BB: 0	K: 0	BB: 0	K: 0	BB: 1	K: 2	BB: 1	K: 0	BB: 0	K: 0	BB: 0	3B: 0	DP: 2
S: 11	P: 18	S: 7	P: 16	S: 10	P: 15	S: 6	P: 6	S: 8	P: 10	S: 9	P: 19	S: 12	P: 20	S: 5	P: 7	S: 12	P: 20	HR: 1	HBP: 1

PITCHER	IP	WLS	BF	H	R	ER	SO	BB	IBB	HBP	BLK	WP	HR	S	P	ERA	WHIP
<b>Masato Yoshii, R</b> ERA: 3.98 (1, 1)	6.2	W	26	5	2	2	6	2	0	0	0	0	1	58	95	2.70	1.050
<b>Dennis Cook, L</b> ERA: 4.08 (7, 1)	0.1	H	1	0	0	0	0	0	0	0	0	0	0	2	3	0.00	0.000
<b>Armando Benitez, R</b> ERA: 2.05 (8, 1)	1.0		5	1	1	0	2	1	0	0	0	0	0	12	20	0.00	2.000
<b>John Franco, L</b> ERA: 2.04 (9, 1)	1.0		3	0	0	0	0	0	0	0	0	0	0	5	7	0.00	0.000

**New York Mets @ Pittsburgh Pirates**  
**Three Rivers Stadium, Pittsburgh, PA**

Wed May 26 1999, 7:05 PM EDT  
 Att. 13,681 - Overcast - 55 F

[livebaseballscorecards.com](http://livebaseballscorecards.com)



Batter	1	2	3	4	5	6	7	8	9	AB R H RBI BB SO LOB	TOP											
Rickey Henderson, R OBP: 0.423, SLG: 0.432 (1, 7)	0-2 F8		3-1 F9		1-1 B1-3		1-2 G3 SH2-3 1B		4-2 DI 1B BB	4 1 1 0 1 0 2												
Jermaine Allensworth, R OBP: 0.316, SLG: 0.391 (1, 9) (8, 8)	2-3 K		2-3 K		0-0 E4 1B 2-H		0-0 SH2-3		2-2 P3	4 0 0 0 0 2 4												
John Olerud, L OBP: 0.502, SLG: 0.618 (1, 3)	2-3 K		0-0 F7		1-2 1B		1-2 G3		0-1 31 G4-3 1B	5 0 2 2 0 1 2												
31 Mike Piazza, R OBP: 0.369, SLG: 0.556 (1, 2)		2-2 G1-3 1B		0-3 K	2-2 K		3-2 P3		1-1 G4-3 1B	5 0 1 0 0 2 4												
Edgardo Alfonzo, R OBP: 0.394, SLG: 0.467 (1, 4)		2-2 G1-3		0-1 G5-3		0-2 2B		0-1 G6-3		4 1 1 0 0 0 1												
Robin Ventura, L OBP: 0.347, SLG: 0.512 (1, 5)		0-2 F8		3-2 L9		1-0 2B		4-1 WP BB		3 0 1 1 1 0 1												
Benny Agbayani, R OBP: 0.545, SLG: 0.950 (1, 8) Armando Benitez, R (8, 1) John Franco, L (9, 1)		4-0 BB			0-0 HR		0-1 G6-3		2-3 K	3 1 1 1 1 1 2 0 0 0 0 0 0 0 0 0 0 0 0 0 0	AB 35 R 5 H 10 RBI 5 BB 4 SO 7 LOB 21											
Rey Ordóñez, R OBP: 0.291, SLG: 0.311 (1, 6)		3-2 F9			1-1 2B 1B		2-0 G1-3		1-3 K	4 1 1 0 0 1 4												
Orel Hershiser, R OBP: 0.200, SLG: 0.211 (1, 1) Dennis Cook, L (7, 1) Roger Cedeno, S OBP: 0.439, SLG: 0.374 (8, 9)			2-2 1B		1-1 E4 2B		0-0 G5-3		4-1 CS 1B BB	3 0 2 1 0 0 1 0 0 0 0 0 0 0 0 1 0 0 1 0 0												
<b>Inning Stats</b>	R: 0 E: 0 K: 2 S: 11	H: 0 LOB: 0 BB: 0 P: 15	R: 0 E: 0 K: 0 S: 14	H: 1 LOB: 2 BB: 1 P: 25	R: 0 E: 0 K: 1 S: 9	H: 1 LOB: 1 BB: 0 P: 16	R: 0 E: 0 K: 1 S: 10	H: 0 LOB: 0 BB: 0 P: 13	R: 2 E: 1 K: 1 S: 14	H: 4 LOB: 2 BB: 0 P: 20	R: 1 E: 0 K: 0 S: 8	H: 2 LOB: 1 BB: 0 P: 11	R: 0 E: 0 K: 0 S: 14	H: 1 LOB: 1 BB: 0 P: 19	R: 0 E: 0 K: 2 S: 9	H: 0 LOB: 1 BB: 1 P: 16	R: 2 E: 0 K: 0 S: 12	H: 1 LOB: 0 BB: 2 P: 23	1B: 6 2B: 3 3B: 0 HR: 1	SF: 0 SAC: 1 DP: 1 HBP: 0	WP: 1 PB: 0 SB: 0 CS: 1	PA: 40
<b>PITCHER</b>	IP WLS BF H R ER SO BB IBB HBP BLK WP HR S P ERA WHIP																					
Pete Schourek, L ERA: 5.05 (1, 1)	5.0 L 24 8 3 3 5 1 0 0 0 0 0 1 62 94 5.40 1.800																					
Brad Clontz, R ERA: 0.69 (6, 1)	2.0 7 1 0 0 0 0 0 0 0 0 0 0 18 25 0.00 0.500																					
Jeff Wallace, L ERA: 1.88 (8, 1)	2.0 9 1 2 1 2 3 0 0 0 1 0 21 39 4.50 2.000																					

BOTTOM

New York Mets @ Pittsburgh Pirates  
Three Rivers Stadium, Pittsburgh, PA

Wed May 26 1999, 7:05 PM EDT  
Att. 13,681 - Overcast - 55 F

livebaseballscorecards.com

AB	32
R	2
H	5
RBI	1
BB	4
SO	8
LOB	11



WP:	0	PA:	36
PB:	0		
SB:	0		
CS:	0		

AB R H RBI BB SO LOB

4	0	0	0	0	0	1
4	1	1	1	0	1	1
4	0	0	0	0	1	0
4	1	1	0	0	1	0
4	0	1	0	0	1	0
4	0	1	0	0	3	1
2	0	1	0	2	0	1
1	0	0	0	2	0	2
1	0	0	0	0	1	1
2	0	0	0	0	0	2
0	0	0	0	0	0	0
0	0	0	0	0	0	0
1	0	0	0	0	0	1
0	0	0	0	0	0	0
1	0	0	0	0	0	1

1B:	2	SF:	0
2B:	2	SAC:	0
3B:	0	DP:	0
HR:	1	HBP:	0

Batter	1	2	3	4	5	6	7	8	9
<b>Al Martin, L</b> (1, 7) OBP: 0.359, SLG: 0.496	2-2 F7		0-0 G4-3		0-0 G6-3		0-0 FC4-6		
<b>Warren Morris, L</b> (1, 4) OBP: 0.356, SLG: 0.439	0-2 G1-3		0-1 G6-3		0-1 HR		2-3 K		
<b>Brian Giles, L</b> (1, 8) OBP: 0.389, SLG: 0.562	0-0 G3		1-0 F9		1-0 G4-3			3-3 K	
<b>Kevin Young, R</b> (1, 3) OBP: 0.415, SLG: 0.489		3-2 18 E 2B		1-2 G6-3		0-0 P4		0-3 K	
<b>18 Jason Kendall, R</b> (1, 2) OBP: 0.472, SLG: 0.527		1-0 G3		1-1 2B		2-1 F8		0-3 K	
<b>Ed Sprague, R</b> (1, 5) OBP: 0.415, SLG: 0.504		1-3 K		1-3 K		0-0 1B		1-3 K	
<b>Turner Ward, S</b> (1, 9) OBP: 0.315, SLG: 0.210		1-2 BB 1B		4-2 FC3-6 BB		0-0 G3		4-1 FC6-4 BB	
<b>Abraham Nunez, S</b> (1, 6) OBP: 0.278, SLG: 0.250		4-0 BB		1-1 FC3-6		4-0 FC4-6 BB		1-3 K	
<b>Mike Benjamin, R</b> (9, PH) OBP: 0.308, SLG: 0.317		1-2 BB		1-1 FC3-6		2-2 P3		0-0 FC6-4	
<b>Pete Schourek, L</b> (1, 1)		1-1 G4-3			0-0 L9				
<b>Brad Clontz, R</b> (6, 1)									
<b>Brant Brown, L</b> (7, PH) OBP: 0.277, SLG: 0.394									
<b>Jose Guillen, R</b> (7, PH) OBP: 0.352, SLG: 0.375									
<b>Jeff Wallace, L</b> (8, 1)									
<b>Keith Osik, R</b> (9, PH) OBP: 0.318, SLG: 0.250									

Inning Stats	R: 0	H: 0	E: 0	K: 0	S: 7	LOB: 0	BB: 0	P: 9
	R: 1	H: 2	E: 1	K: 1	S: 15	LOB: 2	BB: 1	P: 26
	R: 0	H: 0	E: 0	K: 0	S: 4	LOB: 0	BB: 0	P: 5
	R: 0	H: 1	E: 0	K: 1	S: 14	LOB: 2	BB: 1	P: 22
	R: 1	H: 1	E: 0	K: 0	S: 5	LOB: 0	BB: 0	P: 6
	R: 0	H: 1	E: 0	K: 0	S: 5	LOB: 1	BB: 0	P: 7
	R: 0	H: 0	E: 0	K: 1	S: 8	LOB: 1	BB: 1	P: 16
	R: 0	H: 0	E: 0	K: 3	S: 10	LOB: 0	BB: 0	P: 13
	R: 0	H: 0	E: 0	K: 2	S: 8	LOB: 1	BB: 1	P: 14
	R: 0	H: 0	E: 0	K: 1	S: 7	LOB: 0	BB: 0	P: 6

PITCHER	IP	WLS	BF	H	R	ER	SO	BB	IBB	HBP	BLK	WP	HR	S	P	ERA	WHIP
<b>Orel Hershiser, R</b> (1, 1) ERA: 5.63	6.0	W	26	5	2	2	2	3	0	0	0	0	1	50	79	3.00	1.333
<b>Dennis Cook, L</b> (7, 1) ERA: 3.86	1.0	H	3	0	0	0	1	0	0	0	0	0	0	8	12	0.00	0.000
<b>Armando Benitez, R</b> (8, 1) ERA: 1.96	1.0	H	3	0	0	0	3	0	0	0	0	0	0	10	13	0.00	0.000
<b>John Franco, L</b> (9, 1) ERA: 1.93	1.0	S	4	0	0	0	2	1	0	0	0	0	0	8	14	0.00	1.000

PITCHER	IP	WLS	BF	H	R	ER	SO	BB	IBB	HBP	BLK	WP	HR	S	P	ERA	WHIP
<b>Orel Hershiser, R</b> (1, 1) ERA: 5.63	6.0	W	26	5	2	2	2	3	0	0	0	0	1	50	79	3.00	1.333
<b>Dennis Cook, L</b> (7, 1) ERA: 3.86	1.0	H	3	0	0	0	1	0	0	0	0	0	0	8	12	0.00	0.000
<b>Armando Benitez, R</b> (8, 1) ERA: 1.96	1.0	H	3	0	0	0	3	0	0	0	0	0	0	10	13	0.00	0.000
<b>John Franco, L</b> (9, 1) ERA: 1.93	1.0	S	4	0	0	0	2	1	0	0	0	0	0	8	14	0.00	1.000

PITCHER	IP	WLS	BF	H	R	ER	SO	BB	IBB	HBP	BLK	WP	HR	S	P	ERA	WHIP
<b>Orel Hershiser, R</b> (1, 1) ERA: 5.63	6.0	W	26	5	2	2	2	3	0	0	0	0	1	50	79	3.00	1.333
<b>Dennis Cook, L</b> (7, 1) ERA: 3.86	1.0	H	3	0	0	0	1	0	0	0	0	0	0	8	12	0.00	0.000
<b>Armando Benitez, R</b> (8, 1) ERA: 1.96	1.0	H	3	0	0	0	3	0	0	0	0	0	0	10	13	0.00	0.000
<b>John Franco, L</b> (9, 1) ERA: 1.93	1.0	S	4	0	0	0	2	1	0	0	0	0	0	8	14	0.00	1.000

Batter	1	2	3	4	5	6	7	8	9	AB R H RBI BB SO LOB	TOP											
<b>Craig Biggio, R</b> (1, 4) OBP: 0.373, SLG: 0.474	0-1 G5-3		4-0 BB 1B BB	0-1 FC5-4 2-H 1B			2-3 K		1-2 F8 1-3	4 1 1 1 1 1 1												
<b>Derek Bell, R</b> (1, 9) OBP: 0.295, SLG: 0.370	3-2 L9		2-2 L9	3-1 FC5-4 5 CS 1-2f			1-1 F9			4 0 0 0 0 0 2												
<b>5 Jeff Bagwell, R</b> (1, 3) OBP: 0.453, SLG: 0.657	0-1 L8		1-3 K	2-2 CS 1-2	1-2 G5-3			2-0 G3 SF8 2B		4 1 1 0 0 1 1												
<b>Bill Spiers, L</b> (1, 6) OBP: 0.360, SLG: 0.405		2-1 2B 1B	4-0 1B BB		1-1 G6-3			2-1 G3		3 2 1 0 1 0 1												
<b>Richard Hidalgo, R</b> (1, 8) OBP: 0.319, SLG: 0.488		2-2 F7	4-0 1B BB	1-2 2-3 BB	1-3 K			1-0 SF8		2 0 0 1 1 1 1												
<b>Alex Diaz, S</b> (1, 7) OBP: 0.314, SLG: 0.441		1-1 L9	1-1 1B	1-2 2-H 3-H 1B		0-0 G6-3		1-3 K		4 0 1 2 0 1 1												
<b>Paul Bako, L</b> (1, 2) OBP: 0.469, SLG: 0.561		1-1 2B				4-0 G6-4-3 BB			2-2 G3	2 0 1 1 1 1 2												
<b>Glen Barker, S</b> (9, PH) OBP: 0.417, SLG: 0.500		1-1 2B	0-3 K			1-2 G6-4-3				1 0 0 0 0 0 0	<b>AB 30</b>											
<b>Russ Johnson, R</b> (1, 5) OBP: 0.410, SLG: 0.300		4-1 BB		0-0 FC3-6 1B		1-2 G6-4-3 1-2f			4-2 E BB	2 0 1 0 2 0 1	<b>R 5</b>											
<b>Jose Lima, R</b> (1, 1) OBP: 0.214, SLG: 0.154		0-3 K		0-0 FC3-6 1B			1-2 G6-3		0-3 K	2 1 0 0 0 1 3	<b>H 6</b>											
<b>Carlos Hernandez, R</b> (7, PH)										1 0 0 0 0 0 0	<b>RBI 5</b>											
<b>Trever Miller, R</b> (7, 1)										0 0 0 0 0 0 0	<b>BB 6</b>											
<b>Jay Powell, R</b> (8, 1)										0 0 0 0 0 0 0	<b>SO 7</b>											
<b>Daryle Ward, L</b> (9, PH) OBP: 0.667, SLG: 1.000										1 0 0 0 0 1 1	<b>LOB 14</b>											
<b>Inning Stats</b>	R: 0 E: 0 K: 0 S: 8	H: 0 LOB: 0 BB: 0 P: 11	R: 1 E: 0 K: 1 S: 13	H: 2 LOB: 2 BB: 1 P: 23	R: 2 E: 0 K: 2 S: 11	H: 1 LOB: 2 BB: 3 P: 27	R: 1 E: 1 K: 0 S: 8	H: 2 LOB: 0 BB: 0 P: 13	R: 0 E: 0 K: 1 S: 8	H: 0 LOB: 0 BB: 0 P: 11	R: 0 E: 0 K: 0 S: 4	H: 0 LOB: 0 BB: 1 P: 9	R: 0 E: 0 K: 1 S: 9	H: 0 LOB: 0 BB: 0 P: 13	R: 1 E: 0 K: 1 S: 8	H: 1 LOB: 0 BB: 0 P: 14	R: 0 E: 1 K: 1 S: 11	H: 0 LOB: 1 BB: 1 P: 18	1B: 4 2B: 2 3B: 0 HR: 0	SF: 1 SAC: 0 DP: 1 HBP: 0	WP: 0 PB: 0 SB: 0 CS: 1	PA: 38
<b>PITCHER</b>	IP WLS BF H R ER SO BB IBB HBP BLK WP HR S P ERA WHIP																					
<b>Todd Ritchie, R</b> (1, 1) ERA: 3.71	6.0 W 26 5 4 3 4 5 0 0 0 0 0 0 52 94 4.50 1.667																					
<b>Brad Clontz, R</b> (7, 1) ERA: 1.29	1.0 H 4 1 1 1 1 0 0 0 0 0 0 0 10 16 9.00 1.000																					
<b>Jason Christiansen, L</b> (8, 1) ERA: 3.86	1.0 H 3 0 0 0 1 0 0 0 0 0 0 0 7 11 0.00 0.000																					
<b>Mike Williams, R</b> (9, 1) ERA: 1.52	1.0 S 4 0 0 0 1 1 0 0 0 0 0 0 11 18 0.00 1.000																					

**Houston Astros @ Pittsburgh Pirates**  
**Three Rivers Stadium, Pittsburgh, PA**  
 Fri May 28 1999, 7:05 PM EDT  
 Att. 17,309 - Unknown - 79 F

livebaseballscorecards.com



Batter	1	2	3	4	5	6	7	8	9	AB	R	H	RBI	BB	SO	LOB	BOTTOM			
<b>Al Martin, L</b> OBP: 0.356, SLG: 0.489 (1, 7)										4	0	1	1	0	2	0				
<b>Warren Morris, L</b> OBP: 0.366, SLG: 0.444 (1, 4)										3	3	2	0	1	0	1				
<b>Brian Giles, L</b> OBP: 0.391, SLG: 0.566 (1, 8)										4	1	2	0	0	0	1				
<b>Kevin Young, R</b> OBP: 0.427, SLG: 0.506 (1, 3)										2	1	2	1	2	0	0				
<b>18 Jason Kendall, R</b> OBP: 0.468, SLG: 0.530 (1, 2)										3	0	1	4	0	0	2				
<b>Jose Guillen, R</b> OBP: 0.333, SLG: 0.353 (1, 9)										4	0	0	0	0	1	4				
<b>Mike Williams, R</b> (9, 1)										0	0	0	0	0	0	0				
<b>Freddy Garcia, R</b> OBP: 0.243, SLG: 0.313 (1, 5)										4	0	0	0	0	1	3				
<b>Mike Benjamin, R</b> OBP: 0.306, SLG: 0.315 (1, 6)										4	0	1	0	0	1	0				
<b>Todd Ritchie, R</b> OBP: 0.286, SLG: 0.286 (1, 1)										2	1	0	0	0	0	0				
<b>Brant Brown, L</b> OBP: 0.275, SLG: 0.389 (6, PH)										1	0	0	0	0	0	1				
<b>Brad Clontz, R</b> (7, 1)										0	0	0	0	0	0	0				
<b>Jason Christiansen, R</b> (8, 1)										0	0	0	0	0	0	0				
<b>Turner Ward, S</b> OBP: 0.315, SLG: 0.210 (9, 9)										0	0	0	0	0	0	0				
<b>Inning Stats</b>	R: 3 E: 0 K: 1 S: 16	H: 3 LOB: 1 BB: 1 P: 26	R: 0 E: 0 K: 0 S: 5	H: 0 LOB: 0 BB: 0 P: 8	R: 1 E: 0 K: 2 S: 19	H: 1 LOB: 2 BB: 2 P: 31	R: 1 E: 1 K: 0 S: 7	H: 1 LOB: 0 BB: 0 P: 11	R: 0 E: 0 K: 0 S: 16	H: 1 LOB: 1 BB: 0 P: 22	R: 0 E: 0 K: 0 S: 8	H: 1 LOB: 0 BB: 0 P: 9	R: 1 E: 0 K: 1 S: 13	H: 2 LOB: 1 BB: 0 P: 21	R: 0 E: 0 K: 1 S: 8	H: 0 LOB: 0 BB: 0 P: 11	1B: 6 2B: 3 3B: 1 HR: 0	SF: 1 SAC: 0 DP: 1 HBP: 0	WP: 0 PB: 0 SB: 1 CS: 1	PA: 35
<b>Jose Lima, R</b> ERA: 3.03 (1, 1)	IP: 6.0 WLS: L	BF: 27	H: 7 R: 5 ER: 4 SO: 3	BB: 3 IBB: 0 HBP: 0 BLK: 0	WP: 0 HR: 0 S: 71 P: 107	ERA: 6.00 WHIP: 1.667														
<b>Trevor Miller, L</b> ERA: 2.53 (7, 1)	IP: 1.0	BF: 5	H: 2 R: 1 ER: 1 SO: 1	BB: 0 IBB: 0 HBP: 0 BLK: 0	WP: 0 HR: 0 S: 13 P: 21	ERA: 9.00 WHIP: 2.000														
<b>Jay Powell, R</b> ERA: 3.8 (8, 1)	IP: 1.0	BF: 3	H: 0 R: 0 ER: 0 SO: 1	BB: 0 IBB: 0 HBP: 0 BLK: 0	WP: 0 HR: 0 S: 8 P: 11	ERA: 0.00 WHIP: 0.000														


**Houston Astros @ Pittsburgh Pirates**  
Three Rivers Stadium, Pittsburgh, PA

Fri May 28 1999, 7:05 PM EDT  
Att: 17,309 - Unknown - 79 F

[livebaseballscorecards.com](http://livebaseballscorecards.com)

<b>AB</b>	<b>31</b>
<b>R</b>	<b>6</b>
<b>H</b>	<b>9</b>
<b>RBI</b>	<b>6</b>
<b>BB</b>	<b>3</b>
<b>SO</b>	<b>5</b>
<b>LOB</b>	<b>12</b>



Batter	1	2	3	4	5	6	7	8	9	AB R H RBI BB SO LOB	TOP											
<b>Craig Biggio, R</b> (1, 4) OBP: 0.371, SLG: 0.474	0-0 SH2-3 1B 2B		1-1 P3		2-3 K		1-3 K			4 1 1 0 0 2 1												
<b>Glen Barker, S</b> (1, 9) OBP: 0.400, SLG: 0.467	0-1 SH2-3		0-0 S 1B			1-3 K		1-3 K		3 0 1 0 0 2 0												
<b>Carl Everett, S</b> (1, 8) OBP: 0.380, SLG: 0.432	0-1 F8 1B		2-2 P4 1-2			4-2 FC4-6 1B BB		2-3 K		3 0 1 1 1 1 1												
<b>Daryle Ward, L</b> (1, 3) OBP: 0.500, SLG: 0.667 <b>5 Jeff Bagwell, R</b> (8, PH) OBP: 0.456, SLG: 0.657 (8, 3)	1-0 F8 1-2		3-3 K			3-1 FC4-6 1B		4-1 1B BB		3 0 1 0 0 1 2 0 0 0 0 1 0 0												
<b>Bill Spiers, L</b> (1, 6) OBP: 0.348, SLG: 0.390 <b>Richard Hidalgo, R</b> (8, PH) OBP: 0.323, SLG: 0.491 (8, 7)	1-1 L5			2-1 G3-1		1-0 FC4-6 1-2 2-3		0-1 1-2 1B		3 0 0 0 0 0 3 1 0 1 0 0 0 0												
<b>Alex Diaz, S</b> (1, 7) OBP: 0.282, SLG: 0.395 <b>Carlos Hernandez, R</b> (8, 6)		1-2 G4-3		0-0 B4-3		2-2 L8		0-3 K		4 0 0 0 0 1 4 0 0 0 0 0 0 0												
<b>Paul Bako, L</b> (1, 2) OBP: 0.453, SLG: 0.523		4-2 G6-3 BB		2-2 G6-3			0-0 G6-3		2-3 K	3 0 0 0 1 1 0	AB 30 R 1 H 5 RBI 1 BB 4 SO 8 LOB 13											
<b>Russ Johnson, R</b> (1, 5) OBP: 0.385, SLG: 0.273		1-0 G6-3		1-0 F9		4-0 SH1-4 BB		2-2 P6		3 0 0 0 1 0 1												
<b>Shane Reynolds, R</b> (1, 1) OBP: 0.286, SLG: 0.300 <b>Jay Powell, R</b> (8, 1) <b>Derek Bell, R</b> (9, PH) OBP: 0.294, SLG: 0.368		1-0 G6-3		1-0 G3		0-0 SH1-4		0-0 G5-3		2 0 0 0 0 0 1 0 0 0 0 0 0 0 1 0 0 0 0 0 0												
<b>Inning Stats</b>	R: 1 E: 0 K: 0 S: 8	H: 2 LOB: 1 BB: 0 P: 10	R: 0 E: 0 K: 0 S: 7	H: 0 LOB: 1 BB: 1 P: 14	R: 0 E: 0 K: 1 S: 9	H: 1 LOB: 1 BB: 0 P: 15	R: 0 E: 0 K: 0 S: 8	H: 0 LOB: 0 BB: 0 P: 12	R: 0 E: 0 K: 1 S: 5	H: 0 LOB: 0 BB: 0 P: 9	R: 0 E: 0 K: 1 S: 12	H: 1 LOB: 2 BB: 1 P: 22	R: 0 E: 0 K: 1 S: 5	H: 0 LOB: 1 BB: 1 P: 10	R: 0 E: 0 K: 3 S: 14	H: 1 LOB: 2 BB: 1 P: 21	R: 0 E: 0 K: 1 S: 8	H: 0 LOB: 0 BB: 0 P: 12	1B: 4 2B: 1 3B: 0 HR: 0	SF: 0 SAC: 2 DP: 0 HBP: 0	WP: 0 PB: 0 SB: 2 CS: 0	PA: 36
<b>PITCHER</b>	IP WLS BF H R ER SO BB IBB HBP BLK WP HR S P ERA WHIP																					
<b>67 Francisco Cordova, R</b> (1, 1) ERA: 6.55	6.0 W 24 4 1 1 3 2 0 0 0 0 0 0 49 82 1.50 1.000																					
<b>Marc Wilkins, R</b> (7, 1) ERA: 3.86	1.0 H 4 0 0 0 1 1 0 0 0 0 0 0 5 10 0.00 1.000																					
<b>Jeff Wallace, L</b> (8, 1) ERA: 1.82	0.2 H 3 0 0 0 2 1 0 0 0 0 0 0 8 15 0.00 1.500																					
<b>Brad Clontz, R</b> (8, 1) ERA: 1.29	0.0 1 1 0 0 0 0 0 0 0 0 0 0 2 2 ∞ ∞																					
<b>Jason Christiansen, L</b> (8, 1) ERA: 3.78	0.1 H 1 0 0 0 1 0 0 0 0 0 0 0 4 4 0.00 0.000																					
<b>PITCHER</b>	IP WLS BF H R ER SO BB IBB HBP BLK WP HR S P ERA WHIP																					
<b>Mike Williams, R</b> (9, 1) ERA: 1.46	1.0 3 0 0 0 1 0 0 0 0 0 0 0 8 12 0.00 0.000																					

Houston Astros @ Pittsburgh Pirates  
 Three Rivers Stadium, Pittsburgh, PA  
 Sat May 29 1999, 7:05 PM EDT  
 Att. 32,426 - Unknown - 83 F

livebaseballscorecards.com



Batter	1	2	3	4	5	6	7	8	9	AB	R	H	RBI	BB	SO	LOB
Al Martin, L OBP: 0.353, SLG: 0.482 Jose Guillen, R OBP: 0.333, SLG: 0.353	2-1 F8		0-2 G1		2-2 P6			0-0 FC3-8 1B		4	0	1	0	0	0	1
Ed Sprague, R OBP: 0.406, SLG: 0.490	0-1 G1-3		3-3 K			1-0 E5 2B 18 G1-2-3		0-2 FC3-6 E 18 BB 1B		4	1	0	0	0	1	2
Brian Giles, L OBP: 0.398, SLG: 0.574	3-2 L5			3-1 18 18 G1-3 S 1B		2-1 18 G1-2-3 2B		4-2 18 E 1B BB		3	2	2	0	1	0	0
Kevin Young, R OBP: 0.428, SLG: 0.508		1-0 18 G1-3 G4-3 2B		2-0 F7		4-1 18 G1-2-3 BB		2-2 E1 E 18 1B SF7		3	2	1	0	1	0	3
18 Jason Kendall, R OBP: 0.464, SLG: 0.523		1-2 G1-3		2-2 G1-3		1-2 G1-2-3		1-2 1B 1B		4	0	1	2	0	0	5
Warren Morris, L OBP: 0.363, SLG: 0.441		0-1 G4-3		1-2 1B		1-2 G1-3		3-2 SF7		3	0	1	3	0	0	2
Brant Brown, L OBP: 0.267, SLG: 0.378 Jeff Wallace, L Brad Clontz, R Jason Christiansen, R Keith Osik, R OBP: 0.348, SLG: 0.286 Mike Williams, R		1-3 K		0-1 F8			0-3 K		1-2 2-H 1B	3	0	0	0	0	2	1
Mike Benjamin, R OBP: 0.306, SLG: 0.315			0-0 67 FC1-6 1B		1-3 K		3-3 K		1-2 2-H 1B	3	0	1	0	0	2	0
67 Francisco Cordova, R OBP: 0.167, SLG: 0.167 Marc Wilkins, R Turner Ward, S OBP: 0.311, SLG: 0.206			0-0 FC1-6 G1 1-2f		0-3 K		3-2 K			2	0	0	0	0	1	1

Inning Stats	R: 0	H: 0	E: 0	K: 0	S: 7	R: 1	H: 1	E: 0	K: 1	S: 9	R: 0	H: 1	E: 0	K: 1	S: 8	R: 1	H: 2	E: 0	K: 0	S: 11	R: 0	H: 0	E: 0	K: 2	S: 10	R: 0	H: 1	E: 1	K: 0	S: 14	R: 0	H: 0	E: 0	K: 3	S: 9	R: 3	H: 3	E: 2	K: 0	S: 20	1B: 6	2B: 2	3B: 0	HR: 0	SF: 1	SAC: 0	DP: 1	HBP: 0	WP: 0	PB: 0	SB: 1	CS: 0	PA: 34										
PITCHER	IP	WLS	BF	H	R	ER	SO	BB	IBB	HBP	BLK	WP	HR	S	P	ERA	WHIP															PITCHER	IP	WLS	BF	H	R	ER	SO	BB	IBB	HBP	BLK	WP	HR	S	P	ERA	WHIP														
Shane Reynolds, R ERA: 3.77	7.1	L	29	6	3	3	7	1	0	0	0	0	0	72	110	3.68	0.955																																														
Jay Powell, R ERA: 4.09	0.2		5	2	2	1	0	1	0	0	0	0	0	16	27	13.50	4.500																																														

**Houston Astros @ Pittsburgh Pirates**  
 Three Rivers Stadium, Pittsburgh, PA  
 Sat May 29 1999, 7:05 PM EDT  
 Att. 32,426 - Unknown - 83 F

livebaseballscorecards.com

AB	31
R	5
H	8
RBI	5
BB	2
SO	7
LOB	15



Batter	1	2	3	4	5	6	7	8	9	AB R H RBI BB SO LOB	TOP	
<b>Craig Biggio, R</b> (1, 4) OBP: 0.364, SLG: 0.465 C F B X	1-2 G3	1-0 G6-3			2-3 K			1-2 G6-3		4 0 0 0 0 1 1		
<b>Bill Spiers, L</b> (1, 5) OBP: 0.344, SLG: 0.383 C F B X	2-2 1B 5 PB		1-0 G4-3		2-2 G3			2-1 G3		4 1 1 0 0 0 0		
<b>5 Jeff Bagwell, R</b> (1, 3) OBP: 0.457, SLG: 0.649 F 1 SAFE S F B B	4-2 1B SF7 1-2 BB		4-2 G1-3 BB		2-3 K			2-2 G6-3		2 1 0 0 2 1 0		
<b>Derek Bell, R</b> (1, 9) OBP: 0.293, SLG: 0.365 B X	1-0 1B 1-3 2-H		3-2 G1-3		1-0 G4-3			1-3 K		4 0 1 1 0 1 1		
<b>Carl Everett, S</b> (1, 8) OBP: 0.372, SLG: 0.424 F B S F X	1-2 SF7 3-H		1-3 K		1-3 K			0-1 G4-3		3 0 0 1 0 2 1		
<b>Richard Hidalgo, R</b> (1, 7) OBP: 0.321, SLG: 0.503 S B S S	1-3 K			1-1 G5-3		0-0 P9		0-0 HR		4 1 1 1 0 1 1		
<b>Tony Eusebio, R</b> (1, 2) OBP: 0.395, SLG: 0.337 S C C S		0-3 K		4-1 FC4-6 BB		0-0 P9		4-0 BB		2 0 0 0 2 1 0		
<b>Russ Johnson, R</b> (1, 6) OBP: 0.383, SLG: 0.297 B B C B X		3-1 2B		1 SAFE 1-0 L4		1-2 G6-3		3-3 K		4 0 1 0 0 1 2		
<b>Mike Hampton, R</b> (1, 1) OBP: 0.296, SLG: 0.400 <b>Jeff McCurry, R</b> (5, 1) <b>Alex Diaz, S</b> (7, PH) OBP: 0.275, SLG: 0.385 <b>Brian Williams, R</b> (7, 1) OBP: 0.500, SLG: 0.500 <b>Billy Wagner, L</b> (8, 1)		0-2 F7		0-2 FC4-6 1-2f		0-3 K				2 0 0 0 0 0 2 0 0 0 0 0 0 0 1 0 0 0 0 1 0 0 0 0 0 0 0 0 0 0 0 0 0 0 0		
<b>Inning Stats</b>	R: 2 H: 2 E: 0 LOB: 1 K: 1 BB: 1 S: 18 P: 28	R: 0 H: 1 E: 0 LOB: 1 K: 1 BB: 0 S: 9 P: 13	R: 0 H: 0 E: 0 LOB: 1 K: 1 BB: 1 S: 11 P: 20	R: 0 H: 0 E: 0 LOB: 1 K: 0 BB: 1 S: 7 P: 13	R: 0 H: 0 E: 0 LOB: 0 K: 2 BB: 0 S: 9 P: 15	R: 0 H: 0 E: 0 LOB: 0 K: 1 BB: 0 S: 5 P: 7	R: 0 H: 0 E: 0 LOB: 0 K: 1 BB: 0 S: 7 P: 8	R: 0 H: 0 E: 0 LOB: 0 K: 0 BB: 0 S: 8 P: 13	R: 1 H: 1 E: 0 LOB: 1 K: 2 BB: 1 S: 9 P: 17	1B: 2 SF: 1 2B: 1 SAC: 0 3B: 0 DP: 0 HR: 1 HBP: 0	WP: 0 PA: 35 PB: 1 SB: 0 CS: 0	
<b>PITCHER</b> <b>Kris Benson, R</b> (1, 1) ERA: 3.95 <b>Brad Clontz, R</b> (9, 1) ERA: 1.8	IP WLS BF H R ER SO BB IBB HBP BLK WP HR S P ERA WHIP	8.0 W 30 3 2 2 7 3 0 0 0 0 0 0 74 117 2.25 0.750	1.0 5 1 1 1 2 1 0 0 0 0 0 1 9 17 9.00 2.000	<b>PITCHER</b> IP WLS BF H R ER SO BB IBB HBP BLK WP HR S P ERA WHIP								

Houston Astros @ Pittsburgh Pirates  
Three Rivers Stadium, Pittsburgh, PA

Sun May 30 1999, 1:35 PM EDT  
Att. 28,905 - Sunny - 86 F

livebaseballscorecards.com

AB	30
R	3
H	4
RBI	3
BB	4
SO	9
LOB	8



Batter	1	2	3	4	5	6	7	8	9	AB	R	H	RBI	BB	SO	LOB	BOTTOM																									
<b>Abraham Nunez, S</b> OBP: 0.271, SLG: 0.245 (1, 6)	0-1 G4-6-3 1B	1-0 G4-3		0-0 G5-3		1-2 G3		1-3 K		5	0	1	0	0	1	1																										
<b>Ed Sprague, R</b> OBP: 0.402, SLG: 0.480 (1, 5)	0-1 G4-6-3 1-2f		3-3 K		4-2 2B BB	2-2 F7				3	0	0	0	1	1	1																										
<b>Freddy Garcia, R</b> OBP: 0.243, SLG: 0.324 (1, 7)	1-3 K		1-3 K		0-0 1-H SF9 2B	1-2 G5-3				4	1	1	0	0	2	0																										
<b>Kevin Young, R</b> OBP: 0.434, SLG: 0.522 (1, 3)		2-0 18 FC5-4 1B	1-2 2B		1-0 SF9		1-2 18 FC5-4 1B			3	0	3	1	0	0	0																										
<b>18 Jason Kendall, R</b> OBP: 0.460, SLG: 0.517 (1, 2)		1-1 FC5-4 1B 2B	2-1 G6-3		1-2 3-H 1B 1B		0-0 FC5-4 1B			4	2	1	0	0	0	3																										
<b>Jose Guillen, R</b> OBP: 0.354, SLG: 0.366 (1, 9)		1-0 2B 1B		4-1 2B G1-3 BB	0-0 WP 1B 1B		2-2 F7			3	2	2	0	1	0	1																										
<b>Turner Ward, S</b> OBP: 0.308, SLG: 0.209 (1, 8)		3-2 E6 2B		0-0 G1-3	0-2 WP 1B		2-1 L7			4	1	1	1	0	0	4																										
<b>Mike Benjamin, R</b> OBP: 0.320, SLG: 0.342 (1, 4)		1-2 SH1-3 2B		1-1 G4-3 2B	4-0 1-2 2-3 IBB		3-1 G6-3			3	1	2	3	1	0	0																										
<b>Kris Benson, R</b> OBP: 0.100, SLG: 0.105 (1, 1)		1-0 SH1-3		2-1 G4-3	3-2 G5-3		2-3 K			2	0	0	2	0	0	4																										
<b>Keith Osik, R</b> OBP: 0.333, SLG: 0.273 (8, PH)										1	0	0	0	0	1	0																										
<b>Brad Clontz, R</b> (9, 1)										0	0	0	0	0	0	0																										
<b>Inning Stats</b>	R: 0 E: 0 K: 1 S: 7	H: 1 LOB: 0 BB: 0 P: 8	R: 4 E: 1 K: 0 S: 15	H: 3 LOB: 0 BB: 0 P: 25	R: 0 E: 0 K: 2 S: 11	H: 1 LOB: 1 BB: 0 P: 18	R: 1 E: 0 K: 0 S: 7	H: 1 LOB: 1 BB: 1 P: 14	R: 2 E: 0 K: 0 S: 14	H: 4 LOB: 3 BB: 2 P: 27	R: 0 E: 0 K: 0 S: 11	H: 0 LOB: 0 BB: 0 P: 15	R: 0 E: 0 K: 0 S: 10	H: 1 LOB: 1 BB: 0 P: 15	R: 0 E: 0 K: 2 S: 9	H: 0 LOB: 0 BB: 0 P: 15	1B: 7 2B: 4 3B: 0 HR: 0	SF: 1 SAC: 1 DP: 1 HBP: 0	WP: 1 PB: 0 SB: 1 CS: 0	PA: 37																						
<b>PITCHER</b>	IP	WLS	BF	H	R	ER	SO	BB	IBB	HBP	BLK	WP	HR	S	P	ERA	WHIP																									
<b>Mike Hampton, L</b> ERA: 2.85 (1, 1)	4.2	L	26	10	7	5	3	2	1	0	0	1	0	51	86	9.64	2.571																									
<b>Jeff McCurry, R</b> ERA: 10.8 (5, 1)	1.1		4	0	0	0	0	0	0	0	0	0	0	14	21	0.00	0.000																									
<b>Brian Williams, R</b> ERA: 3.48 (7, 1)	1.0		4	1	0	0	0	0	0	0	0	0	0	10	15	0.00	1.000																									
<b>Billy Wagner, L</b> ERA: 2.95 (8, 1)	1.0		3	0	0	0	2	0	0	0	0	0	0	9	15	0.00	0.000																									

Houston Astros @ Pittsburgh Pirates  
Three Rivers Stadium, Pittsburgh, PA

Sun May 30 1999, 1:35 PM EDT  
Att: 28,905 - Sunny - 86 F

AB	32
R	7
H	11
RBI	7
BB	3
SO	5
LOB	14



Batter	1	2	3	4	5	6	7	8	9	AB R H RBI BB SO LOB	TOP																										
22 Devon White, S (1, 8) OBP: 0.314, SLG: 0.380	0-3 K		4-1 2B BB		0-0 P4		0-2 G6-3 1-2f			3 1 0 0 1 1 5																											
Eric Young Sr., R (1, 4) OBP: 0.392, SLG: 0.369	3-2 G6-3		1-2 2B 1-H		1-0 G6-4-3 1-2f			0-3 K		4 0 1 1 0 1 2																											
Gary Sheffield, R (1, 7) OBP: 0.393, SLG: 0.513	0-2 FC6-4 1B			1-2 G5-3		4-2 G4-6-3 BB		3-2 1B 2B		3 1 2 0 1 0 0																											
Raul Mondesi, R (1, 9) OBP: 0.372, SLG: 0.620	1-2 FC6-4 1-2f			4-2 HR BB		1-3 K		1-0 1B 2-H		3 1 1 1 1 1 2																											
Todd Hundley, S (1, 2) OBP: 0.292, SLG: 0.410		3-3 K		0-0 HR 1-H		2-0 G4-6-3 1-2f		1-1 F9		4 1 1 2 0 1 1																											
Eric Karros, R (1, 3) OBP: 0.332, SLG: 0.448		0-0 F8		0-0 G6-3		4-1 FC3-6 BB		0-0 1B		3 0 1 0 1 0 0																											
Adrian Beltré, R (1, 5) OBP: 0.387, SLG: 0.482		1-3 K		0-1 G6-3		0-2 FC3-6 1B 1-2f		0-3 K		4 0 0 0 0 2 2																											
Mark Grudzielanek, R (1, 6) OBP: 0.341, SLG: 0.361			2-1 G5-3		0-0 BB 1B		1-2 1B 1-2		3-3 K	4 0 2 0 0 1 1																											
Chan Ho Park, R (1, 1) OBP: 0.125, SLG: 0.130			0-0 F9		4-2 G6-4-3 BB		1-0 22 G6-3 1B 1-2 2-3		2-2 G4-3	1 0 0 0 1 0 0 1 0 1 0 1 0 0 0 0 0 1																											
Trenidad Hubbard, R (7, PH) OBP: 0.250, SLG: 0.182																																					
Doug Bochtler, R (7, 1)																																					
Onan Masaoka, R (7, 1)																																					
Jamie Arnold, R (8, 1) OBP: 0.667, SLG: 0.667																																					
Dave Hartsbitt, L (8, PH) OBP: 0.543, SLG: 0.750																																					
<b>Inning Stats</b>	R: 0 E: 0 K: 1 S: 12	H: 1 LOB: 1 BB: 0 P: 16	R: 0 E: 0 K: 2 S: 7	H: 0 LOB: 0 BB: 0 P: 11	R: 1 E: 0 K: 0 S: 7	H: 1 LOB: 1 BB: 1 P: 14	R: 2 E: 0 K: 0 S: 10	H: 1 LOB: 0 BB: 1 P: 15	R: 0 E: 0 K: 1 S: 6	H: 0 LOB: 0 BB: 1 P: 13	R: 0 E: 0 K: 0 S: 13	H: 2 LOB: 2 BB: 1 P: 19	R: 1 E: 0 K: 1 S: 12	H: 2 LOB: 0 BB: 0 P: 17	R: 0 E: 0 K: 2 S: 11	H: 1 LOB: 1 BB: 0 P: 16	1B: 6 2B: 2 3B: 0 HR: 1	SF: 0 SAC: 0 DP: 3 HBP: 0	WP: 0 PB: 0 SB: 0 CS: 0	PA: 36																	
<b>PITCHER</b>	IP WLS BF H R ER SO BB IBB HBP BLK WP HR S P ERA WHIP																																				
Jose Silva, R (1, 1) ERA: 6.69	6.0		23	4	3	3	4	4	0	0	0	0	0	1	47	79	4.50	1.333																			
Scott Sauerbeck, L (7, 1) ERA: 1.85	1.0		5	2	0	0	0	1	0	0	0	0	0	0	13	19	0.00	3.000																			
Marc Wilkins, R (8, 1) ERA: 4.26	1.0	W	4	2	1	1	1	0	0	0	0	0	0	0	12	17	9.00	2.000																			
Mike Williams, R (9, 1) ERA: 1.4	1.0	S	4	1	0	0	2	0	0	0	0	0	0	0	11	16	0.00	1.000																			

Los Angeles Dodgers @ Pittsburgh Pirates  
 Three Rivers Stadium, Pittsburgh, PA  
 Mon May 31 1999, 1:35 PM EDT  
 Att. 15,924 - Sunny - 82 F

AB	31
R	4
H	9
RBI	4
BB	5
SO	7
LOB	14



WP: 0	PA: 36
PB: 0	
SB: 0	
CS: 0	

Batter	1	2	3	4	5	6	7	8	9	AB	R	H	RBI	BB	SO	LOB
Al Martin, L OBP: 0.357, SLG: 0.504 (1, 7)	0-1 P5			0-0 HR		2-0 E8 2B 1B	1-1 F7			4	2	2	2	0	0	1
Ed Sprague, R OBP: 0.399, SLG: 0.480 (1, 5)	2-3 K			1-3 K		2-1 G3 2B		2-0 G6-3		4	0	1	1	0	2	0
Brian Giles, L OBP: 0.395, SLG: 0.567 (1, 8)	2-1 G3-1			3-0 18 F9-6 BB 1B		3-2 G3		0-1 F8		4	0	1	0	0	0	1
Kevin Young, R OBP: 0.439, SLG: 0.519 (1, 3)			2-0 F9	4-2 18 SAFE BB		4-2 18 HBP BB		4-0 18 2B BB		1	1	0	0	3	0	0
18 Jason Kendall, R OBP: 0.460, SLG: 0.520 (1, 2)			2-1 G6-3	0-0 F9-6 2-3		2-1 G3-6-1 HBP		1-2 1B 2B		3	1	1	1	0	0	2
Warren Morris, L OBP: 0.360, SLG: 0.436 (1, 4)			1-1 G4-3			2-2 G3-6-1 1-2f		0-1 1B		4	0	1	1	0	1	3
Jose Guillen, R OBP: 0.337, SLG: 0.347 (1, 9)			3-2 P6			3-2 F7		0-0 P2		4	0	0	0	0	0	1
Mike Williams, R (9, 1)										0	0	0	0	0	0	0
Mike Benjamin, R OBP: 0.313, SLG: 0.333 (1, 6)			0-0 P9			1-3 K		0-1 E6		3	0	0	0	0	1	0
Jose Silva, R (1, 1)			1-1 G6-3			0-1 E 2B		2-3 K		1	0	0	0	0	0	0
Abraham Nunez, S (6, PH)										1	1	1	0	0	0	0
Scott Sauberbeck, R (7, 1)										0	0	0	0	0	0	0
Brant Brown, L (7, PH)										0	0	0	0	0	0	0
Freddy Garcia, R (7, PH)										1	0	0	0	0	1	1
Marc Wilkins, R (8, 1)										0	0	0	0	0	0	0
Turner Ward, S (9, 9)										0	0	0	0	0	0	0

Inning Stats	R: 0	H: 0	E: 0	LOB: 0	K: 1	BB: 0	S: 7	P: 11	R: 0	H: 0	E: 0	LOB: 0	K: 0	BB: 0	S: 8	P: 12	R: 1	H: 2	E: 0	LOB: 1	K: 1	BB: 1	S: 14	P: 22	R: 0	H: 0	E: 0	LOB: 0	K: 2	BB: 0	S: 11	P: 17	R: 2	H: 3	E: 1	LOB: 2	K: 0	BB: 1	S: 17	P: 32	R: 0	H: 0	E: 1	LOB: 1	K: 1	BB: 0	S: 11	P: 17	R: 2	H: 2	E: 0	LOB: 1	K: 0	BB: 1	S: 9	P: 16
1B: 3	SF: 0	2B: 4	SAC: 0	3B: 0	DP: 2	HR: 1	HBP: 1	WP: 0	HR: 1	S: 62	P: 104	ERA: 4.50	WHIP: 1.167	WP: 0	HR: 1	S: 6	P: 9	ERA: 0.00	WHIP: 0.000	WP: 0	HR: 0	S: 6	P: 9	ERA: 0.00	WHIP: 0.000	WP: 0	HR: 0	S: 9	P: 16	ERA: 18.00	WHIP: 3.000	WP: 0	HR: 0	S: 8	P: 104	ERA: 4.50	WHIP: 1.167	WP: 0	HR: 0	S: 62	P: 104	ERA: 4.50	WHIP: 1.167													

PITCHER	IP	WLS	BF	H	R	ER	SO	BB	IBB	HBP	BLK	WP	HR	S	P	ERA	WHIP
Chan Ho Park, R (1, 1)	6.0		24	5	3	3	4	2	0	0	0	0	1	62	104	4.50	1.167
Doug Bochtler, R (7, 1)	0.1		2	0	0	0	0	0	0	0	0	0	0	5	8	0.00	0.000
Onan Masaoka, L (7, 1)	0.2		2	0	0	0	1	0	0	0	0	0	0	6	9	0.00	0.000
Jamie Arnold, R (8, 1)	1.0	L	6	2	2	2	0	1	0	0	0	0	0	9	16	18.00	3.000

BOTTOM

Los Angeles Dodgers @ Pittsburgh Pirates  
Three Rivers Stadium, Pittsburgh, PA

Mon May 31 1999, 1:35 PM EDT  
Att. 15,924 - Sunny - 82 F

livebaseballscorecards.com

AB	30
R	5
H	7
RBI	5
BB	3
SO	5
LOB	9



WP	PA	ERA	WHIP
0	34		

Batter	1	2	3	4	5	6	7	8	9	AB R H RBI BB SO LOB	TOP																								
22 Devon White, S OBP: 0.311, SLG: 0.370 (1, 8) B F S X	2-2 G6-3 ①		4-1 BB B B B B			2-2 G4-3 ① B X C X	1-1 F8 ③		3-1 G3-1 ③ 1-2	4 0 0 0 1 0 4																									
Eric Young Sr., R OBP: 0.389, SLG: 0.366 (1, 4) C B B X	2-2 G5-3 ②		2-2 F9 ③ C B 1 SAFE C B 1 SAFE X			1-0 G6-3 ② B X		0-2 WP 1B C X C X		4 0 1 0 0 0 1																									
Gary Sheffield, R OBP: 0.390, SLG: 0.505 (1, 7) B F B B X	3-2 L6 ③			1-0 F8 ① B X		4-2 BB B B C C B B		2-3 K ① 1-2 B C C C C B B		3 0 0 0 1 1 1																									
Raul Mondesi, R OBP: 0.366, SLG: 0.607 (1, 9)		1-2 G5-3 ① S C X T B C C X		3-0 F9 ② B B B X		1-3 K ③ B S 1 SAFE S S		0-3 K ② S S S		4 0 0 0 0 2 2																									
Todd Hundley, S OBP: 0.291, SLG: 0.427 (1, 2)		2-1 HR B B C X		1-1 F8 ③ C B X			3-3 K ① B B B B C X	2-3 K ③ B S C C C C B B		4 1 1 1 0 2 1																									
Eric Karros, R OBP: 0.335, SLG: 0.455 (1, 3)		3-1 G6-3 ② X B T B B X			2-2 G6-4-3 1B B B T T F T F X		1-0 G4-3 2B B X		1-2 G5-3 ① C B B S X	4 0 2 0 0 0 0																									
Adrian Beltré, R OBP: 0.389, SLG: 0.482 (1, 5)		2-1 G6-3 ③ B B B X			0-0 G6-4-3 1B X		0-0 G4-3 ② X		2-2 S 1B B C C C B B X	4 1 2 0 0 0 1																									
Mark Grudzielanek, R OBP: 0.339, SLG: 0.355 (1, 6)			0-2 F9 ① X S C X		0-1 G6-4-3 ② C X		4-0 BB BB B B		2-3 K ② F B B F S	3 0 0 0 1 1 3																									
Ismael Valdez, R OBP: 0.083, SLG: 0.043 Dave Hansen, L OBP: 0.553, SLG: 0.750 Onan Masaoka, R Mike Maddux, L Trenidad Hubbard, R OBP: 0.308, SLG: 0.250 (1, 1) (7, PH) (7, 1) (8, 1) (9, PH)			0-1 B5-3 ② C X		0-0 G1-5-3 ③ X		4-1 BB B B B B		2-2 22 DI 1B F B B B X	2 0 0 0 0 0 1 0 0 0 0 1 0 0 0 0 0 0 0 0 0 0 0 0 0 0 0 0 1 0 1 1 0 0 0																									
Inning Stats	R: 0 E: 0 K: 0 S: 9	H: 0 LOB: 0 BB: 0 P: 16	R: 1 E: 0 K: 0 S: 10	H: 1 LOB: 0 BB: 0 P: 18	R: 0 E: 0 K: 0 S: 9	H: 0 LOB: 1 BB: 1 P: 15	R: 0 E: 0 K: 0 S: 4	H: 0 LOB: 0 BB: 0 P: 9	R: 0 E: 0 K: 1 S: 9	H: 2 LOB: 1 BB: 0 P: 11	R: 0 E: 0 K: 1 S: 9	H: 0 LOB: 1 BB: 1 P: 17	R: 0 E: 0 K: 1 S: 8	H: 1 LOB: 3 BB: 2 P: 21	R: 0 E: 0 K: 3 S: 13	H: 1 LOB: 1 BB: 0 P: 17	R: 1 E: 0 K: 1 S: 16	H: 2 LOB: 1 BB: 0 P: 26	1B: 5 2B: 1 3B: 0 HR: 1	SF: 0 SAC: 0 DP: 1 HBP: 0	WP: 1 PB: 0 SB: 1 CS: 0	PA: 37													
PITCHER	IP WLS BF H R ER SO BB IBB HBP BLK WP HR S P ERA WHIP																																		
Jason Schmidt, R ERA: 4.11 Jeff Wallace, L ERA: 1.8 Brad Clontz, R ERA: 1.72 Jason Christiansen, L ERA: 3.71 Mike Williams, R ERA: 1.69	(1, 1) (7, 1) (8, 1) (8, 1) (9, 1)	6.2 0.1 0.2 0.1 1.0	W H H H S	26 2 3 1 5	4 0 1 0 2	1 0 0 0 1	1 0 0 1 1	2 0 2 1 1	3 1 0 0 0	0 0 0 0 0	0 0 1 0 0	1 0 0 0 0	55 3 10 3 16	99 8 12 5 26	1.35 0.00 0.00 0.00 9.00	1.050 3.000 1.500 0.000 2.000																			

Los Angeles Dodgers @ Pittsburgh Pirates  
 Three Rivers Stadium, Pittsburgh, PA  
 Tue Jun 01 1999, 7:05 PM EDT  
 Att. 10,962 - Unknown - 69 F

AB	33
R	2
H	7
RBI	2
BB	4
SO	6
LOB	14



WP: 1	PA: 37
PB: 0	
SB: 1	
CS: 0	

Batter	1	2	3	4	5	6	7	8	9	AB R H RBI BB SO LOB
Al Martin, L OBP: 0.354, SLG: 0.510 (1, 7)	1-1 P6		1-2 F9		2-1 F7			0-2 SF8		4 1 1 0 0 0 0
Ed Sprague, R OBP: 0.401, SLG: 0.506 (1, 5)	2-2 HR		0-1 P3			1-0 18 SF7 2B		2-2 G5-3		4 2 2 1 0 0 1
Brian Giles, L OBP: 0.398, SLG: 0.569 (1, 8)	2-2 1B		3-2 F9			3-2 E5 CS		0-1 SF8		1 0 1 0 0 0 0
Turner Ward, S OBP: 0.296, SLG: 0.203 (3, 8)	1B					2-3		3-H		2 0 0 1 0 0 1
Kevin Young, R OBP: 0.441, SLG: 0.524 (1, 3)	2-2 1B			3-1 F7		1-0 P6		2-2 2B		4 0 2 0 0 0 2
18 Jason Kendall, R OBP: 0.461, SLG: 0.530 (1, 2)	1-3 1B									
Warren Morris, L OBP: 0.352, SLG: 0.428 (1, 2)	2-2 K			1-1 SF7 3B		1-0 SF7		1-0 HBP		2 1 1 1 0 1 2
Warren Morris, L OBP: 0.352, SLG: 0.428 (1, 4)	3-2 L7			0-0 SF7		2-2 CS		0-1 G4-3		3 0 0 1 0 0 4
Brant Brown, L OBP: 0.269, SLG: 0.376 (1, 9)			1-1 F8		2-3 K					3 0 1 0 0 1 0
Jose Guillen, R OBP: 0.337, SLG: 0.347 (8, 9)										0 0 0 0 0 0 0
Mike Benjamin, R OBP: 0.306, SLG: 0.325 (1, 6)			0-3 K			2-0 L4		1-0 P8		3 0 0 0 0 1 1
Jason Schmidt, R OBP: 0.113, SLG: 0.111 (1, 1)			2-3 K			1-3 K		0-1 G5-3		2 0 0 0 0 2 0
Jeff Wallace, L OBP: 0.320, SLG: 0.261 (7, PH)										0 0 0 0 0 0 0
Keith Osik, R OBP: 0.320, SLG: 0.261 (8, 1)										1 0 0 0 0 0 1
Brad Clontz, R OBP: 0.320, SLG: 0.261 (8, 1)										0 0 0 0 0 0 0
Jason Christiansen, R OBP: 0.320, SLG: 0.261 (8, 1)										0 0 0 0 0 0 0
Mike Williams, R OBP: 0.320, SLG: 0.261 (9, 1)										0 0 0 0 0 0 0

Inning Stats	R: 1	H: 3	E: 0	K: 1	S: 18	R: 0	H: 0	E: 0	K: 2	S: 8	R: 0	H: 0	E: 0	K: 0	S: 8	R: 1	H: 1	E: 0	K: 1	S: 9	R: 0	H: 0	E: 0	K: 1	S: 6	R: 1	H: 1	E: 1	K: 0	S: 10	R: 0	H: 1	E: 0	K: 0	S: 5	R: 1	H: 2	E: 0	K: 0	S: 13
	LOB: 2	BB: 0	P: 30	LOB: 0	BB: 0	P: 11	LOB: 0	BB: 0	P: 12	LOB: 0	BB: 0	P: 11	LOB: 0	BB: 0	P: 11	LOB: 0	BB: 0	P: 18	LOB: 1	BB: 0	P: 8	LOB: 2	BB: 0	P: 18	LOB: 0	BB: 0	P: 18	LOB: 1	BB: 0	P: 18	LOB: 1	BB: 0	P: 18	LOB: 2	BB: 0	P: 18				

PITCHER	IP	WLS	BF	H	R	ER	SO	BB	IBB	HBP	BLK	WP	HR	S	P	ERA	WHIP
Ismael Valdez, R ERA: 3.69 (1, 1)	6.0	L	23	5	3	2	5	0	0	0	0	0	1	59	97	3.00	0.833
Onan Masaoka, L ERA: 4.5 (7, 1)	1.0		5	2	1	1	0	0	0	0	0	0	0	8	11	9.00	2.000
Mike Maddux, R ERA: 4.2 (8, 1)	1.0		5	1	0	0	0	0	0	1	0	0	0	10	15	0.00	1.000


**BOTTOM**

**Los Angeles Dodgers @ Pittsburgh Pirates**  
 Three Rivers Stadium, Pittsburgh, PA

Tue Jun 01 1999, 7:05 PM EDT  
 Att: 10,962 - Unknown - 69 F

AB	R	H	RBI	BB	SO	LOB
29	4	8	4	0	5	12

WP: 0 PA: 34  
 PB: 0 SB: 1  
 CS: 1



PITCHER	IP	WLS	BF	H	R	ER	SO	BB	IBB	HBP	BLK	WP	HR	S	P	ERA	WHIP
Ismael Valdez, R ERA: 3.69 (1, 1)	6.0	L	23	5	3	2	5	0	0	0	0	0	1	59	97	3.00	0.833
Onan Masaoka, L ERA: 4.5 (7, 1)	1.0		5	2	1	1	0	0	0	0	0	0	0	8	11	9.00	2.000
Mike Maddux, R ERA: 4.2 (8, 1)	1.0		5	1	0	0	0	0	0	1	0	0	0	10	15	0.00	1.000





Batter	1	2	3	4	5	6	7	8	9	AB	R	H	RBI	BB	SO	LOB
Al Martin, L OBP: 0.355, SLG: 0.510 (1, 7)	2-0 G4-3	0-0 G3		4-2 2B BB		1-0 F9		1-2 2B		4	1	1	0	1	0	2
Ed Sprague, R OBP: 0.411, SLG: 0.538 (1, 5)	2-1 G6-3		1-0 WP FC1-2 1B	2-0 1-H 2B			2-0 HR	4-0 BB		4	1	3	2	1	0	0
Brant Brown, L OBP: 0.268, SLG: 0.371 (1, 9) Jose Guillen, R OBP: 0.333, SLG: 0.342 (8, 9)	0-2 K		2-3 K2-3 1-2	2-0 F9			0-0 S BB 1B	1-2 F9		4	1	1	0	0	2	2
Kevin Young, R OBP: 0.440, SLG: 0.515 (1, 3)		4-1 2B BB	3-0 FC1-2 1B E 2-H		4-2 CS BB		0-1 F9	3-1 F9		3	2	0	0	2	0	4
Warren Morris, L OBP: 0.361, SLG: 0.439 (1, 4)		0-1 1B 1-H G5-3 2B	1 SAFE 1-2 1B		3-2 G4-3 1-2		4-1 S 1B BB			3	2	2	1	1	0	1
Turner Ward, S OBP: 0.318, SLG: 0.233 (1, 8)		0-0 FC1-6 G5-3 2-3 1B	1-1 FC6-4 1-2 3-H 1B		1-0 G4-3		2-2 S 1B			4	0	3	3	0	0	0
Keith Osik, R OBP: 0.310, SLG: 0.370 (1, 2)		1-0 G5-3 1-2 3-H	2-2 FC6-4 1-2f			0-0 HR	3-3 K			4	1	1	2	0	1	4
Abraham Nunez, S OBP: 0.281, SLG: 0.263 (1, 6)		1-1 FC1-6 HBP		1-1 G4-3		3-1 G4-3	1-1 F8			3	0	0	0	0	0	1
Todd Ritchie, R OBP: 0.235, SLG: 0.235 (1, 1) Freddy Garcia, R OBP: 0.237, SLG: 0.315 (8, PH) Jason Christiansen, R OBP: 0.237, SLG: 0.315 (9, 1)		0-0 FC1-6 1-2f 2-3		0-0 G5-3		2-1 G4-3		1-0 G6-3		3	0	0	0	0	0	2

Inning Stats	R: 0	H: 0	E: 0	K: 1	S: 7	R: 2	H: 2	E: 0	K: 0	S: 8	R: 1	H: 3	E: 1	K: 1	S: 16	R: 1	H: 1	E: 0	K: 0	S: 7	R: 0	H: 0	E: 0	K: 0	S: 6	R: 1	H: 1	E: 0	K: 0	S: 6	R: 3	H: 3	E: 0	K: 1	S: 14	R: 0	H: 1	E: 0	K: 0	S: 9	
	LOB: 0	BB: 0	P: 11	LOB: 2	BB: 1	P: 14	LOB: 1	BB: 1	P: 26	LOB: 0	BB: 1	LOB: 0	BB: 1	P: 14	LOB: 0	BB: 0	LOB: 0	BB: 0	P: 12	LOB: 1	BB: 1	LOB: 1	BB: 1	LOB: 2	BB: 1	P: 19	LOB: 0	BB: 0	LOB: 0	BB: 0	P: 26	LOB: 0	BB: 0	LOB: 0	BB: 0	P: 19	LOB: 0	BB: 0	LOB: 0	BB: 0	P: 19

PITCHER	IP	WLS	BF	H	R	ER	SO	BB	IBB	HBP	BLK	WP	HR	S	P	ERA	WHIP
37 Darren Dreifort, R ERA: 5.4 (1, 1)	6.1	L	31	9	7	6	2	3	0	1	0	1	2	54	99	8.53	1.895
Pedro Borbon, L ERA: 1.74 (7, 1)	0.0		2	1	1	1	0	1	0	0	0	0	0	4	10	∞	∞
Doug Bochtler, R ERA: 7.94 (7, 1)	1.2		7	1	0	0	1	1	0	0	0	0	0	15	29	0.00	1.200

**BOTTOM**

**Los Angeles Dodgers @ Pittsburgh Pirates**  
 Three Rivers Stadium, Pittsburgh, PA

Wed Jun 02 1999, 7:05 PM EDT  
 Att. 20,807 - Overcast - 75 F

AB	34
R	8
H	11
RBI	8
BB	5
SO	3
LOB	18



WP	HR	S	P	ERA	WHIP
1	0	0	40		

Batter	1	2	3	4	5	6	7	8	9	10	11	AB R H RBI BB SO LOB	TOP																	
Al Martin, L OBP: 0.357, SLG: 0.513 (1, 7)	F8		F8			2B			G5-3		SH1-3 1B	5 2 2 0 0 0 0	<b>Pittsburgh Pirates @ Chicago White Sox</b> Comiskey Park, Chicago, IL Fri Jun 04 1999, 8:05 PM EDT Att. 12,238 - Overcast - 68 F																	
Ed Sprague, R OBP: 0.416, SLG: 0.540 (1, 5)	P2			18 CS BB		2B			P2		SH1-3 1B	3 1 1 1 1 0 0																		
Turner Ward, S OBP: 0.326, SLG: 0.260 (1, 8)	2B			F7		P5			1B		SH1-3	4 0 2 0 0 0 2																		
Kevin Young, R OBP: 0.438, SLG: 0.510 (1, 3)	P6			F8		F8			1B		1B	4 1 1 0 1 0 2																		
18 Jason Kendall, R OBP: 0.455, SLG: 0.522 (1, 2)		P3		CS	F9	G6-3			K		HR	5 1 1 2 0 1 2																		
Warren Morris, L OBP: 0.362, SLG: 0.453 (1, 4)		G6-3			F7	G3				BB	HR	4 1 1 3 1 0 0																		
Jose Guillen, R OBP: 0.315, SLG: 0.321 (1, 9)		K			G6-3			L7	K		G4-3	5 0 0 0 0 2 1																		
Brant Brown, L OBP: 0.265, SLG: 0.373 (1, 10)			F9			L8		F8	K		2B	5 0 1 0 0 1 1																		
Mike Benjamin, R OBP: 0.295, SLG: 0.312 (1, 6)			G6-3			K		K	P6		G5-3	5 0 0 0 0 2 2																		
<b>Inning Stats</b>	R: 0 E: 0 K: 0 S: 10	H: 1 LOB: 1 BB: 0 P: 15	R: 0 E: 0 K: 1 S: 7	H: 0 LOB: 0 BB: 0 P: 13	R: 0 E: 0 K: 0 S: 7	H: 0 LOB: 0 BB: 0 P: 7	R: 0 E: 0 K: 0 S: 14	H: 0 LOB: 0 BB: 1 P: 22	R: 0 E: 0 K: 0 S: 4	H: 0 LOB: 0 BB: 0 P: 5	R: 1 E: 0 K: 1 S: 19	H: 2 LOB: 1 BB: 0 P: 27		R: 0 E: 0 K: 0 S: 9	H: 0 LOB: 0 BB: 0 P: 14	R: 0 E: 0 K: 1 S: 6	H: 0 LOB: 0 BB: 0 P: 7	R: 0 E: 0 K: 1 S: 12	H: 2 LOB: 2 BB: 0 P: 17	R: 0 E: 0 K: 2 S: 7	H: 0 LOB: 1 BB: 1 P: 11	R: 5 E: 0 K: 0 S: 7	H: 4 LOB: 1 BB: 1 P: 12	1B: 4 2B: 4 3B: 0 HR: 1	SF: 0 SAC: 1 DP: 0 HBP: 1	WP: 0 PB: 0 SB: 0 CS: 1	PA: 46			
<b>PITCHER</b>	IP WLS BF H R ER SO BB IBB HBP BLK WP HR S P ERA WHIP																													
James Baldwin, R ERA: 4.95 (1, 1)	8.0	27	3	1	1	3	1	0	0	0	0	0	0	76	110	1.12	0.500													
Bob Howry, R ERA: 5.14 (9, 1)	2.0	9	2	0	0	3	1	0	0	0	0	0	0	19	28	0.00	1.500													
41 Bill Simas, R ERA: 5.57 (11, 1)	0.1	L	6	3	5	5	0	0	1	1	0	0	0	4	9	135.00	9.000													
Sean Lowe, R ERA: 2.73 (11, 1)	0.2	3	1	0	0	0	0	0	0	0	0	0	0	3	3	0.00	1.500													

livebaseballscorecards.com

AB	40
R	6
H	9
RBI	6
BB	3
SO	6
LOB	10



Batter	1	2	3	4	5	6	7	8	9	10	11	AB R H RBI BB SO LOB
Ray Durham, S OBP: 0.359, SLG: 0.481 (1, 4)	F9		L6			F9		K		P3	FC4-6	6 0 0 0 0 1 4
Mike Caruso, S OBP: 0.301, SLG: 0.310 (1, 6)	G5-3			G1-3		P5			G6-3	FC5 BB		4 0 0 0 0 0 0
Craig Wilson, R OBP: 0.304, SLG: 0.200 (10, PH) (11, 6)										BB		0 0 0 0 1 0 0
Frank Thomas, R OBP: 0.441, SLG: 0.500 (1, 3)	G5-3			1B	2B	CS			BB	BB		2 1 1 0 3 0 0
Magglio Ordonez, R OBP: 0.343, SLG: 0.520 (1, 9)			K	G1-4-3		CS	G5-3		BB	FC5		5 0 2 0 0 1 3
Carlos Lee, R OBP: 0.383, SLG: 0.517 (1, 7)				1B					1B			4 1 3 1 1 0 1
Greg Norton, S OBP: 0.383, SLG: 0.467 (1, 5)	G3			L4			G4-3		K			5 1 1 0 0 1 5
Chris Singleton, L OBP: 0.291, SLG: 0.438 (9, PH) (10, 8)			K				P5		FC6-4			3 0 0 0 0 1 1
Darrin Jackson, R OBP: 0.313, SLG: 0.485 (10, 8)												2 0 0 0 0 1 5
Jeff Liefer, L OBP: 0.264, SLG: 0.279 14 Paul Konerko, R OBP: 0.288, SLG: 0.392 Mark Johnson, L OBP: 0.284, SLG: 0.230 (10, PR)			L7				F7		G4-3	BB	G3	2 0 0 0 0 0 0
Brook Fordyce, R OBP: 0.377, SLG: 0.500 (1, 2)										SH3-4		2 0 1 0 0 0 0
				2B								1 0 0 0 0 0 2
												4 0 2 2 0 0 0

Inning Stats	R: 0	H: 0	E: 0	K: 0	S: 10	P: 12	R: 0	H: 1	E: 0	K: 1	S: 9	P: 12	R: 0	H: 1	E: 0	K: 1	S: 9	P: 14	R: 1	H: 2	E: 0	K: 0	S: 11	P: 18	R: 0	H: 0	E: 0	K: 0	S: 5	P: 8	R: 0	H: 0	E: 0	K: 1	S: 4	P: 12	R: 0	H: 1	E: 0	K: 0	S: 11	P: 16	R: 0	H: 0	E: 0	K: 1	S: 8	P: 12	R: 0	H: 1	E: 0	K: 1	S: 14	P: 25	R: 0	H: 1	E: 0	K: 0	S: 4	P: 12	R: 2	H: 3	E: 0	K: 1	S: 8	P: 8
	0	0	0	0	10	12	0	1	0	1	9	12	0	1	0	1	9	14	1	2	0	0	11	18	0	0	0	0	0	0	4	8	0	0	0	1	12	0	1	0	11	16	0	0	8	12	0	1	0	1	4	12	2	3	0	0	8	8								

PITCHER	IP	WLS	BF	H	R	ER	SO	BB	IBB	HBP	BLK	WP	HR	S	P	ERA	WHIP
67 Francisco Cordova, R ERA: 5.28	7.0		25	5	1	1	2	1	0	0	0	0	0	59	92	1.29	0.857
Jeff Wallace, L ERA: 1.71	1.1		4	0	0	0	1	0	0	0	0	0	0	10	15	0.00	0.000
Brad Clontz, R ERA: 1.72	0.0		3	1	0	0	0	2	0	0	0	0	0	3	11	∞	∞
Jason Christiansen, L ERA: 3.26	1.1		5	1	0	0	1	0	0	0	0	0	0	12	14	0.00	0.750
Marc Wilkins, R ERA: 4.15	0.1	W	3	0	0	0	0	2	0	0	0	0	0	1	9	0.00	6.000


**Pittsburgh Pirates @ Chicago White Sox**  
Comiskey Park, Chicago, IL

Fri Jun 04 1999, 8:05 PM EDT  
Att. 12,238 - Overcast - 68 F

AB	R	H	RBI	BB	SO	LOB
40	3	10	3	5	5	21

WP	PA
0	47

livebaseballscorecards.com



Batter	1	2	3	4	5	6	7	8	9	AB R H RBI BB SO LOB	TOP											
<b>Al Martin, L</b> (1, 7) OBP: 0.352, SLG: 0.503	0-0 1B S E 1B	0-3 K		1-2 G5-3		0-3 K			0-1 G6-3	5 1 1 0 0 2 2												
<b>Ed Sprague, R</b> (1, 5) OBP: 0.416, SLG: 0.530	4-2 E 1B 1-2 E BB	0-0 F7		4-1 BB		3-3 K			1-2 G3-1	3 1 0 0 2 1 1												
<b>Jose Guillen, R</b> (1, 9) OBP: 0.319, SLG: 0.326 <b>Abraham Nunez, S</b> (9, PR) OBP: 0.281, SLG: 0.263	1-0 E 1B 1-2 2-3 1B	1-3 K		0-0 G4-3		1-1 F7			2-0 1B	5 1 2 0 0 1 3 0 0 0 0 0 0 0												
<b>Kevin Young, R</b> (1, 3) OBP: 0.434, SLG: 0.502	1-0 E5 1B 1-2 2-3 3-H		0-0 F9		2-2 G5-3		0-1 18 FC4 1B		0-0 P2	5 1 1 0 0 0 3												
<b>18 Jason Kendall, R</b> (1, 2) OBP: 0.452, SLG: 0.532	2-2 L5		0-2 G4-3		0-1 HR		0-2 FC4			4 1 1 1 0 0 4												
<b>Warren Morris, L</b> (1, 4) OBP: 0.365, SLG: 0.457	2-2 F7 1-2 2-3 3-H		1-1 2B		3-2 G4-3			4-2 BB		3 0 1 0 1 0 2												
<b>Freddy Garcia, R</b> (1, 10) OBP: 0.241, SLG: 0.316 <b>Brant Brown, L</b> (8, PH) OBP: 0.263, SLG: 0.369	0-1 1B 2-H 3-H		2-3 K		0-0 G5-3			1-1 P6		3 0 1 2 0 1 1 1 0 0 0 0 0 1												
<b>Turner Ward, S</b> (1, 8) OBP: 0.323, SLG: 0.250	0-0 G4-3			4-1 G5-3 BB		1-2 P3		0-3 K		3 0 0 0 1 1 2												
<b>Mike Benjamin, R</b> (1, 6) OBP: 0.294, SLG: 0.310		1-1 1B		0-3 K		3-3 K		1-3 K		4 0 1 0 0 3 2												
<b>Inning Stats</b>	R: 4 E: 2 K: 0 S: 22	H: 3 LOB: 1 BB: 1 P: 32	R: 0 E: 0 K: 2 S: 9	H: 1 LOB: 1 BB: 0 P: 11	R: 0 E: 0 K: 1 S: 9	H: 1 LOB: 1 BB: 0 P: 12	R: 0 E: 0 K: 1 S: 10	H: 0 LOB: 2 BB: 2 P: 19	R: 1 E: 0 K: 0 S: 9	H: 1 LOB: 0 BB: 0 P: 14	R: 0 E: 0 K: 2 S: 9	H: 0 LOB: 0 BB: 0 P: 13	R: 0 E: 0 K: 1 S: 10	H: 1 LOB: 1 BB: 0 P: 14	R: 0 E: 0 K: 2 S: 10	H: 0 LOB: 1 BB: 1 P: 16	R: 0 E: 0 K: 0 S: 7	H: 1 LOB: 1 BB: 0 P: 10	1B: 6 2B: 1 3B: 0 HR: 1	SF: 0 SAC: 0 DP: 0 HBP: 0	WP: 0 PB: 0 SB: 1 CS: 0	PA: 40
<b>PITCHER</b>	IP WLS BF H R ER SO BB IBB HBP BLK WP HR S P ERA WHIP																					
<b>Jim Paraque, L</b> (1, 1) ERA: 4.1	6.2 W 31 7 5 1 7 3 0 0 0 0 1 75 112 1.35 1.500																					
<b>Sean Lowe, R</b> (7, 1) ERA: 2.7	0.1 H 2 0 0 0 0 1 0 0 0 0 0 5 9 0.00 3.000																					
<b>Keith Foulke, R</b> (8, 1) ERA: 2.41	2.0 S 7 1 0 0 2 0 0 0 0 0 0 0 15 20 0.00 0.500																					

**Pittsburgh Pirates @ Chicago White Sox**  
Comiskey Park, Chicago, IL  
Sat Jun 05 1999, 7:05 PM EDT  
Att. 20,066 - Unknown - 87 F

AB	36
R	5
H	8
RBI	3
BB	4
SO	9
LOB	21



WP: 0	PA: 40
PB: 0	
SB: 1	
CS: 0	

ERA	WHIP

Batter	1	2	3	4	5	6	7	8	9
<b>Ray Durham, S</b> OBP: 0.360, SLG: 0.493 (1, 4)	0-2 CS 1B	2-0 SAFE G3		0-2 FC4-6-2-6-3-5-2 1-2 2-H 3-H		2-1 HR	1-1 FC6-4		
<b>Mike Caruso, S</b> OBP: 0.308, SLG: 0.319 (1, 6)	4-1 SAFE 1-2 G4-3 BB		2-1 G6-3		1-1 G5-3	0-0 1B 1B		0-1 1B 2B	
<b>Frank Thomas, R</b> OBP: 0.449, SLG: 0.505 (1, 3)	0-2 G4-3 1-2		0-0 1B 1B		2-1 2B G4-3 1B	1-1 1B 1B		4-0 1B IBB	
<b>Magglio Ordonez, R</b> OBP: 0.353, SLG: 0.531 (1, 9)	0-0 G5-3		1-1 G6-4-3 1B		1-2 G4-3 1B 2B	1-0 1-2 3-H 1B		1-0 1-2 2-3 1B	
<b>Carlos Lee, R</b> OBP: 0.374, SLG: 0.511 (1, 7) <b>Darrin Jackson, R</b> OBP: 0.313, SLG: 0.485 (9, 7)		2-0 G3-1 1B 2B		1-1 G6-4-3 1-2f		0-0 G4-3 2-3 3-H	2-0 F9	2-3 K	
<b>Greg Norton, S</b> OBP: 0.383, SLG: 0.459 (1, 5)		1-1 G3-1 2-3		4-2 E BB		4-2 1B BB	3-3 K	0-1 G4-6-3 1-2f	
<b>Chris Singleton, L</b> OBP: 0.298, SLG: 0.440 (1, 8)		0-0 S 1B		0-1 E3 1-3		1-2 1B		0-0 B1-3	
<b>Jeff Liefer, L</b> OBP: 0.280, SLG: 0.275 (1, 10) <b>14 Paul Konerko, R</b> OBP: 0.293, SLG: 0.396 (7, PH)		4-2 SAFE 1-2 BB		4-1 SAFE BB		1-1 G6-3		3-2 FC6-4 1B	
<b>Brook Fordyce, R</b> OBP: 0.364, SLG: 0.482 (1, 2)		0-3 K K		0-2 P2		1-1 G1-3		0-0 P5	

Inning Stats	R: 0	H: 1	E: 0	K: 0	S: 9	R: 1	H: 2	E: 0	K: 1	S: 10	R: 0	H: 2	E: 0	K: 0	S: 7	R: 1	H: 0	E: 1	K: 0	S: 12	R: 2	H: 3	E: 0	K: 0	S: 15	R: 2	H: 4	E: 0	K: 1	S: 12	R: 0	H: 1	E: 0	K: 0	S: 8	R: 0	H: 2	E: 0	K: 1	S: 8		
		LOB: 1		BB: 1		LOB: 2	BB: 1		BB: 1		LOB: 1	BB: 0		LOB: 2	BB: 0	LOB: 1	BB: 2		LOB: 1	BB: 2		LOB: 2	BB: 1		LOB: 2	BB: 0		LOB: 2	BB: 0		LOB: 1	BB: 0		LOB: 1	BB: 1		LOB: 2	BB: 1		LOB: 2	BB: 1	

PITCHER	IP	WLS	BF	H	R	ER	SO	BB	IBB	HBP	BLK	WP	HR	S	P	ERA	WHIP
<b>Kris Benson, R</b> ERA: 4.33 (1, 1)	5.1	L	29	10	6	5	1	5	0	0	0	0	1	58	96	8.44	2.812
<b>Brad Clontz, R</b> ERA: 1.69 (6, 1)	0.1		3	2	0	0	0	0	0	0	0	0	0	4	8	0.00	6.000
<b>Pete Schourek, L</b> ERA: 4.83 (6, 1)	2.1		10	3	0	0	2	0	1	0	0	0	0	19	33	0.00	1.286

**BOTTOM**


AB	R	H	RBI	BB	SO	LOB
5	1	2	2	0	0	5
4	1	2	0	1	0	0
4	1	3	0	1	0	1
5	1	4	1	0	0	1
5	1	1	1	0	1	8
0	0	0	0	0	0	0
3	1	0	0	2	1	6
4	0	2	2	0	0	1
1	0	0	0	2	0	2
1	0	1	0	0	0	0
4	0	0	0	0	1	6

**AB 36**  
**R 6**  
**H 15**  
**RBI 6**  
**BB 6**  
**SO 3**  
**LOB 30**

**WP: 0** **PA: 42**  
**PB: 0**  
**SB: 1**  
**CS: 1**

**PITCHER** IP WLS BF H R ER SO BB IBB HBP BLK WP HR S P ERA WHIP

**Pittsburgh Pirates @ Chicago White Sox**  
Comiskey Park, Chicago, IL  
Sat Jun 05 1999, 7:05 PM EDT  
Att: 20,066 - Unknown - 87 F



Batter	1	2	3	4	5	6	7	8	9	AB R H RBI BB SO LOB	TOP	
Al Martin, L (1, 7) OBP: 0.344, SLG: 0.491	1-0 P3		0-2 L7			1-0 L8		0-2 F8		4 0 0 0 0 0 2		
Ed Sprague, R (1, 5) OBP: 0.408, SLG: 0.518	1-2 G1-3		2-2 P3			3-3 K		1-1 P8		4 0 0 0 0 1 2		
Jose Guillen, R (1, 9) OBP: 0.306, SLG: 0.311	2-1 G6-3					1-1 L5		1-1 E6 2B		4 1 0 0 0 0 1		
Kevin Young, R (1, 3) OBP: 0.435, SLG: 0.507		1-1 G5-3				1-1 G5-3		3-2 1B 2B		4 0 2 2 0 0 0		
18 Jason Kendall, R (1, 2) OBP: 0.453, SLG: 0.528		0-1 CS 1B				4-2 S BB		2-3 K		3 0 1 0 1 1 2		
Warren Morris, L (1, 4) OBP: 0.363, SLG: 0.452		1-0 F7				3-3 K		0-0 1B 1B		4 0 1 0 0 2 2		
Freddy Garcia, R (1, 10) OBP: 0.256, SLG: 0.367		0-1 CS				3-2 F7		2-2 F7		3 1 2 1 0 0 0		
Brant Brown, L (9, PH) OBP: 0.261, SLG: 0.366		1-2 1B				1-2 1B		1-2 1B		1 0 0 0 0 0 0		
Turner Ward, S (1, 8) OBP: 0.320, SLG: 0.241			2-3 K			1-0 G6-3		1-1 G1-3		3 0 0 0 1 1 2		
Mike Benjamin, R (1, 6) OBP: 0.299, SLG: 0.316			0-0 1B			2-2 L7		1-0 E 2B 1B		4 1 2 0 0 0 1		
<b>Inning Stats</b>	R: 0 E: 0 K: 0 S: 6 H: 0 LOB: 0 BB: 0 P: 10	R: 0 E: 0 K: 0 S: 6 H: 1 LOB: 0 BB: 0 P: 8	R: 1 E: 0 K: 1 S: 15 H: 2 LOB: 1 BB: 0 P: 20	R: 0 E: 0 K: 1 S: 10 H: 0 LOB: 1 BB: 1 P: 19	R: 0 E: 0 K: 0 S: 7 H: 0 LOB: 0 BB: 0 P: 13	R: 0 E: 0 K: 1 S: 8 H: 0 LOB: 0 BB: 0 P: 13	R: 0 E: 0 K: 0 S: 7 H: 3 LOB: 2 BB: 0 P: 12	R: 2 E: 1 K: 1 S: 20 H: 2 LOB: 1 BB: 0 P: 28	R: 0 E: 0 K: 1 S: 13 H: 0 LOB: 1 BB: 1 P: 24	1B: 6 2B: 2 3B: 0 HR: 1 SF: 0 SAC: 0 DP: 1 HBP: 0	WP: 0 PB: 0 SB: 1 CS: 1 PA: 37	
<b>PITCHER</b>	IP WLS BF H R ER SO BB IBB HBP BLK WP HR S P ERA WHIP											
Mike Sirotko, L (1, 1) ERA: 2.66	6.2 W 25 6 1 1 3 1 0 0 0 0 1 57 92 1.35 1.050											
Keith Foulke, R (7, 1) ERA: 2.38	0.1 H 1 0 0 0 0 0 0 0 0 0 0 2 3 0.00 0.000											
41 Bill Simas, R (8, 1) ERA: 5.4	0.2 H 5 2 2 0 0 0 0 0 0 0 0 0 17 23 0.00 3.000											
Bob Howry, R (8, 1) ERA: 4.84	1.1 S 5 0 0 0 2 1 0 0 0 0 0 0 16 29 0.00 0.750											

Pittsburgh Pirates @ Chicago White Sox  
Comiskey Park, Chicago, IL  
Sun Jun 06 1999, 2:05 PM EDT  
Att. 26,827 - Sunny - 87 F

livebaseballscorecards.com

AB	34
R	3
H	8
RBI	3
BB	2
SO	5
LOB	12



Batter	1	2	3	4	5	6	7	8	9
<b>Ray Durham, S</b> <small>OBP: 0.359, SLG: 0.491</small> (1, 4)	0-2 		3-3 			1-1 	1-0 		
<b>Mike Caruso, S</b> <small>OBP: 0.317, SLG: 0.328</small> (1, 6)	2-1 		2-2 			1-0 	0-2 		
<b>Frank Thomas, R</b> <small>OBP: 0.450, SLG: 0.505</small> (1, 10)	1-1 			0-1 		0-0 	0-0 		
<b>Magglio Ordonez, R</b> <small>OBP: 0.356, SLG: 0.528</small> (1, 9)	0-1 			0-0 		4-1 		1-2 	
<b>Carlos Lee, R</b> <small>OBP: 0.363, SLG: 0.495</small> <b>Darrin Jackson, R</b> <small>OBP: 0.309, SLG: 0.478</small> (1, 7) (8, 7)	1-1 			0-0 		2-2 		0-0 	
<b>Greg Norton, S</b> <small>OBP: 0.386, SLG: 0.457</small> (1, 5)		2-2 			1-3 	4-2 		1-2 	
<b>Chris Singleton, L</b> <small>OBP: 0.288, SLG: 0.425</small> (1, 8)		1-2 			0-2 	1-0 		1-3 	
<b>Jeff Liefer, L</b> <small>OBP: 0.269, SLG: 0.264</small> (1, 3)		0-1 			1-1 		0-3 		
<b>Mark Johnson, L</b> <small>OBP: 0.299, SLG: 0.226</small> (1, 2)			2-1 			4-0 	4-2 		

Inning Stats	R: 2	H: 3	E: 0	K: 0	S: 11	LOB: 0	BB: 0	P: 15
	R: 0	H: 0	E: 0	K: 0	S: 10	LOB: 0	BB: 0	P: 13
	R: 0	H: 0	E: 0	K: 1	S: 8	LOB: 0	BB: 0	P: 15
	R: 0	H: 1	E: 0	K: 0	S: 4	LOB: 0	BB: 0	P: 4
	R: 0	H: 0	E: 0	K: 1	S: 8	LOB: 0	BB: 0	P: 10
	R: 2	H: 2	E: 1	K: 0	S: 12	LOB: 3	BB: 3	P: 29
	R: 0	H: 1	E: 0	K: 1	S: 10	LOB: 2	BB: 1	P: 15
	R: 0	H: 1	E: 0	K: 1	S: 10	LOB: 1	BB: 0	P: 13

PITCHER										PITCHER																								
IP	WLS	BF	H	R	ER	SO	BB	IBB	HBP	BLK	WP	HR	S	P	ERA	WHIP	IP	WLS	BF	H	R	ER	SO	BB	IBB	HBP	BLK	WP	HR	S	P	ERA	WHIP	
Jose Silva, R	(1, 1)	5.2	L	24	6	4	3	2	3	0	0	0	52	84	4.76	1.588																		
Scott Sauerbeck, L	(6, 1)	2.1		10	2	0	0	2	1	0	0	0	21	30	0.00	1.286																		

**BOTTOM**

**Pittsburgh Pirates @ Chicago White Sox**  
 Comiskey Park, Chicago, IL

Sun Jun 06 1999, 2:05 PM EDT  
 Att. 26,827 - Sunny - 87 F

AB	R	H	RBI	BB	SO	LOB
3	2	1	0	0	1	1
4	1	3	0	0	0	0
4	0	2	3	0	0	2
3	0	1	0	1	0	1
3	0	0	0	0	0	4
1	0	0	0	0	0	0
3	0	1	0	1	1	0
4	0	0	0	0	1	4
3	0	0	0	0	1	0
1	1	0	0	2	0	0

AB	29
R	4
H	8
RBI	3
BB	4
SO	4
LOB	12

1B: 8	SF: 0	WP: 0	PA: 34
2B: 0	SAC: 1	PB: 0	
3B: 0	DP: 3	SB: 0	
HR: 0	HBP: 0	CS: 0	

livebaseballscorecards.com

Batter	1	2	3	4	5	6	7	8	9	AB	R	H	RBI	BB	SO	LOB	TOP
Al Martin, L (1, 7) OBP: 0.335, SLG: 0.476	0-1 F7	0-1 FC6		3-2 L8		2-3 K		1-1 P5		5	0	0	0	0	1	5	
Ed Sprague, R (1, 5) OBP: 0.408, SLG: 0.509	4-2 G4-6-3 HBP		0-0 P3		0-3 K	4-0 IBB		1-1 F7		3	0	0	0	1	1	0	
Brian Giles, L (1, 10) OBP: 0.394, SLG: 0.557	0-1 G4-6-3		2-3 K		1-3 K	1-1 F8			4-1 2B BB	4	1	0	0	1	2	3	
Kevin Young, R (1, 3) OBP: 0.438, SLG: 0.512		2-2 G5-3	2-2 G5-3		1-2 18 BB 18 HBP 1B		4-1 FC1-5 18 BB 1B		2-2 18 F9 1-H 2B	4	0	2	1	1	0	0	
18 Jason Kendall, R (1, 2) OBP: 0.460, SLG: 0.528		4-1 1B 1B BB		4-1 2B 1B BB	1-1 BB HBP		0-2 FC1-5 1B	3-2 F9	3-2 F9	2	2	1	0	2	0	1	
Warren Morris, L (1, 4) OBP: 0.369, SLG: 0.459		0-0 1B BB 1B		0-0 1B 2B	4-2 BB		0-0 FC1-5	1-0 L7	1-0 L7	4	1	2	0	1	0	3	
Turner Ward, S (1, 8) OBP: 0.314, SLG: 0.230		4-2 1B BB		0-0 P2	2-2 P6		1-1 P3	3-2 G3	3-2 G3	4	0	0	0	1	0	8	
Brant Brown, L (1, 9) OBP: 0.260, SLG: 0.362		1-0 P5		2-3 K		0-0 SH5-3 1B	1-3 K		4-0 1-0 0-2 7	4	0	1	0	0	2	7	
Abraham Nunez, S (1, 6) OBP: 0.299, SLG: 0.283		3-2 FC6 1B		3-1 1B		0-0 SH5-3		0-3 K	3-0 2-3 3-H	3	0	2	3	0	1	0	
Inning Stats	R: 0 E: 0 K: 0 S: 6 H: 0 LOB: 0 BB: 0 P: 10	R: 1 E: 0 K: 0 S: 19 H: 2 LOB: 3 BB: 2 P: 33	R: 0 E: 0 K: 1 S: 9 H: 0 LOB: 0 BB: 0 P: 13	R: 2 E: 0 K: 1 S: 11 H: 2 LOB: 1 BB: 1 P: 23	R: 0 E: 0 K: 2 S: 18 H: 1 LOB: 3 BB: 1 P: 27	R: 0 E: 0 K: 1 S: 8 H: 1 LOB: 2 BB: 1 P: 15	R: 0 E: 0 K: 1 S: 11 H: 1 LOB: 2 BB: 1 P: 17	R: 0 E: 0 K: 1 S: 7 H: 0 LOB: 0 BB: 0 P: 9	R: 1 E: 0 K: 0 S: 14 H: 1 LOB: 1 BB: 1 P: 27	1B: 6 2B: 2 3B: 0 HR: 0 SF: 0 SAC: 1 DP: 1 HBP: 2	WP: 0 PB: 0 SB: 0 CS: 0	PA: 43					
PITCHER	IP WLS BF H R ER SO BB IBB HBP BLK WP HR S P ERA WHIP	IP WLS BF H R ER SO BB IBB HBP BLK WP HR S P ERA WHIP	IP WLS BF H R ER SO BB IBB HBP BLK WP HR S P ERA WHIP	IP WLS BF H R ER SO BB IBB HBP BLK WP HR S P ERA WHIP	IP WLS BF H R ER SO BB IBB HBP BLK WP HR S P ERA WHIP	IP WLS BF H R ER SO BB IBB HBP BLK WP HR S P ERA WHIP	IP WLS BF H R ER SO BB IBB HBP BLK WP HR S P ERA WHIP	IP WLS BF H R ER SO BB IBB HBP BLK WP HR S P ERA WHIP	IP WLS BF H R ER SO BB IBB HBP BLK WP HR S P ERA WHIP	IP WLS BF H R ER SO BB IBB HBP BLK WP HR S P ERA WHIP	IP WLS BF H R ER SO BB IBB HBP BLK WP HR S P ERA WHIP						
Jeff Weaver, R (1, 1) ERA: 3.18	5.0	Will Brunson, L (6, 1) ERA: 5.4	1.0	Masao Kida, R (7, 1) ERA: 5.18	0.0	C.J. Nitkowski, L (7, 1) ERA: 6.0	1.0	Doug Brocail, R (8, 1) ERA: 2.94	1.0	Todd Jones, R (9, 1) ERA: 5.64	1.0						

Pittsburgh Pirates @ Detroit Tigers  
Tiger Stadium, Detroit, MI  
Mon Jun 07 1999, 7:05 PM EDT  
Att. 14,280 - Cloudy - 90 F

AB	33
R	4
H	8
RBI	4
BB	7
SO	7
LOB	27





Batter	1	2	3	4	5	6	7	8	9	AB	R	H	RBI	BB	SO	LOB
Luis Polonia, L OBP: 0.429, SLG: 0.561 (1, 10)	0-2 G6-3 3B	1-0 G5-4-3 2-H 1B			0-0 B5-3		1-3 K			4	1	2	1	0	1	0
Brad Ausmus, R OBP: 0.350, SLG: 0.456 (1, 2)	0-2 G6-3	3-2 G5-4-3 1-2f			2-1 F8		1-1 HR			4	1	1	2	0	0	1
Juan Encarnacion, R OBP: 0.315, SLG: 0.479 (1, 8)	0-0 1B 3B				2-2 G6-3		3-2 CS HBP			3	1	1	0	0	0	0
Dean Palmer, R OBP: 0.333, SLG: 0.500 (1, 5)	2-3 K				1-2 G6-3		1-1 CS	2-2 1B HR HBP		3	1	0	0	0	1	1
Bobby Higginson, L OBP: 0.365, SLG: 0.437 (1, 9)	2-1 2B 1B				4-2 BB		1-2 F9	1-0 1B HR		3	1	2	1	1	0	0
Damion Easley, R OBP: 0.355, SLG: 0.458 (1, 4)	1-0 1-3 2B				0-0 F8		1-1 E8 HR 1B	0-0 1-H 2-H HR		4	2	3	3	0	0	1
Karim Garcia, L OBP: 0.256, SLG: 0.398 (1, 7)	3-2 G3				1-3 K		1-2 HR	0-2 F7		4	1	1	2	0	1	2
Frank Catalanotto, L OBP: 0.312, SLG: 0.438 (1, 3)		4-2 G3 1B BB			3-2 F7		2-2 F8	0-2 F7		3	1	0	0	1	0	0
Deivi Cruz, R OBP: 0.253, SLG: 0.313 (1, 6)		0-0 G3			0-1 F8		2-2 F8	2-2 G5-3		4	0	0	0	0	0	1

Inning Stats	R: 2	H: 4	E: 0	K: 1	S: 19	LOB: 2	BB: 0	P: 27	R: 1	H: 1	E: 0	K: 0	S: 7	LOB: 0	BB: 1	P: 15	R: 0	H: 0	E: 0	K: 0	S: 9	LOB: 1	BB: 1	P: 14	R: 0	H: 0	E: 0	K: 1	S: 10	LOB: 0	BB: 0	P: 14	R: 0	H: 0	E: 0	K: 0	S: 6	LOB: 0	BB: 0	P: 10	R: 2	H: 2	E: 1	K: 0	S: 13	LOB: 0	BB: 0	P: 18	R: 1	H: 1	E: 0	K: 1	S: 11	LOB: 0	BB: 0	P: 19	R: 3	H: 2	E: 0	K: 0	S: 16	LOB: 0	BB: 0	P: 21
PITCHER	IP	WLS	BF	H	R	ER	SO	BB	IBB	HBP	BLK	WP	HR	S	P	ERA	WHIP																																															
Jason Schmidt, R ERA: 4.48 (1, 1)	6.2	L	30	8	6	6	3	2	0	1	0	0	2	74	115	8.10	1.500																																															
Marc Wilkins, R ERA: 5.65 (7, 1)	1.1		6	2	3	3	0	0	0	1	0	0	1	17	23	20.25	1.500																																															


**BOTTOM**

**Pittsburgh Pirates @ Detroit Tigers**  
Tiger Stadium, Detroit, MI

Mon Jun 07 1999, 7:05 PM EDT  
Att: 14,280 - Cloudy - 90 F

livebaseballscorecards.com

AB	32
R	9
H	10
RBI	9
BB	2
SO	3
LOB	6



WP: 0	PA: 37
PB: 0	
SB: 0	
CS: 1	

Batter	1	2	3	4	5	6	7	8	9	AB R H RBI BB SO LOB	TOP		
Al Martin, L (1, 7) OBP: 0.326, SLG: 0.462	1-0 L9		0-1 G3			3-2 G3-1		1-0 P7	0-1 FC3-6	5 0 0 1 0 0 2			
Ed Sprague, R (1, 5) OBP: 0.407, SLG: 0.520	0-2 P9			1-2 F7		4-2 2B BB		0-0 HR	2-3 K	4 2 1 1 1 1 1			
Brian Giles, L (1, 10) OBP: 0.400, SLG: 0.564	2-1 P2			2-2 18 F8 BB 1B		2-1 1-H 2B		4-1 1B BB		3 0 2 1 1 0 0			
Kevin Young, R (1, 3) OBP: 0.439, SLG: 0.509		1-3 K		4-0 BB		0-1 F8		0-0 1B		3 0 1 0 1 1 1			
18 Jason Kendall, R (1, 2) OBP: 0.452, SLG: 0.518		2-0 L5		1-2 F8		0-1 G6-3		1-2 G4-3		4 0 0 0 0 0 5			
Warren Morris, L (1, 4) OBP: 0.366, SLG: 0.454		2-0 F8		0-0 L7			2-0 G3		0-0 1B WP 1B	4 1 1 0 0 0 2			
Turner Ward, S (1, 8) OBP: 0.311, SLG: 0.231			2-2 F9		3-2 F7		2-1 G3-4-1		3-2 1B WP 1-3 FC3-6 1B	4 1 1 0 0 0 0			
Jose Guillen, R (1, 9) OBP: 0.314, SLG: 0.312			4-2 BB		3-3 K		1-2 F7		2-2 FC3-6 1-3 3-H 1B	3 0 1 0 1 1 0			
Mike Benjamin, R (1, 6) OBP: 0.291, SLG: 0.307			3-2 F7		1-2 G6-3			1-3 K	0-2 L4	4 0 0 0 0 1 3			
<b>Inning Stats</b>	R: 0 E: 0 K: 0 S: 6 H: 0 LOB: 0 BB: 0 P: 9	R: 0 E: 0 K: 1 S: 6 H: 0 LOB: 0 BB: 0 P: 11	R: 0 E: 0 K: 0 S: 10 H: 0 LOB: 1 BB: 1 P: 19	R: 0 E: 0 K: 0 S: 14 H: 1 LOB: 2 BB: 1 P: 22	R: 0 E: 0 K: 1 S: 12 H: 0 LOB: 0 BB: 0 P: 19	R: 1 E: 0 K: 0 S: 13 H: 1 LOB: 1 BB: 1 P: 22	R: 0 E: 0 K: 0 S: 8 H: 0 LOB: 0 BB: 0 P: 13	R: 1 E: 0 K: 1 S: 12 H: 2 LOB: 2 BB: 1 P: 19	R: 2 E: 0 K: 1 S: 16 H: 3 LOB: 1 BB: 0 P: 23	1B: 5 2B: 1 3B: 0 HR: 1 SF: 0 SAC: 0 DP: 0 HBP: 0	WP: 1 PB: 0 SB: 0 CS: 0 PA: 38		
<b>PITCHER</b>	IP WLS BF H R ER SO BB IBB HBP BLK WP HR S P ERA WHIP											<b>PITCHER</b>	IP WLS BF H R ER SO BB IBB HBP BLK WP HR S P ERA WHIP
Nelson Cruz, R (1, 1) ERA: 2.13	7.0 W 26 2 1 1 2 3 0 0 0 0 0 69 115 1.29 0.714												
Will Brunson, L (8, 1) ERA: 6.75	0.2 4 1 1 1 1 1 0 0 0 0 1 7 13 13.50 3.000												
Masao Kida, R (8, 1) ERA: 5.5	1.1 8 4 2 2 1 0 0 0 0 1 0 21 29 13.50 3.000												

Pittsburgh Pirates @ Detroit Tigers

Tiger Stadium, Detroit, MI

Tue Jun 08 1999, 7:05 PM EDT  
Att. 15,270 - Unknown - 90 F

livebaseballscorecards.com

AB	34
R	4
H	7
RBI	3
BB	4
SO	4
LOB	14



BOTTOM

Pittsburgh Pirates @ Detroit Tigers

Tiger Stadium, Detroit, MI

Tue Jun 08 1999, 7:05 PM EDT

Att: 15,270 - Unknown - 90 F

livebaseballscorecards.com

AB	38
R	11
H	15
RBI	10
BB	2
SO	7
LOB	9



WP:	1	PA:	40
PB:	0	SB:	1
CS:	0		

AB	R	H	RBI	BB	SO	LOB
4	1	2	2	1	1	0
5	1	1	0	0	0	3
5	3	4	1	0	0	0
5	2	3	2	0	2	1
3	1	1	1	1	0	1
4	1	1	3	0	1	1
4	1	1	0	0	3	0
4	1	1	1	0	0	2
4	0	1	0	0	0	1
1B:	10	SF:	0			
2B:	0	SAC:	0			
3B:	0	DP:	2			
HR:	5	HBP:	0			

Batter	1	2	3	4	5	6	7	8	9							
Luis Polonia, L OBP: 0.447, SLG: 0.622 (1, 10)	0-0 F7		1-3 K	1-0 E S 1B		4-0 BB		0-0 HR								
Brad Ausmus, R OBP: 0.345, SLG: 0.447 (1, 2)	0-2 F9		1-0 G5-3	2-1 G5-3		3-2 L8		3-1 1B 1B								
Juan Encarnacion, R OBP: 0.327, SLG: 0.503 (1, 8)	2-0 E8 1B			0-1 1B 1B	2-2 G6-3		2-0 HR	2-2 E9 1B								
Dean Palmer, R OBP: 0.339, SLG: 0.518 (1, 5)	0-1 2-H 1B			0-0 1B HR 1B	1-2 HR		0-3 K	0-3 K								
Bobby Higginson, L OBP: 0.367, SLG: 0.435 (1, 9)	0-1 F8			0-0 HR 1B	4-2 G6-4-3 BB		1-2 F8									
Damion Easley, R OBP: 0.353, SLG: 0.468 (1, 4)		2-2 G5-3		0-0 HR	1-2 G6-4-3		2-3 K									
Karim Garcia, L OBP: 0.255, SLG: 0.391 (1, 7)		1-3 K G3-6		0-3 K		0-3 K		0-0 HR 1B								
Gregg Jefferies, S OBP: 0.276, SLG: 0.325 (1, 3)		1 SAFE 1 SAFE 0-1 G3-6		0-0 HR		0-0 G6-3		0-0 F8								
Deivi Cruz, R OBP: 0.253, SLG: 0.312 (1, 6)			1-0 L8	1-2 F9		3-2 BB 1B		1-0 P4								
Inning Stats	R: 1 H: 2 E: 1 K: 0 S: 9	H: 0 LOB: 1 BB: 0 P: 11	R: 0 E: 0 K: 1 S: 9	H: 0 LOB: 0 BB: 0 P: 12	R: 0 H: 0 E: 0 K: 1 S: 5	H: 0 LOB: 0 BB: 0 P: 8	R: 5 H: 6 E: 0 K: 1 S: 15	H: 1 LOB: 1 BB: 0 P: 19	R: 1 H: 1 E: 0 K: 0 S: 11	H: 1 LOB: 0 BB: 1 P: 16	R: 0 H: 1 E: 0 K: 1 S: 12	H: 1 LOB: 2 BB: 1 P: 22	R: 1 H: 1 E: 0 K: 2 S: 11	H: 1 LOB: 0 BB: 0 P: 16	R: 3 H: 4 E: 1 K: 1 S: 13	H: 1 LOB: 1 BB: 0 P: 19

PITCHER	IP	WLS	BF	H	R	ER	SO	BB	IBB	HBP	BLK	WP	HR	S	P	ERA	WHIP
Todd Ritchie, R ERA: 4.42 (1, 1)	3.1	L	17	7	6	5	3	0	0	0	0	1	2	32	40	13.50	2.100
Brad Clontz, R ERA: 1.62 (4, 1)	0.2		3	1	0	0	0	0	0	0	0	0	0	6	10	0.00	1.500
Jeff Wallace, L ERA: 1.98 (5, 1)	1.0		4	1	1	1	0	1	0	0	0	0	1	11	19	9.00	2.000
Pete Schourek, L ERA: 4.82 (6, 1)	2.0		9	2	1	1	3	1	0	0	0	0	1	23	38	4.50	1.500
Mike Williams, R ERA: 2.83 (8, 1)	1.0		7	4	3	2	1	0	0	0	0	0	1	13	19	18.00	4.000

Batter	1	2	3	4	5	6	7	8	9	AB R H RBI BB SO LOB	TOP									
<b>Al Martin, L</b> (1, 7) OBP: 0.327, SLG: 0.464	1-2 F8	3-2 G1-3		1-0 1B 2B		0-0 HR 1B	1-2 F8		1-3 K	6 2 2 0 0 1 2										
<b>Ed Sprague, R</b> (1, 5) OBP: 0.405, SLG: 0.530	0-2 G6-3	0-0 BB 1B		0-0 F8		0-0 HR		1-0 F7	2-0 F9	6 1 2 3 0 0 1										
<b>Brian Giles, L</b> (1, 10) OBP: 0.404, SLG: 0.578	3-1 HR	4-1 SAFE G6-4-3 BB		2-2 2-H 1B		2-3 K		2-1 F7		4 1 2 2 1 1 0										
<b>Kevin Young, R</b> (1, 3) OBP: 0.438, SLG: 0.507	3-2 18 S 1B	2-2 G6-4-3		1-2 F8		2-0 P4		1-2 18 WP 2B 1B		5 1 2 0 0 0 3										
<b>18 Jason Kendall, R</b> (1, 2) OBP: 0.443, SLG: 0.505	2-1 F9		1-1 G6-3	3-2 G6-3		1-1 F7		0-3 K 2B		5 1 0 0 0 1 3										
<b>Warren Morris, L</b> (1, 4) OBP: 0.362, SLG: 0.453		3-2 1B 2B	1-3 K		0-0 F7		3-2 G1-3	1-2 E4 2B		5 2 1 0 0 1 2										
<b>Brant Brown, L</b> (1, 8) OBP: 0.289, SLG: 0.421		0-0 BB 3B 1B	0-1 HR 1B		0-0 HR		0-0 2B 1B	3-2 1-H 2-H 3-H 2B		5 4 5 5 0 0 0										
<b>Jose Guillen, R</b> (1, 9) OBP: 0.327, SLG: 0.361		1 SAFE 1 SAFE BB 3B BB	2-0 1-H HR		0-3 K		3-2 FC6-5-4-6 1-H 2B	0-1 G3		4 2 2 3 1 1 1										
<b>Mike Benjamin, R</b> (1, 6) OBP: 0.288, SLG: 0.317		1-1 1-H 2-H 1B 3B	1-2 L9		1-2 G6-3		2-2 FC6-5-4-6		1-3 K	5 1 1 2 0 1 1										
<b>Inning Stats</b>	R: 1 E: 0 K: 0 S: 14	H: 2 LOB: 1 BB: 0 P: 23	R: 4 E: 0 K: 0 S: 16	H: 4 LOB: 1 BB: 2 P: 33	R: 2 E: 0 K: 1 S: 11	H: 2 LOB: 0 BB: 0 P: 16	R: 1 E: 0 K: 0 S: 14	H: 1 LOB: 1 BB: 0 P: 21	R: 2 E: 0 K: 1 S: 10	H: 2 LOB: 0 BB: 0 P: 15	R: 1 E: 0 K: 0 S: 13	H: 2 LOB: 1 BB: 0 P: 22	R: 3 E: 1 K: 1 S: 18	H: 2 LOB: 1 BB: 0 P: 26	R: 0 E: 0 K: 2 S: 7	H: 0 LOB: 0 BB: 0 P: 11	1B: 8 2B: 4 3B: 1 HR: 4	SF: 0 SAC: 0 DP: 1 HBP: 0	WP: 1 PB: 0 SB: 1 CS: 0	PA: 47
<b>PITCHER</b>	IP WLS BF H R ER SO BB IBB HBP BLK WP HR S P ERA WHIP																			
<b>Brian Moehler, R</b> (1, 1) ERA: 4.77	1.1 L 12 6 5 5 0 2 0 0 0 0 0 1 27 51 33.75 6.000																			
<b>Willie Blair, R</b> (2, 1) ERA: 9.12	3.2 15 5 4 4 2 0 0 0 0 0 2 36 51 9.82 1.364																			
<b>Will Brunson, L</b> (6, 1) ERA: 9.0	2.0 10 4 3 3 1 0 0 0 0 0 1 23 37 13.50 2.000																			
<b>Bryce Florie, R</b> (8, 1) ERA: 3.95	1.0 7 2 3 0 1 0 0 0 0 0 1 0 18 26 0.00 2.000																			
<b>C.J. Nitkowski, L</b> (9, 1) ERA: 5.73	1.0 3 0 0 0 2 0 0 0 0 0 0 0 7 11 0.00 0.000																			

**Pittsburgh Pirates @ Detroit Tigers**  
**Tiger Stadium, Detroit, MI**  
 Wed Jun 09 1999, 7:05 PM EDT  
 Att. 15,747 - Cloudy - 86 F

[livebaseballscorecards.com](http://livebaseballscorecards.com)

<b>AB</b>	<b>45</b>
<b>R</b>	<b>15</b>
<b>H</b>	<b>17</b>
<b>RBI</b>	<b>15</b>
<b>BB</b>	<b>2</b>
<b>SO</b>	<b>6</b>
<b>LOB</b>	<b>13</b>





**Kansas City Royals @ Pittsburgh Pirates**  
 Three Rivers Stadium, Pittsburgh, PA

Fri Jun 11 1999, 7:05 PM EDT  
 Att. 31,052 - Unknown - 89 F

AB	35
R	10
H	9
RBI	10
BB	5
SO	9
LOB	8



Batter	1	2	3	4	5	6	7	8	9	AB	R	H	RBI	BB	SO	LOB
Carlos Febles, R (1, 4) OBP: 0.373, SLG: 0.467	G1-3	F9			K		2B 1B BB		HR BB	3	2	0	0	2	1	1
Carlos Beltrán, S (1, 8) OBP: 0.327, SLG: 0.475	F8		P5		3B 1B		K		HR	5	2	2	2	0	1	1
Johnny Damon, L (1, 7) OBP: 0.374, SLG: 0.485	G4-3		G3-1		2B 3B		1B 2B		P2	5	2	2	1	0	0	0
Jermaine Dye, R (1, 9) OBP: 0.347, SLG: 0.519		L3	P3		2B		1B		K	5	0	2	3	0	1	0
Jeremy Giambi, L (1, 3) OBP: 0.500, SLG: 0.444		HR BB		P6	F8		G3		K	4	1	0	0	1	1	2
Chad Kreuter, S (1, 2) OBP: 0.366, SLG: 0.426		HR BB		K		G5-3		G4-3		3	1	0	0	1	1	0
Joe Randa, R (1, 5) OBP: 0.351, SLG: 0.454		HR		HR		G4-6-3 BB		2B		3	2	3	4	1	0	0
Rey Sanchez, R (1, 6) OBP: 0.293, SLG: 0.357		HBP		P8		G4-6-3		K		3	0	0	0	0	1	2
50 José Rosado, L (1, 1) Steve Scarsone, R (8, PH) Scott Service, R (8, 1)		K		F8			K	K		3	0	0	0	0	2	1
										1	0	0	0	0	1	1
										0	0	0	0	0	0	0

Inning Stats	R: 0	H: 0	E: 0	K: 0	S: 7	P: 8	R: 3	H: 1	E: 0	K: 1	S: 21	P: 35	R: 0	H: 0	E: 0	K: 0	S: 5	R: 1	H: 1	E: 0	K: 1	S: 10	P: 14	R: 2	H: 3	E: 0	K: 1	S: 13	P: 16	R: 0	H: 0	E: 0	K: 0	S: 6	P: 13	R: 2	H: 2	E: 0	K: 2	S: 12	P: 20	R: 0	H: 1	E: 0	K: 2	S: 13	P: 22	R: 2	H: 1	E: 0	K: 2	S: 14	P: 21	1B: 2	SF: 0	2B: 3	SAC: 0	3B: 1	DP: 1	HR: 3	HBP: 1	WP: 0	PA: 41
--------------	------	------	------	------	------	------	------	------	------	------	-------	-------	------	------	------	------	------	------	------	------	------	-------	-------	------	------	------	------	-------	-------	------	------	------	------	------	-------	------	------	------	------	-------	-------	------	------	------	------	-------	-------	------	------	------	------	-------	-------	-------	-------	-------	--------	-------	-------	-------	--------	-------	--------

PITCHER	IP	WLS	BF	H	R	ER	SO	BB	IBB	HBP	BLK	WP	HR	S	P	ERA	WHIP
Kris Benson, R (1, 1) ERA: 4.84	4.2	L	22	5	6	6	3	2	0	1	0	0	2	55	79	11.57	1.500
Scott Sauerbeck, L (5, 1) ERA: 1.55	1.1		4	0	0	0	0	1	0	0	0	0	0	7	14	0.00	0.750
Pete Schourek, L (7, 1) ERA: 5.05	1.0		6	2	2	2	2	1	0	0	0	0	0	12	20	18.00	3.000
Jeff Wallace, L (8, 1) ERA: 1.91	1.0		4	1	0	0	2	0	0	0	0	0	0	13	22	0.00	1.000
Greg Hansell, R (9, 1) ERA: 18.0	1.0		5	1	2	2	2	1	0	0	0	0	1	14	21	18.00	2.000

BOTTOM

Kansas City Royals @ Pittsburgh Pirates  
Three Rivers Stadium, Pittsburgh, PA

Fri Jun 11 1999, 7:05 PM EDT  
Att: 31,052 - Unknown - 89 F

livebaseballscorecards.com

AB 34  
R 3  
H 8  
RBI 3  
BB 2  
SO 4  
LOB 15



AB	R	H	RBI	BB	SO	LOB
4	0	0	0	0	0	2
3	0	1	0	1	0	0
4	0	1	0	0	0	3
0	0	0	0	0	0	0
4	1	1	1	0	1	3
3	1	2	1	1	0	0
4	1	1	0	0	1	2
4	0	1	0	0	0	1
4	0	0	0	0	1	3
1	0	0	0	0	0	1
0	0	0	0	0	0	0
1	0	1	0	0	0	0
0	0	0	0	0	0	0
1	0	0	1	0	0	1
0	0	0	0	0	0	0
1	0	0	0	0	0	0

1B	SF	2B	SAC	3B	DP	HR	HBP
6	0	0	0	0	1	2	0
0	0	0	0	0	0	0	0
0	0	0	0	0	0	0	0
0	0	0	0	0	0	0	0
0	0	0	0	0	0	0	0
0	0	0	0	0	0	0	0
0	0	0	0	0	0	0	0
0	0	0	0	0	0	0	0

WP	HR	S	P	ERA	WHIP
0	0	0	0	0	0
0	0	0	0	0	0
0	0	0	0	0	0
0	0	0	0	0	0

WP	HR	S	P	ERA	WHIP
0	0	0	0	0	0
0	0	0	0	0	0
0	0	0	0	0	0
0	0	0	0	0	0

Batter	1	2	3	4	5	6	7	8	9
Abraham Nunez, S OBP: 0.282, SLG: 0.266 (1, 6)	G6-3			G4-3		F7	G5-3		
Ed Sprague, R OBP: 0.407, SLG: 0.527 (1, 5)	G1-6-3 BB			L7		G4-3 1B		P5	
Brian Giles, L OBP: 0.402, SLG: 0.571 Greg Hansell, R (9, 1)	G1-6-3 1-2f			FC6-4 1B		G4-3 1-2 2-3		P4	
Kevin Young, R OBP: 0.436, SLG: 0.516 (1, 3)				FC6-4 1-2f		G1-3		HR	
18 Jason Kendall, R OBP: 0.448, SLG: 0.522 (1, 2)						FC6-4 1B		HR	
Freddy Garcia, R OBP: 0.256, SLG: 0.361 (1, 7)						P6		BB	
Jose Guillen, R OBP: 0.324, SLG: 0.356 (1, 9)						P6 E G1-4-3 1B		P6	
Mike Benjamin, R OBP: 0.281, SLG: 0.308 (1, 4)						F8		G5-3	
Kris Benson, R Scott Sauerbeck, R Adrian Brown, S Pete Schourek, L Keith Osik, R Jeff Wallace, L Brant Brown, L						FC6-4 1-2f		F7	
						G4-3 1B		F9	
						G1-4-3 2-3 3-H		F9	

Inning	R	H	E	K	S	R	H	E	K	S	R	H	E	K	S	R	H	E	K	S
1	0	0	0	0	6	0	0	0	0	12	0	0	0	0	9	0	0	0	0	15
2	0	0	0	2	11	0	0	0	0	17	0	0	0	0	10	0	0	0	0	15
3	0	0	0	2	9	0	0	0	0	12	0	0	0	0	8	0	0	0	0	15
4	0	0	0	0	9	0	0	0	0	12	0	0	0	0	10	0	0	0	0	15
5	0	0	0	0	9	0	0	0	0	12	0	0	0	0	8	0	0	0	0	15
6	0	0	0	0	9	0	0	0	0	12	0	0	0	0	8	0	0	0	0	15
7	0	0	0	0	9	0	0	0	0	12	0	0	0	0	8	0	0	0	0	15
8	0	0	0	0	9	0	0	0	0	12	0	0	0	0	8	0	0	0	0	15
9	0	0	0	0	9	0	0	0	0	12	0	0	0	0	8	0	0	0	0	15

PITCHER	IP	WLS	BF	H	R	ER	SO	BB	IBB	HBP	BLK	WP	HR	S	P	ERA	WHIP
50 José Rosado, L ERA: 2.91 (1, 1)	7.0	W	28	7	2	1	4	1	0	0	0	0	1	74	107	1.29	1.143
Scott Service, R ERA: 5.94 (8, 1)	2.0		8	1	1	1	0	1	0	0	0	0	1	8	15	4.50	1.000

Batter 1 2 3 4 5 6 7 8 9 AB R H RBI BB SO LOB TOP

<b>Carlos Febles, R</b> OBP: 0.377, SLG: 0.470 (1, 4)	1-3 		3-2 29 1B 	4-2 2B 	1-1 G5-3 		2-1 G6-3 		2-1 	5 1 2 0 1 1 1
<b>Carlos Beltrán, S</b> OBP: 0.327, SLG: 0.469 <b>Jeff Montgomery, R</b> (9, 1)	0-0 B1-3 		2-3 	2-1 G3-2-3 		4-1 29 BB 2B 	2-0 		2-1 F8 	5 1 1 0 1 1 5 0 0 0 0 0 0 0
<b>Johnny Damon, L</b> OBP: 0.375, SLG: 0.485 (9, 8)	2-2 		0-2 F8 	3-3 		4-2 29 BB 2B 	2-3 			4 1 1 0 1 2 4
<b>29 Mike Sweeney, R</b> OBP: 0.385, SLG: 0.495 (1, 3)	3-1 F8 		0-2 2B 2B 1B 		0-1 E WP 2B 	4-1 2B G1-2-3 BB 	0-1 G5-3 			4 2 2 1 1 0 2
<b>Jermaine Dye, R</b> OBP: 0.348, SLG: 0.525 (1, 9)		2-0 G6-3 	0-0 2B 2B 		1-0 G5-3 	1-0 G1-2-3 2B 		2-2 G4-3 		5 1 2 2 0 0 1
<b>Chad Kreuter, S</b> OBP: 0.373, SLG: 0.436 (1, 2)		1-3 	2-1 2B 2B 		1-0 E7 WP E 2B 	2-1 G1-2-3 HBP 		1-2 G1-6-3 1B 		4 1 2 2 0 1 1
<b>Joe Randa, R</b> OBP: 0.348, SLG: 0.448 <b>Matt Whisenant, R</b> (8, 1)		2-0 1B 1B 	2-3 		3-3 	0-1 G1-2-3 		0-0 G1-6-3 		5 0 1 0 0 2 7 0 0 0 0 0 0 0 0 0 0 0 0 0 0
<b>Jeremy Giambi, L</b> OBP: 0.500, SLG: 0.444 (9, 7)										
<b>Rey Sanchez, R</b> OBP: 0.305, SLG: 0.362 (1, 6)		1-0 1B 1B 		0-1 BB E G3-2-3 1B 	4-0 WP E IBB 	4-0 IBB 		0-0 G4-3 		3 1 2 0 2 0 0
<b>Jeff Suppan, R</b> (1, 1)										
<b>Scott Pose, L</b> OBP: 0.420, SLG: 0.419 (5, PH)										
<b>Scott Leius, R</b> OBP: 0.297, SLG: 0.302 (5, PH)										
<b>Jose Santiago, R</b> (5, 1)										
<b>Terry Mathews, L</b> (5, 1)										
<b>Scott Service, R</b> (6, 1)										
<b>Jed Hansen, R</b> (8, 5)										

<b>Inning Stats</b>	R: 0 E: 0 K: 1 S: 9	H: 1 LOB: 1 BB: 0 P: 15	R: 0 E: 0 K: 1 S: 7	H: 2 LOB: 2 BB: 0 P: 14	R: 3 E: 0 K: 2 S: 20	H: 4 LOB: 1 BB: 0 P: 29	R: 0 E: 1 K: 1 S: 14	H: 1 LOB: 2 BB: 1 P: 23	R: 3 E: 2 K: 1 S: 11	H: 1 LOB: 3 BB: 4 P: 30	R: 0 E: 0 K: 1 S: 8	H: 1 LOB: 1 BB: 0 P: 14	R: 0 E: 0 K: 0 S: 7	H: 1 LOB: 0 BB: 0 P: 10	R: 0 E: 0 K: 1 S: 8	H: 1 LOB: 1 BB: 0 P: 15	1B: 7 2B: 6 3B: 0 HR: 0	SF: 0 SAC: 0 DP: 3 HBP: 1	WP: 1 PB: 0 SB: 1 CS: 0	PA: 47
---------------------	------------------------------	----------------------------------	------------------------------	----------------------------------	-------------------------------	----------------------------------	-------------------------------	----------------------------------	-------------------------------	----------------------------------	------------------------------	----------------------------------	------------------------------	----------------------------------	------------------------------	----------------------------------	----------------------------------	------------------------------------	----------------------------------	--------

<b>PITCHER</b>	IP	WLS	BF	H	R	ER	SO	BB	IBB	HBP	BLK	WP	HR	S	P	ERA	WHIP
<b>Jose Silva, R</b> ERA: 6.41 (1, 1)	4.1		24	9	5	3	5	1	0	0	0	0	0	54	87	6.23	2.308
<b>Brad Clontz, R</b> ERA: 2.0 (5, 1)	0.1		2	0	0	0	1	0	1	0	0	0	0	3	10	0.00	0.000
<b>Scott Sauerbeck, L</b> ERA: 1.53 (5, 1)	0.1		2	0	1	0	0	0	0	0	0	1	0	4	6	0.00	0.000
<b>Jeff Wallace, L</b> ERA: 2.54 (6, 1)	0.0		3	0	2	2	0	3	0	0	0	0	0	4	16	∞	∞
<b>Greg Hansell, R</b> ERA: 6.0 (6, 1)	2.0	B	9	2	0	0	2	0	1	1	0	0	0	15	28	0.00	1.000
<b>PITCHER</b>	IP	WLS	BF	H	R	ER	SO	BB	IBB	HBP	BLK	WP	HR	S	P	ERA	WHIP
<b>Jason Christiansen, L</b> ERA: 2.82 (8, 1)	2.0	W	7	2	0	0	1	0	0	0	0	0	0	15	25	0.00	1.000

**Kansas City Royals @ Pittsburgh Pirates**  
Three Rivers Stadium, Pittsburgh, PA  
Sat Jun 12 1999, 7:05 PM EDT  
Att. 29,569 - Unknown - 88 F

livebaseballscorecards.com

<b>AB</b>	40
<b>R</b>	8
<b>H</b>	13
<b>RBI</b>	5
<b>BB</b>	6
<b>SO</b>	9
<b>LOB</b>	27





BOTTOM

Kansas City Royals @ Pittsburgh Pirates  
Three Rivers Stadium, Pittsburgh, PA

livebaseballscorecards.com

AB	41
R	9
H	17
RBI	9
BB	5
SO	4
LOB	24



WP:	0	PA:	47
PB:	0		
SB:	2		
CS:	0		

Sat Jun 12 1999, 7:05 PM EDT  
Att: 29,569 - Unknown - 88 F

AB R H RBI BB SO LOB

6	2	4	0	0	0	1
6	1	3	3	0	0	2
3	1	2	0	2	0	0
0	0	0	0	0	0	0
4	2	2	3	1	2	4
5	2	2	2	0	1	4
5	0	1	0	0	1	5
4	0	2	1	1	0	3
5	0	0	0	0	0	4
1	0	0	0	0	0	0
0	0	0	0	0	0	0
0	0	0	0	0	0	0
1	0	0	0	0	0	1
0	0	0	0	0	0	0
0	0	0	0	0	0	0
1	1	1	0	1	0	0

1B:	9	SF:	0
2B:	5	SAC:	1
3B:	0	DP:	0
HR:	3	HBP:	0

Batter	1	2	3	4	5	6	7	8	9
Al Martin, L OBP: 0.337, SLG: 0.476 (1, 7)	2-2 S HR 1B	0-0 F7		3-2 L4		2-1 1B BB 2B	0-0 BB 1-2 1B		1-1 1B 1-3 1B
Ed Sprague, R OBP: 0.409, SLG: 0.542 (1, 5)	3-2 1-H HR		0-0 F7	2-2 G1-3		1-1 BB BB 1B 2-3	0-2 P9		0-2 1-2 1B 3-H
Brian Giles, L OBP: 0.410, SLG: 0.573 Jason Christiansen, R (8, 1)	1-1 18 FC6-4 1B		0-0 F8		2-2 HR 1B	4-1 BB 1-2 BB	4-1 1-2 2-3 BB		
Kevin Young, R OBP: 0.439, SLG: 0.533 (1, 3)	2-3 K		3-2 18 HR 2B		3-1 1-H HR	4-0 1-2 2-3 BB	1-3 K		
18 Jason Kendall, R OBP: 0.447, SLG: 0.538 (1, 2)	1-2 FC6-4 S 1-2f		2-1 2-H HR		3-1 F8 2B	3-1 P4		0-3 K	
Warren Morris, L OBP: 0.358, SLG: 0.446 (1, 4)	2-1 P6 1-2		3-1 2B 1B		1-0 F8 2-3	1-3 K		2-1 G6-3	
Brant Brown, L OBP: 0.299, SLG: 0.437 (1, 9)		4-2 SH3-4 BB	0-0 1-3 2B		2-0 G4-3 3-H 2B	2-2 G4-3		1-2 P8	
Abraham Nunez, S OBP: 0.263, SLG: 0.246 (1, 6)		1-1 P3	0-0 B3		0-0 G4-3 2-3		2-2 G4-3		1-2 G4-3
Jose Silva, R OBP: 0.143, SLG: 0.143 Brad Clontz, R Scott Sauerbeck, R Jose Guillen, R OBP: 0.321, SLG: 0.353 Jeff Wallace, L Greg Hansell, R Adrian Brown, S OBP: 0.327, SLG: 0.213 (1, 1) (5, 1) (5, 1) (6, PH) (6, 1) (6, 1) (7, PH) (8, 8)		0-0 SH3-4		0-0 P9	1-0 P4		1-2 BB 1B 1B		4-0 1B 1B BB

Inning Stats	R: 2 E: 0 K: 1 S: 18	H: 3 LOB: 1 BB: 0 P: 29	R: 0 E: 0 K: 0 S: 7	H: 0 LOB: 1 BB: 1 P: 12	R: 2 E: 0 K: 0 S: 12	H: 4 LOB: 2 BB: 0 P: 20	R: 0 E: 0 K: 0 S: 8	H: 0 LOB: 0 BB: 0 P: 13	R: 3 E: 0 K: 0 S: 11	H: 4 LOB: 1 BB: 0 P: 23	R: 1 E: 0 K: 1 S: 13	H: 2 LOB: 3 BB: 2 P: 30	R: 0 E: 0 K: 1 S: 14	H: 2 LOB: 3 BB: 1 P: 22	R: 0 E: 0 K: 1 S: 9	H: 0 LOB: 0 BB: 0 P: 12	R: 1 E: 0 K: 0 S: 9	H: 2 LOB: 2 BB: 1 P: 15	1B: 9 2B: 5 3B: 0 HR: 3	SF: 0 SAC: 1 DP: 0 HBP: 0	WP: 0 PA: 47 PB: 0 SB: 2 CS: 0
--------------	-------------------------------	----------------------------------	------------------------------	----------------------------------	-------------------------------	----------------------------------	------------------------------	----------------------------------	-------------------------------	----------------------------------	-------------------------------	----------------------------------	-------------------------------	----------------------------------	------------------------------	----------------------------------	------------------------------	----------------------------------	----------------------------------	------------------------------------	--

PITCHER	IP	WLS	BF	H	R	ER	SO	BB	IBB	HBP	BLK	WP	HR	S	P	ERA	WHIP
Jeff Suppan, R ERA: 3.59 (1, 1)	4.0		20	7	4	4	1	1	0	0	0	0	2	45	74	9.00	2.000
Jose Santiago, R ERA: 3.96 (5, 1)	0.1		5	4	3	3	0	0	0	0	0	0	1	9	20	81.00	12.000
Terry Mathews, R ERA: 4.39 (5, 1)	0.2		6	2	1	1	0	2	0	0	0	0	0	7	19	13.50	6.000
Scott Service, R ERA: 5.6 (6, 1)	2.0		9	2	0	0	2	1	0	0	0	0	0	22	36	0.00	1.500
Matt Whisenant, L ERA: 5.49 (8, 1)	1.1	L	6	1	1	1	1	1	0	0	0	0	0	15	24	6.75	1.500

PITCHER	IP	WLS	BF	H	R	ER	SO	BB	IBB	HBP	BLK	WP	HR	S	P	ERA	WHIP	
Jeff Montgomery, R ERA: 6.57 (9, 1)	0.0		1	1	0	0	0	0	0	0	0	0	0	0	3	3	∞	∞

Batter	1	2	3	4	5	6	7	8	9	AB R H RBI BB SO LOB	TOP											
Carlos Febles, R (1, 4) OBP: 0.373, SLG: 0.473	1-2 G3		1-3 K		2-1 1B 3B		0-1 F8		2-1 G3	5 1 1 0 0 1 2												
Carlos Beltrán, S (1, 8) OBP: 0.332, SLG: 0.470	3-2 F7		0-0 1B E 1B		1-2 1B G5-3 1B		4-0 FC4-6 BB		1-3 K	4 2 2 1 1 1 2												
Johnny Damon, L (1, 7) OBP: 0.371, SLG: 0.479	2-3 K		1-2 E3 1B 1-2		1-0 G5-3 E 1B		1-1 FC4-6 FC5-4		2-2 G3	5 1 1 0 0 1 4												
Jermaine Dye, R (1, 9) OBP: 0.347, SLG: 0.520		2-2 G4-3	3-2 1B 1-3 2-H		3-1 G5-3		1-1 FC5-4			4 0 1 2 0 0 1												
Jeremy Giambi, L (1, 3) OBP: 0.464, SLG: 0.381		4-2 BB BB	1-3 K		0-2 G6-3			3-3 K		3 0 0 0 1 2 2												
Joe Randa, R (1, 5) OBP: 0.346, SLG: 0.445		1-1 P3		2-0 F7	1-0 G6-3			2-2 G3-6-1 1B		4 0 1 0 0 0 1												
Tim Spehr, R (1, 2) OBP: 0.391, SLG: 0.517		4-2 BB		3-1 F8 2B		2-2 K		2-1 G3-6-1		2 0 1 0 1 1 0												
Scott Pose, L (8, PH) OBP: 0.412, SLG: 0.409		1-2 BB		2-2 F8		2-3 K				1 0 0 0 0 0 1												
Steve Scarsone, R (8, 6) OBP: 0.288, SLG: 0.220		1-3 K		2-3 F8		1-3 K				0 0 0 0 0 0 0												
Jed Hansen, R (1, 6) Chad Kreuter, S (8, 2) OBP: 0.377, SLG: 0.440		1-3 K		2-2 F8		2-3 K			0-1 G3 29 1B 1B	3 0 0 0 0 2 3 1 0 1 0 0 0 0												
Jay Witasick, R (1, 1) Matt Whisenant, R (7, 1) Scott Service, R (7, 1) Jeff Montgomery, R (8, 1) 29 Mike Sweeney, R (9, PH) OBP: 0.387, SLG: 0.497			1-2 G1-3		2-3 K		1-3 K		1-0 G3 1B	3 0 0 0 0 2 1 0 1 0 1 0 0 0 0												
<b>Inning Stats</b>	R: 0 E: 0 K: 1 S: 11	H: 0 LOB: 0 BB: 0 P: 17	R: 0 E: 0 K: 1 S: 13	H: 0 LOB: 2 BB: 2 P: 25	R: 1 E: 1 K: 2 S: 18	H: 2 LOB: 2 BB: 0 P: 25	R: 0 E: 0 K: 1 S: 9	H: 1 LOB: 1 BB: 0 P: 18	R: 3 E: 1 K: 0 S: 12	H: 3 LOB: 0 BB: 0 P: 20	R: 0 E: 0 K: 3 S: 12	H: 0 LOB: 0 BB: 0 P: 17	R: 0 E: 0 K: 0 S: 6	H: 0 LOB: 1 BB: 1 P: 12	R: 0 E: 0 K: 1 S: 10	H: 1 LOB: 0 BB: 0 P: 17	R: 0 E: 0 K: 1 S: 13	H: 2 LOB: 2 BB: 0 P: 19	1B: 7 2B: 1 3B: 1 HR: 0	SF: 0 SAC: 0 DP: 1 HBP: 0	WP: 0 PB: 0 SB: 0 CS: 0	PA: 39
<b>PITCHER</b>	IP WLS BF H R ER SO BB IBB HBP BLK WP HR S P ERA WHIP																					
Jason Schmidt, R (1, 1) ERA: 4.42	7.0 W 31 6 4 3 8 3 0 0 0 0 0 0 81 134 3.86 1.286																					
Mike Williams, R (8, 1) ERA: 2.64	2.0 S 8 3 0 0 2 0 0 0 0 0 0 0 23 36 0.00 1.500																					

Kansas City Royals @ Pittsburgh Pirates  
Three Rivers Stadium, Pittsburgh, PA

Sun Jun 13 1999, 1:35 PM EDT  
Att. 28,261 - Overcast - 86 F

livebaseballscorecards.com

AB	36
R	4
H	9
RBI	3
BB	3
SO	10
LOB	17



BOTTOM

Kansas City Royals @ Pittsburgh Pirates  
Three Rivers Stadium, Pittsburgh, PA

Sun Jun 13 1999, 1:35 PM EDT  
Att. 28,261 - Overcast - 86 F

livebaseballscorecards.com

AB	30
R	8
H	8
RBI	8
BB	2
SO	9
LOB	9



WP:	0	PA:	35
PB:	0		
SB:	2		
CS:	0		

AB	R	H	RBI	BB	SO	LOB
4	1	1	0	0	1	1
3	0	1	2	0	0	0
2	0	0	0	1	1	0
4	0	0	0	0	3	3
4	2	2	0	0	0	2
4	1	1	0	0	1	3
2	0	0	0	0	1	0
0	1	0	1	1	0	0
4	2	2	3	0	0	0
2	0	0	0	0	2	0
1	1	1	2	0	0	0
0	0	0	0	0	0	0
1B:	3	SF:	1			
2B:	3	SAC:	1			
3B:	1	DP:	0			
HR:	1	HBP:	1			

Batter	1	2	3	4	5	6	7	8	9							
<b>Al Martin, L</b> OBP: 0.335, SLG: 0.476 (1, 7)	1-0 F7			0-0 2B	2-1 F7		2-3 K									
<b>Ed Sprague, R</b> OBP: 0.407, SLG: 0.544 (1, 5)	2-0 P2			0-0 FC4-6 2B		1-0 F9	0-1 SF8									
<b>Brian Giles, L</b> OBP: 0.412, SLG: 0.567 (1, 8)	1-3 K			1-2 FC4-6 HBP		2-2 G4-1	4-1 BB									
<b>Kevin Young, R</b> OBP: 0.432, SLG: 0.524 (1, 3)		0-1 L5		2-3 K		2-3 K	2-3 K									
<b>18 Jason Kendall, R</b> OBP: 0.448, SLG: 0.537 (1, 2)		2-2 G5-3		2-2 FC4-6 S		1-2 BB 2B 1B	1-2 G4-3 S SH2-3 1B									
<b>Warren Morris, L</b> OBP: 0.356, SLG: 0.441 (1, 4)		0-2 P5		1-3 K		2-0 BB 2B 1B	1-0 G4-3									
<b>Brant Brown, L</b> OBP: 0.294, SLG: 0.430 (7, PH)			3-3 K		2-1 P5	4-0 2B 3B BB	0-1 SH2-3									
<b>Adrian Brown, S</b> OBP: 0.339, SLG: 0.213 (8, 9)						1-2 2-3 3B BB	3-H G5-3									
<b>Mike Benjamin, R</b> OBP: 0.287, SLG: 0.340 (1, 6)		2-2 G6-3			2-1 HR	1-2 3B 2B	1-2 G5-3									
<b>Jason Schmidt, R</b> OBP: 0.100, SLG: 0.100 (7, PH)			1-3 K		1-3 K	1-2 2-H 3-H 3B										
<b>Keith Osik, R</b> OBP: 0.323, SLG: 0.448 (8, 1)																
<b>Mike Williams, R</b> (8, 1)																
<b>Inning Stats</b>	R: 0 E: 0 K: 5	H: 0 LOB: 0 BB: 0 P: 9	R: 0 E: 0 K: 8	H: 0 LOB: 0 BB: 0 P: 10	R: 0 E: 0 K: 2 S: 11	H: 0 LOB: 0 BB: 0 P: 17	R: 1 E: 0 K: 2 S: 14	H: 2 LOB: 2 BB: 0 P: 20	R: 1 E: 0 K: 1 S: 9	H: 1 LOB: 0 BB: 0 P: 16	R: 0 E: 0 K: 1 S: 7	H: 0 LOB: 0 BB: 0 P: 12	R: 5 E: 0 K: 2 S: 25	H: 4 LOB: 1 BB: 2 P: 42	R: 1 E: 0 K: 0 S: 11	H: 1 LOB: 0 BB: 0 P: 14

PITCHER	IP	WLS	BF	H	R	ER	SO	BB	IBB	HBP	BLK	WP	HR	S	P	ERA	WHIP
<b>Jay Witasack, R</b> ERA: 8.01 (1, 1)	6.0		24	5	4	4	7	0	0	0	0	0	1	58	91	6.00	0.833
<b>Matt Whisenant, L</b> ERA: 6.41 (7, 1)	0.0	L	2	1	0	0	0	1	0	0	0	0	0	6	11	∞	∞
<b>Scott Service, R</b> ERA: 5.7 (7, 1)	1.0		5	1	3	3	2	1	0	0	0	0	0	15	24	27.00	2.000
<b>Jeff Montgomery, R</b> ERA: 6.66 (8, 1)	1.0		4	1	1	1	0	0	0	0	0	0	0	11	14	9.00	1.000

Batter	1	2	3	4	5	6	7	8	9	AB R H RBI BB SO LOB	TOP											
<b>Al Martin, L</b> (1, 7) X OBP: 0.346, SLG: 0.508 <b>Adrian Brown, S</b> (8, 7) OBP: 0.333, SLG: 0.208	0-0 HR 2B	4-2 B 1B E BB	2-0 HR			3-1 2B	1-0 F7		1-2 G1	4 3 3 1 1 0 3 1 0 0 0 0 0 1												
<b>Ed Sprague, R</b> (1, 5) X OBP: 0.407, SLG: 0.555	0-0 HR 2-H	3-2 SAFE E 1B 1B	2-0 G5-3			0-0 G4-3		1-2 G5-3		5 2 2 2 0 0 1												
<b>Brian Giles, L</b> (1, 8) B OBP: 0.403, SLG: 0.553	2-1 G5-3	1-0 E3 1B 18 G1-3 1B		1-3 K		1-2 P5		1-2 P4		5 1 0 0 0 0 1 2												
<b>Kevin Young, R</b> (1, 3) C OBP: 0.433, SLG: 0.536 <b>Jose Guillen, R</b> (7, 9) B OBP: 0.319, SLG: 0.350	2-2 HR	2-2 1B 18 G1-3 1B		1-0 G4-3		3-2 G4-3		0-3 K		4 2 2 2 0 0 0 1 0 0 0 0 0 1 0												
<b>18 Jason Kendall, R</b> (1, 2) B OBP: 0.447, SLG: 0.548	2-2 G3-1 BB 1B	1-0 G1-3		1-3 K2-3		3-2 HR		1-1 E5 G3 HR		5 2 2 2 0 0 1 1												
<b>Warren Morris, L</b> (1, 4) 1 OBP: 0.362, SLG: 0.443	SAFE 1-2 G3-1 BB 1B	4-0 1-2 2-H 1B		1-0 F8		2-2 WP 1B 1B		0-0 G3		4 0 2 1 1 0 1												
<b>Brant Brown, L</b> (1, 9) B OBP: 0.298, SLG: 0.451	2-2 G3-1 1-2 2-3	0-0 G3		2-2 P6		0-0 WP 1B		0-0 HR		5 1 2 2 0 0 3												
<b>Mike Benjamin, R</b> (1, 6) C OBP: 0.278, SLG: 0.329	2-2 G5-3		0-0 F9		3-2 G4-3		3-2 G4-3 1-2 2-3		0-2 F8	5 0 0 0 0 0 4												
<b>Todd Ritchie, R</b> (1, 1) X OBP: 0.273, SLG: 0.238		0-0 G6-3	0-0 G4-3		2-3 K		4-1 BB		1-2 1B	4 0 1 0 1 1 0												
<b>Inning Stats</b>	R: 3 E: 0 K: 0 S: 17	H: 4 LOB: 2 BB: 1 P: 31	R: 4 E: 1 K: 0 S: 19	H: 3 LOB: 1 BB: 1 P: 30	R: 1 E: 0 K: 0 S: 4	H: 1 LOB: 0 BB: 0 P: 8	R: 0 E: 0 K: 2 S: 9	H: 0 LOB: 0 BB: 0 P: 12	R: 0 E: 0 K: 0 S: 7	H: 0 LOB: 0 BB: 0 P: 13	R: 0 E: 0 K: 1 S: 10	H: 1 LOB: 1 BB: 0 P: 16	R: 1 E: 0 K: 0 S: 18	H: 3 LOB: 3 BB: 1 P: 34	R: 0 E: 0 K: 1 S: 10	H: 0 LOB: 0 BB: 0 P: 12	R: 2 E: 1 K: 0 S: 15	H: 2 LOB: 1 BB: 0 P: 18	1B: 7 2B: 2 3B: 0 HR: 5	SF: 0 SAC: 0 DP: 0 HBP: 0	WP: 1 PB: 0 SB: 0 CS: 0	PA: 46
<b>PITCHER</b>	IP WLS BF H R ER SO BB IBB HBP BLK WP HR S P ERA WHIP																					
<b>Kevin Brown, R</b> (1, 1) ERA: 2.98 <b>Onan Masaoka, L</b> (4, 1) ERA: 3.54 <b>Doug Bochtler, R</b> (7, 1) ERA: 5.56 <b>Mike Maddux, R</b> (8, 1) ERA: 4.05 <b>Jeff Shaw, R</b> (9, 1) ERA: 2.73																						

**Pittsburgh Pirates @ Los Angeles Dodgers**  
 Dodger Stadium, Los Angeles, CA  
 Tue Jun 15 1999, 7:10 PM PDT  
 Att. 26,284 - Unknown - 76 F

<b>AB</b>	43
<b>R</b>	11
<b>H</b>	14
<b>RBI</b>	10
<b>BB</b>	3
<b>SO</b>	4
<b>LOB</b>	16



Batter	1	2	3	4	5	6	7	8	9	AB	R	H	RBI	BB	SO	LOB	
Eric Young Sr., R OBP: 0.364, SLG: 0.356 Onan Masaoka, R Tripp Cromer, R OBP: 0.275, SLG: 0.395	(1, 4) BB FF FX 3-2 G5-3 (7, 6)		(2, 1) BB FX G5-3			(0, 3) FC CC FX K (7, 6)	(1, 1) SB XX P2 (7, 6)				2	0	0	0	0	0	0
Jose Vizcaino, S OBP: 0.320, SLG: 0.325 Doug Bochtler, R Trenidad Hubbard, R OBP: 0.324, SLG: 0.344	(1, 6) BC XX 1-1 L6 (7, 1) (8, 8)		(2, 2) BC CC BB FX F7 (7, 1)			(1, 2) FC CB FX 1B 1B (7, 1)		(0, 1) CX G4-3 (7, 1)		3	0	1	0	0	0	0	0
Gary Sheffield, R OBP: 0.396, SLG: 0.515	(1, 7) BX 1-0 FC6-4 1B (7, 6)			(4, 1) BB CC BB BB G6-4-3 BB BB (7, 6)		(2, 2) BS FF FX P6 (7, 6)		(1, 0) BX F7 (7, 6)		3	0	1	0	1	0	1	
Raul Mondesi, R OBP: 0.369, SLG: 0.588	(1, 9) X 0-0 FC6-4 1-2f (7, 6)			(4, 2) FB BS FX BB 1-2 BB G6-4-3 BB (7, 6)		(2, 2) FB BS FX 1-2 1B (7, 6)		(0, 0) X F8 (7, 6)		3	0	1	0	1	0	1	
Eric Karros, R OBP: 0.343, SLG: 0.491	(1, 3) C S S S K (7, 6)		(1, 3) C S S S K (7, 6)		(2, 0) BB BB FX G6-4-3 1-2f 2-3 (7, 6)		(1, 3) S B S S K (7, 6)		(0, 1) FX F8 (7, 6)	4	0	0	0	0	2	4	
22 Devon White, S OBP: 0.323, SLG: 0.391 Mike Maddux, L Jeff Shaw, R Dave Hansen, L OBP: 0.485, SLG: 0.577	(1, 8) C X 0-1 G4-3 (8, 1) (9, 1) (9, PH) (7, 6)		(0, 1) CX G4-3 (7, 6)		(0, 0) X G4-3 (7, 6)		(4, 2) C S S S BB BB FX G4-6-3 1B WP BB (7, 6)		(2, 2) BB CC BB CX FC5-4 1B (7, 6)	2	1	0	0	1	0	1	
Adrian Beltré, R OBP: 0.379, SLG: 0.464	(1, 5) BB FX 1-1 E6 1B (7, 6)		(1, 1) BB FX E6 1B (7, 6)		(2, 2) FB CB XX G3-1 (7, 6)		(0, 0) X G4-6-3 1B (7, 6)		(1, 1) CC BB CX FC5-4 FC6-4 1-2f (7, 6)	4	0	2	0	0	0	1	
Angel Pena, R OBP: 0.250, SLG: 0.262	(1, 2) C S S S K (7, 6)		(2, 3) C S S S K (7, 6)		(1, 1) BS XX G6-3 (7, 6)		(1, 2) FB CC BB FX G4-6-3 1-2f 2-3 (7, 6)		(0, 0) X FC6-4 1-2f (7, 6)	4	0	0	0	0	1	4	
Kevin Brown, R OBP: 0.094, SLG: 0.033 Craig Counsell, L OBP: 0.216, SLG: 0.174	(1, 1) C BB FX X G1-3 (3, PH) (4, 4) (7, 6)		(2, 2) C BB FX X G1-3 (7, 6)		(0, 1) CX G3-1 (7, 6)		(2, 1) C BB FX 3-H 1B (7, 6)				0	0	0	0	0	0	0

Inning Stats	R: 0	H: 1	E: 0	LOB: 1	K: 0	S: 7	P: 12	R: 0	H: 1	E: 1	LOB: 1	K: 2	S: 10	P: 14	R: 0	H: 0	E: 0	LOB: 0	K: 0	S: 8	P: 14	R: 0	H: 0	E: 0	LOB: 1	K: 0	S: 6	P: 16	R: 0	H: 0	E: 0	LOB: 0	K: 0	S: 7	P: 10	R: 0	H: 2	E: 0	LOB: 2	K: 2	S: 16	P: 22	R: 1	H: 2	E: 0	LOB: 1	K: 0	S: 12	P: 20	R: 0	H: 0	E: 0	LOB: 0	K: 0	S: 4	P: 5	R: 0	H: 1	E: 0	LOB: 1	K: 0	S: 8	P: 11	1B: 7	2B: 0	3B: 0	HR: 0	SF: 0	SAC: 0	DP: 2	HBP: 0	WP: 1	PA: 35
PITCHER Todd Ritchie, R ERA: 3.94	IP	WLS	BF	H	R	ER	SO	BB	IBB	HBP	BLK	WP	HR	S	P	ERA	WHIP	IP	WLS	BF	H	R	ER	SO	BB	IBB	HBP	BLK	WP	HR	S	P	ERA	WHIP	IP	WLS	BF	H	R	ER	SO	BB	IBB	HBP	BLK	WP	HR	S	P	ERA	WHIP																						


**BOTTOM**

**Pittsburgh Pirates @ Los Angeles Dodgers**  
Dodger Stadium, Los Angeles, CA

Tue Jun 15 1999, 7:10 PM PDT  
Att: 26,284 - Unknown - 76 F

AB	32
R	1
H	7
RBI	0
BB	3
SO	4
LOB	13

livebaseballscores.com



**Pittsburgh Pirates @ Los Angeles Dodgers**  
**Dodger Stadium, Los Angeles, CA**

Wed Jun 16 1999, 7:35 PM PDT  
 Att. 25,384 - Unknown - 68 F

AB	35
R	5
H	11
RBI	5
BB	6
SO	3
LOB	22



WP:	0	PA:	45
PB:	0		
SB:	0		
CS:	0		

AB R H RBI BB SO LOB

4	0	1	1	1	0	1
2	1	1	1	0	0	1
1	0	0	0	1	0	1
5	1	3	2	0	0	4
3	0	0	0	1	0	3
3	0	0	1	0	1	2
1	0	0	0	0	0	0
5	0	2	0	0	0	3
5	0	2	0	0	1	1
2	2	2	0	1	0	0
0	0	0	0	0	0	0
0	0	0	0	0	0	0
0	0	0	0	1	0	0
0	0	0	0	0	0	0
3	1	0	0	0	0	4
1	0	0	0	0	1	2

Batter	1	2	3	4	5	6	7	8	9
Mike Benjamin, R (1, 6) OBP: 0.282, SLG: 0.327	L7	1B		HBP BB		G2-3		F8	
Ed Sprague, R (1, 5) OBP: 0.410, SLG: 0.559	1B			G4-3		F9		BB	
Al Martin, L (5, 7) OBP: 0.347, SLG: 0.505	2B			HBP					
Brian Giles, L (1, 8) OBP: 0.407, SLG: 0.555	18 BLK 18 SF3 1B			G4-3		1B		P3	
Kevin Young, R (1, 3) OBP: 0.433, SLG: 0.529	18 SF3 18 BLK HBP			1B		BB		G3	
18 Jason Kendall, R (1, 2) OBP: 0.440, SLG: 0.540	SF3					P1		G5-3	
Keith Osik, R (7, 2) OBP: 0.313, SLG: 0.433	1-3 2-H			F8					
Freddy Garcia, R (1, 7) OBP: 0.264, SLG: 0.364	P4			F7		L3		BB 1B	
Jose Guillen, R (1, 9) OBP: 0.322, SLG: 0.352						1B		1B	
Abraham Nunez, S (1, 4) OBP: 0.291, SLG: 0.268						1B		P6	
Brad Clontz, R (7, 1)						BB			
Jeff Wallace, L (8, 1)						BB			
Adrian Brown, S (9, PH) OBP: 0.345, SLG: 0.208						HBP		BB	
67 Francisco Cordova, R (1, 1) OBP: 0.286, SLG: 0.167						BB			
Greg Hansell, R (5, 1)						BB			
Warren Morris, L (5, 4) OBP: 0.357, SLG: 0.436						BB			
Brant Brown, L (7, PH) OBP: 0.296, SLG: 0.448						HBP		G3	

Inning Stats	R: 2	H: 2	R: 1	H: 2	R: 0	H: 1	R: 1	H: 0	R: 0	H: 2	R: 1	H: 1	R: 0	H: 2	R: 0	H: 0	R: 0	H: 1
	E: 0	LOB: 1	E: 0	LOB: 1	E: 0	LOB: 1	E: 0	LOB: 2	E: 0	LOB: 2	E: 1	LOB: 1	E: 0	LOB: 2	E: 0	LOB: 1	E: 0	LOB: 2
	K: 0	BB: 0	K: 0	BB: 0	K: 0	BB: 0	K: 1	BB: 3	K: 0	BB: 1	K: 0	BB: 0	K: 2	BB: 0	K: 2	BB: 1	K: 0	BB: 1
	S: 18	P: 25	S: 10	P: 12	S: 12	P: 20	S: 14	P: 29	S: 10	P: 18	S: 10	P: 16	S: 15	P: 23	S: 11	P: 19	S: 9	P: 15

PITCHER	IP	WLS	BF	H	R	ER	SO	BB	IBB	HBP	BLK	WP	HR	S	P	ERA	WHIP
Carlos Perez, L (1, 1) ERA: 7.38	3.1		19	5	4	4	1	3	0	1	1	0	0	51	81	10.80	2.400
Jamie Arnold, R (4, 1) ERA: 3.41	2.2		12	3	1	0	0	1	0	1	0	0	0	23	39	0.00	1.500
Alan Mills, R (7, 1) ERA: 2.51	0.1		3	2	0	0	1	0	0	0	0	0	0	8	11	0.00	6.000
Pedro Borbon, L (7, 1) ERA: 1.42	1.1	W	5	0	0	0	1	1	0	0	0	0	0	16	28	0.00	0.750
Jeff Shaw, R (8, 1) ERA: 2.61	1.1	S	6	1	0	0	0	1	0	0	0	0	0	11	18	0.00	1.500

1B:	10	SF:	1
2B:	1	SAC:	1
3B:	0	DP:	1
HR:	0	HBP:	2

Batter	1	2	3	4	5	6	7	8	9
Eric Young Sr., R OBP: 0.365, SLG: 0.357 (1, 4)	L1		HR 1B	P6		1-1 1-2 1B		G6-3	
Jose Vizcaino, S OBP: 0.323, SLG: 0.323 (1, 6)	G4-3		HR 1B	G3-1		F9		1B BB	
Gary Sheffield, R OBP: 0.403, SLG: 0.532 (1, 7)	1B		HR 1-H 2-H		WP 22 F8-2 BB		G1-3	FC6-4 1B	
Raul Mondesi, R OBP: 0.366, SLG: 0.579 (1, 9)	K		P6	WP BB	E5 22 S 1B		FC6-4	1-2f	
Eric Karros, R OBP: 0.341, SLG: 0.487 (1, 3)			K	P3			K		
Jeff Shaw, R (8, 1)			FC5-4 1B	1-2 2-3					
22 Devon White, S OBP: 0.327, SLG: 0.406 (1, 8)	F8			HR	F8-2		1B IBB		
Adrián Beltré, R OBP: 0.381, SLG: 0.469 (1, 5)	F8		E9 2B			F8	1-3 2-H 1B		
Angel Pena, R OBP: 0.250, SLG: 0.283 (1, 2)	FC5-4		2B			G6-3	P4		
Carlos Perez, L OBP: 0.187, SLG: 0.063 (1, 1)			G1-3			1B		F7	
Jamie Arnold, R OBP: 0.500, SLG: 0.500 (4, 1)						1B			
Craig Counsell, L OBP: 0.227, SLG: 0.196 (6, PH)									
Alan Mills, R (7, 1)									
Pedro Borbon, R (7, 1)									
Dave Hansen, L OBP: 0.478, SLG: 0.566 (8, 3)									

AB	R	H	RBI	BB	SO	LOB
5	1	2	0	0	0	1
4	1	1	0	1	0	3
4	1	3	3	1	0	0
4	1	0	0	1	1	3
4	0	1	0	0	2	3
0	0	0	0	0	0	0
3	1	1	1	1	0	3
4	1	2	1	0	0	1
4	0	1	1	0	0	3
1	0	0	0	0	0	0
1	0	0	0	0	1	1
1	0	1	0	0	0	0
0	0	0	0	0	0	0
0	0	0	0	0	0	0
1	0	0	0	0	0	0

Inning Stats		R: 0	H: 1	R: 0	H: 1	R: 3	H: 3	R: 2	H: 3	R: 0	H: 0	R: 1	H: 1	R: 0	H: 1
E: 0	LOB: 1	E: 0	LOB: 1	E: 0	LOB: 0	E: 1	LOB: 1	E: 0	LOB: 2	E: 0	LOB: 1	E: 1	LOB: 2	E: 0	LOB: 2
K: 1	BB: 0	K: 0	BB: 0	K: 1	BB: 0	K: 1	BB: 0	K: 0	BB: 2	K: 0	BB: 2	K: 1	BB: 1	K: 0	BB: 1
S: 11	P: 16	S: 6	P: 8	S: 17	P: 25	S: 15	P: 20	S: 11	P: 22	S: 11	P: 15	S: 9	P: 13	S: 13	P: 23

PITCHER		IP	WLS	BF	H	R	ER	SO	BB	IBB	HBP	BLK	WP	HR	S	P	ERA	WHIP
67 Francisco Cordova, R (1, 1)	ERA: 5.54	4.0		22	8	5	5	3	2	0	0	0	0	2	52	80	11.25	2.500
Greg Hansell, R (5, 1)	ERA: 3.6	2.0		7	2	0	0	0	0	0	0	0	1	0	19	26	0.00	1.000
Brad Clontz, R (7, 1)	ERA: 1.99	1.0	L	6	1	1	0	1	0	1	0	0	0	0	9	13	0.00	1.000
Jeff Wallace, L (8, 1)	ERA: 2.45	1.0		5	1	0	0	0	1	0	0	0	0	0	13	23	0.00	2.000

**BOTTOM**

**Pittsburgh Pirates @ Los Angeles Dodgers**  
**Dodger Stadium, Los Angeles, CA**

Wed Jun 16 1999, 7:35 PM PDT  
 Att: 25,384 - Unknown - 68 F

AB	36
R	6
H	12
RBI	6
BB	4
SO	4
LOB	18

WP: 1 PA: 40  
 PB: 0  
 SB: 1  
 CS: 0



livebaseballscorecards.com

Batter	1	2	3	4	5	6	7	8	9	AB R H RBI BB SO LOB	TOP												
<b>Al Martin, L</b> (1, 7) <small>OBP: 0.362, SLG: 0.528</small>	1-2  G4-6-3 1B		3-2  3B		4-1  2B BB		4-2  SH 2B BB	1-2  F9 SH1-3 2B		3 2 3 0 2 0 0	<b>Pittsburgh Pirates @ Los Angeles Dodgers</b> Dodger Stadium, Los Angeles, CA Thu Jun 17 1999, 7:10 PM PDT Att. 30,888 - Unknown - 68 F  <b>livebaseballscorecards.com</b>												
<b>Ed Sprague, R</b> (1, 5) <small>OBP: 0.407, SLG: 0.558</small>	0-1  G4-6-3 1-2f		3-3  2B		1-1  1-3 2B		0-0  SH 2B 18 1B	2-1  F9		4 1 1 0 0 1 3													
<b>Brian Giles, L</b> (1, 8) <b>Adrian Brown, S</b> (7, PR) <small>OBP: 0.345, SLG: 0.208</small>	0-0  P5			1-0  2B	0-0  P5		0-0  18 1B HBP 2B	0-1  SH1-3		4 0 2 2 0 0 2 0 1 0 1 0 0 0													
<b>Kevin Young, R</b> (1, 3) <small>OBP: 0.429, SLG: 0.523</small>		3-1  G6-3		0-1  L4		0-1  18 S 1B	0-3  K	2-2  G1-3		5 0 1 0 0 1 3													
<b>18 Jason Kendall, R</b> (1, 2) <small>OBP: 0.440, SLG: 0.537</small>		1-1  CS 1B		3-3  K		0-3  K	0-0  HBP BB FC6-4 1B	0-0  P3		5 1 2 1 0 2 2													
<b>Warren Morris, L</b> (1, 4) <small>OBP: 0.358, SLG: 0.432</small>		1 SAFE 3-3  K 1-2		0-0  G4-3		1-2  F8	4-2  FC6-4 HBP BB 1-2	1-0  1B 1B		4 0 1 0 1 1 3													
<b>Brant Brown, L</b> (1, 9) <small>OBP: 0.313, SLG: 0.496</small>			2-0  HR		1-1  HR	4-0  FC4-6 IBB	3-2  FC6-4 HBP 1-2 2-3 3-H	1-1  P5		3 2 2 3 1 0 1													
<b>Abraham Nunez, S</b> (1, 6) <small>OBP: 0.286, SLG: 0.263</small>			2-3  K		1-1  G6-3	2-2  FC4-6 1-2f	0-1  FC6-4 1-2f 2-3 3-H	0-2  1B 1B		5 0 1 1 0 1 4													
<b>Kris Benson, R</b> (1, 1) <b>Brad Clontz, R</b> (7, 1) <b>Jason Christiansen, R</b> (8, 1) <b>Freddy Garcia, R</b> (9, PH) <b>Mike Williams, R</b> (9, 1)			0-3  K		0-0  G6-3		0-0  SH BB 2B 1B F8	0-0  P4		4 1 1 0 0 1 3 0 0 0 0 0 0 0 0 0 0 0 0 0 0 1 0 0 0 0 0 2 0 0 0 0 0 0 0													
<b>Inning Stats</b>	R: 0 E: 0 K: 0 S: 6	H: 1 LOB: 0 BB: 0 P: 7	R: 0 E: 0 K: 1 S: 8	H: 1 LOB: 1 BB: 0 P: 15	R: 1 E: 0 K: 3 S: 13	H: 2 LOB: 1 BB: 0 P: 23	R: 0 E: 0 K: 1 S: 10	H: 1 LOB: 1 BB: 0 P: 14	R: 1 E: 0 K: 0 S: 9	H: 2 LOB: 2 BB: 1 P: 16	R: 0 E: 0 K: 1 S: 14	H: 1 LOB: 2 BB: 1 P: 21	R: 5 E: 0 K: 1 S: 17	H: 3 LOB: 3 BB: 2 P: 28	R: 1 E: 0 K: 0 S: 12	H: 1 LOB: 0 BB: 0 P: 17	R: 0 E: 0 K: 0 S: 8	H: 2 LOB: 2 BB: 0 P: 10	1B: 7 2B: 5 3B: 1 HR: 2	SF: 0 SAC: 2 DP: 2 HBP: 1	WP: 0 PB: 0 SB: 1 CS: 1	PA: 45	
<b>PITCHER</b>	IP WLS BF H R ER SO BB IBB HBP BLK WP HR S P ERA WHIP	IP WLS BF H R ER SO BB IBB HBP BLK WP HR S P ERA WHIP	IP WLS BF H R ER SO BB IBB HBP BLK WP HR S P ERA WHIP	IP WLS BF H R ER SO BB IBB HBP BLK WP HR S P ERA WHIP	IP WLS BF H R ER SO BB IBB HBP BLK WP HR S P ERA WHIP	IP WLS BF H R ER SO BB IBB HBP BLK WP HR S P ERA WHIP	IP WLS BF H R ER SO BB IBB HBP BLK WP HR S P ERA WHIP	IP WLS BF H R ER SO BB IBB HBP BLK WP HR S P ERA WHIP	IP WLS BF H R ER SO BB IBB HBP BLK WP HR S P ERA WHIP	IP WLS BF H R ER SO BB IBB HBP BLK WP HR S P ERA WHIP	IP WLS BF H R ER SO BB IBB HBP BLK WP HR S P ERA WHIP	IP WLS BF H R ER SO BB IBB HBP BLK WP HR S P ERA WHIP	IP WLS BF H R ER SO BB IBB HBP BLK WP HR S P ERA WHIP	IP WLS BF H R ER SO BB IBB HBP BLK WP HR S P ERA WHIP	IP WLS BF H R ER SO BB IBB HBP BLK WP HR S P ERA WHIP	IP WLS BF H R ER SO BB IBB HBP BLK WP HR S P ERA WHIP	IP WLS BF H R ER SO BB IBB HBP BLK WP HR S P ERA WHIP	IP WLS BF H R ER SO BB IBB HBP BLK WP HR S P ERA WHIP	IP WLS BF H R ER SO BB IBB HBP BLK WP HR S P ERA WHIP	IP WLS BF H R ER SO BB IBB HBP BLK WP HR S P ERA WHIP	IP WLS BF H R ER SO BB IBB HBP BLK WP HR S P ERA WHIP	IP WLS BF H R ER SO BB IBB HBP BLK WP HR S P ERA WHIP	IP WLS BF H R ER SO BB IBB HBP BLK WP HR S P ERA WHIP
<b>Chan Ho Park, R</b> (1, 1) <small>ERA: 5.26</small>	6.1 L	33 11 7 7 7	7 1 1 0 0 0 3 1 0 0 0 0 2 71 115 9.95 2.211	1.2 7 1 1 1 0 0 0 0 1 0 0 0 18 26 5.40 0.600	1.0 5 2 0 0 0 0 0 0 0 0 0 0 8 10 0.00 2.000																		





Batter	1	2	3	4	5	6	7	8	9	AB	R	H	RBI	BB	SO	LOB
Eric Young Sr., R OBP: 0.359, SLG: 0.350 (1, 4)	0-0 G6-3		2-2 P3			0-2 G4-3		1-1 G1-3		4	0	0	0	0	0	0
Jose Vizcaino, S OBP: 0.314, SLG: 0.313 (1, 6)	1-0 L5			2-2 G3-1		2-3 K		1-1 G2-3		4	0	0	0	0	1	0
Gary Sheffield, R OBP: 0.401, SLG: 0.527 (1, 7)	0-1 F9			0-0 1B			3-1 E5 2B		0-3 K	4	1	1	0	0	1	0
Raul Mondesi, R OBP: 0.360, SLG: 0.569 (1, 9)		2-2 G6-3		0-0 F8		1-0 P6		0-3 K		4	0	0	0	0	1	2
Eric Karros, R OBP: 0.340, SLG: 0.487 (1, 3)		0-0 F9		2-3 K		3-2 22 2B		2-3 K		4	1	1	1	0	2	1
22 Devon White, S OBP: 0.332, SLG: 0.416 (1, 8)		1-2 G4-3			1-1 G5-4-3 1B		2-2 F8 2B			3	0	2	1	0	0	0
Adrian Beltré, R OBP: 0.381, SLG: 0.468 (1, 5)			1-1 E7 SF9 1B		1-3 K		1-2 F8			3	1	1	0	0	1	2
Angel Pena, R OBP: 0.235, SLG: 0.265 (1, 2)			1-2 F8		1-2 G5-4-3		1-2 G6-3			3	0	0	0	0	0	3
Chan Ho Park, R OBP: 0.115, SLG: 0.125 (1, 1)			0-2 SF9			1-2 G6-3		2-3 K		1	0	0	1	0	0	0
Doug Bochtler, R (7, 1)										0	0	0	0	0	0	0
Craig Counsell, L (8, PH)										0	0	0	0	0	0	0
Trenidad Hubbard, R (8, PH)										1	0	0	0	0	1	0
Mike Maddux, L (9, 1)										0	0	0	0	0	0	0

Inning Stats	R: 0	H: 0	E: 0	K: 0	S: 4	LOB: 0	BB: 0	P: 5	R: 0	H: 0	E: 0	K: 0	S: 7	LOB: 0	BB: 0	P: 10	R: 1	H: 1	E: 1	K: 0	S: 11	LOB: 0	BB: 0	P: 15	R: 0	H: 1	E: 0	K: 1	S: 8	LOB: 1	BB: 0	P: 12	R: 0	H: 1	E: 0	K: 1	S: 8	LOB: 0	BB: 0	P: 11	R: 0	H: 0	E: 0	K: 1	S: 13	LOB: 0	BB: 0	P: 16	R: 2	H: 2	E: 1	K: 0	S: 18	LOB: 1	BB: 0	P: 29	R: 0	H: 0	E: 0	K: 1	S: 7	LOB: 0	BB: 0	P: 11	R: 0	H: 0	E: 0	K: 3	S: 9	LOB: 0	BB: 0	P: 11	1B: 3	SF: 1	2B: 2	SAC: 0	3B: 0	DP: 1	HR: 0	HBP: 0	WP: 0	PA: 32
--------------	------	------	------	------	------	--------	-------	------	------	------	------	------	------	--------	-------	-------	------	------	------	------	-------	--------	-------	-------	------	------	------	------	------	--------	-------	-------	------	------	------	------	------	--------	-------	-------	------	------	------	------	-------	--------	-------	-------	------	------	------	------	-------	--------	-------	-------	------	------	------	------	------	--------	-------	-------	------	------	------	------	------	--------	-------	-------	-------	-------	-------	--------	-------	-------	-------	--------	-------	--------

PITCHER	IP	WLS	BF	H	R	ER	SO	BB	IBB	HBP	BLK	WP	HR	S	P	ERA	WHIP
Kris Benson, R (1, 1)	6.1	W	24	5	3	1	3	0	0	0	0	0	0	61	88	1.42	0.789
Brad Clontz, R (7, 1)	0.2		2	0	0	0	0	0	0	0	0	0	0	8	10	0.00	0.000
Jason Christiansen, L (8, 1)	1.0		3	0	0	0	1	0	0	0	0	0	0	7	11	0.00	0.000
Mike Williams, R (9, 1)	1.0		3	0	0	0	3	0	0	0	0	0	0	9	11	0.00	0.000

BOTTOM

Pittsburgh Pirates @ Los Angeles Dodgers  
Dodger Stadium, Los Angeles, CA

AB	31
R	3
H	5
RBI	3
BB	0
SO	7
LOB	8



Thu Jun 17 1999, 7:10 PM PDT  
Att: 30,888 - Unknown - 68 F

livebaseballscores.com



Batter	1	2	3	4	5	6	7	8	9	AB	R	H	RBI	BB	SO	LOB
Quilvio Veras, S OBP: 0.343, SLG: 0.333 (1, 4)	0-1 1B SF9 1B	1-2 G6-3		4-2 2-H CS BB		0-0 G3-1		1-2 CS 3-H		3	1	1	0	1	0	1
Reggie Sanders, R OBP: 0.369, SLG: 0.487 (1, 7)	1-0 F9		4-1 G4-3 BB BB	3-2 1-2 1B			1-3 K			3	0	1	0	1	1	1
Tony Gwynn, L OBP: 0.398, SLG: 0.459 (1, 9)	2-2 1-3 1B		4-1 SAFE G4-3 BB	0-1 F7			4-1 BB			2	0	1	0	2	0	1
Eric Owens, R OBP: 0.320, SLG: 0.405 (7, PR)										0	0	0	0	0	0	0
Dave Magadan, L OBP: 0.356, SLG: 0.364 (1, 3)	1-1 SF9 3-H		0-1 F7		3-3 K		0-0 L7			3	0	0	1	0	1	3
Greg Myers, L OBP: 0.362, SLG: 0.412 (1, 2)	2-2 F8		2-1 G4-3		3-1 F8		0-0 G4-3			4	0	0	0	0	0	4
Ed Giovanola, L OBP: 0.318, SLG: 0.289 (9, 5)			1-2 2-3							0	0	0	0	0	0	0
Phil Nevin, R OBP: 0.311, SLG: 0.505 (1, 5)		2-3 K	4-2 BB		0-0 F9			0-3 K		3	0	0	0	1	2	0
Ruben Rivera, R OBP: 0.257, SLG: 0.456 (1, 8)		1-1 HR	2-2 F8			0-0 HR		1-1 F9		4	2	2	2	0	0	3
Damian Jackson, R OBP: 0.337, SLG: 0.407 (1, 6)		0-0 G3 2B		4-2 PB SH1-3 WP BB		0-3 K		1-0 1B CS 1B		3	1	2	0	1	1	0
Brian Boehringer, S (1, 1)		0-0 G3		0-1 SH1-3		1-1 G3		0-1 SAFE 1-3 1B		1	0	0	0	0	0	1
Carlos Reyes, S (6, 1)										0	0	0	0	0	0	0
David Newhan, L (6, PH)										0	0	0	0	0	0	0
Donne Wall, R (7, 1)										0	0	0	0	0	0	0
John Vander Wall, L (8, PH)										1	0	1	0	0	0	0
Trevor Hoffman, R (9, 1)										0	0	0	0	0	0	0

Inning Stats	R: 1	H: 2	E: 0	K: 0	S: 11	H: 2	LOB: 1	BB: 0	P: 17	R: 1	H: 2	E: 0	K: 1	S: 11	R: 0	H: 0	E: 0	K: 0	S: 12	R: 1	H: 1	E: 0	K: 0	S: 11	R: 0	H: 0	E: 0	K: 1	S: 6	R: 1	H: 1	E: 0	K: 1	S: 7	R: 0	H: 0	E: 0	K: 1	S: 6	R: 0	H: 0	E: 0	K: 1	S: 10	R: 0	H: 2	E: 0	K: 1	S: 13
--------------	------	------	------	------	-------	------	--------	-------	-------	------	------	------	------	-------	------	------	------	------	-------	------	------	------	------	-------	------	------	------	------	------	------	------	------	------	------	------	------	------	------	------	------	------	------	------	-------	------	------	------	------	-------

PITCHER	IP	WLS	BF	H	R	ER	SO	BB	IBB	HBP	BLK	WP	HR	S	P	ERA	WHIP
Jose Silva, R (1, 1)	6.0	L	28	6	4	4	3	5	0	0	0	1	2	58	102	6.00	1.833
Scott Sauerbeck, L (7, 1)	1.0		4	0	0	0	1	1	0	0	0	0	6	11		0.00	1.000
Greg Hansell, R (8, 1)	1.0		4	2	0	0	1	0	0	0	0	0	10	13		0.00	2.000

**BOTTOM**

**Pittsburgh Pirates @ San Diego Padres**  
Qualcomm Stadium, San Diego, CA

Fri Jun 18 1999, 10:05 PM EDT  
Att: 60,799 - Unknown - 59 F

AB	28
R	4
H	8
RBI	3
BB	6
SO	5
LOB	14



WP	HR	S	P	ERA	WHIP
1	2	13			

Batter	1	2	3	4	5	6	7	8	9	AB R H RBI BB SO LOB	TOP					
Mike Benjamin, R (1, 6) OBP: 0.269, SLG: 0.311	1-1 G4-3		1-3 K	1-2 G5-3			0-2 G4-3			4 0 0 0 0 1 0						
Ed Sprague, R (1, 5) OBP: 0.406, SLG: 0.570	3-1 G6-3		1-1 1B 2B	0-0 G1-3			0-2 F9			4 1 1 0 0 0 0						
Brian Giles, L (1, 8) OBP: 0.408, SLG: 0.554	2-2 FC5-4 1B		4-1 1B 18 SF8 BB		0-0 F8		2-3 K			3 1 1 0 1 1 0						
Kevin Young, R (1, 3) OBP: 0.420, SLG: 0.510	3-0 FC5-4 1-2f		1-2 18 SF8 1B		1-1 F7			1-1 G6-3		4 1 1 1 0 0 1						
18 Jason Kendall, R (1, 2) OBP: 0.441, SLG: 0.534		2-2 BLK E HBP	1-1 SF8		4-1 BB			2-3 K		1 1 0 1 1 1 0						
Jose Guillen, R (1, 9) OBP: 0.331, SLG: 0.360		1-2 E6 FC6-4 1B 1-H	0-1 E 1B 3-H		3-2 G5-3			1-2 G4-3		4 0 2 1 0 0 1						
Freddy Garcia, R (1, 7) OBP: 0.250, SLG: 0.344		0-3 K	1-0 E6 FC6-4 1-2			2-2 G6-3			1-3 K	3 0 0 0 0 1 2						
Al Martin, L (8, 7) OBP: 0.359, SLG: 0.520										1 0 0 0 0 1 0	AB 32					
Abraham Nunez, S (1, 4) OBP: 0.276, SLG: 0.253		3-2 FC6-4	0-0 FC6-4			2-2 G4-3			2-2 G6-3	3 0 0 0 0 0 3	R 4					
Adrian Brown, S (9, PH) OBP: 0.339, SLG: 0.204		1-2f	1-2f							1 0 0 0 0 0 0	H 5					
Jason Schmidt, R (1, 1) OBP: 0.087, SLG: 0.087		3-2 G5-3		0-0 F8		1-3 K			1-3 K	3 0 0 0 0 1 1	RBI 3					
Jeff Wallace, L (7, 1)										0 0 0 0 0 0 0	BB 2					
Brad Clontz, R (7, 1)										0 0 0 0 0 0 0	SO 7					
Warren Morris, L (9, PH) OBP: 0.355, SLG: 0.426										1 0 0 0 0 1 0	LOB 8					
<b>Inning Stats</b>	R: 0 H: 1 E: 0 LOB: 1 K: 0 BB: 0 S: 8 P: 17	R: 1 H: 1 E: 1 LOB: 1 K: 1 BB: 0 S: 17 P: 26	R: 3 H: 3 E: 1 LOB: 2 K: 1 BB: 1 S: 15 P: 24	R: 0 H: 0 E: 0 LOB: 0 K: 0 BB: 0 S: 5 P: 6	R: 0 H: 0 E: 0 LOB: 1 K: 0 BB: 1 S: 11 P: 19	R: 0 H: 0 E: 0 LOB: 0 K: 1 BB: 0 S: 9 P: 14	R: 0 H: 0 E: 0 LOB: 0 K: 1 BB: 0 S: 9 P: 11	R: 0 H: 0 E: 0 LOB: 0 K: 1 BB: 0 S: 8 P: 12	R: 0 H: 0 E: 0 LOB: 0 K: 2 BB: 0 S: 11 P: 15	1B: 4 SF: 1 2B: 1 SAC: 0 3B: 0 DP: 0 HR: 0 HBP: 1	WP: 0 PA: 36 PB: 0 SB: 0 CS: 0					
<b>PITCHER</b>	IP WLS BF H R ER SO BB IBB HBP BLK WP HR S P ERA WHIP															
Heath Murray, L (1, 1) ERA: 4.5	6.0	27	5	4	4	3	2	0	1	1	0	0	65	106	6.00	1.167
Will Cunnane, R (7, 1) ERA: 3.52	2.0	W	6	0	0	0	2	0	0	0	0	0	17	23	0.00	0.000
Trevor Hoffman, R (9, 1) ERA: 3.62	1.0	S	3	0	0	0	2	0	0	0	0	0	11	15	0.00	0.000

Pittsburgh Pirates @ San Diego Padres  
Qualcomm Stadium, San Diego, CA  
Sat Jun 19 1999, 10:05 PM EDT  
Att. 33,803 - Cloudy - 70 F

livebaseballscorecards.com



Batter	1	2	3	4	5	6	7	8	9	AB	R	H	RBI	BB	SO	LOB
<b>Quilvio Veras, S</b> (1, 4) <small>OBP: 0.346, SLG: 0.333</small>	0-2 BB 2B 1B		4-0 1B 1B BB	3-1 F8		0-2 G4-3				3	2	1	0	1	0	1
<b>Reggie Sanders, R</b> (1, 7) <small>OBP: 0.372, SLG: 0.484</small>	4-1 2B 1-2 SF8 BB		2-3 K	2-1 1B			1-2 F9			3	1	1	0	1	1	1
<b>Tony Gwynn, L</b> (1, 9) <small>OBP: 0.397, SLG: 0.456</small> <b>Eric Owens, R</b> (6, 9) <small>OBP: 0.324, SLG: 0.415</small>	2-0 L7		3-2 SAFE BB 1B 1-3 G5-3 1B	0-2 F7			0-0 WP 1B 2B			3	1	1	0	0	0	4
<b>John Vander Wal, L</b> (1, 3) <small>OBP: 0.394, SLG: 0.438</small> <b>Phil Nevin, R</b> (7, PH) <small>OBP: 0.309, SLG: 0.500</small>	2-2 SF8 1-3 2-H 2B		0-1 G5-3 1-2 3-H 1B		2-3 K		1-1 P9			3	0	2	2	0	1	0
<b>Dave Magadan, L</b> (1, 5) <small>OBP: 0.366, SLG: 0.380</small>	1-2 SF8 2-3 3-H		4-0 G5-3 1-2 2-3 BB		1-1 G4-3 2B		3-1 2-H 1B			2	0	2	2	1	0	0
<b>Jim Leyritz, R</b> (1, 2) <small>OBP: 0.322, SLG: 0.451</small> <b>Trevor Hoffman, R</b> (9, 1)	0-1 G5-3		1-1 G5-3 1-2 2-3 3-H		1-0 G4-3		2-3 K			4	0	0	1	0	1	5
<b>Ruben Rivera, R</b> (1, 8) <small>OBP: 0.251, SLG: 0.445</small>		3-1 G5-3	1-3 K		3-3 K			3-3 K		4	0	0	0	0	3	3
<b>Damian Jackson, R</b> (1, 6) <small>OBP: 0.335, SLG: 0.416</small>		1-0 G6-3		0-0 G5-3		3-2 F9-2 3B		3-3 K		4	0	1	0	0	1	0
<b>Heath Murray, L</b> (1, 1) <small>OBP: 0.250, SLG: 0.182</small> <b>David Newhan, L</b> (6, PH) <small>OBP: 0.250, SLG: 0.333</small> <b>Will Cunnane, R</b> (7, 1) <b>Ed Giovanola, L</b> (8, PH) <small>OBP: 0.311, SLG: 0.282</small>		3-3 K		0-2 1B 1B		3-2 F9-2 3-H		3-3 K		2	0	1	0	0	1	0

Inning Stats	R: 2	H: 2	E: 0	K: 13	H: 2	LOB: 1	BB: 1	P: 22	R: 0	H: 0	E: 0	K: 1	S: 7	R: 0	H: 2	LOB: 2	BB: 2	P: 28	R: 0	H: 2	E: 0	K: 13	H: 2	LOB: 2	BB: 2	P: 17	R: 0	H: 1	LOB: 1	BB: 0	P: 17	R: 0	H: 1	E: 0	K: 10	H: 1	LOB: 0	BB: 0	P: 16	R: 1	H: 2	E: 0	K: 11	H: 0	LOB: 1	BB: 0	P: 18	R: 0	H: 0	E: 0	K: 11	H: 0	LOB: 0	BB: 0	P: 20
--------------	------	------	------	-------	------	--------	-------	-------	------	------	------	------	------	------	------	--------	-------	-------	------	------	------	-------	------	--------	-------	-------	------	------	--------	-------	-------	------	------	------	-------	------	--------	-------	-------	------	------	------	-------	------	--------	-------	-------	------	------	------	-------	------	--------	-------	-------

PITCHER	IP	WLS	BF	H	R	ER	SO	BB	IBB	HBP	BLK	WP	HR	S	P	ERA	WHIP
<b>Jason Schmidt, R</b> (1, 1) <small>ERA: 4.62</small>	6.1	L	30	9	5	5	5	3	0	0	0	0	0	69	119	7.11	1.895
<b>Jeff Wallace, L</b> (7, 1) <small>ERA: 2.43</small>	0.1		2	1	0	0	0	0	0	0	0	1	0	4	8	0.00	3.000
<b>Brad Clontz, R</b> (7, 1) <small>ERA: 1.71</small>	1.1		4	0	0	0	4	0	0	0	0	0	0	14	25	0.00	0.000

**BOTTOM**

**Pittsburgh Pirates @ San Diego Padres**  
**Qualcomm Stadium, San Diego, CA**

Sat Jun 19 1999, 10:05 PM EDT  
 Att: 33,803 - Cloudy - 70 F

<b>AB</b>	<b>32</b>
<b>R</b>	<b>5</b>
<b>H</b>	<b>10</b>
<b>RBI</b>	<b>5</b>
<b>BB</b>	<b>3</b>
<b>SO</b>	<b>9</b>
<b>LOB</b>	<b>16</b>



WP	PA	ERA	WHIP
1	36		
0			
0			
0			

Batter	1	2	3	4	5	6	7	8	9	AB R H RBI BB SO LOB	TOP											
Al Martin, L (1, 7) OBP: 0.361, SLG: 0.534	2-2 G4-3		0-1 E 1B		2-0 HR		0-0 G3-1			4 1 2 1 0 0 0												
Ed Sprague, R (1, 5) OBP: 0.404, SLG: 0.562	4-2 G4-6-3 BB		3-3 SAFE K		3-2 G1-3		1-2 G5-3			3 0 0 0 1 1 1												
Brian Giles, L (1, 8) OBP: 0.401, SLG: 0.544	0-0 G4-6-3 1-2f		0-0 F7		1-0 F9			0-1 G4-3		4 0 0 0 0 0 2												
Kevin Young, R (1, 3) OBP: 0.421, SLG: 0.508		1-1 18 CS 1B		0-2 G6-3		4-1 18 2B SF8 BB		1-1 G6-3		3 1 1 0 1 0 0												
18 Jason Kendall, R (1, 2) OBP: 0.442, SLG: 0.538		1-1 L5 1-2		1-1 F8 1B 1B		1-2 SF8 G5-3 2B		2-3 K2-3		4 1 2 0 0 1 1												
Warren Morris, L (1, 4) OBP: 0.361, SLG: 0.435		0-1 BB 1B		1-0 1-2 1B		0-2 SF8 2-3 3-H		1-0 G5-4-3 1B		3 0 3 1 0 0 0												
Jose Guillen, R (1, 9) OBP: 0.331, SLG: 0.353		4-2		0-0 F8		2-1 G5-3		1-1 G5-4-3 1-2f		2 0 0 1 1 0 2												
Pete Schourek, L (6, 1)				2-3						0 0 0 0 0 0 0												
Mike Williams, R (8, 1)				1-2						0 0 0 0 0 0 0												
Keith Osik, R (9, PH) OBP: 0.303, SLG: 0.419		1-2 BB		2-3		3-H				1 0 0 0 0 0 1												
Mike Benjamin, R (1, 6) OBP: 0.263, SLG: 0.304		1-2 G5-3		0-0 F8		3-3 K		1-3 K		4 0 0 0 0 2 4												
Todd Ritchie, R (1, 1) OBP: 0.250, SLG: 0.217				0-0 G5-3		2-2 F8				2 0 0 0 0 0 0												
Greg Hansell, R (5, 1)										0 0 0 0 0 0 0												
Adrian Brown, S (6, 9) OBP: 0.333, SLG: 0.200										1 0 0 0 0 0 0												
<b>Inning Stats</b>	R: 0 E: 0 K: 0 S: 7	H: 0 LOB: 0 BB: 1 P: 13	R: 0 E: 0 K: 0 S: 13	H: 2 LOB: 2 BB: 1 P: 20	R: 0 E: 1 K: 1 S: 8	H: 1 LOB: 1 BB: 0 P: 11	R: 0 E: 0 K: 0 S: 9	H: 2 LOB: 2 BB: 0 P: 11	R: 1 E: 0 K: 1 S: 10	H: 1 LOB: 0 BB: 0 P: 18	R: 2 E: 0 K: 1 S: 13	H: 1 LOB: 0 BB: 1 P: 23	R: 0 E: 0 K: 0 S: 6	H: 0 LOB: 0 BB: 0 P: 8	R: 0 E: 0 K: 1 S: 7	H: 0 LOB: 0 BB: 0 P: 10	R: 0 E: 0 K: 1 S: 6	H: 1 LOB: 0 BB: 0 P: 9	1B: 6 2B: 1 3B: 0 HR: 1	SF: 1 SAC: 0 DP: 2 HBP: 0	WP: 0 PB: 0 SB: 0 CS: 1	PA: 35
<b>PITCHER</b>	IP WLS BF H R ER SO BB IBB HBP BLK WP HR S P ERA WHIP																					
Matt Clement, R (1, 1) ERA: 4.66	6.0 W 26 7 3 3 2 3 0 0 0 0 0 1 60 96 4.50 1.667																					
Dan Miceli, R (7, 1) ERA: 3.9	2.0 H 6 0 0 0 1 0 0 0 0 0 0 0 13 18 0.00 0.000																					
Trevor Hoffman, R (9, 1) ERA: 3.49	1.0 S 3 1 0 0 1 0 0 0 0 0 0 0 6 9 0.00 1.000																					

Pittsburgh Pirates @ San Diego Padres  
Qualcomm Stadium, San Diego, CA  
Sun Jun 20 1999, 4:05 PM EDT  
Att. 25,819 - Unknown - 72 F

livebaseballscorecards.com

AB	31
R	3
H	8
RBI	3
BB	3
SO	4
LOB	11



Batter	1	2	3	4	5	6	7	8	9
<b>Quilvio Veras, S</b> (1, 4) <small>OBP: 0.347, SLG: 0.340</small>	1-0 G4-3		3-1 2B G6-3 1B	0-1 L6		1-0 S SF9 2B		2-3 K	
<b>Eric Owens, R</b> (1, 8) <small>OBP: 0.326, SLG: 0.420</small>	1-2 G4-3		1 SAFE 0-0 1B 2B		1-2 G5-3	3-2 SF9		4-2 BB	
<b>Reggie Sanders, R</b> (1, 9) <small>OBP: 0.378, SLG: 0.491</small>	4-2 S BB		0-0 G6-3		0-1 E 1B	1-2 2B		1 SAFE 2-3 K	
<b>John Vander Wal, L</b> (1, 7) <small>OBP: 0.407, SLG: 0.447</small> <b>Ruben Rivera, R</b> (5, PR) <small>OBP: 0.250, SLG: 0.443</small>	4-2 1-2 BB		3-1 2-H 1B		2-1 E7 1B	0-3 K			
<b>Dave Magadan, L</b> (1, 3) <small>OBP: 0.363, SLG: 0.372</small>	0-0 P5		1-1 F8		4-0 1B 2B IBB	2-2 F8			
<b>Phil Nevin, R</b> (1, 2) <small>OBP: 0.307, SLG: 0.491</small>		1-1 P4	2-3 K		3-2 2B 1B		1-3 K		
<b>George Arias, R</b> (1, 5) <small>OBP: 0.250, SLG: 0.404</small>		3-1 G6-3		3-2 F8	2-0 2B		1-3 K		
<b>Damian Jackson, R</b> (1, 6) <small>OBP: 0.338, SLG: 0.418</small>		1-0 1B		0-1 F8	1-3 K		3-2 1B		
<b>Matt Clement, R</b> (1, 1) <small>OBP: 0.143, SLG: 0.143</small> <b>Dan Miceli, R</b> (7, 1) <b>Trevor Hoffman, R</b> (9, 1)		1-3 K		0-1 1B	0-0 G1-3		0-3 K		

AB	R	H	RBI	BB	SO	LOB
5	2	2	0	0	1	1
3	1	1	1	1	0	0
4	1	2	1	1	1	2
2	0	2	1	1	0	0
1	1	0	0	0	1	1
3	1	0	0	1	0	4
4	0	1	2	0	2	1
4	0	1	1	0	1	0
4	0	2	0	0	1	2
3	0	1	0	0	1	3
1	0	0	0	0	1	1
0	0	0	0	0	0	0


**BOTTOM**

**Pittsburgh Pirates @ San Diego Padres**  
**Qualcomm Stadium, San Diego, CA**

Sun Jun 20 1999, 4:05 PM EDT  
Att: 25,819 - Unknown - 72 F

[livebaseballscorecards.com](http://livebaseballscorecards.com)

AB	34
R	6
H	12
RBI	6
BB	4
SO	9
LOB	15



Inning Stats		R: 0	H: 0	E: 0	K: 0	S: 9	LOB: 2	BB: 2	P: 19	R: 0	H: 1	E: 0	K: 1	S: 8	LOB: 1	BB: 0	P: 14	R: 2	H: 3	E: 0	K: 1	S: 11	LOB: 1	BB: 0	P: 20	R: 0	H: 1	E: 0	K: 0	S: 9	LOB: 1	BB: 0	P: 12	R: 3	H: 4	E: 1	K: 1	S: 17	LOB: 2	BB: 1	P: 30	R: 1	H: 2	E: 0	K: 1	S: 14	LOB: 1	BB: 0	P: 21	R: 0	H: 1	E: 0	K: 3	S: 13	LOB: 1	BB: 0	P: 18	R: 0	H: 0	E: 0	K: 2	S: 9	LOB: 0	BB: 1	P: 17	1B: 8	SF: 1	2B: 4	SAC: 0	3B: 0	DP: 0	HR: 0	HBP: 0	WP: 0	PA: 39	PB: 0	SB: 2	CS: 0
<b>PITCHER</b>		IP	WLS	BF	H	R	ER	SO	BB	IBB	HBP	BLK	WP	HR	S	P	ERA	WHIP																																																												
<b>Todd Ritchie, R</b> (1, 1) <small>ERA: 4.35</small>	4.1	L	25	9	5	5	2	2	2	1	0	0	0	0	50	90	10.38	2.538																																																												
<b>Greg Hansell, R</b> (5, 1) <small>ERA: 2.7</small>	0.2		2	0	0	0	1	0	0	0	0	0	0	0	4	5	0.00	0.000																																																												
<b>Pete Schourek, L</b> (6, 1) <small>ERA: 5.03</small>	2.0		9	3	1	1	4	0	0	0	0	0	0	0	27	39	4.50	1.500																																																												
<b>Mike Williams, R</b> (8, 1) <small>ERA: 2.48</small>	1.0		3	0	0	0	2	1	0	0	0	0	0	0	9	17	0.00	1.000																																																												

Batter	1	2	3	4	5	6	7	8	9	AB R H RBI BB SO LOB	TOP											
Abraham Nunez, S (1, 4) OBP: 0.275, SLG: 0.253 Warren Morris, L (9, PH) OBP: 0.360, SLG: 0.433	2-3 K		1-2 1B		3-2 F8		1-1 G1-3		0-1 G6-3	4 0 1 0 0 1 0 1 0 0 0 0 0 1	<b>Pittsburgh Pirates @ Philadelphia Phillies</b> <b>Veterans Stadium, Philadelphia, PA</b> Tue Jun 22 1999, 7:35 PM EDT Att. 18,835 - Unknown - 79 F											
Ed Sprague, R (1, 5) OBP: 0.402, SLG: 0.557	2-1 P6		2-2 P2		1-0 P5			1-2 CS 1B 1B	4 0 1 0 0 0 2													
Brian Giles, L (1, 8) OBP: 0.407, SLG: 0.550	0-3 K			0-0 2B 2B	4-0 BB			0-1 CS 1-2 1B	3 1 2 0 1 1 0													
Kevin Young, R (1, 3) OBP: 0.422, SLG: 0.510		3-2 F8		2-2 G5-3 G6-3 2-H 2B	1-1 F8			4-2 SAFE 1-2 2-3 BB	3 1 1 1 1 0 1													
18 Jason Kendall, R (1, 2) OBP: 0.439, SLG: 0.531		2-2 G4-3		4-0 G5-3 BB		1-3 K		2-3 K	3 0 0 0 1 2 2													
Jose Guillen, R (1, 9) OBP: 0.321, SLG: 0.342		2-3 K		0-0 G5-3 1-2 2-3		3-3 K2-3		1-2 G5-3	4 0 0 0 0 2 4													
Freddy Garcia, R (1, 7) OBP: 0.242, SLG: 0.333 Al Martin, L (9, PH) OBP: 0.364, SLG: 0.534			0-2 G4-3	0-0 G6-3 3-H		3-3 K		4-2 F9 SH3-4 BB	3 0 0 1 0 1 1 0 0 0 0 1 0 0													
Mike Benjamin, R (1, 6) OBP: 0.270, SLG: 0.306			1-0 FC4-6 1B	4-2 BB		2-2 F8		0-1 SH3-4	2 0 1 0 1 0 0													
67 Francisco Cordova, R (1, 1) OBP: 0.222, SLG: 0.125 Adrian Brown, S (7, PH) OBP: 0.326, SLG: 0.196 Scott Sauerbeck, R (7, 1) Brad Clontz, R (7, 1) Jason Christiansen, R (8, 1) Brant Brown, L (9, PH) OBP: 0.307, SLG: 0.486			1-1 FC4-6 1B	0-3 K		2-3 K		1-0 F9	2 0 0 0 0 1 3 1 0 0 0 0 1 0 1 0 0 0 0 0 1													
<b>Inning Stats</b>	R: 0 E: 0 K: 2 S: 12	H: 0 LOB: 0 BB: 0 P: 16	R: 0 E: 0 K: 1 S: 9	H: 0 LOB: 0 BB: 0 P: 16	R: 0 E: 0 K: 0 S: 12	H: 2 LOB: 2 BB: 0 P: 17	R: 2 E: 0 K: 1 S: 13	H: 2 LOB: 2 BB: 2 P: 23	R: 0 E: 0 K: 0 S: 6	H: 0 LOB: 1 BB: 1 P: 15		R: 0 E: 0 K: 3 S: 9	H: 0 LOB: 0 BB: 0 P: 16	R: 0 E: 0 K: 1 S: 8	H: 0 LOB: 0 BB: 0 P: 13	R: 0 E: 0 K: 1 S: 18	H: 2 LOB: 2 BB: 1 P: 26	R: 0 E: 0 K: 0 S: 7	H: 0 LOB: 1 BB: 1 P: 12	1B: 4 2B: 2 3B: 0 HR: 0	SF: 0 SAC: 1 DP: 0 HBP: 0	WP: 0 PB: 0 SB: 0 CS: 2
<b>PITCHER</b>	IP WLS BF H R ER SO BB IBB HBP BLK WP HR S P ERA WHIP																					
Randy Wolf, L (1, 1) ERA: 1.74	7.0 W 28 4 2 2 8 3 0 0 0 0 0 69 116 2.57 1.000																					
Yorkis Perez, L (8, 1) ERA: 3.45	0.0 H 2 2 0 0 0 0 0 0 0 0 0 0 6 7 ∞ ∞																					
Steve Montgomery, R (8, 1) ERA: 2.78	1.0 H 3 0 0 0 1 1 0 0 0 0 0 0 12 19 0.00 1.000																					
Wayne Gomes, R (9, 1) ERA: 3.58	1.0 S 4 0 0 0 0 1 0 0 0 0 0 0 7 12 0.00 1.000																					

livebaseballscorecards.com

<b>AB</b>	<b>31</b>
<b>R</b>	<b>2</b>
<b>H</b>	<b>6</b>
<b>RBI</b>	<b>2</b>
<b>BB</b>	<b>5</b>
<b>SO</b>	<b>9</b>
<b>LOB</b>	<b>15</b>





Batter	1	2	3	4	5	6	7	8	9
<b>Doug Glanville, R</b> OBP: 0.380, SLG: 0.439 (1, 8)	1-2 G1-3		2-2 1-H 2B		2-1 F7		1-3 K		
<b>Ron Gant, R</b> OBP: 0.359, SLG: 0.437 (1, 7)	2-3 K		1-1 F9		4-0 BB			4-1 FC1-6 BB	
<b>Bobby Abreu, L</b> OBP: 0.418, SLG: 0.576 (1, 9)	2-1 G6-3			3-3 K	1-0 SAFE G3			2-2 FC1-6 1-2f	
<b>Scott Rolen, R</b> OBP: 0.356, SLG: 0.488 (1, 5)		1-0 F8		0-0 P4		0-1 L8-3 1B		0-0 F9	
<b>Rico Brogna, L</b> OBP: 0.317, SLG: 0.416 (1, 3)		1-1 G4-3 1B		4-2 1B 2B BB		3-2 SAFE L8-3 1-2		2-3 SAFE K	
<b>Mike Lieberthal, R</b> OBP: 0.391, SLG: 0.611 (1, 2)		0-1 G4-3 1-2f		0-2 SAFE 2B 1B		1-1 F8			
<b>Marlon Anderson, L</b> OBP: 0.251, SLG: 0.343 <b>15 David Doster, R</b> OBP: 0.500, SLG: 0.615 (7, PH) (8, 4)			0-0 G1-3	0-0 1-H 2-H 2B			1-1 SH2-3 1B		
<b>Alex Arias, R</b> OBP: 0.333, SLG: 0.409 (1, 6)			2-1 G6-3	3-2 G4-3			0-0 SH2-3 1-2		
<b>Randy Wolf, L</b> OBP: 0.333, SLG: 0.333 <b>23 Kevin Jordan, R</b> OBP: 0.359, SLG: 0.432 <b>Yorkis Perez, L</b> <b>Steve Montgomery, R</b> OBP: 1.000, SLG: 1.000 <b>Wayne Gomes, R</b> (8, 1) (9, 1)			0-2 2B 1B		0-2 G6-3		1-3 K		

AB	R	H	RBI	BB	SO	LOB
4	0	1	1	0	1	1
2	0	0	0	2	1	1
4	0	0	0	0	1	2
4	0	1	0	0	0	1
3	1	1	0	1	1	2
3	1	1	0	0	0	1
2	0	1	2	0	0	0
1	0	1	0	0	0	0
2	0	0	0	0	0	1
2	1	1	0	0	0	0
1	0	0	0	0	1	1
0	0	0	0	0	0	0
0	0	0	0	0	0	0
0	0	0	0	0	0	0

BOTTOM	
<b>AB</b>	<b>28</b>
<b>R</b>	<b>3</b>
<b>H</b>	<b>7</b>
<b>RBI</b>	<b>3</b>
<b>BB</b>	<b>3</b>
<b>SO</b>	<b>5</b>
<b>LOB</b>	<b>10</b>
<b>WP: 0</b>	<b>PA: 32</b>
<b>PB: 0</b>	
<b>SB: 0</b>	
<b>CS: 0</b>	

Pittsburgh Pirates @ Philadelphia Phillies  
Veterans Stadium, Philadelphia, PA  
Tue Jun 22 1999, 7:35 PM EDT  
Att: 18,835 - Unknown - 79 F

Inning Stats																	
R	H	E	K	S	H	LOB	BB	P	R	H	E	K	S	H	LOB	BB	P
0	0	0	1	11	1	0	0	16	0	1	0	0	5	2	1	1	26
0	0	0	1	11	2	1	0	16	0	2	0	1	16	0	1	1	13
0	0	0	1	11	1	0	0	16	0	1	0	0	9	0	1	12	11
0	0	0	1	11	0	0	0	16	0	0	0	0	9	0	0	12	11

PITCHER																
IP	WLS	BF	H	R	ER	SO	BB	IBB	HBP	BLK	WP	HR	S	P	ERA	WHIP
6.0	L	24	6	3	3	2	2	0	0	0	0	0	56	89	4.50	1.333
0.1		2	1	0	0	0	0	0	0	0	0	0	3	4	0.00	3.000
0.2		3	0	0	0	2	1	0	0	0	0	0	7	13	0.00	1.500
1.0		3	0	0	0	1	0	0	0	0	0	0	7	11	0.00	0.000



Batter	1	2	3	4	5	6	7	8	9	AB R H RBI BB SO LOB	TOP											
Al Martin, L (1, 7) OBP: 0.365, SLG: 0.531	0-0 G6-3 2B 1B	1-0 P7		2-1 P5		1-2 1B		0-3 K		5 1 2 1 0 1 1												
Ed Sprague, R (1, 5) OBP: 0.405, SLG: 0.564	2-2 HR 1-3 2B	0-1 G6-3 2B		3-2 P4		2-2 HBP		1-3 K		4 1 2 0 0 1 1												
Brian Giles, L (1, 8) OBP: 0.403, SLG: 0.547	1-1 G6-3 3-H	0-0 G6-3 2-3			1-0 G3	1-1 F8		2-0 2B		5 0 1 2 0 0 4												
Kevin Young, R (1, 3) OBP: 0.423, SLG: 0.506 Adrian Brown, S (7, 9) OBP: 0.323, SLG: 0.192	0-1 F9	4-2 BB			0-1 F9		4-2 18 WP 1B BB	3-3 K		2 1 0 0 2 0 1 1 0 0 0 0 1 1												
18 Jason Kendall, R (1, 2) OBP: 0.439, SLG: 0.527	3-2 HR HBP	0-2 G5-3			0-1 1B		2-3 K		2-1 G3-1	4 1 1 0 0 1 3												
Warren Morris, L (1, 4) OBP: 0.361, SLG: 0.446	2-0 HR 1-H 2-H		0-0 F8		1-0 F8		2-0 FC5-4 1B 2-H		0-0 L9	5 1 2 4 0 0 1												
Brant Brown, L (1, 9) OBP: 0.303, SLG: 0.483	1-1 1B 2B		3-2 L3			3-1 L4	2-1 L6		3-1 P6	5 1 1 0 0 0 1												
Abraham Nunez, S (1, 6) OBP: 0.284, SLG: 0.264	2-1 1B		0-0 B1-3			0-2 SH2-4 1B	1-1 FC5-4			4 1 2 1 0 0 1												
Kris Benson, R (1, 1) OBP: 0.143, SLG: 0.148 Jeff Wallace, L (9, 1) Mike Williams, R (9, 1)	0-0 F8			1-0 G6-3		0-0 SH2-4		0-0 2B 1B		3 1 1 0 0 0 1 0 0 0 0 0 0 0 0 0 0 0 0 0 0												
<b>Inning Stats</b>	R: 5 E: 0 K: 0 S: 16	H: 5 LOB: 1 BB: 0 P: 27	R: 0 E: 0 K: 0 S: 10	H: 1 LOB: 2 BB: 1 P: 15	R: 0 E: 0 K: 0 S: 5	H: 0 LOB: 0 BB: 0 P: 8	R: 0 E: 0 K: 0 S: 7	H: 0 LOB: 0 BB: 0 P: 13	R: 0 E: 0 K: 0 S: 6	H: 1 LOB: 1 BB: 0 P: 8	R: 1 E: 0 K: 0 S: 15	H: 2 LOB: 2 BB: 0 P: 22	R: 1 E: 0 K: 1 S: 10	H: 1 LOB: 1 BB: 1 P: 21	R: 1 E: 0 K: 3 S: 12	H: 2 LOB: 1 BB: 0 P: 18	R: 0 E: 0 K: 0 S: 5	H: 0 LOB: 0 BB: 0 P: 10	1B: 7 2B: 4 3B: 0 HR: 1	SF: 0 SAC: 1 DP: 0 HBP: 2	WP: 1 PB: 0 SB: 0 CS: 0	PA: 43
<b>PITCHER</b>	IP WLS BF H R ER SO BB IBB HBP BLK WP HR S P ERA WHIP																					
Paul Byrd, R (1, 1) ERA: 3.58	5.2 L 29 9 6 6 0 1 0 2 0 0 1 57 90 9.53 1.765																					
Yorkis Perez, L (6, 1) ERA: 3.6	1.1 6 1 1 1 1 1 0 0 0 1 0 12 24 6.75 1.500																					
Jim Poole, L (8, 1) ERA: 3.86	1.0 5 2 1 1 3 0 0 0 0 0 0 12 18 9.00 2.000																					
Amaury Telemaco, R (9, 1) ERA: 3.55	1.0 3 0 0 0 0 0 0 0 0 0 0 5 10 0.00 0.000																					

Pittsburgh Pirates @ Philadelphia Phillies  
Veterans Stadium, Philadelphia, PA

Wed Jun 23 1999, 7:35 PM EDT  
Att. 20,256 - Unknown - 80 F

livebaseballscorecards.com

AB 38  
R 8  
H 12  
RBI 8  
BB 2  
SO 4  
LOB 15



**BOTTOM**

**Pittsburgh Pirates @ Philadelphia Phillies**  
**Veterans Stadium, Philadelphia, PA**  
 Wed Jun 23 1999, 7:35 PM EDT  
 Att: 20,256 - Unknown - 80 F

livebaseballscorecards.com

<b>AB</b>	<b>36</b>
<b>R</b>	<b>6</b>
<b>H</b>	<b>11</b>
<b>RBI</b>	<b>5</b>
<b>BB</b>	<b>2</b>
<b>SO</b>	<b>4</b>
<b>LOB</b>	<b>10</b>



<b>WP:</b> 0	<b>PA:</b> 38
<b>PB:</b> 0	
<b>SB:</b> 2	
<b>CS:</b> 0	

AB	R	H	RBI	BB	SO	LOB
3	0	0	0	0	1	2
2	0	2	0	0	0	0

4	0	0	0	0	0	2
0	0	0	0	0	0	0
1	0	0	0	0	0	2

4	0	0	0	0	1	0
---	---	---	---	---	---	---

2	0	0	0	0	1	0
2	1	1	0	0	0	0

4	1	1	0	0	0	0
---	---	---	---	---	---	---

2	0	0	0	0	0	0
0	0	0	0	0	0	0
0	0	0	0	0	0	0
1	2	1	0	1	0	0

4	1	3	2	0	0	0
---	---	---	---	---	---	---

4	1	0	0	0	1	4
---	---	---	---	---	---	---

0	0	0	0	1	0	0
3	0	3	3	0	0	0

1B:	10	SF:	0
2B:	2	SAC:	0
3B:	0	DP:	2
HR:	0	HBP:	0

Batter	1	2	3	4	5	6	7	8	9
Doug Glanville, R (1, 8) OBP: 0.377, SLG: 0.434 Kevin Sevcik, R (7, 8) OBP: 0.412, SLG: 0.500	1-3 K		1-1 F7			0-0 G1-6-3		1-0 1B	1-2 1B
Ron Gant, R (1, 7) OBP: 0.354, SLG: 0.429 Amaury Telemaco, R (9, 1) Alex Arias, R (9, PH) OBP: 0.330, SLG: 0.404	0-1 F9			1-2 G5-3			2-2 G5-3	0-0 F7	2-1 G6-3
Bobby Abreu, L (1, 9) OBP: 0.411, SLG: 0.566	3-2 P6			1-2 F8			1-3 K		2-1 F7
Scott Rolen, R (1, 5) OBP: 0.354, SLG: 0.484 23 Kevin Jordan, R (7, 5) OBP: 0.362, SLG: 0.433		2-3 K		0-0 P4			0-1 G4-3		2-1 1B
Rico Brogna, L (1, 3) OBP: 0.316, SLG: 0.414		1-1 G5-3			0-0 G3			1-1 G6-3	0-2 1B
Mike Lieberthal, R (1, 2) OBP: 0.388, SLG: 0.606 Yorkis Perez, L (6, 1) Jim Poole, L (8, 1) Rob Ducey, L (8, PH) OBP: 0.436, SLG: 0.587		1-0 G6-3			3-2 G6-3			0-2 1B	4-2 1B
Marlon Anderson, L (1, 4) OBP: 0.260, SLG: 0.351			1-0 15 L4-3 1B		2-2 F8			3-2 15 FC5-4 1B	1-2 E9 2B
15 David Doster, R (1, 6) OBP: 0.447, SLG: 0.533			0-2 L4-3			2-2 G4-3		1-1 FC5-4 1B	2-3 K
Paul Byrd, R (1, 1) OBP: 0.257, SLG: 0.188 Gary Bennett, R (6, 2) OBP: 0.333, SLG: 0.375			4-0 BB			1-2 G1-6-3 1B		2-1 1B	1-1 1B

Inning Stats	R: 0	H: 0	E: 0	K: 1	S: 8	R: 0	H: 0	E: 0	K: 1	S: 7	R: 0	H: 1	E: 0	K: 0	S: 6	R: 0	H: 0	E: 0	K: 0	S: 7	R: 0	H: 0	E: 0	K: 0	S: 9	R: 0	H: 1	E: 0	K: 0	S: 7	R: 0	H: 0	E: 0	K: 1	S: 8	R: 2	H: 4	E: 0	K: 0	S: 14	R: 4	H: 5	E: 1	K: 1	S: 24	1B: 10	2B: 2	3B: 0	HR: 0	SF: 0	SAC: 0	DP: 2	HBP: 0	WP: 0	PA: 38
--------------	------	------	------	------	------	------	------	------	------	------	------	------	------	------	------	------	------	------	------	------	------	------	------	------	------	------	------	------	------	------	------	------	------	------	------	------	------	------	------	-------	------	------	------	------	-------	--------	-------	-------	-------	-------	--------	-------	--------	-------	--------

PITCHER	IP	WLS	BF	H	R	ER	SO	BB	IBB	HBP	BLK	WP	HR	S	P	ERA	WHIP
Kris Benson, R (1, 1) ERA: 4.32	8.0	W	29	6	2	2	3	1	0	0	0	0	0	66	101	2.25	0.875
Jeff Wallace, L (9, 1) ERA: 3.6	0.1		5	3	4	4	0	1	0	0	0	0	0	13	22	108.00	12.000
Mike Williams, R (9, 1) ERA: 2.43	0.2	S	4	2	0	0	1	0	0	0	0	0	0	11	17	0.00	3.000

Batter	1	2	3	4	5	6	7	8	9	AB R H RBI BB SO LOB	TOP									
Al Martin, L (1, 7) OBP: 0.361, SLG: 0.528	2-2 FC4-6 1B 2B	2-2 F8			2-3 K		1-3 K		2-2 F8	5 1 1 0 0 2 1	<b>Pittsburgh Pirates @ Philadelphia Phillies</b> <b>Veterans Stadium, Philadelphia, PA</b> Thu Jun 24 1999, 1:05 PM EDT Att. 25,848 - Sunny - 84 F									
Ed Sprague, R (1, 5) OBP: 0.409, SLG: 0.576	1-2 FC4-6 1B		0-0 HR		1-0 P6		3-3 K		4-0 BB	4 1 2 1 1 1 1										
Brian Giles, L (1, 8) OBP: 0.399, SLG: 0.552	3-0 FC4-6 1B		1-1 P4		0-1 G3-1			1-1 HR	1-1 F7	5 1 1 2 0 0 2										
Kevin Young, R (1, 3) OBP: 0.421, SLG: 0.506	0-3 K		2-3 K		0-1 F9			0-1 1B G4-3-6 2B		4 1 1 0 0 2 1										
18 Jason Kendall, R (1, 2) OBP: 0.443, SLG: 0.526	3-2 1B 1-2 1B		3-2 G6-3		4-1 FC5-4 BB			4-1 G4-3-6 1B BB		2 0 1 0 2 0 0										
Warren Morris, L (1, 4) OBP: 0.367, SLG: 0.449	0-0 1-2 2-H 1B			4-2 FC1-6 BB		1-2 FC5-4		0-0 G4-3-6 1-2 2-3 1B		3 0 2 0 1 0 1										
Brant Brown, L (1, 9) OBP: 0.302, SLG: 0.497		1-2 HR		1 SAFE 0-3 K		2-2 L9		0-0 P4		4 1 1 1 0 1 5										
Abraham Nunez, S (1, 6) OBP: 0.276, SLG: 0.256			1-3 K		0-0 FC1-6		2-3 K		1-1 G4-3-6	3 0 0 0 0 2 1										
Keith Osik, R (8, PH) OBP: 0.294, SLG: 0.406					1-2f					1 0 0 0 0 0 2										
Brad Clontz, R (8, 1)										0 0 0 0 0 0 0										
Jose Silva, R (1, 1) OBP: 0.111, SLG: 0.111			0-0 G6-3		0-3 K		1-2 3B		3-3 K	2 0 0 0 0 1 1										
Greg Hansell, R (6, 1)										0 0 0 0 0 0 0										
Adrian Brown, S (7, PH) OBP: 0.333, SLG: 0.245										1 0 1 0 0 0 0										
Scott Sauerbeck, R (7, 1)										0 0 0 0 0 0 0										
Mike Benjamin, R (8, 6) OBP: 0.268, SLG: 0.305										1 0 0 0 0 1 0										
<b>Inning Stats</b>	R: 1 E: 0 K: 1 S: 18	H: 4 LOB: 2 BB: 0 P: 27	R: 1 E: 0 K: 1 S: 12	H: 1 LOB: 0 BB: 0 P: 16	R: 1 E: 0 K: 1 S: 10	H: 1 LOB: 0 BB: 0 P: 16	R: 0 E: 0 K: 2 S: 9	H: 0 LOB: 1 BB: 1 P: 13	R: 0 E: 0 K: 1 S: 6	H: 0 LOB: 0 BB: 0 P: 9	R: 0 E: 0 K: 3 S: 14	H: 1 LOB: 1 BB: 0 P: 21	R: 2 E: 0 K: 0 S: 9	H: 3 LOB: 1 BB: 1 P: 15	R: 0 E: 0 K: 1 S: 8	H: 0 LOB: 1 BB: 1 P: 18	1B: 4 2B: 2 3B: 1 HR: 3	SF: 0 SAC: 0 DP: 1 HBP: 0	WP: 0 PB: 0 SB: 0 CS: 0	PA: 39
<b>PITCHER</b>	IP WLS BF H R ER SO BB IBB HBP BLK WP HR S P ERA WHIP																			
Curt Schilling, R (1, 1) ERA: 3.29	7.0 W 29 7 3 3 9 2 0 0 0 0 2 82 122 3.86 1.286																			
Steve Montgomery, R (8, 1) ERA: 3.57	0.0 3 2 2 2 0 1 0 0 0 0 1 5 10 ∞ ∞																			
Jim Poole, L (8, 1) ERA: 3.8	0.1 H 2 1 0 0 0 0 0 0 0 0 0 2 2 0.00 3.000																			
Wayne Gomes, R (8, 1) ERA: 3.41	1.2 S 5 0 0 0 1 1 0 0 0 0 0 10 21 0.00 0.600																			

livebaseballscorecards.com

<b>AB</b>	<b>35</b>
<b>R</b>	<b>5</b>
<b>H</b>	<b>10</b>
<b>RBI</b>	<b>4</b>
<b>BB</b>	<b>4</b>
<b>SO</b>	<b>10</b>
<b>LOB</b>	<b>15</b>



Batter	1	2	3	4	5	6	7	8	9
Doug Glanville, R OBP: 0.374, SLG: 0.430 (1, 8)	1-0 PB BB 2B 1B		1-1 G6-3		1-2 P6	3-3 K		2-2 G4-3	
Rob Ducey, L OBP: 0.427, SLG: 0.561 Steve Montgomery, R OBP: 1.000, SLG: 1.000 Jim Poole, L (8, 1) Wayne Gomes, R (8, 1)	4-0 PB 2B BB		0-3 K		2-3 K	1-0 G4-3		0-3 K	
Bobby Abreu, L OBP: 0.409, SLG: 0.560 (1, 9)	1-3 K		1-3 K			1-2 BLK 2B 1B	1-0 F8		
Scott Rolen, R OBP: 0.359, SLG: 0.500 (1, 5)	2-1 1-H 2-H 2B			3-2 E6 FC4-6		1-0 1-H 3B 2B	1-2 2B		
Rico Brogna, L OBP: 0.316, SLG: 0.419 (1, 3)	3-3 K			0-3 SAFE K		1-1 2-H 1B 3B	0-3 K		
Mike Lieberthal, R OBP: 0.390, SLG: 0.602 (1, 2)	2-2 G5-3			1-2 SAFE FC4-6 1-2f		0-1 3-H 1B 2B 1B	4-0 IBB		
Marlon Anderson, L OBP: 0.261, SLG: 0.350 15 David Doster, R OBP: 0.436, SLG: 0.516 (7, 4)			0-3 K		1-3 K	1-2 2B 1B	1-0 G6-3		
Alex Arias, R OBP: 0.337, SLG: 0.419 (1, 6)			2-2 G3-1		0-0 P4	1-0 SH5-4 1-H 2-H 2B		0-1 G4-3 G3-1 1B	
Curt Schilling, R OBP: 0.200, SLG: 0.171 Kevin Seifick, R OBP: 0.407, SLG: 0.493 (8, 7)			1-2 G1-3		4-1 BB	0-1 SH5-4		0-0 G3-1	

Inning Stats	R: 2 E: 0 K: 2 S: 13	H: 2 LOB: 1 BB: 1 P: 26	R: 0 E: 0 K: 1 S: 11	H: 0 LOB: 0 BB: 0 P: 14	R: 0 E: 0 K: 2 S: 8	H: 0 LOB: 0 BB: 0 P: 10	R: 0 E: 1 K: 2 S: 12	H: 0 LOB: 1 BB: 0 P: 17	R: 0 E: 0 K: 1 S: 10	H: 0 LOB: 1 BB: 1 P: 17	R: 5 E: 0 K: 1 S: 20	H: 6 LOB: 1 BB: 0 P: 28	R: 0 E: 0 K: 1 S: 8	H: 1 LOB: 2 BB: 1 P: 15	R: 0 E: 0 K: 1 S: 9	H: 1 LOB: 1 BB: 0 P: 11
--------------	-------------------------------	----------------------------------	-------------------------------	----------------------------------	------------------------------	----------------------------------	-------------------------------	----------------------------------	-------------------------------	----------------------------------	-------------------------------	----------------------------------	------------------------------	----------------------------------	------------------------------	----------------------------------

PITCHER	IP	WLS	BF	H	R	ER	SO	BB	IBB	HBP	BLK	WP	HR	S	P	ERA	WHIP
Jose Silva, R ERA: 6.75 (1, 1)	5.0	L	25	7	7	6	8	2	0	0	1	0	0	65	99	10.80	1.800
Greg Hansell, R ERA: 2.35 (6, 1)	1.0		4	1	0	0	1	0	0	0	0	0	0	9	13	0.00	1.000
Scott Sauerbeck, L ERA: 1.42 (7, 1)	1.0		5	1	0	0	1	0	1	0	0	0	0	8	15	0.00	1.000
Brad Clontz, R ERA: 1.59 (8, 1)	1.0		4	1	0	0	1	0	0	0	0	0	0	9	11	0.00	1.000


**BOTTOM**

AB	R	H	RBI	BB	SO	LOB
5	1	1	0	0	1	3
3	1	0	0	1	2	2
0	0	0	0	0	0	0
0	0	0	0	0	0	0
1	0	0	0	0	1	1
4	1	1	0	0	2	2
4	1	3	3	0	0	0
4	1	1	1	0	3	3
3	1	1	1	1	0	2
3	1	1	0	0	2	1
1	0	0	0	0	0	2
4	0	2	2	0	0	0
1	0	0	0	1	0	0
1	0	0	0	0	0	1

**AB 34**  
**R 7**  
**H 10**  
**RBI 7**  
**BB 3**  
**SO 11**  
**LOB 17**

**WP: 0 PA: 38**  
**PB: 1**  
**SB: 0**  
**CS: 0**

**PITTSBURGH PIRATES @ PHILADELPHIA PHILLIES**  
**VETERANS STADIUM, PHILADELPHIA, PA**  
Thu Jun 24 1999, 1:05 PM EDT  
Att. 25,848 - Sunny - 84 F



WP	HR	S	P	ERA	WHIP
0	0	0	0	0.00	1.000



**BOTTOM**

**Pittsburgh Pirates @ Milwaukee Brewers**  
 Milwaukee County Stadium, Milwaukee, WI

livebaseballscorecards.com

<b>AB</b>	<b>36</b>
<b>R</b>	<b>3</b>
<b>H</b>	<b>10</b>
<b>RBI</b>	<b>3</b>
<b>BB</b>	<b>0</b>
<b>SO</b>	<b>5</b>
<b>LOB</b>	<b>17</b>



WP: 0	PA: 36
PB: 0	
SB: 1	
CS: 0	

Fri Jun 25 1999, 8:05 PM EDT  
 Att: 23,958 - Unknown - 82 F

AB	R	H	RBI	BB	SO	LOB
4	1	1	1	0	0	0
4	0	3	0	0	0	2
4	0	2	0	0	1	2
4	0	1	2	0	1	4
4	0	0	0	0	1	4
4	0	0	0	0	0	2
3	0	0	0	0	1	0
1	0	0	0	0	0	0
4	1	2	0	0	0	1
0	0	0	0	0	0	0
1	1	1	0	0	0	0
1	0	0	0	1	1	1
0	0	0	0	0	0	0
1	0	0	0	0	0	1
0	0	0	0	0	0	0
1	0	0	0	0	0	0

Batter	1	2	3	4	5	6	7	8	9											
<b>Mark Loretta, R</b> OBP: 0.367, SLG: 0.411 (1, 3) C C B B F X	1-2 G5-3 ①		2-1 1B 1B 1-2 3-H		0-0 F7 ①		1-1 F9 ③													
<b>Ronnie Belliard, R</b> OBP: 0.437, SLG: 0.496 (1, 4) C S B B X	2-2 1B		0-1 F9 ①		2-2 1B			2-2 1B 1B												
<b>Jeff Cirillo, R</b> OBP: 0.364, SLG: 0.425 (1, 5) B 1 SAFE S S 1 SAFE C	2-3 K ②		2-1 1B 1B 1-2 2-3		0-0 B2 ②			0-0 1B 1-2												
<b>Jeremy Burnitz, L</b> OBP: 0.396, SLG: 0.573 (1, 9) B C B F X	2-2 P6 ③		1-1 G6-4-3 1B 1-3 2-H 3-H		2-3 K ③			1-0 P5 ①												
<b>Dave Nilsson, L</b> OBP: 0.382, SLG: 0.613 (1, 2) C T C B F X		1-2 P3 ①	0-1 G6-4-3 ② ③ 1-2f		0-3 K ①			0-2 F7 ②												
<b>Marquis Grissom, R</b> OBP: 0.333, SLG: 0.389 (1, 8) B B F X		2-1 G4-3 ②		3-2 G6-3 ①		0-0 F8 ②		1-0 L5 ③												
<b>Geoff Jenkins, L</b> OBP: 0.392, SLG: 0.599 (1, 7) <b>Alex Ochoa, R</b> OBP: 0.414, SLG: 0.538 (9, PH)	1-1 G5-3 ③			1-2 E3 FC1-6		3-3 K ③			3-2 F8 ①											
<b>Jose Valentin, S</b> OBP: 0.378, SLG: 0.590 (1, 6) X			0-0 1B 3B	1-0 FC1-6 ② 1-2f			3-2 G3-6 1B		3-2 P3 ②											
<b>Jim Abbott, L</b> OBP: 0.080, SLG: 0.059 (1, 1) <b>Z1 Cal Eldred, R</b> OBP: 0.143, SLG: 0.077 (3, 1) <b>Sean Berry, R</b> OBP: 0.308, SLG: 0.346 (4, PH) <b>David Weathers, R</b> OBP: 0.256, SLG: 0.167 (5, 1) <b>Rich Becker, L</b> OBP: 0.357, SLG: 0.357 (7, PH) <b>Al Reyes, R</b> OBP: 0.277, SLG: 0.383 (8, 1) <b>Bobby Hughes, R</b> OBP: 0.277, SLG: 0.383 (9, PH)			2-1 1B 1B 1B 1B	0-3 K ③		0-1 G3-6 ① ② 1-2f		0-1 P5 ③												
<b>Inning Stats</b>	R: 0 E: 0 K: 1 S: 13	H: 1 LOB: 1 BB: 0 P: 20	R: 0 E: 0 K: 0 S: 7	H: 0 LOB: 0 BB: 0 P: 11	R: 3 E: 0 K: 0 S: 13	H: 5 LOB: 1 BB: 0 P: 20	R: 0 E: 1 K: 1 S: 11	H: 0 LOB: 1 BB: 0 P: 16	R: 0 E: 0 K: 2 S: 7	H: 0 LOB: 0 BB: 0 P: 10	R: 0 E: 0 K: 0 S: 8	H: 1 LOB: 0 BB: 0 P: 12	R: 0 E: 0 K: 0 S: 10	H: 2 LOB: 2 BB: 0 P: 14	R: 0 E: 0 K: 0 S: 9	H: 0 LOB: 0 BB: 0 P: 15	1B: 9 2B: 0 3B: 1 HR: 0	SF: 0 SAC: 0 DP: 2 HBP: 0	WP: 0 PB: 0 SB: 1 CS: 0	PA: 36
<b>PITCHER</b>	IP WLS BF H R ER SO	WLS BF H R ER SO	WLS BF H R ER SO	WLS BF H R ER SO	WLS BF H R ER SO	WLS BF H R ER SO	WLS BF H R ER SO	WLS BF H R ER SO	WLS BF H R ER SO	WLS BF H R ER SO	WLS BF H R ER SO	WLS BF H R ER SO	WLS BF H R ER SO	WLS BF H R ER SO	WLS BF H R ER SO	WLS BF H R ER SO	WP HR S P	ERA WHIP	ERA WHIP	
<b>Jason Schmidt, R</b> ERA: 4.56 (1, 1)	7.0 W 30				0 0 0 0	0 0 0 0	0 0 0 0	0 0 0 0	0 0 0 0	0 0 0 0	0 0 0 0	0 0 0 0	0 0 0 0	0 0 0 0	0 0 0 0	0 0 0 0	0 0 0 0	3.86 1.429		
<b>Scott Sauerbeck, L</b> ERA: 1.39 (8, 1)	0.2 H 2				0 0 0 0	0 0 0 0	0 0 0 0	0 0 0 0	0 0 0 0	0 0 0 0	0 0 0 0	0 0 0 0	0 0 0 0	0 0 0 0	0 0 0 0	0 0 0 0	0 0 0 0	0.00 0.000		
<b>Greg Hansell, R</b> ERA: 2.26 (8, 1)	0.1 H 1				0 0 0 0	0 0 0 0	0 0 0 0	0 0 0 0	0 0 0 0	0 0 0 0	0 0 0 0	0 0 0 0	0 0 0 0	0 0 0 0	0 0 0 0	0 0 0 0	0 0 0 0	0.00 0.000		
<b>Jason Christiansen, L</b> ERA: 2.49 (9, 1)	1.0 S 3				0 0 0 0	0 0 0 0	0 0 0 0	0 0 0 0	0 0 0 0	0 0 0 0	0 0 0 0	0 0 0 0	0 0 0 0	0 0 0 0	0 0 0 0	0 0 0 0	0 0 0 0	0.00 0.000		

Batter	1	2	3	4	5	6	7	8	9	AB R H RBI BB SO LOB	TOP											
Al Martin, L (1, 7) OBP: 0.355, SLG: 0.518	0-0 G4-3		1-1 G6-3		0-1 P4		2-3 K		0-1 2B	5 0 1 0 0 1 1												
Ed Sprague, R (1, 5) OBP: 0.408, SLG: 0.576	0-2 G6-3		0-1 G5-3		0-0 SF7 3B		1-0 2-H 1B		2-0 P6	5 1 2 1 0 0 1												
Brian Giles, L (1, 8) OBP: 0.396, SLG: 0.547	1-0 P2		4-1 BB		1-0 SF7		1-3 K		1-0 G6-3	3 0 0 1 1 1 2												
Kevin Young, R (1, 3) OBP: 0.425, SLG: 0.528		2-2 HR	2-3 K		0-2 G6-3			2-1 HR		4 2 2 2 0 1 1												
18 Jason Kendall, R (1, 2) OBP: 0.441, SLG: 0.522		0-0 WP S 1B		3-1 G6-3		1-2 F9		1-1 L6		4 0 1 0 0 0 0												
Warren Morris, L (1, 4) OBP: 0.363, SLG: 0.442		1-3 K		2-1 F7		3-3 K		0-1 F7		4 0 0 0 0 2 1												
Brant Brown, L (1, 9) OBP: 0.305, SLG: 0.487		3-3 K		0-0 2B 1B		0-3 K		2-2 1B		4 0 2 0 0 2 1												
Mike Benjamin, R (1, 6) OBP: 0.278, SLG: 0.320		4-2 BB		2-1 2B		3-1 1B S		0-1 F8		3 1 2 0 1 0 1												
Todd Ritchie, R (1, 1) OBP: 0.231, SLG: 0.200		1-1 L4		0-3 K2-3		0-1 L9			1-1 G3	2 0 0 0 0 1 4												
Ivan Cruz, L (7, PH)										1 0 0 0 0 0 1												
Pete Schourek, L (7, 1)										0 0 0 0 0 0 0												
Jeff Wallace, L (8, 1)										0 0 0 0 0 0 0												
Adrian Brown, S (9, PH) OBP: 0.328, SLG: 0.241										1 0 0 0 0 0 0												
<b>Inning Stats</b>	R: 0 E: 0 K: 0 S: 5	H: 0 LOB: 0 BB: 0 P: 6	R: 1 E: 0 K: 2 S: 21	H: 2 LOB: 2 BB: 1 P: 32	R: 0 E: 0 K: 1 S: 12	H: 0 LOB: 1 BB: 1 P: 19	R: 0 E: 0 K: 1 S: 10	H: 2 LOB: 2 BB: 0 P: 17	R: 1 E: 0 K: 0 S: 7	H: 1 LOB: 0 BB: 0 P: 8	R: 0 E: 0 K: 2 S: 9	H: 0 LOB: 0 BB: 0 P: 13	R: 1 E: 0 K: 2 S: 12	H: 2 LOB: 1 BB: 0 P: 19	R: 1 E: 0 K: 0 S: 11	H: 2 LOB: 1 BB: 0 P: 16	R: 0 E: 0 K: 0 S: 6	H: 1 LOB: 1 BB: 0 P: 10	1B: 5 2B: 2 3B: 1 HR: 2	SF: 1 SAC: 0 DP: 0 HBP: 0	WP: 1 PB: 0 SB: 2 CS: 0	PA: 39
<b>PITCHER</b>	IP WLS BF H R ER SO BB IBB HBP BLK WP HR S P ERA WHIP																					
Hideo Nomo, R (1, 1) ERA: 3.72	6.2 W 29 7 3 3 7 2 0 0 0 1 1 73 110 4.05 1.350																					
Mike Myers, L (7, 1) ERA: 6.97	0.1 H 1 0 0 0 1 0 0 0 0 0 0 3 4 0.00 0.000																					
Eric Plunk, R (8, 1) ERA: 3.63	1.0 5 2 1 1 0 0 0 0 0 0 1 11 16 9.00 2.000																					
Bob Wickman, R (9, 1) ERA: 3.34	1.0 S 4 1 0 0 0 0 0 0 0 0 0 6 10 0.00 1.000																					

Pittsburgh Pirates @ Milwaukee Brewers  
Milwaukee County Stadium, Milwaukee, WI

Sat Jun 26 1999, 8:05 PM EDT  
Att. 26,590 - Cloudy - 70 F

livebaseballscorecards.com

AB	36
R	4
H	10
RBI	4
BB	2
SO	8
LOB	13





Batter	1	2	3	4	5	6	7	8	9
Mark Loretta, R OBP: 0.371, SLG: 0.420 (1, 3)	0-1 1B 2B	0-2 F9			1-1 F9		1-0 2B 2B	4-1 BB BB	
Ronnie Belliard, R OBP: 0.442, SLG: 0.497 (1, 4)	3-2 1B 1B		1-2 G5-3		1-2 F9		2-2 2B SF9 1B	4-2 BB BB	
Jeff Cirillo, R OBP: 0.387, SLG: 0.432 (1, 5)	3-2 1B 1B		2-1 BB 1B		1-0 G6-3		2-2 2B 2B	0-3 K	
Jeremy Burnitz, L OBP: 0.400, SLG: 0.587 (1, 9)	0-1 1B 1B		4-0 BB G4-6-3			3-2 HR	3-2 SF9		
Dave Nilsson, L OBP: 0.384, SLG: 0.609 (1, 2)	0-0 1B 1B		0-1 G4-6-3			1-3 K	4-2 BB		
Marquis Grissom, R OBP: 0.329, SLG: 0.383 (1, 8)	2-3 K		3-2 G5-3		0-0 G6-3		2-3 K		
Geoff Jenkins, L OBP: 0.384, SLG: 0.586 (1, 7)	2-0 G3-6-3		0-1 L3		1-3 K			1-2 G4-3	
Jose Valentin, S OBP: 0.388, SLG: 0.619 (1, 6)		1-2 F8	0-0 3B				4-2 2B BB G1-6-3	1-3 K	
Hideo Nomo, R OBP: 0.286, SLG: 0.429 (7, 1) Mike Myers, L OBP: 0.307, SLG: 0.344 (7, PH) Sean Berry, R OBP: 0.420, SLG: 0.538 (8, PH) Alex Ochoa, R OBP: 0.420, SLG: 0.538 (8, PH) Bob Wickman, R (9, 1)		2-3 K	1-3 K				0-0 G1-6-3	4-2 BB BB	

Inning Stats	R: 3	H: 5	E: 0	K: 1	S: 17	LOB: 1	BB: 0	P: 27	R: 0	H: 0	E: 0	K: 1	S: 11	LOB: 0	BB: 0	P: 14	R: 0	H: 1	E: 0	K: 0	S: 7	LOB: 1	BB: 1	P: 14	R: 0	H: 0	E: 0	K: 0	S: 7	LOB: 0	BB: 0	P: 10	R: 1	H: 1	E: 0	K: 2	S: 14	LOB: 0	BB: 0	R: 3	H: 3	E: 0	K: 1	S: 23	LOB: 2	BB: 2	P: 41	R: 0	H: 0	E: 0	K: 2	S: 19	LOB: 3	BB: 3	P: 33
--------------	------	------	------	------	-------	--------	-------	-------	------	------	------	------	-------	--------	-------	-------	------	------	------	------	------	--------	-------	-------	------	------	------	------	------	--------	-------	-------	------	------	------	------	-------	--------	-------	------	------	------	------	-------	--------	-------	-------	------	------	------	------	-------	--------	-------	-------

PITCHER	IP	WLS	BF	H	R	ER	SO	BB	IBB	HBP	BLK	WP	HR	S	P	ERA	WHIP
Todd Ritchie, R ERA: 4.48 (1, 1)	6.0	L	25	8	4	4	5	1	0	0	0	0	1	70	102	6.00	1.500
Pete Schourek, L ERA: 5.4 (7, 1)	1.0		8	3	3	3	1	2	0	0	0	0	0	23	41	27.00	5.000
Jeff Wallace, L ERA: 3.48 (8, 1)	1.0		6	0	0	0	2	3	0	0	0	0	0	19	33	0.00	3.000


AB	R	H	RBI	BB	SO	LOB
4	2	2	1	1	0	0
4	2	2	0	1	0	0
5	1	3	2	0	1	3
2	1	2	3	1	0	0
3	0	1	1	1	1	2
4	0	0	0	0	2	4
4	0	0	0	0	1	2
3	1	1	0	1	1	0
2	0	0	0	0	2	1
1	0	0	0	0	0	1
0	0	0	0	0	0	0
0	0	0	0	1	0	0
0	0	0	0	0	0	0

WP	PA	3B	HR	DP	HBP	CS
0	39	1	1	2	0	0

**Pittsburgh Pirates @ Milwaukee Brewers**  
**Milwaukee County Stadium, Milwaukee, WI**  
 Sat Jun 26 1999, 8:05 PM EDT  
 Att. 26,590 - Cloudy - 70 F

livebaseballscorecards.com

AB	32
R	7
H	11
RBI	7
BB	6
SO	8
LOB	13



Batter	1	2	3	4	5	6	7	8	9	AB R H RBI BB SO LOB	TOP		
<b>Al Martin, L</b> (1, 7) <small>OBP: 0.356, SLG: 0.532</small>	0-1 			2-2 		0-0 	2-3 		2-0 	5 2 2 1 0 1 3	<b>Pittsburgh Pirates @ Milwaukee Brewers</b> Milwaukee County Stadium, Milwaukee, WI Sun Jun 27 1999, 2:05 PM EDT Att. 23,788 - Sunny - 83 F		
<b>Ed Sprague, R</b> (1, 5) <small>OBP: 0.410, SLG: 0.585</small>	2-3 			3-3 		1-0 	2-1 			3 1 1 4 0 2 0			
<b>Brian Giles, L</b> (1, 8) <small>OBP: 0.394, SLG: 0.542</small>	2-3 			2-2 		0-0 	1-3 			4 0 1 0 0 2 3			
<b>Kevin Young, R</b> (1, 3) <small>OBP: 0.423, SLG: 0.522</small>		4-1 		0-0 		0-0 	0-0 			3 0 0 0 1 0 4			
<b>Keith Osik, R</b> (1, 2) <small>OBP: 0.289, SLG: 0.389</small> <b>Brad Clontz, R</b> (8, 1) <b>Jason Christiansen, R</b> (9, 1)	0-2 			0-0 		3-2 		2-0 		4 0 1 0 0 0 2 0 0 0 0 0 0 0 0 0 0 0 0 0 0			
<b>Warren Morris, L</b> (1, 4) <small>OBP: 0.362, SLG: 0.439</small>	1-0 				1-2 		2-0 	0-0 		4 1 1 0 0 0 1			
<b>Adrian Brown, S</b> (1, 9) <small>OBP: 0.324, SLG: 0.228</small>			2-2 		0-1 		4-2 	0-0 		3 1 0 0 1 0 0			
<b>Mike Benjamin, R</b> (1, 6) <small>OBP: 0.277, SLG: 0.315</small>			3-2 		0-2 		4-0 		0-2 	3 0 0 0 1 0 0			
<b>67 Francisco Cordova, R</b> (1, 1) <small>OBP: 0.333, SLG: 0.200</small> <b>Scott Sauerbeck, R</b> (8, 1) <b>18 Jason Kendall, R</b> (8, 2) <small>OBP: 0.440, SLG: 0.520</small>			0-0 		0-0 		4-1 	0-0 		2 1 1 1 1 0 0 0 0 0 0 0 0 0 1 0 0 0 0 0 0			
<b>Inning Stats</b>	R: 0 H: 0 E: 0 LOB: 0 K: 2 BB: 0 S: 9 P: 13	R: 0 H: 0 E: 0 LOB: 0 K: 0 BB: 1 S: 5 P: 10	R: 0 H: 0 E: 0 LOB: 0 K: 0 BB: 0 S: 7 P: 12	R: 1 H: 2 E: 0 LOB: 1 K: 1 BB: 0 S: 15 P: 22	R: 0 H: 0 E: 0 LOB: 0 K: 0 BB: 0 S: 9 P: 10	R: 3 H: 3 E: 0 LOB: 0 K: 0 BB: 0 S: 8 P: 12	R: 2 H: 1 E: 0 LOB: 3 K: 2 BB: 3 S: 12 P: 31	R: 0 H: 1 E: 0 LOB: 0 K: 0 BB: 0 S: 3 P: 5	R: 0 H: 0 E: 0 LOB: 0 K: 0 BB: 0 S: 5 P: 7	1B: 4 SF: 0 2B: 1 SAC: 0 3B: 0 DP: 2 HR: 2 HBP: 1	WP: 0 PA: 37 PB: 0 SB: 0 CS: 0		
<b>PITCHER</b>	IP WLS BF H R ER SO BB IBB HBP BLK WP HR S P ERA WHIP											<b>PITCHER</b>	IP WLS BF H R ER SO BB IBB HBP BLK WP HR S P ERA WHIP
<b>Scott Karl, L</b> (1, 1) <small>ERA: 5.09</small>	6.0 L 25 6 6 6 3 2 0 0 0 0 0 2 56 88 9.00 1.333												
<b>Al Reyes, R</b> (7, 1) <small>ERA: 4.25</small>	0.0 1 0 0 0 0 1 0 0 0 0 0 0 0 4 ∞ ∞												
<b>Mike Myers, L</b> (7, 1) <small>ERA: 6.75</small>	0.2 4 0 0 0 0 2 1 0 1 0 0 0 8 17 0.00 1.500												
<b>Jim Pittsley, R</b> (7, 1) <small>ERA: 4.82</small>	1.1 4 1 0 0 0 0 0 0 0 0 0 0 4 6 0.00 0.750												
<b>Eric Plunk, R</b> (9, 1) <small>ERA: 3.53</small>	1.0 3 0 0 0 0 0 0 0 0 0 0 0 0 5 7 0.00 0.000												

livebaseballscorecards.com

AB	32
R	6
H	7
RBI	6
BB	4
SO	5
LOB	13



BOTTOM

Pittsburgh Pirates @ Milwaukee Brewers  
Milwaukee County Stadium, Milwaukee, WI

Sun Jun 27 1999, 2:05 PM EDT  
Att. 23,788 - Sunny - 83 F

livebaseballscorecards.com

AB	35
R	5
H	9
RBI	5
BB	4
SO	5
LOB	14



WP	0	PA	40
PB	0		
SB	1		
CS	0		

AB	R	H	RBI	BB	SO	LOB
5	1	2	0	0	0	1
4	1	2	0	1	0	1
4	1	2	1	1	1	2
4	1	1	4	0	0	2
3	0	1	0	0	0	2
0	0	0	0	0	0	0
0	0	0	0	1	0	0
0	0	0	0	0	0	0
0	0	0	0	0	0	0
0	0	0	0	0	0	0
4	0	0	0	0	1	3
3	0	0	0	0	1	1
0	0	0	0	1	0	0
4	0	0	0	0	1	2
2	0	0	0	0	0	0
0	0	0	0	0	0	0
0	0	0	0	0	0	0
2	1	1	0	0	1	0

Batter	1	2	3	4	5	6	7	8	9
Mark Loretta, R OBP: 0.372, SLG: 0.419 (1, 4)	1-1 F7 ①		2-0 1B ①			1-2 G6-3 1B ①		0-0 F9 ①	0-1 L6 ②
Rich Becker, L OBP: 0.371, SLG: 0.378 (1, 7) (7, 8)	3-1 G4-3 ②		0-0 F8 ③			0-0 2B ①		1-0 1B ①	4-0 BB ③
Jeff Cirillo, R OBP: 0.390, SLG: 0.433 (1, 5)	2-2 PO 1B ①			4-0 FC4-6 BB ①		0-0 G6-3 ①		2-1 1B ①	1-3 K ③
Jeromy Burnitz, L OBP: 0.398, SLG: 0.593 (1, 9)	1-2 PO ③	2-2 P5 ①		0-0 F7 ①		3-2 F8 ②		1-0 HR ①	
Marquis Grissom, R OBP: 0.329, SLG: 0.383 (7, 1) Jim Pittsley, R (8, PH) Ronnie Belliard, R OBP: 0.445, SLG: 0.497 (8, PR) Hideo Nomo, R OBP: 0.286, SLG: 0.429 (8, PR) Geoff Jenkins, L OBP: 0.384, SLG: 0.586 (8, PR) Eric Plunk, R (9, 1)		1-2 S 1B ①		1-2 FC4-6 ②		0-1 F9 ③		4-1 G3 BB ②	
Jose Valentin, S OBP: 0.358, SLG: 0.565 (1, 6)		0-2 P2 ②		1-1 P3 ③			3-3 K ①	0-2 G3 ②	
Sean Berry, R OBP: 0.302, SLG: 0.339 (8, PH) Dave Nilsson, L OBP: 0.387, SLG: 0.609 (9, 2)		0-3 K ③			0-0 F9 ①		0-2 F9 ②	4-0 IBB ③	
Brian Banks, S OBP: 0.339, SLG: 0.387 (1, 2) (9, 3)			1-2 L7 ①		3-1 F8 ②		2-1 G4-3 ③	3-3 K ③	
Scott Karl, L OBP: 0.176, SLG: 0.412 (7, 1) Al Reyes, R (7, 1) Mike Myers, L (7, 1) Alex Ochoa, R OBP: 0.421, SLG: 0.537 (7, 7)			2-2 G1-3 ②		0-0 L8 ③			0-1 1B HR 1B ①	1-3 K ①

Inning Stats	R: 0	H: 1	E: 0	LOB: 0	K: 0	P: 16	R: 0	H: 1	E: 0	LOB: 1	K: 1	P: 18	R: 0	H: 1	E: 0	LOB: 1	K: 0	P: 14	R: 0	H: 0	E: 0	LOB: 1	K: 0	P: 12	R: 0	H: 0	E: 0	LOB: 0	K: 0	P: 7	R: 1	H: 2	E: 0	LOB: 1	K: 0	P: 15	R: 0	H: 0	E: 0	LOB: 0	K: 1	P: 13	R: 4	H: 4	E: 0	LOB: 2	K: 1	P: 29	R: 0	H: 0	E: 0	LOB: 1	K: 2	P: 16	1B: 7	SF: 0	2B: 1	SAC: 0	3B: 0	DP: 0	HR: 1	HBP: 0	WP: 0	PA: 40
--------------	------	------	------	--------	------	-------	------	------	------	--------	------	-------	------	------	------	--------	------	-------	------	------	------	--------	------	-------	------	------	------	--------	------	------	------	------	------	--------	------	-------	------	------	------	--------	------	-------	------	------	------	--------	------	-------	------	------	------	--------	------	-------	-------	-------	-------	--------	-------	-------	-------	--------	-------	--------

PITCHER	IP	WLS	BF	H	R	ER	SO	BB	IBB	HBP	BLK	WP	HR	S	P	ERA	WHIP
67 Francisco Cordova, R ERA: 5.33 (1, 1)	7.1	W	30	8	4	4	2	1	0	0	0	0	0	68	104	4.91	1.227
Scott Sauerbeck, L ERA: 1.65 (8, 1)	0.1	H	3	1	1	1	0	1	0	0	0	0	1	5	10	27.00	6.000
Brad Clontz, R ERA: 1.52 (8, 1)	1.0	H	4	0	0	0	2	0	1	0	0	0	0	8	16	0.00	0.000
Jason Christiansen, L ERA: 2.45 (9, 1)	0.1	S	2	0	0	0	1	1	0	0	0	0	0	5	10	0.00	3.000

Batter	1	2	3	4	5	6	7	8	9	10	AB R H RBI BB SO LOB	TOP								
Doug Glanville, R OBP: 0.371, SLG: 0.432 (1, 8)	E1 1B		L8			F9		SH2-3		K	4 1 0 0 0 1 0	Philadelphia Phillies @ Pittsburgh Pirates Three Rivers Stadium, Pittsburgh, PA Mon Jun 28 1999, 7:05 PM EDT Att: 14,144 - Unknown - 87 F								
Ron Gant, R OBP: 0.352, SLG: 0.434 Jim Poole, L (10, 1)	F8 1B		K			G1-3		G6-3		G6-3	5 1 2 1 0 1 0 0 0 0 0 0 0 0									
Bobby Abreu, L OBP: 0.400, SLG: 0.555 (1, 9)	F8 1B					F8		F8			4 0 1 0 0 1 2									
Scott Rolen, R OBP: 0.349, SLG: 0.477 (1, 5)	F8					G4-3		P2		K	4 0 0 0 0 1 2									
Rico Brogna, L OBP: 0.319, SLG: 0.428 (1, 3)	G4-3-6-3					FC6-4 1B		K		K	4 0 2 0 0 1 1									
Alex Arias, R OBP: 0.333, SLG: 0.398 (1, 6)			K			FC6-4 1B		K		K	4 0 1 0 0 2 2									
Marlon Anderson, L OBP: 0.260, SLG: 0.341 Steve Montgomery, R OBP: 1.000, SLG: 1.000 Kevin Seick, R OBP: 0.389, SLG: 0.476 (1, 4) (9, 1) (10, 7)			G5-3			B2		K		K	3 0 0 0 1 1 1 0 0 0 0 0 0 0 0 0 0 0 0 0 0									
Gary Bennett, R OBP: 0.306, SLG: 0.343 Mike Lieberthal, R OBP: 0.393, SLG: 0.618 (1, 2) (9, PH) (9, 2)			G3-1			L4		F8		K	3 0 0 0 0 0 0 1 0 0 0 0 1 2									
Paul Byrd, R OBP: 0.263, SLG: 0.176 23 Kevin Jordan, R OBP: 0.351, SLG: 0.427 (1, 1) (9, 4)			G4-3			G5-3		1B SH2-3 BB		F8	2 0 0 0 1 0 0 1 0 0 0 0 0 0									
<b>Inning Stats</b>	R: 2 E: 1 K: 0 S: 10	H: 2 LOB: 0 BB: 0 P: 12	R: 0 E: 0 K: 1 S: 6	H: 0 LOB: 0 BB: 0 P: 11	R: 0 E: 0 K: 1 S: 7	H: 1 LOB: 1 BB: 0 P: 18	R: 0 E: 0 K: 0 S: 6	H: 0 LOB: 0 BB: 0 P: 6	R: 0 E: 0 K: 0 S: 4	H: 1 LOB: 1 BB: 0 P: 16	R: 0 E: 0 K: 2 S: 12		H: 1 LOB: 2 BB: 1 P: 15	R: 0 E: 0 K: 3 S: 14	H: 1 LOB: 2 BB: 1 P: 25	R: 0 E: 0 K: 1 S: 5	H: 0 LOB: 0 BB: 0 P: 5	1B: 6 2B: 0 3B: 0 HR: 0	SF: 0 SAC: 1 DP: 1 HBP: 0	WP: 0 PB: 0 SB: 2 CS: 0
<b>PITCHER</b>	IP WLS BF H R ER SO BB IBB HBP BLK WP HR S P ERA WHIP																			
Kris Benson, R ERA: 3.89 Greg Hansell, R ERA: 2.0 (1, 1) (10, 1)	9.0 W 35 H 6 R 2 ER 0 SO 8 BB 1 IBB 1 HBP 0 BLK 0 WP 0 HR 0 S 76 P 121 ERA 0.00 WHIP 0.778																			
	1.0 W 3 0 0 0 1 0 0 0 0 0 0 0 0 5 5 0.00 0.000																			

livebaseballscorecards.com

AB 35  
R 2  
H 6  
RBI 1  
BB 2  
SO 9  
LOB 10



Batter	1	2	3	4	5	6	7	8	9	10	AB R H RBI BB SO LOB
<b>Al Martin, L</b> OBP: 0.353, SLG: 0.525 (1, 7)	F8		18 E S 1B	G4-3			K		FC1-6 G6-4-3 1-2f		5 1 1 0 0 1 3
<b>Ed Sprague, R</b> OBP: 0.403, SLG: 0.573 (1, 5)	F7		F9		F8		F8		G6-4-3 1-2f		5 0 0 0 0 0 3
<b>Brian Giles, L</b> OBP: 0.394, SLG: 0.539 (1, 8)	HBP 1B		K		G3			HBP 18 E 1B		G4-3	5 0 2 0 0 1 1
<b>Kevin Young, R</b> OBP: 0.426, SLG: 0.520 (1, 3)			18 E S BB		K			K		1B 1B	3 2 1 0 1 2 1
<b>18 Jason Kendall, R</b> OBP: 0.433, SLG: 0.510 (1, 2)	P4		E5			G5-3		E9 HBP		P3	5 0 0 0 0 0 5
<b>Warren Morris, L</b> OBP: 0.358, SLG: 0.433 (1, 4)		F7	G3-1			F9		K		1B 1B	5 0 1 0 0 1 3
<b>Brant Brown, L</b> OBP: 0.304, SLG: 0.478 (1, 9)		E3		G6-3		G6-3				1B	3 0 0 0 0 0 0
<b>Adrian Brown, S</b> OBP: 0.333, SLG: 0.241 (9, 9)		FC3-6						HBP		1B	1 0 1 1 0 0 0
<b>Abraham Nunez, S</b> OBP: 0.277, SLG: 0.250 (1, 6)		FC3-6					L5				2 0 0 0 1 0 1
<b>Ivan Cruz, L</b> (8, PH)											1 0 0 0 0 1 3
<b>Mike Benjamin, R</b> OBP: 0.277, SLG: 0.315 (9, 6)											0 0 0 0 0 0 0
<b>Kris Benson, R</b> OBP: 0.161, SLG: 0.167 (1, 1)											3 0 1 0 0 1 2
<b>Keith Osik, R</b> OBP: 0.308, SLG: 0.389 (9, PH)											0 0 0 0 1 0 0
<b>Greg Hansell, R</b> (10, 1)									FC1-6 BB		0 0 0 0 0 0 0

Inning Stats	R: 0	H: 1	R: 0	H: 0	R: 2	H: 1	R: 0	H: 0	R: 0	H: 0	R: 0	H: 1	R: 0	H: 1	R: 0	H: 0	R: 1	H: 3
	E: 0	LOB: 2	E: 1	LOB: 0	E: 1	LOB: 1	E: 0	LOB: 0	E: 0	LOB: 0	E: 0	LOB: 1	E: 1	LOB: 3	E: 0	LOB: 0	E: 0	LOB: 2
	K: 0	BB: 0	K: 0	BB: 0	K: 1	BB: 1	K: 1	BB: 0	K: 0	BB: 0	K: 1	BB: 0	K: 3	BB: 0	K: 0	BB: 1	K: 0	BB: 0
	S: 12	P: 19	S: 11	P: 14	S: 13	P: 23	S: 11	P: 19	S: 7	P: 7	S: 5	P: 8	S: 10	P: 13	S: 19	P: 28	S: 7	P: 11

PITCHER	IP	WLS	BF	H	R	ER	SO	BB	IBB	HBP	BLK	WP	HR	S	P	ERA	WHIP
<b>Paul Byrd, R</b> ERA: 3.32 (1, 1)	8.0		35	4	2	0	7	2	0	2	0	0	0	88	131	0.00	0.750
<b>Steve Montgomery, R</b> ERA: 3.51 (9, 1)	1.2	L	6	1	1	1	0	1	0	0	0	0	0	10	14	5.40	1.200
<b>Jim Poole, L</b> ERA: 3.88 (10, 1)	0.0		2	2	0	0	0	0	0	0	0	0	0	2	2	∞	∞

**BOTTOM**

Philadelphia Phillies @ Pittsburgh Pirates  
 Three Rivers Stadium, Pittsburgh, PA  
 Mon Jun 28 1999, 7:05 PM EDT  
 Att. 14,144 - Unknown - 87 F

AB	38
R	3
H	7
RBI	1
BB	3
SO	7
LOB	22



WP: 0	PA: 43
PB: 0	
SB: 4	
CS: 0	

Batter	1	2	3	4	5	6	7	8	9	AB R H RBI BB SO LOB	TOP															
<b>Doug Glanville, R</b> (1, 8) OBP: 0.375, SLG: 0.432	1-2 G5-3		0-0 2B 1B	0-1 L9			1-0 PB HBP		2-2 1B BB SF9 1B	4 2 2 1 0 0 0																
<b>Ron Gant, R</b> (1, 7) OBP: 0.353, SLG: 0.435	1-3 K		0-0 1B 2B		1-3 K		2-0 L9		4-2 SF9 1B BB	4 1 1 2 1 2 1																
<b>Bobby Abreu, L</b> (1, 9) OBP: 0.404, SLG: 0.556	0-0 G3		1-2 1B 1B		3-1 1B FC3-6 1B		3-2 F8		1-0 1B	5 2 3 1 0 0 1																
<b>Scott Rolen, R</b> (1, 5) OBP: 0.347, SLG: 0.472		2-3 K	0-0 G5-3 1B		0-2 FC3-6 1B		2-3 K		0-3 K	5 0 1 0 0 3 5																
<b>Rico Brogna, L</b> (1, 3) OBP: 0.320, SLG: 0.427		3-2 L4	4-2 1B BB		0-0 FC3-6 FC5-4		1-0 G6-4-3 1B		1-2 SF9	3 0 1 2 1 0 1																
<b>Mike Lieberthal, R</b> (1, 2) OBP: 0.390, SLG: 0.609		0-1 G4-3	0-1 1B		0-2 FC5-4		0-0 G6-4-3		0-0 P6	5 0 1 1 0 0 4																
<b>Marlon Anderson, L</b> (1, 4) OBP: 0.264, SLG: 0.348						1-0 L9		1-0 2B		4 1 2 0 0 1 2																
<b>15 David Doster, R</b> (8, 4) OBP: 0.450, SLG: 0.516										0 0 0 0 0 0 0																
<b>Alex Arias, R</b> (1, 6) OBP: 0.331, SLG: 0.387			0-1 E6 1B 2B	1-3 K		0-1 G6-3		4-0 IBB		3 1 0 0 1 1 1																
<b>Curt Schilling, R</b> (1, 1) OBP: 0.182, SLG: 0.154			1-3 K		3-3 K		0-0 G6-3			4 0 0 0 0 2 4																
<b>Wayne Gomes, R</b> (9, 1)										0 0 0 0 0 0 0																
<b>Inning Stats</b>	R: 0 E: 0 K: 1 S: 10	H: 0 LOB: 0 BB: 0 P: 12	R: 0 E: 0 K: 1 S: 8	H: 0 LOB: 0 BB: 0 P: 13	R: 5 E: 1 K: 2 S: 23	H: 5 LOB: 2 BB: 1 P: 34	R: 0 E: 0 K: 2 S: 9	H: 0 LOB: 0 BB: 0 P: 13	R: 1 E: 0 K: 1 S: 14	H: 2 LOB: 1 BB: 0 P: 18	R: 0 E: 0 K: 0 S: 4	H: 0 LOB: 0 BB: 0 P: 5	R: 0 E: 0 K: 1 S: 8	H: 0 LOB: 1 BB: 0 P: 16	R: 0 E: 0 K: 0 S: 4	H: 2 LOB: 2 BB: 1 P: 10	R: 1 E: 0 K: 1 S: 16	H: 2 LOB: 2 BB: 1 P: 24	1B: 9 2B: 2 3B: 0 HR: 0	SF: 1 SAC: 0 DP: 1 HBP: 1	WP: 0 PB: 1 SB: 0 CS: 0	PA: 42				
<b>PITCHER</b>	IP	WLS	BF	H	R	ER	SO	BB	IBB	HBP	BLK	WP	HR	S	P	ERA	WHIP								ERA	WHIP
<b>Jose Silva, R</b> (1, 1) ERA: 6.79	5.0	L	24	7	6	4	7	1	0	0	0	0	0	64	90	7.20	1.600									
<b>Pete Schourek, L</b> (6, 1) ERA: 5.14	3.0		12	2	0	0	1	0	1	1	0	0	0	16	31	0.00	0.667									
<b>Marc Wilkins, R</b> (9, 1) ERA: 5.87	1.0		6	2	1	1	1	1	0	0	0	0	0	16	24	9.00	3.000									

Philadelphia Phillies @ Pittsburgh Pirates  
Three Rivers Stadium, Pittsburgh, PA

Tue Jun 29 1999, 7:05 PM EDT  
Att. 16,343 - Overcast - 78 F

livebaseballscorecards.com

AB 37  
R 7  
H 11  
RBI 7  
BB 3  
SO 9  
LOB 19



BOTTOM

Philadelphia Phillies @ Pittsburgh Pirates  
Three Rivers Stadium, Pittsburgh, PA

Tue Jun 29 1999, 7:05 PM EDT  
Att. 16,343 - Overcast - 78 F

livebaseballscorecards.com

AB	33
R	4
H	7
RBI	4
BB	2
SO	9
LOB	15



WP:	0	PA:	36
PB:	0	SB:	0
CS:	0		

AB R H RBI BB SO LOB

4	1	1	1	0	2	1
3	0	0	0	0	0	1
4	2	2	1	0	1	1
4	0	0	0	0	1	2
4	1	1	2	0	0	0
4	0	2	0	0	0	0
3	0	0	0	1	2	2
3	0	1	0	1	0	2
1	0	0	0	0	1	0
1	0	0	0	0	1	2
0	0	0	0	0	0	0
1	0	0	0	0	1	1
0	0	0	0	0	0	0
1	0	0	0	0	0	3

Batter	1	2	3	4	5	6	7	8	9
Al Martin, L OBP: 0.351, SLG: 0.533 (1, 7)	2-1 F8		3-3 K			3-2 HR		2-3 K	
Ed Sprague, R OBP: 0.401, SLG: 0.566 (1, 5)	2-1 P2			0-1 F7		2-1 G1-6-3 HBP		2-2 G1-3	
Brian Giles, L OBP: 0.395, SLG: 0.550 (1, 8)	1-1 HR			0-3 K		2-1 F8		2-0 18 HR 1B	
Kevin Young, R OBP: 0.420, SLG: 0.512 (1, 3)	1-2 F7			0-1 G5-3		1-0 G1-6-3 1-2f		3-3 K	
18 Jason Kendall, R OBP: 0.430, SLG: 0.517 (1, 2)		1-2 G5-3			3-2 E5 1B		2-0 L9	2-0 HR 1-H	
Warren Morris, L OBP: 0.361, SLG: 0.435 (1, 4)		3-1 F9			0-1 1B		1-0 F7	0-0 BB BB 1B	
Brant Brown, L OBP: 0.303, SLG: 0.469 (1, 9)		0-3 K			0-3 K		3-2 F7	4-2 BB BB 1-2 BB	
Abraham Nunez, S OBP: 0.286, SLG: 0.253 (1, 6)			0-2 G6-3		0-0 F8		2-2 1B	4-1 G5-4-3 BB 1-2 2-3	
Jose Silva, R OBP: 0.115, SLG: 0.105 (5, PH)			2-3 K		0-3 K		2-3 K	2-2 G5-4-3 BB 1-2f	
Ivan Cruz, L (6, 1)									
Pete Schourek, L (8, PH)									
Adrian Brown, S OBP: 0.329, SLG: 0.237 (9, 1)									
Marc Wilkins, R (9, PH)									
Freddy Garcia, R OBP: 0.240, SLG: 0.330									

Inning Stats	R: 1	H: 1	E: 0	K: 0	S: 10	LOB: 0	BB: 0	P: 16	R: 0	H: 0	E: 0	K: 1	S: 8	LOB: 0	BB: 0	P: 12	R: 0	H: 0	E: 0	K: 2	S: 10	LOB: 0	BB: 0	P: 15	R: 0	H: 0	E: 0	K: 1	S: 7	LOB: 0	BB: 0	P: 7	R: 0	H: 1	E: 1	K: 2	S: 16	LOB: 2	BB: 0	P: 19	R: 1	H: 1	E: 0	K: 0	S: 8	LOB: 0	BB: 0	P: 16	R: 0	H: 0	E: 0	K: 0	S: 8	LOB: 0	BB: 0	P: 14	R: 0	H: 1	E: 0	K: 2	S: 16	LOB: 1	BB: 0	P: 24	R: 2	H: 3	E: 0	K: 1	S: 15	LOB: 2	BB: 2	P: 32	1B: 4	2B: 0	3B: 0	HR: 3	SF: 0	SAC: 0	DP: 2	HBP: 1	WP: 0	PA: 36
--------------	------	------	------	------	-------	--------	-------	-------	------	------	------	------	------	--------	-------	-------	------	------	------	------	-------	--------	-------	-------	------	------	------	------	------	--------	-------	------	------	------	------	------	-------	--------	-------	-------	------	------	------	------	------	--------	-------	-------	------	------	------	------	------	--------	-------	-------	------	------	------	------	-------	--------	-------	-------	------	------	------	------	-------	--------	-------	-------	-------	-------	-------	-------	-------	--------	-------	--------	-------	--------

PITCHER	IP	WLS	BF	H	R	ER	SO	BB	IBB	HBP	BLK	WP	HR	S	P	ERA	WHIP
Curt Schilling, R ERA: 3.23 (1, 1)	8.0	W	29	4	2	2	8	0	0	1	0	0	2	83	123	2.25	0.500
Wayne Gomes, R ERA: 3.68 (9, 1)	1.0		7	3	2	2	1	2	0	0	0	0	1	15	32	18.00	5.000

PITCHER	IP	WLS	BF	H	R	ER	SO	BB	IBB	HBP	BLK	WP	HR	S	P	ERA	WHIP
---------	----	-----	----	---	---	----	----	----	-----	-----	-----	----	----	---	---	-----	------

Batter	1	2	3	4	5	6	7	8	9	AB R H RBI BB SO LOB	TOP											
<b>Doug Glanville, R</b> (1, 8) OBP: 0.375, SLG: 0.432	2-1 F7		1-0 1B		1-2 F9		0-0 1B		3-2 L9	5 0 2 0 0 0 2												
<b>Ron Gant, R</b> (1, 7) OBP: 0.355, SLG: 0.434	4-2 1B BB		2-0 F9		0-0 BB 1-3 1B		2-1 L9			3 0 1 0 1 0 2												
<b>Bobby Abreu, L</b> (1, 9) OBP: 0.409, SLG: 0.569	0-2 1-2 1B		3-2 G6-3		4-2 1-2 BB			1-0 HR		3 1 2 1 1 0 1												
<b>Scott Rolen, R</b> (1, 5) OBP: 0.346, SLG: 0.469	1-3 K			2-2 G6-3	1-0 F9			2-2 G6-4-3 1B		4 0 1 0 0 1 5												
<b>Rico Brogna, L</b> (1, 3) OBP: 0.319, SLG: 0.425	2-1 L1			3-2 1B		2-1 G4-3		2-3 K		4 0 1 0 0 1 3												
<b>Mike Lieberthal, R</b> (1, 2) <b>Amaury Telemaco, R</b> (8, 1)		2-1 G5-3		2-2 K		2-3 K		0-1 G6-4-3 1-2f		4 0 0 0 0 2 2 0 0 0 0 0 0 0												
<b>Marlon Anderson, L</b> (1, 4) OBP: 0.261, SLG: 0.345 <b>Mike Grace, R</b> (4, 1) <b>Rob Ducey, L</b> (6, PH) OBP: 0.417, SLG: 0.544 <b>Cliff Poitite, R</b> (6, 1) <b>Gary Bennett, R</b> (8, 2) OBP: 0.297, SLG: 0.333		1-1 F7		1-1 G6-3		3-1 F9			0-1 G5-3	2 0 0 0 0 0 1 0 0 0 0 0 0 0 1 0 0 0 0 0 0 0 0 0 0 0 0 0 1 0 0 0 0 0 0	<b>AB 35</b> <b>R 1</b> <b>H 9</b> <b>RBI 1</b> <b>BB 2</b> <b>SO 7</b> <b>LOB 18</b>											
<b>Alex Arias, R</b> (1, 6) OBP: 0.336, SLG: 0.400		0-3 K			0-0 1B 1B			0-0 G4-3	1-0 G4-3 2B	4 0 2 0 0 1 0												
<b>Chad Ogea, R</b> (1, 1) OBP: 0.219, SLG: 0.107 <b>Kevin Sefcik, R</b> (4, 4) OBP: 0.378, SLG: 0.460			1-3 K		1-3 K			0-2 G4-3	3-2 G4-3	1 0 0 0 0 1 0 3 0 0 0 0 1 2												
<b>Inning Stats</b>	R: 0 E: 0 K: 1 S: 13	H: 1 LOB: 2 BB: 1 P: 22	R: 0 E: 0 K: 1 S: 7	H: 0 LOB: 0 BB: 0 P: 10	R: 0 E: 0 K: 1 S: 9	H: 1 LOB: 1 BB: 0 P: 16	R: 0 E: 0 K: 1 S: 11	H: 1 LOB: 1 BB: 0 P: 19	R: 0 E: 0 K: 1 S: 11	H: 2 LOB: 3 BB: 1 P: 18	R: 0 E: 0 K: 1 S: 8	H: 0 LOB: 0 BB: 0 P: 15	R: 0 E: 0 K: 0 S: 7	H: 1 LOB: 1 BB: 0 P: 9	R: 1 E: 0 K: 1 S: 10	H: 2 LOB: 0 BB: 0 P: 15	R: 0 E: 0 K: 0 S: 10	H: 1 LOB: 1 BB: 0 P: 17	1B: 7 2B: 1 3B: 0 HR: 1	SF: 0 SAC: 0 DP: 1 HBP: 0	WP: 0 PB: 0 SB: 0 CS: 0	PA: 37
<b>PITCHER</b>	IP WLS BF H R ER SO BB IBB HBP BLK WP HR S P ERA WHIP																					
<b>Jason Schmidt, R</b> (1, 1) ERA: 4.29	8.0 W 33 8 1 1 7 2 0 0 0 0 0 1 76 124 1.12 1.250																					
<b>Brad Clontz, R</b> (9, 1) ERA: 1.46	1.0 4 1 0 0 0 0 0 0 0 0 0 0 10 17 0.00 1.000																					

Philadelphia Phillies @ Pittsburgh Pirates  
 Three Rivers Stadium, Pittsburgh, PA  
 Wed Jun 30 1999, 7:05 PM EDT  
 Att. 14,526 - Unknown - 82 F

livebaseballscorecards.com





Batter	1	2	3	4	5	6	7	8	9
Al Martin, L OBP: 0.348, SLG: 0.531 (1, 7) Adrian Brown, S OBP: 0.329, SLG: 0.237 (9, 7)	0-3 K		1-0 F9	1-0 HR 2B		0-3 K		2-0 L4	
Ed Sprague, R OBP: 0.401, SLG: 0.561 (1, 5)	3-2 F7		0-1 G5-3	4-0 HR BB		1-1 FC5-4 1B		1-0 G4-3	
Brian Giles, L OBP: 0.395, SLG: 0.558 (1, 8)	0-0 F8			F9 HR		1-2 FC5-4 1B		2-1 P5	
Kevin Young, R OBP: 0.421, SLG: 0.511 (1, 3)		0-1 P5		1B BB		2-2 FC5-4			
18 Jason Kendall, R OBP: 0.434, SLG: 0.522 (1, 2)		2-0 2B		1B BB					
Warren Morris, L OBP: 0.363, SLG: 0.436 (1, 4)		3-3 K		1B F8					
Brant Brown, L OBP: 0.307, SLG: 0.482 (1, 9)		2-1 L9		2B 2B					
Mike Benjamin, R OBP: 0.282, SLG: 0.316 (1, 6)			0-0 F9 SH1-4 1B	4-0 2B IBB					
Jason Schmidt, R OBP: 0.067, SLG: 0.067 (1, 1) Brad Clontz, R (9, 1)			0-0 SH1-4	1-3 K					


AB	R	H	RBI	BB	SO	LOB
5	1	1	3	0	2	1
0	0	0	0	0	0	0
4	1	1	0	1	0	1
5	1	2	3	0	0	0
3	1	1	0	1	0	2
3	1	2	0	1	0	0
4	2	2	1	0	1	3
4	1	2	1	0	1	1
3	1	1	1	1	0	1
3	0	0	0	0	1	4
0	0	0	0	0	0	0

**BOTTOM**

Philadelphia Phillies @ Pittsburgh Pirates  
Three Rivers Stadium, Pittsburgh, PA

Wed Jun 30 1999, 7:05 PM EDT  
Att: 14,526 - Unknown - 82 F

AB	34
R	9
H	12
RBI	9
BB	4
SO	5
LOB	13



Inning Stats		R	H	E	K	S	H	LOB	BB	P	R	H	E	K	S	H	LOB	BB	P																			
R: 0	H: 0	E: 0	K: 1	S: 7	H: 0	LOB: 0	BB: 0	P: 10	R: 0	H: 1	E: 0	K: 1	S: 8	R: 0	H: 1	E: 0	K: 0	S: 5	R: 8	H: 6	E: 0	K: 1	S: 22	R: 0	H: 0	E: 0	K: 1	S: 9	R: 1	H: 2	E: 0	K: 0	S: 11	R: 0	H: 0	E: 0	K: 0	S: 4

PITCHER	IP	WLS	BF	H	R	ER	SO	BB	IBB	HBP	BLK	WP	HR	S	P	ERA	WHIP
Chad Ogea, R ERA: 5.28 (1, 1)	3.2	L	21	7	8	8	3	2	1	0	0	0	1	37	66	19.64	2.455
Mike Grace, R ERA: 7.31 (4, 1)	1.1		6	1	0	0	1	1	0	0	0	0	0	14	24	0.00	1.500
Cliff Politte, R ERA: 12.27 (6, 1)	2.0		9	4	1	1	1	0	0	0	0	0	0	23	31	4.50	2.000
Amaury Telemaco, R ERA: 3.07 (8, 1)	1.0		3	0	0	0	0	0	0	0	0	0	0	4	9	0.00	0.000

WP	PA	ERA	WHIP
0	39	0	0

Batter	1	2	3	4	5	6	7	8	9	AB R H RBI BB SO LOB	TOP		
Doug Glanville, R (1, 8) OBP: 0.374, SLG: 0.433 Cliff Politte, R (7, 1) Amaury Telemaco, R (8, 1) 23 Kevin Jordan, R (9, PH) OBP: 0.348, SLG: 0.423	1-1 G5-3		0-0 2B		2-1 F9		1-0 F8		1-1 F9	4 0 1 1 0 0 2 0 0 0 0 0 0 0 0 0 0 0 0 0 0 1 0 0 0 0 0 0			
Rob Ducey, L (1, 7) OBP: 0.404, SLG: 0.514	3-2 F8		4-0 BB		2-1 G4-3			3-2 K	0-3 K2-3	4 0 0 0 1 2 0			
Bobby Abreu, L (1, 9) OBP: 0.412, SLG: 0.565	0-1 G4-3		0-2 F7			4-2 G3-6 BB		4-2 BB 1B E BB	1-0 HR HBP	2 2 0 0 2 0 2			
Scott Rolen, R (1, 5) OBP: 0.353, SLG: 0.489		3-2 G6-3 1B		0-0 1B 2B		3-3 K		1-0 E BB 1B	1-0 HR	5 3 4 2 0 1 1			
Rico Brogna, L (1, 3) OBP: 0.317, SLG: 0.419		0-0 P5		1-3 K		0-1 G3-6 1-2f		4-2 BB E BB	3-2 G1-3	4 1 0 0 1 1 3			
Mike Lieberthal, R (1, 2) OBP: 0.380, SLG: 0.592 Kevin Sefcik, R (7, 8) OBP: 0.374, SLG: 0.455		2-0 G6-3 1-2f		0-0 G1-3			1-2 F7	0-0 E BB		3 0 0 0 0 0 2 1 0 0 1 0 0 2			
Marlon Anderson, L (1, 4) OBP: 0.265, SLG: 0.345			2-1 G4-3		0-2 1B		2-2 G4-3	4-2 E BB		3 0 1 2 1 0 0			
Alex Arias, R (1, 6) OBP: 0.341, SLG: 0.403			1-1 G5-3 2B 1B		3-3 K		1-1 1B 1B	0-0 FC6 G6-4-3		4 1 2 1 0 1 3			
Robert Person, R (1, 1) 15 David Doster, R (5, PH) OBP: 0.439, SLG: 0.500 Yorkis Perez, L (5, 1) Mike Grace, R (5, 1) Gary Bennett, R (7, PH) OBP: 0.308, SLG: 0.342 (7, 2)			1-2 G5-3		0-2 G6-3		0-0 1B	2-2 G6-4-3		1 0 0 0 0 0 1 1 0 2 0 1 0 0 0 3			
<b>Inning Stats</b>	R: 0 H: 0 E: 0 LOB: 0 K: 0 BB: 0 S: 8 P: 12	R: 0 H: 1 E: 0 LOB: 0 K: 0 BB: 0 S: 6 P: 11	R: 1 H: 2 E: 0 LOB: 2 K: 0 BB: 1 S: 12 P: 20	R: 1 H: 2 E: 0 LOB: 1 K: 2 BB: 0 S: 13 P: 17	R: 0 H: 0 E: 0 LOB: 0 K: 0 BB: 0 S: 7 P: 11	R: 0 H: 0 E: 0 LOB: 0 K: 1 BB: 1 S: 9 P: 16	R: 0 H: 2 E: 0 LOB: 2 K: 0 BB: 0 S: 10 P: 15	R: 3 H: 1 E: 2 LOB: 2 K: 1 BB: 3 S: 15 P: 33	R: 2 H: 1 E: 0 LOB: 0 K: 1 BB: 0 S: 10 P: 16	1B: 6 SF: 0 2B: 2 SAC: 0 3B: 0 DP: 3 HR: 1 HBP: 1	WP: 0 PA: 41 PB: 0 SB: 0 CS: 0		
<b>PITCHER</b>	IP WLS BF H R ER SO BB IBB HBP BLK WP HR S P ERA WHIP											<b>PITCHER</b>	IP WLS BF H R ER SO BB IBB HBP BLK WP HR S P ERA WHIP
Todd Ritchie, R (1, 1) ERA: 4.32	7.0 W 28 7 2 2 3 2 0 0 0 0 0 0 65 102 2.57 1.286												
Scott Sauerbeck, L (8, 1) ERA: 1.91	0.1 6 1 3 1 1 3 0 0 0 0 0 0 11 27 27.00 12.000												
Greg Hansell, R (8, 1) ERA: 1.86	0.2 2 0 0 0 0 0 0 0 0 0 0 0 4 6 0.00 0.000												
Jason Christiansen, L (9, 1) ERA: 3.04	1.0 5 1 2 2 1 0 0 1 0 0 0 1 10 16 18.00 1.000												

Philadelphia Phillies @ Pittsburgh Pirates  
Three Rivers Stadium, Pittsburgh, PA

Thu Jul 01 1999, 7:05 PM EDT  
Att. 11,174 - Overcast - 86 F

livebaseballscorecards.com

AB	35
R	7
H	9
RBI	7
BB	5
SO	5
LOB	19



Batter	1	2	3	4	5	6	7	8	9	AB R H RBI BB SO LOB
<b>Al Martin, L</b> OBP: 0.353, SLG: 0.556 (1, 7) C S B B B R X	3-2 HR		1-1 G3-1	1-1 HR		0-0 1B WP 1B		1-0 F8		5 3 3 3 0 0 0
<b>Ed Sprague, R</b> OBP: 0.404, SLG: 0.559 (1, 5) C B B B S S	3-3 K		1-2 1B 2B 1B	2-1 F7		4-2 1B 1B BB		2-2 WP 2B HBP		3 2 1 0 1 1 0
<b>Brian Giles, L</b> OBP: 0.396, SLG: 0.559 (1, 8) C B F B X	2-2 G4-3		3-0 F8		2-2 F7	1-2 1B 1B		3-1 1B 2B		5 0 2 1 0 0 1
<b>Ivan Cruz, L</b> OBP: 0.375, SLG: 0.375 (1, 3) X	0-0 F8		0-0 1B 2B 1B		2-0 1B 2B HBP	0-0 1B 1B		0-0 F7		5 2 3 1 0 0 1
<b>18 Jason Kendall, R</b> OBP: 0.434, SLG: 0.522 (1, 2) B X C X		1-1 L4	3-2 2B		1-1 2B HBP	3-1 G5-3		1-3 K		4 1 1 2 0 1 4
<b>Warren Morris, L</b> OBP: 0.365, SLG: 0.445 (1, 4) B X		1-0 HR 2B	3-2 P6		0-0 2B		1-1 F8			4 1 2 2 0 0 1
<b>Brant Brown, L</b> OBP: 0.311, SLG: 0.497 (1, 9) <b>Greg Hansell, R</b> (8, 1) <b>Jason Christiansen, R</b> (9, 1)		2-0 HR		4-0 G1-3 HR BB		2-2 P5		1-2 G5-3		3 2 1 2 1 0 1 0 0 0 0 0 0 0 0 0 0 0 0 0 0
<b>Mike Benjamin, R</b> OBP: 0.276, SLG: 0.309 (1, 6) C B C B C		1-3 K	0-2 G1-3		3-2 P4		0-3 K			4 0 0 0 0 2 2
<b>Todd Ritchie, R</b> OBP: 0.207, SLG: 0.179 (1, 1) <b>Scott Sauerbeck, R</b> (8, 1) <b>Adrian Brown, S</b> OBP: 0.338, SLG: 0.300 (8, 9) B X C B B B C		2-2 L4	2-3 K			0-0 G6-3		1-0 HR		3 0 0 0 0 1 1 0 0 0 0 0 0 0 1 1 1 1 0 0 0


Inning Stats	R: 1	H: 1	E: 0	K: 1	S: 10	LOB: 0	BB: 0	P: 18	R: 2	H: 2	E: 0	K: 1	S: 12	LOB: 0	BB: 0	P: 19	R: 2	H: 3	E: 0	K: 0	S: 17	LOB: 1	BB: 0	P: 28	R: 2	H: 1	E: 0	K: 1	S: 10	LOB: 0	BB: 0	P: 19	R: 2	H: 2	E: 0	K: 0	S: 18	LOB: 1	BB: 0	P: 28	R: 1	H: 3	E: 0	K: 0	S: 10	LOB: 2	BB: 1	R: 0	H: 0	E: 0	K: 1	S: 8	LOB: 0	BB: 0	P: 10	R: 2	H: 2	E: 0	K: 1	S: 10	LOB: 1	BB: 0	P: 18	1B: 6	SF: 0	2B: 4	SAC: 0	3B: 0	DP: 1	HR: 4	HBP: 2	WP: 3	PA: 41
--------------	------	------	------	------	-------	--------	-------	-------	------	------	------	------	-------	--------	-------	-------	------	------	------	------	-------	--------	-------	-------	------	------	------	------	-------	--------	-------	-------	------	------	------	------	-------	--------	-------	-------	------	------	------	------	-------	--------	-------	------	------	------	------	------	--------	-------	-------	------	------	------	------	-------	--------	-------	-------	-------	-------	-------	--------	-------	-------	-------	--------	-------	--------

PITCHER	IP	WLS	BF	H	R	ER	SO	BB	IBB	HBP	BLK	WP	HR	S	P	ERA	WHIP
<b>Robert Person, R</b> ERA: 7.71 (1, 1)	4.0	L	20	7	7	7	3	1	0	0	0	0	3	49	84	15.75	2.000
<b>Yorkis Perez, L</b> ERA: 3.94 (5, 1)	0.1		2	1	1	1	0	0	0	0	0	0	7	11	27.00	3.000	
<b>Mike Grace, R</b> ERA: 7.5 (5, 1)	1.2		10	4	2	2	0	1	0	1	0	1	0	21	35	10.80	3.000
<b>Cliff Politte, R</b> ERA: 9.64 (7, 1)	1.0		3	0	0	0	1	0	0	0	0	0	8	10	0.00	0.000	
<b>Amaury Telemaco, R</b> ERA: 4.02 (8, 1)	1.0		6	2	2	2	1	0	0	1	0	2	1	10	18	18.00	2.000

**BOTTOM**

**Philadelphia Phillies @ Pittsburgh Pirates**  
**Three Rivers Stadium, Pittsburgh, PA**  
 Thu Jul 01 1999, 7:05 PM EDT  
 Att: 11,174 - Overcast - 86 F

<b>AB</b>	<b>37</b>
<b>R</b>	<b>12</b>
<b>H</b>	<b>14</b>
<b>RBI</b>	<b>12</b>
<b>BB</b>	<b>2</b>
<b>SO</b>	<b>5</b>
<b>LOB</b>	<b>11</b>



PITCHER	IP	WLS	BF	H	R	ER	SO	BB	IBB	HBP	BLK	WP	HR	S	P	ERA	WHIP
<b>Robert Person, R</b> ERA: 7.71 (1, 1)	4.0	L	20	7	7	7	3	1	0	0	0	0	3	49	84	15.75	2.000

Batter	1	2	3	4	5	6	7	8	9	AB R H RBI BB SO LOB	TOP											
Mark Loretta, R OBP: 0.373, SLG: 0.419 (1, 3)	0-1 1B WP 1B		1-1 G5-3	3-1 P6			1-1 F8	2-0 FC4-6 1-2f		5 1 1 0 0 0 5												
Ronnie Belliard, R OBP: 0.444, SLG: 0.500 (1, 4)	1-2 P3		2-2 F7			2-1 L8	0-1 G3		0-0 G6-3	5 0 0 0 0 0 1												
Jeff Cirillo, R OBP: 0.382, SLG: 0.420 (1, 5)	3-2 WP 1-3 1B		2-1 F8			0-1 G6-3	1-0 G1-3		0-0 1B 1B	5 0 2 0 0 0 0												
Jeremy Burnitz, L OBP: 0.398, SLG: 0.610 (1, 9)	2-3 K 1-2 3-H			3-1 G3		3-1 HR		4-2 G4-3 WP 1B BB	3-1 1B	4 2 2 1 1 1 1												
Dave Nilsson, L OBP: 0.392, SLG: 0.613 (1, 2)	3-2 G3			0-0 2B 2B 1B		1-0 G3		3-2 G4-3 1-3	2-3 K	5 1 1 0 0 1 4												
Marquis Grissom, R OBP: 0.342, SLG: 0.423 (1, 8)		2-2 CS 1B		1-1 2B 1-3 2B		0-1 F9		4-0 1B FC5-2-5 IBB	1-3 K	4 1 2 0 1 1 2												
Geoff Jenkins, L OBP: 0.386, SLG: 0.575 (1, 7)		1-2 SAFE G1-3 1-2		1-0 G3 2B 2B		0-0 F9		3-2 BB FC5-2-5 1B		4 0 2 3 0 0 1												
Jose Valentin, S OBP: 0.466, SLG: 0.750 (1, 6)		1-1 1B		2-1 G3 2-3 BB		4-0 BB		0-1 FC5-2-5 BB	1-2 3-3	3 0 1 0 1 0 3												
Scott Karl, L OBP: 0.189, SLG: 0.389 (1, 1)		1-1 F9		4-2 BB		0-0 L3		4-1 FC4-6 BB	1-2 2-3	2 0 0 0 1 0 2												
Jim Pittsley, R (7, 1)										0 0 0 0 1 0 0												
Mike Myers, L (8, 1)										0 0 0 0 0 0 0												
Bob Wickman, R (9, 1)										0 0 0 0 0 0 0												
<b>Inning Stats</b>	R: 1 E: 0 K: 1 S: 15	H: 2 LOB: 1 BB: 0 P: 24	R: 0 E: 0 K: 0 S: 10	H: 2 LOB: 1 BB: 0 P: 15	R: 0 E: 0 K: 0 S: 7	H: 0 LOB: 0 BB: 0 P: 12	R: 2 E: 0 K: 0 S: 12	H: 3 LOB: 2 BB: 1 P: 26	R: 1 E: 0 K: 0 S: 7	H: 1 LOB: 0 BB: 0 P: 13	R: 0 E: 0 K: 0 S: 4	H: 0 LOB: 1 BB: 1 P: 8	R: 0 E: 0 K: 0 S: 5	H: 0 LOB: 0 BB: 0 P: 7	R: 1 E: 0 K: 0 S: 14	H: 1 LOB: 3 BB: 3 P: 34	R: 0 E: 0 K: 2 S: 10	H: 2 LOB: 2 BB: 0 P: 16	1B: 8 2B: 2 3B: 0 HR: 1	SF: 0 SAC: 0 DP: 0 HBP: 0	WP: 2 PB: 0 SB: 0 CS: 1	PA: 42
<b>PITCHER</b>	IP WLS BF H R ER SO BB IBB HBP BLK WP HR S P ERA WHIP																					
67 Francisco Cordova, R ERA: 5.4 (1, 1)	6.0 L 27 8 4 4 1 2 0 0 0 0 1 1 55 98 6.00 1.667																					
Marc Wilkins, R ERA: 5.51 (7, 1)	1.0 3 0 0 0 0 0 0 0 0 0 0 0 5 7 0.00 0.000																					
Jeff Wallace, L ERA: 3.69 (8, 1)	0.2 6 1 1 1 0 2 1 0 0 1 0 13 31 13.50 4.500																					
Scott Sauerbeck, L ERA: 1.89 (8, 1)	0.1 1 0 0 0 0 0 0 0 0 0 0 1 3 0.00 0.000																					
Greg Hansell, R ERA: 1.89 (9, 1)	1.0 5 2 0 0 0 2 0 0 0 0 0 0 10 16 0.00 2.000																					

Milwaukee Brewers @ Pittsburgh Pirates  
Three Rivers Stadium, Pittsburgh, PA

livebaseballscorecards.com

AB	37
R	5
H	11
RBI	4
BB	5
SO	3
LOB	19



Fri Jul 02 1999, 7:05 PM EDT  
Att. 20,332 - Unknown - 88 F

BOTTOM

Milwaukee Brewers @ Pittsburgh Pirates  
Three Rivers Stadium, Pittsburgh, PA

livebaseballscorecards.com

AB 33  
R 2  
H 9  
RBI 2  
BB 4  
SO 6  
LOB 21



WP: 1 PA: 38  
PB: 0  
SB: 2  
CS: 0

ERA WHIP

ERA: 4.95  
ERA: 4.7  
ERA: 6.17  
ERA: 3.16

Fri Jul 02 1999, 7:05 PM EDT  
Att: 20,332 - Unknown - 88 F

AB R H RBI BB SO LOB

5 0 3 0 0 1 1

4 1 1 0 1 2 3

4 0 1 0 0 1 4

2 0 0 1 1 1 2

3 0 1 0 1 0 1

3 0 0 0 1 0 2

3 1 1 1 0 0 2  
0 0 0 0 0 0 0  
0 0 0 0 0 0 0  
0 0 0 0 0 0 0  
1 0 0 0 0 0 1  
0 0 0 0 0 0 0

3 0 1 0 0 0 2  
1 0 0 0 0 1 0

2 0 0 0 0 0 3  
2 0 1 0 0 0 0

1B: 7 SF: 1  
2B: 1 SAC: 0  
3B: 0 DP: 2  
HR: 1 HBP: 0

IP WLS BF H R ER SO BB IBB HBP BLK WP HR S P ERA WHIP

6.1 W 28 7 2 2 2 3 0 0 0 0 1 0 13 22 0.00 3.000  
1.0 H 2 0 0 0 0 0 0 0 0 0 0 0 4 6 0.00 0.000  
1.0 S 4 1 0 0 0 2 0 0 0 0 0 0 10 12 0.00 1.000

0-1 P5

0-3

4-1

2-2

1-1

1-1

1-3

1-1

2-1

1-3

2-3

4-1

1 SAFE

1-1

0-1

2-0

1-1

2-1

1-2

2-3

2-3

3-2

0-0

0-1

2-0

1-1

0-1

4-0

3-2

3-3

3-2

0-0

0-1

2-0

0-0

3-3

2-0

0-0

3-2

1-1

2-0

1-0

1-0

0-0

3-3

1B

1-3

3-H

1-1

1-2

F9

1B

G1-3

3-3

1B

0-0

3-2

1-1

1-2

P3

P4

G4-3

1-2

F9

3-2

1-1

4-1

4-1

2-0

1-2

0-0

1-2

F9

3-2

1-1

4-1

4-1

2-0

1-2

0-0

1-2

F9

3-2

1-1

4-1

4-1

2-0

1-2

0-0

R: 0 H: 1  
E: 0 LOB: 1  
K: 0 BB: 0  
S: 11 P: 17

Scott Karl, L (1, 1)  
Jim Pittsley, R (7, 1)  
Mike Myers, L (8, 1)  
Bob Wickman, R (9, 1)

WP: 1 PA: 38  
PB: 0  
SB: 2  
CS: 0

IP WLS BF H R ER SO BB IBB HBP BLK WP HR S P ERA WHIP

6.1 W 28 7 2 2 2 3 0 0 0 0 1 0 13 22 0.00 3.000  
1.0 H 2 0 0 0 0 0 0 0 0 0 0 0 4 6 0.00 0.000  
1.0 S 4 1 0 0 0 2 0 0 0 0 0 0 10 12 0.00 1.000

ERA: 4.95  
ERA: 4.7  
ERA: 6.17  
ERA: 3.16

Milwaukee Brewers @ Pittsburgh Pirates  
 Three Rivers Stadium, Pittsburgh, PA

Sat Jul 03 1999, 7:05 PM EDT  
 Att. 28,893 - Unknown - 95 F

livebaseballscorecards.com

AB	34
R	9
H	11
RBI	6
BB	4
SO	9
LOB	17



WP	1	PA	42
PB	0		
SB	0		
CS	0		

Batter	1	2	3	4	5	6	7	8	9	AB	R	H	RBI	BB	SO	LOB											
Mark Loretta, R OBP: 0.373, SLG: 0.418 (1, 3) (6, 4)	0-0 1B G3-6-1 1B	1-1 BB HBP 1B		1-2 SF8 2		0-1 G1-3 2		2-1 G5-3 2		3	2	1	1	0	0	3											
Ronnie Belliard, R OBP: 0.447, SLG: 0.500 Sean Berry, R OBP: 0.294, SLG: 0.328 (1, 4) (6, PH) (6, 3)	1-1 G3-6-1 1B 1-2 1B	4-1 1B E BB 1-2 2-3		2-2 G3 3		0-2 L3 3		2-3 K 3		2	1	1	0	1	0	0											
Jeff Cirillo, R OBP: 0.390, SLG: 0.442 (1, 5)	2-2 G3-6-1 1B 1-2 2-3 1B	0-0 E3 WP 1B 1-H 2-H 3-H			1-1 HR		3-1 G1-6-3 1B 2B		1-0 1B	5	3	5	3	0	0	0											
Jeremy Burnitz, L OBP: 0.395, SLG: 0.601 (1, 9)	2-1 G3-6-1 1-2f 2-3 3-H	1-3 K 3			3-2 G3-1 1		1-1 G1-6-3 HBP		2-3 K 1	4	0	0	0	0	2	3											
Geoff Jenkins, L OBP: 0.378, SLG: 0.561 (1, 7)	0-2 K 3		2-3 K 1		2-1 G6-3 2		0-2 G1-6-3 1-2f 2-3 2		0-3 K 2	5	0	0	0	0	3	4											
Marquis Grissom, R OBP: 0.343, SLG: 0.434 (1, 8)		0-0 HR	1-0 F7 2		0-1 G1-3 3		2-0 1B 3-H		1-3 K 3	5	1	2	2	0	1	1											
Jose Valentin, S OBP: 0.455, SLG: 0.714 (1, 6)		4-0 BB HBP 1B BB	1-1 G4-3 3			1-0 G5-3 1		1-1 F8 3		3	1	0	0	1	0	1											
Bobby Hughes, R OBP: 0.289, SLG: 0.405 Brian Banks, S OBP: 0.336, SLG: 0.383 (1, 2) (6, PR) (6, 2)		0-3 K 1		1-0 SH5-4 SF8 2B		4-0 2B BB		0-0 F7 1		2	1	1	0	1	1	1											
Bill Pulsipher, L OBP: 0.333, SLG: 0.333 Alex Ochoa, R OBP: 0.432, SLG: 0.556 Jim Pittsley, R (6, PH) (6, 1) Rich Becker, L OBP: 0.376, SLG: 0.416 Eric Plunk, R (8, 1)		1-3 K 2		0-0 SH5-4 2-3		1-1 2B		4-0 G5-3 BB		1	0	0	0	0	1	1											
<b>Inning Stats</b>	R: 1 E: 0 K: 1 S: 11	H: 3 LOB: 1 BB: 0 P: 16	R: 5 E: 1 K: 3 S: 14	H: 2 LOB: 0 BB: 2 P: 25	R: 0 E: 0 K: 1 S: 6	H: 0 LOB: 0 BB: 0 P: 10	R: 1 E: 0 K: 0 S: 8	H: 1 LOB: 0 BB: 0 P: 12	R: 1 E: 0 K: 0 S: 9	H: 1 LOB: 0 BB: 0 P: 15	R: 0 E: 0 K: 0 S: 8	H: 1 LOB: 2 BB: 1 P: 14	R: 1 E: 0 K: 0 S: 9	H: 2 LOB: 1 BB: 0 P: 16	R: 0 E: 0 K: 1 S: 6	H: 0 LOB: 1 BB: 1 P: 14	R: 0 E: 0 K: 3 S: 10	H: 1 LOB: 1 BB: 0 P: 14	1B: 6 2B: 3 3B: 0 HR: 2	SF: 1 SAC: 1 DP: 2 HBP: 2	WP: 1 PA: 42						
<b>PITCHER</b>	IP	WLS	BF	H	R	ER	SO	BB	IBB	HBP	BLK	WP	HR	S	P	ERA	WHIP										
Kris Benson, R ERA: 4.34 (1, 1)	5.0	L	24	7	8	7	5	2	0	1	0	1	2	48	78	12.60	1.800										
Scott Sauerbeck, L ERA: 2.04 (6, 1)	2.0		10	3	1	1	0	1	0	1	0	0	0	17	30	4.50	2.000										
Brad Clontz, R ERA: 1.4 (8, 1)	1.0		4	0	0	0	1	1	0	0	0	0	0	6	14	0.00	1.000										
Jason Christiansen, L ERA: 2.93 (9, 1)	1.0		4	1	0	0	3	0	0	0	0	0	0	10	14	0.00	1.000										

Batter	1	2	3	4	5	6	7	8	9	AB	R	H	RBI	BB	SO	LOB
Al Martin, L OBP: 0.358, SLG: 0.560 (1, 7)	0-2 G3 2B	1-2 P5		0-0 2-H 1B		1-0 SF8		1-1 FC6-4		4	0	2	2	0	0	4
Ed Sprague, R OBP: 0.401, SLG: 0.545 (1, 5)	0-0 G5-3		1-2 G5-3	1-2 P3		1-0 FC6-4		4-0 FC6-4 BB		4	0	0	0	1	0	4
Brian Giles, L OBP: 0.391, SLG: 0.552 (1, 8)	1-1 G3 2-3		1-1 G3 2B			0-0 F9		1-0 F7		5	0	1	0	0	0	5
Kevin Young, R OBP: 0.416, SLG: 0.502 (1, 3)	1-3 K		1-1 G5-3			1-2 F8 18 G5-4-3 1B		3-2 F8		5	0	1	0	0	2	2
18 Jason Kendall, R OBP: 0.431, SLG: 0.514 Scott Sauerbeck, R (6, 1) Ivan Cruz, L OBP: 0.400, SLG: 0.700 (7, PH) (8, 9)			1-1 F8	2-1 F8		0-0 G5-4-3		0-1 HR		3	0	0	0	0	0	2
Warren Morris, L OBP: 0.367, SLG: 0.440 (1, 4)			4-0 FC5 BB BB	2-1 F7		1-2 G5-3		1-0 FC4-6 1B		4	0	2	0	1	0	1
Freddy Garcia, R OBP: 0.252, SLG: 0.388 Brad Clontz, R (8, 1) Jason Christiansen, R (9, 1) Brant Brown, L OBP: 0.308, SLG: 0.491 (9, PH)			4-2 CI FC5 BB	3-2 HR		1-2 E4 2B SF8		0-1 FC4-6		3	2	1	1	1	0	1
Mike Benjamin, R OBP: 0.276, SLG: 0.313 (1, 6)			1-2 FC5 CI	1-0 F8		2-1 FC6-4 2B		1-3 K		4	0	1	0	0	1	3
Kris Benson, R OBP: 0.188, SLG: 0.226 Keith Osik, R OBP: 0.333, SLG: 0.395 (6, 2)			2-2 CI	3-2 1B 2B		4-1 FC6-4 BB		0-0 FC6-4 1B		1	1	1	0	0	0	0
			1-2 2-3							1	0	1	0	1	0	0

Inning Stats	R: 0	H: 1	E: 0	K: 1	S: 9	LOB: 1	BB: 0	P: 11	R: 0	H: 0	E: 1	K: 0	S: 13	LOB: 3	BB: 2	P: 26	R: 0	H: 1	E: 0	K: 0	S: 10	LOB: 1	BB: 0	P: 15	R: 2	H: 3	E: 0	K: 0	S: 16	LOB: 1	BB: 0	P: 26	R: 0	H: 1	E: 0	K: 0	S: 8	LOB: 1	BB: 0	P: 10	R: 1	H: 1	E: 1	K: 0	S: 11	LOB: 2	BB: 1	P: 20	R: 1	H: 2	E: 0	K: 1	S: 14	LOB: 1	BB: 0	P: 19	R: 0	H: 1	E: 0	K: 0	S: 4	LOB: 1	BB: 1	P: 10	R: 0	H: 1	E: 0	K: 1	S: 10	LOB: 1	BB: 0	P: 19	1B: 5	SF: 1	2B: 4	SAC: 0	3B: 0	DP: 1	HR: 2	HBP: 0	WP: 1	PA: 43
<b>PITCHER</b>	IP	WLS	BF	H	R	ER	SO	BB	IBB	HBP	BLK	WP	HR	S	P	ERA	WHIP																																																																	
Bill Pulsipher, L ERA: 5.54 (1, 1)	5.0		24	6	2	2	1	2	0	0	0	0	1	56	88	3.60	1.600																																																																	
Jim Pittsley, R ERA: 4.69 (6, 1)	2.0		11	3	2	1	1	1	0	0	0	0	1	25	39	4.50	2.000																																																																	
Eric Plunk, R ERA: 3.26 (8, 1)	2.0		8	2	0	0	1	1	0	0	0	1	0	14	29	0.00	1.500																																																																	

**BOTTOM**

**Milwaukee Brewers @ Pittsburgh Pirates**  
Three Rivers Stadium, Pittsburgh, PA

Sat Jul 03 1999, 7:05 PM EDT  
Att: 28,893 - Unknown - 95 F

AB	37
R	4
H	11
RBI	4
BB	4
SO	3
LOB	23



WP: 1	PA: 43
PB: 0	
SB: 1	
CS: 0	

ERA	WHIP

Milwaukee Brewers @ Pittsburgh Pirates  
 Three Rivers Stadium, Pittsburgh, PA

Sun Jul 04 1999, 1:35 PM EDT  
 Att. 16,553 - Sunny - 88 F

livebaseballscorecards.com



Batter	1	2	3	4	5	6	7	8	9	AB R H RBI BB SO LOB	TOP														
Mark Loretta, R (1, 3) OBP: 0.377, SLG: 0.420	3-3 K		3-1 SF9		4-0 FC5-4 BB		0-1 WP 1B		0-1 G5-3 1B	3 0 2 1 1 1 0															
Ronnie Belliard, R (1, 4) OBP: 0.436, SLG: 0.485	0-0 P9		2-3 3-H 2-2 K		0-2 FC5-4 WP 1-2 2-H		1-3 K		2-2 P4	5 0 0 0 0 2 5															
Jeff Cirillo, R (1, 5) OBP: 0.391, SLG: 0.438	4-1 CS BB			1-1 G4-3	1-1 F8		4-1 1-2 2-3 IBB		0-0 G5-3 1-2	3 0 0 0 2 0 2															
Jeremy Burnitz, L (1, 9) OBP: 0.390, SLG: 0.591	1-2 CS 1-2	1-0 P9		2-0 P4	2-3 K 2-3		3-2 G3		0-0 G3	5 0 0 0 0 1 5															
Dave Nilsson, L (1, 2) OBP: 0.390, SLG: 0.620			2-1 G3-1	2-1 HR		2-3 K		2-2 G6-3		4 1 1 1 0 1 0															
Marquis Grissom, R (1, 8) OBP: 0.342, SLG: 0.429			3-2 P4	4-2 BB BB		3-3 K		1-0 G4-3		3 0 0 0 1 1 0															
Alex Ochoa, R (1, 7) OBP: 0.443, SLG: 0.559			3-2 SH2-4 1B SF9 1B	4-2 1-2 BB		0-1 G4-3		3-1 1B		3 1 2 0 1 0 0															
David Weathers, R (8, 1) OBP: 0.286, SLG: 0.167										0 0 0 0 0 0 0															
Bob Wickman, R (9, 1)										0 0 0 0 0 0 0															
Jose Valentin, S (1, 6) OBP: 0.444, SLG: 0.687			0-1 SF9 SH2-4 1B	2-2 G6-3			0-1 F9	1-2 G5-3		4 0 1 0 0 0 3															
Steve Woodard, L (1, 1) OBP: 0.282, SLG: 0.206			0-2 SH2-4		4-2 BB E BB		2-0 WP 1B		1-1 HR	0 1 0 0 1 0 0															
Sean Berry, R (7, PH) OBP: 0.297, SLG: 0.332										1 0 1 0 0 0 0															
Mike Myers, L (7, 1)										0 0 0 0 0 0 0															
Geoff Jenkins, L (8, 7) OBP: 0.381, SLG: 0.577										1 1 1 1 0 0 0															
<b>Inning Stats</b>	R: 0 E: 0 K: 1 S: 9	H: 0 LOB: 0 BB: 1 P: 17	R: 0 E: 0 K: 0 S: 7	H: 0 LOB: 0 BB: 0 P: 13	R: 1 E: 0 K: 1 S: 14	H: 2 LOB: 1 BB: 0 P: 22	R: 1 E: 0 K: 0 S: 14	H: 1 LOB: 2 BB: 2 P: 29	R: 1 E: 1 K: 1 S: 12	H: 0 LOB: 1 BB: 2 P: 23	R: 0 E: 0 K: 2 S: 8	H: 0 LOB: 0 BB: 0 P: 13	R: 0 E: 0 K: 1 S: 14	H: 2 LOB: 3 BB: 1 P: 24	R: 0 E: 0 K: 0 S: 10	H: 1 LOB: 1 BB: 0 P: 17	R: 1 E: 0 K: 0 S: 9	H: 2 LOB: 1 BB: 0 P: 12	1B: 6 2B: 0 3B: 0 HR: 2	SF: 1 SAC: 1 DP: 0 HBP: 0	WP: 2 PB: 0 SB: 0 CS: 1	PA: 41			
<b>PITCHER</b>	IP	WLS	BF	H	R	ER	SO	BB	IBB	HBP	BLK	WP	HR	S	P	ERA	WHIP								
Pete Schourek, L (1, 1) ERA: 5.1	4.0		17	3	2	2	2	3	0	0	0	0	1	44	81	4.50	1.500								
Marc Wilkins, R (5, 1) ERA: 5.4	2.0		8	0	1	1	3	2	0	0	0	1	0	20	36	4.50	1.000								
Jimmy Anderson, L (7, 1) ERA:	2.0		10	3	0	0	1	0	1	0	0	1	0	24	41	0.00	1.500								
Brad Clontz, R (9, 1) ERA: 1.71	0.2	L	4	2	1	1	0	0	0	0	0	0	1	8	11	13.50	3.000								
Jason Christiansen, L (9, 1) ERA: 2.89	0.1		1	0	0	0	0	0	0	0	0	0	0	1	1	0.00	0.000								

AB	32
R	4
H	8
RBI	3
BB	6
SO	6
LOB	15



Batter	1	2	3	4	5	6	7	8	9	AB	R	H	RBI	BB	SO	LOB
Al Martin, L OBP: 0.357, SLG: 0.559 (1, 7)	2-2 F7			1-1 P6		2-0 2B		0-1 P6		4	1	1	0	0	0	0
Freddy Garcia, R OBP: 0.261, SLG: 0.402 (1, 5) Brad Clontz, R (9, 1) Jason Christiansen, R (9, 1)	2-3 K			0-3 K		0-1 1B		0-0 FC6-4		4	1	2	1	0	2	0
Brian Giles, L OBP: 0.389, SLG: 0.546 (1, 8)	1-1 P6			1-2 F8		4-2 1B		1-0 FC6-4		3	0	0	0	1	0	1
Kevin Young, R OBP: 0.414, SLG: 0.498 (1, 3)			1-3 K		0-2 P4		0-1 FC5-4		2-3 K	4	0	1	1	0	2	1
18 Jason Kendall, R OBP: 0.428, SLG: 0.511 (1, 2) Keith Osik, R (6, 2)			1-3 K		0-0 B5-3		2-1 FC5-4		0-0 G6-3	2	0	0	0	0	1	0
Warren Morris, L OBP: 0.366, SLG: 0.441 (1, 4)			0-0 F7		0-0 2B		2-2 G4-3		0-0 G3	4	0	1	0	0	0	0
Brant Brown, L OBP: 0.302, SLG: 0.480 (1, 9)			1-3 K		0-3 K		3-3 K		1-3 K	4	0	0	0	0	4	1
Mike Benjamin, R OBP: 0.273, SLG: 0.308 (1, 6)			1-3 K		2-0 L5		0-1 F9			3	0	0	0	0	1	0
Pete Schourek, L (1, 1) Marc Wilkins, R (5, 1) Adrian Brown, S (6, PH) Jimmy Anderson, L (7, 1) Ed Sprague, R (8, PH) OBP: 0.403, SLG: 0.558 (9, 5)			1-3 K						1-1 HR	1	0	0	0	0	1	0

Inning Stats	R: 0	H: 0	E: 0	K: 1	S: 9	H: 0	LOB: 0	BB: 0	P: 14	R: 0	H: 0	E: 0	K: 2	S: 9	H: 0	LOB: 0	BB: 0	P: 11	R: 0	H: 0	E: 0	K: 3	S: 9	R: 0	H: 0	E: 0	K: 1	S: 8	R: 0	H: 1	E: 0	K: 1	S: 9	R: 2	H: 3	E: 0	K: 1	S: 15	R: 0	H: 0	E: 0	K: 1	S: 8	R: 1	H: 2	E: 0	K: 1	S: 9	R: 0	H: 0	E: 0	K: 1	S: 5	R: 0	H: 0	E: 0	K: 1	S: 6	1B: 2	2B: 3	3B: 0	HR: 1	SF: 0	SAC: 0	DP: 0	HBP: 0	WP: 0	PB: 0	SB: 0	CS: 0	PA: 34
--------------	------	------	------	------	------	------	--------	-------	-------	------	------	------	------	------	------	--------	-------	-------	------	------	------	------	------	------	------	------	------	------	------	------	------	------	------	------	------	------	------	-------	------	------	------	------	------	------	------	------	------	------	------	------	------	------	------	------	------	------	------	------	-------	-------	-------	-------	-------	--------	-------	--------	-------	-------	-------	-------	--------

PITCHER	IP	WLS	BF	H	R	ER	SO	BB	IBB	HBP	BLK	WP	HR	S	P	ERA	WHIP
Steve Woodard, R ERA: 4.54 (1, 1)	6.0		23	4	2	2	9	1	0	0	0	0	0	59	82	3.00	0.833
Mike Myers, L ERA: 6.2 (7, 1)	1.1	B	5	1	1	1	1	0	0	0	0	0	1	12	18	6.75	0.750
David Weathers, R ERA: 4.03 (8, 1)	0.2	W	3	1	0	0	1	0	0	0	0	0	0	5	8	0.00	1.500
Bob Wickman, R ERA: 3.08 (9, 1)	1.0	S	3	0	0	0	1	0	0	0	0	0	0	5	6	0.00	0.000


**BOTTOM**

**Milwaukee Brewers @ Pittsburgh Pirates**  
**Three Rivers Stadium, Pittsburgh, PA**  
 Sun Jul 04 1999, 1:35 PM EDT  
 Att. 16,553 - Sunny - 88 F

AB	33
R	3
H	6
RBI	3
BB	1
SO	12
LOB	5



PITCHER	IP	WLS	BF	H	R	ER	SO	BB	IBB	HBP	BLK	WP	HR	S	P	ERA	WHIP
Steve Woodard, R ERA: 4.54 (1, 1)	6.0		23	4	2	2	9	1	0	0	0	0	0	59	82	3.00	0.833
Mike Myers, L ERA: 6.2 (7, 1)	1.1	B	5	1	1	1	1	0	0	0	0	0	1	12	18	6.75	0.750
David Weathers, R ERA: 4.03 (8, 1)	0.2	W	3	1	0	0	1	0	0	0	0	0	0	5	8	0.00	1.500
Bob Wickman, R ERA: 3.08 (9, 1)	1.0	S	3	0	0	0	1	0	0	0	0	0	0	5	6	0.00	0.000

Batter	1	2	3	4	5	6	7	8	9	AB R H RBI BB SO LOB	TOP											
Mickey Morandini, L (1, 4) OBP: 0.340, SLG: 0.374	4-1 E E SF7 BB		0-0 F8 1B E 1B	3-1 F7	4-0 IBB			2-2 CS 1B		3 2 2 0 2 0 1												
Manny Alexander, R (1, 6) OBP: 0.354, SLG: 0.389 Felix Heredia, L (8, 1) OBP: 0.333, SLG: 0.333 Rick Aguilera, R (9, 1)	0-1 E4		0-0 E 2B 1B	1-2 F8	0-1 G4-3			1-1 F9		5 1 1 0 0 0 5 0 0 0 0 0 0 0 0 0 0 0 0 0 0												
Mark Grace, L (1, 3) OBP: 0.396, SLG: 0.490	1-0 F7		1-0 F8 2-3	0-0 1B		2-0 P6		3-2 CS 1-2	3-1 P6	5 0 1 0 0 0 4												
Sammy Sosa, R (1, 8) OBP: 0.365, SLG: 0.650	3-2 E6 1-2 2-3		1-0 E6 2B 1-3 3-H	0-0 L7		4-2 CS BB		1-1 E5 CS		4 0 0 1 1 0 5												
Henry Rodriguez, L (1, 7) OBP: 0.428, SLG: 0.617	2-2 SF7 3-H		2-0 2B 1-3 3-H		2-2 HR	1-2 G4-3 1-2		3-3 K 1-2		4 1 2 3 0 1 2												
Glenallen Hill, R (1, 9) OBP: 0.388, SLG: 0.713 José Hernández, R (8, 6) OBP: 0.351, SLG: 0.434	2-2 F9		0-0 P4		2-2 G5-3		0-3 K			4 0 0 0 0 1 4 0 0 0 0 0 0 0												
Tyler Houston, L (1, 5) OBP: 0.363, SLG: 0.503		0-3 K	4-2 BB		1-2 SH2-4 BLK 1B		2-2 G6-4-3 1B			3 1 2 0 1 1 0	AB 34 R 5 H 9 RBI 4 BB 5 SO 6 LOB 25											
Sandy Martinez, L (1, 2) OBP: 0.167, SLG: 0.267 Benito Santiago, R (7, PH) OBP: 0.279, SLG: 0.342		2-2 F8	1-3 K		1 SAFE 1-2 BLK SH2-4 1B		2-0 G6-4-3 1-2f			3 0 1 0 0 1 3 1 0 0 0 0 0 1												
Jon Lieber, L (1, 1) OBP: 0.242, SLG: 0.148 Ray King, L (6, 1) Matt Karchner, R (6, 1) Curtis Goodwin, L (8, PH) OBP: 0.333, SLG: 0.370		3-3 K		4-2 1B BB		0-1 SH2-4		1-3 K		1 0 0 0 1 1 0 0 0 0 0 0 0 0 0 0 0 0 0 0 0 1 0 0 0 0 1 0												
<b>Inning Stats</b>	R: 1 E: 2 K: 0 S: 16	H: 0 LOB: 2 BB: 1 P: 28	R: 0 E: 0 K: 2 S: 10	H: 0 LOB: 0 BB: 0 P: 15	R: 2 E: 1 K: 1 S: 12	H: 3 LOB: 3 BB: 1 P: 21	R: 0 E: 0 K: 0 S: 12	H: 1 LOB: 2 BB: 1 P: 20	R: 2 E: 0 K: 0 S: 17	H: 3 LOB: 2 BB: 1 P: 27	R: 0 E: 0 K: 0 S: 7	H: 0 LOB: 0 BB: 1 P: 14	R: 0 E: 0 K: 1 S: 9	H: 1 LOB: 0 BB: 0 P: 13	R: 0 E: 0 K: 1 S: 14	H: 1 LOB: 0 BB: 0 P: 21	R: 0 E: 1 K: 1 S: 8	H: 0 LOB: 1 BB: 0 P: 15	1B: 7 2B: 2 3B: 0 HR: 1	SF: 1 SAC: 1 DP: 2 HBP: 0	WP: 0 PB: 0 SB: 0 CS: 3	PA: 42
<b>PITCHER</b>	IP WLS BF H R ER SO BB IBB HBP BLK WP HR S P ERA WHIP																					
Jason Schmidt, R (1, 1) ERA: 4.34	5.0 L 29 7 5 3 3 3 3 1 0 1 0 1 67 111 5.40 2.000																					
Scott Sauerbeck, L (6, 1) ERA: 1.93	2.0 6 1 0 0 1 1 0 0 0 0 0 0 16 27 0.00 1.000																					
Greg Hansell, R (8, 1) ERA: 1.54	1.0 3 1 0 0 1 0 0 0 0 0 0 0 14 21 0.00 1.000																					
Jason Christiansen, L (9, 1) ERA: 2.79	1.0 3 0 0 0 1 0 0 0 0 0 0 0 8 15 0.00 0.000																					

Chicago Cubs @ Pittsburgh Pirates  
 Three Rivers Stadium, Pittsburgh, PA  
 Mon Jul 05 1999, 1:35 PM EDT  
 Att. 19,762 - Cloudy - 92 F

livebaseballscorecards.com

Batter	1	2	3	4	5	6	7	8	9	AB	R	H	RBI	BB	SO	LOB
<b>Al Martin, L</b> OBP: 0.354, SLG: 0.552 (1, 7) X	0-0 G6-3	0-3 K		2-1 FC4-6 1-2 1B		3-3 K		2-3 K		5	0	1	0	0	3	0
<b>Abraham Nunez, S</b> OBP: 0.300, SLG: 0.263 <b>Jason Christiansen, R</b> (9, 1)	2-2 BB 1B		0-0 E5 1B	1-0 FC4-6 BB 1-2f 2-3		4-1 BB BB		2-3 K		4	2	2	0	1	1	2
<b>Brian Giles, L</b> OBP: 0.395, SLG: 0.546 (1, 8)	4-1 1B 1-2 BB		0-0 1B	4-2 1B BB		4-0 1B BB		3-2 F8		2	0	1	1	3	0	0
<b>Brant Brown, L</b> OBP: 0.304, SLG: 0.478 (1, 3) X	0-0 BB 1-3 2-H 1B		1-3 K	2-2 K		1-1 F8		0-2 F9 1B 1B		5	0	2	1	0	2	6
<b>Ed Sprague, R</b> OBP: 0.402, SLG: 0.556 (1, 5)	0-3 K		0-0 1B		1-3 K	2-2 F7		1-0 1B 1-2 1B		5	0	2	0	0	2	4
<b>Warren Morris, L</b> OBP: 0.366, SLG: 0.438 (1, 4)	4-2 1B BB		0-1 L8	2-1 FC6-5 1B		1-0 F9		3-2 F7		4	0	1	0	1	0	4
<b>Adrian Brown, S</b> OBP: 0.342, SLG: 0.324 (1, 9)	1-3 K		0-1 G3	0-1 FC6-5 1B		1-1 1B		0-0 F9 2-3		5	0	2	0	0	1	7
<b>Keith Osik, R</b> OBP: 0.286, SLG: 0.333 (1, 2)		1-1 P3		3-3 K 1-2 2-3f		0-1 FC6-5		1-3 K		5	0	0	0	0	2	5
<b>Jason Schmidt, R</b> OBP: 0.094, SLG: 0.065 <b>Freddy Garcia, R</b> OBP: 0.289, SLG: 0.398 <b>Scott Sauerbeck, R</b> <b>Yamid Haad, R</b> <b>Greg Hansell, R</b> <b>Mike Benjamin, R</b> OBP: 0.273, SLG: 0.308		3-3 K		4-2 FC4-6 1B BB		0-3 K		1-0 G5-3		1	0	0	0	0	1	1
										1	0	0	0	0	1	2
										0	0	0	0	0	0	0
										1	0	0	0	0	0	1
										0	0	0	0	0	0	0
										0	0	0	0	0	0	0

Inning Stats	R: 1	H: 2	E: 0	K: 2	S: 16	H: 2	LOB: 3	BB: 2	P: 27	R: 0	H: 0	E: 0	K: 2	S: 8	H: 3	LOB: 2	BB: 0	P: 12	R: 1	H: 3	E: 1	K: 1	S: 10	R: 0	H: 1	E: 0	K: 2	S: 14	H: 2	LOB: 2	BB: 0	P: 15	R: 0	H: 0	E: 0	K: 1	S: 10	H: 0	LOB: 2	BB: 2	P: 24	R: 0	H: 1	E: 0	K: 1	S: 7	H: 0	LOB: 0	BB: 0	P: 17	R: 0	H: 2	E: 0	K: 0	S: 10	H: 2	LOB: 2	BB: 0	P: 14	1B: 11	SF: 0	2B: 0	SAC: 0	3B: 0	DP: 0	HR: 0	HBP: 0	WP: 0	PA: 44
<b>PITCHER</b>	IP	WLS	BF	H	R	ER	SO	BB	IBB	HBP	BLK	WP	HR	S	P	ERA	WHIP																																																				
<b>Jon Lieber, R</b> ERA: 3.43 (1, 1)	5.1	W	29	8	2	2	10	5	0	0	0	0	0	65	107	3.38	2.438																																																				
<b>Ray King, L</b> ERA: 27.0 (6, 1)	0.1	H	2	0	0	0	0	1	0	0	0	0	0	2	7	0.00	3.000																																																				
<b>Matt Karchner, R</b> ERA: 2.51 (6, 1)	1.1	H	5	1	0	0	1	0	0	0	0	0	0	10	16	0.00	0.750																																																				
<b>Felix Heredia, L</b> ERA: 4.91 (8, 1)	1.0	H	4	1	0	0	2	0	0	0	0	0	0	13	20	0.00	1.000																																																				
<b>Rick Aguiera, R</b> ERA: 3.92 (9, 1)	1.0	S	4	1	0	0	0	0	0	0	0	0	0	7	11	0.00	1.000																																																				

BOTTOM

**Chicago Cubs @ Pittsburgh Pirates**  
Three Rivers Stadium, Pittsburgh, PA  
Mon Jul 05 1999, 1:35 PM EDT  
Att: 19,762 - Cloudy - 92 F

livebaseballscorecards.com

AB	38
R	2
H	11
RBI	2
BB	6
SO	13
LOB	31



Batter	1	2	3	4	5	6	7	8	9	AB R H RBI BB SO LOB	TOP											
Mickey Morandini, L (1, 4) OBP: 0.339, SLG: 0.370	0-2 G6-3		4-0 FC4-6 BB		3-2 F7		2-3 K			3 0 0 0 1 1 2												
José Hernández, R (1, 6) OBP: 0.350, SLG: 0.431	1-2 1B SF7 1B		3-1 F8		0-3 K		0-1 F9			4 1 1 0 0 1 3												
Mark Grace, L (1, 3) OBP: 0.397, SLG: 0.488	2-1 1-3 1B		1-1 FC4-6 1-2f		0-1 L9			4-2 G4-6-3 BB		3 0 1 0 1 0 1												
Sammy Sosa, R (1, 9) OBP: 0.363, SLG: 0.646	1-1 SF7		2-1 G3			1-0 G3-6-3 1B		1-2 G4-6-3 1-2f		3 0 1 1 0 0 2												
Henry Rodriguez, L (1, 7) OBP: 0.425, SLG: 0.611	1-2 G4-3			1-0 1B 1B		1-2 G3-6-3 1-2f		1-0 L9		4 0 1 0 0 0 2												
Tyler Houston, L (1, 5) OBP: 0.356, SLG: 0.493		2-1 G4-3		1-3 K		1-0 G1-3		0-0 FC3-6 1B 1B		3 0 0 0 0 1 1 1 0 1 0 0 0 0												
Gary Gaetti, R (9, PH) OBP: 0.265, SLG: 0.337																						
Benito Santiago, R (1, 2) OBP: 0.282, SLG: 0.345		2-1 F9		0-0 1-2 1B		1-0 G6-3		2-1 FC3-6 1-2 1B		4 0 2 0 0 0 0												
Curtis Goodwin, L (1, 8) OBP: 0.345, SLG: 0.382																						
Manny Alexander, R (9, PH) OBP: 0.350, SLG: 0.385		0-1 1B		1-0 F7		0-0 HBP 1B		0-0 FC3-6 G5-4-3 1-2f 2-3		3 0 2 0 0 0 2 1 0 0 0 0 0 2												
Steve Trachsel, R (1, 1) OBP: 0.129, SLG: 0.133																						
Jeff Blauser, R (7, PH) OBP: 0.374, SLG: 0.471																						
Terry Adams, R (7, 1)																						
Glenallen Hill, R (9, PH) OBP: 0.386, SLG: 0.708								2-1 SAFE HBP 1-2		2 0 0 0 0 2 3 0 0 0 0 0 0 0 0 0 0 0 0 0 0 1 0 0 0 0 0 2												
<b>Inning Stats</b>	R: 1 E: 0 K: 0 S: 13	H: 2 LOB: 1 BB: 0 P: 18	R: 0 E: 0 K: 1 S: 9	H: 1 LOB: 1 BB: 0 P: 14	R: 0 E: 0 K: 0 S: 6	H: 0 LOB: 1 BB: 1 P: 16	R: 0 E: 0 K: 2 S: 9	H: 2 LOB: 2 BB: 0 P: 13	R: 0 E: 0 K: 1 S: 8	H: 0 LOB: 0 BB: 0 P: 11	R: 0 E: 0 K: 0 S: 6	H: 1 LOB: 0 BB: 0 P: 9	R: 0 E: 0 K: 1 S: 8	H: 1 LOB: 2 BB: 0 P: 13	R: 0 E: 0 K: 0 S: 6	H: 0 LOB: 0 BB: 1 P: 12	R: 0 E: 0 K: 0 S: 8	H: 2 LOB: 1 BB: 0 P: 13	1B: 9 2B: 0 3B: 0 HR: 0	SF: 1 SAC: 0 DP: 3 HBP: 1	WP: 0 PB: 0 SB: 0 CS: 0	PA: 36
<b>PITCHER</b>	IP WLS BF H R ER SO BB IBB HBP BLK WP HR S P ERA WHIP																					
Todd Ritchie, R (1, 1) ERA: 4.03	8.0 W 32 7 1 1 5 2 0 1 0 0 0 0 65 106 1.12 1.125																					
Jason Christiansen, L (9, 1) ERA: 2.7	1.0 4 2 0 0 0 0 0 0 0 0 0 0 8 13 0.00 2.000																					

Chicago Cubs @ Pittsburgh Pirates  
Three Rivers Stadium, Pittsburgh, PA

Tue Jul 06 1999, 7:05 PM EDT  
Att. 14,367 - Cloudy - 94 F

livebaseballscorecards.com

AB	32
R	1
H	9
RBI	1
BB	2
SO	5
LOB	20



Batter	1	2	3	4	5	6	7	8	9
Al Martin, L OBP: 0.353, SLG: 0.548 Jason Christiansen, R OBP: 0.312, SLG: 0.548	0-1 1B SF7 1B	1-3 K			0-1 G1-3			0-3 K	
Mike Benjamin, R OBP: 0.277, SLG: 0.312	0-2 SAFE G4-3 HR 1B	3-2 G4-3			1-1 F8			2-2 G4-3 HR 1B	
Brian Giles, L OBP: 0.393, SLG: 0.544	3-2 SF7 3-H				0-2 G4-3			1-2 G4-3 1-2	
Kevin Young, R OBP: 0.412, SLG: 0.505	1-1 G4-3 2-3				3-2 F9-3 1-2			0-0 HR 2-H	
Ed Sprague, R OBP: 0.404, SLG: 0.553	4-0 HR BB				0-0 1B			1-1 F8	
Warren Morris, L OBP: 0.366, SLG: 0.449	1-0 HR 1-H 3-H				2-1 L8				
Brant Brown, L OBP: 0.299, SLG: 0.470 Adrian Brown, S OBP: 0.342, SLG: 0.324	1-2 G4-3				0-2 K			2-2 L9	
Keith Osik, R OBP: 0.288, SLG: 0.333					1-0 F7			0-1 G6-3	
Todd Ritchie, R OBP: 0.194, SLG: 0.167 John Wehner, R					0-0 G6-3			0-2 G6-3	

Inning Stats	R: 4 E: 0 K: 10 S: 16	H: 3 LOB: 0 BB: 1 P: 26	R: 0 E: 0 K: 12 S: 12	H: 1 LOB: 1 BB: 0 P: 20	R: 0 E: 0 K: 10 S: 10	H: 2 LOB: 1 BB: 0 P: 16	R: 0 E: 0 K: 5 S: 5	H: 0 LOB: 0 BB: 0 P: 6	R: 0 E: 0 K: 8 S: 8	H: 0 LOB: 0 BB: 0 P: 9	R: 0 E: 0 K: 7 S: 7	H: 0 LOB: 0 BB: 0 P: 12	R: 0 E: 0 K: 8 S: 8	H: 0 LOB: 0 BB: 0 P: 10	R: 2 E: 0 K: 13 S: 13	H: 2 LOB: 0 BB: 0 P: 19
--------------	--------------------------------	----------------------------------	--------------------------------	----------------------------------	--------------------------------	----------------------------------	------------------------------	---------------------------------	------------------------------	---------------------------------	------------------------------	----------------------------------	------------------------------	----------------------------------	--------------------------------	----------------------------------

PITCHER	IP	WLS	BF	H	R	ER	SO	BB	IBB	HBP	BLK	WP	HR	S	P	ERA	WHIP
Steve Trachsel, R ERA: 6.73	(1, 1)	6.0	L	24	6	4	4	2	1	0	0	0	1	58	89	6.00	1.167
Terry Adams, R ERA: 3.68	(7, 1)	2.0		8	2	2	1	0	0	0	0	0	1	21	29	9.00	1.000

**BOTTOM**

**Chicago Cubs @ Pittsburgh Pirates**  
Three Rivers Stadium, Pittsburgh, PA

Tue Jul 06 1999, 7:05 PM EDT  
Att: 14,367 - Cloudy - 94 F

AB	R	H	RBI	BB	SO	LOB
4	1	1	0	0	2	1
0	0	0	0	0	0	0
4	2	2	0	0	0	1
3	0	1	1	0	0	1
4	1	1	2	0	0	2
3	1	1	0	1	0	0
3	1	1	3	0	0	1
3	0	0	0	0	1	0
0	0	0	0	0	0	0
3	0	1	0	0	0	0
2	0	0	0	0	0	0
0	0	0	0	0	0	0

livebaseballscorecards.com

<b>AB</b>	<b>29</b>
<b>R</b>	<b>6</b>
<b>H</b>	<b>8</b>
<b>RBI</b>	<b>6</b>
<b>BB</b>	<b>1</b>
<b>SO</b>	<b>3</b>
<b>LOB</b>	<b>6</b>



WP	PA
0	32
0	
0	

Batter	1	2	3	4	5	6	7	8	9	AB R H RBI BB SO LOB	TOP	
Mickey Morandini, L (1, 4) OBP: 0.338, SLG: 0.368	1-0 G4-6-3 1B		1-2 FC4-6 1-2f 2-3			2-2 P6			2-1 L9	4 0 1 0 0 0 2		
José Hernández, R (1, 6) OBP: 0.348, SLG: 0.432	0-1 G4-6-3 1-2f		1-1 F9			0-0 1B 2B			0-3 K	4 1 1 0 0 1 3		
Mark Grace, L (1, 3) OBP: 0.395, SLG: 0.485	2-2 G4-3					3-1 1B 2-H			1-1 F7	4 0 1 1 0 0 0		
Sammy Sosa, R (1, 8) OBP: 0.360, SLG: 0.640		1-1 F9				0-0 E5 G4-6-3			1-1 P3	3 0 0 0 0 0 0		
Henry Rodriguez, L (1, 7) OBP: 0.420, SLG: 0.603		3-2 G4-3				3-1 G4-6-3 1-2f			1-1 L8	3 0 0 0 0 0 1		
Glenallen Hill, R (1, 9) OBP: 0.378, SLG: 0.692		2-1 F8				1-3 K			3-3 K	3 0 0 0 0 2 0		
Tyler Houston, L (1, 5) OBP: 0.355, SLG: 0.490						2-3 K			1-1 G4-3	3 0 1 0 0 1 0		
Benito Santiago, R (1, 2) OBP: 0.283, SLG: 0.344						0-1 L8			1-1 G6-3	3 0 1 0 0 0 0		
Terry Mulholland, R (1, 1) OBP: 0.042, SLG: 0.042 Scott Sanders, R (7, 1) OBP: 0.182, SLG: 0.273 Curtis Goodwin, L (8, PH) OBP: 0.341, SLG: 0.377 Matt Karchner, R (8, 1)						2-3 K			0-3 K	2 0 0 0 0 2 2 0 0 0 0 0 0 0 1 0 0 0 0 1 0 0 0 0 0 0 0 0		
<b>Inning Stats</b>	R: 0 E: 0 K: 0 S: 6 H: 1 LOB: 0 BB: 0 P: 9	R: 0 E: 0 K: 0 S: 7 H: 0 LOB: 0 BB: 0 P: 13	R: 0 E: 0 K: 1 S: 11 H: 2 LOB: 2 BB: 0 P: 15	R: 0 E: 1 K: 0 S: 4 H: 0 LOB: 0 BB: 0 P: 7	R: 0 E: 0 K: 2 S: 8 H: 0 LOB: 0 BB: 0 P: 11	R: 1 E: 0 K: 1 S: 10 H: 2 LOB: 1 BB: 0 P: 16	R: 0 E: 0 K: 1 S: 7 H: 0 LOB: 0 BB: 0 P: 12	R: 0 E: 0 K: 1 S: 7 H: 0 LOB: 0 BB: 0 P: 9	R: 0 E: 0 K: 1 S: 7 H: 0 LOB: 0 BB: 0 P: 10	1B: 4 2B: 1 3B: 0 HR: 0 SF: 0 SAC: 0 DP: 2 HBP: 0	WP: 0 PB: 0 SB: 0 CS: 0 PA: 30	
<b>PITCHER</b> 67 Francisco Cordova, R (1, 1) ERA: 4.81	IP WLS BF H R ER SO BB IBB HBP BLK WP HR S P ERA WHIP	9.0 W 30 5 1 1 7 0 0 0 0 0 0 0 67 102 1.00 0.556										

Chicago Cubs @ Pittsburgh Pirates  
Three Rivers Stadium, Pittsburgh, PA

Wed Jul 07 1999, 7:05 PM EDT  
Att. 28,258 - Unknown - 81 F

livebaseballscorecards.com

AB	30
R	1
H	5
RBI	1
BB	0
SO	7
LOB	8



Batter	1	2	3	4	5	6	7	8	9	AB	R	H	RBI	BB	SO	LOB
<b>Al Martin, L</b> OBP: 0.358, SLG: 0.549 (1, 7)	0-0 G6-4-3 1B		4-2 S BB		0-0 F8		0-1 3B 1B			3	1	2	1	1	0	1
<b>Mike Benjamin, R</b> OBP: 0.276, SLG: 0.321 (1, 6)	1-1 G6-4-3 1-2f		0-1 F8		0-3 K		0-1 2-H E 3B			4	1	1	1	0	1	3
<b>Brian Giles, L</b> OBP: 0.395, SLG: 0.546 (1, 8)	1-2 2B		2-0 G4-3			2-1 FC6-4 1B	0-0 E5			4	0	2	0	0	0	1
<b>Kevin Young, R</b> OBP: 0.408, SLG: 0.498 (1, 3)	2-2 F7			0-2 F8		0-0 L6	0-0 G5-3			4	0	0	0	0	0	3
<b>Ed Sprague, R</b> OBP: 0.402, SLG: 0.547 (1, 5)		1-1 G5-3		1-0 G5-3		1-0 FC6-4		1-0 FC1-5 BB HBP		3	0	0	0	0	0	1
<b>Warren Morris, L</b> OBP: 0.368, SLG: 0.445 (1, 4)		4-1 BB		1-2 G3-1		0-1 G4-3		4-0 FC1-5 BB		2	0	0	0	2	0	1
<b>Freddy Garcia, R</b> OBP: 0.261, SLG: 0.423 (1, 9)		1-3 K			0-0 HR		1-2 F9	2-1 FC1-5		3	1	1	1	0	1	1
<b>Adrian Brown, S</b> OBP: 0.338, SLG: 0.319 (8, 9)								1-2 2-3f		1	0	0	0	0	0	2
<b>Keith Osik, R</b> OBP: 0.286, SLG: 0.346 (1, 2)		1-1 G5-3		3-1 G4-3		0-2 1B 2B	0-2 P4			4	1	1	0	0	0	3
<b>67 Francisco Cordova, R</b> OBP: 0.278, SLG: 0.188 (1, 1)			0-2 G3		0-0 1B		0-0 G6-3	0-3 K		4	0	1	0	0	1	3

Inning Stats	R: 0	H: 2	E: 0	K: 0	S: 11	LOB: 1	BB: 0	P: 15	R: 0	H: 0	E: 0	K: 1	S: 8	LOB: 1	BB: 1	P: 15	R: 0	H: 0	E: 0	K: 0	S: 8	LOB: 1	BB: 1	P: 14	R: 0	H: 0	E: 0	K: 0	S: 10	LOB: 0	BB: 0	P: 12	R: 1	H: 2	E: 0	K: 1	S: 11	LOB: 1	BB: 0	P: 14	R: 0	H: 1	E: 0	K: 0	S: 6	LOB: 1	BB: 0	P: 9	R: 3	H: 3	E: 1	K: 0	S: 18	LOB: 1	BB: 0	P: 21	R: 0	H: 0	E: 0	K: 1	S: 8	LOB: 2	BB: 1	P: 17	1B: 4	SF: 0	2B: 2	SAC: 0	3B: 1	DP: 1	HR: 1	HBP: 1	WP: 0	PA: 36
--------------	------	------	------	------	-------	--------	-------	-------	------	------	------	------	------	--------	-------	-------	------	------	------	------	------	--------	-------	-------	------	------	------	------	-------	--------	-------	-------	------	------	------	------	-------	--------	-------	-------	------	------	------	------	------	--------	-------	------	------	------	------	------	-------	--------	-------	-------	------	------	------	------	------	--------	-------	-------	-------	-------	-------	--------	-------	-------	-------	--------	-------	--------

PITCHER	IP	WLS	BF	H	R	ER	SO	BB	IBB	HBP	BLK	WP	HR	S	P	ERA	WHIP
<b>Terry Mulholland, L</b> ERA: 5.07 (1, 1)	6.2	L	30	8	4	3	2	2	0	0	0	0	1	67	93	4.05	1.500
<b>Scott Sanders, R</b> ERA: 5.37 (7, 1)	0.1		1	0	0	0	0	0	0	0	0	0	0	5	7	0.00	0.000
<b>Matt Karchner, R</b> ERA: 2.35 (8, 1)	1.0		5	0	0	0	1	1	0	1	0	0	0	8	17	0.00	1.000

**BOTTOM**

**Chicago Cubs @ Pittsburgh Pirates**  
Three Rivers Stadium, Pittsburgh, PA

Wed Jul 07 1999, 7:05 PM EDT  
Att: 28,258 - Unknown - 81 F

livebaseballscorecards.com

<b>AB</b>	<b>32</b>
<b>R</b>	<b>4</b>
<b>H</b>	<b>8</b>
<b>RBI</b>	<b>3</b>
<b>BB</b>	<b>3</b>
<b>SO</b>	<b>3</b>
<b>LOB</b>	<b>19</b>



Batter	1	2	3	4	5	6	7	8	9	AB R H RBI BB SO LOB	TOP		
Mickey Morandini, L (1, 4) OBP: 0.337, SLG: 0.364	1-3 K2-3		0-0 SH5-3	3-0 G6-3		3-2 L5-3 HBP		0-1 G3		3 0 0 0 0 1 0			
Tyler Houston, L (1, 5) OBP: 0.345, SLG: 0.474	2-2 F7		0-2 K		3-2 G4-3	1-3 K		0-0 F8		5 0 0 0 0 2 2			
Sammy Sosa, R (1, 9) OBP: 0.361, SLG: 0.640	1-0 2B		2-1 2B 1B		0-3 K	1-1 L5-3		2-3 K		5 1 2 1 0 2 1			
Mark Grace, L (1, 3) OBP: 0.398, SLG: 0.488	4-1 BB		2-0 HR 2B		0-2 1B 1B		0-0 F7		0-0 G3	4 2 2 1 1 0 0			
Henry Rodriguez, L (1, 7) Manny Alexander, R (5, PH) OBP: 0.421, SLG: 0.601 OBP: 0.350, SLG: 0.383	2-2 G6-3		4-0 HR IBB		1-1 1B 1B		1-0 G6-3		0-0 G4-3	1 1 0 0 1 0 2 3 1 1 0 0 0 0			
José Hernández, R (1, 6) OBP: 0.357, SLG: 0.449		1-1 L6-3 1B	1-1 1B HR		1-2 1B 1B		4-2 S 1B BB			3 3 3 4 1 0 0			
Benito Santiago, R (1, 2) OBP: 0.286, SLG: 0.347		0-0 L6-3 1-2	1-3 K		1-1 1B 1B		2-2 SAFE 1B 1B			4 0 2 2 0 1 1			
Curtis Goodwin, L (1, 8) OBP: 0.337, SLG: 0.370		0-0 G3		2-3 K		1-2 1B 1B		3-3 K		4 0 1 1 0 2 1			
Dan Serafini, S (1, 1) Scott Sanders, R (6, 1) OBP: 0.167, SLG: 0.250			4-2 SH5-3 1B BB	2-2 G4-3		1-3 K		0-3 K		2 1 0 0 1 1 2 1 0 0 0 0 1 0			
<b>Inning Stats</b>	R: 0 H: 1 E: 0 LOB: 2 K: 1 BB: 1 S: 13 P: 23	R: 0 H: 1 E: 0 LOB: 0 K: 0 BB: 0 S: 4 P: 5	R: 5 H: 3 E: 0 LOB: 0 K: 2 BB: 2 S: 17 P: 31	R: 0 H: 0 E: 0 LOB: 0 K: 1 BB: 0 S: 7 P: 14	R: 3 H: 5 E: 0 LOB: 2 K: 2 BB: 0 S: 22 P: 30	R: 0 H: 0 E: 0 LOB: 0 K: 1 BB: 0 S: 7 P: 12	R: 1 H: 1 E: 0 LOB: 1 K: 1 BB: 1 S: 12 P: 22	R: 0 H: 0 E: 0 LOB: 0 K: 1 BB: 0 S: 6 P: 6	R: 0 H: 0 E: 0 LOB: 0 K: 1 BB: 0 S: 5 P: 7	1B: 8 SF: 0 2B: 4 SAC: 1 3B: 0 DP: 2 HR: 1 HBP: 1	WP: 0 PA: 41 PB: 0 SB: 1 CS: 0		
<b>PITCHER</b>	IP WLS BF H R ER SO BB IBB HBP BLK WP HR S P ERA WHIP											<b>PITCHER</b>	IP WLS BF H R ER SO BB IBB HBP BLK WP HR S P ERA WHIP
Kris Benson, R (1, 1) ERA: 4.86	4.2 L 25 9 8 8 5 2 1 0 0 0 1 57 95 15.43 2.357												
Pete Schourek, L (5, 1) ERA: 5.06	2.1 10 2 1 1 3 1 0 1 0 0 0 25 42 3.86 1.286												
Scott Sauerbeck, L (8, 1) ERA: 1.88	1.0 3 0 0 0 1 0 0 0 0 0 0 6 6 0.00 0.000												
Marc Wilkins, R (9, 1) ERA: 5.12	1.0 3 0 0 0 1 0 0 0 0 0 0 5 7 0.00 0.000												

Chicago Cubs @ Pittsburgh Pirates  
 Three Rivers Stadium, Pittsburgh, PA  
 Thu Jul 08 1999, 7:05 PM EDT  
 Att. 17,711 - Unknown - 81 F

livebaseballscorecards.com

AB	35
R	9
H	11
RBI	9
BB	4
SO	10
LOB	9





Batter	1	2	3	4	5	6	7	8	9	AB	R	H	RBI	BB	SO	LOB
<b>Al Martin, L</b> OBP: 0.356, SLG: 0.545 (1, 7) F X	0-1 BB 1B		2-1 G4-3		1-3 K			0-3 K		4	1	1	0	0	2	0
<b>Mike Benjamin, R</b> OBP: 0.281, SLG: 0.322 (1, 6) <b>Scott Sauerbeck, R</b> (8, 1) B B B B	4-1 BB 1B		2-2 G5-3			0-0 HR 1B		0-3 K		2	1	1	0	1	0	0
<b>Brant Brown, L</b> OBP: 0.298, SLG: 0.467 (8, PH) <b>Marc Wilkins, R</b> (9, 1) B	1-2 BB							0-3 K		0	0	0	0	0	0	0
<b>Freddy Garcia, R</b> OBP: 0.261, SLG: 0.417 (1, 9) B X	1-0 G5-4-3 1B				0-0 G4-3			0-3 K		4	0	1	1	0	2	1
<b>Kevin Young, R</b> OBP: 0.406, SLG: 0.502 (1, 3) F F B B F S	2-3 K				2-2 E 3B			2-3 K		4	1	1	0	0	3	3
<b>Ed Sprague, R</b> OBP: 0.400, SLG: 0.554 (1, 5) B X	1-0 G5-4-3				2-2 E6 FC5-4			1-2 HR		4	1	1	3	0	1	2
<b>Warren Morris, L</b> OBP: 0.363, SLG: 0.439 (1, 4) B X		1-0 L8			2-2 FC5-4 FC4-6			1-0 P6		4	0	0	0	0	0	1
<b>Adrian Brown, S</b> OBP: 0.329, SLG: 0.310 (1, 8) <b>Pete Schourek, L</b> (5, 1) <b>Abraham Nunez, S</b> OBP: 0.297, SLG: 0.260 (7, PH) (8, 6) C B C C X		1-2 G4-3			0-2 FC4-6			0-0 F8		2	0	0	0	0	0	1
<b>Keith Osik, R</b> OBP: 0.271, SLG: 0.327 (1, 2) F B B B B X		3-1 G6-3			1-2f			1-2 F7		1	0	0	0	0	0	0
<b>Kris Benson, R</b> OBP: 0.182, SLG: 0.219 (1, 1) <b>John Wehner, R</b> (5, 8) C B S T			1-2 K		2-1 L5			0-1 F9		3	0	0	0	0	1	0
					2-2 G1-3					2	0	0	0	0	0	0

Inning Stats	R: 1	H: 2	E: 0	K: 1	S: 9	LOB: 1	BB: 1	P: 17	R: 0	H: 0	E: 0	K: 0	S: 6	LOB: 0	BB: 0	P: 11	R: 0	H: 0	E: 0	K: 1	S: 9	LOB: 0	BB: 0	P: 14	R: 1	H: 1	E: 1	K: 0	S: 15	LOB: 1	BB: 0	P: 21	R: 0	H: 0	E: 0	K: 1	S: 8	LOB: 0	BB: 0	P: 13	R: 2	H: 2	E: 0	K: 2	S: 14	LOB: 0	BB: 0	P: 18	R: 0	H: 0	E: 0	K: 0	S: 6	LOB: 0	BB: 0	P: 7	R: 0	H: 0	E: 0	K: 3	S: 10	LOB: 0	BB: 0	P: 10	R: 0	H: 0	E: 0	K: 2	S: 9	LOB: 0	BB: 0	P: 11	1B: 3	2B: 0	3B: 1	HR: 1	SF: 0	SAC: 0	DP: 1	HBP: 0	WP: 0	PB: 0	SB: 0	CS: 0	PA: 33
--------------	------	------	------	------	------	--------	-------	-------	------	------	------	------	------	--------	-------	-------	------	------	------	------	------	--------	-------	-------	------	------	------	------	-------	--------	-------	-------	------	------	------	------	------	--------	-------	-------	------	------	------	------	-------	--------	-------	-------	------	------	------	------	------	--------	-------	------	------	------	------	------	-------	--------	-------	-------	------	------	------	------	------	--------	-------	-------	-------	-------	-------	-------	-------	--------	-------	--------	-------	-------	-------	-------	--------

PITCHER	IP	WLS	BF	H	R	ER	SO	BB	IBB	HBP	BLK	WP	HR	S	P	ERA	WHIP
<b>Dan Serafini, L</b> ERA: 7.05 (1, 1)	5.0	W	19	3	2	2	3	1	0	0	0	0	0	47	76	3.60	0.800
<b>Scott Sanders, R</b> ERA: 5.31 (6, 1)	4.0	S	14	2	2	2	7	0	0	0	0	0	1	39	46	4.50	0.500

**BOTTOM**

**Chicago Cubs @ Pittsburgh Pirates**  
**Three Rivers Stadium, Pittsburgh, PA**  
Thu Jul 08 1999, 7:05 PM EDT  
Att: 17,711 - Unknown - 81 F

[livebaseballscorecards.com](http://livebaseballscorecards.com)

AB	32
R	4
H	5
RBI	4
BB	1
SO	10
LOB	8



Batter	1	2	3	4	5	6	7	8	9	AB R H RBI BB SO LOB	TOP			
Al Martin, L (1, 7) OBP: 0.355, SLG: 0.541	3-3 K		2-1 F7			0-0 G1-6-3		0-2 HR 1B		4 1 1 0 0 1 0	<b>Pittsburgh Pirates @ Minnesota Twins</b> Hubert H. Humphrey Metrodome, Minneapolis, MN Fri Jul 09 1999, 8:05 PM EDT Att: 13,427 - Dome - 72 F <a href="http://livebaseballscorecards.com">livebaseballscorecards.com</a>			
Adrian Brown, S (1, 8) OBP: 0.349, SLG: 0.387	0-1 G4-3			1-2 G3-1 2B		3-2 1B		1-0 HR		4 1 3 2 0 0 0				
Brant Brown, L (1, 10) OBP: 0.292, SLG: 0.457	1-3 K			2-1 F9		1-1 F9		0-0 P9		4 0 0 0 0 1 2				
Kevin Young, R (1, 3) OBP: 0.410, SLG: 0.508		0-0 G5-3 WP 1B		0-0 G3-1		3-2 G4-3 1B 2B		0-2 1B		4 2 3 0 0 0 1				
Ed Sprague, R (1, 5) OBP: 0.395, SLG: 0.546		3-2 G5-3 SAFE 1B		1-1 G6-3		0-1 G4-3 2B		2-2 G6-3		4 0 0 0 0 0 4				
Warren Morris, L (1, 4) OBP: 0.358, SLG: 0.432		1-2 G6-3		2-3 K		1-0 P4		1-1 P6		4 0 0 0 0 1 1				
John Wehner, R (1, 9) OBP: 0.167, SLG: 0.167		3-H G6-3		1-2 G1-4-3		3-2 3-H 1B		2-3 K		4 0 1 1 0 1 0				
Abraham Nunez, S (1, 6) OBP: 0.289, SLG: 0.252 Freddy Garcia, R (9, PH) OBP: 0.258, SLG: 0.414			1-1 G1		1-2 G3-1		1-1 G3		2-3 K	3 0 0 0 0 0 1 1 0 0 0 0 1 0				
Keith Osik, R (1, 2) OBP: 0.258, SLG: 0.310			2-1 G5-3			2-2 L9		1-2 P2		3 0 0 0 0 0 0				
<b>Inning Stats</b>	R: 0 E: 0 K: 2 S: 8 H: 0 LOB: 0 BB: 0 P: 12	R: 1 E: 0 K: 0 S: 11 H: 1 LOB: 0 BB: 0 P: 18	R: 0 E: 0 K: 0 S: 6 H: 0 LOB: 0 BB: 0 P: 11	R: 0 E: 0 K: 0 S: 8 H: 1 LOB: 1 BB: 0 P: 12	R: 0 E: 0 K: 1 S: 11 H: 0 LOB: 0 BB: 0 P: 15	R: 0 E: 0 K: 0 S: 11 H: 1 LOB: 1 BB: 0 P: 16	R: 1 E: 0 K: 0 S: 11 H: 2 LOB: 1 BB: 0 P: 19	R: 2 E: 0 K: 0 S: 15 H: 3 LOB: 1 BB: 0 P: 19	R: 0 E: 0 K: 2 S: 8 H: 0 LOB: 0 BB: 0 P: 13	1B: 5 2B: 2 3B: 0 HR: 1 SF: 0 SAC: 0 DP: 0 HBP: 0	WP: 1 PB: 0 SB: 1 CS: 0 PA: 35			
<b>PITCHER</b>	IP WLS BF H R ER SO BB IBB HBP BLK WP HR S P ERA WHIP												<b>PITCHER</b>	IP WLS BF H R ER SO BB IBB HBP BLK WP HR S P ERA WHIP
Brad Radke, R (1, 1) ERA: 3.66	7.0 W 26 5 2 2 3 0 0 0 0 0 1 0 66 103 2.57 0.714													
Eddie Guardado, L (8, 1) ERA: 4.79	0.2 H 4 2 2 2 0 0 0 0 0 0 0 1 9 11 27.00 3.000													
Mike Trombley, R (8, 1) ERA: 3.28	1.1 S 5 1 0 0 2 0 0 0 0 0 0 0 14 21 0.00 0.750													

**Pittsburgh Pirates @ Minnesota Twins**  
 Hubert H. Humphrey Metrodome, Minneapolis, MN  
 Fri Jul 09 1999, 8:05 PM EDT  
 Att: 13,427 - Dome - 72 F

AB	35
R	4
H	8
RBI	3
BB	0
SO	5
LOB	9



Batter	1	2	3	4	5	6	7	8	9	AB	R	H	RBI	BB	SO	LOB
Jacque Jones, L OBP: 0.342, SLG: 0.448 (1, 8)	F9		WP 2B S 1B		K2-3		K			4	1	1	0	0	2	1
Denny Hocking, S OBP: 0.330, SLG: 0.364 (1, 6) (9, 4)	K		1 SAFE F7		G6-3		K2-3			4	0	0	0	0	2	2
Brent Gates, S OBP: 0.381, SLG: 0.413 (1, 4) (9, 5)	1B		K			G5-4-3 1B	F9			4	0	2	0	0	1	2
Marty Cordova, R OBP: 0.374, SLG: 0.455 (1, 9)	1B		1-1 2B		G5-4-3		F7			4	0	2	1	0	0	1
Corey Koskie, L OBP: 0.355, SLG: 0.467 Cristian Guzman, S OBP: 0.256, SLG: 0.284 (1, 5) (9, 6)	P6		G4-3		F9		K			4	0	0	0	0	1	3
Terry Steinbach, R OBP: 0.378, SLG: 0.442 (1, 2)		G3		K		HR 1B	G4-3			4	1	1	0	0	1	0
Todd Walker, L OBP: 0.329, SLG: 0.393 (1, 10)		F7		G4-3		HR				3	1	1	2	0	0	0
Torii Hunter, R OBP: 0.292, SLG: 0.345 (1, 7)		HR		K		E6 2B				3	2	1	1	0	1	0
Doug Mientkiewicz, L OBP: 0.355, SLG: 0.355 Ron Coomer, R OBP: 0.311, SLG: 0.448 (1, 3) (7, PH) (8, 3)	F7				F8		2B			2	0	0	0	0	0	0
										1	0	1	1	0	0	0
<b>Inning Stats</b>	R: 0 E: 0 K: 1 S: 14	H: 2 LOB: 2 BB: 0 P: 20	R: 1 E: 0 K: 0 S: 9	H: 1 LOB: 0 BB: 0 P: 15	R: 1 E: 0 K: 1 S: 14	H: 2 LOB: 1 BB: 0 P: 18	R: 0 E: 0 K: 2 S: 12	H: 0 LOB: 0 BB: 0 P: 15	R: 0 E: 0 K: 1 S: 7	H: 0 LOB: 0 BB: 0 P: 10	R: 0 E: 0 K: 0 S: 9	H: 1 LOB: 0 BB: 0 P: 15	R: 3 E: 1 K: 2 S: 13	H: 3 LOB: 1 BB: 0 P: 20	R: 0 E: 0 K: 1 S: 8	H: 0 LOB: 0 BB: 0 P: 9
<b>PITCHER</b>	IP WLS L	WLS L	IP WLS L	IP WLS L	IP WLS L	IP WLS L	IP WLS L	IP WLS L	IP WLS L	IP WLS L	IP WLS L	IP WLS L	IP WLS L	IP WLS L	IP WLS L	IP WLS L
Jose Silva, R ERA: 6.72 (1, 1)	6.0		6.0		6.0		6.0		6.0		6.0		6.0		6.0	
Scott Sauerbeck, L ERA: 1.83 (7, 1)	1.0		1.0		1.0		1.0		1.0		1.0		1.0		1.0	
Greg Hansell, R ERA: 1.42 (8, 1)	1.0		1.0		1.0		1.0		1.0		1.0		1.0		1.0	
	BF	H	R	ER	SO	BB	IBB	HBP	BLK	WP	HR	S	P	ERA	WHIP	
	26	8	5	4	5	0	0	0	0	1	2	68	99	6.00	1.333	
	4	1	0	0	2	0	0	0	0	0	0	10	14	0.00	1.000	
	3	0	0	0	1	0	0	0	0	0	0	8	9	0.00	0.000	

**BOTTOM**

**Pittsburgh Pirates @ Minnesota Twins**  
 Hubert H. Humphrey Metrodome, Minneapolis, MN

Fri Jul 09 1999, 8:05 PM EDT  
 Att: 13,427 - Dome - 72 F

livebaseballscores.com

<b>AB</b>	<b>33</b>
<b>R</b>	<b>5</b>
<b>H</b>	<b>9</b>
<b>RBI</b>	<b>5</b>
<b>BB</b>	<b>0</b>
<b>SO</b>	<b>8</b>
<b>LOB</b>	<b>9</b>



WP: 1	PA: 33
PB: 0	
SB: 1	
CS: 0	

Batter	1	2	3	4	5	6	7	8	9	AB R H RBI BB SO LOB	TOP																
Al Martin, L (1, 7) OBP: 0.356, SLG: 0.552	3-2 G3		2-1 HR		1 SAFE 3-1 2B		1-2 G4-3		1-3 K	5 1 2 1 0 1 0																	
Adrian Brown, S (1, 9) OBP: 0.344, SLG: 0.380	2-2 P7		2-2 HR 1B		0-0 G5-3		0-3 K			4 1 1 0 0 1 2																	
Brian Giles, L (1, 8) OBP: 0.399, SLG: 0.566	1-0 2B		1-2 HR 1-H		3-3 K2-3			2-2 F8 WP 2B		4 2 3 2 0 1 2																	
Kevin Young, R (1, 3) OBP: 0.405, SLG: 0.502	3-3 K		1-1 F8		0-3 K			0-0 F8 2-3		4 0 0 0 0 2 4																	
Ed Sprague, R (1, 5) OBP: 0.397, SLG: 0.545		1-0 CS 1B		2-1 1B		3-3 K		2-2 P5 3-H		4 0 2 0 0 1 0																	
Warren Morris, L (1, 4) OBP: 0.363, SLG: 0.437		2-3 K 1-2		1-1 1B		0-0 FC3-6 1B		1-2 1B		4 0 3 0 0 1 1																	
Brant Brown, L (1, 10) OBP: 0.286, SLG: 0.448		0-0 F9		1-3 K 1 SAFE 1 SAFE		0-0 FC3-6 1-2f		1-3 K		4 0 0 0 0 2 3																	
Mike Benjamin, R (1, 6) OBP: 0.277, SLG: 0.316			0-1 F9		0-1 G6-3		1-3 K		2-2 G6-3	4 0 0 0 0 1 2																	
Keith Osik, R (1, 2) OBP: 0.258, SLG: 0.306			2-1 P2			0-0 2B 1B		1-3 K		4 0 1 0 0 1 0																	
Chris Tremie, R (9, 2)									3-1 F8	0 0 0 0 0 0 0																	
<b>Inning Stats</b>	R: 0 E: 0 K: 1 S: 11	H: 1 LOB: 1 BB: 0 P: 20	R: 0 E: 0 K: 1 S: 5	H: 1 LOB: 0 BB: 0 P: 8	R: 3 E: 0 K: 0 S: 17	H: 3 LOB: 0 BB: 0 P: 25	R: 0 E: 0 K: 1 S: 9	H: 2 LOB: 1 BB: 0 P: 13	R: 0 E: 0 K: 2 S: 10	H: 2 LOB: 2 BB: 0 P: 16	R: 0 E: 0 K: 2 S: 11	H: 1 LOB: 1 BB: 0 P: 15	R: 0 E: 0 K: 2 S: 9	H: 0 LOB: 0 BB: 0 P: 11	R: 1 E: 0 K: 1 S: 13	H: 2 LOB: 1 BB: 0 P: 19	R: 0 E: 0 K: 1 S: 8	H: 0 LOB: 0 BB: 0 P: 14	1B: 7 2B: 3 3B: 0 HR: 2	SF: 0 SAC: 0 DP: 0 HBP: 0	WP: 1 PB: 0 SB: 0 CS: 1	PA: 37					
<b>PITCHER</b>	IP WLS BF H R ER SO BB IBB HBP BLK WP HR S P ERA WHIP																										
LaTroy Hawkins, R (1, 1) ERA: 7.84	4.0		19	9	3	3	3	0	0	0	0	0	2	45	72	6.75	2.250										
Travis Miller, L (5, 1) ERA: 2.08	3.0		11	2	1	1	6	0	0	0	0	0	0	30	41	3.00	0.667										
Bob Wells, R (8, 1) ERA: 3.81	0.2		3	1	0	0	0	0	0	0	0	1	0	7	10	0.00	1.500										
Eddie Guardado, L (8, 1) ERA: 4.5	1.1	W	4	0	0	0	2	0	0	0	0	0	0	11	18	0.00	0.000										

Pittsburgh Pirates @ Minnesota Twins  
 Hubert H. Humphrey Metrodome, Minneapolis, MN

Sat Jul 10 1999, 8:05 PM EDT  
 Att. 14,865 - Dome - 72 F

livebaseballscorecards.com

AB	37
R	4
H	12
RBI	3
BB	0
SO	11
LOB	14



Batter	1	2	3	4	5	6	7	8	9	AB R H RBI BB SO LOB
Jacque Jones, L (1, 8) OBP: 0.331, SLG: 0.431	1-2 G1-3		2-2 G4-3		0-3 K			2-0 P5		4 0 0 0 0 1 0
Denny Hocking, S (1, 9) OBP: 0.329, SLG: 0.362	0-3 K		1-2 G3-1		1-2 F8			2-1 G5-4-3 1B		4 0 1 0 0 1 0
Brent Gates, S (1, 4) OBP: 0.373, SLG: 0.404	0-0 F8		2-2 G4-3				2-3 K	0-2 G5-4-3 1-2f		4 0 0 0 0 1 1
Todd Walker, L (1, 10) OBP: 0.334, SLG: 0.399		4-2 1B 1B BB		1-2 2B FC3-4-6 1B		0-1 P5		0-0 1B 1B 2B		3 3 2 0 1 0 0
Chad Allen, R (1, 7) OBP: 0.344, SLG: 0.407		0-0 1B SF8 1B		1-2 FC3-4-6 CS 2B		2-1 1B		2-3 K		4 1 3 0 0 1 1
Corey Koskie, L (1, 5) OBP: 0.358, SLG: 0.468 Torii Hunter, R (9, PR) OBP: 0.292, SLG: 0.345		2-1 1B		1-3 K		3-3 K		1-1 1B 1B		4 0 2 1 0 2 3 0 1 0 0 0 0 0
Javier Valentin, S (1, 2) OBP: 0.317, SLG: 0.410 Terry Steinbach, R (9, PH) OBP: 0.382, SLG: 0.446		1-1 P3		4-2 FC3-4-6 BB		1-3 K		0-1 1B IBB 1B		2 0 0 0 1 1 2 1 0 1 1 0 0 0
Doug Mientkiewicz, L (1, 3) OBP: 0.353, SLG: 0.352		0-0 SF8		0-2 FC3-4-6 1-2f 2-3 3-H		1-1 L6		4-0 1B IBB		2 0 0 2 1 0 2
Cristian Guzman, S (1, 6) OBP: 0.252, SLG: 0.280 Ron Coomer, R (9, PH) OBP: 0.313, SLG: 0.450		0-0 B2-3		1-1 CS		3-3 K		1-2 1B		3 0 0 0 0 1 1 1 0 1 1 0 0 0

Inning Stats	R: 0	H: 0	E: 0	K: 1	S: 8	H: 0	LOB: 0	BB: 0	P: 9	R: 2	H: 2	E: 0	K: 0	S: 9	H: 0	LOB: 0	BB: 0	P: 16	R: 0	H: 0	E: 0	K: 0	S: 11	R: 1	H: 2	E: 0	K: 1	S: 17	H: 0	LOB: 0	BB: 0	P: 13	R: 0	H: 1	E: 0	K: 2	S: 11	H: 0	LOB: 0	BB: 0	P: 14	R: 0	H: 1	E: 0	K: 0	S: 6	H: 1	LOB: 0	BB: 0	P: 10	R: 2	H: 4	E: 0	K: 1	S: 11	H: 4	LOB: 3	BB: 1	P: 19	1B: 8	SF: 1	2B: 2	SAC: 0	3B: 0	DP: 1	HR: 0	HBP: 0	WP: 0	PA: 37
--------------	------	------	------	------	------	------	--------	-------	------	------	------	------	------	------	------	--------	-------	-------	------	------	------	------	-------	------	------	------	------	-------	------	--------	-------	-------	------	------	------	------	-------	------	--------	-------	-------	------	------	------	------	------	------	--------	-------	-------	------	------	------	------	-------	------	--------	-------	-------	-------	-------	-------	--------	-------	-------	-------	--------	-------	--------

PITCHER	IP	WLS	BF	H	R	ER	SO	BB	IBB	HBP	BLK	WP	HR	S	P	ERA	WHIP
Jason Schmidt, R (1, 1) ERA: 4.3	7.1		29	6	3	3	7	2	0	0	0	0	0	79	118	3.68	1.091
Jason Christiansen, L (8, 1) ERA: 2.93	0.2	H	2	1	1	1	0	0	0	0	0	0	0	4	4	13.50	1.500
Mike Williams, R (9, 1) ERA: 2.67	0.1	L	5	3	1	1	1	0	1	0	0	0	0	10	18	27.00	9.000


**BOTTOM**

**Pittsburgh Pirates @ Minnesota Twins**  
 Hubert H. Humphrey Metrodome, Minneapolis, MN

Sat Jul 10 1999, 8:05 PM EDT  
 Att. 14,865 - Dome - 72 F

livebaseballscorecards.com

AB	32
R	5
H	10
RBI	5
BB	3
SO	8
LOB	10



Batter	1	2	3	4	5	6	7	8	9	AB	R	H	RBI	BB	SO	LOB	TOP										
<b>Al Martin, L</b> OBP: 0.355, SLG: 0.548 (1, 7)	1-1 L4	1-2 G3-6 1B		1-2 G5-3	0-2 G4-3		0-0 G4-3		2-1 G4-6-3 1B	6	0	2	0	0	0	1											
<b>Adrian Brown, S</b> OBP: 0.354, SLG: 0.373 (1, 9)	4-2 1B 2B BB	2-1 G3-6 1-2f		2-2 G3		2-1 1B E 1B	4-0 BB	2-2 G4-6-3 1-2f	4	2	1	0	2	0	2												
<b>Brian Giles, L</b> OBP: 0.403, SLG: 0.577 (1, 8)	0-1 2B 1-2 1B 1B		2-2 G3	4-0 2B BB		0-1 E 1-2 1B 1B	0-0 F8	0-0 HR	5	3	3	1	1	0	1												
<b>Kevin Young, R</b> OBP: 0.407, SLG: 0.511 (1, 3)	1-1 1B 1-3 2-H 2B		0-0 1B 2B	0-0 1-3 2B		0-1 E5 1-3 2-H 1B BB	0-0 L8	2-3 HR	6	3	3	1	0	1	2												
<b>Ed Sprague, R</b> OBP: 0.402, SLG: 0.545 (1, 5)	2-1 G5-3 2-3 3-H 1B		0-1 G6-3	4-0 IBB		4-1 WP 1-2 1B BB		4-2 G3 1B BB	2	0	1	1	3	0	1												
<b>Warren Morris, L</b> OBP: 0.370, SLG: 0.443 (1, 4)	1-2 G5-3 1-2 3-H 1B		3-2 2B 2-H 1B	0-1 F7		0-0 WP 1-2 2-H 3-H 1B		2-0 G3 1-2 1B	5	1	4	4	0	0	3												
<b>Brant Brown, L</b> OBP: 0.284, SLG: 0.447 (1, 10)	0-1 G5-3 1-2 2-3		2-2 2B 1-3 2B			3-1 F9		1-0 G3	5	1	1	0	0	1	6												
<b>Mike Benjamin, R</b> OBP: 0.275, SLG: 0.318 (1, 6)	0-0 F9		0-2 2B 2-H 3-H			1-2 F8		1-3 K	5	0	1	2	0	2	6												
<b>Keith Osik, R</b> OBP: 0.254, SLG: 0.299 (1, 2)			0-1 F8			0-0 1B		1-0 F7	5	0	1	0	0	0	5												
<b>Inning Stats</b>	R: 3 E: 0 K: 0 S: 17	H: 4 LOB: 2 BB: 1 P: 26	R: 0 E: 0 K: 0 S: 6	H: 1 LOB: 0 BB: 0 P: 9	R: 3 E: 0 K: 0 S: 19	H: 4 LOB: 1 BB: 0 P: 26	R: 0 E: 0 K: 0 S: 9	H: 1 LOB: 3 BB: 2 P: 20	R: 0 E: 0 K: 1 S: 11	H: 1 LOB: 1 BB: 0 P: 12	R: 3 E: 1 K: 1 S: 15	H: 3 LOB: 2 BB: 1 P: 27	R: 0 E: 0 K: 0 S: 3	H: 0 LOB: 1 BB: 1 P: 7	R: 0 E: 0 K: 1 S: 12	H: 1 LOB: 2 BB: 1 P: 21	R: 1 E: 0 K: 1 S: 9	H: 2 LOB: 0 BB: 0 P: 15	1B: 11 2B: 5 3B: 0 HR: 1	SF: 0 SAC: 0 DP: 2 HBP: 0	WP: 1 PB: 0 SB: 0 CS: 0	PA: 49					
<b>PITCHER</b>	IP	WLS	BF	H	R	ER	SO	BB	IBB	HBP	BLK	WP	HR	S	P	ERA	WHIP										
<b>Joe Mays, R</b> ERA: 4.8 (1, 1)	2.2	L	17	9	6	6	0	1	0	0	0	0	0	40	59	20.25	3.750										
<b>23 Benj Sampson, L</b> ERA: 7.07 (3, 1)	2.1		13	4	2	2	1	1	1	0	0	0	0	26	40	7.71	2.143										
<b>Hector Carrasco, R</b> ERA: 9.72 (6, 1)	2.0		10	1	1	0	1	2	0	0	0	1	0	14	28	0.00	1.500										
<b>Dan Perkins, R</b> ERA: 7.44 (8, 1)	1.0		5	1	0	0	1	1	0	0	0	0	0	12	21	0.00	2.000										
<b>Mike Trombley, R</b> ERA: 3.38 (9, 1)	1.0		4	2	1	1	1	0	0	0	0	0	1	9	15	9.00	2.000										

Pittsburgh Pirates @ Minnesota Twins  
 Hubert H. Humphrey Metrodome, Minneapolis, MN

Sun Jul 11 1999, 2:05 PM EDT  
 Att. 18,587 - Dome - 72 F

AB	43
R	10
H	17
RBI	9
BB	6
SO	4
LOB	27



livebaseballscorecards.com

Batter	1	2	3	4	5	6	7	8	9	AB	R	H	RBI	BB	SO	LOB
Jacque Jones, L OBP: 0.328, SLG: 0.434 (1, 8)	1-3 K		2-2 G4-3		1-0 2B			1-2 G6-3		4	0	1	0	0	1	1
Chad Allen, R OBP: 0.341, SLG: 0.404 Denny Hocking, S OBP: 0.326, SLG: 0.358 (1, 7) (5, 9)	1-2 G3		0-0 G6-3		1-3 K			0-0 P4		2	0	0	0	0	0	1
Brent Gates, S OBP: 0.371, SLG: 0.397 (1, 4)	4-0 FC6-4 BB		0-1 G2-3		1-1 P6			1-3 K		3	0	0	0	1	1	2
Todd Walker, L OBP: 0.333, SLG: 0.401 (1, 10)	2-2 FC6-4			3-2 HR 2B		3-1 G3-1		1-2 G4-3		4	1	1	0	0	0	1
Ron Coomer, R OBP: 0.312, SLG: 0.458 (1, 5)		2-3 K		0-0 HR		0-0 G1-3		2-1 G6-3		4	1	1	2	0	1	0
Doug Mientkiewicz, L OBP: 0.347, SLG: 0.345 (1, 3)		0-1 G6-3		1-0 F8		2-3 K		1-2 F8		4	0	0	0	0	1	0
Terry Steinbach, R OBP: 0.381, SLG: 0.451 (1, 2)		3-2 2B		1-1 P5			0-0 G6-3			3	0	1	0	0	0	0
Torii Hunter, R OBP: 0.289, SLG: 0.340 (1, 9) (5, 7)		0-0 G4-3		2-2 G6-3			2-1 G5-3			3	0	0	0	0	0	1
Cristian Guzman, S OBP: 0.253, SLG: 0.281 (1, 6)			2-2 G6-3 G4-3 1B		0-0 G6-3		2-2 F8			3	0	1	0	0	0	0

Inning Stats	R: 0	H: 0	E: 0	K: 1	S: 9	R: 0	H: 1	E: 0	K: 1	S: 9	R: 0	H: 1	E: 0	K: 0	S: 13	R: 2	H: 2	E: 0	K: 0	S: 10	R: 0	H: 1	E: 0	K: 1	S: 7	R: 0	H: 0	E: 0	K: 1	S: 7	R: 0	H: 0	E: 0	K: 0	S: 6	R: 0	H: 0	E: 0	K: 1	S: 8	R: 0	H: 0	E: 0	K: 0	S: 9	R: 0	H: 0	E: 0	K: 0	S: 13	1B: 1	SF: 0	2B: 3	3B: 0	HR: 1	WP: 0	PB: 0	SB: 0	CS: 0	PA: 33
--------------	------	------	------	------	------	------	------	------	------	------	------	------	------	------	-------	------	------	------	------	-------	------	------	------	------	------	------	------	------	------	------	------	------	------	------	------	------	------	------	------	------	------	------	------	------	------	------	------	------	------	-------	-------	-------	-------	-------	-------	-------	-------	-------	-------	--------

PITCHER	IP	WLS	BF	H	R	ER	SO	BB	IBB	HBP	BLK	WP	HR	S	P	ERA	WHIP
Todd Ritchie, R ERA: 3.92 (1, 1)	7.0	W	27	5	2	2	4	1	0	0	0	0	1	61	97	2.57	0.857
Jason Christiansen, L ERA: 2.84 (8, 1)	1.0		3	0	0	0	1	0	0	0	0	0	0	8	10	0.00	0.000
Brad Clontz, R ERA: 1.65 (9, 1)	1.0		3	0	0	0	0	0	0	0	0	0	0	9	13	0.00	0.000


**BOTTOM**

**Pittsburgh Pirates @ Minnesota Twins**  
 Hubert H. Humphrey Metrodome, Minneapolis, MN

Sun Jul 11 1999, 2:05 PM EDT  
 Att: 18,587 - Dome - 72 F

livebaseballscorecards.com

<b>AB</b>	<b>32</b>
<b>R</b>	<b>2</b>
<b>H</b>	<b>5</b>
<b>RBI</b>	<b>2</b>
<b>BB</b>	<b>1</b>
<b>SO</b>	<b>5</b>
<b>LOB</b>	<b>7</b>



Batter	1	2	3	4	5	6	7	8	9	AB R H RBI BB SO LOB	TOP									
<b>Kenny Lofton, L</b> (1, 8) OBP: 0.415, SLG: 0.434	1-2 SH5-3 2B		4-1 WP 2B 1B BB		1-3 K		0-0 B1-3		0-0 P5	4 1 1 0 1 1 1										
<b>Omar Vizquel, S</b> (1, 6) OBP: 0.389, SLG: 0.426	0-0 SH5-3		1-0 WP 2B 1B		3-1 P6		4-2 S 1B BB		0-1 G3	3 1 1 0 1 0 1										
<b>Roberto Alomar, S</b> (1, 4) OBP: 0.419, SLG: 0.517	1-3 K		1-1 2B		2-2 L6		1-3 K		4-2 E BB	4 0 1 2 1 2 3										
<b>Manny Ramirez, R</b> (1, 9) OBP: 0.420, SLG: 0.633	2-2 G6-3		1-2 L9		0-0 F8		1-2 1B		1-2 G6-3	5 0 1 0 0 0 3										
<b>Jim Thome, L</b> (1, 3) OBP: 0.432, SLG: 0.511		1-3 K		2-1 G4-3		1-1 BB 1B	1-3 K			4 0 1 0 0 2 2										
<b>David Justice, L</b> (1, 7) OBP: 0.399, SLG: 0.528		1-0 L8		4-2 G6-3 BB		1-2 BB 1B		2-0 G6-3		3 0 1 0 1 0 0										
<b>Enrique Wilson, S</b> (1, 5) OBP: 0.349, SLG: 0.420		2-1 G4-3		2-1 G6-3		1-0 F7		0-0 G5-3		4 0 0 0 0 0 3										
<b>Einar Diaz, R</b> (1, 2) OBP: 0.301, SLG: 0.355			0-0 E5 SH5-4 1B		0-2 G6-3		4-0 BB		4-2 S BB	2 0 0 0 2 0 1										
<b>Bartolo Colon, R</b> (1, 1) OBP: 0.333, SLG: 0.333 <b>Michael Jackson, R</b> (9, 1)			0-1 SH5-4		2-2 1B		1-1 G1-3		1-3 K	3 0 1 0 0 1 4 0 0 0 0 0 0 0										
<b>Inning Stats</b>	R: 0 E: 0 K: 1 S: 11	H: 1 LOB: 1 BB: 0 P: 15	R: 0 E: 0 K: 1 S: 6	H: 0 LOB: 0 BB: 0 P: 10	R: 2 E: 1 K: 0 S: 10	H: 2 LOB: 1 BB: 1 P: 17	R: 0 E: 0 K: 0 S: 12	H: 0 LOB: 1 BB: 1 P: 20	R: 0 E: 0 K: 1 S: 12	H: 1 LOB: 1 BB: 0 P: 20	R: 0 E: 0 K: 2 S: 13	H: 1 LOB: 2 BB: 1 P: 20	R: 0 E: 0 K: 1 S: 7	H: 0 LOB: 1 BB: 1 P: 14	R: 0 E: 1 K: 0 S: 8	H: 0 LOB: 1 BB: 1 P: 13	1B: 5 2B: 2 3B: 0 HR: 0	SF: 0 SAC: 2 DP: 0 HBP: 0	WP: 1 PB: 0 SB: 2 CS: 0	PA: 40
<b>PITCHER</b>	IP WLS BF H R ER SO BB IBB HBP BLK WP HR S P ERA WHIP																			
<b>Jason Schmidt, R</b> (1, 1) ERA: 4.21	6.2 L 31 7 2 2 4 4 0 0 0 1 0 70 115 2.70 1.650																			
<b>Scott Sauerbeck, L</b> (7, 1) ERA: 1.77	1.1 5 0 0 0 2 1 0 0 0 0 0 10 18 0.00 0.750																			
<b>Mike Williams, R</b> (9, 1) ERA: 2.6	1.0 4 0 0 0 0 1 0 0 0 0 0 8 13 0.00 1.000																			

Cleveland Indians @ Pittsburgh Pirates  
Three Rivers Stadium, Pittsburgh, PA

Thu Jul 15 1999, 7:05 PM EDT  
Att. 39,620 - Unknown - 88 F

livebaseballscorecards.com

AB	32
R	2
H	7
RBI	2
BB	6
SO	6
LOB	18





Batter	1	2	3	4	5	6	7	8	9	AB R H RBI BB SO LOB
<b>Al Martin, L</b> OBP: 0.351, SLG: 0.540 (1, 7)	1-0 G1-3		2-0 L8		1-0 F7			1-1 F8		4 0 0 0 0 0 2
<b>Adrian Brown, S</b> OBP: 0.340, SLG: 0.356 (1, 9)	2-3 K		1-2 K			3-2 G5-3		1-2 G1-6-3		4 0 0 0 0 2 1
<b>Brian Giles, L</b> OBP: 0.402, SLG: 0.571 (1, 8)	4-2 BB			2-2 G4-3		1-0 G4-3		3-2 K		3 0 0 0 1 1 0
<b>Kevin Young, R</b> OBP: 0.405, SLG: 0.508 (1, 3)	1-3 K			1-2 1B		1-0 G6-3		0-3 K		4 0 1 0 0 2 1
<b>Ed Sprague, R</b> OBP: 0.402, SLG: 0.543 (1, 5)		2-2 G4-3		3-2 F9		1-2 G6-4-3 1B				3 0 1 0 0 0 1
<b>Warren Morris, L</b> OBP: 0.370, SLG: 0.442 (1, 4)		0-0 CS 1B		2-3 K		0-0 G6-4-3 1-2f				3 0 1 0 0 1 2
<b>Mike Benjamin, R</b> OBP: 0.272, SLG: 0.314 (1, 6)		3-3 K 1-2			0-1 G6-3		3-3 K			3 0 0 0 0 2 1
<b>Keith Osik, R</b> OBP: 0.260, SLG: 0.294 (1, 2)			0-0 G2-3		4-2 BB		1-3 K		1 0 0 0 1 0 0	
<b>Brant Brown, L</b> OBP: 0.283, SLG: 0.444 (8, PH)									1 0 0 0 0 1 0	
<b>Mike Williams, R</b> (9, 1)									0 0 0 0 0 0 0	
<b>Jason Schmidt, R</b> OBP: 0.118, SLG: 0.063 (1, 1)			4-0 BB		1-3 K		3-2 F7		1 0 0 0 1 1 1	
<b>Scott Sauerbeck, R</b> (7, 1)									0 0 0 0 0 0 0	
<b>Abraham Nunez, S</b> OBP: 0.287, SLG: 0.250 (8, PH)									1 0 0 0 0 0 0	
<b>Chris Tremie, R</b> (9, 2)									0 0 0 0 0 0 0	

Inning Stats	R: 0	H: 0	E: 0	K: 2	S: 11	LOB: 1	BB: 1	P: 19	R: 0	H: 1	E: 0	K: 1	S: 8	LOB: 0	BB: 0	P: 13	R: 0	H: 0	E: 0	K: 1	S: 5	LOB: 1	BB: 1	P: 12	R: 0	H: 1	E: 0	K: 1	S: 16	LOB: 1	BB: 0	P: 24	R: 0	H: 0	E: 0	K: 1	S: 8	LOB: 1	BB: 1	P: 14	R: 0	H: 0	E: 0	K: 0	S: 6	LOB: 0	BB: 0	P: 11	R: 0	H: 1	E: 0	K: 1	S: 9	LOB: 0	BB: 0	P: 13	R: 0	H: 0	E: 0	K: 1	S: 10	LOB: 0	BB: 0	P: 15	R: 0	H: 0	E: 0	K: 2	S: 13	LOB: 0	BB: 0	P: 17	1B: 3	SF: 0	2B: 0	SAC: 0	3B: 0	DP: 1	HR: 0	HBP: 0	WP: 0	PA: 31
--------------	------	------	------	------	-------	--------	-------	-------	------	------	------	------	------	--------	-------	-------	------	------	------	------	------	--------	-------	-------	------	------	------	------	-------	--------	-------	-------	------	------	------	------	------	--------	-------	-------	------	------	------	------	------	--------	-------	-------	------	------	------	------	------	--------	-------	-------	------	------	------	------	-------	--------	-------	-------	------	------	------	------	-------	--------	-------	-------	-------	-------	-------	--------	-------	-------	-------	--------	-------	--------

PITCHER	IP	WLS	BF	H	R	ER	SO	BB	IBB	HBP	BLK	WP	HR	S	P	ERA	WHIP
<b>Bartolo Colon, R</b> ERA: 4.95 (1, 1)	8.0	W	28	3	0	0	8	3	0	0	0	0	0	73	121	0.00	0.750
<b>Michael Jackson, R</b> ERA: 4.46 (9, 1)	1.0	S	3	0	0	0	2	0	0	0	0	0	0	13	17	0.00	0.000


**BOTTOM**

**Cleveland Indians @ Pittsburgh Pirates**  
Three Rivers Stadium, Pittsburgh, PA

Thu Jul 15 1999, 7:05 PM EDT  
Att: 39,620 - Unknown - 88 F

livebaseballscorecards.com

<b>AB</b>	<b>28</b>
<b>R</b>	<b>0</b>
<b>H</b>	<b>3</b>
<b>RBI</b>	<b>0</b>
<b>BB</b>	<b>3</b>
<b>SO</b>	<b>10</b>
<b>LOB</b>	<b>9</b>



Batter	1	2	3	4	5	6	7	8	9	AB R H RBI BB SO LOB	TOP		
Kenny Lofton, L (1, 8) OBP: 0.412, SLG: 0.430 Jacob Cruz, L (5, 8) OBP: 0.325, SLG: 0.541	2-2 G6-3		2-1 G4-6-3 1-2f		3-3 K		1-0 G6-3		0-0 F8	3 0 0 0 0 1 2 2 0 0 0 0 0 0			
Omar Vizquel, S (1, 6) Pat Borders, R (7, 5) OBP: 0.391, SLG: 0.433 OBP: 0.250, SLG: 0.417	1-2 E6		3-2 3B		2-3 K		0-1 G4-6-3 1B		2-1 G4-3	4 0 2 0 0 1 1 1 0 0 0 0 0 0			
Roberto Alomar, S (1, 4) John McDonald, R (5, 4) OBP: 0.417, SLG: 0.514 OBP: 0.300, SLG: 0.300	3-1 G6-3		2-2 F8		2-3 K		2-1 G4-6-3 1-2f		1-2 1B	2 0 0 0 0 0 2 3 0 1 0 0 1 1			
Manny Ramirez, R (1, 9) OBP: 0.420, SLG: 0.629	1-2 P3			1-1 1B G1-3 1B		2-3 K		0-0 BB 1B	3-2 F9	5 1 2 0 0 1 2			
Jim Thome, L (1, 3) OBP: 0.429, SLG: 0.508		2-1 G4-3		2-0 G1-3 1-2		3-1 1B 1B		2-3 K		4 1 1 0 0 1 2			
David Justice, L (1, 7) OBP: 0.407, SLG: 0.531		4-2 G5-3 1B BB		1-0 G1-6-3 1B		3-2 1B 1B		4-0 1B BB		2 1 2 0 2 0 0			
Enrique Wilson, S (1, 5) OBP: 0.353, SLG: 0.422		2-2 1B		0-0 G1-6-3 1-2f		2-2 1B 1B		1-0 P6		4 0 2 1 0 0 4			
Einar Diaz, R (1, 2) OBP: 0.304, SLG: 0.358		2-0 G5-3		1-2 F7		1-1 1B		1-1 1B		4 0 2 2 0 0 2			
Dave Burba, R (1, 1) Dwight Gooden, R (4, 1) Alex Ramirez, R (6, PH) Paul Assenmacher, L (6, 1) Steve Reed, R (7, 1) Richie Sexson, R (8, PH) Paul Shuey, R (8, 1)			4-1 G4-6-3 BB		4-1 BB		3-3 K		2-1 P2	0 0 0 0 1 0 0 0 0 0 0 1 0 0 1 0 0 0 0 1 2 0 0 0 0 0 0 0 0 0 0 0 0 0 0 1 0 0 0 0 0 2 0 0 0 0 0 0 0			
<b>Inning Stats</b>	R: 0 H: 0 E: 1 LOB: 1 K: 0 BB: 0 S: 11 P: 18	R: 0 H: 1 E: 0 LOB: 1 K: 0 BB: 1 S: 12 P: 22	R: 0 H: 1 E: 0 LOB: 1 K: 0 BB: 1 S: 10 P: 21	R: 0 H: 2 E: 0 LOB: 1 K: 0 BB: 0 S: 5 P: 9	R: 0 H: 0 E: 0 LOB: 1 K: 2 BB: 1 S: 12 P: 22	R: 2 H: 4 E: 0 LOB: 2 K: 3 BB: 0 S: 20 P: 36	R: 0 H: 1 E: 0 LOB: 0 K: 0 BB: 0 S: 5 P: 8	R: 1 H: 2 E: 0 LOB: 2 K: 1 BB: 1 S: 10 P: 20	R: 0 H: 1 E: 0 LOB: 1 K: 0 BB: 0 S: 9 P: 15	1B: 11 SF: 0 2B: 0 SAC: 0 3B: 1 DP: 4 HR: 0 HBP: 0	WP: 0 PA: 40 PB: 0 SB: 1 CS: 0		
<b>PITCHER</b>	IP WLS BF H R ER SO BB IBB HBP BLK WP HR S P ERA WHIP											<b>PITCHER</b>	IP WLS BF H R ER SO BB IBB HBP BLK WP HR S P ERA WHIP
67 Francisco Cordova, R (1, 1) ERA: 4.68	5.2 W 26 8 2 2 4 3 0 0 0 0 0 0 67 122 3.18 1.941												
Greg Hansell, R (6, 1) ERA: 1.29	1.1 4 1 0 0 1 0 0 0 0 0 0 0 8 14 0.00 0.750												
Marc Wilkins, R (8, 1) ERA: 5.31	1.0 6 2 1 1 1 1 0 0 0 0 0 0 10 20 9.00 3.000												
Brad Clontz, R (9, 1) ERA: 1.59	1.0 4 1 0 0 0 0 0 0 0 0 0 0 9 15 0.00 1.000												

Cleveland Indians @ Pittsburgh Pirates  
Three Rivers Stadium, Pittsburgh, PA

Fri Jul 16 1999, 7:05 PM EDT  
Att. 43,519 - Unknown - 89 F

livebaseballscorecards.com

AB	36
R	3
H	12
RBI	3
BB	4
SO	6
LOB	20



Batter	1	2	3	4	5	6	7	8	9	AB	R	H	RBI	BB	SO	LOB
Al Martin, L OBP: 0.352, SLG: 0.540 John Wehner, R OBP: 0.222, SLG: 0.222	2-0 L8		0-0 HR 1B	1-1 HBP E 1B	1-3 K			0-2 G6-3		2	1	1	0	0	0	0
Adrian Brown, S OBP: 0.352, SLG: 0.363	0-1 G3-1		0-1 HR 1B	1-0 E HBP 1B				1-2 G6-3 1B		4	2	2	0	0	0	0
Brian Giles, L OBP: 0.403, SLG: 0.578	4-1 BB 1B BB		1-1 HR 1B	0-1 E4 1B				0-2 G6-3		3	3	1	3	1	0	1
Kevin Young, R OBP: 0.409, SLG: 0.518	4-2 1B BB		2-2 G4-3	2-0 HR 1B				0-1 HR		3	2	2	2	1	0	0
Ed Sprague, R OBP: 0.406, SLG: 0.556	0-2 1B 1B		2-2 BB 1B	0-0 HR				0-1 G5-3		4	2	3	3	0	0	0
Warren Morris, L OBP: 0.371, SLG: 0.441	0-1 1B		4-2 1B BB	1-2 F8				2-0 G4-3		3	0	1	0	1	0	0
Mike Benjamin, R OBP: 0.275, SLG: 0.317			0-0 G6-3	0-1 G4-6-3 1B	0-1 G1-4-3			0-0 G4-6-3 1B		4	0	2	1	0	0	0
Keith Osik, R OBP: 0.247, SLG: 0.278			3-3 K	1-2 G4-6-3				3-2 G4-6-3		4	0	0	0	0	1	3
67 Francisco Cordova, R OBP: 0.238, SLG: 0.158 Greg Hansell, R Marc Wilkins, R Brant Brown, L Brad Clontz, R	0-0 L1		0-0 L1	1-1 G5-3	0-1 F8			2-3 K		3	0	0	0	0	0	0

Inning Stats	R: 1	H: 2	E: 0	LOB: 2	K: 0	P: 25	R: 0	H: 0	E: 0	LOB: 0	K: 1	P: 8	R: 4	H: 5	E: 0	LOB: 1	K: 0	P: 30	R: 5	H: 3	E: 1	LOB: 0	K: 0	P: 19	R: 0	H: 0	E: 0	LOB: 0	K: 1	P: 8	R: 1	H: 2	E: 0	LOB: 0	K: 0	P: 13	R: 0	H: 1	E: 0	LOB: 0	K: 0	P: 10	R: 0	H: 0	E: 0	LOB: 0	K: 1	P: 16
1B: 10	SF: 0	2B: 0	SAC: 0	3B: 0	DP: 3	HR: 3	HBP: 1	WP: 0	PA: 38	PB: 0	SB: 0	CS: 0																																				

PITCHER	IP	WLS	BF	H	R	ER	SO	BB	IBB	HBP	BLK	WP	HR	S	P	ERA	WHIP
Dave Burba, R ERA: 5.03	(1, 1)	3.1	L	22	9	9	8	1	3	0	0	0	1	47	75	21.60	3.600
Dwight Gooden, R ERA: 5.8	(4, 1)	1.2		6	1	1	1	0	0	0	0	0	1	13	15	5.40	0.600
Paul Assenmacher, L ERA: 4.34	(6, 1)	1.0		4	2	1	0	0	0	0	0	0	1	12	13	9.00	2.000
Steve Reed, R ERA: 3.13	(7, 1)	1.0		3	1	0	0	0	0	0	0	0	0	5	10	0.00	1.000
Paul Shuey, R ERA: 4.0	(8, 1)	1.0		3	0	0	0	1	0	0	0	0	0	11	16	0.00	0.000

BOTTOM

Cleveland Indians @ Pittsburgh Pirates  
Three Rivers Stadium, Pittsburgh, PA

Fri Jul 16 1999, 7:05 PM EDT  
Att: 43,519 - Unknown - 89 F

AB	34
R	11
H	13
RBI	9
BB	3
SO	3
LOB	4



WP	PA	ERA	WHIP
0	38		



BOTTOM

Cleveland Indians @ Pittsburgh Pirates  
Three Rivers Stadium, Pittsburgh, PA

Sat Jul 17 1999, 1:35 PM EDT  
Att. 43,299 - Overcast - 93 F

livebaseballscorecards.com

AB	39
R	13
H	16
RBI	12
BB	5
SO	8
LOB	18



WP:	0	PA:	46
PB:	0	SB:	0
CS:	0		

AB R H RBI BB SO LOB

6	3	3	3	0	1	2
4	2	3	0	0	1	0
1	0	0	0	0	0	0
3	1	1	0	2	0	4
5	3	3	5	0	0	3
5	0	1	1	0	1	1
3	2	2	2	2	1	0
4	0	1	0	0	2	3
4	1	1	1	1	0	1
2	1	1	0	0	1	1
0	0	0	0	0	0	0
1	0	0	0	0	1	2
0	0	0	0	0	0	0
0	0	0	0	0	0	0
0	0	0	0	0	0	0
0	0	0	0	0	0	0
1	0	0	0	0	0	1

1B:	12	SF:	0
2B:	0	SAC:	2
3B:	0	DP:	1
HR:	4	HBP:	0

WP:	0	S	7	P	13	ERA	0.00	WHIP	1.000
-----	---	---	---	---	----	-----	------	------	-------

Batter	1	2	3	4	5	6	7	8	9
Al Martin, L OBP: 0.355, SLG: 0.559 (1, 7)	1-3 K		3-2 P6	2-0 HR		1-2 F8 1B HR	3-1	0-0 G3-4-3	
Adrian Brown, S OBP: 0.367, SLG: 0.379 (1, 9)	0-1 1B		2-1 1B 1B	1-2 K		3-2 1 SAFE 1 SAFE 1 SAFE HR 1B	0-0 P5		
John Wehner, R OBP: 0.200, SLG: 0.200 (7, 9)									
Brian Giles, L OBP: 0.405, SLG: 0.576 (1, 8)	0-0 G6-4-3 1B		2-1 F7	4-2 HR BB		1-0 F8	4-2 G6-3 BB		
Kevin Young, R OBP: 0.411, SLG: 0.538 (1, 3)	2-0 G6-4-3		1-2 1B 1B	0-0 HR		2-2 1 SAFE HR	1-2 G6-3		
Ed Sprague, R OBP: 0.403, SLG: 0.550 (1, 5)		1-0 P5	3-1 1B 1B	1-0 P3		0-3 K	0-0 F9		
Warren Morris, L OBP: 0.378, SLG: 0.443 (1, 4)	2-2 1B		2-1 1B		3-3 K	4-2 1B BB	4-2 SH1-4 BB		
Mike Benjamin, R OBP: 0.275, SLG: 0.316 (1, 6)	0-0 F9		3-3 K		3-3 K	1-1 1B 1B	0-1 SH1-4		
Chris Tremie, R OBP: 0.400, SLG: 0.250 (1, 2)	0-0 G5-3			1-0 E6 SH3-4 HR		4-2 BB	0-0 E5		
Kris Benson, R OBP: 0.280, SLG: 0.235 (1, 1)			0-0 1B 1B	0-0 SH3-4		0-3 K	2-3 L6		
Scott Sauerbeck, R (6, 1)									
Greg Hansell, R (6, 1)									
Jason Christiansen, R (7, 1)									
Brad Clontz, R (8, 1)									
Marc Wilkins, R (8, 1)									
Mike Williams, R (8, 1)									
Brant Brown, L (8, 9)									

Inning Stats	R: 0 E: 0 K: 1 S: 9	H: 2 LOB: 1 BB: 0 P: 12	R: 0 E: 0 K: 0 S: 6	H: 1 LOB: 1 BB: 0 P: 9	R: 3 E: 0 K: 1 S: 21	H: 5 LOB: 2 BB: 0 P: 37	R: 4 E: 1 K: 1 S: 11	H: 2 LOB: 0 BB: 1 P: 20	R: 0 E: 0 K: 3 S: 12	H: 0 LOB: 1 BB: 1 P: 22	R: 4 E: 0 K: 2 S: 25	H: 5 LOB: 2 BB: 1 P: 39	R: 1 E: 0 K: 0 S: 10	H: 1 LOB: 1 BB: 1 P: 18	R: 1 E: 1 K: 0 S: 7	H: 0 LOB: 1 BB: 1 P: 13
--------------	------------------------------	----------------------------------	------------------------------	---------------------------------	-------------------------------	----------------------------------	-------------------------------	----------------------------------	-------------------------------	----------------------------------	-------------------------------	----------------------------------	-------------------------------	----------------------------------	------------------------------	----------------------------------

PITCHER	IP	WLS	BF	H	R	ER	SO	BB	IBB	HBP	BLK	WP	HR	S	P	ERA	WHIP
Charles Nagy, R (1, 1) ERA: 4.6	4.0	L	23	10	7	4	3	1	0	0	0	0	0	47	78	9.00	2.750
Tom Candiotti, R (5, 1) ERA: 6.41	1.0		4	0	0	0	3	1	0	0	0	0	0	12	22	0.00	1.000
Ricardo Rincon, L (6, 1) ERA: 5.59	0.1		3	2	2	2	0	0	0	0	0	0	0	10	15	54.00	6.000
Steve Reed, R (6, 1) ERA: 3.55	0.2		6	3	2	2	2	1	0	0	0	0	1	15	24	27.00	6.000
Dwight Gooden, R (7, 1) ERA: 5.84	1.0		5	1	1	1	0	1	0	0	0	0	1	10	18	9.00	2.000

PITCHER	IP	WLS	BF	H	R	ER	SO	BB	IBB	HBP	BLK	WP	HR	S	P	ERA	WHIP
Paul Shuey, R (8, 1) ERA: 3.91	1.0		5	0	1	0	0	1	0	0	0	0	0	7	13	0.00	1.000

Batter	1	2	3	4	5	6	7	8	9	10	AB R H RBI BB SO LOB	TOP											
Eric Young Sr., R OBP: 0.356, SLG: 0.349 Alan Mills, R (9, 1)	1-1 1B	0-1 G5-3			2-2 G4-6-3 1-2f		1-0 2B		2-1 2B		5 1 3 1 0 0 1 0 0 0 0 0 0 0	<b>Los Angeles Dodgers @ Pittsburgh Pirates</b> Three Rivers Stadium, Pittsburgh, PA Sun Jul 18 1999, 6:05 PM EDT Att. 23,855 - Unknown - 88 F <a href="http://livebaseballscorecards.com">livebaseballscorecards.com</a>											
Mark Grudzielanek, R OBP: 0.362, SLG: 0.388 (1, 6)	2-2 1B		0-3 K			1-0 1B	3-2 F9		3-1 G4-3		5 0 2 1 0 1 3												
Gary Sheffield, R OBP: 0.403, SLG: 0.489 Pedro Borbon, R Mike Maddux, L Jose Vizcaino, S OBP: 0.288, SLG: 0.281 (9, 4)	0-1 1B		1-2 G6-3			1-2 F9	0-0 G3			0-3 K	4 0 1 0 0 0 2 0 0 0 0 0 0 0 0 0 0 0 0 0 0 1 0 0 0 0 1 0												
Eric Karros, R OBP: 0.346, SLG: 0.552 (1, 3)	1-3 K		2-3 K			3-2 2B		2-1 F7		0-0 FC6-4 22 1B	5 0 2 0 0 2 2												
22 Devon White, S OBP: 0.341, SLG: 0.427 (1, 8)	4-2 BB			2-2 G6-3		2-3 K		2-0 G4-3		0-0 FC6-4 1B	4 0 1 0 1 1 1												
Raul Mondesi, R OBP: 0.327, SLG: 0.487 (1, 9)	1-3 K		2-3 K				1-0 2B	2-0 F8		0-0 FC6-4 1-2f 2-3	5 1 1 0 0 2 5												
Todd Hundley, S OBP: 0.284, SLG: 0.443 Trenidad Hubbard, R Angel Pena, R OBP: 0.275, SLG: 0.366 (9, 2)	0-1 L9		0-0 G3-1				1-1 F7		1-0 G3 2B WP 1B	0-3 K	4 0 1 0 0 0 4 0 1 0 0 0 0 0 1 0 0 0 0 1 2												
Adrian Beltré, R OBP: 0.371, SLG: 0.456 (1, 5)		1-0 G4-3			3-2 P3		0-0 HR 2B		2-2 F8 1-2		4 1 1 1 0 0 1												
Carlos Perez, L OBP: 0.370, SLG: 0.520 Todd Hollandsworth, L OBP: 0.348, SLG: 0.486 (7, 7)		1-3 K			0-0 G4-6-3 1B		2-0 HR		0-0 G3 2-3		2 0 1 0 0 1 0 2 1 1 2 0 0 2												
<b>Inning Stats</b>	R: 1 E: 0 K: 2 S: 19	H: 3 LOB: 3 BB: 1 P: 28	R: 0 E: 0 K: 1 S: 6	H: 0 LOB: 0 BB: 0 P: 8	R: 0 E: 0 K: 2 S: 11	H: 0 LOB: 0 BB: 0 P: 14	R: 0 E: 0 K: 1 S: 7	H: 0 LOB: 0 BB: 0 P: 12	R: 0 E: 0 K: 1 S: 12	H: 2 LOB: 1 BB: 0 P: 18	R: 3 E: 0 K: 0 S: 12		H: 4 LOB: 1 BB: 0 P: 20	R: 0 E: 0 K: 0 S: 4	H: 0 LOB: 0 BB: 0 P: 10	R: 1 E: 0 K: 0 S: 9	H: 2 LOB: 2 BB: 0 P: 15	R: 0 E: 0 K: 2 S: 9	H: 2 LOB: 2 BB: 0 P: 9	1B: 8 2B: 5 3B: 0 HR: 1	SF: 0 SAC: 0 DP: 1 HBP: 0	WP: 1 PB: 0 SB: 1 CS: 1	PA: 43
<b>PITCHER</b>	IP WLS BF H R ER SO BB IBB HBP BLK WP HR S P ERA WHIP	IP WLS BF H R ER SO BB IBB HBP BLK WP HR S P ERA WHIP											IP WLS BF H R ER SO BB IBB HBP BLK WP HR S P ERA WHIP										
Todd Ritchie, R ERA: 4.03 Brad Clontz, R ERA: 1.84 Greg Hansell, R ERA: 1.69 Jason Christiansen, L ERA: 3.03 Mike Williams, R ERA: 2.41	6.1 0.2 1.0 0.0 1.0	28 2 3 1 4	10 0 0 1 0	4 0 0 1 0	4 0 0 0 0	7 0 0 0 0	0 0 0 0 0	0 0 0 0 0	0 0 0 0 0	0 0 0 0 0	0 0 0 0 0	1 0 0 0 0	68 9 10 2 13	5.68 0.00 0.00 ∞ 0.00	1.737 0.000 0.000 ∞ 1.000	1.0 0.2 1.0 0.0 1.0	5 5 5 5 4	2 2 2 2 1	9 9 9 9 9	0.00 0.00 0.00 0.00 0.00	2.000		



# Los Angeles Dodgers @ Pittsburgh Pirates

## Three Rivers Stadium, Pittsburgh, PA

Sun Jul 18 1999, 6:05 PM EDT  
Att. 23,855 - Unknown - 88 F

<b>AB</b>	<b>36</b>
<b>R</b>	<b>6</b>
<b>H</b>	<b>11</b>
<b>RBI</b>	<b>6</b>
<b>BB</b>	<b>4</b>
<b>SO</b>	<b>5</b>
<b>LOB</b>	<b>16</b>



<b>WP</b>	<b>1</b>	<b>PA</b>	<b>42</b>
<b>PB</b>	<b>1</b>		
<b>SB</b>	<b>1</b>		
<b>CS</b>	<b>0</b>		

AB		R	H	RBI	BB	SO	LOB
5	0	0	0	0	0	1	4
0	0	0	0	0	0	0	0
4	1	1	0	1	1	2	
0	0	0	0	0	0	0	
5	1	1	2	0	2	4	
4	2	2	0	1	0	0	
4	1	2	2	0	0	1	
3	0	1	0	0	0	1	
1	0	0	1	0	0	2	
3	0	0	0	1	1	1	
3	1	1	0	0	0	1	
1	0	1	0	0	0	0	
2	0	1	0	0	0	0	
0	0	0	0	0	0	0	
1	0	1	1	0	0	0	
0	0	0	0	0	0	0	
0	0	0	0	0	0	0	
0	0	0	0	0	1	0	
1B:	5	SF:	1				
2B:	5	SAC:	0				
3B:	0	DP:	3				
HR:	2	HBP:	1				

Batter	1	2	3	4	5	6	7	8	9	10													
<b>Al Martin, L</b> (1, 7) OBP: 0.349, SLG: 0.550 <b>Chris Tremie, R</b> (10, 2) OBP: 0.400, SLG: 0.250	G1-3		FC6-5-6		K		G3		P3														
<b>Abraham Nunez, S</b> (1, 4) OBP: 0.292, SLG: 0.250 <b>Scott Sauerbeck, R</b> (10, 1)	G6-3		K2-3			HR	FC5-2-5-3-4-9		BB														
<b>Brian Giles, L</b> (1, 8) OBP: 0.403, SLG: 0.580	P3		K			HR		K	L7														
<b>Kevin Young, R</b> (1, 3) OBP: 0.414, SLG: 0.543					F8		G5-3			G4-3 SF8													
<b>Ed Sprague, R</b> (1, 5) OBP: 0.405, SLG: 0.559					G4-3					G4-3													
<b>Freddy Garcia, R</b> (1, 9) OBP: 0.260, SLG: 0.412 <b>Adrian Brown, S</b> (7, 9) OBP: 0.360, SLG: 0.375			G6-4-3		WP		G3			SF8													
<b>Mike Benjamin, R</b> (1, 6) OBP: 0.275, SLG: 0.312					G5-3		G6-3		K														
<b>Keith Osik, R</b> (1, 2) OBP: 0.250, SLG: 0.280 <b>Brant Brown, L</b> (9, PH) OBP: 0.284, SLG: 0.443			F7		G5-3				BB														
<b>Todd Ritchie, R</b> (1, 1) OBP: 0.212, SLG: 0.219 <b>Brad Clontz, R</b> (7, 1) OBP: 0.273, SLG: 0.364 <b>John Wehner, R</b> (7, PH) OBP: 0.273, SLG: 0.364 <b>Greg Hartsell, R</b> (8, 1) OBP: 0.273, SLG: 0.364 <b>Jason Christiansen, R</b> (9, 1) OBP: 0.273, SLG: 0.364 <b>Mike Williams, R</b> (9, 1) OBP: 0.273, SLG: 0.364 <b>Warren Morris, L</b> (10, 4) OBP: 0.380, SLG: 0.443			FC6-5-6		F8		FC5-2-5-3-4		BB														
<b>Inning Stats</b>	R: 0 E: 0 K: 0 S: 7	H: 0 LOB: 0 BB: 0 P: 11	R: 1 E: 0 K: 0 S: 8	H: 2 LOB: 1 BB: 1 P: 13	R: 0 E: 0 K: 2 S: 11	H: 1 LOB: 1 BB: 0 P: 17	R: 0 E: 0 K: 0 S: 10	H: 1 LOB: 1 BB: 0 P: 18	R: 0 E: 0 K: 1 S: 8	H: 0 LOB: 0 BB: 0 P: 10	R: 3 E: 0 K: 0 S: 15	H: 3 LOB: 0 BB: 0 P: 21	R: 1 E: 0 K: 0 S: 6	H: 2 LOB: 0 BB: 0 P: 10	R: 0 E: 0 K: 1 S: 11	H: 0 LOB: 1 BB: 1 P: 20	R: 0 E: 0 K: 1 S: 15	H: 1 LOB: 3 BB: 2 P: 26	R: 1 E: 0 K: 0 S: 3	H: 1 LOB: 0 BB: 0 P: 3	1B: 5 2B: 5 3B: 0 HR: 2	SF: 1 SAC: 0 DP: 3 HBP: 1	
<b>PITCHER</b>	IP	WLS	BF	H	R	ER	SO	BB	IBB	HBP	BLK	WP	HR	S	P	ERA	WHIP						
<b>Carlos Perez, L</b> (1, 1) ERA: 6.88	6.0		25	7	4	4	3	1	0	0	0	1	2	59	90	6.00	1.333						
<b>Pedro Borbon, L</b> (7, 1) ERA: 1.98	1.1		5	2	1	1	1	0	0	0	0	0	0	9	15	6.75	1.500						
<b>Mike Maddux, R</b> (8, 1) ERA: 3.19	0.2		3	0	0	0	0	1	0	1	0	0	0	8	15	0.00	1.500						
<b>Alan Mills, R</b> (9, 1) ERA: 3.27	1.2	L	9	2	1	1	1	2	0	0	0	0	0	18	29	5.40	2.400						

<b>WP</b>	<b>1</b>
<b>PB</b>	<b>1</b>
<b>SB</b>	<b>1</b>
<b>CS</b>	<b>0</b>

Batter	1	2	3	4	5	6	7	8	9	AB	R	H	RBI	BB	SO	LOB	TOP								
<b>Craig Counsell, L</b> OBP: 0.238, SLG: 0.222 (1, 4)	2-2 1B 2B	3-2 F9		0-0 BB HR 1B	0-1 P5			0-0 G5-3		5	2	2	0	0	0	0									
<b>Mark Grudzielanek, R</b> OBP: 0.358, SLG: 0.383 (1, 6)	2-1 2B 1B	0-1 G1-3		2-0 P6		0-3 K		1-0 G6-3		5	1	1	0	0	1	1									
<b>Gary Sheffield, R</b> OBP: 0.408, SLG: 0.495 <b>Trenidad Hubbard, R</b> OBP: 0.440, SLG: 0.471 (1, 7) (8, PR) (8, 7)	3-2 1B 2B		2-1 E3 BB HR BB	4-2 HR BB	0-1 1B		0-1 1B	0-1 1B		4	3	3	1	1	0	0									
<b>Eric Karros, R</b> OBP: 0.350, SLG: 0.562 <b>Jeff Shaw, R</b> (1, 3) (9, 1)	0-1 1B		0-0 L5	3-1 HR	1-3 K		0-0 1B	0-0 1B		5	1	3	4	0	1	2									
<b>Todd Hollandsworth, L</b> OBP: 0.358, SLG: 0.514 (1, 8)	1-2 1B		4-0 HR BB	3-2 HR	2-3 K		1-2 G4-3			4	2	2	2	1	1	3									
<b>Raul Mondesi, R</b> OBP: 0.328, SLG: 0.493 (1, 9)	1-3 K		4-2 HR BB	3-1 F8			1-2 HR		2-0 F9	4	2	1	1	1	1	2									
<b>Todd Hundley, S</b> OBP: 0.285, SLG: 0.456 <b>Angel Pena, R</b> OBP: 0.269, SLG: 0.358 (1, 2) (7, PH) (7, 2)	3-3 K		1-0 HR	3-1 G6-3			1-2 G5-3		1-3 K	3	1	1	4	0	1	2									
<b>Adrian Beltré, R</b> OBP: 0.368, SLG: 0.452 (1, 5)	1-3 K		0-2 37 G4-6-3 1B		3-3 K		0-2 G6-3		1-2 F8	5	0	1	0	0	2	2									
<b>37 Darren Dreifort, R</b> OBP: 0.256, SLG: 0.270 <b>Onan Masaoka, R</b> (1, 1) (7, 1)		0-0 G5-3	0-0 G4-6-3		1-0 P9		0-0 L7			4	0	0	0	0	0	1									
<b>Jamie Arnold, R</b> OBP: 0.400, SLG: 0.400 <b>Dave Hansen, L</b> OBP: 0.454, SLG: 0.474 (8, 1) (8, 3)										0	0	0	0	0	0	0									
<b>Inning Stats</b>	R: 3 E: 0 K: 3 S: 28	H: 5 LOB: 2 BB: 0 P: 41	R: 0 E: 0 K: 0 S: 6	H: 0 LOB: 0 BB: 0 P: 9	R: 4 E: 1 K: 0 S: 10	H: 2 LOB: 0 BB: 2 P: 21	R: 4 E: 0 K: 0 S: 17	H: 3 LOB: 0 BB: 1 P: 35	R: 0 E: 0 K: 1 S: 6	H: 0 LOB: 0 BB: 0 P: 10	R: 0 E: 0 K: 3 S: 13	H: 1 LOB: 1 BB: 0 P: 16	R: 1 E: 0 K: 0 S: 11	H: 1 LOB: 0 BB: 0 P: 13	R: 0 E: 0 K: 0 S: 11	H: 2 LOB: 2 BB: 0 P: 13	R: 0 E: 0 K: 1 S: 7	H: 0 LOB: 0 BB: 0 P: 11	1B: 8 2B: 2 3B: 0 HR: 4	SF: 0 SAC: 0 DP: 1 HBP: 0	WP: 0 PB: 0 SB: 0 CS: 0	PA: 44			
<b>PITCHER</b>	IP	WLS	BF	H	R	ER	SO	BB	IBB	HBP	BLK	WP	HR	S	P	ERA	WHIP								
<b>Jose Silva, R</b> ERA: 7.19 (1, 1)	3.0	L	18	7	7	6	3	2	0	0	0	0	1	44	71	18.00	3.000								
<b>Pete Schourek, L</b> ERA: 5.4 (4, 1)	4.0		18	5	5	5	4	1	0	0	0	0	3	47	74	11.25	1.500								
<b>Marc Wilkins, R</b> ERA: 4.84 (8, 1)	2.0		8	2	0	0	1	0	0	0	0	0	0	18	24	0.00	1.000								

**Los Angeles Dodgers @ Pittsburgh Pirates**  
**Three Rivers Stadium, Pittsburgh, PA**  
 Mon Jul 19 1999, 7:05 PM EDT  
 Att. 14,805 - Overcast - 88 F

AB	41
R	12
H	14
RBI	12
BB	3
SO	8
LOB	13





Batter	1	2	3	4	5	6	7	8	9	AB	R	H	RBI	BB	SO	LOB
Al Martin, L (1, 7) John Wehner, R (8, 7) OBP: 0.349, SLG: 0.557 OBP: 0.308, SLG: 0.333	1-1 HR		3-1 G1-3		3-3 K			4-0 BB G4-3 BB	1-1 G4-3	3	1	1	1	0	1	0
Adrian Brown, S (1, 9) OBP: 0.357, SLG: 0.364	2-1 G1-3		1-1 G1-6-3		1-3 K			4-0 G4-3 2B BB		3	1	0	0	1	1	0
Brian Giles, L (1, 8) OBP: 0.406, SLG: 0.589	2-1 HR			4-2 HR BB	1-1 F7			4-1 G4-3 1-2 2-3 BB		2	2	1	1	2	0	0
Kevin Young, R (1, 3) OBP: 0.412, SLG: 0.548	2-3 K			1-1 HR	0-1 F7			2-1 G4-3		4	1	1	2	0	1	2
Ed Sprague, R (1, 5) OBP: 0.404, SLG: 0.558	2-0 G6-3			3-3 K	1-1 G6-3			1-0 1B 2B		4	1	1	1	0	1	0
Warren Morris, L (1, 4) OBP: 0.381, SLG: 0.442		0-0 G5-3		4-2 1B BB	3-2 P5			3-1 FC6-4 1B		3	0	1	1	1	0	0
Mike Benjamin, R (1, 6) Abraham Nunez, S (8, 6) OBP: 0.275, SLG: 0.312 OBP: 0.289, SLG: 0.248		2-3 K		1-2 1B	0-1 P9			0-1 FC6-4		3	0	1	0	0	1	0
Keith Osik, R (1, 2) OBP: 0.238, SLG: 0.266		2-2 K		2-1 F8	1-0 F8				3-3 K	4	0	0	0	0	2	2
Jose Silva, R (1, 1) Freddy Garcia, R (3, PH) Pete Schourek, L (4, 1) Brant Brown, L (7, PH) Marc Wilkins, R (8, 1) Chris Tremie, R (9, PH) OBP: 0.316, SLG: 0.105 OBP: 0.258, SLG: 0.408 OBP: 0.262, SLG: 0.441 OBP: 0.333, SLG: 0.200			0-3 K	1-3 K	0-3 K				1-3 K	0	0	0	0	0	0	0

Inning Stats	R: 2	H: 2	E: 0	K: 1	S: 11	LOB: 0	BB: 0	P: 20	R: 0	H: 0	E: 0	K: 2	S: 8	LOB: 0	BB: 0	P: 12	R: 0	H: 0	E: 0	K: 1	S: 7	LOB: 0	BB: 0	P: 11	R: 2	H: 2	E: 0	K: 2	S: 20	LOB: 2	BB: 2	P: 36	R: 0	H: 0	E: 0	K: 2	S: 9	LOB: 0	BB: 0	P: 14	R: 0	H: 0	E: 0	K: 0	S: 7	LOB: 0	BB: 0	P: 11	R: 0	H: 0	E: 0	K: 1	S: 6	LOB: 0	BB: 0	P: 7	R: 3	H: 2	E: 0	K: 0	S: 8	LOB: 1	BB: 3	P: 26	R: 0	H: 0	E: 0	K: 2	S: 9	LOB: 0	BB: 0	P: 14	1B: 2	2B: 1	3B: 0	HR: 3	SF: 0	SAC: 0	DP: 1	HBP: 0	WP: 0	PB: 0	SB: 0	CS: 0	PA: 37
--------------	------	------	------	------	-------	--------	-------	-------	------	------	------	------	------	--------	-------	-------	------	------	------	------	------	--------	-------	-------	------	------	------	------	-------	--------	-------	-------	------	------	------	------	------	--------	-------	-------	------	------	------	------	------	--------	-------	-------	------	------	------	------	------	--------	-------	------	------	------	------	------	------	--------	-------	-------	------	------	------	------	------	--------	-------	-------	-------	-------	-------	-------	-------	--------	-------	--------	-------	-------	-------	-------	--------


PITCHER	IP	WLS	BF	H	R	ER	SO	BB	IBB	HBP	BLK	WP	HR	S	P	ERA	WHIP
37 Darren Dreifort, R (1, 1) ERA: 5.74	6.2		26	4	4	4	8	2	0	0	0	0	3	65	108	5.40	0.900
Onan Masaoka, L (7, 1) ERA: 3.24	0.1		4	0	3	3	1	3	0	0	0	0	0	4	16	81.00	9.000
Jamie Arnold, R (8, 1) ERA: 4.12	1.0		4	2	0	0	0	0	0	0	0	0	0	7	13	0.00	2.000
Jeff Shaw, R (9, 1) ERA: 2.25	1.0		3	0	0	0	2	0	0	0	0	0	0	9	14	0.00	0.000

**BOTTOM**

**Los Angeles Dodgers @ Pittsburgh Pirates**  
 Three Rivers Stadium, Pittsburgh, PA

Mon Jul 19 1999, 7:05 PM EDT  
 Att. 14,805 - Overcast - 88 F

AB	32
R	7
H	6
RBI	6
BB	5
SO	11
LOB	7



PITCHER	IP	WLS	BF	H	R	ER	SO	BB	IBB	HBP	BLK	WP	HR	S	P	ERA	WHIP
---------	----	-----	----	---	---	----	----	----	-----	-----	-----	----	----	---	---	-----	------



Batter	1	2	3	4	5	6	7	8	9	AB	R	H	RBI	BB	SO	LOB
<b>Al Martin, L</b> OBP: 0.345, SLG: 0.550 (1, 7)	1-3 <b>K</b>		1-0 <b>G3-1</b>			1-2 <b>P4</b>	0-0 <b>G3-1</b>			4	0	0	0	0	1	2
<b>Abraham Nunez, S</b> OBP: 0.296, SLG: 0.250 (1, 6)	0-0 <b>G4-3</b> <b>1B</b>			0-3 <b>K</b>		1-0 <b>B1-3</b>		4-2 <b>FC5-4</b> <b>BB</b>		3	0	1	0	1	1	0
<b>Brian Giles, L</b> OBP: 0.402, SLG: 0.581 (1, 8)	1-0 <b>G4-3</b> <b>1-2</b>			3-2 <b>P4</b>		3-2 <b>G1-3</b>		1-2 <b>F7</b>		4	0	0	0	0	0	2
<b>Kevin Young, R</b> OBP: 0.410, SLG: 0.545 (1, 3)	0-3 <b>K</b>			3-3 <b>K</b>			1-2 <b>2B</b> <b>2B</b> <b>1B</b>	1-0 <b>FC5-4</b> <b>1-2f</b>		4	1	1	0	0	2	2
<b>Ed Sprague, R</b> OBP: 0.402, SLG: 0.557 (1, 5)			3-2 <b>P4</b>		2-3 <b>K</b>		2-2 <b>2B</b> <b>2B</b> <b>1-3</b>	0-1 <b>F8</b>		4	1	1	0	0	1	1
<b>Warren Morris, L</b> OBP: 0.382, SLG: 0.446 (1, 4)			0-0 <b>G6-3</b>		0-0 <b>HR</b> <b>1B</b>		2-0 <b>1B</b> <b>2B</b> <b>2B</b> <b>2B</b> <b>3-H</b> <b>3-H</b>	0-0 <b>G4-3</b>		4	1	2	2	0	0	0
<b>Brant Brown, L</b> OBP: 0.286, SLG: 0.456 (1, 9)			2-1 <b>G4-3</b>		3-1 <b>HR</b> <b>HR</b> <b>1-H</b>		0-0 <b>G3</b> <b>1B</b> <b>2-3</b>	3-3 <b>K</b>		4	1	2	2	0	1	0
<b>Keith Osik, R</b> OBP: 0.233, SLG: 0.259 (1, 2)			0-0 <b>P3</b>		2-1 <b>P6</b>		1-2 <b>G3</b> <b>1-2</b>	0-0 <b>F9</b>		2	0	0	0	0	0	0
<b>Adrian Brown, S</b> OBP: 0.353, SLG: 0.360 (7, PH)										1	0	0	0	0	0	2
<b>Chris Tremie, R</b> OBP: 0.286, SLG: 0.167 (8, 2)										1	0	0	0	0	0	0
<b>Jason Schmidt, R</b> OBP: 0.111, SLG: 0.059 (1, 1)			1-3 <b>K</b>		0-1 <b>G5-3</b>		3-3 <b>K</b>			2	0	0	0	0	1	0
<b>Marc Wilkins, R</b> OBP: 0.286, SLG: 0.308 (7, 1)										0	0	0	0	0	0	0
<b>John Wehner, R</b> OBP: 0.286, SLG: 0.308 (7, PH)										0	0	0	0	0	1	2
<b>Brad Clontz, R</b> OBP: 0.286, SLG: 0.308 (8, 1)										0	0	0	0	0	0	0
<b>Jason Christiansen, R</b> OBP: 0.286, SLG: 0.308 (8, 1)										0	0	0	0	0	0	0
<b>Greg Hansell, R</b> OBP: 0.286, SLG: 0.308 (9, 1)										0	0	0	0	0	0	0

Inning Stats	R: 0	H: 1	R: 0	H: 0	R: 0	H: 0	R: 2	H: 2	R: 0	H: 0	R: 2	H: 4	R: 0	H: 0	R: 0	H: 0	1B: 4	SF: 0
	E: 0	LOB: 1	E: 0	LOB: 0	E: 0	LOB: 0	E: 0	LOB: 0	E: 0	LOB: 0	E: 0	LOB: 2	E: 0	LOB: 1	E: 0	LOB: 0	2B: 2	SAC: 0
	K: 2	BB: 0	K: 0	BB: 0	K: 2	BB: 0	K: 1	BB: 0	K: 0	BB: 0	K: 1	BB: 0	K: 0	BB: 1	K: 1	BB: 0	3B: 0	DP: 0
	S: 8	P: 10	S: 6	P: 11	S: 12	P: 18	S: 10	P: 17	S: 8	P: 13	S: 15	P: 24	S: 8	P: 14	S: 5	P: 8	HR: 1	HBP: 0


PITCHER	IP	WLS	BF	H	R	ER	SO	BB	IBB	HBP	BLK	WP	HR	S	P	ERA	WHIP
<b>Kevin Brown, R</b> ERA: 3.79 (1, 1)	7.0	W	28	7	4	4	7	0	0	0	0	0	1	64	100	5.14	1.000
<b>Pedro Borbon, L</b> ERA: 1.96 (8, 1)	0.1	H	2	0	0	0	0	1	0	0	0	0	0	5	10	0.00	3.000
<b>Mike Maddux, R</b> ERA: 3.13 (8, 1)	0.2	H	2	0	0	0	0	0	0	0	0	0	0	3	4	0.00	0.000
<b>Jeff Shaw, R</b> ERA: 2.2 (9, 1)	1.0		3	0	0	0	1	0	0	0	0	0	0	5	8	0.00	0.000

**BOTTOM**

**Los Angeles Dodgers @ Pittsburgh Pirates**  
Three Rivers Stadium, Pittsburgh, PA

Tue Jul 20 1999, 1:35 PM EDT  
Att. 16,921 - Overcast - 84 F

<b>AB</b>	<b>34</b>
<b>R</b>	<b>4</b>
<b>H</b>	<b>7</b>
<b>RBI</b>	<b>4</b>
<b>BB</b>	<b>1</b>
<b>SO</b>	<b>8</b>
<b>LOB</b>	<b>11</b>



WP	PA	ERA	WHIP
0	35		
0			
0			



Batter	1	2	3	4	5	6	7	8	9	AB R H RBI BB SO LOB
Mickey Morandini, L (1, 4) OBP: 0.342, SLG: 0.361 Jeff Blauser, R (9, PH) OBP: 0.407, SLG: 0.539	0-1 G3-1		1-2 CS 1B			1-2 G3			3-2 HR	3 0 1 0 0 0 1 1 1 1 1 0 0 0
Tyler Houston, L (1, 5) OBP: 0.330, SLG: 0.453	1-0 F7		1-1 CS 1-2	1-3 K		3-2 1B 2-H			4-2 1B BB	3 1 1 0 0 1 0
Mark Grace, L (1, 3) OBP: 0.405, SLG: 0.485	3-3 K			1-1 F7			2-1 1B 2B		0-0 1B 1B	4 0 2 0 0 1 0
Sammy Sosa, R (1, 8) OBP: 0.365, SLG: 0.639		0-0 F9 2B		2-0 F7			0-1 G3 1B 2-H		4-0 1B IBB	3 0 2 0 0 1 0
Henry Rodriguez, L (1, 7) OBP: 0.413, SLG: 0.601		2-2 P6			0-0 G3		2-2 G3		1-1 1B	4 0 1 1 0 0 2
Glenallen Hill, R (1, 9) OBP: 0.371, SLG: 0.691		1-1 F9 2-3			2-1 F7		1-3 K		1-2 1B 1-2 2-3 3-H	3 0 0 0 0 1 2
José Hernández, R (1, 6) OBP: 0.350, SLG: 0.435		1-2 F8			1-1 F9			3-2 F8		3 0 0 0 0 0 1
Benito Santiago, R (1, 2) OBP: 0.285, SLG: 0.345 Curtis Goodwin, L (8, PH) OBP: 0.345, SLG: 0.367 Rick Aguilera, R (9, 1)			0-3 K			0-0 L6		1-1 L3		2 0 0 0 0 1 0 1 0 0 0 0 0 0 0 0 0 0 0 0 0
Jon Lieber, L (1, 1) OBP: 0.250, SLG: 0.167 Jeff Reed, L (8, PH) OBP: 0.354, SLG: 0.357			3-2 G4-3			3-2 G3 1B 1B		2-3 K		2 0 1 0 0 0 0 1 0 0 0 0 1 0


Inning Stats		R: 0	H: 0	R: 0	H: 1	R: 0	H: 1	R: 0	H: 0	R: 0	H: 2	R: 0	H: 0	R: 2	H: 3	1B: 6	SF: 0	WP: 0	PA: 33
		E: 0	LOB: 0	E: 0	LOB: 1	E: 0	LOB: 0	E: 0	LOB: 0	E: 0	LOB: 2	E: 0	LOB: 0	E: 0	LOB: 3	2B: 2	SAC: 0	PB: 0	
		K: 1	BB: 0	K: 0	BB: 0	K: 1	BB: 0	K: 0	BB: 0	K: 1	BB: 0	K: 1	BB: 0	K: 1	BB: 2	3B: 0	DP: 0	SB: 0	
		S: 6	P: 10	S: 9	P: 13	S: 11	P: 16	S: 5	P: 8	S: 14	P: 21	S: 11	P: 16	S: 8	P: 14	HR: 1	HBP: 0	CS: 1	
PITCHER	IP	WLS	BF	H	R	ER	SO	BB	IBB	HBP	BLK	WP	HR	S	P	ERA	WHIP		
67 Francisco Cordova, R (1, 1) ERA: 4.24	7.2		26	6	0	0	4	0	0	0	0	0	0	67	103	0.00	0.783		
Jason Christiansen, L (8, 1) ERA: 3.44	0.1	L	6	3	2	2	1	1	1	0	0	0	1	11	25	54.00	12.000		

**BOTTOM**

**Pittsburgh Pirates @ Chicago Cubs**  
**Wrigley Field, Chicago, IL**  
 Wed Jul 21 1999, 1:20 PM CDT  
 Att. 37,006 - Sunny - 83 F

livebaseballscorecards.com

<b>AB</b>	<b>30</b>
<b>R</b>	<b>2</b>
<b>H</b>	<b>9</b>
<b>RBI</b>	<b>2</b>
<b>BB</b>	<b>2</b>
<b>SO</b>	<b>5</b>
<b>LOB</b>	<b>6</b>



Batter	1	2	3	4	5	6	7	8	9	AB R H RBI BB SO LOB	TOP												
Adrian Brown, S OBP: 0.355, SLG: 0.362 (1, 9) (8, 8)	0-1 2B 1B	3-2 1 SAFE G4-3 1-2f			1-1 G5-3			2-1 1B 1B	1-0 G3	5 1 2 0 0 0 4													
Mike Benjamin, R OBP: 0.272, SLG: 0.311 Al Martin, L OBP: 0.346, SLG: 0.548 (8, PH) (8, 7)	0-2 2B 2B		1-2 F8		1-3 K			3-1 1B 1-2 1B		3 1 1 1 0 1 0 1 0 1 0 0 0 0													
Brian Giles, L OBP: 0.402, SLG: 0.575 Mike Williams, R (8, 1)	4-0 2B BB		1-1 L6		1-1 G4-3			1-3 K 1-3 K		3 1 0 0 1 1 2 0 0 0 0 0 0 0													
Kevin Young, R OBP: 0.405, SLG: 0.540 (1, 3)	2-2 F8		2-2 P6		3-3 K			1-3 K		4 0 0 0 0 2 4													
Ed Sprague, R OBP: 0.396, SLG: 0.547 (1, 5)	1-3 K			1-1 G6-3		1-0 F8			1-1 F8	4 0 0 0 0 1 2													
Warren Morris, L OBP: 0.382, SLG: 0.449 (1, 4)	0-1 2B		4-2 FC5-4 BB		1-0 F7			3-2 1B 2B		3 0 2 2 1 0 0													
John Wehner, R OBP: 0.278, SLG: 0.294 (8, 9)	3-3 K		1 SAFE 1-0 FC5-4 1-2f		0-1 K2 1B			1-2 G6-3		4 0 1 0 0 1 3													
Chris Tremie, R OBP: 0.167, SLG: 0.091 Brant Brown, L OBP: 0.290, SLG: 0.452 (9, PH)		1-1 F9		0-0 F9		3-3 K2 1-1f		4-1 1B BB		3 0 0 0 0 1 2 0 0 0 0 1 0 0													
Kris Benson, R OBP: 0.216, SLG: 0.229 Marc Wilkins, R Scott Sauerbeck, R Abraham Nunez, S OBP: 0.299, SLG: 0.254 (8, 6)		4-2 G4-3 BB		0-2 G4-3				1-2 F9 1-2 2-3 1B		1 0 0 0 1 0 0 0 0 0 0 0 0 0 0 0 0 0 0 0 0 2 0 1 0 0 0 0													
<b>Inning Stats</b>	R: 3 E: 0 K: 2 S: 20	H: 3 LOB: 1 BB: 1 P: 30	R: 0 E: 0 K: 0 S: 11	H: 0 LOB: 0 BB: 1 P: 19	R: 0 E: 0 K: 0 S: 11	H: 0 LOB: 0 BB: 0 P: 15	R: 0 E: 0 K: 0 S: 6	H: 0 LOB: 1 BB: 1 P: 12	R: 0 E: 0 K: 1 S: 8	H: 0 LOB: 0 BB: 0 P: 10	R: 0 E: 0 K: 1 S: 6	H: 1 LOB: 1 BB: 0 P: 10	R: 0 E: 0 K: 2 S: 13	H: 2 LOB: 2 BB: 0 P: 21	R: 0 E: 0 K: 0 S: 13	H: 2 LOB: 3 BB: 1 P: 26	1B: 5 2B: 4 3B: 0 HR: 0	SF: 0 SAC: 0 DP: 2 HBP: 0	WP: 0 PB: 0 SB: 0 CS: 0	PA: 37			
<b>PITCHER</b>	IP WLS BF H R ER SO BB IBB HBP BLK WP HR S P ERA WHIP																						
Terry Mulholland, L ERA: 5.42 Rick Aguilera, R ERA: 4.0 Terry Adams, R ERA: 3.52	(1, 1) (8, 1) (9, 1)	7.0 W 26 4 3 3 5 3 0 0 0 0 0 0 68 107 3.86 1.000	1.0 H 5 2 0 0 2 0 0 0 0 0 0 0 13 21 0.00 2.000	1.0 S 6 2 0 0 0 0 1 0 0 0 0 0 13 26 0.00 3.000																			

Pittsburgh Pirates @ Chicago Cubs  
Wrigley Field, Chicago, IL  
Thu Jul 22 1999, 1:20 PM CDT  
Att. 37,112 - Sunny - 79 F

AB	33
R	3
H	8
RBI	3
BB	4
SO	7
LOB	17



Batter	1	2	3	4	5	6	7	8	9
<b>Jeff Blauser, R</b> <small>OBP: 0.400, SLG: 0.525</small> (1, 5)	1-2 		1-1 		1-0 	1-2 		2-3 	
<b>Mickey Morandini, L</b> <small>OBP: 0.345, SLG: 0.364</small> (1, 4)	0-2 		2-3 		0-1 		1-0 		
<b>Sammy Sosa, R</b> <small>OBP: 0.367, SLG: 0.636</small> (1, 9)	4-0 		0-3 		4-2 		2-2 		
<b>Mark Grace, L</b> <small>OBP: 0.403, SLG: 0.483</small> (1, 3)	2-1 			1-0 	1-2 		2-1 		
<b>Henry Rodriguez, L</b> <small>OBP: 0.421, SLG: 0.604</small> (1, 7)		4-2 		2-2 	1-0 		4-2 		
<b>Jeff Reed, L</b> <small>OBP: 0.351, SLG: 0.369</small> (1, 2)		1-3 	1-3 	2-2 	0-1 		2-2 		
<b>José Hernández, R</b> <small>OBP: 0.358, SLG: 0.439</small> (1, 6)		1 SAFE 	0-1 	0-1 		4-1 		4-0 	
<b>Curtis Goodwin, L</b> <small>OBP: 0.336, SLG: 0.357</small> (1, 8)		3-2 	3-2 	2-1 	0-0 		1-0 		
<b>Terry Mulholland, R</b> <small>OBP: 0.071, SLG: 0.071</small> <b>Rick Aguilera, R</b> <small>OBP: 0.344, SLG: 0.398</small> <b>Manny Alexander, R</b> <small>OBP: 0.344, SLG: 0.398</small> <b>Terry Adams, R</b> <small>OBP: 0.344, SLG: 0.398</small>	1-1 	3-3 	1-3 		1-3 	3-1 		1-1 	

AB	R	H	RBI	BB	SO	LOB
5	1	1	0	0	1	2
3	0	2	0	0	1	0
2	0	0	0	2	1	1
4	1	1	0	0	0	5
2	2	2	1	2	0	0
4	1	1	2	0	1	5
2	0	2	1	2	0	0
3	0	0	0	0	0	3
3	0	1	0	0	2	1
0	0	0	0	0	0	0
1	0	0	0	0	0	1
0	0	0	0	0	0	0

AB	R	H	RBI	BB	SO	LOB
29	5	10	4	6	6	18

WP	PA
0	37

WP	PA
0	37

**Pittsburgh Pirates @ Chicago Cubs**  
 Wrigley Field, Chicago, IL  
 Thu Jul 22 1999, 1:20 PM CDT  
 Att. 37,112 - Sunny - 79 F

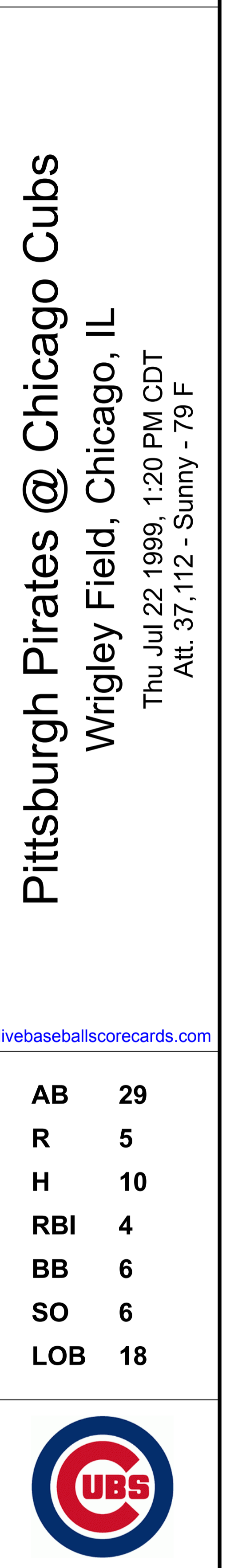
PITCHER	IP	WLS	BF	H	R	ER	SO	BB	IBB	HBP	BLK	WP	HR	S	P	ERA	WHIP
<b>Kris Benson, R</b> <small>ERA: 5.07</small>	(1, 1)	5.0	24	8	5	4	5	3	0	0	0	0	0	57	93	7.20	2.200
<b>Marc Wilkins, R</b> <small>ERA: 4.44</small>	(6, 1)	1.0	4	1	0	0	0	1	0	0	0	0	0	8	16	0.00	2.000
<b>Scott Sauerbeck, L</b> <small>ERA: 2.11</small>	(7, 1)	1.0	5	1	0	0	0	1	0	0	0	0	0	13	24	0.00	2.000
<b>Mike Williams, R</b> <small>ERA: 2.35</small>	(8, 1)	1.0	4	0	0	0	1	1	0	0	0	0	0	6	14	0.00	1.000

PITCHER	IP	WLS	BF	H	R	ER	SO	BB	IBB	HBP	BLK	WP	HR	S	P	ERA	WHIP
<b>Kris Benson, R</b> <small>ERA: 5.07</small>	(1, 1)	5.0	24	8	5	4	5	3	0	0	0	0	0	57	93	7.20	2.200
<b>Marc Wilkins, R</b> <small>ERA: 4.44</small>	(6, 1)	1.0	4	1	0	0	0	1	0	0	0	0	0	8	16	0.00	2.000
<b>Scott Sauerbeck, L</b> <small>ERA: 2.11</small>	(7, 1)	1.0	5	1	0	0	0	1	0	0	0	0	0	13	24	0.00	2.000
<b>Mike Williams, R</b> <small>ERA: 2.35</small>	(8, 1)	1.0	4	0	0	0	1	1	0	0	0	0	0	6	14	0.00	1.000

1B	2B	3B	HR	SF	SAC	DP	HBP
9	0	1	0	0	2	3	0

WP	PA
0	37

WP	PA
0	37



Batter	1	2	3	4	5	6	7	8	9	AB R H RBI BB SO LOB	TOP
Al Martin, L (1, 7) OBP: 0.342, SLG: 0.541	2-3 K			0-3 K		2-3 K		1-1 G4-3		4 0 0 0 0 3 1	
Adrian Brown, S (1, 9) OBP: 0.344, SLG: 0.349	1-2 P5			0-0 B1-3			2-1 G1-3		1-1 G6-3	4 0 0 0 0 0 0	
Brian Giles, L (1, 8) OBP: 0.403, SLG: 0.573	1-0 L8			0-2 F8			4-1 E G5-6-3 BB		2-1 G6-4-3 1B	3 1 1 0 1 0 0	
Kevin Young, R (1, 3) OBP: 0.401, SLG: 0.534		0-1 G5-3			2-2 F8		2-1 E8 G5-6-3 1-3		0-2 G6-4-3 1-2f	4 0 0 0 0 0 2	
Ed Sprague, R (1, 5) OBP: 0.393, SLG: 0.542		3-2 F7			2-2 P6		1-2 G5-6-3			3 0 0 1 0 0 1	
Warren Morris, L (1, 4) OBP: 0.382, SLG: 0.448		0-2 G6-3			0-0 1B		2-2 G1-3			3 0 1 0 0 0 1	
Joe Oliver, R (1, 2)				3-3 K		0-3 K		2-3 K		3 0 0 0 0 3 1	
Abraham Nunez, S (1, 6) Brad Clontz, R (8, 1)				2-2 G4-3			0-0 G6-4-3 1B		0-2 G4-3	3 0 1 0 0 0 0 0 0 0 0 0 0 0	
Todd Ritchie, R (1, 1) Freddy Garcia, R (6, PH) Jose Silva, R (6, 1) John Wehner, R (8, PH)				0-3 K			0-1 G6-4-3 1-2f		0-2 1B	1 0 0 0 0 1 0 1 0 0 0 0 0 1 0 0 0 0 0 0 0 1 0 1 0 0 0 0	
<b>Inning Stats</b>	R: 0 E: 0 K: 1 S: 7 H: 0 LOB: 0 BB: 0 P: 11	R: 0 E: 0 K: 0 S: 10 H: 0 LOB: 0 BB: 0 P: 13	R: 0 E: 0 K: 2 S: 11 H: 0 LOB: 0 BB: 0 P: 16	R: 0 E: 0 K: 1 S: 8 H: 0 LOB: 0 BB: 0 P: 8	R: 0 E: 0 K: 1 S: 11 H: 1 LOB: 1 BB: 0 P: 15	R: 0 E: 0 K: 1 S: 6 H: 1 LOB: 0 BB: 0 P: 8	R: 1 E: 1 K: 0 S: 11 H: 0 LOB: 1 BB: 1 P: 22	R: 0 E: 0 K: 1 S: 11 H: 1 LOB: 1 BB: 0 P: 14	R: 0 E: 0 K: 0 S: 7 H: 1 LOB: 0 BB: 0 P: 10	1B: 4 2B: 0 3B: 0 HR: 0 SF: 0 SAC: 0 DP: 2 HBP: 0	WP: 0 PB: 0 SB: 0 CS: 0 PA: 31
PITCHER Javier Vazquez, R (1, 1) ERA: 5.92	IP 9.0 WLS W BF 31 H 4 R 1 ER 0 SO 7 BB 1 IBB 0 HBP 0 BLK 0 WP 0 HR 0 S 82 P 117 ERA 0.00 WHIP 0.556										

Pittsburgh Pirates @ Montreal Expos  
Olympic Stadium, Montreal, QB  
Fri Jul 23 1999, 7:05 PM EDT  
Att. 7,510 - Dome - 72 F

livebaseballscorecards.com

AB	30
R	1
H	4
RBI	1
BB	1
SO	7
LOB	7





Batter	1	2	3	4	5	6	7	8	9	AB	R	H	RBI	BB	SO	LOB
Manny Martinez, R OBP: 0.306, SLG: 0.394 (1, 8)	1-2 E5 HR	1-1 G6-3		2-2 E2 1B		0-1 F9				4	1	1	0	0	0	0
Jose Vidro, S OBP: 0.360, SLG: 0.524 Mike Mordecai, R OBP: 0.326, SLG: 0.418 (1, 4) (9, 4)	0-0 HR	2-3 K		0-3 K		1-1 F7				4	1	1	2	0	2	2
Rondell White, R OBP: 0.360, SLG: 0.508 (1, 7)	1-0 1B 1B	0-0 G6-3			1-3 K			0-1 G6-4-3 1B		4	1	2	0	0	1	0
Vladimir Guerrero, R OBP: 0.359, SLG: 0.543 (1, 9)	0-0 1B 1B FC3-2		0-1 G6-3		1-2 G4-3			0-0 L8		4	0	1	0	0	0	1
Brad Fullmer, L OBP: 0.304, SLG: 0.468 Ryan McGuire, L OBP: 0.357, SLG: 0.359 (1, 3) (8, 3)	1-1 FC3-2 2B 1B		0-0 F9		2-0 BB WP 1B			2-2 G6-4-3 1-2f		4	1	2	1	0	0	1
Michael Barrett, R OBP: 0.335, SLG: 0.403 Shane Andrews, R OBP: 0.311, SLG: 0.339 (1, 5) (8, 5)	1-2 FC3-2 2B 1B		0-2 G4-3		4-2 FC5 BB BB			3-2 L5		2	1	0	0	1	0	2
Chris Widger, R OBP: 0.333, SLG: 0.469 (1, 2)	1-2 P4			0-0 G5-3		4-2 BB BB		1-1 1B		3	0	1	0	1	0	2
Orlando Cabrera, R OBP: 0.287, SLG: 0.388 (1, 6)	0-1 1B 2B			3-2 G6-3		2-0 FC5 2-3f		0-1 F7		4	0	1	2	0	0	4
Javier Vazquez, R OBP: 0.263, SLG: 0.125 (1, 1)	0-3 K			4-1 E WP BB		1-3 K		0-0 G6-3		3	0	0	0	1	2	2

Inning Stats	R: 5	H: 5	E: 1	K: 1	S: 20	LOB: 1	BB: 0	P: 25	R: 0	H: 0	E: 0	K: 1	S: 8	LOB: 0	BB: 0	P: 11	R: 0	H: 0	E: 0	K: 0	S: 6	LOB: 0	BB: 0	P: 6	R: 0	H: 1	E: 0	K: 1	S: 14	LOB: 3	BB: 2	P: 28	R: 0	H: 0	E: 0	K: 1	S: 7	LOB: 0	BB: 0	P: 9	R: 0	H: 1	E: 0	K: 0	S: 8	LOB: 0	BB: 0	P: 8	R: 0	H: 1	E: 0	K: 0	S: 9	LOB: 1	BB: 0	P: 13
1B: 7	SF: 0	2B: 1	SAC: 0	3B: 0	DP: 1	HR: 1	HBP: 0	WP: 2	PA: 36	PB: 0	SB: 0	CS: 0																																												

PITCHER	IP	WLS	BF	H	R	ER	SO	BB	IBB	HBP	BLK	WP	HR	S	P	ERA	WHIP
Todd Ritchie, R ERA: 4.01 (1, 1)	5.0	L	26	7	5	2	4	3	0	0	0	2	1	59	90	3.60	2.000
Jose Silva, R ERA: 7.0 (6, 1)	2.0		6	1	0	0	1	0	0	0	0	0	0	13	17	0.00	0.500
Brad Clontz, R ERA: 2.37 (8, 1)	1.0		4	1	0	0	0	0	0	0	0	0	0	9	13	0.00	1.000


**BOTTOM**


**Pittsburgh Pirates @ Montreal Expos**  
Olympic Stadium, Montreal, QB

Fri Jul 23 1999, 7:05 PM EDT  
Att. 7,510 - Dome - 72 F

livebaseballscorecards.com

AB	33
R	5
H	9
RBI	5
BB	3
SO	5
LOB	14



Batter	1	2	3	4	5	6	7	8	9	AB R H RBI BB SO LOB	TOP											
Al Martin, L (1, 7) OBP: 0.340, SLG: 0.539	1-2 G3	2-1 G4-6-3		3-3 K			2-2 L3-1		1-1 1B 2B	5 1 1 1 0 1 5												
Abraham Nunez, S (1, 6) OBP: 0.304, SLG: 0.256	4-1 FC6-4 BB		3-2 F7	2-1 1B			1-0 G5-3		0-0 G6-3	4 0 1 2 1 0 2												
Brian Giles, L (1, 8) OBP: 0.400, SLG: 0.567	3-1 FC6-4 1B		1-2 F9		1-0 P5		1-3 K		3-2 2B 1B	5 1 1 1 0 1 1												
Kevin Young, R (1, 3) OBP: 0.403, SLG: 0.537	0-0 1B		0-0 1B		0-2 F9			1-0 G6-3	2-2 2B	5 0 3 2 0 0 0												
Ed Sprague, R (1, 5) OBP: 0.388, SLG: 0.533 Mike Williams, R (9, 1)	1-1 P3		1 SAFE 0-0 P3		2-0 G6-3			2-3 K	0-0 L5	5 0 0 0 0 1 4 0 0 0 0 0 0 0												
Warren Morris, L (1, 4) OBP: 0.380, SLG: 0.446				3-1 K 1B		2-0 G3		2-3 K		4 1 1 0 0 2 0												
Brant Brown, L (1, 9) OBP: 0.291, SLG: 0.450 Adrian Brown, S (8, 9)			1 SAFE 0-0 SH BB 1B	0-2 E4 1B 1B		2-0 F9			0-2 G5-3	3 1 1 0 0 0 1 1 0 0 0 0 0 0	AB 37 R 7 H 11 RBI 7 BB 2 SO 5 LOB 15											
Joe Oliver, R (1, 2) OBP: 0.571, SLG: 0.500		1 SAFE 4-0 SH BB		0-0 SH 1B 1B		0-0 FC5-4 1B			2-0 E 2B 1B	3 2 3 1 1 0 0												
Pete Schourek, L (1, 1) John Wehner, R (6, PH) OBP: 0.300, SLG: 0.316 Marc Wilkins, R (6, 1) Dale Sveum, S (9, PH) (9, 5)		1-0 SH G4-6-3		0-0 SH5-3		1-2 FC5-4			0-0 E4 2B 1B	0 0 0 0 0 0 0 1 0 0 0 0 0 1 0 0 0 0 0 0 0 1 1 0 0 0 0 1												
<b>Inning Stats</b>	R: 0 E: 0 K: 0 S: 10	H: 1 LOB: 2 BB: 1 P: 19	R: 0 E: 1 K: 1 S: 7	H: 1 LOB: 2 BB: 1 P: 15	R: 0 E: 0 K: 0 S: 10	H: 1 LOB: 1 BB: 0 P: 14	R: 3 E: 1 K: 1 S: 12	H: 3 LOB: 1 BB: 0 P: 20	R: 0 E: 0 K: 0 S: 6	H: 0 LOB: 0 BB: 0 P: 9	R: 0 E: 0 K: 0 S: 7	H: 1 LOB: 1 BB: 0 P: 12	R: 0 E: 0 K: 1 S: 7	H: 0 LOB: 0 BB: 0 P: 11	R: 0 E: 0 K: 2 S: 7	H: 0 LOB: 0 BB: 0 P: 12	R: 4 E: 1 K: 0 S: 16	H: 4 LOB: 1 BB: 0 P: 24	1B: 9 2B: 2 3B: 0 HR: 0	SF: 0 SAC: 2 DP: 1 HBP: 0	WP: 0 PB: 0 SB: 0 CS: 0	PA: 41
<b>PITCHER</b>	IP WLS BF H R ER SO BB IBB HBP BLK WP HR S P ERA WHIP																					
Jeremy Powell, R (1, 1) ERA: 2.74	6.0 L 27 7 3 0 2 2 0 0 0 0 0 0 52 89 0.00 1.500																					
Steve Kline, L (7, 1) ERA: 3.8	1.0 3 0 0 0 1 0 0 0 0 0 0 0 7 11 0.00 0.000																					
Guillermo Mota, R (8, 1) ERA: 1.64	1.2 9 3 4 0 2 0 0 0 0 0 0 0 18 29 0.00 1.800																					
Bobby Ayala, R (9, 1) ERA: 3.33	0.1 2 1 0 0 0 0 0 0 0 0 0 0 5 7 0.00 3.000																					

Pittsburgh Pirates @ Montreal Expos  
Olympic Stadium, Montreal, QB  
Sat Jul 24 1999, 7:05 PM EDT  
Att. 13,396 - Dome - 72 F

livebaseballscorecards.com

Batter	1	2	3	4	5	6	7	8	9	AB	R	H	RBI	BB	SO	LOB
Manny Martinez, R OBP: 0.309, SLG: 0.396 (1, 8)	0-0 G1-5-3		0-2 2B 1B		1-2 2B E 1B		2-1 G4-3			4	2	2	0	0	0	0
Jose Vidro, S OBP: 0.358, SLG: 0.524 Guillermo Mota, R OBP: 1.000, SLG: 4.000 Bobby Ayala, R (8, 1) (9, 1)	1-0 L9		1-1 F7		0-0 E7 1-H 2B		0-1 F8			4	0	1	0	0	0	1
Rondell White, R OBP: 0.366, SLG: 0.513 (1, 7)	0-1 1B		1-1 1-H 2B		4-0 BB			0-3 K		3	0	2	1	1	1	0
Vladimir Guerrero, R OBP: 0.355, SLG: 0.537 (1, 9)	0-0 P4		1-2 G5-3		0-0 P3			0-0 L4		4	0	0	0	0	0	4
Chris Widger, R OBP: 0.332, SLG: 0.466 (1, 2)		3-1 L8		0-0 1B	0-0 F7			1-3 K		4	0	1	0	0	1	2
Michael Barrett, R OBP: 0.329, SLG: 0.396 (1, 5)		2-2 G5-3		3-2 L7		1-0 G6-3			0-0 G6-3	4	0	0	0	0	0	1
Shane Andrews, R OBP: 0.311, SLG: 0.335 Steve Kline, S (7, 1) Wilton Guerrero, S OBP: 0.318, SLG: 0.381 (8, 4)		4-1 FC4 BB		0-3 K		0-3 K			3-1 2B	2	0	0	0	1	2	1
Orlando Cabrera, R OBP: 0.284, SLG: 0.383 (1, 6)		1-2 FC4 1-2f		0-2 G5-3		3-2 G5-3			2-2 G5-3	4	0	0	0	0	0	3
Jeremy Powell, R OBP: 0.167, SLG: 0.167 Ryan McGuire, L OBP: 0.352, SLG: 0.353 (7, 3)			0-0 F8		1-3 K		0-0 G4-3		1-3 K	2	0	0	0	0	1	0
										2	0	0	0	0	1	1

Inning Stats		R: 0	H: 1	R: 0	H: 0	R: 1	H: 2	R: 0	H: 1	R: 1	H: 2	R: 0	H: 0	R: 0	H: 0	R: 0	H: 1	1B: 4	SF: 0
		E: 0	LOB: 1	E: 0	LOB: 1	E: 0	LOB: 1	E: 0	LOB: 1	E: 0	LOB: 2	E: 0	LOB: 0	E: 0	LOB: 0	E: 0	LOB: 1	2B: 3	SAC: 0
		K: 0	BB: 0	K: 0	BB: 1	K: 0	BB: 0	K: 1	BB: 1	K: 1	BB: 0	K: 0	BB: 0	K: 2	BB: 0	K: 1	BB: 0	3B: 0	DP: 0
		S: 5	P: 6	S: 9	P: 19	S: 12	P: 15	S: 10	P: 13	S: 11	P: 17	S: 7	P: 11	S: 5	P: 7	S: 9	P: 15	HR: 0	HBP: 0

PITCHER		IP	WLS	BF	H	R	ER	SO	BB	IBB	HBP	BLK	WP	HR	S	P	ERA	WHIP
Pete Schourek, L ERA: 5.17 (1, 1)		5.0	W	23	6	2	1	2	2	0	0	0	0	0	47	70	1.80	1.600
Marc Wilkins, R ERA: 3.95 (6, 1)		3.0	H	9	0	0	0	3	0	0	0	0	0	0	19	26	0.00	0.000
Mike Williams, R ERA: 2.29 (9, 1)		1.0		4	1	0	0	1	0	0	0	0	0	9	15	0.00	1.000	


**BOTTOM**

**Pittsburgh Pirates @ Montreal Expos**  
Olympic Stadium, Montreal, QB

Sat Jul 24 1999, 7:05 PM EDT  
Att. 13,396 - Dome - 72 F

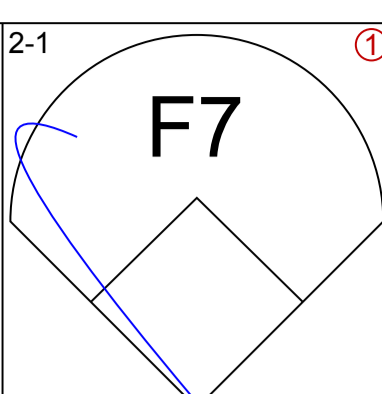
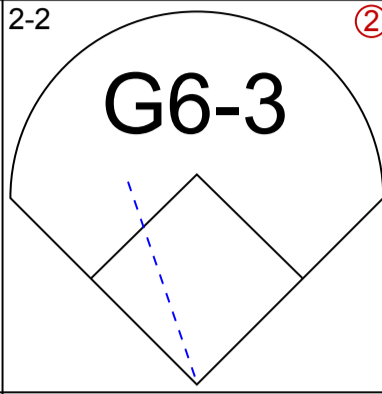
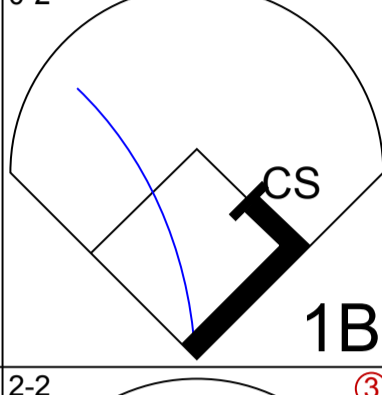
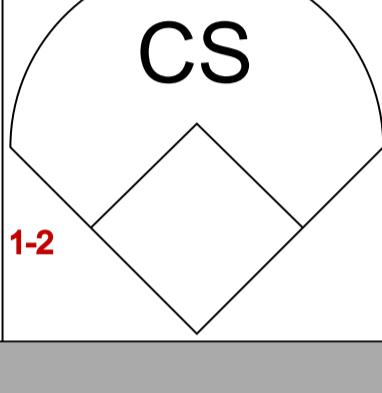
livebaseballscores.com

AB	34
R	2
H	7
RBI	1
BB	2
SO	6
LOB	13



WP: 0	PA: 36
PB: 0	
SB: 0	
CS: 0	

Batter	1	2	3	4	5	6	7	8	9	AB R H RBI BB SO LOB	TOP
--------	---	---	---	---	---	---	---	---	---	----------------------	-----

<b>Al Martin, L</b> (1, 7) <small>OBP: 0.341, SLG: 0.537</small>										3 1 1 1 1 0 0	
										3 0 1 0 0 0 3	
<b>Abraham Nunez, S</b> (1, 6) <small>OBP: 0.304, SLG: 0.258</small> <b>Ed Sprague, R</b> (7, PH) <small>OBP: 0.391, SLG: 0.535</small> (7, 5)										1 1 1 0 1 0 0	
										4 1 2 2 1 0 2	
<b>Brian Giles, L</b> (1, 8) <small>OBP: 0.403, SLG: 0.566</small>										5 1 2 2 0 1 1	
										4 0 1 0 1 0 3	
<b>Kevin Young, R</b> (1, 3) <small>OBP: 0.403, SLG: 0.536</small>										4 0 0 0 1 1 2	
										3 0 0 0 1 2 2	
<b>Warren Morris, L</b> (1, 4) <small>OBP: 0.381, SLG: 0.443</small>										1 0 0 0 0 1 1	
										4 1 2 0 0 0 0	
<b>Dale Sveum, S</b> (1, 5) <small>OBP: 0.339, SLG: 0.342</small> (7, 6)										3 1 1 0 0 2 2	
										3 1 1 0 0 2 2	
<b>Brant Brown, L</b> (1, 9) <small>OBP: 0.290, SLG: 0.444</small> <b>Adrian Brown, S</b> (7, 9)										1 0 0 0 0 1 1	
										1 0 0 0 0 1 1	
<b>Joe Oliver, R</b> (1, 2) <small>OBP: 0.545, SLG: 0.700</small>										4 1 2 0 0 0 0	
										4 1 2 0 0 0 0	
<b>Jason Schmidt, R</b> (1, 1) <small>OBP: 0.128, SLG: 0.081</small>										3 1 1 0 0 2 2	
										3 1 1 0 0 2 2	

Inning Stats	R: 0	H: 1	E: 0	LOB: 0	K: 0	BB: 0	S: 10	P: 16	R: 0	H: 0	E: 0	LOB: 0	K: 0	BB: 0	S: 7	P: 9	R: 0	H: 0	E: 0	LOB: 0	K: 2	BB: 0	S: 8	P: 16	R: 0	H: 2	E: 1	LOB: 2	K: 0	BB: 0	S: 12	P: 18	R: 0	H: 1	E: 0	LOB: 3	K: 1	BB: 2	S: 15	P: 29	R: 0	H: 0	E: 0	LOB: 1	K: 1	BB: 1	S: 10	P: 16	R: 5	H: 6	E: 1	LOB: 2	K: 1	BB: 1	S: 27	P: 38	R: 1	H: 1	E: 0	LOB: 1	K: 2	BB: 1	S: 10	P: 20	R: 0	H: 0	E: 0	LOB: 1	K: 2	BB: 1	S: 12	P: 18	1B: 9	SF: 1	2B: 2	SAC: 1	3B: 0	DP: 0	HR: 0	HBP: 0	WP: 0	PA: 44
--------------	------	------	------	--------	------	-------	-------	-------	------	------	------	--------	------	-------	------	------	------	------	------	--------	------	-------	------	-------	------	------	------	--------	------	-------	-------	-------	------	------	------	--------	------	-------	-------	-------	------	------	------	--------	------	-------	-------	-------	------	------	------	--------	------	-------	-------	-------	------	------	------	--------	------	-------	-------	-------	------	------	------	--------	------	-------	-------	-------	-------	-------	-------	--------	-------	-------	-------	--------	-------	--------

PITCHER	IP	WLS	BF	H	R	ER	SO	BB	IBB	HBP	BLK	WP	HR	S	P	ERA	WHIP
<b>Mike Thurman, R</b> (1, 1) <small>ERA: 4.52</small>	6.2		27	5	1	1	5	2	1	0	0	0	0	72	116	1.35	1.050
<b>Steve Kline, L</b> (7, 1) <small>ERA: 4.01</small>	0.0	L	1	1	0	0	0	0	0	0	0	0	0	1	1	∞	∞
<b>Anthony Telford, R</b> (7, 1) <small>ERA: 3.72</small>	0.0	B	4	4	4	3	0	0	0	0	0	0	0	11	15	∞	∞
<b>J.D. Smart, R</b> (7, 1) <small>ERA: 5.2</small>	2.1		11	1	1	1	2	3	0	0	0	0	0	27	48	3.86	1.714

**Pittsburgh Pirates @ Montreal Expos**  
 Olympic Stadium, Montreal, QB  
 Sun Jul 25 1999, 1:35 PM EDT  
 Att. 12,244 - Dome - 72 F

[livebaseballscorecards.com](http://livebaseballscorecards.com)

<b>AB</b>	<b>35</b>
<b>R</b>	<b>6</b>
<b>H</b>	<b>11</b>
<b>RBI</b>	<b>5</b>
<b>BB</b>	<b>6</b>
<b>SO</b>	<b>7</b>
<b>LOB</b>	<b>16</b>



Batter	1	2	3	4	5	6	7	8	9	AB	R	H	RBI	BB	SO	LOB
Manny Martinez, R OBP: 0.308, SLG: 0.402 (1, 8)	2-1 G3			2-1 2B 3B		2-0 F9			3-1 G6-3	4	1	1	0	0	0	0
Jose Vidro, S OBP: 0.357, SLG: 0.520 (1, 4)	1-2 F7			3-2 L6		1-1 G3-1			0-0 E9 1B	4	0	1	0	0	0	1
Rondell White, R OBP: 0.364, SLG: 0.513 (1, 7)	0-0 L9			0-0 2B					0-1 G6-3	4	0	1	1	0	0	1
Vladimir Guerrero, R OBP: 0.355, SLG: 0.535 (1, 9)		2-0 CS 1B		0-0 G6-3					3-1 F9	3	0	1	0	0	0	1
Brad Fullmer, L OBP: 0.298, SLG: 0.458 (1, 3)		0-0 F7		3-1 F9					2-0 L8	3	0	0	0	0	0	2
Michael Barrett, R OBP: 0.326, SLG: 0.391 (1, 2)		2-3 SAFE SAFE 1-2		0-1 G6-3					0-1 F9	3	0	0	0	0	1	1
Shane Andrews, R OBP: 0.307, SLG: 0.329 (1, 5)			1-3 K	0-3 K					1-0 P5	3	0	0	0	0	2	0
Orlando Cabrera, R OBP: 0.281, SLG: 0.380 (1, 6)			0-2 F8	2-1 G6-3					3-1 G6-3	3	0	0	0	0	0	0
Mike Thurman, R OBP: 0.045, SLG: 0.045 Steve Kline, S Anthony Telford, R J.D. Smart, R Wilton Guerrero, S OBP: 0.317, SLG: 0.379 (9, PH)			2-2 G3			2-1 G1-3			1-3 K	2	0	0	0	0	0	0

Inning Stats	R: 0	H: 0	E: 0	K: 0	S: 7	R: 0	H: 1	E: 0	K: 1	S: 7	R: 0	H: 0	E: 0	K: 1	S: 9	R: 1	H: 2	E: 0	K: 0	S: 10	R: 0	H: 0	E: 0	K: 1	S: 7	R: 0	H: 0	E: 0	K: 0	S: 5	R: 0	H: 0	E: 0	K: 0	S: 4	R: 0	H: 0	E: 1	K: 1	S: 10	1B: 2	2B: 2	3B: 1	SF: 0	SAC: 0	DP: 1	HBP: 0	WP: 0	PA: 30		
PITCHER Jason Schmidt, R ERA: 4.08 (1, 1)	IP	WLS	BF	H	R	ER	SO	BB	IBB	HBP	BLK	WP	HR	S	P	ERA	WHIP	IP	WLS	BF	H	R	ER	SO	BB	IBB	HBP	BLK	WP	HR	S	P	ERA	WHIP																	

BOTTOM

Pittsburgh Pirates @ Montreal Expos  
Olympic Stadium, Montreal, QB  
Sun Jul 25 1999, 1:35 PM EDT  
Att. 12,244 - Dome - 72 F

livebaseballscores.com

AB	30
R	1
H	4
RBI	1
BB	0
SO	4
LOB	6




Batter	1	2	3	4	5	6	7	8	9	AB R H RBI BB SO LOB	TOP											
<b>Al Martin, L</b> (1, 7) OBP: 0.342, SLG: 0.533	0-0 G4-3		1-1 G4-3			4-2 G4-3 HR BB	0-0 F8		4-2 BB	3 1 0 1 2 0 1												
<b>Abraham Nunez, S</b> (1, 6) OBP: 0.294, SLG: 0.248	1-0 G6-3		3-3 K			1-0 G4-3	SAFE 1-2 SAFE CS	1-3 K	0-1 BB	5 0 0 0 0 2 4												
<b>Brian Giles, L</b> (1, 8) OBP: 0.402, SLG: 0.570	3-2 2B		2-3 K			3-2 G4-3		2-1 2B	2-1 G3	5 0 2 0 0 1 4												
<b>Kevin Young, R</b> (1, 3) OBP: 0.402, SLG: 0.541	1-1 F8			0-0 F8		1-0 HR		1-2 P3		4 1 1 2 0 0 2												
<b>Ed Sprague, R</b> (1, 5) OBP: 0.392, SLG: 0.534		1-1 L5		1-1 G6-4-3 1B		0-1 1B		3-3 K		4 0 2 0 0 1 1												
<b>Warren Morris, L</b> (1, 4) OBP: 0.382, SLG: 0.447		1-0 HR 2B		2-2 G6-4-3 1-2f		0-0 1B			3-3 K	4 1 2 0 0 1 1												
<b>Brant Brown, L</b> (1, 9) OBP: 0.298, SLG: 0.461		3-2 HR 2-H			2-2 G4-6-3 1B	0-0 F9			4-0 BB BB BB	3 2 2 2 1 0 2												
<b>Joe Oliver, R</b> (1, 2) OBP: 0.467, SLG: 0.538		1-0 G5-3			1-1 G4-6-3 1-2f		1-0 G6-3		4-0 BB BB BB	3 0 0 0 1 0 1												
<b>67 Francisco Cordova, R</b> <b>Scott Sauerbeck, R</b> <b>Brad Clontz, R</b> <b>Freddy Garcia, R</b> <b>Jose Silva, R</b> <b>Andres Gonzalez, S</b> <b>Greg Hansell, R</b> <b>Dale Sveum, S</b> <b>John Wehner, R</b>		1-3 K			2-2 P3		2-1 CS 1B		4-0 BB BB	1 0 0 0 0 0 1 0 0 0 0 0 0 0 0 0 0 0 0 0 0 0 0 0 1 0 1 0 1 0 0 0 0 0 0 0 0 0 0												
<b>Inning Stats</b>	R: 0 E: 0 K: 0 S: 10	H: 1 LOB: 1 BB: 0 P: 15	R: 2 E: 0 K: 1 S: 12	H: 2 LOB: 0 BB: 0 P: 19	R: 0 E: 0 K: 2 S: 11	H: 0 LOB: 0 BB: 0 P: 17	R: 0 E: 0 K: 0 S: 8	H: 1 LOB: 0 BB: 0 P: 11	R: 0 E: 0 K: 0 S: 10	H: 1 LOB: 0 BB: 0 P: 15	R: 2 E: 0 K: 0 S: 14	H: 3 LOB: 2 BB: 1 P: 23	R: 0 E: 0 K: 2 S: 8	H: 1 LOB: 0 BB: 0 P: 11	R: 0 E: 0 K: 2 S: 14	H: 1 LOB: 1 BB: 0 P: 21	R: 1 E: 0 K: 1 S: 9	H: 0 LOB: 3 BB: 4 P: 30	1B: 5 2B: 3 3B: 0 HR: 2	SF: 0 SAC: 0 DP: 2 HBP: 0	WP: 0 PB: 0 SB: 0 CS: 1	PA: 40
<b>PITCHER</b>	IP WLS BF H R ER SO BB IBB HBP BLK WP HR S P ERA WHIP																					
<b>Rick Reed, R</b> (1, 1) ERA: 4.92	5.2 W 24 8 4 4 3 1 0 0 0 0 0 2 64 99 6.35 1.588																					
<b>Greg McMichael, R</b> (6, 1) ERA: 5.17	1.1 H 4 1 0 0 0 0 0 0 0 0 0 0 9 12 0.00 0.750																					
<b>Dennis Cook, L</b> (8, 1) ERA: 2.68	1.0 H 4 1 0 0 2 0 0 0 0 0 0 0 14 21 0.00 1.000																					
<b>Armando Benitez, R</b> (9, 1) ERA: 1.88	0.1 H 5 0 1 1 1 4 0 0 0 0 0 0 5 24 27.00 12.000																					
<b>Turk Wendell, R</b> (9, 1) ERA: 2.88	0.2 S 2 0 0 0 0 0 0 0 0 0 0 0 4 6 0.00 0.000																					

**Pittsburgh Pirates @ New York Mets**  
Shea Stadium, Flushing, NY  
Mon Jul 26 1999, 7:40 PM EDT  
Att. 32,010 - Unknown - 86 F

AB	34
R	5
H	10
RBI	5
BB	5
SO	6
LOB	16





Batter	1	2	3	4	5	6	7	8	9	AB R H RBI BB SO LOB	TOP											
<b>Al Martin, L</b> OBP: 0.342, SLG: 0.548 (1, 7) B X	1-0 HR		1-2 G4-3		0-1 G3-1		0-0 HR	0-0 P6		5 2 2 2 0 0 0												
<b>Abraham Nunez, S</b> OBP: 0.304, SLG: 0.250 (1, 6) B C X	1-1 BB 1B		0-0 B5-3		4-0 BB		1-0 F8		4-0 HBP BB	3 0 1 0 2 0 0												
<b>Brian Giles, L</b> OBP: 0.402, SLG: 0.566 (1, 8) 1 SAFE B B X	2-0 P4		2-2 L4		1-0 F7		2-0 FC5-4 1B		3-2 1-2 HBP	4 0 1 0 0 0 2												
<b>Kevin Young, R</b> OBP: 0.402, SLG: 0.540 (1, 3) 1 SAFE B B F F B	4-2 BB			2-1 1B FC6-4 2B		2-1 F8	2-2 FC5-4 1B		0-2 F9	4 2 1 0 1 0 3												
<b>Ed Sprague, R</b> OBP: 0.393, SLG: 0.532 (1, 5) C F B C	1-3 K			2-0 FC6-4 1B		1-3 K	3-2 1-H 1B		0-0 P4	5 0 2 1 0 2 4												
<b>Warren Morris, L</b> OBP: 0.379, SLG: 0.446 (1, 4) B S B X	2-1 L5			2-2 FC6-4 BB		0-1 BB 2B	1-0 P2		0-1 G1-6-3	5 0 1 1 0 0 6												
<b>Brant Brown, L</b> OBP: 0.305, SLG: 0.475 (1, 9) <b>Adrian Brown, S</b> OBP: 0.344, SLG: 0.348 (8, 9) C B B X		2-1 F7		4-1 G4-6-3 BB		4-0 BB IBB		2-1 HR		2 1 1 1 2 0 0 0 0 0 0 0 0 0	<b>AB 35</b> <b>R 5</b> <b>H 9</b> <b>RBI 5</b> <b>BB 6</b> <b>SO 2</b> <b>LOB 20</b>											
<b>Joe Oliver, R</b> OBP: 0.421, SLG: 0.438 (1, 2) B B B B X		3-2 G5-3		0-0 G4-6-3		4-2 BB		1-2 F9		3 0 0 0 1 0 2												
<b>Kris Benson, R</b> OBP: 0.195, SLG: 0.205 (1, 1) T X		0-1 G6-3				0-1 G5-3	0-1 G5-3	0-1 P3		4 0 0 0 0 0 3												
<b>Inning Stats</b>	R: 1 E: 0 K: 1 S: 11	H: 2 LOB: 2 BB: 1 P: 22	R: 0 E: 0 K: 0 S: 7	H: 0 LOB: 0 BB: 0 P: 12	R: 0 E: 0 K: 0 S: 7	H: 0 LOB: 0 BB: 0 P: 10	R: 1 E: 0 K: 0 S: 8	H: 2 LOB: 1 BB: 1 P: 18	R: 0 E: 0 K: 0 S: 5	H: 0 LOB: 1 BB: 1 P: 10	R: 0 E: 0 K: 1 S: 11	H: 1 LOB: 3 BB: 2 P: 23	R: 2 E: 0 K: 0 S: 12	H: 3 LOB: 1 BB: 0 P: 21	R: 1 E: 0 K: 0 S: 10	H: 1 LOB: 0 BB: 0 P: 13	R: 0 E: 0 K: 0 S: 10	H: 0 LOB: 2 BB: 1 P: 17	1B: 4 2B: 2 3B: 0 HR: 3	SF: 0 SAC: 0 DP: 1 HBP: 1	WP: 0 PB: 0 SB: 1 CS: 0	PA: 42
<b>PITCHER</b>	IP WLS BF H R ER SO BB IBB HBP BLK WP HR S P ERA WHIP																					
<b>Orel Hershiser, R</b> ERA: 4.92 (1, 1)	6.1 L 30 7 4 4 2 4 1 0 0 0 2 52 101 5.68 1.737																					
<b>Jason Isringhausen, R</b> ERA: 5.7 (7, 1)	1.2 7 2 1 1 0 0 0 0 0 0 1 19 28 5.40 1.200																					
<b>Pat Mahomes, R</b> ERA: 3.51 (9, 1)	1.0 5 0 0 0 0 0 1 0 1 0 0 0 10 17 0.00 1.000																					

**Pittsburgh Pirates @ New York Mets**  
Shea Stadium, Flushing, NY  
Tue Jul 27 1999, 7:40 PM EDT  
Att. 36,337 - Unknown - 91 F

livebaseballscorecards.com



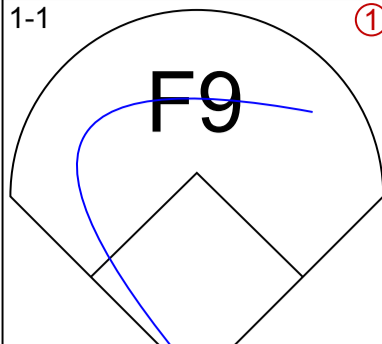
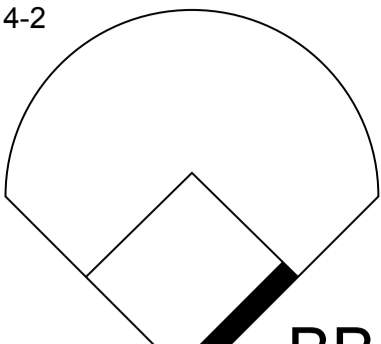
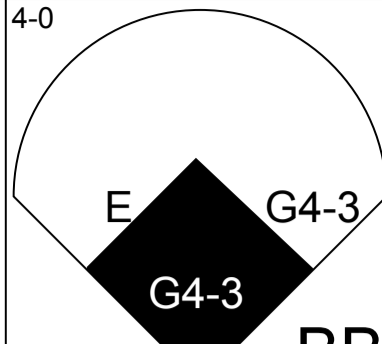
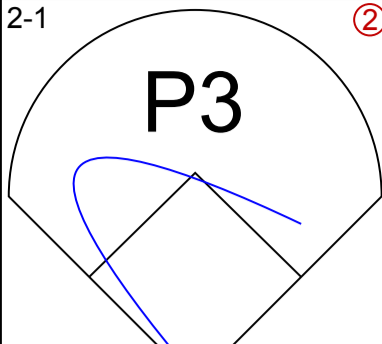
Batter	1	2	3	4	5	6	7	8	9	AB R H RBI BB SO LOB	BOTTOM	
Rickey Henderson, R (1, 7) Melvin Mora, R (8, 8) OBP: 0.445, SLG: 0.490 OBP: 0.200, SLG: 0.091	0-0 L6		1-2 FC5-4 FC6 1B 1-2f		2-2 G6-3			1-3 K		3 0 0 0 0 0 1 1 0 0 0 0 1 0	<b>Pittsburgh Pirates @ New York Mets</b> Shea Stadium, Flushing, NY Tue Jul 27 1999, 7:40 PM EDT Att: 36,337 - Unknown - 91 F	
Edgardo Alfonzo, R (1, 4) OBP: 0.384, SLG: 0.500	0-3 K		0-1 FC6 1-2 1B			0-1 F9		0-1 2B		4 0 2 0 0 1 0		
Matt Franco, L (1, 3) OBP: 0.357, SLG: 0.398	3-1 1B		2-2 FC6 31 FC5-4 1-2 2-3			2-2 F9		1-1 G4-3		4 0 1 0 0 0 3		
31 Mike Piazza, R (1, 2) OBP: 0.364, SLG: 0.552	2-2 F8		0-0 FC5-4 1-2f			1-3 K		2-2 L6		4 0 0 0 0 1 4		
Robin Ventura, L (1, 5) OBP: 0.368, SLG: 0.513		2-1 G4-3		0-0 G1-6-3 1B			3-1 HR	1-1 P5		4 1 2 1 0 0 0		
Benny Agbayani, R (1, 9) OBP: 0.383, SLG: 0.571		0-0 G6-3		2-1 G1-6-3 1-2f			1-2 P1	1-2 P4		4 0 0 0 0 0 1		
Roger Cedeno, S (1, 8) OBP: 0.408, SLG: 0.413		1-0 B1-3		2-3 K			1-0 G4-3			3 0 0 0 0 1 0		
Rey Ordonez, R (1, 6) Luis Lopez, S (7, PH) OBP: 0.301, SLG: 0.320 OBP: 0.344, SLG: 0.329			1-2 G4-3		0-0 G4-3		0-2 G4-3			2 0 0 0 0 0 0 1 0 0 0 0 0 0		
Orel Hershiser, R (1, 1) Jason Isringhausen, R (7, 1) Brian McRae, S (8, PH) Pat Mahomes, R (9, 1) OBP: 0.195, SLG: 0.205 OBP: 0.100, SLG: 0.200 OBP: 0.318, SLG: 0.348 OBP: 0.286, SLG: 0.571			1-2 FC5-4 1B		2-1 G6-3			1-3 K		2 0 1 0 0 0 0 0 0 0 0 0 0 0 1 0 0 0 0 1 0 0 0 0 0 0 0 0		
<b>Inning Stats</b>	R: 0 H: 1 E: 0 LOB: 1 K: 1 BB: 0 S: 11 P: 16	R: 0 H: 0 E: 0 LOB: 0 K: 0 BB: 0 S: 4 P: 7	R: 0 H: 2 E: 0 LOB: 3 K: 0 BB: 0 S: 17 P: 22	R: 0 H: 1 E: 0 LOB: 0 K: 1 BB: 0 S: 6 P: 10	R: 0 H: 0 E: 0 LOB: 0 K: 0 BB: 0 S: 6 P: 10	R: 0 H: 0 E: 0 LOB: 0 K: 1 BB: 0 S: 9 P: 12	R: 1 H: 1 E: 0 LOB: 0 K: 0 BB: 0 S: 9 P: 14	R: 0 H: 1 E: 0 LOB: 1 K: 2 BB: 0 S: 10 P: 13	R: 0 H: 0 E: 0 LOB: 0 K: 0 BB: 0 S: 13 P: 17	1B: 4 SF: 0 2B: 1 SAC: 0 3B: 0 DP: 1 HR: 1 HBP: 0		WP: 0 PA: 33 PB: 0 SB: 0 CS: 0
<b>PITCHER</b> Kris Benson, R (1, 1) ERA: 4.76	IP 9.0 WLS W BF 33 H 6 R 1 ER 1 SO 5 BB 0 IBB 0 HBP 0 BLK 0 WP 0 HR 1 S 85 P 121 ERA 1.00 WHIP 0.667											

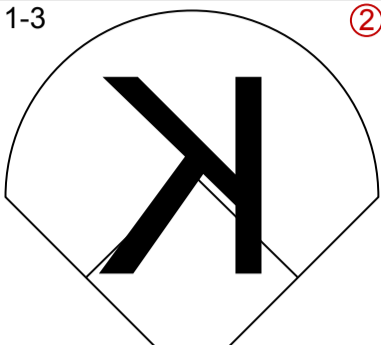
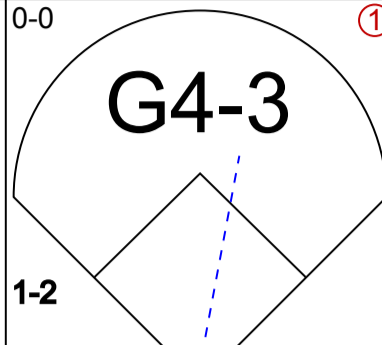
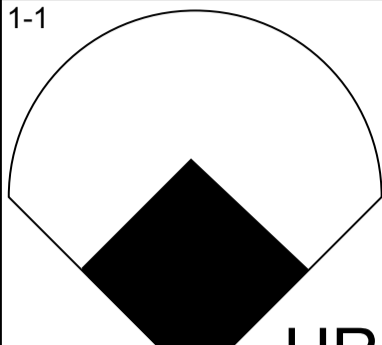
livebaseballscorecards.com

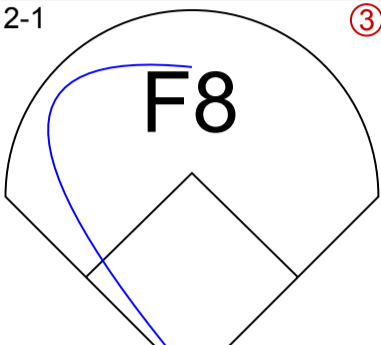
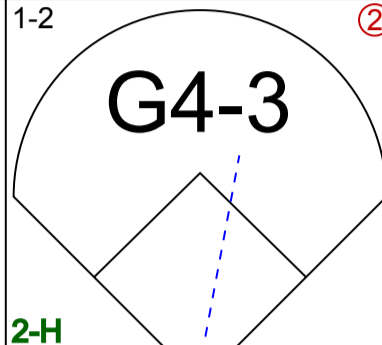
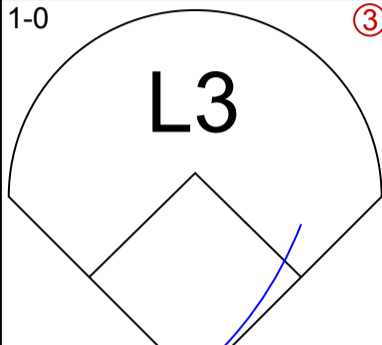
AB	33
R	1
H	6
RBI	1
BB	0
SO	5
LOB	9


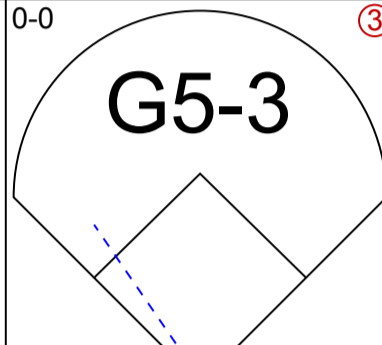






Batter	1	2	3	4	5	6	7	8	9	AB R H RBI BB SO LOB	TOP
--------	---	---	---	---	---	---	---	---	---	----------------------	-----

<b>Adrian Brown, S</b> (1, 9) <small>OBP: 0.348, SLG: 0.342</small> 												2 1 0 0 2 0 0
---	--	--	---	--	--	---	--	--	---	--	--	---------------




<b>Abraham Nunez, S</b> (1, 6) <small>OBP: 0.266, SLG: 0.244</small> <b>John Wehner, R</b> (8, PH) <small>OBP: 0.333, SLG: 0.500</small> <b>Marc Wilkins, R</b> (8, 1) <b>Jason Christiansen, R</b> (8, 1) <b>Greg Hansell, R</b> (8, 1) <b>Scott Sauerbeck, R</b> (8, 1)												3 0 0 0 0 1 2 1 1 1 1 0
--	--	--	---	--	--	---	--	--	---	--	--	--




<b>Brian Giles, L</b> (1, 8) <small>OBP: 0.401, SLG: 0.561</small>												3 0 0 1 1 0 1
---	--	--	---	--	--	---	--	--	---	--	--	---------------

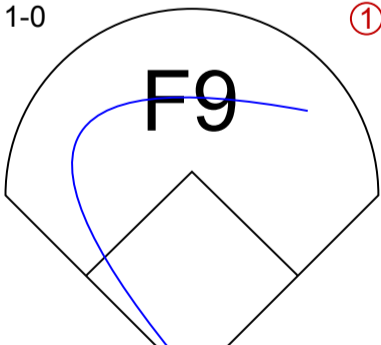

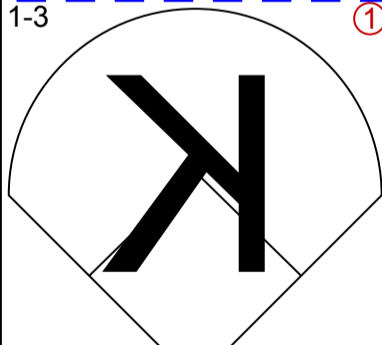
<b>Kevin Young, R</b> (1, 3) <small>OBP: 0.400, SLG: 0.537</small>												4 0 1 0 0 0 0
---	--	--	---	--	--	---	--	--	---	--	--	---------------

<b>Ed Sprague, R</b> (1, 5) <small>OBP: 0.389, SLG: 0.526</small>												4 0 0 0 0 1 2
--	--	--	---	--	--	---	--	--	---	--	--	---------------

<b>Warren Morris, L</b> (1, 4) <small>OBP: 0.375, SLG: 0.441</small>												4 0 0 0 0 0 0
---	--	--	--	--	--	--	--	--	--	--	--	---------------

<b>Freddy Garcia, R</b> (1, 7) <small>OBP: 0.250, SLG: 0.395</small> <b>Al Martin, L</b> (7, PH) <small>OBP: 0.344, SLG: 0.549</small> (7, 7)												2 0 0 0 0 1 0 1 0 1 0 0 0 0
---	--	--	---	--	--	---	--	--	---	--	--	--------------------------------

<b>Joe Oliver, R</b> (1, 2) <small>OBP: 0.364, SLG: 0.368</small>												3 0 0 0 0 0 1
--	--	--	---	--	--	---	--	--	---	--	--	---------------

<b>Todd Ritchie, R</b> (1, 1) <small>OBP: 0.194, SLG: 0.200</small> <b>Brant Brown, L</b> (8, PH) <small>OBP: 0.304, SLG: 0.473</small> <b>Dale Sveum, S</b> (8, 6)												2 0 0 0 0 0 0 1 0 0 0 0 1 0 0 0 0 0 0 0 0
---	--	--	---	--	--	---	--	--	---	--	--	---

Inning Stats	R: 0 E: 0 K: 0 S: 9	H: 1 LOB: 2 BB: 1 P: 17	R: 0 E: 0 K: 0 S: 6	H: 0 LOB: 0 BB: 0 P: 10	R: 0 E: 0 K: 1 S: 9	H: 0 LOB: 1 BB: 1 P: 17	R: 0 E: 0 K: 0 S: 7	H: 0 LOB: 0 BB: 0 P: 12	R: 0 E: 0 K: 1 S: 10	H: 0 LOB: 0 BB: 0 P: 16	R: 1 E: 1 K: 0 S: 5	H: 0 LOB: 0 BB: 1 P: 10	R: 0 E: 0 K: 1 S: 13	H: 1 LOB: 1 BB: 0 P: 18	R: 1 E: 0 K: 1 S: 8	H: 1 LOB: 0 BB: 0 P: 13	R: 0 E: 0 K: 0 S: 4	H: 0 LOB: 0 BB: 0 P: 5	1B: 2 2B: 0 3B: 0 HR: 1	SF: 0 SAC: 0 DP: 0 HBP: 0	WP: 0 PB: 0 SB: 0 CS: 0	PA: 33
--------------	------------------------------	----------------------------------	------------------------------	----------------------------------	------------------------------	----------------------------------	------------------------------	----------------------------------	-------------------------------	----------------------------------	------------------------------	----------------------------------	-------------------------------	----------------------------------	------------------------------	----------------------------------	------------------------------	---------------------------------	----------------------------------	------------------------------------	----------------------------------	--------

	PITCHER	IP	WLS	BF	H	R	ER	SO	BB	IBB	HBP	BLK	WP	HR	S	P	ERA	WHIP
	<b>Kenny Rogers, L</b> (1, 1) <small>ERA: 4.09</small>	6.0		22	1	1	0	2	3	0	0	0	0	0	46	82	0.00	0.667
	<b>Turk Wendell, R</b> (7, 1) <small>ERA: 2.83</small>	1.0	H	4	1	0	0	1	0	0	0	0	0	0	13	18	0.00	1.000
	<b>Dennis Cook, L</b> (8, 1) <small>ERA: 2.81</small>	1.0	W	4	1	1	1	1	0	0	0	0	0	1	8	13	9.00	1.000
	<b>Pat Mahomes, R</b> (9, 1) <small>ERA: 3.41</small>	1.0		3	0	0	0	0	0	0	0	0	0	4	5	0.00	0.000	

**Pittsburgh Pirates @ New York Mets**  
 Shea Stadium, Flushing, NY  
 Wed Jul 28 1999, 12:10 PM EDT  
 Att. 42,920 - Sunny - 85 F

[livebaseballscorecards.com](http://livebaseballscorecards.com)

<b>AB</b>	<b>30</b>
<b>R</b>	<b>2</b>
<b>H</b>	<b>3</b>
<b>RBI</b>	<b>2</b>
<b>BB</b>	<b>3</b>
<b>SO</b>	<b>4</b>
<b>LOB</b>	<b>6</b>



Batter	1	2	3	4	5	6	7	8	9
Roger Cedeno, S OBP: 0.405, SLG: 0.410 (1, 9)	1-1 L8		0-0 G3		2-0 G3		0-3 K	0-0 1B 1B	
Edgardo Alfonzo, R OBP: 0.388, SLG: 0.510 (1, 4)	2-2 HR		4-1 BB			2-2 E5 F8 BB		1-2 2-H 3-H 1B 1B	
John Olerud, L OBP: 0.438, SLG: 0.481 (1, 3)	2-3 K		0-2 G3			1-0 F7		1-2 HBP 1B	
Robin Ventura, L OBP: 0.369, SLG: 0.519 (1, 5)	3-2 HR			2-0 P6		4-0 1-2 BB		0-2 P3	
Benny Agbayani, R OBP: 0.381, SLG: 0.570 (1, 7)	2-2 G6-3			2-0 G5-3		1-1 F8		0-0 HBP 1B 2B	
Brian McRae, S OBP: 0.315, SLG: 0.345 Turk Wendell, L (7, 1) Dennis Cook, L (8, 1) Rickey Henderson, R OBP: 0.447, SLG: 0.490 Pat Mahomes, R OBP: 0.286, SLG: 0.571 (9, 1)		0-0 F7		2-2 G4-3		1-0 G4-3		4-0 HBP 1B IBB	
Todd Pratt, R OBP: 0.372, SLG: 0.394 (1, 2)		4-2 G4-6-3 BB			1-1 F7		0-1 FC6-5 S 1B	2-1 BB 1B HBP	
Rey Ordonez, R OBP: 0.303, SLG: 0.323 (1, 6)		2-2 G4-6-3			0-0 SH1-3 1B		2-3 K	2-2 BB 1B	
Kenny Rogers, L (1, 1) Melvin Mora, R OBP: 0.222, SLG: 0.087 (7, 8)			0-3 K		0-0 SH1-3		2-2 FC6-5	4-2 1B BB	

Inning Stats	R: 2 E: 0 K: 1 S: 16	H: 2 LOB: 0 BB: 0 P: 26	R: 0 E: 0 K: 0 S: 6	H: 0 LOB: 0 BB: 1 P: 12	R: 0 E: 0 K: 1 S: 9	H: 0 LOB: 1 BB: 1 P: 13	R: 0 E: 0 K: 0 S: 5	H: 0 LOB: 0 BB: 0 P: 11	R: 0 E: 0 K: 0 S: 5	H: 1 LOB: 1 BB: 0 P: 8	R: 0 E: 1 K: 0 S: 8	H: 0 LOB: 2 BB: 1 P: 16	R: 0 E: 0 K: 2 S: 12	H: 1 LOB: 1 BB: 0 P: 16	R: 7 E: 0 K: 0 S: 25	H: 6 LOB: 1 BB: 2 P: 41
--------------	-------------------------------	----------------------------------	------------------------------	----------------------------------	------------------------------	----------------------------------	------------------------------	----------------------------------	------------------------------	---------------------------------	------------------------------	----------------------------------	-------------------------------	----------------------------------	-------------------------------	----------------------------------

PITCHER	IP	WLS	BF	H	R	ER	SO	BB	IBB	HBP	BLK	WP	HR	S	P	ERA	WHIP
Todd Ritchie, R ERA: 3.92 (1, 1)	7.0		28	4	2	2	4	3	0	0	0	0	2	61	102	2.57	1.000
Marc Wilkins, R ERA: 4.28 (8, 1)	0.0	L	1	1	1	1	0	0	0	0	0	0	0	3	3	∞	∞
Jason Christiansen, L ERA: 4.46 (8, 1)	0.1		5	2	1	1	0	0	1	1	0	0	0	9	16	27.00	6.000
Greg Hansell, R ERA: 3.26 (8, 1)	0.1		4	3	5	5	0	1	0	0	0	0	0	11	19	135.00	12.000
Scott Sauerbeck, L ERA: 2.28 (8, 1)	0.1		1	0	0	0	0	0	0	0	0	0	0	2	3	0.00	0.000

**BOTTOM**


**Pittsburgh Pirates @ New York Mets**  
Shea Stadium, Flushing, NY  
Wed Jul 28 1999, 12:10 PM EDT  
Att: 42,920 - Sunny - 85 F

AB	R	H	RBI	BB	SO	LOB
5	1	1	1	0	1	2
4	2	3	3	1	0	0
5	1	1	0	0	1	3
3	1	1	1	1	0	2
4	1	1	1	0	0	2
3	0	0	0	0	0	2
0	0	0	0	0	0	0
0	0	0	0	0	0	0
0	1	0	0	1	0	0
0	0	0	0	0	0	0
2	1	1	1	1	0	0
4	0	2	2	0	1	2
1	0	0	0	0	1	0
1	1	0	0	1	0	1

AB	32
R	9
H	10
RBI	9
BB	5
SO	4
LOB	14

livebaseballscores.com

WP	PA
0	39



Batter	1	2	3	4	5	6	7	8	9	AB R H RBI BB SO LOB	TOP
--------	---	---	---	---	---	---	---	---	---	----------------------	-----

<b>Luis Castillo, S</b> (1, 4) <small>OBP: 0.368, SLG: 0.344</small> 	2-3 		2-0 			2-1 	1-1 	0-3 		5 1 1 0 0 2 1	
<b>Alex Gonzalez, R</b> (1, 6) <small>OBP: 0.307, SLG: 0.433</small> 	1-2 			2-3 		1-2 	2-2 	0-1 		5 2 2 1 0 1 0	
<b>Bruce Aven, R</b> (1, 7) <small>OBP: 0.382, SLG: 0.487</small> 	1-3 			0-0 		4-0 	0-2 		1-0 	4 2 2 0 1 1 0	
<b>Kevin Millar, R</b> (1, 3) <small>OBP: 0.414, SLG: 0.510</small> <b>Antonio Alfonseca, R</b> (9, 1) 		1-1 		4-0 		0-1 	2-1 		2-1 	3 0 2 2 1 0 0	
<b>Mark Kotsay, L</b> (1, 9) <small>OBP: 0.308, SLG: 0.403</small> 	1-0 			0-1 		0-2 	1-2 		0-1 	5 0 2 3 0 0 3	
<b>Danny Bautista, R</b> (1, 8) <small>OBP: 0.273, SLG: 0.383</small> 	1-0 				0-2 	0-1 		1-0 		4 0 2 0 0 0 3	
<b>Mike Lowell, R</b> (1, 5) <small>OBP: 0.329, SLG: 0.350</small> 	2-2 				0-1 	2-2 		0-0 		4 1 1 0 0 0 4	
<b>Mike Redmond, R</b> (1, 2) <small>OBP: 0.374, SLG: 0.331</small> 			1-2 		0-0 		0-1 	0-0 		3 0 0 0 0 0 1	
<b>Dennis Springer, R</b> (1, 1) <small>OBP: 0.129, SLG: 0.167</small> <b>Chris Clapski, S</b> (7, PH) <small>OBP: 0.462, SLG: 0.400</small> <b>Brian Edmondson, R</b> (7, 1) <small>OBP: 0.450, SLG: 0.600</small> <b>Preston Wilson, R</b> (8, PH) <small>OBP: 0.352, SLG: 0.549</small> <b>Jesus Sanchez, L</b> (8, 1) <small>OBP: 0.167, SLG: 0.091</small> <b>Tim Hyers, L</b> (8, 3) <small>OBP: 0.330, SLG: 0.375</small> 			0-0 		0-3 		0-0 	2-2 		2 0 0 0 0 1 1	

AB R H RBI BB SO LOB

**Florida Marlins @ Pittsburgh Pirates**  
 Three Rivers Stadium, Pittsburgh, PA

Fri Jul 30 1999, 7:05 PM EDT  
 Att. 25,163 - Unknown - 92 F

AB	37
R	8
H	14
RBI	8
BB	2
SO	5
LOB	13

2	0	0	0	0	1	1
1	1	1	0	0	0	0
0	0	0	0	0	0	0
1	1	1	2	0	0	0
0	0	0	0	0	0	0
0	0	0	0	0	0	0

Inning Stats	R: 0	H: 0	E: 0	K: 2	S: 10	R: 0	H: 2	E: 0	K: 0	S: 7	R: 0	H: 0	E: 0	K: 0	S: 5	R: 0	H: 1	E: 0	K: 1	S: 6	R: 0	H: 1	E: 0	K: 1	S: 10	R: 3	H: 3	E: 0	K: 0	S: 15	R: 3	H: 5	E: 0	K: 0	S: 17	R: 2	H: 2	E: 0	K: 1	S: 12	R: 0	H: 0	E: 0	K: 0	S: 5	1B: 9	2B: 4	3B: 1	HR: 1	SF: 1	SAC: 1	DP: 2	HBP: 0	WP: 0	PA: 41
--------------	------	------	------	------	-------	------	------	------	------	------	------	------	------	------	------	------	------	------	------	------	------	------	------	------	-------	------	------	------	------	-------	------	------	------	------	-------	------	------	------	------	-------	------	------	------	------	------	-------	-------	-------	-------	-------	--------	-------	--------	-------	--------

PITCHER	IP	WLS	BF	H	R	ER	SO	BB	IBB	HBP	BLK	WP	HR	S	P	ERA	WHIP
<b>Pete Schourek, L</b> (1, 1) <small>ERA: 5.12</small>	6.0		25	7	3	3	4	2	0	0	0	0	0	53	80	4.50	1.500
<b>Marc Wilkins, R</b> (7, 1) <small>ERA: 5.14</small>	0.2	H	6	4	3	3	0	0	0	0	0	0	0	13	18	40.50	6.000
<b>Scott Sauerbeck, L</b> (7, 1) <small>ERA: 2.28</small>	0.0	B	1	1	0	0	0	0	0	0	0	0	0	3	4	∞	∞
<b>Brad Clontz, R</b> (7, 1) <small>ERA: 2.32</small>	0.1		1	0	0	0	0	0	0	0	0	0	0	1	2	0.00	0.000
<b>Greg Hansell, R</b> (8, 1) <small>ERA: 3.8</small>	2.0	L	8	2	2	2	1	0	0	0	0	0	1	17	22	9.00	1.000

PITCHER	IP	WLS	BF	H	R	ER	SO	BB	IBB	HBP	BLK	WP	HR	S	P	ERA	WHIP
---------	----	-----	----	---	---	----	----	----	-----	-----	-----	----	----	---	---	-----	------





**Florida Marlins @ Pittsburgh Pirates**  
 Three Rivers Stadium, Pittsburgh, PA

Sat Jul 31 1999, 7:05 PM EDT  
 Att. 33,862 - Unknown - 95 F

[livebaseballscorecards.com](http://livebaseballscorecards.com)



<b>AB</b>	<b>33</b>
<b>R</b>	<b>2</b>
<b>H</b>	<b>8</b>
<b>RBI</b>	<b>2</b>
<b>BB</b>	<b>2</b>
<b>SO</b>	<b>8</b>
<b>LOB</b>	<b>10</b>

<b>WP:</b>	0	<b>PA:</b>	36
<b>PB:</b>	0		
<b>SB:</b>	0		
<b>CS:</b>	0		

AB R H RBI BB SO LOB

4	0	0	0	0	0	1
4	0	0	0	0	1	0
3	1	1	0	1	1	0
3	0	1	0	1	2	0
3	1	1	1	0	0	2
4	0	1	1	0	0	1
4	0	2	0	0	0	1
3	0	0	0	0	2	2
1	0	1	0	0	0	0
2	0	1	0	0	1	1
1	0	0	0	0	1	0
0	0	0	0	0	0	0
0	0	0	0	0	0	0
1	0	0	0	0	0	2

Batter	1	2	3	4	5	6	7	8	9
<b>Luis Castillo, S</b> (1, 4) OBP: 0.364, SLG: 0.340	3-2 G6-3		3-1 G4-3		1-2 FC4-6			0-0 F7	
<b>Alex Gonzalez, R</b> (1, 6) OBP: 0.304, SLG: 0.429	1-3 K		1-0 F8			0-0 G5-3		0-2 P2	
<b>Bruce Aven, R</b> (1, 7) OBP: 0.383, SLG: 0.489	0-1 2B		1-3 K			4-2 1B SF8 BB		0-0 P4	
<b>Kevin Millar, R</b> (1, 3) OBP: 0.415, SLG: 0.507	4-1 BB		1-3 K			0-1 1B		2-3 K	
<b>Mark Kotsay, L</b> (1, 9) OBP: 0.307, SLG: 0.405	1-1 G3		1-0 G6-3			1-2 SF8		1-0 1B 2B	
<b>Danny Bautista, R</b> (1, 8) OBP: 0.272, SLG: 0.379		1-1 G4-3		1-2 F9		1-2 G4-3		2-1 1B 1B	
<b>Mike Lowell, R</b> (1, 5) OBP: 0.333, SLG: 0.354					0-1 G4-6-3 1B		2-0 F8	1-0 F8	
<b>Jorge Fabregas, L</b> (1, 2) OBP: 0.283, SLG: 0.319		0-3 K			0-0 G4-6-3		1-3 K	0-1 1B	
<b>Preston Wilson, R</b> (9, PH) OBP: 0.354, SLG: 0.551					1-2f			1-2 1B	
<b>Vladimir Nunez, R</b> (1, 1) OBP: 0.167, SLG: 0.167		1-3 K			2-2 FC4-6 1B		0-3 K	1-2 F8	
<b>Brian Edmondson, R</b> (6, 1) OBP: 0.364, SLG: 0.545									
<b>Jesus Sanchez, L</b> (7, 1) OBP: 0.167, SLG: 0.091									
<b>Braden Looper, R</b> (8, 1) OBP: 0.167, SLG: 0.091									
<b>Chris Clapinski, S</b> (9, PH) OBP: 0.429, SLG: 0.364									

Inning Stats	R: 0 E: 0 K: 1 S: 14	H: 1 LOB: 2 BB: 1 P: 23	R: 0 E: 0 K: 2 S: 9	H: 1 LOB: 1 BB: 0 P: 11	R: 0 E: 0 K: 1 S: 6	H: 0 LOB: 0 BB: 0 P: 11	R: 0 E: 0 K: 1 S: 9	H: 0 LOB: 0 BB: 0 P: 12	R: 0 E: 0 K: 1 S: 10	H: 2 LOB: 1 BB: 0 P: 13	R: 1 E: 0 K: 0 S: 14	H: 1 LOB: 1 BB: 1 P: 20	R: 0 E: 0 K: 2 S: 7	H: 0 LOB: 0 BB: 0 P: 10	R: 0 E: 0 K: 0 S: 6	H: 0 LOB: 0 BB: 0 P: 6	R: 1 E: 0 K: 1 S: 14	H: 3 LOB: 2 BB: 0 P: 21	1B: 6 2B: 2 3B: 0 HR: 0	SF: 1 SAC: 0 DP: 1 HBP: 0	WP: 0 PB: 0 SB: 0 CS: 0
--------------	-------------------------------	----------------------------------	------------------------------	----------------------------------	------------------------------	----------------------------------	------------------------------	----------------------------------	-------------------------------	----------------------------------	-------------------------------	----------------------------------	------------------------------	----------------------------------	------------------------------	---------------------------------	-------------------------------	----------------------------------	----------------------------------	------------------------------------	----------------------------------

PITCHER	IP	WLS	BF	H	R	ER	SO	BB	IBB	HBP	BLK	WP	HR	S	P	ERA	WHIP
<b>Jason Schmidt, R</b> (1, 1) ERA: 3.94	7.0	W	27	5	1	1	7	2	0	0	0	0	0	69	100	1.29	1.000
<b>Jose Silva, R</b> (8, 1) ERA: 6.72	1.0	H	3	0	0	0	0	0	0	0	0	0	0	6	6	0.00	0.000
<b>Mike Williams, R</b> (9, 1) ERA: 2.45	1.0	S	6	3	1	1	1	0	0	0	0	0	0	14	21	9.00	3.000

Batter	1	2	3	4	5	6	7	8	9
<b>Al Martin, L</b> OBP: 0.339, SLG: 0.541 (1, 7) C B B B X	3-1 G4-3 ①		0-2 P7 ②			1-2 K ①	0-3 K ③		
<b>Abraham Nunez, S</b> OBP: 0.296, SLG: 0.245 (1, 6) C F X	0-2 F7 ②		2-2 G3 ③			0-1 G6-3 ②		0-1 G1-3 ①	
<b>Brian Giles, L</b> OBP: 0.409, SLG: 0.573 (1, 8) B B B B	4-0 BB ③			1-0 F9 ①		3-1 HR ②		4-0 WP 1B BB ③	
<b>Kevin Young, R</b> OBP: 0.404, SLG: 0.535 (1, 3) S 1 SAFE F F F S	1-3 K ③			2-0 CS HBP ②		2-3 K ③		1-2 S 1B ②	
<b>Ed Sprague, R</b> OBP: 0.385, SLG: 0.521 (1, 5) C B B X		1-2 G6-3 ①		3-3 SAFE K ② ③ 1-2			2-2 G5-3 ①	1 SAFE F B B 1 SAFE X	2-1 P3 ②
<b>Warren Morris, L</b> OBP: 0.373, SLG: 0.438 (1, 4) C B X		1-1 G3-1 ②			2-3 K2-3 ①		1-1 2B 2B ②	2-2 SAFE F B B X	2-2 F8 ③
<b>Brant Brown, L</b> OBP: 0.305, SLG: 0.466 (1, 9) <b>Adrian Brown, S</b> OBP: 0.343, SLG: 0.336 (8, 9) C B B X		1-3 K ③			4-2 BB ②		4-2 2B BB ②		
<b>Joe Oliver, R</b> OBP: 0.345, SLG: 0.346 (1, 2) F C B B F B X			3-2 1B ①		2-2 P6 ②		0-0 P6 ②		
<b>Jason Schmidt, R</b> OBP: 0.122, SLG: 0.077 (1, 1) <b>Dale Sveum, S</b> OBP: 0.333, SLG: 0.286 (7, PH) <b>Jose Silva, R</b> OBP: 0.105, SLG: 0.105 (8, 1) <b>Mike Williams, R</b> (9, 1) L X			0-1 B1 ①		1-1 F8 ③		1-0 1-H 2-H 2B ②		

Inning Stats	R: 0 E: 0 K: 1 S: 9	H: 0 LOB: 1 BB: 1 P: 17	R: 0 E: 0 K: 1 S: 9	H: 0 LOB: 0 BB: 0 P: 12	R: 0 E: 0 K: 0 S: 12	H: 1 LOB: 1 BB: 0 P: 17	R: 0 E: 0 K: 1 S: 6	H: 0 LOB: 0 BB: 0 P: 12	R: 0 E: 0 K: 1 S: 10	H: 0 LOB: 1 BB: 1 P: 19	R: 1 E: 0 K: 2 S: 12	H: 1 LOB: 0 BB: 0 P: 18	R: 2 E: 0 K: 1 S: 12	H: 2 LOB: 1 BB: 1 P: 20	R: 1 E: 0 K: 0 S: 13	H: 1 LOB: 1 BB: 1 P: 22
--------------	------------------------------	----------------------------------	------------------------------	----------------------------------	-------------------------------	----------------------------------	------------------------------	----------------------------------	-------------------------------	----------------------------------	-------------------------------	----------------------------------	-------------------------------	----------------------------------	-------------------------------	----------------------------------

PITCHER	IP	WLS	BF	H	R	ER	SO	BB	IBB	HBP	BLK	WP	HR	S	P	ERA	WHIP
<b>Vladimir Nunez, R</b> ERA: 2.98 (1, 1)	5.0		18	1	0	0	4	2	0	0	0	0	0	46	77	0.00	0.600
<b>Brian Edmondson, R</b> ERA: 5.65 (6, 1)	1.2	L	8	2	3	3	2	1	0	0	0	0	1	20	33	16.20	1.800
<b>Jesus Sanchez, L</b> ERA: 5.92 (7, 1)	0.2		4	1	1	1	1	1	0	0	0	0	0	6	11	13.50	3.000
<b>Braden Looper, R</b> ERA: 4.13 (8, 1)	0.2		3	1	0	0	0	0	0	0	0	1	0	11	16	0.00	1.500

**BOTTOM**

AB R H RBI BB SO LOB

4	0	0	0	0	2	2
4	0	0	0	0	0	1
2	2	1	1	2	0	0
3	0	1	1	0	2	1
4	0	0	0	0	1	2
4	1	1	0	0	1	1
1	1	0	0	2	1	0
0	0	0	0	0	0	0
3	0	1	0	0	0	3
2	0	0	0	0	0	2
1	0	1	2	0	0	0
0	0	0	0	0	0	0
0	0	0	0	0	0	0

AB 28  
R 4  
H 5  
RBI 4  
BB 4  
SO 7  
LOB 12



WP: 1 PA: 33  
PB: 0  
SB: 1  
CS: 1

1B: 2 SF: 0  
2B: 2 SAC: 0  
3B: 0 DP: 0  
HR: 1 HBP: 1

**Florida Marlins @ Pittsburgh Pirates**  
Three Rivers Stadium, Pittsburgh, PA

Sat Jul 31 1999, 7:05 PM EDT  
Att: 33,862 - Unknown - 95 F

livebaseballscorecards.com

Batter	1	2	3	4	5	6	7	8	9	AB R H RBI BB SO LOB	TOP																								
Luis Castillo, S (1, 4) OBP: 0.363, SLG: 0.339	0-2 G4-3		0-1 FC6-4			2-2 F7		0-0 S 1B		4 0 1 1 0 0 1																									
Dave Berg, R (1, 6) OBP: 0.349, SLG: 0.371	1-3 K			2-3 K		0-2 G3		3-3 K		4 0 0 0 0 3 1																									
Bruce Aven, R (1, 7) OBP: 0.381, SLG: 0.485	1-3 K			0-0 G6-3		3-1 G5-3			2-1 1B	4 0 1 0 0 1 0																									
Kevin Millar, R (1, 3) OBP: 0.413, SLG: 0.500		0-3 K		4-2 BB		1-1 P2			0-3 K	3 0 0 0 1 2 1																									
Mark Kotsay, L (1, 9) OBP: 0.304, SLG: 0.401		0-0 F7		1-2 G3-1		3-2 F7			2-3 K	4 0 0 0 0 1 2																									
Danny Bautista, R (1, 8) OBP: 0.271, SLG: 0.375		1-2 P4			2-2 FC4-6 1B		0-0 F9		0-2 P6	4 0 1 0 0 0 1																									
Chris Clapinski, S (1, 5) OBP: 0.412, SLG: 0.500			1-3 K		2-2 FC4-6 1-2f			1-0 1B 3B		3 1 1 0 0 1 1																									
Mike Redmond, R (1, 2) OBP: 0.368, SLG: 0.325		0-2 L3			1-1 P6			0-0 G6-3		3 0 0 0 0 0 2																									
Alex Fernandez, R (1, 1) OBP: 0.267, SLG: 0.400			3-2 FC6-4 1B		0-3 K			2-3 K		2 0 1 0 0 1 1																									
Armando Almanza, L (7, 1)										0 0 0 0 0 0 0																									
Preston Wilson, R (8, PH) OBP: 0.353, SLG: 0.549										1 0 0 0 0 1 1																									
Hector Almonte, R (8, 1)										0 0 0 0 0 0 0																									
Jesus Sanchez, L (8, 1) OBP: 0.167, SLG: 0.091										0 0 0 0 0 0 0																									
<b>Inning Stats</b>	R: 0 E: 0 K: 2 S: 9	H: 0 LOB: 0 BB: 0 P: 11	R: 0 E: 0 K: 1 S: 7	H: 0 LOB: 0 BB: 0 P: 8	R: 0 E: 0 K: 1 S: 13	H: 1 LOB: 1 BB: 0 P: 17	R: 0 E: 0 K: 1 S: 9	H: 0 LOB: 1 BB: 1 P: 16	R: 0 E: 0 K: 1 S: 14	H: 1 LOB: 1 BB: 0 P: 18	R: 0 E: 0 K: 0 S: 9	H: 0 LOB: 0 BB: 0 P: 14	R: 0 E: 0 K: 0 S: 7	H: 0 LOB: 0 BB: 0 P: 11	R: 1 E: 0 K: 2 S: 10	H: 2 LOB: 1 BB: 0 P: 16	R: 0 E: 0 K: 2 S: 14	H: 1 LOB: 1 BB: 0 P: 18	1B: 4 2B: 0 3B: 1 HR: 0	SF: 0 SAC: 0 DP: 0 HBP: 0	WP: 0 PB: 0 SB: 1 CS: 0	PA: 33													
<b>PITCHER</b> 67 Francisco Cordova, R (1, 1) ERA: 4.35	IP 9.0	WLS W	BF 33	H 5	R 1	ER 1	SO 10	BB 1	IBB 0	HBP 0	BLK 0	WP 0	HR 0	S 92	P 129	ERA 1.00	WHIP 0.667	<b>PITCHER</b>	IP 9.0	WLS W	BF 33	H 5	R 1	ER 1	SO 10	BB 1	IBB 0	HBP 0	BLK 0	WP 0	HR 0	S 92	P 129	ERA 1.00	WHIP 0.667

Florida Marlins @ Pittsburgh Pirates  
Three Rivers Stadium, Pittsburgh, PA

Sun Aug 01 1999, 1:35 PM EDT  
Att. 19,071 - Sunny - 84 F

livebaseballscorecards.com

AB	32
R	1
H	5
RBI	1
BB	1
SO	10
LOB	11





Batter	1	2	3	4	5	6	7	8	9
<b>Al Martin, L</b> OBP: 0.342, SLG: 0.541 (1, 7)	1-1 2B 1B	3-2 G6-4-3 1-2f			0-0 SH1-3 1B	4-1 BB		1-3 K	
<b>Abraham Nunez, S</b> OBP: 0.296, SLG: 0.253 (1, 6)	1-2 2B 2B	1-2 G4-3			0-0 SH1-3 1-2	2-3 K			
<b>Brian Giles, L</b> OBP: 0.412, SLG: 0.575 (1, 8)	1-1 FC 2-H 2B		2-3 K		4-1 BB		4-1 FC1-6 BB		
<b>Brant Brown, L</b> OBP: 0.300, SLG: 0.458 (1, 3)	2-2 L6		0-0 L1		0-0 F7		0-0 FC1-6 CS 1-2f		
<b>Dale Sveum, S</b> OBP: 0.231, SLG: 0.182 (1, 5)	1-1 F7		1-2 F7		1-3 K		2-3 K 1-2		
<b>Warren Morris, L</b> OBP: 0.374, SLG: 0.437 (1, 4)	4-2 FC BB			1-0 1B		2-0 G4-3		0-0 F7	
<b>Adrian Brown, S</b> OBP: 0.348, SLG: 0.342 (1, 9)	1-1 FC 1-2 2-3		1-0 F8		0-1 1B 1B		2-1 67 1B 1B		
<b>Joe Oliver, R</b> OBP: 0.333, SLG: 0.333 (1, 2)	2-2 G4-3		0-0 F8		0-1 67 SH3-4 1B		0-1 F8		
<b>67 Francisco Cordova, R</b> OBP: 0.259, SLG: 0.200 (1, 1)		0-1 G6-4-3 1B		0-0 G4-3		0-0 SH3-4		1-2 1B	

Inning Stats	R: 2	H: 3	E: 0	K: 0	S: 20	LOB: 3	BB: 1	P: 33	R: 0	H: 1	E: 0	K: 0	S: 12	LOB: 0	BB: 0	P: 16	R: 0	H: 0	E: 0	K: 1	S: 9	LOB: 0	BB: 0	P: 12	R: 0	H: 1	E: 0	K: 1	S: 7	LOB: 2	BB: 1	P: 12	R: 0	H: 2	E: 0	K: 1	S: 10	LOB: 3	BB: 1	P: 18	R: 0	H: 0	E: 0	K: 1	S: 5	LOB: 0	BB: 1	P: 11	R: 0	H: 2	E: 0	K: 1	S: 11	LOB: 2	BB: 0	P: 15
--------------	------	------	------	------	-------	--------	-------	-------	------	------	------	------	-------	--------	-------	-------	------	------	------	------	------	--------	-------	-------	------	------	------	------	------	--------	-------	-------	------	------	------	------	-------	--------	-------	-------	------	------	------	------	------	--------	-------	-------	------	------	------	------	-------	--------	-------	-------

AB	R	H	RBI	BB	SO	LOB
4	1	2	0	1	1	3
3	1	1	1	0	1	3
2	0	1	1	2	1	0
4	0	0	0	0	0	4
4	0	0	0	0	2	4
3	0	1	0	1	0	0
4	0	2	0	0	0	3
4	0	1	0	0	0	5
3	0	2	0	0	0	1

WP	HR	S	P	ERA	WHIP
0	0	3	97	3.00	1.833
0	0	5	11	0.00	1.000
0	0	8	11	0.00	3.000
0	0	3	4	0.00	0.000

**Florida Marlins @ Pittsburgh Pirates**  
**Three Rivers Stadium, Pittsburgh, PA**  
 Sun Aug 01 1999, 1:35 PM EDT  
 Att: 19,071 - Sunny - 84 F

AB	31
R	2
H	10
RBI	2
BB	4
SO	5
LOB	23



WP	HR	S	P	ERA	WHIP
0	0	3	97	3.00	1.833
0	0	5	11	0.00	1.000
0	0	8	11	0.00	3.000
0	0	3	4	0.00	0.000

Batter	1	2	3	4	5	6	7	8	9	AB R H RBI BB SO LOB	TOP											
Walt Weiss, S (1, 6) OBP: 0.309, SLG: 0.304	1-1 G4-3		0-1 G4-3		1-1 G3			1-2 G3		4 0 0 0 0 0 1												
Bret Boone, R (1, 4) OBP: 0.312, SLG: 0.409	3-2 FC6-4 1B		3-1 2-H 2B			2-1 L7		1-2 P5		4 0 2 1 0 0 0												
10 Chipper Jones, S (1, 5) OBP: 0.433, SLG: 0.612	0-0 FC6-4 1-2f		0-0 F7			3-1 F8		0-0 1B		4 0 1 0 0 0 2												
Brian Jordan, R (1, 9) OBP: 0.354, SLG: 0.500	1-1 G5-3			0-0 G5-3		0-0 1B		1-3 K		4 0 1 0 0 1 2												
Ryan Klesko, L (1, 7) OBP: 0.378, SLG: 0.561		1-2 G4-3		4-2 G1-3 BB		2-2 G4-3		1-3 K		3 0 0 0 1 1 1												
Andruw Jones, R (1, 8) OBP: 0.355, SLG: 0.509		1-0 F9		1-0 G1-3			0-0 L5		3-3 K	4 0 0 0 0 1 1												
Randall Simon, L (1, 3) OBP: 0.373, SLG: 0.454		1-1 P6		2-3 K			2-0 G6-3		0-0 G6-3	4 0 0 0 0 1 1												
Eddie Pérez, R (1, 2) OBP: 0.295, SLG: 0.328			4-2 G4-3 2B BB		3-2 G6-3		4-2 FC4-6 BB			1 1 0 0 2 0 0												
Kevin Millwood, R (1, 1) OBP: 0.163, SLG: 0.149			0-3 K		2-3 K		1-2 FC4-6			3 0 0 0 0 2 2												
Terry Mulholland, R (8, 1) OBP: 0.094, SLG: 0.094										0 0 0 0 0 0 0												
<b>Inning Stats</b>	R: 0 E: 0 K: 0 S: 9	H: 1 LOB: 1 BB: 0 P: 14	R: 0 E: 0 K: 0 S: 7	H: 0 LOB: 0 BB: 0 P: 10	R: 1 E: 0 K: 1 S: 14	H: 1 LOB: 1 BB: 1 P: 21	R: 0 E: 0 K: 1 S: 13	H: 0 LOB: 1 BB: 1 P: 20	R: 0 E: 0 K: 1 S: 10	H: 0 LOB: 0 BB: 0 P: 16	R: 0 E: 0 K: 0 S: 8	H: 1 LOB: 1 BB: 0 P: 15	R: 0 E: 0 K: 0 S: 7	H: 0 LOB: 1 BB: 1 P: 14	R: 0 E: 0 K: 1 S: 10	H: 1 LOB: 1 BB: 0 P: 13	R: 0 E: 0 K: 2 S: 7	H: 0 LOB: 0 BB: 0 P: 11	1B: 3 2B: 1 3B: 0 HR: 0	SF: 0 SAC: 0 DP: 0 HBP: 0	WP: 0 PB: 0 SB: 0 CS: 0	PA: 34
<b>PITCHER</b>	IP WLS BF H R ER SO BB IBB HBP BLK WP HR S P ERA WHIP																					
Kris Benson, R (1, 1) ERA: 4.54	8.0 W 31 4 1 1 4 3 0 0 0 0 0 0 78 123 1.12 0.875																					
Mike Williams, R (9, 1) ERA: 2.4	1.0 3 0 0 0 2 0 0 0 0 0 0 0 7 11 0.00 0.000																					

Atlanta Braves @ Pittsburgh Pirates  
Three Rivers Stadium, Pittsburgh, PA

Tue Aug 03 1999, 7:05 PM EDT  
Att. 17,154 - Unknown - 82 F

livebaseballscorecards.com

AB	31
R	1
H	4
RBI	1
BB	3
SO	6
LOB	10



Batter	1	2	3	4	5	6	7	8	9
<b>Al Martin, L</b> OBP: 0.341, SLG: 0.546 (1, 7) C B C B F S T	2-3 K ①			1-0 F8 ①		1-1 HR ①		1-2 K ②	
<b>Abraham Nunez, S</b> OBP: 0.295, SLG: 0.253 (1, 6) B B C B F T X	3-2 L4 ②			0-3 K ②		0-0 B3 ③		1-0 1B HR ②	
<b>Brian Giles, L</b> OBP: 0.413, SLG: 0.591 (1, 8) B S X	1-1 L7 ③			3-2 F8 ③			1-0 HR ①	0-0 HR ① 1-H 2-H	
<b>Kevin Young, R</b> OBP: 0.402, SLG: 0.540 (1, 3)		1-0 G6-3 ①			1-0 HR ①		1-1 G5-3 ①	0-2 G4-3 ③	
<b>Ed Sprague, R</b> OBP: 0.382, SLG: 0.517 (1, 5)		2-2 G6-3 ②			2-0 P3 ①		1-3 K ②		
<b>Warren Morris, L</b> OBP: 0.374, SLG: 0.444 (1, 4)		2-2 F8 ③			0-0 G3 ②		2-0 HR ①		
<b>Brant Brown, L</b> OBP: 0.296, SLG: 0.452 (1, 9) <b>Adrian Brown, S</b> OBP: 0.348, SLG: 0.342 (8, 9)			2-2 K ①		1-2 F8 ③		0-3 K ③		
<b>Joe Oliver, R</b> OBP: 0.306, SLG: 0.303 (1, 2)			1-0 F9 ②			3-2 P4 ①		2-2 F7 ①	
<b>Kris Benson, R</b> OBP: 0.186, SLG: 0.195 (1, 1) <b>John Wehner, R</b> OBP: 0.364, SLG: 0.524 (8, PH) <b>Mike Williams, R</b> (9, 1)			2-1 F9 ③			2-3 K ②		2-0 1B HR ①	

Inning Stats	R: 0	H: 0	E: 0	K: 1	S: 11	LOB: 0	BB: 0	P: 17
	R: 0	H: 0	E: 0	K: 0	S: 9	LOB: 0	BB: 0	P: 14
	R: 0	H: 0	E: 0	K: 1	S: 8	LOB: 0	BB: 0	P: 13
	R: 0	H: 0	E: 0	K: 1	S: 7	LOB: 0	BB: 0	P: 11
	R: 1	H: 1	E: 0	K: 0	S: 6	LOB: 0	BB: 0	P: 10
	R: 1	H: 1	E: 0	K: 1	S: 9	LOB: 0	BB: 0	P: 15
	R: 2	H: 2	E: 0	K: 2	S: 10	LOB: 0	BB: 0	P: 15
	R: 3	H: 3	E: 0	K: 1	S: 15	LOB: 0	BB: 0	P: 21

PITCHER	IP	WLS	BF	H	R	ER	SO	BB	IBB	HBP	BLK	WP	HR	S	P	ERA	WHIP
<b>Kevin Millwood, R</b> ERA: 3.25 (1, 1)	7.0	L	25	4	4	4	6	0	0	0	0	0	4	60	95	5.14	0.571
<b>Terry Mulholland, L</b> ERA: 5.35 (8, 1)	1.0		6	3	3	3	1	0	0	0	0	0	1	15	21	27.00	3.000

AB	R	H	RBI	BB	SO	LOB
4	1	1	1	0	2	1
4	1	1	0	0	1	0
4	2	2	4	0	0	0
4	1	1	1	0	0	0
3	0	0	0	0	1	0
3	1	1	1	0	0	0
3	0	0	0	0	2	0
0	0	0	0	0	0	0
3	0	0	0	0	0	0
2	0	0	0	0	1	0
1	1	1	0	0	0	0
0	0	0	0	0	0	0

**BOTTOM**

**Atlanta Braves @ Pittsburgh Pirates**  
Three Rivers Stadium, Pittsburgh, PA

Tue Aug 03 1999, 7:05 PM EDT  
Att: 17,154 - Unknown - 82 F

livebaseballscorecards.com

<b>AB</b>	<b>31</b>
<b>R</b>	<b>7</b>
<b>H</b>	<b>7</b>
<b>RBI</b>	<b>7</b>
<b>BB</b>	<b>0</b>
<b>SO</b>	<b>7</b>
<b>LOB</b>	<b>1</b>



1B	2B	3B	HR	SF	SAC	DP	HBP	WP	HR	S	P	ERA	WHIP
1B: 2	2B: 0	3B: 0	HR: 5	SF: 0	SAC: 0	DP: 0	HBP: 0	WP: 0	HR: 0	S: 0	P: 0	ERA: 0	WHIP: 0
PA:	31												

Batter	1	2	3	4	5	6	7	8	9	AB R H RBI BB SO LOB	TOP											
José Hernández, R (1, 6) OBP: 0.353, SLG: 0.445	2-3 K		1-3 K		2-2 G6-4-3			0-0 G4-6-3		4 0 0 0 0 2 2	<b>Atlanta Braves @ Pittsburgh Pirates</b> Three Rivers Stadium, Pittsburgh, PA Wed Aug 04 1999, 7:05 PM EDT Att. 17,625 - Unknown - 82 F											
Bret Boone, R (1, 4) OBP: 0.309, SLG: 0.405	1-2 G6-3			1-2 L6		0-0 F9		1-1 G6-3	4 0 0 0 0 0 0													
10 Chipper Jones, S (1, 5) OBP: 0.432, SLG: 0.607	4-1 PO BB			0-1 F8		3-3 K		0-3 K	3 0 0 0 1 2 0													
Brian Jordan, R (1, 9) OBP: 0.353, SLG: 0.500	0-1 PO 1-2	1-1 G4-3		0-0 E 2B		2-2 F9		1-0 F8	4 1 1 0 0 0 0													
Ryan Klesko, L (1, 7) OBP: 0.378, SLG: 0.559			1-1 F7	2-2 E3 1B		0-0 G1-3			3 0 1 0 0 0 0													
Andruw Jones, R (1, 8) OBP: 0.355, SLG: 0.506			4-0 BB	3-2 L8		1-2 G5-3			2 0 0 0 1 0 1													
Greg Myers, L (1, 2) OBP: 0.357, SLG: 0.436			0-0 F8		1-0 HR	0-1 G3			3 1 1 1 0 0 1													
Randall Simon, L (1, 3) OBP: 0.372, SLG: 0.452			0-0 G4-3		0-0 G6-4-3 1B		1-1 G6-3		3 0 1 0 0 0 0													
29 John Smoltz, R (1, 1) OBP: 0.300, SLG: 0.436			3-2 K		1-3 K		1-2 G4-6-3 1B		2 0 0 0 0 2 1													
Keith Lockhart, L (8, PH) OBP: 0.310, SLG: 0.310									1 0 1 0 0 0 0													
Gerald Williams, R (8, PR) OBP: 0.330, SLG: 0.456									0 0 0 0 0 0 0													
Rudy Seanez, R (8, 1)									0 0 0 0 0 0 0													
<b>Inning Stats</b>	R: 0 E: 0 K: 1 S: 8	H: 0 LOB: 0 BB: 1 P: 15	R: 0 E: 0 K: 0 S: 5	H: 0 LOB: 1 BB: 1 P: 11	R: 0 E: 0 K: 2 S: 7	H: 0 LOB: 0 BB: 0 P: 11	R: 1 E: 1 K: 0 S: 12	H: 2 LOB: 1 BB: 0 P: 18	R: 1 E: 0 K: 1 S: 9	H: 2 LOB: 0 BB: 0 P: 12	R: 0 E: 0 K: 1 S: 11	H: 0 LOB: 0 BB: 0 P: 16	R: 0 E: 0 K: 0 S: 6	H: 0 LOB: 0 BB: 0 P: 7	R: 0 E: 0 K: 0 S: 7	H: 1 LOB: 1 BB: 0 P: 9	R: 0 E: 0 K: 1 S: 6	H: 0 LOB: 0 BB: 0 P: 8	1B: 3 2B: 1 3B: 0 HR: 1	SF: 0 SAC: 0 DP: 2 HBP: 0	WP: 0 PB: 0 SB: 0 CS: 0	PA: 32
<b>PITCHER</b>	IP WLS BF H R ER SO BB IBB HBP BLK WP HR S P ERA WHIP																					
Todd Ritchie, R (1, 1) ERA: 3.74	8.0 W 28 5 2 1 5 2 0 0 0 0 0 1 65 99 1.12 0.875																					
Mike Williams, R (9, 1) ERA: 2.34	1.0 S 3 0 0 0 1 0 0 0 0 0 0 0 6 8 0.00 0.000																					

AB	29
R	2
H	5
RBI	1
BB	2
SO	6
LOB	5



Batter	1	2	3	4	5	6	7	8	9
<b>Al Martin, L</b> OBP: 0.340, SLG: 0.542 (1, 7)	0-0 FC3-6 S SF9 1B		0-0 E4 SH3 1-3 SF8		0-3 K			2-2 F7	
<b>Abraham Nunez, S</b> OBP: 0.304, SLG: 0.258 (1, 6)	4-0 FC3-6 1-2 BB		0-0 SH3			0-1 G4-6-3 1B			
<b>Brian Giles, L</b> OBP: 0.410, SLG: 0.588 (1, 8)	1-1 FC3-6 1-2f 2-3		2-1 SF8			0-1 G4-6-3			
<b>Kevin Young, R</b> OBP: 0.402, SLG: 0.542 (1, 3)	1-0 SF9		1-1 2B			3-3 K			
<b>Ed Sprague, R</b> OBP: 0.379, SLG: 0.513 (1, 5)	K			0-0 L4			1-2 G5-3		
<b>Warren Morris, L</b> OBP: 0.373, SLG: 0.443 (1, 4)		1-3 K		1-0 G4-6-3 1B			1-0 F7		
<b>Brant Brown, L</b> OBP: 0.293, SLG: 0.446 (1, 9)		0-2 G4-3		0-0 G4-6-3			0-0 G4-3		
<b>Adrian Brown, S</b> OBP: 0.348, SLG: 0.342 (8, 9)				1-2f					
<b>Joe Oliver, R</b> OBP: 0.282, SLG: 0.278 (1, 2)		0-0 F9			2-3 K			0-2 G5-3	
<b>Todd Ritchie, R</b> OBP: 0.211, SLG: 0.216 (1, 1)			0-0 E SH3 1B		1-3 K			0-2 G4-3	
<b>Dale Sveum, S</b> OBP: 0.214, SLG: 0.167 (8, PH)									
<b>Mike Williams, R</b> (9, 1)									

AB	R	H	RBI	BB	SO	LOB
4	2	1	0	0	1	1
1	0	1	1	1	0	0
2	0	0	1	0	0	3
2	0	1	1	0	1	0
3	0	0	0	0	1	1
3	0	1	0	0	1	0
3	0	0	0	0	0	1
0	0	0	0	0	0	0
3	0	0	0	0	1	0
2	1	1	0	0	1	0
1	0	0	0	0	0	0
0	0	0	0	0	0	0
1B: 4	SF: 2	2B: 1	SAC: 1	3B: 0	DP: 2	HR: 0
BB: 1	HBP: 0	SO: 6				

**BOTTOM**

**Atlanta Braves @ Pittsburgh Pirates**  
Three Rivers Stadium, Pittsburgh, PA

Wed Aug 04 1999, 7:05 PM EDT  
Att: 17,625 - Unknown - 82 F

<b>AB</b>	<b>24</b>
<b>R</b>	<b>3</b>
<b>H</b>	<b>5</b>
<b>RBI</b>	<b>3</b>
<b>BB</b>	<b>1</b>
<b>SO</b>	<b>6</b>
<b>LOB</b>	<b>6</b>



WP: 0	PA: 28
PB: 0	
SB: 1	
CS: 0	

Inning Stats		R: 1	H: 1	E: 0	K: 1	S: 7	R: 0	H: 0	E: 0	K: 1	S: 7	R: 0	H: 2	E: 1	K: 0	S: 7	R: 0	H: 1	E: 0	K: 0	S: 3	R: 0	H: 0	E: 0	K: 3	S: 9	R: 0	H: 1	E: 0	K: 1	S: 9	R: 0	H: 0	E: 0	K: 0	S: 6	R: 0	H: 0	E: 0	K: 0	S: 9	R: 0	H: 0	E: 0	K: 0	S: 9
<b>PITCHER</b>	<b>IP</b>	<b>WLS</b>	<b>BF</b>	<b>H</b>	<b>R</b>	<b>ER</b>	<b>SO</b>	<b>BB</b>	<b>IBB</b>	<b>HBP</b>	<b>BLK</b>	<b>WP</b>	<b>HR</b>	<b>S</b>	<b>P</b>	<b>ERA</b>	<b>WHIP</b>																													
29 John Smoltz, R ERA: 3.57 (1, 1)	7.0	L	25	5	3	1	6	1	0	0	0	0	0	48	69	1.29	0.857																													
Rudy Seanez, R ERA: 2.66 (8, 1)	1.0		3	0	0	0	0	0	0	0	0	0	0	9	11	0.00	0.000																													

WP	HR	S	P	ERA	WHIP
0	0	0	0	0.00	0.000

Batter	1	2	3	4	5	6	7	8	9	AB R H RBI BB SO LOB	TOP						
Gerald Williams, R OBP: 0.332, SLG: 0.452 (1, 7) C S B B S	2-3 K			1-1 S FC4-6 10 BB 1B		4-2 S BB	1 SAFE 3-3 3 1 B S SAFE SAFE SAFE SAFE C		0-2 F8	4 1 1 0 1 2 2							
Bret Boone, R OBP: 0.308, SLG: 0.402 (1, 4) B C B X	2-1 F9			1-2 F8		0-0 F8		1-0 G6-3	1-0 1B	5 0 1 0 0 0 2							
10 Chipper Jones, S OBP: 0.432, SLG: 0.602 (1, 5) X	0-0 F9			4-1 FC4-6 BB 1-2		2-3 K		4-2 G6-3 1B BB 2B	1-0 F7	3 1 0 0 2 1 3							
Brian Jordan, R OBP: 0.351, SLG: 0.496 (1, 9)			1-2 F9	1-2 FC4-6 S 1-2f 2-H		2-2 G5-3		0-1 G6-3 2B 1B	0-0 F9	5 1 1 1 0 0 4							
Andruw Jones, R OBP: 0.354, SLG: 0.506 (1, 8)			1-1 F7	0-3 K 1-2			0-0 1B 2B	0-0 G6-3 1-2 2-3		4 1 1 0 0 1 3							
José Hernández, R OBP: 0.357, SLG: 0.447 (1, 6)			2-1 G5-3		1-2 G5-4-3 1B		3-2 1B SF7 1B	4-1 2B BB		3 2 2 0 1 0 0							
Brian Hunter, R OBP: 0.341, SLG: 0.436 Mike Remlinger, L Keith Lockhart, L Randall Simon, L OBP: 0.372, SLG: 0.452 (1, 3) (7, 1) (8, PH) (8, 3)			1-3 K		0-0 G5-4-3 1-2f		2-2 1B 3-H	3-2 2B 1-H 2-H 3-H		3 0 1 1 0 1 1 0 0 0 0 0 0 0 1 0 1 3 0 0 0 0 0 0 0 0 0 0	AB 34 R 6 H 9 RBI 6 BB 5 SO 8 LOB 18						
Eddie Pérez, R OBP: 0.297, SLG: 0.326 Ryan Klesko, L OBP: 0.375, SLG: 0.557 (1, 2) (7, PH) (7, 3)			0-1 P5		4-1 BB		1-1 SF7	0-1 F7		1 0 0 0 1 0 0 1 0 0 1 0 0 1 0 0 0 0 0 0 0 0 0 0 0 0 0 0							
Rudy Seanez, R John Rucker, R (8, 1) (9, 1)										0 0 0 0 0 0 0 0 0 0 0 0 0 0							
Tom Glavine, L OBP: 0.188, SLG: 0.174 Greg Myers, L OBP: 0.359, SLG: 0.437 (1, 1) (7, PH) (7, 2)			0-3 K		0-3 K		0-3 K		3-1 1B 1B	2 0 0 0 0 2 1 2 0 1 0 0 1 1							
<b>Inning Stats</b>	R: 0 E: 0 K: 1 S: 6 H: 0 LOB: 0 BB: 0 P: 10	R: 0 E: 0 K: 0 S: 7 H: 0 LOB: 0 BB: 0 P: 11	R: 0 E: 0 K: 2 S: 8 H: 0 LOB: 0 BB: 0 P: 9	R: 1 E: 0 K: 1 S: 13 H: 1 LOB: 1 BB: 1 P: 20	R: 0 E: 0 K: 1 S: 8 H: 1 LOB: 1 BB: 1 P: 13	R: 0 E: 0 K: 1 S: 10 H: 0 LOB: 1 BB: 1 P: 17	R: 2 E: 0 K: 2 S: 17 H: 3 LOB: 1 BB: 0 P: 26	R: 3 E: 0 K: 0 S: 14 H: 2 LOB: 1 BB: 2 P: 26	R: 0 E: 0 K: 0 S: 8 H: 2 LOB: 2 BB: 0 P: 13	1B: 7 2B: 2 3B: 0 HR: 0 SF: 1 SAC: 0 DP: 1 HBP: 0	WP: 0 PB: 0 SB: 3 CS: 0 PA: 40						
<b>PITCHER</b>	IP WLS BF H R ER SO BB IBB HBP BLK WP HR S P ERA WHIP	IP WLS BF H R ER SO BB IBB HBP BLK WP HR S P ERA WHIP	IP WLS BF H R ER SO BB IBB HBP BLK WP HR S P ERA WHIP	IP WLS BF H R ER SO BB IBB HBP BLK WP HR S P ERA WHIP	IP WLS BF H R ER SO BB IBB HBP BLK WP HR S P ERA WHIP	IP WLS BF H R ER SO BB IBB HBP BLK WP HR S P ERA WHIP	IP WLS BF H R ER SO BB IBB HBP BLK WP HR S P ERA WHIP	IP WLS BF H R ER SO BB IBB HBP BLK WP HR S P ERA WHIP	IP WLS BF H R ER SO BB IBB HBP BLK WP HR S P ERA WHIP	ERA WHIP	ERA WHIP						
Pete Schourek, L ERA: 5.08 (1, 1)	6.0	25	5	3	3	6	3	0	0	0	0	0	0	61	94	4.50	1.333
Greg Hansell, R ERA: 4.63 (7, 1)	2.0	L	10	2	3	3	2	0	0	0	0	0	0	22	38	13.50	2.000
Marc Wilkins, R ERA: 4.97 (9, 1)	1.0	5	2	0	0	0	0	0	0	0	0	0	0	8	13	0.00	2.000

Atlanta Braves @ Pittsburgh Pirates  
Three Rivers Stadium, Pittsburgh, PA

Thu Aug 05 1999, 7:05 PM EDT  
Att. 19,078 - Unknown - 82 F

[livebaseballscorecards.com](http://livebaseballscorecards.com)



Batter	1	2	3	4	5	6	7	8	9	AB R H RBI BB SO LOB
<b>Adrian Brown, S</b> OBP: 0.357, SLG: 0.341 (1, 8) BB C C X	3-2 FC6-4 1B 2B 1B		2-1 G6-3		4-1 G4-3 1B BB		4-2 BB		3-3 K	3 1 1 0 2 1 1
<b>Abraham Nunez, S</b> OBP: 0.306, SLG: 0.263 (1, 6) B 1 SAFE F X	1-1 FC6-4 1-2 1B		2-3 K		1-1 G4-3 1-2 1B		0-0 B1		1-3 K	5 0 2 1 0 2 2
<b>John Wehner, R</b> OBP: 0.308, SLG: 0.440 (1, 9) L F B B B X	3-2 FC6-4 2B 1-2f 2-3		0-3 K		0-0 G4-3 1-2 2-3		1-3 K			4 0 0 0 0 2 5
<b>Kevin Young, R</b> OBP: 0.400, SLG: 0.542 (1, 3) F X	0-1 1-3 2B			2-2 L4	2-3 K		2-1 F7			4 0 1 1 0 1 3
<b>Ed Sprague, R</b> OBP: 0.376, SLG: 0.507 (1, 5) F C F B S	1-3 K			1-0 F8		0-0 G5-3		1-0 P4		4 0 0 0 0 1 2
<b>Dale Sveum, S</b> OBP: 0.235, SLG: 0.267 (1, 4) <b>Warren Morris, L</b> OBP: 0.372, SLG: 0.442 (7, 4) B F C C	1-3 K			1-1 2B		2-3 K		0-0 G3		3 0 1 0 0 2 2 1 0 0 0 0 0 0
<b>Freddy Garcia, R</b> OBP: 0.250, SLG: 0.414 (1, 7) F B X		1-1 P3		3-3 K		1-0 HR		1-3 K		4 1 1 1 0 2 1
<b>Joe Oliver, R</b> OBP: 0.326, SLG: 0.316 (1, 2) X C		0-1 G4-3			0-2 SH5-4 1B 2B		4-2 BB		4-1 BB	2 1 1 0 2 0 0
<b>Pete Schourek, L</b> (1, 1) <b>Greg Hansell, R</b> (7, 1) <b>Marc Wilkins, R</b> (9, 1) <b>Al Martin, L</b> OBP: 0.339, SLG: 0.541 (9, PH)		2-3 K			1-1 SH5-4 2-3		1-2 F7		2-3 K	2 0 0 0 0 1 1 0 0 0 0 0 0 0 0 0 0 0 0 0 0 1 0 0 0 0 1 1

Inning Stats	R: 1 E: 0 K: 2 S: 17	H: 3 LOB: 2 BB: 0 P: 26	R: 0 E: 0 K: 1 S: 7	H: 0 LOB: 0 BB: 0 P: 10	R: 0 E: 0 K: 2 S: 11	H: 0 LOB: 0 BB: 0 P: 15	R: 0 E: 0 K: 1 S: 12	H: 1 LOB: 1 BB: 0 P: 19	R: 1 E: 0 K: 1 S: 13	H: 2 LOB: 2 BB: 1 P: 20	R: 1 E: 0 K: 1 S: 12	H: 1 LOB: 1 BB: 1 P: 20	R: 0 E: 0 K: 1 S: 10	H: 0 LOB: 1 BB: 1 P: 17	R: 0 E: 0 K: 1 S: 5	H: 0 LOB: 0 BB: 0 P: 7	R: 0 E: 0 K: 3 S: 11	H: 0 LOB: 1 BB: 1 P: 21	1B: 3 2B: 3 3B: 0 HR: 1	SF: 0 SAC: 1 DP: 0 HBP: 0
--------------	-------------------------------	----------------------------------	------------------------------	----------------------------------	-------------------------------	----------------------------------	-------------------------------	----------------------------------	-------------------------------	----------------------------------	-------------------------------	----------------------------------	-------------------------------	----------------------------------	------------------------------	---------------------------------	-------------------------------	----------------------------------	----------------------------------	------------------------------------

PITCHER	IP	WLS	BF	H	R	ER	SO	BB	IBB	HBP	BLK	WP	HR	S	P	ERA	WHIP
<b>Tom Glavine, L</b> ERA: 4.2 (1, 1)	6.0		27	7	3	3	8	2	0	0	0	0	1	72	110	4.50	1.500
<b>Mike Remlinger, L</b> ERA: 2.75 (7, 1)	1.0	W	4	0	0	0	1	1	0	0	0	0	0	10	17	0.00	1.000
<b>Rudy Seanez, R</b> ERA: 2.61 (8, 1)	1.0	H	3	0	0	0	1	0	0	0	0	0	0	5	7	0.00	0.000
<b>John Rocker, L</b> ERA: 2.36 (9, 1)	1.0	S	4	0	0	0	3	1	0	0	0	0	0	11	21	0.00	1.000

**BOTTOM**

**Atlanta Braves @ Pittsburgh Pirates**  
Three Rivers Stadium, Pittsburgh, PA

Thu Aug 05 1999, 7:05 PM EDT  
Att: 19,078 - Unknown - 82 F

<b>AB</b>	<b>33</b>
<b>R</b>	<b>3</b>
<b>H</b>	<b>7</b>
<b>RBI</b>	<b>3</b>
<b>BB</b>	<b>4</b>
<b>SO</b>	<b>13</b>
<b>LOB</b>	<b>18</b>



livebaseballscores.com

<b>WP:</b> 0	<b>PA:</b> 38
<b>PB:</b> 0	
<b>SB:</b> 0	
<b>CS:</b> 0	

Batter	1	2	3	4	5	6	7	8	9	AB R H RBI BB SO LOB
--------	---	---	---	---	---	---	---	---	---	----------------------

<b>Joe McEwing, R</b> <small>(1, 8) OBP: 0.345, SLG: 0.410</small> <small>(8, 4)</small>	1-1  SH1-3 G6-3 2B		2-2  G4-3		3-2  G5-3			2-3  K		4 1 1 0 0 1 0
--	--------------------------------	--	-----------------	--	-----------------	--	--	--------------	--	---------------

<b>Placido Polanco, R</b> <small>(1, 4) OBP: 0.324, SLG: 0.337</small> <b>J.D. Drew, L</b> <small>(8, PH) OBP: 0.345, SLG: 0.485</small> <small>(8, 8)</small>	0-1  SH1-3 2-3		1-3  K			0-1  1B		3-2  F7		2 0 1 0 0 1 0 1 0 0 0 0 0 0
--	-------------------------	--	--------------	--	--	---------------	--	---------------	--	--------------------------------

<b>Mark McGwire, R</b> <small>(1, 3) OBP: 0.424, SLG: 0.695</small>	0-0  G6-3 3-H		4-2  BB			2-2  1B 1-2 1B		2-1  F8		3 0 1 1 1 0 0
--	------------------------	--	---------------	--	--	----------------------------	--	---------------	--	---------------

<b>Fernando Tatis, R</b> <small>(1, 5) OBP: 0.400, SLG: 0.555</small>	0-2  3B		2-1  F9			2-1  P6		2-2  G4-3		4 0 1 0 0 0 3
--	---------------	--	---------------	--	--	---------------	--	-----------------	--	---------------

<b>Edgar Renteria, R</b> <small>(1, 6) OBP: 0.326, SLG: 0.387</small> <b>Lance Painter, L</b> <small>(6, 1)</small> <b>Heathcliff Slocumb, R</b> <small>(7, 1)</small> <b>Willie McGee, S</b> <small>(9, PH) OBP: 0.297, SLG: 0.284</small>	3-1  F9		3-2  G6-3			2-0  G6-4-3 1-2f		3-2  G3-1		3 0 0 0 0 0 3 0 0 0 0 0 0 0 0 0 0 0 0 0 0 1 0 0 0 0 0 0
--	---------------	--	-----------------	--	--	---------------------------	--	-----------------	--	--

<b>Craig Paquette, R</b> <small>(1, 7) OBP: 0.333, SLG: 0.600</small> <small>(6, 9)</small>		1-1  G6-3		0-0  1B G3-6			1-2  G1-3			3 0 1 0 0 0 0
---	--	-----------------	--	-----------------------	--	--	-----------------	--	--	---------------

<b>Alberto Castillo, R</b> <small>(1, 2) OBP: 0.335, SLG: 0.356</small>		4-1  BB		1-0  G3-6 1-2f			0-1  G4-3			2 0 0 0 1 0 1
--	--	---------------	--	-------------------------	--	--	-----------------	--	--	---------------

<b>David Howard, S</b> <small>(1, 9) OBP: 0.290, SLG: 0.270</small> <small>(6, 6)</small>		0-1  F9			0-0  1B G1-6-4		2-0  F9			3 0 1 0 0 0 1
---	--	---------------	--	--	-------------------------	--	---------------	--	--	---------------

<b>Jose Jimenez, R</b> <small>(1, 1) OBP: 0.111, SLG: 0.156</small> <b>Ray Lankford, L</b> <small>(6, 7) OBP: 0.368, SLG: 0.527</small>		2-3  K		0-1  G1-6-4 1-2f			1-1  F9			2 0 0 0 0 1 2 1 0 0 0 0 0 0
--	--	--------------	--	---------------------------	--	--	---------------	--	--	--------------------------------

Inning Stats	R: 1 E: 0 K: 0 S: 10	H: 2 LOB: 1 BB: 0 P: 14	R: 0 E: 0 K: 1 S: 8	H: 0 LOB: 1 BB: 1 P: 15	R: 0 E: 0 K: 1 S: 11	H: 0 LOB: 1 BB: 1 P: 20	R: 0 E: 0 K: 0 S: 5	H: 1 LOB: 0 BB: 0 P: 9	R: 0 E: 0 K: 0 S: 6	H: 1 LOB: 0 BB: 0 P: 9	R: 0 E: 0 K: 0 S: 8	H: 2 LOB: 1 BB: 0 P: 14	R: 0 E: 0 K: 0 S: 6	H: 0 LOB: 0 BB: 0 P: 9	R: 0 E: 0 K: 1 S: 9	H: 0 LOB: 0 BB: 0 P: 15	R: 0 E: 0 K: 0 S: 9	H: 0 LOB: 0 BB: 0 P: 16	1B: 4 2B: 1 3B: 1 HR: 0	SF: 0 SAC: 1 DP: 3 HBP: 0	WP: 0 PB: 0 SB: 0 CS: 0	PA: 32
--------------	-------------------------------	----------------------------------	------------------------------	----------------------------------	-------------------------------	----------------------------------	------------------------------	---------------------------------	------------------------------	---------------------------------	------------------------------	----------------------------------	------------------------------	---------------------------------	------------------------------	----------------------------------	------------------------------	----------------------------------	----------------------------------	------------------------------------	----------------------------------	--------

PITCHER	IP	WLS	BF	H	R	ER	SO	BB	IBB	HBP	BLK	WP	HR	S	P	ERA	WHIP
<b>Jimmy Anderson, L</b> <small>(1, 1) ERA: 1.13</small>	6.0	W	23	6	1	1	2	2	0	0	0	0	0	48	81	1.50	1.333
<b>Jose Silva, R</b> <small>(7, 1) ERA: 6.47</small>	3.0	S	9	0	0	0	1	0	0	0	0	0	0	24	40	0.00	0.000

**TOP**

**St. Louis Cardinals @ Pittsburgh Pirates**  
 Three Rivers Stadium, Pittsburgh, PA  
 Fri Aug 06 1999, 5:05 PM EDT  
 Sunny - 82 F

<b>AB</b>	<b>29</b>
<b>R</b>	<b>1</b>
<b>H</b>	<b>6</b>
<b>RBI</b>	<b>1</b>
<b>BB</b>	<b>2</b>
<b>SO</b>	<b>3</b>
<b>LOB</b>	<b>10</b>



livebaseballscorecards.com



BOTTOM

St. Louis Cardinals @ Pittsburgh Pirates  
Three Rivers Stadium, Pittsburgh, PA

livebaseballscorecards.com

AB 34  
R 5  
H 10  
RBI 4  
BB 3  
SO 5  
LOB 23



WP: 1 PA: 39  
PB: 0  
SB: 0  
CS: 0

Fri Aug 06 1999, 5:05 PM EDT  
Sunny - 82 F

AB R H RBI BB SO LOB

3 1 2 0 1 0 1

4 0 0 0 0 1 5

5 0 0 1 0 1 4

4 1 1 0 0 0 3

4 1 2 1 0 0 0

3 0 1 0 1 0 1

3 1 1 0 0 1 1

1 0 0 0 0 1 2

3 0 0 0 1 1 4

2 1 1 0 0 0 2

2 0 2 2 0 0 0

1B: 6 SF: 0  
2B: 3 SAC: 1  
3B: 1 DP: 0  
HR: 0 HBP: 1

Batter	1	2	3	4	5	6	7	8	9
Al Martin, L (1, 7) OBP: 0.345, SLG: 0.545	1-0 G6-3 2B		1-2 G4-3 SH1-3 1B		4-2 E G4-3 BB	1 SAFE 1 SAFE 4-2 SAFE SAFE H 1-2 HBP		0-1 F7	
Abraham Nunez, S (1, 6) OBP: 0.299, SLG: 0.256	1-3 K		1-0 SH1-3 1-2		2-2 E6 G4-3 1-3 2-H	3-2 F9		1-0 FC3-2 3-H	
Brian Giles, L (1, 8) OBP: 0.405, SLG: 0.580	1-2 G6-3 2-3		3-2 G4-3 2-3		0-0 G4-3 2-3 3-H 1-2		0-3 K	1-2 L5	
Kevin Young, R (1, 3) OBP: 0.399, SLG: 0.541	0-1 G4-3		0-1 F9		G6-3		1-0 1B 2B		
Ed Sprague, R (1, 5) OBP: 0.377, SLG: 0.507		3-2 G6-3		1-1 G4-3		0-1 WP 1B 1B	1-2 1B 2-H		
Warren Morris, L (1, 4) OBP: 0.374, SLG: 0.441		4-1 BB BB		1-1 G6-3		1-0 P5	1-2 1B		
Brant Brown, L (1, 9) OBP: 0.293, SLG: 0.445		1 SAFE 1-3 K		0-0 F9		1-2 WP 1B 1B	1-3 K		
Jose Silva, R (7, 1) OBP: 0.100, SLG: 0.100									
Chris Tremie, R (1, 2) OBP: 0.188, SLG: 0.071		4-2 1-2 BB		1-2 G4-3		2-3 K	0-0 G1-3		
Jimmy Anderson, L (1, 1) OBP: 0.500, SLG: 1.000		1-0 G3			0-0 E 2B	2-0 HBP 1B		3-2 FC3-2 3B	
Adrian Brown, S (6, PH) OBP: 0.366, SLG: 0.368									

Inning Stats	R: 0	H: 1	E: 0	K: 1	S: 10	LOB: 1	BB: 0	P: 13
	R: 0	H: 0	E: 0	K: 1	S: 11	LOB: 2	BB: 2	P: 24
	R: 0	H: 1	E: 0	K: 0	S: 9	LOB: 1	BB: 0	P: 14
	R: 0	H: 0	E: 0	K: 0	S: 5	LOB: 0	BB: 0	P: 7
	R: 2	H: 1	E: 1	K: 0	S: 14	LOB: 1	BB: 1	P: 22
	R: 2	H: 3	E: 0	K: 1	S: 17	LOB: 2	BB: 0	P: 30
	R: 1	H: 3	E: 0	K: 2	S: 16	LOB: 2	BB: 0	P: 20
	R: 0	H: 1	E: 0	K: 0	S: 14	LOB: 1	BB: 0	P: 19

PITCHER	IP	WLS	BF	H	R	ER	SO	BB	IBB	HBP	BLK	WP	HR	S	P	ERA	WHIP
Jose Jimenez, R (1, 1) ERA: 5.69	5.2	L	27	6	4	2	3	3	0	0	0	1	0	59	96	3.18	1.588
Lance Painter, L (6, 1) ERA: 5.12	0.2		3	0	0	0	1	0	0	1	0	0	0	10	17	0.00	0.000
Heathcliff Slocumb, R (7, 1) ERA: 4.89	1.2		9	4	1	1	1	0	0	0	0	0	0	27	36	5.40	2.400

Batter	1	2	3	4	5	6	7	8	9	AB R H RBI BB SO LOB	TOP	
J.D. Drew, L (1, 8) OBP: 0.346, SLG: 0.480	4-2 F BB G1-3 BB		0-0 E7		3-3 K		3-2 F7		0-1 SH2-4 1B	4 1 1 0 1 1 0		
Joe McEwing, R (1, 4) OBP: 0.346, SLG: 0.420	0-0 G1-3		0-0 G5-3			1-1 2B	2-1 HR		0-0 SH2-4	4 2 2 1 0 0 2		
Ray Lankford, L (1, 7) OBP: 0.368, SLG: 0.528	1-3 K		0-3 K			0-0 G4-3 2B	2-1 G4-3		1-1 1B	5 1 2 2 0 2 2		
Thomas Howard, S (1, 9) OBP: 0.300, SLG: 0.333 Craig Paquette, R (6, 3) OBP: 0.353, SLG: 0.588	1-1 F7			1-0 1B		0-0 G4-3		0-0 FC4-6 1B	3-3 K	3 0 1 0 0 0 2 2 1 1 0 0 1 1		
Fernando Tatis, R (1, 5) OBP: 0.406, SLG: 0.559		4-0 G3 BB		0-0 G6-4-3 1B		4-2 BB		0-2 FC4-6 1B	3-1 1B	3 0 3 1 2 0 0		
Willie McGee, S (1, 3) OBP: 0.290, SLG: 0.276 (6, 9)		0-1 G3		0-3 K		2-3 K		2-2 FC4-6 G5-3	0-0 F7	5 0 0 0 0 2 8		
Edgar Renteria, R (1, 6) OBP: 0.326, SLG: 0.384		2-2 G5-3		0-1 G6-4-3		4-1 BB		0-1 G5-3		3 0 0 1 1 0 4		
Eli Marrero, R (1, 2) OBP: 0.244, SLG: 0.315		3-3 K			2-3 K	0-0 P2		2-2 E6		4 0 0 0 0 2 5		
Garrett Stephenson, R (1, 1) Mark McGwire, R (8, PH) Rick Croushore, R (8, 1) OBP: 0.667, SLG: 0.500			1-1 F9		2-3 K		0-0 G5-3	2-3 K		3 0 0 0 0 1 0 1 0 0 0 0 1 2 0 0 0 0 0 0 0		
<b>Inning Stats</b>	R: 0 H: 0 E: 0 LOB: 1 K: 1 BB: 1 S: 15 P: 21	R: 0 H: 0 E: 0 LOB: 1 K: 1 BB: 1 S: 9 P: 18	R: 0 H: 0 E: 1 LOB: 1 K: 1 BB: 0 S: 7 P: 8	R: 0 H: 2 E: 0 LOB: 1 K: 1 BB: 0 S: 7 P: 8	R: 0 H: 0 E: 0 LOB: 0 K: 3 BB: 0 S: 11 P: 18	R: 1 H: 2 E: 0 LOB: 3 K: 1 BB: 2 S: 14 P: 25	R: 1 H: 1 E: 0 LOB: 0 K: 0 BB: 0 S: 9 P: 16	R: 1 H: 2 E: 1 LOB: 2 K: 1 BB: 0 S: 16 P: 22	R: 2 H: 3 E: 0 LOB: 1 K: 1 BB: 0 S: 11 P: 18	1B: 7 SF: 0 2B: 2 SAC: 1 3B: 0 DP: 1 HR: 1 HBP: 0	WP: 0 PA: 42 PB: 0 SB: 1 CS: 0	
<b>PITCHER</b>	IP WLS BF H R ER SO BB IBB HBP BLK WP HR S P ERA WHIP											
Jason Schmidt, R (1, 1) ERA: 3.91	8.0 L 36 7 3 3 9 4 0 0 0 0 0 1 88 136 3.38 1.375											
Scott Sauerbeck, L (9, 1) ERA: 2.68	0.1 3 2 2 2 0 0 0 0 0 0 0 0 5 6 54.00 6.000											
Brad Clontz, R (9, 1) ERA: 2.27	0.2 3 1 0 0 1 0 0 0 0 0 0 0 6 12 0.00 1.500											

St. Louis Cardinals @ Pittsburgh Pirates  
 Three Rivers Stadium, Pittsburgh, PA  
 Fri Aug 06 1999, 8:05 PM EDT  
 Att. 35,521 - Cloudy - 78 F

livebaseballscorecards.com

AB	37
R	5
H	10
RBI	5
BB	4
SO	10
LOB	26



Batter	1	2	3	4	5	6	7	8	9	AB	R	H	RBI	BB	SO	LOB
--------	---	---	---	---	---	---	---	---	---	----	---	---	-----	----	----	-----

<b>Al Martin, L</b> <small>OBP: 0.342, SLG: 0.539</small> (1, 7)	1-3  <small>1</small>		1-0  <small>3</small>			1-1  <small>3</small>			0-3  <small>1</small>	4	0	0	0	0	2	0
<b>Abraham Nunez, S</b> <small>OBP: 0.298, SLG: 0.252</small> (1, 6)	1-3  <small>2</small>			0-2  <small>1</small>			1-3  <small>1</small>		4-1  <small>S</small> <small>BB</small>	3	0	0	0	1	2	0
<b>Brian Giles, L</b> <small>OBP: 0.404, SLG: 0.576</small> (1, 8)	1-3  <small>3</small>			2-3  <small>2</small>			0-0  <small>3B</small> <small>1B</small>		3-3  <small>2</small>	4	1	1	0	0	3	1
<b>Kevin Young, R</b> <small>OBP: 0.396, SLG: 0.536</small> (1, 3)		1-2  <small>1</small>		0-0  <small>3</small>			0-0  <small>2</small>		1-1  <small>3</small>	4	0	0	0	0	0	2
<b>Dale Sveum, S</b> <small>OBP: 0.250, SLG: 0.389</small> (1, 5)		1-0  <small>2</small>			1-2  <small>1</small>		3-1  <small>1-H</small> <small>3B</small>			3	0	1	1	0	0	0
<b>Warren Morris, L</b> <small>OBP: 0.373, SLG: 0.440</small> (1, 4)		1-1  <small>1B</small>			0-3  <small>2</small>		1-1  <small>3</small>			3	0	1	0	0	1	1
<b>Adrian Brown, S</b> <small>OBP: 0.358, SLG: 0.359</small> (1, 9)		1-2  <small>SAFE</small> <small>3</small>			0-2  <small>3</small>			1-3  <small>1</small>		3	0	0	0	0	1	1
<b>Joe Oliver, R</b> <small>OBP: 0.304, SLG: 0.293</small> (1, 2)			1-2  <small>1</small>			2-3  <small>1</small>		3-3  <small>2</small>		3	0	0	0	0	2	0
<b>Jason Schmidt, R</b> <small>OBP: 0.116, SLG: 0.073</small> (1, 1)			1-1  <small>2</small>			0-3  <small>2</small>		0-3  <small>3</small>		2	0	0	0	0	1	0
<b>Brant Brown, L</b> <small>OBP: 0.292, SLG: 0.443</small> (8, PH)										1	0	0	0	0	1	0
<b>Scott Sauerbeck, R</b> (9, 1)										0	0	0	0	0	0	0
<b>Brad Clontz, R</b> (9, 1)										0	0	0	0	0	0	0

Inning Stats		R: 0	H: 0	E: 0	K: 3	S: 9	R: 0	H: 1	E: 0	K: 0	S: 11	R: 0	H: 0	E: 0	K: 0	S: 8	R: 0	H: 0	E: 0	K: 1	S: 8	R: 0	H: 0	E: 0	K: 1	S: 9	R: 1	H: 2	E: 0	K: 1	S: 9	R: 0	H: 0	E: 0	K: 3	S: 10	R: 0	H: 0	E: 0	K: 2	S: 11	1B: 2	2B: 0	3B: 1	SF: 0	SAC: 0	DP: 0	HBP: 0	WP: 0	PB: 0	SB: 1	CS: 0	PA: 31
PITCHER		IP	WLS	BF	H	R	ER	SO	BB	IBB	HBP	BLK	WP	HR	S	P	ERA	WHIP	PITCHER		IP	WLS	BF	H	R	ER	SO	BB	IBB	HBP	BLK	WP	HR	S	P	ERA	WHIP																
<b>Garrett Stephenson, R</b> <small>ERA: 4.67</small> (1, 1)		7.0	W	24	3	1	1	8	0	0	0	0	0	0	63	84	1.29	0.429	<b>Rick Croushore, R</b> <small>ERA: 2.63</small> (8, 1)		2.0	S	7	0	0	0	5	1	0	0	0	0	0	0	0	0	0	0	0	0	0	0	0	0	0	0	0	0	0	0	0	0	0

**BOTTOM**

**St. Louis Cardinals @ Pittsburgh Pirates**  
 Three Rivers Stadium, Pittsburgh, PA  
 Fri Aug 06 1999, 8:05 PM EDT  
 Att: 35,521 - Cloudy - 78 F

[livebaseballscorecards.com](http://livebaseballscorecards.com)

<b>AB</b>	<b>30</b>
<b>R</b>	<b>1</b>
<b>H</b>	<b>3</b>
<b>RBI</b>	<b>1</b>
<b>BB</b>	<b>1</b>
<b>SO</b>	<b>13</b>
<b>LOB</b>	<b>5</b>



Batter	1	2	3	4	5	6	7	8	9	AB R H RBI BB SO LOB	TOP		
J.D. Drew, L (1, 8) OBP: 0.340, SLG: 0.471	2-1 G3		2-3 K		2-2 P8		0-0 G4-3			4 0 0 0 0 1 1	<b>St. Louis Cardinals @ Pittsburgh Pirates</b> Three Rivers Stadium, Pittsburgh, PA Sat Aug 07 1999, 7:05 PM EDT Att. 41,063 - Overcast - 84 F <a href="http://livebaseballscorecards.com">livebaseballscorecards.com</a>		
Joe McEwing, R (1, 4) OBP: 0.345, SLG: 0.419	1-3 K		0-2 1B			0-0 P4		3-2 F9	4 0 1 0 0 1 0				
Mark McGwire, R (1, 3) OBP: 0.422, SLG: 0.689	0-3 K		3-3 K			0-2 F9		3-0 2B 1B	4 0 1 0 0 2 1				
Ray Lankford, L (1, 7) OBP: 0.376, SLG: 0.540		0-0 G3 2B		4-2 G3-1 S BB		3-2 E3 S 1B		0-0 1-3 2B	3 1 3 0 1 0 0				
Fernando Tatis, R (1, 5) OBP: 0.405, SLG: 0.554		1-3 K		1 SAFE 3-3 S 1 SAFE K 1-2		4-1 S BB		3-3 K	3 0 0 0 1 3 4				
Thomas Howard, S (1, 9) OBP: 0.269, SLG: 0.321		0-0 G3		2-1 G3-1		2-1 G3-1		1-3 K	4 0 0 0 0 1 6				
Edgar Renteria, R (1, 6) OBP: 0.327, SLG: 0.388		3-2 2B		0-1 F8		2-1 G1-3 1B		1-1 G5-3	4 0 2 1 0 0 1				
Eli Marrero, R (1, 2) OBP: 0.241, SLG: 0.311 Willie McGee, S (9, PH) OBP: 0.288, SLG: 0.275		3-3 K		0-3 K		0-0 G1-3		0-0 F8	3 0 0 0 0 2 2 1 0 0 0 0 0 0				
Kent Bottenfield, R (1, 1) OBP: 0.163, SLG: 0.224 Lance Painter, L (8, 1) Craig Paquette, R (9, PH) OBP: 0.333, SLG: 0.556			3-2 G5-3		1-3 K		1-0 G5-3	2-2 F8	3 0 0 0 0 1 1 0 0 0 0 0 0 0 1 0 0 0 0 0 0				
<b>Inning Stats</b>	R: 0 E: 0 K: 2 S: 8 H: 0 LOB: 0 BB: 0 P: 11	R: 1 E: 0 K: 2 S: 12 H: 2 LOB: 1 BB: 0 P: 18	R: 0 E: 0 K: 2 S: 15 H: 1 LOB: 1 BB: 0 P: 23	R: 0 E: 0 K: 1 S: 9 H: 0 LOB: 1 BB: 1 P: 18	R: 0 E: 0 K: 2 S: 13 H: 0 LOB: 0 BB: 0 P: 16	R: 0 E: 1 K: 0 S: 10 H: 1 LOB: 2 BB: 1 P: 19	R: 0 E: 0 K: 0 S: 5 H: 1 LOB: 1 BB: 0 P: 8	R: 0 E: 0 K: 2 S: 12 H: 2 LOB: 2 BB: 0 P: 22	R: 0 E: 0 K: 0 S: 6 H: 0 LOB: 0 BB: 0 P: 9	1B: 4 2B: 3 3B: 0 HR: 0 SF: 0 SAC: 0 DP: 0 HBP: 0	WP: 0 PB: 0 SB: 3 CS: 0 PA: 36		
<b>PITCHER</b> 67 Francisco Cordova, R (1, 1) ERA: 4.11 Mike Williams, R (8, 1) ERA: 2.27	IP WLS BF H R ER SO BB IBB HBP BLK WP HR S P ERA WHIP	7.2 W 32 7 1 1 10 2 0 0 0 0 0 0 81 131 1.17 1.174	1.1 S 4 0 0 0 1 0 0 0 0 0 0 0 9 13 0.00 0.000										



BOTTOM

St. Louis Cardinals @ Pittsburgh Pirates  
Three Rivers Stadium, Pittsburgh, PA

Sat Aug 07 1999, 7:05 PM EDT  
Att. 41,063 - Overcast - 84 F

livebaseballscorecards.com

AB	32
R	3
H	11
RBI	3
BB	4
SO	2
LOB	21



WP:	0	PA:	38
PB:	0	SB:	0
CS:	0		

AB R H RBI BB SO LOB

3	1	3	1	2	0	0
3	0	1	1	1	0	5
4	0	0	0	0	0	5
4	0	1	0	0	0	1
4	0	1	0	0	1	1
3	2	1	0	1	0	0
4	0	2	0	0	1	2
4	0	2	1	0	0	3
2	0	0	0	0	0	2
1	0	0	0	0	0	2
1B:	7	SF:	0			
2B:	4	SAC:	2			
3B:	0	DP:	1			
HR:	1	HBP:	0			

9

R: 1	H: 3	R: 1	H: 2	R: 0	H: 0	R: 0	H: 1	R: 1	H: 2
E: 0	LOB: 1	E: 0	LOB: 3	E: 0	LOB: 0	E: 0	LOB: 1	E: 0	LOB: 3
K: 0	BB: 0	K: 0	BB: 2	K: 1	BB: 0	K: 0	BB: 0	K: 0	BB: 2
S: 11	P: 17	S: 11	P: 23	S: 9	P: 12	S: 4	P: 7	S: 14	P: 29

8

R: 0	H: 1	R: 0	H: 1	R: 0	H: 0	R: 0	H: 1	R: 1	H: 2
E: 0	LOB: 1	E: 0	LOB: 1	E: 0	LOB: 0	E: 0	LOB: 1	E: 0	LOB: 3
K: 0	BB: 0	K: 0	BB: 0	K: 0	BB: 0	K: 0	BB: 0	K: 0	BB: 2
S: 7	P: 8	S: 6	P: 7	S: 7	P: 8	S: 6	P: 7	S: 14	P: 29

IP	WLS	BF	H	R	ER	SO	BB	IBB	HBP	BLK	WP	HR	S	P	ERA	WHIP
7.2	L	36	11	3	3	2	1	2	0	0	0	1	69	108	3.52	1.565
0.1		2	0	0	0	0	1	0	0	0	0	0	4	9	0.00	3.000

7

R: 0	H: 1	R: 0	H: 1	R: 0	H: 0	R: 0	H: 1	R: 0	H: 1
E: 0	LOB: 1	E: 0	LOB: 1	E: 0	LOB: 0	E: 0	LOB: 1	E: 0	LOB: 1
K: 0	BB: 0	K: 0	BB: 0	K: 0	BB: 0	K: 0	BB: 0	K: 0	BB: 0
S: 7	P: 8	S: 6	P: 7	S: 7	P: 8	S: 6	P: 7	S: 14	P: 29

6

R: 0	H: 1	R: 0	H: 1	R: 0	H: 0	R: 0	H: 0	R: 0	H: 1
E: 0	LOB: 1	E: 0	LOB: 1	E: 0	LOB: 0	E: 0	LOB: 0	E: 0	LOB: 1
K: 0	BB: 0	K: 0	BB: 0	K: 0	BB: 0	K: 0	BB: 0	K: 0	BB: 0
S: 7	P: 8	S: 6	P: 7	S: 7	P: 8	S: 6	P: 7	S: 14	P: 29

5

R: 0	H: 0	R: 0	H: 0	R: 0	H: 0	R: 0	H: 0	R: 0	H: 1
E: 0	LOB: 0	E: 0	LOB: 0	E: 0	LOB: 0	E: 0	LOB: 0	E: 0	LOB: 1
K: 0	BB: 0	K: 0	BB: 0	K: 0	BB: 0	K: 0	BB: 0	K: 0	BB: 0
S: 4	P: 7	S: 4	P: 7	S: 4	P: 7	S: 4	P: 7	S: 7	P: 8

4

R: 0	H: 2	R: 0	H: 2	R: 0	H: 0	R: 0	H: 2	R: 0	H: 1
E: 0	LOB: 2	E: 0	LOB: 2	E: 0	LOB: 0	E: 0	LOB: 2	E: 0	LOB: 1
K: 1	BB: 0	K: 1	BB: 0	K: 1	BB: 0	K: 1	BB: 0	K: 0	BB: 0
S: 11	P: 14	S: 11	P: 14	S: 11	P: 14	S: 11	P: 14	S: 7	P: 8

3

R: 0	H: 0	R: 0	H: 0	R: 0	H: 0	R: 0	H: 0	R: 0	H: 0
E: 0	LOB: 0	E: 0	LOB: 0	E: 0	LOB: 0	E: 0	LOB: 0	E: 0	LOB: 0
K: 1	BB: 0	K: 1	BB: 0	K: 1	BB: 0	K: 1	BB: 0	K: 1	BB: 0
S: 9	P: 12	S: 9	P: 12	S: 9	P: 12	S: 9	P: 12	S: 9	P: 12

2

R: 1	H: 2	R: 1	H: 2	R: 1	H: 0	R: 1	H: 2	R: 1	H: 2
E: 0	LOB: 3	E: 0	LOB: 3	E: 0	LOB: 0	E: 0	LOB: 3	E: 0	LOB: 3
K: 0	BB: 2	K: 0	BB: 2	K: 0	BB: 0	K: 0	BB: 2	K: 0	BB: 2
S: 11	P: 23	S: 11	P: 23	S: 11	P: 12	S: 11	P: 23	S: 11	P: 23

1


R: 1	H: 3	R: 1	H: 2	R: 0	H: 0	R: 0	H: 1	R: 1	H: 2
E: 0	LOB: 1	E: 0	LOB: 3	E: 0	LOB: 0	E: 0	LOB: 1	E: 0	LOB: 3
K: 0	BB: 0	K: 0	BB: 2	K: 1	BB: 0	K: 0	BB: 0	K: 0	BB: 2
S: 11	P: 17	S: 11	P: 23	S: 9	P: 12	S: 4	P: 7	S: 7	P: 8

Batter

Al Martin, L (1, 7) OBP: 0.350, SLG: 0.553	Abraham Nunez, S (1, 6) OBP: 0.303, SLG: 0.253	Brian Giles, L (1, 8) OBP: 0.400, SLG: 0.570	Kevin Young, R (1, 3) OBP: 0.394, SLG: 0.533	Ed Sprague, R (1, 5) OBP: 0.376, SLG: 0.507	Warren Morris, L (1, 4) OBP: 0.375, SLG: 0.439	Adrian Brown, S (1, 9) OBP: 0.362, SLG: 0.364	Joe Oliver, R (1, 2) OBP: 0.320, SLG: 0.333	67 Francisco Cordova, R (1, 1) OBP: 0.241, SLG: 0.185 Mike Williams, R (8, 1)									
PITCHER	IP	WLS	BF	H	R	ER	SO	BB	IBB	HBP	BLK	WP	HR	S	P	ERA	WHIP
Kent Bottenfield, R (1, 1) ERA: 3.84	7.2	L	36	11	3	3	2	1	2	0	0	0	1	69	108	3.52	1.565
Lance Painter, L (8, 1) ERA: 5.09	0.1		2	0	0	0	0	1	0	0	0	0	0	4	9	0.00	3.000





Batter	1	2	3	4	5	6	7	8	9	AB R H RBI BB SO LOB	TOP
<b>Mike Cameron, R</b> OBP: 0.352, SLG: 0.481 (1, 8) C B B X	2-2 E 2B		2-2 L4		1-0 E8 1B			0-0 G6-3		4 2 2 2 0 0 0	
<b>Dmitri Young, S</b> OBP: 0.343, SLG: 0.481 (1, 9) F X (8, 7)	0-2 E6 G3		2-2 1B		0-1 G4-6-3 1B			0-0 2B 1B		4 0 3 1 0 0 0	
<b>Sean Casey, L</b> OBP: 0.413, SLG: 0.568 (1, 3) C B X	1-1 G3 1-2		0-1 G4-3		0-1 G4-6-3 1-2f			2-2 F9		4 0 0 0 0 0 4	
<b>Greg Vaughn, R</b> OBP: 0.340, SLG: 0.489 <b>Michael Tucker, L</b> OBP: 0.337, SLG: 0.418 (1, 7) C X (8, 9)	0-1 G5-3			2-1 F7		2-3 K		1-0 1-3 2B		4 0 1 0 0 1 1 0 0 0 0 0 0 0	
<b>Barry Larkin, R</b> OBP: 0.389, SLG: 0.426 (1, 6) X	0-0 L9			0-1 G6-3		1-3 K		0-1 L4		4 0 0 0 0 1 3	
<b>Eddie Taubensee, L</b> OBP: 0.360, SLG: 0.507 (1, 2) S B X		1-1 F7		1-1 P6		1-3 K		2-3 K		4 0 0 0 0 2 0	
<b>Aaron Boone, R</b> OBP: 0.345, SLG: 0.446 (1, 5) X C B X		1-2 G5-3			0-1 SH5-4 E 2B		0-1 P4		2-2 F8	4 1 1 0 0 0 0	AB 33 R 4 H 7 RBI 3 BB 1 SO 4 LOB 9
<b>Pokey Reese, R</b> OBP: 0.322, SLG: 0.422 (1, 4) X C B X		2-1 G4-3			2-1 SH5-4 E HBP		2-0 G5-3		4-0 S BB	2 1 0 0 1 0 0	
<b>Denny Neagle, L</b> OBP: 0.154, SLG: 0.154 <b>Scott Williamson, R</b> <b>Jeffrey Hammonds, R</b> OBP: 0.299, SLG: 0.444 (1, 1) X (8, 1) (8, 7)			0-0 L8		0-2 SH5-4 1-2 2-3		2-0 G4-3		1-0 F7 1-2	2 0 0 0 0 0 0 0 0 0 0 0 0 0 1 0 0 0 0 0 1	
<b>Inning Stats</b>	R: 1 E: 1 K: 0 S: 11 H: 1 LOB: 1 BB: 0 P: 14	R: 0 E: 0 K: 0 S: 8 H: 0 LOB: 0 BB: 0 P: 12	R: 0 E: 0 K: 0 S: 9 H: 1 LOB: 1 BB: 0 P: 13	R: 0 E: 0 K: 0 S: 6 H: 0 LOB: 0 BB: 0 P: 9	R: 3 E: 1 K: 0 S: 11 H: 3 LOB: 0 BB: 0 P: 14	R: 0 E: 0 K: 3 S: 9 H: 0 LOB: 0 BB: 0 P: 13	R: 0 E: 0 K: 0 S: 4 H: 0 LOB: 0 BB: 0 P: 8	R: 0 E: 0 K: 0 S: 10 H: 2 LOB: 2 BB: 0 P: 13	R: 0 E: 0 K: 1 S: 8 H: 0 LOB: 1 BB: 1 P: 17	1B: 4 2B: 3 3B: 0 HR: 0 SF: 0 SAC: 1 DP: 1 HBP: 1	WP: 0 PB: 0 SB: 1 CS: 0 PA: 36
<b>PITCHER</b> <b>Todd Ritchie, R</b> ERA: 3.72 <b>Brad Clontz, R</b> ERA: 2.2	IP WLS BF H R ER SO BB IBB HBP BLK WP HR S P ERA WHIP (1, 1) 8.0 L 32 7 4 3 3 0 0 1 0 0 0 0 68 96 3.38 0.875 (9, 1) 1.0 4 0 0 0 1 1 0 0 0 0 0 0 8 17 0.00 1.000	<b>PITCHER</b> IP WLS BF H R ER SO BB IBB HBP BLK WP HR S P ERA WHIP									

**Cincinnati Reds @ Pittsburgh Pirates**  
**Three Rivers Stadium, Pittsburgh, PA**  
 Mon Aug 09 1999, 7:05 PM EDT  
 Att. 13,423 - Unknown - 75 F

[livebaseballscorecards.com](http://livebaseballscorecards.com)



Batter	1	2	3	4	5	6	7	8	9	AB R H RBI BB SO LOB
Al Martin, L (1, 7) OBP: 0.344, SLG: 0.542	2-1 G4-3		2-1 G4-3			1-2 G4-3		0-3 K		4 0 0 0 0 1 2
Abraham Nunez, S (1, 6) OBP: 0.302, SLG: 0.254	2-1 F8			1-1 F9		1-3 K			3-2 BB 1B	4 0 1 0 0 1 0
Brian Giles, L (1, 8) OBP: 0.397, SLG: 0.561	0-3 K			1-1 L3		2-2 G4-3			2-0 F8	4 0 0 0 0 1 1
Kevin Young, R (1, 3) OBP: 0.395, SLG: 0.528				1-1 F8			0-0 L9		4-0 1-2 BB	2 0 0 0 2 0 0
Ed Sprague, R (1, 5) OBP: 0.374, SLG: 0.505					3-1 E3 HR		3-1 G6-3		0-2 K	4 1 0 0 0 1 3
Warren Morris, L (1, 4) OBP: 0.375, SLG: 0.445					1-0 HR		1-0 P4		0-3 K	4 1 1 2 0 1 2
Adrian Brown, S (1, 9) OBP: 0.359, SLG: 0.356					1-2 F7			4-1 BB		2 0 0 0 1 0 0
Joe Oliver, R (1, 2) OBP: 0.333, SLG: 0.333					0-0 F8			2-0 L8		2 0 0 0 1 0 1
Todd Ritchie, R (1, 1) OBP: 0.205, SLG: 0.211					0-2 G4-3			0-3 K		1 0 0 0 0 0 0
Brant Brown, L (8, PH) OBP: 0.294, SLG: 0.441								1 SAFE		1 0 0 0 0 1 1
Brad Clontz, R (9, 1)								1 SAFE		0 0 0 0 0 0 0

Inning Stats	R: 0	H: 0	E: 0	K: 1	S: 7	R: 0	H: 0	E: 0	K: 0	S: 5	R: 0	H: 0	E: 0	K: 0	S: 8	R: 2	H: 1	E: 1	K: 0	S: 10	R: 0	H: 0	E: 0	K: 1	S: 9	R: 0	H: 0	E: 0	K: 0	S: 4	R: 0	H: 0	E: 0	K: 2	S: 9	R: 0	H: 1	E: 0	K: 2	S: 10	1B: 1	SF: 0	2B: 0	SAC: 1	3B: 0	DP: 1	HR: 1	HBP: 0	WP: 0	PA: 33		
	0	0	0	1	7	0	0	0	0	5	0	0	0	0	8	2	1	1	0	10	0	0	0	0	1	9	0	0	0	0	4	0	0	0	2	9	0	1	0	0	1	0	0	0	1	0	0	0	0	0	0	33

PITCHER	IP	WLS	BF	H	R	ER	SO	BB	IBB	HBP	BLK	WP	HR	S	P	ERA	WHIP
Denny Neagle, L (1, 1) ERA: 5.73	7.0	W	25	1	2	1	2	3	0	0	0	0	1	50	87	1.29	0.571
Scott Williamson, R (8, 1) ERA: 1.6	2.0	S	8	1	0	0	4	1	0	0	0	0	0	18	29	0.00	1.000

BOTTOM

Cincinnati Reds @ Pittsburgh Pirates  
Three Rivers Stadium, Pittsburgh, PA  
Mon Aug 09 1999, 7:05 PM EDT  
Att: 13,423 - Unknown - 75 F

AB	28
R	2
H	2
RBI	2
BB	4
SO	6
LOB	10



PITCHER	IP	WLS	BF	H	R	ER	SO	BB	IBB	HBP	BLK	WP	HR	S	P	ERA	WHIP
Denny Neagle, L (1, 1) ERA: 5.73	7.0	W	25	1	2	1	2	3	0	0	0	0	1	50	87	1.29	0.571
Scott Williamson, R (8, 1) ERA: 1.6	2.0	S	8	1	0	0	4	1	0	0	0	0	0	18	29	0.00	1.000

Batter	1	2	3	4	5	6	7	8	9	AB R H RBI BB SO LOB	TOP	
Mike Cameron, R (1, 8) OBP: 0.354, SLG: 0.489	2-3 K		0-1 HR	2-2 F9		3-1 1B		4-2 BB		4 1 2 2 1 1 1		
Jeffrey Hammonds, R (1, 9) OBP: 0.307, SLG: 0.468	1-0 HR		1-2 G3		0-3 K	0-0 G6-3		4-1 BB		4 1 2 1 1 1 2		
Sean Casey, L (1, 3) OBP: 0.410, SLG: 0.571	2-1 L8		1-0 G3		0-1 L3		1-0 HR	2-3 K		5 1 1 1 0 1 4		
Greg Vaughn, R (1, 7) Michael Tucker, L (7, 9) OBP: 0.339, SLG: 0.486 OBP: 0.336, SLG: 0.416	3-2 G5-3		1-2 F7		3-2 1B		1-0 G5-3	1-1 F7		4 0 1 0 0 0 1 1 0 0 0 0 0 0		
Barry Larkin, R (1, 6) OBP: 0.389, SLG: 0.429			3-1 F7		2-2 E		1-2 F8	0-1 F9		5 1 2 0 0 0 0		
Aaron Boone, R (1, 5) OBP: 0.343, SLG: 0.441			0-2 CS		1-3 K		2-1 G4-3	3-3 K		5 0 1 0 0 2 3		
Pokey Reese, R (1, 4) OBP: 0.321, SLG: 0.423			2-3 SAFE		2-1 E7		0-1 G6-3	3-1 P4		4 1 1 1 0 1 1		
Brian Johnson, R (1, 2) OBP: 0.333, SLG: 0.466			3-1 SH3-4		3-3 K		4-1 1B	1-2 G1-3		3 1 1 0 1 1 1		
Juan Guzman, R (1, 1) Mark Lewis, R (8, PH) Danny Graves, R (8, 1) OBP: 0.200, SLG: 0.200 OBP: 0.282, SLG: 0.444			2-1 SH3-4		1-0 K		0-3 K	1-2 BB		2 0 1 1 0 1 1 1 0 1 0 0 0 0 0 0 0 0 0 0 0		
<b>Inning Stats</b>	R: 1 H: 1 E: 0 LOB: 0 K: 1 BB: 0 S: 10 P: 18	R: 0 H: 1 E: 0 LOB: 0 K: 1 BB: 0 S: 10 P: 15	R: 2 H: 3 E: 0 LOB: 1 K: 2 BB: 0 S: 13 P: 21	R: 2 H: 3 E: 1 LOB: 1 K: 2 BB: 0 S: 16 P: 27	R: 0 H: 2 E: 0 LOB: 2 K: 1 BB: 0 S: 12 P: 17	R: 0 H: 1 E: 0 LOB: 2 K: 1 BB: 1 S: 9 P: 16	R: 1 H: 1 E: 0 LOB: 0 K: 0 BB: 0 S: 6 P: 10	R: 0 H: 1 E: 0 LOB: 3 K: 1 BB: 2 S: 14 P: 29	R: 0 H: 0 E: 0 LOB: 0 K: 1 BB: 0 S: 7 P: 11	1B: 6 SF: 0 2B: 4 SAC: 1 3B: 0 DP: 0 HR: 3 HBP: 0	WP: 1 PA: 42 PB: 0 SB: 0 CS: 1	
<b>PITCHER</b>	Pete Schourek, L (1, 1) ERA: 5.36 Greg Hansell, R (4, 1) ERA: 4.38 Jose Silva, R (6, 1) ERA: 6.39 Brad Clontz, R (7, 1) ERA: 2.41 Scott Sauerbeck, L (8, 1) ERA: 2.62					JIMMY ANDERSON, L (9, 1) ERA: 1.0					IP WLS BF H R ER SO BB IBB HBP BLK WP HR S P ERA WHIP	IP WLS BF H R ER SO BB IBB HBP BLK WP HR S P ERA WHIP
	3.2 L 18 8 5 5 4 0 0 0 0 0 2 46 76 12.27 2.182					1.0 3 3 0 0 0 1 0 0 0 0 0 7 11 0.00 0.000						

Cincinnati Reds @ Pittsburgh Pirates  
 Three Rivers Stadium, Pittsburgh, PA

Tue Aug 10 1999, 7:05 PM EDT  
 Att. 13,306 - Cloudy - 78 F

livebaseballscorecards.com

AB 38  
 R 6  
 H 13  
 RBI 6  
 BB 3  
 SO 8  
 LOB 14





Batter	1	2	3	4	5	6	7	8	9	AB R H RBI BB SO LOB	TOP																
Mike Cameron, R (1, 8) OBP: 0.353, SLG: 0.485	0-0 1B 1B		3-2 G5-3		3-3 K		1-0 F9		3-3 K	5 1 1 0 0 2 3																	
Michael Tucker, L (1, 9) OBP: 0.337, SLG: 0.425	2-1 1B 1B		2-0 F8			2-2 1B 3B	1-2 F9		2-3 K	5 1 2 0 0 1 3																	
Hal Morris, L (1, 3) OBP: 0.343, SLG: 0.348	2-3 K		1-2 G4-3			2-0 FC4-6 1B		1-0 G4-3		4 0 1 1 0 1 2																	
Greg Vaughn, R (1, 7) OBP: 0.340, SLG: 0.486	0-1 1B			1-0 1B FC4-6		1-2 FC4-6 1B BLK		0-1 G6-3		4 1 2 1 0 0 1																	
Eddie Taubensee, L (1, 2) OBP: 0.359, SLG: 0.503	1-3 K			3-2 FC4-6 1B		1-3 K		1-0 F7		4 0 1 0 0 2 3																	
Aaron Boone, R (1, 5) OBP: 0.342, SLG: 0.439	2-2 P3			1-1 FC4-6 G4-6-3		0-2 1B		0-0 E6 2B		4 1 1 1 0 0 3																	
Pokey Reese, R (1, 6) OBP: 0.318, SLG: 0.418		3-2 G4-3		1-1 G4-6-3		2-0 F8		0-1 B3		4 0 0 0 0 0 4																	
Chris Stynes, R (1, 4) OBP: 0.260, SLG: 0.202		1-1 G6-3			1-2 G6-3		4-1 FC3-5 S BB		1-1 2B	2 0 0 0 1 0 0																	
Dmitri Young, S (9, PH) OBP: 0.346, SLG: 0.488									1-1 2B	1 0 1 1 0 0 0																	
Mark Lewis, R (9, 4) OBP: 0.282, SLG: 0.444									4-0 IBB	0 0 0 0 0 0 0																	
Ron Villone, L (1, 1) OBP: 0.120, SLG: 0.083		0-1 G6-3			0-2 G4-3					3 0 0 0 0 0 1																	
Scott Sullivan, R (7, 1)										0 0 0 0 0 0 0																	
Dennys Reyes, R (7, 1)										0 0 0 0 0 0 0																	
Danny Graves, R (7, 1)										0 0 0 0 0 0 0																	
Sean Casey, L (9, PH) OBP: 0.412, SLG: 0.671										0 0 0 0 1 0 0																	
Scott Williamson, R (9, 1)										0 0 0 0 0 0 0																	
<b>Inning Stats</b>	R: 1 E: 0 K: 2 S: 20	H: 3 LOB: 2 BB: 0 P: 27	R: 0 E: 0 K: 0 S: 7	H: 0 LOB: 0 BB: 0 P: 11	R: 0 E: 0 K: 0 S: 7	H: 0 LOB: 0 BB: 0 P: 13	R: 1 E: 0 K: 0 S: 9	H: 2 LOB: 0 BB: 0 P: 15	R: 0 E: 0 K: 1 S: 10	H: 0 LOB: 0 BB: 0 P: 14	R: 1 E: 0 K: 1 S: 14	H: 3 LOB: 2 BB: 0 P: 22	R: 0 E: 0 K: 0 S: 8	H: 0 LOB: 1 BB: 1 P: 15	R: 0 E: 0 K: 0 S: 4	H: 0 LOB: 0 BB: 0 P: 6	R: 1 E: 2 K: 2 S: 12	H: 1 LOB: 2 BB: 1 P: 22	1B: 7 2B: 1 3B: 1 HR: 0	SF: 0 SAC: 0 DP: 1 HBP: 0	WP: 0 PB: 0 SB: 1 CS: 0	PA: 38					
<b>PITCHER</b>	IP WLS BF H R ER SO BB IBB HBP BLK WP HR S P ERA WHIP																										
Jason Schmidt, R (1, 1) ERA: 3.91	7.0		29	8	3	3	4	1	0	0	1	0	0	75	117	3.86	1.286										
Marc Wilkins, R (8, 1) ERA: 4.5	1.0		3	0	0	0	0	0	0	0	0	0	0	4	6	0.00	0.000										
Mike Williams, R (9, 1) ERA: 2.22	1.0	W	6	1	1	0	2	0	1	0	0	0	0	12	22	0.00	1.000										

Cincinnati Reds @ Pittsburgh Pirates  
Three Rivers Stadium, Pittsburgh, PA

Wed Aug 11 1999, 7:05 PM EDT  
Att. 23,728 - Unknown - 78 F

livebaseballscorecards.com

AB	36
R	4
H	9
RBI	4
BB	2
SO	6
LOB	20



BOTTOM

Cincinnati Reds @ Pittsburgh Pirates  
Three Rivers Stadium, Pittsburgh, PA

Wed Aug 11 1999, 7:05 PM EDT  
Att: 23,728 - Unknown - 78 F

livebaseballscorecards.com

AB	30
R	5
H	9
RBI	4
BB	6
SO	3
LOB	18



WP:	1	PA:	39
PB:	0		
SB:	0		
CS:	0		

AB R H RBI BB SO LOB

3	0	0	0	1	0	3
3	0	0	0	0	0	2
0	1	0	0	1	0	0
4	0	1	2	1	1	1
4	1	1	0	0	1	3
4	1	2	1	0	0	0
4	0	2	0	0	0	2
3	0	1	1	1	1	2
3	1	1	0	1	0	3
0	0	0	0	0	0	0
1	0	0	0	0	0	2
1	0	1	0	0	0	0
0	0	0	0	0	0	0
0	1	0	0	1	0	0


Batter	1	2	3	4	5	6	7	8	9
Adrian Brown, S OBP: 0.360, SLG: 0.348 (1, 9)	3-2 G5-3 ①		3-1 G5-3 ②		4-1 SH1-3 BB		1-1 FC3-6 WP 1-2f		0-1 SH5-3 1-2
John Wehner, R OBP: 0.300, SLG: 0.393 Al Martin, L OBP: 0.344, SLG: 0.536 (1, 7) (9, PH)	1-0 P3 ②		0-0 G1-3 ③		0-0 SH1-3 1-2		3-1 P3 1-2 3-H		4-0 2B BB
Brian Giles, L OBP: 0.396, SLG: 0.557 (1, 8)	3-3 K ③			0-1 P6 ①	1-0 L6 ②		4-1 BB ③		1-1 2B 1-H 2-H
Kevin Young, R OBP: 0.395, SLG: 0.526 (1, 3)		1-0 G5-3 ①		0-0 1B 2B	0-2 F9 ③		2-3 K ③		
Ed Sprague, R OBP: 0.372, SLG: 0.500 (1, 5)		1-0 F8 ②		1-1 1B 1B 2-H		2-1 G5-3 ①		2-0 G6-4-3 1B	
Warren Morris, L OBP: 0.379, SLG: 0.455 (1, 4)		2-0 1B		1-0 E4 FC6-5 1B 1-2		0-0 G5-4-3 1B		2-1 G6-4-3 1-2f ① ②	
Joe Oliver, R OBP: 0.338, SLG: 0.328 (1, 2)		1-3 K ③ 1 SAFE 1 SAFE 1 SAFE		0-1 FC6-5 1B 1-2 2-H		1-1 G5-4-3 1-2f ② ③		4-2 BB	
Mike Benjamin, R OBP: 0.275, SLG: 0.316 Mike Williams, R (9, 1)			4-2 SH5-4 BB	1-1 FC6-5 1-2 2-3f ②		0-0 1B WP 2B		3-2 L7 ③	
Jason Schmidt, R OBP: 0.114, SLG: 0.071 Dale Sveum, S OBP: 0.304, SLG: 0.429 Marc Wilkins, R (8, 1)			1-0 SH5-4 ①	1-2 F9 ③		1-0 FC3-6 1B 2-3		4-1 SH5-3 2B BB	
Abraham Nunez, S OBP: 0.298, SLG: 0.247 (9, 6)									

Inning Stats	R: 0	H: 0	E: 0	K: 1	S: 9	H: 0	LOB: 0	BB: 0	P: 16	R: 0	H: 1	E: 0	K: 1	S: 7	R: 0	H: 0	E: 0	K: 0	S: 7	R: 2	H: 3	E: 1	K: 0	S: 13	R: 0	H: 0	E: 0	K: 0	S: 6	R: 0	H: 1	E: 0	K: 0	S: 5	R: 1	H: 2	E: 0	K: 1	S: 10	R: 0	H: 1	E: 0	K: 0	S: 10	R: 2	H: 1	E: 0	K: 0	S: 5	1B: 6	2B: 3	3B: 0	HR: 0	SF: 0	SAC: 3	DP: 2	HBP: 0	WP: 1	PA: 39
--------------	------	------	------	------	------	------	--------	-------	-------	------	------	------	------	------	------	------	------	------	------	------	------	------	------	-------	------	------	------	------	------	------	------	------	------	------	------	------	------	------	-------	------	------	------	------	-------	------	------	------	------	------	-------	-------	-------	-------	-------	--------	-------	--------	-------	--------

PITCHER	IP	WLS	BF	H	R	ER	SO	BB	IBB	HBP	BLK	WP	HR	S	P	ERA	WHIP
Ron Villone, L ERA: 3.96 (1, 1)	6.0		27	7	3	2	2	2	0	0	0	0	0	49	82	3.00	1.500
Scott Sullivan, R ERA: 2.4 (7, 1)	0.2	B	2	0	0	0	0	0	0	0	0	1	0	4	8	0.00	0.000
Dennys Reyes, L ERA: 3.02 (7, 1)	0.0		1	0	0	0	0	1	0	0	0	0	0	1	5	∞	∞
Danny Graves, R ERA: 3.42 (7, 1)	1.1		5	1	0	0	1	1	0	0	0	0	0	13	26	0.00	1.500
Scott Williamson, R ERA: 1.84 (9, 1)	0.1	L	4	1	2	2	0	2	0	0	0	0	0	5	14	54.00	9.000

Batter	1	2	3	4	5	6	7	8	9	10	11	12	13	AB R H RBI BB SO LOB																
Al Martin, L OBP: 0.344, SLG: 0.532 (1, 7)	0-0 F7		3-2 G6-3		1-1 G3		4-0 FC5 BB		1-3 SAFE SAFE 1-2 K			0-0 1B		5 0 1 0 1 1 1																
Abraham Nunez, S Dale Svetkey, S Jose Soto, LF Marc Williams, RF Todd Ritchie, RF Craig Hansel, RF Brad Brown, LF Brad Cooper, RF Mike Williams, RF	0-3 K		1-1 1B			4-2 WP 2B BB	0-0 FC5 FC5-4			0-0 G4-3		0-3 K		2 1 1 1 0 1 1 1 1 1 1 2 0																
Brian Giles, L OBP: 0.395, SLG: 0.560 (1, 8)	2-2 HR		0-1 F7			2-3 K2-3	0-1 FC5-4			0-3 K			4-0 SH E BB	5 2 1 1 1 1 2 3																
Kevin Young, R OBP: 0.394, SLG: 0.529 (1, 3)	2-3 K			1-0 HR		1-1 F7	4-1 G5-3 SH3-4 BB			0-3 K			0-0 SH E5 SH SF7	5 2 1 1 1 2 2																
John Wehner, R OBP: 0.294, SLG: 0.406 (1, 5)		2-2 G5-3		3-1 G5-3		3-1 2B	1-1 SH3-4			0-0 G5-3			0-0 SH PO	4 0 1 1 0 0 0																
Adrian Brown, S OBP: 0.353, SLG: 0.336 (1, 9)		1-0 E5 1B		1-3 K		1-3 K	2-2 G5-3			0-3 K			4-0 BB	5 0 0 0 1 3 2																
Joe Oliver, R OBP: 0.338, SLG: 0.333 (1, 2)		2-2 BB 1B		0-0 G6-3			3-1 BB SH FC5 1B		2-2 P3		0-3 K		0-0 SF7	5 1 2 1 0 1 1																
Mike Benjamin, R OBP: 0.277, SLG: 0.315 (1, 6)		4-1 BB		1-2 G4-3			0-0 SH FC5 BB 1B		1-0 CS 1B			0-0 K	0-0 P4	4 0 1 0 1 1 1 2																
67 Francisco Cordova, R OBP: 0.226, SLG: 0.172 (1, 1) Jimmy Anderson, L OBP: 0.500, SLG: 1.000 (6, 1) Keith Osik, R OBP: 0.239, SLG: 0.265 (7, PH) Warren Morris, L OBP: 0.376, SLG: 0.453 (7, 4)		2-1 G3		0-3 K2-3			2-3 K		1-2 SAFE F7			0-0 F9	0-0 PO	2 0 0 0 0 0 1 2 0 0 0 0 0 0 0 0 1 0 0 0 0 0 1 2 2 0 0 0 0 0 0 1																
Inning Stats	R: 1 E: 0 S: 11	H: 1 LOB: 0 BB: 0 P: 15	R: 0 E: 1 K: 0 S: 11	H: 1 LOB: 2 BB: 1 P: 22	R: 0 E: 0 K: 0 S: 9	H: 1 LOB: 0 BB: 0 P: 13	R: 1 E: 0 K: 1 S: 7	H: 1 LOB: 0 BB: 0 P: 12	R: 0 E: 0 K: 1 S: 8	H: 0 LOB: 0 BB: 0 P: 10	R: 1 E: 0 K: 2 S: 14	H: 1 LOB: 1 BB: 1 P: 25	R: 1 E: 1 K: 1 S: 10	H: 1 LOB: 2 BB: 1 P: 19	R: 0 E: 0 K: 0 S: 10	H: 0 LOB: 1 BB: 1 P: 19	R: 0 E: 0 K: 1 S: 11	H: 1 LOB: 1 BB: 0 P: 13	R: 0 E: 0 K: 2 S: 7	H: 0 LOB: 0 BB: 0 P: 7	R: 0 E: 0 K: 2 S: 7	H: 0 LOB: 0 BB: 0 P: 7	R: 0 E: 0 K: 2 S: 8	H: 1 LOB: 1 BB: 0 P: 8	R: 2 E: 2 K: 0 S: 4	H: 0 LOB: 1 BB: 2 P: 12	1B: 5 2B: 2 3B: 0 HR: 2	SF: 1 SAC: 3 DP: 1 HBP: 0	WP: 1 PB: 0 SB: 0 CS: 1	PA: 54
PITCHER Mike Hampton, L (1, 1) ERA: 2.99	IP 7.0	WLS 7.0	BF 30	H 6	R 4	ER 3	SO 7	BB 3	IBB 0	HBP 0	BLK 0	WP 1	HR 2	S 70	P 116	ERA 3.86	WHIP 1.286													
Jay Powell, R (8, 1) ERA: 3.48	2.0	7	7	1	0	0	1	1	0	0	0	0	0	21	32	0.00	1.000													
Billy Wagner, L (10, 1) ERA: 2.19	2.0	6	6	0	0	0	4	0	0	0	0	0	0	14	14	0.00	0.000													
Doug Henry, R (12, 1) ERA: 2.19	0.2	3	3	1	0	0	1	0	0	0	0	0	0	5	5	0.00	1.500													
Trevor Miller, L (12, 1) ERA: 6.15	0.1	L	2	0	1	0	1	1	0	0	0	0	0	3	7	0.00	3.000													
PITCHER Brian Williams, R (13, 1) ERA: 4.15	IP 1.0	WLS 5	BF 5	H 0	R 1	ER 0	SO 0	BB 1	IBB 0	HBP 0	BLK 0	WP 0	HR 0	S 4	P 8	ERA 0.00	WHIP 1.000													

**Pittsburgh Pirates @ Houston Astros**  
**Astrodome, Houston, TX**  
 Fri Aug 13 1999, 8:05 PM EDT  
 Att: 39,829 - Dome - 72 F

AB	43
R	6
H	8
RBI	5
BB	6
SO	14
LOB	19
	

[livebaseballscorecards.com](http://livebaseballscorecards.com)


Batter	1	2	3	4	5	6	7	8	9	10	11	12	13	AB R H RBI BB SO LOB										
<b>Craig Biggio, R</b> OBP: 0.398, SLG: 0.479 (1, 4)	2-1 F7		1-0 L4			4-0 G4-3 1B HR	2-1 1B		0-0 1B			0-0 F7		5 1 2 1 1 0 1										
<b>Bill Spiers, L</b> OBP: 0.358, SLG: 0.388 (1, 5)	3-1 G6-3		2-2 F7			2-1 G4-3 1B	1-2 1B		1-2 P5			0-0 F8		6 0 2 0 0 0 2										
<b>Jeff Bagwell, R</b> OBP: 0.447, SLG: 0.627 (1, 3)	3-1 P9			3-0 P3		0-0 G4-3 1B	4-2 1B			0-0 F7		4-0 CS BB		4 0 0 0 2 0 2										
<b>Carl Everett, S</b> OBP: 0.388, SLG: 0.554 (1, 8)		1-0 G4-3		2-2 G4-3		2-1 HR	1-2 G4-3			0-0 G3		0-0 CS	0-0 HR	6 2 2 3 0 0 3										
<b>Derek Bell, R</b> OBP: 0.315, SLG: 0.361 (1, 9)		2-2 G6-3 17 2B		1-1 L8		1-0 1B		0-0 G5-3		0-0 G4-3			0-3 K	6 0 2 0 0 1 0										
<b>Lance Berkman, S</b> OBP: 0.289, SLG: 0.405 (1, 7)		1-2 G6-3 2-3			3-2 L7	2-0 G4-3		0-0 G3-1			4-0 SH1-4 BB		0-3 K	5 0 0 0 1 1 2										
<b>Paul Bako, L</b> OBP: 0.361, SLG: 0.403 (1, 2)		1-0 G4-3			2-1 G6-4-3 1B		2-1 G4-3	1-3 K		0-0 SH1-4		4-0 BB BB		4 0 1 0 1 1 1										
<b>Ricky Gutierrez, R</b> OBP: 0.348, SLG: 0.379 (1, 6)			0-0 G6-3		2-0 G6-4-3		4-1 WP BLK 1B BB		1-1 G4-3		0-3 K		4-0 FC6-4 BB	2 0 0 0 1 0 1										
<b>Glen Barker, S</b> OBP: 0.378, SLG: 0.375 (7, PR)														0 1 0 0 0 0 0										
<b>Tim Bogar, R</b> OBP: 0.338, SLG: 0.358 (8, 6)														2 0 0 0 1 1 1										
<b>Mike Hampton, R</b> ERA: 4.15			0-1 1B			2-2 1B G4-3 1B			0-3 K		0-0 F9		0-0 FC6-4	2 1 2 0 0 0 0 1										
<b>Inning Stats</b>	R: 0 E: 0 K: 0 S: 6	H: 0 LOB: 0 BB: 0 P: 14	R: 0 E: 0 K: 0 S: 9	H: 1 LOB: 1 BB: 0 P: 14	R: 0 E: 0 K: 0 S: 8	H: 1 LOB: 1 BB: 0 P: 11	R: 0 E: 0 K: 0 S: 7	H: 0 LOB: 0 BB: 0 P: 13	R: 0 E: 0 K: 0 S: 7	H: 1 LOB: 0 BB: 0 P: 14	R: 0 E: 0 K: 1 S: 10	H: 0 LOB: 0 BB: 0 P: 6	R: 0 E: 0 K: 0 S: 5	H: 0 LOB: 0 BB: 0 P: 3	R: 0 E: 0 K: 1 S: 5	H: 0 LOB: 1 BB: 1 P: 9	R: 0 E: 0 K: 0 S: 2	H: 0 LOB: 0 BB: 1 P: 6	R: 1 E: 0 K: 2 S: 8	H: 1 LOB: 2 BB: 2 P: 16	2B: 1 3B: 0 HR: 2	SF: 0 SAC: 1 DP: 2 HBP: 0	WP: 1 PB: 0 SB: 0 CS: 1	PA: 55

PITCHER	IP	WLS	BF	H	R	ER	SO	BB	IBB	HBP	BLK	WP	HR	S	P	ERA	WHIP
<b>67 Francisco Cordova, R</b> ERA: 4.15 (1, 1)	5.2		23	7	3	3	0	1	0	0	0	0	1	46	86	4.76	1.412
<b>Jimmy Anderson, L</b> ERA: 0.86 (6, 1)	0.1		1	0	0	0	0	0	0	0	0	0	1	3	0.00	0.000	
<b>Jose Silva, R</b> ERA: 6.42 (7, 1)	1.0	B	7	2	1	1	1	2	0	0	1	1	0	16	30	9.00	4.000
<b>Marc Wilkins, R</b> ERA: 4.24 (8, 1)	2.0		7	1	0	0	2	0	0	0	0	0	0	14	17	0.00	0.500
<b>Greg Hansell, R</b> ERA: 4.05 (10, 1)	2.0		7	0	0	0	1	1	0	0	0	0	0	8	12	0.00	0.500

**BOTTOM**

**Pittsburgh Pirates @ Houston Astros**  
Astrodome, Houston, TX  
Fri Aug 13 1999, 8:05 PM EDT  
Att: 39,829 - Dome - 72 F

AB	46
R	5
H	11
RBI	4
BB	7
SO	6
LOB	17



Batter	1	2	3	4	5	6	7	8	9	AB R H RBI BB SO LOB	TOP		
<b>Al Martin, L</b> (1, 7) OBP: 0.345, SLG: 0.530	1-0 L6		3-2 G6-3		3-2 G3-1			0-1 G4-3 S 1B	2-1 1-2 2-H 1B	5 0 2 1 0 0 0			
<b>Abraham Nunez, S</b> (1, 6) OBP: 0.306, SLG: 0.246	4-1 S BB		4-2 BB		0-2 G4-3			3-2 F9	0-0 L6-4	3 0 0 0 2 0 3			
<b>Brian Giles, L</b> (1, 8) OBP: 0.394, SLG: 0.557 <b>Brad Clontz, R</b> (8, 1)	2-3 K		2-0 P3		1-0 G5-4-3 1B			3-2 G4-3		4 0 1 0 0 1 3 0 0 0 0 0 0 0			
<b>Kevin Young, R</b> (1, 3) OBP: 0.395, SLG: 0.527	2-0 HBP		2-3 K		3-2 G5-4-3 1-2f			4-0 BB BB		2 0 0 0 1 1 2			
<b>Dale Sveum, S</b> (1, 5) OBP: 0.259, SLG: 0.360 <b>Scott Sauerbeck, R</b> (6, 1) <b>Adrian Brown, S</b> (8, PH) OBP: 0.357, SLG: 0.336	3-3 K		1-3 K		0-1 F9			4-1 BB BB		3 0 0 0 0 2 2 0 0 0 0 0 0 0 0 0 0 0 1 0 0			
<b>Warren Morris, L</b> (1, 4) OBP: 0.379, SLG: 0.452		4-2 BB		2-1 F7			0-0 G4-6-3 1B	1-3 K		3 0 1 0 1 1 3			
<b>Brant Brown, L</b> (1, 9) OBP: 0.292, SLG: 0.431		1-3 K		1-0 1B			2-2 G4-6-3 1-2f		1-2 BB 1B HBP	3 1 1 0 0 1 2			
<b>Joe Oliver, R</b> (1, 2) OBP: 0.333, SLG: 0.343		3-2 F8		0-0 G5-3			2-2 2B		0-3 K	4 0 1 0 0 1 3			
<b>Kris Benson, R</b> (1, 1) OBP: 0.170, SLG: 0.178 <b>John Wehner, R</b> (6, 5) OBP: 0.306, SLG: 0.394		1-3 K		2-1 G6-3			1-0 G6-3		4-1 L6-4 1B BB	2 0 0 0 0 1 1 1 0 0 0 1 0 1			
<b>Inning Stats</b>	R: 0 E: 0 K: 2 S: 9 H: 0 LOB: 2 BB: 1 P: 21	R: 0 E: 0 K: 2 S: 14 H: 0 LOB: 1 BB: 1 P: 23	R: 0 E: 0 K: 1 S: 13 H: 0 LOB: 1 BB: 1 P: 24	R: 0 E: 0 K: 1 S: 7 H: 1 LOB: 1 BB: 0 P: 11	R: 0 E: 0 K: 0 S: 8 H: 0 LOB: 0 BB: 0 P: 13	R: 0 E: 0 K: 0 S: 6 H: 1 LOB: 0 BB: 0 P: 10	R: 0 E: 0 K: 0 S: 8 H: 2 LOB: 1 BB: 0 P: 13	R: 0 E: 0 K: 1 S: 13 H: 1 LOB: 3 BB: 2 P: 28	R: 1 E: 0 K: 1 S: 9 H: 1 LOB: 1 BB: 1 P: 16	1B: 5 2B: 2 3B: 0 HR: 0 SF: 0 SAC: 0 DP: 3 HBP: 2	WP: 0 PB: 0 SB: 2 CS: 0 PA: 38		
<b>PITCHER</b>	IP WLS BF H R ER SO BB IBB HBP BLK WP HR S P ERA WHIP											<b>PITCHER</b>	IP WLS BF H R ER SO BB IBB HBP BLK WP HR S P ERA WHIP
<b>Chris Holt, R</b> (1, 1) ERA: 4.11	7.2 W 31 5 0 0 6 4 0 1 0 0 0 74 134 0.00 1.174												
<b>Brian Williams, R</b> (8, 1) ERA: 4.13	0.1 2 0 0 0 1 1 0 0 0 0 0 4 9 0.00 3.000												
<b>Sean Bergman, R</b> (9, 1) ERA: 5.27	1.0 5 1 1 1 1 1 0 1 0 0 0 9 16 9.00 2.000												

**Pittsburgh Pirates @ Houston Astros**  
Astrodome, Houston, TX  
Sat Aug 14 1999, 8:05 PM EDT  
Att. 44,868 - Dome - 72 F

[livebaseballscorecards.com](http://livebaseballscorecards.com)

<b>AB</b>	30
<b>R</b>	1
<b>H</b>	6
<b>RBI</b>	1
<b>BB</b>	6
<b>SO</b>	8
<b>LOB</b>	20





Batter	1	2	3	4	5	6	7	8	9
<b>Craig Biggio, R</b> OBP: 0.397, SLG: 0.476 (1, 4) BB	4-0 1B 5 2B BB	1-1 SAFE F7			1-0 SH1-3		1-1 G4-3	0-1 F7	
<b>Bill Spiers, L</b> OBP: 0.363, SLG: 0.389 (1, 5) SAFE	1-2 5 2B 1-3 G5-3 1B		4-1 BB BB BB BB BB		4-1 5 E HR BB		2-1 G3		
<b>5 Jeff Bagwell, R</b> OBP: 0.446, SLG: 0.625 (1, 3) SAFE	1-2 1-3 3-H 2B		1-3 K		2-1 E5 1-2 HR		1-3 K		
<b>Carl Everett, S</b> OBP: 0.389, SLG: 0.565 (1, 8) SAFE	2-1 G5-3 3-H		2-0 P8		0-0 1-H 2-H HR		0-0 1B E 2B		
<b>Derek Bell, R</b> OBP: 0.314, SLG: 0.358 (1, 9) SAFE	1-3 K		1-3 K		0-3 K		4-2 E BB		
<b>Daryle Ward, L</b> OBP: 0.297, SLG: 0.433 (1, 7) <b>Glen Barker, S</b> OBP: 0.370, SLG: 0.366 (6, 7) SAFE	2-0 G1-3		1-3 K		2-2 P6		3-2 F7		
<b>Paul Bako, L</b> OBP: 0.364, SLG: 0.405 (1, 2) SAFE		0-0 1B		1-0 G3		0-3 K	0-0 E2 1-3 2-H 1B		
<b>Tim Bogar, R</b> OBP: 0.333, SLG: 0.353 (1, 6) SAFE		0-1 F9		3-3 K		1-2 F8	0-3 K		
<b>Chris Holt, R</b> OBP: 0.105, SLG: 0.056 (1, 1) <b>Brian Williams, R</b> OBP: 0.500, SLG: 0.500 (8, 1) <b>17 Lance Berkman, S</b> OBP: 0.304, SLG: 0.405 (8, PH) <b>Sean Bergman, R</b> OBP: 0.107, SLG: 0.321 (9, 1) SAFE		1-3 K		0-0 E6 SH1-3 5 E		0-1 G6-3	4-2 BB		

Inning Stats	R: 2	H: 2	E: 0	K: 1	S: 12	LOB: 1	BB: 1	P: 23	R: 0	H: 1	E: 0	K: 1	S: 8	LOB: 1	BB: 0	P: 10	R: 0	H: 0	E: 0	K: 2	S: 8	LOB: 0	BB: 0	P: 15	R: 0	H: 0	E: 0	K: 2	S: 10	LOB: 0	BB: 0	P: 15	R: 4	H: 1	E: 2	K: 1	S: 13	LOB: 0	BB: 1	P: 22	R: 0	H: 0	E: 0	K: 1	S: 8	LOB: 0	BB: 0	P: 9	R: 0	H: 0	E: 0	K: 1	S: 7	LOB: 0	BB: 0	P: 11	R: 1	H: 2	E: 1	K: 1	S: 16	LOB: 3	BB: 2	P: 27
--------------	------	------	------	------	-------	--------	-------	-------	------	------	------	------	------	--------	-------	-------	------	------	------	------	------	--------	-------	-------	------	------	------	------	-------	--------	-------	-------	------	------	------	------	-------	--------	-------	-------	------	------	------	------	------	--------	-------	------	------	------	------	------	------	--------	-------	-------	------	------	------	------	-------	--------	-------	-------

PITCHER	IP	WLS	BF	H	R	ER	SO	BB	IBB	HBP	BLK	WP	HR	S	P	ERA	WHIP
<b>Kris Benson, R</b> ERA: 4.34 (1, 1)	5.0	L	24	4	6	2	7	3	0	0	0	0	1	51	85	3.60	1.400
<b>Scott Sauerbeck, L</b> ERA: 2.51 (6, 1)	2.0		6	0	0	0	2	0	0	0	0	0	0	15	20	0.00	0.000
<b>Brad Clontz, R</b> ERA: 2.52 (8, 1)	1.0		7	2	1	1	1	2	0	0	0	0	0	16	27	9.00	4.000

**BOTTOM**


**Pittsburgh Pirates @ Houston Astros**  
Astrodome, Houston, TX

Sat Aug 14 1999, 8:05 PM EDT  
Att: 44,868 - Dome - 72 F

AB	R	H	RBI	BB	SO	LOB
3	1	0	0	1	0	4
2	2	1	0	2	0	0
4	1	1	2	0	2	2
4	2	2	4	0	0	2
3	0	0	0	1	3	2
3	0	0	0	0	1	1
1	0	0	0	0	0	2
4	0	2	0	0	1	0
4	0	0	0	0	2	3
3	1	0	0	0	1	1
0	0	0	0	0	0	0
0	0	0	0	1	0	0
0	0	0	0	0	0	0

AB	31
R	7
H	6
RBI	6
BB	5
SO	10
LOB	17

livebaseballscorecards.com



WP	PA
0	37
0	
0	

Batter	1	2	3	4	5	6	7	8	9	AB R H RBI BB SO LOB	TOP																			
Al Martin, L (1, 7) OBP: 0.344, SLG: 0.535	1-3 K		1-3 K			0-3 K		1-2 CS	1-1 HR	4 1 1 1 0 3 0	<b>Pittsburgh Pirates @ Houston Astros</b> Astrodome, Houston, TX Sun Aug 15 1999, 2:35 PM EDT Att. 36,231 - Dome - 72 F																			
Mike Benjamin, R (1, 6) OBP: 0.277, SLG: 0.318	0-0 2B			0-0 G1-3		1-3 K		1-1 G4-3	4 0 1 0 0 1 0																					
Brian Giles, L (1, 8) OBP: 0.390, SLG: 0.552	1-3 K			0-0 G3-1		3-3 K		2-2 P3	4 0 0 0 0 2 1																					
Kevin Young, R (1, 3) OBP: 0.392, SLG: 0.522	1-3 K			2-0 F7		0-0 F9		0-2 G5-3	4 0 0 0 0 1 1																					
Dale Sveum, S (1, 5) OBP: 0.233, SLG: 0.321		1-3 K		0-3 K		0-1 G3-1			3 0 0 0 0 2 0																					
Warren Morris, L (1, 4) OBP: 0.381, SLG: 0.462		3-1 G3		2-1 1B			0-0 HR		3 1 2 1 0 0 0																					
Brant Brown, L (1, 9) OBP: 0.292, SLG: 0.430 Adrian Brown, S (9, 9) OBP: 0.357, SLG: 0.336		1-2 G1-3		1-3 K		2-1 CS 1B			3 0 1 0 0 1 1 0 0 0 0 0 0 0																					
Keith Osik, R (1, 2) OBP: 0.231, SLG: 0.256			0-0 G6-3		1-1 L5		1-3 K		3 0 0 0 0 1 2																					
Todd Ritchie, R (1, 1) OBP: 0.186, SLG: 0.190 Mike Williams, R (9, 1)			0-3 K		0-3 K		0-3 K		3 0 0 0 0 3 1 0 0 0 0 0 0 0																					
<b>Inning Stats</b>	R: 0 E: 0 K: 3 S: 11	H: 1 LOB: 1 BB: 0 P: 14	R: 0 E: 0 K: 1 S: 9	H: 0 LOB: 0 BB: 0 P: 14	R: 0 E: 0 K: 2 S: 7	H: 0 LOB: 0 BB: 0 P: 8	R: 0 E: 0 K: 0 S: 3	H: 0 LOB: 0 BB: 0 P: 5	R: 0 E: 0 K: 2 S: 10	H: 1 LOB: 1 BB: 0 P: 14		R: 0 E: 0 K: 3 S: 9	H: 0 LOB: 0 BB: 0 P: 10	R: 0 E: 0 K: 1 S: 6	H: 0 LOB: 0 BB: 0 P: 9	R: 1 E: 0 K: 2 S: 12	H: 2 LOB: 0 BB: 0 P: 16	R: 1 E: 0 K: 0 S: 10	H: 1 LOB: 0 BB: 0 P: 14	1B: 2 2B: 1 3B: 0 HR: 2	SF: 0 SAC: 0 DP: 0 HBP: 0	WP: 0 PB: 0 SB: 1 CS: 1	PA: 32							
<b>PITCHER</b> Shane Reynolds, R (1, 1) ERA: 3.49	IP 9.0	WLS L	BF 31	H 5	R 2	ER 2	SO 14	BB 0	IBB 0	HBP 0	BLK 0	WP 0	HR 2	S 77	P 104	ERA 2.00	WHIP 0.556													
											<b>PITCHER</b>	IP	WLS	BF	H	R	ER	SO	BB	IBB	HBP	BLK	WP	HR	S	P	ERA	WHIP		

livebaseballscorecards.com

<b>AB</b>	<b>31</b>
<b>R</b>	<b>2</b>
<b>H</b>	<b>5</b>
<b>RBI</b>	<b>2</b>
<b>BB</b>	<b>0</b>
<b>SO</b>	<b>14</b>
<b>LOB</b>	<b>6</b>



Batter	1	2	3	4	5	6	7	8	9	AB R H RBI BB SO LOB
Glen Barker, S OBP: 0.400, SLG: 0.386 (1, 9) Matt Mieske, R OBP: 0.381, SLG: 0.600 (9, PH)	4-0 BB		3-1 F7		0-1 1B			0-1 SH 1B	2-3 K	3 0 2 0 1 0 0 1 0 0 0 0 1 2
Bill Spiers, L OBP: 0.363, SLG: 0.386 (1, 5)	2-3 K 1-2		4-2 FC6-4 BB		0-1 L8			0-0 SH 1-2		2 0 0 0 1 1 3
5 Jeff Bagwell, R OBP: 0.444, SLG: 0.624 (1, 3)	1-1 2B		0-0 FC6-4 1-2f				0-0 F7	0-1 P3		4 0 1 0 0 0 3
Carl Everett, S OBP: 0.388, SLG: 0.560 (1, 8)	4-0 IBB			1-2 G5-3			0-1 F7	1-3 K		3 0 0 0 1 1 2
Daryle Ward, L OBP: 0.294, SLG: 0.422 Derek Bell, R OBP: 0.314, SLG: 0.358 (1, 7) (9, 9)	0-2 G1-3			0-2 G3			0-1 1B	0-1 G3-1		4 0 1 0 0 0 4 0 0 0 0 0 0 0
Russ Johnson, R OBP: 0.355, SLG: 0.445 (1, 4)				1-2 G6-3			0-0 P9		0-1 FC4-6 1B	4 0 1 0 0 0 1
Tony Eusebio, R OBP: 0.340, SLG: 0.319 Paul Bako, L OBP: 0.364, SLG: 0.405 (1, 2) (9, PR)					0-2 F7				1-1 FC4-6 1B 1-2f	4 0 0 0 0 0 1 0 0 0 0 0 0 0
Ricky Gutierrez, R OBP: 0.345, SLG: 0.376 (1, 6)					2-1 G6-3				0-0 1B	4 0 1 0 0 0 0
Shane Reynolds, R OBP: 0.216, SLG: 0.229 Craig Biggio, R OBP: 0.396, SLG: 0.475 (1, 1) (9, PH)					0-0 1B				0-3 K	3 0 1 0 0 2 0 1 0 0 0 0 1 2

Inning Stats	R: 0 E: 0 K: 1 S: 8	H: 1 LOB: 2 BB: 2 P: 19	R: 0 E: 0 K: 0 S: 4	H: 0 LOB: 0 BB: 0 P: 6	R: 0 E: 0 K: 1 S: 8	H: 0 LOB: 1 BB: 1 P: 15	R: 0 E: 0 K: 0 S: 9	H: 0 LOB: 0 BB: 0 P: 11	R: 0 E: 0 K: 0 S: 10	H: 2 LOB: 2 BB: 0 P: 12	R: 0 E: 0 K: 0 S: 6	H: 1 LOB: 1 BB: 0 P: 6	R: 0 E: 0 K: 1 S: 7	H: 0 LOB: 0 BB: 0 P: 12	R: 0 E: 1 K: 1 S: 10	H: 1 LOB: 2 BB: 0 P: 11	R: 0 E: 0 K: 2 S: 12	H: 2 LOB: 2 BB: 0 P: 15	1B: 6 2B: 1 3B: 0 HR: 0	SF: 0 SAC: 1 DP: 0 HBP: 0	WP: 0 PB: 0 SB: 0 CS: 0	PA: 37	
PITCHER	IP	WLS	BF	H	R	ER	SO	BB	IBB	HBP	BLK	WP	HR	S	P	ERA	WHIP						
Todd Ritchie, R ERA: 3.5 Mike Williams, R ERA: 2.31	(1, 1) (9, 1)	8.0 S	33 4	6 1	0 0	0 0	4 2	2 0	1 0	0 0	0 0	0 0	0 0	64 10	94 13	0.00 0.00	1.000 1.000						

**BOTTOM**


**Pittsburgh Pirates @ Houston Astros**  
Astrodome, Houston, TX

Sun Aug 15 1999, 2:35 PM EDT  
Att: 36,231 - Dome - 72 F

livebaseballscorecards.com

**AB 33**  
**R 0**  
**H 7**  
**RBI 0**  
**BB 3**  
**SO 6**  
**LOB 18**



Batter	1	2	3	4	5	6	7	8	9	AB R H RBI BB SO LOB	TOP		
Al Martin, L (1, 7) OBP: 0.343, SLG: 0.532 John Wehner, R (8, 7) OBP: 0.306, SLG: 0.394	0-1 F9		1-1 WP S 1B			2-2 K		0-3 K		4 0 1 0 0 2 0 0 0 0 0 0 0 0			
Mike Benjamin, R (1, 6) OBP: 0.273, SLG: 0.313	3-2 F9		2-2 SAFE SAFE 1-3			2-2 P4		3-3 K		4 0 0 0 0 1 1			
Brian Giles, L (1, 8) OBP: 0.391, SLG: 0.551	1-2 1B			2-1 P8		1-0 1B		2-2 F7		4 0 2 0 0 0 0			
Kevin Young, R (1, 3) OBP: 0.389, SLG: 0.517	0-1 P8			1-1 L5		1-2 F9		0-1 F9		4 0 0 0 0 0 2			
Ed Sprague, R (1, 5) OBP: 0.373, SLG: 0.515		1-0 P9		1-1 HR		1-0 HR		1-3 K		4 2 2 2 0 1 0			
Warren Morris, L (1, 4) OBP: 0.378, SLG: 0.458		2-2 F9		1-1 G4-3		0-0 F8				3 0 0 0 0 0 0			
Adrian Brown, S (1, 9) OBP: 0.351, SLG: 0.329 Jimmy Anderson, L (7, 1) OBP: 0.500, SLG: 1.000 Jose Silva, R (7, 1) OBP: 0.100, SLG: 0.100 Scott Sauerbeck, R (8, 1)		1-1 G3			2-2 K		1-0 G4-3			3 0 0 0 0 1 0	AB 32 R 2 H 5 RBI 2 BB 0 SO 6 LOB 3		
Joe Oliver, R (1, 2) OBP: 0.321, SLG: 0.329		3-2 P6		2-1 G4-3		2-1 G4-3		2-2 F9		3 0 0 0 0 0 0			
Pete Schourek, L (1, 1) Greg Hansell, R (3, 1) Brad Clontz, R (6, 1) Brant Brown, L (7, 9) OBP: 0.291, SLG: 0.428		2-1 F7			0-3 K			0-2 P7		1 0 0 0 0 0 0 1 0 0 0 0 1 0 0 0 0 0 0 0 0 1 0 0 0 0 0 0			
<b>Inning Stats</b>	R: 0 H: 1 E: 0 LOB: 1 K: 0 BB: 0 S: 11 P: 15	R: 0 H: 0 E: 0 LOB: 0 K: 0 BB: 0 S: 6 P: 10	R: 0 H: 1 E: 0 LOB: 1 K: 0 BB: 0 S: 12 P: 20	R: 1 H: 1 E: 0 LOB: 0 K: 0 BB: 0 S: 8 P: 13	R: 0 H: 0 E: 0 LOB: 0 K: 2 BB: 0 S: 8 P: 12	R: 0 H: 1 E: 0 LOB: 1 K: 1 BB: 0 S: 12 P: 18	R: 1 H: 1 E: 0 LOB: 0 K: 0 BB: 0 S: 6 P: 10	R: 0 H: 0 E: 0 LOB: 0 K: 2 BB: 0 S: 13 P: 16	R: 0 H: 0 E: 0 LOB: 0 K: 1 BB: 0 S: 10 P: 13	1B: 3 SF: 0 2B: 0 SAC: 0 3B: 0 DP: 0 HR: 2 HBP: 0	WP: 1 PA: 32 PB: 0 SB: 1 CS: 0		
<b>PITCHER</b>	IP WLS BF H R ER SO BB IBB HBP BLK WP HR S P ERA WHIP											<b>PITCHER</b>	IP WLS BF H R ER SO BB IBB HBP BLK WP HR S P ERA WHIP
Juan Guzman, R (1, 1) ERA: 3.86	7.0 W 26 5 2 2 3 0 0 0 0 1 2 63 98 2.57 0.714												
Dennys Reyes, L (8, 1) ERA: 2.87	1.0 3 0 0 0 2 0 0 0 0 0 0 13 16 0.00 0.000												
Scott Sullivan, R (9, 1) ERA: 2.57	1.0 3 0 0 0 1 0 0 0 0 0 0 10 13 0.00 0.000												

Pittsburgh Pirates @ Cincinnati Reds  
Cinergy Field, Cincinnati, OH

Mon Aug 16 1999, 7:05 PM EDT  
Att. 19,693 - Unknown - 89 F

livebaseballscorecards.com

Batter	1	2	3	4	5	6	7	8	9
Mike Cameron, R OBP: 0.362, SLG: 0.493 (1, 8)	2-2 F8	4-2 BB		1-1 G5-3		1-0 1B		2-2 HR	
Jeffrey Hammonds, R OBP: 0.305, SLG: 0.461 (1, 9) (8, 7)	1-0 F8	0-3 K		2-3 K		0-0 F9		1-0 BB 1B 1B	
Dmitri Young, S OBP: 0.351, SLG: 0.498 Hal Morris, L OBP: 0.343, SLG: 0.358 (1, 3) (8, 3)	0-1 G5-3		1-0 1B 2B		1-3 K		4-2 WP BB BB	0-0 F7	
Greg Vaughn, R OBP: 0.346, SLG: 0.500 Dennys Reyes, R (8, 1) Mark Lewis, R OBP: 0.284, SLG: 0.436 Scott Sullivan, R (9, 1)		4-1 2B G4-3 BB	0-0 G5-3		0-0 G4-3		4-1 WP SF9 BB 1-2	3-1 BB 1B	
Barry Larkin, R OBP: 0.392, SLG: 0.433 (1, 6)		0-1 G4-3 HR 2B	4-0 1B IBB		1-0 1B 1B		4-2 SF9 S SF8 BB 1-3 2-H	4-2 BB 1B	
Eddie Taubensee, L OBP: 0.354, SLG: 0.493 (1, 2)		0-1 G4-3	2-2 F7		1-1 SAFE SAFE 1B		2-2 SF9	2-1 F7	
Aaron Boone, R OBP: 0.341, SLG: 0.434 (1, 5)		4-1 HR BB	2-0 1B		1-0 F8		1-1 SF8		
Pokey Reese, R OBP: 0.320, SLG: 0.433 (1, 4)		2-2 SAFE SAFE HR	3-3 K			0-1 G6-3	3-2 P9		
Juan Guzman, R OBP: 0.154, SLG: 0.154 Michael Tucker, L OBP: 0.333, SLG: 0.419 (1, 1) (8, 9)		0-3 K		0-0 F7		1-2 G4-3		0-3 K	

Inning Stats	R: 0	H: 0	E: 0	K: 0	S: 6	R: 4	H: 2	E: 0	K: 2	S: 18	R: 1	H: 2	E: 0	K: 1	S: 9	R: 0	H: 0	E: 0	K: 1	S: 6	R: 0	H: 2	E: 0	K: 1	S: 8	R: 0	H: 1	E: 0	K: 0	S: 8	R: 3	H: 0	E: 0	K: 0	S: 15	R: 1	H: 3	E: 0	K: 1	S: 14	1B: 6	SF: 2	3B: 0	HR: 2
	LOB: 0	BB: 0	P: 9	ER: 5	SO: 2	BB: 3	LOB: 1	BB: 3	P: 32	LOB: 2	BB: 1	P: 21	LOB: 0	BB: 0	P: 9	LOB: 2	BB: 0	P: 12	LOB: 1	BB: 10	LOB: 0	BB: 3	P: 33	LOB: 3	BB: 1	P: 26	1B: 6 <td>SF: 2 <td>SAC: 0 <td>DP: 0 <td>HBP: 0</td> </td></td></td>	SF: 2 <td>SAC: 0 <td>DP: 0 <td>HBP: 0</td> </td></td>	SAC: 0 <td>DP: 0 <td>HBP: 0</td> </td>	DP: 0 <td>HBP: 0</td>	HBP: 0													

PITCHER															PITCHER																														
Pete Schourek, L ERA: 5.68 (1, 1)	IP: 2.2	WLS: L	BF: 16	H: 4	R: 5	ER: 5	SO: 2	BB: 3	IBB: 1	HBP: 0	BLK: 0	WP: 0	HR: 1	S: 30	P: 56	ERA: 16.88	WHIP: 2.625	Scott Sauerbeck, L ERA: 2.64 (8, 1)	IP: 1.0	WLS: L	BF: 7	H: 3	R: 1	ER: 1	SO: 1	BB: 1	IBB: 0	HBP: 0	BLK: 0	WP: 0	HR: 1	S: 14	P: 26	ERA: 9.00	WHIP: 4.000										
Greg Hansell, R ERA: 3.72 (3, 1)	2.1	9	2	0	0	3	0	0	0	0	0	0	0	17	27	0.00	0.857																												
Brad Clontz, R ERA: 2.45 (6, 1)	1.0	4	1	0	0	0	0	0	0	0	0	0	0	8	10	0.00	1.000																												
Jimmy Anderson, L ERA: 3.72 (7, 1)	0.1	4	0	3	3	0	3	0	0	0	1	0	10	24	81.00	9.000																													
Jose Silva, R ERA: 6.37 (7, 1)	0.2	2	0	0	0	0	0	0	0	0	0	0	0	5	9	0.00	0.000																												

**BOTTOM**


**Pittsburgh Pirates @ Cincinnati Reds**  
Cinergy Field, Cincinnati, OH

Mon Aug 16 1999, 7:05 PM EDT  
Att: 19,693 - Unknown - 89 F

AB	R	H	RBI	BB	SO	LOB
4	1	2	1	1	0	0
5	0	1	0	0	2	2
3	2	1	0	1	1	0
1	0	0	0	0	0	1
2	2	0	0	2	0	1
0	0	0	0	0	0	0
1	0	1	0	0	0	0
0	0	0	0	0	0	0
2	2	2	0	3	0	0
4	0	1	2	0	0	6
2	1	1	2	1	0	2
4	1	1	3	0	1	2
3	0	0	0	0	1	0
1	0	0	0	0	1	0

livebaseballscores.com

AB	32
R	9
H	10
RBI	8
BB	8
SO	6
LOB	14



Batter	1	2	3	4	5	6	7	8	9	10	11	12	AB	R	H	RBI	BB	SO	LOB	TOP								
<b>Al Martin, L</b> OBP: 0.339, SLG: 0.526 (1, 7)													5	0	0	0	0	2	1									
<b>Adrian Brown, S</b> OBP: 0.347, SLG: 0.320 (1, 9)													4	0	0	0	1	0	0									
<b>Brian Giles, L</b> OBP: 0.391, SLG: 0.548 (1, 8)													4	0	1	0	1	1	1									
<b>Kevin Young, R</b> OBP: 0.397, SLG: 0.514 (1, 3)													5	1	1	0	0	0	3									
<b>Ed Sprague, R</b> OBP: 0.374, SLG: 0.513 (1, 5)													4	2	1	1	0	0	1									
<b>Warren Morris, L</b> OBP: 0.378, SLG: 0.460 (1, 4)													5	1	2	0	0	0	0									
<b>Joe Oliver, R</b> OBP: 0.313, SLG: 0.320 (1, 2)													5	0	1	1	0	3	2									
<b>Mike Benjamin, R</b> OBP: 0.275, SLG: 0.318 (1, 6)													5	0	2	2	0	1	2									
<b>Jason Schmidt, R</b> <b>Brad Clifton, R</b> <b>Scott Sauerbeck, R</b> <b>John Wagner, R</b> <b>Marc Williams, R</b> <b>Brant Brown, L</b> <b>Jose Silva, R</b> <b>Dale Swann, S</b> <b>Mike Williams, R</b>													2	0	0	0	0	0	1	1								
<b>Inning Stats</b>	R: 0 E: 0 K: 8	H: 0 LOB: 1 BB: 1 P: 16	R: 2 E: 0 K: 2 S: 14	H: 2 LOB: 1 BB: 0 P: 18	R: 0 E: 0 K: 0 S: 7	H: 0 LOB: 1 BB: 1 P: 16	R: 0 E: 0 K: 2 S: 8	H: 0 LOB: 0 BB: 0 P: 11	R: 0 E: 0 K: 0 S: 5	H: 0 LOB: 0 BB: 0 P: 5	R: 2 E: 1 K: 0 S: 13	H: 4 LOB: 1 BB: 0 P: 19	R: 0 E: 0 K: 1 S: 9	H: 0 LOB: 0 BB: 0 P: 14	R: 0 E: 0 K: 0 S: 5	H: 1 LOB: 0 BB: 0 P: 7	R: 0 E: 0 K: 2 S: 8	H: 1 LOB: 1 BB: 0 P: 12	R: 0 E: 0 K: 2 S: 7	H: 0 LOB: 0 BB: 0 P: 7	R: 0 E: 0 K: 0 S: 3	H: 0 LOB: 0 BB: 0 P: 3	R: 0 E: 0 K: 1 S: 5	H: 0 LOB: 0 BB: 0 P: 5	1B: 6 2B: 2 3B: 0 HR: 0	SF: 0 SAC: 0 DP: 2 HBP: 1	WP: 0 PB: 0 SB: 1 CS: 0	PA: 45
<b>PITCHER</b>	IP	WLS	BF	H	R	ER	SO	BB	IBB	HBP	BLK	WP	HR	S	P	ERA	WHIP											
<b>Ron Villone, L</b> ERA: 4.09 (1, 1)	6.0		26	6	4	4	4	2	0	1	0	0	0	55	85	6.00	1.333											
<b>Gabe White, L</b> ERA: 3.91 (7, 1)	1.0		4	1	0	0	1	0	0	0	0	0	0	11	17	0.00	1.000											
<b>Scott Williamson, R</b> ERA: 1.76 (8, 1)	3.0		9	1	0	0	4	0	0	0	0	0	0	18	23	0.00	0.333											
<b>Danny Graves, R</b> ERA: 3.3 (11, 1)	2.0	W	6	0	0	0	1	0	0	0	0	0	0	8	8	0.00	0.000											

**Pittsburgh Pirates @ Cincinnati Reds**  
Cinergy Field, Cincinnati, OH

Tue Aug 17 1999, 7:05 PM EDT  
Att. 19,118 - Unknown - 94 F

AB	42
R	4
H	8
RBI	4
BB	2
SO	10
LOB	12



WP	0
PA	45

[livebaseballscorecards.com](http://livebaseballscorecards.com)


Batter	1	2	3	4	5	6	7	8	9	10	11	12	AB R H RBI BB SO LOB
Mike Cameron, R OBP: 0.361, SLG: 0.488	1-0 S 2B HBP	3-2 G6-3		3-3 K			4-2 FC3-6 BB			0-0 P4		0-3 K	4 1 0 0 1 2 3
Michael Tucker, L OBP: 0.332, SLG: 0.414	2-3 K		4-2 3B BB		3-3 K		1-1 FC3-6 1-2f			0-3 K		4-0 HR IBB	3 1 0 0 1 2 2
Sean Casey, L OBP: 0.407, SLG: 0.560 Danny Graves, R OBP: 0.268, SLG: 0.247	3-2 2B 2B		0-0 L6		1-0 G6-3		2-3 K			0-0 L4		0-0 HR	5 1 1 1 0 1 2 0 0 0 0 0 0 0 1 1 1 3 0 0 0
Greg Vaughn, R OBP: 0.344, SLG: 0.499	0-1 2B		1-3 K		1-0 F8			1-2 P3				0-3 K	5 0 1 1 0 2 1
Barry Larkin, R OBP: 0.397, SLG: 0.439	4-0 BB		2-2 3B		4-0 F9 F8 1B BB			0-2 G4-3				4-0 S S BB	2 1 1 1 3 0 0
Eddie Taubensee, L OBP: 0.348, SLG: 0.485	1-1 G4-6-3 1-2f		0-0 F9		2-0 F8		1-3 K			1-3 K		0-3 K	5 0 0 0 0 2 5
Aaron Boone, R OBP: 0.341, SLG: 0.431 Gabe White, L OBP: 0.302, SLG: 0.466 Scott Williamson, R OBP: 0.352, SLG: 0.496			1-2 S HBP		0-0 F8		2-2 F9			2-1 L3		0-0 L5	2 0 0 0 0 0 1 0 0 0 0 0 0 0 0 0 0 0 0 0 0 2 0 0 0 0 0 1 1 1 0 0 0 1 1 0
Pokey Reese, R OBP: 0.319, SLG: 0.431			2-2 L6		1-1 F8		3-1 CS 1B			1-1 G6-3		0-0 G1-3	5 0 1 1 0 0 1
Ron Villone, L OBP: 0.148, SLG: 0.115 Hal Morris, L OBP: 0.343, SLG: 0.358 Mark Lewis, R OBP: 0.285, SLG: 0.441			1-1 G6-3		2-2 CS 1B		1-3 K			2-2 G6-3		0-0 HR 2B	2 0 1 0 0 0 1 0 0 0 0 0 0 0 3 1 1 0 0 1 0

Inning Stats	R: 2	H: 2	E: 0	K: 1	S: 11	H: 2	LOB: 1	BB: 1	P: 22	R: 0	H: 0	E: 0	K: 0	S: 13	H: 0	LOB: 1	BB: 0	P: 20	R: 1	H: 1	E: 0	K: 1	S: 12	H: 1	LOB: 1	BB: 1	P: 19	R: 0	H: 1	E: 0	K: 1	S: 10	H: 1	LOB: 0	BB: 0	P: 16	R: 0	H: 0	E: 0	K: 0	S: 7	H: 1	LOB: 0	BB: 0	P: 12	R: 1	H: 1	E: 0	K: 0	S: 11	H: 1	LOB: 0	BB: 1	P: 23	R: 0	H: 0	E: 0	K: 2	S: 10	H: 0	LOB: 1	BB: 1	P: 18	R: 0	H: 0	E: 0	K: 1	S: 9	H: 0	LOB: 0	BB: 0	P: 11	R: 0	H: 0	E: 0	K: 0	S: 8	H: 0	LOB: 0	BB: 0	P: 13	R: 0	H: 0	E: 0	K: 1	S: 5	H: 0	LOB: 0	BB: 0	P: 5	R: 0	H: 0	E: 0	K: 2	S: 7	H: 0	LOB: 1	BB: 1	P: 11	R: 3	H: 2	E: 0	K: 1	S: 6	H: 2	LOB: 0	BB: 1	P: 10	1B: 2	2B: 3	3B: 1	HR: 1	SF: 0	SAC: 0	DP: 1	HBP: 2	WP: 0	PA: 49
--------------	------	------	------	------	-------	------	--------	-------	-------	------	------	------	------	-------	------	--------	-------	-------	------	------	------	------	-------	------	--------	-------	-------	------	------	------	------	-------	------	--------	-------	-------	------	------	------	------	------	------	--------	-------	-------	------	------	------	------	-------	------	--------	-------	-------	------	------	------	------	-------	------	--------	-------	-------	------	------	------	------	------	------	--------	-------	-------	------	------	------	------	------	------	--------	-------	-------	------	------	------	------	------	------	--------	-------	------	------	------	------	------	------	------	--------	-------	-------	------	------	------	------	------	------	--------	-------	-------	-------	-------	-------	-------	-------	--------	-------	--------	-------	--------

PITCHER	IP	WLS	BF	H	R	ER	SO	BB	IBB	HBP	BLK	WP	HR	S	P	ERA	WHIP
Jason Schmidt, R ERA: 4.0	(1, 1)	5.1	24	4	4	4	4	3	0	2	0	0	0	54	96	6.75	1.312
Brad Clontz, R ERA: 2.43	(6, 1)	0.1	B	2	1	0	0	0	0	0	0	0	0	7	12	0.00	3.000
Scott Sauerbeck, L ERA: 2.63	(6, 1)	0.1		0	0	0	0	0	0	0	0	0	0	3	4	0.00	0.000
Marc Wilkins, R ERA: 4.0	(7, 1)	2.0		7	0	0	3	1	0	0	0	0	0	19	29	0.00	0.500
Jose Silva, R ERA: 6.14	(9, 1)	3.0		10	0	0	3	1	0	0	0	0	0	20	29	0.00	0.333

**Pittsburgh Pirates @ Cincinnati Reds**  
Cinergy Field, Cincinnati, OH  
Tue Aug 17 1999, 7:05 PM EDT  
Att: 19,118 - Unknown - 94 F

AB	40
R	7
H	7
RBI	7
BB	6
SO	11
LOB	17



Batter	1	2	3	4	5	6	7	8	9	AB R H RBI BB SO LOB	TOP												
<b>Al Martin, L</b> (1, 7) <small>OBP: 0.340, SLG: 0.531</small> <b>John Wehner, R</b> (8, 7) <small>OBP: 0.297, SLG: 0.382</small>	0-1 G4-3	1-0 HR 1B 2-H		1-3 K		1-1 G3-1		0-1 HR 1-H		5 2 2 3 0 1 0 0 0 0 0 0 0 0													
<b>Mike Benjamin, R</b> (1, 6) <small>OBP: 0.277, SLG: 0.320</small>	2-2 F8	1-0 HR 1B 1-2		0-0 G5-3		0-1 HR 1B		2-2 F8		5 2 2 0 0 0 0													
<b>Brian Giles, L</b> (1, 8) <small>OBP: 0.396, SLG: 0.560</small> <b>Adrian Brown, S</b> (8, 8) <small>OBP: 0.347, SLG: 0.320</small>	4-2 BB WP BB	2-2 HR 1-H 2-H		0-0 G1-3		0-0 HR 1B 1-3		1-1 2B		4 3 3 3 1 0 0 0 0 0 0 0 0 0													
<b>Dale Sveum, S</b> (1, 3) <small>OBP: 0.278, SLG: 0.515</small>	4-1 WP BB 1-2	1-3 K			0-0 HR	1-0 HR 1-H 3-H		3-3 K		4 2 2 4 1 2 1													
<b>Ed Sprague, R</b> (1, 5) <small>OBP: 0.374, SLG: 0.518</small>	4-1 WP BB 1-2 2-3		X	0-0 HR		1-0 G6-3		1-3 K		4 1 1 1 1 2 1													
<b>Warren Morris, L</b> (1, 4) <small>OBP: 0.379, SLG: 0.456</small>	1-3 K 1-2 2-3 3-H		F	1-1 F8		4-2 FC4-6 BB		1-2 G4-3		3 0 0 0 2 1 2													
<b>Brant Brown, L</b> (1, 9) <small>OBP: 0.285, SLG: 0.418</small>				0-3 K		0-3 K		2-3 K		5 0 0 0 0 3 2													
<b>Keith Osik, R</b> (1, 2) <small>OBP: 0.240, SLG: 0.264</small>				0-2 67 SH3 1B		0-1 FC4-6 1-2f		0-1 P9		5 1 2 0 0 1 2													
<b>67 Francisco Cordova, R</b> (1, 1) <small>OBP: 0.229, SLG: 0.182</small> <b>Greg Hansell, R</b> (9, 1)				0-0 SH3		0-0 G5-3		1-1 HR 1B		4 1 1 0 0 2 2 0 0 0 0 0 0 0													
<b>Inning Stats</b>	R: 1 E: 0 K: 1 S: 14	H: 0 LOB: 2 BB: 3 P: 29	R: 4 E: 0 K: 2 S: 15	H: 4 LOB: 0 BB: 0 P: 20	R: 1 E: 0 K: 0 S: 8	H: 2 LOB: 1 BB: 0 P: 10	R: 0 E: 0 K: 1 S: 5	H: 0 LOB: 0 BB: 0 P: 6	R: 1 E: 0 K: 1 S: 9	H: 1 LOB: 1 BB: 1 P: 14	R: 3 E: 0 K: 2 S: 16	H: 3 LOB: 0 BB: 0 P: 20	R: 0 E: 0 K: 1 S: 8	H: 0 LOB: 0 BB: 0 P: 11	R: 2 E: 0 K: 2 S: 16	H: 3 LOB: 1 BB: 0 P: 24	R: 0 E: 0 K: 2 S: 15	H: 0 LOB: 1 BB: 1 P: 21	1B: 7 2B: 1 3B: 0 HR: 5	SF: 0 SAC: 1 DP: 0 HBP: 0	WP: 2 PB: 0 SB: 0 CS: 0	PA: 45	
<b>PITCHER</b>	IP WLS BF H R ER SO BB IBB HBP BLK WP HR S P ERA WHIP																						
<b>Brett Tomko, R</b> (1, 1) <small>ERA: 4.94</small> <b>Gabe White, L</b> (6, 1) <small>ERA: 4.27</small> <b>Stan Belinda, R</b> (8, 1) <small>ERA: 5.04</small> <b>Scott Sullivan, R</b> (9, 1) <small>ERA: 2.54</small>	5.0 L 26 7 7 7 5 4 0 0 0 1 3 51 79 12.60 2.200	2.0 9 3 3 3 3 0 0 0 0 0 1 24 31 13.50 1.500	1.0 6 3 2 2 2 0 0 0 0 0 1 16 24 18.00 3.000	1.0 4 0 0 0 0 2 1 0 0 0 1 0 15 21 0.00 1.000																			

**Pittsburgh Pirates @ Cincinnati Reds**  
 Cinergy Field, Cincinnati, OH  
 Wed Aug 18 1999, 7:05 PM EDT  
 Att. 19,733 - Cloudy - 85 F

[livebaseballscorecards.com](http://livebaseballscorecards.com)

<b>AB</b>	<b>39</b>
<b>R</b>	<b>12</b>
<b>H</b>	<b>13</b>
<b>RBI</b>	<b>11</b>
<b>BB</b>	<b>5</b>
<b>SO</b>	<b>12</b>
<b>LOB</b>	<b>10</b>





Batter	1	2	3	4	5	6	7	8	9	AB	R	H	RBI	BB	SO	LOB
Mike Cameron, R OBP: 0.364, SLG: 0.490 (1, 8)	3-2 2B		0-0 G6-3		4-0 BB			4-2 BB	0-0 FC6-4	3	1	1	0	2	0	1
Dmitri Young, S OBP: 0.349, SLG: 0.494 (1, 9) (7, 7)	0-0 G3 2-H WP 2B		1-0 G4-3		2-0 G4-3			2-2 L9	0-1 F7	5	1	1	1	0	0	4
Sean Casey, L OBP: 0.405, SLG: 0.559 (1, 3)	2-2 G3 2-3		0-0 2B				0-0 G1-3	1-0 G4-6-3 1-2f		4	0	1	0	0	0	3
Greg Vaughn, R OBP: 0.342, SLG: 0.495 Chris Stynes, R OBP: 0.276, SLG: 0.256 (1, 7) (7, 4)	2-3 K		2-2 G6-3				0-0 F7		0-2 HR 1B	3	0	0	0	0	1	2
Barry Larkin, R OBP: 0.396, SLG: 0.436 Michael Tucker, L OBP: 0.335, SLG: 0.429 (1, 6) (7, 9)	4-2 WP BB				2-1 F8		1-0 F9		0-0 HR	2	0	0	0	1	0	0
Aaron Boone, R OBP: 0.343, SLG: 0.435 (1, 5) (8, 6)	3-2 P5 1-2 3-H				3-2 P3-2 1B			0-0 G4-3	2-0 2B 2B	4	1	2	0	0	0	1
Pokey Reese, R OBP: 0.319, SLG: 0.430 (1, 4) (7, 6)			3-1 F8		0-1 P3-2 1-2f			2-2 G5-4-3 1B	1-1 G6-3	3	0	1	0	0	0	1
Stan Belinda, R OBP: 0.333, SLG: 0.333 Scott Sullivan, R OBP: 0.300, SLG: 0.453 (8, 1) (9, 1) Jeffrey Hammonds, R OBP: 0.300, SLG: 0.453 (9, PH)										0	0	0	0	0	0	0
Brian Johnson, R OBP: 0.317, SLG: 0.448 (1, 2)			0-0 F7				1-3 K	0-1 G5-4-3 1-2f	1-1 1B 2B	4	1	1	1	0	1	1
Brett Tomko, R OBP: 0.250, SLG: 0.243 Hal Morris, L OBP: 0.340, SLG: 0.354 Gabe White, L OBP: 0.294, SLG: 0.455 (1, 1) (5, PH) (6, 1) (8, 5)			1-0 G6-3				1-0 F8		0-0 2B 2B 1B	1	0	0	0	0	0	0
										1	0	0	0	0	0	0
										0	0	0	0	0	0	0
										2	0	2	1	0	0	0

Inning Stats	R: 2	H: 2	E: 0	K: 1	S: 22	LOB: 1	BB: 1	P: 36	R: 0	H: 0	E: 0	K: 0	S: 4	LOB: 0	BB: 0	P: 8	R: 0	H: 1	E: 0	K: 0	S: 6	LOB: 1	BB: 0	P: 9	R: 0	H: 1	E: 0	K: 0	S: 7	LOB: 0	BB: 0	P: 12	R: 0	H: 0	E: 0	K: 1	S: 5	LOB: 1	BB: 1	P: 13	R: 0	H: 0	E: 0	K: 0	S: 3	LOB: 0	BB: 0	P: 4	R: 0	H: 1	E: 0	K: 0	S: 6	LOB: 0	BB: 0	P: 8	R: 0	H: 1	E: 0	K: 0	S: 11	LOB: 1	BB: 1	P: 18	R: 4	H: 5	E: 0	K: 0	S: 13	LOB: 1	BB: 0	P: 17	1B: 4	2B: 7	3B: 0	HR: 1	SF: 0	SAC: 0	DP: 3	HBP: 0	WP: 1	PA: 38
PITCHER	IP	WLS	BF	H	R	ER	SO	BB	IBB	HBP	BLK	WP	HR	S	P	ERA	WHIP																																																																	
67 Francisco Cordova, R ERA: 4.32 (1, 1)	8.1	W	35	10	6	6	2	3	0	0	0	1	1	73	121	6.48	1.560																																																																	
Greg Hansell, R ERA: 3.64 (9, 1)	0.2		3	1	0	0	0	0	0	0	0	0	0	4	4	0.00	1.500																																																																	

BOTTOM

Pittsburgh Pirates @ Cincinnati Reds  
Cinergy Field, Cincinnati, OH  
Wed Aug 18 1999, 7:05 PM EDT  
Att: 19,733 - Cloudy - 85 F

livebaseballscores.com

AB	35
R	6
H	11
RBI	5
BB	3
SO	2
LOB	14




Batter	1	2	3	4	5	6	7	8	9	AB R H RBI BB SO LOB	TOP											
Al Martin, L (1, 7) OBP: 0.337, SLG: 0.526	2-2 P6			3-3 K		0-0 G3			2-2 F7	4 0 0 0 0 1 0	<b>Pittsburgh Pirates @ Cincinnati Reds</b> Cinergy Field, Cincinnati, OH Thu Aug 19 1999, 7:05 PM EDT Att. 17,904 - Cloudy - 76 F											
Mike Benjamin, R (1, 6) OBP: 0.277, SLG: 0.319	1-3 K			0-3 K			3-1 1B	2-1 P5	4 0 1 0 0 2 0													
Brian Giles, L (1, 8) OBP: 0.396, SLG: 0.557	0-0 F9			4-1 BB			2-1 SAFE	4-0 BB	2 0 0 0 2 0 1													
Dale Sveum, S (1, 3) OBP: 0.250, SLG: 0.459		3-3 K		1-2 L3			1-3 SAFE	2-3 K2-3	4 0 0 0 0 3 3													
Ed Sprague, R (1, 5) OBP: 0.371, SLG: 0.514		1-3 K			0-3 K		1-2 SAFE	2-2 P9	3 0 0 0 0 2 1													
Warren Morris, L (1, 4) OBP: 0.376, SLG: 0.453		3-3 K			2-2 P5			3-3 K	3 0 0 0 0 2 0													
Adrian Brown, S (1, 9) OBP: 0.341, SLG: 0.314			1-0 G3		1-1 G5-3			2-3 K2-3	3 0 0 0 0 1 0													
Keith Osik, R (1, 2) OBP: 0.242, SLG: 0.258			0-2 G1-3			0-3 K		4-2 BB	2 0 0 0 1 1 0													
Kris Benson, R (1, 1) OBP: 0.160, SLG: 0.167			2-1 G6-3			1-0 F8		0-3 SAFE	3 0 0 0 0 1 1													
<b>Inning Stats</b>	R: 0 E: 0 K: 1 S: 9	H: 0 LOB: 0 BB: 0 P: 12	R: 0 E: 0 K: 3 S: 11	H: 0 LOB: 0 BB: 0 P: 18	R: 0 E: 0 K: 0 S: 7	H: 0 LOB: 0 BB: 0 P: 10	R: 0 E: 0 K: 2 S: 11	H: 0 LOB: 1 BB: 1 P: 19	R: 0 E: 0 K: 1 S: 10	H: 0 LOB: 0 BB: 0 P: 13	R: 0 E: 0 K: 1 S: 5	H: 0 LOB: 0 BB: 0 P: 6	R: 0 E: 0 K: 1 S: 10	H: 1 LOB: 1 BB: 0 P: 18	R: 0 E: 0 K: 3 S: 13	H: 0 LOB: 1 BB: 1 P: 22	R: 0 E: 0 K: 1 S: 8	H: 0 LOB: 1 BB: 1 P: 18	1B: 1 2B: 0 3B: 0 HR: 0	SF: 0 SAC: 0 DP: 0 HBP: 0	WP: 0 PB: 0 SB: 2 CS: 0	PA: 31
<b>PITCHER</b>	IP WLS BF H R ER SO BB IBB HBP BLK WP HR S P ERA WHIP												<b>PITCHER</b>	IP WLS BF H R ER SO BB IBB HBP BLK WP HR S P ERA WHIP								
Pete Harnisch, R (1, 1) ERA: 3.24	8.0 W 27 1 0 0 12 2 0 0 0 0 0 0 76 118 0.00 0.375																					
Scott Williamson, R (9, 1) ERA: 1.74	1.0 S 4 0 0 0 1 1 0 0 0 0 0 0 8 18 0.00 1.000																					

livebaseballscorecards.com

AB	28
R	0
H	1
RBI	0
BB	3
SO	13
LOB	6



Batter	1	2	3	4	5	6	7	8	9	AB R H RBI BB SO LOB	BOTTOM														
<b>Mike Cameron, R</b> OBP: 0.362, SLG: 0.486 (1, 8)	2-3  ①		3-1 P6  ①		2-1 SH3  ①		2-2 F7  ③			3 0 0 0 0 1 0	<p><b>Pittsburgh Pirates @ Cincinnati Reds</b> Cinergy Field, Cincinnati, OH Thu Aug 19 1999, 7:05 PM EDT Att. 17,904 - Cloudy - 76 F</p> <p>livebaseballscorecards.com</p> <table> <tr><td><b>AB</b></td><td><b>29</b></td></tr> <tr><td><b>R</b></td><td><b>1</b></td></tr> <tr><td><b>H</b></td><td><b>7</b></td></tr> <tr><td><b>RBI</b></td><td><b>1</b></td></tr> <tr><td><b>BB</b></td><td><b>2</b></td></tr> <tr><td><b>SO</b></td><td><b>8</b></td></tr> <tr><td><b>LOB</b></td><td><b>12</b></td></tr> </table> 	<b>AB</b>	<b>29</b>	<b>R</b>	<b>1</b>	<b>H</b>	<b>7</b>	<b>RBI</b>	<b>1</b>	<b>BB</b>	<b>2</b>	<b>SO</b>	<b>8</b>	<b>LOB</b>	<b>12</b>
<b>AB</b>	<b>29</b>																								
<b>R</b>	<b>1</b>																								
<b>H</b>	<b>7</b>																								
<b>RBI</b>	<b>1</b>																								
<b>BB</b>	<b>2</b>																								
<b>SO</b>	<b>8</b>																								
<b>LOB</b>	<b>12</b>																								
<b>Dmitri Young, S</b> OBP: 0.355, SLG: 0.498 <b>Michael Tucker, L</b> OBP: 0.335, SLG: 0.429 (8, PR) (9, 9)	0-1  1B		1-1  1B		3-3 K  ②			0-0  1B		4 0 3 0 0 1 1 0 0 0 0 0 0 0															
<b>Sean Casey, L</b> OBP: 0.406, SLG: 0.565 (1, 3)	3-3 S SAFE 1-2 K  ②		0-1 SAFE F SAFE F7  ②		4-0 BB FC5-4  BB			3-2 SAFE SAFE 1-2 HR  ①		3 1 1 1 1 1 2															
<b>Greg Vaughn, R</b> OBP: 0.341, SLG: 0.491 <b>Scott Williamson, R</b> (9, 1)	3-3 K  ③		4-1 SAFE SAFE BB  1-2		1-0 FC5-4  1-2f			1-3 K  ②		3 0 0 0 1 2 4 0 0 0 0 0 0 0															
<b>Barry Larkin, R</b> OBP: 0.393, SLG: 0.432 (1, 6)		1-2 P3  ①	2-1 P9  ③		2-1 G4-3  ①			3-2 L4  ③		4 0 0 0 0 0 3															
<b>Eddie Taubensee, L</b> OBP: 0.345, SLG: 0.481 (1, 2)		2-1 G5-3  ②		0-1 G1-3  ①		0-1 G4-3  ②				3 0 0 0 0 0 0															
<b>Aaron Boone, R</b> OBP: 0.343, SLG: 0.435 (1, 5)		1-2 1B  1B		1-3 K  ②		2-0 G6-3  ③				3 0 1 0 0 1 0															
<b>Pokey Reese, R</b> OBP: 0.319, SLG: 0.429 (1, 4)		0-0 SAFE 1-3 1B  ①		1-0 G4-3  ③			2-3 K  ①			3 0 1 0 0 1 0															
<b>Pete Hamisch, S</b> OBP: 0.160, SLG: 0.300 <b>Jeffrey Hammonds, R</b> OBP: 0.300, SLG: 0.453 (9, 7)		0-1 F7  ③			0-0 SH3  2B			0-3 K  ②		3 0 1 0 0 1 2 0 0 0 0 0 0 0															
<b>Inning Stats</b>	R: 0 E: 0 K: 3 S: 14	H: 1 LOB: 1 BB: 0 P: 22	R: 0 E: 0 K: 0 S: 13	H: 2 LOB: 2 BB: 0 P: 17	R: 0 E: 0 K: 0 S: 9	H: 1 LOB: 2 BB: 1 P: 19	R: 0 E: 0 K: 1 S: 8	H: 0 LOB: 0 BB: 0 P: 10	R: 0 E: 0 K: 1 S: 8	H: 1 LOB: 2 BB: 1 P: 18	R: 0 E: 0 K: 0 S: 5	H: 0 LOB: 0 BB: 0 P: 9	R: 0 E: 0 K: 2 S: 9	H: 0 LOB: 0 BB: 0 P: 13	R: 1 E: 0 K: 1 S: 12	H: 2 LOB: 1 BB: 0 P: 19	1B: 5 2B: 1 3B: 0 HR: 1	SF: 0 SAC: 1 DP: 0 HBP: 0	WP: 0 PB: 0 SB: 1 CS: 1	PA: 32					
<b>PITCHER</b> <b>Kris Benson, R</b> ERA: 4.16 (1, 1)	IP: 8.0 WLS: L BF: 32 H: 7 R: 1 ER: 1 SO: 8	BB: 2 IBB: 0 HBP: 0 BLK: 0 WP: 0 HR: 1 S: 78 P: 127	ERA: 1.12 WHIP: 1.125	<b>PITCHER</b>	IP: 1.0 WLS: L BF: 6 H: 1 R: 1 ER: 1 SO: 1	BB: 1 IBB: 0 HBP: 0 BLK: 0 WP: 0 HR: 0 S: 5 P: 9	ERA: 1.12 WHIP: 1.125																		

Batter	1	2	3	4	5	6	7	8	9	AB R H RBI BB SO LOB	TOP	
Tony Womack, L (1, 9) OBP: 0.329, SLG: 0.365	0-1 G3		2-1 G3			0-2 G1-3		1-3 K		4 0 0 0 0 1 0		
Jay Bell, R (1, 4) OBP: 0.355, SLG: 0.535	2-1 HR		0-3 K			2-3 K		1-3 K		4 1 1 1 0 3 0		
Luis Gonzalez, L (1, 7) OBP: 0.400, SLG: 0.553	2-1 HR		2-1 F8			0-0 G3		3-3 K		4 1 1 1 0 1 0		
Matt Williams, R (1, 5) OBP: 0.352, SLG: 0.552	1-1 G5-3			3-2 G6-3			0-0 F7		1-0 G5-3	4 0 0 0 0 0 0		
Erubiel Durazo, L (1, 3) OBP: 0.500, SLG: 0.523	0-3 K			0-2 G4-3			2-1 2B WP 1B		3-2 G3	4 1 1 0 0 1 0		
Steve Finley, L (1, 8) OBP: 0.338, SLG: 0.513		2-2 F7		1-0 G4-3			1-0 WP BLK 2B		4-2 BB	3 1 1 0 1 0 0		
Kelly Stinnett, R (1, 2) OBP: 0.286, SLG: 0.431 Greg Colbrunn, R (9, PH) OBP: 0.408, SLG: 0.517		0-0 G5-3			2-2 F9		4-2 BLK BB		1-3 K	2 0 0 0 1 0 0 1 0 0 0 0 1 1		
Andy Fox, L (1, 6) OBP: 0.362, SLG: 0.398		2-0 1B			1-3 K		3-3 SAFE			3 0 1 0 0 2 2		
Todd Stottlemire, L (1, 1) OBP: 0.320, SLG: 0.238 Greg Swindell, L (5, 1) Rob Ryan, L (7, PH) Dan Plesac, L (7, 1) Gregg Olson, R (8, 1)		0-0 F8			2-2 G4-3		3-2 G4-3			2 0 0 0 0 0 1 0 0 0 0 0 0 0 1 0 0 0 0 0 1 0 0 0 0 0 0 0 0 0 0 0 0 0 0		
<b>Inning Stats</b>	R: 2 H: 2 E: 0 LOB: 0 K: 1 BB: 0 S: 11 P: 16	R: 0 H: 1 E: 0 LOB: 1 K: 0 BB: 0 S: 6 P: 10	R: 0 H: 0 E: 0 LOB: 0 K: 1 BB: 0 S: 7 P: 11	R: 0 H: 0 E: 0 LOB: 0 K: 0 BB: 0 S: 8 P: 12	R: 0 H: 0 E: 0 LOB: 0 K: 1 BB: 0 S: 11 P: 16	R: 0 H: 0 E: 0 LOB: 0 K: 1 BB: 0 S: 7 P: 9	R: 2 H: 2 E: 0 LOB: 1 K: 1 BB: 1 S: 15 P: 28	R: 0 H: 0 E: 0 LOB: 0 K: 3 BB: 0 S: 9 P: 14	R: 0 H: 0 E: 0 LOB: 1 K: 1 BB: 1 S: 12 P: 21	1B: 2 SF: 0 2B: 1 SAC: 0 3B: 0 DP: 0 HR: 2 HBP: 0	WP: 1 PA: 34 PB: 0 SB: 0 CS: 0	
<b>PITCHER</b>	IP WLS BF H R ER SO BB IBB HBP BLK WP HR S P ERA WHIP											
Todd Ritchie, R (1, 1) ERA: 3.6	6.1 W 24 5 4 4 4 0 0 0 0 0 2 54 81 5.68 0.789											
Marc Wilkins, R (7, 1) ERA: 3.93	0.2 H 3 0 0 0 1 1 0 0 1 1 0 11 21 0.00 1.500											
Jose Silva, R (8, 1) ERA: 6.07	1.0 H 3 0 0 0 3 0 0 0 0 0 0 9 14 0.00 0.000											
Mike Williams, R (9, 1) ERA: 2.79	1.0 S 4 0 0 0 1 1 0 0 0 0 0 12 21 0.00 1.000											

**Arizona Diamondbacks @ Pittsburgh Pirates**  
 Three Rivers Stadium, Pittsburgh, PA  
 Fri Aug 20 1999, 7:05 PM EDT  
 Att. 23,934 - Overcast - 74 F

AB	32
R	4
H	5
RBI	2
BB	2
SO	9
LOB	5



BOTTOM

Arizona Diamondbacks @ Pittsburgh Pirates  
Three Rivers Stadium, Pittsburgh, PA

livebaseballscorecards.com

AB	33
R	5
H	11
RBI	5
BB	2
SO	9
LOB	12



WP:	0	PA:	35
PB:	0	SB:	1
CS:	0		

Fri Aug 20 1999, 7:05 PM EDT  
Att. 23,934 - Overcast - 74 F

AB	R	H	RBI	BB	SO	LOB
4	0	0	0	0	2	1
3	1	0	0	1	1	1
4	2	2	3	0	0	1
4	1	1	0	0	1	0
4	1	2	1	0	1	0
4	0	2	0	0	2	1
3	0	2	1	0	0	1
0	0	0	0	0	0	0
0	0	0	0	1	0	0
0	0	0	0	0	0	0
3	0	1	0	0	1	1
1	0	0	0	0	0	3
2	0	0	0	0	1	3
1	0	1	0	0	0	0
1B:	5	SF:	0			
2B:	4	SAC:	0			
3B:	0	DP:	2			
HR:	2	HBP:	0			

Batter	1	2	3	4	5	6	7	8	9
Al Martin, L OBP: 0.334, SLG: 0.521 (1, 7)	2-2 F8		2-2 K		2-3 K		2-2 P6		
Abraham Nunez, S OBP: 0.305, SLG: 0.242 (1, 6)	2-2 G5-3		1-2 F8		4-0 S HR BB		2-3 K		
Brian Giles, L OBP: 0.397, SLG: 0.571 (1, 8)	1-0 HR		1-0 G4-3		1 SAFE 1 SAFE 2-2 HR		0-1 P5		
Kevin Young, R OBP: 0.386, SLG: 0.514 (1, 3)	2-1 F8		3-2 2B		2-2 G5-3		1-3 K		
Ed Sprague, R OBP: 0.373, SLG: 0.516 (1, 5)		1-2 P5	1-1 2B		0-3 K		2-2 1B FC5-2 1B		
Warren Morris, L OBP: 0.377, SLG: 0.453 (1, 4)		3-3 K	2-3 K		0-0 G1-6-3 1B		1-1 FC5-2 1B		
Brant Brown, L OBP: 0.289, SLG: 0.425 (7, 1)		0-0 1B	0-0 G4-3 2B		1-0 SAFE G1-6-3 1-2f		4-0 IBB		
Jose Silva, R OBP: 0.100, SLG: 0.100 (8, 1)		1-1 1B	1-1 G4-3		2-3 K		0-1 FC5-2		
Dale Sveum, S OBP: 0.268, SLG: 0.459 (8, PH)		1-1 1B	1-1 G4-3		2-3 K		2-3 3-H		
Mike Williams, R (9, 1)		1-3 1B	2-3 K						
Joe Oliver, R OBP: 0.314, SLG: 0.321 (1, 2)		0-2 G5-3							
Keith Osik, R OBP: 0.240, SLG: 0.255 (7, 2)									
Todd Ritchie, R OBP: 0.178, SLG: 0.182 (7, 9)									
Adrian Brown, S OBP: 0.344, SLG: 0.325 (7, 9)									

Inning	R	H	E	K	S	H	LOB	BB	P
1	0	1	0	0	17	2	2	0	18
2	0	0	0	1	13	0	0	0	18
3	0	0	0	1	7	3	1	0	27
4	0	1	0	2	17	1	0	1	27
5	0	0	0	1	17	1	0	0	8
6	0	0	0	1	5	0	0	0	8
7	0	1	0	1	12	1	0	0	17
8	0	2	0	1	12	2	1	1	20
9	0	0	0	0	17	0	0	0	20

PITCHER	IP	WLS	BF	H	R	ER	SO	BB	IBB	HBP	BLK	WP	HR	S	P	ERA	WHIP
Todd Stottlemyre, R ERA: 4.04 (1, 1)	4.2	L	22	7	5	5	5	1	0	0	0	0	2	62	97	9.64	1.714
Greg Swindell, L ERA: 2.55 (5, 1)	1.1		4	1	0	0	2	0	0	0	0	0	0	8	11	0.00	0.750
Dan Plesac, L ERA: 7.13 (7, 1)	1.0		4	1	0	0	1	0	0	0	0	0	0	12	17	0.00	1.000
Gregg Olson, R ERA: 3.59 (8, 1)	1.0		5	2	0	0	1	0	1	0	0	0	0	12	20	0.00	2.000

Batter	1	2	3	4	5	6	7	8	9	AB R H RBI BB SO LOB	TOP														
<b>Tony Womack, L</b> OBP: 0.331, SLG: 0.365 (1, 6) (7, 9)	0-1 1B 1B	1-1 1B HBP		2-0 G3		4-2 S BB		1-3 K		3 1 1 0 1 1 0															
<b>Jay Bell, R</b> OBP: 0.355, SLG: 0.533 (1, 4)	0-1 G5-4-3 1B 1B	2-2 1B 1B		2-1 L5		1-3 K		3-3 K		5 0 2 1 0 2 1															
<b>Luis Gonzalez, L</b> OBP: 0.400, SLG: 0.552 (1, 7)	0-0 G5-4-3 1B 1-2 2-H	0-0 P4			0-1 S WP 1B		1-0 G6-3		0-2 G3-1	5 0 2 1 0 0 3															
<b>Matt Williams, R</b> OBP: 0.350, SLG: 0.549 (1, 5)	3-2 G5-4-3 1-2f 2-3		0-0 G5-3 E 1B		2-3 K		0-0 P6		1-1 L8	5 1 1 0 0 1 3															
<b>Greg Colbrunn, R</b> OBP: 0.398, SLG: 0.495 (1, 3)	1-3 K		2-0 L9		1-3 K		4-1 2B HBP		2-3 K	4 1 0 0 0 3 3															
<b>Bernard Gilkey, R</b> OBP: 0.390, SLG: 0.494 <b>Andy Fox, L</b> OBP: 0.362, SLG: 0.398 (7, PR) (7, 6)		3-1 G5-3	1-1 G5-3		4-2 BB		0-0 1-H 2B			3 0 1 1 1 0 1 0 0 0 0 0 0 0															
<b>Steve Finley, L</b> OBP: 0.339, SLG: 0.512 (1, 8)		1-2 HBP 1B 1B	2-1 E4		1-1 F8		4-0 IBB			3 1 1 0 1 0 2															
<b>Damian Miller, R</b> OBP: 0.291, SLG: 0.394 (1, 2)		1-0 1B HBP 1B	3-2 G6-3			0-0 G1-3		3-0 F8		4 0 1 0 0 0 3															
<b>Randy Johnson, R</b> OBP: 0.117, SLG: 0.156 (1, 1)		3-3 K		1-3 K		1-2 G1-3		1-1 G1-3		4 0 0 0 0 2 2															
<b>Inning Stats</b>	R: 1 E: 0 K: 1 S: 11	H: 3 LOB: 1 BB: 0 P: 15	R: 1 E: 0 K: 1 S: 14	H: 3 LOB: 3 BB: 0 P: 25	R: 1 E: 1 K: 0 S: 9	H: 1 LOB: 1 BB: 0 P: 17	R: 0 E: 0 K: 1 S: 7	H: 0 LOB: 0 BB: 0 P: 12	R: 0 E: 0 K: 2 S: 12	H: 1 LOB: 2 BB: 1 P: 20	R: 0 E: 0 K: 1 S: 11	H: 0 LOB: 1 BB: 1 P: 17	R: 1 E: 0 K: 0 S: 5	H: 1 LOB: 2 BB: 1 P: 17	R: 0 E: 0 K: 2 S: 9	H: 0 LOB: 0 BB: 0 P: 14	R: 0 E: 0 K: 1 S: 9	H: 0 LOB: 0 BB: 0 P: 12	1B: 8 2B: 1 3B: 0 HR: 0	SF: 0 SAC: 0 DP: 1 HBP: 2	WP: 1 PB: 0 SB: 3 CS: 0	PA: 41			
<b>PITCHER</b>	IP	WLS	BF	H	R	ER	SO	BB	IBB	HBP	BLK	WP	HR	S	P	ERA	WHIP								
<b>Jimmy Anderson, L</b> ERA: 3.52 (1, 1)	5.2	L	28	8	3	2	5	2	0	1	0	1	0	61	102	3.18	1.765								
<b>Greg Hansell, R</b> ERA: 3.77 (6, 1)	1.1		7	1	1	1	1	0	1	1	0	0	0	8	21	6.75	0.750								
<b>Scott Sauerbeck, L</b> ERA: 2.57 (8, 1)	1.0		3	0	0	0	2	0	0	0	0	0	0	9	14	0.00	0.000								
<b>Marc Wilkins, R</b> ERA: 3.82 (9, 1)	1.0		3	0	0	0	1	0	0	0	0	0	0	9	12	0.00	0.000								

Arizona Diamondbacks @ Pittsburgh Pirates  
Three Rivers Stadium, Pittsburgh, PA

Sat Aug 21 1999, 7:05 PM EDT  
Att. 31,364 - Unknown - 68 F

AB	36
R	4
H	9
RBI	3
BB	3
SO	9
LOB	18





Batter	1	2	3	4	5	6	7	8	9	AB R H RBI BB SO LOB	TOP											
Tony Womack, L OBP: 0.332, SLG: 0.367 (1, 9)	1-2 E7 HR 1B	0-1 F8		3-1 G3 2B		0-2 P1		0-0 P5		5 1 2 0 0 0 0												
Jay Bell, R OBP: 0.356, SLG: 0.530 (1, 4)	4-2 HR BB	0-3 K		2-2 G3 2-3		4-1 1B BB		2-2 G6-3		3 1 0 0 2 1 1												
Luis Gonzalez, L OBP: 0.402, SLG: 0.564 (1, 7)	2-0 HR 1-H 2-H	4-2 BB		0-0 G4-3		0-1 F8			1-2 HR	4 2 2 4 1 0 2												
Matt Williams, R OBP: 0.351, SLG: 0.553 (1, 5)	1-2 HR	1-3 SAFE K		0-0 G6-3		0-0 1B			0-3 K	5 1 2 1 0 2 2												
Erubiel Durazo, L OBP: 0.475, SLG: 0.551 (1, 3)	3-1 HR		0-0 F7		2-3 K	2-3 K			0-3 K	5 1 1 1 0 3 2												
Steve Finley, L OBP: 0.338, SLG: 0.513 (1, 8)	1-2 G6-3		0-3 K		0-1 BLK 3B		3-1 G3-1		0-2 G3	5 1 1 0 0 1 0												
Kelly Stinnett, R OBP: 0.289, SLG: 0.429 (1, 2)	0-0 G4-3		2-2 BB 1B		4-2 BLK BB		0-0 G1-3			3 0 1 0 1 0 0												
Andy Fox, L OBP: 0.364, SLG: 0.397 (1, 6)	0-1 WP 1B		4-0 BB 1-2 BB		2-1 P6		2-1 G4-3			3 0 1 0 1 0 1												
Omar Daal, L OBP: 0.259, SLG: 0.268 Rob Ryan, L (8, PH) Gregg Olson, R (8, 1) Matt Mantei, R (9, 1)	1-3 K		0-1 P5		2-3 K			2-2 P5		3 0 0 0 0 2 4 1 0												
<b>Inning Stats</b>	R: 5 E: 1 K: 1 S: 25	H: 5 LOB: 1 BB: 1 P: 38	R: 0 E: 0 K: 2 S: 12	H: 0 LOB: 1 BB: 1 P: 17	R: 0 E: 0 K: 1 S: 10	H: 1 LOB: 2 BB: 1 P: 16	R: 0 E: 0 K: 0 S: 7	H: 1 LOB: 1 BB: 0 P: 12	R: 1 E: 0 K: 2 S: 13	H: 1 LOB: 1 BB: 1 P: 23	R: 0 E: 0 K: 1 S: 10	H: 1 LOB: 2 BB: 1 P: 16	R: 0 E: 0 K: 0 S: 5	H: 0 LOB: 0 BB: 0 P: 10	R: 0 E: 0 K: 0 S: 7	H: 0 LOB: 0 BB: 0 P: 11	R: 1 E: 0 K: 2 S: 14	H: 1 LOB: 0 BB: 0 P: 15	1B: 4 2B: 1 3B: 1 HR: 4	SF: 0 SAC: 0 DP: 0 HBP: 0	WP: 1 PB: 0 SB: 0 CS: 0	PA: 42
<b>PITCHER</b>	IP WLS BF H R ER SO BB IBB HBP BLK WP HR S P ERA WHIP												<b>PITCHER</b>	IP WLS BF H R ER SO BB IBB HBP BLK WP HR S P ERA WHIP								
Jason Schmidt, R ERA: 4.2 (1, 1)	5.0 L 27 8 6 6 6 4 0 0 0 1 3 67 106 10.80 2.400																					
Scott Sauerbeck, L ERA: 2.47 (6, 1)	2.0 8 1 0 0 1 1 0 0 0 0 0 0 15 26 0.00 1.000																					
Jason Christiansen, L ERA: 4.46 (8, 1)	0.0 0 0 0 0 0 0 0 0 0 0 0 0 0 0 ∞ ∞																					
Jose Silva, R ERA: 6.03 (8, 1)	2.0 7 1 1 1 2 0 0 0 0 0 0 1 21 26 4.50 0.500																					

Arizona Diamondbacks @ Pittsburgh Pirates  
Three Rivers Stadium, Pittsburgh, PA  
Sun Aug 22 1999, 1:35 PM EDT  
Att. 25,112 - Sunny - 77 F

AB	37
R	7
H	10
RBI	6
BB	5
SO	9
LOB	12





Batter	1	2	3	4	5	6	7	8	9	AB R H RBI BB SO LOB
<b>Adrian Brown, S</b> OBP: 0.349, SLG: 0.329 (1, 9)	3-2 F9 2B		2-1 FC5-4 1B	0-1 G6-3			1-0 E5 1B		4-2 BB	4 0 2 0 1 0 0
<b>John Wehner, R</b> OBP: 0.289, SLG: 0.357 <b>Dale Sveum, S</b> OBP: 0.256, SLG: 0.436 (1, 7) (9, PH)	2-3 K		0-0 FC5-4 1B 2B		0-1 F8		0-1 1B		2-3 K	4 1 1 0 0 1 3 1 0 0 0 0 1 1
<b>Brian Giles, L</b> OBP: 0.395, SLG: 0.564 (1, 8)	4-0 BB		1-2 2B SF8 1B		1-3 K		1-2 F9			3 1 1 1 1 1 2
<b>Kevin Young, R</b> OBP: 0.388, SLG: 0.535 (1, 3)	1-0 F9		2-2 1B 2B		3-3 K			0-0 HR		4 2 2 2 0 1 2
<b>Ed Sprague, R</b> OBP: 0.366, SLG: 0.507 (1, 5)	1-2 F9		0-0 SF8		1-0 F7		0-1 G6-3			3 0 0 1 0 0 2
<b>Warren Morris, L</b> OBP: 0.376, SLG: 0.451 (1, 4)		1-1 G6-3	0-1 1B		1-2 G4-3		1-0 F8			4 0 1 1 0 0 0
<b>Mike Benjamin, R</b> OBP: 0.273, SLG: 0.313 (1, 6)		0-2 F9	0-0 P4		1-2 G5-3		2-1 G3			4 0 0 0 0 0 1
<b>Joe Oliver, R</b> OBP: 0.303, SLG: 0.309 <b>Al Martin, L</b> OBP: 0.333, SLG: 0.520 (1, 2) (9, PH)		2-2 F8		1-0 P3		2-0 P4		2-3 K		3 0 0 0 0 0 0 1 0 0 0 0 1 0
<b>Jason Schmidt, R</b> OBP: 0.125, SLG: 0.067 <b>Scott Sauerbeck, R</b> OBP: 0.304, SLG: 0.242 <b>Abraham Nunez, S</b> OBP: 0.304, SLG: 0.242 <b>Jason Christiansen, R</b> OBP: 0.100, SLG: 0.100 <b>Jose Silva, R</b> OBP: 0.288, SLG: 0.423 (1, 1) (6, 1) (7, PH) (8, 1) (8, 1) (9, PH)			4-2 FC5-4 1B BB	0-3 K		0-0 L8		2-3 K		1 1 0 0 0 1 1 0 0 0 0 0 0 0 0 0 1 0 1 0 0 0 0 0 1 0

Inning Stats	R: 0 E: 0 K: 1 S: 10	H: 1 LOB: 2 BB: 1 P: 21	R: 0 E: 0 K: 0 S: 8	H: 0 LOB: 0 BB: 0 P: 11	R: 4 E: 0 K: 0 S: 16	H: 4 LOB: 1 BB: 1 P: 25	R: 0 E: 0 K: 1 S: 6	H: 0 LOB: 0 BB: 0 P: 7	R: 0 E: 0 K: 2 S: 8	H: 0 LOB: 0 BB: 0 P: 12	R: 0 E: 0 K: 0 S: 8	H: 0 LOB: 0 BB: 0 P: 11	R: 0 E: 1 K: 0 S: 8	H: 1 LOB: 2 BB: 0 P: 12	R: 1 E: 0 K: 0 S: 6	H: 1 LOB: 0 BB: 0 P: 9	R: 0 E: 0 K: 3 S: 12	H: 0 LOB: 1 BB: 1 P: 22	1B: 4 2B: 2 3B: 0 HR: 1	SF: 1 SAC: 0 DP: 0 HBP: 0
--------------	-------------------------------	----------------------------------	------------------------------	----------------------------------	-------------------------------	----------------------------------	------------------------------	---------------------------------	------------------------------	----------------------------------	------------------------------	----------------------------------	------------------------------	----------------------------------	------------------------------	---------------------------------	-------------------------------	----------------------------------	----------------------------------	------------------------------------

PITCHER	IP	WLS	BF	H	R	ER	SO	BB	IBB	HBP	BLK	WP	HR	S	P	ERA	WHIP
<b>Omar Daal, L</b> ERA: 3.45 (1, 1)	7.0	W	30	6	4	4	4	2	0	0	0	0	0	64	99	5.14	1.143
<b>Gregg Olson, R</b> ERA: 3.71 (8, 1)	1.0	H	4	1	1	1	0	0	0	0	0	0	1	6	9	9.00	1.000
<b>Matt Mantei, R</b> ERA: 2.81 (9, 1)	1.0	S	4	0	0	0	3	1	0	0	0	0	0	12	22	0.00	1.000

**BOTTOM**

**Arizona Diamondbacks @ Pittsburgh Pirates**  
Three Rivers Stadium, Pittsburgh, PA

Sun Aug 22 1999, 1:35 PM EDT  
Att: 25,112 - Sunny - 77 F

<b>AB</b>	<b>34</b>
<b>R</b>	<b>5</b>
<b>H</b>	<b>7</b>
<b>RBI</b>	<b>5</b>
<b>BB</b>	<b>3</b>
<b>SO</b>	<b>7</b>
<b>LOB</b>	<b>11</b>



WP: 0	PA: 38
PB: 0	
SB: 0	
CS: 0	

Batter	1	2	3	4	5	6	7	8	9	AB R H RBI BB SO LOB	TOP	
Tony Womack, L OBP: 0.335, SLG: 0.370 (1, 4) (9, 9)	1-1 L4-3 1B	1-1 G3-1		4-1 G4-3 S BB		0-2 P6			2-0 2B	4 0 2 0 1 0 2		
Rob Ryan, L OBP: 0.143, SLG: 0.571 Matt Mantei, R (1, 9) (9, 1)	1-0 L4-3 1-2		2-2 HR	1-1 G4-3		0-1 F8			1-3 K	5 1 1 1 0 1 3 0 0 0 0 0 0 0		
Luis Gonzalez, L OBP: 0.404, SLG: 0.564 (1, 7)	0-0 1B		0-1 WP BB 1B	4-0 IBB		2-2 G5-3				3 0 2 0 1 0 0		
Matt Williams, R OBP: 0.348, SLG: 0.549 (1, 5)	2-1 P6		0-3 K	0-0 G3		1-3 K				4 0 0 0 0 2 4		
Erubiel Durazo, L OBP: 0.462, SLG: 0.528 (1, 3)		1-0 2B 1B	1-1 F7		2-3 K			2-2 G3-1		4 1 1 0 0 1 1		
Steve Finley, L OBP: 0.339, SLG: 0.514 (1, 8)		3-2 G3 1-H 2B	4-0 WP BB	1-2 BB	2-1 F7			0-3 K		3 0 1 1 1 1 0		
Andy Fox, L OBP: 0.363, SLG: 0.393 (1, 6)		2-0 G3	4-0 IBB	1-2 IBB	3-2 G4-3			3-3 K		3 0 0 0 1 1 1		
Damian Miller, R OBP: 0.294, SLG: 0.394 (1, 2)		4-2 SH1-4 BB	1-3 K		1-3 K			0-0 K 1B		3 0 1 0 1 2 3		
Armando Reynoso, R OBP: 0.167, SLG: 0.214 Dan Plesac, L OBP: 0.167, SLG: 0.214 Bobby Chouinard, R OBP: 0.167, SLG: 0.214 Greg Swindell, L OBP: 0.167, SLG: 0.214 Jay Bell, R OBP: 0.355, SLG: 0.529 (1, 1) (7, 1) (7, 1) (8, 1) (9, PH) (9, 4)	0-0 SH1-4		1-3 K		2-2 G6-3			2-3 K	1-2	2 0 0 0 0 0 1 0 1 0 0 0 0 0 1 1		
<b>Inning Stats</b>	R: 0 E: 0 K: 0 S: 6 H: 2 LOB: 1 P: 10	R: 1 E: 0 K: 0 S: 12 H: 2 LOB: 2 BB: 1 P: 22	R: 1 E: 0 K: 2 S: 16 H: 2 LOB: 3 BB: 2 P: 28	R: 0 E: 0 K: 1 S: 7 H: 0 LOB: 2 BB: 2 P: 17	R: 0 E: 0 K: 1 S: 8 H: 0 LOB: 0 BB: 0 P: 15	R: 0 E: 0 K: 1 S: 15 H: 0 LOB: 0 BB: 0 P: 18	R: 0 E: 0 K: 1 S: 8 H: 0 LOB: 0 BB: 0 P: 11	R: 0 E: 0 K: 2 S: 12 H: 0 LOB: 0 BB: 0 P: 17	R: 0 E: 0 K: 2 S: 8 H: 2 LOB: 1 BB: 0 P: 13	1B: 5 2B: 3 3B: 0 HR: 1 SF: 0 SAC: 1 DP: 1 HBP: 0	WP: 1 PB: 0 SB: 1 CS: 0 PA: 38	
<b>PITCHER</b>	IP WLS BF H R ER SO BB IBB HBP BLK WP HR S P ERA WHIP											
67 Francisco Cordova, R ERA: 4.25 (1, 1)	6.0 L 28 6 2 2 5 3 2 0 0 1 1 64 110 3.00 1.500											
Greg Hansell, R ERA: 3.55 (7, 1)	2.0 6 0 0 0 3 0 0 0 0 0 0 20 28 0.00 0.000											
Mike Williams, R ERA: 2.74 (9, 1)	1.0 4 2 0 0 2 0 0 0 0 0 0 8 13 0.00 2.000											

Arizona Diamondbacks @ Pittsburgh Pirates  
 Three Rivers Stadium, Pittsburgh, PA  
 Mon Aug 23 1999, 7:05 PM EDT  
 Att. 11,768 - Cloudy - 78 F

AB	32
R	2
H	8
RBI	2
BB	5
SO	10
LOB	15



Batter	1	2	3	4	5	6	7	8	9	AB	R	H	RBI	BB	SO	LOB
<b>Al Martin, L</b> OBP: 0.334, SLG: 0.517 (1, 7)	2-1 L4-3 1B	4-2 1-2 BB		2-0 G3			1-1 F9		1-2 F7	4	0	1	0	1	0	2
<b>Abraham Nunez, S</b> OBP: 0.301, SLG: 0.241 (1, 6)	1-1 L4-3 1-2	1-0 F8			2-3 K		0-1 1B		3-3 K	5	0	1	0	0	2	4
<b>Brian Giles, L</b> OBP: 0.394, SLG: 0.568 (1, 8)	1-0 HR		2-2 K		1-0 F8		1-3 K			4	1	1	1	0	2	1
<b>Kevin Young, R</b> OBP: 0.387, SLG: 0.532 (1, 3)	4-2 BB BB		2-3 K		1-0 L5		2-3 K			3	0	0	0	1	2	1
<b>Ed Sprague, R</b> OBP: 0.370, SLG: 0.508 (1, 5)	4-2 1-2 BB		1-2 1B		0-0 BB 1B			1-0 F9		3	0	2	0	1	0	0
<b>Warren Morris, L</b> OBP: 0.373, SLG: 0.447 (1, 4)	2-2 P5		0-1 P5		1 SAFE 0-3 K		1-3 K			4	0	0	0	0	2	4
<b>Brant Brown, L</b> OBP: 0.285, SLG: 0.418 (1, 9)		1-1 F7		1-0 P7		0-2 F9		3-3 K		3	0	0	0	0	0	1
<b>John Wehner, R</b> OBP: 0.283, SLG: 0.349 (8, PH)										1	0	0	0	0	1	0
<b>Mike Williams, R</b> (9, 1)										0	0	0	0	0	0	0
<b>Keith Osik, R</b> OBP: 0.243, SLG: 0.250 (1, 2)		1-0 F8		1-2 F9		1 SAFE 4-1 BB			1-1 F8	3	0	0	0	1	0	0
<b>67 Francisco Cordova, R</b> OBP: 0.270, SLG: 0.229 (1, 1)		1-1 BB 1B		0-2 1B		2-1 F7			4-2 BB	2	0	2	0	0	0	0
<b>Dale Sveum, S</b> OBP: 0.250, SLG: 0.425 (6, PH)										1	0	0	0	0	0	2
<b>Greg Hansell, R</b> (7, 1)										0	0	0	0	0	0	0
<b>Adrian Brown, S</b> OBP: 0.353, SLG: 0.329 (9, 9)										0	0	0	0	1	0	0

Inning Stats	R: 1	H: 2	E: 0	K: 0	S: 13	H: 2	LOB: 2	BB: 2	P: 27	R: 0	H: 1	E: 0	K: 0	S: 10	H: 1	LOB: 1	BB: 1	P: 18	R: 0	H: 1	E: 0	K: 2	S: 14	R: 0	H: 0	E: 0	K: 1	S: 5	H: 1	LOB: 2	BB: 1	P: 16	R: 0	H: 1	E: 0	K: 2	S: 10	H: 0	LOB: 0	BB: 0	P: 9	R: 0	H: 1	E: 0	K: 1	S: 7	H: 0	LOB: 0	BB: 0	P: 12	R: 0	H: 0	E: 0	K: 1	S: 13	H: 0	LOB: 1	BB: 1	P: 22	1B: 6	SF: 0	2B: 1	SAC: 0	3B: 0	DP: 1	HR: 1	HBP: 0
--------------	------	------	------	------	-------	------	--------	-------	-------	------	------	------	------	-------	------	--------	-------	-------	------	------	------	------	-------	------	------	------	------	------	------	--------	-------	-------	------	------	------	------	-------	------	--------	-------	------	------	------	------	------	------	------	--------	-------	-------	------	------	------	------	-------	------	--------	-------	-------	-------	-------	-------	--------	-------	-------	-------	--------

PITCHER	IP	WLS	BF	H	R	ER	SO	BB	IBB	HBP	BLK	WP	HR	S	P	ERA	WHIP
<b>Armando Reynoso, R</b> ERA: 3.87 (1, 1)	6.0	W	27	6	1	1	4	4	0	0	0	0	1	60	101	1.50	1.667
<b>Dan Plesac, L</b> ERA: 7.0 (7, 1)	0.2	H	3	1	0	0	1	0	0	0	0	0	0	7	9	0.00	1.500
<b>Bobby Chouinard, R</b> ERA: 2.49 (7, 1)	0.2	H	2	0	0	0	1	0	0	0	0	0	0	4	7	0.00	0.000
<b>Greg Swindell, L</b> ERA: 2.52 (8, 1)	0.2	H	2	0	0	0	2	0	0	0	0	0	0	6	10	0.00	0.000
<b>Matt Mantei, R</b> ERA: 2.75 (9, 1)	1.0	S	4	0	0	0	1	1	0	0	0	0	0	13	22	0.00	1.000

**BOTTOM**

**Arizona Diamondbacks @ Pittsburgh Pirates**  
**Three Rivers Stadium, Pittsburgh, PA**  
 Mon Aug 23 1999, 7:05 PM EDT  
 Att: 11,768 - Cloudy - 78 F

AB	33
R	1
H	7
RBI	1
BB	5
SO	9
LOB	15



WP	PA	ERA	WHIP
0	38		
0			
1			
0			

Batter	1	2	3	4	5	6	7	8	9	AB R H RBI BB SO LOB	TOP											
Neifi Perez, S OBP: 0.320, SLG: 0.403 (1, 6)	1-2 G6-3		0-0 FC6-4			2-2 1B E 1B		2-2 G4-3	0-0 L4	5 1 1 0 0 0 3												
Terry Shumpert, R OBP: 0.394, SLG: 0.555 (1, 4)	3-2 F7		1-1 F9			2-1 P9		1-1 2B		4 0 1 0 0 0 2												
Larry Walker, L OBP: 0.438, SLG: 0.680 Lenny Harris, L OBP: 0.298, SLG: 0.317 Curt Leskanic, R OBP: 0.500, SLG: 1.250 Edgard Clemente, R OBP: 0.308, SLG: 0.605 (1, 9) (5, 9) (8, 1) (9, 8)	1-3 K2-3			4-0 FC5-4 BB		3-2 1B E 1B		2-1 G4-3		1 0 0 0 1 1 0 2 0 1 0 0 0 1 0 0 0 0 0 0 0 0 0 0 0 0 0 0												
Dante Bichette, R OBP: 0.343, SLG: 0.544 (1, 7)		0-2 G6-3		2-3 K		0-0 E5			0-1 G1-3	4 0 0 1 0 1 2												
Vinny Castilla, R OBP: 0.340, SLG: 0.491 (1, 5)		0-0 1B		0-2 FC5-4		1-1 G6-4-3			4-1 17 1B BB	3 1 1 0 1 0 3												
17 Todd Helton, L OBP: 0.377, SLG: 0.535 (1, 3)		1-0 F7		0-0 F8			2-1 G4-3		0-0 BB 1B	4 1 1 0 0 0 2												
Jeff Barry, S OBP: 0.336, SLG: 0.459 (1, 8) (9, 9)		3-2 F8			3-2 CS 1B		0-1 G4-3		2-3 K	4 0 1 0 0 1 3												
Henry Blanco, R OBP: 0.327, SLG: 0.406 (1, 2)			1-2 F9		1 SAFE 3-3 K		0-2 L5		4-1 1B BB	3 0 0 0 1 1 1												
Brian Bohanon, L OBP: 0.183, SLG: 0.158 Angel Echevarria, R OBP: 0.352, SLG: 0.500 Dave Veres, R (1, 1) (8, PH) (8, 9) (9, 1)			3-2 FC6-4 1B		0-1 G4-3			0-3 K	1-2 1B	2 0 1 0 0 0 0 2 0 1 2 0 1 0 0 0 0 0 0 0 0												
<b>Inning Stats</b>	R: 0 E: 0 K: 1 S: 10	H: 0 LOB: 0 BB: 0 P: 15	R: 0 E: 0 K: 0 S: 8	H: 1 LOB: 1 BB: 0 P: 12	R: 0 E: 0 K: 1 S: 11	H: 1 LOB: 1 BB: 0 P: 16	R: 0 E: 0 K: 1 S: 7	H: 0 LOB: 1 BB: 1 P: 13	R: 0 E: 0 K: 1 S: 10	H: 1 LOB: 0 BB: 0 P: 16	R: 1 E: 1 K: 0 S: 12	H: 2 LOB: 1 BB: 0 P: 20	R: 0 E: 0 K: 0 S: 8	H: 0 LOB: 0 BB: 0 P: 10	R: 0 E: 0 K: 1 S: 12	H: 1 LOB: 1 BB: 0 P: 17	R: 2 E: 0 K: 1 S: 15	H: 2 LOB: 2 BB: 2 P: 26	1B: 7 2B: 2 3B: 0 HR: 0	SF: 0 SAC: 0 DP: 2 HBP: 0	WP: 0 PB: 0 SB: 0 CS: 1	PA: 37
<b>PITCHER</b>	IP WLS BF H R ER SO BB IBB HBP BLK WP HR S P ERA WHIP																			ERA WHIP		
Kris Benson, R ERA: 4.01 Mike Williams, R ERA: 3.04 (1, 1) (9, 1)	8.0 L 7 2 2 2 1 2 0 0 0 0 0 15 26 18.00 4.000																					

**Colorado Rockies @ Pittsburgh Pirates**  
 Three Rivers Stadium, Pittsburgh, PA  
 Tue Aug 24 1999, 7:05 PM EDT  
 Att. 13,221 - Unknown - 68 F

AB	34
R	3
H	8
RBI	3
BB	3
SO	5
LOB	17



Batter	1	2	3	4	5	6	7	8	9	AB R H RBI BB SO LOB
<b>Al Martin, L</b> OBP: 0.333, SLG: 0.513 (1, 7)	0-0 F8	3-3 K		4-2 BB			1-0 G4-3		0-3 K	4 0 0 0 1 2 1
<b>Mike Benjamin, R</b> OBP: 0.273, SLG: 0.316 (1, 6)	2-0 PB 1B 2B		1-1 G6-3	3-3 K			2-3 K			4 1 1 0 0 2 2
<b>Brian Giles, L</b> OBP: 0.397, SLG: 0.568 (1, 8)	4-1 S 1B BB		4-2 FC6-4 BB		2-1 1B		0-0 G3			2 0 1 0 2 0 0
<b>Kevin Young, R</b> OBP: 0.388, SLG: 0.535 (1, 3)	4-2 1B HBP		2-3 K		1-0 P5		2-1 FC4-2 3B			3 0 1 0 0 1 2
<b>Ed Sprague, R</b> OBP: 0.366, SLG: 0.504 (1, 5)	2-1 P6		0-0 FC6-4		1-0 P5		1-1 G6-3			4 0 0 0 0 0 6
<b>Adrian Brown, S</b> OBP: 0.356, SLG: 0.333 (1, 9)	2-1 1B		3-2 G6-3 F8 1B		1-0 L4		2-2 FC4-2			4 1 2 1 0 0 2
<b>Joe Oliver, R</b> OBP: 0.301, SLG: 0.318 (1, 2)		0-1 2B		0-1 F8		0-1 P6		1-0 P4		4 0 1 0 0 0 2
<b>John Wehner, R</b> OBP: 0.265, SLG: 0.326 (1, 4)		2-1 G5-3		1-1 G6-3		0-3 K		0-0 G3		3 0 0 0 0 1 2
<b>Warren Morris, L</b> OBP: 0.372, SLG: 0.446 (7, 4)				2-3						1 0 0 0 0 0 0
<b>Kris Benson, R</b> OBP: 0.170, SLG: 0.176 (1, 1)		1-3 K		2-1 BB 1B		0-3 K		1-3 K		3 0 1 1 0 2 1
<b>Mike Williams, R</b> (9, 1)										0 0 0 0 0 0 0
<b>Dale Sveum, S</b> OBP: 0.244, SLG: 0.415 (9, PH)										1 0 0 0 0 1 0

Inning Stats	R: 1 E: 0 K: 0 S: 9	H: 2 LOB: 2 BB: 1 P: 23	R: 0 E: 0 K: 2 S: 13	H: 1 LOB: 1 BB: 0 P: 19	R: 0 E: 0 K: 1 S: 8	H: 0 LOB: 1 BB: 1 P: 15	R: 1 E: 0 K: 1 S: 19	H: 2 LOB: 2 BB: 1 P: 32	R: 0 E: 0 K: 0 S: 5	H: 1 LOB: 1 BB: 0 P: 10	R: 0 E: 0 K: 2 S: 9	H: 0 LOB: 0 BB: 0 P: 9	R: 0 E: 0 K: 1 S: 5	H: 0 LOB: 0 BB: 0 P: 8	R: 0 E: 0 K: 0 S: 8	H: 1 LOB: 1 BB: 0 P: 14	R: 0 E: 0 K: 2 S: 7	H: 0 LOB: 0 BB: 0 P: 8	1B: 4 2B: 2 3B: 1 HR: 0	SF: 0 SAC: 0 DP: 0 HBP: 1	WP: 0 PB: 1 SB: 1 CS: 0	PA: 37
--------------	------------------------------	----------------------------------	-------------------------------	----------------------------------	------------------------------	----------------------------------	-------------------------------	----------------------------------	------------------------------	----------------------------------	------------------------------	---------------------------------	------------------------------	---------------------------------	------------------------------	----------------------------------	------------------------------	---------------------------------	----------------------------------	------------------------------------	----------------------------------	--------

PITCHER	IP	WLS	BF	H	R	ER	SO	BB	IBB	HBP	BLK	WP	HR	S	P	ERA	WHIP
<b>Brian Bohanon, L</b> ERA: 6.26 (1, 1)	7.0		30	6	2	2	7	3	0	1	0	0	0	68	116	2.57	1.286
<b>Curt Leskanic, R</b> ERA: 4.7 (8, 1)	1.0	W	4	1	0	0	0	0	0	0	0	0	0	8	14	0.00	1.000
<b>Dave Veres, R</b> ERA: 4.45 (9, 1)	1.0	S	3	0	0	0	2	0	0	0	0	0	0	7	8	0.00	0.000


**BOTTOM**

**Colorado Rockies @ Pittsburgh Pirates**  
Three Rivers Stadium, Pittsburgh, PA

Tue Aug 24 1999, 7:05 PM EDT  
Att: 13,221 - Unknown - 68 F

<b>AB</b>	<b>33</b>
<b>R</b>	<b>2</b>
<b>H</b>	<b>7</b>
<b>RBI</b>	<b>2</b>
<b>BB</b>	<b>3</b>
<b>SO</b>	<b>9</b>
<b>LOB</b>	<b>18</b>

livebaseballscorecards.com



Batter	1	2	3	4	5	6	7	8	9	AB R H RBI BB SO LOB	TOP											
Neifi Perez, S (1, 6) OBP: 0.319, SLG: 0.401 Terry Shumpert, R (7, 6) OBP: 0.395, SLG: 0.560	0-3 K		1-0 F9			0-0 G5-3		1-1 7 1B	2-3 K	3 0 0 0 0 1 0 2 1 1 0 0 1 1												
7 Kurt Abbott, R (1, 4) OBP: 0.301, SLG: 0.432	2-2 K		3-2 FC5-4 1B			0-1 G5-3		1-1 2B G6-3 1B		4 1 2 1 0 1 0												
Angel Echevarria, R (1, 9) OBP: 0.355, SLG: 0.497	4-1 BB		2-0 FC5-4 1-2f			1-1 E7 E 1B		0-1 F9		3 1 1 0 1 0 2												
Dante Bichette, R (1, 7) OBP: 0.343, SLG: 0.543 Lenny Harris, L (7, 7) OBP: 0.303, SLG: 0.329	2-2 G1-3				0-2 L5		0-0 E8 2-H 1B	0-1 1-3 2B		3 0 1 1 0 0 1 1 0 1 0 0 0 0												
Vinny Castilla, R (1, 5) OBP: 0.337, SLG: 0.487					0-1 F9		1-0 F9	1-0 G6-3		4 0 0 1 0 0 2												
17 Todd Helton, L (1, 3) OBP: 0.376, SLG: 0.531					2-1 F7			0-0 F7		3 0 0 0 1 1 1												
Edgard Clemente, R (1, 8) OBP: 0.293, SLG: 0.575					1-2 F9					4 0 0 0 0 2 1												
Henry Blanco, R (1, 2) OBP: 0.325, SLG: 0.400					0-0 G5-3					3 0 0 0 1 0 1												
Darryl Kile, R (1, 1) OBP: 0.146, SLG: 0.089 David Lee, R (6, 1) OBP: 0.200, SLG: 0.200 Jeff Barry, S (7, PH) OBP: 0.333, SLG: 0.455 Roberto Ramirez, L (7, 1) OBP: 0.333, SLG: 0.200 Kirt Manwaring, R (9, PH) OBP: 0.386, SLG: 0.391					0-0 G6-3					2 0 0 0 0 1 0 0 0 0 0 0 0 0 1 0 0 0 0 0 1 0 0 0 0 0 0 0 1 0 1 0 0 0 0												
<b>Inning Stats</b>	R: 0 E: 0 K: 2 S: 11	H: 0 LOB: 1 BB: 1 P: 19	R: 0 E: 0 K: 0 S: 12	H: 0 LOB: 1 BB: 1 P: 20	R: 0 E: 0 K: 1 S: 9	H: 1 LOB: 1 BB: 0 P: 18	R: 0 E: 0 K: 0 S: 8	H: 0 LOB: 0 BB: 0 P: 10	R: 0 E: 0 K: 0 S: 5	H: 0 LOB: 0 BB: 0 P: 6	R: 1 E: 2 K: 0 S: 7	H: 2 LOB: 1 BB: 0 P: 9	R: 0 E: 0 K: 2 S: 10	H: 0 LOB: 1 BB: 1 P: 19	R: 2 E: 0 K: 0 S: 10	H: 3 LOB: 1 BB: 0 P: 13	R: 0 E: 0 K: 2 S: 12	H: 1 LOB: 1 BB: 0 P: 20	1B: 5 2B: 2 3B: 0 HR: 0	SF: 0 SAC: 0 DP: 0 HBP: 0	WP: 0 PB: 0 SB: 0 CS: 0	PA: 37
<b>PITCHER</b>	IP WLS BF H R ER SO BB IBB HBP BLK WP HR S P ERA WHIP																					
Chris Peters, L (1, 1) ERA: 5.74	7.0 W 27 3 1 0 5 3 0 0 0 0 0 0 62 101 0.00 0.857																					
Marc Wilkins, R (8, 1) ERA: 4.19	1.0 6 3 2 2 0 0 0 0 0 0 0 0 10 13 18.00 3.000																					
Brad Clontz, R (9, 1) ERA: 2.37	1.0 4 1 0 0 2 0 0 0 0 0 0 0 12 20 0.00 1.000																					

Colorado Rockies @ Pittsburgh Pirates  
 Three Rivers Stadium, Pittsburgh, PA  
 Wed Aug 25 1999, 7:05 PM EDT  
 Att. 12,535 - Overcast - 77 F

livebaseballscorecards.com

AB	34
R	3
H	7
RBI	3
BB	3
SO	7
LOB	10



BOTTOM

Colorado Rockies @ Pittsburgh Pirates  
Three Rivers Stadium, Pittsburgh, PA

Wed Aug 25 1999, 7:05 PM EDT  
Att. 12,535 - Overcast - 77 F

livebaseballscorecards.com

AB	37
R	9
H	14
RBI	9
BB	2
SO	5
LOB	16



WP:	0	PA:	39
PB:	0	SB:	1
CS:	0		

AB	R	H	RBI	BB	SO	LOB
5	1	2	0	0	0	2
5	2	2	0	0	1	3
3	1	1	3	2	0	1
4	0	2	3	0	0	1
4	1	1	0	0	0	4
4	1	2	0	0	1	1
4	1	1	2	0	1	1
4	1	1	1	0	1	1
3	1	2	0	0	1	1
1	0	0	0	0	0	1
0	0	0	0	0	0	0
0	0	0	0	0	0	0

1B:	10	SF:	0
2B:	2	SAC:	0
3B:	1	DP:	1
HR:	1	HBP:	0

Batter	1	2	3	4	5	6	7	8	9
<b>Al Martin, L</b> OBP: 0.333, SLG: 0.511 (1, 7)	1-0 2B G5-3 1B	2-1 FC6-4 1B			0-0 F8	0-0 P2		1-0 G3	
<b>Mike Benjamin, R</b> OBP: 0.275, SLG: 0.321 (1, 6)	1-2 2B 2B	1-0 FC6-4 1-2f			2-3 K	0-1 BB 1B		3-2 F9	
<b>Brian Giles, L</b> OBP: 0.398, SLG: 0.573 (1, 8)	0-1 G5-3 3-H		4-2 G1-6-3 BB		0-0 HR	4-1 1B BB		0-1 G6-3	
<b>Kevin Young, R</b> OBP: 0.388, SLG: 0.537 (1, 3)	3-1 G6-3 2B		3-2 P6		0-2 F9	1-2 1B			
<b>Ed Sprague, R</b> OBP: 0.366, SLG: 0.501 (1, 5)	1-2 G6-3 2-3		0-0 G1-6-3 1-2f			1-0 1B BB			
<b>Warren Morris, L</b> OBP: 0.373, SLG: 0.446 (1, 4)	0-1 G3			1-3 K		3-2 3B 1B	2-1 FC4-6 1B		
<b>Brant Brown, L</b> OBP: 0.284, SLG: 0.423 (1, 9)		3-2 G4-3		1-3 K		1-2 1B 3B	1-1 FC4-6 1-2f		
<b>Joe Oliver, R</b> OBP: 0.299, SLG: 0.315 (1, 2)		1-1 G6-3		1-1 F9		3-2 BB 1B 1B	1-3 K		
<b>Chris Peters, L</b> OBP: 0.286, SLG: 0.231 (1, 1)		1-0 1B			0-0 HR	0-3 K	3-2 F9		
<b>Dale Sveum, S</b> OBP: 0.239, SLG: 0.405 (7, PH)									
<b>Marc Wilkins, R</b> (8, 1)									
<b>Brad Clontz, R</b> (9, 1)									

Inning	R	H	E	K	S	R	H	E	K	S	R	H	E	K	S	R	H	E	K	S	R	H	E	K	S
1	2	3	0	14	20	0	0	0	9	17	0	0	0	8	15	0	0	0	9	12	2	6	0	1	11
2	0	2	0	0	0	0	0	0	0	0	0	0	0	0	0	0	0	0	0	0	0	0	0	0	0
3	0	0	0	0	0	0	0	0	0	0	0	0	0	0	0	0	0	0	0	0	0	0	0	0	0
4	0	0	0	0	0	0	0	0	0	0	0	0	0	0	0	0	0	0	0	0	0	0	0	0	0
5	2	2	0	1	11	0	0	0	0	0	0	0	0	0	0	0	0	0	0	0	0	0	0	0	0
6	5	6	0	21	35	0	0	0	0	0	0	0	0	0	0	0	0	0	0	0	0	0	0	0	0
7	0	1	0	1	18	0	0	0	0	0	0	0	0	0	0	0	0	0	0	0	0	0	0	0	0
8	0	0	0	0	0	0	0	0	0	0	0	0	0	0	0	0	0	0	0	0	0	0	0	0	0
9	0	0	0	0	0	0	0	0	0	0	0	0	0	0	0	0	0	0	0	0	0	0	0	0	0

PITCHER	IP	WLS	BF	H	R	ER	SO	BB	IBB	HBP	BLK	WP	HR	S	P	ERA	WHIP
<b>Darryl Kile, R</b> ERA: 6.23 (1, 1)	5.2	L	31	13	9	9	4	2	0	0	0	0	1	69	108	14.29	2.647
<b>David Lee, R</b> ERA: 4.38 (6, 1)	0.1		1	0	0	0	0	0	0	0	0	0	0	1	2	0.00	0.000
<b>Roberto Ramirez, L</b> ERA: 9.19 (7, 1)	2.0		7	1	0	0	1	0	0	0	0	0	0	17	28	0.00	0.500

Colorado Rockies @ Pittsburgh Pirates  
 Three Rivers Stadium, Pittsburgh, PA

Thu Aug 26 1999, 1:35 PM EDT  
 Att. 12,649 - Overcast - 79 F

livebaseballscorecards.com

AB	35
R	4
H	8
RBI	3
BB	2
SO	4
LOB	22



WP	0	PA	37
PB	0		
SB	0		
CS	0		

Batter	1	2	3	4	5	6	7	8	9	AB	R	H	RBI	BB	SO	LOB
Neifi Perez, S (1, 6) OBP: 0.317, SLG: 0.399	1-2 P3			3-2 G4-3		2-1 FC6-4 1B	0-1 G6-3		1-2 F8	5	0	1	0	0	0	2
Terry Shumpert, R (1, 7) OBP: 0.397, SLG: 0.576	1-1 L8			2-2 HR		1-2 K		1-1 7 BB 1B		4	1	2	1	0	1	3
7 Kurt Abbott, R (1, 4) OBP: 0.300, SLG: 0.426	0-3 K			1-0 G4-3		0-0 FC6-4 E		4-0 BB 1-2 BB		3	0	0	1	1	1	2
Vinny Castilla, R (1, 5) OBP: 0.335, SLG: 0.483		0-0 P4		1-1 F8		0-0 E5 FC5-4		0-3 K		4	0	0	0	0	1	3
Angel Echevarria, R (1, 9) OBP: 0.347, SLG: 0.484		2-1 G1-3			1-1 E4 G3-6-1	1-2 FC5-4 1-2f		2-0 F9		4	0	0	0	0	0	4
17 Todd Helton, L (1, 3) OBP: 0.375, SLG: 0.535		0-0 G4-3			1-1 F7			2-3 K		4	1	1	1	0	1	3
Edgard Clemente, R (1, 8) OBP: 0.302, SLG: 0.571			0-1 G6-3		0-0 G3-6-1 1-2f		0-2 G6-3 1B		3-1 FC4-6 1B	4	0	2	0	0	0	1
Henry Blanco, R (1, 2) OBP: 0.328, SLG: 0.402		2-2 L8				0-0 1B 7 BB FC6-4 1B	0-1 G6-3 1B		1-1 F9	4	1	2	0	0	0	1
Pedro Astacio, R (1, 1) OBP: 0.270, SLG: 0.288 Rigo Beltran, L (3, PH)			0-1 G6-3			4-0 7 FC6-4 1B	2-1 G6-3 1-2f 2-3		3-2 FC4-6 1-2f	0	0	0	0	0	0	0
Dante Bichette, R (6, PH) Mike Porzio, L (6, PH) Jeff Barry, S (7, PH) Jerry Dipoto, R (7, PH) Lenny Harris, L (9, PH)										0	1	0	0	1	0	0

R: 0	H: 0	R: 0	H: 0	R: 0	H: 0	R: 1	H: 1	R: 0	H: 0	R: 2	H: 2	R: 1	H: 3	R: 0	H: 1	R: 0	H: 1
E: 0	LOB: 0	E: 0	LOB: 0	E: 0	LOB: 0	E: 0	LOB: 0	E: 1	LOB: 0	E: 1	LOB: 2	E: 0	LOB: 1	E: 0	LOB: 2	E: 0	LOB: 1
K: 1	BB: 0	K: 0	BB: 0	K: 0	BB: 0	K: 0	BB: 0	K: 0	BB: 0	K: 1	BB: 1	K: 0	BB: 0	K: 2	BB: 1	K: 0	BB: 0
S: 8	P: 10	S: 4	P: 6	S: 8	P: 10	S: 11	P: 18	S: 5	P: 7	S: 12	P: 20	S: 10	P: 12	S: 12	P: 21	S: 15	P: 23
1B: 6	SF: 0	2B: 0	SAC: 0	3B: 0	DP: 2	HR: 2	HBP: 0										

Inning Stats	R	H	E	LOB	K	S	R	H	E	LOB	K	S	R	H	E	LOB	K	S	R	H	E	LOB	K	S	R	H	E	LOB	K	S	R	H	E	LOB	K	S	R	H	E	LOB	K	S	R	H	E	LOB	K	S	R	H	E	LOB	K	S
R: 0	H: 0	R: 0	H: 0	R: 0	H: 0	R: 1	H: 1	R: 0	H: 0	R: 2	H: 2	R: 1	H: 3	R: 0	H: 1	R: 0	H: 1																																					
E: 0	LOB: 0	E: 0	LOB: 0	E: 0	LOB: 0	E: 0	LOB: 0	E: 1	LOB: 0	E: 1	LOB: 2	E: 0	LOB: 1	E: 0	LOB: 2	E: 0	LOB: 1																																					
K: 1	BB: 0	K: 0	BB: 0	K: 0	BB: 0	K: 0	BB: 0	K: 0	BB: 0	K: 1	BB: 1	K: 0	BB: 0	K: 2	BB: 1	K: 0	BB: 0																																					
S: 8	P: 10	S: 4	P: 6	S: 8	P: 10	S: 11	P: 18	S: 5	P: 7	S: 12	P: 20	S: 10	P: 12	S: 12	P: 21	S: 15	P: 23																																					

PITCHER	IP	WLS	BF	H	R	ER	SO	BB	IBB	HBP	BLK	WP	HR	S	P	ERA	WHIP
Jimmy Anderson, L (1, 1) ERA: 3.43	5.2	W	22	3	3	2	2	1	0	0	0	0	1	45	67	3.18	0.706
Greg Hansell, R (6, 1) ERA: 3.78	0.1		4	3	1	1	0	0	0	0	0	0	1	9	10	27.00	9.000
Scott Sauerbeck, L (7, 1) ERA: 2.42	1.0	H	2	0	0	0	0	0	0	0	0	0	0	4	6	0.00	0.000
Jose Silva, R (8, 1) ERA: 5.9	2.0		9	2	0	0	2	1	0	0	0	0	0	27	44	0.00	1.500



Batter	1	2	3	4	5	6	7	8	9	AB	R	H	RBI	BB	SO	LOB
<b>Al Martin, L</b> OBP: 0.336, SLG: 0.515 (1, 7)	3-1 1B SF9 2B	0-0 3B 1B	0-0 FC4-6		1-0 BB 1B		0-1 F9			5	2	3	2	0	0	3
<b>Mike Benjamin, R</b> OBP: 0.277, SLG: 0.322 (1, 6)	0-0 S 1B 2-3	0-1 F9 1B	2-2 F8		2-3 K		3-2 1B			5	1	2	0	0	1	7
<b>Brian Giles, L</b> OBP: 0.400, SLG: 0.577 (1, 8)	0-2 SF9	0-2 3B		4-1 BB	4-1 BB		3-2 F7			2	0	1	4	2	0	2
<b>Kevin Young, R</b> OBP: 0.388, SLG: 0.535 (1, 3)	3-2 FC5-4 1B	3-2 G5-3		2-1 P6	2-3 K			1-1 S 1B		5	0	2	1	0	1	5
<b>Ed Sprague, R</b> OBP: 0.364, SLG: 0.498 (1, 5)	0-0 FC5-4 1-2f	1-3 K		1-3 K		1-1 G4-6-3 1B		1-1 F9		5	0	1	0	0	2	4
<b>Warren Morris, L</b> OBP: 0.373, SLG: 0.444 (1, 4)	1-3 K		1-1 1B FC4-6 1B	2-3 K		1-0 G4-6-3 1-2f		4-0 L3 IBB		4	1	1	0	1	2	3
<b>Brant Brown, L</b> OBP: 0.286, SLG: 0.423 (1, 9)		1-0 BB 1B	3-3 K		2-2 HBP 1B		0-0 F9		0-0 L3	5	2	2	0	0	1	3
<b>Adrian Brown, S</b> OBP: 0.356, SLG: 0.333 (9, 9)		BB 1B			1B			1-2		0	0	0	0	0	0	0
<b>Keith Osik, R</b> OBP: 0.270, SLG: 0.257 (1, 2)		4-0 1B 1B 3B BB	2-2 FC4-6 1B		1-0 BB 1B HBP		4-0 1B BB			1	1	1	0	2	0	0
<b>Jimmy Anderson, L</b> OBP: 0.429, SLG: 0.571 (1, 1)		0-0 1B	0-2 FC4-6 1B		0-3 K		1-3 K			3	1	2	1	0	1	2
<b>Greg Hansell, R</b> (6, 1)										0	0	0	0	0	0	0
<b>Scott Sauerbeck, R</b> (7, 1)										0	0	0	0	0	0	0
<b>Abraham Nunez, S</b> OBP: 0.300, SLG: 0.240 (7, PH)		1-2 3B 1B								1	0	0	0	0	1	1
<b>Jose Silva, R</b> OBP: 0.100, SLG: 0.100 (8, 1)			1-2 2-3 1B							0	0	0	0	0	0	0

Inning Stats	R: 2	H: 3	E: 0	K: 1	S: 16	H: 3	LOB: 1	BB: 0	P: 23	R: 4	H: 4	E: 0	K: 1	S: 14	R: 1	H: 3	E: 0	K: 1	S: 16	R: 0	H: 0	E: 0	K: 2	S: 9	R: 1	H: 2	E: 0	K: 3	S: 15	R: 0	H: 1	E: 0	K: 0	S: 4	R: 0	H: 1	E: 0	K: 1	S: 13	R: 0	H: 1	E: 0	K: 0	S: 5
--------------	------	------	------	------	-------	------	--------	-------	-------	------	------	------	------	-------	------	------	------	------	-------	------	------	------	------	------	------	------	------	------	-------	------	------	------	------	------	------	------	------	------	-------	------	------	------	------	------

PITCHER	IP	WLS	BF	H	R	ER	SO	BB	IBB	HBP	BLK	WP	HR	S	P	ERA	WHIP
<b>Pedro Astacio, R</b> ERA: 4.96 (1, 1)	2.0	L	14	7	6	6	2	1	0	0	0	0	0	30	46	27.00	4.000
<b>Rigo Beltran, L</b> ERA: 4.25 (3, 1)	3.0		17	5	2	2	6	2	0	1	0	0	0	40	69	6.00	2.333
<b>Mike Porzio, L</b> ERA: 8.71 (6, 1)	1.0		3	1	0	0	0	0	0	0	0	0	0	4	6	0.00	1.000
<b>Jerry Dipoto, R</b> ERA: 4.81 (7, 1)	2.0		9	2	0	0	1	1	1	0	0	0	0	18	35	0.00	1.500

**BOTTOM**

**Colorado Rockies @ Pittsburgh Pirates**  
Three Rivers Stadium, Pittsburgh, PA

Thu Aug 26 1999, 1:35 PM EDT  
Att. 12,649 - Overcast - 79 F

<b>AB</b>	<b>36</b>
<b>R</b>	<b>8</b>
<b>H</b>	<b>15</b>
<b>RBI</b>	<b>8</b>
<b>BB</b>	<b>5</b>
<b>SO</b>	<b>9</b>
<b>LOB</b>	<b>30</b>



1B: 13	SF: 1	WP: 0	PA: 43
2B: 2	SAC: 0	PB: 0	
3B: 1	DP: 2	SB: 3	
HR: 0	HBP: 1	CS: 0	

PITCHER	IP	WLS	BF	H	R	ER	SO	BB	IBB	HBP	BLK	WP	HR	S	P	ERA	WHIP
---------	----	-----	----	---	---	----	----	----	-----	-----	-----	----	----	---	---	-----	------

Batter	1	2	3	4	5	6	7	8	9	AB R H RBI BB SO LOB
--------	---	---	---	---	---	---	---	---	---	----------------------

<b>Al Martin, L</b> (1, 7) <small>OBP: 0.339, SLG: 0.521</small>	2-1 	1-0 <b>F9</b> 			4-0 		2-1 		3-2 <b>G4-3</b> 	4 1 2 1 1 0 2
---	---------	----------------------	--	--	---------	--	---------	--	------------------------	---------------

<b>Mike Benjamin, R</b> (1, 6) <small>OBP: 0.282, SLG: 0.340</small>	1-0 		3-1 <b>F8</b> 		2-3 		0-0 		0-1 	5 1 3 0 0 1 1
---	---------	--	----------------------	--	---------	--	---------	--	---------	---------------

<b>Brian Giles, L</b> (1, 8) <small>OBP: 0.402, SLG: 0.575</small>	3-2 		4-0 		4-1 		2-0 <b>P4</b> 		3-2 <b>P8</b> 	3 0 1 1 2 0 2
---	---------	--	---------	--	---------	--	----------------------	--	----------------------	---------------

<b>Kevin Young, R</b> (1, 3) <small>OBP: 0.386, SLG: 0.531</small>	2-3 		0-2 <b>G5-3</b> 		3-3 		0-1 <b>G3</b> 			4 0 0 0 0 2 5
---	---------	--	------------------------	--	---------	--	----------------------	--	--	---------------

<b>Ed Sprague, R</b> (1, 5) <small>OBP: 0.363, SLG: 0.495</small> <b>Scott Sauerbeck, R</b> (7, 1) <b>Mike Williams, R</b> (9, 1)	0-3 		3-3 		1-2 		3-3 			4 1 1 0 0 3 3
--	---------	--	---------	--	---------	--	---------	--	--	---------------

<b>Warren Morris, L</b> (1, 4) <small>OBP: 0.372, SLG: 0.442</small>		0-0 		3-2 <b>F7</b> 		0-1 <b>F7</b> 		3-1 <b>F8</b> 		4 0 1 0 0 0 1
---	--	---------	--	----------------------	--	----------------------	--	----------------------	--	---------------

<b>Brant Brown, L</b> (1, 9) <small>OBP: 0.290, SLG: 0.434</small> <b>Adrian Brown, S</b> (8, PH) (8, 9)		4-2 		0-0 <b>F9</b> 		1-1 		1-2 <b>G6-3</b> 		2 1 1 2 1 0 0
---	--	---------	--	----------------------	--	---------	--	------------------------	--	---------------

<b>Keith Osik, R</b> (1, 2) <small>OBP: 0.261, SLG: 0.248</small>		1-2 <b>G6-3</b> 		2-2 <b>G6-3</b> 		3-2 <b>P6</b> 		2-0 <b>F9</b> 		4 0 0 0 0 0 2
--	--	------------------------	--	------------------------	--	----------------------	--	----------------------	--	---------------

<b>Jason Schmidt, R</b> (1, 1) <small>OBP: 0.118, SLG: 0.063</small> <b>Dale Sveum, S</b> (7, 5) <small>OBP: 0.234, SLG: 0.395</small>		0-1 <b>FC5-2</b> 		0-3 		1-2 <b>G6-3</b> 			1-3 	3 0 0 0 0 1 2
---	--	-------------------------	--	---------	--	------------------------	--	--	---------	---------------

Inning Stats	R: 1	H: 3	E: 0	LOB: 1	K: 2	BB: 0	S: 16	P: 24	R: 0	H: 1	E: 0	LOB: 2	K: 0	BB: 1	S: 9	P: 15	R: 0	H: 0	E: 0	LOB: 1	K: 1	BB: 1	S: 9	P: 19	R: 0	H: 0	E: 0	LOB: 0	K: 0	BB: 0	S: 7	P: 12	R: 0	H: 0	E: 0	LOB: 2	K: 3	BB: 2	S: 10	P: 23	R: 2	H: 2	E: 0	LOB: 0	K: 0	BB: 0	S: 15	P: 21	R: 1	H: 2	E: 0	LOB: 1	K: 1	BB: 0	S: 9	P: 16	R: 0	H: 0	E: 0	LOB: 0	K: 0	BB: 0	S: 6	P: 12	R: 0	H: 1	E: 0	LOB: 1	K: 1	BB: 0	S: 11	P: 18	1B: 4	SF: 0	2B: 2	SAC: 0	3B: 1	DP: 0	HR: 2	HBP: 0	WP: 0	PA: 39
--------------	------	------	------	--------	------	-------	-------	-------	------	------	------	--------	------	-------	------	-------	------	------	------	--------	------	-------	------	-------	------	------	------	--------	------	-------	------	-------	------	------	------	--------	------	-------	-------	-------	------	------	------	--------	------	-------	-------	-------	------	------	------	--------	------	-------	------	-------	------	------	------	--------	------	-------	------	-------	------	------	------	--------	------	-------	-------	-------	-------	-------	-------	--------	-------	-------	-------	--------	-------	--------

PITCHER	IP	WLS	BF	H	R	ER	SO	BB	IBB	HBP	BLK	WP	HR	S	P	ERA	WHIP
<b>Joe Nathan, R</b> (1, 1) <small>ERA: 3.72</small>	6.0	L	27	6	3	3	6	4	0	0	0	0	1	66	114	4.50	1.667
<b>Rich Rodriguez, L</b> (7, 1) <small>ERA: 4.79</small>	1.0		5	2	1	1	1	0	0	0	0	0	1	9	16	9.00	2.000
<b>Alan Embree, L</b> (8, 1) <small>ERA: 3.18</small>	2.0		7	1	0	0	1	0	0	0	0	0	0	17	30	0.00	0.500

**TOP**

**Pittsburgh Pirates @ San Francisco Giants**  
 3Com Park at Candlestick Point, San Francisco, CA

Fri Aug 27 1999, 10:35 PM EDT  
 Att. 16,390 - Cloudy - 64 F

AB	35
R	4
H	9
RBI	4
BB	4
SO	8
LOB	18



PITCHER	IP	WLS	BF	H	R	ER	SO	BB	IBB	HBP	BLK	WP	HR	S	P	ERA	WHIP
---------	----	-----	----	---	---	----	----	----	-----	-----	-----	----	----	---	---	-----	------

Batter	1	2	3	4	5	6	7	8	9	AB R H RBI BB SO LOB
Marvin Benard, L (1, 8) OBP: 0.349, SLG: 0.463	2-3 K		1-3 K		2-1 G4-3		2-2 F9		1-2 G6-4-3	4 0 1 0 0 2 2
Bill Mueller, S (1, 5) OBP: 0.404, SLG: 0.346	4-0 WP BB		2-2 G4-3			2-1 1B 1B	1-3 K			2 0 0 0 2 0 1
Barry Bonds, L (1, 7) OBP: 0.408, SLG: 0.630	0-1 F9			2-2 G6-3		1-0 F7		4-2 WP BB		4 0 0 0 0 1 3
Jeff Kent, R (1, 4) OBP: 0.379, SLG: 0.509	1-1 WP			3-2 P5		1-1 F9		0-3 K		5 0 1 0 0 1 2
J.T. Snow, L (1, 3) OBP: 0.362, SLG: 0.444		1-1 G6-3		0-0 G5-3		1-1 SAFE 1B		2-3 K		4 1 1 1 0 1 3
Stan Javier, S (1, 9) OBP: 0.336, SLG: 0.355		0-1 L4			0-1 HR	1-2 G6-3		1-3 K		3 0 2 0 1 1 0
Rich Aurilia, R (1, 6) OBP: 0.331, SLG: 0.427		1-2 FC6-4 1B			2-3 K		2-1 FC5-4 1B		4-2 FC6-4 BB	4 0 1 0 0 0 3
Doug Mirabelli, R (1, 2) OBP: 0.316, SLG: 0.423		1-1 FC6-4			2-0 G6-3 2B		2-2 FC5-4 BB		0-2 FC6-4 BB	2 0 0 0 0 0 1
Brent Mayne, L (7, PH) OBP: 0.379, SLG: 0.414 (8, 2)		SAFE					1-2f		1-2f	0 0 0 0 2 0 0
Joe Nathan, R (1, 1) OBP: 0.188, SLG: 0.133			1-2 G6-3		1-0 G6-3		4-2 BB		4-0 G6-4-3 BB	2 0 0 0 0 0 1 1
Rich Rodriguez, L (7, 1) OBP: 1.000, SLG: 1.000					2-3					0 0 0 0 0 0 0
Charlie Hayes, R (7, PH) OBP: 0.293, SLG: 0.320										1 0 0 0 0 0 2
Alan Embree, L (8, 1)										0 0 0 0 0 0 0
Ellis Burks, R (9, PH) OBP: 0.398, SLG: 0.581										1 0 0 0 0 0 2

Inning Stats	R: 0	H: 0	E: 0	K: 1	S: 6	R: 0	H: 1	E: 0	K: 0	S: 9	R: 0	H: 0	E: 0	K: 1	S: 11	R: 0	H: 0	E: 0	K: 0	S: 8	R: 1	H: 2	E: 0	K: 1	S: 11	R: 0	H: 2	E: 0	K: 0	S: 10	R: 0	H: 1	E: 0	K: 1	S: 15	R: 0	H: 0	E: 0	K: 3	S: 14	R: 0	H: 0	E: 0	K: 0	S: 9	1B: 4	SF: 0	2B: 1	SAC: 0	3B: 0	DP: 1	HR: 1	HBP: 0
	LOB: 0	BB: 1	P: 13	LOB: 1	BB: 0	P: 12	LOB: 0	BB: 0	P: 15	LOB: 0	BB: 0	P: 13	LOB: 1	BB: 0	P: 18	LOB: 2	BB: 0	P: 16	LOB: 2	BB: 0	LOB: 1	BB: 1	P: 26	LOB: 1	BB: 1	LOB: 2	BB: 2	P: 21	LOB: 1	BB: 1	LOB: 1	BB: 2	P: 18	LOB: 0	BB: 1	LOB: 1	BB: 2	P: 18	1B: 0	SF: 0	2B: 0	SAC: 0	3B: 0	DP: 0	HR: 0	HBP: 0							

**BOTTOM**

AB	32
R	1
H	6
RBI	1
BB	5
SO	7
LOB	20

WP	2	PA	37
PB	0		
SB	0		
CS	0		




PITCHER	IP	WLS	BF	H	R	ER	SO	BB	IBB	HBP	BLK	WP	HR	S	P	ERA	WHIP
Jason Schmidt, R (1, 1) ERA: 4.09	6.2	W	28	6	1	1	3	2	0	0	0	1	1	67	109	1.35	1.200
Scott Sauerbeck, L (7, 1) ERA: 2.36	1.1	H	5	0	0	0	4	1	0	0	0	1	0	17	25	0.00	0.750
Mike Williams, R (9, 1) ERA: 2.98	1.0	S	4	0	0	0	0	2	0	0	0	0	0	9	18	0.00	2.000

**Pittsburgh Pirates @ San Francisco Giants**  
**3Com Park at Candlestick Point, San Francisco, CA**

Fri Aug 27 1999, 10:35 PM EDT  
 Att: 16,390 - Cloudy - 64 F

livebaseballscorecards.com

Batter	1	2	3	4	5	6	7	8	9	AB R H RBI BB SO LOB	TOP											
Al Martin, L (1, 7) OBP: 0.340, SLG: 0.525	3-3 K		0-1 1B			3-2 P6		1-2 1B 3B		4 1 2 1 0 1 0	<b>Pittsburgh Pirates @ San Francisco Giants</b> 3Com Park at Candlestick Point, San Francisco, CA Sat Aug 28 1999, 4:05 PM EDT Att. 32,783 - Unknown - 67 F  <b>AB 32</b> <b>R 2</b> <b>H 4</b> <b>RBI 2</b> <b>BB 1</b> <b>SO 8</b> <b>LOB 11</b> 											
Mike Benjamin, R (1, 6) OBP: 0.281, SLG: 0.337	1-1 P3		2-2 P4			2-1 HBP		3-3 K		3 0 0 0 0 1 2												
Brian Giles, L (1, 8) OBP: 0.401, SLG: 0.572	0-0 P6				3-2 G6-3	2-3 K		1-0 1B		4 0 1 1 0 1 1												
Kevin Young, R (1, 3) OBP: 0.383, SLG: 0.526		2-2 E5 F8			2-2 G5-3	1-2 F8		3-3 K		4 0 0 0 0 1 2												
Ed Sprague, R (1, 5) OBP: 0.360, SLG: 0.491		1-2 F8			3-1 P3		2-1 F8		2-2 F7	4 0 0 0 0 0 1												
Warren Morris, L (1, 4) OBP: 0.369, SLG: 0.438		1-3 K			1-2 F7		0-0 P9		2-2 F8	4 0 0 0 0 1 1												
Brant Brown, L (1, 9) OBP: 0.289, SLG: 0.435		1-2 F8			3-2 F9 2B		2-2 G3		1-1 P6	4 0 1 0 0 0 1												
Joe Oliver, R (1, 2) OBP: 0.300, SLG: 0.308			1-3 K		0-0 F9			4-2 3B BB		2 1 0 0 1 1 1												
67 Francisco Cordova, R (1, 1) OBP: 0.256, SLG: 0.216 Jeff Wallace, L (6, 1) Dale Sveum, S (8, PH) Brad Clontz, R (8, 1)			0-2 K		1-0 P3			3-3 K		2 0 0 0 0 1 1 0 0 0 0 0 0 0 1 0 0 0 0 1 1 0 0 0 0 0 0 0												
<b>Inning Stats</b>	R: 0 E: 0 K: 1 S: 7	H: 0 LOB: 0 BB: 0 P: 11	R: 0 E: 1 K: 1 S: 12	H: 0 LOB: 1 BB: 0 P: 17	R: 0 E: 0 K: 2 S: 12	H: 1 LOB: 1 BB: 0 P: 15	R: 0 E: 0 K: 0 S: 8	H: 0 LOB: 0 BB: 0 P: 16	R: 0 E: 0 K: 0 S: 9	H: 1 LOB: 1 BB: 0 P: 14	R: 0 E: 0 K: 1 S: 11	H: 0 LOB: 1 BB: 0 P: 19	R: 0 E: 0 K: 0 S: 6	H: 0 LOB: 0 BB: 0 P: 10	R: 2 E: 0 K: 3 S: 19	H: 2 LOB: 1 BB: 1 P: 34	R: 0 E: 0 K: 0 S: 8	H: 0 LOB: 0 BB: 0 P: 13	1B: 2 2B: 1 3B: 1 HR: 0	SF: 0 SAC: 0 DP: 0 HBP: 1	WP: 0 PB: 0 SB: 1 CS: 0	PA: 34
<b>PITCHER</b>	IP WLS BF H R ER SO BB IBB HBP BLK WP HR S P ERA WHIP																					
Mark Gardner, R (1, 1) ERA: 6.53	7.0 W 25 2 0 0 5 0 0 1 0 0 0 0 65 102 0.00 0.286																					
John Johnstone, R (8, 1) ERA: 2.6	1.0 6 2 2 2 3 1 0 0 0 0 0 0 19 34 18.00 3.000																					
Robb Nen, R (9, 1) ERA: 3.96	1.0 3 0 0 0 0 0 0 0 0 0 0 0 8 13 0.00 0.000																					

**BOTTOM**

**Pittsburgh Pirates @ San Francisco Giants**  
**3Com Park at Candlestick Point, San Francisco, CA**

Sat Aug 28 1999, 4:05 PM EDT  
 Att: 32,783 - Unknown - 67 F

livebaseballscorecards.com

<b>AB</b>	<b>33</b>
<b>R</b>	<b>6</b>
<b>H</b>	<b>13</b>
<b>RBI</b>	<b>6</b>
<b>BB</b>	<b>3</b>
<b>SO</b>	<b>4</b>
<b>LOB</b>	<b>17</b>



WP: 0	PA: 39
PB: 0	
SB: 1	
CS: 0	

AB	R	H	RBI	BB	SO	LOB
5	3	4	1	0	0	0
5	0	2	1	0	0	2
3	0	0	1	1	1	4
3	0	1	1	1	1	0
3	1	1	0	0	0	2
1	0	1	0	0	0	0
3	1	1	0	1	1	2
3	0	2	0	0	0	1
0	0	0	0	0	0	0
0	0	0	0	0	0	0
3	1	1	2	0	0	1
3	0	0	0	0	1	5
1	0	0	0	0	0	0
1B: 11	SF: 2	WP: 0	PA: 39			
2B: 2	SAC: 0	PB: 0				
3B: 0	DP: 2	SB: 1				
HR: 0	HBP: 1	CS: 0				

Batter	1	2	3	4	5	6	7	8	9							
<b>Marvin Benard, L</b> (1, 8) OBP: 0.353, SLG: 0.468	2-2 E1 G4-3 1B 1B		0-0 B1-3		1-0 G4-3 SF7 2B	1-2 1B 1B		1-0 S 1B 1B								
<b>Bill Mueller, S</b> (1, 5) OBP: 0.404, SLG: 0.347	0-0 G4-3 2-3		3-1 G1-5-3		0-0 G4-3 2-3	0-0 1B 1B		2-1 1-H 1B								
<b>Barry Bonds, L</b> (1, 7) OBP: 0.405, SLG: 0.623	4-1 1B BB		1-0 F7		0-1 SF7 3-H	3-2 F7		3-3 K								
<b>Jeff Kent, R</b> (1, 4) OBP: 0.380, SLG: 0.508	0-1 1-2 3-H 1B			1-1 G1-3		2-3 K		4-0 G4-6-3 1B BB								
<b>J.T. Snow, L</b> (1, 3) OBP: 0.361, SLG: 0.443	2-2 G4-6-3 1-2f			2-0 HBP SF9 1B 1B		0-2 F8		1-0 G4-6-3 1-2 1B								
<b>Charlie Hayes, R</b> (7, PH) OBP: 0.295, SLG: 0.323																
<b>Ellis Burks, R</b> (1, 9) OBP: 0.399, SLG: 0.579		2-3 K		0-0 SF9 HBP 1-2 1B		4-0 1B BB		3-2 G4-6-3 1-2f 2-3								
<b>Brent Mayne, L</b> (1, 2) OBP: 0.384, SLG: 0.421		0-1 2B		1-0 HBP		0-0 FC1-5 1-3 1B 1B		2-0 G6-3								
<b>John Johnstone, R</b> (8, 1)																
<b>Robb Nen, R</b> (9, 1)																
<b>Rich Aurilia, R</b> (1, 6) OBP: 0.330, SLG: 0.426		2-2 P2		0-0 SF9 2-3 3-H		2-0 1 SAFE 1B 1-2 3-H 1B 1B		1-0 G6-3								
<b>Mark Gardner, R</b> (1, 1) OBP: 0.150, SLG: 0.162		0-0 F9		0-3 K		0-0 FC1-5 1-2 2-3f 1B 1B		1-0 F7								
<b>Scott Servais, R</b> (8, 2) OBP: 0.333, SLG: 0.386																
<b>Inning Stats</b>	R: 1 E: 1 K: 0 S: 13	H: 2 LOB: 1 BB: 1 P: 21	R: 0 E: 0 K: 1 S: 9	H: 1 LOB: 1 BB: 0 P: 13	R: 0 E: 0 K: 0 S: 4	H: 0 LOB: 0 BB: 0 P: 8	R: 1 E: 0 K: 1 S: 8	H: 2 LOB: 2 BB: 0 P: 12	R: 1 E: 0 K: 1 S: 7	H: 1 LOB: 0 BB: 0 P: 10	R: 2 E: 0 K: 0 S: 14	H: 4 LOB: 3 BB: 1 P: 24	R: 0 E: 0 K: 0 S: 5	H: 1 LOB: 1 BB: 1 P: 15	R: 1 E: 0 K: 1 S: 11	H: 2 LOB: 1 BB: 0 P: 19

PITCHER	IP	WLS	BF	H	R	ER	SO	BB	IBB	HBP	BLK	WP	HR	S	P	ERA	WHIP
<b>67 Francisco Cordova, R</b> (1, 1) ERA: 4.42	5.2	L	29	10	5	5	3	2	0	1	0	0	0	52	82	7.94	2.118
<b>Jeff Wallace, L</b> (6, 1) ERA: 3.55	1.1		5	1	0	0	0	1	0	0	0	0	0	8	21	0.00	1.500
<b>Brad Clontz, R</b> (8, 1) ERA: 2.54	1.0		5	2	1	1	1	0	0	0	0	0	0	11	19	9.00	2.000

Batter	1	2	3	4	5	6	7	8	9	AB R H RBI BB SO LOB	TOP											
Adrian Brown, S (1, 9) OBP: 0.347, SLG: 0.324	0-1 F8		0-1 FC6-4			2-1 L1		1-1 G1		4 0 0 0 0 0 1	<b>Pittsburgh Pirates @ San Francisco Giants</b> 3Com Park at Candlestick Point, San Francisco, CA Sun Aug 29 1999, 4:05 PM EDT Att. 34,020 - Cloudy - 66 F  <b>livebaseballscorecards.com</b>											
Mike Benjamin, R (1, 6) OBP: 0.281, SLG: 0.339	0-0 G6-3			1-0 G3-1 1B		1-2 G5-3		2-3 K		4 1 1 0 0 1 0												
Brian Giles, L (1, 8) OBP: 0.402, SLG: 0.578	2-3 K			1-0 G3-1		2-2 G3-1 1B		3-2 HR		4 1 2 1 0 1 1												
Kevin Young, R (1, 3) OBP: 0.384, SLG: 0.525		4-0 L4-6 S BB		2-2 FC6-4 1B		1-1 G4-3		1-3 K		3 0 1 1 1 1 1												
Ed Sprague, R (1, 5) OBP: 0.357, SLG: 0.486	1-0 P6			1-3 K			0-3 K	2-3 K		4 0 0 0 0 3 2												
John Wehner, R (1, 7) OBP: 0.250, SLG: 0.306		2-2 L4-6		0-0 FC6-4			2-2 K	0-0 K		3 0 0 0 0 1 2												
Al Martin, L (9, PH) OBP: 0.341, SLG: 0.527		1-3 K		1-2 F9			2-2 K	0-0 K		1 0 1 0 0 0 0												
Joe Oliver, R (1, 2) OBP: 0.291, SLG: 0.298			1-3 K		0-0 F9		1-2 F9	1-3 K		3 0 0 0 0 1 0												
Brant Brown, L (9, PH) OBP: 0.289, SLG: 0.434										1 0 0 0 0 1 1												
Abraham Nunez, S (1, 4) OBP: 0.300, SLG: 0.241			3-2 FC6-4 1B		1-1 G1-3			2-2 G1-3		3 0 1 0 0 0 0												
Kris Benson, R (1, 1) OBP: 0.164, SLG: 0.170			1 SAFE 0-3 K		0-3 K			0-0 HR		2 0 0 0 0 0 2 1												
Marc Wilkins, R (6, 1)										0 0 0 0 0 0 0 0												
Jeff Wallace, L (6, 1)										0 0 0 0 0 0 0 0												
Greg Hansell, R (7, 1)										0 0 0 0 0 0 0 0												
Dale Sveum, S (8, PH) OBP: 0.245, SLG: 0.467										1 1 1 1 0 0 0 0												
Jose Silva, R (8, 1) OBP: 0.100, SLG: 0.100										0 0 0 0 0 0 0 0												
<b>Inning Stats</b>	R: 0 E: 0 K: 1 S: 6	H: 0 LOB: 0 BB: 0 P: 8	R: 0 E: 0 K: 0 S: 4	H: 0 LOB: 0 BB: 1 P: 11	R: 0 E: 0 K: 2 S: 13	H: 1 LOB: 1 BB: 0 P: 17	R: 1 E: 0 K: 1 S: 9	H: 2 LOB: 1 BB: 0 P: 14	R: 0 E: 0 K: 1 S: 6	H: 0 LOB: 0 BB: 0 P: 7	R: 0 E: 0 K: 2 S: 11	H: 1 LOB: 1 BB: 0 P: 17	R: 0 E: 0 K: 2 S: 10	H: 0 LOB: 0 BB: 0 P: 13	R: 1 E: 0 K: 1 S: 9	H: 1 LOB: 0 BB: 0 P: 14	R: 1 E: 0 K: 3 S: 14	H: 2 LOB: 1 BB: 0 P: 21	1B: 4 2B: 2 3B: 0 HR: 2	SF: 0 SAC: 0 DP: 1 HBP: 0	WP: 0 PB: 0 SB: 1 CS: 0	PA: 34
<b>PITCHER</b>	IP WLS BF H R ER SO BB IBB HBP BLK WP HR S P ERA WHIP																					
Shawn Estes, L (1, 1) ERA: 4.68	8.0 W 30 6 3 3 8 1 0 0 0 0 2 72 108 3.38 0.875																					
Robb Nen, R (9, 1) ERA: 3.9	1.0 S 4 1 0 0 3 0 0 0 0 0 0 10 14 0.00 1.000																					



Batter	1	2	3	4	5	6	7	8	9
Marvin Benard, L (1, 8) OBP: 0.354, SLG: 0.465	4-1 G6-3 BB		4-2 2B BB		0-0 P6	0-1 FC4-6 BB		1-0 P6	
Bill Mueller, S (1, 5) OBP: 0.407, SLG: 0.352	1-0 G6-3 1-2f		0-0 2B 1-H		1-2 2B 1B	4-0 BB		2-0 G6-3	
Barry Bonds, L (1, 7) OBP: 0.411, SLG: 0.634	2-0 HR		4-0 IBB		4-1 2B BB	1-2 F8		4-1 BB	
Jeff Kent, R (1, 4) OBP: 0.376, SLG: 0.501	1-2 F9		1-2 K		2-1 L6		1-3 K	2-2 F8	
J.T. Snow, L (1, 3) OBP: 0.364, SLG: 0.454		2-3 K		4-2 1B BB	0-2 2B 1-H 2-H		3-2 HR		
Ellis Burks, R (1, 9) OBP: 0.395, SLG: 0.572		0-1 G4-3		0-2 F8	0-3 K		0-3 K		
Brent Mayne, L (1, 2) OBP: 0.389, SLG: 0.428		2-3 K		2-0 1B		4-2 FC4-6 BB	2-0 2B		
Rich Aurilia, R (1, 6) OBP: 0.329, SLG: 0.423			0-2 G4-3	2-1 F9		0-0 G3	4-2 BB		
Shawn Estes, R (1, 1) Robb Nen, R (9, 1) OBP: 0.231, SLG: 0.229			1-2 G3	2-2 F9		4-2 FC4-6 BB	1-1 G1-3		

AB	R	H	RBI	BB	SO	LOB
3	1	0	0	2	0	2
4	1	2	1	1	0	1
2	2	1	1	3	0	3
5	0	0	0	0	2	5
3	1	2	3	1	1	0
4	0	0	0	0	2	2
3	0	2	0	1	1	0
3	0	0	0	1	0	3
3	0	0	0	1	0	4
0	0	0	0	0	0	0

**BOTTOM**

**Pittsburgh Pirates @ San Francisco Giants**  
**3Com Park at Candlestick Point, San Francisco, CA**

Sun Aug 29 1999, 4:05 PM EDT  
 Att: 34,020 - Cloudy - 66 F

[livebaseballscorecards.com](http://livebaseballscorecards.com)

<b>AB</b>	<b>30</b>
<b>R</b>	<b>5</b>
<b>H</b>	<b>7</b>
<b>RBI</b>	<b>5</b>
<b>BB</b>	<b>10</b>
<b>SO</b>	<b>6</b>
<b>LOB</b>	<b>20</b>



Inning Stats		R: 1	H: 1	E: 0	LOB: 0	K: 0	BB: 1	S: 6	R: 0	H: 0	E: 0	LOB: 0	K: 2	BB: 0	S: 9	R: 1	H: 1	E: 0	LOB: 2	K: 1	BB: 2	S: 14	R: 0	H: 1	E: 0	LOB: 2	K: 0	BB: 1	S: 11	R: 2	H: 2	E: 0	LOB: 1	K: 1	BB: 3	S: 13	R: 0	H: 0	E: 0	LOB: 3	K: 0	BB: 3	S: 13	R: 1	H: 2	E: 0	LOB: 2	K: 2	BB: 1	S: 15	R: 0	H: 0	E: 0	LOB: 1	K: 0	BB: 1	S: 6
<b>PITCHER</b>	<b>IP</b>	<b>WLS</b>	<b>BF</b>	<b>H</b>	<b>R</b>	<b>ER</b>	<b>SO</b>	<b>BB</b>	<b>IBB</b>	<b>HBP</b>	<b>BLK</b>	<b>WP</b>	<b>HR</b>	<b>S</b>	<b>P</b>	<b>ERA</b>	<b>WHIP</b>																																								
Kris Benson, R (1, 1) ERA: 4.11	5.0	L	24	5	4	4	4	4	4	0	0	0	0	10	22	0.00	4.500																																								
Marc Wilkins, R (6, 1) ERA: 4.12	0.2		5	0	0	0	0	3	0	0	0	0	0	10	22	0.00	4.500																																								
Jeff Wallace, L (6, 1) ERA: 3.51	0.1		1	0	0	0	0	0	0	0	0	0	0	3	4	0.00	0.000																																								
Greg Hansell, R (7, 1) ERA: 3.93	1.0		6	2	1	1	2	1	0	0	0	0	1	15	26	9.00	3.000																																								
Jose Silva, R (8, 1) ERA: 5.84	1.0		4	0	0	0	0	1	0	0	0	0	0	6	15	0.00	1.000																																								

WP	HR	S	P	ERA	WHIP
0	0	0	40	0	0

Batter	1	2	3	4	5	6	7	8	9	AB	R	H	RBI	BB	SO	LOB	TOP								
<b>Al Martin, L</b> (1, 7) OBP: 0.342, SLG: 0.532	1-1 G6-3	0-0 HR		2-1 G1-6-3 1B		0-3 K	2-2 FC4-6			5	1	2	3	0	1	3									
<b>Mike Benjamin, R</b> (1, 6) OBP: 0.277, SLG: 0.333	2-2 F9	2-3 K		1-0 G1-6-3 1-2f		0-0 F8			2-3 K	5	0	0	0	0	2	3									
<b>Brian Giles, L</b> (1, 8) OBP: 0.406, SLG: 0.593	0-0 HR		1-1 HR		0-0 P5		2-0 HBP 2B 1B	4-2 FC4-6 BB		4	3	3	2	1	0	0									
<b>Kevin Young, R</b> (1, 3) OBP: 0.382, SLG: 0.521	1-0 G4-3		0-1 F8		3-3 K		1 SAFE 2-2 2B HBP	0-2 FC4-6 S		4	0	0	0	0	1	1									
<b>Ed Sprague, R</b> (1, 5) OBP: 0.356, SLG: 0.485		0-2 F7	2-3 K		1-0 G6-3		1-2 HBP HR 2B	1 SAFE 1-3 K		5	1	1	1	0	2	1									
<b>Warren Morris, L</b> (1, 4) OBP: 0.376, SLG: 0.454		4-0 1B 1B BB	3-2 3B			1-0 WP 2B 1B	2-1 HR		4-0 SH1-4 BB	3	3	3	2	2	0	0									
<b>Brant Brown, L</b> (1, 9) OBP: 0.292, SLG: 0.436		2-1 1B	0-1 G6-3			1 SAFE 0-1 WP 2B 1B	3-2 1B		1-0 SH1-4	3	2	2	0	0	0	1									
<b>Adrian Brown, S</b> (7, PH) OBP: 0.350, SLG: 0.327		1-3 HR 1B				1-2 2B 1B	1B		1-2 SH1-4	1	0	1	0	0	0	0									
<b>Keith Osik, R</b> (1, 2) OBP: 0.275, SLG: 0.273		2-0 HR 1B		0-3 K		2-2 G4-3 2B	1 SAFE 2-2 FC4-6 1B		1-0 P6	5	1	3	3	0	1	1									
<b>Chris Peters, L</b> (1, 1) OBP: 0.313, SLG: 0.267		0-3 K		0-0 1B		0-0 G4-3	1 SAFE 0-3 K		2-1 F9	2	0	1	0	0	1	2									
<b>John Wehner, R</b> (8, PH) OBP: 0.245, SLG: 0.300										1	0	0	0	0	0	1									
<b>Marc Wilkins, R</b> (6, 1)										1	0	0	0	0	1	2									
<b>Jose Silva, R</b> (8, 1)										0	0	0	0	0	0	0									
<b>Dale Sveum, S</b> (9, PH)										1	0	0	0	0	0	1									
<b>Mike Williams, R</b> (9, 1)										0	0	0	0	0	0	0									
<b>Inning Stats</b>	R: 1 E: 0 K: 0 S: 7	H: 1 LOB: 0 BB: 0 P: 11	R: 4 E: 0 K: 2 S: 13	H: 3 LOB: 0 BB: 1 P: 23	R: 1 E: 0 K: 1 S: 14	H: 2 LOB: 1 BB: 0 P: 20	R: 0 E: 0 K: 1 S: 7	H: 2 LOB: 1 BB: 0 P: 10	R: 0 E: 0 K: 1 S: 6	H: 0 LOB: 0 BB: 0 P: 10	R: 2 E: 0 K: 1 S: 15	H: 3 LOB: 1 BB: 0 P: 18	R: 3 E: 0 K: 1 S: 22	H: 5 LOB: 2 BB: 0 P: 36	R: 0 E: 0 K: 2 S: 14	H: 0 LOB: 1 BB: 1 P: 21	R: 0 E: 0 K: 0 S: 4	H: 0 LOB: 1 BB: 1 P: 12	1B: 9 2B: 2 3B: 1 HR: 4	SF: 0 SAC: 1 DP: 1 HBP: 1	WP: 1 PB: 0 SB: 1 CS: 0	PA: 45			
<b>PITCHER</b>	IP	WLS	BF	H	R	ER	SO	BB	IBB	HBP	BLK	WP	HR	S	P	ERA	WHIP								
<b>Pedro Astacio, R</b> (1, 1) ERA: 5.17	2.2		15	6	6	6	3	1	0	0	0	0	3	32	52	20.25	2.625								
<b>Roberto Ramirez, L</b> (3, 1) ERA: 9.09	2.1	L	11	5	2	2	2	0	0	0	0	1	0	25	35	7.71	2.143								
<b>Curt Leskanic, R</b> (6, 1) ERA: 4.85	1.1		6	2	2	2	1	0	0	1	0	0	0	11	16	13.50	1.500								
<b>Rigo Beltran, L</b> (7, 1) ERA: 4.42	0.2		5	3	1	1	1	0	0	0	0	0	1	16	25	13.50	4.500								
<b>David Lee, R</b> (8, 1) ERA: 4.08	1.2		7	0	0	0	2	2	0	0	0	0	0	16	29	0.00	1.200								
<b>PITCHER</b>	IP	WLS	BF	H	R	ER	SO	BB	IBB	HBP	BLK	WP	HR	S	P	ERA	WHIP								
<b>Mike Porzio, L</b> (9, 1) ERA: 8.44	0.1		1	0	0	0	0	0	0	0	0	0	0	2	4	0.00	0.000								

Pittsburgh Pirates @ Colorado Rockies  
 Coors Field, Denver, CO  
 Mon Aug 30 1999, 7:05 PM MDT  
 Att. 41,872 - Cloudy - 83 F

livebaseballscorecards.com

AB	40
R	11
H	16
RBI	11
BB	3
SO	9
LOB	16







Batter	1	2	3	4	5	6	7	8	9	10	AB	R	H	RBI	BB	SO	LOB
--------	---	---	---	---	---	---	---	---	---	----	----	---	---	-----	----	----	-----

TOP

<b>Al Martin, L</b> (1, 7) <small>OBP: 0.342, SLG: 0.528</small>	2-2 G5-3	1-3 <b>K</b>		1-2 G4-3			3-2 F7		4-1 2B HR BB	0-0 1B	5 1 1 0 1 1 0
---	-------------	-----------------	--	-------------	--	--	-----------	--	-----------------------	-----------	---------------------------------

<b>Adrian Brown, S</b> (1, 9) <small>OBP: 0.350, SLG: 0.333</small>	3-2 G3	0-0 G1-3			1-3 <b>K</b>		0-1 1B BB		0-2 1-3 HR 2B	0-0 F9	6 1 2 0 0 1 3
--	-----------	-------------	--	--	-----------------	--	-----------------	--	------------------------	-----------	---------------------------------

<b>Brian Giles, L</b> (1, 8) <small>OBP: 0.408, SLG: 0.598</small>	4-0 HR BB		2-2 HR		1-3 <b>K</b>		4-1 1-2 BB		4-0 HR IBB	0-0 G3-1	3 3 1 1 3 1 3
---	-----------------	--	-----------	--	-----------------	--	------------------	--	------------------	-------------	---------------------------------

<b>Brant Brown, L</b> (1, 3) <small>OBP: 0.295, SLG: 0.448</small> <b>Scott Sauerbeck, R</b> (7, 1) <b>Kevin Young, R</b> (9, PH) <small>OBP: 0.383, SLG: 0.528</small> (9, 3)	3-2 1-H <b>HR</b>		1-3 <b>K</b>		0-0 1B		1-3 <b>K</b>		0-0 <b>HR</b>		4 1 2 2 0 2 2 0 0 0 0 0 0 0 0 1 1 1 4 0 0 0 0
--	-------------------------	--	-----------------	--	-----------	--	-----------------	--	------------------	--	---

<b>Ed Sprague, R</b> (1, 5) <small>OBP: 0.356, SLG: 0.483</small>	0-1 BB 1B		4-2 G1-3 BB		0-0 P7			3-2 F7		0-0 G5-3		4 0 1 0 1 0 1
--	-----------------	--	-------------------	--	-----------	--	--	-----------	--	-------------	--	---------------------------------

<b>Warren Morris, L</b> (1, 4) <small>OBP: 0.380, SLG: 0.455</small>	4-1 1-2 BB		0-1 G1-3		1-2 CS 1B		1-2 CS 1B		3-2 G6-4-3 1B		4-0 CS BB	3 0 2 0 2 0 1
---	------------------	--	-------------	--	-----------------	--	-----------------	--	---------------------	--	-----------------	---------------------------------

<b>Keith Osik, R</b> (1, 2) <small>OBP: 0.272, SLG: 0.270</small>	2-3 <b>K</b>		0-0 G5-3		3-3 <b>K</b>		3-3 <b>K</b>		0-0 G6-4-3		0-0 1B 1B	5 1 1 0 0 2 5
--	-----------------	--	-------------	--	-----------------	--	-----------------	--	---------------	--	-----------------	---------------------------------

<b>Abraham Nunez, S</b> (1, 6) <small>OBP: 0.305, SLG: 0.244</small> <b>Dale Sveum, S</b> (7, 3) <small>OBP: 0.235, SLG: 0.447</small> <b>Mike Williams, R</b> (9, 1) <b>John Wehner, R</b> (10, PH) <small>OBP: 0.259, SLG: 0.314</small> <b>Jose Silva, R</b> (10, 1) <small>OBP: 0.100, SLG: 0.100</small>	4-2 G5-3 <b>E</b> BB		3-2 G1-3		3-1 CS 1B		3-1 CS 1B		0-0 G3-1		0-0 1B 1B 1B	2 1 1 0 1 0 0 1 0 0 0 0 0 0 1 0 1 0 0 0 0 0 0 0 0
---	-------------------------------	--	-------------	--	-----------------	--	-----------------	--	-------------	--	-----------------------	---

<b>Jimmy Anderson, L</b> (1, 1) <small>OBP: 0.333, SLG: 0.444</small> <b>Greg Hansell, R</b> (4, 1) <b>Jeff Wallace, L</b> (4, 1) <b>Brad Clontz, R</b> (6, 1) <b>Mike Benjamin, R</b> (6, 6) <small>OBP: 0.277, SLG: 0.333</small>	0-1 G5-3		0-2 F9		1-1 CS		0-0 F9		1-0 G6-3		0-0 1B	2 0 3 0 1 1 0 0 0
---	-------------	--	-----------	--	-----------	--	-----------	--	-------------	--	-----------	--

**Pittsburgh Pirates @ Colorado Rockies**  
 Coors Field, Denver, CO  
 Tue Aug 31 1999, 7:05 PM MDT  
 Att: 41,729 - Cloudy - 79 F

<b>AB</b>	<b>40</b>
<b>R</b>	<b>9</b>
<b>H</b>	<b>14</b>
<b>RBI</b>	<b>8</b>
<b>BB</b>	<b>8</b>
<b>SO</b>	<b>7</b>
<b>LOB</b>	<b>15</b>



Inning Stats	R: 2	H: 2	E: 0	K: 1	S: 16	R: 1	H: 0	E: 1	K: 1	S: 8	R: 1	H: 1	E: 0	K: 1	S: 17	R: 0	H: 0	E: 0	K: 0	S: 9	R: 0	H: 1	E: 0	K: 2	S: 8	R: 0	H: 2	E: 0	K: 1	S: 11	R: 0	H: 1	E: 0	K: 1	S: 10	R: 0	H: 1	E: 0	K: 0	S: 10	R: 4	H: 2	E: 0	K: 0	S: 8	R: 1	H: 4	E: 0	K: 0	S: 6
	LOB: 2	BB: 2	P: 34	LOB: 0	BB: 1	P: 13	LOB: 1	BB: 1	P: 24	LOB: 0	BB: 0	P: 13	LOB: 1	BB: 0	P: 10	LOB: 0	BB: 0	P: 19	LOB: 2	BB: 1	P: 18	LOB: 0	BB: 0	P: 16	LOB: 0	BB: 2	P: 17	LOB: 3	BB: 1	P: 10	1B: 10	2B: 2	3B: 0	HR: 3	SF: 0	SAC: 0	DP: 2	HBP: 0	WP: 0	PA: 49										
<b>PITCHER</b>	IP	WLS	BF	H	R	ER	SO	BB	IBB	HBP	BLK	WP	HR	S	P	ERA	WHIP																																	
<b>John Thomson, R</b> (1, 1) <small>ERA: 8.92</small>	4.0		19	3	4	3	3	4	0	0	0	0	0	50	84	6.75	1.750																																	
<b>Jerry Dipoto, R</b> (5, 1) <small>ERA: 4.48</small>	3.0		12	4	0	0	4	1	0	0	0	0	0	29	47	0.00	1.667																																	
<b>Dave Veres, R</b> (8, 1) <small>ERA: 4.73</small>	2.0		10	3	4	4	0	1	1	0	0	0	1	18	33	18.00	2.000																																	
<b>David Lee, R</b> (10, 1) <small>ERA: 4.28</small>	0.1	L	5	4	1	1	0	1	0	0	0	0	0	4	8	27.00	15.000																																	
<b>Roberto Ramirez, L</b> (10, 1) <small>ERA: 8.91</small>	0.2		2	0	0	0	0	0	0	0	0	0	0	2	2	0.00	0.000																																	

**BOTTOM**

**Pittsburgh Pirates @ Colorado Rockies**  
**Coors Field, Denver, CO**  
 Tue Aug 31 1999, 7:05 PM MDT  
 Att. 41,729 - Cloudy - 79 F

[livebaseballscorecards.com](http://livebaseballscorecards.com)

<b>AB</b>	<b>45</b>
<b>R</b>	<b>8</b>
<b>H</b>	<b>18</b>
<b>RBI</b>	<b>8</b>
<b>BB</b>	<b>5</b>
<b>SO</b>	<b>3</b>
<b>LOB</b>	<b>25</b>



WP: 1	PA: 50
PB: 0	
SB: 0	
CS: 0	

AB	R	H	RBI	BB	SO	LOB
6	0	0	0	0	1	7
5	1	2	0	1	1	2
5	2	2	1	1	0	1
5	2	4	0	1	1	2
6	1	2	1	0	0	6
4	2	2	3	1	0	1
4	0	2	1	0	0	1
0	0	0	0	0	0	0
1	0	1	2	0	0	0
0	0	0	0	0	0	0
0	0	0	0	0	0	0
5	0	1	0	0	0	3
1	0	0	0	0	0	0
0	0	0	0	1	0	0
1	0	0	0	0	0	2
2	0	2	0	0	0	0

Batter	1	2	3	4	5	6	7	8	9	10
<b>Neifi Perez, S</b> OBP: 0.315, SLG: 0.402 (1, 6)	1-1 F7		2-2 G4-3	0-3 K		0-0 P9		1-2 G5-4-3	0-0 F9	
<b>Terry Shumpert, R</b> OBP: 0.408, SLG: 0.571 (1, 4) (8, 8)	3-2 BB 1B		4-0 BB		0-3 K	0-0 G6-3			2-2 2B 2B	0-0 F9
<b>Larry Walker, L</b> OBP: 0.444, SLG: 0.687 (1, 9)	4-2 1-2 BB		0-2 L7		0-1 F7		0-0 F8 17 FC4-3-6 1B 1B		0-0 1B E 2B	0-0 G3-1
<b>Dante Bichette, R</b> OBP: 0.350, SLG: 0.543 (1, 7)	1-3 K		4-0 17 HR BB		1-2 2B		3-1 17 FC4-3-6 1B 1-2 1B		3-2 E 1B 1B	0-0 2B 1B
<b>Vinny Castilla, R</b> OBP: 0.330, SLG: 0.475 (1, 5)	3-1 G4-3		2-2 G5-3		0-0 G6-3		1-1 F8		0-2 E9 1B 1B	0-0 2B
<b>17 Todd Helton, L</b> OBP: 0.382, SLG: 0.563 (1, 3)		0-0 B5-3		1-2 2-H HR		2-2 1B 2B	0-2 FC4-3-6		4-0 FC1-5 1B IBB	
<b>Edgard Clemente, R</b> OBP: 0.311, SLG: 0.540 (1, 8)		1-0 G5-3		1-2 2B		0-1 FC3-5 1B 1B	1-1 L6		1-2 7 1B FC1-5 1B	
<b>Dave Veres, R</b> OBP: 0.361, SLG: 0.512 (8, 1)									1-2 2-H 3-H	
<b>Angel Echevarria, R</b> OBP: 0.200, SLG: 0.200 (9, PH)									1-1 7 1B FC1-5 1B	
<b>David Lee, R</b> OBP: 0.250, SLG: 0.143 (10, 1)									1-2 2-3f	
<b>Roberto Ramirez, L</b> OBP: 0.250, SLG: 0.143 (10, 1)										
<b>Henry Blanco, R</b> OBP: 0.327, SLG: 0.399 (1, 2)		3-1 G4-3		0-0 L5		1-1 FC3-5 1B 1B		3-2 F9	1-1 FC1-5 7 1B	
<b>John Thomson, R</b> OBP: 0.273, SLG: 0.300 (1, 1)			0-0 G6-3		4-1 BB		2-1 FC3-5		0-1 G5-4-3 1B	0-1 1B
<b>Jeff Barry, S</b> OBP: 0.341, SLG: 0.467 (4, PH)									1-2 2-H	
<b>Jerry Dipoto, R</b> OBP: 0.301, SLG: 0.423 (5, 1)										
<b>7 Kurt Abbott, R</b> OBP: 0.301, SLG: 0.423 (8, 4)										

Inning Stats	R: 0	H: 1	E: 0	K: 1	S: 13	R: 0	H: 0	E: 0	K: 0	S: 4	R: 0	H: 0	E: 0	K: 0	S: 8	R: 2	H: 2	E: 0	K: 1	S: 15	R: 0	H: 1	E: 0	K: 1	S: 9	R: 1	H: 3	E: 1	K: 0	S: 11	R: 0	H: 2	E: 0	K: 0	S: 10	R: 0	H: 1	E: 0	K: 0	S: 8	R: 4	H: 6	E: 1	K: 0	S: 21	R: 0	H: 2	E: 0	K: 0	S: 4	R: 0	H: 2	E: 0	K: 0	S: 4	1B: 11	SF: 0	2B: 6	SAC: 0	3B: 0	DP: 1	HR: 1	HBP: 0	WP: 1	PA: 50
--------------	------	------	------	------	-------	------	------	------	------	------	------	------	------	------	------	------	------	------	------	-------	------	------	------	------	------	------	------	------	------	-------	------	------	------	------	-------	------	------	------	------	------	------	------	------	------	-------	------	------	------	------	------	------	------	------	------	------	--------	-------	-------	--------	-------	-------	-------	--------	-------	--------

PITCHER	IP	WLS	BF	H	R	ER	SO	BB	IBB	HBP	BLK	WP	HR	S	P	ERA	WHIP
<b>Jimmy Anderson, L</b> ERA: 3.38 (1, 1)	3.0		13	1	1	1	1	3	0	0	0	0	0	25	51	3.00	1.333
<b>Greg Hansell, R</b> ERA: 4.11 (4, 1)	0.2		5	2	1	1	0	1	0	0	0	1	1	12	20	13.50	4.500
<b>Jeff Wallace, L</b> ERA: 3.63 (4, 1)	1.1		6	2	1	1	2	0	0	0	0	0	0	15	18	6.75	1.500
<b>Brad Clontz, R</b> ERA: 2.68 (6, 1)	1.1	H	8	4	1	1	0	0	0	0	0	0	0	13	20	6.75	3.000
<b>Scott Sauerbeck, L</b> ERA: 2.29 (7, 1)	1.2	B	5	1	0	0	0	0	0	0	0	0	0	13	18	0.00	0.600

PITCHER	IP	WLS	BF	H	R	ER	SO	BB	IBB	HBP	BLK	WP	HR	S	P	ERA	WHIP
<b>Mike Williams, R</b> ERA: 3.54 (9, 1)	1.0		9	6	4	4	0	0	1	0	0	0	0	21	32	36.00	6.000
<b>Jose Silva, R</b> ERA: 5.9 (10, 1)	1.0	S	4	2	0	0	0	0	0	0	0	0	0	4	4	0.00	2.000

Batter	1	2	3	4	5	6	7	8	9	AB R H RBI BB SO LOB	TOP																										
Al Martin, L (1, 7) OBP: 0.341, SLG: 0.531	1-0 HR	0-0 F8		2-1 F9		3-2 G4-3		2-1 G6-4-3		5 1 1 1 0 0 3																											
Abraham Nunez, S (1, 6) OBP: 0.307, SLG: 0.249	0-1 G5-3 2B		1-3 K		2-3 K		4-0 2B 1B BB		1-2 L3	4 1 1 0 1 2 0																											
Brian Giles, L (1, 8) OBP: 0.412, SLG: 0.603	4-1 G5-3 BB		4-1 BB 1B BB		2-0 F8		0-0 1B SF8 2B		0-0 BB 1B 2B	3 3 2 0 2 0 0																											
Kevin Young, R (1, 3) OBP: 0.385, SLG: 0.527	3-3 K		4-2 1B BB		0-1 F8		1-1 1B		4-0 1B BB BB	3 1 1 1 2 1 2																											
Dale Sveum, S (1, 5) Mike Benjamin, R (9, PR) OBP: 0.250, SLG: 0.431 OBP: 0.277, SLG: 0.333	1-0 G5-3		0-0 P1		3-2 HR 1B		2-1 P3		4-1 1B BB	4 1 1 0 1 0 6 0 1 0 0 0 0 0																											
Warren Morris, L (1, 4) OBP: 0.380, SLG: 0.456	0-2 G4-3		2-2 1B		1-0 F8		1-0 SF8		2-0 1B 1B	4 0 2 3 0 0 3																											
Brant Brown, L (1, 9) OBP: 0.297, SLG: 0.457		1-2 G1-3	0-1 G4-3		1-2 HR		1-3 K		3-2 SH1-4 1B	5 1 2 4 0 1 3																											
Joe Oliver, R (1, 2) Adrian Brown, S (8, PR) Scott Sauerbeck, R (8, 1) Brad Clontz, R (9, 1)		4-1 SH1-4 BB		0-3 K		0-2 P6		1-1 G6-4-3 1B	1-0 SH1-4	3 0 1 0 1 1 0																											
Jason Schmidt, R (1, 1) Pete Schourek, L (6, 1) Ed Sprague, R (8, PH) Keith Osik, R (8, 2)		0-0 SH1-4		1-3 K		1-1 1B		2-2 F7	2-1 F9	2 0 1 0 0 1 0 0 0 0 0 0 0 0 1 0 0 0 0 0 1 1 0 0 0 0 0 3																											
<b>Inning Stats</b>	R: 1 E: 0 K: 1 S: 13	H: 2 LOB: 2 BB: 1 P: 22	R: 0 E: 0 K: 0 S: 7	H: 0 LOB: 1 BB: 1 P: 12	R: 1 E: 0 K: 1 S: 13	H: 1 LOB: 2 BB: 2 P: 24	R: 0 E: 0 K: 2 S: 10	H: 0 LOB: 0 BB: 0 P: 13	R: 0 E: 0 K: 1 S: 6	H: 0 LOB: 0 BB: 0 P: 10	R: 2 E: 0 K: 0 S: 16	H: 3 LOB: 1 BB: 0 P: 25	R: 2 E: 0 K: 1 S: 9	H: 2 LOB: 1 BB: 1 P: 18	R: 0 E: 0 K: 0 S: 8	H: 1 LOB: 1 BB: 0 P: 13	R: 3 E: 0 K: 0 S: 12	H: 3 LOB: 3 BB: 2 P: 29	1B: 7 2B: 3 3B: 0 HR: 2	SF: 1 SAC: 2 DP: 1 HBP: 0	WP: 0 PB: 0 SB: 0 CS: 0	PA: 45															
<b>PITCHER</b>	IP WLS BF H R ER SO BB IBB HBP BLK WP HR S P ERA WHIP																																				
Luther Hackman, R (1, 1) ERA: 7.5	6.0		29	6	5	5	5	5	0	0	0	0	0	2	65	110	7.50	1.833																			
Mike Porzio, L (7, 1) ERA: 9.28	0.0		1	1	0	0	0	0	0	0	0	0	0	1	1	∞	∞																				
Jerry Dipoto, R (7, 1) ERA: 4.36	2.0	H	7	2	1	1	1	0	0	0	0	0	0	16	26	4.50	1.000																				
Dave Veres, R (9, 1) ERA: 5.1	0.1	L	6	3	3	3	0	2	0	0	0	0	0	9	23	81.00	15.000																				
Mike DeJean, R (9, 1) ERA: 7.95	0.2		2	0	0	0	0	0	0	0	0	0	0	3	6	0.00	0.000																				

Pittsburgh Pirates @ Colorado Rockies  
 Coors Field, Denver, CO  
 Wed Sep 01 1999, 3:05 PM MDT  
 Att. 40,529 - Cloudy - 85 F

AB	35
R	9
H	12
RBI	9
BB	7
SO	6
LOB	21




WP: 0	PA: 45
PB: 0	
SB: 0	
CS: 0	

BOTTOM

Pittsburgh Pirates @ Colorado Rockies  
Coors Field, Denver, CO  
Wed Sep 01 1999, 3:05 PM MDT  
Att: 40,529 - Cloudy - 85 F

livebaseballscorecards.com

AB 39  
R 8  
H 12  
RBI 8  
BB 5  
SO 8  
LOB 11



WP: 0 PA: 44  
PB: 0  
SB: 0  
CS: 0

AB R H RBI BB SO LOB

5 1 1 3 0 0 0  
5 1 2 0 0 2 0  
0 0 0 0 0 0 0

4 1 2 2 1 0 0

5 0 0 0 0 1 3

5 0 0 0 0 2 0

4 2 3 1 1 0 0

4 1 1 1 0 0 2  
0 0 0 0 1 0 0

3 1 2 1 2 1 2

3 1 1 0 0 1 2  
0 0 0 0 0 0 0  
1 0 0 0 0 1 2  
0 0 0 0 0 0 0  
0 0 0 0 0 0 0

1B: 5 SF: 0  
2B: 2 SAC: 0  
3B: 1 DP: 0  
HR: 4 HBP: 0

Batter	1	2	3	4	5	6	7	8	9
<b>Neifi Perez, S</b> OBP: 0.314, SLG: 0.406 (1, 6)	2-1 F8		0-0 F8		0-2 G5-3	1-2 HR		0-1 G4-3	
<b>Terry Shumpert, R</b> OBP: 0.407, SLG: 0.566 <b>Mike DeJean, R</b> (9, 1)	0-0 G6-3		1-1 HR 1B		0-2 K	0-2 BB 1B		1-3 K	
<b>Larry Walker, L</b> OBP: 0.446, SLG: 0.695 (1, 9)	2-1 2B		1-1 HR		0-0 F9	4-0 FC6-4 BB		0-0 G1	
<b>Dante Bichette, R</b> OBP: 0.347, SLG: 0.537 (1, 7)	1-2 P5		1-0 G5-3			K		2-2 F7	
<b>Vinny Castilla, R</b> OBP: 0.327, SLG: 0.470 (1, 5)		2-2 L7	1-3 K			2-3 K	0-0 P4	2-2 G5-3	
<b>17 Todd Helton, L</b> OBP: 0.386, SLG: 0.575 (1, 3)		1-0 2B 3B		0-1 F8		0-0 HR	4-1 BB BB	2-0 BB 1B	
<b>Jeff Barry, S</b> OBP: 0.338, SLG: 0.484 <b>Angel Echevarria, R</b> OBP: 0.365, SLG: 0.512 (9, PH)		0-0 P5		2-1 L4		3-2 HR	0-0 L7	4-2 BB BB BB BB BB BB BB BB	
<b>Ben Petrick, R</b> OBP: 0.800, SLG: 1.000 (1, 2)		3-1 2B		2-2 1B		4-2 1B HR BB	4-2 SAFE	1-3 K	
<b>Luther Hackman, R</b> OBP: 0.333, SLG: 0.333 <b>Mike Porzio, L</b> (7, 1)		1-0 G4-3		0-3 K		1-2 HR	2-3 K		
<b>Jerry Dipoto, R</b> (7, 1)									
<b>Dave Veres, R</b> (9, 1)									
<b>7 Kurt Abbott, R</b> OBP: 0.301, SLG: 0.423 (9, 4)									

Inning Stats	R: 0	H: 1	E: 0	LOB: 1	K: 0	BB: 0	S: 8	R: 1	H: 2	E: 0	LOB: 1	K: 0	BB: 0	S: 8	R: 2	H: 2	E: 0	LOB: 0	K: 1	BB: 0	S: 11	R: 0	H: 1	E: 0	LOB: 1	K: 1	BB: 0	S: 11	R: 0	H: 0	E: 0	LOB: 0	K: 1	BB: 0	S: 7	R: 5	H: 5	E: 0	LOB: 2	K: 2	BB: 2	S: 28	R: 0	H: 0	E: 0	LOB: 2	K: 1	BB: 2	S: 8	R: 0	H: 1	E: 0	LOB: 2	K: 1	BB: 1	S: 13	R: 0	H: 1	E: 0	LOB: 2	K: 1	BB: 1	S: 13	1B: 5	SF: 0	2B: 2	SAC: 0	3B: 1	DP: 0	HR: 4	HBP: 0	WP: 0	PA: 44
--------------	------	------	------	--------	------	-------	------	------	------	------	--------	------	-------	------	------	------	------	--------	------	-------	-------	------	------	------	--------	------	-------	-------	------	------	------	--------	------	-------	------	------	------	------	--------	------	-------	-------	------	------	------	--------	------	-------	------	------	------	------	--------	------	-------	-------	------	------	------	--------	------	-------	-------	-------	-------	-------	--------	-------	-------	-------	--------	-------	--------

PITCHER	IP	WLS	BF	H	R	ER	SO	BB	IBB	HBP	BLK	WP	HR	S	P	ERA	WHIP
<b>Jason Schmidt, R</b> ERA: 4.37 (1, 1)	5.2		28	10	8	8	5	1	0	0	0	0	4	67	100	12.71	1.941
<b>Pete Schourek, L</b> ERA: 5.6 (6, 1)	1.1		8	1	0	0	1	3	0	0	0	0	0	14	30	0.00	3.000
<b>Scott Sauerbeck, L</b> ERA: 2.22 (8, 1)	1.2	W	6	1	0	0	1	0	0	0	0	0	0	14	21	0.00	0.600
<b>Brad Clontz, R</b> ERA: 2.66 (9, 1)	0.1	S	2	0	0	0	1	1	0	0	0	0	0	6	11	0.00	3.000

Batter	1	2	3	4	5	6	7	8	9	AB R H RBI BB SO LOB	TOP											
<b>Marvin Benard, L</b> (1, 8) <small>OBP: 0.355, SLG: 0.458</small>	0-0 G6-3		1-2 G4-6-3		2-0 SH1-3 HR HBP	1-0 L7			4-2 2B 2B BB	3 2 0 0 1 0 1												
<b>Bill Mueller, S</b> (1, 5) <small>OBP: 0.405, SLG: 0.365</small>	1-1 F9			0-1 G4-3	0-0 SH1-3	0-1 P4			2-0 L8	4 0 0 0 0 0 1												
<b>Barry Bonds, L</b> (1, 7) <b>Armando Rios, L</b> (8, 9) <small>OBP: 0.410, SLG: 0.667 OBP: 0.395, SLG: 0.495</small>	1-0 1B			0-0 2B 3B	4-0 HR IBB				1-1 2B 2B	3 2 2 0 1 0 0 1 1 1 0 0 0 0												
<b>Jeff Kent, R</b> (1, 4) <b>Calvin Murray, R</b> (8, 7) <small>OBP: 0.379, SLG: 0.525 OBP: 0.400, SLG: 0.500</small>	3-3 K			3-2 HR 2B	1-1 HR				0-0 2B	4 2 2 5 0 1 1 1 0 1 2 0 0 0												
<b>J.T. Snow, L</b> (1, 3) <small>OBP: 0.372, SLG: 0.451</small>				4-2 HR BB	2-1 1B SF8 HBP				0-2 G1-3	2 2 0 0 2 1 1												
<b>Ellis Burks, R</b> (1, 9) <b>Wilson Delgado, S</b> (8, 4) <small>OBP: 0.393, SLG: 0.585 OBP: 0.333, SLG: 0.275</small>			0-2 G6-4-3	3-1 HR	0-2 SF8 1B				0-3 K K	4 1 2 3 0 1 1 1 0 0 0 0 1 1												
<b>Brent Mayne, L</b> (1, 2) <small>OBP: 0.390, SLG: 0.426</small>			2-1 F9	1-0 G4-3	0-0 SF8				1-3 K	3 0 0 1 0 1 0												
<b>Rich Aurilia, R</b> (1, 6) <small>OBP: 0.328, SLG: 0.422</small>			2-1 G4-6-3 1B	0-3 K	1-0 L8				1-1 G1-6-3	4 0 1 0 0 1 1												
<b>Shawn Estes, R</b> (1, 1) <b>Scott Servais, R</b> (9, PH) <b>Julian Tavarez, L</b> (9, 1) <small>OBP: 0.218, SLG: 0.216 OBP: 0.335, SLG: 0.409 OBP: 0.200, SLG: 0.200</small>			0-3 K		0-0 E4 SH1-3 HBP HR	0-3 K			0-0 HR	3 1 0 0 0 2 1 1 1 1 1 0 0 0 0 0 0 0 0 0 0												
<b>Inning Stats</b>	R: 0 E: 0 K: 1 S: 7	H: 1 LOB: 1 BB: 0 P: 12	R: 0 E: 0 K: 0 S: 9	H: 0 LOB: 0 BB: 1 P: 15	R: 0 E: 0 K: 1 S: 9	H: 1 LOB: 0 BB: 0 P: 11	R: 4 E: 0 K: 1 S: 14	H: 3 LOB: 0 BB: 1 P: 25	R: 5 E: 1 K: 0 S: 10	H: 2 LOB: 1 BB: 1 P: 20	R: 0 E: 0 K: 1 S: 6	H: 0 LOB: 0 BB: 0 P: 7	R: 0 E: 0 K: 1 S: 7	H: 0 LOB: 0 BB: 0 P: 13	R: 0 E: 0 K: 2 S: 8	H: 0 LOB: 0 BB: 0 P: 10	R: 3 E: 0 K: 1 S: 13	H: 3 LOB: 1 BB: 1 P: 20	1B: 3 2B: 3 3B: 1 HR: 3	SF: 1 SAC: 1 DP: 2 HBP: 2	WP: 0 PB: 0 SB: 0 CS: 0	PA: 42
<b>PITCHER</b>	IP WLS BF H R ER SO BB IBB HBP BLK WP HR S P ERA WHIP																			<b>PITCHER</b>	IP WLS BF H R ER SO BB IBB HBP BLK WP HR S P ERA WHIP	
<b>67 Francisco Cordova, R</b> (1, 1) <small>ERA: 4.75</small>	4.1 L 22 6 8 7 3 2 1 1 0 0 2 43 74 14.54 1.846																					
<b>Pete Schourek, L</b> (5, 1) <small>ERA: 5.54</small>	2.2 10 1 1 1 2 0 0 0 1 0 0 0 19 29 3.38 0.375																					
<b>Brad Clontz, R</b> (8, 1) <small>ERA: 2.59</small>	1.0 3 0 0 0 2 0 0 0 0 0 0 0 8 10 0.00 0.000																					
<b>Marc Wilkins, R</b> (9, 1) <small>ERA: 4.46</small>	1.0 7 3 3 3 1 1 0 0 0 0 0 1 13 20 27.00 4.000																					

San Francisco Giants @ Pittsburgh Pirates  
 Three Rivers Stadium, Pittsburgh, PA

AB	34
R	12
H	10
RBI	12
BB	4
SO	8
LOB	8



Fri Sep 03 1999, 7:05 PM EDT  
 Att. 16,478 - Unknown - 86 F

livebaseballscorecards.com

Batter	1	2	3	4	5	6	7	8	9	AB	R	H	RBI	BB	SO	LOB
Al Martin, L (1, 7) Brant Brown, L (6, 9) OBP: 0.341, SLG: 0.530 OBP: 0.296, SLG: 0.455	2-1 SH1 1B		2-0 F8		2-3 K		1-3 K			3	1	1	0	0	1	0
Mike Benjamin, R (1, 6) OBP: 0.281, SLG: 0.336	2-1 SH1 1-2		1-1 1B 1B		0-0 F8			3-1 L9 BB 1B		3	1	2	0	0	0	0
Brian Giles, L (1, 8) Dale Sveum, S (7, 7) OBP: 0.410, SLG: 0.599 OBP: 0.246, SLG: 0.423	1-1 F7		3-2 P6		0-3 K			1-1 L9		3	0	0	0	0	1	2
Kevin Young, R (1, 3) OBP: 0.388, SLG: 0.527	4-2 1B BB		3-2 S 1B 1B		0-2 P4			4-2 1-2 BB		2	0	1	0	2	0	0
Ed Sprague, R (1, 5) OBP: 0.356, SLG: 0.482	0-1 1-2 2-H 1B		3-2 WP 1B		1-0 F9			1-0 L9		4	0	2	2	0	0	2
Warren Morris, L (1, 4) OBP: 0.379, SLG: 0.459	0-1 F7		1-1 G3-1		1-1 3B			2-0 G3		4	0	1	0	0	0	6
John Wehner, R (1, 9) (6, 7) (7, 8) OBP: 0.241, SLG: 0.291		0-1 G5-3		0-1 G1-3		2-2 G4-3		0-3 K		4	0	0	0	0	1	1
Keith Osik, R (1, 2) OBP: 0.262, SLG: 0.258		0-0 F9		0-1 G3		0-3 K		3-1 G6-3		4	0	0	0	0	1	0
67 Francisco Cordova, R (1, 1) Pete Schourek, L (5, 1) Joe Oliver, R (7, PH) Brad Clontz, R (8, 1) Marc Wilkins, R (9, 1) Abraham Nunez, S (9, PH) OBP: 0.244, SLG: 0.205 OBP: 0.296, SLG: 0.296		1-3 K		0-0 G4-3		1-1 F9		3-1 L1		2	0	0	0	0	1	0

Inning Stats	R: 1	H: 2	E: 0	K: 0	S: 13	LOB: 2	BB: 1	P: 22	R: 0	H: 0	E: 0	K: 1	S: 6	LOB: 0	BB: 0	P: 7	R: 1	H: 3	E: 0	K: 0	S: 18	LOB: 2	BB: 0	P: 31	R: 0	H: 0	E: 0	K: 0	S: 5	LOB: 0	BB: 0	P: 5	R: 0	H: 0	E: 0	K: 2	S: 7	LOB: 0	BB: 0	P: 9	R: 0	H: 1	E: 0	K: 0	S: 9	LOB: 1	BB: 0	P: 13	R: 0	H: 0	E: 0	K: 2	S: 9	LOB: 0	BB: 0	P: 11	R: 0	H: 1	E: 0	K: 0	S: 8	LOB: 2	BB: 1	P: 19	R: 0	H: 0	E: 0	K: 1	S: 7	LOB: 0	BB: 0	P: 13	1B: 6	2B: 0	3B: 1	HR: 0	SF: 0	SAC: 1	DP: 0	HBP: 0	WP: 1	PB: 0	SB: 1	CS: 0	PA: 36
PITCHER	IP	WLS	BF	H	R	ER	SO	BB	IBB	HBP	BLK	WP	HR	S	P	ERA	WHIP																																																																				
Shawn Estes, L (1, 1) ERA: 4.57	8.0	W	33	7	2	2	5	2	0	0	0	1	0	75	117	2.25	1.125																																																																				
Julian Tavarez, R (9, 1) ERA: 5.98	1.0		3	0	0	0	1	0	0	0	0	0	0	7	13	0.00	0.000																																																																				

BOTTOM

San Francisco Giants @ Pittsburgh Pirates  
Three Rivers Stadium, Pittsburgh, PA

livebaseballscores.com

AB	33
R	2
H	7
RBI	2
BB	2
SO	6
LOB	12



Fri Sep 03 1999, 7:05 PM EDT  
Att: 16,478 - Unknown - 86 F

Batter	1	2	3	4	5	6	7	8	9	AB	R	H	RBI	BB	SO	LOB	TOP	
Marvin Benard, L OBP: 0.357, SLG: 0.458 (1, 8)	F8 3-2		S BB 4-2	BB 4-1			SH1-3 S 1B 0-0	G4-3 3-2		3	1	1	0	2	0	0		
Bill Mueller, S OBP: 0.406, SLG: 0.368 (1, 5)	1B BB G6-3 4-2		L4 BB 3-1	F7 BB 2-0			SH1-3 1-3		WP WP 2B 3-1	3	2	1	0	1	0	3		
Barry Bonds, L OBP: 0.415, SLG: 0.665 Calvin Murray, R OBP: 0.400, SLG: 0.500 (1, 7) (9, 7)	G6-3 1B 1-3		IBB 4-0		P5 1-2		1B 2B BB 4-2		BB WP FC5-2 BB 2-3	2	1	1	0	3	0	0		
Jeff Kent, R OBP: 0.378, SLG: 0.522 Rich Rodriguez, L OBP: 1.000, SLG: 1.000 Charlie Hayes, R OBP: 0.296, SLG: 0.317 (1, 4) (8, 1) (9, PH) (9, 3)	G6-3 1-2 3-H		K 1-3		G4-3 1-2		2B 1B 1-2 3-H		FC5-2 BB BB 2B 1-2	4	1	1	2	0	1	3		
J.T. Snow, L OBP: 0.374, SLG: 0.453 Felix Rodriguez, R OBP: 0.429, SLG: 1.000 (1, 3) (9, 1)	K 3-3			2B 2B 2-0	BB BB 4-1		K BB 3-3		FC5-2 2B BB 1-2 2-3	3	2	1	0	2	2	3		
Armando Rios, L OBP: 0.403, SLG: 0.500 (1, 9)			G4-6-3 BB 4-2	2B BB 4-2	K 3-3		2B 1-H 2-H 2-0		K 2-3	3	1	1	2	2	2	4		
Rich Aurilia, R OBP: 0.326, SLG: 0.421 Wilson Delgado, S OBP: 0.333, SLG: 0.275 (1, 6) (9, PR) (9, 6)			F9 1-2	G6-3 2B 1-H 2-H 0-2		G6-3 1-2	G6-3 2-1		FC5-2 2B 1-2 2-3 3-H	5	0	1	2	0	0	5		
Brent Mayne, L OBP: 0.387, SLG: 0.426 (1, 2)			G4-6-3 1-2	K 0-3		P4 2-2		F8 0-0	1B 2B 1-3 2-H 3-H	5	0	1	2	0	1	2		
Russ Ortiz, R OBP: 0.213, SLG: 0.283 Jerry Spradlin, S (1, 1) (7, 1) F.P. Santangelo, S OBP: 0.423, SLG: 0.414 (8, PH) (8, 4)			K 2-3	G6-3 2-3		G6-3 2-1		F9 0-0	3-1 2-2	3	0	0	0	0	1	1		
<b>Inning Stats</b>	R: 1 E: 0 K: 1 S: 16 H: 1 LOB: 1 BB: 1 P: 32	R: 0 E: 0 K: 0 S: 7 H: 0 LOB: 0 BB: 1 P: 11	R: 0 E: 0 K: 2 S: 11 H: 0 LOB: 2 BB: 2 P: 25	R: 2 E: 0 K: 1 S: 17 H: 2 LOB: 2 BB: 2 P: 30	R: 0 E: 0 K: 1 S: 12 H: 0 LOB: 1 BB: 1 P: 18	R: 0 E: 0 K: 0 S: 10 H: 0 LOB: 0 BB: 0 P: 15	R: 3 E: 0 K: 1 S: 12 H: 3 LOB: 1 BB: 1 P: 25	R: 0 E: 0 K: 0 S: 5 H: 0 LOB: 0 BB: 0 P: 8	R: 3 E: 0 K: 1 S: 15 H: 3 LOB: 3 BB: 3 P: 38	1B: 4 2B: 5 3B: 0 HR: 0 SF: 0 SAC: 1 DP: 1 HBP: 0	WP: 2 PA: 45							
<b>PITCHER</b>	IP WLS BF H R ER SO BB IBB HBP BLK WP HR S P ERA WHIP	IP WLS BF H R ER SO BB IBB HBP BLK WP HR S P ERA WHIP	IP WLS BF H R ER SO BB IBB HBP BLK WP HR S P ERA WHIP	IP WLS BF H R ER SO BB IBB HBP BLK WP HR S P ERA WHIP	IP WLS BF H R ER SO BB IBB HBP BLK WP HR S P ERA WHIP	IP WLS BF H R ER SO BB IBB HBP BLK WP HR S P ERA WHIP	IP WLS BF H R ER SO BB IBB HBP BLK WP HR S P ERA WHIP	IP WLS BF H R ER SO BB IBB HBP BLK WP HR S P ERA WHIP	IP WLS BF H R ER SO BB IBB HBP BLK WP HR S P ERA WHIP									
Kris Benson, R ERA: 4.15 (1, 1)	5.0 L 24 3 3 3 5 6 1 0 0 0 0 63 116 5.40 1.800																	
Jimmy Anderson, L ERA: 3.24 (6, 1)	1.0 3 0 0 0 0 0 0 0 0 0 0 0 10 15 0.00 0.000																	
Jeff Wallace, L ERA: 4.11 (7, 1)	0.1 3 1 2 2 0 1 0 0 0 0 0 0 5 11 54.00 6.000																	
Jose Silva, R ERA: 5.96 (7, 1)	0.2 4 2 1 1 1 0 0 0 0 0 0 0 7 14 13.50 3.000																	
Brad Clontz, R ERA: 2.53 (8, 1)	1.0 3 0 0 0 0 0 0 0 0 0 0 0 5 8 0.00 0.000																	
<b>PITCHER</b>	IP WLS BF H R ER SO BB IBB HBP BLK WP HR S P ERA WHIP	IP WLS BF H R ER SO BB IBB HBP BLK WP HR S P ERA WHIP	IP WLS BF H R ER SO BB IBB HBP BLK WP HR S P ERA WHIP	IP WLS BF H R ER SO BB IBB HBP BLK WP HR S P ERA WHIP	IP WLS BF H R ER SO BB IBB HBP BLK WP HR S P ERA WHIP	IP WLS BF H R ER SO BB IBB HBP BLK WP HR S P ERA WHIP	IP WLS BF H R ER SO BB IBB HBP BLK WP HR S P ERA WHIP	IP WLS BF H R ER SO BB IBB HBP BLK WP HR S P ERA WHIP	IP WLS BF H R ER SO BB IBB HBP BLK WP HR S P ERA WHIP									
Mike Williams, R ERA: 4.05 (9, 1)	0.0 3 1 3 3 0 2 0 0 0 0 0 0 1 17 ∞ ∞																	
Scott Sauerbeck, L ERA: 2.18 (9, 1)	1.0 5 2 0 0 1 1 0 0 0 0 0 0 9 21 0.00 3.000																	

**San Francisco Giants @ Pittsburgh Pirates**  
 Three Rivers Stadium, Pittsburgh, PA

AB 33  
 R 9  
 H 9  
 RBI 8  
 BB 11  
 SO 7  
 LOB 21



Sat Sep 04 1999, 7:05 PM EDT  
 Att. 19,949 - Overcast - 84 F

livebaseballscorecards.com





Batter	1	2	3	4	5	6	7	8	9	AB R H RBI BB SO LOB	TOP											
<b>F.P. Santangelo, S</b> (1, 8) OBP: 0.423, SLG: 0.411	3-2 G5-3	1-0 HBP			1-1 FC6-4 1B	1-3 K		3-3 K		4 0 1 0 0 2 1												
<b>Bill Mueller, S</b> (1, 5) OBP: 0.403, SLG: 0.364	2-2 G1-3	1-2 G3-1			0-0 FC6-4 WP HR		4-2 WP BB SF9 BB		3-1 F9	4 2 0 0 1 0 4												
<b>Barry Bonds, L</b> (1, 7) OBP: 0.412, SLG: 0.656	4-2 BB				3-3 K		2-1 F8		1-3 K	4 0 0 0 1 2 2												
<b>Jeff Kent, R</b> (1, 4) OBP: 0.379, SLG: 0.527	0-1 F8				2-1 HR		4-2 SF9 WP BB		0-0 G6-3	4 1 1 2 1 0 1												
<b>Ellis Burks, R</b> (1, 9) OBP: 0.397, SLG: 0.589					0-0 2B		4-2 BB			3 1 2 0 1 0 0												
<b>Charlie Hayes, R</b> (1, 3) OBP: 0.296, SLG: 0.318					2-1 F9		2-1 SF9			3 0 1 1 0 0 1												
<b>Scott Servais, R</b> (1, 2) OBP: 0.328, SLG: 0.400					0-0 G4-3		1-1 F9			4 0 0 0 0 2 4												
<b>Wilson Delgado, S</b> (1, 6) OBP: 0.361, SLG: 0.327					1-2 1B		0-1 SH1-4 1B		1-1 G6-3	4 0 3 1 0 0 0												
<b>Kirk Rueter, L</b> (1, 1) OBP: 0.196, SLG: 0.208					0-3 K		0-0 SH1-4		1-3 K	2 0 0 0 0 1 3												
<b>Alan Embree, L</b> (7, 1)										0 0 0 0 0 0 0												
<b>Calvin Murray, R</b> (8, PH) OBP: 0.333, SLG: 0.400										1 0 0 0 0 1 0												
<b>Julian Tavarez, L</b> (8, 1) OBP: 0.200, SLG: 0.200										0 0 0 0 0 0 0												
<b>Inning Stats</b>	R: 0 E: 0 K: 0 S: 11	H: 0 LOB: 1 BB: 1 P: 20	R: 1 E: 0 K: 1 S: 11	H: 3 LOB: 3 BB: 0 P: 14	R: 0 E: 0 K: 0 S: 10	H: 0 LOB: 0 BB: 0 P: 14	R: 0 E: 0 K: 1 S: 9	H: 1 LOB: 1 BB: 0 P: 12	R: 2 E: 0 K: 1 S: 12	H: 3 LOB: 1 BB: 0 P: 20	R: 0 E: 0 K: 1 S: 9	H: 1 LOB: 1 BB: 0 P: 11	R: 1 E: 0 K: 1 S: 14	H: 0 LOB: 2 BB: 3 P: 31	R: 0 E: 0 K: 2 S: 9	H: 0 LOB: 0 BB: 0 P: 14	R: 0 E: 0 K: 1 S: 6	H: 0 LOB: 0 BB: 0 P: 10	1B: 5 2B: 2 3B: 0 HR: 1	SF: 1 SAC: 1 DP: 0 HBP: 1	WP: 2 PB: 0 SB: 0 CS: 0	PA: 40
<b>PITCHER</b>	IP WLS BF H R ER SO BB IBB HBP BLK WP HR S P ERA WHIP																					
<b>Chris Peters, L</b> (1, 1) ERA: 6.2	6.1 W 30 8 4 4 4 2 0 1 0 1 1 67 102 5.68 1.579																					
<b>Marc Wilkins, R</b> (7, 1) ERA: 4.4	0.2 H 4 0 0 0 1 2 0 0 0 1 0 9 20 0.00 3.000																					
<b>Scott Sauerbeck, L</b> (8, 1) ERA: 2.11	2.0 6 0 0 0 3 0 0 0 0 0 0 15 24 0.00 0.000																					

**San Francisco Giants @ Pittsburgh Pirates**  
 Three Rivers Stadium, Pittsburgh, PA  
 Sun Sep 05 1999, 1:35 PM EDT  
 Att. 17,901 - Overcast - 78 F

AB	33
R	4
H	8
RBI	4
BB	4
SO	8
LOB	16



Batter	1	2	3	4	5	6	7	8	9	AB R H RBI BB SO LOB
<b>Al Martin, L</b> OBP: 0.340, SLG: 0.528 (1, 7) B C F X	1-2 SH3-4 G6-3 2B		1-0 2B 1B	2-3 K			2-3 K			4 2 2 0 0 2 1
<b>Mike Benjamin, R</b> OBP: 0.277, SLG: 0.334 (1, 6) L B X	1-1 SH3-4 2-3		1-2 WP SF7 1-H 2B			3-2 G5-3	2-3 K			3 1 1 1 0 1 1
<b>Brian Giles, L</b> OBP: 0.410, SLG: 0.602 (1, 8) B B X	3-0 G6-3 3-H		2-1 SF7 2-H			1-2 G6-3	3-1 HR			3 1 1 4 0 0 0
<b>Kevin Young, R</b> OBP: 0.386, SLG: 0.521 (1, 3) B C F X	3-2 F7		2-1 1B			3-2 G6-3	2-3 K			4 0 1 0 0 1 0
<b>Ed Sprague, R</b> OBP: 0.355, SLG: 0.477 (1, 5) F X		0-1 G1-6-3	1-0 F9			1-1 G6-3	2-3 K			4 0 0 0 0 1 1
<b>Adrian Brown, S</b> OBP: 0.362, SLG: 0.361 (1, 9) B B C C B		4-2 FC6-4 BB		0-0 HR 1B		3-2 HR	2-1 CS 1B			3 2 3 1 1 0 0
<b>Joe Oliver, R</b> OBP: 0.295, SLG: 0.324 (1, 2) F S B X		1-2 F9		0-0 HR		1-3 K	2-3 K			4 1 1 2 0 2 2
<b>Abraham Nunez, S</b> OBP: 0.302, SLG: 0.244 (1, 4) <b>Marc Wilkins, R</b> (7, 1) <b>Scott Sauerbeck, R</b> (8, 1)		0-0 FC6-4 1-2f		3-1 F9		2-1 F9				3 0 0 0 0 0 1 0 0 0 0 0 0 0 0 0 0 0 0 0 0
<b>Chris Peters, L</b> OBP: 0.278, SLG: 0.235 (1, 1) <b>Warren Morris, L</b> OBP: 0.380, SLG: 0.457 (7, 4) S X			0-1 F7	2-2 F7			1-0 HR 1B			2 0 0 0 0 0 0 1 1 1 0 0 0 0

Inning Stats	R: 1	H: 1	E: 0	K: 0	S: 9	R: 0	H: 0	E: 0	K: 0	S: 8	R: 2	H: 3	E: 0	K: 0	S: 12	R: 2	H: 2	E: 0	K: 1	S: 10	R: 0	H: 0	E: 0	K: 0	S: 9	R: 1	H: 1	E: 0	K: 1	S: 10	R: 2	H: 2	E: 0	K: 3	S: 13	R: 0	H: 1	E: 0	K: 2	S: 9
	0	0	0	0	17	0	0	0	0	13	0	0	0	0	18	0	0	0	0	17	0	0	0	0	16	0	0	0	0	17	0	0	0	0	23	0	1	0	14	


PITCHER	IP	WLS	BF	H	R	ER	SO	BB	IBB	HBP	BLK	WP	HR	S	P	ERA	WHIP
<b>Kirk Rueter, L</b> ERA: 5.2 (1, 1)	6.0	L	26	7	6	6	2	1	0	0	0	1	2	58	98	9.00	1.333
<b>Alan Embree, L</b> ERA: 3.2 (7, 1)	1.0		5	2	2	2	3	0	0	0	0	0	1	13	23	18.00	2.000
<b>Julian Tavarez, R</b> ERA: 5.86 (8, 1)	1.0		3	1	0	0	2	0	0	0	0	0	0	9	14	0.00	1.000

**BOTTOM**

**San Francisco Giants @ Pittsburgh Pirates**  
Three Rivers Stadium, Pittsburgh, PA

Sun Sep 05 1999, 1:35 PM EDT  
Att: 17,901 - Overcast - 78 F

AB	31
R	8
H	10
RBI	8
BB	1
SO	7
LOB	6



1B	2B	3B	HR	SF	SAC	DP	HBP	WP	HR	S	P	ERA	WHIP
5	2	0	3	1	0	0	0	1	1	13	23	18.00	2.000

Batter	1	2	3	4	5	6	7	8	9	AB R H RBI BB SO LOB	TOP
<b>Quilvio Veras, S</b> (1, 4) OBP: 0.370, SLG: 0.362	0-0 		4-2 		3-2 		4-1 			2 1 2 0 2 0 0	
<b>Eric Owens, R</b> (1, 7) OBP: 0.334, SLG: 0.405	0-2 		1-0 		4-0 		2-2 			3 1 0 1 1 0 3	
<b>Tony Gwynn, L</b> (1, 9) OBP: 0.371, SLG: 0.468	2-2 		1-0 		0-0 		0-1 			4 1 2 3 0 0 2	
<b>Phil Nevin, R</b> (1, 5) OBP: 0.351, SLG: 0.564	1-1 		1-2 		1-1 		3-2 			4 0 0 0 0 0 2	
<b>Wally Joyner, L</b> (1, 3) OBP: 0.355, SLG: 0.320		1-1 		3-3 		2-1 		1-3 		4 0 1 0 0 2 0	
<b>Ben Davis, S</b> (1, 2) OBP: 0.300, SLG: 0.368		1-2 		2-3 		0-0 		1-3 		4 0 1 0 0 2 0	
<b>Ruben Rivera, R</b> (1, 8) OBP: 0.293, SLG: 0.401		0-0 		2-2 		0-0 			2-3 	4 0 0 0 0 2 2	
<b>Damian Jackson, R</b> (1, 6) OBP: 0.329, SLG: 0.364		0-0 		2-0 		4-0 		2-2 		3 1 0 0 1 0 2	
<b>Andy Ashby, R</b> (1, 1) OBP: 0.190, SLG: 0.182 <b>Matt Whisenant, R</b> (8, 1) <b>Wiki Gonzalez, R</b> (9, PH) OBP: 0.297, SLG: 0.314 <b>Trevor Hoffman, R</b> (9, 1) OBP: 0.500, SLG: 1.000		0-3 		0-1 		0-1 		0-0 		2 0 0 0 0 1 2 0 0 0 0 0 0 0 1 0 0 0 0 0 0 0 0 0 0 0 0 0	
<b>Inning Stats</b>	R: 0 H: 1 E: 0 LOB: 1 K: 0 BB: 0 S: 9 P: 12	R: 0 H: 2 E: 0 LOB: 2 K: 1 BB: 0 S: 10 P: 12	R: 0 H: 1 E: 0 LOB: 1 K: 0 BB: 1 S: 8 P: 15	R: 0 H: 0 E: 0 LOB: 0 K: 3 BB: 0 S: 10 P: 17	R: 3 H: 2 E: 0 LOB: 0 K: 0 BB: 1 S: 9 P: 19	R: 0 H: 0 E: 0 LOB: 0 K: 0 BB: 0 S: 4 P: 6	R: 1 H: 0 E: 0 LOB: 1 K: 0 BB: 2 S: 9 P: 19	R: 0 H: 0 E: 0 LOB: 0 K: 2 BB: 0 S: 10 P: 15	R: 0 H: 0 E: 0 LOB: 0 K: 1 BB: 0 S: 10 P: 14	1B: 3 SF: 0 2B: 2 SAC: 1 3B: 0 DP: 0 HR: 1 HBP: 0	WP: 0 PA: 36 PB: 0 SB: 1 CS: 0
<b>Todd Ritchie, R</b> (1, 1) ERA: 3.66 <b>Jimmy Anderson, L</b> (6, 1) ERA: 3.33 <b>Pete Schourek, L</b> (8, 1) ERA: 5.44	IP WLS BF H R ER SO BB IBB HBP BLK WP HR S P ERA WHIP 5.0 L 22 6 3 3 4 2 0 0 0 0 1 46 75 5.40 1.600 2.0 8 0 1 1 0 2 0 0 0 0 0 0 13 25 4.50 1.000 2.0 6 0 0 0 0 3 0 0 0 0 0 0 20 29 0.00 0.000										

San Diego Padres @ Pittsburgh Pirates  
 Three Rivers Stadium, Pittsburgh, PA  
 Mon Sep 06 1999, 1:35 PM EDT  
 Att. 16,663 - Sunny - 84 F

livebaseballscorecards.com

AB	31
R	4
H	6
RBI	4
BB	4
SO	7
LOB	13



Batter	1	2	3	4	5	6	7	8	9	AB	R	H	RBI	BB	SO	LOB
<b>Al Martin, L</b> (1, 7) OBP: 0.342, SLG: 0.533	0-1 P6		1-1 HR		4-2 BB			2-3 K		3	1	1	1	1	1	1
<b>Abraham Nunez, S</b> (1, 6) OBP: 0.303, SLG: 0.245 <b>Mike Benjamin, R</b> (8, PH) OBP: 0.279, SLG: 0.336	2-2 G4-3		0-1 1B		1-0 G4-3			2-2 1B G6-3		3	0	1	0	0	0	1
<b>Brian Giles, L</b> (1, 8) OBP: 0.411, SLG: 0.599	4-0 2B BB		0-0 F8					1-0 G6-3		2	1	0	0	2	0	3
<b>Kevin Young, R</b> (1, 3) OBP: 0.386, SLG: 0.523	1-2 2B		1-3 K					0-0 FC5-4 CS		4	1	2	1	0	1	2
<b>Ed Sprague, R</b> (1, 5) OBP: 0.354, SLG: 0.475	0-0 G5-3				2-2 G6-4-3 1B			1-2 G5-3		4	0	1	0	0	0	3
<b>Warren Morris, L</b> (1, 4) OBP: 0.378, SLG: 0.455		2-2 F8		1-1 F8				1-0 G4-3		4	0	1	0	0	0	1
<b>Brant Brown, L</b> (1, 9) OBP: 0.298, SLG: 0.458 <b>Pete Schourek, L</b> (8, 1) <b>Dale Sveum, S</b> (9, PH) OBP: 0.237, SLG: 0.415		1-2 G1-3		1-1 G6-4-3				3-2 G4-3		3	0	0	0	0	0	1
<b>Joe Oliver, R</b> (1, 2) OBP: 0.284, SLG: 0.311		1-0 P4		1-0 F8				0-3 K		4	0	0	0	0	2	1
<b>Todd Ritchie, R</b> (1, 1) OBP: 0.174, SLG: 0.178 <b>John Wehner, R</b> (5, PH) OBP: 0.233, SLG: 0.281 <b>Jimmy Anderson, L</b> (6, 1) OBP: 0.333, SLG: 0.444 <b>Adrian Brown, S</b> (8, 9) OBP: 0.365, SLG: 0.365			2-1 F8		0-0 G6-3			2-2 1B		1	0	0	0	0	0	0
										1	0	0	0	0	0	0
										0	0	0	0	0	0	0
										1	0	1	0	0	0	0

Inning Stats	R: 1	H: 1	E: 0	K: 0	S: 10	R: 0	H: 0	E: 0	K: 0	S: 7	R: 1	H: 2	E: 0	K: 1	S: 13	R: 0	H: 1	E: 0	K: 0	S: 7	R: 0	H: 0	E: 0	K: 0	S: 7	R: 0	H: 0	E: 0	K: 1	S: 13	R: 0	H: 2	E: 0	K: 1	S: 16	R: 1	H: 2	E: 0	K: 1	S: 15	1B: 6	SF: 1	2B: 1	SAC: 0	3B: 0	DP: 2	HR: 1	HBP: 0	WP: 0	PA: 35
--------------	------	------	------	------	-------	------	------	------	------	------	------	------	------	------	-------	------	------	------	------	------	------	------	------	------	------	------	------	------	------	-------	------	------	------	------	-------	------	------	------	------	-------	-------	-------	-------	--------	-------	-------	-------	--------	-------	--------

PITCHER	IP	WLS	BF	H	R	ER	SO	BB	IBB	HBP	BLK	WP	HR	S	P	ERA	WHIP
<b>Andy Ashby, R</b> (1, 1) ERA: 3.55	7.0	W	27	5	2	2	2	3	0	0	0	0	1	68	103	2.57	1.143
<b>Matt Whisenant, L</b> (8, 1) ERA: 5.32	1.0	H	3	1	0	0	1	0	0	0	0	0	0	10	15	0.00	1.000
<b>Trevor Hoffman, R</b> (9, 1) ERA: 2.37	1.0	S	5	2	1	1	1	0	0	0	0	0	0	15	23	9.00	2.000

**BOTTOM**

**San Diego Padres @ Pittsburgh Pirates**  
**Three Rivers Stadium, Pittsburgh, PA**  
 Mon Sep 06 1999, 1:35 PM EDT  
 Att. 16,663 - Sunny - 84 F

livebaseballscorecards.com

AB	31
R	3
H	8
RBI	3
BB	3
SO	4
LOB	13



Batter	1	2	3	4	5	6	7	8	9	AB R H RBI BB SO LOB	TOP
<b>Quilvio Veras, S</b> (1, 4) OBP: 0.369, SLG: 0.368 	3-2 		0-1 <b>G6-3</b> 		3-1 <b>G6-3</b> 1-2f 2-3 		0-1 <b>L3</b> 		4 1 1 1 0 0 2		
<b>Tony Gwynn, L</b> (1, 9) OBP: 0.370, SLG: 0.468 	1-2 <b>F9</b> 		3-2 <b>G3</b> 		2-1 <b>G6-3</b> 			1-0 	4 0 1 0 0 0 1		
<b>Reggie Sanders, R</b> (1, 7) OBP: 0.387, SLG: 0.536 	1-0 <b>G5-3</b> 			4-2 <b>G4-3</b> BB 		4-2 		1-2 <b>G6-3</b> 	2 0 0 0 2 0 1		
<b>Phil Nevin, R</b> (1, 5) OBP: 0.350, SLG: 0.559 	1-3 <b>K</b> 			4-0 <b>G4-3</b> BB 1-2 		2-2 <b>G1-3</b> 1-2 		2-0 <b>F8</b> 	3 0 0 0 1 1 2		
<b>John Vander Wal, L</b> (1, 3) OBP: 0.363, SLG: 0.426 <b>Wiki Gonzalez, R</b> (8, PH) OBP: 0.289, SLG: 0.306 <b>Wally Joyner, L</b> (8, 3) OBP: 0.355, SLG: 0.320		1-3 <b>K</b> 		1-1 <b>G4-3</b> 1-2 2-3 		1-0 <b>F7</b> 		2-0 <b>G5-3</b> 	3 0 0 0 0 1 3 1 0 0 0 0 0 1 0 0 0 0 0 0 0		
<b>Ben Davis, S</b> (1, 2) OBP: 0.303, SLG: 0.365 		4-0 		1-3 <b>K</b> 		4-1 <b>FC5-4</b> BB 			1-3 <b>K</b> 	2 0 0 0 2 2 2	
<b>Ruben Rivera, R</b> (1, 8) OBP: 0.293, SLG: 0.399 		2-2 <b>F9</b> 		1-1 <b>L4</b> 		2-2 <b>FC5-4</b> 1-2f 			2-2 <b>DI</b> 1B 	4 0 1 0 0 0 5	
<b>Damian Jackson, R</b> (1, 6) OBP: 0.329, SLG: 0.362 <b>Dave Magadan, L</b> (9, PH) OBP: 0.360, SLG: 0.351		0-3 <b>K</b> 		4-1 <b>G6-3</b> 1B BB 			0-0 <b>F7</b> 		0-0 <b>L7</b> 	2 0 0 0 1 1 1 1 0 0 0 0 0 1	
<b>Sterling Hitchcock, L</b> (1, 1) OBP: 0.127, SLG: 0.077 <b>Eric Owens, R</b> (9, PH) OBP: 0.333, SLG: 0.404			0-3 <b>K</b> 		0-0 <b>G6-3</b> 1B 1-2 		3-3 <b>K</b> 		3-2 <b>G6-3</b> 1-2 	3 0 1 0 0 2 0 1 0 0 0 0 0 1	
<b>Inning Stats</b>	R: 1 H: 1 E: 0 LOB: 0 K: 1 BB: 0 S: 11 P: 17	R: 0 H: 0 E: 0 LOB: 1 K: 2 BB: 1 S: 9 P: 16	R: 0 H: 0 E: 0 LOB: 0 K: 1 BB: 0 S: 9 P: 12	R: 0 H: 0 E: 0 LOB: 2 K: 1 BB: 2 S: 9 P: 20	R: 0 H: 1 E: 0 LOB: 1 K: 0 BB: 1 S: 6 P: 15	R: 0 H: 0 E: 0 LOB: 2 K: 0 BB: 2 S: 15 P: 28	R: 0 H: 0 E: 0 LOB: 0 K: 1 BB: 0 S: 6 P: 9	R: 0 H: 1 E: 0 LOB: 1 K: 0 BB: 0 S: 6 P: 12	R: 0 H: 1 E: 0 LOB: 1 K: 1 BB: 0 S: 10 P: 16	1B: 2 SF: 0 2B: 1 SAC: 0 3B: 0 DP: 1 HR: 1 HBP: 0	WP: 0 PA: 36 PB: 0 SB: 1 CS: 0
<b>PITCHER</b> <b>Jason Schmidt, R</b> (1, 1) ERA: 4.24 <b>Scott Sauerbeck, L</b> (8, 1) ERA: 2.1 <b>Jose Silva, R</b> (9, 1) ERA: 5.89	IP WLS BF H R ER SO BB IBB HBP BLK WP HR S P ERA WHIP 7.2 W 31 3 1 1 6 6 0 0 0 0 1 70 126 1.17 1.174 0.1 H 1 0 0 0 0 0 0 0 0 0 0 0 3 0.00 0.000 1.0 S 4 1 0 0 1 0 0 0 0 0 0 0 10 0.00 1.000	<b>PITCHER</b> IP WLS BF H R ER SO BB IBB HBP BLK WP HR S P ERA WHIP									

**San Diego Padres @ Pittsburgh Pirates**  
 Three Rivers Stadium, Pittsburgh, PA  
 Tue Sep 07 1999, 7:05 PM EDT  
 Att: 11,058 - Overcast - 84 F

AB	30
R	1
H	4
RBI	1
BB	6
SO	7
LOB	20



Batter	1	2	3	4	5	6	7	8	9	AB	R	H	RBI	BB	SO	LOB
<b>Adrian Brown, S</b> OBP: 0.367, SLG: 0.364 (1, 9)	4-2 1B BB		3-1 G5-3			2-1 SH1-4 HR 1B	2-2 L4			3	1	1	0	1	0	2
<b>Mike Benjamin, R</b> OBP: 0.277, SLG: 0.333 (1, 6)	1-3 K		0-0 F8			0-0 SH1-4 1-2		2-3 K		3	0	0	0	0	2	1
<b>Brian Giles, L</b> OBP: 0.413, SLG: 0.607 (1, 8)	2-2 G6-4-3 1B			1-1 1B G4-3 1B		0-0 HR		0-0 G4-3		4	2	3	2	0	0	0
<b>Kevin Young, R</b> OBP: 0.387, SLG: 0.525 (1, 3)	0-1 G6-4-3 1-2f			2-2 G4-3 1-3 L5 1B		3-3 K		1-0 2B		4	0	2	0	0	1	2
<b>Ed Sprague, R</b> OBP: 0.353, SLG: 0.472 (1, 5)		0-2 L9		0-1 G4-3		2-3 3-H L5		4-0 IBB		3	0	0	1	1	1	1
<b>Warren Morris, L</b> OBP: 0.377, SLG: 0.452 (1, 4)		4-2 BB		3-2 L5 3-H		1-1 F9		0-0 G3		3	0	0	0	1	0	3
<b>Chad Hermansen, R</b> <b>Al Martin, L</b> OBP: 0.342, SLG: 0.533 (1, 7) (9, 7)		0-1 L7			0-0 L4		2-2 G6-3			3	0	0	0	0	0	1
<b>Joe Oliver, R</b> OBP: 0.286, SLG: 0.321 (1, 2)		2-1 G6-3			3-3 K		1-0 2B			0	0	0	0	0	0	0
<b>Jason Schmidt, R</b> OBP: 0.143, SLG: 0.077 <b>Scott Sauerbeck, R</b> <b>Jose Silva, R</b> OBP: 0.100, SLG: 0.100 (1, 1) (8, 1) (9, 1)			1-3 K2-3		1-3 K		4-1 BB			3	0	1	0	0	1	1

Inning Stats	R: 0	H: 1	E: 0	K: 1	S: 11	LOB: 1	BB: 1	P: 18	R: 0	H: 0	E: 0	K: 0	S: 9	LOB: 1	BB: 1	P: 15	R: 0	H: 0	E: 0	K: 1	S: 6	LOB: 0	BB: 0	P: 10	R: 1	H: 2	E: 0	K: 0	S: 12	LOB: 0	BB: 0	P: 18	R: 0	H: 0	E: 0	K: 2	S: 8	LOB: 0	BB: 0	P: 12	R: 2	H: 2	E: 0	K: 2	S: 10	LOB: 0	BB: 0	P: 17	R: 0	H: 1	E: 0	K: 0	S: 11	LOB: 2	BB: 1	P: 21	R: 0	H: 1	E: 0	K: 1	S: 6	LOB: 2	BB: 1	P: 13
<b>PITCHER</b> <b>Sterling Hitchcock, L</b> ERA: 4.19 (1, 1)	IP	WLS	BF	H	R	ER	SO	BB	IBB	HBP	BLK	WP	HR	S	P	ERA	WHIP	IP	WLS	BF	H	R	ER	SO	BB	IBB	HBP	BLK	WP	HR	S	P	ERA	WHIP	IP	WLS	BF	H	R	ER	SO	BB	IBB	HBP	BLK	WP	HR	S	P	ERA	WHIP													
	8.0	L	33	7	3	3	7	3	1	0	0	0	1	73	124	3.38	1.250																																															


**BOTTOM**

**San Diego Padres @ Pittsburgh Pirates**  
Three Rivers Stadium, Pittsburgh, PA

Tue Sep 07 1999, 7:05 PM EDT  
Att. 11,058 - Overcast - 84 F

AB	28
R	3
H	7
RBI	3
BB	4
SO	7
LOB	11

livebaseballscorecards.com



WP: 0	PA: 33
PB: 0	SB: 0
CS: 0	

Batter	1	2	3	4	5	6	7	8	9	10	AB R H RBI BB SO LOB	TOP
<b>Quilvio Veras, S</b> (1, 4) <small>OBP: 0.367, SLG: 0.366</small>	G6-3		G1-6-3 1B			P6		K	G4-6-3		5 0 1 0 0 1 2	<b>San Diego Padres @ Pittsburgh Pirates</b> Three Rivers Stadium, Pittsburgh, PA Wed Sep 08 1999, 1:35 PM EDT Att. 10,133 - Overcast - 82 F
<b>Tony Gwynn, L</b> (1, 9) <small>OBP: 0.371, SLG: 0.472</small> <b>Matt Whisenant, R</b> (8, 1) <b>Dan Miceli, R</b> (8, 1) <b>John Vander Wal, L</b> (9, 3) <small>OBP: 0.362, SLG: 0.424</small>	FC5-4 1B		G1-6-3			HR 2B		G6-3		G1-3	4 1 2 0 0 0 1 0 0 0 0 0 0 0 0 0 0 0 0 0 0 1 0 0 0 0 0 0	
<b>Reggie Sanders, R</b> (1, 7) <small>OBP: 0.389, SLG: 0.543</small>	FC5-4		CS 1B			HR		E5 1B 2B		E 1B BB	4 3 2 2 1 0 1	
<b>Phil Nevin, R</b> (1, 5) <small>OBP: 0.351, SLG: 0.554</small>	SAFE SAFE SAFE BB		CS	L5		K		2B 1B		K	4 1 1 0 1 2 1	
<b>Wally Joyner, L</b> (1, 3) <small>OBP: 0.355, SLG: 0.320</small> <b>Eric Owens, R</b> (8, PH) <small>OBP: 0.334, SLG: 0.407</small>	F8		G3	G3		1B		2B 1B		E4 1B	3 0 1 0 0 0 2 2 1 1 2 0 0 1	
<b>Wiki Gonzalez, R</b> (1, 2) <small>OBP: 0.279, SLG: 0.293</small>			G3	G5-3		L7		G6-3		1B	5 1 1 2 0 0 2	
<b>Ruben Rivera, R</b> (1, 8) <small>OBP: 0.294, SLG: 0.397</small>			K			G6-3		G5-3		SH1-4 BB S 1B	4 0 1 1 1 1 0	
<b>Chris Gomez, R</b> (1, 6) <small>OBP: 0.330, SLG: 0.293</small>			1B			G6-3		L6		SH1-4 1-2 IBB	3 0 1 0 1 0 0	
<b>Woody Williams, R</b> (1, 1) <small>OBP: 0.188, SLG: 0.213</small> <b>Dave Magadan, L</b> (8, 3) <small>OBP: 0.362, SLG: 0.351</small> <b>Trevor Hoffman, R</b> (9, 1) <small>OBP: 0.333, SLG: 0.667</small>	G6-3		G6-3			L7		F7		G4-6-3 BB F9	3 0 0 0 0 0 1 0 0 0 0 1 0 0 1 0 0 0 0 0 2	
<b>Inning Stats</b>	R: 0 H: 1 E: 0 LOB: 2 K: 0 BB: 1 S: 13 P: 22	R: 0 H: 1 E: 0 LOB: 1 K: 1 BB: 0 S: 8 P: 10	R: 0 H: 2 E: 0 LOB: 0 K: 0 BB: 0 S: 5 P: 7	R: 0 H: 0 E: 0 LOB: 0 K: 0 BB: 0 S: 7 P: 8	R: 0 H: 0 E: 0 LOB: 0 K: 0 BB: 0 S: 7 P: 10	R: 2 H: 3 E: 0 LOB: 1 K: 1 BB: 0 S: 14 P: 25	R: 0 H: 0 E: 0 LOB: 0 K: 0 BB: 0 S: 6 P: 9	R: 2 H: 2 E: 1 LOB: 1 K: 1 BB: 0 S: 11 P: 15	R: 0 H: 0 E: 0 LOB: 1 K: 0 BB: 2 S: 8 P: 19	R: 3 H: 2 E: 1 LOB: 2 K: 1 BB: 2 S: 8 P: 16	1B: 8 SF: 0 2B: 2 SAC: 1 3B: 0 DP: 2 HR: 1 HBP: 0	
<b>PITCHER</b> <b>67 Francisco Cordova, R</b> (1, 1) <small>ERA: 4.64</small> <b>Scott Sauerbeck, L</b> (8, 1) <small>ERA: 2.08</small> <b>Brad Clontz, R</b> (8, 1) <small>ERA: 2.49</small> <b>Jeff Wallace, L</b> (9, 1) <small>ERA: 4.11</small> <b>Jose Silva, R</b> (9, 1) <small>ERA: 5.85</small>	IP WLS BF H R ER SO BB IBB HBP BLK WP HR S P ERA WHIP 7.0 1 27 7 2 2 2 1 0 0 0 0 0 1 60 91 2.57 1.143	IP WLS BF H R ER SO BB IBB HBP BLK WP HR S P ERA WHIP 0.2 B 5 2 2 0 1 0 0 0 0 0 0 0 9 12 0.00 3.000	IP WLS BF H R ER SO BB IBB HBP BLK WP HR S P ERA WHIP 0.2 3 0 0 0 0 1 0 0 0 0 0 0 7 12 0.00 1.500	IP WLS BF H R ER SO BB IBB HBP BLK WP HR S P ERA WHIP 0.0 1 0 0 0 0 1 0 0 0 0 0 0 4 ∞ ∞	IP WLS BF H R ER SO BB IBB HBP BLK WP HR S P ERA WHIP 0.2 1 0 0 0 0 0 0 0 0 0 0 0 3 6 0.00 0.000	<b>PITCHER</b> <b>Marc Wilkins, R</b> (10, 1) <small>ERA: 4.3</small>	IP WLS BF H R ER SO BB IBB HBP BLK WP HR S P ERA WHIP 1.0 L 8 2 3 0 1 1 1 0 0 0 0 0 16 0.00 3.000					

AB	39
R	7
H	11
RBI	7
BB	5
SO	4
LOB	13





BOTTOM

San Diego Padres @ Pittsburgh Pirates  
Three Rivers Stadium, Pittsburgh, PA

Wed Sep 08 1999, 1:35 PM EDT  
Att. 10,133 - Overcast - 82 F

livebaseballscorecards.com

AB 38  
R 4  
H 10  
RBI 4  
BB 2  
SO 9  
LOB 12



WP: 1 PA: 42  
PB: 0  
SB: 0  
CS: 1

AB R H RBI BB SO LOB

5 1 1 0 0 1 2

4 2 2 0 0 0 0

4 1 4 2 1 0 0

5 0 1 2 0 1 4

4 0 0 0 1 1 3

4 0 0 0 0 3 0

4 0 1 0 0 1 0

0 0 0 0 0 0 0

0 0 0 0 0 0 0

2 0 0 0 0 0 0

1 0 0 0 0 0 0

0 0 0 0 0 0 0

0 0 0 0 0 0 0

1 0 0 0 0 0 0

0 0 1 0 0 0 0

0 0 0 0 0 0 0

1B: 5 SF: 0  
2B: 5 SAC: 1  
3B: 0 DP: 0  
HR: 0 HBP: 0

Batter	1	2	3	4	5	6	7	8	9	10
Al Martin, L OBP: 0.340, SLG: 0.532 (1, 7)	3-1 SH3 2B		0-0 P2		1-1 F7			1-3 K	1-1 P4	
Mike Benjamin, R OBP: 0.279, SLG: 0.341 (1, 6)	0-0 SH3		0-2 G4-3			1-0 WP 1B		0-2 1B		0-0 F9
Brian Giles, L OBP: 0.418, SLG: 0.614 (1, 8)	1-1		2-1			4-1 WP 1B		1-1 1B		0-0 DI 1B
Kevin Young, R OBP: 0.386, SLG: 0.522 (1, 3)	1-3 K		3-2 L7			1-2 CS 1B		0-1 F9		0-0 F8
Ed Sprague, R OBP: 0.352, SLG: 0.468 (1, 5)	4-0			2-2 F8		2-3 K		2-1 L4		0-0 F7
Warren Morris, L OBP: 0.375, SLG: 0.448 (1, 4)	2-0 G3-1			1-1 G3		2-3 K		0-3 K		
Chad Hermansen, R (1, 9)		2-3 K		2-3 K		1-1 CS	3-1 L4	2-3 K		
Keith Osik, R OBP: 0.268, SLG: 0.260 (1, 2)		0-1 F8			1-3 K		1-0 F7	0-0 1B		
Abraham Nunez, S OBP: 0.303, SLG: 0.245 (9, PR)								1-1 1B		
Joe Oliver, R OBP: 0.286, SLG: 0.321 (10, 2)								1-2 1B		
67 Francisco Cordova, R OBP: 0.233, SLG: 0.195 (7, PH)		0-1 G5-3			0-0 P3		0-1 P6	1-1 1B		
Brant Brown, L OBP: 0.248, SLG: 0.466 (8, 1)										
Scott Sauerbeck, R (8, 1)										
Brad Clontz, R (8, 1)										
Jeff Wallace, L (9, 1)										
Jose Silva, R OBP: 0.100, SLG: 0.100 (9, 1)										
Dale Sveum, S OBP: 0.250, SLG: 0.426 (9, PH)										
Marc Wilkins, R (10, 1)										

Inning Stats	R: 1	H: 2	E: 0	K: 1	S: 10	R: 0	H: 0	E: 0	K: 0	S: 9	R: 0	H: 1	E: 0	K: 1	S: 9	R: 0	H: 0	E: 0	K: 1	S: 6	R: 2	H: 2	E: 0	K: 2	S: 17	R: 0	H: 0	E: 0	K: 0	S: 5	R: 1	H: 2	E: 0	K: 1	S: 12	R: 0	H: 2	E: 0	K: 2	S: 11	R: 0	H: 1	E: 0	K: 0	S: 4
	0	2	0	1	21	0	0	0	0	7	0	0	0	1	14	0	0	0	0	0	9	0	0	0	1	28	0	0	0	0	9	0	0	0	0	16	0	2	0	15	0	1	0	4	

PITCHER	IP	WLS	BF	H	R	ER	SO	BB	IBB	HBP	BLK	WP	HR	S	P	ERA	WHIP
Woody Williams, R ERA: 4.81 (1, 1)	7.0		27	5	3	3	6	2	0	0	0	1	0	63	103	3.86	1.000
Matt Whisenant, L ERA: 5.48 (8, 1)	0.1	B	3	2	1	1	1	0	0	0	0	0	0	8	10	27.00	6.000
Dan Miceli, R ERA: 4.26 (8, 1)	1.1		6	2	0	0	2	0	0	0	0	0	0	13	18	0.00	1.500
Trevor Hoffman, R ERA: 2.32 (9, 1)	1.1	W	5	1	0	0	0	0	0	0	0	0	0	6	7	0.00	0.750

Batter	1	2	3	4	5	6	7	8	9	AB	R	H	RBI	BB	SO	LOB	TOP										
Al Martin, L (1, 7) OBP: 0.341, SLG: 0.533	1-1 F8	0-1 2B		1-1 1B		3-2 F8		2-0 E1		5	0	2	1	0	0	0											
Mike Benjamin, R (1, 6) OBP: 0.278, SLG: 0.346	0-2 1B	1-0 F8		0-0 SF7		0-0 F9		1-2 G5-3		4	1	1	1	0	0	2											
Brian Giles, L (1, 8) OBP: 0.418, SLG: 0.611	4-2 FC2-5		1-1 L9	0-0 F7			1-0 E4	1-0 F9		4	1	1	0	1	0	2											
Kevin Young, R (1, 3) OBP: 0.391, SLG: 0.524	2-2 FC2-5		1-2 FC6-4	4-2 L8-3			3-2 G3	2-0 G4-1		3	1	3	1	1	0	0											
Brant Brown, L (1, 9) OBP: 0.295, SLG: 0.452	0-0 FC2-5		1-0 F7	3-2 L8-3			1-1 G3	3-3 K		3	0	0	0	0	0	5											
Chad Hermansen, R (7, PH)	1-2 2-3f			1-2			1-2 2-3			2	0	0	0	0	1	3											
Warren Morris, L (1, 4) OBP: 0.373, SLG: 0.444	1-0 L3		2-0 L9	4-2 WP			2-1 G3	0-0 G4-1		4	0	0	1	1	0	6											
Aramis Ramirez, R (1, 5) OBP: 0.500, SLG: 0.333		3-2 F9	2-0 FC6-4	4-0 BB			2-3 3-H	2-3 K		3	0	1	1	1	0	2											
Pete Schourek, L (7, 1)				1-2 BB						0	0	0	0	0	0	0											
Mike Williams, R (8, 1)										0	0	0	0	0	0	0											
Ed Sprague, R (9, PH) OBP: 0.351, SLG: 0.467			1-2f				3-H	1B		1	0	0	0	0	1	1											
Joe Oliver, R (1, 2) OBP: 0.276, SLG: 0.310		1-0 G6-3		1-3 K			2-3	K		4	0	0	0	0	3	3											
Kris Benson, R (1, 1) OBP: 0.190, SLG: 0.214		2-2		1-0 K						2	2	2	0	0	0	0											
Jason Boyd, R (5, 1)										0	0	0	0	0	0	0											
Adrian Brown, S (6, PH) OBP: 0.366, SLG: 0.362										1	0	0	0	0	0	0											
Mike Garcia, R (6, 1)										0	0	0	0	0	0	0											
Dale Sveum, S (7, 5) OBP: 0.246, SLG: 0.418										1	0	0	0	0	1	0											
<b>Inning Stats</b>	R: 1 E: 0 K: 0 S: 14	H: 2 LOB: 2 BB: 1 P: 22	R: 1 E: 0 K: 0 S: 10	H: 2 LOB: 1 BB: 0 P: 17	R: 0 E: 0 K: 0 S: 8	H: 2 LOB: 2 BB: 0 P: 15	R: 1 E: 0 K: 1 S: 8	H: 2 LOB: 1 BB: 0 P: 11	R: 0 E: 0 K: 1 S: 16	H: 0 LOB: 2 BB: 3 P: 31	R: 0 E: 0 K: 0 S: 8	H: 0 LOB: 0 BB: 0 P: 13	R: 2 E: 1 K: 1 S: 15	H: 1 LOB: 1 BB: 0 P: 27	R: 0 E: 1 K: 1 S: 8	H: 0 LOB: 1 BB: 0 P: 13	R: 0 E: 0 K: 2 S: 10	H: 1 LOB: 1 BB: 0 P: 17	1B: 7 2B: 3 3B: 1 HR: 0	SF: 1 SAC: 0 DP: 1 HBP: 1	WP: 1 PB: 0 SB: 1 CS: 0	PA: 43					
<b>PITCHER</b>	IP	WLS	BF	H	R	ER	SO	BB	IBB	HBP	BLK	WP	HR	S	P	ERA	WHIP										
Kent Bottenfield, R (1, 1) ERA: 4.02	5.0	W	26	8	3	3	2	4	0	0	0	1	0	56	96	5.40	2.400										
Manny Aybar, R (6, 1) ERA: 4.56	1.0		5	0	2	0	0	0	0	1	0	0	0	12	21	0.00	0.000										
Mike Mohler, L (7, 1) ERA: 4.57	0.2		2	0	0	0	0	0	0	0	0	0	0	4	7	0.00	0.000										
Heathcliff Slocumb, R (7, 1) ERA: 4.81	0.2		3	1	0	0	2	0	0	0	0	0	0	10	16	0.00	1.500										
Lance Painter, L (8, 1) ERA: 4.45	0.2		3	0	0	0	0	0	0	0	0	0	0	5	9	0.00	0.000										
<b>PITCHER</b>	IP	WLS	BF	H	R	ER	SO	BB	IBB	HBP	BLK	WP	HR	S	P	ERA	WHIP										
Alan Benes, R (9, 1) ERA:	1.0		4	1	0	0	2	0	0	0	0	0	0	10	17	0.00	1.000										

Pittsburgh Pirates @ St. Louis Cardinals  
 Busch Stadium, St. Louis, MO  
 Fri Sep 10 1999, 7:10 PM CDT  
 Att. 36,590 - Cloudy - 87 F

livebaseballscorecards.com

AB	37
R	5
H	10
RBI	5
BB	4
SO	6
LOB	24





Batter	1	2	3	4	5	6	7	8	9	AB	R	H	RBI	BB	SO	LOB	TOP						
Al Martin, L (1, 7) OBP: 0.346, SLG: 0.535	1-2 F8		4-1 FC5 BB		2-2 SH1-4 HR	4-0 2B	4-1 BB		1-1 2B	3	2	2	0	3	0	0							
Abraham Nunez, S (1, 6) OBP: 0.300, SLG: 0.243	2-2 P3		0-1 P3		0-0 SH1-4	2-2 1B	0-3 K		4-2 BB	2	0	0	0	0	0	1							
Dale Sveum, S (6, PH) OBP: 0.258, SLG: 0.446					1-2	1-H 3-H 2B				1	1	1	2	0	0	0							
Brad Clontz, R (6, 1)										1	0	0	0	0	1	2							
Scott Sauerbeck, R (8, 1)										0	0	0	0	0	0	0							
Aramis Ramirez, R (8, 5) OBP: 0.600, SLG: 0.333										0	0	0	0	1	0	0							
Brian Giles, L (1, 8) OBP: 0.417, SLG: 0.606	2-2 G5-3		4-1 BB		2-2 P6	4-0 1B		2-3 K	1-3 K	4	0	0	0	2	2	4							
Kevin Young, R (1, 3) OBP: 0.391, SLG: 0.522		3-3 K	0-1 FC5		1-0 HR	0-1 1B		1-3 K		4	1	1	1	0	2	2							
Ed Sprague, R (1, 5) OBP: 0.353, SLG: 0.473		2-2 P7		4-0 G6-3 BB	1-1 HR	1-3 K		4-1 BB		3	1	1	3	2	1	2							
Jose Silva, R (8, 1) OBP: 0.100, SLG: 0.100					1-H 2-H					0	0	0	0	0	0	0							
Warren Morris, L (1, 4) OBP: 0.373, SLG: 0.443		2-0 1B		0-0 P3	3-2 P3		0-0 G6-3 SH5-3 1B	1-3 K		5	1	2	0	0	1	2							
Chad Hermansen, R (1, 9) OBP: 0.154, SLG: 0.083		2-3 K		4-2 G6-3 1-2 BB		0-1 G3 SH1 2B	0-0 SH5-3		2-1 F7	3	1	1	0	1	1	1							
Keith Osik, R (1, 2) OBP: 0.268, SLG: 0.282			2-1 HR	3-2 G6-3		0-0 SH1	1-2 G6-3		3-2 F8	4	1	1	1	0	0	3							
Chris Peters, L (1, 1) OBP: 0.250, SLG: 0.211			3-3 K		2-3 K	0-2 G3	0-1 BB		0-1 2B	2	0	0	0	0	2	2							
Brant Brown, L (6, PH) OBP: 0.294, SLG: 0.450										1	0	0	0	0	0	1							
Mike Benjamin, R (6, 6) OBP: 0.282, SLG: 0.350										2	0	2	1	0	0	0							
<b>Inning Stats</b>	R: 0 E: 0 K: 0 S: 10	H: 0 LOB: 0 BB: 0 P: 15	R: 0 E: 0 K: 2 S: 11	H: 1 LOB: 1 BB: 0 P: 20	R: 1 E: 0 K: 1 S: 12	H: 1 LOB: 2 BB: 2 P: 25	R: 0 E: 0 K: 1 S: 13	H: 0 LOB: 2 BB: 2 P: 26	R: 3 E: 0 K: 0 S: 13	H: 2 LOB: 0 BB: 0 P: 22	R: 3 E: 0 K: 1 S: 14	H: 3 LOB: 2 BB: 2 P: 25	R: 1 E: 0 K: 1 S: 12	H: 2 LOB: 2 BB: 1 P: 17	R: 0 E: 0 K: 3 S: 10	H: 0 LOB: 1 BB: 1 P: 18	R: 0 E: 0 K: 1 S: 14	H: 2 LOB: 3 BB: 1 P: 25	1B: 7 2B: 2 3B: 0 HR: 2	SF: 0 SAC: 3 DP: 0 HBP: 1	WP: 0 PB: 0 SB: 0 CS: 0	PA: 48	
<b>PITCHER</b>	IP	WLS	BF	H	R	ER	SO	BB	IBB	HBP	BLK	WP	HR	S	P	ERA	WHIP					ERA	WHIP
Garrett Stephenson, R (1, 1) ERA: 3.21	5.0		24	4	4	4	4	4	0	1	0	0	2	59	108	7.20	1.600						
Jose Jimenez, R (6, 1) ERA: 5.98	2.0	L	14	5	4	4	2	2	1	0	0	0	0	26	42	18.00	3.500						
Rick Croushore, R (8, 1) ERA: 3.9	1.0		4	0	0	0	3	1	0	0	0	0	0	10	18	0.00	1.000						
Ricky Bottalico, R (9, 1) ERA: 4.46	1.0		6	2	0	0	1	1	0	0	0	0	0	14	25	0.00	3.000						

Pittsburgh Pirates @ St. Louis Cardinals  
 Busch Stadium, St. Louis, MO  
 Sat Sep 11 1999, 7:10 PM CDT  
 Att. 46,011 - Cloudy - 83 F

livebaseballscorecards.com

AB	35
R	8
H	11
RBI	8
BB	9
SO	10
LOB	20



Batter	1	2	3	4	5	6	7	8	9	AB	R	H	RBI	BB	SO	LOB
Edgar Renteria, R OBP: 0.338, SLG: 0.402 (1, 6)	1-0 F7 ①		4-1 BB BB		3-2 F7 BB HR 1B	2-2 F8 ③		2-1 F9 ③		4 1 1 0 1 0 4						
Ray Lankford, L OBP: 0.387, SLG: 0.510 (1, 7)	2-2 F7 ②		1-3 K ②		1-0 F8 ①		2-3 K ①		4 0 0 0 1 2 2							
Mark McGwire, R OBP: 0.419, SLG: 0.671 (1, 3)	2-2 L8 ③		4-1 BB BB		4-1 HR BB 1-2		2-3 K ②		3 1 0 0 2 2 1							
Fernando Tatis, R OBP: 0.397, SLG: 0.527 (1, 5)		0-1 HR ①	1-2 L7 ③		0-0 F7 ②		2-3 K ③		5 1 2 1 0 1 4							
Craig Paquette, R OBP: 0.328, SLG: 0.598 (1, 9)		1-1 F9 ①		1-3 K ①	3-2 HR ③		1-3 K ①		5 1 1 3 0 2 2							
Joe McEwing, R OBP: 0.334, SLG: 0.409 (1, 8)		1-2 1B ②		1-2 1B 1B	3-2 G1-3 ③		1-1 G3 BB 1B		3 1 2 0 0 0 0							
Jose Jimenez, R OBP: 0.102, SLG: 0.143 (6, 1)									0 0 0 0 0 0 0							
Rick Croushore, R OBP: 0.500, SLG: 0.333 (8, 1)									0 0 0 0 0 0 0							
Adam Kennedy, L OBP: 0.328, SLG: 0.508 (8, PH)									1 0 1 0 0 0 0							
Placido Polanco, R OBP: 0.330, SLG: 0.355 (1, 4)		2-2 F7 ②		1-1 1B CS 1B		1-2 G4-3 ①		4-2 G3 BB 1B	3 0 1 0 0 0 1							
Thomas Howard, S OBP: 0.329, SLG: 0.360 (8, PH)									0 0 0 0 0 0 0							
Ricky Bottalico, L (9, 1)									0 0 0 0 0 0 0							
Eli Marrero, R OBP: 0.232, SLG: 0.296 (1, 2)		0-1 G3 ③		2-1 1B 1-3 2-H		0-2 F8 ②		3-1 G3 ②	4 0 1 1 0 0 3							
Garrett Stephenson, R (1, 1)			0-0 G4-1 ①		3-2 L4 ③		0-0 2B		2 0 0 0 0 0 2							
J.D. Drew, L OBP: 0.341, SLG: 0.431 (6, 8)									1 0 1 0 0 0 0							
Eduardo Perez, R (8, PH)									0 0 0 0 0 0 0							
Willie McGee, S OBP: 0.303, SLG: 0.285 (8, PH)									0 0 0 0 0 1 0 0							

Inning Stats	R: 0	H: 0	E: 0	K: 0	S: 7	H: 0	LOB: 0	BB: 0	P: 12	R: 1	H: 2	E: 0	K: 0	S: 13	H: 0	LOB: 1	BB: 0	P: 17	R: 0	H: 0	E: 0	K: 1	S: 9	H: 0	LOB: 2	BB: 2	P: 19	R: 1	H: 3	E: 0	K: 1	S: 14	R: 3	H: 2	E: 0	K: 0	S: 16	H: 1	LOB: 1	BB: 0	P: 13	R: 0	H: 0	E: 0	K: 3	S: 9	H: 0	LOB: 0	BB: 0	P: 15	R: 0	H: 1	E: 0	K: 1	S: 18	H: 1	LOB: 3	BB: 2	P: 33	R: 0	H: 1	E: 0	K: 1	S: 7	H: 1	LOB: 1	BB: 1	P: 15	1B: 7	SF: 0	2B: 2	SAC: 0	3B: 0	DP: 1	HR: 2	HBP: 0	WP: 0	PA: 41
--------------	------	------	------	------	------	------	--------	-------	-------	------	------	------	------	-------	------	--------	-------	-------	------	------	------	------	------	------	--------	-------	-------	------	------	------	------	-------	------	------	------	------	-------	------	--------	-------	-------	------	------	------	------	------	------	--------	-------	-------	------	------	------	------	-------	------	--------	-------	-------	------	------	------	------	------	------	--------	-------	-------	-------	-------	-------	--------	-------	-------	-------	--------	-------	--------

PITCHER	IP	WLS	BF	H	R	ER	SO	BB	IBB	HBP	BLK	WP	HR	S	P	ERA	WHIP
Chris Peters, L ERA: 6.44 (1, 1)	5.0	W	24	7	5	5	2	3	0	0	0	0	2	59	99	9.00	2.000
Brad Clontz, R ERA: 2.36 (6, 1)	2.1	H	9	2	0	0	4	0	0	0	0	0	0	25	36	0.00	0.857
Scott Sauerbeck, L ERA: 2.07 (8, 1)	0.1	H	2	0	0	0	0	1	0	0	0	0	0	4	11	0.00	3.000
Jose Silva, R ERA: 5.77 (8, 1)	1.1	S	6	1	0	0	1	2	0	0	0	0	0	15	29	0.00	2.250

**BOTTOM**

**Pittsburgh Pirates @ St. Louis Cardinals**  
**Busch Stadium, St. Louis, MO**  
 Sat Sep 11 1999, 7:10 PM CDT  
 Att: 46,011 - Cloudy - 83 F

livebaseballscorecards.com

<b>AB</b>	<b>35</b>
<b>R</b>	<b>5</b>
<b>H</b>	<b>10</b>
<b>RBI</b>	<b>5</b>
<b>BB</b>	<b>6</b>
<b>SO</b>	<b>7</b>
<b>LOB</b>	<b>19</b>



Batter	1	2	3	4	5	6	7	8	9	AB R H RBI BB SO LOB	TOP		
Adrian Brown, S (1, 9) OBP: 0.364, SLG: 0.360	1-2 G3 1B	2-2 F9			0-1 G5-3			3-2 F8		4 0 1 0 0 0 2			
Mike Benjamin, R (1, 6) OBP: 0.285, SLG: 0.352	0-2 G3 1B		1-3 K		1-1 G4-3			1-2 1B 1B		4 0 2 0 0 1 0			
Brian Giles, L (1, 8) OBP: 0.416, SLG: 0.603	2-2 G3		1-1 G3-1		1-1 G1-4-3			0-0 G5-4-3 1B		4 0 1 0 0 0 2			
Kevin Young, R (1, 3) OBP: 0.390, SLG: 0.526	0-1 L4		1-0 HR		1-1 G5-3			1-1 G5-4-3		4 1 1 1 0 0 4			
Ed Sprague, R (1, 5) Aramis Ramirez, R (6, 5) OBP: 0.352, SLG: 0.470 OBP: 0.500, SLG: 0.250	1-0 G6-3		3-1 F7		0-0 P5				3-2 P3	3 0 0 0 0 0 2 1 0 0 0 0 0 0			
Chad Hermansen, R (1, 7) OBP: 0.294, SLG: 0.313		2-2 F8		1-2 CS 1B			1-2 FC6-4 1B		0-2 2B	4 0 3 0 0 0 0			
Keith Osik, R (1, 2) Brant Brown, L (9, PH) OBP: 0.269, SLG: 0.284 OBP: 0.293, SLG: 0.449		3-1 FC1-5 1B		2-3 SAFE 1B			1-2 L4		2-3 K	3 0 1 0 0 1 2 1 0 0 0 0 1 1			
Abraham Nunez, S (1, 4) OBP: 0.299, SLG: 0.243		1-2 FC1-5 1B		0-3 K			0-0 L4		2-3 K	4 0 1 0 0 2 3			
Jason Schmidt, R (1, 1) Tim Laker, R (7, PH) Jimmy Anderson, L (7, 1) Mike Garcia, R (8, 1) OBP: 0.138, SLG: 0.074 OBP: 0.333, SLG: 0.444		1-1 FC1-5		1-3 K			1-1 FC6-4			2 0 0 0 0 1 2 1 0 0 0 0 0 1 0 0 0 0 0 0 0 0 0 0 0 0 0 0			
<b>Inning Stats</b>	R: 0 H: 2 E: 0 LOB: 2 K: 0 BB: 0 S: 12 P: 16	R: 0 H: 2 E: 0 LOB: 2 K: 0 BB: 0 S: 13 P: 22	R: 1 H: 1 E: 0 LOB: 0 K: 1 BB: 0 S: 9 P: 15	R: 0 H: 1 E: 0 LOB: 0 K: 2 BB: 0 S: 9 P: 12	R: 0 H: 0 E: 0 LOB: 0 K: 1 BB: 0 S: 8 P: 10	R: 0 H: 0 E: 0 LOB: 0 K: 0 BB: 0 S: 5 P: 7	R: 0 H: 1 E: 0 LOB: 1 K: 0 BB: 0 S: 10 P: 13	R: 0 H: 2 E: 0 LOB: 1 K: 0 BB: 0 S: 9 P: 14	R: 0 H: 1 E: 0 LOB: 1 K: 2 BB: 0 S: 16 P: 23	1B: 8 SF: 0 2B: 1 SAC: 0 3B: 0 DP: 1 HR: 1 HBP: 0	WP: 0 PA: 35 PB: 0 SB: 0 CS: 1		
<b>PITCHER</b>	IP WLS BF H R ER SO BB IBB HBP BLK WP HR S P ERA WHIP											<b>PITCHER</b>	IP WLS BF H R ER SO BB IBB HBP BLK WP HR S P ERA WHIP
Omar Daal, L (1, 1) ERA: 3.54	7.1 W 30 9 1 1 4 0 0 0 0 0 0 1 73 106 1.23 1.227												
Bobby Chouinard, R (8, 1) ERA: 2.43	1.2 S 5 1 0 0 2 0 0 0 0 0 0 0 18 26 0.00 0.600												

**Pittsburgh Pirates @ Arizona Diamondbacks**  
 Bank One Ballpark, Phoenix, AZ  
 Mon Sep 13 1999, 9:35 PM EDT  
 Att. 32,147 - Dome - 72 F

AB	35
R	1
H	10
RBI	1
BB	0
SO	6
LOB	19



Batter	1	2	3	4	5	6	7	8	9
<b>Tony Womack, L</b> OBP: 0.332, SLG: 0.367 (1, 9)	4-1 E S 1B BB	0-1 1-3 2B		1-2 G4-3			0-1 B3		
<b>Jay Bell, R</b> OBP: 0.361, SLG: 0.538 (1, 4)	1-3 K 1-3 BB	4-1 2B BB			3-2 G6-3		3-2 G4-3 HR 1B		
<b>Luis Gonzalez, L</b> OBP: 0.403, SLG: 0.556 (1, 7)	1-0 WP BB 1B	1-0 F7			3-1 G3-1		1-0 G4-3 1-2		
<b>Matt Williams, R</b> OBP: 0.345, SLG: 0.549 (1, 5)	0-1 L4		0-0 G4-3		0-3 K		4-0 HR IBB		
<b>Erubiel Durazo, L</b> OBP: 0.395, SLG: 0.604 (1, 3)	4-1 WP 1-2 BB		2-3 K		0-0 P3 2B		1-1 HR 1-H 2-H		
<b>Steve Finley, L</b> OBP: 0.331, SLG: 0.518 (1, 8)	1-3 K 1-2 2-3		0-1 G3		0-0 F8		0-3 K		
<b>Hanley Frias, S</b> OBP: 0.367, SLG: 0.320 (1, 6)		0-1 G6-4-3 1B		2-0 HR		3-2 P3 2-3		3-2 F7	
<b>Damian Miller, R</b> OBP: 0.318, SLG: 0.425 (1, 2)		0-0 G6-4-3 1-2f		1-1 F7		4-1 IBB		3-3 K	
<b>Omar Daal, L</b> OBP: 0.250, SLG: 0.258 (1, 1)		0-1 2B 1B		0-1 F9		1-3 K		2-3 K	
<b>Bobby Chouinard, R</b> (8, 1)									

Inning Stats	R: 1	H: 1	E: 1	K: 2	S: 12	H: 1	LOB: 2	BB: 2	P: 23	R: 0	H: 3	E: 0	K: 0	S: 9	H: 0	LOB: 0	BB: 0	P: 9	R: 0	H: 0	E: 0	K: 1	S: 7	R: 1	H: 1	E: 0	K: 0	S: 8	R: 0	H: 0	E: 0	K: 1	S: 9	R: 0	H: 1	E: 0	K: 1	S: 10	R: 3	H: 2	E: 0	K: 1	S: 11	R: 0	H: 0	E: 0	K: 2	S: 9	H: 0	LOB: 0	BB: 0	P: 17
--------------	------	------	------	------	-------	------	--------	-------	-------	------	------	------	------	------	------	--------	-------	------	------	------	------	------	------	------	------	------	------	------	------	------	------	------	------	------	------	------	------	-------	------	------	------	------	-------	------	------	------	------	------	------	--------	-------	-------

PITCHER															PITCHER																																						
IP	WLS	BF	H	R	ER	SO	BB	IBB	HBP	BLK	WP	HR	S	P	ERA	WHIP	IP	WLS	BF	H	R	ER	SO	BB	IBB	HBP	BLK	WP	HR	S	P	ERA	WHIP																				
Jason Schmidt, R (1, 1)	6.0	L	27	6	2	1	5	3	1	0	0	1	55	91	1.50	1.500	Jimmy Anderson, L (7, 1)	1.0		6	2	3	3	1	0	1	0	0	0	1	11	20	27.00	2.000	Mike Garcia, R (8, 1)	1.0		3	0	0	0	2	0	0	0	0	0	0	0	9	17	0.00	0.000

AB R H RBI BB SO LOB

3	1	1	0	1	0	0
3	1	1	0	1	1	1
4	0	1	1	0	0	4
3	1	0	0	1	1	1
3	1	2	3	1	1	0
4	0	0	0	0	2	3
4	1	2	1	0	0	1
3	0	0	0	1	1	1
3	0	1	0	0	1	2
1	0	0	0	0	1	0

AB	31
R	5
H	8
RBI	5
BB	5
SO	8
LOB	13



1B: 4	SF: 0	WP: 1	PA: 36
2B: 2	SAC: 0	PB: 0	
3B: 0	DP: 1	SB: 1	
HR: 2	HBP: 0	CS: 0	

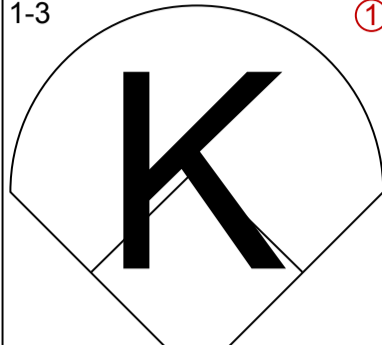
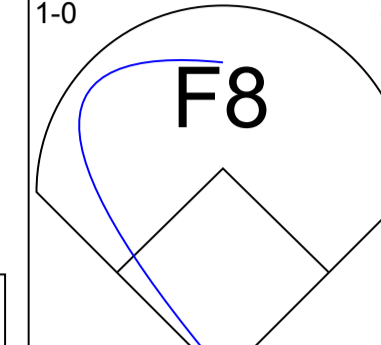
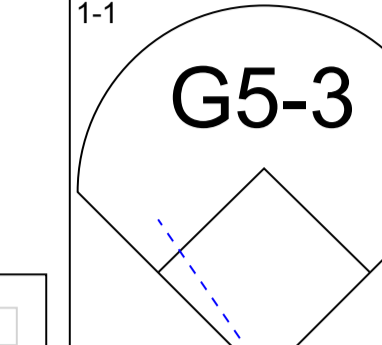
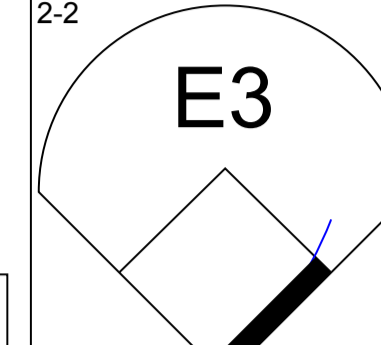
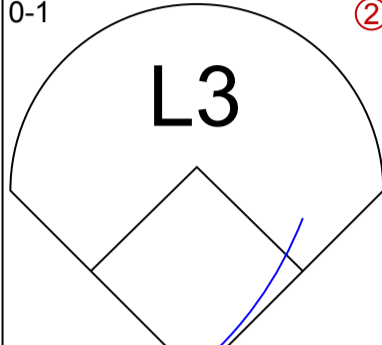
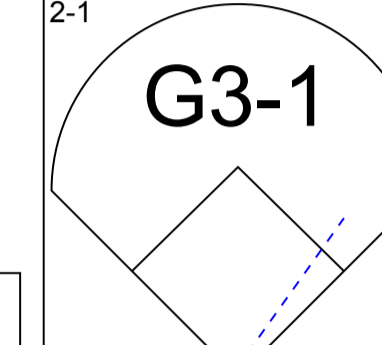
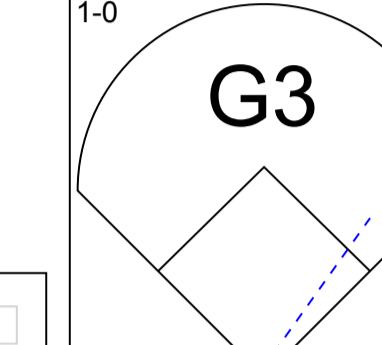
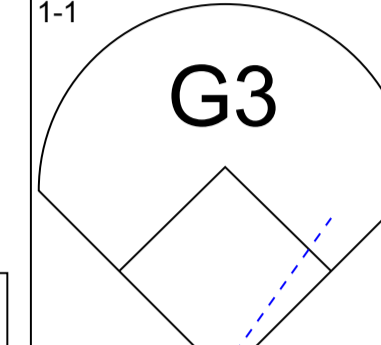
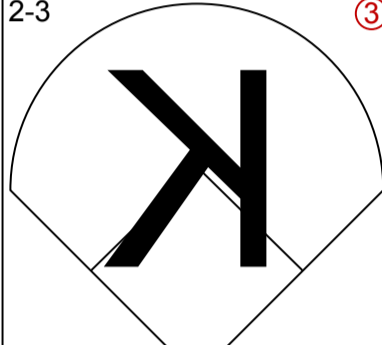
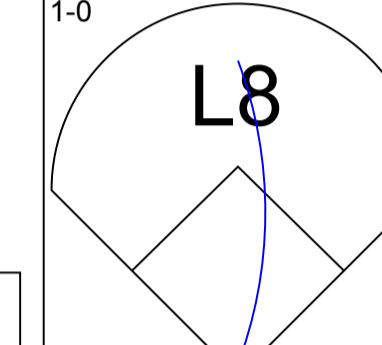
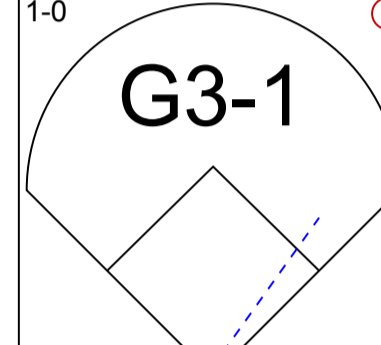
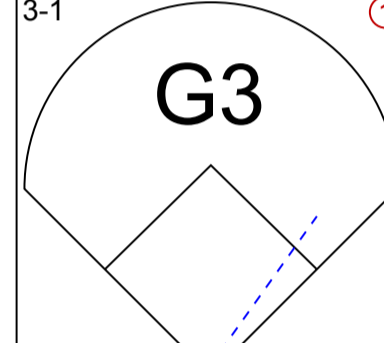
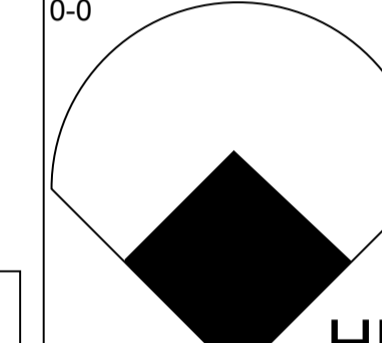
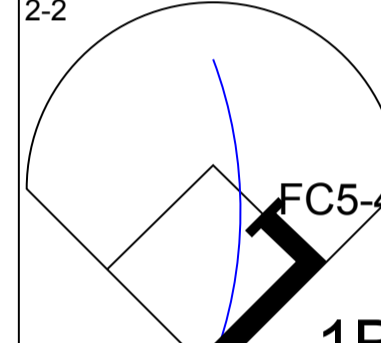
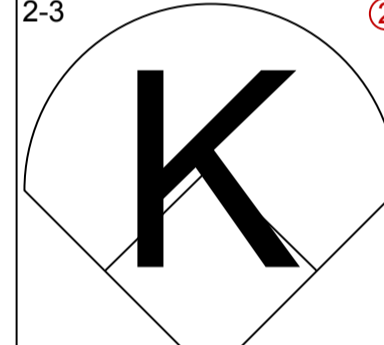
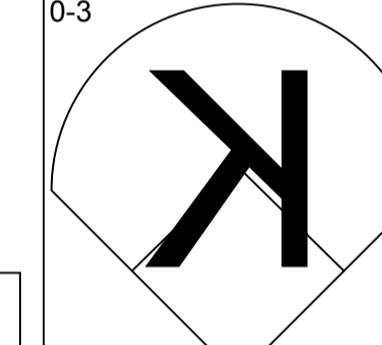
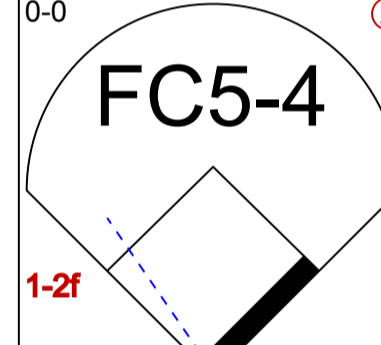
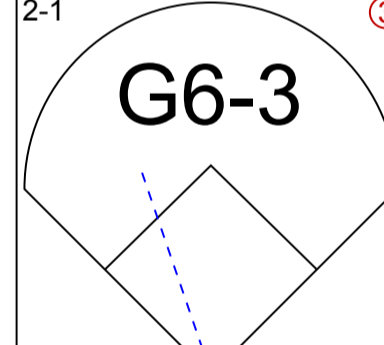
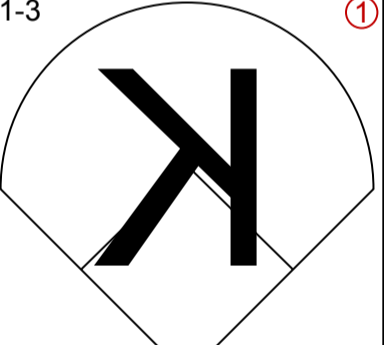
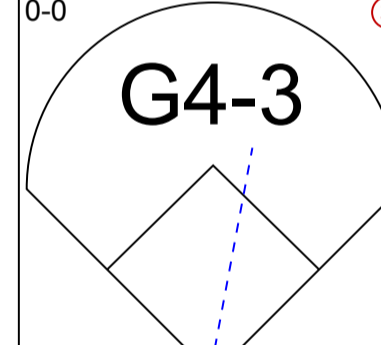
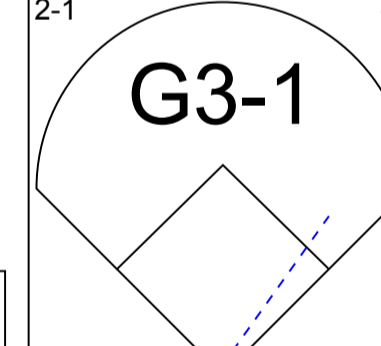
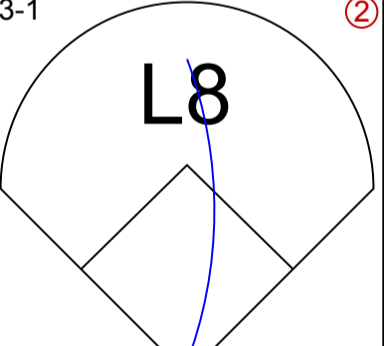
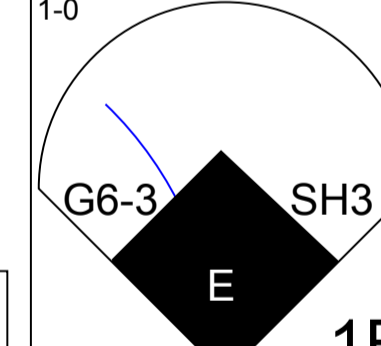
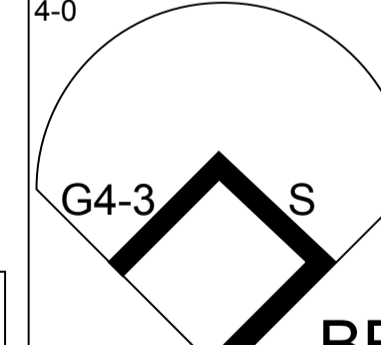
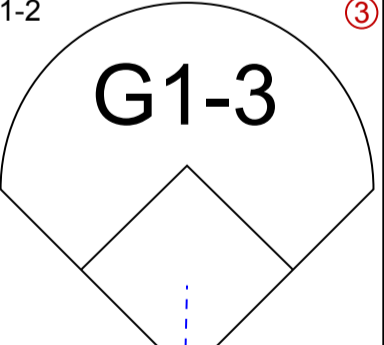
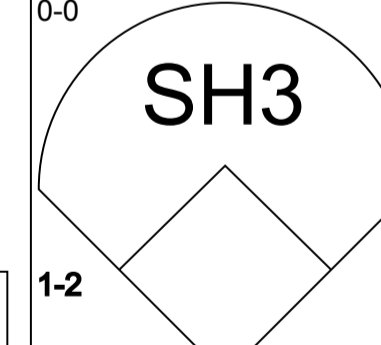
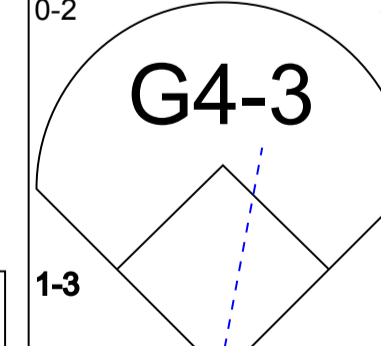
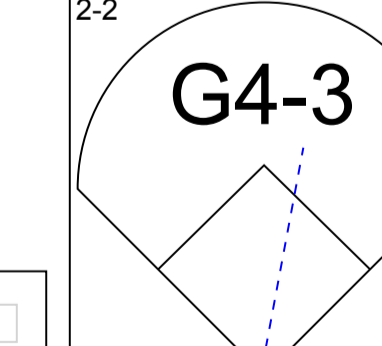
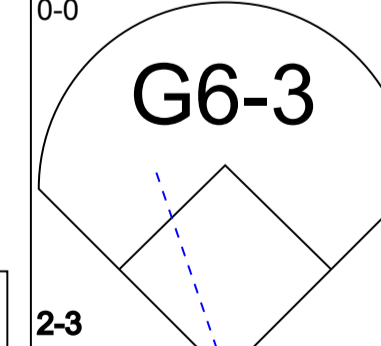
**Pittsburgh Pirates @ Arizona Diamondbacks**  
 Bank One Ballpark, Phoenix, AZ  
 Mon Sep 13 1999, 9:35 PM EDT  
 Att: 32,147 - Dome - 72 F

livebaseballscorecards.com

Batter	1	2	3	4	5	6	7	8	9	AB R H RBI BB SO LOB	TOP																									
Al Martin, L (1, 7) OBP: 0.344, SLG: 0.531	1-1 G1-3		2-1 G1-3			0-0 G4-3		0-0 G3-1		4 0 0 0 0 0 1	<b>Pittsburgh Pirates @ Arizona Diamondbacks</b> Bank One Ballpark, Phoenix, AZ Tue Sep 14 1999, 9:35 PM EDT Att. 30,372 - Dome - 72 F <a href="http://livebaseballscorecards.com">livebaseballscorecards.com</a>																									
Mike Benjamin, R (1, 6) OBP: 0.282, SLG: 0.348	0-0 G1-3		0-0 F9			1-0 G6-3		0-3 K		4 0 0 0 0 1 2																										
Brian Giles, L (1, 8) OBP: 0.417, SLG: 0.601	4-1 1B BB				0-0 F7		2-1 L5		4-1 2B BB	2 0 0 0 2 0 0																										
Kevin Young, R (1, 3) OBP: 0.389, SLG: 0.524	2-2 1-2 1B				1-0 F9		2-2 G4-3		2-2 F9	4 0 1 0 0 0 1																										
Ed Sprague, R (1, 5) OBP: 0.351, SLG: 0.470 John Wehner, R (9, PR) OBP: 0.233, SLG: 0.281	0-1 F7				0-1 F9		1-0 F9		0-0 1-3 2B	4 0 1 0 0 0 2 0 0 0 0 0 0 0																										
Warren Morris, L (1, 4) OBP: 0.370, SLG: 0.439			0-1 G4-1			1-1 G4-3		3-1 G4-3		4 0 0 0 0 1 2																										
Chad Hermansen, R (1, 9) OBP: 0.286, SLG: 0.263			1-1 G3			4-2 BB		2-2 G4-3		3 0 0 0 1 1 2																										
Joe Oliver, R (1, 2) OBP: 0.272, SLG: 0.304 Brant Brown, L (8, PH) OBP: 0.295, SLG: 0.461 Keith Osik, R (8, 2) OBP: 0.269, SLG: 0.284			2-2 P3			1-3 K		3-2 HR		2 0 0 0 0 1 1 1 1 1 1 0 0 0 0 0 0 0 0 0 0																										
67 Francisco Cordova, R (1, 1) OBP: 0.222, SLG: 0.186 Dale Sveum, S (8, PH) OBP: 0.270, SLG: 0.474 Abraham Nunez, S (8, PR) OBP: 0.299, SLG: 0.243 Marc Wilkins, R (8, 1) Scott Sauerbeck, R (8, 1)			1-1 F9			0-3 K		0-1 G3-1 2B		2 0 0 0 0 1 1 1 0 1 0																										
<b>Inning Stats</b>	R: 0 E: 0 K: 0 S: 9	H: 1 LOB: 2 BB: 1 P: 16	R: 0 E: 0 K: 0 S: 7	H: 0 LOB: 0 BB: 0 P: 10	R: 0 E: 0 K: 0 S: 5	H: 0 LOB: 0 BB: 0 P: 8	R: 0 E: 0 K: 0 S: 4	H: 0 LOB: 0 BB: 0 P: 5	R: 0 E: 0 K: 2 S: 12	H: 0 LOB: 1 BB: 1 P: 18		R: 0 E: 0 K: 0 S: 4	H: 0 LOB: 0 BB: 0 P: 7	R: 0 E: 0 K: 0 S: 7	H: 0 LOB: 0 BB: 0 P: 13	R: 1 E: 0 K: 1 S: 13	H: 2 LOB: 2 BB: 0 P: 18	R: 0 E: 0 K: 2 S: 15	H: 1 LOB: 2 BB: 1 P: 24	1B: 1 2B: 2 3B: 0 HR: 1	SF: 0 SAC: 0 DP: 0 HBP: 0	WP: 0 PB: 0 SB: 0 CS: 0	PA: 34													
<b>PITCHER</b>	IP WLS BF H R ER SO BB IBB HBP BLK WP HR S P ERA WHIP																																			
Brian Anderson, L (1, 1) ERA: 4.92	7.0		24	1	0	0	2	2	0	0	0	0	0	48	77	0.00	0.429																			
Gregg Olson, R (8, 1) ERA: 3.42	0.1	B	3	2	1	1	0	0	0	0	0	0	1	9	14	27.00	6.000																			
Greg Swindell, L (8, 1) ERA: 2.31	0.2	W	2	0	0	0	1	0	0	0	0	0	0	4	4	0.00	0.000																			
Matt Mantel, R (9, 1) ERA: 2.39	1.0	S	5	1	0	0	2	1	0	0	0	0	0	15	24	0.00	2.000																			





Batter	1	2	3	4	5	6	7	8	9
<b>Tony Womack, L</b> OBP: 0.329, SLG: 0.365 (1, 9)	1-3 		1-0 			1-1 		2-2 	
<b>Lenny Harris, L</b> OBP: 0.318, SLG: 0.365 (1, 5)	0-1 			2-1 		1-0 		1-1 	
<b>Luis Gonzalez, L</b> OBP: 0.401, SLG: 0.553 (1, 7)	2-3 			1-0 			1-0 		
<b>Erubiel Durazo, L</b> OBP: 0.402, SLG: 0.632 (1, 3)			3-1 		0-0 		2-2 		
<b>Jay Bell, R</b> OBP: 0.359, SLG: 0.535 (1, 4)		2-3 		0-3 			0-0 		
<b>Steve Finley, L</b> OBP: 0.329, SLG: 0.515 (1, 8)			2-1 			1-3 		0-0 	
<b>Hanley Frias, S</b> OBP: 0.366, SLG: 0.321 (1, 6)			2-1 		3-1 			1-0 	
<b>Kelly Stinnett, R</b> OBP: 0.290, SLG: 0.422 (1, 2)			4-0 		1-2 			0-0 	
<b>Brian Anderson, R</b> OBP: 0.188, SLG: 0.323 (1, 1)			0-2 			2-2 		0-0 	
<b>Gregg Olson, R</b> (8, 1)									
<b>Greg Swindell, L</b> (8, 1)									
<b>Greg Colbrunn, R</b> OBP: 0.394, SLG: 0.468 (8, PH)									
<b>Matt Mantei, R</b> (9, 1)									

AB	R	H	RBI	BB	SO	LOB
4	0	0	0	0	1	1
4	0	0	0	0	0	1
3	0	0	0	0	1	0
3	1	2	1	0	0	0
3	0	0	0	0	2	1
3	0	0	0	0	1	1
3	1	1	0	0	0	0
1	0	0	0	1	0	0
2	0	0	0	0	0	1
0	0	0	0	0	0	0
0	0	0	0	0	0	0
1	0	0	0	0	0	1
0	0	0	0	0	0	0

**Pittsburgh Pirates @ Arizona Diamondbacks**  
**Bank One Ballpark, Phoenix, AZ**  
 Tue Sep 14 1999, 9:35 PM EDT  
 Att: 30,372 - Dome - 72 F

AB	27
R	2
H	3
RBI	1
BB	1
SO	5
LOB	6



Inning	R	H	E	K	S	R	H	E	K	S	R	H	E	K	S	R	H	E	K	S	R	H	E	K	S
1	0	0	0	2	11	0	0	0	1	14	0	0	0	0	7	1	0	0	0	6	0	0	0	0	13
2	0	0	0	1	7	0	0	0	0	14	0	0	0	0	0	0	0	0	0	0	0	0	0	0	0
3	0	0	0	0	6	0	0	0	0	13	1	1	0	1	8	0	0	0	0	0	0	0	0	0	11
4	0	0	0	0	8	0	0	0	1	13	0	0	0	0	8	0	0	0	0	0	0	0	0	0	13
5	0	0	0	0	8	0	0	0	0	10	0	0	0	0	10	0	0	0	0	0	0	0	0	0	10
6	0	0	0	0	6	0	0	0	0	9	0	1	0	0	9	0	0	0	0	0	0	0	0	0	9
7	1	1	0	0	8	1	1	0	1	12	1	1	0	0	12	0	0	0	0	0	0	0	0	0	12

PITCHER	IP	WLS	BF	H	R	ER	SO	BB	IBB	HBP	BLK	WP	HR	S	P	ERA	WHIP
67 Francisco Cordova, R (1, 1)	7.0		24	2	1	1	5	1	0	0	0	0	1	52	84	1.29	0.429
Marc Wilkins, R (8, 1)	0.2	L	3	1	1	0	0	0	0	0	0	0	0	3	4	0.00	1.500
Scott Sauerbeck, L (8, 1)	0.1		2	0	0	0	0	0	0	0	0	0	0	5	8	0.00	0.000

WP	PA	ERA	WHIP
0	29		
0			
0			
0			
1			
0			

Batter	1	2	3	4	5	6	7	8	9	AB R H RBI BB SO LOB	TOP											
<b>Al Martin, L</b> (1, 7) OBP: 0.341, SLG: 0.527	0-1 G4-3	2-3 K			2-3 K		2-0 F7			4 0 0 0 0 2 2												
<b>Abraham Nunez, S</b> (1, 6) OBP: 0.294, SLG: 0.239	2-1 P5		1-1 G4-3		2-2 P4		2-2 P6			4 0 0 0 0 0 0												
<b>Brian Giles, L</b> (1, 8) OBP: 0.416, SLG: 0.604	3-1 F8		2-3 K			1-0 HR		2-0 F9		4 1 1 1 0 1 0												
<b>Kevin Young, R</b> (1, 3) OBP: 0.391, SLG: 0.528		4-0 BB 1B BB	3-2 F8		4-0 FC6-4 BB		0-2 G1-3-2 3B			2 1 1 0 2 0 0												
<b>Brant Brown, L</b> (1, 9) OBP: 0.296, SLG: 0.459		1-3 K		0-0 1B		0-0 FC6-4 1B 3B		4-0 IBB		3 1 1 0 0 1 2												
<b>Ed Sprague, R</b> (8, PH) OBP: 0.352, SLG: 0.470				1-0 F7		0-0 1B 3B		2-2 G1-3-2		0 0 0 0 1 0 0												
<b>Adrian Brown, S</b> (8, PR) OBP: 0.364, SLG: 0.360				1-2 1B BB		1-2 1B				0 0 0 0 0 0 0												
<b>Warren Morris, L</b> (1, 4) OBP: 0.371, SLG: 0.439		4-2 BB		1-0 F7		1-2 3B 1B		2-2 G1-3-2		3 2 1 0 1 0 3												
<b>Aramis Ramirez, R</b> (1, 5) OBP: 0.600, SLG: 0.714		4-2 1B BB		0-0 F7		2-1 B1-5 3B			0-1 G6-4-3 1B	3 0 2 2 1 0 1	AB 31 R 5 H 7 RBI 5 BB 5 SO 4 LOB 14											
<b>Keith Osik, R</b> (1, 2) OBP: 0.262, SLG: 0.275		1-0 P3		0-1 G1-3		0-0 B1-5			0-2 G6-4-3	4 0 0 0 0 0 6												
<b>Kris Benson, R</b> (1, 1) OBP: 0.194, SLG: 0.217		1-0 1B			0-0 G6-3				1-0 G6-3	4 0 1 2 0 0 0												
<b>Jose Silva, R</b> (9, 1) OBP: 0.100, SLG: 0.100										0 0 0 0 0 0 0												
<b>Inning Stats</b>	R: 0 E: 0 K: 0 S: 6	H: 0 LOB: 0 BB: 0 P: 11	R: 2 E: 0 K: 2 S: 14	H: 1 LOB: 2 BB: 3 P: 31	R: 0 E: 0 K: 1 S: 10	H: 0 LOB: 0 BB: 0 P: 15	R: 0 E: 0 K: 0 S: 5	H: 1 LOB: 1 BB: 0 P: 6	R: 0 E: 0 K: 1 S: 7	H: 0 LOB: 0 BB: 0 P: 11	R: 3 E: 0 K: 0 S: 6	H: 3 LOB: 0 BB: 1 P: 13	R: 0 E: 0 K: 0 S: 7	H: 0 LOB: 0 BB: 0 P: 13	R: 0 E: 0 K: 0 S: 7	H: 1 LOB: 1 BB: 1 P: 15	R: 0 E: 0 K: 0 S: 6	H: 1 LOB: 0 BB: 0 P: 7	1B: 4 2B: 2 3B: 2 HR: 1	SF: 0 SAC: 0 DP: 3 HBP: 0	WP: 0 PB: 0 SB: 0 CS: 0	PA: 36
<b>PITCHER</b>	IP WLS BF H R ER SO BB IBB HBP BLK WP HR S P ERA WHIP																					
<b>Armando Reynoso, R</b> (1, 1) ERA: 4.34	5.1 L 24 4 5 5 4 4 0 0 0 0 0 1 45 82 8.44 1.500																					
<b>Darren Holmes, R</b> (6, 1) ERA: 3.43	1.2 5 1 0 0 0 0 0 0 0 0 0 0 10 18 0.00 0.600																					
<b>Greg Swindell, L</b> (8, 1) ERA: 2.28	1.0 4 1 0 0 0 0 0 1 0 0 0 0 7 15 0.00 1.000																					
<b>Bobby Chouinard, R</b> (9, 1) ERA: 2.36	1.0 3 1 0 0 0 0 0 0 0 0 0 0 6 7 0.00 1.000																					

**Pittsburgh Pirates @ Arizona Diamondbacks**  
**Bank One Ballpark, Phoenix, AZ**  
 Wed Sep 15 1999, 10:35 PM EDT  
 Att: 31,294 - Dome - 72 F

livebaseballscores.com





Batter	1	2	3	4	5	6	7	8	9	AB R H RBI BB SO LOB	TOP											
Mike Cameron, R (1, 8) OBP: 0.357, SLG: 0.478	3-3 K		3-2 F9		1-3 K			1-0 F9		4 0 0 0 0 2 0	<b>Cincinnati Reds @ Pittsburgh Pirates</b> Three Rivers Stadium, Pittsburgh, PA Fri Sep 17 1999, 7:05 PM EDT Att. 21,853 - Unknown - 68 F											
Barry Larkin, R (1, 6) OBP: 0.396, SLG: 0.435	1-1 PB 1B		1-0 HR			1-0 G4-6-3 1B		1-0 G1-3		4 1 3 1 0 0 0												
Sean Casey, L (1, 3) OBP: 0.403, SLG: 0.546	1-0 F8		3-2 G4-3			1-2 G4-6-3 1-2f		0-3 K		4 0 0 0 0 1 2												
Greg Vaughn, R (1, 7) OBP: 0.345, SLG: 0.519	3-3 K 1-2			1-2 F9		1-0 1B		1-0 G5-3		4 0 1 0 0 1 1												
Dmitri Young, S (1, 9) OBP: 0.349, SLG: 0.505		1-1 FC5-4 1B		4-0 1B BB		1-3 K		1-2 G1-3		3 0 1 0 1 1 1												
Eddie Taubensee, L (1, 2) OBP: 0.349, SLG: 0.515		2-2 F8		0-1 G6-4-3 1B			1-0 F9	0-2 G4-3		3 0 1 0 0 0 1												
Mark Lewis, R (9, PH) OBP: 0.294, SLG: 0.472				1-2 1B						1 0 0 0 0 0 0												
Aaron Boone, R (1, 5) OBP: 0.337, SLG: 0.468		1-0 P6		0-1 G6-4-3 1-2f			1-0 2B			3 0 1 0 0 0 3												
Pokey Reese, R (1, 4) OBP: 0.322, SLG: 0.414		0-0 FC5-4 1-2f			1-1 P6		2-3 K			3 0 0 0 0 1 2												
Ron Villone, L (1, 1) OBP: 0.100, SLG: 0.077			0-0 G3		1-1 G4-3		0-0 G4-3			2 0 0 0 0 0 0												
Mark Sweeney, L (7, PH) OBP: 0.500, SLG: 0.800										1 0 0 0 0 0 1												
Stan Belinda, R (7, 1) OBP: 0.250, SLG: 0.250										0 0 0 0 0 0 0												
<b>Inning Stats</b>	R: 0 E: 0 K: 2 S: 10	H: 1 LOB: 1 BB: 0 P: 18	R: 0 E: 0 K: 0 S: 7	H: 1 LOB: 1 BB: 0 P: 11	R: 1 E: 0 K: 0 S: 8	H: 1 LOB: 0 BB: 0 P: 15	R: 0 E: 0 K: 0 S: 7	H: 1 LOB: 1 BB: 1 P: 12	R: 0 E: 0 K: 1 S: 9	H: 0 LOB: 0 BB: 0 P: 12	R: 0 E: 0 K: 1 S: 10	H: 2 LOB: 1 BB: 0 P: 14	R: 0 E: 0 K: 1 S: 6	H: 1 LOB: 1 BB: 0 P: 10	R: 0 E: 0 K: 1 S: 5	H: 0 LOB: 0 BB: 0 P: 7	R: 0 E: 0 K: 0 S: 7	H: 0 LOB: 0 BB: 0 P: 9	1B: 5 2B: 1 3B: 0 HR: 1	SF: 0 SAC: 0 DP: 2 HBP: 0	WP: 0 PB: 1 SB: 0 CS: 0	PA: 33
<b>PITCHER</b>	IP WLS BF H R ER SO BB IBB HBP BLK WP HR S P ERA WHIP																					
Todd Ritchie, R (1, 1) ERA: 3.53	8.0 W 30 7 1 1 6 1 0 0 0 0 0 1 62 99 1.12 1.000																					
Brad Clontz, R (9, 1) ERA: 2.35	0.1 H 1 0 0 0 0 0 0 0 0 0 0 0 1 2 0.00 0.000																					
Scott Sauerbeck, L (9, 1) ERA: 2.03	0.2 S 2 0 0 0 0 0 0 0 0 0 0 0 6 7 0.00 0.000																					

<b>AB</b>	32
<b>R</b>	1
<b>H</b>	7
<b>RBI</b>	1
<b>BB</b>	1
<b>SO</b>	6
<b>LOB</b>	11



Batter	1	2	3	4	5	6	7	8	9	AB	R	H	RBI	BB	SO	LOB
Adrian Brown, S OBP: 0.357, SLG: 0.352 (1, 9)	L3		K	FC4-6			G1-3			4	0	0	0	0	1	2
Mike Benjamin, R OBP: 0.281, SLG: 0.352 (1, 6)	3B		K		G5-3			G6-3		4	0	1	0	0	1	0
Brian Giles, L OBP: 0.414, SLG: 0.605 (1, 8)	P5			PB	K			P5		4	1	1	0	0	1	1
Kevin Young, R OBP: 0.392, SLG: 0.527 (1, 3)	K			SF7	P4			1B		3	1	1	0	1	1	1
Ed Sprague, R OBP: 0.351, SLG: 0.467 (1, 5)		G4-3		SF7	L6			G5-3		3	1	0	0	1	0	1
Chad Hermansen, R OBP: 0.333, SLG: 0.333 (1, 7)		2B		SH	P3					2	0	1	0	1	0	0
Joe Oliver, R OBP: 0.266, SLG: 0.299 (1, 2)		P3		SF7	K					2	0	0	1	0	1	1
Abraham Nunez, S OBP: 0.292, SLG: 0.237 (1, 4)		G4-3		SH	G4-3					2	0	0	1	0	0	1
Todd Ritchie, R OBP: 0.163, SLG: 0.167 (1, 1)				G6-3	FC1-5			P4		3	0	0	0	0	0	2
Brad Clontz, R (9, 1)										0	0	0	0	0	0	0
Scott Sauerbeck, R (9, 1)										0	0	0	0	0	0	0

Inning Stats	R: 0	H: 1	R: 0	H: 1	R: 0	H: 0	R: 3	H: 1	R: 0	H: 0	R: 0	H: 0	R: 0	H: 1	R: 0	H: 1
	E: 0	LOB: 1	E: 0	LOB: 1	E: 0	LOB: 0	E: 1	LOB: 2	E: 0	LOB: 0	E: 0	LOB: 0	E: 0	LOB: 0	E: 0	LOB: 1
	K: 1	BB: 0	K: 0	BB: 0	K: 2	BB: 0	K: 0	BB: 3	K: 1	BB: 0	K: 0	BB: 0	K: 0	BB: 0	K: 0	BB: 0
	S: 9	P: 16	S: 9	P: 14	S: 7	P: 10	S: 15	P: 35	S: 8	P: 12	S: 7	P: 12	S: 5	P: 8	S: 10	P: 16

PITCHER	IP	WLS	BF	H	R	ER	SO	BB	IBB	HBP	BLK	WP	HR	S	P	ERA	WHIP
Ron Villone, L (1, 1)	6.0	L	25	3	3	3	5	3	0	0	0	0	0	55	99	4.50	1.000
Stan Belinda, R (7, 1)	2.0		7	1	0	0	0	0	0	0	0	0	0	15	24	0.00	0.500

**BOTTOM**

**Cincinnati Reds @ Pittsburgh Pirates**  
 Three Rivers Stadium, Pittsburgh, PA

Fri Sep 17 1999, 7:05 PM EDT  
 Att: 21,853 - Unknown - 68 F

livebaseballscorecards.com

<b>AB</b>	<b>27</b>
<b>R</b>	<b>3</b>
<b>H</b>	<b>4</b>
<b>RBI</b>	<b>2</b>
<b>BB</b>	<b>3</b>
<b>SO</b>	<b>5</b>
<b>LOB</b>	<b>9</b>



WP: 0	PA: 32
PB: 1	CS: 0
SB: 0	

Batter	1	2	3	4	5	6	7	8	9	AB R H RBI BB SO LOB	TOP											
<b>Pokey Reese, R</b> (1, 4) OBP: 0.321, SLG: 0.412	0-3 <b>K</b>		2-2 <b>L8</b>		1-2 <b>SF8</b> <b>1B</b>		1-3 <b>K</b>			4 0 1 0 0 2 1												
<b>Barry Larkin, R</b> (1, 6) OBP: 0.393, SLG: 0.432	1-1 <b>G6-3</b>		2-0 <b>G5-3</b>		1-1 <b>SF8</b>			3-1 <b>F9</b>		3 0 0 1 0 0 0												
<b>Dmitri Young, S</b> (1, 3) OBP: 0.351, SLG: 0.505	1-2 <b>FC5-4</b> <b>1B</b>			0-0 <b>FC5-4</b> <b>1B</b>		0-1 <b>G1-3</b>		1-2 <b>G6-3</b>		4 0 2 0 0 0 1												
<b>Greg Vaughn, R</b> (1, 7) OBP: 0.343, SLG: 0.515	1-1 <b>FC5-4</b> <b>1-2f</b>			2-2 <b>FC5-4</b> <b>2B</b> <b>1-2f</b>		2-1 <b>G5-3</b>		2-2 <b>F9</b>		4 0 0 0 0 0 2												
<b>Aaron Boone, R</b> (1, 5) OBP: 0.334, SLG: 0.464		1-3 <b>K</b>		1-1 <b>F8</b>		2-1 <b>L7</b>		2-1 <b>F9</b>		4 0 0 0 0 1 1												
<b>Jeffrey Hammonds, R</b> (1, 9) OBP: 0.343, SLG: 0.520		2-0 <b>F9</b>		1-0 <b>1-3</b> <b>2B</b>		1-3 <b>K</b>		3-2 <b>S</b> <b>2B</b> <b>1B</b>		4 1 2 0 0 1 0												
<b>Mike Cameron, R</b> (1, 8) OBP: 0.355, SLG: 0.474		3-2 <b>G3</b>		1-3 <b>K</b>			3-3 <b>K</b>		0-3 <b>K</b>	4 0 0 0 0 3 3												
<b>Jason LaRue, R</b> (1, 2) OBP: 0.313, SLG: 0.405			1-0 <b>HR</b>		0-2 <b>E5</b> <b>1B</b> <b>SF8</b> <b>SH1-3</b>		4-1 <b>S</b> <b>BB</b>		1-1 <b>1-H</b> <b>2B</b>	3 2 2 2 1 0 0												
<b>Steve Parris, R</b> (1, 1) OBP: 0.176, SLG: 0.176			1-0 <b>G6-3</b>		0-2 <b>SH1-3</b>		0-3 <b>K</b>		0-0 <b>P4</b>	3 0 0 0 0 1 2												
<b>Inning Stats</b>	R: 0 E: 0 K: 1 S: 10	H: 1 LOB: 1 BB: 0 P: 13	R: 0 E: 0 K: 1 S: 9	H: 0 LOB: 0 BB: 0 P: 15	R: 1 E: 0 K: 0 S: 6	H: 1 LOB: 0 BB: 0 P: 12	R: 0 E: 0 K: 1 S: 10	H: 2 LOB: 2 BB: 0 P: 15	R: 1 E: 1 K: 0 S: 13	H: 1 LOB: 1 BB: 0 P: 15	R: 0 E: 0 K: 1 S: 7	H: 0 LOB: 0 BB: 0 P: 12	R: 0 E: 0 K: 3 S: 10	H: 0 LOB: 1 BB: 1 P: 18	R: 0 E: 0 K: 0 S: 9	H: 0 LOB: 0 BB: 0 P: 15	R: 1 E: 0 K: 1 S: 11	H: 2 LOB: 1 BB: 0 P: 17	1B: 4 2B: 2 3B: 0 HR: 1	SF: 1 SAC: 1 DP: 0 HBP: 0	WP: 0 PB: 0 SB: 2 CS: 0	PA: 36
<b>PITCHER</b>	IP WLS BF H R ER SO BB IBB HBP BLK WP HR S P ERA WHIP																					
<b>Chris Peters, L</b> (1, 1) ERA: 5.98	6.0 L 24 5 2 1 4 0 0 0 0 0 0 1 55 82 1.50 0.833																					
<b>Mike Williams, R</b> (7, 1) ERA: 4.12	1.0 4 0 0 0 3 1 0 0 0 0 0 0 10 18 0.00 1.000																					
<b>Jason Boyd, R</b> (8, 1) ERA:	1.0 3 0 0 0 0 0 0 0 0 0 0 0 9 15 0.00 0.000																					
<b>Marc Wilkins, R</b> (9, 1) ERA: 4.34	1.0 5 2 1 1 1 0 0 0 0 0 0 0 11 17 9.00 2.000																					


Cincinnati Reds @ Pittsburgh Pirates  
Three Rivers Stadium, Pittsburgh, PA

Sat Sep 18 1999, 1:15 PM EDT  
Att. 21,253 - Unknown - 75 F

livebaseballscorecards.com

AB	33
R	3
H	7
RBI	3
BB	1
SO	8
LOB	10



Batter	1	2	3	4	5	6	7	8	9	AB	R	H	RBI	BB	SO	LOB	BOTTOM	
<b>Al Martin, L</b> OBP: 0.344, SLG: 0.528 (1, 7) B X	1-0 F7-3 1B			4-1 SH1 BB		1-0 F8		1-1 FC5-4 1B		3	0	2	0	1	0	0	<b>Cincinnati Reds @ Pittsburgh Pirates</b> Three Rivers Stadium, Pittsburgh, PA Sat Sep 18 1999, 1:15 PM EDT Att: 21,253 - Unknown - 75 F  <b>AB 29</b> <b>R 0</b> <b>H 6</b> <b>RBI 0</b> <b>BB 1</b> <b>SO 8</b> <b>LOB 10</b> 	
<b>Mike Benjamin, R</b> OBP: 0.282, SLG: 0.355 (1, 6) <b>Marc Wilkins, R</b> (9, 1) B 1 SAFE X	1-0 F7-3 1-2		1-0 SH1	1-0 SH1		1-1 2B		0-2 FC5-4 1-2f		3	0	1	0	0	0	3		
<b>Brian Giles, L</b> OBP: 0.412, SLG: 0.600 (1, 8) C C B F S	1-3 K		2-0 F7	2-0 F7		3-3 K		0-0 F9		4	0	0	0	0	2	2		
<b>Kevin Young, R</b> OBP: 0.390, SLG: 0.523 (1, 3) X		0-0 G5-3		1-0 F9		3-3 K		3-2 F8		4	0	0	0	0	1	1		
<b>Ed Sprague, R</b> OBP: 0.351, SLG: 0.465 (1, 5) C T W B		1-3 K		3-2 G4-3 1B		1-3 K		1-3 K		4	0	1	0	0	3	0		
<b>Warren Morris, L</b> OBP: 0.369, SLG: 0.436 (1, 4) X C		0-1 F7		0-0 G4-3 1-2f		2-1 F7				3	0	0	0	0	0	1		
<b>Chad Hermansen, R</b> OBP: 0.370, SLG: 0.348 (1, 9) B S F X			1-2 FC6-4 1B		4-2 HBP			3-3 K		2	0	1	0	0	1	0		
<b>Keith Osik, R</b> OBP: 0.258, SLG: 0.271 (1, 2) <b>Abraham Nunez, S</b> OBP: 0.291, SLG: 0.236 (8, PH) <b>Joe Oliver, R</b> OBP: 0.266, SLG: 0.299 (9, 2) B 1 SAFE C X			1-1 FC6-4		2-1 F7			1-3 K		2	0	0	0	0	0	2		
<b>Chris Peters, L</b> OBP: 0.238, SLG: 0.200 (6, PH) <b>Adrian Brown, S</b> OBP: 0.356, SLG: 0.351 (7, 1) <b>Mike Williams, R</b> (8, 1) <b>Jason Boyd, R</b> (8, 1) <b>Dale Sveum, S</b> OBP: 0.281, SLG: 0.483 (9, 8) B X			1-0 F8-3					0-0 1B		1	0	0	0	0	0	1		
<b>Inning Stats</b>	R: 0 H: 1 E: 0 LOB: 0 K: 1 BB: 0 S: 6 P: 9	R: 0 H: 0 E: 0 LOB: 0 K: 1 BB: 0 S: 6 P: 7	R: 0 H: 1 E: 0 LOB: 0 K: 0 BB: 0 S: 6 P: 9	R: 0 H: 0 E: 0 LOB: 1 K: 0 BB: 1 S: 4 P: 12	R: 0 H: 1 E: 0 LOB: 1 K: 0 BB: 0 S: 8 P: 17	R: 0 H: 1 E: 0 LOB: 1 K: 1 BB: 0 S: 8 P: 14	R: 0 H: 0 E: 0 LOB: 0 K: 2 BB: 0 S: 8 P: 14	R: 0 H: 2 E: 0 LOB: 2 K: 2 BB: 0 S: 12 P: 17	R: 0 H: 0 E: 0 LOB: 0 K: 1 BB: 0 S: 7 P: 11	1B: 5 SF: 0 2B: 3 SAC: 1 3B: 0 DP: 3 HR: 0 HBP: 1	WP: 0 PA: 32 PB: 0 SB: 0 CS: 0							
<b>PITCHER</b> <b>Steve Parris, R</b> ERA: 3.44 (1, 1)	IP WLS BF H R ER SO BB IBB HBP BLK WP HR S P ERA WHIP																	<b>PITCHER</b> IP WLS BF H R ER SO BB IBB HBP BLK WP HR S P ERA WHIP
	9.0 W 32 6 0 0 8 1 0 1 0 0 0 0 65 110 0.00 0.778																	

Batter	1	2	3	4	5	6	7	8	9	AB R H RBI BB SO LOB	TOP										
<b>Pokey Reese, R</b> (1, 4) OBP: 0.322, SLG: 0.414	0-0 F8		3-2 E 2B		2-1 BB 1B		0-1 F7		2-3 K	5 1 2 0 0 1 2											
<b>Barry Larkin, R</b> (1, 6) OBP: 0.392, SLG: 0.432	2-2 G6-3		1-2 E6 2-H		0-1 F9		2-0 FC6-4 1-2f		1-1 1B 2B	5 1 1 1 0 0 2											
<b>Sean Casey, L</b> (1, 3) OBP: 0.405, SLG: 0.545	1-1 G4-3		2-1 F8		4-2 BB			1-0 2B HBP	0-0 2B 1B	3 0 1 1 1 0 1											
<b>Greg Vaughn, R</b> (1, 7) OBP: 0.343, SLG: 0.522		1-2 G6-3 G4-3 2B		1-1 HR		0-2 G3		1-3 K	0-0 P9	5 2 2 1 0 1 4											
<b>Dmitri Young, S</b> (1, 9) OBP: 0.352, SLG: 0.507		2-2 G6-3 2-3		3-2 G3-1		0-0 G6-4-3 1B		0-2 2B		4 0 2 0 0 0 1											
<b>Eddie Taubensee, L</b> (1, 2) OBP: 0.346, SLG: 0.511		3-1 G4-3		1-0 G6-3		2-1 G6-4-3		0-0 L4		3 0 0 1 0 0 1											
<b>Mark Lewis, R</b> (8, PH) OBP: 0.292, SLG: 0.469										1 0 0 0 0 0 2											
<b>Jason LaRue, R</b> (8, 2) OBP: 0.313, SLG: 0.405		3-H				1-2f				0 0 0 0 0 0 0											
<b>Mike Cameron, R</b> (1, 8) OBP: 0.353, SLG: 0.471		1-1 G5-3		1-1 E5		2-3 K		3-3 K		4 0 0 0 0 2 2											
<b>Aaron Boone, R</b> (1, 5) OBP: 0.333, SLG: 0.462			1-0 F8		0-3 K		0-2 L3		1-2 DI 2B 1B	4 1 1 0 0 1 1											
<b>Pete Harnisch, S</b> (1, 1) OBP: 0.159, SLG: 0.258			0-0 F9		1-1 G4-3		4-2 FC6-4 BB		0-1 F8	1 0 0 0 0 0 0											
<b>Brett Tomko, R</b> (4, 1) OBP: 0.260, SLG: 0.255										1 0 0 0 0 0 0											
<b>Dennys Reyes, R</b> (6, 1)										0 0 0 0 0 0 0											
<b>Mark Sweeney, L</b> (7, PH) OBP: 0.517, SLG: 0.800										0 0 0 0 1 0 0											
<b>Scott Sullivan, R</b> (7, 1)										0 0 0 0 0 0 0											
<b>Michael Tucker, L</b> (8, PH) OBP: 0.334, SLG: 0.412										1 0 0 0 0 0 1											
<b>Inning Stats</b>	R: 0 E: 0 K: 0 S: 6	H: 0 LOB: 0 BB: 0 P: 9	R: 1 E: 0 K: 0 S: 10	H: 1 LOB: 0 BB: 0 P: 17	R: 1 E: 1 K: 0 S: 10	H: 1 LOB: 1 BB: 0 P: 17	R: 1 E: 1 K: 1 S: 13	H: 1 LOB: 1 BB: 0 P: 19	R: 0 E: 0 K: 1 S: 6	H: 1 LOB: 2 BB: 1 P: 10	R: 0 E: 0 K: 0 S: 8	H: 0 LOB: 1 BB: 1 P: 14	R: 0 E: 0 K: 2 S: 13	H: 1 LOB: 2 BB: 0 P: 18	R: 2 E: 0 K: 1 S: 13	H: 3 LOB: 1 BB: 0 P: 17	1B: 4 2B: 4 3B: 0 HR: 1	SF: 0 SAC: 0 DP: 1 HBP: 1	WP: 0 PB: 0 SB: 0 CS: 0	PA: 40	
<b>PITCHER</b>	IP	WLS	BF	H	R	ER	SO	BB	IBB	HBP	BLK	WP	HR	S	P	ERA	WHIP				
<b>Jason Schmidt, R</b> (1, 1) ERA: 4.1	7.0	W	29	5	3	2	2	2	0	0	0	0	1	64	104	2.57	1.000				
<b>Scott Sauerbeck, L</b> (8, 1) ERA: 2.02	0.1	H	3	1	0	0	1	0	0	1	0	0	0	8	10	0.00	3.000				
<b>Brad Clontz, R</b> (8, 1) ERA: 2.64	1.2	S	8	3	2	2	2	0	0	0	0	0	0	18	25	10.80	1.800				

Cincinnati Reds @ Pittsburgh Pirates  
Three Rivers Stadium, Pittsburgh, PA

Sun Sep 19 1999, 1:35 PM EDT  
Att. 21,183 - Sunny - 76 F

livebaseballscorecards.com

AB	37
R	5
H	9
RBI	4
BB	2
SO	5
LOB	17





Batter	1	2	3	4	5	6	7	8	9	AB	R	H	RBI	BB	SO	LOB
<b>Al Martin, L</b> OBP: 0.345, SLG: 0.525 (1, 7)	2-2 BB S HBP 1B	0-0 F7		4-2 SH1-4 BB		1-3 K		2-2 G4-3		4	1	1	0	1	1	0
<b>Mike Benjamin, R</b> OBP: 0.286, SLG: 0.362 (1, 6)	3-1 HBP BB G3 1B	0-1 F9		1-0 SH1-4		1-1 WP BB 2B		2-2 HR 1B		4	3	3	0	0	0	0
<b>Brian Giles, L</b> OBP: 0.413, SLG: 0.611 (1, 8)	2-2 P4		1-1 HR	1-2 P2		4-0 BB WP IBB		0-0 HR		4	2	2	3	1	0	3
<b>Kevin Young, R</b> OBP: 0.393, SLG: 0.528 (1, 3)	4-2 G3 HBP BB		1-1 HR	4-0 IBB		4-0 BB IBB		0-1 P4		2	1	1	1	3	0	0
<b>Ed Sprague, R</b> OBP: 0.352, SLG: 0.465 (1, 5)	2-2 G3 HBP		1-1 G4-3	0-0 G4-3		4-2 BB BB		2-2 F8		0	0	0	1	0	0	0
<b>Aramis Ramirez, R</b> OBP: 0.500, SLG: 0.500 (3, 5)	1-2 2-3 3-H HBP					1-2 2-3 3-H BB				3	0	0	1	1	0	2
<b>Warren Morris, L</b> OBP: 0.366, SLG: 0.432 (1, 4)	0-0 G3		3-2 F8		0-0 P6	1-3 K				4	0	0	1	0	1	5
<b>Chad Hermansen, R</b> OBP: 0.387, SLG: 0.320 (1, 9)	4-0 IBB		4-2 S 1B BB		1-1 F7		1-3 K			2	1	0	0	2	1	0
<b>Keith Osik, R</b> OBP: 0.258, SLG: 0.271 (1, 2)	1-3 K		3-2 SAFE 1B		0-2 G3		1-2 F7			4	0	1	1	0	1	3
<b>Jason Schmidt, R</b> OBP: 0.131, SLG: 0.070 (1, 1)		1-1 P3	3-3 K		1-3 K		2-3 K			3	0	0	0	0	2	1
<b>Abraham Nunez, S</b> OBP: 0.290, SLG: 0.235 (7, PH)										1	0	0	0	0	1	0
<b>Scott Sauerbeck, R</b> (8, 1)										0	0	0	0	0	0	0
<b>Brad Clontz, R</b> (8, 1)										0	0	0	0	0	0	0

Inning Stats	R: 2	H: 2	E: 0	K: 1	S: 21	LOB: 3	BB: 2	P: 39	R: 0	H: 0	E: 0	K: 0	S: 5	LOB: 0	BB: 0	P: 6	R: 3	H: 3	E: 0	K: 1	S: 22	LOB: 1	BB: 1	P: 38	R: 0	H: 0	E: 0	K: 0	S: 9	LOB: 2	BB: 2	P: 19	R: 0	H: 0	E: 0	K: 0	S: 6	LOB: 0	BB: 0	P: 7	R: 1	H: 1	E: 0	K: 3	S: 13	LOB: 3	BB: 3	P: 30	R: 0	H: 0	E: 0	K: 2	S: 10	LOB: 0	BB: 0	P: 14	R: 2	H: 2	E: 0	K: 0	S: 12	LOB: 0	BB: 0	P: 18	1B: 4	SF: 0	2B: 1	SAC: 1	3B: 0	DP: 0	HR: 3	HBP: 1	WP: 1	PA: 41
--------------	------	------	------	------	-------	--------	-------	-------	------	------	------	------	------	--------	-------	------	------	------	------	------	-------	--------	-------	-------	------	------	------	------	------	--------	-------	-------	------	------	------	------	------	--------	-------	------	------	------	------	------	-------	--------	-------	-------	------	------	------	------	-------	--------	-------	-------	------	------	------	------	-------	--------	-------	-------	-------	-------	-------	--------	-------	-------	-------	--------	-------	--------

PITCHER	IP	WLS	BF	H	R	ER	SO	BB	IBB	HBP	BLK	WP	HR	S	P	ERA	WHIP
<b>Pete Harnisch, R</b> ERA: 3.9 (1, 1)	3.0	L	18	5	5	5	2	2	2	3	0	1	0	25	51	3.38	1.125
<b>Brett Tomko, R</b> ERA: 4.96 (4, 1)	2.2		14	1	1	1	2	2	3	0	0	1	0	25	51	3.38	1.125
<b>Dennys Reyes, L</b> ERA: 3.59 (6, 1)	0.1		1	0	0	0	1	0	0	0	0	0	0	3	5	0.00	0.000
<b>Scott Sullivan, R</b> ERA: 2.9 (7, 1)	2.0		8	2	2	2	2	0	0	0	0	0	1	22	32	9.00	1.000

**BOTTOM**

**Cincinnati Reds @ Pittsburgh Pirates**  
Three Rivers Stadium, Pittsburgh, PA

Sun Sep 19 1999, 1:35 PM EDT  
Att. 21,183 - Sunny - 76 F

AB	31
R	8
H	8
RBI	8
BB	8
SO	7
LOB	14



PITCHER	IP	WLS	BF	H	R	ER	SO	BB	IBB	HBP	BLK	WP	HR	S	P	ERA	WHIP
<b>Pete Harnisch, R</b> ERA: 3.9 (1, 1)	3.0	L	18	5	5	5	2	2	2	3	0	1	0	25	51	3.38	1.125
<b>Brett Tomko, R</b> ERA: 4.96 (4, 1)	2.2		14	1	1	1	2	2	3	0	0	1	0	25	51	3.38	1.125
<b>Dennys Reyes, L</b> ERA: 3.59 (6, 1)	0.1		1	0	0	0	1	0	0	0	0	0	0	3	5	0.00	0.000
<b>Scott Sullivan, R</b> ERA: 2.9 (7, 1)	2.0		8	2	2	2	2	0	0	0	0	0	1	22	32	9.00	1.000

Batter	1	2	3	4	5	6	7	8	9	AB R H RBI BB SO LOB	TOP																											
<b>Craig Biggio, R</b> (1, 4) OBP: 0.394, SLG: 0.468	4-0 5 1B G4-3 BB	4-2 5 1B BB	0-0 F9		1-1 L7			0-0 G1-3		3 2 0 0 2 0 5																												
<b>Bill Spiers, L</b> (1, 6) OBP: 0.373, SLG: 0.402	1-1 G4-3	4-2 5 1B BB		2-2 E6 5 1B G6-4-3		1-3 K		0-1 F9		4 0 0 1 1 1 1																												
<b>5 Jeff Bagwell, R</b> (1, 3) OBP: 0.455, SLG: 0.612	0-0 G3 1B 2-H	0-0 1B 1-3 2-H 3-H		0-0 G6-4-3 1-2f		1-2 P6		4-0 BB		4 0 2 3 1 0 1																												
<b>Carl Everett, S</b> (1, 8) OBP: 0.399, SLG: 0.587	2-0 G3 1-2	2-2 F8		1-0 F8		1-2 1B		3-3 K 1-2		5 0 1 0 0 1 4																												
<b>Ken Caminiti, S</b> (1, 5) OBP: 0.387, SLG: 0.483	0-3 K		2-1 F8		0-0 1B 2B		3-1 G5-3		2-0 P2	5 1 1 0 0 1 2																												
<b>Daryle Ward, L</b> (1, 7) OBP: 0.314, SLG: 0.468		2-1 SH1-4 1B BB 1B	1-2 WP 1B		4-2 1B BB		1-3 K		1-1 G4-3	4 1 2 0 1 1 0																												
<b>Tony Eusebio, R</b> (1, 2) OBP: 0.360, SLG: 0.363		3-0 P4	2-0 F9		0-0 1B 1-2 2-H		2-3 K2-3		1-2 G5-3	5 0 1 1 0 1 2																												
<b>Stan Javier, S</b> (1, 9) OBP: 0.342, SLG: 0.348		1-1 BB 5 1B SH1-4 1B	1-0 WP 1B		0-0 F8		4-2 BB			3 1 2 0 1 0 2																												
<b>Shane Reynolds, R</b> (1, 1) OBP: 0.191, SLG: 0.246		0-1 SH1-4	1-3 K		1-0 F8		1-3 K			1 0 0 0 0 1 2																												
<b>Trever Miller, R</b> (3, 1) OBP: 0.349, SLG: 0.428										0 0 0 0 0 0 0																												
<b>Russ Johnson, R</b> (5, PH) OBP: 0.333, SLG: 0.333										1 0 0 0 0 0 2																												
<b>Brian Williams, R</b> (5, 1) OBP: 0.329, SLG: 0.524										0 0 0 0 0 0 0																												
<b>Matt Mieske, R</b> (7, PH) OBP: 0.329, SLG: 0.524										1 0 0 0 0 1 1																												
<b>Jay Powell, R</b> (7, 1)										0 0 0 0 0 0 0																												
<b>Inning Stats</b>	R: 1 E: 0 K: 1 S: 7	H: 1 LOB: 1 BB: 1 P: 14	R: 3 E: 0 K: 0 S: 16	H: 3 LOB: 2 BB: 2 P: 32	R: 0 E: 0 K: 1 S: 12	H: 2 LOB: 3 BB: 0 P: 19	R: 0 E: 1 K: 0 S: 5	H: 0 LOB: 0 BB: 0 P: 8	R: 1 E: 0 K: 0 S: 10	H: 2 LOB: 2 BB: 1 P: 16	R: 0 E: 0 K: 1 S: 11	H: 1 LOB: 1 BB: 0 P: 17	R: 0 E: 0 K: 3 S: 13	H: 0 LOB: 1 BB: 1 P: 21	R: 0 E: 0 K: 1 S: 7	H: 0 LOB: 1 BB: 1 P: 14	R: 0 E: 0 K: 0 S: 6	H: 0 LOB: 0 BB: 0 P: 10	1B: 8 2B: 1 3B: 0 HR: 0	SF: 0 SAC: 1 DP: 1 HBP: 0	WP: 1 PB: 0 SB: 1 CS: 0	PA: 43																
<b>PITCHER</b>	IP WLS BF H R ER SO BB IBB HBP BLK WP HR S P ERA WHIP																					<b>PITCHER</b>	IP WLS BF H R ER SO BB IBB HBP BLK WP HR S P ERA WHIP															
<b>67 Francisco Cordova, R</b> (1, 1) ERA: 4.63	3.0		19	6	4	4	2	3	0	0	0	1	0	35	65	12.00	3.000																					
<b>Pete Schourek, L</b> (4, 1) ERA: 5.42	3.2	W	16	3	1	1	3	2	0	0	0	0	0	36	58	2.46	1.364																					
<b>Mike Garcia, R</b> (7, 1) ERA: 3.86	0.1	H	1	0	0	0	1	0	0	0	0	0	0	3	4	0.00	0.000																					
<b>Marc Wilkins, R</b> (8, 1) ERA: 4.24	1.0	H	4	0	0	0	1	1	0	0	0	0	0	7	14	0.00	1.000																					
<b>Scott Sauerbeck, L</b> (9, 1) ERA: 1.99	1.0		3	0	0	0	0	0	0	0	0	0	0	6	10	0.00	0.000																					

Houston Astros @ Pittsburgh Pirates  
Three Rivers Stadium, Pittsburgh, PA

Mon Sep 20 1999, 7:05 PM EDT  
Att. 10,256 - Overcast - 65 F

livebaseballscorecards.com

AB	36
R	5
H	9
RBI	5
BB	6
SO	7
LOB	22



Batter	1	2	3	4	5	6	7	8	9
<b>Al Martin, L</b> OBP: 0.347, SLG: 0.524 (1, 7)	4-0 S 1B BB	0-0	4-2 1B BB		1-3 K			1-3 K	
<b>Mike Benjamin, R</b> OBP: 0.288, SLG: 0.365 (1, 6)	2-3 K 1-2	2-2 F9	0-0 1B 1B 3-H		2-3 K			1-1 1B 2B	
<b>Brian Giles, L</b> OBP: 0.416, SLG: 0.614 (1, 8)	1-1 S 1B 2-H		HR 2B 1B			0-1 G4-3		4-0 1B IBB	
<b>Kevin Young, R</b> OBP: 0.395, SLG: 0.527 (1, 3)	4-2 L9 1B 1-2 BB		HR BB F8			1-3 K		0-2 E 1B 1-2 2-H 3-H	
<b>Brant Brown, L</b> OBP: 0.300, SLG: 0.471 (1, 9)	0-1		1-2 HR 1-H 2-H		0-3 K		2-2 CS 1B	2-3 K	
<b>Adrian Brown, S</b> OBP: 0.356, SLG: 0.351 (9, 9)	1-2 2-H 1B								
<b>Aramis Ramirez, R</b> OBP: 0.421, SLG: 0.400 (1, 5)	0-0 L9 2-3		1-2 F8	2-1 L5		2-2 CS	0-3 K	3-2 E3 1B 1-3 2-H	
<b>Abraham Nunez, S</b> OBP: 0.293, SLG: 0.239 (1, 4)	0-0 P6		0-0 E 1B	0-0 1B			1-0 G4-3	0-1 G4-3	
<b>Marc Wilkins, R</b> (8, 1)									
<b>Dale Sveum, S</b> OBP: 0.277, SLG: 0.475 (8, PH)									
<b>Scott Sauerbeck, R</b> (9, 1)									
<b>Keith Osik, R</b> OBP: 0.252, SLG: 0.264 (1, 2)		2-3 K	0-0 E4 1B 1-H	1-1 F7			2-3 K		
<b>67 Francisco Cordova, R</b> OBP: 0.213, SLG: 0.178 (1, 1)		2-2 G1-3	0-3 K		0-1 F7			3-2 2B 1B 1B	
<b>Pete Schourek, L</b> (4, 1)									
<b>Mike Garcia, R</b> (7, 1)									
<b>Warren Morris, L</b> OBP: 0.368, SLG: 0.433 (8, 4)									

Inning Stats	R: 2	H: 2	E: 0	K: 1	S: 16	LOB: 2	BB: 2	P: 27	R: 0	H: 1	E: 0	K: 1	S: 11	LOB: 1	BB: 0	P: 17	R: 6	H: 5	E: 1	K: 1	S: 24	LOB: 2	BB: 2	P: 39	R: 0	H: 1	E: 0	K: 1	S: 8	LOB: 0	BB: 0	P: 12	R: 0	H: 1	E: 0	K: 1	S: 11	LOB: 0	BB: 0	P: 16	R: 0	H: 0	E: 0	K: 2	S: 11	LOB: 0	BB: 0	P: 14	R: 3	H: 4	E: 1	K: 2	S: 22	LOB: 2	BB: 1	P: 36
--------------	------	------	------	------	-------	--------	-------	-------	------	------	------	------	-------	--------	-------	-------	------	------	------	------	-------	--------	-------	-------	------	------	------	------	------	--------	-------	-------	------	------	------	------	-------	--------	-------	-------	------	------	------	------	-------	--------	-------	-------	------	------	------	------	-------	--------	-------	-------

PITCHER	IP	WLS	BF	H	R	ER	SO	BB	IBB	HBP	BLK	WP	HR	S	P	ERA	WHIP
<b>Shane Reynolds, R</b> ERA: 3.71 (1, 1)	2.2	L	20	7	8	5	3	4	0	0	0	0	0	46	74	16.88	4.125
<b>Trevor Miller, L</b> ERA: 5.14 (3, 1)	1.1		6	2	0	0	1	0	0	0	0	0	0	13	20	0.00	1.500
<b>Brian Williams, R</b> ERA: 4.52 (5, 1)	2.0		6	1	0	0	3	0	0	0	0	0	0	20	28	0.00	0.500
<b>Jay Powell, R</b> ERA: 4.13 (7, 1)	2.0		11	4	3	3	4	0	1	0	0	0	0	33	50	13.50	2.000

AB	R	H	RBI	BB	SO	LOB
3	2	1	0	2	2	1
5	1	2	1	0	2	2
4	3	3	2	1	0	0
3	1	1	2	2	1	2
5	1	3	4	0	2	2
0	0	0	0	0	0	0
5	0	1	1	0	1	2
4	1	2	0	0	0	2
0	0	0	0	0	0	0
1	0	0	0	0	0	2
0	0	0	0	0	0	0
0	0	0	0	0	0	0
1	1	1	0	0	0	0

WP	PA	1B	2B	3B	HR	SF	SAC	DP	HBP
0	44	11	2	0	1	0	0	0	0
0		5	1	0	0	0	0	0	0
0		11	0	0	0	0	0	0	0
0		10	0	0	0	0	0	0	0
0		5	0	0	0	0	0	0	0
0		11	0	0	0	0	0	0	0
0		15	0	0	0	0	0	0	0

**Houston Astros @ Pittsburgh Pirates**  
**Three Rivers Stadium, Pittsburgh, PA**  
 Mon Sep 20 1999, 7:05 PM EDT  
 Att: 10,256 - Overcast - 65 F

livebaseballscorecards.com



Batter	1	2	3	4	5	6	7	8	9	AB R H RBI BB SO LOB	TOP									
<b>Craig Biggio, R</b> (1, 4) OBP: 0.393, SLG: 0.467	0-3 <b>K</b>		1-2 <b>G3-1</b>			1-0 <b>F8</b>		1-2 <b>1B</b>		4 1 1 0 0 1 0										
<b>Bill Spiers, L</b> (1, 9) OBP: 0.369, SLG: 0.398	0-0 <b>G4-3</b>		2-2 <b>G3</b>			3-1 <b>L8</b>		2-3 <b>K</b>		4 0 0 0 0 1 1										
<b>5 Jeff Bagwell, R</b> (1, 3) OBP: 0.454, SLG: 0.609	1-1 <b>G6-3</b>				0-0 <b>F9</b>		3-2 <b>G4-3</b>	1-2 <b>1B</b>		4 1 1 0 0 0 0										
<b>Carl Everett, S</b> (1, 8) OBP: 0.398, SLG: 0.583		1-0 <b>P6</b>			0-2 <b>F9</b>		4-1 <b>1B</b>	1-3 <b>1B</b>		3 1 0 0 1 1 2										
<b>Ken Caminiti, S</b> (1, 5) OBP: 0.388, SLG: 0.482		3-3 <b>K</b>			0-0 <b>G3-1</b>		0-0 <b>1B</b>	4-2 <b>1B</b>		3 1 1 0 1 1 0										
<b>Billy Wagner, L</b> (8, 1)							1-3 <b>2B</b>	1-2 <b>BB</b>		0 0 0 0 0 0 0										
<b>Doug Henry, R</b> (9, 1)										0 0 0 0 0 0 0										
<b>Daryle Ward, L</b> (1, 7) OBP: 0.321, SLG: 0.473		0-0 <b>FC5</b>			1-1 <b>F9</b>		1-0 <b>1B</b>	0-2 <b>1B</b>		3 0 2 1 0 0 0										
<b>Glen Barker, S</b> (7, PR) OBP: 0.366, SLG: 0.352							1-3 <b>2B</b>	1-3 <b>1B</b>		1 1 1 2 0 0 0										
<b>Paul Bako, L</b> (1, 2) OBP: 0.335, SLG: 0.365		0-0 <b>1B</b>			2-2 <b>G4-3</b>		1-0 <b>E</b>			3 1 2 2 0 0 0										
<b>Tony Eusebio, R</b> (9, PH) OBP: 0.359, SLG: 0.361		1-2 <b>1B</b>					1-0 <b>2B</b>			1 0 0 0 0 0 0										
<b>Ricky Gutierrez, R</b> (1, 6) OBP: 0.371, SLG: 0.362		1-1 <b>FC5</b>			0-3 <b>K</b>		0-2 <b>G5-3</b>			4 0 0 0 0 2 3										
<b>Scott Elarton, R</b> (1, 1) OBP: 0.192, SLG: 0.192					0-0 <b>F9</b>		1-2 <b>K</b>			3 0 0 0 0 2 1										
<b>Jose Cabrera, R</b> (7, 1)										0 0 0 0 0 0 0										
<b>Stan Javier, S</b> (8, 7) OBP: 0.341, SLG: 0.347							0-3 <b>K</b>			1 0 0 0 0 1 0										
<b>Inning Stats</b>	R: 0 E: 0 K: 1 S: 7	H: 0 LOB: 0 BB: 0 P: 8	R: 0 E: 0 K: 1 S: 8	H: 2 LOB: 2 BB: 0 P: 13	R: 0 E: 0 K: 0 S: 7	H: 0 LOB: 0 BB: 0 P: 10	R: 0 E: 0 K: 0 S: 7	H: 0 LOB: 0 BB: 0 P: 7	R: 0 E: 0 K: 1 S: 8	H: 0 LOB: 0 BB: 0 P: 11	R: 4 E: 1 K: 1 S: 13	H: 3 LOB: 1 BB: 1 P: 22	R: 2 E: 0 K: 2 S: 20	H: 3 LOB: 2 BB: 1 P: 29	R: 0 E: 0 K: 2 S: 9	H: 0 LOB: 0 BB: 0 P: 13	1B: 7 2B: 1 3B: 0 HR: 0	SF: 0 SAC: 0 DP: 0 HBP: 0	WP: 0 PB: 0 SB: 0 CS: 0	PA: 36
<b>PITCHER</b>	IP WLS BF H R ER SO BB IBB HBP BLK WP HR S P ERA WHIP																			
<b>Kris Benson, R</b> (1, 1) ERA: 4.19	7.0 L 27 5 4 3 5 1 0 0 0 0 0 0 56 82 3.86 0.857																			
<b>Mike Williams, R</b> (8, 1) ERA: 4.37	1.0 6 3 2 2 2 1 0 0 0 0 0 0 20 29 18.00 4.000																			
<b>Jeff Wallace, L</b> (9, 1) ERA: 4.0	1.0 3 0 0 0 0 2 0 0 0 0 0 0 9 13 0.00 0.000																			

Houston Astros @ Pittsburgh Pirates  
Three Rivers Stadium, Pittsburgh, PA

Tue Sep 21 1999, 7:05 PM EDT  
Att. 12,745 - Overcast - 61 F

livebaseballscorecards.com

AB	34
R	6
H	8
RBI	5
BB	2
SO	9
LOB	7



BOTTOM

Houston Astros @ Pittsburgh Pirates  
Three Rivers Stadium, Pittsburgh, PA

Tue Sep 21 1999, 7:05 PM EDT  
Att. 12,745 - Overcast - 61 F

livebaseballscorecards.com

AB	38
R	3
H	10
RBI	3
BB	4
SO	11
LOB	21



WP:	0	PA:	42
PB:	0		
SB:	0		
CS:	0		

AB R H RBI BB SO LOB

3	0	0	0	2	1	0
4	0	1	1	0	2	2
0	0	0	0	0	0	0
1	0	0	0	0	0	3
5	0	3	1	0	2	1
4	0	1	0	1	1	3
5	1	1	1	0	2	6
5	0	0	0	0	2	2
4	1	2	0	0	0	0
4	0	2	0	0	0	1
2	0	0	0	0	0	1
0	1	0	0	1	0	0
0	0	0	0	0	0	0
1	0	0	0	0	1	2
0	0	0	0	0	0	0

Batter	1	2	3	4	5	6	7	8	9
Al Martin, L (1, 7) OBP: 0.347, SLG: 0.521	0-0 P6		3-3 K		1-1 L9		4-2 FC6-4 BB	4-2 FC5-4 BB	
Mike Benjamin, R (1, 6) OBP: 0.288, SLG: 0.364	1-2 1B		0-3 K		2-3 K		0-0 FC6-4 1B	1-2 FC5-4	
Abraham Nunez, S (7, PR) OBP: 0.293, SLG: 0.239							1-2f 2-3 3-H	1-2f	
John Wehner, R (8, PH) OBP: 0.230, SLG: 0.276									
Brian Giles, L (1, 8) OBP: 0.418, SLG: 0.614	2-3 K		1-2 BB 1B			2-3 K	2-2 1B	0-2 FC1-4 1B	
Kevin Young, R (1, 3) OBP: 0.395, SLG: 0.525	3-2 1B		4-2 BB		3-2 E6		2-3 K	0-0 FC1-4 DI	
Brant Brown, L (1, 9) OBP: 0.299, SLG: 0.476	2-3 K		1-1 F8		1-2 K			0-0 F7 HR	
Warren Morris, L (1, 4) OBP: 0.364, SLG: 0.429		3-1 F8		1-0 L5		1-3 K		1-2 F8	2-3 K
Aramis Ramirez, R (1, 5) OBP: 0.435, SLG: 0.474		3-1 P5		1-2 F9			1-2 BB FC6-4 2B	1-1 BB 1B	
Keith Osik, R (1, 2) OBP: 0.258, SLG: 0.276		1-0 2B		0-0 F8			1-0 G5-3	1-1 BB 1B	
Kris Benson, R (1, 1) OBP: 0.188, SLG: 0.210		2-2 G1-3			0-0 G5-3		4-2 FC6-4 BB 1B	0-3 K	
Dale Sveum, S (7, PH) OBP: 0.288, SLG: 0.475									
Mike Williams, R (8, 1)									
Chad Hermansen, R (8, PH) OBP: 0.375, SLG: 0.308									
Jeff Wallace, L (9, 1)									

Inning Stats	R: 0	H: 2	E: 0	K: 2	S: 14	H: 1	LOB: 2	BB: 0	P: 22	R: 0	H: 1	E: 0	K: 0	S: 9	R: 0	H: 1	E: 0	K: 2	S: 21	R: 0	H: 0	E: 0	K: 0	S: 5	R: 0	H: 0	E: 0	K: 1	S: 9	R: 0	H: 0	E: 1	K: 3	S: 14	R: 2	H: 2	E: 0	K: 1	S: 20	R: 1	H: 3	E: 0	K: 1	S: 21	R: 0	H: 1	E: 0	K: 1	S: 8	1B: 7	2B: 2	3B: 0	HR: 1	SF: 0	SAC: 0	DP: 0	HBP: 0	WP: 0	PA: 42
--------------	------	------	------	------	-------	------	--------	-------	-------	------	------	------	------	------	------	------	------	------	-------	------	------	------	------	------	------	------	------	------	------	------	------	------	------	-------	------	------	------	------	-------	------	------	------	------	-------	------	------	------	------	------	-------	-------	-------	-------	-------	--------	-------	--------	-------	--------

PITCHER	IP	WLS	BF	H	R	ER	SO	BB	IBB	HBP	BLK	WP	HR	S	P	ERA	WHIP
Scott Elarton, R (1, 1) ERA: 3.19	6.1	W	28	5	2	2	8	3	0	0	0	0	0	83	131	2.84	1.263
Jose Cabrera, R (7, 1) ERA: 2.52	1.0	H	7	4	1	1	1	0	0	0	0	0	1	19	27	9.00	4.000
Billy Wagner, L (8, 1) ERA: 1.64	0.2	H	3	0	0	0	1	1	0	0	0	0	0	11	16	0.00	1.500
Doug Henry, R (9, 1) ERA: 4.81	1.0	S	4	1	0	0	1	0	0	0	0	0	0	8	10	0.00	1.000

PITCHER	IP	WLS	BF	H	R	ER	SO	BB	IBB	HBP	BLK	WP	HR	S	P	ERA	WHIP
Scott Elarton, R (1, 1) ERA: 3.19	6.1	W	28	5	2	2	8	3	0	0	0	0	0	83	131	2.84	1.263
Jose Cabrera, R (7, 1) ERA: 2.52	1.0	H	7	4	1	1	1	0	0	0	0	0	1	19	27	9.00	4.000
Billy Wagner, L (8, 1) ERA: 1.64	0.2	H	3	0	0	0	1	1	0	0	0	0	0	11	16	0.00	1.500
Doug Henry, R (9, 1) ERA: 4.81	1.0	S	4	1	0	0	1	0	0	0	0	0	0	8	10	0.00	1.000

Batter	1	2	3	4	5	6	7	8	9	AB R H RBI BB SO LOB	TOP																								
<b>Craig Biggio, R</b> OBP: 0.391, SLG: 0.464 (1, 4) X	0-0 F7		2-2 G1-3		2-3 K			0-0 L8		4 0 0 0 0 1 1																									
<b>Stan Javier, S</b> OBP: 0.342, SLG: 0.351 (1, 9) B X	1-0 F7			3-2 5 1B 2B		0-1 1B FC3-2-3-2 1B		1-2 L9		4 1 2 0 0 0 0																									
<b>5 Jeff Bagwell, R</b> OBP: 0.454, SLG: 0.609 (1, 3) C B B C B X	3-2 1B			1-0 F7 SF8 2-H 1B		0-3 SAFE K		0-3 K		4 1 2 1 0 2 1																									
<b>Carl Everett, S</b> OBP: 0.397, SLG: 0.580 (1, 8) S F S	0-3 K			0-0 F7 2-3		1-1 SAFE 1B FC3-2-3-2		1-2 P2		4 0 1 0 0 1 2																									
<b>Ken Caminiti, S</b> OBP: 0.386, SLG: 0.478 (1, 5) B B B X		3-1 G4-3		0-0 SF8 3-H		4-2 BB		3-3 K		2 0 0 1 1 1 0																									
<b>Daryle Ward, L</b> OBP: 0.313, SLG: 0.459 (1, 7) B C C C X	1-3 K			1-0 G6-3		0-0 FC3-2-3-2 2-H 3-H		0-2 P3		4 0 0 0 0 1 3																									
<b>Paul Bako, L</b> OBP: 0.335, SLG: 0.362 (1, 2) X	0-0 F8				4-1 BB		0-3 K			2 0 0 0 1 1 0																									
<b>Ricky Gutierrez, R</b> OBP: 0.371, SLG: 0.362 (1, 6) B C C X			1-2 G5-3		0-2 SAFE K		0-0 G2-6-4 1B			3 0 1 0 0 1 1																									
<b>Jose Lima, R</b> OBP: 0.122, SLG: 0.085 (1, 1) C C C			0-3 K		0-3 K		0-0 G2-6-4 1-2f			3 0 0 0 0 2 2																									
<b>Chris Holt, R</b> OBP: 0.125, SLG: 0.067 (8, 1) C C C										0 0 0 0 0 0 0																									
<b>Inning Stats</b>	R: 0 E: 0 K: 1 S: 8 H: 1 LOB: 1 P: 12	R: 0 E: 0 K: 1 S: 6 H: 0 LOB: 0 P: 10	R: 0 E: 0 K: 1 S: 11 H: 0 LOB: 0 P: 14	R: 2 E: 0 K: 0 S: 7 H: 2 LOB: 0 P: 12	R: 0 E: 0 K: 3 S: 10 H: 0 LOB: 1 P: 16	R: 0 E: 0 K: 1 S: 14 H: 2 LOB: 1 P: 19	R: 0 E: 0 K: 1 S: 5 H: 1 LOB: 0 P: 5	R: 0 E: 0 K: 1 S: 7 H: 0 LOB: 0 P: 8	R: 0 E: 0 K: 1 S: 9 H: 0 LOB: 0 P: 13	1B: 5 2B: 2 3B: 0 HR: 0 SF: 1 SAC: 0 DP: 2 HBP: 0	WP: 0 PB: 0 SB: 0 CS: 0 PA: 33																								
<b>PITCHER</b> <b>Todd Ritchie, R</b> ERA: 3.45 (1, 1)	IP 9.0	WLS W	BF 33	H 6	R 2	ER 2	SO 10	BB 2	IBB 0	HBP 0	BLK 0	WP 0	HR 0	S 77	P 109	ERA 2.00	WHIP 0.889	<b>PITCHER</b>	IP 9.0	WLS W	BF 33	H 6	R 2	ER 2	SO 10	BB 2	IBB 0	HBP 0	BLK 0	WP 0	HR 0	S 77	P 109	ERA 2.00	WHIP 0.889

Houston Astros @ Pittsburgh Pirates  
Three Rivers Stadium, Pittsburgh, PA

Wed Sep 22 1999, 7:05 PM EDT  
Att. 16,647 - Unknown - 56 F

AB	30
R	2
H	6
RBI	2
BB	2
SO	10
LOB	10





Batter	1	2	3	4	5	6	7	8	9	AB R H RBI BB SO LOB	TOP			
Adrian Brown, S (1, 9) OBP: 0.352, SLG: 0.343	2-2 F8		4-1 SF9 SH1-4 1B BB		1-2 FC6-4 1B	0-0 G5-3			2-3 K	4 1 0 1 1 1 3				
Pat Meares, R (1, 6) OBP: 0.356, SLG: 0.321	2-3 K		0-0 SH1-4		2-1 P3	2-2 F8			1-2 E9	4 0 0 0 0 1 3				
Aramis Ramirez, R (1, 5) OBP: 0.387, SLG: 0.400	2-2 P6		3-1 SF9		1-1 1B				4-1 G1-6-3 BB	3 0 1 1 1 0 0				
Kevin Young, R (1, 3) OBP: 0.392, SLG: 0.520		2-2 F9	0-2 FC5-4 1B		3-1 L8				0-0 G1-6-3	5 0 1 1 0 1 4				
Chad Hermansen, R (1, 8) OBP: 0.417, SLG: 0.367		3-2 PB BB SF9 1B	1-0 FC5-4			1-2 1B BB E 1B			1-1 WP 1B	4 2 3 0 0 0 1				
John Wehner, R (1, 7) OBP: 0.231, SLG: 0.262		4-1 SF9 PB 1-2 BB		2-0 P4		0-0 L8			2-1 G6-3	3 0 0 0 1 0 2				
Keith Osik, R (1, 2) OBP: 0.259, SLG: 0.275		2-1 SF9		0-0 F8		4-1 E 1B 1-2 G5-3 BB			2-2 G4-3	1 1 0 1 1 0 0				
Al Martin, L (8, PH) OBP: 0.346, SLG: 0.522		1-3 2-H								1 0 0 0 0 0 0				
Joe Oliver, R (8, 2) OBP: 0.260, SLG: 0.292										0 0 0 0 0 0 0				
Abraham Nunez, S (1, 4) OBP: 0.235, SLG: 0.237		2-0 G6-3		3-2 G3		0-1 G5-3 E 1-2 2-3 1B			1-2 G6-3	4 0 1 0 0 0 1				
Chris Peters, L (1, 1) OBP: 0.304, SLG: 0.238			4-0 SH1-4 WP SF9 BB		1-1 FC6-4 1B				2-3 K	1 1 1 0 1 0 0				
Jason Boyd, R (5, 1) OBP: 0.294, SLG: 0.467										0 0 0 0 0 0 0				
Dale Sveum, S (6, PH) OBP: 0.294, SLG: 0.467										1 0 0 0 0 0 2				
Mike Garcia, R (6, 1) OBP: 0.294, SLG: 0.467										0 0 0 0 0 0 0				
Brant Brown, L (8, PH) OBP: 0.294, SLG: 0.470										1 0 0 0 0 1 0				
Marc Wilkins, R (8, 1) OBP: 0.294, SLG: 0.470										0 0 0 0 0 0 0				
<b>Inning Stats</b>	R: 0 H: 0 E: 0 LOB: 0 K: 1 BB: 0 S: 10 P: 16	R: 1 H: 1 E: 0 LOB: 1 K: 0 BB: 1 S: 11 P: 24	R: 2 H: 1 E: 0 LOB: 1 K: 0 BB: 2 S: 8 P: 20	R: 0 H: 0 E: 0 LOB: 0 K: 0 BB: 0 S: 6 P: 11	R: 0 H: 2 E: 0 LOB: 2 K: 0 BB: 0 S: 11 P: 19	R: 2 H: 2 E: 1 LOB: 2 K: 0 BB: 1 S: 12 P: 19	R: 0 H: 1 E: 0 LOB: 1 K: 1 BB: 0 S: 9 P: 15	R: 0 H: 0 E: 0 LOB: 0 K: 1 BB: 0 S: 9 P: 14	R: 0 H: 0 E: 1 LOB: 1 K: 1 BB: 1 S: 9 P: 16	1B: 7 SF: 2 2B: 0 SAC: 1 3B: 0 DP: 1 HR: 0 HBP: 0	WP: 2 PA: 40 PB: 1 SB: 0 CS: 0			
<b>PITCHER</b>	IP WLS BF H R ER SO BB IBB HBP BLK WP HR S P ERA WHIP												<b>PITCHER</b>	IP WLS BF H R ER SO BB IBB HBP BLK WP HR S P ERA WHIP
Micah Bowie, L (1, 1) ERA: 10.08	5.0 W 22 4 3 2 1 3 0 0 0 1 0 46 90 3.60 1.400													
Rodney Myers, R (6, 1) ERA: 4.31	1.0 H 7 2 2 0 0 1 0 0 0 0 0 12 19 0.00 3.000													
Terry Adams, R (7, 1) ERA: 4.28	2.0 H 7 1 0 0 2 0 0 0 0 1 0 18 29 0.00 0.500													
Rick Aguilera, R (9, 1) ERA: 2.97	1.0 S 4 0 0 0 1 1 0 0 0 0 0 9 16 0.00 1.000													

Pittsburgh Pirates @ Chicago Cubs  
Wrigley Field, Chicago, IL  
Thu Sep 23 1999, 7:05 PM CDT  
Att. 36,736 - Unknown - 70 F

livebaseballscorecards.com

AB 32  
R 5  
H 7  
RBI 4  
BB 5  
SO 4  
LOB 16





Batter	1	2	3	4	5	6	7	8	9	AB	R	H	RBI	BB	SO	LOB
<b>Bo Porter, R</b> OBP: 0.250, SLG: 0.222 (1, 8) (7, 7)	G5-3		F9 1B 1B	G6-4-3 1-2f	FC4-6 BB			SH1-4		3	1	1	0	1	0	2
<b>Jeff Blauser, R</b> OBP: 0.346, SLG: 0.420 (1, 6) (7, 7)	K		1B 1B 1B		FC4-6			1B 1B		5	3	3	1	0	1	3
<b>Mark Grace, L</b> OBP: 0.386, SLG: 0.476 (1, 3) (7, 7)	1B HBP		F9 2-3		HR BB		CS BB	FC6-4 1B		3	1	2	3	1	0	2
<b>Sammy Sosa, R</b> OBP: 0.371, SLG: 0.649 (1, 9) (7, 7)	1-2 1B		1-3 1B 1B		1B HBP BB		1-2 K	K		4	1	2	1	1	2	2
<b>Glenallen Hill, R</b> OBP: 0.361, SLG: 0.588 <b>Terry Adams, R</b> (7, 1) <b>Jeff Reed, L</b> OBP: 0.376, SLG: 0.366 (8, PH) <b>Rick Aguilera, R</b> (9, 1)	K		1-0 1B		P4		K	FC6-4		4	0	1	1	0	2	3
<b>Gary Gaetti, R</b> OBP: 0.261, SLG: 0.341 (1, 5) (7, 7)		G5-3	G5-3		HBP 1B SF7 1B		L7			4	1	1	0	0	0	2
<b>Benito Santiago, R</b> OBP: 0.306, SLG: 0.366 (1, 2) (7, 7)		G5-3			E6 1B		K			4	0	1	0	0	1	0
<b>Chad Meyers, R</b> OBP: 0.285, SLG: 0.277 (1, 4) (7, 7)		K			G6-4-3 1B		P3			3	0	1	1	0	1	0
<b>Micah Bowie, L</b> OBP: 0.286, SLG: 0.231 <b>Roosevelt Brown, L</b> OBP: 0.217, SLG: 0.279 (5, PH) <b>Rodney Myers, R</b> OBP: 0.429, SLG: 0.571 <b>Lance Johnson, L</b> OBP: 0.320, SLG: 0.329 (7, 8)			K		K		SF7	SH1-4 1B 1B		2	0	0	0	0	2	2

Inning Stats	R: 0	H: 1	E: 0	LOB: 2	K: 2	BB: 0	S: 11	R: 0	H: 0	E: 0	LOB: 0	K: 1	BB: 0	S: 9	R: 2	H: 4	E: 0	LOB: 2	K: 1	BB: 0	S: 12	R: 0	H: 1	E: 1	LOB: 1	K: 1	BB: 0	S: 6	R: 4	H: 4	E: 0	LOB: 3	K: 0	BB: 2	S: 16	R: 0	H: 0	E: 0	LOB: 0	K: 1	BB: 0	S: 10	R: 2	H: 3	E: 0	LOB: 1	K: 1	BB: 0	S: 11	1B: 12	SF: 1	2B: 1	SAC: 1	3B: 0	DP: 2	HR: 1	HBP: 2
--------------	------	------	------	--------	------	-------	-------	------	------	------	--------	------	-------	------	------	------	------	--------	------	-------	-------	------	------	------	--------	------	-------	------	------	------	------	--------	------	-------	-------	------	------	------	--------	------	-------	-------	------	------	------	--------	------	-------	-------	--------	-------	-------	--------	-------	-------	-------	--------


PITCHER	IP	WLS	BF	H	R	ER	SO	BB	IBB	HBP	BLK	WP	HR	S	P	ERA	WHIP
<b>Chris Peters, L</b> ERA: 6.29 (1, 1)	4.0	L	22	8	5	5	5	1	0	1	0	0	1	42	71	11.25	2.250
<b>Jason Boyd, R</b> ERA: 3.38 (5, 1)	1.0		7	2	1	1	0	1	0	1	0	0	0	12	22	9.00	3.000
<b>Mike Garcia, R</b> ERA: 2.08 (6, 1)	2.0		6	0	0	0	3	1	0	0	0	0	0	18	32	0.00	0.500
<b>Marc Wilkins, R</b> ERA: 4.53 (8, 1)	1.0		6	3	2	2	1	0	0	0	0	0	0	11	16	18.00	3.000

**BOTTOM**

**Pittsburgh Pirates @ Chicago Cubs**  
Wrigley Field, Chicago, IL

Thu Sep 23 1999, 7:05 PM CDT  
Att: 36,736 - Unknown - 70 F

AB	34
R	8
H	13
RBI	8
BB	3
SO	9
LOB	17



WP	PA	ERA	WHIP
0	41		
0			
1			
1			

Batter	1	2	3	4	5	6	7	8	9	AB R H RBI BB SO LOB	TOP											
<b>Al Martin, L</b> (1, 7) S OBP: 0.344, SLG: 0.519 <b>Emil Brown, R</b> (8, PH) OBP: 1.000, SLG: 2.000 (8, 7)	0-1 G6-3		1-0 F7		1-2 G6-3			0-0 1-3 2B		3 0 0 0 0 0 1 1 0 1 0 0 0 0												
<b>Abraham Nunez, S</b> (1, 6) X OBP: 0.299, SLG: 0.238	0-0 1B		4-2 BB			0-0 G4-3		2-3 K		3 0 1 0 1 1 2												
<b>Brant Brown, L</b> (1, 9) C OBP: 0.292, SLG: 0.466 <b>Adrian Brown, S</b> (8, PH) S OBP: 0.350, SLG: 0.342 (8, 9)	2-3 K		2-3 K			2-3 K		2-3 K		3 0 0 0 0 3 2 1 0 0 0 0 1 2												
<b>Kevin Young, R</b> (1, 3) F OBP: 0.391, SLG: 0.518 <b>Jimmy Anderson, L</b> (8, 1) C OBP: 0.333, SLG: 0.444	0-3 K			1-2 G5-3		0-0 WP 1B		0-3 K		4 0 1 0 0 2 3 0 0 0 0 0 0 0												
<b>Warren Morris, L</b> (1, 4) X OBP: 0.361, SLG: 0.427		1-0 F8		1-0 G6-3		2-0 G6-3		1-0 G5-3		4 0 0 0 0 0 1												
<b>Chad Hermansen, R</b> (1, 8) S OBP: 0.400, SLG: 0.353		0-1 G4-3 1B		2-1 G4-3			3-3 K	2-0 G5-3		4 0 1 0 0 1 0												
<b>Aramis Ramirez, R</b> (1, 5) B OBP: 0.343, SLG: 0.345 SAFE		2-2 G4-3			3-2 F8		2-2 G6-3	0-1 P3		4 0 0 0 0 0 1												
<b>Joe Oliver, R</b> (1, 2) S OBP: 0.254, SLG: 0.285 <b>Dale Sveum, S</b> (8, 3) S OBP: 0.284, SLG: 0.467		0-3 K			0-2 G6-3		1-0 F8			3 0 0 0 0 1 1 0 0 0 0 0 0 0												
<b>Jason Schmidt, R</b> (1, 1) C OBP: 0.143, SLG: 0.069 <b>Jason Christiansen, R</b> (6, 1) C <b>Greg Hansell, R</b> (7, 1) C <b>Tim Laker, R</b> (8, PH) C OBP: 0.500, SLG: 0.500 (8, 2)			0-3 K		4-1 BB			1-2 2B 1B		1 0 0 0 1 1 0 0 0 0 0 0 0 0 0 0 0 0 0 0 0 1 0 1 0 0 0 0												
<b>Inning Stats</b>	R: 0 E: 0 K: 2 S: 10	H: 1 LOB: 1 BB: 0 P: 12	R: 0 E: 0 K: 1 S: 10	H: 1 LOB: 1 BB: 0 P: 13	R: 0 E: 0 K: 2 S: 9	H: 0 LOB: 1 BB: 1 P: 16	R: 0 E: 0 K: 0 S: 6	H: 0 LOB: 0 BB: 0 P: 10	R: 0 E: 0 K: 0 S: 13	H: 0 LOB: 1 BB: 1 P: 21	R: 0 E: 0 K: 1 S: 10	H: 1 LOB: 1 BB: 0 P: 14	R: 0 E: 0 K: 1 S: 8	H: 0 LOB: 0 BB: 0 P: 14	R: 0 E: 0 K: 3 S: 13	H: 2 LOB: 2 BB: 0 P: 18	R: 0 E: 0 K: 0 S: 4	H: 0 LOB: 0 BB: 0 P: 7	1B: 4 2B: 1 3B: 0 HR: 0	SF: 0 SAC: 0 DP: 0 HBP: 0	WP: 1 PB: 0 SB: 3 CS: 0	PA: 34
<b>PITCHER</b>	IP WLS BF H R ER SO BB IBB HBP BLK WP HR S P ERA WHIP																					
<b>Kyle Farnsworth, R</b> (1, 1) ERA: 5.05 <b>Felix Heredia, L</b> (8, 1) ERA: 4.94 <b>Scott Sanders, R</b> (9, 1) ERA: 5.63	7.0 W 26 3 0 0 7 2 0 0 0 1 0 66 100 0.00 0.714																					

Pittsburgh Pirates @ Chicago Cubs  
 Wrigley Field, Chicago, IL  
 Fri Sep 24 1999, 2:20 PM CDT  
 Att. 29,267 - Cloudy - 68 F

livebaseballscorecards.com

AB	32
R	0
H	5
RBI	0
BB	2
SO	10
LOB	13



Batter	1	2	3	4	5	6	7	8	9	AB	R	H	RBI	BB	SO	LOB	BOTTOM		
Lance Johnson, L (1, 8) OBP: 0.327, SLG: 0.341	1-2 2B 3B		1-2 SH2-3 1B	4-0 BB		0-0 2B 1B	1-0 E5 3B			4	4	3	1	1	0	2			
Roosevelt Brown, L (1, 7) OBP: 0.260, SLG: 0.404	2-2 G4-3 FC4-6 2B		0-1 SH2-3 1-2	2-3 K		0-0 BB 2B	0-1 3B			4	1	3	4	0	1	2			
Sammy Sosa, R (1, 9) Felix Heredia, L (8, 1) Scott Sanders, R (9, 1) OBP: 0.371, SLG: 0.648 OBP: 0.500, SLG: 0.500 OBP: 0.278, SLG: 0.389	3-0 G4-3		0-0 F7		2-2 G3-1 SF9 2B	4-2 BB BB	1-0 G5-3			4	1	1	0	1	0	4			
Mark Grace, L (1, 3) Gary Gaetti, R (8, PR) OBP: 0.389, SLG: 0.478 OBP: 0.261, SLG: 0.341	4-0 FC4-6 IBB		4-0 1B IBB		2-1 G3-1	4-0 BB	0-0 G4-3 2B			2	0	1	1	3	0	1			
Shane Andrews, R (1, 5) OBP: 0.298, SLG: 0.373	2-2 FC4-6 1-2f 3-H		2-2 1B		1-2 SF9	3-3 K	2-1 G4-3 1B			4	0	2	3	0	1	4			
Jeff Reed, L (1, 2) OBP: 0.369, SLG: 0.359	2-1 F7		2-3 K		2-3 K		2-3 K	2-1 G4-3		5	0	0	0	0	3	5			
Jose Nieves, R (1, 6) OBP: 0.283, SLG: 0.329		0-2 F8		1-2 G3		1-1 CS 1B	2-3 K	1-1 G4-3		5	0	1	0	0	1	2			
Chad Meyers, R (1, 4) OBP: 0.299, SLG: 0.301		1-1 G6-3		3-2 G6-3 2B		0-0 SH1-4 1B	0-0 E HBP 3B 1B			4	2	3	0	0	0	0			
Kyle Farnsworth, R (1, 1) Andrew Lorraine, L (7, PR) Bo Porter, R (8, 9) OBP: 0.158, SLG: 0.086 OBP: 0.231, SLG: 0.250 OBP: 0.250, SLG: 0.222		1-2 L4		1-2 G6-3		0-2 SH1-4	4-2 E 3B HBP			2	0	0	0	0	0	1			
	R: 2 H: 2 E: 0 LOB: 1 K: 0 BB: 1 S: 14 P: 28	R: 0 H: 0 E: 0 LOB: 0 K: 0 BB: 0 S: 9 P: 11	R: 1 H: 2 E: 0 LOB: 2 K: 1 BB: 1 S: 13 P: 22	R: 0 H: 1 E: 0 LOB: 2 K: 1 BB: 1 S: 16 P: 27	R: 1 H: 1 E: 0 LOB: 0 K: 1 BB: 0 S: 13 P: 20	R: 2 H: 4 E: 1 LOB: 3 K: 1 BB: 2 S: 16 P: 28	R: 3 H: 2 E: 1 LOB: 2 K: 2 BB: 0 S: 15 P: 25	R: 0 H: 2 E: 0 LOB: 2 K: 0 BB: 0 S: 7 P: 12		1B: 7 SF: 1 2B: 5 SAC: 2 3B: 2 DP: 1 HR: 0 HBP: 1	WP: 0 PA: 43 PB: 0 SB: 0 CS: 1								
	PITCHER Jason Schmidt, R (1, 1) ERA: 4.24 Jason Christiansen, L (6, 1) ERA: 4.41 Greg Hansell, R (7, 1) ERA: 4.0 Jimmy Anderson, L (8, 1) ERA: 4.03	IP WLS BF H R ER SO BB IBB HBP BLK WP HR S P ERA WHIP 5.2 L 30 10 6 6 3 2 2 0 0 0 0 0 78 126 9.53 2.118																	

Pittsburgh Pirates @ Chicago Cubs  
Wrigley Field, Chicago, IL  
Fri Sep 24 1999, 2:20 PM CDT  
Att. 29,267 - Cloudy - 68 F

AB	34
R	9
H	14
RBI	9
BB	5
SO	6
LOB	21



WP	0	PA	43
PB	0		
SB	0		
CS	1		

ERA	WHIP

livebaseballscores.com

Batter	1	2	3	4	5	6	7	8	9	AB R H RBI BB SO LOB	TOP
<b>Al Martin, L</b> (1, 7) <small>OBP: 0.344, SLG: 0.518</small> <b>Emil Brown, R</b> (1, 7) <small>OBP: 0.250, SLG: 0.500</small>	2-3 			1-2 <b>G3-1</b> 		1-2 <b>L9</b> 			3-2 <b>G5-3</b> 	1 0 0 0 0 1 0 3 0 0 0 0 0 0	<b>Pittsburgh Pirates @ Chicago Cubs</b> Wrigley Field, Chicago, IL Sat Sep 25 1999, 3:05 PM CDT Att. 39,035 - Unknown - 70 F
<b>Adrian Brown, S</b> (1, 9) <small>OBP: 0.349, SLG: 0.340</small>	0-1 <b>G5-3</b> 			1-2  <b>1B</b>		2-0 <b>F8</b> 		1-2 <b>G3</b> 	4 1 1 0 0 0 0		
<b>Dale Sveum, S</b> (1, 6) <small>OBP: 0.282, SLG: 0.469</small>	3-3 <b>K</b> 			3-2  <b>2B</b>			1-3 <b>K</b> 	0-1 <b>E7</b> 	4 0 1 1 0 2 0		
<b>Kevin Young, R</b> (1, 3) <small>OBP: 0.389, SLG: 0.514</small>		2-2 <b>P4</b> 		1-3 <b>K</b> 		2-2 <b>G6-3</b> 		0-1 <b>L4</b> 	4 0 0 0 0 1 2		
<b>Warren Morris, L</b> (1, 4) <small>OBP: 0.361, SLG: 0.426</small>		1-2 <b>F7</b> 		2-3 <b>K</b> 		1-0  <b>1B</b>			3 0 1 0 0 1 1		
<b>Chad Hermansen, R</b> (1, 8) <small>OBP: 0.372, SLG: 0.324</small>		1-3 <b>K</b> 		1-0 <b>P3</b> 		1 SAFE 0-3  <b>K</b>			3 0 0 0 0 2 1		
<b>Aramis Ramirez, R</b> (1, 5) <small>OBP: 0.316, SLG: 0.313</small>			2-3 <b>K</b> 		1-3 <b>K</b> 			1-1 <b>F7</b> 	3 0 0 0 0 2 0		
<b>Keith Osik, R</b> (1, 2) <small>OBP: 0.254, SLG: 0.269</small>			0-2 <b>G3-1</b> 		2-1 <b>P2</b> 			2-3 <b>K</b> 	3 0 0 0 0 1 0		
<b>67 Francisco Cordova, R</b> (1, 1) <small>OBP: 0.204, SLG: 0.170</small> <b>Abraham Nunez, S</b> (8, PH) <small>OBP: 0.297, SLG: 0.238</small> <b>Jeff Wallace, L</b> (8, 1)			2-3 <b>K</b> 		0-2 <b>G3</b> 			3-1 <b>G5-3</b> 	2 0 0 0 0 1 0 1 0 0 0 0 0 0 0 0 0 0 0 0 0		
<b>Inning Stats</b>	R: 0 H: 0 E: 0 LOB: 0 K: 2 BB: 0 S: 9 P: 14	R: 0 H: 0 E: 0 LOB: 0 K: 1 BB: 0 S: 10 P: 14	R: 0 H: 0 E: 0 LOB: 0 K: 2 BB: 0 S: 9 P: 13	R: 1 H: 2 E: 0 LOB: 1 K: 2 BB: 0 S: 21 P: 29	R: 0 H: 0 E: 0 LOB: 0 K: 1 BB: 0 S: 6 P: 10	R: 0 H: 0 E: 0 LOB: 0 K: 0 BB: 0 S: 8 P: 11	R: 0 H: 1 E: 0 LOB: 1 K: 2 BB: 0 S: 10 P: 14	R: 0 H: 0 E: 1 LOB: 1 K: 0 BB: 0 S: 7 P: 13	R: 0 H: 0 E: 1 LOB: 1 K: 0 BB: 0 S: 11 P: 15	1B: 2 SF: 0 2B: 1 SAC: 0 3B: 0 DP: 0 HR: 0 HBP: 0	
<b>PITCHER</b> <b>Jon Lieber, R</b> (1, 1) <small>ERA: 4.17</small>	IP WLS BF H R ER SO BB IBB HBP BLK WP HR S P ERA WHIP 9.0 W 31 3 1 1 11 0 0 0 0 0 0 0 91 133 1.00 0.333					<b>PITCHER</b> IP WLS BF H R ER SO BB IBB HBP BLK WP HR S P ERA WHIP					

<b>AB</b>	<b>31</b>
<b>R</b>	<b>1</b>
<b>H</b>	<b>3</b>
<b>RBI</b>	<b>1</b>
<b>BB</b>	<b>0</b>
<b>SO</b>	<b>11</b>
<b>LOB</b>	<b>4</b>



Batter	1	2	3	4	5	6	7	8	9
Lance Johnson, L (1, 8) OBP: 0.327, SLG: 0.340	1-2 G4-3			0-1 G3	1-1 G6-3			0-0 FC6-4 1B	
Roosevelt Brown, L (1, 7) OBP: 0.245, SLG: 0.380 Glenallen Hill, R (8, PH) OBP: 0.360, SLG: 0.586 Bo Porter, R (9, 7) OBP: 0.250, SLG: 0.222	1-2 G4-3			0-0 G3-1		1-3 K		0-1 FC6-4 1-2f	
Sammy Sosa, R (1, 9) OBP: 0.370, SLG: 0.645	3-3 K			1-2 F7		2-0 F7			
Mark Grace, L (1, 3) OBP: 0.392, SLG: 0.480		1-1 CS 1B			1-0 HR 1B	4-1 CS BB			
Shane Andrews, R (1, 5) OBP: 0.295, SLG: 0.370		0-1 L5			1-3 K 1-2	3-2 CS 1-2	2-3 K		
Jeff Reed, L (1, 2) OBP: 0.369, SLG: 0.356		3-3 K 1-2			1-2 HR HBP		1-1 G4-3		
Jose Nieves, R (1, 6) OBP: 0.284, SLG: 0.348			2-1 F8		1-0 HR 1-H 2-H		0-1 G4-3		
Chad Meyers, R (1, 4) OBP: 0.299, SLG: 0.302			2-3 K		0-0 SH3-4 1B		3-3 K		
Jon Lieber, L (1, 1) OBP: 0.200, SLG: 0.148			3-3 K		1-1 SH3-4 1-2		2-3 K		

Inning Stats	R: 0	H: 0	E: 0	K: 1	S: 9	R: 0	H: 1	E: 0	K: 1	S: 7	R: 0	H: 0	E: 0	K: 2	S: 9	R: 3	H: 3	E: 0	K: 1	S: 14	R: 0	H: 0	E: 0	K: 1	S: 7	R: 0	H: 0	E: 0	K: 1	S: 7	R: 0	H: 1	E: 0	K: 2	S: 9
	LOB: 0	BB: 0	P: 14			LOB: 1	BB: 0				LOB: 0	BB: 0	P: 16			LOB: 1	BB: 0				LOB: 0	BB: 1	P: 17			LOB: 0	BB: 0	P: 10			LOB: 1	BB: 0	P: 14		

PITCHER	IP	WLS	BF	H	R	ER	SO	BB	IBB	HBP	BLK	WP	HR	S	P	ERA	WHIP
67 Francisco Cordova, R (1, 1) ERA: 4.6	7.0	L	25	4	3	3	7	1	0	1	0	0	1	59	94	3.86	0.714
Jeff Wallace, L (8, 1) ERA: 3.89	1.0		4	1	0	0	2	0	0	0	0	0	0	9	14	0.00	1.000

AB R H RBI BB SO LOB

4	0	1	0	0	0	1
3	0	0	0	0	1	0
1	0	0	0	0	0	1
0	0	0	0	0	0	0
3	0	0	0	0	1	0
2	1	2	0	1	0	0
3	0	0	0	0	2	2
2	1	0	0	0	1	1
3	1	1	3	0	0	0
3	0	1	0	0	2	0
2	0	0	0	0	2	0

AB	26
R	3
H	5
RBI	3
BB	1
SO	9
LOB	5



Pittsburgh Pirates @ Chicago Cubs  
 Wrigley Field, Chicago, IL  
 Sat Sep 25 1999, 3:05 PM CDT  
 Att: 39,035 - Unknown - 70 F

WP: 0 PA: 30  
 PB: 0  
 SB: 0  
 CS: 2

SF: 0  
 SAC: 1  
 DP: 1  
 HBP: 1

ERA WHIP

Batter	1	2	3	4	5	6	7	8	9	10	11	AB R H RBI BB SO LOB	TOP					
Adrian Brown, S OBP: 0.358, SLG: 0.348 (1, 9)												4 3 3 0 1 1 0	<b>Pittsburgh Pirates @ Chicago Cubs</b> Wrigley Field, Chicago, IL Sun Sep 26 1999, 1:20 PM CDT Att: 39,663 - Sunny - 78 F					
Pat Meares, R OBP: 0.355, SLG: 0.333 (1, 6)												6 1 2 2 0 0 4						
Aramis Ramirez, R OBP: 0.279, SLG: 0.270 Marc Wilkins, R Scott Sauerbeck, R Tim Laker, R OBP: 0.333, SLG: 0.333 Mike Garcia, R (11, 1)												5 0 0 0 0 0 6 0 0 0 0 0 0 0 0 0 0 0 0 0 0 1 0 0 0 0 0 2 0 0 0 0 0 0 0						
Kevin Young, R OBP: 0.390, SLG: 0.521 (1, 3)												6 1 3 5 0 0 2						
Chad Hermansen, R OBP: 0.408, SLG: 0.429 (1, 8)												5 1 3 1 1 0 1						
Emil Brown, R OBP: 0.222, SLG: 0.333 (1, 7)												5 0 1 0 0 2 3						
Keith Osik, R OBP: 0.250, SLG: 0.264 Brant Brown, L Joe Oliver, R OBP: 0.252, SLG: 0.282 (8, 2)												3 0 0 0 0 2 0 1 0 0 0 0 1 0 1 0 0 0 0 0 2						
Abraham Nunez, S OBP: 0.298, SLG: 0.239 Warren Morris, L OBP: 0.363, SLG: 0.427 (9, 4)												3 0 1 0 0 2 0 1 2 1 0 0 0 0						
Kris Benson, R John Wehner, R Brad Clontz, R Jeff Wallace, L Mike Williams, R Dale Sveum, S OBP: 0.292, SLG: 0.477 (9, 5)												2 0 0 0 0 2 1 1 0 0 0 0 1 0 0 0 0 0 0 0 0 0 0 0 0 0 0 0 1 0 0 1 0 0 0 0						
<b>Inning Stats</b>	R: 0 H: 1 E: 0 LOB: 1 K: 0 BB: 0 S: 10 P: 13	R: 1 H: 2 E: 0 LOB: 1 K: 2 BB: 0 S: 15 P: 22	R: 1 H: 2 E: 0 LOB: 1 K: 0 BB: 0 S: 14 P: 23	R: 0 H: 0 E: 0 LOB: 0 K: 2 BB: 0 S: 9 P: 12	R: 1 H: 3 E: 1 LOB: 3 K: 2 BB: 1 S: 15 P: 26	R: 0 H: 0 E: 0 LOB: 0 K: 3 BB: 0 S: 9 P: 14	R: 0 H: 1 E: 0 LOB: 1 K: 1 BB: 0 S: 9 P: 12	R: 0 H: 0 E: 0 LOB: 0 K: 1 BB: 0 S: 7 P: 10	R: 1 H: 1 E: 0 LOB: 1 K: 0 BB: 0 S: 12 P: 17	R: 0 H: 2 E: 0 LOB: 1 K: 0 BB: 0 S: 4 P: 4	R: 4 H: 3 E: 1 LOB: 0 K: 0 BB: 1 S: 6 P: 10	1B: 11 SF: 0 2B: 2 SAC: 2 3B: 0 DP: 1 HR: 2 HBP: 1		WP: 2 PA: 51 PB: 0 SB: 0 CS: 1				
<b>PITCHER</b>	IP WLS BF H R ER SO BB IBB HBP BLK WP HR S P ERA WHIP																	
Andrew Lorraine, L ERA: 5.66 Scott Sanders, R ERA: 5.57 Terry Adams, R ERA: 4.14 Rick Aguilera, R ERA: 3.02 Mark Guthrie, L ERA: 5.46	(1, 1) (6, 1) (7, 1) (9, 1) (11, 1)	5.0 1.0 2.0 2.0 0.1	WLS 3 H 7 B L	BF 24 3 7 9 3	H 8 0 1 3 1	R 3 0 1 2	ER 3 0 0 1 0	SO 6 3 2 0 0	BB 1 0 0 0 0	IBB 0 0 0 1 1	HBP 0 0 0 1 0	BLK 0 0 0 0 0	WP 1 0 0 0 1	HR 1 0 0 0 0	S 63 9 16 16 2	P 96 14 22 21 6	ERA 5.40 0.00 0.00 4.50 27.00	WHIP 1.800 0.000 0.500 1.500 3.000
<b>PITCHER</b>	IP WLS BF H R ER SO BB IBB HBP BLK WP HR S P ERA WHIP																	
Bobby Ayala, R ERA: 3.65	(11, 1)	0.2	WLS 4	BF 4	H 2	R 2	ER 0	SO 0	BB 0	IBB 0	HBP 0	BLK 0	WP 0	HR 1	S 4	P 4	ERA 0.00	WHIP 3.000

AB	45
R	8
H	15
RBI	8
BB	2
SO	11
LOB	21



livebaseballscorecards.com

Batter	1	2	3	4	5	6	7	8	9	10	11	AB R H RBI BB SO LOB	BOTTOM														
Lance Johnson, L OBP: 0.328, SLG: 0.339 (1, 8)	G3-1		K		HBP 1B		G4-6-3 BB		G3			4 0 1 0 1 1 1	<b>Pittsburgh Pirates @ Chicago Cubs</b> Wrigley Field, Chicago, IL Sun Sep 26 1999, 1:20 PM CDT Att. 39,663 - Sunny - 78 F														
Mickey Morandini, L OBP: 0.323, SLG: 0.335 Mark Guthrie, R Bobby Ayala, R (1, 4)	F8			1B SF9 BB	HBP		G4-6-3 1-2f		P6			3 1 0 0 1 0 1 0 0 0 0 0 0 0 0 0 0 0 0 0 0															
Sammy Sosa, R OBP: 0.368, SLG: 0.641 (1, 9)	G5-3			L8	P1		K		G4-3 BB			4 0 0 0 1 1 3															
Mark Grace, L OBP: 0.392, SLG: 0.481 (1, 3)		G3		1 SAFE 1-0 1B		E9 E 2B		P5	G4-3 1-2f			5 1 2 0 0 0 1															
Glenallen Hill, R OBP: 0.358, SLG: 0.595 Rick Aguilera, R Jeff Blauser, R OBP: 0.345, SLG: 0.418 (1, 7)		HR		SF9		E3 1B		F8		F9		3 1 1 3 0 0 0 0 0 0 0 0 0 0 1 0 0 0 0 0 0															
Shane Andrews, R OBP: 0.291, SLG: 0.364 (1, 5)		G4-3		G5-3		P3		K		K		5 0 0 0 0 2 2															
Benito Santiago, R OBP: 0.307, SLG: 0.375 (1, 2)		F9			HR	1B			G5-3		K	5 1 2 1 0 1 0															
Jose Nieves, R OBP: 0.289, SLG: 0.351 (1, 6)			G5-3		1-5-3 1B	F7			1-2 1B			4 0 2 0 0 0 2															
Andrew Lorraine, L OBP: 0.214, SLG: 0.231 Manny Alexander, R OBP: 0.312, SLG: 0.380 Scott Sanders, R OBP: 0.279, SLG: 0.389 Roosevelt Brown, L OBP: 0.245, SLG: 0.380 Gary Gaetti, R OBP: 0.260, SLG: 0.339 Terry Adams, R Bo Porter, R OBP: 0.238, SLG: 0.211 (1, 1)			K		L5-3 1-2	G4-3			0-3 K			1 0 0 0 0 1 0 1 0 0 0 0 0 1 0 1 0 0 0 0 0 2 0 0 0 0 0 0 0 1 0 0 0 0 1 1															
<b>Inning Stats</b>	R: 0 E: 0 K: 0 S: 5	H: 0 LOB: 0 BB: 0 P: 9	R: 1 E: 0 K: 0 S: 7	H: 1 LOB: 0 BB: 0 P: 13	R: 0 E: 0 K: 2 S: 8	H: 0 LOB: 0 BB: 0 P: 13	R: 1 E: 0 K: 0 S: 7	H: 1 LOB: 1 BB: 1 P: 16	R: 1 E: 0 K: 0 S: 8	H: 3 LOB: 2 BB: 0 P: 12	R: 1 E: 2 K: 0 S: 13	H: 2 LOB: 2 BB: 0 P: 20		R: 0 E: 0 K: 1 S: 5	H: 0 LOB: 0 BB: 1 P: 15	R: 0 E: 0 K: 1 S: 8	H: 0 LOB: 0 BB: 0 P: 13	R: 0 E: 0 K: 1 S: 9	H: 1 LOB: 1 BB: 0 P: 11	R: 0 E: 0 K: 0 S: 2	H: 0 LOB: 0 BB: 1 P: 6	R: 0 E: 0 K: 2 S: 7	H: 0 LOB: 0 BB: 0 P: 7	1B: 5 2B: 2 3B: 0 HR: 2	SF: 1 SAC: 0 DP: 3 HBP: 1	WP: 0 PB: 0 SB: 0 CS: 0	PA: 43
<b>PITCHER</b>	IP WLS BF H R ER SO BB IBB HBP BLK WP HR S P ERA WHIP	IP WLS BF H R ER SO BB IBB HBP BLK WP HR S P ERA WHIP													IP WLS BF H R ER SO BB IBB HBP BLK WP HR S P ERA WHIP												
Kris Benson, R ERA: 4.22 (1, 1)	5.0 21 5 3 3 2 1 0 0 0 0 0 2 35 63 5.40 1.200													1.1 W 4 0 0 0 0 1 0 0 0 0 0 0 3 7 0.00 0.750													
Brad Clontz, R ERA: 2.79 (6, 1)	0.2 5 2 1 1 0 0 0 0 0 0 0 0 12 19 13.50 3.000													1.0 3 0 0 0 2 0 0 0 0 0 0 0 7 7 0.00 0.000													
Jeff Wallace, L ERA: 3.72 (6, 1)	1.2 5 0 0 0 1 1 0 0 0 0 0 0 8 19 0.00 0.600																										
Mike Williams, R ERA: 4.31 (8, 1)	0.2 2 0 0 0 1 0 0 0 0 0 0 0 6 10 0.00 0.000																										
Marc Wilkins, R ERA: 4.47 (9, 1)	0.2 3 1 0 0 1 0 0 0 0 0 0 0 8 10 0.00 1.500																										

livebaseballscores.com

AB	38
R	4
H	8
RBI	4
BB	3
SO	7
LOB	14



Batter	1	2	3	4	5	6	7	8	9	AB R H RBI BB SO LOB	TOP													
Adrian Brown, S OBP: 0.359, SLG: 0.363 (1, 7) (7, 9)	2-2 1B 1B	3-1 HR			2-2 P5		2-2 FC4-6		1-0 G1-3	5 2 2 2 0 0 1														
Pat Meares, R OBP: 0.351, SLG: 0.330 (1, 6)	1-2 1B HR 1B	2-3 K			1-3 K		1-3 K			4 1 1 0 0 3 1														
Brant Brown, L OBP: 0.291, SLG: 0.462 Brad Clontz, R Jason Christiansen, R Mike Williams, R (1, 9) (7, 1) (7, 1) (9, 1)	1-0 HR 1B				3-2 G3		2-3 K			4 1 1 1 0 2 1 0														
Kevin Young, R OBP: 0.391, SLG: 0.526 (1, 3)	2-2 HR				1-2 F9		2-2 G6-3		0-1 BLK P8-5-2 1B	4 1 2 3 0 0 0														
Warren Morris, L OBP: 0.364, SLG: 0.434 (1, 4)	0-1 P6				2-2 G3-1		1-1 HR		0-0 BLK 1B	4 1 2 1 0 0 0														
Aramis Ramirez, R OBP: 0.277, SLG: 0.268 (1, 5)	0-1 P4				1-0 FC5-4 1B		2-1 G4-3		1-2 P4	4 0 1 0 0 0 2														
Chad Hermansen, R OBP: 0.377, SLG: 0.391 (1, 8)	0-3 K2-3				0-0 FC5-4 G5-3 1B		1-1 G4-3		0-1 P8-5-2	4 0 0 0 0 1 3														
Joe Oliver, R OBP: 0.259, SLG: 0.283 (1, 2)					2-0 G6-3 G5-3 1B		4-1 1B FC4-6 BB		2-0 F9	3 1 1 0 1 0 0														
Todd Ritchie, R OBP: 0.167, SLG: 0.170 Jeff Wallace, L Tim Laker, R OBP: 0.500, SLG: 0.500 Emil Brown, R OBP: 0.200, SLG: 0.300 (1, 1) (6, 1) (7, PH) (7, 7)					0-0 G5-3		1-1 FC4-6 1B		1-3 K	2 0 0 0 0 0 2 0 0 0 0 0 0 0 1 0 1 0 0 0 0 1 0 0 0 0 1 0														
<b>Inning Stats</b>	R: 4 E: 0 K: 1 S: 20	H: 4 LOB: 0 BB: 0 P: 26	R: 1 E: 0 K: 1 S: 8	H: 1 LOB: 0 BB: 0 P: 13	R: 0 E: 0 K: 1 S: 9	H: 0 LOB: 0 BB: 0 P: 13	R: 0 E: 0 K: 0 S: 6	H: 2 LOB: 1 BB: 0 P: 11	R: 0 E: 0 K: 1 S: 14	H: 0 LOB: 0 BB: 0 P: 20	R: 1 E: 0 K: 0 S: 9	H: 1 LOB: 0 BB: 0 P: 15	R: 1 E: 0 K: 2 S: 16	H: 1 LOB: 1 BB: 1 P: 26	R: 0 E: 0 K: 0 S: 11	H: 2 LOB: 1 BB: 0 P: 12	R: 0 E: 0 K: 1 S: 5	H: 0 LOB: 0 BB: 0 P: 9	1B: 8 2B: 1 3B: 0 HR: 3	SF: 0 SAC: 0 DP: 2 HBP: 0	WP: 0 PB: 0 SB: 1 CS: 0	PA: 37		
<b>PITCHER</b> Steve Woodard, R ERA: 4.52 Bill Pulsipher, L ERA: 6.08 Hector Ramirez, R ERA: 3.93	IP WLS BF H R ER SO BB IBB HBP BLK WP HR S P ERA WHIP	(1, 1) 6.0 L 25 8 6 6 4 0 0 0 0 0 3 66 98 9.00 1.333	(7, 1) 1.0 7 3 1 1 2 1 0 0 0 0 0 0 19 29 9.00 4.000	(8, 1) 2.0 5 0 0 0 0 1 0 0 0 1 0 0 13 18 0.00 0.000	<b>PITCHER</b> IP WLS BF H R ER SO BB IBB HBP BLK WP HR S P ERA WHIP																			

Pittsburgh Pirates @ Milwaukee Brewers  
 Milwaukee County Stadium, Milwaukee, WI  
 Wed Sep 29 1999, 5:05 PM EDT  
 Sunny - 64 F

livebaseballscorecards.com

AB	36
R	7
H	11
RBI	7
BB	1
SO	7
LOB	10





Batter	1	2	3	4	5	6	7	8	9	AB	R	H	RBI	BB	SO	LOB
Marquis Grissom, R OBP: 0.322, SLG: 0.417 (1, 8)	0-2 G6-3 ①		2-3 K ①		1-0 F7 ①		0-1 G3 ①		0-2 G5-3 ①	5	0	0	0	0	1	0
Ronnie Belliard, R OBP: 0.378, SLG: 0.422 (1, 4)	2-1 G6-3 ②		1-0 G5-3 ②		0-0 1B ②		2-2 1B ②		2-1 G6-3 ②	5	0	2	0	0	0	0
Jeremy Burnitz, L OBP: 0.403, SLG: 0.573 (1, 9)	4-2 BB ③		0-0 1B ③		3-0 P2 ③		2-3 K ③		4-0 FC5-4 BB ③	3	0	1	0	2	1	2
Jeff Cirillo, R OBP: 0.401, SLG: 0.458 (1, 5)	1-2 F8 ③		1-1 P9 ③		1-3 K ③		3-2 F7 ③		1-1 FC5-4 ③	5	0	0	0	0	1	5
Geoff Jenkins, L OBP: 0.374, SLG: 0.569 (1, 7)		0-3 K ①		2-2 F7 ①		0-0 G3-1 3B 2B ①		0-1 F8 ①		4	1	1	0	0	1	0
Kevin Barker, L OBP: 0.322, SLG: 0.385 Mark Loretta, R OBP: 0.353, SLG: 0.391 (1, 3) (8, PH) (9, 3)		1-0 F7 ②		1-3 K ②		2-2 G3-1 2-3 ②		4-1 B1-3 BB ②		3	0	0	0	0	1	1
Brian Banks, S OBP: 0.326, SLG: 0.367 (1, 2)		4-2 E BB ②		3-2 2B 1B ②		0-0 L4 ②		0-1 B1-3 1-2 ②		3	2	1	0	1	0	2
Jose Valentin, S OBP: 0.346, SLG: 0.417 (1, 6)		2-1 E4 1-H 3B ③		0-0 1-H 2B ③		0-0 3-H 3B ③		2-1 P4 ③		4	1	3	3	0	0	1
Steve Woodard, L OBP: 0.220, SLG: 0.151 Dave Nilsson, L OBP: 0.403, SLG: 0.557 Alex Ochonoz, R OBP: 0.404, SLG: 0.459 Bill Pulsipher, L OBP: 0.143, SLG: 0.143 Hector Ramirez, R OBP: 0.326, SLG: 0.378 (1, 1) (6, PH) (6, PH) (7, 1) (8, 1) (9, PH)		2-3 K ③		0-0 F7 ③		2-3 K ③		1-0 HR ③		2	0	0	0	0	1	1

Inning Stats	R: 0	H: 0	E: 0	K: 0	S: 11	H: 0	LOB: 1	BB: 1	P: 18	R: 2	H: 1	E: 1	K: 2	S: 14	H: 1	LOB: 0	BB: 1	P: 23	R: 0	H: 1	E: 0	K: 1	S: 7	H: 1	LOB: 1	BB: 0	P: 11	R: 1	H: 2	E: 0	K: 1	S: 15	H: 1	LOB: 1	BB: 0	P: 13	R: 0	H: 1	E: 0	K: 1	S: 8	H: 2	LOB: 1	BB: 0	P: 13	R: 0	H: 1	E: 0	K: 1	S: 12	H: 0	LOB: 1	BB: 1	P: 13	R: 0	H: 0	E: 0	K: 0	S: 7	H: 1	LOB: 1	BB: 1	P: 16	R: 1	H: 1	E: 0	K: 0	S: 8	H: 1	LOB: 1	BB: 1	P: 16	1B: 4	SF: 0	2B: 2	SAC: 0	3B: 2	DP: 0	HR: 1	HBP: 0	WP: 0	PA: 40
--------------	------	------	------	------	-------	------	--------	-------	-------	------	------	------	------	-------	------	--------	-------	-------	------	------	------	------	------	------	--------	-------	-------	------	------	------	------	-------	------	--------	-------	-------	------	------	------	------	------	------	--------	-------	-------	------	------	------	------	-------	------	--------	-------	-------	------	------	------	------	------	------	--------	-------	-------	------	------	------	------	------	------	--------	-------	-------	-------	-------	-------	--------	-------	-------	-------	--------	-------	--------

PITCHER	IP	WLS	BF	H	R	ER	SO	BB	IBB	HBP	BLK	WP	HR	S	P	ERA	WHIP
Todd Ritchie, R ERA: 3.49 (1, 1)	5.2	W	26	7	4	3	5	2	0	0	0	0	0	61	94	4.76	1.588
Jeff Wallace, L ERA: 3.69 (6, 1)	0.1	H	1	0	0	0	1	0	0	0	0	0	0	3	5	0.00	0.000
Brad Clontz, R ERA: 2.77 (7, 1)	0.1	H	2	1	0	0	0	0	0	0	0	0	0	5	7	0.00	3.000
Jason Christiansen, L ERA: 4.21 (7, 1)	1.2	H	6	0	0	0	1	1	0	0	0	0	0	14	25	0.00	0.600
Mike Williams, R ERA: 4.4 (9, 1)	1.0	S	5	1	1	1	0	1	0	0	0	0	1	8	16	9.00	2.000

BOTTOM

Pittsburgh Pirates @ Milwaukee Brewers  
Milwaukee County Stadium, Milwaukee, WI

Wed Sep 29 1999, 5:05 PM EDT  
Sunny - 64 F

livebaseballscorecards.com

AB	36
R	5
H	9
RBI	4
BB	4
SO	7
LOB	13





Batter	1	2	3	4	5	6	7	8	9	AB	R	H	RBI	BB	SO	LOB	BOTTOM
--------	---	---	---	---	---	---	---	---	---	----	---	---	-----	----	----	-----	--------

<b>Marquis Grissom, R</b> <small>(1, 8)</small> <small>OBP: 0.321, SLG: 0.415</small>	2-2 	1-2 	2-1 			0-1 		1-3 		5	0	1	0	0	1	3	
<b>Mark Loretta, R</b> <small>(1, 3)</small> <small>(8, 5)</small> <small>OBP: 0.352, SLG: 0.389</small>	4-0 	1-3 		2-0 		0-1 				3	1	0	0	1	1	1	
<b>Jeff Cirillo, R</b> <small>(1, 5)</small> <small>OBP: 0.401, SLG: 0.463</small> <b>Jose Valentin, S</b> <small>(5, 6)</small> <small>OBP: 0.345, SLG: 0.415</small>	3-2 	0-2 		3-3 		1-3 				3	1	1	2	0	1	1	
<b>Alex Ochoa, R</b> <small>(1, 9)</small> <small>OBP: 0.406, SLG: 0.469</small>	1-1 		0-0 	2-2 		4-1 				3	1	1	1	1	0	0	
<b>Lyle Mouton, R</b> <small>(1, 7)</small> <small>OBP: 0.278, SLG: 0.438</small> <b>Geoff Jenkins, L</b> <small>(7, PH)</small> <small>(8, 7)</small> <small>OBP: 0.373, SLG: 0.568</small>	4-1 		1-0 		2-0 	1-3 				2	1	1	1	1	0	0	
<b>Ronnie Belliard, R</b> <small>(1, 4)</small> <small>OBP: 0.381, SLG: 0.429</small>	4-2 		2-2 		0-0 	1-1 				3	1	2	0	1	0	1	
<b>Lou Collier, R</b> <small>(1, 6)</small> <small>(5, 5)</small> <small>OBP: 0.331, SLG: 0.385</small> <b>Rocky Coppingier, R</b> <small>(8, 1)</small> <small>OBP: 0.333, SLG: 0.333</small> <b>Bob Wickman, R</b> <small>(9, 1)</small>	0-1 		4-0 		1-2 	2-2 				3	0	1	1	1	0	3	
<b>Robinson Cancel, R</b> <small>(1, 2)</small> <small>OBP: 0.234, SLG: 0.227</small>	2-1 		1-3 		0-3 	0-1 				4	0	0	0	0	2	5	
<b>Jason Bere, R</b> <small>(1, 1)</small> <small>OBP: 0.400, SLG: 0.318</small> <b>David Weathers, R</b> <small>(7, 1)</small> <small>OBP: 0.250, SLG: 0.143</small> <b>Brian Banks, S</b> <small>(8, 3)</small> <small>OBP: 0.325, SLG: 0.365</small>		2-2 	4-2 		0-0 	1-1 				2	0	0	0	1	0	1	

<b>Inning Stats</b>	R: 3 H: 2 E: 0 LOB: 2 K: 0 BB: 3 S: 17 P: 37	R: 0 H: 1 E: 0 LOB: 1 K: 1 BB: 0 S: 12 P: 16	R: 1 H: 2 E: 0 LOB: 3 K: 1 BB: 2 S: 12 P: 26	R: 0 H: 0 E: 0 LOB: 0 K: 1 BB: 0 S: 9 P: 16	R: 1 H: 2 E: 0 LOB: 1 K: 1 BB: 0 S: 11 P: 14	R: 0 H: 0 E: 0 LOB: 0 K: 1 BB: 0 S: 8 P: 9	R: 0 H: 0 E: 0 LOB: 1 K: 1 BB: 1 S: 9 P: 17	R: 0 H: 0 E: 0 LOB: 0 K: 1 BB: 0 S: 7 P: 9	1B: 1 SF: 0 2B: 3 SAC: 0 3B: 0 DP: 0 HR: 3 HBP: 0	WP: 0 PA: 37 PB: 0 SB: 1 CS: 0
---------------------	---	---	---	--	---	---	--	---	--	---

PITCHER	IP	WLS	BF	H	R	ER	SO	BB	IBB	HBP	BLK	WP	HR	S	P	ERA	WHIP
<b>Chris Peters, L</b> <small>ERA: 6.59</small>	(1, 1)	2.1	L 16	5	4	4	1	4	0	0	0	0	3	34	65	15.43	3.857
<b>Jason Boyd, R</b> <small>ERA: 3.38</small>	(3, 1)	2.2	11	2	1	1	3	1	0	0	0	0	0	27	44	3.38	1.125
<b>Greg Hansell, R</b> <small>ERA: 3.89</small>	(6, 1)	1.0	3	0	0	0	1	0	0	0	0	0	0	8	9	0.00	0.000
<b>Marc Wilkins, R</b> <small>ERA: 4.29</small>	(7, 1)	2.0	7	0	0	0	2	1	0	0	0	0	0	16	26	0.00	0.500

**Pittsburgh Pirates @ Milwaukee Brewers**  
 Milwaukee County Stadium, Milwaukee, WI

**AB 31**  
**R 5**  
**H 7**  
**RBI 5**  
**BB 6**  
**SO 7**  
**LOB 16**



Wed Sep 29 1999, 8:05 PM EDT  
 Att: 12,464 - Unknown - 58 F

[livebaseballscores.com](http://livebaseballscores.com)

Batter	1	2	3	4	5	6	7	8	9	AB R H RBI BB SO LOB	TOP
<b>Al Martin, L</b> (1, 7) OBP: 0.341, SLG: 0.514 <b>Tim Laker, R</b> (9, PH) OBP: 0.333, SLG: 0.333 <b>Emil Brown, R</b> (9, 7) OBP: 0.143, SLG: 0.214	2-3 	2-3 		0-1 		3-1 			1-2 	4 0 0 0 0 2 6 1 0 0 0 0 1 1 0 0 0 0 0 0 0	
<b>Abraham Nunez, S</b> (1, 6) OBP: 0.299, SLG: 0.246	0-0 		1-0 		1-3 		0-3 		1-3 	5 1 2 0 0 3 1	
<b>Brant Brown, L</b> (1, 9) OBP: 0.287, SLG: 0.455 <b>Dale Sveum, S</b> (9, PH) OBP: 0.286, SLG: 0.449 <b>Brad Clontz, R</b> (9, 1) <b>Scott Sauerbeck, R</b> (9, 1)	2-3 		2-2 		0-3 		1-3 		3-2 	4 0 1 1 0 3 1 1 0 0 0 0 0 1 0 0 0 0 0 0 0 0 0 0 0 0 0 0	
<b>Kevin Young, R</b> (1, 3) OBP: 0.389, SLG: 0.529	2-3 		1-1 		2-2 		1-2 			4 1 1 1 0 1 2	
<b>Warren Morris, L</b> (1, 4) OBP: 0.365, SLG: 0.434		2-1 	0-0 		1-3 		0-2 			4 0 1 0 0 1 1	
<b>Aramis Ramirez, R</b> (1, 5) OBP: 0.288, SLG: 0.289		4-0 	0-0 		1-0 		0-3 			3 1 1 0 1 1 1	
<b>Chad Hermansen, R</b> (1, 8) OBP: 0.368, SLG: 0.400		0-1 		2-2 		0-0 		0-0 		4 0 1 0 0 0 3	
<b>Joe Oliver, R</b> (1, 2) OBP: 0.259, SLG: 0.290		1-1 	2-1 		2-0 		0-2 			4 0 1 1 0 0 3	
<b>Pete Schourek, L</b> (1, 1) <b>John Wehner, R</b> (9, PH) <b>Mike Garcia, R</b> (6, 1) <b>Greg Hansell, R</b> (7, 1) <b>Adrian Brown, S</b> (9, PH)		4-2 	1-3 		4-1 			4-1 		1 0 0 0 0 1 1 1 0 0 0 0 0 1 0 1 0 0	
<b>Inning Stats</b>	R: 0 H: 1 E: 0 LOB: 1 K: 3 BB: 0 S: 15 P: 21	R: 0 H: 1 E: 0 LOB: 3 K: 1 BB: 2 S: 12 P: 25	R: 1 H: 2 E: 0 LOB: 1 K: 0 BB: 0 S: 8 P: 12	R: 0 H: 1 E: 0 LOB: 1 K: 1 BB: 0 S: 11 P: 16	R: 0 H: 0 E: 0 LOB: 0 K: 2 BB: 0 S: 10 P: 13	R: 1 H: 2 E: 0 LOB: 2 K: 1 BB: 1 S: 9 P: 20	R: 1 H: 1 E: 0 LOB: 0 K: 2 BB: 0 S: 13 P: 15	R: 0 H: 0 E: 0 LOB: 0 K: 1 BB: 0 S: 7 P: 7	R: 0 H: 0 E: 0 LOB: 1 K: 2 BB: 1 S: 12 P: 21	1B: 3 SF: 0 2B: 4 SAC: 0 3B: 0 DP: 0 HR: 1 HBP: 0	WP: 1 PA: 39 PB: 0 SB: 1 CS: 0
<b>PITCHER</b> <b>Hideo Nomo, R</b> (1, 1) ERA: 4.54 <b>Eric Plunk, R</b> (8, 1) ERA: 4.96 <b>Mike Myers, L</b> (9, 1) ERA: 5.31	IP WLS BF H R ER SO BB IBB HBP BLK WP HR S P ERA WHIP 7.0 L 32 8 3 3 10 3 0 0 0 0 1 78 122 3.86 1.571 1.0 4 0 0 0 1 1 0 0 0 0 0 8 12 0.00 1.000 1.0 3 0 0 0 2 0 0 0 0 1 0 11 16 0.00 0.000	<b>PITCHER</b> IP WLS BF H R ER SO BB IBB HBP BLK WP HR S P ERA WHIP									

Pittsburgh Pirates @ Milwaukee Brewers  
 Milwaukee County Stadium, Milwaukee, WI

Thu Sep 30 1999, 8:05 PM EDT  
 Att. 12,319 - Overcast - 68 F

AB	35
R	3
H	8
RBI	3
BB	4
SO	13
LOB	21

Batter	1	2	3	4	5	6	7	8	9	AB	R	H	RBI	BB	SO	LOB
Marquis Grissom, R (1, 8) OBP: 0.322, SLG: 0.419	0-2 HR		4-1 FC3-6 BB			2-2 G5-3		0-0 G5-3		3	1	1	1	1	0	0
Mark Loretta, R (1, 3) OBP: 0.353, SLG: 0.390	1-2 G3-6-3 1B		1-2 FC3-6 G5-4-3 1-2f 2-3			0-1 1B			3-2 P6	4	0	2	0	0	0	2
Jeff Cirillo, R (1, 5) OBP: 0.399, SLG: 0.460	3-2 F9		0-0 G5-4-3 1-2f			2-0 L7			0-0 F7	4	0	0	0	0	0	4
Jeremy Burnitz, L (1, 9) OBP: 0.400, SLG: 0.568	1-1 G3-6-3 1-2f			1-1 G4-3		3-2 P5			0-3 K	4	0	0	0	0	1	2
Alex Ochoa, R (1, 7) OBP: 0.403, SLG: 0.465		1-1 F7		0-1 G6-3			2-2 G4-3			2	0	0	0	0	0	0
Geoff Jenkins, L (7, PH) OBP: 0.372, SLG: 0.566 (8, 7)										1	0	0	0	0	0	0
Ronnie Belliard, R (1, 4) OBP: 0.379, SLG: 0.426		0-1 F8		1-3 K			0-0 G5-3			3	0	0	0	0	1	0
Lou Collier, R (1, 6) OBP: 0.324, SLG: 0.376		0-1 G4-3			0-2 L8					3	0	0	0	0	0	0
Eric Plunk, R (8, 1)										0	0	0	0	0	0	0
Mike Myers, L (9, 1)										0	0	0	0	0	0	0
Charlie Greene, R (1, 2) OBP: 0.255, SLG: 0.214			1-2 E 2B 1B		2-3 K				1-1 F7	2	1	1	0	0	1	0
Brian Banks, S (8, PH) OBP: 0.323, SLG: 0.364 (9, 2)										1	0	0	0	0	0	0
Hideo Nomo, R (1, 1) OBP: 0.228, SLG: 0.286			3-2 FC3-6 1-H 2B		1-3 K				0-0 G3	2	0	1	1	0	1	0
Jose Valentin, S (8, 6) OBP: 0.344, SLG: 0.413										1	0	0	0	0	0	0

Inning Stats	R: 1	H: 2	E: 0	LOB: 0	K: 0	S: 12	R: 0	H: 0	E: 0	LOB: 0	K: 0	S: 6	R: 1	H: 2	E: 1	LOB: 1	K: 0	S: 11	R: 0	H: 0	E: 0	LOB: 0	K: 1	S: 7	R: 0	H: 0	E: 0	LOB: 0	K: 2	S: 10	R: 0	H: 1	E: 0	LOB: 1	K: 0	S: 9	R: 0	H: 0	E: 0	LOB: 0	K: 0	S: 8	R: 0	H: 0	E: 0	LOB: 0	K: 0	S: 4	R: 0	H: 0	E: 0	LOB: 0	K: 1	S: 10	R: 0	H: 0	E: 0	LOB: 0	K: 0	S: 10	1B: 3	SF: 0	2B: 1	SAC: 0	3B: 0	DP: 2	HR: 1	HBP: 0
--------------	------	------	------	--------	------	-------	------	------	------	--------	------	------	------	------	------	--------	------	-------	------	------	------	--------	------	------	------	------	------	--------	------	-------	------	------	------	--------	------	------	------	------	------	--------	------	------	------	------	------	--------	------	------	------	------	------	--------	------	-------	------	------	------	--------	------	-------	-------	-------	-------	--------	-------	-------	-------	--------

PITCHER	IP	WLS	BF	H	R	ER	SO	BB	IBB	HBP	BLK	WP	HR	S	P	ERA	WHIP
Pete Schourek, L (1, 1) ERA: 5.34	5.0		18	4	2	2	3	1	0	0	0	0	1	46	66	3.60	1.000
Mike Garcia, R (6, 1) ERA: 1.42	1.0	W	4	1	0	0	0	0	0	0	0	0	0	9	16	0.00	1.000
Greg Hansell, R (7, 1) ERA: 3.69	2.0	H	6	0	0	0	0	0	0	0	0	0	0	12	16	0.00	0.000
Brad Clontz, R (9, 1) ERA: 2.74	0.2	H	2	0	0	0	0	0	0	0	0	0	0	7	10	0.00	0.000
Scott Sauerbeck, L (9, 1) ERA: 1.94	0.1	S	1	0	0	0	1	0	0	0	0	0	0	3	3	0.00	0.000

**BOTTOM**

**Pittsburgh Pirates @ Milwaukee Brewers**  
**Milwaukee County Stadium, Milwaukee, WI**

livebaseballscorecards.com

<b>AB</b>	<b>30</b>
<b>R</b>	<b>2</b>
<b>H</b>	<b>5</b>
<b>RBI</b>	<b>2</b>
<b>BB</b>	<b>1</b>
<b>SO</b>	<b>4</b>
<b>LOB</b>	<b>8</b>

WP: 0 PA: 31  
PB: 0  
SB: 0  
CS: 0



Thu Sep 30 1999, 8:05 PM EDT  
Att: 12,319 - Overcast - 68 F

Batter	1	2	3	4	5	6	7	8	9	10	11	AB R H RBI BB SO LOB	TOP																
Al Martin, L OBP: 0.338, SLG: 0.509 (1, 7)	0-3 K		0-2 L7		1-3 K			3-3 SAFE K	2-3 K			5 0 0 0 0 4 3	<b>Pittsburgh Pirates @ New York Mets</b> Shea Stadium, Flushing, NY Fri Oct 01 1999, 7:10 PM EDT Att: 29,528 - Unknown - 69 F <a href="http://livebaseballscorecards.com">livebaseballscorecards.com</a>																
Pat Meares, R OBP: 0.382, SLG: 0.352 (1, 6)	2-2 FC4-6 HBP			0-0 1B		4-2 BB		2-2 BB 1B 1-2 1B		0-0 SH3-4 1B		3 1 3 0 1 0 0																	
Aramis Ramirez, R OBP: 0.286, SLG: 0.286 (1, 5)	3-2 SAFE 1 SAFE 1 B SAFE 1 B SAFE 1-2f		0-3 FC4-6		0-0 K		0-0 F9	1-1 1B BB 1-2 2-H 1B		0-0 SH3-4		4 0 1 1 0 1 3																	
Kevin Young, R OBP: 0.388, SLG: 0.525 (1, 3)	3-0 G5-3			1-2 F8		2-2 F9		1-3 K		4-0 IBB		4 0 0 0 1 1 5																	
Chad Hermansen, R OBP: 0.355, SLG: 0.370 (1, 8)			1-3 K		1-0 L5		0-0 G5-3	4-0 1B BB 1-2 2-3 BB		0-3 K		4 0 0 0 1 2 4																	
Warren Morris, L OBP: 0.363, SLG: 0.432 (1, 4)			1-3 K				0-3 K	0-0 1B		0-0 L7		5 0 1 1 0 3 2																	
Adrian Brown, S OBP: 0.360, SLG: 0.362 (1, 9)			1-0 G6-3				2-3 K	2-3 K			0-0 L7	5 0 1 0 0 2 3																	
Keith Osik, R OBP: 0.243, SLG: 0.256 (1, 2)			0-2 G6-3		1-3 K		2-0 G6-3		1-2 K		0-0 F8	5 0 0 0 0 2 1																	
Jason Schmidt, R OBP: 0.154, SLG: 0.083 (8, PH) John Wehner, R OBP: 0.264, SLG: 0.262 Jason Christiansen, R OBP: 0.264, SLG: 0.262 Marc Wilkins, R OBP: 0.264, SLG: 0.262 Dale Sveum, S OBP: 0.262, SLG: 0.443 Scott Sauerbeck, R OBP: 0.262, SLG: 0.443			0-0 G4-3		0-0 1B		4-1 1B BB	3-3 K		0-3 K		2 0 1 0 0 0 0 0 1 0 0 0 1 0 0 0 0 0 0 0 0 0 0 0 0 0 0 0 1 0 0 0 0 0 1 1 0 0 0 0 0 1																	
<b>Inning Stats</b>	R: 0 E: 0 K: 1 S: 10	H: 0 LOB: 1 BB: 0 P: 18	R: 0 E: 0 K: 2 S: 7	H: 0 LOB: 0 BB: 0 P: 10	R: 0 E: 0 K: 0 S: 7	H: 0 LOB: 0 BB: 0 P: 7	R: 0 E: 0 K: 1 S: 8	H: 1 LOB: 1 BB: 0 P: 10	R: 0 E: 0 K: 3 S: 12	H: 2 LOB: 2 BB: 0 P: 18	R: 0 E: 0 K: 0 S: 9	H: 0 LOB: 1 BB: 1 P: 15		R: 0 E: 0 K: 2 S: 8	H: 0 LOB: 0 BB: 0 P: 12	R: 2 E: 0 K: 3 S: 18	H: 3 LOB: 3 BB: 2 P: 36	R: 0 E: 0 K: 3 S: 9	H: 0 LOB: 0 BB: 0 P: 15	R: 0 E: 0 K: 1 S: 6	H: 1 LOB: 2 BB: 1 P: 10	R: 0 E: 0 K: 1 S: 5	H: 0 LOB: 0 BB: 0 P: 5	1B: 7 2B: 0 3B: 0 HR: 0	SF: 0 SAC: 1 DP: 0 HBP: 1	WP: 0 PB: 0 SB: 0 CS: 0	PA: 45		
<b>PITCHER</b>	IP WLS BF H R ER SO BB IBB HBP BLK WP HR S P ERA WHIP													IP WLS BF H R ER SO BB IBB HBP BLK WP HR S P ERA WHIP															
Kenny Rogers, L ERA: 4.19 (1, 1)	7.1	30	5	2	2	10	2	0	1	0	0	0	0	0	70	109	2.46	0.955											
Turk Wendell, R ERA: 3.14 (8, 1)	0.1	H	2	0	0	0	1	1	0	0	0	0	0	5	10	0.00	3.000												
John Franco, L ERA: 2.88 (8, 1)	0.1	B	2	1	0	0	1	0	0	0	0	0	0	4	7	0.00	3.000												
Armando Benitez, R ERA: 1.85 (9, 1)	1.0		3	0	0	0	3	0	0	0	0	0	0	9	15	0.00	0.000												
Pat Mahomes, R ERA: 3.69 (10, 1)	2.0	W	8	1	0	0	2	0	1	0	0	0	0	11	15	0.00	0.500												

AB	39
R	2
H	7
RBI	2
BB	4
SO	17
LOB	21



Batter	1	2	3	4	5	6	7	8	9	10	11	AB R H RBI BB SO LOB	BOTTOM	
Rickey Henderson, R OBP: 0.428, SLG: 0.466 Melvin Mora, R OBP: 0.257, SLG: 0.133	(1, 7) B (8, 7) F (9, 9) X 2-0 G6-3		(1, 1) F (8, 7) X 1-1 L4		(2, 1) B (8, 7) X 2-1 G6-3		(1, 1) B (8, 7) X 2-3 K	(1, 0) B (8, 7) X 1-0 FC6-4			(0, 0) X (1, 2) X 0-0 SH2-4	4 0 0 0 0 1 0 1 0 0 0 0 0 3		
Edgardo Alfonzo, R OBP: 0.382, SLG: 0.497	(1, 4) B (8, 7) F (9, 9) X 2-2 1B		(2, 1) B (8, 7) X 2-1 F9		(1, 1) B (8, 7) X 1-1 G5-3		(2, 2) B (8, 7) X 2-2 K		(4, 1) B (8, 7) X 4-1 BB		(4, 0) X (1, 2) X 4-0 1B G3 IBB	4 0 1 0 2 1 0		
John Olerud, L OBP: 0.427, SLG: 0.464	(1, 3) C (8, 7) S (9, 9) SAFE 1-3 K		(3, 2) B (8, 7) X 3-2 P4			(0, 1) C (8, 7) X 0-1 F8	(0, 1) C (8, 7) X 0-1 1B		(1, 2) C (8, 7) X 1-2 G4-6-3		(0, 0) X (1, 2) X 0-0 G3	6 0 1 0 0 1 4		
31 Mike Piazza, R OBP: 0.363, SLG: 0.579	(1, 2) C (8, 7) B (9, 9) SAFE 3-2 G5-3			(0, 0) X (8, 7) X 0-0 G5-3		(1, 1) C (8, 7) X 1-1 HR	(2, 1) B (8, 7) X 2-1 F7		(1, 1) B (8, 7) X 1-1 E6		(4, 0) X (1, 2) X 4-0 1B IBB	5 1 1 1 1 0 2		
Robin Ventura, L OBP: 0.377, SLG: 0.530		(1, 1) B (8, 7) C (9, 9) X 1-1 F9		(3, 1) B (8, 7) X 3-1 HR		(4, 0) B (8, 7) X 4-0 FC4-6 1B BB		(0, 3) C (8, 7) X 0-3 K	(1, 3) C (8, 7) X 1-3 K		(0, 0) X (1, 2) X 0-0 1B	5 1 2 2 1 2 1		
Darryl Hamilton, L OBP: 0.388, SLG: 0.423		(4, 2) B (8, 7) X 4-2 FC4-6 BB		(0, 1) F (8, 7) X 0-1 G4-3		(0, 0) X (8, 7) X 0-0 FC4-6 1B		(0, 1) F (8, 7) X 0-1 E BB 1B		(0, 0) X (8, 7) X 0-0 G4-3		4 0 2 0 1 0 0		
Roger Cedeno, S OBP: 0.396, SLG: 0.412 Benny Agbayani, R OBP: 0.361, SLG: 0.525 Matt Franco, L OBP: 0.365, SLG: 0.366 Jay Payton, R OBP: 0.333, SLG: 0.375	(1, 9) M (8, PH) B (9, PH) X 3-2 1B FC4-6		(3, 2) S (8, PH) X 3-2 1B		(2, 2) S (8, PH) X 2-2 1B		(0, 0) X (8, 7) X 0-0 FC4-6 BB		(0, 3) C (8, 7) X 0-3 K		(0, 0) X (8, 7) X 0-0 G4-3	3 0 1 0 0 0 3 0 0 0 0 0 0 0 1 0 0 0 0 1 1 1 0 0 0 0 0 0		
Rey Ordonez, R OBP: 0.317, SLG: 0.314	(1, 6) 1 (8, PH) SAFE 1-2 FC6-4 1B		(3, 2) F (8, PH) X 3-2 G6-3		(4, 0) B (8, 7) X 4-0 FC6 BB		(4, 2) C (8, 7) X 4-2 E BB		(0, 0) X (8, 7) X 0-0 G6-3		(0, 0) X (8, 7) X 0-0 G6-3	3 0 1 0 2 0 1		
Kenny Rogers, L OBP: 0.167, SLG: 0.107 Turk Wendell, L OBP: 0.179, SLG: 0.107 John Franco, L OBP: 0.279, SLG: 0.305 Bobby Bonilla, S OBP: 0.279, SLG: 0.305 Shane Bieber, R OBP: 0.279, SLG: 0.305 Armando Benitez, R OBP: 0.279, SLG: 0.305 Pat Mahomes, R OBP: 0.279, SLG: 0.305 Shawon Dunston, R OBP: 0.337, SLG: 0.453	(1, 1) B (8, 1) F (8, 1) X 1-2 FC6-4		(1, 2) C (8, 1) X 1-2 G5-3		(1, 2) S (8, 1) X 1-2 FC6		(2, 1) B (8, 1) X 2-1 E6				(0, 0) X (8, 1) X 0-0 G3 SH2-4 1B 1B	3 0 0 0 0 0 5 0 0 0 0 0 0 0 0 0 0 0 0 0 0 1 0 0 0 0 0 2 0 1 1 1 0 0 0 0		
<b>Inning Stats</b>	R: 0 H: 1 E: 0 LOB: 1 K: 1 BB: 0 S: 10 P: 18	R: 0 H: 1 E: 0 LOB: 2 K: 0 BB: 1 S: 13 P: 23	R: 0 H: 0 E: 0 LOB: 0 K: 0 BB: 0 S: 7 P: 13	R: 1 H: 2 E: 0 LOB: 1 K: 0 BB: 0 S: 13 P: 20	R: 0 H: 0 E: 0 LOB: 0 K: 0 BB: 0 S: 9 P: 13	R: 1 H: 2 E: 0 LOB: 3 K: 2 BB: 2 S: 8 P: 18	R: 0 H: 1 E: 0 LOB: 1 K: 2 BB: 0 S: 11 P: 17	R: 0 H: 1 E: 1 LOB: 3 K: 2 BB: 1 S: 16 P: 23	R: 0 H: 0 E: 1 LOB: 1 K: 1 BB: 1 S: 9 P: 16	R: 0 H: 0 E: 0 LOB: 0 K: 0 BB: 0 S: 3 P: 3	R: 1 H: 2 E: 0 LOB: 3 K: 0 BB: 2 S: 4 P: 12	1B: 8 SF: 0 2B: 0 SAC: 1 3B: 0 DP: 1 HR: 2 HBP: 0	WP: 0 PA: 50 PB: 0 SB: 1 CS: 0	
<b>PITCHER</b>	IP WLS BF H R ER SO BB IBB HBP BLK WP HR S P ERA WHIP												<b>PITCHER</b>	IP WLS BF H R ER SO BB IBB HBP BLK WP HR S P ERA WHIP
Jason Schmidt, R ERA: 4.19	(1, 1) 7.0 31 7 2 2 3 3 0 0 0 0 2 71 122 2.57 1.429													
Jason Christiansen, L ERA: 4.17	(8, 1) 0.1 2 1 0 0 1 0 0 0 0 0 0 8 8 0.00 3.000													
Marc Wilkins, R ERA: 4.24	(8, 1) 0.2 4 0 0 0 1 1 0 0 0 0 0 8 15 0.00 1.500													
Scott Sauerbeck, L ERA: 2.0	(9, 1) 2.2 L 13 2 1 1 1 1 2 0 0 0 0 0 16 31 3.38 1.125													

Pittsburgh Pirates @ New York Mets  
Shea Stadium, Flushing, NY  
Fri Oct 01 1999, 7:10 PM EDT  
Att: 29,528 - Unknown - 69 F

livebaseballscores.com

AB 42  
R 3  
H 10  
RBI 3  
BB 7  
SO 6  
LOB 22



Batter	1	2	3	4	5	6	7	8	9	AB R H RBI BB SO LOB	TOP											
Al Martin, L (1, 7) OBP: 0.336, SLG: 0.506	0-1 G3		0-3 K			1-1 P6			2-2 G6-4-3	4 0 0 0 0 1 1												
Abraham Nunez, S (1, 6) OBP: 0.302, SLG: 0.254	2-2 2B			3-2 1B		1-3 K			2-3 K	4 0 2 0 0 2 0												
Brant Brown, L (1, 9) OBP: 0.285, SLG: 0.451	0-3 K			1-2 F7			2-3 K			3 0 0 0 0 2 2												
Kevin Young, R (1, 3) OBP: 0.386, SLG: 0.522	3-3 K			1-1 G6-3		1-3 K				3 0 0 0 0 2 2												
Warren Morris, L (1, 4) OBP: 0.361, SLG: 0.429			1-2 P5		1-1 G5-3		0-2 G4-3			3 0 0 0 0 0 1												
Aramis Ramirez, R (1, 5) OBP: 0.271, SLG: 0.269			1-0 P3		2-2 G5-3			0-2 G6-3		3 0 0 0 0 0 0												
Chad Hermansen, R (1, 8) OBP: 0.338, SLG: 0.351 Mike Williams, R (8, 1)			1-3 K		1-3 K			0-1 P3		3 0 0 0 0 2 0 0 0 0 0 0 0 0												
Keith Osik, R (1, 2) OBP: 0.239, SLG: 0.251			2-3 K		2-1 P6			1-1 P3		3 0 0 0 0 1 0												
67 Francisco Cordova, R (1, 1) OBP: 0.196, SLG: 0.163 Mike Garcia, R (7, 1) Jimmy Anderson, L (7, 1) Adrian Brown, S (8, 8) OBP: 0.333, SLG: 0.444 OBP: 0.363, SLG: 0.364			1-3 K		0-3 K				0-1 G6-4-3 1B	2 0 0 0 0 2 0 0 0 0 0 0 0 0 0 0 0 0 0 0 0 1 0 1 0 0 0 0												
<b>Inning Stats</b>	R: 0 E: 0 K: 2 S: 13	H: 1 LOB: 1 BB: 0 P: 18	R: 0 E: 0 K: 1 S: 7	H: 0 LOB: 0 BB: 0 P: 10	R: 0 E: 0 K: 3 S: 9	H: 0 LOB: 0 BB: 0 P: 12	R: 0 E: 0 K: 0 S: 12	H: 1 LOB: 1 BB: 0 P: 18	R: 0 E: 0 K: 1 S: 8	H: 0 LOB: 0 BB: 0 P: 13	R: 0 E: 0 K: 2 S: 8	H: 0 LOB: 0 BB: 0 P: 10	R: 0 E: 0 K: 2 S: 9	H: 0 LOB: 0 BB: 0 P: 12	R: 0 E: 0 K: 0 S: 7	H: 0 LOB: 0 BB: 0 P: 8	R: 0 E: 0 K: 1 S: 9	H: 1 LOB: 0 BB: 0 P: 13	1B: 2 2B: 1 3B: 0 HR: 0	SF: 0 SAC: 0 DP: 1 HBP: 0	WP: 0 PB: 0 SB: 0 CS: 0	PA: 29
<b>PITCHER</b> Rick Reed, R (1, 1) ERA: 4.58	IP 9.0 WLS W BF 29 H 3 R 0 ER 0 SO 12 BB 0 IBB 0 HBP 0 BLK 0 WP 0 HR 0 S 82 P 114 ERA 0.00 WHIP 0.333											<b>PITCHER</b> IP WLS BF H R ER SO BB IBB HBP BLK WP HR S P ERA WHIP										

Pittsburgh Pirates @ New York Mets  
Shea Stadium, Flushing, NY  
Sat Oct 02 1999, 7:10 PM EDT  
Att. 36,878 - Cloudy - 69 F

livebaseballscorecards.com

AB	29
R	0
H	3
RBI	0
BB	0
SO	12
LOB	6





Batter	1	2	3	4	5	6	7	8	9
Rickey Henderson, R OBP: 0.424, SLG: 0.462 Melvin Mora, R OBP: 0.267, SLG: 0.133 Matt Franco, L OBP: 0.369, SLG: 0.366 Jay Payton, R OBP: 0.333, SLG: 0.375	1-1 L5		2-2 G6-3		2-3 K		2-0 F8	4-2 G6-3 BB	
Edgardo Alfonzo, R OBP: 0.382, SLG: 0.495	3-3 K		3-2 G4-3 1B		3-2 P5		4-2 BB BB BB	0-2 G6-3 1-2f 2-3	
John Olerud, L OBP: 0.428, SLG: 0.463	2-1 G6-3		1-0 G4-3 1-2			4-2 31 E 2B BB	4-2 BB BB	1-1 31 HR 1B	
31 Mike Piazza, R OBP: 0.361, SLG: 0.581		1-2 F9	1-1 F9			2-2 2B E 1-2	0-1 F7	1-0 HR	
Robin Ventura, L OBP: 0.378, SLG: 0.532		3-1 BB BB 1B		2-3 K		2-0 E 2B 1-3 2-H	4-1 BB	3-3 K	
Darryl Hamilton, L OBP: 0.385, SLG: 0.421		4-2 SAFE SAFE 1-2 BB BB		1-1 G4-3		2-2 L4	2-2 G4-3		
Roger Cedeno, S OBP: 0.399, SLG: 0.413		4-0 1-2 2-3 BB		1-3 K		4-0 E IBB		1-2 2B 1B 1B	
Rey Ordonez, R OBP: 0.318, SLG: 0.317		2-3 K			0-0 SH1-4 1B	0-0 L3		0-0 1B 2B	
Rick Reed, R OBP: 0.261, SLG: 0.289		1-1 G5-3			0-1 SH1-4 1-2	3-2 G5-3		1-1 G6-3 BB 1B 1B	

Inning Stats	R: 0	H: 0	E: 0	K: 1	S: 8	H: 0	LOB: 0	BB: 0	P: 14	R: 0	H: 1	E: 0	K: 1	S: 13	H: 1	LOB: 3	BB: 2	P: 28	R: 0	H: 1	E: 0	K: 0	S: 9	R: 0	H: 0	E: 0	K: 2	S: 10	R: 0	H: 1	E: 0	K: 1	S: 11	R: 2	H: 1	E: 2	K: 0	S: 13	R: 0	H: 0	E: 0	K: 0	S: 16	R: 5	H: 5	E: 0	K: 1	S: 20	H: 1	LOB: 1	BB: 1	P: 31
--------------	------	------	------	------	------	------	--------	-------	-------	------	------	------	------	-------	------	--------	-------	-------	------	------	------	------	------	------	------	------	------	-------	------	------	------	------	-------	------	------	------	------	-------	------	------	------	------	-------	------	------	------	------	-------	------	--------	-------	-------

PITCHER	IP	WLS	BF	H	R	ER	SO	BB	IBB	HBP	BLK	WP	HR	S	P	ERA	WHIP
67 Francisco Cordova, R ERA: 4.43	(1, 1)	6.0	L	27	4	2	0	5	3	1	0	0	0	64	118	0.00	1.167
Mike Garcia, R ERA: 1.29	(7, 1)	0.2		4	0	0	0	2	0	0	0	0	0	12	22	0.00	3.000
Jimmy Anderson, L ERA: 3.99	(7, 1)	0.1		2	0	0	0	1	0	0	0	0	0	4	10	0.00	3.000
Mike Williams, R ERA: 5.09	(8, 1)	1.0		8	5	5	1	1	0	0	0	0	1	20	31	45.00	6.000

**BOTTOM**

**Pittsburgh Pirates @ New York Mets**  
Shea Stadium, Flushing, NY

Sat Oct 02 1999, 7:10 PM EDT  
Att: 36,878 - Cloudy - 69 F

AB	R	H	RBI	BB	SO	LOB
4	0	0	0	0	1	1
0	0	0	0	0	0	0
0	0	0	0	1	0	0
0	0	0	0	0	0	0

4	0	1	0	1	1	3
---	---	---	---	---	---	---

3	2	1	1	2	0	1
---	---	---	---	---	---	---

5	2	1	2	0	0	4
---	---	---	---	---	---	---

4	0	2	1	1	2	1
---	---	---	---	---	---	---

3	0	0	0	1	0	5
---	---	---	---	---	---	---

2	1	1	0	2	1	0
---	---	---	---	---	---	---

4	1	2	0	0	1	5
---	---	---	---	---	---	---


3	1	1	2	0	0	5
---	---	---	---	---	---	---

1B:	6	SF:	0
2B:	2	SAC:	1
3B:	0	DP:	1
HR:	1	HBP:	0

WP:	0	PA:	41
PB:	0	SB:	0
CS:	0		

AB	R	H	RBI	BB	SO	LOB
32	7	9	6	8	6	25

Batter	1	2	3	4	5	6	7	8	9	AB	R	H	RBI	BB	SO	LOB	TOP					
Al Martin, L (1, 7) OBP: 0.337, SLG: 0.506	4-1 S SH5-3 1B BB		0-0 G4-6-3 1-2f			1-0 2B		3-2 F8		3	1	1	0	1	0	1						
Abraham Nunez, S (1, 6) OBP: 0.299, SLG: 0.251	0-0 SH5-3 1-2		2-3 K			3-3 K			2-2 G4-3	3	0	0	0	0	2	1						
Brant Brown, L (1, 9) OBP: 0.283, SLG: 0.449 Adrian Brown, S (6, PH) OBP: 0.364, SLG: 0.363	0-0 G5-3			0-0 F8		4-2 BB			2-1 G4-3	2	0	0	0	0	0	1						
Kevin Young, R (1, 3) OBP: 0.387, SLG: 0.522	2-2 2-H 1B			2-0 P6		3-3 K			0-1 S 1B	4	0	2	1	0	1	2						
Warren Morris, L (1, 4) OBP: 0.360, SLG: 0.427	0-0 L4			0-1 L4			0-1 F8		4-1 1-2 IBB	3	0	0	0	1	0	1						
Aramis Ramirez, R (1, 5) OBP: 0.254, SLG: 0.250		1-2 G6-3			0-0 P4		0-3 K		1-3 K	4	0	0	0	0	2	2						
Chad Hermansen, R (1, 8) OBP: 0.324, SLG: 0.333			0-3 K		1-3 K		1-0 P3			3	0	0	0	0	2	0						
Joe Oliver, R (1, 2) OBP: 0.253, SLG: 0.284			1-3 K		3-2 G1-3			0-3 K		3	0	0	0	0	2	0						
Kris Benson, R (1, 1) OBP: 0.191, SLG: 0.200 Dale Sveum, S (8, PH) OBP: 0.278, SLG: 0.437 Jason Christiansen, R (8, 1) Greg Hansell, R (9, 1) Brad Clontz, R (9, 1)			4-2 G4-6-3 BB			0-1 G3-1		1-2 F7		1	0	0	0	0	1	0						
										1	0	0	0	0	0	0						
										1	0	0	0	0	0	0						
										0	0	0	0	0	0	0						
										0	0	0	0	0	0	0						
										0	0	0	0	0	0	0						
										0	0	0	0	0	0	0						
										0	0	0	0	0	0	0						
										0	0	0	0	0	0	0						
<b>Inning Stats</b>	R: 1 E: 0 K: 0 S: 7	H: 1 LOB: 1 BB: 1 P: 13	R: 0 E: 0 K: 2 S: 11	H: 0 LOB: 0 BB: 0 P: 13	R: 0 E: 0 K: 1 S: 7	H: 0 LOB: 0 BB: 1 P: 13	R: 0 E: 0 K: 0 S: 4	H: 0 LOB: 0 BB: 0 P: 6	R: 0 E: 0 K: 1 S: 10	H: 0 LOB: 0 BB: 0 P: 14	R: 0 E: 0 K: 2 S: 16	H: 1 LOB: 2 BB: 1 P: 27	R: 0 E: 0 K: 1 S: 6	H: 0 LOB: 0 BB: 0 P: 7	R: 0 E: 0 K: 1 S: 12	H: 0 LOB: 0 BB: 0 P: 16	R: 0 E: 0 K: 1 S: 11	H: 1 LOB: 2 BB: 1 P: 20	1B: 2 2B: 1 3B: 0 HR: 0	SF: 0 SAC: 1 DP: 1 HBP: 0	WP: 0 PB: 0 SB: 2 CS: 0	PA: 33
<b>PITCHER</b>	IP	WLS	BF	H	R	ER	SO	BB	IBB	HBP	BLK	WP	HR	S	P	ERA	WHIP					
Orel Hershiser, R (1, 1) ERA: 4.58	5.1		19	2	1	1	4	2	0	0	0	0	0	42	63	1.69	0.750					
Dennis Cook, L (6, 1) ERA: 3.86	0.1		2	0	0	0	1	1	0	0	0	0	0	10	17	0.00	3.000					
Pat Mahomes, R (6, 1) ERA: 3.68	0.1		1	0	0	0	1	0	0	0	0	0	0	3	6	0.00	0.000					
Turk Wendell, R (7, 1) ERA: 3.05	2.2		9	1	0	0	2	0	0	0	0	0	0	25	34	0.00	0.375					
Armando Benitez, R (9, 1) ERA: 1.85	0.1	W	2	0	0	0	1	0	1	0	0	0	0	4	9	0.00	0.000					

## Pittsburgh Pirates @ New York Mets

Shea Stadium, Flushing, NY

Sun Oct.03 1999, 1:40 PM EDT  
Att. 50,111 - Sunny - 70 F

[livebaseballscorecards.com](http://livebaseballscorecards.com)

<b>AB</b>	<b>28</b>
<b>R</b>	<b>1</b>
<b>H</b>	<b>3</b>
<b>RBI</b>	<b>1</b>
<b>BB</b>	<b>4</b>
<b>SO</b>	<b>9</b>
<b>LOB</b>	<b>8</b>



**BOTTOM**

**Pittsburgh Pirates @ New York Mets**  
 Shea Stadium, Flushing, NY  
 Sun Oct 03 1999, 1:40 PM EDT  
 Att. 50,111 - Sunny - 70 F

livebaseballscores.com

<b>AB</b>	<b>36</b>
<b>R</b>	<b>2</b>
<b>H</b>	<b>9</b>
<b>RBI</b>	<b>1</b>
<b>BB</b>	<b>4</b>
<b>SO</b>	<b>3</b>
<b>LOB</b>	<b>22</b>



WP: 1	PA: 40
PB: 0	
SB: 2	
CS: 0	

AB	R	H	RBI	BB	SO	LOB
4	0	1	0	0	0	1
1	1	1	0	0	0	0

4	0	2	0	1	0	1
---	---	---	---	---	---	---

4	1	1	0	1	0	3
---	---	---	---	---	---	---

5	0	0	0	0	1	6
---	---	---	---	---	---	---

4	0	1	0	0	0	3
---	---	---	---	---	---	---

4	0	2	1	0	0	0
---	---	---	---	---	---	---

3	0	0	0	0	0	3
---	---	---	---	---	---	---

0	0	0	0	1	0	0
---	---	---	---	---	---	---

0	0	0	0	0	0	0
---	---	---	---	---	---	---

3	0	1	0	1	0	1
---	---	---	---	---	---	---

2	0	0	0	0	2	1
0	0	0	0	0	0	0
0	0	0	0	0	0	0
1	0	0	0	0	0	3
0	0	0	0	0	0	0
0	0	0	0	0	0	0
1	0	0	0	0	0	0

1B:	7	SF:	0
2B:	2	SAC:	0
3B:	0	DP:	0
HR:	0	HBP:	0

Batter	1	2	3	4	5	6	7	8	9											
Rickey Henderson, R OBP: 0.423, SLG: 0.460 Melvin Mora, R OBP: 0.278, SLG: 0.161	3-2 F9		3-1 F8		0-1 L6		1-2 1B		1-0 1B 31 WP											
Edgardo Alfonzo, R OBP: 0.383, SLG: 0.495	1-1 1B		3-2 G6-3		4-2 S BB		2-1 F9		0-1 31 WP 1B											
John Olerud, L OBP: 0.428, SLG: 0.462	1-0 1B			2-1 E3 31 F9 2B	3-2 L4		0-1 F7		4-0 31 WP 1B											
31 Mike Piazza, R OBP: 0.359, SLG: 0.577	0-1 L9			1-2 F9		0-0 P3	2-3 K		1-0 WP											
Robin Ventura, L OBP: 0.377, SLG: 0.530	0-1 F9			0-1 L3		1-0 F9 1B		1-2 G4-3												
Darryl Hamilton, L OBP: 0.386, SLG: 0.423		2-1 L6		2-1 2B		1 SAFE 0-0 BB 1B		0-0 P6												
Roger Cedeno, S OBP: 0.397, SLG: 0.410 Benny Agbayani, R OBP: 0.363, SLG: 0.525 Jay Payton, R OBP: 0.333, SLG: 0.375 Armando Benitez, R OBP: 0.333, SLG: 0.375		0-1 G3		1-2 F7		0-1 F9		4-1 BB												
Rey Ordonez, R OBP: 0.319, SLG: 0.319		0-0 P6			2-2 S 2B	4-2 BB		1-2 G3												
Orel Hershiser, R OBP: 0.354, SLG: 0.161 Dennis Cook, L OBP: 0.313, SLG: 0.500 Matt Franco, L OBP: 0.366, SLG: 0.364 Turk Wendell, L OBP: 0.366, SLG: 0.364 Shane Halter, R OBP: 0.277, SLG: 0.303			1-3 K		0-3 K	1-1 P5			2-1 G3											
<b>Inning Stats</b>	R: 0 H: 2 E: 0 K: 11	H: 0 LOB: 0 BB: 0 P: 16	R: 0 H: 0 E: 0 K: 5	H: 0 LOB: 0 BB: 0 P: 7	R: 1 H: 1 E: 1 K: 17	H: 1 LOB: 1 BB: 0 P: 23	R: 0 H: 1 E: 0 K: 19	H: 1 LOB: 2 BB: 1 P: 28	R: 0 H: 2 E: 0 K: 9	H: 2 LOB: 3 BB: 1 P: 15	R: 0 H: 1 E: 0 K: 11	H: 1 LOB: 1 BB: 0 P: 15	R: 0 H: 0 E: 0 K: 8	H: 0 LOB: 1 BB: 1 P: 14	R: 1 H: 2 E: 0 K: 5	H: 2 LOB: 2 BB: 1 P: 13	1B: 7 2B: 2 3B: 0 HR: 0	SF: 0 SAC: 0 DP: 0 HBP: 0	WP: 1 PB: 0 SB: 2 CS: 0	PA: 40
<b>PITCHER</b>	IP WLS BF H R ER SO BB IBB HBP BLK WP HR S P ERA WHIP																			
Kris Benson, R ERA: 4.07	(1, 1) 7.0 0 31 7 1 0 3 2 0 0 0 0 0 0 0 0.00 1.286																			
Jason Christiansen, L ERA: 4.06	(8, 1) 1.0 0 4 0 0 0 0 1 0 0 0 0 0 0 8 14 0.00 1.000																			
Greg Hansell, R ERA: 3.89	(9, 1) 0.1 L 4 2 1 1 0 0 0 1 0 0 0 0 0 5 12 27.00 6.000																			
Brad Clontz, R ERA: 2.74	(9, 1) 0.0 0 1 0 0 0 0 0 0 0 0 0 1 0 0 1 ∞ ∞																			