

Pittsburgh Pirates - 2000

Batter	1	2	3	4	5	6	7	8	9	AB	R	H	RBI	BB	SO	LOB	TOP			
Craig Biggio, R OBP: 0.300, SLG: 0.143 (1, 4)										3	1	2	2	1	0					
Bill Spillers, L OBP: 0.111, SLG: 0.333 (1, 6) (7, 5)										5	1	1	3	0	1	3				
5 Jeff Bagwell, R OBP: 0.333, SLG: 0.333 (1, 3)										3	1	1	1	1	0	0				
Ken Caminiti, S OBP: 0.500, SLG: 0.429 Tim Bogar, R (7, 6)										4	0	2	0	0	0	2				
Moises Alou, R OBP: 0.444, SLG: 0.500 (1, 9)										5	1	2	0	0	2	2				
Danyle Ward, L OBP: 0.750, SLG: 1.667 Glen Barker, S (8, PR) (8, 8)										3	2	2	1	1	0	1				
Richard Hidalgo, R OBP: 0.556, SLG: 1.000 (8, 7)										4	2	1	0	1	3	1				
Tony Eusebio, R (1, 2)										3	1	0	0	1	1	4				
Jose Lima, R (1, 1)										3	0	0	0	0	2	1				
Mitch Meluskey, S (8, PH)										0	1	0	1	1	0	0				
Jay Powell, R (8, 1)										0	0	0	0	0	0	0				
Mike Maddux, L (9, 1)										0	0	0	0	0	0	0				
Inning Stats	R: 0 E: 0 K: 2 S: 10	H: 0 LOB: 0 BB: 0 P: 14	R: 3 E: 1 K: 1 S: 17	H: 3 LOB: 2 BB: 2 P: 32	R: 2 E: 0 K: 1 S: 9	H: 3 LOB: 0 BB: 0 P: 13	R: 0 E: 0 K: 1 S: 7	H: 0 LOB: 0 BB: 0 P: 10	R: 0 E: 0 K: 0 S: 3	H: 1 LOB: 1 BB: 2 P: 6	R: 0 E: 0 K: 1 S: 7	H: 0 LOB: 2 BB: 2 P: 15	R: 6 E: 0 K: 2 S: 20	H: 3 LOB: 1 BB: 3 P: 41	R: 0 E: 0 K: 3 S: 9	H: 0 LOB: 0 BB: 0 P: 15	1B: 6 2B: 2 3B: 1 HR: 1	SF: 1 SAC: 0 DP: 1 HBP: 0	WP: 2 PB: 0 SB: 1 CS: 0	PA: 43
PITCHER	IP	WLS	BF	H	R	ER	SO	BB	IBB	HBP	BLK	WP	HR	S	P	ERA	WHIP			
Kris Benson, R ERA: 3.0 (1, 1)	6.0	L	26	7	5	2	6	2	0	0	0	1	1	57	87	3.00	1.500			
Scott Sauerbeck, L ERA: 27.0 (7, 1)	1.1		10	2	4	4	2	4	0	0	0	1	0	17	38	27.00	4.500			
Marc Wilkins, R ERA: 10.8 (8, 1)	0.2		4	1	2	2	1	1	0	0	0	0	0	10	18	27.00	3.000			
Mike Williams, R ERA: (9, 1)	1.0		3	0	0	0	3	0	0	0	0	0	0	9	15	0.00	0.000			

Houston Astros @ Pittsburgh Pirates
Three Rivers Stadium, Pittsburgh, PA
Wed Apr 05 2000, 7:05 PM EDT
Att: 12,208 - Cloudy - 49 F

AB 35
R 11
H 10
RBI 8
BB 7
SO 12
LOB 15



Batter	1	2	3	4	5	6	7	8	9	AB	R	H	RBI	BB	SO	LOB	BOTTOM			
18 Jason Kendall, R OBP: 0.222, SLG: 0.125 (1, 2)										5	0	1	0	0	0	1				
Pat Meares, R OBP: 0.111, SLG: 0.111 (1, 6)										5	0	0	0	0	0	2				
Brian Giles, L OBP: 0.625, SLG: 0.667 (1, 9)										4	1	2	0	0	0	0				
Kevin Young, R (1, 3)										3	1	0	0	1	0	1				
Wil Cordero, R OBP: 0.250, SLG: 0.143 (1, 7)										3	0	1	0	1	1	0				
Aramis Ramirez, R OBP: 0.500, SLG: 0.429 (1, 5)										3	0	3	2	1	0	0				
Chad Hermansen, R OBP: 0.250, SLG: 0.143 (1, 8)										4	0	0	0	0	1	6				
Mike Benjamin, R OBP: 0.500, SLG: 0.625 (1, 4)										4	0	2	0	0	0	3				
Kris Benson, R ERA: 2.57 John Vander Wal, L ERA: 2.00, SLG: 1.000 Scott Sauerbeck, R (7, 1) Marc Wilkins, R (8, 1) Mike Williams, R (9, 1) Adrian Brown, S (8, PH)										1	0	0	0	0	0	1				
Inning Stats	R: 2 E: 0 K: 0 S: 17	H: 3 LOB: 2 BB: 2 P: 29	R: 0 E: 0 K: 0 S: 10	H: 1 LOB: 0 BB: 0 P: 15	R: 0 E: 0 K: 0 S: 9	H: 0 LOB: 0 BB: 0 P: 12	R: 0 E: 0 K: 1 S: 9	H: 1 LOB: 1 BB: 0 P: 12	R: 0 E: 0 K: 0 S: 7	H: 2 LOB: 2 BB: 0 P: 11	R: 0 E: 0 K: 1 S: 6	H: 0 LOB: 0 BB: 0 P: 8	R: 0 E: 0 K: 0 S: 8	H: 1 LOB: 2 BB: 1 P: 14	R: 0 E: 0 K: 0 S: 6	H: 0 LOB: 0 BB: 0 P: 6	1B: 7 2B: 2 3B: 0 HR: 0	SF: 0 SAC: 1 DP: 1 HBP: 0	WP: 0 PB: 0 SB: 0 CS: 0	PA: 38
PITCHER	IP	WLS	BF	H	R	ER	SO	BB	IBB	HBP	BLK	WP	HR	S	P	ERA	WHIP			
Jose Lima, R ERA: 2.57 (1, 1)	7.0	W	30	8	2	2	2	2	0	0	0	0	0	69	102	2.57	1.429			
Jay Powell, R ERA: (8, 1)	1.0		5	1	0	0	0	1	0	0	0	0	0	8	14	0.00	2.000			
Mike Maddux, R ERA: (9, 1)	1.0		3	0	0	0	0	0	0	0	0	0	0	6	6	0.00	0.000			

Houston Astros @ Pittsburgh Pirates
Three Rivers Stadium, Pittsburgh, PA
Wed Apr 05 2000, 7:05 PM EDT
Att: 12,208 - Cloudy - 49 F


AB 34
R 2
H 9
RBI 2
BB 3
SO 2
LOB 16



Batter	1	2	3	4	5	6	7	8	9	AB	R	H	RBI	BB	SO	LOB	TOP								
18 Jason Kendall, R OBP: 0.211, SLG: 0.118	1-1 F7		0-0 F7			3-3 K		2-0 E9 1B	0-1 G6-3	5	1	1	0	0	1	0									
Pat Meares, R OBP: 0.316, SLG: 0.389	1-2 PO 1B		3-3 K			2-0 F8		4-0 1B 2B E BB	1-1 G3 1B 2B	4	2	2	0	1	1	0									
Brian Giles, L OBP: 0.556, SLG: 1.063	1-3 K		2-0 G4-3			0-0 F7		1-1 E3 1B 2B	1-2 G3	5	1	0	1	0	1	4									
John Vander Wal, L OBP: 0.600, SLG: 1.400 Kevin Young, R OBP: 0.333, SLG: 0.231	0-1 PO 1-2	1-0 G4-3		3-1 1B		3-1 2B		2-1 2B SF7 1B	2-2 1B	3	0	2	0	0	0	0									
Wil Cordero, R OBP: 0.389, SLG: 0.438		3-2 BB 1B 1B		0-0 L7 1B		1-0 F9		1-3 2B 2B	0-3 K	5	1	2	2	0	1	3									
Warren Morris, L OBP: 0.333, SLG: 0.375		0-0 BB 1B		3-2 F7		0-0 F8		0-0 SF7		3	0	1	1	0	0	1									
Aramis Ramirez, R OBP: 0.353, SLG: 0.375		1-0 L7		3-2 F9		2-0 F9		3-H P4		4	0	0	0	0	0	4									
Chad Hermansen, R OBP: 0.273, SLG: 0.111 Jose Silva, R OBP: 0.333, SLG: 0.667 Scott Sauerbeck, R		4-2 BB		0-0 G1-3		1-3 K		3-1 2B		2	0	0	0	1	1	0									
Todd Ritchie, R OBP: 0.333, SLG: 0.667 Jason Christiansen, R OBP: 0.500, SLG: 0.750 Bruce Aven, R OBP: 0.333, SLG: 0.667		0-1 P6		1-1 L7				1-1 2B G4-1		2	0	0	0	0	0	3									
Inning Stats	R: 0 E: 0 K: 1 S: 9	H: 1 LOB: 0 BB: 0 P: 12	R: 0 E: 0 K: 0 S: 12	H: 2 LOB: 3 BB: 1 P: 21	R: 0 E: 0 K: 1 S: 7	H: 0 LOB: 0 BB: 0 P: 12	R: 0 E: 0 K: 0 S: 10	H: 1 LOB: 1 BB: 0 P: 19	R: 0 E: 0 K: 1 S: 6	H: 0 LOB: 0 BB: 0 P: 10	R: 0 E: 0 K: 0 S: 5	H: 1 LOB: 1 BB: 0 P: 11	R: 0 E: 0 K: 1 S: 5	H: 0 LOB: 0 BB: 0 P: 8	R: 6 E: 2 K: 0 S: 18	H: 5 LOB: 1 BB: 1 P: 33	R: 1 E: 0 K: 1 S: 13	H: 2 LOB: 1 BB: 0 P: 17	1B: 7 2B: 5 3B: 0 HR: 0	SF: 1 SAC: 0 DP: 0 HBP: 0	WP: 0 PB: 0 SB: 0 CS: 0	PA: 42			
PITCHER	IP	WLS	BF	H	R	ER	SO	BB	IBB	HBP	BLK	WP	HR	S	P	ERA	WHIP								
Armando Reynoso, R ERA: 3.86	7.0	L	29	7	3	3	4	2	0	0	0	0	0	57	103	3.86	1.286								
Dan Plesac, L ERA:	0.0	B	1	0	0	0	0	0	0	0	0	0	0	2	3	∞	∞								
Darren Holmes, R ERA: 13.5	1.0		6	3	3	2	0	0	0	0	0	0	0	13	20	18.00	3.000								
Greg Swindell, L ERA: 9.0	1.0		5	2	1	1	1	0	0	0	0	0	0	13	17	9.00	2.000								

Pittsburgh Pirates @ Arizona Diamondbacks
Bank One Ballpark, Phoenix, AZ
Fri Apr 07 2000, 10:05 PM EDT
Att: 32,536 - Sunny - 85 F


AB 38
R 7
H 12
RBI 7
BB 2
SO 5
LOB 16



Batter	1	2	3	4	5	6	7	8	9	AB	R	H	RBI	BB	SO	LOB	BOTTOM								
Tony Womack, L OBP: 0.111, SLG: 0.222	3-1 F8		3-2 G4-3			1-0 G4-3		0-0 L9		4	0	0	0	0	0	1									
Jay Bell, R OBP: 0.333, SLG: 0.467	0-1 G5-3		0-3 K			3-2 G5-3		1-2 G2-3		4	0	0	0	0	1	1									
Luis Gonzalez, L OBP: 0.611, SLG: 1.000	2-1 2B			1-0 G4-6-3 1B			1-2 G4-3 2B		2-1 1B 2B	4	1	4	0	0	0	0									
Erubiel Durazo, L OBP: 0.294, SLG: 0.143 Greg Colbrunn, R OBP: 1.000, SLG: 1.000	2-0 F7			1-0 F8		0-0 G4-3		2-3 1B	0-0 1B	3	0	0	0	0	0	3									
Steve Finley, L OBP: 0.556, SLG: 0.875		1-2 HR		0-1 G4-6-3		2-1 L4		2-1 L4	0-3 K	4	1	1	1	0	1	3									
Travis Lee, L OBP: 0.412, SLG: 0.500 Bernard Gilkey, R		1-3 K		2-3 K		4-2 BB		2-0 F9		2	0	0	0	1	2	0									
Lenny Harris, L OBP: 0.188, SLG: 0.357 Greg Swindell, L OBP: 1.000, SLG: 1.000 Hanley Frias, S		0-0 F7			1-1 G6-3		0-0 G1-3		1-3 K	3	0	0	0	0	0	2									
Kelly Stinnett, R OBP: 0.286, SLG: 0.429		1-0 G6-3			1-0 G5-3			1-2 F9		3	0	0	0	0	0	0									
Armando Reynoso, R OBP: 0.333, SLG: 0.667 Dan Plesac, L OBP: 0.333, SLG: 0.667 Darren Holmes, R OBP: 0.333, SLG: 0.667 Danny Klassen, R OBP: 1.000, SLG: 1.000				0-0 G5-3		1-2 G6-3		0-2 1B		2	0	0	0	0	0	0									
Inning Stats	R: 0 E: 0 K: 0 S: 7	H: 1 LOB: 1 BB: 0 P: 14	R: 1 E: 0 K: 1 S: 10	H: 1 LOB: 0 BB: 0 P: 13	R: 0 E: 0 K: 1 S: 7	H: 0 LOB: 0 BB: 0 P: 10	R: 0 E: 0 K: 0 S: 4	H: 1 LOB: 0 BB: 0 P: 6	R: 0 E: 0 K: 1 S: 7	H: 0 LOB: 0 BB: 0 P: 11	R: 0 E: 0 K: 0 S: 7	H: 0 LOB: 0 BB: 0 P: 12	R: 0 E: 0 K: 0 S: 10	H: 1 LOB: 2 BB: 1 P: 17	R: 0 E: 0 K: 0 S: 10	H: 1 LOB: 1 BB: 0 P: 12	R: 1 E: 0 K: 2 S: 10	H: 2 LOB: 1 BB: 0 P: 15	1B: 3 2B: 3 3B: 0 HR: 1	SF: 0 SAC: 0 DP: 1 HBP: 0	WP: 0 PB: 0 SB: 0 CS: 0	PA: 34			
PITCHER	IP	WLS	BF	H	R	ER	SO	BB	IBB	HBP	BLK	WP	HR	S	P	ERA	WHIP								
Todd Ritchie, R ERA: 1.5	6.0		21	4	1	1	3	0	0	0	0	0	0	46	71	1.50	0.667								
Jason Christiansen, L ERA:	1.0	W	4	0	0	0	0	1	0	0	0	0	0	6	12	0.00	1.000								
Jose Silva, R ERA:	1.0		4	1	0	0	0	0	0	0	0	0	0	10	12	0.00	1.000								
Scott Sauerbeck, L ERA: 19.29	1.0		5	2	1	1	2	0	0	0	0	0	0	10	15	9.00	2.000								

Pittsburgh Pirates @ Arizona Diamondbacks
Bank One Ballpark, Phoenix, AZ
Fri Apr 07 2000, 10:05 PM EDT
Att: 32,536 - Sunny - 85 F

AB 33
R 2
H 7
RBI 2
BB 1
SO 5
LOB 12




Batter	1	2	3	4	5	6	7	8	9	AB	R	H	RBI	BB	SO	LOB	TOP					
18 Jason Kendall, R OBP: 0.250, SLG: 0.143										4	0	1	0	1	1	1	Pittsburgh Pirates @ Arizona Diamondbacks Bank One Ballpark, Phoenix, AZ Sat Apr 08 2000, 4:35 PM EDT Att: 33,298 - Cloudy - 86 F					
Pat Meares, R OBP: 0.333, SLG: 0.500										4	2	1	1	0	0	2						
Brian Giles, L OBP: 0.522, SLG: 1.048										5	1	2	2	0	0	2						
Kevin Young, R OBP: 0.350, SLG: 0.333										5	1	2	0	0	2	4						
Wil Cordero, R OBP: 0.364, SLG: 0.400										4	0	1	1	0	0	1						
Warren Morris, L OBP: 0.482, SLG: 0.400										2	1	1	0	2	0	0						
Luis Sojo, R OBP: 0.500, SLG: 0.500										4	0	2	0	0	1	2						
Chad Hermansen, R OBP: 0.267, SLG: 0.154										4	0	1	1	0	0	5						
Jimmy Anderson, L Marc Wilkins, R Bruce Aven, R Chris Peters, L Adrian Brown, S Jason Christiansen, R										2	0	0	0	0	0	1						
Inning Stats	R: 0 E: 1 K: 0 S: 10	H: 1 LOB: 1 BB: 0 P: 18	R: 1 E: 0 K: 1 S: 14	H: 1 LOB: 1 BB: 1 P: 22	R: 2 E: 0 K: 0 S: 5	H: 2 LOB: 0 BB: 1 P: 12	R: 0 E: 0 K: 0 S: 10	H: 1 LOB: 0 BB: 0 P: 15	R: 0 E: 0 K: 1 S: 7	H: 0 LOB: 0 BB: 0 P: 8	R: 1 E: 0 K: 0 S: 10	H: 4 LOB: 3 BB: 0 P: 14	R: 1 E: 0 K: 1 S: 11	H: 1 LOB: 0 BB: 0 P: 17	R: 0 E: 0 K: 0 S: 8	H: 0 LOB: 1 BB: 1 P: 13		R: 0 E: 0 K: 1 S: 13	H: 2 LOB: 2 BB: 0 P: 20	1B: 9 2B: 1 3B: 0 HR: 2	SF: 0 SAC: 0 DP: 3 HBP: 1	WP: 0 PB: 0 SB: 1 CS: 1
PITCHER	IP WLS BF H R ER SO BB IBB HBP BLK WP HR S P ERA WHIP																					
Brian Anderson, L ERA: 6.75	(1, 1) 5.1 B 24 8 4 4 2 2 0 1 0 0 1 51 84 6.75 1.875																					
Russ Springer, R ERA: 4.91	(6, 1) 2.2 B 11 2 1 1 1 1 0 0 0 0 1 24 35 3.38 1.125																					
Greg Swindell, L ERA: 4.5	(9, 1) 1.0 W 5 2 0 0 1 0 0 0 0 0 0 13 20 0.00 2.000																					

AB	36
R	5
H	12
RBI	5
BB	3
SO	4
LOB	21



Batter	1	2	3	4	5	6	7	8	9	AB	R	H	RBI	BB	SO	LOB	BOTTOM					
Hanley Frias, S OBP: 0.333, SLG: 0.200										4	2	1	0	1	0	2	Pittsburgh Pirates @ Arizona Diamondbacks Bank One Ballpark, Phoenix, AZ Sat Apr 08 2000, 4:35 PM EDT Att: 33,298 - Cloudy - 86 F					
Jay Bell, R OBP: 0.391, SLG: 0.684										4	1	2	1	1	2	0						
Luis Gonzalez, L OBP: 0.591, SLG: 1.053										4	1	2	2	0	0	1						
Greg Colbrunn, R OBP: 0.833, SLG: 0.667										2	1	1	0	3	0	1						
Steve Finley, L OBP: 0.478, SLG: 0.762										5	1	1	0	0	1	6						
Bernard Gilkey, R OBP: 0.143, SLG: 0.167										4	0	1	2	0	0	2						
Danny Klassen, R Russ Springer, R Erubiel Durazo, L Greg Swindell, L										3	0	2	1	0	0	0						
Damian Miller, R OBP: 0.364, SLG: 0.818										4	0	2	0	0	0	1						
Brian Anderson, R Lenny Harris, L										2	0	0	0	0	1	2						
Inning Stats	R: 1 E: 0 K: 0 S: 11	H: 2 LOB: 2 BB: 1 P: 24	R: 0 E: 0 K: 0 S: 5	H: 0 LOB: 0 BB: 0 P: 8	R: 1 E: 0 K: 1 S: 11	H: 2 LOB: 1 BB: 0 P: 20	R: 0 E: 0 K: 1 S: 8	H: 2 LOB: 2 BB: 0 P: 15	R: 3 E: 0 K: 0 S: 11	H: 3 LOB: 1 BB: 1 P: 21	R: 0 E: 0 K: 1 S: 6	H: 0 LOB: 0 BB: 0 P: 8	R: 0 E: 0 K: 1 S: 10	H: 1 LOB: 0 BB: 0 P: 12	R: 0 E: 0 K: 0 S: 8	H: 1 LOB: 1 BB: 0 P: 14		R: 1 E: 0 K: 0 S: 7	H: 1 LOB: 3 BB: 3 P: 21	1B: 7 2B: 3 3B: 0 HR: 2	SF: 1 SAC: 1 DP: 1 HBP: 0	WP: 0 PB: 0 SB: 2 CS: 0
PITCHER	IP WLS BF H R ER SO BB IBB HBP BLK WP HR S P ERA WHIP																					
Jimmy Anderson, L ERA: 10.38	(1, 1) 4.1 23 8 5 2 2 0 0 0 0 0 0 41 80 10.38 2.308																					
Marc Wilkins, R ERA: 7.71	(5, 1) 0.2 3 1 0 0 0 0 0 0 0 0 0 5 8 0.00 1.500																					
Chris Peters, L ERA: 3.38	(6, 1) 3.0 10 2 0 0 2 2 0 0 0 0 0 24 34 0.00 0.667																					
Jason Christiansen, L ERA: 3.38	(9, 1) 0.2 L 6 1 1 1 0 2 1 0 0 0 0 0 7 21 13.50 4.500																					

AB	35
R	6
H	12
RBI	6
BB	5
SO	4
LOB	16



Batter	1	2	3	4	5	6	7	8	9	AB	R	H	RBI	BB	SO	LOB	TOP							
18 Jason Kendall, R OBP: 0.286, SLG: 0.240										4	0	2	0	0	1	2								
Pat Meares, R OBP: 0.321, SLG: 0.462										4	0	1	0	0	2	3								
Brian Giles, L OBP: 0.444, SLG: 0.880										4	0	0	0	0	1	3								
Kevin Young, R OBP: 0.333, SLG: 0.318										4	0	1	0	0	2	2								
Wil Cordero, R OBP: 0.320, SLG: 0.348										3	0	0	0	0	0	1								
Adrian Brown, S OBP: 0.375, SLG: 0.500										3	0	0	0	0	1	1								
Aramis Ramirez, R OBP: 0.300, SLG: 0.316										3	0	0	0	0	3	1	AB 30							
Mike Williams, R (8, 1)										0	0	0	0	0	0	0	R 0							
Mike Benjamin, R OBP: 0.355, SLG: 0.545										3	0	1	0	0	2	0	H 5							
Jason Schmidt, R (1, 1)																	RBI 0							
Luis Sojo, R OBP: 0.400, SLG: 0.400										1	0	0	0	0	1	0	BB 0							
										1	0	0	0	0	0	0	SO 13							
Inning Stats	R: 0 K: 2 S: 7	H: 1 LOB: 0 BB: 0 P: 9	R: 0 K: 0 S: 9	H: 0 LOB: 0 BB: 0 P: 14	R: 0 K: 3 S: 9	H: 0 LOB: 0 BB: 0 P: 13	R: 0 K: 1 S: 10	H: 0 LOB: 0 BB: 0 P: 15	R: 0 K: 1 S: 7	H: 1 LOB: 1 BB: 0 P: 8	R: 0 K: 1 S: 9	H: 1 LOB: 0 BB: 0 P: 11	R: 0 K: 3 S: 10	H: 0 LOB: 0 BB: 0 P: 13	R: 0 K: 3 S: 10	H: 0 LOB: 0 BB: 0 P: 16	R: 0 K: 1 S: 10	H: 2 LOB: 2 BB: 0 P: 13	1B: 4 2B: 1 3B: 0 HR: 0	SF: 0 SAC: 1 DP: 1 HBP: 0	WP: 0 PB: 0 CS: 1	PA: 31		
PITCHER Randy Johnson, L ERA: 1.02	IP: 9.0 WLS: W BF: 31 H: 5 R: 0 ER: 0 SO: 13 BB: 0 IBB: 0 HBP: 0 BLK: 0 WP: 0 HR: 0 S: 81 P: 112 ERA: 0.00 WHIP: 0.556																							

Pittsburgh Pirates @ Arizona Diamondbacks
Bank One Ballpark, Phoenix, AZ
Sun Apr 09 2000, 4:35 PM EDT
Att: 34,204 - Sunny - 92 F

livebaseballscorecards.com

AB 30
R 0
H 5
RBI 0
BB 0
SO 13
LOB 13

Batter	1	2	3	4	5	6	7	8	9	AB	R	H	RBI	BB	SO	LOB	BOTTOM						
Tony Womack, L OBP: 0.136, SLG: 0.227										4	0	1	0	0	0	0							
Jay Bell, R OBP: 0.407, SLG: 0.636										3	0	1	0	1	1	1							
Luis Gonzalez, L OBP: 0.500, SLG: 0.870										4	0	0	0	0	0	3							
Erubiel Durazo, L OBP: 0.286, SLG: 0.118										2	0	0	0	1	1	1							
Steve Finley, L OBP: 0.462, SLG: 0.708										3	1	1	0	0	1	2							
Travis Lee, L OBP: 0.450, SLG: 0.500										2	0	1	0	1	1	2							
Lenny Harris, L OBP: 0.143, SLG: 0.278										2	0	0	1	0	0	1	AB 25						
Damian Miller, R OBP: 0.357, SLG: 0.692										2	0	0	0	1	0	0	R 1						
Randy Johnson, R (1, 1)										3	0	0	0	0	1	2	H 4						
																	RBI 1						
Inning Stats	R: 0 K: 0 S: 13	H: 0 LOB: 1 BB: 1 P: 19	R: 0 K: 0 S: 9	H: 0 LOB: 0 BB: 1 P: 16	R: 0 K: 0 S: 7	H: 0 LOB: 0 BB: 0 P: 12	R: 0 K: 2 S: 15	H: 1 LOB: 2 BB: 1 P: 24	R: 0 K: 0 S: 11	H: 0 LOB: 0 BB: 0 P: 16	R: 0 K: 1 S: 8	H: 1 LOB: 0 BB: 0 P: 12	R: 1 K: 2 S: 15	H: 2 LOB: 2 BB: 1 P: 27	R: 0 K: 0 S: 7	H: 0 LOB: 0 BB: 0 P: 12	1B: 4 2B: 0 3B: 0 HR: 0	SF: 1 SAC: 0 DP: 0 HBP: 0	WP: 1 PB: 0 SB: 1 CS: 1	PA: 31			
PITCHER Jason Schmidt, R ERA: 4.15	IP: 7.0 WLS: L BF: 27 H: 4 R: 1 ER: 1 SO: 5 BB: 3 IBB: 0 HBP: 0 BLK: 0 WP: 1 HR: 0 S: 78 P: 126 ERA: 1.29 WHIP: 1.000																						
PITCHER Mike Williams, R ERA:	IP: 1.0 WLS: 3 BF: 0 H: 0 R: 0 ER: 0 SO: 0 BB: 0 IBB: 0 HBP: 0 BLK: 0 WP: 0 HR: 0 S: 7 P: 12 ERA: 0.00 WHIP: 0.000																						

Pittsburgh Pirates @ Arizona Diamondbacks
Bank One Ballpark, Phoenix, AZ
Sun Apr 09 2000, 4:35 PM EDT
Att: 34,204 - Sunny - 92 F

livebaseballscorecards.com

AB 25
R 1
H 4
RBI 1
BB 4
SO 5
LOB 12

Batter	1	2	3	4	5	6	7	8	9	AB	R	H	RBI	BB	SO	LOB	TOP			
Peter Bergeron, L (1, 8) OBP: 0.314, SLG: 0.344	E3 FC4-6		S HR 1B		1B		HR 3B		K	5	2	3	1	0	1	0				
Jose Vidro, S (1, 4) OBP: 0.556, SLG: 0.818	FC4-6 1-2		HR		1B		HR		G6-3	5	2	3	4	0	0	1				
Rondell White, R (1, 7) OBP: 0.371, SLG: 0.367	K		PO BB		L6		G6-3			3	0	0	0	1	1	3				
Vladimir Guerrero, R (1, 9) OBP: 0.545, SLG: 0.893	L8		PO 1-2		F9		G4-3			4	1	1	1	0	0	3				
Lee Stevens, L (1, 3) OBP: 0.344, SLG: 0.483		K		HR 1B	K		K			4	1	1	2	0	3	2				
Michael Barrett, R (1, 5) OBP: 0.208, SLG: 0.190	K					F9		G5-3		4	0	0	0	0	2	0				
Chris Widger, R (1, 2) OBP: 0.370, SLG: 0.429	G6-3			BB		K		G5-4-3 BB		2	0	0	0	2	1	0				
Orlando Cabrera, R (1, 6) OBP: 0.200, SLG: 0.367			F8	F9	G4-3		G5-4-3			4	0	0	0	0	0	2				
Javier Vazquez, R (1, 1) Wilton Guerrero, S (7, PH) Steve Kline, S (7, 1)			K	K			3B 1B		L3-1	2	0	0	0	0	2	1				
										1	1	1	0	0	0	0				
										1	0	0	0	0	0	0				
Inning Stats	R: 0 E: 1 K: 1 S: 8	H: 0 LOB: 1 BB: 0 P: 10	R: 0 E: 0 K: 2 S: 8	H: 0 LOB: 0 BB: 0 P: 15	R: 2 E: 0 K: 1 S: 10	H: 2 LOB: 0 BB: 1 P: 18	R: 2 E: 0 K: 2 S: 18	H: 2 LOB: 1 BB: 1 P: 25	R: 0 E: 0 K: 1 S: 10	H: 0 LOB: 0 BB: 0 P: 6	R: 3 E: 0 K: 1 S: 12	H: 3 LOB: 0 BB: 0 P: 15	R: 0 E: 0 K: 0 S: 4	H: 0 LOB: 0 BB: 0 P: 10	R: 0 E: 0 K: 1 S: 8	H: 0 LOB: 0 BB: 0 P: 11	1B: 5 2B: 0 3B: 1 HR: 3	SF: 0 SAC: 0 DP: 1 HBP: 0	WP: 0 PB: 0 CS: 0	PA: 39
PITCHER	IP WLS BF H R ER SO BB IBB HBP BLK WP HR S P ERA WHIP	IP WLS BF H R ER SO BB IBB HBP BLK WP HR S P ERA WHIP	IP WLS BF H R ER SO BB IBB HBP BLK WP HR S P ERA WHIP	IP WLS BF H R ER SO BB IBB HBP BLK WP HR S P ERA WHIP	IP WLS BF H R ER SO BB IBB HBP BLK WP HR S P ERA WHIP	IP WLS BF H R ER SO BB IBB HBP BLK WP HR S P ERA WHIP	IP WLS BF H R ER SO BB IBB HBP BLK WP HR S P ERA WHIP	IP WLS BF H R ER SO BB IBB HBP BLK WP HR S P ERA WHIP	IP WLS BF H R ER SO BB IBB HBP BLK WP HR S P ERA WHIP	IP WLS BF H R ER SO BB IBB HBP BLK WP HR S P ERA WHIP	IP WLS BF H R ER SO BB IBB HBP BLK WP HR S P ERA WHIP	IP WLS BF H R ER SO BB IBB HBP BLK WP HR S P ERA WHIP	IP WLS BF H R ER SO BB IBB HBP BLK WP HR S P ERA WHIP	IP WLS BF H R ER SO BB IBB HBP BLK WP HR S P ERA WHIP	IP WLS BF H R ER SO BB IBB HBP BLK WP HR S P ERA WHIP	IP WLS BF H R ER SO BB IBB HBP BLK WP HR S P ERA WHIP	IP WLS BF H R ER SO BB IBB HBP BLK WP HR S P ERA WHIP	IP WLS BF H R ER SO BB IBB HBP BLK WP HR S P ERA WHIP	IP WLS BF H R ER SO BB IBB HBP BLK WP HR S P ERA WHIP	IP WLS BF H R ER SO BB IBB HBP BLK WP HR S P ERA WHIP

Montreal Expos @ Pittsburgh Pirates
 Three Rivers Stadium, Pittsburgh, PA
 Tue Apr 11 2000, 7:05 PM EDT
 Att: 11,336 - Overcast - 42 F

AB	35
R	7
H	9
RBI	7
BB	3
SO	10
LOB	12



Batter	1	2	3	4	5	6	7	8	9	AB	R	H	RBI	BB	SO	LOB	BOTTOM					
18 Jason Kendall, R (1, 2) OBP: 0.281, SLG: 0.214	L7		E BB		E6 F7-6-3		G4-6-3			3	1	0	0	1	0	1						
Pat Meares, R (1, 6) OBP: 0.313, SLG: 0.467	K		E6 2B		F7-6-3		K			4	0	1	2	0	2	1						
Brian Giles, L (1, 9) OBP: 0.387, SLG: 0.759	F9		F9			K		G4-3		4	0	0	0	0	1	1						
Kevin Young, R (1, 3) OBP: 0.286, SLG: 0.269		F9		F9		F9		G6-3		4	0	0	0	0	0	0						
Wil Cordero, R (1, 7) OBP: 0.276, SLG: 0.296		K		K		G6-3		L1-3		4	0	0	0	0	2	0						
Warren Morris, L (1, 4) OBP: 0.438, SLG: 0.333	G4-3			BB			K			2	0	0	0	1	1	0						
Aramis Ramirez, R (1, 5) OBP: 0.304, SLG: 0.318			G6-3	K			L1-6-3 1B			3	0	1	0	0	1	1						
Chad Hermansen, R (1, 8) Marc Wilkins, R (8, 1) Scott Sauerbeck, R (9, 1)			SH1-4 E BB		SH1-4 1B		L1-6-3			2	2	1	0	1	0	1						
										0	0	0	0	0	0	0						
										0	0	0	0	0	0	0						
Kris Benson, R (1, 1) Bruce Aven, R (8, 8)		SH1-4		SH1-4			G4-6-3 1B			0	0	0	0	0	0	0						
										1	0	1	0	0	0	0						
Inning Stats	R: 0 E: 0 K: 1 S: 10	H: 0 LOB: 0 BB: 0 P: 13	R: 0 E: 0 K: 1 S: 6	H: 0 LOB: 0 BB: 0 P: 10	R: 2 E: 1 K: 0 S: 11	H: 1 LOB: 2 BB: 2 P: 23	R: 0 E: 0 K: 2 S: 11	H: 0 LOB: 1 BB: 1 P: 17	R: 1 E: 1 K: 0 S: 9	H: 1 LOB: 0 BB: 0 P: 13	R: 0 E: 0 K: 1 S: 8	H: 0 LOB: 0 BB: 0 P: 10	R: 0 E: 0 K: 1 S: 6	H: 1 LOB: 0 BB: 0 P: 6	R: 0 E: 0 K: 1 S: 7	H: 1 LOB: 0 BB: 0 P: 11	R: 0 E: 0 K: 0 S: 4	H: 0 LOB: 0 BB: 0 P: 7	1B: 3 2B: 2 3B: 0 HR: 0	SF: 0 SAC: 2 DP: 3 HBP: 0	WP: 0 PB: 0 CS: 0	PA: 32
PITCHER	IP WLS BF H R ER SO BB IBB HBP BLK WP HR S P ERA WHIP	IP WLS BF H R ER SO BB IBB HBP BLK WP HR S P ERA WHIP	IP WLS BF H R ER SO BB IBB HBP BLK WP HR S P ERA WHIP	IP WLS BF H R ER SO BB IBB HBP BLK WP HR S P ERA WHIP	IP WLS BF H R ER SO BB IBB HBP BLK WP HR S P ERA WHIP	IP WLS BF H R ER SO BB IBB HBP BLK WP HR S P ERA WHIP	IP WLS BF H R ER SO BB IBB HBP BLK WP HR S P ERA WHIP	IP WLS BF H R ER SO BB IBB HBP BLK WP HR S P ERA WHIP	IP WLS BF H R ER SO BB IBB HBP BLK WP HR S P ERA WHIP	IP WLS BF H R ER SO BB IBB HBP BLK WP HR S P ERA WHIP	IP WLS BF H R ER SO BB IBB HBP BLK WP HR S P ERA WHIP	IP WLS BF H R ER SO BB IBB HBP BLK WP HR S P ERA WHIP	IP WLS BF H R ER SO BB IBB HBP BLK WP HR S P ERA WHIP	IP WLS BF H R ER SO BB IBB HBP BLK WP HR S P ERA WHIP	IP WLS BF H R ER SO BB IBB HBP BLK WP HR S P ERA WHIP	IP WLS BF H R ER SO BB IBB HBP BLK WP HR S P ERA WHIP	IP WLS BF H R ER SO BB IBB HBP BLK WP HR S P ERA WHIP	IP WLS BF H R ER SO BB IBB HBP BLK WP HR S P ERA WHIP	IP WLS BF H R ER SO BB IBB HBP BLK WP HR S P ERA WHIP	IP WLS BF H R ER SO BB IBB HBP BLK WP HR S P ERA WHIP		

Montreal Expos @ Pittsburgh Pirates
 Three Rivers Stadium, Pittsburgh, PA
 Tue Apr 11 2000, 7:05 PM EDT
 Att: 11,336 - Overcast - 42 F

AB	27
R	3
H	4
RBI	2
BB	3
SO	7
LOB	5



Batter	1	2	3	4	5	6	7	8	9	AB	R	H	RBI	BB	SO	LOB	TOP										
Peter Bergeron, L (1.8) OBP: 0.308, SLG: 0.333	G6-3			F7 E FC4-6 1B	G4-3		B1-3			4	1	1	0	0	0	1	Montreal Expos @ Pittsburgh Pirates Three Rivers Stadium, Pittsburgh, PA Wed Apr 12 2000, 7:05 PM EDT Att: 10,290 - Sunny - 42 F										
Jose Vidro, S (1.4) OBP: 0.500, SLG: 0.730	K			E1 FC4-6		G4-1	K			4	0	0	0	0	2	1											
Rondell White, R (1.7) OBP: 0.359, SLG: 0.382	G3			F7						4	1	1	0	0	1	2											
Vladimir Guerrero, R (1.9) OBP: 0.541, SLG: 0.839		G5-3		FC4-6 PO						3	0	1	1	1	0	1											
Lee Stevens, L (1.3) OBP: 0.361, SLG: 0.485	G4-3			PO	WP 1B 2B					4	1	2	1	0	0	1											
Michael Barrett, R (1.5) OBP: 0.214, SLG: 0.167	P2				F3					3	0	0	0	1	1	2											
Chris Widger, R (1.2) OBP: 0.355, SLG: 0.400			G6-3				P4			4	1	1	0	0	1	3											
Orlando Cabrera, R (1.6) OBP: 0.212, SLG: 0.394			G3							3	0	1	2	0	0	3											
Anthony Telford, R (6.1)							FC6-4			0	0	0	0	0	0	0											
Wilton Guerrero, S (9. PH) OBP: 0.250, SLG: 0.143								G4-3		1	0	0	0	0	0	0											
Carl Pavano, R (1.1) OBP: 0.333, SLG: 0.333			G6-3							2	0	0	0	0	1	1											
Miguel Batista, R (6.1)										0	0	0	0	0	0	0											
Geoff Blum, S (6.6) OBP: 0.300, SLG: 0.500										2	0	0	0	0	2	0											
Inning Stats	R: 0 E: 0 K: 1 S: 8	H: 0 LOB: 0 BB: 0 P: 15	R: 0 E: 0 K: 0 S: 8	H: 0 LOB: 0 BB: 0 P: 15	R: 0 E: 0 K: 0 S: 7	H: 0 LOB: 0 BB: 0 P: 14	R: 1 E: 1 K: 0 S: 12	H: 1 LOB: 0 BB: 0 P: 18	R: 2 E: 0 K: 1 S: 14	H: 3 LOB: 1 BB: 0 P: 25	R: 1 E: 0 K: 0 S: 12	H: 2 LOB: 3 BB: 2 P: 25	R: 0 E: 0 K: 2 S: 10	H: 1 LOB: 1 BB: 0 P: 17	R: 0 E: 0 K: 2 S: 8	H: 0 LOB: 0 BB: 0 P: 13	1B: 5 2B: 2 3B: 0 HR: 0	SF: 0 SAC: 0 DP: 0 HBP: 0	WP: 1 PB: 0 CS: 0	PA: 37							
PITCHER	IP	WLS	BF	H	R	ER	SO	BB	IBB	HBP	BLK	WP	HR	S	P	ERA	WHIP										
67 Francisco Cordova, R (1.1) ERA: 2.7	5.1		22	5	4	3	2	0	1	0	0	1	0	55	102	5.06	0.938										
Chris Peters, L (6.1) ERA:	0.0	1	1	0	0	0	0	0	0	0	0	0	0	2	2	∞	∞										
Jose Silva, R (6.1) ERA:	0.2	W	3	0	0	0	0	1	0	0	0	0	0	4	8	0.00	1.500										
Jason Christiansen, L (7.1) ERA: 2.08	1.2	H	6	1	0	0	3	0	0	0	0	0	0	15	25	0.00	0.600										
Mike Williams, R (8.1) ERA:	1.1	S	4	0	0	0	3	0	0	0	0	0	0	11	17	0.00	0.000										

AB	34
R	4
H	7
RBI	4
BB	2
SO	8
LOB	15



Batter	1	2	3	4	5	6	7	8	9	AB	R	H	RBI	BB	SO	LOB	BOTTOM										
18 Jason Kendall, R (1.2) OBP: 0.333, SLG: 0.290	G4-3									3	2	0	1	0	0		Montreal Expos @ Pittsburgh Pirates Three Rivers Stadium, Pittsburgh, PA Wed Apr 12 2000, 7:05 PM EDT Att: 10,290 - Sunny - 42 F										
Pat Meares, R (1.6) OBP: 0.361, SLG: 0.500										4	1	3	0	0	0	1											
Brian Giles, L (1.9) OBP: 0.371, SLG: 0.750	F7									3	0	1	2	0	1	1											
Kevin Young, R (1.3) OBP: 0.290, SLG: 0.233	K									4	0	0	0	0	3	3											
Wil Cordero, R (1.7) OBP: 0.273, SLG: 0.290		G6-3								4	0	1	0	0	1	2											
Mike Williams, R (8.1)			F8							0	0	0	0	0	0	0											
Warren Morris, L (1.4) OBP: 0.450, SLG: 0.333					F8					3	0	1	0	1	1	0											
Aramis Ramirez, R (1.5) OBP: 0.296, SLG: 0.280										3	1	0	0	1	0	2											
Chad Hermansen, R (1.8) OBP: 0.318, SLG: 0.211										4	1	1	0	0	1	1											
67 Francisco Cordova, R (1.1) Chris Peters, L (6.1) Jose Silva, R (6.1) John Vander Wal, L (6. PH) Jason Christiansen, R (7.1) Adrian Brown, S (8.7) OBP: 0.376, SLG: 0.500										2	0	0	0	0	2	0											
Inning Stats	R: 0 E: 0 K: 1 S: 11	H: 1 LOB: 1 BB: 0 P: 20	R: 0 E: 0 K: 0 S: 11	H: 1 LOB: 1 BB: 0 P: 15	R: 1 E: 0 K: 2 S: 16	H: 3 LOB: 2 BB: 0 P: 23	R: 0 E: 0 K: 1 S: 8	H: 0 LOB: 0 BB: 0 P: 13	R: 2 E: 1 K: 2 S: 15	H: 1 LOB: 0 BB: 1 P: 25	R: 3 E: 0 K: 2 S: 21	H: 3 LOB: 1 BB: 1 P: 34	R: 0 E: 0 K: 1 S: 10	H: 1 LOB: 0 BB: 0 P: 13	R: 0 E: 0 K: 0 S: 8	H: 0 LOB: 0 BB: 1 P: 13	1B: 7 2B: 2 3B: 0 HR: 1	SF: 1 SAC: 0 DP: 1 HBP: 0	WP: 0 PB: 0 CS: 1	PA: 36							
PITCHER	IP	WLS	BF	H	R	ER	SO	BB	IBB	HBP	BLK	WP	HR	S	P	ERA	WHIP										
Carl Pavano, R (1.1) ERA: 2.08	5.0		22	6	3	2	6	1	0	0	0	0	0	61	96	3.60	1.400										
Miguel Batista, R (6.1) ERA: 12.15	0.2	L	6	3	3	3	2	1	0	0	0	0	1	18	28	40.50	6.000										
Anthony Telford, R (6.1) ERA: 8.44	2.1		7	1	0	0	1	1	0	0	0	0	0	21	32	0.00	0.857										

AB	31
R	6
H	10
RBI	5
BB	3
SO	9
LOB	10



Batter	1	2	3	4	5	6	7	8	9	AB	R	H	RBI	BB	SO	LOB	TOP					
Peter Bergeron, L (1, 8) OBP: 0.302, SLG: 0.325										4	0	1	0	0	1	0						
Jose Vidro, S (1, 4) OBP: 0.477, SLG: 0.675										3	0	0	0	1	0	1						
Terry Jones, S (9, FR)										0	1	0	0	0	0	0						
Mike Mordecai, R (9, 6)										0	0	0	0	0	0	0						
Rondell White, R (1, 7) OBP: 0.349, SLG: 0.368										4	0	1	0	0	0	0						
Vladimir Guerrero, R (1, 9) OBP: 0.561, SLG: 0.857										4	0	3	1	0	0	0						
Lee Stevens, L (1, 3) OBP: 0.350, SLG: 0.444										3	1	0	0	1	1	3						
Chris Widger, R (1, 2) OBP: 0.371, SLG: 0.448										4	0	2	1	0	0	3						
Orlando Cabrera, R (1, 6) OBP: 0.194, SLG: 0.361										3	0	0	0	0	0	2						
Scott Strickland, R (7, 1)										0	0	0	0	0	0	0						
Wilton Guerrero, S (9, PH)										1	0	0	0	0	0	2						
Ugueth Urbina, R (9, 1)										0	0	0	0	0	0	0						
Michael Barrett, R (1, 5) OBP: 0.194, SLG: 0.148										3	0	0	0	0	1	1						
Jeremy Powell, R (1, 1) OBP: 0.500, SLG: 1.000										2	1	1	0	0	0	0						
Steve Kline, S (7, 1)										0	0	0	0	0	0	0						
Geoff Blum, S (7, 6) OBP: 0.273, SLG: 0.455										1	0	0	0	0	1	0						
Geoff Blum, S (9, 4)										1	0	0	0	0	1	0						
Inning Stats	R: 0 E: 0 K: 1 S: 10	H: 0 LOB: 0 BB: 0 P: 15	R: 1 E: 0 K: 0 S: 8	H: 2 LOB: 1 BB: 1 P: 16	R: 1 E: 0 K: 0 S: 7	H: 2 LOB: 0 BB: 0 P: 12	R: 0 E: 0 K: 0 S: 5	H: 1 LOB: 0 BB: 0 P: 6	R: 0 E: 0 K: 0 S: 5	H: 0 LOB: 0 BB: 0 P: 9	R: 0 E: 0 K: 0 S: 7	H: 0 LOB: 0 BB: 0 P: 14	R: 0 E: 0 K: 0 S: 8	H: 1 LOB: 1 BB: 0 P: 10	R: 0 E: 0 K: 2 S: 8	H: 0 LOB: 0 BB: 0 P: 15	R: 1 E: 0 K: 1 S: 10	H: 2 LOB: 2 BB: 1 P: 18	1B: 5 2B: 3 3B: 0 HR: 0	SF: 0 SAC: 0 DP: 1 HBP: 0	WP: 0 PB: 0 CS: 1	PA: 35
PITCHER	IP	WLS	BF	H	R	ER	SO	BB	IBB	HBP	BLK	WP	HR	S	P	ERA	WHIP					
Todd Ritchie, R (1, 1) ERA: 2.08	7.0		25	6	2	2	1	1	0	0	0	0	0	50	82	2.57	1.000					
Scott Sauerbeck, L (8, 1) ERA: 12.46	1.0		4	0	1	1	2	1	0	0	0	0	0	8	19	9.00	1.000					
Jose Silva, R (9, 1) ERA:	1.0	W	5	2	0	0	1	0	0	0	0	0	0	10	14	0.00	2.000					

Montreal Expos @ Pittsburgh Pirates
Three Rivers Stadium, Pittsburgh, PA
 Thu Apr 13 2000, 7:05 PM EDT
 Att: 11,162 - Sunny - 53 F

AB	32
R	3
H	8
RBI	2
BB	2
SO	4
LOB	12



Batter	1	2	3	4	5	6	7	8	9	AB	R	H	RBI	BB	SO	LOB	BOTTOM				
1B Jason Kendall, R (1, 2) OBP: 0.366, SLG: 0.324										3	0	2	2	1	0	0					
Pat Meares, R (1, 6) OBP: 0.325, SLG: 0.447										4	0	0	0	0	2	3					
Brian Giles, L (1, 9) OBP: 0.333, SLG: 0.667										4	0	0	0	0	1	1					
Kevin Young, R (1, 3) OBP: 0.222, SLG: 0.206										4	0	0	0	0	1	1					
John Vander Wal, L (1, 7) OBP: 0.500, SLG: 1.300										4	1	1	0	0	1	0					
Warren Morris, L (1, 4) OBP: 0.500, SLG: 0.474										4	1	3	1	0	1	0					
Luis Sojo, R (1, 5) OBP: 0.222, SLG: 0.222										4	0	0	0	0	0	3					
Adrian Brown, S (1, 8) OBP: 0.500, SLG: 0.750										4	2	3	0	0	0	1					
Todd Ritchie, R (1, 1) ERA: 9.0										2	0	0	0	0	2	2					
Wil Cordero, R (7, PH) OBP: 0.285, SLG: 0.281										1	0	0	0	0	1	1					
Scott Sauerbeck, R (8, 1)										0	0	0	0	0	0	0					
Jose Silva, R (9, 1)										0	0	0	0	0	0	0					
Bruce Aven, R (9, PH) OBP: 0.444, SLG: 0.667										1	0	1	1	0	0	0					
Inning Stats	R: 0 E: 0 K: 1 S: 7	H: 0 LOB: 0 BB: 0 P: 11	R: 0 E: 0 K: 1 S: 6	H: 0 LOB: 0 BB: 0 P: 9	R: 0 E: 0 K: 1 S: 10	H: 1 LOB: 1 BB: 1 P: 16	R: 1 E: 0 K: 0 S: 8	H: 2 LOB: 1 BB: 0 P: 13	R: 1 E: 0 K: 2 S: 10	H: 1 LOB: 0 BB: 0 P: 13	R: 0 E: 0 K: 0 S: 6	H: 0 LOB: 0 BB: 0 P: 10	R: 0 E: 0 K: 2 S: 13	H: 1 LOB: 1 BB: 0 P: 17	R: 2 E: 0 K: 1 S: 12	H: 4 LOB: 2 BB: 0 P: 17	1B: 7 2B: 2 3B: 1 HR: 0	SF: 1 SAC: 0 DP: 0 HBP: 0	WP: 1 PB: 0 CS: 0	PA: 37	
PITCHER	IP	WLS	BF	H	R	ER	SO	BB	IBB	HBP	BLK	WP	HR	S	P	ERA	WHIP				
Jeremy Powell, R (1, 1)	6.0		23	4	2	2	5	1	0	0	0	0	0	47	72	3.00	0.833				
Steve Kline, L (7, 1)	0.2		3	1	0	0	0	0	0	0	0	0	0	6	10	0.00	1.500				
Scott Strickland, R (7, 1) ERA: 3.18	1.1		5	1	0	0	3	0	0	0	0	1	0	17	23	0.00	0.750				
Ugueth Urbina, R (9, 1) ERA: 11.25	0.2	L	6	4	2	2	1	0	0	0	0	0	0	12	17	27.00	6.000				

Montreal Expos @ Pittsburgh Pirates
Three Rivers Stadium, Pittsburgh, PA
 Thu Apr 13 2000, 7:05 PM EDT
 Att: 11,162 - Sunny - 53 F

AB	35
R	4
H	10
RBI	4
BB	1
SO	9
LOB	12



Batter	1	2	3	4	5	6	7	8	9	10	11	12	AB	R	H	RBI	BB	SO	LOB							
Rickey Henderson, R Melvin Mora, R Dennis Cook, L	G6-3		1B SF9	L5		G6-3		CS BB		G5-3		L3	4	1	1	0	1	0	3							
Derek Bell, R	K		31 BB 1B		G6-3	K		F8				L3	7	0	2	0	0	2	3							
Edgardo Alfonzo, R	F9		SF9				F9	31 FC4-6 BB			L4	31 HR BB	4	2	1	1	2	0	0							
31 Mike Piazza, R		FC5-4 1B 1B			G3 2B		HR	FC4-6		1B 1B	1B HR		6	2	5	4	1	0	1							
Robin Ventura, L	F7		F7		G3		HR		G3	1B 1B		F7	7	1	2	1	0	0	4							
Todd Zeile, R	F9			1B 1B	BB		2B		FC5-4 BB	1B 1B	G6-3		4	0	3	0	2	0	1							
Jon Nunnally, L				K	F9				FC5-4		G6-3		4	0	1	0	0	2	4							
Jay Payton, R	FC5-4 1B			K	F9		K		FC5-4 CS				2	0	0	0	0	0	4							
Rey Ordonez, R	FC5-4			BB 1B		PB SH5-4 1B	IBB		CS	G5-3 1B BB		2B 1B 1B	4	1	3	0	2	0	2							
Al Leiter, L Turk Wendell, L Armando Benitez, R Matt Franco, L John Franco, L Benny Agbayani, R			K			SH5-4	K			K		1B 2B	2	0	0	0	1	2	2							
Inning Stats	R: 0 E: 0 K: 1 S: 8	H: 0 LOB: 0 BB: 11	R: 0 E: 0 K: 0 S: 13	H: 2 LOB: 2 BB: 0 P: 20	R: 1 E: 0 K: 1 S: 17	H: 2 LOB: 2 BB: 1 P: 24	R: 0 E: 0 K: 1 S: 11	H: 2 LOB: 2 BB: 1 P: 19	R: 1 E: 0 K: 0 S: 14	H: 2 LOB: 2 BB: 1 P: 25	R: 0 E: 0 K: 1 S: 9	H: 1 LOB: 1 BB: 0 P: 14	R: 2 E: 0 K: 2 S: 14	H: 3 LOB: 2 BB: 1 P: 26	R: 0 E: 0 K: 0 S: 8	H: 0 LOB: 0 BB: 1 P: 18	R: 0 E: 0 K: 1 S: 5	H: 1 LOB: 2 BB: 1 P: 11	R: 0 E: 0 K: 0 S: 13	H: 3 LOB: 2 BB: 1 P: 17	R: 4 E: 0 K: 0 S: 12	H: 4 LOB: 0 BB: 1 P: 18	1B: 13 2B: 4 3B: 1 HR: 3	SF: 1 SAC: 1 DP: 2 HBP: 0	WP: 0 PB: 1 SB: 0 CS: 2	PA: 60
PITCHER	IP WLS BF H R ER SO BB IBB HBP BLK WP HR S P ERA WHIP	PITCHER												IP WLS BF H R ER SO BB IBB HBP BLK WP HR S P ERA WHIP												
Jason Schmidt, R	7.0 0 36 12 4 0 6 3 0 0 0 0 2 8 139 5.14 2.143																									
Marc Wilkins, R	1.0 4 0 0 0 0 0 2 0 0 0 0 0 0 8 18 0.00 2.000																									
Scott Sauerbeck, L	1.0 3 0 0 0 0 1 0 0 0 0 0 0 0 3 10 0.00 1.000																									
Mike Williams, R	1.0 4 1 0 0 1 1 0 0 0 0 0 0 0 5 11 0.00 2.000																									
Jose Silva, R	2.0 L 12 7 4 4 0 1 0 0 0 0 0 1 25 35 18.00 4.000																									


TOP

New York Mets @ Pittsburgh Pirates
Three Rivers Stadium, Pittsburgh, PA

Fri Apr 14 2000, 7:05 PM EDT
Att. 20,725 - Sunny - 72 F

livebaseballscorecards.com

AB 48
R 8
H 20
RBI 8
BB 9
SO 7
LOB 26



Batter	1	2	3	4	5	6	7	8	9	10	11	12	AB	R	H	RBI	BB	SO	LOB					
18 Jason Kendall, R	S BB		G6-3		E 1B						E5 CS		5	2	3	0	1	0	0					
Pat Meares, R	K		G6-3		K		P4				FC6-4 HBP		5	0	1	1	0	2	3					
Brian Giles, L	F8			F8	E7			F9			FC6-4		4	0	0	0	1	0	1					
Mike Williams, R													0	0	0	0	0	0	0					
Jose Silva, R													1	0	0	0	0	0	1					
Kevin Young, R	L6			BB 2B	G5-3			HR			IBB		5	2	2	1	1	1	4					
Wil Cordero, R		HR		BB BB		G5-3		K		G4-3		F9	5	1	1	1	1	1	1					
Warren Morris, L	G1-3			L7		G6-3				F5		2B 1B	6	0	2	0	0	0	2					
Aramis Ramirez, R						G5-3							2	0	0	0	1	0	0					
John Vander Wal, L						G5-3		G3-1					1	0	0	0	0	0	1					
Mike Benjamin, R				BB						E S 1B		1B 2B	2	0	2	1	0	0	0					
Chad Hermansen, R													3	0	0	0	0	2	3					
Bruce Aven, R	K			K						F3		K	3	0	0	0	0	2	3					
Jason Schmidt, R			F8		K								2	0	0	0	0	1	0					
Luis Rojas, L													0	0	0	0	0	0	0					
Marc Wilkins, R													0	0	0	0	0	0	0					
Scott Sauerbeck, R													0	0	0	0	0	0	0					
Adrian Brown, S													3	0	0	0	0	0	1					
Inning Stats	R: 0 E: 0 K: 1 S: 7	H: 0 LOB: 1 BB: 1 P: 14	R: 1 E: 0 K: 1 S: 8	H: 1 LOB: 0 BB: 0 P: 12	R: 0 E: 0 K: 0 S: 14	H: 0 LOB: 0 BB: 0 P: 9	R: 0 E: 0 K: 1 S: 14	H: 1 LOB: 3 BB: 2 P: 26	R: 1 E: 1 K: 0 S: 14	H: 1 LOB: 1 BB: 0 P: 20	R: 0 E: 0 K: 0 S: 8	H: 1 LOB: 1 BB: 0 P: 19	R: 1 E: 0 K: 1 S: 13	H: 2 LOB: 2 BB: 1 P: 23	R: 0 E: 0 K: 0 S: 12	H: 1 LOB: 1 BB: 0 P: 16	R: 0 E: 1 K: 0 S: 9	H: 0 LOB: 1 BB: 0 P: 17	R: 1 E: 0 K: 1 S: 12	H: 2 LOB: 2 BB: 1 P: 19	1B: 4 2B: 4 3B: 1 HR: 2	SF: 0 SAC: 0 DP: 0 HBP: 1	WP: 1 PB: 0 SB: 0 CS: 1	PA: 54
PITCHER	IP WLS BF H R ER SO BB IBB HBP BLK WP HR S P ERA WHIP	PITCHER												IP WLS BF H R ER SO BB IBB HBP BLK WP HR S P ERA WHIP										
Al Leiter, L	7.2 1 33 6 3 2 6 3 0 0 0 0 0 1 75 2.35 1.174																							
Turk Wendell, R	0.1 H 1 0 0 0 0 0 0 0 0 0 0 0 1 1 0.00 0.000																							
Armando Benitez, R	1.0 B 6 2 1 1 3 0 1 0 0 0 0 0 13 23 9.00 2.000																							
John Franco, L	2.0 W 8 1 0 0 0 0 0 1 0 0 0 0 21 33 0.00 0.500																							
Dennis Cook, L	1.0 6 2 1 1 1 1 0 0 0 0 1 0 12 19 9.00 3.000																							


BOTTOM

New York Mets @ Pittsburgh Pirates
Three Rivers Stadium, Pittsburgh, PA

Fri Apr 14 2000, 7:05 PM EDT
Att. 20,725 - Sunny - 72 F

livebaseballscorecards.com

AB 48
R 5
H 11
RBI 4
BB 5
SO 10
LOB 21



Batter	1	2	3	4	5	6	7	8	9	AB	R	H	RBI	BB	SO	LOB	TOP																					
Rickey Henderson, R OBP: 0.273, SLG: 0.211										4	0	1	0	0	0	1	New York Mets @ Pittsburgh Pirates Three Rivers Stadium, Pittsburgh, PA Sat Apr 15 2000, 1:35 PM EDT Att: 19,592 - Sunny - 72 F																					
Derek Bell, R OBP: 0.340, SLG: 0.375										4	0	1	0	0	0	3																						
Edgardo Alfonzo, R OBP: 0.357, SLG: 0.372										3	0	0	0	0	1	3																						
Todd Zeile, R OBP: 0.375, SLG: 0.333										4	0	0	0	0	0	2																						
Jay Payton, R OBP: 0.308, SLG: 0.577 Jon Nunnally, L OBP: 0.381, SLG: 0.444										3	0	0	0	0	1	2																						
Robin Ventura, L OBP: 0.286, SLG: 0.295										1	0	0	0	0	1	0																						
Todd Pratt, R OBP: 0.400, SLG: 0.667										3	0	1	0	0	0	1																						
Rey Ordonez, R OBP: 0.325, SLG: 0.129										3	0	0	0	0	1	3																						
Glendon Rusch, L OBP: 0.319, SLG: 0.581										2	0	0	0	1	2	1																						
Inning Stats	R: 0 H: 1 E: 0 K: 1 S: 13	H: 1 LOB: 2 BB: 0 P: 22	R: 0 H: 1 E: 0 K: 1 S: 9	H: 1 LOB: 1 BB: 0 P: 16	R: 0 H: 1 E: 0 K: 1 S: 7	H: 1 LOB: 0 BB: 0 P: 13	R: 0 H: 2 E: 0 K: 0 S: 9	H: 2 LOB: 2 BB: 0 P: 13	R: 0 H: 0 E: 1 K: 0 S: 8	H: 0 LOB: 1 BB: 1 P: 13	R: 0 H: 0 E: 0 K: 2 S: 5	H: 0 LOB: 0 BB: 0 P: 7	R: 0 H: 0 E: 0 K: 2 S: 9	H: 0 LOB: 0 BB: 0 P: 14	R: 0 H: 0 E: 0 K: 0 S: 6	H: 0 LOB: 0 BB: 0 P: 13	R: 0 H: 0 E: 0 K: 2 S: 8	H: 0 LOB: 0 BB: 0 P: 9	1B: 5 2B: 0 3B: 0 HR: 0	SF: 0 SAC: 0 DP: 1 HBP: 1	WP: 0 PB: 0 SB: 2 CS: 1	PA: 34																
PITCHER	IP	WLS	BF	H	R	ER	SO	BB	IBB	HBP	BLK	WP	HR	S	P	ERA	WHIP	PITCHER	IP	WLS	BF	H	R	ER	SO	BB	IBB	HBP	BLK	WP	HR	S	P	ERA	WHIP			
Jimmy Anderson, L ERA: 3.65	(1, 1)	8.0	W	30	5	0	5	1	0	1	0	0	0	66	111	0.00	0.750																					
Mike Williams, R ERA:	(9, 1)	1.0	S	3	0	0	2	0	0	0	0	0	0	8	9	0.00	0.000																					

New York Mets @ Pittsburgh Pirates
 Three Rivers Stadium, Pittsburgh, PA
 Sat Apr 15 2000, 1:35 PM EDT
 Att: 19,592 - Sunny - 72 F

AB 31
 R 0
 H 5
 RBI 0
 BB 1
 SO 7
 LOB 16



Batter	1	2	3	4	5	6	7	8	9	AB	R	H	RBI	BB	SO	LOB	BOTTOM																				
Chad Hermansen, R OBP: 0.241, SLG: 0.154										4	0	0	0	0	2	1	New York Mets @ Pittsburgh Pirates Three Rivers Stadium, Pittsburgh, PA Sat Apr 15 2000, 1:35 PM EDT Att: 19,592 - Sunny - 72 F																				
Mike Benjamin, R OBP: 0.500, SLG: 0.625										3	0	1	0	0	1	1																					
Brian Giles, L OBP: 0.319, SLG: 0.581										3	1	1	0	0	0	1																					
Kevin Young, R OBP: 0.267, SLG: 0.405										3	1	1	2	0	1	0																					
Wil Cordero, R OBP: 0.256, SLG: 0.325										3	0	0	0	0	0	0																					
Warren Morris, L OBP: 0.455, SLG: 0.444										2	0	0	0	1	0	0																					
Aramis Ramirez, R OBP: 0.273, SLG: 0.233										3	0	0	0	0	0	1																					
Keith Osik, R OBP: 0.333, SLG: 0.333										3	0	1	0	0	0	0																					
Jimmy Anderson, L Bruce Aven, R OBP: 0.308, SLG: 0.462 Mike Williams, R										1	0	0	0	0	0	0																					
Inning Stats	R: 0 H: 1 E: 0 K: 1 S: 6	H: 0 LOB: 1 BB: 1 P: 12	R: 0 H: 0 E: 0 K: 0 S: 9	H: 0 LOB: 1 BB: 1 P: 16	R: 0 H: 1 E: 0 K: 0 S: 7	H: 1 LOB: 0 BB: 0 P: 14	R: 0 H: 0 E: 0 K: 1 S: 8	H: 0 LOB: 0 BB: 0 P: 11	R: 0 H: 0 E: 0 K: 2 S: 7	H: 0 LOB: 0 BB: 0 P: 7	R: 2 H: 2 E: 0 K: 0 S: 12	H: 2 LOB: 0 BB: 0 P: 18	R: 0 H: 0 E: 0 K: 1 S: 7	H: 0 LOB: 0 BB: 0 P: 12	R: 0 H: 0 E: 0 K: 2 S: 7	H: 0 LOB: 0 BB: 0 P: 12	1B: 3 2B: 0 3B: 0 HR: 1	SF: 0 SAC: 1 DP: 1 HBP: 0	WP: 0 PB: 0 SB: 0 CS: 0	PA: 28																	
PITCHER	IP	WLS	BF	H	R	ER	SO	BB	IBB	HBP	BLK	WP	HR	S	P	ERA	WHIP	PITCHER	IP	WLS	BF	H	R	ER	SO	BB	IBB	HBP	BLK	WP	HR	S	P	ERA	WHIP		
Glendon Rusch, L ERA: 2.25	(1, 1)	8.0	L	28	4	2	5	1	0	0	0	0	1	63	101	2.25	0.625																				

New York Mets @ Pittsburgh Pirates
 Three Rivers Stadium, Pittsburgh, PA
 Sat Apr 15 2000, 1:35 PM EDT
 Att: 19,592 - Sunny - 72 F

AB 26
 R 2
 H 4
 RBI 2
 BB 1
 SO 5
 LOB 4



Batter	1	2	3	4	5	6	7	8	9	AB	R	H	RBI	BB	SO	LOB	TOP										
18 Jason Kendall, R OBP: 0.411, SLG: 0.370 Keith Osik, R OBP: 0.500, SLG: 1.250	4-0 G1-6-3 BB		1-2 L9-6 E 1B		2-2 G4-3		2-2 G6-3		2-1 HR	3	0	1	0	1	0	1											
Pat Meares, R OBP: 0.304, SLG: 0.404	0-2 G1-6-3 1-2f		0-1 E5 1-2		1-3 K		1-0 F7		3-2 F9	5	0	0	0	0	1	2											
Brian Giles, L Jose Silva, R Mike Benjamin, R OBP: 0.471, SLG: 0.588	2-3 K		0-2 L3		2-0 F8		0-0 BB 1B		0-2 G6-3	4	0	1	0	0	1	2											
Kevin Young, R John Vander Wal, L OBP: 0.350, SLG: 1.000		3-2 BB 1B	0-2 L9-6 2-3			2-3 K		3-2 F7		3	1	1	0	0	1	2											
Wil Cordero, R Adrian Brown, S OBP: 0.300, SLG: 0.450		2-1 F8		1-3 K		1-0 G4-3 2B		1-0 F7		4	0	1	0	0	1	2											
Warren Morris, L OBP: 0.500, SLG: 0.438		4-0 1B 1-2 BB		4-2 1B HBP		1-0 G4-3		4-2 1-2 BB		1	1	0	0	2	0	1											
Aramis Ramirez, R Marc Wilkins, R Scott Sauerbeck, R Bruce Aven, R OBP: 0.267, SLG: 0.400		3-1 F3		0-1 1B 1-2 1B		2-0 F7		2-3 K		3	0	1	0	0	0	3											
Chad Hermansen, R OBP: 0.303, SLG: 0.300		2-0 1-3 2H 1B		3-2 1-3 2H 1B			3-2 1B 3B		2-1 F3	4	1	3	2	0	0	0											
67 Francisco Cordova, R Chris Peters, L Luis Sojo, R OBP: 0.357, SLG: 0.308		0-3 K		0-3 K			0-0 18 G6-3 1B		4-1 HR BB	2	0	0	0	0	2	3											
Inning Stats	R: 0 E: 0 K: 1 S: 6	H: 0 LOB: 0 BB: 1 P: 12	R: 1 E: 0 K: 0 S: 12	H: 2 LOB: 2 BB: 1 P: 26	R: 0 E: 1 K: 0 S: 11	H: 1 LOB: 1 BB: 0 P: 12	R: 1 E: 0 K: 2 S: 15	H: 2 LOB: 1 BB: 0 P: 23	R: 0 E: 0 K: 1 S: 7	H: 1 LOB: 0 BB: 0 P: 13	R: 1 E: 0 K: 0 S: 8	H: 2 LOB: 0 BB: 0 P: 14	R: 0 E: 0 K: 1 S: 12	H: 1 LOB: 2 BB: 1 P: 22	R: 2 E: 0 K: 0 S: 12	H: 1 LOB: 0 BB: 1 P: 23	1B: 7 2B: 2 3B: 1 HR: 1	SF: 0 SAC: 0 DP: 3 HBP: 1	WP: 0 PB: 0 SB: 0 CS: 0	PA: 39							
PITCHER	IP	WLS	BF	H	R	ER	SO	BB	IBB	HBP	BLK	WP	HR	S	P	ERA	WHIP										
Brad Penny, R ERA: 3.8	7.0	W	29	8	3	3	6	2	0	1	0	0	0	66	112	3.86	1.429										
Armando Almanza, L ERA: 1.59	1.0		5	1	0	0	1	1	0	0	0	0	0	12	22	0.00	2.000										
Vic Darenbourg, L ERA: 3.86	1.0		5	1	2	2	0	1	0	0	0	0	1	12	23	18.00	2.000										

Pittsburgh Pirates @ Florida Marlins
Pro Player Stadium, Miami, FL
Tue Apr 18 2000, 7:05 PM EDT
Att: 9,494 - Sunny - 84 F


AB 34
R 5
H 10
RBI 5
BB 4
SO 7
LOB 19



Batter	1	2	3	4	5	6	7	8	9	AB	R	H	RBI	BB	SO	LOB	BOTTOM										
Mark Kotsay, L OBP: 0.350, SLG: 0.429	2-1 G3	0-0 BB SF7 1B		0-0 E S 2B 1B	1-2 FC1-6 1-2f	4-0 BB 1B		2-2 G1-3		5	2	2	1	1	0	1											
Alex Gonzalez, R OBP: 0.231, SLG: 0.267	0-2 E8 PB	4-1 SF7 BB BB		1-2 F9		1-2 L4 BB 1B		1-1 G6-3		5	0	1	1	1	0	1											
Cliff Floyd, L Danny Bautista, R OBP: 0.261, SLG: 0.545	4-1 BB	4-2 SF7 BB BB		3-2 1-1 1B 2B		2-1 BB 2B K		1-3 K		2	2	2	2	3	0	0											
Preston Wilson, R Mark Smith, R OBP: 0.436, SLG: 0.308	2-3 K	0-2 SF7		1-1 1B		2-1 BB 2B K				4	1	2	2	0	2	5											
Mike Lowell, R OBP: 0.369, SLG: 0.525	1-1 F8	0-0 F8		0-1 F7		0-0 1B 2B G4-6-3 1B		1-0 G4-6-3 BB 1B		5	1	2	2	0	0	5											
Kevin Millar, R Derrek Lee, R OBP: 0.522, SLG: 0.611		0-0 1B 3B 1B	4-0 G6-4-3 BB	0-1 F9		2-1 1B 1B 2H 3H		4-2 1-2 BB BB		3	2	2	1	1	0	1											
Paul Bako, L OBP: 0.389, SLG: 0.313		2-1 1B 3B 1B	0-1 G6-4-3		0-0 F9	0-0 BB 1B 1B		1-1 G4-6-3		5	2	2	0	0	0	3											
Chris Clapinski, S OBP: 0.286, SLG: 0.462		3-2 1B 3B	0-0 G6-4-3		0-2 G4-3	0-3 K 1B		4-1 BB		4	1	2	2	1	1	2											
Brad Penny, R Brant Brown, L Armando Almanza, L Vic Darenbourg, L		0-3 K	1-2 G6-3		0-0 FC1-6 1B	0-1 1B BB 1B		2-3 K		4	1	2	1	0	1	2											
Inning Stats	R: 0 E: 1 K: 1 S: 11	H: 0 LOB: 2 BB: 1 P: 20	R: 4 E: 0 K: 1 S: 20	H: 4 LOB: 2 BB: 2 P: 32	R: 0 E: 0 K: 0 S: 6	H: 1 LOB: 1 BB: 1 P: 11	R: 2 E: 0 K: 0 S: 13	H: 3 LOB: 1 BB: 0 P: 18	R: 0 E: 0 K: 2 S: 9	H: 1 LOB: 1 BB: 0 P: 10	R: 6 E: 0 K: 2 S: 24	H: 7 LOB: 3 BB: 2 P: 43	R: 0 E: 0 K: 1 S: 9	H: 1 LOB: 2 BB: 2 P: 21	R: 0 E: 0 K: 1 S: 8	H: 0 LOB: 0 BB: 0 P: 12	1B: 13 2B: 3 3B: 1 HR: 0	SF: 1 SAC: 0 DP: 2 HBP: 0	WP: 0 PB: 1 SB: 2 CS: 0	PA: 48							
PITCHER	IP	WLS	BF	H	R	ER	SO	BB	IBB	HBP	BLK	WP	HR	S	P	ERA	WHIP										
67 Francisco Cordova, R ERA: 5.19	4.0	L	24	8	6	6	2	4	0	0	0	0	0	50	81	13.50	3.000										
Chris Peters, L ERA: 8.44	1.1		7	3	2	2	0	0	0	0	0	0	0	18	25	13.50	2.250										
Marc Wilkins, R ERA: 9.82	0.2		9	5	4	4	2	2	0	0	0	0	0	15	28	54.00	10.500										
Scott Sauerbeck, L ERA: 7.56	1.0		5	1	0	0	1	2	0	0	0	0	0	9	21	0.00	3.000										
Jose Silva, R ERA: 4.7	1.0		3	0	0	0	1	0	0	0	0	0	0	8	12	0.00	0.000										

Pittsburgh Pirates @ Florida Marlins
Pro Player Stadium, Miami, FL
Tue Apr 18 2000, 7:05 PM EDT
Att: 9,494 - Sunny - 84 F

AB 39
R 12
H 17
RBI 12
BB 8
SO 6
LOB 22



Batter	1	2	3	4	5	6	7	8	9	AB	R	H	RBI	BB	SO	LOB	TOP										
18 Jason Kendall, R (1, 2) OBP: 0.443, SLG: 0.388	G5-3		FC5-4 BB		S 1B		1B BB		FC1-6 1B	3	0	2	0	2	0	0	Pittsburgh Pirates @ Florida Marlins Pro Player Stadium, Miami, FL Wed Apr 19 2000, 7:05 PM EDT Att: 10,911 - Sunny - 78 F										
Pat Meares, R (1, 6) OBP: 0.295, SLG: 0.386	F8		F2		F8		1B 1-3 2-H		FC1-6 FC4-6 1-2 2-H	5	0	1	1	0	0	5											
Brian Giles, L (1, 9) OBP: 0.328, SLG: 0.607	G4-3		FC5-4 2B 1-2 2-3 3-H		K		K		FC4-6 FC5-4 1-2	5	1	0	1	0	2	6											
Kevin Young, R (1, 3)		F7	2B 1-H 3-H		G4-3		P4		FC5-4 1-2	5	0	1	2	0	0	3											
Wil Cordero, R (1, 7) OBP: 0.250, SLG: 0.377	F9		G6-3		F9				G5-3	4	0	0	0	0	0	1											
Warren Morris, L (1, 4) OBP: 0.522, SLG: 0.424				G4-3					G5-3 BB	1	0	0	0	3	0	0											
Aramis Ramirez, R (1, 5) OBP: 0.227, SLG: 0.195	F8		F9		FC6-4 BB		G5-3		G5-3 1-2	4	0	0	0	0	0	3											
Chad Hermansen, R (1, 8) OBP: 0.324, SLG: 0.324			18 BB FC5-4 1B		K		SH3-4 1B		G6-3	4	2	2	0	0	1	1											
Todd Ritchie, R (1, 1) OBP: 0.167, SLG: 0.167					F9					2	1	1	0	0	0	0											
Jason Christiansen, R (8, 1) John Vander Wal, L (9, PH) Mike Williams, R (9, 1) OBP: 0.471, SLG: 1.000			18 BB FC5-4 2B 1B				SH3-4 1B		18 BB E 1B	0	0	0	0	0	0	0											
Inning Stats	R: 0 E: 0 K: 0 S: 6	H: 0 LOB: 0 BB: 0 P: 8	R: 0 E: 0 K: 0 S: 11	H: 0 LOB: 1 BB: 1 P: 20	R: 3 E: 0 K: 0 S: 17	H: 3 LOB: 1 BB: 1 P: 31	R: 0 E: 0 K: 1 S: 7	H: 0 LOB: 0 BB: 0 P: 10	R: 0 E: 0 K: 0 S: 12	H: 1 LOB: 1 BB: 1 P: 17	R: 0 E: 0 K: 0 S: 8	H: 0 LOB: 1 BB: 1 P: 19	R: 1 E: 0 K: 1 S: 13	H: 2 LOB: 2 BB: 1 P: 24	R: 0 E: 0 K: 0 S: 7	H: 0 LOB: 1 BB: 1 P: 13	R: 1 E: 1 K: 0 S: 13	H: 2 LOB: 1 BB: 0 P: 19	1B: 7 2B: 1 3B: 0 HR: 0	SF: 0 SAC: 1 DP: 0 HBP: 0	WP: 0 PB: 0 SB: 1 CS: 0	PA: 40					
PITCHER	IP	WLS	BF	H	R	ER	SO	BB	IBB	HBP	BLK	WP	HR	S	P	ERA	WHIP										
Alex Fernandez, R (1, 1) ERA: 4.55	6.1	L	29	6	4	4	2	4	0	0	0	0	0	68	121	5.68	1.579										
Armando Almanza, L (7, 1) ERA: 1.59	0.1		1	0	0	0	1	0	0	0	0	0	0	3	4	0.00	0.000										
Ricky Bones, R (7, 1) ERA:	0.1		1	0	0	0	0	0	0	0	0	0	0	3	4	0.00	0.000										
Braden Loooper, R (8, 1) ERA: 1.74	2.0		9	2	1	1	0	1	0	0	0	0	0	20	32	4.50	1.500										

AB 34
R 5
H 8
RBI 4
BB 5
SO 3
LOB 19



Batter	1	2	3	4	5	6	7	8	9	AB	R	H	RBI	BB	SO	LOB	BOTTOM										
Mark Kotsay, L (1, 9) OBP: 0.341, SLG: 0.410	G3-1		G1-3 1B		G6-3		G4-3			4	0	1	0	0	0	0	Pittsburgh Pirates @ Florida Marlins Pro Player Stadium, Miami, FL Wed Apr 19 2000, 7:05 PM EDT Att: 10,911 - Sunny - 78 F										
Alex Gonzalez, R (1, 6) OBP: 0.246, SLG: 0.297	G4-3 2B		G1-3 1-2		1B		F9			4	0	2	0	0	0	1											
Cliff Floyd, L (1, 7) OBP: 0.375, SLG: 0.444	G4-3 2-3		K		FC5-4 BB 1B				K	4	0	1	0	0	2	2											
Preston Wilson, R (1, 8) OBP: 0.357, SLG: 0.419	K				FC5-4 1B		FC5-4 BB		K	3	0	1	0	1	2	1											
Mike Lowell, R (1, 5) OBP: 0.362, SLG: 0.524		G4-3 2B			F7		FC5-4 1-2 2-3		F5	4	0	1	0	0	0	3											
Kevin Millar, R (1, 3) OBP: 0.391, SLG: 0.525		G4-3 2-3			FC5-4 1B 1-2 2-3		G5-3		K	4	1	0	0	0	1	2											
Chris Clapinski, S (1, 4) Derrek Lee, R (9, PH) OBP: 0.542, SLG: 0.611		K					G3		FC6-4 BB	3	0	1	0	0	1	1											
Mike Redmond, R (1, 2) Danny Bautista, R (9, PH) OBP: 0.379, SLG: 0.360		G4-3					G3		FC6-4 1-2	1	0	0	0	0	0	1											
Alex Fernandez, R (1, 1) Armando Almanza, L (7, 1) Ricky Bones, R (7, 1) Brant Brown, L (7, PH) Braden Loooper, R (8, 1) Mark Williams, R (9, PH) OBP: 0.324, SLG: 0.296							P6		K	2	0	0	0	0	1	2											
Inning Stats	R: 0 E: 0 K: 1 S: 12	H: 1 LOB: 1 BB: 0 P: 21	R: 0 E: 0 K: 1 S: 10	H: 1 LOB: 0 BB: 0 P: 16	R: 0 E: 0 K: 1 S: 11	H: 1 LOB: 1 BB: 0 P: 17	R: 1 E: 0 K: 1 S: 14	H: 3 LOB: 2 BB: 0 P: 21	R: 0 E: 0 K: 0 S: 12	H: 2 LOB: 2 BB: 1 P: 19	R: 0 E: 0 K: 0 S: 8	H: 0 LOB: 0 BB: 0 P: 14	R: 0 E: 0 K: 2 S: 11	H: 0 LOB: 0 BB: 0 P: 10	R: 0 E: 0 K: 2 S: 10	H: 0 LOB: 1 BB: 1 P: 18		1B: 6 2B: 2 3B: 0 HR: 0	SF: 0 SAC: 0 DP: 0 HBP: 0	WP: 0 PB: 0 SB: 0 CS: 0	PA: 36						
PITCHER	IP	WLS	BF	H	R	ER	SO	BB	IBB	HBP	BLK	WP	HR	S	P	ERA	WHIP										
Todd Ritchie, R (1, 1) ERA: 1.8	7.0	W	29	8	1	1	4	1	0	0	0	0	0	74	118	1.29	1.286										
Jason Christiansen, L (8, 1) ERA: 1.42	1.0	H	3	0	0	0	2	0	0	0	0	0	0	11	17	0.00	0.000										
Mike Williams, R (9, 1) ERA:	1.0		4	0	0	0	2	1	0	0	0	0	0	10	18	0.00	1.000										


AB 34
R 1
H 8
RBI 1
BB 2
SO 8
LOB 15



Batter	1	2	3	4	5	6	7	8	9	AB	R	H	RBI	BB	SO	LOB	TOP			
18 Jason Kendall, R OBP: 0.444, SLG: 0.390	G5-3	1-1		L5			G6-3		P4	5	0	1	1	0	0	2				
Pat Meares, R OBP: 0.300, SLG: 0.394	E6	2-3					G6-3			4	0	0	0	0	1	2				
Brian Giles, L OBP: 0.352, SLG: 0.594									P4	4	0	2	0	0	0	0				
Kevin Young, R OBP: 0.258, SLG: 0.390	F8			G4-6-3			F9		K	4	0	0	0	0	1	3				
Wil Cordero, R OBP: 0.258, SLG: 0.397	F8						K			4	0	2	0	0	1	2				
Aramis Ramirez, R OBP: 0.224, SLG: 0.261		G5-3	G4-3						G6-3	4	1	1	1	0	0	2				
Mike Benjamin, R OBP: 0.355, SLG: 0.571		G6-3					G5-3		G5-3	3	0	0	0	0	0	0				
Chad Hermansen, R OBP: 0.302, SLG: 0.300										3	1	1	0	0	0	1				
Mike Garcia, R										0	0	0	0	0	0	0				
Scott Sauerbeck, R										0	0	0	0	0	0	0				
Bruce Aven, R OBP: 0.276, SLG: 0.389		BB								1	0	1	0	0	0	0				
Jose Parra, R										0	0	0	0	2	0	0				
Adrian Brown, S OBP: 0.261, SLG: 0.391									L5	2	0	0	0	0	0	1				
Inning Stats	R: 0 E: 1 K: 0 S: 8	H: 1 LOB: 2 BB: 0 P: 16	R: 1 E: 0 K: 1 S: 11	H: 2 LOB: 2 BB: 1 P: 19	R: 0 E: 0 K: 0 S: 8	H: 2 LOB: 1 BB: 0 P: 11	R: 0 E: 0 K: 0 S: 4	H: 0 LOB: 1 BB: 1 P: 12	R: 0 E: 0 K: 1 S: 5	H: 1 LOB: 0 BB: 0 P: 14	R: 0 E: 0 K: 0 S: 5	H: 0 LOB: 0 BB: 0 P: 8	R: 0 E: 0 K: 1 S: 9	H: 1 LOB: 1 BB: 0 P: 11	R: 0 E: 1 K: 0 S: 8	H: 1 LOB: 1 BB: 0 P: 9	1B: 5 2B: 2 HR: 1	SF: 0 SAC: 0 DP: 2 HBP: 1	WP: 0 PB: 0 CS: 0	PA: 37
PITCHER Terry Mulholland, L ERA: 5.33	IP: 9.0 WLS: W BF: 37 H: 8 R: 2 ER: 2 SO: 3 BB: 2 IBB: 0 HBP: 1 BLK: 0 WP: 0 HR: 1 S: 69 P: 107 ERA: 2.00 WHIP: 1.111																			

Pittsburgh Pirates @ Atlanta Braves
Turner Field, Atlanta, GA
Fri Apr 21 2000, 7:40 PM EDT
Att: 33,790 - Overcast - 58 F


AB 34
R 2
H 8
RBI 2
BB 2
SO 3
LOB 13



Batter	1	2	3	4	5	6	7	8	9	AB	R	H	RBI	BB	SO	LOB	BOTTOM			
Quilvio Veras, S OBP: 0.361, SLG: 0.346										3	1	3	2	1	0	0				
Andruw Jones, R OBP: 0.397, SLG: 0.474	P6									4	0	2	1	0	1	2				
10 Chipper Jones, S OBP: 0.338, SLG: 0.459										3	1	1	1	1	0	3				
Brian Jordan, R OBP: 0.412, SLG: 0.286	G1-3									4	1	1	0	0	1	3				
Andres Galarraga, R OBP: 0.438, SLG: 0.709	G3									4	0	1	1	0	2	3				
Javy Lopez, R OBP: 0.340, SLG: 0.510										3	0	0	1	0	3	0				
Reggie Sanders, R OBP: 0.225, SLG: 0.185										3	1	0	0	1	2	1				
Walt Weiss, S OBP: 0.412, SLG: 0.367										4	1	3	0	0	0	1				
Terry Mulholland, R OBP: 0.143, SLG: 0.143										4	1	1	0	0	3	3				
Inning Stats	R: 1 E: 0 K: 0 S: 8	H: 1 LOB: 1 BB: 1 P: 17	R: 0 E: 0 K: 3 S: 14	H: 1 LOB: 0 BB: 0 P: 18	R: 0 E: 0 K: 1 S: 7	H: 1 LOB: 0 BB: 0 P: 10	R: 0 E: 0 K: 2 S: 9	H: 0 LOB: 0 BB: 0 P: 15	R: 1 E: 0 K: 1 S: 9	H: 2 LOB: 2 BB: 1 P: 16	R: 2 E: 0 K: 0 S: 11	H: 2 LOB: 0 BB: 1 P: 21	R: 2 E: 0 K: 2 S: 17	H: 4 LOB: 2 BB: 0 P: 25	R: 0 E: 0 K: 3 S: 14	H: 1 LOB: 1 BB: 0 P: 23	1B: 10 2B: 2 3B: 0 HR: 0	SF: 1 SAC: 0 DP: 0 HBP: 0	WP: 1 PB: 0 CS: 2	PA: 36
PITCHER Jose Parra, R ERA: 3.6 Mike Garcia, R ERA: 15.0 Scott Sauerbeck, L ERA: 5.91	IP: 5.0 WLS: L BF: 7 H: 4 R: 4 ER: 4 SO: 0 BB: 1 IBB: 0 HBP: 0 BLK: 0 WP: 0 HR: 0 S: 15 P: 27 ERA: 36.00 WHIP: 5.000																			

Pittsburgh Pirates @ Atlanta Braves
Turner Field, Atlanta, GA
Fri Apr 21 2000, 7:40 PM EDT
Att: 33,790 - Overcast - 58 F

AB 32
R 6
H 12
RBI 6
BB 3
SO 12
LOB 16



Batter	1	2	3	4	5	6	7	8	9	AB	R	H	RBI	BB	SO	LOB	TOP						
18 Jason Kendall, R OBP: 0.442, SLG: 0.381 (1, 2)	2-2 G3-1 1B		2-2 G6-3	2-1 P4			4-2 2B G6-3 BB		1-3 K	4	1	1	0	1	1	1	Pittsburgh Pirates @ Atlanta Braves Turner Field, Atlanta, GA Sat Apr 22 2000, 7:10 PM EDT Att: 41,389 - Sunny - 65 F						
Pat Meares, R OBP: 0.307, SLG: 0.386 (1, 6)	3-1 G6-3		4-0 BB 1B BB		2-3 K		2-3 K		1-1 1B	4	1	1	0	1	2	2							
Brian Giles, L OBP: 0.368, SLG: 0.603 (1, 8)	3-2 G3-1		4-1 1B BB		3-2 1B		2-0 1B		1-3 K	4	0	2	0	1	1	2							
Kevin Young, R OBP: 0.258, SLG: 0.381 (1, 3)	1-2 G6-3		3-2 1B 2H		0-0 F3		1-0 G6-3			4	0	1	2	0	0	3							
John Vander Wal, L OBP: 0.417, SLG: 0.773 Bruce Aven, R OBP: 0.263, SLG: 0.368 (7, PH) (7, 9)		0-1 1B 1B	0-3 K		1-2 G3		3-H 0-0 P4			3	0	1	0	0	1	3							
Wil Cordero, R OBP: 0.243, SLG: 0.373 (1, 7)	2-2 P4		1-0 G5-3			1-1 F8		2-2 G6-3		4	0	0	0	0	0	3							
Warren Morris, L OBP: 0.473, SLG: 0.381 (1, 4)	1-1 1B			3-1 1B		1-3 K		1-3 K		4	0	2	0	0	2	0							
Aramis Ramirez, R OBP: 0.226, SLG: 0.280 Jose Silva, R (8, 1)	3-2 F5		0-0 F9		1-1 2B		2-3 K			4	0	1	0	0	1	3							
Kris Benson, R Luis Sojo, R OBP: 0.238, SLG: 0.200 (8, 5)	2-3 K		0-3 K		0-0 F9		1-3 K			3	0	0	0	0	2	4							
Inning Stats	R: 0 E: 0 K: 0 S: 12	H: 1 LOB: 1 BB: 0 P: 21	R: 0 E: 0 K: 1 S: 14	H: 2 LOB: 2 BB: 0 P: 22	R: 1 E: 0 K: 1 S: 11	H: 1 LOB: 2 BB: 2 P: 25	R: 0 E: 0 K: 1 S: 8	H: 1 LOB: 1 BB: 0 P: 13	R: 0 E: 0 K: 1 S: 10	H: 1 LOB: 1 BB: 0 P: 16	R: 1 E: 0 K: 1 S: 8	H: 1 LOB: 1 BB: 1 P: 17	R: 0 E: 0 K: 2 S: 10	H: 0 LOB: 0 BB: 0 P: 15	R: 0 E: 0 K: 3 S: 11	H: 1 LOB: 1 BB: 0 P: 15		1B: 7 2B: 2 3B: 0 HR: 0	SF: 0 SAC: 0 DP: 0 HBP: 0	WP: 0 PB: 0 SB: 1 CS: 0	PA: 39		
PITCHER	IP WLS BF	H R ER	SO BB IBB HBP BLK	WP HR S P	ERA WHIP	PITCHER										IP WLS BF	H R ER	SO BB IBB HBP BLK	WP HR S P	ERA WHIP			
John Burkett, R ERA: 8.64	3.0	W 12	3 0 0 3	0 0 0 0	0 0 28 42	3.00	2.000											0	0	28	42	0.00	1.000
Bruce Chen, L ERA: 1.29	0.2	H 4	1 1 1 1	0 0 0 0	0 0 7 16	13.50	3.000											0	0	7	16	0.00	0.000
Luis Rivera, R ERA: 1.35	1.1	H 4	0 0 0 2	0 0 0 0	0 0 11 16	0.00	0.000											0	0	11	16	0.00	0.000
Mike Remlinger, L ERA: 2.13	1.0	S 4	1 0 0 3	0 0 0 0	0 0 11 15	0.00	1.000											0	0	11	15	0.00	1.000
John Rocker, L ERA:																							

Batter	1	2	3	4	5	6	7	8	9	AB	R	H	RBI	BB	SO	LOB	BOTTOM						
QuiVio Veras, S OBP: 0.354, SLG: 0.339 (1, 4)	3-1 10 1B SF9 1B				2-3 K		2-2 F8			4	1	1	0	0	2	4	Pittsburgh Pirates @ Atlanta Braves Turner Field, Atlanta, GA Sat Apr 22 2000, 7:10 PM EDT Att: 41,389 - Sunny - 65 F						
Andruw Jones, R OBP: 0.403, SLG: 0.525 (1, 8)	0-0 SF9 10 1B 1B		2-2 F9		0-1 HR		2-2 G5-3			4	1	2	1	0	0	0							
10 Chipper Jones, S OBP: 0.333, SLG: 0.446 (1, 5)	1-0 1B		1-1 G3-1		1-0 G4-3		0-0 L3			4	0	1	0	0	0	0							
Brian Jordan, R OBP: 0.333, SLG: 0.222 (1, 9)	1-3 K		1-1 G5-3		1-2 F8		0-0 F9			4	0	0	0	0	1	3							
Wally Joyner, L OBP: 0.500, SLG: 0.500 (8, PR) Rafael Furcal, S OBP: 0.424, SLG: 0.370 (9, 6)	1-2 SF9		2-2 F7		1-0 2B FC4-6 1B		0-0 SH1-4 1B WP 1B			3	1	2	1	0	0	0							
Javy Lopez, R OBP: 0.333, SLG: 0.491 (1, 2)	2-3 3H 2-2 G1-3		1-1 F8		1-0 F9		0-0 WP SH1-4 1B			4	0	1	0	0	0	3							
Bobby Bonilla, S OBP: 0.364, SLG: 0.537 Trenidad Hubbard, R OBP: 0.267, SLG: 0.231 (6, PR) (7, 7)		2-0 G5-3		0-0 E7		0-1 FC4-6 2B		0-1 SH1-4		3	0	1	0	0	0	0							
Walt Weiss, S OBP: 0.447, SLG: 0.375 John Rocker, R (9, 1)		2-1 1B		4-0 IBB		4-2 FC4-6 BB		3-3 K		2	0	1	0	2	1	2							
John Burkett, R Bruce Chen, L Keith Lockhart, L Luis Rivera, R Mike Remlinger, L Andres Calarraga, R OBP: 0.431, SLG: 0.596 (8, 3)		1-1 B3		1-3 K		1-2 FC4-6		3-3 K		1	0	0	0	0	0	1							
Inning Stats	R: 1 E: 0 K: 1 S: 15	H: 3 LOB: 2 BB: 0 P: 23	R: 0 E: 0 K: 1 S: 8	H: 1 LOB: 1 BB: 0 P: 15	R: 0 E: 0 K: 1 S: 7	H: 0 LOB: 0 BB: 1 P: 17	R: 0 E: 0 K: 1 S: 9	H: 0 LOB: 3 BB: 1 P: 13	R: 1 E: 0 K: 2 S: 12	H: 2 LOB: 2 BB: 0 P: 17	R: 0 E: 0 K: 0 S: 5	H: 0 LOB: 0 BB: 0 P: 7	R: 1 E: 0 K: 2 S: 12	H: 2 LOB: 2 BB: 0 P: 17	1B: 7 2B: 1 3B: 0 HR: 1	SF: 1 SAC: 1 DP: 0 HBP: 0		WP: 1 PB: 0 SB: 0 CS: 0	PA: 36				
PITCHER	IP WLS BF	H R ER	SO BB IBB HBP BLK	WP HR S P	ERA WHIP	PITCHER										IP WLS BF	H R ER	SO BB IBB HBP BLK	WP HR S P	ERA WHIP			
Kris Benson, R ERA: 5.96	7.0	L 31	7 3 3 4	0 0 0 0	1 0 67 109	3.86	1.143											0	0	67	109	3.86	1.143
Jose Silva, R ERA: 4.35	1.0	5	2 1 1 2	0 0 0 0	1 0 12 17	9.00	2.000											0	0	12	17	9.00	2.000

AB	36
R	2
H	9
RBI	2
BB	3
SO	11
LOB	22

AB	32
R	4
H	9
RBI	3
BB	2
SO	6
LOB	19



Batter	1	2	3	4	5	6	7	8	9	AB	R	H	RBI	BB	SO	LOB	TOP											
18 Jason Kendall, R OBP: 0.439, SLG: 0.397	G5-3		G6-3						G6-3	5	1	2	0	0	0	0	Pittsburgh Pirates @ Atlanta Braves Turner Field, Atlanta, GA Sun Apr 23 2000, 1:10 PM EDT Att: 29,463 - Sunny - 65 F											
Pat Meares, R OBP: 0.288, SLG: 0.360	F2		G4-3						L7	5	0	0	0	0	1	2												
Brian Giles, L OBP: 0.400, SLG: 0.629										2	1	2	0	2	0													
Kevin Young, R OBP: 0.271, SLG: 0.379	G5-3									3	0	1	1	0	0	3												
John Vander Wal, L OBP: 0.429, SLG: 0.720										3	1	1	1	1	1	1												
Warren Morris, L OBP: 0.441, SLG: 0.348										4	0	0	0	0	1	4												
Aramis Ramirez, R OBP: 0.228, SLG: 0.264										3	0	0	0	1	2	1												
Mike Benjamin, R OBP: 0.455, SLG: 0.571										0	0	0	0	0	0	0												
Chad Hermansen, R OBP: 0.298, SLG: 0.295										4	0	1	1	0	1	1												
Jason Christiansen, R										0	0	0	0	0	0	0												
67 Francisco Cordova, R Scott Sauerbeck, R Brad Clontz, R Adrian Brown, S Wil Cordero, R										1	0	0	0	0	1	0	P											
Inning Stats	R: 0 E: 0 K: 0 S: 8	H: 0 LOB: 1 BB: 1 P: 15	R: 1 E: 0 K: 2 S: 15	H: 1 LOB: 1 BB: 1 P: 21	R: 1 E: 0 K: 1 S: 12	H: 2 LOB: 1 BB: 0 P: 15	R: 0 E: 0 K: 1 S: 6	H: 0 LOB: 0 BB: 0 P: 8	R: 1 E: 0 K: 0 S: 9	H: 2 LOB: 3 BB: 1 P: 19	R: 0 E: 0 K: 1 S: 7	H: 0 LOB: 0 BB: 0 P: 8	R: 0 E: 0 K: 1 S: 11	H: 2 LOB: 1 BB: 0 P: 18	R: 0 E: 0 K: 1 S: 12	H: 0 LOB: 1 BB: 0 P: 20		R: 0 E: 0 K: 1 S: 7	H: 0 LOB: 0 BB: 0 P: 9	1B: 5 2B: 2 3B: 0 HR: 0	SF: 0 SAC: 0 DP: 1 HBP: 1	WP: 0 PB: 0 SB: 1 CS: 0	PA: 38					
PITCHER	IP	WLS	BF	H	R	ER	SO	BB	IBB	HBP	BLK	WP	HR	S	P	ERA	WHIP											
Greg Maddux, R ERA: 2.72	(1, 1)	7.2	W	34	7	3	3	6	4	0	1	0	0	0	77	121	3.52	1.435										
John Rocker, L ERA:	(8, 1)	1.1	S	4	0	0	0	2	0	0	0	0	0	10	12	0.00	0.000											

Batter	1	2	3	4	5	6	7	8	9	AB	R	H	RBI	BB	SO	LOB	BOTTOM											
Rafael Furcal, S OBP: 0.447, SLG: 0.419										4	1	2	0	1	1	0	Pittsburgh Pirates @ Atlanta Braves Turner Field, Atlanta, GA Sun Apr 23 2000, 1:10 PM EDT Att: 29,463 - Sunny - 65 F											
Quiulvio Veras, S OBP: 0.371, SLG: 0.350										4	1	2	0	1	0	4												
10 Chipper Jones, S OBP: 0.355, SLG: 0.463										2	1	1	0	2	0	1												
Brian Jordan, R OBP: 0.280, SLG: 0.182										4	0	0	0	0	0	5												
John Rocker, R										0	0	0	0	0	0	0												
Andres Galarraga, R OBP: 0.435, SLG: 0.729										3	1	1	1	1	1	1												
Andruw Jones, R OBP: 0.382, SLG: 0.492										4	0	0	0	0	2	2												
Reggie Sanders, R OBP: 0.240, SLG: 0.179										2	1	0	0	2	0	1												
Eddie Pérez, R OBP: 0.235, SLG: 0.294										4	0	1	1	0	1	2												
Greg Maddux, R ERA: 4.5	(1, 1)	6.2	L	29	6	4	2	6	2	1	0	0	0	0	0	0		2.70	1.200	Braves								
Scott Sauerbeck, L ERA: 5.91	(7, 1)	0.0		1	0	0	0	0	1	0	0	0	0	0	4	"	"											
Brad Clontz, R ERA: 3.0	(7, 1)	1.0		6	1	1	1	1	3	0	0	0	0	0	15	30	9.00	4.000										
Jason Christiansen, L ERA: 1.04	(8, 1)	0.1		2	0	0	0	0	1	0	0	0	0	0	3	9	0.00	3.000										
Inning Stats	R: 1 E: 0 K: 0 S: 10	H: 2 LOB: 0 BB: 0 P: 16	R: 0 E: 1 K: 1 S: 7	H: 0 LOB: 0 BB: 0 P: 11	R: 0 E: 0 K: 2 S: 8	H: 0 LOB: 0 BB: 0 P: 13	R: 2 E: 2 K: 0 S: 12	H: 1 LOB: 2 BB: 2 P: 22	R: 0 E: 0 K: 1 S: 11	H: 1 LOB: 2 BB: 1 P: 21	R: 1 E: 0 K: 1 S: 9	H: 1 LOB: 0 BB: 0 P: 13	R: 0 E: 0 K: 1 S: 13	H: 1 LOB: 2 BB: 1 P: 21	R: 1 E: 0 K: 1 S: 16	H: 1 LOB: 3 BB: 4 P: 37	1B: 3 2B: 4 3B: 0 HR: 1	SF: 0 SAC: 0 DP: 2 HBP: 0	WP: 1 PB: 0 SB: 1 CS: 1	PA: 38								
PITCHER	IP	WLS	BF	H	R	ER	SO	BB	IBB	HBP	BLK	WP	HR	S	P	ERA	WHIP											
67 Francisco Cordova, R ERA: 4.5	(1, 1)	6.2	L	29	6	4	2	6	2	1	0	0	0	0	0	0	2.70	1.200										

Batter	1	2	3	4	5	6	7	8	9	10	11	AB	R	H	RBI	BB	SO	LOB	TOP										
Al Martin, L OBP: 0.387, SLG: 0.580 (1, 7)	G3-1		1B			2B 1B	L4		G3			5	1	2	0	0	0	1											
Damian Jackson, R OBP: 0.405, SLG: 0.487 (1, 6)	F9		K			1B			F8 G4-3 1B		K	5	2	2	0	0	2	1											
Tony Gwynn, L OBP: 0.250, SLG: 0.265 Trevor Hoffman, R (9, 1)	K								G4-3		K	4	0	2	2	0	1	1											
Ed Sprague, R OBP: 0.333, SLG: 0.704 (10, 3)	K								G4-3		K	0	0	0	0	0	0	0											
Phil Nevin, R OBP: 0.393, SLG: 0.679 (1, 5)									F8		K	5	0	3	0	0	0	2											
Ryan Klesko, L OBP: 0.301, SLG: 0.500 Carlos Almanzar, R (10, 1)	FC4-6								2-3 1-2		K	4	0	1	0	1	1	5											
Bret Boone, R OBP: 0.413, SLG: 0.395 (1, 4)	K								1-2 2-3		K	5	0	1	1	0	4	6											
Eric Owens, R OBP: 0.443, SLG: 0.458 (1, 8)	G5-3								1-2 2-3		K	5	0	1	0	0	1	3											
Carlos Hernandez, R OBP: 0.318, SLG: 0.333 (1, 2)	G6-3								29 CS 1B		G4-3	4	0	0	0	0	1	0											
Sterling Hitchcock, L OBP: 0.301, SLG: 0.412 Matt Whisenant, L Donne Wall, R 29 Kory DeHaan, L (7, PH) (8, PH) (9, PH)	K								1-2 2-3		K	2	0	0	0	0	1	0											
Inning Stats	R: 0 E: 0 K: 1 S: 5	H: 0 LOB: 0 BB: 0 P: 9	R: 0 E: 0 K: 1 S: 8	H: 1 LOB: 1 BB: 0 P: 13	R: 0 E: 0 K: 2 S: 10	H: 1 LOB: 1 BB: 0 P: 16	R: 0 E: 0 K: 1 S: 10	H: 2 LOB: 1 BB: 0 P: 12	R: 0 E: 0 K: 2 S: 8	H: 0 LOB: 0 BB: 0 P: 10	R: 2 E: 0 K: 1 S: 17	H: 4 LOB: 2 BB: 1 P: 21	R: 0 E: 0 K: 0 S: 7	H: 0 LOB: 0 BB: 0 P: 12	R: 1 E: 0 K: 0 S: 13	H: 2 LOB: 1 BB: 1 P: 24	R: 0 E: 0 K: 1 S: 9	H: 1 LOB: 1 BB: 0 P: 18	R: 0 E: 0 K: 3 S: 15	H: 2 LOB: 2 BB: 0 P: 24	R: 0 E: 0 K: 1 S: 9	H: 0 LOB: 0 BB: 0 P: 13	1B: 12 2B: 2 3B: 0 HR: 0	SF: 0 SAC: 0 DP: 2 HBP: 1	WP: 0 PB: 0 SB: 2 CS: 2	PA: 45			
PITCHER	Todd Ritchie, R ERA: 2.28	IP: 7.2 WLS: 31 BF: 31 H: 9 R: 3 ER: 3 SO: 8 BB: 0 IBB: 0 HBP: 0 BLK: 0 WP: 0 HR: 0 S: 73 P: 106 ERA: 3.52 WHIP: 1.174	Jason Christiansen, L ERA: 1.04	IP: 0.0 WLS: 1 BF: 0 H: 0 R: 0 ER: 0 SO: 0 BB: 1 IBB: 0 HBP: 0 BLK: 0 WP: 0 HR: 0 S: 6 P: 6 ERA: 0.00 WHIP: 0.00	Mike Garcia, R ERA: 15.43	IP: 0.1 WLS: 1 BF: 0 H: 1 R: 0 ER: 0 SO: 0 BB: 0 IBB: 0 HBP: 0 BLK: 0 WP: 0 HR: 0 S: 5 P: 5 ERA: 3.000 WHIP: 3.000	Mike Williams, R ERA: 1.13	IP: 1.0 WLS: 4 BF: 1 H: 0 R: 0 ER: 0 SO: 1 BB: 0 IBB: 0 HBP: 1 BLK: 0 WP: 0 HR: 0 S: 18 P: 18 ERA: 0.00 WHIP: 1.000	Jose Silva, R ERA: 3.75	IP: 1.2 WLS: 7 BF: 2 H: 0 R: 0 ER: 0 SO: 3 BB: 0 IBB: 0 HBP: 0 BLK: 0 WP: 0 HR: 0 S: 21 P: 34 ERA: 0.00 WHIP: 1.200	PITCHER	Scott Sauerbeck, L ERA: 5.73	IP: 0.1 WLS: 1 BF: 1 H: 0 R: 0 ER: 0 SO: 1 BB: 0 IBB: 0 HBP: 0 BLK: 0 WP: 0 HR: 0 S: 3 P: 3 ERA: 0.00 WHIP: 0.000																

San Diego Padres @ Pittsburgh Pirates
Three Rivers Stadium, Pittsburgh, PA
Tue Apr 25 2000, 7:05 PM EDT
Att: 12,295 - Sunny - 63 F

AB 43
R 3
H 13
RBI 3
BB 1
SO 13
LOB 21



Batter	1	2	3	4	5	6	7	8	9	10	11	AB	R	H	RBI	BB	SO	LOB	BOTTOM							
Chad Hermansen, R OBP: 0.275, SLG: 0.271 Adrian Brown, S OBP: 0.320, SLG: 0.560 (1, 8) (9, PH) (10, 8)	P4								G4-3 18 E 2B		K	4	0	0	0	0	2	3								
Warren Morris, L OBP: 0.431, SLG: 0.333 (1, 4)	G5-3								G4-3		K	5	1	1	1	1	0	1								
18 Jason Kendall, R OBP: 0.437, SLG: 0.397 (1, 2)	E6 2B								G4-3		K	5	1	2	0	0	1	1								
Brian Giles, L OBP: 0.400, SLG: 0.630 (1, 9)	K								E5		K	3	0	1	2	1	1	2								
Kevin Young, R OBP: 0.267, SLG: 0.357 (1, 3)	F7								L6		K	4	0	0	0	1	1	3								
Wil Cordero, R OBP: 0.224, SLG: 0.342 (1, 7)	G6-3								P4		K	5	0	0	0	0	3									
Pat Meares, R OBP: 0.286, SLG: 0.346 (1, 6)	FC5-4 BB								SH3		G6-3	3	0	0	0	1	1	0								
Aramis Ramirez, R OBP: 0.233, SLG: 0.268 John Vander Wal, L Mike Benjamin, R Scott Sauerbeck, R (1, 5) (8, PH) (9, 5) (11, 1)	FC5-4 1B								F8		F8	3	0	1	0	0	0	1								
Todd Ritchie, R Jason Christiansen, L Mike Garcia, R Bruce Aven, R Mike Williams, R Jose Silva, R Luis Sglo, R (1, 1) (8, 1) (8, 1) (8, PH) (9, 1) (10, 1) (11, 5)	F8								G6-3		F8	3	0	2	0	0	0	1								
Inning Stats	R: 1 E: 1 K: 0 S: 12	H: 1 LOB: 1 BB: 0 P: 21	R: 0 E: 0 K: 1 S: 13	H: 1 LOB: 2 BB: 1 P: 22	R: 0 E: 0 K: 2 S: 9	H: 1 LOB: 1 BB: 0 P: 13	R: 0 E: 0 K: 0 S: 7	H: 1 LOB: 1 BB: 0 P: 10	R: 0 E: 0 K: 1 S: 9	H: 1 LOB: 1 BB: 1 P: 14	R: 1 E: 0 K: 1 S: 8	H: 0 LOB: 0 BB: 1 P: 15	R: 0 E: 1 K: 1 S: 10	H: 0 LOB: 0 BB: 0 P: 14	R: 1 E: 1 K: 0 S: 14	H: 1 LOB: 1 BB: 0 P: 20	R: 0 E: 0 K: 0 S: 8	H: 0 LOB: 0 BB: 0 P: 12	R: 1 E: 0 K: 0 S: 5	H: 2 LOB: 1 BB: 0 P: 7	1B: 6 2B: 2 3B: 1 HR: 0	SF: 1 SAC: 1 DP: 0 HBP: 0	WP: 2 PB: 0 SB: 1 CS: 0	PA: 47		
PITCHER	Sterling Hitchcock, L ERA: 5.04	IP: 6.0 WLS: 4 BF: 28 H: 6 R: 1 ER: 0 SO: 5 BB: 3 IBB: 0 HBP: 0 BLK: 0 WP: 0 HR: 0 S: 62 P: 105 ERA: 9.00 WHIP: 1.500	Matt Whisenant, L ERA: 0.82	IP: 1.0 WLS: 4 BF: 1 H: 1 R: 0 ER: 0 SO: 1 BB: 0 IBB: 0 HBP: 0 BLK: 0 WP: 0 HR: 0 S: 10 P: 14 ERA: 0.000 WHIP: 0.000	Donne Wall, R ERA: 3.75	IP: 1.0 WLS: 5 BF: 1 H: 1 R: 0 ER: 0 SO: 0 BB: 0 IBB: 0 HBP: 0 BLK: 0 WP: 0 HR: 0 S: 14 P: 20 ERA: 0.000 WHIP: 1.000	Trevor Hoffman, R ERA: 1.0	IP: 1.1 WLS: 6 BF: 2 H: 1 R: 1 ER: 0 SO: 0 BB: 0 IBB: 0 HBP: 0 BLK: 0 WP: 0 HR: 0 S: 13 P: 19 ERA: 6.75 WHIP: 1.500	PITCHER		IP: 0.1 WLS: 1 BF: 1 H: 0 R: 0 ER: 0 SO: 1 BB: 0 IBB: 0 HBP: 0 BLK: 0 WP: 0 HR: 0 S: 3 P: 3 ERA: 0.000 WHIP: 0.000															

San Diego Padres @ Pittsburgh Pirates
Three Rivers Stadium, Pittsburgh, PA
Tue Apr 25 2000, 7:05 PM EDT
Att: 12,295 - Sunny - 63 F

AB 41
R 4
H 9
RBI 3
BB 4
SO 7
LOB 17



Batter	1	2	3	4	5	6	7	8	9	AB	R	H	RBI	BB	SO	LOB	TOP								
Al Martin, L OBP: 0.388, SLG: 0.565 (1, 7)	1-2 G4-3 2B 1B	0-0 F8		2-2 G4-6-3 HBP		2-3 K		0-0 G4-3		4	1	1	0	0	1	2									
Damian Jackson, R OBP: 0.382, SLG: 0.457 (1, 6)	1-3 K	2-3 K		0-0 G4-6-3 1-2			1-2 G6-3		0-1 E6 S	5	1	0	0	0	2	3									
Tony Gwynn, L OBP: 0.267, SLG: 0.289 (1, 9)	2-1 G4-3 1-2	3-2 G4-3			4-1 2B BB		0-1 2B		1-0 E4 HR	4	1	1	0	1	0	2									
Phil Nevin, R OBP: 0.382, SLG: 0.646 (1, 5)	4-2 2B BB		2-1 G3-1		0-3 K		3-2 G5-3		0-3 K	4	1	0	0	1	2	3									
Ed Sprague, R OBP: 0.382, SLG: 0.806 (9, PH)	2-2 1B 1B 2B		0-0 1B 2B		0-0 2B		1-0 P4		2-1 HR	4	2	3	2	0	0	1									
Ryan Kiesko, L OBP: 0.311, SLG: 0.551 (9, 3)	1-H 2-H 2B		0-2 2B		1-3 2B		1-2 F9		1-H HR	4	1	2	1	1	1	2									
Bret Boone, R OBP: 0.329, SLG: 0.400 (1, 4)	3-0 1B		0-2 1B		1-2 F9		4-1 1B SF9 BB		0-3 K	4	1	2	1	1	1	2									
Eric Owens, R OBP: 0.429, SLG: 0.442 (1, 8)	1-0 1-3 3-H 1B		2-3 K		1-1 G1-3		0-3 K		2-1 G6-3	5	0	1	1	0	2	4									
Wiki Gonzalez, R OBP: 0.408, SLG: 0.488 (1, 2)	1-0 FC4-6 1-2		2-3 K		1-1 G6-3		3-2 K		1-3 1B	4	0	1	0	0	1	3									
Woody Williams, R OBP: 0.214, SLG: 0.182 (6, 1)		1-3 K		2-1 G6-3		2-3 K		0-1 SF9		3	0	0	0	0	2	0									
Will Cumane, R OBP: 0.244, SLG: 0.182 (6, 1)										0	0	0	0	0	0	0									
David Newhan, L OBP: 0.244, SLG: 0.182 (6, PH)										0	0	0	0	0	0	0									
Carlos Hernandez, R OBP: 0.244, SLG: 0.182 (6, PH)										0	0	0	0	0	0	0									
Vicente Palacios, R OBP: 0.244, SLG: 0.182 (6, 1)										0	0	0	0	0	0	0									
Matt Whisenant, R OBP: 0.244, SLG: 0.182 (6, 1)										0	0	0	0	0	0	0									
Inning Stats	R: 3 E: 0 K: 1 S: 16	H: 4 LOB: 2 BB: 1 P: 31	R: 0 E: 0 K: 2 S: 12	H: 0 LOB: 1 BB: 0 P: 18	R: 1 E: 0 K: 2 S: 12	H: 2 LOB: 1 BB: 0 P: 18	R: 0 E: 0 K: 0 S: 5	H: 0 LOB: 0 BB: 0 P: 9	R: 0 E: 0 K: 1 S: 10	H: 1 LOB: 2 BB: 1 P: 16	R: 0 E: 0 K: 0 S: 8	H: 0 LOB: 0 BB: 0 P: 13	R: 0 E: 0 K: 0 S: 9	H: 1 LOB: 1 BB: 0 P: 14	R: 1 E: 0 K: 1 S: 11	H: 1 LOB: 1 BB: 1 P: 18	R: 3 E: 2 K: 2 S: 13	H: 1 LOB: 0 BB: 0 P: 18	1B: 5 2B: 4 3B: 0 HR: 1	SF: 1 SAC: 0 DP: 1 HBP: 1	WP: 0 PB: 1 SB: 1 CS: 0	PA: 43			
PITCHER	IP	WLS	BF	H	R	ER	SO	BB	IBB	HBP	BLK	WP	HR	S	P	ERA	WHIP								
Jimmy Anderson, L ERA: 4.37	(1, 1)	4.1	23	7	4	4	6	2	0	1	0	0	0	50	85	8.31	2.077								
Mike Garcia, R ERA: 7.2	(5, 1)	2.2	9	1	0	0	2	0	0	0	0	0	0	22	34	0.00	0.375								
Brad Clontz, R ERA: 5.4	(8, 1)	0.1	3	1	1	1	1	1	0	0	0	0	0	8	15	27.00	6.000								
Jason Christiansen, L ERA: 0.96	(8, 1)	0.2	H	2	0	0	0	0	0	0	0	0	0	3	3	0.00	0.000								
Mike Williams, R ERA: 1.0	(9, 1)	1.0	W	6	1	3	0	2	0	0	0	0	1	13	18	0.00	1.000								

San Diego Padres @ Pittsburgh Pirates
Three Rivers Stadium, Pittsburgh, PA
Wed Apr 26 2000, 7:05 PM EDT
Att: 13,765 - Sunny - 62 F

AB 38
R 8
H 10
RBI 7
BB 3
SO 11
LOB 20



Batter	1	2	3	4	5	6	7	8	9	AB	R	H	RBI	BB	SO	LOB	BOTTOM								
Chad Hermansen, R OBP: 0.273, SLG: 0.327 (1, 8)	1-3 K		1-3 K		0-0 1-H HR	1-2 G4-3			4-0 S 1B BB	4	1	1	2	0	2	0									
John Vander Wal, L OBP: 0.433, SLG: 0.692 (9, PH)										0	1	0	0	1	0	0									
Warren Morris, L OBP: 0.429, SLG: 0.339 (1, 4)	2-1 18 HR 1B		2-0 1B		0-0 G4-3		1-0 F7		2-2 G5-3 1-2	5	1	2	0	0	0	1									
18 Jason Kendall, R OBP: 0.446, SLG: 0.442 (1, 2)	1-0 1-H HR		1-2 1B		1-2 F9		3-3 K		4-0 1B IBB	4	1	2	2	1	1	0									
Brian Giles, L OBP: 0.422, SLG: 0.649 (1, 9)	0-0 L5-4 2B		1-3 K			1-1 2B HR 1B	4-0 BB		1-0 1B	4	1	3	1	1	1	2									
Kevin Young, R OBP: 0.278, SLG: 0.378 (1, 3)	0-1 L5-4			1-1 FC5-4 1B		2-1 HR 2B	1-3 K			4	1	2	0	0	1	2									
Wil Cordero, R OBP: 0.225, SLG: 0.329 (1, 7)		3-1 G4-3		0-2 FC5-4 CS		4-2 HR BB		1-0 P4		3	1	0	0	1	0	1									
Mike Williams, R (9, 1)				1-2 CS						0	0	0	0	0	0	0									
Pat Meares, R OBP: 0.284, SLG: 0.378 (1, 6)		0-1 G6-3		1-3 K		1-0 1-H 2-H 3-H HR		1-3 K		4	1	1	4	0	2	1									
Luis Sojo, R OBP: 0.192, SLG: 0.160 (1, 5)		1-1 G6-3			2-0 P6	0-1 F8		1-1 F9		4	0	0	0	0	0	0									
Jimmy Anderson, L (1, 1)			0-1 G6-3		2-1 HR 1B	0-3 K			3-3 K	1	0	0	0	0	0	0									
Mike Garcia, R OBP: 0.500, SLG: 0.500 (5, 1)										2	1	1	0	0	1	0									
Brad Clontz, R (8, 1)										0	0	0	0	0	0	0									
Jason Christiansen, R (8, 1)										0	0	0	0	0	0	0									
Adrian Brown, S OBP: 0.308, SLG: 0.538 (9, 7)										1	0	0	0	0	1	0									
Inning Stats	R: 2 E: 0 K: 1 S: 10	H: 3 LOB: 0 BB: 0 P: 14	R: 0 E: 0 K: 0 S: 6	H: 0 LOB: 0 BB: 0 P: 10	R: 0 E: 0 K: 2 S: 16	H: 2 LOB: 0 BB: 0 P: 21	R: 0 E: 0 K: 1 S: 8	H: 1 LOB: 1 BB: 0 P: 10	R: 2 E: 0 K: 0 S: 9	H: 2 LOB: 0 BB: 0 P: 14	R: 4 E: 0 K: 1 S: 16	H: 3 LOB: 1 BB: 1 P: 25	R: 0 E: 0 K: 2 S: 9	H: 0 LOB: 1 BB: 1 P: 18	R: 0 E: 0 K: 1 S: 6	H: 0 LOB: 0 BB: 0 P: 9	R: 1 E: 0 K: 1 S: 9	H: 1 LOB: 2 BB: 2 P: 23	1B: 7 2B: 4 3B: 0 HR: 3	SF: 0 SAC: 0 DP: 2 HBP: 0	WP: 0 PB: 0 SB: 1 CS: 1	PA: 40			
PITCHER	IP	WLS	BF	H	R	ER	SO	BB	IBB	HBP	BLK	WP	HR	S	P	ERA	WHIP								
Woody Williams, R ERA: 5.16	(1, 1)	5.0	25	11	8	8	4	1	0	0	0	0	0	17	27	0.00	0.500								
Will Cumane, R ERA: 2.53	(6, 1)	2.0	7	0	0	0	3	1	0	0	0	0	0	9	15	0.00	0.000								
Vicente Palacios, R ERA: 12.0	(8, 1)	1.1	4	0	0	0	2	0	0	0	0	0	0	6	17	27.00	6.000								
Matt Whisenant, L ERA: 1.59	(9, 1)	0.1	L	4	1	1	0	1	1	0	0	0	0	6	17	27.00	6.000								

San Diego Padres @ Pittsburgh Pirates
Three Rivers Stadium, Pittsburgh, PA
Wed Apr 26 2000, 7:05 PM EDT
Att: 13,765 - Sunny - 62 F

AB 36
R 9
H 12
RBI 9
BB 4
SO 9
LOB 7



Batter	1	2	3	4	5	6	7	8	9	AB	R	H	RBI	BB	SO	LOB	TOP					
Al Martin, L OBP: 0.394, SLG: 0.552 (1, 7)	1-0 HR 1B	2-0 G4-3		4-1 G4-3 WP BB		4-2 CS BB	0-1 F7		1-0 F7	4	2	1	0	2	0	5	San Diego Padres @ Pittsburgh Pirates Three Rivers Stadium, Pittsburgh, PA Thu Apr 27 2000, 1:35 PM EDT Att: 15,459 - Sunny - 66 F					
Damian Jackson, R OBP: 0.400, SLG: 0.500 (1, 6)	2-1 HR 1B	1-1 F9 BB 1B		0-1 G4-3		4-1 BB BB		2-3 K	1-0 HR 1B	5	2	3	4	1	1	1						
Ryan Klesko, L OBP: 0.338, SLG: 0.583 (1, 3)	0-0 G6-3	3-0 FC4-6 BB		4-0 WP IBB		4-1 S 1B BB		0-0 F8	1-0 HR	3	1	1	3	3	0	0						
Phil Nevin, R OBP: 0.379, SLG: 0.625 (1, 5)	3-3 K	1-1 F9		1-0 L6		0-1 BB		1-3 K	0-0 FC4-6 1B	6	0	2	0	0	2	4						
Eric Owens, R OBP: 0.433, SLG: 0.439 (1, 8)	0-1 1B 2B	0-1 FC4-6		2-2 G4-3		1-2 F8				5	2	2	0	0	0	5						
Bret Boone, R OBP: 0.330, SLG: 0.395 (1, 4)	0-0 2B 1B			0-2 F9		0-1 G6-3				6	2	2	0	0	0	3						
Carlos Hernandez, R OBP: 0.321, SLG: 0.360 (1, 2)	1-2 2B			0-2 F8		0-2 G5-3		2-1 F8	4-2 29 1B FC4-2 BB	4	0	1	2	1	0	1						
29 Kory DeHaan, L OBP: 0.429, SLG: 0.500 (1, 9)	0-3 K			0-0		4-0		0-2 G4-3	0-1 FC4-2 1B	4	1	2	2	1	1	2						
Matt Clement, R OBP: 0.167, SLG: 0.273 (7, PH) Chris Gomez, R OBP: 0.337, SLG: 0.182 (7, 1) Donnie Wall, R (6, PH) Tony Gwynn, L OBP: 0.391, SLG: 0.500 (6, PH) Woody Williams, R OBP: 0.244, SLG: 0.162 (9, 1) Kevin Walkers, L OBP: 1.000, SLG: 1.000 (9, 1)	1-2 1B 3B			2-3 K		1-2 G1-3		4-1 BB	1-1 FC4-2 1B HR	3	1	1	0	0	1	2						
Inning Stats	R: 4 E: 0 K: 2 S: 16	H: 5 LOB: 1 BB: 0 P: 23	R: 1 E: 0 K: 0 S: 10	H: 2 LOB: 2 BB: 1 P: 19	R: 0 E: 0 K: 1 S: 10	H: 1 LOB: 1 BB: 0 P: 12	R: 1 E: 0 K: 0 S: 7	H: 0 LOB: 1 BB: 2 P: 18	R: 0 E: 0 K: 0 S: 9	H: 0 LOB: 1 BB: 1 P: 14	R: 0 E: 0 K: 0 S: 11	H: 1 LOB: 2 BB: 3 P: 24	R: 0 E: 0 K: 0 S: 11	H: 1 LOB: 2 BB: 1 P: 17	R: 0 E: 0 K: 2 S: 8	H: 0 LOB: 0 BB: 0 P: 11		R: 5 E: 1 K: 0 S: 16	H: 5 LOB: 2 BB: 1 P: 29	1B: 10 2B: 2 HR: 2	SF: 0 SAC: 0 DP: 0 HBP: 1	WP: 1 PB: 0 SB: 2 CS: 1
PITCHER	IP WLS BF H R ER SO BB IBB HBP BLK WP HR S P ERA WHIP	IP WLS BF H R ER SO BB IBB HBP BLK WP HR S P ERA WHIP															IP WLS BF H R ER SO BB IBB HBP BLK WP HR S P ERA WHIP					
Jose Parra, R ERA: 9.0 (1, 1)	2.0 L 14 7 5 5 2																					
Brad Clontz, R ERA: 4.05 (3, 1)	3.1 15 1 1 1 1																					
Scott Sauerbeck, L ERA: 4.97 (6, 1)	1.2 8 2 0 0 0																					
Jose Silva, R ERA: 3.86 (8, 1)	2.0 14 5 6 1 2																					

AB	41
R	12
H	15
RBI	11
BB	9
SO	5
LOB	25



Batter	1	2	3	4	5	6	7	8	9	AB	R	H	RBI	BB	SO	LOB	BOTTOM					
Adrian Brown, S OBP: 0.267, SLG: 0.467 (1, 8)	0-1 L1		2-2 G5-3		1-3 K		0-0 F8			4	0	0	0	0	1	3	San Diego Padres @ Pittsburgh Pirates Three Rivers Stadium, Pittsburgh, PA Thu Apr 27 2000, 1:35 PM EDT Att: 15,459 - Sunny - 66 F					
Warren Morris, L OBP: 0.419, SLG: 0.322 (1, 4)	1-0 G6-3		3-3 K		4-1 HR BB		3-3 K			3	1	0	0	1	2	1						
John Vander Wal, L OBP: 0.412, SLG: 0.733 (1, 3)	2-2 F7		0-1 G4-3		0-2 1H 2H 3H HR				3-2 G3	4	1	1	4	0	0	0						
Brian Giles, L OBP: 0.415, SLG: 0.625 (1, 9)		4-1 1B WP BB		2-1 G1-3		1-1 K		1-0 F8		3	0	0	0	1	1	0						
Wil Cordero, R OBP: 0.226, SLG: 0.325 (1, 7)		2-1 BB 1B		0-3 K		1-1 F8		1-0 F9		4	0	1	0	0	1	0						
Pat Meares, R OBP: 0.272, SLG: 0.360 (1, 6)		1-2 L6		0-0 G1-3		2-1 F7			1-0 F9	4	0	0	0	0	0	2						
Aramis Ramirez, R OBP: 0.219, SLG: 0.250 (1, 5)		1-1 P3			0-0 G5-3		0-1 G5-3		0-1 F9	4	0	0	0	0	0	2						
Keith Osik, R OBP: 0.500, SLG: 0.857 (1, 2)		4-0 BB 1B		3-2 BB HR 1B		1-2 G6-3			0-1 G3	3	1	1	0	1	0	0						
Jose Parra, R (1, 1) Bruce Aven, R OBP: 0.338, SLG: 0.333 (3, 1) Brad Clontz, R (6, 1) Scott Sauerbeck, R (7, PH) Luis Sojo, R OBP: 0.223, SLG: 0.192 (8, 1) Jose Silva, R (8, 1)		2-3 K		4-2 BB HR HBP		2-1 1B				0	0	0	0	0	0	0						
Inning Stats	R: 0 E: 0 K: 0 S: 6	H: 0 LOB: 0 BB: 0 P: 9	R: 0 E: 0 K: 1 S: 11	H: 1 LOB: 3 BB: 2 P: 25	R: 0 E: 0 K: 1 S: 8	H: 0 LOB: 0 BB: 0 P: 13	R: 0 E: 0 K: 1 S: 6	H: 0 LOB: 0 BB: 0 P: 8	R: 4 E: 0 K: 2 S: 17	H: 2 LOB: 0 BB: 1 P: 32	R: 0 E: 0 K: 0 S: 6	H: 0 LOB: 0 BB: 0 P: 9	R: 0 E: 0 K: 1 S: 9	H: 1 LOB: 1 BB: 0 P: 15	R: 0 E: 0 K: 0 S: 5	H: 0 LOB: 0 BB: 0 P: 10		R: 0 E: 0 K: 0 S: 5	H: 0 LOB: 0 BB: 0 P: 6	1B: 3 2B: 0 3B: 0 HR: 1	SF: 0 SAC: 0 DP: 0 HBP: 1	WP: 1 PB: 0 SB: 0 CS: 0
PITCHER	IP WLS BF H R ER SO BB IBB HBP BLK WP HR S P ERA WHIP	IP WLS BF H R ER SO BB IBB HBP BLK WP HR S P ERA WHIP															IP WLS BF H R ER SO BB IBB HBP BLK WP HR S P ERA WHIP					
Matt Clement, R ERA: 4.55 (1, 1)	6.0 W 25 3 4 4 4																					
Donnie Wall, R ERA: 3.21 (7, 1)	2.0 H 7 1 0 0 1																					
Kevin Walker, L ERA: 7.2 (9, 1)	1.0 3 0 0 0 0 0																					

AB	31
R	4
H	4
RBI	4
BB	3
SO	6
LOB	11




Batter	1	2	3	4	5	6	7	8	9	AB	R	H	RBI	BB	SO	LOB	TOP					
Pokey Reese, R OBP: 0.453, SLG: 0.452 (1, 4)	4-2 FC6-4 BB		2-2 P3			1-2 G3		1-0 1B G4-3 1B		3	1	1	0	1	0	0						
Dmitri Young, S OBP: 0.307, SLG: 0.422 (1, 7)	1-0 FC6-4 FC5-4 1-2			0-1 P6		1-3 K		3-2 G4-3 1B		4	0	1	0	0	0	1						
Ken Griffey Jr., L OBP: 0.327, SLG: 0.429 (1, 8)	1-3 K			0-0 G3		2-1 FC5-4 1B		1-1 G4-3		4	0	1	1	0	1	2						
Dante Bichette, R OBP: 0.258, SLG: 0.326 (1, 9)	0-0 FC5-4 1-2			1-2 L8		2-1 FC5-4 1-2		1-2 G2-3 3-H 2-0		4	0	0	0	0	0	3						
Sean Casey, L OBP: 0.333, SLG: 0.300 (1, 3)		2-3 K			2-3 K		4-2 FC6 1B BB		1-1 G6-3		3	0	0	0	1	2						
Aaron Boone, R OBP: 0.417, SLG: 0.515 (1, 5)		0-0 F3			1-0 BB 1B		0-1 FC6 1-2 1B		4-2 G4-6-3 BB		3	0	2	0	1	0						
Benito Santiago, R OBP: 0.333, SLG: 0.448 (7, 1)		1-1 G4-3			4-0 BB 1B		0-2 FC6 G4-6-3		1-1 G4-6-3		2	0	0	0	1	0	2					
Manny Aybar, R (8, 1)											0	0	0	0	0	0						
Hal Morris, L OBP: 0.283, SLG: 0.471 (9, PH)					1-2 BB		1-2 G4-6-3 1-2 2-3		1-2 G4-6-3		1	0	0	0	0	0	1					
Gookie Dawkins, R OBP: 0.208, SLG: 0.217 (1, 6)			1-1 G2-3		0-1 F7		0-0 G4-6-3				2	0	0	0	0	0	2					
Michael Tucker, L OBP: 0.405, SLG: 0.643 (7, PH)											1	0	0	0	0	0	2					
Juan Castro, R (7, 6)											0	0	0	0	0	0	0					
Pete Harnisch, S OBP: 0.143, SLG: 0.143 (1, 1)			1-3 K		1-3 K				0-0 G4-3		2	0	0	0	0	2	2					
Eddie Taubensee, L OBP: 0.382, SLG: 0.533 (7, 2)											1	0	0	0	0	0	0					
Inning Stats	R: 0 E: 0 K: 1 S: 8	H: 0 LOB: 1 BB: 1 P: 14	R: 0 E: 0 K: 1 S: 6	H: 0 LOB: 0 BB: 0 P: 9	R: 0 E: 0 K: 1 S: 8	H: 0 LOB: 0 BB: 0 P: 12	R: 0 E: 0 K: 0 S: 7	H: 0 LOB: 0 BB: 0 P: 8	R: 0 E: 0 K: 2 S: 9	H: 1 LOB: 2 BB: 1 P: 17	R: 0 E: 0 K: 1 S: 10	H: 1 LOB: 1 BB: 0 P: 16	R: 0 E: 0 K: 0 S: 8	H: 1 LOB: 1 BB: 1 P: 12	R: 1 E: 0 K: 0 S: 8	H: 2 LOB: 1 BB: 0 P: 15	R: 0 E: 0 K: 0 S: 7	H: 0 LOB: 0 BB: 1 P: 13	1B: 5 2B: 0 3B: 0 HR: 0	SF: 0 SAC: 0 DP: 2 HBP: 0	WP: 0 PB: 0 SB: 0 CS: 0	PA: 34
PITCHER	IP	WLS	BF	H	R	ER	SO	BB	IBB	HBP	BLK	WP	HR	S	P	ERA	WHIP					
Kris Benson, R ERA: 4.7 (1, 1)	8.0	W	31	5	1	1	6	3	0	0	0	0	0	64	103	1.12	1.000					
Jason Christiansen, L ERA: 0.93 (9, 1)	0.1	H	1	0	0	0	0	0	0	0	0	0	0	2	3	0.00	0.000					
Mike Williams, R ERA: 0.93 (9, 1)	0.2	S	2	0	0	0	0	1	0	0	0	0	0	5	10	0.00	1.500					

Cincinnati Reds @ Pittsburgh Pirates
Three Rivers Stadium, Pittsburgh, PA
Fri Apr 28 2000, 7:05 PM EDT
Att: 25,557 - Cloudy - 66 F

livebaseballscorecards.com

AB 30
R 1
H 5
RBI 1
BB 4
SO 6
LOB 15




Batter	1	2	3	4	5	6	7	8	9	AB	R	H	RBI	BB	SO	LOB	BOTTOM				
Chad Hermansen, R OBP: 0.276, SLG: 0.315 (1, 8)	1-0 F7		1-1 SH2-4		0-1 F8		4-2 G6-4-3 BB			2	0	0	0	1	0	0					
Warren Morris, L OBP: 0.410, SLG: 0.306 (1, 4)	4-0 18 L1-3 BB		2-3 K		2-0 F9		1-2 G6-4-3			3	0	0	0	1	1	3					
18 Jason Kendall, R OBP: 0.427, SLG: 0.420 (1, 2)	3-2 L1-3		0-2 P3		2-0 L7			0-0 G5-3		4	0	0	0	0	0	2					
Brian Giles, L OBP: 0.439, SLG: 0.675 (1, 9)		0-0 HR		2-2 2B SF9 1B		4-1 BB		1-0 HBP 1B		3	2	3	1	1	0	0					
Kevin Young, R OBP: 0.288, SLG: 0.390 (1, 3)		0-2 L6		2-2 SF9 2B		0-1 L8		1-1 HBP		3	0	1	0	0	0	1					
Wil Cordero, R OBP: 0.216, SLG: 0.310 (1, 7)		2-2 G6-3		1-0 E5		2-1 F9		0-1 F7		4	0	0	0	0	0	5					
Jason Christiansen, R (9, 1)										0	0	0	0	0	0	0					
Mike Williams, R (9, 1)										0	0	0	0	0	0	0					
Pat Meares, R OBP: 0.271, SLG: 0.360 (1, 6)		1-0 1B		1-1 SF9		1-2 F9		0-3 K		3	0	1	1	0	1	3					
AB 27																					
R 2																					
H 6																					
RBI 2																					
BB 4																					
SO 5																					
LOB 19																					
Inning Stats	R: 0 E: 0 K: 0 S: 4	H: 2 LOB: 1 BB: 0 P: 12	R: 1 E: 0 K: 1 S: 15	H: 2 LOB: 0 BB: 0 P: 18	R: 0 E: 0 K: 1 S: 11	H: 1 LOB: 1 BB: 0 P: 15	R: 1 E: 1 K: 2 S: 16	H: 2 LOB: 2 BB: 0 P: 25	R: 0 E: 0 K: 0 S: 4	H: 0 LOB: 0 BB: 0 P: 8	R: 0 E: 0 K: 0 S: 8	H: 0 LOB: 1 BB: 1 P: 15	R: 0 E: 0 K: 0 S: 6	H: 0 LOB: 2 BB: 2 P: 15	R: 0 E: 0 K: 1 S: 8	H: 1 LOB: 2 BB: 0 P: 10	1B: 3 2B: 3 3B: 0 HR: 1	SF: 1 SAC: 1 DP: 2 HBP: 1	WP: 0 PB: 0 SB: 0 CS: 0	PA: 34	
PITCHER	IP	WLS	BF	H	R	ER	SO	BB	IBB	HBP	BLK	WP	HR	S	P	ERA	WHIP				
Pete Harnisch, R ERA: 7.92 (1, 1)	6.1	L	28	5	2	2	4	4	0	0	0	0	0	61	104	2.84	1.421				
Dennys Reyes, L ERA: 9.0 (7, 1)	1.0		3	1	0	0	0	0	0	0	0	0	0	5	7	0.00	1.000				
Manny Aybar, R ERA: 5.79 (8, 1)	0.2		3	0	0	0	1	0	0	1	0	0	0	6	7	0.00	0.000				

Cincinnati Reds @ Pittsburgh Pirates
Three Rivers Stadium, Pittsburgh, PA
Fri Apr 28 2000, 7:05 PM EDT
Att: 25,557 - Cloudy - 66 F

livebaseballscorecards.com

AB 27
R 2
H 6
RBI 2
BB 4
SO 5
LOB 19



Batter	1	2	3	4	5	6	7	8	9	AB	R	H	RBI	BB	SO	LOB	TOP					
Pokey Reese, R OBP: 0.450, SLG: 0.455 (1, 4)										4	1	1	0	1	0	2	Cincinnati Reds @ Pittsburgh Pirates Three Rivers Stadium, Pittsburgh, PA Sat Apr 29 2000, 1:35 PM EDT Att: 28,731 - Sunny - 70 F					
Sean Casey, L OBP: 0.341, SLG: 0.294 (1, 3)										4	1	1	0	1	0	3						
Ken Griffey Jr., L OBP: 0.330, SLG: 0.432 (1, 8)										4	1	2	1	0	1	1						
Dante Bichette, R OBP: 0.258, SLG: 0.322 (1, 9)										4	1	1	0	0	1	2						
Eddie Taubensee, L OBP: 0.375, SLG: 0.531 (1, 2)										4	1	1	0	0	1	2						
Aaron Boone, R OBP: 0.409, SLG: 0.493 (1, 5)										3	1	0	0	1	0	0						
Michael Tucker, L OBP: 0.395, SLG: 0.600 (7, PH)										2	0	0	0	0	0	0						
Alex Ochoa, R OBP: 0.350, SLG: 0.600 (7, 7)										0	0	0	1	1	0	0						
Gookie Dawkins, R OBP: 0.231, SLG: 0.240 (1, 6)										2	0	1	0	0	0	0						
Dmitri Young, S OBP: 0.115, SLG: 0.440 (7, PH)										1	0	1	1	0	0	0						
Juan Castro, R (7, 6)										1	0	0	0	0	2							
Ron Villone, L OBP: 0.291, SLG: 0.250 (5, PH)										0	0	0	0	0	0	0						
Hal Morris, L OBP: 0.296, SLG: 0.444 (5, PH)										1	0	0	0	0	1	0						
Elmer Dessens, R OBP: 0.296, SLG: 0.444 (5, PH)										0	0	0	0	0	0	0						
Chris Stynes, R OBP: 0.305, SLG: 0.598 (7, PH)										0	0	0	1	0	0	0						
Scott Williamson, R OBP: 0.296, SLG: 0.444 (7, PH)										0	0	0	0	0	0	0						
Denny Neagle, L OBP: 0.167, SLG: 0.182 (5, PH)										1	0	0	0	0	1	0						
Danny Graves, R (5, PH)										0	0	0	0	0	0	0						
Inning Stats	R: 1 E: 0 K: 0 S: 12	H: 1 LOB: 0 BB: 0 P: 17	R: 0 E: 0 K: 0 S: 4	H: 0 LOB: 0 BB: 0 P: 6	R: 0 E: 0 K: 0 S: 8	H: 1 LOB: 1 BB: 0 P: 11	R: 0 E: 0 K: 2 S: 8	H: 0 LOB: 0 BB: 0 P: 15	R: 0 E: 0 K: 0 S: 8	H: 0 LOB: 0 BB: 0 P: 11	R: 0 E: 1 K: 1 S: 9	H: 0 LOB: 1 BB: 1 P: 18	R: 3 E: 0 K: 0 S: 14	H: 3 LOB: 1 BB: 1 P: 23	R: 2 E: 1 K: 1 S: 11	H: 1 LOB: 2 BB: 2 P: 26	R: 0 E: 0 K: 1 S: 11	H: 2 LOB: 2 BB: 0 P: 15	1B: 5 2B: 3 3B: 0 HR: 0	SF: 3 SAC: 2 DP: 0 HBP: 0	WP: 1 PB: 0 SB: 0 CS: 0	PA: 40
PITCHER	IP WLS BF H R ER SO BB IBB HBP BLK WP HR S P ERA WHIP																					
67 Francisco Cordova, R ERA: 4.8 (1, 1)	6.0 24 4 4 4 3 2 0 0 0 0 0 0 55 89 6.00 1.000																					
Scott Sauerbeck, L ERA: 4.85 (7, 1)	0.1 H 1 0 0 0 0 0 0 0 0 0 0 0 5 7 0.00 0.000																					
Mike Garcia, R ERA: 6.35 (7, 1)	0.2 B 3 1 0 0 0 0 0 0 0 0 0 0 5 7 0.00 1.500																					
Jason Christiansen, L ERA: 1.86 (8, 1)	0.0 L 2 1 2 1 0 1 0 0 0 0 0 0 3 9 = =																					
Jose Silva, R ERA: 3.35 (8, 1)	2.0 B 10 2 0 0 2 0 1 0 0 1 0 0 19 32 0.00 1.000																					

AB	31
R	6
H	8
RBI	4
BB	4
SO	5
LOB	12



Batter	1	2	3	4	5	6	7	8	9	AB	R	H	RBI	BB	SO	LOB	BOTTOM					
Chad Hermansen, R OBP: 0.274, SLG: 0.333 (1, 8)										3	0	1	1	0	1	2	Cincinnati Reds @ Pittsburgh Pirates Three Rivers Stadium, Pittsburgh, PA Sat Apr 29 2000, 1:35 PM EDT Att: 28,731 - Sunny - 70 F					
John Vander Wal, L OBP: 0.400, SLG: 0.710 (9, PH)										4	2	2	1	0	0	1						
Warren Morris, L OBP: 0.415, SLG: 0.379 (1, 4)										3	0	0	0	1	1	2						
18 Jason Kendall, R OBP: 0.420, SLG: 0.405 (1, 2)										2	0	0	1	1	1	2						
Brian Giles, L OBP: 0.431, SLG: 0.659 (1, 9)										2	0	0	1	1	0	1						
Kevin Young, R OBP: 0.287, SLG: 0.383 (1, 3)										4	0	1	0	0	0	3						
Wil Cordero, R OBP: 0.217, SLG: 0.307 (1, 7)										4	1	1	0	0	0	2						
Pat Meares, R OBP: 0.280, SLG: 0.398 (1, 6)										4	1	2	2	0	1	0						
Mike Benjamin, R OBP: 0.400, SLG: 0.464 (1, 5)										3	1	1	0	1	0	0						
67 Francisco Cordova, R ERA: 5.25 (7, 1)										3	0	0	0	0	2	3						
Scott Sauerbeck, R ERA: 4.85 (7, 1)										0	0	0	0	0	0	0						
Mike Garcia, R ERA: 6.35 (7, 1)										0	0	0	0	0	0	0						
Jason Christiansen, L ERA: 1.86 (8, 1)										0	0	0	0	0	0	0						
Jose Silva, R ERA: 3.35 (8, 1)										1	0	0	0	0	0	0						
Inning Stats	R: 0 E: 0 K: 0 S: 9	H: 1 LOB: 2 BB: 1 P: 20	R: 0 E: 0 K: 1 S: 8	H: 1 LOB: 1 BB: 1 P: 17	R: 1 E: 0 K: 0 S: 12	H: 1 LOB: 0 BB: 0 P: 18	R: 3 E: 1 K: 0 S: 16	H: 3 LOB: 0 BB: 0 P: 23	R: 0 E: 0 K: 0 S: 7	H: 0 LOB: 0 BB: 1 P: 14	R: 0 E: 0 K: 1 S: 8	H: 0 LOB: 0 BB: 0 P: 10	R: 1 E: 0 K: 2 S: 10	H: 1 LOB: 0 BB: 0 P: 13	R: 0 E: 0 K: 1 S: 9	H: 1 LOB: 0 BB: 0 P: 12	R: 0 E: 0 K: 0 S: 5	H: 0 LOB: 0 BB: 0 P: 9	1B: 4 2B: 2 3B: 0 HR: 2	SF: 2 SAC: 0 DP: 0 HBP: 0	WP: 0 PB: 0 SB: 1 CS: 0	PA: 37
PITCHER	IP WLS BF H R ER SO BB IBB HBP BLK WP HR S P ERA WHIP																					
Ron Villone, L ERA: 5.25 (1, 1)	5.0 24 6 4 4 1 3 0 0 0 0 0 0 8 10 0.00 0.000																					
Elmer Dessens, R ERA: 4.85 (7, 1)	1.0 3 0 0 0 1 0 0 0 0 0 0 0 8 10 0.00 0.000																					
Scott Williamson, R ERA: 3.15 (7, 1)	2.0 W 7 2 1 1 3 0 0 0 0 0 0 1 19 25 4.50 1.000																					
Danny Graves, R ERA: 1.56 (9, 1)	1.0 S 3 0 0 0 0 0 0 0 0 0 0 0 5 9 0.00 0.000																					

AB	32
R	5
H	8
RBI	5
BB	3
SO	5
LOB	14



Batter	1	2	3	4	5	6	7	8	9	AB	R	H	RBI	BB	SO	LOB	TOP								
Pokey Reese, R OBP: 0.438, SLG: 0.462 (1, 4)	G5-3		G6-3		F7		K	3B		5	0	1	0	0	1	3	Cincinnati Reds @ Pittsburgh Pirates Three Rivers Stadium, Pittsburgh, PA Sun Apr 30 2000, 1:35 PM EDT Att: 29,728 - Sunny - 68 F								
Sean Casey, L OBP: 0.348, SLG: 0.289 (1, 3)	F7			G6-3		1B BB	1B	K		4	1	1	0	1	1	1									
Ken Griffey Jr., L OBP: 0.333, SLG: 0.457 (1, 8)	K			F7		K	HR		4-2	4	2	1	3	1	2	1									
Dmitri Young, S OBP: 0.340, SLG: 0.448 Alex Ochoa, R OBP: 0.350, SLG: 0.600 (9, 7)		CS				1B			0-0	3	0	2	0	2	0	1									
Eddie Taubensee, L OBP: 0.377, SLG: 0.507 (1, 2)		1B			1B				1-2	0	0	0	0	0	0	0									
Aaron Boone, R OBP: 0.418, SLG: 0.493 (1, 5)		BB							4-2	4	1	2	1	1	0	1									
Michael Tucker, L OBP: 0.386, SLG: 0.545 (1, 9)		BB							0-0	4	1	2	1	1	0	1									
Juan Castro, R OBP: 0.333, SLG: 0.833 (1, 6)				G5-3					0-0	5	1	2	2	0	0	2									
Rob Bell, R OBP: 0.286, SLG: 0.474 Hal Morris, L OBP: 0.295, SLG: 0.374 Elmer Dessens, R OBP: 0.295, SLG: 0.374 Dennys Reyes, R OBP: 0.295, SLG: 0.374 Dante Bichette, R OBP: 0.295, SLG: 0.374 Scott Williamson, R OBP: 0.295, SLG: 0.374 (1, 1)				K					0-0	1	0	0	0	0	1	0									
Inning Stats	R: 0 E: 0 K: 1 S: 9	H: 0 LOB: 0 BB: 0 P: 15	R: 0 E: 0 K: 0 S: 7	H: 2 LOB: 1 BB: 1 P: 14	R: 0 E: 0 K: 1 S: 8	H: 0 LOB: 0 BB: 0 P: 10	R: 0 E: 0 K: 0 S: 6	H: 1 LOB: 1 BB: 0 P: 10	R: 0 E: 0 K: 0 S: 8	H: 1 LOB: 2 BB: 1 P: 13	R: 0 E: 0 K: 1 S: 9	H: 2 LOB: 3 BB: 1 P: 17	R: 3 E: 0 K: 2 S: 11	H: 2 LOB: 2 BB: 2 P: 21	R: 2 E: 0 K: 3 S: 18	H: 2 LOB: 1 BB: 1 P: 26		R: 1 E: 0 K: 0 S: 10	H: 0 LOB: 2 BB: 3 P: 23	1B: 7 2B: 0 3B: 1 HR: 2	SF: 0 SAC: 1 DP: 1 HBP: 0	WP: 1 PB: 0 SB: 1 CS: 1	PA: 44		
PITCHER	IP	WLS	BF	H	R	ER	SO	BB	IBB	HBP	BLK	WP	HR	S	P	ERA	WHIP								
Todd Ritchie, R ERA: 2.62 (1, 1)	6.2	L	31	8	3	3	4	5	0	0	0	0	1	55	97	4.05	1.950								
Scott Sauerbeck, L ERA: 5.27 (7, 1)	0.2		3	0	1	1	2	1	0	0	0	0	0	10	14	13.50	1.500								
Brad Clontz, R ERA: 5.14 (8, 1)	0.1		3	2	1	1	1	0	0	0	0	0	1	8	11	27.00	6.000								
Jeff Wallace, L ERA: 6.75 (8, 1)	1.1		7	0	1	1	1	3	0	0	0	1	0	13	27	6.75	2.250								


AB 34
R 6
H 10
RBI 6
BB 9
SO 8
LOB 19




Batter	1	2	3	4	5	6	7	8	9	AB	R	H	RBI	BB	SO	LOB	BOTTOM								
Chad Hermansen, R OBP: 0.254, SLG: 0.306 (1, 8)	K		F8		P4		G6-3		K	5	0	0	0	0	2	1	Cincinnati Reds @ Pittsburgh Pirates Three Rivers Stadium, Pittsburgh, PA Sun Apr 30 2000, 1:35 PM EDT Att: 29,728 - Sunny - 68 F								
Warren Morris, L OBP: 0.414, SLG: 0.371 (1, 4)	K		FC6-4		F8		FC4-6	18 HBP	K	4	0	1	0	1	2	1									
18 Jason Kendall, R OBP: 0.429, SLG: 0.402 (1, 2)			FC6-4				FC4-6	HBP	G6-3	3	0	1	0	1	0	2									
Brian Giles, L OBP: 0.425, SLG: 0.636 (1, 9)	G3				F7		FC4-6			3	1	0	0	1	0	4									
Kevin Young, R OBP: 0.275, SLG: 0.365 (1, 3)			F9		K		F9			4	0	0	0	0	2	3									
John Vander Wal, L OBP: 0.436, SLG: 0.765 (1, 7)		S							K	3	1	2	0	1	1	0									
Pat Meares, R OBP: 0.279, SLG: 0.402 (1, 6)		K			G6-3		F8		G1-3	4	0	1	2	0	1	2									
Luis Sojo, R OBP: 0.226, SLG: 0.172 (1, 5)		K			G6-3				G4-3	3	0	0	0	1	1	2									
Todd Ritchie, R OBP: 0.250, SLG: 0.250 Scott Sauerbeck, R ERA: 3.86 (7, 1)					F8					3	0	0	0	0	1	3									
Brad Clontz, R (8, 1)					K					0	0	0	0	0	0	0									
Jeff Wallace, L (8, 1)										0	0	0	0	0	0	0									
Adrian Brown, S OBP: 0.281, SLG: 0.500 (9, PH)									WP	1	0	1	0	0	0	0									
Inning Stats	R: 0 E: 0 K: 2 S: 9	H: 0 LOB: 1 BB: 1 P: 16	R: 0 E: 0 K: 2 S: 13	H: 1 LOB: 0 BB: 0 P: 20	R: 0 E: 0 K: 0 S: 9	H: 0 LOB: 1 BB: 1 P: 14	R: 2 E: 0 K: 2 S: 12	H: 1 LOB: 1 BB: 2 P: 25	R: 0 E: 0 K: 0 S: 4	H: 1 LOB: 2 BB: 0 P: 9	R: 0 E: 0 K: 1 S: 10	H: 1 LOB: 2 BB: 1 P: 18	R: 0 E: 0 K: 0 S: 14	H: 1 LOB: 0 BB: 0 P: 19	R: 0 E: 0 K: 1 S: 11	H: 0 LOB: 0 BB: 0 P: 15	R: 0 E: 0 K: 2 S: 12	H: 1 LOB: 1 BB: 0 P: 16	1B: 2 2B: 4 3B: 0 HR: 0	SF: 0 SAC: 0 DP: 0 HBP: 1	WP: 1 PB: 0 SB: 2 CS: 0	PA: 39			
PITCHER	IP	WLS	BF	H	R	ER	SO	BB	IBB	HBP	BLK	WP	HR	S	P	ERA	WHIP								
Rob Bell, R ERA: 3.86 (1, 1)	6.0	W	27	4	2	2	7	4	1	0	0	0	0	8	11	0.00	3.000								
Elmer Dessens, R ERA: 3.1 (7, 1)	0.1	H	3	1	0	0	0	0	0	0	0	0	0	6	8	0.00	0.000								
Dennys Reyes, L ERA: 3.1 (7, 1)	0.2	H	2	0	0	0	0	0	0	0	0	0	0	6	8	0.00	0.000								
Scott Williamson, R ERA: 2.84 (8, 1)	2.0	S	7	1	0	0	3	0	0	0	0	1	0	23	31	0.00	0.500								

AB 33
R 2
H 6
RBI 2
BB 5
SO 10
LOB 18



Batter	1	2	3	4	5	6	7	8	9	AB R H RBI BB SO LOB	TOP																								
											<p style="text-align: center;">Cincinnati Reds @ Pittsburgh Pirates Three Rivers Stadium, Pittsburgh, PA Mon May 01 2000, 7:05 PM EDT</p> <p style="text-align: right;">livebaseballscorecards.com</p> <p>AB 0 R 0 H 0 RBI 0 BB 0 SO 0 LOB 0</p> 																								
Inning Stats										1B: 0 SF: 0 WP: 0 PA: 0 2B: 0 SAC: 0 PB: 0 3B: 0 DP: 0 SB: 0 HR: 0 HBP: 0 CS: 0																									
PITCHER	IP	WLS	BF	H	R	ER	SO	BB	IBB	HBP	BLK	WP	HR	S	P	ERA	WHIP	PITCHER	IP	WLS	BF	H	R	ER	SO	BB	IBB	HBP	BLK	WP	HR	S	P	ERA	WHIP

Batter	1	2	3	4	5	6	7	8	9	AB R H RBI BB SO LOB	BOTTOM																								
											<p style="text-align: center;">Cincinnati Reds @ Pittsburgh Pirates Three Rivers Stadium, Pittsburgh, PA Mon May 01 2000, 7:05 PM EDT</p> <p style="text-align: right;">livebaseballscorecards.com</p> <p>AB 0 R 0 H 0 RBI 0 BB 0 SO 0 LOB 0</p> 																								
Inning Stats										1B: 0 SF: 0 WP: 0 PA: 0 2B: 0 SAC: 0 PB: 0 3B: 0 DP: 0 SB: 0 HR: 0 HBP: 0 CS: 0																									
PITCHER	IP	WLS	BF	H	R	ER	SO	BB	IBB	HBP	BLK	WP	HR	S	P	ERA	WHIP	PITCHER	IP	WLS	BF	H	R	ER	SO	BB	IBB	HBP	BLK	WP	HR	S	P	ERA	WHIP

Batter	1	2	3	4	5	6	7	8	9	AB	R	H	RBI	BB	SO	LOB	TOP										
Bruce Aven, R OBP: 0.259, SLG: 0.308 (1, 8)										5	1	1	0	1	2	3	Pittsburgh Pirates @ St. Louis Cardinals Busch Stadium, St. Louis, MO Tue May 02 2000, 7:10 PM CDT Att: 38,568 - Cloudy - 78 F										
Warren Morris, L OBP: 0.413, SLG: 0.373 (1, 4)										5	1	2	1	0	0	3											
18 Jason Kendall, R OBP: 0.427, SLG: 0.389 (1, 2)										3	1	0	0	2	1	3											
Brian Giles, L OBP: 0.432, SLG: 0.641 (1, 9)										4	2	2	3	1	0	2											
Kevin Young, R OBP: 0.281, SLG: 0.378 (1, 3)										5	0	2	1	0	0	5											
Wil Cordero, R OBP: 0.227, SLG: 0.323 Jason Christiansen, R Mike Williams, R (1, 7) (8, 1) (8, 1)										5	1	2	1	0	0	3											
Pat Meares, R OBP: 0.284, SLG: 0.396 (1, 6)										4	2	1	0	1	0	1											
Luis Sojo, R OBP: 0.314, SLG: 0.233 Mike Benjamin, R OBP: 0.397, SLG: 0.448 (8, FR) (8, 5)										1	1	1	1	3	0	0											
Jason Schmidt, R Scott Sauerbeck, R Jose Silva, R Jeff Wallace, L John Vander Wal, L Adrian Brown, S (1, 1) (5, 1) (8, 1) (7, 1) (8, PH) (8, 9)										1	0	0	0	0	1	2											
Inning Stats	R: 0 E: 0 K: 1 S: 8	H: 0 LOB: 0 BB: 0 P: 13	R: 0 E: 0 K: 0 S: 12	H: 1 LOB: 0 BB: 0 P: 16	R: 2 E: 0 K: 1 S: 13	H: 2 LOB: 1 BB: 1 P: 23	R: 1 E: 0 K: 1 S: 10	H: 1 LOB: 2 BB: 2 P: 25	R: 1 E: 0 K: 0 S: 11	H: 1 LOB: 1 BB: 1 P: 19	R: 0 E: 0 K: 0 S: 14	H: 0 LOB: 1 BB: 1 P: 20	R: 0 E: 0 K: 0 S: 12	H: 1 LOB: 2 BB: 1 P: 23	R: 6 E: 1 K: 0 S: 19	H: 5 LOB: 2 BB: 2 P: 34		R: 0 E: 0 K: 0 S: 8	H: 2 LOB: 2 BB: 0 P: 13	1B: 9 2B: 4 3B: 0 HR: 0	SF: 0 SAC: 2 DP: 2 HBP: 0	WP: 0 PB: 0 SB: 1 CS: 0	PA: 47				
PITCHER	IP	WLS	BF	H	R	ER	SO	BB	IBB	HBP	BLK	WP	HR	S	P	ERA	WHIP										
Rick Ankiel, L ERA: 2.9	6.0		27	5	4	4	4	5	0	0	0	0	0	68	116	6.00	1.667										
Heathcliff Slocumb, R ERA: 4.32	1.0	L	8	3	3	3	0	2	0	0	0	0	0	19	34	27.00	5.000										
Mike Mohler, L ERA: 9.45	0.2	B	5	2	2	2	0	1	0	0	0	0	0	8	15	27.00	4.500										
Mike James, R ERA: 0.93	0.1		2	1	1	1	0	0	0	0	0	0	0	4	8	27.00	3.000										
Justin Brunette, L ERA:	1.0		5	2	0	0	0	0	0	0	0	0	0	8	13	0.00	2.000										

Batter	1	2	3	4	5	6	7	8	9	AB	R	H	RBI	BB	SO	LOB	BOTTOM										
Fernando Vina, L OBP: 0.426, SLG: 0.458 (1, 4)										5	0	1	0	0	1	2	Pittsburgh Pirates @ St. Louis Cardinals Busch Stadium, St. Louis, MO Tue May 02 2000, 7:10 PM CDT Att: 38,568 - Cloudy - 78 F										
Edgar Renteria, R OBP: 0.330, SLG: 0.500 (1, 6)										5	0	0	0	0	2	2											
15 Jim Edmonds, L OBP: 0.519, SLG: 0.797 (1, 8)										3	3	1	1	2	2	0											
Mark McGwire, R OBP: 0.493, SLG: 0.887 (1, 3)										3	1	1	2	2	0	0											
Ray Lankford, L OBP: 0.292, SLG: 0.410 (1, 7)										4	2	2	2	1	0	2											
Craig Paquette, R OBP: 0.324, SLG: 0.516 (1, 5)										5	0	3	0	0	1	2											
J.D. Drew, L OBP: 0.474, SLG: 0.652 Mike James, R Justin Brunette, L OBP: 1.000, SLG: 1.000 (1, 9) (8, 1) (9, 1)										4	0	1	0	0	1	4											
Mike Matheny, R OBP: 0.383, SLG: 0.443 (1, 2)										3	0	0	0	0	2	1											
Rick Ankiel, L OBP: 0.500, SLG: 1.077 Eric Davis, R OBP: 0.453, SLG: 0.519 Heathcliff Slocumb, R Mike Mohler, R Shawon Dunston, R (1, 1) (8, PH) (7, 1) (8, 1) (8, 9)										1	1	0	0	0	0	0											
Inning Stats	R: 2 E: 0 K: 1 S: 18	H: 2 LOB: 2 BB: 2 P: 32	R: 0 E: 0 K: 2 S: 10	H: 0 LOB: 0 BB: 0 P: 14	R: 0 E: 0 K: 1 S: 8	H: 0 LOB: 1 BB: 1 P: 19	R: 0 E: 0 K: 1 S: 7	H: 1 LOB: 0 BB: 0 P: 10	R: 2 E: 1 K: 0 S: 13	H: 0 LOB: 2 BB: 3 P: 31	R: 0 E: 0 K: 1 S: 7	H: 1 LOB: 1 BB: 0 P: 12	R: 2 E: 1 K: 0 S: 17	H: 3 LOB: 1 BB: 0 P: 22	R: 0 E: 0 K: 3 S: 11	H: 1 LOB: 1 BB: 0 P: 13		R: 1 E: 0 K: 2 S: 12	H: 1 LOB: 0 BB: 0 P: 19	1B: 5 2B: 0 3B: 0 HR: 4	SF: 0 SAC: 1 DP: 1 HBP: 0	WP: 1 PB: 0 SB: 0 CS: 0	PA: 42				
PITCHER	IP	WLS	BF	H	R	ER	SO	BB	IBB	HBP	BLK	WP	HR	S	P	ERA	WHIP										
Jason Schmidt, R ERA: 4.5	4.0		17	3	2	2	5	3	0	0	0	1	0	16	35	0.00	2.250										
Scott Sauerbeck, L ERA: 4.8	1.1		9	1	2	0	0	2	1	0	0	0	2	20	29	13.50	2.250										
Jose Silva, R ERA: 4.15	1.1		7	3	2	2	1	0	0	0	0	0	2	20	29	13.50	2.250										
Jeff Wallace, L ERA: 5.4	0.1	W	1	0	0	0	0	0	0	0	0	0	0	1	1	0.00	0.000										
Jason Christiansen, L ERA: 1.74	0.2		3	1	0	0	2	0	0	0	0	0	0	8	10	0.00	1.500										



Batter	1	2	3	4	5	6	7	8	9	AB R H RBI BB SO LOB	TOP												
Bruce Aven, R (1, 8) OBP: 0.258, SLG: 0.276 Adrian Brown, S (8, PH) OBP: 0.294, SLG: 0.500	3-2 F7	2-3 K			1-3 K		4-2 1B 1B BB	0-0 FC9-2		3 1 0 0 1 2 1 1 0 0 0 0 0 1	Pittsburgh Pirates @ St. Louis Cardinals Busch Stadium, St. Louis, MO Wed May 03 2000, 7:10 PM CDT Att: 32,270 - Cloudy - 73 F												
Warren Morris, L (1, 4) OBP: 0.392, SLG: 0.350	2-3 K		0-0 F8		1-0 F7		2-1 F7	1-0 G6-3	5 0 0 0 0 1 1														
18 Jason Kendall, R (1, 2) OBP: 0.452, SLG: 0.426	3-2 1B 2B		2-2 CS 1B		4-2 HR BB	0-1 1B WP 1B	1-0 BB 1B	1-0 BB 1B	4 3 4 0 1 0 0														
Brian Giles, L (1, 9) OBP: 0.448, SLG: 0.674	4-1 1B BB		1-0 P4		0-0 HR BB	1-0 WP 2B 1B	4-1 BB 1B	1-2 BB	3 2 2 3 2 0 1														
Kevin Young, R (1, 3) OBP: 0.297, SLG: 0.432	1-0 1-2 2-H 1B		2-1 CS	1-0 P4	0-0 HR	2-0 3B 2B	3-2 F7		5 2 3 3 0 0 2														
Wil Cordero, R (1, 7) OBP: 0.225, SLG: 0.337	2-1 P4		0-1 F9		2-2 G4-3	1-2 3B	3-3 K		5 0 1 1 0 1 4														
Pat Meares, R (1, 6)		2-3 K		0-1 1B	2-3 K	2-0 F8			4 0 1 0 0 2 1														
Luis Sojo, R (1, 5) OBP: 0.333, SLG: 0.324		2-0 2B		0-1 F8	0-1 G6-3		1-0 G3-1 FC9-2 2B		4 0 2 0 0 0 1														
Kris Benson, R (1, 1) OBP: 0.182, SLG: 0.200 John Vander Wal, L (8, PH) OBP: 0.439, SLG: 0.750 Mike Garcia, R (8, 1) OBP: 0.500, SLG: 0.500 Jason Christiansen, R (9, 1)		1-3 K		2-3 K		2-2 F8	1-1 G3-1		3 0 0 0 0 2 1 1 0 0 0 0 0 1 0 0 0 0 0 0 0 0 0 0 0 0 0 0	P													
Inning Stats	R: 1 E: 0 K: 1 S: 15	H: 2 LOB: 2 BB: 1 P: 30	R: 0 E: 0 K: 3 S: 11	H: 1 LOB: 1 BB: 0 P: 18	R: 0 E: 0 K: 0 S: 7	H: 1 LOB: 1 BB: 0 P: 12	R: 0 E: 0 K: 0 S: 7	H: 0 LOB: 0 BB: 0 P: 8	R: 0 E: 0 K: 2 S: 8		H: 2 LOB: 0 BB: 1 P: 12	R: 3 E: 0 K: 1 S: 15	H: 2 LOB: 0 BB: 1 P: 23	R: 4 E: 0 K: 0 S: 18	H: 4 LOB: 1 BB: 1 P: 31	R: 0 E: 0 K: 0 S: 4	H: 1 LOB: 0 BB: 0 P: 6	R: 0 E: 0 K: 1 S: 15	H: 1 LOB: 2 BB: 1 P: 27	1B: 6 2B: 5 3B: 1 HR: 2	SF: 0 SAC: 0 DP: 1 HBP: 0	WP: 1 PB: 0 SB: 0 CS: 1	PA: 43
PITCHER	IP WLS BF H R ER SO BB IBB HBP BLK WP HR S P ERA WHIP											PITCHER	IP WLS BF H R ER SO BB IBB HBP BLK WP HR S P ERA WHIP										
Pat Hentgen, R (1, 1) ERA: 5.39	6.0 L 26 7 4 4 7 2 0 0 0 0 0 2 63 103 6.00 1.500																						
Gene Stechschulte, R (7, 1) ERA: 10.5	2.0 11 5 4 4 0 1 0 0 0 0 1 0 22 37 18.00 3.000																						
Dave Veres, R (9, 1) ERA: 3.29	1.0 5 1 0 0 1 1 0 0 0 0 0 0 15 27 0.00 2.000																						

Batter	1	2	3	4	5	6	7	8	9	AB R H RBI BB SO LOB	BOTTOM												
Fernando Vina, L (1, 4) OBP: 0.409, SLG: 0.438	3-2 F9	0-0 G6-3		2-0 G3		1-1 G3-1			2-1 F5	5 0 0 0 0 0 3	Pittsburgh Pirates @ St. Louis Cardinals Busch Stadium, St. Louis, MO Wed May 03 2000, 7:10 PM CDT Att: 32,270 - Cloudy - 73 F												
Edgar Renteria, R (1, 6) OBP: 0.324, SLG: 0.479	4-2 F9 15 BB BB	3-2 G1-3			0-3 K		1-3 K	1-2 G5-3	4 1 0 0 1 2 0														
15 Jim Edmonds, L (1, 8) OBP: 0.532, SLG: 0.817 Thomas Howard, S (7, PH) OBP: 0.333, SLG: 0.750	0-0 BB BB 1-2 BB 1B		0-0 F9 S 1B		2-1 2B		1-3 K	3-2 G4-3	3 1 3 0 0 0 0 2 0 0 0 0 1 0														
Mark McGwire, R (1, 3) OBP: 0.494, SLG: 0.855	1-1 F9		1-1 F9		4-2 BB		4-1 BB		2 0 0 0 2 0 3														
Ray Lankford, L (1, 7) OBP: 0.290, SLG: 0.395	4-0 BB BB 1-2 BB BB		0-3 K		3-1 F7		2-3 K		3 0 0 0 1 2 4														
Craig Paquette, R (1, 5) OBP: 0.319, SLG: 0.492	4-2 BB BB 1-2 2-3 3-H BB BB		0-0 F7		0-0 F9			1-1 G5-3	3 0 0 1 1 0 3														
J.D. Drew, L (1, 9) OBP: 0.475, SLG: 0.625	4-1 1-2 2-3 3-H BB BB		1-2 G4-3		4-1 S BB		3-3 K		2 0 0 1 2 1 0														
Mike Matheny, R (1, 2) OBP: 0.388, SLG: 0.438	1-0 F9		1-0 1B		0-3 K		4-2 BB		3 0 1 0 1 1 4														
Pat Hentgen, R (1, 1) OBP: 0.364, SLG: 0.364 Larry Sutton, L (8, PH) Gene Stechschulte, R (7, 1) Shawon Dunston, R (8, PH) Dave Veres, R (9, 1)		3-2 G6-3 1B		2-0 B1		2-3 K		0-3 K	2 0 1 0 0 0 1 1 0 0 0 0 1 1 0 0 0 0 0 0 0 1 0 0 0 0 1 1 0 0 0 0 0 0 0	Cardinals													
Inning Stats	R: 2 E: 0 K: 0 S: 14	H: 1 LOB: 3 BB: 4 P: 35	R: 0 E: 0 K: 0 S: 11	H: 1 LOB: 0 BB: 0 P: 17	R: 0 E: 0 K: 1 S: 7	H: 1 LOB: 1 BB: 0 P: 8	R: 0 E: 0 K: 0 S: 6	H: 1 LOB: 1 BB: 0 P: 12	R: 0 E: 0 K: 1 S: 10		H: 0 LOB: 2 BB: 1 P: 19	R: 0 E: 0 K: 2 S: 10	H: 0 LOB: 1 BB: 1 P: 17	R: 0 E: 0 K: 3 S: 12	H: 0 LOB: 1 BB: 1 P: 20	R: 0 E: 0 K: 2 S: 10	H: 0 LOB: 1 BB: 1 P: 18	R: 0 E: 0 K: 0 S: 10	H: 0 LOB: 0 BB: 0 P: 16	1B: 4 2B: 1 3B: 0 HR: 0	SF: 0 SAC: 0 DP: 1 HBP: 0	WP: 0 PB: 0 SB: 2 CS: 0	PA: 39
PITCHER	IP WLS BF H R ER SO BB IBB HBP BLK WP HR S P ERA WHIP											PITCHER	IP WLS BF H R ER SO BB IBB HBP BLK WP HR S P ERA WHIP										
Kris Benson, R (1, 1) ERA: 4.3	7.0 W 32 5 2 2 7 7 0 0 0 0 0 0 70 128 2.57 1.714																						
Mike Garcia, R (8, 1) ERA: 5.4	1.0 4 0 0 0 2 1 0 0 0 0 0 0 10 18 0.00 1.000																						
Jason Christiansen, L (9, 1) ERA: 1.59	1.0 3 0 0 0 0 0 0 0 0 0 0 0 10 16 0.00 0.000																						

Batter	1	2	3	4	5	6	7	8	9	AB	R	H	RBI	BB	SO	LOB	TOP										
Chad Hermansen, R (1, 8) OBP: 0.254, SLG: 0.292	1-3 K		4-2 BB		1-3 K			0-0 F9		3	0	0	0	1	2	1	Pittsburgh Pirates @ St. Louis Cardinals Busch Stadium, St. Louis, MO Thu May 04 2000, 12:10 PM CDT Att: 45,994 - Cloudy - 75 F										
Warren Morris, L (1, 4) OBP: 0.395, SLG: 0.357	1-1 2B		2-1 F5			2-2 G4-3		2-2 G1-3		4	0	1	0	0	0	1											
18 Jason Kendall, R (1, 2) OBP: 0.445, SLG: 0.418	2-3 K		0-0 G6-4-3			0-1 G6-3		2-1 BB		4	0	1	0	0	1	2											
Brian Giles, L (1, 9) OBP: 0.458, SLG: 0.667	4-0 BB			1-0 G3		4-1 BB		4-2 BB		1	0	0	0	3	0	0											
Kevin Young, R (1, 3) OBP: 0.295, SLG: 0.418	1-3 K			3-2 F9		4-2 BB		3-3 BB		3	0	0	0	1	2	4											
John Vander Wal, L (1, 7) OBP: 0.422, SLG: 0.692		1-2 G4-3		1-2 G6-3		1-0 G3			4-2 BB	3	0	0	0	1	0	2											
Pat Meares, R (1, 6) OBP: 0.299, SLG: 0.407		4-1 BB			1-0 BB		3-2 F8		0-1 BB	3	0	2	0	1	0	0											
Mike Benjamin, R (1, 5) OBP: 0.343, SLG: 0.394	1-3 K		1-2 K		0-0 G5-3		1-0 F9		1-1 G6-4-3	4	0	0	0	0	1	4											
67 Francisco Cordova, R (1, 1) OBP: 0.250, SLG: 0.267		0-3 K			1-0 G4-3		2-2 F8		1-2 L7	2	0	0	0	0	1	2											
Bruce Aven, R (7, PH) OBP: 0.299, SLG: 0.407										1	0	0	0	0	0	0											
Jose Parra, R (7, PH) OBP: 0.299, SLG: 0.407										0	0	0	0	0	0	0											
Jeff Wallace, L (8, PH) OBP: 0.299, SLG: 0.407										0	0	0	0	0	0	0											
Adrian Brown, S (9, PH) OBP: 0.299, SLG: 0.407										1	0	0	0	0	0	1											
Inning Stats	R: 0 H: 1 E: 0 K: 3 S: 12	H: 1 LOB: 2 BB: 1 P: 21	R: 0 H: 0 E: 0 K: 2 S: 15	H: 0 LOB: 1 BB: 1 P: 21	R: 0 H: 0 E: 0 K: 0 S: 5	H: 0 LOB: 0 BB: 1 P: 11	R: 0 H: 0 E: 0 K: 0 S: 8	H: 0 LOB: 0 BB: 0 P: 13	R: 0 H: 1 E: 0 K: 1 S: 6	H: 1 LOB: 1 BB: 0 P: 9	R: 0 H: 0 E: 0 K: 0 S: 9	H: 0 LOB: 2 BB: 2 P: 20	R: 0 H: 0 E: 0 K: 0 S: 8	H: 0 LOB: 0 BB: 0 P: 14	R: 0 H: 1 E: 0 K: 1 S: 11	H: 1 LOB: 2 BB: 1 P: 22	R: 0 H: 1 E: 0 K: 0 S: 9	H: 1 LOB: 1 BB: 1 P: 15	1B: 2 2B: 2 3B: 0 HR: 0	SF: 0 SAC: 0 DP: 2 HBP: 0	WP: 1 PB: 0 SB: 0 CS: 0	PA: 36					
PITCHER	IP	WLS	BF	H	R	ER	SO	BB	IBB	HBP	BLK	WP	HR	S	P	ERA	WHIP										
Garrett Stephenson, R (1, 1) ERA: 5.4	7.2	W	31	3	0	0	6	6	0	0	0	1	0	71	125	0.00	1.174										
Mike James, R (8, 1) ERA: 0.82	1.1		5	1	0	0	1	1	0	0	0	0	0	12	21	0.00	1.500										

AB	29
R	0
H	4
RBI	0
BB	7
SO	7
LOB	17



Batter	1	2	3	4	5	6	7	8	9	AB	R	H	RBI	BB	SO	LOB	BOTTOM										
Fernando Vina, L (1, 4) OBP: 0.405, SLG: 0.440	3-2 1B		3-3 K			0-0 F2	0-0 P4			4	1	1	0	0	1	2	Pittsburgh Pirates @ St. Louis Cardinals Busch Stadium, St. Louis, MO Thu May 04 2000, 12:10 PM CDT Att: 45,994 - Cloudy - 75 F										
Shawon Dunston, R (1, 6) OBP: 0.211, SLG: 0.432	0-2 2B			1-0 G1-3		1-1 G5-3	2-1 L7			3	0	1	1	0	0	0											
Placido Polanco, R (7, 6) OBP: 0.341, SLG: 0.545	2H 1B				3-3 K			4-1 BB		1	0	0	0	0	2												
15 Jim Edmonds, L (1, 8) OBP: 0.530, SLG: 0.835	2-1 G3-6-3				0-0 HR			4-1 BB		3	1	1	1	1	1	1											
Mark McGwire, R (1, 3) OBP: 0.494, SLG: 0.881	3-3 K			0-0 HR		0-0 HR		1-3 K		4	2	2	1	0	2	1											
Ray Lankford, L (1, 7) OBP: 0.309, SLG: 0.440		1-3 K		2-2 HR		0-0 1B		4-1 G6-3		3	1	2	2	1	1	0											
Eric Davis, R (1, 9) OBP: 0.394, SLG: 0.500		2-1 CS		1-3 K		2-0 G6-3		0-1 G6-3		4	0	1	0	0	1	3											
Craig Paquette, R (1, 5) OBP: 0.316, SLG: 0.478	2-3 SAFE				3-3 K		2-0 SH1-4	1-0 F9		4	0	1	0	0	2	3											
Eli Marrero, R (1, 2) OBP: 0.343, SLG: 0.643			2-1 L7		1-0 G5-3		0-1 E5			3	0	0	0	0	0	1											
Garrett Stephenson, R (1, 1) ERA: 5.25										2	0	0	0	0	1	0											
Mike James, R (8, 1) ERA: 0.38										0	0	0	0	0	0	0											
Inning Stats	R: 1 H: 2 E: 0 K: 1 S: 11	H: 2 LOB: 0 BB: 0 P: 19	R: 0 H: 1 E: 0 K: 2 S: 8	H: 1 LOB: 0 BB: 0 P: 13	R: 0 H: 0 E: 0 K: 1 S: 6	H: 0 LOB: 0 BB: 0 P: 11	R: 2 H: 2 E: 0 K: 2 S: 11	H: 2 LOB: 0 BB: 0 P: 18	R: 0 H: 0 E: 0 K: 2 S: 8	H: 0 LOB: 0 BB: 0 P: 13	R: 2 H: 3 E: 0 K: 0 S: 7	H: 3 LOB: 1 BB: 0 P: 10	R: 0 H: 1 E: 1 K: 0 S: 8	H: 1 LOB: 2 BB: 0 P: 12	R: 0 H: 0 E: 0 K: 1 S: 8	H: 0 LOB: 2 BB: 2 P: 18	1B: 5 2B: 1 3B: 0 HR: 3	SF: 0 SAC: 1 DP: 1 HBP: 0	WP: 0 PB: 0 SB: 0 CS: 1	PA: 34							
PITCHER	IP	WLS	BF	H	R	ER	SO	BB	IBB	HBP	BLK	WP	HR	S	P	ERA	WHIP										
67 Francisco Cordova, R (1, 1) ERA: 7.88	1.0	L	5	1	0	0	0	0	0	0	0	0	0	8	12	0.00	1.000										
Jeff Wallace, L (8, 1) ERA: 0.38	1.0		5	0	0	0	1	2	0	0	0	0	0	8	18	0.00	2.000										



Batter	1	2	3	4	5	6	7	8	9	AB	R	H	RBI	BB	SO	LOB	TOP										
Chad Hermansen, R (1,8) OBP: 0.253, SLG: 0.304 Adrian Brown, S (9,PH) OBP: 0.278, SLG: 0.472	K		G5-3		1B 2B		F3		FC6-4	4	1	1	0	0	1	0											
Warren Morris, L (1,4) OBP: 0.381, SLG: 0.352	G4-3			F7	18 S 1B		G5-3			4	0	1	1	0	0	0											
18 Jason Kendall, R (1,2) OBP: 0.439, SLG: 0.406	K			2B G6-3 HBP	F9			G5-3		3	1	0	0	0	1	1											
Brian Giles, L (1,9) OBP: 0.452, SLG: 0.660		F5				F8			K	4	0	1	0	0	1	0											
Kevin Young, R (1,3) OBP: 0.284, SLG: 0.402	K			G6-3		G4-3			F8	4	0	0	1	0	1	1											
Wil Cordero, R (1,7) OBP: 0.245, SLG: 0.376		HR		F9			1B BB		FC6-4 G4-3 1B	3	1	2	1	1	0	1											
Pat Meares, R (1,6) OBP: 0.298, SLG: 0.402	F9								G4-3	4	0	1	0	0	1	1											
Luis Sojo, R (1,5) OBP: 0.326, SLG: 0.395			K						P4	4	1	1	1	0	1	3											
Todd Ritchie, R (1,1) OBP: 0.201, SLG: 0.220 Scott Sauerbeck, R (8,1) OBP: 0.306, SLG: 0.300 Mike Garcia, R (8,1) OBP: 0.285, SLG: 0.300 Jason Christiansen, R (8,1) OBP: 0.285, SLG: 0.300 John Vander Wal, L (9,PH) OBP: 0.455, SLG: 0.682 Mike Williams, R (9,1)	F9			G6-3			K		FC6-4 1B	3	0	0	0	0	0	0											
Inning Stats	R: 0 E: 0 K: 2 S: 8	H: 0 LOB: 0 BB: 0 P: 11	R: 1 E: 0 K: 1 S: 9	H: 1 LOB: 0 BB: 0 P: 14	R: 0 E: 0 K: 1 S: 6	H: 0 LOB: 0 BB: 0 P: 8	R: 1 E: 0 K: 0 S: 8	H: 1 LOB: 1 BB: 0 P: 14	R: 2 E: 0 K: 1 S: 18	H: 3 LOB: 1 BB: 0 P: 29	R: 0 E: 0 K: 0 S: 11	H: 1 LOB: 0 BB: 0 P: 21	R: 0 E: 0 K: 1 S: 6	H: 0 LOB: 0 BB: 0 P: 8	R: 0 E: 0 K: 1 S: 7	H: 0 LOB: 0 BB: 0 P: 14	R: 0 E: 0 K: 0 S: 8	H: 1 LOB: 2 BB: 1 P: 17	1B: 3 2B: 2 3B: 0 HR: 2	SF: 0 SAC: 0 DP: 0 HBP: 1	WP: 0 PA: 37 PB: 0 SB: 1 CS: 0						
PITCHER	IP	WLS	BF	H	R	ER	SO	BB	IBB	HBP	BLK	WP	HR	S	P	ERA	WHIP										
Kevin Tapani, R (1,1) ERA: 5.65	7.0	L	29	6	4	4	6	1	0	1	0	0	2	66	105	5.14	1.000										
Brian Williams, R (8,1) ERA: 9.6	1.0		3	0	0	0	1	0	0	0	0	0	0	7	14	0.00	0.000										
Kyle Farnsworth, R (9,1) ERA: 8.1	1.0	S	5	1	0	0	0	0	1	0	0	0	0	8	17	0.00	1.000										

Pittsburgh Pirates @ Chicago Cubs
Wrigley Field, Chicago, IL
Fri May 05 2000, 2:20 PM CDT
Att: 26,689 - Sunny - 78 F

AB	34
R	4
H	7
RBI	4
BB	2
SO	7
LOB	9



Batter	1	2	3	4	5	6	7	8	9	AB	R	H	RBI	BB	SO	LOB	BOTTOM										
Eric Young Sr., R (1,4) OBP: 0.364, SLG: 0.477	G4-3 1B		G1-3			F8		HR		4	1	2	1	0	0	2											
Ricky Gutierrez, R (1,6) OBP: 0.403, SLG: 0.514	G4-3		G1-3			G3-6 1B		G1-3		4	0	1	0	0	0	3											
Mark Grace, L (1,3) OBP: 0.397, SLG: 0.422	G4-3			L9		G3-6				3	0	0	0	1	0	1											
Sammy Sosa, R (1,9) OBP: 0.393, SLG: 0.608		K			HR		2B 1B	K		4	1	2	1	0	2	1											
Henry Rodriguez, L (1,7) OBP: 0.313, SLG: 0.565 Glenallen Hill, R (8,PH) OBP: 0.200, SLG: 0.432	K				K			K		3	0	1	0	0	2	0											
Willie Greene, L (1,5) OBP: 0.450, SLG: 0.647 Brian Williams, R (8,1) OBP: 1.000, SLG: 2.000 Kyle Farnsworth, R (9,1) OBP: 0.273, SLG: 0.286	K							K		3	0	1	0	0	2	2											
Jose Nieves, R (9,PH) OBP: 0.273, SLG: 0.286					1B				P4	0	0	0	0	0	0	0											
Jeff Reed, L (1,2) OBP: 0.426, SLG: 0.452			G1-3 1B BB			K			K	3	0	0	0	1	2	2											
Damon Buford, R (1,8) OBP: 0.298, SLG: 0.387			G1-3 1B			P6		FC5-4 HBP	B1-3	3	0	1	0	0	0	0											
Kevin Tapani, R (1,1) OBP: 0.214, SLG: 0.500 Shane Andrews, R (7,PH) OBP: 0.333, SLG: 0.534	K					K		FC5-4		2	0	0	0	0	2	2											
Inning Stats	R: 0 E: 0 K: 0 S: 6	H: 1 LOB: 0 BB: 0 P: 9	R: 0 E: 0 K: 3 S: 9	H: 0 LOB: 0 BB: 0 P: 14	R: 0 E: 0 K: 1 S: 9	H: 1 LOB: 2 BB: 1 P: 15	R: 1 E: 0 K: 1 S: 9	H: 2 LOB: 1 BB: 0 P: 13	R: 0 E: 0 K: 2 S: 10	H: 0 LOB: 0 BB: 0 P: 14	R: 0 E: 0 K: 0 S: 6	H: 1 LOB: 0 BB: 0 P: 10	R: 0 E: 0 K: 1 S: 7	H: 2 LOB: 3 BB: 0 P: 10	R: 1 E: 0 K: 2 S: 9	H: 1 LOB: 1 BB: 1 P: 22	R: 0 E: 0 K: 1 S: 7	H: 0 LOB: 0 BB: 0 P: 12	1B: 5 2B: 1 3B: 0 HR: 2	SF: 0 SAC: 0 DP: 2 HBP: 1	WP: 0 PA: 35 PB: 0 SB: 0 CS: 0						
PITCHER	IP	WLS	BF	H	R	ER	SO	BB	IBB	HBP	BLK	WP	HR	S	P	ERA	WHIP										
Todd Ritchie, R (1,1) ERA: 2.99	7.1	W	29	8	2	2	8	1	0	1	0	0	0	4	4	2.46	1.227										
Scott Sauerbeck, L (8,1) ERA: 4.8	0.0		1	0	0	0	0	1	0	0	0	0	0	0	4	-	-										
Mike Garcia, R (8,1) ERA: 5.14	0.1	H	1	0	0	0	1	0	0	0	0	0	0	3	6	0.00	0.000										
Jason Christiansen, L (8,1) ERA: 1.54	0.1	H	1	0	0	0	1	0	0	0	0	0	0	3	6	0.00	0.000										
Mike Williams, R (9,1) ERA: 1.5	1.0	S	3	0	0	0	1	0	0	0	0	0	0	7	12	0.00	0.000										

Pittsburgh Pirates @ Chicago Cubs
Wrigley Field, Chicago, IL
Fri May 05 2000, 2:20 PM CDT
Att: 26,689 - Sunny - 78 F

AB	32
R	2
H	8
RBI	2
BB	2
SO	11
LOB	17



Batter	1	2	3	4	5	6	7	8	9	AB	R	H	RBI	BB	SO	LOB	TOP																																																																											
Chad Hermansen, R (1, 8) <small>OBP: 0.253, SLG: 0.315</small> Warren Morris, L (9, PH) <small>OBP: 0.377, SLG: 0.348</small> Bruce Aven, R (9, PH) <small>OBP: 0.242, SLG: 0.258</small>	 <small>1-1, 1B, 2B</small>	 <small>3-1, L5</small>			 <small>2-0, L3</small>		 <small>2-2, P6</small>		 <small>L9</small>	4	1	1	0	0	0	2																																																																												
Luis Sojo, R (1, 5) <small>OBP: 0.354, SLG: 0.488</small>	 <small>0-0, F7</small>		 <small>2-2, HR</small>		 <small>1-2, G5-3</small>		 <small>0-2, 18 FC4-6, 2-H, 1B</small>		 <small>0-0, 18 BB, 1-2, 1B</small>	5	2	3	2	0	0	1																																																																												
18 Jason Kendall, R (1, 2) <small>OBP: 0.445, SLG: 0.410</small>	 <small>2-1, G1-6-3, 2-H, 1B</small>		 <small>0-1, G3-6-3, 1B</small>		 <small>1-0, G6-3</small>		 <small>1-2, FC4-6</small>		 <small>4-0, 1B, 1-2, 2-3, G4-3, BB</small>	4	1	2	1	1	0	1																																																																												
Brian Giles, L (1, 9) <small>OBP: 0.457, SLG: 0.683</small>	 <small>4-2, G1-6-3, 1-2, BB, 1B</small>		 <small>0-0, G3-6-3, 1-2, BB</small>		 <small>2-1, HR</small>		 <small>2-1, G4-3</small>		 <small>2-2, G4-3, 1-3, 2-H, 3-H, 1B</small>	4	2	2	3	1	0	1																																																																												
Kevin Young, R (1, 3) <small>OBP: 0.281, SLG: 0.402</small>	 <small>0-2, G1-6-3, 1-2, 2-3</small>		 <small>1-0, G5-3</small>		 <small>1-0, G6-3</small>		 <small>0-0, 2B</small>		 <small>2-2, G4-3, 1-2, 3-H</small>	5	0	1	1	0	0	3																																																																												
Wil Cordero, R (1, 7) <small>OBP: 0.261, SLG: 0.415</small>		 <small>0-1, 2B</small>		 <small>0-3, K</small>		 <small>2-0, 1B</small>		 <small>1-0, L7</small>	 <small>1-2, 2B, 3-H</small>	5	2	3	1	0	1	1																																																																												
Pat Meares, R (1, 6) <small>OBP: 0.302, SLG: 0.405</small>		 <small>1-3, K2-3</small>		 <small>0-0, F8</small>		 <small>1-0, L9</small>		 <small>4-2, BB</small>	 <small>1-0, 1B, 2B</small>	4	1	1	1	1	1	2																																																																												
Mike Benjamin, R (1, 4) <small>OBP: 0.375, SLG: 0.447</small>		 <small>1-2, 2B</small>		 <small>1-1, G5-3</small>			 <small>1-0, G4-3, 1B</small>	 <small>1-1, F8</small>	 <small>0-2, 2-H, 1B</small>	5	1	3	2	0	0	2																																																																												
Jimmy Anderson, L (1, 1) Jose Silva, R (6, 1) Jose Parra, R (6, 1) Adrian Brown, S (7, PH) <small>OBP: 0.291, SLG: 0.258</small> Scott Sauerbeck, R (7, 1) Jeff Wallace, L (8, 1) John Vander Wal, L (9, PH) <small>OBP: 0.468, SLG: 0.622</small> Mike Williams, R (9, 1)		 <small>1-3, K</small>		 <small>2-2, F7</small>		 <small>0-1, G4-3, 1-2</small>		 <small>0-1, 18 BB, 1B, 1B</small>	 <small>2 0 0 0 0 0 0 1 1</small>	AB 41 R 11 H 16 RBI 11 BB 5 SO 3 LOB 18																																																																																		
Inning Stats	R: 1 E: 0 K: 0 S: 13	H: 2 LOB: 1 BB: 1 P: 20	R: 1 E: 0 K: 2 S: 13	H: 2 LOB: 1 BB: 0 P: 19	R: 1 E: 0 K: 0 S: 7	H: 2 LOB: 0 BB: 0 P: 10	R: 0 E: 0 K: 1 S: 6	H: 0 LOB: 0 BB: 0 P: 7	R: 0 E: 0 K: 0 S: 7	H: 0 LOB: 0 BB: 0 P: 12	R: 1 E: 0 K: 0 S: 6	H: 2 LOB: 1 BB: 0 P: 13	R: 1 E: 0 K: 0 S: 13	H: 2 LOB: 1 BB: 0 P: 17	R: 0 E: 0 K: 0 S: 8	H: 1 LOB: 2 BB: 1 P: 16	R: 6 E: 0 K: 0 S: 24	H: 5 LOB: 2 BB: 3 P: 42	1B: 8 2B: 5 3B: 1 HR: 2	SF: 0 SAC: 0 DP: 2 HBP: 0	WP: 0 PA: 46 PB: 0 SB: 0 CS: 0																																																																							
PITCHER	IP 6.0 WLS 8 BF 25 H 8 R 4 ER 4 SO 3	IP 2.0 WLS 3 BF 10 H 1 R 1 ER 1 SO 0	IP 0.1 WLS 2 BF 4 H 4 R 0 ER 0 SO 0	IP 0.1 WLS 5 BF 3 H 2 R 2 ER 2 SO 0	IP 0.1 WLS 1 BF 0 H 0 R 0 ER 0 SO 0	IP 6.0 WLS 2 BF 21 H 5 R 2 ER 6 SO 15	IP 2.0 WLS 10 BF 3 H 1 R 1 ER 1 SO 0	IP 0.1 WLS 5 BF 2 H 4 R 0 ER 0 SO 0	IP 0.1 WLS L BF 5 H 3 R 2 ER 2 SO 0	IP 0.1 WLS 1 BF 0 H 0 R 0 ER 0 SO 0	IP 6.0 WLS 8 BF 25 H 8 R 4 ER 4 SO 3	IP 2.0 WLS 3 BF 10 H 1 R 1 ER 1 SO 0	IP 0.1 WLS 2 BF 4 H 4 R 0 ER 0 SO 0	IP 0.1 WLS 5 BF 3 H 2 R 2 ER 2 SO 0	IP 0.1 WLS 1 BF 0 H 0 R 0 ER 0 SO 0	IP 6.0 WLS 2 BF 21 H 5 R 2 ER 6 SO 15	IP 2.0 WLS 10 BF 3 H 1 R 1 ER 1 SO 0	IP 0.1 WLS 5 BF 2 H 4 R 0 ER 0 SO 0	IP 0.1 WLS L BF 5 H 3 R 2 ER 2 SO 0	IP 0.1 WLS 1 BF 0 H 0 R 0 ER 0 SO 0	IP 6.0 WLS 8 BF 25 H 8 R 4 ER 4 SO 3	IP 2.0 WLS 3 BF 10 H 1 R 1 ER 1 SO 0	IP 0.1 WLS 2 BF 4 H 4 R 0 ER 0 SO 0	IP 0.1 WLS 5 BF 3 H 2 R 2 ER 2 SO 0	IP 0.1 WLS 1 BF 0 H 0 R 0 ER 0 SO 0	IP 6.0 WLS 2 BF 21 H 5 R 2 ER 6 SO 15	IP 2.0 WLS 10 BF 3 H 1 R 1 ER 1 SO 0	IP 0.1 WLS 5 BF 2 H 4 R 0 ER 0 SO 0	IP 0.1 WLS L BF 5 H 3 R 2 ER 2 SO 0	IP 0.1 WLS 1 BF 0 H 0 R 0 ER 0 SO 0	IP 6.0 WLS 8 BF 25 H 8 R 4 ER 4 SO 3	IP 2.0 WLS 3 BF 10 H 1 R 1 ER 1 SO 0	IP 0.1 WLS 2 BF 4 H 4 R 0 ER 0 SO 0	IP 0.1 WLS 5 BF 3 H 2 R 2 ER 2 SO 0	IP 0.1 WLS 1 BF 0 H 0 R 0 ER 0 SO 0	IP 6.0 WLS 2 BF 21 H 5 R 2 ER 6 SO 15	IP 2.0 WLS 10 BF 3 H 1 R 1 ER 1 SO 0	IP 0.1 WLS 5 BF 2 H 4 R 0 ER 0 SO 0	IP 0.1 WLS L BF 5 H 3 R 2 ER 2 SO 0	IP 0.1 WLS 1 BF 0 H 0 R 0 ER 0 SO 0	IP 6.0 WLS 8 BF 25 H 8 R 4 ER 4 SO 3	IP 2.0 WLS 3 BF 10 H 1 R 1 ER 1 SO 0	IP 0.1 WLS 2 BF 4 H 4 R 0 ER 0 SO 0	IP 0.1 WLS 5 BF 3 H 2 R 2 ER 2 SO 0	IP 0.1 WLS 1 BF 0 H 0 R 0 ER 0 SO 0	IP 6.0 WLS 2 BF 21 H 5 R 2 ER 6 SO 15	IP 2.0 WLS 10 BF 3 H 1 R 1 ER 1 SO 0	IP 0.1 WLS 5 BF 2 H 4 R 0 ER 0 SO 0	IP 0.1 WLS L BF 5 H 3 R 2 ER 2 SO 0	IP 0.1 WLS 1 BF 0 H 0 R 0 ER 0 SO 0	IP 6.0 WLS 8 BF 25 H 8 R 4 ER 4 SO 3	IP 2.0 WLS 3 BF 10 H 1 R 1 ER 1 SO 0	IP 0.1 WLS 2 BF 4 H 4 R 0 ER 0 SO 0	IP 0.1 WLS 5 BF 3 H 2 R 2 ER 2 SO 0	IP 0.1 WLS 1 BF 0 H 0 R 0 ER 0 SO 0	IP 6.0 WLS 2 BF 21 H 5 R 2 ER 6 SO 15	IP 2.0 WLS 10 BF 3 H 1 R 1 ER 1 SO 0	IP 0.1 WLS 5 BF 2 H 4 R 0 ER 0 SO 0	IP 0.1 WLS L BF 5 H 3 R 2 ER 2 SO 0	IP 0.1 WLS 1 BF 0 H 0 R 0 ER 0 SO 0	IP 6.0 WLS 8 BF 25 H 8 R 4 ER 4 SO 3	IP 2.0 WLS 3 BF 10 H 1 R 1 ER 1 SO 0	IP 0.1 WLS 2 BF 4 H 4 R 0 ER 0 SO 0	IP 0.1 WLS 5 BF 3 H 2 R 2 ER 2 SO 0	IP 0.1 WLS 1 BF 0 H 0 R 0 ER 0 SO 0	IP 6.0 WLS 2 BF 21 H 5 R 2 ER 6 SO 15	IP 2.0 WLS 10 BF 3 H 1 R 1 ER 1 SO 0	IP 0.1 WLS 5 BF 2 H 4 R 0 ER 0 SO 0	IP 0.1 WLS L BF 5 H 3 R 2 ER 2 SO 0	IP 0.1 WLS 1 BF 0 H 0 R 0 ER 0 SO 0	IP 6.0 WLS 8 BF 25 H 8 R 4 ER 4 SO 3	IP 2.0 WLS 3 BF 10 H 1 R 1 ER 1 SO 0	IP 0.1 WLS 2 BF 4 H 4 R 0 ER 0 SO 0	IP 0.1 WLS 5 BF 3 H 2 R 2 ER 2 SO 0	IP 0.1 WLS 1 BF 0 H 0 R 0 ER 0 SO 0	IP 6.0 WLS 2 BF 21 H 5 R 2 ER 6 SO 15	IP 2.0 WLS 10 BF 3 H 1 R 1 ER 1 SO 0	IP 0.1 WLS 5 BF 2 H 4 R 0 ER 0 SO 0	IP 0.1 WLS L BF 5 H 3 R 2 ER 2 SO 0	IP 0.1 WLS 1 BF 0 H 0 R 0 ER 0 SO 0	IP 6.0 WLS 8 BF 25 H 8 R 4 ER 4 SO 3	IP 2.0 WLS 3 BF 10 H 1 R 1 ER 1 SO 0	IP 0.1 WLS 2 BF 4 H 4 R 0 ER 0 SO 0	IP 0.1 WLS 5 BF 3 H 2 R 2 ER 2 SO 0	IP 0.1 WLS 1 BF 0 H 0 R 0 ER 0 SO 0	IP 6.0 WLS 2 BF 21 H 5 R 2 ER 6 SO 15	IP 2.0 WLS 10 BF 3 H 1 R 1 ER 1 SO 0	IP 0.1 WLS 5 BF 2 H 4 R 0 ER 0 SO 0	IP 0.1 WLS L BF 5 H 3 R 2 ER 2 SO 0	IP 0.1 WLS 1 BF 0 H 0 R 0 ER 0 SO 0	IP 6.0 WLS 8 BF 25 H 8 R 4 ER 4 SO 3	IP 2.0 WLS 3 BF 10 H 1 R 1 ER 1

Batter	1	2	3	4	5	6	7	8	9	AB	R	H	RBI	BB	SO	LOB	TOP										
Warren Morris, L (1,4) OBP: 0.384, SLG: 0.351	1-1 BB HR 1B		0-1 G4-3		0-0 1B 1B		4-2 HR BB	1-0 FC4-6 18 S	3-2 G4-3	5	3	2	0	1	0	2											
18 Jason Kendall, R (1,2) OBP: 0.444, SLG: 0.404	1-1 F9		1-0 P6		0-0 1B 1B		4-1 HR BB	3-2 L5		4	1	1	0	1	0	2											
John Vander Wal, L (1,9) OBP: 0.462, SLG: 0.667 Mike Benjamin, R (7,6) OBP: 0.390, SLG: 0.462	4-0 HR BB		1-3 K		1-0 1B		1-3 K		2-2 F9 BB 1B	3	1	1	1	1	2	2											
Brian Giles, L (1,8) OBP: 0.455, SLG: 0.694	1-1 P6			2-1 L6		1-0 P4		0-0 HR	4-1 1B HR BB	4	2	1	3	1	0	4											
Kevin Young, R (1,3) OBP: 0.294, SLG: 0.441	0-0 HR			0-0 F9		1-2 WP HBP	2-1 1B		0-0 F9	4	1	2	3	0	0	2											
Wil Cordero, R (1,7) OBP: 0.276, SLG: 0.418	2-3 K			4-0 BB		2-3 K	0-0 1B		2-2 HR 1B	4	1	2	1	1	2	1											
Pat Meares, R (1,6) OBP: 0.300, SLG: 0.395 Mike Garcia, R (7,1) OBP: 0.500, SLG: 0.500 Jeff Wallace, L (7,1) OBP: 0.230, SLG: 0.250 Bruce Aven, R (9,PH) OBP: 0.230, SLG: 0.250 Jason Christiansen, R (9,1)		4-2 L6-3 BB		2-2 G4-3		1-3 K	3-2 F5		1-2 P6	3	0	0	0	1	1	4	AB R H RBI BB SO LOB										
Luis Sojo, R (1,5) OBP: 0.340, SLG: 0.521		0-0 L6-3		0-3 K		2-1 G5-3		3-0 G6-3	2-2 HR	5	1	1	3	0	1	2											
Jason Schmidt, R (1,1) Scott Sauerbeck, R (6,1) Adrian Brown, S (7,PH) OBP: 0.300, SLG: 0.475		1-1 G5-3		1-0 P4			0-2 G6-3		1-2 FC4-6 1B	2	0	0	0	0	0	0											
Inning Stats	R: 3 E: 0 K: 1 S: 10	H: 2 LOB: 0 BB: 1 P: 19	R: 0 E: 0 K: 0 S: 6	H: 0 LOB: 0 BB: 1 P: 11	R: 0 E: 0 K: 1 S: 7	H: 0 LOB: 1 BB: 1 P: 9	R: 0 E: 0 K: 0 S: 6	H: 0 LOB: 0 BB: 0 P: 14	R: 1 E: 0 K: 2 S: 8	H: 3 LOB: 2 BB: 0 P: 11	R: 0 E: 0 K: 2 S: 11	H: 0 LOB: 1 BB: 0 P: 17	R: 3 E: 0 K: 1 S: 18	H: 3 LOB: 2 BB: 2 P: 32	R: 0 E: 0 K: 0 S: 9	H: 1 LOB: 1 BB: 0 P: 18	R: 4 E: 0 K: 0 S: 24	H: 4 LOB: 1 BB: 1 P: 39	1B: 9 2B: 2 3B: 0 HR: 3	SF: 0 SAC: 0 DP: 1 HBP: 1	WP: 1 PB: 0 SB: 1 CS: 0	PA: 46					
PITCHER	IP	WLS	BF	H	R	ER	SO	BB	IBB	HBP	BLK	WP	HR	S	P	ERA	WHIP										
34 Kerry Wood, R (1,1) ERA: 5.68	6.2	L	32	7	7	7	6	5	0	1	0	1	2	61	105	9.45	1.800										
Felix Heredia, L (7,1) ERA: 4.32	0.1		2	1	0	0	0	0	0	0	0	0	0	5	8	0.00	3.000										
76 Daniel Garibay, L (8,1) ERA: 3.38	1.1		8	3	3	3	0	1	0	0	0	0	0	18	35	20.25	3.000										
Mark Guthrie, L (9,1) ERA: 4.41	0.2		4	2	1	1	0	0	0	0	0	0	1	15	22	13.50	3.000										

Pittsburgh Pirates @ Chicago Cubs
Wrigley Field, Chicago, IL
Sun May 07 2000, 1:20 PM CDT
Att: 38,307 - Overcast - 74 F

AB 39
R 11
H 13
RBI 11
BB 6
SO 6
LOB 21



Batter	1	2	3	4	5	6	7	8	9	AB	R	H	RBI	BB	SO	LOB	BOTTOM										
Eric Young Sr., R (1,4) OBP: 0.386, SLG: 0.504	2-2 E6 S E		0-1 1B 2B		2-2 BB 1B		3-2 BB 1B		4-2 FC4-6 BB	4	2	3	1	1	0	0											
Mark Grace, L (1,3) OBP: 0.410, SLG: 0.421	3-3 K		1-0 G4-6-3 1B		4-1 FC6-4 BB		4-2 BB		1-0 FC4-6	3	0	1	1	2	1	2											
Sammy Sosa, R (1,9) OBP: 0.400, SLG: 0.620	3-2 P4		1-1 G4-6-3		0-2 FC6-4		1-1 F8		2-2 F9	5	0	0	0	0	0	8											
Henry Rodriguez, L (1,7) OBP: 0.324, SLG: 0.556	3-3 K			2-3 K		1-0 G5-4-3 1B		0-0 1B		4	0	2	0	0	2	0											
Willie Greene, L (1,5) OBP: 0.435, SLG: 0.579 Shane Andrews, R (6,PH) OBP: 0.330, SLG: 0.511		4-2 BB		1-3 K		2-2 G5-4-3		0-0 P6		1	0	0	0	1	1	0											
Jose Nieves, R (1,6) OBP: 0.241, SLG: 0.250		2-3 K		2-2 G4-3		1-3 K		1-1 F8		4	0	0	0	0	2	2											
Damon Buford, R (1,8) OBP: 0.293, SLG: 0.409		1-3 K			1-2 P5		2-1 F8		0-1 G5-3	4	0	0	0	0	1	2											
Joe Girardi, R (1,2) OBP: 0.330, SLG: 0.351		0-2 F9			2-1 BB 1B 1B		1-3 K		0-1 F7	4	0	1	0	0	1	1											
34 Kerry Wood, R (1,1) ERA: 4.03 Felix Heredia, L (7,1) OBP: 0.230, SLG: 0.333 76 Daniel Garibay, L (8,1) Mark Guthrie, R (9,1) Glenallen Hill, R (9,PH) OBP: 0.240, SLG: 0.510			0-2 F9		3-3 K		3-2 1B 2B		3-2 FC4-6 BB 1B	2	0	0	0	0	1	1	AB R H RBI BB SO LOB										
Inning Stats	R: 1 E: 1 K: 2 S: 14	H: 0 LOB: 0 BB: 0 P: 25	R: 0 E: 0 K: 2 S: 11	H: 0 LOB: 1 BB: 1 P: 18	R: 1 E: 0 K: 0 S: 8	H: 2 LOB: 0 BB: 0 P: 10	R: 0 E: 0 K: 2 S: 9	H: 0 LOB: 0 BB: 0 P: 14	R: 0 E: 0 K: 1 S: 7	H: 1 LOB: 0 BB: 0 P: 11	R: 1 E: 0 K: 1 S: 18	H: 2 LOB: 2 BB: 1 P: 32	R: 0 E: 0 K: 0 S: 6	H: 1 LOB: 1 BB: 0 P: 7	R: 0 E: 0 K: 0 S: 17	H: 1 LOB: 2 BB: 1 P: 27	1B: 7 2B: 2 3B: 0 HR: 0	SF: 0 SAC: 0 DP: 2 HBP: 0	WP: 0 PB: 0 SB: 1 CS: 0	PA: 39							
PITCHER	IP	WLS	BF	H	R	ER	SO	BB	IBB	HBP	BLK	WP	HR	S	P	ERA	WHIP										
Jason Schmidt, R (1,1) ERA: 4.03	5.0	W	21	4	2	1	7	2	0	0	0	0	0	60	97	1.80	1.200										
Scott Sauerbeck, L (6,1) ERA: 4.24	1.0	H	3	1	0	0	1	0	0	0	0	0	0	7	11	0.00	1.000										
Mike Garcia, R (7,1) ERA: 5.67	0.2		4	2	1	1	1	0	0	0	0	0	0	13	22	13.50	3.000										
Jeff Huson, L (7,PH) OBP: 0.240, SLG: 0.333 76 Daniel Garibay, L (8,1) Mark Guthrie, R (9,1) Glenallen Hill, R (9,PH) OBP: 0.240, SLG: 0.510	1.1		6	1	0	0	0	1	0	0	0	0	0	11	17	0.00	1.500										
Jason Christiansen, L (9,1) ERA: 1.8	1.0		5	1	0	0	0	1	0	0	0	0	0	17	27	0.00	2.000										

Pittsburgh Pirates @ Chicago Cubs
Wrigley Field, Chicago, IL
Sun May 07 2000, 1:20 PM CDT
Att: 38,307 - Overcast - 74 F

AB 35
R 3
H 9
RBI 2
BB 4
SO 9
LOB 18



Batter	1	2	3	4	5	6	7	8	9	AB	R	H	RBI	BB	SO	LOB	TOP										
Rickey Henderson, R OBP: 0.358, SLG: 0.218 Melvin Mora, R OBP: 0.333, SLG: 0.447	F7		G6-3			G4-6-3 1B	G4-6-3			4	0	1	0	0	0	2											
Derek Bell, R OBP: 0.417, SLG: 0.541	K		HR			G4-6-3 1-2		G5-4-3 1B		4	1	2	1	0	1	1											
Edgardo Alfonzo, R OBP: 0.466, SLG: 0.581	31 BB 1B		HR			31 G5-3 1B		G5-4-3 1-2		4	1	3	1	0	0	1											
31 Mike Piazza, R OBP: 0.448, SLG: 0.758	1-2 BB		1B			G5-3		G5-3		3	0	1	0	1	0	1											
Robin Ventura, L OBP: 0.331, SLG: 0.458	G4-3		F7			K		K		4	0	0	0	0	2	4											
Todd Zeile, R OBP: 0.356, SLG: 0.402		G4-3		G6-3		L9		F8		4	0	0	0	0	0	1											
Jay Payton, R OBP: 0.295, SLG: 0.388	G6-3		G5-3			G5-3		G5-3		3	0	0	0	1	0	0											
Rey Ordóñez, R OBP: 0.300, SLG: 0.226	K		G5-3			BB 1B		BB 1-2 BB		3	0	1	0	1	1	0											
Mike Hampton, R OBP: 0.350, SLG: 0.235 Armando Benítez, R (9, 1)			P4			K		K G4-6-3 BB		3	0	0	0	1	2	2											
										0	0	0	0	0	0	0											
Inning Stats	R: 0 H: 1 E: 0 K: 1 S: 10	H: 1 LOB: 2 BB: 1 P: 20	R: 0 H: 0 E: 0 K: 1 S: 7	H: 0 LOB: 0 BB: 0 P: 11	R: 2 H: 3 E: 0 K: 0 S: 15	H: 3 LOB: 1 BB: 0 P: 20	R: 0 H: 0 E: 0 K: 0 S: 7	H: 0 LOB: 0 BB: 0 P: 11	R: 0 H: 1 E: 0 K: 1 S: 10	H: 1 LOB: 1 BB: 0 P: 12	R: 0 H: 1 E: 0 K: 0 S: 6	H: 1 LOB: 1 BB: 1 P: 12	R: 0 H: 1 E: 0 K: 0 S: 9	H: 1 LOB: 0 BB: 0 P: 20	R: 0 H: 0 E: 0 K: 2 S: 11	H: 0 LOB: 2 BB: 2 P: 21	1B: 6 2B: 0 3B: 0 HR: 2	SF: 0 SAC: 0 DP: 3 HBP: 0	WP: 0 PB: 0 SB: 0 CS: 0	PA: 36							
PITCHER	IP	WLS	BF	H	R	ER	SO	BB	IBB	HBP	BLK	WP	HR	S	P	ERA	WHIP										
Kris Benson, R ERA: 3.94	8.0	L	31	8	2	2	4	2	0	0	0	0	2	75	114	2.25	1.250										
Scott Sauerbeck, L ERA: 4.0	1.0	S	5	0	0	0	2	2	0	0	0	0	0	11	21	0.00	2.000										

New York Mets @ Pittsburgh Pirates
Three Rivers Stadium, Pittsburgh, PA
Tue May 09 2000, 7:05 PM EDT
Att: 14,015 - Cloudy - 82 F

AB 32
R 2
H 8
RBI 2
BB 4
SO 6
LOB 12



Batter	1	2	3	4	5	6	7	8	9	AB	R	H	RBI	BB	SO	LOB	BOTTOM										
Chad Hermansen, R OBP: 0.241, SLG: 0.299	F7		K			K		K		4	0	0	0	0	3	0											
Warren Morris, L OBP: 0.379, SLG: 0.347	G6-3		K			G4-3		18 FC6-4 1B		4	0	1	0	0	1	0											
18 Jason Kendall, R OBP: 0.438, SLG: 0.393	F9		G5-3			BB		FC6-4 1-2		3	0	0	0	1	0	1											
Brian Giles, L OBP: 0.449, SLG: 0.679	L7		K			K		FC4-6 1B		4	0	1	0	0	2	1											
Kevin Young, R OBP: 0.301, SLG: 0.443	G6-3 WP 1B		2B FC5-2-1 1B			G5-3		FC4-6 HBP		4	0	2	0	0	0	1											
Wil Cordero, R OBP: 0.283, SLG: 0.425	G6-3		2B			G5-3		HBP		3	0	1	0	0	0	1											
Pat Meares, R OBP: 0.299, SLG: 0.390	G6-3		K			1B		F7		4	0	1	0	0	1	5											
Luis Sojo, R OBP: 0.321, SLG: 0.490 John Vander Wal, L (9, PH) OBP: 0.453, SLG: 0.651			K			FC5-2-5-1		K		3	0	0	0	0	1	3											
Kris Benson, R OBP: 0.154, SLG: 0.167 Adrian Brown, S (8, PH) OBP: 0.293, SLG: 0.463 Scott Sauerbeck, R (9, 1)			G1-3			G1-3		G5-3		2	0	0	0	0	0	2											
										1	0	0	0	0	0	0											
										0	0	0	0	0	0	0											
Inning Stats	R: 0 H: 0 E: 0 K: 0 S: 7	H: 1 LOB: 0 BB: 0 P: 13	R: 0 H: 1 E: 0 K: 0 S: 10	H: 1 LOB: 1 BB: 0 P: 13	R: 0 H: 0 E: 0 K: 2 S: 10	H: 0 LOB: 0 BB: 0 P: 17	R: 0 H: 0 E: 0 K: 2 S: 9	H: 0 LOB: 0 BB: 0 P: 15	R: 0 H: 2 E: 0 K: 1 S: 8	H: 2 LOB: 2 BB: 0 P: 13	R: 0 H: 0 E: 0 K: 2 S: 11	H: 0 LOB: 1 BB: 1 P: 19	R: 0 H: 1 E: 0 K: 0 S: 6	H: 1 LOB: 1 BB: 0 P: 8	R: 0 H: 1 E: 0 K: 1 S: 9	H: 1 LOB: 0 BB: 0 P: 13	R: 0 H: 1 E: 0 K: 1 S: 15	H: 1 LOB: 2 BB: 0 P: 23	1B: 5 2B: 1 3B: 0 HR: 0	SF: 0 SAC: 0 DP: 0 HBP: 1	WP: 1 PB: 0 SB: 0 CS: 0	PA: 35					
PITCHER	IP	WLS	BF	H	R	ER	SO	BB	IBB	HBP	BLK	WP	HR	S	P	ERA	WHIP										
Mike Hampton, L ERA: 5.36	8.1	W	33	6	0	0	8	1	0	0	0	0	0	80	126	0.00	0.840										
Armando Benítez, R ERA: 6.62	0.2	S	2	0	0	0	1	0	0	0	0	0	0	5	8	0.00	0.000										

New York Mets @ Pittsburgh Pirates
Three Rivers Stadium, Pittsburgh, PA
Tue May 09 2000, 7:05 PM EDT
Att: 14,015 - Cloudy - 82 F

AB 33
R 0
H 6
RBI 0
BB 1
SO 9
LOB 16



Batter	1	2	3	4	5	6	7	8	9	AB	R	H	RBI	BB	SO	LOB	TOP			
Rickey Henderson, R OBP: 0.374, SLG: 0.231										4	2	2	0	2	0	2				
Derek Bell, R OBP: 0.417, SLG: 0.540										4	1	1	0	1	1	4				
Edgardo Alfonso, R OBP: 0.464, SLG: 0.582										5	1	2	3	0	1	3				
31 Mike Piazza, R OBP: 0.445, SLG: 0.770										5	2	2	2	0	0	1				
Robin Ventura, L OBP: 0.340, SLG: 0.484										4	2	2	1	1	1	0				
Todd Zeile, R OBP: 0.358, SLG: 0.405										4	0	1	1	1	2	1				
Melvin Mora, R OBP: 0.328, SLG: 0.420										3	0	0	0	1	2	1	AB 38			
John Franco, L OBP: 0.282, SLG: 0.152										1	0	1	0	0	0	0	R 9			
Matt Franco, L OBP: 0.282, SLG: 0.152										1	0	1	0	0	0	0	H 13			
Rey Ordóñez, R OBP: 0.289, SLG: 0.216										4	0	0	0	0	1	2	RBI 8			
Jon Nunnally, L OBP: 0.375, SLG: 0.460										1	0	1	0	0	0	0	BB 6			
Rick Reed, R OBP: 0.296, SLG: 0.214										2	1	1	0	0	0	0	SO 8			
Turk Wendell, L OBP: 0.343, SLG: 0.143										0	0	0	0	0	0	0	LOB 14			
Dennis Cook, L OBP: 0.330, SLG: 0.333										0	0	0	0	0	0	0				
Pat Mahomes, R OBP: 0.329, SLG: 0.329										0	0	0	0	0	0	0				
Jay Payton, R OBP: 0.329, SLG: 0.329										0	0	0	0	0	0	0				
Rich Rodríguez, L OBP: 0.329, SLG: 0.329										0	0	0	0	0	0	0				
Inning Stats	R: 1 E: 0 K: 0 S: 9	H: 1 LOB: 0 BB: 0 P: 16	R: 0 E: 0 K: 3 S: 10	H: 0 LOB: 0 BB: 0 P: 13	R: 5 E: 0 K: 0 S: 10	H: 3 LOB: 0 BB: 1 P: 23	R: 0 E: 0 K: 0 S: 9	H: 1 LOB: 3 BB: 1 P: 21	R: 0 E: 0 K: 1 S: 16	H: 1 LOB: 1 BB: 1 P: 22	R: 1 E: 0 K: 2 S: 13	H: 3 LOB: 2 BB: 1 P: 28	R: 1 E: 0 K: 0 S: 16	H: 2 LOB: 1 BB: 0 P: 25	R: 1 E: 0 K: 1 S: 16	H: 2 LOB: 2 BB: 1 P: 25	1B: 8 2B: 3 3B: 0 HR: 2	SF: 1 SAC: 0 DP: 0 HBP: 1	WP: 1 PB: 0 SB: 1 CS: 1	PA: 46
PITCHER	IP WLS BF H R ER SO BB IBB HBP BLK WP HR S P ERA WHIP																			
Todd Ritchie, R ERA: 3.63	(1, 1) 3.0 15 4 6 6 3 1 0 1 0 0 0 2 29 52 18.00 1.667																			
Jose Parra, R ERA: 8.39	(4, 1) 1.0 6 1 0 0 0 2 0 0 0 0 0 0 9 21 0.00 3.000																			
Jeff Wallace, L ERA: 1.29	(5, 1) 2.0 8 1 0 0 2 1 0 0 0 0 0 0 25 37 0.00 1.000																			
Jose Silva, R ERA: 6.27	(7, 1) 1.0 W 6 3 1 1 2 0 1 0 0 0 0 0 13 28 9.00 3.000																			
Mike Garcia, R ERA: 6.23	(8, 1) 1.0 5 2 1 1 0 0 0 0 0 0 1 0 16 25 9.00 2.000																			
PITCHER	IP WLS BF H R ER SO BB IBB HBP BLK WP HR S P ERA WHIP																			
Mike Williams, R ERA: 1.93	(9, 1) 1.0 6 2 1 1 1 1 0 0 0 0 0 0 9 21 9.00 3.000																			

New York Mets @ Pittsburgh Pirates
Three Rivers Stadium, Pittsburgh, PA
Wed May 10 2000, 7:05 PM EDT
Att: 13,711 - Sunny - 58 F

AB	38
R	9
H	13
RBI	8
BB	6
SO	8
LOB	14



Batter	1	2	3	4	5	6	7	8	9	AB	R	H	RBI	BB	SO	LOB	BOTTOM			
Adrian Brown, S OBP: 0.304, SLG: 0.522										5	1	2	1	0	0	4				
Warren Morris, L OBP: 0.394, SLG: 0.330										5	0	0	1	0	2	3				
18 Jason Kendall, R OBP: 0.437, SLG: 0.393										5	1	2	0	0	0	2				
Brian Giles, L OBP: 0.448, SLG: 0.664										4	2	1	0	0	0	1				
Kevin Young, R OBP: 0.320, SLG: 0.483										5	4	4	2	0	0	0				
Wil Cordero, R OBP: 0.312, SLG: 0.483										5	3	5	4	0	0	0				
Pat Meares, R OBP: 0.317, SLG: 0.417										4	2	3	2	1	0	1	AB 43			
Mike Benjamin, R OBP: 0.364, SLG: 0.429										3	0	0	0	0	0	3	R 13			
John Vander Wal, L OBP: 0.463, SLG: 0.682										1	0	1	2	0	0	0	H 20			
Mike Garcia, R OBP: 0.333, SLG: 0.333										1	0	0	0	0	1	2	RBI 13			
Mike Williams, R OBP: 0.333, SLG: 0.333										0	0	0	0	0	0	0	BB 1			
Todd Ritchie, R OBP: 0.296, SLG: 0.250										1	0	1	0	0	0	0	SO 5			
Jose Parra, R OBP: 0.229, SLG: 0.242										0	0	0	0	0	0	0	LOB 20			
Bruce Aven, R OBP: 0.229, SLG: 0.242										0	0	0	0	0	0	0				
Jeff Wallace, L OBP: 0.229, SLG: 0.242										0	0	0	0	0	0	0				
Chad Hermansen, R OBP: 0.229, SLG: 0.242										0	0	0	0	0	0	0				
Jose Silva, R OBP: 0.229, SLG: 0.242										0	0	0	0	0	0	0				
Luis Sojo, R OBP: 0.229, SLG: 0.242										2	0	1	1	0	0	2				
Inning Stats	R: 0 E: 0 K: 0 S: 7	H: 1 LOB: 1 BB: 0 P: 12	R: 1 E: 0 K: 0 S: 10	H: 3 LOB: 2 BB: 0 P: 13	R: 0 E: 0 K: 0 S: 5	H: 0 LOB: 0 BB: 0 P: 7	R: 1 E: 0 K: 1 S: 11	H: 2 LOB: 1 BB: 0 P: 17	R: 1 E: 0 K: 0 S: 8	H: 1 LOB: 0 BB: 0 P: 11	R: 3 E: 0 K: 2 S: 17	H: 4 LOB: 1 BB: 0 P: 26	R: 5 E: 0 K: 1 S: 21	H: 6 LOB: 2 BB: 0 P: 35	R: 2 E: 0 K: 1 S: 17	H: 3 LOB: 1 BB: 1 P: 26	1B: 13 2B: 3 3B: 2 HR: 2	SF: 0 SAC: 0 DP: 1 HBP: 1	WP: 0 PB: 0 SB: 1 CS: 0	PA: 45
PITCHER	IP WLS BF H R ER SO BB IBB HBP BLK WP HR S P ERA WHIP																			
Rick Reed, R ERA: 3.49	(1, 1) 5.0 25 10 6 6 1 0 0 0 0 1 0 0 9 12 10.80 2.000																			
Turk Wendell, R ERA: 3.5	(6, 1) 0.2 B 3 1 0 0 1 0 0 0 0 1 0 0 9 12 0.00 1.500																			
Dennis Cook, L ERA: 4.86	(6, 1) 0.1 L 3 1 2 2 1 0 0 1 0 0 0 0 4 8 54.00 3.000																			
Pat Mahomes, R ERA: 3.38	(7, 1) 0.0 B 5 5 3 3 0 0 0 0 0 0 0 0 12 19 ∞ ∞																			
Rich Rodríguez, L ERA: 7.59	(7, 1) 1.0 3 0 0 0 1 0 0 0 0 0 0 0 8 13 0.00 0.000																			

New York Mets @ Pittsburgh Pirates
Three Rivers Stadium, Pittsburgh, PA
Wed May 10 2000, 7:05 PM EDT
Att: 13,711 - Sunny - 58 F

AB	43
R	13
H	20
RBI	13
BB	1
SO	5
LOB	20



Batter	1	2	3	4	5	6	7	8	9	AB	R	H	RBI	BB	SO	LOB	TOP											
Rickey Henderson, R OBP: 0.378, SLG: 0.228 Jay Payton, R OBP: 0.286, SLG: 0.378	4-0 2B BB	3-2 F9			1-0 G6-3		4-1 WP S BB		0-0 F9	2	0	0	0	2	0	0												
Derek Bell, R OBP: 0.416, SLG: 0.538	3-1 SF 2B		1-1 G4-3		2-1 G6-3		4-1 WP BB		1-3 K	4	1	1	0	1	1	0												
Edgardo Alfonso, R OBP: 0.452, SLG: 0.568	1-0 SF 31 G3 1B		1-3 K		2-1 G5-3		2-3 K		1-2 2-3	3	1	0	1	0	2	2												
31 Mike Piazza, R OBP: 0.447, SLG: 0.757	3-2 G3		0-0		1-0 G6-3		4-0			3	0	1	0	1	0	1												
Robin Ventura, L OBP: 0.338, SLG: 0.472	4-2 1B BB		0-0 G3		0-3 K		1-3 K			3	0	0	0	1	2	4												
Todd Zeile, R OBP: 0.369, SLG: 0.437	2-1 1-2 3-H 1B			2-1 HR		4-2 1B BB		3-2 G3		3	1	2	2	1	0	0												
Benny Agbavani, R OBP: 0.390, SLG: 0.541	1-0 L4			1-0 CS 2B		0-0		1-0 L4		4	0	2	0	0	0	2												
Melvin Mora, R OBP: 0.328, SLG: 0.420				1-3 K		1-2 1B		0-2 G3-1		0	0	0	0	0	0	0												
20 Kurt Abbott, R OBP: 0.300, SLG: 0.324		3-2 F7		1-3 K		0-1 F8				4	0	0	0	0	1	3												
Al Leiter, L OBP: 0.111, SLG: 0.059		2-3 K		2-1 G6-3			0-3 K		0-2 G4-3	4	0	0	0	0	2	1												
Inning Stats	R: 2 E: 1 K: 0 S: 15	H: 2 LOB: 2 BB: 2 P: 34	R: 0 E: 0 K: 1 S: 11	H: 0 LOB: 0 BB: 0 P: 19	R: 0 E: 0 K: 1 S: 7	H: 1 LOB: 1 BB: 0 P: 9	R: 1 E: 0 K: 1 S: 8	H: 2 LOB: 0 BB: 0 P: 14	R: 0 E: 0 K: 1 S: 5	H: 1 LOB: 2 BB: 1 P: 16	R: 0 E: 0 K: 3 S: 16	H: 0 LOB: 3 BB: 3 P: 31	R: 0 E: 0 K: 0 S: 7	H: 0 LOB: 0 BB: 0 P: 11	R: 0 E: 0 K: 1 S: 7	H: 0 LOB: 0 BB: 0 P: 8	1B: 3 2B: 2 3B: 0 HR: 1	SF: 1 SAC: 0 DP: 0 HBP: 0	WP: 1 PB: 0 SB: 1 CS: 1	PA: 38								
PITCHER	IP	WLS	BF	H	R	ER	SO	BB	IBB	HBP	BLK	WP	HR	S	P	ERA	WHIP											
Jimmy Anderson, L ERA: 4.28	(1, 1)	6.0	L	26	6	3	2	4	3	0	0	0	0	1	57	102	3.00	1.500										
Scott Sauerbeck, L ERA: 3.6	(7, 1)	2.0		9	0	0	0	3	2	1	0	0	1	0	23	42	0.00	1.000										
Jason Christiansen, L ERA: 1.32	(9, 1)	1.0		3	0	0	0	1	0	0	0	0	0	0	7	8	0.00	0.000										

New York Mets @ Pittsburgh Pirates
Three Rivers Stadium, Pittsburgh, PA
 Thu May 11 2000, 7:05 PM EDT
 Att: 16,264 - Overcast - 65 F



Batter	1	2	3	4	5	6	7	8	9	AB	R	H	RBI	BB	SO	LOB	BOTTOM											
Chad Hermansen, R OBP: 0.247, SLG: 0.337	0-1 FC5-4 1B	0-0 F9			0-0 HR		1-0 P4		2-1 P3	5	1	2	1	0	0	3												
Mike Benjamin, R OBP: 0.354, SLG: 0.413	1-0 FC5-4 1-2 S		0-1 P4		1-3 K2-3		1-1 CS 1B			4	0	1	0	0	1	1												
18 Jason Kendall, R OBP: 0.432, SLG: 0.383	2-3 K		1-3 K		4-2 FC6-4 BB		0-0 F8			3	0	0	0	1	2	2												
Brian Giles, L OBP: 0.442, SLG: 0.647	3-3 K		1-0		0-0 FC6-4 1-2		1-0 CS		1-0 P6	3	0	0	0	0	1	2												
Kevin Young, R OBP: 0.318, SLG: 0.476		3-2 CS 1B 1B		2-1 F2		3-1 G5-3		2-2 P6		4	1	1	0	0	0	1												
Wil Cordero, R OBP: 0.316, SLG: 0.479		0-0 FC4 1-2 1B		1-0 G1-3		4-2 2B FC5-2 BB		1-1 P5		3	0	1	0	1	0	0												
Pat Meares, R OBP: 0.315, SLG: 0.412		1-0 FC4 1B CS 1-2 2-3		1-3 K		2-3 K				4	0	1	0	0	2	3												
Luis Sojo, R OBP: 0.339, SLG: 0.509		1-2 SH1-4 1B		0-1 F9		0-1 FC5-2 2B				4	0	2	1	0	0	1												
Jimmy Anderson, L	(1, 1)				0-3 K		0-0 FC5-2		1-3 K	1	0	0	0	0	1	0												
Bruce Aven, R OBP: 0.232, SLG: 0.235	(6, PH)									1	0	0	0	0	0	2												
Scott Sauerbeck, R	(7, 1)									0	0	0	0	0	0	0												
Jason Christiansen, L	(9, 1)									0	0	0	0	0	0	0												
Adrian Brown, S OBP: 0.298, SLG: 0.511	(9, PH)									1	0	0	0	0	1	1												
Inning Stats	R: 0 E: 0 K: 2 S: 11	H: 1 LOB: 1 BB: 0 P: 17	R: 1 E: 0 K: 0 S: 12	H: 3 LOB: 2 BB: 0 P: 17	R: 0 E: 0 K: 1 S: 8	H: 0 LOB: 0 BB: 0 P: 12	R: 0 E: 0 K: 1 S: 7	H: 0 LOB: 0 BB: 0 P: 9	R: 1 E: 0 K: 2 S: 10	H: 1 LOB: 1 BB: 1 P: 15	R: 0 E: 0 K: 1 S: 11	H: 1 LOB: 2 BB: 1 P: 20	R: 0 E: 0 K: 0 S: 4	H: 0 LOB: 0 BB: 0 P: 7	R: 0 E: 0 K: 0 S: 6	H: 0 LOB: 0 BB: 0 P: 10	R: 0 E: 0 K: 1 S: 12	H: 1 LOB: 1 BB: 0 P: 17	1B: 6 2B: 1 3B: 0 HR: 1	SF: 0 SAC: 1 DP: 0 HBP: 1	WP: 0 PB: 0 SB: 1 CS: 3	PA: 38						
PITCHER	IP	WLS	BF	H	R	ER	SO	BB	IBB	HBP	BLK	WP	HR	S	P	ERA	WHIP											
Al Leiter, L ERA: 3.4	(1, 1)	9.0	W	37	8	2	1	8	2	0	1	0	0	1	81	124	1.00	1.111										

New York Mets @ Pittsburgh Pirates
Three Rivers Stadium, Pittsburgh, PA
 Thu May 11 2000, 7:05 PM EDT
 Att: 16,264 - Overcast - 65 F



Batter	1	2	3	4	5	6	7	8	9	AB	R	H	RBI	BB	SO	LOB	TOP								
Ronnie Belliard, R (1,4) OBP: 0.370, SLG: 0.432	0-1 SH1-3 1B		1-1 G4-6-3			1-3 K		2-2 G6-3		4	0	1	0	0	1	2	Milwaukee Brewers @ Pittsburgh Pirates Three Rivers Stadium, Pittsburgh, PA Sun May 14 2000, 1:35 PM EDT Att: 19,657 - Sunny - 62 F								
Mark Loretta, R (1,6) OBP: 0.373, SLG: 0.407	1-0 SH1-3			0-2 F3		0-2 F9		2-2 E5		3	0	0	0	0	0	0									
Jeromy Burnitz, L (1,9) OBP: 0.353, SLG: 0.496	1-0 F8			4-1 G4-3 BB			4-0 BB BB		1-0 G6-3	2	0	0	0	2	0	2									
Kevin Barker, L (1,3) OBP: 0.402, SLG: 0.402	3-3 K			3-2 G4-3 BB			4-2 BB BB		2-2 L8	2	0	0	0	1	1	2									
Charlie Hayes, R (9, PH) OBP: 0.395, SLG: 0.456				1-2 G4-3			1-2 BB			1	0	0	0	0	0	0									
José Hernández, R (1,5) OBP: 0.289, SLG: 0.298		0-0 G4-6-3 1B		0-1 G6-3			1-3 K			3	0	1	0	0	1	3									
Marquis Grissom, R (1,8) OBP: 0.277, SLG: 0.309	1-0 P4				1-2 G1-3		2-1 G6-4-3			3	0	0	0	0	0	3									
Tyler Houston, L (1,2) OBP: 0.278, SLG: 0.412	2-2 G4-6-3				0-0 F7			3-2 L9		3	0	0	0	0	0	1									
Lyle Mouton, R (1,7) OBP: 0.375, SLG: 0.415			2-2 FC1-6 1B		3-2 F8			0-0 G4-3 2B		3	0	2	0	0	0	0									
Jeff D'Amico, R (1,1) OBP: 0.250, SLG: 0.250			0-0 FC1-6			0-0 P3		2-2 G4-3		2	0	0	0	0	0	1									
Mark Sweeney, L (8, PH) OBP: 0.250, SLG: 0.250			1-2 G4-6-3					2-3 G4-3		1	0	0	0	0	0	1									
Valerio De Los Santos, L (8, 1) OBP: 0.176, SLG: 0.067										0	0	0	0	0	0	0									
Steve Woodard, L (8, 1) OBP: 0.176, SLG: 0.067										0	0	0	0	0	0	0									
Inning Stats	R: 0 E: 0 K: 1 S: 7	H: 1 LOB: 1 BB: 0 P: 12	R: 0 E: 0 K: 0 S: 7	H: 1 LOB: 0 BB: 0 P: 10	R: 0 E: 0 K: 0 S: 6	H: 1 LOB: 0 BB: 0 P: 9	R: 0 E: 0 K: 0 S: 10	H: 0 LOB: 1 BB: 1 P: 17	R: 0 E: 0 K: 0 S: 7	H: 0 LOB: 0 BB: 0 P: 11	R: 0 E: 0 K: 1 S: 8	H: 0 LOB: 0 BB: 0 P: 9	R: 0 E: 0 K: 1 S: 8	H: 0 LOB: 1 BB: 2 P: 19	R: 0 E: 0 K: 0 S: 10	H: 1 LOB: 1 BB: 0 P: 17	R: 0 E: 1 K: 0 S: 10	H: 0 LOB: 0 BB: 0 P: 15	1B: 3 2B: 1 3B: 0 HR: 0	SF: 0 SAC: 1 DP: 4 HBP: 0	WP: 0 PB: 0 CS: 0	PA: 31			
PITCHER	IP WLS BF H R ER SO BB IBB HBP BLK WP HR S P ERA WHIP	8.0 W 29 4 0 0 3 3 0 0 0 0 0 0 66 109 0.00 0.875	1.0 S 2 0 0 0 0 0 0 0 0 0 0 0 7 10 0.00 0.000																						

Batter	1	2	3	4	5	6	7	8	9	AB	R	H	RBI	BB	SO	LOB	BOTTOM							
Mike Benjamin, R (1,6) OBP: 0.362, SLG: 0.446	1-2 F9		2-1 G6-3			1-2 1B FC1-2 1B	1-0 G4-6-3			3	0	1	0	0	0	0	Milwaukee Brewers @ Pittsburgh Pirates Three Rivers Stadium, Pittsburgh, PA Sun May 14 2000, 1:35 PM EDT Att: 19,657 - Sunny - 62 F							
Adrian Brown, S (7, PH) OBP: 0.306, SLG: 0.500										1	0	0	0	0	0	2								
Warren Morris, L (1,4) OBP: 0.395, SLG: 0.319	2-0 P4		0-3 K			1-0 BB 1B		1-3 K		4	1	1	0	0	2	0								
John Vander Wal, L (1,3) OBP: 0.466, SLG: 0.652	4-2 BB			1-3 K		4-1 E BB 1B		1-2 F8		1	0	0	0	2	1	0								
Kevin Young, R (6, PH) OBP: 0.303, SLG: 0.447						1-2 BB				1	0	0	0	0	0	0								
Brian Giles, L (1,9) OBP: 0.438, SLG: 0.689	0-0 F8			0-0 F7		0-1 FC1-2		0-1 HR		4	1	1	1	0	0	3								
Wil Cordero, R (1,7) OBP: 0.324, SLG: 0.515				0-2 2B		1-3 K2-4		2-3 K		4	0	1	0	0	3	2								
Bruce Aven, R (1,8) OBP: 0.295, SLG: 0.548		2-0 FC6-4 1B			0-2 F8					3	1	2	1	0	0	1								
Pat Meares, R (8, 6) OBP: 0.310, SLG: 0.406										0	0	0	0	0	0	0								
Luis Sojo, R (1,5) OBP: 0.319, SLG: 0.478		2-2 FC6-4 2B			1-1 G6-3		2-1 E8 FC5 HBP			3	0	0	0	0	0	1								
Keith Osik, R (1,2) OBP: 0.545, SLG: 0.889		3-2 2B			0-0 G6-3		1-2 FC5 HBP			2	0	1	0	0	0	0								
Kris Benson, R (1,1) OBP: 0.125, SLG: 0.133										3	0	0	0	0	1	2								
Jason Christiansen, R (9, 1) ERA: 5.67										0	0	0	0	0	0	0								
Inning Stats	R: 0 E: 0 K: 0 S: 7	H: 0 LOB: 1 BB: 1 P: 14	R: 0 E: 0 K: 1 S: 12	H: 2 LOB: 2 BB: 0 P: 18	R: 0 E: 0 K: 2 S: 8	H: 0 LOB: 0 BB: 0 P: 11	R: 0 E: 0 K: 1 S: 10	H: 1 LOB: 1 BB: 0 P: 11	R: 0 E: 0 K: 0 S: 4	H: 0 LOB: 0 BB: 0 P: 5	R: 1 E: 1 K: 1 S: 14	H: 2 LOB: 2 BB: 1 P: 23	R: 1 E: 1 K: 0 S: 7	H: 1 LOB: 1 BB: 0 P: 13	R: 1 E: 0 K: 2 S: 15	H: 1 LOB: 0 BB: 0 P: 19	1B: 3 2B: 3 3B: 0 HR: 2	SF: 0 SAC: 0 DP: 2 HBP: 1	WP: 0 PB: 0 CS: 0	PA: 32				
PITCHER	IP WLS BF H R ER SO BB IBB HBP BLK WP HR S P ERA WHIP	7.0 L 28 6 2 1 5 2 0 1 0 0 0 1 62 95 13.50 1.143	0.2 4.28	0.1																				



Batter	1	2	3	4	5	6	7	8	9	AB	R	H	RBI	BB	SO	LOB	TOP			
Adrian Brown, S OBP: 0.278, SLG: 0.453 (1, 8)										5	0	0	0	0	1	4				
Warren Morris, L OBP: 0.397, SLG: 0.316 (1, 4)										4	0	1	0	1	1	3				
18 Jason Kendall, R OBP: 0.453, SLG: 0.492 (1, 2)										2	2	1	0	2	0	2				
Brian Giles, L OBP: 0.433, SLG: 0.674 (1, 9)										3	0	0	1	1	0	3				
Kevin Young, R OBP: 0.295, SLG: 0.434 (1, 3)										4	0	0	1	0	2	1				
John Vander Wal, L OBP: 0.484, SLG: 0.660 (1, 7)										4	0	3	0	0	1	0				
Pat Meares, R OBP: 0.302, SLG: 0.394 (1, 6)										4	0	0	0	0	0	4				
Luis Sojo, R OBP: 0.342, SLG: 0.493 (1, 5)										4	0	3	0	0	0	0				
Todd Ritchie, R OBP: 0.278, SLG: 0.378 (6, 1)										2	0	1	0	0	1	1				
Josias Manzanillo, R ERA: 4.19 (6, 1)										0	0	0	0	0	0	0				
Scott Sauerbeck, R ERA: 4.07 (7, PH)										0	0	0	0	0	0	0				
Emil Brown, R (7, PH)										1	0	0	0	0	0	1				
Jeff Wallace, L ERA: 3.0 (8, 1)										0	0	0	0	0	0	0				
Mike Garcia, R OBP: 0.333, SLG: 0.333 (8, 1)										0	0	0	0	0	0	0				
Bruce Aven, R OBP: 0.268, SLG: 0.535 (9, PH)										1	0	0	0	0	0	1				
Inning Stats	R: 0 E: 0 K: 0 S: 6	H: 1 LOB: 1 BB: 1 P: 13	R: 0 E: 0 K: 1 S: 12	H: 0 LOB: 0 BB: 0 P: 19	R: 0 E: 0 K: 1 S: 10	H: 1 LOB: 2 BB: 1 P: 19	R: 0 E: 0 K: 1 S: 9	H: 1 LOB: 1 BB: 0 P: 17	R: 0 E: 0 K: 0 S: 6	H: 2 LOB: 1 BB: 0 P: 10	R: 0 E: 0 K: 1 S: 10	H: 1 LOB: 1 BB: 0 P: 16	R: 1 E: 0 K: 1 S: 11	H: 1 LOB: 1 BB: 1 P: 24	R: 0 E: 0 K: 2 S: 12	H: 1 LOB: 1 BB: 0 P: 18	1B: 8 2B: 1 3B: 0 HR: 0	SF: 0 SAC: 0 DP: 2 HBP: 0	WP: 2 PB: 1 SB: 1 CS: 0	PA: 38
PITCHER	IP	WLS	BF	H	R	ER	SO	BB	IBB	HBP	BLK	WP	HR	S	P	ERA	WHIP			
Rob Bell, R ERA: 4.19 (1, 1)	6.0	W	25	6	1	1	3	3	0	0	0	0	0	52	91	1.50	1.500			
Scott Sullivan, R ERA: 4.07 (7, 1)	1.0	H	4	1	0	0	1	0	0	0	0	1	0	10	16	0.00	1.000			
Scott Williamson, R ERA: 2.01 (8, 1)	2.0		9	2	1	1	3	1	0	0	0	1	0	23	42	4.50	1.500			

Pittsburgh Pirates @ Cincinnati Reds
Cinergy Field, Cincinnati, OH
Tue May 16 2000, 7:05 PM EDT
Att: 26,271 - Cloudy - 68 F

AB 34
R 2
H 9
RBI 2
BB 4
SO 7
LOB 20



Batter	1	2	3	4	5	6	7	8	9	AB	R	H	RBI	BB	SO	LOB	BOTTOM			
Pokey Reese, R OBP: 0.393, SLG: 0.418 (1, 4)										5	0	1	2	0	1	4				
Barry Larkin, R OBP: 0.456, SLG: 0.523 (1, 6)										3	0	0	0	2	0	3				
Ken Griffey Jr., L OBP: 0.377, SLG: 0.558 (1, 8)										4	1	2	0	1	1	1				
Dmitri Young, S OBP: 0.342, SLG: 0.440 (1, 7)										3	0	1	1	2	0	1				
Sean Casey, L OBP: 0.337, SLG: 0.345 (1, 3)										4	2	1	0	1	0	5				
Eddie Taubensee, L OBP: 0.408, SLG: 0.505 (1, 2)										4	1	4	0	0	0	0				
Aaron Boone, R OBP: 0.373, SLG: 0.488 (1, 5)										3	0	1	1	0	1	2				
Michael Tucker, L OBP: 0.385, SLG: 0.560 (1, 9)										2	2	2	1	1	0	0				
Rob Bell, R ERA: 3.81 (7, 1)										2	0	0	0	0	1	4				
Scott Sullivan, R OBP: 0.333, SLG: 0.333 (7, 1)										0	0	0	0	0	0	0				
Chris Stynes, R OBP: 0.550, SLG: 0.565 (7, PH)										1	0	0	0	0	0	2				
Scott Williamson, R ERA: 7.2 (8, 1)										0	0	0	0	0	0	0				
Inning Stats	R: 0 E: 0 K: 1 S: 7	H: 0 LOB: 0 BB: 0 P: 12	R: 1 E: 0 K: 1 S: 20	H: 2 LOB: 2 BB: 1 P: 28	R: 0 E: 0 K: 0 S: 12	H: 1 LOB: 1 BB: 0 P: 16	R: 1 E: 1 K: 1 S: 15	H: 3 LOB: 3 BB: 0 P: 24	R: 1 E: 0 K: 0 S: 11	H: 3 LOB: 1 BB: 0 P: 18	R: 1 E: 0 K: 0 S: 9	H: 0 LOB: 3 BB: 4 P: 27	R: 2 E: 0 K: 0 S: 12	H: 3 LOB: 1 BB: 0 P: 18	R: 0 E: 0 K: 0 S: 6	H: 0 LOB: 1 BB: 2 P: 16	1B: 9 2B: 3 3B: 0 HR: 0	SF: 2 SAC: 1 DP: 1 HBP: 0	WP: 0 PB: 0 SB: 3 CS: 1	PA: 41
PITCHER	IP	WLS	BF	H	R	ER	SO	BB	IBB	HBP	BLK	WP	HR	S	P	ERA	WHIP			
Todd Ritchie, R ERA: 3.81 (1, 1)	5.0	L	25	9	3	3	4	1	0	0	0	0	0	65	98	5.40	2.000			
Josias Manzanillo, R ERA: 13.5 (6, 1)	0.2		4	0	1	1	0	2	0	0	0	0	0	6	15	13.50	3.000			
Scott Sauerbeck, L ERA: 3.27 (6, 1)	0.1		3	0	0	0	0	1	1	0	1	0	0	3	12	0.00	3.000			
Jeff Wallace, L ERA: 3.0 (7, 1)	1.0		5	3	2	2	0	0	0	0	0	0	0	12	18	0.00	3.000			
Mike Garcia, R ERA: 7.2 (8, 1)	1.0		4	0	0	0	0	2	0	0	0	0	0	6	16	0.00	2.000			

Pittsburgh Pirates @ Cincinnati Reds
Cinergy Field, Cincinnati, OH
Tue May 16 2000, 7:05 PM EDT
Att: 26,271 - Cloudy - 68 F

AB 31
R 6
H 12
RBI 5
BB 7
SO 4
LOB 22



Batter	1	2	3	4	5	6	7	8	9	10	AB	R	H	RBI	BB	SO	LOB	TOP				
Adrian Brown, S OBP: 0.300, SLG: 0.448 (1.8) (10.7)	G4-3	1B			G3		G4-3		BB		4	0	2	1	1	0	0	Pittsburgh Pirates @ Cincinnati Reds Cinergy Field, Cincinnati, OH Thu May 18 2000, 12:35 PM EDT Att: 26,252 - Cloudy - 78 F				
18 Jason Kendall, R OBP: 0.456, SLG: 0.396 (1.2)	2B	1B			FC6		G4-3		BB		3	1	1	0	2	1	2					
John Vander Wal, L OBP: 0.478, SLG: 0.667 (1.7) (10.3)	1B	L3			F7				1B		5	1	2	1	0	0	3					
Brian Giles, L OBP: 0.431, SLG: 0.667 (1.9)	1B				FC6				1B		5	0	2	1	0	0	1					
Kevin Young, R OBP: 0.260, SLG: 0.432 (1.3)	P4				G5-3				F9		5	0	1	0	0	0	3					
Mike Garcia, R OBP: 0.333, SLG: 0.333 (10.1)									G3		0	0	0	0	0	0	0					
Warren Morris, L OBP: 0.354, SLG: 0.303 (1.4)	F7				G3-1				F7		4	0	0	0	0	0	4					
Pat Meares, R OBP: 0.297, SLG: 0.379 (8.1)					G1-3				L9		4	0	1	0	0	1	3					
Jose Silva, R OBP: 0.229, SLG: 0.311 (10.8)		B5-6-4							K		0	0	0	0	0	0	0					
Chad Hermansen, R OBP: 0.229, SLG: 0.311 (10.8)		1B									0	0	0	0	0	0	0					
Luis Sojo, R OBP: 0.365, SLG: 0.506 (1.5)		B5-6-4			G6-3				L4		4	1	1	0	0	0	1					
Jason Schmidt, R OBP: 0.355, SLG: 0.451 (7. PH)		1B							G4-3		2	0	0	0	0	0	2					
Bruce Aven, R OBP: 0.260, SLG: 0.479 (7.1)		B5-6-4			P4				K2-3		1	0	0	0	0	1	0					
Scott Sauerbeck, R OBP: 0.351, SLG: 0.508 (8.6)											0	0	0	0	0	0	0					
Mike Benjamin, R OBP: 0.351, SLG: 0.508 (8.6)											1	0	0	0	0	1	0					
Inning Stats	R: 2 E: 1 K: 0 S: 13	H: 2 LOB: 1 BB: 1 P: 25	R: 1 E: 0 K: 0 S: 12	H: 4 LOB: 2 BB: 1 P: 17	R: 0 E: 0 K: 0 S: 10	H: 0 LOB: 0 BB: 0 P: 17	R: 0 E: 0 K: 0 S: 5	H: 0 LOB: 0 BB: 0 P: 8	R: 0 E: 0 K: 0 S: 8	H: 1 LOB: 1 BB: 0 P: 10	R: 0 E: 0 K: 1 S: 8	H: 1 LOB: 0 BB: 0 P: 13	R: 0 E: 0 K: 1 S: 12	H: 0 LOB: 1 BB: 1 P: 17	R: 0 E: 0 K: 0 S: 6	H: 0 LOB: 0 BB: 0 P: 8	R: 0 E: 0 K: 0 S: 6	H: 0 LOB: 0 BB: 0 P: 8	1B: 9 2B: 1 3B: 0 HR: 0	SF: 0 SAC: 0 DP: 2 HBP: 0	WP: 0 PB: 0 SB: 0 CS: 0	PA: 41
PITCHER	IP	WLS	BF	H	R	ER	SO	BB	IBB	HBP	BLK	WP	HR	S	P	ERA	WHIP					
Oswaldo Fernandez, R ERA: 5.11 (1.1)	6.0		26	7	3	3	0	2	0	0	0	0	0	54	90	4.50	1.500					
Elmer Dessens, R ERA: 5.97 (7.1)	1.0		5	3	0	0	1	0	0	0	0	0	0	11	17	0.00	3.000					
Scott Williamson, R ERA: 1.89 (8.1)	2.0		7	0	0	0	3	1	0	0	0	0	0	19	28	0.00	0.500					
Danny Graves, R ERA: 2.15 (10.1)	1.0	W	3	0	0	0	0	0	0	0	0	0	0	6	8	0.00	0.000					

AB	38
R	3
H	10
RBI	3
BB	3
SO	4
LOB	19



Batter	1	2	3	4	5	6	7	8	9	10	AB	R	H	RBI	BB	SO	LOB	BOTTOM				
Chris Stynes, R OBP: 0.471, SLG: 0.552 (1.4)	L3	1B			F9				F9		5	0	2	0	0	0	1	Pittsburgh Pirates @ Cincinnati Reds Cinergy Field, Cincinnati, OH Thu May 18 2000, 12:35 PM EDT Att: 26,252 - Cloudy - 78 F				
Barry Larkin, R OBP: 0.472, SLG: 0.514 (1.6)	1B	1B			G6-3				F9		4	1	1	0	1	0	2					
Ken Griffey Jr., L OBP: 0.389, SLG: 0.545 (1.8)	1B	F5							DI		1	1	0	0	4	0	2					
Dmitri Young, S OBP: 0.355, SLG: 0.451 (1.7)	FC5-4				G1-3				IBB		5	1	2	1	0	1	4					
Danny Graves, R OBP: 0.500, SLG: 2.000 (10.1)	1B								K		0	0	0	0	0	0	0					
Sean Casey, L OBP: 0.342, SLG: 0.354 (1.3)	1B				G5-3						4	0	1	0	1	0	1					
Pokey Reese, R OBP: 0.387, SLG: 0.411 (10. PR)	BB										0	1	0	0	0	0	0					
Aaron Boone, R OBP: 0.371, SLG: 0.470 (1.5)	FC5-4								1B		3	0	0	1	1	0	3					
Michael Tucker, L OBP: 0.368, SLG: 0.528 (1.9)	K								1B		3	0	0	0	0	1	5					
Dante Bichette, R OBP: 0.285, SLG: 0.372 (8. PH) (9.9)					P1				1B		2	0	1	0	0	1	0					
Benito Santiago, R OBP: 0.346, SLG: 0.429 (1.2)		G5-3							1B		3	0	1	1	2	0	0					
Oswaldo Fernandez, R ERA: 4.73 (1.1)											2	0	0	0	0	2	2					
Hal Morris, L ERA: 3.09 (8. PH)											1	0	0	0	0	0	1					
Elmer Dessens, R ERA: 5.97 (7.1)											0	0	0	0	0	0	0					
Scott Williamson, R ERA: 1.89 (8.1)											0	0	0	0	0	0	0					
Eddie Taubensee, L ERA: 3.09 (8. PH)											1	0	0	0	0	0	0					
Alex Ochoa, R ERA: 5.969 (10.7)											1	0	1	1	0	0	0					
Inning Stats	R: 2 E: 0 K: 1 S: 20	H: 2 LOB: 2 BB: 2 P: 37	R: 0 E: 0 K: 1 S: 8	H: 1 LOB: 1 BB: 1 P: 21	R: 1 E: 0 K: 1 S: 14	H: 2 LOB: 2 BB: 0 P: 21	R: 0 E: 0 K: 0 S: 5	H: 0 LOB: 1 BB: 1 P: 11	R: 0 E: 0 K: 0 S: 5	H: 0 LOB: 0 BB: 1 P: 11	R: 0 E: 0 K: 0 S: 12	H: 0 LOB: 0 BB: 1 P: 21	R: 0 E: 0 K: 1 S: 9	H: 0 LOB: 0 BB: 0 P: 14	R: 0 E: 0 K: 1 S: 9	H: 1 LOB: 2 BB: 1 P: 17	R: 1 E: 0 K: 0 S: 8	H: 3 LOB: 3 BB: 1 P: 17	1B: 7 2B: 2 3B: 0 HR: 0	SF: 0 SAC: 0 DP: 2 HBP: 1	WP: 0 PB: 0 SB: 1 CS: 1	PA: 46
PITCHER	IP	WLS	BF	H	R	ER	SO	BB	IBB	HBP	BLK	WP	HR	S	P	ERA	WHIP					
Jason Schmidt, R ERA: 4.73 (1.1)	6.0		29	5	3	3	3	6	0	0	0	0	0	5	10	4.50	1.833					
Scott Sauerbeck, L ERA: 3.09 (7.1)	1.1		4	0	0	0	0	1	0	0	0	0	0	5	10	0.00	0.750					
Jose Silva, R ERA: 4.91 (8.1)	1.2		7	1	0	0	2	0	1	0	0	0	0	15	27	0.00	0.600					
Mike Garcia, R ERA: 7.84 (10.1)	0.1	L	5	3	1	1	0	0	1	0	0	0	0	8	17	27.00	9.000					

AB	35
R	4
H	9
RBI	4
BB	9
SO	5
LOB	21



Batter	1	2	3	4	5	6	7	8	9	AB	R	H	RBI	BB	SO	LOB	TOP	
Fernando Vina, L (1,4) OBP: 0.422, SLG: 0.465 Shawon Dunston, R (5,5)	F9		E3		HBP			F9		2	0	0	0	0	0	1		
Ray Lankford, L (1,7) OBP: 0.292, SLG: 0.395	F8		K					K		4	0	0	0	0	2	3		
Mark McGwire, R (1,3) OBP: 0.496, SLG: 0.896 Eli Marrero, R (7,3) OBP: 0.313, SLG: 0.564	G5-3		K					L7	G6-3	3	0	0	0	0	1	2		
15 Jim Edmonds, L (1,8) OBP: 0.512, SLG: 0.756 Mike Mohler, R (7,1) Eric Davis, R (9,PH) OBP: 0.409, SLG: 0.547		1B SF9 HBP						G4-3	K	2	1	0	0	0	1	0		
J.D. Drew, L (1,9) OBP: 0.416, SLG: 0.548		G6-4-3 1B						G4-3		3	0	1	0	1	1	0		
Craig Paquette, R (1,5) OBP: 0.339, SLG: 0.522	SF9									3	0	1	1	0	2	1		
Edgar Renteria, R (1,6) OBP: 0.325, SLG: 0.490		G6-4-3 1-2f								3	0	0	0	0	1	2		
Mike Matheny, R (1,2) OBP: 0.317, SLG: 0.346										3	0	1	0	0	1	0		
Rick Ankiel, L (1,1) OBP: 0.400, SLG: 0.789 Darren Holmes, R (3,1) Thomas Howard, S (7,9) OBP: 0.267, SLG: 0.488			FC2-6 1B							1	0	0	0	0	0	1		
										1	0	0	0	0	1	0		
										1	0	0	0	0	0	0		
Inning Stats	R: 0 E: 0 K: 0 S: 7	H: 0 LOB: 0 BB: 0 P: 10	R: 1 E: 1 K: 0 S: 8	H: 1 LOB: 2 BB: 0 P: 12	R: 0 E: 0 K: 2 S: 11	H: 1 LOB: 1 BB: 0 P: 13	R: 0 E: 0 K: 0 S: 4	H: 0 LOB: 0 BB: 0 P: 4	R: 0 E: 0 K: 3 S: 9	H: 0 LOB: 0 BB: 0 P: 13	R: 0 E: 0 K: 1 S: 9	H: 0 LOB: 1 BB: 0 P: 14	R: 0 E: 0 K: 2 S: 14	H: 0 LOB: 1 BB: 1 P: 20	1B: 3 2B: 0 3B: 0 HR: 0	SF: 1 SAC: 0 DP: 1 HBP: 2	WP: 0 PB: 0 SB: 0 CS: 0	PA: 33
PITCHER Kris Benson, R (1,1) ERA: 3.02	IP: 9.0 WLS: W BF: 33 H: 3 R: 1 ER: 1 SO: 11 BB: 1 IBB: 0 HBP: 2 BLK: 0 WP: 0 HR: 0 S: 83 P: 116 ERA: 1.00 WHIP: 0.444											PITCHER	IP: WLS: BF: H: R: ER: SO: BB: IBB: HBP: BLK: WP: HR: S: P: ERA: WHIP:					

St. Louis Cardinals @ Pittsburgh Pirates
Three Rivers Stadium, Pittsburgh, PA
Fri May 19 2000, 7:05 PM EDT
Att: 24,281 - Sunny - 78 F

AB 29
R 1
H 3
RBI 1
BB 1
SO 11
LOB 10



Batter	1	2	3	4	5	6	7	8	9	AB	R	H	RBI	BB	SO	LOB	BOTTOM			
Mike Benjamin, R (1,4) OBP: 0.412, SLG: 0.531	18 WP 18 HR 1B	SH G4-3 18 1B FC3-2	18 2B 2B		FC6-4 1-2f			18 3B BB		3	3	2	2	1	0	1				
18 Jason Kendall, R (1,2) OBP: 0.496, SLG: 0.453	HR	FC3-2 G4-3 1B	1B 2B		K			1B 3B		5	3	4	5	0	1	1				
Bruce Aven, R (1,7) OBP: 0.291, SLG: 0.481	F7 1B BB	G4-3	1B					L4		4	1	2	2	1	0	3				
Brian Giles, L (1,9) OBP: 0.430, SLG: 0.658 Adrian Brown, S (9,9) OBP: 0.300, SLG: 0.448	1B	FC3-2			P6			1B E 1B		5	1	2	1	0	0	3				
Kevin Young, R (1,3) OBP: 0.292, SLG: 0.444	F7	K						K		5	1	1	1	0	2	6				
Luis Sojo, R (1,5) OBP: 0.356, SLG: 0.488	K		G4-3		F8			F9	E 1B	5	0	1	0	0	1	2				
Pat Meares, R (1,6) OBP: 0.301, SLG: 0.380	FC6-4 1B	SH5-4 2B 1B			G3			F7	E9 1-3 2H	5	1	2	1	0	0	1				
Chad Hermansen, R (1,8) OBP: 0.228, SLG: 0.298	FC6-4		SH5-4 2B BB					G5-3		4	1	0	0	1	2	4				
Kris Benson, R (1,1) OBP: 0.263, SLG: 0.188		18 1B G4-3 BB	SH5-4		FC6-4 HBP			18 3B 1B		1	2	1	0	1	0	0				
Inning Stats	R: 3 E: 0 K: 1 S: 21	H: 4 LOB: 2 BB: 1 P: 36	R: 1 E: 1 K: 1 S: 12	H: 1 LOB: 2 BB: 1 P: 21	R: 4 E: 0 K: 0 S: 17	H: 4 LOB: 1 BB: 1 P: 28	R: 1 E: 0 K: 0 S: 8	H: 1 LOB: 0 BB: 0 P: 16	R: 0 E: 0 K: 2 S: 9	H: 0 LOB: 1 BB: 0 P: 17	R: 0 E: 0 K: 0 S: 4	H: 1 LOB: 0 BB: 0 P: 5	R: 0 E: 0 K: 1 S: 8	H: 0 LOB: 0 BB: 0 P: 12	R: 4 E: 1 K: 1 S: 17	H: 4 LOB: 2 BB: 1 P: 27	1B: 10 2B: 2 3B: 1 HR: 2	SF: 0 SAC: 2 DP: 1 HBP: 1	WP: 1 PB: 0 SB: 0 CS: 0	PA: 44
PITCHER Rick Ankiel, L (1,1) ERA: 3.94 Darren Holmes, R (3,1) ERA: 10.8 Mike Mohler, L (7,1) ERA: 9.0	IP: 2.2 WLS: L BF: 19 H: 4 R: 2 ER: 2 SO: 2 BB: 0 IBB: 0 HBP: 1 BLK: 0 WP: 0 HR: 1 S: 27 P: 47 ERA: 5.40 WHIP: 1.200											PITCHER	IP: WLS: BF: H: R: ER: SO: BB: IBB: HBP: BLK: WP: HR: S: P: ERA: WHIP:							

St. Louis Cardinals @ Pittsburgh Pirates
Three Rivers Stadium, Pittsburgh, PA
Fri May 19 2000, 7:05 PM EDT
Att: 24,281 - Sunny - 78 F

AB 37
R 13
H 15
RBI 12
BB 4
SO 6
LOB 21



Batter	1	2	3	4	5	6	7	8	9	AB	R	H	RBI	BB	SO	LOB	TOP					
Plácido Polanco, R OBP: 0.379, SLG: 0.561 (1,4)	G5-3	L4		BB BB		BB		1B 3B		5	1	3	3	0	0	0	St. Louis Cardinals @ Pittsburgh Pirates Three Rivers Stadium, Pittsburgh, PA Sun May 21 2000, 1:35 PM EDT Att: 33,034 - Overcast - 63 F					
Ray Lankford, L OBP: 0.319, SLG: 0.397 (1,7)	HR	K		BB		BB		CS 1B		2	1	1	1	3	1	0						
Mark McGwire, R OBP: 0.503, SLG: 0.902 (1,3)	HR							K		4	1	1	3	1	1	3						
15 Jim Edmonds, L OBP: 0.500, SLG: 0.721 (1,8)	K							K		5	0	0	0	0	4	6						
Craig Paquette, R OBP: 0.348, SLG: 0.529 (1,5)	E 1B							CS		4	0	0	0	1	1	0						
J.D. Drew, L OBP: 0.417, SLG: 0.538 (1,9)	E 1B							F9		5	1	2	0	0	1	0						
Edgar Renteria, R OBP: 0.318, SLG: 0.474 (1,6)	E5							K		5	1	2	0	0	1	2						
Eli Marrero, R OBP: 0.302, SLG: 0.568 (1,2)	G6-3							FC4-6		4	1	1	0	0	1	6						
Andy Benes, R OBP: 0.158, SLG: 0.316 (8, PH)		G6-3						3B		3	0	0	0	0	2	3						
Eric Davis, R OBP: 0.409, SLG: 0.532 (8, PH)										0	1	0	0	1	0	0						
Mike James, R OBP: 0.409, SLG: 0.532 (8, PH)										0	0	0	0	0	0	0						
Jose Rodriguez, L OBP: 0.409, SLG: 0.532 (8, PH)										0	0	0	0	0	0	0						
Dave Veres, R OBP: 0.409, SLG: 0.532 (8, PH)										0	0	0	0	0	0	0						
Inning Stats	R: 2 E: 1 K: 1 S: 14	H: 2 LOB: 3 BB: 2 P: 26	R: 0 E: 0 K: 1 S: 8	H: 0 LOB: 0 BB: 0 P: 15	R: 0 E: 0 K: 1 S: 7	H: 0 LOB: 0 BB: 0 P: 10	R: 2 E: 0 K: 2 S: 16	H: 3 LOB: 3 BB: 2 P: 31	R: 0 E: 0 K: 0 S: 4	H: 0 LOB: 0 BB: 0 P: 5	R: 1 E: 0 K: 2 S: 17	H: 2 LOB: 2 BB: 1 P: 25	R: 0 E: 0 K: 2 S: 14	H: 1 LOB: 1 BB: 0 P: 19	R: 2 E: 0 K: 2 S: 13	H: 2 LOB: 0 BB: 1 P: 20	R: 0 E: 0 K: 1 S: 9	H: 0 LOB: 0 BB: 0 P: 13	1B: 7 2B: 0 3B: 2 HR: 1	SF: 0 SAC: 0 DP: 0 HBP: 0	WP: 0 PB: 0 SB: 0 CS: 1	PA: 44
PITCHER	IP WLS BF H R ER SO BB IBB HBP BLK WP HR S P ERA WHIP																					
Todd Ritchie, R ERA: 4.25 (1,1)	5.1 L 28 7 5 5 6 4 0 0 0 0 0 1 57 97 8.44 2.062																					
Jeff Wallace, L ERA: 2.31 (6,1)	0.2 3 0 0 0 1 1 0 0 0 0 0 0 9 15 0.00 1.500																					
Jose Silva, R ERA: 4.73 (7,1)	1.0 4 1 0 0 2 0 0 0 0 0 0 0 14 19 0.00 1.000																					
Scott Sauerbeck, L ERA: 3.6 (8,1)	0.2 5 2 2 2 2 1 0 0 0 0 0 0 12 18 27.00 4.500																					
Mike Williams, R ERA: 2.69 (8,1)	1.1 3 0 0 0 1 0 0 0 0 0 0 0 10 15 0.00 0.000																					

AB 37
R 7
H 10
RBI 7
BB 6
SO 12
LOB 20



Batter	1	2	3	4	5	6	7	8	9	AB	R	H	RBI	BB	SO	LOB	BOTTOM					
Warren Morris, L OBP: 0.351, SLG: 0.292 (1,4)	K	L3						G4-3	G1-3	5	0	0	0	0	1	1	St. Louis Cardinals @ Pittsburgh Pirates Three Rivers Stadium, Pittsburgh, PA Sun May 21 2000, 1:35 PM EDT Att: 33,034 - Overcast - 63 F					
18 Jason Kendall, R OBP: 0.462, SLG: 0.466 (1,2)	HR							HR		3	2	1	1	1	0	0						
John Vander Wal, L OBP: 0.442, SLG: 0.594 (1,9)	K							2B		3	0	0	0	1	1	1						
Brian Giles, L OBP: 0.433, SLG: 0.675 (1,8)	HR							F7		4	1	2	2	0	1	1						
Wil Cordero, R OBP: 0.333, SLG: 0.518 (1,7)	1B							L7		4	0	2	0	0	0	1						
Ivan Cruz, L OBP: 0.200, SLG: 0.200 (1,3)	1B							K		4	0	1	0	0	2	2						
Pat Meares, R OBP: 0.294, SLG: 0.389 (1,6)								F7		4	1	1	1	0	0	0						
Luis Sojo, R OBP: 0.347, SLG: 0.506 (1,5)								F9		4	1	1	1	0	0	0						
Todd Ritchie, R ERA: 4.25 (1,1)										2	0	1	0	0	1	0						
Jeff Wallace, L ERA: 2.31 (6,1)										0	0	0	0	0	0	0						
Jose Silva, R ERA: 4.73 (7,1)										0	0	0	0	0	0	0						
Bruce Aven, R ERA: 3.6 (8,1)										1	0	0	0	0	0	0						
Scott Sauerbeck, R ERA: 3.6 (8,1)										0	0	0	0	0	0	0						
Mike Williams, R ERA: 2.69 (8,1)										0	0	0	0	0	0	0						
Kevin Young, R ERA: 2.69 (8,1)										1	0	0	0	0	0	0						
Inning Stats	R: 2 E: 0 K: 2 S: 15	H: 3 LOB: 1 BB: 1 P: 24	R: 0 E: 0 K: 0 S: 11	H: 1 LOB: 1 BB: 0 P: 17	R: 0 E: 0 K: 0 S: 11	H: 1 LOB: 1 BB: 0 P: 15	R: 0 E: 0 K: 1 S: 6	H: 0 LOB: 0 BB: 0 P: 8	R: 0 E: 0 K: 1 S: 10	H: 0 LOB: 0 BB: 0 P: 16	R: 0 E: 0 K: 1 S: 7	H: 0 LOB: 0 BB: 0 P: 10	R: 1 E: 0 K: 0 S: 13	H: 1 LOB: 0 BB: 0 P: 20	R: 1 E: 0 K: 1 S: 14	H: 2 LOB: 2 BB: 1 P: 28	R: 1 E: 0 K: 0 S: 12	H: 1 LOB: 0 BB: 0 P: 15	1B: 4 2B: 1 3B: 0 HR: 4	SF: 0 SAC: 0 DP: 0 HBP: 0	WP: 0 PB: 0 SB: 0 CS: 0	PA: 37
PITCHER	IP WLS BF H R ER SO BB IBB HBP BLK WP HR S P ERA WHIP																					
Andy Benes, R ERA: 4.04 (1,1)	7.0 W 27 6 3 3 5 1 0 0 0 0 0 1 73 110 3.86 1.000																					
Mike James, R ERA: 3.69 (8,1)	0.1 3 1 1 1 0 1 0 0 0 0 0 1 8 15 27.00 6.000																					
Jose Rodriguez, L ERA: 4.73 (7,1)	0.1 H 1 0 0 0 0 0 0 0 0 0 0 0 2 5 0.00 0.000																					
Dave Veres, R ERA: 3.43 (8,1)	1.1 S 6 2 1 1 1 0 0 0 0 0 0 1 16 23 6.75 1.500																					

AB 35
R 5
H 9
RBI 5
BB 2
SO 6
LOB 6



Batter	1	2	3	4	5	6	7	8	9	AB	R	H	RBI	BB	SO	LOB	TOP				
Warren Morris, L (1,4) OBP: 0.348, SLG: 0.291	0-0 18 3B 1B	2-2 L6			0-2 F7			1-2 G5-4-3		4	0	1	0	0	0	3					
18 Jason Kendall, R (1,2) OBP: 0.466, SLG: 0.483	1 SAFE SF8 3B		1-2 F8			1-2 G5-4-3 1B			4-2 G3-1 BB	3	1	2	0	1	0	0					
Wil Cordero, R (1,7) OBP: 0.331, SLG: 0.514	2-1 SF8		1-2 G5-4-3 1B			1-0 F5			1-1 G3-1	3	0	1	1	0	0	2					
Brian Giles, L (1,8) OBP: 0.429, SLG: 0.665	3-H 3-2 1B		1-0 G5-4-3			0-0 G5-4-3			0-2 F7	4	0	1	0	0	0	3					
Kevin Young, R (1,3) OBP: 0.282, SLG: 0.428	1-3 K			0-0 P4					0-0 G5-3 P1	4	0	0	0	0	1	2					
Bruce Aven, R (1,9) OBP: 0.288, SLG: 0.464				0-1 G4-3						3	0	1	0	0	1	0					
Josias Manzanillo, R (7,1)		FC2-5 1B								0	0	0	0	0	0	0					
Pat Meares, R (1,6) OBP: 0.289, SLG: 0.381		2-1 P4		0-3 K					0-0 G4-3	3	0	0	0	0	1	1					
Mike Benjamin, R (1,5) OBP: 0.413, SLG: 0.521		1-2 FC2-5 1B		1-0 G5-3					2-1 F8	3	0	1	0	0	0	0					
Jimmy Anderson, L (1,1) OBP: 0.154, SLG: 0.231		1-2 FC2-5 1B		0-1 G6-3					0-1 G5-4-3 1B	2	0	0	0	0	0	2					
Rich Loiselle, R (5,1)		FC2-5								0	0	0	0	0	0	0					
Adrian Brown, S (7,9) OBP: 0.311, SLG: 0.458		1-2 2-3F								1	0	1	0	0	0	0					
Inning Stats	R: 1 E: 0 K: 1 S: 11	H: 3 LOB: 1 BB: 0 P: 17	R: 0 E: 0 K: 0 S: 10	H: 2 LOB: 2 BB: 0 P: 16	R: 0 E: 0 K: 0 S: 7	H: 1 LOB: 0 BB: 0 P: 10	R: 0 E: 0 K: 1 S: 6	H: 0 LOB: 0 BB: 0 P: 6	R: 0 E: 0 K: 0 S: 6	H: 1 LOB: 0 BB: 0 P: 8	R: 0 E: 0 K: 1 S: 7	H: 0 LOB: 0 BB: 0 P: 12	R: 0 E: 0 K: 0 S: 7	H: 1 LOB: 1 BB: 1 P: 10	R: 0 E: 0 K: 0 S: 11	H: 0 LOB: 1 BB: 1 P: 16	1B: 7 2B: 0 3B: 1 HR: 0	SF: 1 SAC: 0 DP: 3 HBP: 0	WP: 0 PB: 0 SB: 0 CS: 0	PA: 32	
PITCHER	IP	WLS	BF	H	R	ER	SO	BB	IBB	HBP	BLK	WP	HR	S	P	ERA	WHIP				
Brian Anderson, L (1,1) ERA: 4.21	8.0	W	28	8	1	1	3	0	0	0	0	0	0	60	86	1.12	1.000				
Matt Mantei, R (9,1) ERA: 6.23	1.0		4	0	0	0	0	1	0	0	0	0	0	11	16	0.00	1.000				

Pittsburgh Pirates @ Arizona Diamondbacks
Bank One Ballpark, Phoenix, AZ
Tue May 23 2000, 10:05 PM EDT
Att: 31,726 - Dome - 72 F

AB 30
R 1
H 8
RBI 1
BB 1
SO 3
LOB 13



Batter	1	2	3	4	5	6	7	8	9	AB	R	H	RBI	BB	SO	LOB	BOTTOM				
Tony Womack, L (1,6) OBP: 0.309, SLG: 0.439	0-1 G3-1		1-1 G5-3		3-2 3B HBP	1-2 G4-3		2-2 1B		4	1	1	0	0	0	0					
Jay Bell, R (1,4) OBP: 0.426, SLG: 0.512	0-0 G4-3		0-0 F8		0-0 1-H 2B 3B	0-1 1B		1-0 F9		5	1	2	1	0	0	1					
Luis Gonzalez, L (1,7) OBP: 0.402, SLG: 0.536	1-1 1B HR		4-1 BB		2-1 1B SF8 2B	2-0 1B		1-3 1B		3	2	3	1	1	0	0					
Matt Williams, R (1,5) OBP: 0.500, SLG: 0.500	0-1 HR 1B		3-0 F9		0-0 2B 1B	0-0 P4				4	1	2	0	0	0	3					
Steve Finley, L (1,8) OBP: 0.384, SLG: 0.695	3-2 HR 1B			2-1 G6-3 1B	0-1 SF8		4-0 G6-4-3 BB			2	1	2	4	1	0	0					
Greg Colbrunn, R (1,3) OBP: 0.581, SLG: 0.778	1-H 3-H K			2-1 F9	2-2 3-H 2B		3-1 G6-4-3		1-2 1-2F	4	0	1	0	0	1	2					
Damian Miller, R (1,2) OBP: 0.329, SLG: 0.520		3-0 F3		3-2 G6-3	4-2 G4-6-3 BB		1-2 G4-3			3	0	0	0	1	0	1					
Bernard Gilkey, R (1,9) OBP: 0.255, SLG: 0.298		2-1 F8		4-0 IBB	0-2 G4-6-3			0-0 F9		3	0	0	0	1	0	3					
Matt Mantei, R (9,1) ERA: 6.48					1-2 1-2F					0	0	0	0	0	0	0					
Brian Anderson, R (1,1) OBP: 0.091, SLG: 0.095		1-3 K		0-0 F9		2-3 K		1-1 G5-3		3	0	0	0	0	2	2					
Travis Lee, L (8,PH) OBP: 0.349, SLG: 0.469										1	0	0	0	0	0	0					
Inning Stats	R: 3 E: 0 K: 1 S: 16	H: 3 LOB: 0 BB: 0 P: 20	R: 0 E: 0 K: 1 S: 6	H: 0 LOB: 0 BB: 0 P: 12	R: 0 E: 0 K: 0 S: 5	H: 0 LOB: 1 BB: 1 P: 13	R: 0 E: 0 K: 0 S: 8	H: 1 LOB: 2 BB: 1 P: 19	R: 3 E: 0 K: 0 S: 18	H: 4 LOB: 2 BB: 1 P: 29	R: 0 E: 0 K: 1 S: 11	H: 2 LOB: 0 BB: 1 P: 16	R: 0 E: 0 K: 0 S: 6	H: 0 LOB: 0 BB: 1 P: 14	R: 0 E: 0 K: 0 S: 9	H: 1 LOB: 1 BB: 0 P: 13	1B: 7 2B: 2 3B: 1 HR: 1	SF: 1 SAC: 0 DP: 2 HBP: 1	WP: 0 PB: 0 SB: 0 CS: 0	PA: 38	
PITCHER	IP	WLS	BF	H	R	ER	SO	BB	IBB	HBP	BLK	WP	HR	S	P	ERA	WHIP				
Jimmy Anderson, L (1,1) ERA: 5.48	4.1	L	23	7	6	6	2	1	1	1	0	0	0	43	77	12.46	1.846				
Rich Loiselle, R (5,1) ERA: 1.93	1.2		8	3	0	0	1	1	0	0	0	0	0	21	32	0.00	2.400				
Josias Manzanillo, R (7,1) ERA: 1.93	2.0		7	1	0	0	0	1	0	0	0	0	0	15	27	0.00	1.000				

Pittsburgh Pirates @ Arizona Diamondbacks
Bank One Ballpark, Phoenix, AZ
Tue May 23 2000, 10:05 PM EDT
Att: 31,726 - Dome - 72 F

AB 32
R 6
H 11
RBI 6
BB 4
SO 3
LOB 12



Batter	1	2	3	4	5	6	7	8	9	AB	R	H	RBI	BB	SO	LOB	TOP										
Warren Morris, L (1,4) OBP: 0.340, SLG: 0.283	G6-3	F7			F9		G6-3		CS	4	0	0	0	0	0	1											
18 Jason Kendall, R (1,2) OBP: 0.463, SLG: 0.477	F9				F9			F4		4	0	1	0	0	0	0											
Wil Cordero, R (1,7) OBP: 0.329, SLG: 0.503	G6-3		F9			F7		HR		3	1	0	0	1	0	1											
Brian Giles, L (1,8) OBP: 0.441, SLG: 0.695		1B			F9-6			HR		3	2	3	2	1	0	0											
Kevin Young, R (1,3) OBP: 0.282, SLG: 0.423		1B			F9-6		F8		HR	4	1	1	0	0	1	3											
John Vander Wal, L (1,9) OBP: 0.444, SLG: 0.627		HR			F7		FC5		P6	3	1	1	3	1	0	0											
Pat Meares, R (1,6) OBP: 0.282, SLG: 0.372	F9				F9		FC5			4	0	0	0	0	1	2											
Luis Sojo, R (1,5) OBP: 0.354, SLG: 0.505					G6-3				F8	4	0	2	0	0	0	0											
Mike Benjamin, R (9, PR) OBP: 0.413, SLG: 0.521										0	0	0	0	0	0	0											
Jason Schmidt, R (7, 1)										3	0	0	0	0	1	1											
Jeff Wallace, L (7, 1)										0	0	0	0	0	0	0											
Jose Silva, R (7, 1)										0	0	0	0	0	0	0											
Scott Sauerbeck, R (7, 1)										0	0	0	0	0	0	0											
Jason Christiansen, R (8, 1)										0	0	0	0	0	0	0											
Ivan Cruz, L (8, PH) OBP: 0.167, SLG: 0.167										1	0	0	0	0	1	1											
Inning Stats	R: 0 E: 0 K: 0 S: 7	H: 0 LOB: 0 BB: 0 P: 10	R: 3 E: 0 K: 1 S: 18	H: 4 LOB: 1 BB: 27 P: 20	R: 0 E: 0 K: 0 S: 7	H: 1 LOB: 1 BB: 1 P: 15	R: 0 E: 0 K: 0 S: 6	H: 0 LOB: 0 BB: 0 P: 9	R: 0 E: 0 K: 0 S: 9	H: 1 LOB: 2 BB: 1 P: 21	R: 0 E: 0 K: 0 S: 6	H: 0 LOB: 0 BB: 0 P: 10	R: 2 E: 0 K: 1 S: 14	H: 1 LOB: 0 BB: 1 P: 23	R: 0 E: 0 K: 2 S: 10	H: 1 LOB: 1 BB: 0 P: 17	1B: 5 2B: 2 3B: 0 HR: 2	SF: 0 SAC: 0 DP: 1 HBP: 0	WP: 0 PB: 0 SB: 1 CS: 1	PA: 37							
PITCHER	IP	WLS	BF	H	R	ER	SO	BB	IBB	HBP	BLK	WP	HR	S	P	ERA	WHIP										
Todd Stottlemyre, R (1, 1) ERA: 4.63	7.0	W	28	6	3	3	1	1	1	0	0	0	1	62	104	3.86	1.000										
Mike Morgan, R (8, 1) ERA: 2.59	0.1	H	3	1	2	2	0	1	0	0	0	0	1	8	14	54.00	6.000										
Byung-Hyun Kim, R (8, 1) ERA: 1.77	1.2	S	5	1	0	0	3	0	0	0	0	0	0	16	26	0.00	0.600										

Pittsburgh Pirates @ Arizona Diamondbacks
Bank One Ballpark, Phoenix, AZ
Wed May 24 2000, 10:05 PM EDT
Att: 30,462 - Dome - 72 F

livebaseballscorecards.com

AB 33
R 5
H 8
RBI 5
BB 3
SO 4
LOB 9

WP: 0
PB: 0
SB: 1
CS: 1

PA: 37

P

Batter	1	2	3	4	5	6	7	8	9	AB	R	H	RBI	BB	SO	LOB	BOTTOM										
Tony Womack, L (1,6) OBP: 0.308, SLG: 0.435	K	K			P5					4	1	1	1	0	2	3											
Jay Bell, R (1,4) OBP: 0.422, SLG: 0.503	F9	FC5			F7		1B			3	1	0	0	1	0	3											
Luis Gonzalez, L (1,7) OBP: 0.404, SLG: 0.541	K				K		1B			4	1	2	1	0	2	0											
Matt Williams, R (1,5) OBP: 0.375, SLG: 0.375		K			G1-3		1B			4	0	1	0	0	2	3											
Steve Finley, L (1,8) OBP: 0.386, SLG: 0.696		BB			F9		F8			4	1	2	2	0	0	2											
Erubiel Durazo, L (1,3) OBP: 0.393, SLG: 0.479		1B			L6		F8			3	1	0	0	1	0	3											
Mike Morgan, R (8, 1) OBP: 0.500, SLG: 0.500		1B					G3-1			0	0	0	0	0	0	0											
Byung-Hyun Kim, R (8, 1)		1B								0	0	0	0	0	0	0											
Travis Lee, L (1,9) OBP: 0.349, SLG: 0.466		1B			G3					3	0	1	1	0	0	1											
Bernard Gilkey, R (8, 9) OBP: 0.250, SLG: 0.292		1B					P6			1	0	0	0	0	0	0											
Kelly Stinnett, R (1,2) OBP: 0.292, SLG: 0.463		FC5			F8					3	0	0	0	1	2	0											
Todd Stottlemyre, L (1, 1) ERA: 5.05		1B								2	0	1	1	0	1	0											
Lenny Harris, L (7, PH) ERA: 4.63		1B								1	1	1	0	0	0	0											
Greg Colbrunn, R (8, 3) OBP: 0.571, SLG: 0.761		FC5								1	0	0	0	0	1	0											
Inning Stats	R: 0 E: 0 K: 2 S: 8	H: 0 LOB: 0 BB: 0 P: 9	R: 2 E: 0 K: 2 S: 19	H: 3 LOB: 3 BB: 2 P: 32	R: 0 E: 0 K: 1 S: 9	H: 1 LOB: 1 BB: 0 P: 9	R: 0 E: 0 K: 1 S: 9	H: 0 LOB: 0 BB: 0 P: 11	R: 0 E: 0 K: 0 S: 6	H: 1 LOB: 1 BB: 0 P: 8	R: 4 E: 0 K: 2 S: 26	H: 4 LOB: 1 BB: 1 P: 39	R: 0 E: 0 K: 2 S: 9	H: 0 LOB: 0 BB: 0 P: 12	1B: 6 2B: 3 3B: 0 HR: 0	SF: 0 SAC: 0 DP: 0 HBP: 0	WP: 0 PB: 0 SB: 0 CS: 0	PA: 36									
PITCHER	IP	WLS	BF	H	R	ER	SO	BB	IBB	HBP	BLK	WP	HR	S	P	ERA	WHIP										
Jason Schmidt, R (1, 1) ERA: 5.05	6.1	L	29	7	5	5	7	3	0	0	0	0	0	2	5	-	-										
Jeff Wallace, L (7, 1) ERA: 3.09	0.0		1	1	0	0	0	0	0	0	0	0	0	7	10	27.00	3.000										
Jose Silva, R (7, 1) ERA: 4.63	0.1		2	1	1	1	1	0	0	0	0	0	0	3	4	0.00	0.000										
Scott Sauerbeck, L (7, 1) ERA: 3.55	0.1		1	0	0	0	0	0	0	0	0	0	0	3	4	0.00	0.000										
Jason Christiansen, L (8, 1) ERA: 1.53	1.0		3	0	0	0	2	0	0	0	0	0	0	9	12	0.00	0.000										

Pittsburgh Pirates @ Arizona Diamondbacks
Bank One Ballpark, Phoenix, AZ
Wed May 24 2000, 10:05 PM EDT
Att: 30,462 - Dome - 72 F

livebaseballscorecards.com

AB 33
R 6
H 9
RBI 6
BB 3
SO 10
LOB 15

WP: 0
PB: 0
SB: 0
CS: 0

PA: 36

A

Batter	1	2	3	4	5	6	7	8	9	AB	R	H	RBI	BB	SO	LOB	TOP					
Mike Benjamin, R (1.4) OBP: 0.388, SLG: 0.487	F9	PO	F8	F9		F8			F8	5	0	0	0	0	0	3						
18 Jason Kendall, R (1.2) OBP: 0.462, SLG: 0.471	L4		F8		G5-3		G6-3 G4-3 E		2B	4	2	1	0	1	0	0						
Wil Cordero, R (1.7) OBP: 0.331, SLG: 0.497	BB 1B				G5-3		G4-3		L6	4	0	1	0	1	0	2						
Brian Giles, L (1.8) OBP: 0.445, SLG: 0.698	BB		G3		BB		G6-3		2B	5	1	3	1	0	0	2						
Kevin Young, R (1.3) OBP: 0.296, SLG: 0.434				G5-3	BB		E1		F8	3	1	2	1	2	0	1						
Brugs Aven, R (1.9) OBP: 0.286, SLG: 0.500	F8			G1-3	HR		K			4	1	1	3	0	1	5						
Pat Meares, R (1.6)		P6-3		G5-3	F8				G5-3	3	0	1	0	0	0	0						
Luis Sojo, R (1.5) OBP: 0.340, SLG: 0.485		P6-3		G5-3		G6-3			K	4	0	0	0	0	1	3						
Kris Benson, R (1.1) OBP: 0.273, SLG: 0.167			E6						G3	2	0	0	0	1	1	0						
Scott Sauerbeck, R (7.1)										0	0	0	0	0	0	0						
Adrian Brown, S (8. PH) OBP: 0.306, SLG: 0.450										1	0	0	0	0	0	0						
Mike Williams, R (8.1)										0	0	0	0	0	0	0						
Inning Stats	R: 0 E: 0 K: 0 S: 10	H: 2 LOB: 3 BB: 1 P: 22	R: 0 E: 1 K: 0 S: 8	H: 1 LOB: 0 BB: 0 P: 13	R: 0 E: 0 K: 0 S: 7	H: 0 LOB: 1 BB: 1 P: 13	R: 0 E: 0 K: 0 S: 8	H: 1 LOB: 3 BB: 1 P: 16	R: 3 E: 0 K: 1 S: 14	H: 2 LOB: 0 BB: 0 P: 25	R: 0 E: 0 K: 1 S: 6	H: 0 LOB: 0 BB: 0 P: 10	R: 1 E: 1 K: 1 S: 14	H: 2 LOB: 1 BB: 0 P: 19	R: 0 E: 0 K: 1 S: 9	H: 0 LOB: 0 BB: 0 P: 16	R: 1 E: 0 K: 0 S: 11	H: 1 LOB: 1 BB: 1 P: 19	1B: 6 2B: 3 3B: 0 HR: 1	SF: 0 SAC: 0 DP: 1 HBP: 1	WP: 0 PB: 0 SB: 0 CS: 0	PA: 42
PITCHER	IP WLS BF H R ER SO BB IBB HBP BLK WP HR S P ERA WHIP																					
Omar Daal, L (1.1) ERA: 5.14	6.0 W 28 6 3 3 1 4 0 1 0 0 0 1 53 99 4.50 1.667																					
Mike Morgan, R (7.1) ERA: 2.54	0.1 H 2 1 1 1 0 0 0 0 0 0 0 0 3 5 27.00 3.000																					
Dan Plesac, L (7.1) ERA: 3.48	0.1 H 1 0 0 0 0 0 0 0 0 0 0 0 4 5 0.00 0.000																					
Russ Springer, R (7.1) ERA: 4.5	1.1 H 5 1 0 0 2 0 0 0 0 0 0 0 16 25 0.00 0.750																					
Matt Mantei, R (8.1) ERA: 6.75	1.0 S 5 1 1 1 0 1 0 0 0 0 0 0 11 19 9.00 2.000																					

Pittsburgh Pirates @ Arizona Diamondbacks
Bank One Ballpark, Phoenix, AZ
Thu May 25 2000, 10:05 PM EDT
Att: 30,759 - Sunny - 95 F

AB	35
R	5
H	9
RBI	5
BB	5
SO	3
LOB	16



Batter	1	2	3	4	5	6	7	8	9	AB	R	H	RBI	BB	SO	LOB	BOTTOM					
Tony Womack, L (1.6) OBP: 0.310, SLG: 0.436	S	F5		F8		E9		K		4	1	1	1	1	1	0						
Jay Bell, R (1.4) OBP: 0.431, SLG: 0.506	FC6-4		G1-3		G5-3		G3-6		G3-6	3	2	2	0	2	0	0						
Luis Gonzalez, L (1.7) OBP: 0.404, SLG: 0.537	FC6-4		P5		G4-3		G3-6		G3-6	5	0	2	1	0	0	4						
Matt Williams, R (1.5) OBP: 0.333, SLG: 0.500	FC6-4		G1-3		K		1B		3B	4	1	1	0	0	1	4						
Steve Finley, L (1.8) OBP: 0.394, SLG: 0.702			1B		G4-3		F7		F7	3	1	2	2	1	0	1						
Erubiel Durazo, L (1.3) OBP: 0.392, SLG: 0.476			1B				G4-3		F7	3	0	1	1	0	1	2						
Greg Colbrunn, R (7. PH) OBP: 0.563, SLG: 0.745			1B							1	0	0	0	0	0	1						
Andy Fox, L (1.9) OBP: 0.237, SLG: 0.278	L6		K2-3				K		CS	4	0	1	1	0	2	4						
Damian Miller, R (1.2) OBP: 0.337, SLG: 0.513			K		K		1B		2B	3	1	1	0	1	2	0						
Omar Daal, L (1.1) OBP: 0.227, SLG: 0.238							2B		2B	2	0	0	0	0	1	0						
Hankyi F1629, S (6. PH) OBP: 0.277, SLG: 0.244			G6-3				E			1	1	0	0	0	0	0						
Mike Morgan, R (7.1) OBP: 0.302, SLG: 0.500										0	0	0	0	0	0	0						
Dan Plesac, L (7.1) OBP: 0.302, SLG: 0.500										0	0	0	0	0	0	0						
Russ Springer, R (7.1) OBP: 0.302, SLG: 0.500										1	0	0	0	0	0	1						
Matt Mantei, R (8.1) ERA: 6.75										0	0	0	0	0	0	0						
Inning Stats	R: 2 E: 0 K: 1 S: 11	H: 2 LOB: 2 BB: 2 P: 21	R: 0 E: 0 K: 1 S: 6	H: 0 LOB: 0 BB: 0 P: 9	R: 1 E: 0 K: 1 S: 13	H: 2 LOB: 2 BB: 1 P: 23	R: 0 E: 0 K: 2 S: 9	H: 0 LOB: 0 BB: 0 P: 14	R: 0 E: 0 K: 1 S: 9	H: 1 LOB: 1 BB: 0 P: 14	R: 2 E: 1 K: 1 S: 18	H: 3 LOB: 2 BB: 1 P: 27	R: 2 E: 0 K: 1 S: 10	H: 3 LOB: 1 BB: 1 P: 17	R: 0 E: 0 K: 1 S: 6	H: 1 LOB: 0 BB: 0 P: 9	R: 0 E: 0 K: 1 S: 6	H: 1 LOB: 0 BB: 0 P: 9	1B: 8 2B: 3 3B: 1 HR: 0	SF: 0 SAC: 0 DP: 1 HBP: 0	WP: 0 PB: 0 SB: 1 CS: 1	PA: 39
PITCHER	IP WLS BF H R ER SO BB IBB HBP BLK WP HR S P ERA WHIP																					
Kris Benson, R (1.1) ERA: 3.41	6.0 L 31 9 6 5 7 3 1 0 0 0 0 0 0 68 11 7.50 2.000																					
Scott Sauerbeck, L (7.1) ERA: 3.75	1.0 5 2 1 1 1 1 0 0 0 0 0 0 8 14 9.00 3.000																					
Mike Williams, R (8.1) ERA: 1.96	1.0 3 1 0 0 1 0 0 0 0 0 0 0 6 9 0.00 1.000																					

Pittsburgh Pirates @ Arizona Diamondbacks
Bank One Ballpark, Phoenix, AZ
Thu May 25 2000, 10:05 PM EDT
Att: 30,759 - Sunny - 95 F

AB	34
R	7
H	12
RBI	6
BB	5
SO	9
LOB	17



Batter	1	2	3	4	5	6	7	8	9	AB	R	H	RBI	BB	SO	LOB	TOP								
Warren Morris, L OBP: 0.339, SLG: 0.276	0-3 K	2-2 G6-3			1-2 G5-3		4-2 18 1B G6-3 BB		2-2 L5	4	1	0	0	1	1	1	Pittsburgh Pirates @ Colorado Rockies Coors Field, Denver, CO Sat May 27 2000, 2:05 PM MDT Att: 42,184 - Sunny - 76 F								
18 Jason Kendall, R OBP: 0.466, SLG: 0.488	2-2 1B 1B		0-2 HR 1B		3-1 FC3-6 1B 2B		3-2 G6-3 1B		1-2 F8	5	3	4	0	0	0	0									
Wil Cordero, R OBP: 0.339, SLG: 0.513	2-2 G5-3 1B 1B		0-0 HR		4-0 FC3-6 1B		1-2 G6-3 1-2I 3-H 0-0			3	1	2	2	1	0	1									
Brian Giles, L OBP: 0.438, SLG: 0.684	1-1 1B 2-H 2B		0-1 G1-3		0-1 FC3-6 1B		WP 2B			4	0	2	1	0	0	2									
Kevin Young, R OBP: 0.295, SLG: 0.429	0-0 G5-3 2-3I		2-0 F8		0-0 1B		1-3 K			4	0	1	1	0	1	3									
Bruce Aven, R OBP: 0.288, SLG: 0.492 Scott Sauerbeck, R Jose Silva, R Jason Christiansen, R Adrian Brown, S OBP: 0.299, SLG: 0.422		0-0 1B SF8 1B		2-0 G5-3		1-2 G5-3		1-2 G5-3		3	1	1	0	0	0	2									
Pat Meares, R OBP: 0.292, SLG: 0.374	2-1 G3 SF8 1B			1-2 G4-3		0-1 G4-6-3 1B		1-3 K		4	0	2	0	0	1	0									
Luis Sojo, R OBP: 0.324, SLG: 0.462	1-0 SF8		3-1 P4		2-1 F9		2-0 G6-3			3	0	0	1	0	0	1									
Todd Ritchie, R OBP: 0.273, SLG: 0.273 John Vander Wal, L OBP: 0.425, SLG: 0.603	0-0 G3		0-0 F9		1-1 G4-6-3			0-3 K		2	0	0	0	0	0	1									
	2-3				1-2I					2	0	0	0	0	1	1									
Inning Stats	R: 1 E: 0 K: 1 S: 13	H: 3 LOB: 1 BB: 0 P: 18	R: 1 E: 0 K: 0 S: 8	H: 2 LOB: 1 BB: 0 P: 13	R: 2 E: 0 K: 0 S: 8	H: 2 LOB: 0 BB: 0 P: 12	R: 0 E: 0 K: 0 S: 6	H: 0 LOB: 0 BB: 0 P: 10	R: 1 E: 0 K: 0 S: 12	H: 2 LOB: 2 BB: 1 P: 21	R: 0 E: 0 K: 0 S: 6	H: 1 LOB: 0 BB: 0 P: 9	R: 1 E: 0 K: 1 S: 14	H: 2 LOB: 1 BB: 1 P: 23	R: 0 E: 0 K: 1 S: 7	H: 0 LOB: 0 BB: 0 P: 11	R: 0 E: 0 K: 1 S: 9	H: 0 LOB: 0 BB: 0 P: 12	1B: 9 2B: 2 3B: 0 HR: 1	SF: 1 SAC: 0 DP: 3 HBP: 0	WP: 1 PB: 0 SB: 0 CS: 0	PA: 38			
PITCHER	IP WLS BF H R ER SO BB IBB HBP BLK WP HR S P ERA WHIP	4.2 3.1 1.0 W	23 12 3 0 0 0 1 0 0 0 0 0 0 9 70 9.64 1.929	9 3 0 0 0 1 0 0 0 0 0 0 0 5 44 30 12 0.00 0.000	5 1 1 0 0 2 0 0 0 0 0 0 0 1 47 2.70 1.200	1 0 0 0 0 0 0 0 0 0 0 0 0 0 9 12 0.00 0.000																			

AB	35
R	6
H	12
RBI	5
BB	2
SO	4
LOB	12



Batter	1	2	3	4	5	6	7	8	9	AB	R	H	RBI	BB	SO	LOB	BOTTOM							
Tom Goodwin, L OBP: 0.380, SLG: 0.493	1-0 F8		0-3 K		4-2 3 1B 1B BB		0-0 1B		4-2 3 S BB	3	1	1	0	2	1	0	Pittsburgh Pirates @ Colorado Rockies Coors Field, Denver, CO Sat May 27 2000, 2:05 PM MDT Att: 42,184 - Sunny - 76 F							
3 Mike Lansing, R OBP: 0.347, SLG: 0.446	1-0 G4-3		1-0 F9		2-1 1B 17 HR 1B		0-0 G3		1-3 K	5	1	1	1	0	1	3								
Jeff Cirillo, R OBP: 0.411, SLG: 0.491	4-2 17 1B BB			1-1 G6-3		0-0 17 HR 1B		3-3 K		4	1	1	1	1	2	1								
17 Todd Helton, L OBP: 0.492, SLG: 0.788	0-1 1B			1-1 1B		1-3 3-H 2-2 1-H 3-H HR		4-1 BB 1B WP BB		4	3	4	4	1	0	0								
Jeffrey Hammonds, R OBP: 0.407, SLG: 0.674 Darren Bragg, L OBP: 0.290, SLG: 0.358 Terry Shumpert, R OBP: 0.298, SLG: 0.387		0-0 G6-3		1-2 F9		4-2 BB		0-1 WP BB 1B		2	0	0	0	0	0	1								
Bubba Carpenter, L OBP: 0.381, SLG: 0.778 Brian Hunter, R OBP: 0.351, SLG: 0.273		4-2 FC6 BB		2-3 K		1-3 K		4-0 WP BB		2	0	0	0	1	2	2								
Brent Mayne, L OBP: 0.402, SLG: 0.430	1-1 L4				0-0 3 SH2-4 1B 1B		0-1 G3-1		2-3 K	4	1	1	0	0	1	3								
Nelfi Perez, S OBP: 0.278, SLG: 0.421	1-0 FC6				1-1 F7		1-0 FC1-6 1B		1-0 G3	4	0	1	0	0	0	4								
Scott Karl, L OBP: 0.455, SLG: 0.333 Julian Tavarez, L Aaron Ledesma, R OBP: 0.263, SLG: 0.229 Gabe White, L			3-2 F5		0-0 SH2-4		0-1 FC1-6 1B		0-0 G4-3	1	0	0	0	0	0	0								
					1-2		1-2I			1	0	0	0	0	0	0								
Inning Stats	R: 0 E: 0 K: 0 S: 7	H: 1 LOB: 2 BB: 1 P: 13	R: 0 E: 0 K: 0 S: 10	H: 0 LOB: 1 BB: 1 P: 16	R: 0 E: 0 K: 1 S: 7	H: 0 LOB: 0 BB: 0 P: 11	R: 0 E: 0 K: 1 S: 11	H: 1 LOB: 1 BB: 0 P: 16	R: 5 E: 0 K: 1 S: 22	H: 4 LOB: 1 BB: 2 P: 36	R: 0 E: 0 K: 0 S: 7	H: 2 LOB: 2 BB: 0 P: 8	R: 1 E: 0 K: 2 S: 12	H: 1 LOB: 2 BB: 2 P: 26	R: 0 E: 0 K: 2 S: 10	H: 0 LOB: 1 BB: 1 P: 16	R: 1 E: 0 K: 0 S: 1	H: 1 LOB: 0 BB: 0 P: 1	1B: 8 2B: 0 3B: 0 HR: 2	SF: 0 SAC: 1 DP: 0 HBP: 0	WP: 1 PB: 0 SB: 1 CS: 0	PA: 40		
PITCHER	IP WLS BF H R ER SO BB IBB HBP BLK WP HR S P ERA WHIP	4.2 1.2 0.0 L	23 8 1 1 1 2 1 0 0 0 0 0 0 5 54 88 5.40 2.143	6 2 0 0 0 2 0 0 0 0 0 0 0 1 16 29 5.40 1.800	5 1 1 1 3 2 0 0 0 0 0 1 1 16 29 5.40 1.800																			



Batter	1	2	3	4	5	6	7	8	9	AB	R	H	RBI	BB	SO	LOB	TOP										
Warren Morris, L OBP: 0.331, SLG: 0.268	F8		FC6-4		G4-3			K		4	0	0	0	0	1	2											
18 Jason Kendall, R OBP: 0.471, SLG: 0.500 Keith Osik, R OBP: 0.615, SLG: 1.200	1B			1B	G4-6-3		K	1B		4	1	3	0	0	1	0											
Wil Cordero, R OBP: 0.337, SLG: 0.506	1B			1B	G4-6-3		G6-3	F2		4	0	1	0	0	1	2											
Brian Giles, L OBP: 0.434, SLG: 0.691 Jose Silva, R	CS	F8		G4-6-3			HR	F7		4	1	1	1	0	0	2											
Kevin Young, R OBP: 0.294, SLG: 0.422	L3			BB			P4	F8		3	0	0	0	1	0	0											
John Vander Wal, L OBP: 0.407, SLG: 0.571	K			F9			G4-3	F7		4	0	0	0	0	1	1											
Pat Meares, R OBP: 0.291, SLG: 0.371			FC6-4		L8		E6	G1-3		4	0	1	0	0	0	0											
Mike Benjamin, R OBP: 0.391, SLG: 0.506			K		2B		K			3	0	1	0	0	2	2											
Jimmy Anderson, L OBP: 0.154, SLG: 0.231 Josias Manzanillo, R OBP: 0.282, SLG: 0.484 Bruce Aven, R OBP: 0.282, SLG: 0.484 Rich Loiselle, R OBP: 0.282, SLG: 0.484 Jeff Wallace, L OBP: 0.282, SLG: 0.484 Ivan Cruz, L OBP: 0.282, SLG: 0.484 Scott Sauerbeck, R OBP: 0.282, SLG: 0.484 Adrian Brown, S OBP: 0.282, SLG: 0.484			K		K		K			0	0	0	0	0	0	0											
Inning Stats	R: 0 E: 0 K: 1 S: 8	H: 1 LOB: 0 BB: 0 P: 12	R: 0 E: 0 K: 1 S: 7	H: 0 LOB: 0 BB: 0 P: 11	R: 0 E: 0 K: 2 S: 10	H: 1 LOB: 1 BB: 0 P: 12	R: 1 E: 0 K: 0 S: 16	H: 2 LOB: 1 BB: 1 P: 25	R: 0 E: 0 K: 1 S: 9	H: 1 LOB: 1 BB: 0 P: 12	R: 1 E: 0 K: 1 S: 11	H: 1 LOB: 0 BB: 0 P: 17	R: 0 E: 1 K: 2 S: 10	H: 0 LOB: 0 BB: 0 P: 15	R: 0 E: 0 K: 1 S: 8	H: 1 LOB: 1 BB: 0 P: 11	R: 0 E: 0 K: 0 S: 7	H: 0 LOB: 0 BB: 0 P: 10	1B: 4 2B: 2 3B: 0 HR: 1	SF: 0 SAC: 0 DP: 1 HBP: 0	WP: 0 PA: 35 PB: 0 SB: 0 CS: 1						
PITCHER	IP	WLS	BF	H	R	ER	SO	BB	IBB	HBP	BLK	WP	HR	S	P	ERA	WHIP										
Rolando Arroyo, R ERA: 7.19	7.0	W	27	6	2	2	8	1	0	0	0	0	1	71	104	2.57	1.000										
Stan Belinda, R ERA: 5.0	1.0		4	1	0	0	1	0	0	0	0	0	0	8	11	0.00	1.000										
Mike DeJean, R ERA: 5.84	1.0		3	0	0	0	0	0	0	0	0	0	0	7	10	0.00	0.000										

Pittsburgh Pirates @ Colorado Rockies
Coors Field, Denver, CO
Sun May 28 2000, 1:05 PM MDT
Att: 41,641 - Cloudy - 86 F

AB	33
R	2
H	7
RBI	1
BB	1
SO	9
LOB	12



Batter	1	2	3	4	5	6	7	8	9	AB	R	H	RBI	BB	SO	LOB	BOTTOM										
Tom Goodwin, L OBP: 0.393, SLG: 0.507	3B	BB		3 HR		FC3-6	K			4	3	3	0	1	1	2											
3 Mike Lansing, R OBP: 0.358, SLG: 0.478	1B	F8		HR		FC3-6	BB	IBB		3	2	2	3	2	0	1											
Jeff Cirillo, R OBP: 0.407, SLG: 0.485 Darren Bragg, L OBP: 0.287, SLG: 0.354	1B	K		G5-3		FC3-6	G1-2-3			4	2	1	1	0	1	3											
17 Todd Helton, L OBP: 0.495, SLG: 0.793	2B	G6-3		G6-3		SF9		FC6-4		4	2	3	1	0	0	0											
Terry Shumpert, R OBP: 0.315, SLG: 0.405	G6-3	P4		SH5-3		SH5-3	1B	FC6-4		4	2	2	1	1	0	1											
Brian Hunter, R OBP: 0.372, SLG: 0.300	G6-3	1B		SH5-3		SH5-3	1B	1B		4	0	3	2	0	0	1											
Neifi Perez, S OBP: 0.281, SLG: 0.420	SF9	G6-3		G6-3		P4		1B		3	0	1	1	1	0	3											
Scott Servais, R OBP: 0.328, SLG: 0.302	G3			F9		E4		G4-3		5	0	1	1	0	0	3											
Rolando Arroyo, R OBP: 0.154, SLG: 0.231 Aaron Ledesma, R OBP: 0.282, SLG: 0.278 Stan Belinda, R OBP: 0.282, SLG: 0.484 Mike DeJean, R OBP: 0.282, SLG: 0.484		K		G5-3		FC5-3		2B		3	0	0	0	0	1	2											
Inning Stats	R: 5 E: 0 K: 0 S: 15	H: 5 LOB: 0 BB: 0 P: 26	R: 0 E: 0 K: 2 S: 12	H: 0 LOB: 1 BB: 1 P: 17	R: 0 E: 0 K: 0 S: 6	H: 1 LOB: 1 BB: 0 P: 7	R: 2 E: 0 K: 0 S: 12	H: 2 LOB: 0 BB: 0 P: 21	R: 2 E: 1 K: 0 S: 17	H: 3 LOB: 2 BB: 1 P: 25	R: 0 E: 0 K: 1 S: 10	H: 2 LOB: 2 BB: 1 P: 20	R: 0 E: 0 K: 0 S: 12	H: 3 LOB: 2 BB: 0 P: 15	R: 0 E: 0 K: 0 S: 7	H: 0 LOB: 0 BB: 0 P: 10	1B: 11 2B: 5 3B: 1 HR: 1	SF: 2 SAC: 1 DP: 2 HBP: 0	WP: 0 PA: 44 PB: 0 SB: 2 CS: 0								
PITCHER	IP	WLS	BF	H	R	ER	SO	BB	IBB	HBP	BLK	WP	HR	S	P	ERA	WHIP										
Jimmy Anderson, L ERA: 6.38	1.0	L	8	5	5	5	0	0	0	0	0	0	0	15	26	45.00	5.000										
Josias Manzanillo, R ERA: 3.52	3.0		13	3	2	2	2	1	0	0	0	0	1	30	45	6.00	1.333										
Rich Loiselle, R ERA: 8.1	1.2		12	4	4	3	0	2	1	0	0	0	0	28	50	16.20	3.600										
Jeff Wallace, L ERA: 3.0	0.1		1	0	0	0	0	0	0	0	0	0	0	3	3	0.00	0.000										
Scott Sauerbeck, L ERA: 3.72	1.0		5	2	0	0	1	0	1	0	0	0	0	10	20	0.00	2.000										

Pittsburgh Pirates @ Colorado Rockies
Coors Field, Denver, CO
Sun May 28 2000, 1:05 PM MDT
Att: 41,641 - Cloudy - 86 F

AB	36
R	11
H	17
RBI	10
BB	5
SO	3
LOB	19



Batter	1	2	3	4	5	6	7	8	9	AB	R	H	RBI	BB	SO	LOB	TOP						
Luis Castillo, S OBP: 0.484, SLG: 0.449 Dave Berg, R OBP: 0.361, SLG: 0.339	(1, 4) K		(3-2) FC3-6 1B	(2-2) P6			(1-0) 2B 1B		(1-3) K	4	0	2	0	0	1	2	Florida Marlins @ Pittsburgh Pirates Three Rivers Stadium, Pittsburgh, PA Mon May 29 2000, 7:05 PM EDT Att: 17,282 - Sunny - 66 F						
Mark Kotsay, L OBP: 0.316, SLG: 0.453	(1, 9) FC5 BB		(0-1) FC3-6 1-2		(3-2) 1B G6-4-3 2B		(2-0) 1B 2B		(0-0) G6-3	4	2	2	1	1	0	1							
Cliff Floyd, L OBP: 0.362, SLG: 0.487 Brant Brown, L OBP: 0.236, SLG: 0.377	(1, 7) K		(0-0) P4		(0-0) G6-4-3 1B		(3-3) K		(1-1) 2B	4	0	1	0	0	2	4							
Preston Wilson, R OBP: 0.351, SLG: 0.500 Danny Bautista, R OBP: 0.253, SLG: 0.402	(7, 8) FC5 BB		(3-2) G6-3		(1-1) G6-4-3 1-2		(0-0) 2H 1B		(2-3) K	3	0	1	1	1	0	2							
Mike Lowell, R OBP: 0.285, SLG: 0.458	(1, 5) FC5 1-2 2-3			(3-2) 1B 1B		(3-2) G1-3		(0-3) K		4	1	1	0	0	1	3							
Derrek Lee, R OBP: 0.346, SLG: 0.442	(1, 3)		(3-1) FC6-4 1B		(0-2) F9		(3-1) G5-3		(0-1) F8	4	0	1	0	0	0	1							
Alex Gonzalez, R OBP: 0.197, SLG: 0.219	(1, 6)		(2-1) FC6-4 P4 BB 1-2		(0-0) 1B 1B		(0-0) F3		(0-0) F9	4	0	1	0	0	0	1							
Paul Bako, L OBP: 0.376, SLG: 0.315	(1, 2)		(4-0) 1-2 BB		(3-1) 1-2 2H 1B		(3-1) G4-3		(4-0) BB	2	0	1	1	2	0	0							
Vladimir Nunez, R OBP: 0.125, SLG: 0.313 Dan Miceli, R (6, 1) Ron Mahay, L OBP: 0.500, SLG: 0.500 Kevin Millar, R OBP: 0.346, SLG: 0.457 Vic Darenbourg, L OBP: 0.500, SLG: 0.500	(1, 1) P4 2-3		(1-1) SAFE P4		(0-3) K		(1-2) P4		(0-0) F9	2	0	0	0	0	1	4							
Inning Stats	R: 0 E: 0 K: 2 S: 14	H: 0 LOB: 2 BB: 2 P: 29	R: 0 E: 0 K: 0 S: 6	H: 1 LOB: 1 BB: 1 P: 16	R: 0 E: 0 K: 0 S: 9	H: 1 LOB: 1 BB: 0 P: 15	R: 1 E: 0 K: 1 S: 15	H: 3 LOB: 2 BB: 0 P: 23	R: 1 E: 0 K: 0 S: 10	H: 2 LOB: 0 BB: 0 P: 17	R: 0 E: 0 K: 0 S: 5	H: 0 LOB: 0 BB: 0 P: 11	R: 2 E: 0 K: 2 S: 16	H: 3 LOB: 1 BB: 0 P: 23	R: 0 E: 0 K: 0 S: 4	H: 0 LOB: 1 BB: 1 P: 8		R: 0 E: 0 K: 2 S: 9	H: 1 LOB: 1 BB: 0 P: 13	1B: 8 2B: 3 3B: 0 HR: 0	SF: 0 SAC: 0 DP: 1 HBP: 0	WP: 0 PB: 0 SB: 1 CS: 0	PA: 40
PITCHER	IP WLS BF H R ER SO BB IBB HBP BLK WP HR S P ERA WHIP	IP WLS BF H R ER SO BB IBB HBP BLK WP HR S P ERA WHIP																	IP WLS BF H R ER SO BB IBB HBP BLK WP HR S P ERA WHIP				
Jason Schmidt, R ERA: 5.09	(1, 1) 6.2 W 31 10 4 4 4 3 0 0 0 0 0 72 131 5.40 1.950	(7, 1) 1.1 5 0 0 0 1 1 0 0 0 0 0 7 11 0.00 0.750	(9, 1) 1.0 4 1 0 0 2 0 0 0 0 0 0 9 13 0.00 1.000																				

Batter	1	2	3	4	5	6	7	8	9	AB	R	H	RBI	BB	SO	LOB	BOTTOM				
Warren Morris, L OBP: 0.339, SLG: 0.288	(1, 4) 1B WP 1B BB		(1-1) F8		(1-2) 2B		(0-3) 2B F7			4	2	2	0	1	0	3	Florida Marlins @ Pittsburgh Pirates Three Rivers Stadium, Pittsburgh, PA Mon May 29 2000, 7:05 PM EDT Att: 17,282 - Sunny - 66 F				
18 Jason Kendall, R OBP: 0.485, SLG: 0.491	(1, 2) F3		(0-2) G3		(2-1) SF7		(4-2) G5-3 2B BB		(1-0) G6-3	3	1	0	1	1	0	1					
Wil Cordero, R OBP: 0.339, SLG: 0.503	(1, 7) WP 1B 1-2 1B		(2-1) 1B		(3-H) G1-3		(1-2) G5-3 1-2 2-3		(0-0) G5-3	5	1	2	0	0	0	3					
Brian Giles, L OBP: 0.433, SLG: 0.681	(1, 8) 1-2 2-3 1B 1B		(0-2) G5-3		(1-2) G4-3		(4-0) 2B IBB		(1-1) F8	4	2	1	0	1	0	1					
Kevin Young, R OBP: 0.302, SLG: 0.433	(1, 3) L3		(2-2) G5-3		(2-2) BB 1B		(2-0) 1B 2B		(2-1) G4-3 E 1B	5	2	3	3	0	0	2					
John Vander Wal, L OBP: 0.421, SLG: 0.575 Adrian Brown, S OBP: 0.294, SLG: 0.415	(1, 9) 2B 1B		(3-3) K		(4-0) 1B BB		(0-0) BB BB 1B		(0-3) K	3	1	2	3	1	1	0					
Pat Meares, R OBP: 0.294, SLG: 0.378	(1, 6) 2H 3H 1-2 2B		(2-3) K		(1-0) 1B BB		(2-1) F8		(1-1) E6 G4-3	5	0	2	2	0	1	2					
Luis Sojo, R OBP: 0.336, SLG: 0.458	(1, 5) 1B IBB				(1-1) FC1-6 1B		(4-0) P4 BB BB		(1-1) G4-3	3	0	1	0	2	0	4					
Jason Schmidt, R Jose Silva, R Bruce Aven, R OBP: 0.278, SLG: 0.477 Mike Williams, R	(1, 1) K		(1-3) K		(0-0) FC1-6 2B 18 SF7 1-2		(0-2) G6-3		(4-2) F8	3	1	0	0	1	1	5					
Inning Stats	R: 4 E: 0 K: 1 S: 18	H: 4 LOB: 2 BB: 2 P: 37	R: 0 E: 0 K: 0 S: 10	H: 1 LOB: 0 BB: 0 P: 13	R: 0 E: 0 K: 2 S: 12	H: 0 LOB: 0 BB: 0 P: 19	R: 1 E: 0 K: 0 S: 11	H: 2 LOB: 1 BB: 0 P: 16	R: 1 E: 0 K: 0 S: 14	H: 2 LOB: 1 BB: 1 P: 23	R: 4 E: 0 K: 0 S: 17	H: 3 LOB: 3 BB: 4 P: 39	R: 0 E: 0 K: 0 S: 4	H: 0 LOB: 0 BB: 0 P: 6	R: 0 E: 1 K: 1 S: 11	H: 1 LOB: 2 BB: 0 P: 15		1B: 9 2B: 4 3B: 0 HR: 0	SF: 1 SAC: 0 DP: 0 HBP: 0	WP: 1 PB: 0 SB: 1 CS: 0	PA: 45
PITCHER	IP WLS BF H R ER SO BB IBB HBP BLK WP HR S P ERA WHIP	IP WLS BF H R ER SO BB IBB HBP BLK WP HR S P ERA WHIP																	IP WLS BF H R ER SO BB IBB HBP BLK WP HR S P ERA WHIP		
Vladimir Nunez, R ERA: 8.01	(1, 1) 5.0 L 27 9 3 4 4 0 3 1 0 0 0 0 15 36 54.00 9.000	(6, 1) 0.2 9 3 4 4 0 3 1 0 0 0 0 6 9 0.00 0.000	(6, 1) 1.1 4 0 0 0 0 0 0 0 0 0 0 11 15 0.00 1.000																		

Batter	1	2	3	4	5	6	7	8	9	10	AB	R	H	RBI	BB	SO	LOB	TOP									
Luis Castillo, S OBP: 0.472, SLG: 0.435	(1,4) 0-3 K		(1,3) K		(1,3) K			(1,2) G5-3			4	0	0	0	0	3	1	Florida Marlins @ Pittsburgh Pirates Three Rivers Stadium, Pittsburgh, PA Tue May 30 2000, 7:05 PM EDT Att. 14,742 - Sunny - 68 F									
Mark Kotsay, L OBP: 0.309, SLG: 0.442	(1,9) 1-3 K		(1,3) P6		(1,0) L9			(1,2) P6			4	0	0	0	0	1	1										
Cliff Floyd, L OBP: 0.384, SLG: 0.523 Armando Almanza, L Antonio Alfonseca, R	(1,7) 4-2 E S BB		(1,0) 1-H HR		(1,2) K			(1,0) G5-3			3	1	1	2	1	1	0										
Preston Wilson, R OBP: 0.354, SLG: 0.497	(1,8) 4-2 BB		(1,0) 1B		(1,3) K			(1,2) G5-3			3	0	1	0	1	1	0										
Mike Lowell, R OBP: 0.278, SLG: 0.446	(1,5) 0-0 L8		(1,2) G1-3		(1,2) P4			(1,0) F8			4	0	0	0	0	0	3										
Derek Lee, R OBP: 0.338, SLG: 0.427	(1,3) 2-3 K		(1,3) K		(1,2) G5-3			(1,3) G6-3			4	0	0	0	2	0											
Alex Gonzalez, R OBP: 0.198, SLG: 0.219	(1,6) 2-2 F8		(1,3) K		(1,2) F9			(1,0) G6-3 1B			4	0	1	0	0	1	0										
Paul Bako, L OBP: 0.371, SLG: 0.312	(1,2) 2-2 G6-3		(1,0) 1B		(1,0) F9			(1,2) G6-3 1-2f			4	0	1	0	0	0	1										
38 Reid Cornelius, R Braden Looper, R Danny Bautista, R	(1,1) 0-2 HR 1B		(1,3) K		(1,3) K			(1,3) K			3	1	1	0	0	2	1										
Inning Stats	R: 0 E: 0 K: 2 S: 12	H: 0 LOB: 2 BB: 2 P: 21	R: 0 E: 0 K: 1 S: 12	H: 0 LOB: 0 BB: 0 P: 18	R: 2 E: 1 K: 1 S: 14	H: 3 LOB: 1 BB: 0 P: 22	R: 0 E: 0 K: 3 S: 10	H: 1 LOB: 1 BB: 0 P: 13	R: 0 E: 0 K: 2 S: 7	H: 0 LOB: 0 BB: 0 P: 13	R: 0 E: 0 K: 1 S: 9	H: 0 LOB: 0 BB: 0 P: 14	R: 0 E: 0 K: 1 S: 7	H: 0 LOB: 0 BB: 0 P: 10	R: 0 E: 0 K: 0 S: 8	H: 0 LOB: 0 BB: 0 P: 12	R: 0 E: 0 K: 0 S: 4		H: 0 LOB: 0 BB: 0 P: 10	R: 0 E: 0 K: 1 S: 8	H: 1 LOB: 0 BB: 0 P: 11	1B: 4 2B: 0 3B: 0 HR: 1	SF: 0 SAC: 0 DP: 1 HBP: 0	WP: 0 PB: 0 SB: 1 CS: 0	PA: 36		
PITCHER	IP 8.0	WLS 0	BF 30	H 4	R 2	ER 2	SO 11	BB 2	IBB 0	HBP 0	BLK 0	WP 0	HR 1	S 79	P 123	ERA 2.25	WHIP 0.750										
Kris Benson, R ERA: 3.29	(1,1)																										
Mike Williams, R ERA: 1.61	(9,1)	2.0	W	6	1	0	0	1	0	0	0	0	0	0	12	21	0.00	0.500									

Batter	1	2	3	4	5	6	7	8	9	10	AB	R	H	RBI	BB	SO	LOB	BOTTOM				
Warren Morris, L OBP: 0.351, SLG: 0.310	(1,4) 1-0 18 WP 1B		(1,1) F9 18 1B		(1,0) F7			(1,3) 18 2B			5	0	4	1	0	0	1	Florida Marlins @ Pittsburgh Pirates Three Rivers Stadium, Pittsburgh, PA Tue May 30 2000, 7:05 PM EDT Att. 14,742 - Sunny - 68 F				
18 Jason Kendall, R OBP: 0.463, SLG: 0.494	(1,2) 3-1 G6-3		(1,1) 1-2 1B		(1,1) FC6-4			(1,0) 1-3 1B			5	0	2	1	0	1	3					
Wil Cordero, R OBP: 0.330, SLG: 0.488	(1,7) 3-1 F8		(1,0) F9		(1,0) 2-3 1B			(1,3) 3-H 2B			5	0	0	0	0	1	5					
Brian Giles, L OBP: 0.432, SLG: 0.688	(1,8) 1-1 P6		(1,3) 2-3 K		(1,0) 2-1 G6-3			(1,0) 4-0 1B			4	1	1	1	1	1	3					
Kevin Young, R OBP: 0.296, SLG: 0.423	(1,3) 2-2 G5-3		(1,0) 2-2 G5-3		(1,2) F8			(1,2) F9			4	0	0	0	0	0	3					
John Vander Wal, L OBP: 0.429, SLG: 0.578 Bruce Aven, R Mike Williams, R	(1,9) 3-1 WP 1B		(1,1) F9		(1,0) G4-6-3 1B			(1,3) K			3	0	2	0	0	0	0					
Pat Meares, R OBP: 0.293, SLG: 0.372	(1,6) 4-2 WP 1B		(1,0) 1-2 G6-3 BB		(1,0) F7			(1,0) G4-6-3 1-2f			3	0	0	0	1	0	1					
Luis Sojo, R OBP: 0.325, SLG: 0.441	(1,5) 1-0 G6-3		(1,0) 1-2f G5-3		(1,0) F8			(1,2) G5-3			4	0	0	0	0	0	2					
Kris Benson, R Adrian Brown, S	(1,1) 1-1 G6-3		(1,1) 4-2 18 FC6-4 BB		(1,0) 0-0 1B 18 2B			(1,2) 2B			1	0	0	0	1	0	0					
Inning Stats	R: 0 E: 0 K: 0 S: 7	H: 1 LOB: 1 BB: 0 P: 15	R: 0 E: 0 K: 0 S: 8	H: 1 LOB: 1 BB: 1 P: 18	R: 0 E: 0 K: 1 S: 11	H: 2 LOB: 2 BB: 0 P: 17	R: 0 E: 0 K: 0 S: 6	H: 0 LOB: 0 BB: 0 P: 11	R: 0 E: 0 K: 0 S: 9	H: 0 LOB: 0 BB: 0 P: 14	R: 0 E: 0 K: 1 S: 7	H: 1 LOB: 0 BB: 0 P: 12	R: 1 E: 0 K: 1 S: 18	H: 3 LOB: 3 BB: 1 P: 31	R: 1 E: 0 K: 1 S: 16	H: 2 LOB: 1 BB: 0 P: 22	R: 1 E: 0 K: 0 S: 3		H: 1 LOB: 0 BB: 0 P: 4	1B: 7 2B: 3 3B: 0 HR: 1	SF: 0 SAC: 0 DP: 2 HBP: 0	WP: 2 PB: 0 SB: 0 CS: 0
PITCHER	IP 7.0	WLS 0	BF 29	H 8	R 1	ER 1	SO 2	BB 2	IBB 0	HBP 0	BLK 0	WP 2	HR 0	S 57	P 102	ERA 1.29	WHIP 1.429					
38 Reid Cornelius, R ERA: 6.97	(1,1)																					
Braden Looper, R ERA: 2.13	(8,1)	0.2	H	3	0	0	0	0	0	0	0	0	0	9	16	0.00	0.000					
Armando Almanza, L ERA: 1.96	(8,1)	0.1	H	1	0	0	0	0	0	0	0	0	0	4	7	0.00	0.000					
Antonio Alfonseca, R ERA: 6.15	(9,1)	1.1	L	7	3	2	2	1	0	0	0	0	1	19	26	13.50	2.250					

Batter	1	2	3	4	5	6	7	8	9	AB	R	H	RBI	BB	SO	LOB	TOP											
Luis Castillo, S OBP: 0.470, SLG: 0.434	1-0 1B		1-3 K		0-0 G4-3		1-0 1B		2-3 K	5	0	2	0	0	2	2												
Mark Kotsay, L OBP: 0.313, SLG: 0.449	2-2 1B		0-1 2B		0-0 G4-3		3-3 K			4	0	2	0	0	1	1												
Cliff Floyd, L OBP: 0.387, SLG: 0.503	1-1 1B		2-1 F8		1-0 1B			0-2 F8		4	0	2	0	0	0	1												
Preston Wilson, R OBP: 0.348, SLG: 0.488	2-1 G5-4-3			0-2 F8	2-1 G1-3			3-2 G5-3		4	0	0	0	0	0	3												
Mike Lowell, R OBP: 0.277, SLG: 0.447		0-1 G5-3		1-1 1B		0-0 G5-3		1-1 F7		4	1	1	0	0	0	0												
Derrek Lee, R OBP: 0.347, SLG: 0.457		2-2 HR		4-2 1B		3-3 K			3-2 F7-4-3	3	1	2	1	1	1	0												
Alex Gonzalez, R OBP: 0.199, SLG: 0.220		1-3 K		0-1 1B		2-3 K			3-2 F7-4-3	4	0	1	1	0	2	1												
Paul Bako, L OBP: 0.376, SLG: 0.321		1-0 F8		0-0 F7			1-2 1B		0-2 BB	4	0	2	0	0	0	2												
Jesus Sanchez, L OBP: 0.190, SLG: 0.190			0-3 K	0-2 G1-3			3-2 G5-4-3		4-0 BB	2	0	0	0	0	1	2												
Brant Brown, L OBP: 0.233, SLG: 0.371										1	0	0	0	0	0	1												
Ricky Bones, R OBP: 0.351, SLG: 0.457										0	0	0	0	0	0	0												
Kevin Millar, R OBP: 0.351, SLG: 0.457										0	0	0	0	1	0	0												
Inning Stats	R: 0 E: 0 K: 0 S: 9	H: 3 LOB: 1 BB: 0 P: 14	R: 1 E: 0 K: 1 S: 10	H: 1 LOB: 0 BB: 0 P: 14	R: 0 E: 0 K: 2 S: 12	H: 1 LOB: 1 BB: 0 P: 15	R: 1 E: 0 K: 0 S: 14	H: 2 LOB: 2 BB: 1 P: 19	R: 0 E: 0 K: 0 S: 5	H: 0 LOB: 0 BB: 0 P: 12	R: 0 E: 0 K: 1 S: 10	H: 2 LOB: 1 BB: 0 P: 18	R: 0 E: 0 K: 0 S: 9	H: 0 LOB: 0 BB: 0 P: 13	R: 0 E: 0 K: 1 S: 17	H: 2 LOB: 2 BB: 1 P: 29	1B: 9 2B: 3 3B: 0 HR: 1	SF: 0 SAC: 0 DP: 3 HBP: 0	WP: 0 PB: 0 CS: 1	PA: 37								
PITCHER	IP	WLS	BF	H	R	ER	SO	BB	IBB	HBP	BLK	WP	HR	S	P	ERA	WHIP											
67 Francisco Cordova, R ERA: 4.53	(1, 1)	6.2	W	28	10	2	2	5	1	0	0	0	0	1	64	94	2.70	1.650										
Scott Sauerbeck, L ERA: 3.68	(7, 1)	0.1	H	1	0	0	0	1	0	0	0	0	0	0	3	6	0.00	0.000										
Jose Silva, R ERA: 4.56	(8, 1)	1.2	H	6	2	0	0	0	0	0	0	0	0	23	33	0.00	1.200											
Mike Williams, R ERA: 1.59	(9, 1)	0.1	S	2	0	0	0	1	1	0	0	0	0	3	9	0.00	3.000											

Florida Marlins @ Pittsburgh Pirates
Three Rivers Stadium, Pittsburgh, PA
Wed May 31 2000, 7:05 PM EDT
Att. 17,731 - Sunny - 85 F

AB 35
R 2
H 12
RBI 2
BB 2
SO 7
LOB 13



Batter	1	2	3	4	5	6	7	8	9	AB	R	H	RBI	BB	SO	LOB	BOTTOM										
Warren Morris, L OBP: 0.349, SLG: 0.309	0-1 HR		0-2 G4-3	1-3 K			2-2 G6-3			4	1	1	0	0	1	1											
18 Jason Kendall, R OBP: 0.456, SLG: 0.595	2-1 L4		0-0 HR	2-3	2-2 G6-3		1-3 K			4	1	1	1	0	1	1											
Wil Cordero, R OBP: 0.333, SLG: 0.506	2-0 HR		0-3 K		0-0 1B		0-3 K			4	1	2	2	0	2	0											
Jose Silva, R OBP: 0.351, SLG: 0.457	1-H HR									0	0	0	0	0	0	0											
Mike Williams, R OBP: 0.351, SLG: 0.457										0	0	0	0	0	0	0											
Brian Giles, L OBP: 0.429, SLG: 0.677	4-2 FC4		1-0 G3-1		3-2 F8			1-2 G3		3	0	0	0	1	0	1											
Kevin Young, R OBP: 0.295, SLG: 0.416	2-0 F9			4-1 E	1-3 K			0-3 K		3	1	0	0	1	2	2											
Bruce Aven, R OBP: 0.274, SLG: 0.449	0-0 FC4			4-0 SF9		0-0 G5-3		1-2 F8		3	1	0	0	1	0	1											
Pat Meares, R OBP: 0.294, SLG: 0.376		1-3 K		0-1 E		1-1 G4-3				3	0	1	0	0	1	2											
Mike Benjamin, R OBP: 0.378, SLG: 0.494		0-0 G6-3		0-1 E		2-0 G4-3				2	0	0	1	0	0	1											
67 Francisco Cordova, R OBP: 0.087, SLG: 0.045			0-1 F9		2-3 G4-3					3	0	0	1	0	0	2											
Scott Sauerbeck, R ERA: 5.94	(7, 1)									0	0	0	0	0	0	0											
Adrian Brown, S OBP: 0.314, SLG: 0.448	(8, 7)									0	0	0	0	0	0	0											
Inning Stats	R: 2 E: 0 K: 0 S: 9	H: 2 LOB: 1 BB: 1 P: 19	R: 0 E: 0 K: 1 S: 6	H: 0 LOB: 0 BB: 0 P: 7	R: 1 E: 0 K: 1 S: 8	H: 1 LOB: 0 BB: 0 P: 9	R: 2 E: 1 K: 1 S: 10	H: 0 LOB: 1 BB: 2 P: 19	R: 0 E: 0 K: 0 S: 11	H: 1 LOB: 1 BB: 0 P: 17	R: 0 E: 0 K: 0 S: 5	H: 1 LOB: 1 BB: 0 P: 8	R: 0 E: 0 K: 2 S: 9	H: 0 LOB: 0 BB: 0 P: 12	R: 0 E: 0 K: 1 S: 10	H: 0 LOB: 0 BB: 0 P: 12	1B: 2 2B: 1 3B: 0 HR: 2	SF: 1 SAC: 0 DP: 0 HBP: 0	WP: 1 PB: 0 CS: 0	PA: 33							
PITCHER	IP	WLS	BF	H	R	ER	SO	BB	IBB	HBP	BLK	WP	HR	S	P	ERA	WHIP										
Jesus Sanchez, L ERA: 5.94	(1, 1)	6.0	L	27	5	5	4	4	3	0	0	0	0	19	24	0.00	1.333										
Ricky Bones, R ERA: 1.32	(7, 1)	2.0		6	0	0	0	3	0	0	0	0	0	19	24	0.00	0.000										

Florida Marlins @ Pittsburgh Pirates
Three Rivers Stadium, Pittsburgh, PA
Wed May 31 2000, 7:05 PM EDT
Att. 17,731 - Sunny - 85 F

AB 29
R 5
H 5
RBI 5
BB 3
SO 7
LOB 11



Batter	1	2	3	4	5	6	7	8	9	AB	R	H	RBI	BB	SO	LOB	TOP										
Johnny Damon, L (1, 7) OBP: 0.332, SLG: 0.400	K		1B			BB			F7	3	0	1	0	1	1	0	Kansas City Royals @ Pittsburgh Pirates Three Rivers Stadium, Pittsburgh, PA Fri Jun 02 2000, 7:05 PM EDT Att: 23,527 - Cloudy - 73 F										
Carlos Febles, R (1, 4) OBP: 0.352, SLG: 0.355 Scott Pose, L (9, PH) OBP: 0.333, SLG: 0.238	G5-3		BB			G6-3			F8	2	0	0	0	1	0	1											
29 Mike Sweeney, R (1, 3) OBP: 0.407, SLG: 0.577	K		BB			F7			G3-1	4	0	0	0	0	1	1											
Jermaine Dye, R (1, 9) OBP: 0.407, SLG: 0.670		HR				P4			L6	3	1	1	1	0	0	0											
Carlos Beltrán, S (1, 8) OBP: 0.322, SLG: 0.388		G3				G3			K	3	0	0	0	0	1	0											
Joe Randa, R (1, 5) OBP: 0.382, SLG: 0.485		HR				F7			G4-3	3	1	1	0	0	0	0											
Gregg Zaun, S (1, 2) OBP: 0.406, SLG: 0.536		HR				F9			K	3	1	1	2	0	1	0											
Rey Sanchez, R (1, 6) OBP: 0.260, SLG: 0.300		G1-4-3				G4-3			G5-3	3	0	0	0	0	0	0											
Miguel Batista, R (1, 1) Mark Quinn, R (8, PH) OBP: 0.335, SLG: 0.459 Jason Rakers, R (8, 1)	K					K			F9	2	0	0	0	0	2	0											
										1	0	0	0	0	0	0											
										0	0	0	0	0	0	0											
Inning Stats	R: 0 E: 0 K: 2 S: 8	H: 0 LOB: 0 BB: 0 P: 8	R: 3 E: 0 K: 1 S: 13	H: 3 LOB: 0 BB: 0 P: 19	R: 0 E: 0 K: 0 S: 5	H: 1 LOB: 0 BB: 1 P: 10	R: 0 E: 0 K: 0 S: 5	H: 0 LOB: 0 BB: 0 P: 8	R: 0 E: 0 K: 1 S: 8	H: 0 LOB: 0 BB: 1 P: 14	R: 0 E: 0 K: 1 S: 7	H: 0 LOB: 0 BB: 0 P: 8	R: 0 E: 0 K: 1 S: 10	H: 0 LOB: 0 BB: 0 P: 16	R: 0 E: 0 K: 0 S: 5	H: 0 LOB: 0 BB: 0 P: 7	1B: 2 2B: 0 3B: 0 HR: 2	SF: 0 SAC: 0 DP: 2 HBP: 0	WP: 0 PB: 0 SB: 0 CS: 1	PA: 30							
PITCHER	IP	WLS	BF	H	R	ER	SO	BB	IBB	HBP	BLK	WP	HR	S	P	ERA	WHIP										
Todd Ritchie, R (1, 1) ERA: 4.99	7.0	W	24	4	3	3	5	2	0	0	0	0	2	52	79	3.86	0.857										
Jason Christiansen, L (8, 1) ERA: 1.77	1.0	H	3	0	0	0	1	0	0	0	0	0	0	10	16	0.00	0.000										
Mike Williams, R (9, 1) ERA: 1.52	1.0		3	0	0	0	0	0	0	0	0	0	0	5	7	0.00	0.000										

Batter	1	2	3	4	5	6	7	8	9	AB	R	H	RBI	BB	SO	LOB	BOTTOM										
Warren Morris, L (1, 4) OBP: 0.351, SLG: 0.329	G4-3									5	1	2	2	0	1	1	Kansas City Royals @ Pittsburgh Pirates Three Rivers Stadium, Pittsburgh, PA Fri Jun 02 2000, 7:05 PM EDT Att: 23,527 - Cloudy - 73 F										
18 Jason Kendall, R (1, 2) OBP: 0.456, SLG: 0.593	BB		G6-3							5	1	2	1	0	1	1											
Wil Cordero, R (1, 7) OBP: 0.358, SLG: 0.494 Jason Christiansen, R (8, 1) Ivan Cruz, L (8, PH) OBP: 0.111, SLG: 0.111 Mike Williams, R (9, 1)	F7		F8							4	0	0	0	0	1	3											
Brian Giles, L (1, 8) OBP: 0.435, SLG: 0.674	BB		P5							1	1	0	0	3	0	0											
Kevin Young, R (1, 3) OBP: 0.304, SLG: 0.414	BB									1	2	0	0	3	0	1											
John Vander Wal, L (1, 9) OBP: 0.431, SLG: 0.581	BB		F8							3	1	1	3	1	0	1											
Pat Meares, R (1, 6) OBP: 0.298, SLG: 0.395	K		HR							4	2	2	3	0	1	3											
Luis Sojo, R (1, 5) OBP: 0.323, SLG: 0.443		G4-3								4	1	1	0	0	0	0											
Todd Ritchie, R (1, 1) OBP: 0.250, SLG: 0.250 Bruce Aven, R (7, PH) OBP: 0.270, SLG: 0.443 Adrian Brown, S (8, 7) OBP: 0.310, SLG: 0.441	K									2	0	0	0	0	1	0											
										1	0	0	0	0	0	0											
										1	0	0	0	0	2												
Inning Stats	R: 1 E: 0 K: 1 S: 16	H: 1 LOB: 3 BB: 3 P: 31	R: 0 E: 0 K: 2 S: 7	H: 0 LOB: 0 BB: 0 P: 8	R: 0 E: 0 K: 0 S: 6	H: 0 LOB: 0 BB: 0 P: 13	R: 2 E: 0 K: 0 S: 15	H: 1 LOB: 1 BB: 1 P: 24	R: 1 E: 0 K: 1 S: 10	H: 1 LOB: 2 BB: 0 P: 11	R: 0 E: 1 K: 1 S: 13	H: 1 LOB: 2 BB: 0 P: 21	R: 5 E: 0 K: 1 S: 22	H: 4 LOB: 1 BB: 2 P: 36	1B: 4 2B: 3 3B: 0 HR: 2	SF: 0 SAC: 0 DP: 1 HBP: 0	WP: 0 PB: 0 SB: 2 CS: 1	PA: 39									
PITCHER	IP	WLS	BF	H	R	ER	SO	BB	IBB	HBP	BLK	WP	HR	S	P	ERA	WHIP										
Miguel Batista, R (1, 1) ERA: 7.43	7.0	L	30	4	4	4	5	5	0	0	0	0	0	74	125	5.14	1.286										
Jason Rakers, R (8, 1) ERA: 9.45	1.0		9	4	5	5	1	2	0	0	0	0	0	22	36	45.00	6.000										

AB	28
R	3
H	4
RBI	3
BB	2
SO	6
LOB	2



AB	32
R	9
H	8
RBI	9
BB	7
SO	6
LOB	13



Batter	1	2	3	4	5	6	7	8	9	AB	R	H	RBI	BB	SO	LOB	TOP					
Johnny Damon, L (1, 7) <small>OBP: 0.337, SLG: 0.407</small> Dave McCarty, R (9, PH) <small>OBP: 0.398, SLG: 0.700</small>										4	2	2	1	1	0	1						
Jeff Reboulet, R (1, 6) <small>OBP: 0.491, SLG: 0.419</small>										4	2	1	1	1	1	2						
29 Mike Sweeney, R (1, 3) <small>OBP: 0.417, SLG: 0.596</small>										5	3	4	5	1	0	0						
Jemaine Dye, R (1, 9) <small>OBP: 0.408, SLG: 0.681</small> Todd Dunwoody, L (8, PH) <small>OBP: 0.323, SLG: 0.393</small>										3	1	1	1	1	1	1						
Carlos Beltrán, S (1, 8) <small>OBP: 0.323, SLG: 0.393</small>										5	1	1	2	1	1	5						
Joe Randa, R (1, 5) <small>OBP: 0.386, SLG: 0.488</small> Jeff D'Amico, R (9, 1)										5	1	2	1	1	0	3						
Brian Johnson, R (1, 2) <small>OBP: 0.243, SLG: 0.382</small>										6	2	2	2	0	2	6						
Carlos Febles, R (1, 4) <small>OBP: 0.356, SLG: 0.356</small>										5	1	2	0	1	1	3						
Jay Witasick, R (1, 1) <small>OBP: 0.360, SLG: 0.273</small> Scott Pose, L (5, PH) <small>OBP: 0.174, SLG: 0.182</small> Dan Reichert, R (8, 1) Ricky Bottalico, L (8, 1) Luis Ordez, R (9, PH)										2	0	0	0	0	1	1						
Inning Stats	R: 2 H: 2 E: 0 K: 1 S: 16	WLS: 2 BF: 26 LOB: 3 P: 33	H: 7 R: 7 ER: 0 SO: 6	R: 0 H: 1 E: 0 K: 2 S: 9	LOB: 1 BB: 0 P: 13	R: 2 H: 2 E: 1 K: 1 S: 15	LOB: 2 BB: 0 P: 19	R: 0 H: 0 E: 0 K: 1 S: 8	LOB: 0 BB: 0 P: 15	R: 0 H: 0 E: 0 K: 0 S: 8	LOB: 0 BB: 0 P: 14	R: 7 H: 6 E: 0 K: 1 S: 21	LOB: 0 BB: 1 P: 30	R: 0 H: 1 E: 1 K: 0 S: 10	LOB: 1 BB: 0 P: 16	R: 0 H: 1 E: 0 K: 0 S: 9	LOB: 3 BB: 2 P: 22	R: 5 H: 5 E: 0 K: 1 S: 30	LOB: 3 BB: 2 P: 48	1B: 12 2B: 2 3B: 1 HR: 3	SF: 1 SAC: 0 DP: 2 HBP: 1	WP: 0 PA: 53 FB: 0 SB: 0 CS: 0
PITCHER	IP: 5.1 WLS: L BF: 26 LOB: 3 P: 33	H: 7 R: 7 ER: 0 SO: 6	R: 0 H: 1 E: 0 K: 2 S: 9	LOB: 1 BB: 0 P: 13	R: 2 H: 2 E: 1 K: 1 S: 15	LOB: 2 BB: 0 P: 19	R: 0 H: 0 E: 0 K: 1 S: 8	LOB: 0 BB: 0 P: 15	R: 7 H: 6 E: 0 K: 1 S: 21	LOB: 0 BB: 1 P: 30	R: 0 H: 1 E: 1 K: 0 S: 10	LOB: 1 BB: 0 P: 16	R: 0 H: 1 E: 0 K: 0 S: 9	LOB: 3 BB: 2 P: 22	R: 5 H: 5 E: 0 K: 1 S: 30	LOB: 3 BB: 2 P: 48	1B: 12 2B: 2 3B: 1 HR: 3	SF: 1 SAC: 0 DP: 2 HBP: 1	ERA: 5.71 WHIP: 2.062			
PITCHER	IP: 0.2 WLS: 2 BF: 2 LOB: 0 P: 2	H: 0 R: 0 ER: 0 SO: 1	R: 0 H: 0 E: 0 K: 0 S: 8	LOB: 0 BB: 0 P: 15	R: 0 H: 0 E: 0 K: 0 S: 8	LOB: 0 BB: 0 P: 14	R: 0 H: 0 E: 0 K: 0 S: 8	LOB: 0 BB: 0 P: 15	R: 0 H: 0 E: 0 K: 0 S: 8	LOB: 0 BB: 0 P: 14	R: 0 H: 1 E: 1 K: 0 S: 10	LOB: 1 BB: 0 P: 16	R: 0 H: 1 E: 0 K: 0 S: 9	LOB: 3 BB: 2 P: 22	R: 5 H: 5 E: 0 K: 1 S: 30	LOB: 3 BB: 2 P: 48	1B: 12 2B: 2 3B: 1 HR: 3	SF: 1 SAC: 0 DP: 2 HBP: 1	ERA: 0.00 WHIP: 0.000			

Kansas City Royals @ Pittsburgh Pirates
 Three Rivers Stadium, Pittsburgh, PA
 Sat Jun 03 2000, 7:05 PM EDT
 Att: 26,264 - Sunny - 64 F

AB	43
R	16
H	18
RBI	14
BB	8
SO	7
LOB	24



Batter	1	2	3	4	5	6	7	8	9	AB	R	H	RBI	BB	SO	LOB	BOTTOM					
Warren Morris, L (1, 4) <small>OBP: 0.347, SLG: 0.331</small>										5	1	1	0	0	5							
18 Jason Kendall, R (1, 2) <small>OBP: 0.456, SLG: 0.500</small> Keith Osik, R (8, 2) <small>OBP: 0.571, SLG: 1.091</small>										3	0	1	0	1	0	1						
Wil Cordero, R (1, 7) <small>OBP: 0.328, SLG: 0.486</small>										3	0	0	1	2	0	1						
Brian Giles, L (1, 8) <small>OBP: 0.434, SLG: 0.665</small>										4	1	1	0	0	3							
Kevin Young, R (1, 3) <small>OBP: 0.301, SLG: 0.408</small>										5	1	1	0	0	1	4						
John Vander Wal, L (1, 9) <small>OBP: 0.425, SLG: 0.567</small>										4	0	1	0	0	1							
Pat Meares, R (1, 6) <small>OBP: 0.301, SLG: 0.397</small>										4	0	2	1	0	1	3						
Mike Benjamin, R (1, 5) <small>OBP: 0.383, SLG: 0.489</small>										3	0	1	0	1	1	3						
Jason Schmidt, R (1, 1) <small>ERA: 6.86</small> Scott Sauerbeck, R (6, 1) <small>ERA: 4.34</small> Rich Loiselle, R (6, PH) <small>OBP: 0.287, SLG: 0.437</small> Bruce Aven, R (7, 1) <small>OBP: 0.102, SLG: 0.100</small> Ivan Cruz, L (8, PH) <small>OBP: 0.174, SLG: 0.182</small> Jeff Wallace, L (9, 1) <small>ERA: 6.57</small>										2	0	0	0	0	2	4						
Inning Stats	R: 0 H: 0 E: 0 K: 0 S: 5	WLS: 0 BF: 23 LOB: 1 P: 14	H: 3 R: 3 ER: 2 SO: 3	R: 2 H: 1 E: 1 K: 1 S: 10	LOB: 1 BB: 0 P: 18	R: 1 H: 1 E: 0 K: 0 S: 9	LOB: 0 BB: 0 P: 15	R: 0 H: 2 E: 0 K: 2 S: 12	LOB: 3 BB: 1 P: 19	R: 0 H: 1 E: 0 K: 0 S: 9	LOB: 1 BB: 0 P: 13	R: 0 H: 1 E: 1 K: 0 S: 7	LOB: 1 BB: 0 P: 9	R: 0 H: 1 E: 0 K: 0 S: 10	LOB: 2 BB: 1 P: 16	R: 0 H: 1 E: 1 K: 2 S: 15	LOB: 2 BB: 0 P: 25	R: 0 H: 1 E: 0 K: 1 S: 6	LOB: 1 BB: 1 P: 16	1B: 7 2B: 1 3B: 0 HR: 0	SF: 0 SAC: 0 DP: 0 HBP: 1	WP: 1 PA: 42 FB: 1 SB: 0 CS: 1
PITCHER	IP: 5.0 WLS: W BF: 23 LOB: 1 P: 14	H: 3 R: 3 ER: 2 SO: 3	R: 2 H: 1 E: 1 K: 1 S: 10	LOB: 1 BB: 0 P: 18	R: 1 H: 1 E: 0 K: 0 S: 9	LOB: 0 BB: 0 P: 15	R: 0 H: 2 E: 0 K: 2 S: 12	LOB: 3 BB: 1 P: 19	R: 0 H: 1 E: 0 K: 0 S: 9	LOB: 1 BB: 0 P: 13	R: 0 H: 1 E: 1 K: 0 S: 7	LOB: 1 BB: 0 P: 9	R: 0 H: 1 E: 0 K: 0 S: 10	LOB: 2 BB: 1 P: 16	R: 0 H: 1 E: 1 K: 2 S: 15	LOB: 2 BB: 0 P: 25	R: 0 H: 1 E: 0 K: 1 S: 6	LOB: 1 BB: 1 P: 16	1B: 7 2B: 1 3B: 0 HR: 0	SF: 0 SAC: 0 DP: 0 HBP: 1	ERA: 3.60 WHIP: 1.400	
PITCHER	IP: 2.0 WLS: 9 BF: 9 LOB: 0 P: 9	H: 2 R: 0 ER: 0 SO: 1	R: 0 H: 0 E: 0 K: 0 S: 8	LOB: 0 BB: 0 P: 15	R: 0 H: 0 E: 0 K: 0 S: 8	LOB: 0 BB: 0 P: 14	R: 0 H: 0 E: 0 K: 0 S: 8	LOB: 0 BB: 0 P: 15	R: 0 H: 0 E: 0 K: 0 S: 8	LOB: 0 BB: 0 P: 14	R: 0 H: 1 E: 1 K: 0 S: 10	LOB: 1 BB: 0 P: 16	R: 0 H: 1 E: 0 K: 0 S: 9	LOB: 3 BB: 2 P: 22	R: 5 H: 5 E: 0 K: 1 S: 30	LOB: 3 BB: 2 P: 48	1B: 7 2B: 1 3B: 0 HR: 0	SF: 0 SAC: 0 DP: 0 HBP: 1	ERA: 0.00 WHIP: 1.000			

Kansas City Royals @ Pittsburgh Pirates
 Three Rivers Stadium, Pittsburgh, PA
 Sat Jun 03 2000, 7:05 PM EDT
 Att: 26,264 - Sunny - 64 F


AB	36
R	3
H	8
RBI	2
BB	4
SO	6
LOB	28



Batter	1	2	3	4	5	6	7	8	9	AB	R	H	RBI	BB	SO	LOB	TOP							
Rich Becker , L (1, 9) OBP: 0.402, SLG: 0.392	1-2 F8		2-1 G2-3			2-0 1B 2B		4-2 1B SF9 BB		3	1	1	0	1	0	0								
Robert Fick , L (1, 3) OBP: 0.343, SLG: 0.315	3-2 G5-3		2-2 G3			1-0 BB 1B		3-2 1B		4	0	2	0	0	0	0								
Juan Encarnacion , R (1, 8) OBP: 0.348, SLG: 0.431	1-3 K			1-3 K		0-1 P4		1-1 SF9		3	0	0	1	0	2	2								
Bobby Higginson , L (1, 7) OBP: 0.348, SLG: 0.463		0-2 2B 1B		2-1 G4-3		4-1 FC5-4 BB		0-3 3-H K		3	0	1	0	1	1	1								
Dean Palmer , R (1, 5) OBP: 0.339, SLG: 0.519		3-0 1B 1-3 2B		2-3 K		3-3 K		2-3 K		4	0	1	0	0	3	4								
Damon Easley , R (1, 4) OBP: 0.293, SLG: 0.264		1-3 K			1-0 F7	2-2 FC5-4			0-2 1B	4	0	1	0	0	1	5								
Deivi Cruz , R (1, 6) OBP: 0.278, SLG: 0.356		0-2 L5			2-0 F7		1-1 G6-3		2-2 F9	4	0	0	0	0	0	3								
Javier Cardona , R (1, 2) OBP: 0.250, SLG: 0.250		1-3 K			2-0 FC6-4 1B		2-2 F8		1-3 K	3	0	1	0	0	1	2								
Luis Polonia , L (9, PH) OBP: 0.315, SLG: 0.367										1	0	0	0	0	1	1								
Dave Micki , R (1, 1) OBP: 0.338, SLG: 0.324				0-3 K		1-0 FC6-4		1-2 F7		2	0	0	0	0	1	1								
Jose Macias , S (7, PH) OBP: 0.338, SLG: 0.324										1	0	0	0	0	0	0								
Allen McDill , L (7, 1) OBP: 0.315, SLG: 0.367										0	0	0	0	0	0	0								
C.J. Nitkowski , L (8, 1) OBP: 0.285, SLG: 0.361										0	0	0	0	0	0	0								
Shane Halter , R (9, PH) OBP: 0.285, SLG: 0.361										1	0	0	0	0	1	1								
Inning Stats	R: 0 E: 0 K: 1 S: 12	H: 0 LOB: 0 BB: 0 P: 17	R: 0 E: 0 K: 2 S: 13	H: 2 LOB: 2 BB: 0 P: 18	R: 0 E: 0 K: 1 S: 8	H: 0 LOB: 0 BB: 0 P: 12	R: 0 E: 0 K: 2 S: 8	H: 0 LOB: 0 BB: 0 P: 13	R: 0 E: 0 K: 0 S: 4	H: 1 LOB: 1 BB: 0 P: 10	R: 0 E: 0 K: 1 S: 11	H: 2 LOB: 3 BB: 1 P: 23	R: 0 E: 0 K: 0 S: 9	H: 0 LOB: 0 BB: 0 P: 13	R: 1 E: 0 K: 2 S: 18	H: 1 LOB: 1 BB: 1 P: 28	R: 0 E: 0 K: 2 S: 14	H: 1 LOB: 1 BB: 0 P: 19	1B: 5 2B: 2 3B: 0 HR: 0	SF: 1 SAC: 0 DP: 0 HBP: 0	WP: 0 PB: 0 SB: 0 CS: 0	PA: 36		
PITCHER	IP	WLS	BF	H	R	ER	SO	BB	IBB	HBP	BLK	WP	HR	S	P	ERA	WHIP							
67 Francisco Cordova , R (1, 1) ERA: 4.15	7.0	W	29	6	1	1	7	2	0	0	0	0	0	75	123	1.29	1.143							
Jose Silva , R (8, 1) ERA: 3.63	2.0		7	1	0	0	4	0	0	0	0	0	0	22	30	0.00	0.500							

Detroit Tigers @ Pittsburgh Pirates
Three Rivers Stadium, Pittsburgh, PA
Mon Jun 05 2000, 7:05 PM EDT
Att: 12,479 - Overcast - 62 F


AB 33
R 1
H 7
RBI 1
BB 2
SO 11
LOB 20



Batter	1	2	3	4	5	6	7	8	9	AB	R	H	RBI	BB	SO	LOB	BOTTOM							
Warren Morris , L (1, 4) OBP: 0.346, SLG: 0.333	0-1 G3			4-2 1B 18 BB E		0-3 K	1-0 F8			2	1	0	0	1	0	1								
Mike Benjamin , R (5, 4) OBP: 0.360, SLG: 0.457		3-2 F5								2	0	0	0	0	1	3								
18 Jason Kendall , R (1, 2) OBP: 0.450, SLG: 0.485	1-1 F3		2-2 F8	4-0 E 1B BB		1-1 FC5-4 FC6-4		0-0 F3		4	0	0	0	1	0	1								
Wil Cordero , R (1, 7) OBP: 0.343, SLG: 0.527	1-2 3B 1B		2-2 HR	0-1 E 1B		0-0 FC6-4		2-1 HBP		4	2	3	1	0	0	1								
Brian Giles , L (1, 8) OBP: 0.443, SLG: 0.688	3-1 1-H 3B		4-0 FC6 BB	0-1 E3		1-1 WP 1B 2B		3-3 K		4	1	2	1	1	1	3								
John Vander Wal , L (1, 9) OBP: 0.440, SLG: 0.563	4-2 S BB		1-3 K	0-0 P6		1-2 FC5-4 1B		1-1 G1-3		3	0	1	1	1	1	4								
Adrian Brown , S (8, 9) OBP: 0.308, SLG: 0.459					0-0 P6					1	0	0	0	0	0	1								
Kevin Young , R (1, 3) OBP: 0.292, SLG: 0.393	3-3 K		2-2 FC6		0-1 G1-6-3 1B		1-1 FC5-4 1B HBP			4	1	1	0	0	1	4								
Pat Meares , R (1, 6) OBP: 0.297, SLG: 0.384		0-1 G5-3		1-3 K		1-1 F7		3-1 67 FC1-5 1B HBP		3	0	0	0	0	1	3								
Luis Sojo , R (1, 5) OBP: 0.326, SLG: 0.437		1-0 G4-3			1-0 F7	1-0 G1-6-3		2-2 67 FC1-5 1B		4	0	1	1	0	0	1								
67 Francisco Cordova , R (1, 1) OBP: 0.148, SLG: 0.080		1-2 1B			0-1 G6-3		4-1 18 FC5-4 BB		0-0 FC1-5	3	0	1	0	1	0	2								
Jose Silva , R (8, 1) ERA: 7.12										0	0	0	0	0	0	0								
Inning Stats	R: 1 E: 0 K: 1 S: 15	H: 2 LOB: 2 BB: 1 P: 27	R: 0 E: 0 K: 0 S: 9	H: 1 LOB: 1 BB: 0 P: 14	R: 1 E: 0 K: 2 S: 16	H: 1 LOB: 2 BB: 1 P: 28	R: 1 E: 1 K: 0 S: 10	H: 1 LOB: 3 BB: 2 P: 19	R: 0 E: 0 K: 0 S: 5	H: 1 LOB: 0 BB: 0 P: 7	R: 0 E: 0 K: 1 S: 7	H: 3 LOB: 2 BB: 0 P: 12	R: 2 E: 0 K: 0 S: 13	H: 3 LOB: 2 BB: 0 P: 22	R: 0 E: 0 K: 1 S: 7	H: 0 LOB: 1 BB: 0 P: 13	1B: 6 2B: 1 3B: 1 HR: 1	SF: 0 SAC: 0 DP: 1 HBP: 2	WP: 1 PB: 0 SB: 1 CS: 0	PA: 41				
PITCHER	IP	WLS	BF	H	R	ER	SO	BB	IBB	HBP	BLK	WP	HR	S	P	ERA	WHIP							
Dave Micki , R (1, 1) ERA: 5.4	6.0	L	30	6	3	2	4	5	0	0	0	0	0	62	107	3.00	1.833							
Allen McDill , L (7, 1) ERA: 11.57	1.0		7	3	2	2	0	0	0	1	0	1	0	13	22	18.00	3.000							
C.J. Nitkowski , L (8, 1) ERA: 7.12	1.0		4	0	0	0	1	0	0	1	0	0	0	7	13	0.00	0.000							

Detroit Tigers @ Pittsburgh Pirates
Three Rivers Stadium, Pittsburgh, PA
Mon Jun 05 2000, 7:05 PM EDT
Att: 12,479 - Overcast - 62 F

AB 34
R 5
H 9
RBI 4
BB 5
SO 5
LOB 24



Batter	1	2	3	4	5	6	7	8	9	AB	R	H	RBI	BB	SO	LOB	TOP																					
Damon Easley, R OBP: 0.289, SLG: 0.263 (1, 4)	G5-3		2B					G6-3	G6-3	5	1	2	0	0	0	3																						
Deivi Cruz, R OBP: 0.276, SLG: 0.375 (1, 6)	G6-3		2B					F9		4	0	1	1	0	0	1																						
Juan Encarnacion, R OBP: 0.397, SLG: 0.422 Matt Anderson, R (8, 1)	G1-3		BB					G4-3		3	0	0	0	1	0	0																						
Juan Gonzalez, R OBP: 0.323, SLG: 0.522 (1, 9)		L7	F8						1B	4	1	1	0	0	1	2																						
Bobby Higginson, L OBP: 0.340, SLG: 0.445 (1, 7)		2B	P3						F9	3	1	0	0	1	0	3																						
Dean Palmer, R OBP: 0.335, SLG: 0.512 Shane Halter, R OBP: 0.299, SLG: 0.370 (9, PR)		2B							1B	4	0	2	1	0	2	0																						
Robert Fick, L OBP: 0.345, SLG: 0.306 (1, 3)									1B	4	0	1	1	0	2	1																						
Brad Ausmus, R OBP: 0.347, SLG: 0.315 (1, 2)									K	4	0	1	0	0	1	3																						
Hideo Nomo, R (1, 1)										2	0	0	0	0	1	1																						
Luis Polonia, L OBP: 0.313, SLG: 0.365 (7, PH)										1	0	0	0	0	0	0																						
C.J. Nitkowski, L (7, 1)										0	0	0	0	0	0	0																						
Rich Becker, L OBP: 0.407, SLG: 0.392 (8, 8)										0	0	0	0	1	0	0																						
Inning Stats	R: 0 E: 0 K: 0 S: 7	H: 0 LOB: 0 BB: 0 P: 9	R: 1 E: 0 K: 1 S: 8	H: 1 LOB: 1 BB: 1 P: 15	R: 1 E: 0 K: 0 S: 11	H: 2 LOB: 2 BB: 1 P: 20	R: 0 E: 0 K: 2 S: 11	H: 1 LOB: 1 BB: 0 P: 18	R: 0 E: 0 K: 0 S: 6	H: 0 LOB: 0 BB: 0 P: 13	R: 0 E: 0 K: 1 S: 10	H: 0 LOB: 0 BB: 0 P: 18	R: 0 E: 0 K: 0 S: 7	H: 0 LOB: 0 BB: 0 P: 12	R: 1 E: 0 K: 1 S: 16	H: 3 LOB: 3 BB: 1 P: 27	1B: 4 2B: 4 3B: 0 HR: 0	SF: 0 SAC: 0 DP: 1 HBP: 0	WP: 0 PB: 0 SB: 0 CS: 0	PA: 37																		
PITCHER	IP	WLS	BF	H	R	ER	SO	BB	IBB	HBP	BLK	WP	HR	S	P	ERA	WHIP	PITCHER				IP	WLS	BF	H	R	ER	SO	BB	IBB	HBP	BLK	WP	HR	S	P	ERA	WHIP
Todd Ritchie, R ERA: 4.34 (1, 1)	8.0	W	30	5	2	2	6	2	0	0	0	0	0	71	118	2.25	0.875																					
Mike Williams, R ERA: 1.75 (9, 1)	1.0	S	7	3	1	1	1	1	0	0	0	0	0	16	27	9.00	4.000																					

Detroit Tigers @ Pittsburgh Pirates
Three Rivers Stadium, Pittsburgh, PA
Wed Jun 07 2000, 7:05 PM EDT
Att: 15,067 - Sunny - 72 F

AB 34
R 3
H 8
RBI 3
BB 3
SO 7
LOB 14



Batter	1	2	3	4	5	6	7	8	9	AB	R	H	RBI	BB	SO	LOB	BOTTOM																					
Abraham Nunez, S OBP: 0.300, SLG: 0.222 (1, 4)	1B		1B							4	1	1	0	1	2	1																						
18 Jason Kendall, R OBP: 0.457, SLG: 0.483 (1, 2)	K		1B							3	0	1	0	1	1	1																						
Wil Cordero, R OBP: 0.357, SLG: 0.533 (1, 7)	1B		1B							4	0	3	1	0	0	0																						
Brian Giles, L OBP: 0.439, SLG: 0.670 (1, 8)	P6		1B							2	0	0	1	2	0	2																						
John Vander Wal, L OBP: 0.419, SLG: 0.538 Adrian Brown, S OBP: 0.304, SLG: 0.453 (9, 9)	K		F5							4	0	0	0	0	1	8																						
Kevin Young, R OBP: 0.295, SLG: 0.407 (1, 3)			K							4	1	1	1	0	2	3																						
Luis Sojo, R OBP: 0.314, SLG: 0.441 (1, 5)										4	1	1	1	0	0	0																						
Mike Benjamin, R OBP: 0.361, SLG: 0.480 (1, 6)										4	0	1	0	0	2	0																						
Todd Ritchie, R OBP: 0.259, SLG: 0.259 (1, 1)										3	1	1	0	0	1	1																						
Bruce Aven, R OBP: 0.260, SLG: 0.425 (8, PH)										1	0	0	0	0	1	0																						
Mike Williams, R ERA: 4.38 (9, 1)										0	0	0	0	0	0	0																						
Inning Stats	R: 0 E: 0 K: 2 S: 11	H: 1 LOB: 2 BB: 1 P: 21	R: 0 E: 0 K: 2 S: 8	H: 0 LOB: 0 BB: 0 P: 10	R: 1 E: 0 K: 2 S: 14	H: 3 LOB: 3 BB: 1 P: 24	R: 2 E: 0 K: 0 S: 15	H: 3 LOB: 2 BB: 2 P: 32	R: 0 E: 0 K: 1 S: 7	H: 0 LOB: 0 BB: 0 P: 8	R: 1 E: 0 K: 0 S: 9	H: 1 LOB: 0 BB: 0 P: 16	R: 0 E: 0 K: 3 S: 11	H: 0 LOB: 0 BB: 0 P: 17	1B: 6 2B: 1 3B: 0 HR: 2	SF: 0 SAC: 0 DP: 0 HBP: 0	WP: 0 PB: 0 SB: 0 CS: 0	PA: 37																				
PITCHER	IP	WLS	BF	H	R	ER	SO	BB	IBB	HBP	BLK	WP	HR	S	P	ERA	WHIP	PITCHER				IP	WLS	BF	H	R	ER	SO	BB	IBB	HBP	BLK	WP	HR	S	P	ERA	WHIP
Hideo Nomo, R ERA: 4.62 (7, 1)	1.1	L	5	1	1	1	1	0	0	0	0	0	1	13	23	6.75	0.750																					
Matt Anderson, R ERA: 4.38 (8, 1)	0.2		0	0	0	0	2	0	0	0	0	0	0	7	10	0.00	0.000																					

Detroit Tigers @ Pittsburgh Pirates
Three Rivers Stadium, Pittsburgh, PA
Wed Jun 07 2000, 7:05 PM EDT
Att: 15,067 - Sunny - 72 F

AB 33
R 4
H 9
RBI 4
BB 4
SO 10
LOB 16



Batter	1	2	3	4	5	6	7	8	9	10	11	12	AB	R	H	RBI	BB	SO	LOB	TOP								
Warren Morris, L OBP: 0.361, SLG: 0.356	2-1 1B		2-2 18 CS 1B			2-0 18 G6-3 1B		0-0 FC5 18 HBP 1B		1-2 FC1-6 18 1B 1-2f		1-2 18 SH1-3 1B	6	0	5	0	0	0	1									
18 Jason Kendall, R OBP: 0.451, SLG: 0.471	0-0 F8		1-2 WP 1B			1-1 G6-3		2-2 FC5 HBP		3-2 BB 1B		0-0 SH1-3	4	0	2	0	0	0	2									
Wil Cordero, R OBP: 0.350, SLG: 0.512	2-3 K		2-3 K			4-2 BB		1-2 FC5		4-2 BB 1B		0-0 F7	4	0	0	0	2	2	5									
Brian Giles, L OBP: 0.434, SLG: 0.679	1-1 G3		1-2			2-2 F7		1-2 2-3f		1-2 BB		4-0 1B	5	0	0	0	1	0	5									
John Vander Wal, L OBP: 0.403, SLG: 0.509		1-3 K				3-2 G3		0-0 G3		1-1 G6-3		2-3 K	6	0	0	0	0	4	5									
Kevin Young, R OBP: 0.367, SLG: 0.419	0-0 S 1B		3-3 K			0-0 F8		0-1 S 1B		1-3 K			5	1	2	0	0	2	0									
Adrian Brown, S OBP: 0.322, SLG: 0.451	1-3 K		1-3 K			2-1 G4-6-3 1B		2-0 G3		1-1 1B		2-2 1B	5	0	3	1	0	1	1									
Mike Benjamin, R OBP: 0.345, SLG: 0.458	1-3 K		1-3 K			3-1 F7		1-2 G6-3		1-1 F7		2-3 K	5	0	0	0	0	2	4									
Abraham Nunez, S OBP: 0.200, SLG: 0.143			1-0 L4			2-1 G4-6-3		1-0 L5		0-1 FC1-6 1B		2-1 F7	3	0	0	0	0	0	1									
Luis Sojo, R OBP: 0.322, SLG: 0.444						1-2f							2	0	1	0	0	0	1									
Inning Stats	R: 0 E: 0 K: 1 S: 8	H: 1 LOB: 1 BB: 0 P: 13	R: 0 E: 0 K: 3 S: 11	H: 1 LOB: 1 BB: 0 P: 14	R: 0 E: 0 K: 1 S: 10	H: 2 LOB: 1 BB: 0 P: 16	R: 0 E: 0 K: 2 S: 10	H: 0 LOB: 0 BB: 0 P: 19	R: 0 E: 0 K: 0 S: 7	H: 1 LOB: 0 BB: 0 P: 13	R: 0 E: 0 K: 0 S: 9	H: 0 LOB: 0 BB: 0 P: 5	R: 0 E: 0 K: 0 S: 13	H: 1 LOB: 2 BB: 0 P: 18	R: 1 E: 0 K: 0 S: 13	H: 2 LOB: 1 BB: 0 P: 19	R: 0 E: 0 K: 1 S: 18	H: 2 LOB: 3 BB: 1 P: 29	R: 0 E: 0 K: 2 S: 11	H: 1 LOB: 1 BB: 0 P: 18	R: 0 E: 0 K: 1 S: 8	H: 1 LOB: 2 BB: 1 P: 15	1B: 13 2B: 0 3B: 0 HR: 0	SF: 0 SAC: 1 DP: 2 HBP: 1	WP: 1 PB: 0 SB: 2 CS: 1	PA: 50		
PITCHER	IP WLS BF H R ER SO BB IBB HBP BLK WP HR S P ERA WHIP	8.2 7 34 2 0 0 7 1 0 0 0 0 20 32 1.04 2.250	1.1 7 9 2 0 0 3 0 1 0 0 0 0 19 33 0.00 1.000																									

Pittsburgh Pirates @ Kansas City Royals
Kauffman Stadium, Kansas City, MO

Sat Jun 10 2000, 7:05 PM CDT
Alt. 34,868 - Cloudy - 69 F

AB 45
R 1
H 13
RBI 1
BB 3
SO 11
LOB 25



Batter	1	2	3	4	5	6	7	8	9	10	11	12	AB	R	H	RBI	BB	SO	LOB	BOTTOM								
Johnny Damon, L OBP: 0.336, SLG: 0.394	0-1 G1-3		4-0 1B			1-0 G4-3		3-3 K		2-1 F8		0-2 SH1-4 1B	5	1	1	0	1	1	2									
Jeff Reboulet, R OBP: 0.438, SLG: 0.394	0-0 G5-3		1-2 G6-3			2-0 29 FC6-4 1B		0-0 F9		1-2 1B S 1B		1-0 SH1-4	5	0	2	0	0	0	2									
Luis Orta, R OBP: 0.174, SLG: 0.182						1-2 FC6-4 1B		3-3 K		3-1 F8		0-2 1B	6	0	1	1	0	2	2									
29 Mike Sweeney, R OBP: 0.413, SLG: 0.593	3-1 F9					1-2 1B		1-1 BB 1B		3-2 DI 1B		2-1 1B	4	1	2	0	1	0	1									
Jermaine Dye, R OBP: 0.419, SLG: 0.698		0-1 G4-3				0-0 P6		1-1 BB 1B		1-3 G4-3			4	0	0	0	1	0	4									
Carlos Beltrán, S OBP: 0.319, SLG: 0.373	1-2 F7		1-2 G1-3			0-0 F8		4-2 BB		2-2 G4-3			4	0	0	0	1	0	4									
Joe Randa, R OBP: 0.386, SLG: 0.489	2-1 G5-3					1-2 1B		0-1 F7		2-2 F9		1-1 F3	5	0	1	1	0	0	2									
Dave McCarty, R OBP: 0.380, SLG: 0.648			0-0 G4-3			1-3 K		1-1 G5-3		0-0 G6-3		0-1 G1-3	5	0	0	0	0	1	1									
Gregg Zaun, S OBP: 0.377, SLG: 0.400			2-0 G6-3			3-3 K		4-1 1B BB		0-1 G4-3		1-0 1B	4	0	1	0	1	1	0									
Rey Sanchez, R OBP: 0.263, SLG: 0.308			1-0 BB 1B			1-3 K		2-1 1B		2-3 K		2-1 G6-3	5	0	2	0	0	2	1									
Inning Stats	R: 0 E: 0 K: 0 S: 5	H: 0 LOB: 0 BB: 0 P: 8	R: 0 E: 0 K: 0 S: 7	H: 0 LOB: 0 BB: 0 P: 10	R: 0 E: 0 K: 0 S: 11	H: 1 LOB: 2 BB: 1 P: 14	R: 1 E: 0 K: 2 S: 9	H: 1 LOB: 1 BB: 0 P: 21	R: 0 E: 0 K: 2 S: 6	H: 1 LOB: 0 BB: 0 P: 9	R: 0 E: 0 K: 1 S: 12	H: 1 LOB: 2 BB: 1 P: 23	R: 0 E: 0 K: 0 S: 6	H: 0 LOB: 0 BB: 0 P: 8	R: 0 E: 0 K: 0 S: 15	H: 2 LOB: 3 BB: 0 P: 26	R: 0 E: 0 K: 0 S: 7	H: 1 LOB: 1 BB: 0 P: 11	R: 1 E: 0 K: 0 S: 7	H: 2 LOB: 1 BB: 0 P: 8	1B: 10 2B: 0 3B: 0 HR: 0	SF: 0 SAC: 1 DP: 0 HBP: 0	WP: 0 PB: 0 SB: 1 CS: 0	PA: 48				
PITCHER	IP WLS BF H R ER SO BB IBB HBP BLK WP HR S P ERA WHIP	8.0 8 33 5 2 0 6 4 0 0 0 0 0 21 34 1.12 1.125	2.0 7 9 3 1 1 0 0 0 0 0 0 0 14 19 6.75 2.250																									

Pittsburgh Pirates @ Kansas City Royals
Kauffman Stadium, Kansas City, MO

Sat Jun 10 2000, 7:05 PM CDT
Alt. 34,868 - Cloudy - 69 F

AB 43
R 2
H 10
RBI 2
BB 4
SO 7
LOB 15



Batter	1	2	3	4	5	6	7	8	9	10	AB	R	H	RBI	BB	SO	LOB	TOP
Warren Morris, L OBP: 0.369, SLG: 0.371 (1, 4)											6	2	4	2	0	0	2	Pittsburgh Pirates @ Kansas City Royals Kauffman Stadium, Kansas City, MO Sun Jun 11 2000, 1:05 PM CDT Att: 26,495 - Overcast - 72 F
Adrian Brown, S OBP: 0.344, SLG: 0.477 (1, 9)											6	4	4	1	0	0	3	
Wil Cordero, R OBP: 0.345, SLG: 0.507 (1, 7)											6	1	1	1	0	2	6	
Brian Giles, L OBP: 0.432, SLG: 0.687 (1, 8)											6	1	2	3	0	1	3	
John Vander Wal, L OBP: 0.414, SLG: 0.513 (1, 3)											3	0	1	0	3	1	2	
Kevin Young, R OBP: 0.302, SLG: 0.417 (1, 10)											6	0	2	1	0	0	4	
Luis Sojo, R OBP: 0.327, SLG: 0.445 Abraham Nunez, S OBP: 0.250, SLG: 0.200 (8, 6)											4	0	2	1	0	0	2	
Mike Benjamin, R OBP: 0.342, SLG: 0.445 (8, 5)											3	1	0	0	1	1	3	
Keith Osik, R OBP: 0.455, SLG: 0.737 (1, 2)											4	0	1	0	0	0	2	
Inning Stats	R: 3 E: 2 K: 3 S: 22	H: 4 LOB: 2 P: 29	R: 1 E: 0 K: 10 S: 10	H: 2 LOB: 1 BB: 1 P: 16	R: 0 E: 0 K: 0 S: 7	H: 0 LOB: 1 BB: 1 P: 17	R: 0 E: 0 K: 10 S: 8	H: 2 LOB: 1 BB: 0 P: 10	R: 0 E: 0 K: 10 S: 13	H: 0 LOB: 2 BB: 0 P: 17	R: 0 E: 0 K: 0 S: 9	H: 1 LOB: 2 BB: 0 P: 14	R: 1 E: 0 K: 1 S: 9	H: 2 LOB: 1 BB: 1 P: 14	R: 5 E: 0 K: 0 S: 15	H: 4 LOB: 1 BB: 2 P: 24	1B: 12 2B: 5 3B: 0 HR: 1	
PITCHER	IP WLS BF H R ER SO	IP WLS BF H R ER SO	IP WLS BF H R ER SO	IP WLS BF H R ER SO	IP WLS BF H R ER SO	IP WLS BF H R ER SO	IP WLS BF H R ER SO	IP WLS BF H R ER SO	IP WLS BF H R ER SO	IP WLS BF H R ER SO	IP WLS BF H R ER SO	IP WLS BF H R ER SO	IP WLS BF H R ER SO	IP WLS BF H R ER SO	IP WLS BF H R ER SO	IP WLS BF H R ER SO	ERA WHIP	ERA WHIP
Jay Witasick, R ERA: 6.08 (1, 1)	6.0	30	11	4	1	4	BB: 1 IBB: 0 HBP: 0 BLK: 0	WP: 0 HR: 0 S: 67 P: 100	ERA: 1.50 WHIP: 2.000									
Jeff D'Amico, R ERA: 1.89 (7, 1)	2.1	11	3	1	1	1	BB: 0 IBB: 0 HBP: 0 BLK: 0	WP: 1 HR: 0 S: 23 P: 39	ERA: 3.86 WHIP: 1.286									
Jerry Spradlin, R ERA: 4.12 (9, 1)	1.2	L	10	4	5	5	BB: 2 IBB: 0 HBP: 0 BLK: 0	WP: 0 HR: 1 S: 18 P: 27	ERA: 27.00 WHIP: 3.600									

Pittsburgh Pirates @ Kansas City Royals
Kauffman Stadium, Kansas City, MO
Sun Jun 11 2000, 1:05 PM CDT
Att: 26,495 - Overcast - 72 F

AB 45
R 10
H 18
RBI 9
BB 4
SO 5
LOB 27



WP: 1 PA: 51
PB: 0
SB: 3
CS: 1

Batter	1	2	3	4	5	6	7	8	9	10	AB	R	H	RBI	BB	SO	LOB	BOTTOM		
Johnny Damon, L OBP: 0.339, SLG: 0.401 (1, 10)											6	2	3	1	0	0	2	Pittsburgh Pirates @ Kansas City Royals Kauffman Stadium, Kansas City, MO Sun Jun 11 2000, 1:05 PM CDT Att: 26,495 - Overcast - 72 F		
Rey Sanchez, R OBP: 0.266, SLG: 0.316 (1, 6)											5	2	2	1	0	0	2			
29 Mike Sweeney, R OBP: 0.417, SLG: 0.596 (1, 3)											4	0	2	1	0	0	2			
Jermaine Dye, R OBP: 0.419, SLG: 0.690 (1, 9)											4	0	1	1	1	1	3			
Carlos Beltrán, S OBP: 0.316, SLG: 0.370 (1, 8)											5	0	1	1	0	1	4			
Joe Randa, R OBP: 0.392, SLG: 0.480 (1, 5)											4	0	0	0	1	0	3			
Todd Dunwoody, L OBP: 0.250, SLG: 0.308 (1, 7)											4	1	1	1	1	1	1			
Brian Johnson, R OBP: 0.229, SLG: 0.348 Gregg Zaun, S OBP: 0.389, SLG: 0.413 (10, PH)											4	0	0	0	0	0	3			
Luis Ordaz, R OBP: 0.200, SLG: 0.174 Scott Pose, L ERA: 5.14 Ray Holbert, R ERA: 4.02 Dave McCarty, R OBP: 0.376, SLG: 0.641 (10, PH)											1	0	0	0	1	0	0			
Inning Stats	R: 2 E: 0 K: 0 S: 21	H: 4 LOB: 3 BB: 1 P: 39	R: 0 E: 0 K: 0 S: 6	H: 0 LOB: 1 BB: 1 P: 15	R: 0 E: 0 K: 1 S: 10	H: 0 LOB: 1 BB: 1 P: 20	R: 0 E: 0 K: 0 S: 8	H: 1 LOB: 1 BB: 0 P: 9	R: 0 E: 0 K: 0 S: 6	H: 0 LOB: 0 BB: 0 P: 10	R: 0 E: 1 K: 0 S: 12	H: 3 LOB: 1 BB: 0 P: 18	R: 0 E: 0 K: 2 S: 9	H: 0 LOB: 0 BB: 0 P: 11	R: 0 E: 0 K: 1 S: 9	H: 1 LOB: 2 BB: 1 P: 16	R: 1 E: 0 K: 1 S: 12		H: 2 LOB: 1 BB: 0 P: 19	1B: 7 2B: 4 3B: 0 HR: 1
PITCHER	IP WLS BF H R ER SO	IP WLS BF H R ER SO	IP WLS BF H R ER SO	IP WLS BF H R ER SO	IP WLS BF H R ER SO	IP WLS BF H R ER SO	IP WLS BF H R ER SO	IP WLS BF H R ER SO	IP WLS BF H R ER SO	IP WLS BF H R ER SO	IP WLS BF H R ER SO	IP WLS BF H R ER SO	IP WLS BF H R ER SO	IP WLS BF H R ER SO	IP WLS BF H R ER SO	IP WLS BF H R ER SO	ERA WHIP	ERA WHIP		
67 Francisco Córdova, R ERA: 4.32 (1, 1)	6.0	29	7	5	4	1	BB: 3 IBB: 0 HBP: 1 BLK: 0	WP: 0 HR: 0 S: 62 P: 109	ERA: 6.00 WHIP: 1.667											
Rich Losselle, R ERA: 5.14 (7, 1)	1.0	4	1	0	0	0	BB: 0 IBB: 0 HBP: 0 BLK: 0	WP: 0 HR: 0 S: 8 P: 13	ERA: 0.00 WHIP: 1.000											
Scott Sauerbeck, L ERA: 4.02 (8, 1)	2.0	W	8	1	0	3	BB: 0 IBB: 0 HBP: 0 BLK: 0	WP: 0 HR: 0 S: 18 P: 27	ERA: 0.00 WHIP: 0.500											
Mike Williams, R ERA: 1.88 (10, 1)	1.0	5	2	1	1	1	BB: 0 IBB: 0 HBP: 0 BLK: 0	WP: 1 HR: 1 S: 12 P: 19	ERA: 9.00 WHIP: 2.000											

Pittsburgh Pirates @ Kansas City Royals
Kauffman Stadium, Kansas City, MO
Sun Jun 11 2000, 1:05 PM CDT
Att: 26,495 - Overcast - 72 F

AB 41
R 6
H 11
RBI 6
BB 4
SO 5
LOB 21



WP: 1 PA: 46
PB: 0
SB: 1
CS: 0

Batter	1	2	3	4	5	6	7	8	9	AB	R	H	RBI	BB	SO	LOB	TOP					
Quilvio Veras, S OBP: 0.411, SLG: 0.381										4	0	2	0	0	0	2	Atlanta Braves @ Pittsburgh Pirates Three Rivers Stadium, Pittsburgh, PA Thu Jun 15 2000, 7:05 PM EDT Att: 19,065 - Sunny - 78 F					
Andruw Jones, R OBP: 0.416, SLG: 0.574										4	0	0	0	0	1	2						
10 Chipper Jones, S OBP: 0.400, SLG: 0.563										3	0	1	0	1	1	1						
Wally Joyner, L OBP: 0.269, SLG: 0.261										4	0	0	0	0	0	4						
Brian Jordan, R OBP: 0.349, SLG: 0.529										4	0	0	0	0	1	3						
Javy Lopez, R OBP: 0.338, SLG: 0.476										4	0	0	0	0	1	0						
Bobby Bonilla, S OBP: 0.401, SLG: 0.484										3	0	1	0	1	0	0						
Watt Weiss, S OBP: 0.385, SLG: 0.358										0	0	0	0	0	0	0						
Keith Lockhart, L OBP: 0.313, SLG: 0.452										4	0	2	0	0	0	2						
Kevin Millwood, R OBP: 0.125, SLG: 0.130										2	0	0	0	0	1	1						
Andres Galarraga, R OBP: 0.353, SLG: 0.614										0	0	0	0	0	0	0						
Trenidad Hubbard, R OBP: 0.314, SLG: 0.328										0	0	0	0	0	0	0						
Bruce Chen, L OBP: 0.252, SLG: 0.252										1	0	0	0	0	0	1						
Inning Stats	R: 0 E: 0 K: 0 S: 12	H: 1 LOB: 1 BB: 0 P: 19	R: 0 E: 0 K: 1 S: 10	H: 0 LOB: 1 BB: 1 P: 18	R: 0 E: 0 K: 2 S: 8	H: 0 LOB: 0 BB: 0 P: 12	R: 0 E: 0 K: 1 S: 7	H: 0 LOB: 0 BB: 0 P: 10	R: 0 E: 0 K: 0 S: 12	H: 1 LOB: 1 BB: 0 P: 13	R: 0 E: 0 K: 1 S: 9	H: 1 LOB: 2 BB: 1 P: 17	R: 0 E: 0 K: 0 S: 7	H: 1 LOB: 0 BB: 0 P: 10	R: 0 E: 0 K: 0 S: 6	H: 1 LOB: 1 BB: 0 P: 11	R: 0 E: 0 K: 0 S: 6	H: 1 LOB: 1 BB: 0 P: 11	1B: 4 2B: 2 3B: 0 HR: 0	SF: 0 SAC: 0 DP: 0 HBP: 1	WP: 0 PB: 0 SB: 0 CS: 0	PA: 36
PITCHER Kris Benson, R ERA: 2.95	IP: 9.0 WLS: W BF: 36 H: 6 R: 0 ER: 0 SO: 5 BB: 2 IBB: 0 HBP: 1 BLK: 0 WP: 0 HR: 0 S: 77 P: 121 ERA: 0.00 WHIP: 0.889																					

AB	33
R	0
H	6
RBI	0
BB	2
SO	5
LOB	16



Batter	1	2	3	4	5	6	7	8	9	AB	R	H	RBI	BB	SO	LOB	BOTTOM			
Warren Morris, L OBP: 0.357, SLG: 0.353										3	0	0	0	1	0	3	Atlanta Braves @ Pittsburgh Pirates Three Rivers Stadium, Pittsburgh, PA Thu Jun 15 2000, 7:05 PM EDT Att: 19,065 - Sunny - 78 F			
18 Jason Kendall, R OBP: 0.442, SLG: 0.456										3	0	0	0	1	0	1				
Wil Cordero, R OBP: 0.336, SLG: 0.500										4	0	0	0	0	0	3				
Brian Giles, L OBP: 0.441, SLG: 0.681										3	1	1	0	1	0	1				
Kevin Young, R OBP: 0.310, SLG: 0.444										4	1	1	0	0	1	5				
Bruce Aven, R OBP: 0.253, SLG: 0.405										4	0	1	0	0	0	4				
Pat Meares, R OBP: 0.291, SLG: 0.379										4	0	2	1	0	0	2				
Luis Sojo, R OBP: 0.325, SLG: 0.440										4	0	1	0	0	1	4				
Kris Benson, R OBP: 0.267, SLG: 0.160										3	0	1	1	0	2	2				
Inning Stats	R: 0 E: 1 K: 1 S: 12	H: 0 LOB: 3 BB: 2 P: 25	R: 0 E: 0 K: 1 S: 16	H: 1 LOB: 1 BB: 0 P: 20	R: 0 E: 0 K: 0 S: 11	H: 0 LOB: 0 BB: 0 P: 17	R: 1 E: 0 K: 1 S: 11	H: 3 LOB: 2 BB: 0 P: 18	R: 0 E: 0 K: 0 S: 9	H: 0 LOB: 1 BB: 1 P: 16	R: 0 E: 0 K: 1 S: 10	H: 1 LOB: 1 BB: 0 P: 16	R: 0 E: 0 K: 0 S: 5	H: 0 LOB: 0 BB: 0 P: 8	R: 1 E: 0 K: 0 S: 13	H: 2 LOB: 1 BB: 0 P: 17		1B: 4 2B: 3 3B: 0 HR: 0	SF: 0 SAC: 0 DP: 0 HBP: 0	WP: 0 PB: 0 SB: 1 CS: 0
PITCHER Kevin Millwood, R ERA: 5.4	IP: 6.0 WLS: L BF: 27 H: 5 R: 1 ER: 1 SO: 1 BB: 3 IBB: 0 HBP: 0 BLK: 0 WP: 0 HR: 0 S: 69 P: 112 ERA: 1.50 WHIP: 1.333																			
PITCHER Bruce Chen, L ERA: 2.2	IP: 2.0 WLS: 8 BF: 2 H: 2 R: 1 ER: 1 SO: 0 BB: 0 IBB: 0 HBP: 0 BLK: 0 WP: 0 HR: 0 S: 18 P: 25 ERA: 4.50 WHIP: 1.000																			



Batter	1	2	3	4	5	6	7	8	9	AB	R	H	RBI	BB	SO	LOB	TOP					
Luis Castillo, S OBP: 0.455, SLG: 0.423	(1,4) K		(4-1) G3-1 S 1B BB	(2-2) G5-3		(2-1) L9			(4-2) E 1B BB	3	2	0	0	2	1	1	Florida Marlins @ Pittsburgh Pirates Three Rivers Stadium, Pittsburgh, PA Fri Jun 16 2000, 7:05 PM EDT Att: 29,737 - Sunny - 84 F livebaseballscorecards.com					
Mark Kotsay, L OBP: 0.317, SLG: 0.437	(1,9) G6-3		(2-1) G3-1 1-3		(0-0) F9	(1-0) G4-3			(3-1) E4 1B	5	0	0	0	0	0	2						
Cliff Floyd, L OBP: 0.390, SLG: 0.526	(1,7) BLK 1B		(0-0)		(1-1) E3 BB 1B HR		(0-0)		(1-2) FC5-4 1B	5	1	4	2	0	0	0						
Preston Wilson, R OBP: 0.341, SLG: 0.500	(1,8) K		(1-3) K 1-2		(2-1) BB HR 1B		(1-3) K		(1-3) K	5	1	1	0	0	4	5						
Mike Lowell, R OBP: 0.315, SLG: 0.472		(4-2) 2B BB			(2-0) HR 2B		(1-1) G5-3		(1-1) L4	3	2	1	0	2	0	3						
Derrek Lee, R OBP: 0.364, SLG: 0.519	(1,3) K		(2-3) K		(1-0) HR 2H		(3-2) G5-3		(1-0) FC5-4 1-2	5	2	2	6	0	1	4						
Alex Gonzalez, R OBP: 0.214, SLG: 0.258			(3-1) 2B		(2-0) F8				(1-2) G1-3	4	0	1	0	0	0	0						
Paul Bako, L OBP: 0.363, SLG: 0.330			(2-1) G3		(1-2) 3B G4-3 1B				(3-3) K	4	0	1	0	0	2	2						
3B Reid Cornelius, R OBP: 0.111, SLG: 0.111			(1-0) F7		(0-0) G4-3				(1-0) G4-3	3	0	0	0	0	0	3						
Ricky Bones, R (6,1)										1	0	0	0	0	0	0						
Braden Looper, R (8,1)										0	0	0	0	0	0	0						
Inning Stats	R: 0 E: 0 K: 2 S: 14	H: 1 LOB: 1 BB: 0 P: 22	R: 0 E: 0 K: 1 S: 10	H: 1 LOB: 2 BB: 1 P: 22	R: 1 E: 0 K: 1 S: 7	H: 1 LOB: 0 BB: 1 P: 14	R: 2 E: 0 K: 0 S: 10	H: 3 LOB: 1 BB: 0 P: 18	R: 4 E: 1 K: 1 S: 13	H: 2 LOB: 0 BB: 1 P: 24	R: 0 E: 0 K: 0 S: 4	H: 0 LOB: 1 BB: 0 P: 8	R: 0 E: 0 K: 1 S: 10	H: 1 LOB: 1 BB: 0 P: 15	R: 0 E: 0 K: 1 S: 14	H: 0 LOB: 2 BB: 1 P: 19	R: 1 E: 1 K: 1 S: 14	H: 1 LOB: 2 BB: 1 P: 25	1B: 6 2B: 2 3B: 0 HR: 2	SF: 0 SAC: 0 DP: 0 HBP: 0	WP: 0 PB: 0 CS: 0	PA: 42
PITCHER	IP WLS BF H R ER SO BB IBB HBP BLK WP HR S P ERA WHIP																					
67 Francisco Cordova, R ERA: 4.82	(1,1) 4.1 L 24 8 7 6 4 3 0 0 0 0 0 2 49 92 12.46 2.538																					
Chris Peters, L ERA: 5.63	(5,1) 2.2 9 1 0 0 2 0 0 0 0 0 0 0 19 31 0.00 0.375																					
Marc Wilkins, R ERA: 5.64	(8,1) 1.0 3 0 0 0 1 0 0 0 0 0 0 0 14 19 0.00 0.000																					
Jeff Wallace, L ERA: 5.28	(9,1) 1.0 6 1 1 0 1 1 0 0 0 0 0 0 14 25 0.00 2.000																					

Batter	1	2	3	4	5	6	7	8	9	AB	R	H	RBI	BB	SO	LOB	BOTTOM					
Warren Morris, L OBP: 0.355, SLG: 0.352	(1,4) F7			(0-0) G6-3		(2-0) 18 FC6-4 1B			(1-2) G5-3	4	0	1	0	0	0	0	Florida Marlins @ Pittsburgh Pirates Three Rivers Stadium, Pittsburgh, PA Fri Jun 16 2000, 7:05 PM EDT Att: 29,737 - Sunny - 84 F livebaseballscorecards.com					
18 Jason Kendall, R OBP: 0.436, SLG: 0.448	(1,2) G5-3			(3-2) G6-3		(3-1) FC6-4 1B 1-2			(1-1) F9	4	1	0	0	0	1							
Wil Cordero, R OBP: 0.339, SLG: 0.500	(1,7) G6-3			(0-1) F7		(1-0) BB 1B 1-2			(3-2) E7 1B 1B	4	0	2	0	0	0							
Brian Giles, L OBP: 0.445, SLG: 0.682						(1-0) WP 2B 1B			(1-0) BB 1B	4	1	3	1	0	0							
Kevin Young, R OBP: 0.313, SLG: 0.440						(2-2) WP 2B HBP			(4-1) G6-4-3 BB	2	1	0	0	1	0							
Bruce Aven, R OBP: 0.253, SLG: 0.410						(2-2) G5-3 FC5-2 2B			(3-1) G6-4-3	4	0	1	2	0	0							
Pat Meares, R OBP: 0.295, SLG: 0.378						(2-1) G5-3			(1-2) G5-4-3 1B	3	0	1	0	1	0							
Mike Benjamin, R OBP: 0.323, SLG: 0.425						(0-0) FC5-2			(2-3) K	4	0	0	0	0	1							
67 Francisco Cordova, R OBP: 0.143, SLG: 0.077	(1,1) 5.1 W 22 5 3 3 1 1 0 0 0 0 0 0 39 68 5.06 1.125																					
Chris Peters, L ERA: 3.9	(5,1) 2.1 H 9 3 0 0 0 1 0 0 0 0 0 0 19 34 0.00 1.714																					
Abraham Nunez, S OBP: 0.240, SLG: 0.174	(7,PH) 1.1 S 4 0 0 0 1 0 0 0 0 0 0 0 7 14 0.00 0.000																					
Marc Wilkins, R (8,1)										1	0	0	0	0	0	1						
Jeff Wallace, L (9,1)										1	0	0	0	0	0	0						
Inning Stats	R: 0 E: 0 K: 0 S: 4	H: 0 LOB: 0 BB: 0 P: 7	R: 0 E: 0 K: 0 S: 7	H: 0 LOB: 0 BB: 0 P: 10	R: 0 E: 0 K: 0 S: 3	H: 0 LOB: 0 BB: 1 P: 9	R: 0 E: 0 K: 0 S: 7	H: 0 LOB: 0 BB: 0 P: 10	R: 2 E: 0 K: 1 S: 12	H: 2 LOB: 1 BB: 0 P: 20	R: 1 E: 0 K: 0 S: 9	H: 3 LOB: 2 BB: 1 P: 22	R: 0 E: 0 K: 0 S: 6	H: 1 LOB: 0 BB: 0 P: 8	R: 0 E: 1 K: 0 S: 11	H: 2 LOB: 2 BB: 0 P: 19	R: 0 E: 0 K: 1 S: 6	H: 0 LOB: 0 BB: 0 P: 11	1B: 7 2B: 1 3B: 0 HR: 0	SF: 0 SAC: 0 DP: 3 HBP: 1	WP: 1 PB: 0 CS: 0	PA: 35
PITCHER	IP WLS BF H R ER SO BB IBB HBP BLK WP HR S P ERA WHIP																					
38 Reid Cornelius, R ERA: 3.9	(1,1) 5.1 W 22 5 3 3 1 1 0 0 0 0 0 0 39 68 5.06 1.125																					
Ricky Bones, R ERA: 1.86	(6,1) 2.1 H 9 3 0 0 0 1 0 0 0 0 0 0 19 34 0.00 1.714																					
Braden Looper, R ERA: 2.81	(8,1) 1.1 S 4 0 0 0 1 0 0 0 0 0 0 0 7 14 0.00 0.000																					

Batter	1	2	3	4	5	6	7	8	9	AB	R	H	RBI	BB	SO	LOB	TOP			
Luis Castillo, S OBP: 0.461, SLG: 0.440	1-1 BB S 1B	3-2 E3 1B 1B		1-3 K		1-2 F8		2-2 G6-3		5	1	2	0	0	1	0				
Andy Fox, L OBP: 0.257, SLG: 0.283	4-2 BB 1B	0-0 2B 1B		0-0 F8		1-2 G4-3			4-2 FC1-6 1B BB	3	2	1	1	2	0	0				
Cliff Floyd, L OBP: 0.382, SLG: 0.521	1-2 F9	0-0 2B		0-0 G3					0-2 F7 1-2	5	0	2	1	0	0	3				
Preston Wilson, R OBP: 0.347, SLG: 0.511	4-1 BB 1-2 2-3	0-0 G5-3			0-0 1B 2B		1-3 K		4-0 FC1-6 IBB	3	1	1	0	2	1	2				
Kevin Millar, R OBP: 0.378, SLG: 0.496	1-0 P4		2-3 K		1-1 F9		0-1 F3		1-1 FC1-6 1B	4	0	0	0	0	1	4				
Mark Kotsay, L OBP: 0.316, SLG: 0.439									1-2 2-3	1	0	0	0	0	0	2				
Mark Smith, R OBP: 0.373, SLG: 0.380	0-0 F3		1-0 P6		2-1 1B		1-3 K		1-1 1B	4	0	1	1	0	1	3				
Ricky Bones, R OBP: 0.313, SLG: 0.465					2-H				1-2 3-H	0	0	0	0	0	0	0				
Mike Lowell, R OBP: 0.313, SLG: 0.465										0	1	1	0	0	0	0				
Antonio Alfonseca, R OBP: 0.363, SLG: 0.515										0	0	0	0	0	0	0				
Dave Berg, R OBP: 0.317, SLG: 0.326		1-3 K		0-0 2B		0-2 F9		1-3 K		5	0	1	0	0	2	3				
Paul Bako, L OBP: 0.372, SLG: 0.330		1-1 1B E 1B		4-0 IBB		4-0 IBB		3-3 K		2	1	1	0	2	1	0				
Brad Penny, R OBP: 0.074, SLG: 0.074		0-3 K		1-2 G6-3		1-3 K		1-0 F7		3	0	0	0	0	2	5				
Derrek Lee, R OBP: 0.363, SLG: 0.515										1	0	0	0	0	0	0				
Inning Stats	R: 0 E: 0 K: 0 S: 11	H: 1 LOB: 3 BB: 2 P: 22	R: 3 E: 1 K: 2 S: 14	H: 4 LOB: 1 BB: 0 P: 19	R: 0 E: 0 K: 1 S: 9	H: 1 LOB: 2 BB: 1 P: 17	R: 0 E: 0 K: 1 S: 5	H: 0 LOB: 0 BB: 0 P: 6	R: 1 E: 0 K: 1 S: 12	H: 2 LOB: 2 BB: 1 P: 20	R: 0 E: 0 K: 2 S: 10	H: 0 LOB: 0 BB: 0 P: 12	R: 0 E: 0 K: 1 S: 8	H: 0 LOB: 0 BB: 2 P: 14	R: 1 E: 0 K: 0 S: 12	H: 1 LOB: 2 BB: 2 P: 25	1B: 6 2B: 4 3B: 0 HR: 0	SF: 0 SAC: 0 DP: 0 HBP: 0	WP: 0 PB: 0 SB: 1 CS: 0	PA: 43
PITCHER	IP	WLS	BF	H	R	ER	SO	BB	IBB	HBP	BLK	WP	HR	S	P	ERA	WHIP			
Bronson Arroyo, R ERA: 5.4	5.0	27	8	4	1	5	2	2	2	0	0	0	0	51	84	1.80	2.000			
Chris Peters, L ERA: 5.0	1.0	4	1	0	0	1	0	0	0	0	0	0	0	11	14	0.00	1.000			
Josias Manzanillo, R ERA: 3.14	1.0	3	0	0	0	2	0	0	0	0	0	0	0	10	12	0.00	0.000			
Jason Christiansen, L ERA: 3.49	1.2	L 7	0	1	1	1	1	1	1	0	0	0	0	16	31	5.40	0.600			
Mike Williams, R ERA: 1.8	0.1	2	1	0	0	0	0	0	0	0	0	0	0	4	8	0.00	3.000			

Florida Marlins @ Pittsburgh Pirates
Three Rivers Stadium, Pittsburgh, PA
Sun Jun 18 2000, 1:35 PM EDT
Att: 24,916 - Overcast - 76 F

AB 37
R 5
H 10
RBI 4
BB 6
SO 9
LOB 22



Batter	1	2	3	4	5	6	7	8	9	AB	R	H	RBI	BB	SO	LOB	BOTTOM					
Warren Morris, L OBP: 0.358, SLG: 0.350	1-0 E G6-4-3 1B		1-1 F8	4-1 BB			0-0 G6-3		0-0 G4-3	4	1	1	0	1	0	0						
Abraham Nunez, S OBP: 0.287, SLG: 0.214	2-2 G6-4-3 1B		0-1 F8	0-0 G3-1			0-2 P4		0-3 K	4	1	1	0	0	0	2						
18 Jason Kendall, R OBP: 0.443, SLG: 0.458	1-2 1B									1	0	0	0	0	1	0						
Wil Cordero, R OBP: 0.333, SLG: 0.496	2-2 E8 G6-4-3		0-0 2B		1-1 E5 FC4-6		1-2 1B 2B		0-3 K	5	1	2	0	0	1	2						
Brian Giles, L OBP: 0.442, SLG: 0.667	3-1 G6-4-3		4-0 BB		1-1 FC4-6 L3-6 WP		4-0 1B IBB			2	0	0	0	2	0	3						
John Vander Wal, L OBP: 0.418, SLG: 0.523	0-1 S 1B		1-3 K		3-2 L3-6		0-0 1B			4	0	2	2	0	1	3						
Bruce Aven, R OBP: 0.240, SLG: 0.391	3-3 K				0-3 K		1-3 K			4	0	0	0	0	4	3						
Jason Christiansen, R ERA: 5.08										0	0	0	0	0	0	0						
Mike Benjamin, R OBP: 0.331, SLG: 0.437										0	0	0	0	0	0	0						
Luis Sojo, R OBP: 0.325, SLG: 0.437		0-0 F3		2-0 3B 1B		1-1 G6-3		0-1 F9		4	1	1	0	0	0	0						
Mike Williams, R OBP: 0.310, SLG: 0.431										0	0	0	0	0	0	0						
Keith Osik, R OBP: 0.444, SLG: 0.739		3-2 F7		1-0 1-H 3B		4-2 BB		0-1 G4-3		3	0	1	1	1	0	0						
Bronson Arroyo, R ERA: 5.08										2	0	0	0	0	2	1						
Chris Peters, L ERA: 1.99										0	0	0	0	0	0	0						
Emil Brown, R ERA: 5.08										1	0	0	0	0	1	1						
Josias Manzanillo, R OBP: 0.310, SLG: 0.431										0	0	0	0	0	0	0						
Kevin Young, R OBP: 0.310, SLG: 0.431										1	0	0	0	0	1	0						
Inning Stats	R: 2 E: 1 K: 1 S: 14	H: 3 LOB: 1 BB: 0 P: 25	R: 0 E: 0 K: 1 S: 8	H: 0 LOB: 0 BB: 0 P: 11	R: 0 E: 0 K: 1 S: 8	H: 1 LOB: 2 BB: 1 P: 14	R: 1 E: 0 K: 2 S: 10	H: 2 LOB: 2 BB: 1 P: 19	R: 0 E: 1 K: 0 S: 8	H: 0 LOB: 0 BB: 0 P: 13	R: 0 E: 0 K: 2 S: 12	H: 0 LOB: 1 BB: 1 P: 20	R: 1 E: 0 K: 1 S: 13	H: 2 LOB: 2 BB: 1 P: 21	R: 0 E: 0 K: 1 S: 7	H: 0 LOB: 0 BB: 0 P: 7	R: 0 E: 0 K: 2 S: 9	H: 0 LOB: 0 BB: 0 P: 9	1B: 5 2B: 3 3B: 1 HR: 0	SF: 0 SAC: 0 DP: 2 HBP: 0	WP: 1 PB: 0 SB: 1 CS: 0	PA: 39
PITCHER	IP	WLS	BF	H	R	ER	SO	BB	IBB	HBP	BLK	WP	HR	S	P	ERA	WHIP					
Brad Penny, R ERA: 5.08	6.0	27	6	3	1	7	3	0	0	0	0	0	0	60	102	1.50	1.500					
Ricky Bones, R ERA: 1.99	2.0	W 9	2	1	1	2	0	1	0	0	0	0	0	20	28	4.50	1.000					
Antonio Alfonseca, R ERA: 5.08	1.0	S 3	0	0	0	2	0	0	0	0	0	0	0	9	9	0.00	0.000					

Florida Marlins @ Pittsburgh Pirates
Three Rivers Stadium, Pittsburgh, PA
Sun Jun 18 2000, 1:35 PM EDT
Att: 24,916 - Overcast - 76 F

AB 35
R 4
H 8
RBI 3
BB 4
SO 11
LOB 15

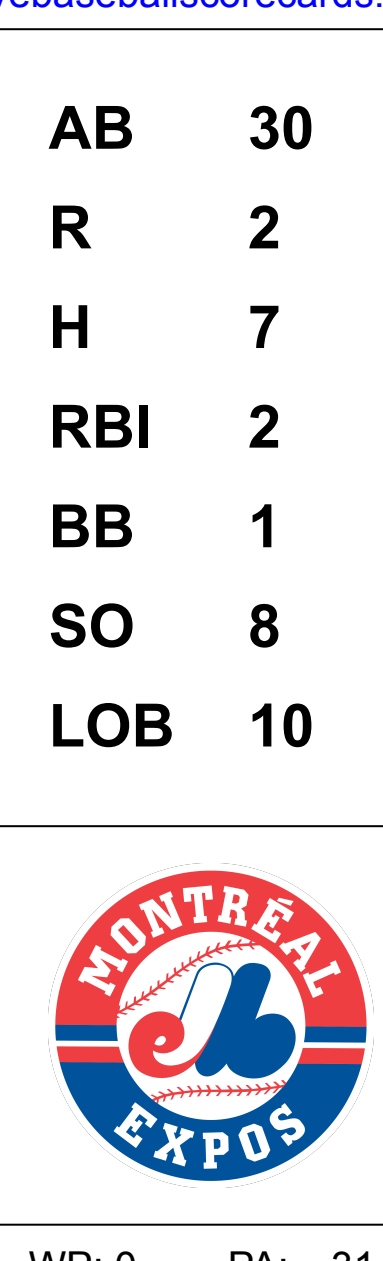


Batter	1	2	3	4	5	6	7	8	9	AB	R	H	RBI	BB	SO	LOB	TOP						
Warren Morris, L (1,4) OBP: 0.364, SLG: 0.354	F8		1-0 1B			4-2 18 CS BB		1-0 BLK BB 1B		3	0	2	0	1	0	0	Pittsburgh Pirates @ Montreal Expos Olympic Stadium, Montreal, QB Mon Jun 19 2000, 7:05 PM EDT Att. 7,483 - Dome - 72 F						
18 Jason Kendall, R (1,2) OBP: 0.436, SLG: 0.450	F9		1-3 K			2-3 K		3-1 F9		4	0	0	0	0	2	4							
Wil Cordero, R (1,7) OBP: 0.336, SLG: 0.492	F8					4-2 BB BB		4-2 BLK BB		2	0	0	0	2	1	0							
Brian Giles, L (1,8) OBP: 0.443, SLG: 0.663		0-0 G3				4-2 BB BB		1-2 F7		3	0	1	0	1	0	2							
Kevin Young, R (1,3) OBP: 0.305, SLG: 0.424	F9					1-2 BB		1-2 2-3 K		4	0	0	0	0	2	5							
John Vander Wal, L (1,9) OBP: 0.417, SLG: 0.542 Bruce Aven, R (9,PH) OBP: 0.247, SLG: 0.398	F7								2-2 G5-4-3 1B	3	1	1	1	0	0	1							
Aramis Ramirez, R (1,5) OBP: 0.235, SLG: 0.254			0-1 1B 1B			0-0 G6-3		1-1 L6 HBP		3	0	1	0	0	0	1							
Pat Meares, R (1,6) OBP: 0.290, SLG: 0.368			0-3 K			1-1 G5-3		0-1 L6		3	0	0	0	1	1	2							
Jose Silva, R (1,1) Abraham Nunez, S (7,PH) OBP: 0.258, SLG: 0.207 Marc Wilkins, R (7,1) Rich Loiselle, R (8,1) Luis Sojo, R (9,PH) OBP: 0.324, SLG: 0.434	F3		0-0 F3			0-3 K		0-0 F8		2	0	0	0	0	1	1							
Inning Stats	R: 0 E: 0 K: 0 S: 7	H: 0 LOB: 0 BB: 0 P: 10	R: 0 E: 0 K: 0 S: 5	H: 0 LOB: 0 BB: 0 P: 7	R: 0 E: 0 K: 2 S: 11	H: 2 LOB: 2 BB: 0 P: 13	R: 0 E: 0 K: 1 S: 11	H: 1 LOB: 1 BB: 0 P: 17	R: 0 E: 0 K: 2 S: 16	H: 0 LOB: 0 BB: 3 P: 31	R: 1 E: 0 K: 0 S: 6	H: 1 LOB: 0 BB: 0 P: 8	R: 0 E: 0 K: 1 S: 12	H: 1 LOB: 2 BB: 1 P: 22	R: 0 E: 0 K: 0 S: 14	H: 1 LOB: 1 BB: 1 P: 20		1B: 5 2B: 1 3B: 0 HR: 1	SF: 0 SAC: 0 DP: 2 HBP: 1	WP: 0 PB: 0 SB: 0 CS: 1	PA: 36		
PITCHER	IP WLS BF H R ER SO BB IBB HBP BLK WP HR S P ERA WHIP	8.0 W 32 5 1 1 7 4 0 0 1 1 0 1 74 115 1.12 1.125	1.0 S 4 1 0 0 0 1 0 0 0 0 0 0 14 20 0.00 2.000																				

AB	30
R	1
H	6
RBI	1
BB	5
SO	7
LOB	17



Batter	1	2	3	4	5	6	7	8	9	AB	R	H	RBI	BB	SO	LOB	BOTTOM					
Peter Bergeron, L (1,8) OBP: 0.321, SLG: 0.367	G1-6-3 1B		1-1 FC4-6 1-2			1-0 F8		3-1 1B 2B		4	1	2	1	0	0	1	Pittsburgh Pirates @ Montreal Expos Olympic Stadium, Montreal, QB Mon Jun 19 2000, 7:05 PM EDT Att. 7,483 - Dome - 72 F					
Wilton Guerrero, S (1,7) OBP: 0.313, SLG: 0.315 Steve Kline, S (9,1)	G1-6-3 1-2					0-0 F9		0-1 1B 2H		4	0	1	1	0	1	1						
Jose Vidro, S (1,4) OBP: 0.401, SLG: 0.570	G6-3					2-1 G6-3		0-1 1B 1-2 1B		4	0	1	0	0	1	0						
Vladimir Guerrero, R (1,9) OBP: 0.429, SLG: 0.709		1-3 K				0-1 2B		0-2 L1		4	0	1	0	0	1	2						
Lee Stevens, L (1,3) OBP: 0.347, SLG: 0.502	L3					2-3 K				3	0	0	0	0	2	1						
Michael Barrett, R (1,5) OBP: 0.270, SLG: 0.271 Mike Mordecai, R (9,5) OBP: 0.405, SLG: 0.618	G5-3					0-0 G5-3		1-0 P4		3	0	0	0	0	0	0						
Chris Widger, R (1,2) OBP: 0.329, SLG: 0.467 Terry Jones, S (8,PR) OBP: 0.282, SLG: 0.237			1-2 FC4-6 1B			3-2 G4-3		4-2 S 2B BB		2	0	1	0	1	0	0						
Orlando Cabrera, R (1,6) OBP: 0.280, SLG: 0.396			1-0 F9			1-0		1-3 K		3	0	1	0	0	1	2						
Carl Pavano, R (1,1) OBP: 0.152, SLG: 0.182 Geoff Blum, S (8,PH) OBP: 0.340, SLG: 0.388 Brian Schneider, L (9,2) OBP: 0.324, SLG: 0.290			0-3 K			1-3 K		0-1 F9		2	0	0	0	0	2	2						
Inning Stats	R: 0 E: 0 K: 0 S: 4	H: 1 LOB: 0 BB: 0 P: 7	R: 0 E: 0 K: 1 S: 6	H: 0 LOB: 0 BB: 0 P: 10	R: 0 E: 0 K: 1 S: 9	H: 1 LOB: 1 BB: 0 P: 12	R: 0 E: 0 K: 3 S: 11	H: 1 LOB: 1 BB: 0 P: 14	R: 0 E: 0 K: 1 S: 8	H: 1 LOB: 1 BB: 0 P: 13	R: 0 E: 0 K: 0 S: 4	H: 0 LOB: 0 BB: 0 P: 7	R: 0 E: 0 K: 1 S: 7	H: 0 LOB: 0 BB: 0 P: 10	R: 2 E: 0 K: 1 S: 17	H: 3 LOB: 2 BB: 1 P: 25		1B: 5 2B: 2 3B: 0 HR: 0	SF: 0 SAC: 0 DP: 1 HBP: 0	WP: 0 PB: 0 SB: 1 CS: 0	PA: 31	
PITCHER	IP WLS BF H R ER SO BB IBB HBP BLK WP HR S P ERA WHIP	6.0 0 21 4 0 0 6 0 0 0 0 0 0 7 10 0.00 0.667	1.0 H 3 0 0 0 1 0 0 0 0 0 0 0 7 10 0.00 0.000	1.0 L 7 3 2 2 1 1 0 0 0 0 0 0 17 25 18.00 4.000																		



Batter	1	2	3	4	5	6	7	8	9	AB	R	H	RBI	BB	SO	LOB	TOP										
Warren Morris, L (1,4) OBP: 0.366, SLG: 0.354	F9		G3														3 0 1 1 1 0 0										
18 Jason Kendall, R (1,2) OBP: 0.441, SLG: 0.463	HR																2 1 1 1 2 0 1										
Wil Cordero, R (1,7) OBP: 0.335, SLG: 0.486	K		K														3 0 0 0 1 2 4										
Brian Giles, L (1,8) OBP: 0.440, SLG: 0.655	F9																3 0 0 0 0 0 1										
Kevin Young, R (1,3) OBP: 0.304, SLG: 0.419																	3 0 0 0 1 0 2										
John Vander Wal, L (1,9) OBP: 0.406, SLG: 0.526 Marc Wilkins, R (8,1) Mike Williams, R (9,1)																	4 0 0 0 0 1 2 0 0 0 0 0 0 0 0 0 0 0 0 0 0										
Aramis Ramirez, R (1,5) OBP: 0.250, SLG: 0.284																	4 1 2 0 0 0 1										
Pat Meares, R (1,6) OBP: 0.286, SLG: 0.361																	4 0 0 0 0 1 3										
Kris Benson, R (1,1) OBP: 0.242, SLG: 0.143 Jason Christiansen, R (8,1) Bruce Aven, R (8,9) OBP: 0.245, SLG: 0.394																	3 0 0 0 0 2 2 0 0 0 0 0 0 0 1 0 0 0 0 1 0										
Inning Stats	R: 1 E: 0 K: 1 S: 7	H: 1 LOB: 0 BB: 0 P: 10	R: 0 E: 0 K: 1 S: 9	H: 0 LOB: 1 BB: 1 P: 18	R: 0 E: 0 K: 2 S: 11	H: 0 LOB: 1 BB: 1 P: 20	R: 0 E: 0 K: 1 S: 6	H: 0 LOB: 0 BB: 0 P: 9	R: 1 E: 0 K: 1 S: 12	H: 2 LOB: 1 BB: 0 P: 16	R: 0 E: 0 K: 0 S: 9	H: 0 LOB: 1 BB: 1 P: 17	R: 0 E: 0 K: 0 S: 12	H: 1 LOB: 3 BB: 2 P: 22	R: 0 E: 0 K: 1 S: 6	H: 0 LOB: 0 BB: 0 P: 10	R: 0 E: 0 K: 1 S: 7	H: 0 LOB: 0 BB: 0 P: 8	1B: 2 2B: 1 3B: 0 HR: 1	SF: 0 SAC: 0 DP: 1 HBP: 1	WP: 0 PB: 0 SB: 1 CS: 0	PA: 36					
PITCHER	IP	WLS	BF	H	R	ER	SO	BB	IBB	HBP	BLK	WP	HR	S	P	ERA	WHIP										
Mike Johnson, R (1,1) ERA: 6.06	6.0	L	24	3	2	2	6	3	0	1	0	0	1	54	90	3.00	1.000										
Felipe Lira, R (7,1) ERA: 5.97	0.2		5	1	0	0	0	2	0	0	0	0	0	9	19	0.00	4.500										
Julio Santana, R (7,1) ERA:	0.1		1	0	0	0	0	0	0	0	0	0	0	3	3	0.00	0.000										
Anthony Telford, R (8,1) ERA: 3.68	2.0		6	0	0	0	1	0	0	0	0	0	0	13	18	0.00	0.000										

Pittsburgh Pirates @ Montreal Expos
Olympic Stadium, Montreal, QB
Tue Jun 20 2000, 7:05 PM EDT
Att. 8,056 - Dome - 72 F

AB 30
R 2
H 4
RBI 2
BB 5
SO 7
LOB 16



Batter	1	2	3	4	5	6	7	8	9	AB	R	H	RBI	BB	SO	LOB	BOTTOM										
Peter Bergeron, L (1,8) OBP: 0.316, SLG: 0.361	G5-3		G3														4 0 0 0 0 1 4										
Wilton Guerrero, S (1,7) OBP: 0.310, SLG: 0.312	S		G2-3														4 0 1 0 0 0 4										
Jose Vidro, S (1,4) OBP: 0.403, SLG: 0.585	G5-3																4 1 2 1 0 0 1										
Vladimir Guerrero, R (1,9) OBP: 0.430, SLG: 0.718	G4-3																4 0 2 0 0 0 2										
Lee Stevens, L (1,3) OBP: 0.346, SLG: 0.496																	3 0 0 0 1 1 2										
Michael Barrett, R (1,5) OBP: 0.284, SLG: 0.264 Brian Schneider, L (8,PH) Mike Mordecai, R (9,5) OBP: 0.405, SLG: 0.618																	3 0 0 0 0 1 3 1 0 0 0 0 0 1 0 0 0 0 0 0 0										
Chris Widger, R (1,2) OBP: 0.328, SLG: 0.462																	4 0 1 0 0 1 1										
Orlando Cabrera, R (1,6) OBP: 0.279, SLG: 0.390																	3 0 0 0 1 0 1										
Mike Johnson, L (1,1) ERA: 2.85 Felipe Lira, R (7,1) Julio Santana, R (7,1) Geoff Blum, S (7,PH) Anthony Telford, R (8,1) Terry Jones, S (9,PH) OBP: 0.256, SLG: 0.231																	2 0 0 0 0 1 1 0 1 0 0 0 0 0 0										
Inning Stats	R: 0 E: 0 K: 0 S: 6	H: 1 LOB: 1 BB: 0 P: 10	R: 0 E: 0 K: 0 S: 5	H: 0 LOB: 0 BB: 0 P: 5	R: 0 E: 0 K: 1 S: 10	H: 0 LOB: 1 BB: 1 P: 17	R: 1 E: 0 K: 2 S: 14	H: 2 LOB: 1 BB: 0 P: 22	R: 0 E: 0 K: 1 S: 10	H: 0 LOB: 0 BB: 0 P: 16	R: 0 E: 0 K: 0 S: 7	H: 1 LOB: 2 BB: 1 P: 17	R: 0 E: 1 K: 0 S: 11	H: 1 LOB: 2 BB: 0 P: 16	R: 0 E: 0 K: 1 S: 10	H: 1 LOB: 0 BB: 0 P: 15	R: 0 E: 0 K: 0 S: 17	H: 0 LOB: 1 BB: 0 P: 21	1B: 2 2B: 2 3B: 1 HR: 1	SF: 0 SAC: 0 DP: 1 HBP: 1	WP: 0 PB: 0 SB: 1 CS: 0	PA: 36					
PITCHER	IP	WLS	BF	H	R	ER	SO	BB	IBB	HBP	BLK	WP	HR	S	P	ERA	WHIP										
Kris Benson, R (1,1) ERA: 2.85	7.1	W	31	6	1	1	4	1	1	1	0	0	0	69	112	1.23	0.955										
Jason Christiansen, L (8,1) ERA: 3.45	0.1	H	1	0	0	0	1	0	0	0	0	0	0	3	3	0.00	0.000										
Marc Wilkins, R (8,1) ERA: 6.97	0.1	H	1	0	0	0	0	0	0	0	0	0	0	1	3	0.00	0.000										
Mike Williams, R (9,1) ERA: 1.74	1.0	S	3	0	0	0	0	0	0	0	0	0	0	17	21	0.00	0.000										


Pittsburgh Pirates @ Montreal Expos
Olympic Stadium, Montreal, QB
Tue Jun 20 2000, 7:05 PM EDT
Att. 8,056 - Dome - 72 F

AB 33
R 1
H 6
RBI 1
BB 2
SO 5
LOB 20



Batter	1	2	3	4	5	6	7	8	9	AB R H RBI BB SO LOB	TOP											
Warren Morris, L (1.4) OBP: 0.363, SLG: 0.348										4 1 0 0 1 1 1	Pittsburgh Pirates @ Montreal Expos Olympic Stadium, Montreal, QB Wed Jun 21 2000, 7:05 PM EDT Att: 8,324 - Dome - 72 F											
18 Jason Kendall, R (1.2) OBP: 0.440, SLG: 0.457										3 1 0 0 2 1 0												
John Vander Wal, L (1.9) OBP: 0.412, SLG: 0.579										5 2 3 5 0 1 1												
Brian Giles, L (1.8) OBP: 0.436, SLG: 0.645										4 1 0 0 1 0 1												
Kevin Young, R (1.3) OBP: 0.304, SLG: 0.416										4 1 1 0 0 0 0												
Bruce Aven, R (1.7) OBP: 0.255, SLG: 0.408										4 1 2 1 0 0 0												
Aramis Ramirez, R (1.5) OBP: 0.263, SLG: 0.310										4 0 2 2 0 0 1												
Pat Meares, R (1.6) OBP: 0.285, SLG: 0.364										4 1 1 0 0 1 2												
67 Francisco Cordova, R (1.1) OBP: 0.161, SLG: 0.103										3 0 1 0 0 1 1												
Chris Peters, L (7.1)										1 0 0 0 0 0 1												
Inning Stats	R: 0 E: 0 K: 2 S: 12	H: 0 LOB: 0 BB: 0 P: 17	R: 0 E: 0 K: 0 S: 9	H: 1 LOB: 1 BB: 0 P: 12	R: 7 E: 1 K: 1 S: 21	H: 5 LOB: 3 BB: 3 P: 43	R: 0 E: 0 K: 0 S: 4	H: 0 LOB: 1 BB: 1 P: 11	R: 0 E: 0 K: 0 S: 7	H: 0 LOB: 0 BB: 0 P: 11	R: 0 E: 0 K: 1 S: 10	H: 1 LOB: 1 BB: 0 P: 11	R: 1 E: 0 K: 0 S: 7	H: 1 LOB: 0 BB: 0 P: 14	R: 0 E: 0 K: 0 S: 8	H: 1 LOB: 1 BB: 0 P: 13	R: 0 E: 0 K: 1 S: 12	H: 1 LOB: 1 BB: 0 P: 21	1B: 4 2B: 4 3B: 0 HR: 2	SF: 0 SAC: 0 DP: 1 HBP: 0	WP: 0 PB: 0 SB: 0 CS: 0	PA: 40
PITCHER	IP WLS BF H R ER SO BB IBB HBP BLK WP HR S P ERA WHIP																					
Tony Amas, R (1.1) ERA: 4.4	2.1 L 14 4 6 6 3 3 0 0 0 0 0 1 33 58 23.14 3.000																					
Brad Rigby, R (3.1) ERA: 11.57	1.2 7 2 1 0 0 1 0 0 0 0 0 0 13 25 0.00 1.800																					
Felipe Lira, R (5.1) ERA: 5.58	2.0 7 1 0 0 1 0 0 0 0 0 0 0 17 22 0.00 0.500																					
51 Scott Forster, L (7.1) ERA: 3.86	2.0 8 2 1 1 0 0 0 0 0 0 0 1 15 27 4.50 1.000																					
Julio Santana, R (9.1) ERA:	1.0 4 1 0 0 1 0 0 0 0 0 0 0 0 12 21 0.00 1.000																					

Batter	1	2	3	4	5	6	7	8	9	AB R H RBI BB SO LOB	BOTTOM											
Peter Bergeron, L (1.8) OBP: 0.314, SLG: 0.358										5 0 1 0 0 1 1	Pittsburgh Pirates @ Montreal Expos Olympic Stadium, Montreal, QB Wed Jun 21 2000, 7:05 PM EDT Att: 8,324 - Dome - 72 F											
Wilton Guerrero, S (1.7) OBP: 0.292, SLG: 0.293										5 0 0 0 0 2 2												
Jose Vidro, S (1.4) OBP: 0.401, SLG: 0.580										4 0 1 0 0 0 0												
Vladimir Guerrero, R (1.9) OBP: 0.431, SLG: 0.713										3 0 1 0 1 0 2												
Lee Stevens, L (1.3) OBP: 0.352, SLG: 0.526										4 3 3 2 0 0 1												
Mike Mordecai, R (1.5) OBP: 0.410, SLG: 0.606										3 0 1 0 1 0 0												
Orlando Cabrera, R (1.6) OBP: 0.279, SLG: 0.385										3 0 0 0 1 0 4												
Charlie O'Brien, R (1.2) OBP: 0.286, SLG: 0.421										3 0 1 0 0 1 3												
Brian Schneider, L (7.2) OBP: 0.333, SLG: 0.303										1 0 1 0 0 0 0												
Tony Amas, R (1.1) Brad Rigby, R (3.1) Geoff Blum, S (4. PH) Felipe Lira, R (5.1) Terry Jones, S (5. PH) 51 Scott Forster, R (7.1) Julio Santana, R (9.1) Michael Barrett, R (9. PH)										0 0 0 0 0 0 0												
Inning Stats	R: 0 E: 0 K: 1 S: 7	H: 0 LOB: 0 BB: 0 P: 10	R: 0 E: 0 K: 0 S: 11	H: 2 LOB: 2 BB: 1 P: 20	R: 0 E: 0 K: 0 S: 10	H: 2 LOB: 2 BB: 0 P: 16	R: 1 E: 0 K: 1 S: 13	H: 1 LOB: 1 BB: 1 P: 19	R: 0 E: 0 K: 0 S: 6	H: 0 LOB: 0 BB: 0 P: 9	R: 1 E: 1 K: 0 S: 15	H: 2 LOB: 2 BB: 1 P: 26	R: 0 E: 0 K: 0 S: 11	H: 0 LOB: 0 BB: 0 P: 15	R: 1 E: 0 K: 0 S: 8	H: 1 LOB: 1 BB: 0 P: 12	R: 0 E: 0 K: 1 S: 8	H: 1 LOB: 1 BB: 0 P: 9	1B: 7 2B: 0 3B: 0 HR: 2	SF: 0 SAC: 0 DP: 1 HBP: 0	WP: 0 PB: 0 SB: 0 CS: 0	PA: 38
PITCHER	IP WLS BF H R ER SO BB IBB HBP BLK WP HR S P ERA WHIP																					
67 Francisco Cordova, R (1.1) ERA: 4.68	6.0 W 27 7 2 2 3 3 0 0 0 0 0 0 1 62 100 3.00 1.667																					
Chris Peters, L (7.1) ERA: 4.5	3.0 S 11 2 1 1 1 0 0 0 0 0 0 0 1 27 36 3.00 0.667																					



Batter	1	2	3	4	5	6	7	8	9	AB	R	H	RBI	BB	SO	LOB	TOP			
Warren Morris, L (1.4) OBP: 0.360, SLG: 0.349										5	1	1	1	0	0	3				
18 Jason Kendall, R (1.2) OBP: 0.443, SLG: 0.458										4	1	2	0	1	0	0				
John Vander Wal, L (1.9) Wil Cordero, R (8.7) OBP: 0.408, SLG: 0.570 OBP: 0.333, SLG: 0.484										2	0	0	1	1	0	0				
Brian Giles, L (1.8) OBP: 0.436, SLG: 0.644										5	1	2	1	0	2	3				
Kevin Young, R (1.3) OBP: 0.302, SLG: 0.412										5	0	1	0	0	1	1				
Bruce Aven, R (1.7) OBP: 0.262, SLG: 0.417										5	1	2	1	0	0	2				
Aramis Ramirez, R (1.5) OBP: 0.275, SLG: 0.311										3	1	1	0	1	0	3				
Pat Meares, R (1.6) OBP: 0.285, SLG: 0.362										4	0	1	1	0	0	1				
Todd Ritchie, R (1.1) Abraham Nunez, S (7.1) Josias Manzanillo, R (7.1) Jeff Wallace, L (7.1) Luis Sojo, R (8.1) Rich Loiselle, R (8.1) OBP: 0.212, SLG: 0.212 OBP: 0.287, SLG: 0.293 OBP: 0.337, SLG: 0.434										2	0	0	0	0	0	0				
Inning Stats	R: 3 E: 0 K: 0 S: 12	H: 4 LOB: 1 BB: 0 P: 15	R: 0 E: 0 K: 0 S: 8	H: 0 LOB: 0 BB: 0 P: 13	R: 0 E: 0 K: 1 S: 10	H: 0 LOB: 0 BB: 0 P: 17	R: 0 E: 0 K: 0 S: 8	H: 0 LOB: 1 BB: 1 P: 14	R: 0 E: 0 K: 0 S: 10	H: 2 LOB: 2 BB: 0 P: 14	R: 0 E: 0 K: 1 S: 15	H: 2 LOB: 3 BB: 1 P: 24	R: 2 E: 0 K: 1 S: 16	H: 3 LOB: 2 BB: 2 P: 28	R: 0 E: 0 K: 1 S: 7	H: 0 LOB: 0 BB: 0 P: 10	1B: 8 2B: 3 3B: 0 HR: 0	SF: 1 SAC: 0 DP: 0 HBP: 0	WP: 0 PB: 0 SB: 0 CS: 0	PA: 42
PITCHER	IP WLS BF H R ER SO BB IBB HBP BLK WP HR S P ERA WHIP																			
Dustin Hermanson, R (1.1) ERA: 4.88	6.2 W 30 8 3 3 1 2 0 0 0 0 0 66 104 4.05 1.500																			
Steve Kline, L (7.1) ERA: 1.76	1.0 H 8 3 2 2 1 1 1 0 0 0 0 16 26 18.00 4.000																			
Anthony Telford, R (8.1) ERA: 3.56	1.1 S 4 0 0 0 2 0 0 0 0 0 0 10 15 0.00 0.000																			

Pittsburgh Pirates @ Montreal Expos
Olympic Stadium, Montreal, QB
Thu Jun 22 2000, 7:05 PM EDT
Att: 8,635 - Dome - 72 F

AB	37
R	5
H	11
RBI	5
BB	4
SO	4
LOB	16



Batter	1	2	3	4	5	6	7	8	9	AB	R	H	RBI	BB	SO	LOB	BOTTOM			
Peter Bergeron, L (1.8) OBP: 0.316, SLG: 0.360										4	2	2	0	0	0	2				
Jose Vidro, S (1.4) OBP: 0.406, SLG: 0.594										4	2	3	3	0	0	1				
Rondell White, R (1.7) OBP: 0.384, SLG: 0.531										4	0	1	0	0	0	2				
Vladimir Guerrero, R (1.9) OBP: 0.425, SLG: 0.702										4	0	0	1	0	0	1				
Lee Stevens, L (1.3) Steve Kline, S (7.1) Anthony Telford, R (8.1) OBP: 0.348, SLG: 0.519										3	0	0	0	0	0	1				
Chris Widger, R (1.2) OBP: 0.322, SLG: 0.453										3	0	0	0	0	1	1				
Michael Barrett, R (1.5) Terry Jones, S (7.1) Mike Mordecai, R (8.5) OBP: 0.264, SLG: 0.272 OBP: 0.250, SLG: 0.225 OBP: 0.410, SLG: 0.606										3	0	1	0	0	0	0				
Orlando Cabrera, R (1.6) OBP: 0.275, SLG: 0.380										3	0	0	0	0	0	1				
Dustin Hermanson, R (1.1) Fernando Segunol, S (7.3) OBP: 0.227, SLG: 0.190 OBP: 1.000, SLG: 1.000										2	1	0	0	0	0	0				
Inning Stats	R: 2 E: 0 K: 1 S: 15	H: 3 LOB: 1 BB: 0 P: 25	R: 3 E: 2 K: 0 S: 14	H: 1 LOB: 0 BB: 0 P: 19	R: 0 E: 0 K: 0 S: 3	H: 0 LOB: 0 BB: 0 P: 4	R: 0 E: 0 K: 0 S: 7	H: 0 LOB: 0 BB: 0 P: 8	R: 0 E: 0 K: 0 S: 7	H: 1 LOB: 0 BB: 0 P: 9	R: 0 E: 0 K: 0 S: 6	H: 0 LOB: 0 BB: 0 P: 9	R: 1 E: 0 K: 0 S: 12	H: 2 LOB: 1 BB: 0 P: 17	R: 0 E: 0 K: 0 S: 8	H: 1 LOB: 0 BB: 0 P: 9	1B: 6 2B: 2 3B: 0 HR: 1	SF: 0 SAC: 0 DP: 3 HBP: 0	WP: 1 PB: 0 SB: 0 CS: 0	PA: 31
PITCHER	IP WLS BF H R ER SO BB IBB HBP BLK WP HR S P ERA WHIP																			
Todd Ritchie, R (1.1) ERA: 4.5	6.0 L 24 5 5 2 1 0 0 0 0 0 0 6 9 27.00 3.000																			
Josias Manzanillo, R (7.1) ERA: 3.68	0.1 2 1 1 1 0 0 0 0 0 0 0 6 9 27.00 3.000																			
Jeff Wallace, L (7.1) ERA: 5.06	0.2 2 1 0 0 0 0 0 0 0 0 0 6 8 0.00 1.500																			
Rich Loiselle, R (8.1) ERA: 5.79	1.0 3 1 0 0 0 0 0 0 0 0 0 8 9 0.00 1.000																			

Pittsburgh Pirates @ Montreal Expos
Olympic Stadium, Montreal, QB
Thu Jun 22 2000, 7:05 PM EDT
Att: 8,635 - Dome - 72 F

AB	31
R	6
H	8
RBI	5
BB	0
SO	1
LOB	9



Batter	1	2	3	4	5	6	7	8	9	AB	R	H	RBI	BB	SO	LOB	TOP					
Warren Morris, L (1.4) OBP: 0.352, SLG: 0.341	G1-3	1B		G1-3		SH1-4		G4-3		4	0	1	0	0	0	0						
18 Jason Kendall, R (1.2) OBP: 0.435, SLG: 0.448	HR	1B		F9		F3		L9		5	1	1	0	0	1	3						
John Vander Wal, L (1.9) OBP: 0.404, SLG: 0.573	HR	1B				F9		K		5	1	2	2	0	2	1						
Brian Giles, L (1.8) OBP: 0.437, SLG: 0.649	1B	1B				S 1B 2B		HR		4	2	2	1	1	0	3						
Kevin Young, R (1.3) OBP: 0.313, SLG: 0.433	G6-4-3 1B			HR		S 2B		K		5	2	3	1	0	1	0						
Bruce Aven, R (1.7) OBP: 0.274, SLG: 0.440	G6-4-3 1-2			G6-3		CS 1-2 2H		G4-3 1B		5	1	2	2	0	0	2						
Luis Sojo, R (1.5) OBP: 0.331, SLG: 0.438								G4-3		3	1	1	0	1	0	1						
Abraham Nunez, S (1.6) OBP: 0.270, SLG: 0.229				G3						4	0	1	1	0	0	2						
Jose Silva, R (1.1) OBP: 0.286, SLG: 0.167										2	0	1	1	0	1	0						
Pat Meares, R (6, PH) OBP: 0.288, SLG: 0.368										1	0	1	0	0	0	0						
Chris Peters, L (6.1) OBP: 0.288, SLG: 0.368										0	0	0	0	0	0	0						
Marc Wilkins, R (6.1) OBP: 0.288, SLG: 0.368										1	0	0	0	0	1	1						
Rich Loiselle, R (7.1) OBP: 0.288, SLG: 0.368										0	0	0	0	0	0	0						
Inning Stats	R: 2 E: 0 K: 0 S: 19	H: 4 LOB: 1 BB: 0 P: 26	R: 1 E: 0 K: 1 S: 16	H: 4 LOB: 3 BB: 0 P: 26	R: 1 E: 0 K: 0 S: 14	H: 1 LOB: 0 BB: 0 P: 23	R: 0 E: 0 K: 1 S: 9	H: 0 LOB: 0 BB: 0 P: 12	R: 2 E: 0 K: 0 S: 20	H: 2 LOB: 1 BB: 2 P: 34	R: 0 E: 0 K: 1 S: 10	H: 1 LOB: 1 BB: 0 P: 15	R: 2 E: 0 K: 2 S: 14	H: 3 LOB: 1 BB: 0 P: 22	R: 0 E: 0 K: 1 S: 8	H: 0 LOB: 0 BB: 0 P: 11	R: 0 E: 0 K: 0 S: 12	H: 0 LOB: 0 BB: 0 P: 17	1B: 9 2B: 3 3B: 0 HR: 3	SF: 0 SAC: 1 DP: 1 HBP: 0	WP: 0 PB: 0 SB: 2 CS: 1	PA: 42
PITCHER	IP WLS BF H R ER SO BB IBB HBP BLK WP HR S P ERA WHIP																					
Rick Reed, R (1.1) ERA: 4.52	3.0	17	9	4	4	1	0	0	0	0	0	0	0	0	2	49	75	12.00	3.000			
Pat Mahomes, R (4.1) ERA: 4.44	3.0	13	3	2	2	2	2	0	0	0	0	0	0	0	1	39	61	6.00	1.667			
Dennis Cook, L (7.1) ERA: 6.43	1.0	6	3	2	2	2	0	0	0	0	0	0	0	0	1	14	22	18.00	3.000			
John Franco, L (8.1) ERA: 4.06	1.1	W	4	0	0	0	1	0	0	0	0	0	0	0	16	21	0.00	0.000				
Amando Benitez, R (9.1) ERA: 3.93	0.2	S	2	0	0	0	0	0	0	0	0	0	0	0	4	7	0.00	0.000				

Batter	1	2	3	4	5	6	7	8	9	AB	R	H	RBI	BB	SO	LOB	BOTTOM			
Melvin Mora, R (1.6) OBP: 0.307, SLG: 0.381	G6-3					F7		G6-3		5	1	1	0	0	0	2				
Derek Bell, R (1.9) OBP: 0.380, SLG: 0.461										3	3	3	1	2	0	0				
Edgardo Alfonso, R (1.4) OBP: 0.435, SLG: 0.591	L7									4	2	2	2	1	0	2				
31 Mike Piazza, R (1.2) OBP: 0.427, SLG: 0.725	G5-3									5	1	1	2	0	1	4				
Robin Ventura, L (1.5) OBP: 0.360, SLG: 0.513										4	3	2	2	1	1	2				
Todd Zeile, R (1.3) OBP: 0.387, SLG: 0.538										4	0	1	2	1	2	1				
Jay Payton, R (1.8) OBP: 0.332, SLG: 0.488										5	0	2	0	0	1	1				
Benny Agbayani, R (1.7) OBP: 0.347, SLG: 0.458										3	0	0	0	1	0	3				
Joe McEwing, R (8.7) OBP: 0.315, SLG: 0.524										0	0	0	0	0	0	0				
Rick Reed, R (1.1) Jason Tyner, L (3, PH) Pat Mahomes, R (4.1) Lenny Harris, L (6, PH) Dennis Cook, L (7.1) Matt Franco, L (7, PH) John Franco, L (8.1) Amando Benitez, R (9.1)										0	0	0	0	0	0	0				
Inning Stats	R: 0 E: 0 K: 0 S: 11	H: 0 LOB: 1 BB: 1 P: 18	R: 1 E: 0 K: 2 S: 11	H: 1 LOB: 0 BB: 0 P: 14	R: 2 E: 0 K: 1 S: 13	H: 3 LOB: 1 BB: 0 P: 21	R: 0 E: 0 K: 1 S: 7	H: 1 LOB: 1 BB: 0 P: 12	R: 0 E: 0 K: 0 S: 8	H: 1 LOB: 1 BB: 0 P: 11	R: 1 E: 0 K: 0 S: 12	H: 2 LOB: 2 BB: 1 P: 24	R: 3 E: 1 K: 1 S: 14	H: 2 LOB: 2 BB: 2 P: 29	R: 3 E: 0 K: 1 S: 14	H: 2 LOB: 1 BB: 2 P: 26	1B: 5 2B: 5 3B: 0 HR: 2	SF: 0 SAC: 0 DP: 0 HBP: 0	WP: 0 PB: 0 SB: 0 CS: 1	PA: 43
PITCHER	IP WLS BF H R ER SO BB IBB HBP BLK WP HR S P ERA WHIP																			
Jose Silva, R (1.1) ERA: 3.2	5.0	22	6	3	3	4	1	0	0	0	0	0	0	0	1	50	76	5.40	1.400	
Chris Peters, L (6.1) ERA: 5.25	0.0	3	2	1	1	0	1	0	0	0	0	0	0	0	1	6	15	∞	∞	
Marc Wilkins, R (6.1) ERA: 6.75	1.0	H	4	1	1	1	0	0	0	0	0	0	0	0	9	15	9.00	1.000		
Rich Loiselle, R (7.1) ERA: 7.31	2.0	L	14	3	5	4	2	3	1	0	0	0	0	0	25	49	18.00	3.000		

Pittsburgh Pirates @ New York Mets
Shea Stadium, Flushing, NY
Sat Jun 24 2000, 7:10 PM EDT
Att: 34,894 - Sunny - 75 F

AB 39
R 8
H 15
RBI 8
BB 2
SO 6
LOB 13



Pittsburgh Pirates @ New York Mets
Shea Stadium, Flushing, NY
Sat Jun 24 2000, 7:10 PM EDT
Att: 34,894 - Sunny - 75 F

AB 37
R 10
H 12
RBI 9
BB 6
SO 6
LOB 20



Batter	1	2	3	4	5	6	7	8	9	AB	R	H	RBI	BB	SO	LOB	TOP					
Mike Benjamin, R (1.4) OBP: 0.326, SLG: 0.427	F8		K					G5-3		4	0	1	0	0	1	0	Pittsburgh Pirates @ New York Mets Shea Stadium, Flushing, NY Sun Jun 25 2000, 1:10 PM EDT Att: 38,984 - Sunny - 84 F					
Pat Meares, R (1.6) OBP: 0.291, SLG: 0.368	1B		F8					G5-3		3	0	1	0	1	0	0						
Bruce Aven, R (1.7) OBP: 0.274, SLG: 0.434	1B		L5					K		4	0	1	0	0	2	3						
Brian Giles, L (1.8) OBP: 0.435, SLG: 0.642	K								P6	3	0	0	0	1	1	2						
Kevin Young, R (1.3) OBP: 0.308, SLG: 0.427	F9								L7	4	0	0	0	0	1	3						
John Vander Wal, L (1.9) OBP: 0.396, SLG: 0.558									G4-3	4	0	0	0	0	2	0						
Aramis Ramirez, R (1.5) OBP: 0.276, SLG: 0.321										3	0	1	0	0	0	0						
Keith Osik, R (1.2) OBP: 0.375, SLG: 0.607										3	0	0	0	0	0	1						
Kris Benson, R (1.1) OBP: 0.250, SLG: 0.161										3	0	1	0	0	2	1						
Josias Manzanillo, R (7.1)										0	0	0	0	0	0	0						
Mike Williams, R (8.1)										0	0	0	0	0	0	0						
Inning Stats	R: 0 E: 0 K: 1 S: 11	H: 2 LOB: 2 BB: 0 P: 15	R: 0 E: 0 K: 1 S: 7	H: 1 LOB: 1 BB: 0 P: 9	R: 0 E: 0 K: 1 S: 5	H: 0 LOB: 0 BB: 0 P: 7	R: 0 E: 0 K: 2 S: 9	H: 0 LOB: 0 BB: 0 P: 17	R: 0 E: 0 K: 1 S: 11	H: 2 LOB: 3 BB: 1 P: 21	R: 0 E: 0 K: 1 S: 8	H: 0 LOB: 0 BB: 1 P: 15	R: 0 E: 0 K: 1 S: 6	H: 0 LOB: 0 BB: 0 P: 8	R: 0 E: 0 K: 1 S: 5	H: 0 LOB: 0 BB: 0 P: 8	R: 0 E: 0 K: 0 S: 6	H: 0 LOB: 0 BB: 0 P: 9	1B: 4 2B: 1 3B: 0 HR: 0	SF: 0 SAC: 0 DP: 1 HBP: 0	WP: 0 PB: 0 SB: 0 CS: 0	PA: 33
PITCHER Mike Hampton, L (1.1) ERA: 3.49	IP: 9.0 WLS: W BF: 33 H: 5 R: 0 ER: 0 SO: 9 BB: 2 IBB: 0 HBP: 0 BLK: 0 WP: 0 HR: 0 S: 68 P: 109 ERA: 0.00 WHIP: 0.778															PITCHER						

AB	31
R	0
H	5
RBI	0
BB	2
SO	9
LOB	10



Batter	1	2	3	4	5	6	7	8	9	AB	R	H	RBI	BB	SO	LOB	BOTTOM			
Melvin Mora, R (1.6) OBP: 0.326, SLG: 0.432	31 CS		G5-3							5	3	4	1	0	0	0	Pittsburgh Pirates @ New York Mets Shea Stadium, Flushing, NY Sun Jun 25 2000, 1:10 PM EDT Att: 38,984 - Sunny - 84 F			
Derek Bell, R (1.9) OBP: 0.385, SLG: 0.464			G6-3							3	2	2	2	1	0	0				
Todd Pratt, R (8.2) OBP: 0.375, SLG: 0.594										1	0	0	0	0	0	0				
Edgardo Alfonzo, R (1.4) OBP: 0.435, SLG: 0.591										3	1	1	0	1	1	2				
Benny Agbayani, R (9.9) OBP: 0.347, SLG: 0.458										0	0	0	0	0	0	0				
31 Mike Piazza, R (1.2) OBP: 0.424, SLG: 0.721										4	1	1	2	0	2	5				
Jason Tyner, L (8.7) OBP: 0.222, SLG: 0.244										0	0	0	0	0	0	0				
Robin Ventura, L (1.5) OBP: 0.366, SLG: 0.519										3	1	2	2	1	0	0				
Matt Franco, L (9.5) OBP: 0.342, SLG: 0.246										0	0	0	0	0	0	0				
Todd Zeile, R (1.3) OBP: 0.381, SLG: 0.532										3	0	0	1	0	1	2				
Jay Payton, R (1.8) OBP: 0.330, SLG: 0.483										4	0	1	1	0	0	3				
Joe McEwing, R (1.7) OBP: 0.310, SLG: 0.507										4	1	1	0	0	2	1				
Mike Hampton, R (1.1) OBP: 0.333, SLG: 0.289										4	0	0	0	0	2	2				
Inning Stats	R: 0 E: 0 K: 1 S: 9	H: 1 LOB: 2 BB: 1 P: 18	R: 1 E: 1 K: 1 S: 11	H: 2 LOB: 1 BB: 0 P: 18	R: 0 E: 0 K: 1 S: 7	H: 0 LOB: 0 BB: 0 P: 12	R: 0 E: 0 K: 1 S: 8	H: 0 LOB: 0 BB: 0 P: 15	R: 0 E: 0 K: 2 S: 8	H: 0 LOB: 0 BB: 0 P: 12	R: 2 E: 0 K: 0 S: 13	H: 2 LOB: 2 BB: 2 P: 22	R: 5 E: 0 K: 1 S: 20	H: 6 LOB: 1 BB: 0 P: 28	R: 1 E: 0 K: 1 S: 9	H: 1 LOB: 0 BB: 0 P: 9	1B: 7 2B: 5 3B: 0 HR: 1	SF: 1 SAC: 0 DP: 1 HBP: 0	WP: 1 PB: 0 SB: 1 CS: 1	PA: 38
PITCHER Kris Benson, R (1.1) ERA: 3.15 Josias Manzanillo, R (7.1) ERA: 4.7 Mike Williams, R (8.1) ERA: 1.97	IP: 6.1 WLS: L BF: 29 H: 8 R: 6 ER: 6 SO: 7 BB: 3 IBB: 0 HBP: 0 BLK: 0 WP: 0 HR: 0 S: 66 P: 111 ERA: 8.53 WHIP: 1.737															PITCHER				



Batter	1	2	3	4	5	6	7	8	9	AB	R	H	RBI	BB	SO	LOB	TOP			
Eric Young Sr. R (1,4) OBP: 0.386, SLG: 0.463 76 Daniel Garibay, L (8,1) OBP: 0.500, SLG: 0.500	G6-3 2B		F8			G4-3		G6-4-3		4	0	1	0	0	0	2				
Ricky Gutierrez R (1,6) OBP: 0.392, SLG: 0.469	G6-3 2-3		FC5-4			G4-3			L4	4	0	0	0	0	0	2				
Sammy Sosa R (1,9) OBP: 0.393, SLG: 0.579	F3				G1-3				G4-3	4	0	1	0	0	0	1				
Mark Grace, L (1,3) OBP: 0.418, SLG: 0.478	G3				G5-4-3 BB				G4-3	3	0	0	0	1	1	2				
Jose Nieves R (1,5)		L7			G5-4-3					3	0	1	0	0	0	1				
Henry Rodriguez, L (1,7) OBP: 0.300, SLG: 0.490		K				F7				3	0	0	0	0	2	2				
Damon Buford, R (1,8) OBP: 0.338, SLG: 0.446			G5-3			G1-3				3	0	0	0	0	1	2				
Jeff Reed, L (1,2) OBP: 0.344, SLG: 0.323						F7				3	0	0	0	0	1	0				
34 Kerry Wood, R (1,1) OBP: 0.263, SLG: 0.389 Brant Brown, L (6,PH) OBP: 0.257, SLG: 0.393 Steve Rain, R (6,PH) Jeff Huson, L (8,PH) OBP: 0.283, SLG: 0.298										0	0	0	0	1	0	0				
										1	0	0	0	0	1	0				
										0	0	0	0	0	0	0				
										0	0	0	0	1	0	0				
Inning Stats	R: 0 E: 0 K: 0 S: 7	H: 1 LOB: 1 BB: 0 P: 13	R: 0 E: 0 K: 1 S: 7	H: 0 LOB: 0 BB: 0 P: 11	R: 0 E: 0 K: 1 S: 7	H: 0 LOB: 1 BB: 1 P: 12	R: 0 E: 0 K: 0 S: 4	H: 0 LOB: 0 BB: 0 P: 11	R: 0 E: 0 K: 1 S: 6	H: 0 LOB: 0 BB: 0 P: 10	R: 0 E: 0 K: 3 S: 12	H: 2 LOB: 2 BB: 0 P: 18	R: 0 E: 0 K: 0 S: 4	H: 0 LOB: 0 BB: 1 P: 10	R: 0 E: 0 K: 0 S: 5	H: 0 LOB: 0 BB: 0 P: 6	1B: 1 2B: 2 3B: 0 HR: 0	SF: 0 SAC: 0 DP: 2 HBP: 0	WP: 0 PB: 0 SB: 0 CS: 0	PA: 31
PITCHER Todd Ritchie, R (1,1) ERA: 4.1	IP: 9.0 WLS: W BF: 31 H: 3 R: 0 ER: 0 SO: 6 BB: 3 IBB: 0 HBP: 0 BLK: 0 WP: 0 HR: 0 S: 60 P: 99 ERA: 0.00 WHIP: 0.667															PITCHER				

Chicago Cubs @ Pittsburgh Pirates
Three Rivers Stadium, Pittsburgh, PA
Tue Jun 27 2000, 7:05 PM EDT
Att: 18,688 - Overcast - 82 F

AB	28
R	0
H	3
RBI	0
BB	3
SO	6
LOB	12



Batter	1	2	3	4	5	6	7	8	9	AB	R	H	RBI	BB	SO	LOB	BOTTOM			
Warren Morris, L (1,4) OBP: 0.351, SLG: 0.337	F7		G4-3				F7			3	1	0	0	1	0	0				
18 Jason Kendall, R (1,2) OBP: 0.432, SLG: 0.449	G1-3						K			4	1	1	2	0	2	0				
Bruce Aven, R (1,7) OBP: 0.273, SLG: 0.422	G6-3									3	1	0	0	1	2	0				
Brian Giles, L (1,8) OBP: 0.436, SLG: 0.650										3	1	1	2	1	1	0				
Kevin Young, R (1,3) OBP: 0.308, SLG: 0.424										4	0	1	2	0	1	0				
John Vander Wal, L (1,9) OBP: 0.392, SLG: 0.551										4	1	1	0	0	3	0				
Aramis Ramirez, R (1,5) OBP: 0.267, SLG: 0.310										3	0	0	0	0	0	1				
Pat Meares, R (1,6) OBP: 0.295, SLG: 0.369										2	1	1	0	0	1	1				
Todd Ritchie, R (1,1) OBP: 0.194, SLG: 0.194										3	0	0	0	0	1	3				
Inning Stats	R: 0 E: 0 K: 0 S: 5	H: 0 LOB: 0 BB: 0 P: 7	R: 1 E: 1 K: 3 S: 14	H: 1 LOB: 1 BB: 0 P: 19	R: 0 E: 0 K: 1 S: 8	H: 0 LOB: 0 BB: 0 P: 13	R: 0 E: 0 K: 2 S: 9	H: 0 LOB: 0 BB: 0 P: 14	R: 5 E: 0 K: 0 S: 18	H: 4 LOB: 1 BB: 3 P: 38	R: 0 E: 0 K: 2 S: 10	H: 0 LOB: 1 BB: 0 P: 15	R: 0 E: 0 K: 2 S: 10	H: 0 LOB: 0 BB: 0 P: 13	R: 0 E: 0 K: 1 S: 6	H: 0 LOB: 0 BB: 0 P: 9	1B: 3 2B: 1 3B: 0 HR: 1	SF: 0 SAC: 0 DP: 0 HBP: 1	WP: 0 PB: 0 SB: 2 CS: 0	PA: 33
PITCHER 34 Kerry Wood, R (1,1) ERA: 5.9 Steve Rain, R (6,1) ERA: 1.64 76 Daniel Garibay, L (8,1) ERA: 4.0	IP: 5.0 WLS: L BF: 23 H: 5 R: 6 ER: 6 SO: 6 BB: 3 IBB: 0 HBP: 0 BLK: 0 WP: 0 HR: 1 S: 54 P: 91 ERA: 10.80 WHIP: 1.600															PITCHER				

Chicago Cubs @ Pittsburgh Pirates
Three Rivers Stadium, Pittsburgh, PA
Tue Jun 27 2000, 7:05 PM EDT
Att: 18,688 - Overcast - 82 F

AB	29
R	6
H	5
RBI	6
BB	3
SO	11
LOB	5



Batter	1	2	3	4	5	6	7	8	9	AB	R	H	RBI	BB	SO	LOB	TOP				
Eric Young Sr. R OBP: 0.386, SLG: 0.461	F8		FC6-5			G5-3			G1-3	4	0	1	0	0	0	1					
Brant Brown L OBP: 0.254, SLG: 0.378	K		L3	F8			G1-3		G1-3	4	0	0	0	1	1	3					
Sammy Sosa R OBP: 0.396, SLG: 0.580				HR	F9		G6-3		G1-3	3	2	1	0	1	0	2					
Mark Grace L OBP: 0.417, SLG: 0.471				F8	F9		G4-3			3	0	0	0	2	0	2					
Jose Nieves R OBP: 0.266, SLG: 0.461	K			HR				G6-3	K	5	1	2	3	0	2	5					
Willie Greene L OBP: 0.310, SLG: 0.422		K		K	P5				G6-3	4	0	0	0	1	2	4					
Damon Buford R OBP: 0.341, SLG: 0.444									E6	3	1	1	0	1	0	2					
Joe Girardi R OBP: 0.369, SLG: 0.411									P4	4	1	1	1	0	0	3					
Jon Lieber L OBP: 0.167, SLG: 0.214									G4-3	4	0	2	1	0	0	2					
Tim Worrell R										0	0	0	0	0	0	0					
Felix Heredia L										0	0	0	0	0	0	0					
Rick Aguilera R										0	0	0	0	0	0	0					
Inning Stats	R: 0 E: 0 K: 2 S: 7	H: 0 LOB: 2 BB: 1 P: 15	R: 0 E: 0 K: 1 S: 7	H: 1 LOB: 0 BB: 0 P: 10	R: 0 E: 0 K: 0 S: 3	H: 1 LOB: 0 BB: 0 P: 5	R: 4 E: 1 K: 1 S: 16	H: 4 LOB: 2 BB: 2 P: 37	R: 1 E: 0 K: 0 S: 8	H: 2 LOB: 1 BB: 0 P: 11	R: 0 E: 0 K: 0 S: 7	H: 0 LOB: 0 BB: 0 P: 12	R: 0 E: 1 K: 0 S: 8	H: 0 LOB: 2 BB: 1 P: 15	R: 0 E: 0 K: 1 S: 9	H: 0 LOB: 3 BB: 2 P: 20	1B: 4 2B: 4 3B: 0 HR: 1	SF: 0 SAC: 0 DP: 2 HBP: 2	WP: 0 PB: 0 SB: 2 CS: 0	PA: 42	
PITCHER	IP	WLS	BF	H	R	ER	SO	BB	IBB	HBP	BLK	WP	HR	S	P	ERA	WHIP				
67 Francisco Cordova R ERA: 4.91	3.2	L	19	6	4	4	4	3	0	1	0	0	1	32	65	9.82	2.455				
Chris Peters L ERA: 4.7	3.1		12	2	1	1	0	0	0	0	0	0	0	19	33	2.70	0.600				
Marc Wilkins R ERA: 6.28	1.0		5	0	0	0	0	1	0	0	0	0	0	8	15	0.00	1.000				
Mike Williams R ERA: 1.91	1.0		6	0	0	0	1	1	1	1	0	0	0	9	20	0.00	1.000				

Chicago Cubs @ Pittsburgh Pirates
Three Rivers Stadium, Pittsburgh, PA
Wed Jun 28 2000, 7:05 PM EDT
Att: 29,665 - Sunny - 82 F

AB	34
R	5
H	8
RBI	5
BB	6
SO	5
LOB	24



Batter	1	2	3	4	5	6	7	8	9	AB	R	H	RBI	BB	SO	LOB	BOTTOM				
Warren Morris L OBP: 0.345, SLG: 0.331	K		G1-3		G4-3		G3-1		K	5	0	0	0	0	2	2					
18 Jason Kendall R OBP: 0.433, SLG: 0.453			G1-3				F8			4	2	2	0	0	0	0					
Bruce Aven R OBP: 0.288, SLG: 0.433										4	1	3	1	0	0	1					
Brian Giles L OBP: 0.437, SLG: 0.654										3	1	1	1	1	0	2					
Kevin Young R OBP: 0.307, SLG: 0.426										4	0	1	2	0	0	3					
John Vander Wal L OBP: 0.389, SLG: 0.540										3	0	0	0	1	0	2					
Aramis Ramirez R OBP: 0.277, SLG: 0.318										4	0	2	0	0	1	1					
Abraham Nunez S OBP: 0.270, SLG: 0.229										0	0	0	0	0	0	0					
Pat Meares R OBP: 0.292, SLG: 0.364										3	0	0	0	0	1	2					
67 Francisco Cordova R OBP: 0.156, SLG: 0.100										1	0	0	0	0	0	1					
Chris Peters L										1	0	0	0	0	0	0					
Luis Soto R										1	0	0	0	0	0	0					
Marc Wilkins R										0	0	0	0	0	0	0					
Mike Williams R										0	0	0	0	0	0	0					
Mike Benjamin R OBP: 0.200, SLG: 0.420										1	0	0	0	0	0	2					
Inning Stats	R: 1 E: 0 K: 1 S: 12	H: 2 LOB: 1 BB: 0 P: 16	R: 0 E: 0 K: 1 S: 9	H: 0 LOB: 1 BB: 1 P: 15	R: 2 E: 0 K: 0 S: 10	H: 2 LOB: 1 BB: 1 P: 16	R: 0 E: 0 K: 1 S: 6	H: 0 LOB: 0 BB: 0 P: 6	R: 1 E: 0 K: 0 S: 13	H: 2 LOB: 1 BB: 0 P: 21	R: 0 E: 0 K: 0 S: 6	H: 1 LOB: 0 BB: 0 P: 8	R: 0 E: 0 K: 0 S: 10	H: 1 LOB: 0 BB: 0 P: 15	R: 0 E: 0 K: 1 S: 9	H: 1 LOB: 2 BB: 0 P: 12	1B: 6 2B: 2 3B: 1 HR: 0	SF: 0 SAC: 1 DP: 1 HBP: 0	WP: 0 PB: 0 SB: 0 CS: 0	PA: 37	
PITCHER	IP	WLS	BF	H	R	ER	SO	BB	IBB	HBP	BLK	WP	HR	S	P	ERA	WHIP				
Jon Lieber R ERA: 4.01	7.1	W	31	8	4	4	3	2	0	0	0	0	0	67	98	4.91	1.364				
Tim Worrell R ERA: 3.32	0.1	H	1	0	0	0	0	0	0	0	0	0	0	2	4	0.00	0.000				
Felix Heredia L ERA: 5.46	0.1	H	1	0	0	0	0	0	0	0	0	0	0	3	3	0.00	0.000				
Rick Aguilera R ERA: 5.27	1.0	S	4	1	0	0	1	0	0	0	0	0	0	9	12	0.00	1.000				

Chicago Cubs @ Pittsburgh Pirates
Three Rivers Stadium, Pittsburgh, PA
Wed Jun 28 2000, 7:05 PM EDT
Att: 29,665 - Sunny - 82 F

AB	34
R	4
H	9
RBI	4
BB	2
SO	4
LOB	16



Batter	1	2	3	4	5	6	7	8	9	10	AB	R	H	RBI	BB	SO	LOB	TOP	
Eric Young Sr., R OBP: 0.386, SLG: 0.460 (1, 4)	G4-6-3 1B		G4-6-3 1B		G6-3		G5-3			G4-3	5	0	2	0	0	0	0	Chicago Cubs @ Pittsburgh Pirates Three Rivers Stadium, Pittsburgh, PA Thu Jun 29 2000, 7:05 PM EDT Att. 19,531 - Sunny - 66 F	
Ricky Gutierrez, R OBP: 0.388, SLG: 0.459 (1, 6)	G4-6-3		F7		G4-3			G5-3		BB BB	4	0	0	0	1	0	3		
Sammy Sosa, R OBP: 0.399, SLG: 0.587 (1, 9)	BB		E6					HR		BB BB	3	1	1	1	2	1	1		
Mark Grace, L OBP: 0.409, SLG: 0.460 (1, 3)	G4-3		F8			G3		F9		BB	5	0	0	0	0	0	5		
Jose Nieves, R OBP: 0.265, SLG: 0.452 (1, 5)		G6-3		G4-3		HR 1B		G1-3			4	1	1	0	0	0	0		
Brant Brown, L OBP: 0.254, SLG: 0.400 (1, 7)		F5		F7		HR		F7			4	1	1	2	0	0	0		
Damon Buford, R OBP: 0.339, SLG: 0.441 (1, 8)						F7		K			4	0	1	0	0	2	0		
Joe Girardi, R OBP: 0.372, SLG: 0.410 (1, 2)											3	1	1	0	1	1	1		
Kevin Tapani, R OBP: 0.139, SLG: 0.250 (7, 9)											2	0	0	0	0	0	1		
Jeff Henson, L OBP: 0.308, SLG: 0.492 (7, 1)											1	0	0	0	0	0	1		
Todd Van Poppel, R OBP: 0.308, SLG: 0.492 (7, 1)											0	0	0	0	0	0	0		
Felix Heredia, L OBP: 0.308, SLG: 0.492 (8, 1)											0	0	0	0	0	0	0		
Willie Greene, L OBP: 0.308, SLG: 0.492 (10, 9)											1	0	0	0	0	0	0		
Tim Worrell, R OBP: 0.308, SLG: 0.492 (10, 1)											0	0	0	0	0	0	0		
Inning Stats	R: 0 E: 0 K: 0 S: 9	H: 1 LOB: 1 BB: 1 P: 17	R: 0 E: 0 K: 1 S: 9	H: 0 LOB: 0 BB: 0 P: 10	R: 1 E: 1 K: 0 S: 14	H: 1 LOB: 2 BB: 1 P: 23	R: 0 E: 0 K: 0 S: 9	H: 1 LOB: 0 BB: 0 P: 17	R: 0 E: 0 K: 0 S: 7	H: 1 LOB: 0 BB: 0 P: 10	R: 1 E: 0 K: 0 S: 9	H: 1 LOB: 0 BB: 0 P: 13	R: 0 E: 0 K: 2 S: 8	H: 0 LOB: 0 BB: 0 P: 13	R: 0 E: 0 K: 0 S: 9	H: 0 LOB: 2 BB: 2 P: 22	1B: 5 2B: 0 3B: 0 HR: 2	SF: 0 SAC: 0 DP: 2 HBP: 0	WP: 0 PA: 40 PB: 0 SB: 0 CS: 0
PITCHER	IP WLS BF H R ER SO	IP WLS BF H R ER SO	IP WLS BF H R ER SO	IP WLS BF H R ER SO	IP WLS BF H R ER SO	IP WLS BF H R ER SO	IP WLS BF H R ER SO	IP WLS BF H R ER SO	IP WLS BF H R ER SO	IP WLS BF H R ER SO	IP WLS BF H R ER SO	IP WLS BF H R ER SO	IP WLS BF H R ER SO	IP WLS BF H R ER SO	IP WLS BF H R ER SO	IP WLS BF H R ER SO	IP WLS BF H R ER SO	ERA WHIP	ERA WHIP
Jose Silva, R ERA: 3.18 (1, 1)	6.0	2.0	1.0	1.0	1.0	1.0	1.0	1.0	1.0	1.0	1.0	1.0	1.0	1.0	1.0	1.0	1.0	3.00	1.167
Josias Manzanillo, R ERA: 4.87 (7, 1)	2.0	7	2	1	1	0	0	0	0	0	0	1	16	23	4.50	1.000			
Jason Christiansen, L ERA: 3.23 (9, 1)	1.0	3	0	0	0	2	0	0	0	0	0	8	13	0.00	0.000				
Marc Wilkins, R ERA: 5.87 (10, 1)	1.0	W	5	0	0	0	2	0	0	0	0	9	22	0.00	2.000				

Chicago Cubs @ Pittsburgh Pirates
Three Rivers Stadium, Pittsburgh, PA
Thu Jun 29 2000, 7:05 PM EDT
Att. 19,531 - Sunny - 66 F

AB	36
R	4
H	7
RBI	3
BB	4
SO	4
LOB	12



Batter	1	2	3	4	5	6	7	8	9	10	AB	R	H	RBI	BB	SO	LOB	BOTTOM			
Warren Morris, L OBP: 0.346, SLG: 0.327 (1, 4)	18 FC6-4 BB		K			K		E6 18 HR		18 1B IBB	3	1	0	0	2	2	0	Chicago Cubs @ Pittsburgh Pirates Three Rivers Stadium, Pittsburgh, PA Thu Jun 29 2000, 7:05 PM EDT Att. 19,531 - Sunny - 66 F			
18 Jason Kendall, R OBP: 0.436, SLG: 0.485 (1, 2)	FC6-4 S			G3		E S 1B BB		1H HR		1-2 2-3 3-H 1B	4	2	2	3	1	0	1				
Bruce Aven, R OBP: 0.286, SLG: 0.430 (1, 7)	3-3 K			K		1-0 1B		0-2 F8			1	0	0	0	0	1	1				
Will Cordero, R OBP: 0.332, SLG: 0.482 (4, 7)	1-2 K			K		1H 1B					3	0	1	1	0	1	0				
Brian Giles, L OBP: 0.431, SLG: 0.644 (1, 8)	1-2 P3			K		0-1 G4-3					4	0	0	0	0	1	2				
Kevin Young, R OBP: 0.306, SLG: 0.434 (1, 3)		3-3 K			1-0 HR		3-3 K		2-2 F8		4	1	1	1	0	2	0				
John Vander Wal, L OBP: 0.381, SLG: 0.527 (1, 9)		0-0 G1-6-3			2-0 F9		1-3 K		3-3 K		4	0	0	0	0	2	0				
Aramis Ramirez, R OBP: 0.265, SLG: 0.304 (1, 5)		0-1 L3			0-0 G5-3		1-3 K			2-2 G5-3	4	0	0	0	0	1	0				
Pat Meares, R OBP: 0.295, SLG: 0.367 (1, 6)				1-0 B1-6-4 1B		1-2 G1-3		1-3 K		2-2 2B 18 1B 1B	4	1	2	0	0	1	0				
Jose Silva, R OBP: 0.286, SLG: 0.430 (1, 1)					1-1 B1-6-4		0-0 F8		0-0 G3		1	0	0	0	0	0	1				
Abraham Nunez, S OBP: 0.308, SLG: 0.492 (7, 1)					1-2 F8						1	0	0	0	0	0	0				
Luis Soto, R OBP: 0.308, SLG: 0.492 (8, 9)											0	0	0	0	0	0	0				
Jason Christiansen, R ERA: 5.28 (9, 1)											0	0	0	0	0	0	0				
Marc Wilkins, R ERA: 5.87 (10, 1)											1	0	1	0	0	0	0				
Inning Stats	R: 0 E: 0 K: 1 S: 19	H: 0 LOB: 1 BB: 1 P: 28	R: 0 E: 0 K: 1 S: 7	H: 0 LOB: 0 BB: 0 P: 10	R: 0 E: 0 K: 1 S: 6	H: 1 LOB: 0 BB: 0 P: 9	R: 0 E: 0 K: 2 S: 10	H: 0 LOB: 0 BB: 0 P: 16	R: 1 E: 0 K: 0 S: 6	H: 1 LOB: 0 BB: 0 P: 10	R: 1 E: 0 K: 3 S: 9	H: 0 LOB: 0 BB: 0 P: 14	R: 2 E: 1 K: 1 S: 12	H: 1 LOB: 0 BB: 0 P: 15	R: 0 E: 0 K: 1 S: 7	H: 0 LOB: 0 BB: 0 P: 14	R: 1 E: 0 K: 0 S: 12	H: 3 LOB: 3 BB: 1 P: 22	1B: 4 2B: 1 3B: 0 HR: 2	SF: 0 SAC: 0 DP: 1 HBP: 0	WP: 0 PA: 38 PB: 0 SB: 2 CS: 0
PITCHER	IP WLS BF H R ER SO	IP WLS BF H R ER SO	IP WLS BF H R ER SO	IP WLS BF H R ER SO	IP WLS BF H R ER SO	IP WLS BF H R ER SO	IP WLS BF H R ER SO	IP WLS BF H R ER SO	IP WLS BF H R ER SO	IP WLS BF H R ER SO	IP WLS BF H R ER SO	IP WLS BF H R ER SO	IP WLS BF H R ER SO	IP WLS BF H R ER SO	IP WLS BF H R ER SO	IP WLS BF H R ER SO	IP WLS BF H R ER SO	ERA WHIP	ERA WHIP		
Kevin Tapani, R ERA: 4.73 (1, 1)	6.0	2.0	1.0	1.0	1.0	1.0	1.0	1.0	1.0	1.0	1.0	1.0	1.0	1.0	1.0	1.0	1.0	1.50	0.833		
Todd Van Poppel, R ERA: 1.78 (7, 1)	2.0	B	8	1	2	0	4	0	0	0	0	1	21	29	0.00	0.500					
Felix Heredia, L ERA: 5.28 (9, 1)	1.0	3	0	0	0	1	0	0	0	0	0	7	14	0.00	0.000						
Tim Worrell, R ERA: 3.68 (10, 1)	0.1	L	5	3	1	1	0	0	0	0	1	0	12	22	27.00	9.000					

Chicago Cubs @ Pittsburgh Pirates
Three Rivers Stadium, Pittsburgh, PA
Thu Jun 29 2000, 7:05 PM EDT
Att. 19,531 - Sunny - 66 F

AB	35
R	5
H	7
RBI	5
BB	3
SO	11
LOB	5



Batter	1	2	3	4	5	6	7	8	9	AB	R	H	RBI	BB	SO	LOB	TOP					
Warren Morris, L OBP: 0.341, SLG: 0.322	G3		F9			K		F7		4	0	0	0	0	1	0						
18 Jason Kendall, R OBP: 0.436, SLG: 0.478	G5-3 3B			F8				G6-3		4	1	2	0	0	0	0						
Wil Cordero, R OBP: 0.332, SLG: 0.489	G5-3			K				P4		4	0	0	1	0	1	1						
Brian Giles, L OBP: 0.429, SLG: 0.637	F7									3	1	1	0	1	1	0						
Kevin Young, R OBP: 0.305, SLG: 0.432		P4								4	1	1	0	0	0	1						
John Vander Wal, L OBP: 0.382, SLG: 0.529		F9								4	0	1	2	0	0	0						
Aramis Ramirez, R OBP: 0.272, SLG: 0.320		P6								3	0	0	0	0	0	1						
Pat Meares, R OBP: 0.295, SLG: 0.368			K							3	0	0	0	0	1	1						
Bronson Arroyo, R										2	0	0	0	0	1	0						
Jeff Wallace, L										0	0	0	0	0	0	0						
Luis Sojo, R OBP: 0.319, SLG: 0.420										1	0	0	0	0	1	1						
Josias Manzanillo, R										0	0	0	0	0	0	0						
Inning Stats	R: 1 E: 0 K: 0 S: 8	H: 1 LOB: 0 BB: 0 P: 9	R: 0 E: 0 K: 0 S: 8	H: 0 LOB: 0 BB: 0 P: 15	R: 0 E: 0 K: 1 S: 6	H: 0 LOB: 0 BB: 0 P: 9	R: 0 E: 0 K: 1 S: 8	H: 1 LOB: 1 BB: 0 P: 12	R: 0 E: 0 K: 0 S: 11	H: 0 LOB: 0 BB: 0 P: 16	R: 0 E: 0 K: 2 S: 19	H: 1 LOB: 1 BB: 0 P: 25	R: 2 E: 0 K: 1 S: 10	H: 2 LOB: 1 BB: 1 P: 16	R: 0 E: 0 K: 1 S: 7	H: 0 LOB: 0 BB: 0 P: 11	R: 0 E: 0 K: 1 S: 7	H: 0 LOB: 0 BB: 0 P: 11	1B: 0 2B: 3 3B: 2 HR: 0	SF: 0 SAC: 0 DP: 0 HBP: 0	WP: 0 PB: 0 SB: 0 CS: 0	PA: 33
PITCHER	IP	WLS	BF	H	R	ER	SO	BB	IBB	HBP	BLK	WP	HR	S	P	ERA	WHIP					
Paul Byrd, R ERA: 6.5	7.0	W	27	5	3	3	5	1	0	0	0	0	0	70	102	3.86	0.857					
Mark Holzemer, L ERA: 2.39	0.0		0	0	0	0	0	0	0	0	0	0	0	0	0	∞	∞					
Chris Brock, R ERA: 3.75	1.0	H	3	0	0	0	0	0	0	0	0	0	0	7	11	0.00	0.000					
Jeff Brantley, R ERA: 4.7	1.0	S	3	0	0	0	1	0	0	0	0	0	0	7	11	0.00	0.000					

Pittsburgh Pirates @ Philadelphia Phillies
Veterans Stadium, Philadelphia, PA

AB 32
R 3
H 5
RBI 3
BB 1
SO 6
LOB 5



WP: 0 PA: 33
PB: 0
SB: 0
CS: 0

Sat Jul 01 2000, 7:05 PM EDT
Att: 48,406 - Sunny - 80 F

Batter	1	2	3	4	5	6	7	8	9	AB	R	H	RBI	BB	SO	LOB	BOTTOM					
Doug Glanville, R OBP: 0.299, SLG: 0.359	S 3B 1B		K		FC6-4		K			4	1	1	0	0	2	1						
Ron Gant, R OBP: 0.312, SLG: 0.458	K		CS BB			1B 2B 1B		K		3	1	1	0	1	2	1						
Bobby Abreu, L OBP: 0.410, SLG: 0.538	1H 2B 3B		K			F8		BB 1B		4	1	2	1	0	1	2						
Scott Rolen, R OBP: 0.349, SLG: 0.565	G5-3 2B			CS 1B		2B 1B		BB 1B		3	1	3	1	1	0	0						
Mike Lieberthal, R OBP: 0.363, SLG: 0.508	G5-3			P6		2B BB		P6		3	0	0	0	1	0	4						
Pat Burrell, R OBP: 0.326, SLG: 0.477	K			F8		1B 2B		F7		4	0	1	2	0	1	4						
Jeff Brantley, R										0	0	0	0	0	0	0						
Mickey Morandini, L OBP: 0.322, SLG: 0.306			G4-3			1B G4-3 BB		BB 1B		2	0	1	0	1	0	0						
Desi Relaford, S OBP: 0.396, SLG: 0.375		F8			G4-3			K		3	0	0	0	0	1	1						
Paul Byrd, R OBP: 0.167, SLG: 0.118										2	0	1	0	0	0	0						
Rob Ducey, L OBP: 0.344, SLG: 0.418										1	0	0	0	0	1	0						
Mark Holzemer, L										0	0	0	0	0	0	0						
Chris Brock, R OBP: 0.222, SLG: 0.667										0	0	0	0	0	0	0						
Brian Hunter, R OBP: 0.286, SLG: 0.421										0	0	0	0	0	0	0						
Inning Stats	R: 2 E: 0 K: 2 S: 13	H: 3 LOB: 1 BB: 0 P: 22	R: 0 E: 0 K: 0 S: 7	H: 0 LOB: 0 BB: 0 P: 11	R: 0 E: 0 K: 2 S: 9	H: 0 LOB: 1 BB: 1 P: 17	R: 0 E: 0 K: 0 S: 7	H: 1 LOB: 0 BB: 0 P: 8	R: 0 E: 0 K: 0 S: 16	H: 1 LOB: 1 BB: 1 P: 27	R: 2 E: 0 K: 0 S: 7	H: 4 LOB: 2 BB: 1 P: 18	R: 0 E: 0 K: 3 S: 11	H: 0 LOB: 0 BB: 0 P: 16	R: 0 E: 0 K: 1 S: 10	H: 1 LOB: 2 BB: 1 P: 17	1B: 7 2B: 3 3B: 1 HR: 0	SF: 0 SAC: 0 DP: 1 HBP: 0	WP: 0 PB: 0 SB: 1 CS: 2	PA: 33		
PITCHER	IP	WLS	BF	H	R	ER	SO	BB	IBB	HBP	BLK	WP	HR	S	P	ERA	WHIP					
Bronson Arroyo, R ERA: 9.33	5.2	L	24	8	4	4	4	3	0	0	0	0	0	58	102	6.35	1.941					
Jeff Wallace, L ERA: 4.34	0.1		1	1	0	0	0	0	0	0	0	0	0	1	1	0.00	3.000					
Josias Manzanillo, R ERA: 4.19	2.0		8	1	0	0	4	1	0	0	0	0	0	21	33	0.00	1.000					

Pittsburgh Pirates @ Philadelphia Phillies
Veterans Stadium, Philadelphia, PA

AB 29
R 4
H 10
RBI 4
BB 4
SO 8
LOB 13



WP: 0 PA: 33
PB: 0
SB: 1
CS: 2

Sat Jul 01 2000, 7:05 PM EDT
Att: 48,406 - Sunny - 80 F

Batter	1	2	3	4	5	6	7	8	9	AB	R	H	RBI	BB	SO	LOB	TOP										
Tike Redman, L (1,9) OBP: 0.375, SLG: 0.500	1-1 18 1B G6-4-3 2B		1-3 K		1-0 1B		1-3 K		1-2 P4	5	1	2	0	0	2	4											
18 Jason Kendall, R (1,2) OBP: 0.434, SLG: 0.475	0-0 G6-4-3 2-3 1B		3-2 F2		1-2 L5		0-3 K			4	0	1	0	0	1	4											
Wil Cordero, R (1,7) OBP: 0.328, SLG: 0.481	0-0 G6-4-3 1-2 3-H		1-3 K			1-1 G5-3		3-2 G6-3		4	0	0	0	0	1	1											
Brian Giles, L (1,8) OBP: 0.427, SLG: 0.632	2-1 F8			2-3 K		0-3 K		2-1 1B		4	0	1	0	0	2	0											
John Vander Wal, L (1,3) OBP: 0.379, SLG: 0.529		3-2 2B		0-0 L5		3-3 K		0-3 K		4	0	1	0	0	2	1											
Warren Morris, L (1,4) OBP: 0.343, SLG: 0.328		0-0 2B		1-0 E7			0-0 1B 1B	0-1 G6-3		4	0	2	0	0	0	1											
Aramis Ramirez, R (1,5) OBP: 0.262, SLG: 0.307		2-0 F9		1-1 P4			2-2 F9		2-3 K	4	0	0	0	0	1	4											
Pat Meares, R (1,6) OBP: 0.295, SLG: 0.368		1-3 K		0-3 K			1-2 1B	4-0 G4-3 BB		3	0	1	0	0	2	2											
Jeff Wallace, L (7,1) OBP: 0.331, SLG: 0.431					0-0 F9		1-2 1B	1-1 G4-3		1	0	0	0	0	1	2											
Todd Ritchie, R (1,1) OBP: 0.189, SLG: 0.189							1-2 1B	1-2 G4-3		1	0	0	0	0	1	2											
Jimmy Anderson, L (4,1) OBP: 0.118, SLG: 0.176							1-2 1B	1-2 G4-3		1	0	0	0	0	0	0											
Abraham Nunez, S (7,PH) OBP: 0.268, SLG: 0.231							1-2 1B	1-2 G4-3		2	0	1	0	0	0	1											
Inning Stats	R: 1 E: 0 K: 0 S: 6	H: 2 LOB: 0 BB: 0 P: 9	R: 0 E: 0 K: 2 S: 12	H: 2 LOB: 2 BB: 0 P: 21	R: 0 E: 0 K: 2 S: 10	H: 0 LOB: 0 BB: 0 P: 15	R: 0 E: 1 K: 1 S: 9	H: 0 LOB: 1 BB: 0 P: 13	R: 0 E: 0 K: 2 S: 8	H: 1 LOB: 1 BB: 0 P: 10	R: 0 E: 0 K: 2 S: 9	H: 3 LOB: 3 BB: 0 P: 24	R: 0 E: 0 K: 1 S: 11	H: 1 LOB: 1 BB: 0 P: 16	R: 0 E: 0 K: 1 S: 8	H: 0 LOB: 1 BB: 1 P: 16	1B: 6 2B: 3 3B: 0 HR: 0	SF: 0 SAC: 0 DP: 1 HBP: 0	WP: 0 PB: 0 SB: 0 CS: 0	PA: 37							
PITCHER	IP	WLS	BF	H	R	ER	SO	BB	IBB	HBP	BLK	WP	HR	S	P	ERA	WHIP										
Curt Schilling, R (1,1) ERA: 4.52	7.0	W	29	8	1	1	10	0	0	0	0	0	0	73	105	1.29	1.143										
Bryan Ward, L (8,1) ERA: 2.84	1.0		4	1	0	0	1	0	0	0	0	0	0	11	16	0.00	1.000										
Steve Schrenk, R (9,1) ERA: 4.98	1.0		4	0	0	0	1	1	0	0	0	0	0	8	16	0.00	1.000										

Pittsburgh Pirates @ Philadelphia Phillies
Veterans Stadium, Philadelphia, PA
Sun Jul 02 2000, 1:35 PM EDT
Att: 20,290 - Cloudy - 82 F

AB 36
R 1
H 9
RBI 0
BB 1
SO 12
LOB 20



Batter	1	2	3	4	5	6	7	8	9	AB	R	H	RBI	BB	SO	LOB	BOTTOM										
Doug Glanville, R (1,8) OBP: 0.298, SLG: 0.357	3-1 F8		0-1 1B	3-2 FC6-4 1B		1-0 FC6-4 PB G3 1B	2-2 F9			5	2	1	0	0	0	2											
Mickey Morandini, L (1,4) OBP: 0.328, SLG: 0.309	1-0 F8		1-0 1B	1-2 1B		0-1 G3		4-0 2B BB		4	1	2	0	1	0	1											
Bobby Abreu, L (1,9) OBP: 0.409, SLG: 0.532	0-1 F7		1-2 F7	2-0 P6		4-2 1B BB		3-1 F8		3	1	0	0	1	0	4											
Brian Hunter, R (6,PH) OBP: 0.281, SLG: 0.414										1	0	0	0	0	0	1											
Mike Lieberthal, R (1,2) OBP: 0.367, SLG: 0.513		2-2 F7	0-2 1B	2-2 G6-3		2-0 1B		1-1 1B		5	1	3	2	0	0	2											
Pat Burrell, R (1,3) OBP: 0.349, SLG: 0.500		0-0 HR 1B	1-0 HR 1B		0-0 2B	3-2 BB 1B		4-2 23 FC4-6 BB		4	2	4	2	1	0	0											
Rob Ducey, L (1,7) OBP: 0.356, SLG: 0.494		0-1 HR	0-2 HR		1-2 L8	4-0 BB		1-3 K		4	2	2	5	1	1	4											
23 Kevin Jordan, R (1,5) OBP: 0.276, SLG: 0.339		3-1 F9	0-0 2B		1-0 G5-3	2-1 L4		3-1 FC4-6		5	0	1	0	0	0	7											
Desi Relaford, S (1,6) OBP: 0.389, SLG: 0.367		1-1 G3	1-3 K		0-0 F9			1-2 G5-3		4	0	0	0	0	1	2											
Curt Schilling, R (1,1) OBP: 0.200, SLG: 0.208			0-2 F9	2-1 FC6-4 1B		2-0 FC6-4 1B		1-2 G6-3		3	0	2	0	0	0	0											
Kevin Seick, R (7,PH) OBP: 0.329, SLG: 0.355										1	0	0	0	0	0	0											
Bryan Ward, L (8,1) ERA: 4.12										0	0	0	0	0	0	0											
Steve Schrenk, R (9,1) ERA: 4.41										0	0	0	0	0	0	0											
Inning Stats	R: 0 E: 0 K: 0 S: 5	H: 0 LOB: 0 BB: 0 P: 9	R: 2 E: 0 K: 0 S: 10	H: 2 LOB: 0 BB: 0 P: 16	R: 5 E: 0 K: 1 S: 22	H: 6 LOB: 1 BB: 0 P: 26	R: 0 E: 0 K: 0 S: 15	H: 2 LOB: 2 BB: 0 P: 25	R: 0 E: 0 K: 0 S: 6	H: 1 LOB: 1 BB: 0 P: 8	R: 2 E: 0 K: 0 S: 12	H: 3 LOB: 3 BB: 2 P: 30	R: 0 E: 0 K: 0 S: 11	H: 0 LOB: 0 BB: 0 P: 15	R: 0 E: 0 K: 1 S: 11	H: 1 LOB: 3 BB: 2 P: 27	1B: 10 2B: 3 3B: 0 HR: 2	SF: 0 SAC: 0 DP: 0 HBP: 0	WP: 0 PB: 1 SB: 0 CS: 0	PA: 43							
PITCHER	IP	WLS	BF	H	R	ER	SO	BB	IBB	HBP	BLK	WP	HR	S	P	ERA	WHIP										
Todd Ritchie, R (1,1) ERA: 4.59	3.0	L	17	8	7	7	1	0	0	0	0	0	0	33	63	6.00	2.667										
Jimmy Anderson, L (4,1) ERA: 5.93	3.0		17	6	2	2	0	2	0	0	0	0	0	11	19	0.00	1.000										
Jeff Wallace, L (7,1) ERA: 4.12	1.0		4	0	0	0	0	1	0	0	0	0	0	11	19	0.00	1.000										
Chris Peters, L (8,1) ERA: 4.41	1.0		5	1	0	0	1	1	0	0	0	0	0	11	23	0.00	2.000										

Pittsburgh Pirates @ Philadelphia Phillies
Veterans Stadium, Philadelphia, PA
Sun Jul 02 2000, 1:35 PM EDT
Att: 20,290 - Cloudy - 82 F


AB 39
R 9
H 15
RBI 9
BB 4
SO 2
LOB 23



Batter	1	2	3	4	5	6	7	8	9	AB	R	H	RBI	BB	SO	LOB	TOP										
Adrian Brown, S OBP: 0.362, SLG: 0.485 Tike Redman, L OBP: 0.417, SLG: 0.455	1-1 2B		0-2 18 BB HR	2-0 18 HBP 1B		1-3 K		2-2 FC5 18 S 1B		3	2	3	0	0	0	0											
18 Jason Kendall, R OBP: 0.433, SLG: 0.476	3-3 K		4-2 HR	2-2 1B HBP		3-1 L3		4-1 FC5 BB		2	2	0	0	2	1	1											
Wil Cordero, R OBP: 0.329, SLG: 0.505	2-3 K		2-2 1-H 2-H HR	1-0 2B 1B		3-1 HR		1-2 FC5 1-2 2-3f		5	3	3	6	0	1	3											
Brian Giles, L OBP: 0.427, SLG: 0.621	4-2 BB		2-3 K	3-3 1-H 2-H 2B		2-3 K		1-1 G4-3		4	0	1	2	1	2	0											
Kevin Young, R OBP: 0.308, SLG: 0.431	0-0 G3-1		1-1 2B	3-3 K		1-2 F9		1-2 G1-3		5	0	1	0	0	1	3											
Aramis Ramirez, R OBP: 0.267, SLG: 0.339		2-3 K	1-0 G5-3		1-2 HR		0-0 F7		2-3 K		5	1	1	1	0	2	1										
Mike Benjamin, R OBP: 0.322, SLG: 0.417		0-0 G5-3		1-2 F8			2-3 K				4	0	1	0	0	1	0										
Pat Meares, R OBP: 0.293, SLG: 0.374		1-2 G4-3		1-0 G4-3		1-1 G6-4-3		2-2 F8			4	0	0	0	0	0	1										
Jimmy Anderson, L OBP: 0.150, SLG: 0.200 Scott Sauerbeck, R OBP: 0.340, SLG: 0.325 Warren Morris, L OBP: 0.340, SLG: 0.325 Jason Christiansen, R OBP: 0.340, SLG: 0.325 Mike Williams, R OBP: 0.340, SLG: 0.325			0-1 F7	1-2 18 HBP 1B 1B		3-3 K		3-2 F7			3	1	1	0	0	1	0										
Inning Stats	R: 0 E: 0 K: 2 S: 12	H: 1 LOB: 2 BB: 1 P: 22	R: 0 E: 0 K: 1 S: 9	H: 0 LOB: 0 BB: 0 P: 12	R: 3 E: 0 K: 1 S: 19	H: 3 LOB: 1 BB: 1 P: 29	R: 4 E: 0 K: 1 S: 17	H: 4 LOB: 1 BB: 0 P: 31	R: 1 E: 0 K: 1 S: 11	H: 2 LOB: 0 BB: 0 P: 20	R: 0 E: 0 K: 1 S: 9	H: 0 LOB: 0 BB: 0 P: 12	R: 0 E: 0 K: 1 S: 18	H: 1 LOB: 2 BB: 1 P: 29	R: 0 E: 0 K: 1 S: 8	H: 0 LOB: 0 BB: 0 P: 12	1B: 6 2B: 3 3B: 0 HR: 3	SF: 0 SAC: 0 DP: 1 HBP: 1	WP: 0 PB: 0 SB: 1 CS: 0	PA: 42							
PITCHER	IP	WLS	BF	H	R	ER	SO	BB	IBB	HBP	BLK	WP	HR	S	P	ERA	WHIP										
Scott Downs, L ERA: 5.97	4.0	L	23	8	7	7	5	2	0	0	0	0	1	57	94	15.75	2.500										
Steve Rain, R ERA: 2.57	2.0		8	3	2	2	3	0	0	0	0	0	2	20	34	9.00	1.500										
Todd Van Poppel, R ERA: 1.83	2.0		8	1	0	0	1	1	0	0	0	0	0	27	41	0.00	1.000										
Tim Worrell, R ERA: 3.12	1.0		3	0	0	0	1	0	0	0	0	0	0	8	12	0.00	0.000										

Pittsburgh Pirates @ Chicago Cubs
Wrigley Field, Chicago, IL
Wed Jul 05 2000, 1:20 PM CDT
Att: 35,391 - Sunny - 75 F


AB 38
R 9
H 12
RBI 9
BB 3
SO 10
LOB 9



Batter	1	2	3	4	5	6	7	8	9	AB	R	H	RBI	BB	SO	LOB	BOTTOM										
Eric Young Sr., R OBP: 0.386, SLG: 0.440	3-2 G6-3		1-1 P4	1-0 FC6-4		4-2 1B BB		4-2 BB	0-1 G4-3	4	0	0	0	2	0	3											
Ricky Gutierrez, R OBP: 0.374, SLG: 0.434	3-1 G4-3		2-2 G1-6-3		0-0 F8	2-1 1B		3-2 F9		5	0	1	0	0	0	1											
Mark Grace, L OBP: 0.396, SLG: 0.436	1-0 G3-1		3-2 HBP		4-1 3B BB	1-0 G4-3		0-1 G1-3		3	1	0	0	1	0	3											
Sammy Sosa, R OBP: 0.389, SLG: 0.563		1-2 BB G6-3 1B	2-3 K		3-0 F7		3-3 K		0-2 G4-3	5	0	1	0	0	2	2											
Glenallen Hill, R OBP: 0.296, SLG: 0.500		2-3 K		1-0 3B 1B	1-0 E 3B		1-0 G6-3		0-0 BB SF9 1B	5	3	3	1	0	1	1											
Jose Nieves, R OBP: 0.280, SLG: 0.464		0-1 G6-3		1-2 1-H WP 3B	1-0 E5 WP		1-0 WP 2B		1-0 SF9 BB 2B 1B	5	2	3	1	0	0	1											
Damon Buford, R OBP: 0.346, SLG: 0.433		4-0 BB IBB		2-2 3-H FC5-4 1B	2-2 G5-3		4-2 BB		4-1 2B BB	2	0	1	0	3	0	1											
Jeff Reed, L OBP: 0.351, SLG: 0.349 Tim Worrell, R OBP: 0.304, SLG: 0.517		4-2 BB 1B		2-2 FC5-4 FC9-6	1-1 FC9-6		1-3 K		2-1 SF9	3	0	0	0	1	1	3											
Scott Downs, L OBP: 0.087, SLG: 0.045 Jeff Hill, L OBP: 0.229, SLG: 0.289 Steve Rain, R OBP: 0.340, SLG: 0.325 Brant Brown, L OBP: 0.340, SLG: 0.325 Todd Van Poppel, R OBP: 0.340, SLG: 0.325 Joe Girardi, R OBP: 0.376, SLG: 0.425		1-3 K		1-1 FC9-6	0-3 K		0-3 K		0-1 G4-3	1	0	0	0	0	1	3											
Inning Stats	R: 0 E: 0 K: 0 S: 6	H: 0 LOB: 0 BB: 0 P: 13	R: 0 E: 0 K: 2 S: 15	H: 1 LOB: 3 BB: 2 P: 27	R: 0 E: 0 K: 1 S: 10	H: 0 LOB: 1 BB: 0 P: 18	R: 2 E: 0 K: 0 S: 13	H: 3 LOB: 1 BB: 0 P: 21	R: 2 E: 1 K: 0 S: 9	H: 1 LOB: 1 BB: 1 P: 19	R: 0 E: 0 K: 2 S: 12	H: 1 LOB: 2 BB: 1 P: 20	R: 0 E: 0 K: 1 S: 15	H: 1 LOB: 1 BB: 1 P: 24	R: 0 E: 0 K: 0 S: 10	H: 0 LOB: 1 BB: 1 P: 17	R: 2 E: 0 K: 0 S: 12	H: 3 LOB: 2 BB: 1 P: 19	1B: 6 2B: 2 3B: 2 HR: 0	SF: 1 SAC: 0 DP: 0 HBP: 1	WP: 3 PB: 0 SB: 0 CS: 0	PA: 46					
PITCHER	IP	WLS	BF	H	R	ER	SO	BB	IBB	HBP	BLK	WP	HR	S	P	ERA	WHIP										
Jimmy Anderson, L ERA: 5.89	5.0	W	25	5	4	3	3	2	1	0	0	0	0	53	98	5.40	1.400										
Scott Sauerbeck, L ERA: 3.79	2.0		10	2	0	0	3	2	0	0	0	1	0	27	44	0.00	2.000										
Jason Christiansen, L ERA: 3.27	1.0		4	0	0	0	0	1	0	0	0	0	0	10	17	0.00	1.000										
Mike Williams, R ERA: 2.25	1.0		7	3	2	2	0	1	0	0	0	0	0	12	19	18.00	4.000										

Pittsburgh Pirates @ Chicago Cubs
Wrigley Field, Chicago, IL
Wed Jul 05 2000, 1:20 PM CDT
Att: 35,391 - Sunny - 75 F

AB 37
R 6
H 10
RBI 4
BB 7
SO 6
LOB 19



Batter	1	2	3	4	5	6	7	8	9	AB	R	H	RBI	BB	SO	LOB	TOP			
Cristian Guzman, S OBP: 0.322, SLG: 0.425 (1, 6)	G5-4-3 BB BB		E6 1B	SF8 1B		G4-3 1B		G6-3 1B		4	1	1	0	1	0	1	Minnesota Twins @ Pittsburgh Pirates Three Rivers Stadium, Pittsburgh, PA Fri Jul 07 2000, 7:05 PM EDT Att: 22,134 - Sunny - 82 F			
Denny Hocking, S OBP: 0.354, SLG: 0.420 (1, 4)	G5-4-3 BB BB		K	SF8 1B				K		3	0	1	1	1	2	2				
Matt Lawton, L OBP: 0.427, SLG: 0.477 (1, 7)	G5-4-3 1-2 2-3		E 3B 1B			G4-3 1B			F8 1-1	4	1	1	2	1	0	3				
Ron Coomer, R OBP: 0.329, SLG: 0.438 (1, 3)	K		E3 3B 1B	G3			G2-3			5	1	0	0	0	2	4				
Corey Koskie, L OBP: 0.410, SLG: 0.460 (1, 5)		F8 1-1	2B 3B				G3			5	1	2	2	0	1	0				
Chad Allen, R OBP: 0.500, SLG: 0.750 (1, 9)		G3				F9 1-1				4	0	2	1	0	0	1				
Jacque Jones, L OBP: 0.326, SLG: 0.502 (1, 8)			K	F8 1-1				BB 1B		3	0	0	0	1	2	2				
Marcus Jensen, S OBP: 0.336, SLG: 0.365 (1, 2)			K	1B SH1-4 SF8 BB		F2 1-1				3	1	1	0	1	1	1				
Joe Mays, S OBP: 0.400, SLG: 0.600 (5, PH) Jay Castellano, R OBP: 0.335, SLG: 0.427 (5, 1) Travis Miller, R (5, 1) Bob Wells, R (5, 1) Jason Maxwell, R OBP: 0.309, SLG: 0.319 (5, 1) Hector Carrasco, R (5, 1)			E 1B 2B	SH1-4 1-2				K		1	1	0	0	0	0	0				
Inning Stats	R: 0 E: 0 K: 1 S: 8	H: 0 LOB: 1 BB: 2 P: 19	R: 0 E: 0 K: 1 S: 7	H: 0 LOB: 0 BB: 0 P: 12	R: 5 E: 2 K: 2 S: 21	H: 4 LOB: 1 BB: 0 P: 29	R: 1 E: 0 K: 0 S: 6	H: 1 LOB: 2 BB: 2 P: 17	R: 0 E: 0 K: 1 S: 10	H: 1 LOB: 1 BB: 0 P: 16	R: 0 E: 0 K: 0 S: 9	H: 2 LOB: 2 BB: 1 P: 14	R: 0 E: 0 K: 2 S: 11	H: 0 LOB: 0 BB: 0 P: 17	R: 0 E: 0 K: 2 S: 9	H: 0 LOB: 0 BB: 0 P: 12		1B: 6 2B: 2 3B: 1 HR: 0	SF: 1 SAC: 1 DP: 1 HBP: 0	WP: 0 PB: 0 SB: 1 CS: 0
PITCHER	IP WLS BF H R ER SO BB IBB HBP BLK WP HR S P ERA WHIP																			
Todd Ritchie, R ERA: 4.42	6.0 30 7 6 1 6 4 0 0 0 0 0 0 60 102 1.50 1.833																			
Marc Williams, R ERA: 4.82	0.2 4 1 0 0 0 1 0 0 0 0 0 0 7 11 0.00 3.000																			
Scott Sauerbeck, L ERA: 3.76	0.1 1 1 0 0 0 0 0 0 0 0 0 0 2 3 0.00 3.000																			
Jason Christiansen, L ERA: 3.18	1.0 W 3 0 0 0 2 0 0 0 0 0 0 0 11 17 0.00 0.000																			
Mike Williams, R ERA: 2.15	1.0 S 3 0 0 0 2 0 0 0 0 0 0 0 9 12 0.00 0.000																			

Batter	1	2	3	4	5	6	7	8	9	AB	R	H	RBI	BB	SO	LOB	BOTTOM			
Warren Morris, L OBP: 0.341, SLG: 0.333 (1, 4)	G3	G4-3		2B		G6-3				5	0	2	0	0	0	2	Minnesota Twins @ Pittsburgh Pirates Three Rivers Stadium, Pittsburgh, PA Fri Jul 07 2000, 7:05 PM EDT Att: 22,134 - Sunny - 82 F			
18 Jason Kendall, R OBP: 0.430, SLG: 0.471 (1, 2)	K		G5-3	G6-3		1B 1B 2B	P4			5	1	1	0	0	1	2				
Wil Cordero, R OBP: 0.340, SLG: 0.512 (1, 7)	2B		BB 3B BB	BB		1B 1B 2B	HBP			2	2	2	0	2	0	0				
Brian Giles, L OBP: 0.424, SLG: 0.614 (1, 8)	G3		F8	G4-3		2B 1B	F7			5	0	1	0	0	0	6				
Kevin Young, R OBP: 0.310, SLG: 0.429 (1, 3)		K	BB 3B 1B			K		G4-3		4	1	1	0	1	2	3				
John Vander Wal, L OBP: 0.385, SLG: 0.541 (1, 9)		FC5 1B BB	BB	BB		BB		HR		3	2	2	3	2	1	1				
Aramis Ramirez, R OBP: 0.272, SLG: 0.359 (1, 5)		FC5 1B 1B	BB	BB		F7	F7	K		5	1	2	3	0	1	3				
Pat Meares, R OBP: 0.295, SLG: 0.383 (1, 6) Mike Williams, R (9, 1)	FC5 1B		1B 3B					P3		4	1	1	1	1	0	3				
Todd Ritchie, R OBP: 0.265, SLG: 0.200 (7, 1) Marc Williams, R (7, 1) Scott Sauerbeck, R (7, 1) Tike Redman, L OBP: 0.385, SLG: 0.417 (5, PH) Jason Christiansen, R (5, 1) Mike Benjamin, R OBP: 0.322, SLG: 0.417 (5, 6)			1B							3	0	1	1	0	2	2				
Inning Stats	R: 0 E: 0 K: 1 S: 8	H: 1 LOB: 1 BB: 0 P: 14	R: 1 E: 0 K: 1 S: 12	H: 2 LOB: 2 BB: 1 P: 21	R: 3 E: 0 K: 0 S: 15	H: 2 LOB: 1 BB: 2 P: 29	R: 0 E: 0 K: 1 S: 13	H: 1 LOB: 2 BB: 1 P: 25	R: 0 E: 0 K: 2 S: 12	H: 0 LOB: 2 BB: 2 P: 26	R: 2 E: 0 K: 1 S: 14	H: 4 LOB: 0 BB: 0 P: 20	R: 1 E: 0 K: 1 S: 13	H: 2 LOB: 2 BB: 0 P: 18	R: 1 E: 0 K: 1 S: 14	H: 1 LOB: 0 BB: 0 P: 24		1B: 6 2B: 4 3B: 1 HR: 2	SF: 0 SAC: 0 DP: 0 HBP: 1	WP: 0 PB: 0 SB: 1 CS: 0
PITCHER	IP WLS BF H R ER SO BB IBB HBP BLK WP HR S P ERA WHIP																			
Joe Mays, R ERA: 5.7	5.0 27 6 4 4 5 6 0 0 0 0 0 0 60 115 7.20 2.400																			
Travis Miller, L ERA: 3.21	0.1 H 4 3 2 2 0 0 0 0 0 0 0 9 13 54.00 9.000																			
Bob Wells, R ERA: 3.65	1.2 L 9 3 1 1 2 0 0 1 0 0 1 18 25 5.40 1.800																			
Hector Carrasco, R ERA: 4.86	1.0 4 1 1 1 1 0 0 0 0 0 1 14 24 9.00 1.000																			

AB	34
R	6
H	9
RBI	6
BB	5
SO	10
LOB	14



AB	37
R	8
H	13
RBI	8
BB	6
SO	8
LOB	22



Batter	1	2	3	4	5	6	7	8	9	AB	R	H	RBI	BB	SO	LOB	TOP										
Jacque Jones, L (1.8) OBP: 0.325, SLG: 0.498										4	0	1	0	0	1	0											
Cristian Guzman, S (1.6) OBP: 0.321, SLG: 0.421										3	0	0	0	1	1	1											
Matt Lawton, L (1.7) OBP: 0.425, SLG: 0.477										4	0	1	0	0	0	2											
David Ortiz, L (1.3) OBP: 0.368, SLG: 0.469 Jay Canizaro, R (9, PH) OBP: 0.326, SLG: 0.427										2	0	1	0	1	0	0											
Corey Koskie, L (1.5) OBP: 0.410, SLG: 0.470 Jason Maxwell, R (9, PH) OBP: 0.317, SLG: 0.329										3	1	1	1	0	0	2											
Chad Allen, R (1.9) OBP: 0.429, SLG: 0.500 LaTroy Hawkins, R (7.1)										2	0	0	0	0	0	1											
Ron Coomer, R (9, PH) OBP: 0.329, SLG: 0.437										1	0	0	0	0	0	3											
Marcus Jensen, S (1.2) OBP: 0.329, SLG: 0.356										3	0	0	0	0	0	3											
Denny Hocking, S (1.4) OBP: 0.359, SLG: 0.414										3	0	0	0	0	2	0											
Eric Milton, L (1.1) Midre Cummings, L (7.9) OBP: 0.349, SLG: 0.445										2	0	0	0	0	0	0											
Inning Stats	R: 0 E: 0 K: 0 S: 5	H: 1 LOB: 0 BB: 0 P: 5	R: 0 E: 0 K: 0 S: 7	H: 0 LOB: 1 BB: 1 P: 16	R: 0 E: 0 K: 1 S: 6	H: 0 LOB: 0 BB: 0 P: 9	R: 0 E: 0 K: 1 S: 8	H: 0 LOB: 0 BB: 0 P: 13	R: 1 E: 0 K: 0 S: 12	H: 1 LOB: 0 BB: 0 P: 18	R: 0 E: 0 K: 1 S: 7	H: 0 LOB: 1 BB: 1 P: 16	R: 0 E: 0 K: 0 S: 14	H: 1 LOB: 1 BB: 0 P: 14	R: 0 E: 0 K: 2 S: 11	H: 0 LOB: 0 BB: 0 P: 19	R: 0 E: 0 K: 0 S: 11	H: 2 LOB: 2 BB: 1 P: 18	1B: 2 2B: 2 3B: 0 HR: 1	SF: 0 SAC: 0 DP: 3 HBP: 1	WP: 0 PB: 0 SB: 0 CS: 0	PA: 33					
PITCHER	IP	WLS	BF	H	R	ER	SO	BB	IBB	HBP	BLK	WP	HR	S	P	ERA	WHIP										
Kris Benson, R (1.1) ERA: 3.05	8.1	W	30	4	1	1	5	2	0	1	0	0	1	69	114	1.08	0.720										
Jason Christiansen, L (9.1) ERA: 3.18	0.0		1	0	0	0	0	1	0	0	0	0	0	3	7	=	=										
Mike Williams, R (9.1) ERA: 2.15	0.2	S	2	1	0	0	0	0	0	0	0	0	0	5	7	0.00	1.500										

Minnesota Twins @ Pittsburgh Pirates
Three Rivers Stadium, Pittsburgh, PA
Sat Jul 08 2000, 7:05 PM EDT
Att: 33,814 - Sunny - 78 F

AB 29
R 1
H 5
RBI 1
BB 3
SO 5
LOB 12



Batter	1	2	3	4	5	6	7	8	9	AB	R	H	RBI	BB	SO	LOB	BOTTOM										
Mike Benjamin, R (1.4) OBP: 0.321, SLG: 0.408										3	1	0	0	0	0	1											
18 Jason Kendall, R (1.2) OBP: 0.426, SLG: 0.468										4	0	1	0	0	1	1											
Wil Cordero, R (1.7) OBP: 0.342, SLG: 0.519										4	1	2	0	0	0	2											
Brian Giles, L (1.8) OBP: 0.422, SLG: 0.610										4	0	1	1	0	0	1											
Kevin Young, R (1.3) OBP: 0.312, SLG: 0.438										3	1	1	1	1	0	2											
Aramis Ramirez, R (1.5) OBP: 0.264, SLG: 0.347										4	0	0	0	0	0	3											
Chad Hermansen, R (1.9) OBP: 0.231, SLG: 0.299										3	0	1	0	0	1	1											
Pat Meares, R (1.6) OBP: 0.295, SLG: 0.386										3	0	1	0	0	0	3											
Kris Benson, R (1.1) OBP: 0.244, SLG: 0.167 Jason Christiansen, R (9.1) Mike Williams, R (9.1)										3	1	1	0	0	0	1											
Inning Stats	R: 0 E: 0 K: 1 S: 10	H: 0 LOB: 0 BB: 0 P: 14	R: 1 E: 0 K: 0 S: 15	H: 1 LOB: 0 BB: 0 P: 20	R: 0 E: 0 K: 0 S: 9	H: 1 LOB: 1 BB: 0 P: 13	R: 1 E: 0 K: 0 S: 13	H: 3 LOB: 2 BB: 0 P: 25	R: 2 E: 0 K: 0 S: 8	H: 2 LOB: 0 BB: 0 P: 12	R: 0 E: 0 K: 1 S: 10	H: 0 LOB: 1 BB: 1 P: 17	R: 0 E: 0 K: 0 S: 6	H: 0 LOB: 0 BB: 0 P: 9	R: 0 E: 0 K: 0 S: 6	H: 1 LOB: 1 BB: 0 P: 11	R: 0 E: 0 K: 0 S: 6	H: 1 LOB: 1 BB: 0 P: 11	1B: 4 2B: 3 3B: 0 HR: 1	SF: 0 SAC: 0 DP: 1 HBP: 1	WP: 0 PB: 1 SB: 0 CS: 0	PA: 33					
PITCHER	IP	WLS	BF	H	R	ER	SO	BB	IBB	HBP	BLK	WP	HR	S	P	ERA	WHIP										
Eric Milton, L (1.1) ERA: 5.22	6.0	L	26	7	4	3	2	1	0	1	0	0	0	65	101	4.50	1.333										
LaTroy Hawkins, R (7.1) ERA: 4.02	2.0		7	1	0	0	0	0	0	0	0	0	0	12	20	0.00	0.500										

Minnesota Twins @ Pittsburgh Pirates
Three Rivers Stadium, Pittsburgh, PA
Sat Jul 08 2000, 7:05 PM EDT
Att: 33,814 - Sunny - 78 F

AB 31
R 4
H 8
RBI 2
BB 1
SO 2
LOB 15



Batter	1	2	3	4	5	6	7	8	9	AB	R	H	RBI	BB	SO	LOB	TOP				
Mike Benjamin, R OBP: 0.309, SLG: 0.392	F8		SH5-4		K		G6-3		K	4	0	0	0	0	2	4					
18 Jason Kendall, R OBP: 0.426, SLG: 0.468	2B		G5-3				F8		F9	4	0	1	1	0	0	1					
Wil Cordero, R OBP: 0.335, SLG: 0.505	P4		F7				G6-3		F7	4	0	0	0	0	0	2					
Brian Giles, L OBP: 0.419, SLG: 0.602	G3-1				G3				F8	4	0	1	0	0	0	1					
Kevin Young, R OBP: 0.315, SLG: 0.465		F7			HR				HR	4	2	2	2	0	1	1					
Aramis Ramirez, R OBP: 0.284, SLG: 0.336	P3				G5-3				FC6-4 1B	4	0	1	0	0	0	0					
Chad Hermansen, R OBP: 0.226, SLG: 0.296	K				G3				K	4	0	0	0	0	3	1					
Pat Meares, R OBP: 0.294, SLG: 0.378			SH5-4 18 G5-3 1B				G2-3		FC6-4 1B	3	1	1	0	1	0	1					
Keith Osik, R OBP: 0.417, SLG: 0.613			18 G5-3 SH5-4 BB				F7			3	0	2	0	1	0	0					
Inning Stats	R: 0 E: 0 K: 0 S: 11	H: 1 LOB: 1 BB: 0 P: 18	R: 0 E: 0 K: 1 S: 9	H: 0 LOB: 0 BB: 0 P: 13	R: 1 E: 0 K: 0 S: 8	H: 1 LOB: 1 BB: 1 P: 17	R: 1 E: 0 K: 0 S: 12	H: 1 LOB: 0 BB: 0 P: 16	R: 0 E: 0 K: 1 S: 6	H: 0 LOB: 0 BB: 0 P: 8	R: 0 E: 0 K: 1 S: 15	H: 1 LOB: 2 BB: 1 P: 23	R: 0 E: 0 K: 0 S: 8	H: 0 LOB: 0 BB: 0 P: 14	R: 1 E: 0 K: 2 S: 13	H: 3 LOB: 2 BB: 0 P: 23	1B: 5 2B: 1 3B: 0 HR: 2	SF: 0 SAC: 1 DP: 0 HBP: 0	WP: 0 PB: 0 SB: 0 CS: 0	PA: 37	
PITCHER	IP	WLS	BF	H	R	ER	SO	BB	IBB	HBP	BLK	WP	HR	S	P	ERA	WHIP				
Chuck Finley, L ERA: 3.67	7.0	W	28	5	2	2	4	2	0	0	0	0	1	72	114	2.57	1.000				
Justin Speier, R ERA: 2.17	2.0		9	3	1	1	2	0	0	0	0	0	1	21	37	4.50	1.500				

Pittsburgh Pirates @ Cleveland Indians
Jacobs Field, Cleveland, OH
Fri Jul 14, 2000, 7:05 PM EDT
Att: 43,046 - Cloudy - 65 F

AB 34
R 3
H 8
RBI 3
BB 2
SO 6
LOB 11



Batter	1	2	3	4	5	6	7	8	9	AB	R	H	RBI	BB	SO	LOB	BOTTOM				
Roberto Alomar, S OBP: 0.330, SLG: 0.410	F9				K				G1-3	5	0	0	0	0	2	3					
Omar Vizquel, S OBP: 0.351, SLG: 0.386	G4-6-3 BB		L7		1B 1B			F9		3	1	1	0	1	0	0					
Ricky Ledee, L OBP: 0.335, SLG: 0.416	G4-6-3 1-2				HBP SF9 1B			K		3	1	1	0	1	1	1					
Manny Ramirez, R OBP: 0.422, SLG: 0.634		HR 1B			K			WP SF9 1B		4	2	2	1	0	2	1					
Jim Thome, L OBP: 0.375, SLG: 0.564		HR 1B			G6-3			WP 2B HBP		3	2	1	0	0	0	1					
Travis Fryman, R OBP: 0.415, SLG: 0.546					K			SF9		3	1	2	1	0	1	2					
Russell Branyan, L OBP: 0.367, SLG: 0.696					WP 2B			G4-3		2	1	1	4	0	1	1					
Alex Ramirez, R OBP: 0.327, SLG: 0.505		HR			K			SF9		1	0	0	0	0	0	1					
Kenny Lofton, L OBP: 0.355, SLG: 0.425					G6-3 1B			G6-4-3 1B		3	1	1	1	1	2	0					
Sandy Alomar Jr., R OBP: 0.364, SLG: 0.442					G6-3 1B			K		4	0	2	2	0	1	1					
Inning Stats	R: 0 E: 0 K: 0 S: 4	H: 0 LOB: 0 BB: 1 P: 10	R: 3 E: 0 K: 3 S: 19	H: 4 LOB: 1 BB: 0 P: 27	R: 0 E: 0 K: 1 S: 8	H: 0 LOB: 1 BB: 1 P: 14	R: 1 E: 0 K: 2 S: 13	H: 2 LOB: 1 BB: 0 P: 17	R: 5 E: 0 K: 0 S: 14	H: 4 LOB: 1 BB: 1 P: 30	R: 0 E: 0 K: 2 S: 9	H: 0 LOB: 0 BB: 0 P: 15	R: 0 E: 0 K: 0 S: 8	H: 1 LOB: 0 BB: 0 P: 15	R: 0 E: 0 K: 2 S: 8	H: 0 LOB: 0 BB: 0 P: 11	1B: 8 2B: 2 3B: 0 HR: 1	SF: 2 SAC: 0 DP: 2 HBP: 1	WP: 2 PB: 0 SB: 0 CS: 0	PA: 37	
PITCHER	IP	WLS	BF	H	R	ER	SO	BB	IBB	HBP	BLK	WP	HR	S	P	ERA	WHIP				
Kris Benson, R ERA: 3.43	4.0	L	22	9	7	7	6	2	0	0	0	1	1	49	75	15.75	2.750				
Jeff Wallace, L ERA: 4.64	0.2		5	1	2	2	0	1	0	1	0	1	0	7	19	27.00	3.000				
Chris Peters, L ERA: 3.86	2.1		7	1	0	0	2	0	0	0	0	0	0	19	34	0.00	0.429				
Mike Williams, R ERA: 2.09	1.0		3	0	0	0	2	0	0	0	0	0	0	8	11	0.00	0.000				

Pittsburgh Pirates @ Cleveland Indians
Jacobs Field, Cleveland, OH
Fri Jul 14, 2000, 7:05 PM EDT
Att: 43,046 - Cloudy - 65 F

AB 31
R 9
H 11
RBI 9
BB 3
SO 10
LOB 11



Batter	1	2	3	4	5	6	7	8	9	AB	R	H	RBI	BB	SO	LOB	TOP					
Warren Morris, L (1,4) OBP: 0.324, SLG: 0.313	F8	G3-1			F7		F7		FC4-6	5	0	0	0	0	0	1						
18 Jason Kendall, R (1,2) OBP: 0.424, SLG: 0.470	BB 1B BB		F8		F8		F8		P3	5	1	1	0	0	0	1						
Wil Cordero, R (1,7) OBP: 0.338, SLG: 0.523	BB 1B BB		L7			HR				4	1	2	1	0	1	0						
Brian Giles, L (1,8) OBP: 0.415, SLG: 0.590	F8		F2		P4			BB		3	0	0	0	1	0	2						
Kevin Young, R (1,3) OBP: 0.313, SLG: 0.455	BB 1-2 2-3			K	F3			F8		3	0	0	0	1	1	1						
John Vander Wal, L (1,9) OBP: 0.389, SLG: 0.563	FC6-4 1-2 2-3 3-H			HR	S 1B 1B			K		3	1	2	2	1	1	1						
Aramis Ramirez, R (1,5) OBP: 0.277, SLG: 0.353	FC6-4 1-2		P3		BB 1B			F9		4	0	1	0	0	0	4						
Pat Meares, R (1,6) OBP: 0.296, SLG: 0.378		F7		K				FC4-6 1B		3	0	1	0	1	1	0						
Jimmy Anderson, L (1,1) OBP: 0.130, SLG: 0.174		F2			K					3	0	0	0	0	1	3						
Jason Christiansen, R (7,1)										0	0	0	0	0	0	0						
Mike Williams, R (8,1)										0	0	0	0	0	0	0						
Tike Redman, L (8,9) OBP: 0.368, SLG: 0.556										1	0	0	0	0	1	1						
Chris Peters, L (8,1)										0	0	0	0	0	0	0						
Inning Stats	R: 1 E: 0 K: 0 S: 13	H: 2 LOB: 3 BB: 2 P: 27	R: 0 E: 0 K: 0 S: 5	H: 0 LOB: 0 BB: 0 P: 9	R: 0 E: 0 K: 0 S: 9	H: 0 LOB: 0 BB: 0 P: 14	R: 1 E: 0 K: 2 S: 12	H: 1 LOB: 0 BB: 0 P: 18	R: 0 E: 0 K: 1 S: 8	H: 0 LOB: 0 BB: 0 P: 11	R: 1 E: 0 K: 0 S: 13	H: 3 LOB: 3 BB: 1 P: 25	R: 0 E: 0 K: 1 S: 6	H: 0 LOB: 0 BB: 0 P: 13	R: 0 E: 0 K: 1 S: 8	H: 0 LOB: 1 BB: 1 P: 15	R: 0 E: 0 K: 1 S: 11	H: 1 LOB: 1 BB: 0 P: 15	1B: 5 2B: 0 3B: 0 HR: 2	SF: 0 SAC: 0 DP: 0 HBP: 0	WP: 0 PB: 0 SB: 1 CS: 1	PA: 38
PITCHER	IP WLS BF H R ER SO BB IBB HBP BLK WP HR S P ERA WHIP																					
Eric Gagne, R (1,1) ERA: 5.35	6.0	27	6	3	3	3	3	0	0	0	0	0	0	2	60	104	4.50	1.500				
Matt Herges, R (7,1) ERA: 3.27	1.0	3	0	0	0	1	0	0	0	0	0	0	0	6	13	0.00	0.000					
Terry Adams, R (8,1) ERA: 2.77	1.0	W	4	0	0	1	1	0	0	0	0	0	0	8	15	0.00	1.000					
Mike Fetters, R (9,1) ERA: 2.22	1.0	4	1	0	0	1	0	0	0	0	0	0	0	11	15	0.00	1.000					

Pittsburgh Pirates @ Los Angeles Dodgers
Dodger Stadium, Los Angeles, CA
Sun Jul 16 2000, 5:10 PM PDT
Att: 34,116 - Sunny - 78 F

AB	34
R	3
H	7
RBI	3
BB	4
SO	6
LOB	14



Batter	1	2	3	4	5	6	7	8	9	AB	R	H	RBI	BB	SO	LOB	BOTTOM					
Alex Cora, L (1,4) OBP: 0.331, SLG: 0.386	G1-3		G4-3		G6-3		K	K		3	0	0	0	0	0	1						
Mark Grudzielanek, R (7,PH) OBP: 0.350, SLG: 0.420										2	0	0	0	0	2	4						
Paul Lo Duca, R (1,2) OBP: 0.341, SLG: 0.500	G1-3		G6-3		G4-3			BB		4	1	1	1	1	0	0						
Shawn Green, L (1,9) OBP: 0.399, SLG: 0.493	G3			G4-3		G5-4-3 BB		BB 1B		4	1	1	0	1	0	2						
Gary Sheffield, R (1,7) OBP: 0.447, SLG: 0.682		F9		1B BB		G5-4-3 1-2		BB 1B 1B		3	1	1	1	1	0	1						
Eric Karros, R (1,3) OBP: 0.357, SLG: 0.543		1B BB		G1-6-3 1B		G5-3		BB 1B BB		2	1	1	0	2	0	0						
Adrián Beltré, R (1,5) OBP: 0.309, SLG: 0.423		1B		G1-6-3		E6 FC5-4		1B BB BB		3	1	1	1	1	0	2						
Todd Hollandsworth, L (1,8) OBP: 0.312, SLG: 0.376	F7				K		FC5-4 2B	1B S 1B		4	2	1	2	0	1	3						
Kevin Elster, R (1,6) OBP: 0.330, SLG: 0.443		K			SH2-4 BB			1B SH1-3 1B		3	0	2	2	1	1	2						
Eric Gagne, R (1,1) ERA: 5.32			G3					BB		1	0	0	0	0	0	0						
Jim Leyritz, R (7,PH) OBP: 0.326, SLG: 0.271										0	0	0	0	0	0	0						
Terry Adams, R (8,1) ERA: 3.03										0	0	0	0	0	0	0						
F.P. Santangelo, S (8,PH) OBP: 0.328, SLG: 0.236										0	0	0	0	0	0	0						
Mike Fetters, R (9,1) ERA: 3.66										0	0	0	0	0	0	0						
Inning Stats	R: 0 E: 0 K: 0 S: 5	H: 0 LOB: 0 BB: 0 P: 9	R: 0 E: 0 K: 1 S: 9	H: 1 LOB: 1 BB: 1 P: 17	R: 0 E: 0 K: 0 S: 6	H: 0 LOB: 0 BB: 0 P: 9	R: 0 E: 0 K: 0 S: 10	H: 1 LOB: 1 BB: 1 P: 18	R: 0 E: 0 K: 1 S: 7	H: 0 LOB: 0 BB: 1 P: 13	R: 0 E: 0 K: 0 S: 6	H: 0 LOB: 0 BB: 1 P: 12	R: 1 E: 1 K: 1 S: 17	H: 1 LOB: 2 BB: 1 P: 23	R: 6 E: 0 K: 1 S: 20	H: 5 LOB: 2 BB: 3 P: 40	R: 0 E: 0 K: 1 S: 11	H: 0 LOB: 0 BB: 0 P: 15	1B: 7 2B: 1 3B: 0 HR: 0	SF: 0 SAC: 2 DP: 2 HBP: 0	WP: 1 PB: 0 SB: 1 CS: 0	PA: 39
PITCHER	IP WLS BF H R ER SO BB IBB HBP BLK WP HR S P ERA WHIP																					
Jimmy Anderson, L (1,1) ERA: 5.32	6.2	27	3	1	0	2	5	0	0	0	0	0	0	57	98	0.00	1.200					
Jason Christiansen, L (7,1) ERA: 3.57	0.1	H	3	1	2	2	1	0	0	0	0	0	0	6	13	54.00	6.000					
Mike Williams, R (8,1) ERA: 3.03	0.0	L	5	3	3	3	0	2	0	0	0	0	0	9	19	*	*					
Chris Peters, L (8,1) ERA: 3.66	1.0	4	1	1	1	1	0	0	0	0	0	0	0	8	11	9.00	1.000					

Pittsburgh Pirates @ Los Angeles Dodgers
Dodger Stadium, Los Angeles, CA
Sun Jul 16 2000, 5:10 PM PDT
Att: 34,116 - Sunny - 78 F

AB	29
R	7
H	8
RBI	7
BB	8
SO	4
LOB	15



Batter	1	2	3	4	5	6	7	8	9	AB	R	H	RBI	BB	SO	LOB	TOP					
Warren Morris, L (1.4) OBP: 0.331, SLG: 0.326	4-2 FC1-6 18 BB 2B		0-0 HR 1B		0-2 G6-3			2-2 18 1B G5-4-3 1B	1-1 3B	4	3	3	0	1	0	0						
18 Jason Kendall, R (1.2) OBP: 0.427, SLG: 0.471	4-0 FC1-6 1-2 BB		0-3 K		1-2 1B			3-2 G5-4-3 1-3 1B	0-1 G5-3	4	0	2	0	1	1	2						
Wil Cordero, R (1.7) OBP: 0.334, SLG: 0.516	0-2 FC1-6 2B 1-2 2-3		2-1 L5		2-2 G3			3-2 G5-4-3 1-2 1-2 3-H		4	0	0	0	0	0	5						
Brian Giles, L (1.8) OBP: 0.418, SLG: 0.607	1-2 1-3 3-H 2B		0-0 1-H HR		3-2 G3			1-2 HR 2B		4	2	3	3	0	0	0						
Kevin Young, R (1.3) OBP: 0.312, SLG: 0.461	2-3 K		1-3 K		2-1 G5-3			2-2 2-H HR		4	1	1	2	0	2	2						
John Vander Wal, L (1.9) OBP: 0.391, SLG: 0.559	3-3 K			3-2 G5-4-3 HBP				1-2 1B		3	0	1	0	0	1	2						
Aramis Ramirez, R (1.5) OBP: 0.270, SLG: 0.343		1-2 G5-3		1-1 G5-4-3 1-2			3-3 K	1-1 F9		4	0	0	0	0	1	2						
Pat Meares, R (1.6) OBP: 0.292, SLG: 0.373		0-3 K		2-1 G1-3			1-3 K		0-3 K	4	0	0	0	0	3	0						
Bronson Arroyo, R (1.1) Chris Peters, L (6.1) Josias Manzanillo, R (6.1) Abraham Nunez, S (7.1) Marc Wilkins, R (7.1) Scott Sauerbeck, R (7.1) Mike Benjamin, R (9.1)		0-0 G6-3			2-3 K		1-2 G3		0-1 G5-3	2	0	0	0	0	0	1	0					
Inning Stats	R: 1 E: 0 K: 2 S: 19	H: 1 LOB: 2 BB: 2 P: 33	R: 0 E: 0 K: 1 S: 7	H: 0 LOB: 0 BB: 0 P: 8	R: 2 E: 0 K: 2 S: 10	H: 2 LOB: 0 BB: 0 P: 13	R: 0 E: 0 K: 0 S: 6	H: 0 LOB: 0 BB: 0 P: 12	R: 0 E: 0 K: 1 S: 13	H: 1 LOB: 1 BB: 0 P: 18	R: 0 E: 0 K: 0 S: 6	H: 0 LOB: 0 BB: 0 P: 12	R: 0 E: 0 K: 2 S: 9	H: 0 LOB: 0 BB: 0 P: 14	R: 3 E: 0 K: 0 S: 21	H: 5 LOB: 1 BB: 0 P: 34	R: 0 E: 0 K: 1 S: 9	H: 1 LOB: 1 BB: 0 P: 10	1B: 5 2B: 2 3B: 1 HR: 2	SF: 0 SAC: 0 DP: 2 HBP: 1	WP: 0 PB: 0 SB: 0 CS: 0	PA: 38
PITCHER	IP WLS BF H R ER SO BB IBB HBP BLK WP HR S P ERA WHIP																					
37 Darren Dreifort, R (1.1) ERA: 5.06	7.0 W 27 4 3 3 8 2 0 1 0 0 1 70 110 3.86 0.857																					
Terry Adams, R (8.1) ERA: 3.29	0.2 5 4 3 3 0 0 0 0 0 0 0 16 27 40.50 6.000																					
Onan Masaoka, L (8.1) ERA: 3.0	0.0 1 1 0 0 0 0 0 0 0 0 0 3 4 ∞ ∞																					
Jeff Shaw, R (8.1) ERA: 7.12	1.1 S 5 1 0 0 1 0 0 0 0 0 0 11 13 0.00 0.750																					

Pittsburgh Pirates @ Los Angeles Dodgers
 Dodger Stadium, Los Angeles, CA
 Mon Jul 17 2000, 7:10 PM PDT
 Att: 25,261 - Sunny - 75 F

AB	35
R	6
H	10
RBI	5
BB	2
SO	9
LOB	13



Batter	1	2	3	4	5	6	7	8	9	AB	R	H	RBI	BB	SO	LOB	BOTTOM	
Todd Hollandsworth, L (1.8) OBP: 0.318, SLG: 0.377	4-1 FC2-6 BB	3-1 2-H 3-H 1B			1-0 G4-3	4-0 1-2 2-3 3-H BB	3-3 K			3	0	1	3	2	1	2		
Alex Cora, L (1.4) OBP: 0.333, SLG: 0.386	1-1 FC2-6 1-2	0-0 F8			3-2 1B	0-3 K		0-0 HR 1B		5	1	2	0	0	1	5		
Gary Sheffield, R (1.7) OBP: 0.444, SLG: 0.683	2-1 P4		0-0 F8		0-1 F9	2-1 F9		3-2 1-H HR		5	1	1	2	0	0	5		
Shawn Green, L (1.9) OBP: 0.396, SLG: 0.494	3-2 G3		2-0 K		3-3 K		1-0 F8	2-1 G6-3		5	0	1	0	0	1	2		
Eric Karros, R (1.3) OBP: 0.357, SLG: 0.539		3-2 1B 2B 1B	3-3 K		0-0 E6 37 HBP BB	2-0 F8		4-0 FC5-4 BB		4	2	1	0	1	1	0		
Adrian Beltré, R (1.5) OBP: 0.317, SLG: 0.428		3-2 2B 1-2 1B 1B		1-1 1B		2-2 F9	1-1 S 1B 1B	4-1 FC5-4 BB		4	2	3	0	1	0	1		
Chad Kreuter, S (1.2) OBP: 0.453, SLG: 0.449		2-3 K		1-0 F8		4-0 37 HBP BB 1-2 BB	1-0 1B 1B	2-0 FC5-4 1-2 2-3		4	2	1	0	1	1	5		
Kevin Elster, R (1.6) OBP: 0.337, SLG: 0.446		0-1 1B 1-3 2-H 2B		1-0 F7		4-2 BB 37 HBP BB 1-2 BB	4-2 WP 1B 1B	2-1 G5-3		3	1	1	1	2	0	3		
37 Darren Dreifort, R (1.1) Dave Hansen, L (7.1) Jim Leyritz, S (7.1) Terry Adams, R (8.1) Onan Masaoka, R (8.1) Jeff Shaw, R (8.1)		0-3 K		2-3 K		2-2 BB 1-2 3-H HBP	2-0 WP 1B 1B			2	0	0	1	0	2	3		
Inning Stats	R: 0 E: 0 K: 0 S: 8	H: 0 LOB: 1 BB: 1 P: 18	R: 3 E: 0 K: 2 S: 18	H: 4 LOB: 1 BB: 0 P: 29	R: 0 E: 0 K: 1 S: 5	H: 1 LOB: 0 BB: 0 P: 10	R: 0 E: 0 K: 1 S: 8	H: 1 LOB: 1 BB: 0 P: 13	R: 0 E: 0 K: 1 S: 10	H: 1 LOB: 1 BB: 0 P: 17	R: 2 E: 1 K: 1 S: 20	H: 3 LOB: 2 BB: 1 P: 25	R: 2 E: 0 K: 0 S: 10	H: 2 LOB: 2 BB: 2 P: 27	1B: 9 2B: 1 3B: 1 HR: 1	SF: 0 SAC: 0 DP: 0 HBP: 1	WP: 2 PB: 0 SB: 1 CS: 0	PA: 44
PITCHER	IP WLS BF H R ER SO BB IBB HBP BLK WP HR S P ERA WHIP																	
Bronson Arroyo, R (1.1) ERA: 8.75	5.1 L 25 7 5 4 5 2 0 0 0 0 0 54 98 6.75 1.688																	
Chris Peters, L (6.1) ERA: 3.6	0.1 4 0 0 0 0 1 2 0 1 0 0 0 13 23 0.00 6.000																	
Josias Manzanillo, R (6.1) ERA: 3.75	0.1 1 0 0 0 0 0 0 0 0 0 0 2 4 0.00 0.000																	
Marc Wilkins, R (7.1) ERA: 5.14	0.2 5 2 2 2 0 1 0 0 0 0 1 0 7 16 27.00 4.500																	
Scott Sauerbeck, L (7.1) ERA: 3.83	1.1 9 3 2 2 1 2 0 0 0 0 1 1 14 36 13.50 3.750																	

Pittsburgh Pirates @ Los Angeles Dodgers
 Dodger Stadium, Los Angeles, CA
 Mon Jul 17 2000, 7:10 PM PDT
 Att: 25,261 - Sunny - 75 F

AB	36
R	9
H	12
RBI	9
BB	7
SO	7
LOB	26



Batter	1	2	3	4	5	6	7	8	9	AB	R	H	RBI	BB	SO	LOB	TOP										
Warren Morris, L (1,4) OBP: 0.335, SLG: 0.329	4-2 18 HBP HR BB	1-3 K			4-2 18 HR BB		2-1 18 F9 SF7 2B		0-1 G6-3	3	3	1	0	2	1	1	Pittsburgh Pirates @ Los Angeles Dodgers Dodger Stadium, Los Angeles, CA Tue Jul 18 2000, 1:10 PM PDT Att: 34,872 - Sunny - 85 F										
18 Jason Kendall, R (1,2) OBP: 0.426, SLG: 0.480	2-2 HR HBP	1-1 2-H 1B			1-0 HR		0-0 F9		3-2 P5	4	2	2	3	0	0	1											
Wil Cordero, R (1,7) OBP: 0.338, SLG: 0.525 Mike Williams, R (9,1)	1-2 HR	3-3 K			2-1 P6		4-2 BB		0-0 1B	4	1	2	3	1	1	1											
Brian Giles, L (1,8) OBP: 0.413, SLG: 0.599	3-2 G5-3				1-3 K		3-1 SF7		3-2 F8	4	0	0	1	0	2	1											
Kevin Young, R (1,3) OBP: 0.309, SLG: 0.456 Jason Christiansen, R (7,1) Scott Sauerbeck, R (8,1) Tike Redman, L (9,7) OBP: 0.368, SLG: 0.556	1-2 F8				2-1 G6-3		2-3 K			4	0	0	0	0	2	1											
John Vander Wal, L (1,9) OBP: 0.393, SLG: 0.563	1-3 K				3-2 P4		1-1 E1 1B		0-2 E 2B	4	0	2	0	0	1	0											
Aramis Ramirez, R (1,5)					0-1 F9		0-3 K		2-2 E6 G5-4-3	4	0	0	0	0	2	2											
Mike Benjamin, R (1,6) OBP: 0.305, SLG: 0.382					2-2 L8		1-1 G5-3		2-3 K	3	1	0	0	1	1	3											
Todd Ritchie, R (1,1) OBP: 0.220, SLG: 0.244 Josias Manzanillo, R (3,1) Marc Wilkins, R (7,1) Bruce Aven, R (7,9) OBP: 0.283, SLG: 0.426					2-2 F9		1-3 K		0-1 G5-4-3 1-2	1	1	1	1	0	0	0											
Inning Stats	R: 3 E: 0 K: 1 S: 17	H: 1 LOB: 0 BB: 1 P: 29	R: 2 E: 0 K: 3 S: 19	H: 2 LOB: 1 BB: 1 P: 34	R: 0 E: 0 K: 1 S: 10	H: 0 LOB: 0 BB: 0 P: 18	R: 0 E: 0 K: 2 S: 10	H: 1 LOB: 0 BB: 1 P: 14	R: 2 E: 1 K: 2 S: 12	H: 1 LOB: 1 BB: 0 P: 22	R: 1 E: 0 K: 1 S: 10	H: 1 LOB: 1 BB: 1 P: 21	R: 0 E: 1 K: 1 S: 13	H: 1 LOB: 1 BB: 0 P: 17	R: 0 E: 0 K: 0 S: 9	H: 1 LOB: 1 BB: 0 P: 15		1B: 3 2B: 3 3B: 0 HR: 2	SF: 1 SAC: 0 DP: 1 HBP: 1	WP: 0 PB: 0 SB: 0 CS: 0	PA: 40						
PITCHER	IP	WLS	BF	H	R	ER	SO	BB	IBB	HBP	BLK	WP	HR	S	P	ERA	WHIP										
Mike Judd, R (1,1) ERA: 15.75	4.0	L	20	4	7	7	5	3	0	1	0	0	2	60	104	15.75	1.750										
Antonio Osuna, R (5,1) ERA: 3.2	3.0		12	2	1	0	5	1	0	0	0	0	0	28	47	0.00	1.000										
Matt Herges, R (8,1) ERA: 3.16	2.0		8	2	0	0	1	0	0	0	0	0	0	22	32	0.00	1.000										

Batter	1	2	3	4	5	6	7	8	9	AB	R	H	RBI	BB	SO	LOB	BOTTOM										
Alex Cora, L (1,4) OBP: 0.331, SLG: 0.383 Mark Grudzielanek, R (7,PH) OBP: 0.349, SLG: 0.419	2-1 F8				0-1 P6					4	1	1	0	0	0	4	Pittsburgh Pirates @ Los Angeles Dodgers Dodger Stadium, Los Angeles, CA Tue Jul 18 2000, 1:10 PM PDT Att: 34,872 - Sunny - 85 F										
Paul Lo Duca, R (1,2) OBP: 0.347, SLG: 0.489	0-2 1B				0-3 K				0-1 F9	5	0	2	0	0	1	2											
Gary Sheffield, R (1,7) OBP: 0.443, SLG: 0.678	2-1 F7				0-1 2B 1B				2-3 K	4	1	1	0	1	1	2											
Shawn Green, L (1,9) OBP: 0.394, SLG: 0.493	3-3 K				2-2 1B 2B				1-3 K	5	1	1	2	0	2	3											
Eric Karros, R (1,3) OBP: 0.358, SLG: 0.537					0-0 1B BLK 1B 1B				2-2 G6-3	5	1	2	2	0	0	2											
Adrian Beltré, R (1,5) OBP: 0.316, SLG: 0.428					0-1 F9				0-2 L4	5	1	2	0	0	0	1											
Todd Hollandsworth, L (1,8) OBP: 0.323, SLG: 0.377					1-2 F9				1-1 BB BB 1B	3	0	1	0	2	1	1											
Kevin Elster, R (1,6) OBP: 0.338, SLG: 0.442					1-3 K				4-2 BB BB 1B	4	0	1	2	1	2	3											
Mike Judd, R (1,1) OBP: 1.000, SLG: 1.000 Antonio Osuna, R (5,1) Chad Kreuter, S (7,PH) OBP: 0.456, SLG: 0.449 Matt Herges, L (8,1)					1-3 K				4-2 BB BB 1B	1	1	1	0	0	0	0											
					1-2 K				1-2 BB	1	0	0	0	0	1	2											
					SH2-3 1B				1-2 BB	0	0	0	0	1	0	0											
					SH2-3 1B				1-2 BB	0	0	0	0	0	0	0											
Inning Stats	R: 0 E: 0 K: 1 S: 12	H: 1 LOB: 1 BB: 0 P: 19	R: 0 E: 0 K: 1 S: 13	H: 1 LOB: 1 BB: 0 P: 17	R: 6 E: 0 K: 1 S: 23	H: 7 LOB: 2 BB: 1 P: 35	R: 0 E: 0 K: 0 S: 11	H: 0 LOB: 1 BB: 1 P: 21	R: 0 E: 0 K: 2 S: 12	H: 1 LOB: 0 BB: 1 P: 18	R: 0 E: 0 K: 2 S: 8	H: 0 LOB: 0 BB: 0 P: 11	R: 0 E: 0 K: 1 S: 14	H: 1 LOB: 3 BB: 2 P: 28	R: 0 E: 0 K: 0 S: 8	H: 1 LOB: 1 BB: 0 P: 13	R: 0 E: 0 K: 1 S: 9	H: 0 LOB: 0 BB: 0 P: 13	1B: 11 2B: 1 3B: 0 HR: 0	SF: 0 SAC: 1 DP: 0 HBP: 0	WP: 0 PB: 0 SB: 1 CS: 0	PA: 44					
PITCHER	IP	WLS	BF	H	R	ER	SO	BB	IBB	HBP	BLK	WP	HR	S	P	ERA	WHIP										
Todd Ritchie, R (1,1) ERA: 4.75	2.1		17	9	6	6	3	0	1	0	1	0	0	45	65	23.14	3.857										
Josias Manzanillo, R (3,1) ERA: 3.25	3.2	W	14	1	0	0	4	2	0	0	0	0	0	34	56	0.00	0.818										
Marc Wilkins, R (7,1) ERA: 4.98	0.2	H	4	1	0	0	0	1	0	0	0	0	0	9	16	0.00	3.000										
Jason Christiansen, L (7,1) ERA: 3.53	0.1	H	2	0	0	0	1	1	0	0	0	0	0	5	12	0.00	3.000										
Scott Sauerbeck, L (8,1) ERA: 3.74	1.0	H	4	1	0	0	0	0	0	0	0	0	0	8	13	0.00	1.000										



Batter	1	2	3	4	5	6	7	8	9	AB	R	H	RBI	BB	SO	LOB	TOP					
Warren Morris, L (1,4) OBP: 0.331, SLG: 0.325	G4-3		K		F8			G4-3		4	0	0	0	0	1	2	Pittsburgh Pirates @ Milwaukee Brewers Milwaukee County Stadium, Milwaukee, WI Wed Jul 19 2000, 8:05 PM EDT Att: 20,840 - Sunny - 64 F					
18 Jason Kendall, R (1,2) OBP: 0.432, SLG: 0.480	G5-3 1B				K			G6-4-3 BB		2	0	1	0	2	1	1						
Wil Cordero, R (1,7) OBP: 0.334, SLG: 0.519	G5-3				K			G6-4-3 1-2		4	0	0	0	0	1	4						
Brian Giles, L (1,8) OBP: 0.409, SLG: 0.592	F7				F7			G5-3		4	0	0	0	0	0	1						
Kevin Young, R (1,3)		G5-3			K			G5-3		4	0	1	0	0	1	0						
John Vander Wal, L (1,9) OBP: 0.395, SLG: 0.557								F7		2	0	0	0	2	0	1						
Aramis Ramirez, R (1,5)								F3		3	0	0	0	0	0	2						
Mike Benjamin, R (1,6) OBP: 0.318, SLG: 0.394										3	0	3	0	0	0	0						
Kris Benson, R (1,1) OBP: 0.244, SLG: 0.167										0	0	0	0	0	0	0						
Bruce Aven, R (7,PH) OBP: 0.281, SLG: 0.423										1	0	0	0	0	0	1						
Jeff Wallace, L (7,1)										0	0	0	0	0	0	0						
57 Steve Sparks, R (7,1)										0	0	0	0	0	0	0						
Inning Stats	R: 0 E: 0 K: 0 S: 9	H: 1 LOB: 1 BB: 0 P: 12	R: 0 E: 0 K: 0 S: 6	H: 0 LOB: 0 BB: 1 P: 11	R: 0 E: 0 K: 2 S: 12	H: 1 LOB: 2 BB: 1 P: 18	R: 0 E: 0 K: 1 S: 6	H: 0 LOB: 1 BB: 0 P: 13	R: 0 E: 0 K: 1 S: 10	H: 1 LOB: 1 BB: 0 P: 11	R: 0 E: 0 K: 0 S: 10	H: 0 LOB: 0 BB: 0 P: 17	R: 0 E: 0 K: 0 S: 6	H: 1 LOB: 1 BB: 0 P: 12	R: 0 E: 0 K: 0 S: 4	H: 0 LOB: 0 BB: 1 P: 9	R: 0 E: 0 K: 0 S: 5	H: 1 LOB: 0 BB: 0 P: 9	1B: 5 2B: 0 3B: 0 HR: 0	SF: 0 SAC: 2 DP: 3 HBP: 0	WP: 0 PB: 0 SB: 0 CS: 0	PA: 33
PITCHER Jeff D'Amico, R (1,1) ERA: 1.87	IP: 9.0 WLS: W BF: 33 H: 5 R: 0 ER: 0 SO: 4 BB: 4 IBB: 0 HBP: 0 BLK: 0 WP: 0 HR: 0 S: 68 P: 112 ERA: 0.00 WHIP: 1.000															PITCHER	IP: 9.0 WLS: W BF: 33 H: 5 R: 0 ER: 0 SO: 4 BB: 4 IBB: 0 HBP: 0 BLK: 0 WP: 0 HR: 0 S: 68 P: 112 ERA: 0.00 WHIP: 1.000					


Batter	1	2	3	4	5	6	7	8	9	AB	R	H	RBI	BB	SO	LOB	BOTTOM			
Ronnie Belliard, R (1,4) OBP: 0.372, SLG: 0.417	G4-3		G5-3					G6-3		3	2	0	0	2	0	1	Pittsburgh Pirates @ Milwaukee Brewers Milwaukee County Stadium, Milwaukee, WI Wed Jul 19 2000, 8:05 PM EDT Att: 20,840 - Sunny - 64 F			
Marquis Grissom, R (1,8) OBP: 0.284, SLG: 0.368	K				E9 1B		F9			4	1	1	0	0	2	3				
Geoff Jenkins, L (1,7) OBP: 0.332, SLG: 0.554	K									3	1	1	1	1	2	2				
Charlie Hayes, R (1,5) OBP: 0.389, SLG: 0.448										3	1	2	1	1	0	2				
Jeremy Burnitz, L (1,9) OBP: 0.337, SLG: 0.437										3	0	1	1	1	1	2				
Tyler Houston, L (1,3) OBP: 0.299, SLG: 0.490										3	0	0	0	1	2	3				
José Hernández, R (1,6) OBP: 0.313, SLG: 0.407										3	0	0	1	0	2	1				
Raul Casanova, S (1,2) OBP: 0.331, SLG: 0.411										3	0	0	0	1	2	3				
Jeff D'Amico, R (1,1)										3	1	0	0	1	3	1				
Inning Stats	R: 0 E: 0 K: 2 S: 7	H: 0 LOB: 0 BB: 0 P: 9	R: 0 E: 1 K: 3 S: 11	H: 1 LOB: 1 BB: 0 P: 18	R: 0 E: 0 K: 2 S: 8	H: 0 LOB: 0 BB: 0 P: 10	R: 2 E: 1 K: 0 S: 16	H: 2 LOB: 3 BB: 2 P: 29	R: 2 E: 0 K: 1 S: 9	H: 2 LOB: 1 BB: 1 P: 19	R: 0 E: 0 K: 3 S: 9	H: 0 LOB: 0 BB: 0 P: 14	R: 2 E: 0 K: 2 S: 16	H: 0 LOB: 2 BB: 4 P: 38	R: 0 E: 0 K: 1 S: 8	H: 0 LOB: 1 BB: 1 P: 18	1B: 4 2B: 1 3B: 0 HR: 0	SF: 1 SAC: 0 DP: 0 HBP: 0	WP: 1 PB: 0 SB: 0 CS: 0	PA: 37
PITCHER Kris Benson, R (1,1) ERA: 3.54 Jeff Wallace, L (7,1) ERA: 5.32 57 Steve Sparks, R (7,1) ERA:	IP: 6.0 WLS: L BF: 26 H: 5 R: 4 ER: 4 SO: 11 BB: 3 IBB: 0 HBP: 0 BLK: 0 WP: 0 HR: 0 S: 60 P: 99 ERA: 6.00 WHIP: 1.333															PITCHER	IP: 6.0 WLS: L BF: 26 H: 5 R: 4 ER: 4 SO: 11 BB: 3 IBB: 0 HBP: 0 BLK: 0 WP: 0 HR: 0 S: 60 P: 99 ERA: 6.00 WHIP: 1.333			


AB	27
R	0
H	5
RBI	0
BB	4
SO	4
LOB	12



AB	28
R	6
H	5
RBI	4
BB	8
SO	14
LOB	18



Batter	1	2	3	4	5	6	7	8	9	AB	R	H	RBI	BB	SO	LOB	TOP								
Warren Morris, L (1.4) OBP: 0.332, SLG: 0.326	F8		G3			SH1-3 2B		P6		5	2	2	0	0	0	0	Pittsburgh Pirates @ Milwaukee Brewers Milwaukee County Stadium, Milwaukee, WI Thu Jul 20 2000, 2:05 PM EDT Att: 29,389 - Sunny - 69 F								
Mike Benjamin, R (1.5) OBP: 0.328, SLG: 0.417	F8		HR			SH1-3 1B		WP 1B		3	2	2	1	1	0	0									
Wil Cordero, R (1.7) OBP: 0.338, SLG: 0.526	HR		F9			BB 2B		K		5	2	3	3	0	1	1									
Brian Giles, L (1.8) OBP: 0.414, SLG: 0.601	HR					G5-3 1B		K		2	3	1	2	3	1	1									
Bruce Aven, R (1.9) OBP: 0.286, SLG: 0.430	P4					F7				5	0	2	2	0	0	3									
John Vander Wal, L (1.3)			F5			G5-3		K		4	0	0	0	1	1	3									
Pat Meares, R (1.6) OBP: 0.291, SLG: 0.370	K					F3		F9		5	0	1	1	0	1	3									
Keith Osik, R (1.2) OBP: 0.400, SLG: 0.571	G4-3					G4-3		G4-3		4	0	1	0	0	0	0									
Jose Silva, R (1.1) OBP: 0.188, SLG: 0.133 Scott Sauerbeck, R (9.1)			G4-3			K		K		4	0	0	0	0	3	2									
										0	0	0	0	0	0	0									
Inning Stats	R: 2 E: 0 K: 0 S: 7	H: 2 LOB: 0 BB: 0 P: 14	R: 0 E: 0 K: 1 S: 9	H: 0 LOB: 0 BB: 0 P: 12	R: 1 E: 0 K: 0 S: 6	H: 1 LOB: 0 BB: 0 P: 13	R: 1 E: 0 K: 1 S: 10	H: 2 LOB: 2 BB: 1 P: 21	R: 1 E: 0 K: 0 S: 9	H: 2 LOB: 3 BB: 2 P: 17	R: 4 E: 0 K: 2 S: 17	H: 3 LOB: 1 BB: 2 P: 35	R: 0 E: 0 K: 1 S: 6	H: 0 LOB: 0 BB: 0 P: 9	R: 0 E: 0 K: 2 S: 13	H: 1 LOB: 1 BB: 0 P: 18	R: 0 E: 0 K: 0 S: 5	H: 1 LOB: 0 BB: 0 P: 7	1B: 7 2B: 3 3B: 0 HR: 2	SF: 0 SAC: 1 DP: 1 HBP: 0	WP: 1 PB: 0 CS: 0	PA: 43			
PITCHER	IP	WLS	BF	H	R	ER	SO	BB	IBB	HBP	BLK	WP	HR	S	P	ERA	WHIP								
Jimmy Haynes, R (1.1) ERA: 4.97	4.2	L	23	7	5	5	2	1	1	0	0	0	2	36	68	9.64	1.714								
Valerio De Los Santos, L (5.1) ERA: 6.51	1.0		8	2	4	4	1	3	0	0	0	0	0	15	33	36.00	5.000								
David Weathers, R (6.1) ERA: 3.54	1.1		5	1	0	0	2	0	0	0	0	0	0	13	20	0.00	0.750								
Juan Acevedo, R (8.1) ERA: 4.25	1.0		4	1	0	0	2	0	0	0	0	1	0	13	18	0.00	1.000								
Ray King, L (9.1) ERA: 4.5	1.0		3	1	0	0	0	0	0	0	0	0	0	5	7	0.00	1.000								

Batter	1	2	3	4	5	6	7	8	9	AB	R	H	RBI	BB	SO	LOB	BOTTOM								
Ronnie Belliard, R (1.4) OBP: 0.371, SLG: 0.421	G4-3		HR			G5-3		G5-3		4	1	1	0	0	0	0	Pittsburgh Pirates @ Milwaukee Brewers Milwaukee County Stadium, Milwaukee, WI Thu Jul 20 2000, 2:05 PM EDT Att: 29,389 - Sunny - 69 F								
Marquis Crissom, R (1.8) OBP: 0.284, SLG: 0.367	G5-3		K			1B		L4		4	0	1	0	0	1	1									
Geoff Jenkins, L (1.7) OBP: 0.331, SLG: 0.561	K		HR			K		G3		4	1	1	2	0	2	1									
Charlie Hayes, R (1.5) OBP: 0.387, SLG: 0.442	K		HR			G3		F9		3	0	0	0	1	1	1									
Jeremy Burnitz, L (1.9) OBP: 0.338, SLG: 0.436	BB		G3-1			K		G6-3		3	0	1	0	1	1	1									
Tyler Houston, L (1.3) OBP: 0.301, SLG: 0.490 Angel Echevarria, R (4.3) OBP: 0.091, SLG: 0.091	BB		G3-1			G4-3		F7		2	0	1	0	0	0	1									
Luis Lopez, S (1.6) OBP: 0.339, SLG: 0.423	BB		G6-3			G6-3		G6-3		3	0	0	0	1	0	1									
Henry Blanco, R (1.2) OBP: 0.316, SLG: 0.385	P6		P3			P4				3	0	0	0	0	0	3									
Jimmy Haynes, R (1.1) OBP: 0.192, SLG: 0.194 Valerio De Los Santos, L (5.1) ERA: 6.51 David Weathers, R (6.1) ERA: 3.54 Chris Jones, R (7.9) OBP: 0.333, SLG: 0.375 Juan Acevedo, R (8.1) ERA: 4.25 Ray King, L (9.1) ERA: 4.5	FC6-4		G4-3			G5-3				2	0	0	0	0	0	3									
										0	0	0	0	0	0	0									
Inning Stats	R: 0 E: 0 K: 1 S: 7	H: 0 LOB: 0 BB: 0 P: 10	R: 0 E: 0 K: 1 S: 9	H: 1 LOB: 3 BB: 2 P: 20	R: 2 E: 0 K: 1 S: 14	H: 2 LOB: 1 BB: 1 P: 25	R: 0 E: 0 K: 0 S: 6	H: 0 LOB: 0 BB: 0 P: 7	R: 0 E: 0 K: 1 S: 9	H: 1 LOB: 1 BB: 0 P: 11	R: 0 E: 0 K: 1 S: 7	H: 0 LOB: 0 BB: 0 P: 11	R: 0 E: 0 K: 0 S: 9	H: 0 LOB: 0 BB: 0 P: 15	R: 0 E: 0 K: 0 S: 10	H: 0 LOB: 0 BB: 0 P: 13	R: 0 E: 0 K: 0 S: 8	H: 1 LOB: 0 BB: 0 P: 13	1B: 3 2B: 0 3B: 1 HR: 1	SF: 0 SAC: 0 DP: 1 HBP: 0	WP: 0 PB: 0 CS: 0	PA: 34			
PITCHER	IP	WLS	BF	H	R	ER	SO	BB	IBB	HBP	BLK	WP	HR	S	P	ERA	WHIP								
Jose Silva, R (1.1) ERA: 3.79	8.0	W	31	4	2	2	5	3	0	0	0	0	1	71	112	2.25	0.875								
Scott Sauerbeck, L (9.1) ERA: 3.66	1.0		3	1	0	0	0	0	0	0	0	0	0	8	13	0.00	1.000								

Batter	1	2	3	4	5	6	7	8	9	AB	R	H	RBI	BB	SO	LOB	TOP																			
Doug Glanville, R (1,8) OBP: 0.300, SLG: 0.357	1-2 G4-3		2-1 F8		0-2 G1-3			0-0 FC6-4 BB		4	0	0	0	0	0	2	Philadelphia Phillies @ Pittsburgh Pirates Three Rivers Stadium, Pittsburgh, PA Fri Jul 21 2000, 7:05 PM EDT Att: 22,438 - Sunny - 74 F																			
Ron Gant, R (1,7) OBP: 0.320, SLG: 0.479	1-2 F9		2-1 1B			2-2 G4-3 1B		4-0 BB		3	0	2	0	1	0	0																				
Bobby Abreu, L (1,9) OBP: 0.414, SLG: 0.544	3-3 K		0-3 K			1-1 G4-3		2-3 K		4	0	0	0	0	3	5																				
Scott Rolen, R (1,5) OBP: 0.372, SLG: 0.554 Mark Holzemer, L (8,1)		3-2 F8		4-2 BB		0-0 G5-3		2-2 F7		3	0	0	0	1	0	3																				
Pat Burrell, R (1,3) OBP: 0.343, SLG: 0.473		4-0 BB		1-3 K		2-0 G5-3		2-2 P3		3	0	0	0	1	1	2																				
23 Kevin Jordan, R (1,4) OBP: 0.277, SLG: 0.333		1-2 F8		1-0 F7			0-3 K		4-1 HR BB	3	1	0	0	1	1	2																				
Gary Bennett, R (1,2) OBP: 0.250, SLG: 0.571		1-0 G6-3		0-0 F9			1-1 F9		0-0 HR BB	4	1	1	2	0	0	2																				
Desi Relaford, S (1,6) OBP: 0.375, SLG: 0.344			1-0 G6-3		1-1 G1-3		3-2 G5-3		0-1 G5-3	4	0	0	0	0	0	0																				
Paul Byrd, R (1,1) OBP: 0.227, SLG: 0.150 Kevin Sefcik, R (5,PH) OBP: 0.337, SLG: 0.352 Bryan Ward, L (5,PH)			3-1 1B		1-0 G4-3			3-2 FC6-4 1B		0	0	0	0	0	0	0																				
Brian Hunter, R (8,PH) OBP: 0.302, SLG: 0.462 Alex Arias, R (8,5) OBP: 0.256, SLG: 0.305									0-0 F8	1	0	0	0	0	0	0																				
Inning Stats	R: 0 E: 0 K: 1 S: 10	H: 0 LOB: 0 BB: 0 P: 15	R: 0 E: 0 K: 0 S: 11	H: 0 LOB: 1 BB: 1 P: 20	R: 0 E: 0 K: 1 S: 9	H: 1 LOB: 2 BB: 0 P: 17	R: 0 E: 0 K: 1 S: 11	H: 0 LOB: 1 BB: 1 P: 17	R: 0 E: 0 K: 0 S: 6	H: 1 LOB: 0 BB: 0 P: 12	R: 0 E: 0 K: 1 S: 8	H: 0 LOB: 0 BB: 0 P: 12	R: 0 E: 0 K: 1 S: 11	H: 1 LOB: 2 BB: 1 P: 22	R: 2 E: 0 K: 0 S: 11	H: 1 LOB: 0 BB: 1 P: 17	1B: 3 2B: 0 3B: 0 HR: 1	SF: 0 SAC: 0 DP: 0 HBP: 1	WP: 0 PA: 36 PB: 0 SB: 0 CS: 0																	
PITCHER	IP	WLS	BF	H	R	ER	SO	BB	IBB	HBP	BLK	WP	HR	S	P	ERA	WHIP	PITCHER		IP	WLS	BF	H	R	ER	SO	BB	IBB	HBP	BLK	WP	HR	S	P	ERA	WHIP
Jimmy Anderson, L (1,1) ERA: 4.77	8.0	W	31	3	0	0	5	3	0	1	0	0	0	73	123	0.00	0.750																			
Marc Wilkins, R (9,1) ERA: 5.96	1.0		5	1	2	2	0	1	0	0	0	0	1	11	17	18.00	2.000																			

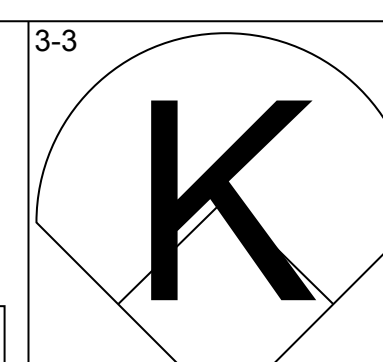
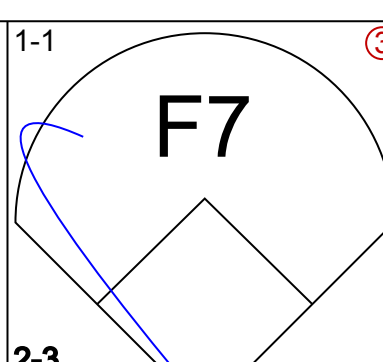
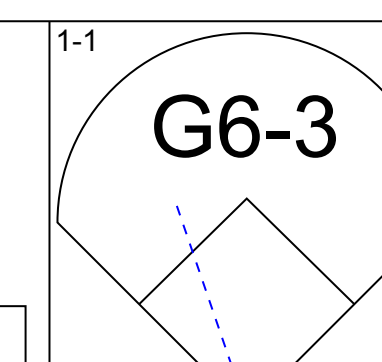
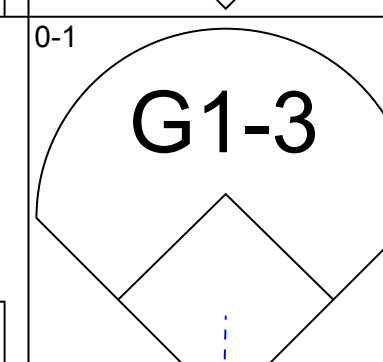
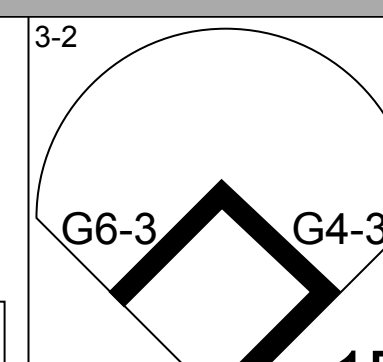
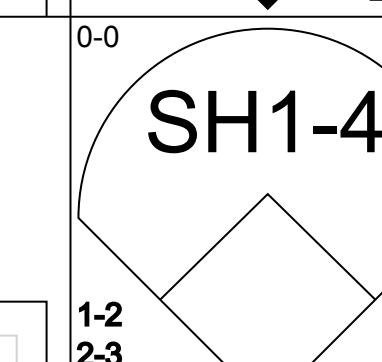
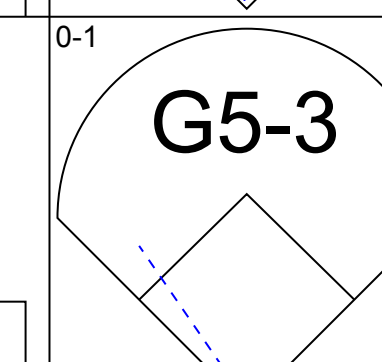
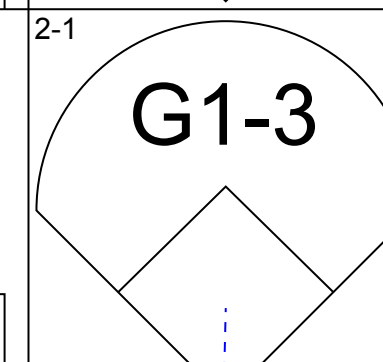
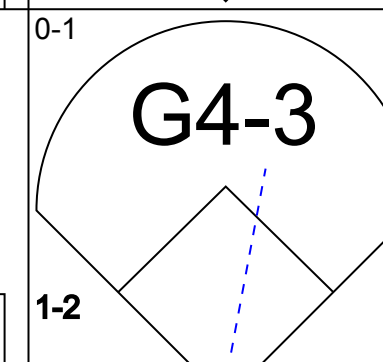
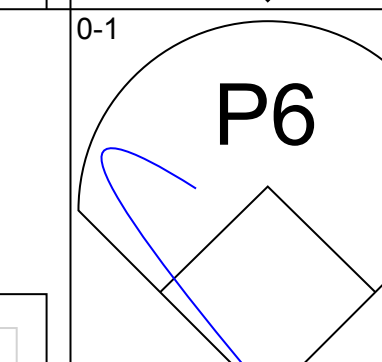
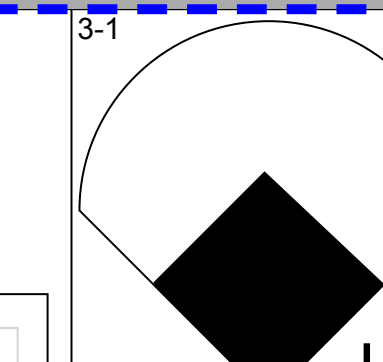
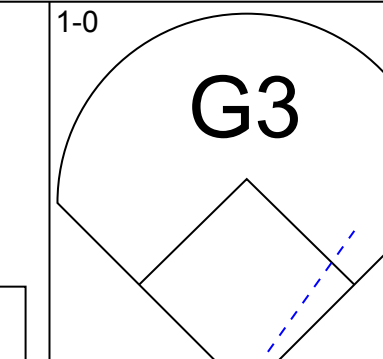
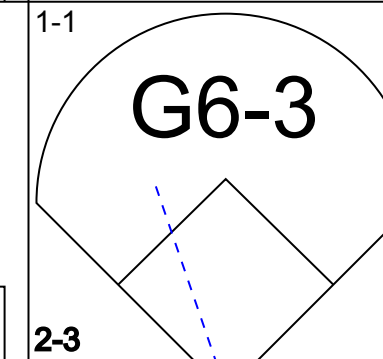
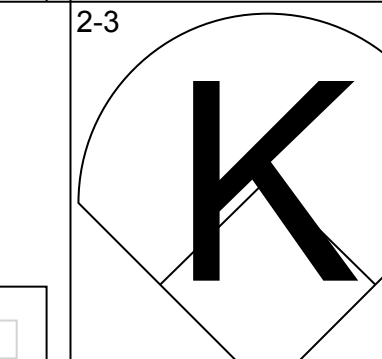
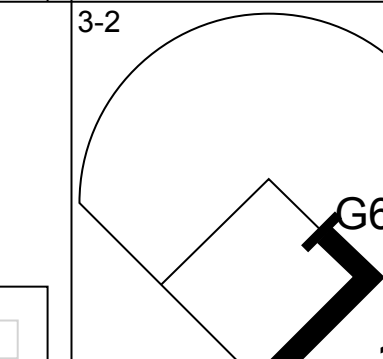
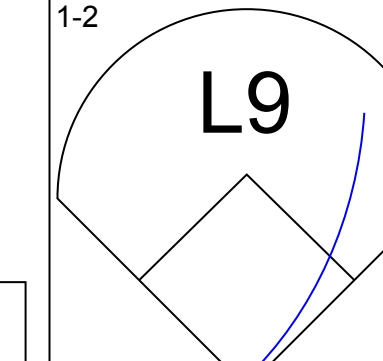
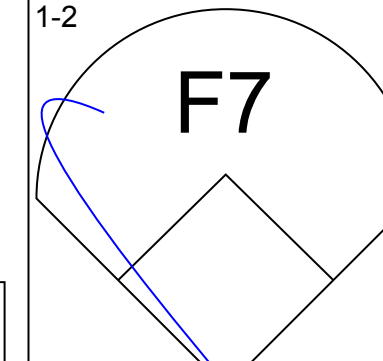
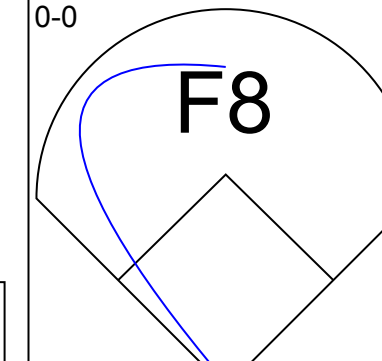
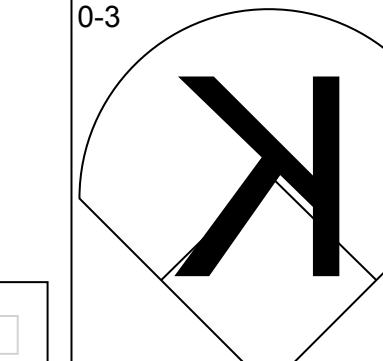
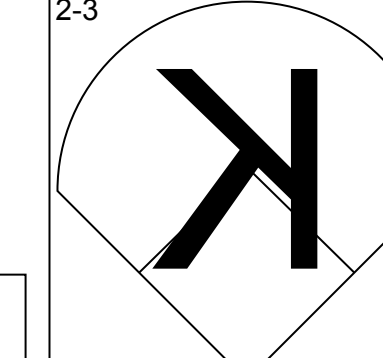
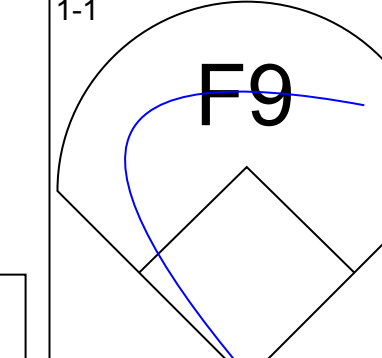
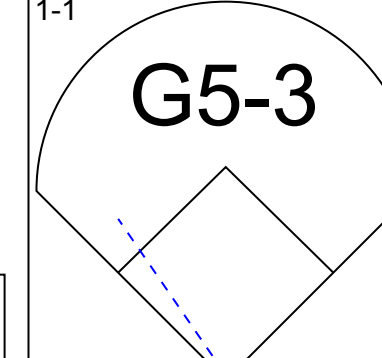
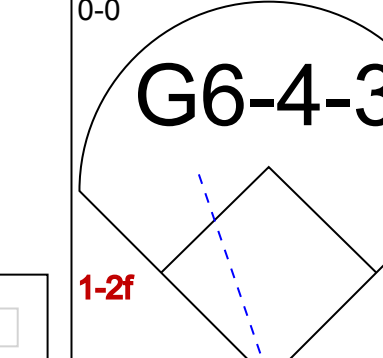
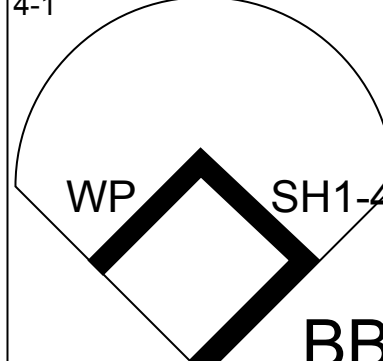
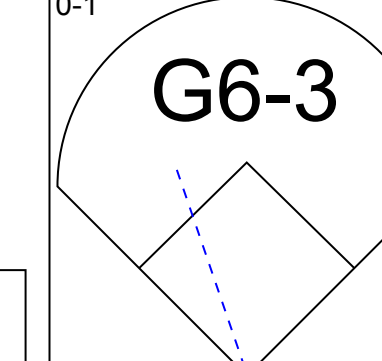
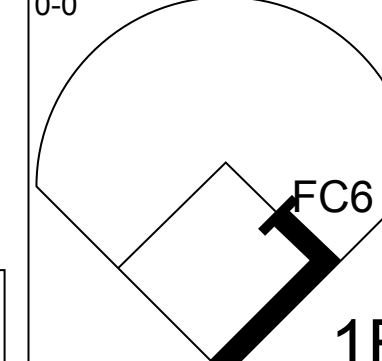
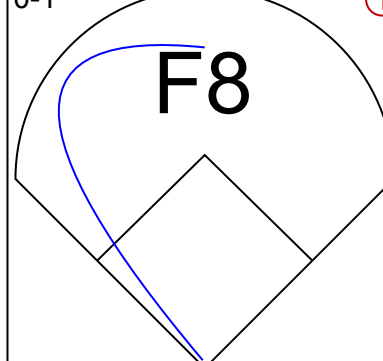
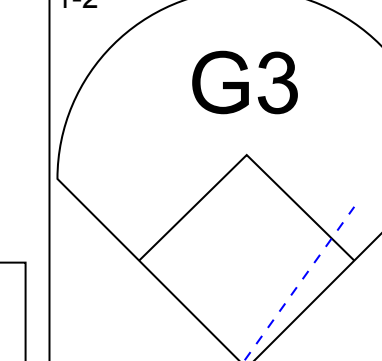
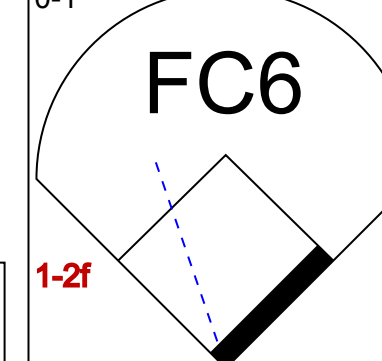
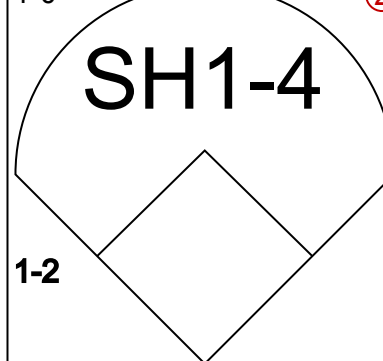
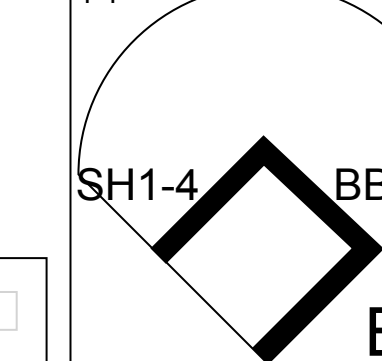
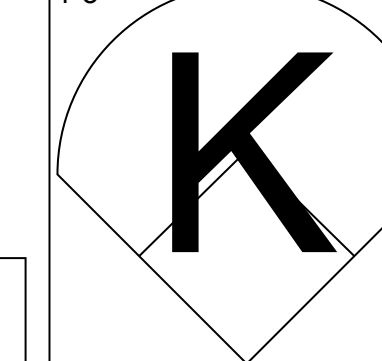
AB	31
R	2
H	4
RBI	2
BB	4
SO	5
LOB	16

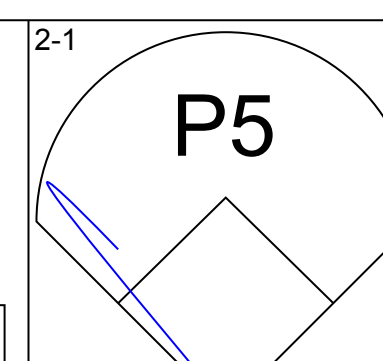
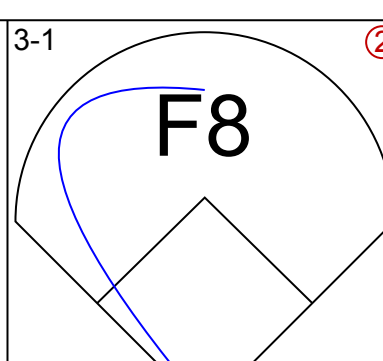
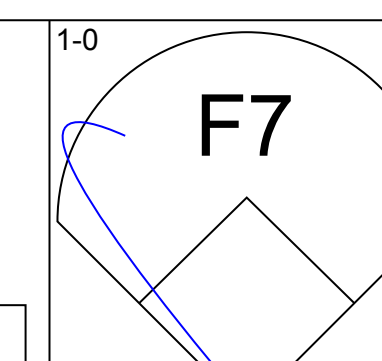
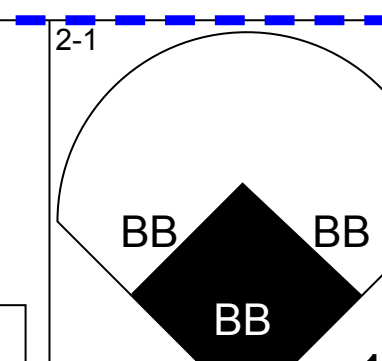
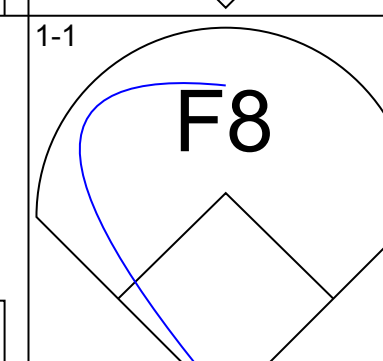
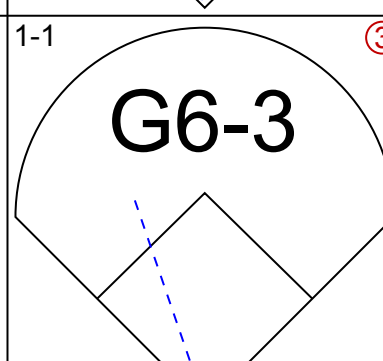
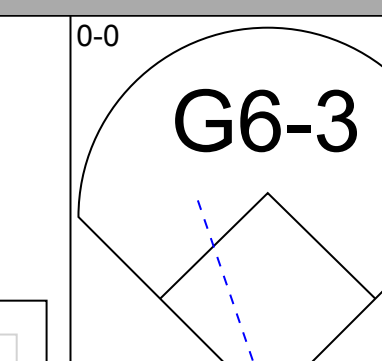
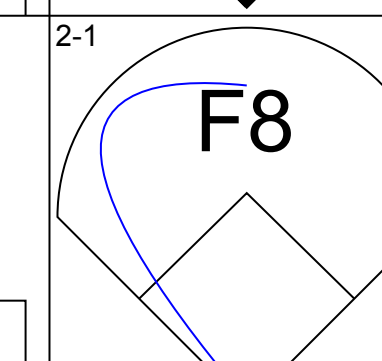
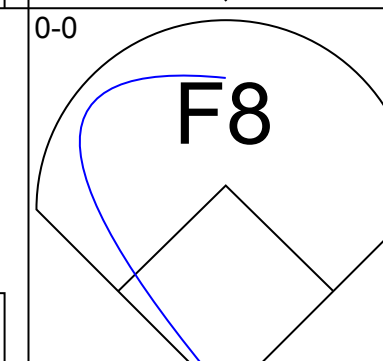
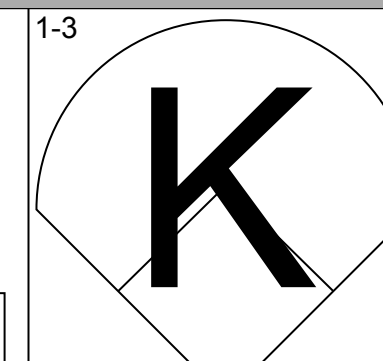
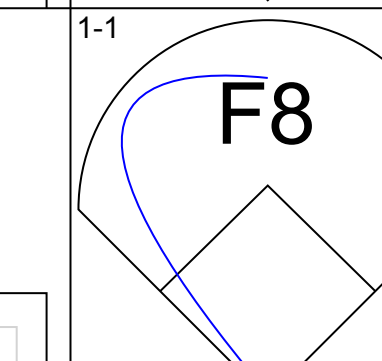
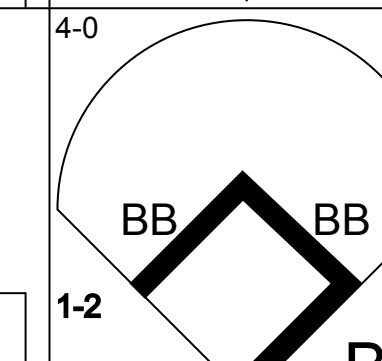
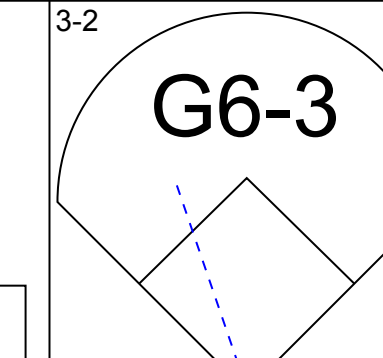
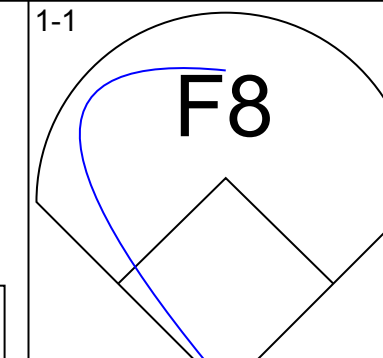
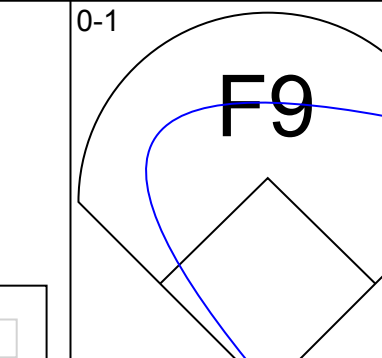
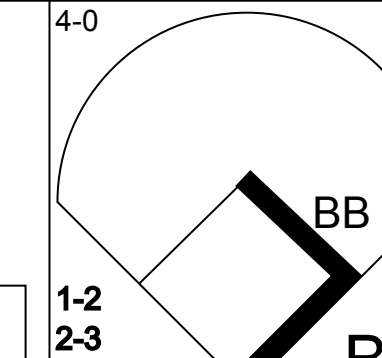
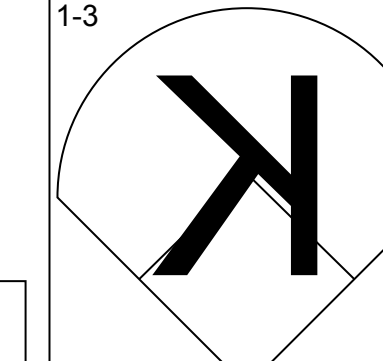
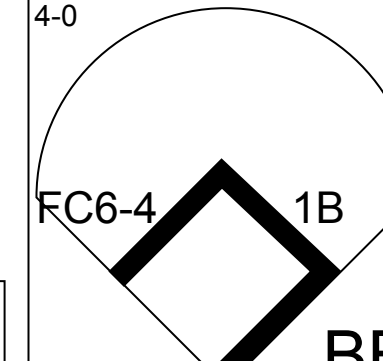
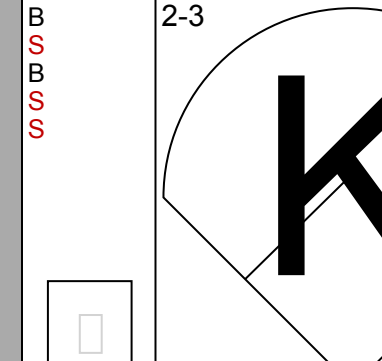
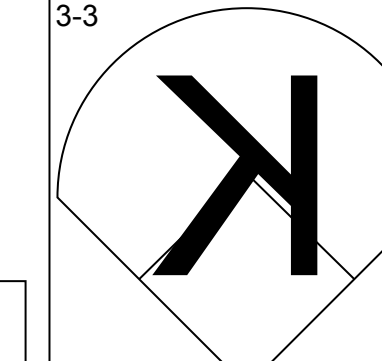
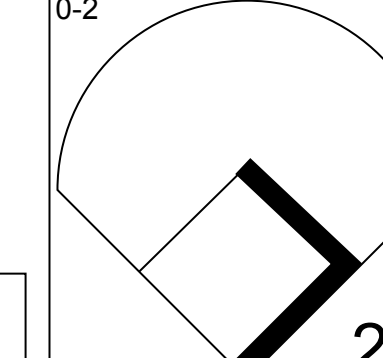
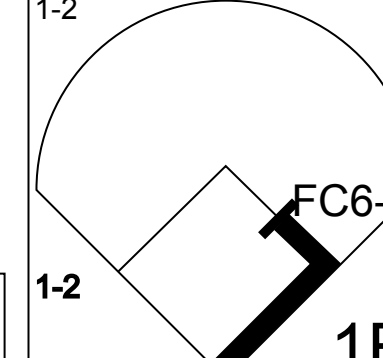
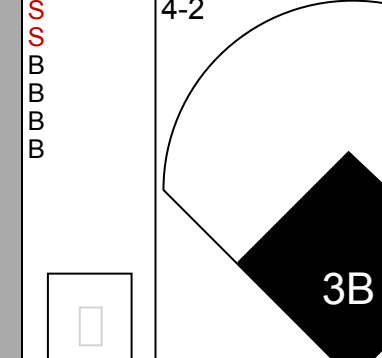
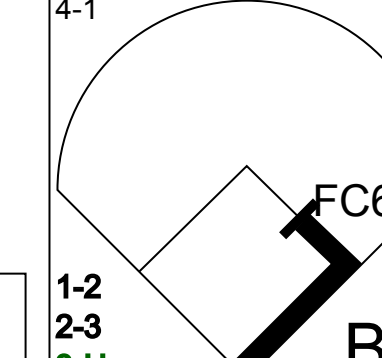
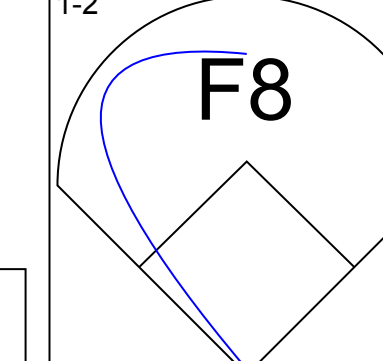
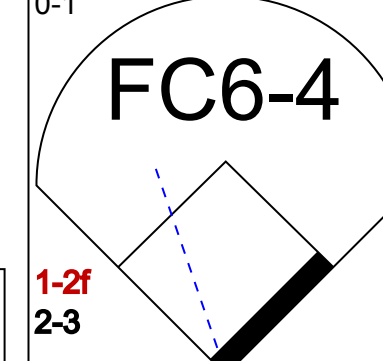
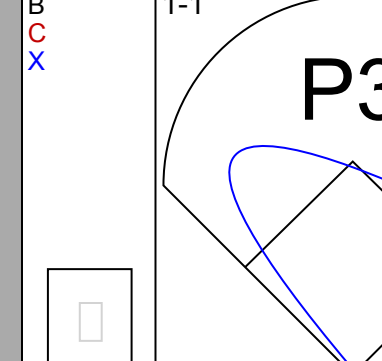
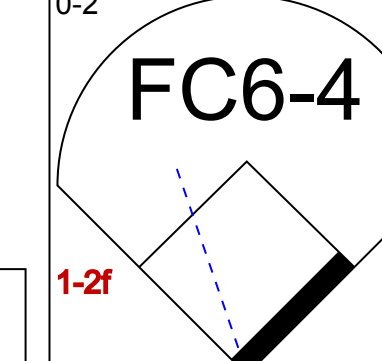
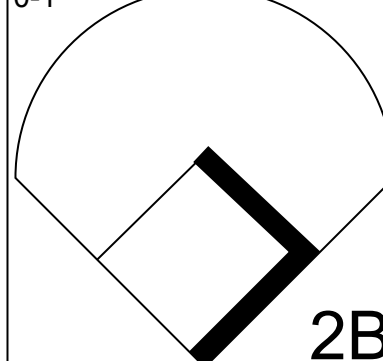
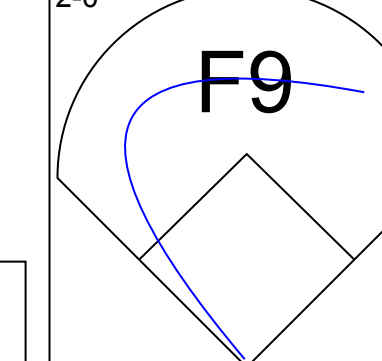
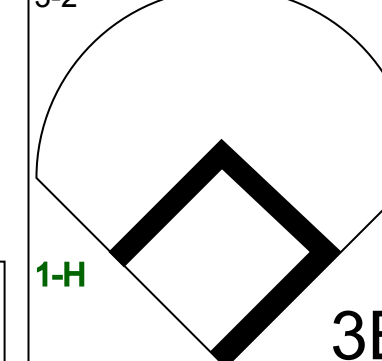
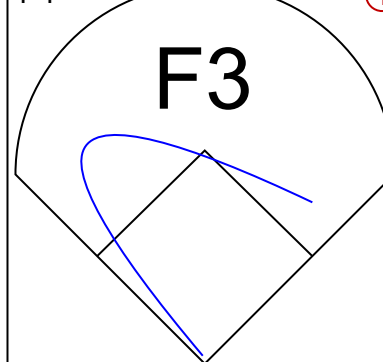
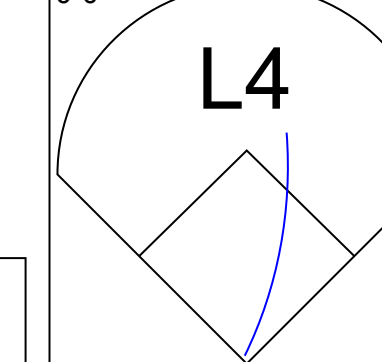
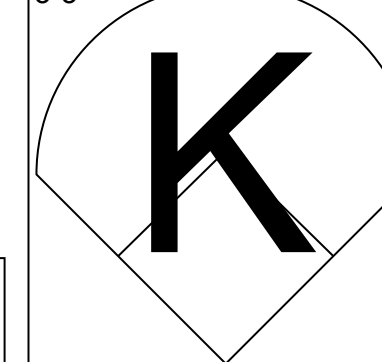


Batter	1	2	3	4	5	6	7	8	9	AB	R	H	RBI	BB	SO	LOB	BOTTOM																			
Warren Morris, L (1,4) OBP: 0.336, SLG: 0.326	4-1 1B 18 HBP BB		1-0 F8		1-1 G1-6-3 1B			2-2 G4-3		3	1	1	0	2	0	1	Philadelphia Phillies @ Pittsburgh Pirates Three Rivers Stadium, Pittsburgh, PA Fri Jul 21 2000, 7:05 PM EDT Att: 22,438 - Sunny - 74 F																			
18 Jason Kendall, R (1,2) OBP: 0.434, SLG: 0.484	1-1 1B 2B HBP	1-2 E7 F8 E 1B		0-1 F7		0-1 FC5-4		3-2 2B		4	2	2	1	0	0	2																				
Wil Cordero, R (1,7) OBP: 0.366, SLG: 0.521 Marc Wilkins, R (9,1)	1-0 2B 1B	1-0 F8		0-2 G1-6-3			2-0 L6	0-3 K		5	1	1	0	0	1	3																				
Brian Giles, L (1,8) OBP: 0.415, SLG: 0.599	0-1 2B FC6-5 1B	2-2 E6			3-2 G6-3 WP 1B		1-0 L3			4	1	2	1	0	0	0																				
Bruce Aven, R (1,9) OBP: 0.285, SLG: 0.432	0-1 FC6-5 2B	0-1 F8			2-1 G6-3		0-1 F8			4	0	1	2	0	0	2																				
John Vander Wal, L (1,3) OBP: 0.397, SLG: 0.563	4-1 FC6-5 BB		0-0 HR		3-3 K			2-0 2B 1B		3	2	2	1	1	1	1																				
Aramis Ramirez, R (1,5) OBP: 0.258, SLG: 0.331	3-3 K		3-2 F3		2-3 K			1-0 2B 2B		4	1	1	0	0	2	4																				
Mike Benjamin, R (1,6) OBP: 0.326, SLG: 0.419	3-2 FC6-5		3-1 F8			0-0 G5-3		0-0 G4-3 18 2B 2B		4	1	1	3	0	0	2																				
Jimmy Anderson, L (1,1) ERA: 6.14 Emil Brown, R (8,PH)	2-3 K		0-3 K			1-1 G1-3		2-3 K		3	0	0	0	0	2	2																				
Inning Stats	R: 4 E: 0 K: 2 S: 18	H: 3 LOB: 2 BB: 2 P: 36	R: 1 E: 2 K: 0 S: 11	H: 1 LOB: 0 BB: 0 P: 18	R: 1 E: 0 K: 1 S: 12	H: 1 LOB: 0 BB: 0 P: 18	R: 0 E: 0 K: 0 S: 7	H: 1 LOB: 0 BB: 0 P: 8	R: 0 E: 0 K: 2 S: 11	H: 1 LOB: 1 BB: 0 P: 21	R: 0 E: 0 K: 0 S: 6	H: 0 LOB: 1 BB: 1 P: 11	R: 0 E: 0 K: 0 S: 4	H: 0 LOB: 0 BB: 0 P: 7	R: 3 E: 0 K: 2 S: 19	H: 4 LOB: 1 BB: 0 P: 29		1B: 6 2B: 4 3B: 0 HR: 1	SF: 0 SAC: 0 DP: 1 HBP: 1	WP: 1 PA: 39 PB: 0 SB: 0 CS: 0																
PITCHER	IP	WLS	BF	H	R	ER	SO	BB	IBB	HBP	BLK	WP	HR	S	P	ERA	WHIP	PITCHER		IP	WLS	BF	H	R	ER	SO	BB	IBB	HBP	BLK	WP	HR	S	P	ERA	WHIP
Paul Byrd, R (1,1) ERA: 6.14	4.0	L	21	6	6	5	3	2	0	1	0	0	0	48	80	11.25	2.000																			
Bryan Ward, L (5,1) ERA: 2.33	3.0		11	1	0	0	2	1	0	0	0	1	0	21	39	0.00	0.667																			
Mark Holzemer, L (8,1) ERA: 4.97	1.0		7	4	3	3	2	0	0	0	0	0	0	19	29	27.00	4.000																			

AB	35
R	9
H	11
RBI	8
BB	3
SO	7
LOB	18



Batter	1	2	3	4	5	6	7	8	9	AB	R	H	RBI	BB	SO	LOB	TOP				
Kevin Sevcik, R (1, 8) OBP: 0.333, SLG: 0.341										3	0	0	0	1	1	1	Philadelphia Phillies @ Pittsburgh Pirates Three Rivers Stadium, Pittsburgh, PA Sat Jul 22 2000, 7:05 PM EDT Att: 28,485 - Overcast - 70 F				
Mickey Morandini, L (1, 4) OBP: 0.314, SLG: 0.303 23 Kevin Jordan, R (8, PH) OBP: 0.276, SLG: 0.332										2	0	1	0	0	0	0					
Bobby Abreu, L (1, 9) OBP: 0.412, SLG: 0.549										4	1	1	1	0	0	3					
Scott Rolen, R (1, 5) OBP: 0.370, SLG: 0.550										4	0	1	0	0	1	3					
Rico Brogna, L (1, 3) OBP: 0.283, SLG: 0.373										4	0	0	0	0	1	2					
Ron Gant, R (1, 7) OBP: 0.317, SLG: 0.473										4	0	0	0	0	1	1					
Gary Bennett, R (1, 2) OBP: 0.364, SLG: 0.556										2	0	1	0	1	0	0					
Desi Relaford, S (1, 6) OBP: 0.371, SLG: 0.339										3	0	0	0	0	0	2					
Robert Person, R (1, 1) OBP: 0.161, SLG: 0.207 Doug Glanville, R (8, PH) OBP: 0.299, SLG: 0.356 Ed Vosberg, L (8, 1) Chris Brock, R (8, 1) OBP: 0.222, SLG: 0.667										0	0	0	0	1	0	0					
Inning Stats	R: 0 E: 0 K: 1 S: 7	H: 0 LOB: 0 BB: 0 P: 12	R: 0 E: 0 K: 1 S: 10	H: 0 LOB: 0 BB: 0 P: 14	R: 0 E: 0 K: 0 S: 6	H: 0 LOB: 1 BB: 1 P: 12	R: 0 E: 0 K: 0 S: 11	H: 1 LOB: 1 BB: 0 P: 16	R: 0 E: 0 K: 0 S: 7	H: 0 LOB: 0 BB: 0 P: 9	R: 0 E: 0 K: 1 S: 8	H: 0 LOB: 0 BB: 2 P: 18	R: 0 E: 0 K: 0 S: 6	H: 1 LOB: 1 BB: 0 P: 7	R: 0 E: 0 K: 1 S: 7	H: 0 LOB: 0 BB: 0 P: 9		R: 1 E: 0 K: 1 S: 9	H: 2 LOB: 0 BB: 0 P: 15	1B: 3 2B: 0 3B: 0 HR: 1	SF: 0 SAC: 2 DP: 1 HBP: 0
PITCHER	IP	WLS	BF	H	R	ER	SO	BB	IBB	HBP	BLK	WP	HR	S	P	ERA	WHIP				
Bronson Arroyo, R (1, 1) ERA: 6.75 Jason Christiansen, L (8, 1) ERA: 3.44 Mike Williams, R (8, 1) ERA: 3.1	7.0	W	26	2	0	0	3	3	0	0	0	1	0	55	88	0.00	0.714				

Batter	1	2	3	4	5	6	7	8	9	AB	R	H	RBI	BB	SO	LOB	BOTTOM				
Warren Morris, L (1, 4) OBP: 0.335, SLG: 0.325										4	1	1	0	0	0	1	Philadelphia Phillies @ Pittsburgh Pirates Three Rivers Stadium, Pittsburgh, PA Sat Jul 22 2000, 7:05 PM EDT Att: 28,485 - Overcast - 70 F				
18 Jason Kendall, R (1, 2) OBP: 0.430, SLG: 0.478										4	0	0	0	0	0	2					
Wil Cordero, R (1, 7) OBP: 0.335, SLG: 0.517										3	0	0	0	1	1	0					
Brian Giles, L (1, 8) OBP: 0.413, SLG: 0.594										3	0	0	0	1	0	0					
John Vander Wal, L (1, 3) OBP: 0.394, SLG: 0.555										3	0	0	0	1	3	3					
Emil Brown, R (1, 9) OBP: 0.556, SLG: 0.500										2	1	2	1	2	0	0					
Aramis Ramirez, R (1, 5) OBP: 0.251, SLG: 0.323										4	0	0	0	0	0	7					
Mike Benjamin, R (1, 6) OBP: 0.331, SLG: 0.441										3	0	2	1	0	0	0					
Bronson Arroyo, R (1, 1) Bruce Aven, R (7, PH) OBP: 0.253, SLG: 0.429 Jason Christiansen, R (8, 1) Mike Williams, R (8, 1)										2	0	0	0	0	0	1					
Inning Stats	R: 0 E: 0 K: 0 S: 5	H: 0 LOB: 0 BB: 0 P: 8	R: 0 E: 0 K: 1 S: 13	H: 1 LOB: 1 BB: 0 P: 18	R: 0 E: 0 K: 0 S: 8	H: 1 LOB: 1 BB: 0 P: 13	R: 0 E: 0 K: 1 S: 10	H: 1 LOB: 2 BB: 1 P: 17	R: 0 E: 0 K: 0 S: 3	H: 0 LOB: 0 BB: 0 P: 6	R: 1 E: 0 K: 2 S: 14	H: 1 LOB: 1 BB: 1 P: 27	R: 1 E: 0 K: 1 S: 11	H: 1 LOB: 3 BB: 3 P: 30	1B: 2 2B: 2 3B: 1 HR: 0	SF: 0 SAC: 0 DP: 0 HBP: 0		WP: 0 PA: 34 PB: 0 SB: 1 CS: 0			
PITCHER	IP	WLS	BF	H	R	ER	SO	BB	IBB	HBP	BLK	WP	HR	S	P	ERA	WHIP				
Robert Person, R (1, 1) ERA: 3.03 Ed Vosberg, L (8, 1) ERA: 3.5 Chris Brock, R (8, 1) ERA: 4.03	7.0	L	27	4	1	1	4	2	0	0	0	0	0	7	22	13.50	4.500				

Batter	1	2	3	4	5	6	7	8	9	AB	R	H	RBI	BB	SO	LOB	TOP					
Doug Glanville, R OBP: 0.298, SLG: 0.355	1-0 G6-3	3-1 F9			1-1 CS			1-3 K		4	0	1	0	0	1	1	Philadelphia Phillies @ Pittsburgh Pirates Three Rivers Stadium, Pittsburgh, PA Sun Jul 23 2000, 1:35 PM EDT Att: 23,840 - Sunny - 75 F					
Mickey Morandini, L OBP: 0.310, SLG: 0.299	2-2 G4-3	0-2 F8			2-3 K			0-1 G3		4	0	0	0	0	1	2						
Bobby Abreu, L OBP: 0.411, SLG: 0.548	1-2 2B		0-3 K		1 SAFE CS	3-3 K		0-1 G4-3		4	0	1	0	0	2	0						
Scott Rolen, R OBP: 0.366, SLG: 0.542	1-2 G6-3		1-3 K			0-1 G6-3		1-1 F7		4	0	0	0	0	1	1						
Pat Burrell, R OBP: 0.341, SLG: 0.469		1-1 1B				0-3 K		0-0 F8		4	1	1	0	0	1	0						
Rico Brogna, L OBP: 0.283, SLG: 0.373		1B HR	1-2 G5-3							0	0	0	0	0	0	0						
Rob Ducey, L OBP: 0.320, SLG: 0.410		3-2 F8			3-1 G6-3			0-0 F8		4	0	0	0	0	0	1						
Kevin Seick, R OBP: 0.333, SLG: 0.341									1-0 L4	0	0	0	0	0	0	0						
Alex Arias, R OBP: 0.258, SLG: 0.306		1-2 S HR			1-1 P6			0-2 G6-3		3	1	1	0	0	0	0						
Tom Prince, R OBP: 0.295, SLG: 0.375		3-2 HR			1-0 F3			2-1 HR		3	2	2	4	0	0	0						
Curt Schilling, R OBP: 0.194, SLG: 0.200		1-1 WP 1B			1-1 G6-3			2-1 L8		3	0	1	0	0	0	0						
Inning Stats	R: 0 E: 0 K: 0 S: 10	H: 1 LOB: 1 BB: 0 P: 15	R: 3 E: 0 K: 0 S: 19	H: 4 LOB: 1 BB: 0 P: 31	R: 0 E: 0 K: 2 S: 11	H: 0 LOB: 0 BB: 0 P: 13	R: 0 E: 0 K: 0 S: 5	H: 0 LOB: 0 BB: 0 P: 10	R: 0 E: 0 K: 1 S: 7	H: 1 LOB: 0 BB: 0 P: 11	R: 0 E: 0 K: 2 S: 8	H: 0 LOB: 0 BB: 0 P: 11	R: 1 E: 0 K: 0 S: 8	H: 1 LOB: 0 BB: 0 P: 12	R: 0 E: 0 K: 1 S: 8	H: 0 LOB: 0 BB: 0 P: 9	R: 0 E: 0 K: 0 S: 4	H: 0 LOB: 0 BB: 0 P: 6	1B: 4 2B: 1 3B: 0 HR: 2	SF: 0 SAC: 0 DP: 0 HBP: 0	WP: 1 PB: 0 SB: 1 CS: 1	PA: 34
PITCHER	IP WLS BF H R ER SO BB IBB HBP BLK WP HR S P ERA WHIP	7.0 L 27 7 4 4 5 0 0 0 0 1 2 68 103 5.14 1.000	1.0 3 0 0 0 1 0 0 0 0 0 0 0 8 9 0.00 0.000	1.0 3 0 0 0 0 0 0 0 0 0 0 0 4 6 0.00 0.000											IP WLS BF H R ER SO BB IBB HBP BLK WP HR S P ERA WHIP							
Todd Ritchie, R ERA: 4.77											7.0 L 27 7 4 4 5 0 0 0 0 1 2 68 103 5.14 1.000											
Scott Sauerbeck, L ERA: 3.59											1.0 3 0 0 0 1 0 0 0 0 0 0 0 8 9 0.00 0.000											
Josias Manzanillo, R ERA: 3.14											1.0 3 0 0 0 0 0 0 0 0 0 0 0 4 6 0.00 0.000											

Batter	1	2	3	4	5	6	7	8	9	AB	R	H	RBI	BB	SO	LOB	BOTTOM					
Warren Morris, L OBP: 0.334, SLG: 0.324	1-0 F8		2-1 F8			1-0 FC6-4 1B		1-1 F7		4	0	1	0	0	0	1	Philadelphia Phillies @ Pittsburgh Pirates Three Rivers Stadium, Pittsburgh, PA Sun Jul 23 2000, 1:35 PM EDT Att: 23,840 - Sunny - 75 F					
18 Jason Kendall, R OBP: 0.428, SLG: 0.474	4-1 G6-4-3 BB				2-3 K	0-0 FC6-4 BB		0-1 L4		3	0	0	0	1	1	2						
Wil Cordero, R OBP: 0.334, SLG: 0.512	0-0 G6-4-3				0-1 P4	4-2 BB BB			0-1 G6-3	3	0	0	0	1	0	1						
Brian Giles, L OBP: 0.412, SLG: 0.589		1-2 F2			2-1 F7	4-0 BB BB			2-2 F8	3	0	0	1	1	0	0						
John Vander Wal, L OBP: 0.388, SLG: 0.544		0-0 G4-3			2-1 E7	1-3 K			1-2 F7	4	0	0	0	0	1	3						
Emil Brown, R OBP: 0.417, SLG: 0.333		1-0 F7			2-0 F9	2-3 K				3	0	0	0	0	1	0						
Aramis Ramirez, R OBP: 0.253, SLG: 0.323					1-0 1B	2-0 G5-3			1-3 K	3	0	1	0	0	1	0						
Mike Benjamin, R OBP: 0.326, SLG: 0.434					2-1 F9	2-3 K			2-1 F9	3	0	0	0	0	1	1						
Todd Ritchie, R OBP: 0.233, SLG: 0.256					2-3 K				0-2 G4-3	2	1	1	0	0	1	1						
Abraham Nunez, S OBP: 0.250, SLG: 0.217						18 FC6-4 1B BB				0	0	0	0	0	0	0						
Josias Manzanillo, R										0	0	0	0	0	0	0						
Inning Stats	R: 0 E: 0 K: 0 S: 3	H: 0 LOB: 0 BB: 1 P: 8	R: 0 E: 0 K: 0 S: 5	H: 0 LOB: 0 BB: 0 P: 7	R: 0 E: 0 K: 1 S: 8	H: 1 LOB: 1 BB: 0 P: 15	R: 0 E: 0 K: 1 S: 8	H: 0 LOB: 0 BB: 0 P: 12	R: 0 E: 0 K: 0 S: 4	H: 0 LOB: 0 BB: 0 P: 10	R: 1 E: 0 K: 2 S: 12	H: 2 LOB: 3 BB: 2 P: 24	R: 0 E: 0 K: 2 S: 10	H: 0 LOB: 0 BB: 0 P: 15	R: 0 E: 0 K: 0 S: 7	H: 0 LOB: 0 BB: 0 P: 8	R: 0 E: 0 K: 0 S: 8	H: 0 LOB: 0 BB: 0 P: 11	1B: 3 2B: 0 3B: 0 HR: 0	SF: 0 SAC: 0 DP: 1 HBP: 0	WP: 0 PB: 0 SB: 0 CS: 0	PA: 32
PITCHER	IP WLS BF H R ER SO BB IBB HBP BLK WP HR S P ERA WHIP	9.0 W 32 3 1 1 6 3 0 0 0 0 0 0 65 110 1.00 0.667											IP WLS BF H R ER SO BB IBB HBP BLK WP HR S P ERA WHIP									
Curt Schilling, R ERA: 3.91											9.0 W 32 3 1 1 6 3 0 0 0 0 0 0 65 110 1.00 0.667											



Batter	1	2	3	4	5	6	7	8	9	AB	R	H	RBI	BB	SO	LOB	TOP				
Marquis Grissom, R OBP: 0.277, SLG: 0.355	G6-3		K		E5		E9		G4-3	5	0	0	0	0	1	2					
Luis Lopez, S OBP: 0.325, SLG: 0.404	CS 1B		G3		F8		F7		SF8	4	0	1	1	0	0	3					
Geoff Jenkins, L OBP: 0.347, SLG: 0.562	K			G3		K		G6-3 1B	K	5	1	1	0	0	3	1					
Charlie Hayes, R OBP: 0.382, SLG: 0.428		K		WP BB		G6-3		G6-3 1B		3	0	1	0	1	1	0					
Jeromy Burnitz, L OBP: 0.334, SLG: 0.432		K		F8		1B BB		G6-3		3	0	0	0	1	1	3					
José Hernández, R OBP: 0.312, SLG: 0.399				F8		1B				3	0	2	1	1	0	1					
Tyler Houston, L OBP: 0.304, SLG: 0.500 Angel Echevarria, R OBP: 0.238, SLG: 0.250	F7				F8		K		K	3	0	0	0	0	1	3					
Raul Casanova, S OBP: 0.333, SLG: 0.403			S 1B		K		F7		2B BB	3	1	1	0	1	1	0					
Jimmy Haynes, R Ray King, L James Mouton, R Juan Acevedo, R David Weathers, R Chris Jones, R			K		E 2B		G5-3		G4-3 SF8 2B	2	1	1	0	0	1	1					
Inning Stats	R: 0 E: 0 K: 1 S: 8	H: 1 LOB: 1 BB: 0 P: 11	R: 0 E: 0 K: 2 S: 12	H: 0 LOB: 1 BB: 1 P: 20	R: 0 E: 0 K: 2 S: 12	H: 1 LOB: 1 BB: 0 P: 17	R: 0 E: 0 K: 0 S: 10	H: 0 LOB: 1 BB: 1 P: 17	R: 1 E: 1 K: 1 S: 14	H: 1 LOB: 2 BB: 1 P: 20	R: 0 E: 1 K: 0 S: 7	H: 0 LOB: 1 BB: 0 P: 8	R: 1 E: 0 K: 1 S: 9	H: 3 LOB: 1 BB: 0 P: 17	R: 2 E: 0 K: 1 S: 8	H: 1 LOB: 0 BB: 1 P: 14	1B: 6 2B: 3 3B: 0 HR: 0	SF: 1 SAC: 0 DP: 2 HBP: 0	WP: 1 PB: 0 CS: 1	PA: 39	
PITCHER	IP WLS BF H R ER SO BB IBB HBP BLK WP HR S P ERA WHIP	IP WLS BF H R ER SO BB IBB HBP BLK WP HR S P ERA WHIP	IP WLS BF H R ER SO BB IBB HBP BLK WP HR S P ERA WHIP	IP WLS BF H R ER SO BB IBB HBP BLK WP HR S P ERA WHIP	IP WLS BF H R ER SO BB IBB HBP BLK WP HR S P ERA WHIP	IP WLS BF H R ER SO BB IBB HBP BLK WP HR S P ERA WHIP	IP WLS BF H R ER SO BB IBB HBP BLK WP HR S P ERA WHIP	IP WLS BF H R ER SO BB IBB HBP BLK WP HR S P ERA WHIP	IP WLS BF H R ER SO BB IBB HBP BLK WP HR S P ERA WHIP	IP WLS BF H R ER SO BB IBB HBP BLK WP HR S P ERA WHIP	IP WLS BF H R ER SO BB IBB HBP BLK WP HR S P ERA WHIP	IP WLS BF H R ER SO BB IBB HBP BLK WP HR S P ERA WHIP	IP WLS BF H R ER SO BB IBB HBP BLK WP HR S P ERA WHIP	IP WLS BF H R ER SO BB IBB HBP BLK WP HR S P ERA WHIP	IP WLS BF H R ER SO BB IBB HBP BLK WP HR S P ERA WHIP	IP WLS BF H R ER SO BB IBB HBP BLK WP HR S P ERA WHIP	IP WLS BF H R ER SO BB IBB HBP BLK WP HR S P ERA WHIP	IP WLS BF H R ER SO BB IBB HBP BLK WP HR S P ERA WHIP	IP WLS BF H R ER SO BB IBB HBP BLK WP HR S P ERA WHIP	IP WLS BF H R ER SO BB IBB HBP BLK WP HR S P ERA WHIP	IP WLS BF H R ER SO BB IBB HBP BLK WP HR S P ERA WHIP

Milwaukee Brewers @ Pittsburgh Pirates
Three Rivers Stadium, Pittsburgh, PA
Wed Jul 26 2000, 7:05 PM EDT
Att: 20,421 - Overcast - 78 F

AB 34
R 4
H 8
RBI 3
BB 4
SO 10
LOB 15



Batter	1	2	3	4	5	6	7	8	9	AB	R	H	RBI	BB	SO	LOB	BOTTOM				
Warren Morris, L OBP: 0.332, SLG: 0.321	1B G5-3 F7-2		BB 1B	G4-1		F8				4	0	2	0	0	0	1					
18 Jason Kendall, R OBP: 0.424, SLG: 0.470	G5-3		K		G5-3		F8			4	0	0	0	0	1	3					
Wil Cordero, R OBP: 0.337, SLG: 0.509	1B		P4		G5-3		G4-6-3 1B			4	0	2	0	0	0	2					
Brian Giles, L OBP: 0.408, SLG: 0.578	F7-2		BB		F8		G4-6-3			3	0	0	0	1	0	3					
Kevin Young, R OBP: 0.308, SLG: 0.453		WP 2B	F8			1B E 1B		K		4	2	2	0	0	1	3					
John Vander Wal, L OBP: 0.385, SLG: 0.536 Mike Williams, R	K		HR 1B		P4		F7			4	1	1	0	0	1	1					
Aramis Ramirez, R OBP: 0.253, SLG: 0.337	G5-3		HR		F8		F8			4	1	1	2	0	0	1					
Pat Meares, R OBP: 0.291, SLG: 0.378	F8		K		E7 1B					3	1	1	0	0	1	0					
Jose Silva, R Scott Sauerbeck, R Josias Manzanillo, R Bruce Aven, R			BB 1B BB		K		1B			2	0	1	1	1	1	0					
Inning Stats	R: 0 E: 0 K: 0 S: 7	H: 2 LOB: 1 BB: 0 P: 10	R: 1 E: 0 K: 1 S: 11	H: 1 LOB: 0 BB: 0 P: 18	R: 0 E: 0 K: 1 S: 13	H: 1 LOB: 3 BB: 2 P: 27	R: 2 E: 0 K: 2 S: 12	H: 2 LOB: 0 BB: 0 P: 16	R: 0 E: 0 K: 0 S: 5	H: 0 LOB: 0 BB: 0 P: 8	R: 2 E: 1 K: 0 S: 12	H: 3 LOB: 1 BB: 0 P: 17	R: 0 E: 0 K: 0 S: 5	H: 1 LOB: 0 BB: 0 P: 7	R: 0 E: 0 K: 1 S: 8	H: 0 LOB: 0 BB: 0 P: 15	1B: 8 2B: 2 3B: 0 HR: 1	SF: 0 SAC: 0 DP: 2 HBP: 0	WP: 1 PB: 0 CS: 0	PA: 34	
PITCHER	IP WLS BF H R ER SO BB IBB HBP BLK WP HR S P ERA WHIP	IP WLS BF H R ER SO BB IBB HBP BLK WP HR S P ERA WHIP	IP WLS BF H R ER SO BB IBB HBP BLK WP HR S P ERA WHIP	IP WLS BF H R ER SO BB IBB HBP BLK WP HR S P ERA WHIP	IP WLS BF H R ER SO BB IBB HBP BLK WP HR S P ERA WHIP	IP WLS BF H R ER SO BB IBB HBP BLK WP HR S P ERA WHIP	IP WLS BF H R ER SO BB IBB HBP BLK WP HR S P ERA WHIP	IP WLS BF H R ER SO BB IBB HBP BLK WP HR S P ERA WHIP	IP WLS BF H R ER SO BB IBB HBP BLK WP HR S P ERA WHIP	IP WLS BF H R ER SO BB IBB HBP BLK WP HR S P ERA WHIP	IP WLS BF H R ER SO BB IBB HBP BLK WP HR S P ERA WHIP	IP WLS BF H R ER SO BB IBB HBP BLK WP HR S P ERA WHIP	IP WLS BF H R ER SO BB IBB HBP BLK WP HR S P ERA WHIP	IP WLS BF H R ER SO BB IBB HBP BLK WP HR S P ERA WHIP	IP WLS BF H R ER SO BB IBB HBP BLK WP HR S P ERA WHIP	IP WLS BF H R ER SO BB IBB HBP BLK WP HR S P ERA WHIP	IP WLS BF H R ER SO BB IBB HBP BLK WP HR S P ERA WHIP	IP WLS BF H R ER SO BB IBB HBP BLK WP HR S P ERA WHIP	IP WLS BF H R ER SO BB IBB HBP BLK WP HR S P ERA WHIP	IP WLS BF H R ER SO BB IBB HBP BLK WP HR S P ERA WHIP	IP WLS BF H R ER SO BB IBB HBP BLK WP HR S P ERA WHIP

Milwaukee Brewers @ Pittsburgh Pirates
Three Rivers Stadium, Pittsburgh, PA
Wed Jul 26 2000, 7:05 PM EDT
Att: 20,421 - Overcast - 78 F

AB 32
R 5
H 10
RBI 3
BB 2
SO 5
LOB 14



Batter	1	2	3	4	5	6	7	8	9	AB	R	H	RBI	BB	SO	LOB	TOP					
Ronnie Belliard, R OBP: 0.361, SLG: 0.403 (1, 4)										4	0	1	0	0	0	1	Milwaukee Brewers @ Pittsburgh Pirates Three Rivers Stadium, Pittsburgh, PA Thu Jul 27 2000, 7:05 PM EDT Att: 16,636 - Sunny - 88 F					
James Mouton, R OBP: 0.352, SLG: 0.317 (1, 8)										4	1	2	1	0	0	1						
Geoff Jenkins, L OBP: 0.346, SLG: 0.561 (1, 7)										4	1	1	1	0	0	2						
Charlie Hayes, R OBP: 0.377, SLG: 0.422 (1, 5)										4	0	0	0	0	2	1						
Angel Echevarria, R OBP: 0.250, SLG: 0.261 (1, 3)										3	0	1	1	0	0	0						
Tyler Houston, L OBP: 0.359, SLG: 0.521 (9, PH)										1	1	1	1	0	0	0						
José Hernández, R OBP: 0.312, SLG: 0.398 (1, 6)										4	0	1	0	0	0	1						
Chris Jones, R OBP: 0.287, SLG: 0.357 (1, 9)										4	0	0	0	0	0	2						
Bob Wickman, R (9, 1)										0	0	0	0	0	0	0						
Henry Blanco, R OBP: 0.325, SLG: 0.389 (1, 2)										3	1	2	0	0	1	0						
John Snyder, R OBP: 0.174, SLG: 0.143 (1, 1)										3	0	0	0	0	1	2						
Curt Leskanic, R (8, 1)										0	0	0	0	0	0	0						
Jeromy Burnitz, L OBP: 0.334, SLG: 0.432 (9, 9)										0	0	0	0	0	0	0						
Inning Stats	R: 0 E: 0 K: 0 S: 4	H: 1 LOB: 0 BB: 0 P: 5	R: 0 E: 0 K: 1 S: 8	H: 1 LOB: 1 BB: 0 P: 14	R: 0 E: 0 K: 2 S: 7	H: 0 LOB: 0 BB: 0 P: 11	R: 2 E: 0 K: 0 S: 12	H: 3 LOB: 1 BB: 0 P: 16	R: 1 E: 0 K: 1 S: 5	H: 2 LOB: 1 BB: 0 P: 7	R: 0 E: 0 K: 1 S: 9	H: 0 LOB: 0 BB: 0 P: 15	R: 0 E: 0 K: 0 S: 7	H: 1 LOB: 0 BB: 0 P: 12	R: 0 E: 0 K: 0 S: 7	H: 0 LOB: 0 BB: 0 P: 8	R: 1 E: 0 K: 0 S: 9	H: 1 LOB: 0 BB: 0 P: 15	1B: 7 2B: 1 3B: 0 HR: 1	SF: 0 SAC: 0 DP: 1 HBP: 0	WP: 0 PB: 0 CS: 1	PA: 34
PITCHER	IP	WLS	BF	H	R	ER	SO	BB	IBB	HBP	BLK	WP	HR	S	P	ERA	WHIP					
Jimmy Anderson, L ERA: 4.64	(1, 1)	8.0		30	8	3	3	4	0	0	0	0	0	59	88	3.38	1.000					
Josias Manzanillo, R ERA: 3.3	(9, 1)	1.0	L	4	1	1	1	0	0	0	0	0	1	9	15	9.00	1.000					

AB	34
R	4
H	9
RBI	4
BB	0
SO	4
LOB	10



Batter	1	2	3	4	5	6	7	8	9	AB	R	H	RBI	BB	SO	LOB	BOTTOM					
Warren Morris, L OBP: 0.333, SLG: 0.327 (1, 4)										3	1	1	0	1	2	0	Milwaukee Brewers @ Pittsburgh Pirates Three Rivers Stadium, Pittsburgh, PA Thu Jul 27 2000, 7:05 PM EDT Att: 16,636 - Sunny - 88 F					
18 Jason Kendall, R OBP: 0.422, SLG: 0.468 (1, 2)										4	1	1	1	0	1	1						
Wil Cordero, R OBP: 0.336, SLG: 0.506 (1, 7)										4	1	1	0	0	1	0						
Brian Giles, L OBP: 0.406, SLG: 0.575 (1, 8)										4	0	1	1	0	1	0						
Kevin Young, R OBP: 0.306, SLG: 0.449 (1, 3)										3	0	0	1	0	0	0						
Bruce Aven, R OBP: 0.282, SLG: 0.423 (1, 9)										4	0	1	0	0	1	1						
Aramis Ramirez, R OBP: 0.254, SLG: 0.337 (1, 5)										3	0	1	0	0	1	1						
Pat Meares, R OBP: 0.291, SLG: 0.377 (1, 6)										3	0	1	0	0	0	1						
Jimmy Anderson, L OBP: 0.103, SLG: 0.138 (1, 1)										3	0	0	0	0	0	1						
Josias Manzanillo, R (9, 1)										0	0	0	0	0	0	0						
Inning Stats	R: 3 E: 0 K: 1 S: 21	H: 4 LOB: 1 BB: 0 P: 33	R: 0 E: 0 K: 1 S: 10	H: 0 LOB: 0 BB: 0 P: 14	R: 0 E: 0 K: 1 S: 8	H: 0 LOB: 0 BB: 0 P: 12	R: 0 E: 0 K: 0 S: 8	H: 2 LOB: 1 BB: 0 P: 12	R: 0 E: 0 K: 1 S: 7	H: 0 LOB: 1 BB: 1 P: 14	R: 0 E: 0 K: 1 S: 10	H: 0 LOB: 0 BB: 0 P: 14	R: 0 E: 0 K: 1 S: 10	H: 1 LOB: 1 BB: 0 P: 13	R: 0 E: 0 K: 1 S: 7	H: 0 LOB: 0 BB: 0 P: 12	R: 0 E: 0 K: 0 S: 6	H: 0 LOB: 0 BB: 0 P: 7	1B: 6 2B: 1 3B: 1 HR: 0	SF: 1 SAC: 0 DP: 1 HBP: 0	WP: 0 PB: 0 CS: 2	PA: 33
PITCHER	IP	WLS	BF	H	R	ER	SO	BB	IBB	HBP	BLK	WP	HR	S	P	ERA	WHIP					
John Snyder, R ERA: 5.21	(1, 1)	7.0		27	7	3	3	6	1	0	0	0	0	74	112	3.86	1.143					
Curt Leskanic, R ERA: 3.04	(8, 1)	1.0	W	3	0	0	0	1	0	0	0	0	0	7	12	0.00	0.000					
Bob Wickman, R ERA: 2.93	(9, 1)	1.0	S	3	0	0	0	0	0	0	0	0	0	6	7	0.00	0.000					



Batter	1	2	3	4	5	6	7	8	9	AB	R	H	RBI	BB	SO	LOB	TOP																					
Eric Owens, R (1,9) OBP: 0.360, SLG: 0.389 29 Kory DeHaan, L (8,9) OBP: 0.247, SLG: 0.316	G1-3		G6-3			G5-3		FC1-6 WP		4	0	0	0	0	0	2	San Diego Padres @ Pittsburgh Pirates Three Rivers Stadium, Pittsburgh, PA Sat Jul 29 2000, 7:05 PM EDT Att: 30,118 - Overcast - 69 F																					
Al Martin, L (1,7) OBP: 0.359, SLG: 0.477	G4-3			G5-3						3	0	1	0	1	0																							
Ryan Klesko, L (1,3) OBP: 0.402, SLG: 0.610 Kevin Walker, L (8,1) OBP: 0.250, SLG: 0.250					1B			F8		4	1	2	0	0	0	3																						
Dave Magadan, L (1,5) OBP: 0.362, SLG: 0.321	G6-3									0	0	0	0	0	0																							
Bret Boone, R (1,4) OBP: 0.333, SLG: 0.452		K								4	0	0	0	0	1	2																						
Carlos Hernandez, R (1,2) OBP: 0.316, SLG: 0.340 Todd Erdos, R (7,1) Joe Vitello, R (8,3) OBP: 0.200, SLG: 0.400	G5-3									3	0	0	0	0	1	0																						
Ruben Rivera, R (1,8) OBP: 0.315, SLG: 0.443										2	1	0	0	1	1																							
Damian Jackson, R (1,6) OBP: 0.325, SLG: 0.338 Wiki Gonzalez, R (7,2) OBP: 0.277, SLG: 0.317										2	0	0	0	0	1	0																						
Brian Tolberg, R (1,1) Carlos Almanzar, R (5,1) 16 Kevin Nicholson, S (5,6) OBP: 0.267, SLG: 0.346										1	0	0	0	0	0	0																						
										2	0	1	0	0	0	0																						
Inning Stats	R: 0 E: 0 K: 0 S: 6	H: 1 LOB: 1 BB: 0 P: 9	R: 0 E: 0 K: 1 S: 11	H: 0 LOB: 0 BB: 0 P: 16	R: 0 E: 0 K: 0 S: 6	H: 0 LOB: 0 BB: 0 P: 8	R: 1 E: 0 K: 0 S: 12	H: 2 LOB: 0 BB: 0 P: 15	R: 0 E: 0 K: 3 S: 9	H: 0 LOB: 0 BB: 0 P: 13	R: 0 E: 0 K: 0 S: 7	H: 1 LOB: 1 BB: 0 P: 12	R: 0 E: 0 K: 1 S: 7	H: 0 LOB: 0 BB: 0 P: 11	R: 1 E: 0 K: 1 S: 13	H: 1 LOB: 2 BB: 2 P: 24	R: 0 E: 0 K: 0 S: 6	H: 1 LOB: 0 BB: 0 P: 10	1B: 4 2B: 2 3B: 0 HR: 0	SF: 0 SAC: 0 DP: 1 HBP: 0	WP: 1 PB: 0 SB: 0 CS: 1	PA: 34																
PITCHER	IP	WLS	BF	H	R	ER	SO	BB	IBB	HBP	BLK	WP	HR	S	P	ERA	WHIP	PITCHER				IP	WLS	BF	H	R	ER	SO	BB	IBB	HBP	BLK	WP	HR	S	P	ERA	WHIP
67 Francisco Cordova, R (1,1) ERA: 4.52	5.0	W	17	3	1	1	4	0	0	0	0	0	0	44	61	1.80	0.600																					
Chris Peters, L (6,1) ERA: 3.52	3.0		13	2	1	1	2	2	0	0	0	1	0	27	47	3.00	1.333																					
Scott Sauerbeck, L (9,1) ERA: 3.65	1.0		3	1	0	0	0	0	0	0	0	0	0	6	10	0.00	1.000																					

AB	31
R	2
H	6
RBI	1
BB	2
SO	6
LOB	9



Batter	1	2	3	4	5	6	7	8	9	AB	R	H	RBI	BB	SO	LOB	BOTTOM																					
Warren Morris, L (1,4) OBP: 0.333, SLG: 0.336										5	2	2	1	0	1	1	San Diego Padres @ Pittsburgh Pirates Three Rivers Stadium, Pittsburgh, PA Sat Jul 29 2000, 7:05 PM EDT Att: 30,118 - Overcast - 69 F																					
18 Jason Kendall, R (1,2) OBP: 0.427, SLG: 0.470										4	0	2	0	1	1	1																						
John Vander Wal, L (1,7) OBP: 0.367, SLG: 0.544 Bruce Aven, R (8,7) OBP: 0.285, SLG: 0.424										4	3	2	0	0	1	2																						
Brian Giles, L (1,8) OBP: 0.414, SLG: 0.586										5	2	5	2	0	0	0																						
Kevin Young, R (1,3) OBP: 0.311, SLG: 0.451										5	1	1	1	0	1	6																						
Aramis Ramirez, R (1,5) OBP: 0.274, SLG: 0.385										3	1	1	0	1	1	1																						
Emil Brown, R (1,9) OBP: 0.320, SLG: 0.571										4	1	1	2	0	0	3																						
Pat Meares, R (1,6) OBP: 0.285, SLG: 0.369 Chris Peters, L (6,1) OBP: 0.200, SLG: 0.200 Scott Sauerbeck, R (9,1)										3	0	0	0	0	0	1																						
67 Francisco Cordova, R (1,1) OBP: 0.171, SLG: 0.121 Mike Benjamin, R (6,6) OBP: 0.316, SLG: 0.419										2	0	1	1	0	1	0																						
										2	0	0	0	0	0	2																						
Inning Stats	R: 1 E: 0 K: 2 S: 14	H: 2 LOB: 1 BB: 0 P: 25	R: 1 E: 0 K: 0 S: 11	H: 2 LOB: 1 BB: 0 P: 16	R: 1 E: 0 K: 0 S: 10	H: 2 LOB: 1 BB: 0 P: 18	R: 2 E: 0 K: 1 S: 9	H: 3 LOB: 0 BB: 0 P: 14	R: 3 E: 1 K: 1 S: 10	H: 3 LOB: 0 BB: 0 P: 20	R: 0 E: 0 K: 0 S: 17	H: 0 LOB: 0 BB: 0 P: 20	R: 2 E: 0 K: 0 S: 12	H: 3 LOB: 2 BB: 1 P: 22	R: 0 E: 0 K: 2 S: 12	H: 1 LOB: 2 BB: 1 P: 21	1B: 11 2B: 3 3B: 0 HR: 2	SF: 0 SAC: 0 DP: 0 HBP: 0	WP: 0 PB: 0 SB: 0 CS: 0	PA: 42																		
PITCHER	IP	WLS	BF	H	R	ER	SO	BB	IBB	HBP	BLK	WP	HR	S	P	ERA	WHIP	PITCHER				IP	WLS	BF	H	R	ER	SO	BB	IBB	HBP	BLK	WP	HR	S	P	ERA	WHIP
Brian Tolberg, R (1,1) ERA: 3.28	4.0	L	23	12	8	7	3	0	0	0	0	0	0	24	81	15.75	3.000																					
Carlos Almanzar, R (5,1) ERA: 5.07	2.0		6	0	0	0	1	0	0	0	0	0	0	12	22	0.00	0.000																					
Todd Erdos, R (7,1) ERA: 4.99	1.0		7	3	2	2	0	1	0	0	0	0	0	12	22	18.00	4.000																					
Kevin Walker, L (8,1) ERA: 3.8	1.0		5	1	0	0	2	1	0	0	0	0	0	12	21	0.00	2.000																					

AB	39
R	10
H	16
RBI	8
BB	2
SO	6
LOB	18



Batter	1	2	3	4	5	6	7	8	9	AB	R	H	RBI	BB	SO	LOB	TOP								
Eric Owens, R OBP: 0.361, SLG: 0.395 (1, 9)	G4-3		F9		1B		1B	G4-6-3		5	2	2	0	0	0	2	San Diego Padres @ Pittsburgh Pirates Three Rivers Stadium, Pittsburgh, PA Sun Jul 30 2000, 1:35 PM EDT Att: 19,680 - Overcast - 83 F								
Al Martin, L OBP: 0.360, SLG: 0.474 (1, 7)	G4-3		FC6-4 WP		1B		1B	K		4	2	1	0	1	1	2									
Ryan Klesko, L OBP: 0.402, SLG: 0.604 (1, 3)	F9		1-2		1B		L4			3	0	0	0	2	1	2									
Phil Nevin, R OBP: 0.347, SLG: 0.506 (1, 5)		K	K		1B		1B	HR		5	2	3	4	0	2	2									
Bret Boone, R OBP: 0.336, SLG: 0.451 (1, 4)		2B			G6-3		G6-4-3	1B		3	2	1	0	2	0	2									
Ben Davis, S OBP: 0.170, SLG: 0.240 (1, 2)	K				1B		F8			5	0	2	0	0	2	4									
Ruben Rivera, R OBP: 0.316, SLG: 0.457 (1, 8)		2B			F8		G6-3	HR		5	1	2	5	0	0	3									
16 Kevin Nicholson, S OBP: 0.267, SLG: 0.341 (8, 1)					K			G3		4	0	1	0	0	2	2									
Kevin Walker, L OBP: 0.250, SLG: 0.250 (8, 1)	K									0	0	0	0	0	0	0									
Donne Wall, R (8, 1)										0	0	0	0	0	0	0									
Dave Magadan, L OBP: 0.316, SLG: 0.316 (9, PH)										1	0	0	0	0	0	2									
Trevor Hoffman, R (9, 1)										0	0	0	0	0	0	0									
Brian Meadows, R OBP: 0.156, SLG: 0.156 (8, 1)										3	0	1	0	0	0	1									
Matt Whiteside, R OBP: 0.156, SLG: 0.156 (8, 1)										0	0	0	0	0	0	0									
29 Kory DeHaan, L OBP: 0.247, SLG: 0.316 (8, PH)										0	0	0	0	0	0	0									
Joe Vitiello, L OBP: 0.156, SLG: 0.156 (8, PH)										1	0	1	0	0	0	0									
Damian Jackson, R OBP: 0.156, SLG: 0.156 (8, PH)										0	0	0	0	0	0	0									
Damian Jackson, R OBP: 0.156, SLG: 0.156 (8, PH)										0	0	0	0	0	0	0									
Inning Stats	R: 0 E: 0 K: 0 S: 8	H: 0 LOB: 0 BB: 0 P: 15	R: 1 E: 0 K: 3 S: 11	H: 1 LOB: 1 BB: 1 P: 20	R: 0 E: 0 K: 1 S: 11	H: 1 LOB: 2 BB: 1 P: 20	R: 0 E: 0 K: 1 S: 13	H: 1 LOB: 1 BB: 0 P: 16	R: 2 E: 0 K: 0 S: 15	H: 2 LOB: 1 BB: 2 P: 28	R: 0 E: 0 K: 0 S: 12	H: 1 LOB: 1 BB: 0 P: 18	R: 5 E: 0 K: 1 S: 15	H: 4 LOB: 0 BB: 1 P: 24	R: 0 E: 0 K: 1 S: 7	H: 1 LOB: 2 BB: 0 P: 14	R: 1 E: 0 K: 1 S: 13	H: 3 LOB: 2 BB: 0 P: 17	1B: 10 2B: 1 3B: 1 HR: 2	SF: 0 SAC: 0 DP: 2 HBP: 0	WP: 2 PB: 0 SB: 0 CS: 0	PA: 44			
PITCHER	IP	WLS	BF	H	R	ER	SO	BB	IBB	HBP	BLK	WP	HR	S	P	ERA	WHIP								
Kris Benson, R ERA: 3.43 (1, 1)	6.0		27	6	3	3	5	3	1	0	0	2	0	70	117	4.50	1.500								
Jason Christiansen, L ERA: 4.97 (7, 1)	0.1	B	5	3	4	4	0	1	0	0	0	0	0	6	13	108.00	12.000								
Josias Manzanillo, R ERA: 3.52 (7, 1)	0.2		3	1	1	1	1	0	0	0	0	0	1	9	11	13.50	1.500								
Scott Sauerbeck, L ERA: 3.55 (8, 1)	1.1		4	1	0	0	2	0	0	0	0	0	0	10	18	0.00	0.750								
Marc Wilkins, R ERA: 5.33 (9, 1)	0.2	L	5	3	1	1	0	0	0	0	0	0	1	10	13	13.50	4.500								

AB	39
R	9
H	14
RBI	9
BB	5
SO	8
LOB	22



Batter	1	2	3	4	5	6	7	8	9	AB	R	H	RBI	BB	SO	LOB	BOTTOM								
Warren Morris, L OBP: 0.332, SLG: 0.332 (1, 4)	F7						F9			4	0	0	0	1	0	1	San Diego Padres @ Pittsburgh Pirates Three Rivers Stadium, Pittsburgh, PA Sun Jul 30 2000, 1:35 PM EDT Att: 19,680 - Overcast - 83 F								
Scott Sauerbeck, R (8, 1)										0	0	0	0	0	0	0									
Luis Sojo, R OBP: 0.317, SLG: 0.418 (9, 5)										0	0	0	0	0	0	0									
Pat Meares, R OBP: 0.287, SLG: 0.371 (1, 6)	G1-3	F8						P4		4	2	1	0	0	0	2									
John Vander Wal, L OBP: 0.394, SLG: 0.567 (1, 3)	1B		L4							5	3	4	2	0	0	0									
Brian Giles, L OBP: 0.416, SLG: 0.593 (1, 8)	1B		F7							4	1	2	1	1	0	2									
Aramis Ramirez, R OBP: 0.282, SLG: 0.388 (1, 5)										4	1	2	2	1	1	2									
Marc Wilkins, R (9, 1)			K							0	0	0	0	0	0	0									
Alex Ramirez, R OBP: 0.314, SLG: 0.470 (1, 9)										3	0	0	0	1	0	3									
Jason Christiansen, R ERA: 4.14 (7, 1)										0	0	0	0	0	0	0									
Josias Manzanillo, R ERA: 3.77 (7, 1)										0	0	0	0	0	0	0									
Mike Benjamin, R OBP: 0.314, SLG: 0.417 (8, 4)										1	0	0	0	0	0	0									
Emil Brown, R OBP: 0.333, SLG: 0.538 (7, 9)			F9							5	1	2	2	0	1	1									
Keith Osik, R OBP: 0.378, SLG: 0.550 (1, 2)										4	0	1	1	0	0	2									
18 Jason Kendall, R OBP: 0.426, SLG: 0.468 (9, PH)										1	0	0	0	0	0	0									
Kris Benson, R OBP: 0.234, SLG: 0.190 (1, 1)										3	0	1	0	0	0	3									
Bruce Aven, R OBP: 0.283, SLG: 0.421 (7, 7)										1	0	0	0	0	0	0									
Inning Stats	R: 1 E: 0 K: 0 S: 13	H: 2 LOB: 2 BB: 1 P: 20	R: 0 E: 0 K: 0 S: 9	H: 1 LOB: 1 BB: 1 P: 13	R: 0 E: 0 K: 1 S: 5	H: 0 LOB: 0 BB: 0 P: 9	R: 1 E: 0 K: 0 S: 9	H: 2 LOB: 1 BB: 0 P: 18	R: 3 E: 0 K: 0 S: 13	H: 4 LOB: 2 BB: 1 P: 26	R: 3 E: 0 K: 0 S: 18	H: 2 LOB: 1 BB: 1 P: 31	R: 0 E: 0 K: 0 S: 6	H: 0 LOB: 0 BB: 0 P: 7	R: 0 E: 0 K: 0 S: 11	H: 2 LOB: 1 BB: 0 P: 16	R: 0 E: 0 K: 1 S: 5	H: 0 LOB: 0 BB: 0 P: 6	1B: 7 2B: 4 3B: 0 HR: 2	SF: 0 SAC: 0 DP: 1 HBP: 1	WP: 0 PB: 0 SB: 0 CS: 0	PA: 44			
PITCHER	IP	WLS	BF	H	R	ER	SO	BB	IBB	HBP	BLK	WP	HR	S	P	ERA	WHIP								
Brian Meadows, R ERA: 5.34 (1, 1)	5.1		31	11	8	8	1	1	2	1	0	0	0	14	22	0.00	0.600								
Matt Whiteside, R ERA: 4.14 (6, 1)	1.2		6	0	0	0	0	1	0	0	0	0	0	8	12	0.00	6.000								
Kevin Walker, L ERA: 3.77 (8, 1)	0.1		3	2	0	0	0	0	0	0	0	0	0	3	4	0.00	0.000								
Donne Wall, R ERA: 2.88 (8, 1)	0.2	W	1	0	0	0	0	0	0	0	0	0	0	5	6	0.00	0.000								
Trevor Hoffman, R ERA: 4.03 (9, 1)	1.0	S	3	0	0	0	1	0	0	0	0	0	0	5	6	0.00	0.000								



Batter	1	2	3	4	5	6	7	8	9	AB	R	H	RBI	BB	SO	LOB	TOP										
22 Devon White, S OBP: 0.316, SLG: 0.382	G3		G6-3		K			F8		4	0	0	0	0	1	1	Los Angeles Dodgers @ Pittsburgh Pirates Three Rivers Stadium, Pittsburgh, PA Tue Aug 01 2000, 5:05 PM EDT Cloudy - 84 F livebaseballscorecards.com										
Mark Grudzielanek, R OBP: 0.345, SLG: 0.408	G1-3		L3			G6-3		1B		4	0	1	0	0	0	1											
Gary Sheffield, R OBP: 0.460, SLG: 0.688 Tom Goodwin, L OBP: 0.368, SLG: 0.394	G6-3			1B	2B		2B	L8		4	0	2	0	0	0	1											
Eric Karros, R OBP: 0.354, SLG: 0.523		G6-3		G5-3		K		P3		4	0	0	0	0	1	3											
Shawn Green, L OBP: 0.387, SLG: 0.497		K		FC6-4	1B		G3		K	4	0	1	0	0	2	1											
Adrián Beltré, R OBP: 0.326, SLG: 0.422		FC5-4	BB		K		E3	G6-4-3	G1-3	3	0	1	0	1	1	2											
Chad Kreuter, S OBP: 0.428, SLG: 0.423	FC5-4		FC6-4			G6-4-3			G1-3	4	0	0	0	0	0	5											
Kevin Elster, R OBP: 0.328, SLG: 0.429			SH1-4		P4				G5-3	3	0	1	0	1	0	1											
Carlos Perez, L OBP: 0.056, SLG: 0.139 Chris Donnels, L OBP: 0.333, SLG: 0.556 Matt Herges, L OBP: 0.337, SLG: 0.280 Jim Leyritz, R OBP: 0.337, SLG: 0.280 Gregg Olson, R OBP: 0.337, SLG: 0.280			SH1-4		G3-1		F9			0	0	0	0	0	0	0											
Inning Stats	R: 0 E: 0 K: 0 S: 5	H: 0 LOB: 0 BB: 0 P: 10	R: 0 E: 0 K: 1 S: 9	H: 0 LOB: 1 BB: 1 P: 17	R: 0 E: 0 K: 0 S: 7	H: 1 LOB: 1 BB: 0 P: 13	R: 0 E: 0 K: 1 S: 12	H: 2 LOB: 2 BB: 0 P: 22	R: 0 E: 0 K: 1 S: 11	H: 0 LOB: 0 BB: 0 P: 16	R: 0 E: 0 K: 1 S: 10	H: 1 LOB: 1 BB: 0 P: 13	R: 0 E: 1 K: 0 S: 7	H: 0 LOB: 1 BB: 1 P: 15	R: 0 E: 0 K: 0 S: 8	H: 1 LOB: 1 BB: 0 P: 17		R: 0 E: 0 K: 1 S: 10	H: 1 LOB: 1 BB: 0 P: 18	1B: 4 2B: 2 3B: 0 HR: 0	SF: 0 SAC: 1 DP: 1 HBP: 0	WP: 0 PB: 0 SB: 0 CS: 0	PA: 35				
PITCHER	IP	WLS	BF	H	R	ER	SO	BB	IBB	HBP	BLK	WP	HR	S	P	ERA	WHIP										
Jimmy Anderson, L ERA: 4.24	(1, 1)	8.0	W	31	5	0	4	2	0	0	0	0	0	69	123	0.00	0.875										
Scott Sauerbeck, L ERA: 3.51	(9, 1)	0.2		3	1	0	1	0	0	0	0	0	0	6	12	0.00	1.500										
Marc Wilkins, R ERA: 5.26	(9, 1)	0.1		1	0	0	0	0	0	0	0	0	0	4	6	0.00	0.000										

Batter	1	2	3	4	5	6	7	8	9	AB	R	H	RBI	BB	SO	LOB	BOTTOM										
Mike Benjamin, R OBP: 0.316, SLG: 0.413	G5-3	G5-3		18 WP		18 FC4-6		K		4	1	1	1	0	1	3	Los Angeles Dodgers @ Pittsburgh Pirates Three Rivers Stadium, Pittsburgh, PA Tue Aug 01 2000, 5:05 PM EDT Cloudy - 84 F livebaseballscorecards.com										
18 Jason Kendall, R OBP: 0.426, SLG: 0.470	1B		G3	1B	F9	FC4-6		F8		5	2	2	0	0	0	5											
Alex Ramirez, R OBP: 0.312, SLG: 0.471	F9		G3			K				4	0	1	2	0	1	4											
Kevin Young, R OBP: 0.310, SLG: 0.448	FC4-6		F9	G5-3		P6				4	0	1	1	0	0	2											
Emil Brown, R OBP: 0.324, SLG: 0.500	FC4-6				G6-3		K			4	0	1	1	0	1	1											
Bruce Aven, R OBP: 0.282, SLG: 0.438		G4-3	F3		G5-3		HR			4	1	1	1	0	0	1											
Luis Sojo, R OBP: 0.321, SLG: 0.425				WP	G5-3		F8			4	1	2	0	0	0	0											
Pat Meares, R OBP: 0.292, SLG: 0.373		SH5-4		F8		18 FC4-6	SH5-4			3	0	2	0	1	0	1											
Jimmy Anderson, L OBP: 0.133, SLG: 0.167 Warren Morris, L OBP: 0.331, SLG: 0.331 Scott Sauerbeck, R OBP: 0.331, SLG: 0.331 Marc Wilkins, R OBP: 0.331, SLG: 0.331		SH5-4		18 WP		SH5-4		F7		1	1	1	0	0	0	0											
Inning Stats	R: 1 E: 0 K: 0 S: 12	H: 2 LOB: 1 BB: 0 P: 16	R: 0 E: 0 K: 0 S: 8	H: 1 LOB: 2 BB: 1 P: 16	R: 1 E: 0 K: 0 S: 10	H: 2 LOB: 1 BB: 0 P: 10	R: 3 E: 0 K: 0 S: 19	H: 4 LOB: 1 BB: 0 P: 26	R: 0 E: 0 K: 1 S: 17	H: 1 LOB: 2 BB: 0 P: 21	R: 1 E: 0 K: 0 S: 10	H: 1 LOB: 0 BB: 0 P: 16	R: 0 E: 0 K: 1 S: 12	H: 1 LOB: 1 BB: 0 P: 17	1B: 8 2B: 3 3B: 0 HR: 1	SF: 0 SAC: 2 DP: 0 HBP: 1		WP: 2 PB: 0 SB: 1 CS: 0	PA: 38								
PITCHER	IP	WLS	BF	H	R	ER	SO	BB	IBB	HBP	BLK	WP	HR	S	P	ERA	WHIP										
Carlos Perez, L ERA: 5.67	(1, 1)	4.0	L	22	9	5	5	0	1	0	0	0	0	22	30	0.00	0.500										
Matt Herges, R ERA: 3.05	(5, 1)	2.0		8	1	0	0	1	0	0	1	0	0	22	30	0.00	0.500										
Gregg Olson, R ERA: 6.75	(7, 1)	2.0		8	2	1	1	2	0	0	0	0	1	22	33	4.50	1.000										

Batter	1	2	3	4	5	6	7	8	9	AB	R	H	RBI	BB	SO	LOB	TOP					
Tom Goodwin, L OBP: 0.366, SLG: 0.389										4	0	0	0	1	3	1	Los Angeles Dodgers @ Pittsburgh Pirates Three Rivers Stadium, Pittsburgh, PA Tue Aug 01 2000, 8:43 PM EDT Att: 21,028 - Sunny - 84 F livebaseballscorecards.com					
Mark Grudzielanek, R OBP: 0.366, SLG: 0.408										5	0	2	0	0	1	3						
Gary Sheffield, R OBP: 0.651, SLG: 0.681 Jeff Shaw, R										5	0	1	0	0	2	5						
Shawn Green, L OBP: 0.389, SLG: 0.495										2	1	0	0	2	0	1						
Eric Karros, R OBP: 0.350, SLG: 0.517										5	0	0	0	0	1	5						
Todd Hundley, S OBP: 0.415, SLG: 0.690										3	2	1	0	1	0	1						
Adrián Beltré, R OBP: 0.331, SLG: 0.437										3	2	2	3	1	0	0						
Alex Cora, L OBP: 0.323, SLG: 0.426										3	0	1	2	0	0	0						
Ismael Valdez, R OBP: 0.313, SLG: 0.400 Chris Donnels, L OBP: 0.300, SLG: 0.500 Antonio Osuna, R										1	0	0	0	0	1	0						
Jim Leyritz, R OBP: 0.340, SLG: 0.280 Matt Herge, L OBP: 0.192, SLG: 0.500 Dave Hansen, L OBP: 0.192, SLG: 0.500 Terry Adams, R OBP: 0.192, SLG: 0.500 22 Devon White, S OBP: 0.192, SLG: 0.500										1	0	0	0	0	0	0						
Inning Stats	R: 0 E: 0 K: 3 S: 10	H: 1 LOB: 2 BB: 1 P: 21	R: 0 E: 0 K: 0 S: 10	H: 0 LOB: 0 BB: 0 P: 17	R: 0 E: 0 K: 1 S: 10	H: 1 LOB: 1 BB: 0 P: 11	R: 2 E: 0 K: 0 S: 12	H: 1 LOB: 0 BB: 1 P: 22	R: 0 E: 0 K: 1 S: 6	H: 0 LOB: 0 BB: 0 P: 12	R: 0 E: 0 K: 0 S: 9	H: 1 LOB: 1 BB: 0 P: 15	R: 0 E: 0 K: 2 S: 14	H: 0 LOB: 3 BB: 3 P: 30	R: 3 E: 0 K: 1 S: 13	H: 3 LOB: 1 BB: 1 P: 22	R: 0 E: 0 K: 0 S: 6	H: 0 LOB: 1 BB: 0 P: 11	1B: 4 2B: 1 3B: 1 HR: 1	SF: 0 SAC: 1 DP: 0 HBP: 1	WP: 0 PB: 0 SB: 0 CS: 0	PA: 41
PITCHER	IP WLS BF H R ER SO BB IBB HBP BLK WP HR S P ERA WHIP																					
Bronson Arroyo, R ERA: 5.91	(1, 1) 6.0 24 4 2 2 5 2 0 0 0 0 0 1 57 98 3.00 1.000																					
Chris Peters, L ERA: 3.47	(7, 1) 0.1 H 4 0 0 0 0 3 0 0 0 0 0 0 8 20 0.00 0.000																					
Josias Manzanillo, R ERA: 3.45	(7, 1) 0.2 H 2 0 0 0 2 0 0 0 0 0 0 0 6 10 0.00 0.000																					
Marc Wilkins, R ERA: 5.88	(8, 1) 0.1 L 3 1 2 2 0 1 0 0 0 0 0 0 3 7 54.00 6.000																					
Mike Williams, R ERA: 3.45	(8, 1) 1.2 B 8 2 1 1 1 0 0 0 1 0 0 0 0 16 26 5.40 1.200																					

Batter	1	2	3	4	5	6	7	8	9	AB	R	H	RBI	BB	SO	LOB	BOTTOM					
Warren Morris, L OBP: 0.330, SLG: 0.333										4	1	1	0	0	1	1	Los Angeles Dodgers @ Pittsburgh Pirates Three Rivers Stadium, Pittsburgh, PA Tue Aug 01 2000, 8:43 PM EDT Att: 21,028 - Sunny - 84 F livebaseballscorecards.com					
Enrique Wilson, S OBP: 0.354, SLG: 0.467										5	1	1	1	0	1	2						
John Vander Wal, L OBP: 0.398, SLG: 0.576										3	1	1	2	2	0	0						
Brian Giles, L OBP: 0.418, SLG: 0.595										4	0	2	0	1	0	2						
Aramis Ramirez, R OBP: 0.286, SLG: 0.390										4	0	2	0	0	1	1						
Alex Ramirez, R OBP: 0.318, SLG: 0.463										2	0	0	0	2	1	3						
Emil Brown, R OBP: 0.289, SLG: 0.441 Marc Wilkins, R Mike Williams, R										4	0	0	0	0	3	7						
Keith Osik, R OBP: 0.367, SLG: 0.512									3	0	0	0	1	0	5							
Bronson Arroyo, R OBP: 0.133, SLG: 0.267 Luis Sojo, R OBP: 0.324, SLG: 0.429 Chris Peters, L OBP: 0.280, SLG: 0.200 Josias Manzanillo, R Bruce Aven, R OBP: 0.290, SLG: 0.434									2	0	0	0	0	2	1							
Inning Stats	R: 2 E: 0 K: 2 S: 24	H: 3 LOB: 2 BB: 1 P: 35	R: 0 E: 0 K: 1 S: 5	H: 0 LOB: 0 BB: 0 P: 6	R: 0 E: 0 K: 2 S: 11	H: 1 LOB: 2 BB: 1 P: 18	R: 0 E: 0 K: 3 S: 9	H: 0 LOB: 1 BB: 1 P: 16	R: 1 E: 0 K: 1 S: 15	H: 2 LOB: 3 BB: 2 P: 26	R: 0 E: 0 K: 1 S: 8	H: 1 LOB: 2 BB: 1 P: 16	R: 0 E: 1 K: 0 S: 10	H: 1 LOB: 0 BB: 0 P: 17	R: 0 E: 0 K: 1 S: 8	H: 0 LOB: 0 BB: 0 P: 12		R: 0 E: 0 K: 1 S: 13	H: 0 LOB: 0 BB: 0 P: 20	1B: 4 2B: 2 3B: 0 HR: 2	SF: 0 SAC: 2 DP: 1 HBP: 0	WP: 0 PB: 0 SB: 1 CS: 0
PITCHER	IP WLS BF H R ER SO BB IBB HBP BLK WP HR S P ERA WHIP																					
Ismael Valdez, R ERA: 5.32	(1, 1) 4.0 19 4 2 2 2 3 0 0 0 0 0 1 23 42 4.50 3.000																					
Antonio Osuna, R ERA: 3.18	(5, 1) 2.0 12 3 1 1 2 3 0 0 0 0 0 1 23 42 4.50 3.000																					
Matt Herge, R ERA: 3.0	(7, 1) 1.0 W 4 1 0 0 0 0 0 0 0 0 0 0 10 17 0.00 1.000																					
Terry Adams, R ERA: 2.93	(8, 1) 1.0 H 3 0 0 0 1 0 0 0 0 0 0 0 8 12 0.00 0.000																					
Jeff Shaw, R ERA: 6.06	(9, 1) 1.0 S 3 0 0 0 1 0 0 0 0 0 0 0 0 13 20 0.00 0.000																					

Batter	1	2	3	4	5	6	7	8	9	AB R H RBI BB SO LOB	TOP									
Warren Morris, L OBP: 0.334, SLG: 0.338 (1, 4)	2-2 WP 18 HBP SF9 1B	2-2 18 1B			0-0 18 BB 1B		0-1 G5-3 2		0-0 F9 2	5 1 3 0 0 0 0	Pittsburgh Pirates @ San Francisco Giants PacBell Park, San Francisco, CA Thu Aug 03 2000, 10:15 PM EDT Att: 40,930 - Sunny - 67 F									
18 Jason Kendall, R OBP: 0.425, SLG: 0.465 (1, 2)	1-2 BB WP HBP 1B	2-2 1B			4-2 1B		2-2 1B	2-3 K2-3 3	3 0 2 0 1 1 0											
John Vander Wal, L OBP: 0.397, SLG: 0.564 (1, 7)	4-1 BB 1B	1-3 K			2-3 K		1-2 G1-3 3		3 0 0 0 1 2 5											
Brian Giles, L OBP: 0.415, SLG: 0.594 Emil Brown, R OBP: 0.299, SLG: 0.441 (8, 8)	3-3 K		0-1 F7 1		0-2 F7 2			1-3 K 1	4 0 0 0 0 2 5 0 0 0 0 0 0 0											
Kevin Young, R OBP: 0.308, SLG: 0.448 (1, 3)	1-2 SF9 2		0-1 F9 2		3-3 K 3			0-0 G6-3 2	3 0 0 1 0 1 2											
Aramis Ramirez, R OBP: 0.290, SLG: 0.392 (1, 5)	3-H 4-1 1B		0-1 L6 3		0-0 F7 1			2-0 1B 2	3 0 1 0 1 0 0											
Alex Ramirez, R OBP: 0.314, SLG: 0.473 (1, 9)	1-3 K 3			0-3 K 1		1-1 F8 2		1-3 K 3	4 0 0 0 0 3 4											
Pat Meares, R OBP: 0.292, SLG: 0.381 (1, 6)		1-1 G6-3 1		0-3 K 2		0-3 K 3		3-1 HR 1	4 1 1 1 0 2 0											
67 Francisco Cordova, R OBP: 0.162, SLG: 0.114 Marc Wilkins, R OBP: 0.346, SLG: 0.457 Enrique Wilson, S OBP: 0.346, SLG: 0.457 Scott Sauerbeck, L OBP: 0.346, SLG: 0.457 Mike Williams, R OBP: 0.346, SLG: 0.457 Bruce Aven, R OBP: 0.278, SLG: 0.429 (11, 1) (4, 1) (7, PH) (7, 1) (8, 1) (8, PH)		1-3 K 2		1-2 G1-5-3 3			2-3 K 1	0-0 F8 1	2 0 0 0 0 1 0 0 0 0 0 0 0 0 1 0 0 0 0 0 1 0 0 0 0 0 0 0 0 0 0 0 0 0 0 0 0 0 1 0 0 0 0 0 0 0											
Inning Stats	R: 1 E: 0 K: 2 S: 16	H: 1 LOB: 3 BB: 2 P: 32	R: 0 E: 0 K: 2 S: 20	H: 2 LOB: 2 BB: 0 P: 27	R: 0 E: 0 K: 0 S: 6	H: 0 LOB: 0 BB: 0 P: 6	R: 0 E: 0 K: 2 S: 11	H: 1 LOB: 2 BB: 1 P: 12	R: 0 E: 0 K: 1 S: 7	H: 0 LOB: 0 BB: 0 P: 8		R: 0 E: 0 K: 1 S: 11	H: 1 LOB: 1 BB: 0 P: 16	R: 0 E: 0 K: 2 S: 8	H: 1 LOB: 1 BB: 0 P: 12	R: 1 E: 0 K: 1 S: 7	H: 1 LOB: 0 BB: 0 P: 12	1B: 6 2B: 0 3B: 0 HR: 1	SF: 1 SAC: 0 DP: 0 HBP: 1	WP: 1 PB: 0 SB: 0 CS: 0
PITCHER	IP WLS BF H R ER SO BB IBB HBP BLK WP HR S P ERA WHIP	PITCHER IP WLS BF H R ER SO BB IBB HBP BLK WP HR S P ERA WHIP																		
Russ Ortiz, R ERA: 6.19 (1, 1)	6.2 W 29 5 1 1 10 3 0 1 0 1 0 82 120 1.35 1.200																			
Aaron Fultz, L ERA: 8.1 (7, 1)	1.1 5 1 0 0 2 0 0 0 0 0 0 0 11 16 0.00 0.750																			
Miguel Del Toro, R ERA: 3.0 (9, 1)	1.0 4 1 1 1 1 0 0 0 0 0 0 1 7 12 9.00 1.000																			

AB 33
R 2
H 7
RBI 2
BB 3
SO 13
LOB 16



Batter	1	2	3	4	5	6	7	8	9	AB R H RBI BB SO LOB	BOTTOM									
Marvin Benard, L OBP: 0.337, SLG: 0.398 (1, 8) (9, 7)	1-1 HR 2B	0-0 G1-3 3		1-2 G3 2B 2B		4-2 BB SF8 BB	1-3 K 2			4 3 2 0 1 1 2	Pittsburgh Pirates @ San Francisco Giants PacBell Park, San Francisco, CA Thu Aug 03 2000, 10:15 PM EDT Att: 40,930 - Sunny - 67 F									
Bill Mueller, S OBP: 0.322, SLG: 0.371 (1, 5)	2-3 K 1		0-1 2B 1B	0-1 G3 1		4-2 FC4-6 BB 1B	1-2 F7 3			4 1 1 0 1 1 2										
Barry Bonds, L OBP: 0.426, SLG: 0.695 Felipe Crespo, S OBP: 0.333, SLG: 0.415 (1, 7) (8, 7) (9, 3)	2-3 K 2		0-0 2B 1B	4-0 2B IBB		0-0 F3 1		2-3 K 1	3 2 1 0 1 1 3 1 0 0 0 0 1 0											
Jeff Kent, R OBP: 0.412, SLG: 0.622 Ramon Martinez, R OBP: 0.346, SLG: 0.496 (1, 4) (9, 4)	1-0 HR 2H		3-2 1B SF9 2B	0-2 WP 2B		4-2 FC4-6 BB 1B	2-3 K 2		4 2 3 6 1 1 0 0 0 0 0 0 0 0											
J.T. Snow, L OBP: 0.386, SLG: 0.477 Russ Davis, R OBP: 0.317, SLG: 0.410 Miguel Del Toro, R (1, 3) (8, PH) (9, 1)	0-1 G4-3 3		1-2 G5-3 1B	4-2 G6-4-3 BB		2-1 SF8 2		0-3 K 3	2 0 1 1 1 0 0 1 0 0 0 0 1 0 0 0 0 0 0 0 0											
Ellis Burks, R OBP: 0.423, SLG: 0.592 Aaron Fultz, L OBP: 0.400, SLG: 0.400 Calvin Murray, R OBP: 0.356, SLG: 0.338 (1, 9) (7, 1) (9, 8)		2-3 K 1	3-1 SF9 1	2-2 G6-4-3 3		4-2 FC4-6 3H 2-1 1-2 2-3			3 0 0 1 0 1 4 0 0 0 0 0 0 0 0 0 0 0 0 0 0											
Rich Aurilia, R OBP: 0.344, SLG: 0.439 (1, 6)	1-0 1B 2B		3-1 G5-3 1B		0-0 F7 1		4-2 HR BB 1		3 1 2 0 1 0 0											
Bobby Estalella, R OBP: 0.388, SLG: 0.535 (1, 2)	2-3 K 2		1-2 G5-3 2		1-2 G5-3 2		1-3 K 1		4 0 0 0 0 2 4											
Russ Ortiz, R OBP: 0.268, SLG: 0.222 Armando Rios, L OBP: 0.350, SLG: 0.506 (1, 1) (7, 9) (8, 1)	1-2 1B		0-1 F3 3		1-0 F8 3		3-1 HR 1H		3 0 1 0 0 0 2 1 1 1 2 0 0 0											
Inning Stats	R: 2 E: 0 K: 2 S: 14	H: 2 LOB: 0 BB: 0 P: 20	R: 0 E: 0 K: 2 S: 13	H: 2 LOB: 2 BB: 0 P: 19	R: 3 E: 0 K: 0 S: 18	H: 5 LOB: 2 BB: 0 P: 28	R: 2 E: 0 K: 0 S: 14	H: 2 LOB: 3 BB: 2 P: 25	R: 0 E: 0 K: 0 S: 5	H: 0 LOB: 0 BB: 0 P: 7		R: 1 E: 0 K: 0 S: 14	H: 0 LOB: 2 BB: 3 P: 30	R: 2 E: 0 K: 2 S: 14	H: 1 LOB: 0 BB: 1 P: 24	R: 0 E: 0 K: 3 S: 9	H: 0 LOB: 0 BB: 0 P: 13	1B: 5 2B: 5 3B: 0 HR: 2	SF: 2 SAC: 0 DP: 1 HBP: 0	WP: 1 PB: 0 SB: 0 CS: 0
PITCHER	IP WLS BF H R ER SO BB IBB HBP BLK WP HR S P ERA WHIP	PITCHER IP WLS BF H R ER SO BB IBB HBP BLK WP HR S P ERA WHIP																		
67 Francisco Cordova, R ERA: 5.03 (1, 1)	3.1 L 23 11 7 7 4 1 1 0 0 0 0 0 22 42 3.38 1.125																			
Marc Wilkins, R ERA: 5.65 (4, 1)	2.2 10 0 1 1 0 3 0 0 0 0 0 0 22 42 3.38 1.125																			
Scott Sauerbeck, L ERA: 3.75 (7, 1)	1.0 5 1 2 2 2 1 0 0 0 0 0 1 14 24 18.00 2.000																			
Mike Williams, R ERA: 3.38 (8, 1)	1.0 3 0 0 0 0 0 0 0 0 0 0 0 9 13 0.00 0.000																			

AB 33
R 10
H 12
RBI 10
BB 6
SO 9
LOB 17



Batter	1	2	3	4	5	6	7	8	9	AB	R	H	RBI	BB	SO	LOB	TOP										
Enrique Wilson, S OBP: 0.350, SLG: 0.477	G1-3		2-0 2H HR		1-0 18 BB 1B		G4-3		0-3 K	5	1	2	2	0	1	1	Pittsburgh Pirates @ San Francisco Giants PacBell Park, San Francisco, CA Fri Aug 04, 2000, 10:35 PM EDT Att: 40,930 - Cloudy - 64 F										
18 Jason Kendall, R OBP: 0.427, SLG: 0.466	F7		1-1 1B		4-0 1-2 BB		3-1 CS 1B		2-3 K	4	0	2	0	1	1												
Alex Ramirez, R OBP: 0.312, SLG: 0.489	K		1-3 K		2-0 F8		2-2 1-2 HR			4	1	1	1	0	2	3											
Brian Giles, L OBP: 0.411, SLG: 0.588		1-1 F8	0-0 G4-3		1-0 F9		2-2 L6			4	0	0	0	0	0	3											
Kevin Young, R OBP: 0.313, SLG: 0.451		2-0 1B		1-0 CS 1B		1-0 1B 1B		3-1 P6		4	0	3	0	0	0	0											
Aramis Ramirez, R OBP: 0.289, SLG: 0.389	F8			3-1 F2		1-2 1B		2-0 F8		4	0	1	0	0	0	2											
Emil Brown, R OBP: 0.286, SLG: 0.421 Rich Loiselle, R	F9			2-1 1B		2-0 G5-3		3-2 F4		4	0	1	0	0	0	2											
Chris Peters, L OBP: 0.167, SLG: 0.167										0	0	0	0	0	0	0											
Pat Meares, R OBP: 0.295, SLG: 0.382 Warren Morris, L			2-1 SH2-4 HR 1B		2-1 G5-3		4-0 IBB		4-1 BB	2	1	1	0	1	0	1											
Kris Benson, R OBP: 0.224, SLG: 0.182 Scott Sauerbeck, R			0-1 SH2-4		1-0 G3		0-0 G1-3		1-0 F7	2	0	0	0	0	0	2											
John Vander Wal, L OBP: 0.396, SLG: 0.562			1-2							0	0	0	0	0	0	1											
Inning Stats	R: 0 E: 0 K: 1 S: 7	H: 0 LOB: 0 BB: 0 P: 10	R: 0 E: 0 K: 0 S: 8	H: 1 LOB: 1 BB: 0 P: 16	R: 2 E: 0 K: 1 S: 11	H: 3 LOB: 1 BB: 0 P: 17	R: 0 E: 0 K: 0 S: 7	H: 2 LOB: 1 BB: 0 P: 15	R: 0 E: 0 K: 0 S: 4	H: 1 LOB: 2 BB: 1 P: 13	R: 0 E: 0 K: 0 S: 6	H: 2 LOB: 2 BB: 1 P: 14	R: 1 E: 0 K: 0 S: 16	H: 2 LOB: 0 BB: 0 P: 25	R: 0 E: 0 K: 0 S: 6	H: 0 LOB: 0 BB: 0 P: 14	R: 0 E: 0 K: 2 S: 12	H: 0 LOB: 1 BB: 1 P: 19	1B: 9 2B: 0 3B: 0 HR: 2	SF: 0 SAC: 1 DP: 0 HBP: 0	WP: 0 PB: 0 SB: 0 CS: 2	PA: 38					
PITCHER	IP	WLS	BF	H	R	ER	SO	BB	IBB	HBP	BLK	WP	HR	S	P	ERA	WHIP										
Kirk Rueter, L ERA: 3.47	6.0		27	9	2	2	2	1	1	0	0	0	1	43	85	3.00	1.667										
Doug Henry, R ERA: 4.42	1.0	W	4	2	1	1	0	0	0	0	0	0	1	16	25	9.00	2.000										
Felix Rodriguez, R ERA: 2.79	1.0	H	3	0	0	0	0	0	0	0	0	0	0	6	14	0.00	0.000										
Robb Nen, R ERA: 1.83	1.0	S	4	0	0	0	2	1	0	0	0	0	0	12	19	0.00	1.000										

Batter	1	2	3	4	5	6	7	8	9	AB	R	H	RBI	BB	SO	LOB	BOTTOM										
Marvin Benard, L OBP: 0.340, SLG: 0.397	G4-3		3-2 G4-3		4-2 CS BB		0-0 1B 1B	4-0 1-2 2-3 BB		3	1	1	0	2	0	1	Pittsburgh Pirates @ San Francisco Giants PacBell Park, San Francisco, CA Fri Aug 04, 2000, 10:35 PM EDT Att: 40,930 - Cloudy - 64 F										
Bill Mueller, S OBP: 0.325, SLG: 0.372	F5			0-0 BB 1B	4-0 1-2 1B BB		0-0 1B SF7 1B	3-2 2-3 BB G5-3		4	3	2	0	1	0	3											
Barry Bonds, L OBP: 0.429, SLG: 0.695 Calvin Murray, R	L8			4-0 1-2 3B BB	0-0 1B 1B		2-1 G4-6-3 1B	1-3 2H 1B		3	1	2	1	1	0	0											
Jeff Kent, R OBP: 0.413, SLG: 0.624		0-0 2B		2-3 K	0-1 BB		3-2 SF7			3	0	2	2	0	1	2											
J.T. Snow, L OBP: 0.387, SLG: 0.476		1-0 CS 1B		2-3 K	4-2 1B		3-H 2-0 G4-6-3			3	0	1	0	1	1	3											
Armando Rios, L OBP: 0.348, SLG: 0.511		3-3 K		1-0 1H 2H 3B	2-2 G3			2-2 F7		4	0	1	2	0	1	4											
Rich Aurilia, R OBP: 0.346, SLG: 0.438			1-2 G1-3		4-2 BB		2-3 K	3-2 E1 WP 1B		3	0	1	0	1	1	0											
Doug Mirabeli, R OBP: 0.337, SLG: 0.400		2-2 E5 SH1-4		0-0 L5		3-2 G3-1		2-0 P4		4	0	0	0	0	0	3											
Kirk Rueter, L OBP: 0.175, SLG: 0.200 Rios, L OBP: 0.319, SLG: 0.407 Doug Henry, R	SH1-4			2-0 SH1-4		0-1 G4-3		4-0 WP IBB		1	0	0	0	0	0	0											
Felix Rodriguez, R OBP: 0.286, SLG: 0.421 Ellis Burks, R OBP: 0.286, SLG: 0.421 Robb Nen, R				1-2						0	0	0	0	0	0	0											
Inning Stats	R: 0 E: 0 K: 0 S: 8	H: 0 LOB: 0 BB: 0 P: 14	R: 0 E: 0 K: 1 S: 5	H: 2 LOB: 1 BB: 0 P: 9	R: 0 E: 1 K: 0 S: 13	H: 0 LOB: 1 BB: 0 P: 21	R: 2 E: 0 K: 2 S: 13	H: 2 LOB: 2 BB: 2 P: 26	R: 1 E: 0 K: 0 S: 13	H: 2 LOB: 3 BB: 3 P: 27	R: 0 E: 0 K: 1 S: 9	H: 0 LOB: 0 BB: 0 P: 14	R: 2 E: 0 K: 0 S: 8	H: 3 LOB: 1 BB: 0 P: 15	R: 0 E: 1 K: 0 S: 15	H: 1 LOB: 3 BB: 2 P: 33	1B: 8 2B: 2 3B: 1 HR: 0	SF: 1 SAC: 1 DP: 2 HBP: 0	WP: 1 PB: 0 SB: 0 CS: 2	PA: 38							
PITCHER	IP	WLS	BF	H	R	ER	SO	BB	IBB	HBP	BLK	WP	HR	S	P	ERA	WHIP										
Kris Benson, R ERA: 3.53	6.0	L	28	7	4	4	4	5	0	0	0	0	0	62	112	6.00	2.000										
Scott Sauerbeck, L ERA: 3.89	1.1		5	2	1	1	0	0	0	0	0	0	0	10	19	6.75	1.500										
Rich Loiselle, R ERA: 7.31	0.0		1	1	0	0	0	0	0	0	0	0	0	3	6	∞	∞										
Chris Peters, L ERA: 3.08	0.2		4	0	0	0	0	1	1	0	0	1	0	9	22	0.00	1.500										

AB 34
R 3
H 11
RBI 3
BB 3
SO 4
LOB 16



AB 29
R 5
H 10
RBI 5
BB 7
SO 4
LOB 16



Batter	1	2	3	4	5	6	7	8	9	AB	R	H	RBI	BB	SO	LOB	TOP											
Adrian Brown, S (1, 8) OBP: 0.373, SLG: 0.495	1-1 G5-3 1B	0-2 1B			0-0 B1-3		4-2 18 1B SF6 BB		0-0 G3-4	4	2	2	0	1	0	2	Pittsburgh Pirates @ Colorado Rockies Coors Field, Denver, CO Mon Aug 07 2000, 7:05 PM MDT Att: 39,691 - Sunny - 87 F											
18 Jason Kendall, R (1, 2) OBP: 0.427, SLG: 0.463	2-0 G5-3	3-2 G5-3			2-1 G4-6-3 1B		0-1 1-3 3H 1B		4-0 BB IBB	4	0	2	1	1	0	1												
Brian Giles, L (1, 7) OBP: 0.416, SLG: 0.590	0-0 1B SF9	1-3 K			2-1 G4-6-3 1-2		3-2 SF6		4-1 G4-6-3 BB	3	1	1	3	1	1	1												
John Vander Wal, L (1, 3) Scott Sauerbeck, R (7, 1) Enrique Wilson, S (9, PH) Mike Williams, R (9, 1)	1-2 2B 1B		2-3 K		0-0 G6-4-3 1B		0-3 K		1-2 G4-6-3	4	1	2	0	0	2	1												
Aramis Ramirez, R (1, 5) Warren Morris, L (1, 4) Alex Ramirez, R (1, 9) Pat Meares, R (1, 6)	0-0 SF9		0-0 G6-3		2-0 G6-4-3 1-2		0-3 K		0-3 K	3	0	0	1	0	1	1												
Jimmy Anderson, L (1, 1) Emil Brown, R (7, PH) Rich Loiselle, R (7, 1) Kevin Young, R (7, 3)	0-1 G4-3		3-3 K		1-3 K		2-3 K		1-1 E6 G3-4 1B BB	4	2	2	1	0	0	0												
Inning Stats	R: 5 E: 0 K: 0 S: 14	H: 6 LOB: 1 BB: 0 P: 22	R: 0 E: 0 K: 1 S: 12	H: 1 LOB: 0 BB: 0 P: 16	R: 0 E: 0 K: 2 S: 8	H: 0 LOB: 0 BB: 0 P: 13	R: 0 E: 0 K: 1 S: 6	H: 0 LOB: 0 BB: 0 P: 11	R: 0 E: 0 K: 0 S: 5	H: 2 LOB: 1 BB: 0 P: 17	R: 2 E: 0 K: 1 S: 16	H: 2 LOB: 1 BB: 1 P: 26	R: 0 E: 0 K: 3 S: 9	H: 0 LOB: 0 BB: 0 P: 12	R: 1 E: 1 K: 0 S: 6	H: 1 LOB: 2 BB: 2 P: 16		1B: 9 2B: 4 3B: 0 HR: 0	SF: 2 2B: 4 SAC: 0 DP: 3 HBP: 0	WP: 0 PB: 0 SB: 0 CS: 0	PA: 40							
PITCHER	IP	WLS	BF	H	R	ER	SO	BB	IBB	HBP	BLK	WP	HR	S	P	ERA		WHIP										
Masato Yoshii, R (1, 1) Gabe White, L (7, 1) Jose Jimenez, R (9, 1) Mike Myers, L (9, 1) Bobby Chouinard, R (9, 1)	6.1 ERA: 5.78	5 L	29	12	7	7	5	1	0	0	0	0	0	66	106	9.95		2.053										

AB	35
R	8
H	13
RBI	8
BB	3
SO	9
LOB	12



Batter	1	2	3	4	5	6	7	8	9	AB	R	H	RBI	BB	SO	LOB	BOTTOM										
Jeff Frye, R (1, 4) OBP: 0.361, SLG: 0.351	2-1 G4-3		3-1 G5-3		1-2 FC1-2 2B		0-1 G1-3		4-1 BB	4	0	1	0	1	0	2	Pittsburgh Pirates @ Colorado Rockies Coors Field, Denver, CO Mon Aug 07 2000, 7:05 PM MDT Att: 39,691 - Sunny - 87 F										
Neftali Perez, S (1, 6) OBP: 0.313, SLG: 0.421	3-2 G4-6-3 1B		2-1 G5-3		1-3 K		0-0 B6-3		1-3 K	5	0	1	0	0	2	2											
Larry Walker, L (1, 9) OBP: 0.412, SLG: 0.504	3-2 G4-6-3 1-2		0-0 F2		1-0 FC1-2 HR		0-0 HR		0-0 F8	5	2	1	1	0	0	3											
Jeffrey Hammonds, R (1, 8) OBP: 0.424, SLG: 0.616		1-1 G1-3		4-0 1B 2B BB	0-0 HR		0-3 K		2-2 G4-3	4	2	1	2	1	1	0											
Butch Huskey, R (1, 3) 17 Todd Helton, L (7, PH) Juan Pierre, L (9, FR)		1-0 F9		0-1 2B E 1B	0-0 F9		2-2 E5 BB 1B		2-0 G4-6-3 1B	3	1	1	0	0	0	0											
Jeff Cirillo, R (1, 5) OBP: 0.393, SLG: 0.503		1-1 1B 1B		0-1 E2 1H 2H	3-2 SH2-4 WP 1B		0-1 BB 1B		1-0 G4-6-3	5	2	4	1	0	0	1											
Terry Shumpert, R (1, 7) OBP: 0.360, SLG: 0.485		0-0 1B 1B		1-1 F3	3-3 K		4-1 BB		1-2 BB	3	0	1	0	1	1	1											
Ben Petrick, R (1, 2) Brent Mayne, L (7, PH)		0-0 1B		1-3 K	1-1 E5 SH2-4		2-0 G4-3			3	0	1	1	0	1	1											
Masato Yoshii, R (1, 1) Gabe White, L (7, 1) Todd Helton, L (7, PH) Jose Jimenez, R (9, 1) Mike Myers, L (9, 1) Bobby Chouinard, R (9, 1)		1-3 K		0-0 G1-3	2-2 SH2-4		1-0 F9			2	0	0	0	0	1	2											
Inning Stats	R: 0 E: 0 K: 0 S: 9	H: 1 LOB: 0 BB: 0 P: 17	R: 1 E: 0 K: 1 S: 10	H: 3 LOB: 2 BB: 0 P: 14	R: 0 E: 0 K: 0 S: 5	H: 0 LOB: 0 BB: 0 P: 10	R: 3 E: 1 K: 1 S: 10	H: 2 LOB: 0 BB: 1 P: 16	R: 2 E: 0 K: 1 S: 14	H: 1 LOB: 2 BB: 0 P: 23	R: 1 E: 1 K: 1 S: 12	H: 2 LOB: 3 BB: 1 P: 20	R: 0 E: 0 K: 1 S: 6	H: 0 LOB: 1 BB: 1 P: 12	R: 0 E: 0 K: 0 S: 5	H: 1 LOB: 1 BB: 0 P: 10		1B: 8 2B: 2 3B: 0 HR: 2	SF: 0 SAC: 1 DP: 2 HBP: 0	WP: 1 PB: 0 SB: 1 CS: 0	PA: 42						
PITCHER	IP	WLS	BF	H	R	ER	SO	BB	IBB	HBP	BLK	WP	HR	S	P	ERA	WHIP										
Jimmy Anderson, L (1, 1) Rich Loiselle, R (7, 1) Scott Sauerbeck, L (7, 1) Mike Williams, R (9, 1)	6.0 ERA: 4.35	6 B	28	9	2	4	4	1	0	0	0	0	1	11	17	13.50	4.500										

AB	38
R	7
H	12
RBI	5
BB	3
SO	6
LOB	15



Batter	1	2	3	4	5	6	7	8	9	AB	R	H	RBI	BB	SO	LOB	TOP					
Adrian Brown, S OBP: 0.383, SLG: 0.495	F7		G4-3			1B		18 HBP		4	0	2	0	1	0	0	Pittsburgh Pirates @ Colorado Rockies Coors Field, Denver, CO Tue Aug 08 2000, 7:05 PM MDT Att: 38,535 - Sunny - 90 F					
18 Jason Kendall, R OBP: 0.427, SLG: 0.461	P4		G5-3			F9		1B		4	0	1	1	0	0	1						
Brian Giles, L OBP: 0.414, SLG: 0.584			L6			P6		G4-3		4	0	0	0	1	1	6						
Kevin Young, R OBP: 0.319, SLG: 0.453	G1-3				P4	1B		P6		5	0	1	0	0	0	1						
Enrique Wilson, S OBP: 0.348, SLG: 0.455		G1-6-3			1B	1B		F7		5	0	2	0	0	0	0						
Warren Morris, L OBP: 0.336, SLG: 0.340		K			1B	F9		G4-3		5	0	1	0	0	1	3						
Emil Brown, R OBP: 0.314, SLG: 0.435					1B			G3		3	0	2	0	1	0	0						
Pat Meares, R OBP: 0.299, SLG: 0.385					K			1B		2	1	1	0	2	1	3						
Jose Silva, R OBP: 0.238, SLG: 0.158					F9			F8		2	0	0	0	0	0	5						
Marc Wilkins, R OBP: 0.333, SLG: 0.333						G6-4-3				0	0	0	0	0	0	0						
Alex Ramirez, R OBP: 0.302, SLG: 0.458										0	0	0	0	0	0	2						
67 Francisco Cordova, R OBP: 0.321, SLG: 0.323										0	0	0	0	0	0	0						
John Vander Wal, L OBP: 0.356, SLG: 0.359										0	0	0	0	0	0	1						
Josias Manzanillo, R OBP: 0.295, SLG: 0.320										0	0	0	0	0	0	0						
Inning Stats	R: 0 E: 0 K: 0 S: 7	H: 0 LOB: 1 BB: 1 P: 16	R: 0 E: 0 K: 1 S: 8	H: 1 LOB: 2 BB: 1 P: 16	R: 0 E: 0 K: 0 S: 7	H: 0 LOB: 0 BB: 0 P: 11	R: 0 E: 0 K: 1 S: 12	H: 2 LOB: 3 BB: 1 P: 22	R: 0 E: 0 K: 0 S: 22	H: 3 LOB: 3 BB: 2 P: 28	R: 0 E: 0 K: 1 S: 14	H: 1 LOB: 3 BB: 2 P: 30	R: 0 E: 0 K: 0 S: 6	H: 0 LOB: 0 BB: 0 P: 9	R: 1 E: 0 K: 0 S: 11	H: 3 LOB: 2 BB: 0 P: 16	R: 0 E: 0 K: 0 S: 5	H: 0 LOB: 0 BB: 0 P: 9	1B: 9 2B: 1 3B: 0 HR: 0	SF: 0 SAC: 0 DP: 1 HBP: 1	WP: 0 PB: 0 SB: 0 CS: 0	PA: 42
PITCHER	IP WLS BF H R ER SO BB IBB HBP BLK WP HR S P ERA WHIP																					
Brian Rose, R ERA: 5.2	5.0 W 25 7 0 0 2 2 1 0 0 0 0 0 58 98 0.00 1.800																					
48 Craig House, R ERA:	0.2 H 4 0 0 0 0 2 0 0 1 0 0 0 6 16 0.00 3.000																					
Mike Myers, L ERA: 1.76	0.1 H 1 0 0 0 1 0 0 0 0 0 0 0 6 9 0.00 0.000																					
Bobby Chouinard, R ERA: 4.63	2.0 H 9 3 1 1 0 0 0 0 0 0 0 0 17 25 4.50 1.500																					
Jose Jimenez, R ERA: 3.59	1.0 3 0 0 0 0 0 0 0 0 0 0 0 5 9 0.00 0.000																					
Batter	1	2	3	4	5	6	7	8	9	AB	R	H	RBI	BB	SO	LOB	BOTTOM					
Juan Pierre, L OBP: 0.400, SLG: 0.600	G4-3		G4-3			1B		G4-3		5	1	2	0	0	0	1	Pittsburgh Pirates @ Colorado Rockies Coors Field, Denver, CO Tue Aug 08 2000, 7:05 PM MDT Att: 38,535 - Sunny - 90 F					
Neftali Perez, S OBP: 0.316, SLG: 0.428	G4-3		FC9-2			1B		F7		5	1	3	0	0	0	1						
Larry Walker, L OBP: 0.409, SLG: 0.505	G4-3		FC9-2			G6-4-3		K		5	1	1	1	0	1	2						
Jeffrey Hammonds, R OBP: 0.430, SLG: 0.620					17 1B	17 S		17 1B		3	2	3	0	1	0	0						
17 Todd Helton, L OBP: 0.471, SLG: 0.689					1B	1B		2B		4	0	2	0	0	0	3						
Jeff Cirillo, R OBP: 0.394, SLG: 0.505					1B	1B		G6-3		4	1	2	3	0	0	3						
Todd Walker, L OBP: 0.323, SLG: 0.415					1B	1B		2B		3	0	1	0	1	0	3						
Brent Mayne, L OBP: 0.382, SLG: 0.432					1B	1B		F7		2	0	1	1	2	0	1						
Brian Rose, R ERA: 4.13					1B	1B				2	0	0	0	0	1	4						
48 Craig House, R ERA: 5.17					1B	1B				0	0	0	0	0	0	0						
Mike Myers, L ERA: 1.76					1B	1B				0	0	0	0	0	0	0						
Jeff Foye, R OBP: 0.396, SLG: 0.359					1B	1B				1	0	0	0	0	1	1						
Bobby Chouinard, R ERA: 5.21					1B	1B				1	0	0	0	0	0	2						
Bobby Chouinard, R ERA: 5.21					1B	1B				0	0	0	0	0	0	0						
Jose Jimenez, R ERA: 3.59					1B	1B				0	0	0	0	0	0	0						
Inning Stats	R: 0 E: 0 K: 0 S: 6	H: 1 LOB: 0 BB: 0 P: 9	R: 1 E: 0 K: 1 S: 11	H: 3 LOB: 2 BB: 0 P: 16	R: 0 E: 0 K: 0 S: 4	H: 1 LOB: 0 BB: 0 P: 6	R: 1 E: 0 K: 0 S: 12	H: 3 LOB: 2 BB: 1 P: 21	R: 1 E: 0 K: 0 S: 13	H: 4 LOB: 2 BB: 0 P: 24	R: 0 E: 0 K: 0 S: 5	H: 0 LOB: 1 BB: 1 P: 11	R: 3 E: 0 K: 1 S: 16	H: 3 LOB: 2 BB: 2 P: 29	R: 0 E: 0 K: 1 S: 7	H: 0 LOB: 0 BB: 0 P: 11	1B: 11 2B: 3 3B: 2 HR: 0	SF: 0 SAC: 0 DP: 4 HBP: 0	WP: 0 PB: 0 SB: 1 CS: 0	PA: 39		
PITCHER	IP WLS BF H R ER SO BB IBB HBP BLK WP HR S P ERA WHIP																					
Jose Silva, R ERA: 4.13	4.2 L 23 12 3 3 1 0 1 0 0 0 0 0 44 72 5.79 2.571																					
Marc Wilkins, R ERA: 5.17	0.1 1 0 0 0 0 0 0 0 0 0 0 0 2 4 0.00 0.000																					
67 Francisco Cordova, R ERA: 5.21	2.0 12 3 3 3 1 2 1 0 0 0 0 0 21 40 13.50 2.500																					
Josias Manzanillo, R ERA: 2.95	1.0 3 0 0 0 0 1 0 0 0 0 0 0 7 11 0.00 0.000																					

Batter	1	2	3	4	5	6	7	8	9	AB	R	H	RBI	BB	SO	LOB	TOP					
Adrian Brown, S OBP: 0.375, SLG: 0.477 (1, 8)	G6-3		G3			F7		1B SF9 BB	F3	4	1	0	0	1	0	2						
Mike Benjamin, R OBP: 0.328, SLG: 0.434 (1, 6)	G4-3			G6-3 1B 2B		G4-6-3 1B		BB		4	1	3	0	0	0	0						
Brian Giles, L OBP: 0.412, SLG: 0.581 (1, 7)	FC6-4 BB			G6-3		G4-6-3		SF9		2	0	0	1	1	0	2						
Kevin Young, R OBP: 0.319, SLG: 0.449 (1, 3)	FC6-4			G5-3			E9 G4-3 SF9	BB		3	1	0	0	1	0	2						
John Vander Wal, L OBP: 0.394, SLG: 0.549 (8, 1) Scott Sauerbeck, R (8, 1) Mike Williams, R (9, 1)	G4-3			FC4-6 1B		G4-3		F8		4	0	1	1	0	0	3						
Warren Morris, L OBP: 0.337, SLG: 0.340 (1, 4)	CS 1B			FC4-6		IBB			F9	3	0	1	0	1	0	1						
Aramis Ramirez, R OBP: 0.281, SLG: 0.376 (1, 5)	F9					F3		SF9	F8	3	0	0	1	0	0	1						
Keith Osik, R OBP: 0.370, SLG: 0.500 (1, 2)	CS		G3-1			G6-3		L4	1B	4	0	1	0	0	0	1						
Kris Benson, R OBP: 0.216, SLG: 0.174 (1, 1) Enrique Wilson, S OBP: 0.348, SLG: 0.452 (8, PH) Alex Ramirez, R OBP: 0.308, SLG: 0.469 (8, 9)			K			K		F9	1B	2	0	0	0	0	2	0						
Inning Stats	R: 0 E: 0 K: 0 S: 8	H: 0 LOB: 1 BB: 1 P: 13	R: 0 E: 0 K: 0 S: 4	H: 1 LOB: 0 BB: 0 P: 9	R: 0 E: 0 K: 1 S: 6	H: 0 LOB: 0 BB: 0 P: 9	R: 1 E: 0 K: 0 S: 7	H: 2 LOB: 1 BB: 0 P: 14	R: 0 E: 0 K: 1 S: 8	H: 0 LOB: 0 BB: 0 P: 11	R: 0 E: 0 K: 0 S: 8	H: 1 LOB: 0 BB: 0 P: 12	R: 1 E: 1 K: 0 S: 6	H: 0 LOB: 1 BB: 1 P: 12	R: 1 E: 0 K: 0 S: 17	H: 1 LOB: 2 BB: 2 P: 32	R: 0 E: 0 K: 0 S: 10	H: 2 LOB: 2 BB: 0 P: 14	1B: 6 2B: 1 3B: 0 HR: 0	SF: 2 SAC: 0 DP: 1 HBP: 0	WP: 0 PB: 0 SB: 0 CS: 1	PA: 38
PITCHER	IP	WLS	BF	H	R	ER	SO	BB	IBB	HBP	BLK	WP	HR	S	P	ERA	WHIP					
Julian Tavaréz, R ERA: 4.19 (1, 1)	7.0		26	4	2	1	2	1	1	0	0	0	0	47	80	1.29	0.714					
48 Craig House, R ERA: 4.5 (8, 1)	0.1	W	3	1	1	1	0	1	0	0	0	0	0	10	19	27.00	6.000					
Gabe White, L ERA: 1.94 (8, 1)	1.2		8	2	0	0	0	1	0	0	0	0	0	17	27	0.00	1.800					

Pittsburgh Pirates @ Colorado Rockies
Coors Field, Denver, CO
Wed Aug 09 2000, 1:05 PM MDT
Att: 39,328 - Sunny - 93 F

AB 31
R 3
H 7
RBI 3
BB 4
SO 2
LOB 12



Batter	1	2	3	4	5	6	7	8	9	AB	R	H	RBI	BB	SO	LOB	BOTTOM					
Juan Pierre, L OBP: 0.500, SLG: 0.556 (1, 8)	F8								E9	4	0	2	0	1	0	0						
Neftalí Pérez, S OBP: 0.314, SLG: 0.424 (1, 6)	P6		F9			F9		G4-3		4	0	0	0	0	0	4						
Larry Walker, L OBP: 0.410, SLG: 0.509 (1, 9)	K			1B 2B		17 G6-3 1B		F8		4	1	2	0	0	1	0						
Jeff Cirillo, R OBP: 0.392, SLG: 0.502 (1, 5)	G4-3			G6-3 17 G1-3 1B		K		K		4	0	1	1	0	2	1						
17 Todd Helton, L OBP: 0.468, SLG: 0.683 (1, 3)	G6-3			G1-3		G6-3		K		4	0	0	0	0	1	2						
Todd Hollandsworth, L OBP: 0.308, SLG: 0.360 (1, 7) Terry Shumpert, R OBP: 0.359, SLG: 0.482 (8, PH)	F9			G6-3		G1-3		K		3	0	0	0	0	0	2						
Todd Walker, L OBP: 0.321, SLG: 0.405 (1, 4)			G3	G3			F8		E	3	1	0	0	1	0	1						
Ben Petrick, R OBP: 0.354, SLG: 0.452 (1, 2)			K			F9		E6		4	2	1	1	0	1	1						
Julian Tavaréz, L OBP: 0.188, SLG: 0.188 (1, 1) Butch Huskey, R OBP: 0.320, SLG: 0.378 (7, PH) 48 Craig House, R (8, 1) Gabe White, L OBP: 0.167, SLG: 0.667 (8, PH) Brent Mayne, L OBP: 0.380, SLG: 0.431 (8, PH)			1B			G1-3		F8	F8	2	0	1	0	0	0	0						
Inning Stats	R: 0 E: 0 K: 1 S: 6	H: 0 LOB: 0 BB: 0 P: 6	R: 0 E: 0 K: 0 S: 6	H: 0 LOB: 0 BB: 0 P: 8	R: 0 E: 0 K: 1 S: 12	H: 2 LOB: 2 BB: 0 P: 16	R: 1 E: 0 K: 0 S: 8	H: 2 LOB: 1 BB: 0 P: 14	R: 0 E: 0 K: 1 S: 9	H: 1 LOB: 1 BB: 0 P: 13	R: 1 E: 0 K: 0 S: 15	H: 1 LOB: 1 BB: 1 P: 23	R: 0 E: 0 K: 2 S: 12	H: 0 LOB: 0 BB: 0 P: 14	R: 2 E: 2 K: 1 S: 14	H: 0 LOB: 1 BB: 1 P: 24	1B: 5 2B: 1 3B: 0 HR: 1	SF: 0 SAC: 0 DP: 0 HBP: 0	WP: 0 PB: 0 SB: 2 CS: 0	PA: 37		
PITCHER	IP	WLS	BF	H	R	ER	SO	BB	IBB	HBP	BLK	WP	HR	S	P	ERA	WHIP					
Kris Benson, R ERA: 3.49 (1, 1)	7.0		29	7	2	2	3	1	0	0	0	0	0	69	101	2.57	1.143					
Scott Sauerbeck, L ERA: 3.7 (8, 1)	1.0	H	3	0	0	0	2	0	0	0	0	0	0	12	14	0.00	0.000					
Mike Williams, R ERA: 3.19 (9, 1)	0.2	L	5	0	2	0	1	1	0	0	0	0	0	14	24	0.00	1.500					

Pittsburgh Pirates @ Colorado Rockies
Coors Field, Denver, CO
Wed Aug 09 2000, 1:05 PM MDT
Att: 39,328 - Sunny - 93 F

AB 35
R 4
H 7
RBI 2
BB 2
SO 6
LOB 13



Batter	1	2	3	4	5	6	7	8	9	AB	R	H	RBI	BB	SO	LOB	TOP				
Tony Womack, L OBP: 0.304, SLG: 0.382 (1, 6)										4	2	2	0	1	1	2	Arizona Diamondbacks @ Pittsburgh Pirates Three Rivers Stadium, Pittsburgh, PA Sat Aug 12 2000, 7:05 PM EDT Att: 34,101 - Overcast - 73 F livebaseballscorecards.com				
Jay Bell, R OBP: 0.348, SLG: 0.414 (1, 4)										5	1	2	2	0	0	2					
Luis Gonzalez, L OBP: 0.409, SLG: 0.580 (1, 7)										4	1	3	2	1	0	1					
Matt Williams, R OBP: 0.302, SLG: 0.413 (1, 5)										5	1	1	1	0	2	5					
Steve Finley, L OBP: 0.364, SLG: 0.561 (1, 8)										5	0	0	0	0	1	3					
Erbiel Durazo, L OBP: 0.378, SLG: 0.455 (8, PH)										2	0	1	0	1	0	2					
Danny Bautista, R OBP: 0.315, SLG: 0.451 (8, 9)										2	0	0	0	0	2	0					
Damian Miller, R OBP: 0.354, SLG: 0.471 (1, 2)										4	1	1	0	0	0	2					
Jason Conti, L OBP: 0.324, SLG: 0.361 (8, PH)										3	0	0	0	0	2	3					
Greg Colburn, R OBP: 0.436, SLG: 0.533 (8, 3)										0	0	0	0	1	0	0					
Curt Schilling, R OBP: 0.200, SLG: 0.231 (8, PH)										2	0	0	1	0	1	1					
Hanley Frias, S OBP: 0.316, SLG: 0.314 (8, 1)										0	0	0	0	1	0	0					
Johnny Ruffin, R (8, 1)										0	0	0	0	0	0	0					
Dan Plesac, L (8, 1)										0	0	0	0	0	0	0					
Inning Stats	R: 1 E: 0 K: 1 S: 15	H: 3 LOB: 2 BB: 0 P: 24	R: 1 E: 1 K: 0 S: 11	H: 1 LOB: 1 BB: 0 P: 17	R: 0 E: 0 K: 0 S: 9	H: 1 LOB: 0 BB: 0 P: 11	R: 0 E: 0 K: 1 S: 7	H: 1 LOB: 1 BB: 0 P: 11	R: 0 E: 0 K: 0 S: 8	H: 0 LOB: 1 BB: 1 P: 26	R: 2 E: 0 K: 2 S: 14	H: 1 LOB: 1 BB: 2 P: 24	R: 0 E: 0 K: 2 S: 12	H: 0 LOB: 2 BB: 2 P: 25	R: 2 E: 0 K: 1 S: 13	H: 2 LOB: 0 BB: 0 P: 19	1B: 4 2B: 3 3B: 0 HR: 3	SF: 0 SAC: 1 DP: 1 HBP: 0	WP: 0 PB: 0 SB: 2 CS: 0	PA: 42	
PITCHER	IP	WLS	BF	H	R	ER	SO	BB	IBB	HBP	BLK	WP	HR	S	P	ERA	WHIP				
Todd Ritchie, R ERA: 4.73	5.0		22	7	2	2	2	0	0	0	0	0	0	50	75	3.60	1.400				
Marc Wilkins, R ERA: 4.86	1.0	B	4	0	0	0	2	1	0	0	0	0	0	18	26	0.00	1.000				
Rich Loisel, R ERA: 7.71	0.2	B	5	1	2	2	2	2	0	0	0	0	1	12	22	27.00	4.500				
Scott Sauerbeck, L ERA: 3.61	1.1	W	6	0	0	0	2	2	0	0	0	0	0	14	27	0.00	1.500				
Mike Williams, R ERA: 3.49	1.0	H	5	2	2	2	1	0	0	0	0	0	2	13	19	18.00	2.000				

Batter	1	2	3	4	5	6	7	8	9	AB	R	H	RBI	BB	SO	LOB	BOTTOM				
Adrian Brown, S OBP: 0.367, SLG: 0.462 (1, 8)										4	1	2	0	0	0	1	Arizona Diamondbacks @ Pittsburgh Pirates Three Rivers Stadium, Pittsburgh, PA Sat Aug 12 2000, 7:05 PM EDT Att: 34,101 - Overcast - 73 F livebaseballscorecards.com				
18 Jason Kendall, R OBP: 0.426, SLG: 0.470 (1, 2)										4	2	2	2	0	0	1					
Brian Giles, L OBP: 0.410, SLG: 0.579 (1, 7)										3	2	1	0	1	0	0					
John Vander Wal, L OBP: 0.390, SLG: 0.543										3	0	0	0	0	2	1					
Rich Loisel, R (7, 1)										0	0	0	0	0	0	0					
Scott Sauerbeck, R (7, 1)										0	0	0	0	0	0	0					
Mike Benjamin, R OBP: 0.332, SLG: 0.437 (8, 6)										1	1	1	0	0	0	0					
Aramis Ramirez, R OBP: 0.292, SLG: 0.403 (1, 5)										4	2	3	5	0	0	0					
Warren Morris, L OBP: 0.334, SLG: 0.335 (1, 4)										4	0	0	0	0	1	2					
Alex Ramirez, R OBP: 0.307, SLG: 0.461 (1, 9)										4	1	1	0	0	1	1					
Enrique Wilson, S OBP: 0.335, SLG: 0.437 (9, 1)										4	0	0	0	0	2	2					
Mike Williams, R (9, 1)										0	0	0	0	0	0	0					
Todd Ritchie, R OBP: 0.227, SLG: 0.250 (1, 1)										1	0	0	0	0	0	0					
Pat Meares, R OBP: 0.296, SLG: 0.382 (5, PH)										1	0	0	0	0	0	0					
Marc Wilkins, R OBP: 0.333, SLG: 0.333 (6, 1)										0	0	0	0	0	0	0					
Kevin Young, R OBP: 0.320, SLG: 0.449 (7, 3)										1	0	1	1	0	0	0					
Inning Stats	R: 0 E: 0 K: 0 S: 5	H: 1 LOB: 0 BB: 0 P: 7	R: 0 E: 0 K: 1 S: 8	H: 0 LOB: 0 BB: 0 P: 11	R: 0 E: 0 K: 1 S: 7	H: 0 LOB: 0 BB: 0 P: 11	R: 3 E: 0 K: 1 S: 17	H: 4 LOB: 1 BB: 0 P: 24	R: 0 E: 0 K: 0 S: 4	H: 0 LOB: 0 BB: 0 P: 5	R: 0 E: 0 K: 0 S: 7	H: 0 LOB: 0 BB: 0 P: 12	R: 2 E: 1 K: 1 S: 21	H: 3 LOB: 1 BB: 0 P: 32	R: 4 E: 0 K: 2 S: 17	H: 3 LOB: 0 BB: 1 P: 25	1B: 6 2B: 1 3B: 2 HR: 2	SF: 0 SAC: 0 DP: 1 HBP: 0	WP: 0 PB: 0 SB: 1 CS: 0	PA: 35	
PITCHER	IP	WLS	BF	H	R	ER	SO	BB	IBB	HBP	BLK	WP	HR	S	P	ERA	WHIP				
Curt Schilling, R ERA: 3.46	7.0	L	28	8	5	4	4	0	0	0	0	0	0	1	69	5.14	1.143				
Johnny Ruffin, R ERA: 9.0	0.0		4	3	4	4	0	0	1	0	0	0	1	5	11	∞	∞				
Dan Plesac, L ERA: 3.81	1.0		3	0	0	0	2	0	0	0	0	0	0	12	14	0.00	0.000				

Batter	1	2	3	4	5	6	7	8	9	AB	R	H	RBI	BB	SO	LOB	TOP			
Tony Womack, L (1, 6) OBP: 0.305, SLG: 0.382 Hanley Frias, S (4, 6) OBP: 0.320, SLG: 0.310	G6-3		2B	G4-3		FC5-4 BB		F8		3	1	1	0	0	0	1				
Jay Bell, R (1, 4) OBP: 0.350, SLG: 0.417	S 1B		1B 2B	HBP BB		FC5-4 2B		K		4	2	2	1	1	1	1				
Luis Gonzalez, L (1, 7) OBP: 0.412, SLG: 0.582	K		1B 1B	1B HBP		F8 2B		1B BB		3	0	2	1	1	1	1				
Matt Williams, R (1, 5) OBP: 0.309, SLG: 0.417	G5-3		G4-3 1B	1B		F8		1B		5	0	3	2	0	0	2				
Steve Finley, L (1, 8) OBP: 0.369, SLG: 0.567		G6-3 3B	1B 2B	G4-3 1B		HR BB		FC6-4 IBB		3	2	2	0	2	0	2				
Greg Colbrunn, R (1, 3) OBP: 0.432, SLG: 0.541	G6-3		G4-3	HR		FC6-4		G6-3		5	1	1	3	0	0	4				
Danny Bautista, R (1, 9) OBP: 0.312, SLG: 0.445	G4-3		F9	P6				G6-3		5	0	1	0	0	0	2				
Kelly Stinnett, R (1, 2) OBP: 0.299, SLG: 0.399	1B		K	P5		FC3-6 1B		F7		5	0	1	0	0	1	1				
Brian Anderson, R (1, 1) OBP: 0.222, SLG: 0.250 Mike Morgan, R (4, 1) OBP: 0.467, SLG: 0.467 Erubiel Durazo, L (7, PH) OBP: 0.378, SLG: 0.452 Byung-Hyun Kim, R (7, 1) Matt Mantei, R (9, 1)	G1-3		G4-3 1B	P6		G4-3				2	1	1	0	0	0	1				
Inning Stats	R: 0 E: 0 K: 1 S: 9	H: 1 LOB: 1 BB: 0 P: 20	R: 1 E: 0 K: 0 S: 9	H: 2 LOB: 1 BB: 0 P: 13	R: 2 E: 0 K: 0 S: 15	H: 5 LOB: 2 BB: 0 P: 19	R: 1 E: 0 K: 1 S: 9	H: 2 LOB: 2 BB: 1 P: 16	R: 2 E: 0 K: 0 S: 7	H: 1 LOB: 0 BB: 1 P: 16	R: 0 E: 0 K: 0 S: 7	H: 1 LOB: 0 BB: 0 P: 10	R: 0 E: 0 K: 1 S: 10	H: 1 LOB: 2 BB: 1 P: 17	R: 0 E: 0 K: 0 S: 5	H: 0 LOB: 0 BB: 0 P: 9	1B: 10 2B: 2 3B: 1 HR: 1	SF: 0 SAC: 0 DP: 1 HBP: 1	WP: 0 PB: 0 SB: 1 CS: 0	PA: 44
PITCHER	IP WLS BF H R ER SO	IP WLS BF H R ER SO	IP WLS BF H R ER SO	IP WLS BF H R ER SO	IP WLS BF H R ER SO	IP WLS BF H R ER SO	IP WLS BF H R ER SO	IP WLS BF H R ER SO	IP WLS BF H R ER SO	IP WLS BF H R ER SO	IP WLS BF H R ER SO	IP WLS BF H R ER SO	IP WLS BF H R ER SO	IP WLS BF H R ER SO	IP WLS BF H R ER SO	IP WLS BF H R ER SO	ERA WHIP	ERA WHIP		

Arizona Diamondbacks @ Pittsburgh Pirates
Three Rivers Stadium, Pittsburgh, PA
Sun Aug 13 2000, 1:35 PM EDT
Att: 25,321 - Sunny - 78 F

livebaseballscores.com

AB 38
R 7
H 14
RBI 7
BB 5
SO 3
LOB 16



Batter	1	2	3	4	5	6	7	8	9	AB	R	H	RBI	BB	SO	LOB	BOTTOM			
Adrian Brown, S (1, 8) OBP: 0.361, SLG: 0.452	FC6-4 1B	P6		K	G3			P6		5	0	1	0	0	1	4				
18 Jason Kendall, R (1, 2) OBP: 0.424, SLG: 0.469	FC6-4 HR	F8		1B SF7 2B		G5-3		P5		5	2	1	0	0	0	3				
Brian Giles, L (1, 7) OBP: 0.412, SLG: 0.590	HR		HR 3B	1B IBB		G4-3		K		4	2	2	2	1	1	0				
Kevin Young, R (1, 3) OBP: 0.325, SLG: 0.463	G6-3 S 1B		HR	1B		L5		2B		5	1	4	3	0	0	0				
Aramis Ramirez, R (1, 5) OBP: 0.295, SLG: 0.402	G6-3		1B	SF7		K		BB		3	0	1	1	1	1	1				
Emil Brown, R (1, 9) OBP: 0.305, SLG: 0.408 Enrique Wilson, S (9, PH) OBP: 0.333, SLG: 0.434	BB		K	K		K		P5		3	0	0	0	1	3	3				
Mike Benjamin, R (1, 4) OBP: 0.329, SLG: 0.431	F9		L6			F2		P5		5	0	1	0	0	0	5				
Pat Meares, R (1, 6) OBP: 0.299, SLG: 0.382 Warren Morris, L (9, PH) OBP: 0.333, SLG: 0.334			F3			G4-3				3	0	1	0	0	1	2				
Jimmy Anderson, L (1, 1) OBP: 0.121, SLG: 0.152 Bronson Arroyo, R (3, 1) OBP: 0.197, SLG: 0.278 Josias Manzanillo, R (6, 1) John Vander Wal, L (8, PH) OBP: 0.392, SLG: 0.543 Mike Williams, R (9, 1)	K		1B	18 2B 1B 1B		K		18 S BB		1	0	0	0	0	1	1				
Inning Stats	R: 2 E: 0 K: 0 S: 18	H: 3 LOB: 2 BB: 1 P: 29	R: 0 E: 0 K: 1 S: 9	H: 1 LOB: 1 BB: 0 P: 12	R: 2 E: 0 K: 1 S: 14	H: 3 LOB: 1 BB: 0 P: 20	R: 2 E: 0 K: 2 S: 17	H: 3 LOB: 2 BB: 1 P: 25	R: 0 E: 0 K: 0 S: 6	H: 0 LOB: 0 BB: 0 P: 8	R: 0 E: 0 K: 2 S: 9	H: 0 LOB: 0 BB: 0 P: 12	R: 0 E: 0 K: 0 S: 11	H: 0 LOB: 1 BB: 1 P: 19	R: 0 E: 0 K: 1 S: 11	H: 1 LOB: 2 BB: 1 P: 18	1B: 7 2B: 2 3B: 1 HR: 2	SF: 1 SAC: 0 DP: 0 HBP: 0	WP: 0 PB: 0 SB: 3 CS: 0	PA: 43
PITCHER	IP WLS BF H R ER SO	IP WLS BF H R ER SO	IP WLS BF H R ER SO	IP WLS BF H R ER SO	IP WLS BF H R ER SO	IP WLS BF H R ER SO	IP WLS BF H R ER SO	IP WLS BF H R ER SO	IP WLS BF H R ER SO	IP WLS BF H R ER SO	IP WLS BF H R ER SO	IP WLS BF H R ER SO	IP WLS BF H R ER SO	IP WLS BF H R ER SO	IP WLS BF H R ER SO	IP WLS BF H R ER SO	ERA WHIP	ERA WHIP		

Arizona Diamondbacks @ Pittsburgh Pirates
Three Rivers Stadium, Pittsburgh, PA
Sun Aug 13 2000, 1:35 PM EDT
Att: 25,321 - Sunny - 78 F

livebaseballscores.com

AB 38
R 6
H 12
RBI 6
BB 4
SO 9
LOB 22



Batter	1	2	3	4	5	6	7	8	9	AB	R	H	RBI	BB	SO	LOB	TOP					
Adrian Brown, S OBP: 0.358, SLG: 0.441 (1, 8)	F8		G6-4-3 BB			F9		G3		3	0	0	0	1	0	0						
18 Jason Kendall, R OBP: 0.421, SLG: 0.466 Jeff Wallace, L (6, 1)	G4-3		G6-4-3			P3		F8		3	0	0	0	0	0	1						
Rich Loiselle, R (8, 1)										0	0	0	0	0	0	0						
John Vander Wal, L OBP: 0.391, SLG: 0.541 (9, PH)										1	0	0	0	0	0	0						
Brian Giles, L OBP: 0.413, SLG: 0.589 Emil Brown, R OBP: 0.321, SLG: 0.420 (7, 7)	WP BB			K				1B 1B		2	0	1	0	1	1	0						
Kevin Young, R OBP: 0.324, SLG: 0.461 (1, 3)	L5			F8				1B BB		4	1	1	0	0	0	2						
Aramis Ramirez, R OBP: 0.298, SLG: 0.402 Enrique Wilson, S OBP: 0.327, SLG: 0.429 (2, 5)			G4-6-3 HBP			G4-3		SF7 1B		0	0	0	0	0	0	0						
Warren Morris, L OBP: 0.335, SLG: 0.334 (1, 4)			G4-6-3			K		1B BB		3	0	1	0	1	1	1						
Alex Ramirez, R OBP: 0.311, SLG: 0.459 (1, 9)			BB			K		1B BB		3	0	1	1	1	1	2						
Pat Meares, R OBP: 0.296, SLG: 0.377 (1, 6)			K			L3		1B F8		4	0	0	0	0	1	3						
Jose Silva, R OBP: 0.227, SLG: 0.150 Marc Wilkins, R OBP: 0.333, SLG: 0.333 Keith Osik, R OBP: 0.357, SLG: 0.480 (6, 2)			K			L7		F7		1	0	0	0	0	1	0						
										0	0	0	0	0	0	0						
										2	0	0	0	0	0	0						
Inning Stats	R: 0 E: 0 K: 0 S: 12	H: 0 LOB: 1 BB: 1 P: 22	R: 0 E: 0 K: 1 S: 9	H: 0 LOB: 1 BB: 1 P: 16	R: 0 E: 0 K: 1 S: 7	H: 0 LOB: 0 BB: 1 P: 14	R: 0 E: 0 K: 1 S: 9	H: 0 LOB: 0 BB: 0 P: 15	R: 0 E: 0 K: 2 S: 9	H: 0 LOB: 0 BB: 0 P: 15	R: 0 E: 0 K: 0 S: 6	H: 0 LOB: 0 BB: 0 P: 8	R: 0 E: 0 K: 0 S: 5	H: 2 LOB: 2 BB: 0 P: 9	R: 0 E: 0 K: 0 S: 4	H: 0 LOB: 0 BB: 0 P: 7	R: 2 E: 0 K: 0 S: 14	H: 3 LOB: 2 BB: 1 P: 21	1B: 5 2B: 0 3B: 0 HR: 0	SF: 1 SAC: 0 DP: 2 HBP: 1	WP: 1 PB: 0 SB: 0 CS: 0	PA: 35
PITCHER Chris Holt, R ERA: 5.15 (1, 1)	IP: 9.0 WLS: W BF: 35 H: 5 R: 2 ER: 2 SO: 5 BB: 4 IBB: 0 HBP: 1 BLK: 0 WP: 1 HR: 0 S: 75 P: 127 ERA: 2.00 WHIP: 1.000															PITCHER	IP: 9.0 WLS: W BF: 35 H: 5 R: 2 ER: 2 SO: 5 BB: 4 IBB: 0 HBP: 1 BLK: 0 WP: 1 HR: 0 S: 75 P: 127 ERA: 2.00 WHIP: 1.000					

Pittsburgh Pirates @ Houston Astros
Enron Field, Houston, TX
Mon Aug 14 2000, 8:05 PM EDT
Att: 30,220 - Dome - 72 F

AB	29
R	2
H	5
RBI	2
BB	4
SO	5
LOB	10



Batter	1	2	3	4	5	6	7	8	9	AB	R	H	RBI	BB	SO	LOB	BOTTOM			
Julio Lugo, R OBP: 0.336, SLG: 0.382 (1, 4)	CS BB	L8	5 BB HBP	K		F7		L3		4	1	0	0	1	1	1				
Bill Spiers, L OBP: 0.393, SLG: 0.411 Tripp Cromer, R OBP: 0.400, SLG: 0.250 (8, 5)	5 BB 17 BB	F7	5 BB BB			F9		P3		4	2	2	1	1	0	0				
5 Jeff Bagwell, R OBP: 0.426, SLG: 0.605 Daryle Ward, L OBP: 0.292, SLG: 0.534 (7, PH)	17 BB SF8	F8	1-3 2-H 3-H			K				3	1	1	2	1	1	1				
17 Lance Berkman, S OBP: 0.386, SLG: 0.571 (1, 7)	1B 2B		1B G3			HR		1B		2	1	2	1	0	0	0				
Moises Alou, R OBP: 0.424, SLG: 0.638 Glen Barker, S OBP: 0.316, SLG: 0.373 (7, PR)	SF8		2B 1B	HR		HR		1B BB		3	3	3	5	1	0	0				
Richard Hidalgo, R OBP: 0.383, SLG: 0.562 (8, 9)	2H 1B		F8 1B	G1-3 BB		F3		F9		4	2	1	1	1	0	3				
Tony Eusebio, R OBP: 0.350, SLG: 0.430 (1, 2)	1B 2H		1B BB	G1-3				1B		5	1	4	3	0	0	1				
Tim Bogar, R OBP: 0.257, SLG: 0.253 (1, 6)			BB SH1-4			F9		1B		5	1	4	2	0	0	1				
Chris Holt, R OBP: 0.170, SLG: 0.093 (1, 1)	K		SH1-4	K		K		K		4	0	0	0	0	4	5				
										1	0	0	0	0	0	0				
										0	0	0	0	0	0	0				
										5	1	4	2	0	0	1				
										4	0	0	0	0	4	5				
Inning Stats	R: 4 E: 0 K: 1 S: 21	H: 5 LOB: 2 BB: 2 P: 35	R: 0 E: 0 K: 0 S: 6	H: 0 LOB: 0 BB: 0 P: 10	R: 5 E: 0 K: 0 S: 19	H: 5 LOB: 2 BB: 1 P: 38	R: 2 E: 0 K: 2 S: 14	H: 2 LOB: 1 BB: 1 P: 24	R: 3 E: 0 K: 1 S: 15	H: 3 LOB: 1 BB: 1 P: 24	R: 0 E: 0 K: 1 S: 6	H: 0 LOB: 0 BB: 0 P: 11	R: 2 E: 0 K: 1 S: 18	H: 3 LOB: 2 BB: 1 P: 30	R: 0 E: 0 K: 0 S: 13	H: 1 LOB: 1 BB: 0 P: 19	1B: 11 2B: 5 3B: 0 HR: 3	SF: 1 SAC: 1 DP: 0 HBP: 1	WP: 0 PB: 0 SB: 0 CS: 1	PA: 49
PITCHER Jose Silva, R ERA: 4.85 Marc Wilkins, R ERA: 5.8 Jeff Wallace, L ERA: 6.2 Rich Loiselle, R ERA: 7.32 (3, 1)	IP: 2.2 WLS: L BF: 20 H: 9 R: 9 ER: 9 SO: 1 BB: 3 IBB: 0 HBP: 0 BLK: 0 WP: 0 HR: 0 S: 43 P: 76 ERA: 30.38 WHIP: 4.500															PITCHER	IP: 2.2 WLS: L BF: 20 H: 9 R: 9 ER: 9 SO: 1 BB: 3 IBB: 0 HBP: 0 BLK: 0 WP: 0 HR: 0 S: 43 P: 76 ERA: 30.38 WHIP: 4.500			

Pittsburgh Pirates @ Houston Astros
Enron Field, Houston, TX
Mon Aug 14 2000, 8:05 PM EDT
Att: 30,220 - Dome - 72 F

AB	40
R	16
H	19
RBI	16
BB	6
SO	6
LOB	15



Batter	1	2	3	4	5	6	7	8	9	AB	R	H	RBI	BB	SO	LOB	TOP					
Adrian Brown, S (1, 8) OBP: 0.374, SLG: 0.489	P6			G3		FC5-4 1B		1B 2B	1B	5	2	3	0	0	0	0						
18 Jason Kendall, R (1, 2) OBP: 0.419, SLG: 0.462	G6-3			HR 1B		FC5-4 E 1-2		BB 1B	2B HR	5	3	2	0	0	0	3						
Brian Giles, L (1, 7) OBP: 0.417, SLG: 0.611 Marc Wilkins, R (7, 1) OBP: 0.333, SLG: 0.333 Keith Osik, R (8, FH) OBP: 0.362, SLG: 0.500	F8			HR		F2		F8	HR 2B	3	1	1	2	0	0	1						
Kevin Young, R (1, 3) OBP: 0.323, SLG: 0.455 Mike Williams, R (8, 1) Alex Ramirez, R (9, FH) OBP: 0.310, SLG: 0.472	G5-3			F8		E6		BB BB 1B	HR	4	1	1	1	0	0	1						
John Vander Wal, L (1, 9) OBP: 0.393, SLG: 0.538	P4			1B		G4-3		G2-3 BB 1B	WP 1B	4	0	2	0	1	0	2						
Enrique Wilson, S (1, 5) OBP: 0.322, SLG: 0.414	G4-3			P4		G4-3		G2-3 BB	G6-3	4	0	0	1	1	0	2						
Warren Morris, L (1, 4) OBP: 0.333, SLG: 0.329			G4-3		K		BB	G2-3	K	4	0	0	1	1	2	3	AB 40					
Pat Meares, R (1, 6) OBP: 0.296, SLG: 0.383			B3-6-4 1B		G5-3		K	G5-3	F9	5	0	1	0	0	1	4	R 10					
Dan Serafini, S (1, 1) Bronson Arroyo, R (5, 1) OBP: 0.167, SLG: 0.278 Emil Brown, R (7, FH) OBP: 0.328, SLG: 0.412	B3-6-4			P3		K			18 E 1B 2B HBP	2	0	0	0	0	0	1	H 12					
Inning Stats	R: 0 E: 0 K: 0 S: 7	H: 0 LOB: 0 BB: 0 P: 10	R: 0 E: 0 K: 0 S: 7	H: 0 LOB: 0 BB: 0 P: 14	R: 0 E: 0 K: 0 S: 6	H: 1 LOB: 0 BB: 0 P: 7	R: 2 E: 0 K: 0 S: 14	H: 3 LOB: 1 BB: 0 P: 21	R: 0 E: 0 K: 1 S: 5	H: 0 LOB: 0 BB: 0 P: 7	R: 0 E: 0 K: 0 S: 12	H: 1 LOB: 2 BB: 0 P: 18	R: 0 E: 0 K: 2 S: 11	H: 0 LOB: 1 BB: 1 P: 19	R: 3 E: 0 K: 0 S: 13	H: 3 LOB: 2 BB: 2 P: 26	R: 5 E: 1 K: 1 S: 25	H: 4 LOB: 1 BB: 0 P: 37	1B: 8 2B: 2 3B: 0 HR: 2	SF: 0 SAC: 0 DP: 1 HBP: 1	WP: 1 PB: 0 SB: 0 CS: 0	PA: 44
PITCHER	IP WLS BF H R ER SO BB IBB HBP BLK WP HR S P ERA WHIP																					
Scott Elarton, R (1, 1) ERA: 4.76	7.1 W 33 8 5 5 3 3 0 0 0 0 1 71 115 6.14 1.500																					
Marc Valdes, R (8, 1) ERA: 3.57	0.2 6 2 4 4 0 0 0 1 0 0 0 14 22 54.00 3.000																					
Octavio Dotel, R (9, 1) ERA: 5.25	1.0 S 5 2 1 0 1 0 0 0 0 1 1 15 22 0.00 2.000																					

Pittsburgh Pirates @ Houston Astros
Enron Field, Houston, TX
Wed Aug 16 2000, 8:05 PM EDT
Att: 30,165 - Dome - 72 F

AB 40
R 10
H 12
RBI 10
BB 3
SO 4
LOB 20



Batter	1	2	3	4	5	6	7	8	9	AB	R	H	RBI	BB	SO	LOB	BOTTOM			
Julio Lugo, R (1, 4) OBP: 0.342, SLG: 0.398	K		G6-3		HR 1B	HR		K		5	2	2	2	0	2	0				
Tim Lincecum, R (1, 6) OBP: 0.256, SLG: 0.267	G5-3			F9	HR	K		K		5	1	1	2	0	2	0				
5 Jeff Bagwell, R (1, 3) OBP: 0.429, SLG: 0.614 Daryle Ward, L (8, 3) OBP: 0.297, SLG: 0.547	F7			HR	HR BB	G5-3				3	2	1	1	1	0	0				
Richard Hidalgo, R (1, 8) OBP: 0.359, SLG: 0.556	G6-3			G4-3 HR 2B	K		P4			4	1	1	0	0	1	1				
Moises Alou, R (1, 9) OBP: 0.423, SLG: 0.638 Glen Barker, S (7, PR) OBP: 0.316, SLG: 0.373	L5			G4-3	HR	HR	HBP BB			3	1	1	2	1	0	1				
17 Lance Berkman, S (1, 7) OBP: 0.390, SLG: 0.581	HR			HR BB	BB		K			2	2	1	1	2	1	1				
Chris Truby, R (1, 5) OBP: 0.331, SLG: 0.531 Marc Valdes, R (8, 1) Octavio Dotel, R (9, 1) OBP: 0.063, SLG: 0.032	K			HR	K		HBP			3	1	1	3	0	2	1	AB 33			
Raul Chavez, R (1, 2) OBP: 0.174, SLG: 0.190	G5-3		G5-3	G6-3		G4-3		K		4	0	0	0	0	1	2	R 11			
Scott Elarton, R (1, 1) ERA: 8.27 Tripp Cromer, R (8, 5) OBP: 0.286, SLG: 0.167	F3			G4-3		HR 2B		K		3	1	1	0	0	0	0	H 9			
Inning Stats	R: 0 E: 0 K: 1 S: 8	H: 0 LOB: 0 BB: 0 P: 14	R: 1 E: 0 K: 1 S: 7	H: 1 LOB: 0 BB: 0 P: 12	R: 0 E: 0 K: 0 S: 5	H: 0 LOB: 0 BB: 0 P: 9	R: 4 E: 0 K: 0 S: 14	H: 3 LOB: 1 BB: 1 P: 23	R: 4 E: 0 K: 2 S: 24	H: 3 LOB: 1 BB: 2 P: 40	R: 2 E: 0 K: 1 S: 10	H: 2 LOB: 0 BB: 0 P: 14	R: 0 E: 0 K: 2 S: 12	H: 0 LOB: 2 BB: 1 P: 24	R: 0 E: 0 K: 3 S: 10	H: 0 LOB: 0 BB: 0 P: 13	1B: 1 2B: 2 3B: 0 HR: 6	SF: 0 SAC: 0 DP: 0 HBP: 1	WP: 0 PB: 0 SB: 0 CS: 0	PA: 38
PITCHER	IP WLS BF H R ER SO BB IBB HBP BLK WP HR S P ERA WHIP																			
Dan Serafini, L (1, 1) ERA: 8.27	4.1 L 20 6 7 7 2 1 0 0 0 0 0 4 44 74 14.54 1.615																			
Bronson Arroyo, R (5, 1) ERA: 7.39	1.2 10 3 4 4 3 2 0 0 0 0 0 2 24 38 21.60 3.000																			
Marc Wilkins, R (7, 1) ERA: 5.65	1.0 5 0 0 0 2 1 0 1 0 0 0 0 12 24 0.00 1.000																			
Mike Williams, R (8, 1) ERA: 3.35	1.0 3 0 0 0 3 0 0 0 0 0 0 0 10 13 0.00 0.000																			

Pittsburgh Pirates @ Houston Astros
Enron Field, Houston, TX
Wed Aug 16 2000, 8:05 PM EDT
Att: 30,165 - Dome - 72 F

AB 33
R 11
H 9
RBI 11
BB 4
SO 10
LOB 6



Batter	1	2	3	4	5	6	7	8	9	AB	R	H	RBI	BB	SO	LOB	TOP										
Adrian Brown, S OBP: 0.368, SLG: 0.479	1-1 G4-3			3-2 G6-3		0-1 F7		1-1 B4-3	1-2 18 1B	5	1	1	1	0	0	0	Pittsburgh Pirates @ Cincinnati Reds Cinergy Field, Cincinnati, OH Fri Aug 18 2000, 7:35 PM EDT Att: 31,891 - Cloudy - 75 F										
18 Jason Kendall, R OBP: 0.421, SLG: 0.471	1-0 L6			2-3 K2-3		1-0 HR		0-2 1B	3-2 1B	5	2	3	2	0	1	0											
Brian Giles, L OBP: 0.419, SLG: 0.610	1-3 K			4-0 BB		2-1 2B		2-0 1B	3-1 G4-3	4	2	2	0	1	1	1											
John Vander Wal, L OBP: 0.392, SLG: 0.539 Kevin Young, R OBP: 0.322, SLG: 0.454	0-1 P6			3-3 K		1-0 WP		3-0 F2		3	0	1	1	0	1	1											
Aramis Ramirez, R OBP: 0.297, SLG: 0.404	1-3 K			2-2 G6-3		2-2 F9		0-0 2B		4	0	1	1	0	1	1											
Warren Morris, L OBP: 0.330, SLG: 0.326 Scott Sauerbeck, R Mike Williams, R	2-1 F8			2-1 P5		3-3 K		3-1 G4-3		4	0	0	0	0	1	2											
Alex Ramirez, R OBP: 0.314, SLG: 0.479			2-3 K		1-0 2B		0-0 G3		1-1 G4-3	4	1	2	0	0	1	0											
Enrique Wilson, S OBP: 0.328, SLG: 0.415			2-2 F7		4-0 IBB		1-1 F8		0-0 SH1-4	2	0	1	0	1	0	0											
Todd Ritchie, R OBP: 0.213, SLG: 0.234 Mike Benjamin, R OBP: 0.325, SLG: 0.426	2-0 F7			1-3 K		2-1 F8		2-1 F8	0-0 G4-3	3	0	0	0	0	1	3											
Inning Stats	R: 0 E: 0 K: 1 S: 6	H: 0 LOB: 0 BB: 0 P: 9	R: 0 E: 0 K: 1 S: 7	H: 0 LOB: 0 BB: 0 P: 10	R: 0 E: 1 K: 1 S: 8	H: 1 LOB: 0 BB: 0 P: 14	R: 0 E: 0 K: 2 S: 13	H: 0 LOB: 1 BB: 1 P: 25	R: 0 E: 0 K: 1 S: 12	H: 1 LOB: 2 BB: 1 P: 22	R: 2 E: 0 K: 1 S: 12	H: 3 LOB: 1 BB: 0 P: 21	R: 0 E: 0 K: 0 S: 5	H: 0 LOB: 0 BB: 0 P: 8	R: 2 E: 1 K: 0 S: 10	H: 3 LOB: 1 BB: 0 P: 18		R: 2 E: 0 K: 0 S: 15	H: 3 LOB: 1 BB: 0 P: 22	1B: 7 2B: 3 3B: 0 HR: 1	SF: 0 SAC: 1 DP: 0 HBP: 0	WP: 1 PB: 0 SB: 1 CS: 0	PA: 39				
PITCHER	IP	WLS	BF	H	R	ER	SO	BB	IBB	HBP	BLK	WP	HR	S	P	ERA	WHIP										
Scott Williamson, R ERA: 3.29	7.0		27	5	2	2	7	1	1	0	0	1	1	63	109	2.57	0.857										
Scott Sullivan, R ERA: 3.55	0.1	L	3	2	2	1	0	0	0	0	0	0	0	6	9	27.00	6.000										
Dennys Reyes, L ERA: 5.67	0.1		1	0	0	0	0	0	0	0	0	0	0	1	4	0.00	0.000										
Danny Graves, R ERA: 2.5	1.0		7	4	2	2	0	0	0	0	0	0	0	16	22	18.00	4.000										
Ron Villone, L ERA: 5.77	0.1		1	0	0	0	0	0	0	0	0	0	0	2	5	0.00	0.000										

Batter	1	2	3	4	5	6	7	8	9	AB	R	H	RBI	BB	SO	LOB	BOTTOM										
Michael Tucker, L OBP: 0.385, SLG: 0.552	0-0 G4-3		4-2 E		2-3 K			2-1 G3		3	2	2	0	1	1	0	Pittsburgh Pirates @ Cincinnati Reds Cinergy Field, Cincinnati, OH Fri Aug 18 2000, 7:35 PM EDT Att: 31,891 - Cloudy - 75 F										
Barry Larkin, R OBP: 0.383, SLG: 0.484	0-0 G4-3		2-2 BB			0-2 F8		0-0 G3		4	0	1	0	0	0	2											
Ken Griffey Jr., L OBP: 0.377, SLG: 0.544	1-1 SF7		2-3 K			1-0 HR		0-0 G5-3		3	1	1	3	0	1	2											
Dante Bichette, R OBP: 0.355, SLG: 0.472	4-1 BB		1-0 F8			0-2 1B		3-3 K		3	0	1	0	1	1	2											
Sean Casey, L OBP: 0.374, SLG: 0.441	2-1 F8			1-2 G4-3		0-0 F7		0-1 F8		4	0	0	0	0	0	2											
Chris Stynes, R OBP: 0.386, SLG: 0.490		0-0 G5-3		1-0 F7		0-1 F9		0-1 FC4		4	0	1	0	0	0	1											
Juan Castro, R OBP: 0.297, SLG: 0.392 Alex Ochoa, R OBP: 0.363, SLG: 0.477	3-1 F2		1-0 G1-3			0-3 K		1-3 K		3	0	0	0	0	1	0											
Jason LaRue, R OBP: 0.211, SLG: 0.314 Benito Santiago, R OBP: 0.293, SLG: 0.353	0-0 G6-3		2-1 G6-3		1-2 G6-3		1-2 G4-3	4-1 FC4		3	0	0	0	0	0	0											
Scott Williamson, R ERA: 3.29 Chris Seaton, R ERA: 3.22 Scott Sullivan, R ERA: 3.55 Dennys Reyes, L ERA: 5.67 Danny Graves, R ERA: 2.5 Ron Villone, L ERA: 5.77 Dmitri Young, S ERA: 3.29	2-3 K		2-1 G6-3			0-0 G4-3		2-2 FC4		2	0	0	0	0	1	0											
Inning Stats	R: 1 E: 0 K: 0 S: 7	H: 1 LOB: 1 BB: 1 P: 14	R: 0 E: 0 K: 0 S: 4	H: 0 LOB: 0 BB: 0 P: 7	R: 0 E: 1 K: 2 S: 12	H: 1 LOB: 2 BB: 1 P: 23	R: 0 E: 0 K: 0 S: 5	H: 0 LOB: 0 BB: 0 P: 8	R: 0 E: 0 K: 1 S: 11	H: 2 LOB: 1 BB: 0 P: 12	R: 0 E: 0 K: 1 S: 7	H: 0 LOB: 0 BB: 0 P: 8	R: 1 E: 0 K: 1 S: 7	H: 1 LOB: 0 BB: 0 P: 12	R: 0 E: 0 K: 1 S: 12	H: 1 LOB: 2 BB: 1 P: 19		1B: 3 2B: 2 3B: 0 HR: 1	SF: 1 SAC: 0 DP: 0 HBP: 0	WP: 0 PB: 0 SB: 0 CS: 0	PA: 36						
PITCHER	IP	WLS	BF	H	R	ER	SO	BB	IBB	HBP	BLK	WP	HR	S	P	ERA	WHIP										
Todd Ritchie, R ERA: 4.67	7.1	W	29	5	3	3	4	2	0	0	0	0	0	4	7	0.00	0.955										
Scott Sauerbeck, L ERA: 3.55	0.2	H	2	0	0	0	1	0	0	0	0	0	0	4	7	0.00	0.000										
Mike Williams, R ERA: 3.29	1.0	S	5	1	0	0	1	1	0	0	0	0	0	12	19	0.00	2.000										



Batter	1	2	3	4	5	6	7	8	9	AB R H RBI BB SO LOB	TOP										
Adrian Brown, S (1, 8) OBP: 0.372, SLG: 0.476 Emil Brown, R (8, 8) OBP: 0.322, SLG: 0.404	2-1 G5-3 1B		4-1 1B BB		2-1 G6-3		0-0 F7		0-3 K	3 0 1 0 1 0 2 1 0 0 0 0 1 0	Pittsburgh Pirates @ Cincinnati Reds Cinergy Field, Cincinnati, OH Sat Aug 19 2000, 1:15 PM EDT Att: 34,370 - Sunny - 67 F										
18 Jason Kendall, R (1, 2) OBP: 0.419, SLG: 0.469	1-1 F8		1-0 P5		2-1 G5-3		0-1 FC6-5 1B			4 0 1 1 0 0 2											
Brian Giles, L (1, 7) OBP: 0.418, SLG: 0.607	3-2 G5-3		2-0 1B		1-0 F7		0-0 P6			4 0 1 0 0 0 3											
Kevin Young, R (1, 3) OBP: 0.319, SLG: 0.450	2-3 K		3-3 K		2-2 F8		0-0 FC6-5			4 0 0 0 0 2 5											
John Vander Wal, L (1, 9) OBP: 0.394, SLG: 0.539		2-2 F7		1-2 1B 1B		1-1 BB 1B		2-1 L4		4 0 2 0 0 0 0											
Aramis Ramirez, R (1, 5) OBP: 0.300, SLG: 0.404 Warren Morris, L (3, 4) OBP: 0.333, SLG: 0.327		3-2 HBP		1-1 1B		4-2 1B		0-0 F8		0 0 0 0 0 0 0 2 0 1 0 1 0 0											
Enrique Wilson, S (1, 4) (3, 5)		0-2 F8		0-1 F7		2-0 L6		2-1 G6-3		4 0 0 0 0 0 4											
Pat Meares, R (1, 6) OBP: 0.296, SLG: 0.384		0-1 F7		1-2 G4-3			0-0 1B 1B 2B		4 1 1 0 0 0 2												
Jimmy Anderson, L (1, 1) OBP: 0.139, SLG: 0.167 Josias Manzanillo, R (8, 1) Alex Ramirez, R (9, PH) OBP: 0.313, SLG: 0.476			1-1 F9		0-3 K		0-0 FC6-5 1B		0-0 P3	3 0 1 0 0 0 1 0 0 0 0 0 0 0 0 0 1 0 0 0 0 0 0 0											
Inning Stats	R: 0 E: 0 K: 10 S: 10	H: 1 LOB: 1 BB: 0 P: 18	R: 0 E: 0 K: 0 S: 13	H: 0 LOB: 1 BB: 0 P: 18	R: 0 E: 0 K: 10 S: 10	H: 1 LOB: 2 BB: 1 P: 21	R: 0 E: 0 K: 0 S: 10	H: 2 LOB: 1 BB: 0 P: 13	R: 0 E: 0 K: 10 S: 7	H: 0 LOB: 0 BB: 0 P: 11		R: 0 E: 0 K: 0 S: 10	H: 1 LOB: 2 BB: 1 P: 20	R: 1 E: 0 K: 0 S: 8	H: 3 LOB: 2 BB: 0 P: 11	R: 0 E: 0 K: 0 S: 5	H: 0 LOB: 0 BB: 0 P: 9	R: 0 E: 0 K: 1 S: 8	H: 0 LOB: 0 BB: 0 P: 9	1B: 7 2B: 1 3B: 0 HR: 0	SF: 0 SAC: 0 DP: 0 HBP: 1
PITCHER	IP WLS BF H R ER SO BB IBB HBP BLK WP HR S P ERA WHIP											IP WLS BF H R ER SO BB IBB HBP BLK WP HR S P ERA WHIP									
Steve Parris, R (1, 1) ERA: 4.78	6.1 W 29 8 1 1 3 2 0 0 1 0 0 0 65 106 1.42 1.579																				
Dennys Reyes, L (7, 1) ERA: 5.4	1.2 H 5 0 0 0 0 0 0 0 0 0 0 0 8 15 0.00 0.000																				
Scott Sullivan, R (9, 1) ERA: 3.5	1.0 3 0 0 0 1 0 0 0 0 0 0 0 8 9 0.00 0.000																				

Batter	1	2	3	4	5	6	7	8	9	AB R H RBI BB SO LOB	BOTTOM								
Brian Hunter, R (1, 7) OBP: 0.345, SLG: 0.312	4-1 1B 1B BB		1-1 G6-3		2-3 K			4-0 SH1-4 3B BB		2 2 0 0 2 1 0	Pittsburgh Pirates @ Cincinnati Reds Cinergy Field, Cincinnati, OH Sat Aug 19 2000, 1:15 PM EDT Att: 34,370 - Sunny - 67 F								
Chris Stynes, R (1, 5) OBP: 0.389, SLG: 0.492	1-0 F9 1B 1B G6-3		3-1 S 1B		1-3 K		3-1 SH1-4		3 2 2 0 0 1 0										
Ken Griffey Jr., L (1, 8) OBP: 0.378, SLG: 0.543	0-0 G6-3 F9 1B 1B 2H		2-0 F8			2-2 G4-3		4-0 3B IBB	3 1 1 1 1 0 1										
Dante Bichette, R (1, 9) OBP: 0.358, SLG: 0.478 Scott Sullivan, R (9, 1) OBP: 0.200, SLG: 0.200	2-0 F9		4-0 1B BB		0-0 G3-6-3 1B		2-2 SF7 3B		3 1 2 3 1 0 2 0 0 0 0 0 0 0										
Sean Casey, L (1, 3) OBP: 0.375, SLG: 0.440	3-2 G6-3		1-0 1B		0-1 G3-6-3		4-0 IBB		3 0 1 2 1 0 2										
Benito Santiago, R (1, 2) OBP: 0.292, SLG: 0.353	2-3 L7		1-3 1B		1-0 G5-3		0-0 SF7		3 0 1 1 0 0 1										
Juan Castro, R (1, 6) OBP: 0.288, SLG: 0.379		0-0 B1-3		0-0 G6-3		0-0 G6-4-3 1B		0-0 K	4 0 0 0 0 1 2										
Chris Sexton, R (1, 4) OBP: 0.167, SLG: 0.091		2-2 F8		2-2 G5-3		2-0 G6-3			3 0 0 0 0 0 0										
Steve Parris, R (1, 1) OBP: 0.116, SLG: 0.167 Dennys Reyes, R (7, 1) Alex Ochoa, R (8, PH) OBP: 0.361, SLG: 0.473 Michael Tucker, L (9, 9) OBP: 0.385, SLG: 0.552		2-1 G4-3		0-3 K			2-1 E6 SH1-4 BB 3B		2 0 0 0 0 1 0 0 0 0 0 0 0 0 1 1 0 0 0 0 0 0 0 0 0 0 0 0										
Inning Stats	R: 2 E: 0 K: 0 S: 9	H: 2 LOB: 1 BB: 1 P: 20	R: 0 E: 0 K: 0 S: 6	H: 0 LOB: 0 BB: 0 P: 10	R: 1 E: 0 K: 0 S: 6	H: 2 LOB: 2 BB: 1 P: 17	R: 0 E: 0 K: 0 S: 5	H: 0 LOB: 0 BB: 0 P: 8	R: 0 E: 0 K: 3 S: 11	H: 0 LOB: 0 BB: 0 P: 14		R: 0 E: 0 K: 0 S: 6	H: 1 LOB: 0 BB: 0 P: 8	R: 0 E: 0 K: 0 S: 3	H: 1 LOB: 0 BB: 0 P: 6	R: 4 E: 1 K: 1 S: 11	H: 1 LOB: 1 BB: 3 P: 30	1B: 6 2B: 0 3B: 1 HR: 0	SF: 1 SAC: 1 DP: 2 HBP: 0
PITCHER	IP WLS BF H R ER SO BB IBB HBP BLK WP HR S P ERA WHIP											IP WLS BF H R ER SO BB IBB HBP BLK WP HR S P ERA WHIP							
Jimmy Anderson, L (1, 1) ERA: 4.58	7.0 L 28 6 5 5 3 3 0 0 0 0 0 0 48 91 6.43 1.286																		
Josias Manzanillo, R (8, 1) ERA: 3.07	1.0 6 1 2 1 1 0 2 0 0 0 0 0 9 22 9.00 1.000																		

Batter	1	2	3	4	5	6	7	8	9	AB	R	H	RBI	BB	SO	LOB	TOP								
Emil Brown, R OBP: 0.328, SLG: 0.382 (1, 8)										3	2	0	0	2	2	0									
18 Jason Kendall, R OBP: 0.421, SLG: 0.468 (1, 2)										3	2	1	0	2	0	0									
Brian Giles, L OBP: 0.419, SLG: 0.618 (1, 7)										5	2	3	4	0	1	2									
Kevin Young, R OBP: 0.318, SLG: 0.447 (1, 3)										5	0	1	1	0	0	3									
Enrique Wilson, S OBP: 0.324, SLG: 0.407 (1, 5)										4	0	2	1	0	1	2									
Marc Wilkins, R OBP: 0.333, SLG: 0.333 (7, 1)										0	0	0	0	0	0	0									
Scott Sauerbeck, R OBP: 0.333, SLG: 0.333 (7, 1)										0	0	0	0	0	0	0									
Mike Williams, R OBP: 0.333, SLG: 0.333 (9, 1)										0	0	0	0	0	0	0									
Warren Morris, L OBP: 0.334, SLG: 0.329 (1, 4)										3	1	1	0	1	1	3									
Alex Ramirez, R OBP: 0.307, SLG: 0.467 (1, 9)										3	0	0	0	0	0	2									
Pat Meares, R OBP: 0.293, SLG: 0.381 (1, 6)										3	0	0	1	0	1	1									
Jose Silva, R OBP: 0.200, SLG: 0.130 (1, 1)										3	0	0	0	0	2	1									
Jeff Wallace, L OBP: 0.200, SLG: 0.130 (6, 1)										0	0	0	0	0	0	0									
Mike Benjamin, R OBP: 0.324, SLG: 0.424 (7, 5)										1	0	0	0	0	1	0									
Inning Stats	R: 1 E: 0 K: 1 S: 12	H: 3 LOB: 2 BB: 1 P: 19	R: 0 E: 0 K: 1 S: 12	H: 0 LOB: 0 BB: 0 P: 16	R: 1 E: 0 K: 2 S: 8	H: 1 LOB: 1 BB: 1 P: 17	R: 0 E: 0 K: 1 S: 9	H: 0 LOB: 1 BB: 1 P: 18	R: 3 E: 0 K: 0 S: 11	H: 2 LOB: 1 BB: 2 P: 24	R: 0 E: 0 K: 2 S: 9	H: 0 LOB: 0 BB: 0 P: 13	R: 0 E: 0 K: 1 S: 9	H: 0 LOB: 0 BB: 0 P: 13	R: 1 E: 0 K: 1 S: 9	H: 1 LOB: 0 BB: 0 P: 12	R: 1 E: 0 K: 0 S: 7	H: 1 LOB: 0 BB: 0 P: 10	1B: 4 2B: 3 3B: 0 HR: 1	SF: 1 SAC: 1 DP: 1 HBP: 0	WP: 0 PB: 1 SB: 0 CS: 0	PA: 40			
PITCHER	IP	WLS	BF	H	R	ER	SO	BB	IBB	HBP	BLK	WP	HR	S	P	ERA	WHIP								
Elmer Dessens, R ERA: 4.95 (1, 1)	4.1	L	23	6	5	5	5	5	0	0	0	0	0	48	86	10.38	2.538								
Ron Villone, L ERA: 5.88 (5, 1)	1.2		5	0	0	0	2	0	0	0	0	0	0	13	21	0.00	0.000								
Mark Wohlers, R ERA: 3.68 (7, 1)	3.0		12	2	2	2	2	0	0	0	0	0	1	25	35	6.00	0.667								

Pittsburgh Pirates @ Cincinnati Reds
Cinergy Field, Cincinnati, OH
Sun Aug 20 2000, 1:15 PM EDT
Att: 32,545 - Sunny - 74 F

AB 33
R 7
H 8
RBI 7
BB 5
SO 9
LOB 14



Batter	1	2	3	4	5	6	7	8	9	AB	R	H	RBI	BB	SO	LOB	BOTTOM								
Chris Stynes, R OBP: 0.391, SLG: 0.490 (1, 5)										3	0	1	0	1	1	1									
Barry Larkin, R OBP: 0.379, SLG: 0.479 (1, 6)										4	0	0	0	0	0	3									
Ken Griffey Jr., L OBP: 0.379, SLG: 0.544 (1, 8)										4	1	2	0	0	0	1									
Dante Bichette, R OBP: 0.357, SLG: 0.476 (1, 9)										4	1	1	0	0	0	1									
Sean Casey, L OBP: 0.377, SLG: 0.443 (1, 3)										4	1	2	1	0	1	0									
Dmitri Young, S OBP: 0.336, SLG: 0.478 (1, 7)										4	0	1	2	0	1	1									
Benito Santiago, R OBP: 0.286, SLG: 0.345 (1, 2)										4	0	0	0	0	0	2									
Juan Castro, R OBP: 0.294, SLG: 0.383 (1, 4)										4	0	2	0	0	1	0									
Elmer Dessens, R ERA: 4.84 (1, 1)	5.2	W	26	8	3	3	2	2	0	0	0	0	0	65	95	4.76	1.765								
Ron Villone, L ERA: 5.12 (5, 1)	0.1	H	1	0	0	0	1	0	0	0	0	0	0	3	4	0.00	0.000								
Michael Tucker, L OBP: 0.383, SLG: 0.549 (6, PH)		H	2	1	0	0	0	0	0	0	0	0	0	3	3	0.00	3.000								
Mark Wohlers, R ERA: 5.59 (7, 1)	1.2	H	4	0	0	0	1	0	0	0	0	0	0	9	13	0.00	0.000								
Alex Ochoa, R OBP: 0.358, SLG: 0.470 (9, PH)	1.0		3	0	0	0	1	0	0	0	0	0	0	9	13	0.00	0.000								
Inning Stats	R: 3 E: 0 K: 0 S: 21	H: 4 LOB: 1 BB: 1 P: 33	R: 0 E: 0 K: 0 S: 11	H: 0 LOB: 1 BB: 1 P: 18	R: 0 E: 0 K: 0 S: 6	H: 0 LOB: 0 BB: 0 P: 6	R: 0 E: 0 K: 0 S: 7	H: 1 LOB: 1 BB: 0 P: 10	R: 0 E: 0 K: 2 S: 12	H: 2 LOB: 2 BB: 0 P: 15	R: 0 E: 0 K: 0 S: 6	H: 1 LOB: 0 BB: 0 P: 8	R: 0 E: 0 K: 1 S: 6	H: 0 LOB: 0 BB: 0 P: 8	R: 0 E: 0 K: 1 S: 9	H: 0 LOB: 0 BB: 0 P: 13	1B: 7 2B: 2 3B: 0 HR: 0	SF: 0 SAC: 0 DP: 2 HBP: 0	WP: 0 PB: 0 SB: 0 CS: 0	PA: 36					
PITCHER	IP	WLS	BF	H	R	ER	SO	BB	IBB	HBP	BLK	WP	HR	S	P	ERA	WHIP								
Jose Silva, R ERA: 4.84 (1, 1)	5.2		26	8	3	3	2	2	0	0	0	0	0	65	95	4.76	1.765								
Jeff Wallace, L ERA: 5.12 (5, 1)	0.1		1	0	0	0	1	0	0	0	0	0	0	3	4	0.00	0.000								
Marc Wilkins, R ERA: 5.59 (7, 1)	0.1		2	1	0	0	0	0	0	0	0	0	0	3	3	0.00	3.000								
Scott Sauerbeck, L ERA: 3.45 (7, 1)	1.2		4	0	0	0	1	0	0	0	0	0	0	9	13	0.00	0.000								
Mike Williams, R ERA: 3.23 (9, 1)	1.0		3	0	0	0	1	0	0	0	0	0	0	9	13	0.00	0.000								

Pittsburgh Pirates @ Cincinnati Reds
Cinergy Field, Cincinnati, OH
Sun Aug 20 2000, 1:15 PM EDT
Att: 32,545 - Sunny - 74 F

AB 34
R 3
H 9
RBI 3
BB 2
SO 5
LOB 12



Batter	1	2	3	4	5	6	7	8	9	AB	R	H	RBI	BB	SO	LOB	TOP		
Adrian Brown, S OBP: 0.375, SLG: 0.480 (1, 8)	4-2 18 HR BB		2-1 G4-3			0-1 18 G6-3 HR 2B		2-2 G3-1		3	2	1	0	1	0	0	Pittsburgh Pirates @ St. Louis Cardinals Busch Stadium, St. Louis, MO Mon Aug 21 2000, 7:10 PM CDT Att: 35,644 - Cloudy - 84 F		
18 Jason Kendall, R OBP: 0.420, SLG: 0.473 (1, 2)	2-0 1-H HR		2-1 G5-3			2-2 G6-3		3-2 G6-3		4	1	1	2	0	0	1			
Brian Giles, L OBP: 0.420, SLG: 0.624 (1, 7)	1-1 F2		1-3 K			1-0 HR		2-2 1B		4	1	2	2	0	1	0			
Kevin Young, R OBP: 0.315, SLG: 0.443 (1, 3)	3-2 F8			3-2 L8		3-H F8		0-1 G1-3		4	0	0	0	0	0	1			
Aramis Ramirez, R OBP: 0.295, SLG: 0.397 (1, 5)	2-3 K			0-0 F3		1-1 G5-3			1-2 G6-3	4	0	0	0	0	1	0			
Enrique Wilson, S OBP: 0.328, SLG: 0.406 (1, 4)		1-2 G1-3		2-0 F5			4-2 BB	0-1 G6-4-3 1B		3	0	1	0	1	0	0			
Alex Ramirez, R OBP: 0.301, SLG: 0.457 (1, 9)		2-1 P4			2-2 P4		0-1 L9	1-2 G6-4-3 1B		4	0	0	0	0	0	2			
Pat Meares, R OBP: 0.293, SLG: 0.380 (1, 6)		0-1 1B		3-2 G4-3			1-1 P3			3	0	1	0	0	0	1			
Kris Benson, R Marc Wilkins, R Emil Brown, L Bronson Arroyo, R Warren Morris, L Jeff Wallace, L Rich Loiselle, R (1, 1) (4, 1) (5, PH) (5, 1) (7, PH) (7, 1) (7, 1)		1-0 F9		1-1 F9			0-0 F9			1	0	0	0	0	0	1			
Inning Stats	R: 2 E: 0 K: 1 S: 17	H: 1 LOB: 0 BB: 1 P: 29	R: 0 E: 0 K: 0 S: 8	H: 1 LOB: 1 BB: 0 P: 12	R: 0 E: 0 K: 1 S: 7	H: 0 LOB: 0 BB: 0 P: 12	R: 0 E: 0 K: 0 S: 5	H: 0 LOB: 0 BB: 0 P: 10	R: 0 E: 0 K: 0 S: 10	H: 2 LOB: 0 BB: 0 P: 15	R: 0 E: 0 K: 0 S: 12	H: 1 LOB: 1 BB: 0 P: 19	R: 0 E: 0 K: 0 S: 9	H: 1 LOB: 0 BB: 0 P: 11	1B: 3 2B: 1 3B: 0 HR: 2	SF: 0 SAC: 0 DP: 1 HBP: 0		WP: 0 PB: 0 SB: 0 CS: 0	PA: 34
PITCHER	IP WLS BF H R ER SO BB IBB HBP BLK WP HR S P ERA WHIP																		
Garrett Stephenson, R ERA: 4.23 (1, 1)	7.0 W 27 4 4 4 2 2 0 0 0 0 0 2 64 106 5.14 0.857																		
Mike James, R ERA: 3.35 (8, 1)	0.2 H 2 0 0 0 0 0 0 0 0 0 0 0 6 11 0.00 0.000																		
Jason Christiansen, L ERA: 5.88 (8, 1)	0.0 S 1 1 0 0 0 0 0 0 0 0 0 0 4 6 ∞ ∞																		
Dave Veres, R ERA: 2.81 (8, 1)	1.1 S 4 1 0 0 0 0 0 0 0 0 0 0 11 13 0.00 0.750																		

AB	32
R	4
H	6
RBI	4
BB	2
SO	2
LOB	7



Batter	1	2	3	4	5	6	7	8	9	AB	R	H	RBI	BB	SO	LOB	BOTTOM			
Fernando Vina, L OBP: 0.388, SLG: 0.405 (1, 4)	1-0 F9	1-2 L9		0-0 15 HR 1B		0-0 L6		4-1 BB		4	1	1	0	1	0	1	Pittsburgh Pirates @ St. Louis Cardinals Busch Stadium, St. Louis, MO Mon Aug 21 2000, 7:10 PM CDT Att: 35,644 - Cloudy - 84 F			
J.D. Drew, L OBP: 0.407, SLG: 0.518 (1, 9)	0-1 F7		0-0 15 SH1-3 2B	2-2 15 HR 1B		2-1 F9		3-2 G4-3		5	1	2	1	0	0	1				
15 Jim Edmonds, L OBP: 0.425, SLG: 0.607 (1, 8)	1-2 1B		0-0 SH1-3	1-2 HR		2-1 F8				3	1	2	3	0	0	0				
Will Clark, L OBP: 0.410, SLG: 0.492 (1, 3)	3-1 F7		1-2 L4	4-2 P3-1 BB		1-1 G3				3	0	0	0	1	0	2				
Fernando Tatis, R OBP: 0.412, SLG: 0.570 Mike James, R Jason Christiansen, R Dave Veres, R (1, 5) (8, 1) (8, 1) (8, 1)		2-1 F8	4-2 BB	0-1 P3-1		4-2 BB				2	0	0	0	2	0	1				
Ray Lankford, L OBP: 0.351, SLG: 0.474 (1, 7)	2-0 F7	4-2 BB			0-0 HR	3-3 K				3	1	1	1	1	1	1				
Edgar Renteria, R OBP: 0.332, SLG: 0.421 (1, 6)	0-2 HBP 1B	3-3 K		1-2 BB	1-2 G6-3	0-0 G6-3				4	1	1	0	0	1	4				
Mike Matheny, R OBP: 0.295, SLG: 0.317 (1, 2)	2-1 1B E HBP			0-1 E5 1B SH1-3 1B	1-1 G5-3	1-2 G6-3				3	2	0	0	0	0	0				
Garrett Stephenson, R OBP: 0.120, SLG: 0.043 Craig Paquette, R OBP: 0.258, SLG: 0.412 (1, 1) (8, 5)	1-1 E9 1B		1-1 SH1-3	1-1 G4-3		0-2 G4-3				2	0	1	1	0	0	0				
Inning Stats	R: 0 E: 0 K: 0 S: 8	H: 1 LOB: 1 BB: 0 P: 13	R: 2 E: 1 K: 0 S: 12	H: 2 LOB: 1 BB: 0 P: 20	R: 0 E: 0 K: 1 S: 15	H: 1 LOB: 3 BB: 2 P: 27	R: 4 E: 1 K: 0 S: 14	H: 3 LOB: 0 BB: 1 P: 23	R: 1 E: 0 K: 0 S: 8	H: 1 LOB: 0 BB: 0 P: 11	R: 0 E: 0 K: 0 S: 5	H: 0 LOB: 0 BB: 1 P: 9	R: 0 E: 0 K: 1 S: 10	H: 0 LOB: 1 BB: 1 P: 18	R: 0 E: 0 K: 0 S: 11	H: 0 LOB: 1 BB: 1 P: 18		1B: 5 2B: 2 3B: 0 HR: 2	SF: 0 SAC: 2 DP: 1 HBP: 1	WP: 0 PB: 0 SB: 0 CS: 0
PITCHER	IP WLS BF H R ER SO BB IBB HBP BLK WP HR S P ERA WHIP																			
Kris Benson, R ERA: 3.7 (1, 1)	3.1 L 22 7 6 4 1 3 0 0 0 0 0 0 2 2 0.00 0.000																			
Marc Wilkins, R ERA: 5.5 (4, 1)	0.2 7 1 1 1 0 0 0 0 0 0 0 0 1 13 20 4.50 0.500																			
Bronson Arroyo, R ERA: 7.27 (5, 1)	2.0 3 0 0 0 1 1 0 0 0 0 0 0 9 17 0.00 1.500																			
Jeff Wallace, L ERA: 5.96 (7, 1)	0.2 5 0 0 0 0 0 0 0 0 0 0 0 0 12 19 0.00 0.750																			
Rich Loiselle, R ERA: 6.95 (7, 1)	1.1 5 0 0 0 0 0 1 0 0 0 0 0 0 12 19 0.00 0.750																			

AB	30
R	7
H	8
RBI	6
BB	5
SO	2
LOB	10



Batter	1	2	3	4	5	6	7	8	9	AB	R	H	RBI	BB	SO	LOB	TOP										
Adrian Brown, S OBP: 0.382, SLG: 0.478 (1, 8)	1-1 FC3-6 1B		4-2 SH5-3 BB		1-0 WP 1B		1-2 F9		3-2 G6-3	4	0	2	0	1	0	0	Pittsburgh Pirates @ St. Louis Cardinals Busch Stadium, St. Louis, MO Wed Aug 23 2000, 7:10 PM CDT Att: 31,288 - Sunny - 96 F										
Enrique Wilson, S OBP: 0.335, SLG: 0.423 (1, 4) (8, 6)	3-1 FC3-6 CS		0-1 SH5-3		2-2 F9		2-1 HR		1-1 1B	4	1	2	1	0	0	2											
Brian Giles, L OBP: 0.422, SLG: 0.624 (1, 7)	4-2 1-2 BB		4-0 BB		1-3 K		1-2 G3-1		2-2 G4-3	3	0	0	0	2	1	2											
Kevin Young, R OBP: 0.314, SLG: 0.439 (1, 3)	0-2 P4		2-1 P2		4-0 S BB		1-3 K2-3			3	0	0	0	1	1	4											
Aramis Ramirez, R OBP: 0.300, SLG: 0.411 (1, 5)		3-2 G5-3	1-3 K		1-2 P4 BB		2-2 3B			4	0	1	0	0	1	4											
Alex Ramirez, R OBP: 0.303, SLG: 0.472 John Vander Wal, L OBP: 0.391, SLG: 0.543 (8, PH) (8, 9)	1-1 1B		1-0 F8		0-0 P4		1-3 K			3	0	1	0	0	0	1											
Pat Meares, R OBP: 0.224, SLG: 0.377 Warren Morris, L OBP: 0.332, SLG: 0.325 (8, PH) (8, 4)	0-3 K		0-3 K		1-2 G5-3		4-0 BB			3	0	0	0	0	2	2											
Keith Osik, R OBP: 0.355, SLG: 0.536 (1, 2)	0-0 F9		1-2 G5-3		0-1 HR		2-1 P6			4	1	1	1	0	0	3											
Todd Ritchie, R ERA: 3.98 Emil Brown, R ERA: 3.98 Jeff Wallace, L ERA: 5.83 Scott Sauerbeck, R ERA: 3.61 Rich Loiselle, R ERA: 6.75 1B Jason Kendall, R OBP: 0.417, SLG: 0.688 (1, 1) (7, PH) (7, 1) (8, 1) (8, 1) (8, PH)	1-0 SH5-3 BB 1B		1-3 K		1-3 K		1-3 K		1-3 K	2	0	1	0	0	1	0											
Inning Stats	R: 0 E: 0 K: 0 S: 10	H: 1 W: 30 LOB: 1 BB: 1 P: 17	R: 0 E: 0 K: 1 S: 10	H: 1 R: 2 ER: 2 SO: 6 LOB: 1 BB: 0 P: 14	R: 0 E: 0 K: 1 S: 10	H: 1 R: 0 ER: 0 SO: 22 LOB: 3 BB: 2 P: 22	R: 0 E: 0 K: 1 S: 7	H: 0 R: 0 ER: 0 SO: 9 LOB: 0 BB: 0 P: 9	R: 0 E: 0 K: 2 S: 11	H: 1 R: 0 ER: 0 SO: 16 LOB: 1 BB: 1 P: 16	R: 0 E: 0 K: 1 S: 8	H: 0 R: 0 ER: 0 SO: 14 LOB: 1 BB: 1 P: 14	R: 2 E: 0 K: 1 S: 14	H: 2 R: 0 ER: 0 SO: 19 LOB: 0 BB: 0 P: 19	R: 0 E: 0 K: 2 S: 11	H: 1 R: 0 ER: 0 SO: 21 LOB: 2 BB: 1 P: 21		R: 0 E: 0 K: 1 S: 12	H: 1 R: 0 ER: 0 SO: 19 LOB: 1 BB: 0 P: 19	1B: 5 2B: 0 3B: 1 HR: 2	SF: 0 SAC: 1 DP: 0 HBP: 0	WP: 1 PB: 0 SB: 1 CS: 1	PA: 39				
PITCHER	IP	WLS	BF	H	R	ER	SO	BB	IBB	HBP	BLK	WP	HR	S	P	ERA	WHIP										
Rick Ankiel, L ERA: 3.98 Mike Timlin, R ERA: 4.53 Jason Christiansen, L ERA: 5.83 Dave Veres, R ERA: 2.75 (1, 1) (8, 1) (8, 1) (8, 1)	7.0	0	30	6	2	2	6	4	0	0	0	1	2	70	111	2.57	1.429										

AB	33
R	2
H	8
RBI	2
BB	5
SO	9
LOB	19



Batter	1	2	3	4	5	6	7	8	9	AB	R	H	RBI	BB	SO	LOB	BOTTOM										
Fernando Vina, L OBP: 0.389, SLG: 0.408 (1, 4)	1-2 G6-3		0-1 3B		1-0 F7		0-1 FC4-6			4	0	1	0	0	0	1	Pittsburgh Pirates @ St. Louis Cardinals Busch Stadium, St. Louis, MO Wed Aug 23 2000, 7:10 PM CDT Att: 31,288 - Sunny - 96 F										
J.D. Drew, L OBP: 0.405, SLG: 0.514 (1, 9)	2-3 K		1-3 K		1-0 1B		0-0 L9			4	0	1	0	0	2	2											
15 Jim Edmonds, L OBP: 0.423, SLG: 0.606 (1, 8)	1-0 HR		1-0 F7		2-1 F8		0-0 F8			4	1	1	1	0	0	1											
Will Clark, L OBP: 0.415, SLG: 0.508 (1, 3)	0-0 F8		0-1 2B		1-0 2B		1-0 G4-6-3 1B		3-1 HR	4	2	3	1	0	0	0											
Fernando Tatis, R OBP: 0.411, SLG: 0.565 (1, 5)		3-1 F8	1-2 3B		1-2 3B		3-2 G4-6-3		0-0 HBP 1B	4	2	2	1	0	0	1											
Ray Lankford, L OBP: 0.395, SLG: 0.480 (1, 7)		2-2 F7	2-2 2H		2-2 3B		4-2 FC6-4 BB		1-0 1B	2	0	1	1	1	0	0											
Edgar Renteria, R OBP: 0.333, SLG: 0.422 (1, 6)		2-2 F8	1-3 K		1-3 K		1-1 FC6-4		0-0 1B	4	0	1	1	0	1	2											
Carlos Hernandez, R OBP: 0.317, SLG: 0.336 (1, 2)			1-3 K		0-2 G4-3		0-0 G6-3		1-0 P4	4	0	0	0	0	1	3											
Rick Ankiel, L OBP: 0.321, SLG: 0.442 Shawon Dunston, R OBP: 0.250, SLG: 0.478 Mike Timlin, R ERA: 5.74 Jason Christiansen, R ERA: 3.61 Dave Veres, R ERA: 6.75 (1, 1) (7, PH) (8, 1) (8, 1) (8, 1)	1-0 G4-3		1-0 F7		0-0 F7		4-0 FC4-6 BB		2-2 F7	2	0	0	0	0	0	0											
Inning Stats	R: 1 E: 0 K: 1 S: 12	H: 1 W: 25 LOB: 0 BB: 0 P: 16	R: 0 E: 0 K: 0 S: 8	H: 0 R: 3 ER: 3 SO: 4 LOB: 0 BB: 0 P: 15	R: 0 E: 0 K: 2 S: 9	H: 1 R: 0 ER: 0 SO: 12 LOB: 1 BB: 0 P: 12	R: 2 E: 0 K: 1 S: 16	H: 3 R: 0 ER: 0 SO: 21 LOB: 1 BB: 0 P: 21	R: 0 E: 0 K: 0 S: 5	H: 1 R: 0 ER: 0 SO: 9 LOB: 1 BB: 0 P: 9	R: 0 E: 0 K: 0 S: 10	H: 1 R: 0 ER: 0 SO: 19 LOB: 1 BB: 1 P: 19	R: 0 E: 0 K: 0 S: 4	H: 0 R: 0 ER: 0 SO: 8 LOB: 0 BB: 1 P: 8	R: 2 E: 0 K: 0 S: 10	H: 3 R: 0 ER: 0 SO: 17 LOB: 2 BB: 0 P: 17		1B: 4 2B: 2 3B: 2 HR: 2	SF: 0 SAC: 0 DP: 1 HBP: 1	WP: 0 PB: 0 SB: 0 CS: 0	PA: 36						
PITCHER	IP	WLS	BF	H	R	ER	SO	BB	IBB	HBP	BLK	WP	HR	S	P	ERA	WHIP										
Todd Ritchie, R ERA: 4.67 Jeff Wallace, L ERA: 5.74 Scott Sauerbeck, L ERA: 3.61 Rich Loiselle, R ERA: 6.75 (1, 1) (7, 1) (8, 1) (8, 1)	6.0	0	25	7	3	3	4	1	0	0	0	0	0	4	8	0.00	1.000										

AB	33
R	5
H	10
RBI	5
BB	2
SO	4
LOB	12



Batter	1	2	3	4	5	6	7	8	9	AB	R	H	RBI	BB	SO	LOB	TOP							
Juan Pierre, L OBP: 0.410, SLG: 0.403										6	2	4	0	0	0	2								
Neftali Feliz, S OBP: 0.324, SLG: 0.439										4	3	1	0	2	0	4								
17 Todd Helton, L OBP: 0.483, SLG: 0.709										4	0	2	2	2	0	2								
Jeffrey Hammonds, R OBP: 0.410, SLG: 0.566										6	1	2	3	0	1	2								
Todd Walker, L OBP: 0.331, SLG: 0.472										5	1	2	2	0	1	2								
Jeff Frye, R OBP: 0.352, SLG: 0.341										1	0	0	0	0	1	2								
Jeff Cirillo, R OBP: 0.388, SLG: 0.493										5	1	3	0	0	1	1								
Todd Hollandsworth, L OBP: 0.369, SLG: 0.370										5	2	3	1	0	0	2								
Brent Mayne, L OBP: 0.378, SLG: 0.421										5	0	1	0	0	1	4								
Pedro Astacio, R ERA: 5.08										3	0	0	0	0	0	1								
Mike Jackson, R ERA: 5.97										0	0	0	0	0	0	0								
Mike Myers, L ERA: 3.0										0	0	0	0	0	0	0								
Butch Husker, R ERA: 5.97										0	0	0	0	0	0	0								
Bobby Chounard, R ERA: 4.71										0	0	0	0	0	0	0								
Adam Melhuse, S ERA: 5.4										0	0	0	0	0	0	0								
48 Craig House, R ERA: 5.4										0	0	0	0	0	0	0								
Inning Stats	R: 4 E: 1 K: 1 S: 25	H: 4 LOB: 1 BB: 0 P: 34	R: 1 E: 0 K: 1 S: 12	H: 2 LOB: 1 BB: 0 P: 16	R: 0 E: 0 K: 0 S: 7	H: 1 LOB: 3 BB: 0 P: 9	R: 1 E: 0 K: 1 S: 13	H: 2 LOB: 2 BB: 1 P: 21	R: 0 E: 0 K: 0 S: 5	H: 2 LOB: 1 BB: 0 P: 6	R: 0 E: 0 K: 0 S: 11	H: 1 LOB: 1 BB: 1 P: 17	R: 2 E: 0 K: 0 S: 16	H: 4 LOB: 2 BB: 0 P: 25	R: 0 E: 0 K: 1 S: 11	H: 1 LOB: 1 BB: 0 P: 19	R: 3 E: 0 K: 1 S: 22	H: 2 LOB: 2 BB: 3 P: 40	1B: 17 2B: 1 3B: 0 HR: 1	SF: 0 SAC: 0 DP: 2 HBP: 0	WP: 1 PB: 0 SB: 3 CS: 0	PA: 50		
PITCHER	IP WLS BF H R ER SO BB IBB HBP BLK WP HR S P ERA WHIP	IP WLS BF H R ER SO BB IBB HBP BLK WP HR S P ERA WHIP	IP WLS BF H R ER SO BB IBB HBP BLK WP HR S P ERA WHIP	IP WLS BF H R ER SO BB IBB HBP BLK WP HR S P ERA WHIP	IP WLS BF H R ER SO BB IBB HBP BLK WP HR S P ERA WHIP	IP WLS BF H R ER SO BB IBB HBP BLK WP HR S P ERA WHIP	IP WLS BF H R ER SO BB IBB HBP BLK WP HR S P ERA WHIP	IP WLS BF H R ER SO BB IBB HBP BLK WP HR S P ERA WHIP	IP WLS BF H R ER SO BB IBB HBP BLK WP HR S P ERA WHIP	IP WLS BF H R ER SO BB IBB HBP BLK WP HR S P ERA WHIP	IP WLS BF H R ER SO BB IBB HBP BLK WP HR S P ERA WHIP	IP WLS BF H R ER SO BB IBB HBP BLK WP HR S P ERA WHIP	IP WLS BF H R ER SO BB IBB HBP BLK WP HR S P ERA WHIP	IP WLS BF H R ER SO BB IBB HBP BLK WP HR S P ERA WHIP	IP WLS BF H R ER SO BB IBB HBP BLK WP HR S P ERA WHIP	IP WLS BF H R ER SO BB IBB HBP BLK WP HR S P ERA WHIP	IP WLS BF H R ER SO BB IBB HBP BLK WP HR S P ERA WHIP	IP WLS BF H R ER SO BB IBB HBP BLK WP HR S P ERA WHIP	IP WLS BF H R ER SO BB IBB HBP BLK WP HR S P ERA WHIP	IP WLS BF H R ER SO BB IBB HBP BLK WP HR S P ERA WHIP	IP WLS BF H R ER SO BB IBB HBP BLK WP HR S P ERA WHIP	IP WLS BF H R ER SO BB IBB HBP BLK WP HR S P ERA WHIP	IP WLS BF H R ER SO BB IBB HBP BLK WP HR S P ERA WHIP	IP WLS BF H R ER SO BB IBB HBP BLK WP HR S P ERA WHIP

Colorado Rockies @ Pittsburgh Pirates
Three Rivers Stadium, Pittsburgh, PA
Sat Aug 26 2000, 1:15 PM EDT
Att: 23,340 - Sunny - 82 F

AB	45
R	11
H	19
RBI	9
BB	5
SO	5
LOB	22



Batter	1	2	3	4	5	6	7	8	9	AB	R	H	RBI	BB	SO	LOB	BOTTOM							
Adrian Brown, S OBP: 0.397, SLG: 0.491										5	1	2	0	0	1	0								
18 Jason Kendall, R OBP: 0.419, SLG: 0.475										3	2	2	1	2	0	3								
Brian Giles, L OBP: 0.420, SLG: 0.620										4	0	1	1	1	1	4								
Kevin Young, R OBP: 0.314, SLG: 0.438										5	0	2	1	0	1	3								
John Vander Wal, L OBP: 0.392, SLG: 0.534										2	0	0	0	3	0	1								
Aramis Ramirez, R OBP: 0.297, SLG: 0.408										5	0	0	0	0	0	7								
Warren Morris, L OBP: 0.333, SLG: 0.331										4	1	2	0	0	0	3								
Enrique Wilson, S OBP: 0.337, SLG: 0.433										4	0	1	0	0	0	1								
Jose Silva, R ERA: 5.15										1	0	0	0	0	0	0								
Emil Brown, R OBP: 0.125, SLG: 0.125										0	0	0	0	0	0	0								
Jose Manzanillo, R ERA: 3.95										0	0	0	0	0	0	0								
Alex Ramirez, R ERA: 2.02										0	0	0	0	0	0	0								
Jeff Wallace, L ERA: 5.97										0	0	0	0	0	0	0								
Keith Osk, R ERA: 5.4										0	0	0	0	0	0	0								
Mike Williams, R ERA: 3.62										0	0	0	0	0	0	0								
Scott Sauerbeck, L ERA: 3.99										0	0	0	0	0	0	0								
Inning Stats	R: 1 E: 0 K: 1 S: 12	H: 2 LOB: 1 BB: 0 P: 18	R: 0 E: 0 K: 0 S: 7	H: 0 LOB: 0 BB: 0 P: 12	R: 2 E: 0 K: 0 S: 11	H: 4 LOB: 3 BB: 1 P: 20	R: 0 E: 0 K: 0 S: 6	H: 0 LOB: 0 BB: 0 P: 7	R: 0 E: 0 K: 1 S: 12	H: 0 LOB: 2 BB: 2 P: 24	R: 0 E: 0 K: 1 S: 14	H: 3 LOB: 3 BB: 0 P: 21	R: 0 E: 0 K: 0 S: 7	H: 0 LOB: 0 BB: 0 P: 10	R: 1 E: 0 K: 1 S: 8	H: 1 LOB: 0 BB: 0 P: 12	R: 0 E: 0 K: 0 S: 7	H: 0 LOB: 2 BB: 3 P: 21	1B: 6 2B: 4 3B: 0 HR: 1	SF: 0 SAC: 0 DP: 1 HBP: 0	WP: 0 PB: 0 SB: 0 CS: 0	PA: 42		
PITCHER	IP WLS BF H R ER SO BB IBB HBP BLK WP HR S P ERA WHIP	IP WLS BF H R ER SO BB IBB HBP BLK WP HR S P ERA WHIP	IP WLS BF H R ER SO BB IBB HBP BLK WP HR S P ERA WHIP	IP WLS BF H R ER SO BB IBB HBP BLK WP HR S P ERA WHIP	IP WLS BF H R ER SO BB IBB HBP BLK WP HR S P ERA WHIP	IP WLS BF H R ER SO BB IBB HBP BLK WP HR S P ERA WHIP	IP WLS BF H R ER SO BB IBB HBP BLK WP HR S P ERA WHIP	IP WLS BF H R ER SO BB IBB HBP BLK WP HR S P ERA WHIP	IP WLS BF H R ER SO BB IBB HBP BLK WP HR S P ERA WHIP	IP WLS BF H R ER SO BB IBB HBP BLK WP HR S P ERA WHIP	IP WLS BF H R ER SO BB IBB HBP BLK WP HR S P ERA WHIP	IP WLS BF H R ER SO BB IBB HBP BLK WP HR S P ERA WHIP	IP WLS BF H R ER SO BB IBB HBP BLK WP HR S P ERA WHIP	IP WLS BF H R ER SO BB IBB HBP BLK WP HR S P ERA WHIP	IP WLS BF H R ER SO BB IBB HBP BLK WP HR S P ERA WHIP	IP WLS BF H R ER SO BB IBB HBP BLK WP HR S P ERA WHIP	IP WLS BF H R ER SO BB IBB HBP BLK WP HR S P ERA WHIP	IP WLS BF H R ER SO BB IBB HBP BLK WP HR S P ERA WHIP	IP WLS BF H R ER SO BB IBB HBP BLK WP HR S P ERA WHIP	IP WLS BF H R ER SO BB IBB HBP BLK WP HR S P ERA WHIP	IP WLS BF H R ER SO BB IBB HBP BLK WP HR S P ERA WHIP	IP WLS BF H R ER SO BB IBB HBP BLK WP HR S P ERA WHIP	IP WLS BF H R ER SO BB IBB HBP BLK WP HR S P ERA WHIP	IP WLS BF H R ER SO BB IBB HBP BLK WP HR S P ERA WHIP

Colorado Rockies @ Pittsburgh Pirates
Three Rivers Stadium, Pittsburgh, PA
Sat Aug 26 2000, 1:15 PM EDT
Att: 23,340 - Sunny - 82 F

AB	36
R	4
H	10
RBI	4
BB	6
SO	4
LOB	24




Batter	1	2	3	4	5	6	7	8	9	AB	R	H	RBI	BB	SO	LOB	TOP					
Terry Shupert, R OBP: 0.350, SLG: 0.448 (1, 7)	P6	K		BB		F7		1B	F9	5	1	1	0	1	1	3						
Neft Perez, S OBP: 0.323, SLG: 0.437 (1, 6)	P6		K	L3		F7		1B		5	0	1	0	0	1	3						
Jeff Cirilo, R OBP: 0.390, SLG: 0.494 (1, 5)	1B			1B		G6-3		1B	P6	5	1	3	0	0	0	2						
17 Todd Helton, L OBP: 0.484, SLG: 0.716 Todd Hollandsworth, L OBP: 0.309, SLG: 0.370 (1, 3)	CS	1B	L3					1B	E4	4	3	2	2	1	0	2						
Jeffrey Hammonds, R OBP: 0.410, SLG: 0.571 (7, 9)		L7		F9		HR		1B	G6-4-3	4	1	1	1	0	0	3						
Butch Huskey, R OBP: 0.324, SLG: 0.381 Juan Pierre, L OBP: 0.405, SLG: 0.397 (7, 8)		SF6	BB	HR		P6		SF9	G5-3	3	2	2	2	0	0	0						
Ben Petrick, R OBP: 0.412, SLG: 0.518 (1, 2)		2B	BB	HR		FC5		SF8	1B	3	1	3	1	1	0	0						
Jeff Frye, R OBP: 0.353, SLG: 0.341 (1, 4)	SF6		FC5	2B		P6		BB	1B	3	0	1	1	1	0	2						
Brian Bohanon, L OBP: 0.250, SLG: 0.378 (1, 1)				BB		K		G6-3	K	5	0	2	2	0	2	4						
Inning Stats	R: 0 E: 0 K: 0 S: 6	H: 1 LOB: 0 BB: 0 P: 9	R: 3 E: 0 K: 1 S: 13	H: 3 LOB: 1 BB: 1 P: 25	R: 0 E: 0 K: 1 S: 10	H: 1 LOB: 0 BB: 0 P: 14	R: 1 E: 0 K: 0 S: 13	H: 3 LOB: 3 BB: 1 P: 25	R: 2 E: 0 K: 0 S: 11	H: 3 LOB: 1 BB: 0 P: 18	R: 0 E: 0 K: 1 S: 6	H: 0 LOB: 0 BB: 0 P: 6	R: 2 E: 0 K: 0 S: 14	H: 1 LOB: 2 BB: 2 P: 27	R: 1 E: 1 K: 0 S: 9	H: 2 LOB: 1 BB: 0 P: 11	R: 0 E: 0 K: 1 S: 16	H: 2 LOB: 2 BB: 0 P: 24	1B: 9 2B: 5 3B: 0 HR: 3	SF: 3 SAC: 0 DP: 2 HBP: 1	WP: 0 PB: 0 SB: 0 CS: 1	PA: 47
PITCHER	IP	WLS	BF	H	R	ER	SO	BB	IBB	HBP	BLK	WP	HR	S	P	ERA	WHIP					
Dan Serafini, L ERA: 7.67 (1, 1)	3.2	L	18	8	4	4	2	1	0	0	0	0	1	39	66	9.82	2.455					
Bronson Arroyo, R ERA: 7.11 (4, 1)	2.1		11	3	2	2	1	1	0	0	0	0	2	20	31	7.71	1.714					
Marc Wilkins, R ERA: 5.62 (7, 1)	2.0		12	3	3	3	0	2	0	1	0	0	0	23	38	13.50	2.500					
Rich Loiselle, R ERA: 6.2 (9, 1)	1.0		5	2	0	0	1	0	0	0	0	0	0	16	24	0.00	2.000					

Colorado Rockies @ Pittsburgh Pirates
Three Rivers Stadium, Pittsburgh, PA
Sun Aug 27 2000, 1:35 PM EDT
Att: 20,157 - Cloudy - 72 F

livebaseballscorecards.com

AB 38
R 9
H 16
RBI 9
BB 4
SO 4
LOB 19




Batter	1	2	3	4	5	6	7	8	9	AB	R	H	RBI	BB	SO	LOB	BOTTOM					
Adrian Brown, S OBP: 0.393, SLG: 0.485 (1, 8)	K			1B		L1-3		G5-3		4	1	1	0	0	1	2						
18 Jason Kendall, R OBP: 0.420, SLG: 0.474 (1, 2)	CS			E5		G5-3			WP	3	1	1	0	1	0	1						
Brian Giles, L OBP: 0.419, SLG: 0.616 (1, 7)	F3			G4-6-3			HBP		K	3	0	0	0	0	1	3						
Kevin Young, R OBP: 0.313, SLG: 0.435 (1, 3)	CS	F8		FC6-4		F9			K	3	0	0	0	1	1	2						
Aramis Ramirez, R OBP: 0.293, SLG: 0.402 (1, 5)		F7		FC6-4		P4			E3	4	0	0	0	0	0	2						
Alex Ramirez, R OBP: 0.288, SLG: 0.449 (1, 9)		K2-3				G6-3			F2	4	0	0	0	0	2	2						
Enrique Wilson, S OBP: 0.337, SLG: 0.432 (1, 4)			G5-3			G6-3			1B	3	0	1	0	0	0	0						
Pat Meares, R OBP: 0.291, SLG: 0.372 (1, 6)			F7			G6-3			F7	3	0	0	0	0	0	1						
Dan Serafini, S Bronson Arroyo, R Emil Brown, L Marc Wilkins, R John Vander Wal, L Rich Loiselle, R (1, 1)				K		L1-3			P5	1	0	0	0	0	1	0						
Inning Stats	R: 0 E: 0 K: 1 S: 11	H: 1 LOB: 0 BB: 0 P: 17	R: 0 E: 0 K: 1 S: 11	H: 0 LOB: 0 BB: 0 P: 17	R: 0 E: 0 K: 1 S: 5	H: 0 LOB: 0 BB: 0 P: 6	R: 1 E: 1 K: 0 S: 8	H: 1 LOB: 1 BB: 1 P: 15	R: 0 E: 0 K: 0 S: 5	H: 0 LOB: 0 BB: 0 P: 9	R: 0 E: 0 K: 0 S: 8	H: 0 LOB: 1 BB: 0 P: 15	R: 0 E: 0 K: 0 S: 6	H: 1 LOB: 1 BB: 0 P: 8	R: 1 E: 1 K: 2 S: 15	H: 0 LOB: 1 BB: 1 P: 25	R: 0 E: 0 K: 1 S: 16	H: 0 LOB: 1 BB: 0 P: 24	1B: 4 2B: 1 3B: 0 HR: 0	SF: 0 SAC: 0 DP: 2 HBP: 1	WP: 1 PB: 0 SB: 0 CS: 1	PA: 34
PITCHER	IP	WLS	BF	H	R	ER	SO	BB	IBB	HBP	BLK	WP	HR	S	P	ERA	WHIP					
Brian Bohanon, L ERA: 5.25 (1, 1)	9.0	W	33	4	2	0	6	2	0	1	0	1	0	74	120	0.00	0.667					

Colorado Rockies @ Pittsburgh Pirates
Three Rivers Stadium, Pittsburgh, PA
Sun Aug 27 2000, 1:35 PM EDT
Att: 20,157 - Cloudy - 72 F

livebaseballscorecards.com

AB 30
R 2
H 4
RBI 0
BB 2
SO 6
LOB 14



Batter	1	2	3	4	5	6	7	8	9	AB	R	H	RBI	BB	SO	LOB	TOP			
Marvin Benard, L (1, 8) <small>OBP: 0.338, SLG: 0.392</small> Russ Davis, R (9, PH) <small>OBP: 0.298, SLG: 0.401</small> Calvin Murray, R (9, 8) <small>OBP: 0.333, SLG: 0.320</small>										2	2	1	0	2	0	0	San Francisco Giants @ Pittsburgh Pirates Three Rivers Stadium, Pittsburgh, PA Mon Aug 28 2000, 7:05 PM EDT Att: 15,125 - Overcast - 78 F			
Bill Mueller, S (1, 5) <small>OBP: 0.335, SLG: 0.383</small>										5	1	3	1	0	0	2				
Barry Bonds, L (1, 7) <small>OBP: 0.436, SLG: 0.672</small>										2	1	1	0	3	0	1				
Jeff Kent, R (1, 4) <small>OBP: 0.420, SLG: 0.600</small>										5	0	0	0	0	2	7				
J.T. Snow, L (1, 3) <small>OBP: 0.376, SLG: 0.461</small>										4	0	0	0	1	2	5				
Ellis Burks, R (1, 9) <small>OBP: 0.417, SLG: 0.625</small> Robb Nen, R (9, 1)										4	0	1	3	1	0	4				
Rich Aurilia, R (1, 6) <small>OBP: 0.342, SLG: 0.437</small>										4	0	1	0	0	1	3				
Bobby Estalella, R (1, 2) <small>OBP: 0.372, SLG: 0.500</small>										4	0	0	0	0	2	3				
Shawn Estes, R (1, 1) <small>OBP: 0.241, SLG: 0.339</small> Felipe Crespo, S (8, PH) <small>OBP: 0.330, SLG: 0.404</small> Alan Embree, L (8, 1) Armando Rios, L (9, 9) <small>OBP: 0.352, SLG: 0.528</small>										2	0	0	0	0	1	0				
Inning Stats	R: 3 E: 1 K: 3 S: 21	H: 3 LOB: 1 BB: 1 P: 32	R: 1 E: 0 K: 0 S: 9	H: 1 LOB: 1 BB: 1 P: 16	R: 0 E: 0 K: 1 S: 11	H: 0 LOB: 0 BB: 1 P: 11	R: 0 E: 0 K: 0 S: 6	H: 1 LOB: 2 BB: 1 P: 12	R: 0 E: 0 K: 0 S: 9	H: 0 LOB: 0 BB: 0 P: 13	R: 0 E: 0 K: 0 S: 6	H: 0 LOB: 0 BB: 1 P: 11	R: 0 E: 1 K: 2 S: 14	H: 0 LOB: 2 BB: 1 P: 25	R: 1 E: 0 K: 1 S: 11	H: 2 LOB: 2 BB: 1 P: 20		1B: 4 2B: 2 3B: 1 HR: 1	SF: 0 SAC: 1 DP: 1 HBP: 0	WP: 0 PB: 0 SB: 0 CS: 0
PITCHER	IP WLS BF H R ER SO BB IBB HBP BLK WP HR S P ERA WHIP	IP WLS BF H R ER SO BB IBB HBP BLK WP HR S P ERA WHIP																		
Todd Ritchie, R (1, 1) <small>ERA: 4.69</small>	7.0	31	6	4	4	6	5	0	0	0	0	0	0	0	72	111	5.14	1.571		
Rich Loiselle, R (8, 1) <small>ERA: 5.04</small>	0.2	4	0	0	0	1	1	0	0	0	0	0	0	0	9	18	0.00	1.500		
Scott Sauerbeck, L (8, 1) <small>ERA: 3.66</small>	1.1	L	7	2	1	1	2	1	0	0	0	0	0	1	16	27	6.75	2.250		

AB	34
R	5
H	8
RBI	5
BB	7
SO	9
LOB	27



Batter	1	2	3	4	5	6	7	8	9	AB	R	H	RBI	BB	SO	LOB	BOTTOM					
Adrian Brown, S (1, 8) <small>OBP: 0.396, SLG: 0.483</small>										3	1	1	1	1	1	0	San Francisco Giants @ Pittsburgh Pirates Three Rivers Stadium, Pittsburgh, PA Mon Aug 28 2000, 7:05 PM EDT Att: 15,125 - Overcast - 78 F					
18 Jason Kendall, R (1, 2) <small>OBP: 0.420, SLG: 0.473</small>										3	0	1	0	1	1	0						
Brian Giles, L (1, 7) <small>OBP: 0.419, SLG: 0.613</small>										2	0	0	0	2	0	5						
Kevin Young, R (1, 3) <small>OBP: 0.313, SLG: 0.432</small>										3	1	0	0	1	1	5						
Aramis Ramirez, R (1, 5) <small>OBP: 0.293, SLG: 0.402</small> Warren Morris, L (1, 4) <small>OBP: 0.334, SLG: 0.329</small>										0	0	0	0	0	0	0						
Emil Brown, R (1, 9) <small>OBP: 0.311, SLG: 0.344</small>										4	0	0	0	0	4	2						
Enrique Wilson, S (1, 4) <small>OBP: 0.344, SLG: 0.443</small>										4	1	3	1	0	1	0						
Pat Meares, R (1, 6) <small>OBP: 0.291, SLG: 0.371</small>										4	0	1	0	0	2	2						
Todd Ritchie, R (1, 1) <small>OBP: 0.216, SLG: 0.235</small> Alex Ramirez, R (7, PH) <small>OBP: 0.288, SLG: 0.447</small> Rich Loiselle, R (8, 1) Scott Sauerbeck, R (8, 1) John Vander Wal, L (8, PH) <small>OBP: 0.390, SLG: 0.530</small>										2	0	0	0	0	1	2						
Inning Stats	R: 2 E: 1 K: 1 S: 11	H: 1 LOB: 3 BB: 3 P: 26	R: 1 E: 1 K: 2 S: 14	H: 3 LOB: 1 BB: 1 P: 24	R: 1 E: 0 K: 1 S: 8	H: 1 LOB: 0 BB: 1 P: 17	R: 0 E: 0 K: 2 S: 11	H: 0 LOB: 0 BB: 0 P: 17	R: 0 E: 0 K: 0 S: 3	H: 0 LOB: 0 BB: 1 P: 8	R: 0 E: 0 K: 3 S: 9	H: 0 LOB: 0 BB: 0 P: 15	R: 0 E: 0 K: 1 S: 7	H: 0 LOB: 0 BB: 0 P: 11	R: 0 E: 0 K: 0 S: 4	H: 0 LOB: 0 BB: 1 P: 11		R: 0 E: 0 K: 3 S: 13	H: 1 LOB: 1 BB: 0 P: 18	1B: 5 2B: 1 3B: 0 HR: 0	SF: 0 SAC: 0 DP: 4 HBP: 0	WP: 1 PB: 1 SB: 1 CS: 0
PITCHER	IP WLS BF H R ER SO BB IBB HBP BLK WP HR S P ERA WHIP	IP WLS BF H R ER SO BB IBB HBP BLK WP HR S P ERA WHIP																				
Shawn Estes, L (1, 1) <small>ERA: 4.09</small>	7.0	29	5	4	3	10	6	0	0	0	0	0	0	0	63	118	3.86	1.571				
Alan Embree, L (8, 1) <small>ERA: 4.5</small>	1.0	W	3	0	0	0	1	0	0	0	0	0	0	4	11	0.00	1.000					
Robb Nen, R (9, 1) <small>ERA: 1.61</small>	1.0	S	4	1	0	0	3	0	0	0	0	0	0	13	18	0.00	1.000					



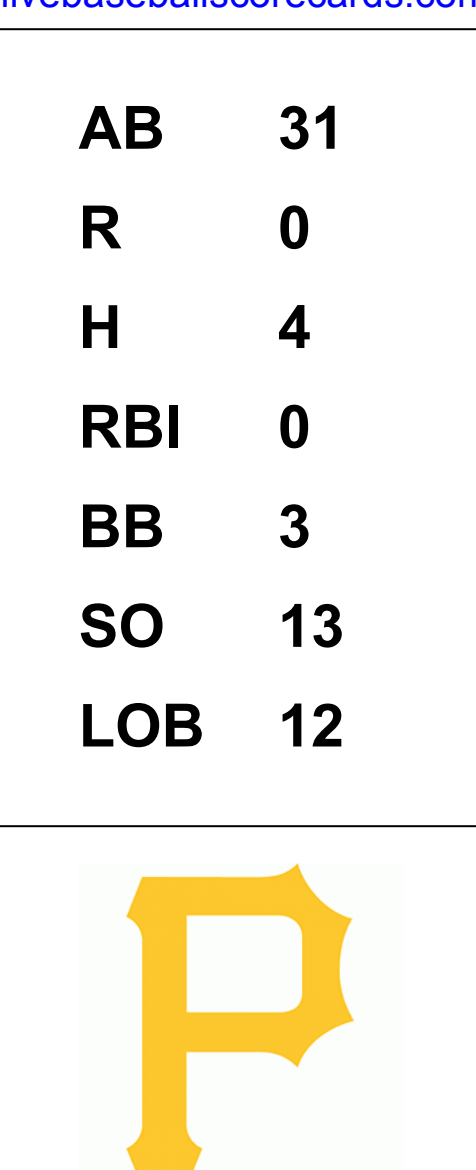
Batter	1	2	3	4	5	6	7	8	9	AB	R	H	RBI	BB	SO	LOB	TOP										
Marvin Benard, L OBP: 0.337, SLG: 0.389 (1, 8)	4-2 1B BB		0-1 F8		0-1 G4-3			3-1 G4-3		3	0	0	0	1	0	1	San Francisco Giants @ Pittsburgh Pirates Three Rivers Stadium, Pittsburgh, PA Tue Aug 29 2000, 7:05 PM EDT Att: 14,306 - Sunny - 77 F livebaseballscorecards.com										
Bill Mueller, S OBP: 0.334, SLG: 0.381 (1, 5)	1-3 K		1-1 G4-3		4-2 BB			2-2 F8		3	0	0	0	1	1	1											
Barry Bonds, L OBP: 0.437, SLG: 0.669 Calvin Murray, R OBP: 0.333, SLG: 0.320 (1, 7) (8, 8)	0-1 1B		4-2 BB		3-1 G4-3			1-3 K		3	0	1	0	1	1	2											
Jeff Kent, R OBP: 0.418, SLG: 0.596 Felipe Crespo, S OBP: 0.327, SLG: 0.400 (1, 4) (8, 4)	3-3 K		0-1 F8		1-0 F7			0-0 G6-3		3	0	0	0	0	1	3											
J.T. Snow, L OBP: 0.375, SLG: 0.458 (1, 3)	2-3 K			3-2 F9				4-2 G4-3 BB		3	0	0	0	1	1	2											
Rich Aurilia, R OBP: 0.338, SLG: 0.433 (1, 6)		1-2 G6-3		2-3 K				1-2 F8		4	0	0	0	0	1	1											
Armando Rios, L OBP: 0.351, SLG: 0.520 (1, 9)		4-2 FC4-6 BB		2-1 F7				1-2 G4-3		3	0	0	0	1	0	1											
Bobby Estelle, R OBP: 0.372, SLG: 0.496 (1, 2)		0-0 P6			4-1 G4-3 BB			0-0 F8		2	0	0	0	1	0	1											
Livan Hernandez, R OBP: 0.278, SLG: 0.352 Joe Nathan, R OBP: 0.188, SLG: 0.433 Aaron Fultz, L OBP: 0.333, SLG: 0.333 (1, 1) (3, 1) (7, 1)		0-0 FC4-6			1-3 K			0-3 K		1	0	0	0	0	0	1											
Inning Stats	R: 0 E: 0 K: 3 S: 13	H: 1 LOB: 2 BB: 1 P: 23	R: 0 E: 0 K: 0 S: 8	H: 0 LOB: 1 BB: 1 P: 13	R: 0 E: 0 K: 0 S: 8	H: 0 LOB: 0 BB: 0 P: 13	R: 0 E: 0 K: 1 S: 9	H: 0 LOB: 2 BB: 2 P: 16	R: 0 E: 0 K: 1 S: 10	H: 0 LOB: 0 BB: 0 P: 22	R: 0 E: 0 K: 0 S: 6	H: 0 LOB: 0 BB: 0 P: 10	R: 0 E: 0 K: 1 S: 6	H: 0 LOB: 0 BB: 0 P: 7	R: 0 E: 0 K: 1 S: 9	H: 0 LOB: 1 BB: 1 P: 15		R: 0 E: 0 K: 0 S: 7	H: 0 LOB: 1 BB: 1 P: 12	1B: 1 2B: 0 3B: 0 HR: 0	SF: 0 SAC: 0 DP: 0 HBP: 0	WP: 0 PB: 0 SB: 0 CS: 0	PA: 34				
PITCHER	IP	WLS	BF	H	R	ER	SO	BB	IBB	HBP	BLK	WP	HR	S	P	ERA	WHIP										
Kris Benson, R ERA: 3.54 Josias Manzanillo, R ERA: 2.93	(1, 1) (9, 1)	8.0 W	30 30	1 0	0 0	0 0	7 7	5 1	0 0	0 0	0 0	0 0	0 0	69 7	119 12	0.00 0.00	0.750 1.000										

Batter	1	2	3	4	5	6	7	8	9	AB	R	H	RBI	BB	SO	LOB	BOTTOM											
Adrian Brown, S OBP: 0.398, SLG: 0.489 (1, 8)	0-1 FC4-6 18 G5-3 2B 1B		3-2 18 3B 2B		2-3 K			0-0 G1-3		4	2	2	0	0	1	1	San Francisco Giants @ Pittsburgh Pirates Three Rivers Stadium, Pittsburgh, PA Tue Aug 29 2000, 7:05 PM EDT Att: 14,306 - Sunny - 77 F livebaseballscorecards.com											
18 Jason Kendall, R OBP: 0.419, SLG: 0.475 (1, 2)	2-0 G5-3		2-2 2B 3B		0-1 G5-3			0-3 K		4	1	1	1	0	1	2												
Brian Giles, L OBP: 0.422, SLG: 0.615 (1, 7)	4-1 FC4-6 BB		2-2 HR 2B		4-2 G5-4-3 1B BB			1-2 G3		2	2	1	1	2	0	0												
John Vander Wal, L OBP: 0.391, SLG: 0.538 (1, 3)	2-1 FC4-6 2B		2-1 HR 2B		4-1 G5-4-3 BB			0-0 G1-3		3	2	1	2	1	0	2												
Enrique Wilson, S OBP: 0.347, SLG: 0.455 (1, 5)	3-1 WP 1B 2B		1-0 FC4-5 2B		0-0 G5-4-3			3-1 F9		4	1	2	2	0	0	2												
Warren Morris, L OBP: 0.335, SLG: 0.331 (1, 4)	1-1 3H 1B 2B		0-1 FC4-5		0-0 1B			1-3 K		4	0	2	2	0	1	1												
Alex Ramirez, R OBP: 0.282, SLG: 0.438 (1, 9)	1-2 CS		1-2 F8		1-0 F8			3-1 G6-3		4	0	0	0	0	0	2												
Abraham Nunez, S OBP: 0.250, SLG: 0.220 (1, 6)		2-1 G1-3		1-0 F8				3-2 G4-3		4	0	1	0	0	0	1												
Kris Benson, R OBP: 0.193, SLG: 0.154 Josias Manzanillo, R (9, 1)	1-3 K			2-2 G4-3				0-0 SH2-4 1B		2	0	0	0	0	1	0												
Inning Stats	R: 3 E: 0 K: 0 S: 12	H: 3 LOB: 0 BB: 1 P: 27	R: 0 E: 0 K: 1 S: 6	H: 0 LOB: 0 BB: 0 P: 9	R: 4 E: 0 K: 0 S: 20	H: 5 LOB: 1 BB: 0 P: 33	R: 0 E: 0 K: 1 S: 8	H: 0 LOB: 0 BB: 0 P: 12	R: 1 E: 0 K: 0 S: 7	H: 1 LOB: 1 BB: 2 P: 16	R: 0 E: 0 K: 1 S: 6	H: 1 LOB: 1 BB: 0 P: 7	R: 0 E: 0 K: 0 S: 6	H: 0 LOB: 0 BB: 0 P: 10	R: 0 E: 0 K: 1 S: 8	H: 0 LOB: 0 BB: 0 P: 15		R: 0 E: 0 K: 1 S: 8	H: 0 LOB: 0 BB: 0 P: 15	1B: 4 2B: 4 3B: 1 HR: 1	SF: 0 SAC: 1 DP: 1 HBP: 0	WP: 2 PB: 0 SB: 0 CS: 1	PA: 36					
PITCHER	IP	WLS	BF	H	R	ER	SO	BB	IBB	HBP	BLK	WP	HR	S	P	ERA	WHIP											
Livan Hernandez, R Joe Nathan, R Aaron Fultz, L	(1, 1) (3, 1) (7, 1)	2.0 4.0 2.0	WLS L	13 16 6	H 3	R 1	ER 1	SO 2	BB 2	IBB 0	HBP 0	BLK 0	WP 1	HR 0	S 26	P 44	2.25 2.25	1.250 1.250										

Batter	1	2	3	4	5	6	7	8	9	AB	R	H	RBI	BB	SO	LOB	TOP						
Calvin Murray, R OBP: 0.332, SLG: 0.314	G6-3			E4		F7		FC5-4 BB		3	0	0	0	1	0	0	San Francisco Giants @ Pittsburgh Pirates Three Rivers Stadium, Pittsburgh, PA Wed Aug 30 2000, 7:05 PM EDT Att: 16,576 - Cloudy - 77 F						
Ramon Martinez, R OBP: 0.335, SLG: 0.487	K2-3			G4-6-3		F9		FC5-4		4	0	0	0	0	1	2							
Barry Bonds, L OBP: 0.437, SLG: 0.678	F7			HR		WP 1B		F7		4	2	2	1	0	0	1							
Ellis Burks, R OBP: 0.418, SLG: 0.624		G5-3		G6-3					G5-3 1B	4	0	2	1	0	0	0							
Russ Davis, R OBP: 0.297, SLG: 0.393 Robb Nen, R	G6-3				1B HBP BB	G5-3			P4	3	0	0	0	1	0	2							
Rich Aurilia, R OBP: 0.336, SLG: 0.429	F8						G6-3		G5-3	4	0	0	0	0	0	2							
J.T. Snow, L OBP: 0.376, SLG: 0.456				K		1B HBP				2	0	0	0	1	2	0							
Doug Mirabeli, R OBP: 0.351, SLG: 0.387			F9			G6-4-3 1B			G4-3	4	0	1	0	0	1	2							
Russ Ortiz, R OBP: 0.321, SLG: 0.265 Marvin Benard, L OBP: 0.337, SLG: 0.388 Felix Rodriguez, R OBP: 0.334, SLG: 0.381	G4-3			G6-4-3				F8		2	0	0	0	0	0	3							
Bill Mueller, S										1	0	0	0	0	0	0							
Inning Stats	R: 0 E: 0 K: 1 S: 8	H: 0 LOB: 0 BB: 0 P: 16	R: 0 E: 0 K: 0 S: 7	H: 0 LOB: 0 BB: 0 P: 14	R: 0 E: 0 K: 1 S: 8	H: 0 LOB: 0 BB: 0 P: 12	R: 1 E: 1 K: 0 S: 11	H: 1 LOB: 0 BB: 0 P: 16	R: 0 E: 0 K: 0 S: 4	H: 1 LOB: 2 BB: 1 P: 13	R: 1 E: 0 K: 2 S: 8	H: 2 LOB: 1 BB: 0 P: 15	R: 0 E: 0 K: 2 S: 7	H: 0 LOB: 0 BB: 0 P: 10	R: 0 E: 0 K: 0 S: 8	H: 0 LOB: 1 BB: 1 P: 17	R: 0 E: 0 K: 0 S: 12	H: 1 LOB: 2 BB: 1 P: 21	1B: 3 2B: 1 3B: 0 HR: 1	SF: 0 SAC: 0 DP: 2 HBP: 1	WP: 1 PB: 0 SB: 0 CS: 0	PA: 35	
PITCHER	IP	WLS	BF	H	R	ER	SO	BB	IBB	HBP	BLK	WP	HR	S	P	ERA	WHIP						
Jimmy Anderson, L ERA: 4.56	(1, 1)	6.0	L	23	4	2	2	2	1	0	1	0	1	1	46	86	3.00	0.833					
Marc Wilkins, R ERA: 5.35	(7, 1)	2.0		7	0	0	2	1	0	0	0	0	0	15	27	0.00	0.500						
Rich Loiselle, R ERA: 5.81	(9, 1)	1.0		5	1	0	0	0	1	0	0	0	0	12	21	0.00	1.000						


Batter	1	2	3	4	5	6	7	8	9	AB	R	H	RBI	BB	SO	LOB	BOTTOM					
Adrian Brown, S OBP: 0.390, SLG: 0.478	K		G1-3		K		B1-3			4	0	0	0	0	2	0	San Francisco Giants @ Pittsburgh Pirates Three Rivers Stadium, Pittsburgh, PA Wed Aug 30 2000, 7:05 PM EDT Att: 16,576 - Cloudy - 77 F					
18 Jason Kendall, R OBP: 0.416, SLG: 0.471	K		K			K		G5-3		4	0	0	0	0	3	0						
Brian Giles, L OBP: 0.422, SLG: 0.613				G6-3		2B 1B		G4-3		3	0	1	0	1	0	0						
John Vander Wal, L OBP: 0.392, SLG: 0.541	G3			F8 BB 1B		1-3 2B		K		4	0	2	0	0	1	1						
Enrique Wilson, S OBP: 0.350, SLG: 0.450		K			4-1 1-2 BB			G4-3		2	0	0	0	2	1	0						
Warren Morris, L OBP: 0.333, SLG: 0.328		K		F8		L4		G3		4	0	0	0	0	1	5						
Emil Brown, R OBP: 0.312, SLG: 0.343 Marc Wilkins, R OBP: 0.333, SLG: 0.333 Rich Loiselle, R					3-2 F9				G6-3	3	0	1	0	0	1	5						
Pat Meares, R OBP: 0.290, SLG: 0.370										0	0	0	0	0	0	0						
Abraham Nunez, S OBP: 0.236, SLG: 0.298					G4-3					3	0	0	0	0	2	1						
Jimmy Anderson, L ERA: 5.11 Alex Ramirez, R OBP: 0.281, SLG: 0.435			G3							2	0	0	0	0	1	0						
Inning Stats	R: 0 E: 0 K: 2 S: 10	H: 0 LOB: 1 BB: 1 P: 18	R: 0 E: 0 K: 3 S: 11	H: 1 LOB: 0 BB: 0 P: 16	R: 0 E: 0 K: 1 S: 6	H: 0 LOB: 0 BB: 0 P: 8	R: 0 E: 0 K: 0 S: 11	H: 1 LOB: 2 BB: 1 P: 21	R: 0 E: 0 K: 2 S: 8	H: 0 LOB: 0 BB: 0 P: 9	R: 0 E: 0 K: 2 S: 16	H: 2 LOB: 3 BB: 1 P: 30	R: 0 E: 0 K: 2 S: 7	H: 0 LOB: 0 BB: 0 P: 11	R: 0 E: 0 K: 1 S: 8	H: 0 LOB: 0 BB: 0 P: 13	R: 0 E: 0 K: 0 S: 6	H: 0 LOB: 0 BB: 0 P: 9	1B: 3 2B: 1 3B: 0 HR: 0	SF: 0 SAC: 0 DP: 0 HBP: 0	WP: 0 PB: 0 SB: 0 CS: 0	PA: 34
PITCHER	IP	WLS	BF	H	R	ER	SO	BB	IBB	HBP	BLK	WP	HR	S	P	ERA	WHIP					
Russ Ortiz, R ERA: 5.11	(1, 1)	7.0	W	28	4	0	0	0	0	0	0	0	0	69	113	0.00	1.000					
Felix Rodriguez, R ERA: 2.51	(8, 1)	1.0	H	3	0	0	0	1	0	0	0	0	0	8	13	0.00	0.000					
Robb Nen, R ERA: 1.58	(9, 1)	1.0	S	3	0	0	0	0	0	0	0	0	0	6	9	0.00	0.000					

AB	31
R	2
H	5
RBI	2
BB	3
SO	4
LOB	12



Batter	1	2	3	4	5	6	7	8	9	10	AB	R	H	RBI	BB	SO	LOB	TOP	
Adrian Brown, S OBP: 0.376, SLG: 0.458 (1, 8)	F7		G4-3		B1-3		G4-3		P6		5	0	0	0	0	0	0	Pittsburgh Pirates @ San Diego Padres Qualcomm Stadium, San Diego, CA Fri Sep 01 2000, 10:05 PM EDT Att: 16,813 - Cloudy - 73 F	
18 Jason Kendall, R OBP: 0.418, SLG: 0.475 (1, 2)	WP 2B		L7				E6		F7		5	0	2	0	0	0	0		
Brian Giles, L OBP: 0.421, SLG: 0.609 (1, 7)	WP HBP				2B 1B		G4-3		G6-3		4	1	1	0	0	1	2		
John Vander Wal, L OBP: 0.391, SLG: 0.551 (1, 9)					SH5-3 19 E 2B				P6		5	1	1	1	0	2	2		
Warren Morris, L OBP: 0.331, SLG: 0.326 (1, 4)	K				SH5-3		E4 1B 19 1B		1B		4	1	1	0	0	2	2		
19 Alex Hernandez, L OBP: 0.400, SLG: 0.400 (1, 3)					E3		1B		F8		5	0	2	1	0	0	1		
Keith Osik, R OBP: 0.366, SLG: 0.538 Abraham Nunez, S OBP: 0.248, SLG: 0.207 John Wehner, R (10, 5)	G5-3				F2		G4-6-3 1B				4	0	2	0	0	0	1		
Pat Meares, R OBP: 0.286, SLG: 0.362 (1, 6)	G1-3				P6		G4-6-3 1B				4	0	0	0	1	0	6		
Dan Serafini, S Rich Loiselle, R Mike Williams, R (8, 1) (9, 1)					G3				P4		4	0	0	0	0	2	3		
Inning Stats	R: 0 E: 0 K: 2 S: 13	H: 1 LOB: 2 BB: 0 P: 22	R: 0 E: 0 K: 0 S: 8	H: 0 LOB: 0 BB: 0 P: 14	R: 0 E: 0 K: 0 S: 6	H: 0 LOB: 0 BB: 0 P: 7	R: 2 E: 1 K: 0 S: 10	H: 2 LOB: 1 BB: 0 P: 17	R: 0 E: 0 K: 2 S: 10	H: 1 LOB: 1 BB: 0 P: 13	R: 0 E: 1 K: 1 S: 9	H: 0 LOB: 1 BB: 0 P: 14	R: 0 E: 0 K: 0 S: 6	H: 0 LOB: 0 BB: 0 P: 8	R: 1 E: 1 K: 1 S: 16	H: 2 LOB: 2 BB: 0 P: 24	1B: 8 2B: 2 3B: 0 HR: 0		SF: 0 SAC: 1 DP: 1 HBP: 1
PITCHER	IP WLS BF H R ER SO ERA WHIP	IP WLS BF H R ER SO ERA WHIP	IP WLS BF H R ER SO ERA WHIP	IP WLS BF H R ER SO ERA WHIP	IP WLS BF H R ER SO ERA WHIP	IP WLS BF H R ER SO ERA WHIP	IP WLS BF H R ER SO ERA WHIP	IP WLS BF H R ER SO ERA WHIP	IP WLS BF H R ER SO ERA WHIP	IP WLS BF H R ER SO ERA WHIP	IP WLS BF H R ER SO ERA WHIP	IP WLS BF H R ER SO ERA WHIP	IP WLS BF H R ER SO ERA WHIP	IP WLS BF H R ER SO ERA WHIP	IP WLS BF H R ER SO ERA WHIP	IP WLS BF H R ER SO ERA WHIP	IP WLS BF H R ER SO ERA WHIP	IP WLS BF H R ER SO ERA WHIP	
Woody Williams, R ERA: 3.91 Will Cunnane, R ERA: 4.44 Trevor Hoffman, R ERA: 3.62	8.0	1.0	1.0	1.0	1.0	1.0	1.0	1.0	1.0	1.0	1.0	1.0	1.0	1.0	1.0	1.0	1.0	1.0	1.0

AB	42
R	3
H	10
RBI	3
BB	1
SO	7
LOB	19




Batter	1	2	3	4	5	6	7	8	9	10	AB	R	H	RBI	BB	SO	LOB	BOTTOM			
Damian Jackson, R OBP: 0.344, SLG: 0.378 (1, 7) (9, 6)	G5-3 1B BB		F3		F7						4	0	1	0	1	1	0	Pittsburgh Pirates @ San Diego Padres Qualcomm Stadium, San Diego, CA Fri Sep 01 2000, 10:05 PM EDT Att: 16,813 - Cloudy - 73 F			
Desi Relaford, S OBP: 0.365, SLG: 0.327 Ryan Kiesko, L OBP: 0.398, SLG: 0.545 Will Cunnane, R OBP: 0.200, SLG: 0.400 Trevor Hoffman, R (10, 1) George Williams, S OBP: 0.100, SLG: 0.100 (10, PH)	F9		K				F8				3	0	0	0	0	1	1				
Eric Owens, R OBP: 0.353, SLG: 0.386 (9, 7) (10, 4)	G5-3 1B				G6-3						5	0	1	0	0	1	2				
Phil Nevin, R OBP: 0.379, SLG: 0.558 (1, 5)	G5-3						G6-3				3	1	0	0	1	1	2				
Joe Vitiello, R OBP: 0.309, SLG: 0.475 John Mabry, L OBP: 0.300, SLG: 0.394 (10, 3)	F9				FC6-4 1B BB				F9		2	0	0	0	1	0	0				
Wiki Gonzalez, R OBP: 0.318, SLG: 0.341 (1, 2)	G6-3				FC6-4 1B				F8		3	1	1	0	1	0	0				
Ruben Rivera, R OBP: 0.302, SLG: 0.406 (1, 8)					FC6-4 1B						4	0	1	0	0	1	4				
16 Kevin Nicholson, S OBP: 0.255, SLG: 0.330 Mike Darr, L OBP: 0.338, SLG: 0.417 (9, PH) (10, 9)	F8								G6-3		3	0	0	0	0	0	1				
Woody Williams, R OBP: 0.280, SLG: 0.400 Dave Magadan, L OBP: 0.403, SLG: 0.354 29 Kory DeHaan, L OBP: 0.258, SLG: 0.356 (9, 9) (10, 7)	G6-3										2	0	0	0	0	0	0				
Inning Stats	R: 0 E: 0 K: 0 S: 10	H: 1 LOB: 1 BB: 1 P: 18	R: 0 E: 0 K: 0 S: 10	H: 1 LOB: 1 BB: 0 P: 17	R: 0 E: 0 K: 1 S: 8	H: 0 LOB: 0 BB: 0 P: 14	R: 0 E: 0 K: 1 S: 11	H: 1 LOB: 2 BB: 1 P: 18	R: 0 E: 0 K: 0 S: 6	H: 0 LOB: 0 BB: 0 P: 11	R: 0 E: 0 K: 1 S: 9	H: 0 LOB: 0 BB: 0 P: 12	R: 0 E: 0 K: 0 S: 11	H: 2 LOB: 2 BB: 0 P: 17	R: 2 E: 0 K: 0 S: 11	H: 1 LOB: 1 BB: 2 P: 25	R: 0 E: 0 K: 1 S: 9		H: 0 LOB: 0 BB: 0 P: 14	1B: 6 2B: 0 3B: 0 HR: 0	SF: 0 SAC: 0 DP: 0 HBP: 0
PITCHER	IP WLS BF H R ER SO ERA WHIP	IP WLS BF H R ER SO ERA WHIP	IP WLS BF H R ER SO ERA WHIP	IP WLS BF H R ER SO ERA WHIP	IP WLS BF H R ER SO ERA WHIP	IP WLS BF H R ER SO ERA WHIP	IP WLS BF H R ER SO ERA WHIP	IP WLS BF H R ER SO ERA WHIP	IP WLS BF H R ER SO ERA WHIP	IP WLS BF H R ER SO ERA WHIP	IP WLS BF H R ER SO ERA WHIP	IP WLS BF H R ER SO ERA WHIP	IP WLS BF H R ER SO ERA WHIP	IP WLS BF H R ER SO ERA WHIP	IP WLS BF H R ER SO ERA WHIP	IP WLS BF H R ER SO ERA WHIP	IP WLS BF H R ER SO ERA WHIP	IP WLS BF H R ER SO ERA WHIP			
Dan Serafini, L ERA: 6.14 Rich Loiselle, R ERA: 5.67 Mike Williams, R ERA: 3.75	7.1	0.2	2.0	2.0	2.0	2.0	2.0	2.0	2.0	2.0	7.1	0.2	2.0	2.0	2.0	2.0	2.0	7.1			

AB	35
R	2
H	6
RBI	2
BB	4
SO	6
LOB	14



Batter	1	2	3	4	5	6	7	8	9	AB	R	H	RBI	BB	SO	LOB	TOP								
Adrian Brown, S OBP: 0.376, SLG: 0.454										4	1	1	0	1	1	6	Pittsburgh Pirates @ San Diego Padres Qualcomm Stadium, San Diego, CA Sat Sep 02 2000, 10:05 PM EDT Att: 33,358 - Cloudy - 70 F								
18 Jason Kendall, R OBP: 0.417, SLG: 0.472										3	0	0	0	2	0	5									
Brian Giles, L OBP: 0.421, SLG: 0.605										3	2	0	0	2	0	3									
John Vander Wal, L OBP: 0.392, SLG: 0.547										4	1	1	0	1	0	2									
Warren Morris, L OBP: 0.334, SLG: 0.329										3	1	1	1	2	0	2									
19 Alex Hernandez, L OBP: 0.250, SLG: 0.250										3	0	0	0	0	1	5									
Alex Ramirez, R OBP: 0.287, SLG: 0.431										1	1	0	0	1	1	0									
Keith Osik, R OBP: 0.382, SLG: 0.536										4	0	2	1	0	1	1									
Abraham Nunez, S OBP: 0.256, SLG: 0.222										5	0	2	3	0	1	2									
Todd Ritchie, R OBP: 0.222, SLG: 0.241										3	0	1	0	0	1	3									
Pat Meares, R OBP: 0.266, SLG: 0.362										0	0	0	0	1	0	0									
Marc Wilkins, R OBP: 0.250, SLG: 0.250										1	0	0	0	0	1	1									
Scott Sauerbeck, R OBP: 0.250, SLG: 0.250										0	0	0	0	0	0	0									
Inning Stats	R: 1 E: 0 K: 0 S: 9	H: 1 LOB: 2 BB: 2 P: 18	R: 0 E: 0 K: 0 S: 10	H: 1 LOB: 2 BB: 1 P: 18	R: 2 E: 0 K: 3 S: 14	H: 2 LOB: 3 BB: 2 P: 30	R: 0 E: 0 K: 0 S: 3	H: 0 LOB: 0 BB: 1 P: 7	R: 0 E: 0 K: 2 S: 11	H: 1 LOB: 1 BB: 1 P: 15	R: 0 E: 0 K: 0 S: 5	H: 0 LOB: 0 BB: 0 P: 8	R: 3 E: 0 K: 0 S: 25	H: 3 LOB: 3 BB: 3 P: 45	R: 0 E: 0 K: 0 S: 4	H: 0 LOB: 0 BB: 0 P: 8	R: 0 E: 0 K: 2 S: 13	H: 1 LOB: 1 BB: 0 P: 17	1B: 7 2B: 1 3B: 0 HR: 0	SF: 0 SAC: 0 DP: 1 HBP: 1	WP: 2 PB: 0 SB: 3 CS: 0	PA: 45			
PITCHER	IP	WLS	BF	H	R	ER	SO	BB	IBB	HBP	BLK	WP	HR	S	P	ERA	WHIP								
Matt Clement, R ERA: 5.01	(1, 1)	6.0	L	30	4	4	4	5	8	0	1	0	0	0	102	6.00	2.000								
Kevin Walker, L ERA: 4.53	(7, 1)	0.1		3	1	0	0	0	0	1	0	0	0	5	10	0.00	3.000								
Carlos Almanzar, R ERA: 4.3	(7, 1)	0.0		3	2	2	0	0	1	0	0	0	0	11	20	∞	∞								
Todd Erdos, R ERA: 4.72	(7, 1)	2.2		9	1	0	0	2	0	0	0	0	0	24	34	0.00	0.375								

AB	34
R	6
H	8
RBI	5
BB	10
SO	7
LOB	30



Batter	1	2	3	4	5	6	7	8	9	AB	R	H	RBI	BB	SO	LOB	BOTTOM								
Damian Jackson, R OBP: 0.345, SLG: 0.379										4	1	2	0	0	0	0	Pittsburgh Pirates @ San Diego Padres Qualcomm Stadium, San Diego, CA Sat Sep 02 2000, 10:05 PM EDT Att: 33,358 - Cloudy - 70 F								
Desi Relaford, S OBP: 0.394, SLG: 0.326										4	0	1	0	0	1	1									
Ryan Klesko, L OBP: 0.399, SLG: 0.544										3	0	1	0	1	0	1									
Phil Nevin, R OBP: 0.378, SLG: 0.556										4	0	1	1	0	1	4									
John Mabry, L OBP: 0.301, SLG: 0.399										3	0	1	0	0	0	2									
Carlos Almanzar, R OBP: 0.250, SLG: 0.250										0	0	0	0	0	0	0									
Todd Erdos, R OBP: 0.300, SLG: 0.351										0	0	0	0	0	0	0									
Dave Magadan, L OBP: 0.400, SLG: 0.351										1	0	0	0	0	0	1									
Mike Dam, L OBP: 0.336, SLG: 0.419										4	1	1	0	0	1	4									
Ruben Rivera, R OBP: 0.299, SLG: 0.402										4	0	0	0	0	1	3									
George Williams, S OBP: 0.231, SLG: 0.417										2	1	1	2	0	1	0									
Matt Clement, R OBP: 0.148, SLG: 0.120										2	0	0	0	0	1	0									
Kevin Walker, L OBP: 0.250, SLG: 0.250										0	0	0	0	0	0	0									
Eric Owens, R OBP: 0.353, SLG: 0.385										1	0	0	0	0	0	1									
Inning Stats	R: 0 E: 1 K: 1 S: 11	H: 1 LOB: 1 BB: 0 P: 15	R: 0 E: 0 K: 0 S: 7	H: 1 LOB: 0 BB: 0 P: 9	R: 0 E: 0 K: 2 S: 12	H: 0 LOB: 0 BB: 0 P: 18	R: 0 E: 0 K: 1 S: 6	H: 1 LOB: 0 BB: 0 P: 8	R: 2 E: 0 K: 0 S: 12	H: 2 LOB: 2 BB: 1 P: 16	R: 0 E: 0 K: 0 S: 11	H: 0 LOB: 0 BB: 1 P: 17	R: 0 E: 0 K: 0 S: 5	H: 0 LOB: 0 BB: 0 P: 7	R: 0 E: 0 K: 2 S: 11	H: 1 LOB: 1 BB: 0 P: 15	1B: 5 2B: 3 3B: 0 HR: 1	SF: 0 SAC: 0 DP: 2 HBP: 1	WP: 0 PB: 0 SB: 0 CS: 0	PA: 34					
PITCHER	IP	WLS	BF	H	R	ER	SO	BB	IBB	HBP	BLK	WP	HR	S	P	ERA	WHIP								
Todd Ritchie, R ERA: 4.68	(1, 1)	6.0	W	24	7	3	3	4	1	0	0	0	0	14	20	0.00	0.500								
Marc Wilkins, R ERA: 5.12	(7, 1)	2.0	H	7	1	0	0	0	0	0	1	0	0	9	13	0.00	0.000								
Scott Sauerbeck, L ERA: 3.6	(9, 1)	1.0	S	3	0	0	0	2	0	0	0	0	0	9	13	0.00	0.000								

AB	32
R	3
H	8
RBI	3
BB	1
SO	6
LOB	17



Batter	1	2	3	4	5	6	7	8	9	AB	R	H	RBI	BB	SO	LOB	TOP								
Adrian Brown, S (1, 8) OBP: 0.374, SLG: 0.444	1-1 G4-3	0-2 18 BB HR		3-2 G4-3					3-2 18 G5-3	5	2	2	0	1	0	2	Pittsburgh Pirates @ Los Angeles Dodgers Dodger Stadium, Los Angeles, CA Mon Sep 04 2000, 6:05 PM PDT Att: 31,418 - Sunny - 73 F livebaseballscorecards.com								
18 Jason Kendall, R (1, 2) OBP: 0.417, SLG: 0.475	1-1 G5-3	4-2 HR		2-3 K		1-0 BB	0-2 F8		3-2 G5-3	5	2	1	0	1	1	1									
Brian Giles, L (1, 7) OBP: 0.427, SLG: 0.611 Emil Brown, R (8, 7) OBP: 0.301, SLG: 0.329	4-0 E	1-0 HR		4-0 1B		4-1 BB	0-1 1B		0-3 K	2	2	2	4	3	0	0									
John Vander Wal, L (1, 9) OBP: 0.396, SLG: 0.541	2-1 E7	1-2 K		0-2 1B		4-1 1B	3-3 K			4	1	1	1	1	2	2									
Warren Morris, L (1, 4) OBP: 0.335, SLG: 0.328	0-1 F7	4-2 BB		0-1 G4-3		1-1 19 BB	1-0 F9			4	1	1	2	1	0	5									
19 Alex Hernandez, L (1, 3) OBP: 0.211, SLG: 0.263		0-1 F7				2-2 CS		2-2 F9		5	1	2	1	0	0	2									
John Wehner, R (1, 5) OBP: 0.364, SLG: 0.455		2-2 G6-3	0-0 G6-3		1-3 K	0-1 WP		0-0 G5-3		5	1	1	2	0	1	1									
Pat Meares, R (1, 6) OBP: 0.289, SLG: 0.369		0-0 HR	1-0 G6-3		2-3 K	4-2 1B		1-2 F9		4	1	1	1	1	1	0									
Jimmy Anderson, L (1, 1) OBP: 0.159, SLG: 0.182		2-1 18 BB	0-2 P6			0-1 G6-3			0-0 P4	5	1	2	1	0	0	0									
Inning Stats	R: 0 E: 1 K: 0 S: 8	H: 0 LOB: 2 BB: 1 P: 16	R: 5 E: 0 K: 1 S: 22	H: 4 LOB: 2 BB: 2 P: 37	R: 0 E: 0 K: 0 S: 5	H: 0 LOB: 0 BB: 1 P: 6	R: 0 E: 0 K: 1 S: 13	H: 1 LOB: 2 BB: 1 P: 22	R: 0 E: 0 K: 2 S: 13	H: 1 LOB: 0 BB: 0 P: 18	R: 7 E: 0 K: 0 S: 18	H: 5 LOB: 1 BB: 4 P: 38	R: 0 E: 0 K: 1 S: 9	H: 1 LOB: 1 BB: 0 P: 13	R: 0 E: 0 K: 0 S: 9	H: 0 LOB: 0 BB: 0 P: 12		R: 0 E: 0 K: 1 S: 11	H: 1 LOB: 1 BB: 0 P: 17	1B: 9 2B: 3 3B: 0 HR: 2	SF: 0 SAC: 0 DP: 1 HBP: 0	WP: 2 PB: 0 CS: 1	PA: 48		
PITCHER	IP	WLS	BF	H	R	ER	SO	BB	IBB	HBP	BLK	WP	HR	S	P	ERA	WHIP								
37 Darren Dreifort, R (1, 1) ERA: 4.61	5.1	L	29	7	7	7	4	5	0	0	0	1	2	67	111	11.81	2.250								
Onan Masaoka, L (6, 1) ERA: 4.59	0.0		4	2	2	2	0	2	0	0	0	0	0	6	15	∞	∞								
Matt Herges, R (6, 1) ERA: 3.63	0.2		4	2	3	3	0	1	0	0	0	1	0	6	11	40.50	4.500								
Luke Prokopec, R (7, 1) ERA:	3.0		11	2	0	0	2	0	0	0	0	0	0	29	42	0.00	0.667								

Batter	1	2	3	4	5	6	7	8	9	AB	R	H	RBI	BB	SO	LOB	BOTTOM								
Tom Goodwin, L (1, 8) OBP: 0.361, SLG: 0.363	1-2 1B	1-3 K			3-2 G4-3				3-3 K	4	0	1	0	0	2	2	Pittsburgh Pirates @ Los Angeles Dodgers Dodger Stadium, Los Angeles, CA Mon Sep 04 2000, 6:05 PM PDT Att: 31,418 - Sunny - 73 F livebaseballscorecards.com								
Mark Czudzielanek, R (1, 4) OBP: 0.341, SLG: 0.390	1-1 G1-3		1-0 G4-3		2-1 G6-3			2-2 G1-3		4	0	0	0	0	0	1									
Gary Sheffield, R (1, 7) OBP: 0.440, SLG: 0.658 Jim Leyritz, R (7, 3) OBP: 0.312, SLG: 0.282	1-0 G1-6-3		1-0 G6-3		2-1 F9			0-2 F3		3	0	1	0	0	0	0									
Eric Karros, R (1, 3) OBP: 0.332, SLG: 0.487 Chad Kreuter, S (7, 2) OBP: 0.433, SLG: 0.418	0-1 G1-6-3		1-3 K			0-1 G3-1		4-2 BB		3	0	0	0	0	1	2									
Shawn Green, L (1, 9) OBP: 0.377, SLG: 0.498 Dave Hansen, L (8, 7) OBP: 0.403, SLG: 0.542		1-1 1B		3-2 G1-3		2-0 BB		0-2 G4-3		3	1	3	0	0	0	0									
Adrián Beltré, R (1, 5) OBP: 0.356, SLG: 0.476		3-2 FC2-5		4-1 G1-3		4-1 G4-6-3		1-2 BB		2	0	2	0	2	0	0									
Todd Hundley, S (1, 2) OBP: 0.386, SLG: 0.611 Luke Prokopec, L (7, 1) OBP: 0.273, SLG: 0.455		1-1 FC2-5		2-2 F8		0-1 G4-6-3		1-2 BB		3	0	1	1	0	0	4									
Chris Donnels, L (9, PH) OBP: 0.273, SLG: 0.455		1-2 37 BB				1-2 1B			1-2 G6-4-3	0	0	0	0	0	0	0									
Alex Cora, L (1, 6) OBP: 0.311, SLG: 0.373		1-0 FC2-5		0-1 G1-3				1-1 G4-6-3		4	0	1	0	0	0	4									
37 Darren Dreifort, R (1, 1) OBP: 0.200, SLG: 0.390 Onan Masaoka, R (6, 1) OBP: 0.091, SLG: 0.091 Paulo Duca, R (7, 7) OBP: 0.328, SLG: 0.418		2-0 1B		1-0 G4-3				1-0 G4-6-3		2	0	1	0	0	0	2									
Inning Stats	R: 0 E: 0 K: 0 S: 8	H: 2 LOB: 1 BB: 0 P: 11	R: 1 E: 0 K: 1 S: 12	H: 4 LOB: 0 BB: 0 P: 21	R: 0 E: 0 K: 1 S: 5	H: 0 LOB: 0 BB: 0 P: 8	R: 0 E: 0 K: 0 S: 12	H: 1 LOB: 2 BB: 1 P: 22	R: 0 E: 0 K: 0 S: 7	H: 0 LOB: 0 BB: 0 P: 14	R: 0 E: 0 K: 0 S: 6	H: 1 LOB: 1 BB: 1 P: 12	R: 0 E: 0 K: 1 S: 6	H: 1 LOB: 0 BB: 0 P: 11	R: 0 E: 0 K: 0 S: 11	H: 0 LOB: 1 BB: 1 P: 17	R: 0 E: 0 K: 0 S: 10	H: 1 LOB: 0 BB: 0 P: 12	1B: 10 2B: 0 3B: 0 HR: 0	SF: 0 SAC: 0 DP: 4 HBP: 0	WP: 0 PB: 0 CS: 0	PA: 35			
PITCHER	IP	WLS	BF	H	R	ER	SO	BB	IBB	HBP	BLK	WP	HR	S	P	ERA	WHIP								
Jimmy Anderson, L (1, 1) ERA: 4.31	9.0	W	35	10	1	1	3	3	0	0	0	0	0	77	128	1.00	1.444								



Batter	1	2	3	4	5	6	7	8	9	AB	R	H	RBI	BB	SO	LOB	TOP					
Emil Brown, R OBP: 0.303, SLG: 0.329	G6-3	G3-1		F8	F8		F9			6	0	2	1	0	0	3	Pittsburgh Pirates @ Los Angeles Dodgers Dodger Stadium, Los Angeles, CA Tue Sep 05 2000, 7:10 PM PDT Att: 22,780 - Sunny - 76 F					
18 Jason Kendall, R OBP: 0.416, SLG: 0.476										6	1	2	1	0	2	4						
John Vander Wal, L OBP: 0.396, SLG: 0.541		K		2B			G5-3			0	0	0	0	0	0	0						
Brian Giles, L OBP: 0.265, SLG: 0.250										5	1	1	0	1	0	4						
Marc Wilkins, R OBP: 0.250, SLG: 0.250		G3-1								0	0	0	0	0	0	0						
Alex Ramirez, R OBP: 0.288, SLG: 0.433										5	2	2	1	0	0	2						
Enrique Wilson, S OBP: 0.350, SLG: 0.447										4	1	1	0	1	0	3						
Keith Oskik, R OBP: 0.384, SLG: 0.519										5	0	3	3	0	0	1						
John Wehner, R OBP: 0.375, SLG: 0.357										3	1	0	0	2	1	2						
Pat Meares, R OBP: 0.295, SLG: 0.380										4	2	3	1	1	1	3						
Jose Silva, R OBP: 0.241, SLG: 0.185										2	0	1	0	0	1	0						
Rich Loiselle, R OBP: 0.200, SLG: 0.250										0	0	0	0	0	0	0						
19 Alex Hernandez, L OBP: 0.200, SLG: 0.250										1	0	0	0	0	0	2						
Inning Stats	R: 3 E: 1 K: 0 S: 25	H: 5 LOB: 1 BB: 0 P: 37	R: 1 E: 0 K: 1 S: 19	H: 3 LOB: 2 BB: 0 P: 24	R: 0 E: 0 K: 1 S: 6	H: 0 LOB: 0 BB: 0 P: 14	R: 2 E: 0 K: 0 S: 15	H: 3 LOB: 2 BB: 1 P: 28	R: 0 E: 0 K: 0 S: 7	H: 1 LOB: 2 BB: 1 P: 14	R: 1 E: 2 K: 1 S: 18	H: 1 LOB: 3 BB: 1 P: 27	R: 0 E: 0 K: 1 S: 6	H: 0 LOB: 0 BB: 0 P: 8	R: 0 E: 0 K: 0 S: 11	H: 0 LOB: 1 BB: 1 P: 20	R: 1 E: 0 K: 1 S: 16	H: 2 LOB: 2 BB: 1 P: 29	1B: 12 2B: 2 3B: 0 HR: 1	SF: 0 SAC: 2 DP: 0 HBP: 0	WP: 0 PB: 0 SB: 1 CS: 1	PA: 48
PITCHER	IP WLS BF H R ER SO BB IBB HBP BLK WP HR S P ERA WHIP																					
Carlos Perez, L ERA: 5.66	3.2 L 20 10 6 5 2 0 0 0 0 0 0 1 62 93 12.27 2.727																					
Matt Herges, R ERA: 3.59	4.1 1.1 8 2 0 0 0 1 1 0 0 0 0 0 10 24 0.00 2.250																					
Antonio Osuna, R ERA: 3.29	6.1 2.0 10 1 1 0 2 1 0 0 0 0 0 0 24 35 0.00 1.000																					
Onan Masaoka, L ERA: 4.35	8.1 1.0 4 0 0 0 0 1 0 0 0 0 0 0 11 20 0.00 1.000																					
Gregg Olson, R ERA: 5.4	9.1 1.0 6 2 1 1 1 1 0 0 0 0 0 0 16 29 9.00 3.000																					



Batter	1	2	3	4	5	6	7	8	9	AB	R	H	RBI	BB	SO	LOB	BOTTOM					
Tom Goodwin, L OBP: 0.360, SLG: 0.362			G6-3							4	0	1	0	0	1	4	Pittsburgh Pirates @ Los Angeles Dodgers Dodger Stadium, Los Angeles, CA Tue Sep 05 2000, 7:10 PM PDT Att: 22,780 - Sunny - 76 F					
Mark Czudzielanek, R OBP: 0.339, SLG: 0.397										4	0	0	0	0	1	1						
Gary Sheffield, R OBP: 0.439, SLG: 0.656										3	0	1	0	0	0	1						
Paul Lo Duca, R OBP: 0.323, SLG: 0.411										1	0	0	0	0	0	0						
Shawn Green, L OBP: 0.376, SLG: 0.495										3	0	0	0	1	0	2						
Eric Karros, R OBP: 0.330, SLG: 0.483										4	0	0	0	0	2	2						
Todd Hundley, S OBP: 0.388, SLG: 0.609										4	0	2	0	0	1	0						
Adrian Beltré, R OBP: 0.355, SLG: 0.472										4	0	0	0	0	2	2						
Alex Cora, L OBP: 0.313, SLG: 0.373										3	0	1	0	0	1	1						
Carlos Perez, L ERA: 5.66										1	0	0	0	0	0	0						
Matt Herges, R ERA: 3.59										0	0	0	0	0	0	0						
Chris Donnels, L OBP: 0.333, SLG: 0.500										1	0	1	0	0	0	0						
Antonio Osuna, R ERA: 3.29										0	0	0	0	0	0	0						
Dave Hansen, L OBP: 0.420, SLG: 0.537										1	0	0	0	0	0	2						
Onan Masaoka, R ERA: 4.35										0	0	0	0	0	0	0						
Gregg Olson, R ERA: 5.4										0	0	0	0	0	0	0						
Inning Stats	R: 0 E: 0 K: 1 S: 15	H: 1 LOB: 1 BB: 0 P: 25	R: 0 E: 0 K: 2 S: 7	H: 0 LOB: 0 BB: 0 P: 9	R: 0 E: 0 K: 0 S: 6	H: 0 LOB: 0 BB: 0 P: 9	R: 0 E: 0 K: 0 S: 9	H: 0 LOB: 1 BB: 1 P: 18	R: 0 E: 0 K: 2 S: 11	H: 1 LOB: 2 BB: 0 P: 17	R: 0 E: 0 K: 0 S: 8	H: 1 LOB: 1 BB: 0 P: 10	R: 0 E: 0 K: 0 S: 10	H: 2 LOB: 2 BB: 0 P: 14	R: 0 E: 0 K: 0 S: 7	H: 0 LOB: 0 BB: 0 P: 12	R: 0 E: 0 K: 3 S: 12	H: 1 LOB: 1 BB: 0 P: 14	1B: 6 2B: 0 3B: 0 HR: 0	SF: 0 SAC: 0 DP: 0 HBP: 1	WP: 0 PB: 0 SB: 1 CS: 0	PA: 35
PITCHER	IP WLS BF H R ER SO BB IBB HBP BLK WP HR S P ERA WHIP																					
Jose Silva, R ERA: 5.24	7.0 W 28 5 0 0 0 0 1 0 0 0 0 0 66 102 0.00 0.857																					
Rich Loiselle, R ERA: 5.29	8.1 1.0 3 0 0 0 0 0 0 0 0 0 0 0 7 12 0.00 0.000																					
Marc Wilkins, R ERA: 5.01	9.1 1.0 4 1 0 0 3 0 0 0 0 0 0 0 12 14 0.00 1.000																					



Batter	1	2	3	4	5	6	7	8	9	AB	R	H	RBI	BB	SO	LOB	TOP			
Adrian Brown, S OBP: 0.379, SLG: 0.452	2-1 1B 2B	0-1 1B 2B		0-3 K			3-2 G1-3	1-0 1B 1B		5	3	3	1	0	1	0				
18 Jason Kendall, R OBP: 0.414, SLG: 0.473	0-0 F8	2-2 P4		0-1 G5-3			1-2 G1-3	1-2 1B 1B		5	0	1	1	0	0	2				
Brian Giles, L OBP: 0.427, SLG: 0.606	1-1 2B 1B	0-1 1B			3-3 K		1-3 K BB	1-3 1B 1B		5	1	3	2	0	2	0				
John Vander Wal, L OBP: 0.399, SLG: 0.542	3-2 1B 1B 2B	2-1 F7			4-2 G4-6-3 BB		4-2 1B BB	1-1 G4-3		3	1	1	1	2	0	3				
Enrique Wilson, S OBP: 0.348, SLG: 0.443 Scott Sauerbeck, R (7, 1)	0-0 F7	1-0 F7			1-0 G4-6-3		1-0 G6-3		2-2 F8	4	1	1	1	0	0	4				
Marc Wilkins, R OBP: 0.250, SLG: 0.250 Alex Ramirez, R (9, PH) Mike Williams, R (9, 1)	19 1B BB SF7				1-2 G4-6-3					0	0	0	0	0	0	0				
Warren Morris, L OBP: 0.335, SLG: 0.327	4-1 19 1B BB			0-0 F8		3-1 19 FC1-6 1B		1-0 G4-3	3-1 F9	4	0	1	0	1	0	0				
19 Alex Hernandez, L OBP: 0.200, SLG: 0.240	1-1 1B		1-1 P5		2-2 FC1-6 FC5-4		0-1 G1-3	0-0 G4-3		5	0	1	1	0	0	1				
Pat Meares, R OBP: 0.295, SLG: 0.378	2-1 SF7		1-0 F8		3-1 FC5-4		3-1 1B BB			2	1	0	1	1	0	1				
Dan Serafini, S John Wehner, R OBP: 0.412, SLG: 0.400	0-0 F7			0-2 G6-3		0-1 F3		3-2 1B 1B		3	0	0	0	0	0	3				
Inning Stats	R: 4 E: 0 K: 0 S: 17	H: 5 LOB: 2 BB: 1 P: 30	R: 1 E: 0 K: 0 S: 10	H: 2 LOB: 1 BB: 0 P: 15	R: 0 E: 0 K: 0 S: 4	H: 0 LOB: 0 BB: 0 P: 6	R: 0 E: 0 K: 1 S: 8	H: 0 LOB: 0 BB: 0 P: 8	R: 0 E: 0 K: 1 S: 6	H: 1 LOB: 1 BB: 0 P: 14	R: 0 E: 0 K: 1 S: 12	H: 0 LOB: 2 BB: 1 P: 22	R: 3 E: 0 K: 0 S: 18	H: 4 LOB: 2 BB: 1 P: 29	R: 0 E: 0 K: 0 S: 6	H: 0 LOB: 0 BB: 0 P: 11	1B: 10 2B: 2 3B: 0 HR: 0	SF: 1 SAC: 0 DP: 1 HBP: 0	WP: 1 PB: 0 SB: 0 CS: 0	PA: 43
PITCHER	IP WLS BF H R ER SO BB IBB HBP BLK WP HR S P ERA WHIP	IP WLS BF H R ER SO BB IBB HBP BLK WP HR S P ERA WHIP	IP WLS BF H R ER SO BB IBB HBP BLK WP HR S P ERA WHIP	IP WLS BF H R ER SO BB IBB HBP BLK WP HR S P ERA WHIP	IP WLS BF H R ER SO BB IBB HBP BLK WP HR S P ERA WHIP	IP WLS BF H R ER SO BB IBB HBP BLK WP HR S P ERA WHIP	IP WLS BF H R ER SO BB IBB HBP BLK WP HR S P ERA WHIP	IP WLS BF H R ER SO BB IBB HBP BLK WP HR S P ERA WHIP	IP WLS BF H R ER SO BB IBB HBP BLK WP HR S P ERA WHIP	IP WLS BF H R ER SO BB IBB HBP BLK WP HR S P ERA WHIP	IP WLS BF H R ER SO BB IBB HBP BLK WP HR S P ERA WHIP	IP WLS BF H R ER SO BB IBB HBP BLK WP HR S P ERA WHIP	IP WLS BF H R ER SO BB IBB HBP BLK WP HR S P ERA WHIP	IP WLS BF H R ER SO BB IBB HBP BLK WP HR S P ERA WHIP	IP WLS BF H R ER SO BB IBB HBP BLK WP HR S P ERA WHIP	IP WLS BF H R ER SO BB IBB HBP BLK WP HR S P ERA WHIP	IP WLS BF H R ER SO BB IBB HBP BLK WP HR S P ERA WHIP			
Ismael Valdez, R ERA: 5.64	6.0	27	8	5	5	2	2	0	0	0	0	0	0	0	0	0	0	7.50	1.667	
Terry Adams, R ERA: 3.27	1.0	5	0	0	0	1	1	0	0	0	0	1	0	12	22	0.00	1.000			
Mike Fetters, R ERA: 3.3	1.0	8	4	3	3	0	1	0	0	0	0	0	0	18	29	27.00	5.000			
Jeff Shaw, R ERA: 4.47	1.0	3	0	0	0	0	0	0	0	0	0	0	0	6	11	0.00	0.000			

Pittsburgh Pirates @ Los Angeles Dodgers
Dodger Stadium, Los Angeles, CA
Wed Sep 06 2000, 7:05 PM PDT
Att: 28,462 - Sunny - 77 F

AB 38
R 8
H 12
RBI 8
BB 4
SO 3
LOB 14



Batter	1	2	3	4	5	6	7	8	9	AB	R	H	RBI	BB	SO	LOB	BOTTOM					
Tom Goodwin, L OBP: 0.358, SLG: 0.360	1-3 K	0-0 G4-3			0-0 B5-3		0-0 G1-3			5	0	1	0	0	1	3						
Mark Czudzielanek, R OBP: 0.338, SLG: 0.388	1-2 G6-3		3-2 2B		2-0 F8		3-3 K2-3			4	0	1	0	0	1	2						
Shawn Green, L OBP: 0.374, SLG: 0.491	2-2 G4-3		2-3 K		0-1 G3		3-1 F9			4	0	0	0	0	1	1						
Gary Sheffield, R OBP: 0.440, SLG: 0.654		4-1 HBP E BB	0-1 F2		1-2 G5-3		1-2 FC6-4 1B			3	1	1	0	1	0	1						
Adrian Beltré, R OBP: 0.354, SLG: 0.469 Jeff Branson, L OBP: 0.333, SLG: 0.364		1-2 E HBP	1-3 K		2-2 G6-3		1-2 FC6-4 FC6-4			3	1	0	0	0	1	2						
Jim Leyritz, R OBP: 0.302, SLG: 0.272		1-2 E5 FC4-6		1-0 F7		1-0 G6-3		0-1 FC6-4		4	0	0	0	0	2							
Chad Kreuter, S OBP: 0.434, SLG: 0.417		1-1 E6 FC4-6		1-0 1B		1-1 G6-3		4-2 BB		3	0	1	1	1	0	1						
Alex Cora, L OBP: 0.312, SLG: 0.378		3-H FC4-6 SH1-4		2-1 L3		1-0 1B		1-1 F9		4	1	1	0	0	4							
Ismael Valdez, R ERA: 5.61 Terry Adams, R ERA: 3.49 Kevin Elster, R Mike Fetters, R Jeff Shaw, R Dave Hansen, L OBP: 0.307, SLG: 0.532		1-1 SH1-4		1-3 K		0-1 1B		3-3 K		1	0	0	0	0	1	0						
Inning Stats	R: 0 E: 0 K: 1 S: 9	H: 0 LOB: 0 BB: 0 P: 13	R: 2 E: 2 K: 0 S: 16	H: 0 LOB: 2 BB: 1 P: 27	R: 0 E: 0 K: 2 S: 11	H: 1 LOB: 1 BB: 0 P: 17	R: 0 E: 0 K: 0 S: 4	H: 1 LOB: 0 BB: 0 P: 8	R: 0 E: 0 K: 1 S: 5	H: 0 LOB: 0 BB: 0 P: 8	R: 0 E: 0 K: 0 S: 8	H: 0 LOB: 0 BB: 0 P: 11	R: 1 E: 0 K: 1 S: 10	H: 3 LOB: 2 BB: 0 P: 16	R: 0 E: 0 K: 0 S: 10	H: 1 LOB: 1 BB: 0 P: 15	R: 0 E: 0 K: 1 S: 9	H: 0 LOB: 1 BB: 1 P: 18	1B: 4 2B: 2 3B: 1 HR: 0	SF: 0 SAC: 1 DP: 1 HBP: 1	WP: 0 PB: 0 SB: 0 CS: 0	PA: 37
PITCHER	IP WLS BF H R ER SO BB IBB HBP BLK WP HR S P ERA WHIP	IP WLS BF H R ER SO BB IBB HBP BLK WP HR S P ERA WHIP	IP WLS BF H R ER SO BB IBB HBP BLK WP HR S P ERA WHIP	IP WLS BF H R ER SO BB IBB HBP BLK WP HR S P ERA WHIP	IP WLS BF H R ER SO BB IBB HBP BLK WP HR S P ERA WHIP	IP WLS BF H R ER SO BB IBB HBP BLK WP HR S P ERA WHIP	IP WLS BF H R ER SO BB IBB HBP BLK WP HR S P ERA WHIP	IP WLS BF H R ER SO BB IBB HBP BLK WP HR S P ERA WHIP	IP WLS BF H R ER SO BB IBB HBP BLK WP HR S P ERA WHIP	IP WLS BF H R ER SO BB IBB HBP BLK WP HR S P ERA WHIP	IP WLS BF H R ER SO BB IBB HBP BLK WP HR S P ERA WHIP	IP WLS BF H R ER SO BB IBB HBP BLK WP HR S P ERA WHIP	IP WLS BF H R ER SO BB IBB HBP BLK WP HR S P ERA WHIP	IP WLS BF H R ER SO BB IBB HBP BLK WP HR S P ERA WHIP	IP WLS BF H R ER SO BB IBB HBP BLK WP HR S P ERA WHIP	IP WLS BF H R ER SO BB IBB HBP BLK WP HR S P ERA WHIP	IP WLS BF H R ER SO BB IBB HBP BLK WP HR S P ERA WHIP					
Dan Serafini, L ERA: 5.61	6.2	27	4	3	2	4	1	0	0	0	0	0	0	0	0	0	2.70	0.750				
Scott Sauerbeck, L ERA: 3.49	0.2	4	2	0	0	1	0	0	0	0	0	9	16	0.00	3.000							
Marc Wilkins, R ERA: 4.94	0.2	2	0	0	0	0	0	0	0	0	0	5	6	0.00	0.000							
Mike Williams, R ERA: 3.62	1.0	4	0	0	0	1	1	0	0	0	0	9	18	0.00	1.000							

Pittsburgh Pirates @ Los Angeles Dodgers
Dodger Stadium, Los Angeles, CA
Wed Sep 06 2000, 7:05 PM PDT
Att: 28,462 - Sunny - 77 F

AB 33
R 3
H 6
RBI 2
BB 2
SO 6
LOB 17



Batter	1	2	3	4	5	6	7	8	9	AB	R	H	RBI	BB	SO	LOB	TOP				
Pokey Reese, R (1, 4) OBP: 0.319, SLG: 0.393	G6-3		WP 1B		2B		BB			3	1	2	0	1	0	0	Cincinnati Reds @ Pittsburgh Pirates Three Rivers Stadium, Pittsburgh, PA Fri Sep 08 2000, 5:05 PM EDT Cloudy - 80 F				
Chris Stynes, R (1, 5) OBP: 0.389, SLG: 0.464	K		P3		K		G3			4	0	0	0	0	2	3					
Ken Griffey Jr., L (1, 8) OBP: 0.384, SLG: 0.550	FC4-6			HR	2B			P4		4	1	2	1	0	0	1					
Sean Casey, L (1, 3) OBP: 0.380, SLG: 0.473	G6-3			HR						4	1	2	2	0	0	2					
Brian Hunter, R (8, PR) OBP: 0.341, SLG: 0.305				HR	F9					0	0	0	0	0	0	0					
Dmitri Young, S (1, 7) OBP: 0.347, SLG: 0.489		G4-3		F8				G5-3		4	0	0	0	0	0	1					
Michael Tucker, L (1, 9) OBP: 0.386, SLG: 0.497	G4-3			FC6-4 BB				P3		2	0	0	0	1	0	0					
Scott Sullivan, R (6, 1) OBP: 0.333, SLG: 0.333										0	0	0	0	0	0	0					
Mike Bell, R (8, PH) OBP: 0.300, SLG: 0.600										1	0	0	0	0	0	1					
John Riedling, R (6, 1)										0	0	0	0	0	0	0					
Benito Santiago, R (1, 2) OBP: 0.306, SLG: 0.382	K			F7				G6-3		4	0	1	0	0	1	1					
Chris Sexton, R (1, 6) OBP: 0.240, SLG: 0.217			F9	FC6-4			F9	FC1-6		4	0	0	0	0	0	2					
Scott Williamson, R (1, 1) OBP: 0.167, SLG: 0.063										1	0	0	0	0	1	0					
Hector Mercado, L (4, 1)										1	0	0	0	0	1	0					
Alex Ochoa, R (6, 9) OBP: 0.358, SLG: 0.482								G6-4-3		2	0	0	0	0	1	1					
Inning Stats	R: 0 E: 0 K: 1 S: 13	H: 0 LOB: 1 BB: 0 P: 16	R: 0 E: 0 K: 1 S: 10	H: 0 LOB: 0 BB: 13	R: 0 E: 0 K: 1 S: 17	H: 1 LOB: 1 BB: 0 P: 28	R: 2 E: 0 K: 0 S: 13	H: 2 LOB: 1 BB: 1 P: 21	R: 1 E: 0 K: 2 S: 15	H: 2 LOB: 1 BB: 0 P: 21	R: 0 E: 0 K: 0 S: 10	H: 0 LOB: 1 BB: 1 P: 15	R: 0 E: 0 K: 0 S: 7	H: 1 LOB: 1 BB: 0 P: 11	R: 0 E: 0 K: 0 S: 8	H: 1 LOB: 0 BB: 10	1B: 3 2B: 2 3B: 1 HR: 1	SF: 0 SAC: 0 DP: 1 HBP: 0	WP: 1 PB: 1 SB: 0 CS: 0	PA: 36	
PITCHER	IP	WLS	BF	H	R	ER	SO	BB	IBB	HBP	BLK	WP	HR	S	P	ERA	WHIP				
Todd Ritchie, R (1, 1) ERA: 4.67	6.0	W	25	5	3	3	5	1	0	0	0	1	1	78	115	4.50	1.000				
Rich Loiselle, R (7, 1) ERA: 5.1	1.0	H	4	0	0	0	1	1	0	0	0	0	0	8	15	0.00	1.000				
Scott Sauerbeck, L (8, 1) ERA: 3.44	1.0	H	4	1	0	0	0	0	0	0	0	0	0	7	11	0.00	1.000				
Mike Williams, R (9, 1) ERA: 3.56	1.0		3	1	0	0	0	0	0	0	0	0	0	8	10	0.00	1.000				

AB	34
R	3
H	7
RBI	3
BB	2
SO	6
LOB	12



Batter	1	2	3	4	5	6	7	8	9	AB	R	H	RBI	BB	SO	LOB	BOTTOM				
Adrian Brown, S (1, 8) OBP: 0.384, SLG: 0.458	K		18 2B	G4-3				2B		4	2	2	1	1	1	1	Cincinnati Reds @ Pittsburgh Pirates Three Rivers Stadium, Pittsburgh, PA Fri Sep 08 2000, 5:05 PM EDT Cloudy - 80 F				
18 Jason Kendall, R (1, 2) OBP: 0.416, SLG: 0.478	G4-3		1B				K	F8		5	0	3	2	0	1	2					
Brian Giles, L (1, 7) OBP: 0.427, SLG: 0.603	G4-3			2B			P6	2B		3	1	0	0	2	1	3					
John Vander Wal, L (1, 9) OBP: 0.399, SLG: 0.541		WP BB	P6				K	F7		4	1	1	2	1	1	2					
Enrique Wilson, S (1, 5) OBP: 0.345, SLG: 0.438	F7		F7				WP 1B	F7		5	0	1	0	0	0	4					
Warren Morris, L (1, 4) OBP: 0.339, SLG: 0.330	E7 WP		F8				1B			3	0	2	0	1	0	2					
19 Alex Hernandez, L (1, 3) OBP: 0.207, SLG: 0.345	L6			HR			K			4	1	1	1	0	2	5					
Abraham Nunez, S (1, 6) OBP: 0.273, SLG: 0.211			G4-3	SH3 1B			G4-3	E3 2B		3	2	1	0	1	0	2					
Todd Ritchie, R (1, 1) ERA: 3.29										1	0	0	0	0	0	2					
John Wettens, R (5, PH) OBP: 0.386, SLG: 0.375										1	0	0	0	0	0	0					
Rich Loiselle, R (7, 1) ERA: 4.5										0	0	0	0	0	0	0					
Scott Sauerbeck, R (8, 1) ERA: 3.29										0	0	0	0	0	0	0					
Pat Meares, R (8, PH) OBP: 0.326, SLG: 0.379										0	0	0	0	0	0	0					
Mike Williams, R (9, 1) ERA: 1.59										0	0	0	0	0	0	0					
Inning Stats	R: 0 E: 0 K: 1 S: 8	H: 1 LOB: 0 BB: 0 P: 13	R: 1 E: 1 K: 0 S: 9	H: 1 LOB: 2 BB: 2	R: 1 E: 0 K: 0 S: 10	H: 1 LOB: 2 BB: 2	R: 2 E: 0 K: 1 S: 15	H: 3 LOB: 1 BB: 0 P: 25	R: 0 E: 0 K: 2 S: 14	H: 1 LOB: 2 BB: 1	R: 0 E: 0 K: 1 S: 12	H: 1 LOB: 1 BB: 0 P: 18	R: 0 E: 0 K: 1 S: 8	H: 1 LOB: 1 BB: 0 P: 11	R: 3 E: 1 K: 0 S: 13	H: 2 LOB: 1 BB: 1 P: 21	1B: 6 2B: 4 3B: 0 HR: 1	SF: 0 SAC: 2 DP: 1 HBP: 0	WP: 2 PB: 0 SB: 0 CS: 0	PA: 41	
PITCHER	IP	WLS	BF	H	R	ER	SO	BB	IBB	HBP	BLK	WP	HR	S	P	ERA	WHIP				
Scott Williamson, R (1, 1) ERA: 3.29	3.2	L	20	6	4	3	1	3	1	0	0	0	0	39	79	7.36	2.455				
Hector Mercado, L (4, 1) ERA: 4.5	1.2		8	2	0	0	3	1	0	0	0	1	0	23	42	0.00	1.800				
Scott Sullivan, R (6, 1) ERA: 3.29	1.2		6	1	0	0	2	0	0	0	0	0	0	14	19	0.00	0.600				
John Riedling, R (8, 1) ERA: 1.59	1.0		7	2	3	0	0	1	0	0	0	0	0	13	21	0.00	3.000				

AB	33
R	7
H	11
RBI	6
BB	6
SO	6
LOB	23



Batter	1	2	3	4	5	6	7	8	9	AB	R	H	RBI	BB	SO	LOB	TOP					
Pokey Reese, R OBP: 0.322, SLG: 0.394 (1, 4)										4	0	2	1	1	1	0	Cincinnati Reds @ Pittsburgh Pirates Three Rivers Stadium, Pittsburgh, PA Fri Sep 08 2000, 8:35 PM EDT Att: 26,486 - Cloudy - 80 F					
Mike Bell, R OBP: 0.286, SLG: 0.462 (1, 5)										3	0	0	0	1	0	1						
Chris Stynes, R OBP: 0.387, SLG: 0.463 (8, PH) (8, 5)										1	0	0	0	0	0	2						
Ken Griffey Jr., L OBP: 0.383, SLG: 0.545 (1, 8)										4	0	0	0	1	2	3						
Sean Casey, L OBP: 0.378, SLG: 0.469 (1, 3)										5	0	1	0	0	2	3						
Dmitri Young, S OBP: 0.348, SLG: 0.488 (1, 7)										5	0	2	0	0	0	2						
Michael Tucker, L OBP: 0.389, SLG: 0.505 (8, PH) (8, 9)										3	0	2	0	0	0	2						
Alex Ochoa, R OBP: 0.354, SLG: 0.476 (8, 9)										2	0	0	0	0	0	1						
Chris Sexton, R OBP: 0.299, SLG: 0.208 (1, 6)										2	0	0	0	1	1	2						
Jason LaRue, R OBP: 0.236, SLG: 0.318 (1, 2)										3	1	1	0	0	1	4						
Ron Villone, L OBP: 0.105, SLG: 0.132 (1, 1)										3	0	0	0	0	0	5						
Mark Wohlers, R (6, 1)										0	0	0	0	0	0	0						
D.T. Cromer, L OBP: 0.412, SLG: 0.613 (8, PH)										1	0	1	0	0	0	0						
Kimera Barte, R (8, PR)										0	0	0	0	0	0	0						
Dennys Reyes, R (8, 1)										0	0	0	0	0	0	0						
Inning Stats	R: 0 E: 0 K: 2 S: 7	H: 0 LOB: 0 BB: 0 P: 10	R: 0 E: 0 K: 1 S: 17	H: 1 LOB: 2 BB: 0 P: 24	R: 0 E: 0 K: 1 S: 7	H: 0 LOB: 2 BB: 2 P: 17	R: 0 E: 0 K: 0 S: 11	H: 2 LOB: 2 BB: 1 P: 19	R: 0 E: 0 K: 0 S: 6	H: 1 LOB: 1 BB: 0 P: 7	R: 0 E: 0 K: 1 S: 11	H: 1 LOB: 2 BB: 1 P: 13	R: 0 E: 0 K: 0 S: 10	H: 1 LOB: 2 BB: 1 P: 19	R: 1 E: 0 K: 1 S: 13	H: 2 LOB: 2 BB: 0 P: 22	R: 0 E: 0 K: 1 S: 10	H: 1 LOB: 1 BB: 0 P: 12	1B: 8 2B: 1 3B: 0 HR: 0	SF: 0 SAC: 0 DP: 1 HBP: 2	WP: 1 PB: 0 SB: 4 CS: 0	PA: 42
PITCHER	IP	WLS	BF	H	R	ER	SO	BB	IBB	HBP	BLK	WP	HR	S	P	ERA	WHIP					
Bronson Arroyo, R ERA: 6.88	(1, 1)	5.0		22	4	0	0	4	3	0	0	0	1	0	48	77	0.00	1.400				
Marc Wilkins, R ERA: 4.84	(6, 1)	1.0	W	5	1	0	0	1	0	0	1	0	0	0	11	13	0.00	1.000				
Josias Manzanillo, R ERA: 2.79	(7, 1)	0.2		4	1	0	0	0	1	0	0	0	0	0	9	18	0.00	3.000				
Jeff Wallace, L ERA: 5.29	(7, 1)	0.1	H	1	0	0	0	0	0	0	0	0	0	0	1	1	0.00	0.000				
Matt Skmetta, R ERA: 11.74	(8, 1)	1.0	H	6	2	1	1	1	0	0	1	0	0	0	13	22	9.00	2.000				

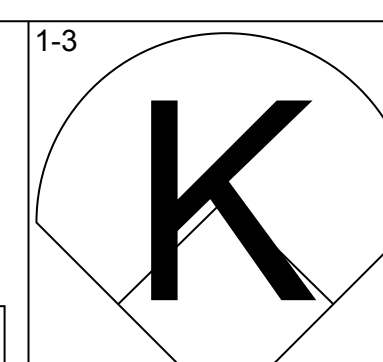
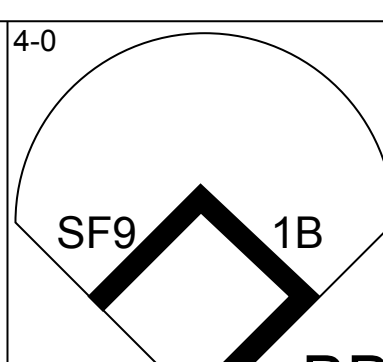
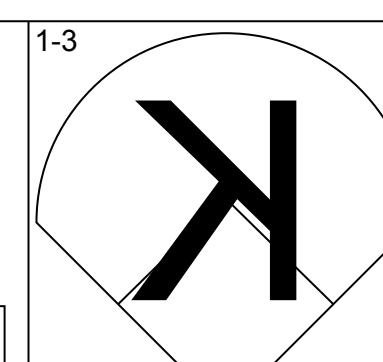
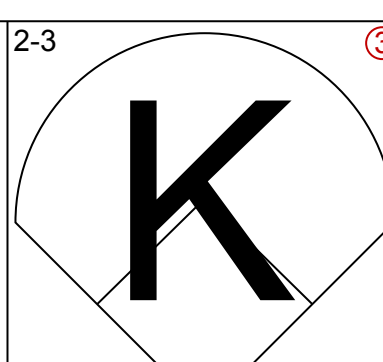
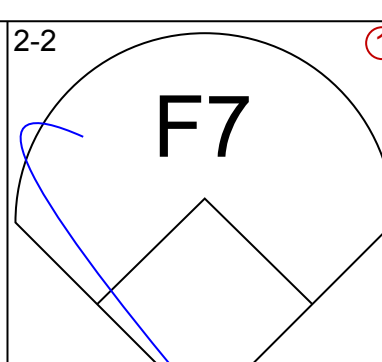
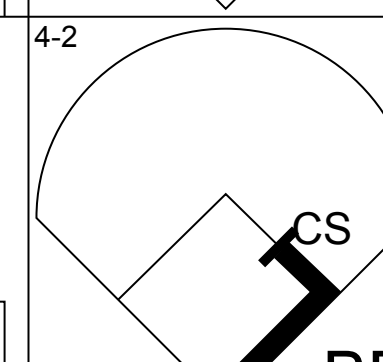
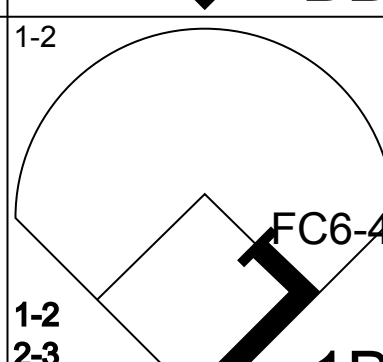
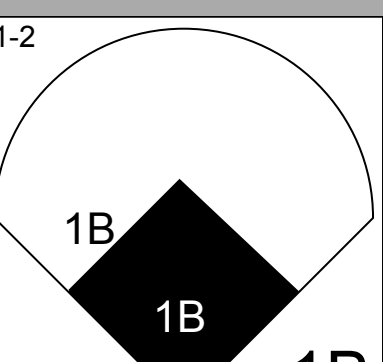
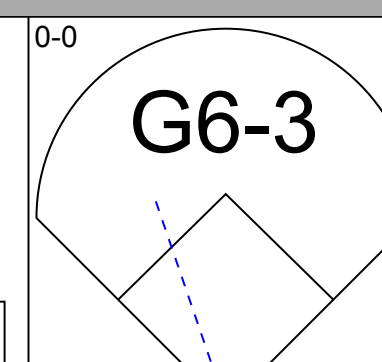
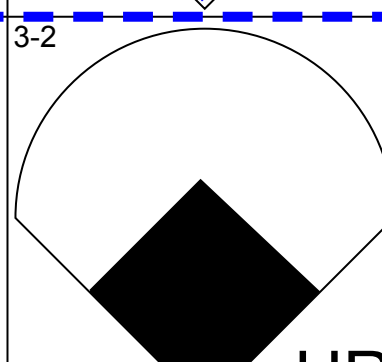
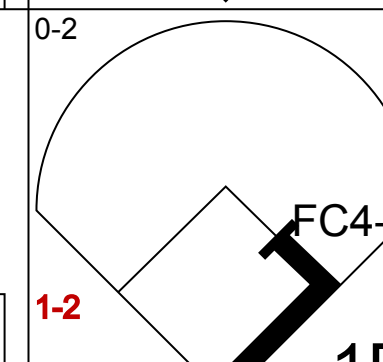
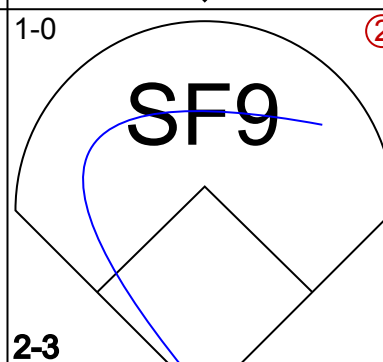
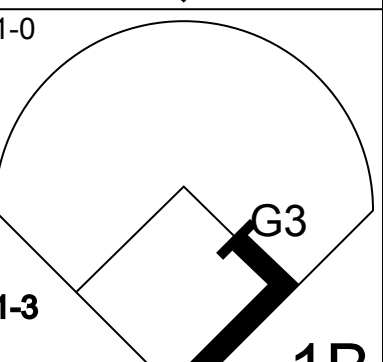
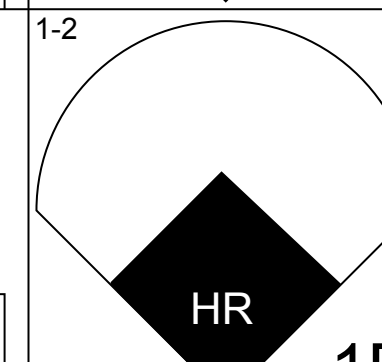
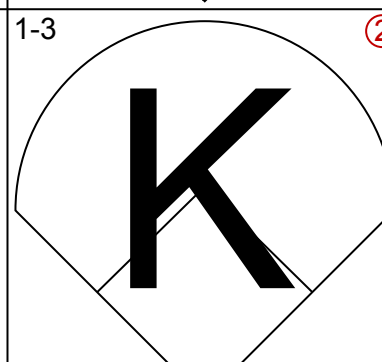
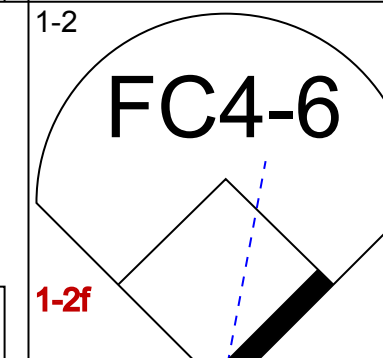
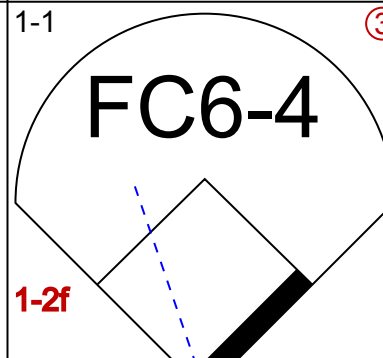
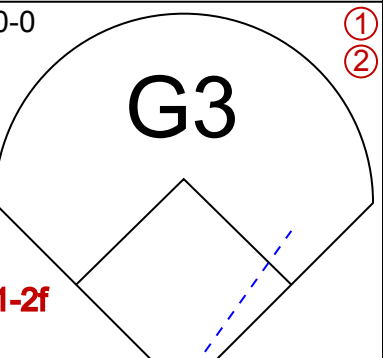
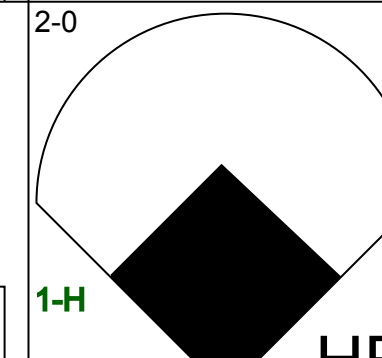
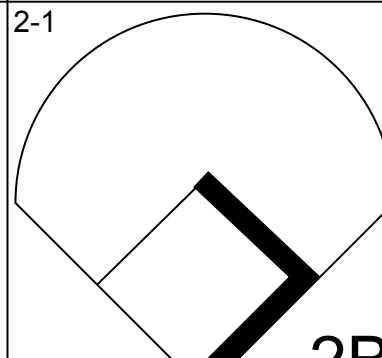


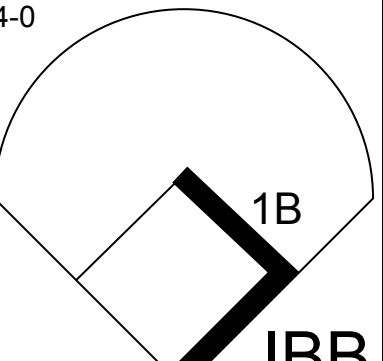
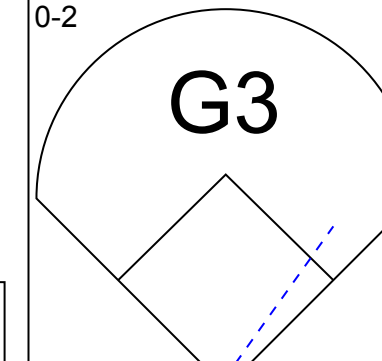
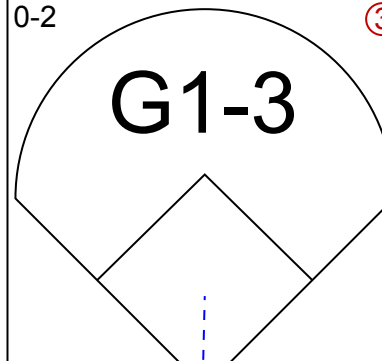
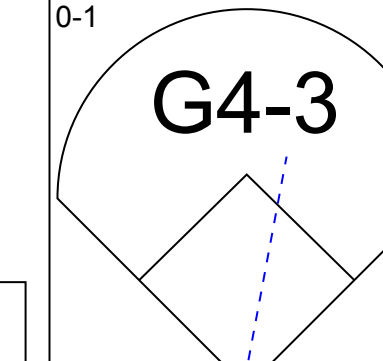
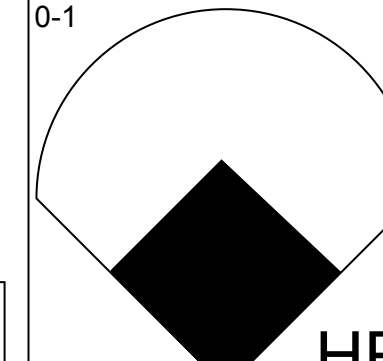
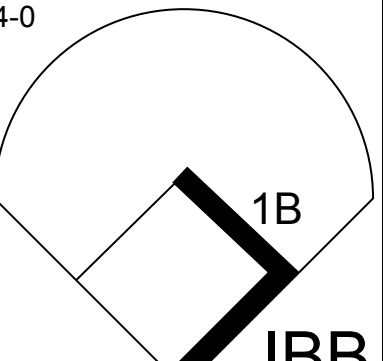
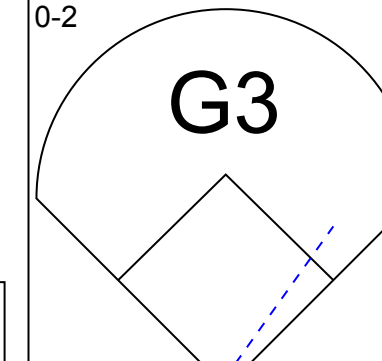
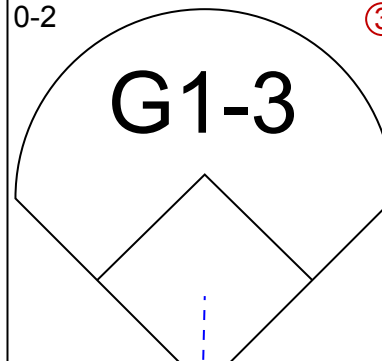

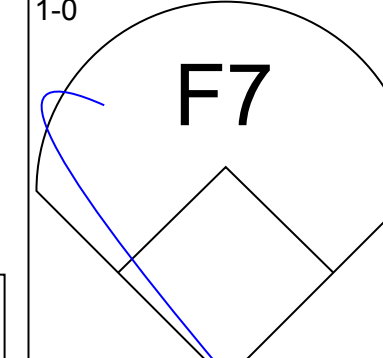
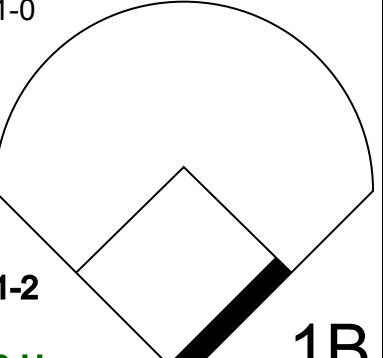
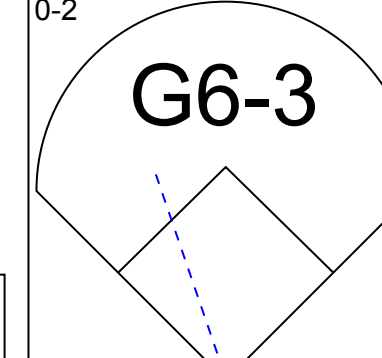
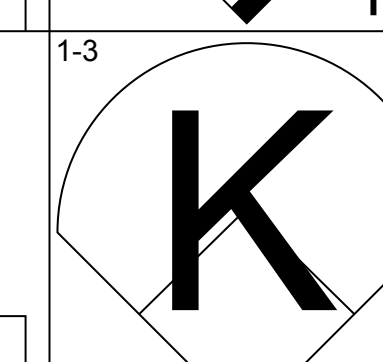
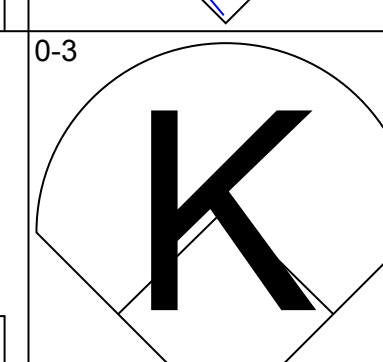
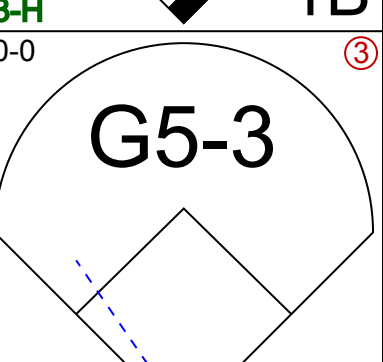
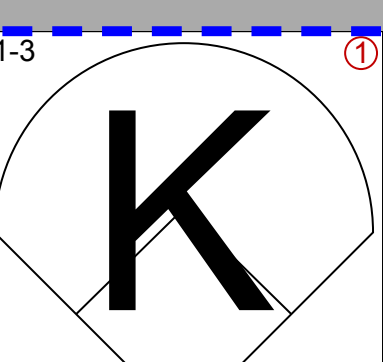
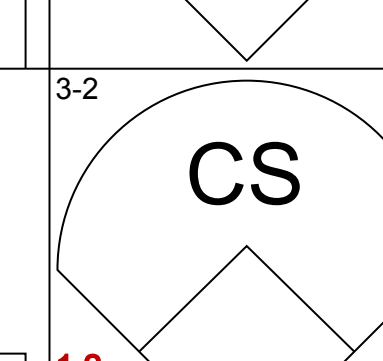
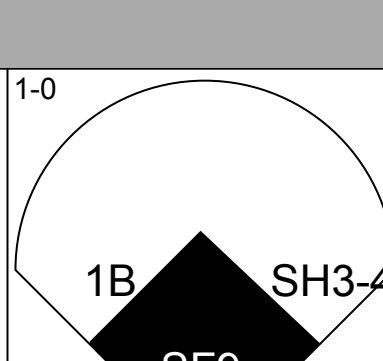
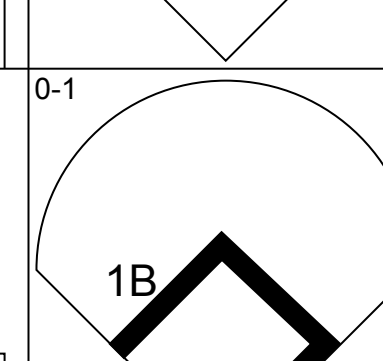
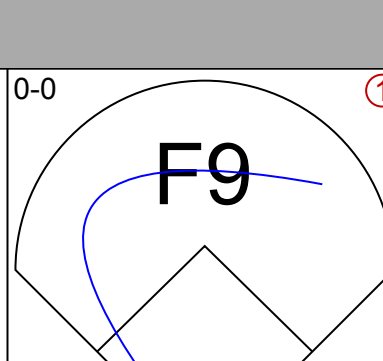
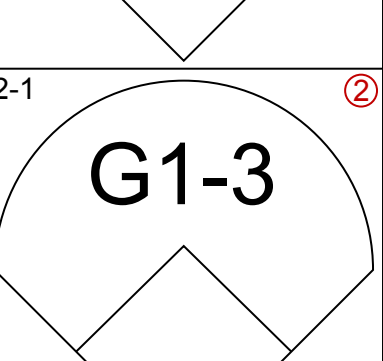
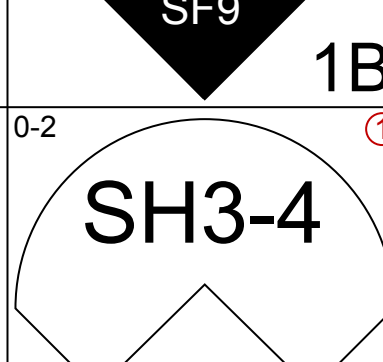
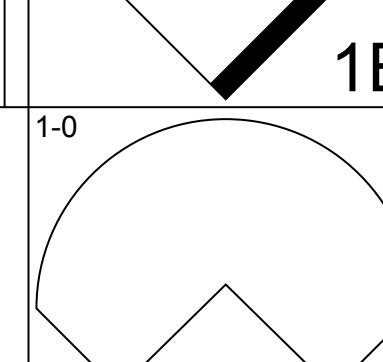
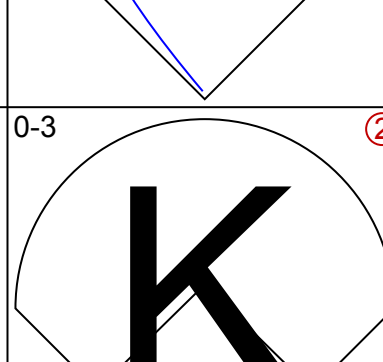
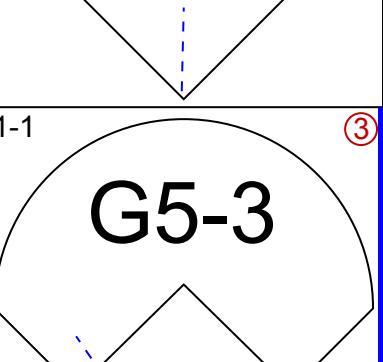
AB	36
R	1
H	9
RBI	1
BB	4
SO	7
LOB	25




Batter	1	2	3	4	5	6	7	8	9	AB	R	H	RBI	BB	SO	LOB	BOTTOM				
Emil Brown, R OBP: 0.304, SLG: 0.321 (1, 8) (7, 9)										2	0	0	0	0	1	1	Cincinnati Reds @ Pittsburgh Pirates Three Rivers Stadium, Pittsburgh, PA Fri Sep 08 2000, 8:35 PM EDT Att: 26,486 - Cloudy - 80 F				
Pat Meares, R OBP: 0.295, SLG: 0.377 (1, 6)										2	1	0	0	0	0	1					
Enrique Wilson, S OBP: 0.345, SLG: 0.434 (1, 4)										2	0	0	0	1	1	2					
Abraham Nunez, S OBP: 0.282, SLG: 0.211 (8, 4)										0	0	0	0	1	0	0					
Alex Ramirez, R OBP: 0.262, SLG: 0.444 (1, 9)										3	1	2	2	0	0	1					
Josias Manzanillo, R ERA: 4.84	(7, 1)	1.0		5	1	0	0	1	0	0	0	0	0	0	0	0					
Jeff Wallace, L ERA: 5.29	(7, 1)	0.1	H	1	0	0	0	0	0	0	0	0	0	0	0	0					
Matt Skmetta, S ERA: 11.74	(8, 1)	1.0	H	6	2	1	1	1	0	0	0	1	0	0	0	0					
18 Jason Kendall, R OBP: 0.250, SLG: 0.250 (8, PH)										1	0	1	0	0	0	0					
Scott Sauerbeck, R (8, 5)										0	0	0	0	0	0	0					
Mike Williams, R (8, 5)										0	0	0	0	0	0	0					
Keith Osik, R OBP: 0.382, SLG: 0.524 (1, 2)										3	0	1	1	0	0	1					
John Wehner, R OBP: 0.381, SLG: 0.368 (1, 5)										3	0	1	0	0	0	2					
19 Alex Hernandez, L OBP: 0.188, SLG: 0.313 (1, 3)										3	0	0	0	0	1	2					
Adam Hyzdu, R OBP: 0.333, SLG: 0.333 (1, 7)										3	0	1	0	0	0	1					
Bronson Arroyo, R OBP: 0.167, SLG: 0.278 (1, 1)										0	0	0	0	0	0	0					
Marc Wilkins, R ERA: 3.43	(6, 1)	1.1		4	0	0	0	1	0	0	0	0	0	0	0	0					
Adrian Brown, S OBP: 0.385, SLG: 0.456 (6, PH) (7, 8)										1	1	0	0	1	0	0					
Inning Stats	R: 0 E: 0 K: 1 S: 10	H: 0 LOB: 0 BB: 0 P: 14	R: 0 E: 0 K: 0 S: 10	H: 1 LOB: 0 BB: 0 P: 15	R: 0 E: 0 K: 1 S: 10	H: 1 LOB: 1 BB: 0 P: 14	R: 0 E: 0 K: 0 S: 2	H: 0 LOB: 0 BB: 1 P: 8	R: 0 E: 0 K: 0 S: 7	H: 1 LOB: 1 BB: 0 P: 10	R: 3 E: 0 K: 0 S: 22	H: 2 LOB: 1 BB: 1 P: 38	R: 0 E: 0 K: 1 S: 15	H: 0 LOB: 0 BB: 0 P: 22	R: 0 E: 0 K: 0 S: 4	H: 1 LOB: 2 BB: 1 P: 14	1B: 4 2B: 1 3B: 1 HR: 0	SF: 0 SAC: 3 DP: 1 HBP: 2	WP: 0 PB: 0 SB: 0 CS: 1	PA: 31	
PITCHER	IP	WLS	BF	H	R	ER	SO	BB	IBB	HBP	BLK	WP	HR	S	P	ERA	WHIP				
Ron Villone, L ERA: 5.53	(1, 1)	5.2	L	23	5	3	3	2	0	0	0	0	0	59	95	4.76	1.235				
Mark Wohlers, R ERA: 3.43	(6, 1)	1.1		4	0	0	0	1	0	0	0	0	0	17	26	0.00	0.000				
Dennys Reyes, L ERA: 5.21	(8, 1)	1.0		4	1	0	0	0	1	0	1	0	0	4	14	0.00	2.000				

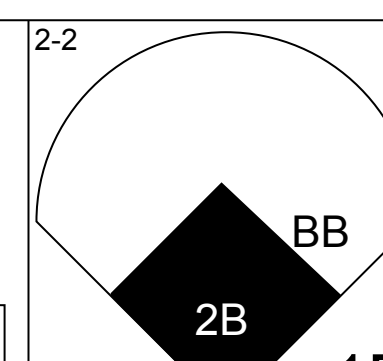
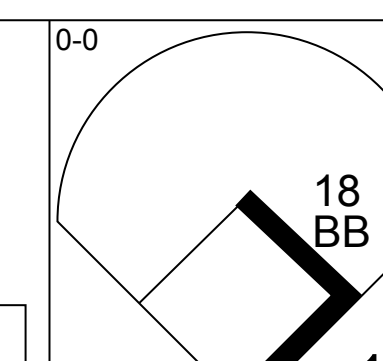
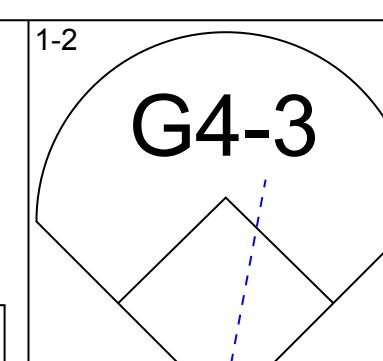
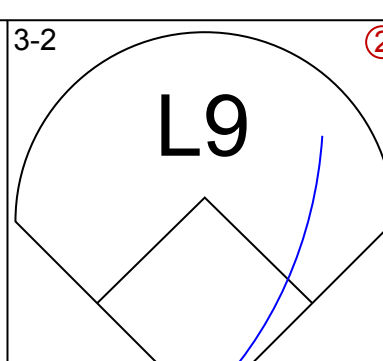
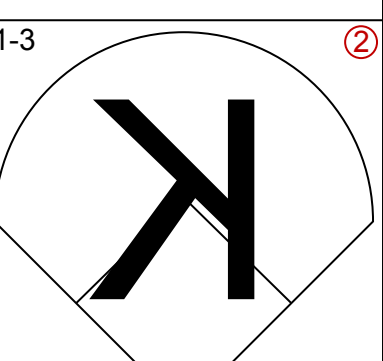
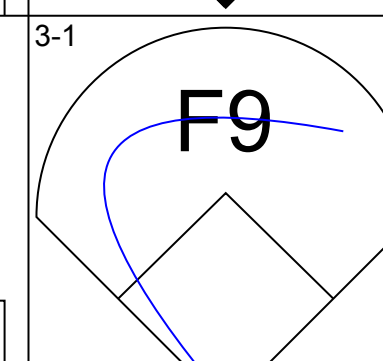
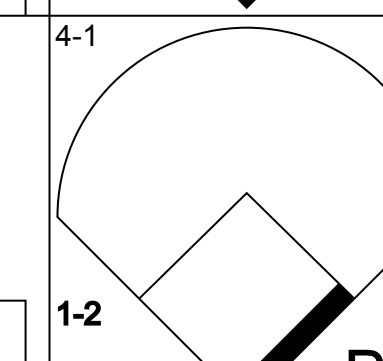
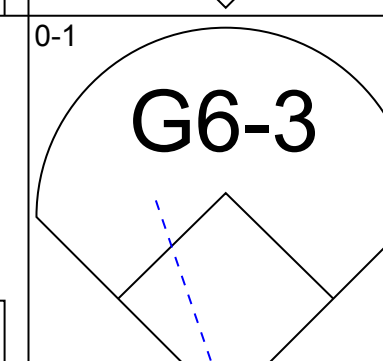
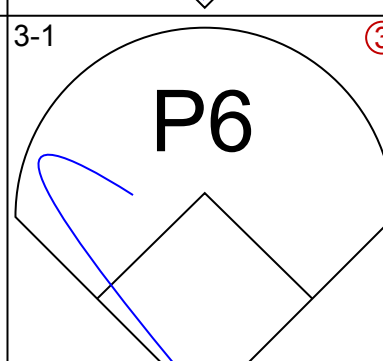
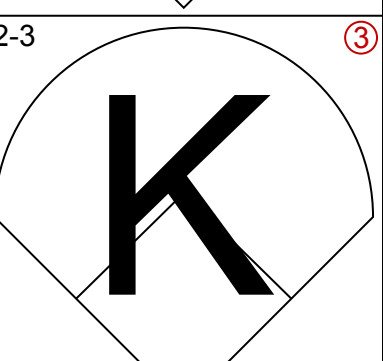
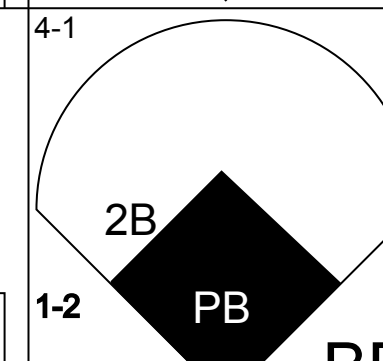
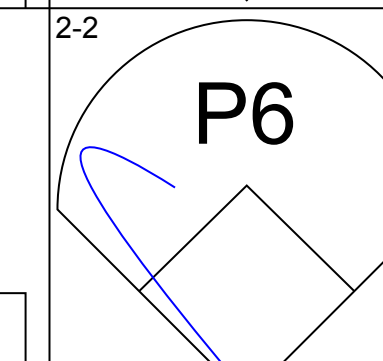
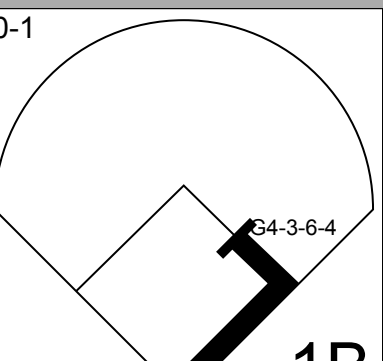

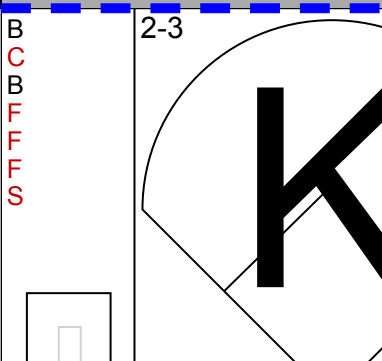
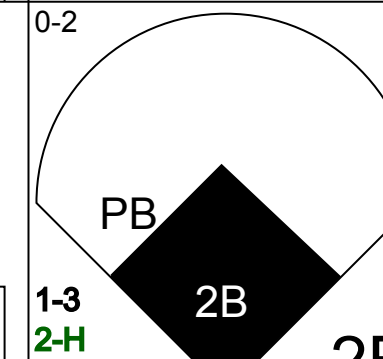
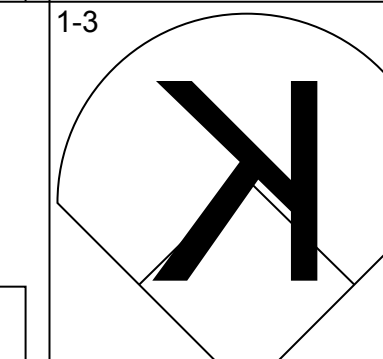
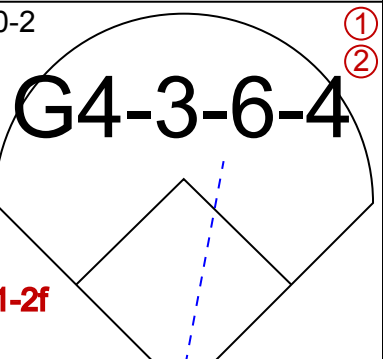
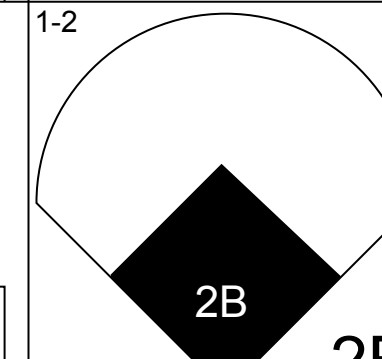
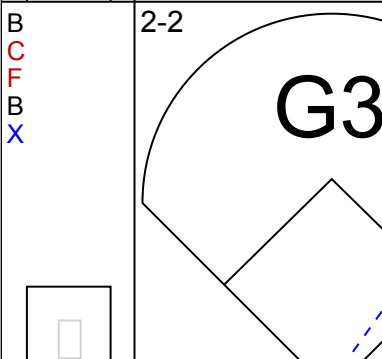
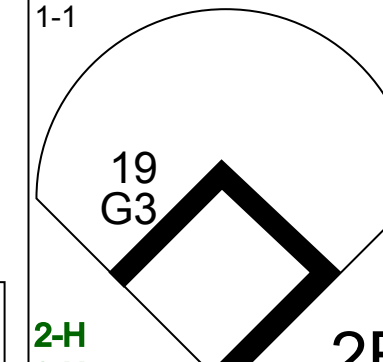
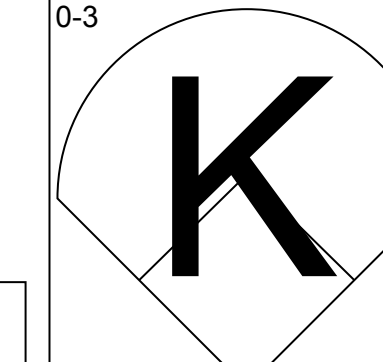
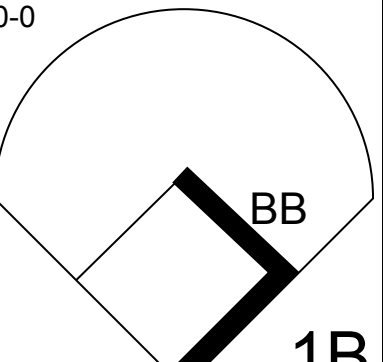
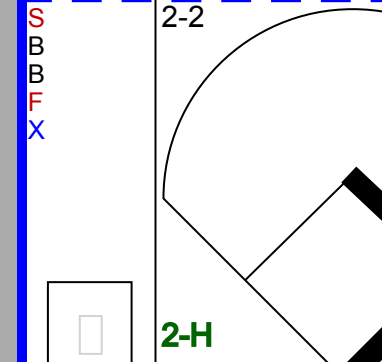
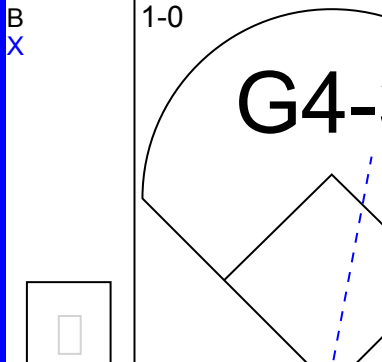
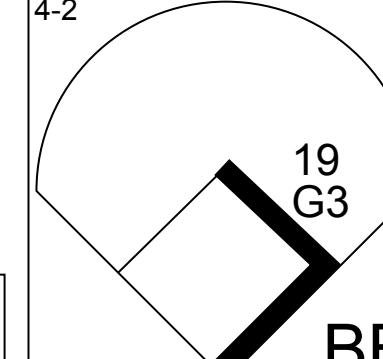
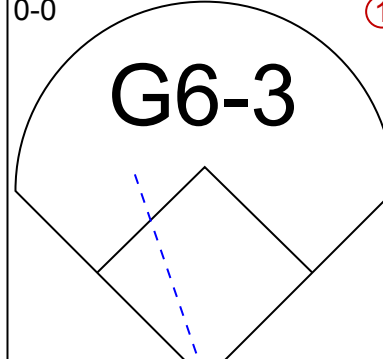

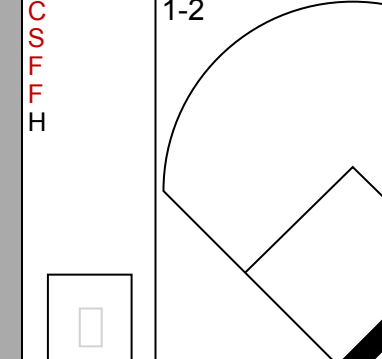

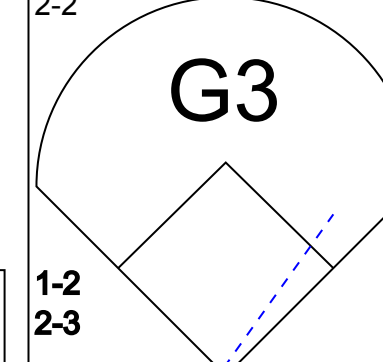
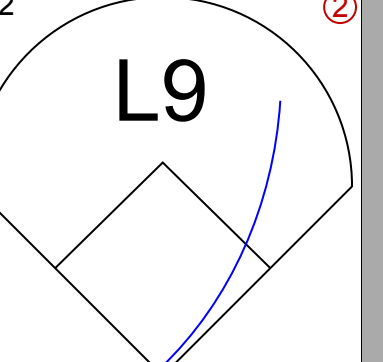
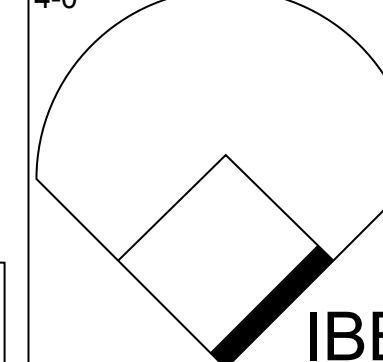
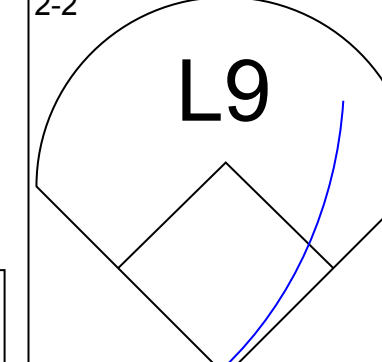
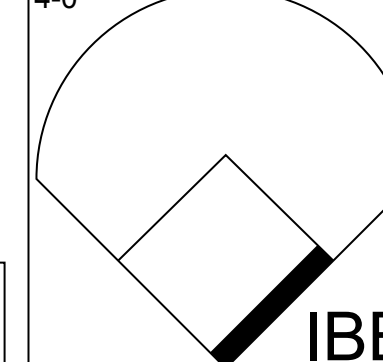

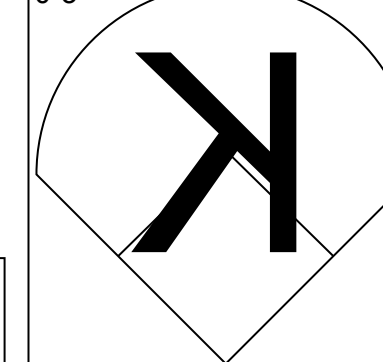
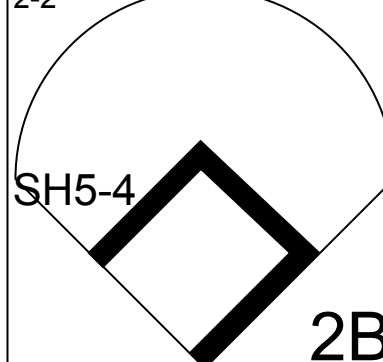
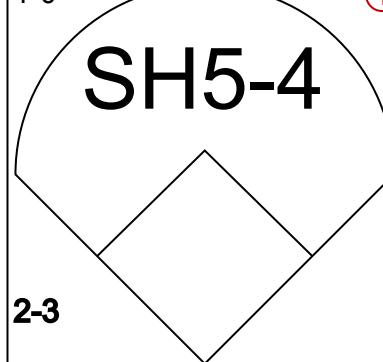

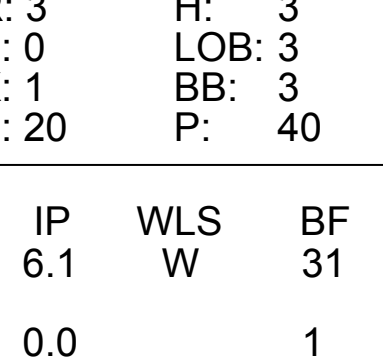
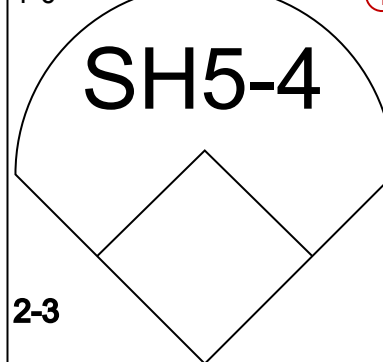
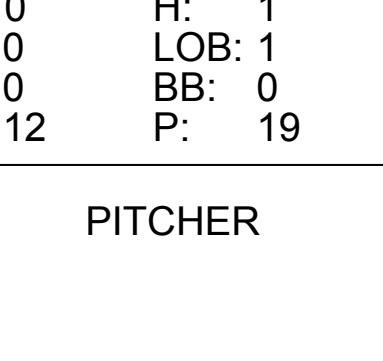
AB	23
R	3
H	6
RBI	3
BB	3
SO	3
LOB	11




Batter	1	2	3	4	5	6	7	8	9	AB	R	H	RBI	BB	SO	LOB	TOP					
Pokey Reese, R OBP: 0.321, SLG: 0.391 (1, 4)										4	0	0	0	1	3	2	Cincinnati Reds @ Pittsburgh Pirates Three Rivers Stadium, Pittsburgh, PA Sat Sep 09 2000, 7:05 PM EDT Att: 34,590 - Sunny - 80 F					
Michael Tucker, L OBP: 0.398, SLG: 0.525 (1, 9)										4	2	3	1	1	0	0						
Ken Griffey Jr., L OBP: 0.384, SLG: 0.547 (1, 8)										4	1	3	1	0	1	0						
Dmitri Young, S OBP: 0.348, SLG: 0.496 Kimera Barteel, R (9, PR)										5	1	2	2	0	0	5						
Danny Graves, R OBP: 0.667, SLG: 2.000 (9, 1)										0	0	0	0	0	0	0						
Sean Casey, L OBP: 0.378, SLG: 0.475 (1, 3)										4	1	1	1	1	0	1						
Chris Stryker, R OBP: 0.389, SLG: 0.463 (1, 5)										4	0	2	1	0	0	0						
Benito Santiago, R OBP: 0.300, SLG: 0.374 (1, 2)										4	0	0	0	0	3	3						
Chris Sexton, R OBP: 0.276, SLG: 0.231 (1, 6)										4	1	2	0	0	0	0						
Steve Parris, R OBP: 0.154, SLG: 0.180 Dennis Reyes, R Scott Sullivan, R Brady Clark, R John Riedling, R Alex Ochoa, R OBP: 0.304, SLG: 0.478 (1, 1) (7, 1) (7, 1) (8, PH) (8, 1) (9, 7)										2	0	1	0	0	1	0						
Inning Stats	R: 0 E: 0 K: 1 S: 14	H: 1 LOB: 1 BB: 1 P: 20	R: 0 E: 0 K: 1 S: 9	H: 1 LOB: 2 BB: 0 P: 14	R: 1 E: 0 K: 0 S: 10	H: 2 LOB: 2 BB: 1 P: 18	R: 1 E: 0 K: 2 S: 14	H: 3 LOB: 2 BB: 0 P: 17	R: 1 E: 0 K: 0 S: 11	H: 3 LOB: 2 BB: 1 P: 18	R: 0 E: 0 K: 2 S: 7	H: 0 LOB: 0 BB: 0 P: 9	R: 2 E: 0 K: 0 S: 11	H: 2 LOB: 0 BB: 0 P: 14	R: 0 E: 0 K: 1 S: 8	H: 0 LOB: 0 BB: 0 P: 12	R: 1 E: 0 K: 1 S: 17	H: 2 LOB: 1 BB: 0 P: 25	1B: 10 2B: 1 3B: 0 HR: 3	SF: 1 SAC: 1 DP: 1 HBP: 0	WP: 0 PB: 0 SB: 0 CS: 2	PA: 42
PITCHER	IP	WLS	BF	H	R	ER	SO	BB	IBB	HBP	BLK	WP	HR	S	P	ERA	WHIP					
Kris Benson, R ERA: 3.81 Rich Loiselle, R ERA: 4.99 Jeff Wallace, L ERA: 5.45	(1, 1)	7.0	L	33	12	5	5	6	2	1	0	0	0	2	76	110	6.43	2.000				
	(8, 1)	1.1		4	0	0	0	1	0	0	0	0	0	0	12	18	0.00	0.000				
	(9, 1)	0.2		4	2	1	1	1	0	0	0	0	0	1	13	19	13.50	3.000				

AB	36
R	6
H	14
RBI	6
BB	3
SO	8
LOB	11



Batter	1	2	3	4	5	6	7	8	9	AB	R	H	RBI	BB	SO	LOB	BOTTOM					
Adrian Brown, S OBP: 0.385, SLG: 0.455 (1, 8)										5	1	2	0	0	1	1	Cincinnati Reds @ Pittsburgh Pirates Three Rivers Stadium, Pittsburgh, PA Sat Sep 09 2000, 7:05 PM EDT Att: 34,590 - Sunny - 80 F					
18 Jason Kendall, R OBP: 0.415, SLG: 0.475 (1, 2)										4	0	0	0	1	1	2						
Brian Giles, L OBP: 0.427, SLG: 0.600 (1, 7)										4	1	1	0	1	1	2						
John Vander Wal, L OBP: 0.399, SLG: 0.545 (1, 9)										5	2	2	1	0	1	3						
Warren Morris, L OBP: 0.340, SLG: 0.334 Alex Ramirez, R OBP: 0.295, SLG: 0.452 Rich Loiselle, R Jeff Wallace, L (1, 4) (7, PH) (8, 1) (9, 1)										3	0	2	1	0	1	2						
Enrique Wilson, S OBP: 0.343, SLG: 0.432 Keith Osk, R OBP: 0.398, SLG: 0.518 (1, 5)										1	0	0	0	0	0	0						
19 Alex Hernandez, L OBP: 0.167, SLG: 0.278 (1, 3)										1	0	0	0	2	0	0						
Pat Meares, R OBP: 0.297, SLG: 0.379 (1, 6)										3	0	1	0	1	1	2						
Kris Benson, R OBP: 0.177, SLG: 0.140 Abraham Nunez, S OBP: 0.278, SLG: 0.208 (1, 1) (8, 4)										2	0	0	0	0	2	3						
Inning Stats	R: 3 E: 0 K: 1 S: 20	H: 3 LOB: 3 BB: 3 P: 40	R: 0 E: 0 K: 2 S: 12	H: 1 LOB: 2 BB: 1 P: 19	R: 0 E: 0 K: 1 S: 11	H: 0 LOB: 0 BB: 0 P: 16	R: 0 E: 0 K: 1 S: 8	H: 0 LOB: 0 BB: 0 P: 10	R: 0 E: 0 K: 0 S: 11	H: 2 LOB: 1 BB: 1 P: 16	R: 0 E: 0 K: 0 S: 12	H: 1 LOB: 0 BB: 0 P: 19	R: 1 E: 0 K: 1 S: 22	H: 2 LOB: 2 BB: 0 P: 32	R: 0 E: 0 K: 3 S: 9	H: 0 LOB: 0 BB: 0 P: 12		R: 0 E: 0 K: 1 S: 9	H: 0 LOB: 0 BB: 0 P: 14	1B: 4 2B: 5 3B: 0 HR: 0	SF: 0 SAC: 1 DP: 1 HBP: 1	WP: 0 PB: 1 SB: 0 CS: 0
PITCHER	IP	WLS	BF	H	R	ER	SO	BB	IBB	HBP	BLK	WP	HR	S	P	ERA	WHIP					
Steve Parris, R ERA: 4.53 Dennis Reyes, L ERA: 5.21 Scott Sullivan, R ERA: 3.36 John Riedling, R ERA: 1.35 Danny Graves, R ERA: 2.39	(1, 1)	6.1	W	31	8	4	4	6	4	0	0	0	0	3	5	5.68	1.895					
	(7, 1)	0.0		1	1	0	0	0	0	0	0	0	0	3	5	∞	∞					
	(7, 1)	0.2	H	3	0	0	0	1	0	0	1	0	0	0	13	18	0.00	0.000				
	(8, 1)	1.0	H	3	0	0	0	3	0	0	0	0	0	9	12	0.00	0.000					
	(9, 1)	1.0	S	3	0	0	0	1	0	0	0	0	0	9	14	0.00	0.000					

AB	34
R	4
H	9
RBI	3
BB	5
SO	11
LOB	21



Batter	1	2	3	4	5	6	7	8	9	AB	R	H	RBI	BB	SO	LOB	TOP									
Pokey Reese, R OBP: 0.323, SLG: 0.392 (1, 4)	1-1 BB 1B		2-1 G4-3		0-1 HR 1B		4-1 2B BB		1-0 F7	4	2	2	0	1	0	0										
Alex Ochoa, R OBP: 0.366, SLG: 0.503 (7, 7)	4-1 BB		2-2 F9		0-1 HR		3-1 2B		3-2 BB HBP	3	1	2	5	1	0	0										
Ken Griffey Jr., L OBP: 0.385, SLG: 0.551 (1, 8)	2-3 K		1-1 HR		3-0 P6		1-3 K		4-0 BB	4	1	1	1	1	2	3										
Dmitri Young, S OBP: 0.345, SLG: 0.492 Michael Tucker, L OBP: 0.396, SLG: 0.522 (7, 9)	0-0 F9		0-0 G5-3		1-3 K		3-3 K		1-3 K	4	0	0	0	0	2	3										
Sean Casey, L OBP: 0.377, SLG: 0.472 (1, 3)	0-1 G6-3			1-0 G4-6-3 1B		2-3 K		1-2 F9		4	0	1	0	0	1	2										
Chris Stynes, R OBP: 0.384, SLG: 0.457 (1, 5)		0-0 G6-3		0-1 F2		1-2 G5-3		2-2 G5-3		4	0	0	0	0	0	1										
Juan Castro, R OBP: 0.261, SLG: 0.327 (1, 6)	0-1 F9			1-0 G4-6-3		0-1 G6-3		0-1 1B		4	0	1	0	0	0	1										
Jason LaRue, R OBP: 0.237, SLG: 0.314 (1, 2)	2-2 1B			0-0 G5-3		3-1 G6-3		2-2 F9		4	0	1	0	0	0	1										
Elmer Dessens, R OBP: 0.237, SLG: 0.094 Hector Mercado, L (8, 1) Scott Sullivan, R OBP: 0.333, SLG: 0.333 D.T. Cromer, L OBP: 0.400, SLG: 0.594 Danny Graves, R OBP: 0.697, SLG: 2.000 (9, 1)	3-3 K			4-2 1B HR BB		4-2 WP 2B BB		1-2 G3		1	2	0	0	2	1	1										
Inning Stats	R: 0 E: 0 K: 1 S: 9	H: 1 LOB: 2 BB: 1 P: 16	R: 0 E: 0 K: 1 S: 9	H: 1 LOB: 1 BB: 0 P: 14	R: 1 E: 0 K: 0 S: 9	H: 1 LOB: 0 BB: 0 P: 14	R: 0 E: 0 K: 0 S: 4	H: 1 LOB: 0 BB: 0 P: 6	R: 3 E: 0 K: 1 S: 11	H: 2 LOB: 0 BB: 1 P: 19	R: 0 E: 0 K: 1 S: 11	H: 0 LOB: 0 BB: 0 P: 14	R: 2 E: 0 K: 2 S: 13	H: 1 LOB: 1 BB: 2 P: 31	R: 0 E: 0 K: 0 S: 13	H: 1 LOB: 1 BB: 0 P: 18	R: 0 E: 0 K: 1 S: 12	H: 0 LOB: 2 BB: 1 P: 22	1B: 5 2B: 1 3B: 0 HR: 2	SF: 0 SAC: 0 DP: 1 HBP: 1	WP: 1 PB: 0 SB: 0 CS: 0	PA: 40				
PITCHER	IP	WLS	BF	H	R	ER	SO	BB	IBB	HBP	BLK	WP	HR	S	P	ERA	WHIP									
Jimmy Anderson, L ERA: 4.51 Scott Sauerbeck, L ERA: 3.35 Marc Wilkins, R ERA: 4.68	(1, 1)	6.1	L	28	6	6	6	4	4	0	0	0	1	2	58	99	8.53	1.579								

Cincinnati Reds @ Pittsburgh Pirates
Three Rivers Stadium, Pittsburgh, PA
Sun Sep 10 2000, 1:35 PM EDT
Att: 35,046 - Cloudy - 82 F

AB 34
R 6
H 8
RBI 6
BB 5
SO 7
LOB 14



Batter	1	2	3	4	5	6	7	8	9	AB	R	H	RBI	BB	SO	LOB	BOTTOM								
Adrian Brown, S OBP: 0.397, SLG: 0.450 (1, 8)	1-1 G3-1		4-1 PB 18 1B G3 BB		4-1 18 1B SF7 BB		1-2 G4-3			2	2	0	0	2	0	0									
18 Jason Kendall, R OBP: 0.415, SLG: 0.475 (1, 2)	1-1 G4-3		1-2 G3 PB SF9 1B		2-2 1B		0-2 F8			4	1	2	0	0	0	0									
Brian Giles, L OBP: 0.427, SLG: 0.600 (1, 7)	1-2 1B 1B		2-2 G3		0-0 SF7			4-0 FC5-4 BB		2	1	1	2	1	0	1									
John Vander Wal, L OBP: 0.397, SLG: 0.543 (7, 9)	3-1 1B 1B		1-1 SF9		1-3 2H L3			3-3 K		3	0	1	1	0	1	2									
Enrique Wilson, S OBP: 0.342, SLG: 0.429 (9, 4)	0-0 1B		1-1 F9		0-0 G3-1			1-2 FC5-4		4	0	1	1	0	0	1									
Warren Morris, L OBP: 0.340, SLG: 0.333 Keith Osik, R OBP: 0.394, SLG: 0.512 (8, 5)		1-0 G4-3		0-1 P5		4-0 BB		0-3 K		2	0	0	0	1	0	0									
Alex Ramirez, R OBP: 0.291, SLG: 0.445 Scott Sauerbeck, R (7, 1) Marc Wilkins, R OBP: 0.250, SLG: 0.250 John Wehner, R OBP: 0.364, SLG: 0.350 (9, 1)		1-2 G4-3		0-0 G6-3		1-3 K			1-1 G1-4-3	3	0	0	0	0	1	1									
Abraham Nunez, S OBP: 0.277, SLG: 0.224 (1, 6)	0-0 2B			2-3 K		0-1 G3			1-3 K	4	0	1	0	0	2	1									
Jimmy Anderson, L OBP: 0.152, SLG: 0.174 19 Alex Hernandez, L OBP: 0.158, SLG: 0.263 (7, 3)	1-1 F8			0-0 G5-3			1-1 G1-3		0-0 F8	2	0	0	0	0	0	1									
Inning Stats	R: 1 E: 0 K: 0 S: 10	H: 3 LOB: 2 BB: 0 P: 16	R: 0 E: 0 K: 0 S: 7	H: 1 LOB: 0 BB: 0 P: 10	R: 2 E: 0 K: 0 S: 11	H: 1 LOB: 0 BB: 1 P: 20	R: 0 E: 0 K: 1 S: 6	H: 0 LOB: 0 BB: 0 P: 8	R: 1 E: 0 K: 0 S: 9	H: 1 LOB: 1 BB: 1 P: 16	R: 0 E: 0 K: 1 S: 6	H: 0 LOB: 1 BB: 1 P: 11	R: 0 E: 0 K: 0 S: 8	H: 0 LOB: 0 BB: 0 P: 10	R: 0 E: 0 K: 2 S: 11	H: 0 LOB: 1 BB: 1 P: 19	R: 0 E: 0 K: 1 S: 6	H: 0 LOB: 0 BB: 0 P: 8	1B: 5 2B: 1 3B: 0 HR: 0	SF: 2 SAC: 0 DP: 0 HBP: 0	WP: 0 PB: 1 SB: 0 CS: 0	PA: 36			
PITCHER	IP	WLS	BF	H	R	ER	SO	BB	IBB	HBP	BLK	WP	HR	S	P	ERA	WHIP								
Elmer Dessens, R ERA: 4.58 Hector Mercado, L ERA: 4.25 Scott Sullivan, R ERA: 3.35 Danny Graves, R ERA: 2.36	(1, 1)	7.0	W	30	6	4	3	2	4	0	0	0	0	8	12	3.86	1.429								

Cincinnati Reds @ Pittsburgh Pirates
Three Rivers Stadium, Pittsburgh, PA
Sun Sep 10 2000, 1:35 PM EDT
Att: 35,046 - Cloudy - 82 F

AB 30
R 4
H 6
RBI 4
BB 4
SO 5
LOB 8



Batter	1	2	3	4	5	6	7	8	9	AB	R	H	RBI	BB	SO	LOB	TOP								
Mark McGwire, R (1.7) OBP: 0.482, SLG: 0.751 Craig Paquette, R (1.7) OBP: 0.291, SLG: 0.405	G6-3	2B		L4		K	E8			1	0	0	0	0	0	0	St. Louis Cardinals @ Pittsburgh Pirates Three Rivers Stadium, Pittsburgh, PA Tue Sep 12 2000, 7:05 PM EDT Att: 15,824 - Overcast - 82 F								
Placido Polanco, R (1.4) OBP: 0.343, SLG: 0.418	2B	G5-3		F8		F8	G6-3			5	1	1	0	0	0	2									
Eric Davis, R (1.9) OBP: 0.394, SLG: 0.443 13 Luis Saturria, R (7.9)	K	G4-3			G5-3		SH1	1B	K	4	1	1	0	0	1	2									
Fernando Tatis, R (1.5) OBP: 0.396, SLG: 0.527	1H	2B		G6-3		HR	1B	SH1	G4-3	5	2	3	2	0	0	0									
Eduardo Perez, R (1.3) OBP: 0.361, SLG: 0.474 Alan Benes, R (8.1) OBP: 0.500, SLG: 0.750	P6			FC3-6		F7	SH1			4	0	2	0	0	0	1									
Shawon Dunston, R (1.8) OBP: 0.281, SLG: 0.485		2B		FC3-6		1B	E		1B	5	2	3	1	0	1	2									
Edgar Renteria, R (1.6) OBP: 0.341, SLG: 0.435		1B		E5		F9	E5		F9	5	2	1	2	0	0	2									
Mike Matheny, R (1.2) OBP: 0.320, SLG: 0.365		2B		2B		K	E		K	5	3	3	3	0	2	2									
Darryl Kile, R (1.1) OBP: 0.293, SLG: 0.134 Thomas Howard, S (7. PH) OBP: 0.244, SLG: 0.390 Gene Stechschulte, R (7.1) Eli Marrero, R (8.2) OBP: 0.302, SLG: 0.436	SH1-4	1B		2B		HR	E		G6-3	2	0	0	0	0	0	0									
										1	0	0	0	0	0	1									
										0	0	0	0	0	0	0									
										1	0	0	0	0	0	0									
										1	0	0	0	0	0	0									
Inning Stats	R: 1 E: 0 K: 1 S: 10	H: 2 LOB: 1 BB: 0 P: 14	R: 3 E: 0 K: 0 S: 11	H: 4 LOB: 1 BB: 0 P: 18	R: 0 E: 1 K: 1 S: 9	H: 1 LOB: 2 BB: 0 P: 14	R: 0 E: 0 K: 0 S: 7	H: 0 LOB: 0 BB: 0 P: 12	R: 1 E: 0 K: 0 S: 14	H: 2 LOB: 1 BB: 0 P: 18	R: 1 E: 0 K: 1 S: 9	H: 1 LOB: 0 BB: 0 P: 14	R: 5 E: 2 K: 0 S: 13	H: 5 LOB: 1 BB: 0 P: 22	R: 0 E: 0 K: 2 S: 13	H: 1 LOB: 1 BB: 0 P: 16	R: 0 E: 0 K: 1 S: 8	H: 0 LOB: 0 BB: 0 P: 11	1B: 9 2B: 5 3B: 0 HR: 2	SF: 0 SAC: 2 DP: 0 HBP: 0	WP: 1 PB: 0 SB: 0 CS: 0	PA: 45			
PITCHER	IP	WLS	BF	H	R	ER	SO	BB	IBB	HBP	BLK	WP	HR	S	P	ERA	WHIP								
Dan Serafini, L (1.1) ERA: 5.96	5.0	L	25	9	5	5	2	0	0	0	0	1	1	51	76	9.00	1.800								
Matt Skarmetta, R (6.1) ERA: 14.0	1.1		10	5	6	4	1	0	0	0	0	0	1	15	23	27.00	3.750								
Rich Loiselle, R (7.1) ERA: 4.64	1.2		7	2	0	0	2	0	0	0	0	0	0	20	29	0.00	1.200								
Mike Williams, R (9.1) ERA: 3.48	1.0		3	0	0	0	1	0	0	0	0	0	0	8	11	0.00	0.000								

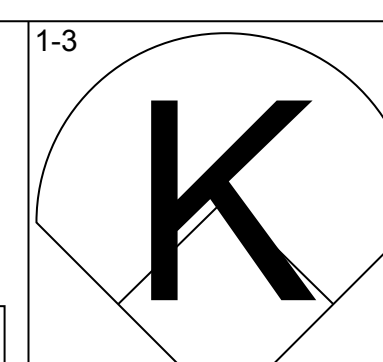
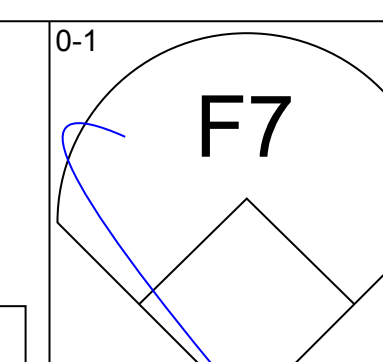
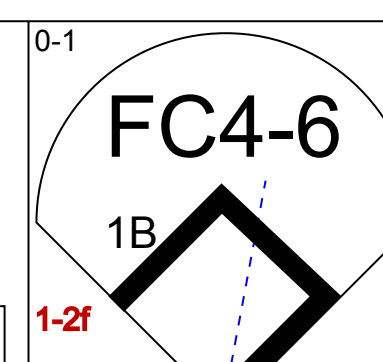
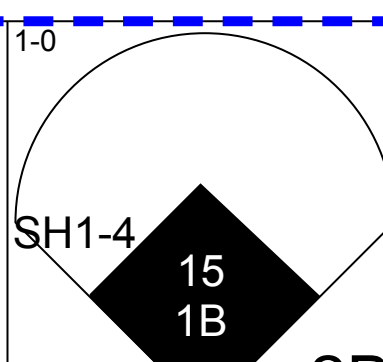
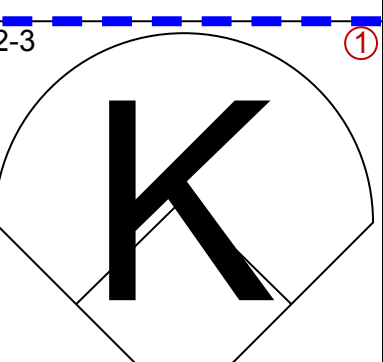
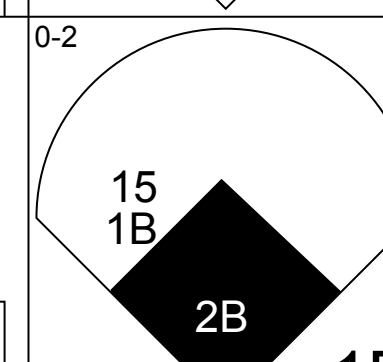
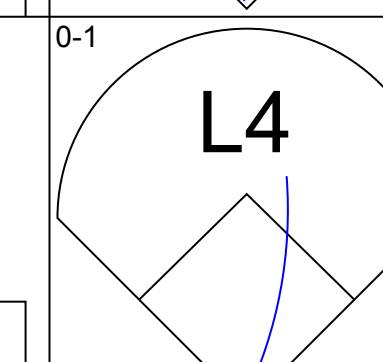
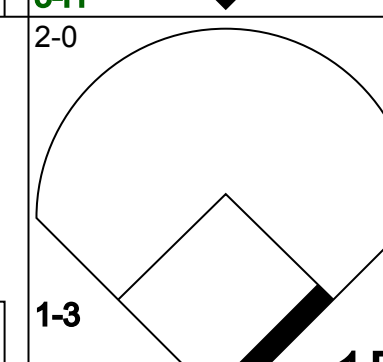
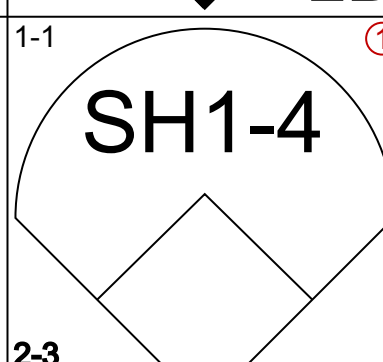
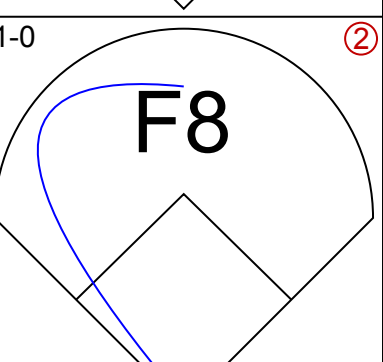
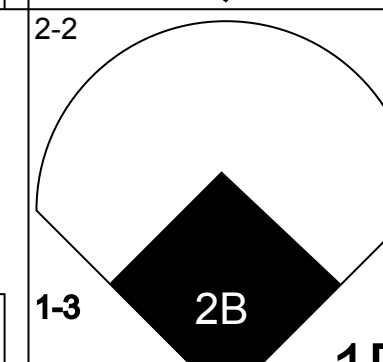
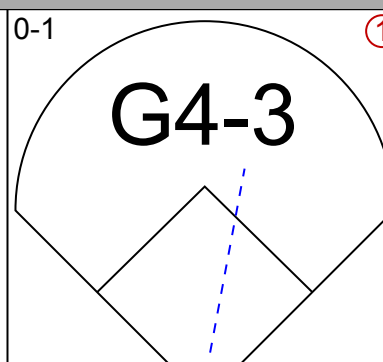
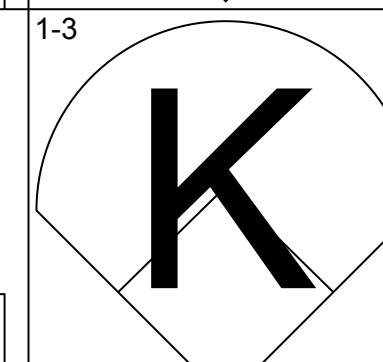
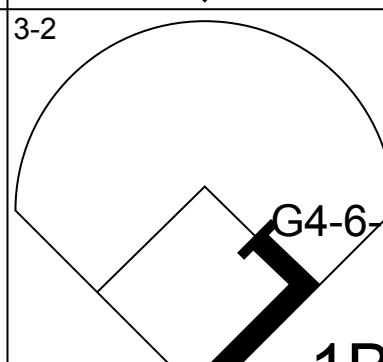
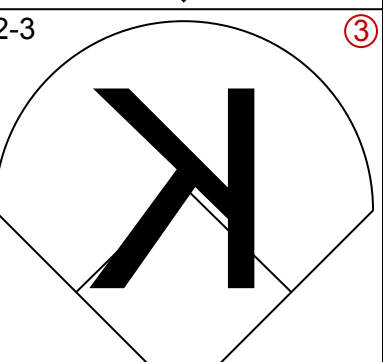
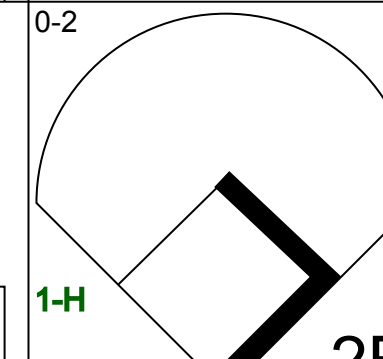
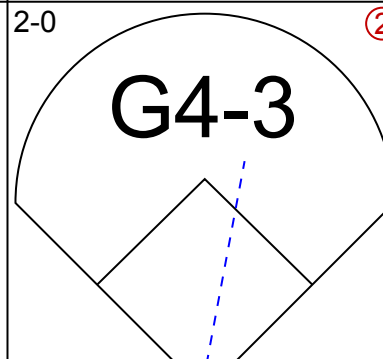
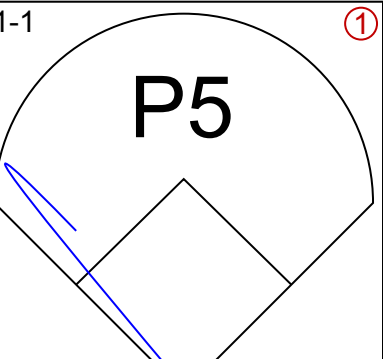
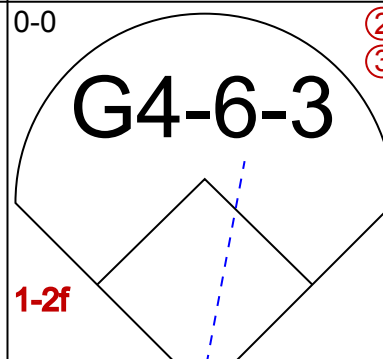
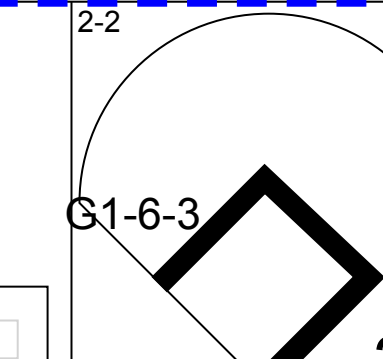
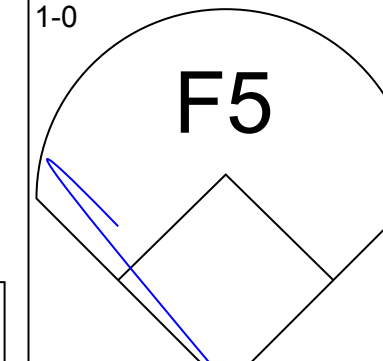
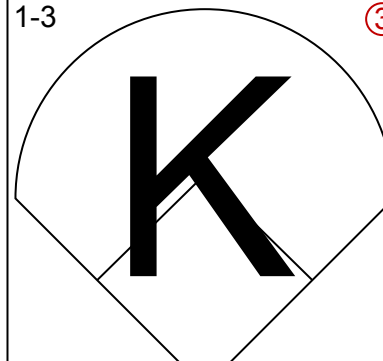
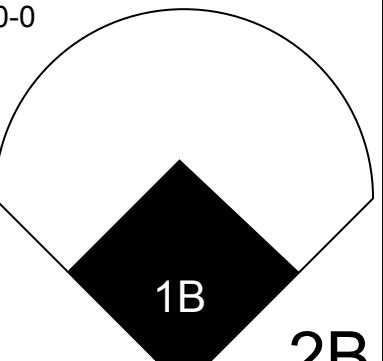
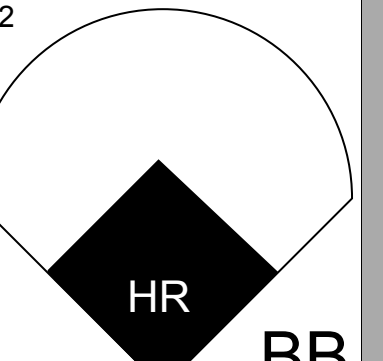
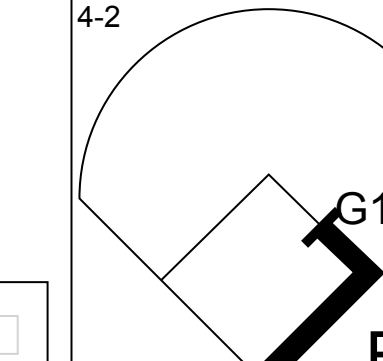
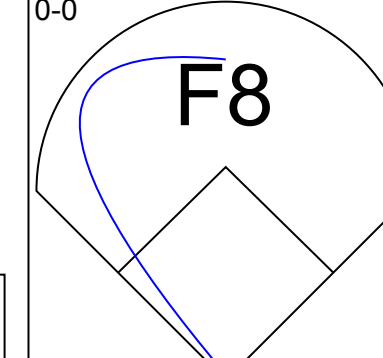
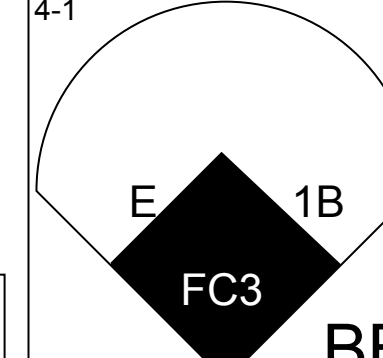
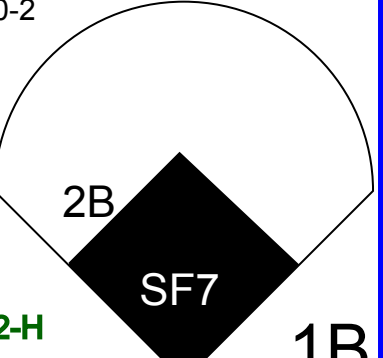
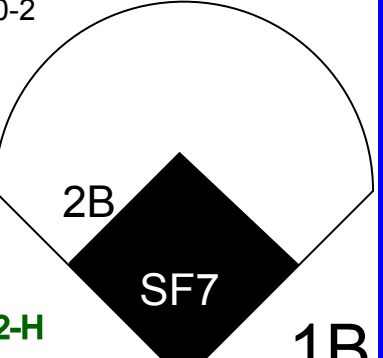
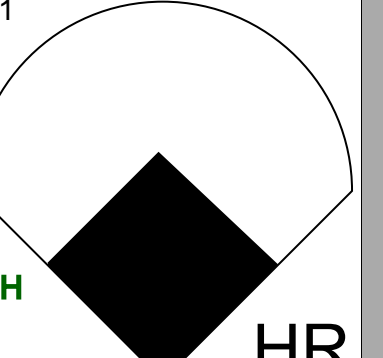
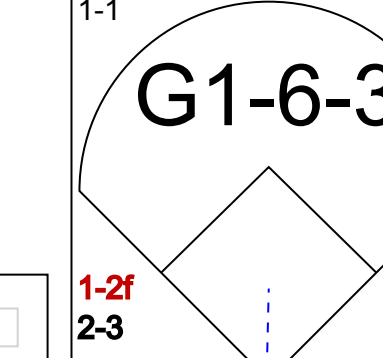
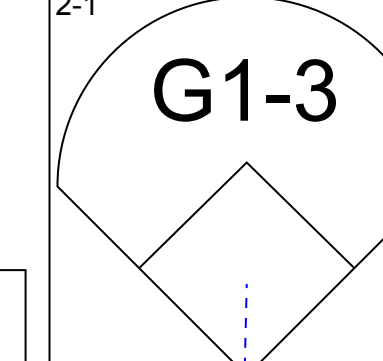
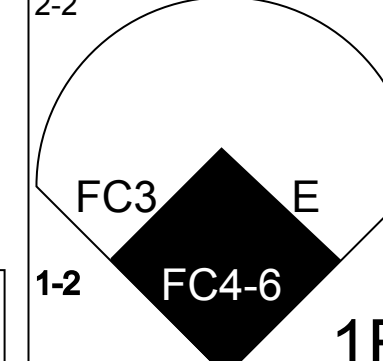
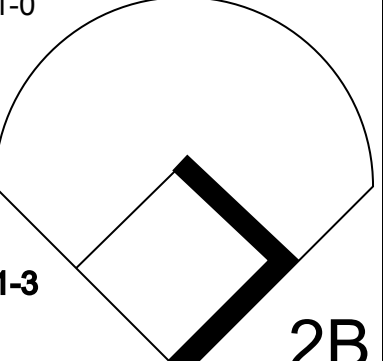
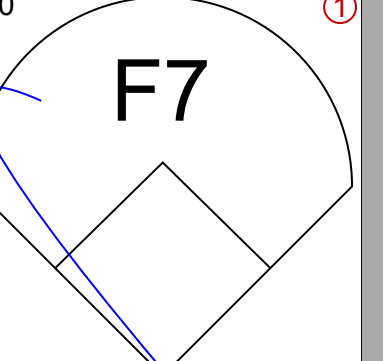
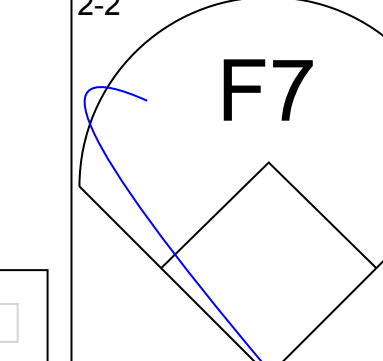
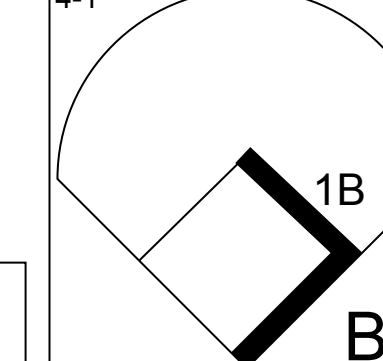
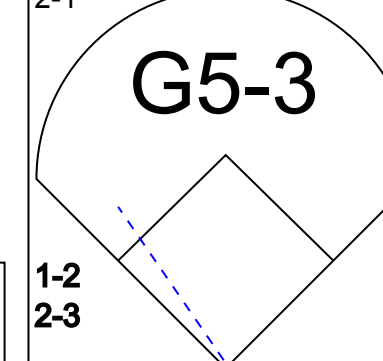
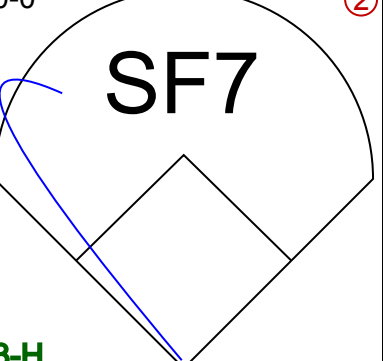

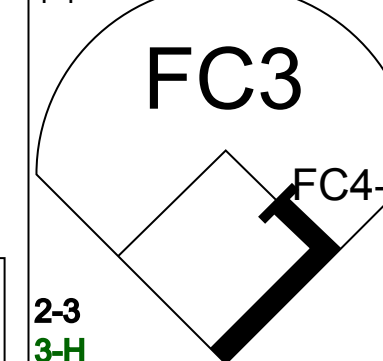
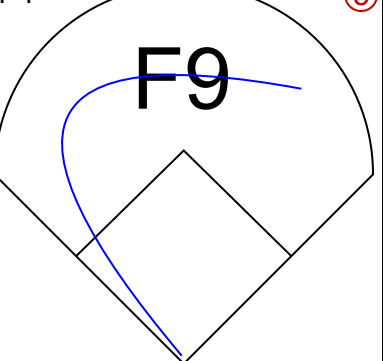
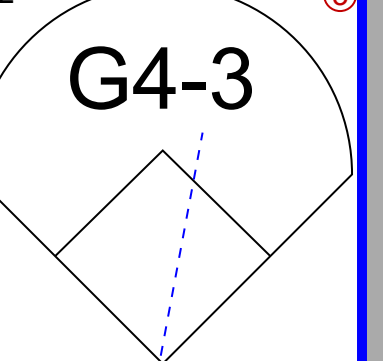
AB	43
R	11
H	16
RBI	10
BB	0
SO	6
LOB	12




Batter	1	2	3	4	5	6	7	8	9	AB	R	H	RBI	BB	SO	LOB	BOTTOM								
Adrian Brown, S (1.8) OBP: 0.397, SLG: 0.446	L1	F7			K					5	0	2	0	0	1	1	St. Louis Cardinals @ Pittsburgh Pirates Three Rivers Stadium, Pittsburgh, PA Tue Sep 12 2000, 7:05 PM EDT Att: 15,824 - Overcast - 82 F								
18 Jason Kendall, R (1.2) OBP: 0.417, SLG: 0.482 Keith Osik, R (7. PH) OBP: 0.385, SLG: 0.500	P4			WP	2B		G5-3		G6-3	3	0	2	0	0	0	0									
Brian Giles, L (1.7) OBP: 0.428, SLG: 0.596 19 Alex Hernandez, L (8.7) OBP: 0.167, SLG: 0.262	BB	BB		F7		G1-3			FC4	3	0	1	0	1	0	2									
John Vander Wal, L (1.3) OBP: 0.399, SLG: 0.553	BB	BB		F8					FC4	3	1	1	0	1	0	3									
Enrique Wilson, S (1.5) OBP: 0.335, SLG: 0.416 Mike Williams, R (9.1)	BB			G4-3		E6			K	3	0	0	0	1	1	2									
Warren Morris, L (1.4) OBP: 0.337, SLG: 0.328	K			G3-1		F7			K	4	0	0	0	0	2	5									
Alex Ramirez, R (1.9) OBP: 0.391, SLG: 0.447 Rich Loiselle, R (7.1)				G4-3		K			F9	3	0	1	0	0	1	1									
John Wehner, R (8. PH) OBP: 0.348, SLG: 0.333				2B						1	0	0	0	0	0	0									
Pat Meares, R (1.6) OBP: 0.296, SLG: 0.376				G4-3		G4-3			F8	3	0	0	0	1	1	1									
Dan Serafini, S (1.1) Emil Brown, R (5. PH) OBP: 0.301, SLG: 0.317 Matt Skarmetta, S (6.1)				G4-3		K			K	1	0	0	0	0	1	0									
Adam Hyzdu, R (7.9) OBP: 0.167, SLG: 0.167										2	0	0	0	0	1	0									
Inning Stats	R: 0 E: 0 K: 1 S: 16	H: 1 LOB: 3 BB: 2 P: 29	R: 0 E: 0 K: 0 S: 7	H: 1 LOB: 1 BB: 1 P: 14	R: 0 E: 0 K: 0 S: 15	H: 1 LOB: 1 BB: 0 P: 20	R: 0 E: 0 K: 1 S: 7	H: 0 LOB: 0 BB: 0 P: 8	R: 0 E: 0 K: 2 S: 9	H: 1 LOB: 1 BB: 0 P: 16	R: 1 E: 2 K: 1 S: 17	H: 1 LOB: 2 BB: 1 P: 21	R: 0 E: 0 K: 0 S: 8	H: 1 LOB: 2 BB: 1 P: 17	R: 0 E: 0 K: 2 S: 11	H: 0 LOB: 0 BB: 0 P: 17	R: 0 E: 0 K: 1 S: 14	H: 1 LOB: 1 BB: 0 P: 23	1B: 3 2B: 4 3B: 0 HR: 0	SF: 0 SAC: 0 DP: 0 HBP: 0	WP: 1 PB: 0 SB: 0 CS: 0	PA: 38			
PITCHER	IP	WLS	BF	H	R	ER	SO	BB	IBB	HBP	BLK	WP	HR	S	P	ERA	WHIP								
Darryl Kile, R (1.1) ERA: 3.81	6.0	W	26	5	1	0	5	3	0	0	0	0	0	71	108	0.00	1.333								
Gene Stechschulte, R (7.1) ERA: 5.21	1.0		5	1	0	0	0	1	0	0	0	0	0	8	17	0.00	2.000								
Alan Benes, R (8.1) ERA: 5.53	2.0		7	1	0	0	3	0	0	0	0	0	0	25	40	0.00	0.500								

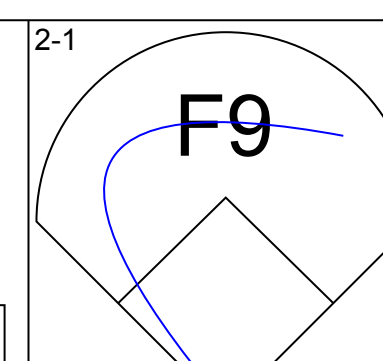
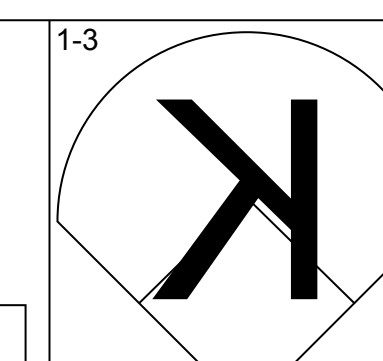
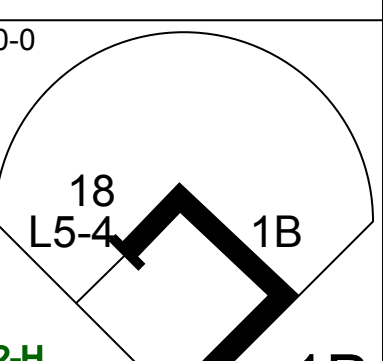
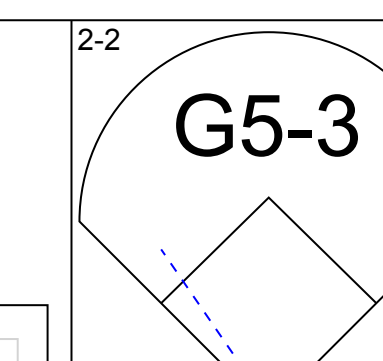
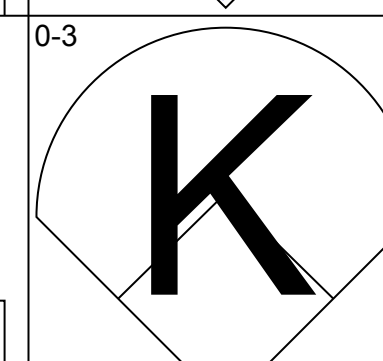
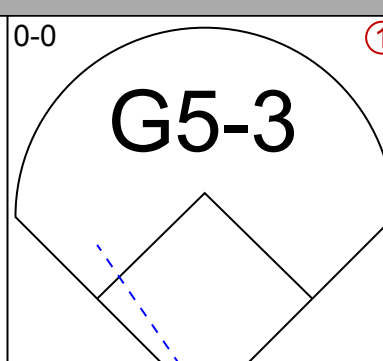
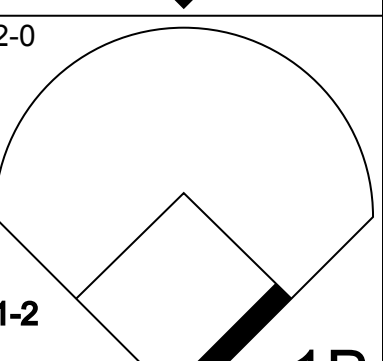
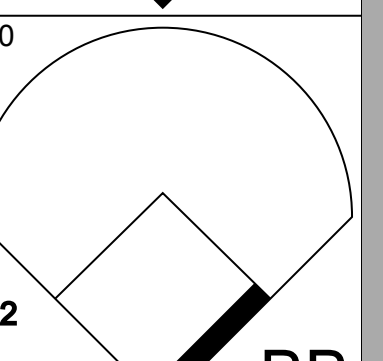
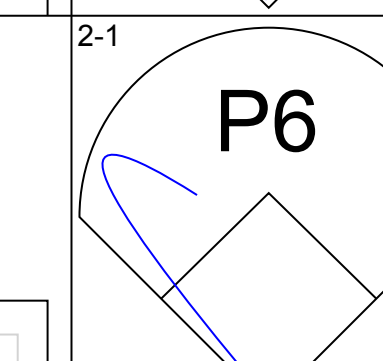
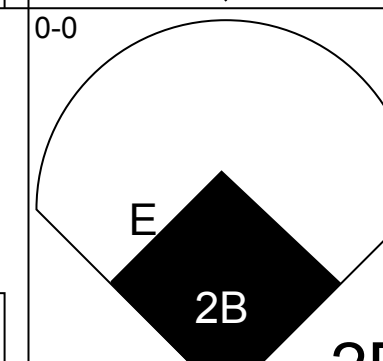
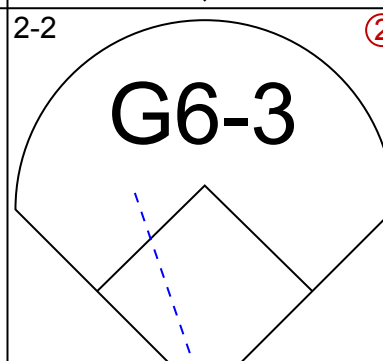
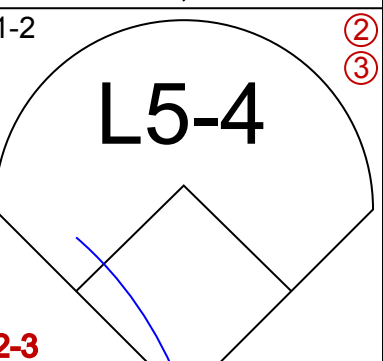
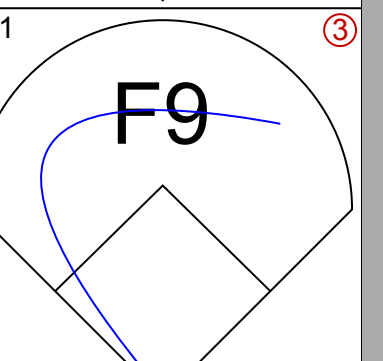
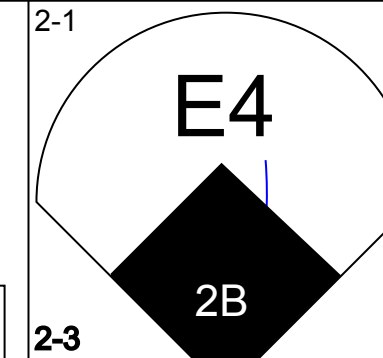
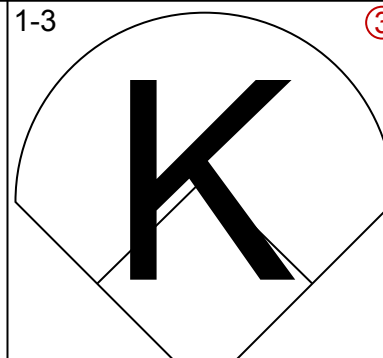
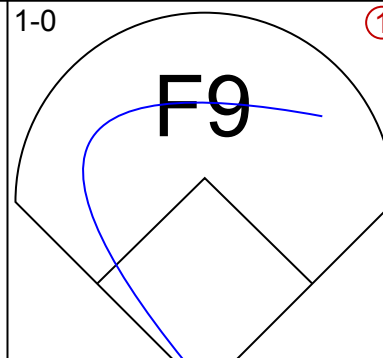
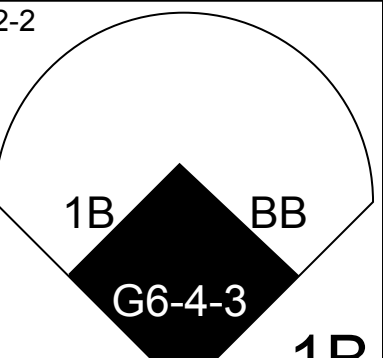

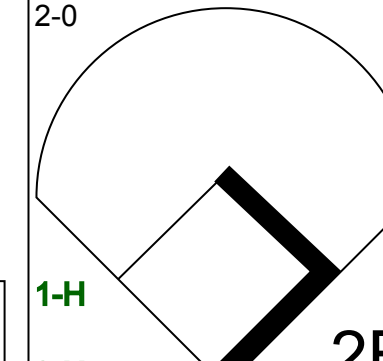
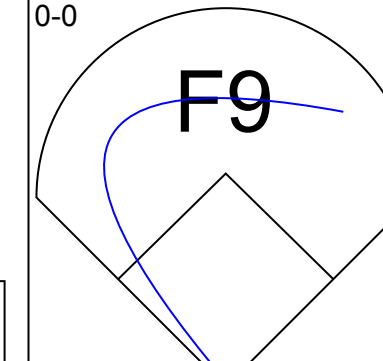
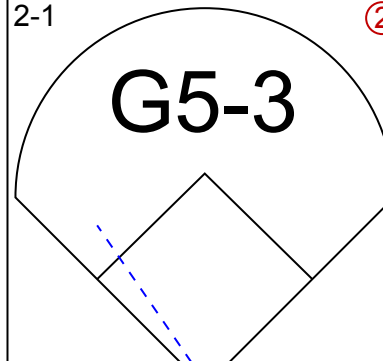
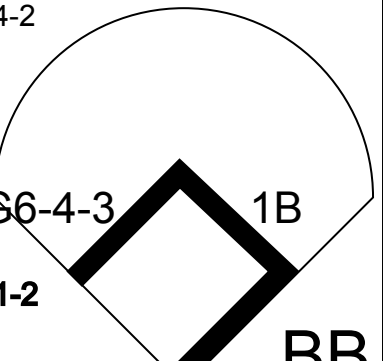

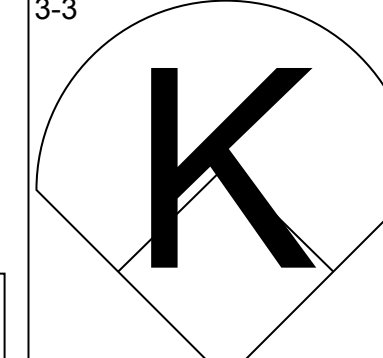
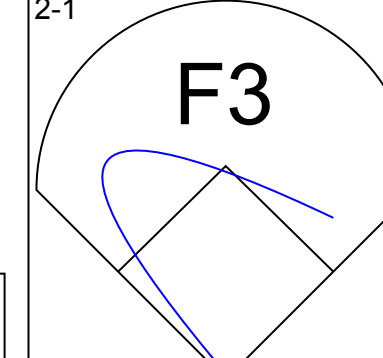

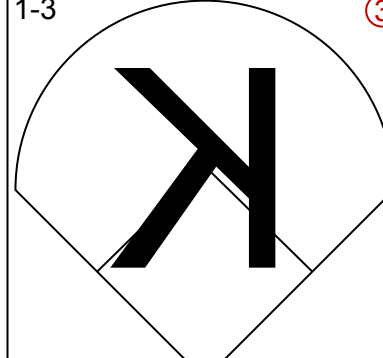
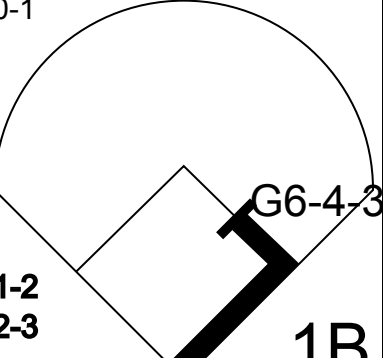
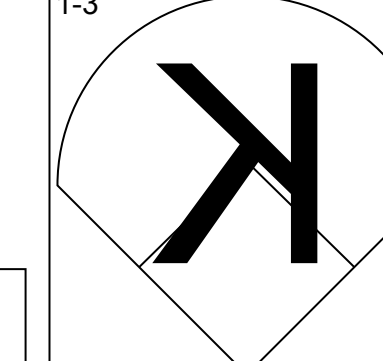
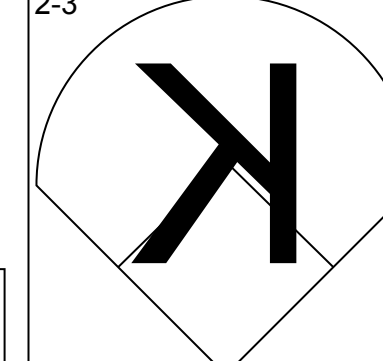

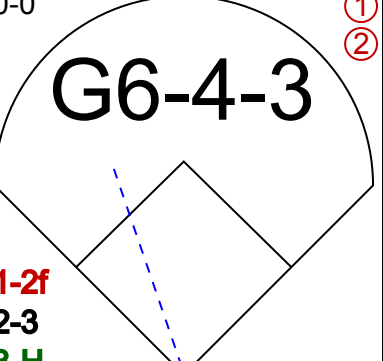
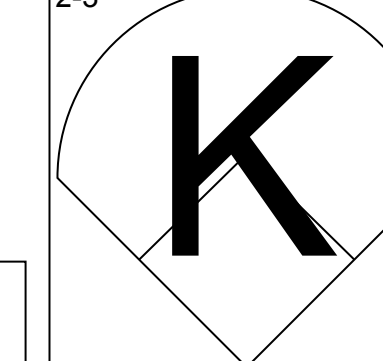
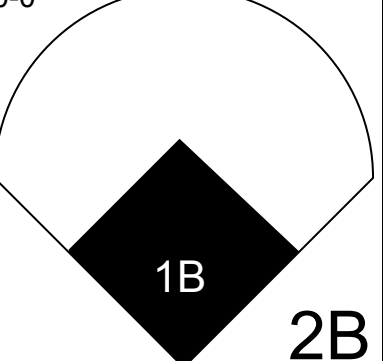
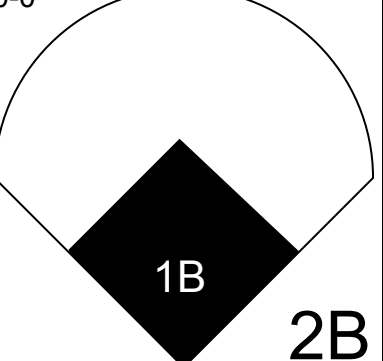
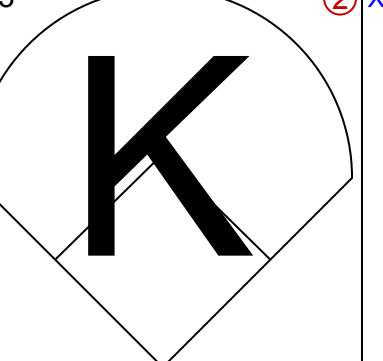

AB	34
R	1
H	7
RBI	0
BB	4
SO	8
LOB	19



Batter	1	2	3	4	5	6	7	8	9	AB	R	H	RBI	BB	SO	LOB	TOP								
J.D. Drew, L OBP: 0.407, SLG: 0.500 (1, 9)										5	1	1	1	0	2	3	St. Louis Cardinals @ Pittsburgh Pirates Three Rivers Stadium, Pittsburgh, PA Wed Sep 13 2000, 7:05 PM EDT Att: 22,236 - Sunny - 74 F								
Mark McWire, R OBP: 0.484, SLG: 0.752 Placido Polanco, R OBP: 0.343, SLG: 0.418 (1, 6) (1, PR) (1, 6) (9, 4)										1	0	1	0	0	0	0									
15 Jim Edmonds, L OBP: 0.411, SLG: 0.595 (1, 8)										5	1	2	1	0	2	2									
Will Clark, L OBP: 0.417, SLG: 0.535 (1, 3)										5	0	2	2	0	0	1									
Fernando Tatis, R OBP: 0.399, SLG: 0.529 Dave Veres, R (9, 1)										3	2	1	0	2	1	2									
Ray Lankford, L OBP: 0.385, SLG: 0.497 Shawon Dunston, R OBP: 0.283, SLG: 0.500 (1, 7) (5, PR) (5, 7)										2	1	1	1	1	0	2									
Craig Paquette, R OBP: 0.293, SLG: 0.408 (1, 4) (9, 5)										5	1	2	0	0	0	1									
Mike Matheny, R OBP: 0.319, SLG: 0.363 (1, 2)										2	0	0	1	1	1	2									
Rick Ankiel, L OBP: 0.299, SLG: 0.397 Mike Timlin, R (7, 1) Edgar Renteria, R OBP: 0.341, SLG: 0.435 (9, 6)										4	0	1	1	0	0	3									
										0	0	0	0	0	0	0									
										0	0	0	0	0	0	0									
Inning Stats	R: 2 E: 0 K: 1 S: 16	H: 3 LOB: 2 BB: 0 P: 20	R: 0 E: 0 K: 0 S: 8	H: 1 LOB: 2 BB: 1 P: 14	R: 0 E: 0 K: 1 S: 6	H: 0 LOB: 0 BB: 0 P: 9	R: 2 E: 1 K: 1 S: 14	H: 2 LOB: 2 BB: 1 P: 26	R: 2 E: 0 K: 0 S: 11	H: 3 LOB: 0 BB: 0 P: 14	R: 1 E: 0 K: 0 S: 7	H: 2 LOB: 0 BB: 0 P: 12	R: 2 E: 0 K: 1 S: 12	H: 1 LOB: 0 BB: 1 P: 19	R: 0 E: 0 K: 2 S: 7	H: 0 LOB: 0 BB: 0 P: 12	R: 0 E: 0 K: 0 S: 13	H: 1 LOB: 1 BB: 1 P: 22	1B: 7 2B: 5 3B: 0 HR: 1	SF: 1 SAC: 1 DP: 2 HBP: 0	WP: 0 PB: 0 SB: 0 CS: 0	PA: 43			
PITCHER	IP WLS BF H R ER SO BB IBB HBP BLK WP HR S P ERA WHIP	IP WLS BF H R ER SO BB IBB HBP BLK WP HR S P ERA WHIP	IP WLS BF H R ER SO BB IBB HBP BLK WP HR S P ERA WHIP	IP WLS BF H R ER SO BB IBB HBP BLK WP HR S P ERA WHIP	IP WLS BF H R ER SO BB IBB HBP BLK WP HR S P ERA WHIP	IP WLS BF H R ER SO BB IBB HBP BLK WP HR S P ERA WHIP	IP WLS BF H R ER SO BB IBB HBP BLK WP HR S P ERA WHIP	IP WLS BF H R ER SO BB IBB HBP BLK WP HR S P ERA WHIP	IP WLS BF H R ER SO BB IBB HBP BLK WP HR S P ERA WHIP	IP WLS BF H R ER SO BB IBB HBP BLK WP HR S P ERA WHIP	IP WLS BF H R ER SO BB IBB HBP BLK WP HR S P ERA WHIP	IP WLS BF H R ER SO BB IBB HBP BLK WP HR S P ERA WHIP	IP WLS BF H R ER SO BB IBB HBP BLK WP HR S P ERA WHIP	IP WLS BF H R ER SO BB IBB HBP BLK WP HR S P ERA WHIP	IP WLS BF H R ER SO BB IBB HBP BLK WP HR S P ERA WHIP	IP WLS BF H R ER SO BB IBB HBP BLK WP HR S P ERA WHIP	IP WLS BF H R ER SO BB IBB HBP BLK WP HR S P ERA WHIP	IP WLS BF H R ER SO BB IBB HBP BLK WP HR S P ERA WHIP	IP WLS BF H R ER SO BB IBB HBP BLK WP HR S P ERA WHIP	IP WLS BF H R ER SO BB IBB HBP BLK WP HR S P ERA WHIP	IP WLS BF H R ER SO BB IBB HBP BLK WP HR S P ERA WHIP	IP WLS BF H R ER SO BB IBB HBP BLK WP HR S P ERA WHIP	IP WLS BF H R ER SO BB IBB HBP BLK WP HR S P ERA WHIP	IP WLS BF H R ER SO BB IBB HBP BLK WP HR S P ERA WHIP	
Todd Ritchie, R ERA: 4.75 Brian Smith, R ERA: 9.0 Scott Sauerbeck, L ERA: 3.31 Marc Wilkins, R ERA: 4.59 (1, 1) (6, 1) (8, 1) (9, 1)	5.0 L 9 3 3 4 3 2 0 0 0 0 0 0 55 83 7.20 2.200	2.0 3 3 3 3 1 0 0 0 0 0 0 0 1 19 31 13.50 2.000	1.0 3 0 0 2 0 0 0 0 0 0 0 0 7 12 0.00 0.000	1.0 4 1 0 0 0 1 0 0 0 0 0 0 13 22 0.00 2.000																					

AB	37
R	9
H	13
RBI	9
BB	4
SO	6
LOB	20



Batter	1	2	3	4	5	6	7	8	9	AB	R	H	RBI	BB	SO	LOB	BOTTOM						
Adrian Brown, S OBP: 0.388, SLG: 0.445 (1, 8)										5	0	2	2	0	1	1	St. Louis Cardinals @ Pittsburgh Pirates Three Rivers Stadium, Pittsburgh, PA Wed Sep 13 2000, 7:05 PM EDT Att: 22,236 - Sunny - 74 F						
Pat Meares, R OBP: 0.298, SLG: 0.374 (1, 6)										4	0	1	0	1	1	0							
18 Jason Kendall, R OBP: 0.415, SLG: 0.482 (1, 2)										4	1	1	0	0	0	4							
Alex Ramirez, R OBP: 0.290, SLG: 0.443 (1, 9)										4	2	1	0	0	1	1							
Keith Osik, R OBP: 0.390, SLG: 0.506 (1, 3)										3	0	1	2	1	0	0							
Emil Brown, R OBP: 0.296, SLG: 0.314 (1, 7)										4	0	1	0	0	2	1							
John Wehner, R OBP: 0.296, SLG: 0.280 (1, 5)										4	0	0	0	0	3	2							
Mike Benjamin, R OBP: 0.322, SLG: 0.426 (1, 4)										4	1	1	0	0	2	1							
Todd Ritchie, R ERA: 4.75 Adrian Brown, S OBP: 0.388, SLG: 0.445 Brian Smith, R ERA: 9.0 Enrique Wilson, S OBP: 0.290, SLG: 0.443 Scott Sauerbeck, R ERA: 3.31 Marc Wilkins, R ERA: 4.59 Warren Morris, L OBP: 0.326, SLG: 0.327 (1, 1) (5, PR) (8, 1) (9, 1) (9, 1) (9, 1)	6.2 W 27 4 2 11 0 0 0 0 0 0 0 0 71 106 2.70 1.050	1.1 8 3 1 1 0 2 0 0 0 0 0 0 14 27 6.75 3.750	1.0 3 0 0 0 0 0 0 0 0 0 0 0 8 13 0.00 0.000																				
Inning Stats	R: 2 E: 1 K: 2 S: 15	H: 2 LOB: 1 BB: 0 P: 24	R: 0 E: 0 K: 3 S: 15	H: 1 LOB: 1 BB: 0 P: 21	R: 0 E: 0 K: 1 S: 6	H: 0 LOB: 0 BB: 0 P: 10	R: 1 E: 0 K: 1 S: 10	H: 3 LOB: 1 BB: 0 P: 15	R: 0 E: 0 K: 1 S: 8	H: 0 LOB: 0 BB: 0 P: 12	R: 1 E: 0 K: 2 S: 13	H: 2 LOB: 2 BB: 1 P: 24	R: 1 E: 0 K: 0 S: 10	H: 2 LOB: 1 BB: 1 P: 16	R: 0 E: 0 K: 0 S: 8	H: 0 LOB: 0 BB: 0 P: 13		R: 0 E: 0 K: 0 S: 13	H: 0 LOB: 0 BB: 0 P: 22	1B: 5 2B: 6 3B: 0 HR: 0	SF: 0 SAC: 0 DP: 2 HBP: 0	WP: 0 PB: 0 SB: 1 CS: 0	PA: 38
PITCHER	IP WLS BF H R ER SO BB IBB HBP BLK WP HR S P ERA WHIP	IP WLS BF H R ER SO BB IBB HBP BLK WP HR S P ERA WHIP	IP WLS BF H R ER SO BB IBB HBP BLK WP HR S P ERA WHIP	IP WLS BF H R ER SO BB IBB HBP BLK WP HR S P ERA WHIP	IP WLS BF H R ER SO BB IBB HBP BLK WP HR S P ERA WHIP	IP WLS BF H R ER SO BB IBB HBP BLK WP HR S P ERA WHIP	IP WLS BF H R ER SO BB IBB HBP BLK WP HR S P ERA WHIP	IP WLS BF H R ER SO BB IBB HBP BLK WP HR S P ERA WHIP	IP WLS BF H R ER SO BB IBB HBP BLK WP HR S P ERA WHIP	IP WLS BF H R ER SO BB IBB HBP BLK WP HR S P ERA WHIP	IP WLS BF H R ER SO BB IBB HBP BLK WP HR S P ERA WHIP	IP WLS BF H R ER SO BB IBB HBP BLK WP HR S P ERA WHIP	IP WLS BF H R ER SO BB IBB HBP BLK WP HR S P ERA WHIP	IP WLS BF H R ER SO BB IBB HBP BLK WP HR S P ERA WHIP	IP WLS BF H R ER SO BB IBB HBP BLK WP HR S P ERA WHIP	IP WLS BF H R ER SO BB IBB HBP BLK WP HR S P ERA WHIP	IP WLS BF H R ER SO BB IBB HBP BLK WP HR S P ERA WHIP	IP WLS BF H R ER SO BB IBB HBP BLK WP HR S P ERA WHIP	IP WLS BF H R ER SO BB IBB HBP BLK WP HR S P ERA WHIP	IP WLS BF H R ER SO BB IBB HBP BLK WP HR S P ERA WHIP	IP WLS BF H R ER SO BB IBB HBP BLK WP HR S P ERA WHIP	IP WLS BF H R ER SO BB IBB HBP BLK WP HR S P ERA WHIP	IP WLS BF H R ER SO BB IBB HBP BLK WP HR S P ERA WHIP

AB	36
R	5
H	10
RBI	4
BB	2
SO	11
LOB	11



Batter	1	2	3	4	5	6	7	8	9	AB	R	H	RBI	BB	SO	LOB	TOP					
Adrian Brown, S OBP: 0.384, SLG: 0.439	1-3 K	1-1 18 1B		1-2 G4-3		1-2 G3		0-0 G3		5	0	1	2	0	1	1						
18 Jason Kendall, R OBP: 0.415, SLG: 0.481	3-3 K	2-1 2H 3H 1B		1-0 HR		3-2 G5-3		2-0 F7		5	1	2	0	0	1	0						
Brian Giles, L OBP: 0.431, SLG: 0.598	0-2 P6	1-3 K		2-1 HR		2-2 F8		1-0 FC5-4 1B		5	1	2	2	0	1	2						
John Vander Wal, L OBP: 0.402, SLG: 0.569		HR		0-1 S 1B		2-2 G6-3		2-3 K		5	1	2	1	0	2	3						
Kevin Young, R OBP: 0.311, SLG: 0.432		4-2 HBP 1B 2B BB		3-2 L5		3-3 K		0-1 FC5-4		4	1	0	0	1	2	2						
Warren Morris, L OBP: 0.338, SLG: 0.328		0-1 HBP 2B 1B		0-2 1B		1-1 G4-3		3-1 F8		4	1	2	0	0	0	1						
Keith Osik, R OBP: 0.389, SLG: 0.490		1-2 2B 1B HBP		2-1 1B		3-1 F7		0-3 K		3	1	1	0	0	1	0						
Pat Meares, R OBP: 0.297, SLG: 0.376		1-2 HBP 1B 2B		3-0 F5		1-2 F8		1-2 G5-3		4	1	1	2	0	0	2						
Jimmy Anderson, L ERA: 5.99		0-0 P3		1-3 K		1-3 K		0-0 1B		2	0	0	0	0	1	4						
Matt Skrimetta, S ERA: 10.5										1	0	0	0	0	1	0						
Brian Smith, R ERA: 6.61										0	0	0	0	0	0	0						
Jeff Wallace, L ERA: 5.88										0	0	0	0	0	0	0						
Enrique Wilson, S ERA: 5.93										1	0	1	0	0	0	0						
Rich Loiselle, R ERA: 4.99										0	0	0	0	0	0	0						
Inning Stats	R: 0 E: 0 K: 2 S: 10	H: 0 LOB: 0 BB: 0 P: 14	R: 5 E: 0 K: 2 S: 29	H: 5 LOB: 2 BB: 1 P: 42	R: 0 E: 0 K: 1 S: 14	H: 2 LOB: 2 BB: 0 P: 23	R: 2 E: 0 K: 1 S: 13	H: 3 LOB: 1 BB: 0 P: 19	R: 0 E: 0 K: 1 S: 8	H: 0 LOB: 0 BB: 0 P: 13	R: 0 E: 0 K: 0 S: 9	H: 0 LOB: 0 BB: 0 P: 15	R: 0 E: 0 K: 1 S: 11	H: 0 LOB: 0 BB: 0 P: 19	R: 0 E: 0 K: 1 S: 8	H: 1 LOB: 1 BB: 0 P: 9	R: 0 E: 0 K: 1 S: 7	H: 1 LOB: 1 BB: 0 P: 12	1B: 8 2B: 2 3B: 0 HR: 2	SF: 0 SAC: 0 DP: 0 HBP: 1	WP: 0 PB: 0 SB: 1 CS: 0	PA: 41
PITCHER	IP	WLS	BF	H	R	ER	SO	BB	IBB	HBP	BLK	WP	HR	S	P	ERA	WHIP					
Tony McKnight, R ERA: 5.99	1.1		10	4	5	5	2	1	0	1	0	0	1	29	43	33.75	3.750					
Scott Linebrink, R ERA: 10.5	2.0	L	12	6	2	2	3	0	0	0	0	0	1	32	48	9.00	3.000					
Jason Green, R ERA: 6.61	0.2		2	0	0	0	1	0	0	0	0	0	0	5	7	0.00	0.000					
Brian Powell, R ERA: 5.93	2.0	W	6	0	0	0	1	0	0	0	0	0	0	17	28	0.00	0.000					
Marc Valdes, R ERA: 4.99	1.0	H	3	0	0	0	1	0	0	0	0	0	0	11	19	0.00	0.000					

Pittsburgh Pirates @ Houston Astros
Enron Field, Houston, TX
Fri Sep 15 2000, 8:05 PM EDT
Att: 32,661 - Dome - 72 F

AB 39
R 7
H 12
RBI 7
BB 1
SO 10
LOB 15



Batter	1	2	3	4	5	6	7	8	9	AB	R	H	RBI	BB	SO	LOB	BOTTOM				
Julio Lugo, R OBP: 0.348, SLG: 0.430	1-1 G4-3	1-2 E6 1B		1-3 K		4-0 E S 1B BB		5 1B 2B		5	2	1	0	1	1	2					
Mitch Meluskey, S OBP: 0.407, SLG: 0.507	3-3 K	0-0 1B		1-1 G6-3		2-2 1H 1B		1-0 G1-3		5	0	2	1	0	1	1					
5 Jeff Bagwell, R OBP: 0.427, SLG: 0.618	2-1 G6-3			1-0 F9		0-0 1B		0-0 F9		5	1	2	1	0	0	1					
Richard Hidalgo, R OBP: 0.375, SLG: 0.604		3-2 FC6-4 1B		2-1 G6-3		1-0 HR 1B		0-1 2B 1B		5	3	4	0	0	0	0					
Moises Alou, R OBP: 0.421, SLG: 0.645		0-0 FC6-4 3B		0-0 17 2B		2-2 2H HR		2-0 F3		5	4	3	4	0	0	2					
Glen Barker, S OBP: 0.303, SLG: 0.339		1-2 1B		1-1 17 2B		1-1 HR 2B		1-1 17 1B 2B		0	0	0	0	0	0	0					
17 Lance Berkman, S OBP: 0.386, SLG: 0.558		4-2 3B BB		1-1 HR 2B		0-1 F7		0-1 2B FC4 1B		3	3	2	1	2	0	0					
Chris Truby, R OBP: 0.300, SLG: 0.493		1-1 G6-3 3B		0-1 HR		2-1 P3		1-0 F8 FC4 G2-3 2B		5	3	3	5	0	0	2					
Tim Lincecum, R OBP: 0.278, SLG: 0.314		2-2 G6-3		0-1 G4-3		0-2 F8		0-1 FC4 G2-3 1B		5	0	1	3	0	0	1					
Tony McKnight, L ERA: 4.81										0	0	0	0	0	0	0					
Jason Green, R ERA: 10.5										1	0	0	0	0	0	0					
Brian Powell, R ERA: 5.93										0	0	0	0	0	0	0					
Marc Valdes, R ERA: 4.99										1	0	0	0	0	0	0					
Inning Stats	R: 0 E: 0 K: 1 S: 7	H: 0 LOB: 0 BB: 0 P: 13	R: 3 E: 1 K: 0 S: 20	H: 4 LOB: 2 BB: 1 P: 31	R: 3 E: 0 K: 0 S: 10	H: 3 LOB: 0 BB: 0 P: 14	R: 0 E: 0 K: 1 S: 7	H: 0 LOB: 0 BB: 0 P: 9	R: 2 E: 0 K: 0 S: 9	H: 3 LOB: 0 BB: 0 P: 14	R: 1 E: 0 K: 0 S: 12	H: 1 LOB: 1 BB: 1 P: 21	R: 1 E: 0 K: 0 S: 10	H: 2 LOB: 2 BB: 1 P: 20	R: 0 E: 1 K: 0 S: 20	H: 6 LOB: 1 BB: 0 P: 30	1B: 10 2B: 6 3B: 1 HR: 2	SF: 0 SAC: 0 DP: 0 HBP: 0	WP: 1 PB: 0 SB: 1 CS: 0	PA: 46	
PITCHER	IP	WLS	BF	H	R	ER	SO	BB	IBB	HBP	BLK	WP	HR	S	P	ERA	WHIP				
Jimmy Anderson, L ERA: 4.81	3.0		17	7	6	6	1	0	0	0	0	0	1	16	23	9.00	1.500				
Matt Skrimetta, R ERA: 13.5	2.0	L	8	3	2	2	1	0	0	0	0	0	1	16	23	9.00	1.500				
Brian Smith, R ERA: 10.38	1.1		7	2	2	2	0	1	0	0	0	0	0	17	31	13.50	2.250				
Jeff Wallace, L ERA: 5.88	0.2		4	1	0	0	0	1	0	0	0	0	0	5	10	0.00	3.000				
Rich Loiselle, R ERA: 6.17	1.0		10	6	6	6	0	0	0	0	0	0	0	20	30	54.00	6.000				


Pittsburgh Pirates @ Houston Astros
Enron Field, Houston, TX
Fri Sep 15 2000, 8:05 PM EDT
Att: 32,661 - Dome - 72 F

AB 43
R 16
H 19
RBI 16
BB 3
SO 2
LOB 12



Batter	1	2	3	4	5	6	7	8	9	10	AB	R	H	RBI	BB	SO	LOB	TOP								
Adrian Brown, S OBP: 0.387, SLG: 0.442	G6-3	1B		G6-3				SF8	SF7		5	1	3	2	0	0	0	Pittsburgh Pirates @ Houston Astros Enron Field, Houston, TX Sat Sep 16 2000, 8:05 PM EDT Alt. 41,248 - Sunny - 86 F								
18 Jason Kendall, R OBP: 0.416, SLG: 0.479	F9	1B		F8				HBP			4	0	1	1	0	0	1									
Brian Giles, L OBP: 0.430, SLG: 0.598	1B	FC6		P4				SF8	F8		5	1	2	2	0	0	3									
John Vander Wal, L OBP: 0.404, SLG: 0.569	FC4-6	FC6		FC4-6	1B			K			4	1	2	0	1	1	4									
Keith Osk, R OBP: 0.394, SLG: 0.490	FC4-6	1B		FC4-6	1B			G5-4-3			0	0	0	0	0	0	0									
Mike Benjamin, R OBP: 0.326, SLG: 0.429	BB	1-2		FC4-6	1B				HBP		0	0	0	0	0	0	0									
Kevin Young, R OBP: 0.315, SLG: 0.432	FC4-6	1B		G6-3				G5-4-3			5	1	2	1	0	0	2									
Enrique Wilson, S OBP: 0.340, SLG: 0.427	FC4-6	1B		FC4-6	1B			P4	2B		6	1	2	1	0	0	5									
Scott Sauerbeck, R OBP: 0.339, SLG: 0.326	FC4-6	1B		FC4-6	1B			P4	1B	G4-6-3	0	0	0	0	0	0	0									
Warren Morris, L OBP: 0.339, SLG: 0.326				G3	F5			SF8			2	2	0	1	2	0	1									
Pat Meares, R OBP: 0.300, SLG: 0.378				SH3-4	1B			K			5	1	3	0	0	1	2									
Jose Silva, R OBP: 0.233, SLG: 0.179				SH3-4	1B			G4-3			1	0	0	0	0	0	2									
Abraham Nunez, R OBP: 0.162, SLG: 0.226											0	0	0	0	0	0	0									
Brian D'Onofrio, L OBP: 0.162, SLG: 0.226											0	0	0	0	0	0	0									
19 Alex Hernandez, L OBP: 0.162, SLG: 0.226											2	1	1	0	0	1	2									
Inning Stats	R: 1 E: 0 K: 0 S: 14	H: 2 LOB: 2 BB: 1 P: 24	R: 2 E: 0 K: 0 S: 12	H: 4 LOB: 2 BB: 0 P: 16	R: 0 E: 0 K: 0 S: 10	H: 2 LOB: 2 BB: 0 P: 15	R: 0 E: 0 K: 0 S: 7	H: 0 LOB: 0 BB: 0 P: 12	R: 1 E: 0 K: 1 S: 9	H: 2 LOB: 1 BB: 0 P: 12	R: 0 E: 0 K: 0 S: 9	H: 1 LOB: 1 BB: 0 P: 11	R: 0 E: 0 K: 0 S: 6	H: 1 LOB: 0 BB: 0 P: 10	R: 2 E: 0 K: 1 S: 16	H: 2 LOB: 2 BB: 1 P: 25	R: 3 E: 1 K: 1 S: 11	H: 2 LOB: 2 BB: 1 P: 18	R: 0 E: 0 K: 0 S: 5	H: 0 LOB: 1 BB: 0 P: 10	1B: 13 2B: 3 3B: 0 HR: 0	SF: 3 SAC: 1 DP: 2 HBP: 4	WP: 0 PA: 51			
PITCHER	IP WLS BF H R ER SO BB IBB HBP BLK WP HR S P ERA WHIP	IP WLS BF H R ER SO BB IBB HBP BLK WP HR S P ERA WHIP	IP WLS BF H R ER SO BB IBB HBP BLK WP HR S P ERA WHIP	IP WLS BF H R ER SO BB IBB HBP BLK WP HR S P ERA WHIP	IP WLS BF H R ER SO BB IBB HBP BLK WP HR S P ERA WHIP	IP WLS BF H R ER SO BB IBB HBP BLK WP HR S P ERA WHIP	IP WLS BF H R ER SO BB IBB HBP BLK WP HR S P ERA WHIP	IP WLS BF H R ER SO BB IBB HBP BLK WP HR S P ERA WHIP	IP WLS BF H R ER SO BB IBB HBP BLK WP HR S P ERA WHIP	IP WLS BF H R ER SO BB IBB HBP BLK WP HR S P ERA WHIP	IP WLS BF H R ER SO BB IBB HBP BLK WP HR S P ERA WHIP	IP WLS BF H R ER SO BB IBB HBP BLK WP HR S P ERA WHIP	IP WLS BF H R ER SO BB IBB HBP BLK WP HR S P ERA WHIP	IP WLS BF H R ER SO BB IBB HBP BLK WP HR S P ERA WHIP	IP WLS BF H R ER SO BB IBB HBP BLK WP HR S P ERA WHIP	IP WLS BF H R ER SO BB IBB HBP BLK WP HR S P ERA WHIP	IP WLS BF H R ER SO BB IBB HBP BLK WP HR S P ERA WHIP	IP WLS BF H R ER SO BB IBB HBP BLK WP HR S P ERA WHIP	IP WLS BF H R ER SO BB IBB HBP BLK WP HR S P ERA WHIP	IP WLS BF H R ER SO BB IBB HBP BLK WP HR S P ERA WHIP	IP WLS BF H R ER SO BB IBB HBP BLK WP HR S P ERA WHIP	IP WLS BF H R ER SO BB IBB HBP BLK WP HR S P ERA WHIP	IP WLS BF H R ER SO BB IBB HBP BLK WP HR S P ERA WHIP	IP WLS BF H R ER SO BB IBB HBP BLK WP HR S P ERA WHIP	IP WLS BF H R ER SO BB IBB HBP BLK WP HR S P ERA WHIP	IP WLS BF H R ER SO BB IBB HBP BLK WP HR S P ERA WHIP

AB	40
R	9
H	16
RBI	8
BB	3
SO	3
LOB	22



Batter	1	2	3	4	5	6	7	8	9	10	AB	R	H	RBI	BB	SO	LOB	BOTTOM							
Julio Lugo, R OBP: 0.348, SLG: 0.428	1B	G5-3	FC4-6			G5-3		G2-3		1B	6	1	2	1	0	0	2	Pittsburgh Pirates @ Houston Astros Enron Field, Houston, TX Sat Sep 16 2000, 8:05 PM EDT Alt. 41,248 - Sunny - 86 F							
Bill Spiers, L OBP: 0.388, SLG: 0.402	F9		17 HBP	G3-1		K			G6-3		4	1	0	0	1	1	1								
5 Jeff Bagwell, R OBP: 0.429, SLG: 0.619	1B	HR	FC5-4	K		G5-3					4	2	2	1	1	1	0								
17 Lance Berkman, S OBP: 0.368, SLG: 0.556	K		FC5-4					F8			3	0	1	0	0	1	1								
Glen Barker, S OBP: 0.303, SLG: 0.339			FC3								0	0	0	0	0	0	0								
Roger Cedeno, S OBP: 0.369, SLG: 0.377			FC5-4	1B							1	0	0	0	0	1	1								
Moises Alou, R OBP: 0.419, SLG: 0.639	HR	BB	FC5-4	F7				F7			4	2	0	1	1	0	4								
Richard Hidalgo, R OBP: 0.377, SLG: 0.609	HR		FC3					P3			4	2	2	4	0	0	1								
Chris Truby, R OBP: 0.307, SLG: 0.505	G5-3		HR								3	2	1	3	2	0	1								
Raul Chavez, R OBP: 0.250, SLG: 0.333											3	0	0	0	0	0	1								
Mitch Meluskey, S OBP: 0.404, SLG: 0.503		G4-3	G6-3			G5-3		G4-3			2	0	0	0	0	0	3								
Jose Lima, R OBP: 0.193, SLG: 0.283											3	0	1	0	0	1	1								
Wayne Franklin, L OBP: 0.193, SLG: 0.283											0	0	0	0	0	0	0								
Danyle Ward, L OBP: 0.193, SLG: 0.283											1	0	0	0	0	0	1								
Octavio Dotel, R OBP: 0.193, SLG: 0.283											0	0	0	0	0	0	0								
Marc Valdes, R OBP: 0.193, SLG: 0.283											0	0	0	0	0	0	0								
Tim Lincecum, R OBP: 0.193, SLG: 0.283											0	0	0	0	1	0	0								
Inning Stats	R: 4 E: 0 K: 1 S: 15	H: 3 LOB: 0 BB: 1 P: 26	R: 0 E: 0 K: 1 S: 7	H: 0 LOB: 0 BB: 0 P: 8	R: 5 E: 0 K: 0 S: 16	H: 2 LOB: 1 BB: 2 P: 30	R: 0 E: 0 K: 1 S: 11	H: 1 LOB: 1 BB: 0 P: 17	R: 0 E: 0 K: 0 S: 9	H: 0 LOB: 1 BB: 0 P: 16	R: 0 E: 0 K: 0 S: 5	H: 0 LOB: 0 BB: 0 P: 7	R: 0 E: 0 K: 0 S: 8	H: 0 LOB: 1 BB: 1 P: 13	R: 0 E: 0 K: 1 S: 10	H: 1 LOB: 1 BB: 0 P: 14	R: 1 E: 0 K: 0 S: 8	H: 2 LOB: 2 BB: 2 P: 21	1B: 6 2B: 2 3B: 0 HR: 2	SF: 0 SAC: 0 DP: 1 HBP: 2	WP: 0 PA: 46				
PITCHER	IP WLS BF H R ER SO BB IBB HBP BLK WP HR S P ERA WHIP	IP WLS BF H R ER SO BB IBB HBP BLK WP HR S P ERA WHIP	IP WLS BF H R ER SO BB IBB HBP BLK WP HR S P ERA WHIP	IP WLS BF H R ER SO BB IBB HBP BLK WP HR S P ERA WHIP	IP WLS BF H R ER SO BB IBB HBP BLK WP HR S P ERA WHIP	IP WLS BF H R ER SO BB IBB HBP BLK WP HR S P ERA WHIP	IP WLS BF H R ER SO BB IBB HBP BLK WP HR S P ERA WHIP	IP WLS BF H R ER SO BB IBB HBP BLK WP HR S P ERA WHIP	IP WLS BF H R ER SO BB IBB HBP BLK WP HR S P ERA WHIP	IP WLS BF H R ER SO BB IBB HBP BLK WP HR S P ERA WHIP	IP WLS BF H R ER SO BB IBB HBP BLK WP HR S P ERA WHIP	IP WLS BF H R ER SO BB IBB HBP BLK WP HR S P ERA WHIP	IP WLS BF H R ER SO BB IBB HBP BLK WP HR S P ERA WHIP	IP WLS BF H R ER SO BB IBB HBP BLK WP HR S P ERA WHIP	IP WLS BF H R ER SO BB IBB HBP BLK WP HR S P ERA WHIP	IP WLS BF H R ER SO BB IBB HBP BLK WP HR S P ERA WHIP	IP WLS BF H R ER SO BB IBB HBP BLK WP HR S P ERA WHIP	IP WLS BF H R ER SO BB IBB HBP BLK WP HR S P ERA WHIP	IP WLS BF H R ER SO BB IBB HBP BLK WP HR S P ERA WHIP	IP WLS BF H R ER SO BB IBB HBP BLK WP HR S P ERA WHIP	IP WLS BF H R ER SO BB IBB HBP BLK WP HR S P ERA WHIP	IP WLS BF H R ER SO BB IBB HBP BLK WP HR S P ERA WHIP	IP WLS BF H R ER SO BB IBB HBP BLK WP HR S P ERA WHIP	IP WLS BF H R ER SO BB IBB HBP BLK WP HR S P ERA WHIP	IP WLS BF H R ER SO BB IBB HBP BLK WP HR S P ERA WHIP

AB	38
R	10
H	9
RBI	10
BB	6
SO	5
LOB	17



Batter	1	2	3	4	5	6	7	8	9	AB	R	H	RBI	BB	SO	LOB	TOP					
Adrian Brown, S OBP: 0.394, SLG: 0.441 (1, 8)										5	1	2	2	0	1	3	Pittsburgh Pirates @ Philadelphia Phillies Veterans Stadium, Philadelphia, PA Mon Sep 18 2000, 7:05 PM EDT Att: 11,470 - Cloudy - 71 F					
John Wehner, R OBP: 0.391, SLG: 0.344 (1, 5)										3	0	0	1	1	0	3						
18 Jason Kendall, R OBP: 0.416, SLG: 0.478 (1, 2)										4	1	1	0	1	1	3						
John Vander Wal, L OBP: 0.400, SLG: 0.558 (1, 9)										4	0	1	1	1	2	2						
Kevin Young, R OBP: 0.314, SLG: 0.432 (1, 3)										5	1	2	1	0	1	2						
Warren Morris, L OBP: 0.339, SLG: 0.328 Alex Ramirez, R OBP: 0.293, SLG: 0.445 Mike Williams, R (9, 1)										3	1	1	1	1	0	2						
Emil Brown, R OBP: 0.302, SLG: 0.326 (1, 7)										5	1	2	0	0	1	2						
Pat Meares, R OBP: 0.298, SLG: 0.375 (1, 6)										4	0	0	0	0	1	3						
Todd Ritchie, R OBP: 0.241, SLG: 0.261 19 Alex Hernandez, L OBP: 0.206, SLG: 0.311 Rich Loiselle, R (7, 1)										1	0	0	0	1	1	0						
Brian Giles, L OBP: 0.214, SLG: 0.296 Abraham Nunez, S OBP: 0.217, SLG: 0.292 Scott Sauerbeck, R Josias Manzanillo, R Mike Benjamin, R (8, 4)										1	0	1	0	0	0	0						
Inning Stats	R: 0 E: 0 K: 1 S: 15	H: 1 LOB: 2 BB: 1 P: 21	R: 0 E: 0 K: 0 S: 6	H: 1 LOB: 0 BB: 0 P: 10	R: 2 E: 0 K: 1 S: 12	H: 3 LOB: 2 BB: 1 P: 20	R: 0 E: 1 K: 0 S: 8	H: 0 LOB: 0 BB: 1 P: 17	R: 0 E: 0 K: 1 S: 9	H: 0 LOB: 0 BB: 1 P: 17	R: 0 E: 0 K: 2 S: 8	H: 1 LOB: 2 BB: 1 P: 18	R: 4 E: 0 K: 2 S: 13	H: 3 LOB: 1 BB: 1 P: 29	R: 0 E: 0 K: 1 S: 15	H: 2 LOB: 1 BB: 0 P: 21		1B: 8 2B: 4 3B: 0 HR: 0	SF: 0 SAC: 1 DP: 2 HBP: 0	WP: 1 PB: 0 SB: 1 CS: 1	PA: 43	
PITCHER	IP	WLS	BF	H	R	ER	SO	BB	IBB	HBP	BLK	WP	HR	S	P	ERA		WHIP			ERA	WHIP
Kent Bottenfield, R ERA: 5.4	1.0		5	1	0	0	1	1	0	0	0	0	0	15	21	0.00		2.000			0.00	1.500
Cliff Poitte, R ERA: 3.91	5.0		21	4	2	2	2	3	0	0	0	0	0	42	75	3.60	1.400					
Chris Brock, R ERA: 4.03	1.0	H	5	1	0	0	2	1	0	0	0	0	0	8	18	0.00	2.000					
Vicente Padilla, R ERA: 4.1	0.1	L	6	3	4	4	2	0	1	0	0	1	0	10	24	108.00	9.000					
Wayne Gomes, R ERA: 4.3	0.2		2	0	0	0	0	0	0	0	0	0	0	3	5	0.00	0.000					
43 Thomas Jacquez, L ERA: 3.00	0.2		2	1	0	0	1	0	0	0	0	0	0	5	6	0.00	3.000					
Doug Nickle, R ERA: 3.00	0.1		2	1	0	0	0	0	0	0	0	0	0	5	6	0.00	3.000					

Batter	1	2	3	4	5	6	7	8	9	AB	R	H	RBI	BB	SO	LOB	BOTTOM						
11 Jimmy Rollins, S OBP: 0.500, SLG: 0.667 (1, 6)										5	0	2	1	0	0	2	Pittsburgh Pirates @ Philadelphia Phillies Veterans Stadium, Philadelphia, PA Mon Sep 18 2000, 7:05 PM EDT Att: 11,470 - Cloudy - 71 F						
Doug Glanville, R OBP: 0.308, SLG: 0.373 (1, 8)										4	1	1	0	1	0	2							
Bobby Abreu, L OBP: 0.417, SLG: 0.567 (1, 9)										4	1	2	0	1	1	1							
Scott Rolen, R OBP: 0.363, SLG: 0.539 (1, 5)										5	1	1	3	0	1	4							
Pat Burrell, R OBP: 0.342, SLG: 0.445 (1, 7)										5	0	0	0	0	1	2							
Travis Lee, L OBP: 0.336, SLG: 0.357 (1, 3)										3	1	2	0	1	0	1							
Marlon Anderson, L OBP: 0.318, SLG: 0.338 Brian Hunter, R OBP: 0.329, SLG: 0.456 Reggie Taylor, L (8, FR)										3	0	1	0	0	0	1							
43 Thomas Jacquez, L (9, 1)										0	0	0	0	0	0	0							
Doug Nickle, R (9, 1)										3	1	1	0	0	1	3							
Tom Prince, R OBP: 0.307, SLG: 0.330 (1, 2)										0	0	0	0	0	0	0							
Kent Bottenfield, R ERA: 4.79 Cliff Poitte, R ERA: 6.0 Rob DuPont, L OBP: 0.214, SLG: 0.231 Chris Brock, R OBP: 0.217, SLG: 0.292 Vicente Padilla, R OBP: 0.202, SLG: 0.200 Wayne Gomes, R (8, 4)										0	0	0	0	0	0	0							
Inning Stats	R: 3 E: 0 K: 1 S: 21	H: 5 LOB: 0 BB: 0 P: 36	R: 0 E: 0 K: 0 S: 7	H: 1 LOB: 1 BB: 1 P: 17	R: 0 E: 0 K: 1 S: 8	H: 0 LOB: 1 BB: 1 P: 16	R: 0 E: 0 K: 0 S: 7	H: 0 LOB: 0 BB: 0 P: 13	R: 0 E: 0 K: 0 S: 6	H: 1 LOB: 1 BB: 0 P: 8	R: 1 E: 0 K: 0 S: 20	H: 2 LOB: 1 BB: 0 P: 25	R: 0 E: 0 K: 2 S: 8	H: 0 LOB: 0 BB: 0 P: 12	R: 1 E: 0 K: 0 S: 9	H: 1 LOB: 2 BB: 1 P: 13		R: 0 E: 0 K: 0 S: 7	H: 0 LOB: 1 BB: 1 P: 19	1B: 6 2B: 2 3B: 1 HR: 1	SF: 0 SAC: 1 DP: 0 HBP: 0	WP: 1 PB: 0 SB: 2 CS: 0	PA: 41
PITCHER	IP	WLS	BF	H	R	ER	SO	BB	IBB	HBP	BLK	WP	HR	S	P	ERA		WHIP			ERA	WHIP	
Todd Ritchie, R ERA: 4.79	6.0		29	9	4	4	2	2	0	0	0	0	0	69	115	6.00	1.833						
Rich Loiselle, R ERA: 6.0	1.0	W	3	0	0	0	2	0	0	0	0	0	0	8	12	0.00	0.000						
Scott Sauerbeck, L ERA: 3.45	0.0		1	1	1	1	0	0	0	0	0	0	0	4	4	*	*						
Josias Manzanillo, R ERA: 3.21	1.0	H	4	0	0	0	0	1	0	0	0	0	0	5	9	0.00	1.000						
Mike Williams, R ERA: 3.32	1.0	S	4	0	0	0	0	1	0	0	0	0	0	7	19	0.00	1.000						



Batter	1	2	3	4	5	6	7	8	9	AB	R	H	RBI	BB	SO	LOB	TOP											
Adrian Brown, S OBP: 0.388, SLG: 0.456 Jeff Wallace, L (7.1)										4	0	0	0	0	1	0	Pittsburgh Pirates @ Milwaukee Brewers Milwaukee County Stadium, Milwaukee, WI Thu Sep 21 2000, 8:05 PM EDT Att: 14,688 - Sunny - 55 F											
18 Jason Kendall, R OBP: 0.415, SLG: 0.476 Keith Osik, R OBP: 0.387, SLG: 0.481 (7.2)										3	1	1	0	0	0	0												
Brian Giles, L OBP: 0.330, SLG: 0.594 John Wehner, R OBP: 0.359, SLG: 0.371 (8.7)										3	0	1	0	1	0	1												
John Vander Wal, L OBP: 0.404, SLG: 0.562 (4.3)										3	1	1	1	1	0	2												
Kevin Young, R OBP: 0.313, SLG: 0.430 Emil Brown, R OBP: 0.288, SLG: 0.346 (7.8)										1	0	0	1	0	1	0												
Warren Morris, L OBP: 0.343, SLG: 0.336 (1.4)										4	0	1	0	0	0	2												
Mike Benjamin, R OBP: 0.320, SLG: 0.418 (1.5)										4	0	0	0	0	1	1												
Pat Meares, R OBP: 0.304, SLG: 0.379 (1.6)										3	0	1	0	0	0	0												
Jimmy Anderson, L OBP: 0.143, SLG: 0.163 Matt Skarnetta, S (3.1)										1	0	0	0	0	1	0												
19 Alex Hernandez, L OBP: 0.196, SLG: 0.234 Brian O'Connor, L OBP: 0.287, SLG: 0.498 Adam Hyzdu, R OBP: 0.330, SLG: 0.600 (7.9)										1	0	0	0	0	0	0												
Inning Stats	R: 1 E: 0 K: 1 S: 12	H: 2 LOB: 2 BB: 1 P: 24	R: 0 E: 0 K: 1 S: 9	H: 0 LOB: 0 BB: 1 P: 14	R: 0 E: 0 K: 0 S: 8	H: 0 LOB: 1 BB: 1 P: 17	R: 0 E: 0 K: 2 S: 13	H: 2 LOB: 2 BB: 0 P: 21	R: 0 E: 0 K: 0 S: 8	H: 0 LOB: 0 BB: 0 P: 13	R: 1 E: 0 K: 0 S: 12	H: 1 LOB: 0 BB: 0 P: 18	R: 0 E: 0 K: 0 S: 4	H: 0 LOB: 0 BB: 0 P: 7	R: 0 E: 0 K: 0 S: 6	H: 0 LOB: 0 BB: 0 P: 14	R: 0 E: 0 K: 0 S: 6	H: 0 LOB: 0 BB: 0 P: 9	1B: 4 2B: 0 3B: 0 HR: 1	SF: 1 SAC: 0 DP: 1 HBP: 0	WP: 0 PB: 0 SB: 0 CS: 0	PA: 34						
PITCHER	IP	WLS	BF	H	R	ER	SO	BB	IBB	HBP	BLK	WP	HR	S	P	ERA	WHIP											
Paul Rigdon, R ERA: 5.2	(1.1)	7.0	W	28	5	2	2	4	2	0	0	0	0	1	66	114	2.57	1.000										
Valerio De Los Santos, L ERA: 5.27	(8.1)	1.0		3	0	0	0	0	1	0	0	0	0	0	6	14	0.00	1.000										
41 Mike Buddie, R ERA: 0.86	(9.1)	1.0		3	0	0	0	0	0	0	0	0	0	0	6	9	0.00	0.000										

Batter	1	2	3	4	5	6	7	8	9	AB	R	H	RBI	BB	SO	LOB	BOTTOM											
Marquis Grissom, R OBP: 0.289, SLG: 0.354 (1.8)										4	3	4	2	1	0	0	Pittsburgh Pirates @ Milwaukee Brewers Milwaukee County Stadium, Milwaukee, WI Thu Sep 21 2000, 8:05 PM EDT Att: 14,688 - Sunny - 55 F											
Mark Loretta, R OBP: 0.381, SLG: 0.421 Luis Lopez, S OBP: 0.313, SLG: 0.437 (6.6)										4	1	2	1	0	0	3												
Geoff Jenkins, L OBP: 0.361, SLG: 0.595 Lou Collier, R OBP: 0.346, SLG: 0.478 (8.7)										5	2	2	4	0	0	4												
Richie Sexson, R OBP: 0.347, SLG: 0.501 Valerio De Los Santos, L OBP: 0.346, SLG: 0.478 41 Mike Buddie, R OBP: 0.330, SLG: 0.600 (9.1)										4	0	1	2	1	0	0												
Jeromy Burnitz, L OBP: 0.350, SLG: 0.444 (1.9)										3	1	2	1	1	1	0												
José Hernández, R OBP: 0.316, SLG: 0.377 (7.6)										4	1	0	0	1	0	6												
Ronnie Belliard, R OBP: 0.351, SLG: 0.385 Tyler Houston, L OBP: 0.287, SLG: 0.498 (7.5)										3	0	0	0	1	1	3												
Kevin Brown, R OBP: 0.333, SLG: 0.583 (1.2)										5	2	2	1	0	0	2												
Paul Rigdon, R OBP: 0.235, SLG: 0.133 Angel Echevarria, R OBP: 0.253, SLG: 0.313 (8.3)										2	1	0	0	0	0	2												
Inning Stats	R: 0 E: 0 K: 0 S: 6	H: 1 LOB: 0 BB: 0 P: 10	R: 2 E: 0 K: 0 S: 10	H: 2 LOB: 1 BB: 1 P: 18	R: 3 E: 0 K: 1 S: 12	H: 5 LOB: 1 BB: 0 P: 17	R: 2 E: 1 K: 0 S: 12	H: 0 LOB: 3 BB: 3 P: 24	R: 2 E: 1 K: 0 S: 16	H: 2 LOB: 1 BB: 0 P: 27	R: 0 E: 0 K: 0 S: 11	H: 0 LOB: 2 BB: 1 P: 22	R: 3 E: 0 K: 2 S: 14	H: 3 LOB: 0 BB: 0 P: 22	R: 0 E: 0 K: 0 S: 9	H: 1 LOB: 1 BB: 0 P: 15		1B: 8 2B: 3 3B: 0 HR: 3	SF: 0 SAC: 1 DP: 1 HBP: 1	WP: 3 PB: 0 SB: 0 CS: 1	PA: 45							
PITCHER	IP	WLS	BF	H	R	ER	SO	BB	IBB	HBP	BLK	WP	HR	S	P	ERA	WHIP											
Jimmy Anderson, L ERA: 5.05	(1.1)	2.1	L	15	8	5	5	0	1	0	0	0	0	1	25	41	19.29	3.857										
Matt Skarnetta, R ERA: 13.5	(3.1)	0.2		1	0	0	0	1	0	0	0	0	0	3	4	0.00	0.000											
Brian O'Connor, L ERA: 5.23	(4.1)	3.0		19	2	4	0	0	4	0	1	0	3	1	39	73	0.00	2.000										
Jeff Wallace, L ERA: 6.31	(7.1)	2.0		10	4	3	3	2	0	0	0	0	0	1	23	37	13.50	2.000										

Batter	1	2	3	4	5	6	7	8	9	AB R H RBI BB SO LOB	TOP																								
												Pittsburgh Pirates @ Milwaukee Brewers Milwaukee County Stadium, Milwaukee, WI Fri Sep 22 2000, 8:05 PM EDT livebaseballscorecards.com																							
Inning Stats											AB 0 R 0 H 0 RBI 0 BB 0 SO 0 LOB 0																								
PITCHER	IP	WLS	BF	H	R	ER	SO	BB	IBB	HBP	BLK	WP	HR	S	P	ERA	WHIP	PITCHER	IP	WLS	BF	H	R	ER	SO	BB	IBB	HBP	BLK	WP	HR	S	P	ERA	WHIP

Batter	1	2	3	4	5	6	7	8	9	AB R H RBI BB SO LOB	BOTTOM																								
												Pittsburgh Pirates @ Milwaukee Brewers Milwaukee County Stadium, Milwaukee, WI Fri Sep 22 2000, 8:05 PM EDT livebaseballscorecards.com																							
Inning Stats											AB 0 R 0 H 0 RBI 0 BB 0 SO 0 LOB 0																								
PITCHER	IP	WLS	BF	H	R	ER	SO	BB	IBB	HBP	BLK	WP	HR	S	P	ERA	WHIP	PITCHER	IP	WLS	BF	H	R	ER	SO	BB	IBB	HBP	BLK	WP	HR	S	P	ERA	WHIP

Batter	1	2	3	4	5	6	7	8	9	AB	R	H	RBI	BB	SO	LOB	TOP								
Adrian Brown, S OBP: 0.397, SLG: 0.452	G4-3	E4		G5-3					G5-3	5	0	1	1	1	0	3	Pittsburgh Pirates @ Milwaukee Brewers Milwaukee County Stadium, Milwaukee, WI Sat Sep 23 2000, 4:35 PM EDT Cloudy - 55 F								
18 Jason Kendall, R OBP: 0.417, SLG: 0.478		F9		1B	G6-3					4	1	2	0	0	4										
Brian Giles, L OBP: 0.430, SLG: 0.593	G3-1	F5		1B					G6-3	5	0	2	0	0	6										
John Vander Wal, L OBP: 0.405, SLG: 0.560 Emil Brown, R OBP: 0.294, SLG: 0.352	K			2B					FC6-4	3	0	1	1	1	2										
Kevin Young, R OBP: 0.312, SLG: 0.434		HR		F7	P4				L6	5	1	1	1	0	5										
Warren Morris, L OBP: 0.343, SLG: 0.339 Rich Loiselle, R Mike Williams, R	F8			2B					F9	5	0	2	0	0	1										
John Wehner, R OBP: 0.364, SLG: 0.375		1B		F9					FC6-4	5	2	2	0	0	5										
Pat Meares, R OBP: 0.305, SLG: 0.378		E		F2					P6	4	0	1	0	1	0										
Jose Silva, R OBP: 0.242, SLG: 0.194 Mike Benjamin, R OBP: 0.323, SLG: 0.418		E		G5-3					G1-3	3	0	1	0	0	3										
Inning Stats	R: 0 E: 0 K: 1 S: 12	H: 1 LOB: 1 BB: 0 P: 15	R: 2 E: 1 K: 0 S: 20	H: 4 LOB: 3 BB: 0 P: 30	R: 0 E: 0 K: 0 S: 12	H: 1 LOB: 3 BB: 2 P: 23	R: 1 E: 0 K: 1 S: 11	H: 2 LOB: 2 BB: 0 P: 19	R: 1 E: 0 K: 0 S: 9	H: 2 LOB: 1 BB: 0 P: 11	R: 0 E: 0 K: 0 S: 11	H: 2 LOB: 2 BB: 0 P: 17	R: 0 E: 0 K: 0 S: 15	H: 1 LOB: 2 BB: 1 P: 19	R: 0 E: 0 K: 0 S: 6	H: 1 LOB: 1 BB: 1 P: 8		R: 0 E: 0 K: 0 S: 4	H: 0 LOB: 0 BB: 1 P: 10	1B: 11 2B: 2 3B: 0 HR: 1	SF: 0 SAC: 1 DP: 0 HBP: 1	WP: 0 PB: 0 SB: 1 CS: 1	PA: 46		
PITCHER	IP	WLS	BF	H	R	ER	SO	BB	IBB	HBP	BLK	WP	HR	S	P	ERA	WHIP								
Jeff D'Amico, R ERA: 2.42	6.0	L	34	12	4	3	2	1	1	1	0	0	1	75	115	4.50	2.167								
David Weathers, R ERA: 3.18	0.2		4	1	0	0	0	1	0	0	0	0	0	13	17	0.00	3.000								
Ray King, L ERA: 1.22	0.1		1	0	0	0	0	0	0	0	0	0	0	2	2	0.00	0.000								
Valerio De Los Santos, L ERA: 5.23	0.2		3	1	0	0	0	0	0	0	0	0	0	5	7	0.00	1.500								
Juan Acevedo, R ERA: 3.94	1.1		4	0	0	0	0	1	0	0	0	0	0	5	11	0.00	0.750								

Batter	1	2	3	4	5	6	7	8	9	AB	R	H	RBI	BB	SO	LOB	BOTTOM								
Marquis Grissom, R OBP: 0.287, SLG: 0.351	F8		G1-3						K	4	0	0	0	0	1	0	Pittsburgh Pirates @ Milwaukee Brewers Milwaukee County Stadium, Milwaukee, WI Sat Sep 23 2000, 4:35 PM EDT Cloudy - 55 F								
Mark Loretta, R OBP: 0.357, SLG: 0.415	F9		L5						G4-3	4	0	0	0	0	0										
Geoff Jenkins, L OBP: 0.358, SLG: 0.590	G4-3		L9						G6-3	4	0	0	0	0	1										
Richie Sexson, R OBP: 0.350, SLG: 0.506		2B		1B	G1-3				F9	3	2	2	0	1	0										
Jeromy Burnitz, L OBP: 0.349, SLG: 0.444		G5-3		K					F9	4	0	1	1	0	2										
Tyler Houston, L OBP: 0.290, SLG: 0.498 Santiago Perez, S OBP: 0.316, SLG: 0.234	K				G1-3				F7	4	0	2	0	0	1										
Ronnie Belliard, R OBP: 0.352, SLG: 0.384		G5-3		G1-3					F9	2	0	0	1	2	0										
Raul Casanova, S OBP: 0.310, SLG: 0.360		G5-3		G3					F7	4	0	0	0	0	1										
Jeff D'Amico, R OBP: 0.145, SLG: 0.152 David Weathers, R Ray King, L Angel Echevarria, R Valerio De Los Santos, L Juan Acevedo, R	F8				F9				K	2	0	0	0	0	2										
Inning Stats	R: 0 E: 0 K: 0 S: 7	H: 0 LOB: 0 BB: 0 P: 10	R: 1 E: 0 K: 1 S: 16	H: 2 LOB: 1 BB: 1 P: 25	R: 0 E: 0 K: 0 S: 5	H: 0 LOB: 0 BB: 0 P: 7	R: 1 E: 0 K: 1 S: 15	H: 2 LOB: 1 BB: 0 P: 22	R: 0 E: 0 K: 0 S: 10	H: 0 LOB: 0 BB: 0 P: 15	R: 0 E: 0 K: 1 S: 10	H: 0 LOB: 0 BB: 0 P: 17	R: 0 E: 0 K: 1 S: 8	H: 0 LOB: 1 BB: 1 P: 18	R: 0 E: 0 K: 1 S: 8	H: 0 LOB: 0 BB: 0 P: 12		R: 0 E: 0 K: 2 S: 13	H: 1 LOB: 3 BB: 1 P: 23	1B: 2 2B: 3 3B: 0 HR: 0	SF: 0 SAC: 0 DP: 0 HBP: 0	WP: 0 PB: 0 SB: 1 CS: 0	PA: 35		
PITCHER	IP	WLS	BF	H	R	ER	SO	BB	IBB	HBP	BLK	WP	HR	S	P	ERA	WHIP								
Jose Silva, R ERA: 5.81	7.0	W	27	4	2	2	4	2	0	0	0	0	0	71	114	2.57	0.857								
Rich Loiselle, R ERA: 5.64	1.0	H	3	0	0	0	1	0	0	0	0	0	0	8	12	0.00	0.000								
Mike Williams, R ERA: 3.34	1.0	S	5	1	0	0	2	1	0	0	0	0	0	13	23	0.00	2.000								



Batter	1	2	3	4	5	6	7	8	9	10	AB	R	H	RBI	BB	SO	LOB	TOP					
Adrian Brown, S OBP: 0.300, SLG: 0.450 (1, 8)											3	1	1	0	2	1	2	Pittsburgh Pirates @ Milwaukee Brewers Milwaukee County Stadium, Milwaukee, WI Sat Sep 23 2000, 8:05 PM EDT Att: 26 040 - Cloudy - 56 F					
Abraham Nunez, S OBP: 0.283, SLG: 0.264 (1, 6)											5	0	2	0	0	0	3						
Emil Brown, R OBP: 0.282, SLG: 0.336 (1, 7)											5	0	0	1	0	1	3						
19 Alex Hernandez, L OBP: 0.196, SLG: 0.304 (1, 3)												5	1	1	0	0	1						
Warren Morris, L OBP: 0.241, SLG: 0.336 K: 0.000, SLG: 0.200 Scott Sauerbeck, R Josias Manzanillo, R John Vander Wal, L Bronson Arroyo, R OBP: 0.143, SLG: 0.238 (10, 1)											4	0	0	0	0	1	2						
Keith Osik, R OBP: 0.380, SLG: 0.469 (1, 2)											5	1	1	1	0	0	1	AB 39 R 4 H 10 RBI 4 BB 3 SO 6 LOB 16					
Adam Hyzdu, R OBP: 0.429, SLG: 0.786 (1, 9)											4	1	3	0	0	0	0						
Mike Benjamin, R OBP: 0.322, SLG: 0.415 (8, 4)											4	0	1	1	0	1	2						
Dan Serafini, S OBP: 0.043, SLG: 0.043 John Wehner, R OBP: 0.356, SLG: 0.366 (8, 5)											3	0	1	1	0	1	2						
Inning Stats	R: 1 E: 0 K: 1 S: 13	H: 2 LOB: 1 BB: 0 P: 20	R: 1 E: 0 K: 0 S: 11	H: 2 LOB: 2 BB: 1 P: 25	R: 0 E: 0 K: 0 S: 13	H: 0 LOB: 0 BB: 0 P: 19	R: 0 E: 0 K: 0 S: 9	H: 0 LOB: 0 BB: 0 P: 11	R: 0 E: 0 K: 1 S: 11	H: 1 LOB: 1 BB: 0 P: 12	R: 2 E: 0 K: 1 S: 14	H: 4 LOB: 2 BB: 0 P: 17	R: 0 E: 0 K: 0 S: 4	H: 0 LOB: 0 BB: 0 P: 7	R: 0 E: 0 K: 1 S: 13	H: 1 LOB: 1 BB: 0 P: 19	R: 0 E: 0 K: 1 S: 8		H: 0 LOB: 1 BB: 1 P: 21	R: 0 E: 0 K: 1 S: 6	H: 0 LOB: 1 BB: 1 P: 11	1B: 8 2B: 2 3B: 0 HR: 0	SF: 0 SAC: 0 DP: 1 HBP: 0
PITCHER	IP WLS BF H R ER SO	IP WLS BF H R ER SO	IP WLS BF H R ER SO	IP WLS BF H R ER SO	IP WLS BF H R ER SO	IP WLS BF H R ER SO	IP WLS BF H R ER SO	IP WLS BF H R ER SO	IP WLS BF H R ER SO	IP WLS BF H R ER SO	IP WLS BF H R ER SO	IP WLS BF H R ER SO	IP WLS BF H R ER SO	IP WLS BF H R ER SO	IP WLS BF H R ER SO	IP WLS BF H R ER SO	IP WLS BF H R ER SO	IP WLS BF H R ER SO	IP WLS BF H R ER SO	IP WLS BF H R ER SO	ERA WHIP	ERA WHIP	
John Snyder, R ERA: 6.17 (1, 1)	7.0	0.0	0.0	0.0	0.0	0.0	0.0	0.0	0.0	0.0	0.0	0.0	0.0	0.0	0.0	0.0	0.0	0.0	0.0	0.0	0.0	5.14	1.429
41 Mike Buddie, R ERA: 2.7 (8, 1)	1.0	0.0	0.0	0.0	0.0	0.0	0.0	0.0	0.0	0.0	0.0	0.0	0.0	0.0	0.0	0.0	0.0	0.0	0.0	0.0	0.0	0.00	1.000
Curt Leskanic, R ERA: 2.47 (9, 1)	2.0	0.0	0.0	0.0	0.0	0.0	0.0	0.0	0.0	0.0	0.0	0.0	0.0	0.0	0.0	0.0	0.0	0.0	0.0	0.0	0.00	1.000	

Batter	1	2	3	4	5	6	7	8	9	10	AB	R	H	RBI	BB	SO	LOB	BOTTOM					
Lou Collier, R OBP: 0.344, SLG: 0.407 (1, 7) (8, 8)											4	1	0	0	2	1	3	Pittsburgh Pirates @ Milwaukee Brewers Milwaukee County Stadium, Milwaukee, WI Sat Sep 23 2000, 8:05 PM EDT Att: 26 040 - Cloudy - 56 F					
Santiago Perez, S OBP: 0.300, SLG: 0.220 Charlie Hayes, R OBP: 0.346, SLG: 0.371 Raul Casanova, S OBP: 0.310, SLG: 0.360 (1, 6) (8, PH) (9, 2)											3	0	0	0	0	1	2						
Marquis Grissom, R OBP: 0.288, SLG: 0.359 41 Mike Buddie, R Angel Echevarria, R OBP: 0.291, SLG: 0.306 Curt Leskanic, R Geoff Jenkins, L OBP: 0.359, SLG: 0.590 (1, 8) (8, 1) (8, PH) (9, 1) (10, PH)											3	0	0	0	1	0	2						
Richie Sexson, R OBP: 0.348, SLG: 0.502 (1, 3)											5	1	0	0	1	1	7						
Jeremy Burnitz, L OBP: 0.353, SLG: 0.445 (1, 9)											3	1	2	0	2	0	0						
José Hernández, R OBP: 0.319, SLG: 0.378 (1, 5)											4	1	2	0	1	1	2	AB 34 R 5 H 8 RBI 4 BB 13 SO 7 LOB 28					
Luis Lopez, S OBP: 0.315, SLG: 0.441 (1, 4)											5	1	2	2	0	0	4						
Kevin Brown, R OBP: 0.333, SLG: 0.500 Tyler Houston, L OBP: 0.250, SLG: 0.498 Mark Loretta, R OBP: 0.358, SLG: 0.416 (1, 2) (8, PH) (8, PH) (9, 6)											2	0	0	0	1	2	3						
John Snyder, R OBP: 0.146, SLG: 0.105 Lyle Mouton, R OBP: 0.346, SLG: 0.435 (1, 1) (7, PH) (8, 7)											2	0	1	1	1	1	2						
Inning Stats	R: 0 E: 0 K: 1 S: 13	H: 0 LOB: 1 BB: 1 P: 23	R: 0 E: 0 K: 0 S: 15	H: 0 LOB: 2 BB: 2 P: 26	R: 0 E: 0 K: 0 S: 5	H: 0 LOB: 0 BB: 0 P: 6	R: 0 E: 0 K: 1 S: 7	H: 2 LOB: 2 BB: 0 P: 12	R: 0 E: 0 K: 2 S: 11	H: 0 LOB: 2 BB: 2 P: 22	R: 0 E: 0 K: 1 S: 8	H: 0 LOB: 1 BB: 1 P: 16	R: 0 E: 0 K: 0 S: 13	H: 0 LOB: 1 BB: 1 P: 20	R: 4 E: 0 K: 0 S: 17	H: 4 LOB: 3 BB: 3 P: 37	R: 0 E: 0 K: 2 S: 15		H: 2 LOB: 2 BB: 2 P: 25	R: 1 E: 2 K: 0 S: 3	H: 0 LOB: 1 BB: 2 P: 14	1B: 6 2B: 2 3B: 0 HR: 0	SF: 0 SAC: 2 DP: 0 HBP: 0
PITCHER	IP WLS BF H R ER SO	IP WLS BF H R ER SO	IP WLS BF H R ER SO	IP WLS BF H R ER SO	IP WLS BF H R ER SO	IP WLS BF H R ER SO	IP WLS BF H R ER SO	IP WLS BF H R ER SO	IP WLS BF H R ER SO	IP WLS BF H R ER SO	IP WLS BF H R ER SO	IP WLS BF H R ER SO	IP WLS BF H R ER SO	IP WLS BF H R ER SO	IP WLS BF H R ER SO	IP WLS BF H R ER SO	IP WLS BF H R ER SO	IP WLS BF H R ER SO	IP WLS BF H R ER SO	IP WLS BF H R ER SO	ERA WHIP	ERA WHIP	
Dan Serafini, L ERA: 5.31 (1, 1)	7.0	0.0	0.0	0.0	0.0	0.0	0.0	0.0	0.0	0.0	0.0	0.0	0.0	0.0	0.0	0.0	0.0	0.0	0.0	0.0	0.00	1.286	
Marc Wilkins, R ERA: 5.17 (8, 1)	0.0	0.0	0.0	0.0	0.0	0.0	0.0	0.0	0.0	0.0	0.0	0.0	0.0	0.0	0.0	0.0	0.0	0.0	0.0	0.0	0.00	1.286	
Scott Sauerbeck, L ERA: 3.79 (8, 1)	0.2	0.0	0.0	0.0	0.0	0.0	0.0	0.0	0.0	0.0	0.0	0.0	0.0	0.0	0.0	0.0	0.0	0.0	0.0	0.0	0.00	4.500	
Josias Manzanillo, R ERA: 3.14 (8, 1)	1.1	0.0	0.0	0.0	0.0	0.0	0.0	0.0	0.0	0.0	0.0	0.0	0.0	0.0	0.0	0.0	0.0	0.0	0.0	0.0	0.00	2.250	
Bronson Arroyo, R ERA: 5.4 (10, 1)	0.1	0.0	0.0	0.0	0.0	0.0	0.0	0.0	0.0	0.0	0.0	0.0	0.0	0.0	0.0	0.0	0.0	0.0	0.0	0.0	0.00	3.000	

Batter	1	2	3	4	5	6	7	8	9	AB	R	H	RBI	BB	SO	LOB	TOP										
Adrian Brown, S OBP: 0.385, SLG: 0.444 Marc Wilkins, R OBP: 0.200, SLG: 0.200 Abraham Nunez, S OBP: 0.283, SLG: 0.264	1-3 K			1-0 F5		1-1 G4-3	3-2 F9			4	0	0	0	0	1	1	Pittsburgh Pirates @ Milwaukee Brewers Milwaukee County Stadium, Milwaukee, WI Sun Sep 24 2000, 2:05 PM EDT Att: 26,186 - Sunny - 52 F										
18 Jason Kendall, R OBP: 0.416, SLG: 0.476	1-2 F7			2-3 K		4-1 1B BB	3-2 G6-3			3	1	0	0	1	1												
Brian Giles, L OBP: 0.429, SLG: 0.589	1-0 G1-3			2-3 K		4-2 1B G5-3 BB		2-2 F9		3	1	0	0	1	1												
John Vander Wal, L OBP: 0.407, SLG: 0.559		0-1 G3			1-1 2B 1B	3-2 1B G5-3		0-1 G1-3		4	2	2	1	0	0												
Kevin Young, R OBP: 0.311, SLG: 0.432		1-1 G5-3			0-0 2B 1B	3-2 G5-3		2-2 P4		4	1	1	1	0	0	1											
Warren Morris, L OBP: 0.344, SLG: 0.340		4-2 CS BB			0-2 G4-3 1B	0-0 G4-3 2B			1-3 K	3	0	2	3	1	1	0											
John Wehner, R OBP: 0.333, SLG: 0.341 Rich Loiselle, R OBP: 0.280, SLG: 0.333		3-2 CS BB	1-2 F7		2-2 G4-3	2-3 K		1-2 G6-3		3	0	0	0	0	1	2											
Emil Brown, R OBP: 0.280, SLG: 0.333		1-2 CS BB			2-3 G4-3				2-1 F8	1	0	0	0	0	0	0											
Pat Meares, R OBP: 0.305, SLG: 0.375 Mike Williams, R			0-1 G6-3		4-2 G1-6-3 BB		1-1 F3			3	0	0	0	1	0	0											
Todd Ritchie, R OBP: 0.233, SLG: 0.254 Mike Benjamin, R OBP: 0.325, SLG: 0.417			1-0 F9		3-1 G1-6-3		1-2 1B			2	0	0	0	0	0	2											
					1-2 1B					1	0	1	0	0	0	0											
Inning Stats	R: 0 E: 0 K: 1 S: 8	H: 0 LOB: 0 BB: 0 P: 11	R: 0 E: 0 K: 0 S: 9	H: 0 LOB: 0 BB: 1 P: 17	R: 0 E: 0 K: 0 S: 6	H: 0 LOB: 0 BB: 0 P: 8	R: 0 E: 0 K: 2 S: 9	H: 0 LOB: 0 BB: 0 P: 14	R: 2 E: 0 K: 1 S: 14	H: 3 LOB: 1 BB: 1 P: 24	R: 3 E: 0 K: 1 S: 17	H: 2 LOB: 1 BB: 2 P: 34	R: 0 E: 0 K: 0 S: 13	H: 1 LOB: 1 BB: 0 P: 21	R: 0 E: 0 K: 1 S: 9	H: 0 LOB: 0 BB: 0 P: 13	1B: 5 2B: 1 3B: 0 HR: 0	SF: 0 SAC: 0 DP: 1 HBP: 0	WP: 0 PB: 0 SB: 0 CS: 1	PA: 36							
PITCHER	IP	WLS	BF	H	R	ER	SO	BB	IBB	HBP	BLK	WP	HR	S	P	ERA	WHIP										
Jimmy Haynes, R ERA: 5.26	5.2		24	5	5	5	3	4	0	0	0	0	0	59	102	7.94	1.588										
Everett Stull, R ERA: 5.66	0.1	1	0	0	0	1	0	0	0	0	0	0	0	4	6	0.00	0.000										
Valerio De Los Santos, L ERA: 5.15	1.0	4	1	0	0	0	0	0	0	0	0	0	0	13	21	0.00	1.000										
Ray King, L ERA: 1.27	1.0	3	0	0	0	0	0	0	0	0	0	0	0	8	12	0.00	0.000										
Curt Leskani, R ERA: 2.43	1.0	W	3	0	0	0	1	0	0	0	0	0	0	9	13	0.00	0.000										

Batter	1	2	3	4	5	6	7	8	9	AB	R	H	RBI	BB	SO	LOB	BOTTOM										
Marquis Grissom, R OBP: 0.289, SLG: 0.348	1-0 G6-3		4-1 WP BB		2-3 K	4-1 FC6-4 BB			4-0 SH5-4 HR BB	2	1	0	0	3	1	1	Pittsburgh Pirates @ Milwaukee Brewers Milwaukee County Stadium, Milwaukee, WI Sun Sep 24 2000, 2:05 PM EDT Att: 26,186 - Sunny - 52 F										
Mark Loretta, R OBP: 0.397, SLG: 0.414	2-1 F7		3-2 F8		1-2 1B	FC6-4 1B		0-0 SH5-4	4	1	1	0	0	0	4												
Geoff Jenkins, L OBP: 0.360, SLG: 0.587	4-1 BB		1-1 F9		3-2 1B 1B	1-2 1B 1B		3-3 K	4	1	1	0	1	1	2												
Richie Sexson, R OBP: 0.349, SLG: 0.500	0-1 G1-6-3			0-3 K	1-2 2H 1B 1B	1-2 2H 1B 1B		4-2 HR BB	4	2	1	1	1	2	1												
Jeremy Burnitz, L OBP: 0.353, SLG: 0.449		2-1 G3		1-3 K	1-3 K	1-3 K		2-2 HR	4	1	1	3	1	2	2												
José Hernández, R OBP: 0.319, SLG: 0.377		1-2 G1-3		0-0 F3		1-0 E7 1B 1B		1-2 HR	4	1	1	1	0	0	1												
Luis Lopez, S OBP: 0.314, SLG: 0.438	1-2 F5				1-2 G3	1-0 CS 1B		1-2 P5	4	0	1	2	0	0	0												
Henry Blanco, R OBP: 0.318, SLG: 0.394			0-0 HR		2-1 P4	3-2 BB 2B		1-2 L5	4	1	2	1	0	0	0												
Jimmy Haynes, R ERA: 4.9 Everett Stull, R ERA: 5.45 Tyler Houston, L OBP: 0.299, SLG: 0.448 Valerio De Los Santos, L ERA: 5.15 Ray King, L ERA: 1.27 Mark Sweeney, L OBP: 0.307, SLG: 0.329 Curt Leskani, R ERA: 3.71			0-0 P4		1-1 1B	4-0 BB IBB		0-0 F8	2	0	1	0	0	0	0												
										1	0	0	0	0	0												
Inning Stats	R: 0 E: 0 K: 0 S: 6	H: 0 LOB: 1 BB: 1 P: 13	R: 0 E: 0 K: 0 S: 9	H: 0 LOB: 0 BB: 0 P: 13	R: 1 E: 0 K: 0 S: 9	H: 1 LOB: 1 BB: 1 P: 16	R: 0 E: 0 K: 2 S: 7	H: 0 LOB: 0 BB: 0 P: 8	R: 0 E: 0 K: 1 S: 10	H: 1 LOB: 1 BB: 0 P: 16	R: 4 E: 1 K: 1 S: 23	H: 6 LOB: 3 BB: 2 P: 43	R: 0 E: 0 K: 1 S: 5	H: 0 LOB: 1 BB: 1 P: 13	R: 0 E: 0 K: 0 S: 7	H: 0 LOB: 0 BB: 0 P: 9	R: 3 E: 0 K: 1 S: 10	H: 1 LOB: 0 BB: 2 P: 23	1B: 6 2B: 1 3B: 0 HR: 2	SF: 0 SAC: 1 DP: 0 HBP: 0	WP: 1 PB: 0 SB: 0 CS: 1	PA: 41					
PITCHER	IP	WLS	BF	H	R	ER	SO	BB	IBB	HBP	BLK	WP	HR	S	P	ERA	WHIP										
Todd Ritchie, R ERA: 4.9	5.1		24	6	5	5	4	2	0	0	0	0	0	8	89	8.44	1.500										
Rich Loiselle, R ERA: 5.45	0.2	B	5	2	0	0	0	1	1	0	0	0	0	8	20	0.00	4.500										
Marc Wilkins, R ERA: 4.99	2.0	7	0	0	0	1	1	0	0	0	0	0	0	12	22	0.00	0.500										
Mike Williams, R ERA: 3.71	0.2	L	5	1	3	3	1	2	0	0	0	0	1	10	23	40.50	4.500										

AB	31
R	5
H	6
RBI	5
BB	4
SO	5
LOB	7

AB	33
R	8
H	9
RBI	8
BB	7
SO	6
LOB	11



Batter	1	2	3	4	5	6	7	8	9	AB R H RBI BB SO LOB	TOP											
Julio Lugo, R OBP: 0.341, SLG: 0.426										4 1 1 1 1 2 1	Houston Astros @ Pittsburgh Pirates Three Rivers Stadium, Pittsburgh, PA Tue Sep 26 2000, 7:05 PM EDT Att: 14,311 - Sunny - 58 F											
Mitch Meluskey, S OBP: 0.408, SLG: 0.498										4 1 1 0 1 0 1												
5 Jeff Bagwell, R OBP: 0.430, SLG: 0.617										3 1 0 0 2 2 2												
Daryle Ward, L OBP: 0.295, SLG: 0.528										5 0 2 0 0 3 2												
Moises Alou, R OBP: 0.415, SLG: 0.629										3 0 1 2 1 1 2												
Richard Hidalgo, R OBP: 0.384, SLG: 0.635										4 1 1 0 0 1 4												
Chris Truby, R OBP: 0.244, SLG: 0.486										4 0 0 0 0 1 3												
Tim Lincecum, R OBP: 0.292, SLG: 0.313										3 0 1 1 1 1 0												
Chris Holt, R Lance Berkman, S Wayne Franklin, L Marc Valdes, R Bill Spiers, L Scott Linebrink, R										2 0 0 0 0 0 1 0 1 0 0 0 0 0 0 1 0 0 0 0 0 0 0 0 0 0 0 0 0 0 0 0 1 0 0 0 0 0 0 3 0 0 0 0 0 0 0 0												
Inning Stats	R: 0 E: 0 K: 2 S: 8	H: 0 LOB: 0 BB: 0 P: 14	R: 0 E: 0 K: 2 S: 11	H: 0 LOB: 0 BB: 0 P: 17	R: 0 E: 0 K: 1 S: 5	H: 0 LOB: 0 BB: 0 P: 7	R: 1 E: 0 K: 2 S: 15	H: 1 LOB: 2 BB: 2 P: 27	R: 0 E: 0 K: 1 S: 8	H: 0 LOB: 0 BB: 0 P: 15		R: 0 E: 0 K: 0 S: 10	H: 1 LOB: 2 BB: 1 P: 19	R: 1 E: 0 K: 1 S: 10	H: 2 LOB: 1 BB: 0 P: 16	R: 2 E: 0 K: 0 S: 15	H: 3 LOB: 3 BB: 2 P: 28	R: 0 E: 0 K: 3 S: 11	H: 0 LOB: 1 BB: 1 P: 20	1B: 5 2B: 1 3B: 0 HR: 1	SF: 0 SAC: 0 DP: 0 HBP: 0	WP: 0 PB: 0 SB: 0 CS: 0
PITCHER	IP WLS BF H R ER SO BB IBB HBP BLK WP HR S P ERA WHIP											IP WLS BF H R ER SO BB IBB HBP BLK WP HR S P ERA WHIP										
Kris Benson, R ERA: 3.77	(1, 1) 7.0 W 28 4 2 2 9 3 0 0 0 0 0 1 67 115 2.57 1.000											(1, 1) 7.0 W 28 4 2 2 9 3 0 0 0 0 0 1 67 115 2.57 1.000										
Josias Manzanillo, R ERA: 3.41	(8, 1) 0.2 7 3 2 2 0 2 0 0 0 0 0 0 14 25 27.00 7.500											(8, 1) 0.2 7 3 2 2 0 2 0 0 0 0 0 0 14 25 27.00 7.500										
Scott Sauerbeck, L ERA: 3.77	(8, 1) 0.1 H 1 0 0 0 0 0 0 0 0 0 0 0 1 3 0.00 0.000											(8, 1) 0.1 H 1 0 0 0 0 0 0 0 0 0 0 0 1 3 0.00 0.000										
Mike Williams, R ERA: 3.65	(9, 1) 1.0 4 0 0 0 0 3 1 0 0 0 0 0 0 11 20 0.00 1.000											(9, 1) 1.0 4 0 0 0 0 3 1 0 0 0 0 0 0 11 20 0.00 1.000										

Batter	1	2	3	4	5	6	7	8	9	AB R H RBI BB SO LOB	BOTTOM									
Adrian Brown, S OBP: 0.382, SLG: 0.438										4 1 0 0 1 0 4	Houston Astros @ Pittsburgh Pirates Three Rivers Stadium, Pittsburgh, PA Tue Sep 26 2000, 7:05 PM EDT Att: 14,311 - Sunny - 58 F									
18 Jason Kendall, R OBP: 0.416, SLG: 0.474										4 1 1 0 1 0 0										
Brian Giles, L Emil Brown, R										3 3 2 3 1 0 0 1 0 0 0 0 0 1										
John Vander Wal, L OBP: 0.407, SLG: 0.556										4 1 1 0 1 1 1										
Kevin Young, R OBP: 0.313, SLG: 0.434										3 1 1 2 1 0 0										
Warren Morris, L OBP: 0.345, SLG: 0.345										4 1 2 2 0 0 2										
Keith Osik, R OBP: 0.376, SLG: 0.457										3 0 0 0 1 2 3										
Pat Meares, R OBP: 0.308, SLG: 0.385										4 1 3 2 0 0 0										
Kris Benson, R Adam Hyzdu, R Josias Manzanillo, R Scott Sauerbeck, R Mike Williams, R										3 0 0 0 0 1 4 1 0 0 0 0 1 0										
Inning Stats	R: 3 E: 0 K: 1 S: 11	H: 2 LOB: 1 BB: 1 P: 23	R: 0 E: 1 K: 2 S: 12	H: 1 LOB: 1 BB: 0 P: 21	R: 0 E: 0 K: 0 S: 4	H: 0 LOB: 0 BB: 0 P: 7	R: 0 E: 0 K: 0 S: 15	H: 2 LOB: 3 BB: 1 P: 25	R: 1 E: 0 K: 0 S: 5	H: 0 LOB: 2 BB: 3 P: 19		R: 0 E: 0 K: 0 S: 3	H: 0 LOB: 0 BB: 0 P: 6	R: 5 E: 0 K: 2 S: 18	H: 5 LOB: 0 BB: 0 P: 30	R: 0 E: 0 K: 0 S: 18	H: 0 LOB: 1 BB: 1 P: 27	1B: 5 2B: 3 3B: 0 HR: 2	SF: 0 SAC: 0 DP: 0 HBP: 0	WP: 0 PB: 0 SB: 0 CS: 0
PITCHER	IP WLS BF H R ER SO BB IBB HBP BLK WP HR S P ERA WHIP											IP WLS BF H R ER SO BB IBB HBP BLK WP HR S P ERA WHIP								
Chris Holt, R ERA: 5.54	(1, 1) 6.0 L 28 5 4 4 3 5 0 0 0 0 0 0 9 14 6.00 1.667											(1, 1) 6.0 L 28 5 4 4 3 5 0 0 0 0 0 0 9 14 6.00 1.667								
Wayne Franklin, L ERA: 5.57	(7, 1) 0.1 5 4 4 4 0 0 0 0 0 0 0 0 9 14 108.00 12.000											(7, 1) 0.1 5 4 4 4 0 0 0 0 0 0 0 0 9 14 108.00 12.000								
Marc Valdes, R ERA: 4.76	(7, 1) 0.2 3 1 1 1 2 0 0 0 0 0 0 1 9 16 13.50 1.500											(7, 1) 0.2 3 1 1 1 2 0 0 0 0 0 0 1 9 16 13.50 1.500								
Scott Linebrink, R ERA: 5.73	(8, 1) 1.0 4 0 0 0 0 1 0 0 0 0 0 0 18 27 0.00 1.000											(8, 1) 1.0 4 0 0 0 0 1 0 0 0 0 0 0 18 27 0.00 1.000								

Batter	1	2	3	4	5	6	7	8	9	AB	R	H	RBI	BB	SO	LOB	TOP			
Bill Spiers, L (1,4) OBP: 0.384, SLG: 0.392	2-2 G5-4-3 1B		0-1 L5		2-0 SF6		1-0 G4-3		0-1 1B	4	0	2	2	0	0	1				
Tim Bogar, R (1,6) OBP: 0.292, SLG: 0.320	0-0 G5-4-3			0-2 G3		1-1 F9		1-1 G6-3	0-0 P5	5	0	0	0	0	0	4				
5 Jeff Bagwell, R (1,3) OBP: 0.428, SLG: 0.617	3-1 G5-3			4-1 1B BB		3-1 G5-3		0-0 G6-3		3	0	0	0	1	0	0				
Richard Hidalgo, R (1,8) OBP: 0.387, SLG: 0.636		3-3 K		0-0 F3		2-0 F8		2-2 1B		4	0	1	0	0	1	1				
Moises Alou, R (1,9) OBP: 0.416, SLG: 0.623		1-0 G5-3		1-0 1B		1-0 1B		0-2 F9		4	0	2	0	0	0	1				
Glen Barker, S (9,8) OBP: 0.299, SLG: 0.333				1-3 1B		1-3 1B				0	0	0	0	0	0	0				
17 Lance Berkman, S (1,7) OBP: 0.385, SLG: 0.552		3-2 1B		1-1 F9		1-3 K			3-1 F9 1B 2B	4	1	2	0	0	1	3				
Chris Truby, R (1,5) OBP: 0.300, SLG: 0.484		2-1 F7			0-1 SH3-4 1B SF6		1-1 G6-3		0-1 F9	4	1	1	0	0	0	2				
Raul Chavez, R (1,2) OBP: 0.298, SLG: 0.372			1-3 K		0-0 SH3-4 1B		1-1 SH3-4 1B		4-0 1B IBB	3	0	2	0	0	1	0				
Mitch Meluskey, S (9,PH) OBP: 0.405, SLG: 0.498					1-2 1B					0	0	0	0	1	0	0				
Jose Lima, R (1,1) OBP: 0.180, SLG: 0.200					0-0 SH3-4		0-1 SH3-4		2-3 K	1	0	0	0	0	0	0				
Daryle Ward, L (9,PH) OBP: 0.294, SLG: 0.525					1-2 2-3					1	0	0	0	0	1	2				
Octavio Dotel, R (9,1) OBP: 0.061, SLG: 0.031										0	0	0	0	0	0	0				
Wayne Franklin, L (9,1) OBP: 0.061, SLG: 0.031										0	0	0	0	0	0	0				
Inning Stats	R: 0 E: 0 K: 0 S: 8	H: 1 LOB: 0 BB: 0 P: 13	R: 0 E: 0 K: 1 S: 10	H: 1 LOB: 1 BB: 0 P: 19	R: 0 E: 0 K: 1 S: 6	H: 0 LOB: 0 BB: 0 P: 8	R: 0 E: 0 K: 0 S: 8	H: 1 LOB: 2 BB: 1 P: 14	R: 1 E: 0 K: 0 S: 7	H: 2 LOB: 1 BB: 0 P: 10	R: 0 E: 0 K: 0 S: 8	H: 1 LOB: 1 BB: 0 P: 15	R: 0 E: 0 K: 0 S: 9	H: 1 LOB: 1 BB: 0 P: 12	R: 1 E: 0 K: 1 S: 10	H: 2 LOB: 2 BB: 1 P: 19	1B: 9 2B: 1 3B: 0 HR: 0	SF: 1 SAC: 2 DP: 1 HBP: 0	WP: 0 PB: 0 SB: 0 CS: 0	PA: 38
PITCHER	IP	WLS	BF	H	R	ER	SO	BB	IBB	HBP	BLK	WP	HR	S	P	ERA	WHIP			
Jose Silva, R (1,1) ERA: 5.56	9.0	W	38	10	2	2	4	1	1	0	0	0	0	73	120	2.00	1.222			

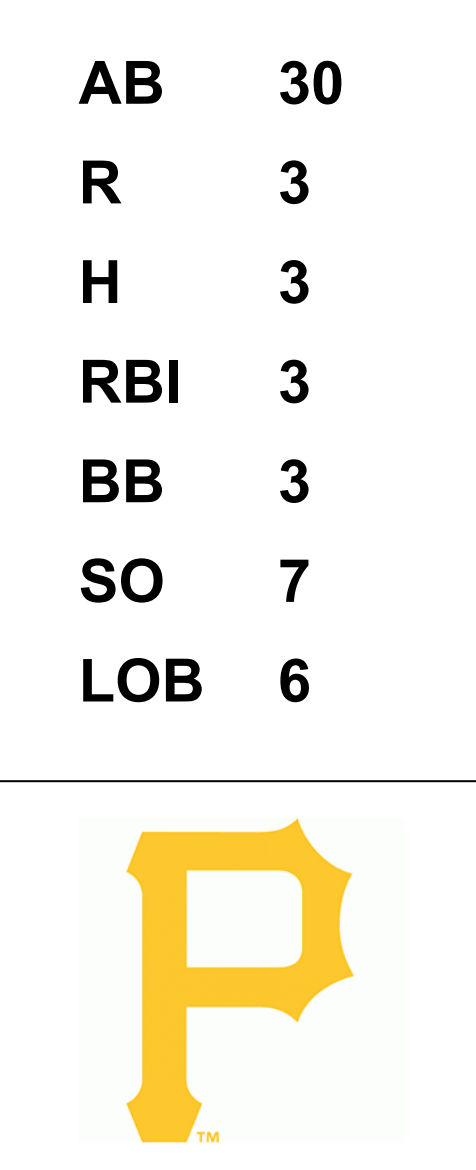
Houston Astros @ Pittsburgh Pirates
 Three Rivers Stadium, Pittsburgh, PA
 Thu Sep 28 2000, 7:05 PM EDT
 Att: 17,710 - Sunny - 53 F

AB	33
R	2
H	10
RBI	2
BB	2
SO	4
LOB	14



Batter	1	2	3	4	5	6	7	8	9	AB	R	H	RBI	BB	SO	LOB	BOTTOM			
Adrian Brown, S (1,8) OBP: 0.373, SLG: 0.426	2-2 G4-3			0-2 L5		2-2 F8			3-3 K	4	0	0	0	0	1	0				
Mike Benjamin, R (1,5) OBP: 0.322, SLG: 0.406	2-3 K			0-1 F5			1-3 K		4-1 18 1B BB	3	1	0	0	1	2	0				
Brian Giles, L (1,7) OBP: 0.429, SLG: 0.595	0-1 P5			0-0 HR			4-1 E BB		1-2 G5-3	3	1	1	1	1	0	1				
John Vander Wal, L (1,3) OBP: 0.405, SLG: 0.558		3-1 F9		1-2 P4			3-1 E9		4-1 18 1B BB	3	1	0	0	1	0	1				
Emil Brown, R (1,9) OBP: 0.271, SLG: 0.322		0-3 K			1-1 G6-3		3-3 K		1-0 1B S	3	0	0	0	0	2	2				
18 Jason Kendall, R (9,PH) OBP: 0.415, SLG: 0.473									1-3 2-H 1B	1	0	1	1	0	0	0				
Warren Morris, L (1,4) OBP: 0.342, SLG: 0.342		1-1 G6-3			2-2 G4-3		1-0 G4-3		1-1 1B	4	0	1	1	0	0	2				
Keith Osik, R (1,2) OBP: 0.368, SLG: 0.445			0-3 K		3-3 K			1-1 G6-3		3	0	0	0	0	2	0				
Pat Meares, R (1,6) OBP: 0.306, SLG: 0.382			0-2 G1-3			0-0 F8		0-2 F8		3	0	0	0	0	0	0				
Jose Silva, R (1,1) OBP: 0.222, SLG: 0.176			0-1 F8			0-0 L8		1-0 G5-3		3	0	0	0	0	0	0				
Inning Stats	R: 0 E: 0 K: 1 S: 9	H: 0 LOB: 0 BB: 0 P: 13	R: 0 E: 0 K: 1 S: 7	H: 0 LOB: 0 BB: 0 P: 11	R: 0 E: 0 K: 1 S: 10	H: 0 LOB: 0 BB: 0 P: 10	R: 1 E: 0 K: 0 S: 9	H: 1 LOB: 0 BB: 0 P: 10	R: 0 E: 0 K: 2 S: 10	H: 0 LOB: 2 BB: 1 P: 22	R: 0 E: 0 K: 0 S: 7	H: 0 LOB: 0 BB: 0 P: 9	R: 2 E: 0 K: 1 S: 13	H: 2 LOB: 2 BB: 2 P: 27	1B: 2 2B: 0 3B: 0 HR: 1	SF: 0 SAC: 0 DP: 0 HBP: 0	WP: 0 PB: 0 SB: 1 CS: 0	PA: 33		
PITCHER	IP	WLS	BF	H	R	ER	SO	BB	IBB	HBP	BLK	WP	HR	S	P	ERA	WHIP			
Jose Lima, R (1,1) ERA: 6.65	8.0		27	1	1	1	6	1	0	0	0	0	0	68	99	1.12	0.250			
Octavio Dotel, R (9,1) ERA: 5.43	0.2	L	5	1	2	2	1	2	0	0	0	0	0	11	24	27.00	4.500			
Wayne Franklin, L (9,1) ERA: 5.57	0.0		1	1	0	0	0	0	0	0	0	0	0	2	3	∞	∞			

Houston Astros @ Pittsburgh Pirates
 Three Rivers Stadium, Pittsburgh, PA
 Thu Sep 28 2000, 7:05 PM EDT
 Att: 17,710 - Sunny - 53 F



Batter	1	2	3	4	5	6	7	8	9	AB	R	H	RBI	BB	SO	LOB	TOP							
Eric Young Sr. R OBP: 0.389, SLG: 0.400	G4-3		P4	FC5-2		WP 1B		15 WP S BB		4	0	1	0	1	0	2	Chicago Cubs @ Pittsburgh Pirates Three Rivers Stadium, Pittsburgh, PA Fri Sep 29 2000, 7:05 PM EDT Att: 40,128 - Sunny - 59 F							
Ricky Gutierrez R OBP: 0.375, SLG: 0.402	F9			G6-3		K		K		5	0	1	0	0	2	5								
Sammy Sosa R OBP: 0.405, SLG: 0.636	K		P3		15 G3 2B	G1-3		15 WP IBB		4	1	1	0	1	1	3								
15 Julio Zuleta R OBP: 0.338, SLG: 0.552 Tim Worrell R (8, 1)		G1-6-3 2B		BB 1B 1B	G3		G1-3 2B	K		5	1	3	0	0	1	3								
Shane Andrews R OBP: 0.330, SLG: 0.473 Jeff Huson L (9, PR) OBP: 0.269, SLG: 0.262	G1-6-3			BB 1B 1B			G1-3 BB			3	1	2	1	2	0	1								
Damon Buford R OBP: 0.324, SLG: 0.391 Will Ohman L (7, 1)	L6			1B 1B BB	G6-3		F9			3	1	0	0	1	0	4								
Mark Grace L OBP: 0.393, SLG: 0.430				1B 2-3 BB						0	0	0	0	0	0	0								
Gary Matthews S OBP: 0.256, SLG: 0.293				G3 FC5-2 1B	G3-1		G1-3			4	0	1	2	1	1	5								
Joe Girardi R OBP: 0.339, SLG: 0.375 Jeff Reed L OBP: 0.346, SLG: 0.317	L5			1-2 2-3 G3 1B		WP 1B BB	F9			2	0	1	0	0	0	2								
Jeff Reed L OBP: 0.346, SLG: 0.317				1-2 2-3 G3 1B						2	0	0	0	1	0	4								
Jerry Spradlin S (1, 1)										1	0	0	0	0	1	0								
Chad Meyers R OBP: 0.229, SLG: 0.212 Kyle Farnsworth R OBP: 0.071, SLG: 0.143 Steve Rain R (6, 1)			K	G3				K		1	0	0	1	0	0	2								
Corey Patterson L OBP: 0.222, SLG: 0.344				1-2 2-3 3-H						1	0	0	0	0	1	1								
										0	0	0	0	0	0	0								
										2	0	0	0	1	2									
Inning Stats	R: 0 E: 0 K: 1 S: 7	H: 0 LOB: 0 BB: 0 P: 9	R: 0 E: 0 K: 0 S: 6	H: 1 LOB: 2 BB: 1 P: 12	R: 0 E: 0 K: 1 S: 9	H: 1 LOB: 1 BB: 0 P: 14	R: 3 E: 0 K: 0 S: 18	H: 4 LOB: 2 BB: 1 P: 28	R: 1 E: 0 K: 0 S: 10	H: 2 LOB: 1 BB: 0 P: 16	R: 0 E: 0 K: 2 S: 11	H: 1 LOB: 2 BB: 1 P: 19	R: 0 E: 0 K: 0 S: 9	H: 1 LOB: 2 BB: 1 P: 17	R: 0 E: 0 K: 3 S: 14	H: 0 LOB: 2 BB: 2 P: 29	R: 0 E: 0 K: 1 S: 13	H: 0 LOB: 2 BB: 2 P: 24	1B: 6 2B: 4 3B: 0 HR: 0	SF: 0 SAC: 0 DP: 0 HBP: 0	WP: 2 PB: 0 SB: 1 CS: 0	PA: 45		
PITCHER	IP WLS BF H R ER SO BB IBB HBP BLK WP HR S P ERA WHIP	4.1 W 12 2 0 0 2 2 0 0 0 0 0 24 43 0.00 1.500	1.0 H 5 0 0 0 3 1 1 0 0 0 0 14 29 0.00 1.000	1.0 H 5 0 0 0 1 2 0 0 0 0 0 13 24 0.00 2.000																				

AB	37
R	4
H	10
RBI	4
BB	8
SO	8
LOB	34



Batter	1	2	3	4	5	6	7	8	9	AB	R	H	RBI	BB	SO	LOB	BOTTOM						
Mike Benjamin R OBP: 0.316, SLG: 0.397	P5	K	G5-3		G3-1		SH3-4	F9		5	0	0	0	0	1	7	Chicago Cubs @ Pittsburgh Pirates Three Rivers Stadium, Pittsburgh, PA Fri Sep 29 2000, 7:05 PM EDT Att: 40,128 - Sunny - 59 F						
18 Jason Kendall R OBP: 0.415, SLG: 0.472	K	BB 1B		P3	K		G3-1			6	1	2	1	0	2	2							
Brian Giles L OBP: 0.432, SLG: 0.595	1B	1B BB		WP BB		BB BB	G1-3			2	0	1	0	3	0	0							
John Vander Wal L OBP: 0.407, SLG: 0.557	BB	PO		K		BB BB		F8		4	0	2	2	1	1	1							
Keith Osik R OBP: 0.383, SLG: 0.451 John Wehner R OBP: 0.327, SLG: 0.333	BB	PO		2B 19 FC4 1B	BB		F9	BB 1B 1B		3	1	2	0	2	0	2							
John Wehner R OBP: 0.327, SLG: 0.333	BB			BB						0	1	0	0	0	0	0							
Warren Morris L OBP: 0.341, SLG: 0.340	F8			G4-3			F7	BB 1B 1B		5	1	1	0	0	0	8							
Inning Stats	R: 0 E: 0 K: 1 S: 12	H: 2 LOB: 3 BB: 1 P: 20	R: 3 E: 0 K: 2 S: 19	H: 3 LOB: 1 BB: 1 P: 33	R: 1 E: 0 K: 0 S: 8	H: 2 LOB: 2 BB: 0 P: 12	R: 0 E: 0 K: 1 S: 8	H: 0 LOB: 2 BB: 2 P: 19	R: 0 E: 0 K: 2 S: 9	H: 1 LOB: 2 BB: 1 P: 16	R: 0 E: 0 K: 1 S: 12	H: 0 LOB: 3 BB: 3 P: 31	R: 1 E: 0 K: 0 S: 9	H: 0 LOB: 0 BB: 1 P: 15	R: 3 E: 0 K: 0 S: 17	H: 5 LOB: 3 BB: 1 P: 27		R: 0 E: 0 K: 0 S: 17	H: 0 LOB: 3 BB: 1 P: 27	1B: 12 2B: 1 3B: 0 HR: 0	SF: 0 SAC: 2 DP: 0 HBP: 1	WP: 1 PB: 0 SB: 1 CS: 0	PA: 48
PITCHER	IP WLS BF H R ER SO BB IBB HBP BLK WP HR S P ERA WHIP	3.0 L 19 1 0 0 3 5 0 0 0 0 0 20 46 0.00 3.000	1.2 L 7 0 1 1 1 2 0 0 0 0 0 13 28 5.40 1.200	0.2 H 5 2 3 3 0 1 0 0 0 0 0 13 22 40.50 4.500	0.2 H 4 3 0 0 0 0 0 0 0 0 0 9 12 0.00 4.500																		



Batter	1	2	3	4	5	6	7	8	9	AB	R	H	RBI	BB	SO	LOB	TOP												
Eric Young Sr. R (1,4) OBP: 0.367, SLG: 0.399 Jeff Huson, L (3,4) OBP: 0.277, SLG: 0.280	1-1 P4		2-1 L4		1-1 1B	1-1 G6-3			1-2 1B	2	0	0	0	0	0	0	Chicago Cubs @ Pittsburgh Pirates Three Rivers Stadium, Pittsburgh, PA Sat Sep 30 2000, 7:05 PM EDT Att: 43,458 - Sunny - 67 F												
Aguie Ojeda, S (1,6) OBP: 0.288, SLG: 0.351 Ross Gload, L (9, PH) OBP: 0.235, SLG: 0.355	2-2 E4		2-1 1B		0-2 F9		3-2 P6		2-2 1B	4	0	1	0	0	0	1													
Sammy Sosa, R (1,9) OBP: 0.405, SLG: 0.634	2-0 1B		0-3 K		2-1 1B		1-2 G4-3		2-3 K	5	0	2	0	0	2	3													
Mark Grace, L (1,3) OBP: 0.390, SLG: 0.426	2-0 F9		0-0 F8		0-0 G4-3		1-1 F8		0-0 P5	5	0	0	0	0	0	7													
Roosevelt Brown, L (1,7) OBP: 0.286, SLG: 0.551 Damon Buford, R (8, PH) OBP: 0.325, SLG: 0.391	2-2 F8								1-2 G6-3	3	1	2	1	0	0	2													
Ricky Gutierrez, R (9, PH) OBP: 0.375, SLG: 0.401									0-0 FC4	1	0	0	0	0	0	2													
Corey Patterson, L (1,8) OBP: 0.225, SLG: 0.333		0-2 L7		1-3 K		0-1 HR		3-1 FC4		4	1	1	0	0	1	2													
Willie Greene, L (1,5) OBP: 0.266, SLG: 0.364 Shane Andrews, R (8, PH) OBP: 0.329, SLG: 0.471		1-0 G3-1		0-0 L7		0-0 G2-3		2-2 FC6-4		3	0	0	0	0	0	2													
Mike Mahoney, R (1,2) OBP: 0.444, SLG: 0.429		0-2 1B		1-1 F8		1-2 2B		4-1 1B		3	0	2	1	1	0	1													
Ruben Quevedo, R (1,1) OBP: 0.133, SLG: 0.133 Jeff Reed, L (6, PH) OBP: 0.348, SLG: 0.317 Jamie Arnold, R (6,1) OBP: 0.200, SLG: 0.222 15 Julio Zuleta, R (8, PH) OBP: 0.333, SLG: 0.544 Felix Heredia, L (8,1)		0-2 G5-3		1-3 K		4-0 G6-3		0-0 G5-3		2	0	0	0	0	1	1													
Inning Stats	R: 0 E: 1 K: 0 S: 10	H: 1 LOB: 2 BB: 0 P: 19	R: 0 E: 0 K: 0 S: 10	H: 1 LOB: 1 BB: 0 P: 11	R: 0 E: 0 K: 1 S: 9	H: 1 LOB: 1 BB: 0 P: 13	R: 0 E: 0 K: 1 S: 8	H: 1 LOB: 1 BB: 0 P: 12	R: 0 E: 0 K: 1 S: 11	H: 2 LOB: 2 BB: 0 P: 15	R: 2 E: 0 K: 0 S: 10	H: 3 LOB: 1 BB: 1 P: 17	R: 0 E: 0 K: 0 S: 8	H: 0 LOB: 0 BB: 0 P: 13	R: 0 E: 0 K: 0 S: 8	H: 0 LOB: 2 BB: 2 P: 21		R: 0 E: 0 K: 1 S: 14	H: 2 LOB: 2 BB: 0 P: 20	1B: 8 2B: 2 3B: 0 HR: 1	SF: 0 SAC: 0 DP: 1 HBP: 0	WP: 0 PB: 0 SB: 0 CS: 0	PA: 41						
PITCHER	IP	WLS	BF	H	R	ER	SO	BB	IBB	HBP	BLK	WP	HR	S	P	ERA		WHIP											
Todd Ritchie, R (1,1) ERA: 4.81	7.0	W	31	9	2	2	3	1	0	0	0	0	0	1	66	100		2.57	1.429										
Scott Sauerbeck, L (8,1) ERA: 3.74	0.2	H	4	0	0	0	0	2	0	0	0	0	0	7	20	0.00		3.000											
Rich Loiselle, R (8,1) ERA: 5.27	0.1	H	1	0	0	0	0	0	0	0	0	0	0	1	1	0.00		0.000											
Mike Williams, R (9,1) ERA: 3.55	1.0	S	5	2	0	0	1	0	0	0	0	0	0	14	20	0.00		2.000											

AB	38
R	2
H	11
RBI	2
BB	3
SO	4
LOB	26



Batter	1	2	3	4	5	6	7	8	9	AB	R	H	RBI	BB	SO	LOB	BOTTOM											
Adrian Brown, S (1,8) OBP: 0.375, SLG: 0.426	2-1 18 2B		1-1 FC3-6		3-3 K		1-0 G4-3			4	1	1	0	0	1	1	Chicago Cubs @ Pittsburgh Pirates Three Rivers Stadium, Pittsburgh, PA Sat Sep 30 2000, 7:05 PM EDT Att: 43,458 - Sunny - 67 F											
18 Jason Kendall, R (1,2) OBP: 0.414, SLG: 0.472	3-2 F8		0-0 F8		0-1 F8		2-1 L7			4	1	1	1	0	0	1												
Brian Giles, L (1,7) OBP: 0.430, SLG: 0.594	0-1 F8		2-1 P4		1-1 2B		2-0 G6-3			4	0	1	0	0	0	2												
John Vander Wal, L (1,9) OBP: 0.408, SLG: 0.557	1-1 SF8				0-1 HR		2-2 G3		4-1 1B	2	1	1	1	1	0	1												
Kevin Young, R (1,3) OBP: 0.312, SLG: 0.437	1-0 G6-3				2-0 HR		1-1 F7		1-3 K	4	1	1	2	0	1	1												
Warren Morris, L (1,4) OBP: 0.341, SLG: 0.340		0-1 G4-3		2-1 G3-1		1-0 G5-4-3				3	0	1	0	0	0	0												
Mike Benjamin, R (1,5) OBP: 0.312, SLG: 0.392		0-2 F8		1-2 F9		0-1 G5-4-3				3	0	0	0	0	0	1												
Pat Meares, R (1,6) OBP: 0.306, SLG: 0.383		0-1 G5-3					1-1 G6-3			3	0	1	0	0	0	0												
Todd Ritchie, R (1,1) OBP: 0.242, SLG: 0.250 Adam Hyzdu, R (7, PH) OBP: 0.389, SLG: 0.687 Scott Sauerbeck, R (8,1) Rich Loiselle, R (8,1) Mike Williams, R (9,1)			4-2 FC3-6		3-3 K		2-1 P6			1	0	0	0	1	1	1												
Inning Stats	R: 2 E: 0 K: 0 S: 10	H: 2 LOB: 0 BB: 0 P: 17	R: 0 E: 0 K: 0 S: 7	H: 0 LOB: 0 BB: 0 P: 7	R: 0 E: 0 K: 1 S: 8	H: 0 LOB: 1 BB: 1 P: 15	R: 2 E: 0 K: 1 S: 14	H: 3 LOB: 1 BB: 0 P: 22	R: 0 E: 0 K: 0 S: 10	H: 1 LOB: 1 BB: 0 P: 16	R: 0 E: 0 K: 0 S: 5	H: 1 LOB: 0 BB: 0 P: 7	R: 0 E: 0 K: 0 S: 5	H: 0 LOB: 0 BB: 0 P: 9	R: 0 E: 0 K: 1 S: 7	H: 0 LOB: 1 BB: 1 P: 16		R: 0 E: 0 K: 1 S: 7	H: 0 LOB: 1 BB: 1 P: 16	1B: 3 2B: 3 3B: 0 HR: 1	SF: 1 SAC: 0 DP: 1 HBP: 0	WP: 0 PB: 0 SB: 0 CS: 0	PA: 32					
PITCHER	IP	WLS	BF	H	R	ER	SO	BB	IBB	HBP	BLK	WP	HR	S	P	ERA		WHIP										
Ruben Quevedo, R (1,1) ERA: 7.47	5.0	L	22	6	4	4	2	1	0	0	0	0	0	10	16	0.00		0.500										
Jamie Arnold, R (6,1) ERA: 6.23	2.0		6	1	0	0	0	0	0	0	0	0	0	7	16	0.00		1.000										
Felix Heredia, L (8,1) ERA: 4.71	1.0		4	0	0	0	1	1	0	0	0	0	0	7	16	0.00		1.000										

AB	29
R	4
H	7
RBI	4
BB	2
SO	3
LOB	8



Batter	1	2	3	4	5	6	7	8	9	AB	R	H	RBI	BB	SO	LOB	TOP						
Jeff Huson, L <small>OBP: 0.287, SLG: 0.285</small> (1, 4)										5	2	2	0	1	0	4							
Corey Patterson, L <small>OBP: 0.238, SLG: 0.333</small> (1, 8)									6	2	2	0	0	2	6								
Sammy Sosa, R <small>OBP: 0.406, SLG: 0.634</small> (1, 9)										5	2	2	1	1	1	5							
Mark Grace, L <small>OBP: 0.394, SLG: 0.429</small> (1, 3)										3	1	2	3	3	0	1							
Roosevelt Brown, L <small>OBP: 0.378, SLG: 0.538</small> 15 Julio Zuleta, R <small>OBP: 0.342, SLG: 0.544</small> Kyle Farnsworth, R <small>OBP: 0.071, SLG: 0.143</small> Jose Nieves, R <small>OBP: 0.251, SLG: 0.348</small> Damon Buford, R <small>OBP: 0.324, SLG: 0.350</small> Willis Greene, L <small>OBP: 0.289, SLG: 0.365</small> Shane Andrews, R <small>OBP: 0.329, SLG: 0.474</small> Jamie Arnold, R <small>OBP: 0.200, SLG: 0.222</small> (1, 7)										2	0	0	1	0	2	4							
Jeff Reed, L <small>OBP: 0.342, SLG: 0.310</small> (1, 2)										5	0	0	0	0	3	5							
Augie Ojeda, S <small>OBP: 0.307, SLG: 0.364</small> (1, 6)										3	1	1	1	2	1	3							
Jon Lieber, L <small>OBP: 0.238, SLG: 0.288</small> Ros Garcia, R <small>OBP: 0.257, SLG: 0.355</small> Gary Matthews, R <small>OBP: 0.246, SLG: 0.297</small> Tim Worrell, R <small>OBP: 0.170, SLG: 0.245</small> Felix Heredia, L <small>OBP: 0.370, SLG: 0.493</small> Ricky Gutierrez, R <small>OBP: 0.370, SLG: 0.493</small> (1, 1)										2	0	0	0	0	1	0							
Inning Stats	R: 2 E: 1 K: 2 S: 16	H: 2 LOB: 1 BB: 0 P: 26	R: 0 E: 0 K: 1 S: 8	H: 0 LOB: 0 BB: 0 P: 11	R: 2 E: 0 K: 3 S: 22	H: 4 LOB: 3 BB: 1 P: 34	R: 0 E: 0 K: 2 S: 9	H: 0 LOB: 0 BB: 0 P: 14	R: 1 E: 0 K: 1 S: 12	H: 1 LOB: 1 BB: 1 P: 21	R: 2 E: 0 K: 2 S: 12	H: 0 LOB: 3 BB: 4 P: 34	R: 0 E: 0 K: 0 S: 13	H: 1 LOB: 2 BB: 1 P: 22	R: 3 E: 0 K: 1 S: 14	H: 3 LOB: 2 BB: 2 P: 27	R: 0 E: 0 K: 0 S: 11	H: 1 LOB: 2 BB: 1 P: 19	1B: 8 2B: 4 3B: 0 HR: 0	SF: 1 SAC: 0 DP: 0 HBP: 1	WP: 1 PB: 0 SB: 1 CS: 0	PA: 51	
PITCHER	IP WLS BF H R ER SO BB IBB HBP BLK WP HR S P ERA WHIP	IP WLS BF H R ER SO BB IBB HBP BLK WP HR S P ERA WHIP	IP WLS BF H R ER SO BB IBB HBP BLK WP HR S P ERA WHIP	IP WLS BF H R ER SO BB IBB HBP BLK WP HR S P ERA WHIP	IP WLS BF H R ER SO BB IBB HBP BLK WP HR S P ERA WHIP	IP WLS BF H R ER SO BB IBB HBP BLK WP HR S P ERA WHIP	IP WLS BF H R ER SO BB IBB HBP BLK WP HR S P ERA WHIP	IP WLS BF H R ER SO BB IBB HBP BLK WP HR S P ERA WHIP	IP WLS BF H R ER SO BB IBB HBP BLK WP HR S P ERA WHIP	IP WLS BF H R ER SO BB IBB HBP BLK WP HR S P ERA WHIP	IP WLS BF H R ER SO BB IBB HBP BLK WP HR S P ERA WHIP	IP WLS BF H R ER SO BB IBB HBP BLK WP HR S P ERA WHIP	IP WLS BF H R ER SO BB IBB HBP BLK WP HR S P ERA WHIP	IP WLS BF H R ER SO BB IBB HBP BLK WP HR S P ERA WHIP	IP WLS BF H R ER SO BB IBB HBP BLK WP HR S P ERA WHIP	IP WLS BF H R ER SO BB IBB HBP BLK WP HR S P ERA WHIP	IP WLS BF H R ER SO BB IBB HBP BLK WP HR S P ERA WHIP	IP WLS BF H R ER SO BB IBB HBP BLK WP HR S P ERA WHIP	IP WLS BF H R ER SO BB IBB HBP BLK WP HR S P ERA WHIP	IP WLS BF H R ER SO BB IBB HBP BLK WP HR S P ERA WHIP	IP WLS BF H R ER SO BB IBB HBP BLK WP HR S P ERA WHIP	IP WLS BF H R ER SO BB IBB HBP BLK WP HR S P ERA WHIP	IP WLS BF H R ER SO BB IBB HBP BLK WP HR S P ERA WHIP
Kris Benson, R <small>ERA: 3.85</small> (1, 1)	5.0	25	7	5	4	9	2	0	0	0	0	0	0	67	106	7.20	1.800						
Marc Wilkins, R <small>ERA: 5.07</small> (6, 1)	0.0	3	0	2	2	0	3	0	0	0	0	0	0	2	14	=	=						
Josias Manzanillo, R <small>ERA: 3.38</small> (6, 1)	0.2	H	3	0	0	0	1	0	0	0	0	1	0	6	13	0.00	1.500						
Jeff Wallace, L <small>ERA: 7.07</small> (6, 1)	0.0	1	0	0	0	0	0	0	0	0	0	0	0	1	2	=	=						
Rich Loiselle, R <small>ERA: 5.1</small> (6, 1)	1.1	H	6	1	0	0	1	0	0	0	0	0	0	16	27	0.00	1.500						
Inning Stats	R: 1 E: 1 K: 0 S: 13	H: 1 LOB: 1 BB: 0 P: 20	R: 0 E: 0 K: 1 S: 9	H: 1 LOB: 0 BB: 0 P: 10	R: 3 E: 0 K: 0 S: 15	H: 3 LOB: 1 BB: 0 P: 25	R: 0 E: 0 K: 1 S: 5	H: 0 LOB: 0 BB: 0 P: 8	R: 4 E: 1 K: 1 S: 16	H: 4 LOB: 0 BB: 0 P: 18	R: 0 E: 0 K: 1 S: 8	H: 0 LOB: 0 BB: 0 P: 14	R: 0 E: 0 K: 2 S: 7	H: 0 LOB: 0 BB: 0 P: 11	R: 0 E: 0 K: 1 S: 14	H: 2 LOB: 3 BB: 1 P: 22	R: 1 E: 0 K: 0 S: 13	H: 3 LOB: 2 BB: 0 P: 19	1B: 9 2B: 4 3B: 0 HR: 2	SF: 0 SAC: 0 DP: 1 HBP: 1	WP: 0 PB: 0 SB: 0 CS: 0	PA: 43	
PITCHER	IP WLS BF H R ER SO BB IBB HBP BLK WP HR S P ERA WHIP	IP WLS BF H R ER SO BB IBB HBP BLK WP HR S P ERA WHIP	IP WLS BF H R ER SO BB IBB HBP BLK WP HR S P ERA WHIP	IP WLS BF H R ER SO BB IBB HBP BLK WP HR S P ERA WHIP	IP WLS BF H R ER SO BB IBB HBP BLK WP HR S P ERA WHIP	IP WLS BF H R ER SO BB IBB HBP BLK WP HR S P ERA WHIP	IP WLS BF H R ER SO BB IBB HBP BLK WP HR S P ERA WHIP	IP WLS BF H R ER SO BB IBB HBP BLK WP HR S P ERA WHIP	IP WLS BF H R ER SO BB IBB HBP BLK WP HR S P ERA WHIP	IP WLS BF H R ER SO BB IBB HBP BLK WP HR S P ERA WHIP	IP WLS BF H R ER SO BB IBB HBP BLK WP HR S P ERA WHIP	IP WLS BF H R ER SO BB IBB HBP BLK WP HR S P ERA WHIP	IP WLS BF H R ER SO BB IBB HBP BLK WP HR S P ERA WHIP	IP WLS BF H R ER SO BB IBB HBP BLK WP HR S P ERA WHIP	IP WLS BF H R ER SO BB IBB HBP BLK WP HR S P ERA WHIP	IP WLS BF H R ER SO BB IBB HBP BLK WP HR S P ERA WHIP	IP WLS BF H R ER SO BB IBB HBP BLK WP HR S P ERA WHIP	IP WLS BF H R ER SO BB IBB HBP BLK WP HR S P ERA WHIP	IP WLS BF H R ER SO BB IBB HBP BLK WP HR S P ERA WHIP	IP WLS BF H R ER SO BB IBB HBP BLK WP HR S P ERA WHIP	IP WLS BF H R ER SO BB IBB HBP BLK WP HR S P ERA WHIP	IP WLS BF H R ER SO BB IBB HBP BLK WP HR S P ERA WHIP	IP WLS BF H R ER SO BB IBB HBP BLK WP HR S P ERA WHIP
Jon Lieber, R <small>ERA: 4.41</small> (1, 1)	5.0	26	9	8	7	3	0	0	0	0	0	0	0	15	25	0.00	0.000						
Kyle Farnsworth, R <small>ERA: 6.43</small> (6, 1)	2.0	W	6	0	0	0	3	0	0	0	0	0	0	13	20	0.00	9.000						
Tim Worrell, R <small>ERA: 2.99</small> (8, 1)	0.1	H	4	2	0	0	1	1	0	0	0	0	0	12	19	6.75	2.250						
Felix Heredia, L <small>ERA: 4.78</small> (8, 1)	1.1	H	6	3	1	1	1	0	0	0	0	0	0	2	2	0.00	0.000						
Jamie Arnold, R <small>ERA: 6.18</small> (9, 1)	0.1	S	1	0	0	0	0	0	0	0	0	0	0	2	2	0.00	0.000						
Inning Stats	R: 1 E: 1 K: 0 S: 13	H: 1 LOB: 1 BB: 0 P: 20	R: 0 E: 0 K: 1 S: 9	H: 1 LOB: 0 BB: 0 P: 10	R: 3 E: 0 K: 0 S: 15	H: 3 LOB: 1 BB: 0 P: 25	R: 0 E: 0 K: 1 S: 5	H: 0 LOB: 0 BB: 0 P: 8	R: 4 E: 1 K: 1 S: 16	H: 4 LOB: 0 BB: 0 P: 18	R: 0 E: 0 K: 1 S: 8	H: 0 LOB: 0 BB: 0 P: 14	R: 0 E: 0 K: 2 S: 7	H: 0 LOB: 0 BB: 0 P: 11	R: 0 E: 0 K: 1 S: 14	H: 2 LOB: 3 BB: 1 P: 22	R: 1 E: 0 K: 0 S: 13	H: 3 LOB: 2 BB: 0 P: 19	1B: 9 2B: 4 3B: 0 HR: 2	SF: 0 SAC: 0 DP: 1 HBP: 1	WP: 0 PB: 0 SB: 0 CS: 0	PA: 43	
PITCHER	IP WLS BF H R ER SO BB IBB HBP BLK WP HR S P ERA WHIP	IP WLS BF H R ER SO BB IBB HBP BLK WP HR S P ERA WHIP	IP WLS BF H R ER SO BB IBB HBP BLK WP HR S P ERA WHIP	IP WLS BF H R ER SO BB IBB HBP BLK WP HR S P ERA WHIP	IP WLS BF H R ER SO BB IBB HBP BLK WP HR S P ERA WHIP	IP WLS BF H R ER SO BB IBB HBP BLK WP HR S P ERA WHIP	IP WLS BF H R ER SO BB IBB HBP BLK WP HR S P ERA WHIP	IP WLS BF H R ER SO BB IBB HBP BLK WP HR S P ERA WHIP	IP WLS BF H R ER SO BB IBB HBP BLK WP HR S P ERA WHIP	IP WLS BF H R ER SO BB IBB HBP BLK WP HR S P ERA WHIP	IP WLS BF H R ER SO BB IBB HBP BLK WP HR S P ERA WHIP	IP WLS BF H R ER SO BB IBB HBP BLK WP HR S P ERA WHIP	IP WLS BF H R ER SO BB IBB HBP BLK WP HR S P ERA WHIP	IP WLS BF H R ER SO BB IBB HBP BLK WP HR S P ERA WHIP	IP WLS BF H R ER SO BB IBB HBP BLK WP HR S P ERA WHIP	IP WLS BF H R ER SO BB IBB HBP BLK WP HR S P ERA WHIP	IP WLS BF H R ER SO BB IBB HBP BLK WP HR S P ERA WHIP	IP WLS BF H R ER SO BB IBB HBP BLK WP HR S P ERA WHIP	IP WLS BF H R ER SO BB IBB HBP BLK WP HR S P ERA WHIP	IP WLS BF H R ER SO BB IBB HBP BLK WP HR S P ERA WHIP	IP WLS BF H R ER SO BB IBB HBP BLK WP HR S P ERA WHIP	IP WLS BF H R ER SO BB IBB HBP BLK WP HR S P ERA WHIP	IP WLS BF H R ER SO BB IBB HBP BLK WP HR S P ERA WHIP
Pat Meares, R <small>ERA: 3.85</small> (1, 1)	5.0	26	9	8	7	3	0	0	0	0	0	0	0	15	25	0.00	0.000						
Marc Wilkins, R <small>ERA: 5.07</small> (6, 1)	0.0	3	0	2	2	0	3	0	0	0	0	0	0	2	14	=	=						
Jeff Wallace, L <small>ERA: 7.07</small> (6, 1)	0.0	1	0	0	0	0	0	0	0	0	0	0	0	1	2	=	=						
Rich Loiselle, R <small>ERA: 5.1</small> (6, 1)	1.1	H	6	1	0	0	1	0	0	0	0	0	0	16	27	0.00	1.500						
Inning Stats	R: 1 E: 1 K: 0 S: 13	H: 1 LOB: 1 BB: 0 P: 20	R: 0 E: 0 K: 1 S: 9	H: 1 LOB: 0 BB: 0 P: 10	R: 3 E: 0 K: 0 S: 15	H: 3 LOB: 1 BB: 0 P: 25	R: 0 E: 0 K: 1 S: 5	H: 0 LOB: 0 BB: 0 P: 8	R: 4 E: 1 K: 1 S: 16	H: 4 LOB: 0 BB: 0 P: 18	R: 0 E: 0 K: 1 S: 8	H: 0 LOB: 0 BB: 0 P: 14	R: 0 E: 0 K: 2 S: 7	H: 0 LOB: 0 BB: 0 P: 11	R: 0 E: 0 K: 1 S: 14	H: 2 LOB: 3 BB: 1 P: 22	R: 1 E: 0 K: 0 S: 13	H: 3 LOB: 2 BB: 0 P: 19	1B: 9 2B: 4 3B: 0 HR: 2	SF: 0 SAC: 0 DP: 1 HBP: 1	WP: 0 PB: 0 SB: 0 CS: 0	PA: 43	
PITCHER	IP WLS BF H R ER SO BB IBB HBP BLK WP HR S P ERA WHIP	IP WLS BF H R ER SO BB IBB HBP BLK WP HR S P ERA WHIP	IP WLS BF H R ER SO BB IBB HBP BLK WP HR S P ERA WHIP	IP WLS BF H R ER SO BB IBB HBP BLK WP HR S P ERA WHIP	IP WLS BF H R ER SO BB IBB HBP BLK WP HR S P ERA WHIP	IP WLS BF H R ER SO BB IBB HBP BLK WP HR S P ERA WHIP	IP WLS BF H R ER SO BB IBB HBP BLK WP HR S P ERA WHIP	IP WLS BF H R ER SO BB IBB HBP BLK WP HR S P ERA WHIP	IP WLS BF H R ER SO BB IBB HBP BLK WP HR S P ERA WHIP	IP WLS BF H R ER SO BB IBB HBP BLK WP HR S P ERA WHIP	IP WLS BF H R ER SO BB IBB HBP BLK WP HR S P ERA WHIP	IP WLS BF H R ER SO BB IBB HBP BLK WP HR S P ERA WHIP	IP WLS BF H R ER SO BB IBB HBP BLK WP HR S P ERA WHIP	IP WLS BF H R ER SO BB IBB HBP BLK WP HR S P ERA WHIP	IP WLS BF H R ER SO BB IBB HBP BLK WP HR S P ERA WHIP	IP WLS BF H R ER SO BB IBB HBP BLK WP HR S P ERA WHIP	IP WLS BF H R ER SO BB IBB HBP BLK WP HR S P ERA WHIP	IP WLS BF H R ER SO BB IBB HBP BLK WP HR S P ERA WHIP	IP WLS BF H R ER SO BB IBB HBP BLK WP HR S P ERA WHIP	IP WLS BF H R ER SO BB IBB HBP BLK WP HR S P ERA WHIP	IP WLS BF H R ER SO BB IBB HBP BLK WP HR S P ERA WHIP	IP WLS BF H R ER SO BB IBB HBP BLK WP HR S P ERA WHIP	IP WLS BF H R ER SO BB IBB HBP BLK WP HR S P ERA WHIP

Chicago Cubs @ Pittsburgh Pirates
 Three Rivers Stadium, Pittsburgh, PA
 Sun Oct 01 2000, 4:05 PM EDT
 Att: 55,351 - Sunny - 79 F

AB 39
 R 10
 H 12
 RBI 9
 BB 10
 SO 12
 LOB 38



Chicago Cubs @ Pittsburgh Pirates
 Three Rivers Stadium, Pittsburgh, PA
 Sun Oct 01 2000, 4:05 PM EDT
 Att: 55,351 - Sunny - 79 F

AB 41
 R 9
 H 14
 RBI 9
 SO 8
 LOB 16

