


Pittsburgh Pirates - 2001

Batter	1	2	3	4	5	6	7	8	9	AB	R	H	RBI	BB	SO	LOB	TOP								
Adrian Brown, S (1.8)	G4-3		F8		G1-3		18 HBP BB		E5 18 1B	4	0	0	0	1	0	1									
Derek Bell, R (1.9) OBP: 0.200, SLG: 0.200	G5-3		K			18 G5-3 1B	P6		K	5	0	1	0	0	2	4									
18 Jason Kendall, R (1.2) OBP: 0.400, SLG: 0.250	E6			G5-3		G5-3	HBP		1B	4	0	1	1	0	0	1									
Brian Giles, L (1.7) OBP: 0.200, SLG: 0.400	F8				L3	L3	F7		L6	5	0	1	0	0	0	7									
Aramis Ramirez, R (1.5)		G6-3		P6		G5-3			K	4	0	0	0	0	1	2									
Kevin Young, R (1.3) OBP: 0.250, SLG: 0.250		F7		K					K	4	1	1	0	0	2	1									
Pat Meares, R (1.4) OBP: 0.750, SLG: 1.000					P6		FC5-4 1B			3	0	2	0	1	0	0									
2 Jack Wilson, R (1.6) OBP: 0.500, SLG: 1.000							FC5-4 1B			2	0	1	0	0	1	1									
Enrique Wilson, S (7.7) PH		K			G5-3		FC5-4 18 HBP BB		G3	2	1	0	0	0	0	3									
Jose Silva, R (8.1)										0	0	0	0	0	0	0									
Todd Ritchie, R (1.1)				G4-3					G5-3	2	0	0	0	0	0	1									
John Vander Wal, L (7.7) PH							18 HBP WP			0	0	0	0	1	0	0									
Scott Sauerbeck, R (7.1) PH										0	0	0	0	0	1	0									
Abraham Nunez, S (8.6)										1	0	0	0	0	0	0									
Inning Stats	R: 0 E: 1 K: 0 S: 10	H: 0 LOB: 1 BB: 0 P: 18	R: 0 E: 0 K: 1 S: 9	H: 1 LOB: 1 BB: 0 P: 13	R: 0 E: 0 K: 1 S: 10	H: 0 LOB: 0 BB: 0 P: 11	R: 0 E: 0 K: 1 S: 12	H: 1 LOB: 1 BB: 0 P: 18	R: 0 E: 0 K: 0 S: 11	H: 1 LOB: 1 BB: 0 P: 13	R: 0 E: 0 K: 0 S: 7	H: 1 LOB: 1 BB: 0 P: 11	R: 2 E: 0 K: 0 S: 21	H: 2 LOB: 3 BB: 2 P: 36	R: 0 E: 0 K: 2 S: 11	H: 0 LOB: 1 BB: 1 P: 19	R: 0 E: 1 K: 1 S: 12	H: 1 LOB: 2 BB: 0 P: 14	1B: 4 2B: 3 3B: 0 HR: 0	SF: 0 SAC: 0 DP: 0 HBP: 1	WP: 1 PB: 0 SB: 0 CS: 0	PA: 40			
PITCHER	IP	WLS	BF	H	R	ER	SO	BB	IBB	HBP	BLK	WP	HR	S	P	ERA	WHIP								
Oswaldo Fernandez, R (1.1) ERA: 2.84	6.1	W	26	6	2	2	3	0	0	0	0	0	0	66	95	2.84	0.947								
Dennys Reyes, L (7.1) ERA: 13.8	0.0		1	0	0	0	0	1	0	0	0	0	0	5	9										
Scott Williamson, R (7.1) ERA:	0.1	H	3	0	0	0	0	1	0	1	0	1	0	6	12	0.00	3.000								
John Riedling, R (7.1) ERA: 3.0	1.1	H	5	0	0	0	2	1	0	0	0	0	0	14	23	0.00	0.750								
Danny Graves, R (9.1) ERA:	1.0	S	5	1	0	0	1	0	0	0	0	0	0	12	14	0.00	1.000								

Pittsburgh Pirates @ Cincinnati Reds
Cinergy Field, Cincinnati, OH
Tue Apr 03 2001, 7:05 PM EDT
Att: 20,784 - Sunny - 63 F

AB 36
R 2
H 7
RBI 1
BB 3
SO 6
LOB 21



Batter	1	2	3	4	5	6	7	8	9	AB	R	H	RBI	BB	SO	LOB	BOTTOM								
Barry Larkin, R (1.6) OBP: 0.750, SLG: 0.833	E BB					FC6-4				2	0	1	2	2	0	2									
Michael Tucker, L (1.8) OBP: 0.143, SLG: 0.143	E4	G4-3		B1-3			K			4	0	0	0	0	1	3									
Dmitri Young, S (1.7) OBP: 0.375, SLG: 0.750					G4-3		P4			4	1	1	0	0	1	2									
Ruben Rivera, R (8.8)				3B 1B						0	0	0	0	0	0	0									
Sean Casey, L (1.3) OBP: 0.125, SLG: 0.500	F7		L8		G4-3		L4			4	0	0	0	0	0	3									
Alex Ochoa, R (1.9) OBP: 0.125, SLG: 0.375	F9				K				F8	4	0	1	1	0	1	2									
Aaron Boone, R (1.5) OBP: 0.125, SLG: 0.125		K	FC6-2-5			F8			G1-3	4	0	0	0	0	1	1									
Pokey Reese, R (1.4) OBP: 0.125, SLG: 0.125		SH2-4 2B 1B	F8			E5 FC6-4 BB			F9	4	1	1	0	0	0	1									
Jason LaRue, R (1.2)		SH2-4 2B BB			G6-3		K			2	1	0	0	1	1	1									
Oswaldo Fernandez, R (1.1)										1	0	0	0	1	0	0									
Dennys Reyes, R (7.1)										0	0	0	0	0	0	0									
Scott Williamson, R (7.1)										0	0	0	0	0	0	0									
John Riedling, R (7.1)										0	0	0	0	0	0	0									
Danny Graves, R (9.1)										0	0	0	0	0	0	0									
Inning Stats	R: 0 E: 1 K: 1 S: 8	H: 0 LOB: 2 BB: 1 P: 15	R: 2 E: 0 K: 1 S: 10	H: 2 LOB: 1 BB: 1 P: 20	R: 1 E: 0 K: 0 S: 12	H: 2 LOB: 1 BB: 0 P: 20	R: 0 E: 0 K: 0 S: 9	H: 0 LOB: 1 BB: 1 P: 18	R: 0 E: 0 K: 1 S: 8	H: 0 LOB: 0 BB: 0 P: 9	R: 0 E: 1 K: 1 S: 9	H: 0 LOB: 2 BB: 1 P: 13	R: 0 E: 0 K: 1 S: 5	H: 0 LOB: 0 BB: 0 P: 7	R: 0 E: 0 K: 0 S: 8	H: 0 LOB: 0 BB: 0 P: 11	R: 0 E: 0 K: 1 S: 8	H: 0 LOB: 0 BB: 0 P: 11	1B: 2 2B: 1 3B: 1 HR: 0	SF: 0 SAC: 1 DP: 0 HBP: 0	WP: 0 PB: 0 SB: 1 CS: 0	PA: 34			
PITCHER	IP	WLS	BF	H	R	ER	SO	BB	IBB	HBP	BLK	WP	HR	S	P	ERA	WHIP								
Todd Ritchie, R (1.1) ERA: 4.5	6.0	L	28	4	3	3	4	4	0	0	0	0	0	56	95	4.50	1.333								
Scott Sauerbeck, L (7.1) ERA:	1.0		3	0	0	0	1	0	0	0	0	0	0	5	7	0.00	0.000								
Jose Silva, R (8.1) ERA:	1.0		3	0	0	0	0	0	0	0	0	0	0	8	11	0.00	0.000								

Pittsburgh Pirates @ Cincinnati Reds
Cinergy Field, Cincinnati, OH
Tue Apr 03 2001, 7:05 PM EDT
Att: 20,784 - Sunny - 63 F


AB 29
R 3
H 4
RBI 3
BB 4
SO 5
LOB 15



Batter	1	2	3	4	5	6	7	8	9	AB	R	H	RBI	BB	SO	LOB	TOP					
Adrian Brown, S (1, 8) OBP: 0.214, SLG: 0.385	G5-3		G3		G4-6-3			K		4	0	0	0	0	1	3						
18 Jason Kendall, R (1, 2) OBP: 0.306, SLG: 0.100	F8			G5-3		F8		G6-3		4	0	0	0	0	0	0						
John Vander Wal, L (1, 9) OBP: 0.250, SLG: 0.143	1B			K		G3-1		K		4	0	1	0	0	2	0						
Brian Giles, L (1, 7) OBP: 0.154, SLG: 0.462	G1-3			HR		G6-3		G3-1		4	1	1	1	0	0	1						
Aramis Ramirez, R (1, 5)		G1-3		G5-3				G1-6-3 1B		3	0	1	0	0	0	0						
Kevin Young, R (1, 3) OBP: 0.333, SLG: 0.667		P6			1B 1B 1B			F8		3	0	1	0	0	0	1						
Enrique Wilson, S (1, 4) OBP: 0.111, SLG: 0.111		P4			1B 1B			G1-6-3		3	0	1	0	0	0	1						
Abraham Nunez, S (1, 6) OBP: 0.600, SLG: 0.800				CS 1B		G4-6-3 1B		G4-3		3	0	2	0	0	0	0						
Jimmy Anderson, L (1, 1) Emil Brown, R (8, PH) Marc Wilkins, R (8, 1)			F7		L6			G4-3		2	0	0	0	0	0	4						
Inning Stats	R: 0 H: 1 E: 0 K: 0 S: 8	H: 1 LOB: 1 BB: 0 P: 15	R: 0 H: 0 E: 0 K: 0 S: 12	H: 0 LOB: 0 BB: 0 P: 17	R: 0 H: 1 E: 0 K: 0 S: 7	H: 1 LOB: 0 BB: 0 P: 10	R: 1 H: 1 E: 0 K: 1 S: 12	H: 1 LOB: 0 BB: 0 P: 19	R: 0 H: 3 E: 0 K: 0 S: 9	H: 3 LOB: 2 BB: 0 P: 11	R: 0 H: 0 E: 0 K: 0 S: 5	H: 0 LOB: 0 BB: 0 P: 9	R: 0 H: 1 E: 0 K: 0 S: 11	H: 1 LOB: 0 BB: 0 P: 17	R: 0 H: 0 E: 0 K: 1 S: 7	H: 0 LOB: 0 BB: 0 P: 11	R: 0 H: 0 E: 0 K: 1 S: 8	H: 0 LOB: 0 BB: 0 P: 12	1B: 6 2B: 0 3B: 0 HR: 1	SF: 0 SAC: 0 DP: 2 HBP: 0	WP: 0 PB: 0 SB: 0 CS: 1	PA: 31
PITCHER	IP	WLS	BF	H	R	ER	SO	BB	IBB	HBP	BLK	WP	HR	S	P	ERA	WHIP					
Elmer Dessens, R (1, 1) ERA: 1.29	7.0	W	25	7	1	1	1	0	0	0	0	0	1	64	98	1.29	1.000					
Mark Wohlers, R (8, 1) ERA:	1.0	H	3	0	0	0	1	0	0	0	0	0	0	7	11	0.00	0.000					
John Riedling, R (9, 1) ERA: 2.25	1.0	S	3	0	0	0	1	0	0	0	0	0	0	8	12	0.00	0.000					

Pittsburgh Pirates @ Cincinnati Reds
Cinergy Field, Cincinnati, OH
Thu Apr 05 2001, 12:35 PM EDT
Att: 20,482 - Sunny - 65 F


AB 31
R 1
H 7
RBI 1
BB 0
SO 3
LOB 10



Batter	1	2	3	4	5	6	7	8	9	AB	R	H	RBI	BB	SO	LOB	BOTTOM				
Barry Larkin, R (1, 6) OBP: 0.667, SLG: 0.615	G6-4-3 BB		2B BB		F8			E4 E WP		2	1	0	0	2	0	0					
Dmitri Young, S (1, 7) OBP: 0.444, SLG: 0.824	G6-4-3		G6-3 2B		G5-3			P5		4	0	1	3	0	0	2					
Alex Ochoa, R (1, 9) OBP: 0.278, SLG: 0.389	G6-3		G6-3			G4-6-3 1B		L7		4	0	1	0	0	0	2					
Sean Casey, L (1, 3) OBP: 0.188, SLG: 0.375 John Riedling, R (9, 1)		K	G3			G4-6-3		F9		4	0	0	0	0	1	3					
Aaron Boone, R (1, 5) OBP: 0.188, SLG: 0.188		F9	G6-3			FC6-4 1B				3	0	1	0	0	0	1					
Ruben Rivera, R (1, 8) OBP: 0.444, SLG: 0.556		K		G4-3		FC6-4				3	0	0	0	0	1	1					
Pokey Reese, R (1, 4) OBP: 0.188, SLG: 0.133			1B 1B	L6				F7		3	1	1	0	0	0	0					
Jason LaRue, R (1, 2) OBP: 0.273, SLG: 0.111			BB 2B 1B	K				K		3	1	1	1	0	2	0					
Elmer Dessens, R (1, 1) Wilton Guerrero, S (7, PH) Mark Wohlers, R (8, 1) Michael Tucker, L (9, 9) OBP: 0.143, SLG: 0.143			BB 2B BB		F8			G6-3		1	1	0	0	1	0	0					
Inning Stats	R: 0 H: 0 E: 0 K: 0 S: 5	H: 0 LOB: 0 BB: 1 P: 10	R: 0 H: 0 E: 0 K: 2 S: 9	H: 0 LOB: 0 BB: 0 P: 12	R: 4 H: 3 E: 0 K: 0 S: 21	H: 3 LOB: 1 BB: 2 P: 34	R: 0 H: 0 E: 0 K: 1 S: 6	H: 0 LOB: 0 BB: 0 P: 8	R: 0 H: 2 E: 0 K: 0 S: 7	H: 2 LOB: 1 BB: 0 P: 11	R: 0 H: 0 E: 0 K: 1 S: 10	H: 0 LOB: 0 BB: 0 P: 13	R: 0 H: 0 E: 2 K: 0 S: 7	H: 0 LOB: 1 BB: 0 P: 14	R: 0 H: 0 E: 0 K: 0 S: 0	H: 0 LOB: 0 BB: 0 P: 0	1B: 4 2B: 1 3B: 0 HR: 0	SF: 0 SAC: 0 DP: 2 HBP: 0	WP: 1 PB: 0 SB: 1 CS: 0	PA: 31	
PITCHER	IP	WLS	BF	H	R	ER	SO	BB	IBB	HBP	BLK	WP	HR	S	P	ERA	WHIP				
Jimmy Anderson, L (1, 1) ERA: 5.14	7.0	L	27	5	4	4	4	3	0	0	0	0	0	64	96	5.14	1.143				
Marc Wilkins, R (8, 1) ERA:	1.0		4	0	0	0	0	0	0	0	0	1	0	7	14	0.00	0.000				

Pittsburgh Pirates @ Cincinnati Reds
Cinergy Field, Cincinnati, OH
Thu Apr 05 2001, 12:35 PM EDT
Att: 20,482 - Sunny - 65 F

AB 28
R 4
H 5
RBI 4
BB 3
SO 4
LOB 9



Batter	1	2	3	4	5	6	7	8	9	AB	R	H	RBI	BB	SO	LOB	TOP								
2 Jack Wilson, R OBP: 0.267, SLG: 0.467 (1, 6)	3-1 P4		0-2 F9	2-2 F7		1-2 FC6-4		0-3 K		5	0	0	0	0	1	4									
Derek Bell, R OBP: 0.156, SLG: 0.158 (8, 9)	1-1 G6-3		0-0 P6		0-0 G4-3		1-0 G1-3	3-2 F8		5	0	0	0	0	0	2									
18 Jason Kendall, R OBP: 0.364, SLG: 0.389 (1, 2)	0-2 G6-3		3-2 K	1B		1-2 HR		0-1 G6-3	1-2 P4	5	1	2	1	0	0	0									
Brian Giles, L OBP: 0.318, SLG: 0.444 (1, 7)		0-1 F6	4-2 K	1B	1-2 BB		0-1 G6-3	1B	0-0 BB	3	0	2	0	2	0	0									
Kevin Young, R OBP: 0.278, SLG: 0.412 (1, 3)	2-2 1B	1B	1-3 K		0-1 G6-3		0-3 K		1-2 L5	5	0	1	0	0	2	5									
John Vander Wal, L OBP: 0.385, SLG: 0.273 Scott Sauerbeck, R John Wehner, R Mike Williams, R (1, 9) (8, 1) (9, PH) (9, 1)	2-3 K			4-2 G3		0-0 1B		0-1 1B	4-2 BB	3	3	2	0	1	1	1									
Enrique Wilson, S OBP: 0.214, SLG: 0.214 (1, 5)	0-1 BB	1B	0-0 G3	0-0 BB	1-2 CS	1B		0-0 F7	1-1 G6-3	5	0	2	0	0	0	4									
Pat Meares, R OBP: 0.583, SLG: 0.900 (1, 4)	4-1 BB		0-1 HR		1-3 2B	1B		2-2 2B		3	1	3	3	1	0	0									
Bronson Arroyo, R Adrian Brown, S Marc Wilkins, R Emil Brown, R (1, 1) (6, PH) (6, 1) (8, PH) (8, 8)	1-3 K		0-0 G1-3		0-0 F9			1-1 K	1-3 2B	2	0	0	0	0	1	3									
Inning Stats	R: 0 E: 0 K: 0 S: 7	H: 0 LOB: 0 BB: 0 P: 11	R: 0 E: 0 K: 2 S: 16	H: 2 LOB: 3 BB: 1 P: 25	R: 0 E: 0 K: 1 S: 14	H: 1 LOB: 2 BB: 1 P: 22	R: 2 E: 0 K: 0 S: 9	H: 1 LOB: 0 BB: 1 P: 15	R: 1 E: 0 K: 0 S: 9	H: 2 LOB: 0 BB: 0 P: 11	R: 1 E: 0 K: 0 S: 13	H: 3 LOB: 1 BB: 0 P: 20	R: 0 E: 0 K: 1 S: 7	H: 0 LOB: 1 BB: 1 P: 12	R: 1 E: 0 K: 1 S: 15	H: 3 LOB: 2 BB: 0 P: 21	R: 0 E: 0 K: 0 S: 15	H: 1 LOB: 2 BB: 1 P: 22	1B: 10 2B: 1 3B: 0 HR: 2	SF: 0 SAC: 0 DP: 1 HBP: 0	WP: 0 PB: 0 SB: 1 CS: 1	PA: 43			
PITCHER	IP	WLS	BF	H	R	ER	SO	BB	IBB	HBP	BLK	WP	HR	S	P	ERA	WHIP								
Kent Bottenfield, R ERA: 7.2	5.0	L	26	9	4	4	3	3	0	0	0	0	2	63	98	7.20	2.400								
Nelson Cruz, R ERA: 7.2	1.0		2	0	0	0	0	0	0	0	0	0	0	5	6	0.00	0.000								
Jay Powell, R ERA: 5.4	2.0		10	3	1	1	2	1	0	0	0	0	0	22	33	4.50	2.000								
Wayne Franklin, L ERA: 5.4	1.0		5	1	0	0	0	1	0	0	0	0	0	15	22	0.00	2.000								

Pittsburgh Pirates @ Houston Astros
Enron Field, Houston, TX
Sat Apr 07 2001, 2:35 PM EDT
Att: 30,046 - Cloudy - 80 F

AB	38
R	5
H	13
RBI	5
BB	5
SO	5
LOB	21



Batter	1	2	3	4	5	6	7	8	9	AB	R	H	RBI	BB	SO	LOB	BOTTOM								
Julio Lugo, R OBP: 0.438, SLG: 0.357 Orlando Merced, S OBP: 0.333, SLG: 0.333 (1, 6) (9, PH)	4-2 CS		3-2 2B	1B	0-2 WP				2-3 K	2	1	2	1	1	0	0									
Craig Biggio, R OBP: 0.500, SLG: 0.818 (1, 4)	2-1 BB		1-0 1B	2H	4-2 1B				0-0 F8	3	1	1	0	1	1	1									
5 Jeff Bagwell, R OBP: 0.250, SLG: 0.150 (1, 3)	2-3 K		4-0 1B		2-2 P6					3	0	0	0	1	1	3									
17 Lance Berkman, S OBP: 0.391, SLG: 0.400 (1, 7)	0-1 G4-3		1-0 HBP		0-0 E6					3	0	1	2	1	0	1									
Richard Hidalgo, R OBP: 0.455, SLG: 1.059 (1, 8)		1-3 K	3-2 K	1-2 HBP	0-0 L4					3	0	0	0	0	1	2									
Danyle Ward, L OBP: 0.450, SLG: 0.800 (1, 9)	0-2 G6-4-3		1-0 G1-3		0-1 G3					4	0	1	0	0	1	4									
Brad Ausmus, R OBP: 0.200, SLG: 0.111 (1, 2)	0-2 G6-4-3		0-2 G6-4-3	4-2 S	3-2 F8					3	1	0	0	1	0	2									
Chris Truby, R OBP: 0.400, SLG: 0.813 (1, 5)			3-3 K	1-2 P4		1-1 G4-3				4	0	0	0	0	2	1									
Kent Bottenfield, R Nelson Cruz, R Bill Spiers, L Jay Powell, R Wayne Franklin, L Jose Vizcaino, S (1, 1) (6, 1) (6, PH) (7, 1) (9, 1) (9, PH)	0-3 K		0-3 K	1-3 K		1-0 SH1-3				2	0	0	0	0	2	1									
Inning Stats	R: 0 E: 0 K: 1 S: 8	H: 0 LOB: 1 BB: 1 P: 16	R: 0 E: 0 K: 1 S: 9	H: 1 LOB: 0 BB: 0 P: 10	R: 2 E: 0 K: 2 S: 14	H: 3 LOB: 3 BB: 1 P: 30	R: 1 E: 0 K: 1 S: 19	H: 1 LOB: 2 BB: 2 P: 31	R: 0 E: 1 K: 0 S: 7	H: 0 LOB: 1 BB: 0 P: 10	R: 0 E: 0 K: 1 S: 7	H: 1 LOB: 0 BB: 0 P: 12	R: 0 E: 0 K: 2 S: 8	H: 0 LOB: 0 BB: 1 P: 14	R: 0 E: 0 K: 2 S: 8	H: 0 LOB: 0 BB: 0 P: 10	R: 0 E: 0 K: 2 S: 7	H: 0 LOB: 0 BB: 0 P: 10	1B: 5 2B: 1 3B: 0 HR: 0	SF: 0 SAC: 1 DP: 2 HBP: 2	WP: 1 PB: 0 SB: 2 CS: 1	PA: 38			
PITCHER	IP	WLS	BF	H	R	ER	SO	BB	IBB	HBP	BLK	WP	HR	S	P	ERA	WHIP								
Bronson Arroyo, R ERA: 5.4	5.0	W	25	5	3	3	5	3	1	2	0	0	0	57	97	5.40	1.600								
Marc Wilkins, R ERA: 5.4	2.0	H	7	1	0	0	1	1	0	0	0	0	0	14	26	0.00	1.000								
Scott Sauerbeck, L ERA: 5.4	1.0	H	3	0	0	0	2	0	0	0	0	0	0	8	10	0.00	0.000								
Mike Williams, R ERA: 5.4	1.0	S	3	0	0	0	2	0	0	0	0	0	0	7	10	0.00	0.000								

Pittsburgh Pirates @ Houston Astros
Enron Field, Houston, TX
Sat Apr 07 2001, 2:35 PM EDT
Att: 30,046 - Cloudy - 80 F

AB	30
R	3
H	6
RBI	3
BB	5
SO	10
LOB	15



Batter	1	2	3	4	5	6	7	8	9	AB	R	H	RBI	BB	SO	LOB	TOP										
Adrian Brown, S OBP: 0.280, SLG: 0.348 (1, 8)	L7		G4-3 1B	P6		CS 1B		FC6-4		5	1	2	0	0	0	1											
Derek Bell, R OBP: 0.167, SLG: 0.130 (1, 9)	G6-3		G4-3	F8		CS 1B			G6-3	4	0	0	0	1	0	1											
John Vander Wal, L OBP: 0.444, SLG: 0.333 (1, 3)	2B BB		1B HR		K				G5-3	4	2	2	1	1	1	0											
Brian Giles, L OBP: 0.346, SLG: 0.500 (9, PH)	HR		1B HR		G4-3				K	4	2	2	1	0	0	2											
Emil Brown, R OBP: 0.200, SLG: 0.400 (9, 7)	HR		1B HR		G4-3				K	1	0	0	0	0	1	0											
Aramis Ramirez, R OBP: 0.316, SLG: 0.778 (1, 5)	HR		HR		HR					3	3	3	6	1	0	0											
Enrique Wilson, S OBP: 0.167, SLG: 0.167 (1, 6)	G6-3		K		G4-3			F9		4	0	0	0	0	1	2											
Pat Meares, R OBP: 0.500, SLG: 0.714 (1, 4)		F3				E6 1B		L7		4	1	1	0	0	0	0											
Keith Osik, R (1, 2)		K		F9		G6-3		G4-3		4	0	0	0	0	1	2											
Joe Beimel, L (1, 1)					P6					2	0	0	0	0	1	0											
Abraham Nunez, S OBP: 0.667, SLG: 0.833 (6, PH)										1	0	1	1	0	0	0											
Billy Taylor, R (6, 1)										0	0	0	0	0	0	0											
John Wehner, R OBP: 1.000, SLG: 1.000 (8, PH)										1	0	1	0	0	0	0											
Jose Silva, R (8, 1)										0	0	0	0	0	0	0											
Inning Stats	R: 3 E: 0 K: 0 S: 13	H: 2 LOB: 0 BB: 1 P: 21	R: 0 E: 0 K: 2 S: 10	H: 0 LOB: 0 BB: 0 P: 17	R: 4 E: 0 K: 1 S: 18	H: 5 LOB: 1 BB: 0 P: 24	R: 0 E: 0 K: 0 S: 7	H: 0 LOB: 0 BB: 0 P: 11	R: 1 E: 0 K: 1 S: 8	H: 1 LOB: 0 BB: 0 P: 13	R: 1 E: 2 K: 0 S: 13	H: 2 LOB: 0 BB: 2 P: 22	R: 0 E: 0 K: 0 S: 10	H: 1 LOB: 2 BB: 2 P: 20	R: 0 E: 0 K: 0 S: 11	H: 1 LOB: 1 BB: 0 P: 17	R: 0 E: 0 K: 1 S: 8	H: 0 LOB: 0 BB: 0 P: 11	1B: 8 2B: 1 3B: 0 HR: 3	SF: 0 SAC: 0 DP: 1 HBP: 0	WP: 0 PB: 0 SB: 1 CS: 1	PA: 41					
PITCHER	IP	WLS	BF	H	R	ER	SO	BB	IBB	HBP	BLK	WP	HR	S	P	ERA	WHIP										
Scott Elarton, R ERA: 9.0 (1, 1)	3.0	L	17	7	7	7	3	1	0	0	0	0	2	41	62	21.00	2.667										
Scott Linebrink, R ERA: (4, 1)	1.0		3	0	0	0	0	0	0	0	0	0	0	7	11	0.00	0.000										
Nelson Cruz, R ERA: 1.5 (5, 1)	2.0		10	4	2	1	1	1	0	0	0	0	1	23	41	4.50	2.500										
Wayne Franklin, L ERA: 2.45 (7, 1)	2.0		7	1	0	0	0	1	0	0	0	0	0	19	31	0.00	1.000										
Billy Wagner, L ERA: (9, 1)	1.0		3	0	0	0	1	0	0	0	0	0	0	8	11	0.00	0.000										

Pittsburgh Pirates @ Houston Astros
Enron Field, Houston, TX
Sun Apr 08 2001, 2:35 PM EDT
Att: 30,174 - Sunny - 81 F

AB	37
R	9
H	12
RBI	9
BB	3
SO	5
LOB	8

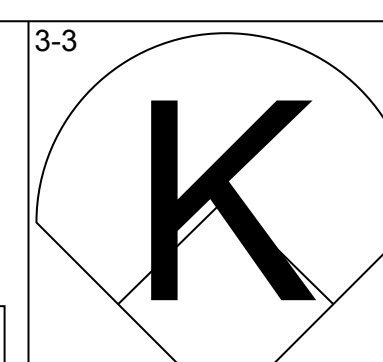
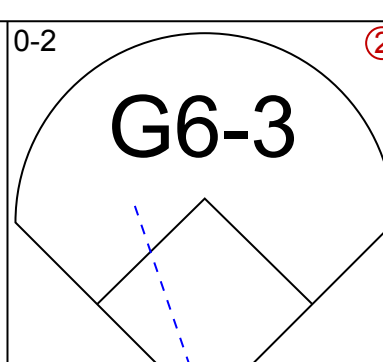
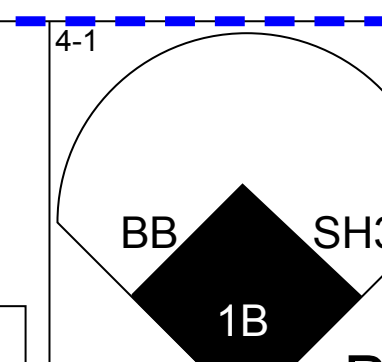
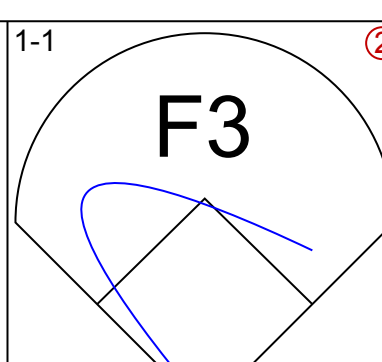
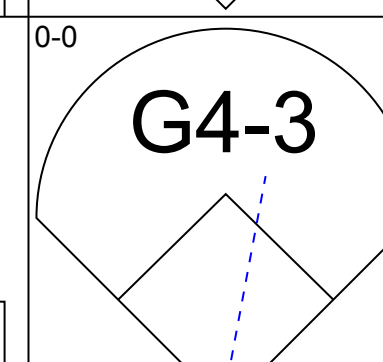
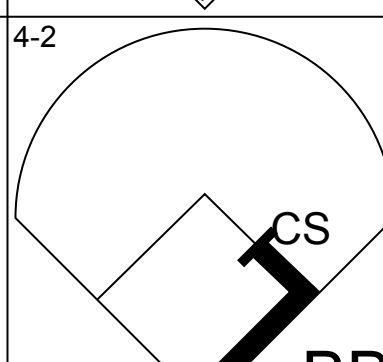
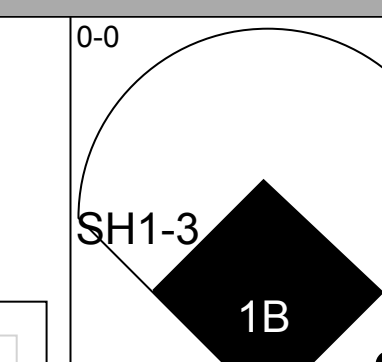
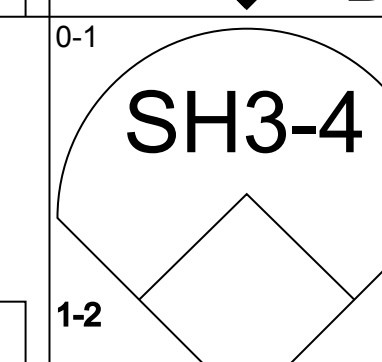
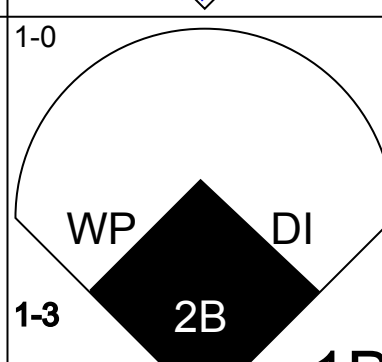
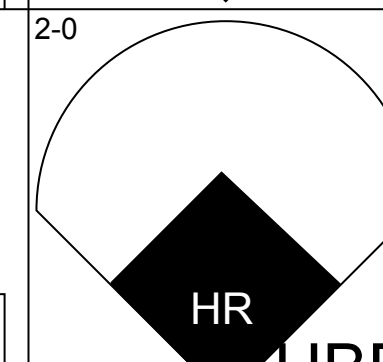
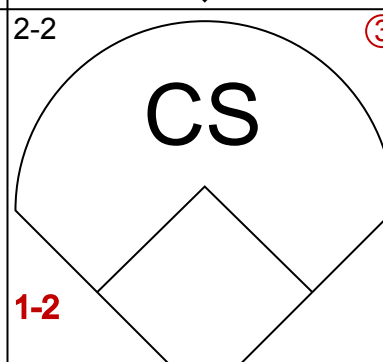
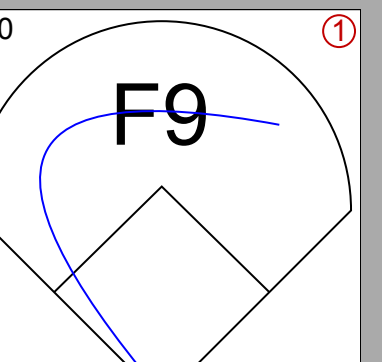
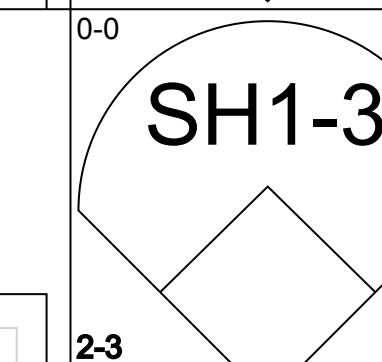
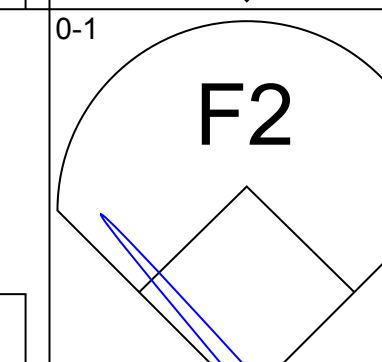
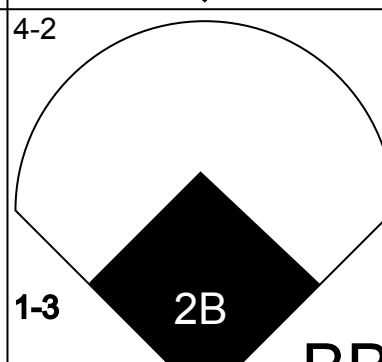
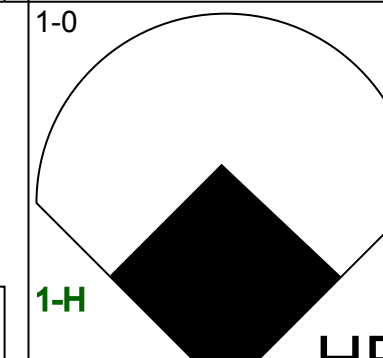
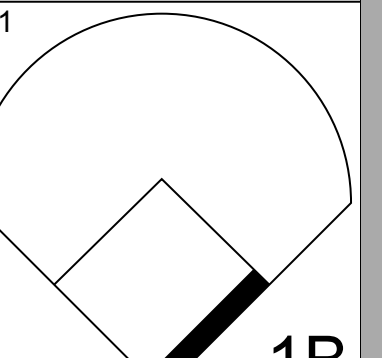
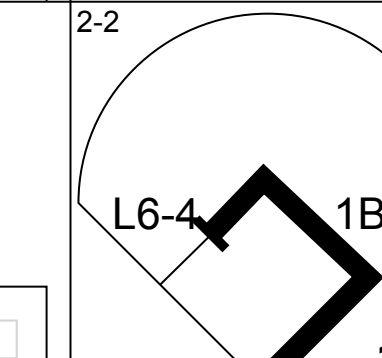
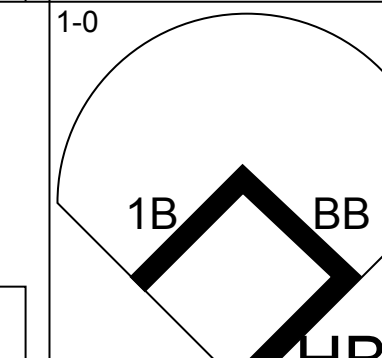
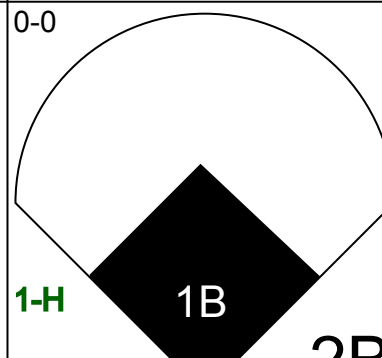
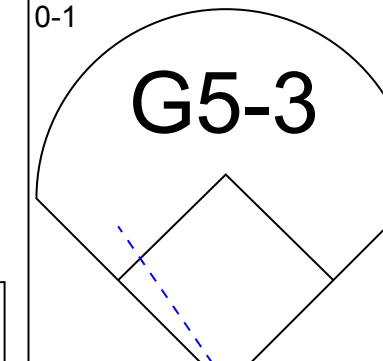
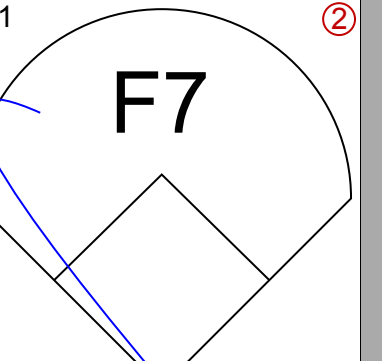
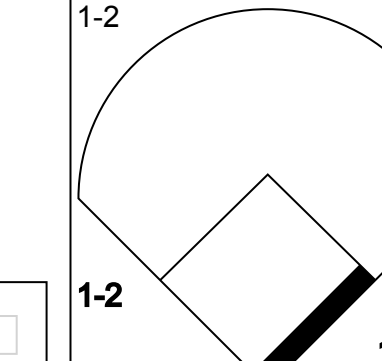
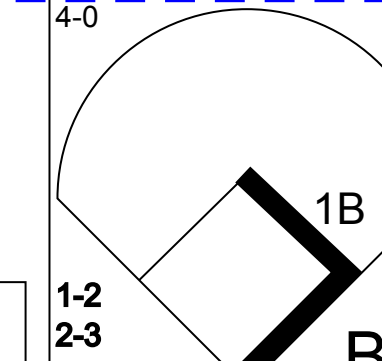
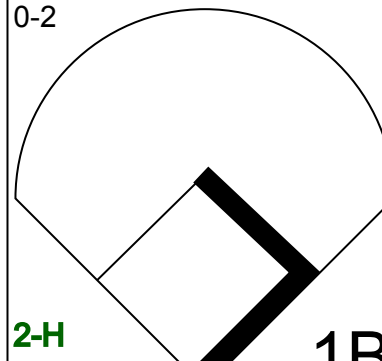
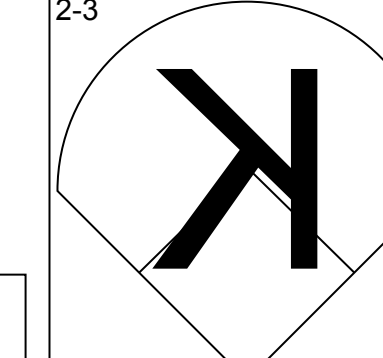
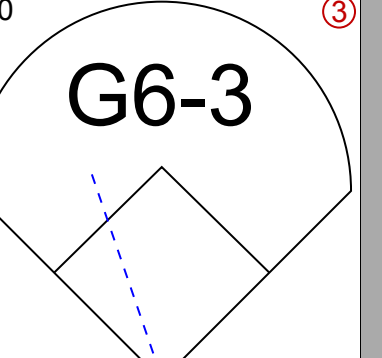
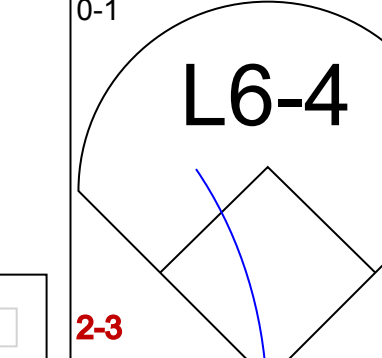
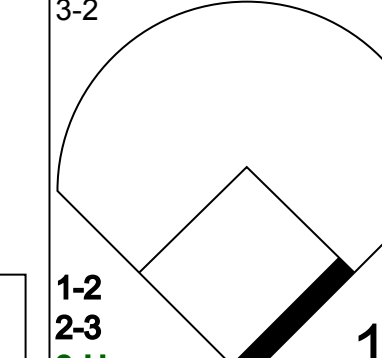
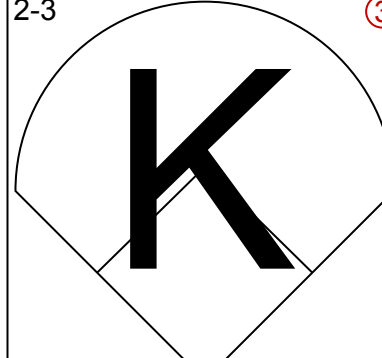
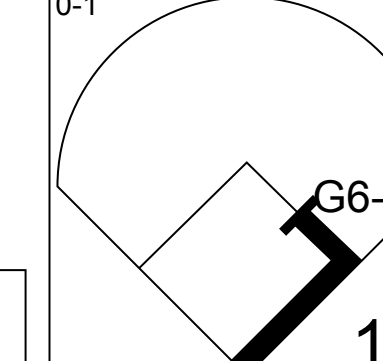
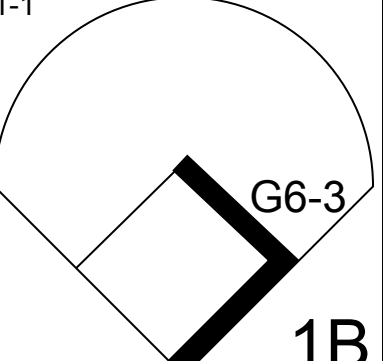
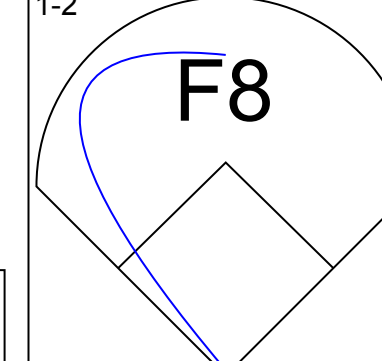
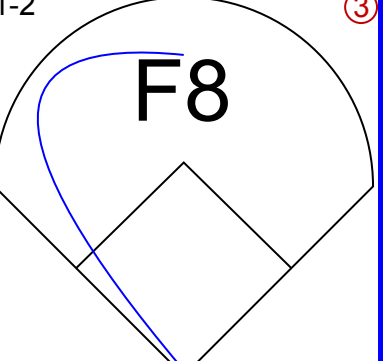
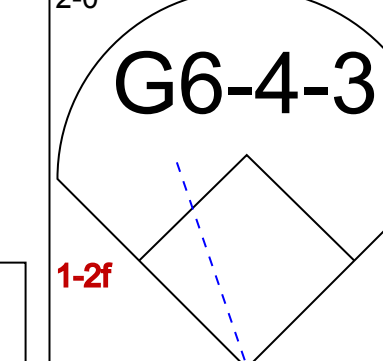
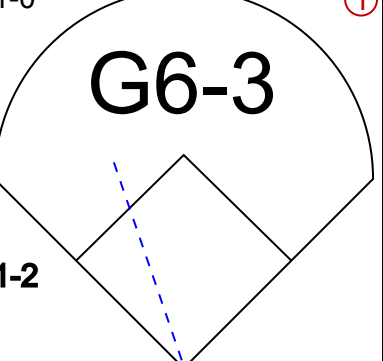
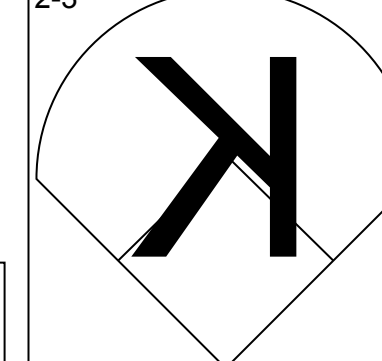
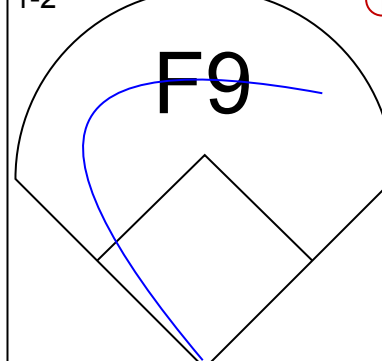
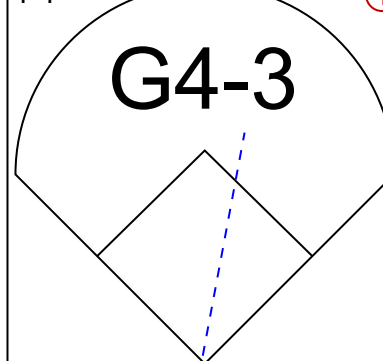
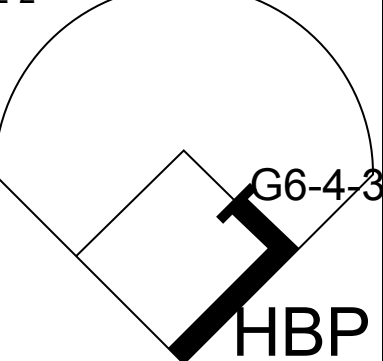
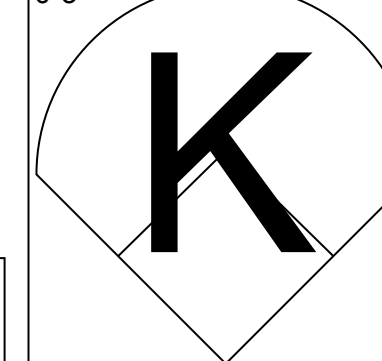
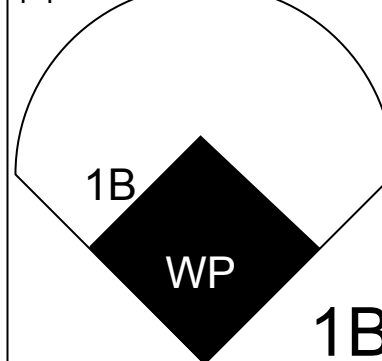


Batter	1	2	3	4	5	6	7	8	9	AB	R	H	RBI	BB	SO	LOB	BOTTOM										
Julio Lugo, R OBP: 0.450, SLG: 0.556 (1, 6)	F8		FC3-6 1B		E5		HR			4	1	2	1	0	0	0											
Craig Biggio, R OBP: 0.517, SLG: 0.692 (1, 4)	F7		FC3-6 1B		G6-4-3		K			4	0	0	0	0	1	3											
5 Jeff Bagwell, R OBP: 0.321, SLG: 0.348 (1, 3)	HR		1B				K			3	1	2	2	1	1	0											
Richard Hidalgo, R OBP: 0.385, SLG: 0.857 (7, 8)	K		P6		F9			P3		4	0	0	0	0	1	3											
17 Lance Berkman, S OBP: 0.407, SLG: 0.417 (1, 7)					G5-3			K		4	0	2	0	0	1	0											
Chris Truby, R OBP: 0.333, SLG: 0.650 (1, 5)					G5-3		P6	F8		4	0	0	0	0	1	2											
Tony Eusebio, R (1, 2)							K			3	0	0	0	1	2	2											
Glen Barker, S OBP: 0.333, SLG: 0.333 (1, 8)										3	0	1	0	0	0	1											
Billy Wagner, L ERA: 4.5 (9, 1)										0	0	0	0	0	0	0											
Bill Spiers, L OBP: 0.500, SLG: 0.333 (9, PH)										1	0	0	0	0	0	0											
Scott Elarton, R ERA: 3.6 (3, PH)										0	0	0	0	0	0	0											
Jose Vizcaino, S OBP: 0.625, SLG: 0.800 (4, 1)										0	0	0	0	0	0	0											
Scott Linebrink, R ERA: 4.5 (4, 1)										0	0	0	0	0	0	0											
Charlie Hayes, R (4, PH)										1	0	0	0	0	1	2											
Nelson Cruz, R (5, 1)										0	0	0	0	0	0	0											
Wayne Franklin, L (7, 1)										0	0	0	0	0	0	0											
Orlando Merced, S OBP: 0.200, SLG: 0.200 (7, 9)										2	0	0	0	0	0	0											
Inning Stats	R: 1 E: 0 K: 1 S: 8	H: 1 LOB: 0 BB: 0 P: 12	R: 0 E: 0 K: 1 S: 10	H: 1 LOB: 0 BB: 0 P: 15	R: 1 E: 0 K: 0 S: 9	H: 2 LOB: 2 BB: 1 P: 18	R: 0 E: 0 K: 1 S: 11	H: 1 LOB: 2 BB: 1 P: 19	R: 0 E: 1 K: 0 S: 10	H: 0 LOB: 1 BB: 1 P: 20	R: 0 E: 0 K: 1 S: 13	H: 1 LOB: 1 BB: 0 P: 19	R: 1 E: 0 K: 2 S: 11	H: 1 LOB: 0 BB: 0 P: 19	R: 0 E: 0 K: 1 S: 8	H: 0 LOB: 0 BB: 0 P: 15	R: 0 E: 0 K: 1 S: 8	H: 0 LOB: 0 BB: 0 P: 13	R: 0 E: 0 K: 1 S: 8	H: 0 LOB: 0 BB: 0 P: 13	1B: 5 2B: 0 3B: 0 HR: 2	SF: 0 SAC: 0 DP: 1 HBP: 0	WP: 0 PB: 0 SB: 0 CS: 1	PA: 37			
PITCHER	IP	WLS	BF	H	R	ER	SO	BB	IBB	HBP	BLK	WP	HR	S	P	ERA	WHIP										
Joe Beimel, L ERA: 3.6 (1, 1)	5.0	W	22	5	2	2	3	3	0	0	0	0	1	24	38	4.50	1.600										
Billy Taylor, R ERA: 4.5 (6, 1)	2.0		8	2	1	1	3	0	0	0	0	0	1	24	38	4.50	1.000										
Jose Silva, R ERA: 6.23 (8, 1)	2.0		6	0	0	0	2	0	0	0	0	0	0	16	28	0.00	0.000										

Pittsburgh Pirates @ Houston Astros
Enron Field, Houston, TX
Sun Apr 08 2001, 2:35 PM EDT
Att: 30,174 - Sunny - 81 F

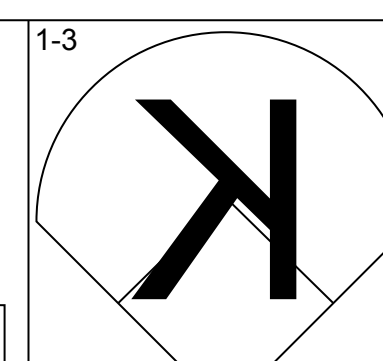
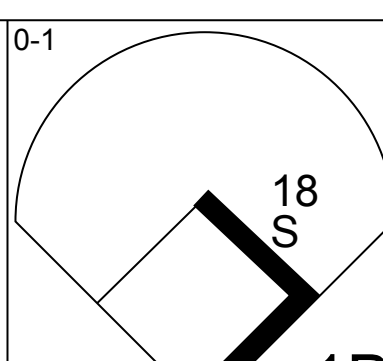
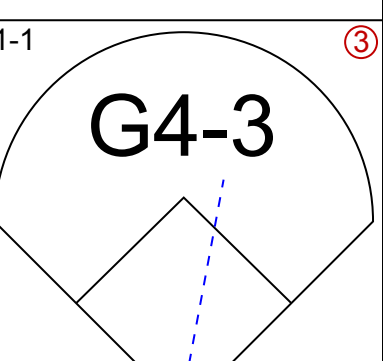
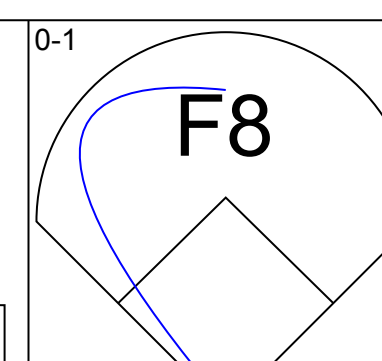
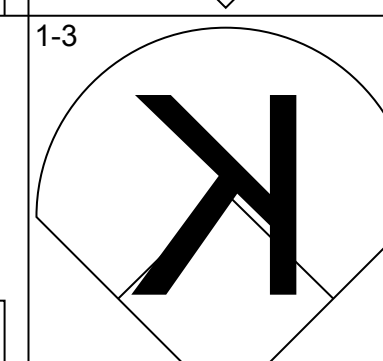
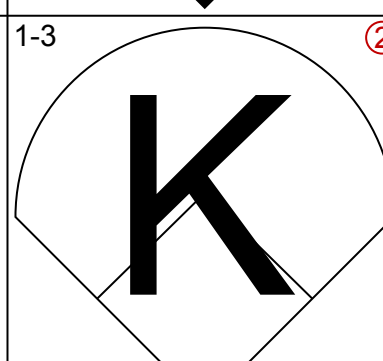
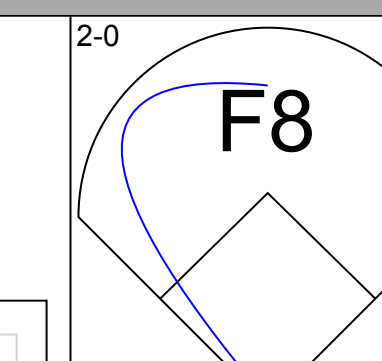
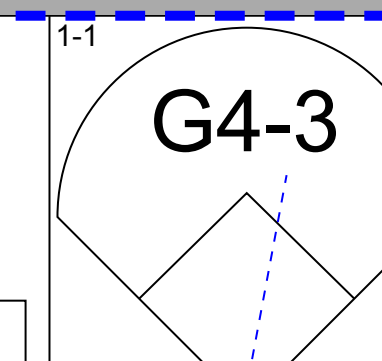
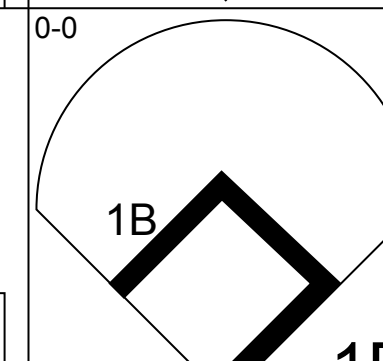
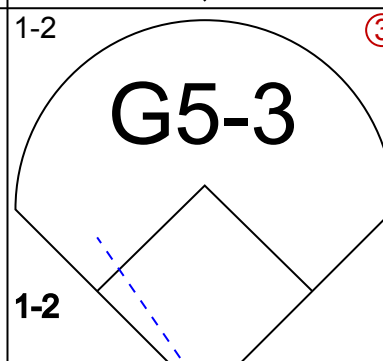
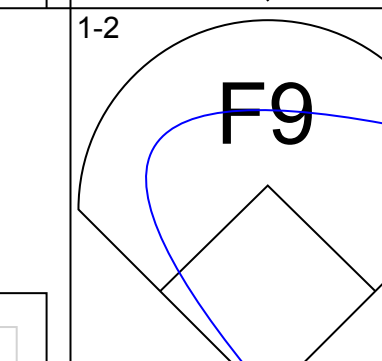
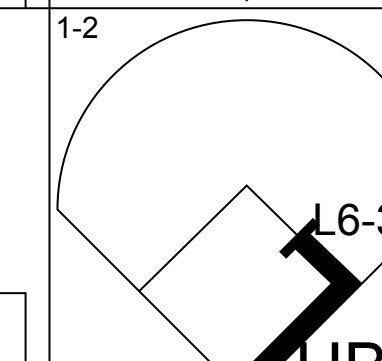
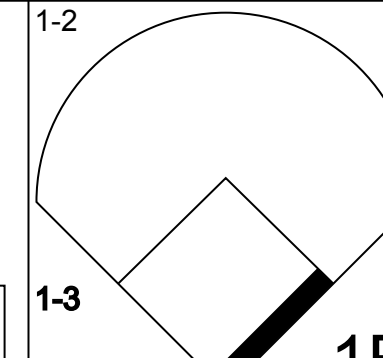
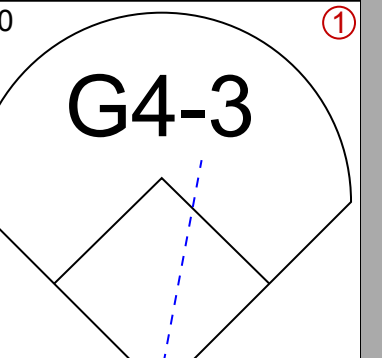
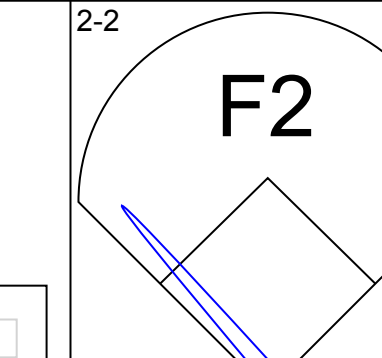
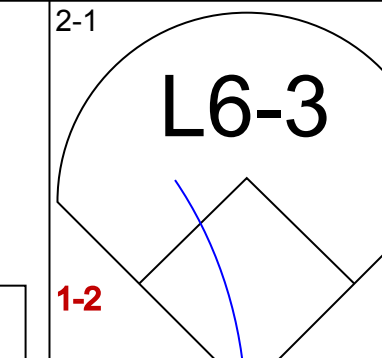
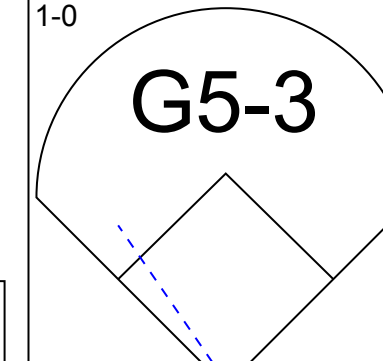
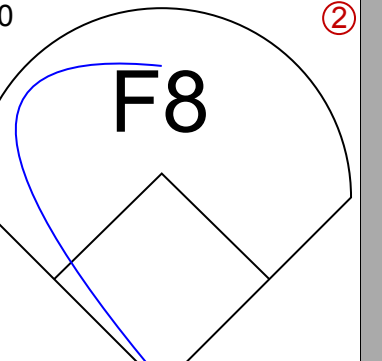
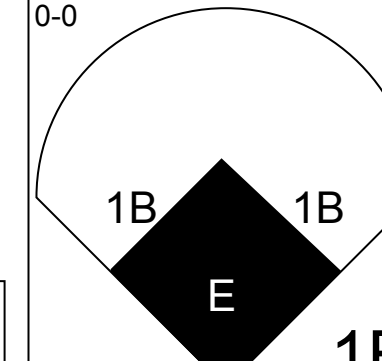
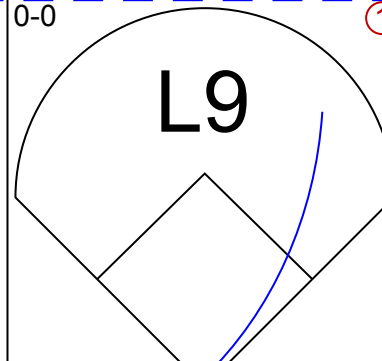
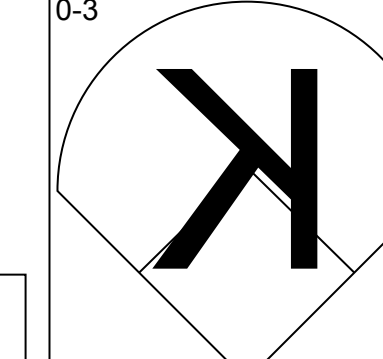


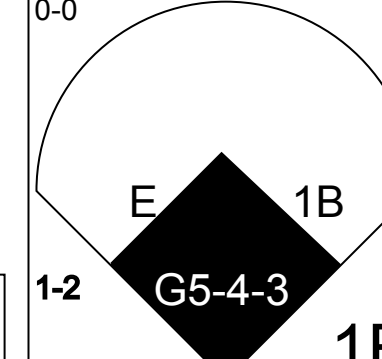
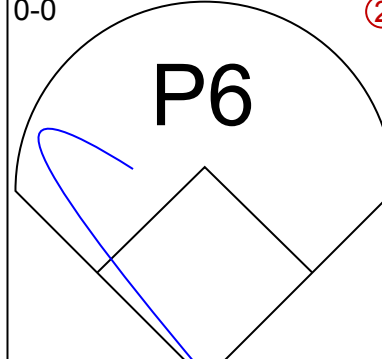
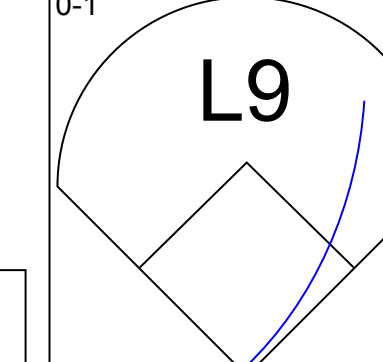
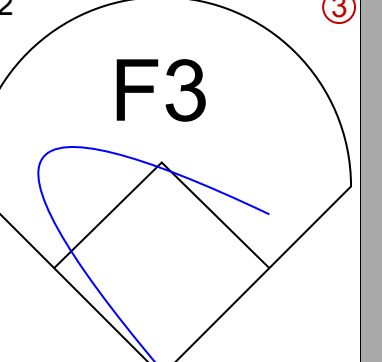
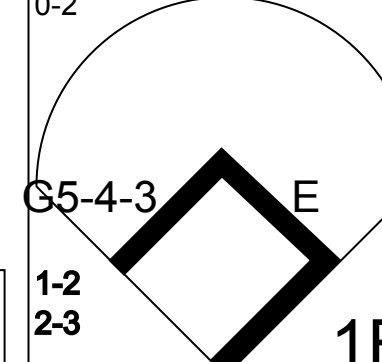
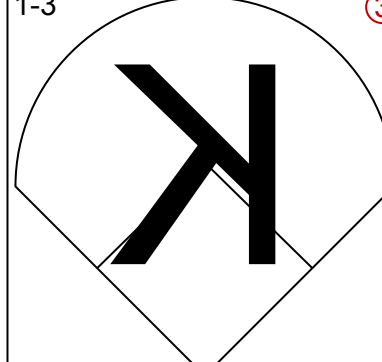
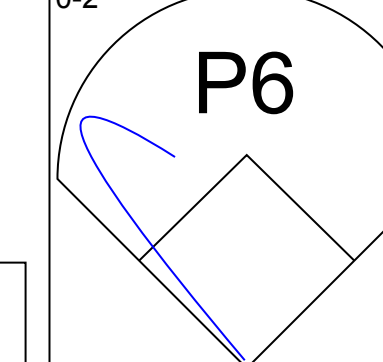
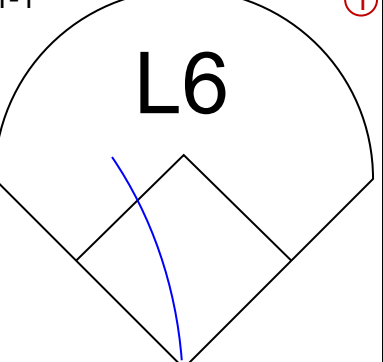
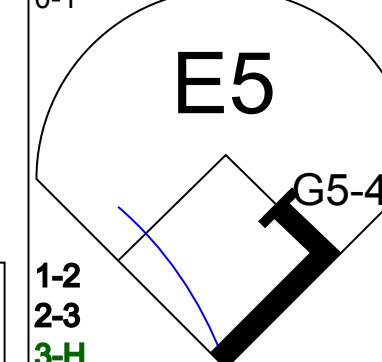
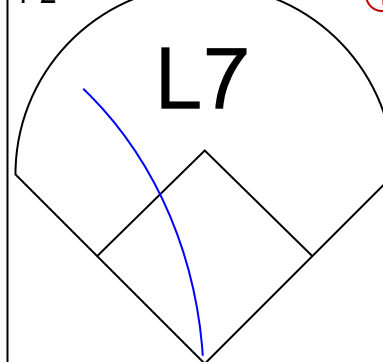
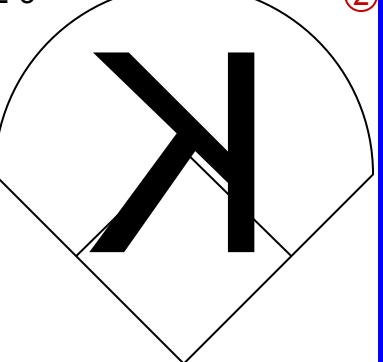
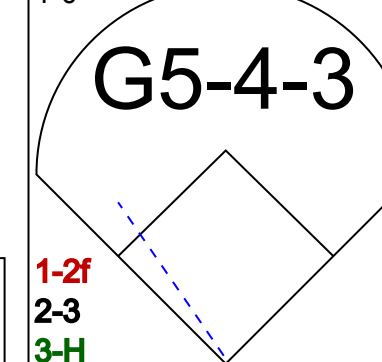
AB	33
R	3
H	7
RBI	3
BB	3
SO	8
LOB	13




Batter	1	2	3	4	5	6	7	8	9	AB	R	H	RBI	BB	SO	LOB	TOP										
Barry Larkin, R OBP: 0.528, SLG: 0.464										4	1	0	0	1	1	3	Cincinnati Reds @ Pittsburgh Pirates PNC Park, Pittsburgh, PA Mon Apr 09 2001, 1:35 PM EDT Att: 36,954 - Overcast - 77 F										
Michael Tucker, L OBP: 0.333, SLG: 0.474										3	2	2	0	1	0	0											
Dmitri Young, S OBP: 0.324, SLG: 0.581 Ruben Rivera, R OBP: 0.500, SLG: 0.500										2	1	0	0	0	0	1											
Sean Casey, L OBP: 0.412, SLG: 0.600										4	2	4	5	0	0	0											
Alex Ochoa, R OBP: 0.303, SLG: 0.300										4	0	2	1	1	0	1											
Aaron Boone, R OBP: 0.206, SLG: 0.206										5	0	1	1	0	2	4											
Juan Castro, R OBP: 0.333, SLG: 0.333 Ken Griffey Jr., L (8, PH) John Riedling, R (8, 1) Danny Graves, R (9, 1)										3	0	2	0	0	0	0											
Kelly Stinnett, R OBP: 0.231, SLG: 0.167										4	0	0	0	0	1	2											
Chris Reitsma, R (1, 1) Dennys Reyes, R (7, 1) Donnie Sadler, R OBP: 0.250, SLG: 0.143										2	0	0	0	0	1	0											
Inning Stats	R: 2 E: 0 K: 1 S: 7	H: 1 LOB: 0 BB: 0 P: 13	R: 0 E: 0 K: 1 S: 6	H: 1 LOB: 0 BB: 0 P: 10	R: 0 E: 0 K: 0 S: 10	H: 0 LOB: 0 BB: 1 P: 17	R: 0 E: 0 K: 0 S: 6	H: 1 LOB: 1 BB: 0 P: 12	R: 0 E: 0 K: 0 S: 9	H: 1 LOB: 1 BB: 0 P: 15	R: 1 E: 0 K: 0 S: 10	H: 3 LOB: 1 BB: 0 P: 13	R: 0 E: 0 K: 2 S: 11	H: 0 LOB: 0 BB: 0 P: 14	R: 1 E: 0 K: 0 S: 12	H: 1 LOB: 3 BB: 2 P: 25		R: 4 E: 0 K: 1 S: 17	H: 4 LOB: 1 BB: 1 P: 27	1B: 9 2B: 3 3B: 0 HR: 1	SF: 0 SAC: 2 DP: 3 HBP: 3	WP: 1 PB: 0 SB: 0 CS: 1	PA: 43				
PITCHER	IP	WLS	BF	H	R	ER	SO	BB	IBB	HBP	BLK	WP	HR	S	P	ERA	WHIP										
Todd Ritchie, R ERA: 4.78	5.1	L	23	7	3	3	2	1	0	2	0	0	1	46	78	5.06	1.500										
Josias Manzanillo, R ERA:	1.2		4	0	0	0	2	0	0	0	0	0	0	5	10	13.50	1.500										
Scott Sauerbeck, L ERA: 2.25	0.2		4	0	1	1	0	1	0	1	0	0	0	5	10	13.50	1.500										
Marc Wilkins, R ERA: 7.71	1.1		11	5	4	4	1	2	0	0	0	1	0	24	42	27.00	5.250										

AB	33
R	8
H	12
RBI	7
BB	4
SO	5
LOB	14



Batter	1	2	3	4	5	6	7	8	9	AB	R	H	RBI	BB	SO	LOB	BOTTOM										
Adrian Brown, S OBP: 0.276, SLG: 0.333										4	0	1	0	0	1	1	Cincinnati Reds @ Pittsburgh Pirates PNC Park, Pittsburgh, PA Mon Apr 09 2001, 1:35 PM EDT Att: 36,954 - Overcast - 77 F										
Derek Bell, R OBP: 0.143, SLG: 0.111										4	0	0	0	0	2	1											
1B Jason Kendall, R OBP: 0.385, SLG: 0.381										3	0	1	0	0	0	1											
Brian Giles, L OBP: 0.333, SLG: 0.462										4	0	1	0	0	0	1											
Aramis Ramirez, R OBP: 0.304, SLG: 0.682										4	1	1	0	0	0	2											
Kevin Young, R OBP: 0.318, SLG: 0.400										3	1	1	0	1	1	0											
Pat Meares, R OBP: 0.450, SLG: 0.611										4	0	1	0	0	1	1											
2 Jack Wilson, R OBP: 0.235, SLG: 0.412 John Vander Wal, L OBP: 0.421, SLG: 0.313 Scott Sauerbeck, R (8, 1) Marc Wilkins, R (8, 1)										2	0	0	0	0	0	0											
Todd Ritchie, R (1, 1) Josias Manzanillo, R (6, 1) Enrique Wilson, S OBP: 0.158, SLG: 0.158 (8, 6)										2	0	0	0	0	1	0											
Inning Stats	R: 0 E: 0 K: 2 S: 11	H: 2 LOB: 2 BB: 0 P: 15	R: 0 E: 0 K: 1 S: 9	H: 0 LOB: 0 BB: 0 P: 9	R: 0 E: 0 K: 1 S: 11	H: 1 LOB: 1 BB: 0 P: 14	R: 0 E: 0 K: 0 S: 7	H: 0 LOB: 0 BB: 1 P: 13	R: 0 E: 0 K: 0 S: 8	H: 0 LOB: 0 BB: 0 P: 13	R: 2 E: 1 K: 0 S: 10	H: 3 LOB: 1 BB: 0 P: 11	R: 0 E: 0 K: 0 S: 7	H: 0 LOB: 0 BB: 0 P: 11	R: 0 E: 0 K: 1 S: 5	H: 0 LOB: 0 BB: 0 P: 6		1B: 6 2B: 1 3B: 0 HR: 0	SF: 0 SAC: 0 DP: 2 HBP: 1	WP: 0 PB: 0 SB: 1 CS: 0	PA: 34						
PITCHER	IP	WLS	BF	H	R	ER	SO	BB	IBB	HBP	BLK	WP	HR	S	P	ERA	WHIP										
Chris Reitsma, R ERA: 2.25	6.0	W	25	6	2	1	5	1	0	0	0	0	0	58	80	1.50	1.167										
Dennys Reyes, L ERA: 3.38	1.0	H	3	0	0	0	0	0	0	0	0	0	0	5	6	0.00	0.000										
John Riedling, R ERA: 1.35	1.0	H	3	0	0	0	0	0	0	1	0	0	0	7	11	0.00	0.000										
Danny Graves, R ERA:	1.0		3	0	0	0	1	0	0	0	0	0	0	5	6	0.00	0.000										

AB	32
R	2
H	6
RBI	1
BB	1
SO	6
LOB	11



Batter	1	2	3	4	5	6	7	8	9	AB	R	H	RBI	BB	SO	LOB	TOP	
Barry Larkin, R OBP: 0.512, SLG: 0.455										5	2	2	0	0	1	2	Cincinnati Reds @ Pittsburgh Pirates PNC Park, Pittsburgh, PA Wed Apr 11 2001, 7:05 PM EDT Att: 35,045 - Overcast - 67 F	
Dmitri Young, S OBP: 0.205, SLG: 0.528										5	1	1	0	0	0	2		
Alex Ochoa, R OBP: 0.342, SLG: 0.371										5	1	3	1	0	1	0		
Sean Casey, L OBP: 0.436, SLG: 0.657											5	0	3	1	0	1		3
Donnie Sadler, R OBP: 0.250, SLG: 0.143											0	0	0	0	0	0		0
Aaron Boone, R OBP: 0.205, SLG: 0.205											5	1	1	1	0	1		4
Ruben Rivera, R OBP: 0.450, SLG: 0.444										4	0	1	1	0	1	3		
Michael Tucker, L OBP: 0.318, SLG: 0.450										1	0	0	0	0	0	3		
Pokey Reese, R OBP: 0.289, SLG: 0.250											5	0	2	0	0	1		3
Jason LaRue, R OBP: 0.304, SLG: 0.500											4	0	0	0	1	3		5
Elmer Dessens, R D.T. ERA: 3.01											2	0	1	0	0	1	3	
Inning Stats	R: 3 E: 1 K: 0 S: 16	H: 4 LOB: 2 BB: 0 P: 24	R: 0 E: 0 K: 0 S: 6	H: 1 LOB: 0 BB: 8	R: 1 E: 0 K: 2 S: 20	H: 3 LOB: 3 BB: 1 P: 35	R: 1 E: 0 K: 1 S: 14	H: 3 LOB: 2 BB: 0 P: 22	R: 0 E: 0 K: 1 S: 12	H: 0 LOB: 1 BB: 0 P: 16	R: 0 E: 0 K: 1 S: 7	H: 0 LOB: 2 BB: 0 P: 9	R: 0 E: 0 K: 1 S: 10	H: 2 LOB: 2 BB: 0 P: 17	1B: 12 2B: 3 3B: 0 HR: 0	SF: 0 SAC: 0 DP: 1 HBP: 0	WP: 0 PA: 44 PB: 0 SB: 2 CS: 0	
PITCHER	IP WLS BF H R ER SO BB IBB HBP BLK WP HR S P ERA WHIP																	
Jimmy Anderson, L ERA: 6.97	(1, 1) 3.1 22 11 5 4 2 1 0 0 0 0 0 51 82 10.80 3.600																	
Josias Manzanillo, R ERA: 4.26	(4, 1) 1.2 6 1 0 0 4 0 0 0 0 0 0 17 21 0.00 0.600																	
Joe Beimel, L ERA: 3.01	(6, 1) 1.0 4 1 0 0 1 0 0 0 0 0 0 14 22 0.00 1.000																	
Jose Silva, R ERA: 4.26	(7, 1) 2.0 W 7 0 0 0 2 0 0 0 0 0 0 19 25 0.00 0.000																	
Mike Williams, R ERA: 4.26	(9, 1) 1.0 S 5 2 0 0 1 0 0 0 0 0 0 10 17 0.00 2.000																	

Batter	1	2	3	4	5	6	7	8	9	AB	R	H	RBI	BB	SO	LOB	BOTTOM		
Adrian Brown, S OBP: 0.265, SLG: 0.290										4	0	0	0	1	0	3	Cincinnati Reds @ Pittsburgh Pirates PNC Park, Pittsburgh, PA Wed Apr 11 2001, 7:05 PM EDT Att: 35,045 - Overcast - 67 F		
18 Jason Kendall, R OBP: 0.355, SLG: 0.320										4	1	0	0	1	2	5			
John Vander Wal, L OBP: 0.435, SLG: 0.474											3	1	1	1	1	0			
Derek Bell, R OBP: 0.143, SLG: 0.111											0	0	0	0	0	0			
Brian Giles, L OBP: 0.353, SLG: 0.467											4	2	2	0	0	2			
Aramis Ramirez, R OBP: 0.407, SLG: 0.760											3	2	3	1	1	0			
Kevin Young, R OBP: 0.346, SLG: 0.478										3	0	2	2	0	0	1			
John Wehrner, R OBP: 0.250, SLG: 0.290											1	0	0	0	1	0			
Josias Manzanillo, R ERA: 4.26											0	0	0	0	0	0			
Enrique Wilson, S ERA: 4.26											0	0	0	0	0	0			
2 Jack Wilson, R OBP: 0.286, SLG: 0.429											4	0	2	1	0	1	0		
Jimmy Anderson, L ERA: 3.27	(1, 1) 4.0 19 5 3 3 2 2 0 0 0 0 0 48 68 6.75 1.750																		
Abraham Nunez, S OBP: 0.500, SLG: 0.625	(4, 4) 1.0 3 0 0 0 0 1 0 0 0 0 1 0 6 13 0.00 1.000																		
Inning Stats	R: 0 E: 0 K: 0 S: 8	H: 0 LOB: 0 BB: 0 P: 11	R: 2 E: 0 K: 2 S: 22	H: 4 LOB: 3 BB: 1 P: 29	R: 1 E: 0 K: 0 S: 7	H: 1 LOB: 1 BB: 1 P: 13	R: 0 E: 0 K: 0 S: 11	H: 0 LOB: 0 BB: 0 P: 15	R: 1 E: 0 K: 1 S: 12	H: 1 LOB: 2 BB: 2 P: 26	R: 0 E: 0 K: 2 S: 13	H: 0 LOB: 0 BB: 0 P: 16	R: 2 E: 0 K: 3 S: 18	H: 3 LOB: 1 BB: 0 P: 28	R: 0 E: 1 K: 0 S: 9	H: 1 LOB: 1 BB: 1 P: 18	1B: 7 2B: 2 3B: 0 HR: 1	SF: 1 SAC: 1 DP: 1 HBP: 0	WP: 4 PA: 38 PB: 1 SB: 1 CS: 2
PITCHER	IP WLS BF H R ER SO BB IBB HBP BLK WP HR S P ERA WHIP																		
Elmer Dessens, R ERA: 3.27	(1, 1) 4.0 19 5 3 3 2 2 0 0 0 0 0 48 68 6.75 1.750																		
Dennis Reyes, L ERA: 4.26	(5, 1) 0.1 3 0 1 1 0 2 0 0 0 0 0 4 14 27.00 6.000																		
Scott Sullivan, R ERA: 10.8	(5, 1) 1.2 6 1 0 0 3 0 0 0 0 0 0 21 28 0.00 0.600																		
John Riedling, R ERA: 3.52	(7, 1) 1.0 L 7 4 2 2 3 0 0 0 0 0 3 0 21 33 18.00 4.000																		
Mark Wohlers, R ERA: 7.36	(8, 1) 1.0 3 0 0 0 0 1 0 0 0 0 1 0 6 13 0.00 1.000																		

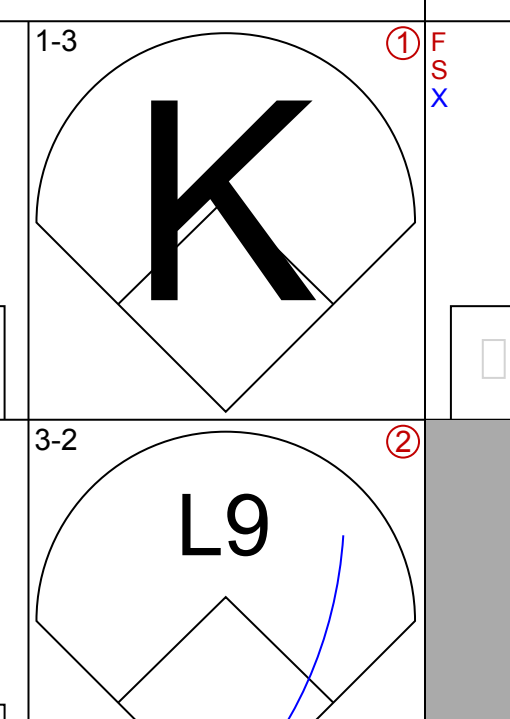
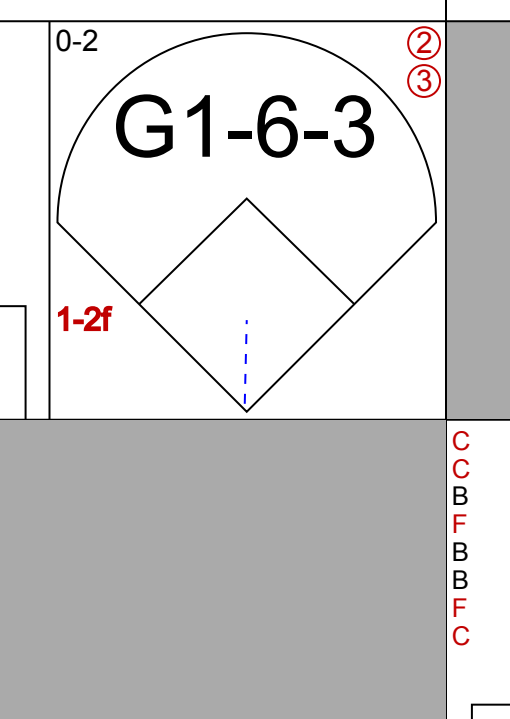
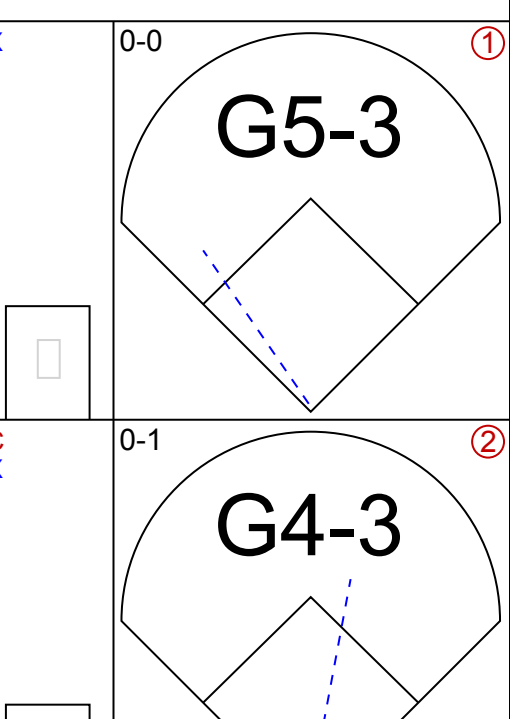
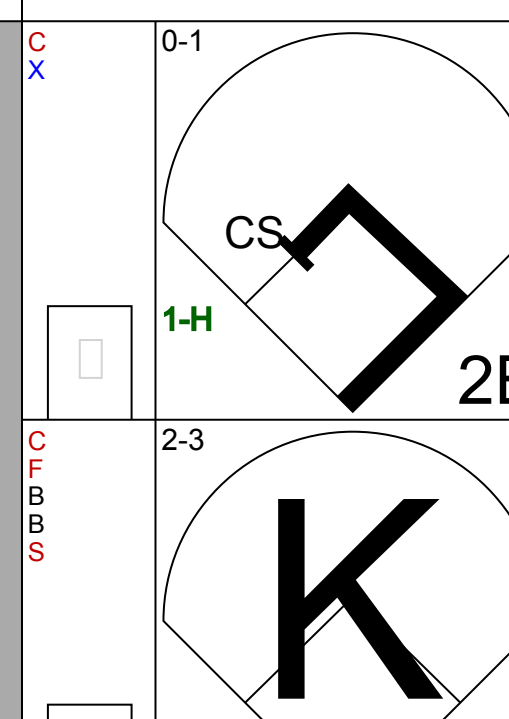
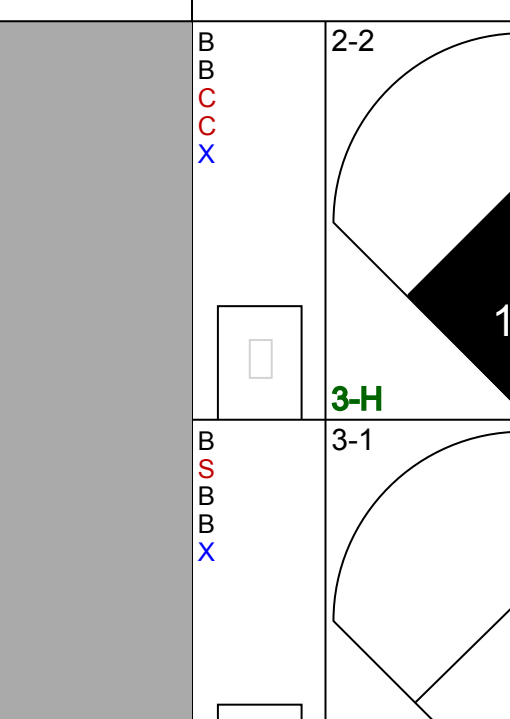
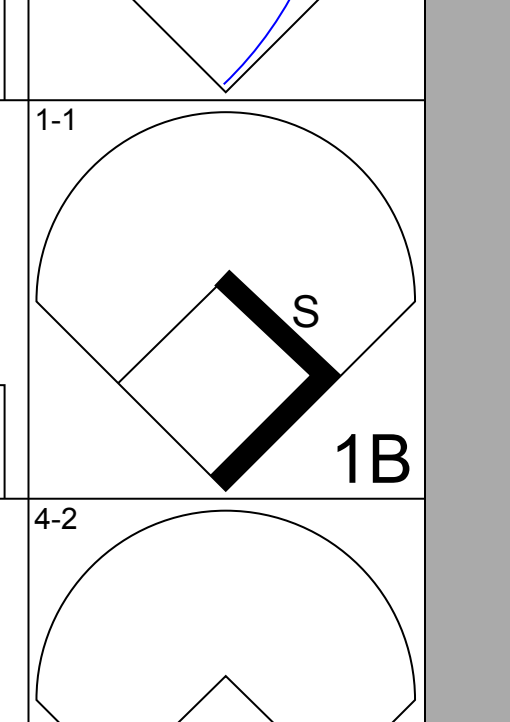
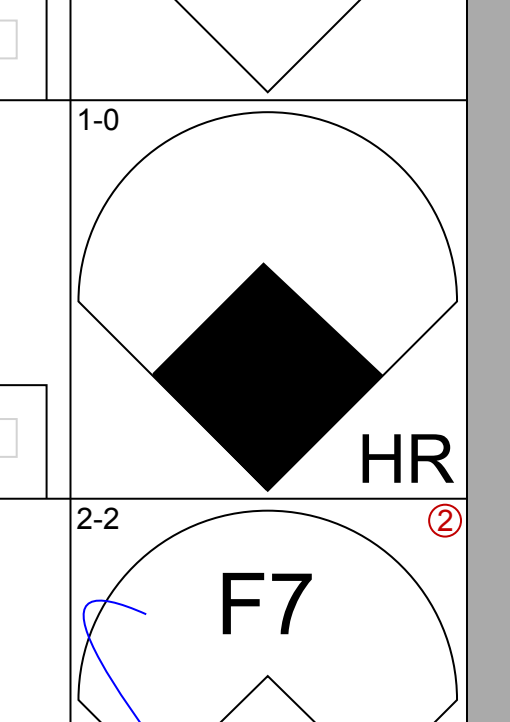
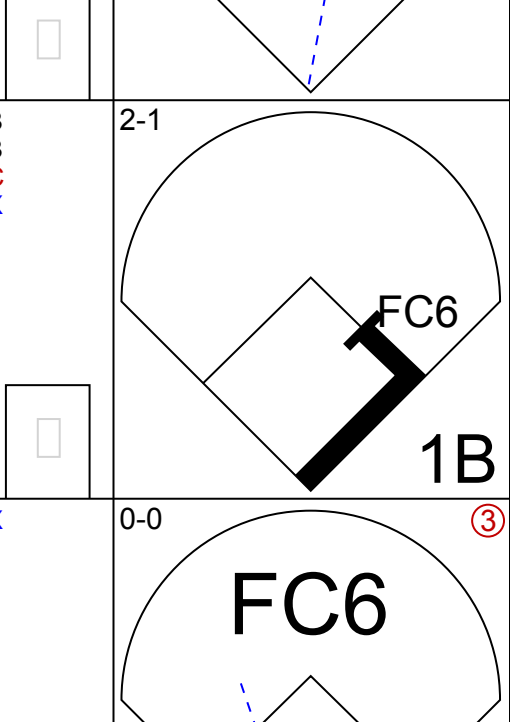

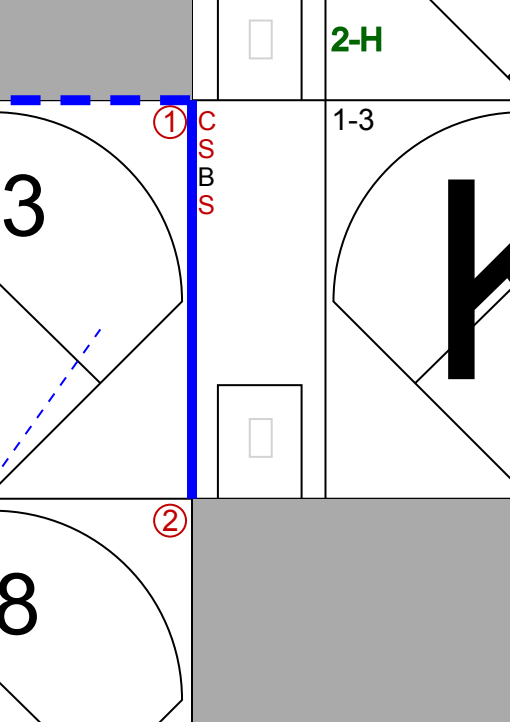
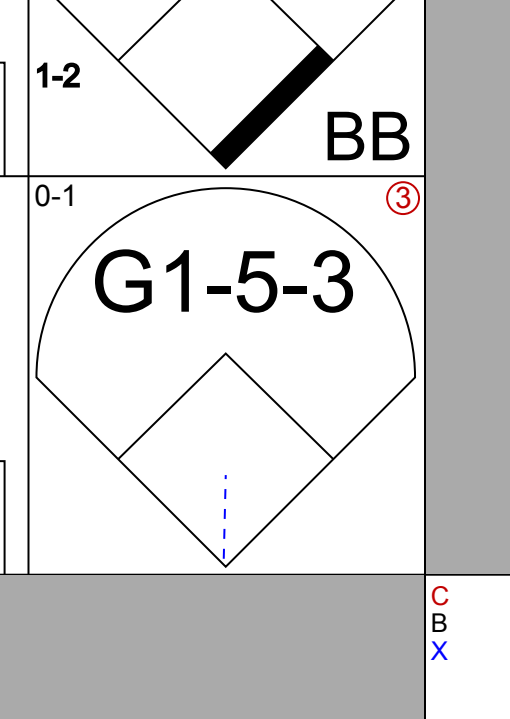
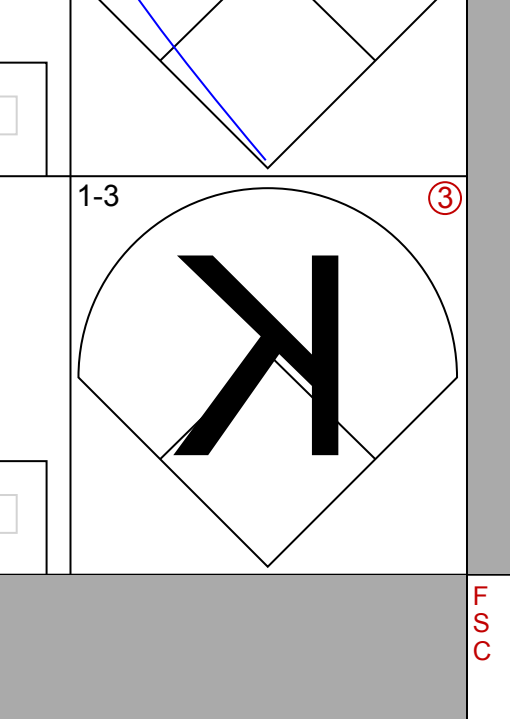
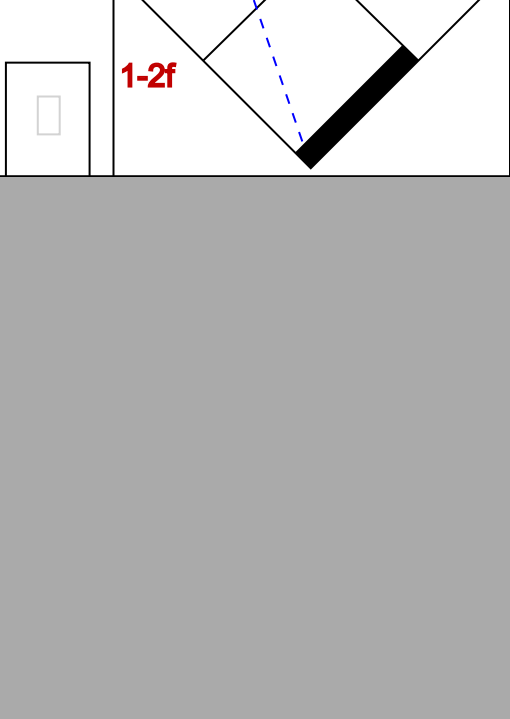
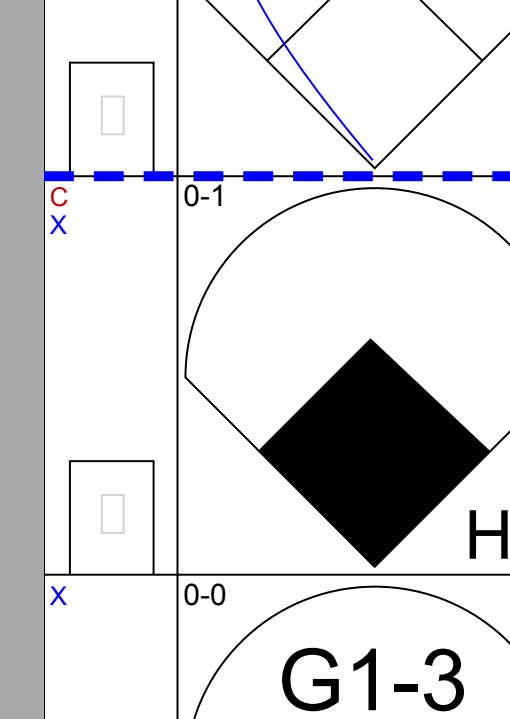
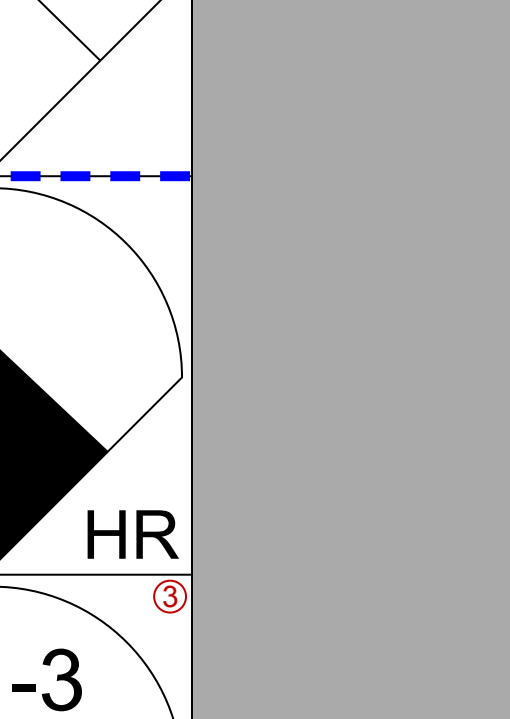
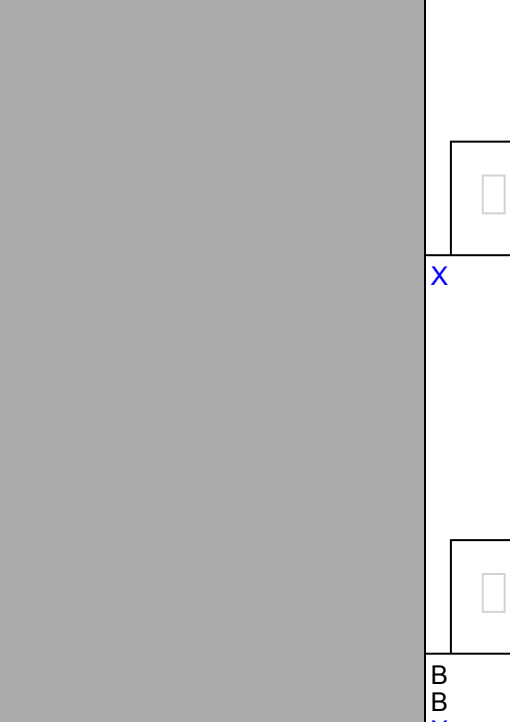
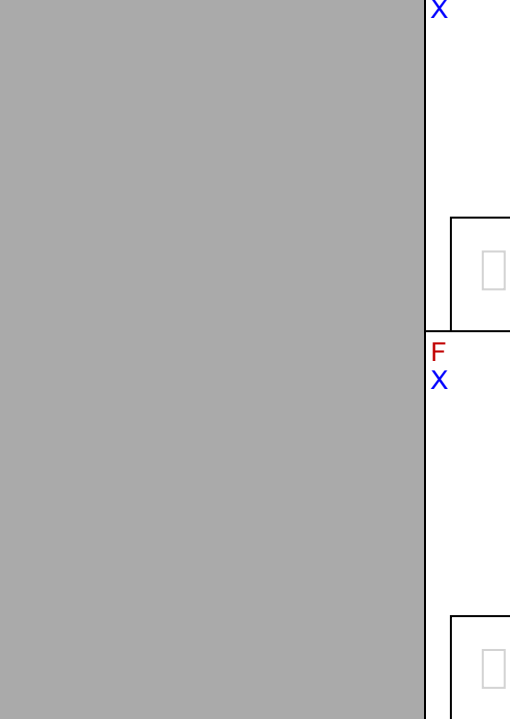
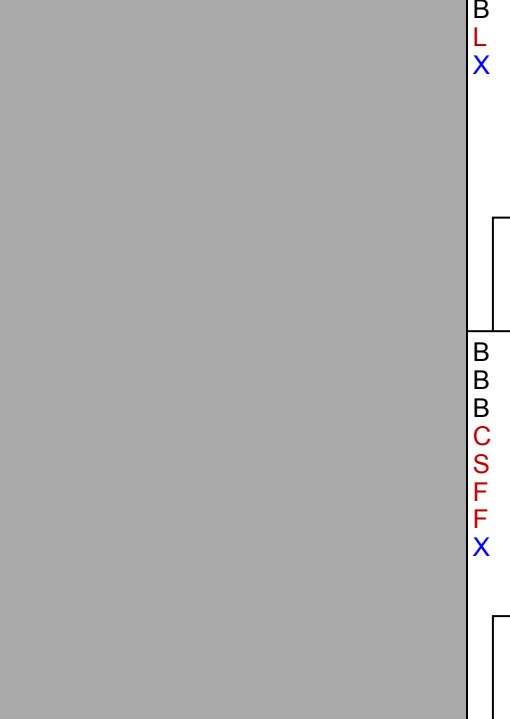
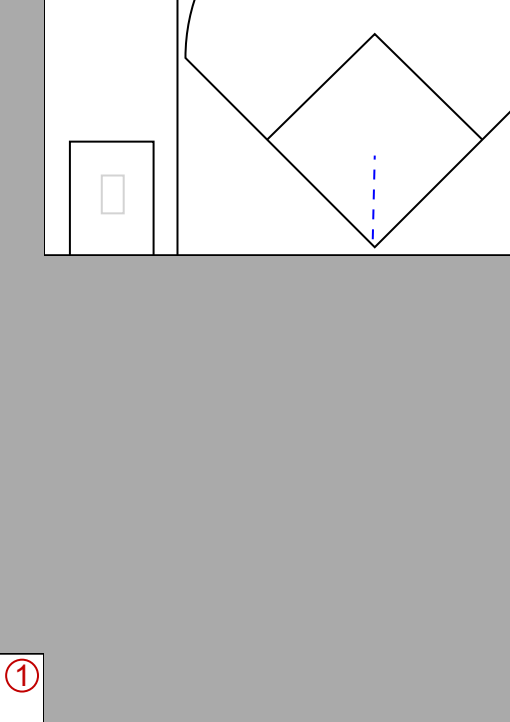
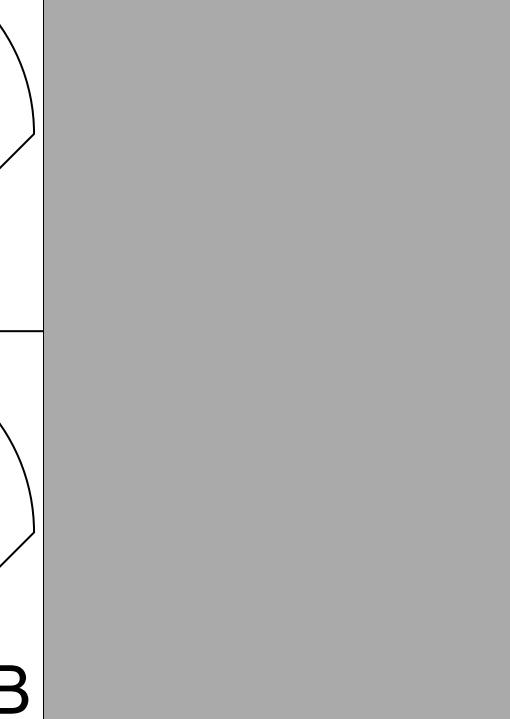
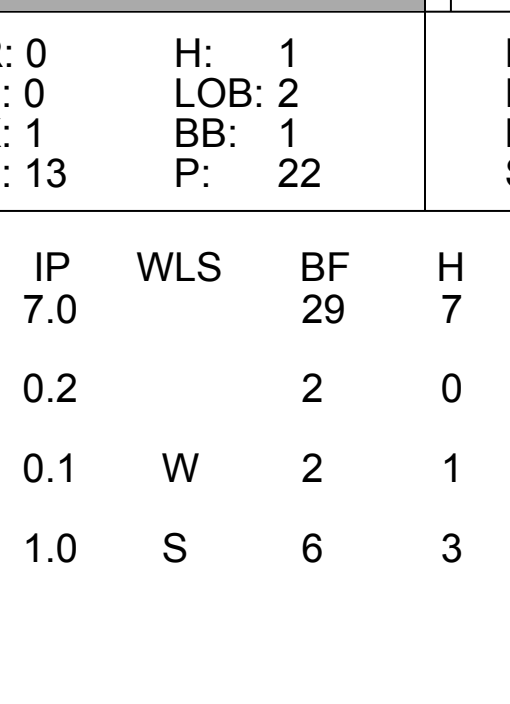

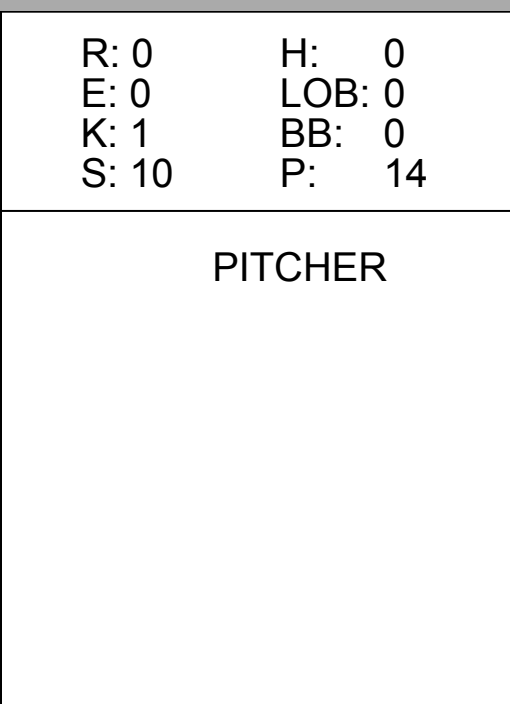
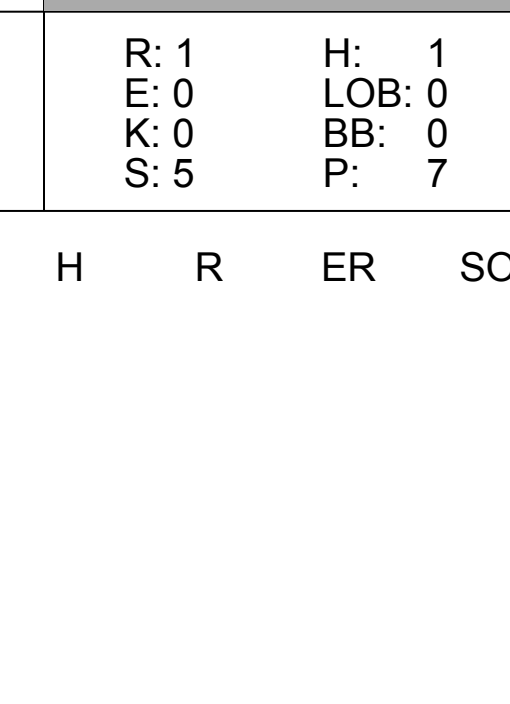
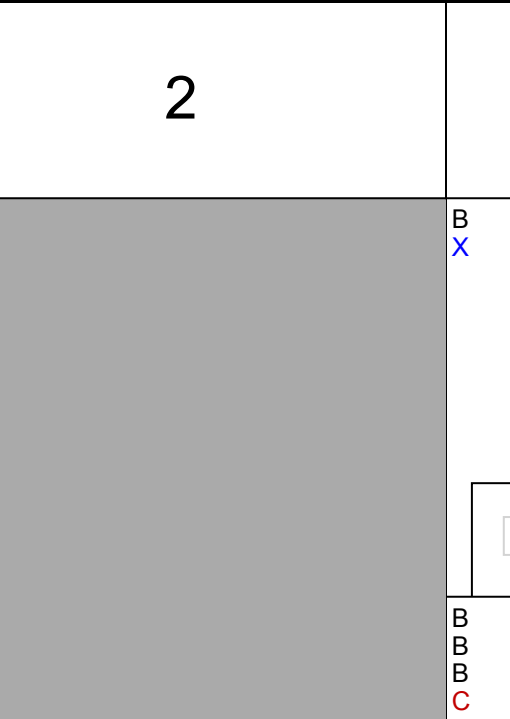
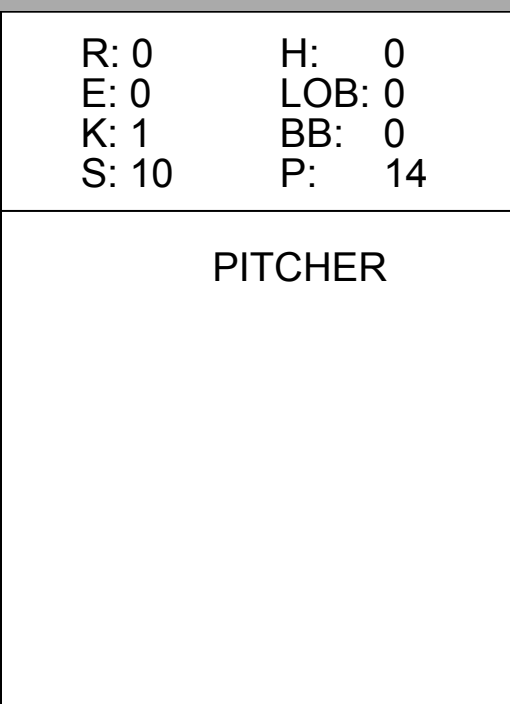

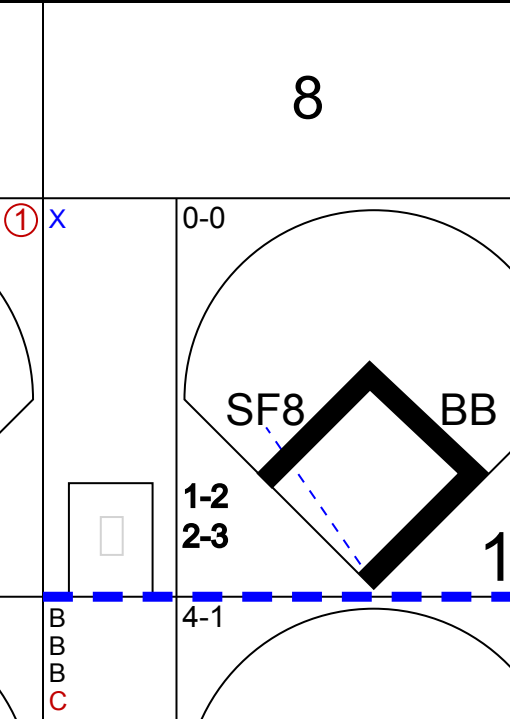
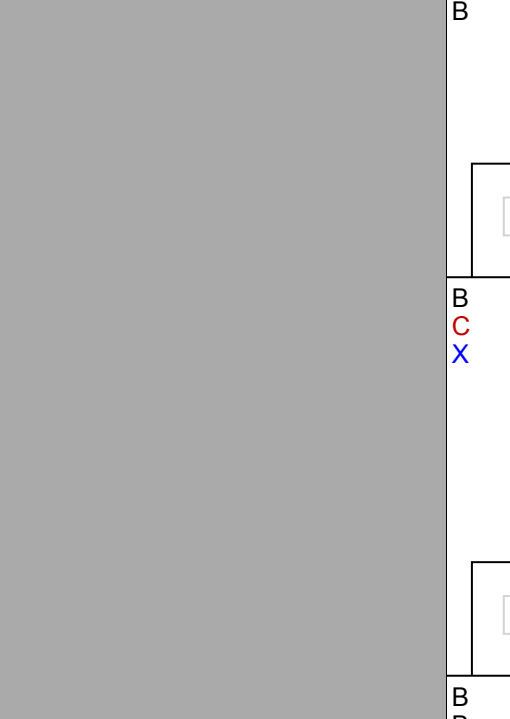


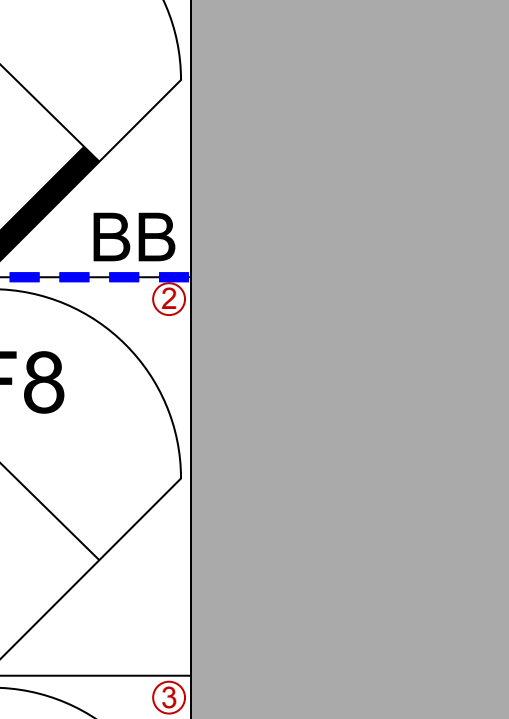
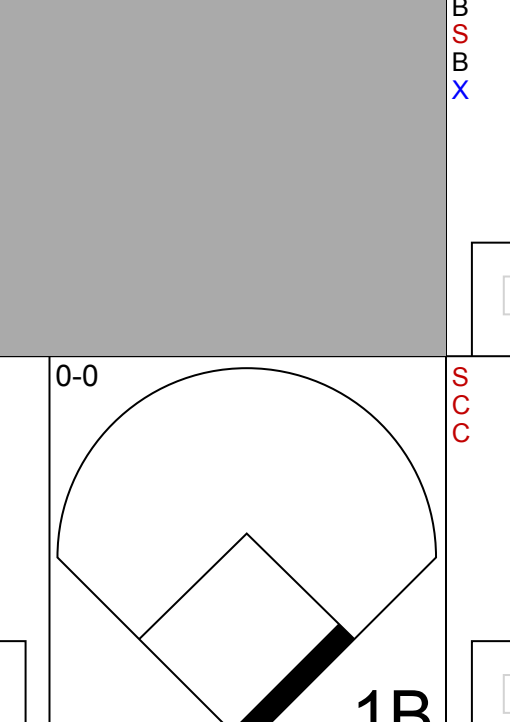
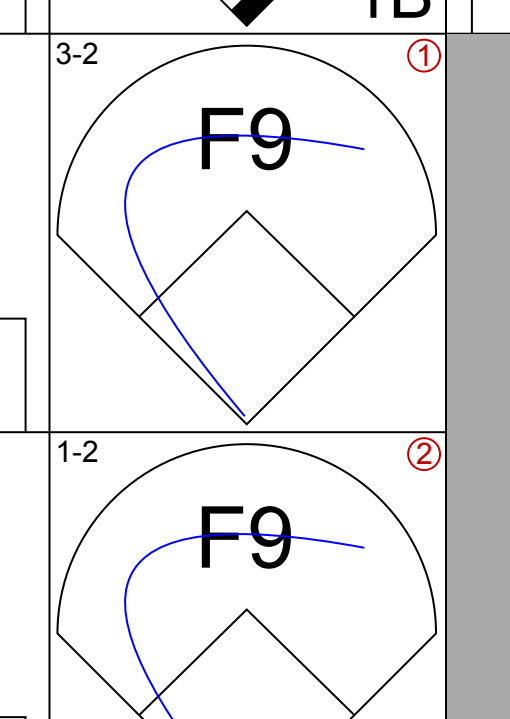
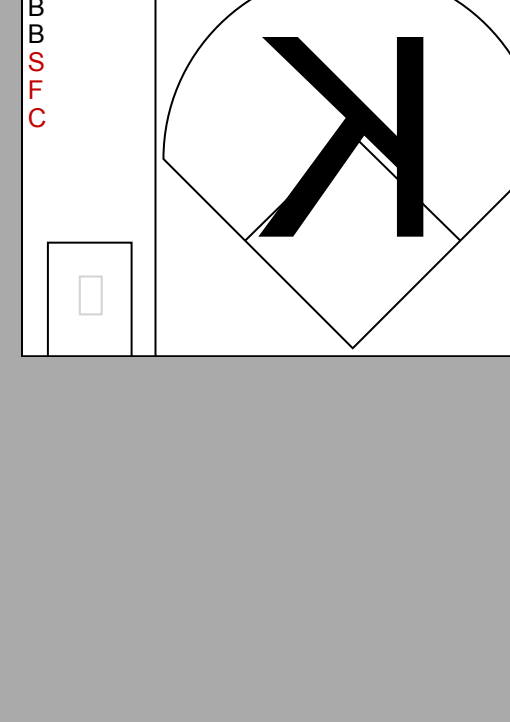
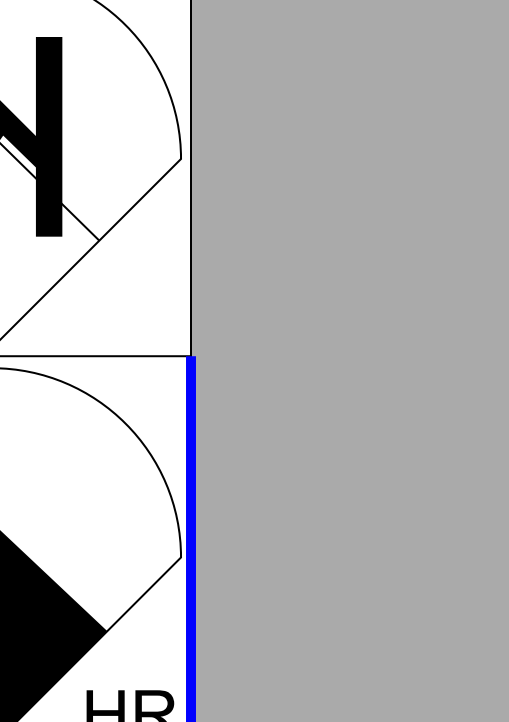
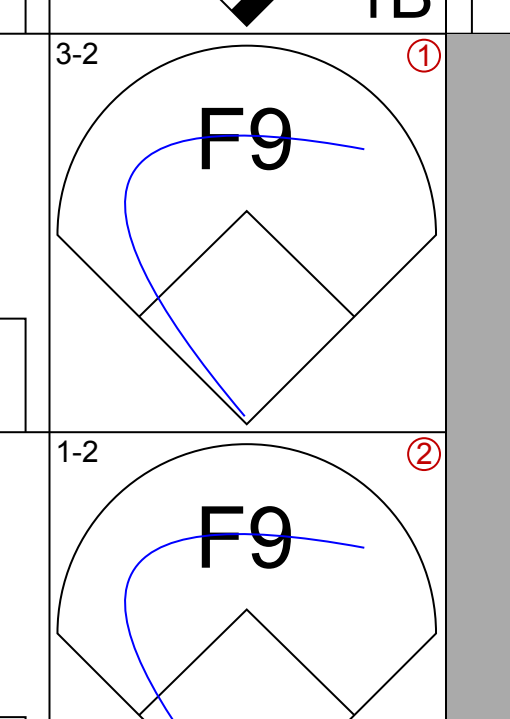
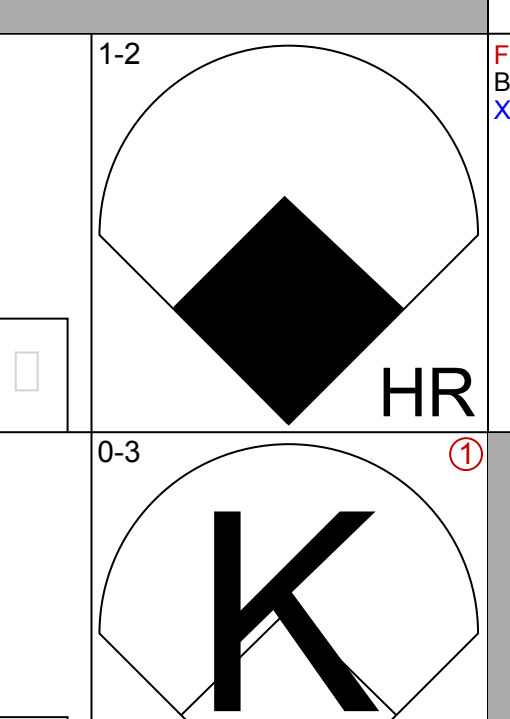

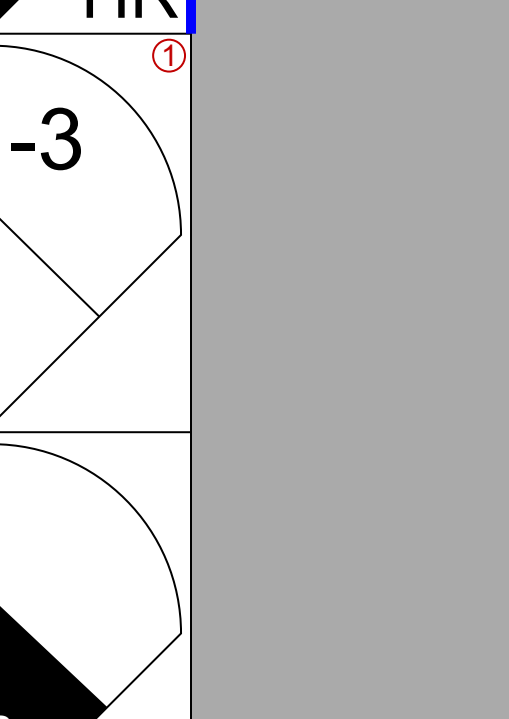
Batter	1	2	3	4	5	6	7	8	9	AB	R	H	RBI	BB	SO	LOB	TOP								
Barry Larkin, R OBP: 0.522, SLG: 0.472 Juan Castro, R OBP: 0.333, SLG: 0.333	E5 SH2-3		G4-6-3 BB		F9 1B WP HBP	G5-3				3	1	1	3	1	0	0	Cincinnati Reds @ Pittsburgh Pirates PNC Park, Pittsburgh, PA Thu Apr 12 2001, 7:05 PM EDT Att: 33,045 - Sunny - 81 F								
Michael Tucker, L OBP: 0.308, SLG: 0.417	SH2-3		G4-6-3		WP HR 1B	L3				4	1	1	0	0	1	3									
Dmitri Young, S OBP: 0.326, SLG: 0.625 Ruben Rivera, R OBP: 0.429, SLG: 0.421	G1-3				F9					4	1	2	1	0	0	3									
Sean Casey, L OBP: 0.432, SLG: 0.700 Hector Mercado, L	G6-3				FC1-2 2B					1	0	0	0	0	1	0									
Alex Ochoa, R OBP: 0.372, SLG: 0.385					FC1-2 1B BB					5	2	2	2	0	0	1									
Aaron Boone, R OBP: 0.205, SLG: 0.250	F9				FC1-2 1B SF9					0	0	0	0	0	0	0									
Pokey Reese, R OBP: 0.290, SLG: 0.321	P3				SF9					0	0	2	2	0	1	2									
Kelly Stinnett, R OBP: 0.333, SLG: 0.200	P6				SF9					4	0	2	2	0	1	2									
Pete Hamisch, S Ken Griffey Jr., L Chris Reitsma, R Scott Winchester, R D.T. Cromer, L OBP: 1.000, SLG: 1.000			G3-1		1B IBB					3	1	1	2	2	0	2									
					1B IBB					0	0	0	0	0	0	0									
Inning Stats	R: 0 E: 1 K: 0 S: 9	H: 0 LOB: 1 BB: 0 P: 11	R: 0 E: 0 K: 0 S: 7	H: 1 LOB: 1 BB: 0 P: 12	R: 0 E: 0 K: 0 S: 3	H: 0 LOB: 0 BB: 1 P: 8	R: 3 E: 0 K: 1 S: 13	H: 3 LOB: 1 BB: 1 P: 24	R: 4 E: 0 K: 1 S: 17	H: 4 LOB: 2 BB: 1 P: 30	R: 1 E: 0 K: 0 S: 9	H: 1 LOB: 0 BB: 0 P: 14	R: 3 E: 0 K: 2 S: 16	H: 2 LOB: 2 BB: 2 P: 29	R: 0 E: 0 K: 1 S: 9	H: 0 LOB: 0 BB: 0 P: 10	R: 0 E: 0 K: 0 S: 5	H: 1 LOB: 0 BB: 0 P: 7	1B: 6 2B: 3 3B: 1 HR: 2	SF: 1 SAC: 1 DP: 2 HBP: 1	WP: 1 PB: 0 SB: 1 CS: 0	PA: 44			
PITCHER	IP WLS BF H R ER SO BB IBB HBP BLK WP HR S P ERA WHIP	IP WLS BF H R ER SO BB IBB HBP BLK WP HR S P ERA WHIP	IP WLS BF H R ER SO BB IBB HBP BLK WP HR S P ERA WHIP	IP WLS BF H R ER SO BB IBB HBP BLK WP HR S P ERA WHIP	IP WLS BF H R ER SO BB IBB HBP BLK WP HR S P ERA WHIP	IP WLS BF H R ER SO BB IBB HBP BLK WP HR S P ERA WHIP	IP WLS BF H R ER SO BB IBB HBP BLK WP HR S P ERA WHIP	IP WLS BF H R ER SO BB IBB HBP BLK WP HR S P ERA WHIP	IP WLS BF H R ER SO BB IBB HBP BLK WP HR S P ERA WHIP	IP WLS BF H R ER SO BB IBB HBP BLK WP HR S P ERA WHIP	IP WLS BF H R ER SO BB IBB HBP BLK WP HR S P ERA WHIP	IP WLS BF H R ER SO BB IBB HBP BLK WP HR S P ERA WHIP	IP WLS BF H R ER SO BB IBB HBP BLK WP HR S P ERA WHIP	IP WLS BF H R ER SO BB IBB HBP BLK WP HR S P ERA WHIP	IP WLS BF H R ER SO BB IBB HBP BLK WP HR S P ERA WHIP	IP WLS BF H R ER SO BB IBB HBP BLK WP HR S P ERA WHIP	IP WLS BF H R ER SO BB IBB HBP BLK WP HR S P ERA WHIP	IP WLS BF H R ER SO BB IBB HBP BLK WP HR S P ERA WHIP	IP WLS BF H R ER SO BB IBB HBP BLK WP HR S P ERA WHIP	IP WLS BF H R ER SO BB IBB HBP BLK WP HR S P ERA WHIP	IP WLS BF H R ER SO BB IBB HBP BLK WP HR S P ERA WHIP	IP WLS BF H R ER SO BB IBB HBP BLK WP HR S P ERA WHIP	IP WLS BF H R ER SO BB IBB HBP BLK WP HR S P ERA WHIP	IP WLS BF H R ER SO BB IBB HBP BLK WP HR S P ERA WHIP	IP WLS BF H R ER SO BB IBB HBP BLK WP HR S P ERA WHIP

AB	36
R	11
H	12
RBI	10
BB	5
SO	5
LOB	19



Batter	1	2	3	4	5	6	7	8	9	AB	R	H	RBI	BB	SO	LOB	BOTTOM								
Derek Bell, R OBP: 0.156, SLG: 0.129	G4-3				P4					4	0	1	1	0	0	0	Cincinnati Reds @ Pittsburgh Pirates PNC Park, Pittsburgh, PA Thu Apr 12 2001, 7:05 PM EDT Att: 33,045 - Sunny - 81 F								
18 Jason Kendall, R OBP: 0.353, SLG: 0.321 Keith Osik, R	G4-3 1B		G1-3			F8				3	0	1	0	0	0	0									
John Vander Wal, L OBP: 0.370, SLG: 0.391	G4-3		G3			K				4	0	0	0	0	1	2									
Brian Giles, L OBP: 0.368, SLG: 0.647	F9		G5-3			HR				4	2	2	3	0	0	1									
Aramis Ramirez, R OBP: 0.387, SLG: 0.690						HR				4	1	1	0	0	2	0									
Kevin Young, R OBP: 0.333, SLG: 0.481						G4-3				4	1	1	1	0	1	1									
Pat Meares, R OBP: 0.435, SLG: 0.571 Scott Sauerbeck, R Jose Silva, R Enrique Wilson, S OBP: 0.143, SLG: 0.143										3	1	1	1	0	1	0									
2 Jack Wilson, R OBP: 0.240, SLG: 0.360										0	0	0	0	0	0	0									
Omar Olivares, R John Wehner, R Marc Wilkins, R Abraham Nunez, S OBP: 0.444, SLG: 0.556										0	0	0	0	0	0	0									
										1	0	0	0	0	1	1									
Inning Stats	R: 0 E: 0 K: 0 S: 11	H: 1 LOB: 1 BB: 0 P: 12	R: 3 E: 0 K: 1 S: 13	H: 4 LOB: 1 BB: 0 P: 21	R: 0 E: 0 K: 3 S: 12	H: 0 LOB: 0 BB: 0 P: 15	R: 0 E: 0 K: 0 S: 10	H: 0 LOB: 0 BB: 0 P: 14	R: 1 E: 1 K: 1 S: 14	H: 1 LOB: 1 BB: 0 P: 23	R: 0 E: 0 K: 0 S: 4	H: 0 LOB: 0 BB: 0 P: 6	R: 2 E: 0 K: 1 S: 11	H: 1 LOB: 1 BB: 1 P: 21	R: 0 E: 0 K: 1 S: 8	H: 0 LOB: 0 BB: 0 P: 11	1B: 4 2B: 1 3B: 0 HR: 2	SF: 0 SAC: 0 DP: 0 HBP: 0	WP: 0 PB: 0 SB: 0 CS: 0	PA: 35					
PITCHER	IP WLS BF H R ER SO BB IBB HBP BLK WP HR S P ERA WHIP	IP WLS BF H R ER SO BB IBB HBP BLK WP HR S P ERA WHIP	IP WLS BF H R ER SO BB IBB HBP BLK WP HR S P ERA WHIP	IP WLS BF H R ER SO BB IBB HBP BLK WP HR S P ERA WHIP	IP WLS BF H R ER SO BB IBB HBP BLK WP HR S P ERA WHIP	IP WLS BF H R ER SO BB IBB HBP BLK WP HR S P ERA WHIP	IP WLS BF H R ER SO BB IBB HBP BLK WP HR S P ERA WHIP	IP WLS BF H R ER SO BB IBB HBP BLK WP HR S P ERA WHIP	IP WLS BF H R ER SO BB IBB HBP BLK WP HR S P ERA WHIP	IP WLS BF H R ER SO BB IBB HBP BLK WP HR S P ERA WHIP	IP WLS BF H R ER SO BB IBB HBP BLK WP HR S P ERA WHIP	IP WLS BF H R ER SO BB IBB HBP BLK WP HR S P ERA WHIP	IP WLS BF H R ER SO BB IBB HBP BLK WP HR S P ERA WHIP	IP WLS BF H R ER SO BB IBB HBP BLK WP HR S P ERA WHIP	IP WLS BF H R ER SO BB IBB HBP BLK WP HR S P ERA WHIP	IP WLS BF H R ER SO BB IBB HBP BLK WP HR S P ERA WHIP	IP WLS BF H R ER SO BB IBB HBP BLK WP HR S P ERA WHIP	IP WLS BF H R ER SO BB IBB HBP BLK WP HR S P ERA WHIP	IP WLS BF H R ER SO BB IBB HBP BLK WP HR S P ERA WHIP	IP WLS BF H R ER SO BB IBB HBP BLK WP HR S P ERA WHIP	IP WLS BF H R ER SO BB IBB HBP BLK WP HR S P ERA WHIP	IP WLS BF H R ER SO BB IBB HBP BLK WP HR S P ERA WHIP	IP WLS BF H R ER SO BB IBB HBP BLK WP HR S P ERA WHIP	IP WLS BF H R ER SO BB IBB HBP BLK WP HR S P ERA WHIP	IP WLS BF H R ER SO BB IBB HBP BLK WP HR S P ERA WHIP

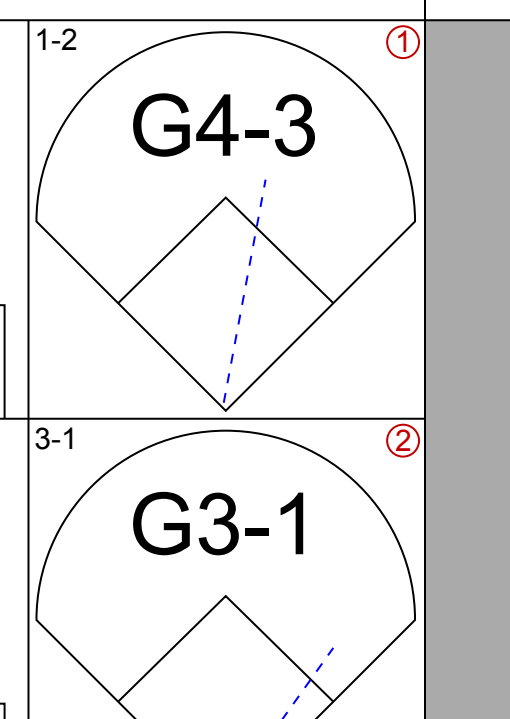
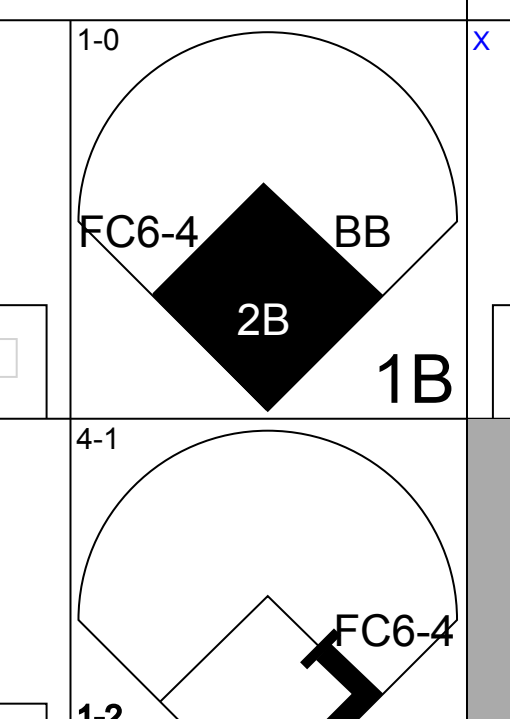
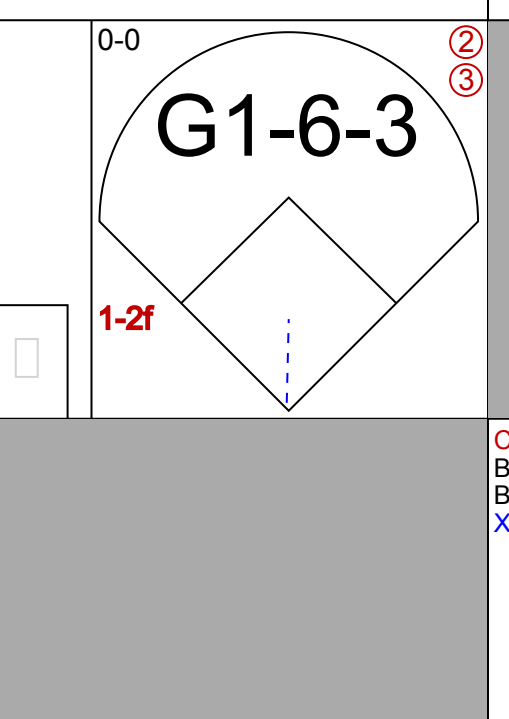
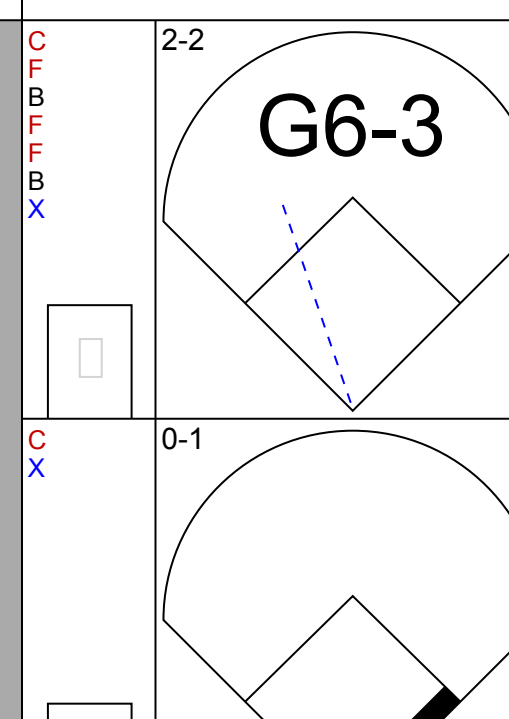
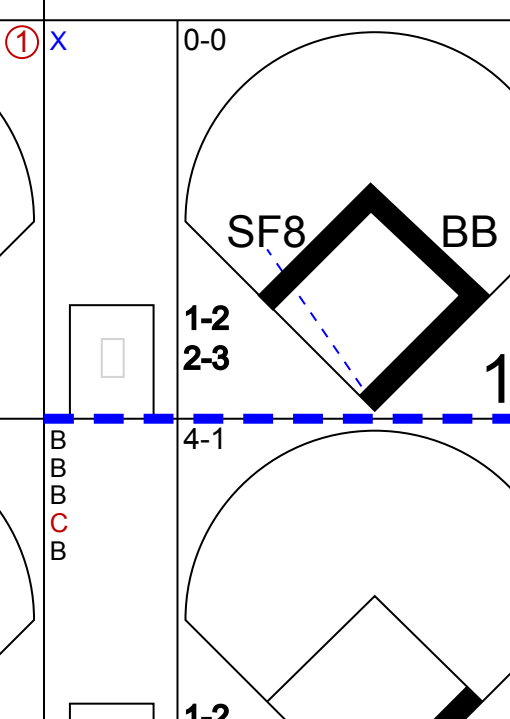
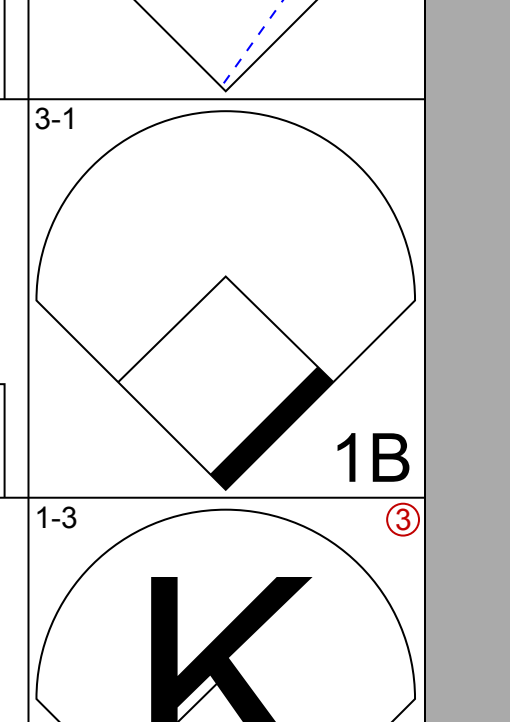
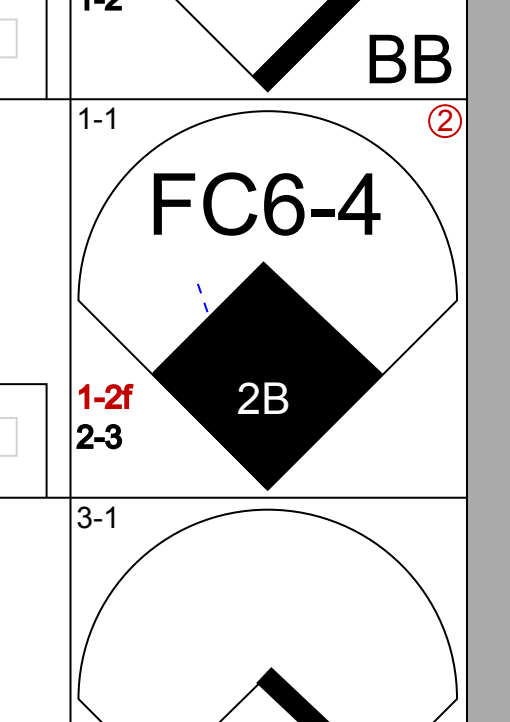
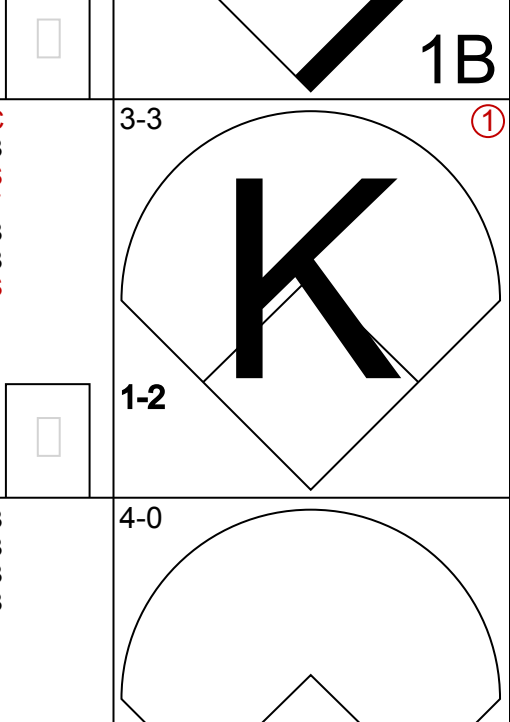
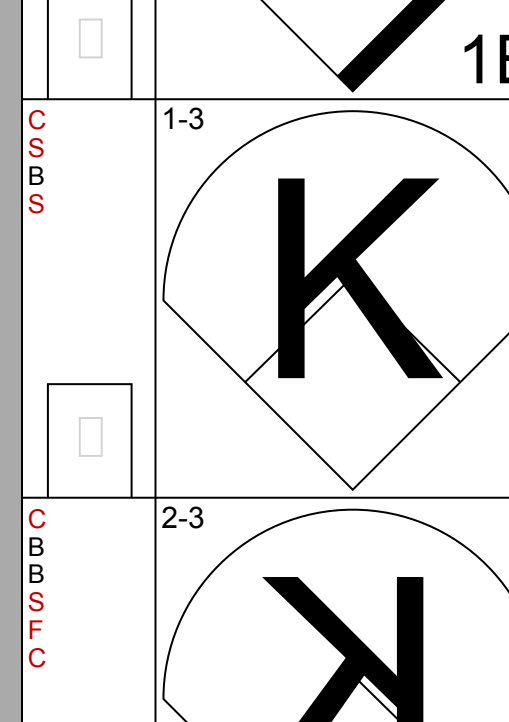
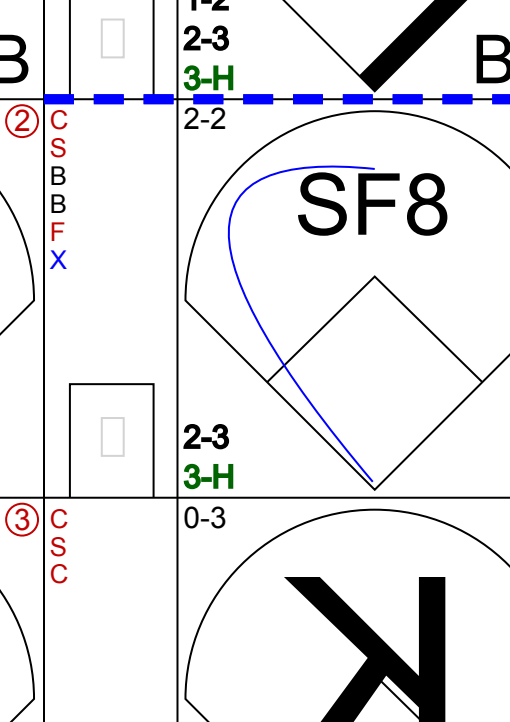
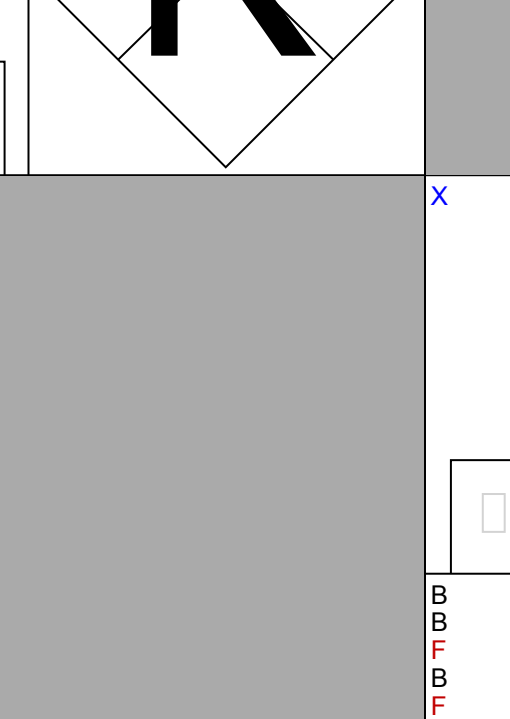
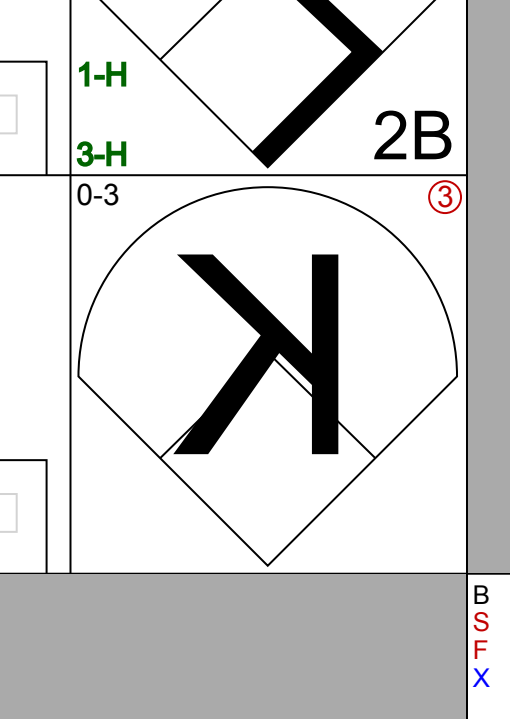
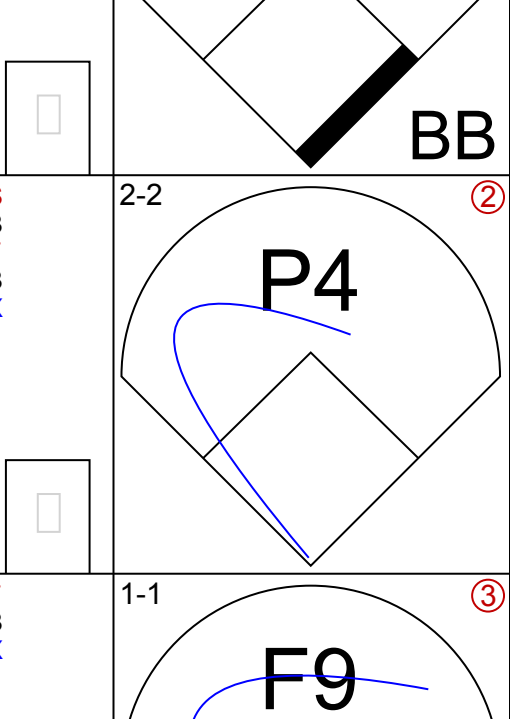
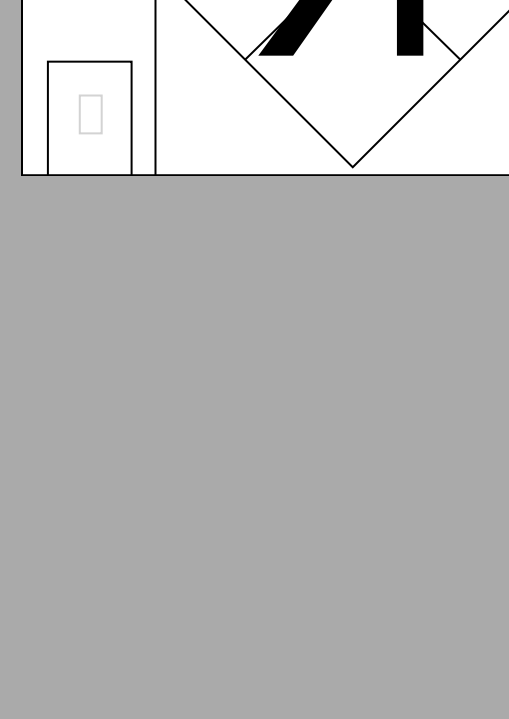
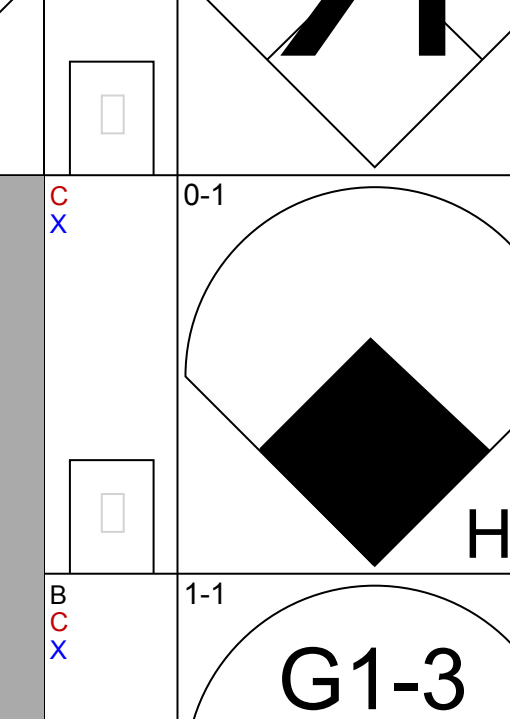
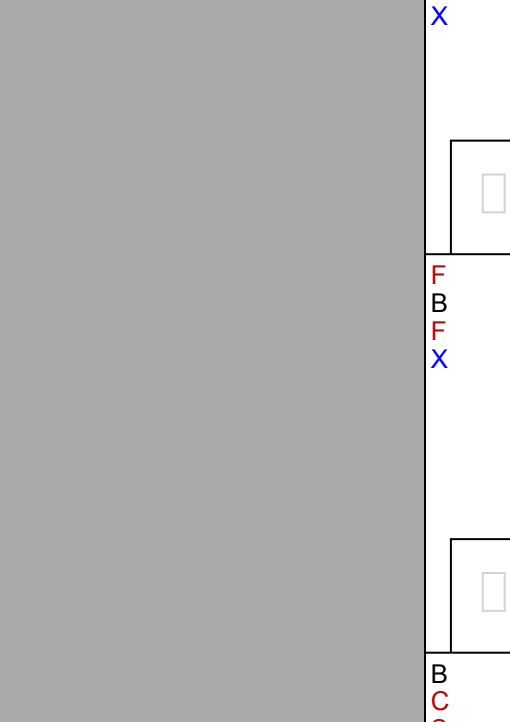

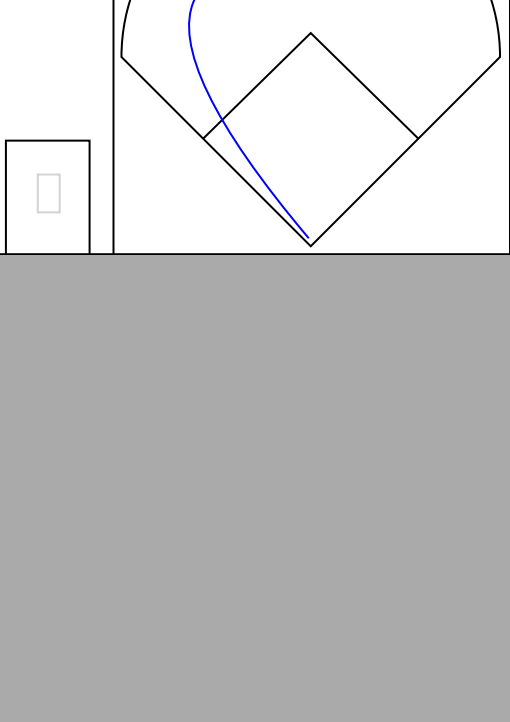

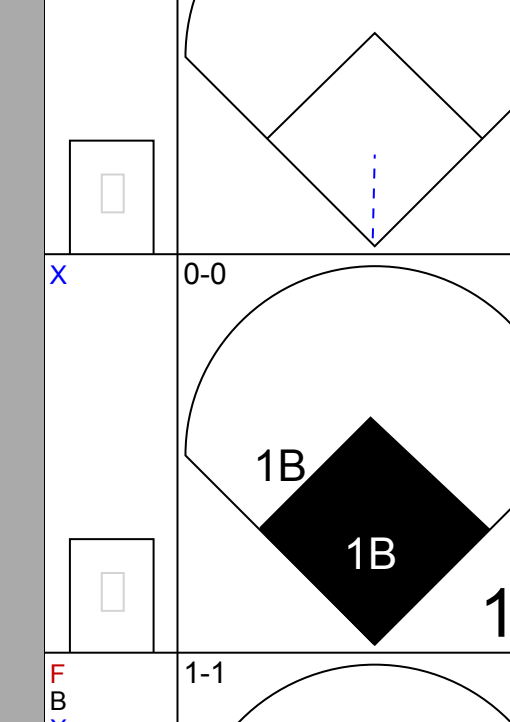
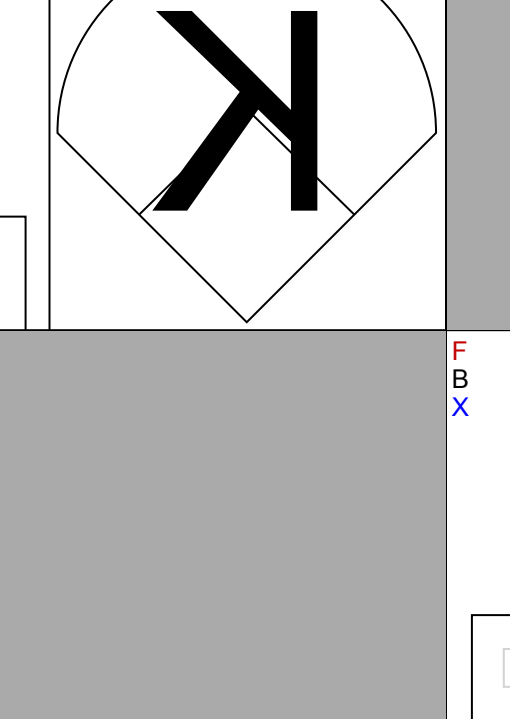
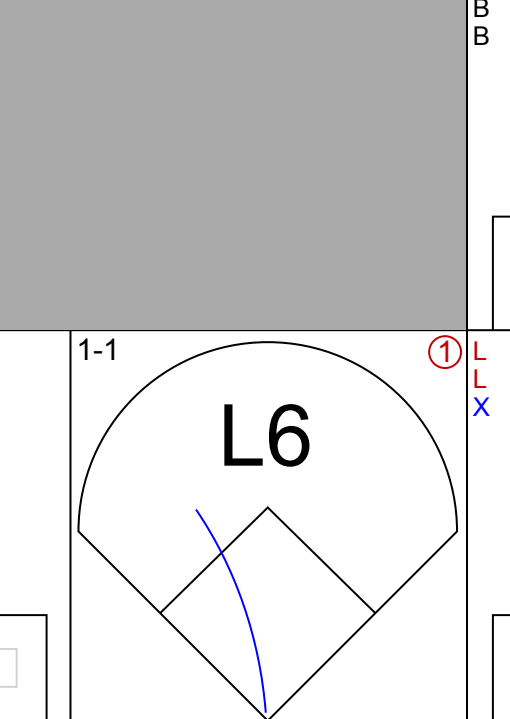

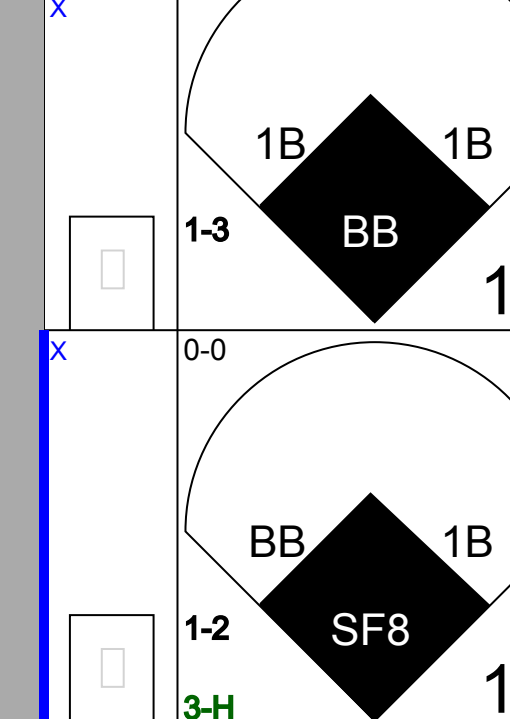
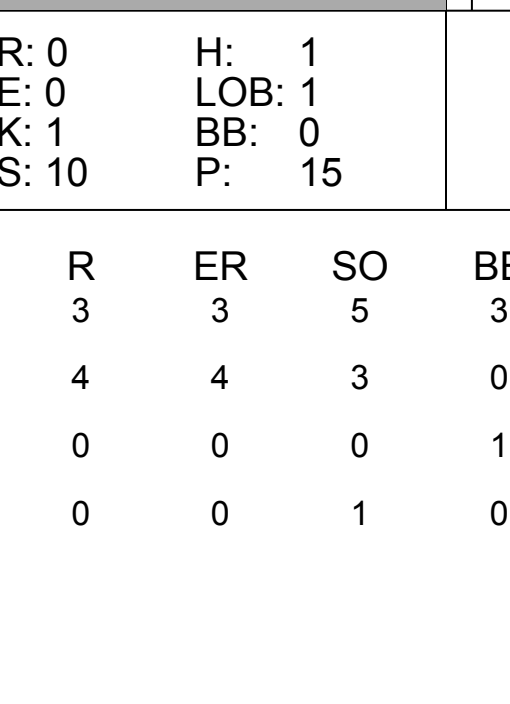
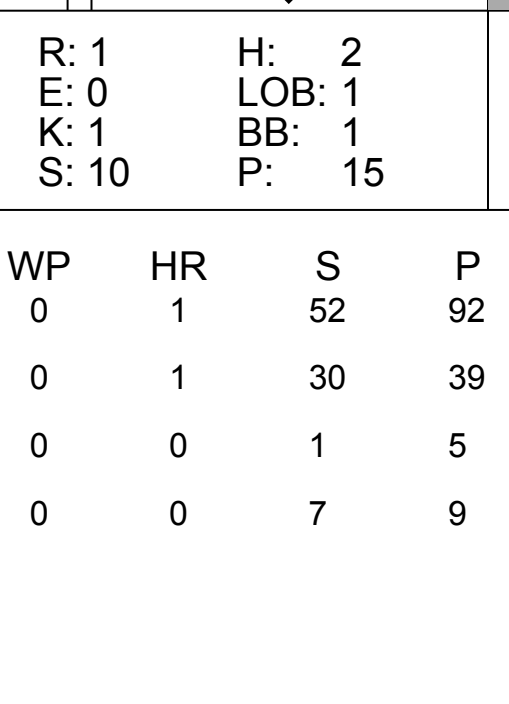
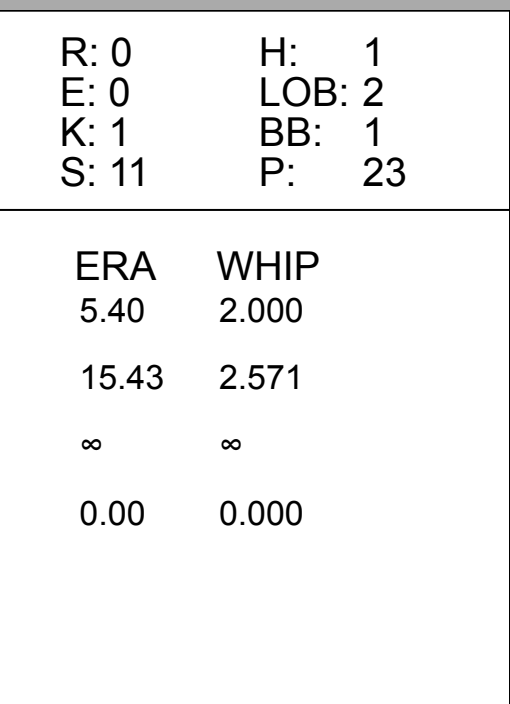
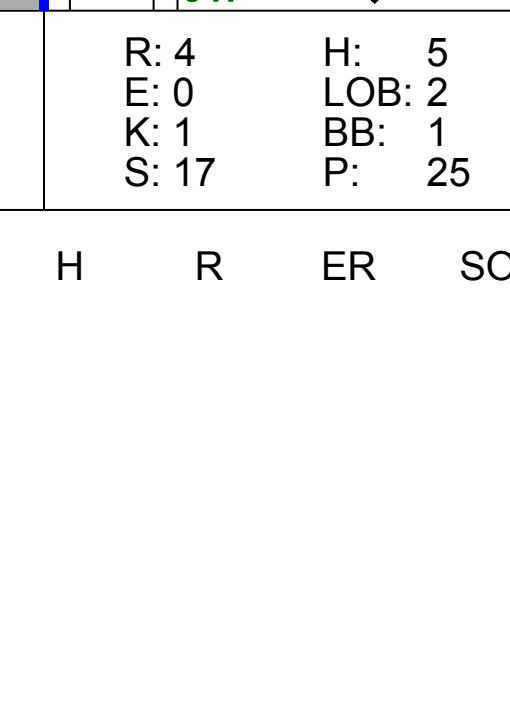


Batter	1	2	3	4	5	6	7	8	9	AB	R	H	RBI	BB	SO	LOB	TOP		
18 Jason Kendall, R OBP: 0.372, SLG: 0.405										5	1	2	2	0	1	2			
Derek Bell, R OBP: 0.171, SLG: 0.150										5	0	1	1	0	2	1			
John Vander Wal, L OBP: 0.382, SLG: 0.500										4	1	3	1	0	0	0			
Emil Brown, R OBP: 0.200, SLG: 0.400										1	0	0	0	0	1	1			
Brian Giles, L OBP: 0.348, SLG: 0.561										3	0	0	0	1	0	1			
Aramis Ramirez, R OBP: 0.333, SLG: 0.649										4	1	1	1	0	1	2			
Kevin Young, R OBP: 0.286, SLG: 0.406										4	0	0	0	0	2	0			
Pat Meares, R OBP: 0.379, SLG: 0.481										3	1	1	0	0	0	0			
Jose Silva, R ERA: 3.27										0	0	0	0	0	0	0			
Scott Sauerbeck, R ERA: 6.52										0	0	0	0	0	0	0			
Josias Manzanillo, R ERA: 1.8										0	0	0	0	0	0	0			
John Wehner, R OBP: 0.500, SLG: 0.250										1	0	0	0	0	0	0			
Abraham Nunez, S OBP: 0.500, SLG: 0.714										4	1	3	0	0	0	0			
Ramon Martinez, R ERA: 5.4										2	0	0	0	0	0	2			
Enrique Wilson, S OBP: 0.174, SLG: 0.136										1	1	0	0	1	0	1			
Inning Stats	R: 0 H: 1 E: 0 K: 1 S: 13	H: 1 R: 2 ER: 1 LOB: 1 BB: 0 P: 22	R: 1 H: 1 E: 0 K: 2 S: 12	H: 1 R: 1 ER: 0 LOB: 0 BB: 0 P: 19	R: 0 H: 1 E: 0 K: 1 S: 14	H: 1 R: 0 ER: 0 LOB: 1 BB: 0 P: 19	R: 0 H: 0 E: 0 K: 1 S: 10	H: 0 R: 1 ER: 0 LOB: 0 BB: 1 P: 16	R: 1 H: 1 E: 0 K: 0 S: 5	H: 1 R: 3 ER: 0 LOB: 1 BB: 0 P: 25	1B: 5 2B: 4 3B: 0 HR: 2	SF: 0 SAC: 0 DP: 1 HBP: 0	WP: 0 PB: 0 SB: 2 CS: 1	PA: 39					
PITCHER	IP WLS BF H R ER SO BB IBB HBP BLK WP HR S P ERA WHIP																		
Jon Lieber, R ERA: 3.27	7.0	29	7	3	2	6	2	0	0	0	0	0	0	0	1	72	110	2.57	1.286
Felix Heredia, L ERA: 5.4	0.2	2	0	0	0	0	0	0	0	0	0	0	0	0	0	2	4	0.00	0.000
Manny Aybar, R ERA: 5.4	0.1	W	2	1	1	0	0	0	0	0	0	0	0	0	1	3	3	27.00	3.000
Jeff Fassero, L ERA: 3.88	1.0	S	6	3	2	2	1	0	0	0	0	0	0	0	0	16	25	18.00	3.000

Pittsburgh Pirates @ Chicago Cubs
Wrigley Field, Chicago, IL
Sat Apr 14 2001, 1:20 PM CDT
Att: 34,220 - Sunny - 62 F

AB 37
R 6
H 11
RBI 5
BB 2
SO 7
LOB 10



Batter	1	2	3	4	5	6	7	8	9	AB	R	H	RBI	BB	SO	LOB	BOTTOM			
Eric Young Sr., R OBP: 0.288, SLG: 0.313										5	1	2	0	0	0	2				
Bill Mueller, S OBP: 0.347, SLG: 0.444										3	0	2	1	2	0	0				
Sammy Sosa, R OBP: 0.449, SLG: 0.694										4	1	1	1	0	2	4				
Todd Hundley, S OBP: 0.286, SLG: 0.136										4	0	1	2	1	3	4				
Rondell White, R OBP: 0.405, SLG: 0.541										4	1	2	1	0	1	3				
Jeff Fassero, L ERA: 3.88										0	0	0	0	0	0	0				
Ricky Gutierrez, R OBP: 0.390, SLG: 0.595										4	1	1	1	0	0	3				
15 Julio Zuleta, R OBP: 0.333, SLG: 0.700										4	1	1	0	0	1	1				
Damon Buford, R OBP: 0.160, SLG: 0.130										3	1	1	0	1	1	1				
Jon Lieber, L OBP: 0.111, SLG: 0.111										3	0	1	0	0	1	0				
Felix Heredia, L ERA: 5.4										0	0	0	0	0	0	0				
Manny Aybar, R ERA: 5.4										0	0	0	0	0	0	0				
Gary Matthews, S OBP: 0.238, SLG: 0.211										1	1	1	1	0	0	0				
Inning Stats	R: 0 H: 1 E: 0 K: 1 S: 10	H: 1 R: 3 ER: 0 LOB: 1 BB: 0 P: 18	R: 0 H: 1 E: 0 K: 1 S: 10	H: 1 R: 2 ER: 0 LOB: 1 BB: 1 P: 21	R: 1 H: 2 E: 0 K: 1 S: 10	H: 2 R: 0 ER: 0 LOB: 1 BB: 1 P: 15	R: 0 H: 0 E: 0 K: 1 S: 7	H: 0 R: 0 ER: 0 LOB: 1 BB: 0 P: 19	R: 4 H: 5 E: 0 K: 1 S: 17	H: 5 R: 2 ER: 0 LOB: 2 BB: 1 P: 25	1B: 10 2B: 1 3B: 0 HR: 2	SF: 1 SAC: 0 DP: 1 HBP: 0	WP: 0 PB: 0 SB: 1 CS: 0	PA: 40						
PITCHER	IP WLS BF H R ER SO BB IBB HBP BLK WP HR S P ERA WHIP																			
Ramon Martinez, R ERA: 5.4	5.0	24	7	3	3	5	3	0	0	0	0	0	0	0	0	1	52	92	5.40	2.000
Jose Silva, R ERA: 6.52	2.1	L	13	6	4	4	3	0	0	0	0	0	0	0	1	30	39	15.43	2.571	
Scott Sauerbeck, L ERA: 1.8	0.0	1	0	0	0	0	0	1	0	0	0	0	0	0	1	5				
Josias Manzanillo, R ERA: 1.8	0.2	2	0	0	0	1	0	0	0	0	0	0	0	0	7	9	0.00	0.000		


Pittsburgh Pirates @ Chicago Cubs
Wrigley Field, Chicago, IL
Sat Apr 14 2001, 1:20 PM CDT
Att: 34,220 - Sunny - 62 F


AB 35
R 7
H 13
RBI 7
BB 4
SO 9
LOB 18



Batter	1	2	3	4	5	6	7	8	9	AB	R	H	RBI	BB	SO	LOB	TOP										
Julio Lugo, R OBP: 0.326, SLG: 0.488 (1, 6)										5	0	2	0	0	0	3	Houston Astros @ Pittsburgh Pirates PNC Park, Pittsburgh, PA Mon Apr 16 2001, 7:05 PM EDT Att: 20,128 - Overcast - 45 F										
Craig Biggio, R OBP: 0.443, SLG: 0.528 (1, 4)										3	0	1	0	1	1	0											
5 Jeff Bagwell, R OBP: 0.467, SLG: 0.638 (1, 3)										4	0	0	0	0	0	4											
Richard Hidalgo, R OBP: 0.298, SLG: 0.480 (8, 9)										4	0	1	0	0	1	4											
Daryle Ward, L OBP: 0.432, SLG: 0.576 (8, PH)										3	0	0	0	0	0	4											
Glen Barker, S OBP: 0.375, SLG: 0.333 (8, 8)										1	0	0	0	0	0	2											
17 Lance Berkman, S OBP: 0.441, SLG: 0.549 (1, 7)										4	0	0	0	0	2	1											
Brad Ausmus, R OBP: 0.289, SLG: 0.250 (1, 2)										3	0	2	0	1	0	0											
Chris Truby, R OBP: 0.370, SLG: 0.667 (1, 5)										4	0	2	0	0	0	2											
Wade Miller, R OBP: 0.381, SLG: 0.278 (7, PH)										1	0	0	0	0	1	1											
Jose Vizcaino, S OBP: 0.381, SLG: 0.278 (7, PH)										1	0	0	0	0	0	0											
Scott Linebrink, R OBP: 0.375, SLG: 0.357 (8, 1)										0	0	0	0	0	0	0											
Wayne Franklin, L OBP: 0.375, SLG: 0.357 (8, 1)										0	0	0	0	0	0	0											
Orlando Merced, S OBP: 0.375, SLG: 0.357 (8, PH)										1	0	0	0	0	1	1											
Inning Stats	R: 0 E: 0 K: 1 S: 9	H: 2 LOB: 2 BB: 0 P: 16	R: 0 E: 0 K: 2 S: 10	H: 1 LOB: 1 BB: 0 P: 17	R: 0 E: 0 K: 0 S: 11	H: 1 LOB: 2 BB: 1 P: 22	R: 0 E: 0 K: 0 S: 6	H: 1 LOB: 0 BB: 0 P: 12	R: 0 E: 0 K: 1 S: 5	H: 0 LOB: 0 BB: 0 P: 8	R: 0 E: 0 K: 0 S: 9	H: 1 LOB: 1 BB: 0 P: 14	R: 0 E: 0 K: 0 S: 5	H: 0 LOB: 0 BB: 0 P: 8	R: 0 E: 1 K: 1 S: 10	H: 1 LOB: 1 BB: 0 P: 15	R: 0 E: 0 K: 1 S: 11	H: 1 LOB: 1 BB: 0 P: 15	1B: 6 2B: 2 3B: 0 HR: 0	SF: 0 SAC: 1 DP: 1 HBP: 0	WP: 0 PB: 0 SB: 1 CS: 0	PA: 37					
PITCHER	IP	WLS	BF	H	R	ER	SO	BB	IBB	HBP	BLK	WP	HR	S	P	ERA	WHIP										
Jimmy Anderson, L ERA: 4.15 (1, 1)	7.0	W	31	7	0	0	4	2	0	0	0	0	0	60	104	0.00	1.286										
Scott Sauerbeck, L ERA: 4.29 (8, 1)	1.0	H	2	0	0	0	1	0	0	0	0	0	0	5	8	0.00	0.000										
Mike Williams, R ERA: 1.5 (9, 1)	1.0	S	4	1	0	0	1	0	0	0	0	0	0	11	15	0.00	1.000										

Batter	1	2	3	4	5	6	7	8	9	AB	R	H	RBI	BB	SO	LOB	BOTTOM										
18 Jason Kendall, R OBP: 0.373, SLG: 0.372 (1, 2)										3	1	1	0	1	0	0	Houston Astros @ Pittsburgh Pirates PNC Park, Pittsburgh, PA Mon Apr 16 2001, 7:05 PM EDT Att: 20,128 - Overcast - 45 F										
Emil Brown, R OBP: 0.333, SLG: 0.385 (1, 8)										2	1	1	0	2	1	0											
John Vander Wal, L OBP: 0.357, SLG: 0.432 (1, 3)										4	0	0	0	0	1	4											
Brian Giles, L OBP: 0.333, SLG: 0.500 (1, 7)										3	0	1	0	1	0	0											
Aramis Ramirez, R OBP: 0.319, SLG: 0.568 (1, 5)										4	0	1	2	0	2	1											
Derek Bell, R OBP: 0.167, SLG: 0.130 (1, 9)										2	0	0	0	1	0	2											
Pat Meares, R OBP: 0.375, SLG: 0.467 (1, 4)										3	0	1	0	0	1	1											
2 Jack Wilson, R OBP: 0.226, SLG: 0.323 (1, 6)										3	1	0	0	0	2	3											
Jimmy Anderson, L ERA: 1.99 (8, 1)										3	0	0	0	0	0	1											
Scott Sauerbeck, R ERA: 6.75 (8, 1)										0	0	0	0	0	0	0											
Mike Williams, R ERA: 6.75 (8, 1)										0	0	0	0	0	0	0											
Inning Stats	R: 0 E: 0 K: 0 S: 5	H: 0 LOB: 0 BB: 1 P: 10	R: 0 E: 1 K: 2 S: 14	H: 0 LOB: 2 BB: 1 P: 23	R: 0 E: 0 K: 0 S: 13	H: 0 LOB: 1 BB: 1 P: 25	R: 0 E: 0 K: 1 S: 10	H: 0 LOB: 0 BB: 0 P: 15	R: 0 E: 0 K: 1 S: 7	H: 1 LOB: 0 BB: 0 P: 12	R: 2 E: 0 K: 0 S: 9	H: 2 LOB: 1 BB: 2 P: 25	R: 1 E: 1 K: 1 S: 13	H: 1 LOB: 0 BB: 0 P: 21	R: 0 E: 0 K: 2 S: 9	H: 1 LOB: 1 BB: 0 P: 16		1B: 5 2B: 1 3B: 0 HR: 0	SF: 0 SAC: 0 DP: 3 HBP: 0	WP: 0 PB: 0 SB: 1 CS: 3	PA: 33						
PITCHER	IP	WLS	BF	H	R	ER	SO	BB	IBB	HBP	BLK	WP	HR	S	P	ERA		WHIP									
Wade Miller, R ERA: 1.99 (1, 1)	6.0	L	24	3	2	2	4	4	1	0	0	0	0	58	110	3.00	1.167										
Scott Linebrink, R ERA: 6.75 (7, 1)	1.0		4	1	1	0	1	0	0	0	0	0	0	13	21	0.00	1.000										
Wayne Franklin, L ERA: 6.75 (8, 1)	1.0		4	1	0	0	2	0	0	0	0	0	0	9	16	0.00	1.000										

Batter	1	2	3	4	5	6	7	8	9	AB R H RBI BB SO LOB	TOP																								
											<p>Houston Astros @ Pittsburgh Pirates</p> <p>PNC Park, Pittsburgh, PA</p> <p>Tue Apr 17 2001, 7:05 PM EDT</p> <p>livebaseballscorecards.com</p> <p>AB 0 R 0 H 0 RBI 0 BB 0 SO 0 LOB 0</p> 																								
Inning Stats										1B: 0 SF: 0 WP: 0 PA: 0 2B: 0 SAC: 0 FB: 0 3B: 0 DP: 0 SB: 0 HR: 0 HBP: 0 CS: 0																									
PITCHER	IP	WLS	BF	H	R	ER	SO	BB	IBB	HBP	BLK	WP	HR	S	P	ERA	WHIP	PITCHER	IP	WLS	BF	H	R	ER	SO	BB	IBB	HBP	BLK	WP	HR	S	P	ERA	WHIP

Batter	1	2	3	4	5	6	7	8	9	AB R H RBI BB SO LOB	BOTTOM																								
											<p>Houston Astros @ Pittsburgh Pirates</p> <p>PNC Park, Pittsburgh, PA</p> <p>Tue Apr 17 2001, 7:05 PM EDT</p> <p>livebaseballscorecards.com</p> <p>AB 0 R 0 H 0 RBI 0 BB 0 SO 0 LOB 0</p> 																								
Inning Stats										1B: 0 SF: 0 WP: 0 PA: 0 2B: 0 SAC: 0 FB: 0 3B: 0 DP: 0 SB: 0 HR: 0 HBP: 0 CS: 0																									
PITCHER	IP	WLS	BF	H	R	ER	SO	BB	IBB	HBP	BLK	WP	HR	S	P	ERA	WHIP	PITCHER	IP	WLS	BF	H	R	ER	SO	BB	IBB	HBP	BLK	WP	HR	S	P	ERA	WHIP

Batter	1	2	3	4	5	6	7	8	9	AB	R	H	RBI	BB	SO	LOB	TOP			
Eric Young Sr. R OBP: 0.338, SLG: 0.397 (1, 4)										4	2	2	0	1	0	2	Chicago Cubs @ Pittsburgh Pirates PNC Park, Pittsburgh, PA Fri Apr 20 2001, 7:05 PM EDT Att: 31,692 - Overcast - 48 F			
Bill Mueller S OBP: 0.403, SLG: 0.508 (1, 5)										2	2	0	0	3	0	1				
Rondell White R OBP: 0.424, SLG: 0.596 Damon Buford R OBP: 0.111, SLG: 0.088 (8, 8)										3	1	0	0	0	1	2				
Sammy Sosa R OBP: 0.423, SLG: 0.673 (1, 9)										4	2	1	5	1	0	0				
Todd Hundley S OBP: 0.283, SLG: 0.205 (1, 2)										4	0	1	1	1	1	3				
Ricky Gutierrez R OBP: 0.350, SLG: 0.509 (1, 6)										3	0	2	2	0	0	1				
Matt Stairs L OBP: 0.343, SLG: 0.241 15 Julio Zuleta R OBP: 0.313, SLG: 0.567 (8, PH) (8, 3)										2	0	0	0	1	1	1				
Gary Matthews S OBP: 0.212, SLG: 0.200 (8, 7)										4	0	0	0	0	1	3				
Jon Lieber L OBP: 0.250, SLG: 0.182 Roosevelt Brown L OBP: 0.417, SLG: 0.125 Jeff Fassero L (9, 1)										2	0	1	0	1	0	3				
Inning Stats	R: 3 E: 0 K: 0 S: 13	H: 0 LOB: 1 BB: 3 P: 33	R: 0 E: 0 K: 0 S: 11	H: 0 LOB: 0 BB: 1 P: 18	R: 0 E: 0 K: 0 S: 5	H: 2 LOB: 2 BB: 1 P: 23	R: 0 E: 0 K: 1 S: 8	H: 1 LOB: 0 BB: 0 P: 14	R: 0 E: 0 K: 1 S: 7	H: 0 LOB: 0 BB: 0 P: 9	R: 0 E: 0 K: 1 S: 8	H: 1 LOB: 1 BB: 0 P: 12	R: 1 E: 1 K: 2 S: 16	H: 1 LOB: 2 BB: 1 P: 24	R: 4 E: 0 K: 0 S: 15	H: 2 LOB: 0 BB: 2 P: 35		1B: 5 2B: 1 3B: 0 HR: 1	SF: 1 SAC: 0 DP: 4 HBP: 1	WP: 0 PB: 0 SB: 0 CS: 0
PITCHER	IP WLS BF H R ER SO BB IBB HBP BLK WP HR S P ERA WHIP																			
Ramon Martinez R ERA: 6.75 (1, 1)	3.0 L 15 2 2 3 0 3 5 0 1 0 0 0 0 33 71 9.00 2.333																			
Joe Beigel L ERA: 1.74 (4, 1)	3.2 12 2 0 0 0 3 1 0 0 0 0 0 0 28 47 0.00 0.818																			
Josias Manzanillo R ERA: 0.87 (7, 1)	1.0 6 1 1 0 1 1 0 0 0 0 0 0 0 15 22 0.00 2.000																			
Scott Sauerbeck L ERA: 7.36 (8, 1)	0.2 5 1 3 3 1 2 0 0 0 0 0 0 0 7 20 40.50 4.500																			
Jose Silva R ERA: 6.35 (9, 1)	0.2 3 1 1 1 0 0 0 0 0 0 0 0 1 11 20 13.50 1.500																			

AB	30
R	8
H	7
RBI	8
BB	9
SO	5
LOB	21



Batter	1	2	3	4	5	6	7	8	9	AB	R	H	RBI	BB	SO	LOB	BOTTOM			
18 Jason Kendall R OBP: 0.367, SLG: 0.353 (1, 2)										4	0	1	0	0	1	1	Chicago Cubs @ Pittsburgh Pirates PNC Park, Pittsburgh, PA Fri Apr 20 2001, 7:05 PM EDT Att: 31,692 - Overcast - 48 F			
Derek Bell R OBP: 0.170, SLG: 0.137 (1, 7)										4	0	0	0	0	1	1				
John Vander Wal L OBP: 0.400, SLG: 0.556 (1, 9)										4	1	1	0	0	0	0				
Brian Giles L OBP: 0.339, SLG: 0.554 (1, 8)										4	0	2	0	0	0	1				
Kevin Young R OBP: 0.278, SLG: 0.450 (1, 3)										4	1	1	2	0	1	2				
Enrique Wilson S OBP: 0.133, SLG: 0.103 Scott Sauerbeck R (8, 1)										3	0	0	0	0	0	1				
Jose Silva R (9, 1)										0	0	0	0	0	0	0				
John Wehner R OBP: 0.417, SLG: 0.300 (1, 5)										3	0	1	0	0	0	1				
Abraham Nunez S OBP: 0.476, SLG: 0.600 (1, 6)										3	0	0	0	0	0	1				
Ramon Martinez R (1, 1) Joe Beigel L (4, 1) Josias Manzanillo R (7, 1) Pat Meares R OBP: 0.351, SLG: 0.457 (8, 4)										1	0	0	0	0	1	0				
Inning Stats	R: 0 E: 0 K: 1 S: 12	H: 1 LOB: 0 BB: 0 P: 18	R: 0 E: 0 K: 0 S: 8	H: 1 LOB: 0 BB: 0 P: 12	R: 0 E: 0 K: 1 S: 7	H: 0 LOB: 0 BB: 0 P: 11	R: 2 E: 0 K: 0 S: 8	H: 2 LOB: 0 BB: 0 P: 12	R: 0 E: 0 K: 1 S: 5	H: 0 LOB: 0 BB: 0 P: 8	R: 0 E: 0 K: 0 S: 5	H: 0 LOB: 0 BB: 0 P: 6	R: 0 E: 0 K: 1 S: 9	H: 1 LOB: 1 BB: 0 P: 16	R: 0 E: 0 K: 1 S: 12	H: 1 LOB: 1 BB: 0 P: 20	1B: 3 2B: 2 3B: 1 HR: 1	SF: 0 SAC: 0 DP: 1 HBP: 0	WP: 0 PB: 0 SB: 0 CS: 1	PA: 32
PITCHER	IP WLS BF H R ER SO BB IBB HBP BLK WP HR S P ERA WHIP																			
Jon Lieber R ERA: 3.0 (1, 1)	8.0 W 28 5 2 2 4 0 0 0 0 0 0 0 0 64 97 2.25 0.625																			
Jeff Fassero L ERA: 6.3 (9, 1)	1.0 4 1 0 0 1 0 0 0 0 0 0 0 0 12 20 0.00 1.000																			

AB	32
R	2
H	6
RBI	2
BB	0
SO	5
LOB	9

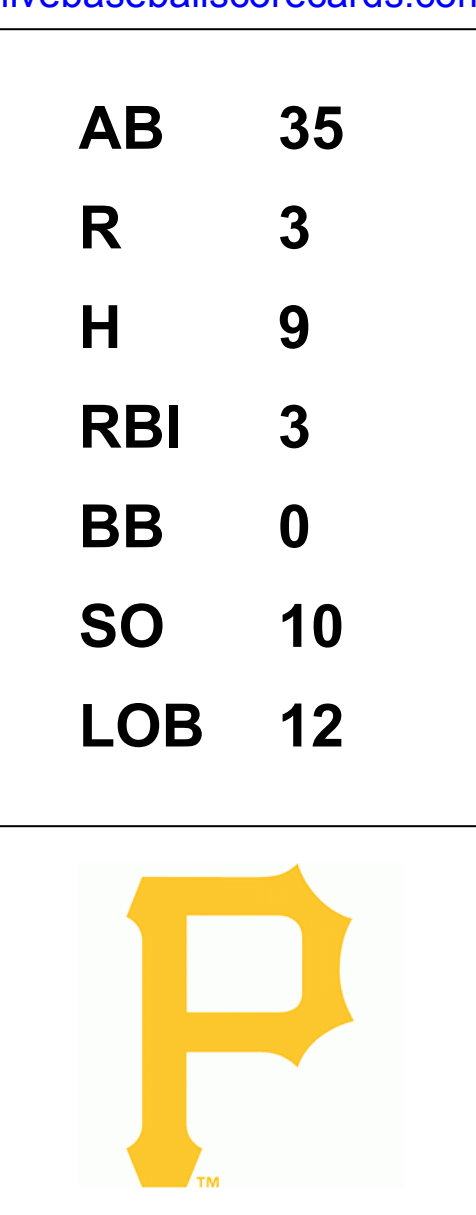


Batter	1	2	3	4	5	6	7	8	9	AB	R	H	RBI	BB	SO	LOB	TOP					
Eric Young Sr., R OBP: 0.320, SLG: 0.373 (1, 4)	G1-3			G6-3		F8		L5		4	0	0	0	0	0	0	Chicago Cubs @ Pittsburgh Pirates PNC Park, Pittsburgh, PA Sat Apr 21 2001, 1:35 PM EDT Att: 33,105 - Overcast - 55 F					
Bill Mueller, S OBP: 0.408, SLG: 0.515 (1, 5)	F7			F7		G3				3	0	1	0	0	0							
Rondell White, R OBP: 0.397, SLG: 0.554 Kyle Farnsworth, R Felix Heredia, L Jeff Fassero, L (1, 7) (8, 1) (8, 1) (9, 1)	G5-3			K			E6	K		4	1	0	0	0	2							
Sammy Sosa, R OBP: 0.413, SLG: 0.644 (1, 9)		G6-3		E5			P3	K		4	0	1	0	0	1							
Todd Hundley, S OBP: 0.300, SLG: 0.372 (1, 2)	P4			F7			HR		HR	4	2	3	0	0	2							
Ricky Gutierrez, R OBP: 0.344, SLG: 0.491 (1, 6)	F8					K				4	1	1	0	0	1							
Matt Stairs, L OBP: 0.359, SLG: 0.303 (1, 3)				K		K				4	0	2	1	0	2							
Gary Matthews, S OBP: 0.189, SLG: 0.176 (1, 8) (8, 7)				F7		G4-3		G5-3		4	0	0	0	0	2							
34 Kerry Wood, R OBP: 0.250, SLG: 0.250 Damon Buford, R OBP: 0.108, SLG: 0.086 (1, 1) (8, 8)				K				K		3	0	0	0	0	3							
Inning Stats	R: 0 E: 0 K: 0 S: 4	H: 0 LOB: 0 BB: 0 P: 8	R: 0 E: 0 K: 0 S: 7	H: 0 LOB: 0 BB: 0 P: 12	R: 0 E: 0 K: 2 S: 8	H: 0 LOB: 0 BB: 0 P: 12	R: 0 E: 1 K: 1 S: 9	H: 1 LOB: 2 BB: 0 P: 13	R: 0 E: 0 K: 2 S: 7	H: 0 LOB: 0 BB: 0 P: 11	R: 3 E: 1 K: 1 S: 15	H: 3 LOB: 1 BB: 0 P: 23	R: 0 E: 0 K: 2 S: 12	H: 1 LOB: 1 BB: 0 P: 16	R: 1 E: 0 K: 1 S: 11	H: 2 LOB: 1 BB: 0 P: 13		1B: 3 2B: 2 3B: 0 HR: 2	SF: 0 SAC: 0 DP: 0 HBP: 1	WP: 0 PB: 0 SB: 1 CS: 0	PA: 36	
PITCHER	IP	WLS	BF	H	R	ER	SO	BB	IBB	HBP	BLK	WP	HR	S	P	ERA	WHIP					
Todd Ritchie, R ERA: 3.42 (1, 1)	6.1	25	4	3	2	6	0	0	0	1	0	0	0	1	52	83	2.84	0.632				
Terry Mulholland, L ERA: 3.86 (7, 1)	1.0	4	1	0	0	1	0	0	0	0	0	0	0	11	14	0.00	1.000					
Josias Manzanillo, R ERA: 0.82 (8, 1)	0.2	2	0	0	0	2	0	0	0	0	0	0	0	6	9	0.00	0.000					
Mike Williams, R ERA: 2.57 (9, 1)	1.0	L	5	2	1	1	1	0	0	0	0	0	1	11	13	9.00	2.000					

AB	35
R	4
H	7
RBI	4
BB	0
SO	10
LOB	10



Batter	1	2	3	4	5	6	7	8	9	AB	R	H	RBI	BB	SO	LOB	BOTTOM					
18 Jason Kendall, R OBP: 0.359, SLG: 0.345 (1, 2)	F7		P3			F9		2B 1B		4	0	1	0	0	0	1	Chicago Cubs @ Pittsburgh Pirates PNC Park, Pittsburgh, PA Sat Apr 21 2001, 1:35 PM EDT Att: 33,105 - Overcast - 55 F					
Emil Brown, R OBP: 0.292, SLG: 0.455 (1, 8)	K			K		HR		K		4	1	1	1	0	3	2						
John Vander Wal, L OBP: 0.369, SLG: 0.551 Mike Williams, R (1, 9) (9, 1)	F7			F8		K				4	0	1	1	0	1							
Brian Giles, L OBP: 0.318, SLG: 0.517 (1, 7)		P4		G4-3		G3-1		F7		4	0	0	0	0	2							
Aramis Ramirez, R OBP: 0.309, SLG: 0.577 (1, 5)		P5				K				4	0	0	0	0	2							
Kevin Young, R OBP: 0.318, SLG: 0.568 (1, 3)										4	1	3	1	0	1							
Pat Meares, R OBP: 0.375, SLG: 0.474 Josias Manzanillo, R Derek Bell, R OBP: 0.167, SLG: 0.135 (1, 4) (8, 1) (9, 9)				1B						3	0	2	0	0	0							
2 Jack Wilson, R OBP: 0.222, SLG: 0.286 Abraham Nunez, S OBP: 0.455, SLG: 0.571 (1, 6) (8, PH) (9, 6)				F9		F7				2	0	0	0	0	2							
John Wehner, R OBP: 0.385, SLG: 0.273 (9, PH)										1	0	0	0	0	1							
Todd Ritchie, R OBP: 0.125, SLG: 0.125 Terry Mulholland, R Enrique Wilson, S OBP: 0.161, SLG: 0.133 (1, 1) (7, 1) (8, 4)				K				1B 2B		2	0	0	0	0	2							
Inning Stats	R: 0 E: 0 K: 1 S: 9	H: 0 LOB: 0 BB: 0 P: 17	R: 0 E: 0 K: 1 S: 5	H: 0 LOB: 0 BB: 0 P: 7	R: 0 E: 0 K: 1 S: 6	H: 1 LOB: 1 BB: 0 P: 10	R: 0 E: 0 K: 1 S: 7	H: 0 LOB: 0 BB: 0 P: 12	R: 1 E: 0 K: 2 S: 17	H: 2 LOB: 1 BB: 0 P: 26	R: 1 E: 0 K: 1 S: 11	H: 1 LOB: 0 BB: 0 P: 15	R: 0 E: 0 K: 1 S: 13	H: 1 LOB: 0 BB: 0 P: 19	R: 1 E: 0 K: 1 S: 17	H: 3 LOB: 2 BB: 0 P: 21	R: 0 E: 0 K: 1 S: 7	H: 1 LOB: 1 BB: 0 P: 13	1B: 5 2B: 3 3B: 0 HR: 2	SF: 0 SAC: 0 DP: 1 HBP: 0	WP: 0 PB: 0 SB: 1 CS: 0	PA: 35
PITCHER	IP	WLS	BF	H	R	ER	SO	BB	IBB	HBP	BLK	WP	HR	S	P	ERA	WHIP					
34 Kerry Wood, R ERA: 3.52 (1, 1)	7.0	25	5	2	2	8	0	0	0	0	0	0	0	2	68	106	2.57	0.714				
Kyle Farnsworth, R ERA: 3.12 (8, 1)	0.2	H	4	2	1	1	1	0	0	0	0	0	0	11	14	13.50	3.000					
Felix Heredia, L ERA: (8, 1)	0.1	W	2	1	0	0	0	0	0	0	0	0	0	6	7	0.00	3.000					
Jeff Fassero, L ERA: 5.73 (9, 1)	1.0	S	4	1	0	0	1	0	0	0	0	0	0	7	13	0.00	1.000					



Batter	1	2	3	4	5	6	7	8	9	10	AB	R	H	RBI	BB	SO	LOB	TOP									
Eric Young Sr., R OBP: 0.325, SLG: 0.375 (1.4)	B1-3		G5-3			1B SH2-4	1B			G3	5	0	2	1	0	0	0	Chicago Cubs @ Pittsburgh Pirates PNC Park, Pittsburgh, PA Sun Apr 22 2001, 1:35 PM EDT Att. 35,676 - Sunny - 73 F									
Bill Mueller, S OBP: 0.400, SLG: 0.500 (1.5)	F8		G6-3			SH2-4	F7			2B 15 G1-2-3	4	0	1	0	0	0	1										
Rondell White, R OBP: 0.397, SLG: 0.557 (1.7)	G6-3					BB				G6-3	5	0	2	1	0	0	0										
Sammy Sosa, R OBP: 0.413, SLG: 0.613 (1.9)		F9				1B				F2	3	0	0	0	2	1	0										
15 Julio Zuleta, R OBP: 0.297, SLG: 0.514 (1.3)	WP G3 1B					BB				F8	5	0	1	0	0	1	6										
Ricky Gutierrez, R OBP: 0.338, SLG: 0.467 (1.6)	G3					L4	G4-3				3	0	0	0	1	0	4										
Joe Girardi, R OBP: 0.375, SLG: 0.300 (1.2)	WP BB					K				G6-3	2	0	0	0	1	1	0										
Damon Buford, R OBP: 0.125, SLG: 0.105 (1.8)						K				SH1-4 BB	3	1	1	0	0	2	2										
Roosevelt Brown, L OBP: 0.385, SLG: 0.111 (9, PH)						K				FC8-2	1	0	0	0	0	0	1										
Courtney Duncan, L (9, 1)						K				FC8-2	0	0	0	0	0	0	0										
Jeff Fassero, L (10, 1)						1B	1B			3H	0	0	0	0	0	0	0										
Julian Tavarez, L OBP: 0.289, SLG: 0.286 (7, PH)						SH2-4	1B				2	1	1	0	0	0	0										
Matt Stairs, L OBP: 0.328, SLG: 0.406 (7, 1)						1B					1	0	0	0	0	0	1										
Todd Van Poppel, R (7, 1)											0	0	0	0	0	0	0										
Felix Heredia, L (7, 1)											0	0	0	0	0	0	0										
Kyle Farnsworth, R OBP: 0.311, SLG: 0.286 (9, 8)											1	1	1	1	0	0	0										
Inning Stats	R: 0 E: 0 K: 0 S: 5	H: 0 LOB: 0 BB: 0 P: 8	R: 0 E: 0 K: 1 S: 7	H: 1 LOB: 2 BB: 1 P: 15	R: 0 E: 0 K: 0 S: 6	H: 0 LOB: 0 BB: 0 P: 9	R: 0 E: 0 K: 1 S: 7	H: 0 LOB: 0 BB: 0 P: 11	R: 0 E: 0 K: 2 S: 8	H: 0 LOB: 0 BB: 0 P: 8	R: 1 E: 0 K: 1 S: 11	H: 3 LOB: 3 BB: 1 P: 21	R: 1 E: 0 K: 0 S: 8	H: 2 LOB: 1 BB: 0 P: 15	R: 0 E: 0 K: 0 S: 5	H: 0 LOB: 0 BB: 0 P: 7	R: 0 E: 0 K: 0 S: 4	H: 0 LOB: 0 BB: 1 P: 9	R: 1 E: 0 K: 0 S: 14	H: 3 LOB: 2 BB: 1 P: 22	1B: 7 2B: 2 3B: 0 HR: 1	SF: 0 SAC: 2 DP: 2 HBP: 0	WP: 1 PB: 0 SB: 0 CS: 0	PA: 41			
PITCHER	IP	WLS	BF	H	R	ER	SO	BB	IBB	HBP	BLK	WP	HR	S	P	ERA	WHIP										
Jimmy Anderson, L ERA: 3.47 (1, 1)	6.0		24	4	1	1	5	2	0	0	0	0	0	44	72	1.50	1.000										
Jose Silva, R ERA: 6.08 (7, 1)	2.0		8	2	1	1	0	0	0	0	0	0	0	13	22	4.50	1.000										
Mike Williams, R ERA: 3.0 (9, 1)	2.0	W	9	3	1	1	0	1	1	0	0	0	1	18	31	4.50	2.000										

AB	35
R	3
H	9
RBI	3
BB	4
SO	5
LOB	15



Batter	1	2	3	4	5	6	7	8	9	10	AB	R	H	RBI	BB	SO	LOB	BOTTOM										
2 Jack Wilson, R OBP: 0.231, SLG: 0.289 (1.6)	G4-3					G6-3					3	0	1	0	0	1	2	Chicago Cubs @ Pittsburgh Pirates PNC Park, Pittsburgh, PA Sun Apr 22 2001, 1:35 PM EDT Att. 35,676 - Sunny - 73 F										
18 Jason Kendall, R OBP: 0.373, SLG: 0.414 (6, PH)		E 1B								HR	3	1	2	2	0	0	2											
Emil Brown, R OBP: 0.310, SLG: 0.423 (1.8)	K	E1				F7					4	1	1	0	1	1	4											
John Vander Wal, L OBP: 0.390, SLG: 0.574 (1.3)	1B					G4-3					5	1	2	1	0	1	5											
Brian Giles, L OBP: 0.324, SLG: 0.531 (1.7)	BB 1B					G4-3					4	0	2	1	0	0	0											
Aramis Ramirez, R OBP: 0.300, SLG: 0.536 (1.5)						G6-3					4	0	0	0	1	0	1											
Derek Bell, R OBP: 0.169, SLG: 0.140 (1.9)	K					K					5	0	1	0	0	2	4											
Pat Meares, R OBP: 0.356, SLG: 0.442 (1.4)						G6-3					5	0	1	0	0	2	2											
Keith Osik, R OBP: 0.375, SLG: 0.167 (1.2)											2	0	1	0	1	0	0											
Abraham Nunez, S OBP: 0.417, SLG: 0.522 (6, PR)						SH BB					2	0	0	0	0	0	0											
Jimmy Anderson, L ERA: 3.47 (1, 1)	6.0		24	4	1	1	5	2	0	0	0	0	0	44	72	1.50	1.000											
Todd Van Poppel, R ERA: 6.23 (7, 1)	0.0		2	1	2	2	0	1	0	0	0	0	0	5	11	∞	∞											
Felix Heredia, L ERA: 6.23 (7, 1)	0.1	B	1	0	0	0	0	0	0	0	0	0	0	1	2	0.00	0.000											
Kyle Farnsworth, R ERA: 2.61 (7, 1)	1.2		8	3	0	0	1	0	0	0	0	0	0	23	30	0.00	1.800											
Courtney Duncan, R ERA: 5.00 (9, 1)	1.0		4	1	0	0	1	0	0	0	0	0	0	10	11	0.00	1.000											
Inning Stats	R: 0 E: 0 K: 2 S: 14	H: 2 LOB: 3 BB: 1 P: 26	R: 0 E: 1 K: 1 S: 10	H: 1 LOB: 1 BB: 1 P: 19	R: 0 E: 0 K: 1 S: 5	H: 0 LOB: 0 BB: 0 P: 8	R: 0 E: 1 K: 1 S: 12	H: 0 LOB: 2 BB: 1 P: 17	R: 0 E: 0 K: 0 S: 6	H: 0 LOB: 0 BB: 0 P: 12	R: 0 E: 0 K: 1 S: 9	H: 2 LOB: 2 BB: 0 P: 13	R: 2 E: 0 K: 1 S: 17	H: 2 LOB: 1 BB: 1 P: 27	R: 0 E: 0 K: 0 S: 12	H: 2 LOB: 2 BB: 0 P: 16	R: 0 E: 0 K: 1 S: 10	H: 1 LOB: 1 BB: 0 P: 11	R: 2 E: 0 K: 0 S: 4	H: 2 LOB: 0 BB: 0 P: 6	1B: 9 2B: 1 3B: 1 HR: 1	SF: 1 SAC: 1 DP: 0 HBP: 0	WP: 0 PB: 0 SB: 0 CS: 0	PA: 46				
PITCHER	IP	WLS	BF	H	R	ER	SO	BB	IBB	HBP	BLK	WP	HR	S	P	ERA	WHIP											
Jeff Fassero, L ERA: 7.15 (10, 1)	0.1	L	3	2	2	2	0	0	0	0	0	0	0	1	4	6	54.00	6.000										



Batter	1	2	3	4	5	6	7	8	9	AB	R	H	RBI	BB	SO	LOB	TOP										
18 Jason Kendall, R OBP: 0.403, SLG: 0.417	4-1 BB		4-1 G6-3 HR BB		1-1 F8		4-2 FC4-6 BB		2-0 G6-3 1B	2	1	1	0	3	0	0	Pittsburgh Pirates @ Los Angeles Dodgers Dodger Stadium, Los Angeles, CA Tue Apr 24 2001, 7:10 PM PDT Att: 23,596 - Sunny - 81 F										
Derek Bell, R OBP: 0.156, SLG: 0.129	0-0 F9		1-0 G6-3		0-0 G1-3		2-2 FC4-6		0-1 G6-3	5	0	0	0	0	0	5											
John Vander Wal, L Jose Silva, R	1-2 F5		2-1 HR		4-1 BB			4-1 G4-3 WP 1B BB	2	2	1	3	2	0	1	1											
Brian Giles, L OBP: 0.307, SLG: 0.500	0-0 G1-3		2-H 3-H 1-1 G4-3		0-0 P6			3-2 G4-3	4	0	0	0	0	0	3												
Aramis Ramirez, R OBP: 0.297, SLG: 0.517		0-1 G3		0-0 G1-3		1-0 G5-3		3-2 2B 1B	4	1	1	1	0	0	0												
Kevin Young, R OBP: 0.346, SLG: 0.592	1-1 F9			0-2 CS 1B		1-0 F2		3-H 2-0 1-H 2B	4	0	2	1	0	0	0												
Pat Meares, R OBP: 0.347, SLG: 0.426	0-1 G5-3			1-2 SAFE 2 BB 1B		1-1 P3		0-3 K	4	0	1	0	0	1	1												
2 Jack Wilson, R OBP: 0.233, SLG: 0.268			0-0 G6-3	4-0 BB		2-2 F7		3-2 F3	3	0	0	0	1	0	1												
Omar Olivares, R Terry Mulholland, R			0-2 G6-3 HR 2B	2-3 K		1-0 G3		2-0 E5 18 CS	2	1	1	0	0	1	2	P											
Abraham Nunez, S Bronson Arroyo, R Emil Brown, R									0	0	0	0	0	0	0			0									
Inning Stats	R: 0 E: 0 K: 0 S: 7	H: 0 LOB: 1 BB: 1 P: 12	R: 0 E: 0 K: 0 S: 6	H: 0 LOB: 0 BB: 0 P: 7	R: 3 E: 0 K: 0 S: 11	H: 2 LOB: 0 BB: 1 P: 19	R: 0 E: 0 K: 1 S: 12	H: 2 LOB: 2 BB: 1 P: 19	R: 0 E: 0 K: 0 S: 5	H: 0 LOB: 1 BB: 1 P: 10	R: 0 E: 0 K: 0 S: 10	H: 0 LOB: 1 BB: 1 P: 19	R: 2 E: 0 K: 1 S: 14	H: 2 LOB: 1 BB: 1 P: 29	R: 0 E: 1 K: 1 S: 7	H: 1 LOB: 1 BB: 0 P: 11	1B: 4 2B: 2 3B: 0 HR: 1	SF: 0 SAC: 0 DP: 0 HBP: 0	WP: 1 PB: 0 SB: 0 CS: 2	PA: 39							
PITCHER	IP	WLS	BF	H	R	ER	SO	BB	IBB	HBP	BLK	WP	HR	S	P	ERA	WHIP										
Chan Ho Park, R ERA: 4.13	7.0	L	29	4	3	3	1	5	0	0	0	0	1	55	93	3.86	1.286										
Gregg Olson, R ERA: 6.43	0.1		3	1	2	2	0	1	0	0	0	1	0	7	17	54.00	6.000										
Matt Herges, R ERA: 1.42	1.2		7	2	0	0	2	0	0	0	0	0	0	14	23	0.00	1.200										

Batter	1	2	3	4	5	6	7	8	9	AB	R	H	RBI	BB	SO	LOB	BOTTOM										
Tom Goodwin, L OBP: 0.232, SLG: 0.340	1-1 1B		2-3 K		0-0 L3			0-2 G4-3		4	0	1	0	0	1	2	Pittsburgh Pirates @ Los Angeles Dodgers Dodger Stadium, Los Angeles, CA Tue Apr 24 2001, 7:10 PM PDT Att: 23,596 - Sunny - 81 F										
Mark Czudzielanek, R OBP: 0.329, SLG: 0.513	1-2 P6			2-3 K		2-3 K		1-0 G5-3		4	0	0	0	0	2	1											
Gary Sheffield, R OBP: 0.430, SLG: 0.631	2-3 K			0-1 G5-3		4-2 BB		1-2 G5-3		3	0	0	0	1	1												
Shawn Green, L OBP: 0.357, SLG: 0.541	2-1 G4-3			4-2 1B BB		2-0 F7		0-0 F7	3	0	0	0	1	0	2												
Eric Karros, R OBP: 0.293, SLG: 0.451		0-1 G4-3		1-0 1B		3-1 P6		4-0 2B BB	3	1	1	0	1	0	1												
Chris Donnels, L OBP: 0.235, SLG: 0.200		3-3 K		1-1 L8		0-0 G4-3		3-1 L8	4	0	0	0	0	1	3												
Chad Kreuter, S OBP: 0.333, SLG: 0.310		2-0 G4-3			0-0 HBP 1B		4-0 BB		3-2 1-H 2B	3	0	2	1	1	0	0											
Alex Cora, L OBP: 0.222, SLG: 0.300			0-1 F8		1-0 L3 HBP		3-1 F7		1-2 G4-3	3	0	0	0	0	2												
Chan Ho Park, R Hiram Bocachica, R Gregg Olson, R Matt Herges, L			1-3 K		1-3 K		3-3 K			2	0	0	0	0	2	2		Dodgers									
										1	0	0	0	0	1	1											
Inning Stats	R: 0 E: 0 K: 1 S: 11	H: 1 LOB: 0 BB: 0 P: 17	R: 0 E: 0 K: 1 S: 6	H: 0 LOB: 0 BB: 0 P: 11	R: 0 E: 0 K: 2 S: 8	H: 0 LOB: 0 BB: 0 P: 11	R: 0 E: 0 K: 1 S: 12	H: 1 LOB: 2 BB: 1 P: 20	R: 0 E: 0 K: 1 S: 5	H: 1 LOB: 1 BB: 0 P: 7	R: 0 E: 0 K: 1 S: 11	H: 0 LOB: 1 BB: 1 P: 22	R: 0 E: 0 K: 0 S: 9	H: 0 LOB: 0 BB: 0 P: 11	R: 1 E: 0 K: 0 S: 9	H: 1 LOB: 1 BB: 1 P: 20	1B: 3 2B: 2 3B: 0 HR: 0	SF: 0 SAC: 0 DP: 1 HBP: 1	WP: 0 PB: 0 SB: 0 CS: 0	PA: 35							
PITCHER	IP	WLS	BF	H	R	ER	SO	BB	IBB	HBP	BLK	WP	HR	S	P	ERA	WHIP										
Omar Olivares, R ERA: 5.75	5.1	W	21	3	0	0	7	2	0	1	0	0	0	50	80	0.00	0.938										
Terry Mulholland, L ERA: 3.38	0.2	H	2	0	0	0	0	0	0	0	0	0	0	3	8	0.00	0.000										
Bronson Arroyo, R ERA: 3.6	1.0	H	4	0	0	0	1	1	0	0	0	0	0	6	16	0.00	1.000										
Jose Silva, R ERA: 5.87	2.0		8	1	1	1	0	1	0	0	0	0	0	18	31	4.50	1.000										

Batter	1	2	3	4	5	6	7	8	9	AB	R	H	RBI	BB	SO	LOB	TOP								
18 Jason Kendall, R OBP: 0.416, SLG: 0.413	4-1 1B 1B BB		2-0 CS HBP	3-1 1B		1-1 P4			3-2 G5-3	3	1	1	0	1	0	0									
Derek Bell, R OBP: 0.174, SLG: 0.149	0-0 1B		0-3 K	1-3 K					2-0 G6-3	5	0	2	0	0	2	2									
John Vander Wal, L OBP: 0.426, SLG: 0.633	0-1 1B 1B		3-2 1B 2B		4-2 HR BB				2-0 F8	4	2	2	0	1	1	1									
Brian Giles, L OBP: 0.304, SLG: 0.486	2-3 K		3-2 2B 1B		2-3 K				0-0 F8	4	1	1	1	0	2	5									
Aramis Ramirez, R OBP: 0.309, SLG: 0.531	1-2 1B		0-0 2B		0-3 K				0-0 G4-3	4	0	2	2	0	1	2									
Kevin Young, R OBP: 0.375, SLG: 0.654	0-1 1B		3-2 HBP		1-1 HR				0-2 P4	3	1	2	2	0	0	0									
Pat Meares, R OBP: 0.321, SLG: 0.392		1-3 K	2-3 K		1-1 G5-3				0-2 E6	4	0	0	0	0	2	2									
2 Jack Wilson, R OBP: 0.213, SLG: 0.244		2-3 K		3-2 G6-3		2-1 G1-3			1-3 K	4	0	0	0	0	2	1									
Ramon Martinez, R OBP: 0.352, SLG: 0.125		1-3 K		1-2 G1-3		1-0 G3-1			0-3 K	2	0	0	0	0	1	0									
Enrique Wilson, S OBP: 0.385, SLG: 0.480										1	0	0	0	0	0	0									
Joe Beimel, L OBP: 0.375, SLG: 0.654										1	0	0	0	0	0	0									
Abraham Nunez, S OBP: 0.385, SLG: 0.480										1	0	0	0	0	1	1									
Josias Manzanillo, R OBP: 0.375, SLG: 0.654										0	0	0	0	0	0	0									
Inning Stats	R: 1 E: 0 K: 1 S: 12	H: 4 LOB: 2 BB: 1 P: 19	R: 0 E: 0 K: 3 S: 11	H: 0 LOB: 0 BB: 0 P: 15	R: 2 E: 0 K: 2 S: 15	H: 3 LOB: 2 BB: 0 P: 28	R: 0 E: 0 K: 1 S: 13	H: 1 LOB: 1 BB: 0 P: 21	R: 2 E: 0 K: 2 S: 13	H: 1 LOB: 0 BB: 1 P: 21	R: 0 E: 0 K: 0 S: 5	H: 0 LOB: 0 BB: 0 P: 9	R: 0 E: 0 K: 0 S: 7	H: 1 LOB: 1 BB: 0 P: 12	R: 0 E: 1 K: 2 S: 12	H: 0 LOB: 1 BB: 0 P: 13	R: 0 E: 0 K: 1 S: 8	H: 0 LOB: 0 BB: 0 P: 16	1B: 7 2B: 2 3B: 0 HR: 1	SF: 0 SAC: 0 DP: 0 HBP: 2	WP: 0 PB: 0 SB: 0 CS: 1	PA: 39			
PITCHER	IP	WLS	BF	H	R	ER	SO	BB	IBB	HBP	BLK	WP	HR	S	P	ERA	WHIP								
Eric Gagne, R ERA: 4.8	(1, 1)	5.0	25	9	5	5	9	2	0	2	0	0	1	64	104	9.00	2.200								
Matt Herges, R ERA: 1.23	(6, 1)	2.0	7	1	0	0	0	0	0	0	0	0	0	12	21	0.00	0.500								
Terry Adams, R ERA: 1.29	(8, 1)	2.0	W	7	0	0	3	0	0	0	0	0	0	20	29	0.00	0.000								

Pittsburgh Pirates @ Los Angeles Dodgers
Dodger Stadium, Los Angeles, CA
 Wed Apr 25 2001, 7:10 PM PDT
 Att: 22,495 - Sunny - 71 F

AB	35
R	5
H	10
RBI	5
BB	2
SO	12
LOB	14



Batter	1	2	3	4	5	6	7	8	9	AB	R	H	RBI	BB	SO	LOB	BOTTOM								
Tom Goodwin, L OBP: 0.233, SLG: 0.321	3-2 G4-3		4-2 2B BB	1-2 P6					1-0 G4-3	3	1	0	0	1	0	0									
Hiram Bocachica, R OBP: 0.357, SLG: 0.520	4-0 F9-3 BB		0-2 HR 2B		3-2 G6-3				0-0 G4-3	3	1	1	1	1	0	0									
Gary Sheffield, R OBP: 0.422, SLG: 0.603	1-1 F9-3		4-2 HR BB		2-0 G5-3				1-2 P5	3	1	0	0	1	0	1									
Shawn Green, L OBP: 0.364, SLG: 0.571		1-0 G3-1	1-0 HR		4-2 S BB				3-3 K	3	1	1	3	1	1	0									
Eric Karros, R OBP: 0.291, SLG: 0.432		4-2 E S BB	0-3 K		3-1 F8				3-2 G6-3	3	0	0	0	1	1	1									
Mark Grudzielanek, R OBP: 0.337, SLG: 0.537		0-0 F7	2-2 1B			0-1 G6-3			0-2 WP 3B	4	1	2	0	0	0	1									
Angel Pena, R OBP: 0.143, SLG: 0.143		0-3 K	2-2 F8			2-2 G1-3			1-1 WP	4	0	0	0	0	1	2									
Alex Cora, L OBP: 0.228, SLG: 0.340			0-0 WP 3B		0-1 L4				0-0 B3	3	1	1	0	0	0	0									
Eric Gagne, R OBP: 0.091, SLG: 0.182	(1, 1)		0-3 K		0-1 F7					2	0	0	0	0	1	1									
Matt Herges, L ERA: 1.46	(6, 1)									0	0	0	0	0	0	0									
Marquis Grissom, R OBP: 0.250, SLG: 0.455	(7, PH)									1	0	0	0	0	1	0									
Terry Adams, R ERA: 1.5	(8, 1)									0	0	0	0	0	0	0									
Inning Stats	R: 0 E: 0 K: 0 S: 6	H: 0 LOB: 1 BB: 1 P: 14	R: 0 E: 0 K: 1 S: 9	H: 0 LOB: 1 BB: 1 P: 14	R: 5 E: 0 K: 2 S: 24	H: 4 LOB: 1 BB: 2 P: 37	R: 0 E: 0 K: 0 S: 7	H: 0 LOB: 0 BB: 0 P: 8	R: 0 E: 0 K: 0 S: 9	H: 0 LOB: 1 BB: 1 P: 21	R: 0 E: 0 K: 0 S: 7	H: 0 LOB: 0 BB: 0 P: 9	R: 0 E: 0 K: 1 S: 7	H: 0 LOB: 0 BB: 0 P: 9	R: 0 E: 0 K: 1 S: 10	H: 0 LOB: 0 BB: 0 P: 17	R: 1 E: 0 K: 0 S: 4	H: 1 LOB: 0 BB: 0 P: 5	1B: 1 2B: 2 3B: 2 HR: 1	SF: 0 SAC: 0 DP: 1 HBP: 0	WP: 2 PB: 0 SB: 2 CS: 0	PA: 34			
PITCHER	IP	WLS	BF	H	R	ER	SO	BB	IBB	HBP	BLK	WP	HR	S	P	ERA	WHIP								
Ramon Martinez, R ERA: 7.62	(1, 1)	5.0	23	4	5	5	3	5	0	0	0	0	1	55	94	9.00	1.800								
Joe Beimel, L ERA: 1.46	(6, 1)	2.0	6	0	0	0	1	0	0	0	0	0	0	14	18	0.00	0.000								
Josias Manzanillo, R ERA: 1.5	(8, 1)	1.0	L	5	1	1	1	0	0	0	0	1	0	14	22	9.00	1.000								

Pittsburgh Pirates @ Los Angeles Dodgers
Dodger Stadium, Los Angeles, CA
 Wed Apr 25 2001, 7:10 PM PDT
 Att: 22,495 - Sunny - 71 F


AB	29
R	6
H	5
RBI	4
BB	5
SO	5
LOB	6



Batter	1	2	3	4	5	6	7	8	9	AB	R	H	RBI	BB	SO	LOB	TOP			
18 Jason Kendall, R OBP: 0.407, SLG: 0.418	G5-3		PO	1B 2B		G5-3		G5-4-3		4	1	1	0	0	0	1				
Emil Brown, R OBP: 0.324, SLG: 0.516	L4			K					HR	4	1	2	1	0	1	1				
John Vander Wal, L OBP: 0.444, SLG: 0.645	K			1B BB		PO	1B BB		E9 G4-3 2B	2	1	1	0	2	1	0				
Brian Giles, L OBP: 0.301, SLG: 0.474		G6-3			1B			F8	G4-3	4	0	1	2	0	0	1				
Aramis Ramirez, R OBP: 0.306, SLG: 0.515	K			G6-4-3					F3	4	0	1	0	0	1	2				
Kevin Young, R OBP: 0.397, SLG: 0.618	K						P3			3	0	0	0	0	2	2				
Enrique Wilson, S OBP: 0.135, SLG: 0.111			L6			G4-3		G6-3		4	0	0	0	0	0	3				
Abraham Nunez, S OBP: 0.345, SLG: 0.429			E5 18 PO			P4				3	0	0	0	0	0	0				
Todd Ritchie, R OBP: 0.100, SLG: 0.100										2	0	0	0	0	2	1				
Terry Mulholland, R ERA: 5.83										0	0	0	0	0	0	0				
Craig Wilson, R ERA: 4.91										0	0	0	0	1	0	0				
Scott Sauerbeck, R ERA: 4.91										0	0	0	0	0	0	0				
Inning Stats	R: 0 E: 0 K: 1 S: 7	H: 0 LOB: 0 BB: 0 P: 10	R: 0 E: 0 K: 2 S: 13	H: 0 LOB: 0 BB: 0 P: 19	R: 0 E: 1 K: 1 S: 7	H: 0 LOB: 0 BB: 0 P: 10	R: 1 E: 0 K: 1 S: 12	H: 2 LOB: 1 BB: 1 P: 18	R: 0 E: 0 K: 1 S: 8	H: 1 LOB: 0 BB: 0 P: 12	R: 0 E: 0 K: 0 S: 11	H: 1 LOB: 2 BB: 1 P: 17	R: 0 E: 0 K: 0 S: 11	H: 0 LOB: 0 BB: 1 P: 20	R: 2 E: 1 K: 0 S: 17	H: 2 LOB: 1 BB: 0 P: 22	1B: 3 2B: 2 3B: 0 HR: 1	SF: 0 SAC: 0 DP: 2 HBP: 1	WP: 0 PB: 0 SB: 0 CS: 0	PA: 36
PITCHER	IP	WLS	BF	H	R	ER	SO	BB	IBB	HBP	BLK	WP	HR	S	P	ERA	WHIP			
Kevin Brown, R ERA: 1.03	7.0	W	25	4	1	1	7	2	0	0	0	0	0	66	99	1.29	0.857			
Gregg Olson, R ERA: 5.83	1.0		3	0	0	0	0	1	0	0	0	0	0	11	20	0.00	1.000			
Jeff Shaw, R ERA: 4.91	1.0		6	2	2	1	0	0	0	1	0	0	1	17	22	9.00	2.000			

Pittsburgh Pirates @ Los Angeles Dodgers
Dodger Stadium, Los Angeles, CA
 Thu Apr 26 2001, 7:10 PM PDT
 Att: 24,143 - Sunny - 60 F


AB 30
 R 3
 H 6
 RBI 3
 BB 3
 SO 7
 LOB 11



Batter	1	2	3	4	5	6	7	8	9	AB	R	H	RBI	BB	SO	LOB	BOTTOM			
Tom Goodwin, L OBP: 0.234, SLG: 0.305	F8		G3-1							3	1	0	0	1	0	2				
Jeff Reboulet, R OBP: 0.519, SLG: 0.579	2B BB			WP BB						2	2	2	1	2	0	0				
Shawn Green, L OBP: 0.370, SLG: 0.580	F8 1H 2B									4	1	2	1	0	1	2				
Eric Karros, R OBP: 0.277, SLG: 0.410	F8 2-3									4	0	0	0	0	0	4				
Hiram Bocachica, R OBP: 0.355, SLG: 0.500	G4-3									3	1	1	1	0	0	1				
Phil Hiatt, R OBP: 0.229, SLG: 0.333										1	0	0	0	0	0	1				
Marquis Grissom, R OBP: 0.250, SLG: 0.438		G4-3								4	1	1	1	0	1	0				
Chad Kreuter, S OBP: 0.325, SLG: 0.303		F2								4	0	1	1	0	2	0				
Alex Cora, L OBP: 0.230, SLG: 0.333		G4-3								4	0	1	1	0	0	0				
Kevin Brown, R ERA: 4.8										3	0	0	0	0	1	2				
Gregg Olson, R ERA: 2.7										0	0	0	0	0	0	0				
Jeff Shaw, R ERA: 6.46										0	0	0	0	0	0	0				
Inning Stats	R: 1 E: 0 K: 0 S: 8	H: 1 LOB: 1 BB: 1 P: 15	R: 0 E: 0 K: 0 S: 7	H: 0 LOB: 0 BB: 0 P: 9	R: 0 E: 0 K: 1 S: 8	H: 0 LOB: 1 BB: 1 P: 19	R: 0 E: 0 K: 0 S: 7	H: 0 LOB: 0 BB: 0 P: 9	R: 5 E: 1 K: 1 S: 19	H: 6 LOB: 2 BB: 1 P: 33	R: 0 E: 0 K: 0 S: 10	H: 1 LOB: 1 BB: 0 P: 15	R: 0 E: 0 K: 2 S: 9	H: 0 LOB: 0 BB: 0 P: 13	1B: 6 2B: 2 3B: 0 HR: 0	SF: 0 SAC: 0 DP: 0 HBP: 0	WP: 1 PB: 0 SB: 1 CS: 0	PA: 35		
PITCHER	IP	WLS	BF	H	R	ER	SO	BB	IBB	HBP	BLK	WP	HR	S	P	ERA	WHIP			
Todd Ritchie, R ERA: 4.8	5.2	L	27	7	6	6	3	3	0	0	0	0	0	52	91	9.53	1.765			
Terry Mulholland, L ERA: 2.7	1.1		5	1	0	0	0	0	0	0	0	0	0	13	18	0.00	0.750			
Scott Sauerbeck, L ERA: 6.46	1.0		3	0	0	0	2	0	0	0	0	0	0	9	13	0.00	0.000			

Pittsburgh Pirates @ Los Angeles Dodgers
Dodger Stadium, Los Angeles, CA
 Thu Apr 26 2001, 7:10 PM PDT
 Att: 24,143 - Sunny - 60 F

AB 32
 R 6
 H 8
 RBI 6
 BB 3
 SO 5
 LOB 12



Batter	1	2	3	4	5	6	7	8	9	AB	R	H	RBI	BB	SO	LOB	TOP										
18 Jason Kendall, R OBP: 0.398, SLG: 0.394	G5-3		F7		P4			K		4	0	0	0	0	1	1	Pittsburgh Pirates @ San Diego Padres Qualcomm Stadium, San Diego, CA Fri Apr 27 2001, 10:05 PM EDT Att: 27,896 - Sunny - 65 F										
Derek Bell, R OBP: 0.176, SLG: 0.169	PB G3-1 2B		P3		G5-3			K		4	1	1	0	0	1	1											
John Vander Wal, L Jose Silva, R Mike Williams, R	G3-1 2H		K				G4-6-3 BB CS 1B	FC6-4 2B		4	0	2	1	0	1	0											
Brian Giles, L OBP: 0.322, SLG: 0.513	G4-3				HR		G4-6-3 BB	FC6-4 IBB		2	1	1	1	2	0	0											
Aramis Ramirez, R OBP: 0.303, SLG: 0.542		HR			G5-3		G4-6-3	FC6-4		4	1	1	1	0	0	4											
Kevin Young, R OBP: 0.395, SLG: 0.586	E6 FC3-6				G6-3					3	0	0	0	0	1	0											
Pat Meares, R OBP: 0.298, SLG: 0.364	FC3-6 1-2				G1-3		CS	G5-3		4	0	0	0	0	0	1											
2 Jack Wilson, R OBP: 0.216, SLG: 0.286	K							P6		4	0	1	0	0	2	1											
Jimmy Anderson, L Josias Manzanillo, R Scott Sauerbeck, R Emil Brown, R OBP: 0.324, SLG: 0.516	K							G3		3	0	0	0	0	2	2											
Inning Stats	R: 1 E: 0 K: 0 S: 7	H: 1 LOB: 0 BB: 0 P: 12	R: 1 E: 1 K: 2 S: 15	H: 1 LOB: 1 BB: 0 P: 22	R: 0 E: 0 K: 1 S: 7	H: 0 LOB: 0 BB: 0 P: 13	R: 1 E: 0 K: 0 S: 7	H: 1 LOB: 0 BB: 0 P: 8	R: 0 E: 0 K: 1 S: 9	H: 1 LOB: 1 BB: 0 P: 12	R: 0 E: 0 K: 0 S: 6	H: 0 LOB: 1 BB: 1 P: 15	R: 0 E: 0 K: 0 S: 4	H: 0 LOB: 0 BB: 0 P: 4	R: 0 E: 0 K: 2 S: 9	H: 1 LOB: 2 BB: 1 P: 17		R: 0 E: 0 K: 2 S: 8	H: 0 LOB: 0 BB: 0 P: 12	1B: 1 2B: 2 3B: 1 HR: 2	SF: 0 SAC: 0 DP: 1 HBP: 1	WP: 0 PB: 1 SB: 0 CS: 1	PA: 36				
PITCHER	IP	WLS	BF	H	R	ER	SO	BB	IBB	HBP	BLK	WP	HR	S	P	ERA	WHIP										
Bobby Jones, R ERA: 3.55	7.0	L	27	5	3	2	4	1	0	1	0	0	2	55	86	2.57	0.857										
Brian Lawrence, R ERA: 5.87	1.0		5	1	0	0	2	0	1	0	0	0	0	9	17	0.00	1.000										
Trevor Hoffman, R ERA: 4.0	1.0		3	0	0	0	2	0	0	0	0	0	0	8	12	0.00	0.000										

Batter	1	2	3	4	5	6	7	8	9	AB	R	H	RBI	BB	SO	LOB	BOTTOM										
Rickey Henderson, R OBP: 0.250, SLG: 0.250	F7		G4-3		E5 G4-6-3		F9		E 1B	5	0	1	0	0	0	1	Pittsburgh Pirates @ San Diego Padres Qualcomm Stadium, San Diego, CA Fri Apr 27 2001, 10:05 PM EDT Att: 27,896 - Sunny - 65 F										
Damian Jackson, R OBP: 0.365, SLG: 0.400			BB 1B		G4-6-3 1-2		K		E4 1-2 2-3	5	0	2	0	0	1	4											
Ryan Klesko, L OBP: 0.344, SLG: 0.397	K				FC6-4 1B		G3		F5	4	0	1	0	1	1	5											
Phil Nevin, R OBP: 0.376, SLG: 0.571	G1		K		FC6-4 1-2				G6-3	4	0	0	0	0	1	4											
Bubba Trammell, R OBP: 0.372, SLG: 0.507		1B 1B			P4		G6-3		F9	4	0	1	0	0	0	0											
Mike Colangelo, R OBP: 0.425, SLG: 0.714					G5-3		FC5-4 1B		K	4	0	2	0	0	1	0											
Ben Davis, S OBP: 0.450, SLG: 0.422		K					F9		K	3	0	0	0	1	2	3											
Donaldo Mendez, R Santiago Perez, S OBP: 0.317, SLG: 0.306 OBP: 0.447, SLG: 0.286	G6-4-3 1-2						FC5-4 1-2		F9	2	0	0	0	1	0	3											
Bobby Jones, R Alex Arias, R Brian Lawrence, R Trevor Hoffman, R Dave Magadan, L OBP: 0.200, SLG: 0.111 OBP: 0.303, SLG: 0.296 ERA: 5.87 ERA: 4.0 OBP: 0.333, SLG: 0.316			K		G5-3				E 1B BB	2	0	0	0	0	1	2											
Inning Stats	R: 0 E: 0 K: 1 S: 10	H: 1 LOB: 1 BB: 0 P: 18	R: 0 E: 0 K: 1 S: 12	H: 2 LOB: 1 BB: 0 P: 20	R: 0 E: 0 K: 2 S: 16	H: 1 LOB: 2 BB: 1 P: 28	R: 0 E: 0 K: 0 S: 5	H: 0 LOB: 2 BB: 2 P: 14	R: 0 E: 1 K: 0 S: 10	H: 1 LOB: 1 BB: 0 P: 16	R: 0 E: 0 K: 0 S: 5	H: 1 LOB: 1 BB: 0 P: 8	R: 0 E: 0 K: 1 S: 13	H: 1 LOB: 1 BB: 0 P: 18	R: 0 E: 0 K: 1 S: 6	H: 0 LOB: 0 BB: 0 P: 11		R: 0 E: 1 K: 1 S: 10	H: 1 LOB: 3 BB: 1 P: 20	1B: 8 2B: 0 3B: 0 HR: 0	SF: 0 SAC: 0 DP: 2 HBP: 0	WP: 0 PB: 0 SB: 0 CS: 0	PA: 39				
PITCHER	IP	WLS	BF	H	R	ER	SO	BB	IBB	HBP	BLK	WP	HR	S	P	ERA	WHIP										
Jimmy Anderson, L ERA: 2.76	6.0	W	27	7	0	0	4	3	0	0	0	0	0	62	109	0.00	1.667										
Josias Manzanillo, R ERA: 1.42	0.2	H	2	0	0	0	1	0	0	0	0	0	0	7	10	0.00	0.000										
Scott Sauerbeck, L ERA: 0.23	0.1	H	1	0	0	0	0	0	0	0	0	0	0	2	3	0.00	0.000										
Jose Silva, R ERA: 5.51	1.0	H	3	0	0	0	1	0	0	0	0	0	0	6	11	0.00	0.000										
Mike Williams, R ERA: 2.7	1.0	S	6	1	0	0	1	1	0	0	0	0	0	10	20	0.00	2.000										

AB	32
R	3
H	6
RBI	3
BB	2
SO	8
LOB	10



AB	35
R	0
H	8
RBI	0
BB	4
SO	7
LOB	22



Batter	1	2	3	4	5	6	7	8	9	AB	R	H	RBI	BB	SO	LOB	TOP										
18 Jason Kendall, R OBP: 0.386, SLG: 0.392 Keith Osik, R OBP: 0.333, SLG: 0.143	1-2 2B 1B		1-1 F8		1-1 G5-4-3			2-2 G6-3		3	1	1	0	0	0	1											
Derek Bell, R OBP: 0.182, SLG: 0.173	0-3 K		2-3 K				1-3 K		0-0 BB 1B	4	0	1	0	0	0	3	1										
John Vander Wal, L OBP: 0.456, SLG: 0.681 John Wehner, R OBP: 0.429, SLG: 0.273	2-2 1-H 2B		1-0 2B				3-3 K		4-2 1-2 BB	3	0	2	1	0	1	1	0										
Brian Giles, L OBP: 0.311, SLG: 0.494 Terry Mulholland, R OBP: 0.429, SLG: 0.273	0-1 F7		1-2 G4-3				0-0 G1		1-3 K	3	0	0	0	0	0	2											
Aramis Ramirez, R OBP: 0.300, SLG: 0.520	4-2 BB				3-3 K				2-3 K	3	0	0	0	1	2	2											
Kevin Young, R OBP: 0.338, SLG: 0.548	2-3 K				2-0 G5-3				2-3 K	4	0	0	0	0	3	4											
Pat Meares, R OBP: 0.283, SLG: 0.345 Abraham Nunez, S OBP: 0.345, SLG: 0.429			3-2 G1-3		1-1 G5-3				2-0 G4-3	3	0	0	0	0	0	0											
2 Jack Wilson, R OBP: 0.204, SLG: 0.269			1-0 F9						1-1 L4	3	0	0	0	0	0	0											
Bronson Arroyo, R OBP: 0.314, SLG: 0.500 Joe Beimel, L OBP: 0.250, SLG: 0.250 Emil Brown, R OBP: 0.314, SLG: 0.500			1-3 K				0-1 G5-4-3 1B		3-2 G6-3	1	0	0	0	0	1	0											
									1-3 K	2	1	0	0	0	1	0											
											1	0	0	0	1	0											
Inning Stats	R: 1 H: 2 E: 0 K: 2 S: 21	L: 2 LOB: 2 BB: 1 P: 30	R: 0 H: 0 E: 0 K: 1 S: 8	H: 0 LOB: 0 BB: 13 P: 13	R: 0 H: 1 E: 0 K: 1 S: 9	LOB: 1 BB: 0 P: 14	R: 0 H: 0 E: 0 K: 1 S: 6	H: 0 LOB: 0 BB: 0 P: 12	R: 0 H: 1 E: 0 K: 0 S: 6	H: 1 LOB: 0 BB: 0 P: 8	R: 0 H: 0 E: 0 K: 2 S: 7	H: 0 LOB: 0 BB: 0 P: 11	R: 0 H: 0 E: 0 K: 1 S: 8	H: 0 LOB: 0 BB: 12 P: 12	R: 0 H: 0 E: 0 K: 1 S: 9	H: 0 LOB: 0 BB: 15 P: 15	R: 0 H: 1 E: 0 K: 3 S: 14	H: 1 LOB: 2 BB: 1 P: 23	1B: 3 2B: 2 3B: 0 HR: 0	SF: 0 SAC: 0 DP: 1 HBP: 0	WP: 0 PB: 0 SB: 0 CS: 0	PA: 33					
PITCHER	IP	WLS	BF	H	R	ER	SO	BB	IBB	HBP	BLK	WP	HR	S	P	ERA	WHIP										
Adam Eaton, R ERA: 5.87	(1, 1)	7.0	W	25	4	1	1	8	1	0	0	0	0	65	100	1.29	0.714										
David Lee, R ERA:	(8, 1)	1.0		3	0	0	0	1	0	0	0	0	0	9	15	0.00	0.000										
Rodney Myers, R ERA: 5.68	(9, 1)	1.0		5	1	0	0	3	1	0	0	0	0	14	23	0.00	2.000										

Pittsburgh Pirates @ San Diego Padres
Qualcomm Stadium, San Diego, CA
Sat Apr 28 2001, 10:05 PM EDT
Att: 48,326 - Sunny - 63 F

AB 31
R 1
H 5
RBI 1
BB 2
SO 12
LOB 12



Batter	1	2	3	4	5	6	7	8	9	AB	R	H	RBI	BB	SO	LOB	BOTTOM										
Rickey Henderson, R OBP: 0.317, SLG: 0.286 David Lee, R OBP: 0.317, SLG: 0.286 Rodney Myers, R OBP: 0.317, SLG: 0.286	0-1 BB 1B		1-0 G5-3		1-1 S PB HBP 2B 1B			4-2 BB		3	2	2	0	1	0	0											
Damian Jackson, R OBP: 0.397, SLG: 0.411	0-3 K		0-1 BB 2B 1B		1-3 K		3-2 FC6-4 1-H 2B		3-2 F9	5	1	2	1	0	2	3											
Ryan Klesko, L OBP: 0.368, SLG: 0.392	4-2 1-2 BB		4-0 2B 2B BB		4-2 S HR BB		4-0 FC6-4 BB		2-3 K	1	2	0	0	4	1	0											
Phil Nevin, R OBP: 0.388, SLG: 0.618	2-3 K		1-1 2B 2B		2-2 HR HR		2-2 FC6-4		2-1 1B 1B 1B	5	2	3	3	0	1	4											
Bubba Trammell, R OBP: 0.373, SLG: 0.514	2-3 K		2-1 1B FC5-2 2B		2-3 K				0-1 L7	5	0	2	2	0	2	3											
Santiago Perez, S OBP: 0.465, SLG: 0.333			1-1 G1-3		1-1 FC5-4 1B				2-3 K	5	0	3	0	0	1	1											
Ben Davis, S OBP: 0.462, SLG: 0.490			3-2 HR		1-0 FC5-4				1-2 G5-4-3	4	1	2	1	1	0	2											
Donald Mendez, R OBP: 0.283, SLG: 0.268	0-3 K		0-1 FC5-2		0-1 F8				2-2 G6-3	5	0	0	0	0	1	6											
Adam Eaton, R OBP: 0.182, SLG: 0.100 Mike Colangelo, R OBP: 0.400, SLG: 0.667	0-1 G4-3		0-1 G5-3		1-1 G6-3				1-0 F9	3	0	0	0	0	0	3											
											1	0	0	0	0	0											
Inning Stats	R: 0 H: 1 E: 0 K: 3 S: 14	L: 1 LOB: 1 BB: 1 P: 22	R: 1 H: 1 E: 0 K: 1 S: 11	H: 1 LOB: 0 BB: 0 P: 15	R: 3 H: 4 E: 0 K: 0 S: 14	H: 4 LOB: 3 BB: 2 P: 29	R: 3 H: 2 E: 0 K: 2 S: 17	H: 2 LOB: 1 BB: 1 P: 31	R: 1 H: 2 E: 0 K: 0 S: 11	H: 2 LOB: 2 BB: 1 P: 21	R: 0 H: 1 E: 0 K: 1 S: 9	H: 1 LOB: 0 BB: 0 P: 13	R: 0 H: 0 E: 0 K: 0 S: 10	H: 0 LOB: 1 BB: 1 P: 18	R: 0 H: 3 E: 0 K: 1 S: 18	H: 3 LOB: 3 BB: 0 P: 25	1B: 9 2B: 3 3B: 0 HR: 2	SF: 0 SAC: 0 DP: 1 HBP: 1	WP: 0 PB: 1 SB: 3 CS: 0	PA: 44							
PITCHER	IP	WLS	BF	H	R	ER	SO	BB	IBB	HBP	BLK	WP	HR	S	P	ERA	WHIP										
Bronson Arroyo, R ERA: 5.19	(1, 1)	2.1	L	15	6	4	4	4	2	0	0	0	0	35	58	15.43	3.429										
Joe Beimel, L ERA: 3.6	(3, 1)	2.2		16	4	4	4	2	3	0	1	0	0	32	60	13.50	2.625										
Terry Mulholland, L ERA: 1.86	(6, 1)	3.0		13	4	0	0	2	1	0	0	0	0	37	56	0.00	1.667										

Pittsburgh Pirates @ San Diego Padres
Qualcomm Stadium, San Diego, CA
Sat Apr 28 2001, 10:05 PM EDT
Att: 48,326 - Sunny - 63 F

AB 37
R 8
H 14
RBI 7
BB 6
SO 8
LOB 22



Batter	1	2	3	4	5	6	7	8	9	AB	R	H	RBI	BB	SO	LOB	TOP					
18 Jason Kendall, R OBP: 0.391, SLG: 0.397										4	0	2	0	0	0	0						
2 Jack Wilson, R OBP: 0.153, SLG: 0.255										3	0	0	0	0	2	1						
Josias Manzanillo, R Enrique Wilson, S Jose Silva, R										0	0	0	0	0	0	0						
John Vander Wal, L OBP: 0.434, SLG: 0.644										4	0	0	0	0	1	4						
Brian Giles, L OBP: 0.309, SLG: 0.476										3	0	0	0	1	0	1						
Aramis Ramirez, R OBP: 0.310, SLG: 0.526											3	0	1	0	1	0						
Derek Bell, R OBP: 0.185, SLG: 0.167											3	0	0	0	1	1	3					
Pat Meares, R OBP: 0.281, SLG: 0.339											4	1	1	0	0	0	4					
Keith Osik, R OBP: 0.273, SLG: 0.111											2	0	0	0	0	2	1					
John Wehner, R OBP: 0.436, SLG: 0.308											2	0	1	0	0	1	2					
Omar Olivares, R OBP: 0.125, SLG: 0.250											2	0	0	0	0	2	0					
Abraham Nunez, S OBP: 0.333, SLG: 0.429											0	0	0	1	0	0	0					
Inning Stats	R: 0 E: 0 K: 2 S: 10	H: 1 LOB: 1 BB: 0 P: 13	R: 0 E: 0 K: 0 S: 7	H: 0 LOB: 0 BB: 1 P: 14	R: 0 E: 0 K: 2 S: 8	H: 0 LOB: 0 BB: 0 P: 12	R: 0 E: 0 K: 0 S: 5	H: 0 LOB: 0 BB: 0 P: 6	R: 0 E: 0 K: 1 S: 12	H: 1 LOB: 1 BB: 0 P: 18	R: 0 E: 0 K: 2 S: 12	H: 0 LOB: 0 BB: 0 P: 18	R: 0 E: 0 K: 0 S: 8	H: 0 LOB: 0 BB: 0 P: 10	R: 1 E: 0 K: 1 S: 12	H: 4 LOB: 3 BB: 2 P: 19	R: 0 E: 0 K: 1 S: 10	H: 0 LOB: 2 BB: 2 P: 18	1B: 5 2B: 1 3B: 0 HR: 0	SF: 1 SAC: 0 DP: 0 HBP: 0	WP: 0 PB: 0 SB: 1 CS: 1	PA: 35
PITCHER	IP WLS BF H R ER SO BB IBB HBP BLK WP HR S P ERA WHIP																					
Woody Williams, R ERA: 5.45	(1, 1) 7.2 W 28 5 1 1 8 1 0 0 0 0 0 0 71 105 1.17 0.783																					
Jay Witasick, R ERA: 0.61	(8, 1) 0.0 H 1 1 0 0 0 0 0 0 0 0 0 0 1 2 ∞ ∞																					
Trevor Hoffman, R ERA: 3.48	(8, 1) 1.1 S 6 0 0 0 1 2 0 0 0 0 0 0 0 12 21 0.00 1.500																					

Pittsburgh Pirates @ San Diego Padres
Qualcomm Stadium, San Diego, CA
Sun Apr 29 2001, 5:00 PM EDT
Att: 41,654 - Sunny - 72 F

AB 31
R 1
H 6
RBI 1
BB 3
SO 9
LOB 16



Batter	1	2	3	4	5	6	7	8	9	AB	R	H	RBI	BB	SO	LOB	BOTTOM					
Rickey Henderson, R OBP: 0.333, SLG: 0.359										4	0	2	0	0	0	0						
Mike Colangelo, R OBP: 0.400, SLG: 0.667										4	0	0	0	0	0	2						
Damian Jackson, R OBP: 0.354, SLG: 0.394										2	2	1	0	2	1	0						
Ryan Klesko, L OBP: 0.384, SLG: 0.407										4	3	3	3	0	1	1						
Phil Nevin, R OBP: 0.402, SLG: 0.667										4	0	0	0	0	0	2						
Bubba Trammell, R OBP: 0.356, SLG: 0.487										3	1	1	1	1	1	0						
Santiago Perez, S OBP: 0.468, SLG: 0.333										3	0	1	0	1	2	1						
Ben Davis, S OBP: 0.464, SLG: 0.481										4	0	1	2	0	0	1						
Donald Mendez, R OBP: 0.280, SLG: 0.267										3	0	0	0	0	3	0						
Woody Williams, R ERA: 5.88	(1, 1) 5.2 L 24 5 4 4 5 3 0 0 0 0 0 0 1 55 97 6.35 1.412																					
Josias Manzanillo, R ERA: 1.29	(8, 1) 1.1 5 1 0 0 2 0 0 0 0 0 0 0 13 22 0.00 0.750																					
Jose Silva, R ERA: 6.23	(8, 1) 1.0 7 3 2 2 2 1 0 0 0 0 0 0 0 19 29 18.00 4.000																					
Inning Stats	R: 0 E: 0 K: 1 S: 10	H: 2 LOB: 1 BB: 0 P: 15	R: 0 E: 0 K: 1 S: 9	H: 0 LOB: 1 BB: 1 P: 17	R: 0 E: 0 K: 1 S: 7	H: 0 LOB: 0 BB: 0 P: 12	R: 2 E: 0 K: 1 S: 10	H: 1 LOB: 0 BB: 1 P: 19	R: 0 E: 0 K: 1 S: 7	H: 0 LOB: 0 BB: 0 P: 9	R: 2 E: 0 K: 1 S: 15	H: 2 LOB: 1 BB: 1 P: 31	R: 0 E: 0 K: 1 S: 10	H: 1 LOB: 0 BB: 0 P: 16	R: 2 E: 0 K: 2 S: 19	H: 3 LOB: 2 BB: 1 P: 29	R: 0 E: 0 K: 2 S: 10	H: 0 LOB: 1 BB: 2 P: 18	1B: 5 2B: 2 3B: 1 HR: 1	SF: 0 SAC: 0 DP: 1 HBP: 0	WP: 0 PB: 0 SB: 0 CS: 0	PA: 36
PITCHER	IP WLS BF H R ER SO BB IBB HBP BLK WP HR S P ERA WHIP																					
Omar Olivares, R	(1, 1) 5.2 L 24 5 4 4 5 3 0 0 0 0 0 0 1 55 97 6.35 1.412																					
Josias Manzanillo, R	(8, 1) 1.1 5 1 0 0 2 0 0 0 0 0 0 0 13 22 0.00 0.750																					
Jose Silva, R	(8, 1) 1.0 7 3 2 2 2 1 0 0 0 0 0 0 0 19 29 18.00 4.000																					

Pittsburgh Pirates @ San Diego Padres
Qualcomm Stadium, San Diego, CA
Sun Apr 29 2001, 5:00 PM EDT
Att: 41,654 - Sunny - 72 F

AB 32
R 6
H 9
RBI 6
BB 4
SO 9
LOB 9



Batter	1	2	3	4	5	6	7	8	9	AB	R	H	RBI	BB	SO	LOB	TOP					
Marvin Benard, L (1, 8) OBP: 0.213, SLG: 0.218										5	3	2	2	1	1	1	San Francisco Giants @ Pittsburgh Pirates PNC Park, Pittsburgh, PA Tue May 01 2001, 7:05 PM EDT Att: 22,926 - Sunny - 85 F					
Rich Aurilia, R (1, 6) OBP: 0.436, SLG: 0.598										5	2	2	0	1	1	2						
Barry Bonds, L (1, 7) Edwards Guzman, L (7, 7)										1	2	0	0	4	1	2						
Jeff Kent, R (1, 4) Ramon Martinez, R (7, 4)										4	1	3	7	1	0	1						
J.T. Snow, L (1, 3) OBP: 0.390, SLG: 0.342										5	0	1	0	0	2	5						
Bento Santiago, R (1, 2) OBP: 0.340, SLG: 0.458										4	0	0	0	0	0	4						
Armando Rios, L (1, 9) OBP: 0.306, SLG: 0.410										5	1	1	1	0	1	4						
Pedro Feliz, R (1, 5) OBP: 0.286, SLG: 0.281										5	2	3	0	0	0	1						
Kirk Rueter, L (1, 1) OBP: 0.273, SLG: 0.200										3	0	2	0	0	0	0						
Russ Davis, R (8, PH) OBP: 0.299, SLG: 0.500										1	0	0	0	0	0	1						
Aaron Fultz, L (8, 1) OBP: 0.500, SLG: 0.500										0	0	0	0	0	0	0						
Felix Rodriguez, R (8, 1)										0	0	0	0	0	0	0						
41 Chad Zerbe, L (9, 1)										0	0	0	0	0	0	0						
Inning Stats	R: 0 E: 0 K: 1 S: 10	H: 0 LOB: 1 BB: 1 P: 15	R: 0 E: 0 K: 0 S: 5	H: 1 LOB: 1 BB: 0 P: 8	R: 4 E: 0 K: 0 S: 15	H: 2 LOB: 1 BB: 2 P: 33	R: 4 E: 0 K: 1 S: 10	H: 4 LOB: 1 BB: 1 P: 21	R: 1 E: 0 K: 0 S: 8	H: 2 LOB: 1 BB: 1 P: 14	R: 0 E: 0 K: 0 S: 9	H: 0 LOB: 2 BB: 2 P: 20	R: 2 E: 1 K: 2 S: 16	H: 4 LOB: 2 BB: 0 P: 22	R: 0 E: 0 K: 1 S: 8	H: 1 LOB: 1 BB: 0 P: 11	R: 0 E: 0 K: 1 S: 6	H: 0 LOB: 0 BB: 0 P: 7	1B: 9 2B: 2 3B: 0 HR: 3	SF: 0 SAC: 1 DP: 1 HBP: 1	WP: 1 PB: 0 SB: 0 CS: 0	PA: 48
PITCHER	IP WLS BF H R ER SO BB IBB HBP BLK WP HR S P ERA WHIP																					
Ramon Martinez, R (1, 1) ERA: 8.62	2.2 L 15 3 4 4 1 3 0 1 0 0 2 27 52 13.50 2.250																					
Terry Mulholland, L (3, 1) ERA: 5.25	2.1 14 6 5 5 1 2 0 0 0 0 1 1 21 39 19.29 3.429																					
Joe Beimel, L (6, 1) ERA: 4.24	2.0 12 4 2 2 2 2 0 0 0 0 0 0 25 42 9.00 3.000																					
Scott Sauerbeck, L (8, 1) ERA: 5.59	1.0 4 1 0 0 1 0 0 0 0 0 0 0 8 11 0.00 1.000																					
Mike Williams, R (9, 1) ERA: 2.45	1.0 3 0 0 0 1 0 0 0 0 0 0 0 6 7 0.00 0.000																					

AB	39
R	11
H	14
RBI	10
BB	7
SO	6
LOB	21



Batter	1	2	3	4	5	6	7	8	9	AB	R	H	RBI	BB	SO	LOB	BOTTOM					
18 Jason Kendall, R (1, 2) OBP: 0.402, SLG: 0.415										4	2	2	0	1	1	0	San Francisco Giants @ Pittsburgh Pirates PNC Park, Pittsburgh, PA Tue May 01 2001, 7:05 PM EDT Att: 22,926 - Sunny - 85 F					
Emil Brown, R (1, 8) OBP: 0.355, SLG: 0.588										2	2	1	2	2	0	0						
Brian Giles, L (1, 7) OBP: 0.306, SLG: 0.460										3	0	0	0	1	1	2						
Aramis Ramirez, R (1, 5) OBP: 0.318, SLG: 0.513										2	0	0	0	2	1	3						
John Vander Wal, L (1, 3) OBP: 0.425, SLG: 0.636										4	0	1	2	0	1	3						
Enrique Wilson, S (1, 6) OBP: 0.190, SLG: 0.195										4	1	2	0	0	1	2						
Derek Bell, R (1, 9) OBP: 0.176, SLG: 0.159										4	0	0	0	0	0	4						
Pat Meares, R (1, 4) OBP: 0.265, SLG: 0.318										4	0	0	1	0	1	0						
Ramon Martinez, R (1, 1) ERA: 8.62										0	0	0	0	0	0	0						
Terry Mulholland, R (5, PH) ERA: 1.33										1	0	1	1	0	0	0						
Joe Beimel, L (6, 1) ERA: 4.24										0	0	0	0	0	0	0						
John Vander Wal, L (8, PH) ERA: 0.296										1	0	0	0	0	0	0						
Scott Sauerbeck, R (8, 1) ERA: 5.59										0	0	0	0	0	0	0						
Mike Williams, R (9, 1) ERA: 2.45										0	0	0	0	0	0	0						
Abraham Nunez, S (9, PH) ERA: 0.44										1	0	0	0	0	0	0						
Inning Stats	R: 0 E: 0 K: 1 S: 10	H: 1 LOB: 2 BB: 2 P: 20	R: 0 E: 0 K: 0 S: 5	H: 1 LOB: 0 BB: 0 P: 7	R: 2 E: 0 K: 1 S: 8	H: 1 LOB: 0 BB: 2 P: 19	R: 0 E: 0 K: 1 S: 7	H: 0 LOB: 0 BB: 0 P: 12	R: 1 E: 0 K: 1 S: 9	H: 1 LOB: 0 BB: 0 P: 16	R: 0 E: 0 K: 0 S: 9	H: 0 LOB: 0 BB: 0 P: 14	R: 1 E: 0 K: 2 S: 9	H: 1 LOB: 0 BB: 0 P: 16	R: 2 E: 0 K: 2 S: 13	H: 2 LOB: 2 BB: 2 P: 26	R: 0 E: 0 K: 1 S: 9	H: 0 LOB: 0 BB: 0 P: 10	1B: 2 2B: 3 3B: 0 HR: 2	SF: 0 SAC: 0 DP: 1 HBP: 0	WP: 0 PB: 0 SB: 0 CS: 2	PA: 38
PITCHER	IP WLS BF H R ER SO BB IBB HBP BLK WP HR S P ERA WHIP																					
Kirk Rueter, L (1, 1) ERA: 6.89	7.0 W 27 5 4 4 4 4 0 0 0 0 2 57 104 5.14 1.286																					
Aaron Fultz, L (8, 1) ERA: 6.53	0.1 5 2 2 2 1 2 0 0 0 0 0 0 9 20 54.00 12.000																					
Felix Rodriguez, R (8, 1) ERA: 2.92	0.2 2 0 0 0 1 0 0 0 0 0 0 0 4 6 0.00 0.000																					
41 Chad Zerbe, L (9, 1) ERA: 2.25	1.0 3 0 0 0 1 0 0 0 0 0 0 0 9 10 0.00 0.000																					



Batter	1	2	3	4	5	6	7	8	9	AB	R	H	RBI	BB	SO	LOB	TOP		
Marvin Benard, L (1.8) OBP: 0.202, SLG: 0.207	F9		G1-3		G4-3	G3		G4-3		5	0	0	0	0	0	2			
Rich Aurilia, R (1.6) OBP: 0.434, SLG: 0.587	E6				HR				G5-3	5	2	2	0	0	0	0			
Barry Bonds, L (1.7) OBP: 0.376, SLG: 0.741	G3		F8		HR				G3	5	1	1	2	0	1	2			
Jeff Kent, R (1.4) OBP: 0.321, SLG: 0.531	E6				L5					4	0	1	0	1	1	0			
J.T. Snow, L (1.3) OBP: 0.390, SLG: 0.345	G3		F8						G1-3	5	2	2	0	0	0	4			
Russ Davis, R (1.5)										4	1	2	0	0	0	0			
Armando Rios, L (1.9) OBP: 0.315, SLG: 0.444										3	1	1	3	1	0	1			
Bobby Estalella, R (1.2) OBP: 0.320, SLG: 0.467										4	0	0	0	0	2	4			
Russ Ortiz, R (1.1) OBP: 0.143, SLG: 0.143										3	0	0	0	0	1	1			
Tim Worrell, R (7.1)										0	0	0	0	0	0	0			
Edwards Guzman, L (8. PH)										1	0	0	1	0	0	2			
Felix Rodriguez, R (8.1)										0	0	0	0	0	0	0			
Robb Nen, R (9.1)										0	0	0	0	0	0	0			
Inning Stats	R: 1 E: 2 K: 0 S: 12	H: 0 LOB: 1 BB: 0 P: 17	R: 0 E: 1 K: 0 S: 11	H: 0 LOB: 1 BB: 0 P: 15	R: 0 E: 0 K: 0 S: 9	H: 1 LOB: 2 BB: 1 P: 16	R: 0 E: 0 K: 1 S: 5	H: 0 LOB: 0 BB: 0 P: 6	R: 2 E: 0 K: 0 S: 15	H: 2 LOB: 0 BB: 0 P: 23	R: 0 E: 0 K: 2 S: 9	H: 0 LOB: 0 BB: 0 P: 14	R: 1 E: 0 K: 1 S: 11	H: 2 LOB: 2 BB: 0 P: 19	R: 0 E: 0 K: 0 S: 9	H: 1 LOB: 1 BB: 0 P: 11	1B: 5 2B: 2 3B: 0 HR: 2	SF: 0 SAC: 0 DP: 0 HBP: 0	WP: 0 PA: 41 PB: 0 SB: 0 CS: 0
PITCHER	IP WLS BF H R ER SO BB IBB HBP BLK WP HR S P ERA WHIP																		
Todd Ritchie, R (1.1) ERA: 4.98	5.0	24	5	5	4	1	1	0	0	0	0	0	1	56	84	7.20	1.200		
Jose Silva, R (6.1) ERA: 6.27	1.1	L 5	1	1	1	1	0	0	0	0	0	0	1	13	15	6.75	0.750		
Scott Sauerbeck, L (7.1) ERA: 6.1	0.2	5	2	1	1	2	1	0	0	0	0	0	0	11	20	13.50	4.500		
Josias Manzanillo, R (8.1) ERA: 1.2	1.0	3	0	0	0	1	0	0	0	0	0	0	0	6	10	0.00	0.000		
Terry Mulholland, L (9.1) ERA: 4.85	1.0	4	1	0	0	0	0	0	0	0	0	0	0	9	11	0.00	1.000		

San Francisco Giants @ Pittsburgh Pirates
PNC Park, Pittsburgh, PA
Wed May 02 2001, 7:05 PM EDT
Att. 22,860 - Sunny - 75 F

AB 39
R 7
H 9
RBI 6
BB 2
SO 5
LOB 16



Batter	1	2	3	4	5	6	7	8	9	AB	R	H	RBI	BB	SO	LOB	BOTTOM		
18 Jason Kendall, R (1.2) OBP: 0.392, SLG: 0.395	P4		F2			G5-3		P4		4	0	0	1	1	0	0			
Emil Brown, R (1.8) OBP: 0.318, SLG: 0.513	K				L9	F9		F8		5	0	0	0	0	1	3			
Brian Giles, L (1.7) OBP: 0.311, SLG: 0.489	F7				G4-3	E				5	2	2	1	0	0	0			
Aramis Ramirez, R (1.5) OBP: 0.333, SLG: 0.560						F8				4	1	2	1	1	1	1			
John Vander Wal, L (1.9) OBP: 0.413, SLG: 0.605						HR				4	1	0	0	1	1	3			
Craig Wilson, R (1.3) OBP: 0.571, SLG: 1.600						HR				2	1	1	2	1	1	2			
John Wehner, R (6.3) OBP: 0.389, SLG: 0.267										1	0	0	0	0	0	1			
Warren Morris, L (9. PH)										1	0	0	0	0	0	0			
Pat Meares, R (1.4) OBP: 0.292, SLG: 0.348										3	1	2	1	1	0	2			
2 Jack Wilson, R (1.6) OBP: 0.217, SLG: 0.250										1	0	0	0	2	0	0			
Enrique Wilson, S (7. PH) OBP: 0.196, SLG: 0.190										1	0	0	0	0	0	2			
Josias Manzanillo, R (8.1) ERA: 1.89										0	0	0	0	0	0	0			
Terry Mulholland, R (9.1) ERA: 1.5										0	0	0	0	0	0	0			
Todd Ritchie, R (1.1) OBP: 0.154, SLG: 0.083										2	0	0	0	1	1	3			
Jose Silva, R (6.1) ERA: 2.7										0	0	0	0	0	0	0			
Scott Sauerbeck, R (7.1) ERA: 2.7										0	0	0	0	0	0	0			
Abraham Nunez, S (8.6) ERA: 1.5										1	0	0	0	1	1	0			
Inning Stats	R: 0 E: 0 K: 1 S: 10	H: 0 LOB: 0 BB: 0 P: 14	R: 0 E: 0 K: 0 S: 7	H: 1 LOB: 1 BB: 1 P: 13	R: 0 E: 0 K: 1 S: 7	H: 0 LOB: 0 BB: 0 P: 9	R: 4 E: 0 K: 0 S: 22	H: 3 LOB: 3 BB: 4 P: 44	R: 1 E: 1 K: 1 S: 16	H: 2 LOB: 3 BB: 1 P: 29	R: 0 E: 0 K: 0 S: 6	H: 0 LOB: 0 BB: 2 P: 10	R: 0 E: 0 K: 1 S: 9	H: 0 LOB: 0 BB: 0 P: 14	R: 1 E: 0 K: 2 S: 11	H: 1 LOB: 0 BB: 0 P: 12	1B: 2 2B: 2 3B: 0 HR: 3	SF: 0 SAC: 0 DP: 1 HBP: 0	WP: 0 PA: 42 PB: 0 SB: 0 CS: 0
PITCHER	IP WLS BF H R ER SO BB IBB HBP BLK WP HR S P ERA WHIP																		
Russ Ortiz, R (1.1) ERA: 3.23	6.0	W 30	6	5	4	3	5	1	0	0	0	0	0	2	68	119	6.00	1.833	
Tim Worrell, R (7.1) ERA: 1.89	1.0	H 5	0	0	0	0	2	0	0	0	0	0	0	10	23	0.00	2.000		
Felix Rodriguez, R (8.1) ERA: 2.7	1.0	H 3	0	0	0	1	0	0	0	0	0	0	0	9	14	0.00	0.000		
Robb Nen, R (9.1) ERA: 1.5	1.0	S 4	1	1	1	2	0	0	0	0	0	1	11	12	9.00	1.000			

San Francisco Giants @ Pittsburgh Pirates
PNC Park, Pittsburgh, PA
Wed May 02 2001, 7:05 PM EDT
Att. 22,860 - Sunny - 75 F

AB 34
R 6
H 7
RBI 6
BB 8
SO 6
LOB 17



Batter	1	2	3	4	5	6	7	8	9	AB	R	H	RBI	BB	SO	LOB	TOP										
Shawn Dunston, R (1, 8) OBP: 0.364, SLG: 0.594 Armando Rios, L (9, FH) OBP: 0.322, SLG: 0.444	L4		F9	FC5-4		G6-3			BB BB BB	4	0	0	0	0	0	4	San Francisco Giants @ Pittsburgh Pirates PNC Park, Pittsburgh, PA Thu May 03 2001, 7:05 PM EDT Att: 23,048 - Sunny - 85 F livebaseballscorecards.com										
Ramon Martinez, R (1, 4) OBP: 0.371, SLG: 0.345 J.T. Snow, L (9, FH) OBP: 0.396, SLG: 0.345	HR		FC4 FC6-4 BB		1B FC5-2 BB		K		BB BB	3	1	1	0	1	1	1											
Barry Bonds, L (1, 7) OBP: 0.406, SLG: 0.786	HR		FC6-4 BB		FC5-2 1B		G5-4-3 1B		BB	3	1	3	2	2	0	0											
Jeff Kent, R (1, 3) OBP: 0.306, SLG: 0.505	F7		FC6-4		FC5-2 1B		G5-4-3		BB	5	0	0	0	0	1	8											
Eric Davis, R (1, 9) OBP: 0.281, SLG: 0.379	G6-3			1B SF8 1B		K		G4-6-3 1B		4	1	2	0	0	1	2											
Rich Aurilia, R (1, 6) OBP: 0.417, SLG: 0.563		G6-3		G6-3		F9		F9		4	0	0	0	0	0	4											
Russ Davis, R (1, 5) OBP: 0.307, SLG: 0.507		F9		SF8 1B IBB		G6-3		G4-6-3		3	0	0	0	1	0	1											
Benito Santiago, R (1, 2) OBP: 0.351, SLG: 0.462		G6-3							K	4	0	2	0	0	1	0											
Shawn Estes, R (1, 1) OBP: 0.091, SLG: 0.100 Tim Worrell, R (8, 1)									F7	1	0	1	1	0	0	0											
Pedro Feliz, R (8, 5) OBP: 0.286, SLG: 0.281 Marvin Benard, L (9, FH) OBP: 0.200, SLG: 0.204				FC4 1B		SF8		SH2-4 1B		0	0	0	0	0	0	0											
										1	0	0	0	0	0	0											
										1	0	0	0	0	0	0											
Inning Stats	R: 2 E: 0 K: 0 S: 12	H: 2 LOB: 0 BB: 0 P: 20	R: 0 E: 0 K: 0 S: 5	H: 0 LOB: 0 BB: 0 P: 6	R: 0 E: 0 K: 0 S: 13	H: 1 LOB: 2 BB: 1 P: 25	R: 1 E: 0 K: 0 S: 11	H: 2 LOB: 2 BB: 1 P: 19	R: 0 E: 0 K: 1 S: 8	H: 1 LOB: 1 BB: 0 P: 7	R: 0 E: 0 K: 1 S: 5	H: 1 LOB: 0 BB: 0 P: 7	R: 0 E: 0 K: 0 S: 8	H: 1 LOB: 0 BB: 0 P: 12	R: 0 E: 0 K: 2 S: 14	H: 0 LOB: 3 BB: 3 P: 30	1B: 8 2B: 0 3B: 0 HR: 1	SF: 1 SAC: 1 DP: 2 HBP: 0	WP: 0 PB: 0 SB: 1 CS: 0	PA: 40							
PITCHER	IP	WLS	BF	H	R	ER	SO	BB	IBB	HBP	BLK	WP	HR	S	P	ERA	WHIP										
Jimmy Anderson, L (1, 1) ERA: 2.97	7.0		32	9	3	3	2	2	1	0	0	0	1	63	104	3.86	1.571										
Jose Silva, R (8, 1) ERA: 5.95	1.0	W	2	0	0	0	0	0	0	0	0	0	0	5	8	0.00	0.000										
Mike Williams, R (9, 1) ERA: 2.25	1.0	S	6	0	0	0	2	3	0	0	0	0	0	14	30	0.00	3.000										

Batter	1	2	3	4	5	6	7	8	9	AB	R	H	RBI	BB	SO	LOB	BOTTOM										
18 Jason Kendall, R (1, 2) OBP: 0.397, SLG: 0.411	G4-3		L8				P4			4	0	1	1	0	0	2	San Francisco Giants @ Pittsburgh Pirates PNC Park, Pittsburgh, PA Thu May 03 2001, 7:05 PM EDT Att: 23,048 - Sunny - 85 F livebaseballscorecards.com										
Emil Brown, R (1, 8) OBP: 0.292, SLG: 0.465	E6		G3			K	FC6-4			4	0	0	0	0	1	3											
Brian Giles, L (1, 7) OBP: 0.299, SLG: 0.469	K					G4-3			E6 S	4	1	0	0	0	1	1											
Aramis Ramirez, R (1, 5) OBP: 0.340, SLG: 0.625	F8					HR			G6-3	4	2	2	2	0	0	2											
Enrique Wilson, S (1, 6) OBP: 0.213, SLG: 0.217		G6-3				G3			E7 F9	4	0	2	1	0	0	0											
Derek Bell, R (1, 9) OBP: 0.166, SLG: 0.151		G6-3				G6-3			F9	4	0	0	0	0	0	2											
Pat Meares, R (1, 4) OBP: 0.276, SLG: 0.329 Mike Williams, R (9, 1)							P4		F8	4	0	0	0	0	0	2											
Craig Wilson, R (1, 3) OBP: 0.600, SLG: 1.333 John Wethner, R (7, PR) OBP: 0.389, SLG: 0.267										1	0	0	0	2	1	0											
Jimmy Anderson, L (1, 1) OBP: 0.154, SLG: 0.083 Jose Silva, R (8, 1)										0	0	0	0	0	0	0											
Abraham Nunez, S (9, 6) OBP: 0.313, SLG: 0.400										0	0	0	0	0	0	0											
										3	1	1	0	0	0	2											
										0	0	0	0	0	0	0											
										0	0	0	0	0	0	0											
Inning Stats	R: 0 E: 1 K: 1 S: 9	H: 0 LOB: 1 BB: 0 P: 11	R: 0 E: 0 K: 0 S: 6	H: 0 LOB: 0 BB: 0 P: 9	R: 0 E: 0 K: 0 S: 7	H: 0 LOB: 1 BB: 1 P: 15	R: 1 E: 0 K: 0 S: 5	H: 1 LOB: 0 BB: 0 P: 9	R: 1 E: 0 K: 2 S: 11	H: 2 LOB: 1 BB: 0 P: 14	R: 1 E: 1 K: 0 S: 8	H: 2 LOB: 1 BB: 0 P: 11	R: 0 E: 0 K: 0 S: 6	H: 0 LOB: 1 BB: 1 P: 12	R: 1 E: 2 K: 0 S: 9	H: 1 LOB: 1 BB: 0 P: 14	1B: 3 2B: 0 3B: 1 HR: 2	SF: 0 SAC: 0 DP: 0 HBP: 0	WP: 1 PB: 0 SB: 2 CS: 0	PA: 34							
PITCHER	IP	WLS	BF	H	R	ER	SO	BB	IBB	HBP	BLK	WP	HR	S	P	ERA	WHIP										
Shawn Estes, L (1, 1) ERA: 4.11	7.0	L	30	5	4	3	3	2	0	0	0	0	0	8	12	3.86	1.000										
Tim Worrell, R (8, 1) ERA: 1.8	1.0		4	1	0	0	0	0	0	0	0	0	0	8	12	0.00	1.000										

Batter	1	2	3	4	5	6	7	8	9	AB	R	H	RBI	BB	SO	LOB	TOP					
18 Jason Kendall, R OBP: 0.371, SLG: 0.439										4	0	0	0	0	1	1	Pittsburgh Pirates @ St. Louis Cardinals Busch Stadium, St. Louis, MO Mon May 07 2001, 7:10 PM CDT Att: 31,891 - Sunny - 72 F					
Derek Bell, R OBP: 0.179, SLG: 0.170										3	0	0	0	1	1							
Brian Giles, L OBP: 0.328, SLG: 0.473										4	0	1	0	0	0	1						
Aramis Ramirez, R OBP: 0.348, SLG: 0.592										4	0	0	0	0	1	2						
John Vander Wal, L OBP: 0.433, SLG: 0.620										3	0	2	0	0	0	0						
Kevin Young, R OBP: 0.307, SLG: 0.493 Jose Silva, R OBP: 0.307, SLG: 0.493										3	0	0	0	0	0	2						
Enrique Wilson, S OBP: 0.179, SLG: 0.182										3	0	0	0	0	1	1						
Pat Meares, R OBP: 0.287, SLG: 0.345										3	0	1	0	0	0	0						
Todd Ritchie, R OBP: 0.143, SLG: 0.077 Tike Redman, L OBP: 0.143, SLG: 0.077										1	0	0	0	0	1	0						
Inning Stats	R: 0 E: 0 K: 1 S: 7	H: 0 LOB: 0 BB: 0 P: 10	R: 0 E: 0 K: 0 S: 13	H: 0 LOB: 0 BB: 0 P: 20	R: 0 E: 0 K: 2 S: 7	H: 0 LOB: 2 BB: 0 P: 12	R: 0 E: 0 K: 0 S: 6	H: 0 LOB: 1 BB: 1 P: 11	R: 0 E: 0 K: 0 S: 5	H: 1 LOB: 0 BB: 0 P: 7	R: 0 E: 0 K: 1 S: 10	H: 1 LOB: 1 BB: 0 P: 13	R: 0 E: 0 K: 0 S: 9	H: 1 LOB: 1 BB: 0 P: 17	R: 0 E: 0 K: 1 S: 7	H: 0 LOB: 0 BB: 0 P: 10	R: 0 E: 0 K: 1 S: 10	H: 1 LOB: 1 BB: 0 P: 16	1B: 4 2B: 0 3B: 0 HR: 0	SF: 0 SAC: 1 DP: 1 HBP: 0	WP: 0 PB: 0 SB: 0 CS: 0	PA: 31
PITCHER Matt Morris, R ERA: 2.25	IP: 9.0 WLS: W BF: 31 H: 4 R: 0 ER: 0 SO: 6 BB: 1 IBB: 0 HBP: 0 BLK: 1 WP: 0 HR: 0 S: 74 P: 116 ERA: 0.00 WHIP: 0.556															PITCHER						

Batter	1	2	3	4	5	6	7	8	9	AB	R	H	RBI	BB	SO	LOB	BOTTOM	
Fernando Vina, L OBP: 0.356, SLG: 0.363										5	1	2	0	0	0	0	Pittsburgh Pirates @ St. Louis Cardinals Busch Stadium, St. Louis, MO Mon May 07 2001, 7:10 PM CDT Att: 31,891 - Sunny - 72 F	
Placido Polanco, R OBP: 0.394, SLG: 0.376										4	0	0	0	0	1	2		
15 Jim Edmonds, L OBP: 0.462, SLG: 0.651 Kerry Robinson, L OBP: 0.583, SLG: 0.500										3	1	1	0	1	1	3		
5 Albert Pujols, R OBP: 0.427, SLG: 0.713 Larry Sutton, L OBP: 0.071, SLG: 0.107										4	1	2	2	0	0	3		
J.D. Drew, L OBP: 0.427, SLG: 0.674										4	1	2	3	0	1	3		
Edgar Renteria, R OBP: 0.288, SLG: 0.343 Craig Paquette, R OBP: 0.280, SLG: 0.438										3	0	0	0	0	0	4		
Ray Lankford, L OBP: 0.370, SLG: 0.600										2	1	1	2	2	0	0		
Eli Marrero, R OBP: 0.306, SLG: 0.478										4	0	0	0	0	0	4		
Matt Morris, R OBP: 0.167, SLG: 0.222										4	1	1	0	0	1	0		
Inning Stats	R: 0 E: 0 K: 0 S: 7	H: 2 LOB: 1 BB: 1 P: 23	R: 2 E: 1 K: 0 S: 15	H: 2 LOB: 2 BB: 1 P: 24	R: 0 E: 1 K: 2 S: 15	H: 1 LOB: 3 BB: 0 P: 23	R: 0 E: 2 K: 1 S: 11	H: 1 LOB: 2 BB: 1 P: 17	R: 0 E: 0 K: 0 S: 10	H: 0 LOB: 0 BB: 0 P: 12	R: 4 E: 0 K: 0 S: 16	H: 4 LOB: 0 BB: 0 P: 20	R: 0 E: 0 K: 1 S: 8	H: 0 LOB: 1 BB: 1 P: 17	1B: 7 2B: 0 3B: 0 HR: 3	SF: 0 SAC: 1 DP: 1 HBP: 0	WP: 2 PB: 0 SB: 0 CS: 0	PA: 40
PITCHER Todd Ritchie, R ERA: 4.69 Jose Silva, R ERA: 7.06	IP: 6.0 WLS: L BF: 29 H: 6 R: 3 ER: 2 SO: 3 BB: 1 IBB: 2 HBP: 0 BLK: 0 WP: 1 HR: 1 S: 72 P: 111 ERA: 3.00 WHIP: 1.167															PITCHER		



Batter	1	2	3	4	5	6	7	8	9	AB	R	H	RBI	BB	SO	LOB	TOP										
18 Jason Kendall, R OBP: 0.364, SLG: 0.435	G6-3		F7		FC6-4			K		4	0	0	0	0	1	1	Pittsburgh Pirates @ St. Louis Cardinals Busch Stadium, St. Louis, MO Wed May 09 2001, 7:10 PM CDT Att: 33,921 - Sunny - 82 F										
Tike Redman, L	K		K		F8			K		4	0	0	0	0	3	1											
Brian Giles, L OBP: 0.323, SLG: 0.479	HR			F3		F5		P6		4	1	1	1	0	0	0											
Aramis Ramirez, R OBP: 0.358, SLG: 0.600	2B			F9	2B	G4-3		G5-3		3	0	2	0	1	0	0											
John Vander Wal, L OBP: 0.402, SLG: 0.570	K			F9	2B	G4-3		K		4	0	0	0	0	2	3											
Kevin Young, R OBP: 0.285, SLG: 0.455		L5		G4-3		K		K		4	0	0	0	0	2	2											
Enrique Wilson, S OBP: 0.161, SLG: 0.164		P5				P4		G3		3	0	0	0	0	0	0											
Pat Meares, R OBP: 0.289, SLG: 0.379		F8				HR		K		3	1	1	1	0	1	0											
Bronson Arroyo, R										1	0	0	0	0	1	0											
Joe Beimel, L ERA: 4.91										1	0	1	0	0	0	0											
Craig Wilson, R OBP: 0.583, SLG: 1.125										1	0	0	0	0	1	0											
Terry Mulholland, R ERA: 3.66										0	0	0	0	0	0	0											
Scott Sauerbeck, R ERA: 2.13										0	0	0	0	0	0	0											
Inning Stats	R: 1 E: 0 K: 2 S: 14	H: 2 LOB: 1 BB: 0 P: 26	R: 0 E: 0 K: 0 S: 9	H: 0 LOB: 0 BB: 0 P: 12	R: 0 E: 0 K: 2 S: 17	H: 0 LOB: 0 BB: 0 P: 21	R: 0 E: 0 K: 0 S: 10	H: 1 LOB: 1 BB: 0 P: 18	R: 1 E: 0 K: 1 S: 10	H: 2 LOB: 1 BB: 1 P: 15	R: 0 E: 0 K: 1 S: 6	H: 0 LOB: 1 BB: 1 P: 12	R: 0 E: 0 K: 2 S: 12	H: 0 LOB: 0 BB: 0 P: 17	R: 0 E: 0 K: 2 S: 13	H: 0 LOB: 0 BB: 0 P: 17	R: 0 E: 0 K: 2 S: 14	H: 0 LOB: 0 BB: 0 P: 21	1B: 1 2B: 2 3B: 0 HR: 2	SF: 0 SAC: 0 DP: 0 HBP: 0	WP: 0 PB: 0 SB: 0 CS: 0	PA: 33					
PITCHER	IP	WLS	BF	H	R	ER	SO	BB	IBB	HBP	BLK	WP	HR	S	P	ERA	WHIP										
Dustin Hermanson, R	6.0	W	24	5	2	2	5	1	0	0	0	0	2	66	104	3.00	1.000										
Mike Timlin, R ERA: 2.5	2.0	H	6	0	0	0	4	0	0	0	0	0	0	25	34	0.00	0.000										
Dave Veres, R ERA: 2.13	1.0		3	0	0	0	2	0	0	0	0	0	0	14	21	0.00	0.000										

Batter	1	2	3	4	5	6	7	8	9	AB	R	H	RBI	BB	SO	LOB	BOTTOM										
Fernando Vina, L OBP: 0.354, SLG: 0.351	G3		1B 15 SF9	K				G5-4-3 1B		3	1	1	0	1	1	2	Pittsburgh Pirates @ St. Louis Cardinals Busch Stadium, St. Louis, MO Wed May 09 2001, 7:10 PM CDT Att: 33,921 - Sunny - 82 F										
Placido Polanco, R OBP: 0.412, SLG: 0.409	1B 15 G1-6-3		1B 5 G4-3		1B 15 G3-6-3		G5-4-3 1B			4	0	3	0	0	0	1											
15 Jim Edmonds, L OBP: 0.455, SLG: 0.637	G1-6-3		SF9		G3-6-3		G4-3			3	0	0	1	0	0	2											
5 Albert Pujols, R OBP: 0.432, SLG: 0.694		BB 1B	G4-3				K			3	1	1	0	1	1	1											
J.D. Drew, L OBP: 0.407, SLG: 0.660		F8	L8		K		G5-3			4	0	0	0	0	1	3											
Bobby Bonilla, S OBP: 0.400, SLG: 0.481		BB 1B								2	1	2	0	1	0	0											
Edgar Renteria, R OBP: 0.274, SLG: 0.343		BB 1B								0	1	0	0	1	0	0											
Dave Veres, R		E BB								0	0	0	0	0	0	0											
Ray Lankford, L OBP: 0.370, SLG: 0.645		E9 SF9 1B								4	2	2	3	0	1	2											
Eli Marrero, R OBP: 0.302, SLG: 0.469		SF9								3	0	1	1	0	0	1											
Dustin Hermanson, R OBP: 0.200, SLG: 0.214		G3								2	0	0	0	0	1	2											
Craig Paquette, R OBP: 0.259, SLG: 0.429										1	0	0	0	0	0	1											
Mike Timlin, R										0	0	0	0	0	0	0											
Larry Sutton, L OBP: 0.069, SLG: 0.103										0	0	0	0	0	0	0											
Inning Stats	R: 0 E: 0 K: 0 S: 7	H: 1 LOB: 0 BB: 0 P: 11	R: 3 E: 1 K: 0 S: 7	H: 2 LOB: 0 BB: 1 P: 15	R: 1 E: 0 K: 0 S: 13	H: 1 LOB: 1 BB: 1 P: 24	R: 0 E: 0 K: 2 S: 12	H: 2 LOB: 2 BB: 0 P: 18	R: 0 E: 0 K: 1 S: 9	H: 1 LOB: 1 BB: 1 P: 17	R: 0 E: 0 K: 1 S: 13	H: 1 LOB: 1 BB: 0 P: 20	R: 0 E: 0 K: 0 S: 4	H: 1 LOB: 0 BB: 0 P: 8	R: 2 E: 0 K: 1 S: 12	H: 1 LOB: 0 BB: 1 P: 20	1B: 8 2B: 1 3B: 0 HR: 1	SF: 2 SAC: 0 DP: 3 HBP: 0	WP: 0 PB: 0 SB: 0 CS: 0	PA: 35							
PITCHER	IP	WLS	BF	H	R	ER	SO	BB	IBB	HBP	BLK	WP	HR	S	P	ERA	WHIP										
Bronson Arroyo, R ERA: 6.04	3.2	L	18	6	4	2	1	2	0	0	0	0	0	36	63	4.91	2.182										
Joe Beimel, L ERA: 2.96	2.1		9	2	0	0	3	1	0	0	0	0	0	25	42	0.00	1.286										
Terry Mulholland, L ERA: 3.66	1.0		3	1	0	0	0	0	0	0	0	0	0	4	8	0.00	1.000										
Scott Sauerbeck, L ERA: 6.08	1.0		5	1	2	2	1	1	0	0	0	0	1	12	20	18.00	2.000										



Batter	1	2	3	4	5	6	7	8	9	AB	R	H	RBI	BB	SO	LOB	TOP					
18 Jason Kendall, R OBP: 0.353, SLG: 0.420 Tike Redman, L	1-2 P5	1-1 L9		0-1 F5		2-1 F9			3-3 K	4	0	0	0	0	0	2						
Emil Brown, R OBP: 0.270, SLG: 0.375	2-3 K		4-0 WP SF9 BB	2-2 FC5-4		1-2 F9			1-2 P3	4	1	0	0	1	1	1						
John Wehner, R OBP: 0.370, SLG: 0.261	0-2 1B		4-0 WP BB		2-3 K				0-0 F7	3	0	1	0	1	1	0						
Aramis Ramirez, R OBP: 0.346, SLG: 0.579	2-2 P4		3-2 G5-3		0-3 K				1-3 K	4	0	0	0	0	2	3						
Kevin Young, R OBP: 0.299, SLG: 0.443		4-2 1B 2B BB			3-3 K				1-3 K	2	1	0	0	2	2	0						
Enrique Wilson, S OBP: 0.152, SLG: 0.156	2-1 F8		0-1 SF9		0-0 F9				0-0 G3	3	0	0	1	0	0	1						
Derek Bell, R OBP: 0.186, SLG: 0.162	1-3 K		3-H G3		4-2 HR BB				4-2 BB	2	1	0	0	2	1	3						
Pat Meares, R OBP: 0.301, SLG: 0.382 Warren Morris, L OBP: 0.273, SLG: 0.300	1-1 2B 1B			4-1 FC1-6 BB		0-1 P4			1-0 G3	2	1	1	0	1	0	1						
Omar Olivares, R Terry Mulholland, R Craig Wilson, R Jose Silva, R Scott Sauerbeck, R Josias Manzanillo, R Abraham Nunez, S	2-2 2B		1-2 FC1-6-5 FC5-4		0-0 HR				0-0 G3	2	0	1	2	0	0	1						
Inning Stats	R: 0 E: 0 K: 1 S: 15	H: 1 LOB: 1 BB: 0 P: 20	R: 2 E: 0 K: 1 S: 15	H: 2 LOB: 1 BB: 1 P: 26	R: 1 E: 0 K: 0 S: 10	H: 0 LOB: 2 BB: 3 P: 27	R: 0 E: 0 K: 0 S: 10	H: 0 LOB: 1 BB: 1 P: 17	R: 0 E: 0 K: 3 S: 14	H: 0 LOB: 0 BB: 0 P: 19	R: 2 E: 0 K: 0 S: 9	H: 1 LOB: 2 BB: 1 P: 15	R: 0 E: 0 K: 1 S: 7	H: 0 LOB: 1 BB: 0 P: 9	R: 0 E: 0 K: 1 S: 7	H: 0 LOB: 1 BB: 1 P: 13	R: 0 E: 0 K: 1 S: 8	H: 0 LOB: 0 BB: 0 P: 12	1B: 2 2B: 3 3B: 0 HR: 1	SF: 1 SAC: 0 DP: 0 HBP: 0	WP: 2 PB: 1 SB: 0 CS: 0	PA: 38
PITCHER	IP WLS BF H R ER SO BB IBB HBP BLK WP HR S P ERA WHIP																					
Rick Ankiel, L ERA: 7.13 Mike James, R ERA: 5.4 Mike Mathews, L ERA: 1.1 Gene Stechschulte, R ERA: 2.6 Jason Christiansen, L ERA:	3.0 16 3 3 3 2 4 0 0 0 2 0 40 73 9.00 2.333																					

Pittsburgh Pirates @ St. Louis Cardinals
 Busch Stadium, St. Louis, MO
 Thu May 10 2001, 12:10 PM CDT
 Att: 45,008 - Sunny - 80 F

AB	30
R	5
H	4
RBI	5
BB	7
SO	8
LOB	13



Batter	1	2	3	4	5	6	7	8	9	AB	R	H	RBI	BB	SO	LOB	BOTTOM			
Fernando Vina, L OBP: 0.356, SLG: 0.353	2-2 E9 G6-3 1B	0-1 FC6-4		0-0 FC6		2-2 F8	1-1 L5-3			5	1	2	1	0	0	3				
Placido Polanco, R OBP: 0.421, SLG: 0.412	0-0 G6-3		2-0 15 G6-4-3 1B		4-1 5 FC1-6 BB	1-2 15 1B	2-2 L5-3			4	0	2	1	1	0	2				
15 Jim Edmonds, L OBP: 0.453, SLG: 0.656	1-1 HR		1-0 G6-4-3		3-2 P4	0-0 1B			0-3 K	5	1	2	2	0	1	2				
5 Albert Pujols, R OBP: 0.431, SLG: 0.704	4-1 SH1-3 BB		1-3 K		0-0 FC1-6	1-3 K			0-2 HR	4	1	1	1	1	2	3				
J.D. Drew, L OBP: 0.410, SLG: 0.663	0-0 SH1-3			2-1 2B 1B	0-2 F8				1-0 1B 2B	4	2	2	0	0	0	1				
Craig Paquette, R OBP: 0.298, SLG: 0.426	2-1 F9			1-0 F7		0-0 SH3-4 1B BB	0-0 1B 2B		0-3 K FC4-6	5	2	2	0	0	1	2				
Ray Lankford, L ERA: 5.84 Kerry Robinson, L OBP: 0.538, SLG: 0.444		2-3 K		2-0 1B 2B		4-1 SH3-4 1B BB	2-3 1B 1B		1-0 FC4-6	3	3	2	2	1	1	0				
Mike Matheny, R OBP: 0.308, SLG: 0.333		2-2 FC6-4 1B		0-2 G5-3		2-0 SH3-4 BB	2-2 L7			3	0	1	0	0	0	3				
Rick Ankiel, L Mike James, R Larry Sutton, L Mike Mathews, L Edgar Renteria, R Gene Stechschulte, R Jason Christiansen, R	0-3 K		3-1 FC6		0-2 SH3-4 1B	1-2 1B				1	0	0	0	0	1	1				
Inning Stats	R: 2 E: 1 K: 0 S: 10	H: 2 LOB: 1 BB: 1 P: 19	R: 0 E: 0 K: 2 S: 13	H: 1 LOB: 1 BB: 0 P: 17	R: 0 E: 0 K: 1 S: 5	H: 1 LOB: 0 BB: 0 P: 9	R: 2 E: 0 K: 0 S: 10	H: 3 LOB: 1 BB: 0 P: 18	R: 0 E: 0 K: 0 S: 8	H: 0 LOB: 1 BB: 1 P: 15	R: 3 E: 0 K: 1 S: 17	H: 4 LOB: 2 BB: 1 P: 27	R: 3 E: 0 K: 0 S: 17	H: 5 LOB: 1 BB: 0 P: 27	R: 1 E: 0 K: 2 S: 12	H: 1 LOB: 1 BB: 0 P: 14	1B: 13 2B: 3 3B: 0 HR: 2	SF: 0 SAC: 2 DP: 2 HBP: 0	WP: 1 PB: 0 SB: 0 CS: 0	PA: 43
PITCHER	IP WLS BF H R ER SO BB IBB HBP BLK WP HR S P ERA WHIP																			
Omar Olivares, R ERA: 3.48 Jose Silva, R ERA: 6.06 Scott Sauerbeck, L ERA: 7.36 Josias Manzanillo, R ERA: 4.0	4.0 20 3 0 0 0 0 2 0 0 0 0 0 0 7 10 0.00 0.000																			

Pittsburgh Pirates @ St. Louis Cardinals
 Busch Stadium, St. Louis, MO
 Thu May 10 2001, 12:10 PM CDT
 Att: 45,008 - Sunny - 80 F

AB	38
R	11
H	17
RBI	11
BB	3
SO	6
LOB	18




Batter	1	2	3	4	5	6	7	8	9	AB	R	H	RBI	BB	SO	LOB	TOP										
18 Jason Kendall, R (1, 2) OBP: 0.350, SLG: 0.410	1-3 K			0-1 F8		4-2 G5-4-3 BB		0-1 G5-3		3	0	0	0	1	1	0	Pittsburgh Pirates @ Milwaukee Brewers Miller Park, Milwaukee, WI Fri May 11 2001, 7:05 PM CDT Att: 31,525 - Dome - 72 F										
Emil Brown, R (1, 8) OBP: 0.284, SLG: 0.350	0-0 E6 CS			1-1 3B 2B		0-0 G5-4-3 1-2		4-2 BB		3	1	1	0	1	0	1											
Brian Giles, L (1, 7) OBP: 0.328, SLG: 0.475	3-2 F7 1-2			4-0 3B BB		0-0 2B 1B		3-3 K		3	2	1	0	1	1	2											
Aramis Ramirez, R (1, 5)		3-3 K		2-2 F3		1-0 2B		4-0 IBB		3	0	1	1	1	1	2											
John Vander Wal, L (1, 9) OBP: 0.405, SLG: 0.583 John Wehner, R (8, 9) OBP: 0.370, SLG: 0.261		3-3 K		0-2 3B		4-0 IBB		2-2 G4-3		3	0	1	2	1	1	2											
Kevin Young, R (1, 3) OBP: 0.286, SLG: 0.422		2-2 F8		0-0 F7		2-0 G6-3			1-3 K	4	0	0	0	0	1	3											
Enrique Wilson, S (1, 6) OBP: 0.186, SLG: 0.179				4-0 BB		1-0 1B		0-0 G4-3		3	0	2	0	1	0	0											
Pat Meares, R (1, 4) OBP: 0.289, SLG: 0.366				2-2 G6-4-3 1-2		1-0 F7		0-1 G4-3		4	0	0	0	0	0	3											
Jason Schmidt, R (1, 1) Josias Manzanillo, R (6, 1) Warren Morris, L (9, PH) Mike Williams, R (9, 1)				1-3 K		0-0 B5-6-4 1-2		0-0 G6-3		2	0	0	0	0	1	1											
Inning Stats	R: 0 H: 0 E: 1 K: 1 S: 9	H: 0 LOB: 0 BB: 0 P: 12	R: 0 H: 0 E: 0 K: 2 S: 12	H: 0 LOB: 0 BB: 0 P: 20	R: 0 H: 0 E: 0 K: 1 S: 6	H: 0 LOB: 1 BB: 1 P: 13	R: 2 H: 2 E: 0 K: 0 S: 12	H: 2 LOB: 1 BB: 1 P: 19	R: 0 H: 1 E: 0 K: 0 S: 3	H: 0 LOB: 0 BB: 0 P: 5	R: 1 H: 2 E: 0 K: 0 S: 6	H: 2 LOB: 2 BB: 2 P: 17	R: 0 H: 0 E: 0 K: 0 S: 4	H: 0 LOB: 0 BB: 0 P: 4	R: 0 H: 0 E: 0 K: 1 S: 10	H: 0 LOB: 2 BB: 2 P: 23		R: 0 H: 1 E: 0 K: 1 S: 9	H: 1 LOB: 1 BB: 0 P: 14	1B: 3 2B: 2 3B: 1 HR: 0	SF: 0 SAC: 0 DP: 3 HBP: 0	WP: 0 PB: 0 SB: 1 CS: 1	PA: 36				
PITCHER	IP	WLS	BF	H	R	ER	SO	BB	IBB	HBP	BLK	WP	HR	S	P	ERA	WHIP										
Jimmy Haynes, R (1, 1) ERA: 5.59	7.1	L	29	5	3	3	4	4	1	0	0	0	0	56	98	3.68	1.227										
Ray King, L (8, 1) ERA: 4.15	0.2		3	0	0	0	1	0	1	0	0	0	0	6	15	0.00	0.000										
David Weathers, R (9, 1) ERA: 1.96	1.0		4	1	0	0	1	0	0	0	0	0	0	9	14	0.00	1.000										

Batter	1	2	3	4	5	6	7	8	9	AB	R	H	RBI	BB	SO	LOB	BOTTOM										
James Mouton, R (1, 7) OBP: 0.348, SLG: 0.476	1-1 G6-3		3-2 P3			1-1 G6-3		0-1 G4-6-3 1B		4	0	1	0	0	0	0	Pittsburgh Pirates @ Milwaukee Brewers Miller Park, Milwaukee, WI Fri May 11 2001, 7:05 PM CDT Att: 31,525 - Dome - 72 F										
Tyler Houston, L (1, 5) OBP: 0.312, SLG: 0.471	1-0 F9		0-0 1B			1-3 K		2-0 G4-6-3 1-2		4	0	1	0	0	1	1											
Devon White, S (1, 8) OBP: 0.381, SLG: 0.527	2-1 F8		1-1 F8			3-2 1B			3-3 K	4	0	1	0	0	1	1											
Jeremy Burnitz, L (1, 9) OBP: 0.414, SLG: 0.640		1-3 K		2-1 F9		4-2 1B		1-0 F8		3	0	0	0	1	1	0											
Richie Sexson, R (1, 3) OBP: 0.311, SLG: 0.484		1-2 2B		1-1 G4-3		2-3 K		2-1 F7		4	0	1	0	0	1	2											
José Hernández, R (1, 6) OBP: 0.306, SLG: 0.518		4-1 BB		3-3 K		0-3 K				2	0	0	0	1	2	0											
Ronnie Belliard, R (1, 4) OBP: 0.338, SLG: 0.371		2-3 K			1-0 P3		0-3 K			3	0	0	0	0	2	2											
Henry Blanco, R (1, 2) OBP: 0.289, SLG: 0.313		2-2 F9			0-0 F8		1-1 F7			3	0	0	0	0	0	2											
Jimmy Haynes, R (1, 1) OBP: 0.188, SLG: 0.188 Ray King, L (8, 1) Tony Fernandez, S (8, PH) David Weathers, R (9, 1)				0-0 F4		3-3 K		2-3 K		2	0	0	0	0	1	0											
Inning Stats	R: 0 H: 0 E: 0 K: 0 S: 5	H: 1 LOB: 2 BB: 1 P: 9	R: 0 H: 1 E: 0 K: 2 S: 16	H: 1 LOB: 1 BB: 0 P: 26	R: 0 H: 1 E: 0 K: 0 S: 7	H: 1 LOB: 0 BB: 0 P: 11	R: 0 H: 0 E: 0 K: 1 S: 7	H: 0 LOB: 0 BB: 0 P: 13	R: 0 H: 0 E: 0 K: 1 S: 6	H: 0 LOB: 0 BB: 0 P: 10	R: 0 H: 1 E: 0 K: 2 S: 14	H: 1 LOB: 2 BB: 1 P: 25	R: 0 H: 0 E: 0 K: 2 S: 8	H: 0 LOB: 0 BB: 0 P: 9	R: 0 H: 1 E: 0 K: 1 S: 6	H: 0 LOB: 0 BB: 0 P: 10		R: 0 H: 0 E: 0 K: 1 S: 6	H: 0 LOB: 0 BB: 0 P: 12	1B: 3 2B: 1 3B: 0 HR: 0	SF: 0 SAC: 0 DP: 1 HBP: 0	WP: 0 PB: 0 SB: 1 CS: 0	PA: 32				
PITCHER	IP	WLS	BF	H	R	ER	SO	BB	IBB	HBP	BLK	WP	HR	S	P	ERA	WHIP										
Jason Schmidt, R (1, 1) ERA: 3.54	5.2	W	22	7	1	0	4	0	0	0	0	0	0	17	24	0.00	0.429										
Mike Williams, R (9, 1) ERA: 2.57	1.0	S	3	0	0	0	1	0	0	0	0	0	0	6	12	0.00	0.000										

Batter	1	2	3	4	5	6	7	8	9	AB	R	H	RBI	BB	SO	LOB	TOP										
Emil Brown, R (1, 8) OBP: 0.253, SLG: 0.343 Derek Bell, R (6, PH) OBP: 0.191, SLG: 0.168 (6, 9)	1-1 G4-3		0-0 G5-3			2-2 G5-3		0-0 G4-3 HBP 1B		2	0	0	0	0	0	1											
Warren Morris, L (1, 4) OBP: 0.235, SLG: 0.200	3-2 G4-3		2-2 L5			3-2 G4-3		1-0 G4-3 HBP		3	0	0	0	0	0	1											
Brian Giles, L (1, 7) OBP: 0.347, SLG: 0.500	4-2			2-2 G4-6-3 1B		0-0 HR		1-1 G4-3 1-2 2-3		3	1	2	1	1	0	2											
Aramis Ramirez, R (1, 5) OBP: 0.348, SLG: 0.556	2-0 F8			0-0 G4-6-3 1-2		2-2 FC4-6 HBP		2-3 K		3	0	0	0	0	1	4											
John Vander Wal, L (1, 9) OBP: 0.413, SLG: 0.591 (6, 7)		2-3 K		2-1 G3-1		2-1 FC4-6 1-2			3-3 K	4	0	0	0	0	2	1											
Craig Wilson, R (1, 2) OBP: 0.444, SLG: 0.929		1-0 G1-3			2-1 P6		3-3 K		2-2 F9	4	0	0	0	0	1	0											
John Wehner, R (1, 3) OBP: 0.355, SLG: 0.231		4-2		1-2 G5-3		1-1 G6-3		2-3 K		3	0	0	0	1	1	0											
Abraham Nunez, S (1, 6) OBP: 0.286, SLG: 0.333		1-0 CS BB	1-0 F7		1-1	0-0 G1-3				3	0	1	0	0	0	0											
Jimmy Anderson, L (1, 1) OBP: 0.188, SLG: 0.200 1B Jason Kendall, R (8, PH) OBP: 0.345, SLG: 0.395 Scott Sauerbeck, R (8, 1)			1-2		0-3 K		3-2 G6-3			2	0	1	0	0	1	1											
										1	0	0	0	0	0	0											
										0	0	0	0	0	0	0											
Inning Stats	R: 0 E: 0 K: 0 S: 10	H: 0 LOB: 1 BB: 1 P: 20	R: 0 E: 0 K: 1 S: 9	H: 0 LOB: 0 BB: 1 P: 17	R: 0 E: 0 K: 0 S: 8	H: 1 LOB: 1 BB: 0 P: 12	R: 0 E: 0 K: 0 S: 8	H: 1 LOB: 0 BB: 0 P: 12	R: 0 E: 0 K: 1 S: 10	H: 1 LOB: 1 BB: 0 P: 14	R: 1 E: 0 K: 0 S: 17	H: 1 LOB: 1 BB: 0 P: 26	R: 0 E: 0 K: 1 S: 6	H: 0 LOB: 0 BB: 0 P: 10	R: 0 E: 0 K: 1 S: 12	H: 1 LOB: 2 BB: 0 P: 19	R: 0 E: 0 K: 2 S: 10	H: 0 LOB: 0 BB: 0 P: 17	1B: 3 2B: 1 3B: 0 HR: 1	SF: 0 SAC: 0 DP: 1 HBP: 2	WP: 0 PB: 0 SB: 0 CS: 1	PA: 35					
PITCHER	IP	WLS	BF	H	R	ER	SO	BB	IBB	HBP	BLK	WP	HR	S	P	ERA	WHIP										
15 Ben Sheets, R (1, 1) ERA: 2.82	7.0	W	26	4	1	1	3	2	0	1	0	0	1	68	111	1.29	0.857										
Chad Fox, R (8, 1) ERA: 0.77	0.1	H	3	1	0	0	0	0	0	1	0	0	0	4	8	0.00	3.000										
Ray King, L (8, 1) ERA: 3.77	1.0	H	3	0	0	0	2	0	0	0	0	0	0	12	18	0.00	0.000										
Curt Leskanic, R (9, 1) ERA: 4.76	0.2		2	0	0	0	1	0	0	0	0	0	0	6	10	0.00	0.000										

Pittsburgh Pirates @ Milwaukee Brewers
Miller Park, Milwaukee, WI
Sun May 13 2001, 1:05 PM CDT
Att: 30,084 - Sunny - 63 F


AB	30
R	1
H	5
RBI	1
BB	2
SO	6
LOB	10

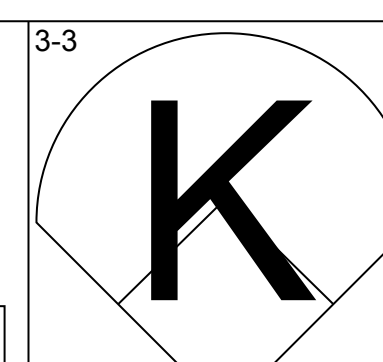
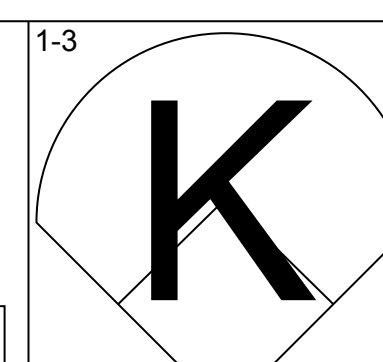
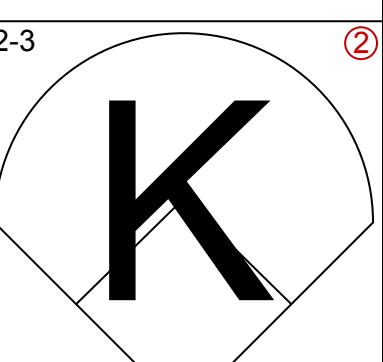
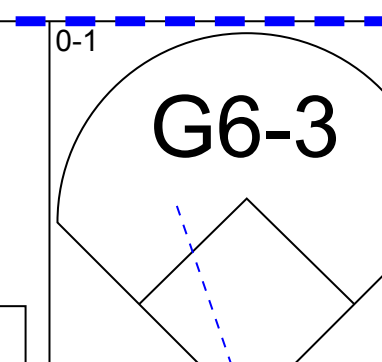
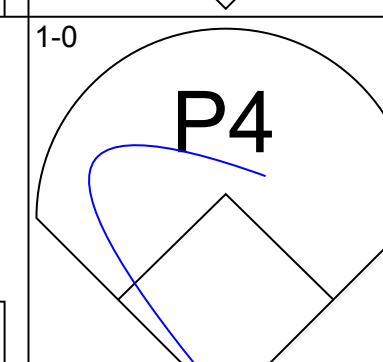
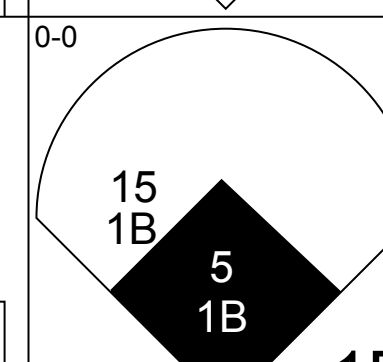
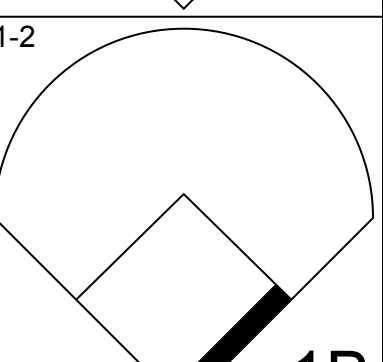
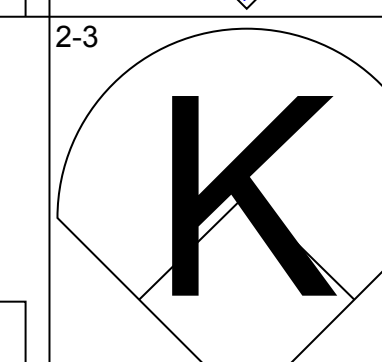
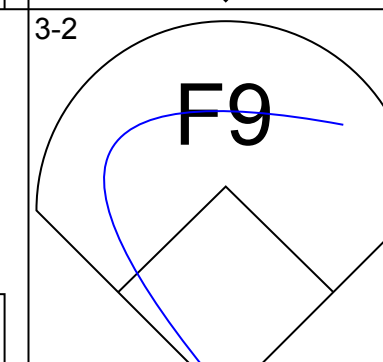
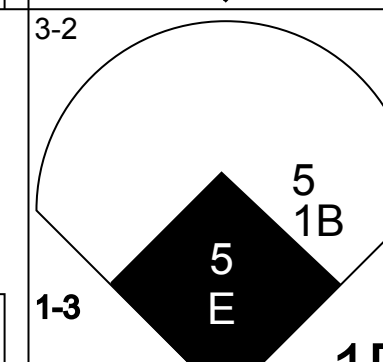
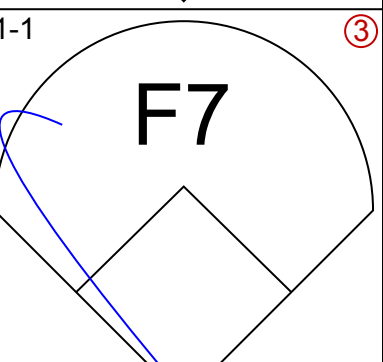
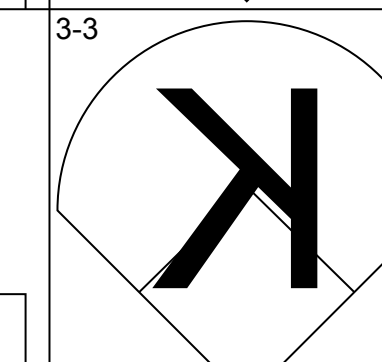
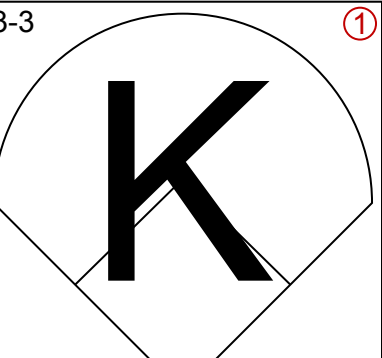
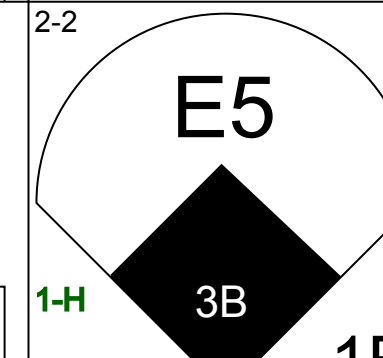
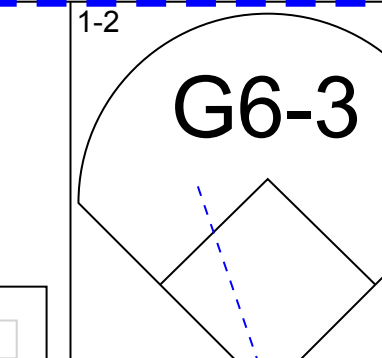
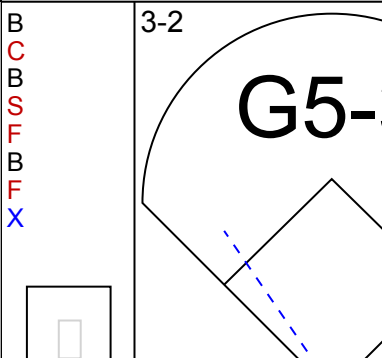

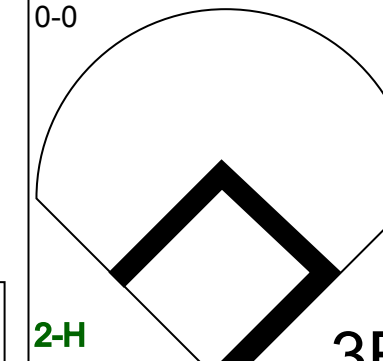
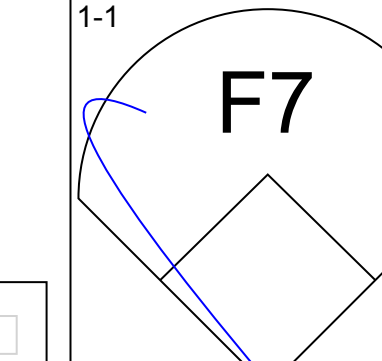
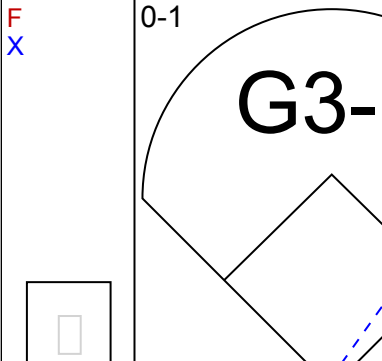

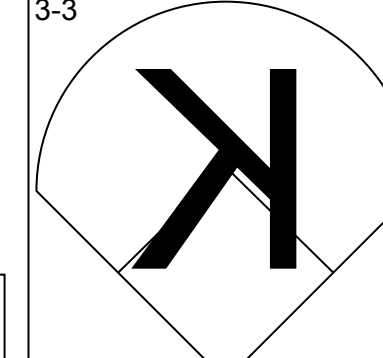
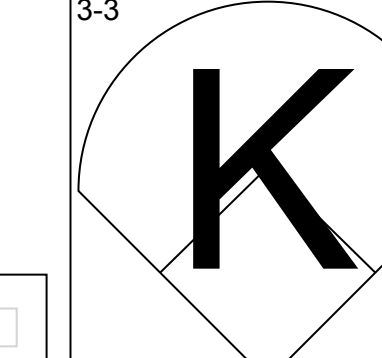
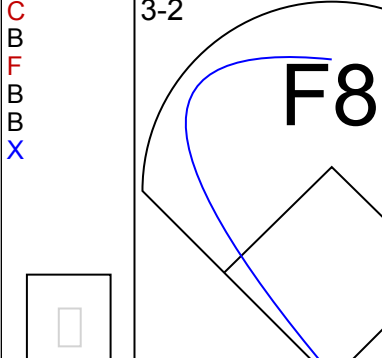
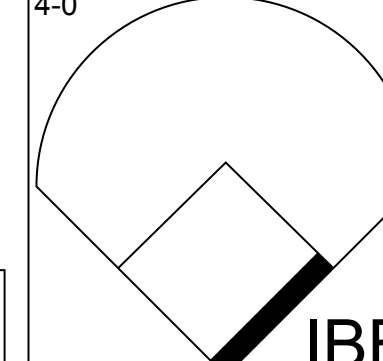

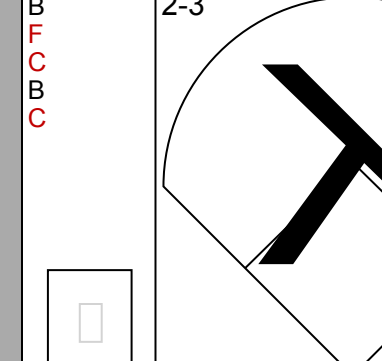
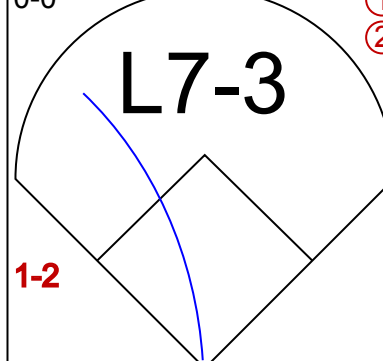
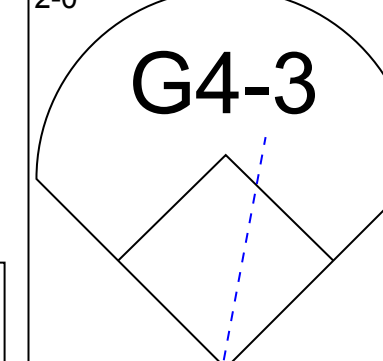
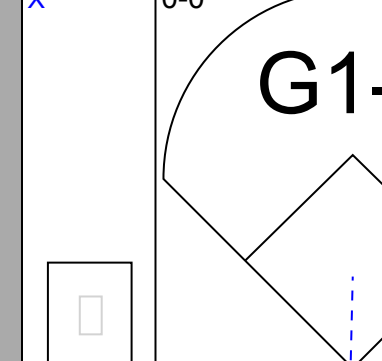

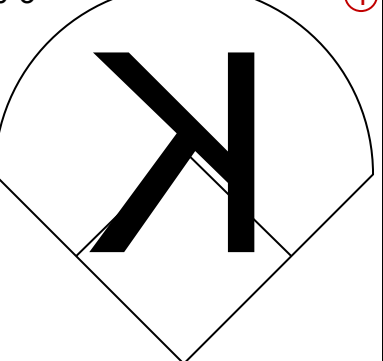
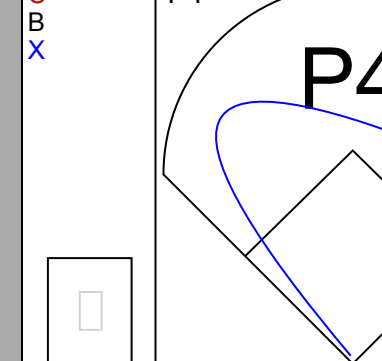


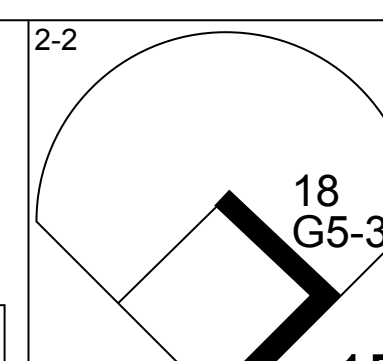
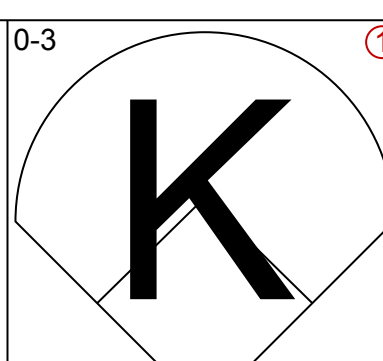
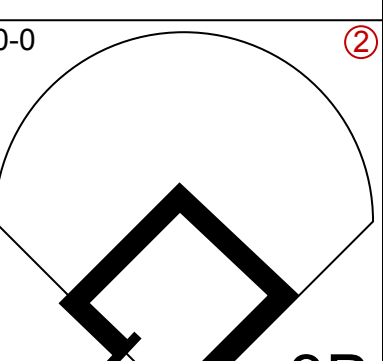
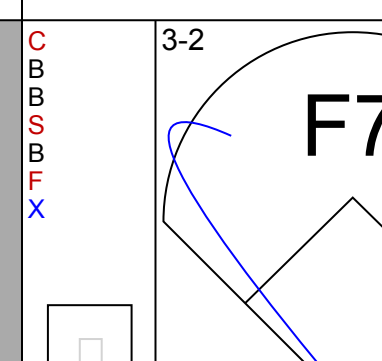
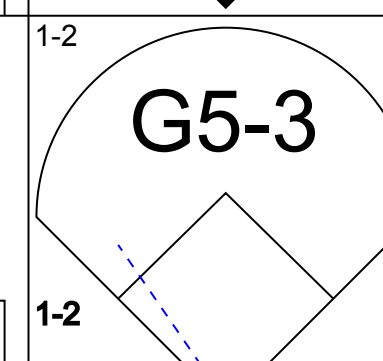
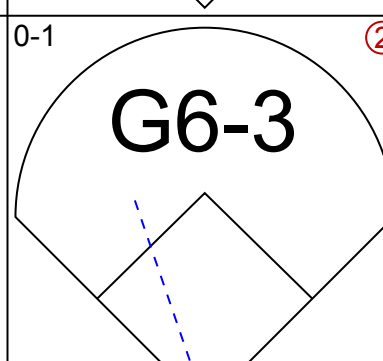
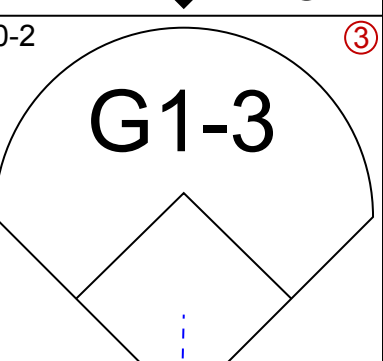
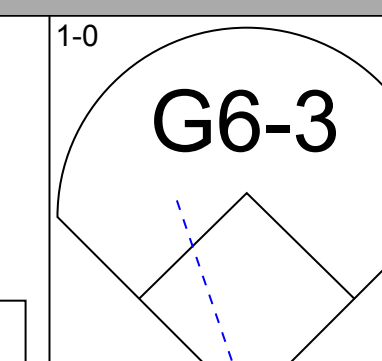
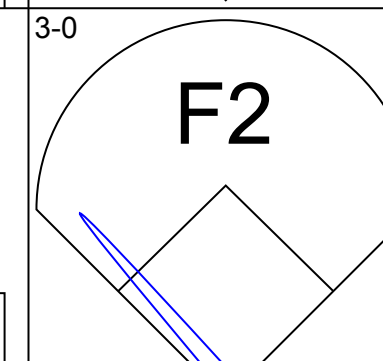
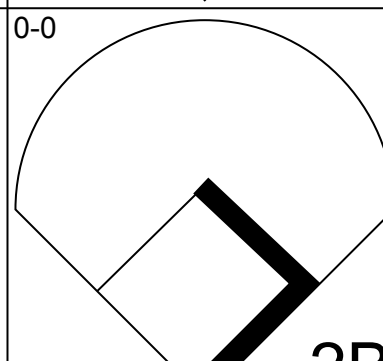
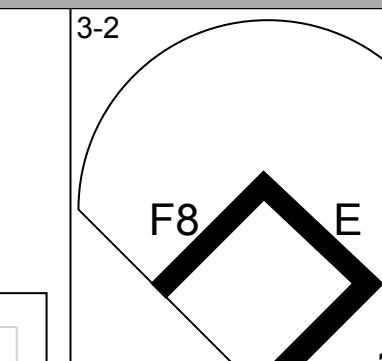


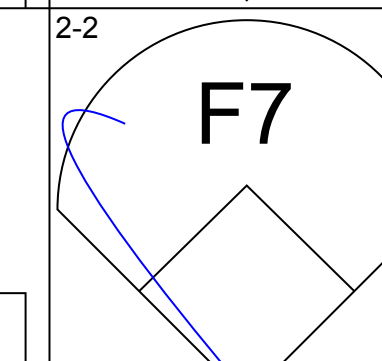
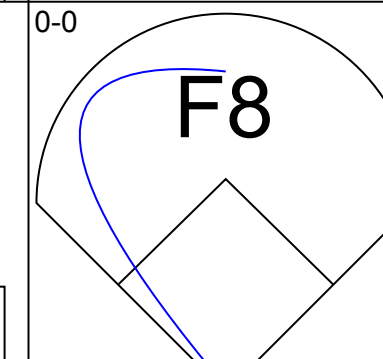
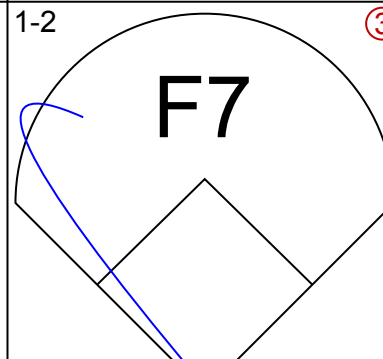
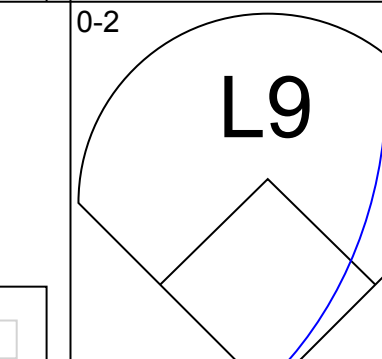

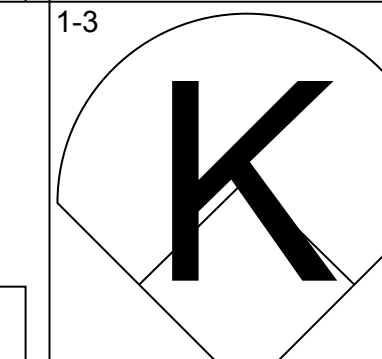


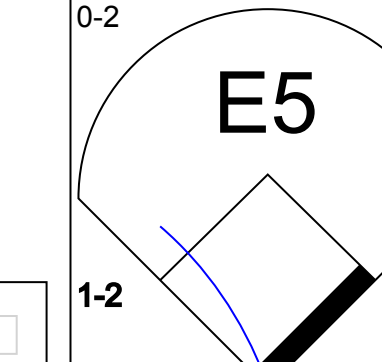




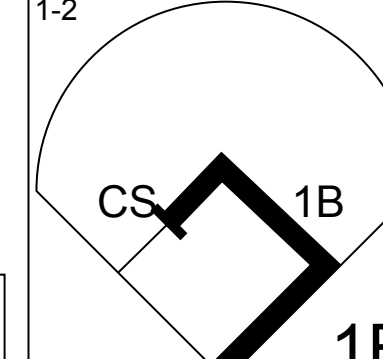

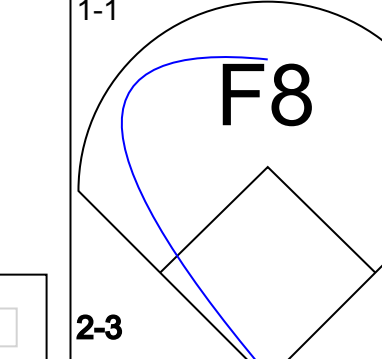



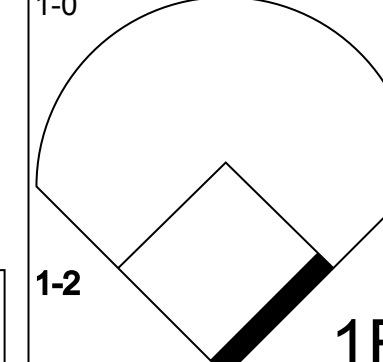

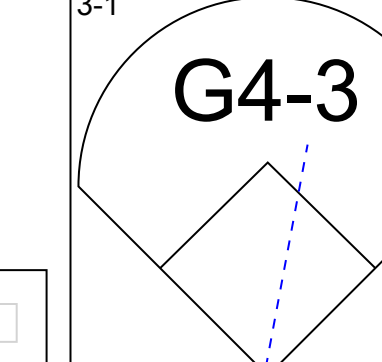



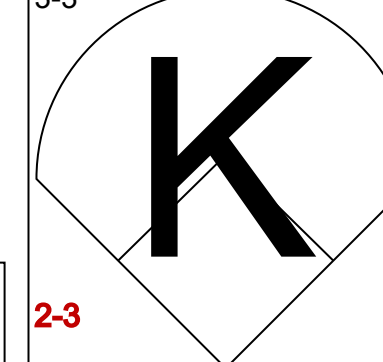


Batter	1	2	3	4	5	6	7	8	9	AB	R	H	RBI	BB	SO	LOB	BOTTOM										
Ronnie Belliard, R (1, 4) OBP: 0.327, SLG: 0.357	1-1 G3		1-2 G6-3		1-3 K		1-1 G6-3			4	0	0	0	0	1	2											
Tony Fernandez, S (1, 5) OBP: 0.338, SLG: 0.271	0-0 G5-6-3		0-0 G6-3		1-0 G5-3		0-0			4	0	1	0	0	0	0											
Devon White, S (1, 8) OBP: 0.370, SLG: 0.492	3-1 F9		1-1 G5-3		2-0 G6-3		3-2 G5-3			4	0	0	0	0	0	1											
Jeremy Burnitz, L (1, 9) OBP: 0.407, SLG: 0.634		2-0 HR		4-0 BB 1B BB	2-2 G4-3			2-3 K		3	2	1	1	1	1	0											
Richie Sexson, R (1, 3) OBP: 0.319, SLG: 0.469		0-0 G5-3		0-0 1B BB SF8 1B		1-0 F8		1-0 F9		4	1	1	0	0	0	0											
Angel Echevarria, R (1, 7) OBP: 0.333, SLG: 0.750 Curt Leskanic, R (9, 1)		0-2 G5-3 1B		4-1 SF8 1B 1-2 2-3 BB		0-0 G6-3		2-1		3	0	2	0	1	0	0											
José Hernández, R (1, 6) OBP: 0.323, SLG: 0.538		1-0 G5-3 1B		2-1 1-2 2-3 3-H 1B		3-1		4-0		3	1	3	2	1	0	0											
Henry Blanco, R (1, 2) OBP: 0.274, SLG: 0.298		2-1 G5-3		2-1 SF8		0-0 G5-3		2-3 K2-3		3	0	0	1	0	1	4											
15 Ben Sheets, R (1, 1) Jeffrey Hammonds, R (7, PH) OBP: 0.310, SLG: 0.395 Chad Fox, R (8, 1) Ray King, L (8, 1) James Mouton, R (9, 7) OBP: 0.276, SLG: 0.370		0-0 G1-3		0-3 K			2-2 F8			2	0	0	0	0	1	4											
										1	0	0	0	0	0	0											
										0	0	0	0	0	0	0											
										0	0	0	0	0	0	0											
										0	0	0	0	0	0	0											
Inning Stats	R: 0 E: 0 K: 0 S: 5	H: 0 LOB: 0 BB: 0 P: 9	R: 1 E: 0 K: 0 S: 9	H: 3 LOB: 2 BB: 0 P: 14	R: 0 E: 0 K: 0 S: 7	H: 0 LOB: 0 BB: 0 P: 9	R: 2 E: 0 K: 2 S: 11	H: 2 LOB: 2 BB: 2 P: 24	R: 0 E: 0 K: 0 S: 6	H: 0 LOB: 0 BB: 0 P: 11	R: 1 E: 0 K: 0 S: 5	H: 1 LOB: 0 BB: 0 P: 9	R: 0 E: 0 K: 2 S: 9	H: 1 LOB: 1 BB: 0 P: 15	R: 0 E: 0 K: 2 S: 12	H: 1 LOB: 2 BB: 1 P: 23	1B: 5 2B: 1 3B: 0 HR: 2	SF: 1 SAC: 0 DP: 0 HBP: 0	WP: 0 PB: 0 SB: 0 CS: 0	PA: 35							
PITCHER	IP	WLS	BF	H	R	ER	SO	BB	IBB	HBP	BLK	WP	HR	S	P	ERA	WHIP										
Jimmy Anderson, L (1, 1) ERA: 4.1	7.0	L	30	7	4	4	2	2	0	0	0	0	2	52	91	5.14	1.286										
Scott Sauerbeck, L (8, 1) ERA: 6.61	1.0		5	1	0	0	2	0	1	0	0	0	0	12	23	0.00	1.000										

Pittsburgh Pirates @ Milwaukee Brewers
Miller Park, Milwaukee, WI
Sun May 13 2001, 1:05 PM CDT
Att: 30,084 - Sunny - 63 F

AB	31
R	4
H	8
RBI	4
BB	3
SO	4
LOB	11



Batter	1	2	3	4	5	6	7	8	9	AB	R	H	RBI	BB	SO	LOB	TOP					
Craig Paquette, R (1,4) OBP: 0.301, SLG: 0.464										4	0	0	0	0	3	0	St. Louis Cardinals @ Pittsburgh Pirates PNC Park, Pittsburgh, PA Wed May 16 2001, 7:05 PM EDT Att: 29,128 - Cloudy - 62 F					
Placido Polanco, R (1,6) OBP: 0.403, SLG: 0.402										4	1	2	0	0	1	0						
15 Jim Edmonds, L (1,8) OBP: 0.450, SLG: 0.658										4	1	1	0	0	1	1						
5 Albert Pujols, R (1,5) OBP: 0.449, SLG: 0.741										4	1	1	1	0	1	0						
J.D. Drew, L (1,9) OBP: 0.414, SLG: 0.706										4	0	1	1	0	0	0						
Bobby Bonilla, S (1,3) OBP: 0.392, SLG: 0.468										4	0	0	0	0	3	1						
Ray Lankford, L (1,7) OBP: 0.379, SLG: 0.604										1	0	0	0	2	1	0						
Mike Matheny, R (1,2) OBP: 0.296, SLG: 0.295										3	0	0	0	0	0	3						
Darryl Kile, R (1,1) OBP: 0.208, SLG: 0.182										3	0	0	0	0	2	0						
Inning Stats	R: 0 E: 0 K: 1 S: 9	H: 0 LOB: 0 BB: 0 P: 16	R: 0 E: 0 K: 2 S: 12	H: 0 LOB: 0 BB: 0 P: 19	R: 0 E: 0 K: 1 S: 8	H: 0 LOB: 1 BB: 1 P: 13	R: 3 E: 1 K: 2 S: 17	H: 4 LOB: 2 BB: 1 P: 32	R: 0 E: 0 K: 1 S: 13	H: 1 LOB: 1 BB: 0 P: 17	R: 0 E: 0 K: 1 S: 9	H: 0 LOB: 0 BB: 0 P: 14	R: 0 E: 0 K: 1 S: 6	H: 0 LOB: 0 BB: 0 P: 9	R: 0 E: 0 K: 2 S: 8	H: 0 LOB: 0 BB: 0 P: 13	R: 0 E: 0 K: 1 S: 10	H: 0 LOB: 0 BB: 0 P: 16	1B: 4 2B: 1 3B: 1 HR: 0	SF: 0 SAC: 0 DP: 1 HBP: 0	WP: 0 PB: 0 SB: 0 CS: 0	PA: 33
PITCHER	IP	WLS	BF	H	R	ER	SO	BB	IBB	HBP	BLK	WP	HR	S	P	ERA	WHIP					
Jason Schmidt, R (1,1) ERA: 2.53	5.0	L	21	5	3	3	8	1	1	0	0	0	0	59	97	5.40	1.200					
Terry Mulholland, L (6,1) ERA: 3.16	2.0		6	0	0	0	2	0	0	0	0	0	0	15	23	0.00	0.000					
Joe Beimel, L (8,1) ERA: 3.08	2.0		6	0	0	0	2	0	0	0	0	0	0	18	29	0.00	0.000					

Batter	1	2	3	4	5	6	7	8	9	AB	R	H	RBI	BB	SO	LOB	BOTTOM							
Emil Brown, R (1,8) OBP: 0.289, SLG: 0.392										4	0	2	0	0	1	0	St. Louis Cardinals @ Pittsburgh Pirates PNC Park, Pittsburgh, PA Wed May 16 2001, 7:05 PM EDT Att: 29,128 - Cloudy - 62 F							
18 Jason Kendall, R (1,2) OBP: 0.340, SLG: 0.392										4	0	0	0	0	0	1								
Brian Giles, L (1,7) OBP: 0.350, SLG: 0.511										4	0	2	0	0	0	1								
Aramis Ramirez, R (1,5) OBP: 0.344, SLG: 0.540										4	0	0	0	0	1	3								
John Vander Wal, L (1,9) OBP: 0.410, SLG: 0.587										4	0	0	0	0	0	1								
Kevin Young, R (1,3) OBP: 0.291, SLG: 0.400										4	0	1	0	0	0	2								
Enrique Wilson, S (1,6) OBP: 0.218, SLG: 0.250										4	0	2	0	0	0	2								
Pat Meares, R (1,4) OBP: 0.283, SLG: 0.355										2	0	0	0	1	1	2								
Jason Schmidt, R (1,1) ERA: 2.53	9.0	W	34	7	0	0	4	1	0	0	0	0	0	77	118	0.00	0.889							
John Wehner, R (6,PH) OBP: 0.344, SLG: 0.222																	1	0	0	0	0	0	0	St. Louis Cardinals @ Pittsburgh Pirates PNC Park, Pittsburgh, PA Wed May 16 2001, 7:05 PM EDT Att: 29,128 - Cloudy - 62 F
Terry Mulholland, R (6,1) ERA: 3.16																	0	0	0	0	0	0	0	
Abraham Nunez, S (7,PH) OBP: 0.304, SLG: 0.372																	1	0	0	0	0	0	0	
Joe Beimel, L (8,1) ERA: 3.08																	0	0	0	0	0	0	0	
Inning Stats	R: 0 E: 0 K: 0 S: 8	H: 1 LOB: 1 BB: 0 P: 14	R: 0 E: 0 K: 1 S: 8	H: 1 LOB: 2 BB: 1 P: 17	R: 0 E: 0 K: 1 S: 9	H: 1 LOB: 1 BB: 0 P: 10	R: 0 E: 0 K: 1 S: 9	H: 2 LOB: 2 BB: 0 P: 15	R: 0 E: 0 K: 0 S: 5	H: 1 LOB: 0 BB: 0 P: 6	R: 0 E: 1 K: 0 S: 16	H: 1 LOB: 2 BB: 0 P: 23	R: 0 E: 0 K: 0 S: 8	H: 0 LOB: 0 BB: 0 P: 14	R: 0 E: 0 K: 1 S: 7	H: 0 LOB: 0 BB: 0 P: 11	R: 0 E: 0 K: 0 S: 7	H: 0 LOB: 0 BB: 0 P: 8	1B: 5 2B: 2 3B: 1 HR: 0	SF: 0 SAC: 0 DP: 1 HBP: 0	WP: 0 PB: 0 SB: 0 CS: 1	PA: 34		
PITCHER	IP	WLS	BF	H	R	ER	SO	BB	IBB	HBP	BLK	WP	HR	S	P	ERA	WHIP							

Batter	1	2	3	4	5	6	7	8	9	AB	R	H	RBI	BB	SO	LOB	TOP								
Fernando Vina, L OBP: 0.368, SLG: 0.396	F8		G6-3			G4-3		G4-3		4	0	0	0	1	0	3	St. Louis Cardinals @ Pittsburgh Pirates PNC Park, Pittsburgh, PA Thu May 17 2001, 7:05 PM EDT Att: 29,835 - Overcast - 70 F								
Placido Polanco, R OBP: 0.396, SLG: 0.410	G1-3		G6-3			FC6-4 15 SF8		G6-3		5	2	1	1	0	0	1									
15 Jim Edmonds, L 23 Luis Saturria, R OBP: 0.333, SLG: 0.667	F7					SF8		K		3	1	1	1	0	1	0									
5 Albert Pujols, R Larry Sutton, L OBP: 0.152, SLG: 0.273		G6-3				G5-3		G4-3		3	1	1	0	0	0	0									
J.D. Drew, L Gene Stechschulte, R Dave Veres, R								G3		3	3	1	3	2	0	1									
Ray Lankford, L OBP: 0.394, SLG: 0.638										5	3	4	3	0	1	0									
Edgar Renteria, R OBP: 0.286, SLG: 0.360										5	0	2	2	0	1	1									
Eli Marrero, R OBP: 0.306, SLG: 0.439										5	0	0	0	0	1	4									
Matt Morris, R Kerry Robinson, L OBP: 0.529, SLG: 0.462										3	0	0	0	0	0	2									
										2	1	1	0	0	0	1									
Inning Stats	R: 0 E: 0 K: 0 S: 5	H: 0 LOB: 0 BB: 0 P: 5	R: 2 E: 0 K: 2 S: 18	H: 1 LOB: 0 BB: 1 P: 28	R: 0 E: 0 K: 0 S: 4	H: 0 LOB: 0 BB: 0 P: 6	R: 3 E: 0 K: 0 S: 13	H: 4 LOB: 1 BB: 0 P: 18	R: 1 E: 1 K: 0 S: 5	H: 0 LOB: 0 BB: 0 P: 12	R: 1 E: 1 K: 0 S: 11	H: 2 LOB: 2 BB: 0 P: 13	R: 3 E: 0 K: 1 S: 17	H: 3 LOB: 1 BB: 1 P: 29	R: 2 E: 0 K: 0 S: 17	H: 3 LOB: 0 BB: 0 P: 22	R: 0 E: 1 K: 1 S: 6	H: 0 LOB: 1 BB: 0 P: 10	1B: 7 2B: 3 3B: 1 HR: 2	SF: 1 SAC: 0 DP: 0 HBP: 0	WP: 0 PB: 0 SB: 1 CS: 0	PA: 45			
PITCHER	IP	WLS	BF	H	R	ER	SO	BB	IBB	HBP	BLK	WP	HR	S	P	ERA	WHIP								
Todd Ritchie, R ERA: 5.16	6.2	L	34	10	10	8	3	3	0	0	0	0	2	71	109	10.80	1.950								
Bronson Arroyo, R ERA: 5.97	1.1		7	3	2	2	0	0	0	0	0	0	0	19	24	13.50	2.250								
Jose Silva, R ERA: 8.14	1.0		4	0	0	0	1	0	0	0	0	0	0	6	10	0.00	0.000								

Batter	1	2	3	4	5	6	7	8	9	AB	R	H	RBI	BB	SO	LOB	BOTTOM								
Emil Brown, R OBP: 0.287, SLG: 0.385	S 18 E 1B		K							4	1	1	0	0	1	1	St. Louis Cardinals @ Pittsburgh Pirates PNC Park, Pittsburgh, PA Thu May 17 2001, 7:05 PM EDT Att: 29,835 - Overcast - 70 F								
18 Jason Kendall, R OBP: 0.343, SLG: 0.395	E 1B		P5							4	0	2	0	0	0	1									
Brian Giles, L OBP: 0.348, SLG: 0.510	F5									4	0	1	0	0	0	4									
Aramis Ramirez, R John Wehner, R OBP: 0.354, SLG: 0.556	F7		K							3	1	1	1	0	1	2									
John Vander Wal, L OBP: 0.413, SLG: 0.577										2	0	0	0	2	1	2									
Enrique Wilson, S OBP: 0.220, SLG: 0.241	K									3	0	0	0	1	1	3									
Craig Wilson, R Bronson Arroyo, R Jose Silva, R										3	0	0	0	0	1	1									
Abraham Nunez, S OBP: 0.298, SLG: 0.364										0	0	0	0	0	0	0									
Pat Meares, R OBP: 0.282, SLG: 0.351	F9									4	0	1	0	0	0	1									
Todd Ritchie, R Keith Osik, R OBP: 0.214, SLG: 0.083	K									2	0	1	0	0	1	0									
										2	0	0	0	0	1	1									
Inning Stats	R: 1 E: 0 K: 1 S: 14	H: 2 LOB: 2 BB: 1 P: 24	R: 0 E: 0 K: 1 S: 6	H: 0 LOB: 0 BB: 0 P: 7	R: 0 E: 0 K: 2 S: 13	H: 1 LOB: 0 BB: 0 P: 18	R: 0 E: 0 K: 1 S: 8	H: 0 LOB: 1 BB: 1 P: 13	R: 0 E: 0 K: 0 S: 9	H: 1 LOB: 0 BB: 0 P: 13	R: 1 E: 0 K: 1 S: 7	H: 1 LOB: 0 BB: 1 P: 12	R: 0 E: 0 K: 1 S: 7	H: 0 LOB: 0 BB: 0 P: 10	R: 0 E: 0 K: 0 S: 6	H: 2 LOB: 1 BB: 0 P: 11	R: 0 E: 0 K: 0 S: 11	H: 1 LOB: 0 BB: 0 P: 17	1B: 5 2B: 2 3B: 0 HR: 1	SF: 0 SAC: 0 DP: 2 HBP: 0	WP: 0 PB: 0 SB: 1 CS: 0	PA: 36			
PITCHER	IP	WLS	BF	H	R	ER	SO	BB	IBB	HBP	BLK	WP	HR	S	P	ERA	WHIP								
Matt Morris, R ERA: 2.32	7.0	W	28	5	2	2	7	3	0	0	0	0	0	64	97	2.57	1.143								
Gene Stechschulte, R ERA: 2.21	1.0		4	2	0	0	0	0	0	0	0	0	0	6	11	0.00	2.000								
Dave Veres, R ERA: 1.84	1.0		4	1	0	0	0	0	0	0	0	0	0	11	17	0.00	1.000								

AB 41
R 12
H 13
RBI 11
BB 3
SO 4
LOB 14



WP: 0
PB: 0
SB: 1
CS: 0

AB 33
R 2
H 8
RBI 1
BB 3
SO 7
LOB 16



Batter	1	2	3	4	5	6	7	8	9	AB	R	H	RBI	BB	SO	LOB	TOP			
Ronnie Belliard, R (1,4) OBP: 0.341, SLG: 0.399	1-1 FC3-6 1B		1-1 G1-3 1B		1-0 G6-3		1-3 K			4	0	2	0	0	1	0	Milwaukee Brewers @ Pittsburgh Pirates PNC Park, Pittsburgh, PA Sat May 19 2001, 7:05 PM EDT Att: 37,857 - Sunny - 73 F			
Mark Loretta, R (1,5)	1-1 FC3-6 FC6-4 BB 1-2		2-1 G1-3		2-1 G4-3			1-1 G6-3		4	0	0	0	0	0	2				
Geoff Jenkins, L (1,7) OBP: 0.435, SLG: 0.681	4-0		3-2 G6-3		0-1			3-1 G4-3		3	0	1	0	1	0	1				
James Mouton, R (8,7) OBP: 0.278, SLG: 0.353	1-2 FC6-4 BB									0	0	0	0	0	0	0				
Richie Sexson, R (1,3) OBP: 0.314, SLG: 0.460	1-1 FC6-4 BB 1-2		0-0 F9		2-3 K			3-2 G6-3		4	0	0	0	0	1	4				
Jeremy Burnitz, L (1,9) OBP: 0.400, SLG: 0.641	2-2 P6			0-0 L3		0-3 K			1-1 HR	4	1	1	1	0	1	2				
Jeffrey Hammonds, R (1,8) OBP: 0.297, SLG: 0.379		0-0 F7		3-2 F7		1-1 P3			2-2 G1-3	4	0	0	0	0	0	0				
José Hernández, R (1,6) OBP: 0.333, SLG: 0.525		0-1 F9		0-0 E 1B		0-0 G1-3			3-3 K	4	0	1	0	0	1	0				
Raul Casanova, S (1,2) OBP: 0.310, SLG: 0.510		4-2 BB		0-1 E4 FC6-4 15				1-0 G6-3		3	0	0	0	1	0	1				
15 Ben Sheets, R (1,1)		0-3 K		1-1 FC6-4 1-2				2-1 F8		2	0	0	0	0	1	3				
Will Cunnane, R (5,1)										0	0	0	0	0	0	0				
Angel Echevarria, R (7,PH) OBP: 0.370, SLG: 0.720										1	0	0	0	0	0	0				
Mike DeJean, R (7,1)										0	0	0	0	0	0	0				
Ray King, L (8,1)										0	0	0	0	0	0	0				
Inning Stats	R: 0 E: 0 K: 0 S: 10	H: 1 LOB: 2 BB: 1 P: 19	R: 0 E: 0 K: 1 S: 10	H: 0 LOB: 1 BB: 1 P: 14	R: 0 E: 0 K: 0 S: 8	H: 1 LOB: 2 BB: 0 P: 14	R: 0 E: 1 K: 1 S: 10	H: 0 LOB: 0 BB: 0 P: 14	R: 0 E: 0 K: 1 S: 6	H: 0 LOB: 0 BB: 0 P: 7	R: 0 E: 0 K: 1 S: 7	H: 0 LOB: 0 BB: 0 P: 11	R: 0 E: 0 K: 0 S: 10	H: 0 LOB: 0 BB: 0 P: 17	R: 1 E: 0 K: 1 S: 11	H: 1 LOB: 0 BB: 0 P: 18	1B: 4 2B: 0 3B: 0 HR: 1	SF: 0 SAC: 0 DP: 0 HBP: 0	WP: 0 PB: 0 CS: 0	PA: 35
PITCHER	IP WLS BF H R ER SO BB IBB HBP BLK WP HR S P ERA WHIP																			
Jimmy Anderson, L (1,1) ERA: 3.51	8.0 W 31 4 0 0 4 2 0 0 0 0 0 0 70 110 0.00 0.750																			
Mike Williams, R (9,1) ERA: 2.6	1.0 4 1 1 1 1 0 0 0 0 0 0 1 11 18 9.00 1.000																			


Batter	1	2	3	4	5	6	7	8	9	AB	R	H	RBI	BB	SO	LOB	BOTTOM	
Abraham Nunez, S (1,6) OBP: 0.269, SLG: 0.327	0-3 K		1-0 G1-3		1-1 F9		2-1 P6		2-3 K	5	0	0	0	0	2	4	Milwaukee Brewers @ Pittsburgh Pirates PNC Park, Pittsburgh, PA Sat May 19 2001, 7:05 PM EDT Att: 37,857 - Sunny - 73 F	
18 Jason Kendall, R (1,2) OBP: 0.345, SLG: 0.401	1-2 F3		3-2 P4		2-1 2B 1B		3-1 2B 1B		1-2 F7	5	2	2	0	0	0	0		
Brian Giles, L (1,7) OBP: 0.355, SLG: 0.520	2-1 G4-3			0-0 S E 1B	2-1 2B 1B		1-1 1B 2B		0-0 G4-3	5	2	3	0	0	0	0		
Aramis Ramirez, R (1,5) OBP: 0.352, SLG: 0.552		1-0 G5-3		1-1 F7	4-2 2B BB		0-1 2B BB		1-1 BB HBP	3	0	1	1	1	0	1		
John Vander Wal, L (1,9) OBP: 0.429, SLG: 0.608		2-2 2B 3B		4-2 E BB	0-1 2B		4-0 IBB		4-2 HBP	2	2	2	2	2	0	0		
John Wehner, R (8,PH) OBP: 0.382, SLG: 0.250				1-2 BB BB	1-3 2B 3B				1-2 BB	0	0	0	0	1	0	0		
Kevin Young, R (1,3) OBP: 0.297, SLG: 0.400		1-2 2B		2-2 L8	3-2 F9		3-1 F5		0-0 F9	5	0	1	1	0	0	8		
Rob Mackowiak, L (1,4)		3-H K		0-1 E6 BB	4-0 IBB					3	0	0	0	1	2	2		
Pat Meares, R (8,4) OBP: 0.282, SLG: 0.351				1-3 2H 3H						0	0	0	0	0	0	0		
Emil Brown, R (1,8) OBP: 0.297, SLG: 0.375		0-0 G6-3		4-0 BB IBB	2-3 K		2-1 S HBP			2	0	0	0	1	1	4		
Jimmy Anderson, L (1,1) OBP: 0.200, SLG: 0.167			0-3 K		4-2 BB		2-2 P4		1-3 K	3	0	0	1	1	2	4		
Mike Williams, R (9,1) ERA: 2.6				1-2 2B 3H					1-2 K	0	0	0	0	0	0	0		
Inning Stats	R: 0 E: 0 K: 1 S: 8	H: 0 LOB: 0 BB: 0 P: 11	R: 1 E: 0 K: 1 S: 11	H: 2 LOB: 1 BB: 0 P: 15	R: 0 E: 0 K: 1 S: 8	H: 0 LOB: 0 BB: 0 P: 12	R: 2 E: 1 K: 0 S: 17	H: 3 LOB: 3 BB: 2 P: 33	R: 1 E: 0 K: 0 S: 10	H: 3 LOB: 2 BB: 1 P: 23	R: 0 E: 0 K: 3 S: 15	H: 0 LOB: 1 BB: 0 P: 20	R: 0 E: 0 K: 0 S: 12	H: 0 LOB: 2 BB: 1 P: 18	1B: 4 2B: 4 3B: 1 HR: 0	SF: 0 SAC: 0 DP: 0 HBP: 2	WP: 0 PB: 0 CS: 0	PA: 42
PITCHER	IP WLS BF H R ER SO BB IBB HBP BLK WP HR S P ERA WHIP																	
15 Ben Sheets, R (1,1) ERA: 3.19	4.0 L 23 6 5 3 3 3 1 0 0 0 0 0 21 45 6.75 2.250																	
Will Cunnane, R (5,1) ERA: 7.41	2.0 10 3 1 1 1 0 2 0 0 0 0 0 21 45 4.50 1.500																	
Mike DeJean, R (7,1) ERA: 2.14	1.0 4 0 0 0 3 0 0 1 0 0 0 0 15 20 0.00 0.000																	
Ray King, L (8,1) ERA: 3.24	1.0 5 0 0 0 0 1 0 1 0 0 0 0 12 18 0.00 1.000																	


AB	33
R	1
H	5
RBI	1
BB	2
SO	5
LOB	13



AB	33
R	6
H	9
RBI	5
BB	7
SO	7
LOB	23



Batter	1	2	3	4	5	6	7	8	9	AB R H RBI BB SO LOB	TOP																								
												Pittsburgh Pirates @ Philadelphia Phillies Veterans Stadium, Philadelphia, PA Tue May 22 2001, 7:05 PM EDT livebaseballscorecards.com																							
		AB 0 R 0 H 0 RBI 0 BB 0 SO 0 LOB 0																																	
																																			
Inning Stats											1B: 0 SF: 0 WP: 0 PA: 0 2B: 0 SAC: 0 FB: 0 3B: 0 DP: 0 SB: 0 HR: 0 HBP: 0 CS: 0																								
PITCHER	IP	WLS	BF	H	R	ER	SO	BB	IBB	HBP	BLK	WP	HR	S	P	ERA	WHIP	PITCHER	IP	WLS	BF	H	R	ER	SO	BB	IBB	HBP	BLK	WP	HR	S	P	ERA	WHIP

Batter	1	2	3	4	5	6	7	8	9	AB R H RBI BB SO LOB	BOTTOM																								
												Pittsburgh Pirates @ Philadelphia Phillies Veterans Stadium, Philadelphia, PA Tue May 22 2001, 7:05 PM EDT livebaseballscorecards.com																							
		AB 0 R 0 H 0 RBI 0 BB 0 SO 0 LOB 0																																	
																																			
Inning Stats											1B: 0 SF: 0 WP: 0 PA: 0 2B: 0 SAC: 0 FB: 0 3B: 0 DP: 0 SB: 0 HR: 0 HBP: 0 CS: 0																								
PITCHER	IP	WLS	BF	H	R	ER	SO	BB	IBB	HBP	BLK	WP	HR	S	P	ERA	WHIP	PITCHER	IP	WLS	BF	H	R	ER	SO	BB	IBB	HBP	BLK	WP	HR	S	P	ERA	WHIP

Batter	1	2	3	4	5	6	7	8	9	AB	R	H	RBI	BB	SO	LOB	TOP				
Emil Brown, R OBP: 0.300, SLG: 0.364 (1, 8)	F8		BB			K		F9		3	0	0	0	1	1	2	Pittsburgh Pirates @ Philadelphia Phillies Veterans Stadium, Philadelphia, PA Wed May 23 2001, 5:05 PM EDT Cloudy - 64 F				
18 Jason Kendall, R OBP: 0.333, SLG: 0.381 (1, 2)	K		F9			F8		FC6-4		4	0	0	0	0	1	3					
Brian Giles, L OBP: 0.365, SLG: 0.525 (1, 7)	G5-3					F8				4	0	1	0	0	0	0					
Aramis Ramirez, R OBP: 0.345, SLG: 0.529 (1, 5)		1B				G5-3				4	0	1	0	0	1	1					
John Vander Wal, L OBP: 0.419, SLG: 0.580 (1, 9)		K								3	0	0	0	1	3	2					
Kevin Young, R OBP: 0.285, SLG: 0.389 (1, 3)		K								4	0	0	0	0	2	3					
Enrique Wilson, S OBP: 0.235, SLG: 0.266 (1, 6)		K								3	0	1	0	0	1	1					
Pat Meares, R OBP: 0.282, SLG: 0.347 (1, 4)						F9				3	0	0	0	0	1	1					
Jason Schmidt, R (1, 1)										2	0	0	0	0	1	0					
Bronson Arroyo, R (6, 1)										0	0	0	0	0	0	0					
Craig Wilson, R OBP: 0.375, SLG: 0.684 (8, PH)										0	0	0	0	1	0	0					
Scott Sauerbeck, R (8, 1)										0	0	0	0	0	0	0					
Inning Stats	R: 0 E: 0 K: 1 S: 7	H: 0 LOB: 0 BB: 0 P: 8	R: 0 E: 0 K: 3 S: 14	H: 1 LOB: 1 BB: 0 P: 19	R: 0 E: 0 K: 0 S: 8	H: 0 LOB: 1 BB: 1 P: 14	R: 0 E: 0 K: 1 S: 11	H: 0 LOB: 0 BB: 0 P: 22	R: 0 E: 0 K: 1 S: 10	H: 0 LOB: 0 BB: 0 P: 19	R: 0 E: 0 K: 2 S: 10	H: 0 LOB: 0 BB: 0 P: 16	R: 0 E: 0 K: 1 S: 12	H: 1 LOB: 2 BB: 1 P: 22	R: 0 E: 0 K: 1 S: 10	H: 1 LOB: 1 BB: 0 P: 16	1B: 2 2B: 1 3B: 0 HR: 0	SF: 0 SAC: 0 DP: 0 HBP: 0	WP: 0 PB: 0 SB: 0 CS: 0	PA: 33	
PITCHER	IP	WLS	BF	H	R	ER	SO	BB	IBB	HBP	BLK	WP	HR	S	P	ERA	WHIP				
Randy Wolf, L ERA: 3.57 (1, 1)	7.1	W	27	2	0	0	10	3	0	0	0	0	0	75	124	0.00	0.682				
Ricky Bottalico, R ERA: 2.63 (8, 1)	1.2	S	6	1	0	0	1	0	0	0	0	0	0	15	23	0.00	0.600				

AB 30
R 0
H 3
RBI 0
BB 3
SO 11
LOB 13



Batter	1	2	3	4	5	6	7	8	9	AB	R	H	RBI	BB	SO	LOB	BOTTOM				
Doug Glanville, R OBP: 0.297, SLG: 0.434 (1, 8)	11 HR	F7								3	1	0	0	2	1	1	Pittsburgh Pirates @ Philadelphia Phillies Veterans Stadium, Philadelphia, PA Wed May 23 2001, 5:05 PM EDT Cloudy - 64 F				
11 Jimmy Rollins, S OBP: 0.314, SLG: 0.376 (1, 6)	HR	F2								5	1	3	2	0	1	1					
Bobby Abreu, L OBP: 0.326, SLG: 0.433 (1, 9)	1B									4	1	1	0	0	2	2					
Scott Rolen, R OBP: 0.339, SLG: 0.396 (1, 5)	F9									3	0	1	0	1	0	1					
Travis Lee, L OBP: 0.399, SLG: 0.493 (1, 3)	K									4	0	0	0	0	2	4					
Pat Burrell, R OBP: 0.366, SLG: 0.425 (1, 7)	BB	1B								3	1	2	1	1	1	0					
Marlon Anderson, L OBP: 0.331, SLG: 0.454 (1, 4)	BB	1B								4	0	2	0	0	2	2					
Gary Bennett, R OBP: 0.310, SLG: 0.308 (1, 2)	BB									2	0	0	0	2	0	2					
Randy Wolf, L OBP: 0.111, SLG: 0.059 (1, 1)	F7									3	0	1	1	0	1	6					
Ricky Bottalico, L (8, 1)										1	0	0	0	0	0	0					
Inning Stats	R: 3 E: 0 K: 1 S: 18	H: 4 LOB: 3 BB: 2 P: 34	R: 0 E: 0 K: 1 S: 10	H: 0 LOB: 0 BB: 0 P: 17	R: 0 E: 0 K: 2 S: 10	H: 1 LOB: 3 BB: 2 P: 21	R: 0 E: 0 K: 3 S: 16	H: 2 LOB: 2 BB: 0 P: 22	R: 1 E: 0 K: 0 S: 9	H: 2 LOB: 1 BB: 1 P: 16	R: 0 E: 0 K: 0 S: 5	H: 1 LOB: 0 BB: 0 P: 8	R: 0 E: 0 K: 2 S: 9	H: 0 LOB: 0 BB: 0 P: 14	R: 0 E: 0 K: 1 S: 12	H: 0 LOB: 1 BB: 1 P: 18	1B: 9 2B: 0 3B: 0 HR: 1	SF: 0 SAC: 0 DP: 1 HBP: 0	WP: 0 PB: 0 SB: 3 CS: 0	PA: 38	
PITCHER	IP	WLS	BF	H	R	ER	SO	BB	IBB	HBP	BLK	WP	HR	S	P	ERA	WHIP				
Jason Schmidt, R ERA: 4.02 (1, 1)	5.0	L	28	9	4	4	7	5	0	0	0	0	0	63	110	7.20	2.800				
Bronson Arroyo, R ERA: 5.69 (6, 1)	2.0		6	1	0	0	2	0	0	0	0	0	0	14	22	0.00	0.500				
Scott Sauerbeck, L ERA: 7.5 (8, 1)	1.0		4	0	0	0	1	1	0	0	0	0	0	12	18	0.00	1.000				

AB 32
R 4
H 10
RBI 4
BB 6
SO 10
LOB 19



Batter	1	2	3	4	5	6	7	8	9	AB	R	H	RBI	BB	SO	LOB	TOP					
18 Jason Kendall, R OBP: 0.330, SLG: 0.374	G1-3		FC5-4			F8		CS 1B		4	0	1	0	0	0	1	Pittsburgh Pirates @ Atlanta Braves Turner Field, Atlanta, GA Fri May 25 2001, 7:35 PM EDT Att: 28,120 - Cloudy - 70 F					
John Vander Wal, L OBP: 0.409, SLG: 0.564	G1-3		K			G5-3		CS 1B 1-2		4	0	1	0	0	1	1						
Aramis Ramirez, R OBP: 0.339, SLG: 0.509	K							0-1 1-2 1B		3	0	1	0	1	1	0						
Brian Giles, L OBP: 0.368, SLG: 0.544			FC1-8 1B		F9			0-1 2-3 K		4	0	1	0	0	1	4						
Rob Mackowiak, L OBP: 0.154, SLG: 0.083		FC1-6 G5-3 1-2			K			0-0 G4-3		4	0	0	0	0	1	1						
Kevin Young, R OBP: 0.297, SLG: 0.364		G5-3 1-2			F8			0-2 L7		4	0	0	0	0	0	1						
Keith Osik, R OBP: 0.286, SLG: 0.333								1-3 K 1B		3	0	1	0	1	1	0						
Abraham Nunez, S OBP: 0.281, SLG: 0.361		L4			K			1-1 FC6-4 1B		3	0	1	0	0	1	3						
Todd Ritchie, R OBP: 0.273, SLG: 0.250								0-0 FC6-4 1B 1-2		3	0	1	0	0	0	1						
Inning Stats	R: 0 E: 0 K: 1 S: 8	H: 0 LOB: 0 BB: 0 P: 10	R: 0 E: 0 K: 0 S: 10	H: 1 LOB: 2 BB: 1 P: 15	R: 0 E: 0 K: 1 S: 11	H: 1 LOB: 2 BB: 1 P: 17	R: 0 E: 0 K: 2 S: 9	H: 1 LOB: 1 BB: 0 P: 13	R: 0 E: 0 K: 0 S: 10	H: 0 LOB: 0 BB: 0 P: 14	R: 0 E: 0 K: 0 S: 6	H: 0 LOB: 0 BB: 0 P: 7	R: 0 E: 0 K: 1 S: 9	H: 1 LOB: 1 BB: 0 P: 11	R: 0 E: 0 K: 1 S: 11	H: 3 LOB: 2 BB: 0 P: 17	R: 0 E: 0 K: 0 S: 6	H: 0 LOB: 0 BB: 0 P: 9	1B: 7 2B: 1 3B: 0 HR: 0	SF: 0 SAC: 0 DP: 1 HBP: 0	WP: 0 PB: 0 CS: 2	PA: 34
PITCHER Greg Maddux, R ERA: 2.55	IP: 9.0 WLS: W BF: 34 H: 7 R: 0 ER: 0 SO: 6 BB: 2 IBB: 0 HBP: 0 BLK: 0 WP: 0 HR: 0 S: 80 P: 113 ERA: 0.00 WHIP: 1.000															PITCHER						

AB 32
R 0
H 7
RBI 0
BB 2
SO 6
LOB 12



Batter	1	2	3	4	5	6	7	8	9	AB	R	H	RBI	BB	SO	LOB	BOTTOM			
Quilvio Veras, S OBP: 0.303, SLG: 0.362	F7		K			L9		S 2B 1B		4	1	1	0	0	1	2	Pittsburgh Pirates @ Atlanta Braves Turner Field, Atlanta, GA Fri May 25 2001, 7:35 PM EDT Att: 28,120 - Cloudy - 70 F			
Rafael Furcal, S OBP: 0.271, SLG: 0.337	K		L5			G4-3		1-1 1B 1-H 2B		4	0	1	1	0	1	2				
Andrew Jones, R OBP: 0.338, SLG: 0.516	G5-3					G4-3		0-0 F7		4	0	0	0	0	0	1				
Brian Jordan, R OBP: 0.301, SLG: 0.455		G4-3			G6-3			1-0 G4-3		3	0	0	0	0	0	0				
Dave Martinez, L OBP: 0.411, SLG: 0.431		F7			L9			2-1 1B		3	0	1	0	0	0	0				
Wes Helms, R OBP: 0.232, SLG: 0.449		F2				K		0-3 K		3	0	0	0	0	2	1				
Rico Brogna, L OBP: 0.317, SLG: 0.327			F8			G4-3 2B		0-0 G3		3	0	1	0	0	0	1				
Paul Bako, L OBP: 0.242, SLG: 0.310 10 Chipper Jones, S OBP: 0.406, SLG: 0.561 Javy Lopez, R OBP: 0.298, SLG: 0.400								0-0 F9		2	0	1	0	0	0	1				
Greg Maddux, R OBP: 0.182, SLG: 0.143								0-1 F9		2	0	0	0	1	0	1				
Inning Stats	R: 0 E: 0 K: 1 S: 7	H: 0 LOB: 0 BB: 0 P: 10	R: 0 E: 0 K: 0 S: 7	H: 0 LOB: 0 BB: 0 P: 11	R: 0 E: 0 K: 1 S: 10	H: 1 LOB: 2 BB: 1 P: 16	R: 0 E: 0 K: 0 S: 9	H: 0 LOB: 0 BB: 0 P: 12	R: 0 E: 0 K: 1 S: 8	H: 1 LOB: 1 BB: 0 P: 10	R: 0 E: 0 K: 0 S: 7	H: 0 LOB: 0 BB: 0 P: 10	R: 0 E: 0 K: 1 S: 7	H: 1 LOB: 1 BB: 0 P: 10	R: 1 E: 0 K: 0 S: 7	H: 2 LOB: 1 BB: 0 P: 8	1B: 2 2B: 3 3B: 0 HR: 0	SF: 0 SAC: 0 DP: 0 HBP: 0	WP: 0 PB: 0 CS: 0	PA: 30
PITCHER Todd Ritchie, R ERA: 4.62	IP: 8.0 WLS: L BF: 30 H: 5 R: 1 ER: 1 SO: 4 BB: 1 IBB: 0 HBP: 0 BLK: 0 WP: 0 HR: 0 S: 62 P: 87 ERA: 1.12 WHIP: 0.750															PITCHER				



Batter	1	2	3	4	5	6	7	8	9	AB	R	H	RBI	BB	SO	LOB	TOP										
18 Jason Kendall, R OBP: 0.342, SLG: 0.375	2-1 P3		0-2 1B		3-2 2B HBP		4-2 1B BB		4-0 1B BB	2	0	1	0	2	0	0	Pittsburgh Pirates @ Atlanta Braves Turner Field, Atlanta, GA Sat May 26 2001, 7:05 PM EDT Att: 40,788 - Sunny - 77 F										
Emil Brown, R OBP: 0.311, SLG: 0.383	2-3 K		1-3 K		0-0 2B		3-2 1B 2-H		3-2 1B FC6-4	5	0	3	2	0	2	2											
Brian Giles, L OBP: 0.359, SLG: 0.529	0-0 L7		2-1 L9		1-3 K		2-3 K		0-1 FC6-4	5	0	0	0	0	2	8											
Aramis Ramirez, R OBP: 0.342, SLG: 0.527		1-1 HR		2-3 K		1-0 F9		0-2 G5-3 1B		4	1	2	1	0	1	0											
John Vander Wal, L OBP: 0.399, SLG: 0.549		0-3 K		2-3 K		1-3 K		0-0 F7		4	0	0	0	0	3	1											
Kevin Young, R OBP: 0.297, SLG: 0.355 Mike Williams, R (8, 1)		4-2 CS BB		1-1 F7		1-2 L9		0-0 G5-3		3	0	0	0	1	0	1											
Enrique Wilson, S OBP: 0.224, SLG: 0.252		1-3 K		1-2 F8		0-0 G6-3		0-0 G5-3		4	0	0	0	0	1	2											
Pat Meares, R OBP: 0.295, SLG: 0.352		0-1 SAFE CS	2-1 P5		1-0 G1-3 2B 1B		1-2 E6 18 BB 1B		0-1 G4-6-3 1B	4	2	2	0	0	0	0											
Don Wengert, R Terry Mulholland, R Abraham Nunez, S Joe Beimel, L Rob Mackowiak, L Josias Manzanillo, R John Wehner, R			4-2 18 BB		0-1 G1-3		0-1 F7		1-1 G4-6-3	0	0	0	0	0	1	0											
Inning Stats	R: 0 E: 0 K: 1 S: 6	H: 0 LOB: 0 BB: 0 P: 10	R: 1 E: 0 K: 2 S: 12	H: 1 LOB: 0 BB: 1 P: 18	R: 0 E: 0 K: 1 S: 15	H: 1 LOB: 2 BB: 1 P: 24	R: 0 E: 0 K: 2 S: 8	H: 0 LOB: 0 BB: 0 P: 13	R: 1 E: 0 K: 1 S: 12	H: 2 LOB: 2 BB: 0 P: 18	R: 0 E: 0 K: 1 S: 7	H: 0 LOB: 0 BB: 0 P: 10	R: 1 E: 1 K: 1 S: 14	H: 1 LOB: 2 BB: 1 P: 24	R: 0 E: 0 K: 0 S: 6	H: 1 LOB: 1 BB: 0 P: 6		R: 0 E: 0 K: 0 S: 9	H: 2 LOB: 2 BB: 1 P: 17	1B: 6 2B: 1 3B: 0 HR: 1	SF: 0 SAC: 0 DP: 1 HBP: 1	WP: 0 SB: 0 CS: 1	PA: 40				
PITCHER	IP	WLS	BF	H	R	ER	SO	BB	IBB	HBP	BLK	WP	HR	S	P	ERA	WHIP										
John Burkett, R ERA: 2.99	6.2	W	29	5	3	2	8	3	0	1	0	0	1	71	112	2.70	1.200										
Mike Remlinger, L ERA: 3.0	1.1		5	1	0	0	1	0	0	0	0	0	0	9	11	0.00	0.750										
Jose Cabrera, R ERA: 1.93	1.0		5	2	0	0	0	1	0	0	0	0	0	9	17	0.00	3.000										

AB	34
R	3
H	8
RBI	3
BB	4
SO	9
LOB	17



Batter	1	2	3	4	5	6	7	8	9	AB	R	H	RBI	BB	SO	LOB	BOTTOM										
Quirova Veras, S OBP: 0.300, SLG: 0.363	0-0 F6		2-1 G4-3		1-2 G4-3 1B 2B		3-3 K		1-0 FC4-6 1B	5	2	1	0	0	1	4	Pittsburgh Pirates @ Atlanta Braves Turner Field, Atlanta, GA Sat May 26 2001, 7:05 PM EDT Att: 40,788 - Sunny - 77 F										
Rafael Furcal, S OBP: 0.289, SLG: 0.333	2-2 10 S 1B		0-0 B4-3		0-0 G4-3		1-1 L5		3-2 G4-3	5	0	1	0	0	0	2											
Andruw Jones, R OBP: 0.344, SLG: 0.534	0-1 F3		2-0 HR		1-2 G6-4-3 1B		1-3 K		1-2 1B	5	1	3	3	0	1	1											
10 Chipper Jones, S OBP: 0.398, SLG: 0.547 Mike Remlinger, L ERA: 3.0 Dave Martinez, L OBP: 0.405, SLG: 0.424 Jose Cabrera, R ERA: 1.93	3-2 G4-3		0-0 G4-3		2-2 G6-4-3		3-1 E5		2-0 G4-3	4	0	0	0	0	0	2											
Brian Jordan, R OBP: 0.306, SLG: 0.456		0-1 P3		1-0 HR 1B		0-0 E5 2B 1B		0-0 P4		4	2	2	0	0	0	1											
B.J. Surhoff, L OBP: 0.306, SLG: 0.394		1-0 2B		1-0 HR		0-0 2B		0-0 G3		4	2	3	3	0	0	0											
Javy Lopez, R OBP: 0.303, SLG: 0.417		0-1 2B		3-2 2B 2B		2-2 G6-3		2-2 F8		4	2	2	1	0	0	1											
Rico Brogna, L OBP: 0.331, SLG: 0.353		0-1 G4-3 2H		0-0 2B		4-2 BB		1-3 K		3	0	2	2	1	1	0											
John Burkett, R OBP: 0.217, SLG: 0.182 Wes Helms, R OBP: 0.241, SLG: 0.449		0-1 G4-3		2-3 K		0-3 K		4-2 FC4-6 BB		3	0	0	0	0	2	4											
Inning Stats	R: 0 E: 0 K: 0 S: 9	H: 1 LOB: 1 BB: 0 P: 14	R: 2 E: 0 K: 0 S: 11	H: 3 LOB: 1 BB: 0 P: 14	R: 4 E: 0 K: 1 S: 12	H: 5 LOB: 1 BB: 0 P: 21	R: 1 E: 0 K: 0 S: 10	H: 2 LOB: 0 BB: 0 P: 14	R: 1 E: 1 K: 2 S: 14	H: 2 LOB: 2 BB: 1 P: 23	R: 0 E: 1 K: 1 S: 8	H: 0 LOB: 1 BB: 0 P: 13	R: 0 E: 0 K: 1 S: 7	H: 0 LOB: 0 BB: 0 P: 10	R: 1 E: 1 K: 0 S: 13	H: 1 LOB: 1 BB: 1 P: 24		1B: 5 2B: 6 3B: 1 HR: 2	SF: 0 SAC: 0 DP: 1 HBP: 0	WP: 0 SB: 1 CS: 0	PA: 40						
PITCHER	IP	WLS	BF	H	R	ER	SO	BB	IBB	HBP	BLK	WP	HR	S	P	ERA	WHIP										
Don Wengert, R ERA: 2.38	2.2	L	16	8	6	6	0	0	0	0	0	0	0	14	20	6.75	2.250										
Terry Mulholland, L ERA: 3.49	1.1		6	3	1	1	1	0	0	0	0	0	0	14	20	6.75	2.250										
Joe Beimel, L ERA: 3.07	2.0		10	2	1	1	3	1	0	0	0	0	0	22	36	4.50	1.500										
Josias Manzanillo, R ERA: 3.96	1.0		3	0	0	0	1	0	0	0	0	0	0	7	10	0.00	0.000										
Mike Williams, R ERA: 2.33	1.0		5	1	1	0	0	1	0	0	0	0	0	13	24	0.00	2.000										



Batter	1	2	3	4	5	6	7	8	9	AB	R	H	RBI	BB	SO	LOB	TOP										
Luis Castillo, S OBP: 0.323, SLG: 0.302 (1, 4)	B2-3 1		1-0 1B		0-0 L6	2-3 K			2-2 L4	5	0	1	0	0	1	3											
Eric Owens, R OBP: 0.319, SLG: 0.368 (1, 9)	G6-3 2		0-0 FC6-3-2 1-2 2-H			1-0 1B SF9			0-1 FC6-4 1-2	5	1	1	0	0	1	3											
Cliff Floyd, L OBP: 0.412, SLG: 0.602 (1, 7)	P2 3			1-0 G3		3-2 1B HBP			0-0 G5-4-3 1B	4	1	2	0	0	0	0											
Preston Wilson, R OBP: 0.400, SLG: 0.565 (1, 8)		0-0 G3-6-3 1B BB		1-1 FC4-3 1B		1-2 SF9			1-2 G5-4-3 1B	3	0	2	1	0	0	1											
Mike Lowell, R OBP: 0.353, SLG: 0.489 (1, 5)		4-0 G3-6-3 1B BB		1-0 FC4-3 1B		3-H F8			0-0 F8	3	0	0	0	1	0	2											
Charles Johnson, R OBP: 0.376, SLG: 0.607 (1, 2)		0-0 G3-6-3 1B 1-2 2-3		1-1 G5-3		2-0 1B HBP			0-0 P4	3	1	0	0	0	0	3											
Derrek Lee, R OBP: 0.268, SLG: 0.358 (1, 3)		1-0 F7			2-1 F8	0-0 2B 1B			0-1 G5-3	4	1	1	1	0	0	1											
Alex Gonzalez, R OBP: 0.339, SLG: 0.359 (1, 6)			0-0 F7		0-2	0-1 45 1B 2B			4-0 FC6-4 BB	3	1	2	2	1	0	0											
45 Chuck Smith, R Vic Darenburg, L Dan Miceli, R Armando Almanza, L Vladimir Nunez, R John Mabry, L OBP: 0.356, SLG: 0.395 (1, 1) (8, 1) (8, 1) (8, 1) (8, 1) (8, 1)			4-2 1B BB		1-3 K	0-0 2B 1B			2-3 K	2	0	1	1	1	1	1											
Inning Stats	R: 0 E: 0 K: 0 S: 5	H: 0 LOB: 0 BB: 0 P: 9	R: 0 E: 0 K: 0 S: 3	H: 1 LOB: 1 BB: 1 P: 8	R: 0 E: 0 K: 0 S: 5	H: 1 LOB: 2 BB: 1 P: 10	R: 0 E: 0 K: 0 S: 6	H: 1 LOB: 1 BB: 0 P: 10	R: 0 E: 0 K: 1 S: 9	H: 1 LOB: 1 BB: 0 P: 12	R: 5 E: 0 K: 1 S: 16	H: 5 LOB: 1 BB: 0 P: 27	R: 0 E: 0 K: 1 S: 8	H: 0 LOB: 0 BB: 0 P: 9	R: 0 E: 0 K: 0 S: 4	H: 0 LOB: 0 BB: 0 P: 4	R: 0 E: 0 K: 1 S: 8	H: 0 LOB: 1 BB: 1 P: 16	1B: 9 2B: 1 3B: 0 HR: 0	SF: 1 SAC: 0 DP: 2 HBP: 1	WP: 0 PB: 0 SB: 0 CS: 0	PA: 38					
PITCHER	IP	WLS	BF	H	R	ER	SO	BB	IBB	HBP	BLK	WP	HR	S	P	ERA	WHIP										
Omar Olivares, R ERA: 5.88 Jose Silva, R ERA: 3.9 Mike Williams, R ERA: 2.11	5.2	26	8	5	5	1	2	0	0	0	0	0	0	40	70	7.94	1.765										
Jose Silva, R ERA: 3.9 Mike Williams, R ERA: 2.11	1.1	3	2	0	0	2	0	0	0	0	0	0	0	4	4	0.00	1.500										
Jose Silva, R ERA: 3.9 Mike Williams, R ERA: 2.11	1.0	4	0	0	0	1	1	0	0	0	0	0	0	8	16	0.00	1.000										

Florida Marlins @ Pittsburgh Pirates
PNC Park, Pittsburgh, PA
Mon May 28 2001, 7:35 PM EDT
Att: 26,512 - Sunny - 65 F

AB 33
R 5
H 10
RBI 5
BB 3
SO 4
LOB 15





Batter	1	2	3	4	5	6	7	8	9	AB	R	H	RBI	BB	SO	LOB	BOTTOM										
18 Jason Kendall, R OBP: 0.349, SLG: 0.398 (1, 2)	G6-3 1B		3-2 F7		2-0 1B					5	0	2	0	0	0	1											
Enrique Wilson, S OBP: 0.224, SLG: 0.259 (1, 6)	G6-3 1-2		0-0 G6-3		0-0 G4-3				0-0 1B	4	1	1	0	0	0	2											
Brian Giles, L OBP: 0.368, SLG: 0.541 (1, 8) (9, 7)	F7		0-0 G3		1-1 2B				2-2 E1	4	1	1	0	0	0	2											
Aramis Ramirez, R OBP: 0.351, SLG: 0.526 (1, 5)	K			2-3 K		0-0 G5-3			1-2 E7 2B 1B	4	1	1	1	0	2	2											
John Vander Wal, L OBP: 0.399, SLG: 0.564 (8, PH) John Wehner, R OBP: 0.326, SLG: 0.243 Rob Mackowiak, L OBP: 0.250, SLG: 0.214 Mike Williams, R (9, 1)		3-1 HR		1-2 1B		2-3 K			1-2 1B 2B	3	1	2	1	0	1	1											
Kevin Young, R OBP: 0.288, SLG: 0.346 (1, 3)	F8			1-3 K		3-2 F8			0-0 1B HR	4	1	1	2	0	1	2											
Andy Barkett, L OBP: 0.500, SLG: 0.750 (1, 7) (9, 9)	G3-1 2B			1-2 G3-1					0-0 HR 1B	4	1	2	0	0	0	1											
Pat Meares, R OBP: 0.288, SLG: 0.366 (1, 4)	G3-1				2-3 K				2-0 HR	4	1	1	3	0	1	1											
Omar Olivares, R Jose Silva, R Abraham Nunez, S Jose Silva, R Emil Brown, R OBP: 0.190, SLG: 0.292 OBP: 0.326, SLG: 0.369 OBP: 0.326, SLG: 0.369 OBP: 0.326, SLG: 0.369 OBP: 0.312, SLG: 0.375 (1, 1) (8, 1) (7, PH) (8, 1) (8, PH)		0-3 K			0-3 K				4-1 18 CS BB	2	0	0	0	0	2	1											
Inning Stats	R: 0 E: 0 K: 1 S: 11	H: 1 LOB: 1 BB: 0 P: 17	R: 1 E: 0 K: 1 S: 11	H: 2 LOB: 1 BB: 0 P: 18	R: 0 E: 0 K: 0 S: 8	H: 0 LOB: 0 BB: 0 P: 11	R: 0 E: 0 K: 2 S: 13	H: 1 LOB: 1 BB: 0 P: 19	R: 0 E: 0 K: 1 S: 9	H: 1 LOB: 1 BB: 0 P: 15	R: 0 E: 0 K: 0 S: 5	H: 0 LOB: 0 BB: 0 P: 7	R: 7 E: 2 K: 0 S: 19	H: 6 LOB: 0 BB: 1 P: 32	1B: 7 2B: 3 3B: 0 HR: 2	SF: 0 SAC: 0 DP: 0 HBP: 0	WP: 0 PB: 0 SB: 0 CS: 1	PA: 37									
PITCHER	IP	WLS	BF	H	R	ER	SO	BB	IBB	HBP	BLK	WP	HR	S	P	ERA	WHIP										
45 Chuck Smith, R Vic Darenburg, L Dan Miceli, R Armando Almanza, L Vladimir Nunez, R ERA: 2.83 ERA: 5.27 ERA: 7.23 ERA: 3.0 ERA: 3.09	7.1	29	7	2	2	7	0	0	0	0	0	0	0	6	9	*	*										
Jose Silva, R ERA: 3.9 Mike Williams, R ERA: 2.11	0.0	L	2	2	2	0	0	0	0	0	0	0	0	4	5	*	*										
Jose Silva, R ERA: 3.9 Mike Williams, R ERA: 2.11	0.0	3	2	3	3	0	1	0	0	0	0	0	1	3	9	*	*										
Jose Silva, R ERA: 3.9 Mike Williams, R ERA: 2.11	0.2	1	0	0	0	0	0	0	0	0	0	0	0	2	2	0.00	0.000										

Florida Marlins @ Pittsburgh Pirates
PNC Park, Pittsburgh, PA
Mon May 28 2001, 7:35 PM EDT
Att: 26,512 - Sunny - 65 F

AB 36
R 8
H 12
RBI 7
BB 1
SO 7
LOB 13



Batter	1	2	3	4	5	6	7	8	9	10	AB	R	H	RBI	BB	SO	LOB	TOP						
Luis Castillo, S OBP: 0.329, SLG: 0.312	(1,4) 2-1 HR 2B		(1,2) G1-3		(1,1) B1-3		(3,2) L7		(1,1) FC5 1B	(0,2) G6-3	6	1	2	2	0	0	4	Florida Marlins @ Pittsburgh Pirates PNC Park, Pittsburgh, PA Wed May 30 2001, 7:05 PM EDT Att. 24,343 - Sunny - 62 F						
Eric Owens, R OBP: 0.312, SLG: 0.355	(1,9) 0-3 K		(0,0) G6-3		(1,0) G4-3		(4,2) BB		(1,2) FC5 2-3 3-H	(0,1) G5-3	5	0	0	0	1	1	5							
Cliff Floyd, L OBP: 0.411, SLG: 0.620	(1,7) 1-0 HR		(1,3) K		(3,2) F5		(2,1) L9		(1,2) K		5	1	1	2	0	2	4							
Preston Wilson, R OBP: 0.391, SLG: 0.551	(1,8) 0-2 F8			(1,0) F9		(2,1) G6-3		(0,2) F8		(1,0) E7 2B	5	1	1	0	0	0	0							
Mike Lowell, R OBP: 0.346, SLG: 0.472	(1,5) 1-2 P6			(1,0) G4-3		(0,0) G5-3		(0,3) K		(4,1) 2B BB	4	1	0	0	1	1	0							
Charles Johnson, R OBP: 0.379, SLG: 0.629		(0,0) 2B		(1,1) G6-3		(0,1) HR		(1,2) F9		(1,0) BB G6-3 2B	5	2	3	2	0	0	0							
Derrek Lee, R OBP: 0.282, SLG: 0.366		(1,3) K			(0,0) G4-3 G5-3 1B		(3,2) 1B E 1B		(1,2) PB 1B 2B	(4,0) G6-3 BB	4	2	3	0	1	1	1							
Alex Gonzalez, R OBP: 0.339, SLG: 0.382		(1,3) K			(3,2) G5-3		(2,2) E 1B		(3,3) K	(1,3) K	5	1	1	0	0	3	6							
Brad Penny, R Vladimir Nunez, R Armando Almanza, L Kevin Young, R Ricky Bones, R Jose Silva, R Antonio Alfonseca, R Terry Mulholland, R		(1,2) G4-3			(0,1) G4-3		(1,1) E7 2B		(4,0) FC5 1B IBB	(4,1) G6-3 BB	2	0	0	0	0	0	0							
Inning Stats	R: 2 E: 0 K: 1 S: 14	H: 2 LOB: 0 BB: 0 P: 18	R: 0 E: 0 K: 2 S: 11	H: 1 LOB: 1 BB: 0 P: 14	R: 0 E: 0 K: 1 S: 7	H: 0 LOB: 0 BB: 0 P: 9	R: 0 E: 0 K: 0 S: 4	H: 0 LOB: 0 BB: 0 P: 7	R: 0 E: 0 K: 0 S: 8	H: 1 LOB: 1 BB: 0 P: 12	R: 0 E: 0 K: 0 S: 6	H: 0 LOB: 0 BB: 0 P: 12	R: 3 E: 1 K: 0 S: 20	H: 4 LOB: 2 BB: 1 P: 35	R: 0 E: 0 K: 1 S: 9	H: 0 LOB: 0 BB: 0 P: 10	R: 1 E: 0 K: 2 S: 14		H: 2 LOB: 2 BB: 3 P: 28	R: 3 E: 1 K: 1 S: 12	H: 2 LOB: 2 BB: 3 P: 27	1B: 4 2B: 6 3B: 0 HR: 2	SF: 0 SAC: 0 DP: 0 HBP: 0	WP: 0 PB: 1 SB: 0 CS: 0
PITCHER	IP WLS BF H R ER SO BB IBB HBP BLK WP HR S P ERA WHIP	IP WLS BF H R ER SO BB IBB HBP BLK WP HR S P ERA WHIP	PITCHER Jason Schmidt, R (1,1) ERA: 4.91 Josias Manzanillo, R (7,1) ERA: 3.86 Scott Sauerbeck, L (7,1) ERA: 7.91 Jose Silva, R (8,1) ERA: 6.68 Terry Mulholland, L (8,1) ERA: 3.82 Mike Williams, R (10,1) ERA: 3.22																					
Batter	1	2	3	4	5	6	7	8	9	10	AB	R	H	RBI	BB	SO	LOB	BOTTOM						
18 Jason Kendall, R OBP: 0.353, SLG: 0.394	(1,2) 2-2 F3		(1,0) G5-3		(1,0) 2B 1B				(0,1) G5-3		4	1	1	1	1	0	0	Florida Marlins @ Pittsburgh Pirates PNC Park, Pittsburgh, PA Wed May 30 2001, 7:05 PM EDT Att. 24,343 - Sunny - 62 F						
John Vander Wal, L OBP: 0.396, SLG: 0.557	(1,9) 0-2 G4-3			(1,0) F9 BB 1B	(2,0) 1B 2B		(1,3) K		(0,0) F8		5	1	2	2	0	1	3							
Brian Giles, L OBP: 0.380, SLG: 0.566	(1,8) 3-2 1B			(4,1) 1B G1-6-3 BB	(0,2) 2B 1B		(3,1) G6-3		(3,1) HR		4	2	3	2	1	0	3							
Aramis Ramirez, R OBP: 0.345, SLG: 0.514 Mike Williams, R (10,1)	(1,5) 0-0 F9			(0,0) F9	(3,2) 2B 1B		(1,2) G6-3		(2,0) HR FC6-4 HBP		4	0	1	1	0	0	3							
Andy Barkett, L Emil Brown, R	(1,7) 0-3 K			(0,1) G1-6-3 1-2	(4,0) 2B IBB		(3,3) K		(0,0) FC6-4 1-2		2	0	0	0	1	1	2							
Kevin Young, R Jose Silva, R Terry Mulholland, R	(1,3) 3-3 K				(1,0) F8		(3,1) L5			(1,3) K	4	0	0	0	0	1	2							
Enrique Wilson, S OBP: 0.223, SLG: 0.256	(10,5) 10,6 K										0	0	0	0	0	0	0							
Rob Mackowiak, L OBP: 0.333, SLG: 0.474	(1,4) 1-3 K										1	0	0	0	0	1	0							
Abraham Nunez, S Craig Wilson, R	(1,6) 4,2 G1-3				(0,0) FC3-6 1B		(2,0) SH3-4 1B		(4,0) G6-4-3 BB		3	1	1	0	1	0	1							
Jason Schmidt, R Josias Manzanillo, R Scott Sauerbeck, R John Wehner, R	(1,1) 1,1 G3				(1,0) 1B 2B		(0,0) SH3-4 1B		(0,2) G6-4-3		2	1	1	0	0	0	0							
Inning Stats	R: 0 E: 0 K: 0 S: 13	H: 1 LOB: 1 BB: 0 P: 18	R: 0 E: 0 K: 3 S: 10	H: 0 LOB: 0 BB: 0 P: 14	R: 0 E: 0 K: 0 S: 6	H: 0 LOB: 0 BB: 0 P: 8	R: 0 E: 0 K: 0 S: 5	H: 1 LOB: 1 BB: 1 P: 10	R: 5 E: 0 K: 0 S: 16	H: 6 LOB: 2 BB: 1 P: 28	R: 0 E: 0 K: 1 S: 9	H: 2 LOB: 3 BB: 1 P: 19	R: 0 E: 0 K: 0 S: 12	H: 0 LOB: 0 BB: 0 P: 19	R: 0 E: 0 K: 0 S: 6	H: 0 LOB: 0 BB: 0 P: 11	R: 1 E: 0 K: 2 S: 6	H: 1 LOB: 1 BB: 0 P: 11	R: 1 E: 0 K: 2 S: 15	H: 1 LOB: 0 BB: 0 P: 20	1B: 8 2B: 2 3B: 0 HR: 2	SF: 0 SAC: 1 DP: 2 HBP: 1	WP: 0 PB: 0 SB: 0 CS: 0	PA: 45
PITCHER	IP WLS BF H R ER SO BB IBB HBP BLK WP HR S P ERA WHIP	IP WLS BF H R ER SO BB IBB HBP BLK WP HR S P ERA WHIP	PITCHER Braden Loeper, R (10,1) ERA: 4.07 Vladimir Nunez, R (8,1) ERA: 3.03 Armando Almanza, L (8,1) ERA: 2.84 Ricky Bones, R (7,1) ERA: 2.38 Antonio Alfonseca, R (8,1) ERA: 2.76																					

Batter	1	2	3	4	5	6	7	8	9	AB	R	H	RBI	BB	SO	LOB	TOP									
Quilvio Veras, S OBP: 0.310, SLG: 0.366																	4 0 0 0 0 2 0									
Rafael Furcal, S OBP: 0.285, SLG: 0.377																	4 1 3 0 0 1 0									
Andruw Jones, R OBP: 0.343, SLG: 0.540																	4 1 2 1 0 1 1									
10 Chipper Jones, S OBP: 0.394, SLG: 0.581																	4 2 2 2 0 0 3									
Wes Helms, R OBP: 0.231, SLG: 0.440																	0 0 0 0 0 0 0									
Brian Jordan, R OBP: 0.302, SLG: 0.435																	3 0 0 0 1 1 3									
B.J. Surhoff, L OBP: 0.307, SLG: 0.390																	3 0 1 1 1 0 0 2									
Mark DeRosa, R (9, PR)																	0 0 0 0 0 0 0									
John Rocker, R (9, 1)																	0 0 0 0 0 0 0									
Rico Brogna, L OBP: 0.331, SLG: 0.341																	4 0 1 0 0 0 0									
Paul Bako, L OBP: 0.231, SLG: 0.371																	4 1 1 1 1 0 1 3									
John Burkett, R OBP: 0.192, SLG: 0.160																	3 0 0 0 0 1 0									
Mike Remlinger, L (8, 1)																	0 0 0 0 0 0 0									
Bernard Gilkey, R OBP: 0.367, SLG: 0.423																	1 0 0 0 0 0 3									
Inning Stats	R: 0 H: 0 E: 0 K: 3 S: 9	H: 0 LOB: 0 BB: 0 P: 13	R: 1 H: 1 E: 0 K: 1 S: 8	H: 1 LOB: 0 BB: 0 P: 15	R: 0 H: 0 E: 0 K: 1 S: 10	H: 0 LOB: 0 BB: 0 P: 14	R: 0 H: 1 E: 0 K: 0 S: 8	H: 1 LOB: 2 BB: 1 P: 17	R: 1 H: 1 E: 0 K: 1 S: 8	H: 1 LOB: 0 BB: 0 P: 13	R: 3 H: 3 E: 0 K: 0 S: 10	H: 3 LOB: 0 BB: 0 P: 16	R: 0 H: 0 E: 0 K: 0 S: 5	H: 0 LOB: 1 BB: 0 P: 6	R: 0 H: 2 E: 0 K: 1 S: 7	H: 2 LOB: 1 BB: 0 P: 9	R: 0 H: 2 E: 0 K: 1 S: 12	H: 2 LOB: 2 BB: 0 P: 19	1B: 3 2B: 5 3B: 1 HR: 2	SF: 1 SAC: 0 DP: 2 HBP: 0	WP: 0 PB: 0 SB: 0 CS: 0	PA: 36				
PITCHER	IP	WLS	BF	H	R	ER	SO	BB	IBB	HBP	BLK	WP	HR	S	P	ERA	WHIP									
Todd Ritchie, R ERA: 4.93	(1, 1)	5.1	L	23	6	5	5	6	1	0	0	0	0	2	50	83	8.44	1.312								
Terry Mulholland, L ERA: 3.62	(8, 1)	1.2		5	0	0	0	0	0	0	0	0	0	8	11	0.00	0.000									
Joe Beimel, L ERA: 2.87	(8, 1)	2.0		8	4	0	0	1	0	0	0	0	0	19	28	0.00	2.000									

Atlanta Braves @ Pittsburgh Pirates
PNC Park, Pittsburgh, PA
Fri Jun 01 2001, 7:05 PM EDT
Att: 34,230 - Overcast - 62 F

AB	34
R	5
H	10
RBI	5
BB	1
SO	7
LOB	15





Batter	1	2	3	4	5	6	7	8	9	AB	R	H	RBI	BB	SO	LOB	BOTTOM									
18 Jason Kendall, R OBP: 0.356, SLG: 0.396																	4 0 2 0 0 1 0									
Pat Meares, R OBP: 0.274, SLG: 0.348																	4 0 0 0 0 0 2									
Brian Giles, L OBP: 0.373, SLG: 0.554																	4 0 0 0 0 0 3									
Aramis Ramirez, R OBP: 0.338, SLG: 0.503																	4 0 0 0 0 2 1									
John Vander Wal, L OBP: 0.395, SLG: 0.571																	3 1 1 1 1 0 1 1									
John Wehner, R OBP: 0.326, SLG: 0.231																	0 0 0 0 1 0 0									
Kevin Young, R OBP: 0.273, SLG: 0.355																	3 0 1 0 0 1 1									
Enrique Wilson, S OBP: 0.216, SLG: 0.248																	4 0 0 0 0 2 3									
Emil Brown, R OBP: 0.391, SLG: 0.360																	2 0 0 0 0 1 0									
Terry Mulholland, R ERA: 3.0	(8, 1)																0 0 0 0 0 0 0									
Rob Mackowiak, L OBP: 0.318, SLG: 0.450	(7, PH)																1 0 0 0 0 0 1									
Joe Beimel, L OBP: 0.333, SLG: 0.333	(8, 1)																0 0 0 0 0 0 0									
Todd Ritchie, R OBP: 0.261, SLG: 0.238	(1, 1)																1 0 0 0 0 0 0									
Andy Barkett, L OBP: 0.385, SLG: 0.364	(6, 7)																2 0 0 0 0 0 0									
Inning Stats	R: 0 H: 0 E: 0 K: 0 S: 5	H: 0 LOB: 0 BB: 0 P: 8	R: 0 H: 0 E: 0 K: 2 S: 11	H: 0 LOB: 1 BB: 0 P: 15	R: 0 H: 0 E: 0 K: 2 S: 10	H: 0 LOB: 0 BB: 0 P: 13	R: 0 H: 0 E: 1 K: 2 S: 12	H: 0 LOB: 1 BB: 0 P: 19	R: 0 H: 1 E: 0 K: 0 S: 8	H: 1 LOB: 1 BB: 0 P: 15	R: 1 H: 2 E: 0 K: 0 S: 10	H: 2 LOB: 1 BB: 0 P: 16	R: 0 H: 1 E: 0 K: 0 S: 6	H: 1 LOB: 1 BB: 0 P: 9	R: 0 H: 0 E: 0 K: 2 S: 14	H: 0 LOB: 1 BB: 1 P: 25	1B: 2 2B: 1 3B: 0 HR: 1	SF: 0 SAC: 0 DP: 0 HBP: 1	WP: 0 PB: 0 SB: 0 CS: 0	PA: 34						
PITCHER	IP	WLS	BF	H	R	ER	SO	BB	IBB	HBP	BLK	WP	HR	S	P	ERA	WHIP									
John Burkett, R ERA: 2.84	(1, 1)	7.0	W	26	3	1	1	6	0	0	0	0	0	1	59	91	1.29	0.429								
Mike Remlinger, L ERA: 3.0	(8, 1)	1.0		4	1	0	0	0	0	0	0	0	0	6	9	0.00	1.000									
John Rocker, L ERA: 3.18	(9, 1)	1.0		4	0	0	0	2	1	0	0	0	0	14	25	0.00	1.000									

Atlanta Braves @ Pittsburgh Pirates
PNC Park, Pittsburgh, PA
Fri Jun 01 2001, 7:05 PM EDT
Att: 34,230 - Overcast - 62 F

AB	32
R	1
H	4
RBI	1
BB	1
SO	8
LOB	12



Batter	1	2	3	4	5	6	7	8	9	AB R H RBI BB SO LOB	TOP																								
											<p>Atlanta Braves @ Pittsburgh Pirates PNC Park, Pittsburgh, PA Sat Jun 02 2001, 7:05 PM EDT</p> <p>livebaseballscorecards.com</p> <p>AB 0 R 0 H 0 RBI 0 BB 0 SO 0 LOB 0</p> 																								
Inning Stats										1B: 0 SF: 0 WP: 0 PA: 0 2B: 0 SAC: 0 FB: 0 3B: 0 DP: 0 SB: 0 HR: 0 HBP: 0 CS: 0																									
PITCHER	IP	WLS	BF	H	R	ER	SO	BB	IBB	HBP	BLK	WP	HR	S	P	ERA	WHIP	PITCHER	IP	WLS	BF	H	R	ER	SO	BB	IBB	HBP	BLK	WP	HR	S	P	ERA	WHIP

Batter	1	2	3	4	5	6	7	8	9	AB R H RBI BB SO LOB	BOTTOM																								
											<p>Atlanta Braves @ Pittsburgh Pirates PNC Park, Pittsburgh, PA Sat Jun 02 2001, 7:05 PM EDT</p> <p>livebaseballscorecards.com</p> <p>AB 0 R 0 H 0 RBI 0 BB 0 SO 0 LOB 0</p> 																								
Inning Stats										1B: 0 SF: 0 WP: 0 PA: 0 2B: 0 SAC: 0 FB: 0 3B: 0 DP: 0 SB: 0 HR: 0 HBP: 0 CS: 0																									
PITCHER	IP	WLS	BF	H	R	ER	SO	BB	IBB	HBP	BLK	WP	HR	S	P	ERA	WHIP	PITCHER	IP	WLS	BF	H	R	ER	SO	BB	IBB	HBP	BLK	WP	HR	S	P	ERA	WHIP

Batter	1	2	3	4	5	6	7	8	9	AB	R	H	RBI	BB	SO	LOB	TOP											
Quilvio Veras, S OBP: 0.311, SLG: 0.371	G6-3	K	G4-3 2H 3H 2B				F7		K	6	0	2	3	0	2	2	Atlanta Braves @ Pittsburgh Pirates PNC Park, Pittsburgh, PA Sun Jun 03 2001, 1:35 PM EDT Overcast - 62 F											
Rafael Furcal, S OBP: 0.286, SLG: 0.371			L5 G4-3			G3	P6		L4	6	0	1	0	0	0	2												
Andruw Jones, R OBP: 0.345, SLG: 0.549	K								G4-3	4	2	1	1	0	1	2												
10 Chipper Jones, S OBP: 0.398, SLG: 0.579	K									4	2	2	0	1	1	1												
Brian Jordan, R OBP: 0.314, SLG: 0.441										4	2	3	1	1	0	1												
Dave Martinez, L OBP: 0.422, SLG: 0.453										5	1	3	1	0	1	2												
Javy Lopez, R OBP: 0.301, SLG: 0.404										5	1	2	4	0	0	3												
Rico Brogna, L OBP: 0.333, SLG: 0.351										5	2	2	0	0	2	5												
Tom Glavine, L OBP: 0.182, SLG: 0.150										3	1	2	1	0	1	1	Braves											
Jason Marquis, L OBP: 0.333, SLG: 0.333										1	0	0	0	0	0	0												
Keith Lockhart, L OBP: 0.333, SLG: 0.280										1	0	0	0	0	0	0												
Mike Remlinger, L										0	0	0	0	0	0	0												
Inning Stats	R: 0 E: 0 K: 2 S: 13	H: 1 LOB: 1 BB: 0 P: 17	R: 1 E: 0 K: 2 S: 16	H: 3 LOB: 2 BB: 0 P: 25	R: 7 E: 1 K: 0 S: 22	H: 7 LOB: 1 BB: 0 P: 32	R: 0 E: 0 K: 1 S: 8	H: 1 LOB: 0 BB: 0 P: 11	R: 1 E: 0 K: 1 S: 12	H: 2 LOB: 1 BB: 0 P: 16	R: 1 E: 0 K: 0 S: 12	H: 2 LOB: 2 BB: 1 P: 20	R: 0 E: 0 K: 0 S: 7	H: 0 LOB: 0 BB: 0 P: 10	R: 1 E: 0 K: 1 S: 12	H: 2 LOB: 2 BB: 1 P: 20	R: 0 E: 0 K: 1 S: 7	H: 0 LOB: 0 BB: 0 P: 11	1B: 14 2B: 3 3B: 0 HR: 1	SF: 0 SAC: 0 DP: 1 HBP: 1	WP: 0 PB: 0 SB: 0 CS: 0	PA: 47						
PITCHER	IP	WLS	BF	H	R	ER	SO	BB	IBB	HBP	BLK	WP	HR	S	P	ERA	WHIP											
Omar Olivares, R ERA: 6.98	(1, 1)	2.1	L	16	8	6	6	4	0	0	1	0	0	0	44	64	23.14	3.429										
Terry Mulholland, L ERA: 3.97	(3, 1)	1.2		8	4	2	2	1	0	0	0	0	0	15	21	10.80	2.400											
Bronson Arroyo, R ERA: 5.17	(5, 1)	2.0		11	4	2	2	1	1	0	0	0	0	1	24	36	9.00	2.500										
Joe Beimel, L ERA: 2.97	(7, 1)	2.0		9	2	1	1	1	1	0	0	0	0	19	30	4.50	1.500											
Josias Manzanillo, R ERA: 3.72	(9, 1)	1.0		3	0	0	0	1	0	0	0	0	0	7	11	0.00	0.000											

Batter	1	2	3	4	5	6	7	8	9	AB	R	H	RBI	BB	SO	LOB	BOTTOM										
18 Jason Kendall, R OBP: 0.397, SLG: 0.393	F7		F7	F9						4	2	1	0	1	0	2	Atlanta Braves @ Pittsburgh Pirates PNC Park, Pittsburgh, PA Sun Jun 03 2001, 1:35 PM EDT Overcast - 62 F										
Abraham Nunez, S OBP: 0.325, SLG: 0.375										3	0	2	1	1	0	2											
Joe Beimel, L OBP: 0.333, SLG: 0.333										0	0	0	0	0	0	0											
Rob Mackowiak, L OBP: 0.304, SLG: 0.429										1	0	0	0	0	1	1											
Brian Giles, L OBP: 0.374, SLG: 0.553										4	1	1	2	1	0	3											
Aramis Ramirez, R OBP: 0.335, SLG: 0.495										5	1	1	0	0	0	4											
John Vander Wal, L OBP: 0.395, SLG: 0.572										5	0	2	2	0	1	2											
Kevin Young, R OBP: 0.283, SLG: 0.377										5	1	3	0	0	0	3											
Josias Manzanillo, R										0	0	0	0	0	0	0											
Pat Meares, R OBP: 0.278, SLG: 0.350										5	1	2	0	0	1	2	Braves										
Keith Osik, R OBP: 0.267, SLG: 0.462										4	0	0	1	0	2	3											
Omar Olivares, R ERA: 6.98										1	0	0	0	0	0	1											
Terry Mulholland, R ERA: 3.97										0	0	0	0	0	0	0											
John Wehner, R OBP: 0.346, SLG: 0.539										0	0	0	0	0	0	0											
Bronson Arroyo, R ERA: 5.17										0	0	0	0	0	0	0											
Emil Brown, R OBP: 0.307, SLG: 0.366										1	1	1	0	0	0	0											
Enrique Wilson, S OBP: 0.273, SLG: 0.244										2	0	0	0	0	1	0											
Inning Stats	R: 0 E: 0 K: 0 S: 14	H: 1 LOB: 2 BB: 1 P: 23	R: 0 E: 0 K: 0 S: 10	H: 1 LOB: 1 BB: 0 P: 16	R: 0 E: 0 K: 0 S: 8	H: 1 LOB: 1 BB: 0 P: 9	R: 1 E: 0 K: 0 S: 11	H: 2 LOB: 2 BB: 1 P: 18	R: 0 E: 0 K: 3 S: 12	H: 1 LOB: 1 BB: 0 P: 18	R: 3 E: 0 K: 2 S: 19	H: 2 LOB: 1 BB: 1 P: 30	R: 0 E: 0 K: 1 S: 11	H: 0 LOB: 0 BB: 0 P: 15	1B: 9 2B: 4 3B: 0 HR: 0	SF: 1 SAC: 0 DP: 0 HBP: 0	WP: 0 PB: 1 SB: 0 CS: 0	PA: 45									
PITCHER	IP	WLS	BF	H	R	ER	SO	BB	IBB	HBP	BLK	WP	HR	S	P	ERA	WHIP										
Tom Glavine, L ERA: 4.46	(1, 1)	5.2	W	30	10	4	4	0	0	0	0	0	0	66	101	6.35	2.294										
Jason Marquis, R ERA: 2.77	(6, 1)	2.1		12	3	3	0	5	1	0	0	0	0	34	53	0.00	1.714										
Mike Remlinger, L ERA: 2.9	(9, 1)	1.0		3	0	0	0	1	0	0	0	0	0	11	15	0.00	0.000										

Batter	1	2	3	4	5	6	7	8	9	AB	R	H	RBI	BB	SO	LOB	TOP										
18 Jason Kendall, R (1,2) OBP: 0.360, SLG: 0.394	G5-3		F3			SH5-3 HR	1B		G3 HBP	3	2	1	0	0	0	0	Pittsburgh Pirates @ Florida Marlins Pro Player Stadium, Miami, FL Tue Jun 05 2001, 7:05 PM EDT Att: 10,138 - Cloudy - 84 F										
Abraham Nunez, S (1,6) OBP: 0.321, SLG: 0.359	F7		K			SH5-3	F3		G3	4	0	0	0	0	1	2											
Brian Giles, L (1,7) OBP: 0.372, SLG: 0.537					G6-3				P6	2	1	0	0	3	0	1											
Aramis Ramirez, R (1,5) OBP: 0.335, SLG: 0.500	F9				F7		F9			4	0	1	1	1	0	3											
John Vander Wal, L (1,9) OBP: 0.402, SLG: 0.566					G6-3					3	1	1	0	2	1	2											
Kevin Young, R (1,3) OBP: 0.282, SLG: 0.393										4	1	1	4	0	1	3											
Pat Meares, R (1,4) OBP: 0.277, SLG: 0.347										4	0	1	0	0	0	1											
Emil Brown, R (1,8) OBP: 0.314, SLG: 0.371										4	0	2	0	0	1	1											
Jason Schmidt, R (1,1) OBP: 0.200, SLG: 0.200										3	0	1	0	0	1	1											
Rob Mackowiak, L (8,PH) OBP: 0.250, SLG: 0.346										1	0	0	0	0	0	0											
Josias Manzanillo, R (8,1)										0	0	0	0	0	0	0											
Mike Williams, R (9,1)										0	0	0	0	0	0	0											
Inning Stats	R: 0 H: 0 E: 0 K: 0 S: 11	H: 0 LOB: 1 BB: 1 P: 19	R: 0 H: 1 E: 0 K: 0 S: 10	H: 1 LOB: 1 BB: 0 P: 15	R: 0 H: 0 E: 0 K: 1 S: 8	H: 0 LOB: 0 BB: 0 P: 11	R: 0 H: 0 E: 0 K: 0 S: 9	H: 0 LOB: 0 BB: 0 P: 13	R: 0 H: 1 E: 0 K: 1 S: 10	H: 1 LOB: 1 BB: 0 P: 11	R: 4 H: 4 E: 0 K: 0 S: 21	H: 4 LOB: 2 BB: 2 P: 35	R: 1 H: 2 E: 0 K: 1 S: 11	H: 2 LOB: 2 BB: 2 P: 21	R: 0 H: 0 E: 0 K: 1 S: 12	H: 0 LOB: 2 BB: 1 P: 17	R: 0 H: 0 E: 0 K: 1 S: 9	H: 0 LOB: 2 BB: 1 P: 19	1B: 6 2B: 1 3B: 0 HR: 1	SF: 0 SAC: 1 DP: 0 HBP: 2	WP: 0 PB: 0 SB: 0 CS: 0	PA: 41					
PITCHER	IP	WLS	BF	H	R	ER	SO	BB	IBB	HBP	BLK	WP	HR	S	P	ERA	WHIP										
Brad Penny, R (1,1) ERA: 4.22	6.0	L	27	6	4	4	2	3	0	1	0	0	1	69	104	6.00	1.500										
Vladimir Nunez, R (7,1) ERA: 3.29	2.0		9	2	1	1	2	1	1	0	0	0	0	23	38	4.50	1.500										
Vic Darensbourg, L (9,1) ERA: 4.5	1.0		5	0	0	0	1	0	1	1	0	0	0	9	19	0.00	0.000										

AB	32
R	5
H	8
RBI	5
BB	6
SO	5
LOB	14



Batter	1	2	3	4	5	6	7	8	9	AB	R	H	RBI	BB	SO	LOB	BOTTOM										
Luis Castillo, S (1,4) OBP: 0.329, SLG: 0.311	G6-3		G3			F7				4	0	0	0	0	1	2	Pittsburgh Pirates @ Florida Marlins Pro Player Stadium, Miami, FL Tue Jun 05 2001, 7:05 PM EDT Att: 10,138 - Cloudy - 84 F										
Eric Owens, R (1,9) OBP: 0.302, SLG: 0.335										3	0	0	0	0	1	0											
Kevin Millar, R (8,PH) OBP: 0.311, SLG: 0.511										1	0	0	0	0	1	2											
Vic Darensbourg, L (9,1)										0	0	0	0	0	0	0											
Cliff Floyd, L (1,7) OBP: 0.413, SLG: 0.633										3	2	2	1	1	1	0											
Preston Wilson, R (1,8) OBP: 0.374, SLG: 0.514										4	0	1	1	0	0	1											
Mike Lowell, R (1,5) OBP: 0.337, SLG: 0.500										4	0	1	0	0	0	1											
Charles Johnson, R (1,2) OBP: 0.368, SLG: 0.595										3	0	0	0	1	0	1											
Derrek Lee, R (1,3) OBP: 0.276, SLG: 0.355										4	0	0	0	0	3	1											
Alex Gonzalez, R (1,6) OBP: 0.335, SLG: 0.367										3	0	1	0	0	0	0											
Brad Penny, R (1,1) ERA: 4.03										1	0	0	0	0	0	0											
John Mabry, L (6,PH) OBP: 0.200, SLG: 0.222										1	0	0	0	0	1	0											
Vladimir Nunez, R (7,1)										0	0	0	0	0	0	0											
Ryan McGuire, L (8,PH) OBP: 0.357, SLG: 0.462										1	0	1	0	0	0	0											
Inning Stats	R: 0 H: 0 E: 0 K: 0 S: 6	H: 0 LOB: 0 BB: 1 P: 13	R: 0 H: 0 E: 0 K: 1 S: 7	H: 0 LOB: 0 BB: 0 P: 12	R: 0 H: 0 E: 0 K: 0 S: 6	H: 0 LOB: 0 BB: 0 P: 10	R: 1 H: 2 E: 0 K: 0 S: 8	H: 2 LOB: 0 BB: 0 P: 15	R: 0 H: 0 E: 0 K: 1 S: 7	H: 0 LOB: 0 BB: 0 P: 9	R: 0 H: 0 E: 0 K: 2 S: 9	H: 0 LOB: 0 BB: 0 P: 13	R: 0 H: 1 E: 0 K: 1 S: 6	H: 1 LOB: 1 BB: 0 P: 10	R: 0 H: 2 E: 0 K: 3 S: 17	H: 2 LOB: 2 BB: 0 P: 24	R: 0 H: 1 E: 0 K: 0 S: 13	H: 1 LOB: 1 BB: 1 P: 20	1B: 3 2B: 2 3B: 0 HR: 1	SF: 0 SAC: 0 DP: 0 HBP: 0	WP: 0 PB: 0 SB: 0 CS: 1	PA: 34					
PITCHER	IP	WLS	BF	H	R	ER	SO	BB	IBB	HBP	BLK	WP	HR	S	P	ERA	WHIP										
Jason Schmidt, R (1,1) ERA: 3.82	7.0	W	24	3	1	1	5	1	0	0	0	0	0	49	82	1.29	0.571										
Josias Manzanillo, R (8,1)	1.2		9	3	1	1	3	1	0	0	0	0	1	26	38	5.40	2.400										
Mike Williams, R (9,1) ERA: 3.04	0.1	S	1	0	0	0	0	0	0	0	0	0	0	4	6	0.00	0.000										


AB	32
R	2
H	6
RBI	2
BB	2
SO	8
LOB	8



Batter	1	2	3	4	5	6	7	8	9	AB	R	H	RBI	BB	SO	LOB	TOP					
18 Jason Kendall, R (1, 2) OBP: 0.353, SLG: 0.385	K		G5-3		F8		G6-3		F8	5	0	0	0	0	1	3						
Abraham Nunez, S (1, 6) OBP: 0.315, SLG: 0.361	K2-3			2B	F7			K	K	5	1	1	0	0	3	1						
Brian Giles, L (1, 8) OBP: 0.374, SLG: 0.546	K			1B	2B		F8	G4-3	2B	4	1	2	1	0	1	0						
Aramis Ramirez, R (1, 5) OBP: 0.333, SLG: 0.493		G5-3		1B	BB		G6-3	G4-3	2B	3	0	0	0	1	0	1						
John Vander Wal, L (1, 9) OBP: 0.404, SLG: 0.576				K			L5			4	0	2	1	0	1	2						
Kevin Young, R (1, 3) OBP: 0.287, SLG: 0.392	P4				1B					3	0	1	0	1	0	1						
Andy Barkett, L (1, 7) OBP: 0.286, SLG: 0.263	G1-3			K				G6-3		4	0	1	0	0	1	6						
Pat Meares, R (1, 4) OBP: 0.270, SLG: 0.338			P6	G6-3			K		F9	4	0	0	0	0	1	4						
Todd Ritchie, R (1, 1) OBP: 0.240, SLG: 0.217										2	0	0	0	0	1	0						
Rob Mackowiak, L (7, PH) OBP: 0.276, SLG: 0.346					G6-3					0	0	0	0	1	0	0						
Dave Williams, L (7, 1) OBP: 0.276, SLG: 0.346										0	0	0	0	0	0	0						
Adam Hyzdu, R (8, PH) OBP: 1.000, SLG: 2.000										1	0	1	0	0	0	0						
Inning Stats	R: 0 E: 0 K: 3 S: 10	H: 0 LOB: 0 BB: 0 P: 12	R: 0 E: 0 K: 0 S: 8	H: 1 LOB: 1 BB: 0 P: 9	R: 0 E: 0 K: 1 S: 6	H: 0 LOB: 0 BB: 0 P: 9	R: 1 E: 0 K: 2 S: 18	H: 3 LOB: 3 BB: 1 P: 30	R: 0 E: 0 K: 0 S: 7	H: 0 LOB: 0 BB: 0 P: 9	R: 0 E: 0 K: 0 S: 6	H: 0 LOB: 0 BB: 0 P: 10	R: 0 E: 0 K: 1 S: 10	H: 1 LOB: 2 BB: 1 P: 16	R: 1 E: 0 K: 1 S: 21	H: 2 LOB: 2 BB: 1 P: 32	R: 0 E: 0 K: 1 S: 8	H: 1 LOB: 1 BB: 0 P: 14	1B: 2 2B: 6 3B: 0 HR: 0	SF: 0 SAC: 0 DP: 0 HBP: 0	WP: 0 PB: 0 SB: 0 CS: 0	PA: 38
PITCHER	IP	WLS	BF	H	R	ER	SO	BB	IBB	HBP	BLK	WP	HR	S	P	ERA	WHIP					
Ryan Dempster, R (1, 1) ERA: 5.0	8.0	W	34	7	2	2	8	3	0	0	0	0	0	86	127	2.25	1.250					
Braden Looper, R (9, 1) ERA: 3.67	1.0		4	1	0	0	1	0	0	0	0	0	0	8	14	0.00	1.000					

Pittsburgh Pirates @ Florida Marlins
 Pro Player Stadium, Miami, FL
 Wed Jun 06 2001, 7:05 PM EDT
 Att: 10,114 - Sunny - 86 F


AB 35
 R 2
 H 8
 RBI 2
 BB 3
 SO 9
 LOB 18



Batter	1	2	3	4	5	6	7	8	9	AB	R	H	RBI	BB	SO	LOB	BOTTOM					
Luis Castillo, S (1, 4) OBP: 0.328, SLG: 0.319	G3	G4-3			G4-3					4	1	1	0	0	0	1						
Ryan McGuire, L (1, 9) OBP: 0.344, SLG: 0.483				1B	2B		E4	2B	G6-3	3B	3	2	1	1	0	0						
Cliff Floyd, L (1, 7) OBP: 0.410, SLG: 0.631	F8						F9		G3-1		4	1	1	1	0	0						
Preston Wilson, R (1, 8) OBP: 0.372, SLG: 0.509					G6-3						4	1	1	1	0	0						
Mike Lowell, R (1, 5) OBP: 0.351, SLG: 0.530											4	2	4	3	0	0						
Charles Johnson, R (1, 2) OBP: 0.371, SLG: 0.597	F8										3	0	1	1	1	1						
Kevin Millar, R (1, 3) OBP: 0.312, SLG: 0.505											3	0	1	0	0	1						
Derrek Lee, R (8, 3) OBP: 0.275, SLG: 0.353											1	0	0	0	0	0						
Alex Gonzalez, R (1, 6) OBP: 0.330, SLG: 0.361											3	0	0	0	0	2						
Ryan Dempster, R (1, 1) OBP: 0.115, SLG: 0.120											2	0	0	0	0	0						
Braden Looper, R (9, 1) ERA: 3.67											0	0	0	0	0	0						
Inning Stats	R: 3 E: 0 K: 0 S: 12	H: 3 LOB: 0 BB: 0 P: 15	R: 0 E: 0 K: 0 S: 9	H: 1 LOB: 1 BB: 0 P: 14	R: 2 E: 1 K: 1 S: 12	H: 2 LOB: 0 BB: 0 P: 18	R: 0 E: 0 K: 1 S: 10	H: 0 LOB: 0 BB: 0 P: 12	R: 0 E: 0 K: 0 S: 10	H: 0 LOB: 0 BB: 0 P: 14	R: 1 E: 0 K: 0 S: 13	H: 2 LOB: 1 BB: 0 P: 17	R: 1 E: 0 K: 0 S: 6	H: 1 LOB: 1 BB: 0 P: 9	R: 0 E: 0 K: 0 S: 10	H: 1 LOB: 1 BB: 1 P: 14	1B: 5 2B: 3 3B: 1 HR: 1	SF: 1 SAC: 1 DP: 0 HBP: 0	WP: 0 PB: 0 SB: 0 CS: 1	PA: 34		
PITCHER	IP	WLS	BF	H	R	ER	SO	BB	IBB	HBP	BLK	WP	HR	S	P	ERA	WHIP					
Todd Ritchie, R (1, 1) ERA: 5.15	6.0	L	26	8	6	5	2	0	0	0	0	0	0	66	90	7.50	1.333					
Dave Williams, L (7, 1) ERA: 4.5	2.0		8	2	1	1	0	1	0	0	0	0	0	16	23	4.50	1.500					

Pittsburgh Pirates @ Florida Marlins
 Pro Player Stadium, Miami, FL
 Wed Jun 06 2001, 7:05 PM EDT
 Att: 10,114 - Sunny - 86 F

AB 31
 R 7
 H 10
 RBI 7
 BB 1
 SO 2
 LOB 8



Batter	1	2	3	4	5	6	7	8	9	AB	R	H	RBI	BB	SO	LOB	TOP																					
18 Jason Kendall, R OBP: 0.343, SLG: 0.369	0-2 G6-3	3-1 G5-3		1-0 F8		0-1 L9			1-1 G6-3	5	0	0	0	0	0	2																						
Pat Meares, R OBP: 0.270, SLG: 0.335 Rob Mackowiak, L OBP: 0.294, SLG: 0.419	2-1 G5-3		0-3 K2-3	2-2 E7 2B		0-3 K			3-3 K	4	1	1	0	0	2	0																						
Brian Giles, L OBP: 0.388, SLG: 0.567	4-2 1B BB		0-0	3-1 1B 2B		1-0 F7			1-1 1B	4	2	3	2	1	0	0																						
Aramis Ramirez, R OBP: 0.338, SLG: 0.495	1-2 1B		1-3 K	0-1 1B					0-1 F9	5	0	2	1	0	2	1																						
Adam Hyzdu, R OBP: 0.333, SLG: 1.000	0-2 F3		1-0 HR	0-0 1B						4	1	1	1	0	1	3																						
Kevin Young, R OBP: 0.291, SLG: 0.385		4-2 1B WP BB	4-2 BB			0-0 G5-3				2	1	0	0	2	1	0																						
Craig Wilson, R OBP: 0.405, SLG: 0.613	1-1 WP 1B		1-3 K			0-0 G5-3 1B			1-3 K	4	0	2	0	0	2	1																						
Enrique Wilson, S OBP: 0.203, SLG: 0.233	2-3 K		1-3 K			0-0 G5-3			2-0 G4-3	4	0	0	0	0	2	2																						
Emil Brown, R OBP: 0.314, SLG: 0.364 Andy Barket, L OBP: 0.308, SLG: 0.261	1-2 F8		0-0 1B E BB	4-2 1B E BB		1-2 P7			1-1 L8	2	1	0	0	1	0	2																						
Inning Stats	R: 0 H: 1 E: 0 K: 0 S: 18	L: 1 LOB: 2 BB: 1 P: 25	R: 1 H: 1 E: 0 K: 1 S: 10	L: 1 LOB: 1 BB: 1 P: 20	R: 2 H: 2 E: 0 K: 3 S: 17	L: 2 LOB: 1 BB: 1 P: 24	R: 3 H: 3 E: 1 K: 1 S: 17	L: 3 LOB: 1 BB: 0 P: 28	R: 0 H: 0 E: 0 K: 1 S: 6	L: 0 LOB: 0 BB: 0 P: 7	R: 0 H: 0 E: 0 K: 3 S: 9	L: 0 LOB: 0 BB: 0 P: 10	R: 0 H: 0 E: 0 K: 1 S: 6	L: 0 LOB: 1 BB: 0 P: 10	R: 0 H: 1 E: 0 K: 1 S: 10	L: 1 LOB: 1 BB: 0 P: 15	1B: 6 2B: 1 3B: 0 HR: 2	SF: 0 SAC: 0 DP: 0 HBP: 0	WP: 1 PB: 0 SB: 0 CS: 0	PA: 40																		
PITCHER	IP	WLS	BF	H	R	ER	SO	BB	IBB	HBP	BLK	WP	HR	S	P	ERA	WHIP	PITCHER				IP	WLS	BF	H	R	ER	SO	BB	IBB	HBP	BLK	WP	HR	S	P	ERA	WHIP
Eric Milton, L ERA: 3.92	4.0		23	7	6	6	5	4	0	0	0	1	2	62	97	13.50	2.750																					
Hector Carrasco, R ERA: 3.27	4.0	W	13	1	0	0	5	0	0	0	0	0	0	27	34	0.00	0.250																					
LaTroy Hawkins, R ERA: 3.52	1.0	S	4	1	0	0	1	0	0	0	0	0	0	10	15	0.00	1.000																					

Pittsburgh Pirates @ Minnesota Twins
Hubert H. Humphrey Metrodome, Minneapolis, MN

AB 36
R 6
H 9
RBI 4
BB 4
SO 11
LOB 11



WP: 1 PA: 40
PB: 0
SB: 0
CS: 0

Batter	1	2	3	4	5	6	7	8	9	AB	R	H	RBI	BB	SO	LOB	BOTTOM																					
Quinton McCracken, S OBP: 0.438, SLG: 0.538	2-1 G3		3-2 G1-3		1-2 F7	0-1 F9				4	0	0	0	0	0	1																						
Cristian Guzman, S OBP: 0.337, SLG: 0.478	3-1 S E 1B		0-0		2-2 E3 G3 HR 1B				0-1 FC1-4 1B	4	2	4	0	0	0	0																						
Doug Mientkiewicz, L OBP: 0.386, SLG: 0.529	3-3 K		2-2 F8		4-2 HR BB				3-2 FC1-4 BB 1-2	3	1	0	0	1	1	3																						
Corey Koskie, L OBP: 0.329, SLG: 0.398	0-0 E7 2H 1B				3-2 G3	0-0 G3			3-2 P6	4	0	1	2	0	0	3																						
Matt Lawton, L OBP: 0.402, SLG: 0.393	3-2 G3				3-2 HR 2B	4-0 HR IBB			4-0 BB 1-2	2	2	1	0	2	0	1																						
Torii Hunter, R OBP: 0.305, SLG: 0.492			1-2 F8		3-1 L5	1-0 HR			0-0 L9	4	1	1	4	0	0	3																						
Jacque Jones, L OBP: 0.319, SLG: 0.361			2-0 G4-3		0-0 HR	1-1 G6-3			1-1 G3	4	1	1	2	0	0	0																						
Luis Rivas, R OBP: 0.275, SLG: 0.340			0-0 G5-3		1-0 G1-3				1-0 F8	4	0	0	0	0	0	0																						
A.J. Pierzynski, L OBP: 0.277, SLG: 0.356			2-2 G6-3		4-1 E 1B G3 BB				3-1 F7	3	1	0	0	1	0	0																						
Inning Stats	R: 1 H: 2 E: 1 K: 1 S: 14	L: 2 LOB: 0 BB: 0 P: 25	R: 0 H: 0 E: 0 K: 0 S: 5	L: 0 LOB: 0 BB: 0 P: 8	R: 0 H: 1 E: 0 K: 0 S: 13	L: 1 LOB: 0 BB: 0 P: 20	R: 2 H: 2 E: 0 K: 0 S: 12	L: 2 LOB: 0 BB: 0 P: 22	R: 5 H: 2 E: 1 K: 0 S: 16	L: 2 LOB: 3 BB: 3 P: 32	R: 0 H: 0 E: 0 K: 0 S: 6	L: 0 LOB: 0 BB: 0 P: 7	R: 0 H: 1 E: 0 K: 0 S: 10	L: 2 LOB: 1 BB: 1 P: 20	R: 0 H: 0 E: 0 K: 0 S: 5	L: 0 LOB: 0 BB: 0 P: 10	1B: 5 2B: 1 3B: 0 HR: 2	SF: 0 SAC: 0 DP: 0 HBP: 0	WP: 0 PB: 0 SB: 1 CS: 0	PA: 36																		
PITCHER	IP	WLS	BF	H	R	ER	SO	BB	IBB	HBP	BLK	WP	HR	S	P	ERA	WHIP	PITCHER				IP	WLS	BF	H	R	ER	SO	BB	IBB	HBP	BLK	WP	HR	S	P	ERA	WHIP
Omar Olivares, R ERA: 7.21	4.2	L	24	7	8	8	1	2	1	0	0	0	0	58	104	15.43	1.929																					
Terry Mulholland, L ERA: 3.72	2.1		9	1	0	0	0	1	0	0	0	0	0	18	30	0.00	0.857																					
Scott Sauerbeck, L ERA: 6.86	1.0		3	0	0	0	0	0	0	0	0	0	0	5	10	0.00	0.000																					

Pittsburgh Pirates @ Minnesota Twins
Hubert H. Humphrey Metrodome, Minneapolis, MN

AB 32
R 8
H 8
RBI 8
BB 4
SO 1
LOB 11



WP: 0 PA: 36
PB: 0
SB: 1
CS: 0

Batter	1	2	3	4	5	6	7	8	9	AB	R	H	RBI	BB	SO	LOB	TOP										
18 Jason Kendall, R OBP: 0.336, SLG: 0.361	1-1 G5-3		1-2 FC5-4				0-0 G6-3		0-2 F8	5	0	0	0	0	1	6											
Abraham Nunez, S OBP: 0.286, SLG: 0.326	2-2 L5			3-2 G6-3	2-1 G6-3		3-3 K			4	0	0	0	0	1	2											
Brian Giles, L OBP: 0.382, SLG: 0.557	1-0 F8			1-0 F8		0-0 G4-3		0-1 F7		4	0	0	0	0	0	0											
Aramis Ramirez, R OBP: 0.336, SLG: 0.491		2-2 F9		2-1 1B		3-2 F8		3-2 G6-3		4	0	1	0	0	0	0											
John Vander Wal, L OBP: 0.398, SLG: 0.560	1-2 G3-1			1-1 1B		4-0 1B WP		3-3 K		3	0	1	0	1	1	0											
Rob Mackowiak, L OBP: 0.316, SLG: 0.412	1-2 F7			1-1 L4		2-1 FC1-6			1-2 1B G1-3 HBP	3	1	1	0	0	0	2											
Kevin Young, R OBP: 0.290, SLG: 0.377			1-1 F8		4-2 1B BB	0-1 FC1-6			1-0 F7	3	0	0	0	1	0	3											
Andy Barkett, L OBP: 0.367, SLG: 0.444			2-1 P4		0-0 1B		3-2 HR		3-1 G1-3 S	4	1	3	1	0	0	0											
Emil Brown, R OBP: 0.314, SLG: 0.364					1-3 1B				1-3 1B	0	0	0	0	0	0	0											
Keith Osik, R OBP: 0.324, SLG: 0.452			2-2 18 FC5-4		0-1 P4		3-1 18 G6-3		1-2 G1-3	3	0	2	0	0	0	2											
Craig Wilson, R OBP: 0.395, SLG: 0.594									1-3 3-H	1	0	0	1	0	0	1											
Inning Stats	R: 0 E: 0 K: 0 S: 6	H: 0 LOB: 0 BB: 0 P: 10	R: 0 E: 0 K: 0 S: 10	H: 0 LOB: 0 BB: 0 P: 14	R: 0 E: 0 K: 0 S: 12	H: 1 LOB: 1 BB: 0 P: 18	R: 0 E: 0 K: 0 S: 10	H: 2 LOB: 2 BB: 0 P: 18	R: 0 E: 0 K: 1 S: 12	H: 1 LOB: 2 BB: 1 P: 18	R: 1 E: 0 K: 1 S: 9	H: 2 LOB: 0 BB: 0 P: 18	R: 0 E: 0 K: 1 S: 9	H: 0 LOB: 0 BB: 0 P: 15	R: 1 E: 0 K: 0 S: 12	H: 1 LOB: 2 BB: 0 P: 18	1B: 7 2B: 0 3B: 0 HR: 1	SF: 0 SAC: 0 DP: 1 HBP: 1	WP: 1 PB: 0 SB: 1 CS: 0	PA: 37							
PITCHER	IP	WLS	BF	H	R	ER	SO	BB	IBB	HBP	BLK	WP	HR	S	P	ERA	WHIP										
Joe Mays, R ERA: 2.87	6.0	W	27	7	1	1	1	2	0	0	0	1	1	63	106	1.50	1.500										
Travis Miller, L ERA: 4.73	2.0	H	5	0	0	0	2	0	0	0	0	0	0	13	22	0.00	0.000										
LaTroy Hawkins, R ERA: 3.75	1.0	S	5	1	1	1	0	0	0	1	0	0	0	12	18	9.00	1.000										

Pittsburgh Pirates @ Minnesota Twins
Hubert H. Humphrey Metrodome, Minneapolis, MN

AB 34
R 2
H 8
RBI 2
BB 2
SO 3
LOB 16



Sat Jun 09 2001, 7:05 PM EDT
Att: 26,685 - Dome - 72 F


Batter	1	2	3	4	5	6	7	8	9	AB	R	H	RBI	BB	SO	LOB	BOTTOM										
Quinton McCracken, S OBP: 0.450, SLG: 0.500	1-1 F9		0-1 G6-3		2-2 FC4-6		4-1 G5-3			3	1	1	0	1	0	0											
Cristian Guzman, S OBP: 0.340, SLG: 0.487	1-1 S		2-2 1B		1-0 FC4-6		0-2 G5-3			4	1	2	0	0	0	2											
Matt Lawton, L OBP: 0.403, SLG: 0.395	2-2 P3		0-0 2B		0-0 G4		1-0 S			4	0	2	2	0	0	2											
Brian Buchanan, R OBP: 0.317, SLG: 0.500	4-2 1B		3-H 1B		3-1 1B		2-3 K2-3			3	1	2	0	1	1	1											
Tori Hunter, R OBP: 0.304, SLG: 0.486	1-2 BB		1-3 2B		0-1 G6-3		1-2 1B			4	0	1	0	0	1	5											
Denny Hocking, S OBP: 0.336, SLG: 0.351		1-2 G5-3		1-2 S		2-2 G1-3		0-0 F9		4	0	1	0	0	0	2											
Casey Blake, R OBP: 0.500, SLG: 0.500		2-3 K		0-2 S		2-1 1B		1-2 F8		4	0	2	1	0	1	1											
Luis Rivas, R OBP: 0.270, SLG: 0.333		0-2 G6-3		0-3 K		0-0 F8		2-3 K		4	0	0	0	0	2	4											
Tom Prince, R OBP: 0.287, SLG: 0.338			2-1 G6-3		0-0 L6-5					3	0	0	0	0	0	2											
Inning Stats	R: 0 E: 0 K: 0 S: 12	H: 1 LOB: 2 BB: 1 P: 20	R: 0 E: 0 K: 1 S: 9	H: 0 LOB: 0 BB: 0 P: 12	R: 1 E: 0 K: 0 S: 11	H: 3 LOB: 1 BB: 0 P: 16	R: 0 E: 0 K: 1 S: 11	H: 2 LOB: 1 BB: 0 P: 12	R: 0 E: 0 K: 0 S: 5	H: 1 LOB: 1 BB: 0 P: 8	R: 1 E: 0 K: 1 S: 13	H: 2 LOB: 1 BB: 0 P: 21	R: 1 E: 0 K: 1 S: 9	H: 1 LOB: 1 BB: 1 P: 16	R: 0 E: 0 K: 1 S: 10	H: 1 LOB: 1 BB: 0 P: 12	1B: 9 2B: 2 3B: 1 HR: 0	SF: 0 SAC: 0 DP: 1 HBP: 0	WP: 0 PB: 0 SB: 5 CS: 0	PA: 35							
PITCHER	IP	WLS	BF	H	R	ER	SO	BB	IBB	HBP	BLK	WP	HR	S	P	ERA	WHIP										
Jimmy Anderson, L ERA: 4.35	7.0	L	31	10	3	3	4	2	0	0	0	0	0	70	105	3.86	1.714										
Josias Manzanillo, R ERA: 4.59	1.0		4	1	0	0	1	0	0	0	0	0	0	10	12	0.00	1.000										


Pittsburgh Pirates @ Minnesota Twins
Hubert H. Humphrey Metrodome, Minneapolis, MN

AB 33
R 3
H 11
RBI 3
BB 2
SO 5
LOB 19



Sat Jun 09 2001, 7:05 PM EDT
Att: 26,685 - Dome - 72 F

Batter	1	2	3	4	5	6	7	8	9	AB	R	H	RBI	BB	SO	LOB	TOP			
Abraham Nunez, S OBP: 0.288, SLG: 0.320	G1-3		G6-3				E6	FC6-4	FC6-4	5	1	2	1	0	2		Pittsburgh Pirates @ Minnesota Twins Hubert H. Humphrey Metrodome, Minneapolis, MN Sun Jun 10 2001, 2:05 PM EDT Att: 24,400 - Dome - 72 F AB 39 R 11 H 11 RBI 10 BB 7 SO 7 LOB 17 			
18 Jason Kendall, R OBP: 0.333, SLG: 0.358	G5-3		G5-3		G1-3		P4			5	1	1	1	0	0	2				
Brian Giles, L OBP: 0.386, SLG: 0.580	HR					G4-3				5	2	3	3	0	1	0				
Kevin Young, R OBP: 0.298, SLG: 0.373	HR				HR	F8				2	2	0	0	3	1	0				
Aramis Ramirez, R OBP: 0.337, SLG: 0.493		F9								5	0	2	0	0	1	3				
Adam Hyzdu, R OBP: 0.333, SLG: 1.111	G1-3									3	1	1	2	0	0	1				
John Vander Wal, L OBP: 0.399, SLG: 0.559					HR					2	1	1	1	0	0	2				
Craig Wilson, R OBP: 0.375, SLG: 0.571										3	0	1	0	0	2	0				
Andy Barkett, L OBP: 0.375, SLG: 0.429										1	1	0	0	1	0	1				
Pat Meares, R OBP: 0.266, SLG: 0.338										5	1	1	0	0	1	5				
Keith Osik, R OBP: 0.300, SLG: 0.412										3	0	0	0	0	1	1				
Rob Mackowiak, L OBP: 0.316, SLG: 0.412										0	0	0	0	0	0	0				
Emil Brown, R OBP: 0.325, SLG: 0.364										0	1	0	1	2	0	0				
Inning Stats	R: 1 E: 0 K: 1 S: 11	H: 1 LOB: 0 BB: 0 P: 22	R: 0 E: 0 K: 1 S: 12	H: 1 LOB: 1 BB: 0 P: 13	R: 0 E: 0 K: 0 S: 5	H: 0 LOB: 0 BB: 0 P: 6	R: 2 E: 0 K: 3 S: 12	H: 1 LOB: 0 BB: 1 P: 19	R: 0 E: 0 K: 0 S: 8	H: 0 LOB: 1 BB: 1 P: 16	R: 1 E: 1 K: 1 S: 11	H: 1 LOB: 1 BB: 0 P: 16	R: 7 E: 0 K: 0 S: 26	H: 5 LOB: 2 BB: 4 P: 47	R: 0 E: 0 K: 0 S: 8	H: 1 LOB: 2 BB: 1 P: 12	1B: 6 2B: 2 3B: 1 HR: 2	SF: 0 SAC: 0 DP: 0 HBP: 0	WP: 0 PB: 0 SB: 2 CS: 0	PA: 46
PITCHER	IP WLS BF H R ER SO BB IBB HBP BLK WP HR S P ERA WHIP																			
J.C. Romero, L ERA: 5.21	(1, 1) 6.2 28 5 4 3 7 2 0 0 0 0 2 64 98 4.05 1.050																			
Juan Rincon, R ERA: 20.25	(7, 1) 0.1 4 2 3 3 0 1 0 0 0 0 0 8 14 81.00 9.000																			
Bob Wells, R ERA: 4.5	(8, 1) 0.2 H 3 0 0 0 0 1 0 0 0 0 0 4 9 0.00 1.500																			
Travis Miller, L ERA: 5.23	(8, 1) 0.0 L 1 0 0 0 0 1 0 0 0 0 0 1 5 ∞ ∞																			
Jack Cressend, R ERA: 4.4	(8, 1) 0.1 B 5 3 4 4 0 1 0 0 0 0 0 15 23 108.00 12.000																			
PITCHER	IP WLS BF H R ER SO BB IBB HBP BLK WP HR S P ERA WHIP																			
Johan Santana, L ERA: 4.29	(9, 1) 1.0 5 1 0 0 0 1 0 0 0 0 0 8 12 0.00 2.000																			

Batter	1	2	3	4	5	6	7	8	9	AB	R	H	RBI	BB	SO	LOB	BOTTOM				
Quinton McCracken, S OBP: 0.400, SLG: 0.476	F8		G6-3					G3		5	1	1	1	0	1	1	Pittsburgh Pirates @ Minnesota Twins Hubert H. Humphrey Metrodome, Minneapolis, MN Sun Jun 10 2001, 2:05 PM EDT Att: 24,400 - Dome - 72 F AB 39 R 8 H 12 RBI 8 BB 2 SO 8 LOB 15 				
Cristian Guzman, S OBP: 0.337, SLG: 0.494			G4-3				F7			5	1	1	1	0	0	2					
Doug Mientkiewicz, L OBP: 0.389, SLG: 0.516	F2		G4-3							5	0	0	0	0	1	2					
Corey Koskie, L OBP: 0.335, SLG: 0.397	HR									3	2	1	0	1	1	0					
Matt Lawton, L OBP: 0.407, SLG: 0.416										4	2	2	2	1	1	0					
Torii Hunter, R OBP: 0.306, SLG: 0.489										5	1	2	2	0	2	2					
Jacque Jones, L OBP: 0.322, SLG: 0.364										4	0	2	2	0	1	2					
Luis Rivas, R OBP: 0.269, SLG: 0.332										4	0	1	0	0	0	4					
A.J. Pierzynski, L OBP: 0.284, SLG: 0.368										4	1	2	0	0	1	2					
Inning Stats	R: 3 E: 0 K: 0 S: 27	H: 4 LOB: 2 BB: 1 P: 43	R: 5 E: 0 K: 1 S: 17	H: 5 LOB: 1 BB: 1 P: 29	R: 0 E: 0 K: 0 S: 8	H: 0 LOB: 0 BB: 0 P: 10	R: 0 E: 0 K: 0 S: 5	H: 0 LOB: 0 BB: 0 P: 8	R: 0 E: 0 K: 2 S: 9	H: 0 LOB: 0 BB: 0 P: 16	R: 0 E: 0 K: 2 S: 15	H: 2 LOB: 2 BB: 0 P: 20	R: 0 E: 0 K: 0 S: 7	H: 1 LOB: 1 BB: 0 P: 7	R: 0 E: 0 K: 3 S: 9	H: 0 LOB: 0 BB: 0 P: 14		1B: 6 2B: 4 3B: 0 HR: 2	SF: 0 SAC: 0 DP: 0 HBP: 1	WP: 1 PB: 0 SB: 0 CS: 0	PA: 42
PITCHER	IP WLS BF H R ER SO BB IBB HBP BLK WP HR S P ERA WHIP																				
Jason Schmidt, R ERA: 6.16	(1, 1) 1.2 15 7 8 8 0 2 0 0 0 0 0 35 63 43.20 5.400																				
Dave Williams, L ERA: 1.42	(2, 1) 4.1 15 2 0 0 3 0 0 0 0 0 0 35 56 0.00 0.462																				
Scott Sauerbeck, L ERA: 6.56	(7, 1) 1.0 W 5 2 0 0 2 0 0 0 0 0 0 15 20 0.00 2.000																				
Mike Williams, R ERA: 2.81	(8, 1) 2.0 S 7 1 0 0 3 0 0 0 0 0 0 16 21 0.00 0.500																				

Batter	1	2	3	4	5	6	7	8	9	AB	R	H	RBI	BB	SO	LOB	TOP										
18 Jason Kendall, R OBP: 0.335, SLG: 0.360 Keith Osik, R OBP: 0.293, SLG: 0.400	(1, 2) 2-1 F7		(2, 2) 2-2 2B	(4, 1) 1-2 3B BB	(1, 1) F7		(0, 1) G5-3		(2, 1) G4-3	4	1	1	0	1	0	3											
Abraham Nunez, S OBP: 0.303, SLG: 0.356	(1, 6) 0-0 2B		(2, 3) K	(1, 1) 1B 3B	(0, 1) FC6-4 HR		(4, 1) G4-6-3 BB			4	2	2	4	1	1	3											
Brian Giles, L OBP: 0.391, SLG: 0.601 Emil Brown, R OBP: 0.323, SLG: 0.361	(1, 8) 2-3 K		E9	1B	HR		(1, 1) G4-6-3			4	3	3	4	0	1	1											
Kevin Young, R OBP: 0.296, SLG: 0.370 Craig Wilson, R OBP: 0.390, SLG: 0.571	(1, 3) 2-1 F8		SF8	1B	K					4	1	1	1	0	2	1											
John Vander Wal, L OBP: 0.394, SLG: 0.550	(1, 10) 1-0 F7		G4-3							5	0	1	2	0	1	0											
Aramis Ramirez, R OBP: 0.343, SLG: 0.491	(1, 5) 0-1 G6-3 1B		HR	BB	BB					3	1	1	0	2	0	1											
Rob Mackowiak, L OBP: 0.349, SLG: 0.538	(1, 9) 1-0 G6-3		1-2 HR	BB	FC6-4 1B					5	2	3	2	0	1	2											
Andy Barkett, L OBP: 0.405, SLG: 0.438	(1, 7) 1-3 K		1B 3B 1B	FC6-4 BB	1B					4	2	2	0	1	1	1											
Pat Meares, R OBP: 0.273, SLG: 0.337 2 Jack Wilson, R OBP: 0.206, SLG: 0.237	(1, 4) 1-1 F8		3-1 18 BB 3B 1B	1-2 FC6-4 BB						3	1	1	0	1	1	2											
Inning Stats	R: 0 E: 0 K: 1 S: 8	H: 1 LOB: 1 BB: 0 P: 14	R: 0 E: 0 K: 0 S: 4	H: 1 LOB: 0 BB: 0 P: 6	R: 0 E: 0 K: 2 S: 13	H: 1 LOB: 1 BB: 0 P: 19	R: 9 E: 1 K: 0 S: 25	H: 8 LOB: 1 BB: 2 P: 40	R: 4 E: 0 K: 1 S: 16	H: 3 LOB: 0 BB: 2 P: 24	R: 0 E: 0 K: 2 S: 10	H: 0 LOB: 2 BB: 2 P: 20	R: 0 E: 0 K: 0 S: 5	H: 0 LOB: 0 BB: 1 P: 10	R: 0 E: 0 K: 2 S: 11	H: 0 LOB: 0 BB: 0 P: 17	R: 0 E: 0 K: 0 S: 9	H: 1 LOB: 1 BB: 0 P: 14	1B: 8 2B: 4 3B: 1 HR: 2	SF: 1 SAC: 0 DP: 2 HBP: 0	WP: 0 PB: 0 SB: 1 CS: 0	PA: 46					
PITCHER	IP	WLS	BF	H	R	ER	SO	BB	IBB	HBP	BLK	WP	HR	S	P	ERA	WHIP										
Dave Milick, R ERA: 6.69	3.2	L	20	8	7	7	3	2	0	0	0	0	1	44	72	17.18	2.727										
Dave Borkowski, R ERA: 4.99	1.0	10	6	6	6	0	1	0	0	0	0	0	1	19	27	54.00	7.000										
Kevin Tolar, L ERA: 6.48	2.1	9	0	0	0	3	3	0	0	0	0	0	0	18	34	0.00	1.286										
Victor Santos, R ERA: 3.92	1.0	3	0	0	0	2	0	0	0	0	0	0	0	11	17	0.00	0.000										
Todd Jones, R ERA: 5.99	1.0	4	1	0	0	0	0	0	0	0	0	0	0	9	14	0.00	1.000										

Pittsburgh Pirates @ Detroit Tigers
Comerica Park, Detroit, MI
Tue Jun 12 2001, 7:05 PM EDT
Att: 15,919 - Cloudy - 85 F

AB 39
R 13
H 15
RBI 13
BB 6
SO 8
LOB 17



Batter	1	2	3	4	5	6	7	8	9	AB	R	H	RBI	BB	SO	LOB	BOTTOM										
Roger Cedeno, S OBP: 0.326, SLG: 0.339 Wendell Magee, R OBP: 0.373, SLG: 0.528	(1, 8) 2-1 G6-4-3 1B		(4, 0) 1-2 BB					(0, 3) K	(0, 0) G6-3	2	0	2	0	1	0	0											
Damion Easley, R OBP: 0.381, SLG: 0.454	(1, 4) 1-1 G6-4-3		(1, 3) K					(2, 0) G6-3		4	0	1	0	0	1	3											
Bobby Higginson, L OBP: 0.310, SLG: 0.456	(1, 7) 2-0 G3-1		(1, 1) G4-3					(2, 1) F7		4	0	0	0	0	0	4											
Tony Clark, S OBP: 0.387, SLG: 0.468 Randall Simon, L OBP: 0.363, SLG: 0.570	(1, 3) 2-3 K		(0, 2) F8					(0, 0) G4-3		2	0	0	0	0	1	0											
Robert Fick, L OBP: 0.363, SLG: 0.570	(1, 2) 1-2 G6-3		(0, 0) F8					(1, 0) F8		4	0	0	0	0	0	0											
Dean Palmer, R OBP: 0.335, SLG: 0.450	(1, 10) 4-2 BB		(1, 3) K					(3, 3) K		3	1	1	0	1	2	0											
Ryan Jackson, L OBP: 0.323, SLG: 0.414	(1, 9) 2-1 G4-3									4	2	2	1	0	0	1											
Shane Halter, R OBP: 0.310, SLG: 0.352			(2, 3) K							2	0	0	1	1	1	0											
Jose Macias, S OBP: 0.333, SLG: 0.427	(1, 5) 0-0 BB 1B									4	0	1	1	0	0	1											
Inning Stats	R: 0 E: 0 K: 0 S: 5	H: 1 LOB: 0 BB: 0 P: 10	R: 0 E: 0 K: 1 S: 11	H: 0 LOB: 1 BB: 1 P: 20	R: 0 E: 0 K: 2 S: 9	H: 1 LOB: 2 BB: 1 P: 17	R: 0 E: 0 K: 1 S: 7	H: 0 LOB: 0 BB: 0 P: 8	R: 1 E: 0 K: 0 S: 9	H: 3 LOB: 2 BB: 0 P: 10	R: 0 E: 0 K: 1 S: 7	H: 0 LOB: 0 BB: 0 P: 11	R: 0 E: 0 K: 0 S: 6	H: 0 LOB: 0 BB: 0 P: 10	R: 0 E: 0 K: 1 S: 6	H: 0 LOB: 0 BB: 0 P: 10	R: 2 E: 0 K: 0 S: 14	H: 2 LOB: 2 BB: 1 P: 22	1B: 5 2B: 1 3B: 1 HR: 0	SF: 1 SAC: 0 DP: 1 HBP: 0	WP: 1 PB: 0 SB: 0 CS: 0	PA: 37					
PITCHER	IP	WLS	BF	H	R	ER	SO	BB	IBB	HBP	BLK	WP	HR	S	P	ERA	WHIP										
Todd Ritchie, R ERA: 4.74	8.0	W	30	5	1	1	6	2	0	0	0	1	0	14	22	18.00	3.000										
Rich Loiselle, R ERA: 16.0	1.0	7	2	2	2	0	1	0	0	0	0	1	0	14	22	18.00	3.000										

Pittsburgh Pirates @ Detroit Tigers
Comerica Park, Detroit, MI
Tue Jun 12 2001, 7:05 PM EDT
Att: 15,919 - Cloudy - 85 F

AB 33
R 3
H 7
RBI 3
BB 3
SO 6
LOB 11



Batter	1	2	3	4	5	6	7	8	9	AB	R	H	RBI	BB	SO	LOB	TOP										
18 Jason Kendall, R OBP: 0.328, SLG: 0.353	L4		F8		G6-3			G1-3	F8	5	0	0	1	0	0	2											
Abraham Nunez, S OBP: 0.319, SLG: 0.365	S 1B L5 BB				G4-3			G5-3 1B		3	0	2	0	1	0	1											
Brian Giles, L OBP: 0.393, SLG: 0.599	S 1B		P4							4	0	2	0	0	0	1											
Kevin Young, R OBP: 0.289, SLG: 0.361	L5				K			G6-3		4	0	0	0	0	1	5											
John Vander Wal, L OBP: 0.396, SLG: 0.549		WP S 1B			K			G3-1		4	1	2	0	0	1	0											
Aramis Ramirez, R OBP: 0.345, SLG: 0.493		F9			K					3	1	1	0	1	1	1											
Rob Mackowiak, L OBP: 0.383, SLG: 0.548		G6-4-3 BB			S 1B G6-3 1B			F7		3	1	2	1	1	0	1											
Andy Barkett, L OBP: 0.415, SLG: 0.444		G6-4-3			G6-3 S 1B			G4-1		4	0	2	1	0	0	3											
Pat Meares, R OBP: 0.267, SLG: 0.329			F9		K			P4		4	0	0	0	0	1	5											
Inning Stats	R: 0 E: 0 K: 0 S: 10	H: 1 LOB: 1 BB: 1 P: 19	R: 0 E: 0 K: 0 S: 11	H: 1 LOB: 1 BB: 1 P: 18	R: 0 E: 0 K: 0 S: 6	H: 1 LOB: 1 BB: 0 P: 8	R: 0 E: 0 K: 3 S: 12	H: 0 LOB: 0 BB: 0 P: 17	R: 1 E: 0 K: 1 S: 14	H: 2 LOB: 1 BB: 0 P: 21	R: 0 E: 1 K: 0 S: 7	H: 0 LOB: 0 BB: 0 P: 14	R: 0 E: 0 K: 0 S: 11	H: 0 LOB: 1 BB: 1 P: 16	R: 0 E: 0 K: 0 S: 6	H: 2 LOB: 1 BB: 0 P: 12	R: 2 E: 0 K: 0 S: 16	H: 4 LOB: 1 BB: 0 P: 25	1B: 10 2B: 2 3B: 0 HR: 0	SF: 0 SAC: 0 DP: 4 HBP: 0	WP: 1 PB: 0 SB: 5 CS: 1	PA: 37					
PITCHER	IP	WLS	BF	H	R	ER	SO	BB	IBB	HBP	BLK	WP	HR	S	P	ERA	WHIP										
Jeff Weaver, R ERA: 3.24	7.0	W	27	5	1	1	4	3	0	0	0	1	0	71	113	1.29	1.143										
C.J. Nitkowski, L ERA: 3.75	0.1		3	2	0	0	0	0	0	0	0	0	0	5	9	0.00	6.000										
Danny Patterson, R ERA: 2.1	0.2	S	4	2	2	0	0	0	0	0	0	0	0	11	18	27.00	6.000										
Matt Anderson, R ERA: 6.0	1.0	S	2	0	0	0	0	0	0	0	0	0	0	6	10	0.00	0.000										

Pittsburgh Pirates @ Detroit Tigers
Comerica Park, Detroit, MI
Wed Jun 13 2001, 7:05 PM EDT
Att: 17,639 - Sunny - 85 F

AB 34
R 3
H 11
RBI 3
BB 3
SO 4
LOB 19



Batter	1	2	3	4	5	6	7	8	9	AB	R	H	RBI	BB	SO	LOB	BOTTOM										
Roger Cedeno, S OBP: 0.328, SLG: 0.341	G6-3		G6-3		S 1B 2B 1B			F7		5	1	2	0	0	0	1											
Damion Easley, R OBP: 0.381, SLG: 0.447	B2		F8		2B BB			L6-4		3	1	0	0	2	0	2											
Bobby Higginson, L OBP: 0.311, SLG: 0.453	F5				F9					3	0	1	0	1	0	2											
Dean Palmer, R OBP: 0.338, SLG: 0.457		FC4-6 1B	F7		F7			F7		4	1	2	2	0	0	4											
Tony Clark, S OBP: 0.384, SLG: 0.479		FC4-6 1B 15 1B			G5-3			G4-3		4	2	1	2	0	0	1											
Randall Simon, L ERA: 4.89		15 1B 1B BB			G5-3			F9		0	0	0	0	0	0	0											
Wendell Magee, R OBP: 0.368, SLG: 0.507		15 1B 1B BB			G5-3			F9		3	1	0	0	1	0	0											
Shane Halter, R OBP: 0.317, SLG: 0.368		15 1B 1B						F2		4	0	2	0	0	0	0											
15 Brandon Inge, R OBP: 0.263, SLG: 0.290		CS 1B			FC6-4 BB			K		3	0	1	2	1	1	0											
Jose Macias, S OBP: 0.327, SLG: 0.419		P4			FC6-4			E3		4	0	0	0	0	0	4											
Inning Stats	R: 0 E: 0 K: 0 S: 6	H: 0 LOB: 0 BB: 0 P: 8	R: 2 E: 1 K: 0 S: 9	H: 3 LOB: 1 BB: 1 P: 20	R: 0 E: 0 K: 0 S: 9	H: 1 LOB: 0 BB: 0 P: 14	R: 0 E: 0 K: 0 S: 11	H: 1 LOB: 2 BB: 1 P: 19	R: 4 E: 0 K: 1 S: 16	H: 3 LOB: 0 BB: 1 P: 25	R: 0 E: 1 K: 1 S: 18	H: 0 LOB: 3 BB: 2 P: 32	R: 0 E: 0 K: 0 S: 5	H: 0 LOB: 0 BB: 0 P: 8	R: 0 E: 1 K: 0 S: 6	H: 1 LOB: 1 BB: 0 P: 10	1B: 6 2B: 3 3B: 0 HR: 1	SF: 0 SAC: 0 DP: 1 HBP: 0	WP: 0 PB: 0 SB: 2 CS: 1	PA: 38							
PITCHER	IP	WLS	BF	H	R	ER	SO	BB	IBB	HBP	BLK	WP	HR	S	P	ERA	WHIP										
Joe Beimel, L ERA: 3.16	4.1	L	21	6	4	4	0	3	0	0	0	0	0	44	78	8.31	2.077										
Josias Manzanillo, R ERA: 4.89	1.2		10	2	2	2	1	2	0	0	0	0	1	25	40	10.80	2.400										
Omar Olivares, R ERA: 7.1	1.0		3	0	0	0	0	0	0	0	0	0	0	5	8	0.00	0.000										
Scott Sauerbeck, L ERA: 6.29	1.0		4	1	0	0	0	0	0	0	0	0	0	6	10	0.00	1.000										

Pittsburgh Pirates @ Detroit Tigers
Comerica Park, Detroit, MI
Wed Jun 13 2001, 7:05 PM EDT
Att: 17,639 - Sunny - 85 F

AB 33
R 6
H 9
RBI 6
BB 5
SO 1
LOB 14



Batter	1	2	3	4	5	6	7	8	9	AB	R	H	RBI	BB	SO	LOB	TOP					
Jolbert Cabrera, R (1, 8) OBP: 0.352, SLG: 0.368 Russell Branyan, L (9, PH) OBP: 0.327, SLG: 0.533	2-3 K2-3		2-1 HBP		0-0 FC1-4		1-0 F2		2-2 F7	3	0	0	1	0	1	1	Cleveland Indians @ Pittsburgh Pirates PNC Park, Pittsburgh, PA Fri Jun 15 2001, 7:05 PM EDT Att: 36,235 - Sunny - 93 F					
Ellis Burks, R (1, 7) OBP: 0.581, SLG: 0.587	1-3 K		3-3 K		0-0 G5-3			2-3 K		4	0	0	0	0	3	3						
Roberto Alomar, S (1, 4) OBP: 0.412, SLG: 0.519	1-0 G5-3			1-1 G5-3		3-3 K		4-2 1B BB		3	1	0	0	1	1	0						
Juan Gonzalez, R (1, 9) OBP: 0.386, SLG: 0.610		4-2 G4-3 BB		0-0 F9		2-1 1B 2B		1-0 1B		3	0	2	1	1	0	0						
Travis Fryman, R (1, 5) OBP: 0.500, SLG: 0.432		0-0 G4-3		3-2 G1-3		0-1 1B		0-0 F9		4	0	1	0	0	0	2						
Jim Thome, L (1, 3) OBP: 0.396, SLG: 0.626		2-2 F7			3-3 K		1-3 K		2-3 K	4	0	0	0	0	3	3						
Einar Diaz, R (1, 2) OBP: 0.364, SLG: 0.444			0-0 G6-3		0-0 WP 1B BB		2-0 G1-3		1-2 F7	4	1	1	0	0	0	2						
Omar Vizquel, S (1, 6) OBP: 0.350, SLG: 0.329			0-0 SH1-3 1B		4-1 1B WP FC1-4 BB		2-1 G5-3		2-1 G1-3	3	1	1	0	1	0	0						
Dave Burba, R (1, 1) Steve Woodard, L (3, 1) Marty Cordova, R (5, PH) 37 Jake Westbrook, R (5, 1) Kenny Lofton, L (7, PH) Steve Reed, R (7, 1) Eddie Taubensee, L (9, PH)			0-0 SH1-3		1-2 FC1-4 1B		2-1 G3		4-2 BB	0	0	0	0	0	0	0						
Inning Stats	R: 0 E: 0 K: 2 S: 8	H: 0 LOB: 0 BB: 0 P: 12	R: 0 E: 0 K: 0 S: 7	H: 0 LOB: 0 BB: 1 P: 13	R: 0 E: 0 K: 1 S: 7	H: 1 LOB: 2 BB: 0 P: 12	R: 0 E: 0 K: 0 S: 6	H: 0 LOB: 0 BB: 0 P: 10	R: 2 E: 0 K: 1 S: 10	H: 2 LOB: 1 BB: 1 P: 18	R: 0 E: 0 K: 2 S: 11	H: 2 LOB: 0 BB: 0 P: 19	R: 0 E: 0 K: 0 S: 5	H: 0 LOB: 0 BB: 0 P: 10	R: 1 E: 0 K: 2 S: 12	H: 1 LOB: 1 BB: 1 P: 21		R: 0 E: 0 K: 0 S: 12	H: 0 LOB: 1 BB: 1 P: 21	1B: 5 2B: 1 3B: 0 HR: 0	SF: 0 SAC: 1 DP: 1 HBP: 1	WP: 1 PB: 0 SB: 2 CS: 0
PITCHER	IP	WLS	BF	H	R	ER	SO	BB	IBB	HBP	BLK	WP	HR	S	P	ERA	WHIP					
Jimmy Anderson, L (1, 1) ERA: 4.24	7.0	W	28	5	2	2	6	2	0	1	0	1	0	54	94	2.57	1.000					
Rich Loiselle, R (8, 1) ERA: 16.2	0.2		4	1	1	1	1	1	0	0	0	0	0	8	15	13.50	3.000					
Scott Sauerbeck, L (8, 1) ERA: 6.2	0.1	H	1	0	0	0	1	0	0	0	0	0	0	4	6	0.00	0.000					
Mike Williams, R (9, 1) ERA: 2.7	1.0	S	4	0	0	0	0	1	0	0	0	0	0	12	21	0.00	1.000					

Batter	1	2	3	4	5	6	7	8	9	AB	R	H	RBI	BB	SO	LOB	BOTTOM				
Abraham Nunez, S (1, 4) OBP: 0.319, SLG: 0.358	0-2 G4-3	3-2 FC4-2 1B	0-0 FC6-4 1B			3-2 G1-3		4-1 2B BB		4	0	1	1	1	0	2	Cleveland Indians @ Pittsburgh Pirates PNC Park, Pittsburgh, PA Fri Jun 15 2001, 7:05 PM EDT Att: 36,235 - Sunny - 93 F				
2 Jack Wilson, R (1, 6) OBP: 0.247, SLG: 0.333	0-0 HR 1B	0-1 1B	0-2 FC6-4 1B			0-0 F9		2-2 G6-3		5	1	2	1	0	0	3					
18 Jason Kendall, R (1, 2) OBP: 0.332, SLG: 0.356	1-1 F8	3-2 F7		0-1 S 1B		2-2 1B		1-3 1B		4	0	2	0	0	0	3					
Brian Giles, L (1, 8) OBP: 0.399, SLG: 0.613	0-2 HR		2-0 1B 2B	3-0 P6		1-1 F7				4	2	2	2	0	0	2					
John Vander Wal, L (1, 3) Kevin Young, R (7, PH) OBP: 0.292, SLG: 0.364	4-0 BB		0-0 L6	2-3 K		1-2 P5				2	0	0	0	1	1	2					
Aramis Ramirez, R (1, 5) OBP: 0.342, SLG: 0.485	3-3 K		1-0 1B 1B	1-1 F9		0-0 G6-3				4	1	1	1	0	1	2					
Rob Mackowiak, L (1, 7) OBP: 0.389, SLG: 0.521 Emil Brown, R (7, 8) OBP: 0.320, SLG: 0.358		0-0 SH1-4 FC4-2 1B	2-1 SH3-4 1B 1B		1-1 G2-3		2-3 K			3	1	2	0	0	0	0					
Derek Bell, R (1, 9) OBP: 0.211, SLG: 0.177		4-1 SH1-4 1B BB	0-1 1B SH3-4 1B		0-3 K		0-0 F7			3	1	1	1	1	1	0					
Jimmy Anderson, L (1, 1) OBP: 0.160, SLG: 0.130 Rich Loiselle, R (8, 1) Scott Sauerbeck, R (8, 1) Andy Barkett, L (8, PH) Mike Williams, R (9, 1)		0-0 SH1-4	0-0 SH3-4		0-0 G2-3		1-0 G1-3			1	0	0	0	0	0	0					
Inning Stats	R: 2 E: 0 K: 1 S: 12	H: 2 LOB: 1 BB: 1 P: 20	R: 1 E: 0 K: 0 S: 11	H: 2 LOB: 2 BB: 1 P: 21	R: 3 E: 0 K: 0 S: 12	H: 5 LOB: 2 BB: 0 P: 17	R: 0 E: 0 K: 1 S: 10	H: 1 LOB: 1 BB: 0 P: 16	R: 0 E: 0 K: 1 S: 9	H: 0 LOB: 0 BB: 0 P: 7	R: 0 E: 0 K: 0 S: 9	H: 1 LOB: 1 BB: 0 P: 15	R: 0 E: 0 K: 1 S: 9	H: 0 LOB: 0 BB: 0 P: 12	R: 0 E: 0 K: 0 S: 6	H: 0 LOB: 1 BB: 1 P: 13		1B: 9 2B: 1 3B: 0 HR: 1	SF: 0 SAC: 2 DP: 0 HBP: 0	WP: 0 PB: 0 SB: 2 CS: 0	PA: 38
PITCHER	IP	WLS	BF	H	R	ER	SO	BB	IBB	HBP	BLK	WP	HR	S	P	ERA	WHIP				
Dave Burba, R (1, 1) ERA: 6.23	2.1	L	17	8	6	6	1	2	0	0	0	0	0	30	53	23.14	4.286				
Steve Woodard, R (3, 1) ERA: 3.14	1.2		7	2	0	0	1	0	0	0	0	0	0	15	21	0.00	1.200				
37 Jake Westbrook, R (5, 1) ERA: 3.18	2.0		7	1	0	0	1	0	0	0	0	0	0	15	22	0.00	0.500				
Steve Reed, R (7, 1) ERA: 3.71	2.0		7	0	0	0	1	1	0	0	0	0	0	15	25	0.00	0.500				

AB	31
R	3
H	6
RBI	3
BB	4
SO	8
LOB	12


AB	33
R	6
H	11
RBI	6
BB	3
SO	4
LOB	14


Batter	1	2	3	4	5	6	7	8	9	AB	R	H	RBI	BB	SO	LOB	TOP			
Kenny Lofton, L OBP: 0.324, SLG: 0.274 (1, 8)										5	1	1	0	0	2	3	Cleveland Indians @ Pittsburgh Pirates PNC Park, Pittsburgh, PA Sat Jun 16 2001, 7:05 PM EDT Att: 37,056 - Cloudy - 73 F			
Omar Vizquel, S OBP: 0.355, SLG: 0.339 (1, 6)										5	1	3	0	0	0	0				
Roberto Alomar, S OBP: 0.409, SLG: 0.513 (1, 4)										5	1	1	2	0	1	2				
Juan Gonzalez, R OBP: 0.387, SLG: 0.618 (1, 9)										5	1	2	2	0	1	2				
Jim Thome, L OBP: 0.393, SLG: 0.619 (1, 3)										4	0	1	0	0	2	1				
Travis Fryman, R OBP: 0.500, SLG: 0.425 (1, 5)										3	0	1	0	1	0	0				
Russell Branyan, L OBP: 0.327, SLG: 0.527 (8, PH)										2	0	0	0	1	2	1				
Ellis Burks, R OBP: 0.364, SLG: 0.587 (8, 7)										0	0	0	0	1	0	0				
Einar Diaz, R OBP: 0.361, SLG: 0.440 (8, 1)										4	0	1	0	0	1	3				
Jaret Wright, R OBP: 0.500, SLG: 0.500 (6, PH)										4	0	1	0	0	1	3				
Marty Cordova, R OBP: 0.368, SLG: 0.554 37 Jake Westbrook, R										2	0	1	0	0	0	1				
Ricardo Rincon, L OBP: 0.299, SLG: 0.389 (8, 2)										1	0	0	0	0	0	0				
Eddie Taubensee, L OBP: 0.299, SLG: 0.389 (8, 2)										1	0	0	0	0	0	0				
Inning Stats	R: 3 E: 0 K: 2 S: 25	H: 3 LOB: 0 BB: 0 P: 37	R: 0 E: 0 K: 1 S: 9	H: 1 LOB: 1 BB: 0 P: 11	R: 0 E: 0 K: 1 S: 9	H: 2 LOB: 2 BB: 0 P: 17	R: 0 E: 0 K: 3 S: 17	H: 2 LOB: 2 BB: 0 P: 26	R: 0 E: 0 K: 0 S: 5	H: 0 LOB: 1 BB: 1 P: 9	R: 0 E: 0 K: 0 S: 8	H: 0 LOB: 0 BB: 0 P: 10	R: 0 E: 0 K: 2 S: 13	H: 0 LOB: 2 BB: 2 P: 26	R: 1 E: 0 K: 0 S: 12	H: 2 LOB: 1 BB: 0 P: 16	1B: 9 2B: 1 3B: 0 HR: 1	SF: 0 SAC: 0 DP: 0 HBP: 0	WP: 1 PB: 0 SB: 0 CS: 0	PA: 40
PITCHER	IP WLS BF H R ER SO BB IBB HBP BLK WP HR S P ERA WHIP																			
Jason Schmidt, R ERA: 5.89	6.0 W 27 9 3 3 8 1 0 0 0 1 1 74 115 4.50 1.667																			
Scott Sauerbeck, L ERA: 5.81	1.2 H 6 0 0 0 2 1 0 0 0 0 0 0 18 29 0.00 0.600																			
Josias Manzanillo, R ERA: 4.84	0.1 H 2 0 0 0 0 1 0 0 0 0 0 0 3 7 0.00 3.000																			
Mike Williams, R ERA: 2.93	1.0 S 5 2 1 1 0 0 0 0 0 0 0 0 12 16 9.00 2.000																			

Batter	1	2	3	4	5	6	7	8	9	AB	R	H	RBI	BB	SO	LOB	BOTTOM			
Derek Bell, R OBP: 0.213, SLG: 0.172 (7, 9)										3	0	0	0	1	2	1	Cleveland Indians @ Pittsburgh Pirates PNC Park, Pittsburgh, PA Sat Jun 16 2001, 7:05 PM EDT Att: 37,056 - Cloudy - 73 F			
Jack Wilson, R OBP: 0.280, SLG: 0.342 (1, 6)										4	1	2	1	0	1	3				
Jason Kendall, R OBP: 0.335, SLG: 0.358 (1, 2)										4	0	2	2	0	1	1				
Brian Giles, L OBP: 0.393, SLG: 0.605 (7, 7)										3	0	0	1	0	1	2				
John Vander Wal, L OBP: 0.388, SLG: 0.529										3	0	0	0	0	0	0				
Scott Sauerbeck, R ERA: 5.81										0	0	0	0	0	0	0				
Josias Manzanillo, R OBP: 0.405, SLG: 0.667										1	1	1	1	0	0	0				
Mike Williams, R ERA: 2.93										0	0	0	0	0	0	0				
Aramis Ramirez, R OBP: 0.337, SLG: 0.477 (1, 5)										4	0	0	0	0	1	0				
Kevin Young, R OBP: 0.298, SLG: 0.371 (1, 3)										2	2	1	0	1	0	0				
Pat Meares, R OBP: 0.275, SLG: 0.341 (1, 4)										3	2	2	1	0	0	0				
Jason Schmidt, R OBP: 0.200, SLG: 0.200										0	0	0	0	0	0	0				
Emil Brown, R OBP: 0.317, SLG: 0.355 (7, 8)										1	0	0	0	0	0	0				
Inning Stats	R: 0 E: 0 K: 0 S: 6	H: 0 LOB: 0 BB: 0 P: 11	R: 0 E: 0 K: 1 S: 6	H: 0 LOB: 0 BB: 0 P: 11	R: 2 E: 0 K: 2 S: 16	H: 3 LOB: 1 BB: 0 P: 21	R: 0 E: 0 K: 1 S: 8	H: 0 LOB: 0 BB: 0 P: 13	R: 2 E: 0 K: 1 S: 13	H: 2 LOB: 2 BB: 2 P: 24	R: 0 E: 0 K: 0 S: 6	H: 0 LOB: 0 BB: 0 P: 7	R: 0 E: 0 K: 1 S: 5	H: 0 LOB: 0 BB: 0 P: 7	R: 2 E: 0 K: 0 S: 10	H: 3 LOB: 0 BB: 0 P: 16	1B: 5 2B: 2 3B: 0 HR: 1	SF: 1 SAC: 2 DP: 0 HBP: 0	WP: 0 PB: 0 SB: 1 CS: 1	PA: 33
PITCHER	IP WLS BF H R ER SO BB IBB HBP BLK WP HR S P ERA WHIP																			
Jaret Wright, R ERA: 5.33	5.0 L 22 5 4 4 5 2 0 0 0 0 0 0 49 80 7.20 1.400																			
37 Jake Westbrook, R ERA: 3.38	2.0 8 2 2 2 1 0 0 0 0 0 0 0 15 19 9.00 1.000																			
Ricardo Rincon, L ERA: 3.5	0.1 1 0 0 0 0 0 0 0 0 0 0 0 2 3 0.00 0.000																			
Steve Karsay, R ERA: 1.19	0.2 2 1 0 0 0 0 0 0 0 0 0 1 4 8 0.00 1.500																			

Batter	1	2	3	4	5	6	7	8	9	AB	R	H	RBI	BB	SO	LOB	TOP	
Kenny Lofton, L (1, 8) OBP: 0.323, SLG: 0.280	F9		F7			F8		2B		4	0	1	0	0	0	1	Cleveland Indians @ Pittsburgh Pirates PNC Park, Pittsburgh, PA Sun Jun 17 2001, 1:35 PM EDT Att: 36,694 - Sunny - 81 F	
Omar Vizquel, S (1, 6) OBP: 0.350, SLG: 0.333	K			P6		G6-3			F8	4	0	0	0	0	1	0		
Roberto Alomar, S (1, 4) OBP: 0.406, SLG: 0.506	F7			G3		G4-3			S WP BB	3	0	0	0	1	0	0		
Juan Gonzalez, R (1, 9) OBP: 0.381, SLG: 0.608		F9		K					F7	4	0	0	0	0	2	1		
Ellis Burks, R (1, 7) OBP: 0.358, SLG: 0.575		K			F8				G5-3	4	0	0	0	0	1	1		
Jim Thome, L (1, 3) OBP: 0.397, SLG: 0.624		F7			BB E				2B	3	0	2	0	0	0	0		
Travis Fryman, R (1, 5) OBP: 0.472, SLG: 0.395			F9		E5				K	3	0	0	0	0	1	2		
Einar Diaz, R (1, 2) OBP: 0.366, SLG: 0.440				SH5-4					F8	2	0	1	0	1	0	0		
CC Sabathia, L (1, 1) Russell Branyan, L (8, PH) Steve Karsay, R (8, 1)			SH5-4		BB				F9	1	0	0	0	0	0	3	C	
Inning Stats	R: 0 H: 0 E: 0 LOB: 0 K: 1 S: 8	H: 0 R: 0 ER: 0 SO: 5 BB: 0 IBB: 0 HBP: 0 BLK: 0	H: 1 R: 0 ER: 0 SO: 5 BB: 1 IBB: 0 HBP: 0 BLK: 0	H: 0 R: 0 ER: 0 SO: 5 BB: 0 IBB: 0 HBP: 0 BLK: 0	H: 0 R: 0 ER: 0 SO: 5 BB: 0 IBB: 0 HBP: 0 BLK: 0	H: 1 R: 0 ER: 0 SO: 5 BB: 1 IBB: 0 HBP: 0 BLK: 0	H: 0 R: 0 ER: 0 SO: 5 BB: 0 IBB: 0 HBP: 0 BLK: 0	H: 1 R: 0 ER: 0 SO: 5 BB: 0 IBB: 0 HBP: 0 BLK: 0	H: 1 R: 0 ER: 0 SO: 5 BB: 0 IBB: 0 HBP: 0 BLK: 0	H: 1 R: 0 ER: 0 SO: 5 BB: 0 IBB: 0 HBP: 0 BLK: 0	H: 0 R: 0 ER: 0 SO: 5 BB: 0 IBB: 0 HBP: 0 BLK: 0	H: 0 R: 0 ER: 0 SO: 5 BB: 0 IBB: 0 HBP: 0 BLK: 0	H: 0 R: 0 ER: 0 SO: 5 BB: 0 IBB: 0 HBP: 0 BLK: 0	H: 0 R: 0 ER: 0 SO: 5 BB: 0 IBB: 0 HBP: 0 BLK: 0	H: 0 R: 0 ER: 0 SO: 5 BB: 0 IBB: 0 HBP: 0 BLK: 0	H: 0 R: 0 ER: 0 SO: 5 BB: 0 IBB: 0 HBP: 0 BLK: 0		H: 0 R: 0 ER: 0 SO: 5 BB: 0 IBB: 0 HBP: 0 BLK: 0
PITCHER Todd Ritchie, R (1, 1) ERA: 4.26	IP: 9.0 WLS: W BF: 32 H: 4 R: 0 ER: 0 SO: 5 BB: 2 IBB: 0 HBP: 0 BLK: 0 WP: 1 HR: 0 S: 76 P: 121 ERA: 0.00 WHIP: 0.667																	

Batter	1	2	3	4	5	6	7	8	9	AB	R	H	RBI	BB	SO	LOB	BOTTOM	
Emil Brown, R (1, 8) OBP: 0.308, SLG: 0.342	K		F3			E8		K		4	0	0	0	0	2	1	Cleveland Indians @ Pittsburgh Pirates PNC Park, Pittsburgh, PA Sun Jun 17 2001, 1:35 PM EDT Att: 36,694 - Sunny - 81 F	
2 Jack Wilson, R (1, 6) John Vander Wal, L (8, PH) OBP: 0.283, SLG: 0.333 OBP: 0.386, SLG: 0.527	P5			F9					G3-1	2	0	0	0	1	0	0		
18 Jason Kendall, R (1, 9) OBP: 0.330, SLG: 0.353	K			G5-3		BB			G1-4-3	4	0	0	0	0	1	3		
Brian Giles, L (1, 7) OBP: 0.394, SLG: 0.603				G1-3		L7			2B	4	1	2	0	0	0	3		
Aramis Ramirez, R (1, 5) OBP: 0.336, SLG: 0.477	K			G1-3					F8	4	0	1	1	0	1	1		
Kevin Young, R (1, 3) OBP: 0.294, SLG: 0.365	K			F9		K			K	3	0	0	0	0	2	1		
Keith Osik, R (1, 2) OBP: 0.273, SLG: 0.368	L4			K		F7			F7	3	0	0	0	0	1	1		
Pat Meares, R (1, 4) OBP: 0.270, SLG: 0.335			G6-3			K			G5-3	3	0	0	0	0	1	0		
Todd Ritchie, R (1, 1) OBP: 0.222, SLG: 0.200			K			SH2-4			G4-3	2	0	0	0	0	1	0	P	
Inning Stats	R: 0 H: 0 E: 0 LOB: 0 K: 2 S: 9	H: 1 R: 0 ER: 0 SO: 14 BB: 2 IBB: 0 HBP: 0 BLK: 0	H: 0 R: 0 ER: 0 SO: 11 BB: 0 IBB: 0 HBP: 0 BLK: 0	H: 0 R: 0 ER: 0 SO: 6 BB: 0 IBB: 0 HBP: 0 BLK: 0	H: 0 R: 0 ER: 0 SO: 6 BB: 0 IBB: 0 HBP: 0 BLK: 0	H: 0 R: 0 ER: 0 SO: 8 BB: 0 IBB: 0 HBP: 0 BLK: 0	H: 0 R: 0 ER: 0 SO: 11 BB: 1 IBB: 0 HBP: 0 BLK: 0	H: 0 R: 0 ER: 0 SO: 12 BB: 0 IBB: 0 HBP: 0 BLK: 0	H: 0 R: 0 ER: 0 SO: 7 BB: 0 IBB: 0 HBP: 0 BLK: 0	H: 0 R: 1 ER: 0 SO: 8 BB: 0 IBB: 0 HBP: 0 BLK: 0	H: 2 R: 0 ER: 0 SO: 13 BB: 0 IBB: 0 HBP: 0 BLK: 0	H: 0 R: 0 ER: 0 SO: 13 BB: 0 IBB: 0 HBP: 0 BLK: 0	H: 0 R: 0 ER: 0 SO: 10 BB: 0 IBB: 0 HBP: 0 BLK: 0	H: 0 R: 0 ER: 0 SO: 13 BB: 0 IBB: 0 HBP: 0 BLK: 0	H: 0 R: 0 ER: 0 SO: 13 BB: 0 IBB: 0 HBP: 0 BLK: 0	H: 0 R: 0 ER: 0 SO: 13 BB: 0 IBB: 0 HBP: 0 BLK: 0		H: 0 R: 0 ER: 0 SO: 13 BB: 0 IBB: 0 HBP: 0 BLK: 0
PITCHER CC Sabathia, L (1, 1) Steve Karsay, R (8, 1) ERA: 4.37 ERA: 1.37	IP: 7.0 WLS: L BF: 25 H: 2 R: 1 ER: 1 SO: 1 BB: 0 IBB: 0 HBP: 0 BLK: 0 WP: 0 HR: 0 S: 15 P: 23 ERA: 5.40 WHIP: 1.200																	

Batter	1	2	3	4	5	6	7	8	9	AB	R	H	RBI	BB	SO	LOB	TOP											
11 Jimmy Rollins, S OBP: 0.320, SLG: 0.436	0-1 S 1B		1-1 G5-3		1-0 G6-3		1-3 K		0-0 FC6-2 3B	5	0	2	1	0	1	0	Philadelphia Phillies @ Pittsburgh Pirates PNC Park, Pittsburgh, PA Thu Jun 21 2001, 7:05 PM EDT Att: 29,560 - Sunny - 85 F											
Brian Hunter, R OBP: 0.378, SLG: 0.375	1-1 F8		2-2 G4-3		0-1 F7		0-3 K		1-2 FC6-2	5	0	0	0	0	1	2												
Bobby Abreu, L OBP: 0.381, SLG: 0.514	3-1 F8			3-2 G6-3 SF7 2B		4-0 S BB E BB		3-2 F8		4	2	1	0	1	1	2												
Scott Rolen, R OBP: 0.355, SLG: 0.428	4-2 BB			0-0 G6-3 1B 1B		4-0 S FC3 BB		1-0 G6-3		2	2	1	0	2	0	0												
Pat Burrell, R OBP: 0.364, SLG: 0.457	2-0 G4-3			1-1 G6-3		1-3 K		1-3 K		4	0	0	0	0	2	5												
Travis Lee, L OBP: 0.369, SLG: 0.481		0-2 G4-1		0-0 SF7		0-0 FC3 CS		1-0 P6		3	0	0	2	0	0	0												
Johnny Estrada, S OBP: 0.307, SLG: 0.432		0-0 G3-1		0-1 1B		1-2 1B		0-0 G4-3		4	0	2	1	0	0	0												
Tomas Perez, S OBP: 0.340, SLG: 0.370		0-1 G4-3		0-0 F9		0-1 1B		2-1 E 3B		4	1	2	0	0	0	1												
Robert Person, R Tyrone Ward, S Wayne Gomes, R Rheal Cormier, L Ricky Bottalico, L Marlon Anderson, L Jose Mesa, R		0-2 G1-3		2-3 K		1-2 G6-3		0-1 E3 11 3B		2	0	0	0	0	0	1												
Inning Stats	R: 0 E: 0 K: 0 S: 9	H: 1 LOB: 2 BB: 1 P: 19	R: 0 E: 0 K: 0 S: 6	H: 0 LOB: 0 BB: 0 P: 6	R: 0 E: 0 K: 0 S: 8	H: 0 LOB: 0 BB: 0 P: 11	R: 2 E: 0 K: 0 S: 10	H: 3 LOB: 1 BB: 0 P: 14	R: 0 E: 0 K: 1 S: 6	H: 0 LOB: 0 BB: 0 P: 9	R: 2 E: 0 K: 1 S: 14	H: 2 LOB: 2 BB: 2 P: 27	R: 0 E: 0 K: 1 S: 5	H: 0 LOB: 0 BB: 0 P: 13	R: 0 E: 0 K: 1 S: 5	H: 0 LOB: 0 BB: 0 P: 8			R: 2 E: 1 K: 1 S: 14	H: 2 LOB: 1 BB: 0 P: 19	1B: 5 2B: 1 3B: 2 HR: 0	SF: 1 SAC: 0 DP: 0 HBP: 0	WP: 0 PB: 0 SB: 5 CS: 1	PA: 39				
PITCHER	IP	WLS	BF	H	R	ER	SO	BB	IBB	HBP	BLK	WP	HR	S	P	ERA	WHIP											
Jimmy Anderson, L ERA: 4.37	(1, 1)	5.2	L	26	6	4	4	2	3	0	0	0	0	0	49	81	6.35	1.588										
Josias Manzanillo, R ERA: 4.42	(6, 1)	2.1		7	0	0	0	3	0	0	0	0	0	18	26	0.00	0.000											
Omar Olivares, R ERA: 6.82	(9, 1)	1.0		6	2	2	1	1	0	0	0	0	0	14	19	9.00	2.000											

Batter	1	2	3	4	5	6	7	8	9	AB	R	H	RBI	BB	SO	LOB	BOTTOM											
Abraham Nunez, S OBP: 0.341, SLG: 0.363	2-1 G3		4-2 2 2B BB		4-1 BB			1-0 E1 G4-3 1B		2	0	1	0	2	0	0	Philadelphia Phillies @ Pittsburgh Pirates PNC Park, Pittsburgh, PA Thu Jun 21 2001, 7:05 PM EDT Att: 29,560 - Sunny - 85 F											
2 Jack Wilson, R OBP: 0.281, SLG: 0.333	0-0 G5-3		1-1 1-1 2-3 2B		1-2 F8		1-1 G4-3		4	0	1	2	0	0	2													
18 Jason Kendall, R OBP: 0.331, SLG: 0.357	2-1 G4-3		0-0 F2		2-3 K		2-2 F8		4	0	0	0	0	1	2													
Brian Giles, L OBP: 0.394, SLG: 0.614		3-2 F7		2-1 F9 SF5 2B		1-1 F7		0-1 L6		4	1	1	0	0	0	0												
Aramis Ramirez, R OBP: 0.336, SLG: 0.478		0-2 F7		0-0 F9		0-0 F9		0-2 2B		4	0	1	0	0	0	1												
John Vander Wal, L OBP: 0.378, SLG: 0.514		1-2 F9		3-2 SF5		1-1 F8		1-1 G1-3		3	0	0	1	0	0	1												
Craig Wilson, R OBP: 0.391, SLG: 0.625			1-1 BB E 2 2B 1B		0-3 K		0-3 K		2-3 K	4	1	1	0	0	3	1												
Rob Mackowiak, L OBP: 0.373, SLG: 0.491			1-3 K		0-3 K		0-0 F9		3	0	0	0	0	2	1													
Jimmy Anderson, L Josias Manzanillo, R Andy Barket, L Kevin Young, R Omar Olivares, R			2-1 E2 2 2B		1-3 K		2-1 F7		2	1	0	0	0	1	1													
Inning Stats	R: 0 E: 0 K: 0 S: 5	H: 0 LOB: 0 BB: 0 P: 9	R: 0 E: 0 K: 0 S: 10	H: 0 LOB: 0 BB: 0 P: 14	R: 2 E: 1 K: 1 S: 13	H: 2 LOB: 1 BB: 1 P: 22	R: 1 E: 0 K: 1 S: 10	H: 1 LOB: 0 BB: 0 P: 15	R: 0 E: 0 K: 2 S: 11	H: 0 LOB: 1 BB: 1 P: 17	R: 0 E: 0 K: 1 S: 6	H: 0 LOB: 0 BB: 0 P: 9	R: 0 E: 0 K: 1 S: 6	H: 0 LOB: 0 BB: 0 P: 7	R: 0 E: 1 K: 0 S: 8			H: 1 LOB: 1 BB: 0 P: 14	R: 0 E: 0 K: 1 S: 10	H: 1 LOB: 1 BB: 0 P: 13	1B: 2 2B: 3 3B: 0 HR: 0	SF: 1 SAC: 0 DP: 0 HBP: 0	WP: 0 PB: 0 SB: 0 CS: 0	PA: 34				
PITCHER	IP	WLS	BF	H	R	ER	SO	BB	IBB	HBP	BLK	WP	HR	S	P	ERA	WHIP											
Robert Person, R ERA: 4.71	(1, 1)	5.0	W	20	3	3	2	4	2	0	0	0	0	0	49	77	3.60	1.000										
Wayne Gomes, R ERA: 3.13	(6, 1)	2.0	H	6	0	0	0	2	0	0	0	0	0	12	16	0.00	0.000											
Rheal Cormier, L ERA: 3.47	(8, 1)	0.2	H	3	1	0	0	0	0	0	0	0	0	5	9	0.00	1.500											
Ricky Bottalico, R ERA: 3.72	(8, 1)	0.1	H	1	0	0	0	0	0	0	0	0	0	3	5	0.00	0.000											
Jose Mesa, R ERA: 3.3	(9, 1)	1.0	S	4	1	0	0	1	0	0	0	0	0	10	13	0.00	1.000											

Batter	1	2	3	4	5	6	7	8	9	AB	R	H	RBI	BB	SO	LOB	TOP								
Rob Ducey, L OBP: 0.407, SLG: 0.444 (1, 8)	G5-4-3 BB		G4-3	FC5 HBP SF7 BB		G4-3 2B		FC5-4 BB	HBP BB	2	1	1	0	4	0	0									
Jose Vidro, S OBP: 0.364, SLG: 0.498 (1, 4)	F9		1B BB	E HBP		G4-3		FC5-4 HR	HBP BB	3	2	0	2	1	0	4									
Vladimir Guerrero, R OBP: 0.373, SLG: 0.596 (1, 9)	G5-4-3 1-2		2B 1B	FC5		G6-3		HR	F8	6	1	2	4	0	0	7									
Lee Stevens, L OBP: 0.304, SLG: 0.446 (1, 3)		1B 2B 1B		SF7				G4-3 2B		4	1	3	2	0	1	0									
Orlando Cabrera, R OBP: 0.309, SLG: 0.387 (1, 6)	P3		2B	P4				G4-3	G6-3	4	0	0	0	1	0	4									
Randy Knorr, R OBP: 0.356, SLG: 0.480 (1, 2)	2B 1B		G6-4-3		G5-3			K	BB HBP 1B	5	2	2	0	0	1	4									
Geoff Blum, S OBP: 0.317, SLG: 0.337 (1, 7)	1B 2B			FC3-5 HBP BB	F9			IBB	K	3	1	1	1	2	1	1									
Ryan Minor, R OBP: 0.286, SLG: 0.310 (1, 5)	CS 1B			BB FC3-5 HBP	F5			G6-3	HBP BB	3	1	1	2	1	0	2									
Tony Armas, R OBP: 0.200, SLG: 0.240 (8, PH)	K			FC3-5 HBP BB		G5-3		FC5-4 HR BB	L8	3	1	0	0	0	1	3									
Mark Smith, R OBP: 0.370, SLG: 0.378 (8, 1)										0	1	0	0	1	0	0									
Graeme Lloyd, L (8, 1)										0	0	0	0	0	0	0									
Brian Schneider, L (9, PH)										1	0	0	0	0	0	2									
Scott Strickland, R (9, 1)										0	0	0	0	0	0	0									
Inning Stats	R: 0 E: 0 K: 0 S: 5	H: 0 LOB: 0 BB: 1 P: 9	R: 3 E: 0 K: 1 S: 22	H: 4 LOB: 0 BB: 0 P: 36	R: 1 E: 0 K: 0 S: 11	H: 2 LOB: 2 BB: 2 P: 25	R: 3 E: 1 K: 0 S: 12	H: 0 LOB: 2 BB: 2 P: 25	R: 0 E: 0 K: 0 S: 4	H: 0 LOB: 0 BB: 0 P: 8	R: 0 E: 0 K: 0 S: 8	H: 1 LOB: 1 BB: 0 P: 11	R: 0 E: 0 K: 1 S: 12	H: 1 LOB: 2 BB: 1 P: 22	R: 3 E: 0 K: 1 S: 12	H: 1 LOB: 0 BB: 2 P: 24	R: 1 E: 0 K: 1 S: 14	H: 1 LOB: 3 BB: 2 P: 24	1B: 5 2B: 4 3B: 0 HR: 1	SF: 1 SAC: 0 DP: 2 HBP: 3	WP: 0 PB: 0 SB: 0 CS: 1	PA: 48			
PITCHER	IP	WLS	BF	H	R	ER	SO	BB	IBB	HBP	BLK	WP	HR	S	P	ERA	WHIP								
Jason Schmidt, R ERA: 6.75 (1, 1)	3.1	L	20	6	7	6	1	4	1	2	0	0	0	44	89	16.20	3.000								
Omar Olivares, R ERA: 8.47 (4, 1)	3.2		15	2	0	0	1	0	1	0	0	0	0	30	47	0.00	0.545								
Scott Sauerbeck, L ERA: 6.14 (8, 1)	1.0		6	1	3	3	1	2	0	0	0	0	0	12	24	27.00	3.000								
Rich Loiselle, R ERA: 12.27 (9, 1)	1.0		7	1	1	1	1	2	0	1	0	0	0	14	24	9.00	3.000								

Montreal Expos @ Pittsburgh Pirates
PNC Park, Pittsburgh, PA
Fri Jun 22 2001, 7:05 PM EDT
Att: 33,439 - Cloudy - 78 F

AB 34
R 11
H 10
RBI 11
BB 10
SO 4
LOB 27



Batter	1	2	3	4	5	6	7	8	9	AB	R	H	RBI	BB	SO	LOB	BOTTOM								
Derek Bell, R OBP: 0.216, SLG: 0.197 (1, 7)	K	G1-3		G3-1			F2			4	0	0	0	0	1	2									
2 Jack Wilson, R OBP: 0.271, SLG: 0.333 (8, 1)	HR 1B			BB BB		G6-3		F8		3	1	1	0	1	0	0									
18 Jason Kendall, R OBP: 0.327, SLG: 0.351 (1, 2)	F7		P4			K		G5-3		4	0	0	0	0	1	2									
Brian Giles, L OBP: 0.395, SLG: 0.622 (9, 7)	HR			G4-6-3 BB		G6-3		G3		3	1	1	2	1	0	0									
John Vander Wal, L OBP: 0.374, SLG: 0.507 (8, PH)	F7		G4-6-3			G4-3		G4-3		3	0	0	0	0	0	2									
Emil Brown, R OBP: 0.306, SLG: 0.339 (9, 8)										1	0	0	0	0	0	0									
Aramis Ramirez, R OBP: 0.335, SLG: 0.475 (1, 5)		K		F9		G6-3 1B		L6		4	0	1	0	0	1	0									
Kevin Young, R OBP: 0.294, SLG: 0.360 (1, 3)		S 2B BB		2B 1B		G6-3		K		3	2	1	0	1	1	1									
Rob Mackowiak, L OBP: 0.381, SLG: 0.526 (1, 4)				1B 2B		G4-3		G6-3		4	1	2	2	0	0	1									
Jason Schmidt, R OBP: 0.182, SLG: 0.182 (4, 1)										1	0	0	0	0	1	1									
Omar Olivares, R OBP: 0.217, SLG: 0.304 (7, PH)										1	0	1	1	0	0	0									
Abraham Nunez, S OBP: 0.339, SLG: 0.360 (8, 6)				G3-1 1B				F9		1	0	0	0	0	0	0									
Inning Stats	R: 2 E: 0 K: 1 S: 12	H: 2 LOB: 0 BB: 0 P: 19	R: 1 E: 0 K: 2 S: 10	H: 1 LOB: 1 BB: 1 P: 19	R: 0 E: 0 K: 0 S: 5	H: 0 LOB: 1 BB: 2 P: 19	R: 2 E: 0 K: 0 S: 9	H: 3 LOB: 0 BB: 0 P: 11	R: 0 E: 0 K: 1 S: 8	H: 0 LOB: 0 BB: 0 P: 11	R: 0 E: 0 K: 0 S: 6	H: 1 LOB: 1 BB: 0 P: 8	R: 0 E: 0 K: 0 S: 10	H: 0 LOB: 0 BB: 0 P: 16	R: 0 E: 0 K: 0 S: 5	H: 0 LOB: 0 BB: 0 P: 6	R: 0 E: 0 K: 1 S: 9	H: 0 LOB: 0 BB: 0 P: 12	1B: 4 2B: 2 3B: 0 HR: 1	SF: 0 SAC: 0 DP: 2 HBP: 0	WP: 0 PB: 0 SB: 1 CS: 0	PA: 35			
PITCHER	IP	WLS	BF	H	R	ER	SO	BB	IBB	HBP	BLK	WP	HR	S	P	ERA	WHIP								
Tony Armas, R ERA: 3.05 (1, 1)	7.0	W	29	7	5	5	4	3	0	0	0	0	0	60	103	6.43	1.429								
Graeme Lloyd, L ERA: 2.6 (8, 1)	1.0		3	0	0	0	0	0	0	0	0	0	0	5	6	0.00	0.000								
Scott Strickland, R ERA: 3.49 (9, 1)	1.0		3	0	0	0	1	0	0	0	0	0	0	9	12	0.00	0.000								

Montreal Expos @ Pittsburgh Pirates
PNC Park, Pittsburgh, PA
Fri Jun 22 2001, 7:05 PM EDT
Att: 33,439 - Cloudy - 78 F

AB 32
R 5
H 7
RBI 5
BB 3
SO 5
LOB 9



Batter	1	2	3	4	5	6	7	8	9	AB	R	H	RBI	BB	SO	LOB	TOP					
Rob Ducey, L OBP: 0.406, SLG: 0.429 (1, 7)										4	0	1	2	1	2	0	Montreal Expos @ Pittsburgh Pirates PNC Park, Pittsburgh, PA Sat Jun 23 2001, 7:05 PM EDT Att: 38,169 - Cloudy - 68 F					
Jose Vidro, S OBP: 0.365, SLG: 0.500 (1, 4)										5	0	2	0	0	0	3						
Vladimir Guerrero, R OBP: 0.372, SLG: 0.591 (1, 9)										4	1	1	0	0	0	2						
Lee Stevens, L OBP: 0.300, SLG: 0.440 (1, 3)										4	0	0	0	0	1	2						
Orlando Cabrera, R OBP: 0.312, SLG: 0.389 (1, 6)										4	2	2	0	0	1	0						
Michael Barrett, R OBP: 0.291, SLG: 0.350 (1, 2)										4	1	2	0	0	0	2						
Geoff Blum, S OBP: 0.321, SLG: 0.342 (1, 5)										3	0	1	2	1	0	2						
Peter Bergeron, L OBP: 0.208, SLG: 0.174 (1, 8)										3	0	0	0	0	1	3						
Masato Yoshii, R OBP: 0.167, SLG: 0.091 (5, PH)										1	0	0	0	0	1	3						
Ryan Minor, R OBP: 0.280, SLG: 0.302 (5, 1)										1	0	0	0	0	1	0						
Bob Scanlan, R OBP: 0.280, SLG: 0.302 (5, 1)										0	0	0	0	0	0	0						
Mark Smith, R OBP: 0.280, SLG: 0.302 (7, PH)										1	0	0	0	0	0	0						
Darwin Cubillan, R OBP: 0.280, SLG: 0.302 (7, 1)										0	0	0	0	0	0	0						
Scott Stewart, R OBP: 0.280, SLG: 0.302 (7, 1)										0	0	0	0	0	0	0						
Ugueth Urbina, R OBP: 0.280, SLG: 0.302 (8, 1)										0	0	0	0	0	0	0						
Mike Mordcaai, R OBP: 0.280, SLG: 0.302 (9, PH)										1	0	0	0	0	0	0						
Inning Stats	R: 0 E: 0 K: 2 S: 8	H: 1 LOB: 1 BB: 0 P: 10	R: 2 E: 0 K: 1 S: 11	H: 3 LOB: 2 BB: 0 P: 19	R: 0 E: 0 K: 0 S: 6	H: 0 LOB: 0 BB: 0 P: 10	R: 0 E: 0 K: 1 S: 11	H: 0 LOB: 0 BB: 0 P: 15	R: 0 E: 0 K: 0 S: 5	H: 0 LOB: 0 BB: 1 P: 11	R: 2 E: 0 K: 0 S: 11	H: 3 LOB: 1 BB: 0 P: 16	R: 0 E: 0 K: 0 S: 11	H: 1 LOB: 1 BB: 0 P: 15	R: 0 E: 0 K: 1 S: 13	H: 1 LOB: 2 BB: 0 P: 22	R: 0 E: 0 K: 1 S: 7	H: 0 LOB: 0 BB: 0 P: 11	1B: 7 2B: 2 3B: 0 HR: 0	SF: 0 SAC: 0 DP: 1 HBP: 1	WP: 0 PB: 0 CS: 0	PA: 38
PITCHER	IP	WLS	BF	H	R	ER	SO	BB	IBB	HBP	BLK	WP	HR	S	P	ERA	WHIP					
Todd Ritchie, R ERA: 4.37 (1, 1)	6.0	W	26	7	4	4	5	1	0	1	0	0	0	52	81	6.00	1.333					
Scott Sauerbeck, L ERA: 6.0 (7, 1)	0.2	H	3	1	0	0	0	0	0	0	0	0	0	6	9	0.00	1.500					
Rich Loiselle, R ERA: 11.25 (7, 1)	0.1	H	1	0	0	0	0	0	0	0	0	0	0	5	6	0.00	0.000					
Josias Manzanillo, R ERA: 4.31 (8, 1)	1.0	H	5	1	0	0	1	1	0	0	0	0	0	13	22	0.00	2.000					
Mike Williams, R ERA: 3.93 (9, 1)	1.0	S	3	0	0	0	1	0	0	0	0	0	0	7	11	0.00	0.000					

AB	35
R	4
H	9
RBI	4
BB	2
SO	7
LOB	17



Batter	1	2	3	4	5	6	7	8	9	AB	R	H	RBI	BB	SO	LOB	BOTTOM				
Derek Bell, R OBP: 0.229, SLG: 0.206 (1, 9)										4	1	2	0	1	1	0	Montreal Expos @ Pittsburgh Pirates PNC Park, Pittsburgh, PA Sat Jun 23 2001, 7:05 PM EDT Att: 38,169 - Cloudy - 68 F				
2 Jack Wilson, R OBP: 0.280, SLG: 0.333 (7, 1)										3	1	1	1	1	0	1					
Scott Sauerbeck, R OBP: 0.280, SLG: 0.333 (7, 1)										0	0	0	0	0	0	0					
Rich Loiselle, R OBP: 0.302, SLG: 0.356 (8, 4)										1	0	0	0	0	0	0					
18 Jason Kendall, R OBP: 0.328, SLG: 0.350 (1, 2)										4	1	1	1	1	0	2					
Brian Giles, L OBP: 0.399, SLG: 0.620 (1, 8)										4	1	2	2	1	0	1					
Aramis Ramirez, R OBP: 0.337, SLG: 0.473 (1, 5)										3	1	1	0	0	0	4					
John Vander Wal, L OBP: 0.372, SLG: 0.502 (8, 1)										4	0	1	1	0	0	1					
Josias Manzanillo, R OBP: 0.372, SLG: 0.502 (8, 1)										0	0	0	0	0	0	0					
Mike Williams, R OBP: 0.372, SLG: 0.502 (9, 1)										0	0	0	0	0	0	0					
Kevin Young, R OBP: 0.303, SLG: 0.370 (1, 3)										3	1	2	1	1	1	0					
Rob Mackowiak, L OBP: 0.379, SLG: 0.533 (7, PH)										3	0	1	0	0	1	2					
Emil Brown, R OBP: 0.304, SLG: 0.336 (8, 8)										1	0	0	0	0	0	1					
Todd Ritchie, R OBP: 0.241, SLG: 0.259 (7, 6)										2	1	1	1	0	0	1					
Abraham Nunez, S OBP: 0.344, SLG: 0.365 (7, 6)										1	0	1	0	0	0	0					
Inning Stats	R: 0 E: 0 K: 0 S: 11	H: 1 LOB: 2 BB: 1 P: 20	R: 0 E: 0 K: 1 S: 12	H: 1 LOB: 1 BB: 0 P: 19	R: 0 E: 0 K: 0 S: 10	H: 1 LOB: 2 BB: 1 P: 19	R: 6 E: 1 K: 1 S: 23	H: 5 LOB: 2 BB: 2 P: 41	R: 0 E: 0 K: 0 S: 9	H: 2 LOB: 2 BB: 0 P: 12	R: 0 E: 0 K: 0 S: 4	H: 0 LOB: 0 BB: 0 P: 6	R: 1 E: 0 K: 0 S: 12	H: 3 LOB: 1 BB: 0 P: 20	R: 0 E: 0 K: 1 S: 11	H: 0 LOB: 1 BB: 1 P: 16	1B: 10 2B: 3 3B: 0 HR: 0	SF: 0 SAC: 1 DP: 0 HBP: 1	WP: 0 PB: 0 CS: 1	PA: 41	
PITCHER	IP	WLS	BF	H	R	ER	SO	BB	IBB	HBP	BLK	WP	HR	S	P	ERA	WHIP				
Masato Yoshii, R ERA: 4.55 (1, 1)	4.0	L	24	8	6	6	2	4	0	1	0	0	0	13	18	0.00	1.000				
Bob Scanlan, R ERA: 5.92 (5, 1)	2.0		7	2	0	0	0	0	0	0	0	0	0	9	16	27.00	6.000				
Darwin Cubillan, R ERA: 3.48 (7, 1)	0.1		3	2	1	1	0	0	0	0	0	0	0	3	4	0.00	1.500				
Scott Stewart, L ERA: 5.95 (7, 1)	0.2		2	1	0	0	0	0	0	0	0	0	0	3	4	0.00	1.500				
Ugueth Urbina, R ERA: 4.32 (8, 1)	1.0		4	0	0	0	1	1	0	0	0	0	0	11	16	0.00	1.000				

AB	33
R	7
H	13
RBI	7
BB	5
SO	3
LOB	13



Batter	1	2	3	4	5	6	7	8	9	AB	R	H	RBI	BB	SO	LOB	TOP																			
Peter Bergeron, L (1, 8) OBP: 0.253, SLG: 0.243	E4 WP E 1B	K		S 1B 1B		FC5-2 1-3 2-H 1B 2B				5	2	4	1	1	1	1																				
Jose Vidro, S (1, 4) OBP: 0.381, SLG: 0.493	G6-3					G3			G6-3	5	0	1	1	0	1	4																				
Geoff Blum, S (8, 4) OBP: 0.319, SLG: 0.341							P6			1	0	0	0	0	0	1																				
Vladimir Guerrero, R (1, 9) OBP: 0.372, SLG: 0.584										3	1	0	0	2	0	3																				
Rob Ducey, L (8, 9) OBP: 0.406, SLG: 0.429	CS E IBB 2-3									0	0	0	0	0	0	0																				
Orlando Cabrera, R (1, 6) OBP: 0.310, SLG: 0.386	E5 CS 1-2 3-H									5	1	1	1	0	0	5																				
Lee Stevens, L (1, 3) OBP: 0.302, SLG: 0.437										4	1	1	2	1	1	1																				
Michael Barrett, R (1, 2) OBP: 0.298, SLG: 0.365	F3									5	2	3	1	0	0	2																				
Brian Schneider, L (8, 2)										0	0	0	0	0	0	0																				
Mark Smith, R (1, 7) OBP: 0.365, SLG: 0.357										4	2	1	0	0	0	1																				
AB 42																																				
R 11																																				
H 16																																				
RBI 9																																				
BB 4																																				
SO 3																																				
LOB 20																																				
56 Troy Mattes, R (1, 1) OBP: 0.200, SLG: 0.200										2	1	1	0	0	0	1																				
Ryan Minor, R (6, PH) OBP: 0.288, SLG: 0.311										2	0	1	0	0	0	1																				
Guillermo Mota, R (6, 1) OBP: 0.333, SLG: 0.333										0	0	0	0	0	0	0																				
Scott Stewart, R (7, 1)										0	0	0	0	0	0	0																				
Randy Knorr, R (9, PH) OBP: 0.390, SLG: 0.471										1	0	0	0	0	0	0																				
Scott Strickland, R (9, 1)										0	0	0	0	0	0	0																				
Inning Stats	R: 1 E: 2 K: 0 S: 7	H: 1 LOB: 2 BB: 2 P: 16	R: 0 E: 0 K: 1 S: 8	H: 1 LOB: 1 BB: 0 P: 11	R: 0 E: 0 K: 1 S: 7	H: 0 LOB: 0 BB: 0 P: 10	R: 3 E: 0 K: 0 S: 20	H: 5 LOB: 2 BB: 0 P: 33	R: 0 E: 0 K: 0 S: 8	H: 2 LOB: 1 BB: 0 P: 12	R: 7 E: 1 K: 0 S: 14	H: 6 LOB: 1 BB: 1 P: 28	R: 0 E: 0 K: 0 S: 9	H: 1 LOB: 1 BB: 0 P: 12	R: 0 E: 0 K: 1 S: 7	H: 0 LOB: 0 BB: 0 P: 12	R: 0 E: 0 K: 0 S: 9	H: 0 LOB: 0 BB: 1 P: 17	1B: 11 2B: 5 3B: 0 HR: 0	SF: 0 SAC: 0 DP: 1 HBP: 1	WP: 1 PB: 0 CS: 2	PA: 47														
PITCHER	IP	WLS	BF	H	R	ER	SO	BB	IBB	HBP	BLK	WP	HR	S	P	ERA	WHIP	PITCHER	IP	WLS	BF	H	R	ER	SO	BB	IBB	HBP	BLK	WP	HR	S	P	ERA	WHIP	
Joe Beimel, L (1, 1) ERA: 4.27	5.0	L	28	12	7	6	2	1	1	0	0	1	0	54	88	10.80	2.600																			
Rich Loiselle, R (6, 1) ERA: 14.4	1.0		8	3	4	3	0	0	1	1	0	0	0	10	22	27.00	3.000																			
Damaso Marte, L (7, 1) ERA:	3.0		11	1	0	0	1	1	0	0	0	0	0	25	41	0.00	0.667																			

Montreal Expos @ Pittsburgh Pirates
PNC Park, Pittsburgh, PA
Sun Jun 24 2001, 1:35 PM EDT
Att: 36,826 - Cloudy - 72 F

AB	42
R	11
H	16
RBI	9
BB	4
SO	3
LOB	20



Batter	1	2	3	4	5	6	7	8	9	AB	R	H	RBI	BB	SO	LOB	BOTTOM																			
Abraham Nunez, S (1, 6) OBP: 0.368, SLG: 0.390	G3 BB									3	1	3	0	2	0	0																				
Rob Mackowiak, L (1, 4) OBP: 0.352, SLG: 0.492	G3									5	1	0	0	0	1	5																				
18 Jason Kendall, R (1, 7) OBP: 0.329, SLG: 0.349	F3									4	1	1	0	0	0	3																				
Brian Giles, L (1, 8) OBP: 0.400, SLG: 0.621										3	0	1	2	1	0	2																				
Emil Brown, R (8, 8) OBP: 0.301, SLG: 0.333										1	0	0	0	0	1	1																				
Aramis Ramirez, R (1, 5) OBP: 0.339, SLG: 0.477	K									4	0	2	1	0	1	4																				
John Vander Wal, L (1, 9) OBP: 0.371, SLG: 0.495										3	0	0	0	0	0	3																				
Andy Barkett, L (1, 3) OBP: 0.373, SLG: 0.413										4	0	0	0	0	3	3																				
Keith Osik, R (1, 2) OBP: 0.281, SLG: 0.327										4	0	0	0	0	2	3																				
Joe Beimel, L (1, 1) OBP: 0.300, SLG: 0.300										2	0	0	0	0	0	0																				
Rich Loiselle, R (6, 1) ERA: 1.5										0	0	0	0	0	0	0																				
Craig Wilson, R (6, PH) OBP: 0.383, SLG: 0.610										1	0	0	0	0	0	0																				
Damaso Marte, L (7, 1)										0	0	0	0	0	0	0																				
Kevin Young, R (9, PH) OBP: 0.306, SLG: 0.389										1	1	1	1	0	0	0																				
Inning Stats	R: 0 E: 0 K: 1 S: 15	H: 0 LOB: 2 BB: 2 P: 30	R: 0 E: 0 K: 2 S: 10	H: 0 LOB: 0 BB: 0 P: 18	R: 0 E: 0 K: 0 S: 9	H: 1 LOB: 0 BB: 0 P: 14	R: 1 E: 0 K: 0 S: 10	H: 2 LOB: 2 BB: 0 P: 16	R: 2 E: 0 K: 0 S: 13	H: 2 LOB: 2 BB: 0 P: 22	R: 0 E: 0 K: 2 S: 7	H: 0 LOB: 0 BB: 0 P: 13	R: 0 E: 0 K: 1 S: 8	H: 0 LOB: 1 BB: 1 P: 14	R: 0 E: 0 K: 1 S: 11	H: 1 LOB: 1 BB: 0 P: 14	R: 1 E: 0 K: 1 S: 10	H: 2 LOB: 1 BB: 0 P: 14	1B: 4 2B: 3 3B: 0 HR: 1	SF: 0 SAC: 0 DP: 0 HBP: 2	WP: 1 PB: 0 CS: 1	PA: 41														
PITCHER	IP	WLS	BF	H	R	ER	SO	BB	IBB	HBP	BLK	WP	HR	S	P	ERA	WHIP	PITCHER	IP	WLS	BF	H	R	ER	SO	BB	IBB	HBP	BLK	WP	HR	S	P	ERA	WHIP	
56 Troy Mattes, R (1, 1) ERA: 1.5	5.0	W	24	5	3	2	3	1	1	2	0	0	0	7	13	0.00	0.000																			
Guillermo Mota, R (6, 1) ERA: 3.41	1.0		3	0	0	0	2	0	0	0	0	0	0	7	13	0.00	0.000																			
Scott Stewart, L (7, 1) ERA: 5.4	2.0		8	1	0	0	2	1	0	0	0	0	0	19	28	0.00	1.000																			
Scott Strickland, R (9, 1) ERA: 3.63	1.0		5	2	1	1	1	0	0	0	0	0	1	10	14	9.00	2.000																			

Montreal Expos @ Pittsburgh Pirates
PNC Park, Pittsburgh, PA
Sun Jun 24 2001, 1:35 PM EDT
Att: 36,826 - Cloudy - 72 F

AB	35
R	4
H	8
RBI	4
BB	3
SO	8
LOB	24



Batter	1	2	3	4	5	6	7	8	9	AB	R	H	RBI	BB	SO	LOB	TOP			
Devon White, S (1, 8) OBP: 0.360, SLG: 0.518	1-1 G2-3		1-3 K		0-1 SH1-3		3-3 K			3	0	0	0	0	2	1	Milwaukee Brewers @ Pittsburgh Pirates PNC Park, Pittsburgh, PA Wed Jun 27 2001, 7:05 PM EDT Att: 25,756 - Sunny - 87 F			
Mark Loretta, R (1, 4) OBP: 0.321, SLG: 0.289	0-0 F9		0-1 L6		3-2 SF8			1-1 G3		3	0	0	1	0	0					
Geoff Jenkins, L (1, 7) OBP: 0.382, SLG: 0.528	2-0 WP 1B			0-2 L4	1-3 K			0-0 P3		4	0	1	0	0	1					
Jeromy Burnitz, L (1, 9) OBP: 0.382, SLG: 0.555	2-2 G6-3			4-0 G4-3 1B BB		1-1 G3-1		1-3 K		3	1	0	0	1	1					
Richie Sexson, R (1, 3)		0-0 F8		1-2 G4-3		0-3 K			1-1 G4-3		4	0	0	0	1					
Tyler Houston, L (1, 5) OBP: 0.372, SLG: 0.555		4-2 BB		1-0 FC5-4 1B		2-3 K			0-0 G4-3		3	0	1	1	1	0				
José Hernández, R (1, 6) OBP: 0.314, SLG: 0.482		3-3 K		3-1 FC5-4			0-1 F9		3-2 G4-3		4	0	0	0	1	2				
Raul Casanova, S (1, 2) OBP: 0.322, SLG: 0.500		3-2 G4-3			0-0 SH1-3 BLK SF8 1B					3	1	2	0	0	0	1				
Jimmy Haynes, R (1, 1) OBP: 0.219, SLG: 0.200			0-0 F7		4-0 SF8 SH1-3 BB		0-1 F8			1	0	0	0	1	0	0				
Mike DeJean, R (6, 1)										0	0	0	0	0	0	0				
Luis Lopez, S (7, PH) OBP: 0.243, SLG: 0.288										1	0	0	0	0	0	1				
Chad Fox, R (7, 1)										0	0	0	0	0	0	0				
Will Cunnane, R (8, 1)										0	0	0	0	0	0	0				
Inning Stats	R: 0 E: 0 K: 0 S: 8	H: 1 LOB: 1 BB: 0 P: 13	R: 0 E: 0 K: 1 S: 13	H: 0 LOB: 1 BB: 23	R: 0 E: 0 K: 1 S: 6	H: 0 LOB: 0 BB: 0 P: 7	R: 1 E: 0 K: 0 S: 11	H: 1 LOB: 1 BB: 1 P: 20	R: 1 E: 0 K: 1 S: 9	H: 1 LOB: 0 BB: 1 P: 17	R: 0 E: 0 K: 2 S: 8	H: 0 LOB: 0 BB: 0 P: 11	R: 0 E: 0 K: 1 S: 10	H: 1 LOB: 1 BB: 0 P: 13	R: 0 E: 0 K: 0 S: 7	H: 0 LOB: 0 BB: 0 P: 11	1B: 4 2B: 0 3B: 0 HR: 0	SF: 1 SAC: 1 DP: 0 HBP: 0	WP: 1 PB: 0 CS: 0	PA: 34
PITCHER Jason Schmidt, R (1, 1) ERA: 5.88	IP: 9.0 WLS: W BF: 34 H: 4 R: 2 ER: 2 SO: 7 BB: 3 IBB: 0 HBP: 0 BLK: 1 WP: 1 HR: 0 S: 79 P: 124 ERA: 2.00 WHIP: 0.778																			

Batter	1	2	3	4	5	6	7	8	9	AB	R	H	RBI	BB	SO	LOB	BOTTOM			
Abraham Nunez, S (1, 6) OBP: 0.329, SLG: 0.343	1-0 G6-3	3-2 G4-3		0-0 B3		2-2 G1-3		1-3 K		5	0	0	0	0	1	3	Milwaukee Brewers @ Pittsburgh Pirates PNC Park, Pittsburgh, PA Wed Jun 27 2001, 7:05 PM EDT Att: 25,756 - Sunny - 87 F			
Rob Mackowiak, L (1, 4) OBP: 0.390, SLG: 0.527	2-2 G1-3		0-1 18 CS 1B		1-1 BB 1B	0-3 K				4	1	2	0	0	1	0				
Luis Figueroa, S (8, 4)										0	0	0	0	0	0	0				
1B Jason Kendall, R (1, 2) OBP: 0.330, SLG: 0.349	1-1 BB 1B		2-2 1-2 1B		2-3 K	3-1 F8				4	1	2	0	0	1	1				
Brian Giles, L (1, 8) OBP: 0.404, SLG: 0.626	4-0 1B BB		2-2 F7		4-2 1B SF8 BB		0-0 F7			2	1	0	0	2	0	1				
Aramis Ramirez, R (1, 5) OBP: 0.350, SLG: 0.505	0-2 1B		1-1 P4		3-1 1B	0-3 K				4	0	2	2	0	1	1				
John Vander Wal, L (1, 7) OBP: 0.363, SLG: 0.478	1-3 2H 1B			1-2 G3	2-2 SF8		1-3 K			3	0	0	1	0	1	2				
Emil Brown, R (8, 8) OBP: 0.304, SLG: 0.331	3-2 G4-3									0	0	0	0	0	0	0				
Kevin Young, R (1, 3) OBP: 0.318, SLG: 0.402		2-1 WP G6-3 2B		4-0 1B BB	3H 1-1 F8			0-0 G5-3		3	1	1	0	1	0	1				
Derek Bell, R (1, 9) OBP: 0.255, SLG: 0.257		2-2 G6-3		1-2 SH3-4 1B		0-2 HR		4-2 SH1-4 BB		3	1	2	2	1	0	0				
Jason Schmidt, R (1, 1) OBP: 0.231, SLG: 0.462		1-1 F9		0-0 SH3-4		0-0 HR		0-0 SH1-4		2	1	1	1	0	0	0				
Inning Stats	R: 1 E: 0 K: 0 S: 18	H: 2 LOB: 2 BB: 1 P: 29	R: 1 E: 0 K: 0 S: 10	H: 1 LOB: 0 BB: 0 P: 18	R: 0 E: 0 K: 0 S: 11	H: 2 LOB: 1 BB: 0 P: 16	R: 0 E: 0 K: 0 S: 8	H: 1 LOB: 2 BB: 1 P: 14	R: 2 E: 0 K: 1 S: 15	H: 2 LOB: 1 BB: 1 P: 28	R: 2 E: 0 K: 2 S: 12	H: 2 LOB: 0 BB: 0 P: 17	R: 0 E: 0 K: 2 S: 7	H: 0 LOB: 0 BB: 0 P: 8	R: 0 E: 0 K: 1 S: 7	H: 0 LOB: 1 BB: 1 P: 12	1B: 7 2B: 1 3B: 0 HR: 2	SF: 1 SAC: 2 DP: 0 HBP: 0	WP: 1 PB: 0 CS: 1	PA: 37
PITCHER Jimmy Haynes, R (1, 1) ERA: 4.54	IP: 5.0 WLS: L BF: 27 H: 10 R: 6 ER: 6 SO: 1 BB: 3 IBB: 0 HBP: 0 BLK: 0 WP: 0 HR: 2 S: 66 P: 109 ERA: 10.80 WHIP: 2.600																			
Mike DeJean, R (6, 1) ERA: 1.55	1.0 3 0 0 0 0 0 0 0 0 0 0 8 13 0.00 0.000																			
Chad Fox, R (7, 1) ERA: 1.88	1.0 3 0 0 0 2 0 0 0 0 0 0 7 8 0.00 0.000																			
Will Cunnane, R (8, 1) ERA: 6.88	1.0 4 0 0 0 0 1 1 0 0 0 0 7 12 0.00 1.000																			

Batter	1	2	3	4	5	6	7	8	9	AB	R	H	RBI	BB	SO	LOB	TOP								
James Mouton, R (1, 8) OBP: 0.302, SLG: 0.340										3	0	0	0	0	1	0	Milwaukee Brewers @ Pittsburgh Pirates PNC Park, Pittsburgh, PA Thu Jun 28 2001, 1:35 PM EDT Att: 36,390 - Sunny - 89 F								
Ronnie Belliard, R (1, 4) OBP: 0.348, SLG: 0.393										4	0	2	0	0	0	2									
Geoff Jenkins, L (1, 7) OBP: 0.376, SLG: 0.519										4	0	0	0	0	1	2									
Jeremy Burnitz, L (1, 9) OBP: 0.377, SLG: 0.547										4	0	0	0	0	2	1									
Richie Sexson, R (1, 3) OBP: 0.319, SLG: 0.489										4	0	2	0	0	0	0									
Tyler Houston, L (1, 5) OBP: 0.370, SLG: 0.546 Will Cunnane, R (9, PR)										3	0	0	0	1	1	1									
José Hernández, R (1, 6) OBP: 0.317, SLG: 0.487										4	0	2	0	0	0	1									
Raul Casanova, S (1, 2) OBP: 0.312, SLG: 0.482										4	0	0	0	0	1	5									
Jamey Wright, R (1, 1) OBP: 0.313, SLG: 0.276 Ray King, L (7, 1)										2	0	0	0	0	0	0									
Luis Lopez, S (8, PH) OBP: 0.239, SLG: 0.284 Chad Fox, R (8, 1)										0	0	0	0	0	0	0									
										1	0	0	0	0	0	1									
										0	0	0	0	0	0	0									
Inning Stats	R: 0 E: 0 K: 1 S: 8	H: 0 LOB: 0 BB: 0 P: 11	R: 0 E: 0 K: 1 S: 6	H: 0 LOB: 0 BB: 0 P: 7	R: 0 E: 0 K: 0 S: 8	H: 0 LOB: 0 BB: 0 P: 13	R: 0 E: 0 K: 0 S: 7	H: 1 LOB: 1 BB: 0 P: 12	R: 0 E: 0 K: 1 S: 12	H: 1 LOB: 1 BB: 0 P: 16	R: 0 E: 0 K: 0 S: 8	H: 1 LOB: 1 BB: 0 P: 12	R: 0 E: 0 K: 1 S: 9	H: 0 LOB: 0 BB: 0 P: 17	R: 0 E: 0 K: 0 S: 8	H: 1 LOB: 2 BB: 1 P: 13	R: 0 E: 0 K: 2 S: 13	H: 2 LOB: 3 BB: 1 P: 25	1B: 2 2B: 4 3B: 0 HR: 0	SF: 0 SAC: 0 DP: 0 HBP: 1	WP: 1 PB: 0 SB: 0 CS: 0	PA: 35			
PITCHER	IP	WLS	BF	H	R	ER	SO	BB	IBB	HBP	BLK	WP	HR	S	P	ERA	WHIP								
Todd Ritchie, R (1, 1) ERA: 4.07	7.0	W	24	3	0	0	4	0	0	0	0	1	0	58	88	0.00	0.429								
Mike Lincoln, R (8, 1) ERA:	1.0	H	5	1	0	0	0	0	0	1	0	0	0	8	13	0.00	1.000								
Mike Williams, R (9, 1) ERA: 3.31	1.0	S	6	2	0	0	2	1	0	0	0	0	0	13	25	0.00	3.000								

AB	33
R	0
H	6
RBI	0
BB	1
SO	6
LOB	13



Batter	1	2	3	4	5	6	7	8	9	AB	R	H	RBI	BB	SO	LOB	BOTTOM								
Abraham Nunez, S (1, 6) OBP: 0.333, SLG: 0.348										4	0	2	0	0	0	0	Milwaukee Brewers @ Pittsburgh Pirates PNC Park, Pittsburgh, PA Thu Jun 28 2001, 1:35 PM EDT Att: 36,390 - Sunny - 89 F								
Rob Mackowiak, L (1, 4) OBP: 0.395, SLG: 0.513 Luis Figueroa, S (8, 4)										2	0	0	0	1	1	2									
1B Jason Kendall, R (1, 2) OBP: 0.335, SLG: 0.353										2	0	1	0	1	0	1									
Brian Giles, L (1, 8) OBP: 0.402, SLG: 0.621 (9, 7)										4	0	1	0	0	0	3									
Aramis Ramirez, R (1, 5) OBP: 0.352, SLG: 0.504										3	1	1	0	0	0	0									
John Vander Wal, L (1, 7) OBP: 0.361, SLG: 0.478 Mike Williams, R (9, 1)										4	0	1	1	0	1	2									
Kevin Young, R (1, 3) OBP: 0.321, SLG: 0.401										3	0	1	0	1	1	2									
Derek Bell, R (1, 9) OBP: 0.256, SLG: 0.254										2	0	0	0	1	0	3									
Todd Ritchie, R (1, 1) OBP: 0.219, SLG: 0.233 Mike Lincoln, R (8, 1)										3	0	0	0	0	1	3									
Emil Brown, R (9, 8) OBP: 0.304, SLG: 0.331										0	0	0	0	0	0	0									
										0	0	0	0	0	0	0									
Inning Stats	R: 0 E: 0 K: 1 S: 8	H: 1 LOB: 0 BB: 0 P: 12	R: 1 E: 0 K: 0 S: 16	H: 2 LOB: 2 BB: 1 P: 31	R: 0 E: 0 K: 0 S: 11	H: 1 LOB: 1 BB: 0 P: 19	R: 0 E: 0 K: 0 S: 5	H: 1 LOB: 1 BB: 0 P: 8	R: 0 E: 0 K: 1 S: 11	H: 1 LOB: 2 BB: 1 P: 23	R: 0 E: 0 K: 0 S: 10	H: 0 LOB: 1 BB: 2 P: 18	R: 0 E: 0 K: 2 S: 8	H: 0 LOB: 0 BB: 0 P: 15	1B: 5 2B: 2 3B: 0 HR: 0	SF: 0 SAC: 0 DP: 1 HBP: 3	WP: 0 PB: 0 SB: 0 CS: 1	PA: 34							
PITCHER	IP	WLS	BF	H	R	ER	SO	BB	IBB	HBP	BLK	WP	HR	S	P	ERA	WHIP								
Jamey Wright, R (1, 1) ERA: 3.62	6.2	L	31	7	1	1	2	3	3	0	0	0	0	65	119	1.35	1.500								
Ray King, L (7, 1) ERA: 3.86	0.1		1	0	0	0	0	0	0	0	0	0	0	2	2	0.00	0.000								
Chad Fox, R (8, 1) ERA: 1.82	1.0		3	0	0	0	2	0	0	0	0	0	0	8	15	0.00	0.000								



Batter	1	2	3	4	5	6	7	8	9	AB	R	H	RBI	BB	SO	LOB	TOP										
Abraham Nunez, S OBP: 0.329, SLG: 0.343	G4-3		L5		K		1B		K	5	0	1	0	0	2	1	Pittsburgh Pirates @ Montreal Expos Olympic Stadium, Montreal, QB Fri Jun 29 2001, 7:05 PM EDT Att: 6,504 - Dome - 72 F										
Rob Mackowiak, L OBP: 0.389, SLG: 0.494	BB		F5		K		G1-3			3	0	0	0	1	1												
18 Jason Kendall, R OBP: 0.335, SLG: 0.351 Craig Wilson, R OBP: 0.400, SLG: 0.674	BB		P3		F8					2	0	0	0	1	0												
Brian Giles, L OBP: 0.399, SLG: 0.615 Emil Brown, R OBP: 0.302, SLG: 0.328	BB		G4-6-3		F9				HR	1	1	1	1	0	0												
Aramis Ramirez, R OBP: 0.317, SLG: 0.505 Luis Figueroa, S			P3		F2				P3	3	0	1	0	0	0												
John Vander Wal, L OBP: 0.393, SLG: 0.474			G5-3		L5				K	2	0	0	0	2	1												
Kevin Young, R OBP: 0.395, SLG: 0.395 Rich Loiselle, R OBP: 0.287, SLG: 0.340			G5-3		F8				WP	3	0	0	0	0	3												
Derek Bell, R OBP: 0.262, SLG: 0.250			IBB		HR				K	2	1	0	0	2	1												
Joe Beimel, L OBP: 0.273, SLG: 0.273 Omar Olivares, R OBP: 0.250, SLG: 0.458 Keith Osik, R OBP: 0.267, SLG: 0.308			G4-3		HR				F8	1	0	0	0	0	2												
Inning Stats	R: 0 E: 0 K: 0 S: 7	H: 0 LOB: 1 BB: 2 P: 16	R: 0 E: 0 K: 0 S: 9	H: 0 LOB: 2 BB: 2 P: 20	R: 0 E: 0 K: 0 S: 6	H: 0 LOB: 0 BB: 0 P: 9	R: 0 E: 0 K: 0 S: 13	H: 0 LOB: 1 BB: 1 P: 22	R: 2 E: 0 K: 2 S: 14	H: 1 LOB: 0 BB: 1 P: 20	R: 0 E: 0 K: 0 S: 6	H: 1 LOB: 1 BB: 0 P: 8	R: 0 E: 0 K: 0 S: 9	H: 1 LOB: 0 BB: 0 P: 12	R: 1 E: 0 K: 2 S: 8	H: 1 LOB: 0 BB: 0 P: 14		R: 0 E: 0 K: 2 S: 11	H: 1 LOB: 1 BB: 0 P: 15	1B: 2 2B: 1 3B: 0 HR: 2	SF: 0 SAC: 0 DP: 1 HBP: 0	WP: 1 PB: 0 SB: 1 CS: 0	PA: 37				
PITCHER	IP	WLS	BF	H	R	ER	SO	BB	IBB	HBP	BLK	WP	HR	S	P	ERA	WHIP										
56 Troy Mattes, R ERA: 1.89 Scott Strickland, R ERA: 3.67 Ugueth Urbina, R ERA: 4.08	7.0	W	29	3	2	2	2	5	1	0	0	0	1	64	107	2.57	1.143										

Batter	1	2	3	4	5	6	7	8	9	AB	R	H	RBI	BB	SO	LOB	BOTTOM										
Peter Bergeron, L OBP: 0.255, SLG: 0.241	F7		SH1-3		E4		1B			3	2	1	0	1	0	1	Pittsburgh Pirates @ Montreal Expos Olympic Stadium, Montreal, QB Fri Jun 29 2001, 7:05 PM EDT Att: 6,504 - Dome - 72 F										
Jose Vidro, S OBP: 0.361, SLG: 0.487 Geoff Blum, S OBP: 0.318, SLG: 0.335	BB		2B		2B		G5-4-3			3	2	3	2	1	0	0											
Vladimir Guerrero, R OBP: 0.390, SLG: 0.695 Rob Ducey, L OBP: 0.394, SLG: 0.455	2B		1B		2B		1B			4	1	3	5	1	0	1											
Orlando Cabrera, R OBP: 0.301, SLG: 0.371	BB		FC1-2		G6-3		1B			0	0	0	0	0	0	0											
Lee Stevens, L OBP: 0.299, SLG: 0.424 Scott Strickland, R OBP: 0.287, SLG: 0.340 Ugueth Urbina, R ERA: 4.08	F9		G3		K		G5-4-3			5	0	1	1	0	1	5											
Michael Barrett, R OBP: 0.288, SLG: 0.352 Brian Schneider, L OBP: 0.400, SLG: 0.250	G5-3		G6-3		FC4		F9			4	1	0	0	1	0	1											
Mark Smith, R OBP: 0.344, SLG: 0.333	G5-3		FC4-6		2B		K			5	1	2	0	0	1	0											
Mike Mordecai, R OBP: 0.280, SLG: 0.364	K		FC4-6		56 1B		K			5	2	1	2	0	2	1											
56 Troy Mattes, R OBP: 0.444, SLG: 0.556 Ryan Minor, R OBP: 0.273, SLG: 0.292	SH1-3		1B		2B		1B			4	3	3	1	0	1	0											
Inning Stats	R: 0 E: 0 K: 0 S: 10	H: 1 LOB: 2 BB: 1 P: 19	R: 0 E: 0 K: 1 S: 9	H: 0 LOB: 0 BB: 0 P: 17	R: 2 E: 0 K: 0 S: 11	H: 3 LOB: 1 BB: 0 P: 17	R: 2 E: 0 K: 0 S: 12	H: 2 LOB: 3 BB: 2 P: 29	R: 7 E: 1 K: 1 S: 22	H: 5 LOB: 1 BB: 2 P: 46	R: 0 E: 0 K: 1 S: 12	H: 0 LOB: 0 BB: 0 P: 17	R: 1 E: 0 K: 1 S: 11	H: 3 LOB: 3 BB: 0 P: 17	R: 0 E: 0 K: 2 S: 12	H: 0 LOB: 0 BB: 0 P: 18		1B: 8 2B: 6 3B: 0 HR: 0	SF: 0 SAC: 1 DP: 1 HBP: 1	WP: 1 PB: 0 SB: 0 CS: 0	PA: 44						
PITCHER	IP	WLS	BF	H	R	ER	SO	BB	IBB	HBP	BLK	WP	HR	S	P	ERA	WHIP										
Joe Beimel, L ERA: 4.63 Omar Olivares, R ERA: 6.57 Rich Loiselle, R ERA: 11.57 Damaso Marte, L ERA:	3.2	L	20	6	4	4	1	2	1	0	0	1	0	24	55	33.75	5.250										

Batter	1	2	3	4	5	6	7	8	9	AB	R	H	RBI	BB	SO	LOB	TOP					
Abraham Nunez, S OBP: 0.331, SLG: 0.345 (1, 4)	G6-3		G6-3 1B			G5-3		F7		5	0	2	0	0	0	1						
2 Jack Wilson, R OBP: 0.283, SLG: 0.343 (1, 6)	G6-3 2B		G6-3			K		L3		5	0	1	0	0	1	2						
18 Jason Kendall, R OBP: 0.336, SLG: 0.350 (1, 2)	G6-3		G6-3 BB			F7		HR		4	1	1	0	1	0	2						
Brian Giles, L OBP: 0.396, SLG: 0.618 (7, 7)	P6		K			G4-3		HR		5	1	1	2	0	1	4						
Aramis Ramirez, R OBP: 0.349, SLG: 0.500 (1, 5)		F9				L1		G6-3		5	1	1	0	0	0	0						
John Vander Wal, L OBP: 0.365, SLG: 0.479 Emil Brown, R OBP: 0.302, SLG: 0.328 (7, PR) (7, 8)	G4-3		G5-3 1B			K		K		4	0	2	0	0	1	1						
Kevin Young, R OBP: 0.316, SLG: 0.407 (1, 3)	K		G5-3			G5-3		F2		4	1	1	2	0	1	2						
Derek Bell, R OBP: 0.274, SLG: 0.274 (1, 9)						HR		FC2-6 BB		2	1	1	1	2	1	0						
Dave Williams, L Scott Sauerbeck, R Mike Lincoln, R Craig Wilson, R Josias Manzanillo, R Mike Williams, R (1, 1) (7, 1) (7, 1) (8, PH) (8, 1) (8, 1) (9, 1)	G3-1		K			FC2-6 1-2		HR		3	0	0	0	0	1	3						
Inning Stats	R: 0 E: 0 K: 0 S: 7	H: 1 LOB: 1 BB: 0 P: 10	R: 0 E: 0 K: 1 S: 7	H: 0 LOB: 0 BB: 0 P: 9	R: 1 E: 0 K: 1 S: 12	H: 2 LOB: 2 BB: 1 P: 19	R: 0 E: 0 K: 1 S: 15	H: 1 LOB: 2 BB: 1 P: 27	R: 0 E: 0 K: 1 S: 7	H: 1 LOB: 1 BB: 0 P: 9	R: 2 E: 0 K: 1 S: 10	H: 2 LOB: 1 BB: 1 P: 18	R: 2 E: 0 K: 0 S: 12	H: 3 LOB: 1 BB: 0 P: 17	R: 1 E: 0 K: 1 S: 7	H: 1 LOB: 0 BB: 0 P: 11	R: 0 E: 0 K: 0 S: 5	H: 0 LOB: 0 BB: 0 P: 10	1B: 5 2B: 2 3B: 0 HR: 4	SF: 0 SAC: 0 DP: 0 HBP: 0	WP: 0 PB: 0 SB: 0 CS: 0	PA: 41
PITCHER	IP	WLS	BF	H	R	ER	SO	BB	IBB	HBP	BLK	WP	HR	S	P	ERA	WHIP					
Javier Vazquez, R ERA: 4.82 (1, 1)	7.0		34	10	5	5	5	2	1	0	0	0	3	70	109	6.43	1.714					
Guillermo Mota, R ERA: 3.39 (8, 1)	1.0		4	1	1	1	1	0	0	0	0	0	1	7	11	9.00	1.000					
Graeme Lloyd, L ERA: 2.7 (9, 1)	1.0	W	3	0	0	0	0	0	0	0	0	0	0	5	10	0.00	0.000					

Pittsburgh Pirates @ Montreal Expos
Olympic Stadium, Montreal, QB
Sat Jun 30 2001, 7:05 PM EDT
Att: 8,711 - Dome - 72 F

AB 38
R 6
H 11
RBI 6
BB 3
SO 6
LOB 15



Batter	1	2	3	4	5	6	7	8	9	AB	R	H	RBI	BB	SO	LOB	BOTTOM					
Peter Bergeron, L OBP: 0.248, SLG: 0.233 Ryan Minor, R OBP: 0.266, SLG: 0.292 Guillermo Mota, R OBP: 0.333, SLG: 0.333 Graeme Lloyd, L (9, PH)	K		K			FC6-4 CS		SH3-4		3	0	0	0	0	2	1						
Rob Ducey, L OBP: 0.384, SLG: 0.455 (9, PH)						1-2 2-3 3-H		1B BB		0	1	0	1	1	0	0						
Jose Vidro, S OBP: 0.365, SLG: 0.494 (1, 4)	1B		G6-3			CS		1B		5	2	3	1	0	0	0						
Vladimir Guerrero, R OBP: 0.384, SLG: 0.664 (1, 9)	F9		F8			1-2 2-3 3-H		1B		4	0	2	2	1	0	1						
Orlando Cabrera, R OBP: 0.303, SLG: 0.375 (1, 6)	1B					G3-6-3		1B		5	0	2	2	0	0	3						
Lee Stevens, L OBP: 0.305, SLG: 0.427 (1, 3)	FC6-4 1B		G6-3			G5-3		SH5-4 BB		3	0	2	1	1	0	0						
Michael Barrett, R OBP: 0.285, SLG: 0.347 (1, 2)	FC6-4		G6-3			G3-1		SH5-4		3	0	0	0	0	0	3						
Mark Smith, R OBP: 0.336, SLG: 0.345 (1, 7) (8, 8)			F9			F8		G5-3		4	1	1	0	0	0	2						
Mike Mordecai, R OBP: 0.287, SLG: 0.363 (1, 5)			G5-3			FC6-4 1B		K		3	1	1	0	1	1	1						
Javier Vazquez, R OBP: 0.379, SLG: 0.393 Geoff Blum, S OBP: 0.324, SLG: 0.338 (7, PH) (8, 7)			K			K		1B BB		2	0	0	0	0	2	1						
Inning Stats	R: 1 E: 0 K: 1 S: 17	H: 3 LOB: 2 BB: 0 P: 23	R: 0 E: 0 K: 1 S: 7	H: 0 LOB: 0 BB: 0 P: 9	R: 0 E: 0 K: 1 S: 8	H: 0 LOB: 0 BB: 0 P: 12	R: 0 E: 0 K: 0 S: 7	H: 1 LOB: 1 BB: 0 P: 11	R: 0 E: 0 K: 1 S: 9	H: 1 LOB: 0 BB: 0 P: 13	R: 0 E: 0 K: 0 S: 6	H: 1 LOB: 0 BB: 0 P: 12	R: 4 E: 0 K: 0 S: 20	H: 3 LOB: 2 BB: 3 P: 40	R: 0 E: 0 K: 1 S: 8	H: 0 LOB: 1 BB: 1 P: 14	R: 2 E: 0 K: 0 S: 8	H: 3 LOB: 2 BB: 1 P: 15	1B: 9 2B: 3 3B: 0 HR: 0	SF: 0 SAC: 2 DP: 1 HBP: 0	WP: 0 PB: 0 SB: 0 CS: 1	PA: 41
PITCHER	IP	WLS	BF	H	R	ER	SO	BB	IBB	HBP	BLK	WP	HR	S	P	ERA	WHIP					
Dave Williams, L ERA: 4.15 (1, 1)	6.2		26	7	3	3	4	1	0	0	0	0	0	67	102	4.05	1.200					
Scott Sauerbeck, L ERA: 6.32 (7, 1)	0.0		3	1	0	0	0	2	0	0	0	0	0	5	15	-	-					
Mike Lincoln, R ERA: 3.95 (7, 1)	0.1	B	2	1	2	2	0	0	0	0	0	0	0	2	3	54.00	3.000					
Josias Manzanillo, R ERA: 3.95 Mike Williams, R ERA: 3.82 (8, 1) (9, 1)	1.0	H	4	0	0	0	1	1	0	0	0	0	0	8	14	0.00	1.000					
	0.1	L	5	3	2	2	0	0	1	0	0	0	0	8	15	54.00	9.000					

Pittsburgh Pirates @ Montreal Expos
Olympic Stadium, Montreal, QB
Sat Jun 30 2001, 7:05 PM EDT
Att: 8,711 - Dome - 72 F

AB 33
R 7
H 12
RBI 7
BB 5
SO 5
LOB 12



Batter	1	2	3	4	5	6	7	8	9	AB	R	H	RBI	BB	SO	LOB	TOP										
Abraham Nunez, S OBP: 0.333, SLG: 0.346	3-2 SH1-3 1B		0-0 1B FC5-2	2-1 G3-1			0-0 G5-3		0-1 G4-3	5	0	2	0	0	0	0											
2 Jack Wilson, R OBP: 0.294, SLG: 0.343	1-1 SH1-3		0-0 1-3 2B 1B		1-2 G4-3		2-3 K			3	1	1	0	0	1	0											
18 Jason Kendall, R OBP: 0.335, SLG: 0.348 Damaso Marte, L Omar Olivares, R OBP: 0.250, SLG: 0.458	1-1 P4		1-2 FC5-2 2B FC5		0-0 F8		2-1 1B			4	1	1	0	0	0	3											
Brian Giles, L OBP: 0.397, SLG: 0.620	2-3 K		1-2 FC5 SF9 2B		1-1 FC5-4 1B		3-3 K			4	1	2	1	0	2	2											
Aramis Ramirez, R OBP: 0.345, SLG: 0.493		2-2 G4-3	0-0 FC5		0-2 FC5-4			0-0 F7		4	0	0	1	0	0	2											
John Vander Wal, L OBP: 0.363, SLG: 0.475	3-3 K		1-2 SF9		4-2 FC6-4 BB			2-3 K		2	0	0	1	1	2	0											
Rob Mackowiak, L OBP: 0.387, SLG: 0.500 Craig Wilson, R OBP: 0.404, SLG: 0.733	1-0 2B		3-1 G4-3		0-1 FC6-4			1-3 K		3	0	1	0	0	0	2											
Derek Bell, R OBP: 0.273, SLG: 0.268	4-0 IBB			2-2 G6-3			0-0 F8		2-3 K	3	0	0	0	1	1	1											
Jimmy Anderson, L OBP: 0.172, SLG: 0.115 Mike Lincoln, R Emil Brown, R OBP: 0.300, SLG: 0.325 Rich Loiselle, R Keith Osik, R OBP: 0.282, SLG: 0.302	0-0 G6-3		0-0 F9		0-0 F9		0-3 K		1-0 F9	1	0	0	0	0	0	2											
Inning Stats	R: 0 E: 0 K: 1 S: 12	H: 1 LOB: 1 BB: 0 P: 19	R: 0 E: 0 K: 1 S: 9	H: 1 LOB: 2 BB: 1 P: 19	R: 3 E: 0 K: 0 S: 14	H: 3 LOB: 1 BB: 0 P: 20	R: 0 E: 0 K: 0 S: 8	H: 0 LOB: 0 BB: 0 P: 12	R: 0 E: 0 K: 0 S: 10	H: 1 LOB: 1 BB: 0 P: 12	R: 0 E: 0 K: 1 S: 12	H: 0 LOB: 1 BB: 1 P: 16	R: 0 E: 0 K: 2 S: 11	H: 1 LOB: 1 BB: 0 P: 18	R: 0 E: 0 K: 2 S: 7	H: 0 LOB: 0 BB: 0 P: 10	R: 0 E: 0 K: 1 S: 6	H: 0 LOB: 0 BB: 0 P: 9	1B: 5 2B: 2 3B: 0 HR: 0	SF: 1 SAC: 1 DP: 0 HBP: 0	WP: 0 PB: 0 SB: 1 CS: 0	PA: 37					
PITCHER	IP	WLS	BF	H	R	ER	SO	BB	IBB	HBP	BLK	WP	HR	S	P	ERA	WHIP										
Mike Thurman, R ERA: 5.23	6.0	W	27	6	3	3	3	1	1	0	0	0	0	65	98	4.50	1.167										
Scott Strickland, R ERA: 3.59	1.0		4	1	0	0	2	0	0	0	0	0	0	11	18	0.00	1.000										
Scott Stewart, L ERA: 4.94	1.0		3	0	0	0	2	0	0	0	0	0	0	7	10	0.00	0.000										
Masato Yoshii, R ERA: 4.37	1.0		3	0	0	0	1	0	0	0	0	0	0	6	9	0.00	0.000										

Pittsburgh Pirates @ Montreal Expos
Olympic Stadium, Montreal, QB
Sun Jul 01 2001, 1:35 PM EDT
Att: 6,631 - Dome - 72 F


AB 33
R 3
H 7
RBI 3
BB 2
SO 8
LOB 13



Batter	1	2	3	4	5	6	7	8	9	AB	R	H	RBI	BB	SO	LOB	BOTTOM										
Peter Bergeron, L OBP: 0.255, SLG: 0.234	0-0 F7		4-2 1B HR	1-0 G1-3		0-0 G5-3 1B WP		2-0 G1-3		4	2	1	1	1	0	0											
Jose Vidro, S OBP: 0.366, SLG: 0.492	0-2 G4-3		1-0 HR	2-0 G4-3		0-0 WP G5-3 1B		0-1 G4-3		5	1	2	0	0	0	0											
Vladimir Guerrero, R OBP: 0.385, SLG: 0.611	1-1 G6-3		0-0 HR		1-0 G1-6-3 HBP	0-2 G5-3				3	1	1	5	0	0	2											
Orlando Cabrera, R OBP: 0.299, SLG: 0.370		1-1 G4-3	2-2 G6-3		1-2 L6	0-2 G6-3				4	0	0	0	0	0	2											
Lee Stevens, L OBP: 0.307, SLG: 0.426		0-2 2B 1B	4-2 1B BB		0-0 G1-6-3		2-3 K			3	1	1	0	1	1	1											
Michael Barrett, R OBP: 0.288, SLG: 0.354		1-2 2B	0-0 1B 1B			1-0 F9	0-2 F8			4	0	2	0	0	0	0											
Mark Smith, R OBP: 0.362, SLG: 0.379		2-1 G1-3	2-2 FC5-4 1B			2-0 PB FC3 2B	4-1 BB			3	1	2	1	1	0	1											
Mike Mordecai, R OBP: 0.294, SLG: 0.362			1-3 HR 1B			4-2 FC3 PB 1B BB	3-3 K			3	2	1	0	1	1	3											
Mike Thurman, R ERA: 4.8 Geoff Blum, S ERA: 6.37 Scott Strickland, R ERA: 3.59 Scott Stewart, L ERA: 4.94 Brian Schneider, L ERA: 6.78 Masato Yoshii, R ERA: 4.37	0-1 SH1-4		0-1 K		2-3 K	2-1 FC3 1B 1B		0-1 G4-3		1	0	0	0	0	1	0											
Inning Stats	R: 0 E: 0 K: 0 S: 8	H: 0 LOB: 0 BB: 0 P: 9	R: 0 E: 0 K: 0 S: 10	H: 2 LOB: 1 BB: 0 P: 14	R: 5 E: 0 K: 0 S: 19	H: 5 LOB: 2 BB: 2 P: 35	R: 0 E: 0 K: 1 S: 6	H: 0 LOB: 0 BB: 0 P: 11	R: 0 E: 0 K: 0 S: 5	H: 0 LOB: 0 BB: 0 P: 7	R: 4 E: 0 K: 0 S: 14	H: 3 LOB: 1 BB: 1 P: 26	R: 0 E: 0 K: 2 S: 12	H: 0 LOB: 1 BB: 1 P: 21	R: 0 E: 0 K: 0 S: 5	H: 0 LOB: 0 BB: 0 P: 7	1B: 7 2B: 2 3B: 0 HR: 1	SF: 0 SAC: 1 DP: 1 HBP: 1	WP: 1 PB: 1 SB: 0 CS: 0	PA: 38							
PITCHER	IP	WLS	BF	H	R	ER	SO	BB	IBB	HBP	BLK	WP	HR	S	P	ERA	WHIP										
Jimmy Anderson, L ERA: 4.8	2.2	L	16	7	5	5	0	2	0	0	0	0	0	12	20	0.00	0.000										
Mike Lincoln, R ERA: 14.63	3.1		7	0	0	0	1	0	0	1	0	0	0	14	26	36.00	4.000										
Rich Loiselle, R ERA: 14.63	1.0		8	3	4	4	0	1	0	0	0	1	0	14	26	36.00	4.000										
Damaso Marte, L ERA: 6.78	1.0		4	0	0	0	2	1	0	0	0	0	0	12	21	0.00	1.000										
Omar Olivares, R ERA: 6.78	1.0		3	0	0	0	0	0	0	0	0	0	0	5	7	0.00	0.000										

Pittsburgh Pirates @ Montreal Expos
Olympic Stadium, Montreal, QB
Sun Jul 01 2001, 1:35 PM EDT
Att: 6,631 - Dome - 72 F

AB 32
R 9
H 10
RBI 8
BB 4
SO 3
LOB 10



Batter	1	2	3	4	5	6	7	8	9	AB	R	H	RBI	BB	SO	LOB	TOP								
Abraham Nunez, S OBP: 0.318, SLG: 0.329	G3	G6-3			B1				G1-3	5	0	1	0	0	0	2	Pittsburgh Pirates @ Cincinnati Reds Cinergy Field, Cincinnati, OH Tue Jul 03 2001, 7:05 PM EDT Att: 21,724 - Cloudy - 72 F								
2 Jack Wilson, R OBP: 0.294, SLG: 0.357	K				K		F8	G5-3	5	0	1	0	0	2	2										
18 Jason Kendall, R OBP: 0.338, SLG: 0.349					K		P6		4	0	1	0	0	1	2										
Brian Giles, L OBP: 0.407, SLG: 0.636									3	2	3	1	1	0	0										
Aramis Ramirez, R OBP: 0.350, SLG: 0.507	FC6-4								4	0	1	0	0	0	3										
John Vander Wal, L OBP: 0.383, SLG: 0.488									2	1	1	2	0	1	1										
Adam Hyzdu, R OBP: 0.333, SLG: 1.111									0	0	0	0	0	0	0										
Rob Mackowiak, L OBP: 0.394, SLG: 0.500									0	0	0	0	1	0	0										
Kevin Young, R OBP: 0.312, SLG: 0.394									4	0	0	0	0	2	3										
Derek Bell, R OBP: 0.287, SLG: 0.288									2	0	1	0	2	0	1										
Todd Ritchie, R OBP: 0.206, SLG: 0.219									2	0	0	0	0	2	1										
Josias Manzanillo, R ERA: 3.09									0	0	0	0	0	0	0										
Scott Sauerbeck, R ERA: 3.9									0	0	0	0	0	0	0										
John Wehner, R OBP: 0.354, SLG: 0.231									0	0	0	0	0	0	0										
Mike Williams, R ERA: 3.42									0	0	0	0	0	0	0										
Inning Stats	R: 0 E: 0 K: 1 S: 12	H: 2 LOB: 2 BB: 0 P: 18	R: 1 E: 0 K: 1 S: 13	H: 1 LOB: 1 BB: 1 P: 21	R: 1 E: 1 K: 1 S: 15	H: 2 LOB: 1 BB: 0 P: 21	R: 0 E: 0 K: 2 S: 8	H: 1 LOB: 0 BB: 0 P: 11	R: 0 E: 0 K: 0 S: 7	H: 0 LOB: 0 BB: 0 P: 11	R: 1 E: 0 K: 0 S: 6	H: 2 LOB: 1 BB: 0 P: 9	R: 0 E: 0 K: 1 S: 11	H: 1 LOB: 1 BB: 0 P: 17	R: 0 E: 0 K: 0 S: 3	H: 0 LOB: 1 BB: 2 P: 15	R: 0 E: 0 K: 0 S: 6	H: 0 LOB: 1 BB: 1 P: 10	1B: 6 2B: 1 3B: 0 HR: 2	SF: 1 SAC: 2 DP: 2 HBP: 0	WP: 1 PB: 1 SB: 0 CS: 1	PA: 38			
PITCHER	IP	WLS	BF	H	R	ER	SO	BB	IBB	HBP	BLK	WP	HR	S	P	ERA	WHIP								
Elmer Dessens, R ERA: 4.28	6.0	L	26	8	3	3	7	1	0	0	0	0	2	61	91	4.50	1.500								
Chris Nichting, R ERA: 3.09	1.0		4	1	0	0	1	0	0	0	0	0	0	11	17	0.00	1.000								
Hector Mercado, L ERA: 3.9	0.1		2	0	0	0	0	1	0	0	0	1	0	2	9	0.00	3.000								
Scott Sullivan, R ERA: 3.42	1.2		6	0	0	0	0	1	1	0	0	0	0	7	16	0.00	0.600								

Batter	1	2	3	4	5	6	7	8	9	AB	R	H	RBI	BB	SO	LOB	BOTTOM								
Alex Ochoa, R OBP: 0.348, SLG: 0.459	E6		L4			F8		G5-3		4	0	0	0	0	1	Pittsburgh Pirates @ Cincinnati Reds Cinergy Field, Cincinnati, OH Tue Jul 03 2001, 7:05 PM EDT Att: 21,724 - Cloudy - 72 F									
Michael Tucker, L OBP: 0.321, SLG: 0.415	F8		G3			G4-3		K		3	0	0	0	0	2										
Ruben Rivera, R OBP: 0.314, SLG: 0.414										1	0	0	0	1	0										
Ken Griffey Jr., L OBP: 0.371, SLG: 0.467	P6					F9				3	1	1	0	1	0										
Sean Casey, L OBP: 0.386, SLG: 0.505	F7									3	1	1	0	1	0										
Dmitri Young, S OBP: 0.358, SLG: 0.468										4	0	2	0	0	2										
Bill Selby, L OBP: 0.294, SLG: 0.443										2	0	0	1	1	0										
Jason LaRue, R OBP: 0.291, SLG: 0.399										4	0	0	0	0	3										
Pokey Reese, R OBP: 0.289, SLG: 0.347										3	0	0	0	0	2										
Scott Sullivan, R ERA: 3.97										0	0	0	0	0	0										
Elmer Dessens, R ERA: 3.97										1	0	0	0	0	0										
Brady Clark, R OBP: 0.432, SLG: 0.548										1	0	1	0	0	0										
Chris Nichting, R ERA: 3.74										0	0	0	0	0	0										
Hector Mercado, L ERA: 3.09										0	0	0	0	0	0										
Juan Castro, R OBP: 0.245, SLG: 0.252										1	0	0	0	0	0										
Inning Stats	R: 0 E: 1 K: 0 S: 10	H: 0 LOB: 1 BB: 0 P: 14	R: 0 E: 0 K: 0 S: 9	H: 1 LOB: 1 BB: 0 P: 12	R: 0 E: 0 K: 0 S: 6	H: 0 LOB: 0 BB: 0 P: 6	R: 0 E: 0 K: 0 S: 6	H: 0 LOB: 0 BB: 1 P: 10	R: 0 E: 0 K: 0 S: 5	H: 0 LOB: 0 BB: 0 P: 7	R: 0 E: 0 K: 0 S: 14	H: 1 LOB: 1 BB: 0 P: 20	R: 1 E: 0 K: 0 S: 9	H: 1 LOB: 1 BB: 1 P: 16	R: 0 E: 0 K: 1 S: 11	H: 0 LOB: 0 BB: 0 P: 13	R: 1 E: 0 K: 0 S: 12	H: 2 LOB: 1 BB: 1 P: 20	1B: 5 2B: 0 3B: 0 HR: 0	SF: 1 SAC: 0 DP: 2 HBP: 0	WP: 0 PB: 0 SB: 0 CS: 0	PA: 34			
PITCHER	IP	WLS	BF	H	R	ER	SO	BB	IBB	HBP	BLK	WP	HR	S	P	ERA	WHIP								
Todd Ritchie, R ERA: 3.97	6.1	W	24	3	1	1	0	2	0	0	0	0	0	55	79	1.42	0.789								
Josias Manzanillo, R ERA: 3.74	1.1	H	4	0	0	0	0	0	0	0	0	0	0	12	15	0.00	0.000								
Scott Sauerbeck, L ERA: 3.09	0.1	H	1	0	0	0	1	0	0	0	0	0	0	3	4	0.00	0.000								
Mike Williams, R ERA: 3.97	1.0	S	5	2	1	1	0	1	0	0	0	0	0	12	20	9.00	3.000								

Pittsburgh Pirates @ Cincinnati Reds
 Cinergy Field, Cincinnati, OH
 Tue Jul 03 2001, 7:05 PM EDT
 Att: 21,724 - Cloudy - 72 F

AB 31
 R 3
 H 9
 RBI 3
 BB 4
 SO 8
 LOB 15



Pittsburgh Pirates @ Cincinnati Reds
 Cinergy Field, Cincinnati, OH
 Tue Jul 03 2001, 7:05 PM EDT
 Att: 21,724 - Cloudy - 72 F

AB 30
 R 2
 H 5
 RBI 1
 BB 3
 SO 1
 LOB 15



Batter	1	2	3	4	5	6	7	8	9	AB	R	H	RBI	BB	SO	LOB	TOP										
Abraham Nunez, S OBP: 0.324, SLG: 0.331	G3		F8			F8	K			4	1	1	0	0	1	2	Pittsburgh Pirates @ Cincinnati Reds Cinergy Field, Cincinnati, OH Thu Jul 05 2001, 12:35 PM EDT Att: 24,128 - Sunny - 82 F										
2 Jack Wilson, R OBP: 0.297, SLG: 0.369	G6-3		F7			G5-3		K		4	0	0	0	0	1	1											
18 Jason Kendall, R OBP: 0.338, SLG: 0.349	1B					F9		G6-3		4	0	2	1	0	0	0											
Brian Giles, L OBP: 0.414, SLG: 0.654	S					L5		F7		4	0	1	0	0	0	1											
Aramis Ramirez, R OBP: 0.355, SLG: 0.516	K					F9				4	0	1	0	0	1	3											
John Vander Wal, L OBP: 0.397, SLG: 0.484						G1-3				4	0	2	0	0	0	1											
Kevin Young, R OBP: 0.311, SLG: 0.396	G6-4-3					F3				4	0	1	0	0	0	1											
Adam Hyzdu, R OBP: 0.353, SLG: 1.118	F9					F9		FC6-2		3	0	0	0	0	0	2											
Dave Williams, L (7, PH)										2	0	0	0	0	1	0											
Rob Mackowiak, L OBP: 0.370, SLG: 0.466										1	0	0	0	0	0	2											
Damaso Marte, L (7, 1)										0	0	0	0	0	0	0											
Omar Olivares, R OBP: 0.250, SLG: 0.458										0	0	0	0	0	0	0											
Inning Stats	R: 0 E: 0 K: 1 S: 11	H: 2 LOB: 2 BB: 0 P: 20	R: 0 E: 0 K: 0 S: 12	H: 1 LOB: 0 BB: 0 P: 17	R: 0 E: 0 K: 0 S: 7	H: 0 LOB: 0 BB: 0 P: 9	R: 0 E: 0 K: 0 S: 11	H: 1 LOB: 1 BB: 0 P: 15	R: 0 E: 0 K: 1 S: 9	H: 0 LOB: 0 BB: 0 P: 13	R: 1 E: 0 K: 0 S: 8	H: 2 LOB: 1 BB: 0 P: 13	R: 0 E: 0 K: 1 S: 16	H: 2 LOB: 0 BB: 0 P: 19	R: 0 E: 0 K: 0 S: 7	H: 0 LOB: 0 BB: 0 P: 10	R: 0 E: 0 K: 0 S: 10	H: 0 LOB: 0 BB: 0 P: 12	1B: 6 2B: 2 3B: 0 HR: 0	SF: 0 SAC: 0 DP: 1 HBP: 0	WP: 0 PB: 0 SB: 1 CS: 0	PA: 34					
PITCHER	IP	WLS	BF	H	R	ER	SO	BB	IBB	HBP	BLK	WP	HR	S	P	ERA	WHIP										
Jose Acevedo, R ERA: 5.57	6.0	W	25	8	1	1	2	0	0	0	0	0	0	64	95	1.50	1.333										
Scott Sullivan, R ERA: 3.35	1.0	H	3	0	0	0	1	0	0	0	0	0	0	10	11	0.00	0.000										
Danny Graves, R ERA: 3.89	2.0		6	0	0	0	1	0	0	0	0	0	0	17	22	0.00	0.000										

AB	34
R	1
H	8
RBI	1
BB	0
SO	4
LOB	13



Batter	1	2	3	4	5	6	7	8	9	AB	R	H	RBI	BB	SO	LOB	BOTTOM										
Brady Clark, R OBP: 0.432, SLG: 0.676	F9		F9			F8				4	1	1	3	0	0	1	Pittsburgh Pirates @ Cincinnati Reds Cinergy Field, Cincinnati, OH Thu Jul 05 2001, 12:35 PM EDT Att: 24,128 - Sunny - 82 F										
Wilton Guerrero, S OBP: 0.111, SLG: 0.111	F6					F9		G4-3		4	1	1	0	0	0	0											
Alex Ochoa, R OBP: 0.346, SLG: 0.450	F9					K		G4-3		3	0	0	0	1	1	0											
Ken Griffey Jr., L OBP: 0.355, SLG: 0.449	G6-3					SF9		F8		3	0	0	1	0	0	0											
Dmitri Young, S OBP: 0.358, SLG: 0.463	F7					P4		G4-3		3	1	0	0	1	0	0											
Aaron Boone, R OBP: 0.345, SLG: 0.481	G5-3					HR		G1-3		3	2	2	3	0	0	0											
Pokey Reese, R OBP: 0.293, SLG: 0.347						HR		G4-3		2	0	0	0	1	0	0											
Kelly Stinnett, R OBP: 0.344, SLG: 0.463						L9		G5-3		3	1	2	0	0	1	1											
Jose Acevedo, R OBP: 0.250, SLG: 0.250						B1-4		G5-3		2	0	0	0	0	0	0											
Scott Sullivan, R (7, 1)						BB		G5-3		0	0	0	0	0	0	0											
Ruben Rivera, R OBP: 0.317, SLG: 0.413						K		G1-3		1	1	1	0	0	0	0											
Danny Graves, R OBP: 0.333, SLG: 1.333						HR		G1-3		0	0	0	0	0	0	0											
Inning Stats	R: 0 E: 0 K: 0 S: 4	H: 0 LOB: 0 BB: 0 P: 5	R: 0 E: 0 K: 0 S: 5	H: 0 LOB: 0 BB: 0 P: 10	R: 0 E: 0 K: 0 S: 9	H: 1 LOB: 1 BB: 0 P: 14	R: 1 E: 0 K: 0 S: 9	H: 1 LOB: 0 BB: 1 P: 17	R: 1 E: 0 K: 1 S: 8	H: 1 LOB: 0 BB: 1 P: 16	R: 0 E: 0 K: 1 S: 11	H: 0 LOB: 0 BB: 0 P: 15	R: 5 E: 0 K: 0 S: 21	H: 4 LOB: 0 BB: 1 P: 38	R: 0 E: 0 K: 0 S: 10	H: 0 LOB: 0 BB: 0 P: 16	R: 0 E: 0 K: 0 S: 10	H: 0 LOB: 0 BB: 0 P: 16	1B: 3 2B: 2 3B: 0 HR: 3	SF: 1 SAC: 0 DP: 1 HBP: 0	WP: 0 PB: 0 SB: 1 CS: 1	PA: 32					
PITCHER	IP	WLS	BF	H	R	ER	SO	BB	IBB	HBP	BLK	WP	HR	S	P	ERA	WHIP										
Dave Williams, L ERA: 3.58	6.0	L	21	3	2	1	2	2	0	0	0	0	0	46	77	1.50	0.833										
Damaso Marte, L ERA: 4.05	0.2		5	2	3	3	0	1	0	0	0	0	1	13	22	40.50	4.500										
Omar Olivares, R ERA: 7.04	1.1		6	2	2	2	0	0	0	0	0	0	1	18	32	13.50	1.500										

AB	28
R	7
H	7
RBI	7
BB	3
SO	2
LOB	4



Batter	1	2	3	4	5	6	7	8	9	AB	R	H	RBI	BB	SO	LOB	TOP								
Abraham Nunez, S OBP: 0.332, SLG: 0.331										3	2	1	0	1	1	0	Pittsburgh Pirates @ Chicago White Sox Comiskey Park, Chicago, IL Fri Jul 06 2001, 8:05 PM EDT Att: 19,554 - Overcast - 77 F								
2 Jack Wilson, R OBP: 0.299, SLG: 0.378										5	0	3	2	0	1	2									
18 Jason Kendall, R OBP: 0.336, SLG: 0.346										5	0	1	2	0	0	4									
Brian Giles, L OBP: 0.411, SLG: 0.647										5	0	1	1	0	1	4									
Aramis Ramirez, R OBP: 0.355, SLG: 0.513										4	2	1	0	1	1	0									
John Vander Wal, L OBP: 0.374, SLG: 0.498										3	3	2	2	2	0	0									
Kevin Young, R OBP: 0.309, SLG: 0.396										5	1	1	1	0	2	3									
Rob Mackowiak, L OBP: 0.375, SLG: 0.462										3	1	1	1	1	0	1									
Adam Hyzdu, R OBP: 0.333, SLG: 0.950										3	1	0	0	1	2	4									
Inning Stats	R: 0 E: 0 K: 1 S: 10	H: 0 LOB: 0 BB: 0 P: 15	R: 2 E: 0 K: 1 S: 15	H: 1 LOB: 1 BB: 1 P: 26	R: 0 E: 0 K: 0 S: 10	H: 1 LOB: 2 BB: 0 P: 18	R: 0 E: 0 K: 2 S: 10	H: 0 LOB: 1 BB: 1 P: 17	R: 2 E: 0 K: 1 S: 10	H: 2 LOB: 1 BB: 1 P: 15	R: 1 E: 1 K: 1 S: 12	H: 1 LOB: 1 BB: 0 P: 19	R: 0 E: 0 K: 0 S: 7	H: 1 LOB: 0 BB: 0 P: 11	R: 5 E: 0 K: 2 S: 29	H: 5 LOB: 2 BB: 2 P: 45	R: 0 E: 0 K: 0 S: 10	H: 0 LOB: 0 BB: 1 P: 16	1B: 9 2B: 1 3B: 0 HR: 1	SF: 0 SAC: 0 DP: 1 HBP: 1	WP: 1 PB: 0 SB: 2 CS: 1	PA: 44			
PITCHER	IP	WLS	BF	H	R	ER	SO	BB	IBB	HBP	BLK	WP	HR	S	P	ERA	WHIP								
Rocky Biddle, R ERA: 4.91	(1, 1)	6.0		27	5	5	4	6	3	0	1	0	0	0	0	6.00	1.333								
Gary Glover, R ERA: 6.58	(7, 1)	1.0		3	1	0	0	0	0	0	0	0	0	7	11	0.00	1.000								
Bob Howry, R ERA: 4.58	(8, 1)	0.2	L	7	3	5	5	1	1	0	0	1	0	20	32	67.50	6.000								
Keith Foulke, R ERA: 2.88	(8, 1)	0.1		3	2	0	0	1	0	0	0	0	0	9	13	0.00	6.000								
Jon Garland, R ERA: 3.95	(9, 1)	1.0		3	0	0	0	0	1	0	0	0	0	10	16	0.00	1.000								

Batter	1	2	3	4	5	6	7	8	9	AB	R	H	RBI	BB	SO	LOB	BOTTOM								
Ray Durham, S OBP: 0.330, SLG: 0.441										3	1	2	2	2	0	0	Pittsburgh Pirates @ Chicago White Sox Comiskey Park, Chicago, IL Fri Jul 06 2001, 8:05 PM EDT Att: 19,554 - Overcast - 77 F								
Jose Valentin, S OBP: 0.342, SLG: 0.542										1	0	1	0	0	0	0									
Chris Singleton, L OBP: 0.308, SLG: 0.365										3	2	1	0	1	1	1									
Carlos Lee, R OBP: 0.343, SLG: 0.534										3	0	2	3	2	1	0									
Magglio Ordonez, R OBP: 0.376, SLG: 0.540										5	0	1	0	0	1	7									
14 Paul Konerko, R OBP: 0.351, SLG: 0.498										5	0	2	0	0	1	4									
Jose Canseco, R OBP: 0.321, SLG: 0.438										4	0	1	0	1	1	3									
Herbert Perry, R OBP: 0.319, SLG: 0.418										4	1	1	0	0	0	4									
Sandy Alomar Jr., R OBP: 0.292, SLG: 0.331										4	0	1	0	0	1	2									
Royce Clayton, R OBP: 0.231, SLG: 0.274										4	2	1	0	0	0	2									
Inning Stats	R: 1 E: 0 K: 1 S: 10	H: 2 LOB: 2 BB: 1 P: 21	R: 2 E: 1 K: 0 S: 14	H: 3 LOB: 3 BB: 2 P: 31	R: 0 E: 0 K: 0 S: 4	H: 1 LOB: 0 BB: 0 P: 4	R: 0 E: 0 K: 0 S: 6	H: 0 LOB: 0 BB: 0 P: 9	R: 0 E: 0 K: 0 S: 7	H: 0 LOB: 0 BB: 1 P: 11	R: 0 E: 0 K: 1 S: 10	H: 2 LOB: 1 BB: 0 P: 14	R: 3 E: 0 K: 1 S: 18	H: 4 LOB: 2 BB: 1 P: 30	R: 0 E: 0 K: 2 S: 9	H: 0 LOB: 1 BB: 1 P: 15	R: 0 E: 0 K: 1 S: 8	H: 1 LOB: 1 BB: 0 P: 14	1B: 11 2B: 2 3B: 0 HR: 0	SF: 0 SAC: 0 DP: 3 HBP: 0	WP: 1 PB: 0 SB: 2 CS: 1	PA: 42			
PITCHER	IP	WLS	BF	H	R	ER	SO	BB	IBB	HBP	BLK	WP	HR	S	P	ERA	WHIP								
Jimmy Anderson, L ERA: 5.03	(1, 1)	6.0		29	11	6	2	4	0	0	0	0	0	0	0	9.00	2.500								
Josias Manzanillo, R ERA: 3.61	(7, 1)	1.2	W	8	1	0	0	2	2	0	0	0	0	15	27	0.00	1.800								
Scott Sauerbeck, L ERA: 6.82	(8, 1)	1.1		5	1	0	0	2	0	0	0	0	0	11	17	0.00	0.750								

AB 36
R 10
H 11
RBI 9
BB 6
SO 8
LOB 18



AB 36
R 6
H 13
RBI 5
BB 6
SO 6
LOB 23




Batter	1	2	3	4	5	6	7	8	9	AB	R	H	RBI	BB	SO	LOB	TOP								
Abraham Nunez, S (1, 4) OBP: 0.325, SLG: 0.324										4	0	0	0	0	1	1	Pittsburgh Pirates @ Chicago White Sox Comiskey Park, Chicago, IL Sat Jul 07 2001, 7:05 PM EDT Att: 25,113 - Overcast - 86 F								
2 Jack Wilson, R (1, 6) OBP: 0.297, SLG: 0.382										4	0	1	0	0	0	1									
18 Jason Kendall, R (1, 7) OBP: 0.335, SLG: 0.343										3	1	0	0	1	0	1									
Brian Giles, L (1, 8) OBP: 0.406, SLG: 0.639										4	0	0	0	0	0	3									
Aramis Ramirez, R (1, 5) OBP: 0.354, SLG: 0.509										4	0	1	0	0	1	0									
John Vander Wal, L (1, 10) OBP: 0.379, SLG: 0.498										2	0	1	0	2	1	0									
Kevin Young, R (1, 3) OBP: 0.308, SLG: 0.391										3	0	0	1	0	1	2									
Rob Mackowiak, L (1, 9) OBP: 0.370, SLG: 0.453										4	0	1	0	0	2	5									
Keith Osik, R (1, 2) OBP: 0.257, SLG: 0.267										3	0	0	0	0	1	2									
Craig Wilson, R (9, PH) OBP: 0.400, SLG: 0.708										1	0	0	0	0	1	3									
Inning Stats	R: 0 E: 0 K: 1 S: 8	H: 0 LOB: 1 BB: 1 P: 16	R: 0 E: 0 K: 2 S: 7	H: 0 LOB: 0 BB: 0 P: 9	R: 0 E: 0 K: 0 S: 11	H: 1 LOB: 1 BB: 0 P: 15	R: 0 E: 0 K: 0 S: 5	H: 0 LOB: 0 BB: 0 P: 9	R: 0 E: 0 K: 1 S: 10	H: 1 LOB: 1 BB: 0 P: 18	R: 0 E: 0 K: 0 S: 6	H: 1 LOB: 1 BB: 0 P: 8	R: 0 E: 0 K: 1 S: 9	H: 0 LOB: 1 BB: 1 P: 16	R: 0 E: 0 K: 1 S: 10	H: 0 LOB: 0 BB: 0 P: 15	R: 1 E: 1 K: 2 S: 14	H: 1 LOB: 3 BB: 1 P: 25	1B: 3 2B: 1 3B: 0 HR: 0	SF: 0 SAC: 0 DP: 0 HBP: 1	WP: 0 PB: 0 SB: 1 CS: 1	PA: 36			
PITCHER	IP	WLS	BF	H	R	ER	SO	BB	IBB	HBP	BLK	WP	HR	S	P	ERA	WHIP								
Kip Wells, R (1, 1) ERA: 2.49	8.1	W	32	4	1	0	6	2	0	0	0	0	0	70	112	0.00	0.720								
Keith Foulke, R (9, 1) ERA: 2.64	0.2	S	4	0	0	0	2	1	0	1	0	0	0	10	19	0.00	1.500								

AB	32
R	1
H	4
RBI	1
BB	3
SO	8
LOB	18



Batter	1	2	3	4	5	6	7	8	9	AB	R	H	RBI	BB	SO	LOB	BOTTOM								
Ray Durham, S (1, 4) OBP: 0.326, SLG: 0.435										4	0	0	0	0	1	4	Pittsburgh Pirates @ Chicago White Sox Comiskey Park, Chicago, IL Sat Jul 07 2001, 7:05 PM EDT Att: 25,113 - Overcast - 86 F								
Chris Singleton, L (1, 8) OBP: 0.311, SLG: 0.381										4	1	2	1	0	1	4									
Carlos Lee, R (1, 7) OBP: 0.345, SLG: 0.537										4	0	2	0	0	1	1									
Magglio Ordonez, R (9, 9) OBP: 0.376, SLG: 0.540										0	0	0	0	0	0	0									
Jeff Liefer, L (1, 5) OBP: 0.286, SLG: 0.522										4	0	0	0	0	3	2									
14 Paul Konerko, R (1, 3) OBP: 0.350, SLG: 0.505										4	1	1	1	0	0	1									
Tony Graffanino, R (9, 5) OBP: 0.347, SLG: 0.393										0	0	0	0	0	0	0									
Jose Canseco, R (1, 10) OBP: 0.316, SLG: 0.423										4	0	1	0	0	0	0									
Aaron Rowand, R (1, 9) OBP: 0.385, SLG: 0.583										3	1	2	1	0	0	0									
Royce Clayton, R (1, 6) OBP: 0.237, SLG: 0.276										2	0	1	0	1	0	0									
Mark Johnson, L (1, 2) OBP: 0.320, SLG: 0.500										3	1	1	1	0	1	4									
Inning Stats	R: 1 E: 0 K: 1 S: 14	H: 2 LOB: 1 BB: 0 P: 21	R: 0 E: 0 K: 0 S: 3	H: 0 LOB: 0 BB: 0 P: 5	R: 1 E: 0 K: 2 S: 12	H: 2 LOB: 0 BB: 0 P: 17	R: 0 E: 0 K: 0 S: 6	H: 0 LOB: 0 BB: 0 P: 11	R: 1 E: 0 K: 1 S: 10	H: 1 LOB: 1 BB: 1 P: 20	R: 0 E: 0 K: 1 S: 7	H: 0 LOB: 0 BB: 0 P: 10	R: 0 E: 0 K: 1 S: 11	H: 3 LOB: 3 BB: 0 P: 15	R: 1 E: 0 K: 1 S: 8	H: 2 LOB: 0 BB: 0 P: 13	1B: 5 2B: 1 3B: 0 HR: 4	SF: 0 SAC: 0 DP: 0 HBP: 0	WP: 0 PB: 0 SB: 1 CS: 2	PA: 33					
PITCHER	IP	WLS	BF	H	R	ER	SO	BB	IBB	HBP	BLK	WP	HR	S	P	ERA	WHIP								
Jason Schmidt, R (1, 1) ERA: 5.52	7.0	L	29	8	3	3	6	1	0	0	0	0	3	63	99	3.86	1.286								
Mike Lincoln, R (8, 1) ERA: 1.0	1.0		4	2	1	1	1	0	0	0	0	0	1	8	13	9.00	2.000								

AB	32
R	4
H	10
RBI	4
BB	1
SO	7
LOB	16




Batter	1	2	3	4	5	6	7	8	9	AB	R	H	RBI	BB	SO	LOB	TOP			
Abraham Nunez, S (1,4) OBP: 0.318, SLG: 0.317	F9		FC6-4 1B		G4-3			G4-3		4	0	0	1	0	0	1				
2 Jack Wilson, R (1,6) OBP: 0.303, SLG: 0.385	L3				G5-3			18 FC5-4 1B		4	0	2	0	0	0	0				
18 Jason Kendall, R (1,7) OBP: 0.332, SLG: 0.339	G4-3		P3					FC5-4 1-2		4	0	0	0	0	0	3				
Brian Giles, L (1,8) OBP: 0.402, SLG: 0.631		L9	F5			F7			K	4	0	0	0	0	1	2				
Aramis Ramirez, R (1,5) OBP: 0.356, SLG: 0.522					F8	F8			HR	4	1	2	1	0	0	0				
John Vander Wal, L (1,10) OBP: 0.374, SLG: 0.490		L3			K				F7	4	0	0	0	0	1	1				
Kevin Young, R (1,3) OBP: 0.307, SLG: 0.388						G4-3			F8	4	0	1	0	0	0	1				
Rob Mackowiak, L (1,9) OBP: 0.369, SLG: 0.459						F5				3	1	1	0	0	0	1				
Keith Osik, R (1,2) OBP: 0.260, SLG: 0.270						G5-3			F8	3	0	1	0	0	0	0				
Inning Stats	R: 0 E: 0 K: 0 S: 7	H: 0 LOB: 0 BB: 0 P: 12	R: 0 E: 0 K: 0 S: 8	H: 1 LOB: 1 BB: 0 P: 13	R: 1 E: 0 K: 0 S: 12	H: 3 LOB: 2 BB: 0 P: 18	R: 0 E: 0 K: 1 S: 11	H: 1 LOB: 1 BB: 0 P: 19	R: 0 E: 0 K: 0 S: 9	H: 0 LOB: 0 BB: 0 P: 12	R: 0 E: 0 K: 0 S: 6	H: 0 LOB: 0 BB: 0 P: 9	R: 0 E: 0 K: 0 S: 9	H: 1 LOB: 1 BB: 0 P: 11	R: 1 E: 0 K: 1 S: 10	H: 1 LOB: 0 BB: 0 P: 14	1B: 4 2B: 2 3B: 0 HR: 1	SF: 0 SAC: 0 DP: 0 HBP: 0	WP: 0 PB: 0 SB: 1 CS: 0	PA: 34
PITCHER	IP	WLS	BF	H	R	ER	SO	BB	IBB	HBP	BLK	WP	HR	S	P	ERA	WHIP			
Sean Lowe, R (1,1) ERA: 2.52	8.0	W	30	6	1	1	1	0	0	0	0	0	0	71	107	1.12	0.750			
Gary Glover, R (9,1) ERA: 6.67	1.0		4	1	1	1	1	0	0	0	0	0	1	10	14	9.00	1.000			

Pittsburgh Pirates @ Chicago White Sox
Comiskey Park, Chicago, IL
Sun Jul 08 2001, 2:05 PM EDT
Att: 22,105 - Sunny - 79 F

livebaseballscores.com

AB 34
R 2
H 7
RBI 2
BB 0
SO 2
LOB 9




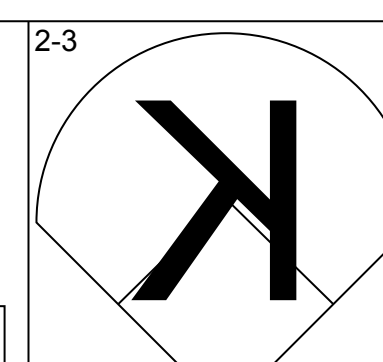
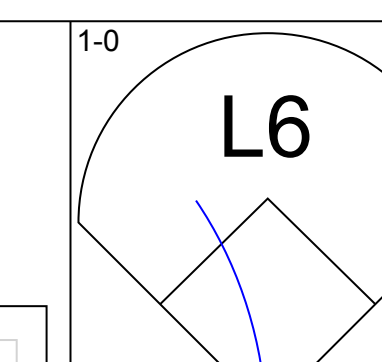
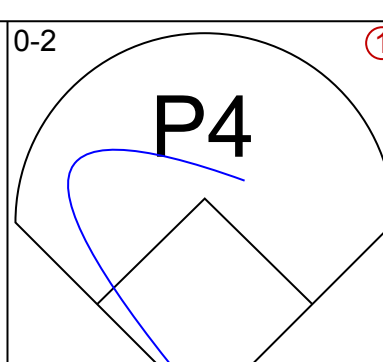
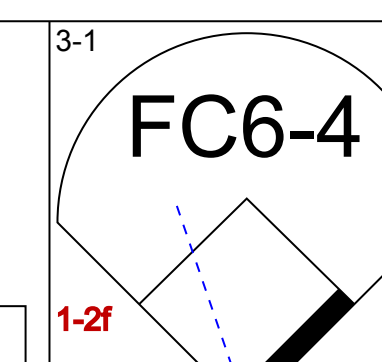
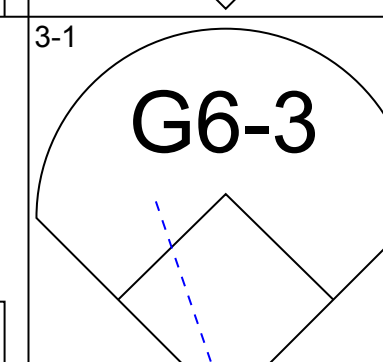
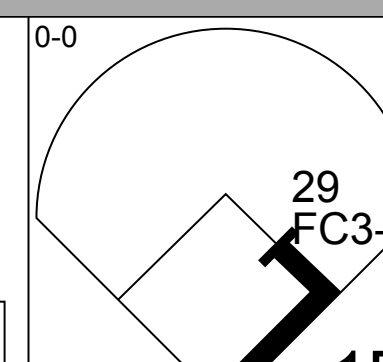
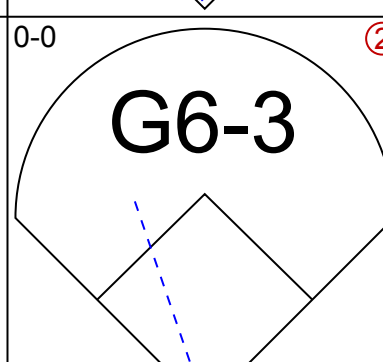
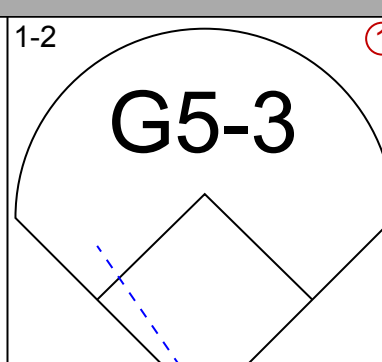
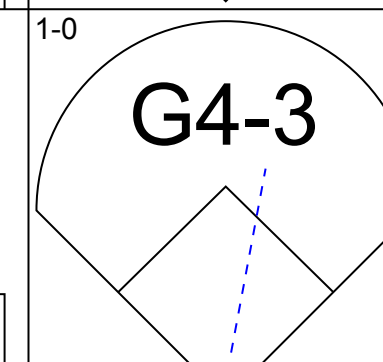
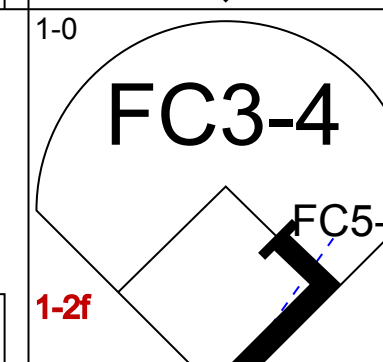
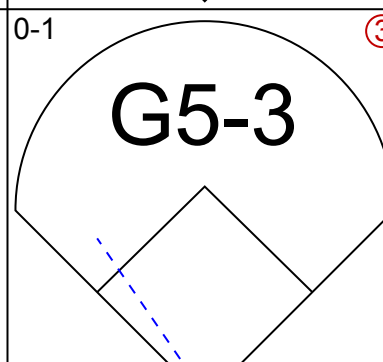
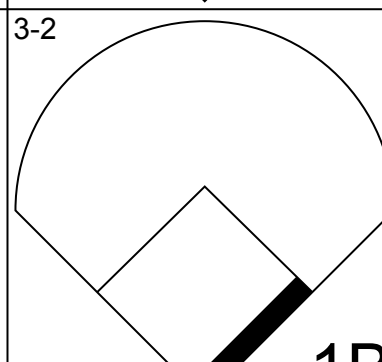
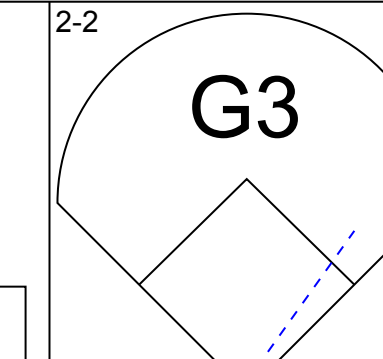
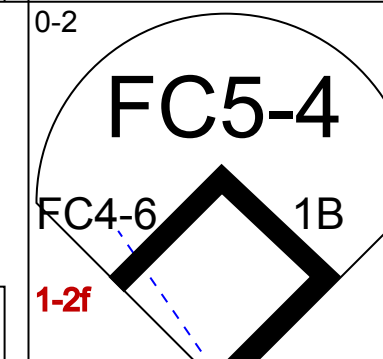
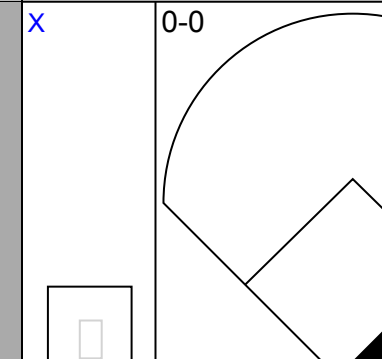
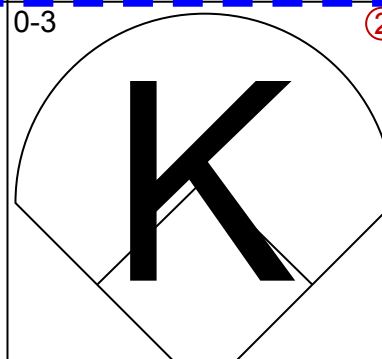
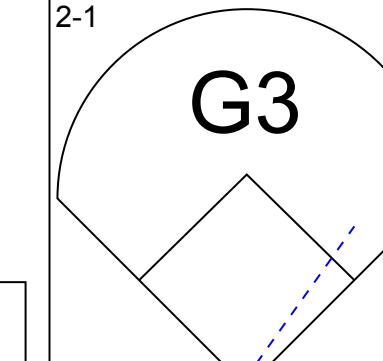
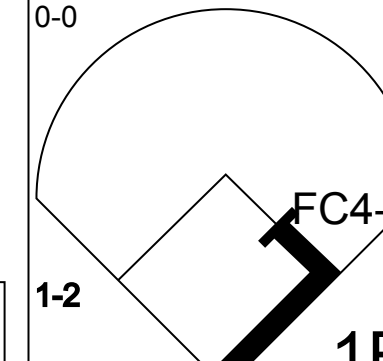
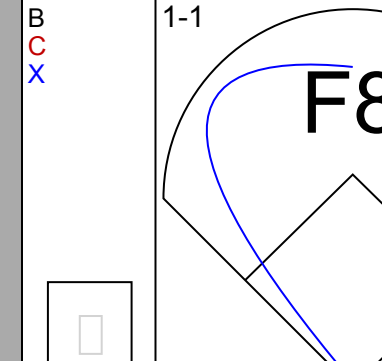
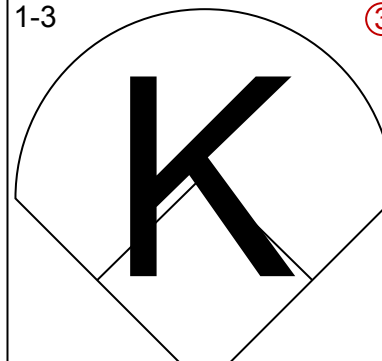
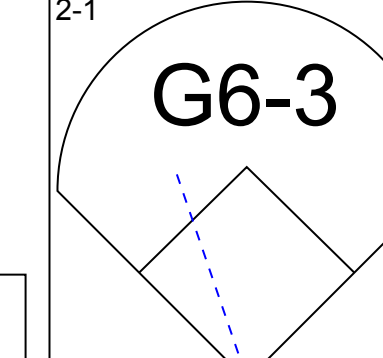
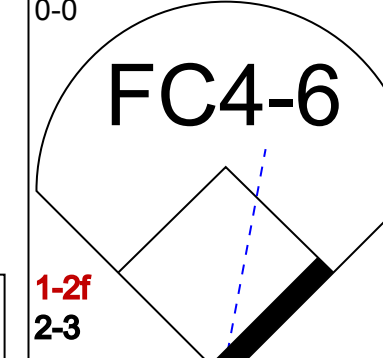
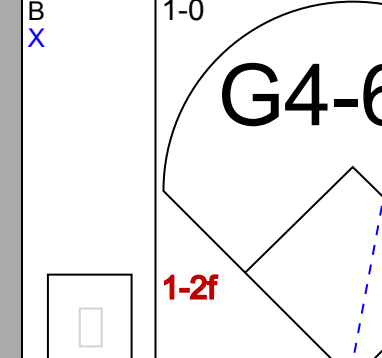
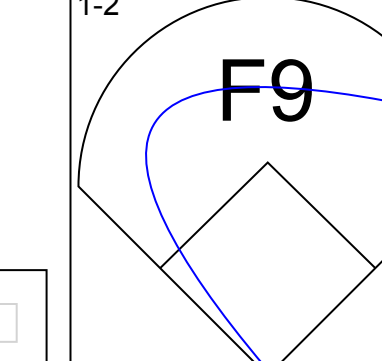
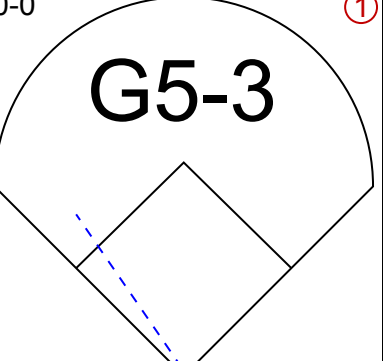
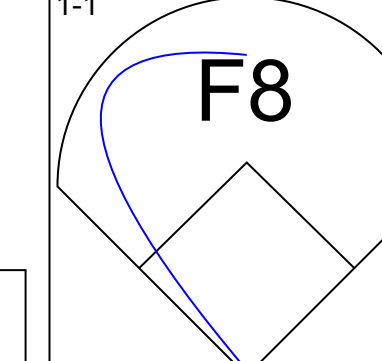
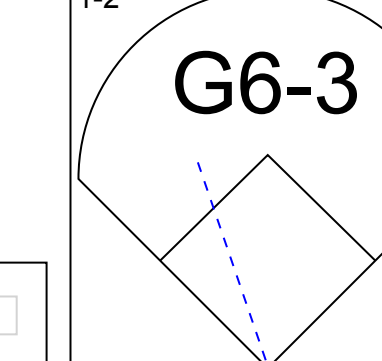
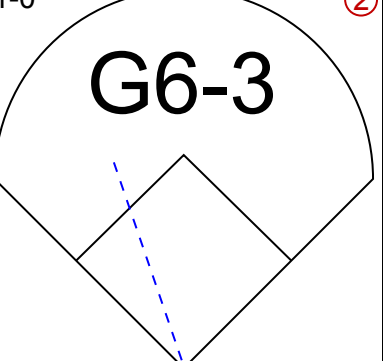
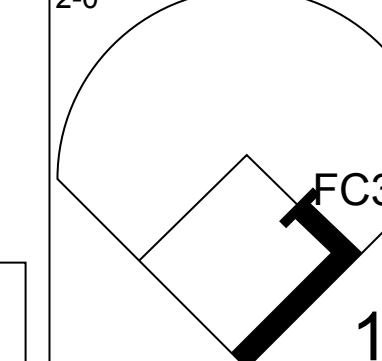
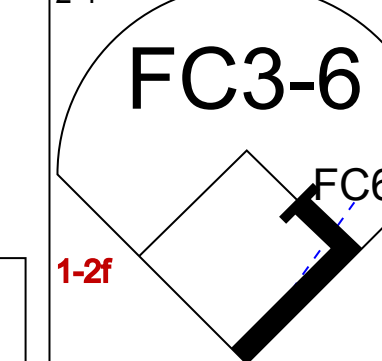
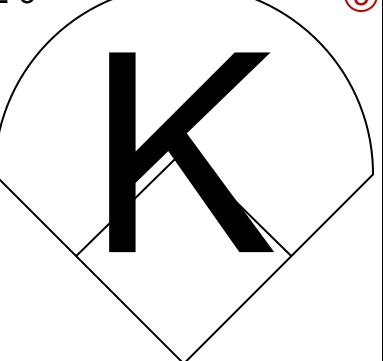
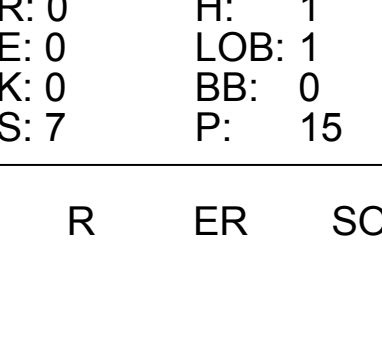
Batter	1	2	3	4	5	6	7	8	9	AB	R	H	RBI	BB	SO	LOB	BOTTOM			
Ray Durham, S (1,4) OBP: 0.325, SLG: 0.433	G3					F8				4	0	1	1	0	1	1				
Chris Singleton, L (1,8) OBP: 0.310, SLG: 0.384	K					G4-3				4	1	1	0	0	1	2				
Carlos Lee, R (1,7) OBP: 0.344, SLG: 0.543	K									4	1	1	2	0	1	0				
Magglio Ordonez, R (1,9) OBP: 0.375, SLG: 0.536		G1-3				F5				4	1	1	0	0	1	0				
Jose Canseco, R (1,10) OBP: 0.344, SLG: 0.554										4	2	3	3	0	0	0				
14 Paul Konerko, R (1,3) OBP: 0.352, SLG: 0.505										4	1	2	0	0	0	1				
Jeff Liefer, L (1,5) OBP: 0.285, SLG: 0.514										4	1	1	0	0	2	1				
Sandy Alomar Jr., R (1,2) OBP: 0.286, SLG: 0.324										4	1	0	0	0	0	3				
Royce Clayton, R (1,6) OBP: 0.242, SLG: 0.290										4	1	2	3	0	0	0				
Inning Stats	R: 0 E: 0 K: 2 S: 10	H: 0 LOB: 0 BB: 0 P: 16	R: 4 E: 1 K: 0 S: 18	H: 4 LOB: 1 BB: 0 P: 25	R: 2 E: 0 K: 1 S: 15	H: 3 LOB: 1 BB: 0 P: 16	R: 2 E: 0 K: 2 S: 10	H: 2 LOB: 0 BB: 0 P: 16	R: 0 E: 0 K: 1 S: 6	H: 1 LOB: 0 BB: 0 P: 8	R: 0 E: 0 K: 0 S: 8	H: 1 LOB: 1 BB: 0 P: 9	R: 1 E: 0 K: 0 S: 8	H: 1 LOB: 0 BB: 0 P: 10	R: 0 E: 0 K: 0 S: 4	H: 0 LOB: 0 BB: 0 P: 5	1B: 7 2B: 1 3B: 1 HR: 3	SF: 0 SAC: 0 DP: 1 HBP: 0	WP: 0 PB: 0 SB: 0 CS: 0	PA: 36
PITCHER	IP	WLS	BF	H	R	ER	SO	BB	IBB	HBP	BLK	WP	HR	S	P	ERA	WHIP			
Todd Ritchie, R (1,1) ERA: 4.07	7.0	L	33	12	9	5	6	0	0	0	0	0	0	75	100	6.43	1.714			
Mike Williams, R (8,1) ERA: 3.95	1.0		3	0	0	0	0	0	0	0	0	0	0	4	5	0.00	0.000			

Pittsburgh Pirates @ Chicago White Sox
Comiskey Park, Chicago, IL
Sun Jul 08 2001, 2:05 PM EDT
Att: 22,105 - Sunny - 79 F

livebaseballscores.com

AB 36
R 9
H 12
RBI 9
BB 0
SO 6
LOB 8

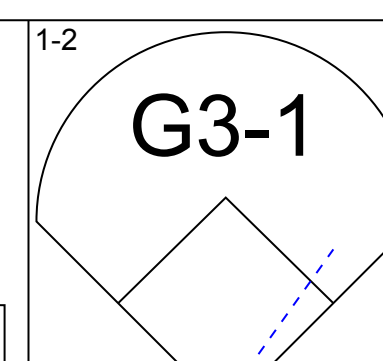
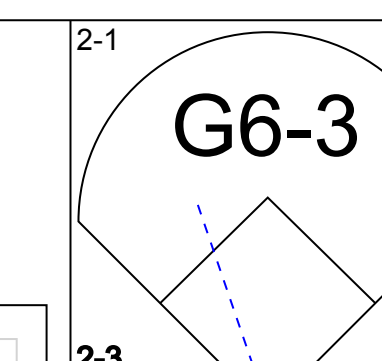
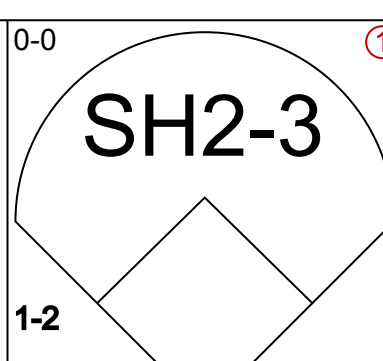
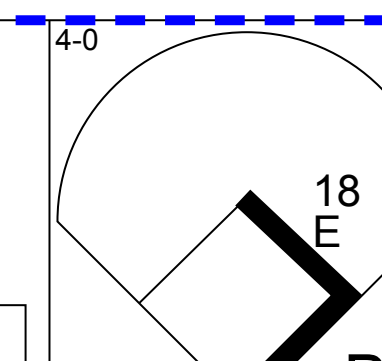
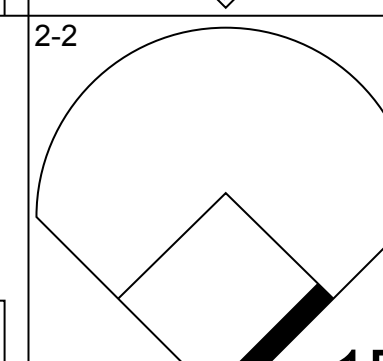
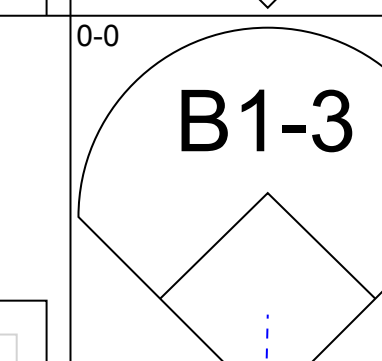
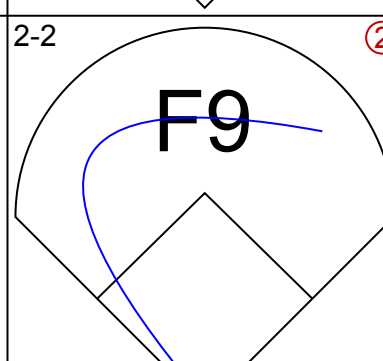
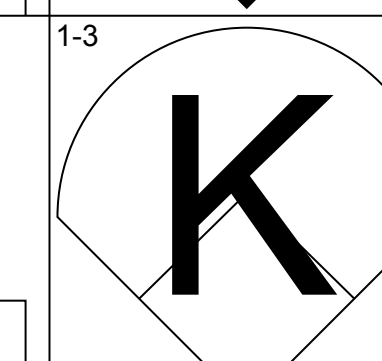
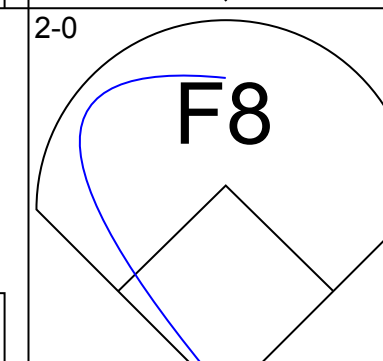
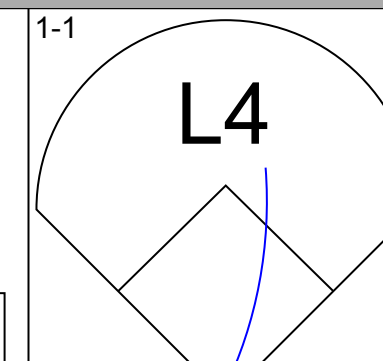
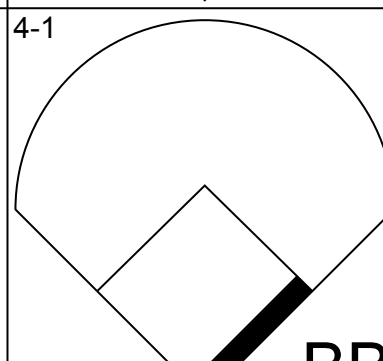
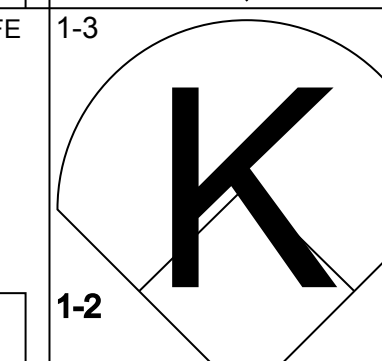
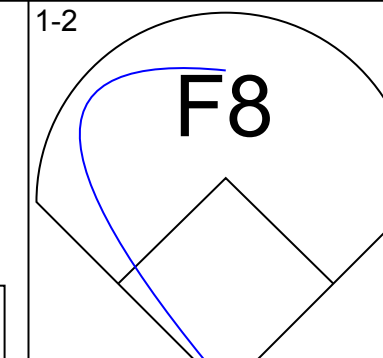
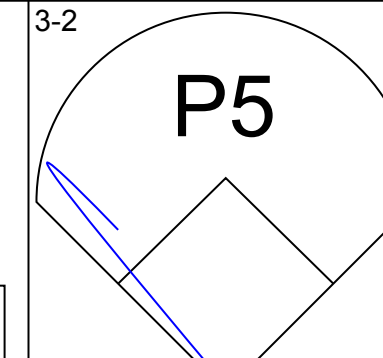
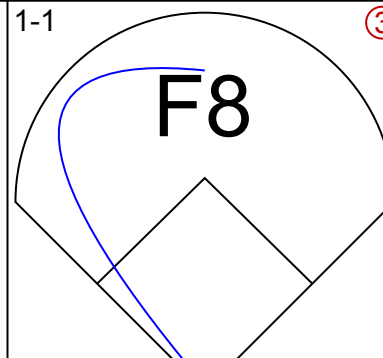
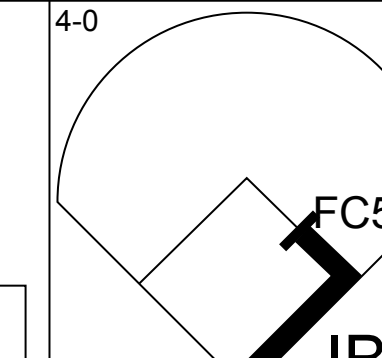
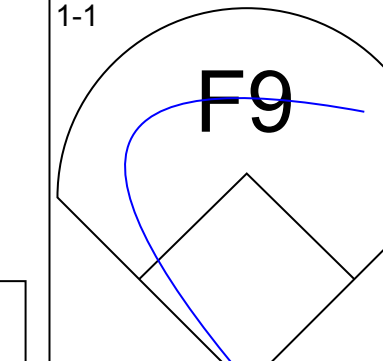
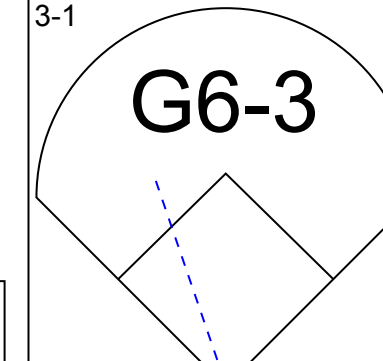
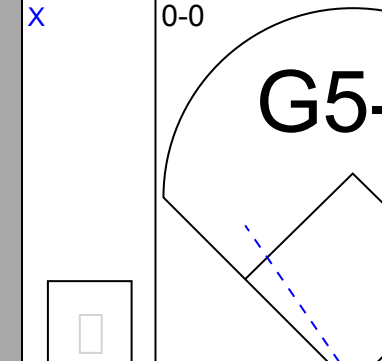
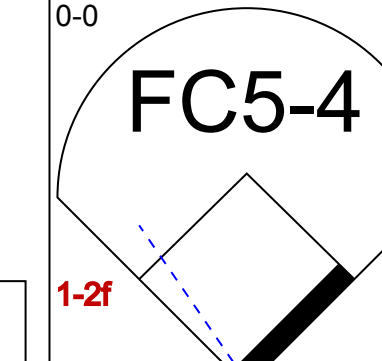
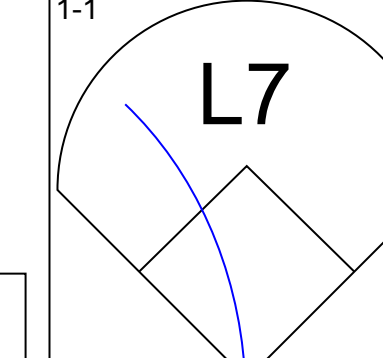
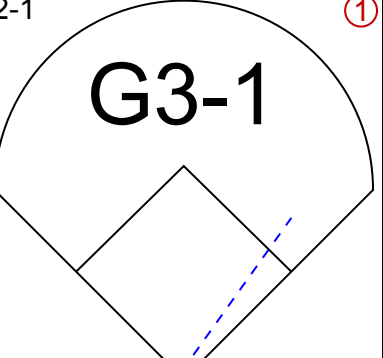
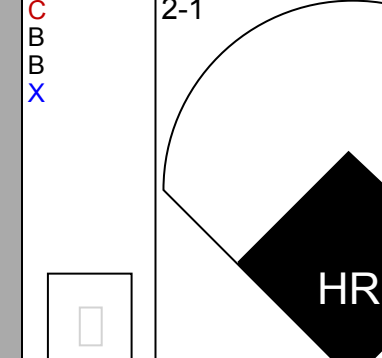
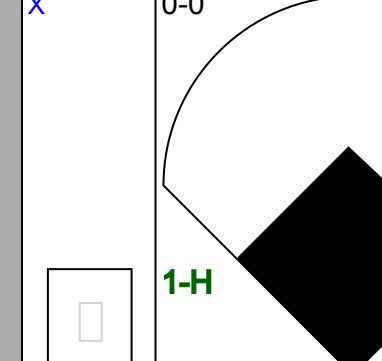
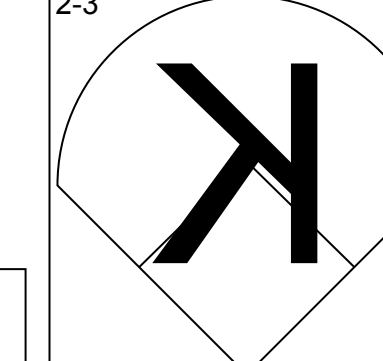
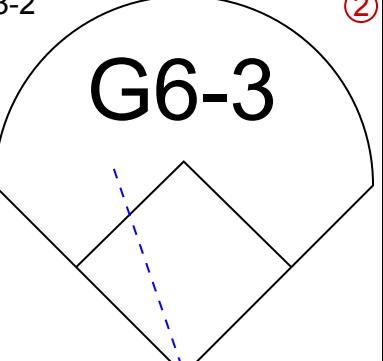
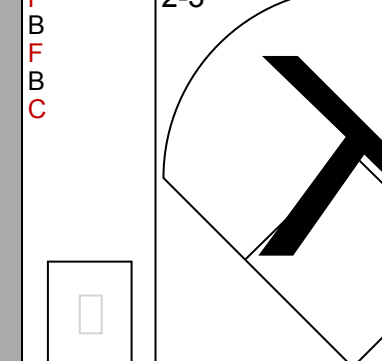
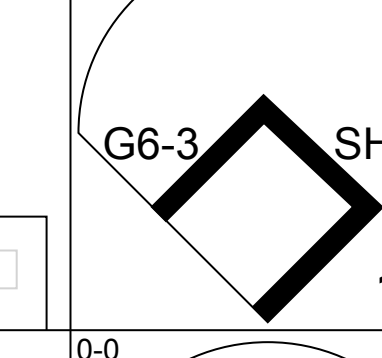
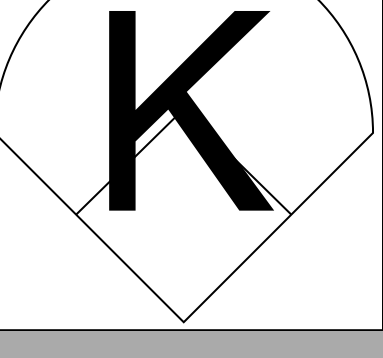

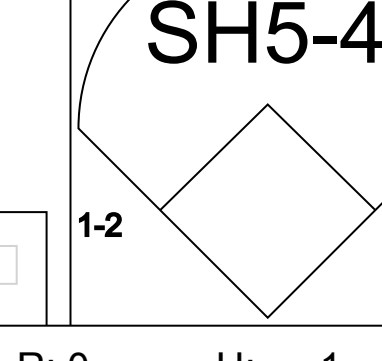
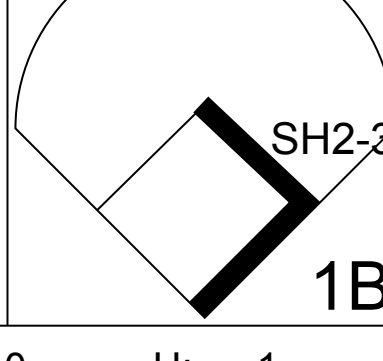



Batter	1	2	3	4	5	6	7	8	9	AB	R	H	RBI	BB	SO	LOB	TOP			
Donnie Sadler, R OBP: 0.271, SLG: 0.264 (1, 4)										4	0	0	0	0	1	2				
Rey Sanchez, R OBP: 0.309, SLG: 0.343 (1, 6)				 1B						4	0	1	0	0	0	0				
29 Mike Sweeney, R OBP: 0.390, SLG: 0.616 (1, 3)				 1B						4	0	1	0	0	0	1				
Mark Quinn, R OBP: 0.318, SLG: 0.544 (1, 7)				 1B			 1B			4	0	1	0	0	1	2				
Jermaine Dye, R OBP: 0.343, SLG: 0.428 (1, 9)				 1B						4	0	1	0	0	1	2				
Joe Randa, R OBP: 0.308, SLG: 0.373 (1, 5)				 1B			 1B			3	0	0	0	0	0	3				
Carlos Beltrán, S OBP: 0.307, SLG: 0.423 (1, 8)										3	0	0	0	0	0	0				
Héctor Ortiz, R OBP: 0.301, SLG: 0.309 (1, 2)									 1B	3	0	1	0	0	0	0				
Jeff Suppan, R OBP: 0.500, SLG: 0.500 (8, PH)									 1B	2	0	1	0	0	1	0				
Dave McCarty, R OBP: 0.312, SLG: 0.376 (8, 1)										1	0	0	0	0	0	1				
Jeff Austin, R (8, 1)									 1B	0	0	0	0	0	0	0				
Inning Stats	R: 0 E: 0 K: 1 S: 6	H: 0 LOB: 0 BB: 0 P: 12	R: 0 E: 0 K: 0 S: 8	H: 0 LOB: 0 BB: 0 P: 14	R: 0 E: 0 K: 0 S: 10	H: 1 LOB: 1 BB: 0 P: 15	R: 0 E: 0 K: 0 S: 8	H: 2 LOB: 2 BB: 0 P: 9	R: 0 E: 0 K: 1 S: 6	H: 0 LOB: 0 BB: 0 P: 6	R: 0 E: 0 K: 0 S: 4	H: 1 LOB: 0 BB: 0 P: 6	R: 0 E: 0 K: 0 S: 7	H: 1 LOB: 1 BB: 0 P: 15	R: 0 E: 0 K: 2 S: 12	H: 1 LOB: 1 BB: 0 P: 17	1B: 6 2B: 0 3B: 0 HR: 0	SF: 0 SAC: 0 DP: 1 HBP: 0	WP: 0 PB: 0 SB: 0 CS: 0	PA: 32
PITCHER	IP	WLS	BF	H	R	ER	SO	BB	IBB	HBP	BLK	WP	HR	S	P	ERA	WHIP			
Jimmy Anderson, L ERA: 4.67	(1, 1)	8.1	W	30	6	0	2	0	0	0	0	0	0	61	96	0.00	0.720			
Mike Williams, R ERA: 3.79	(9, 1)	0.2	S	2	0	0	2	0	0	0	0	0	0	6	7	0.00	0.000			

Kansas City Royals @ Pittsburgh Pirates
PNC Park, Pittsburgh, PA
Thu Jul 12 2001, 7:05 PM EDT
Att: 26,393 - Sunny - 74 F

AB 32
R 0
H 6
RBI 0
BB 0
SO 4
LOB 11

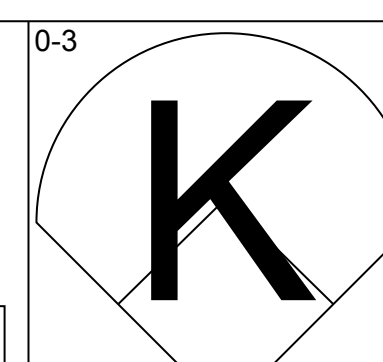
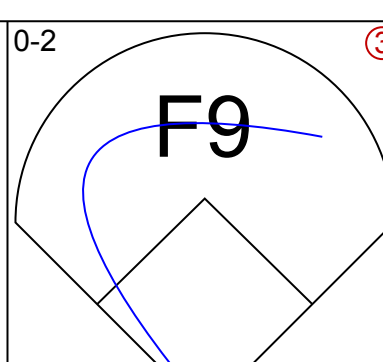
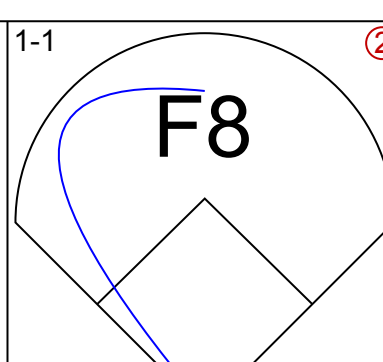
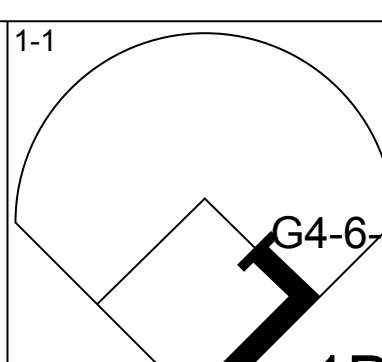
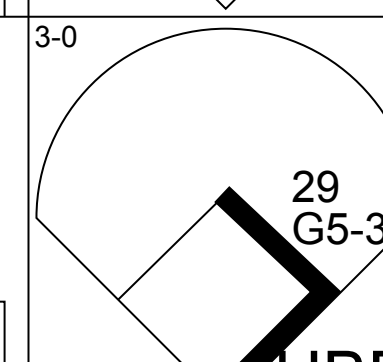
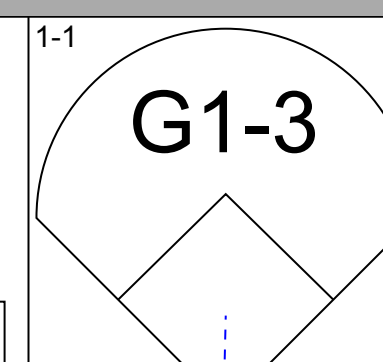
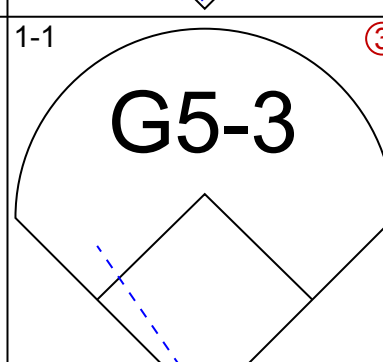
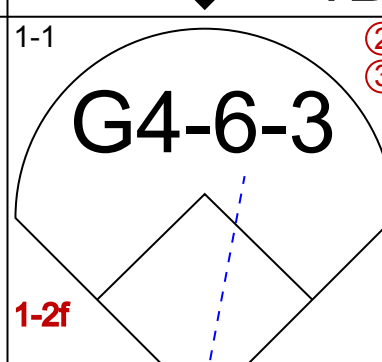
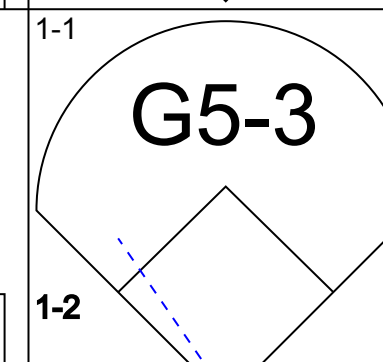
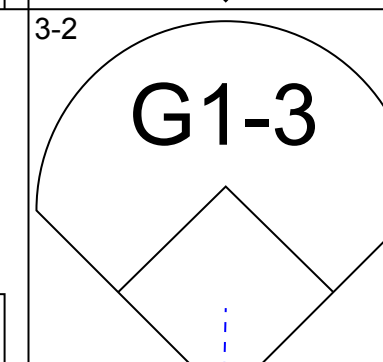
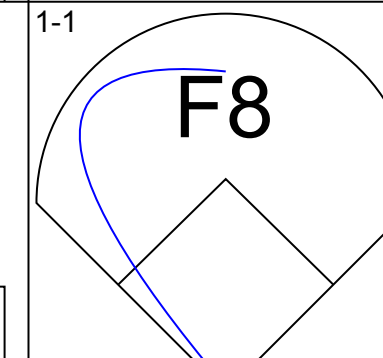
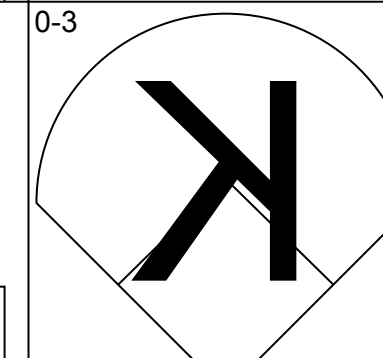
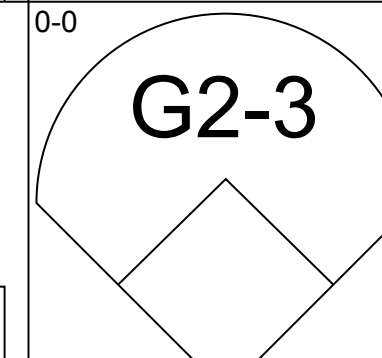
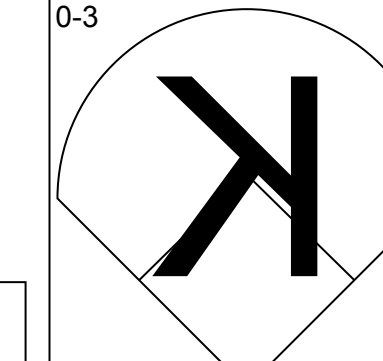
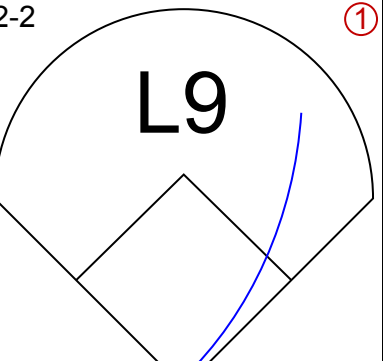
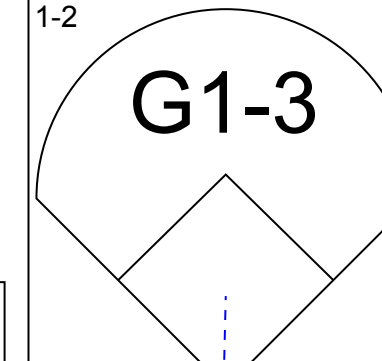
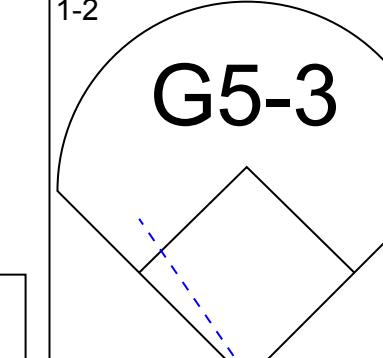
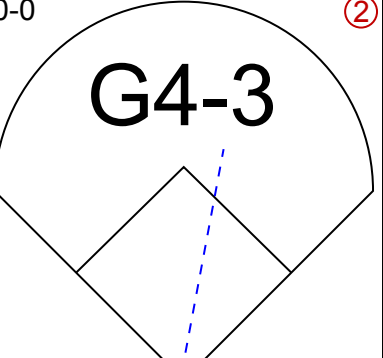
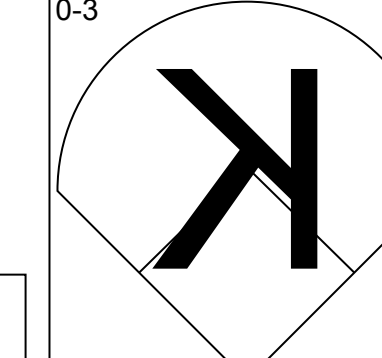
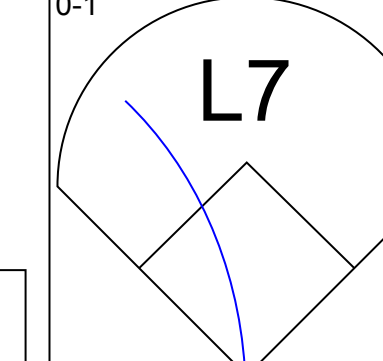
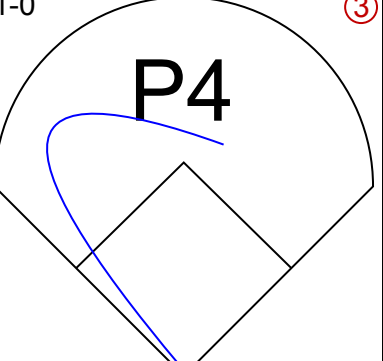
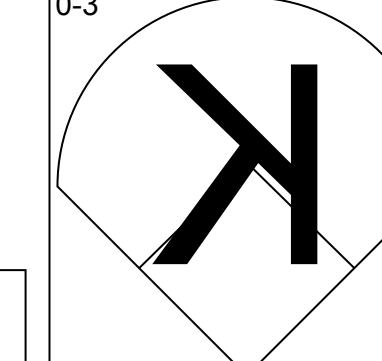
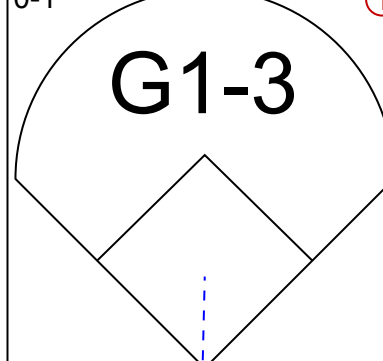
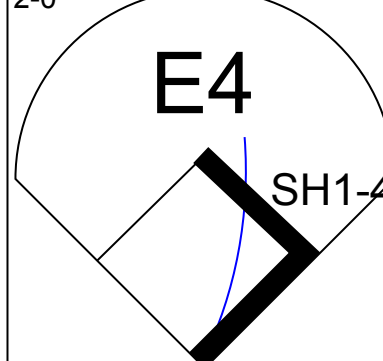
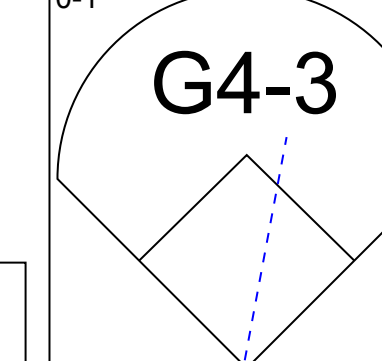
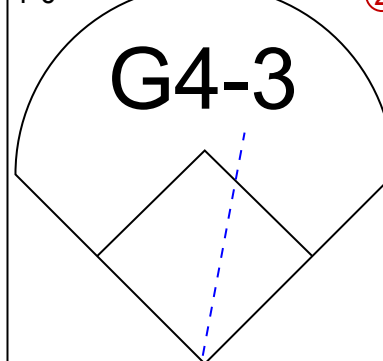
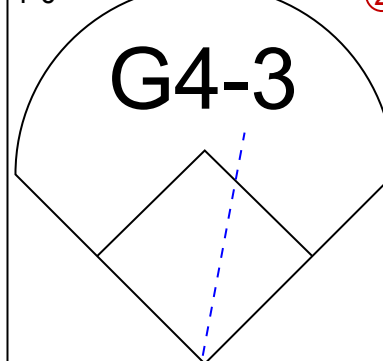
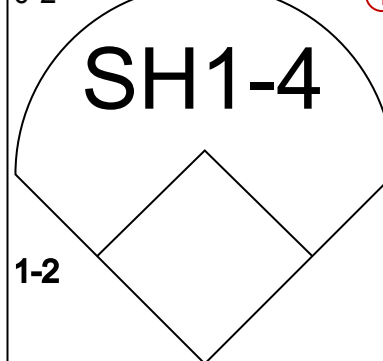
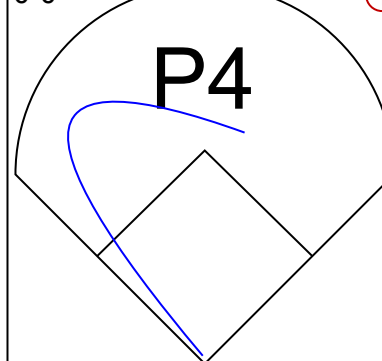


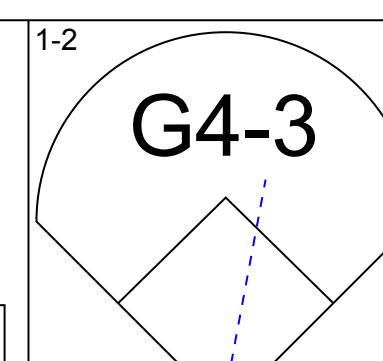
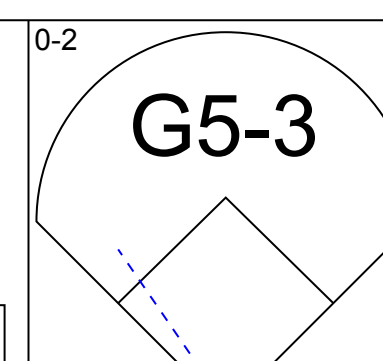
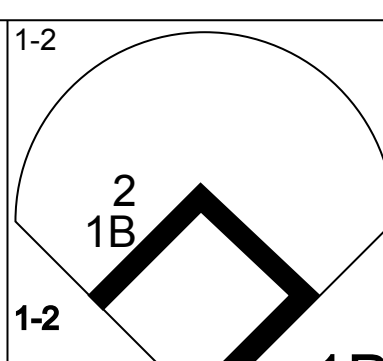
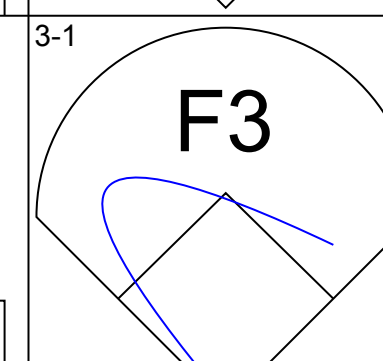
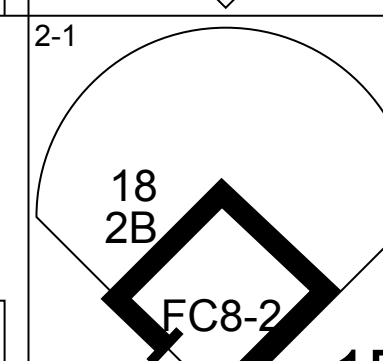
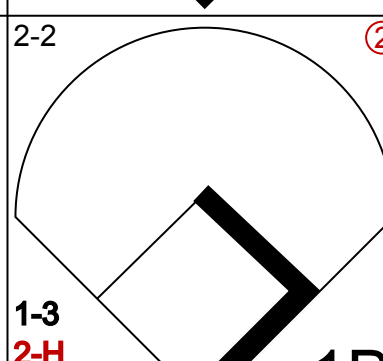
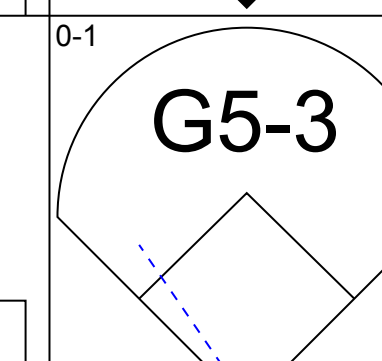
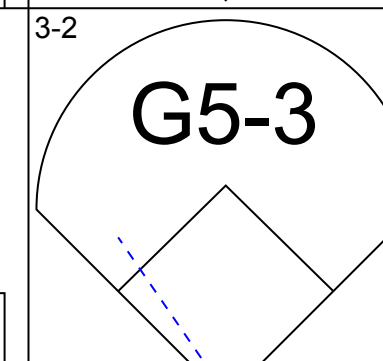
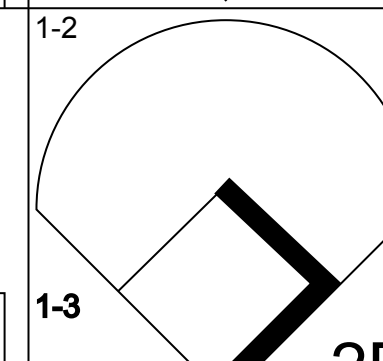
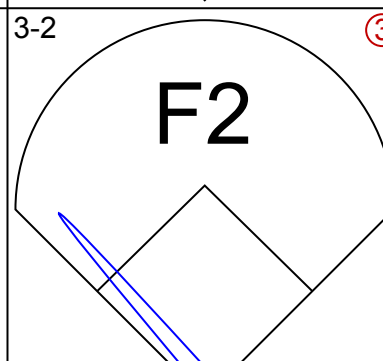
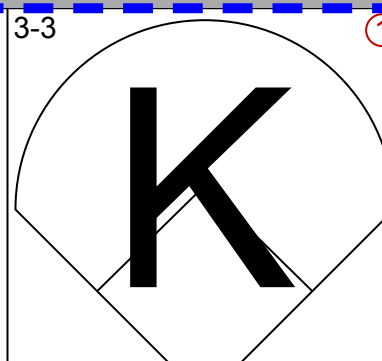
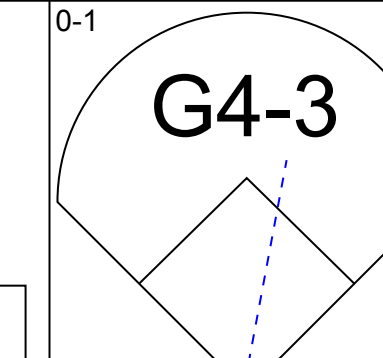
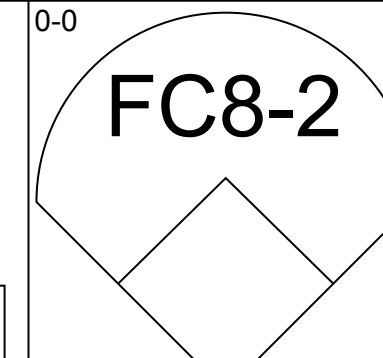
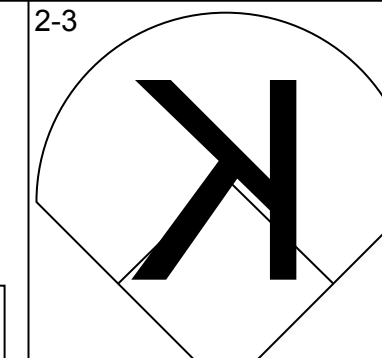
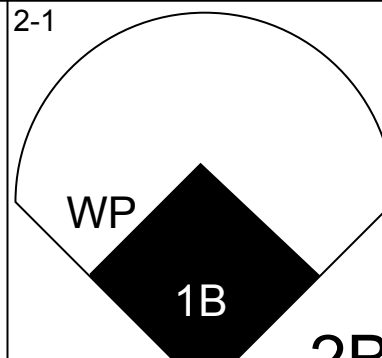
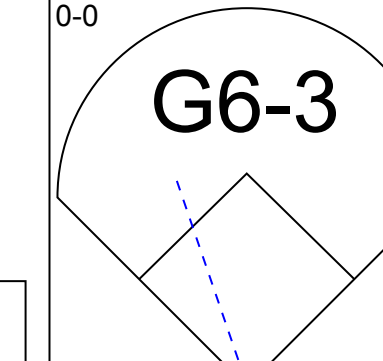
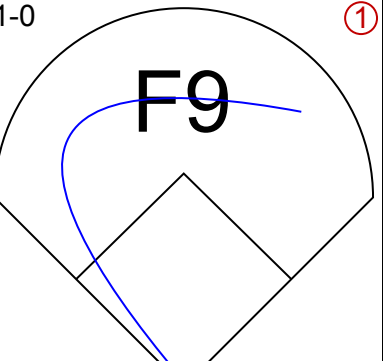
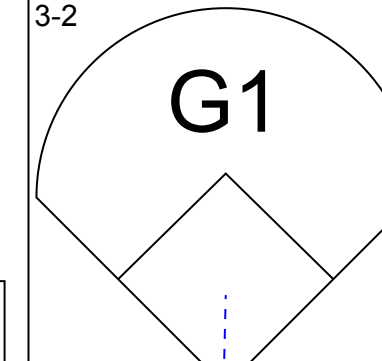
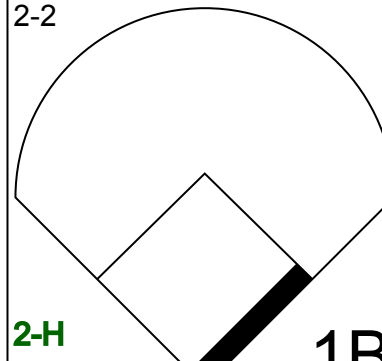
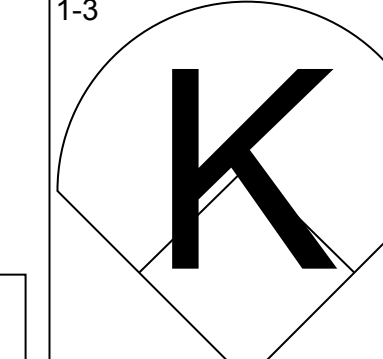
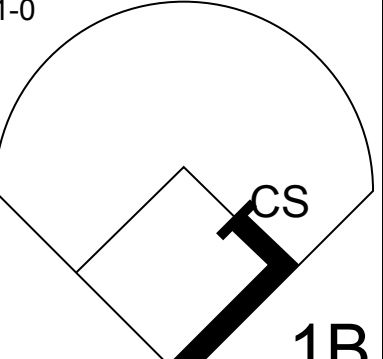
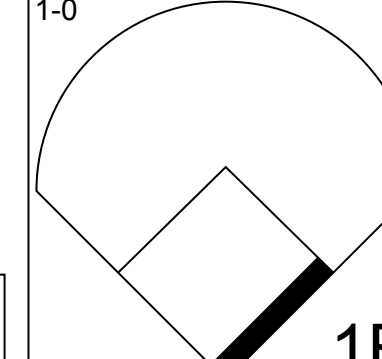

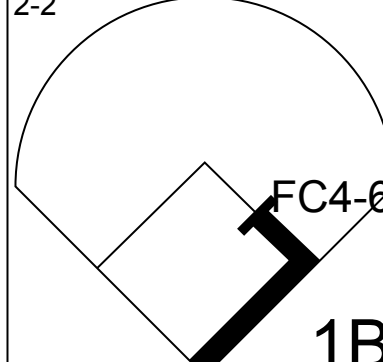
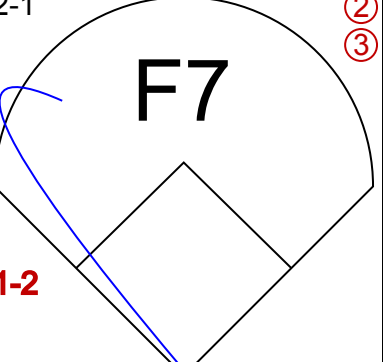
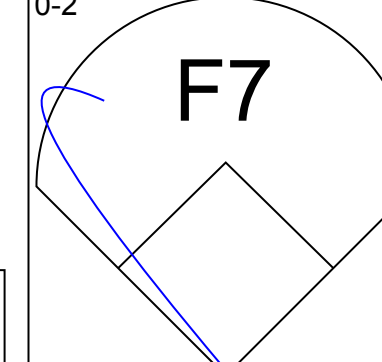
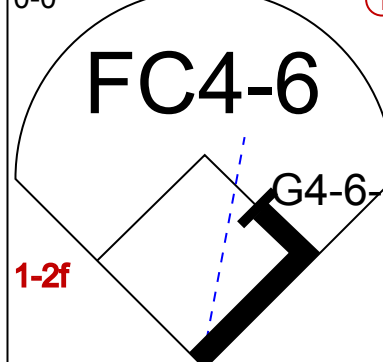
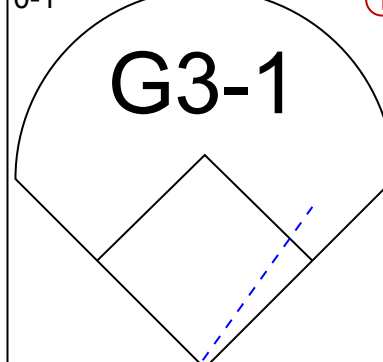
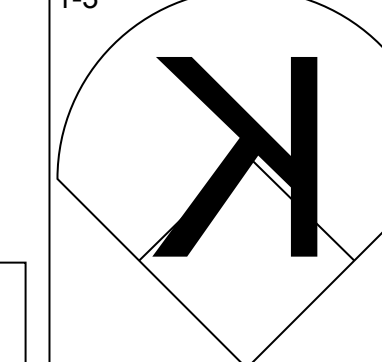
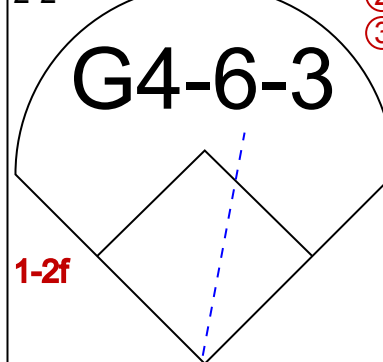
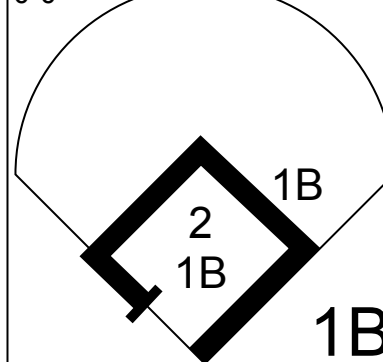
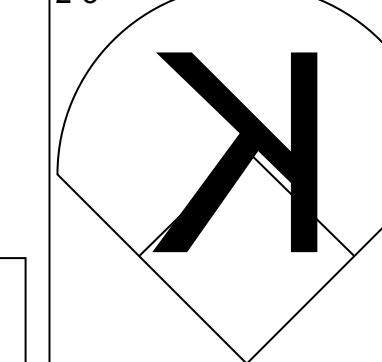
Batter	1	2	3	4	5	6	7	8	9	AB	R	H	RBI	BB	SO	LOB	BOTTOM			
Abraham Nunez, S OBP: 0.319, SLG: 0.314 (1, 4)										2	0	0	0	1	0	1				
2 Jack Wilson, R OBP: 0.301, SLG: 0.381 (1, 6)										4	0	1	0	0	1	3				
18 Jason Kendall, R OBP: 0.331, SLG: 0.336 (1, 2)										3	0	0	0	1	1	2				
Brian Giles, L OBP: 0.400, SLG: 0.625 (1, 8)								 IBB		3	0	0	0	1	0	3				
Aramis Ramirez, R OBP: 0.352, SLG: 0.515 (1, 5)								 1B		4	0	0	0	0	0	2				
John Vander Wal, L OBP: 0.374, SLG: 0.488 (8, 7)							 1B			3	1	1	0	0	0	0				
Adam Hyzdu, R OBP: 0.333, SLG: 0.950 (8, 7)							 1B			0	0	0	0	0	0	0				
Kevin Young, R OBP: 0.308, SLG: 0.490 (1, 3)							 1B			3	1	1	2	0	1	0				
Rob Mackowiak, L OBP: 0.368, SLG: 0.455 (8, 9)			 SH5-4 1B							3	0	1	0	0	2	0				
Jimmy Anderson, L OBP: 0.194, SLG: 0.143 (9, 1)			 1B			 1B				2	0	1	0	0	0	0				
Inning Stats	R: 0 E: 0 K: 0 S: 10	H: 1 LOB: 1 BB: 0 P: 16	R: 0 E: 0 K: 1 S: 7	H: 0 LOB: 0 BB: 0 P: 11	R: 0 E: 0 K: 0 S: 7	H: 1 LOB: 1 BB: 0 P: 11	R: 0 E: 0 K: 0 S: 7	H: 0 LOB: 0 BB: 0 P: 14	R: 0 E: 0 K: 1 S: 8	H: 1 LOB: 2 BB: 1 P: 15	R: 2 E: 0 K: 1 S: 9	H: 2 LOB: 0 BB: 0 P: 13	R: 0 E: 1 K: 2 S: 8	H: 0 LOB: 2 BB: 2 P: 18	1B: 4 2B: 0 3B: 0 HR: 1	SF: 0 SAC: 2 DP: 0 HBP: 0	WP: 0 PB: 0 SB: 0 CS: 0	PA: 32		
PITCHER	IP	WLS	BF	H	R	ER	SO	BB	IBB	HBP	BLK	WP	HR	S	P	ERA	WHIP			
Jeff Suppan, R ERA: 4.52	(1, 1)	7.0	L	27	5	2	3	1	0	0	0	0	0	1	57	2.57	0.857			
Jeff Austin, R ERA: 1.04	(8, 1)	1.0	S	5	0	0	2	1	1	0	0	0	0	8	18	0.00	1.000			

Kansas City Royals @ Pittsburgh Pirates
PNC Park, Pittsburgh, PA
Thu Jul 12 2001, 7:05 PM EDT
Att: 26,393 - Sunny - 74 F

AB 27
R 2
H 5
RBI 2
BB 3
SO 5
LOB 11



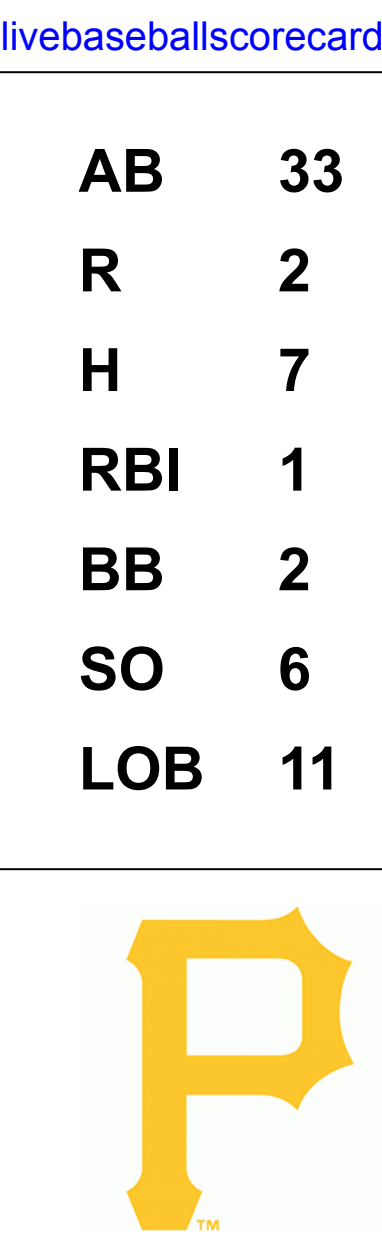
Batter	1	2	3	4	5	6	7	8	9	AB	R	H	RBI	BB	SO	LOB	TOP					
Luis Alica, S OBP: 0.327, SLG: 0.361										4	0	1	0	0	1	1	Kansas City Royals @ Pittsburgh Pirates PNC Park, Pittsburgh, PA Fri Jul 13, 2001, 7:05 PM EDT Att: 35,325 - Sunny - 83 F livebaseballscores.com					
Rey Sanchez, R OBP: 0.309, SLG: 0.340										3	0	0	0	0	0	2						
29 Mike Sweeney, R OBP: 0.387, SLG: 0.610										3	0	0	0	0	1	1						
Mark Quinn, R OBP: 0.313, SLG: 0.536										3	0	0	0	0	1	1						
Jermaine Dye, R OBP: 0.341, SLG: 0.424										3	0	0	0	0	1	0						
Joe Randa, R OBP: 0.306, SLG: 0.370										3	0	0	0	0	1	0						
Carlos Beltrán, S OBP: 0.305, SLG: 0.419										3	0	0	0	0	1	0						
Brent Mayne, L OBP: 0.372, SLG: 0.398										3	0	0	0	0	0	0						
Chad Durbin, R Raul Ibanez, L Jason Grimsley, R										1	0	0	0	0	0	0						
Inning Stats	R: 0 E: 0 K: 1 S: 7	H: 0 LOB: 1 BB: 0 P: 12	R: 0 E: 0 K: 1 S: 10	H: 0 LOB: 0 BB: 0 P: 11	R: 0 E: 0 K: 0 S: 6	H: 0 LOB: 0 BB: 0 P: 7	R: 0 E: 0 K: 1 S: 8	H: 0 LOB: 0 BB: 0 P: 12	R: 0 E: 0 K: 0 S: 5	H: 0 LOB: 0 BB: 0 P: 8	R: 0 E: 1 K: 0 S: 8	H: 0 LOB: 1 BB: 0 P: 12	R: 0 E: 0 K: 1 S: 8	H: 0 LOB: 0 BB: 0 P: 10	R: 0 E: 0 K: 2 S: 8	H: 0 LOB: 0 BB: 0 P: 8	R: 0 E: 0 K: 0 S: 6	H: 1 LOB: 0 BB: 0 P: 7	1B: 1 2B: 0 3B: 0 HR: 0	SF: 0 SAC: 1 DP: 1 HBP: 1	WP: 0 PB: 0 SB: 0 CS: 0	PA: 29
PITCHER Todd Ritchie, R ERA: 3.77	IP: 9.0 WLS: W BF: 29 H: 1 R: 0 ER: 0 SO: 6 BB: 0 IBB: 0 HBP: 1 BLK: 0 WP: 0 HR: 0 S: 66 P: 87 ERA: 0.00 WHIP: 0.111																					

Batter	1	2	3	4	5	6	7	8	9	AB	R	H	RBI	BB	SO	LOB	BOTTOM					
Tike Redman, L OBP: 0.167, SLG: 0.167										4	0	2	0	0	0	0	Kansas City Royals @ Pittsburgh Pirates PNC Park, Pittsburgh, PA Fri Jul 13, 2001, 7:05 PM EDT Att: 35,325 - Sunny - 83 F livebaseballscores.com					
2 Jack Wilson, R OBP: 0.307, SLG: 0.385										4	0	2	0	0	0	1						
18 Jason Kendall, R OBP: 0.330, SLG: 0.338										4	0	1	0	0	1	2						
Brian Giles, L OBP: 0.398, SLG: 0.623										4	1	1	0	0	1	2						
Aramis Ramirez, R OBP: 0.351, SLG: 0.512										4	0	1	1	0	0	0						
John Vander Wal, L OBP: 0.377, SLG: 0.490										3	0	2	0	0	1	0						
Kevin Young, R OBP: 0.308, SLG: 0.399										3	0	1	0	0	0	2						
Abraham Nunez, S OBP: 0.314, SLG: 0.309										3	0	0	0	0	1	1						
Todd Ritchie, R OBP: 0.216, SLG: 0.229										3	0	1	0	0	1	1						
Inning Stats	R: 0 E: 0 K: 0 S: 11	H: 0 LOB: 0 BB: 0 P: 18	R: 0 E: 0 K: 1 S: 6	H: 0 LOB: 0 BB: 0 P: 7	R: 0 E: 0 K: 0 S: 10	H: 1 LOB: 0 BB: 0 P: 14	R: 0 E: 0 K: 0 S: 10	H: 2 LOB: 1 BB: 0 P: 13	R: 0 E: 0 K: 0 S: 4	H: 1 LOB: 0 BB: 0 P: 8	R: 0 E: 0 K: 0 S: 14	H: 3 LOB: 2 BB: 0 P: 20	R: 0 E: 0 K: 1 S: 11	H: 1 LOB: 1 BB: 0 P: 17	R: 0 E: 0 K: 2 S: 10	H: 1 LOB: 1 BB: 0 P: 13	R: 1 E: 0 K: 1 S: 10	H: 2 LOB: 1 BB: 0 P: 17	1B: 9 2B: 3 3B: 0 HR: 0	SF: 0 SAC: 0 DP: 2 HBP: 0	WP: 1 PB: 0 SB: 0 CS: 1	PA: 32
PITCHER Chad Durbin, R Jason Grimsley, R	IP: 8.0 WLS: L BF: 3 H: 2 R: 1 ER: 1 SO: 4 BB: 0 IBB: 0 HBP: 0 BLK: 0 WP: 1 HR: 0 S: 76 P: 110 ERA: 0.00 WHIP: 1.125	0.1 L 3 2 1 1 1 0 0 0 0 1 0 10 17 27.00 6.000																				

Batter	1	2	3	4	5	6	7	8	9	AB	R	H	RBI	BB	SO	LOB	TOP				
Tom Goodwin, L (1,8) OBP: 0.292, SLG: 0.357	F8		1B SF8		F8		G6-3			4	1	1	0	0	0	0	Los Angeles Dodgers @ Pittsburgh Pirates PNC Park, Pittsburgh, PA Sun Jul 15 2001, 5:05 PM EDT Att: 38,152 - Sunny - 77 F				
Paul Lo Duca, R (1,2) OBP: 0.374, SLG: 0.595	F9		F9		G5-3		G1-3			4	0	0	0	0	0	1					
Gary Sheffield, R (1,7) OBP: 0.406, SLG: 0.513	E5 2B 1B		FC4 1B		P4			F8		4	1	1	0	0	0	0					
Shawn Green, L (1,9) OBP: 0.354, SLG: 0.533	1B 2B		SF8		HR			K		3	2	2	2	0	1	0					
Eric Karros, R (1,3) OBP: 0.307, SLG: 0.397	FC4-6 1B		FC4 1-2		F7			K		4	0	1	2	0	1	1					
Dave Hansen, L (1,5) OBP: 0.388, SLG: 0.355 Adrian Beltré, R (9, PH) OBP: 0.291, SLG: 0.407	FC4-6 1-2		FC4-6 1B		G5-3			K		3	0	1	0	0	0	1					
Jeff Reboulet, R (1,4) OBP: 0.367, SLG: 0.376	F8		FC4-6 1-2		1B			K		4	0	1	0	0	1	1					
Alex Cora, L (1,6) OBP: 0.258, SLG: 0.315	F9		K		K			K		4	0	0	0	0	3	2					
Kevin Brown, R (1,1) OBP: 0.167, SLG: 0.185 Jeff Williams, R (6,1)	G6-3		F8		K			K		2	0	0	0	0	0	1					
Mike Fetters, R (7,1) Jesse Orosco, R (8,1) Jeff Shaw, R (9,1)										1	0	0	0	0	1	0					
										0	0	0	0	0	0	0					
										0	0	0	0	0	0	0					
Inning Stats	R: 2 E: 1 K: 0 S: 12	H: 2 LOB: 1 BB: 0 P: 20	R: 0 E: 0 K: 0 S: 6	H: 0 LOB: 0 BB: 0 P: 7	R: 1 E: 0 K: 0 S: 12	H: 2 LOB: 1 BB: 0 P: 18	R: 0 E: 1 K: 1 S: 11	H: 1 LOB: 1 BB: 0 P: 16	R: 0 E: 0 K: 0 S: 8	H: 0 LOB: 0 BB: 0 P: 12	R: 1 E: 0 K: 1 S: 14	H: 2 LOB: 1 BB: 0 P: 18	R: 0 E: 0 K: 2 S: 6	H: 0 LOB: 0 BB: 0 P: 9	R: 0 E: 0 K: 3 S: 10	H: 0 LOB: 0 BB: 0 P: 12	1B: 5 2B: 1 3B: 0 HR: 1	SF: 1 SAC: 0 DP: 0 HBP: 0	WP: 0 PB: 0 SB: 0 CS: 0	PA: 35	
PITCHER	IP WLS BF H R ER SO BB IBB HBP BLK WP HR S P ERA WHIP	7.0 L 29 7 4 2 3 0 0 0 0 0 1 69 100 2.57 1.000	2.0 L 6 0 0 0 5 0 0 0 0 0 0 0 18 23 0.00 0.000																		

Batter	1	2	3	4	5	6	7	8	9	AB	R	H	RBI	BB	SO	LOB	BOTTOM					
Tike Redman, L (1,8) OBP: 0.200, SLG: 0.200	K 1B					B4		F9		4	0	1	0	0	1	0	Los Angeles Dodgers @ Pittsburgh Pirates PNC Park, Pittsburgh, PA Sun Jul 15 2001, 5:05 PM EDT Att: 38,152 - Sunny - 77 F					
2 Jack Wilson, R (1,6) OBP: 0.297, SLG: 0.367	G5-4-3 1-2				K		18 FC5-4 BB	K		3	0	0	0	1	2	1						
18 Jason Kendall, R (1,2) OBP: 0.328, SLG: 0.337					G1-3		FC5-4 1-2			4	0	2	0	0	0	1						
Brian Giles, L (1,7) OBP: 0.395, SLG: 0.624	L5				S WP 1B		F9			4	1	1	0	0	0	3						
Aramis Ramirez, R (1,5) OBP: 0.351, SLG: 0.516		G1-3			4-2 1-H BB		G6-3			3	0	1	0	1	0	0						
John Vander Wal, L (1,9) OBP: 0.373, SLG: 0.481		P6			1-3 K		2B 1B			4	1	1	0	0	1	2						
Kevin Young, R (1,3) OBP: 0.303, SLG: 0.394		F8				G5-3		F7		4	0	1	1	0	0	1						
Rob Mackowiak, L (1,4) OBP: 0.378, SLG: 0.481 Craig Wilson, R (7, PH) OBP: 0.404, SLG: 0.694 Scott Sauerbeck, R (8,1)					G4-3		G4-3			2	0	0	0	0	0	0						
Adam Hyzdu, R (9, PH) OBP: 0.318, SLG: 0.905							K			1	0	0	0	0	0	0						
Jason Schmidt, R (1,1) OBP: 0.167, SLG: 0.333 John Wehner, R (7, PH) OBP: 0.360, SLG: 0.244 Abraham Nunez, S (7, PH) OBP: 0.313, SLG: 0.307					G5-3		K			2	0	0	0	0	1	0						
							L6			0	0	0	0	0	0	0						
										1	0	0	0	0	0	1						
Inning Stats	R: 0 E: 0 K: 0 S: 8	H: 2 LOB: 1 BB: 0 P: 9	R: 0 E: 0 K: 0 S: 5	H: 0 LOB: 0 BB: 0 P: 9	R: 0 E: 0 K: 1 S: 12	H: 0 LOB: 0 BB: 0 P: 15	R: 1 E: 0 K: 2 S: 16	H: 1 LOB: 1 BB: 1 P: 26	R: 0 E: 0 K: 1 S: 7	H: 0 LOB: 0 BB: 0 P: 8	R: 0 E: 0 K: 0 S: 11	H: 0 LOB: 1 BB: 1 P: 17	R: 1 E: 0 K: 1 S: 18	H: 2 LOB: 1 BB: 0 P: 26	R: 0 E: 0 K: 1 S: 9	H: 1 LOB: 1 BB: 0 P: 13	R: 0 E: 0 K: 0 S: 9	H: 1 LOB: 1 BB: 0 P: 15	1B: 6 2B: 1 3B: 0 HR: 0	SF: 0 SAC: 0 DP: 1 HBP: 0	WP: 2 PB: 0 SB: 2 CS: 0	PA: 35
PITCHER	IP WLS BF H R ER SO BB IBB HBP BLK WP HR S P ERA WHIP	5.0 W 18 3 1 1 4 1 0 0 0 0 0 27 39 5.40 1.800	1.2 H 8 2 1 1 1 1 0 0 0 0 0 0 0 0 0 0	1.0 H 4 1 0 0 1 0 0 0 0 0 0 0 9 15 0.00 1.000	0.1 H 1 0 0 0 0 0 0 0 0 0 0 0 2 2 0.00 0.000	1.0 S 4 1 0 0 0 0 0 0 0 0 0 0 9 15 0.00 1.000																

AB 34
R 4
H 7
RBI 4
BB 0
SO 8
LOB 7



Batter	1	2	3	4	5	6	7	8	9	AB	R	H	RBI	BB	SO	LOB	TOP								
Paul Lo Duca, R OBP: 0.375, SLG: 0.588 (1, 2)										4	0	1	0	1	0	3	Los Angeles Dodgers @ Pittsburgh Pirates PNC Park, Pittsburgh, PA Mon Jul 16 2001, 7:05 PM EDT Att: 26,145 - Sunny - 82 F								
Mark Grudzielanek, R OBP: 0.346, SLG: 0.427 (1, 4)										5	1	1	0	0	0	2									
Shawn Green, L OBP: 0.350, SLG: 0.527 (1, 9)										4	0	0	0	0	1	1									
Gary Sheffield, R OBP: 0.410, SLG: 0.519 (1, 7)										3	2	2	0	1	0	0									
Eric Karros, R OBP: 0.310, SLG: 0.399 (1, 3)										4	1	2	1	0	0	1									
Adrian Beltré, R OBP: 0.290, SLG: 0.420 (1, 5)										3	1	1	4	0	0	0									
Marquis Grissom, R OBP: 0.262, SLG: 0.486 (1, 8)										3	0	0	0	0	1	0									
Jeff Reboulet, R OBP: 0.371, SLG: 0.370 (1, 6)										2	0	0	0	2	1	0									
Eric Gagne, R OBP: 0.115, SLG: 0.269 (1, 1)										3	0	0	0	0	1	4									
Chris Donnels, L OBP: 0.267, SLG: 0.276 (9, PH)										1	1	1	1	0	0	0									
Jeff Shaw, R (9, 1)										0	0	0	0	0	0	0									
Inning Stats	R: 0 E: 0 K: 0 S: 7	H: 1 LOB: 0 BB: 0 P: 9	R: 1 E: 1 K: 1 S: 12	H: 2 LOB: 3 BB: 1 P: 22	R: 0 E: 0 K: 0 S: 6	H: 1 LOB: 1 BB: 0 P: 10	R: 0 E: 0 K: 0 S: 6	H: 0 LOB: 1 BB: 1 P: 10	R: 4 E: 0 K: 2 S: 20	H: 3 LOB: 0 BB: 1 P: 37	R: 0 E: 0 K: 0 S: 11	H: 0 LOB: 0 BB: 0 P: 14	R: 0 E: 0 K: 0 S: 8	H: 0 LOB: 0 BB: 0 P: 13	R: 0 E: 0 K: 0 S: 9	H: 0 LOB: 0 BB: 0 P: 14	R: 1 E: 0 K: 1 S: 10	H: 1 LOB: 0 BB: 1 P: 16	1B: 5 2B: 1 3B: 0 HR: 2	SF: 1 SAC: 0 DP: 2 HBP: 1	WP: 0 PB: 0 SB: 0 CS: 0	PA: 38			
PITCHER	IP	WLS	BF	H	R	ER	SO	BB	IBB	HBP	BLK	WP	HR	S	P	ERA	WHIP								
Joe Beimel, L ERA: 4.97 (1, 1)	5.0	L	25	7	5	5	3	3	0	1	0	0	1	51	88	9.00	2.000								
Omar Olivares, R ERA: 8.79 (6, 1)	3.0		9	0	0	0	0	0	0	0	0	0	0	28	41	0.00	0.000								
Rich Loiselle, R ERA: 12.6 (9, 1)	1.0		4	1	1	1	1	1	0	0	0	0	1	10	16	9.00	2.000								

AB 32
R 6
H 8
RBI 6
BB 4
SO 4
LOB 11



Batter	1	2	3	4	5	6	7	8	9	AB	R	H	RBI	BB	SO	LOB	BOTTOM								
Tike Redman, L OBP: 0.200, SLG: 0.240 (1, 8)										5	1	1	0	0	0	3	Los Angeles Dodgers @ Pittsburgh Pirates PNC Park, Pittsburgh, PA Mon Jul 16 2001, 7:05 PM EDT Att: 26,145 - Sunny - 82 F								
Jack Wilson, R OBP: 0.290, SLG: 0.357 (1, 6)										4	0	0	0	0	1	1									
Jason Kendall, R OBP: 0.327, SLG: 0.345 (1, 2)										4	1	1	2	0	0	1									
Brian Giles, L OBP: 0.396, SLG: 0.621 (1, 7)										3	0	1	0	1	1	0									
Aramis Ramirez, R OBP: 0.353, SLG: 0.524 (1, 5)										3	1	1	1	1	0	3									
John Vander Wal, L OBP: 0.375, SLG: 0.493 (1, 9)										4	1	2	1	0	0	1									
Kevin Young, R OBP: 0.299, SLG: 0.388 (1, 3)										4	0	0	0	0	0	2									
Abraham Nunez, S OBP: 0.311, SLG: 0.306 (1, 4)										4	0	1	0	0	2	0									
Joe Beimel, L OBP: 0.286, SLG: 0.286 (5, PH)										1	0	0	0	0	0	0									
John Weimer, R OBP: 0.375, SLG: 0.244 (5, PH)										0	0	0	0	0	0	0									
Omar Olivares, R OBP: 0.295, SLG: 0.458 (8, PH)										0	0	0	0	0	0	0									
Adam Hyzduz, R OBP: 0.324, SLG: 0.894 (9, 1)										0	0	0	0	0	0	0									
Rich Loiselle, R OBP: 0.375, SLG: 0.477 (9, PH)										1	0	0	0	0	1	2									
Inning Stats	R: 0 E: 1 K: 0 S: 11	H: 0 LOB: 2 BB: 1 P: 20	R: 1 E: 0 K: 1 S: 12	H: 1 LOB: 0 BB: 0 P: 17	R: 0 E: 0 K: 0 S: 5	H: 0 LOB: 0 BB: 0 P: 6	R: 0 E: 0 K: 0 S: 3	H: 0 LOB: 1 BB: 1 P: 9	R: 0 E: 0 K: 1 S: 9	H: 0 LOB: 0 BB: 1 P: 14	R: 0 E: 0 K: 0 S: 11	H: 1 LOB: 1 BB: 0 P: 17	R: 0 E: 0 K: 0 S: 7	H: 0 LOB: 0 BB: 0 P: 11	R: 2 E: 0 K: 2 S: 9	H: 2 LOB: 0 BB: 0 P: 13	R: 1 E: 0 K: 1 S: 19	H: 3 LOB: 2 BB: 0 P: 23	1B: 3 2B: 1 3B: 0 HR: 3	SF: 0 SAC: 0 DP: 1 HBP: 0	WP: 0 PB: 0 SB: 0 CS: 0	PA: 37			
PITCHER	IP	WLS	BF	H	R	ER	SO	BB	IBB	HBP	BLK	WP	HR	S	P	ERA	WHIP								
Eric Gagne, R ERA: 5.23 (1, 1)	8.0		31	4	3	3	4	3	0	0	0	0	2	67	107	3.38	0.875								
Jeff Shaw, R ERA: 3.27 (9, 1)	1.0	S	6	3	1	1	1	0	0	0	0	0	1	19	23	9.00	3.000								

AB 34
R 4
H 7
RBI 4
BB 3
SO 5
LOB 13



Batter	1	2	3	4	5	6	7	8	9	AB	R	H	RBI	BB	SO	LOB	TOP										
Paul Lo Duca, R OBP: 0.375, SLG: 0.584 (1, 2)	0-2 BB 1B		0-1 BLK 1B		1-2 F8	3-1 G1-3			0-1 F7	5	0	2	0	0	0	1	Los Angeles Dodgers @ Pittsburgh Pirates PNC Park, Pittsburgh, PA Tue Jul 17 2001, 7:05 PM EDT Att: 30,150 - Overcast - 77 F livebaseballscorecards.com										
Mark Grudzielanek, R OBP: 0.344, SLG: 0.423 (1, 4)	2-0 BB 1B		2-2 F9		1-0 G6-3		1-2 G5-3		2-3 K	5	0	1	0	0	1	1											
Shawn Green, L OBP: 0.351, SLG: 0.524 (1, 9)	2-3 K		1-0 F8		4-2 S 1B BB		3-2 FC6-4 HBP			2	1	0	0	1	1	3											
Gary Sheffield, R OBP: 0.411, SLG: 0.515 (1, 7)	4-2 G6-4-3 BB		3-2 F8		4-0 1B IBB		0-2 FC6-4			2	0	0	0	2	0	2											
Eric Karros, R OBP: 0.313, SLG: 0.401 (1, 3)	2-2 G6-4-3			1-2 HR 1B	0-1 1B		0-1 F3			4	1	2	1	0	0	4											
Adrián Beltré, R OBP: 0.285, SLG: 0.431 (1, 5)		0-3 K		0-0 HR 1B	1-0 F7			1-3 K		4	1	1	2	0	2	2											
Marquis Grissom, R OBP: 0.265, SLG: 0.490 (1, 8)		1-2 S 2B		1-0 G4-3		3-1 FC5-4 1B		0-3 K		4	1	2	0	0	1	0											
Jeff Reboulet, R OBP: 0.361, SLG: 0.358 (1, 6)		3-2 G6-3		1-3 K		2-2 FC5-4		1-0 G6-3		4	0	0	0	0	1	1											
Terry Adams, R OBP: 0.143, SLG: 0.083 Tom Goodwin, L OBP: 0.291, SLG: 0.356 Matt Herges, L OBP: 0.400, SLG: 0.400 (1, 1)		2-3 K		3-2 F9		2-3 K			2-2 G3	3	0	0	0	0	2	1											
Inning Stats	R: 0 H: 2 E: 0 K: 1 S: 14	H: 2 R: 24 LOB: 2 BB: 1 P: 24	R: 1 H: 1 E: 0 K: 2 S: 15	H: 1 R: 0 LOB: 0 BB: 0 P: 21	R: 0 H: 1 E: 0 K: 0 S: 9	H: 1 R: 0 LOB: 1 BB: 0 P: 15	R: 2 H: 2 E: 0 K: 1 S: 13	H: 2 R: 0 LOB: 0 BB: 0 P: 19	R: 1 H: 1 E: 0 K: 0 S: 11	H: 1 R: 0 LOB: 1 BB: 0 P: 22	R: 0 H: 0 E: 0 K: 0 S: 12	H: 0 R: 0 LOB: 1 BB: 0 P: 16	R: 0 H: 0 E: 0 K: 2 S: 7	H: 0 R: 0 LOB: 0 BB: 0 P: 9	R: 0 H: 0 E: 0 K: 1 S: 8	H: 0 R: 0 LOB: 0 BB: 0 P: 12	1B: 6 2B: 1 3B: 0 HR: 1	SF: 0 SAC: 0 DP: 1 HBP: 1	WP: 0 PB: 0 SB: 2 CS: 0	PA: 38							
PITCHER	IP	WLS	BF	H	R	ER	SO	BB	IBB	HBP	BLK	WP	HR	S	P	ERA	WHIP										
Jimmy Anderson, L ERA: 4.77 (1, 1)	5.0	L	24	7	4	4	4	2	1	0	1	0	1	62	101	7.20	1.800										
Mike Lincoff, R ERA: 1.38 (6, 1)	2.0		8	1	0	0	1	0	0	1	0	0	0	22	36	0.00	0.500										
Josias Manzanillo, R ERA: 3.83 (8, 1)	1.0		3	0	0	0	2	0	0	0	0	0	0	7	9	0.00	0.000										
Mike Williams, R ERA: 3.68 (9, 1)	1.0		3	0	0	0	1	0	0	0	0	0	0	8	12	0.00	0.000										

Batter	1	2	3	4	5	6	7	8	9	AB	R	H	RBI	BB	SO	LOB	BOTTOM										
Tike Redman, L OBP: 0.207, SLG: 0.241 (1, 8)	1-3 K	1-2 2H 1B			1-3 K			3-3 K		4	0	1	0	0	3	0	Los Angeles Dodgers @ Pittsburgh Pirates PNC Park, Pittsburgh, PA Tue Jul 17 2001, 7:05 PM EDT Att: 30,150 - Overcast - 77 F livebaseballscorecards.com										
2 Jack Wilson, R OBP: 0.283, SLG: 0.348 Mike Williams, R (9, 1)	0-0 F2		0-1 G1-3		2-2 P5			1-3 K		4	0	0	0	0	1	0											
18 Jason Kendall, R OBP: 0.329, SLG: 0.349 (1, 2)	3-1 1B 2B		0-1 1B		0-1 F8			2-1 G5-3		4	1	2	0	0	0	0											
Brian Giles, L OBP: 0.395, SLG: 0.616 (1, 7)	4-0 1B BB		1-0 F2		2-0 F1			1-2 L9		3	0	0	0	1	0	1											
Aramis Ramirez, R OBP: 0.352, SLG: 0.520 (1, 5)	1-2 1B		2-1 F8		0-1 G5-3			1-0 G5-3		4	0	1	1	0	0	1											
John Vander Wal, L OBP: 0.375, SLG: 0.491 (1, 9)	1-3 2H 1B		3-3 K2-3		2-2 G6-4-3 1B			1-3 K		3	0	1	0	0	2	2											
Kevin Young, R OBP: 0.299, SLG: 0.385 (1, 3)		4-2 G2-3 1B BB		2-2 G6-4-3		0-0 F9			2-2 G6-4-3	2	0	0	0	1	0	1											
Abraham Nunez, S OBP: 0.307, SLG: 0.301 (9, 6)		2-3 K		1-0 G4-3		0-0 B4-3			0-0 B4-3	3	0	0	0	0	1	1											
Jimmy Anderson, L OBP: 0.188, SLG: 0.138 John Wettinger, R OBP: 0.265, SLG: 0.238 Mike Lincoff, R OBP: 0.333, SLG: 0.333 Josias Manzanillo, R Rob Mackowiak, L OBP: 0.372, SLG: 0.672 (1, 1) (5, PH) (6, 1) (8, 1) (8, PH)		1-2 G2-3		1-0 G5-3				3-2 G3-1		1	0	0	0	0	0	1											
Inning Stats	R: 1 H: 2 E: 0 K: 2 S: 14	H: 2 R: 29 LOB: 1 BB: 1 P: 26	R: 0 H: 1 E: 0 K: 1 S: 16	H: 1 R: 0 LOB: 1 BB: 0 P: 24	R: 0 H: 1 E: 0 K: 0 S: 7	H: 1 R: 0 LOB: 0 BB: 0 P: 10	R: 0 H: 1 E: 0 K: 0 S: 11	H: 1 R: 0 LOB: 0 BB: 0 P: 16	R: 0 H: 0 E: 0 K: 1 S: 7	H: 0 R: 0 LOB: 0 BB: 0 P: 11	R: 0 H: 0 E: 0 K: 0 S: 5	H: 0 R: 0 LOB: 0 BB: 0 P: 7	R: 0 H: 0 E: 0 K: 1 S: 5	H: 0 R: 0 LOB: 0 BB: 0 P: 6	R: 0 H: 0 E: 0 K: 2 S: 9	H: 0 R: 0 LOB: 0 BB: 0 P: 16	R: 0 H: 0 E: 0 K: 0 S: 7	H: 0 R: 0 LOB: 0 BB: 0 P: 11	1B: 4 2B: 1 3B: 0 HR: 0	SF: 0 SAC: 0 DP: 1 HBP: 0	WP: 0 PB: 0 SB: 0 CS: 0	PA: 32					
PITCHER	IP	WLS	BF	H	R	ER	SO	BB	IBB	HBP	BLK	WP	HR	S	P	ERA	WHIP										
Terry Adams, R ERA: 4.68 (1, 1)	8.0	W	29	5	1	1	7	2	0	0	0	0	0	74	116	1.12	0.875										
Matt Herges, R ERA: 3.45 (9, 1)	1.0	S	3	0	0	0	0	0	0	0	0	0	0	7	11	0.00	0.000										



Batter	1	2	3	4	5	6	7	8	9	AB	R	H	RBI	BB	SO	LOB	TOP								
Eric Young Sr. R OBP: 0.335, SLG: 0.415 (1, 4)	F8		F8			G6-3	F2		2B	5	0	1	1	0	0	2									
Delino DeShields L OBP: 0.325, SLG: 0.325 (1, 7)	F7		K			2B		K	L5	5	1	1	0	0	2	2									
Sammy Sosa R OBP: 0.420, SLG: 0.661 (1, 9)	K		F8			F5		F8		4	0	0	0	0	1	2									
Ron Coomer R OBP: 0.319, SLG: 0.383 Augie Ojeda S OBP: 0.233, SLG: 0.250 (9, 5)		G4-6-3		F3		2B				2	1	1	0	2	0	0									
Matt Stairs L OBP: 0.365, SLG: 0.448 (1, 3)	G4-6-3			G4-3		BB		BB		4	0	1	2	0	0	2									
Ricky Gutierrez R OBP: 0.347, SLG: 0.427 (1, 6)	HR			G1-3		2B				4	2	2	0	0	0	1									
Corey Patterson L OBP: 0.263, SLG: 0.389 (1, 8)	HR			F8		SH1-3		F2		4	1	2	2	0	0	1									
Joe Girardi R OBP: 0.273, SLG: 0.277 (1, 2)	G6-3			G4-3		SH1-3		G4-3		3	1	1	0	0	0	0									
34 Kerry Wood R OBP: 0.243, SLG: 0.250 Roosevelt Brown L OBP: 0.298, SLG: 0.302 Gary Matthews S OBP: 0.237, SLG: 0.249 Kyle Farnsworth R OBP: 0.237, SLG: 0.249 Jeff Fassero L OBP: 0.260, SLG: 0.333 Miguel Cairo R OBP: 0.260, SLG: 0.333 Tom Gordon R OBP: 0.260, SLG: 0.333 (1, 1)				G4-3		G4-3		G4-3		2	0	1	0	0	0	0									
Inning Stats	R: 0 E: 0 K: 1 S: 7	H: 0 LOB: 0 BB: 0 P: 12	R: 2 E: 0 K: 0 S: 12	H: 3 LOB: 0 BB: 0 P: 19	R: 0 E: 0 K: 1 S: 7	H: 1 LOB: 1 BB: 0 P: 10	R: 0 E: 0 K: 0 S: 6	H: 0 LOB: 0 BB: 0 P: 9	R: 0 E: 0 K: 0 S: 7	H: 0 LOB: 0 BB: 0 P: 8	R: 2 E: 0 K: 0 S: 15	H: 2 LOB: 1 BB: 1 P: 23	R: 0 E: 0 K: 1 S: 10	H: 1 LOB: 1 BB: 0 P: 14	R: 0 E: 0 K: 1 S: 7	H: 0 LOB: 1 BB: 1 P: 13	R: 2 E: 0 K: 0 S: 11	H: 3 LOB: 1 BB: 0 P: 15	1B: 6 2B: 3 3B: 0 HR: 1	SF: 0 SAC: 1 DP: 1 HBP: 0	WP: 0 PB: 0 SB: 1 CS: 0	PA: 38			
PITCHER	IP	WLS	BF	H	R	ER	SO	BB	IBB	HBP	BLK	WP	HR	S	P	ERA	WHIP								
Todd Ritchie R ERA: 3.87 (1, 1)	6.1		26	7	4	4	2	1	0	0	0	0	1	59	87	5.68	1.263								
Scott Sauerbeck L ERA: 5.4 (7, 1)	0.2		2	0	0	0	1	0	0	0	0	0	0	5	8	0.00	0.000								
Josias Manzanillo R ERA: 3.75 (8, 1)	1.0	H	4	0	0	0	1	1	0	0	0	0	0	7	13	0.00	1.000								
Mike Williams R ERA: 4.06 (9, 1)	1.0	L	6	3	2	2	0	0	0	0	0	0	0	11	15	18.00	3.000								

Chicago Cubs @ Pittsburgh Pirates
PNC Park, Pittsburgh, PA
Wed Jul 18 2001, 7:05 PM EDT
Att: 31,919 - Overcast - 84 F

AB 35
R 6
H 10
RBI 6
BB 2
SO 4
LOB 12



Batter	1	2	3	4	5	6	7	8	9	AB	R	H	RBI	BB	SO	LOB	BOTTOM									
Tike Redman L OBP: 0.242, SLG: 0.226 (1, 8)	2B		F7			G6-3	K			2	1	0	0	2	1	0										
2 Jack Wilson R OBP: 0.282, SLG: 0.346 (1, 6)	2B		K		G6-3		F4			4	1	1	0	0	1	1										
18 Jason Kendall R OBP: 0.326, SLG: 0.346 (1, 2)	SF7		E5		K			L7		3	1	0	1	0	1	1										
Brian Giles L OBP: 0.396, SLG: 0.625 (1, 7)	SF9		HR			F7				3	1	2	3	0	0	0										
Aramis Ramirez R OBP: 0.348, SLG: 0.514 (1, 5)	G6-3		K			K		G3		4	0	0	0	0	2	1										
John Vander Wal L OBP: 0.374, SLG: 0.489 Adam Hyzdu R OBP: 0.292, SLG: 0.826 (1, 9)		K		K				G5-3		3	0	1	0	0	2	0										
Kevin Young R OBP: 0.298, SLG: 0.383 (1, 3)	K			P4		K				4	0	1	0	0	2	1										
Rob Mackowiak L OBP: 0.371, SLG: 0.464 Abraham Nunez S OBP: 0.306, SLG: 0.299 (8, 4)				K				K		2	0	0	0	1	2	0										
Todd Ritchie R OBP: 0.226, SLG: 0.216 Scott Sauerbeck L OBP: 0.237, SLG: 0.249 Craig Wilson R OBP: 0.244, SLG: 0.270 Josias Manzanillo R OBP: 0.237, SLG: 0.249 Mike Williams R OBP: 0.260, SLG: 0.333 John Wehner R OBP: 0.260, SLG: 0.333 (1, 1)		G4-3						K		2	0	0	0	0	1	1										
Inning Stats	R: 2 E: 0 K: 0 S: 17	H: 1 LOB: 1 BB: 1 P: 26	R: 0 E: 0 K: 2 S: 11	H: 0 LOB: 1 BB: 1 P: 18	R: 2 E: 2 K: 2 S: 12	H: 1 LOB: 0 BB: 0 P: 23	R: 0 E: 0 K: 2 S: 7	H: 0 LOB: 0 BB: 0 P: 11	R: 0 E: 0 K: 2 S: 10	H: 0 LOB: 1 BB: 1 P: 15	R: 1 E: 0 K: 2 S: 9	H: 1 LOB: 0 BB: 0 P: 13	R: 0 E: 0 K: 0 S: 6	H: 1 LOB: 0 BB: 0 P: 10	R: 0 E: 0 K: 2 S: 11	H: 1 LOB: 1 BB: 0 P: 15	1B: 4 2B: 0 3B: 0 HR: 2	SF: 2 SAC: 0 DP: 0 HBP: 0	WP: 0 PB: 0 SB: 1 CS: 1	PA: 36						
PITCHER	IP	WLS	BF	H	R	ER	SO	BB	IBB	HBP	BLK	WP	HR	S	P	ERA	WHIP									
34 Kerry Wood R ERA: 3.62 (1, 1)	6.0		25	3	4	2	10	3	0	0	0	0	0	1	74	115	3.00	1.000								
Kyle Farnsworth R ERA: 3.2 (7, 1)	1.0		4	1	1	1	2	0	0	0	0	0	0	9	13	9.00	1.000									
Jeff Fassero L ERA: 2.18 (8, 1)	1.0	W	3	1	0	0	0	0	0	0	0	0	0	6	10	0.00	1.000									
Tom Gordon R ERA: 2.45 (9, 1)	1.0	S	4	1	0	0	2	0	0	0	0	0	0	11	15	0.00	1.000									

Chicago Cubs @ Pittsburgh Pirates
PNC Park, Pittsburgh, PA
Wed Jul 18 2001, 7:05 PM EDT
Att: 31,919 - Overcast - 84 F

AB 31
R 5
H 6
RBI 5
BB 3
SO 14
LOB 7



Batter	1	2	3	4	5	6	7	8	9	AB	R	H	RBI	BB	SO	LOB	TOP										
Eric Young Sr., R OBP: 0.332, SLG: 0.410 (1, 4)	F6		G6-3		L9		K			4	0	0	0	0	1	2	Chicago Cubs @ Pittsburgh Pirates PNC Park, Pittsburgh, PA Thu Jul 19 2001, 7:05 PM EDT Att: 34,921 - Sunny - 83 F										
Delino DeShields, L OBP: 0.300, SLG: 0.319 Mike Fyhre, R (8, 1)	G3		L6			K		G4-3		4	0	0	0	0	1	0											
Sammy Sosa, R OBP: 0.423, SLG: 0.670 (1, 9)	BB		BB			HR		K		2	1	1	1	2	1	0											
Ron Coomer, R OBP: 0.322, SLG: 0.383 (1, 3)	F3		K			L8-3		BB		3	0	1	0	1	1	2											
Ricky Gutierrez, R OBP: 0.342, SLG: 0.421 (1, 6)		F9		F8		L8-3		K		4	0	0	0	0	1	2											
Gary Matthews, S OBP: 0.332, SLG: 0.384 (1, 8)		K		F9				K		4	0	0	0	0	3	0											
Miguel Cairo, R OBP: 0.373, SLG: 0.363 (1, 5)		1B		G6-3				G3		3	1	2	0	1	0	0											
Robert Machado, R OBP: 0.327, SLG: 0.457 Corey Patterson, L OBP: 0.256, SLG: 0.378 (9, PH)		FC6		K				G3		3	0	1	1	0	1	1											
Julian Tavarez, L OBP: 0.170, SLG: 0.115 Todd Van Poppel, R OBP: 0.297, SLG: 0.250 Matt Stairs, L OBP: 0.327, SLG: 0.448 Courtney Duncan, L (7, PH) Felix Heredia, L (7, 1) Roosevelt Brown, L OBP: 0.266, SLG: 0.375 (8, 7)		FC6		K				G4-3		2	0	0	0	0	1	1											
Inning Stats	R: 0 E: 0 K: 0 S: 7	H: 0 LOB: 1 BB: 1 P: 15	R: 1 E: 0 K: 1 S: 12	H: 2 LOB: 1 BB: 0 P: 21	R: 0 E: 0 K: 1 S: 8	H: 0 LOB: 0 BB: 1 P: 18	R: 0 E: 0 K: 0 S: 5	H: 0 LOB: 0 BB: 0 P: 6	R: 0 E: 0 K: 2 S: 12	H: 1 LOB: 0 BB: 1 P: 23	R: 0 E: 0 K: 1 S: 11	H: 1 LOB: 2 BB: 1 P: 20	R: 0 E: 0 K: 2 S: 9	H: 1 LOB: 1 BB: 0 P: 14	R: 0 E: 0 K: 1 S: 8	H: 0 LOB: 1 BB: 1 P: 17		1B: 3 2B: 1 3B: 1 HR: 1	SF: 0 SAC: 0 DP: 1 HBP: 0	WP: 0 PB: 0 SB: 0 CS: 0	PA: 36						
PITCHER	IP	WLS	BF	H	R	ER	SO	BB	IBB	HBP	BLK	WP	HR	S	P	ERA	WHIP										
Dave Williams, L ERA: 3.86 (1, 1)	6.0		23	3	2	2	5	3	0	0	0	0	1	54	98	3.00	1.000										
Omar Olivares, R ERA: 5.7 (7, 1)	1.0	W	5	1	0	0	2	0	1	0	0	0	0	11	20	0.00	1.000										
Scott Sauerbeck, L ERA: 5.26 (8, 1)	1.0	H	4	1	0	0	2	0	0	0	0	0	0	9	14	0.00	1.000										
Mike Williams, R ERA: 3.96 (9, 1)	1.0	S	4	0	0	0	1	1	0	0	0	0	0	8	17	0.00	1.000										

AB	31
R	2
H	5
RBI	2
BB	5
SO	10
LOB	10



Batter	1	2	3	4	5	6	7	8	9	AB	R	H	RBI	BB	SO	LOB	BOTTOM										
Tike Redman, L OBP: 0.237, SLG: 0.306 (1, 8)	L9		F7		G4-3		HR	F8		5	1	1	1	0	0	4	Chicago Cubs @ Pittsburgh Pirates PNC Park, Pittsburgh, PA Thu Jul 19 2001, 7:05 PM EDT Att: 34,921 - Sunny - 83 F										
Jack Wilson, R OBP: 0.287, SLG: 0.349 (1, 6)	1B		P4			2B	L4			4	1	2	0	0	1												
Jason Kendall, R OBP: 0.325, SLG: 0.345 (1, 2)	G5-3			G5-3		P5	2B	1B		4	0	1	0	0	2												
Brian Giles, L OBP: 0.394, SLG: 0.623 (1, 7)	L8			K		1B	P6			4	1	1	0	0	1	2											
Craig Wilson, R OBP: 0.403, SLG: 0.741 Scott Sauerbeck, R (8, 1) Mike Williams, R (9, 1)	G6-3			K		K		2B		4	0	1	0	0	2	2											
John Vander Wal, L OBP: 0.373, SLG: 0.484 (1, 9)	F8			K		BB	P5			3	0	0	0	1	0	2											
John Wehner, R OBP: 0.222 Rob Mackowiak, L OBP: 0.371, SLG: 0.464 Aramis Ramirez, R OBP: 0.349, SLG: 0.514 (6, PH) (6, PH) (7, 5)	G4-3			K		1B		G6-3		2	0	0	0	0	1	0											
Abraham Nunez, S OBP: 0.314, SLG: 0.305 (1, 4)		G3				1B				3	0	2	0	1	0	0											
Dave Williams, L OBP: 0.200, SLG: 0.300 Adam Hyzdu, R OBP: 0.280, SLG: 0.792 Omar Olivares, R OBP: 0.250, SLG: 0.458 Kevin Young, R OBP: 0.297, SLG: 0.382 (8, 3)						1B				2	0	2	0	0	0	0											
Inning Stats	R: 0 E: 0 K: 0 S: 7	H: 1 LOB: 1 BB: 0 P: 8	R: 0 E: 0 K: 0 S: 6	H: 0 LOB: 0 BB: 0 P: 11	R: 0 E: 0 K: 2 S: 9	H: 0 LOB: 0 BB: 0 P: 13	R: 0 E: 0 K: 1 S: 17	H: 2 LOB: 2 BB: 0 P: 27	R: 2 E: 0 K: 2 S: 18	H: 3 LOB: 2 BB: 2 P: 30	R: 1 E: 0 K: 0 S: 12	H: 3 LOB: 0 BB: 0 P: 18	R: 0 E: 0 K: 0 S: 9	H: 1 LOB: 1 BB: 0 P: 12	1B: 7 2B: 3 3B: 0 HR: 1	SF: 0 SAC: 0 DP: 0 HBP: 0		WP: 0 PB: 0 SB: 0 CS: 0	PA: 37								
PITCHER	IP	WLS	BF	H	R	ER	SO	BB	IBB	HBP	BLK	WP	HR	S	P	ERA	WHIP										
Julian Tavarez, R ERA: 3.79 (1, 1)	5.2		26	7	2	2	4	1	0	0	0	0	0	60	94	3.18	1.412										
Todd Van Poppel, R ERA: 3.0 (6, 1)	0.1		1	0	0	0	1	0	0	0	0	0	0	3	3	0.00	0.000										
Courtney Duncan, R ERA: 3.53 (7, 1)	0.2	L	5	3	1	1	0	0	0	0	0	0	1	9	14	13.50	4.500										
Felix Heredia, L ERA: 4.78 (7, 1)	0.1		1	0	0	0	0	0	0	0	0	0	0	3	4	0.00	0.000										
Mike Fyhre, R ERA: 5.23 (8, 1)	1.0		4	1	0	0	0	0	0	0	0	0	0	9	12	0.00	1.000										

AB	35
R	3
H	11
RBI	3
BB	2
SO	5
LOB	17



Batter	1	2	3	4	5	6	7	8	9	AB	R	H	RBI	BB	SO	LOB	TOP				
Tike Redman, L OBP: 0.214, SLG: 0.275 (1, 8)	1-3 K		1-3 K			0-1 G4-3		3-1 G4-3		4	0	0	0	0	2	0					
2 Jack Wilson, R OBP: 0.281, SLG: 0.341 (1, 6)	0-0 G5-3			1-3 K F8 18 1B		0-0 G5-3		2-0 G6-3		4	0	0	0	0	1	0					
18 Jason Kendall, R OBP: 0.327, SLG: 0.345 (1, 2)	4-1 BB			0-2 G6-4-3 1B		0-2 F9		0-0 F7		3	0	1	0	1	0	0					
Brian Giles, L OBP: 0.393, SLG: 0.618 (1, 7)	2-0 F7			1-2 F8 2-3			4-2 HR BB		1-1 G4-3	3	1	0	0	1	0	3					
Aramis Ramirez, R OBP: 0.348, SLG: 0.520 (1, 5)		1-0 F8		1-1 G6-4-3 1-2			3-2 HR		1-2 P4	4	1	1	2	0	0	2					
John Vander Wal, L OBP: 0.369, SLG: 0.479 Adam Hyzdu, R OBP: 0.269, SLG: 0.760 (9, PH) (9, 9)		2-3 K			0-3 K		3-3 K		0-3 K	3	0	0	0	0	3	0					
Kevin Young, R OBP: 0.298, SLG: 0.392 (1, 3)		3-3 K			1-2 HR		1-1 F8			3	1	1	1	0	1	0					
Warren Morris, L OBP: 0.190, SLG: 0.158 Scott Sauerbeck, R (8, 1) Josias Manzanillo, R (8, 1)			0-0 F8		1-3 K		2-1 P5			3	0	0	0	0	1	0					
Jason Schmidt, R OBP: 0.150, SLG: 0.300 Abraham Nunez, S OBP: 0.317, SLG: 0.323 (8, PH) (8, 4)			1-2 F9		0-3 K			0-1 HR		2	0	0	0	0	1	0					
Inning Stats	R: 0 E: 0 K: 8 S: 8	H: 0 LOB: 1 BB: 1 P: 15	R: 0 E: 0 K: 2 S: 9	H: 0 LOB: 0 BB: 0 P: 15	R: 0 E: 0 K: 1 S: 7	H: 0 LOB: 0 BB: 0 P: 9	R: 0 E: 0 K: 1 S: 14	H: 1 LOB: 1 BB: 0 P: 17	R: 1 E: 0 K: 3 S: 12	H: 1 LOB: 0 BB: 0 P: 14	R: 2 E: 0 K: 1 S: 14	H: 1 LOB: 0 BB: 1 P: 27	R: 1 E: 0 K: 0 S: 6	H: 1 LOB: 0 BB: 0 P: 11	R: 0 E: 0 K: 1 S: 8	H: 0 LOB: 0 BB: 0 P: 10	1B: 1 2B: 0 3B: 0 HR: 3	SF: 0 SAC: 0 DP: 1 HBP: 0	WP: 0 PB: 1 SB: 0 CS: 0	PA: 33	
PITCHER	IP	WLS	BF	H	R	ER	SO	BB	IBB	HBP	BLK	WP	HR	S	P	ERA	WHIP				
Dustin Hermanson, R ERA: 4.87	7.0	L	27	4	4	4	9	2	0	0	0	0	3	72	105	5.14	0.857				
Gene Stechschulte, R ERA: 4.5	1.0		3	0	0	0	0	0	0	0	0	0	0	4	9	0.00	0.000				
Jason Christiansen, L ERA: 4.87	0.2		2	0	0	0	0	0	0	0	0	0	0	5	7	0.00	0.000				
Dave Veres, R ERA: 3.43	0.1		1	0	0	0	1	0	0	0	0	0	0	3	3	0.00	0.000				

Pittsburgh Pirates @ St. Louis Cardinals
 Busch Stadium, St. Louis, MO
 Fri Jul 20, 2001, 7:10 PM CDT
 Att: 35,215 - Cloudy - 89 F

AB	31
R	4
H	4
RBI	4
BB	2
SO	10
LOB	5



Batter	1	2	3	4	5	6	7	8	9	AB	R	H	RBI	BB	SO	LOB	BOTTOM					
Fernando Vina, L OBP: 0.363, SLG: 0.427 (1, 4)	0-2 P5		0-1 P4		3-2 F9			2-1 G1-3		4	0	0	0	0	0	4						
Placido Polanco, R OBP: 0.368, SLG: 0.399 (1, 5)	1-0 L4		3-1 FC4-6 1-2			3-2 G5-3		4-1 WP BB		3	0	0	0	1	0	1						
15 Jim Edmonds, L OBP: 0.388, SLG: 0.496 (1, 8)	1-2 F7			2-2 G4-3		3-3 K		1-3 K		4	0	0	0	0	2	2						
Mark McGwire, R OBP: 0.326, SLG: 0.460 (1, 3)		1-3 K		0-0 P5		4-2 BB		3-3 K		3	0	0	0	1	2	1						
5 Albert Pujols, R OBP: 0.393, SLG: 0.591 (1, 9)		4-1 BB		2-2 G5-3		3-2 F3		0-1 F8		3	0	0	0	1	0	1						
Ray Lankford, L OBP: 0.354, SLG: 0.512 (1, 7)		1-3 K			0-0 F8		1-1 G4-3		0-0 F9	4	0	0	0	0	1	1						
Edgar Renteria, R OBP: 0.291, SLG: 0.339 (1, 6)		1-3 K			2-1 HBP 1B		1-1 G5-3		1-2 G6-3	4	0	1	0	0	1	1						
Mike Matheny, R OBP: 0.315, SLG: 0.306 (1, 2)			2-3 K		1-2 HBP		0-1 G5-3			2	0	0	0	0	1	0						
Dustin Hermanson, R OBP: 0.162, SLG: 0.143 Gene Stechschulte, R OBP: 0.750, SLG: 1.667 Bobby Bonilla, S OBP: 0.330, SLG: 0.384 Jason Christiansen, R OBP: 0.317, SLG: 0.323 (8, PH) (9, 1) Dave Veres, R ERA: 3.43 (9, 1)			4-0 FC4-6 BB		1-3 K		1-0 WP WP 2B			1	0	0	0	1	1	2						
Inning Stats	R: 0 E: 0 K: 0 S: 7	H: 0 LOB: 0 BB: 0 P: 9	R: 0 E: 0 K: 3 S: 12	H: 0 LOB: 1 BB: 1 P: 19	R: 0 E: 0 K: 1 S: 9	H: 0 LOB: 1 BB: 1 P: 18	R: 0 E: 0 K: 0 S: 8	H: 0 LOB: 0 BB: 0 P: 12	R: 0 E: 0 K: 1 S: 11	H: 1 LOB: 2 BB: 0 P: 18	R: 0 E: 0 K: 1 S: 15	H: 0 LOB: 1 BB: 1 P: 28	R: 0 E: 0 K: 0 S: 6	H: 0 LOB: 0 BB: 0 P: 8	R: 1 E: 0 K: 2 S: 12	H: 1 LOB: 1 BB: 1 P: 23	R: 0 E: 0 K: 0 S: 6	H: 0 LOB: 0 BB: 0 P: 7	1B: 1 2B: 1 3B: 0 HR: 0	SF: 0 SAC: 0 DP: 0 HBP: 1	WP: 2 PB: 0 SB: 0 CS: 0	PA: 34
PITCHER	IP	WLS	BF	H	R	ER	SO	BB	IBB	HBP	BLK	WP	HR	S	P	ERA	WHIP					
Jason Schmidt, R ERA: 4.74	7.0	W	26	1	0	0	6	3	0	1	0	0	0	68	112	0.00	0.571					
Scott Sauerbeck, L ERA: 5.4	0.2		4	1	1	1	1	1	0	0	0	1	0	7	15	13.50	3.000					
Josias Manzanillo, R ERA: 9.66	1.1	S	4	0	0	0	1	0	0	0	0	1	0	11	15	0.00	0.000					

Pittsburgh Pirates @ St. Louis Cardinals
 Busch Stadium, St. Louis, MO
 Fri Jul 20, 2001, 7:10 PM CDT
 Att: 35,215 - Cloudy - 89 F

AB	29
R	1
H	2
RBI	0
BB	4
SO	8
LOB	13




Batter	1	2	3	4	5	6	7	8	9	AB	R	H	RBI	BB	SO	LOB	TOP					
Tike Redman, L OBP: 0.239, SLG: 0.279 (1, 8)	4-1 18 S BB		1-1 F7		0-1 2 SH1-4 1B		2-1 P6			3	0	1	0	1	0	1						
2 Jack Wilson, R OBP: 0.282, SLG: 0.341 (1, 6)	1-1 F8		3-2 E6 1B		0-1 SH1-4		2-3 K			3	0	1	0	0	1	2						
18 Jason Kendall, R OBP: 0.325, SLG: 0.342 Keith Osik, R OBP: 0.257, SLG: 0.266 (7, 2)	3-2 L4		0-0 F7		0-1 F9			0-0 F8		3	0	0	0	0	0	4						
Brian Giles, L OBP: 0.392, SLG: 0.614 Warren Morris, L OBP: 0.190, SLG: 0.158 (8, 4)	2-3 K			2-0 2B 1B	1-2 G6-3			0-0 G4-3		4	1	1	0	0	1	3						
Aramis Ramirez, R OBP: 0.349, SLG: 0.520 (1, 5)		1-1 G1-3 1B		3-2 P8		1-3 K		1-0 1B		4	1	2	0	0	1	1						
Kevin Young, R OBP: 0.298, SLG: 0.396 Craig Wilson, R OBP: 0.397, SLG: 0.727 (7, 3)		0-1 G1-3		0-0 G4-3 1H 2B		1-1 P4		1-3 K		3	0	1	1	0	0	1						
Adam Hyzdu, R OBP: 0.241, SLG: 0.679 Mike Lincoln, R OBP: 0.333, SLG: 0.333 Damaso Marte, L (6, 1) Rich Loiselle, R (6, 1) Omar Olivares, R OBP: 0.240, SLG: 0.440 (9, PH) Abraham Nunez, S OBP: 0.320, SLG: 0.332 (8, 7)		1-3 K		0-1 G4-3		0-1 P6			1-3 K	3	0	0	0	0	1	2	AB 34					
		0-1 1B		3-3 K				2-0 G4-3		4	0	2	1	0	1	1	R 2					
		2H 1B		0-1 G6-3		2-1 2 SH1-4 1B		1-2 L3		2	0	1	0	0	0	0	H 9					
										2	0	0	0	0	0	1	RBI 2					
																	BB 1					
																	SO 7					
																	LOB 17					
Inning Stats	R: 0 E: 0 K: 1 S: 9	H: 0 LOB: 1 BB: 1 P: 19	R: 1 E: 0 K: 1 S: 9	H: 2 LOB: 1 BB: 0 P: 11	R: 0 E: 1 K: 0 S: 8	H: 1 LOB: 1 BB: 0 P: 12	R: 1 E: 0 K: 1 S: 12	H: 2 LOB: 1 BB: 0 P: 20	R: 0 E: 0 K: 0 S: 11	H: 2 LOB: 2 BB: 0 P: 14	R: 0 E: 0 K: 1 S: 7	H: 0 LOB: 0 BB: 0 P: 9	R: 0 E: 0 K: 1 S: 10	H: 1 LOB: 1 BB: 0 P: 15	R: 0 E: 0 K: 1 S: 6	H: 1 LOB: 1 BB: 0 P: 8	R: 0 E: 0 K: 1 S: 7	H: 0 LOB: 0 BB: 0 P: 11	1B: 7 2B: 2 3B: 0 HR: 0	SF: 0 SAC: 1 DP: 0 HBP: 0	WP: 0 PB: 0 SB: 1 CS: 0	PA: 36
PITCHER	IP	WLS	BF	H	R	ER	SO	BB	IBB	HBP	BLK	WP	HR	S	P	ERA	WHIP					
Bud Smith, L ERA: 3.05	6.0	W	25	7	2	2	4	1	0	0	0	0	0	56	85	3.00	1.333					
Dave Veres, R ERA: 3.35	1.0		4	1	0	0	1	0	0	0	0	0	0	10	15	0.00	1.000					
Luther Hackman, R ERA: 4.35	1.0		4	1	0	0	1	0	0	0	0	0	0	6	8	0.00	1.000					
Steve Kline, L ERA: 2.18	1.0		3	0	0	0	1	0	0	0	0	0	0	7	11	0.00	0.000					

Pittsburgh Pirates @ St. Louis Cardinals
 Busch Stadium, St. Louis, MO
 Sat Jul 21 2001, 7:10 PM CDT
 Att: 44,930 - Overcast - 86 F

livebaseballscorecards.com

AB 34
 R 2
 H 9
 RBI 2
 BB 1
 SO 7
 LOB 17



Batter	1	2	3	4	5	6	7	8	9	AB	R	H	RBI	BB	SO	LOB	BOTTOM				
Fernando Vina, L OBP: 0.364, SLG: 0.426 Steve Kline, S (9, 1)	3-2 G4-3 1B			2-2 G4-3		0-2 G3-1				3	0	1	0	0	0	0					
Placido Polanco, R OBP: 0.367, SLG: 0.397 (1, 5)	0-2 G4-3			1-0 F8		0-1 1B				4	1	1	0	0	0	2					
5 Albert Pujols, R OBP: 0.396, SLG: 0.590 (1, 9)	3-1 G6-4-3			3-2 1B		4-1 1B 2B BB		2-2 HBP		2	1	1	0	1	0	0					
Mark McGwire, R OBP: 0.322, SLG: 0.454 Bobby Bonilla, S OBP: 0.329, SLG: 0.386 (5, 3)		1-1 F8		0-3 K		1-2 15 BB 2B 1B		1-3 2H 1B		2	0	0	0	0	1	1					
15 Jim Edmonds, L OBP: 0.389, SLG: 0.493 (1, 8)		0-1 G3			4-1 HR BB	4-0 2B 3B BB		2-1 F7		2	2	0	0	2	0	1					
Craig Parquette, R OBP: 0.290, SLG: 0.445 (1, 7)		0-0 F8			1-0 HR	0-0 3B 2B		1-3 K		4	2	2	4	0	1	1					
Edgar Renteria, R OBP: 0.290, SLG: 0.336 (1, 6)				1-1 G6-3		0-0 G5-3		1-2 G6-3		3	1	0	0	1	0	0	AB 30				
Eli Marrero, R OBP: 0.297, SLG: 0.446 (1, 2)				2-1 G5-3		0-1 G1-3		1-0 G5-3		4	1	1	3	0	0	0	R 9				
Bud Smith, L ERA: 5.1 Kerry Robinson, L ERA: 2.09 Dave Veres, R ERA: 6.75 Luther Hackman, R ERA: 11.37 29 Stubby Clapp, L OBP: 0.168, SLG: 0.250 (9, 4)				1-3 K		2-3 K		1-0 G4-6-3		2	0	0	0	0	2	0	H 7				
																	RBI 9				
																	BB 4				
																	SO 5				
																	LOB 6				
Inning Stats	R: 0 E: 0 K: 0 S: 8	H: 1 LOB: 0 BB: 0 P: 14	R: 0 E: 0 K: 0 S: 5	H: 0 LOB: 0 BB: 0 P: 6	R: 0 E: 0 K: 1 S: 7	H: 0 LOB: 0 BB: 0 P: 11	R: 0 E: 0 K: 1 S: 11	H: 1 LOB: 1 BB: 0 P: 17	R: 2 E: 0 K: 0 S: 8	H: 1 LOB: 0 BB: 1 P: 15	R: 7 E: 0 K: 0 S: 18	H: 4 LOB: 1 BB: 3 P: 34	R: 0 E: 0 K: 2 S: 10	H: 0 LOB: 1 BB: 0 P: 16	R: 0 E: 0 K: 0 S: 9	H: 0 LOB: 0 BB: 0 P: 13	1B: 4 2B: 1 3B: 1 HR: 1	SF: 0 SAC: 0 DP: 1 HBP: 2	WP: 2 PB: 0 SB: 0 CS: 0	PA: 36	
PITCHER	IP	WLS	BF	H	R	ER	SO	BB	IBB	HBP	BLK	WP	HR	S	P	ERA	WHIP				
Joe Beimel, L ERA: 5.1	5.1	L	21	4	4	4	3	2	0	0	0	0	1	45	75	6.75	1.125				
Mike Lincoln, R ERA: 2.09	0.0		1	1	0	0	0	0	0	0	0	1	0	3	4	∞	∞				
Damaso Marte, L ERA: 6.75	0.0		2	1	1	1	0	1	0	0	0	0	0	1	5	∞	∞				
Rich Loiselle, R ERA: 11.37	2.2		12	1	4	4	2	0	1	2	0	0	0	27	42	13.50	0.375				

Pittsburgh Pirates @ St. Louis Cardinals
 Busch Stadium, St. Louis, MO
 Sat Jul 21 2001, 7:10 PM CDT
 Att: 44,930 - Overcast - 86 F

livebaseballscorecards.com


AB 30
 R 9
 H 7
 RBI 9
 BB 4
 SO 5
 LOB 6



Batter	1	2	3	4	5	6	7	8	9	AB	R	H	RBI	BB	SO	LOB	TOP										
Tike Redman, L OBP: 0.240, SLG: 0.277 (1, 8)	0-1 CS 1B		2-3 K			2-0 G3		3-1 FC1-6 BB 1-2		4	0	1	0	0	1	2											
2 Jack Wilson, R OBP: 0.280, SLG: 0.337 (1, 6)	2-1 G6-3 1-2			1-3 K		1-1 G6-3		1-2 BB 1B		4	0	1	0	0	1	1											
18 Jason Kendall, R OBP: 0.319, SLG: 0.336 Keith Osik, R OBP: 0.288, SLG: 0.279 (1, 2) (4, 2)	0-1 G5-3			3-2 G6-3			0-0 FC6-4 BB 1B	4-2 BB G5-4-3 1-2 2-3		2	0	0	0	0	0	0											
Brian Giles, L OBP: 0.392, SLG: 0.608 Adam Hyzdu, R OBP: 0.233, SLG: 0.655 (1, 7) (7, 7)		3-1 G4-3		2-2 F9			4-2 FC6-4 BB 1B	0-0 G5-4-3 1-2		2	0	0	0	1	0	0											
Aramis Ramirez, R OBP: 0.345, SLG: 0.511 (1, 5)		1-0 G5-3			0-2 F9		1-2 FC6-4 2B G6-3 1-2 2-3		1-3 K	4	1	0	0	0	1	2											
John Vander Wal, L OBP: 0.375, SLG: 0.493 (1, 9)		1-1 G1-6-3			0-0 G4-3 2B		3-2 G6-3 1-3 2B		2-2 1B	4	0	3	1	0	0	0											
Kevin Young, R OBP: 0.267, SLG: 0.391 Omar Olivares, R OBP: 0.295, SLG: 0.440 Damaso Marte, L (8, 1) Warren Morris, L OBP: 0.102, SLG: 0.150 Mike Lincoln, R OBP: 0.333, SLG: 0.333 Josias Manzanillo, R OBP: 0.328, SLG: 0.206 (8, 1) (8, PH)			3-2 G6-4-3 1B		0-0 G4-3		0-2 G6-3		2-1 F9	2	0	1	0	0	0	1	AB 34										
Pat Meares, R OBP: 0.264, SLG: 0.328 (1, 4)			1-1 G6-4-3 1-2		3-1 G6-3		3-1 G1-3		0-2 FC6-4 1B	4	0	1	0	0	0	3	R 2										
Todd Ritchie, R OBP: 0.225, SLG: 0.237 Craig Wilson, R OBP: 0.394, SLG: 0.707 (1, 1) (5, 3)			0-0 1B			3-3 K		0-0 FC1-6 1B	1-0 FC6-4 1-2	1	0	1	0	0	0	0	H 10										
Inning Stats	R: 0 E: 0 K: 0 S: 7	H: 1 LOB: 0 BB: 0 P: 8	R: 0 E: 0 K: 0 S: 5	H: 0 LOB: 0 BB: 0 P: 10	R: 0 E: 0 K: 1 S: 14	H: 2 LOB: 1 BB: 0 P: 20	R: 0 E: 0 K: 1 S: 10	H: 0 LOB: 0 BB: 0 P: 16	R: 0 E: 0 K: 1 S: 7	H: 1 LOB: 1 BB: 0 P: 10	R: 0 E: 0 K: 1 S: 6	H: 0 LOB: 0 BB: 0 P: 12	R: 2 E: 0 K: 0 S: 14	H: 2 LOB: 1 BB: 1 P: 23	R: 0 E: 0 K: 0 S: 10	H: 2 LOB: 2 BB: 1 P: 18	R: 0 E: 0 K: 1 S: 16	H: 2 LOB: 2 BB: 0 P: 22	1B: 8 2B: 2 3B: 0 HR: 0	SF: 0 SAC: 0 DP: 2 HBP: 0	WP: 0 PB: 0 SB: 0 CS: 1	PA: 36					
PITCHER	IP	WLS	BF	H	R	ER	SO	BB	IBB	HBP	BLK	WP	HR	S	P	ERA	WHIP										
Julian Tavarez, R ERA: 3.72 Mike Fyhrie, R ERA: 4.05	(1, 1) (8, 1)	7.0 10	26 4	6 0	2 0	2 0	3 1	1 1	0 0	0 0	0 0	0 0	0 0	63 26	99 40	2.57 0.00	1.000 2.500										

Pittsburgh Pirates @ Chicago Cubs
Wrigley Field, Chicago, IL
Tue Jul 24 2001, 7:05 PM CDT
Att: 40,269 - Sunny - 82 F


AB 34
R 2
H 10
RBI 2
BB 2
SO 4
LOB 16



Batter	1	2	3	4	5	6	7	8	9	AB	R	H	RBI	BB	SO	LOB	BOTTOM										
Corey Patterson, L OBP: 0.250, SLG: 0.400 (1, 8) (7, 9)	3-2 F8	2-0 1B 1B		0-0 G1-3	3-2 G4-3		0-3 K			5	1	1	1	0	1	1											
Delino DeShields, L OBP: 0.331, SLG: 0.336 (1, 7)	1-1 P6	0-0 1B 1B		4-2 2B BB		3-3 K	0-0 2B			4	1	2	0	1	1	0											
Sammy Sosa, R OBP: 0.425, SLG: 0.693 Gary Matthews, S OBP: 0.331, SLG: 0.379 (1, 9) (7, 8)	1-2 1B	2-2 1B		0-0 1B 2B	1-H 2-H 3-H		1-1 HR	1-1 G6-3		4	2	4	5	0	0	0											
Matt Stairs, L OBP: 0.375, SLG: 0.450 (1, 3)	1-1 F8	0-0 G3		0-1 1B	2-H 1B		1-0 BB 1B	0-0 G4-3 2B		5	1	3	1	0	0	2											
Ricky Gutierrez, R OBP: 0.341, SLG: 0.419 Mike Fyhrie, R (8, 1)		1-2 G3-1	0-0 F8	0-0 1B	1-2 1B		4-2 1B BB	0-0 G4-3		3	0	1	0	1	0	0											
Ron Coomer, R OBP: 0.319, SLG: 0.389 (1, 5)		4-0 1B BB	3-2 F7	1-1 F2		1-2 FC6-4 1B	1-2 G5-3			4	1	1	1	1	0	3											
Robert Machado, R OBP: 0.323, SLG: 0.404 (1, 2)		0-0 1B 1B	0-1 1B	0-0 F9		1-3 K	1-2 F3			5	1	2	0	0	1	5											
Augie Ojeda, S OBP: 0.250, SLG: 0.258 (8, 6)		0-1 1B 1B	2-3 K		0-1 F7	1-1 FC6-4				4	1	1	1	0	1	3											
Julian Tavarez, L OBP: 0.226, SLG: 0.172 Miguel Cairo, R OBP: 0.368, SLG: 0.385 (1, 1) (7, PH) (8, 4)		0-0 1B 1B		0-2 G1-3 2B 1B		2-3 K	2-2 G6-3			3	2	2	1	0	1	0											
Inning Stats	R: 0 E: 0 K: 0 S: 10	H: 1 LOB: 1 BB: 0 P: 16	R: 5 E: 0 K: 0 S: 14	H: 6 LOB: 1 BB: 1 P: 23	R: 0 E: 0 K: 1 S: 9	H: 1 LOB: 1 BB: 0 P: 14	R: 3 E: 0 K: 0 S: 13	H: 4 LOB: 2 BB: 1 P: 18	R: 0 E: 0 K: 1 S: 10	H: 0 LOB: 0 BB: 0 P: 15	R: 2 E: 0 K: 2 S: 21	H: 3 LOB: 2 BB: 1 P: 33	R: 0 E: 0 K: 1 S: 11	H: 1 LOB: 1 BB: 0 P: 14	R: 0 E: 0 K: 0 S: 9	H: 1 LOB: 1 BB: 0 P: 13	1B: 13 2B: 3 3B: 0 HR: 1	SF: 0 SAC: 0 DP: 0 HBP: 0	WP: 0 PB: 0 SB: 0 CS: 0	PA: 43							
PITCHER	IP	WLS	BF	H	R	ER	SO	BB	IBB	HBP	BLK	WP	HR	S	P	ERA	WHIP										
Todd Ritchie, R ERA: 4.25 Omar Olivares, R ERA: 6.8 Damaso Marte, L ERA: 1.4 Mike Lincoln, R ERA: 1.93 Josias Manzanillo, R ERA: 3.99	(1, 1) (5, 1) (6, 1) (7, 1) (8, 1)	4.0 1.1 0.2 1.0 1.0	25 8 2 1 4	12 3 0 1 1	8 2 0 0 0	8 2 0 1 0	8 2 2 1 0	2 1 0 0 0	0 0 0 0 0	0 0 0 0 0	0 0 0 0 0	0 0 0 0 0	0 0 0 0 0	1 23 8 11 9	38 38 10 14 13	13.50 3.000 0.000 0.000 0.000	18.000 3.500 0.000 0.000 1.000										

Pittsburgh Pirates @ Chicago Cubs
Wrigley Field, Chicago, IL
Tue Jul 24 2001, 7:05 PM CDT
Att: 40,269 - Sunny - 82 F

AB 40
R 10
H 17
RBI 10
BB 3
SO 5
LOB 16



Batter	1	2	3	4	5	6	7	8	9	AB	R	H	RBI	BB	SO	LOB	TOP										
Abraham Nunez, S OBP: 0.338, SLG: 0.344 (1, 6)	1-2 G4-6-3 1B			0-0 18 G1-3 HR 1B		1-3 K		4-2 FC5 BB		3	1	2	0	1	1	0											
Warren Morris, L OBP: 0.200, SLG: 0.174 Pat Meares, R OBP: 0.262, SLG: 0.326 (8, PH) (8, 4)	0-0 G4-6-3 1-2			0-0 F8		1-2 CS 1B		0-0 FC5 1-2 2-3		3	0	1	0	0	0	2											
18 Jason Kendall, R OBP: 0.319, SLG: 0.338 (1, 2)	1-2 G6-3			1-1 G1-3 1-2		1-0 F8			2-1 1B 2B	4	1	1	0	0	0	2											
Brian Giles, L OBP: 0.393, SLG: 0.615 (1, 7)				0-0 G4-3 2H HR		1-1 CS 1-2		0-0 G4-3		3-2 2B 1B	4	2	2	2	0	0											
Aramis Ramirez, R OBP: 0.344, SLG: 0.508 (1, 5)				3-2 F8				0-2 F8		1-3 K	4	0	1	0	0	1	2										
John Vander Wal, L OBP: 0.374, SLG: 0.490 (1, 9)				0-1 L5-3 1-2		2-1 G1-6-3 1B		0-1 G4-3		1-3 K	4	0	1	0	0	1	3										
Kevin Young, R OBP: 0.295, SLG: 0.392 (1, 3)				1-0 F9		0-2 G1-6-3 1-2		1-1 F7		0-0 1B 2B	4	1	1	2	0	0	1										
Tike Redman, L OBP: 0.259, SLG: 0.294 (1, 8)				2-2 G6-3		1-2 1B		3-2 F9		1-2 FC5-4 1B	4	0	2	1	0	0	0										
Dave Williams, L OBP: 0.167, SLG: 0.250 Craig Wilson, C OBP: 0.403, SLG: 0.707 John Wetteland, R OBP: 0.228, SLG: 0.228 Scott Savietz, R OBP: 0.143, SLG: 0.143 Josias Manzanillo, R OBP: 0.305, SLG: 0.633 (8, PH) (8, PH) (8, 1) (8, 1) (8, PH)				0-2 G5-3		1-3 K		4-2 FC5 BB		2-1 FC5-4 1-2	2	0	0	0	0	1	1										
Inning Stats	R: 0 E: 0 K: 0 S: 7	H: 1 LOB: 0 BB: 0 P: 9	R: 0 E: 0 K: 0 S: 5	H: 1 LOB: 0 BB: 0 P: 7	R: 0 E: 0 K: 0 S: 9	H: 0 LOB: 0 BB: 0 P: 12	R: 2 E: 0 K: 0 S: 12	H: 2 LOB: 0 BB: 0 P: 16	R: 0 E: 0 K: 1 S: 8	H: 1 LOB: 0 BB: 0 P: 12	R: 0 E: 0 K: 0 S: 7	H: 0 LOB: 0 BB: 0 P: 7	R: 0 E: 0 K: 0 S: 10	H: 0 LOB: 0 BB: 2 P: 22	R: 3 E: 0 K: 2 S: 21	H: 4 LOB: 1 BB: 0 P: 31	1B: 8 2B: 3 3B: 0 HR: 1	SF: 0 SAC: 0 DP: 3 HBP: 0	WP: 0 PB: 0 SB: 1 CS: 1	PA: 37							
PITCHER	IP	WLS	BF	H	R	ER	SO	BB	IBB	HBP	BLK	WP	HR	S	P	ERA	WHIP										
Jon Lieber, R ERA: 3.41 (1, 1)	7.0	W	24	7	2	2	2	0	0	0	0	0	1	60	79	2.57	1.000										
Kyle Farnsworth, R ERA: 2.94 (8, 1)	0.2	H	4	0	0	0	0	2	0	0	0	0	0	9	21	0.00	3.000										
Jeff Fassero, L ERA: 2.08 (8, 1)	0.1	H	1	0	0	0	0	0	0	0	0	0	0	1	1	0.00	0.000										
Tom Gordon, R ERA: 3.45 (9, 1)	1.0		7	4	3	3	2	0	0	0	0	0	0	21	31	27.00	4.000										

Pittsburgh Pirates @ Chicago Cubs
Wrigley Field, Chicago, IL
Wed Jul 25 2001, 1:20 PM CDT
Att: 38,508 - Overcast - 73 F

AB	34
R	5
H	11
RBI	5
BB	2
SO	4
LOB	14



Batter	1	2	3	4	5	6	7	8	9	AB	R	H	RBI	BB	SO	LOB	BOTTOM										
Eric Young Sr., R OBP: 0.333, SLG: 0.406 (1, 4)	1-3 K		2-1 F7		0-0 F9			1-1 BB 1B 2B		4	1	1	0	0	1	0											
Delino DeShields, L OBP: 0.337, SLG: 0.345 Tom Gordon, R (9, 1)	1-1 F7		1-1 2B			0-1 CS 1B		4-0 BB 1B BB		3	1	2	0	1	0	0											
Sammy Sosa, R OBP: 0.425, SLG: 0.689 (1, 9)	4-1 BB		4-0 G6-4-3 IBB			2-3 K		2-3 K		2	0	0	0	2	2	4											
Ron Coomer, R OBP: 0.315, SLG: 0.384 Matt Stairs, L OBP: 0.374, SLG: 0.448 (8, PH) (9, 3)	2-2 G5-3		1-1 G6-4-3			2-3 K		0-0 P6		3	0	0	0	0	1	4											
Gary Matthews, S OBP: 0.333, SLG: 0.383 (1, 8)			0-0 G6-3		1-2 F8		2-2 SH1-3 2B	4-1 1B BB		3	1	1	1	1	0	0											
Miguel Cairo, R OBP: 0.375, SLG: 0.393 (1, 5)			0-1 3B 1B		1-3 K		3-2 SH1-3	2-2 1B		3	1	2	2	0	1	0											
Joe Girardi, R OBP: 0.271, SLG: 0.285 (1, 2)			0-1 1H SF7 3B		1-3 K		1-0 SF8	2-3 K		3	1	1	2	0	2	2											
Augie Ojeda, S OBP: 0.242, SLG: 0.253 (1, 6)			3-2 SF7		2-2 F7		3H F4			2	0	0	1	0	0	0											
Jon Lieber, L OBP: 0.156, SLG: 0.140 Kyle Farnsworth, R OBP: 0.388 Jeff Fassero, L OBP: 0.305, SLG: 0.333 (8, PH) (8, PH) (8, 1) (8, 1) (8, PH) (8, PH) (8, 7)			1-0 G6-3		0-3 K		1-1 2B BB 1B			2	0	0	0	0	1	0											
Inning Stats	R: 0 E: 0 K: 1 S: 9	H: 0 LOB: 1 BB: 1 P: 17	R: 2 E: 0 K: 0 S: 11	H: 2 LOB: 0 BB: 0 P: 13	R: 0 E: 0 K: 0 S: 6	H: 1 LOB: 1 BB: 1 P: 14	R: 0 E: 0 K: 2 S: 9	H: 0 LOB: 0 BB: 0 P: 12	R: 0 E: 0 K: 2 S: 9	H: 1 LOB: 1 BB: 0 P: 12	R: 1 E: 0 K: 0 S: 9	H: 1 LOB: 0 BB: 0 P: 16	R: 3 E: 0 K: 2 S: 19	H: 3 LOB: 2 BB: 2 P: 33	1B: 4 2B: 4 3B: 1 HR: 0	SF: 2 SAC: 1 DP: 2 HBP: 0	WP: 0 PB: 0 SB: 0 CS: 1	PA: 34									
PITCHER	IP	WLS	BF	H	R	ER	SO	BB	IBB	HBP	BLK	WP	HR	S	P	ERA	WHIP										
Dave Williams, L ERA: 3.86 (1, 1)	7.0	L	26	5	3	3	6	1	1	0	0	0	0	60	93	3.86	0.857										
Scott Savietz, L ERA: 6.05 (8, 1)	0.1		4	2	3	3	1	1	0	0	0	0	0	8	15	81.00	9.000										
Josias Manzanillo, R ERA: 0.54 (8, 1)	0.2		4	1	0	0	1	1	0	0	0	0	0	11	18	0.00	3.000										

Pittsburgh Pirates @ Chicago Cubs
Wrigley Field, Chicago, IL
Wed Jul 25 2001, 1:20 PM CDT
Att: 38,508 - Overcast - 73 F

AB	27
R	6
H	8
RBI	6
BB	4
SO	8
LOB	13



Batter	1	2	3	4	5	6	7	8	9	AB	R	H	RBI	BB	SO	LOB	TOP			
Craig Biggio, R (1,4) OBP: 0.391, SLG: 0.490	P4			SH1-3 5 1B BB		G1-3		2H 1B		3	1	1	1	1	0	0				
Jose Vizcaino, S (1,6) OBP: 0.310, SLG: 0.294	F9			SH1-3		G6-3			L8	3	0	0	0	0	0	0				
5 Jeff Bagwell, R (1,3) OBP: 0.385, SLG: 0.573	G5-3									4	0	1	1	0	2	0				
17 Lance Berkman, S (1,7) OBP: 0.449, SLG: 0.695										4	0	1	0	0	3	1				
Moises Alou, R (1,9) OBP: 0.407, SLG: 0.620										3	1	1	1	0	1	2				
Richard Hidalgo, R (1,8) OBP: 0.355, SLG: 0.456										3	0	1	0	0	1	0				
Vinny Castilla, R (1,5) OBP: 0.301, SLG: 0.444										2	0	0	0	0	1	1				
Brad Ausmus, R (1,2) OBP: 0.262, SLG: 0.296										2	0	0	0	0	0	1				
Dave Milicki, R (1,1) OBP: 0.143, SLG: 0.143										2	0	0	0	0	2	0				
Orlando Merced, S (8, PH) OBP: 0.347, SLG: 0.554										1	1	1	0	0	0	0				
Michael Jackson, R (8,1) OBP: 0.355, SLG: 0.456										0	0	0	0	0	0	0				
Billy Wagner, L (9,1) OBP: 0.355, SLG: 0.456										0	0	0	0	0	0	0				
Inning Stats	R: 0 H: 0 E: 0 K: 0 S: 8	H: 0 LOB: 0 BB: 0 P: 10	R: 0 H: 1 E: 0 K: 2 S: 10	LOB: 1 BB: 0 P: 16	R: 0 H: 0 E: 0 K: 1 S: 10	LOB: 0 BB: 0 P: 13	R: 1 H: 1 E: 0 K: 1 S: 11	LOB: 1 BB: 1 P: 19	R: 0 H: 0 E: 0 K: 1 S: 5	LOB: 0 BB: 0 P: 8	R: 1 H: 1 E: 0 K: 2 S: 8	LOB: 0 BB: 0 P: 11	R: 1 H: 2 E: 0 K: 0 S: 6	LOB: 1 BB: 0 P: 9	R: 0 H: 0 E: 0 K: 2 S: 7	LOB: 0 BB: 0 P: 11	1B: 5 2B: 1 3B: 0 HR: 1	SF: 0 SAC: 2 DP: 1 HBP: 1	WP: 0 PB: 0 SB: 0 CS: 1	PA: 31
PITCHER	IP	WLS	BF	H	R	ER	SO	BB	IBB	HBP	BLK	WP	HR	S	P	ERA	WHIP			
Jason Schmidt, R (1,1) ERA: 4.61	8.0	L	28	6	3	3	8	1	0	1	0	0	1	65	97	3.38	0.875			
Josias Manzanillo, R (9,1) ERA: 3.48	1.0		3	0	0	0	2	0	0	0	0	0	0	7	11	0.00	0.000			

Houston Astros @ Pittsburgh Pirates
PNC Park, Pittsburgh, PA
Thu Jul 26 2001, 7:05 PM EDT
Att: 30,245 - Cloudy - 74 F

AB	27
R	3
H	6
RBI	3
BB	1
SO	10
LOB	5



Batter	1	2	3	4	5	6	7	8	9	AB	R	H	RBI	BB	SO	LOB	BOTTOM					
Abraham Nunez, S (1,6) OBP: 0.336, SLG: 0.340	F7			G4-3						3	0	0	0	1	0	1						
Tike Redman, L (1,8) OBP: 0.276, SLG: 0.327										4	0	2	0	0	0	3						
18 Jason Kendall, R (1,2) OBP: 0.318, SLG: 0.337										4	0	1	0	0	0	1						
Brian Giles, L (1,7) OBP: 0.392, SLG: 0.610										3	0	0	0	1	0	1						
Aramis Ramirez, R (1,5) OBP: 0.343, SLG: 0.508										4	1	1	0	0	1	2						
John Vander Wal, L (1,9) OBP: 0.371, SLG: 0.485										3	0	0	0	0	1	1						
Craig Wilson, R (9, PH) OBP: 0.397, SLG: 0.695										1	0	0	0	0	1	0						
Kevin Young, R (1,3) OBP: 0.294, SLG: 0.388										3	1	0	0	0	0	1						
Pat Meares, R (1,4) OBP: 0.262, SLG: 0.330										4	0	1	1	0	0	0						
Jason Schmidt, R (1,1) ERA: 6.77										3	0	1	0	0	1	2						
Josias Manzanillo, R (9,1) ERA: 3.5										0	0	0	0	0	0	0						
Inning Stats	R: 0 H: 2 E: 0 K: 0 S: 7	H: 2 LOB: 3 BB: 1 P: 13	R: 1 H: 2 E: 1 K: 2 S: 16	LOB: 3 BB: 1 P: 26	R: 0 H: 0 E: 0 K: 1 S: 7	LOB: 0 BB: 0 P: 12	R: 1 H: 1 E: 1 K: 0 S: 12	LOB: 1 BB: 0 P: 19	R: 0 H: 0 E: 0 K: 0 S: 9	LOB: 0 BB: 0 P: 10	R: 0 H: 0 E: 0 K: 0 S: 8	LOB: 0 BB: 0 P: 11	R: 0 H: 0 E: 0 K: 0 S: 5	LOB: 0 BB: 0 P: 6	R: 0 H: 1 E: 0 K: 0 S: 8	LOB: 1 BB: 1 P: 14	R: 0 H: 0 E: 0 K: 1 S: 8	LOB: 0 BB: 0 P: 12	1B: 3 2B: 4 3B: 0 HR: 0	SF: 0 SAC: 0 DP: 1 HBP: 1	WP: 1 PB: 0 SB: 0 CS: 1	PA: 35
PITCHER	IP	WLS	BF	H	R	ER	SO	BB	IBB	HBP	BLK	WP	HR	S	P	ERA	WHIP					
Dave Milicki, R (1,1) ERA: 6.77	7.0	W	28	5	2	2	3	1	0	1	0	0	0	64	97	2.57	0.857					
Michael Jackson, R (8,1) ERA: 3.5	1.0	H	4	1	0	0	0	1	0	0	0	0	0	8	14	0.00	2.000					
Billy Wagner, L (9,1) ERA: 2.93	1.0	S	3	0	0	0	1	0	0	0	0	0	0	8	12	0.00	0.000					

Houston Astros @ Pittsburgh Pirates
PNC Park, Pittsburgh, PA
Thu Jul 26 2001, 7:05 PM EDT
Att: 30,245 - Cloudy - 74 F

AB	32
R	2
H	6
RBI	1
BB	2
SO	4
LOB	12



Batter	1	2	3	4	5	6	7	8	9	AB	R	H	RBI	BB	SO	LOB	TOP										
Craig Biggio, R (1, 4) OBP: 0.392, SLG: 0.487	G5-3		K				K			4	0	1	1	1	2	0	Houston Astros @ Pittsburgh Pirates PNC Park, Pittsburgh, PA Fri Jul 27 2001, 7:05 PM EDT Att: 38,463 - Sunny - 76 F										
Julio Lugo, R (1, 6) OBP: 0.330, SLG: 0.409			K							4	0	2	0	0	1	0											
Daryle Ward, L (9, PH) OBP: 0.321, SLG: 0.473			K				G5-3			0	0	0	0	1	0	0											
5 Jeff Bagwell, R (1, 3) OBP: 0.383, SLG: 0.567	G6-3									4	0	0	0	1	1	6											
17 Lance Berkman, S (1, 7) OBP: 0.446, SLG: 0.688	G6-3									4	0	0	0	1	1	5											
Moises Alou, R (1, 9) OBP: 0.408, SLG: 0.618		G6-3								4	0	2	0	0	1	0											
Richard Hidalgo, R (1, 8) OBP: 0.356, SLG: 0.458										3	0	1	0	0	0	2											
Vinny Castilla, R (1, 5) OBP: 0.303, SLG: 0.453										3	1	1	1	1	0	4											
Tony Eusebio, R (1, 2) OBP: 0.361, SLG: 0.481										4	1	2	0	0	0	2											
Brad Ausmus, R (9, PR) OBP: 0.292, SLG: 0.296										0	0	0	0	0	0	0											
Shane Reynolds, R (1, 1) OBP: 0.057, SLG: 0.143										1	0	0	0	0	0	0											
Jose Vizcaino, S (7, PH) OBP: 0.309, SLG: 0.292										1	0	0	0	0	1	0											
Nelson Cruz, R (7, 1) OBP: 0.250, SLG: 0.250										0	0	0	0	0	0	0											
Octavio Dotel, R (8, 1) OBP: 0.091, SLG: 0.091										0	0	0	0	0	0	0											
Orlando Merced, S (9, PH) OBP: 0.342, SLG: 0.545										1	0	0	0	0	0	1											
Inning Stats	R: 0 E: 0 K: 0 S: 9	H: 1 LOB: 1 BB: 0 P: 14	R: 1 E: 0 K: 0 S: 6	H: 1 LOB: 0 BB: 0 P: 11	R: 0 E: 0 K: 2 S: 9	H: 0 LOB: 0 BB: 0 P: 14	R: 0 E: 0 K: 0 S: 9	H: 1 LOB: 2 BB: 1 P: 20	R: 1 E: 0 K: 1 S: 11	H: 3 LOB: 1 BB: 0 P: 17	R: 0 E: 0 K: 1 S: 10	H: 1 LOB: 2 BB: 1 P: 22	R: 0 E: 0 K: 2 S: 8	H: 0 LOB: 0 BB: 0 P: 9	R: 0 E: 0 K: 0 S: 11	H: 1 LOB: 2 BB: 1 P: 22		R: 0 E: 0 K: 2 S: 13	H: 1 LOB: 3 BB: 2 P: 24	1B: 6 2B: 2 3B: 0 HR: 1	SF: 0 SAC: 1 DP: 2 HBP: 1	WP: 1 PA: 40 PB: 0 SB: 0 CS: 0					
PITCHER	IP	WLS	BF	H	R	ER	SO	BB	IBB	HBP	BLK	WP	HR	S	P	ERA		WHIP									
Joe Beimel, L (1, 1) ERA: 4.94	6.0	W	26	7	2	2	3	2	0	0	0	0	1	54	98	3.00	1.500										
Mike Lincoln, R (7, 1) ERA: 1.89	2.0	H	8	1	0	0	2	1	0	1	0	0	0	19	31	0.00	1.000										
Mike Williams, R (9, 1) ERA: 3.76	1.0	S	6	1	0	0	2	2	0	0	0	1	0	13	24	0.00	3.000										

AB	33
R	2
H	9
RBI	2
BB	5
SO	7
LOB	20



Batter	1	2	3	4	5	6	7	8	9	AB	R	H	RBI	BB	SO	LOB	BOTTOM										
Tike Redman, L (1, 8) OBP: 0.286, SLG: 0.333										5	1	2	0	0	2	4	Houston Astros @ Pittsburgh Pirates PNC Park, Pittsburgh, PA Fri Jul 27 2001, 7:05 PM EDT Att: 38,463 - Sunny - 76 F										
2 Jack Wilson, R (1, 6) OBP: 0.276, SLG: 0.332										3	0	0	0	0	0	2											
18 Jason Kendall, R (1, 2) OBP: 0.320, SLG: 0.338										4	0	2	1	0	0	1											
Brian Giles, L (1, 7) OBP: 0.393, SLG: 0.608										3	0	1	1	0	0	4											
Aramis Ramirez, R (1, 5) OBP: 0.345, SLG: 0.516										4	1	2	1	0	0	1											
John Vander Wal, L (1, 9) OBP: 0.396, SLG: 0.479										4	0	0	0	0	2	1											
Adam Hyzdu, R (9, 9) OBP: 0.226, SLG: 0.633										0	0	0	0	0	0	0											
Warren Morris, L (1, 4) OBP: 0.214, SLG: 0.192										3	0	1	0	0	0	1											
Kevin Young, R (7, 3) OBP: 0.293, SLG: 0.387										1	0	0	0	0	0	0											
John Wehner, R (1, 3) OBP: 0.328, SLG: 0.216										3	0	1	0	0	1	1											
Mike Lincoln, R (7, 1) OBP: 0.333, SLG: 0.333										0	0	0	0	0	0	0											
Craig Wilson, R (8, PH) OBP: 0.406, SLG: 0.695										0	0	0	0	0	0	0											
Mike Williams, R (9, 1)										0	0	0	0	0	0	0											
Joe Beimel, L (1, 1) OBP: 0.333, SLG: 0.333										2	1	1	0	0	1	0											
Abraham Nunez, S (6, PH) OBP: 0.338, SLG: 0.338										1	0	0	0	1	0	2											
Inning Stats	R: 1 E: 0 K: 0 S: 10	H: 2 LOB: 1 BB: 0 P: 13	R: 0 E: 0 K: 1 S: 7	H: 0 LOB: 0 BB: 0 P: 10	R: 1 E: 0 K: 0 S: 14	H: 3 LOB: 2 BB: 0 P: 21	R: 0 E: 0 K: 1 S: 8	H: 1 LOB: 1 BB: 0 P: 9	R: 0 E: 0 K: 2 S: 11	H: 1 LOB: 2 BB: 0 P: 19	R: 1 E: 0 K: 0 S: 14	H: 3 LOB: 2 BB: 0 P: 15	R: 0 E: 0 K: 0 S: 9	H: 0 LOB: 1 BB: 0 P: 15	R: 0 E: 0 K: 2 S: 13	H: 0 LOB: 2 BB: 1 P: 22		1B: 9 2B: 0 3B: 0 HR: 1	SF: 0 SAC: 1 DP: 0 HBP: 2	WP: 0 PA: 37 PB: 0 SB: 0 CS: 0							
PITCHER	IP	WLS	BF	H	R	ER	SO	BB	IBB	HBP	BLK	WP	HR	S	P	ERA		WHIP									
Shane Reynolds, R (1, 1) ERA: 5.06	6.0	L	28	10	3	3	4	0	0	0	0	0	0	64	87	4.50	1.667										
Nelson Cruz, R (7, 1) ERA: 3.7	1.0		4	0	0	0	0	0	0	1	0	0	0	9	15	0.00	0.000										
Octavio Dotel, R (8, 1) ERA: 2.81	1.0		5	0	0	0	2	1	0	1	0	0	0	13	22	0.00	1.000										

AB	33
R	3
H	10
RBI	3
BB	1
SO	6
LOB	17



Batter	1	2	3	4	5	6	7	8	9	AB	R	H	RBI	BB	SO	LOB	TOP				
Craig Biggio, R OBP: 0.394, SLG: 0.489 (1, 4)	G5-3						G6-3		G6-3	5	2	3	0	0	0	0	Houston Astros @ Pittsburgh Pirates PNC Park, Pittsburgh, PA Sat Jul 28 2001, 1:05 PM EDT Att: 32,977 - Sunny - 78 F				
Julio Lugo, R OBP: 0.326, SLG: 0.410 (1, 6)	F8						F7		G6-3	4	0	1	1	0	0	2					
17 Lance Berkman, S OBP: 0.443, SLG: 0.682 (1, 8) (8, 7)	G1-3						G3-1		G6-3	5	1	1	1	0	0	3					
Vinny Castilla, R OBP: 0.307, SLG: 0.483 (1, 5)									K	5	3	3	5	0	1	1					
Moises Alou, R OBP: 0.405, SLG: 0.611 (1, 9)									F9	4	0	0	0	1	1	0					
Danyle Ward, L OBP: 0.325, SLG: 0.471 Richard Hidalgo, R OBP: 0.355, SLG: 0.457 (8, 8)	F8								FC5-4	3	1	1	0	1	0	0					
Tony Eusebio, R OBP: 0.366, SLG: 0.477 (1, 2)	G3								BB	1	0	0	0	0	2						
Orlando Merced, S OBP: 0.351, SLG: 0.536 Michael Jackson, R Billy Wagner, L (8, 1) (9, 1)									BB	3	0	1	1	1	0	1					
44 Roy Oswalt, R OBP: 0.300, SLG: 0.316 Ron Villone, L 5 Jeff Bagwell, R OBP: 0.385, SLG: 0.568 (8, 3) (8, 3)									BB	0	0	0	0	0	0	0					
Inning Stats	R: 0 E: 0 K: 0 S: 5	H: 0 LOB: 0 BB: 0 P: 8	R: 1 E: 0 K: 1 S: 6	H: 1 LOB: 0 BB: 0 P: 10	R: 0 E: 0 K: 1 S: 13	H: 2 LOB: 2 BB: 0 P: 20	R: 0 E: 0 K: 0 S: 8	H: 1 LOB: 3 BB: 2 P: 20	R: 3 E: 0 K: 0 S: 8	H: 3 LOB: 0 BB: 0 P: 12	R: 0 E: 0 K: 0 S: 4	H: 0 LOB: 0 BB: 0 P: 7	R: 2 E: 0 K: 0 S: 9	H: 2 LOB: 2 BB: 1 P: 20	R: 2 E: 0 K: 1 S: 14	H: 3 LOB: 2 BB: 1 P: 20		1B: 8 2B: 1 3B: 0 HR: 3	SF: 0 SAC: 1 DP: 0 HBP: 0	WP: 1 PB: 0 SB: 0 CS: 1	PA: 43
PITCHER	IP	WLS	BF	H	R	ER	SO	BB	IBB	HBP	BLK	WP	HR	S	P	ERA	WHIP				
Bronson Arroyo, R ERA: 6.11 Omar Olivares, R ERA: 7.07	7.0		30	7	4	4	4	1	1	0	0	1	2	54	89	5.14	1.143				
2.0	W	12	5	4	4	1	2	0	0	0	0	0	1	23	40	18.00	3.500				

AB	37
R	8
H	12
RBI	8
BB	4
SO	5
LOB	13



Batter	1	2	3	4	5	6	7	8	9	AB	R	H	RBI	BB	SO	LOB	BOTTOM					
Tike Redman, L OBP: 0.294, SLG: 0.328 (1, 8)	P6									4	1	1	0	1	0	2	Houston Astros @ Pittsburgh Pirates PNC Park, Pittsburgh, PA Sat Jul 28 2001, 1:05 PM EDT Att: 32,977 - Sunny - 78 F					
2 Jack Wilson, R OBP: 0.274, SLG: 0.328 (1, 6)	K								BB	5	1	1	1	0	1	1						
18 Jason Kendall, R OBP: 0.318, SLG: 0.335 (1, 2)	G6-3								BB	4	1	0	0	0	0	1						
Brian Giles, L OBP: 0.395, SLG: 0.618 (1, 7)									HR	5	2	3	4	0	0	1						
Aramis Ramirez, R OBP: 0.344, SLG: 0.513 (1, 5)	K								HR	4	1	1	0	0	1	2						
John Vander Wal, L OBP: 0.365, SLG: 0.479 (1, 9)	P4								HR	4	0	1	0	0	0	2						
Kevin Young, R OBP: 0.296, SLG: 0.393 (1, 3)									HR	3	1	2	2	0	1	0						
Pat Meares, R OBP: 0.267, SLG: 0.348 (1, 4)	K								HR	4	1	2	2	0	1	1						
Bronson Arroyo, R Warren Morris, L (7, PH) Craig Wilson, R OBP: 0.400, SLG: 0.683 Omar Olivares, R OBP: 0.240, SLG: 0.440 Adam Hyzdu, R OBP: 0.250, SLG: 0.645 (8, PH)									HR	2	0	0	0	0	2	0						
Inning Stats	R: 0 E: 0 K: 1 S: 12	H: 2 LOB: 1 BB: 0 P: 19	R: 1 E: 0 K: 2 S: 13	H: 2 LOB: 1 BB: 0 P: 17	R: 0 E: 0 K: 1 S: 7	H: 0 LOB: 0 BB: 0 P: 7	R: 0 E: 0 K: 0 S: 5	H: 1 LOB: 1 BB: 0 P: 7	R: 0 E: 0 K: 2 S: 7	H: 0 LOB: 0 BB: 0 P: 9	R: 0 E: 0 K: 0 S: 9	H: 1 LOB: 1 BB: 0 P: 16	R: 1 E: 0 K: 1 S: 11	H: 3 LOB: 2 BB: 0 P: 15	R: 0 E: 0 K: 0 S: 7	H: 0 LOB: 0 BB: 0 P: 13		R: 7 E: 0 K: 0 S: 11	H: 5 LOB: 0 BB: 1 P: 20	1B: 7 2B: 3 3B: 0 HR: 2	SF: 1 SAC: 0 DP: 0 HBP: 1	WP: 0 PB: 0 SB: 0 CS: 0
PITCHER	IP	WLS	BF	H	R	ER	SO	BB	IBB	HBP	BLK	WP	HR	S	P	ERA	WHIP					
44 Roy Oswalt, R ERA: 3.35 Ron Villone, L ERA: 6.2 Michael Jackson, R ERA: 4.3 Billy Wagner, L ERA: 3.38	6.1		26	7	2	2	6	0	0	0	0	0	0	4	4	0.00	0.000					
1.2	H	2	0	0	0	1	0	0	0	0	0	0	1	16	28	27.00	3.000					
0.0	L	2	1	2	2	0	0	0	1	0	0	0	1	2	5	∞	∞					



Batter	1	2	3	4	5	6	7	8	9	AB	R	H	RBI	BB	SO	LOB	TOP			
Craig Biggio, R (1,4) OBP: 0.394, SLG: 0.486 Ron Villone, L (8,1) Octavio Dotel, R (8,1) OBP: 0.091, SLG: 0.091	G5-3		1B 5 2B	2B 5 2B HBP	K			G6-3		4	2	1	0	0	1	0				
Julio Lugo, R (1,6) OBP: 0.330, SLG: 0.412	G5-3		5 2B 17 SF	5 2B		L1		G1-3		5	2	2	0	0	0	0				
5 Jeff Bagwell, R (1,3) OBP: 0.389, SLG: 0.575	G6-3		17 SF 1B	17 2B					1B 17 1B BB	4	3	3	3	1	0	0				
17 Lance Berkman, S (1,7) OBP: 0.443, SLG: 0.682		G3-1	SF E			K			BB 1B 1B	4	2	2	2	0	1	1				
Moises Alou, R (1,9) OBP: 0.410, SLG: 0.613 Orlando Merced, S (9, PR) OBP: 0.351, SLG: 0.536		2B 1B	E2			G6-3			BB 1B 1B	4	1	3	1	1	0	1				
Richard Hidalgo, R (1,8) OBP: 0.356, SLG: 0.460		1B 2B	G6-3	P6				G4-6-3 1B	1B BB	4	1	2	2	1	0	3				
Vinny Castilla, R (1,5) OBP: 0.309, SLG: 0.480		G5-3		G6-4-3 IBB				G4-6-3 1B	1B BB	4	1	1	1	1	0	4				
Brad Ausmus, R (1,2) OBP: 0.264, SLG: 0.295			F8		L4			K	1B BB	4	0	1	2	1	1	2				
Tony McKnight, L (1,1) Jose Vizcaino, S (8, PH) OBP: 0.304, SLG: 0.288	G6-3		G4-3		P6			F5	G4-3	3	0	0	0	0	0	4				
Inning Stats	R: 0 E: 0 K: 0 S: 6	H: 0 LOB: 0 BB: 0 P: 12	R: 1 E: 0 K: 0 S: 10	H: 2 LOB: 2 BB: 1 P: 20	R: 4 E: 2 K: 0 S: 14	H: 4 LOB: 1 BB: 1 P: 27	R: 3 E: 0 K: 0 S: 10	H: 3 LOB: 1 BB: 0 P: 20	R: 0 E: 0 K: 1 S: 9	H: 1 LOB: 1 BB: 0 P: 13	R: 0 E: 0 K: 1 S: 6	H: 1 LOB: 0 BB: 0 P: 11	R: 0 E: 0 K: 0 S: 8	H: 0 LOB: 0 BB: 0 P: 9	R: 4 E: 0 K: 0 S: 19	H: 4 LOB: 1 BB: 2 P: 35	1B: 10 2B: 5 3B: 0 HR: 0	SF: 1 SAC: 0 DP: 2 HBP: 1	WP: 0 PB: 0 SB: 0 CS: 0	PA: 45
PITCHER	IP	WLS	BF	H	R	ER	SO	BB	IBB	HBP	BLK	WP	HR	S	P	ERA	WHIP			
Jimmy Anderson, L (1,1) ERA: 4.85	3.0	L	21	8	8	7	0	0	2	1	0	0	0	33	66	21.00	2.667			
Marc Wilkins, R (4,1) ERA: 9.72	1.0		4	1	0	0	0	1	0	0	0	0	0	7	13	0.00	2.000			
Damaso Marte, L (5,1) ERA: 4.35	3.0		10	2	0	0	3	0	0	0	0	0	0	22	35	0.00	0.667			
Mike Lincoln, R (8,1) ERA: 1.59	1.0		3	0	0	0	0	0	0	0	0	0	0	8	9	0.00	0.000			
Scott Sauerbeck, L (9,1) ERA: 6.75	0.0		4	2	4	4	0	2	0	0	0	0	0	11	25	∞	∞			
PITCHER	IP	WLS	BF	H	R	ER	SO	BB	IBB	HBP	BLK	WP	HR	S	P	ERA	WHIP			
Josias Manzanillo, R (9,1) ERA: 3.58	1.0		3	2	0	0	0	0	0	0	0	0	0	8	10	0.00	2.000			

Houston Astros @ Pittsburgh Pirates
PNC Park, Pittsburgh, PA
Sat Jul 28 2001, 7:05 PM EDT
Att: 38,295 - Overcast - 75 F

AB 38
R 12
H 15
RBI 11
BB 5
SO 3
LOB 16



Batter	1	2	3	4	5	6	7	8	9	AB	R	H	RBI	BB	SO	LOB	BOTTOM			
Tike Redman, L (1,8) OBP: 0.288, SLG: 0.319	F8	G5-3		F9					G4-3	5	0	1	0	0	0	4				
Abraham Nunez, S (1,6) OBP: 0.332, SLG: 0.344	1B 18 1B		L7		1B 18 2B				F7	5	0	2	0	0	1	1				
18 Jason Kendall, R (1,2) OBP: 0.318, SLG: 0.334 Mike Lincoln, R (8,1) OBP: 0.333, SLG: 0.333 Scott Sauerbeck, R (9,1) Josias Manzanillo, R (9,1) Kevin Young, R (9, PH) OBP: 0.295, SLG: 0.392		BB 1B	G5-3		F8			G1-6-3	F7	4	0	1	0	0	0	2				
Brian Giles, L (1,7) OBP: 0.396, SLG: 0.616				K	P6				1B HBP G3-1 1B	3	1	1	0	1	1	1				
John Vander Wal, L (1,9) OBP: 0.361, SLG: 0.473		G4-6-3		F8	L7				K	4	0	0	0	0	1	5				
Craig Wilson, R (1,3) OBP: 0.392, SLG: 0.651			F9		K			K	G3-1 1B HBP	3	0	0	0	0	2	0				
Warren Morris, L (1,4) OBP: 0.313, SLG: 0.379				FC3-5 1B HBP	1B 1B				G3-1 1B	3	2	3	1	0	0	0				
Keith Osik, R (1,5) OBP: 0.298, SLG: 0.292				FC3-5 1B	1B 1B				G3-1	4	0	2	1	0	1	2				
Jimmy Anderson, L (1,1) OBP: 0.162, SLG: 0.118 Marc Wilkins, R (4,1) Pat Meares, R (4, PH) OBP: 0.270, SLG: 0.351 Damaso Marte, L (5,1) Adam Hyzdu, R (8,3) OBP: 0.242, SLG: 0.625				FC3-5 1B	1B				G5-3	1	0	0	0	0	0	2				
Inning Stats	R: 0 E: 0 K: 0 S: 10	H: 2 LOB: 2 BB: 1 P: 18	R: 0 E: 0 K: 0 S: 8	H: 1 LOB: 0 BB: 0 P: 10	R: 0 E: 0 K: 1 S: 8	H: 0 LOB: 0 BB: 0 P: 13	R: 1 E: 0 K: 1 S: 14	H: 3 LOB: 2 BB: 0 P: 23	R: 0 E: 0 K: 2 S: 8	H: 1 LOB: 1 BB: 0 P: 10	R: 0 E: 0 K: 1 S: 6	H: 1 LOB: 0 BB: 0 P: 8	R: 1 E: 0 K: 1 S: 13	H: 2 LOB: 2 BB: 0 P: 20	R: 0 E: 0 K: 0 S: 7	H: 0 LOB: 0 BB: 0 P: 14	1B: 9 2B: 1 3B: 0 HR: 1	SF: 0 SAC: 0 DP: 2 HBP: 2	WP: 0 PB: 0 SB: 0 CS: 0	PA: 39
PITCHER	IP	WLS	BF	H	R	ER	SO	BB	IBB	HBP	BLK	WP	HR	S	P	ERA	WHIP			
Tony McKnight, R (1,1) ERA: 4.0	7.0	W	30	9	2	2	5	1	0	1	0	0	0	9	15	27.00	6.000			
Ron Villone, L (8,1) ERA: 6.3	0.1		4	2	1	1	1	0	0	1	0	0	0	9	15	27.00	6.000			
Octavio Dotel, R (8,1) ERA: 2.75	1.2		5	0	0	0	0	0	0	0	0	0	0	11	19	0.00	0.000			

Houston Astros @ Pittsburgh Pirates
PNC Park, Pittsburgh, PA
Sat Jul 28 2001, 7:05 PM EDT
Att: 38,295 - Overcast - 75 F

AB 36
R 3
H 11
RBI 3
BB 1
SO 6
LOB 19



Batter	1	2	3	4	5	6	7	8	9	AB	R	H	RBI	BB	SO	LOB	TOP										
Craig Biggio, R (1, 4) OBP: 0.395, SLG: 0.489	G6-3		E7 E 2B					K		4	1	2	0	0	1	0	Houston Astros @ Pittsburgh Pirates PNC Park, Pittsburgh, PA Sun Jul 29 2001, 1:35 PM EDT Att: 37,166 - Overcast - 74 F										
Julio Lugo, R (1, 6) OBP: 0.327, SLG: 0.408	L7		E8 5 1B 5 S				F8	G4-3		4	0	0	0	0	0	1											
5 Jeff Bagwell, R (1, 3) OBP: 0.390, SLG: 0.574	P4						F8			4	0	2	0	0	0	0											
17 Lance Berkman, S (1, 7) OBP: 0.439, SLG: 0.675		P6	F8				G4-3			4	0	0	0	0	0	3											
Moises Alou, R (1, 9) OBP: 0.408, SLG: 0.609		K					K			4	0	1	0	0	2	1											
Richard Hidalgo, R (1, 8) OBP: 0.358, SLG: 0.458										4	0	1	0	0	1	2											
Vinny Castilla, R (1, 5) OBP: 0.306, SLG: 0.476		K								3	0	0	0	0	2	2											
Brad Ausmus, R (1, 2) OBP: 0.261, SLG: 0.292			F9				L4			3	0	0	0	0	0	0											
Wade Miller, R (1, 1) OBP: 0.205, SLG: 0.214 (8, PH) Jose Vizcaino, S OBP: 0.302, SLG: 0.286 Ron Villone, L (8, 1)			G5-3				K	G3		2	0	0	0	0	1	0											
										1	0	0	0	0	0	0											
										0	0	0	0	0	0	0											
Inning Stats	R: 0 E: 0 K: 0 S: 7	H: 0 LOB: 0 BB: 0 P: 11	R: 0 E: 0 K: 2 S: 10	H: 1 LOB: 1 BB: 0 P: 16	R: 1 E: 2 K: 0 S: 11	H: 2 LOB: 2 BB: 0 P: 19	R: 0 E: 0 K: 0 S: 5	H: 1 LOB: 0 BB: 0 P: 6	R: 0 E: 0 K: 1 S: 9	H: 0 LOB: 1 BB: 0 P: 17	R: 0 E: 0 K: 1 S: 6	H: 0 LOB: 0 BB: 0 P: 7	R: 0 E: 0 K: 1 S: 13	H: 0 LOB: 0 BB: 0 P: 18	R: 0 E: 0 K: 1 S: 6	H: 1 LOB: 1 BB: 0 P: 7	1B: 5 2B: 1 3B: 0 HR: 0	SF: 0 SAC: 0 DP: 1 HBP: 0	WP: 0 PB: 0 SB: 1 CS: 0	PA: 33							
PITCHER	IP	WLS	BF	H	R	ER	SO	BB	IBB	HBP	BLK	WP	HR	S	P	ERA	WHIP										
Todd Ritchie, R (1, 1) ERA: 4.05	8.0	W	30	6	1	0	6	0	0	0	0	0	0	68	102	0.00	0.750										
Mike Williams, R (9, 1) ERA: 3.67	1.0	S	3	0	0	0	1	0	0	0	0	0	0	5	6	0.00	0.000										

AB	33
R	1
H	6
RBI	0
BB	0
SO	7
LOB	9



Batter	1	2	3	4	5	6	7	8	9	AB	R	H	RBI	BB	SO	LOB	BOTTOM										
Tike Redman, L (1, 8) OBP: 0.286, SLG: 0.315	G4-3		F7				L4			4	0	1	0	0	0	1	Houston Astros @ Pittsburgh Pirates PNC Park, Pittsburgh, PA Sun Jul 29 2001, 1:35 PM EDT Att: 37,166 - Overcast - 74 F										
2 Jack Wilson, R (1, 6) OBP: 0.279, SLG: 0.332										4	1	2	0	0	1	1											
Brian Giles, L (1, 7) OBP: 0.400, SLG: 0.616	P4									2	2	1	0	2	0	1											
Kevin Young, R (1, 3) OBP: 0.301, SLG: 0.408	F9									3	1	2	3	0	0	1											
Warren Morris, L (1, 5) OBP: 0.278, SLG: 0.344 Abraham Nunez, S (9, 5) OBP: 0.339, SLG: 0.344										3	0	0	1	0	1	2											
Adam Hyzdu, R (1, 9) OBP: 0.216, SLG: 0.556										4	0	0	0	0	0	3											
Pat Meares, R (1, 4) OBP: 0.265, SLG: 0.345										4	0	0	0	0	1	1											
Keith Osik, R (1, 2) OBP: 0.299, SLG: 0.293										3	0	1	0	0	0	0											
Todd Ritchie, R (1, 1) OBP: 0.214, SLG: 0.225 Mike Williams, R (9, 1) ERA: 3.99										2	0	0	0	0	2	0											
										0	0	0	0	0	0	0											
Inning Stats	R: 0 E: 0 K: 0 S: 10	H: 1 LOB: 1 BB: 0 P: 18	R: 0 E: 0 K: 1 S: 9	H: 0 LOB: 0 BB: 0 P: 14	R: 0 E: 0 K: 1 S: 7	H: 0 LOB: 0 BB: 0 P: 9	R: 0 E: 0 K: 0 S: 7	H: 0 LOB: 2 BB: 1 P: 14	R: 0 E: 0 K: 1 S: 9	H: 1 LOB: 1 BB: 0 P: 10	R: 2 E: 0 K: 0 S: 13	H: 2 LOB: 1 BB: 1 P: 20	R: 0 E: 0 K: 2 S: 9	H: 1 LOB: 0 BB: 0 P: 15	R: 2 E: 0 K: 0 S: 8	H: 2 LOB: 0 BB: 0 P: 12	1B: 5 2B: 1 3B: 0 HR: 1	SF: 1 SAC: 1 DP: 0 HBP: 1	WP: 1 PB: 0 SB: 1 CS: 0	PA: 34							
PITCHER	IP	WLS	BF	H	R	ER	SO	BB	IBB	HBP	BLK	WP	HR	S	P	ERA	WHIP										
Wade Miller, R (1, 1) ERA: 3.99	7.0	L	29	5	2	2	5	2	0	1	0	0	0	64	100	2.57	1.000										
Ron Villone, L (8, 1) ERA: 6.45	1.0		5	2	2	2	0	0	0	0	0	0	1	8	12	18.00	2.000										



Batter	1	2	3	4	5	6	7	8	9	10	11	AB	R	H	RBI	BB	SO	LOB	TOP																					
Tike Redman, L OBP: 0.289, SLG: 0.329	1-3 K	1-3 K		2-1 F9		1-1 FC1-5 2B		0-1 G6-3			0-2 1B	6	0	2	0	0	2	1																						
2 Jack Wilson, R OBP: 0.276, SLG: 0.332	2-2 2B	3-2 F9		2-1 F9		0-0 FC1-5 18 L4-3			0-1 G3		1-1 G5-3	6	1	1	0	0	0	2																						
18 Jason Kendall, R OBP: 0.318, SLG: 0.337	0-0 2B	2-2 1B		0-0 F8		0-1 L4-3			2-1 F8		3-2 P2	6	1	2	1	0	0	1																						
Brian Giles, L OBP: 0.402, SLG: 0.620	4-0 2B	2-1 G4-3			0-2 G4-3				2-1 DI HR			4	3	2	0	1	0	1																						
Aramis Ramirez, R OBP: 0.349, SLG: 0.527	0-1 1B		1-0 G4-6-3		0-2 FC1-6	1B		0-2 F5		0-2 HR		5	2	4	3	0	0	1																						
Armando Rios, L OBP: 0.333, SLG: 0.465	4-1 FC6-4		4-1 G4-6-3		0-0 FC1-6	1B		2-1 SF7		3-3 K		2	0	1	1	2	1	0																						
Kevin Young, R OBP: 0.299, SLG: 0.405	1-0 FC6-4		1-2 G4-6-3		2-2 FC1-6	WP		1-0 F7			2-3 K	5	0	1	1	0	1	4																						
Pat Meares, R OBP: 0.268, SLG: 0.340	3-2 FC6-4		4-0 IBB		4-0 IBB			0-2 G4-3		2-3 K		3	0	0	1	2	1	2																						
Dave Williams, L OBP: 0.320, SLG: 0.200	0-3 K2-3		2-3 K		0-1 G3-1			0-2 E5		0-0 F7		3	0	0	0	0	0	2	7																					
Inning Stats	R: 4 E: 0 K: 2 S: 19	H: 4 LOB: 2 BB: 2 P: 34	R: 0 E: 0 K: 1 S: 12	H: 1 LOB: 1 BB: 0 P: 20	R: 0 E: 0 K: 1 S: 8	H: 1 LOB: 2 BB: 2 P: 20	R: 0 E: 0 K: 0 S: 5	H: 0 LOB: 0 BB: 0 P: 9	R: 0 E: 0 K: 0 S: 5	H: 2 LOB: 3 BB: 1 P: 18	R: 0 E: 0 K: 0 S: 5	H: 1 LOB: 0 BB: 0 P: 6	R: 1 E: 0 K: 0 S: 9	H: 1 LOB: 0 BB: 0 P: 14	R: 0 E: 1 K: 0 S: 9	H: 0 LOB: 0 BB: 0 P: 9	R: 2 E: 0 K: 1 S: 13	H: 2 LOB: 0 BB: 0 P: 20	R: 0 E: 0 K: 2 S: 7	H: 0 LOB: 0 BB: 0 P: 11	R: 0 E: 0 K: 0 S: 11	H: 1 LOB: 0 BB: 0 P: 14	1B: 7 2B: 5 3B: 1 HR: 1	SF: 1 SAC: 0 DP: 3 HBP: 0	WP: 1 PB: 0 SB: 0 CS: 1	PA: 48														
PITCHER	IP 6.0	WLS 3	BF 31	H 10	R 5	ER 5	SO 4	BB 3	IBB 2	HBP 0	BLK 0	WP 1	HR 0	S 64	P 112	ERA 7.50	WHIP 2.167																							
Livan Hernandez, R ERA: 5.86	(1, 1)																																							
Tim Worrell, R ERA: 3.31	(7, 1)	1.0	B	3	0	0	0	0	0	0	0	0	0	6	9	0.00	0.000																							
Felix Rodriguez, R ERA: 1.75	(8, 1)	1.0		3	0	0	0	0	0	0	0	0	0	9	9	0.00	0.000																							
Robb Nen, R ERA: 3.25	(9, 1)	1.0	B	5	2	2	2	1	0	0	0	0	1	13	20	18.00	2.000																							
Wayne Gomes, R ERA: 4.14	(10, 1)	2.0	W	6	1	0	0	2	0	0	0	0	0	18	25	0.00	0.500																							

Pittsburgh Pirates @ San Francisco Giants
PacBell Park, San Francisco, CA
Tue Jul 31 2001, 10:15 PM EDT
Att: 41,529 - Sunny - 63 F

AB	42
R	7
H	13
RBI	7
BB	5
SO	7
LOB	19



Batter	1	2	3	4	5	6	7	8	9	10	11	AB	R	H	RBI	BB	SO	LOB	BOTTOM																		
Calvin Murray, R OBP: 0.338, SLG: 0.412	0-0 B3	4-2 G6-4-3			0-0 2B	1-1 G5-4-3		1-0 FC1		1-0 G5-3		5	2	1	0	1	0	2																			
Rich Aurilia, R OBP: 0.379, SLG: 0.572	4-2 2B	3-1 G6-4-3			0-0 L7	0-1 BB		1-1 FC2-5		0-0 F8		5	2	1	0	1	0	6																			
Barry Bonds, L OBP: 0.485, SLG: 0.806	3-2 2B		1-0 F8		2-1 FC5	4-0 2B		2-3 K		4-0 S		4	1	2	1	2	1	2																			
Andres Galarraga, R OBP: 0.317, SLG: 0.448	1-0 2B		0-0 F3		4-0 FC5	0-2 IBB		1-2 F8		3-3 K		5	0	2	4	1	1	3																			
Eric Davis, R OBP: 0.270, SLG: 0.384	2-2 HBP		0-3 K		2-1 FC5		0-3 K		2-2 F8			2	0	0	0	0	1	2																			
John Vander Wal, L OBP: 0.359, SLG: 0.470											0-2 SH1-3	2	0	0	0	0	1	1																			
Robb Nen, R ERA: 3.25											1B	0	0	0	0	0	0	0																			
Shawn Dunston, R ERA: 10.9											1B	1	1	1	0	0	0	0																			
Benito Santiago, R OBP: 0.368, SLG: 0.370	0-1 G6-4-3				1-1 FC6-4	0-1 F8		2-2 F8		0-1 G5-3		5	0	2	0	0	0	4																			
Ramon Martinez, R OBP: 0.343, SLG: 0.375		2-1 F2			2-3 K			0-1 HR		1-2 1B		6	1	2	0	0	1	3																			
Pedro Feliz, R OBP: 0.276, SLG: 0.411		3-1 1B			0-1 FC6-4	1-2 K		2-0 HR		3-3 K		6	1	3	3	0	1	3																			
Livan Hernandez, R ERA: 4.3	(1, 1)				0-3 K			0-0 G5-4-3		2-2 FC2-5	FC1	3	0	2	0	0	1	1																			
Mike Lincoln, R ERA: 1.47	(6, 1)	1.1		5	1	0	0	1	15	19	0.00	0.750																									
Josias Manzanillo, R ERA: 3.88	(8, 1)	0.1		3	0	2	2	0	0	5	9	54.00	0.000																								
Scott Sauerbeck, L ERA: 6.47	(8, 1)	1.2		7	2	0	0	3	0	20	30	0.00	1.200																								
Wayne Gomes, R ERA: 4.14	(10, 1)	1.2	L	8	2	1	1	1	1	13	24	5.40	1.800																								
Inning Stats	R: 2 E: 0 K: 0 S: 11	H: 2 LOB: 1 BB: 1 P: 21	R: 0 E: 0 K: 0 S: 10	H: 2 LOB: 2 BB: 1 P: 23	R: 0 E: 0 K: 1 S: 5	H: 0 LOB: 0 BB: 0 P: 6	R: 0 E: 0 K: 2 S: 10	H: 1 LOB: 1 BB: 0 P: 13	R: 1 E: 0 K: 0 S: 8	H: 2 LOB: 2 BB: 1 P: 16	R: 2 E: 0 K: 0 S: 11	H: 4 LOB: 4 BB: 1 P: 18	R: 0 E: 0 K: 1 S: 12	H: 1 LOB: 1 BB: 0 P: 16	R: 2 E: 0 K: 1 S: 14	H: 1 LOB: 1 BB: 0 P: 23	R: 0 E: 0 K: 1 S: 11	H: 1 LOB: 1 BB: 0 P: 16	R: 0 E: 0 K: 1 S: 5	H: 0 LOB: 1 BB: 1 P: 13	R: 1 E: 0 K: 0 S: 8	H: 2 LOB: 1 BB: 0 P: 11	1B: 8 2B: 5 3B: 2 HR: 1	SF: 0 SAC: 1 DP: 3 HBP: 2	WP: 0 PB: 0 SB: 1 CS: 0	PA: 53											
PITCHER	IP 5.2	WLS 3	BF 30	H 11	R 5	ER 5	SO 3	BB 3	IBB 1	HBP 0	BLK 0	WP 0	HR 1	S 52	P 94	ERA 7.94	WHIP 2.471																				
Dave Williams, L ERA: 4.3	(1, 1)																																				
Mike Lincoln, R ERA: 1.47	(6, 1)	1.1		5	1	0	0	1	0	15	19	0.00	0.750																								
Josias Manzanillo, R ERA: 3.88	(8, 1)	0.1		3	0	2	2	0	0	5	9	54.00	0.000																								
Scott Sauerbeck, L ERA: 6.47	(8, 1)	1.2		7	2	0	0	3	0	20	30	0.00	1.200																								
Wayne Gomes, R ERA: 4.14	(10, 1)	1.2	L	8	2	1	1	1	1	13	24	5.40	1.800																								

Pittsburgh Pirates @ San Francisco Giants
PacBell Park, San Francisco, CA
Tue Jul 31 2001, 10:15 PM EDT
Att: 41,529 - Sunny - 63 F

AB	45
R	8
H	16
RBI	8
BB	5
SO	8
LOB	28



Batter	1	2	3	4	5	6	7	8	9	AB	R	H	RBI	BB	SO	LOB	TOP				
Tike Redman, L OBP: 0.276, SLG: 0.313 (1, 8)	G4-3			K		G4-3			K	4	0	0	0	0	2	0	Pittsburgh Pirates @ San Francisco Giants PacBell Park, San Francisco, CA Wed Aug 01 2001, 10:15 PM EDT Att: 41,251 - Cloudy - 61 F				
2 Jack Wilson, R OBP: 0.271, SLG: 0.327 (1, 6)	F8			K			K			3	0	0	0	0	2	0					
18 Jason Kendall, R OBP: 0.318, SLG: 0.344 (1, 2)	G6-3			HR			F8			3	1	1	1	0	0	0					
Brian Giles, L OBP: 0.401, SLG: 0.616 (1, 7)		G4-6-3 BB		K			G1-3			2	0	0	0	1	1	0					
Aramis Ramirez, R OBP: 0.349, SLG: 0.526 (1, 5)	F8				G6-3			FC6-4 1B		3	0	1	0	0	0	1					
Armando Rios, L OBP: 0.332, SLG: 0.464 (1, 9)								FC6-4 G6-4-3		1	0	0	0	0	0	1					
Adam Hyzdu, R OBP: 0.200, SLG: 0.513 (2, 9)	G4-6-3							G6-4-3		2	0	0	0	0	0	1					
Kevin Young, R OBP: 0.296, SLG: 0.401 (1, 3)					F9			G6-4-3		3	0	0	0	0	1	1					
Warren Morris, L OBP: 0.250, SLG: 0.306 (1, 4)				K			G3		G4-3	3	0	0	0	0	1	0					
Joe Beimel, L OBP: 0.300, SLG: 0.300 (1, 1)				K					K	2	0	0	0	0	2	0					
Omar Olivares, R OBP: 0.240, SLG: 0.440 (6, 1)										0	0	0	0	0	0	0					
Abraham Nunez, S OBP: 0.337, SLG: 0.342 (9, PH)										1	0	0	0	0	1	0					
Inning Stats	R: 0 H: 0 E: 0 K: 0 S: 7	H: 0 LOB: 0 BB: 0 P: 11	R: 0 H: 0 E: 0 K: 0 S: 7	H: 0 LOB: 0 BB: 1 P: 14	R: 0 H: 0 E: 0 K: 2 S: 8	H: 0 LOB: 0 BB: 0 P: 12	R: 1 H: 1 E: 0 K: 3 S: 15	H: 1 LOB: 0 BB: 0 P: 21	R: 0 H: 0 E: 0 K: 1 S: 12	H: 0 LOB: 0 BB: 0 P: 19	R: 0 H: 0 E: 0 K: 1 S: 9	H: 0 LOB: 0 BB: 0 P: 17	R: 0 H: 1 E: 0 K: 0 S: 6	H: 1 LOB: 0 BB: 0 P: 11	R: 0 H: 0 E: 0 K: 2 S: 7	H: 0 LOB: 0 BB: 0 P: 8	1B: 1 2B: 0 3B: 0 HR: 1	SF: 0 SAC: 0 DP: 2 HBP: 0	WP: 0 PB: 0 SB: 0 CS: 0	PA: 28	
PITCHER	IP	WLS	BF	H	R	ER	SO	BB	IBB	HBP	BLK	WP	HR	S	P	ERA	WHIP				
Jason Schmidt, R ERA: 4.35 (1, 1)	7.0	W	22	1	1	1	8	1	0	0	0	0	1	65	103	1.29	0.286				
Felix Rodriguez, R ERA: 1.74 (8, 1)	1.0	H	3	1	0	0	0	0	0	0	0	0	0	6	11	0.00	1.000				
Robb Nen, R ERA: 3.19 (9, 1)	1.0	S	3	0	0	0	2	0	0	0	0	0	0	7	8	0.00	0.000				

Batter	1	2	3	4	5	6	7	8	9	AB	R	H	RBI	BB	SO	LOB	BOTTOM				
Calvin Murray, R OBP: 0.336, SLG: 0.409 (1, 8)	G4-3	G1-3					G4-3			4	0	1	0	0	0	1	Pittsburgh Pirates @ San Francisco Giants PacBell Park, San Francisco, CA Wed Aug 01 2001, 10:15 PM EDT Att: 41,251 - Cloudy - 61 F				
Rich Aurilia, R OBP: 0.376, SLG: 0.566 (1, 6)	F7		F8		G5-3		F8			4	0	0	0	0	0	1					
Barry Bonds, L OBP: 0.485, SLG: 0.814 (1, 7)	HR		P4		L7		2B			4	1	2	1	0	0	0					
Jeff Kent, R OBP: 0.365, SLG: 0.500 (1, 4)	2B		BB			E1 SH5-4 1B	G5-3			3	1	1	0	1	0	1					
Andres Galarraga, R OBP: 0.316, SLG: 0.443 (1, 3)	K		F8			1B SH5-4 BB		K		3	0	0	0	1	2	2					
Shawon Dunston, R OBP: 0.298, SLG: 0.504 (1, 9)						SH5-4		F3		3	1	1	0	0	0	0					
Robb Nen, R (9, 1)										0	0	0	0	0	0	0					
Benito Santiago, R OBP: 0.307, SLG: 0.369 (1, 2)		F7			P6			G5-3		4	0	1	1	0	0	1					
Ramon Martinez, R OBP: 0.343, SLG: 0.372 (1, 5)		P3					F8			2	0	0	0	1	0	3					
Jason Schmidt, R OBP: 0.192, SLG: 0.308 (1, 1)										3	0	1	1	0	1	3					
Felix Rodriguez, R (8, 1)										0	0	0	0	0	0	0					
Marvin Benard, L OBP: 0.304, SLG: 0.388 (9, 9)										0	0	0	0	0	0	0					
Inning Stats	R: 1 H: 2 E: 0 K: 1 S: 13	H: 2 LOB: 1 BB: 0 P: 22	R: 1 H: 2 E: 0 K: 0 S: 15	H: 2 LOB: 1 BB: 0 P: 23	R: 0 H: 0 E: 0 K: 0 S: 7	H: 0 LOB: 1 BB: 1 P: 12	R: 0 H: 0 E: 0 K: 0 S: 5	H: 0 LOB: 1 BB: 1 P: 9	R: 0 H: 1 E: 0 K: 1 S: 16	H: 1 LOB: 2 BB: 1 P: 28	R: 0 H: 1 E: 0 K: 0 S: 9	H: 1 LOB: 1 BB: 0 P: 15	R: 0 H: 0 E: 0 K: 1 S: 7	H: 0 LOB: 0 BB: 0 P: 12	1B: 4 2B: 2 3B: 0 HR: 1	SF: 0 SAC: 1 DP: 0 HBP: 0	WP: 0 PB: 0 SB: 2 CS: 1	PA: 34			
PITCHER	IP	WLS	BF	H	R	ER	SO	BB	IBB	HBP	BLK	WP	HR	S	P	ERA	WHIP				
Joe Beimel, L ERA: 4.84 (1, 1)	5.1	L	25	6	3	2	1	3	0	0	0	0	0	55	93	3.38	1.688				
Omar Olivares, R ERA: 6.85 (6, 1)	2.2		9	1	0	0	2	0	0	0	0	0	0	22	36	0.00	0.375				



Batter	1	2	3	4	5	6	7	8	9	AB	R	H	RBI	BB	SO	LOB	TOP				
2 Jack Wilson, R (1, 6) OBP: 0.268, SLG: 0.322 Abraham Nunez, S (9, FH) OBP: 0.336, SLG: 0.341	1-1 P4			1-1 G6-3			3-2 G4-3		1-0 G4-3	3	0	0	0	0	0	0	Pittsburgh Pirates @ San Francisco Giants PacBell Park, San Francisco, CA Thu Aug 02 2001, 3:35 PM EDT Att: 41,726 - Sunny - 69 F				
18 Jason Kendall, R (1, 7) OBP: 0.315, SLG: 0.341	0-1 F7			3-1 G6-3			1-2 G5-3		0-2 F8	4	0	0	0	0	0	0					
Brian Giles, L (1, 8) OBP: 0.401, SLG: 0.613	0-1 P4			2-3 K			4-2 FC6-4 BB			2	0	0	0	1	1	0					
Aramis Ramirez, R (1, 5) OBP: 0.347, SLG: 0.522		1-0 F7			0-1 G6-3		1-2 FC6-4			3	0	0	0	0	0	1					
Kevin Young, R (1, 3) OBP: 0.300, SLG: 0.401		1-0 CS 1B			4-1 G1-6-3 BB				1-3 K	2	0	1	0	1	1	0					
Keith Osik, R (1, 2) OBP: 0.300, SLG: 0.295		3-1 F9 1-2			2-2 G1-6-3 1-2				1-2 1B 1B	3	0	1	0	0	0	2					
Adam Hyzdu, R (1, 9) OBP: 0.209, SLG: 0.500			1-1 G4-3			2-0 F9			2-2 G5-4-3 1B	3	0	1	0	0	0	0					
Pat Meares, R (1, 4) OBP: 0.265, SLG: 0.335			1-2 F8			1-1 G4-3			1-2 G5-4-3 1-2	3	0	0	0	0	0	2					
Tony McKnight, L (1, 1) Mike Lincoln, R (7, 1) OBP: 0.333, SLG: 0.333 Tike Redman, L (9, FH) OBP: 0.273, SLG: 0.310			2-0 G4-3			1-3 K			2-3 K	2	0	0	0	0	1	0		P			
										0	0	0	0	0	0	0					
Inning Stats	R: 0 E: 0 K: 0 S: 6	H: 0 LOB: 0 BB: 0 P: 7	R: 0 E: 0 K: 0 S: 4	H: 1 LOB: 0 BB: 0 P: 9	R: 0 E: 0 K: 0 S: 7	H: 0 LOB: 0 BB: 0 P: 11	R: 0 E: 0 K: 1 S: 7	H: 0 LOB: 0 BB: 0 P: 13	R: 0 E: 0 K: 0 S: 7	H: 0 LOB: 0 BB: 1 P: 12	R: 0 E: 0 K: 1 S: 6	H: 0 LOB: 1 BB: 0 P: 10	R: 0 E: 0 K: 0 S: 11	H: 0 LOB: 1 BB: 1 P: 20	R: 0 E: 0 K: 1 S: 13	H: 2 LOB: 1 BB: 0 P: 18	R: 0 E: 0 K: 1 S: 7	H: 0 LOB: 0 BB: 0 P: 10	1B: 3 2B: 0 3B: 0 HR: 0	SF: 0 SAC: 0 DP: 2 HBP: 0	WP: 0 PA: 29 PB: 0 SB: 0 CS: 1
PITCHER	IP WLS BF H R ER SO BB IBB HBP BLK WP HR S P ERA WHIP																				
Kirk Rueter, L (1, 1) ERA: 4.74	7.0 W 22 1 0 0 2 2 0 0 0 0 0 0 48 82 0.00 0.429																				
Tim Worrell, R (8, 1) ERA: 3.25	1.0 H 4 2 0 0 1 0 0 0 0 0 0 0 13 18 0.00 2.000																				
Robb Nen, R (9, 1) ERA: 3.13	1.0 S 3 0 0 0 1 0 0 0 0 0 0 0 7 10 0.00 0.000																				

Batter	1	2	3	4	5	6	7	8	9	AB	R	H	RBI	BB	SO	LOB	BOTTOM		
Marvin Benard, L (1, 9) OBP: 0.307, SLG: 0.402	1-1 CS 1B		1-1 FC6-4 1-2			1-0 HR	2-0 E6 FC3-2 1B SF7			4	2	2	1	0	0	2	Pittsburgh Pirates @ San Francisco Giants PacBell Park, San Francisco, CA Thu Aug 02 2001, 3:35 PM EDT Att: 41,726 - Sunny - 69 F		
Calvin Murray, R (1, 8) OBP: 0.339, SLG: 0.415	2-2 F2 1-2			0-3 K		0-1 F7 2B	0-1 FC3-2 1B			4	1	2	0	0	1	1			
John Vander Wal, L (1, 7) OBP: 0.355, SLG: 0.464 Tim Worrell, R (8, 1) Benito Santiago, R (9, 2) OBP: 0.307, SLG: 0.369	2-3 K 2-3			0-2 F7		0-1 F7 2-3	3-1 FC3-2 1B			4	0	0	0	0	1	5			
Jeff Kent, R (1, 4) OBP: 0.364, SLG: 0.501		2-1 F7		1-1 G6-3		0-1 1B 2B	1-0 SF7			3	0	1	2	0	0	0			
Andres Galarraga, R (1, 3) OBP: 0.315, SLG: 0.440		0-0 F8			1-1 WP 1B	0-3 K	0-0 F8			4	0	1	0	0	1	3			
Rich Aurilia, R (1, 6) OBP: 0.375, SLG: 0.562		3-1 F8			1-0 L4 1-2	4-0 1B IBB		1-1 G5-3		3	0	0	0	1	0	1			
Ramon Martinez, R (1, 5) OBP: 0.342, SLG: 0.370			0-1 F9		1-1 F9	0-0 1B		0-0 G6-3		4	0	1	0	0	0	1			
Edwards Guzman, L (1, 2) OBP: 0.225, SLG: 0.357 Robb Nen, R (9, 1)			0-2 G6-3		4-0 1B IBB	1-0 F8		1-0 F8		3	0	0	0	1	0	3			
Kirk Rueter, L (1, 1) OBP: 0.200, SLG: 0.146 Shawon Dunston, R (8, 7) OBP: 0.298, SLG: 0.504			1-1 FC6-4 1B		0-0 G4-3		1-2 1B E FC3-2 1B			3	0	2	0	0	0	2		GIANTS	
										0	0	0	0	0	0	0			
Inning Stats	R: 0 E: 0 K: 1 S: 8	H: 1 LOB: 0 BB: 0 P: 13	R: 0 E: 0 K: 0 S: 5	H: 0 LOB: 0 BB: 0 P: 10	R: 0 E: 0 K: 0 S: 9	H: 1 LOB: 1 BB: 0 P: 11	R: 0 E: 0 K: 1 S: 8	H: 0 LOB: 0 BB: 0 P: 9	R: 0 E: 0 K: 0 S: 7	H: 1 LOB: 2 BB: 1 P: 13	R: 2 E: 0 K: 1 S: 12	H: 4 LOB: 3 BB: 1 P: 18	R: 1 E: 1 K: 0 S: 10	H: 2 LOB: 2 BB: 0 P: 17	R: 0 E: 0 K: 0 S: 4	H: 0 LOB: 0 BB: 0 P: 6	1B: 6 2B: 2 3B: 0 HR: 1	SF: 1 SAC: 0 DP: 0 HBP: 0	WP: 2 PA: 35 PB: 0 SB: 1 CS: 1
PITCHER	IP WLS BF H R ER SO BB IBB HBP BLK WP HR S P ERA WHIP																		
Tony McKnight, R (1, 1) ERA: 3.75	6.0 L 29 9 3 2 3 0 0 0 0 0 0 0 8 14 3.00 1.500																		
Mike Lincoln, R (7, 1) ERA: 1.33	2.0 6 0 0 0 0 0 0 0 0 0 0 0 8 14 0.00 0.000																		

Batter	1	2	3	4	5	6	7	8	9	AB	R	H	RBI	BB	SO	LOB	TOP								
Tike Redman, L OBP: 0.258, SLG: 0.292	F8	L7			G3		G3-1		G4-3	5	0	0	0	0	0	1									
2 Jack Wilson, R OBP: 0.297, SLG: 0.321	18 WP 18 1B		L6		G4-3		P6			4	1	1	0	0	0	0									
18 Jason Kendall, R OBP: 0.317, SLG: 0.342	1B SF7		G4-6-3		G6-3			L3		4	1	2	1	0	0	0									
Brian Giles, L OBP: 0.402, SLG: 0.612	HR		G4-6-3		2B		G4-3			4	2	2	0	0	0	1									
Aramis Ramirez, R OBP: 0.348, SLG: 0.533	SF7		G5-3		1B		HR			3	2	2	3	0	0	0									
Kevin Young, R OBP: 0.302, SLG: 0.416	HR		G4-3		K		G5-3			4	1	2	2	0	1	1									
Mike Fetters, R (8, 1)			G4-3		2B					0	0	0	0	0	0	0									
Adam Hyzdu, R OBP: 0.217, SLG: 0.489	K		G4-3		G4-3					3	0	1	1	0	1	1									
Warren Morris, L OBP: 0.244, SLG: 0.297										1	0	0	0	0	1	0									
Pat Meares, R OBP: 0.264, SLG: 0.338			F9		G6-3		G6-3		27 G3	4	0	1	0	0	0	2									
Jimmy Anderson, L OBP: 0.158, SLG: 0.114			G6-3				G1-3			1	0	0	0	0	0	0									
Damaso Marte, L (3, 1)										1	0	0	0	0	0	0									
Abraham Nunez, S OBP: 0.335, SLG: 0.339										1	0	0	0	0	0	0									
Josias Manzanillo, R (7, 1)										0	0	0	0	0	0	0									
27 Alex Hernandez, L (8, 3)										1	0	0	0	0	0	1									
Inning Stats	R: 4 E: 0 K: 1 S: 17	H: 4 LOB: 0 BB: 0 P: 25	R: 0 E: 0 K: 0 S: 7	H: 0 LOB: 0 BB: 0 P: 9	R: 0 E: 0 K: 0 S: 5	H: 1 LOB: 1 BB: 0 P: 6	R: 0 E: 0 K: 0 S: 10	H: 1 LOB: 1 BB: 0 P: 13	R: 0 E: 0 K: 0 S: 8	H: 0 LOB: 0 BB: 0 P: 10	R: 2 E: 0 K: 1 S: 16	H: 3 LOB: 1 BB: 0 P: 29	R: 0 E: 0 K: 0 S: 7	H: 0 LOB: 0 BB: 0 P: 10	R: 1 E: 0 K: 0 S: 8	H: 1 LOB: 0 BB: 0 P: 14	R: 0 E: 0 K: 1 S: 12	H: 1 LOB: 1 BB: 0 P: 16	1B: 6 2B: 3 3B: 0 HR: 2	SF: 1 SAC: 0 DP: 1 HBP: 0	WP: 1 PB: 0 SB: 0 CS: 0	PA: 37			
PITCHER	IP	WLS	BF	H	R	ER	SO	BB	IBB	HBP	BLK	WP	HR	S	P	ERA	WHIP								
Mike Hampton, L ERA: 5.1	(1, 1)	7.0	W	29	9	6	6	2	0	0	0	0	1	1	70	102	7.71	1.286							
Jay Powell, R ERA: 3.18	(8, 1)	1.0		4	1	1	1	0	0	0	0	0	0	1	8	14	9.00	1.000							
Jose Jimenez, R ERA: 3.89	(9, 1)	1.0		4	1	0	0	1	0	0	0	0	0	0	12	16	0.00	1.000							

Pittsburgh Pirates @ Colorado Rockies
Coors Field, Denver, CO
Fri Aug 03 2001, 7:05 PM MDT
Att: 38,836 - Sunny - 93 F

AB 36
R 7
H 11
RBI 7
BB 0
SO 3
LOB 7



Batter	1	2	3	4	5	6	7	8	9	AB	R	H	RBI	BB	SO	LOB	BOTTOM							
Juan Pierre, L OBP: 0.389, SLG: 0.406	E4			G3			G1-3			4	2	2	0	1	0	0								
Jose Ortiz, R OBP: 0.243, SLG: 0.261							K			5	1	3	1	0	1	2								
Jeff Cirillo, R OBP: 0.353, SLG: 0.479	17 1B		SF8		F8			17 1B		4	2	2	2	0	1	1								
17 Todd Helton, L OBP: 0.438, SLG: 0.683	BB		F8		F7					5	2	4	1	0	0	1								
Alex Ochoa, R OBP: 0.343, SLG: 0.430	2B		F8		F8					4	2	1	0	1	0	4								
Terry Shumpert, R OBP: 0.324, SLG: 0.409	1B		FC6-4							2	1	1	2	1	1	0								
Kimera Barteo, R (7, 7)	2B		FC6-4							0	0	0	0	0	0	0								
Juan Uribe, R OBP: 0.271, SLG: 0.343	WP		FC6-4		F9		P6			5	1	1	2	0	0	6								
Sal Fasano, R OBP: 0.161, SLG: 0.241	K		HR				F5			4	1	1	3	0	2	1								
Mike Hampton, R OBP: 0.300, SLG: 0.610	G6-3									3	0	0	0	0	2	1								
Brent Butler, R OBP: 0.306, SLG: 0.298										1	0	0	0	0	1	0								
Jay Powell, R (8, 1)										0	0	0	0	0	0	0								
Jose Jimenez, R (9, 1)										0	0	0	0	0	0	0								
Inning Stats	R: 6 E: 1 K: 1 S: 19	H: 6 LOB: 2 BB: 2 P: 35	R: 4 E: 0 K: 2 S: 18	H: 3 LOB: 0 BB: 1 P: 27	R: 1 E: 0 K: 0 S: 10	H: 3 LOB: 3 BB: 0 P: 16	R: 0 E: 0 K: 2 S: 11	H: 0 LOB: 0 BB: 0 P: 13	R: 0 E: 0 K: 0 S: 7	H: 1 LOB: 1 BB: 0 P: 12	R: 0 E: 0 K: 1 S: 6	H: 0 LOB: 0 BB: 0 P: 8	R: 0 E: 0 K: 2 S: 8	H: 0 LOB: 0 BB: 0 P: 13	R: 1 E: 0 K: 0 S: 11	H: 2 LOB: 1 BB: 0 P: 17	1B: 10 2B: 4 3B: 0 HR: 1	SF: 1 SAC: 0 DP: 1 HBP: 2	WP: 1 PB: 0 SB: 2 CS: 0	PA: 43				
PITCHER	IP	WLS	BF	H	R	ER	SO	BB	IBB	HBP	BLK	WP	HR	S	P	ERA	WHIP							
Jimmy Anderson, L ERA: 5.91	(1, 1)	2.1	L	21	11	11	3	3	0	0	0	0	1	40	66	42.43	6.000							
Damaso Marte, L ERA: 3.21	(3, 1)	3.2		14	2	0	0	3	0	0	1	0	0	31	45	0.00	0.545							
Josias Manzanillo, R ERA: 3.81	(7, 1)	1.0		3	0	0	0	2	0	0	0	0	0	8	13	0.00	0.000							
Mike Fetters, R ERA: 6.16	(8, 1)	1.0		5	2	1	1	0	0	0	1	0	0	11	17	9.00	2.000							

Pittsburgh Pirates @ Colorado Rockies
Coors Field, Denver, CO
Fri Aug 03 2001, 7:05 PM MDT
Att: 38,836 - Sunny - 93 F

AB 37
R 12
H 15
RBI 11
BB 3
SO 8
LOB 16



Batter	1	2	3	4	5	6	7	8	9	AB	R	H	RBI	BB	SO	LOB	TOP					
Tike Redman, L OBP: 0.265, SLG: 0.319 (1, 8)	F9		FC5-4 1B		2 E 3B	F5		G5-3		5	1	2	0	0	0	1						
2 Jack Wilson, R OBP: 0.266, SLG: 0.318 (1, 6)	L5		FC5-4 18 S 1-2		E8 HR 1B	K		F9		5	1	1	1	0	1	2						
18 Jason Kendall, R OBP: 0.318, SLG: 0.348 (1, 2)	HR		BB		K		G5-3		K	4	1	1	1	1	2	1						
Brian Giles, L OBP: 0.400, SLG: 0.606 (1, 7)	G4-3		G4-3		K		F8		S BB	4	0	0	0	1	1	3						
Aramis Ramirez, R OBP: 0.353, SLG: 0.554 (1, 5)					HR		BB 1B		K	5	2	4	3	0	1	1						
Kevin Young, R OBP: 0.307, SLG: 0.414 (1, 3)	K				HR		BB			1	1	0	0	3	1	1						
27 Alex Hernandez, L (1, 9)	K				WP S E BB		BB															
Abraham Nunez, S OBP: 0.333, SLG: 0.338 (1, 4)	F7				F7		G6-3		G3	4	0	0	0	0	1	5						
Todd Ritchie, R OBP: 0.200, SLG: 0.209 Mike Fetters, R (9, 1)					K		SH2-4 1B		G3-1	4	0	1	0	0	1	1						
Inning Stats	R: 1 E: 0 K: 0 S: 7	H: 1 LOB: 0 BB: 0 P: 13	R: 0 E: 0 K: 2 S: 12	H: 1 LOB: 1 BB: 0 P: 19	R: 0 E: 0 K: 0 S: 10	H: 1 LOB: 2 BB: 1 P: 16	R: 2 E: 1 K: 2 S: 18	H: 1 LOB: 0 BB: 1 P: 27	R: 3 E: 1 K: 2 S: 14	H: 3 LOB: 1 BB: 1 P: 24	R: 0 E: 0 K: 1 S: 9	H: 1 LOB: 1 BB: 0 P: 10	R: 0 E: 0 K: 0 S: 10	H: 1 LOB: 2 BB: 1 P: 18	R: 0 E: 0 K: 0 S: 9	H: 0 LOB: 0 BB: 0 P: 12	R: 0 E: 0 K: 2 S: 10	H: 0 LOB: 1 BB: 1 P: 17	1B: 4 2B: 1 3B: 1 HR: 3	SF: 0 SAC: 1 DP: 0 HBP: 0	WP: 1 PB: 0 CS: 3	PA: 41
PITCHER	IP	WLS	BF	H	R	ER	SO	BB	IBB	HBP	BLK	WP	HR	S	P	ERA	WHIP					
Shawn Chacon, R ERA: 5.4 (1, 1)	5.0	L	25	7	6	5	6	3	0	0	0	1	3	61	99	9.00	2.000					
Dan Miceli, R ERA: 6.05 (6, 1)	2.0	9	2	0	0	1	1	0	0	0	0	0	0	19	28	0.00	1.500					
Juan Acevedo, R ERA: 5.63 (8, 1)	1.0	3	0	0	0	0	0	0	0	0	0	0	0	9	12	0.00	0.000					
Justin Speier, R ERA: 6.37 (9, 1)	1.0	4	0	0	0	2	1	0	0	0	0	0	0	10	17	0.00	1.000					

Pittsburgh Pirates @ Colorado Rockies
Coors Field, Denver, CO
Sat Aug 04 2001, 6:05 PM MDT
Att: 44,294 - Cloudy - 90 F

AB	35
R	6
H	9
RBI	5
BB	5
SO	9
LOB	15



Batter	1	2	3	4	5	6	7	8	9	AB	R	H	RBI	BB	SO	LOB	BOTTOM					
Juan Pierre, L OBP: 0.387, SLG: 0.407 (1, 8)	B2-3		G4-3		F6			2B		4	0	1	1	0	0	1						
Brent Butler, R OBP: 0.303, SLG: 0.295 (1, 4)	G4-3		3H 1B		G4-3		G4-3	G4-3		4	0	1	0	0	0	1						
Larry Walker, L OBP: 0.430, SLG: 0.658 (1, 9)	G4-3		G4-3		17 G1-6-3 1B			K		4	0	1	0	0	1	1						
17 Todd Helton, L OBP: 0.437, SLG: 0.687 (1, 3)	F7				P4		G1-6-3 1-2	HR		4	1	1	1	0	0	1						
Jeff Cirillo, R OBP: 0.357, SLG: 0.485 (1, 5)	1B		G3		G3		G6-3 1B	1B 2B		4	1	3	0	0	0	0						
Alex Ochoa, R OBP: 0.342, SLG: 0.428 (1, 7)	1B		G6-3		G6-3		F9	P4		4	0	1	0	0	0	2						
Adam Melhuse, S OBP: 0.191, SLG: 0.227 (1, 2)	G4-3				G6-3		G6-3 1-2	1B		4	0	1	1	0	0	2						
Juan Uribe, R OBP: 0.270, SLG: 0.366 (1, 6)			G4-3 3B		F2		G4-3	K		4	1	1	0	0	1	1						
Shawn Chacon, R OBP: 0.262, SLG: 0.067 Jose Gutierrez, R OBP: 0.253, SLG: 0.281 Dan Miceli, R (8, 1) Juan Acevedo, R OBP: 0.322, SLG: 0.648 Terry Shumpert, R OBP: 0.225, SLG: 0.225 Justin Speier, R (9, 1)			G5-3		BB			K		1	0	0	0	0	0	1						
Inning Stats	R: 0 E: 0 K: 0 S: 4	H: 0 LOB: 0 BB: 0 P: 5	R: 0 E: 0 K: 0 S: 9	H: 2 LOB: 1 BB: 0 P: 15	R: 1 E: 0 K: 0 S: 10	H: 2 LOB: 1 BB: 0 P: 14	R: 0 E: 0 K: 0 S: 6	H: 0 LOB: 0 BB: 0 P: 7	R: 0 E: 0 K: 0 S: 8	H: 0 LOB: 1 BB: 1 P: 14	R: 0 E: 0 K: 0 S: 4	H: 1 LOB: 0 BB: 0 P: 6	R: 0 E: 0 K: 0 S: 7	H: 1 LOB: 0 BB: 0 P: 9	R: 0 E: 0 K: 1 S: 10	H: 1 LOB: 1 BB: 0 P: 15	R: 2 E: 0 K: 2 S: 19	H: 3 LOB: 1 BB: 0 P: 29	1B: 6 2B: 2 3B: 1 HR: 1	SF: 0 SAC: 0 DP: 2 HBP: 0	WP: 0 PB: 0 SB: 0 CS: 0	PA: 35
PITCHER	IP	WLS	BF	H	R	ER	SO	BB	IBB	HBP	BLK	WP	HR	S	P	ERA	WHIP					
Todd Ritchie, R ERA: 4.0 (1, 1)	8.1	W	32	9	3	3	2	1	0	0	0	0	0	69	103	3.24	1.200					
Mike Fetters, R ERA: 6.03 (9, 1)	0.2	3	1	0	0	1	0	0	0	0	0	0	0	8	11	0.00	1.500					

Pittsburgh Pirates @ Colorado Rockies
Coors Field, Denver, CO
Sat Aug 04 2001, 6:05 PM MDT
Att: 44,294 - Cloudy - 90 F

AB	34
R	3
H	10
RBI	3
BB	1
SO	3
LOB	10



Batter	1	2	3	4	5	6	7	8	9	AB	R	H	RBI	BB	SO	LOB	TOP			
Paul Lo Duca, R OBP: 0.376, SLG: 0.574 (1, 2)										4	1	2	0	0	0	0				
Mark Grudzielanek, R OBP: 0.353, SLG: 0.398 (1, 4)										4	0	1	0	0	0	1				
Gary Sheffield, R OBP: 0.417, SLG: 0.572 (1, 7)										4	0	1	1	0	0	1				
Shawn Green, L OBP: 0.360, SLG: 0.568 (1, 9)										3	0	0	0	1	0	1				
Eric Karros, R OBP: 0.306, SLG: 0.395 (1, 3)										4	1	1	1	0	1	4				
Adrián Beltré, R OBP: 0.296, SLG: 0.431 (1, 5)										4	0	2	0	0	0	0				
Marquis Grissom, R OBP: 0.257, SLG: 0.480 (1, 8)										4	0	1	0	0	0	2				
Alex Cora, L OBP: 0.281, SLG: 0.332 (1, 6)										4	0	1	0	0	0	2				
Terry Adams, R OBP: 0.080, SLG: 0.043 (1, 1)										3	0	0	0	0	0	3				
Mike Trombley, R (8, 1)										0	0	0	0	0	0	0				
Jeff Shaw, R (9, 1)										0	0	0	0	0	0	0				
Inning Stats	R: 1 E: 1 K: 0 S: 9	H: 3 LOB: 1 BB: 0 P: 11	R: 0 E: 0 K: 0 S: 9	H: 1 LOB: 1 BB: 0 P: 12	R: 0 E: 0 K: 0 S: 4	H: 0 LOB: 0 BB: 0 P: 6	R: 1 E: 0 K: 0 S: 13	H: 3 LOB: 2 BB: 0 P: 21	R: 0 E: 0 K: 1 S: 8	H: 0 LOB: 0 BB: 0 P: 15	R: 0 E: 0 K: 0 S: 5	H: 1 LOB: 0 BB: 0 P: 7	R: 0 E: 0 K: 0 S: 5	H: 1 LOB: 2 BB: 1 P: 12	R: 0 E: 0 K: 0 S: 5	H: 0 LOB: 0 BB: 0 P: 7	1B: 6 2B: 3 3B: 0 HR: 1	SF: 0 SAC: 0 DP: 2 HBP: 0	WP: 0 PB: 0 SB: 0 CS: 0	PA: 35
PITCHER	IP	WLS	BF	H	R	ER	SO	BB	IBB	HBP	BLK	WP	HR	S	P	ERA	WHIP			
Tony McKnight, R ERA: 3.38 (1, 1)	8.0	L	32	9	2	2	1	0	1	0	0	0	1	61	96	2.25	1.125			
Mike Lincoln, R ERA: 1.19 (9, 1)	1.0		3	0	0	0	0	0	0	0	0	0	0	5	7	0.00	0.000			

Los Angeles Dodgers @ Pittsburgh Pirates
PNC Park, Pittsburgh, PA
Tue Aug 07 2001, 7:05 PM EDT
Att: 28,873 - Sunny - 94 F

AB 34
R 2
H 9
RBI 2
BB 1
SO 1
LOB 14



Batter	1	2	3	4	5	6	7	8	9	AB	R	H	RBI	BB	SO	LOB	BOTTOM			
Tike Redman, L OBP: 0.260, SLG: 0.313 (1, 8)										4	0	1	0	0	1	0				
2 Jack Wilson, R OBP: 0.270, SLG: 0.333 (1, 6)										4	1	1	0	0	0	1				
18 Jason Kendall, R OBP: 0.318, SLG: 0.347 (1, 2)										3	0	1	0	1	0	0				
Brian Giles, L OBP: 0.398, SLG: 0.605 (1, 7)										4	0	2	1	0	1	1				
Aramis Ramirez, R OBP: 0.356, SLG: 0.552 (1, 5)										3	0	1	0	1	0	2				
Kevin Young, R OBP: 0.305, SLG: 0.411 (1, 3)										4	0	1	0	0	1	3				
27 Alex Hernandez, L OBP: 0.238, SLG: 0.100 (1, 9)										3	0	0	0	0	0	2				
Abraham Nunez, S OBP: 0.332, SLG: 0.336 (9, PH)										1	0	0	0	0	1	2				
Pat Meares, R OBP: 0.261, SLG: 0.329 (1, 4)										3	0	0	0	0	0	1				
Tony McKnight, L (1, 1)										2	0	0	0	0	1	0				
Warren Morris, L OBP: 0.238, SLG: 0.289 (8, PH)										1	0	0	0	0	0	0				
Mike Lincoln, R OBP: 0.333, SLG: 0.333 (9, 1)										0	0	0	0	0	0	0				
Inning Stats	R: 0 E: 0 K: 2 S: 10	H: 1 LOB: 1 BB: 0 P: 16	R: 0 E: 0 K: 0 S: 8	H: 1 LOB: 0 BB: 0 P: 14	R: 1 E: 0 K: 0 S: 15	H: 2 LOB: 1 BB: 1 P: 27	R: 0 E: 0 K: 1 S: 7	H: 0 LOB: 0 BB: 0 P: 9	R: 0 E: 0 K: 0 S: 4	H: 0 LOB: 0 BB: 0 P: 7	R: 0 E: 0 K: 0 S: 8	H: 1 LOB: 0 BB: 0 P: 11	R: 0 E: 0 K: 0 S: 9	H: 0 LOB: 0 BB: 0 P: 13	R: 0 E: 0 K: 1 S: 14	H: 1 LOB: 2 BB: 1 P: 23	1B: 5 2B: 2 3B: 0 HR: 0	SF: 0 SAC: 0 DP: 1 HBP: 0	WP: 0 PB: 0 SB: 1 CS: 1	PA: 34
PITCHER	IP	WLS	BF	H	R	ER	SO	BB	IBB	HBP	BLK	WP	HR	S	P	ERA	WHIP			
Terry Adams, R ERA: 4.74 (1, 1)	7.0	W	26	6	1	1	4	1	0	0	0	0	0	60	96	1.29	1.000			
Mike Trombley, R ERA: 3.39 (8, 1)	1.0	H	3	0	0	0	0	0	0	0	0	0	0	9	13	0.00	0.000			
Jeff Shaw, R ERA: 3.04 (9, 1)	1.0	S	5	1	0	0	1	1	0	0	0	0	0	14	23	0.00	2.000			

Los Angeles Dodgers @ Pittsburgh Pirates
PNC Park, Pittsburgh, PA
Tue Aug 07 2001, 7:05 PM EDT
Att: 28,873 - Sunny - 94 F

AB 32
R 1
H 7
RBI 1
BB 2
SO 5
LOB 12



Batter	1	2	3	4	5	6	7	8	9	AB	R	H	RBI	BB	SO	LOB	TOP			
McKay Christensen, L (1, 8) OBP: 0.415, SLG: 0.447 Marquis Grissom, R (8, PH) OBP: 0.255, SLG: 0.472 (8, 8)	0-0 G3		3-2 G3		0-0 G4-3	2-2		0-3		4	0	1	1	0	0	0	Los Angeles Dodgers @ Pittsburgh Pirates PNC Park, Pittsburgh, PA Thu Aug 09 2001, 7:05 PM EDT Att: 29,841 - Overcast - 92 F livebaseballscorecards.com			
Mark Chudzianek, R (1, 4) OBP: 0.329, SLG: 0.406	2-3 K		1-0		0-1	0-0		1-3		5	1	2	0	0	2	2				
Gary Sheffield, R (1, 7) OBP: 0.421, SLG: 0.571	2-2		2-1		2-1	4-1		2-2		4	1	2	0	1	0	1				
Shawn Green, L (1, 9) OBP: 0.359, SLG: 0.564	1-0		0-1		0-3	3-3		3-2		5	0	1	0	0	2	5				
Adrián Beltré, R (1, 5) OBP: 0.300, SLG: 0.431	0-3				0-1			4-2		3	2	2	1	2	1	2				
Dave Hansen, L (1, 3) OBP: 0.385, SLG: 0.365 Paul Lo Duca, R (7, PH) OBP: 0.377, SLG: 0.579 (7, 3)		2-2			2-1	2-0		1-2		3	0	1	1	0	0	1				
Chad Kreuter, S (1, 2) OBP: 0.376, SLG: 0.342	1-0		0-0		1-3	2-H		1-2		2	0	0	0	0	2					
Alex Cora, L (1, 6) OBP: 0.285, SLG: 0.333 Jeff Reboulet, R (8, PH) OBP: 0.397, SLG: 0.438 (8, 6)	4-2		0-3		0-1	1-1		0-1		2	1	1	0	1	1					
Chan Ho Park, R (1, 1) OBP: 0.216, SLG: 0.229 Tom Goodwin, L (6, PH) OBP: 0.286, SLG: 0.346 Al Reyes, R (6, 1)	0-0		0-1		0-0	0-0		1-0		2	0	0	0	0	2					
Hiram Bocachica, R (8, PH) OBP: 0.284, SLG: 0.381 Matt Herges, L (8, 1) OBP: 0.400, SLG: 0.400					1-2	1-2				0	0	0	0	0	0					
Inning Stats	R: 0 E: 0 K: 2 S: 11	H: 2 LOB: 2 BB: 0 P: 16	R: 0 E: 0 K: 0 S: 9	H: 0 LOB: 1 BB: 1 P: 16	R: 0 E: 0 K: 0 S: 8	H: 1 LOB: 1 BB: 0 P: 14	R: 1 E: 1 K: 1 S: 14	H: 1 LOB: 1 BB: 0 P: 17	R: 3 E: 0 K: 1 S: 14	H: 4 LOB: 2 BB: 1 P: 21	R: 0 E: 0 K: 1 S: 9	H: 0 LOB: 0 BB: 1 P: 16	R: 0 E: 0 K: 2 S: 9	H: 1 LOB: 1 BB: 1 P: 11	R: 0 E: 0 K: 0 S: 10	H: 0 LOB: 1 BB: 1 P: 21	1B: 9 2B: 2 3B: 0 HR: 0	SF: 0 SAC: 0 DP: 1 HBP: 0	WP: 0 PB: 1 SB: 0 CS: 0	PA: 42
PITCHER	IP WLS BF H R ER SO BB IBB HBP BLK WP HR S P ERA WHIP																			
Todd Ritchie, R (1, 1) ERA: 4.1	5.1 W 28 10 5 4 4 1 0 0 0 0 0 0 62 93 6.75 2.062																			
Mike Lincoln, R (6, 1) ERA: 1.17	2.0 H 2 0 0 0 0 1 0 0 0 0 0 0 2 6 0.00 3.000																			
Scott Sauerbeck, L (6, 1) ERA: 6.07	0.1 H 7 1 0 0 3 1 0 0 0 0 0 0 18 29 0.00 1.000																			
Omar Olivares, R (8, 1) ERA: 6.75	0.1 H 1 0 0 0 1 0 0 0 0 0 0 0 3 4 0.00 0.000																			
Mike Fetters, R (9, 1) ERA: 5.67	1.0 S 4 0 0 0 0 1 0 0 0 0 0 0 10 21 0.00 1.000																			

Batter	1	2	3	4	5	6	7	8	9	AB	R	H	RBI	BB	SO	LOB	BOTTOM			
Abraham Nunez, S (1, 4) OBP: 0.344, SLG: 0.357	0-0		1-3		0-0	1-0				4	1	2	0	0	1	1	Los Angeles Dodgers @ Pittsburgh Pirates PNC Park, Pittsburgh, PA Thu Aug 09 2001, 7:05 PM EDT Att: 29,841 - Overcast - 92 F livebaseballscorecards.com			
2 Jack Wilson, R (1, 6) OBP: 0.286, SLG: 0.333	1-0		0-0		0-2	1-2				4	1	1	1	0	0	3				
Aramis Ramirez, R (1, 5) OBP: 0.355, SLG: 0.547	1-3		0-0		1-2			3-1		4	0	0	0	0	1	3				
Brian Giles, L (1, 7) OBP: 0.399, SLG: 0.615	0-0				2-2			3-3		4	3	3	2	0	1	0				
18 Jason Kendall, R (1, 2) OBP: 0.323, SLG: 0.347	1-3				2-0			3-2		2	1	0	0	1	1	0				
Craig Wilson, R (1, 9) OBP: 0.393, SLG: 0.652 27 Alex Hernandez, L (8, FR) OBP: 0.091, SLG: 0.091 (9, 9)	1-3				0-0			4-1		3	1	1	3	1	1	0				
Kevin Young, R (1, 3) OBP: 0.310, SLG: 0.411	0-2				1-3			0-1		4	1	1	0	0	1	1				
Tike Redman, L (1, 8) OBP: 0.250, SLG: 0.308	0-0				0-0			1-0		4	0	1	1	0	0	1				
Todd Ritchie, R (1, 1) ERA: 2.25 Mike Lincoln, R (6, 1) ERA: 1.17 Scott Sauerbeck, L (6, 1) ERA: 6.07 Omar Olivares, R (8, 1) ERA: 6.75 Warren Morris, L (8, PH) OBP: 0.256, SLG: 0.333 Mike Fetters, R (9, 1) ERA: 5.67	2-2		2-2		0-3			0-1		2	0	1	0	0	1	0				
Inning Stats	R: 2 E: 0 K: 2 S: 9	H: 2 LOB: 0 BB: 0 P: 12	R: 0 E: 0 K: 1 S: 7	H: 0 LOB: 0 BB: 0 P: 8	R: 0 E: 1 K: 1 S: 8	H: 1 LOB: 1 BB: 0 P: 11	R: 3 E: 0 K: 2 S: 13	H: 2 LOB: 0 BB: 0 P: 19	R: 2 E: 0 K: 0 S: 16	H: 2 LOB: 0 BB: 1 P: 26	R: 1 E: 1 K: 0 S: 14	H: 3 LOB: 2 BB: 0 P: 22	R: 0 E: 0 K: 1 S: 8	H: 0 LOB: 0 BB: 1 P: 17	R: 0 E: 0 K: 0 S: 6	H: 1 LOB: 3 BB: 1 P: 11		1B: 3 2B: 5 3B: 2 HR: 2	SF: 0 SAC: 0 DP: 1 HBP: 1	WP: 0 PB: 0 SB: 0 CS: 2
PITCHER	IP WLS BF H R ER SO BB IBB HBP BLK WP HR S P ERA WHIP																			
Chan Ho Park, R (1, 1) ERA: 3.12	5.0 L 23 7 7 7 6 1 0 1 0 0 0 0 2 53 76 12.60 1.600																			
Al Reyes, R (6, 1) ERA: 3.44	2.0 9 3 1 1 1 0 0 0 0 1 0 0 22 39 4.50 1.500																			
Matt Herges, R (8, 1) ERA: 3.51	1.0 4 1 0 0 0 1 0 0 0 0 0 0 6 11 0.00 2.000																			

Batter	1	2	3	4	5	6	7	8	9	AB	R	H	RBI	BB	SO	LOB	TOP										
Rickey Henderson, R OBP: 0.348, SLG: 0.329 Rodney Myers, R (9, 1)	1-2 L3 1B		1-2 G6-3			1-1 G4-3	2-2 G6-3		1-2 L5-3 1B	5	0	2	1	0	0	1	San Diego Padres @ Pittsburgh Pirates PNC Park, Pittsburgh, PA Sat Aug 11 2001, 7:05 PM EDT Att: 39,388 - Sunny - 85 F										
Mark Kotsay, L OBP: 0.364, SLG: 0.431 (1, 8)	0-0 L3		1-1 G4-3			2-1 F8	4-1 1B BB		3-1 L5-3 1B	4	0	0	0	1	0	3											
Ryan Klesko, L OBP: 0.398, SLG: 0.534 (1, 3)	3-2 2B		2-3 K			0-1 E3 WP 1B	0-1 1B		4-0 1BB	4	1	2	1	1	1	0											
Phil Nevin, R OBP: 0.402, SLG: 0.613 (1, 5)	1-2 G6-3			2-1 F9		3-2 HR 1B	1-2 F9		2-2 G4-3	5	1	1	1	0	0	5											
Tony Gwynn, L OBP: 0.443, SLG: 0.569 Mike Darr, L OBP: 0.363, SLG: 0.315 (6, 9)		0-1 1B 2B		0-0 G3		1-2 HR			0-1 L4-3 1B	3	2	2	2	0	0	0											
Ben Davis, S OBP: 0.371, SLG: 0.379 (1, 2)	0-0 F9		0-2 G5-3			4-2 BB			2-3 K	3	0	0	0	1	1	2											
Damian Jackson, R OBP: 0.338, SLG: 0.371 (1, 4)		3-1 1B CS 1B			2-2 P6	2-1 F8			2-1 L4-3	4	0	1	0	0	0	2											
D'Angelo Jimenez, S OBP: 0.338, SLG: 0.346 (1, 6)		1-0 1B			3-1 L4		1-1 G6-3 1B 2B		4-1 1B BB	3	2	2	1	1	0	0											
Brian Lawrence, R OBP: 0.200, SLG: 0.400 Ray Lankford, L OBP: 0.342, SLG: 0.489 (9, PH) (9, 7)	0-1 G5-3		0-1 G5-3		2-2 G5-3		0-3 K		0-0 1B	3	0	0	0	0	1	3											
Inning Stats	R: 0 E: 0 K: 0 S: 11	H: 2 LOB: 1 BB: 0 P: 16	R: 1 E: 0 K: 0 S: 8	H: 3 LOB: 1 BB: 0 P: 12	R: 0 E: 0 K: 1 S: 8	H: 0 LOB: 0 BB: 0 P: 12	R: 0 E: 0 K: 0 S: 7	H: 0 LOB: 0 BB: 0 P: 9	R: 0 E: 0 K: 0 S: 9	H: 0 LOB: 0 BB: 0 P: 16	R: 3 E: 1 K: 0 S: 17	H: 2 LOB: 1 BB: 1 P: 30	R: 1 E: 0 K: 1 S: 16	H: 2 LOB: 2 BB: 1 P: 24	R: 0 E: 0 K: 1 S: 7	H: 1 LOB: 0 BB: 0 P: 11		R: 1 E: 0 K: 0 S: 11	H: 2 LOB: 2 BB: 2 P: 25	1B: 8 2B: 6 3B: 0 HR: 1	SF: 0 SAC: 0 DP: 3 HBP: 0	WP: 1 PB: 0 CS: 0 S: 1	PA: 40				
PITCHER	IP	WLS	BF	H	R	ER	SO	BB	IBB	HBP	BLK	WP	HR	S	P	ERA	WHIP										
Joe Beimel, L ERA: 4.63 Josias Manzanillo, R ERA: 3.84 Scott Sauerbeck, L ERA: 5.89 Omar Olivares, R ERA: 6.77	5.2	L	24	7	4	1	1	1	0	0	0	1	1	58	91	1.59	1.412										

Batter	1	2	3	4	5	6	7	8	9	AB	R	H	RBI	BB	SO	LOB	BOTTOM										
Gary Matthews, S OBP: 0.316, SLG: 0.359 (1, 8)	2-1 E3 1B					2-3 K			1-2 G3	4	1	0	0	0	1	2	San Diego Padres @ Pittsburgh Pirates PNC Park, Pittsburgh, PA Sat Aug 11 2001, 7:05 PM EDT Att: 39,388 - Sunny - 85 F										
2 Jack Wilson, R OBP: 0.287, SLG: 0.332 (1, 6)	1-0 G4-3		3-2 F8		0-1 G1-3			2-1 G4-6-3 1B		4	0	1	0	0	0	2											
Aramis Ramirez, R OBP: 0.354, SLG: 0.540 (1, 5)	2-0 BB 1B		2-0 F9			0-0 F7		0-0 G4-6-3		4	1	1	1	0	0	1											
Brian Giles, L OBP: 0.403, SLG: 0.616 (1, 7)	4-1 1B BB		1-0 G6-3			0-1 G1-3 1B		4-2 BB		2	0	1	0	2	0	0											
1B Jason Kendall, R OBP: 0.324, SLG: 0.345 (1, 2)	0-1 1B			1-2 P4		2-2 G1-3		2-2 F9		4	0	1	1	0	0	2											
Craig Wilson, R OBP: 0.367, SLG: 0.600 Scott Sauerbeck, R (7, 1)	1-3 2H K			0-3 K		3-3 K			1-0 G6-3 1B	3	0	0	0	0	3	3											
Omar Olivares, R OBP: 0.240, SLG: 0.440 Abraham Nunez, S OBP: 0.343, SLG: 0.357 (9, PH)									0-1 F9	0	0	0	0	0	0	0											
Kevin Young, R OBP: 0.309, SLG: 0.414 (1, 3)	0-2 F4			1-0 P4			0-3 K		0-1 F9	4	0	0	0	0	1	3											
Pat Meares, R OBP: 0.257, SLG: 0.323 Warren Morris, L OBP: 0.244, SLG: 0.317 (9, PH)		2-1 G1-3				1-1 1B			0-0 G6-3	3	0	1	0	0	0	0											
Joe Beimel, L OBP: 0.273, SLG: 0.273 Josias Manzanillo, R (6, 1) Tike Redman, L OBP: 0.256, SLG: 0.313 (7, 9)		1-1 G4-3			1-3 K		1-2 1B			2	0	0	0	0	1	1											
Inning Stats	R: 2 E: 1 K: 1 S: 13	H: 2 LOB: 2 BB: 1 P: 23	R: 0 E: 0 K: 0 S: 6	H: 0 LOB: 0 BB: 0 P: 9	R: 0 E: 0 K: 1 S: 7	H: 0 LOB: 0 BB: 0 P: 9	R: 0 E: 0 K: 2 S: 10	H: 1 LOB: 1 BB: 0 P: 14	R: 0 E: 0 K: 1 S: 10	H: 1 LOB: 1 BB: 0 P: 15	R: 0 E: 0 K: 1 S: 14	H: 1 LOB: 1 BB: 0 P: 17	R: 0 E: 0 K: 0 S: 8	H: 1 LOB: 1 BB: 1 P: 16	R: 0 E: 0 K: 0 S: 4	H: 1 LOB: 0 BB: 0 P: 5	1B: 7 2B: 0 3B: 0 HR: 0	SF: 0 SAC: 0 DP: 2 HBP: 0	WP: 0 PB: 0 CS: 0	PA: 35							
PITCHER	IP	WLS	BF	H	R	ER	SO	BB	IBB	HBP	BLK	WP	HR	S	P	ERA	WHIP										
Brian Lawrence, R ERA: 3.7 Rodney Myers, R ERA: 5.17	8.0	W	32	6	2	1	6	2	0	0	0	0	0	73	114	0.00	1.000										

Batter	1	2	3	4	5	6	7	8	9	AB	R	H	RBI	BB	SO	LOB	TOP										
Damian Jackson, R (1,4) OBP: 0.336, SLG: 0.368	G5-3		K		F8		S	FC6-4		5	0	1	0	0	1	3	San Diego Padres @ Pittsburgh Pirates PNC Park, Pittsburgh, PA Sun Aug 12 2001, 1:35 PM EDT Att: 37,150 - Cloudy - 80 F										
Mike Darr, L (1,8) OBP: 0.363, SLG: 0.311	F8		G4-3 BB		G6-3 E HBP		K		G4-3	3	1	0	0	1	1												
Ryan Klesko, L (1,3) OBP: 0.395, SLG: 0.530	S		G4-3		G6-3		K		F8	5	0	1	0	0	1												
Dave Magadan, L (1,5) OBP: 0.351, SLG: 0.367 Mark Kotsay, L (9, PR) OBP: 0.364, SLG: 0.431 Rodney Myers, R (9, 1)	F8		F7		E8 3B		G6-3		BB	5	1	2	2	0	0												
Ray Lankford, L (1,7) OBP: 0.346, SLG: 0.497		G3-1		B1-3				2B 1B		4	1	2	1	1	0												
Bubba Trammell, R (1,9) OBP: 0.341, SLG: 0.485		HR			F3			1B 2B		5	2	3	1	0	0												
Ben Davis, S (1,2) OBP: 0.367, SLG: 0.374	G5-3		K		F8			K		4	0	0	0	0	2												
D'Angelo Jimenez, S (1,6) OBP: 0.335, SLG: 0.343	P6		G6-3		L6			FC6-4 1B		4	0	1	2	0	0												
Bobby Jones, R (1,1) OBP: 0.170, SLG: 0.178 Tony Gwynn, L (8, PH) OBP: 0.438, SLG: 0.562 Chuck McElroy, L (8, 1) Rudy Seanez, R (8, 1) Phil Nevin, R (9, 5) OBP: 0.402, SLG: 0.613			G4-3 BB		G6-3 E BB		F8	F8		2	1	1	0	1	0												
Inning Stats	R: 0 E: 0 K: 0 S: 9	H: 1 LOB: 1 BB: 0 P: 16	R: 1 E: 0 K: 0 S: 13	H: 1 LOB: 0 BB: 0 P: 17	R: 0 E: 0 K: 1 S: 10	H: 1 LOB: 2 BB: 1 P: 18	R: 0 E: 0 K: 1 S: 11	H: 1 LOB: 1 BB: 0 P: 18	R: 3 E: 1 K: 0 S: 15	H: 2 LOB: 1 BB: 1 P: 23	R: 0 E: 0 K: 0 S: 3	H: 0 LOB: 0 BB: 0 P: 4	R: 0 E: 0 K: 2 S: 13	H: 1 LOB: 1 BB: 0 P: 19	R: 2 E: 0 K: 1 S: 17	H: 3 LOB: 1 BB: 0 P: 23		R: 0 E: 0 K: 0 S: 10	H: 1 LOB: 2 BB: 1 P: 22	1B: 7 2B: 2 3B: 1 HR: 1	SF: 0 SAC: 0 DP: 0 HBP: 1	WP: 0 PB: 0 SB: 2 CS: 0	PA: 42				
PITCHER	IP	WLS	BF	H	R	ER	SO	BB	IBB	HBP	BLK	WP	HR	S	P	ERA	WHIP										
Tony McKnight, R (1,1) ERA: 3.72	6.2		30	7	4	4	4	2	0	1	0	0	1	70	109	5.40	1.350										
Damaso Marte, L (7, 1) ERA: 2.6	0.1		1	0	0	0	0	0	0	0	0	0	0	4	6	0.00	0.000										
Mike Lincoln, R (8, 1) ERA: 1.78	0.1		4	3	2	2	1	0	0	0	0	0	0	11	14	54.00	9.000										
Omar Olivares, R (8, 1) ERA: 6.73	0.2		2	0	0	0	0	0	0	0	0	0	0	6	9	0.00	0.000										
Josias Manzanillo, R (9, 1) ERA: 3.77	1.0	W	5	1	0	0	0	1	0	0	0	0	0	10	22	0.00	2.000										

Batter	1	2	3	4	5	6	7	8	9	AB	R	H	RBI	BB	SO	LOB	BOTTOM										
Abraham Nunez, S (1,4) OBP: 0.337, SLG: 0.349	F7	G4-3		P6			G3-1	F8		5	0	0	0	0	5	San Diego Padres @ Pittsburgh Pirates PNC Park, Pittsburgh, PA Sun Aug 12 2001, 1:35 PM EDT Att: 37,150 - Cloudy - 80 F											
2 Jack Wilson, R (1,6) OBP: 0.270, SLG: 0.333	K		FC5-4 1B		FC5-4 1-2		1B		F5	5	0	2	0	0	1												
Aramis Ramirez, R (1,5) OBP: 0.352, SLG: 0.544	F8		F7		K		K		HR	5	1	1	1	0	2												
Brian Giles, L (1,7) OBP: 0.404, SLG: 0.614		1B 18 1B	F7		P6			18 2B	BB	3	2	1	0	1	0												
1B Jason Kendall, R (1,9) OBP: 0.325, SLG: 0.348		1B	FC5-4		G6-3			2B		4	2	2	0	0	1												
Gary Matthews, S (1,8) OBP: 0.318, SLG: 0.365	F5			S 1B		F9		G4-3 1B		4	2	2	2	0	2												
Adam Hyzdu, R (1,3) OBP: 0.259, SLG: 0.547 Warren Morris, L (8, PH) OBP: 0.239, SLG: 0.310 Josias Manzanillo, R (9, 1)		SH1-4 1B		L5				G4-3		3	0	2	0	0	1												
Keith Osik, R (1,2) OBP: 0.323, SLG: 0.322		SH1-4 1B		SH		K		G4-3		1	0	0	0	0	0												
Tony McKnight, L (1,1) ERA: 4.52 Chuck McElroy, L (8, 1) ERA: 5.17 Rudy Seanez, R (8, 1) ERA: 2.89 Rodney Myers, R (9, 1) ERA: 5.32		SH1-4 1B		SH 2 FC5-4			B5-3	K		0	0	0	0	0	0												
Inning Stats	R: 0 E: 0 K: 1 S: 8	H: 0 LOB: 0 BB: 0 P: 12	R: 2 E: 0 K: 0 S: 18	H: 4 LOB: 2 BB: 0 P: 24	R: 0 E: 0 K: 0 S: 7	H: 1 LOB: 1 BB: 0 P: 8	R: 1 E: 0 K: 0 S: 11	H: 2 LOB: 2 BB: 0 P: 19	R: 0 E: 0 K: 1 S: 6	H: 0 LOB: 0 BB: 0 P: 8	R: 0 E: 0 K: 1 S: 9	H: 1 LOB: 1 BB: 0 P: 14	R: 0 E: 0 K: 1 S: 8	H: 1 LOB: 1 BB: 0 P: 11	R: 3 E: 0 K: 1 S: 18		H: 3 LOB: 1 BB: 1 P: 29	R: 1 E: 0 K: 0 S: 7	H: 1 LOB: 0 BB: 0 P: 10	1B: 10 2B: 2 3B: 0 HR: 1	SF: 0 SAC: 2 DP: 0 HBP: 0	WP: 0 PB: 0 SB: 1 CS: 1	PA: 39				
PITCHER	IP	WLS	BF	H	R	ER	SO	BB	IBB	HBP	BLK	WP	HR	S	P	ERA	WHIP										
Bobby Jones, R (1,1) ERA: 4.52	7.0		30	9	3	3	4	1	0	0	0	0	0	4	8	3.86	1.286										
Chuck McElroy, L (8, 1) ERA: 5.17	0.0		1	0	1	1	0	1	0	0	0	0	0	4	8	∞	∞										
Rudy Seanez, R (8, 1) ERA: 2.89	1.0	B	6	3	2	2	1	0	0	0	0	0	0	14	21	18.00	3.000										
Rodney Myers, R (9, 1) ERA: 5.32	0.1	L	2	1	1	1	0	0	0	0	0	0	1	7	10	27.00	3.000										

Batter	1	2	3	4	5	6	7	8	9	AB	R	H	RBI	BB	SO	LOB	TOP					
Gary Matthews, S OBP: 0.320, SLG: 0.367 (1, 8)										4	0	2	0	0	0	1						
Jack Wilson, R OBP: 0.297, SLG: 0.329 (1, 6)										3	0	0	0	0	1	0						
Jason Kendall, R OBP: 0.325, SLG: 0.347 (1, 7)										4	0	1	0	0	0	2						
Aramis Ramirez, R OBP: 0.351, SLG: 0.541 (1, 5)										4	0	1	0	0	3	2						
Craig Wilson, R OBP: 0.355, SLG: 0.577 (1, 9)										3	0	0	0	0	3	1						
Kevin Young, R OBP: 0.305, SLG: 0.409 (1, 3)										3	0	0	0	0	2	0						
Keith Osik, R OBP: 0.314, SLG: 0.311 (1, 2)										3	0	0	0	0	0	0						
Pat Meares, R OBP: 0.262, SLG: 0.325 (1, 4)										2	0	1	0	0	0	0						
Jimmy Anderson, L OBP: 0.143, SLG: 0.103 (7, 1)										2	0	0	0	0	1	1						
Marc Wilkins, R (8, PH)										0	0	0	0	0	0	0						
Adam Hyzdu, R OBP: 0.255, SLG: 0.537 (8, 1)										1	0	0	0	0	0	1						
Mike Fetters, R (8, 1)										0	0	0	0	0	0	0						
Inning Stats	R: 0 H: 1 E: 1 K: 1 S: 7	H: 0 LOB: 0 BB: 0 P: 15	R: 0 H: 0 E: 0 K: 2 S: 8	H: 0 LOB: 0 BB: 0 P: 15	R: 0 H: 0 E: 0 K: 0 S: 6	H: 0 LOB: 0 BB: 0 P: 9	R: 0 H: 1 E: 0 K: 2 S: 10	H: 0 LOB: 1 BB: 0 P: 12	R: 0 H: 0 E: 0 K: 0 S: 3	H: 0 LOB: 0 BB: 0 P: 6	R: 0 H: 1 E: 0 K: 1 S: 7	H: 0 LOB: 0 BB: 0 P: 9	R: 0 H: 0 E: 0 K: 2 S: 8	H: 0 LOB: 0 BB: 0 P: 14	R: 0 H: 1 E: 0 K: 1 S: 13	H: 1 LOB: 1 BB: 0 P: 17	R: 0 H: 1 E: 0 K: 1 S: 11	H: 1 LOB: 1 BB: 0 P: 15	1B: 5 2B: 0 3B: 0 HR: 0	SF: 0 SAC: 1 DP: 1 HBP: 1	WP: 0 PA: 31 PB: 0 SB: 0 CS: 1	
PITCHER Randy Johnson, L ERA: 2.29 (1, 1)	IP: 9.0 WLS: W BF: 31 H: 5 R: 0 ER: 0 SO: 10 BB: 0 IBB: 0 HBP: 1 BLK: 0 WP: 0 HR: 0 S: 73 P: 112 ERA: 0.00 WHIP: 0.556																					

Pittsburgh Pirates @ Arizona Diamondbacks
Bank One Ballpark, Phoenix, AZ
Mon Aug 13 2001, 10:05 PM EDT
Att: 32,386 - Dome - 72 F

AB	29
R	0
H	5
RBI	0
BB	0
SO	10
LOB	8





Batter	1	2	3	4	5	6	7	8	9	AB	R	H	RBI	BB	SO	LOB	BOTTOM				
Craig Counsell, L OBP: 0.353, SLG: 0.367 (1, 6)										3	0	1	0	1	1	0					
Junior Spivey, R OBP: 0.400, SLG: 0.458 (1, 4)										4	0	0	0	0	0	3					
Luis Gonzalez, L OBP: 0.432, SLG: 0.714 (1, 7)										4	1	1	1	0	1	0					
Mark Grace, L OBP: 0.397, SLG: 0.493 (1, 3)										3	1	0	0	1	1	0					
Matt Williams, R OBP: 0.314, SLG: 0.484 (1, 5)										4	1	1	2	0	0	1					
Steve Finley, L OBP: 0.328, SLG: 0.385 (1, 8)										2	0	0	0	1	0	0					
Reggie Sanders, R OBP: 0.308, SLG: 0.506 (1, 9)										3	0	1	0	0	0	1					
Damian Miller, R OBP: 0.346, SLG: 0.437 (1, 2)										3	0	0	0	0	2	1					
Randy Johnson, R OBP: 0.125, SLG: 0.093 (1, 1)										3	0	1	0	0	0	1					
Inning Stats	R: 1 H: 1 E: 1 K: 1 S: 12	H: 1 LOB: 1 BB: 0 P: 24	R: 0 H: 1 E: 0 K: 1 S: 12	H: 1 LOB: 0 BB: 0 P: 21	R: 0 H: 1 E: 0 K: 0 S: 7	H: 1 LOB: 0 BB: 0 P: 11	R: 0 H: 0 E: 0 K: 1 S: 8	H: 0 LOB: 1 BB: 1 P: 15	R: 0 H: 0 E: 0 K: 1 S: 8	H: 0 LOB: 0 BB: 0 P: 11	R: 2 H: 1 E: 0 K: 1 S: 12	H: 1 LOB: 2 BB: 1 P: 22	R: 0 H: 1 E: 0 K: 0 S: 10	H: 0 LOB: 0 BB: 0 P: 11	R: 0 H: 0 E: 0 K: 0 S: 8	H: 0 LOB: 0 BB: 0 P: 11	1B: 3 2B: 0 3B: 0 HR: 2	SF: 0 SAC: 0 DP: 1 HBP: 0	WP: 0 PA: 32 PB: 0 SB: 2 CS: 0		
PITCHER Jimmy Anderson, L ERA: 5.58 (7, 1)	IP: 0.1 WLS: L BF: 1 H: 0 R: 0 ER: 0 SO: 0 BB: 0 IBB: 0 HBP: 0 BLK: 0 WP: 0 HR: 0 S: 3 P: 6 ERA: 0.00 WHIP: 0.000																				
Marc Wilkins, R ERA: 9.53 (8, 1)	IP: 1.0 WLS: 3 BF: 0 H: 0 R: 0 ER: 0 SO: 0 BB: 0 IBB: 0 HBP: 0 BLK: 0 WP: 0 HR: 0 S: 8 P: 11 ERA: 0.00 WHIP: 0.000																				

Pittsburgh Pirates @ Arizona Diamondbacks
Bank One Ballpark, Phoenix, AZ
Mon Aug 13 2001, 10:05 PM EDT
Att: 32,386 - Dome - 72 F

AB	29
R	3
H	5
RBI	3
BB	3
SO	5
LOB	7



Batter	1	2	3	4	5	6	7	8	9	AB	R	H	RBI	BB	SO	LOB	TOP								
Gary Matthews, S (1, 8) OBP: 0.321, SLG: 0.367	1-3 K		1-3 K			4-2 G4-6-3 BB		1-0 F8		3	0	0	0	1	2	0	Pittsburgh Pirates @ Arizona Diamondbacks Bank One Ballpark, Phoenix, AZ Wed Aug 15 2001, 10:05 PM EDT Att: 28,703 - Dome - 72 F AB 34 R 2 H 8 RBI 2 BB 1 SO 15 LOB 13 								
2 Jack Wilson, R (1, 6) OBP: 0.263, SLG: 0.323	1-3 K			0-3 K		0-0 G4-6-3		0-1 1B		4	0	1	0	0	2	1									
Aramis Ramirez, R (1, 5) OBP: 0.354, SLG: 0.540	2-3 K			0-0 HR		2-1 1B		0-3 K		4	1	2	0	0	2	1									
Brian Giles, L (1, 7) OBP: 0.401, SLG: 0.621		0-0 P6		1-0 HR		0-1 F8			2-2 F8	4	1	1	2	0	0	1									
18 Jason Kendall, R (1, 2) OBP: 0.327, SLG: 0.361		1-1 E6		0-3 K			2-1 G4-3 2B		0-1 1B	4	0	2	0	0	1	0									
Kevin Young, R (1, 3) OBP: 0.307, SLG: 0.408		2-3 K		2-3 K			3-2 G6-3		3-2 1B	4	0	1	0	0	2	2									
Tike Redman, L (1, 9) OBP: 0.244, SLG: 0.297		1-0 F8			2-3 K		0-0 G4-3		0-3 K	4	0	0	0	0	2	4									
Mendy López, R (1, 4) OBP: 0.364, SLG: 0.421			1-2 B3-4 1B		1-0 G5-3		1-3 K		3-3 K	4	0	1	0	0	2	3									
Dave Williams, L (1, 1) OBP: 0.150, SLG: 0.200			0-0 B3-4 1B		2-3 K			0-3 K		2	0	0	0	0	1	1									
Keith Osik, R (8, PH) OBP: 0.311, SLG: 0.308										1	0	0	0	0	1	0									
Damaso Marte, L (8, 1)										0	0	0	0	0	0	0									
Inning Stats	R: 0 E: 0 K: 3 S: 11	H: 0 LOB: 0 BB: 0 P: 15	R: 0 E: 1 K: 1 S: 7	H: 0 LOB: 1 BB: 0 P: 11	R: 0 E: 0 K: 1 S: 7	H: 1 LOB: 0 BB: 0 P: 9	R: 2 E: 0 K: 3 S: 11	H: 2 LOB: 0 BB: 0 P: 14	R: 0 E: 0 K: 0 S: 12	H: 0 LOB: 0 BB: 0 P: 17	R: 0 E: 0 K: 0 S: 9	H: 1 LOB: 1 BB: 1 P: 15	R: 0 E: 0 K: 1 S: 11	H: 1 LOB: 1 BB: 0 P: 17	R: 0 E: 0 K: 2 S: 10	H: 1 LOB: 1 BB: 0 P: 11	R: 0 E: 0 K: 2 S: 14	H: 2 LOB: 2 BB: 0 P: 22	1B: 6 2B: 2 3B: 0 HR: 1	SF: 0 SAC: 0 DP: 2 HBP: 0	WP: 0 PB: 0 SB: 0 CS: 0	PA: 35			
PITCHER	IP	WLS	BF	H	R	ER	SO	BB	IBB	HBP	BLK	WP	HR	S	P	ERA	WHIP								
Curt Schilling, R (1, 1) ERA: 2.87	8.0	W	30	6	2	2	13	1	0	0	0	0	1	78	109	2.25	0.875								
Troy Brohawn, L (9, 1) ERA: 3.43	0.1		1	0	0	0	0	0	0	0	0	0	0	3	5	0.00	0.000								
Byung-Hyun Kim, R (9, 1) ERA: 2.93	0.2		4	2	0	0	2	0	0	0	0	0	0	11	17	0.00	3.000								

Batter	1	2	3	4	5	6	7	8	9	AB	R	H	RBI	BB	SO	LOB	BOTTOM								
Craig Counsell, L (1, 6) OBP: 0.351, SLG: 0.364	2-2 L1		3-2 G6-3	1-0 G3			1-0 G5-3			4	0	0	0	0	0	2	Pittsburgh Pirates @ Arizona Diamondbacks Bank One Ballpark, Phoenix, AZ Wed Aug 15 2001, 10:05 PM EDT Att: 28,703 - Dome - 72 F AB 30 R 5 H 7 RBI 5 BB 3 SO 3 LOB 12 								
Junior Spivey, R (1, 4) OBP: 0.403, SLG: 0.482	2-2 HR			4-1 2B 1B BB	3-1 F7			2-1 F9		3	2	1	1	1	0	0									
Luis Gonzalez, L (1, 7) OBP: 0.434, SLG: 0.718	1-0 G3			0-1 1B	2-1 G3			2-1 2B HBP		3	1	1	0	0	0	0									
Mark Grace, L (1, 3) OBP: 0.398, SLG: 0.496	2-0 F8			1-3 2B	1-0 HR	0-0 P4		0-1 2B		4	1	2	2	0	0	0									
Matt Williams, R (1, 5) OBP: 0.318, SLG: 0.494		3-1 F8		0-0 1B HR		1-2 F8		4-0 IBB		3	1	1	2	1	0	0									
Reggie Sanders, R (1, 9) OBP: 0.310, SLG: 0.508		1-1 F8		1-0 FC2-5 2B		1-1 CS 1B		3-3 K		4	0	2	0	0	1	3									
Danny Bautista, R (1, 8) OBP: 0.299, SLG: 0.327		0-1 G1-3		1-2 F7		3-1 G6-3		0-3 K		4	0	0	0	0	1	5									
Damian Miller, R (1, 2) OBP: 0.345, SLG: 0.442			2-2 G6-3	4-2 FC2-5 BB			0-0 F9			2	0	0	0	1	0	0									
Curt Schilling, R (1, 1) OBP: 0.111, SLG: 0.127			1-3 K	0-0 FC2-5			3-2 G4-1			3	0	0	0	0	1	2									
Troy Brohawn, L (9, 1)										0	0	0	0	0	0	0									
Byung-Hyun Kim, R (9, 1)										0	0	0	0	0	0	0									
Inning Stats	R: 1 E: 0 K: 0 S: 8	H: 1 LOB: 0 BB: 0 P: 15	R: 0 E: 0 K: 0 S: 6	H: 0 LOB: 0 BB: 0 P: 10	R: 0 E: 0 K: 1 S: 11	H: 0 LOB: 0 BB: 0 P: 17	R: 4 E: 0 K: 0 S: 13	H: 4 LOB: 2 BB: 2 P: 25	R: 0 E: 0 K: 0 S: 5	H: 0 LOB: 0 BB: 0 P: 10	R: 0 E: 0 K: 0 S: 7	H: 1 LOB: 0 BB: 0 P: 12	R: 0 E: 0 K: 0 S: 7	H: 0 LOB: 0 BB: 0 P: 11	R: 0 E: 0 K: 2 S: 12	H: 1 LOB: 3 BB: 1 P: 23	R: 0 E: 0 K: 2 S: 14	H: 2 LOB: 2 BB: 0 P: 22	1B: 2 2B: 3 3B: 0 HR: 2	SF: 0 SAC: 0 DP: 0 HBP: 1	WP: 0 PB: 0 SB: 0 CS: 1	PA: 34			
PITCHER	IP	WLS	BF	H	R	ER	SO	BB	IBB	HBP	BLK	WP	HR	S	P	ERA	WHIP								
Dave Williams, L (1, 1) ERA: 4.5	7.0	L	28	6	5	5	1	2	0	0	0	0	2	57	100	6.43	1.143								
Damaso Marte, L (8, 1) ERA: 2.89	1.0		6	1	0	0	2	0	1	1	0	0	0	12	23	0.00	1.000								

Batter	1	2	3	4	5	6	7	8	9	AB	R	H	RBI	BB	SO	LOB	TOP								
Tike Redman, L OBP: 0.244, SLG: 0.295 (1, 9)										4	0	1	0	0	0	2									
2 Jack Wilson, R OBP: 0.292, SLG: 0.333 (1, 6)										4	1	1	1	0	1	1									
Aramis Ramirez, R OBP: 0.353, SLG: 0.537 (1, 5)										4	0	1	0	0	0	0									
Brian Giles, L OBP: 0.400, SLG: 0.620 (1, 7)										4	0	1	0	0	2	1									
18 Jason Kendall, R OBP: 0.331, SLG: 0.371 (1, 2)										4	1	3	1	0	0	1									
Gary Matthews, S OBP: 0.320, SLG: 0.376 (1, 8)											4	1	1	1	0	2	1								
Kevin Young, R OBP: 0.306, SLG: 0.407 (1, 3)											4	0	1	0	0	0									
Pat Meares, R OBP: 0.260, SLG: 0.321 (9, PH)											3	0	1	0	0	1	1								
Craig Wilson, R OBP: 0.347, SLG: 0.554 (9, PH)											1	0	0	0	0	0									
Joe Beimel, L OBP: 0.292, SLG: 0.261 (1, 1)											1	0	0	0	1	1									
Omar Olivares, R OBP: 0.231, SLG: 0.423 (5, 1)											1	0	0	0	0	0									
Inning Stats	R: 0 E: 0 K: 0 S: 8	H: 1 LOB: 0 BB: 0 P: 12	R: 2 E: 0 K: 1 S: 15	H: 3 LOB: 2 BB: 1 P: 25	R: 0 E: 0 K: 1 S: 11	H: 1 LOB: 1 BB: 0 P: 19	R: 0 E: 0 K: 3 S: 11	H: 1 LOB: 1 BB: 0 P: 15	R: 0 E: 0 K: 0 S: 5	H: 0 LOB: 0 BB: 0 P: 9	R: 0 E: 0 K: 1 S: 9	H: 1 LOB: 0 BB: 0 P: 15	R: 0 E: 0 K: 0 S: 5	H: 0 LOB: 0 BB: 0 P: 6	R: 1 E: 0 K: 0 S: 18	H: 3 LOB: 2 BB: 0 P: 28	R: 0 E: 0 K: 1 S: 6	H: 0 LOB: 0 BB: 0 P: 9	1B: 6 2B: 1 3B: 0 HR: 3	SF: 0 SAC: 0 DP: 1 HBP: 0	WP: 0 PB: 0 SB: 1 CS: 1	PA: 35			
PITCHER	IP	WLS	BF	H	R	ER	SO	BB	IBB	HBP	BLK	WP	HR	S	P	ERA	WHIP								
Wade Miller, R ERA: 3.91 (1, 1)	7.0	W	27	7	2	2	6	1	0	0	0	0	2	64	101	2.57	1.143								
Mike Williams, R ERA: 3.49 (8, 1)	1.0	H	5	3	1	1	0	0	0	0	0	0	1	18	28	9.00	3.000								
Billy Wagner, L ERA: 2.93 (9, 1)	1.0	S	3	0	0	0	1	0	0	0	0	0	0	6	9	0.00	0.000								

Pittsburgh Pirates @ Houston Astros
Enron Field, Houston, TX
Thu Aug 16 2001, 8:05 PM EDT
Att: 26,518 - Dome - 72 F

AB 34
R 3
H 10
RBI 3
BB 1
SO 7
LOB 8



Batter	1	2	3	4	5	6	7	8	9	AB	R	H	RBI	BB	SO	LOB	BOTTOM								
Craig Biggio, R OBP: 0.390, SLG: 0.494 (1, 4)										4	0	1	0	1	0	1									
Julio Lugo, R OBP: 0.322, SLG: 0.392 (1, 6)										5	1	1	0	0	1	3									
5 Jeff Bagwell, R OBP: 0.395, SLG: 0.566 (1, 3)										4	3	2	0	1	0	3									
17 Lance Berkman, S OBP: 0.436, SLG: 0.663 (1, 7)										3	0	2	1	1	0	2									
Mike Williams, R ERA: 3.49 (8, 1)										0	0	0	0	0	0	0									
Billy Wagner, L ERA: 2.93 (9, 1)										3	0	2	2	1	0	1									
Moises Alou, R OBP: 0.410, SLG: 0.600 (1, 9)										2	0	1	1	1	0	0									
Richard Hidalgo, R OBP: 0.347, SLG: 0.434 (1, 8)										2	0	1	1	1	0	0									
Vinny Castilla, R OBP: 0.301, SLG: 0.472 (1, 5)										4	0	0	0	0	0	8									
Brad Ausmus, R OBP: 0.266, SLG: 0.329 (1, 2)										4	0	0	0	0	0	4									
Wade Miller, R OBP: 0.213, SLG: 0.222 (1, 1)										3	0	1	0	0	0	1									
Orlando Merced, S OBP: 0.353, SLG: 0.495 (8, 7)										1	0	0	0	0	0	0									
Inning Stats	R: 1 E: 0 K: 1 S: 18	H: 2 LOB: 3 BB: 2 P: 35	R: 0 E: 0 K: 0 S: 9	H: 2 LOB: 0 BB: 0 P: 11	R: 0 E: 0 K: 0 S: 8	H: 0 LOB: 1 BB: 0 P: 14	R: 0 E: 1 K: 0 S: 7	H: 0 LOB: 1 BB: 0 P: 10	R: 2 E: 0 K: 0 S: 10	H: 3 LOB: 2 BB: 1 P: 18	R: 0 E: 0 K: 0 S: 6	H: 0 LOB: 0 BB: 0 P: 11	R: 1 E: 0 K: 0 S: 10	H: 3 LOB: 2 BB: 0 P: 16	R: 0 E: 0 K: 0 S: 6	H: 0 LOB: 1 BB: 1 P: 12	1B: 7 2B: 3 3B: 0 HR: 0	SF: 0 SAC: 0 DP: 2 HBP: 1	WP: 0 PB: 0 SB: 0 CS: 0	PA: 39					
PITCHER	IP	WLS	BF	H	R	ER	SO	BB	IBB	HBP	BLK	WP	HR	S	P	ERA	WHIP								
Joe Beimel, L ERA: 4.71 (1, 1)	4.1	L	24	7	3	3	1	4	0	0	0	0	0	50	85	6.23	2.538								
Omar Olivares, R ERA: 6.56 (5, 1)	3.2		15	3	1	1	0	1	0	1	0	0	0	24	42	2.46	1.091								

Pittsburgh Pirates @ Houston Astros
Enron Field, Houston, TX
Thu Aug 16 2001, 8:05 PM EDT
Att: 26,518 - Dome - 72 F

AB 33
R 4
H 10
RBI 4
BB 5
SO 1
LOB 23



Batter	1	2	3	4	5	6	7	8	9	AB	R	H	RBI	BB	SO	LOB	TOP								
Abraham Nunez, S (1,4) OBP: 0.333, SLG: 0.345	L5		F8			F7		L6		4	0	0	0	0	0	0									
2 Jack Wilson, R (1,6) OBP: 0.256, SLG: 0.328	P4			F2		G1-3		F9		4	0	0	0	0	0	0									
Aramis Ramirez, R (1,5) OBP: 0.350, SLG: 0.533	F8			G4-3		F8		K		4	0	0	0	0	1	0									
Brian Giles, L (1,7) OBP: 0.399, SLG: 0.623		G4-3		G3			HR		G4-3	4	1	1	1	0	0	0									
18 Jason Kendall, R (1,2) OBP: 0.334, SLG: 0.383		F8			HR		1B FC5-2 2B		HR	4	2	3	1	0	0	0									
Gary Matthews, S (1,8) OBP: 0.328, SLG: 0.393					HR		FC5-2 1B			3	1	3	2	1	0	0									
Kevin Young, R (1,3) OBP: 0.303, SLG: 0.402					1B		1B			4	0	0	0	0	1	4									
Tike Redman, L (1,9) OBP: 0.246, SLG: 0.296			G4-3		E8 1B		F8			3	1	1	0	0	0	2									
Adam Hyzdu, R (9,PH) OBP: 0.237, SLG: 0.500								K		1	0	0	0	0	1	0									
Tony McKnight, L (1,1)			G6-3		G6-3					2	0	0	0	0	0	0									
Craig Wilson, R (7,PH) OBP: 0.343, SLG: 0.548										1	0	0	0	0	1	2									
Bronson Arroyo, R (7,1)										0	0	0	0	0	0	0									
Inning Stats	R: 0 E: 0 K: 0 S: 6	H: 0 LOB: 0 BB: 0 P: 8	R: 0 E: 0 K: 0 S: 7	H: 0 LOB: 1 BB: 1 P: 14	R: 0 E: 0 K: 0 S: 6	H: 0 LOB: 0 BB: 0 P: 10	R: 0 E: 0 K: 0 S: 7	H: 0 LOB: 0 BB: 0 P: 14	R: 2 E: 1 K: 0 S: 9	H: 3 LOB: 0 BB: 0 P: 13	R: 0 E: 0 K: 0 S: 9	H: 0 LOB: 2 BB: 0 P: 13	R: 1 E: 0 K: 1 S: 16	H: 3 LOB: 2 BB: 0 P: 27	R: 0 E: 0 K: 1 S: 8	H: 0 LOB: 0 BB: 0 P: 13	R: 2 E: 0 K: 2 S: 16	H: 2 LOB: 0 BB: 0 P: 22	1B: 4 2B: 1 3B: 0 HR: 3	SF: 0 SAC: 0 DP: 1 HBP: 0	WP: 0 PB: 0 SB: 0 CS: 0	PA: 35			
PITCHER	IP	WLS	BF	H	R	ER	SO	BB	IBB	HBP	BLK	WP	HR	S	P	ERA	WHIP								
Dave Milicki, R (1,1) ERA: 6.38	6.0	W	23	5	3	2	0	1	0	0	0	0	2	50	82	3.00	1.000								
Nelson Cruz, R (7,1) ERA: 4.07	1.0	H	4	1	0	0	1	0	0	0	0	0	0	10	17	0.00	1.000								
Michael Jackson, R (8,1) ERA: 4.61	1.0	H	3	0	0	0	1	0	0	0	0	0	0	8	13	0.00	0.000								
Billy Wagner, L (9,1) ERA: 3.26	1.0	S	5	2	2	2	2	0	0	0	0	0	1	16	22	18.00	2.000								

Pittsburgh Pirates @ Houston Astros
Enron Field, Houston, TX
Fri Aug 17 2001, 8:05 PM EDT
Att: 37,363 - Dome - 72 F

AB	34
R	5
H	8
RBI	4
BB	1
SO	4
LOB	8



Batter	1	2	3	4	5	6	7	8	9	AB	R	H	RBI	BB	SO	LOB	BOTTOM								
Craig Biggio, R (1,4) OBP: 0.390, SLG: 0.494			K		G5-3			F9		4	1	1	1	1	1	0									
Julio Lugo, R (1,6) OBP: 0.322, SLG: 0.390	G1-3		K			SF8				2	1	0	1	1	1	1									
5 Jeff Bagwell, R (1,3) OBP: 0.396, SLG: 0.571	K		WP			FC6-4				4	0	2	1	0	1	3									
Daryle Ward, L (1,7) OBP: 0.338, SLG: 0.492			P6		G4-3					4	0	2	1	0	0	2									
Billy Wagner, L (9,1)							1B 1B			0	0	0	0	0	0	0									
Moises Alou, R (1,9) OBP: 0.410, SLG: 0.607	P6				G5-3					4	1	2	1	0	0	1									
Richard Hidalgo, R (1,8) OBP: 0.351, SLG: 0.448						HR				4	1	3	1	0	0	0									
Vinny Castilla, R (1,5) OBP: 0.301, SLG: 0.470			K		G2-3					4	1	1	0	0	1	3									
Brad Ausmus, R (1,2) OBP: 0.266, SLG: 0.328					G6-3					4	1	1	0	0	1	1									
Dave Milicki, R (1,1) OBP: 0.063, SLG: 0.063					G5-3					3	0	0	0	0	0	3									
Nelson Cruz, R (7,1) OBP: 0.250, SLG: 0.250						E2 BB				0	0	0	0	0	0	0									
Michael Jackson, R (8,1)										0	0	0	0	0	0	0									
Orlando Merced, S (8,PH) OBP: 0.350, SLG: 0.489										1	0	0	0	0	0	0									
Glen Barker, S (9,8) OBP: 0.280, SLG: 0.105										0	0	0	0	0	0	0									
Inning Stats	R: 1 E: 0 K: 1 S: 15	H: 2 LOB: 1 BB: 0 P: 20	R: 0 E: 0 K: 1 S: 7	H: 1 LOB: 1 BB: 0 P: 9	R: 0 E: 0 K: 2 S: 11	H: 1 LOB: 1 BB: 0 P: 20	R: 1 E: 0 K: 0 S: 8	H: 1 LOB: 0 BB: 0 P: 11	R: 1 E: 0 K: 0 S: 7	H: 1 LOB: 1 BB: 1 P: 14	R: 3 E: 1 K: 0 S: 8	H: 3 LOB: 2 BB: 1 P: 15	R: 0 E: 0 K: 0 S: 7	H: 3 LOB: 2 BB: 0 P: 14	R: 0 E: 0 K: 1 S: 11	H: 0 LOB: 0 BB: 0 P: 15	1B: 6 2B: 3 3B: 1 HR: 2	SF: 1 SAC: 0 DP: 0 HBP: 0	WP: 1 PB: 0 SB: 0 CS: 0	PA: 37					
PITCHER	IP	WLS	BF	H	R	ER	SO	BB	IBB	HBP	BLK	WP	HR	S	P	ERA	WHIP								
Tony McKnight, R (1,1) ERA: 4.03	6.0	L	30	6	4	4	4	2	0	0	0	0	2	56	89	6.00	1.833								
Bronson Arroyo, R (7,1) ERA: 5.9	2.0		8	3	0	0	1	0	0	0	0	0	0	18	29	0.00	1.500								

Pittsburgh Pirates @ Houston Astros
Enron Field, Houston, TX
Fri Aug 17 2001, 8:05 PM EDT
Att: 37,363 - Dome - 72 F

AB	34
R	6
H	12
RBI	6
BB	2
SO	5
LOB	14



Batter	1	2	3	4	5	6	7	8	9	AB	R	H	RBI	BB	SO	LOB	TOP				
Abraham Nunez, S OBP: 0.329, SLG: 0.340 (1, 4)										4	0	0	0	0	3	0					
Mendy López, R OBP: 0.308, SLG: 0.348 (1, 6)										4	0	0	0	0	2	0					
Aramis Ramirez, R OBP: 0.347, SLG: 0.528 (1, 5)										4	0	0	0	0	3	0					
Brian Giles, L OBP: 0.398, SLG: 0.620 (1, 7)										4	0	1	0	0	1	0					
1B Jason Kendall, R OBP: 0.332, SLG: 0.380 (1, 9)										3	0	0	0	0	0	1					
Gary Matthews, S OBP: 0.328, SLG: 0.390 (1, 8)										2	0	0	0	1	0	1					
Craig Wilson, R OBP: 0.343, SLG: 0.540 (1, 3)										3	0	1	0	0	1	2					
Keith Osik, R OBP: 0.302, SLG: 0.298 (1, 2)										3	0	0	0	0	0	2					
Jimmy Anderson, L OBP: 0.136, SLG: 0.098 (1, 1)										2	0	0	0	0	0	0					
Rob Mackowiak, L OBP: 0.358, SLG: 0.459 (8, PH)										1	0	0	0	1	0						
Josias Manzanillo, R (8, 1)										0	0	0	0	0	0	0					
Inning Stats	R: 0 H: 0 E: 0 K: 2 S: 10	H: 0 LOB: 0 BB: 0 P: 17	R: 0 H: 1 E: 1 K: 0 S: 13	LOB: 2 BB: 0 P: 18	R: 0 H: 0 E: 0 K: 1 S: 7	LOB: 0 BB: 0 P: 12	R: 0 H: 0 E: 0 K: 2 S: 13	LOB: 2 BB: 1 P: 26	R: 0 H: 0 E: 0 K: 1 S: 7	LOB: 0 BB: 0 P: 11	R: 0 H: 0 E: 0 K: 0 S: 5	LOB: 0 BB: 0 P: 7	R: 0 H: 0 E: 0 K: 1 S: 10	LOB: 0 BB: 0 P: 13	R: 0 H: 0 E: 0 K: 3 S: 9	LOB: 0 BB: 0 P: 14	1B: 2 2B: 0 3B: 0 HR: 0	SF: 0 SAC: 0 DP: 0 HBP: 0	WP: 1 PB: 0 SB: 0 CS: 0	PA: 31	
PITCHER	IP	WLS	BF	H	R	ER	SO	BB	IBB	HBP	BLK	WP	HR	S	P	ERA	WHIP				
Carlos Hernández, L ERA: 2.41 (1, 1)	7.0	W	25	2	0	0	7	1	0	0	0	1	0	62	102	0.00	0.429				
Octavio Dotel, R ERA: 2.41 (8, 1)	2.0	S	6	0	0	0	4	0	0	0	0	0	0	19	27	0.00	0.000				

Pittsburgh Pirates @ Houston Astros
Enron Field, Houston, TX
Sat Aug 18 2001, 1:15 PM EDT
Att: 41,955 - Dome - 72 F

AB	30
R	0
H	2
RBI	0
BB	1
SO	11
LOB	6

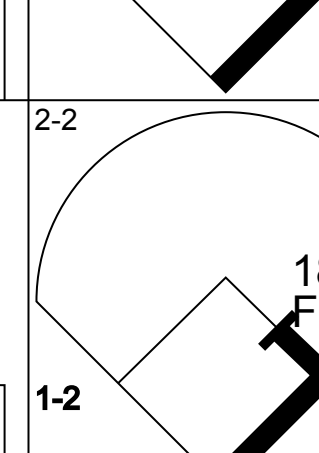
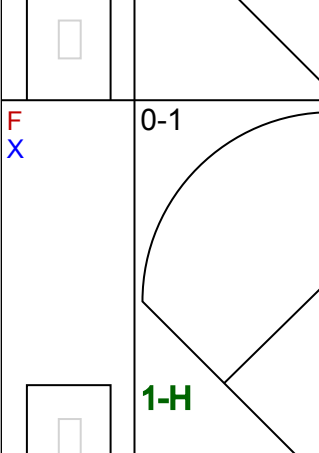


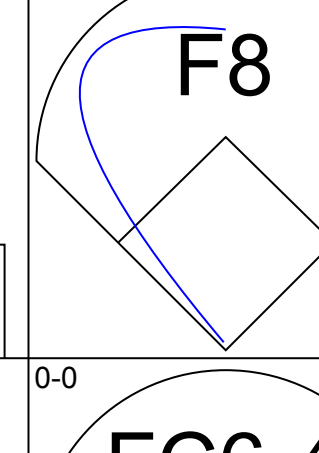
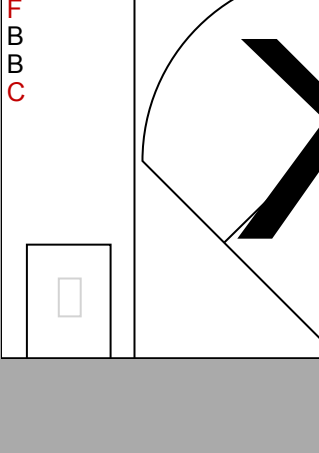
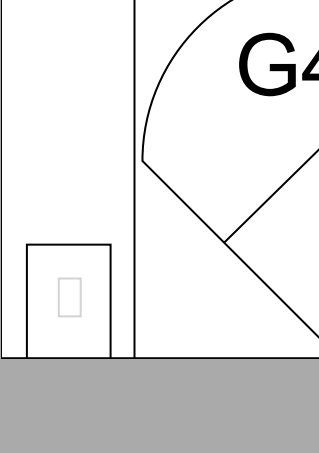

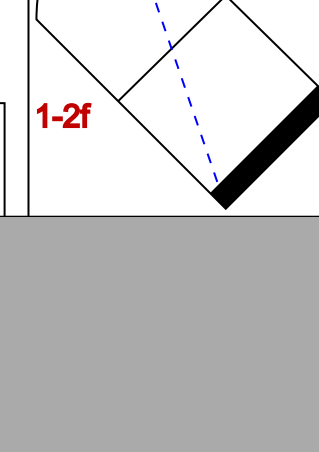
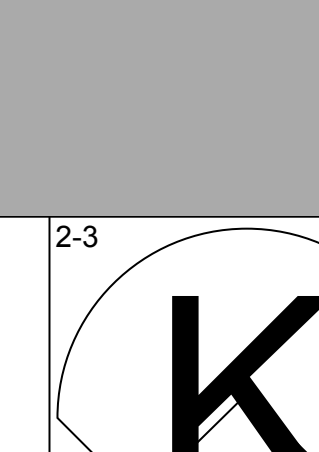

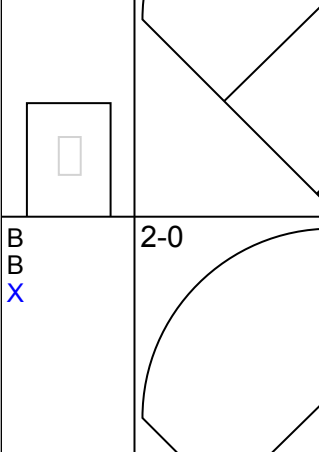



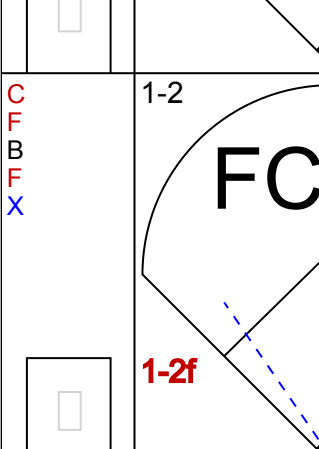


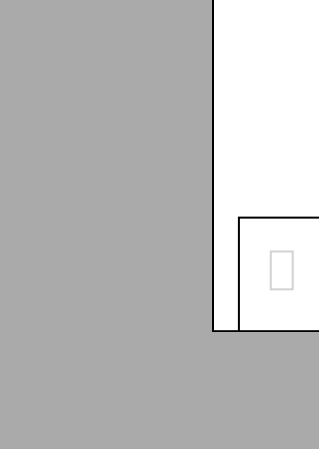

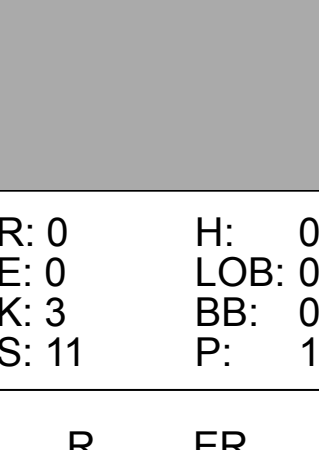
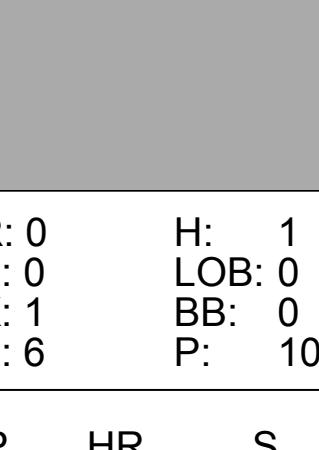
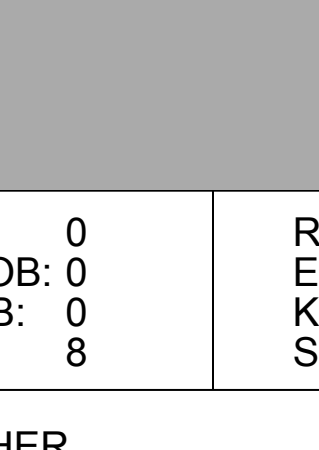
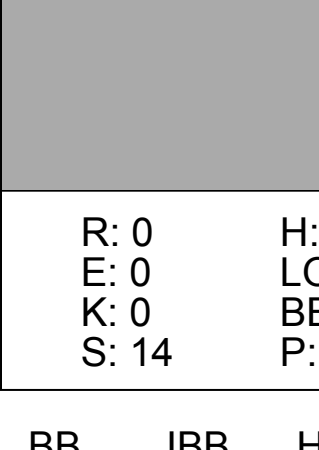




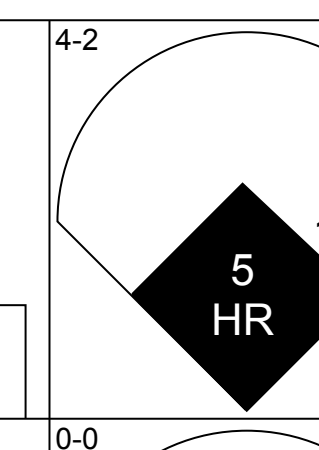
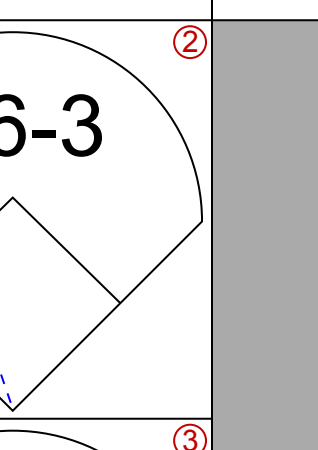
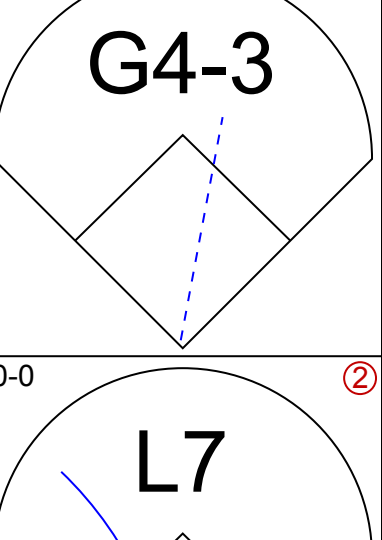
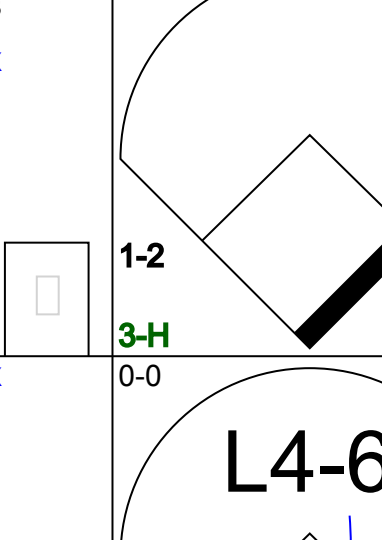


Batter	1	2	3	4	5	6	7	8	9	AB	R	H	RBI	BB	SO	LOB	BOTTOM				
Craig Biggio, R OBP: 0.391, SLG: 0.495 (1, 4)										3	2	1	0	0	1	2					
Julio Lugo, R OBP: 0.319, SLG: 0.386 (1, 6)										4	0	0	0	0	0	4					
5 Jeff Bagwell, R OBP: 0.398, SLG: 0.571 (1, 3)										2	1	1	0	2	0	0					
Richard Hidalgo, R OBP: 0.352, SLG: 0.451 (8, 7)										4	0	2	1	0	0	2					
Moises Alou, R OBP: 0.413, SLG: 0.606 (1, 9)										2	0	1	1	2	0	0					
Danyle Ward, L OBP: 0.333, SLG: 0.484 (1, 7)										3	0	0	0	0	1	7					
Glen Barker, S OBP: 0.269, SLG: 0.100 (8, 8)										1	0	0	0	0	0	0					
Vinny Castilla, R OBP: 0.300, SLG: 0.466 (1, 5)										3	0	0	0	1	1	0					
Tony Eusebio, R OBP: 0.348, SLG: 0.446 (1, 2)										4	0	1	0	0	0	1					
Carlos Hernández, S ERA: 5.51 (1, 1)										2	0	0	0	0	1	0					
Octavio Dotel, R OBP: 0.091, SLG: 0.091 (8, 1)										0	0	0	0	0	0	0					
Inning Stats	R: 2 H: 2 E: 0 K: 1 S: 18	H: 2 LOB: 1 BB: 1 P: 28	R: 0 H: 0 E: 0 K: 1 S: 7	LOB: 0 BB: 0 P: 12	R: 0 H: 1 E: 0 K: 1 S: 15	LOB: 3 BB: 2 P: 31	R: 0 H: 0 E: 0 K: 0 S: 7	LOB: 0 BB: 1 P: 12	R: 1 H: 2 E: 0 K: 0 S: 11	LOB: 2 BB: 1 P: 19	R: 0 H: 1 E: 1 K: 1 S: 8	LOB: 0 BB: 0 P: 9	R: 0 H: 0 E: 0 K: 0 S: 4	LOB: 0 BB: 0 P: 5	R: 0 H: 0 E: 0 K: 0 S: 8	LOB: 0 BB: 0 P: 9	1B: 4 2B: 2 3B: 0 HR: 0	SF: 0 SAC: 1 DP: 2 HBP: 1	WP: 0 PB: 0 SB: 2 CS: 0	PA: 35	
PITCHER	IP	WLS	BF	H	R	ER	SO	BB	IBB	HBP	BLK	WP	HR	S	P	ERA	WHIP				
Jimmy Anderson, L ERA: 5.51 (1, 1)	7.0	L	32	6	3	3	4	2	3	1	0	0	0	70	116	3.86	1.143				
Josias Manzanillo, R ERA: 3.67 (8, 1)	1.0		3	0	0	0	0	0	0	0	0	0	0	8	9	0.00	0.000				

Pittsburgh Pirates @ Houston Astros
Enron Field, Houston, TX
Sat Aug 18 2001, 1:15 PM EDT
Att: 41,955 - Dome - 72 F

AB	28
R	3
H	6
RBI	2
BB	5
SO	4
LOB	16

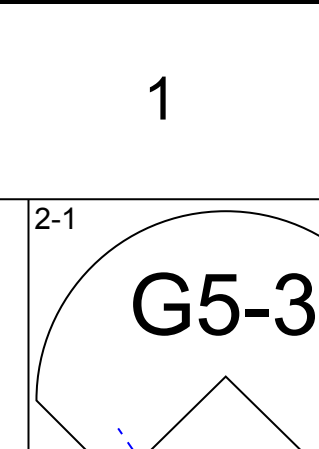
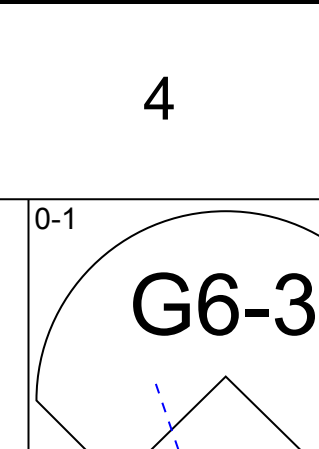
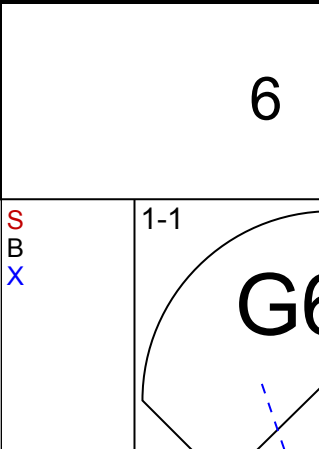
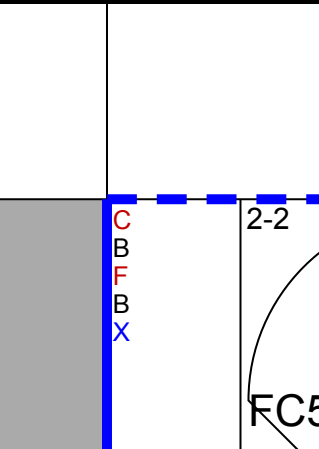
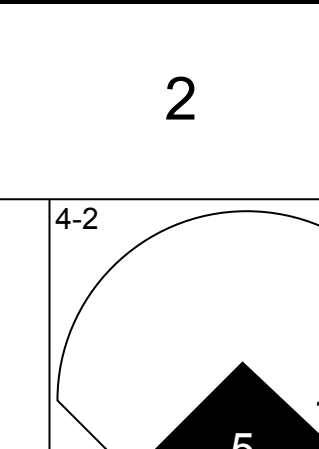
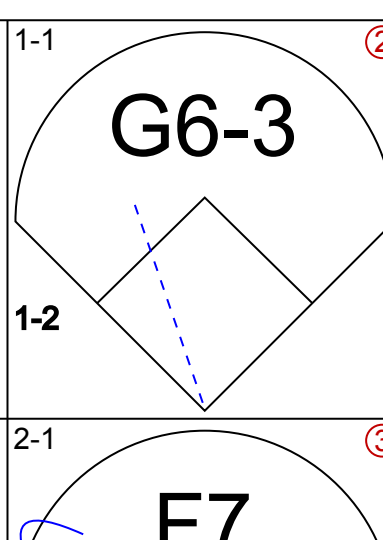
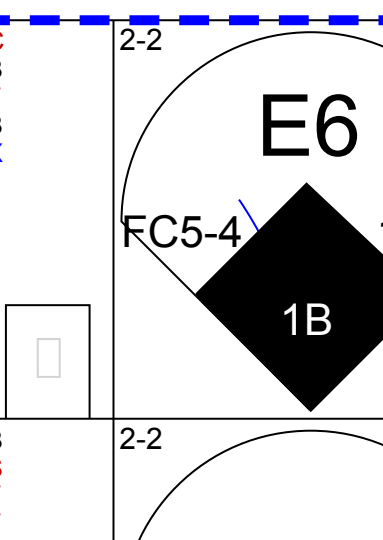
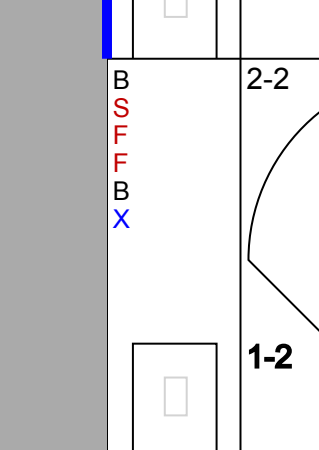
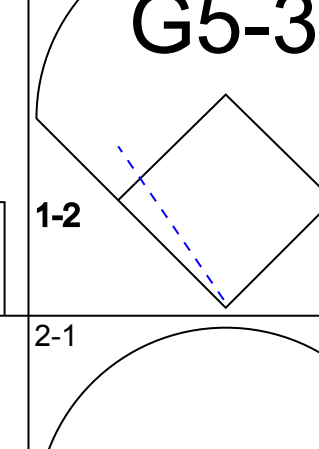
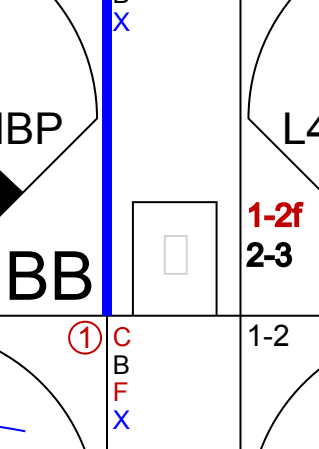
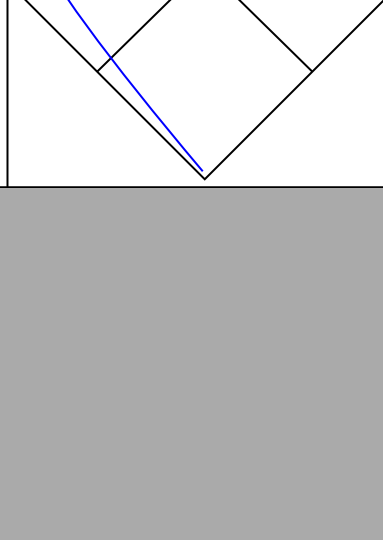
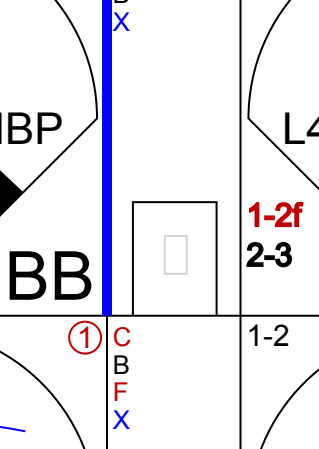
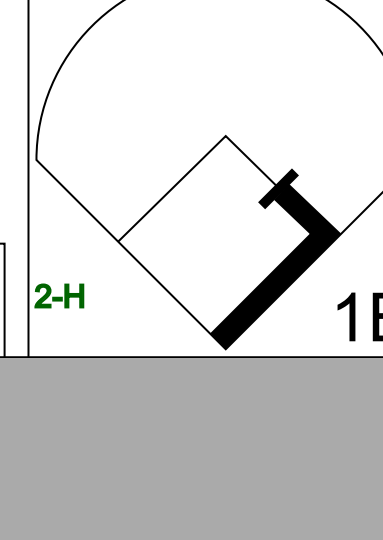
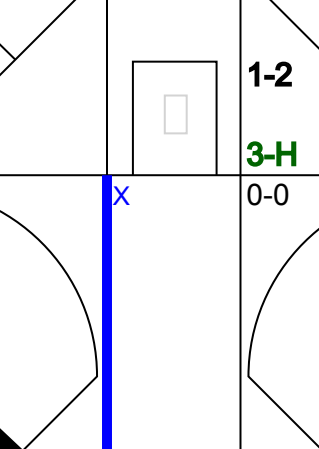
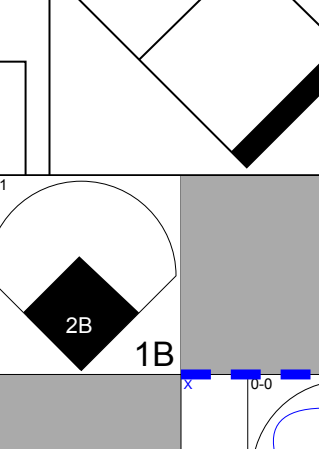
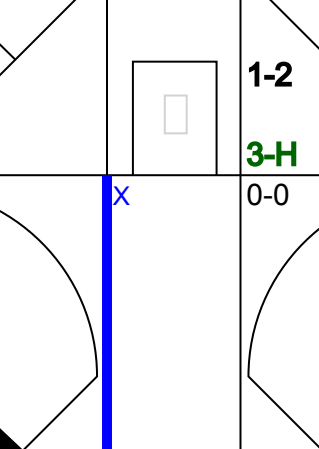

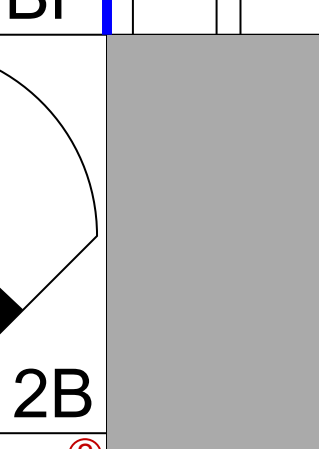
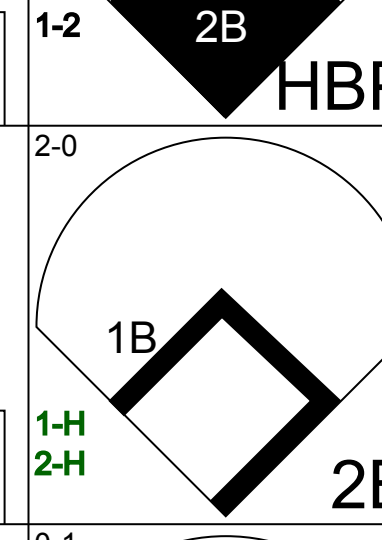


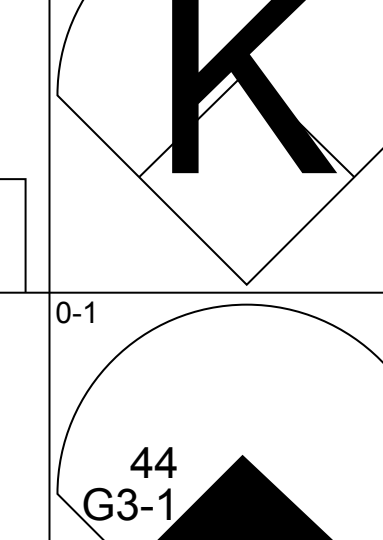
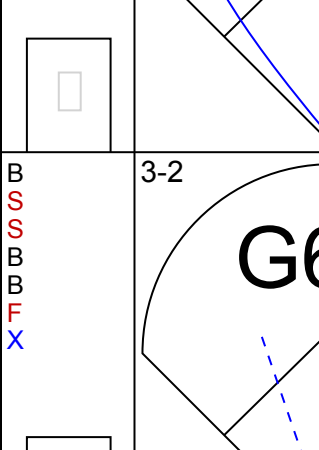
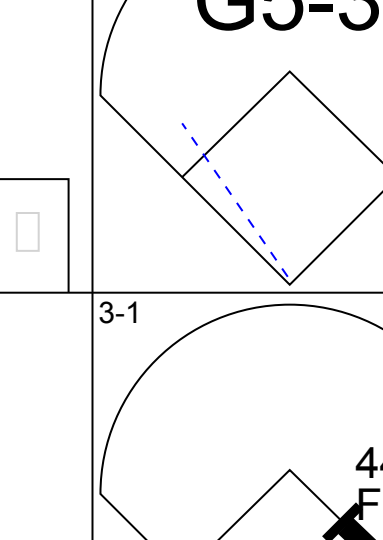

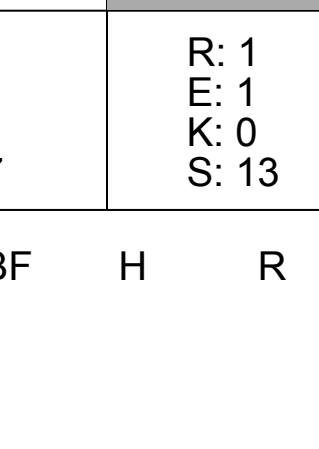


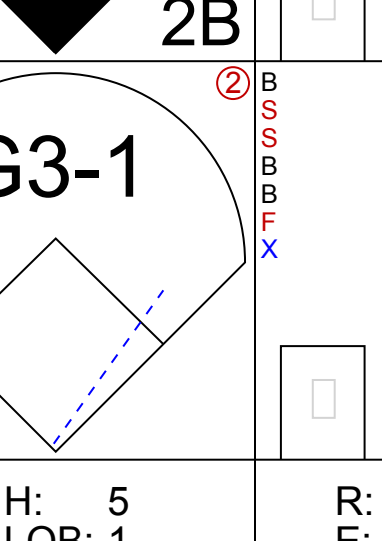
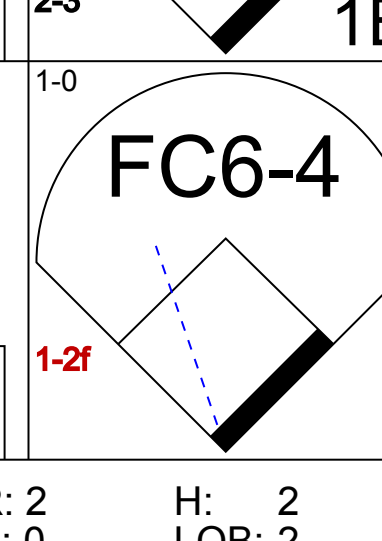
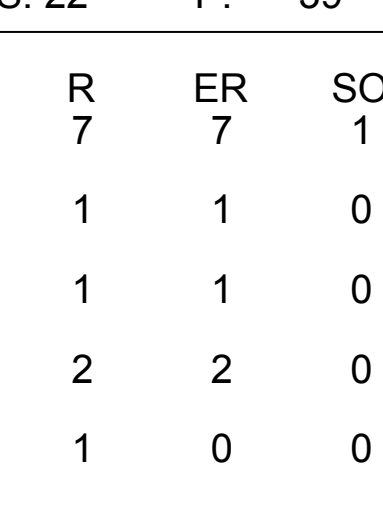
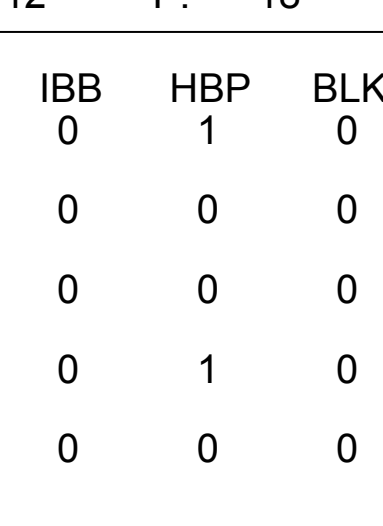
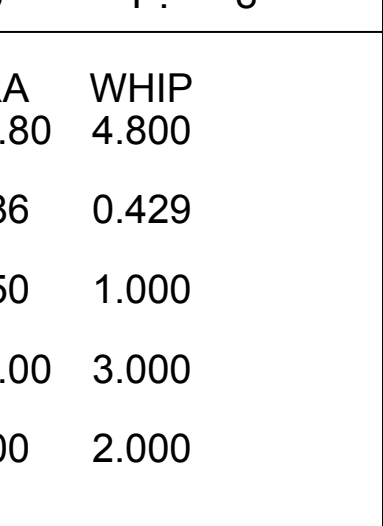



Batter	1	2	3	4	5	6	7	8	9	AB	R	H	RBI	BB	SO	LOB	TOP					
Abraham Nunez, S (1,4) OBP: 0.324, SLG: 0.335											4	1	0	0	0	1	0					
2 Jack Wilson, R (1,6) OBP: 0.256, SLG: 0.327											4	0	1	0	0	2	1					
Aramis Ramirez, R (1,5) OBP: 0.348, SLG: 0.530											4	0	2	1	0	0	0					
Brian Giles, L (1,7) OBP: 0.395, SLG: 0.614											4	0	0	0	0	1	3					
1B Jason Kendall, R (1,2) OBP: 0.333, SLG: 0.381											4	0	2	0	0	0	2					
Gary Matthews, S (1,8) OBP: 0.330, SLG: 0.399											4	1	2	0	0	1	1					
Kevin Young, R (1,3) OBP: 0.300, SLG: 0.397											4	0	0	1	0	2	2					
Rob Mackowiak, L (1,9) OBP: 0.359, SLG: 0.447											3	0	0	0	0	2	0					
Mike Fetters, R (7,1)											0	0	0	0	0	0	0					
Scott Sauerbeck, R (8,1)											0	0	0	0	0	0	0					
Todd Ritchie, R (1,1) OBP: 0.224, SLG: 0.217											0	0	0	0	0	0	0					
Omar Olivares, R (2,1) OBP: 0.222, SLG: 0.407											1	0	0	0	0	1	0					
Keith Osik, R (5,PH) OBP: 0.299, SLG: 0.295											1	0	0	0	0	0	0					
Bronson Arroyo, R (5,1)											0	0	0	0	0	0	0					
Adam Hyzdu, R (7,9) OBP: 0.233, SLG: 0.492											1	0	0	0	0	0	0					
Inning Stats	R: 0 E: 0 K: 1 S: 13	H: 2 LOB: 2 BB: 0 P: 22	R: 0 E: 0 K: 3 S: 11	H: 0 LOB: 0 BB: 0 P: 13	R: 1 E: 1 K: 3 S: 13	H: 1 LOB: 1 BB: 0 P: 17	R: 0 E: 0 K: 1 S: 6	H: 1 LOB: 0 BB: 0 P: 10	R: 0 E: 0 K: 1 S: 7	H: 0 LOB: 0 BB: 0 P: 11	R: 0 E: 0 K: 1 S: 6	H: 0 LOB: 0 BB: 0 P: 8	R: 1 E: 0 K: 0 S: 9	H: 1 LOB: 0 BB: 0 P: 10	R: 0 E: 0 K: 0 S: 6	H: 0 LOB: 2 BB: 0 P: 7	R: 0 E: 0 K: 0 S: 14	H: 2 LOB: 2 BB: 0 P: 21	1B: 5 2B: 1 3B: 1 HR: 0	SF: 0 SAC: 0 DP: 1 HBP: 0	WP: 0 PB: 0 SB: 0 CS: 0	PA: 34
PITCHER	IP	WLS	BF	H	R	ER	SO	BB	IBB	HBP	BLK	WP	HR	S	P	ERA	WHIP					
44 Roy Oswalt, R (1,1) ERA: 3.13	8.0	W	29	5	2	1	10	0	0	0	0	0	0	71	98	1.12	0.625					
Ron Villone, L (9,1) ERA: 6.04	1.0		5	2	0	0	0	0	0	0	0	0	0	14	21	0.00	2.000					

Pittsburgh Pirates @ Houston Astros
Enron Field, Houston, TX
Sun Aug 19 2001, 2:35 PM EDT
Att: 35,915 - Dome - 72 F

AB 34
R 2
H 7
RBI 2
BB 0
SO 10
LOB 9



Batter	1	2	3	4	5	6	7	8	9	AB	R	H	RBI	BB	SO	LOB	BOTTOM				
Craig Biggio, R (1,4) OBP: 0.390, SLG: 0.492											3	1	0	0	1	0	1				
Julio Lugo, R (8,6) OBP: 0.318, SLG: 0.386											1	1	0	0	0	0	0				
Jose Vizcaino, S (1,6) OBP: 0.321, SLG: 0.328											4	2	2	1	0	0	1				
5 Jeff Bagwell, R (1,3) OBP: 0.599, SLG: 0.576											3	2	1	3	1	0	1				
Chris Truby, R (8,3) OBP: 0.287, SLG: 0.446											1	0	0	0	0	0	2				
Orlando Merced, S (1,7) OBP: 0.361, SLG: 0.490											4	0	2	2	1	0	1				
Moises Alou, R (1,9) OBP: 0.414, SLG: 0.604											3	1	1	0	0	0	1				
Glen Barker, S (7,PR) OBP: 0.259, SLG: 0.095											1	1	0	0	0	0	2				
Richard Hidalgo, R (1,8) OBP: 0.356, SLG: 0.468											4	2	3	4	0	0	0				
Vinny Castilla, R (1,5) OBP: 0.300, SLG: 0.471											4	1	1	1	0	1	3				
Brad Ausmus, R (1,2) OBP: 0.269, SLG: 0.333											4	1	2	1	0	0	0				
44 Roy Oswalt, R (1,1) OBP: 0.219, SLG: 0.226											4	0	1	0	0	0	3				
Ron Villone, L (9,1) ERA: 5.55											0	0	0	0	0	0	0				
Inning Stats	R: 1 E: 0 K: 0 S: 7	H: 1 LOB: 1 BB: 0 P: 16	R: 6 E: 0 K: 1 S: 22	H: 5 LOB: 1 BB: 2 P: 39	R: 1 E: 0 K: 0 S: 12	H: 1 LOB: 0 BB: 0 P: 18	R: 0 E: 0 K: 0 S: 6	H: 0 LOB: 0 BB: 0 P: 9	R: 1 E: 0 K: 0 S: 6	H: 1 LOB: 1 BB: 0 P: 8	R: 0 E: 0 K: 0 S: 10	H: 0 LOB: 1 BB: 1 P: 15	R: 2 E: 0 K: 0 S: 12	H: 2 LOB: 2 BB: 1 P: 27	R: 1 E: 1 K: 0 S: 13	H: 2 LOB: 1 BB: 0 P: 20	1B: 7 2B: 4 3B: 0 HR: 3	SF: 0 SAC: 0 DP: 1 HBP: 2	WP: 0 PB: 0 SB: 0 CS: 0	PA: 41	
PITCHER	IP	WLS	BF	H	R	ER	SO	BB	IBB	HBP	BLK	WP	HR	S	P	ERA	WHIP				
Todd Ritchie, R (1,1) ERA: 4.44	1.2	L	13	6	7	7	1	0	0	0	0	0	1	28	54	37.80	4.800				
Omar Olivares, R (2,1) ERA: 6.5	2.1		8	1	1	1	0	0	0	0	0	0	1	19	28	3.86	0.429				
Bronson Arroyo, R (5,1) ERA: 5.85	2.0		8	2	1	1	0	0	0	0	0	0	1	16	23	4.50	1.000				
Mike Fetters, R (7,1) ERA: 5.86	1.0		7	2	2	2	0	1	0	1	0	0	0	12	27	18.00	3.000				
Scott Sauerbeck, L (8,1) ERA: 5.55	1.0		5	2	1	0	0	0	0	0	0	0	0	13	20	0.00	2.000				

Pittsburgh Pirates @ Houston Astros
Enron Field, Houston, TX
Sun Aug 19 2001, 2:35 PM EDT
Att: 35,915 - Dome - 72 F

AB 36
R 12
H 13
RBI 12
BB 3
SO 1
LOB 15



Batter	1	2	3	4	5	6	7	8	9	AB	R	H	RBI	BB	SO	LOB	TOP										
Craig Counsell, L OBP: 0.391, SLG: 0.359 (1, 6)	0-2 BB 1B	1-3 K		2-2 G3			0-2 E S SF8 1B		1-0 G3-1	5	1	2	0	0	1	0											
Junior Salvey, R OBP: 0.383, SLG: 0.452 (1, 4)	4-2 1B 2B BB			4-2 HBP 1B BB			3-2 SF8 1-H		4-1 G6-5-3 BB	1	2	0	1	3	1	0											
Luis Gonzalez, L OBP: 0.436, SLG: 0.715 (1, 7)	0-0 2B HR 1B			1-0 FC2-5 1B HBP			2-3 K		1-1 G6-5-3 1-2	4	1	1	0	0	1	1											
Matt Williams, R OBP: 0.323, SLG: 0.493 (1, 5)	0-1 HR 2B			2-2 F8			1-0 1B			4	1	2	1	0	0	2											
Mark Grace, L OBP: 0.399, SLG: 0.499 (1, 3)	0-0 HR			3-1 FC2-5 1B			1-2 F9		0-0 G3	4	1	2	4	0	0	1											
Reggie Sanders, R OBP: 0.315, SLG: 0.521 (1, 9)	1-0 PO 1B			0-0 FC2-5 1-2 2-3f			1-2 1B		3-1 F8	4	0	2	0	0	0	2											
Steve Finley, L OBP: 0.330, SLG: 0.384 (1, 8)	0-1 P4 1B			3-2 P5			2-2 F9		2-1 1B 1B	4	0	1	0	0	0	4											
Damian Miller, R OBP: 0.343, SLG: 0.447 (1, 2)	1-0 PO 1-2			1-3 K G5-3			0-0 F8		1-0 1B 1-2 1B	4	0	1	0	0	1	1											
Albie Lopez, R (1, 1)				0-0 G1-3			1-1 G6-3		1-3 K	4	0	0	0	0	2	3											
Inning Stats	R: 4 E: 0 K: 0 S: 12	H: 5 LOB: 0 BB: 1 P: 18	R: 0 E: 0 K: 2 S: 7	H: 0 LOB: 0 BB: 0 P: 9	R: 1 E: 0 K: 0 S: 13	H: 1 LOB: 2 BB: 1 P: 26	R: 0 E: 0 K: 0 S: 8	H: 0 LOB: 0 BB: 0 P: 13	R: 0 E: 0 K: 1 S: 10	H: 1 LOB: 1 BB: 0 P: 16	R: 1 E: 0 K: 1 S: 13	H: 1 LOB: 0 BB: 0 P: 18	R: 0 E: 0 K: 1 S: 9	H: 2 LOB: 2 BB: 0 P: 16	R: 0 E: 0 K: 0 S: 4	H: 0 LOB: 0 BB: 1 P: 10	1B: 9 2B: 1 3B: 0 HR: 1	SF: 1 SAC: 0 DP: 1 HBP: 1	WP: 0 PB: 0 SB: 1 CS: 0	PA: 40							
PITCHER	IP	WLS	BF	H	R	ER	SO	BB	IBB	HBP	BLK	WP	HR	S	P	ERA	WHIP										
Joe Beimel, L ERA: 5.06 (1, 1)	2.1	L	14	6	5	5	2	2	0	1	0	0	1	28	46	19.29	3.429										
Bronson Arroyo, R ERA: 5.51 (3, 1)	3.2		13	2	0	0	2	0	0	0	0	0	0	30	47	0.00	0.545										
Damaso Marte, L ERA: 2.61 (7, 1)	2.0		9	3	1	0	2	0	0	0	0	0	0	22	34	0.00	1.500										
Marc Wilkins, R ERA: 8.76 (9, 1)	1.0		3	0	0	0	0	1	0	0	0	0	0	4	10	0.00	1.000										

Arizona Diamondbacks @ Pittsburgh Pirates
PNC Park, Pittsburgh, PA
Wed Aug 22 2001, 7:05 PM EDT
Att: 26,531 - Sunny - 74 F

livebaseballscores.com

AB 34
R 6
H 11
RBI 6
BB 3
SO 6
LOB 14



Batter	1	2	3	4	5	6	7	8	9	AB	R	H	RBI	BB	SO	LOB	BOTTOM										
Gary Matthews, S OBP: 0.332, SLG: 0.399 (1, 8)	0-1 G1-3			1-0 2 CS 1B			1-1 G4-3		2-2 BB 1B	4	0	2	0	0	0	0											
2 Jack Wilson, R OBP: 0.296, SLG: 0.323 (1, 6)	1-2 P3			2-2 CS			0-3 K		4-2 FC6-4 BB	3	0	0	0	0	1	0											
Damaso Marte, L (7, 1)				1-2					1-2 BB	0	0	0	0	0	0	0											
Marc Wilkins, R (9, 1)										0	0	0	0	1	0	0											
Craig Wilson, R OBP: 0.350, SLG: 0.540 (9, PH)										0	0	0	0	1	0	0											
Brian Giles, L OBP: 0.390, SLG: 0.605 (1, 7)	2-2 G6-3			1-1 L7			4-2 18 G6-4-3 BB		1-0 L9	3	0	0	0	1	0	2											
Aramis Ramirez, R OBP: 0.347, SLG: 0.524 (1, 5)				0-0 F3			2-3 18 FC6-4 BB		0-1 FC6-4 1-2	3	0	0	0	1	1	3											
1B Jason Kendall, R OBP: 0.333, SLG: 0.381 (1, 2)				1-1 1B			1-2 FC6-4 1-2f		0-2 G6-4-3 1-2f	3	0	1	0	0	0	2											
Kevin Young, R OBP: 0.303, SLG: 0.397 (1, 3)				0-2 F8			0-0 F3		1-1 G6-3 1B	3	0	1	0	0	0	1											
Rob Mackowiak, L OBP: 0.358, SLG: 0.442 (1, 9)				1-1 G4-3			2-2 F8		0-2 G6-3 1-2f	3	0	0	0	0	0	2											
Pat Meares, R OBP: 0.257, SLG: 0.317 (1, 4)				0-3 K			0-3 K		2-3 K	3	0	0	0	0	3	0											
Joe Beimel, L OBP: 0.292, SLG: 0.261 (1, 1)				1-3 K			0-0 G4-3		2-3 K	0	0	0	0	0	0	0											
Bronson Arroyo, R (3, 1)										1	0	0	0	0	1	0											
Abraham Nunez, S OBP: 0.324, SLG: 0.335 (6, PH) (7, 6)										2	0	0	0	0	1	0											
Inning Stats	R: 0 E: 0 K: 0 S: 9	H: 0 LOB: 0 BB: 0 P: 12	R: 0 E: 0 K: 0 S: 8	H: 1 LOB: 1 BB: 0 P: 10	R: 0 E: 0 K: 2 S: 11	H: 1 LOB: 0 BB: 0 P: 14	R: 0 E: 0 K: 0 S: 7	H: 0 LOB: 1 BB: 1 P: 13	R: 0 E: 0 K: 1 S: 8	H: 0 LOB: 0 BB: 0 P: 10	R: 0 E: 0 K: 1 S: 11	H: 0 LOB: 0 BB: 1 P: 17	R: 0 E: 0 K: 1 S: 8	H: 1 LOB: 2 BB: 0 P: 11	R: 0 E: 0 K: 1 S: 12	H: 1 LOB: 2 BB: 1 P: 21	1B: 4 2B: 0 3B: 0 HR: 0	SF: 0 SAC: 0 DP: 2 HBP: 0	WP: 0 PB: 0 SB: 0 CS: 1	PA: 32							
PITCHER	IP	WLS	BF	H	R	ER	SO	BB	IBB	HBP	BLK	WP	HR	S	P	ERA	WHIP										
Albie Lopez, R ERA: 4.77 (1, 1)	9.0	W	31	4	0	0	7	3	0	0	0	0	0	80	115	0.00	0.778										

Arizona Diamondbacks @ Pittsburgh Pirates
PNC Park, Pittsburgh, PA
Wed Aug 22 2001, 7:05 PM EDT
Att: 26,531 - Sunny - 74 F

livebaseballscores.com

AB 28
R 0
H 4
RBI 0
BB 3
SO 7
LOB 10



Batter	1	2	3	4	5	6	7	8	9	AB	R	H	RBI	BB	SO	LOB	TOP										
Tony Womack, L (1, 6) OBP: 0.280, SLG: 0.310	F7		G6-3 1B	F9			G4-3		SF7	4	0	1	1	0	0	2	Arizona Diamondbacks @ Pittsburgh Pirates PNC Park, Pittsburgh, PA Thu Aug 23 2001, 7:05 PM EDT Att: 30,794 - Overcast - 73 F livebaseballscorecards.com										
Jay Bell, R (1, 4) OBP: 0.347, SLG: 0.404	G5-3		G6-3 BB				F7		BB BB	3	0	0	0	2	1	0											
Luis Gonzalez, L (1, 7) OBP: 0.438, SLG: 0.712	G6-3		G6-3						G6-3 BB	2	0	0	0	3	0	2											
Mark Grace, L (1, 3) OBP: 0.401, SLG: 0.499		FC5-4 1B							G6-3 1-2	4	0	2	0	1	0	4											
Matt Williams, R (1, 5) OBP: 0.322, SLG: 0.489	F9		F8				G5-4-3		G2-3	4	0	1	0	0	0	6											
Steve Finley, L (1, 8) OBP: 0.330, SLG: 0.381							G4-3			3	0	0	0	1	1	1											
Reggie Sanders, R (1, 9) OBP: 0.314, SLG: 0.516	FC5-4 1-2 2-3						F8		K	3	0	0	0	1	1	2											
Damian Miller, R (1, 2) OBP: 0.343, SLG: 0.446	G5-3						G6-3		2B SF7 BB	3	0	1	0	0	0	2											
Craig Counsell, L (9, PH) OBP: 0.352, SLG: 0.359									BB	0	1	0	0	1	0	0											
Randy Johnson, R (1, 1) OBP: 0.113, SLG: 0.083							L4		BB 2B	3	0	0	0	0	1	2											
Bret Prinz, R (8, 1)										0	0	0	0	0	0	0											
David DeLucci, L (9, PH) OBP: 0.351, SLG: 0.525										1	0	1	0	0	0	0											
Inning Stats	R: 0 E: 0 K: 0 S: 7	H: 0 LOB: 0 BB: 0 P: 9	R: 0 E: 0 K: 0 S: 10	H: 1 LOB: 2 BB: 1 P: 18	R: 0 E: 0 K: 1 S: 15	H: 1 LOB: 3 BB: 2 P: 27	R: 0 E: 1 K: 0 S: 6	H: 1 LOB: 2 BB: 1 P: 12	R: 0 E: 0 K: 1 S: 8	H: 0 LOB: 0 BB: 0 P: 16	R: 0 E: 0 K: 0 S: 10	H: 0 LOB: 0 BB: 0 P: 15	R: 0 E: 0 K: 1 S: 7	H: 1 LOB: 1 BB: 1 P: 14	R: 1 E: 0 K: 1 S: 17	H: 1 LOB: 3 BB: 3 P: 34	1B: 5 2B: 1 3B: 0 HR: 0	SF: 1 SAC: 0 DP: 2 HBP: 0	WP: 0 PB: 0 SB: 1 CS: 0	PA: 40							
PITCHER	IP	WLS	BF	H	R	ER	SO	BB	IBB	HBP	BLK	WP	HR	S	P	ERA	WHIP										
Tony McKnight, R (1, 1) ERA: 3.48	7.0	W	29	4	0	0	2	4	1	0	0	0	0	62	104	0.00	1.143										
Scott Sauerbeck, L (8, 1) ERA: 5.36	1.0		4	1	0	0	1	1	0	0	0	0	0	7	14	0.00	2.000										
Josias Manzanillo, R (9, 1) ERA: 3.71	0.2	S	5	1	1	1	1	2	0	0	0	0	0	13	26	13.50	4.500										
Mike Fetters, R (9, 1) ERA: 5.65	0.1	S	2	0	0	0	0	1	0	0	0	0	0	4	8	0.00	3.000										

Batter	1	2	3	4	5	6	7	8	9	AB	R	H	RBI	BB	SO	LOB	BOTTOM										
Gary Matthews, S (1, 8) OBP: 0.328, SLG: 0.394	K		K			K	K			4	0	0	0	0	4	3	Arizona Diamondbacks @ Pittsburgh Pirates PNC Park, Pittsburgh, PA Thu Aug 23 2001, 7:05 PM EDT Att: 30,794 - Overcast - 73 F livebaseballscorecards.com										
2 Jack Wilson, R (1, 6) OBP: 0.253, SLG: 0.319	K		K			K		F7	4	0	0	0	0	3	1												
Brian Giles, L (1, 7) OBP: 0.391, SLG: 0.610						K		HR	4	1	2	1	0	2	0												
Aramis Ramirez, R (1, 5) OBP: 0.346, SLG: 0.521	K					K		F5	3	0	0	0	1	2	1												
18 Jason Kendall, R (1, 2) OBP: 0.333, SLG: 0.378		G5-3				G6-4-3		F9	3	1	0	0	1	0	1												
Kevin Young, R (1, 3) OBP: 0.303, SLG: 0.405						K		HR	3	1	1	2	0	2	0												
Craig Wilson, R (1, 9) OBP: 0.349, SLG: 0.533						K			3	0	1	0	0	0	0												
Rob Mackowiak, L (7, PR) OBP: 0.358, SLG: 0.442		G6-3				F8		1B 2B 1B	0	1	0	0	0	0	0												
Mendy López, R (1, 4) OBP: 0.310, SLG: 0.346						K		2B 1B	3	1	1	0	0	2	0												
Tony McKnight, L (1, 1) OBP: 0.358, SLG: 0.313						K		2B	2	0	0	0	0	1	0												
Keith Osik, R (7, PH) OBP: 0.358, SLG: 0.313						E5			1	0	1	2	0	0	0												
Scott Sauerbeck, R (8, 1) OBP: 0.358, SLG: 0.313									0	0	0	0	0	0	0												
Josias Manzanillo, R (9, 1) OBP: 0.358, SLG: 0.313									0	0	0	0	0	0	0												
Mike Fetters, R (9, 1) OBP: 0.351, SLG: 0.525									0	0	0	0	0	0	0												
Inning Stats	R: 0 E: 0 K: 3 S: 14	H: 1 LOB: 1 BB: 0 P: 20	R: 0 E: 0 K: 1 S: 6	H: 0 LOB: 0 BB: 0 P: 9	R: 0 E: 1 K: 3 S: 12	H: 0 LOB: 1 BB: 0 P: 17	R: 0 E: 0 K: 1 S: 9	H: 0 LOB: 0 BB: 1 P: 14	R: 0 E: 0 K: 2 S: 7	H: 0 LOB: 0 BB: 0 P: 11	R: 0 E: 0 K: 3 S: 9	H: 0 LOB: 0 BB: 0 P: 9	R: 4 E: 0 K: 3 S: 21	H: 4 LOB: 2 BB: 1 P: 35	R: 1 E: 0 K: 0 S: 7	H: 1 LOB: 0 BB: 0 P: 9	1B: 3 2B: 1 3B: 0 HR: 2	SF: 0 SAC: 0 DP: 1 HBP: 0	WP: 0 PB: 0 SB: 0 CS: 0	PA: 32							
PITCHER	IP	WLS	BF	H	R	ER	SO	BB	IBB	HBP	BLK	WP	HR	S	P	ERA	WHIP										
Randy Johnson, L (1, 1) ERA: 2.45	7.0	L	28	5	4	4	16	2	0	0	0	0	0	78	115	5.14	1.000										
Bret Prinz, R (8, 1) ERA: 2.21	1.0		4	1	1	1	0	0	0	0	0	0	1	7	9	9.00	1.000										

Batter	1	2	3	4	5	6	7	8	9	AB	R	H	RBI	BB	SO	LOB	TOP										
Craig Biggio, R OBP: 0.391, SLG: 0.490 (1, 4)	1-1 17 BB SH2-3 PB 1B		4-0 FC5-4 BB	0-1 G4-3		1-0 G3-1		0-3 K		4	1	1	0	1	1	3											
Jose Vizcaino, S OBP: 0.324, SLG: 0.332 (1, 6)	0-0 SH2-3		1-0 FC5-4 5 BB		0-0 17 G3 5 E 1B		0-0 17 BLK G6-3 2B	0-1 G4-3		4	1	2	0	0	0	2											
5 Jeff Bagwell, R OBP: 0.394, SLG: 0.561 (1, 3)	4-0 PB 17 BB G4-3 IBB		4-2 17 G6-3 BB		0-0 E5 17 G3		0-0 E5 17 BLK G6-3 2B		2-0 G5-3 1B	3	2	1	0	2	0	2											
17 Lance Berkman, S OBP: 0.435, SLG: 0.654 (1, 7)	4-1 G4-3 PB 1-2 2-3 BB		0-2 G6-3		0-0 G3		4-2 G6-3 BB		1-2 F8	3	0	0	0	2	0	5											
Moises Alou, R OBP: 0.403, SLG: 0.582 Glen Barker, S OBP: 0.259, SLG: 0.095 (1, 9)	2-1 G4-3		1-0 F8		4-0 IBB		0-0 G6-3		0-1 G5-3	4	0	0	1	1	0	4											
Richard Hidalgo, R OBP: 0.357, SLG: 0.460 (9, 9)	1-1 F8		1-0 F9 44 WP 1B HBP		0-1 P3		1-1 3-H 2-3 3-H 2B		1-3 K	4	1	1	1	0	1	5											
Chris Truby, R OBP: 0.279, SLG: 0.432 (1, 5)		1-2 G5-3		3-2 F9		1-1 G6-3		3-2 F9		4	0	0	0	0	0	5											
Brad Ausmus, R OBP: 0.275, SLG: 0.339 (1, 2)		0-1 G4-3		4-0 44 1B IBB		1-0 G4-3		0-0 1B		3	0	1	0	1	0	0											
44 Roy Oswalt, R OBP: 0.222, SLG: 0.229 Octavio Dotel, R OBP: 0.091, SLG: 0.091 (9, 1)		1-2 G6-3		0-0 1-2 3-H 1B		2-0 G4-3		1-1 B5		4	0	1	1	0	0	1											
Inning Stats	R: 2 E: 0 K: 0 S: 8	H: 1 LOB: 1 BB: 2 P: 20	R: 0 E: 0 K: 0 S: 8	H: 0 LOB: 0 BB: 0 P: 10	R: 0 E: 0 K: 0 S: 6	H: 0 LOB: 1 BB: 2 P: 15	R: 0 E: 1 K: 0 S: 7	H: 1 LOB: 3 BB: 1 P: 12	R: 0 E: 0 K: 1 S: 3	H: 0 LOB: 0 BB: 0 P: 7	R: 2 E: 1 K: 0 S: 10	H: 2 LOB: 1 BB: 1 P: 18	R: 0 E: 0 K: 1 S: 8	H: 1 LOB: 1 BB: 0 P: 9	R: 0 E: 0 K: 1 S: 10	H: 1 LOB: 1 BB: 0 P: 14	1B: 5 2B: 2 3B: 0 HR: 0	SF: 0 SAC: 1 DP: 2 HBP: 1	WP: 1 PB: 1 SB: 0 CS: 0	PA: 42							
PITCHER	IP	WLS	BF	H	R	ER	SO	BB	IBB	HBP	BLK	WP	HR	S	P	ERA	WHIP										
Jimmy Anderson, L ERA: 5.45 (1, 1)	5.0	L	25	3	3	2	0	3	3	1	0	1	0	37	74	3.60	1.200										
Omar Olivares, R ERA: 6.35 (6, 1)	2.0		9	2	2	0	0	1	0	0	1	0	0	13	25	0.00	1.500										
Marc Wilkins, R ERA: 7.53 (6, 1)	2.0		8	2	0	0	2	0	0	0	0	0	0	18	23	0.00	1.000										

Houston Astros @ Pittsburgh Pirates
PNC Park, Pittsburgh, PA
Fri Aug 24 2001, 7:05 PM EDT
Att: 37,324 - Sunny - 81 F

AB	33
R	5
H	7
RBI	3
BB	7
SO	2
LOB	27



Batter	1	2	3	4	5	6	7	8	9	AB	R	H	RBI	BB	SO	LOB	BOTTOM										
Gary Matthews, S OBP: 0.328, SLG: 0.395 (1, 8)	3-1 2 SH1-4 2B		2-3 K		1-0 G3-1			2-1 F7		4	0	1	0	0	1	1											
2 Jack Wilson, R OBP: 0.254, SLG: 0.319 (1, 6)	0-1 SH1-4		0-0 F8			3-2 18 1B		0-1 F7		3	0	1	0	0	0	0											
Brian Giles, L OBP: 0.388, SLG: 0.605 (1, 7)	2-3 K		1-3 K			2-3 K		0-3 K		4	0	0	0	0	4	2											
Aramis Ramirez, R OBP: 0.345, SLG: 0.525 (1, 5)	1-2 F2		0-0 G4-3			0-2 F2			0-2 HR	4	1	1	1	0	0	2											
18 Jason Kendall, R OBP: 0.338, SLG: 0.381 (1, 2)		0-1 FC6-4 1B		1-1 HBP		1-0 1B		1-3 1B		4-1 1B WP BB	2	0	2	0	1	0	0										
Kevin Young, R OBP: 0.300, SLG: 0.401 (1, 3)		1-3 K		1-2 P4		0-0 F2			3-2 P6	4	0	0	0	0	1	5											
Rob Mackowiak, L OBP: 0.362, SLG: 0.444 (1, 9)		0-0 F7			0-0 1B			3-1 F7		4	0	2	0	0	0	1											
Abraham Nunez, S OBP: 0.320, SLG: 0.330 (1, 4)		0-0 FC6-4			0-3 K			1-3 K		4	0	0	0	0	3	4											
Jimmy Anderson, L OBP: 0.131, SLG: 0.055 Adam Hyndryk, R OBP: 0.230, SLG: 0.483 Omar Olivares, R OBP: 0.250, SLG: 0.407 Keith Oslawski, R OBP: 0.300, SLG: 0.300 Marc Wilkins, R OBP: 0.346, SLG: 0.527 (1, 1)			0-2 F7		2-3 K			0-0 F9		1	0	0	0	0	0	0											
Inning Stats	R: 0 E: 0 K: 1 S: 11	H: 1 LOB: 1 BB: 0 P: 17	R: 0 E: 0 K: 1 S: 8	H: 1 LOB: 0 BB: 0 P: 9	R: 0 E: 0 K: 1 S: 8	H: 0 LOB: 0 BB: 0 P: 10	R: 0 E: 0 K: 2 S: 8	H: 1 LOB: 1 BB: 0 P: 11	R: 0 E: 0 K: 1 S: 16	H: 2 LOB: 2 BB: 0 P: 22	R: 0 E: 0 K: 1 S: 6	H: 0 LOB: 0 BB: 0 P: 10	R: 0 E: 0 K: 1 S: 7	H: 0 LOB: 0 BB: 0 P: 9	R: 1 E: 0 K: 1 S: 14	H: 2 LOB: 2 BB: 1 P: 23	1B: 5 2B: 1 3B: 0 HR: 1	SF: 0 SAC: 1 DP: 0 HBP: 1	WP: 1 PB: 0 SB: 0 CS: 0	PA: 36							
PITCHER	IP	WLS	BF	H	R	ER	SO	BB	IBB	HBP	BLK	WP	HR	S	P	ERA	WHIP										
44 Roy Oswalt, R ERA: 2.98 (1, 1)	8.0	W	32	6	1	1	9	1	0	1	0	0	0	76	107	1.12	0.875										
Octavio Dotel, R ERA: 2.35 (9, 1)	1.0		4	1	0	0	1	0	0	0	0	1	0	10	15	0.00	1.000										

Houston Astros @ Pittsburgh Pirates
PNC Park, Pittsburgh, PA
Fri Aug 24 2001, 7:05 PM EDT
Att: 37,324 - Sunny - 81 F

AB	33
R	1
H	7
RBI	1
BB	1
SO	10
LOB	18



Batter	1	2	3	4	5	6	7	8	9	AB	R	H	RBI	BB	SO	LOB	TOP			
Craig Biggio, R OBP: 0.390, SLG: 0.487 Mike Williams, R (8, 1)	4-2 BB		1-0 L7			1-1 F8		0-1 F8	1-3 K	3	0	0	0	1	0	4				
Jose Vizcaino, S OBP: 0.319, SLG: 0.327 Nelson Cruz, R OBP: 0.250, SLG: 0.250 Darby Ward, L OBP: 0.328, SLG: 0.478	0-1 F9		0-1 F7			1-1 L6		0-0 SF7	3-3 K	3	0	0	0	0	0	2				
5 Jeff Bagwell, R OBP: 0.393, SLG: 0.559 Glen Barker, S OBP: 0.259, SLG: 0.095	1-3 K			3-3 K		1-0 F9		0-0 3-H	0-0 1B	4	0	1	0	0	2	2				
17 Lance Berkman, S OBP: 0.431, SLG: 0.648	3-0 F8			1-1 G3			0-0 P6	1-3 K		4	0	0	0	0	1	4				
Vinny Castilla, R OBP: 0.299, SLG: 0.474		0-1 P1		1-1 G4-3			0-0 G4-3		0-0 HR	4	1	1	1	0	0	0				
Orlando Merced, S OBP: 0.360, SLG: 0.480		1-1 1B			1-3 K		1-1 G5-3		0-0 F7	4	0	1	0	0	1	0				
Richard Hidalgo, R OBP: 0.360, SLG: 0.463		0-0 1B			0-1 G5-3			2-1 1B	1-0 BB	4	1	3	0	0	0	0				
Brad Ausmus, R OBP: 0.277, SLG: 0.341		0-2 G6-3			3-2 G6-3			0-1 1B	0-1 BB	4	0	2	0	0	0	2				
Dave Micki, R OBP: 0.059, SLG: 0.059 Julio Lugo, R OBP: 0.323, SLG: 0.388			1-3 K			2-2 1B		1-1 1B	4-2 BB	1	0	0	0	0	1	0				
Inning Stats	R: 0 E: 0 K: 10 S: 10	H: 0 LOB: 1 BB: 1 P: 18	R: 0 E: 0 K: 0 S: 8	H: 2 LOB: 0 BB: 0 P: 9	R: 0 E: 0 K: 1 S: 6	H: 0 LOB: 0 BB: 0 P: 8	R: 0 E: 0 K: 1 S: 7	H: 0 LOB: 0 BB: 0 P: 12	R: 0 E: 0 K: 1 S: 10	H: 1 LOB: 1 BB: 0 P: 14	R: 0 E: 0 K: 0 S: 4	H: 0 LOB: 0 BB: 0 P: 5	R: 1 E: 0 K: 1 S: 14	H: 4 LOB: 3 BB: 0 P: 18	R: 1 E: 0 K: 2 S: 14	H: 3 LOB: 1 BB: 1 P: 23	1B: 9 2B: 0 3B: 0 HR: 1	SF: 1 SAC: 0 DP: 1 HBP: 0	WP: 0 PA: 38 PB: 0 SB: 0 CS: 0	
PITCHER	IP	WLS	BF	H	R	ER	SO	BB	IBB	HBP	BLK	WP	HR	S	P	ERA	WHIP			
Todd Ritchie, R ERA: 4.33 Josias Manzanillo, R ERA: 3.68	(1, 1) 8.1	W 4	34	9	2	2	5	1	0	0	0	0	0	1	70	101	2.16	1.200		

Houston Astros @ Pittsburgh Pirates
PNC Park, Pittsburgh, PA
Sat Aug 25 2001, 7:05 PM EDT
Att: 37,665 - Sunny - 82 F

AB	35
R	2
H	10
RBI	2
BB	2
SO	7
LOB	20



Batter	1	2	3	4	5	6	7	8	9	AB	R	H	RBI	BB	SO	LOB	BOTTOM			
Gary Matthews, S OBP: 0.331, SLG: 0.393	4-1 BB	0-0 F7		4-1 G5-3		1-3 K		4-1 BB		2	1	0	0	3	1	0				
2 Jack Wilson, R OBP: 0.250, SLG: 0.314	0-0 SH	1-2 F8		2-2 G5-3			0-0 E6	2-2 F3		4	2	0	0	0	0	2				
Brian Giles, L OBP: 0.391, SLG: 0.614 Adam Hyzdu, R OBP: 0.230, SLG: 0.483	4-0 HR	0-0		0-1 F9			0-1 HR			3	2	2	2	1	0	1				
Aramis Ramirez, R OBP: 0.344, SLG: 0.529 Mendy López, R OBP: 0.310, SLG: 0.346	0-1 HR	1-1 F8			1-0 F9		3-2 F2			4	1	1	4	0	0	1				
18 Jason Kendall, R OBP: 0.339, SLG: 0.382	1-1 2B		0-1 G5-3		2-1 S		1-2 G1-3			4	1	2	0	0	0	0				
Kevin Young, R OBP: 0.302, SLG: 0.404	1-1 S		3-2	1-1 K		0-3 K		2-2 E6		4	1	2	1	0	1	1				
Rob Mackowiak, L OBP: 0.352, SLG: 0.430	0-1 P6		3-3 K		1-1 F8		0-1 F8			4	0	0	0	0	1	4				
Pat Meares, R OBP: 0.253, SLG: 0.311	2-2 G6-3		1-2 G5-3			0-1 G6-3		1-3 K		4	0	0	1	0	1	1				
Todd Ritchie, R OBP: 0.208, SLG: 0.200 Josias Manzanillo, R	2-2 G4-3			0-0 G6-3		2-3 K		1-3 K		4	0	0	0	0	2	0				
Inning Stats	R: 6 E: 1 K: 0 S: 16	H: 3 LOB: 0 BB: 2 P: 30	R: 0 E: 0 K: 0 S: 8	H: 1 LOB: 1 BB: 0 P: 10	R: 0 E: 0 K: 1 S: 12	H: 1 LOB: 1 BB: 0 P: 19	R: 0 E: 0 K: 0 S: 9	H: 0 LOB: 1 BB: 1 P: 15	R: 0 E: 0 K: 2 S: 10	H: 0 LOB: 0 BB: 0 P: 13	R: 2 E: 2 K: 0 S: 14	H: 1 LOB: 1 BB: 0 P: 20	R: 0 E: 0 K: 2 S: 11	H: 0 LOB: 1 BB: 1 P: 19	1B: 3 2B: 2 3B: 0 HR: 2	SF: 0 SAC: 1 DP: 0 HBP: 0	WP: 0 PA: 38 PB: 0 SB: 2 CS: 0			
PITCHER	IP	WLS	BF	H	R	ER	SO	BB	IBB	HBP	BLK	WP	HR	S	P	ERA	WHIP			
Dave Micki, R ERA: 6.41 Nelson Cruz, R ERA: 4.02 Mike Williams, R ERA: 3.46	(1, 1) 5.0	L 9	25	6	6	4	2	3	0	0	0	0	0	1	24	33	4.50	0.500		

Houston Astros @ Pittsburgh Pirates
PNC Park, Pittsburgh, PA
Sat Aug 25 2001, 7:05 PM EDT
Att: 37,665 - Sunny - 82 F

AB	33
R	8
H	7
RBI	8
BB	4
SO	6
LOB	10



Batter	1	2	3	4	5	6	7	8	9	AB	R	H	RBI	BB	SO	LOB	TOP								
Craig Biggio, R OBP: 0.386, SLG: 0.482 (1, 4)										5	0	0	0	0	1	1									
Julio Lugo, R OBP: 0.320, SLG: 0.385 (1, 6)										4	1	0	0	0	1	0									
Octavio Dotel, R OBP: 0.091, SLG: 0.091 (7, 1)										0	0	0	0	0	0	0									
Mike Williams, R (8, 1)										0	0	0	0	0	0	0									
Billy Wagner, L (9, 1)										0	0	0	0	0	0	0									
5 Jeff Bagwell, R OBP: 0.396, SLG: 0.558 (1, 3)										2	0	1	1	2	0	0									
17 Lance Berkman, S OBP: 0.430, SLG: 0.647 (1, 7)										4	1	1	0	0	0	2									
Moises Alou, R OBP: 0.406, SLG: 0.582 (8, PR)										2	0	1	0	2	0	1									
Glen Barker, S OBP: 0.259, SLG: 0.095 (8, 8)										0	0	0	0	0	0	0									
Richard Hidalgo, R OBP: 0.356, SLG: 0.461 (1, 8)										4	0	1	1	0	0	1									
Vinny Castilla, R OBP: 0.303, SLG: 0.476 (1, 5)										2	1	1	0	2	0	1									
Tony Eusebio, R OBP: 0.333, SLG: 0.425 (6, PH)										2	0	0	0	0	0	1									
Orlando Merced, S OBP: 0.357, SLG: 0.476 (6, 2)										1	0	0	0	0	3										
Brad Ausmus, R OBP: 0.276, SLG: 0.340 (6, 2)										1	0	0	0	0	1	1									
Ron Villone, L (1, 1)										2	0	0	0	0	0	1									
Michael Jackson, R (6, 1)										0	0	0	0	0	0	0									
Jose Vizcaino, S OBP: 0.321, SLG: 0.333 (7, 6)										2	0	1	1	0	1	0									
Inning Stats	R: 1 H: 1 E: 1 K: 1 S: 17	H: 1 LOB: 1 BB: 0 P: 24	R: 0 H: 0 E: 0 K: 0 S: 10	H: 0 LOB: 1 BB: 1 P: 16	R: 0 H: 0 E: 0 K: 1 S: 6	H: 0 LOB: 1 BB: 1 P: 13	R: 0 H: 1 E: 0 K: 0 S: 11	H: 1 LOB: 0 BB: 0 P: 14	R: 0 H: 0 E: 0 K: 0 S: 5	H: 0 LOB: 0 BB: 0 P: 7	R: 1 H: 2 E: 0 K: 0 S: 16	H: 2 LOB: 3 BB: 3 P: 35	R: 0 H: 0 E: 0 K: 1 S: 8	H: 0 LOB: 0 BB: 0 P: 11	R: 0 H: 0 E: 0 K: 0 S: 7	H: 0 LOB: 1 BB: 1 P: 15	R: 1 H: 2 E: 0 K: 1 S: 11	H: 2 LOB: 1 BB: 0 P: 17	1B: 3 2B: 4 3B: 0 HR: 0	SF: 0 SAC: 0 DP: 1 HBP: 0	WP: 0 PB: 0 SB: 0 CS: 2	PA: 38			
PITCHER	IP	WLS	BF	H	R	ER	SO	BB	IBB	HBP	BLK	WP	HR	S	P	ERA	WHIP								
Dave Williams, L ERA: 4.18 (1, 1)	5.2	L	25	4	2	1	2	3	2	0	0	0	0	61	105	1.59	1.235								
Omar Olivares, R ERA: 6.2 (6, 1)	2.1		7	0	0	0	1	1	0	0	0	0	0	19	30	0.00	0.429								
Marc Wilkins, R ERA: 7.63 (9, 1)	1.0		5	2	1	1	1	0	0	0	0	0	0	11	17	9.00	2.000								

Houston Astros @ Pittsburgh Pirates
PNC Park, Pittsburgh, PA
Sun Aug 26 2001, 1:35 PM EDT
Att: 34,850 - Overcast - 84 F

AB	31
R	3
H	6
RBI	3
BB	6
SO	4
LOB	12



Batter	1	2	3	4	5	6	7	8	9	AB	R	H	RBI	BB	SO	LOB	BOTTOM								
Gary Matthews, S OBP: 0.331, SLG: 0.391 (1, 8)										4	0	1	0	0	3	0									
2 Jack Wilson, R OBP: 0.250, SLG: 0.317 (1, 6)										4	0	1	0	0	1	1									
Brian Giles, L OBP: 0.392, SLG: 0.612 (1, 7)										3	0	1	0	1	1	1									
Aramis Ramirez, R OBP: 0.346, SLG: 0.527 (1, 5)										3	1	1	0	1	0	3									
18 Jason Kendall, R OBP: 0.338, SLG: 0.381 (8, 2)										4	0	1	0	0	0	2									
Kevin Young, R OBP: 0.301, SLG: 0.403 (1, 3)										4	0	1	0	0	2	1									
Keith Osik, R OBP: 0.297, SLG: 0.303 (7, PH)										2	0	0	0	0	2										
Abraham Nunez, S OBP: 0.321, SLG: 0.331 (8, 4)										2	0	1	0	0	0	0									
Pat Meares, R OBP: 0.251, SLG: 0.309 (7, PH)										2	0	0	0	0	1	2									
Rob Mackowiak, L OBP: 0.350, SLG: 0.426 (8, 9)										1	0	0	0	0	1	0									
Adam Hyzdu, R OBP: 0.226, SLG: 0.475 (9, PH)										1	0	0	0	0	0	1									
Dave Williams, L OBP: 0.130, SLG: 0.174 (1, 1)										2	0	0	0	0	2	0									
Omar Olivares, R OBP: 0.222, SLG: 0.407 (6, 1)										0	0	0	0	0	0	0									
Craig Wilson, R OBP: 0.343, SLG: 0.522 (8, PH)										1	0	0	0	0	0	0									
Marc Wilkins, R (9, 1)										0	0	0	0	0	0	0									
Inning Stats	R: 0 H: 0 E: 0 K: 3 S: 9	H: 2 LOB: 2 BB: 0 P: 13	R: 0 H: 2 E: 0 K: 0 S: 13	H: 2 LOB: 0 BB: 0 P: 21	R: 0 H: 1 E: 0 K: 2 S: 8	H: 1 LOB: 1 BB: 0 P: 12	R: 1 H: 1 E: 0 K: 0 S: 8	H: 1 LOB: 0 BB: 1 P: 15	R: 0 H: 0 E: 0 K: 3 S: 10	H: 0 LOB: 0 BB: 0 P: 12	R: 0 H: 1 E: 0 K: 0 S: 8	H: 1 LOB: 1 BB: 0 P: 9	R: 0 H: 0 E: 0 K: 2 S: 8	H: 0 LOB: 0 BB: 0 P: 12	R: 0 H: 1 E: 0 K: 0 S: 11	H: 1 LOB: 2 BB: 1 P: 22	R: 0 H: 1 E: 0 K: 1 S: 9	H: 1 LOB: 1 BB: 0 P: 14	1B: 6 2B: 1 3B: 0 HR: 0	SF: 0 SAC: 0 DP: 1 HBP: 0	WP: 0 PB: 0 SB: 0 CS: 0	PA: 35			
PITCHER	IP	WLS	BF	H	R	ER	SO	BB	IBB	HBP	BLK	WP	HR	S	P	ERA	WHIP								
Ron Villone, L ERA: 5.77 (1, 1)	5.1	W	21	5	1	1	0	0	0	0	0	0	0	4	5	0.00	0.000								
Michael Jackson, R ERA: 4.31 (6, 1)	0.2	H	2	0	0	0	0	0	0	0	0	0	0	4	5	0.00	0.000								
Octavio Dotel, R ERA: 2.31 (7, 1)	1.2	H	7	1	0	0	2	1	0	0	0	0	0	17	30	0.00	1.200								
Mike Williams, R ERA: 3.44 (8, 1)	0.1	H	1	0	0	0	0	0	0	0	0	0	0	2	4	0.00	0.000								
Billy Wagner, L ERA: 3.06 (9, 1)	1.0	S	4	1	0	0	1	0	0	0	0	0	0	9	14	0.00	1.000								

Houston Astros @ Pittsburgh Pirates
PNC Park, Pittsburgh, PA
Sun Aug 26 2001, 1:35 PM EDT
Att: 34,850 - Overcast - 84 F

AB	33
R	1
H	7
RBI	0
BB	2
SO	11
LOB	13



Batter	1	2	3	4	5	6	7	8	9	AB	R	H	RBI	BB	SO	LOB	TOP
Abraham Nunez, S OBP: 0.322, SLG: 0.330										4	1	1	0	1	0	1	Pittsburgh Pirates @ Milwaukee Brewers Miller Park, Milwaukee, WI Mon Aug 27 2001, 7:05 PM CDT Att: 26,289 - Cloudy - 81 F
2 Jack Wilson, R OBP: 0.251, SLG: 0.317										3	0	1	1	0	1	2	
Brian Giles, L OBP: 0.391, SLG: 0.609										4	0	1	1	0	0	2	
Adam Hyzdu, R OBP: 0.226, SLG: 0.475										0	0	0	0	0	0	0	
Aramis Ramirez, R OBP: 0.349, SLG: 0.535 Mike Fetters, R										3	2	2	1	1	0	1	
18 Jason Kendall, R OBP: 0.338, SLG: 0.380 Mendy López, R OBP: 0.310, SLG: 0.346										4	0	1	0	0	0	1	
Kevin Young, R OBP: 0.303, SLG: 0.402										3	0	1	1	0	1	2	
Gary Matthews, S OBP: 0.328, SLG: 0.387 Damaso Marte, L										3	0	0	0	0	2	2	
Keith Osik, R OBP: 0.295, SLG: 0.300										0	0	0	0	0	0	0	
Rob Mackowiak, L OBP: 0.354, SLG: 0.432										3	1	1	0	1	0	0	
Joe Beimel, L OBP: 0.280, SLG: 0.250 Bronson Arroyo, R										1	0	0	0	0	1	1	
Craig Wilson, R OBP: 0.345, SLG: 0.553										2	1	1	1	0	0	0	
Inning Stats	R: 1 E: 0 K: 0 S: 9	H: 2 LOB: 0 BB: 0 P: 13	R: 0 E: 0 K: 2 S: 10	H: 0 LOB: 0 BB: 0 P: 16	R: 1 E: 0 K: 1 S: 8	H: 1 LOB: 1 BB: 1 P: 16	R: 1 E: 0 K: 0 S: 10	H: 1 LOB: 2 BB: 1 P: 22	R: 0 E: 0 K: 1 S: 10	H: 0 LOB: 0 BB: 0 P: 10	R: 0 E: 0 K: 1 S: 11	H: 2 LOB: 2 BB: 0 P: 18	R: 1 E: 0 K: 0 S: 9	H: 1 LOB: 0 BB: 0 P: 13	1B: 6 2B: 1 3B: 0 HR: 2	SF: 0 SAC: 1 DP: 0 HBP: 1	WP: 0 PA: 38 PB: 0 SB: 1 CS: 2
PITCHER	IP WLS BF H R ER SO BB IBB HBP BLK WP HR S P ERA WHIP																
Rocky Coppinger, R ERA: 10.57	5.0 W 21 5 3 3 4 2 0 1 0 0 0 1 50 81 5.40 1.400																
47 Mike Buddie, R ERA: 3.96	4.0 S 16 4 2 2 2 1 0 0 0 0 0 1 36 59 4.50 1.250																

Batter	1	2	3	4	5	6	7	8	9	AB	R	H	RBI	BB	SO	LOB	BOTTOM		
James Mouton, R OBP: 0.311, SLG: 0.357										4	0	1	1	1	0	2	Pittsburgh Pirates @ Milwaukee Brewers Miller Park, Milwaukee, WI Mon Aug 27 2001, 7:05 PM CDT Att: 26,289 - Cloudy - 81 F		
Mark Loretta, R OBP: 0.351, SLG: 0.366										4	1	1	2	1	1	2			
Jeromy Burnitz, L OBP: 0.352, SLG: 0.517										4	2	2	1	1	0	2			
Richie Sexson, R OBP: 0.325, SLG: 0.511										5	2	2	5	0	1	3			
Lou Collier, R OBP: 0.396, SLG: 0.489										3	1	0	0	2	0	0			
José Hernández, R OBP: 0.296, SLG: 0.445										5	2	2	1	0	2	1			
Mike Coolbaugh, R OBP: 0.269, SLG: 0.396										4	2	2	0	0	1	3			
Henry Blanco, R OBP: 0.289, SLG: 0.322										3	1	1	1	1	0	2			
Rocky Coppinger, R										2	0	0	1	0	0	3			
47 Mike Buddie, R OBP: 0.250, SLG: 0.250										2	1	1	0	0	1	1			
Inning Stats	R: 0 E: 0 K: 0 S: 10	H: 0 LOB: 0 BB: 0 P: 13	R: 0 E: 0 K: 1 S: 6	H: 0 LOB: 0 BB: 0 P: 9	R: 1 E: 0 K: 0 S: 7	H: 2 LOB: 1 BB: 0 P: 10	R: 5 E: 0 K: 1 S: 15	H: 4 LOB: 3 BB: 4 P: 37	R: 0 E: 0 K: 1 S: 12	H: 0 LOB: 1 BB: 1 P: 22	R: 3 E: 1 K: 0 S: 9	H: 2 LOB: 0 BB: 1 P: 16	R: 2 E: 0 K: 2 S: 13	H: 3 LOB: 1 BB: 0 P: 22	R: 1 E: 0 K: 1 S: 8	H: 1 LOB: 0 BB: 0 P: 11	1B: 5 2B: 3 3B: 0 HR: 4	SF: 0 SAC: 0 DP: 0 HBP: 0	WP: 0 PA: 42 PB: 1 SB: 0 CS: 0
PITCHER	IP WLS BF H R ER SO BB IBB HBP BLK WP HR S P ERA WHIP																		
Joe Beimel, L ERA: 5.42	3.2 L 19 5 6 6 1 2 1 0 0 0 0 0 22 44 10.80 2.400																		
Bronson Arroyo, R ERA: 5.65	1.2 10 2 2 2 2 2 1 0 0 0 0 0 22 44 10.80 2.400																		
Damaso Marte, L ERA: 3.22	1.2 9 4 3 2 2 0 0 0 0 0 0 2 18 28 10.80 2.400																		
Mike Fetters, R ERA: 5.73	1.0 4 1 1 1 1 0 0 0 0 0 0 1 8 11 9.00 1.000																		

Batter	1	2	3	4	5	6	7	8	9	AB	R	H	RBI	BB	SO	LOB	TOP										
Gary Matthews, S OBP: 0.332, SLG: 0.392 (1, 8)	G4-3		FC6-4						F8 1B	4	0	2	1	1	0	2	Pittsburgh Pirates @ Milwaukee Brewers Miller Park, Milwaukee, WI Tue Aug 28 2001, 7:05 PM CDT Att: 23,579 - Sunny - 73 F										
Rob Mackowiak, L OBP: 0.349, SLG: 0.423 (8, 9)	K		F8		L6		F7		F8 1B	5	0	1	0	0	1	4											
Aramis Ramirez, R OBP: 0.349, SLG: 0.533 (1, 5)	F8				G5-3				F8	5	1	2	0	0	0	3											
Brian Giles, L OBP: 0.393, SLG: 0.607 (1, 7)																											
1B Jason Kendall, R OBP: 0.336, SLG: 0.378 (1, 2)																											
Kevin Young, R OBP: 0.303, SLG: 0.399 (1, 3)																											
Craig Wilson, R OBP: 0.360, SLG: 0.557 (1, 9)																											
2 Jack Wilson, R OBP: 0.251, SLG: 0.317 (8, 6)																											
Abraham Nunez, S OBP: 0.325, SLG: 0.339 (8, 4)																											
Tony McKnight, L (1, 1)																											
Adam Hyzdu, R (7, PH)																											
Scott Sauerbeck, R (7, 1)																											
Keith Osk, R (8, PH)																											
Josias Manzanillo, R (8, 1)																											
Mike Fetters, R (9, 1)																											
Inning Stats	R: 0 E: 0 K: 1 S: 6	H: 0 LOB: 0 BB: 0 P: 10	R: 0 E: 0 K: 0 S: 5	H: 0 LOB: 0 BB: 1 P: 13	R: 0 E: 0 K: 1 S: 10	H: 0 LOB: 2 BB: 1 P: 21	R: 1 E: 0 K: 1 S: 12	H: 2 LOB: 1 BB: 0 P: 18	R: 1 E: 0 K: 0 S: 8	H: 1 LOB: 1 BB: 1 P: 16	R: 0 E: 0 K: 1 S: 8	H: 0 LOB: 1 BB: 1 P: 13	R: 3 E: 0 K: 2 S: 18	H: 3 LOB: 1 BB: 1 P: 30	R: 0 E: 0 K: 0 S: 11	H: 2 LOB: 2 BB: 1 P: 22	1B: 8 2B: 1 3B: 1 HR: 0	SF: 0 SAC: 1 DP: 2 HBP: 1	WP: 0 PB: 0 CS: 2 SB: 1	PA: 42							
PITCHER	IP	WLS	BF	H	R	ER	SO	BB	IBB	HBP	BLK	WP	HR	S	P	ERA	WHIP										
Mac Suzuki, R ERA: 5.56 (1, 1)	6.0		25	5	3	2	3	3	0	1	0	0	0	47	90	3.00	1.333										
Mike DeJean, R ERA: 2.7 (7, 1)	1.0	H	5	1	1	1	1	1	0	0	0	0	0	10	17	9.00	2.000										
Ray King, L ERA: 4.06 (8, 1)	0.1	H	1	0	0	0	1	0	0	0	0	0	0	3	4	0.00	0.000										
Curt Leskanic, R ERA: 3.82 (8, 1)	0.2	L	5	2	2	2	1	1	0	0	0	0	0	13	22	27.00	4.500										
Gus Gandarillas, R ERA: 4.5 (9, 1)	1.0		5	2	0	0	0	0	1	0	0	0	0	11	22	0.00	2.000										

Batter	1	2	3	4	5	6	7	8	9	AB	R	H	RBI	BB	SO	LOB	BOTTOM										
Lou Collier, R OBP: 0.379, SLG: 0.469 (1, 8)	G6-3								FC6-4	4	1	1	1	0	1	2	Pittsburgh Pirates @ Milwaukee Brewers Miller Park, Milwaukee, WI Tue Aug 28 2001, 7:05 PM CDT Att: 23,579 - Sunny - 73 F										
Mark Loretta, R OBP: 0.352, SLG: 0.368 (1, 4)	F7								FC6-4	4	0	1	1	1	0	2											
James Mouton, R OBP: 0.311, SLG: 0.357 (8, FR)									G4-3	0	0	0	0	0	0	0											
Jeromy Burnitz, L OBP: 0.349, SLG: 0.511 (1, 9)	G4-3								G4-3	5	0	0	0	0	1	5											
Richie Sexson, R OBP: 0.327, SLG: 0.517 (1, 3)																											
Geoff Jenkins, L OBP: 0.338, SLG: 0.462 (1, 7)																											
Curt Leskanic, R (8, 1)																											
Gus Gandarillas, R (9, 1)																											
Angel Echevarria, R OBP: 0.291, SLG: 0.371 (9, PH)																											
José Hernández, R OBP: 0.295, SLG: 0.443 (1, 6)																											
Luis Lopez, S OBP: 0.314, SLG: 0.354 (1, 5)																											
Henry Blanco, R OBP: 0.289, SLG: 0.322 (1, 2)																											
Mac Suzuki, R (1, 1)																											
Devon White, S OBP: 0.354, SLG: 0.485 (6, PH)																											
Mike DeJean, R ERA: 5.26 (7, 1)																											
Ray King, L (8, 1)																											
Mark Sweeney, L OBP: 0.351, SLG: 0.462 (8, 7)																											
Inning Stats	R: 0 E: 0 K: 0 S: 10	H: 0 LOB: 0 BB: 0 P: 15	R: 0 E: 0 K: 1 S: 11	H: 1 LOB: 1 BB: 1 P: 21	R: 0 E: 0 K: 0 S: 7	H: 1 LOB: 1 BB: 0 P: 7	R: 3 E: 0 K: 1 S: 13	H: 5 LOB: 3 BB: 1 P: 22	R: 0 E: 0 K: 0 S: 11	H: 0 LOB: 0 BB: 0 P: 15	R: 1 E: 0 K: 1 S: 10	H: 2 LOB: 1 BB: 0 P: 14	R: 0 E: 0 K: 3 S: 9	H: 0 LOB: 0 BB: 0 P: 11	R: 0 E: 0 K: 0 S: 7	H: 0 LOB: 0 BB: 0 P: 12	R: 1 E: 0 K: 1 S: 11	H: 2 LOB: 3 BB: 1 P: 20	1B: 9 2B: 1 3B: 0 HR: 1	SF: 1 SAC: 1 DP: 0 HBP: 0	WP: 0 PB: 0 CS: 0 SB: 1	PA: 41					
PITCHER	IP	WLS	BF	H	R	ER	SO	BB	IBB	HBP	BLK	WP	HR	S	P	ERA	WHIP										
Tony McKnight, R ERA: 3.75 (1, 1)	6.0		29	4	4	4	3	2	0	0	0	0	0	62	94	6.00	1.833										
Scott Sauerbeck, L ERA: 5.26 (7, 1)	1.0	W	3	0	0	0	3	0	0	0	0	0	0	9	11	0.00	0.000										
Josias Manzanillo, R ERA: 0.62 (8, 1)	1.0	H	3	0	0	0	0	0	0	0	0	0	0	7	12	0.00	0.000										
Mike Fetters, R ERA: 5.82 (9, 1)	1.0	S	6	2	1	1	1	0	1	0	0	0	0	11	20	9.00	2.000										

Batter	1	2	3	4	5	6	7	8	9	AB	R	H	RBI	BB	SO	LOB	TOP			
Gary Matthews, S OBP: 0.330, SLG: 0.387 (1, 8)										4	1	0	0	1	2	2	Pittsburgh Pirates @ Milwaukee Brewers Miller Park, Milwaukee, WI Wed Aug 29 2001, 7:05 PM CDT Att: 24,551 - Sunny - 72 F			
2 Jack Wilson, R OBP: 0.253, SLG: 0.318 (1, 6)										5	3	2	0	0	1	0				
Aramis Ramirez, R OBP: 0.355, SLG: 0.551 (1, 5)										4	3	4	5	1	0	0				
Brian Giles, L OBP: 0.395, SLG: 0.604 (1, 7)										2	0	0	0	3	0	1				
1B Jason Kendall, R OBP: 0.335, SLG: 0.376 (1, 2)										5	0	1	1	0	1	3				
Rob Mackowiak, L OBP: 0.283, SLG: 0.440 (1, 9)										4	1	3	1	0	0	1				
Craig Wilson, R OBP: 0.370, SLG: 0.574 (1, 3)										4	0	2	1	1	0	5				
Pat Meares, R OBP: 0.248, SLG: 0.305 (7, PH)										3	0	0	0	0	0	2				
Abraham Nunez, S OBP: 0.223, SLG: 0.337 (7, 4)										2	0	0	0	0	0	4				
Jimmy Anderson, L OBP: 0.128, SLG: 0.091 (5, 1)										2	0	0	0	0	0	0				
Inning Stats	R: 3 E: 0 K: 0 S: 15	H: 3 LOB: 1 BB: 2 P: 31	R: 0 E: 0 K: 0 S: 7	H: 0 LOB: 0 BB: 0 P: 10	R: 1 E: 0 K: 0 S: 6	H: 2 LOB: 1 BB: 1 P: 14	R: 0 E: 0 K: 0 S: 10	H: 1 LOB: 0 BB: 0 P: 13	R: 0 E: 0 K: 1 S: 13	H: 0 LOB: 1 BB: 1 P: 12	R: 1 E: 0 K: 2 S: 14	H: 2 LOB: 2 BB: 1 P: 24	R: 0 E: 0 K: 1 S: 7	H: 0 LOB: 0 BB: 1 P: 11	R: 1 E: 0 K: 0 S: 17	H: 2 LOB: 2 BB: 1 P: 27	1B: 7 2B: 2 3B: 1 HR: 2	SF: 0 SAC: 0 DP: 4 HBP: 1	WP: 0 PB: 0 SB: 0 CS: 0	PA: 44
PITCHER	IP WLS BF H R ER SO BB IBB HBP BLK WP HR S P ERA WHIP																			
Allen Levrault, R ERA: 5.66 (1, 1)	5.2 W 27 8 5 5 2 4 1 0 0 0 1 54 96 7.94 2.118																			
Mike DeJean, R ERA: 2.78 (6, 1)	1.1 H 8 2 2 1 1 1 0 1 0 0 0 17 27 6.75 2.250																			
Chad Fox, R ERA: 1.91 (8, 1)	2.0 S 9 2 1 1 1 1 0 0 0 0 1 24 38 4.50 1.500																			

AB	36
R	8
H	12
RBI	8
BB	7
SO	4
LOB	18



Batter	1	2	3	4	5	6	7	8	9	AB	R	H	RBI	BB	SO	LOB	BOTTOM			
Lou Collier, R OBP: 0.397, SLG: 0.462 (1, 8)										3	0	1	0	2	0	0	Pittsburgh Pirates @ Milwaukee Brewers Miller Park, Milwaukee, WI Wed Aug 29 2001, 7:05 PM CDT Att: 24,551 - Sunny - 72 F			
Mark Loretta, R OBP: 0.350, SLG: 0.365 (1, 4)										5	1	1	0	0	2	5				
Jeremy Burnitz, L OBP: 0.351, SLG: 0.510 (1, 9)										3	2	1	0	1	0	0				
Richie Sexson, R OBP: 0.330, SLG: 0.517 (1, 3)										3	2	2	1	1	0	2				
Geoff Jenkins, L OBP: 0.340, SLG: 0.469 (1, 7)										4	1	2	1	0	0	3				
José Hernández, R OBP: 0.297, SLG: 0.443 (1, 6)										3	2	1	1	1	1	2				
Mike Coolbaugh, R OBP: 0.278, SLG: 0.420 (1, 5)										2	1	1	2	0	0	1				
Mark Sweeney, L OBP: 0.360, SLG: 0.470 (5, PH)										1	0	1	2	0	0	0				
Luis Lopez, S OBP: 0.313, SLG: 0.352 (6, 5)										1	0	0	0	0	0	0				
Henry Blanco, R OBP: 0.289, SLG: 0.325 (1, 2)										4	0	1	1	0	1	2				
Allen Levrault, R OBP: 0.097, SLG: 0.069 (1, 1)										2	0	0	1	0	1	2				
Mike DeJean, R ERA: 1.73 (6, 1)										0	0	0	0	0	0	0				
Angel Echevarria, R OBP: 0.259, SLG: 0.358 (7, PH)										1	0	0	0	0	0	0				
Chad Fox, R ERA: 3.56 (8, 1)										0	0	0	0	0	0	0				
Inning Stats	R: 0 E: 0 K: 1 S: 13	H: 1 LOB: 1 BB: 1 P: 20	R: 0 E: 0 K: 0 S: 9	H: 1 LOB: 0 BB: 0 P: 15	R: 0 E: 0 K: 0 S: 8	H: 0 LOB: 0 BB: 1 P: 16	R: 5 E: 0 K: 0 S: 16	H: 4 LOB: 0 BB: 1 P: 24	R: 4 E: 0 K: 2 S: 23	H: 4 LOB: 3 BB: 2 P: 45	R: 0 E: 0 K: 1 S: 12	H: 1 LOB: 1 BB: 0 P: 18	R: 0 E: 0 K: 1 S: 6	H: 0 LOB: 0 BB: 0 P: 11	R: 0 E: 0 K: 0 S: 5	H: 0 LOB: 0 BB: 0 P: 8	1B: 7 2B: 4 3B: 0 HR: 0	SF: 1 SAC: 0 DP: 2 HBP: 1	WP: 0 PB: 0 SB: 1 CS: 0	PA: 39
PITCHER	IP WLS BF H R ER SO BB IBB HBP BLK WP HR S P ERA WHIP																			
Jimmy Anderson, L ERA: 5.8 (1, 1)	4.1 L 24 8 9 9 1 4 0 1 0 0 0 0 51 90 18.69 2.769																			
Mike Lincoff, R ERA: 1.73 (5, 1)	0.2 5 2 0 0 0 2 1 0 0 0 0 0 0 18 30 0.00 4.500																			
Marc Wilkins, R ERA: 0.75 (6, 1)	2.0 7 1 0 0 0 2 0 0 0 0 0 0 0 18 29 0.00 0.500																			
Josias Manzanillo, R ERA: 3.56 (8, 1)	1.0 3 0 0 0 0 0 0 0 0 0 0 0 5 8 0.00 0.000																			

AB	32
R	9
H	11
RBI	9
BB	5
SO	5
LOB	17



Batter	1	2	3	4	5	6	7	8	9	AB	R	H	RBI	BB	SO	LOB	TOP					
Abraham Nunez, S OBP: 0.325, SLG: 0.346										4	1	2	0	0	1	1	Pittsburgh Pirates @ Cincinnati Reds Cinergy Field, Cincinnati, OH Fri Aug 31 2001, 7:05 PM EDT Att: 19,090 - Cloudy - 76 F					
2 Jack Wilson, R OBP: 0.250, SLG: 0.314 Joe Beimel, L OBP: 0.280, SLG: 0.250										4	0	0	0	0	0	2						
Aramis Ramirez, R OBP: 0.356, SLG: 0.559										4	1	2	2	0	0	0						
Brian Giles, L OBP: 0.392, SLG: 0.600 Adam Hyzdu, R OBP: 0.231, SLG: 0.460										3	0	0	0	0	0	1						
18 Jason Kendall, R OBP: 0.333, SLG: 0.374 Keith Osik, R OBP: 0.298, SLG: 0.297										3	0	0	0	0	0	1						
Kevin Young, R OBP: 0.305, SLG: 0.401 Mike Lincoln, R OBP: 0.333, SLG: 0.333 Mendy López, R OBP: 0.290, SLG: 0.321										3	1	2	0	0	0	0						
Gary Matthews, S OBP: 0.330, SLG: 0.387										3	0	1	0	0	0	1						
Rob Mackowiak, L OBP: 0.356, SLG: 0.434										2	0	0	1	0	0	0						
Todd Ritchie, R OBP: 0.204, SLG: 0.196 Damaso Marte, L OBP: 0.367, SLG: 0.569										1	0	0	0	0	0	1						
Craig Wilson, R OBP: 0.367, SLG: 0.569										1	0	0	0	0	1	0						
Inning Stats	R: 2 E: 0 K: 0 S: 13	H: 2 LOB: 0 BB: 0 P: 18	R: 1 E: 0 K: 0 S: 9	H: 2 LOB: 1 BB: 0 P: 16	R: 0 E: 0 K: 0 S: 11	H: 0 LOB: 0 BB: 0 P: 16	R: 0 E: 0 K: 0 S: 5	H: 0 LOB: 0 BB: 0 P: 10	R: 0 E: 0 K: 2 S: 9	H: 1 LOB: 1 BB: 0 P: 12	R: 0 E: 0 K: 0 S: 9	H: 1 LOB: 0 BB: 0 P: 14	R: 0 E: 0 K: 1 S: 6	H: 1 LOB: 0 BB: 0 P: 9	R: 0 E: 0 K: 1 S: 6	H: 0 LOB: 1 BB: 1 P: 14	1B: 4 2B: 2 3B: 1 HR: 1	SF: 1 SAC: 0 DP: 2 HBP: 0	WP: 0 PB: 0 SB: 0 CS: 0	PA: 33		
PITCHER	IP	WLS	BF	H	R	ER	SO	BB	IBB	HBP	BLK	WP	HR	S	P	ERA	WHIP					
Chris Reitsma, R ERA: 4.74	(1, 1)	7.0	W	26	6	3	3	2	0	0	0	0	0	1	64	96	3.86	0.857				
Chris Piersoll, R ERA:	(8, 1)	1.0		3	1	0	0	1	0	0	0	0	0	6	9	0.00	1.000					
51 Scott MacRae, R ERA: 3.1	(9, 1)	1.0		4	0	0	0	1	1	0	0	0	0	6	14	0.00	1.000					

AB	31
R	3
H	7
RBI	3
BB	1
SO	4
LOB	8



Batter	1	2	3	4	5	6	7	8	9	AB	R	H	RBI	BB	SO	LOB	BOTTOM				
Pokey Reese, R OBP: 0.289, SLG: 0.354										5	1	1	3	0	1	3	Pittsburgh Pirates @ Cincinnati Reds Cinergy Field, Cincinnati, OH Fri Aug 31 2001, 7:05 PM EDT Att: 19,090 - Cloudy - 76 F				
Dmitri Young, S OBP: 0.355, SLG: 0.489 Juan Castro, R OBP: 0.267, SLG: 0.306										4	1	2	0	0	1	0					
Ken Griffey Jr., L OBP: 0.374, SLG: 0.561 Ruben Rivera, R OBP: 0.324, SLG: 0.412										4	1	1	0	0	0	2					
Sean Casey, L OBP: 0.383, SLG: 0.493										5	2	3	0	0	0	0					
Adam Dunn, L OBP: 0.391, SLG: 0.616 51 Scott MacRae, R ERA:										3	2	1	0	2	1	0					
Robin Jennings, L OBP: 0.280, SLG: 0.431										5	2	2	7	0	1	1					
Todd Walker, L OBP: 0.357, SLG: 0.470										4	1	1	0	0	1	1					
Jason LaRue, R OBP: 0.309, SLG: 0.422										1	1	1	0	2	0	0					
Chris Reitsma, R OBP: 0.167, SLG: 0.133 Chris Piersoll, R ERA: 4.32 Brady Clark, R OBP: 0.381, SLG: 0.495										4	0	0	0	0	2	7					
Inning Stats	R: 0 E: 0 K: 0 S: 6	H: 2 LOB: 2 BB: 0 P: 10	R: 0 E: 0 K: 1 S: 12	H: 1 LOB: 2 BB: 1 P: 22	R: 4 E: 2 K: 1 S: 15	H: 3 LOB: 3 BB: 2 P: 33	R: 7 E: 0 K: 2 S: 26	H: 6 LOB: 0 BB: 1 P: 40	R: 0 E: 0 K: 1 S: 6	H: 0 LOB: 1 BB: 0 P: 8	R: 0 E: 0 K: 2 S: 13	H: 0 LOB: 0 BB: 0 P: 16	R: 0 E: 0 K: 1 S: 9	H: 0 LOB: 0 BB: 0 P: 11	R: 0 E: 0 K: 0 S: 9	H: 0 LOB: 0 BB: 0 P: 11		1B: 6 2B: 3 3B: 1 HR: 2	SF: 0 SAC: 0 DP: 0 HBP: 1	WP: 0 PB: 0 SB: 2 CS: 0	PA: 42
PITCHER	IP	WLS	BF	H	R	ER	SO	BB	IBB	HBP	BLK	WP	HR	S	P	ERA	WHIP				
Todd Ritchie, R ERA: 4.55	(1, 1)	3.1	L	23	4	6	2	2	0	0	0	0	0	40	76	16.20	3.000				
Damaso Marte, L ERA: 4.32	(4, 1)	2.2		13	4	4	5	0	0	1	0	0	2	38	53	13.50	1.500				
Mike Lincoln, R ERA: 1.67	(7, 1)	1.0		3	0	0	0	1	0	0	0	0	0	9	11	0.00	0.000				
Joe Beimel, L ERA: 5.36	(8, 1)	1.0		3	0	0	0	0	0	0	0	0	0	9	11	0.00	0.000				

AB	37
R	11
H	12
RBI	10
BB	4
SO	8
LOB	14



Batter	1	2	3	4	5	6	7	8	9	AB	R	H	RBI	BB	SO	LOB	TOP										
Abraham Nunez, S OBP: 0.326, SLG: 0.342	G3		F8		G3-1			18 WP 2B BB		3	1	0	0	2	0	0	Pittsburgh Pirates @ Cincinnati Reds Cinergy Field, Cincinnati, OH Sat Sep 01 2001, 7:05 PM EDT Att: 24,308 - Sunny - 74 F										
Rob Mackowiak, L OBP: 0.350, SLG: 0.425 Adam Hyzdu, R OBP: 0.227, SLG: 0.453	F7		G4-3		K			SH3-4 BB	P3	3	0	0	0	0	1	0											
Aramis Ramirez, R OBP: 0.355, SLG: 0.556	G4-3		E		K			F9	P5	5	0	1	0	0	1	2											
Brian Giles, L OBP: 0.392, SLG: 0.598		G4-3	E3		G4-3			18 WP 2B IBB		4	1	1	0	1	0	1											
1B Jason Kendall, R OBP: 0.334, SLG: 0.373 Keith Osik, R OBP: 0.298, SLG: 0.297		1B E 1B	F9		F3			2B BB	K	4	2	1	0	1	1	4											
Kevin Young, R OBP: 0.310, SLG: 0.406		E7 1B 1B G6-3		L8				G4-3 HBP	1B 2B	3	2	2	3	0	0	0											
Gary Matthews, S OBP: 0.332, SLG: 0.388			F8		F8			G4-3	2B 1B	4	1	2	1	0	0	1											
Pat Meares, R OBP: 0.248, SLG: 0.308		G6-3		K				F8	1B 2B	4	0	1	2	0	1	2											
Dave Williams, L OBP: 0.115, SLG: 0.154 Scott Sauerbeck, R OBP: 0.234, SLG: 0.302 Warren Morris, L OBP: 0.234, SLG: 0.302 Josias Manzanillo, R OBP: 0.222, SLG: 0.407			K		G1-3			G4-3	F7	3	0	0	0	0	1	2											
Inning Stats	R: 0 E: 0 K: 0 S: 10	H: 0 LOB: 0 BB: 0 P: 15	R: 2 E: 1 K: 1 S: 14	H: 3 LOB: 1 BB: 0 P: 18	R: 0 E: 1 K: 0 S: 10	H: 1 LOB: 2 BB: 0 P: 12	R: 0 E: 0 K: 1 S: 9	H: 0 LOB: 0 BB: 0 P: 14	R: 0 E: 0 K: 1 S: 6	H: 0 LOB: 0 BB: 0 P: 8	R: 0 E: 0 K: 0 S: 8	H: 0 LOB: 1 BB: 0 P: 14	R: 0 E: 0 K: 0 S: 8	H: 0 LOB: 1 BB: 0 P: 14	R: 5 E: 0 K: 0 S: 12	H: 3 LOB: 1 BB: 3 P: 30		R: 0 E: 0 K: 1 S: 12	H: 1 LOB: 2 BB: 1 P: 21	1B: 6 2B: 2 3B: 0 HR: 0	SF: 0 SAC: 1 DP: 0 HBP: 1	WP: 1 PB: 0 SB: 0 CS: 0	PA: 41				
PITCHER	IP	WLS	BF	H	R	ER	SO	BB	IBB	HBP	BLK	WP	HR	S	P	ERA	WHIP										
Jose Acevedo, R ERA: 5.84	6.0	L	23	4	2	1	4	0	0	0	0	0	0	57	81	1.50	0.667										
Jim Brower, R ERA: 3.82	1.2		12	3	5	5	0	2	1	1	0	1	0	19	42	27.00	3.000										
Scott Sullivan, R ERA: 3.66	0.1		1	0	0	0	0	0	0	0	0	0	0	1	2	0.00	0.000										
Hector Mercado, L ERA: 3.86	1.0		5	1	0	0	1	1	0	0	0	0	0	12	21	0.00	2.000										

AB	35
R	7
H	8
RBI	6
BB	4
SO	5
LOB	14



Batter	1	2	3	4	5	6	7	8	9	AB	R	H	RBI	BB	SO	LOB	BOTTOM										
Pokey Reese, R OBP: 0.287, SLG: 0.350	P4			F9		F7		F9		4	0	0	0	0	0	1	Pittsburgh Pirates @ Cincinnati Reds Cinergy Field, Cincinnati, OH Sat Sep 01 2001, 7:05 PM EDT Att: 24,308 - Sunny - 74 F										
Adam Dunn, L OBP: 0.383, SLG: 0.600	K			F7		P6		L6		4	0	0	0	0	1	1											
Ken Griffey Jr., L OBP: 0.375, SLG: 0.563	G1-3			1B 2B				BB 1B		4	0	2	0	0	1	0											
Dmitri Young, S OBP: 0.356, SLG: 0.491		G6-3						K		4	0	2	0	0	1	1											
Sean Casey, L OBP: 0.380, SLG: 0.488		K		G1-3				F8		4	0	0	0	0	2	4											
Aaron Boone, R OBP: 0.353, SLG: 0.497		K			G5-3				F9	3	0	0	0	1	1	1											
Wilton Guerrero, S OBP: 0.321, SLG: 0.355			F7		K					3	0	0	0	0	2	2											
Jason LaRue, R OBP: 0.307, SLG: 0.419 Todd Walker, L OBP: 0.356, SLG: 0.468 Kelly Stinnett, R OBP: 0.329, SLG: 0.454			P4		F9			F8		2	0	0	0	0	0	0											
Jose Acevedo, R ERA: 5.84 Brady Clark, R ERA: 3.87 Jim Brower, L ERA: 5.19 Scott Sullivan, R ERA: 3.66 Robin Jennings, L ERA: 5.51 Hector Mercado, L ERA: 6.14			K			G6-3				1	0	0	0	0	1	0											
Inning Stats	R: 0 E: 0 K: 1 S: 10	H: 0 LOB: 0 BB: 0 P: 16	R: 0 E: 0 K: 2 S: 8	H: 0 LOB: 0 BB: 0 P: 12	R: 0 E: 0 K: 1 S: 8	H: 0 LOB: 0 BB: 0 P: 11	R: 0 E: 0 K: 0 S: 7	H: 2 LOB: 2 BB: 0 P: 12	R: 0 E: 0 K: 1 S: 6	H: 0 LOB: 0 BB: 0 P: 8	R: 0 E: 0 K: 0 S: 5	H: 0 LOB: 0 BB: 0 P: 9	R: 0 E: 0 K: 2 S: 12	H: 1 LOB: 2 BB: 1 P: 24	R: 0 E: 0 K: 0 S: 5	H: 1 LOB: 1 BB: 0 P: 7		R: 0 E: 0 K: 2 S: 10	H: 1 LOB: 1 BB: 0 P: 12	1B: 3 2B: 2 3B: 0 HR: 0	SF: 0 SAC: 0 DP: 0 HBP: 0	WP: 0 PB: 0 SB: 0 CS: 0	PA: 33				
PITCHER	IP	WLS	BF	H	R	ER	SO	BB	IBB	HBP	BLK	WP	HR	S	P	ERA	WHIP										
Dave Williams, L ERA: 3.87	6.1	W	22	3	0	0	6	0	0	0	0	0	0	50	76	0.00	0.474										
Scott Sauerbeck, L ERA: 5.19	0.2	H	3	0	0	0	1	1	0	0	0	0	0	6	16	0.00	1.500										
Josias Manzanillo, R ERA: 5.51	1.0		4	1	0	0	0	0	0	0	0	0	0	5	7	0.00	1.000										
Omar Olivares, R ERA: 6.14	1.0		4	1	0	0	2	0	0	0	0	0	0	10	12	0.00	1.000										



Batter	1	2	3	4	5	6	7	8	9	AB	R	H	RBI	BB	SO	LOB	TOP										
Gary Matthews, S OBP: 0.330, SLG: 0.385 (1, 8)	G6-3		1B	P6		K		G3		5	1	1	0	0	1	1	Pittsburgh Pirates @ Cincinnati Reds Cinergy Field, Cincinnati, OH Sun Sep 02 2001, 12:35 PM EDT Att: 21,881 - Sunny - 68 F										
2 Jack Wilson, R OBP: 0.282, SLG: 0.316 Joe Beimel, L OBP: 0.280, SLG: 0.250 (8, 1)	G6-3		1B	G4-3		K				5	1	2	0	0	1	1											
Brian Giles, L OBP: 0.396, SLG: 0.605 (1, 7)	BB		1B					G4-3		4	3	3	2	1	0	1											
Aramis Ramirez, R OBP: 0.355, SLG: 0.558 (1, 5)	K		1B							5	1	2	2	0	2	2											
18 Jason Kendall, R OBP: 0.333, SLG: 0.371 (7, 2)		L9	E9							5	0	1	1	0	1	1											
Craig Wilson, R OBP: 0.368, SLG: 0.557 (1, 3)	BB		1B							4	0	1	0	1	2	3											
Keith Osik, R OBP: 0.297, SLG: 0.288 Mike Lincoln, R OBP: 0.333, SLG: 0.333 Warren Morris, L OBP: 0.229, SLG: 0.295 (7, 1) (8, 4)		BB	K							3	0	0	0	1	1	3											
Pat Meares, R OBP: 0.249, SLG: 0.309 Abraham Nunez, S OBP: 0.325, SLG: 0.341 (7, 4) (7, 4) (8, 6)		F9	G6-3							3	0	1	0	0	0	3											
Tony McKnight, L Scott Sauerbeck, R Rob Mackowiak, L OBP: 0.348, SLG: 0.422 (1, 1) (6, 1) (7, 9)	G3			G1-3						2	0	0	0	0	0	2											
Inning Stats	R: 0 E: 0 K: 1 S: 6	H: 0 LOB: 1 BB: 1 P: 13	R: 0 E: 0 K: 0 S: 14	H: 0 LOB: 2 BB: 2 P: 25	R: 4 E: 1 K: 1 S: 18	H: 5 LOB: 1 BB: 0 P: 25	R: 0 E: 0 K: 0 S: 5	H: 0 LOB: 0 BB: 0 P: 5	R: 1 E: 1 K: 2 S: 15	H: 1 LOB: 1 BB: 0 P: 25	R: 0 E: 1 K: 2 S: 13	H: 1 LOB: 1 BB: 0 P: 20	R: 1 E: 1 K: 1 S: 17	H: 2 LOB: 2 BB: 0 P: 21	R: 0 E: 0 K: 1 S: 9	H: 1 LOB: 1 BB: 0 P: 11		R: 0 E: 0 K: 1 S: 12	H: 1 LOB: 1 BB: 0 P: 15	1B: 8 2B: 2 3B: 0 HR: 1	SF: 0 SAC: 1 DP: 0 HBP: 0	WP: 0 PB: 0 SB: 4 CS: 0	PA: 43				
PITCHER	IP	WLS	BF	H	R	ER	SO	BB	IBB	HBP	BLK	WP	HR	S	P	ERA	WHIP										
59 Lance Davis, L ERA: 5.07 51 Scott MacRae, R ERA: 2.91 Jose Rijo, R ERA: 3.38 Scott Sullivan, R ERA: 3.72 Danny Graves, R ERA: 4.04 (1, 1) (3, 1) (5, 1) (7, 1) (8, 1)	2.2		16	5	4	4	2	3	0	0	0	0	0	36	61	13.50	3.000										

Batter	1	2	3	4	5	6	7	8	9	AB	R	H	RBI	BB	SO	LOB	BOTTOM										
Todd Walker, L OBP: 0.358, SLG: 0.481 (1, 4)	HR		F7							5	3	3	1	0	0	0	Pittsburgh Pirates @ Cincinnati Reds Cinergy Field, Cincinnati, OH Sun Sep 02 2001, 12:35 PM EDT Att: 21,881 - Sunny - 68 F										
Dmitri Young, S OBP: 0.357, SLG: 0.490 (9, 3)	G4-3		F8							5	1	2	2	0	1	1											
Ken Griffey Jr., L OBP: 0.379, SLG: 0.568 (1, 8)	G4-3		2B							5	0	3	1	0	0	0											
Sean Casey, L OBP: 0.382, SLG: 0.488 Aaron Boone, R OBP: 0.353, SLG: 0.497 (1, 3) (9, 5)	BB		P6							4	1	2	1	1	0	2											
Adam Dunn, L OBP: 0.380, SLG: 0.589 (1, 7)	F7									3	0	0	0	1	1	2											
Robin Jennings, L OBP: 0.278, SLG: 0.421 Ruben Rivera, R OBP: 0.327, SLG: 0.428 (1, 9) (7, PH) (8, 9)		G4-3		G3-1						3	0	0	0	0	1	3											
Pokey Reese, R OBP: 0.289, SLG: 0.352 (1, 6)										4	1	2	0	0	0	3											
Kelly Stinnett, R OBP: 0.333, SLG: 0.460 Scott Sullivan, R Brady Clark, R OBP: 0.374, SLG: 0.485 Danny Graves, R OBP: 0.250, SLG: 1.000 (1, 2) (7, 1) (7, PH) (8, 1)		K								2	1	1	1	0	1	1											
59 Lance Davis, R OBP: 0.354, SLG: 0.492 51 Scott MacRae, R Calvin Pickering, L Jose Rijo, R Jason LaRue, R OBP: 0.308, SLG: 0.418 (1, 1) (3, 1) (4, PH) (5, 1) (6, PH) (7, 2)		L6		G4-3						1	0	0	0	0	0	1											
Inning Stats	R: 1 E: 0 K: 0 S: 11	H: 1 LOB: 1 BB: 1 P: 19	R: 0 E: 0 K: 1 S: 12	H: 1 LOB: 0 BB: 0 P: 17	R: 0 E: 0 K: 0 S: 5	H: 1 LOB: 1 BB: 0 P: 5	R: 1 E: 0 K: 0 S: 11	H: 2 LOB: 1 BB: 0 P: 15	R: 1 E: 0 K: 1 S: 15	H: 3 LOB: 3 BB: 1 P: 28	R: 2 E: 0 K: 0 S: 8	H: 2 LOB: 0 BB: 0 P: 11	R: 2 E: 0 K: 1 S: 9	H: 2 LOB: 0 BB: 0 P: 15	R: 1 E: 0 K: 2 S: 17	H: 2 LOB: 1 BB: 0 P: 24		1B: 8 2B: 4 3B: 0 HR: 2	SF: 0 SAC: 0 DP: 0 HBP: 1	WP: 0 PB: 0 SB: 0 CS: 0	PA: 40						
PITCHER	IP	WLS	BF	H	R	ER	SO	BB	IBB	HBP	BLK	WP	HR	S	P	ERA	WHIP										
Tony McKnight, R ERA: 4.0 Scott Sauerbeck, L ERA: 5.44 Mike Lincoln, R ERA: 2.22 Joe Beimel, L ERA: 5.35 (1, 1) (6, 1) (7, 1) (8, 1)	5.1		27	8	4	4	2	2	0	0	0	0	0	10	16	18.00	3.000										



Batter	1	2	3	4	5	6	7	8	9	AB	R	H	RBI	BB	SO	LOB	TOP			
Devon White, S OBP: 0.346, SLG: 0.471 (1, 8)	4-2 FC4-6 1B 2B BB	0-3 K		2-1 G6-3		0-0 F7		0-2 F3	0-0 G3	5	1	0	0	1	1	0				
Mark Loretta, R OBP: 0.353, SLG: 0.369 (1, 4)	0-2 FC4-6 1B	0-1 BB 1B		0-1 G5-3		0-1 L4		4-1 1B BB 1B BB		4	2	2	0	1	0	0				
Jeremy Bumitz, L OBP: 0.349, SLG: 0.501 (1, 9)	2-2 FC4-6 1B 1-2 2-3	4-2 1B BB		3-2 G6-3		0-1 G3		4-0 1B BB		3	2	0	0	2	0	2				
Richie Sexson, R OBP: 0.336, SLG: 0.529 (1, 3)	1-2 1B 2B	2-2 1B		1-0 FC5-4 1B				1-0 1B BB 1B		5	1	4	2	0	1	0				
Geoff Jenkins, L OBP: 0.342, SLG: 0.479 (1, 7)	4-0 1B E IBB	2-3 K		1-2 FC5-4 BB HR				1-0 S 2B		4	2	2	2	1	1	3				
Tyler Houston, L OBP: 0.340, SLG: 0.472 (1, 5)	3-1 E8 G5-3 1B 1-H 2-H 3-H			3-1 F7		1-3 K		1-3 K		4	1	1	2	1	2	2				
José Hernández, R OBP: 0.298, SLG: 0.442 (1, 6)	1-2 G5-3			2-1 HR		4-1 HR BB		4-0 S IBB		3	2	1	2	0	3					
Kevin Brown, R OBP: 0.217, SLG: 0.739 Mike DeJean, R (7, 1)	3-3 K			2-2 G6-3		2-0 HR		3-3 K		4	1	1	3	0	2	2				
Mark Sweeney, L OBP: 0.346, SLG: 0.449 47 Mike Buddie, R OBP: 0.250, SLG: 0.250 (9, PH)						1-1 HR		1-2 2-3 K		0	0	0	0	0	0	0				
Jeff D'Amico, R OBP: 0.182, SLG: 0.300 Mark Leiter, R OBP: 0.200, SLG: 0.200 Henry Blanco, R OBP: 0.287, SLG: 0.323 (1, 1)				1-3 K		3-1 P6		2-3 K		2	0	0	0	0	1	0				
Inning Stats	R: 5 E: 1 K: 1 S: 22	H: 3 LOB: 0 BB: 2 P: 40	R: 1 E: 0 K: 3 S: 17	H: 2 LOB: 2 BB: 1 P: 26	R: 1 E: 0 K: 0 S: 9	H: 1 LOB: 0 BB: 0 P: 19	R: 0 E: 0 K: 0 S: 7	H: 0 LOB: 0 BB: 0 P: 12	R: 3 E: 0 K: 1 S: 12	H: 2 LOB: 0 BB: 1 P: 22	R: 0 E: 0 K: 3 S: 13	H: 1 LOB: 2 BB: 1 P: 22	R: 2 E: 0 K: 1 S: 12	H: 2 LOB: 3 BB: 3 P: 28	R: 0 E: 0 K: 0 S: 4	H: 0 LOB: 0 BB: 0 P: 8	1B: 7 2B: 2 3B: 0 HR: 2	SF: 0 SAC: 0 DP: 0 HBP: 0	WP: 0 PB: 0 CS: 0	PA: 46
PITCHER	IP WLS BF H R ER SO	IP WLS BF H R ER SO	IP WLS BF H R ER SO	IP WLS BF H R ER SO	IP WLS BF H R ER SO	IP WLS BF H R ER SO	IP WLS BF H R ER SO	IP WLS BF H R ER SO	IP WLS BF H R ER SO	IP WLS BF H R ER SO	IP WLS BF H R ER SO	IP WLS BF H R ER SO	IP WLS BF H R ER SO	IP WLS BF H R ER SO	IP WLS BF H R ER SO	IP WLS BF H R ER SO	BB IBB HBP BLK	WP HR S P	ERA WHIP	ERA WHIP
Ryan Vogelsong, R ERA: 6.54 Joe Beimel, L ERA: 5.45 Damaso Marte, L ERA: 4.73 Josias Manzanillo, R ERA: 3.44 (1, 1)	3.0 L 18 6 7 5 4	3.0 L 12 2 3 3 1	1.2 L 9 1 2 2 4	1.1 L 7 2 0 0 0	3.0 L 18 6 7 5 4	3.0 L 12 2 3 3 1	1.2 L 9 1 2 2 4	1.1 L 7 2 0 0 0	3.0 L 18 6 7 5 4	3.0 L 12 2 3 3 1	1.2 L 9 1 2 2 4	1.1 L 7 2 0 0 0	3.0 L 18 6 7 5 4	3.0 L 12 2 3 3 1	1.2 L 9 1 2 2 4	1.1 L 7 2 0 0 0	2 1 0 0 0 0	0 1 24 39	15.00 2.667 9.00 1.000 10.80 1.800 0.00 2.250	15.00 2.667 9.00 1.000 10.80 1.800 0.00 2.250

Milwaukee Brewers @ Pittsburgh Pirates
PNC Park, Pittsburgh, PA
Mon Sep 03 2001, 4:05 PM EDT
Sunny - 82 F

AB 38
R 12
H 11
RBI 11
BB 8
SO 9
LOB 12



Batter	1	2	3	4	5	6	7	8	9	AB	R	H	RBI	BB	SO	LOB	BOTTOM					
Abraham Nunez, S OBP: 0.326, SLG: 0.340 (1, 4)	3-2 G4-3		4-0 1B HR BB	0-0 1B		3-3 K		0-1 G6-3		4	1	1	0	1	1	0						
2 Jack Wilson, R OBP: 0.252, SLG: 0.314 Damaso Marte, L (7, 1)	4-0 1B BB		0-1 B2	1-2 SF8 1B		1-0 G1-3		1-1 G1-3		2	1	0	1	1	0	1						
Adam Hyzdu, R OBP: 0.224, SLG: 0.446 (8, 3)	1-3 1B BB		1-2 B2	3-H SF8						1	0	0	0	0	0	0						
Aramis Ramirez, R OBP: 0.359, SLG: 0.560 (1, 5)	0-1 1B		1-2 HR 1B	1-3 K		1-1 18 PB SF8 1B		0-2 FC4-6 1B		5	2	4	0	0	1	1						
Brian Giles, L OBP: 0.398, SLG: 0.610 (1, 7)	0-0 1B		0-0 HR	3-2 G3		4-2 SF8 18 PB BB		0-0 FC4-6 1B G5-3		4	1	2	4	1	0	1						
1B Jason Kendall, R OBP: 0.335, SLG: 0.374 (1, 2)	1-1 F7		1-1 1B	2-0 1B 2B		4-2 S BB		2-2 G5-3		4	1	2	0	1	0	3						
Rob Mackowiak, L OBP: 0.349, SLG: 0.424 (1, 9)	0-0 P6		2-1 F5	3-1 1B		1-0 SF8		1-1 1B		4	0	2	2	0	0	3						
Gary Matthews, S OBP: 0.326, SLG: 0.379 (1, 8)			0-0 F7	1-3 K		2-3 K		2-1 G1-3		5	0	0	0	0	3	6						
Craig Wilson, R OBP: 0.364, SLG: 0.545 Josias Manzanillo, R (8, 1)			1-3 K	0-2 1B 2 SF8 1B		2-2 G5-3		0-0 F9		4	1	1	0	0	1	3						
Ryan Vogelsong, R OBP: 0.111, SLG: 0.222 Joe Beimel, L OBP: 0.200, SLG: 0.250 Mendy López, R OBP: 0.273, SLG: 0.300 (6, PH)			1-3 K	1-0 SH3-4		3-2 P4		1-0 F8		1	0	0	0	0	1	0						
Inning Stats	R: 1 E: 0 K: 0 S: 13	H: 2 LOB: 1 BB: 1 P: 21	R: 0 E: 0 K: 2 S: 7	H: 0 LOB: 0 BB: 0 P: 9	R: 3 E: 0 K: 1 S: 14	H: 3 LOB: 1 BB: 1 P: 23	R: 1 E: 0 K: 1 S: 13	H: 2 LOB: 1 BB: 0 P: 16	R: 1 E: 0 K: 1 S: 15	H: 2 LOB: 1 BB: 0 P: 27	R: 0 E: 0 K: 1 S: 7	H: 0 LOB: 0 BB: 0 P: 14	R: 1 E: 0 K: 1 S: 11	H: 1 LOB: 2 BB: 2 P: 23	R: 0 E: 0 K: 0 S: 5	H: 0 LOB: 0 BB: 0 P: 7	R: 0 E: 0 K: 0 S: 11	H: 2 LOB: 2 BB: 0 P: 16	1B: 10 2B: 1 3B: 0 HR: 1	SF: 2 SAC: 1 DP: 0 HBP: 0	WP: 0 PB: 1 CS: 0	PA: 43
PITCHER	IP WLS BF H R ER SO	IP WLS BF H R ER SO	IP WLS BF H R ER SO	IP WLS BF H R ER SO	IP WLS BF H R ER SO	IP WLS BF H R ER SO	IP WLS BF H R ER SO	IP WLS BF H R ER SO	IP WLS BF H R ER SO	IP WLS BF H R ER SO	IP WLS BF H R ER SO	IP WLS BF H R ER SO	IP WLS BF H R ER SO	IP WLS BF H R ER SO	IP WLS BF H R ER SO	IP WLS BF H R ER SO	BB IBB HBP BLK	WP HR S P	ERA WHIP	ERA WHIP		
Jeff D'Amico, R ERA: 5.81 Mark Leiter, R ERA: 3.48 Mike DeJean, R ERA: 2.75 47 Mike Buddie, R ERA: 3.34 (1, 1)	3.2 W 9 2 1 1 3	2.1 W 9 1 1 1 1	1.0 L 5 2 0 0 0	3.2 W 9 2 1 1 3	2.1 W 9 1 1 1 3	1.0 L 5 2 0 0 0	3.2 W 9 2 1 1 3	1.0 L 5 2 0 0 0	3.2 W 9 2 1 1 3	2.1 W 9 1 1 1 3	1.0 L 5 2 0 0 0	3.2 W 9 2 1 1 3	1.0 L 5 2 0 0 0	3.2 W 9 2 1 1 3	2.1 W 9 1 1 1 3	1.0 L 5 2 0 0 0	2 0 0 0 0 0	0 0 0 0 0 0	12.27 2.455 3.86 0.857 4.50 1.500 0.00 2.000	12.27 2.455 3.86 0.857 4.50 1.500 0.00 2.000		

Milwaukee Brewers @ Pittsburgh Pirates
PNC Park, Pittsburgh, PA
Mon Sep 03 2001, 4:05 PM EDT
Sunny - 82 F

AB 36
R 7
H 12
RBI 7
BB 4
SO 7
LOB 18



Batter	1	2	3	4	5	6	7	8	9	AB	R	H	RBI	BB	SO	LOB	TOP										
Lou Collier, R OBP: 0.397, SLG: 0.459 Chad Fox, R (9, 1)	1-2 G4-3		0-0 1B		0-0 2B			2-2 G4-3	2-2 G1-3	5	0	2	1	0	0	3											
Mark Loretta, R OBP: 0.352, SLG: 0.366 (1, 4)	4-0 BB		2-2 F9		1-2 F8			0-1 F8		3	0	0	0	1	0	2											
Jeremy Burnitz, L OBP: 0.347, SLG: 0.497 (1, 9)	1-1 F8			3-1 L1		0-2 F8		0-0 G3-1		4	0	0	0	0	0	1											
Richie Sexson, R OBP: 0.337, SLG: 0.528 James Mouton, R (9, PR) (9, 8)	2-3 K			1-1 F8		1-1 1B			4-2 WP S 1B BB	3	0	1	0	1	1	1											
Geoff Jenkins, L OBP: 0.344, SLG: 0.477 (1, 7)		3-3 K		1-0 HBP		0-1 1B			3-3 K	3	0	1	0	0	2	1											
José Hernández, R OBP: 0.300, SLG: 0.441 (1, 6)		4-2 G6-4-3 BB		2-0 G5-3		2-2 G6-3			0-2 FC4-6 1B	3	0	1	1	1	0	2											
Mike Coolbaugh, R OBP: 0.263, SLG: 0.396 Mark Sweeney, L (9, PH) (9, 3)		1-0 G6-4-3			2-2 G4-3		1-1 G3		0-0 FC4-6 1B	3	0	0	0	0	0	1											
Henry Blanco, R OBP: 0.287, SLG: 0.320 Devon White, S (9, PH) Kevin Brown, R OBP: 0.217, SLG: 0.739 (9, 2)			0-0 G5-3		4-0 SH3-4 2B BB		0-0 P6		0-0 FC4-6 DI	2	1	0	0	1	0	0											
Ruben Quevedo, R OBP: 0.111, SLG: 0.111 Ray King, L (7, 1) Gus Gandarillas, R (8, 1) Tyler Houston, L (9, PH) (9, 5)			1-3 K		0-0 SH3-4		1-2 G4-3		4-2 BB	2	0	0	0	0	1	0											
Inning Stats	R: 0 E: 0 K: 1 S: 8	H: 0 LOB: 1 BB: 1 P: 16	R: 0 E: 0 K: 1 S: 8	H: 0 LOB: 0 BB: 1 P: 16	R: 0 E: 0 K: 1 S: 8	H: 1 LOB: 1 BB: 0 P: 11	R: 0 E: 0 K: 0 S: 5	H: 0 LOB: 1 BB: 0 P: 12	R: 1 E: 0 K: 0 S: 9	H: 1 LOB: 1 BB: 1 P: 16	R: 0 E: 0 K: 0 S: 10	H: 2 LOB: 2 BB: 0 P: 13	R: 0 E: 0 K: 0 S: 6	H: 0 LOB: 0 BB: 0 P: 8	R: 1 E: 0 K: 1 S: 24	H: 2 LOB: 3 BB: 2 P: 37	1B: 5 2B: 1 3B: 0 HR: 0	SF: 0 SAC: 1 DP: 1 HBP: 1	WP: 1 PB: 0 SB: 1 CS: 0	PA: 37							
PITCHER	IP	WLS	BF	H	R	ER	SO	BB	IBB	HBP	BLK	WP	HR	S	P	ERA	WHIP										
Jimmy Anderson, L ERA: 5.61 Omar Olivares, R ERA: 8.11 Scott Sauerbeck, L ERA: 5.4 Mike Fetters, R ERA: 5.9	(1, 1) (8, 1) (8, 1) (9, 1)	7.0 0.2 0.1 1.0	27 2 1 7	4 0 0 2	1 0 0 1	1 0 0 1	3 0 0 1	3 0 0 2	0 0 0 0	1 0 0 0	0 0 0 0	0 0 0 1	0 0 0 0	5 7 1 24	93 1 1 37	1.29 0.00 0.00 9.00	1.000 0.000 0.000 4.000										

Milwaukee Brewers @ Pittsburgh Pirates
PNC Park, Pittsburgh, PA
Mon Sep 03 2001, 7:05 PM EDT
Att: 29,003 - Sunny - 77 F

AB	30
R	2
H	6
RBI	2
BB	5
SO	4
LOB	13



Batter	1	2	3	4	5	6	7	8	9	AB	R	H	RBI	BB	SO	LOB	BOTTOM										
18 Jason Kendall, R OBP: 0.334, SLG: 0.372 (1, 9)	0-0 F9		4-0 2B BB							3	0	0	0	1	1	1											
2 Jack Wilson, R OBP: 0.259, SLG: 0.315 (1, 6)	1-0 CS 1B		4-1 1-2 BB			2-2 F8	4-2 BB			2	0	1	0	2	0	0											
Brian Giles, L OBP: 0.397, SLG: 0.609 (1, 8) (8, 7)	3-3 K		0-1 F2			1-2 2B	0-2 G4-3			4	0	1	0	0	1	5											
Aramis Ramirez, R OBP: 0.359, SLG: 0.557 (1, 5)		1-2 E5 2B	2-2 F8			4-0 IBB		1-2 L5		3	1	0	0	1	0	2											
Kevin Young, R OBP: 0.308, SLG: 0.407 (1, 3)		3-2 F9 1H 2B		0-3 K		1-1 F9		3-2 G1-3		4	0	1	1	0	1	2											
Rob Mackowiak, L OBP: 0.343, SLG: 0.416 Gary Matthews, S OBP: 0.325, SLG: 0.378 (1, 7) (8, 8)		1-3 K		1-2 F7		2-3 K		2-0 G4-3		3	0	0	0	0	2	3											
Keith Osik, R OBP: 0.295, SLG: 0.296 (1, 2)		0-0 F9		3-2 F8			1-1 2B		0-1 F7	4	1	1	0	0	0	1											
Pat Meares, R OBP: 0.246, SLG: 0.305 Abraham Nunez, S (9, PH) (9, 1)		1-3 K			1-0 F9		0-3 K		2-2 P4	3	0	0	0	0	2	2											
Jimmy Anderson, L ERA: 5.61 Warrin Morris, L ERA: 4.03 Omar Olivares, R ERA: 8.11 Scott Sauerbeck, L ERA: 5.4 Mike Fetters, R ERA: 5.9 Craig Wilson, R ERA: 1.97 (1, 1) (7, PH) (8, 1) (8, 1) (9, 1) (9, PH)			1-3 K		1-2 G6-3		1-1 2B		0-0 HR	2	0	0	0	0	1	0											
Inning Stats	R: 0 E: 0 K: 1 S: 6	H: 1 LOB: 1 BB: 0 P: 10	R: 1 E: 1 K: 2 S: 15	H: 1 LOB: 1 BB: 0 P: 21	R: 0 E: 0 K: 1 S: 11	H: 0 LOB: 2 BB: 2 P: 22	R: 0 E: 0 K: 1 S: 10	H: 0 LOB: 0 BB: 0 P: 14	R: 0 E: 0 K: 1 S: 11	H: 1 LOB: 2 BB: 1 P: 21	R: 1 E: 0 K: 1 S: 18	H: 2 LOB: 2 BB: 1 P: 24	R: 0 E: 0 K: 0 S: 7	H: 0 LOB: 0 BB: 0 P: 13	R: 1 E: 0 K: 0 S: 6	H: 1 LOB: 0 BB: 0 P: 8	1B: 1 2B: 5 3B: 0 HR: 1	SF: 0 SAC: 0 DP: 1 HBP: 0	WP: 0 PB: 0 SB: 0 CS: 1	PA: 36							
PITCHER	IP	WLS	BF	H	R	ER	SO	BB	IBB	HBP	BLK	WP	HR	S	P	ERA	WHIP										
Ruben Quevedo, R ERA: 3.82 Ray King, L ERA: 4.03 Gus Gandarillas, R ERA: 3.86 Chad Fox, R ERA: 1.97	(1, 1) (7, 1) (8, 1) (9, 1)	6.2 0.1 1.0 0.2	29 1 3 L 3	5 0 0 1	2 0 0 1	1 0 0 1	8 0 0 0	3 0 0 1	0 0 0 0	0 0 0 0	0 0 0 0	0 0 0 0	0 0 0 1	4 4 7 6	122 4 13 8	1.35 0.00 0.00 13.50	1.200 0.000 0.000 1.500										

Milwaukee Brewers @ Pittsburgh Pirates
PNC Park, Pittsburgh, PA
Mon Sep 03 2001, 7:05 PM EDT
Att: 29,003 - Sunny - 77 F

AB	32
R	3
H	6
RBI	3
BB	4
SO	8
LOB	16



Batter	1	2	3	4	5	6	7	8	9	AB	R	H	RBI	BB	SO	LOB	TOP			
Devon White, S (1,8) OBP: 0.346, SLG: 0.465	1-1 F9		4-2 BB		1-2 G4-3		2-2 F8		4-1 BB	3	0	0	0	2	0	0	Milwaukee Brewers @ Pittsburgh Pirates PNC Park, Pittsburgh, PA Tue Sep 04 2001, 7:05 PM EDT Att: 17,293 - Sunny - 79 F			
Mark Loretta, R (1,4) OBP: 0.350, SLG: 0.363	3-2 G4-3		3-1 P4		0-0 1B		1-2 F9		0-3 K	5	0	1	0	0	1	5				
Geoff Jenkins, L (1,7) OBP: 0.343, SLG: 0.484	0-0 G4-3			1-1 HR	0-1 G3-4-3			1-3 K		4	1	1	1	0	1	1				
Richie Sexson, R (1,3) OBP: 0.337, SLG: 0.525 Angel Echevarria, R (8,3) OBP: 0.289, SLG: 0.368		0-1 G4-3		1-2 G6-5-3 HBP		0-1 G6-3		2-3 K		3	0	0	0	0	1	0				
Jeromy Burnitz, L (1,9) OBP: 0.348, SLG: 0.498		4-2 G6-4-3 BB		0-0 G6-5-3		2-2 FC1-6 2B		0-0 B1-3		3	0	1	0	1	0	1				
José Hernández, R (1,6) OBP: 0.301, SLG: 0.447		0-1 G6-4-3		2-2 HR		3-2 FC1-6 BB		4-1 G1-3 BB		3	1	1	1	1	0	2				
Luis Lopez, S (1,5) OBP: 0.326, SLG: 0.367			0-0 F8 2B	0-0 1B		4-0 FC6-4 BB		0-1 F8		3	0	2	0	1	0	1				
Henry Blanco, R (1,2) OBP: 0.284, SLG: 0.317 Mark Sweeney, L (9,PH) OBP: 0.363, SLG: 0.457			1-2 F8	0-0 F7		2-1 FC6-4		4-2 G1-3 BB		3	0	0	0	0	0	4				
Allen Levrault, R (1,1) OBP: 0.091, SLG: 0.065 Alex Sanchez, L (7,PH) OBP: 0.250, SLG: 0.306 Ray King, L (7,1) 47 Mike Buddie, R (8,1) OBP: 0.250, SLG: 0.250 Lou Collier, R (9,PH) OBP: 0.392, SLG: 0.452			0-3 K		3-2 P4		0-2 G5-3		2-0 G1-3	2	0	0	0	0	1	1				
Inning Stats	R: 0 E: 0 K: 0 S: 7	H: 0 LOB: 0 BB: 0 P: 11	R: 0 E: 0 K: 0 S: 6	H: 0 LOB: 0 BB: 1 P: 10	R: 0 E: 0 K: 1 S: 11	H: 1 LOB: 2 BB: 1 P: 19	R: 2 E: 0 K: 0 S: 10	H: 3 LOB: 1 BB: 0 P: 14	R: 0 E: 0 K: 0 S: 12	H: 1 LOB: 1 BB: 0 P: 16	R: 0 E: 0 K: 0 S: 9	H: 0 LOB: 0 BB: 0 P: 12	R: 0 E: 0 K: 2 S: 7	H: 0 LOB: 0 BB: 0 P: 10	R: 0 E: 0 K: 1 S: 11	H: 0 LOB: 3 BB: 3 P: 25		1B: 2 2B: 2 3B: 0 HR: 2	SF: 0 SAC: 0 DP: 2 HBP: 1	WP: 0 PB: 0 CS: 0
PITCHER	IP WLS BF H R ER SO BB IBB HBP BLK WP HR S P ERA WHIP																			
Bronson Arroyo, R (1,1) ERA: 5.5	5.0 W 21 5 2 2 1 2 0 1 0 0 2 46 70 3.60 1.400																			
Mike Lincoln, R (6,1) ERA: 2.09	2.0 H 8 1 0 0 0 1 0 0 0 0 0 19 33 0.00 1.000																			
Scott Sauerbeck, L (8,1) ERA: 5.3	1.0 H 3 0 0 0 2 0 0 0 0 0 0 7 10 0.00 0.000																			
Mike Fetters, R (9,1) ERA: 5.75	1.0 S 6 0 0 0 1 3 0 0 0 0 0 0 11 25 0.00 3.000																			

Batter	1	2	3	4	5	6	7	8	9	AB	R	H	RBI	BB	SO	LOB	BOTTOM			
Gary Matthews, S (1,8) OBP: 0.321, SLG: 0.374	3-2 F9	0-1 F5		0-3 K			1-0 G5-3			4	0	0	0	0	1	0	Milwaukee Brewers @ Pittsburgh Pirates PNC Park, Pittsburgh, PA Tue Sep 04 2001, 7:05 PM EDT Att: 17,293 - Sunny - 79 F			
Rob Mackowiak, L (1,9) OBP: 0.343, SLG: 0.414 Chad Hermansen, R (7,PH) (8,9)	1-2 BB 1B	2-3 K		0-2 L7			1-3 K			3	1	1	0	0	1	0				
Aramis Ramirez, R (1,5) OBP: 0.358, SLG: 0.555	0-1 BB 1B	1-0 F7		1-3 K			1-0 F8			4	1	1	0	0	1	0				
Brian Giles, L (1,7) OBP: 0.399, SLG: 0.611	4-1 BB 1B		4-0 FC1-6 BB		2-2 G3-1		0-2 18 CS			2	1	1	0	2	0	0				
1B Jason Kendall, R (1,2) OBP: 0.336, SLG: 0.372	2-2 2B BB		2-2 FC1-6 BB		3-2 P4		0-1 CS			3	1	1	1	0	0	1				
Warren Morris, L (1,4) OBP: 0.250, SLG: 0.354 Abraham Nunez, S (8,4)	1-2 SF9 HBP		3-1 F8		1-2 F8		4-1 CS			3	1	1	2	0	0	1				
Craig Wilson, R (1,3) OBP: 0.368, SLG: 0.571 Kevin Young, R (8,3)	1-3 2H 3H		1-1 SF9 2B		1-1 F9		3-3 BB			1	0	0	1	0	0	0				
2 Jack Wilson, R (1,6) OBP: 0.263, SLG: 0.316	2-3 3H		1-2 HBP		0-0 F9		0-1 K			1	0	0	0	0	1	1				
Bronson Arroyo, R (1,1) Mike Lincoln, R (6,1) Scott Sauerbeck, R (8,1) Mike Fetters, R (9,1)	3-H 1B		1-3 K		0-0 F9		3-2 G6-3			2	0	0	0	0	2	4				
Inning Stats	R: 5 E: 0 K: 1 S: 21	H: 4 LOB: 1 BB: 1 P: 35	R: 0 E: 0 K: 1 S: 12	H: 0 LOB: 0 BB: 0 P: 15	R: 0 E: 0 K: 1 S: 10	H: 0 LOB: 2 BB: 2 P: 25	R: 0 E: 0 K: 2 S: 9	H: 0 LOB: 0 BB: 0 P: 10	R: 0 E: 0 K: 0 S: 11	H: 0 LOB: 0 BB: 0 P: 17	R: 0 E: 0 K: 0 S: 6	H: 0 LOB: 0 BB: 0 P: 9	R: 0 E: 0 K: 1 S: 5	H: 0 LOB: 0 BB: 0 P: 8	R: 0 E: 0 K: 1 S: 10	H: 2 LOB: 1 BB: 1 P: 16		1B: 4 2B: 2 3B: 0 HR: 0	SF: 1 SAC: 0 DP: 0 HBP: 2	WP: 0 PB: 0 CS: 2
PITCHER	IP WLS BF H R ER SO BB IBB HBP BLK WP HR S P ERA WHIP																			
Allen Levrault, R (1,1) ERA: 5.76	6.0 L 27 4 5 5 5 3 0 2 0 0 0 69 111 7.50 1.167																			
Ray King, L (7,1) ERA: 3.94	1.0 4 1 0 0 1 0 0 0 0 0 0 8 11 0.00 1.000																			
47 Mike Buddie, R (8,1) ERA: 3.24	1.0 3 1 0 0 1 1 0 0 0 0 0 7 13 0.00 2.000																			

Batter	1	2	3	4	5	6	7	8	9	AB	R	H	RBI	BB	SO	LOB	TOP					
Devon White, S (1, 8) OBP: 0.345, SLG: 0.468	0-3 K		0-0 G4-3			0-0 F7			0-2 G6-3 3B	4	1	1	0	0	1	2						
Mark Loretta, R (1, 4) OBP: 0.346, SLG: 0.359	1-1 G6-3			3-2 G6-3		1-3 K			0-0 G6-3	4	0	0	1	0	1	1						
Geoff Jenkins, L (1, 7) OBP: 0.339, SLG: 0.478	3-3 K			0-0 F7					0-2 G3	4	0	0	0	0	2	0						
Richie Sexson, R (1, 3)		0-1 F9		1-2 F9					0-2 G5-3	4	0	1	0	0	0	0						
Jeremy Burnitz, L (1, 9) OBP: 0.346, SLG: 0.495		3-3 K			1-3 K				1-1 FC1-5 FC6-4 1B	3	0	0	0	0	2	1						
José Hernández, R (1, 6) OBP: 0.300, SLG: 0.444		3-2 G6-3			3-3 K				1-0 FC6-4 1-2	3	0	0	0	0	1	1						
Luis Lopez, S (1, 5) OBP: 0.326, SLG: 0.367			1-1 G5-1-3 1B		1-0 G3				1-0 F8	3	0	1	0	0	0	0						
Henry Blanco, R (1, 2) OBP: 0.282, SLG: 0.314			1-1 P4			0-0 G5-3			0-1 G5-3	3	0	0	0	0	0	1						
Jamey Wright, R (1, 1) OBP: 0.246, SLG: 0.224			0-1 G5-1-3			2-2 E6			2-3 K	1	0	0	0	0	0	1						
Alex Sanchez, L (6, PH) OBP: 0.245, SLG: 0.300										1	0	0	0	0	0	0						
Gus Gandarillas, R (6, PH)										0	0	0	0	0	0	0						
Mark Sweeney, L (8, PH)										1	0	0	0	0	1	0						
Brandon Kolb, R (8, 1)										0	0	0	0	0	0	0						
Inning Stats	R: 0 E: 0 K: 2 S: 8	H: 0 LOB: 0 BB: 0 P: 12	R: 0 E: 0 K: 1 S: 10	H: 0 LOB: 0 BB: 0 P: 16	R: 0 E: 0 K: 0 S: 7	H: 1 LOB: 1 BB: 0 P: 9	R: 0 E: 0 K: 0 S: 8	H: 0 LOB: 0 BB: 0 P: 12	R: 0 E: 0 K: 2 S: 8	H: 0 LOB: 0 BB: 0 P: 13	R: 0 E: 1 K: 1 S: 8	H: 0 LOB: 1 BB: 0 P: 11	R: 0 E: 0 K: 1 S: 7	H: 0 LOB: 0 BB: 0 P: 10	R: 0 E: 0 K: 1 S: 8	H: 0 LOB: 0 BB: 0 P: 11	R: 1 E: 0 K: 0 S: 13	H: 1 LOB: 0 BB: 0 P: 13	1B: 2 2B: 0 3B: 1 HR: 0	SF: 0 SAC: 0 DP: 0 HBP: 0	WP: 0 PB: 0 CS: 0	PA: 31
PITCHER Todd Ritchie, R (1, 1) ERA: 4.38	IP: 9.0 WLS: W BF: 31 H: 3 R: 1 ER: 1 SO: 8 BB: 0 IBB: 0 HBP: 0 BLK: 0 WP: 0 HR: 0 S: 77 P: 107 ERA: 1.00 WHIP: 0.333															PITCHER	IP: 9.0 WLS: W BF: 31 H: 3 R: 1 ER: 1 SO: 8 BB: 0 IBB: 0 HBP: 0 BLK: 0 WP: 0 HR: 0 S: 77 P: 107 ERA: 1.00 WHIP: 0.333					

Milwaukee Brewers @ Pittsburgh Pirates
PNC Park, Pittsburgh, PA
Wed Sep 05 2001, 7:05 PM EDT
Att: 18,866 - Sunny - 78 F

AB	31
R	1
H	3
RBI	1
BB	0
SO	8
LOB	7



Batter	1	2	3	4	5	6	7	8	9	AB	R	H	RBI	BB	SO	LOB	BOTTOM			
Chad Hermansen, R (1, 9)	2-2 G5-3	0-0 P6		0-0 G5-3		2-2 G6-3				4	0	0	1	0	0	3				
Gary Matthews, S (1, 8) OBP: 0.321, SLG: 0.371	2-1 G4-3		0-0 L4		0-1 G3-1	2-3 3H 4-2 BB				3	0	0	0	1	0	0				
Aramis Ramirez, R (1, 5) OBP: 0.359, SLG: 0.553	2-3 K		4-1 18 HBP 1B BB		0-1 1B	0-2 F7				3	1	1	0	1	1	2				
Brian Giles, L (1, 7) OBP: 0.402, SLG: 0.611		4-1 G3-1 18 1B SF8 BB	3-1 18 HBP 1B BB		0-1 1B				1-3 K	3	2	2	0	1	1	0				
1B Jason Kendall, R (1, 2) OBP: 0.337, SLG: 0.372		1-1 SF8 G3-1 1B	1-1 1B HBP		1-2 L6				0-0 G5-3	3	1	1	0	0	0	2				
Warren Morris, L (1, 4) OBP: 0.250, SLG: 0.346		1-2 G3-1	1-2 1B HBP		2-0 G4-3				0-1 F7	4	0	1	2	0	0	4				
Mendy López, R (8, 4) OBP: 0.273, SLG: 0.300		1-2 2-3	1-3 2H 3H 1B							0	0	0	0	0	0	0				
Kevin Young, R (1, 3) OBP: 0.308, SLG: 0.495		0-1 SF8	2-3 SAFE K			2-1 SH2-4 2 1B G6-3 1B			2-2 P3	3	1	1	1	0	1	2				
2 Jack Wilson, R (1, 6) OBP: 0.265, SLG: 0.316		4-1 1B IBB		0-1 G5-3		2-1 G6-3 SH2-4 1B			3-2 G4-3	3	0	1	0	1	0	0				
Todd Ritchie, R (1, 1) OBP: 0.211, SLG: 0.204		0-0 1B		1-2 G3		0-0 SH2-4			1-3 K	3	0	1	1	0	1	0				
Inning Stats	R: 0 E: 0 K: 1 S: 10	H: 0 LOB: 0 BB: 0 P: 16	R: 2 E: 0 K: 0 S: 12	H: 2 LOB: 2 BB: 2 P: 22	R: 2 E: 0 K: 1 S: 13	H: 2 LOB: 1 BB: 1 P: 24	R: 0 E: 0 K: 0 S: 7	H: 0 LOB: 0 BB: 0 P: 8	R: 0 E: 0 K: 0 S: 11	H: 2 LOB: 2 BB: 0 P: 14	R: 1 E: 0 K: 0 S: 14	H: 2 LOB: 2 BB: 1 P: 23	R: 0 E: 0 K: 1 S: 6	H: 0 LOB: 0 BB: 0 P: 7	R: 0 E: 0 K: 1 S: 9	H: 0 LOB: 0 BB: 0 P: 15	1B: 8 2B: 0 3B: 0 HR: 0	SF: 1 SAC: 1 DP: 0 HBP: 1	WP: 0 PB: 0 CS: 0	PA: 36
PITCHER Jamey Wright, R (1, 1) ERA: 4.24	IP: 5.0 WLS: L BF: 24 H: 4 R: 4 ER: 4 SO: 2 BB: 2 IBB: 1 HBP: 0 BLK: 0 WP: 0 HR: 0 S: 53 P: 84 ERA: 7.20 WHIP: 1.600															PITCHER	IP: 5.0 WLS: L BF: 24 H: 4 R: 4 ER: 4 SO: 2 BB: 2 IBB: 1 HBP: 0 BLK: 0 WP: 0 HR: 0 S: 53 P: 84 ERA: 7.20 WHIP: 1.600			
Gus Gandarillas, R (6, 1) ERA: 4.0	2.0 9 2 1 1 1 1 0 0 0 0 0 20 30 4.50 1.500															PITCHER	2.0 9 2 1 1 1 1 0 0 0 0 0 20 30 4.50 1.500			
Brandon Kolb, R (8, 1) ERA: 12.15	1.0 3 0 0 0 0 1 0 0 0 0 9 15 0.00 0.000															PITCHER	1.0 3 0 0 0 0 1 0 0 0 0 9 15 0.00 0.000			

Milwaukee Brewers @ Pittsburgh Pirates
PNC Park, Pittsburgh, PA
Wed Sep 05 2001, 7:05 PM EDT
Att: 18,866 - Sunny - 78 F

AB	29
R	5
H	8
RBI	5
BB	4
SO	4
LOB	13



Batter	1	2	3	4	5	6	7	8	9	AB	R	H	RBI	BB	SO	LOB	TOP		
Todd Walker, L (1.4) OBP: 0.360, SLG: 0.480	1-1 2B		2-2 G3	3-2 1B			2-2 2B 1B	1-3 K		5	1	3	2	0	1	0	Cincinnati Reds @ Pittsburgh Pirates PNC Park, Pittsburgh, PA Thu Sep 06 2001, 7:05 PM EDT Att: 20,683 - Sunny - 75 F		
Adam Dunn, L (1.9) OBP: 0.373, SLG: 0.565	0-1 G1-3			1-3 2H 3H 1B			4-1 2B BB	0-3 K		4	2	1	0	1	1	3			
Ken Griffey Jr., L (1.8) OBP: 0.381, SLG: 0.566	0-1 G5-3			0-1 L9	0-1 G4-3		1-0 SH1-3 1H 2H 2B SF8	2-3 K		5	1	1	2	0	1	2			
Sean Casey, L (1.3) OBP: 0.381, SLG: 0.483	0-1 G4-3			2-0 E4 1B	2-2 G4-3		4-0 SF8 SH1-3 BB	0-1 G6-3		4	1	0	0	1	0	2			
Aaron Boone, R (1.5) OBP: 0.358, SLG: 0.503		0-1 F9 1B		3-2 1B 1B	1-0 1B		1-1 SH1-3	1-3 K		4	1	3	1	0	1	0			
Dmitri Young, S (1.7) OBP: 0.352, SLG: 0.481	2-2 F9			1-3 3H 2-1 1B	3-1 F9		4-0 IBB			3	0	1	1	1	0	2			
Scott Sullivan, R (7.1)										0	0	0	0	0	0	0			
Danny Graves, R (9.1) OBP: 0.250, SLG: 1.000	1-2 F9			1-3 FC1-2 1B						0	0	0	0	0	0	0			
Pokey Reese, R (1.6) OBP: 0.292, SLG: 0.354	0-1 P6			2-1 FC1-2 1B		1-2 G6-3	0-1 SF8			3	1	1	2	0	0	0			
Jason LaRue, R (1.2) OBP: 0.298, SLG: 0.402				1-0 F8	1-0 FC1-2 1B		2-3 K	1-1 F7		4	1	0	0	0	1	4			
Jose Acevedo, R (1.1) OBP: 0.115, SLG: 0.154				3-2 G5-3	4-2 1B		1-1 F8	2-3 K		1	0	0	0	0	0	0			
51 Scott MacRae, R (3.1)										0	0	0	0	0	0	0			
Brady Clark, R (4. PH) OBP: 0.382, SLG: 0.466										0	0	0	0	1	0	0			
Jim Brower, R (4.1) OBP: 0.320, SLG: 0.360										1	0	0	0	0	0	0			
Ruben Rivera, R (7.9) OBP: 0.332, SLG: 0.445					1-2 BB					1	0	0	0	0	1	0			
Inning Stats	R: 0 E: 0 K: 0 S: 8	H: 1 LOB: 1 BB: 0 P: 9	R: 0 E: 0 K: 0 S: 7	H: 1 LOB: 0 BB: 0 P: 9	R: 0 E: 0 K: 0 S: 8	H: 0 LOB: 0 BB: 0 P: 14	R: 5 E: 1 K: 0 S: 25	H: 5 LOB: 2 BB: 1 P: 44	R: 0 E: 0 K: 1 S: 9	H: 0 LOB: 1 BB: 0 P: 13	R: 3 E: 0 K: 0 S: 11	H: 2 LOB: 2 BB: 3 P: 28	R: 0 E: 0 K: 3 S: 9	H: 0 LOB: 0 BB: 0 P: 12	R: 0 E: 0 K: 2 S: 9	H: 0 LOB: 0 BB: 0 P: 12	1B: 8 2B: 2 3B: 0 HR: 0	SF: 1 SAC: 1 DP: 0 HBP: 0	WP: 0 PA: 41 PB: 0 SB: 1 CS: 0
PITCHER	IP WLS BF H R ER SO BB IBB HBP BLK WP HR S P ERA WHIP	IP WLS BF H R ER SO BB IBB HBP BLK WP HR S P ERA WHIP	IP WLS BF H R ER SO BB IBB HBP BLK WP HR S P ERA WHIP	IP WLS BF H R ER SO BB IBB HBP BLK WP HR S P ERA WHIP	IP WLS BF H R ER SO BB IBB HBP BLK WP HR S P ERA WHIP	IP WLS BF H R ER SO BB IBB HBP BLK WP HR S P ERA WHIP	IP WLS BF H R ER SO BB IBB HBP BLK WP HR S P ERA WHIP	IP WLS BF H R ER SO BB IBB HBP BLK WP HR S P ERA WHIP	IP WLS BF H R ER SO BB IBB HBP BLK WP HR S P ERA WHIP	IP WLS BF H R ER SO BB IBB HBP BLK WP HR S P ERA WHIP	IP WLS BF H R ER SO BB IBB HBP BLK WP HR S P ERA WHIP	IP WLS BF H R ER SO BB IBB HBP BLK WP HR S P ERA WHIP	IP WLS BF H R ER SO BB IBB HBP BLK WP HR S P ERA WHIP	IP WLS BF H R ER SO BB IBB HBP BLK WP HR S P ERA WHIP	IP WLS BF H R ER SO BB IBB HBP BLK WP HR S P ERA WHIP	IP WLS BF H R ER SO BB IBB HBP BLK WP HR S P ERA WHIP	IP WLS BF H R ER SO BB IBB HBP BLK WP HR S P ERA WHIP		
Dave Williams, L (1.1) ERA: 3.91	3.2	19	7	5	2	0	1	0	0	0	0	0	0	45	72	4.91	2.182		
Joe Beigel, L (4.1) ERA: 5.33	2.1	8	1	0	0	1	0	0	0	0	0	0	0	20	31	0.00	0.429		
Rich Loiselle, R (7.1) ERA: 13.15	0.1	L 6	2	3	3	0	2	1	0	0	0	0	0	7	23	81.00	12.000		
Josias Manzanillo, R (7.1) ERA: 3.36	1.2	5	0	0	0	3	0	0	0	0	0	0	0	13	17	0.00	0.000		
Scott Sauerbeck, L (9.1) ERA: 5.2	1.0	3	0	0	0	2	0	0	0	0	0	0	0	9	12	0.00	0.000		



AB	35
R	8
H	10
RBI	8
BB	4
SO	6
LOB	13

Batter	1	2	3	4	5	6	7	8	9	AB	R	H	RBI	BB	SO	LOB	BOTTOM		
Chad Hermansen, R (1.8) OBP: 0.100, SLG: 0.200	1-1 SH5-3 1B 2B	1-0 G1-3		0-3 K2-3			3-3 K	1-1 G6-3		5	1	1	0	0	2	3	Cincinnati Reds @ Pittsburgh Pirates PNC Park, Pittsburgh, PA Thu Sep 06 2001, 7:05 PM EDT Att: 20,683 - Sunny - 75 F		
Rob Mackowiak, L (1.9) OBP: 0.341, SLG: 0.410	0-1 SH5-3		0-1 1B E	0-0 G1-4-3			2-3 K	0-2 F7		4	1	1	0	0	1	2			
Aramis Ramirez, R (1.5) OBP: 0.361, SLG: 0.554	0-1 1B		0-1 1B E	2-2 G1-3			0-1 G4-3 1B	0-1 F7		5	2	3	1	0	0	0			
Brian Giles, L (1.7) OBP: 0.398, SLG: 0.605	1-2 P6		2-2 F8		1-0 G4-3		2-0 G4-3	0-0 G6-3		5	0	0	0	0	0	4			
1B Jason Kendall, R (1.2) OBP: 0.337, SLG: 0.372	0-1 G5-3		0-0 E5	0-0 F8			0-1 HBP 1B	0-1 G3		5	1	2	2	0	0	1			
Warren Morris, L (1.4) OBP: 0.233, SLG: 0.321		0-0 F7	2-2 E3		0-0 G6-3		2-2 F8			4	0	0	1	0	0	1			
Kevin Young, R (1.3) OBP: 0.312, SLG: 0.410		0-2 G3 2B 1B	0-2 F9			0-0 SH5-3 2B	1-1 HBP			3	1	2	0	0	0	1			
2 Jack Wilson, R (1.6) OBP: 0.267, SLG: 0.315		3-1 G3	4-1 BB			0-0 SH5-3	0-1 G1-3			1	0	0	0	1	0	1			
Abraham Nunez, S (7. PH) OBP: 0.326, SLG: 0.338		1-2 G3				2-3 SH5-3				1	0	0	0	0	0	2			
Dave Williams, L (1.1) OBP: 0.143, SLG: 0.214		0-2 2B	1-3 K			4-2 BB		1-3 K		2	0	1	1	0	1	2			
Joe Beigel, L (4.1) ERA: 5.33	2.1	8	1	0	0	1	0	0	0	0	0	0	0	20	31	0.00	0.429		
Gary Mathews, S (5. PH) OBP: 0.280, SLG: 0.280	0.2	3	0	0	0	1	0	0	0	0	0	0	0	1	0	0			
Rich Loiselle, R (7.1) ERA: 13.15	0.1	L 6	2	3	3	0	2	1	0	0	0	0	0	7	23	81.00	12.000		
Josias Manzanillo, R (7.1) ERA: 3.36	1.2	5	0	0	0	3	0	0	0	0	0	0	0	13	17	0.00	0.000		
Mendy Lopez, R (8. PH) OBP: 0.250, SLG: 0.250	1.0	3	0	0	0	2	0	0	0	0	0	0	0	9	12	0.00	0.000		
Scott Sauerbeck, R (9.1) ERA: 5.2	1.0	3	0	0	0	2	0	0	0	0	0	0	0	9	12	0.00	0.000		
Inning Stats	R: 1 E: 0 K: 0 S: 11	H: 2 LOB: 1 BB: 0 P: 13	R: 1 E: 0 K: 0 S: 10	H: 2 LOB: 1 BB: 0 P: 14	R: 3 E: 2 K: 1 S: 20	H: 3 LOB: 2 BB: 1 P: 29	R: 0 E: 0 K: 1 S: 7	H: 0 LOB: 0 BB: 0 P: 9	R: 0 E: 0 K: 2 S: 10	H: 1 LOB: 2 BB: 1 P: 19	R: 1 E: 0 K: 0 S: 12	H: 2 LOB: 2 BB: 0 P: 17	R: 0 E: 0 K: 1 S: 8	H: 0 LOB: 0 BB: 0 P: 10	R: 0 E: 0 K: 0 S: 5	H: 0 LOB: 0 BB: 0 P: 5	1B: 7 2B: 3 3B: 0 HR: 0	SF: 0 SAC: 2 DP: 0 HBP: 1	WP: 0 PA: 41 PB: 0 SB: 0 CS: 0
PITCHER	IP WLS BF H R ER SO BB IBB HBP BLK WP HR S P ERA WHIP	IP WLS BF H R ER SO BB IBB HBP BLK WP HR S P ERA WHIP	IP WLS BF H R ER SO BB IBB HBP BLK WP HR S P ERA WHIP	IP WLS BF H R ER SO BB IBB HBP BLK WP HR S P ERA WHIP	IP WLS BF H R ER SO BB IBB HBP BLK WP HR S P ERA WHIP	IP WLS BF H R ER SO BB IBB HBP BLK WP HR S P ERA WHIP	IP WLS BF H R ER SO BB IBB HBP BLK WP HR S P ERA WHIP	IP WLS BF H R ER SO BB IBB HBP BLK WP HR S P ERA WHIP	IP WLS BF H R ER SO BB IBB HBP BLK WP HR S P ERA WHIP	IP WLS BF H R ER SO BB IBB HBP BLK WP HR S P ERA WHIP	IP WLS BF H R ER SO BB IBB HBP BLK WP HR S P ERA WHIP	IP WLS BF H R ER SO BB IBB HBP BLK WP HR S P ERA WHIP	IP WLS BF H R ER SO BB IBB HBP BLK WP HR S P ERA WHIP	IP WLS BF H R ER SO BB IBB HBP BLK WP HR S P ERA WHIP	IP WLS BF H R ER SO BB IBB HBP BLK WP HR S P ERA WHIP	IP WLS BF H R ER SO BB IBB HBP BLK WP HR S P ERA WHIP			
Joe Beigel, L (4.1) ERA: 5.33	2.1	8	1	0	0	1	0	0	0	0	0	0	0	20	31	0.00	0.429		
51 Scott MacRae, R (3.1) ERA: 2.69	0.2	3	0	0	0	1	0	0	0	0	0	0	0	7	12	0.00	1.500		
Jim Brower, R (4.1) ERA: 3.81	3.0	W 11	1	0	0	3	1	0	0	0	0	0	0	20	32	0.00	0.667		
Scott Sullivan, R (7.1) ERA: 3.85	2.0	H 9	2	1	1	1	0	0	1	0	0	0	0	20	27	4.50	1.000		
Danny Graves, R (9.1) ERA: 3.93	1.0	S 3	0	0	0	0	0	0	0	0	0	0	0	5	5	0.00	0.000		



AB	36
R	6
H	10
RBI	5
BB	2
SO	5
LOB	17

Batter	1	2	3	4	5	6	7	8	9	AB	R	H	RBI	BB	SO	LOB	TOP				
Todd Walker, L (1,4) OBP: 0.359, SLG: 0.478	L3		1B WP		G3		K			4	1	1	0	0	1	0	Cincinnati Reds @ Pittsburgh Pirates PNC Park, Pittsburgh, PA Fri Sep 07 2001, 7:05 PM EDT Att: 33,800 - Sunny - 82 F				
Dmitri Young, S (1,7) OBP: 0.353, SLG: 0.481	1B		G4-3 WP 1B		G6-3			P4		4	0	2	0	0	0	0					
Ken Griffey Jr., L (1,8) OBP: 0.380, SLG: 0.562	F7		K		1B			G3		4	0	1	0	0	1	2					
Sean Casey, L (1,3) OBP: 0.380, SLG: 0.481	F7		G4-3		F9			1B		4	0	1	0	0	0	3					
Aaron Boone, R (1,5) OBP: 0.355, SLG: 0.497		K	K			K		F8		4	0	0	0	0	3	2					
Adam Dunn, L (1,9) OBP: 0.371, SLG: 0.557		1B E		F5		G3			F5	4	0	1	0	0	0	0					
Pokey Reese, R (1,6) OBP: 0.289, SLG: 0.351		FC6		L6		G6-3			G6-3	4	0	0	0	0	0	1					
Corky Miller, R (1,2) OBP: 0.286, SLG: 0.167		K		FC6-4 1B			F6		G6-3	3	0	1	0	0	1	2					
Brady Clark, R (9, PH) OBP: 0.379, SLG: 0.462		K							G6-3	1	0	0	0	0	0	0					
59 Lance Davis, R (1,1) OBP: 0.143, SLG: 0.179		K		FC6-4			F8			2	0	0	0	0	1	3					
51 Scott MacRae, R (6,1)										0	0	0	0	0	0	0					
Robin Jennings, L (7, PH) OBP: 0.258, SLG: 0.395										1	0	0	0	0	0	0					
Chris Piersoll, R (7,1)										0	0	0	0	0	0	0					
Inning Stats	R: 0 E: 0 K: 0 S: 8	H: 1 LOB: 1 BB: 0 P: 12	R: 0 E: 1 K: 3 S: 14	H: 1 LOB: 2 BB: 0 P: 17	R: 1 E: 0 K: 2 S: 11	H: 2 LOB: 1 BB: 0 P: 15	R: 0 E: 0 K: 0 S: 9	H: 1 LOB: 1 BB: 0 P: 14	R: 0 E: 0 K: 1 S: 7	H: 0 LOB: 0 BB: 0 P: 13	R: 0 E: 0 K: 1 S: 7	H: 0 LOB: 0 BB: 0 P: 9	R: 0 E: 0 K: 0 S: 10	H: 1 LOB: 1 BB: 0 P: 14	R: 0 E: 0 K: 0 S: 8	H: 0 LOB: 0 BB: 0 P: 11	1B: 7 2B: 0 3B: 0 HR: 0	SF: 0 SAC: 0 DP: 0 HBP: 0	WP: 1 PB: 0 SB: 0 CS: 0	PA: 35	
PITCHER	IP WLS BF H R ER SO BB IBB HBP BLK WP HR S P ERA WHIP																				
Tony McKnight, R (1,1) ERA: 3.75	6.2 W 27	6 1 1 6	0 0 0 0	1 0 59 81	1.35 0.900																
Scott Sauerbeck, L (7,1) ERA: 5.1	1.0 H 4	1 0 0 1	0 0 0 0	0 0 13 19	0.00 1.000																
Omar Olivares, R (8,1) ERA: 6.03	1.1 S 4	0 0 0 0	0 0 0 0	0 0 9 12	0.00 0.000																

AB 35
R 1
H 7
RBI 0
BB 0
SO 7
LOB 13



Batter	1	2	3	4	5	6	7	8	9	AB	R	H	RBI	BB	SO	LOB	BOTTOM				
Chad Hermansen, R (1,9) OBP: 0.143, SLG: 0.214	1B		F8		K		F7			4	0	1	0	0	1	3	Cincinnati Reds @ Pittsburgh Pirates PNC Park, Pittsburgh, PA Fri Sep 07 2001, 7:05 PM EDT Att: 33,800 - Sunny - 82 F				
Gary Matthews, S (1,8) OBP: 0.324, SLG: 0.372	K			1B		BB 1B	K			4	1	2	0	0	2	1					
Brian Giles, L (1,7) OBP: 0.397, SLG: 0.602	L8			P6		18 HBP 1B G6-4-3 BB		F9		3	1	0	0	1	0	2					
Aramis Ramirez, R (1,5) OBP: 0.360, SLG: 0.552	G6-3			F9		G6-4-3 18 HBP 1B		K		4	0	1	1	0	1	2					
1B Jason Kendall, R (1,2) OBP: 0.340, SLG: 0.372		CS BB		G6-3		G6-4-3 HBP		1B		2	0	1	0	1	0	1					
Kevin Young, R (1,3) OBP: 0.311, SLG: 0.411	F7			G6-3		G6-4-3 1B		K		4	0	1	0	0	1	4					
Mendy López, R (1,4) OBP: 0.243, SLG: 0.265					G6-3 2B					3	0	0	0	0	1	3					
Scott Sauerbeck, R (7,1) ERA: 2.55	K				G6-3					0	0	0	0	0	0	0					
Omar Olivares, R (8,1) OBP: 0.222, SLG: 0.407										0	0	0	0	0	0	0					
2 Jack Wilson, R (1,6) OBP: 0.264, SLG: 0.312			K		G1-3			F8		3	0	0	0	0	1	1					
Tony McKnight, L (1,1)			K							1	0	0	0	1	1	0					
Abraham Nunez, S (7,4) OBP: 0.328, SLG: 0.338							S E BB			0	1	0	0	1	0	0					
Inning Stats	R: 0 E: 0 K: 1 S: 11	H: 1 LOB: 1 BB: 0 P: 16	R: 0 E: 0 K: 1 S: 5	H: 0 LOB: 0 BB: 1 P: 12	R: 0 E: 0 K: 2 S: 8	H: 0 LOB: 0 BB: 0 P: 12	R: 0 E: 0 K: 0 S: 10	H: 1 LOB: 1 BB: 0 P: 16	R: 0 E: 0 K: 1 S: 14	H: 1 LOB: 2 BB: 1 P: 24	R: 2 E: 0 K: 0 S: 7	H: 2 LOB: 1 BB: 1 P: 17	R: 1 E: 0 K: 1 S: 9	H: 0 LOB: 0 BB: 1 P: 18	R: 0 E: 0 K: 2 S: 12	H: 1 LOB: 1 BB: 0 P: 15	1B: 5 2B: 1 3B: 0 HR: 0	SF: 0 SAC: 0 DP: 1 HBP: 1	WP: 0 PB: 0 SB: 1 CS: 1	PA: 33	
PITCHER	IP WLS BF H R ER SO BB IBB HBP BLK WP HR S P ERA WHIP																				
59 Lance Davis, L (1,1) ERA: 4.98	5.0 L 22	5 2 2 5	0 0 0 0	0 0 51 89	3.60 1.600																
51 Scott MacRae, R (6,1) ERA: 2.55	1.0 3	0 0 0 0	0 0 1 0	0 0 4 8	0.00 0.000																
Chris Piersoll, R (7,1) ERA: 1.8	2.0 8	1 1 0 3	1 0 0 0	0 0 21 33	0.00 1.000																

AB 28
R 3
H 6
RBI 1
BB 4
SO 8
LOB 17




Batter	1	2	3	4	5	6	7	8	9	AB	R	H	RBI	BB	SO	LOB	TOP					
Pokey Reese, R OBP: 0.286, SLG: 0.347 (1, 6)	G6-3	G4-3		FC6-4			G6-3		G5-3	5	0	0	0	0	0	3	Cincinnati Reds @ Pittsburgh Pirates PNC Park, Pittsburgh, PA Sat Sep 08 2001, 7:05 PM EDT Att: 38,638 - Sunny - 82 F					
Dmitri Young, S OBP: 0.351, SLG: 0.477 (1, 7)	E1		G3		F5		G6-3			4	0	0	0	0	0	0						
Ken Griffey Jr., L OBP: 0.381, SLG: 0.560 (1, 8)	L9		G4-6-3		FC5-4			G3		3	0	1	0	0	0	1						
Sean Casey, L OBP: 0.379, SLG: 0.479 (1, 3)			G4-6-3		L8			K		4	0	1	0	0	1	2						
Aaron Boone, R OBP: 0.356, SLG: 0.497 (1, 5)	G5-3				FC5-4			1B		4	1	2	0	0	0	3						
Adam Dunn, L OBP: 0.373, SLG: 0.554 (1, 9)					L7					3	0	1	0	0	1	1						
Todd Walker, L OBP: 0.360, SLG: 0.480 (1, 4)					FC6-4			F7		4	1	2	0	0	0	3						
Jason LaRue, R OBP: 0.295, SLG: 0.398 (1, 2)			G1-3		FC6-4					4	0	0	1	0	0	2						
Elmer Dessens, R OBP: 0.208, SLG: 0.160 (1, 1)										2	0	2	1	0	0	0						
Jose Rijo, R (6, 1)										0	0	0	0	0	0	0						
Brady Clark, R OBP: 0.376, SLG: 0.457 (7, PH)										1	0	0	0	0	0	0						
Jim Brower, R OBP: 0.320, SLG: 0.360 (7, 1)										0	0	0	0	0	0	0						
Wilton Guerrero, S OBP: 0.341, SLG: 0.378 (9, PH)										1	0	0	0	0	0	0						
Inning Stats	R: 0 E: 1 K: 0 S: 10	H: 1 LOB: 2 BB: 0 P: 19	R: 1 E: 0 K: 1 S: 11	H: 2 LOB: 1 BB: 0 P: 16	R: 0 E: 0 K: 0 S: 4	H: 0 LOB: 0 BB: 0 P: 8	R: 1 E: 0 K: 0 S: 13	H: 3 LOB: 2 BB: 0 P: 16	R: 0 E: 0 K: 0 S: 6	H: 1 LOB: 1 BB: 0 P: 10	R: 0 E: 0 K: 0 S: 9	H: 0 LOB: 0 BB: 0 P: 15	R: 0 E: 0 K: 1 S: 7	H: 0 LOB: 2 BB: 0 P: 11	R: 0 E: 0 K: 1 S: 10	H: 2 LOB: 2 BB: 0 P: 14	R: 0 E: 0 K: 0 S: 6	H: 0 LOB: 0 BB: 0 P: 8	1B: 8 2B: 1 3B: 0 HR: 0	SF: 0 SAC: 0 DP: 1 HBP: 2	WP: 0 PB: 0 SB: 0 CS: 1	PA: 37
PITCHER Jimmy Anderson, L ERA: 5.43 (1, 1)	IP: 9.0 WLS: W BF: 37 H: 9 R: 2 ER: 2 SO: 2 BB: 0 IBB: 0 HBP: 2 BLK: 0 WP: 0 HR: 0 S: 76 P: 117 ERA: 2.00 WHIP: 1.000															PITCHER						

AB	35
R	2
H	9
RBI	2
BB	0
SO	2
LOB	15




Batter	1	2	3	4	5	6	7	8	9	AB	R	H	RBI	BB	SO	LOB	BOTTOM											
Abraham Nunez, S OBP: 0.326, SLG: 0.336 (1, 4)	G5-3		FC1-4-6				G4-3			2	0	0	0	0	0	1	Cincinnati Reds @ Pittsburgh Pirates PNC Park, Pittsburgh, PA Sat Sep 08 2001, 7:05 PM EDT Att: 38,638 - Sunny - 82 F											
Warren Morris, L OBP: 0.242, SLG: 0.345 (3, FR)										2	0	1	0	0	0	0												
Mendy López, R OBP: 0.243, SLG: 0.265 (9, 4)										0	0	0	0	0	0	0												
Gary Matthews, S OBP: 0.323, SLG: 0.369 (1, 8)	G4-3		G4-6-3		G3					3	0	0	0	1	0	2												
Brian Giles, L OBP: 0.398, SLG: 0.601 (1, 7)	F8									4	1	2	0	0	0	1												
Aramis Ramirez, R OBP: 0.359, SLG: 0.555 (1, 5)										4	1	1	2	0	0	1												
1B Jason Kendall, R OBP: 0.339, SLG: 0.372 (1, 2)										4	0	1	0	0	0	1												
Rob Mackowiak, L OBP: 0.350, SLG: 0.424 (1, 9)										4	2	3	0	0	0	1												
Kevin Young, R OBP: 0.318, SLG: 0.420 (1, 3)										1	1	1	2	3	0	0												
2 Jack Wilson, R OBP: 0.261, SLG: 0.308 (1, 6)										4	0	0	0	0	0	6												
Jimmy Anderson, L OBP: 0.135, SLG: 0.102 (1, 1)										3	0	1	0	0	0	1												
Inning Stats	R: 0 E: 0 K: 0 S: 4	H: 0 LOB: 0 BB: 0 P: 7	R: 0 E: 0 K: 0 S: 7	H: 1 LOB: 2 BB: 1 P: 16	R: 0 E: 0 K: 0 S: 8	H: 1 LOB: 1 BB: 0 P: 12	R: 0 E: 0 K: 0 S: 5	H: 1 LOB: 0 BB: 0 P: 9	R: 2 E: 0 K: 0 S: 15	H: 3 LOB: 1 BB: 0 P: 22	R: 3 E: 0 K: 0 S: 16	H: 3 LOB: 1 BB: 1 P: 28	R: 0 E: 0 K: 0 S: 5	H: 0 LOB: 0 BB: 1 P: 11	R: 0 E: 0 K: 0 S: 15	H: 1 LOB: 2 BB: 1 P: 28	1B: 6 2B: 2 3B: 0 HR: 2	SF: 0 SAC: 0 DP: 2 HBP: 0	WP: 0 PB: 0 SB: 1 CS: 1	PA: 36								
PITCHER Elmer Dessens, R ERA: 4.62 (1, 1)	IP: 5.1 WLS: L BF: 24 H: 9 R: 5 ER: 5 SO: 5 BB: 1 IBB: 0 HBP: 0 BLK: 0 WP: 0 HR: 2 S: 46 P: 79 ERA: 8.44 WHIP: 1.875															PITCHER												
Jose Rijo, R ERA: 2.31 (6, 1)	0.2	3	0	0	0	0	1	0	0	0	9	15	0.00	1.500														
Jim Brower, R ERA: 3.75 (7, 1)	2.0	8	1	0	0	0	1	1	0	0	20	39	0.00	1.000														





Batter	1	2	3	4	5	6	7	8	9	AB	R	H	RBI	BB	SO	LOB	TOP			
Todd Walker, L (1,4) OBP: 0.359, SLG: 0.477	4-1 BB 2B	0-2 G6-3	0-0 F8	0-0 F8	1-1 G5-3	0-3 K		0-3 K	3 1 0 0 1 0 3								Cincinnati Reds @ Pittsburgh Pirates PNC Park, Pittsburgh, PA Sun Sep 09 2001, 1:35 PM EDT Att: 33,214 - Sunny - 83 F			
51 Scott MacRae, R (6,1) Scott Sullivan, R (7,1) Ruben Rivera, R (8,9) OBP: 0.331, SLG: 0.443	4-2 BB 2B				0-2 G4-3 WP 2B	0-0 F9		3-0 F7	4 2 1 0 1 1 1											
Adam Dunn, L (1,7) OBP: 0.374, SLG: 0.552	0-3 K		2-0 2B		2-0 G4-3		2-1 F9		4 0 1 0 0 1 3											
Ken Griffey Jr., L (1,8) OBP: 0.379, SLG: 0.559	1-3 K		0-1 P5		3-2 F7		1-3 K		4 0 0 0 0 2 3											
Sean Casey, L (1,3) OBP: 0.376, SLG: 0.475	2-1 BB 2B		2-2 L5		3-0 2B		0-0 G5-3		4 1 2 2 0 0 1											
Aaron Boone, R (1,5) OBP: 0.358, SLG: 0.503	1-0 2B			4-2 1B BB	1-1 G5-3		0-3 K		3 0 1 1 1 1 1											
Robin Jennings, L (1,9) OBP: 0.289, SLG: 0.404	1-0 2B			0-0 1B		1-1 F8		3-1 F9	4 0 1 0 0 0 1											
Danny Graves, R (8,1) OBP: 0.250, SLG: 1.000	1-0 2B			1-3 K		0-1 2B		2-3 K	4 1 1 0 0 2 2											
Juan Castro, R (1,6) OBP: 0.267, SLG: 0.305	1-0 F7			2-3 K		1-2 2B		1-3 K	2 0 0 0 0 1 2											
Corky Miller, R (1,2) OBP: 0.273, SLG: 0.300				0-0 P6					1 0 1 1 0 0 0											
Dennys Reyes, R (1,1) OBP: 0.182, SLG: 0.182				0-0 P6					1 0 0 0 0 1 0											
Wilton Guerrero, S (6,PH) OBP: 0.349, SLG: 0.398																				
Pokey Reese, R (6,4) OBP: 0.285, SLG: 0.346																				
Inning Stats	R: 3 E: 0 K: 2 S: 16	H: 2 LOB: 1 BB: 2 P: 29	R: 0 E: 0 K: 0 S: 8	H: 0 LOB: 0 BB: 0 P: 8	R: 0 E: 0 K: 1 S: 9	H: 1 LOB: 1 BB: 0 P: 13	R: 0 E: 0 K: 2 S: 20	H: 1 LOB: 2 BB: 1 P: 27	R: 1 E: 0 K: 0 S: 11	H: 2 LOB: 1 BB: 0 P: 20	R: 0 E: 0 K: 1 S: 6	H: 0 LOB: 0 BB: 0 P: 9	R: 0 E: 0 K: 2 S: 9	H: 0 LOB: 0 BB: 0 P: 14	R: 0 E: 0 K: 2 S: 7	H: 0 LOB: 0 BB: 0 P: 11	1B: 1 2B: 7 3B: 0 HR: 0	SF: 0 SAC: 0 DP: 0 HBP: 0	WP: 1 PB: 0 SB: 0 CS: 0	PA: 38
PITCHER	IP WLS BF H R ER SO BB IBB HBP BLK WP HR S P ERA WHIP	IP WLS BF H R ER SO BB IBB HBP BLK WP HR S P ERA WHIP																		
Ryan Vogelsong, R (1,1) ERA: 6.75	3.0 L 16 4 3 3 3 3 0 0 0 0 0 0 0 38 59 9.00 2.333																			
Joe Beimel, L (4,1) ERA: 5.29	1.0 3 0 0 0 2 0 0 0 0 0 0 0 15 18 0.00 0.000																			
Damaso Marte, L (5,1) ERA: 4.88	1.0 5 2 1 1 0 0 0 0 0 0 1 0 11 20 9.00 2.000																			
Mike Lincoln, R (6,1) ERA: 2.23	2.0 8 2 1 1 1 0 0 0 0 0 0 0 16 22 4.50 1.000																			
Mike Fetters, R (8,1) ERA: 5.62	1.0 3 0 0 0 2 0 0 0 0 0 0 0 9 14 0.00 0.000																			
PITCHER	IP WLS BF H R ER SO BB IBB HBP BLK WP HR S P ERA WHIP	IP WLS BF H R ER SO BB IBB HBP BLK WP HR S P ERA WHIP																		
Josias Manzanillo, R (9,1) ERA: 3.31	1.0 3 0 0 0 2 0 0 0 0 0 0 0 7 11 0.00 0.000																			


Batter	1	2	3	4	5	6	7	8	9	AB	R	H	RBI	BB	SO	LOB	BOTTOM					
Chad Hermansen, R (1,9) OBP: 0.105, SLG: 0.158	1-3 K		1-0 F9	1-2 F4		1-1 L6		2-3 K	5 0 0 0 0 2 4								Cincinnati Reds @ Pittsburgh Pirates PNC Park, Pittsburgh, PA Sun Sep 09 2001, 1:35 PM EDT Att: 33,214 - Sunny - 83 F					
Gary Matthews, S (1,8) OBP: 0.324, SLG: 0.372	1-2 G5-3		2-0 F7		0-1 G1-3		1-2 1B 2B	3-2 BB 1B	5 1 2 0 0 0 0													
Brian Giles, L (1,7) OBP: 0.403, SLG: 0.603	1-0 1B		0-0 1B		4-1 HBP BB		3-2 G5-3 1B	4-2 BB	3 0 3 0 2 0 0													
Aramis Ramirez, R (1,5) OBP: 0.360, SLG: 0.553	1-0 1B		1-3 K		0-0 F6		1-1 G5-3 1B	2-3 K	5 0 2 1 0 2 5													
Craig Wilson, R (1,3) OBP: 0.370, SLG: 0.560	3-3 K			3-2 G1-4-3 11 BB 1B	2-2 HBP		0-0 G5-3	2-1 G3-1	4 1 1 0 0 1 4													
Keith Oak, R (1,2) OBP: 0.291, SLG: 0.291		0-1 G5-3		4-2 11 BB G1-4-3 BB	1-2 HBP		0-1 G1-3	2-2 P4	2 0 0 0 0 1 0 2													
Mike Lincoln, R (6,1) OBP: 0.280, SLG: 0.250									0 0 0 0 0 0 0 0													
Rob MacRae, R (7,PH) OBP: 0.348, SLG: 0.422									0 0 0 0 0 0 0 0													
Mike Fetters, R (8,1) OBP: 0.306, SLG: 0.452									0 0 0 0 0 0 0 0													
Josias Manzanillo, R (9,PH) OBP: 0.339, SLG: 0.571									1 0 0 0 0 0 0 0													
Mendy López, R (1,4) OBP: 0.256, SLG: 0.306		3-1 2B		0-0 F8		2-2 F9		1-0 G6-3	2 0 1 0 0 0 2													
Warren Morris, L (6,PH) OBP: 0.246, SLG: 0.344									3 1 1 0 0 0 2													
2 Jack Wilson, R (1,6) OBP: 0.263, SLG: 0.311		0-2 F8		1-1 G1-4-3		0-1 L7		3-1 1B HBP	4 0 1 1 0 0 3													
Ryan Vogelsong, R (1,1) ERA: 4.81		0-2 G6-3		0-0 1B		0-1 1B		1-3 K	1 0 0 0 0 0 0 1													
Joe Beimel, L (4,1) ERA: 2.51									0 0 0 0 0 0 0 0													
11 Humberto Lopez, R (6,PH) OBP: 0.300, SLG: 1.000									1 0 1 1 0 0 0 0													
Damaso Marte, L (5,1) OBP: 0.300, SLG: 1.000									0 0 0 0 0 0 0 0													
Adam Hyzdu, R (8,3) OBP: 0.302, SLG: 0.448									2 0 1 0 0 0 1 1													
Kevin Young, R (9,PH) OBP: 0.317, SLG: 0.419									1 0 0 0 0 0 0 1													
Inning Stats	R: 0 E: 0 K: 2 S: 11	H: 2 LOB: 2 BB: 0 P: 18	R: 0 E: 0 K: 0 S: 10	H: 1 LOB: 1 BB: 0 P: 13	R: 0 E: 0 K: 1 S: 6	H: 1 LOB: 1 BB: 0 P: 10	R: 0 E: 0 K: 0 S: 12	H: 2 LOB: 2 BB: 1 P: 21	R: 0 E: 0 K: 0 S: 10	H: 0 LOB: 2 BB: 1 P: 17	R: 0 E: 0 K: 0 S: 10	H: 1 LOB: 1 BB: 0 P: 13	R: 1 E: 0 K: 0 S: 14	H: 3 LOB: 2 BB: 0 P: 20	R: 0 E: 0 K: 3 S: 18	H: 1 LOB: 3 BB: 1 P: 33	R: 1 E: 0 K: 0 S: 16	H: 2 LOB: 1 BB: 0 P: 24	1B: 10 2B: 3 3B: 0 HR: 0	SF: 0 SAC: 0 DP: 0 HBP: 2	WP: 0 PB: 0 SB: 0 CS: 0	PA: 45
PITCHER	IP WLS BF H R ER SO BB IBB HBP BLK WP HR S P ERA WHIP	IP WLS BF H R ER SO BB IBB HBP BLK WP HR S P ERA WHIP																				
Dennys Reyes, L (1,1) ERA: 4.81	5.0 W 24 6 1 1 3 2 0 0 0 0 0 0 0 49 79 1.80 1.600																					
51 Scott MacRae, R (6,1) ERA: 2.51	1.0 7 4 1 1 0 0 0 0 0 0 0 0 20 28 9.00 4.000																					
Scott Sullivan, R (7,1) ERA: 3.59	1.2 H 8 1 0 0 2 1 0 1 0 0 0 0 19 33 0.00 1.200																					
Danny Graves, R (8,1) ERA: 3.98	1.1 S 6 2 1 1 1 0 0 0 0 0 0 0 19 29 6.75 1.500																					
PITCHER	IP WLS BF H R ER SO BB IBB HBP BLK WP HR S P ERA WHIP	IP WLS BF H R ER SO BB IBB HBP BLK WP HR S P ERA WHIP																				
11 Humberto Lopez, R (6,PH) OBP: 0.300, SLG: 1.000																						
Damaso Marte, L (5,1) OBP: 0.300, SLG: 1.000																						
Adam Hyzdu, R (8,3) OBP: 0.302, SLG: 0.448																						
Kevin Young, R (9,PH) OBP: 0.317, SLG: 0.419																						
PITCHER	IP WLS BF H R ER SO BB IBB HBP BLK WP HR S P ERA WHIP	IP WLS BF H R ER SO BB IBB HBP BLK WP HR S P ERA WHIP																				
Dennys Reyes, L (1,1) ERA: 4.81	5.0 W 24 6 1 1 3 2 0 0 0 0 0 0 0 49 79 1.80 1.600																					
51 Scott MacRae, R (6,1) ERA: 2.51	1.0 7 4 1 1 0 0 0 0 0 0 0 0 20 28 9.00 4.000																					
Scott Sullivan, R (7,1) ERA: 3.59	1.2 H 8 1 0 0 2 1 0 1 0 0 0 0 19 33 0.00 1.200																					
Danny Graves, R (8,1) ERA: 3.98	1.1 S 6 2 1 1 1 0 0 0 0 0 0 0 19 29 6.75 1.500																					
PITCHER	IP WLS BF H R ER SO BB IBB HBP BLK WP HR S P ERA WHIP	IP WLS BF H R ER SO BB IBB HBP BLK WP HR S P ERA WHIP																				
11 Humberto Lopez, R (6,PH) OBP: 0.300, SLG: 1.000																						
Damaso Marte, L (5,1) OBP: 0.300, SLG: 1.000																						
Adam Hyzdu, R (8,3) OBP: 0.302, SLG: 0.448																						
Kevin Young, R (9,PH) OBP: 0.317, SLG: 0.419																						
PITCHER	IP WLS BF H R ER SO BB IBB HBP BLK WP HR S P ERA WHIP	IP WLS BF H R ER SO BB IBB HBP BLK WP HR S P ERA WHIP																				
Dennys Reyes, L (1,1) ERA: 4.81	5.0 W 24 6 1 1 3 2 0 0 0 0 0 0 0 49 79 1.80 1.600																					
51 Scott MacRae, R (6,1) ERA: 2.51	1.0 7 4 1 1 0 0 0 0 0 0 0 0 20 28 9.00 4.000																					
Scott Sullivan, R (7,1) ERA: 3.59	1.2 H 8 1 0 0 2 1 0 1 0 0 0 0 19 33 0.00 1.200																					
Danny Graves, R (8,1) ERA: 3.98	1.1 S 6 2 1 1 1 0 0 0 0 0 0 0 19 29 6.75 1.500																					





Batter	1	2	3	4	5	6	7	8	9	AB R H RBI BB SO LOB	TOP																								
											<p>New York Mets @ Pittsburgh Pirates PNC Park, Pittsburgh, PA Tue Sep 11 2001, 7:05 PM EDT</p> <p>livebaseballscorecards.com</p> <p>AB 0 R 0 H 0 RBI 0 BB 0 SO 0 LOB 0</p> 																								
Inning Stats										1B: 0 SF: 0 WP: 0 PA: 0 2B: 0 SAC: 0 FB: 0 3B: 0 DP: 0 SB: 0 HR: 0 HBP: 0 CS: 0																									
PITCHER	IP	WLS	BF	H	R	ER	SO	BB	IBB	HBP	BLK	WP	HR	S	P	ERA	WHIP	PITCHER	IP	WLS	BF	H	R	ER	SO	BB	IBB	HBP	BLK	WP	HR	S	P	ERA	WHIP


Batter	1	2	3	4	5	6	7	8	9	AB R H RBI BB SO LOB	BOTTOM																								
											<p>New York Mets @ Pittsburgh Pirates PNC Park, Pittsburgh, PA Tue Sep 11 2001, 7:05 PM EDT</p> <p>livebaseballscorecards.com</p> <p>AB 0 R 0 H 0 RBI 0 BB 0 SO 0 LOB 0</p> 																								
Inning Stats										1B: 0 SF: 0 WP: 0 PA: 0 2B: 0 SAC: 0 FB: 0 3B: 0 DP: 0 SB: 0 HR: 0 HBP: 0 CS: 0																									
PITCHER	IP	WLS	BF	H	R	ER	SO	BB	IBB	HBP	BLK	WP	HR	S	P	ERA	WHIP	PITCHER	IP	WLS	BF	H	R	ER	SO	BB	IBB	HBP	BLK	WP	HR	S	P	ERA	WHIP


Batter	1	2	3	4	5	6	7	8	9	AB R H RBI BB SO LOB	TOP																								
											<p>New York Mets @ Pittsburgh Pirates PNC Park, Pittsburgh, PA Wed Sep 12 2001, 7:05 PM EDT</p> <p>livebaseballscorecards.com</p> <p>AB 0 R 0 H 0 RBI 0 BB 0 SO 0 LOB 0</p> 																								
Inning Stats										1B: 0 SF: 0 WP: 0 PA: 0 2B: 0 SAC: 0 FB: 0 3B: 0 DP: 0 SB: 0 HR: 0 HBP: 0 CS: 0																									
PITCHER	IP	WLS	BF	H	R	ER	SO	BB	IBB	HBP	BLK	WP	HR	S	P	ERA	WHIP	PITCHER	IP	WLS	BF	H	R	ER	SO	BB	IBB	HBP	BLK	WP	HR	S	P	ERA	WHIP


Batter	1	2	3	4	5	6	7	8	9	AB R H RBI BB SO LOB	BOTTOM																								
											<p>New York Mets @ Pittsburgh Pirates PNC Park, Pittsburgh, PA Wed Sep 12 2001, 7:05 PM EDT</p> <p>livebaseballscorecards.com</p> <p>AB 0 R 0 H 0 RBI 0 BB 0 SO 0 LOB 0</p> 																								
Inning Stats										1B: 0 SF: 0 WP: 0 PA: 0 2B: 0 SAC: 0 FB: 0 3B: 0 DP: 0 SB: 0 HR: 0 HBP: 0 CS: 0																									
PITCHER	IP	WLS	BF	H	R	ER	SO	BB	IBB	HBP	BLK	WP	HR	S	P	ERA	WHIP	PITCHER	IP	WLS	BF	H	R	ER	SO	BB	IBB	HBP	BLK	WP	HR	S	P	ERA	WHIP


Batter	1	2	3	4	5	6	7	8	9	AB R H RBI BB SO LOB	TOP																								
											<p style="text-align: center;">New York Mets @ Pittsburgh Pirates PNC Park, Pittsburgh, PA Thu Sep 13 2001, 1:35 PM EDT</p> <p style="text-align: right;">livebaseballscorecards.com</p> <p>AB 0 R 0 H 0 RBI 0 BB 0 SO 0 LOB 0</p> 																								
Inning Stats										1B: 0 SF: 0 WP: 0 PA: 0 2B: 0 SAC: 0 FB: 0 3B: 0 DP: 0 SB: 0 HR: 0 HBP: 0 CS: 0																									
PITCHER	IP	WLS	BF	H	R	ER	SO	BB	IBB	HBP	BLK	WP	HR	S	P	ERA	WHIP	PITCHER	IP	WLS	BF	H	R	ER	SO	BB	IBB	HBP	BLK	WP	HR	S	P	ERA	WHIP

Batter	1	2	3	4	5	6	7	8	9	AB R H RBI BB SO LOB	BOTTOM																								
											<p style="text-align: center;">New York Mets @ Pittsburgh Pirates PNC Park, Pittsburgh, PA Thu Sep 13 2001, 1:35 PM EDT</p> <p style="text-align: right;">livebaseballscorecards.com</p> <p>AB 0 R 0 H 0 RBI 0 BB 0 SO 0 LOB 0</p> 																								
Inning Stats										1B: 0 SF: 0 WP: 0 PA: 0 2B: 0 SAC: 0 FB: 0 3B: 0 DP: 0 SB: 0 HR: 0 HBP: 0 CS: 0																									
PITCHER	IP	WLS	BF	H	R	ER	SO	BB	IBB	HBP	BLK	WP	HR	S	P	ERA	WHIP	PITCHER	IP	WLS	BF	H	R	ER	SO	BB	IBB	HBP	BLK	WP	HR	S	P	ERA	WHIP

Batter	1	2	3	4	5	6	7	8	9	AB R H RBI BB SO LOB	TOP																								
											Pittsburgh Pirates @ Chicago Cubs Wrigley Field, Chicago, IL Fri Sep 14 2001, 2:20 PM CDT livebaseballscorecards.com AB 0 R 0 H 0 RBI 0 BB 0 SO 0 LOB 0 																								
Inning Stats										1B: 0 SF: 0 WP: 0 PA: 0 2B: 0 SAC: 0 PB: 0 3B: 0 DP: 0 SB: 0 HR: 0 HBP: 0 CS: 0																									
PITCHER	IP	WLS	BF	H	R	ER	SO	BB	IBB	HBP	BLK	WP	HR	S	P	ERA	WHIP	PITCHER	IP	WLS	BF	H	R	ER	SO	BB	IBB	HBP	BLK	WP	HR	S	P	ERA	WHIP

Batter	1	2	3	4	5	6	7	8	9	AB R H RBI BB SO LOB	BOTTOM																								
											Pittsburgh Pirates @ Chicago Cubs Wrigley Field, Chicago, IL Fri Sep 14 2001, 2:20 PM CDT livebaseballscorecards.com AB 0 R 0 H 0 RBI 0 BB 0 SO 0 LOB 0 																								
Inning Stats										1B: 0 SF: 0 WP: 0 PA: 0 2B: 0 SAC: 0 PB: 0 3B: 0 DP: 0 SB: 0 HR: 0 HBP: 0 CS: 0																									
PITCHER	IP	WLS	BF	H	R	ER	SO	BB	IBB	HBP	BLK	WP	HR	S	P	ERA	WHIP	PITCHER	IP	WLS	BF	H	R	ER	SO	BB	IBB	HBP	BLK	WP	HR	S	P	ERA	WHIP

Batter	1	2	3	4	5	6	7	8	9	AB R H RBI BB SO LOB	TOP																								
												Pittsburgh Pirates @ Chicago Cubs Wrigley Field, Chicago, IL Sat Sep 15 2001, 3:05 PM CDT livebaseballscorecards.com																							
		AB 0 R 0 H 0 RBI 0 BB 0 SO 0 LOB 0																																	
																																			
Inning Stats		1B: 0 SF: 0 WP: 0 PA: 0 2B: 0 SAC: 0 PB: 0 3B: 0 DP: 0 SB: 0 HR: 0 HBP: 0 CS: 0																																	
PITCHER	IP	WLS	BF	H	R	ER	SO	BB	IBB	HBP	BLK	WP	HR	S	P	ERA	WHIP	PITCHER	IP	WLS	BF	H	R	ER	SO	BB	IBB	HBP	BLK	WP	HR	S	P	ERA	WHIP

Batter	1	2	3	4	5	6	7	8	9	AB R H RBI BB SO LOB	BOTTOM																								
												Pittsburgh Pirates @ Chicago Cubs Wrigley Field, Chicago, IL Sat Sep 15 2001, 3:05 PM CDT livebaseballscorecards.com																							
		AB 0 R 0 H 0 RBI 0 BB 0 SO 0 LOB 0																																	
																																			
Inning Stats		1B: 0 SF: 0 WP: 0 PA: 0 2B: 0 SAC: 0 PB: 0 3B: 0 DP: 0 SB: 0 HR: 0 HBP: 0 CS: 0																																	
PITCHER	IP	WLS	BF	H	R	ER	SO	BB	IBB	HBP	BLK	WP	HR	S	P	ERA	WHIP	PITCHER	IP	WLS	BF	H	R	ER	SO	BB	IBB	HBP	BLK	WP	HR	S	P	ERA	WHIP


Batter	1	2	3	4	5	6	7	8	9	AB R H RBI BB SO LOB	TOP																								
												Pittsburgh Pirates @ Chicago Cubs Wrigley Field, Chicago, IL Sun Sep 16 2001, 1:20 PM CDT livebaseballscorecards.com																							
Inning Stats											AB 0 R 0 H 0 RBI 0 BB 0 SO 0 LOB 0																								
PITCHER	IP	WLS	BF	H	R	ER	SO	BB	IBB	HBP	BLK	WP	HR	S	P	ERA	WHIP	PITCHER	IP	WLS	BF	H	R	ER	SO	BB	IBB	HBP	BLK	WP	HR	S	P	ERA	WHIP

Batter	1	2	3	4	5	6	7	8	9	AB R H RBI BB SO LOB	BOTTOM																								
												Pittsburgh Pirates @ Chicago Cubs Wrigley Field, Chicago, IL Sun Sep 16 2001, 1:20 PM CDT livebaseballscorecards.com																							
Inning Stats											AB 0 R 0 H 0 RBI 0 BB 0 SO 0 LOB 0																								
PITCHER	IP	WLS	BF	H	R	ER	SO	BB	IBB	HBP	BLK	WP	HR	S	P	ERA	WHIP	PITCHER	IP	WLS	BF	H	R	ER	SO	BB	IBB	HBP	BLK	WP	HR	S	P	ERA	WHIP

Batter	1	2	3	4	5	6	7	8	9	AB	R	H	RBI	BB	SO	LOB	TOP										
Matt Lawton, L OBP: 0.387, SLG: 0.417 (1, 9)	F7		BB S HBP		G3-1			G3	F7	4	0	0	0	0	0	1											
Dest Relaford, S OBP: 0.365, SLG: 0.449 (1, 4)	31 G5-3 1B		K2-3		1B			K		4	0	2	0	0	2	2											
31 Mike Piazza, R OBP: 0.382, SLG: 0.545 (1, 2)	G5-3		BB IBB		L3			K		3	0	0	0	1	1	2											
Tsuyoshi Shinjo, R OBP: 0.321, SLG: 0.418 (1, 7)	K		1-2 2-3 3-H BB						S 1B HBP	2	1	0	1	1	2	1											
Robin Ventura, L OBP: 0.353, SLG: 0.406 (1, 5)		K	K					F7	F2	4	0	0	0	0	2	4											
Todd Zeile, R OBP: 0.382, SLG: 0.363 (1, 3)		G1-3			F8			G6-3	F8	4	0	0	0	0	0	1											
Jay Payton, R OBP: 0.292, SLG: 0.365 (1, 8)					G6-3			F8	1B 2B BB	3	1	1	0	1	0	0											
Rey Ordenez, R OBP: 0.298, SLG: 0.348 (1, 6)			WP BB 1B		G6-3			G4-3	2B 1B	4	2	2	1	0	0	0											
Al Leiter, L OBP: 0.088, SLG: 0.091 John Franco, L (8, 1)			G4-3					K		3	0	0	0	0	2	1											
Mark Johnson, L OBP: 0.331, SLG: 0.439 Alex Escobar, R OBP: 0.256, SLG: 0.324 Armando Benitez, R (9, 1)			1-2						2B	0	0	0	0	0	0	0											
										1	0	1	2	0	0	0											
										0	0	0	0	0	0	0											
										0	0	0	0	0	0	0											
Inning Stats	R: 0 E: 0 K: 1 S: 12	H: 1 LOB: 1 BB: 0 P: 17	R: 0 E: 0 K: 1 S: 8	H: 1 LOB: 1 BB: 0 P: 10	R: 1 E: 0 K: 2 S: 18	H: 1 LOB: 3 BB: 2 P: 34	R: 0 E: 0 K: 0 S: 3	H: 0 LOB: 0 BB: 0 P: 6	R: 0 E: 0 K: 1 S: 10	H: 1 LOB: 1 BB: 0 P: 17	R: 0 E: 0 K: 1 S: 5	H: 0 LOB: 0 BB: 0 P: 9	R: 0 E: 0 K: 2 S: 7	H: 0 LOB: 0 BB: 0 P: 13	R: 0 E: 0 K: 2 S: 7	H: 0 LOB: 0 BB: 0 P: 9	R: 3 E: 0 K: 0 S: 19	H: 2 LOB: 1 BB: 1 P: 33	1B: 4 2B: 2 3B: 0 HR: 0	SF: 0 SAC: 0 DP: 0 HBP: 2	WP: 1 PB: 0 SB: 2 CS: 0	PA: 37					
PITCHER	IP	WLS	BF	H	R	ER	SO	BB	IBB	HBP	BLK	WP	HR	S	P	ERA	WHIP										
Todd Ritchie, R ERA: 4.31 Josias Manzanillo, R ERA: 3.22 Scott Sauerbeck, L ERA: 5.04 Mike Felters, R ERA: 6.12 Joe Beimel, L ERA: 5.27	5.0		21	4	1	1	5	1	1	1	0	1	0	51	84	1.80	1.000										
	2.0		6	0	0	0	2	0	0	0	0	0	0	14	22	0.00	0.000										
	0.2		2	0	0	0	1	0	0	0	0	0	0	4	6	0.00	0.000										
	1.0	L	7	2	3	3	1	1	0	1	0	0	0	20	34	27.00	3.000										
	0.1		1	0	0	0	0	0	0	0	0	0	0	2	2	0.00	0.000										

New York Mets @ Pittsburgh Pirates
PNC Park, Pittsburgh, PA
Mon Sep 17 2001, 7:10 PM EDT
Att: 25,902 - Cloudy - 71 F


AB 32
R 4
H 6
RBI 4
BB 3
SO 9
LOB 12



Batter	1	2	3	4	5	6	7	8	9	AB	R	H	RBI	BB	SO	LOB	BOTTOM										
Chad Hermansen, R OBP: 0.130, SLG: 0.174 (1, 9)	F5			2 1B	F9			K		4	0	1	0	0	1	1											
2 Jack Wilson, R OBP: 0.283, SLG: 0.310 (1, 6)	P4			F9 1B				G5-3		4	0	1	0	0	0	0											
Brian Giles, L OBP: 0.400, SLG: 0.598 (1, 7)	L6			FC6-2-5-1				G6-3		4	0	0	0	0	0	2											
Aramis Ramirez, R OBP: 0.357, SLG: 0.549 (1, 5)		L6		F9				F2	G6-3	4	0	0	0	0	0	2											
1B Jason Kendall, R OBP: 0.340, SLG: 0.371 (1, 2)				F8					S 1B	3	0	1	0	1	1	2											
Kevin Young, R OBP: 0.318, SLG: 0.417 (1, 3)				G6-4-3				FC6-4 BLK BB	1B BB	2	0	0	0	2	1	2											
Gary Matthews, S OBP: 0.321, SLG: 0.368 (1, 8)				G5-3				FC6-4 2B G5-3	K	4	1	0	0	0	2	3											
Warren Morris, L OBP: 0.265, SLG: 0.375 (1, 4)				G3						3	0	2	0	0	0	0											
Todd Ritchie, R ERA: 5.207, SLG: 0.200 Craig Wilson, R OBP: 0.287, SLG: 0.392 Josias Manzanillo, R (8, 1) 11 Humberto Cota, R OBP: 0.300, SLG: 0.399 Scott Sauerbeck, R (8, 1) Mike Felters, R (8, 1) Joe Beimel, L OBP: 0.260, SLG: 0.250 (9, 1)				G4-3				G5-3		1	0	0	0	0	0	0											
										1	0	0	1	0	0	1											
										0	0	0	0	0	0	0											
										0	0	0	0	0	0	0											
										0	0	0	0	0	0	0											
										0	0	0	0	0	0	0											
										0	0	0	0	0	0	0											
Inning Stats	R: 0 E: 0 K: 0 S: 6	H: 0 LOB: 0 BB: 0 P: 10	R: 0 E: 0 K: 0 S: 9	H: 0 LOB: 0 BB: 1 P: 19	R: 0 E: 0 K: 0 S: 7	H: 0 LOB: 0 BB: 0 P: 10	R: 0 E: 0 K: 0 S: 11	H: 2 LOB: 2 BB: 0 P: 18	R: 1 E: 0 K: 0 S: 11	H: 1 LOB: 1 BB: 1 P: 17	R: 0 E: 0 K: 0 S: 7	H: 0 LOB: 0 BB: 0 P: 10	R: 0 E: 0 K: 3 S: 12	H: 1 LOB: 2 BB: 1 P: 20	R: 0 E: 0 K: 1 S: 8	H: 0 LOB: 0 BB: 0 P: 13	R: 0 E: 0 K: 2 S: 15	H: 1 LOB: 1 BB: 0 P: 22	1B: 4 2B: 1 3B: 0 HR: 0	SF: 0 SAC: 0 DP: 1 HBP: 0	WP: 0 PB: 0 SB: 1 CS: 0	PA: 34					
PITCHER	IP	WLS	BF	H	R	ER	SO	BB	IBB	HBP	BLK	WP	HR	S	P	ERA	WHIP										
Al Leiter, L ERA: 3.18 John Franco, L ERA: 3.69 Armando Benitez, R ERA: 3.12	7.0		27	4	1	1	3	3	0	0	0	0	0	63	104	1.29	1.000										
	1.0	W	3	0	0	0	1	0	0	0	0	0	0	8	13	0.00	0.000										
	1.0	S	4	1	0	0	2	0	0	0	0	0	0	15	22	0.00	1.000										

New York Mets @ Pittsburgh Pirates
PNC Park, Pittsburgh, PA
Mon Sep 17 2001, 7:10 PM EDT
Att: 25,902 - Cloudy - 71 F

AB 31
R 1
H 5
RBI 1
BB 3
SO 6
LOB 15



Batter	1	2	3	4	5	6	7	8	9	AB	R	H	RBI	BB	SO	LOB	TOP					
Matt Lawton, L (1,9) OBP: 0.387, SLG: 0.425	G3		S BB		G6-4-3		F7		1B 31 G4-6-3 2B	4	1	1	0	1	0	1						
Eduardo Alfonso, R (1,4) OBP: 0.324, SLG: 0.410	F7		F9		K				1B 31 G4-6-3 1B	5	0	2	0	0	1	1						
31 Mike Piazza, R (1,2) OBP: 0.381, SLG: 0.553 Jason Phillips, R (9,2)	F8				1B HR		P3		G4-6-3 1B 31 G4-6-3 1B	5	2	2	1	0	0	2						
Robin Ventura, L (1,5) OBP: 0.352, SLG: 0.411		P4			F7		F8		HR	5	1	1	1	0	0	2						
Tsuyoshi Shinjo, R (1,7) OBP: 0.327, SLG: 0.425 Lenny Harris, L (9,PH) OBP: 0.254, SLG: 0.254 Timo Perez, L (9,7) OBP: 0.290, SLG: 0.335	G1-3				HR 1B		F9 1B 2B		G1-3	4	3	3	0	0	0	0						
Todd Zeile, R (1,3) OBP: 0.360, SLG: 0.373	F3				HR		F9			4	1	1	3	0	0	2						
Jay Payton, R (1,8) OBP: 0.297, SLG: 0.366					P6				F7	4	1	2	1	0	0	1						
Rey Ordenez, R (1,6) OBP: 0.302, SLG: 0.348					K		G6-3			4	0	2	1	0	1	1						
Glendon Rusch, L (1,1) OBP: 0.080, SLG: 0.061 Dicky Gonzalez, R (2,1) OBP: 0.143, SLG: 0.100 Tom Martin, L (9,1) C.J. Nitkowski, L (9,1)					G6-3				K	0	0	0	0	0	0	0						
										4	0	1	0	0	1	4						
										0	0	0	0	0	0	0						
										0	0	0	0	0	0	0						
Inning Stats	R: 0 E: 0 K: 0 S: 9	H: 0 LOB: 0 BB: 0 P: 14	R: 0 E: 0 K: 0 S: 7	H: 0 LOB: 0 BB: 0 P: 12	R: 1 E: 0 K: 1 S: 14	H: 1 LOB: 1 BB: 1 P: 22	R: 3 E: 0 K: 0 S: 11	H: 3 LOB: 0 BB: 0 P: 14	R: 0 E: 0 K: 1 S: 8	H: 1 LOB: 0 BB: 0 P: 12	R: 2 E: 0 K: 0 S: 21	H: 4 LOB: 2 BB: 0 P: 31	R: 0 E: 0 K: 0 S: 9	H: 1 LOB: 1 BB: 0 P: 14	R: 1 E: 1 K: 1 S: 14	H: 2 LOB: 1 BB: 0 P: 23	R: 2 E: 0 K: 0 S: 11	H: 3 LOB: 0 BB: 0 P: 15	1B: 10 2B: 2 3B: 0 HR: 3	SF: 0 SAC: 0 DP: 2 HBP: 0	WP: 0 PB: 0 SB: 2 CS: 1	PA: 41
PITCHER	IP	WLS	BF	H	R	ER	SO	BB	IBB	HBP	BLK	WP	HR	S	P	ERA	WHIP					
Tony McKnight, R (1,1) ERA: 4.04	6.0	L	27	9	6	5	2	1	0	0	0	0	2	70	105	7.50	1.667					
Mike Lincoln, R (7,1) ERA: 2.09	2.0		9	3	1	0	1	0	0	0	0	0	0	23	37	0.00	1.500					
Rich Loiselle, R (9,1) ERA: 13.2	1.0		5	3	2	2	0	0	0	0	0	0	1	11	15	18.00	3.000					

New York Mets @ Pittsburgh Pirates
PNC Park, Pittsburgh, PA
Wed Sep 19 2001, 1:35 PM EDT
Att: 20,371 - Overcast - 71 F

AB	40
R	9
H	15
RBI	7
BB	1
SO	3
LOB	14



Batter	1	2	3	4	5	6	7	8	9	AB	R	H	RBI	BB	SO	LOB	BOTTOM					
Chad Hermansen, R (1,9) OBP: 0.107, SLG: 0.143 Mike Lincoln, R (7,1) OBP: 0.250, SLG: 0.250 Rich Loiselle, R (9,1) Warren Morris, L (9,PH) OBP: 0.250, SLG: 0.353	F9	F8		K		K			G6-3	4	0	0	0	0	2	2						
2 Jack Wilson, R (1,6) OBP: 0.283, SLG: 0.306	G3 2B	HBP BB		K					F8	4	1	1	0	1	1	0						
Brian Giles, L (1,7) OBP: 0.403, SLG: 0.606	G3				G3				F9	4	0	1	0	0	0	1						
Aramis Ramirez, R (1,5) OBP: 0.356, SLG: 0.547	1B 2B	F9							F8	4	0	2	1	0	0	4						
Craig Wilson, R (1,2) OBP: 0.368, SLG: 0.549					L4					4	0	2	0	0	0	1						
Kevin Young, R (1,3) OBP: 0.315, SLG: 0.411	F7				F9				F8	4	0	0	0	0	1	5						
Gary Matthews, S (1,8) OBP: 0.325, SLG: 0.372									G6-3	4	1	3	0	0	0	0						
Pat Meares, R (1,4) OBP: 0.249, SLG: 0.311		HBP 2B			F7				G6-4-3	4	0	2	1	0	0	2						
Tony McKnight, L (1,1) Rob Mackowiak, L (6,PH) OBP: 0.344, SLG: 0.435					G6-3				F8	2	0	0	0	0	1	1						
									G4-3	2	0	0	0	0	0	1						
Inning Stats	R: 1 E: 0 K: 0 S: 13	H: 3 LOB: 2 BB: 0 P: 21	R: 1 E: 0 K: 1 S: 13	H: 2 LOB: 3 BB: 1 P: 22	R: 0 E: 0 K: 1 S: 7	H: 1 LOB: 1 BB: 0 P: 9	R: 0 E: 0 K: 2 S: 8	H: 0 LOB: 0 BB: 0 P: 13	R: 0 E: 0 K: 0 S: 7	H: 1 LOB: 1 BB: 0 P: 8	R: 0 E: 0 K: 1 S: 8	H: 1 LOB: 1 BB: 0 P: 10	R: 0 E: 0 K: 0 S: 10	H: 2 LOB: 2 BB: 0 P: 15	R: 0 E: 0 K: 0 S: 6	H: 1 LOB: 0 BB: 0 P: 7	R: 0 E: 0 K: 0 S: 6	H: 0 LOB: 0 BB: 0 P: 9	1B: 8 2B: 3 3B: 0 HR: 0	SF: 0 SAC: 0 DP: 1 HBP: 1	WP: 1 PB: 0 SB: 0 CS: 0	PA: 39
PITCHER	IP	WLS	BF	H	R	ER	SO	BB	IBB	HBP	BLK	WP	HR	S	P	ERA	WHIP					
Glendon Rusch, L (1,1) ERA: 4.69	1.2		12	5	2	2	1	1	0	0	0	1	0	50	66	0.00	0.900					
Dicky Gonzalez, R (2,1) ERA: 4.91	6.2	W	25	6	0	0	4	0	0	0	0	0	0	3	4	0.00	0.000					
Tom Martin, L (9,1) ERA: 10.93	0.1		1	0	0	0	0	0	0	0	0	0	0	2	4	0.00	0.000					
C.J. Nitkowski, L (9,1) ERA: 5.36	0.1		1	0	0	0	0	0	0	0	0	0	0	2	4	0.00	0.000					

New York Mets @ Pittsburgh Pirates
PNC Park, Pittsburgh, PA
Wed Sep 19 2001, 1:35 PM EDT
Att: 20,371 - Overcast - 71 F

AB	37
R	2
H	11
RBI	2
BB	1
SO	5
LOB	17



Batter	1	2	3	4	5	6	7	8	9	AB	R	H	RBI	BB	SO	LOB	TOP											
Craig Paquette, R OBP: 0.323, SLG: 0.467	2-2 G6-4-3 1B		2-1 F8		2-2 G6-3 1B		2-1 1B 2B		0-0 SH3-4	4	2	3	1	0	0	0	St. Louis Cardinals @ Pittsburgh Pirates PNC Park, Pittsburgh, PA Fri Sep 21 2001, 7:05 PM EDT Att: 36,209 - Overcast - 67 F											
Placido Polanco, R OBP: 0.355, SLG: 0.404	1-1 G6-4-3 1-2		0-1 G6-3		2-2 G6-3		0-3 K		0-2 5 HR 1B	5	1	1	0	0	1	3												
J.D. Drew, L OBP: 0.416, SLG: 0.627	2-2 5 2B		2-3 K		4-0 IBB		3-2 2-H 1B		4-1 5 HR BB	3	2	2	1	2	1	0												
5 Albert Pujols, R OBP: 0.409, SLG: 0.628	0-1 2-H 2B			2-2 F7	0-2 E5		2-3 K2-3		1-1 5 HR	5	1	2	5	0	1	2												
15 Jim Edmonds, L OBP: 0.387, SLG: 0.529	2-2 G4-3			2-3 K	3-3 K				1-1 F7	5	0	0	0	0	2	3												
Mark McGwire, R OBP: 0.311, SLG: 0.481				2-3 K					0-0 F5	5	0	0	0	0	3	0												
Edgar Renteria, R OBP: 0.320, SLG: 0.386					2-1 G6-3				0-0 3B	4	0	2	0	0	1	0												
Mike Matheny, R OBP: 0.278, SLG: 0.303					1-2 2B WP 1B				0-0 G1-3	4	1	1	0	0	0	2												
Darryl Kile, R Kerry Robinson, L Mike Timlin, R Steve Kline, S Luther Hackman, R Miguel Cairo, R Gene Stechschulte, R					2-0 WP 1B 2B				3-2 1B 5 HR 1B	2	1	1	0	0	0	1												
Inning Stats	R: 1 E: 0 K: 0 S: 15	H: 3 LOB: 1 BB: 0 P: 22	R: 0 E: 0 K: 1 S: 7	H: 1 LOB: 1 BB: 0 P: 12	R: 0 E: 0 K: 1 S: 7	H: 0 LOB: 0 BB: 0 P: 11	R: 0 E: 0 K: 2 S: 11	H: 0 LOB: 0 BB: 0 P: 17	R: 3 E: 1 K: 1 S: 19	H: 3 LOB: 2 BB: 1 P: 34	R: 0 E: 0 K: 1 S: 7	H: 0 LOB: 0 BB: 0 P: 11	R: 1 E: 0 K: 2 S: 16	H: 2 LOB: 1 BB: 0 P: 24	R: 0 E: 0 K: 0 S: 5	H: 1 LOB: 1 BB: 0 P: 6		R: 4 E: 0 K: 1 S: 15	H: 3 LOB: 0 BB: 1 P: 27	1B: 7 2B: 4 3B: 1 HR: 1	SF: 0 SAC: 1 DP: 1 HBP: 0	WP: 1 PB: 0 CS: 1 SB: 0	PA: 42					
PITCHER	IP	WLS	BF	H	R	ER	SO	BB	IBB	HBP	BLK	WP	HR	S	P	ERA	WHIP											
Bronson Arroyo, R	(1, 1)	5.0		23	7	4	3	5	0	1	0	0	1	0	59	96	5.40	1.400										
Mike Lincoln, R	(6, 1)	1.2		6	1	1	1	2	0	0	0	0	0	0	16	23	5.40	0.600										
Scott Sauerbeck, L	(7, 1)	0.2		3	1	0	0	1	0	0	0	0	0	0	9	15	0.00	1.500										
Mike Fetters, R	(8, 1)	0.2		3	1	0	0	0	0	0	0	0	0	3	3	0.00	1.500											
Omar Olivares, R	(9, 1)	1.0	L	7	3	4	4	1	1	0	0	0	0	1	15	27	36.00	4.000										

AB	39
R	9
H	13
RBI	7
BB	2
SO	9
LOB	11



Batter	1	2	3	4	5	6	7	8	9	AB	R	H	RBI	BB	SO	LOB	BOTTOM											
18 Jason Kendall, R OBP: 0.343, SLG: 0.372	1-2 F8		3-2 G6-4-3 1-2							4	1	2	0	0	0	2	St. Louis Cardinals @ Pittsburgh Pirates PNC Park, Pittsburgh, PA Fri Sep 21 2001, 7:05 PM EDT Att: 36,209 - Overcast - 67 F											
2 Jack Wilson, R OBP: 0.283, SLG: 0.309	0-0 F8									4	1	2	2	0	0	0												
Brian Giles, L OBP: 0.401, SLG: 0.605	2-1 P6									4	1	1	3	0	1	2												
Aramis Ramirez, R OBP: 0.354, SLG: 0.542										4	0	1	0	0	1	0												
Kevin Young, R OBP: 0.312, SLG: 0.405										4	0	0	0	0	1	1												
Warren Morris, L OBP: 0.241, SLG: 0.373										3	0	0	0	0	0	0												
Scott Sauerbeck, R	(7, 1)									0	0	0	0	0	0	0												
Mike Fetters, R	(8, 1)									0	0	0	0	0	0	0												
Craig Wilson, R OBP: 0.366, SLG: 0.545	(8, PH)									1	0	0	0	0	0	0												
Omar Olivares, R OBP: 0.222, SLG: 0.407	(9, 1)									0	0	0	0	0	0	0												
Gary Matthews, S OBP: 0.322, SLG: 0.366	(1, 8)									4	0	0	0	0	4	0												
Adam Hyzdu, R OBP: 0.236, SLG: 0.435	(1, 9)									1	0	0	0	1	1	0												
Mike Lincoln, R OBP: 0.250, SLG: 0.250	(6, 1)									0	0	0	0	0	0	0												
Pat Meares, R OBP: 0.247, SLG: 0.308	(7, 4)									2	0	0	0	0	1	0												
Bronson Arroyo, R	(1, 1)									1	0	0	0	0	0	1												
Chad Hermansen, R OBP: 0.161, SLG: 0.194	(6, 9)									3	2	2	0	0	0	0												
Inning Stats	R: 0 E: 0 K: 0 S: 7	H: 0 LOB: 0 BB: 0 P: 10	R: 0 E: 0 K: 1 S: 6	H: 0 LOB: 0 BB: 0 P: 9	R: 0 E: 1 K: 1 S: 9	H: 0 LOB: 1 BB: 1 P: 18	R: 0 E: 0 K: 1 S: 9	H: 1 LOB: 0 BB: 0 P: 13	R: 0 E: 0 K: 2 S: 8	H: 0 LOB: 0 BB: 0 P: 12	R: 4 E: 0 K: 0 S: 15	H: 4 LOB: 2 BB: 0 P: 20	R: 1 E: 0 K: 1 S: 13	H: 3 LOB: 2 BB: 0 P: 19	R: 0 E: 0 K: 1 S: 8	H: 0 LOB: 0 BB: 0 P: 13	R: 0 E: 0 K: 2 S: 10	H: 0 LOB: 0 BB: 0 P: 13	1B: 6 2B: 1 3B: 0 HR: 1	SF: 0 SAC: 0 DP: 1 HBP: 0	WP: 0 PB: 0 CS: 0	PA: 36						
PITCHER	IP	WLS	BF	H	R	ER	SO	BB	IBB	HBP	BLK	WP	HR	S	P	ERA	WHIP											
Darryl Kile, R	(1, 1)	6.0		24	5	4	4	5	1	0	0	0	0	1	54	82	6.00	1.000										
Mike Timlin, R	(7, 1)	0.2	B	5	3	1	1	1	0	0	0	0	0	0	10	15	13.50	4.500										
Steve Kline, L	(7, 1)	0.1		1	0	0	0	0	0	0	0	0	0	3	4	0.00	0.000											
Luther Hackman, R	(8, 1)	1.0	W	3	0	0	0	1	0	0	0	0	0	8	13	0.00	0.000											
Gene Stechschulte, R	(9, 1)	1.0		3	0	0	0	2	0	0	0	0	0	10	13	0.00	0.000											

AB	35
R	5
H	8
RBI	5
BB	1
SO	9
LOB	6



Batter	1	2	3	4	5	6	7	8	9	AB	R	H	RBI	BB	SO	LOB	TOP					
Kerry Robinson, L (1, 7) OBP: 0.332, SLG: 0.333	F8		1B	G6-3			G4-3		SH1-3 BB	3	1	1	1	2	0	0	St. Louis Cardinals @ Pittsburgh Pirates PNC Park, Pittsburgh, PA Sat Sep 22 2001, 7:05 PM EDT Att: 37,539 - Overcast - 72 F					
Placido Polanco, R (1, 4) OBP: 0.352, SLG: 0.401	G5-3		G6-3	G6-3			G6-3		SH1-3	4	0	0	0	0	0	3						
J.D. Drew, L (1, 9) OBP: 0.416, SLG: 0.623	G3		5 WP 1B	F8					K	5	1	2	1	0	1	3						
5 Albert Pujols, R (1, 3) OBP: 0.410, SLG: 0.628		15 2B	1B				F7		FC5-4 IBB	4	1	2	1	1	1	1						
15 Jim Edmonds, L (1, 8) OBP: 0.390, SLG: 0.533			1B						FC5-4	4	0	3	1	0	1	0						
Bobby Bonilla, S (9, PH) OBP: 0.310, SLG: 0.352									FC5-4	1	0	0	0	0	0	2						
Jeff Tabaka, R (9, 1)										0	0	0	0	0	0	0						
Gene Stechschulte, R (9, 1) OBP: 0.750, SLG: 1.667										0	0	0	0	0	0	0						
Craig Paquette, R (1, 5) OBP: 0.319, SLG: 0.461	L4		F8							4	0	0	0	0	0	4						
Edgar Renteria, R (1, 6) OBP: 0.321, SLG: 0.389	F8			FC1 1B			G5-3		FC5-4 1B	4	1	2	0	0	0	1						
Eli Marrero, R (1, 2) OBP: 0.304, SLG: 0.412	F9			FC1 1B			G6-3		FC5-4 S	4	0	0	0	0	0	4						
Bud Smith, L (1, 1) OBP: 0.160, SLG: 0.125										2	0	0	0	0	0	2						
28 Bill Ortega, R (6, PH)										1	0	0	0	0	0	0						
T.J. Mathews, R (6, 1)										1	0	0	0	0	1	2						
23 Luis Saturria, R (9, 9) OBP: 0.333, SLG: 0.667										0	0	0	0	0	0	0						
Inning Stats	R: 0 E: 0 K: 0 S: 7	H: 0 LOB: 0 BB: 0 P: 10	R: 1 E: 0 K: 0 S: 10	H: 2 LOB: 1 BB: 0 P: 20	R: 2 E: 0 K: 0 S: 17	H: 3 LOB: 2 BB: 1 P: 30	R: 1 E: 0 K: 0 S: 9	H: 2 LOB: 2 BB: 0 P: 12	R: 0 E: 0 K: 2 S: 8	H: 0 LOB: 0 BB: 0 P: 9	R: 0 E: 0 K: 0 S: 4	H: 0 LOB: 0 BB: 0 P: 6	R: 0 E: 0 K: 0 S: 7	H: 1 LOB: 1 BB: 0 P: 13	R: 0 E: 0 K: 1 S: 12	H: 2 LOB: 2 BB: 0 P: 18	R: 0 E: 0 K: 1 S: 7	H: 0 LOB: 2 BB: 2 P: 18	1B: 8 2B: 2 3B: 0 HR: 0	SF: 0 SAC: 1 DP: 0 HBP: 0	WP: 1 PB: 0 SB: 2 CS: 0	PA: 41
PITCHER	IP	WLS	BF	H	R	ER	SO	BB	IBB	HBP	BLK	WP	HR	S	P	ERA	WHIP					
Todd Ritchie, R (1, 1) ERA: 4.33	7.1	L	34	10	4	4	2	1	0	0	0	1	0	70	113	4.91	1.500					
Josias Manzanillo, R (8, 1) ERA: 3.15	1.0		4	0	0	0	1	1	0	0	0	0	0	6	11	0.00	1.000					
Scott Sauerbeck, L (9, 1) ERA: 4.99	0.2		3	0	0	0	1	0	1	0	0	0	0	5	12	0.00	0.000					

AB	37
R	4
H	10
RBI	4
BB	3
SO	4
LOB	22



Batter	1	2	3	4	5	6	7	8	9	AB	R	H	RBI	BB	SO	LOB	BOTTOM					
Chad Hermansen, R (1, 8) OBP: 0.143, SLG: 0.171	K		F8				G6-3		F7	4	0	0	0	0	1	2	St. Louis Cardinals @ Pittsburgh Pirates PNC Park, Pittsburgh, PA Sat Sep 22 2001, 7:05 PM EDT Att: 37,539 - Overcast - 72 F					
2 Jack Wilson, R (1, 6) OBP: 0.283, SLG: 0.308	F8			2B			G5-3		G1-3	4	0	1	0	0	0	1						
Brian Giles, L (1, 7) OBP: 0.400, SLG: 0.602	P6			F7			F8		F8	3	0	0	0	1	0	1						
Aramis Ramirez, R (1, 5) OBP: 0.354, SLG: 0.542		P3					P3		FC1-4 BB	4	0	1	0	0	0	1						
18 Jason Kendall, R (1, 2) OBP: 0.341, SLG: 0.370		G6-3					L6		F9	4	0	0	0	0	0	3						
Craig Wilson, R (1, 9) OBP: 0.362, SLG: 0.559							K		G6-3	4	1	1	1	0	2	3						
Kevin Young, R (1, 3) OBP: 0.370, SLG: 0.402										3	0	0	0	0	1	0						
Josias Manzanillo, R (8, 1)										0	0	0	0	0	0	0						
Scott Sauerbeck, R (9, 1)										0	0	0	0	0	0	0						
Mendy López, R (1, 4) OBP: 0.262, SLG: 0.308									F7	3	0	1	0	0	0	0						
Todd Ritchie, R (1, 1) OBP: 0.203, SLG: 0.196										1	0	0	0	0	0	0						
Rob Mackowiak, L (8, 9) OBP: 0.342, SLG: 0.437										1	0	1	0	0	0	0						
Inning Stats	R: 0 E: 0 K: 1 S: 5	H: 0 LOB: 0 BB: 0 P: 7	R: 1 E: 0 K: 0 S: 8	H: 1 LOB: 0 BB: 0 P: 16	R: 0 E: 0 K: 0 S: 6	H: 0 LOB: 0 BB: 0 P: 8	R: 0 E: 0 K: 1 S: 11	H: 2 LOB: 2 BB: 0 P: 19	R: 0 E: 0 K: 0 S: 7	H: 1 LOB: 1 BB: 0 P: 13	R: 0 E: 0 K: 0 S: 6	H: 0 LOB: 0 BB: 0 P: 9	R: 0 E: 0 K: 1 S: 9	H: 0 LOB: 0 BB: 0 P: 12	R: 0 E: 0 K: 0 S: 6	H: 1 LOB: 1 BB: 0 P: 10	R: 0 E: 0 K: 1 S: 8	H: 0 LOB: 1 BB: 1 P: 14	1B: 2 2B: 2 3B: 0 HR: 1	SF: 0 SAC: 1 DP: 0 HBP: 0	WP: 0 PB: 0 SB: 0 CS: 0	PA: 33
PITCHER	IP	WLS	BF	H	R	ER	SO	BB	IBB	HBP	BLK	WP	HR	S	P	ERA	WHIP					
Bud Smith, L (1, 1) ERA: 3.31	5.0	W	19	4	1	1	2	0	0	0	0	0	0	37	63	1.80	0.800					
T.J. Mathews, R (6, 1) ERA: 3.38	3.0	H	10	1	0	0	1	0	0	0	0	0	0	21	31	0.00	0.333					
Jeff Tabaka, L (9, 1) ERA: 0.75	0.0		1	0	0	0	0	1	0	0	0	0	0	1	5	∞	∞					
Gene Stechschulte, R (9, 1) ERA: 3.7	1.0	S	3	0	0	0	1	0	0	0	0	0	0	7	9	0.00	0.000					

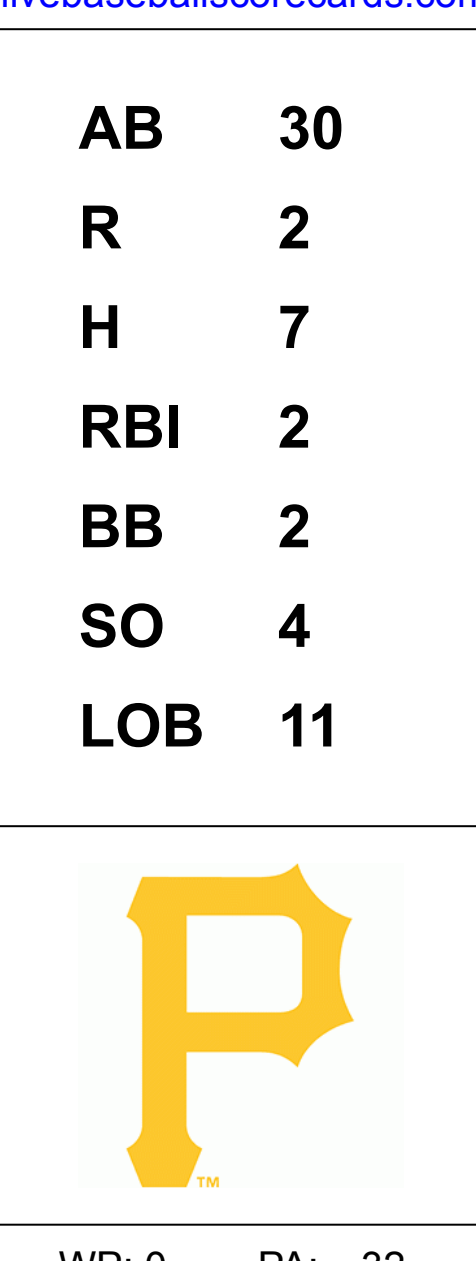


Batter	1	2	3	4	5	6	7	8	9	AB	R	H	RBI	BB	SO	LOB	TOP								
Fernando Vina, L (1.4) OBP: 0.358, SLG: 0.408	G4-3			G6-4-3 1B		G6-4-3 1B		BB HBP		3	0	2	0	0	0	0	St. Louis Cardinals @ Pittsburgh Pirates PNC Park, Pittsburgh, PA Sun Sep 23 2001, 1:35 PM EDT Att: 33,633 - Cloudy - 74 F								
Placido Polanco, R (1.5) OBP: 0.352, SLG: 0.399	F3			1-3		F9		BB		3	0	0	0	1	0	2									
J.D. Drew, L (1.8) OBP: 0.412, SLG: 0.616	G3-1			G6-4-3 1-2		K		K		4	0	0	0	0	2	4									
5 Albert Pujols, R (1.9) OBP: 0.408, SLG: 0.623		G5-3			F7		G6-3	G5-3		4	0	0	0	0	0	2									
Mark McGwire, R (1.3) OBP: 0.310, SLG: 0.476		P3			FC5-4 BB		F9		F3	3	0	0	0	1	0	0									
Craig Paquette, R (1.7) OBP: 0.318, SLG: 0.468		L7			FC5-4 1B 1-2		HR		K	4	1	1	1	0	1	1									
Edgar Renteria, R (1.6) OBP: 0.323, SLG: 0.389			F9		1-2 1B		FC6-4 BB		G5-3	3	0	1	0	1	0	0									
Mike Matheny, R (1.2) OBP: 0.276, SLG: 0.300			K		K		FC6-4 1-2			3	0	0	0	0	2	3									
Dustin Hermanson, R (1.1) OBP: 0.115, SLG: 0.102			G4-3			P6		F9		2	0	0	0	0	0	0									
Bobby Bonilla, S (8. PH) OBP: 0.309, SLG: 0.349										1	0	0	0	0	0	0									
Mike Matthews, L (8.1) OBP: 0.118, SLG: 0.294										0	0	0	0	0	0	0									
Mike James, R (8.1)										0	0	0	0	0	0	0									
Inning Stats	R: 0 E: 0 K: 0 S: 6	H: 0 LOB: 0 BB: 0 P: 7	R: 0 E: 0 K: 0 S: 5	H: 0 LOB: 0 BB: 0 P: 8	R: 0 E: 0 K: 1 S: 8	H: 0 LOB: 0 BB: 0 P: 10	R: 0 E: 0 K: 0 S: 5	H: 1 LOB: 0 BB: 0 P: 6	R: 0 E: 0 K: 1 S: 10	H: 1 LOB: 2 BB: 1 P: 19	R: 0 E: 0 K: 0 S: 9	H: 1 LOB: 1 BB: 1 P: 12	R: 1 E: 0 K: 0 S: 9	H: 1 LOB: 1 BB: 1 P: 19	R: 0 E: 0 K: 1 S: 11	H: 0 LOB: 2 BB: 1 P: 20	R: 0 E: 0 K: 1 S: 5	H: 0 LOB: 0 BB: 0 P: 7	1B: 3 2B: 0 3B: 0 HR: 1	SF: 0 SAC: 0 DP: 1 HBP: 1	WP: 0 PB: 0 SB: 0 CS: 0	PA: 34			
PITCHER	IP	WLS	BF	H	R	ER	SO	BB	IBB	HBP	BLK	WP	HR	S	P	ERA	WHIP								
Dave Williams, L (1.1) ERA: 3.78	7.0	W	26	4	1	1	3	2	0	0	0	0	1	52	81	1.29	0.857								
Scott Sauerbeck, L (8.1) ERA: 4.94	0.2	H	4	0	0	0	1	1	0	1	0	0	0	6	12	0.00	1.500								
Josias Manzanillo, R (8.1) ERA: 3.09	1.1	S	4	0	0	0	1	0	0	0	0	0	0	10	15	0.00	0.000								

AB	30
R	1
H	4
RBI	1
BB	3
SO	5
LOB	12



Batter	1	2	3	4	5	6	7	8	9	AB	R	H	RBI	BB	SO	LOB	BOTTOM								
18 Jason Kendall, R (1.9) OBP: 0.340, SLG: 0.389	F8					F8	G5-3			4	0	1	0	0	0	1	St. Louis Cardinals @ Pittsburgh Pirates PNC Park, Pittsburgh, PA Sun Sep 23 2001, 1:35 PM EDT Att: 33,633 - Cloudy - 74 F								
Scott Sauerbeck, R (8.1)				1B						0	0	0	0	0	0	0									
Josias Manzanillo, R (8.1)				K						0	0	0	0	0	0	0									
2 Jack Wilson, R (1.6) OBP: 0.286, SLG: 0.310		1B				1B G4-3 1B		F9		4	1	2	0	0	1	1									
Brian Giles, L (1.8) OBP: 0.400, SLG: 0.600		1B			G6-3					3	0	1	0	1	0	1									
Aramis Ramirez, R (1.5) OBP: 0.351, SLG: 0.538					G5-3		G4-3		F8	4	0	0	1	0	0	3									
Warren Morris, L (1.4) OBP: 0.232, SLG: 0.359			G4-3							3	0	0	0	0	0	1									
Pat Meares, R (8.4) OBP: 0.246, SLG: 0.307				P6		G3		G4-3		1	0	0	0	0	0	1									
Craig Wilson, R (1.3) OBP: 0.356, SLG: 0.550										2	0	0	0	0	0	0									
Kevin Young, R (7.3) OBP: 0.309, SLG: 0.401										1	0	0	0	0	0	0									
Rob Mackowiak, L (1.7) OBP: 0.342, SLG: 0.452										3	1	1	1	0	0	0									
Keith Osik, R (1.2) OBP: 0.313, SLG: 0.313										2	0	2	0	1	0	0									
Dave Williams, L (1.1) ERA: 4.42										2	0	0	0	0	2	2									
Gary Matthews, S (7. PH) OBP: 0.321, SLG: 0.365										1	0	0	0	0	1	1									
Inning Stats	R: 0 E: 0 K: 0 S: 7	H: 1 LOB: 1 BB: 0 P: 12	R: 0 E: 0 K: 0 S: 6	H: 0 LOB: 0 BB: 0 P: 6	R: 0 E: 0 K: 2 S: 8	H: 2 LOB: 1 BB: 0 P: 16	R: 0 E: 0 K: 0 S: 4	H: 0 LOB: 0 BB: 0 P: 7	R: 0 E: 0 K: 1 S: 13	H: 1 LOB: 1 BB: 0 P: 18	R: 1 E: 0 K: 0 S: 13	H: 2 LOB: 1 BB: 0 P: 21	R: 1 E: 0 K: 1 S: 14	H: 1 LOB: 1 BB: 1 P: 25	R: 0 E: 0 K: 0 S: 4	H: 0 LOB: 1 BB: 1 P: 10	1B: 5 2B: 1 3B: 0 HR: 1	SF: 0 SAC: 0 DP: 0 HBP: 0	WP: 0 PB: 0 SB: 0 CS: 0	PA: 32					
PITCHER	IP	WLS	BF	H	R	ER	SO	BB	IBB	HBP	BLK	WP	HR	S	P	ERA	WHIP								
Dustin Hermanson, R (1.1) ERA: 4.42	7.0	L	28	7	2	2	4	1	0	0	0	0	1	65	105	2.57	1.143								
Mike Matthews, L (8.1) ERA: 3.36	0.1		2	0	0	0	0	1	0	0	0	0	0	1	5	0.00	3.000								
Mike James, R (8.1) ERA: 5.21	0.2		2	0	0	0	0	0	0	0	0	0	0	3	5	0.00	0.000								



Batter	1	2	3	4	5	6	7	8	9	AB	R	H	RBI	BB	SO	LOB	TOP					
Eric Young Sr. R OBP: 0.330, SLG: 0.395 (1, 4)	F3		F8		BB 1B		1B G4-3 HBP		G4-3	4	2	1	0	0	0	1	Chicago Cubs @ Pittsburgh Pirates PNC Park, Pittsburgh, PA Mon Sep 24 2001, 7:05 PM EDT Att: 18,908 - Overcast - 62 F					
Ricky Gutierrez R OBP: 0.350, SLG: 0.409 (1, 6)	HR		K		1B BB		G4-3 BB 1B		G1-3	4	1	2	1	1	1	1						
Sammy Sosa R OBP: 0.434, SLG: 0.727 (1, 9)	K			1B HR 1B	1B 2-H 1B		G4-3 BB 1B		1B	4	1	3	1	1	1	0						
Fred McGriff L OBP: 0.384, SLG: 0.536 (1, 3)	F8			1B HR 1B	K		G4-3		F7	5	1	1	1	0	1	5						
Matt Stairs L OBP: 0.358, SLG: 0.459 (7, PH)				HR	F5					3	1	2	3	0	0	2						
Rondell White R OBP: 0.370, SLG: 0.528 (7, PR)				HR						0	0	0	0	1	0	0						
Corey Patterson L OBP: 0.257, SLG: 0.359 (7, 8)				HR						0	0	0	0	0	0	0						
Michael Tucker L OBP: 0.324, SLG: 0.418 (7, 7)	G1-6-3			F7			F8		K	4	0	0	0	0	1	4						
Todd Hundley S OBP: 0.292, SLG: 0.369 (8, 1)				K						3	0	0	0	0	0	0						
Todd Van Poppel R OBP: 0.288, SLG: 0.386 (7, 1)				K						0	0	0	0	0	0	0						
Jeff Fassero L OBP: 0.238, SLG: 0.343 (8, PH)				K						0	0	0	0	0	0	0						
Delings DeShields L OBP: 0.238, SLG: 0.343 (8, PH)				K						0	0	0	0	0	0	0						
Scott Chiasson R OBP: 0.167, SLG: 0.125 (8, 1)				K						0	0	0	0	0	0	0						
Bill Mueller S OBP: 0.381, SLG: 0.437 (1, 5)				F8 34 SH1-3 1B	G4-3		F7		G3	4	0	1	0	0	0	0						
34 Kerry Wood R OBP: 0.208, SLG: 0.213 (6, 1)				SH1-3			L5		K	1	0	0	0	0	0	0						
Ron Mahay L OBP: 0.311, SLG: 0.341 (6, 2)				SH1-3			L5		K	0	0	0	0	0	0	0						
Joe Girardi R OBP: 0.311, SLG: 0.341 (6, 2)				SH1-3			L5		K	2	0	0	0	0	2	0						
Inning Stats	R: 1 E: 0 K: 1 S: 12	H: 1 LOB: 0 BB: 0 P: 21	R: 0 E: 0 K: 1 S: 6	H: 1 LOB: 0 BB: 0 P: 14	R: 0 E: 0 K: 1 S: 10	H: 1 LOB: 1 BB: 0 P: 14	R: 3 E: 0 K: 1 S: 17	H: 3 LOB: 0 BB: 0 P: 25	R: 1 E: 0 K: 1 S: 10	H: 2 LOB: 2 BB: 1 P: 22	R: 0 E: 0 K: 1 S: 8	H: 0 LOB: 0 BB: 0 P: 11	R: 1 E: 0 K: 2 S: 15	H: 1 LOB: 3 BB: 2 P: 34	R: 0 E: 0 K: 1 S: 7	H: 0 LOB: 0 BB: 0 P: 11	R: 0 E: 0 K: 0 S: 11	H: 1 LOB: 1 BB: 0 P: 13	1B: 8 2B: 0 3B: 0 HR: 2	SF: 0 SAC: 1 DP: 1 HBP: 1	WP: 0 PB: 0 SB: 0 CS: 0	PA: 40
PITCHER	IP	WLS	BF	H	R	ER	SO	BB	IBB	HBP	BLK	WP	HR	S	P	ERA	WHIP					
Tony McKnight R ERA: 4.39	4.1		21	8	5	5	4	1	0	0	0	0	0	14	22	10.38	2.077					
Joe Beimel L ERA: 5.19	1.2		5	0	0	0	2	0	0	0	0	0	0	14	22	0.00	0.000					
Omar Olivares R ERA: 6.5	0.1		4	1	1	1	1	1	0	1	0	0	0	10	20	27.00	6.000					
Damaso Marte L ERA: 5.04	0.2		3	0	0	0	1	0	1	0	0	0	0	5	14	0.00	0.000					
Mike Lincoln R ERA: 2.15	1.0	W	3	0	0	0	1	0	0	0	0	0	0	7	11	0.00	0.000					

AB	35
R	6
H	10
RBI	6
BB	3
SO	9
LOB	13



Batter	1	2	3	4	5	6	7	8	9	AB	R	H	RBI	BB	SO	LOB	BOTTOM					
18 Jason Kendall R OBP: 0.341, SLG: 0.368 (1, 2)	K			P4		2B 1B	FC6 BB BB	2CS HBP		4	1	1	0	0	1	1	Chicago Cubs @ Pittsburgh Pirates PNC Park, Pittsburgh, PA Mon Sep 24 2001, 7:05 PM EDT Att: 18,908 - Overcast - 62 F					
2 Jack Wilson R OBP: 0.285, SLG: 0.309 (1, 6)	L9			G6-3		2B 1B	B2	G1-5-3		5	1	1	0	0	4							
Brian Giles L OBP: 0.401, SLG: 0.601 (1, 7)	G5-3			G4-3		S 2B	BB BB			3	1	1	2	1	0	0						
Aramis Ramirez R OBP: 0.351, SLG: 0.538 (1, 5)		G6-3		G6-3		BB 2B	F8			4	0	1	1	0	0	3						
Warren Morris L OBP: 0.228, SLG: 0.350 (8, PH)		F9		G1-3		BB 2B	F9			2	0	0	0	0	0	0						
Mendy Lugo R OBP: 0.258, SLG: 0.300 (8, PH)		F9		G1-3		BB 2B	F9			1	0	0	0	0	0	1						
Omar Olivares R OBP: 0.172, SLG: 0.407 (7, 1)		F9		G1-3		BB 2B	F9			0	0	0	0	0	0	0						
Damaso Marte L OBP: 0.238, SLG: 0.343 (8, PH)		F9		G1-3		BB 2B	F9			0	0	0	0	0	0	0						
Adam Hyzdu R OBP: 0.290, SLG: 0.435 (8, 1)		F9		G1-3		BB 2B	F9			0	0	0	0	0	0	0						
Mike Lincoln R OBP: 0.290, SLG: 0.350 (8, 1)		F9		G1-3		BB 2B	F9			0	0	0	0	0	0	0						
Rich Loiselle R ERA: 2.15		F9		G1-3		BB 2B	F9			0	0	0	0	0	0	0						
Kevin Young R OBP: 0.311, SLG: 0.401 (1, 3)		CS 1B		K		BB IBB	F9			3	0	1	0	1	1	3						
Rob Mackowiak L OBP: 0.345, SLG: 0.456 (7, 4)		CS		P5				F8		3	1	1	0	1	0	0						
Pat Meares R OBP: 0.246, SLG: 0.307 (9, 4)		CS		P5				F8		0	0	0	0	0	0	0						
Gary Matthews S OBP: 0.320, SLG: 0.372 (1, 8)				G4-3		K		HR		4	1	1	1	0	1	4						
Tony McKnight L ERA: 4.39				K				HR		1	0	0	0	0	1	0						
Joe Beimel L ERA: 5.19				K				HR		0	0	0	0	0	0	0						
Craig Wilson R OBP: 0.285, SLG: 0.309 (8, PH)				K				HR		3	2	2	0	0	0	0						
Chad Hermansen R OBP: 0.143, SLG: 0.171 (8, 9)				K				HR		0	0	0	0	0	0	0						
Inning Stats	R: 0 E: 0 K: 1 S: 8	H: 0 LOB: 0 BB: 0 P: 10	R: 0 E: 0 K: 0 S: 7	H: 1 LOB: 0 BB: 0 P: 14	R: 0 E: 0 K: 1 S: 6	H: 0 LOB: 0 BB: 0 P: 8	R: 0 E: 0 K: 0 S: 11	H: 0 LOB: 0 BB: 0 P: 16	R: 0 E: 0 K: 1 S: 7	H: 0 LOB: 0 BB: 0 P: 10	R: 5 E: 0 K: 1 S: 25	H: 6 LOB: 3 BB: 2 P: 44	R: 1 E: 1 K: 0 S: 11	H: 1 LOB: 3 BB: 2 P: 21	R: 1 E: 0 K: 0 S: 10	H: 2 LOB: 2 BB: 0 P: 17	R: 0 E: 0 K: 0 S: 11	H: 0 LOB: 0 BB: 0 P: 13	1B: 5 2B: 3 3B: 0 HR: 2	SF: 0 SAC: 0 DP: 0 HBP: 1	WP: 0 PB: 0 SB: 1 CS: 3	PA: 39
PITCHER	IP	WLS	BF	H	R	ER	SO	BB	IBB	HBP	BLK	WP	HR	S	P	ERA	WHIP					
34 Kerry Wood R ERA: 3.49	5.1		22	7	5	5	4	0	0	0	0	0	0	1	56	8.44	1.312					
Ron Mahay L ERA: 2.31	0.1		3	0	0	0	0	1	1	0	0	0	0	4	13	0.00	3.000					
Todd Van Poppel R ERA: 2.73	0.2		4	1	1	0	0	0	0	0	0	0	0	9	11	0.00	1.500					
Jeff Fassero L ERA: 3.41	0.2	B	4	0	0	0	0	2	0	0	0	0	0	6	15	0.00	3.000					
Scott Chiasson R ERA: 5.4	0.1	L	3	2	1	1	0	0	0	0	0	0	1	5	7	27.00	6.000					

AB	33
R	7
H	10
RBI	7
BB	4
SO	4
LOB	16



Batter	1	2	3	4	5	6	7	8	9	AB	R	H	RBI	BB	SO	LOB	TOP										
Eric Young Sr. R (1.4) OBP: 0.329, SLG: 0.393 Ron Mahay, L (4.1) Delino DeShields, L (8.7) OBP: 0.335, SLG: 0.341	3-2 E5 G4-3 PB		2-1 G6-3		1-2 G3-4-3			1-2 G5-3		2	0	0	0	0	0	0											
Corey Patterson L (1.8) OBP: 0.248, SLG: 0.346	2-2 G4-3		0-0 F9			1-2 F8		0-0 P6		4	0	0	0	0	0	1											
Sammy Sosa R (1.9) OBP: 0.432, SLG: 0.723 Roosevelt Brown, L (6.9) OBP: 0.292, SLG: 0.409	1-1 G6-3		0-0 G6-3			2-0 F7		1-2 G4-3		3	0	0	0	0	0	1											
Fred McGriff, L (1.3) OBP: 0.386, SLG: 0.536 Matt Stairs, L (6.3) OBP: 0.357, SLG: 0.457	4-2 BB			2-1 FC4-6 1B		1-2 G3		1-2 F9		2	0	1	0	1	0	0											
Rondell White, R (1.7) OBP: 0.369, SLG: 0.526 Scott Chiasson, R (8.1) Michael Tucker, L (9.7) OBP: 0.323, SLG: 0.416	2-2 G5-3		1-1 FC4-6 G4-6-3			0-0 G6-4-3 1B 1B		2-1 F8		3	1	1	0	0	0	3											
Ricky Gutierrez, R (1.6) OBP: 0.349, SLG: 0.407		1-1 G4-3		0-0 G4-6-3		0-0 G6-4-3 1B		0-0 G6-3		4	0	1	0	0	0	1											
Joe Girardi, R (1.2) OBP: 0.308, SLG: 0.338 Robert Machado, R (5.2) OBP: 0.261, SLG: 0.331		1-0 G1-3			1-1 G4-3		1-0 G6-4-3			2	0	0	0	0	0	0											
Augie Ojeda, S (1.5) OBP: 0.252, SLG: 0.287		1-1 3B WP 1B			0-1 G4-3		2-1 1B			3	0	2	1	0	0	0											
Jason Bere, R (1.1) OBP: 0.186, SLG: 0.237 3B Carlos Zambrano, S (1.1) Courtney Duncan, L (3.1) Chad Meyers, R (4.4) OBP: 0.385, SLG: 0.200		2-2 G5-3			0-0 1B		1-1 L7			0	0	0	0	0	0	0											
Inning Stats	R: 0 H: 0 E: 1 K: 0 S: 19	H: 0 LOB: 2 BB: 1 P: 31	R: 0 H: 1 E: 0 K: 0 S: 8	LOB: 1 BB: 0 P: 13	R: 0 H: 0 E: 0 K: 0 S: 4	LOB: 0 BB: 0 P: 6	R: 0 H: 1 E: 0 K: 0 S: 5	LOB: 1 BB: 0 P: 8	R: 0 H: 1 E: 0 K: 0 S: 7	LOB: 1 BB: 0 P: 10	R: 0 H: 0 E: 0 K: 0 S: 7	LOB: 0 BB: 0 P: 11	R: 1 H: 3 E: 0 K: 0 S: 7	LOB: 1 BB: 0 P: 11	R: 0 H: 0 E: 0 K: 0 S: 9	LOB: 0 BB: 0 P: 10	R: 0 H: 0 E: 0 K: 0 S: 7	LOB: 0 BB: 0 P: 10	1B: 6 2B: 0 3B: 0 HR: 0	SF: 0 SAC: 0 DP: 2 HBP: 0	WP: 1 PB: 1 SB: 0 CS: 0	PA: 33					
PITCHER	IP	WLS	BF	H	R	ER	SO	BB	IBB	HBP	BLK	WP	HR	S	P	ERA	WHIP										
Jimmy Anderson, L (1.1) ERA: 5.33	7.0	W	27	6	1	1	0	1	0	0	0	1	0	58	90	1.29	1.000										
Mike Fetters, R (8.1) ERA: 5.89	1.0		3	0	0	0	0	0	0	0	0	0	0	9	11	0.00	0.000										
Omar Olivares, R (9.1) ERA: 6.44	1.0		3	0	0	0	0	0	0	0	0	0	0	7	10	0.00	0.000										

Chicago Cubs @ Pittsburgh Pirates
PNC Park, Pittsburgh, PA
Tue Sep 25 2001, 7:05 PM EDT
Att: 18,581 - Overcast - 46 F

AB 32
R 1
H 6
RBI 1
BB 1
SO 0
LOB 11



Batter	1	2	3	4	5	6	7	8	9	AB	R	H	RBI	BB	SO	LOB	BOTTOM										
18 Jason Kendall, R (1.9) OBP: 0.342, SLG: 0.367 Chad Hermansen, R (5.9) OBP: 0.162, SLG: 0.270										2	1	0	1	2	0	4											
2 Jack Wilson, R (1.6) OBP: 0.284, SLG: 0.308 Mendy López, R (3.6) OBP: 0.277, SLG: 0.326										1	1	0	0	0	0	3											
Brian Giles, L (1.7) OBP: 0.402, SLG: 0.599 Adam Hyzdu, R (6.7) OBP: 0.243, SLG: 0.429										3	2	1	1	1	0	1											
Aramis Ramirez, R (1.5) OBP: 0.352, SLG: 0.543 Warren Morris, L (7.4) OBP: 0.224, SLG: 0.346										4	2	2	2	0	1	1											
Rob Mackowiak, L (1.4) OBP: 0.351, SLG: 0.465										5	3	3	2	0	1	0											
Kevin Young, R (1.3) OBP: 0.312, SLG: 0.401 Keith Osik, R (7.3) OBP: 0.310, SLG: 0.310										2	1	1	1	1	0	1											
Craig Wilson, R (1.2) OBP: 0.377, SLG: 0.591										5	1	3	3	0	1	1											
Gary Matthews, S (1.8) OBP: 0.323, SLG: 0.370										2	0	0	0	3	2	2											
Jimmy Anderson, L (1.1) OBP: 0.155, SLG: 0.127 Mike Fetters, R (8.1) 11 Humberto Cota, R (6.7) OBP: 0.667, SLG: 0.667 Omar Olivares, R (9.1) OBP: 0.222, SLG: 0.407										4	0	2	2	0	1	3											
Inning Stats	R: 5 H: 4 E: 1 K: 1 S: 18	H: 3 LOB: 3 BB: 3 P: 38	R: 3 H: 3 E: 1 K: 0 S: 15	LOB: 2 BB: 2 P: 30	R: 4 H: 6 E: 0 K: 1 S: 20	LOB: 2 BB: 0 P: 34	R: 0 H: 0 E: 0 K: 2 S: 9	LOB: 0 BB: 0 P: 10	R: 0 H: 1 E: 0 K: 2 S: 10	LOB: 1 BB: 1 P: 16	R: 0 H: 0 E: 0 K: 2 S: 11	LOB: 0 BB: 0 P: 15	R: 0 H: 1 E: 0 K: 2 S: 13	LOB: 1 BB: 1 P: 21	R: 0 H: 0 E: 0 K: 2 S: 13	LOB: 0 BB: 1 P: 21	R: 0 H: 1 E: 0 K: 2 S: 13	LOB: 2 BB: 1 P: 21	1B: 10 2B: 3 3B: 0 HR: 2	SF: 1 SAC: 1 DP: 1 HBP: 0	WP: 0 PB: 0 SB: 0 CS: 0	PA: 47					
PITCHER	IP	WLS	BF	H	R	ER	SO	BB	IBB	HBP	BLK	WP	HR	S	P	ERA	WHIP										
Jason Bere, R (1.1) ERA: 4.38	0.2	L	10	4	5	3	1	3	0	0	0	0	0	17	37	40.50	10.500										
3B Carlos Zambrano, R (1.1) ERA: 11.74	1.1		9	3	3	3	0	2	0	0	0	0	0	16	31	20.25	3.750										
Courtney Duncan, R (3.1) ERA: 5.06	1.0		9	6	4	4	1	0	0	0	0	0	1	20	34	36.00	6.000										
Ron Mahay, L (4.1) ERA: 2.3	4.0		14	1	1	1	6	2	0	0	0	0	1	37	52	2.25	0.750										
Scott Chiasson, R (8.1) ERA: 4.15	1.0		5	1	0	0	2	1	0	0	0	0	0	13	21	0.00	2.000										

Chicago Cubs @ Pittsburgh Pirates
PNC Park, Pittsburgh, PA
Tue Sep 25 2001, 7:05 PM EDT
Att: 18,581 - Overcast - 46 F

AB 37
R 13
H 15
RBI 13
BB 8
SO 10
LOB 21



Batter	1	2	3	4	5	6	7	8	9	AB	R	H	RBI	BB	SO	LOB	TOP				
18 Jason Kendall, R OBP: 0.339, SLG: 0.365	K			E5 SH1-3 1B		G6-3				4	1	1	0	0	1	0	Pittsburgh Pirates @ St. Louis Cardinals Busch Stadium, St. Louis, MO Sun Sep 30 2001, 1:10 PM CDT Att: 42,442 - Sunny - 73 F				
2 Jack Wilson, R OBP: 0.292, SLG: 0.305	F9			SH1-3		F9		G1-3		3	0	0	0	0	0	2					
Brian Giles, L OBP: 0.403, SLG: 0.603	F7			HR 1B		K			G4-3	4	1	1	1	0	1	0					
Aramis Ramirez, R OBP: 0.350, SLG: 0.539		K								3	1	1	2	1	1	0					
Kevin Young, R OBP: 0.307, SLG: 0.391	K			HR						4	0	0	0	0	2	1					
Rob Mackowiak, L OBP: 0.332, SLG: 0.435 Mike Fetters, R Rich Loiselle, R	G1-3			G4-3			P6			3	0	0	0	0	0	0					
Chad Hermansen, R OBP: 0.167, SLG: 0.250				G6-3						3	0	0	0	0	1	0					
Pat Meares, R OBP: 0.244, SLG: 0.304				P4			L8			3	0	0	0	0	1	0					
Tony McKnight, L Joe Beimel, L Josias Manzanillo, R Gary Matthews, S	K			K			K			2	0	0	0	0	2	0					
Inning Stats	R: 0 E: 0 K: 1 S: 9	H: 0 LOB: 0 BB: 0 P: 16	R: 0 E: 0 K: 2 S: 8	H: 0 LOB: 0 BB: 0 P: 11	R: 0 E: 0 K: 1 S: 7	H: 0 LOB: 0 BB: 0 P: 10	R: 3 E: 1 K: 0 S: 13	H: 2 LOB: 0 BB: 0 P: 19	R: 0 E: 0 K: 1 S: 12	H: 0 LOB: 0 BB: 0 P: 16	R: 0 E: 0 K: 1 S: 8	H: 0 LOB: 0 BB: 0 P: 13	R: 0 E: 0 K: 1 S: 9	H: 1 LOB: 2 BB: 1 P: 22	R: 0 E: 0 K: 0 S: 8	H: 0 LOB: 0 BB: 1 P: 15		1B: 2 2B: 0 3B: 0 HR: 1	SF: 0 SAC: 1 DP: 1 HBP: 0	WP: 0 PB: 0 SB: 0 CS: 0	PA: 32
PITCHER	IP	WLS	BF	H	R	ER	SO	BB	IBB	HBP	BLK	WP	HR	S	P	ERA	WHIP				
Woody Williams, R ERA: 4.18	7.0	W	24	2	3	2	8	0	0	0	0	0	1	66	97	2.57	0.286				
Luther Hackman, R ERA: 4.73	0.2		2	0	0	0	1	0	0	0	0	0	0	4	7	0.00	0.000				
Dave Veres, R ERA: 3.88	0.1		3	1	0	0	0	1	0	0	0	0	0	7	15	0.00	6.000				
Steve Kline, L ERA: 1.53	0.1		1	0	0	0	0	0	0	0	0	0	0	4	6	0.00	0.000				
Mike Timlin, R ERA: 4.19	0.2		2	0	0	0	0	1	0	0	0	0	0	4	9	0.00	1.500				

Batter	1	2	3	4	5	6	7	8	9	AB	R	H	RBI	BB	SO	LOB	BOTTOM				
Fernando Vina, L OBP: 0.356, SLG: 0.410	L3			F9		G4-3		F7		4	0	0	1	1	0	2	Pittsburgh Pirates @ St. Louis Cardinals Busch Stadium, St. Louis, MO Sun Sep 30 2001, 1:10 PM CDT Att: 42,442 - Sunny - 73 F				
Placido Polanco, R OBP: 0.343, SLG: 0.386	G6-3			G6-3		L9		G6-3		5	0	0	0	0	0	3					
J.D. Drew, L OBP: 0.416, SLG: 0.611				HR BB		G4-3 BB		G1-3		2	3	1	0	2	0	0					
5 Albert Pujols, R OBP: 0.405, SLG: 0.618				HR 1B		G4-3 1B		G4-3 BB		3	1	2	2	1	0	1					
15 Jim Edmonds, L OBP: 0.399, SLG: 0.538	F7			G4-6-3		BB 1B		FC5 1B		3	1	1	0	1	0	1					
Mark McGwire, R OBP: 0.318, SLG: 0.498				P4 1B		BB 1B		FC5		3	1	1	0	1	0	2					
Edgar Renteria, R OBP: 0.317, SLG: 0.382				G6-3		FC5-4 1B		SF8		3	0	1	1	0	0	1					
Eli Marrero, R OBP: 0.313, SLG: 0.433				K2-3		G4-3 3B		SH5-3 1B		3	1	2	1	0	1	0					
Woody Williams, R ERA: 4.59 Luther Hackman, R Dave Veres, R Bobby Bonilla, S 23 Luis Saturni, R Steve Kline, S Mike Timlin, R	F8					P4		BB		3	0	1	1	0	0	1					
Inning Stats	R: 2 E: 0 K: 0 S: 7	H: 1 LOB: 1 BB: 1 P: 18	R: 0 E: 0 K: 1 S: 6	H: 0 LOB: 0 BB: 0 P: 8	R: 0 E: 0 K: 0 S: 6	H: 0 LOB: 0 BB: 0 P: 10	R: 1 E: 0 K: 0 S: 7	H: 2 LOB: 1 BB: 1 P: 19	R: 1 E: 0 K: 0 S: 8	H: 1 LOB: 0 BB: 0 P: 8	R: 3 E: 0 K: 0 S: 15	H: 3 LOB: 2 BB: 2 P: 31	R: 0 E: 0 K: 0 S: 8	H: 1 LOB: 2 BB: 1 P: 16	R: 0 E: 0 K: 0 S: 6	H: 1 LOB: 3 BB: 2 P: 14		1B: 6 2B: 1 3B: 1 HR: 1	SF: 1 SAC: 1 DP: 2 HBP: 0	WP: 0 PB: 0 SB: 4 CS: 0	PA: 38
PITCHER	IP	WLS	BF	H	R	ER	SO	BB	IBB	HBP	BLK	WP	HR	S	P	ERA	WHIP				
Tony McKnight, R ERA: 5.38	4.1	L	18	4	4	4	1	2	0	0	0	0	1	31	60	8.31	1.385				
Joe Beimel, L ERA: 5.38	0.2		3	1	1	1	0	0	0	0	0	0	0	5	6	13.50	1.500				
Josias Manzanillo, R ERA: 9.32	1.0		7	2	2	2	0	1	1	0	0	0	0	13	28	18.00	3.000				
Mike Fetters, R ERA: 5.76	1.0		5	1	0	0	0	1	0	0	0	0	0	8	16	0.00	2.000				
Rich Loiselle, R ERA: 11.65	1.0		5	1	0	0	0	1	1	0	0	0	0	6	14	0.00	2.000				



Batter	1	2	3	4	5	6	7	8	9	AB	R	H	RBI	BB	SO	LOB	TOP										
18 Jason Kendall, R OBP: 0.338, SLG: 0.362	1-2 F3		0-0 G6-3	3-3 K				4-1 IBB	1-0 G5-3	4	0	0	0	1	1	3											
2 Jack Wilson, R OBP: 0.291, SLG: 0.304	1-1 1B		1-1 G6-3		0-1 F9	0-1 F8			1-3 K	5	0	1	0	0	1	2											
Brian Giles, L OBP: 0.402, SLG: 0.601	1-1 F7		3-2 G4-3		1-1 F7		0-1 1B			4	0	1	0	0	0	1											
Aramis Ramirez, R OBP: 0.351, SLG: 0.541	1-3 K			1-1 1B SF7 2B	1-2 F5		2-2 1B	1-2 CS 1B		4	1	2	0	0	1	1											
Craig Wilson, R OBP: 0.387, SLG: 0.589		2-0 HR 1B		0-1 1B BB 1B		0-0 1B S 1B		2-3 SAFE K		4	2	3	0	0	1	2											
Chad Hermansen, R OBP: 0.167, SLG: 0.250				2-3 1B			1-2 2-3			0	0	0	0	0	0	0											
Gary Matthews, S OBP: 0.325, SLG: 0.388		0-0 HR		3-2 SF7		2-2 1B SF9 1B		0-3 K		3	2	2	3	0	1	0											
Kevin Young, R OBP: 0.308, SLG: 0.391		0-0 F8		3-H 4-2 1B BB		1-1 1B SF9 1B		1-1 F8		3	0	1	1	1	0	0											
Mendy López, R OBP: 0.268, SLG: 0.300		1-3 K S6-3		0-0 F8		1-3 3-H 1-2 SF9		1-3 K		3	0	0	1	0	2	2											
Jimmy Anderson, L OBP: 0.164, SLG: 0.138		0-1 G6-3		0-1 G6-3		0-3 K		1-3 K		3	0	1	0	0	1	2											
Rob Mackowiak, L OBP: 0.330, SLG: 0.433										1	0	0	0	0	1	0											
Rich Loiselle, R OBP: 0.143, SLG: 0.100										0	0	0	0	0	0	0											
Scott Sauerbeck, R OBP: 0.143, SLG: 0.100										0	0	0	0	0	0	0											
Inning Stats	R: 0 E: 0 K: 1 S: 10	H: 1 LOB: 1 BB: 0 P: 14	R: 2 E: 1 K: 1 S: 8	H: 2 LOB: 0 BB: 0 P: 11	R: 0 E: 0 K: 0 S: 6	H: 0 LOB: 0 BB: 0 P: 10	R: 1 E: 0 K: 1 S: 14	H: 3 LOB: 3 BB: 1 P: 25	R: 0 E: 0 K: 0 S: 7	H: 0 LOB: 0 BB: 0 P: 9	R: 2 E: 0 K: 1 S: 16	H: 3 LOB: 2 BB: 1 P: 24	R: 0 E: 0 K: 1 S: 11	H: 2 LOB: 1 BB: 0 P: 15	R: 0 E: 0 K: 2 S: 9	H: 0 LOB: 0 BB: 0 P: 11	R: 0 E: 0 K: 2 S: 8	H: 0 LOB: 0 BB: 0 P: 11	1B: 9 2B: 1 3B: 0 HR: 1	SF: 2 SAC: 0 DP: 1 HBP: 0	WP: 0 PB: 0 SB: 1 CS: 1	PA: 38					
PITCHER	IP	WLS	BF	H	R	ER	SO	BB	IBB	HBP	BLK	WP	HR	S	P	ERA	WHIP										
Glendon Rusch, L ERA: 4.6	5.0	L	22	6	3	3	3	1	0	0	0	0	1	45	69	5.40	1.400										
Dicky Gonzalez, R ERA: 4.89	1.0		9	5	2	2	1	0	1	0	0	0	0	21	31	18.00	5.000										
Jerrold Riggan, R ERA: 3.47	1.0		1	0	0	0	1	0	0	0	0	0	0	6	8	0.00	0.000										
Rick White, R ERA: 3.88	1.0		3	0	0	0	2	0	0	0	0	0	0	9	11	0.00	0.000										
Donne Wall, R ERA: 4.65	1.0		3	0	0	0	2	0	0	0	0	0	0	8	11	0.00	0.000										

Pittsburgh Pirates @ New York Mets
Shea Stadium, Flushing, NY
Mon Oct 01 2001, 7:10 PM EDT
Att: 6,315 - Cloudy - 58 F


AB 34
R 5
H 11
RBI 5
BB 2
SO 9
LOB 13

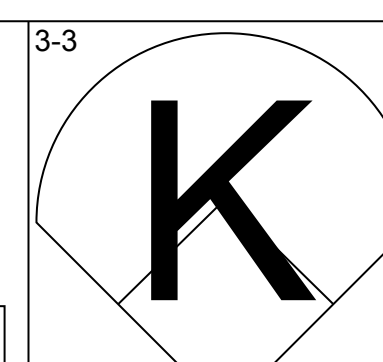
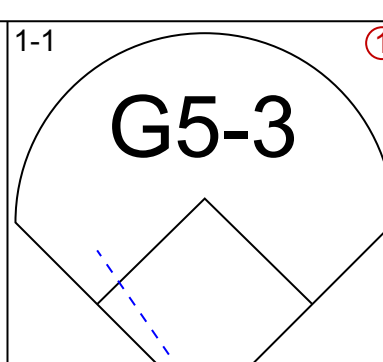
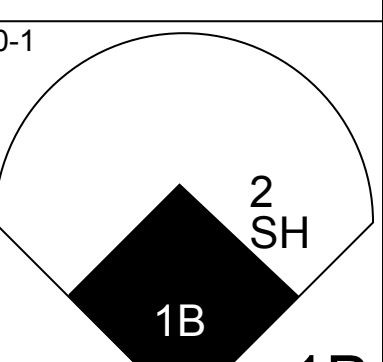
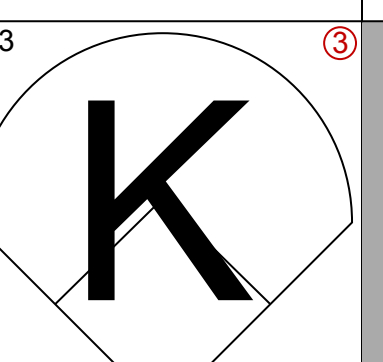
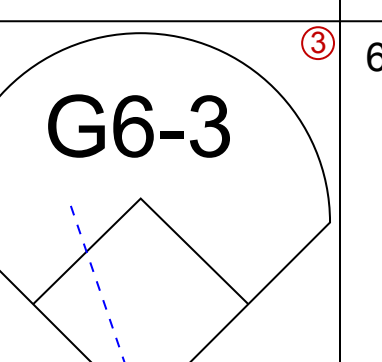
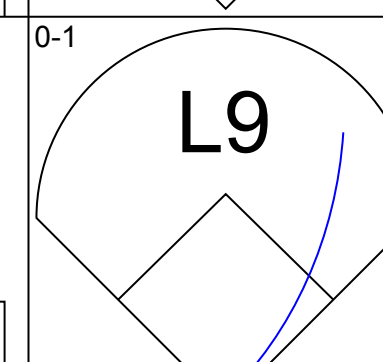
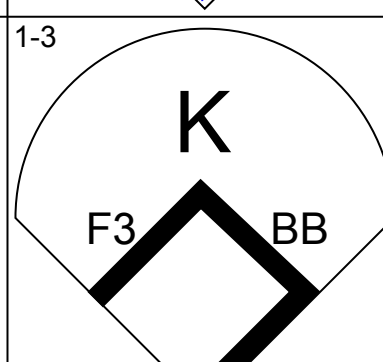
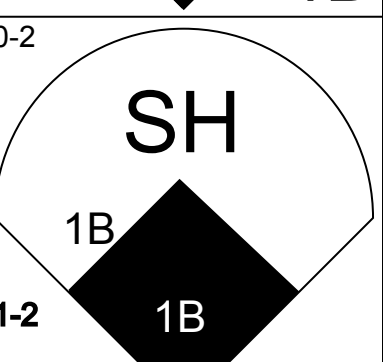


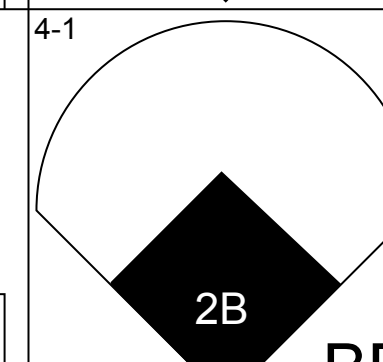
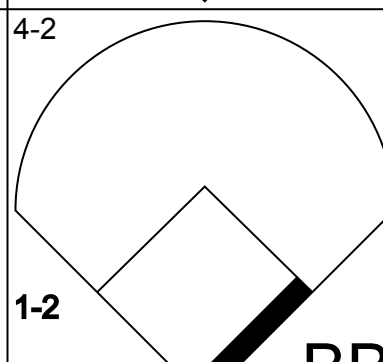
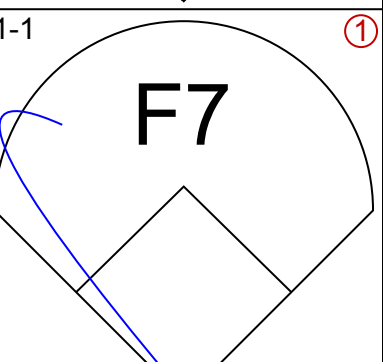


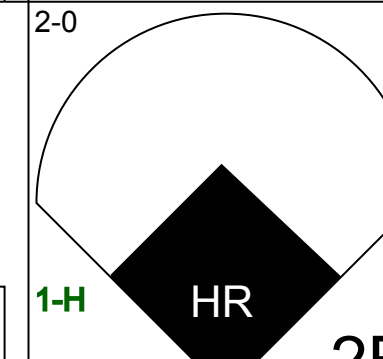
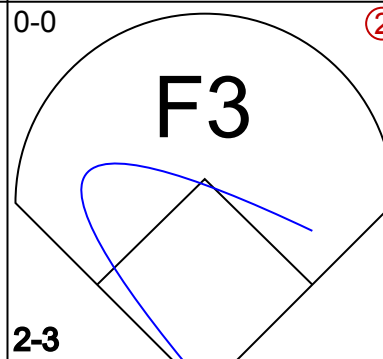
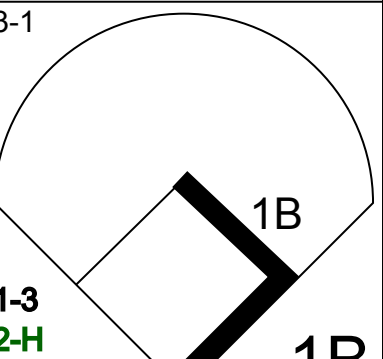


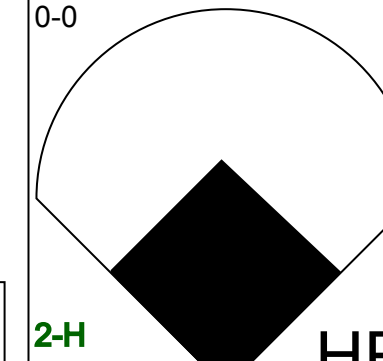
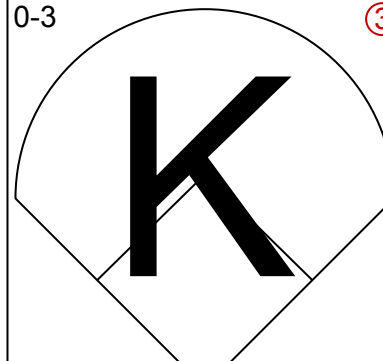
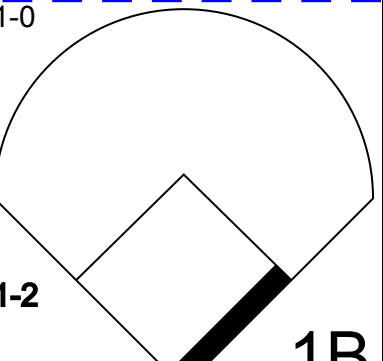


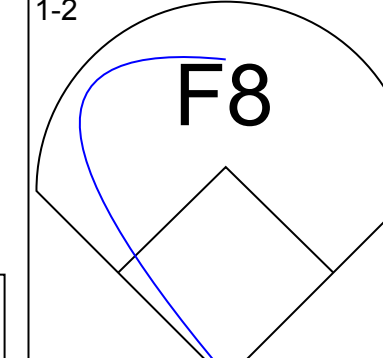
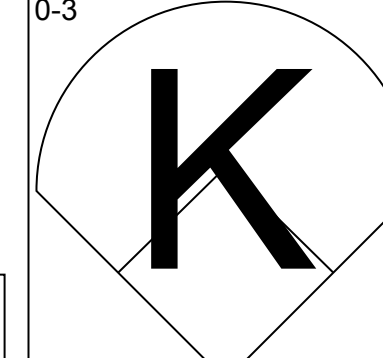
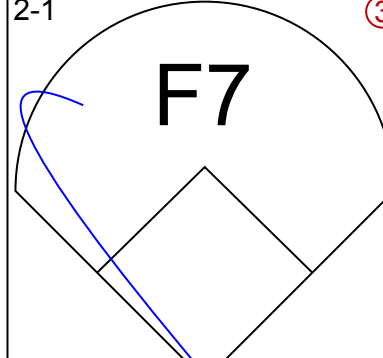

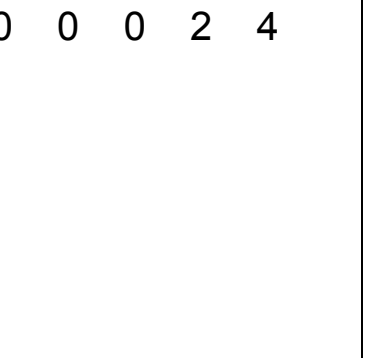
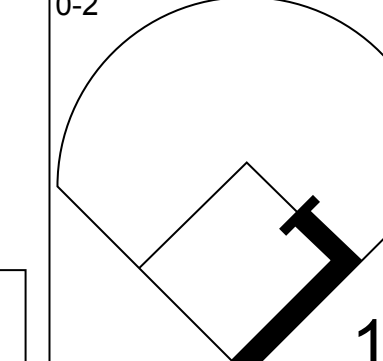
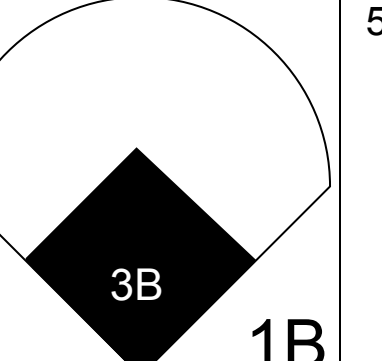


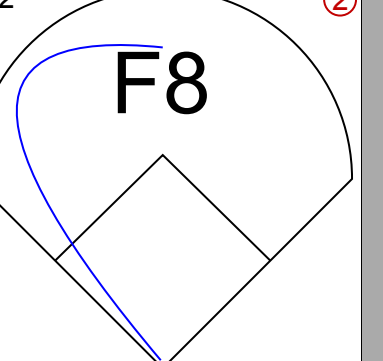
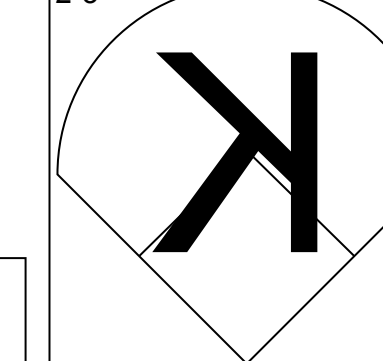
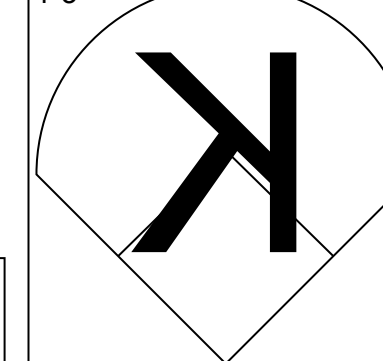
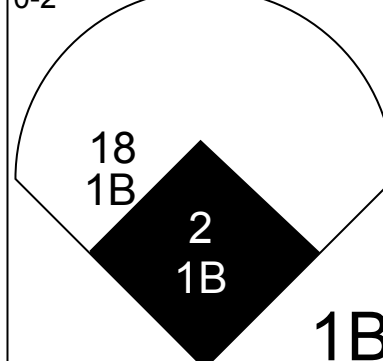


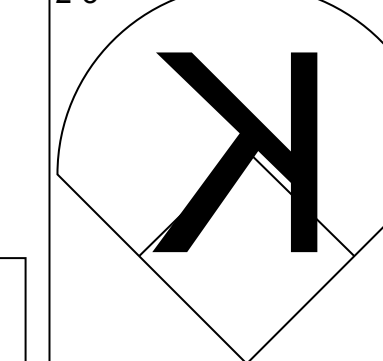
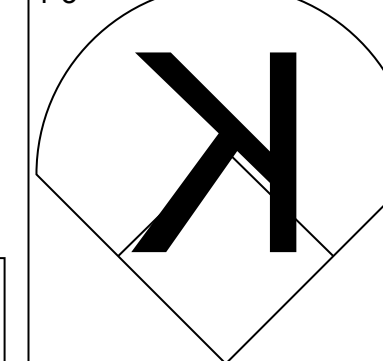


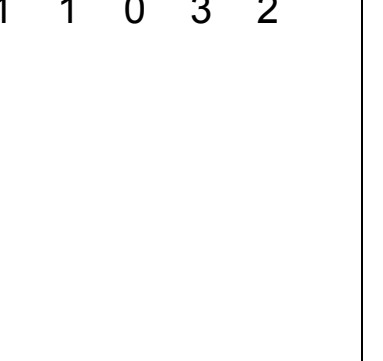


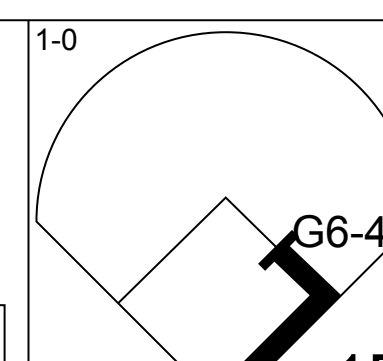
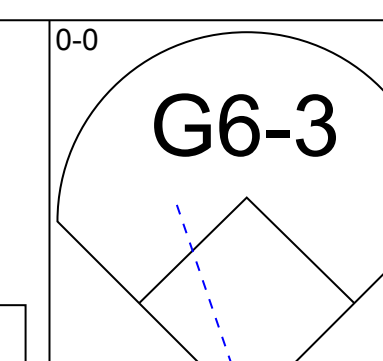
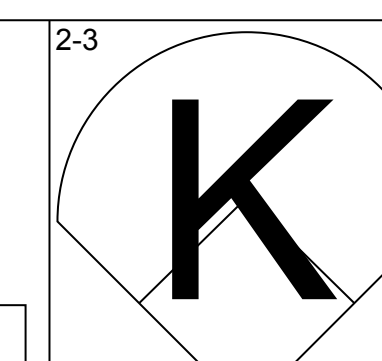
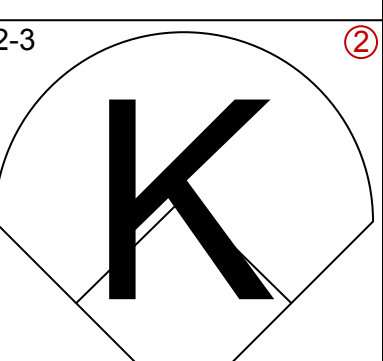
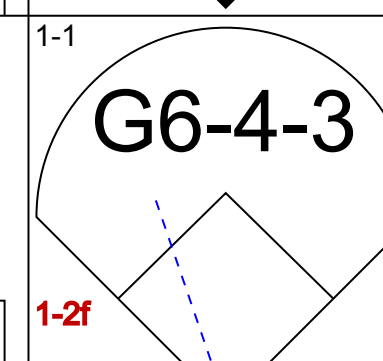
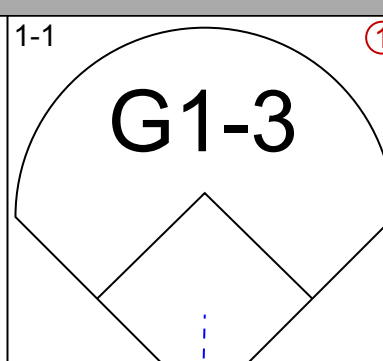
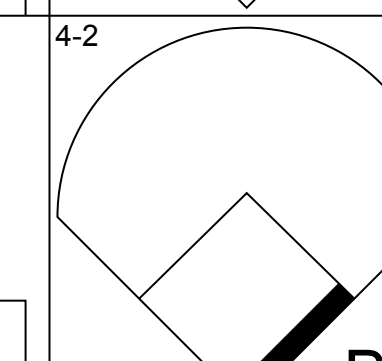
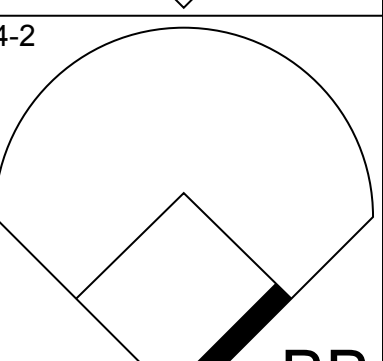
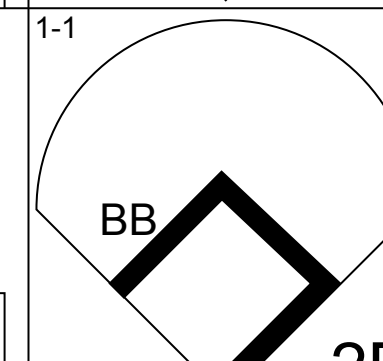
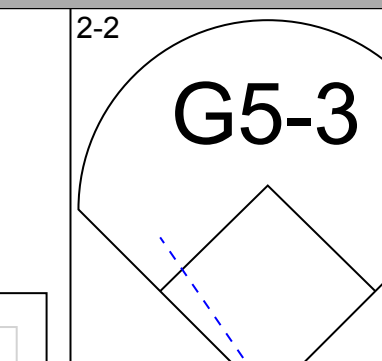
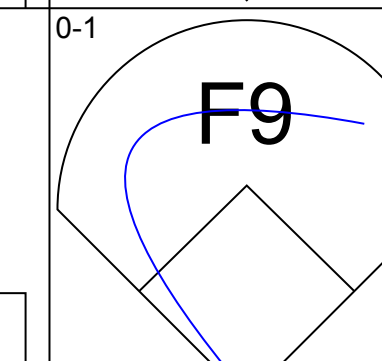
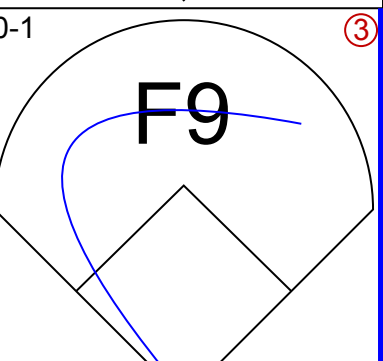
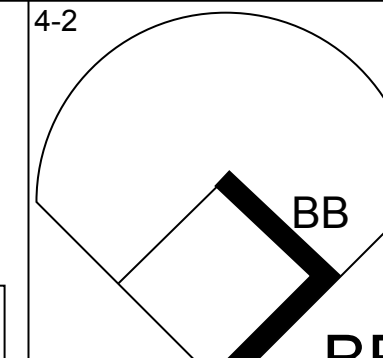
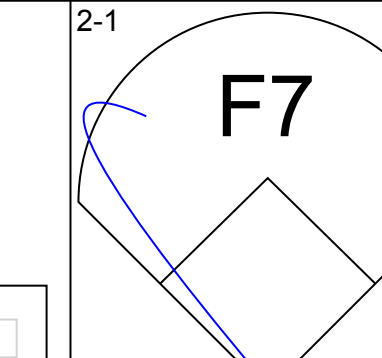
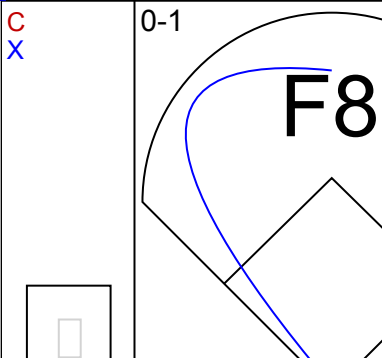

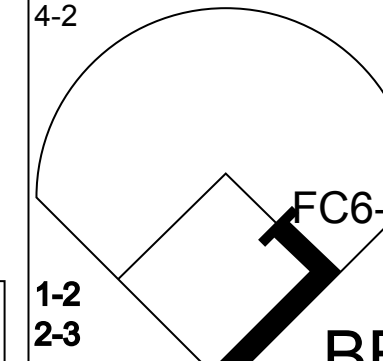
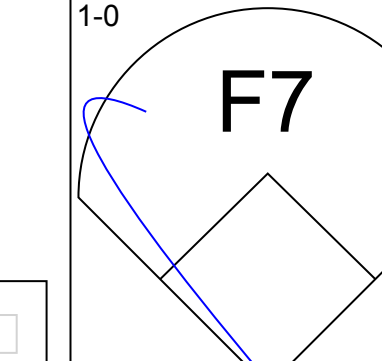
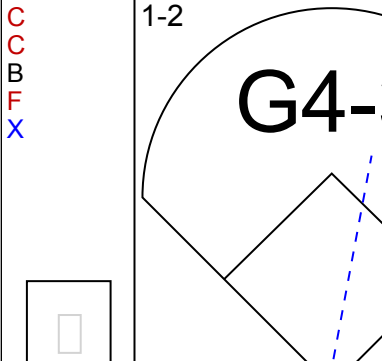

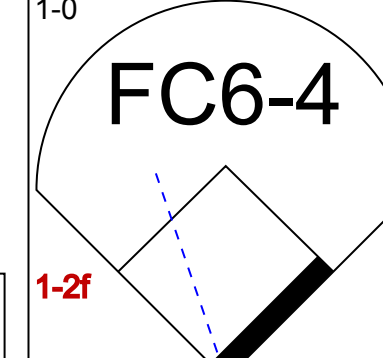
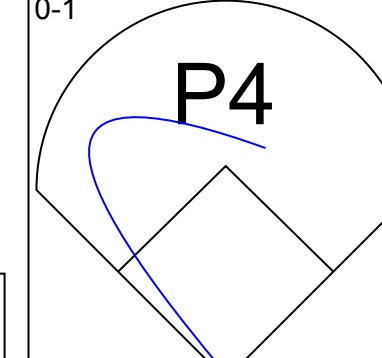
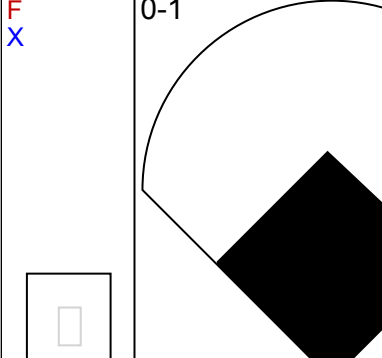

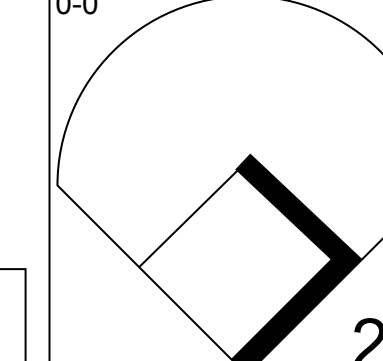
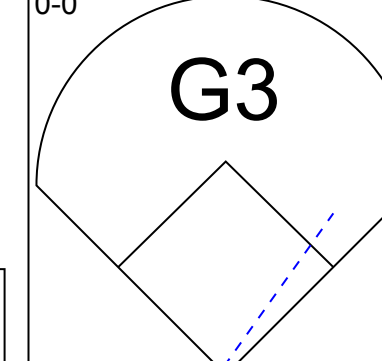


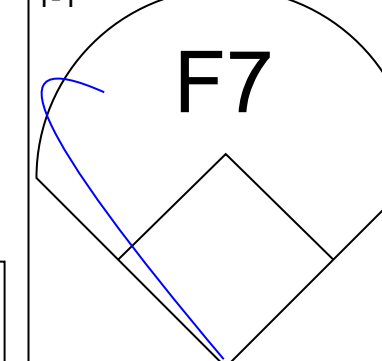
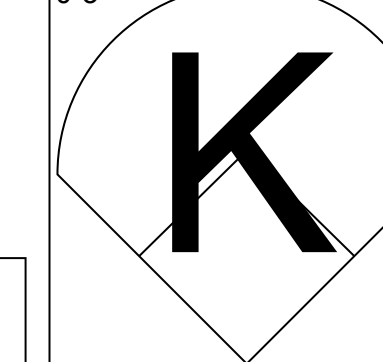

Batter	1	2	3	4	5	6	7	8	9	AB	R	H	RBI	BB	SO	LOB	BOTTOM										
Matt Lawton, L OBP: 0.385, SLG: 0.419	2-2 G3		0-0 G4-3		1-0 F8			1-1 G4-3		4	0	0	0	0	0	0											
Edgardo Alfonzo, R OBP: 0.323, SLG: 0.407	3-2 G5-3		1-0 F8		1-1 F7			4-2 31 G5-4-3 BB		3	0	0	0	1	0	0											
31 Mike Piazza, R OBP: 0.385, SLG: 0.576	2-2 G5-3		0-0 2B			3-3 K		0-1 G5-4-3		4	0	1	0	0	1	1											
Tsuyoshi Shinjo, R OBP: 0.319, SLG: 0.407		3-2 F9	3-2 F8			1-0 E6		3-1 F7 BB 1B		4	0	1	0	0	0	1											
Todd Zeile, R OBP: 0.359, SLG: 0.373		2-1 2B 1B		0-3 K		2-1 F9		4-1 G4-6-3 BB		3	1	1	0	1	1	1											
Robin Ventura, L OBP: 0.380, SLG: 0.422		1-0 F8 1-H 2B		3-1 2B		2-0 G1-3		1-2 F7		4	0	2	1	0	0	3											
Jay Payton, R OBP: 0.296, SLG: 0.364		0-0 F8		2-0 F7			0-3 K		2-0 G4-6-3	4	0	0	0	0	1	4											
Rey Ordóñez, R OBP: 0.300, SLG: 0.338		4-0 IBB		1-2 G3			1-1 F2			2	0	0	0	1	0	1											
Glendon Rusch, L OBP: 0.275, SLG: 0.258		1-1 G1-3			0-0 G4-3		2-2 F9			1	0	0	0	0	0	2											
Alex Escobar, R OBP: 0.296, SLG: 0.316										1	0	0	0	0	0	0											
Dicky Gonzalez, R OBP: 0.323, SLG: 0.407										0	0	0	0	0	0	0											
Jerrold Riggan, R ERA: 3.47										0	0	0	0	0	0	0											
Joe Mauer, R OBP: 0.357, SLG: 0.442										1	0	0	0	0	0	0											
Rick White, R ERA: 3.88										0	0	0	0	0	0	0											
Donne Wall, R ERA: 4.65										0	0	0	0	0	0	0											
Inning Stats	R: 0 E: 0 K: 0 S: 11	H: 0 LOB: 0 BB: 0 P: 18	R: 1 E: 0 K: 0 S: 9	H: 2 LOB: 2 BB: 1 P: 20	R: 0 E: 0 K: 0 S: 7	H: 1 LOB: 1 BB: 0 P: 11	R: 0 E: 0 K: 1 S: 9	H: 1 LOB: 0 BB: 0 P: 15	R: 0 E: 0 K: 1 S: 8	H: 0 LOB: 0 BB: 0 P: 16	R: 0 E: 0 K: 1 S: 9	H: 0 LOB: 0 BB: 0 P: 12	R: 0 E: 0 K: 0 S: 8	H: 0 LOB: 0 BB: 1 P: 13	R: 0 E: 0 K: 0 S: 7	H: 1 LOB: 1 BB: 1 P: 17	1B: 2 2B: 3 3B: 0 HR: 0	SF: 0 SAC: 0 DP: 2 HBP: 0	WP: 0 PB: 0 SB: 0 CS: 0	PA: 34							
PITCHER	IP	WLS	BF	H	R	ER	SO	BB	IBB	HBP	BLK	WP	HR	S	P	ERA	WHIP										
Jimmy Anderson, L ERA: 5.17	8.0	W	30	4	1	1	3	1	0	0	0	0	0	65	111	1.12	0.625										
Rich Loiselle, R ERA: 11.65	0.0		2	1	0	0	0	1	0	0	0	0	0	3	10	∞	∞										
Scott Sauerbeck, L ERA: 4.92	1.0	S	2	0	0	0	0	0	0	0	0	0	0	4	7	0.00	0.000										

Pittsburgh Pirates @ New York Mets
Shea Stadium, Flushing, NY
Mon Oct 01 2001, 7:10 PM EDT
Att: 6,315 - Cloudy - 58 F

AB 31
R 1
H 5
RBI 1
BB 3
SO 3
LOB 13



Batter	1	2	3	4	5	6	7	8	9	AB	R	H	RBI	BB	SO	LOB	TOP			
18 Jason Kendall, R OBP: 0.338, SLG: 0.362										6	2	2	0	0	2	1	Pittsburgh Pirates @ New York Mets Shea Stadium, Flushing, NY Tue Oct 02 2001, 7:10 PM EDT Att: 8,058 - Sunny - 71 F			
2 Jack Wilson, R OBP: 0.261, SLG: 0.303										4	2	1	1	1	0	2				
Brian Giles, L OBP: 0.404, SLG: 0.599 Adam Hyzdu, R OBP: 0.240, SLG: 0.423										2	1	0	0	3	0	2				
Aramis Ramirez, R OBP: 0.353, SLG: 0.543										5	1	3	2	0	0	4				
Craig Wilson, R OBP: 0.393, SLG: 0.609 Chad Hermansen, R OBP: 0.167, SLG: 0.250										5	1	3	4	0	2	3				
Gary Matthews, S OBP: 0.325, SLG: 0.383										5	0	0	0	0	2	4				
Kevin Young, R OBP: 0.308, SLG: 0.391										5	1	2	0	0	1	2				
Mendy López, R OBP: 0.295, SLG: 0.382										5	2	3	1	0	0	0				
Bronson Arroyo, R OBP: 0.087, SLG: 0.048										4	0	1	1	0	3	2				
Inning Stats	R: 3 E: 0 K: 1 S: 15	H: 2 LOB: 0 BB: 1 P: 25	R: 0 E: 0 K: 1 S: 9	H: 1 LOB: 0 BB: 0 P: 13	R: 0 E: 0 K: 2 S: 13	H: 0 LOB: 2 BB: 1 P: 19	R: 0 E: 0 K: 2 S: 9	H: 1 LOB: 1 BB: 0 P: 14	R: 2 E: 1 K: 1 S: 15	H: 3 LOB: 2 BB: 1 P: 22	R: 0 E: 0 K: 1 S: 8	H: 1 LOB: 1 BB: 0 P: 11	R: 0 E: 0 K: 2 S: 10	H: 1 LOB: 1 BB: 0 P: 14	R: 2 E: 0 K: 1 S: 14	H: 2 LOB: 0 BB: 0 P: 22	1B: 11 2B: 2 3B: 1 HR: 1	SF: 1 SAC: 1 DP: 0 HBP: 0	WP: 1 PB: 0 CS: 0	PA: 46
PITCHER	IP WLS BF H R ER SO BB IBB HBP BLK WP HR S P ERA WHIP																			
Bruce Chen, L ERA: 4.87	(1, 1) 4.1 L 22 6 5 4 6 2 0 0 0 0 1 1 55 84 8.31 1.846																			
Grant Roberts, R ERA: 3.51	(5, 1) 0.2 3 1 0 0 1 0 0 0 0 0 0 6 9 0.00 1.500																			
Mark Corey, R ERA: 27.0	(6, 1) 1.0 8 4 3 3 1 0 1 0 0 0 0 0 19 32 27.00 4.000																			
C.J. Nitkowski, L ERA: 5.14	(7, 1) 2.0 8 2 0 0 3 0 0 0 0 0 0 0 18 25 0.00 1.000																			
Tom Martin, L ERA: 11.4	(9, 1) 1.0 5 2 2 2 1 0 0 0 0 0 0 0 14 22 18.00 2.000																			

Batter	1	2	3	4	5	6	7	8	9	AB	R	H	RBI	BB	SO	LOB	BOTTOM					
Matt Lawton, L OBP: 0.384, SLG: 0.418										4	0	1	0	0	2	2	Pittsburgh Pirates @ New York Mets Shea Stadium, Flushing, NY Tue Oct 02 2001, 7:10 PM EDT Att: 8,058 - Sunny - 71 F					
Edgardo Alfonzo, R OBP: 0.323, SLG: 0.404										3	0	0	0	1	0	2						
31 Mike Piazza, R OBP: 0.384, SLG: 0.575 Jason Phillips, R										4	0	1	0	0	0	1						
Robin Ventura, L OBP: 0.359, SLG: 0.419										3	0	0	0	1	0	0						
Todd Zeile, R OBP: 0.358, SLG: 0.371										3	0	0	0	1	0	0						
Jay Payton, R OBP: 0.296, SLG: 0.372										4	1	1	1	0	0	3						
Timo Perez, L OBP: 0.284, SLG: 0.368										4	0	1	0	0	0	0						
Rey Ordóñez, R OBP: 0.298, SLG: 0.336										3	0	0	0	0	0	1						
Bruce Chen, L ERA: 5.128, SLG: 0.128 Grant Roberts, R ERA: 3.51 Lenny Harris, L ERA: 28.5 Mark Corey, R ERA: 27.0 C.J. Nitkowski, L ERA: 5.14 Mark Johnson, L ERA: 33.1, SLG: 0.445 Tom Martin, L ERA: 11.4	(1, 1) 9.0 W 34 5 1 1 3 3 0 0 0 0 0 0 75 114 1.00 0.889																					
Inning Stats	R: 0 E: 0 K: 0 S: 12	H: 2 LOB: 3 BB: 2 P: 23	R: 0 E: 0 K: 1 S: 6	H: 1 LOB: 1 BB: 0 P: 6	R: 0 E: 0 K: 0 S: 6	H: 0 LOB: 0 BB: 0 P: 8	R: 0 E: 0 K: 0 S: 8	H: 0 LOB: 0 BB: 0 P: 12	R: 0 E: 0 K: 1 S: 12	H: 1 LOB: 1 BB: 0 P: 19	R: 0 E: 0 K: 0 S: 7	H: 0 LOB: 0 BB: 0 P: 12	R: 0 E: 0 K: 0 S: 5	H: 0 LOB: 0 BB: 0 P: 6	R: 0 E: 0 K: 1 S: 8	H: 0 LOB: 1 BB: 1 P: 14	R: 1 E: 0 K: 0 S: 11	H: 1 LOB: 0 BB: 0 P: 14	1B: 1 2B: 3 3B: 0 HR: 1	SF: 0 SAC: 0 DP: 1 HBP: 0	WP: 0 PB: 0 CS: 0	PA: 34
PITCHER	IP WLS BF H R ER SO BB IBB HBP BLK WP HR S P ERA WHIP																					
Bronson Arroyo, R ERA: 5.09	(1, 1) 9.0 W 34 5 1 1 3 3 0 0 0 0 0 0 75 114 1.00 0.889																					



Batter	1	2	3	4	5	6	7	8	9	AB	R	H	RBI	BB	SO	LOB	TOP			
18 Jason Kendall, R OBP: 0.336, SLG: 0.359	L7		F7			L9		F9		4	0	0	0	0	0	1				
2 Jack Wilson, R OBP: 0.256, SLG: 0.300	F8		K			G6-3			G6-3	4	0	0	0	0	1	0				
Brian Giles, L OBP: 0.403, SLG: 0.595	1B BB			F8		F8			G1-3	3	0	0	0	1	0	0				
Aramis Ramirez, R OBP: 0.352, SLG: 0.541	1-2 1B			F8			K		K	4	0	1	0	0	2	0				
Rob Mackowiak, L OBP: 0.326, SLG: 0.426	K			G1-3			G4-3			3	0	0	0	0	1	2				
Warren Morris, L OBP: 0.237, SLG: 0.337		G3-1					G6-3			2	0	0	0	1	0	0				
Craig Wilson, R OBP: 0.386, SLG: 0.597		K				F8		P4		3	0	0	0	0	1	1	AB 29			
Chad Hermansen, R OBP: 0.157, SLG: 0.235		K				F9		L7		3	0	0	0	0	1	1	R 0			
Todd Ritchie, R OBP: 0.194, SLG: 0.186																	H 2			
Adam Hyzdu, R OBP: 0.250, SLG: 0.431																	RBI 0			
Scott Sauerbeck, R OBP: 0.157, SLG: 0.235																	BB 2			
Inning Stats	R: 0 H: 1 E: 0 K: 1 S: 12	H: 1 LOB: 2 BB: 1 P: 20	R: 0 H: 0 E: 0 K: 2 S: 11	H: 0 LOB: 0 BB: 0 P: 18	R: 0 H: 0 E: 0 K: 2 S: 9	H: 0 LOB: 0 BB: 0 P: 12	R: 0 H: 0 E: 0 K: 0 S: 4	H: 0 LOB: 0 BB: 0 P: 6	R: 0 H: 0 E: 0 K: 0 S: 6	H: 0 LOB: 1 BB: 1 P: 11	R: 0 H: 0 E: 0 K: 1 S: 9	H: 0 LOB: 0 BB: 0 P: 13	R: 0 H: 1 E: 0 K: 0 S: 7	H: 1 LOB: 1 BB: 0 P: 10	R: 0 H: 0 E: 0 K: 1 S: 9	H: 0 LOB: 0 BB: 0 P: 13	1B: 2 2B: 0 3B: 0 HR: 0	SF: 0 SAC: 0 DP: 0 HBP: 0	WP: 0 PB: 0 SB: 0 CS: 0	PA: 31
PITCHER Steve Trachsel, R ERA: 4.46	IP: 9.0 WLS: W BF: 31 H: 2 R: 0 ER: 0 SO: 7 BB: 2 IBB: 0 HBP: 0 BLK: 0 WP: 0 HR: 0 S: 73 P: 110 ERA: 0.00 WHIP: 0.444															PITCHER				

Pittsburgh Pirates @ New York Mets
Shea Stadium, Flushing, NY
Wed Oct 03 2001, 7:10 PM EDT
Att: 6,627 - Sunny - 78 F


AB 29
R 0
H 2
RBI 0
BB 2
SO 7
LOB 6



Batter	1	2	3	4	5	6	7	8	9	AB	R	H	RBI	BB	SO	LOB	BOTTOM			
Matt Lawton, L OBP: 0.382, SLG: 0.415	G3		L7		G4-3			G6-3		4	0	0	0	0	0	1				
Desi Relaford, S OBP: 0.366, SLG: 0.478	HR		FC3-6 1B			1B SF8 BB		G6-3		3	2	2	1	1	0	0				
Timo Perez, L OBP: 0.290, SLG: 0.363	G3		FC3-6			F7				3	0	0	0	0	0	3				
Alex Escobar, R OBP: 0.244, SLG: 0.308			1-2 2-3 K					K		1	0	0	0	0	1	0				
Tsuyoshi Shinjo, R OBP: 0.319, SLG: 0.406	K									3	0	1	0	0	2	2				
Mark Johnson, L OBP: 0.331, SLG: 0.473		HR				SF8				2	1	1	2	0	1	0				
Joe McEwing, R OBP: 0.347, SLG: 0.457		F7			P6			F8		3	0	0	0	0	0	1				
Vance Wilson, R OBP: 0.328, SLG: 0.340		K						F8		3	0	0	0	0	2	0	AB 28			
Jorge Velandia, R OBP: 0.347, SLG: 0.457		G4-3								3	0	0	0	0	0	0	R 3			
Steve Trachsel, R OBP: 0.161, SLG: 0.179			FC3-6 1B		G4-3			F9		3	0	1	0	0	0	0	H 5			
Inning Stats	R: 1 H: 1 E: 0 K: 1 S: 12	H: 1 LOB: 0 BB: 0 P: 17	R: 1 H: 1 E: 0 K: 1 S: 9	H: 1 LOB: 0 BB: 0 P: 16	R: 0 H: 2 E: 0 K: 1 S: 15	H: 2 LOB: 2 BB: 0 P: 25	R: 0 H: 0 E: 0 K: 2 S: 8	H: 0 LOB: 0 BB: 0 P: 11	R: 0 H: 0 E: 0 K: 0 S: 5	H: 0 LOB: 0 BB: 0 P: 9	R: 1 H: 1 E: 0 K: 0 S: 10	H: 1 LOB: 1 BB: 1 P: 16	R: 0 H: 0 E: 0 K: 0 S: 5	H: 0 LOB: 0 BB: 0 P: 10	R: 0 H: 0 E: 0 K: 1 S: 6	H: 0 LOB: 0 BB: 0 P: 10	1B: 3 2B: 0 3B: 0 HR: 2	SF: 1 SAC: 0 DP: 0 HBP: 0	WP: 0 PB: 0 SB: 0 CS: 0	PA: 30
PITCHER Todd Ritchie, R ERA: 4.47	IP: 7.0 WLS: L BF: 27 H: 5 R: 3 ER: 3 SO: 5 BB: 1 IBB: 0 HBP: 0 BLK: 0 WP: 0 HR: 2 S: 64 P: 104 ERA: 3.86 WHIP: 0.857															PITCHER				
Scott Sauerbeck, L ERA: 4.84	IP: 1.0 WLS: L BF: 3 H: 0 R: 0 ER: 0 SO: 1 BB: 0 IBB: 0 HBP: 0 BLK: 0 WP: 0 HR: 0 S: 6 P: 10 ERA: 0.00 WHIP: 0.000															PITCHER				

Pittsburgh Pirates @ New York Mets
Shea Stadium, Flushing, NY
Wed Oct 03 2001, 7:10 PM EDT
Att: 6,627 - Sunny - 78 F


AB 28
R 3
H 5
RBI 3
BB 1
SO 6
LOB 7



Batter	1	2	3	4	5	6	7	8	9	AB	R	H	RBI	BB	SO	LOB	TOP										
18 Jason Kendall, R OBP: 0.335, SLG: 0.358	2-0 FC6-4 1B		1-1 L8		3-2 F4		0-0 P4		0-1 FC5-4	5	0	1	0	0	0	2											
2 Jack Wilson, R OBP: 0.256, SLG: 0.299	1-1 FC6-4 FC5 E 1-2f		0-1 G3-1		3-2 E5 SF9 1B		0-0 L9			4	0	1	0	0	0	1											
Brian Giles, L OBP: 0.404, SLG: 0.593	0-0 E6 FC5 1-2		4-1 FC4-6 BB		4-0 IBB		3-3 K			2	0	0	0	2	1	1											
Aramis Ramirez, R OBP: 0.350, SLG: 0.538	1-3 K		1-0 FC4-6 1-2f		2-1 SF9 2-3 3-H		1-3 K			3	0	0	1	0	2	3											
Warren Morris, L OBP: 0.238, SLG: 0.326 Pat Meares, R OBP: 0.244, SLG: 0.304	1-2 FC5 1-2 2-3f		0-1 G3		0-0 F7		4-0 CS BB			3	0	0	0	1	0	4											
Kevin Young, R OBP: 0.305, SLG: 0.396		1-2 G6-3		2-3 K		1-0 HR				3	0	0	0	1	0	4											
Rob Mackowiak, L OBP: 0.325, SLG: 0.423 Chad Hermansen, R OBP: 0.157, SLG: 0.235		2-2 G3-1		0-2 G5-3		2-2 G3-1			0-0 FC5-4 1B	4	0	1	0	0	0	0											
Gary Matthews, S OBP: 0.327, SLG: 0.381		4-2 BB			4-0 SH BB		0-0 G4-3		2-2 F7	2	1	0	0	2	0	1											
Dave Williams, L OBP: 0.118, SLG: 0.176 Joe Beimel, L OBP: 0.296, SLG: 0.269 Scott Sauerbeck, R OBP: 0.384, SLG: 0.594 Craig Wilson, R OBP: 0.384, SLG: 0.594 Mike Fetters, R		2-3 K		3-2 SH SF9 1-H		0-1 F7		1-1 F2		1	1	0	0	0	1	1											
Inning Stats	R: 0 E: 1 K: 1 S: 10	H: 1 LOB: 2 BB: 0 P: 15	R: 0 E: 0 K: 1 S: 13	H: 0 LOB: 1 BB: 1 P: 22	R: 0 E: 0 K: 1 S: 6	H: 0 LOB: 0 BB: 1 P: 12	R: 0 E: 0 K: 1 S: 9	H: 0 LOB: 0 BB: 0 P: 11	R: 2 E: 2 K: 0 S: 13	H: 1 LOB: 2 BB: 2 P: 32	R: 1 E: 0 K: 0 S: 9	H: 1 LOB: 0 BB: 0 P: 12	R: 0 E: 0 K: 1 S: 5	H: 0 LOB: 0 BB: 0 P: 8	R: 0 E: 0 K: 1 S: 7	H: 0 LOB: 0 BB: 1 P: 15	R: 0 E: 0 K: 0 S: 8	H: 1 LOB: 1 BB: 0 P: 11	1B: 3 2B: 0 3B: 0 HR: 1	SF: 1 SAC: 1 DP: 0 HBP: 0	WP: 0 PB: 0 SB: 1 CS: 1	PA: 37					
PITCHER	IP	WLS	BF	H	R	ER	SO	BB	IBB	HBP	BLK	WP	HR	S	P	ERA	WHIP	PITCHER									
Jason Bere, R ERA: 4.31	8.0	L	33	3	3	2	5	4	1	0	0	0	1	72	127	2.25	0.875										
David Weathers, R ERA: 2.41	1.0		4	1	0	0	0	0	0	0	0	0	0	8	11	0.00	1.000										

Pittsburgh Pirates @ Chicago Cubs
Wrigley Field, Chicago, IL
Fri Oct 05 2001, 2:20 PM CDT
Att: 24,786 - Overcast - 56 F


AB 30
R 3
H 4
RBI 2
BB 5
SO 5
LOB 15



Batter	1	2	3	4	5	6	7	8	9	AB	R	H	RBI	BB	SO	LOB	BOTTOM										
Delino DeShields, L OBP: 0.342, SLG: 0.345	0-1 F7		2-0 G3		1-2 2B			2-0 SH5-3		3	0	1	1	0	0	1											
Michael Tucker, L OBP: 0.320, SLG: 0.409	1-1 G4-3		2-3 K		0-0 L3			2-2 F9		4	0	0	0	0	1	3											
Sammy Sosa, R OBP: 0.433, SLG: 0.724	2-2 F2			1-1 HR		2-1 F9		4-0 IBB		3	1	1	1	1	0	0											
Roosevelt Brown, L OBP: 0.325, SLG: 0.440 Rondell White, R OBP: 0.374, SLG: 0.534 David Weathers, R		2-0 L5		0-0 P6		0-1 G4-6-3 1B		2-3 K		3	0	1	0	0	0	0											
Ricky Gutierrez, R OBP: 0.347, SLG: 0.405		2-0 BB 1B		0-0 G6-3		0-1 G4-6-3 1-2f		0-2 P4		4	0	1	0	0	0	1											
Corey Patterson, L OBP: 0.283, SLG: 0.336		4-1 BB G3-6-3		2-3 K		2-2 F8		2-2 F5		3	0	0	0	1	1	0											
Robert Machado, R OBP: 0.271, SLG: 0.348 Todd Hundley, S OBP: 0.270, SLG: 0.382		0-0 G3-6-3 1-2f		0-2 G1-3 2B		0-2 G6-3		0-2 F8		3	1	1	0	0	0	2											
Augie Ojeda, S OBP: 0.269, SLG: 0.271			0-1 G3		0-1 L9		2-3 K			3	0	0	0	0	1	1											
Jason Bere, R OBP: 0.194, SLG: 0.258 Chad Meyers, R OBP: 0.389, SLG: 0.154			2-1 G3		3-2 G1-3		4-1 SH5-3 BB			2	0	1	0	0	0	1											
Inning Stats	R: 0 E: 0 K: 0 S: 7	H: 0 LOB: 0 BB: 0 P: 10	R: 0 E: 0 K: 0 S: 4	H: 1 LOB: 1 BB: 1 P: 12	R: 0 E: 0 K: 1 S: 8	H: 1 LOB: 0 BB: 0 P: 14	R: 1 E: 0 K: 1 S: 7	H: 1 LOB: 0 BB: 0 P: 10	R: 1 E: 0 K: 0 S: 13	H: 2 LOB: 1 BB: 0 P: 17	R: 0 E: 0 K: 0 S: 6	H: 1 LOB: 0 BB: 0 P: 8	R: 0 E: 0 K: 1 S: 10	H: 0 LOB: 0 BB: 0 P: 16	R: 0 E: 0 K: 1 S: 8	H: 0 LOB: 2 BB: 2 P: 22	R: 0 E: 0 K: 0 S: 9	H: 0 LOB: 0 BB: 0 P: 11	1B: 2 2B: 3 3B: 0 HR: 1	SF: 0 SAC: 1 DP: 2 HBP: 0	WP: 0 PB: 0 SB: 0 CS: 0	PA: 34					
PITCHER	IP	WLS	BF	H	R	ER	SO	BB	IBB	HBP	BLK	WP	HR	S	P	ERA	WHIP	PITCHER									
Dave Williams, L ERA: 3.71	4.2		18	4	2	2	2	1	0	0	0	0	0	20	29	0.00	0.857										
Joe Beimel, L ERA: 5.27	2.1	W	8	2	0	0	1	0	0	0	0	0	0	8	22	0.00	1.000										
Scott Sauerbeck, L ERA: 4.76 Mike Fetters, R ERA: 5.63	1.0	H	5	0	0	0	1	1	1	0	0	0	0	9	11	0.00	0.000										

Pittsburgh Pirates @ Chicago Cubs
Wrigley Field, Chicago, IL
Fri Oct 05 2001, 2:20 PM CDT
Att: 24,786 - Overcast - 56 F

AB 30
R 2
H 6
RBI 2
BB 3
SO 4
LOB 11



Batter	1	2	3	4	5	6	7	8	9	AB	R	H	RBI	BB	SO	LOB	TOP								
Gary Matthews, S OBP: 0.328, SLG: 0.379	F8			CS BB		E5		BB 1B BB		2	1	0	0	2	0	1	Pittsburgh Pirates @ Chicago Cubs Wrigley Field, Chicago, IL Sat Oct 06 2001, 3:05 PM CDT Att: 35,020 - Sunny - 55 F								
2 Jack Wilson, R OBP: 0.296, SLG: 0.296	L7			G4-3		E3		BB BB		4	0	0	0	0	1	5									
Brian Giles, L OBP: 0.403, SLG: 0.590	G3-1			G4-3		G4-3		BB BB		3	0	0	0	1	0	3									
Aramis Ramirez, R OBP: 0.350, SLG: 0.537										2	0	0	0	0	1	0									
Mendy López, R OBP: 0.206, SLG: 0.393										1	0	1	2	0	0	0									
Warren Morris, L OBP: 0.229, SLG: 0.313										4	0	0	0	0	0	3									
Kevin Young, R OBP: 0.308, SLG: 0.395										4	0	1	0	0	2	1									
Rob Mackowiak, L OBP: 0.325, SLG: 0.419										2	0	0	0	1	1	0									
Chad Hermansen, R OBP: 0.154, SLG: 0.231										1	0	0	0	0	1	1									
11 Humberto Cota, R OBP: 0.250, SLG: 0.250										4	0	0	0	0	3	3									
Inning Stats	R: 0 H: 0 E: 0 K: 0 S: 5	H: 0 LOB: 0 BB: 0 P: 10	R: 0 H: 0 E: 0 K: 1 S: 7	H: 0 LOB: 0 BB: 0 P: 12	R: 0 H: 0 E: 0 K: 2 S: 11	H: 0 LOB: 0 BB: 0 P: 19	R: 0 H: 0 E: 0 K: 0 S: 6	H: 0 LOB: 0 BB: 1 P: 10	R: 0 H: 0 E: 0 K: 1 S: 7	H: 0 LOB: 0 BB: 0 P: 12	R: 0 H: 0 E: 0 K: 2 S: 12	H: 0 LOB: 3 BB: 0 P: 22	R: 0 H: 0 E: 0 K: 2 S: 12	H: 0 LOB: 2 BB: 1 P: 20	R: 2 H: 1 E: 0 K: 1 S: 13	H: 1 LOB: 1 BB: 3 P: 29	R: 0 H: 1 E: 0 K: 1 S: 12	H: 1 LOB: 1 BB: 0 P: 16	1B: 2 2B: 1 3B: 0 HR: 0	SF: 0 SAC: 0 DP: 1 HBP: 2	WP: 0 PB: 0 SB: 0 CS: 1	PA: 36			
PITCHER	IP	WLS	BF	H	R	ER	SO	BB	IBB	HBP	BLK	WP	HR	S	P	ERA	WHIP								
Julian Tavarez, R ERA: 4.52	7.1	W	31	1	2	2	9	5	0	2	0	0	0	71	131	2.46	0.818								
Ron Mahay, L ERA: 2.75	0.2		1	0	0	0	0	0	0	0	0	0	0	2	3	0.00	0.000								
Jeff Fassero, L ERA: 3.42	1.0		4	1	0	0	1	0	0	0	0	0	0	12	16	0.00	1.000								

Batter	1	2	3	4	5	6	7	8	9	AB	R	H	RBI	BB	SO	LOB	BOTTOM								
Delino DeShields, L OBP: 0.342, SLG: 0.346	G4-3			K				BB 1B		5	1	2	1	0	2	1	Pittsburgh Pirates @ Chicago Cubs Wrigley Field, Chicago, IL Sat Oct 06 2001, 3:05 PM CDT Att: 35,020 - Sunny - 55 F								
Corey Patterson, L OBP: 0.288, SLG: 0.338	BB HR			K				BB 1B		5	2	2	0	0	2	3									
Sammy Sosa, R OBP: 0.436, SLG: 0.731	HR							BB		4	3	3	3	1	1	2									
Augie Ojeda, S OBP: 0.269, SLG: 0.271	BB			IHR				BB		0	0	0	0	0	0	0									
Fred McGriff, L OBP: 0.386, SLG: 0.544										3	1	2	1	0	1	2									
Michael Tucker, L OBP: 0.323, SLG: 0.417										2	2	2	1	0	0	0									
Roosevelt Brown, L OBP: 0.330, SLG: 0.519										4	2	2	7	0	0	2									
Ricky Gutierrez, R OBP: 0.347, SLG: 0.405										5	0	2	0	0	1	2									
Todd Hundley, S OBP: 0.269, SLG: 0.376										4	1	0	0	1	1	3									
Chad Meyers, R OBP: 0.348, SLG: 0.118										4	0	0	0	0	0	3									
Julian Tavarez, L OBP: 0.182, SLG: 0.122										1	0	0	0	1	1	0									
Ron Mahay, L ERA: 4.95										0	0	0	0	0	0	0									
Bill Mueller, S OBP: 0.405, SLG: 0.450										1	1	1	0	0	0	0									
Jeff Fassero, L ERA: 5.6										0	0	0	0	0	0	0									
Inning Stats	R: 3 H: 3 E: 0 K: 2 S: 20	H: 3 LOB: 1 BB: 1 P: 35	R: 0 H: 0 E: 0 K: 2 S: 10	H: 0 LOB: 0 BB: 0 P: 13	R: 2 H: 3 E: 0 K: 0 S: 9	H: 3 LOB: 1 BB: 0 P: 13	R: 0 H: 0 E: 0 K: 3 S: 12	H: 0 LOB: 0 BB: 0 P: 19	R: 0 H: 2 E: 0 K: 1 S: 9	H: 2 LOB: 2 BB: 0 P: 15	R: 1 H: 1 E: 0 K: 1 S: 13	H: 1 LOB: 2 BB: 2 P: 30	R: 1 H: 1 E: 0 K: 0 S: 7	H: 1 LOB: 0 BB: 0 P: 11	R: 6 H: 6 E: 1 K: 0 S: 24	H: 6 LOB: 1 BB: 0 P: 36	R: 0 H: 1 E: 0 K: 0 S: 12	H: 1 LOB: 1 BB: 1 P: 16	1B: 10 2B: 1 3B: 1 HR: 4	SF: 1 SAC: 1 DP: 1 HBP: 1	WP: 0 PB: 0 SB: 0 CS: 0	PA: 44			
PITCHER	IP	WLS	BF	H	R	ER	SO	BB	IBB	HBP	BLK	WP	HR	S	P	ERA	WHIP								
Tony McKnight, R ERA: 4.71	3.0	L	17	6	5	5	4	1	0	1	0	0	0	21	34	0.00	1.000								
Rich Loeiselle, R ERA: 11.5	1.0		6	1	1	1	1	2	0	0	0	0	0	13	30	9.00	3.000								
Josias Manzanillo, R ERA: 3.39	1.0		4	1	1	1	0	0	0	0	0	0	0	7	11	9.00	1.000								
Scott Sauerbeck, L ERA: 5.6	0.1		8	6	6	6	0	0	0	0	0	0	1	20	30	162.00	18.000								



