



# Pittsburgh Pirates - 2002

Batter	1	2	3	4	5	6	7	8	9	AB R H RBI BB SO LOB	TOP																								
											<p style="text-align: center;"><b>Manatee C.C. Lancers @ Pittsburgh Pirates</b>            McKechnie Field, Bradenton, FL            Wed Feb 27 2002, 12:05 PM EST</p> <p style="text-align: right;"><a href="http://livebaseballscorecards.com">livebaseballscorecards.com</a></p> <p><b>AB 0</b>  <b>R 0</b>  <b>H 0</b>  <b>RBI 0</b>  <b>BB 0</b>  <b>SO 0</b>  <b>LOB 0</b></p> 																								
Inning Stats										1B: 0 SF: 0 2B: 0 SAC: 0 3B: 0 DP: 0 HR: 0 HBP: 0	WP: 0 PA: 0 FB: 0 SB: 0 CS: 0																								
PITCHER	IP	WLS	BF	H	R	ER	SO	BB	IBB	HBP	BLK	WP	HR	S	P	ERA	WHIP	PITCHER	IP	WLS	BF	H	R	ER	SO	BB	IBB	HBP	BLK	WP	HR	S	P	ERA	WHIP

Batter	1	2	3	4	5	6	7	8	9	AB R H RBI BB SO LOB	BOTTOM																								
											<p style="text-align: center;"><b>Manatee C.C. Lancers @ Pittsburgh Pirates</b>            McKechnie Field, Bradenton, FL            Wed Feb 27 2002, 12:05 PM EST</p> <p style="text-align: right;"><a href="http://livebaseballscorecards.com">livebaseballscorecards.com</a></p> <p><b>AB 0</b>  <b>R 0</b>  <b>H 0</b>  <b>RBI 0</b>  <b>BB 0</b>  <b>SO 0</b>  <b>LOB 0</b></p> 																								
Inning Stats										1B: 0 SF: 0 2B: 0 SAC: 0 3B: 0 DP: 0 HR: 0 HBP: 0	WP: 0 PA: 0 FB: 0 SB: 0 CS: 0																								
PITCHER	IP	WLS	BF	H	R	ER	SO	BB	IBB	HBP	BLK	WP	HR	S	P	ERA	WHIP	PITCHER	IP	WLS	BF	H	R	ER	SO	BB	IBB	HBP	BLK	WP	HR	S	P	ERA	WHIP



Batter	1	2	3	4	5	6	7	8	9	AB	R	H	RBI	BB	SO	LOB	TOP								
Adrian Brown, S (1,8)	F7		P6		G1-3			G5-3 18 G1-3 BB		3	0	0	0	1	0	2									
18 Jason Kendall, R (1,2)	G1-3		E1			F9		G1-3		4	0	0	0	0	0	2									
Aramis Ramirez, R (1,5)	G6-3		K			F2		G5-3		4	0	0	0	0	1	3									
Kevin Young, R (1,3)		K		K		HBP		K		3	0	0	0	0	3	1									
Armando Rios, L (1,7) OBP: 0.750, SLG: 0.500		CS BB		G1-3				G3-1 DI SF7 BB		2	1	1	0	2	0	0									
Craig Wilson, R (1,9) OBP: 0.250, SLG: 0.250	P6					1B		G3-1		4	0	1	0	0	1	4									
Mike Benjamin, R (1,6) Abraham Nunez, S (9, PH)	CS		FC6 1B		F7			SF7		3	0	1	0	0	1	1									
Pokey Reese, R (1,4) OBP: 0.250, SLG: 0.250			FC6 18 E 1B		G6-3			K		4	1	1	0	0	2	0									
Ron Villone, L (1,1) Mike Lincoln, R (6, PH) Keith Osik, R (7, PH) Joe Beimel, L (7,1) Sean Lowe, R (7,1) Scott Sauerbeck, R (8,1)			FC6 18 E 1B		G4-3			G5-3		2	0	0	0	0	0	2									
<b>Inning Stats</b>	R: 0 H: 0 E: 0 K: 0 S: 8	H: 0 LOB: 0 BB: 0 P: 12	R: 0 H: 0 E: 0 K: 1 S: 9	H: 0 LOB: 0 BB: 1 P: 20	R: 1 H: 2 E: 1 K: 1 S: 17	H: 2 LOB: 2 BB: 0 P: 27	R: 0 H: 1 E: 0 K: 1 S: 13	H: 1 LOB: 1 BB: 0 P: 19	R: 0 H: 0 E: 0 K: 2 S: 10	H: 0 LOB: 0 BB: 0 P: 11	R: 0 H: 1 E: 0 K: 1 S: 10	H: 1 LOB: 2 BB: 0 P: 19	R: 0 H: 0 E: 0 K: 2 S: 7	H: 0 LOB: 0 BB: 0 P: 9	R: 0 H: 0 E: 0 K: 1 S: 9	H: 0 LOB: 1 BB: 1 P: 15	R: 1 H: 0 E: 0 K: 1 S: 14	H: 0 LOB: 0 BB: 1 P: 22	1B: 4 2B: 0 3B: 0 HR: 0	SF: 1 SAC: 0 DP: 0 HBP: 1	WP: 0 PB: 0 SB: 0 CS: 1	PA: 36			
<b>PITCHER</b>	IP	WLS	BF	H	R	ER	SO	BB	IBB	HBP	BLK	WP	HR	S	P	ERA	WHIP								
Al Leiter, L (1,1) ERA: 9.0	6.0	W	24	4	1	0	4	1	0	1	0	0	0	66	108	0.00	0.833								
David Weathers, R (7,1) ERA: 9.0	2.0	H	7	0	0	0	3	1	0	0	0	0	0	16	24	0.00	0.500								
Armando Benitez, R (9,1) ERA: 9.0	1.0		4	0	1	1	1	1	0	0	0	0	0	14	22	9.00	1.000								

Pittsburgh Pirates @ New York Mets  
Shea Stadium, Flushing, NY  
Mon Apr 01 2002, 1:10 PM EST  
Att: 53,734 - Cloudy - 57 F

AB 30  
R 2  
H 4  
RBI 1  
BB 3  
SO 8  
LOB 15



Batter	1	2	3	4	5	6	7	8	9	AB	R	H	RBI	BB	SO	LOB	BOTTOM								
Roger Cedeno, S (1,7) OBP: 0.400, SLG: 0.500	K			K		K		1B BB		4	0	1	1	1	3	2									
Roberto Alomar, S (1,4) OBP: 0.200, SLG: 0.200	G3			K			G6-3	1B		5	0	1	2	0	2	3									
Mo Vaughn, L (1,3)	K		G6-3		F8		G3	K		5	0	0	0	0	2	2									
31 Mike Piazza, R (1,2) OBP: 0.500, SLG: 0.333		HBP BB 1B	G1-3		G5-3		BB			3	1	1	0	1	0	0									
Edgardo Alfonzo, R (1,5) OBP: 0.750, SLG: 0.750		BB HBP SF7 1B	E 1B		1B		K			4	1	3	0	0	1	1									
Jeremy Burnitz, L (1,9)		BB HBP 2B	G4-3		K		K			3	1	0	0	0	2	2									
Jay Payton, R (1,8) OBP: 0.750, SLG: 2.000		2B BB		HR		P6		WP 1B BB		2	2	1	2	2	0	0									
Rey Ordenez, R (1,6) OBP: 0.750, SLG: 1.000		SF7		FC1-6 BB				WP 1B		2	1	2	1	1	0	0									
Al Leiter, L (1,1) Gary Matthews, S (6, PH) David Weathers, R (7,1) Mark Johnson, L (8, PH) John Valentin, R (8, PH) Armando Benitez, R (9,1)		K		FC1-6		F7		K		2	0	0	0	0	1	3									
<b>Inning Stats</b>	R: 0 H: 0 E: 0 K: 2 S: 14	H: 3 LOB: 2 BB: 1 P: 39	R: 3 H: 3 E: 0 K: 2 S: 23	H: 3 LOB: 1 BB: 1 P: 39	R: 0 H: 1 E: 0 K: 0 S: 10	H: 1 LOB: 1 BB: 0 P: 12	R: 1 H: 1 E: 0 K: 2 S: 10	H: 1 LOB: 1 BB: 1 P: 17	R: 0 H: 1 E: 0 K: 1 S: 9	H: 1 LOB: 1 BB: 0 P: 12	R: 0 H: 0 E: 0 K: 1 S: 6	H: 0 LOB: 1 BB: 1 P: 14	R: 0 H: 0 E: 0 K: 3 S: 20	H: 2 LOB: 2 BB: 2 P: 36	R: 2 H: 2 E: 0 K: 3 S: 20	H: 2 LOB: 2 BB: 2 P: 36	1B: 7 2B: 1 3B: 0 HR: 1	SF: 1 SAC: 0 DP: 0 HBP: 1	WP: 1 PB: 0 SB: 1 CS: 0	PA: 39					
<b>PITCHER</b>	IP	WLS	BF	H	R	ER	SO	BB	IBB	HBP	BLK	WP	HR	S	P	ERA	WHIP								
Ron Villone, L (1,1) ERA: 7.2	5.0	L	24	4	4	4	7	2	0	1	0	0	0	9	12	0.00	1.000								
Mike Lincoln, R (6,1) ERA: 7.2	1.0		4	1	0	0	1	0	0	0	0	0	0	9	12	0.00	1.000								
Joe Beimel, L (7,1) ERA: 7.2	0.2		3	0	0	0	0	1	0	0	0	0	0	3	9	0.00	1.500								
Sean Lowe, R (7,1) ERA: 27.0	0.2		4	1	2	2	2	1	0	0	0	0	0	11	21	27.00	3.000								
Scott Sauerbeck, L (8,1) ERA: 27.0	0.2		4	1	0	0	2	1	0	0	0	1	0	12	20	0.00	3.000								

Pittsburgh Pirates @ New York Mets  
Shea Stadium, Flushing, NY  
Mon Apr 01 2002, 1:10 PM EST  
Att: 53,734 - Cloudy - 57 F

AB 32  
R 6  
H 9  
RBI 6  
BB 5  
SO 12  
LOB 16





Batter	1	2	3	4	5	6	7	8	9	AB	R	H	RBI	BB	SO	LOB	TOP									
Adrian Brown, S (1, 8)	G4-3	P5			G1-3		G5-3	G1		5	0	0	0	0	0	4										
18 Jason Kendall, R OBP: 0.333, SLG: 0.375	G6-3	G3-1			G4-6-3 BB		G1-3 1B 2B		G3-1 SF8 1B	4	2	2	0	1	0	2										
Armando Rios, L OBP: 0.556, SLG: 0.429					G4-6-3 1B		G1-3		G3-1	5	0	2	0	0	0	3										
Aramis Ramirez, R OBP: 0.222, SLG: 0.143					G6-4-3		F9		SF8	3	0	1	2	1	0	1										
Rob Mackowiak, L (1, 9)	G4-3				G4-3		E4 G6-3 1B		K	5	1	0	0	0	2	3										
Kevin Young, R OBP: 0.375, SLG: 0.286					F7		G6-3 1B		K	4	2	2	0	0	1	0										
Mike Benjamin, R OBP: 0.286, SLG: 0.286					F9		G6-3		K	4	0	1	0	0	1	2										
Pokey Reese, R OBP: 0.625, SLG: 0.571										3	0	3	3	1	0	0										
Kip Wells, R Joe BeimeL, L Brian Boehringer, S Abraham Nunez, S Scott Sauerbeck, R Mike Fetters, R Mike Williams, R										3	0	0	0	0	1	4										
<b>Inning Stats</b>	R: 0 E: 0 K: 0 S: 14	H: 1 LOB: 2 BB: 1 P: 25	R: 1 E: 0 K: 0 S: 14	H: 3 LOB: 2 BB: 0 P: 19	R: 0 E: 0 K: 1 S: 7	H: 1 LOB: 0 BB: 0 P: 9	R: 0 E: 0 K: 1 S: 8	H: 0 LOB: 1 BB: 1 P: 16	R: 0 E: 0 K: 0 S: 7	H: 0 LOB: 0 BB: 0 P: 13	R: 2 E: 1 K: 0 S: 18	H: 2 LOB: 1 BB: 0 P: 27	R: 1 E: 0 K: 1 S: 12	H: 2 LOB: 1 BB: 0 P: 20	R: 0 E: 0 K: 2 S: 12	H: 1 LOB: 2 BB: 1 P: 20	R: 1 E: 0 K: 1 S: 12	H: 1 LOB: 0 BB: 0 P: 18	1B: 10 2B: 1 3B: 0 HR: 0	SF: 1 SAC: 0 DP: 2 HBP: 0	WP: 0 PB: 0 SB: 1 CS: 0	PA: 41				
<b>PITCHER</b>	IP	WLS	BF	H	R	ER	SO	BB	IBB	HBP	BLK	WP	HR	S	P	ERA	WHIP									
Steve Trachsel, R ERA: 1.5	(1, 1)	6.0	L	27	7	3	1	1	3	0	0	0	0	0	68	109	1.50	1.667								
Mark Guthrie, L ERA: 13.5	(7, 1)	0.2		3	1	1	1	0	0	0	0	0	0	0	8	13	13.50	1.500								
Kane Davis, R ERA:	(7, 1)	0.1		2	1	0	0	0	0	0	0	0	0	4	7	0.00	3.000									
Grant Roberts, R ERA:	(8, 1)	1.0		5	1	0	0	2	1	0	0	0	0	12	20	0.00	2.000									
David Weathers, R ERA: 3.0	(9, 1)	1.0		4	1	1	1	0	0	0	0	0	0	12	18	9.00	1.000									

Pittsburgh Pirates @ New York Mets  
Shea Stadium, Flushing, NY  
Wed Apr 03 2002, 1:10 PM EST  
Att: 25,952 - Cloudy - 75 F

AB	36
R	5
H	11
RBI	5
BB	4
SO	5
LOB	19



Batter	1	2	3	4	5	6	7	8	9	AB	R	H	RBI	BB	SO	LOB	BOTTOM								
Roger Cedeno, S OBP: 0.222, SLG: 0.250	G6-3		G6-3		L6			G6-3		4	0	0	0	0	0	1									
Roberto Alomar, S OBP: 0.333, SLG: 0.333			G3				G5-4-3 1B	G6-3		4	1	2	0	0	0	1									
Mo Vaughn, L OBP: 0.222, SLG: 0.556							K			4	1	2	2	0	1	2									
Gary Matthews, S David Weathers, R										0	0	0	0	0	0	0									
31 Mike Piazza, R OBP: 0.500, SLG: 0.333			G4-3				G5-4-3			3	0	1	0	1	0	1									
Edgardo Alfonzo, R OBP: 0.500, SLG: 0.500										4	0	1	1	0	0	2									
Jeromy Burnitz, L OBP: 0.250, SLG: 0.143										4	0	1	0	0	1	2									
Jay Payton, R OBP: 0.500, SLG: 0.800										3	0	0	0	1	2	1									
Rey Ordenez, R OBP: 0.375, SLG: 0.333										4	0	0	0	0	2	2									
Steve Trachsel, R Mark Guthrie, R Kane Davis, R Grant Roberts, R John Valentin, R										2	0	0	0	0	1	0									
<b>Inning Stats</b>	R: 1 E: 0 K: 0 S: 14	H: 2 LOB: 2 BB: 1 P: 25	R: 0 E: 0 K: 1 S: 9	H: 0 LOB: 0 BB: 1 P: 15	R: 1 E: 0 K: 0 S: 11	H: 1 LOB: 0 BB: 0 P: 19	R: 0 E: 0 K: 1 S: 7	H: 0 LOB: 0 BB: 0 P: 12	R: 0 E: 0 K: 0 S: 4	H: 0 LOB: 0 BB: 0 P: 6	R: 0 E: 0 K: 1 S: 8	H: 1 LOB: 0 BB: 0 P: 13	R: 0 E: 0 K: 2 S: 9	H: 1 LOB: 1 BB: 0 P: 12	R: 1 E: 0 K: 0 S: 10	H: 2 LOB: 2 BB: 1 P: 17	R: 0 E: 0 K: 2 S: 10	H: 0 LOB: 0 BB: 0 P: 16	1B: 6 2B: 0 3B: 0 HR: 1	SF: 0 SAC: 0 DP: 2 HBP: 0	WP: 0 PB: 0 SB: 0 CS: 0	PA: 35			
<b>PITCHER</b>	IP	WLS	BF	H	R	ER	SO	BB	IBB	HBP	BLK	WP	HR	S	P	ERA	WHIP								
Kip Wells, R ERA: 3.6	(1, 1)	5.0	W	20	4	2	2	2	2	0	0	0	0	3	3	0.00	0.000								
Joe BeimeL, L ERA:	(6, 1)	0.1	H	1	0	0	0	1	0	0	0	0	0	3	3	0.00	0.000								
Brian Boehringer, R ERA:	(6, 1)	1.2	H	5	1	0	0	2	0	0	0	0	0	12	17	0.00	0.600								
Scott Sauerbeck, L ERA: 6.75	(8, 1)	0.2	H	4	1	1	1	0	1	0	0	0	0	7	12	13.50	3.000								
Mike Fetters, R ERA:	(8, 1)	0.1	H	2	1	0	0	0	0	0	0	0	0	3	5	0.00	3.000								

Pittsburgh Pirates @ New York Mets  
Shea Stadium, Flushing, NY  
Wed Apr 03 2002, 1:10 PM EST  
Att: 25,952 - Cloudy - 75 F

AB	32
R	3
H	7
RBI	3
BB	3
SO	7
LOB	12





Batter	1	2	3	4	5	6	7	8	9	AB	R	H	RBI	BB	SO	LOB	TOP				
Adrian Brown, S OBP: 0.154, SLG: 0.083										4	1	1	0	0	0	1					
18 Jason Kendall, R OBP: 0.306, SLG: 0.273										3	0	0	0	1	0	2					
Armando Rios, L OBP: 0.462, SLG: 0.364										4	0	1	1	0	0	1					
Aramis Ramirez, R OBP: 0.308, SLG: 0.273										4	1	2	0	0	1	2					
Craig Wilson, R OBP: 0.143, SLG: 0.143										3	0	0	0	0	2	3					
Rob Mackowiak, L (8, PH)										1	0	0	0	0	1	1					
Kevin Young, R OBP: 0.417, SLG: 0.600										3	1	1	2	1	2	0					
2 Jack Wilson, R (1, 6)										4	0	0	0	0	1	1					
Abraham Nunez, S OBP: 0.333, SLG: 0.250										4	0	1	0	0	1	0					
Mike Williams, R (9, 1)										0	0	0	0	0	0	0					
Jimmy Anderson, L OBP: 0.667, SLG: 0.667										3	0	2	0	0	1	1					
Sean Lowe, R (7, 1)										0	0	0	0	0	0	0					
Scott Sauerbeck, R (8, 1)										0	0	0	0	0	0	0					
Mike Benjamin, R OBP: 0.286, SLG: 0.286										0	0	0	0	0	0	0					
<b>Inning Stats</b>	R: 0 E: 0 K: 0 S: 6	H: 0 LOB: 0 BB: 1 P: 13	R: 2 E: 0 K: 1 S: 12	H: 2 LOB: 0 BB: 0 P: 21	R: 1 E: 0 K: 1 S: 11	H: 3 LOB: 2 BB: 0 P: 17	R: 0 E: 0 K: 2 S: 9	H: 1 LOB: 1 BB: 1 P: 19	R: 0 E: 0 K: 0 S: 6	H: 0 LOB: 0 BB: 0 P: 9	R: 0 E: 0 K: 1 S: 15	H: 1 LOB: 1 BB: 0 P: 22	R: 0 E: 0 K: 1 S: 13	H: 1 LOB: 1 BB: 0 P: 17	R: 0 E: 0 K: 1 S: 6	H: 0 LOB: 0 BB: 0 P: 9	1B: 7 2B: 1 3B: 0 HR: 1	SF: 0 SAC: 0 DP: 1 HBP: 0	WP: 1 PB: 0 SB: 1 CS: 1	PA: 35	
<b>PITCHER</b>	IP	WLS	BF	H	R	ER	SO	BB	IBB	HBP	BLK	WP	HR	S	P	ERA	WHIP				
Shawn Estes, L ERA: 3.86	(1, 1)	7.0	L	28	7	3	3	7	2	0	0	0	1	1	67	113	3.86	1.286			
Bruce Chen, L ERA:	(8, 1)	0.2		3	1	0	0	0	0	0	0	0	0	0	9	11	0.00	1.500			
Kane Davis, R ERA:	(8, 1)	0.1		1	0	0	0	1	0	0	0	0	0	0	4	6	0.00	0.000			
Satoru Komiyama, R ERA:	(9, 1)	1.0		3	0	0	0	1	0	0	0	0	0	0	6	9	0.00	0.000			

Pittsburgh Pirates @ New York Mets  
Shea Stadium, Flushing, NY  
Thu Apr 04 2002, 1:10 PM EST  
Att: 33,785 - Cloudy - 45 F

AB 33  
R 3  
H 8  
RBI 3  
BB 2  
SO 9  
LOB 12



Batter	1	2	3	4	5	6	7	8	9	AB	R	H	RBI	BB	SO	LOB	BOTTOM				
Joe McEwing, R OBP: 0.333, SLG: 1.333										3	1	1	1	0	0	0					
Roger Cedeno, S OBP: 0.222, SLG: 0.250										3	0	1	0	1	1	0					
John Valentin, R (8, PH)										3	0	0	0	0	1	1					
Satoru Komiyama, R (9, 1)										4	0	0	0	0	1	2					
31 Mike Piazza, R OBP: 0.333, SLG: 0.200										3	0	1	0	0	0	1					
Edgardo Alfonzo, R OBP: 0.455, SLG: 0.455										3	0	1	0	0	0	1					
Jeromy Burnitz, L OBP: 0.273, SLG: 0.500										3	1	1	1	0	0	1					
Jay Payton, R OBP: 0.384, SLG: 0.500										3	0	0	0	0	1	0					
Rey Ordonez, R OBP: 0.273, SLG: 0.222										3	0	0	0	0	0	0					
Shawn Estes, R ERA: 2.7	(1, 1)	6.2	W	24	3	2	2	1	1	0	1	0	0	0	0	0					
Bruce Chen, L ERA: 13.5	(7, 1)	0.2	H	3	1	0	0	1	0	0	0	0	0	0	1	14	0.00	1.500			
Scott Sauerbeck, L ERA: 4.5	(8, 1)	0.2	H	1	0	0	0	0	0	0	0	0	0	0	1	1	0.00	0.000			
Mike Williams, R ERA:	(9, 1)	1.0	S	3	1	0	0	2	0	0	0	0	0	0	12	17	0.00	1.000			
<b>Inning Stats</b>	R: 1 E: 0 K: 0 S: 9	H: 1 LOB: 1 BB: 1 P: 22	R: 0 E: 0 K: 0 S: 8	H: 0 LOB: 0 BB: 0 P: 11	R: 0 E: 0 K: 0 S: 9	H: 0 LOB: 0 BB: 0 P: 12	R: 0 E: 0 K: 0 S: 5	H: 1 LOB: 1 BB: 0 P: 7	R: 0 E: 0 K: 1 S: 9	H: 0 LOB: 0 BB: 0 P: 12	R: 1 E: 0 K: 1 S: 14	H: 1 LOB: 1 BB: 0 P: 16	R: 0 E: 0 K: 2 S: 6	H: 1 LOB: 1 BB: 0 P: 9	R: 0 E: 0 K: 2 S: 12	H: 1 LOB: 0 BB: 0 P: 17	1B: 3 2B: 0 3B: 0 HR: 2	SF: 0 SAC: 0 DP: 2 HBP: 1	WP: 0 PB: 0 SB: 0 CS: 0	PA: 31	
<b>PITCHER</b>	IP	WLS	BF	H	R	ER	SO	BB	IBB	HBP	BLK	WP	HR	S	P	ERA	WHIP				
Jimmy Anderson, L ERA: 2.7	(1, 1)	6.2	W	24	3	2	2	1	1	0	0	0	0	0	0	0					
Sean Lowe, R ERA: 13.5	(7, 1)	0.2	H	3	1	0	0	1	0	0	0	0	0	0	1	14	0.00	1.500			
Scott Sauerbeck, L ERA: 4.5	(8, 1)	0.2	H	1	0	0	0	0	0	0	0	0	0	0	1	1	0.00	0.000			
Mike Williams, R ERA:	(9, 1)	1.0	S	3	1	0	0	2	0	0	0	0	0	0	12	17	0.00	1.000			

Pittsburgh Pirates @ New York Mets  
Shea Stadium, Flushing, NY  
Thu Apr 04 2002, 1:10 PM EST  
Att: 33,785 - Cloudy - 45 F

AB 29  
R 2  
H 5  
RBI 2  
BB 1  
SO 4  
LOB 6





Batter	1	2	3	4	5	6	7	8	9	AB	R	H	RBI	BB	SO	LOB	TOP								
Adrian Brown, S (1, 8) OBP: 0.235, SLG: 0.267	G1-3			HBP				P6		3	0	1	0	0	0	0									
18 Jason Kendall, R (1, 2) OBP: 0.235, SLG: 0.200	G4-3			FC1-6-5-4		F8		L7		4	0	0	0	0	0	2									
Armando Rios, L (1, 7) OBP: 0.353, SLG: 0.267	G5-3			K				P5		4	0	0	0	0	1	1									
Aramis Ramirez, R (1, 5) OBP: 0.412, SLG: 0.533 Mike Benjamin, R (9, PR) OBP: 0.296, SLG: 0.286		L8				2B		2B		4	1	3	0	0	0	0									
Rob Mackowiak, L (1, 9) OBP: 0.111, SLG: 0.222	G5-3			K				SH3		0	0	0	0	0	0	0									
Kevin Young, R (1, 3) OBP: 0.375, SLG: 0.462	L9					F7		2B		3	1	1	1	0	1	1									
2 Jack Wilson, R (1, 6) OBP: 0.125, SLG: 0.125				F7				SH3		3	0	0	0	0	1	2									
Pokey Reese, R (1, 4) OBP: 0.545, SLG: 0.444				L9				IBB		3	0	0	0	1	1	2									
Dave Williams, L (1, 1) Abraham Nunez, S (7, PH) Sean Lowe, L (7, 1) Joe Beimel, L (7, 1) Mike Fetters, R (8, 1) Scott Sauerbeck, R (8, 1) Brian Boehringer, S (8, 1) Mike Williams, R (8, 1)				K2-3				G3		4	0	1	1	0	1	3									
<b>Inning Stats</b>	R: 0 E: 0 K: 0 S: 8	H: 0 LOB: 0 BB: 0 P: 12	R: 0 E: 0 K: 0 S: 10	H: 0 LOB: 0 BB: 0 P: 16	R: 0 E: 0 K: 1 S: 6	H: 0 LOB: 0 BB: 0 P: 7	R: 0 E: 0 K: 1 S: 7	H: 0 LOB: 0 BB: 0 P: 12	R: 0 E: 0 K: 1 S: 9	H: 1 LOB: 1 BB: 0 P: 15	R: 0 E: 0 K: 1 S: 9	H: 1 LOB: 1 BB: 0 P: 15	R: 2 E: 0 K: 2 S: 14	H: 3 LOB: 2 BB: 1 P: 27	R: 0 E: 0 K: 0 S: 6	H: 0 LOB: 0 BB: 0 P: 8	R: 0 E: 0 K: 0 S: 10	H: 1 LOB: 1 BB: 1 P: 20	1B: 2 2B: 3 3B: 1 HR: 0	SF: 0 SAC: 1 DP: 0 HBP: 1	WP: 0 PB: 1 SB: 2 CS: 3	PA: 34			
<b>PITCHER</b>	IP	WLS	BF	H	R	ER	SO	BB	IBB	HBP	BLK	WP	HR	S	P	ERA	WHIP								
Jason Bere, R (1, 1) ERA: 1.35	6.2	L	25	5	2	1	6	0	0	1	0	0	0	59	93	1.35	0.750								
Kyle Farnsworth, R (7, 1) ERA:	0.1		2	0	0	0	1	0	1	0	0	0	0	4	11	0.00	0.000								
Joe Borowski, R (8, 1) ERA:	2.0		7	1	0	0	0	0	1	0	0	0	0	16	28	0.00	0.500								

Pittsburgh Pirates @ Chicago Cubs  
Wrigley Field, Chicago, IL  
Fri Apr 05 2002, 2:20 PM CST  
Att: 41,555 - Overcast - 44 F

AB	30
R	2
H	6
RBI	2
BB	2
SO	7
LOB	11



Batter	1	2	3	4	5	6	7	8	9	AB	R	H	RBI	BB	SO	LOB	BOTTOM								
Delino DeShields, L (1, 4) OBP: 0.444, SLG: 0.467	K					K	L7			3	0	0	0	1	2	3									
Corey Patterson, L (1, 8) OBP: 0.500, SLG: 0.600	G1-3			BB		K		1B		4	0	1	0	0	1	1									
Sammy Sosa, R (1, 9) OBP: 0.389, SLG: 0.867	P4			G4-6-3		HR		K		3	1	1	1	1	1	1									
Fred McGriff, L (1, 3) OBP: 0.278, SLG: 0.200				G4-6-3		K		BB		3	0	0	0	1	2	1									
Alex Gonzalez, R (1, 6) OBP: 0.611, SLG: 0.643				BB				P4		3	0	1	0	1	1	2									
Todd Hundley, S (1, 2) OBP: 0.438, SLG: 0.615 Joe Girardi, R (7, PR)	P6			BB		K		G1-3		2	0	0	0	1	1	2									
Chris Stynes, R (1, 5) OBP: 0.250, SLG: 0.182 Joe Borowski, R (8, 1)	FC6-4			BB				BB		1	0	0	0	0	0	2									
Roosevelt Brown, L (9, PH) OBP: 0.200, SLG: 0.286						P6		G4-3		3	0	1	0	0	0	1									
Darren Lewis, R (1, 7) OBP: 0.167, SLG: 0.167				K		P4		1B		0	0	0	0	0	0	0									
Jason Bere, R (1, 1) Kyle Farnsworth, R (7, 1) Mark Bellhorn, S (7, PH) OBP: 0.200, SLG: 0.111				P5				BB		1	0	0	0	1	1	0									
<b>Inning Stats</b>	R: 0 E: 0 K: 1 S: 9	H: 0 LOB: 0 BB: 0 P: 12	R: 0 E: 0 K: 1 S: 8	H: 1 LOB: 1 BB: 0 P: 13	R: 0 E: 0 K: 1 S: 7	H: 0 LOB: 1 BB: 1 P: 15	R: 0 E: 0 K: 1 S: 9	H: 0 LOB: 2 BB: 2 P: 18	R: 1 E: 0 K: 3 S: 11	H: 1 LOB: 0 BB: 0 P: 15	R: 0 E: 0 K: 1 S: 8	H: 1 LOB: 3 BB: 2 P: 18	R: 0 E: 0 K: 1 S: 12	H: 1 LOB: 2 BB: 1 P: 21	R: 0 E: 0 K: 1 S: 13	H: 0 LOB: 0 BB: 0 P: 19	1B: 3 2B: 0 3B: 0 HR: 1	SF: 0 SAC: 0 DP: 1 HBP: 0	WP: 0 PB: 0 SB: 2 CS: 0	PA: 36					
<b>PITCHER</b>	IP	WLS	BF	H	R	ER	SO	BB	IBB	HBP	BLK	WP	HR	S	P	ERA	WHIP								
Dave Williams, L (1, 1) ERA: 1.5	6.0	W	22	2	1	1	8	3	0	0	0	0	0	6	16	1.50	0.833								
Sean Lowe, R (7, 1) ERA: 9.0	0.2	H	5	1	0	0	1	2	0	0	0	0	0	5	6	0.00	4.500								
Joe Beimel, L (7, 1) ERA:	0.1	H	2	1	0	0	0	0	0	0	0	0	0	3	5	0.00	3.000								
Mike Fetters, R (8, 1) ERA:	0.1	H	1	0	0	0	1	0	0	0	0	0	0	3	5	0.00	0.000								
Scott Sauerbeck, L (8, 1) ERA: 4.5	0.0		1	0	0	0	0	1	0	0	0	0	0	3	7	∞	∞								

Pittsburgh Pirates @ Chicago Cubs  
Wrigley Field, Chicago, IL  
Fri Apr 05 2002, 2:20 PM CST  
Att: 41,555 - Overcast - 44 F

AB	30
R	1
H	4
RBI	1
BB	6
SO	11
LOB	15





Batter	1	2	3	4	5	6	7	8	9	AB	R	H	RBI	BB	SO	LOB	TOP					
Adrian Brown, S (1.8) OBP: 0.318, SLG: 0.278	G4-3		FC6-4 BB		G6-4-3 1B	P3			WP G4-3 BB	3	1	1	0	2	0	1						
18 Jason Kendall, R (1.2) OBP: 0.182, SLG: 0.150	P4		FC6-4 FC1-6 1-2f		G6-4-3 1-2f		P4		G4-3	5	0	0	0	0	0	4						
Armando Rios, L (1.7) OBP: 0.364, SLG: 0.300	K		FC1-6 1-2f			1B 1B			G4-3 2H	5	1	2	1	0	1	1						
Aramis Ramirez, R (1.5) OBP: 0.409, SLG: 0.550		F9 2B	K			F9 2 1B 1B			F7	5	2	2	0	0	1	2						
Rob Mackowiak, L (1.9) OBP: 0.154, SLG: 0.231		F9 2-3		K		2 1B 2B 1B			G3	4	1	1	1	0	1	2						
Kevin Young, R (1.3) OBP: 0.400, SLG: 0.500				F9		F9			2 SH2-3 BB	3	0	1	1	1	0	2						
2 Jack Wilson, R (1.6) OBP: 0.182, SLG: 0.182		K		P6		2B G4-3 1B			SH2-3	3	1	1	1	0	1	1						
Pokey Reese, R (1.4) OBP: 0.600, SLG: 0.583						1B G4-3 2B			G4-3	3	0	2	1	1	0	1						
Josh Fogg, R (1.1) OBP: 0.125, SLG: 0.125						G4-3			K	3	0	0	1	0	2	4						
Craig Wilson, R (8, PH) Joe Beimel, L (8, 1) Mike Fetters, R (9, 1)										1	0	0	0	0	1	1						
										0	0	0	0	0	0	0						
										0	0	0	0	0	0	0						
<b>Inning Stats</b>	R: 0 E: 0 K: 1 S: 8	H: 0 LOB: 0 BB: 0 P: 10	R: 1 E: 0 K: 2 S: 14	H: 2 LOB: 2 BB: 1 P: 25	R: 0 E: 0 K: 1 S: 10	H: 0 LOB: 1 BB: 1 P: 16	R: 0 E: 0 K: 1 S: 6	H: 0 LOB: 0 BB: 0 P: 9	R: 0 E: 0 K: 1 S: 10	H: 2 LOB: 1 BB: 0 P: 18	R: 4 E: 0 K: 0 S: 11	H: 5 LOB: 1 BB: 0 P: 14	R: 0 E: 0 K: 0 S: 9	H: 1 LOB: 1 BB: 0 P: 13	R: 0 E: 0 K: 1 S: 8	H: 0 LOB: 1 BB: 1 P: 16	R: 1 E: 0 K: 0 S: 6	H: 0 LOB: 0 BB: 1 P: 13	1B: 7 2B: 3 3B: 0 HR: 0	SF: 0 SAC: 1 DP: 1 HBP: 0	WP: 1 PB: 0 SB: 0 CS: 0	PA: 40
<b>PITCHER</b>	IP	WLS	BF	H	R	ER	SO	BB	IBB	HBP	BLK	WP	HR	S	P	ERA	WHIP					
Matt Clement, R (1.1) ERA: 8.44	5.1	L	26	9	5	5	6	1	1	0	0	0	0	56	88	8.44	1.875					
Donovan Osborne, L (6.1) ERA: 1.59	2.2		10	1	0	0	1	1	0	0	0	0	0	20	33	0.00	0.750					
Jesus Sanchez, L (9.1) ERA: 3.86	1.0		4	0	1	1	0	1	0	0	0	1	0	6	13	9.00	1.000					

Pittsburgh Pirates @ Chicago Cubs  
Wrigley Field, Chicago, IL  
Sat Apr 06 2002, 1:20 PM CST  
Att: 34,956 - Sunny - 48 F

AB	35
R	6
H	10
RBI	6
BB	4
SO	7
LOB	19




Batter	1	2	3	4	5	6	7	8	9	AB	R	H	RBI	BB	SO	LOB	BOTTOM					
Delino DeShields, L (1.4) OBP: 0.364, SLG: 0.368	K		G1-3			G4-3			G6-3	4	0	0	0	0	1	0						
Corey Patterson, L (1.8) OBP: 0.455, SLG: 0.579			P6			K			L8	4	0	1	0	0	1	0						
Sammy Sosa, R (1.9) OBP: 0.318, SLG: 0.684	K				G4-3	G1-3			E6 1B	4	1	0	0	0	1	1						
Fred McGriff, L (1.3) OBP: 0.318, SLG: 0.222					F7	FC3-6 1B			K	3	0	1	0	1	1	1						
Alex Gonzalez, R (1.6) OBP: 0.636, SLG: 0.722	K					FC3-6 1B			BB 1B	4	0	3	1	0	1	2						
Roosevelt Brown, L (1.7) OBP: 0.211, SLG: 0.278					P4	FC3-6 BB			K	4	0	1	0	0	1	4						
Chris Stynes, R (1.5) OBP: 0.313, SLG: 0.154			G4-6-3 1-2f			F7				2	0	0	0	2	0	1						
Joe Girardi, R (1.2)			G4-3			G4-3			BB	4	0	0	0	0	1	5						
Matt Clement, R (1.1) Donovan Osborne, S (6.1) Mark Bellhorn, S (8, PH) Jesus Sanchez, L (9.1)			K			G1-3			G6-3	2	0	0	0	0	1	0						
										0	0	0	0	0	0	0						
										1	0	0	0	0	0	0						
										0	0	0	0	0	0	0						
<b>Inning Stats</b>	R: 0 E: 0 K: 3 S: 16	H: 1 LOB: 2 BB: 1 P: 29	R: 0 E: 0 K: 0 S: 6	H: 1 LOB: 0 BB: 0 P: 9	R: 0 E: 0 K: 1 S: 6	H: 0 LOB: 0 BB: 0 P: 11	R: 0 E: 0 K: 0 S: 8	H: 1 LOB: 1 BB: 0 P: 15	R: 0 E: 0 K: 0 S: 6	H: 0 LOB: 0 BB: 0 P: 8	R: 0 E: 0 K: 1 S: 9	H: 0 LOB: 0 BB: 0 P: 15	R: 0 E: 0 K: 0 S: 7	H: 2 LOB: 2 BB: 1 P: 14	R: 0 E: 0 K: 0 S: 7	H: 0 LOB: 0 BB: 0 P: 15	R: 1 E: 1 K: 3 S: 17	H: 1 LOB: 2 BB: 1 P: 29	1B: 4 2B: 2 3B: 0 HR: 0	SF: 0 SAC: 0 DP: 2 HBP: 0	WP: 0 PB: 0 SB: 0 CS: 0	PA: 35
<b>PITCHER</b>	IP	WLS	BF	H	R	ER	SO	BB	IBB	HBP	BLK	WP	HR	S	P	ERA	WHIP					
Josh Fogg, R (1.1) ERA: 1.00	7.0	W	26	5	0	0	5	2	0	0	0	0	0	58	101	0.00	1.000					
Joe Beimel, L (8.1) ERA: 1.00	1.0		3	0	0	0	0	0	0	0	0	0	0	7	15	0.00	0.000					
Mike Fetters, R (9.1) ERA: 2.000	1.0		6	1	1	0	3	1	0	0	0	0	0	17	29	0.00	2.000					


Pittsburgh Pirates @ Chicago Cubs  
Wrigley Field, Chicago, IL  
Sat Apr 06 2002, 1:20 PM CST  
Att: 34,956 - Sunny - 48 F

AB	32
R	1
H	6
RBI	1
BB	3
SO	8
LOB	14





Batter	1	2	3	4	5	6	7	8	9	AB	R	H	RBI	BB	SO	LOB	TOP										
Todd Walker, L (1,4) OBP: 0.303, SLG: 0.452	G6-3		FC4		F7			FC5-6		4	0	0	0	0	0	3	Cincinnati Reds @ Pittsburgh Pirates PNC Park, Pittsburgh, PA Mon Apr 08 2002, 1:35 PM EDT Att: 36,402 - Sunny - 62 F										
Brady Clark, R (1,7) OBP: 0.444, SLG: 0.286	G4-3		F9		G5-3			G5-4-3		4	0	0	0	0	0	3											
Juan Encarnacion, R (1,8) OBP: 0.289, SLG: 0.464	G4-3			G6-3		P6			G5-3	4	0	0	0	0	0	0											
Sean Casey, L (1,3)		F9		FC5 BB	1B	K			F8	4	0	1	0	0	1	0											
Aaron Boone, R (1,5)				FC5 BB	1B	L9			G4-3	3	0	1	0	1	0	0											
Adam Dunn, L (1,9) OBP: 0.333, SLG: 0.100				FC5		K				3	0	0	0	0	1	3											
Jason LaRue, R (1,2) OBP: 0.375, SLG: 0.381				F7		G6-3				3	0	0	0	0	0	3											
Gookie Dawkins, R (1,6) OBP: 0.333, SLG: 0.200			K			F8				3	0	1	0	0	1	0											
Elmer Dessens, R (1,1) OBP: 0.500, SLG: 0.500										1	0	1	0	0	0	0											
Wilton Guerrero, S (8,PH) OBP: 0.600, SLG: 0.500										0	0	0	0	1	0	0											
Gabe White, L (8,1)										0	0	0	0	0	0	0											
Inning Stats	R: 0 E: 0 K: 0 S: 11	H: 0 LOB: 0 BB: 0 P: 14	R: 0 E: 0 K: 0 S: 12	H: 1 LOB: 1 BB: 0 P: 18	R: 0 E: 0 K: 1 S: 9	H: 1 LOB: 0 BB: 0 P: 13	R: 0 E: 0 K: 0 S: 7	H: 1 LOB: 2 BB: 1 P: 14	R: 0 E: 0 K: 1 S: 8	H: 0 LOB: 0 BB: 0 P: 9	R: 0 E: 0 K: 1 S: 7	H: 0 LOB: 0 BB: 0 P: 12	R: 0 E: 0 K: 0 S: 3	H: 0 LOB: 0 BB: 1 P: 8	R: 0 E: 0 K: 0 S: 8	H: 0 LOB: 0 BB: 0 P: 14		1B: 3 2B: 0 3B: 1 HR: 0	SF: 0 SAC: 1 DP: 1 HBP: 0	WP: 0 PB: 0 SB: 0 CS: 0	PA: 32						
PITCHER	IP	WLS	BF	H	R	ER	SO	BB	IBB	HBP	BLK	WP	HR	S	P	ERA	WHIP										
Ron Villone, L (1,1) ERA: 2.92	7.1	W	28	4	0	0	3	2	0	0	0	0	0	63	94	0.00	0.818										
Mike Fetters, R (8,1) ERA:	0.2	H	1	0	0	0	0	0	0	0	0	0	0	1	2	0.00	0.000										
Mike Williams, R (9,1) ERA:	1.0	S	3	0	0	0	0	0	0	0	0	0	0	8	14	0.00	0.000										

Batter	1	2	3	4	5	6	7	8	9	AB	R	H	RBI	BB	SO	LOB	BOTTOM											
Adrian Brown, S (1,8) OBP: 0.308, SLG: 0.273			K		P6			G5-3		4	0	1	0	0	1	0	Cincinnati Reds @ Pittsburgh Pirates PNC Park, Pittsburgh, PA Mon Apr 08 2002, 1:35 PM EDT Att: 36,402 - Sunny - 62 F											
18 Jason Kendall, R (1,2) OBP: 0.192, SLG: 0.130	L4		G5-3			G5-3				3	0	0	0	1	0	1												
Brian Giles, L (1,7) OBP: 0.250, SLG: 0.500				F9		BLK SF8	2B		P4	4	1	1	0	0	1	2												
Aramis Ramirez, R (1,5) OBP: 0.440, SLG: 0.571				2B	1B	SF8				1	0	1	1	1	0	0												
Armando Rios, L (1,9) OBP: 0.320, SLG: 0.261		F8		K		G6-3				3	0	0	0	0	1	3												
Kevin Young, R (1,3) OBP: 0.435, SLG: 0.556		F9			2B					2	0	1	0	1	0	0												
2 Jack Wilson, R (1,6) OBP: 0.143, SLG: 0.143					G5-3					3	0	0	0	0	1	3												
Pokey Reese, R (1,4) OBP: 0.500, SLG: 0.467		F7			G6-3					3	0	0	0	0	0	0												
Ron Villone, L (1,1) Mike Fetters, R (8,1) Mike Benjamin, R (8,PH) Mike Williams, R (9,1)					F8					2	0	0	0	0	0	0												
Inning Stats	R: 0 E: 0 K: 1 S: 11	H: 1 LOB: 2 BB: 1 P: 18	R: 0 E: 0 K: 1 S: 8	H: 0 LOB: 0 BB: 0 P: 10	R: 0 E: 0 K: 1 S: 7	H: 0 LOB: 0 BB: 0 P: 11	R: 0 E: 0 K: 1 S: 9	H: 2 LOB: 2 BB: 0 P: 14	R: 0 E: 0 K: 0 S: 6	H: 0 LOB: 0 BB: 0 P: 11	R: 1 E: 0 K: 0 S: 9	H: 1 LOB: 0 BB: 0 P: 12	R: 0 E: 0 K: 0 S: 4	H: 0 LOB: 0 BB: 1 P: 8	R: 0 E: 0 K: 0 S: 6	H: 0 LOB: 1 BB: 1 P: 13		1B: 2 2B: 3 3B: 0 HR: 0	SF: 1 SAC: 0 DP: 1 HBP: 0	WP: 0 PB: 0 SB: 1 CS: 0	PA: 30							
PITCHER	IP	WLS	BF	H	R	ER	SO	BB	IBB	HBP	BLK	WP	HR	S	P	ERA		WHIP										
Elmer Dessens, R (1,1) ERA: 4.22	7.0	L	26	4	1	1	4	2	0	0	1	4	0	54	84	1.29		0.857										
Gabe White, L (8,1) ERA:	1.0		4	0	0	0	0	1	0	0	0	0	0	6	13	0.00	1.000											



Batter	1	2	3	4	5	6	7	8	9	AB	R	H	RBI	BB	SO	LOB	TOP										
Reggie Taylor, L OBP: 0.400, SLG: 0.444 (1, 7)	G4-3 2B BB	G4-3 1B	K		B1-3			G3	G3	5	2	1	0	1	1	3											
Barry Larkin, R OBP: 0.233, SLG: 0.179 Gookie Dawkins, R OBP: 0.333, SLG: 0.250 (1, 6) (3, 6)	G5-3	G4-3 1B		K		K		G3	G3	2	1	1	2	0	0	1											
Sean Casey, L OBP: 0.351, SLG: 0.353 (1, 3)	G4-3	G4-3 1B		K		G3		FC4	FC4	5	1	2	1	0	0	2											
Adam Dunn, L OBP: 0.375, SLG: 0.167 Scott Sullivan, R OBP: 0.333, SLG: 0.250 Danny Graves, R (9, 1)	G4-3 2B BB	G4-3 1B		K		K		K	K	4	1	2	1	1	2	2											
Aaron Boone, R OBP: 0.306, SLG: 0.419 (1, 5)	G4-3 1B	K		K		F8		G3	IBB	4	0	1	2	1	2	4											
Todd Walker, L OBP: 0.316, SLG: 0.444 (1, 4)	F8	G3		K		G4-3		G4-3	G4-3	5	0	2	1	0	0	6											
Juan Encarnacion, R OBP: 0.303, SLG: 0.545 (8, 9)		K		K		F8		F9	F9	5	1	2	1	0	1	3	AB 41										
Jason LaRue, R OBP: 0.310, SLG: 0.308 (1, 2)	G5-3	G5-3		K		F8		K	K	5	0	0	0	0	3	2	R 8										
Jose Acevedo, R OBP: 0.286, SLG: 0.286 (8, 7)		K		K		K		K	K	2	1	0	0	1	2	1	H 13										
Luis Pineda, R OBP: 0.286, SLG: 0.286 (8, 7)		K		K		K		K	K	0	0	0	0	0	0	0	RBI 8										
Wilton Guerrero, S OBP: 0.667, SLG: 0.600 Brady Clark, R OBP: 0.500, SLG: 0.286 (8, 7)		K		K		K		K	K	0	0	0	0	0	0	0	BB 4										
Inning Stats	R: 2 E: 0 K: 0 S: 11	H: 1 LOB: 1 BB: 2 P: 23	R: 4 E: 0 K: 1 S: 19	H: 5 LOB: 2 BB: 1 P: 30	R: 0 E: 0 K: 3 S: 16	H: 1 LOB: 1 BB: 0 P: 14	R: 1 E: 0 K: 3 S: 16	H: 3 LOB: 2 BB: 0 P: 25	R: 0 E: 0 K: 1 S: 6	H: 0 LOB: 0 BB: 0 P: 7	R: 0 E: 0 K: 2 S: 8	H: 0 LOB: 0 BB: 0 P: 13	R: 0 E: 0 K: 1 S: 9	H: 1 LOB: 1 BB: 0 P: 15	R: 1 E: 0 K: 1 S: 14	H: 2 LOB: 3 BB: 1 P: 26	R: 0 E: 0 K: 1 S: 9	H: 0 LOB: 1 BB: 0 P: 11	1B: 11 2B: 1 3B: 0 HR: 1	SF: 0 SAC: 0 DP: 0 HBP: 1	WP: 1 PB: 0 SB: 6 CS: 0	PA: 46					
PITCHER	IP	WLS	BF	H	R	ER	SO	BB	IBB	HBP	BLK	WP	HR	S	P	ERA	WHIP										
Kip Wells, R ERA: 11.37 Sean Lowe, R ERA: 5.79 Mike Lincoln, R ERA: Brian Boehringer, R ERA: 2.45 Scott Sauerbeck, L ERA: 2.45	1.1	L	13	6	6	6	0	3	0	0	0	1	1	24	45	40.50	6.750										

Cincinnati Reds @ Pittsburgh Pirates  
PNC Park, Pittsburgh, PA  
Wed Apr 10 2002, 7:05 PM EDT  
Att: 36,048 - Sunny - 62 F

AB 41  
R 8  
H 13  
RBI 8  
BB 4  
SO 13  
LOB 24



Batter	1	2	3	4	5	6	7	8	9	AB	R	H	RBI	BB	SO	LOB	BOTTOM										
Adrian Brown, S OBP: 0.355, SLG: 0.360 (1, 8)	G4-3 3B	G6-3			K			K	K	3	1	1	0	2	1	1											
18 Jason Kendall, R OBP: 0.197, SLG: 0.111 (1, 2)	P6		L5		FC6-4 HR			FC4-6	FC4-6	4	1	0	0	0	0	3											
Brian Giles, L OBP: 0.375, SLG: 0.857 (1, 7)	G4-3 BB		K		K			P5	P5	3	1	1	2	1	1	1											
Aramis Ramirez, R OBP: 0.414, SLG: 0.560 (1, 5)	G4-3		K		P3			K	K	4	0	1	0	0	1	2											
Armando Rios, L OBP: 0.357, SLG: 0.346 Rob Mackowiak, L OBP: 0.143, SLG: 0.214 (5, PR) (6, 9)		K		K		K		K	K	3	1	2	0	0	0	1											
Kevin Young, R OBP: 0.370, SLG: 0.455 (1, 3)		E7 1B		K		K		G5-3	G5-3	4	1	0	0	0	1	2											
2 Jack Wilson, R OBP: 0.111, SLG: 0.111 (1, 6)	P6		K		G6-3			F3	F3	4	0	0	0	0	1	2	AB 32										
Pokey Reese, R OBP: 0.500, SLG: 0.444 (1, 4)		SH2-3 1B		K		K		G3-1	G3-1	3	0	1	2	1	1	0	R 5										
Kip Wells, R Sean Lowe, R Abraham Nunez, S Mike Lincoln, R Keith Osk, R Brian Boehringer, S Scott Sauerbeck, R Craig Wilson, R	1.1	H	5	0	0	0	3	1	0	0	0	0	0	0	0	1	H 6										
Inning Stats	R: 1 E: 0 K: 0 S: 11	H: 1 LOB: 1 BB: 1 P: 18	R: 2 E: 1 K: 0 S: 11	H: 2 LOB: 1 BB: 0 P: 16	R: 0 E: 0 K: 1 S: 16	H: 1 LOB: 1 BB: 0 P: 24	R: 0 E: 0 K: 0 S: 16	H: 0 LOB: 1 BB: 1 P: 23	R: 2 E: 0 K: 1 S: 14	H: 2 LOB: 1 BB: 1 P: 23	R: 0 E: 0 K: 3 S: 10	H: 0 LOB: 0 BB: 0 P: 12	R: 0 E: 0 K: 1 S: 10	H: 0 LOB: 1 BB: 1 P: 18	R: 0 E: 0 K: 1 S: 7	H: 0 LOB: 0 BB: 0 P: 9	R: 0 E: 0 K: 1 S: 11	H: 0 LOB: 0 BB: 0 P: 15	1B: 2 2B: 2 3B: 1 HR: 1	SF: 0 SAC: 1 DP: 1 HBP: 0	WP: 0 PB: 0 SB: 0 CS: 0	PA: 37					
PITCHER	IP	WLS	BF	H	R	ER	SO	BB	IBB	HBP	BLK	WP	HR	S	P	ERA	WHIP										
Jose Acevedo, R ERA: 4.09 Luis Pineda, R ERA: 6.23 Gabe White, L ERA: Scott Sullivan, R ERA: Danny Graves, R ERA: 1.42	5.0	W	24	6	5	4	2	3	0	0	0	0	0	14	20	0.00	0.750										

Cincinnati Reds @ Pittsburgh Pirates  
PNC Park, Pittsburgh, PA  
Wed Apr 10 2002, 7:05 PM EDT  
Att: 36,048 - Sunny - 62 F

AB 32  
R 5  
H 6  
RBI 4  
BB 4  
SO 8  
LOB 13



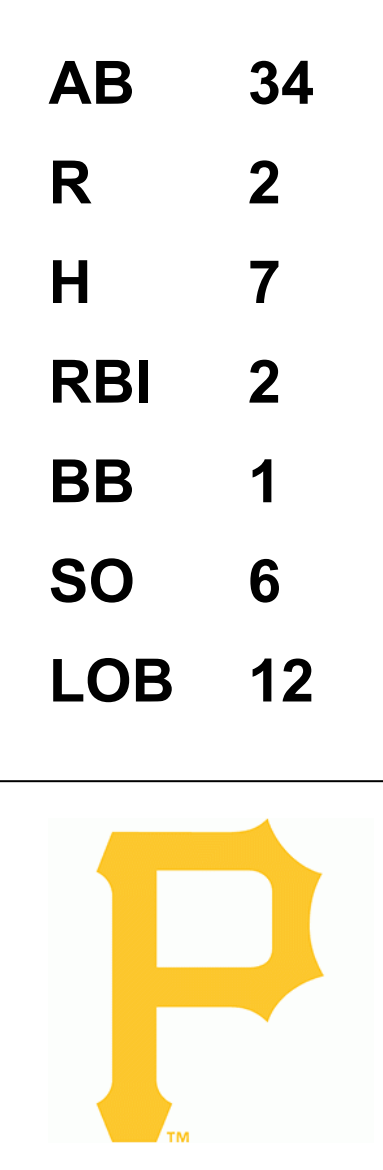


Batter	1	2	3	4	5	6	7	8	9	AB	R	H	RBI	BB	SO	LOB	TOP								
Barry Larkin, R OBP: 0.257, SLG: 0.219 (1, 6)	G5-3		F8		1B 2B		G5-3		FC4-6 HBP	4	1	1	0	0	0	1	<b>Cincinnati Reds @ Pittsburgh Pirates</b> PNC Park, Pittsburgh, PA Thu Apr 11 2002, 7:05 PM EDT Att: 12,795 - Sunny - 72 F								
Juan Encarnacion, R OBP: 0.316, SLG: 0.605 (1, 8)	G5-3			HR	G4-3 1B		P3		K	5	1	2	3	0	1	3									
Sean Casey, L OBP: 0.333, SLG: 0.316 (1, 3)	G3			BB BB	G4-3		L7		FC4-6	4	0	0	0	1	0	4									
Aaron Boone, R OBP: 0.325, SLG: 0.394 (1, 5)		L5							E6	2	0	0	0	2	0	0									
Adam Dunn, L OBP: 0.333, SLG: 0.143 (1, 7) (8, 9)	F9			BB	IBB				K	4	0	0	0	0	1	5									
Danny Graves, R (8, 1)									K	0	0	0	0	0	0	0									
Ruben Mateo, R (1, 9)									K	3	0	0	0	0	1	2									
Reggie Taylor, L OBP: 0.364, SLG: 0.400 (8, 7) (8, 7)	G1-3			K			G5-3		K	1	0	0	0	0	1	0									
Todd Walker, L OBP: 0.333, SLG: 0.590 (9, PR)										4	0	2	0	0	0	2									
Gookie Dawkins, R OBP: 0.333, SLG: 0.250 (9, 4)										0	0	0	0	0	0	0									
Jason LaRue, R OBP: 0.364, SLG: 0.367 (1, 2)			F2							4	0	3	0	0	0	1									
Jimmy Haynes, R (1, 1)										3	1	0	0	0	1	3									
Gabe White, L (7, 1)										0	0	0	0	0	0	0									
Brady Clark, R OBP: 0.455, SLG: 0.250 (8, 9)										1	0	0	0	0	0	3									
<b>Inning Stats</b>	R: 0 E: 0 K: 0 S: 6	H: 0 LOB: 0 BB: 0 P: 9	R: 0 E: 0 K: 0 S: 7	H: 0 LOB: 0 BB: 0 P: 13	R: 0 E: 0 K: 1 S: 12	H: 1 LOB: 1 BB: 0 P: 18	R: 1 E: 0 K: 1 S: 10	H: 1 LOB: 2 BB: 2 P: 21	R: 2 E: 0 K: 0 S: 12	H: 3 LOB: 2 BB: 1 P: 23	R: 0 E: 0 K: 0 S: 5	H: 1 LOB: 1 BB: 0 P: 7	R: 0 E: 0 K: 0 S: 5	H: 0 LOB: 0 BB: 0 P: 9	R: 0 E: 1 K: 2 S: 7	H: 0 LOB: 0 BB: 0 P: 10	R: 0 E: 0 K: 1 S: 15	H: 2 LOB: 3 BB: 0 P: 23	1B: 4 2B: 2 3B: 0 HR: 1	SF: 0 SAC: 0 DP: 1 HBP: 1	WP: 0 PB: 0 SB: 0 CS: 1	PA: 39			
<b>PITCHER</b>	IP	WLS	BF	H	R	ER	SO	BB	IBB	HBP	BLK	WP	HR	S	P	ERA	WHIP								
Jimmy Anderson, L ERA: 3.29 (1, 1)	7.0	L	30	6	3	3	2	2	1	0	0	0	1	57	100	3.86	1.143								
Mike Lincoln, R ERA (8, 1)	1.0		3	0	0	0	2	0	0	0	0	0	0	7	10	0.00	0.000								
Mike Fetters, R ERA (9, 1)	1.0		6	2	0	0	1	0	0	1	0	0	0	15	23	0.00	2.000								

AB	35
R	3
H	8
RBI	3
BB	3
SO	5
LOB	24



Batter	1	2	3	4	5	6	7	8	9	AB	R	H	RBI	BB	SO	LOB	BOTTOM									
Adrian Brown, S OBP: 0.314, SLG: 0.310 (1, 8)	G1-3		F8		G1-3		F8			4	0	0	0	0	0	1	<b>Cincinnati Reds @ Pittsburgh Pirates</b> PNC Park, Pittsburgh, PA Thu Apr 11 2002, 7:05 PM EDT Att: 12,795 - Sunny - 72 F									
18 Jason Kendall, R OBP: 0.176, SLG: 0.161 (1, 2)	G5-3				K				F8	4	0	1	0	0	1	0										
Brian Giles, L OBP: 0.250, SLG: 0.545 (1, 7)	F8		G4-3		F7				F8	4	0	0	0	0	0	1										
Aramis Ramirez, R OBP: 0.424, SLG: 0.536 (1, 5)		1B 1B		HR BB					G1-3	3	1	1	0	1	1	0										
Rob Mackowiak, L OBP: 0.111, SLG: 0.167 (1, 9)	F8			K					G3	4	0	0	0	0	2	2										
Kevin Young, R OBP: 0.418, SLG: 0.615 (1, 3)										4	1	3	2	0	1	0										
Mike Benjamin, R OBP: 0.357, SLG: 0.182 Abraham Nunez, S OBP: 0.222, SLG: 0.143 (9, PH)	K			G5-3						4	1	3	2	0	1	0										
Pokey Reese, R OBP: 0.500, SLG: 0.500 (1, 4)	F9				1B					4	0	2	0	0	0	3										
Jimmy Anderson, L OBP: 0.400, SLG: 0.400 Armando Rios, L OBP: 0.357, SLG: 0.346 Craig Wilson, R OBP: 0.100, SLG: 0.100 Mike Lincoln, R (8, 1) Mike Fetters, R (9, 1)			G3-1		G4-3					2	0	0	0	0	0	1										
<b>Inning Stats</b>	R: 0 E: 0 K: 0 S: 7	H: 0 LOB: 0 BB: 0 P: 11	R: 0 E: 0 K: 1 S: 11	H: 2 LOB: 2 BB: 0 P: 19	R: 0 E: 0 K: 0 S: 9	H: 1 LOB: 1 BB: 0 P: 15	R: 2 E: 0 K: 1 S: 11	H: 2 LOB: 1 BB: 1 P: 16	R: 0 E: 0 K: 1 S: 9	H: 0 LOB: 0 BB: 0 P: 12	R: 0 E: 0 K: 3 S: 13	H: 0 LOB: 0 BB: 0 P: 16	R: 0 E: 0 K: 0 S: 10	H: 1 LOB: 1 BB: 0 P: 17	R: 0 E: 0 K: 0 S: 7	H: 0 LOB: 0 BB: 0 P: 9		R: 0 E: 1 K: 0 S: 7	H: 1 LOB: 1 BB: 0 P: 9	1B: 4 2B: 2 3B: 0 HR: 1	SF: 0 SAC: 0 DP: 0 HBP: 0	WP: 0 PB: 0 SB: 0 CS: 1	PA: 35			
<b>PITCHER</b>	IP	WLS	BF	H	R	ER	SO	BB	IBB	HBP	BLK	WP	HR	S	P	ERA		WHIP								
Jimmy Haynes, R ERA: 6.23 (7, 1)	6.1	W	26	6	2	2	6	1	0	0	0	0	1	67	102	2.84		1.105								
Gabe White, L ERA (7, 1)	1.1	H	4	0	0	0	0	0	0	0	0	0	0	8	10	0.00		0.000								
Danny Graves, R ERA: 1.17 (8, 1)	1.1	S	5	1	0	0	0	0	0	0	0	0	0	9	12	0.00	0.750									





Batter	1	2	3	4	5	6	7	8	9	AB	R	H	RBI	BB	SO	LOB	TOP					
Chris Stynes, R (1,5) OBP: 0.308, SLG: 0.182 Augie Ojeda, S (7,5)	G6-3		BB				L3	F7		3	1	2	2	1	0	0						
Corey Patterson, L (1,8) OBP: 0.463, SLG: 0.485	G4-3		K				L3	F7		4	1	0	0	1	1	3						
Sammy Sosa, R (1,9) OBP: 0.390, SLG: 0.758	G3		BB				HR	K		4	1	1	1	1	2	2						
Fred McGriff, L (1,3) OBP: 0.325, SLG: 0.212		G3	L4				L3	F7		5	0	1	1	0	0	3						
Alex Gonzalez, R (1,6) OBP: 0.500, SLG: 0.559		F8					F9			4	0	1	1	0	0	0						
Mario Encarnacion, R (1,7) Joe Borowski, R (7,1) Antonio Alfonseca, R (9,1)		G6-3					K	K		4	0	0	0	0	3	2						
Mark Bellhorn, S (1,4) OBP: 0.238, SLG: 0.500			HR				K	K		4	1	1	1	0	3	0						
Robert Machado, R (1,2) OBP: 0.500, SLG: 1.000			SH5-4				HR	FC5-4		3	2	3	1	1	0	0						
Jason Bere, R (1,1) Darren Lewis, R (7,PH) OBP: 0.167, SLG: 0.250			SH5-4				B5-3	FC5-4		1	0	0	0	0	0	0						
<b>Inning Stats</b>	R: 0 E: 0 K: 0 S: 7	H: 0 LOB: 0 BB: 0 P: 12	R: 0 E: 0 K: 0 S: 8	H: 0 LOB: 0 BB: 0 P: 12	R: 1 E: 0 K: 1 S: 15	H: 2 LOB: 3 BB: 2 P: 24	R: 0 E: 0 K: 2 S: 8	H: 0 LOB: 0 BB: 0 P: 12	R: 1 E: 0 K: 0 S: 10	H: 2 LOB: 0 BB: 0 P: 15	R: 1 E: 0 K: 1 S: 11	H: 1 LOB: 0 BB: 0 P: 21	R: 4 E: 0 K: 3 S: 21	H: 5 LOB: 2 BB: 1 P: 35	R: 0 E: 0 K: 1 S: 9	H: 0 LOB: 1 BB: 1 P: 16	R: 0 E: 0 K: 1 S: 6	H: 0 LOB: 0 BB: 0 P: 11	1B: 5 2B: 3 3B: 0 HR: 3	SF: 0 SAC: 1 DP: 1 HBP: 0	WP: 0 PB: 0 SB: 0 CS: 0	PA: 40
<b>PITCHER</b>	IP	WLS	BF	H	R	ER	SO	BB	IBB	HBP	BLK	WP	HR	S	P	ERA	WHIP					
Dave Williams, L (1,1) ERA: 3.0	6.0	L	24	5	3	3	4	2	0	0	0	0	3	59	96	4.50	1.167					
Sean Lowe, R (7,1) ERA: 11.81	0.2		6	3	4	4	2	1	0	0	0	0	0	14	23	54.00	6.000					
Joe Beimel, L (7,1) ERA: 11.81	1.1		7	2	0	0	2	1	0	0	0	0	0	16	28	0.00	2.250					
Brian Boehringer, R (9,1) ERA: 1.93	1.0		3	0	0	0	1	0	0	0	0	0	0	6	11	0.00	0.000					

Chicago Cubs @ Pittsburgh Pirates  
PNC Park, Pittsburgh, PA  
Fri Apr 12 2002, 7:05 PM EDT  
Att: 24,002 - Overcast - 64 F

livebaseballscores.com

AB 35  
R 7  
H 10  
RBI 7  
BB 4  
SO 9  
LOB 12



Batter	1	2	3	4	5	6	7	8	9	AB	R	H	RBI	BB	SO	LOB	BOTTOM					
Adrian Brown, S (1,8) OBP: 0.282, SLG: 0.273	G6-3		B3				G3			4	0	0	0	0	0	0						
Pokey Reese, R (1,4) OBP: 0.433, SLG: 0.423	K		F9				G6-3	K		4	0	0	0	0	2	0						
1B Jason Kendall, R (1,2) OBP: 0.158, SLG: 0.143	G5-3		K				F2	F9		4	0	0	0	0	1	0						
Brian Giles, L (1,7) OBP: 0.313, SLG: 0.500			1B				G6-3	1B		3	1	1	0	1	0	0						
Aramis Ramirez, R (1,5) OBP: 0.405, SLG: 0.484		K					K	F9		3	0	0	0	1	2	2						
Armando Rios, L (1,9) OBP: 0.387, SLG: 0.357 Sean Lowe, R (7,1) Joe Beimel, L (7,1) Brian Boehringer, S (9,1) Abraham Nunez, S (9,PH) OBP: 0.200, SLG: 0.125			2				G3			2	0	1	0	1	0	0						
Kevin Young, R (1,3) OBP: 0.400, SLG: 0.571		SF9					L9	F3		2	0	0	1	1	0	2						
2 Jack Wilson, R (1,6) OBP: 0.136, SLG: 0.136							G1-3	L7		4	0	1	0	0	0	3						
Dave Williams, L (1,1) ERA: 2.13 Rob Mackowiak, L (7,9) OBP: 0.150, SLG: 0.350							HR	HR		2	1	1	1	0	0	2						
<b>Inning Stats</b>	R: 0 E: 0 K: 1 S: 5	H: 0 LOB: 0 BB: 0 P: 8	R: 1 E: 0 K: 1 S: 13	H: 2 LOB: 1 BB: 1 P: 24	R: 0 E: 0 K: 0 S: 9	H: 0 LOB: 0 BB: 0 P: 13	R: 0 E: 0 K: 0 S: 11	H: 0 LOB: 2 BB: 2 P: 20	R: 1 E: 0 K: 0 S: 11	H: 1 LOB: 0 BB: 0 P: 19	R: 0 E: 0 K: 1 S: 8	H: 0 LOB: 0 BB: 0 P: 11	R: 1 E: 0 K: 0 S: 8	H: 1 LOB: 0 BB: 0 P: 10	R: 0 E: 0 K: 1 S: 13	H: 1 LOB: 1 BB: 0 P: 22	R: 0 E: 0 K: 1 S: 9	H: 0 LOB: 1 BB: 1 P: 17	1B: 3 2B: 0 3B: 0 HR: 2	SF: 1 SAC: 0 DP: 0 HBP: 0	WP: 0 PB: 0 SB: 1 CS: 0	PA: 36
<b>PITCHER</b>	IP	WLS	BF	H	R	ER	SO	BB	IBB	HBP	BLK	WP	HR	S	P	ERA	WHIP					
Jason Bere, R (1,1) ERA: 2.13	6.0	W	24	3	2	2	4	3	0	0	0	0	1	57	95	3.00	1.000					
Joe Borowski, R (7,1) ERA: 2.35	2.0		8	2	1	1	1	0	0	0	0	0	1	21	32	4.50	1.000					
Antonio Alfonseca, R (9,1) ERA: 3.0	1.0		4	0	0	0	1	1	0	0	0	0	0	9	17	0.00	1.000					

Chicago Cubs @ Pittsburgh Pirates  
PNC Park, Pittsburgh, PA  
Fri Apr 12 2002, 7:05 PM EDT  
Att: 24,002 - Overcast - 64 F

livebaseballscores.com

AB 31  
R 3  
H 5  
RBI 3  
BB 4  
SO 6  
LOB 10





Batter	1	2	3	4	5	6	7	8	9	AB	R	H	RBI	BB	SO	LOB	TOP								
<b>Delino DeShields, L</b> OBP: 0.333, SLG: 0.424 (1.4)	B2-3 ①		G4-3 ③			HR ③			S S 1B ③-2	4	2	2	1	0	0	1									
<b>Corey Patterson, L</b> OBP: 0.444, SLG: 0.459 (1.8)	K ②			G4-3 ①		F8 ③			1B ①-2	4	0	1	0	0	0	1									
<b>Sammy Sosa, R</b> OBP: 0.378, SLG: 0.703 (1.9)	P6 ③			L7 ②			F7 BB 1B		K ①-3	4	0	1	0	0	0	1									
<b>Fred McGriff, L</b> OBP: 0.341, SLG: 0.222 (1.3)		F9 ①		K ③			4-2 BB 1B		1-2 BB	3	0	1	1	1	1	0									
<b>Alex Gonzalez, R</b> OBP: 0.452, SLG: 0.500 (1.6)		F8 ②			G6-3 ①		0-2 SAFE F7 ②		1-3 3-H 1B ②	4	0	0	0	0	0	4									
<b>Roosevelt Brown, L</b> OBP: 0.194, SLG: 0.233 (1.7)		F8 ③			G3 ②		1-2 G3-1 ③		0-1 G6-4-3 ③	3	0	0	0	0	0	1									
<b>Todd Hundley, S</b> OBP: 0.350, SLG: 0.500 (1.2)			K ①		G4-3 ③				F8 ①-1	0	0	0	0	0	0	0									
<b>Joe Girardi, R</b> OBP: 0.188, SLG: 0.250 (2.2)										3	0	0	0	0	1	0									
<b>Mark Bellhorn, S</b> OBP: 0.250, SLG: 0.522 (1.5)			2B ②			K ①			G3 ②	3	0	1	0	0	1	0									
<b>Matt Clement, R</b> (1.1)			K ②						G6-3 ③	2	0	0	0	0	2	1									
<b>Chris Stynes, R</b> OBP: 0.296, SLG: 0.174 (8, PH)										1	0	0	0	0	0	0									
<b>Jeff Fassero, L</b> (8.1)										0	0	0	0	0	0	0									
<b>Inning Stats</b>	R: 0 H: 0 E: 0 K: 1 S: 6	H: 0 LOB: 0 BB: 0 P: 7	R: 0 H: 0 E: 0 K: 0 S: 7	H: 0 LOB: 0 BB: 0 P: 10	R: 0 H: 1 E: 0 K: 2 S: 11	H: 1 LOB: 1 BB: 0 P: 15	R: 0 H: 0 E: 0 K: 1 S: 6	H: 0 LOB: 0 BB: 0 P: 9	R: 0 H: 0 E: 0 K: 0 S: 6	H: 0 LOB: 0 BB: 0 P: 6	R: 1 H: 1 E: 0 K: 2 S: 10	H: 1 LOB: 0 BB: 0 P: 14	R: 0 H: 1 E: 0 K: 0 S: 9	H: 1 LOB: 1 BB: 1 P: 14	R: 0 H: 0 E: 0 K: 0 S: 7	H: 0 LOB: 0 BB: 0 P: 12	R: 1 H: 3 E: 0 K: 1 S: 13	H: 3 LOB: 1 BB: 0 P: 19	1B: 4 2B: 1 3B: 0 HR: 1	SF: 0 SAC: 0 DP: 1 HBP: 0	WP: 0 PB: 0 SB: 2 CS: 0	PA: 32			
<b>PITCHER</b>	IP	WLS	BF	H	R	ER	SO	BB	IBB	HBP	BLK	WP	HR	S	P	ERA	WHIP								
<b>Josh Fogg, R</b> ERA: 0.64 (1.1)	7.0	W	24	3	1	1	6	1	0	0	0	0	1	55	75	1.29	0.571								
<b>Mike Fetters, R</b> ERA: (8.1)	1.0	H	3	0	0	0	0	0	0	0	0	0	0	7	12	0.00	0.000								
<b>Mike Williams, R</b> ERA: 1.8 (9.1)	1.0	S	5	3	1	1	1	0	0	0	0	0	0	13	19	9.00	3.000								

Chicago Cubs @ Pittsburgh Pirates  
PNC Park, Pittsburgh, PA  
Sat Apr 13 2002, 1:35 PM EDT  
Att: 17,971 - Overcast - 66 F

AB	31
R	2
H	6
RBI	2
BB	1
SO	7
LOB	9



Batter	1	2	3	4	5	6	7	8	9	AB	R	H	RBI	BB	SO	LOB	BOTTOM								
<b>Rob Mackowiak, L</b> OBP: 0.167, SLG: 0.333 (1.8)	G4-3 ①		G4-3 ③			G4-3 ②				4	0	1	0	0	0	0									
<b>Pokey Reese, R</b> OBP: 0.382, SLG: 0.367 (1.4)	K ②			F9 ①		K ③		1B ③	G4-3 ③	4	0	0	0	0	2	1									
<b>Brian Giles, L</b> OBP: 0.368, SLG: 0.588 (1.7)	K ③			CS 1B ②		1B 2B ①				3	1	2	0	0	1	0									
<b>Aramis Ramirez, R</b> OBP: 0.400, SLG: 0.471 (1.5)		K ①		K ②		1B 1B ①		WP 1B ②		3	1	1	1	0	2	1									
<b>Armando Rios, L</b> OBP: 0.353, SLG: 0.323 (1.9)		K ②			K ①		F8 ①			3	0	0	0	0	2	1									
<b>Mike Fetters, R</b> (8.1)							1-2 F8			0	0	0	0	0	0	0									
<b>Mike Williams, R</b> (9.1)										0	0	0	0	0	0	0									
<b>Craig Wilson, R</b> OBP: 0.231, SLG: 0.167 (1.3)					K ①		1-2 F8			2	0	1	1	0	1	0									
<b>Adrian Brown, S</b> OBP: 0.282, SLG: 0.273 (7, PR)						FC6-4 HBP ②		2 CS 1B ②		0	0	0	0	0	0	0									
<b>Keith Osik, R</b> OBP: 0.200, SLG: 0.800 (1.2)				HR ①		FC6-4 1-2 ②				3	1	1	1	0	1	2									
<b>2 Jack Wilson, R</b> OBP: 0.120, SLG: 0.120 (1.6)					F9 ③					3	0	0	0	0	1	1									
<b>Josh Fogg, R</b> (1.1)										2	0	0	0	0	2	0									
<b>Kevin Young, R</b> OBP: 0.389, SLG: 0.552 (8.3)										1	0	0	0	0	1	0									
<b>Inning Stats</b>	R: 0 H: 0 E: 0 K: 2 S: 8	H: 0 LOB: 0 BB: 0 P: 15	R: 0 H: 0 E: 0 K: 3 S: 10	H: 0 LOB: 0 BB: 0 P: 12	R: 1 H: 1 E: 0 K: 2 S: 12	H: 1 LOB: 0 BB: 0 P: 17	R: 0 H: 1 E: 0 K: 1 S: 9	H: 1 LOB: 0 BB: 0 P: 16	R: 0 H: 0 E: 0 K: 1 S: 7	H: 0 LOB: 0 BB: 0 P: 14	R: 2 H: 3 E: 0 K: 1 S: 11	H: 3 LOB: 1 BB: 0 P: 15	R: 0 H: 1 E: 0 K: 1 S: 11	H: 1 LOB: 1 BB: 0 P: 19	R: 0 H: 0 E: 0 K: 0 S: 11	H: 0 LOB: 0 BB: 0 P: 12	R: 1 H: 1 E: 0 K: 1 S: 13	H: 1 LOB: 1 BB: 0 P: 19	1B: 4 2B: 2 3B: 0 HR: 1	SF: 0 SAC: 0 DP: 1 HBP: 1	WP: 1 PB: 0 SB: 0 CS: 2	PA: 30			
<b>PITCHER</b>	IP	WLS	BF	H	R	ER	SO	BB	IBB	HBP	BLK	WP	HR	S	P	ERA	WHIP								
<b>Matt Clement, R</b> ERA: 5.84 (1.1)	7.0	L	25	5	3	3	12	5	3	3	12	5	3	64	98	3.86	0.714								
<b>Jeff Fassero, L</b> ERA: 5.4 (8.1)	1.0		4	1	0	0	1	0	0	0	0	0	0	11	19	0.00	1.000								

Chicago Cubs @ Pittsburgh Pirates  
PNC Park, Pittsburgh, PA  
Sat Apr 13 2002, 1:35 PM EDT  
Att: 17,971 - Overcast - 66 F

AB	28
R	3
H	6
RBI	3
BB	0
SO	13
LOB	6





Batter	1	2	3	4	5	6	7	8	9	AB	R	H	RBI	BB	SO	LOB	TOP
Chris Stynes, R OBP: 0.344, SLG: 0.231 (1, 5)	P1		1B SH1-3 BB	G4-3		SH5-3 1B 2B		G6-4-3 1B BB		3	2	1	0	2	0	0	
Darren Lewis, R OBP: 0.200, SLG: 0.267 (1, 8)	G6-3		SH1-3	G6-3		SH5-3		G6-4-3 1B		3	0	1	0	0	0	0	
Sammy Sosa, R OBP: 0.420, SLG: 0.707 (1, 9)	1B		1B IBB	1B		1B		G6-4-3 1-2 2-3		4	1	3	1	1	0	2	
Fred McGriff, L OBP: 0.347, SLG: 0.244 (1, 3)	K		1B WP 2B	F7		FC4-6 1B		K		5	1	2	0	0	2	3	
Alex Gonzalez, R OBP: 0.435, SLG: 0.476 (1, 6)		G1-3	1B WP 2B		G3	F8				4	1	1	2	0	0	2	
Mario Encarnacion, R (1, 7)		1B BB	2B BB		G4-3	FC4-6				2	0	0	0	2	0	2	
Mark Bellhorn, S OBP: 0.321, SLG: 0.577 (1, 4)		1B	2B		1B BB			K		3	0	2	2	1	1	0	
Joe Girardi, R OBP: 0.200, SLG: 0.250 (1, 2)		F7	F9		1B	F8				4	0	1	0	0	0	4	
Jon Lieber, L OBP: 0.375, SLG: 0.375 Donovan Osborne, S Joe Borowski, R (7, 1)		1B	F8		G4-3	G4-3				3	0	1	0	0	0	4	
		1-2 2-H								1	0	0	0	0	0	0	
										0	0	0	0	0	0	0	
<b>Inning Stats</b>	R: 0 E: 0 K: 1 S: 8	H: 1 LOB: 1 BB: 0 P: 13	R: 0 E: 0 K: 0 S: 9	H: 2 LOB: 2 BB: 1 P: 17	R: 4 E: 0 K: 0 S: 17	H: 3 LOB: 3 BB: 3 P: 35	R: 0 E: 0 K: 0 S: 7	H: 1 LOB: 1 BB: 0 P: 12	R: 0 E: 0 K: 0 S: 12	H: 1 LOB: 2 BB: 1 P: 21	R: 1 E: 0 K: 0 S: 13	H: 3 LOB: 1 BB: 0 P: 21	R: 0 E: 0 K: 1 S: 7	H: 0 LOB: 0 BB: 0 P: 11	R: 0 E: 0 K: 1 S: 9	H: 1 LOB: 1 BB: 1 P: 19	
<b>PITCHER</b>	IP WLS BF H R ER SO BB IBB HBP BLK WP HR S P ERA WHIP																
Ron Villone, L ERA: 4.7 Mike Lincoln, R ERA: 2.7 Brian Boehringer, R ERA: 2.7 Scott Sauerbeck, L ERA: 1.93	3.0 L 18 6 4 4 1 3 1 0 0 0 1 0 34 65 12.00 3.000																

**Chicago Cubs @ Pittsburgh Pirates**  
PNC Park, Pittsburgh, PA  
Sun Apr 14 2002, 1:35 PM EDT  
Att: 16,045 - Overcast - 64 F

livebaseballscorecards.com

AB	32
R	5
H	12
RBI	5
BB	6
SO	3
LOB	17



WP	1	PA	40
PB	0		
3B	0		
CS	0		

Batter	1	2	3	4	5	6	7	8	9	AB	R	H	RBI	BB	SO	LOB	BOTTOM
Adrian Brown, S OBP: 0.262, SLG: 0.250 (1, 8)	G4-3		G1-3			G6-3				3	0	0	0	0	0	0	
Abraham Nunez, S OBP: 0.231, SLG: 0.182 (1, 4)	F7			1B FC3-6		B5-3				3	1	1	0	0	0	0	
Brian Giles, L OBP: 0.364, SLG: 0.600 (1, 7)	F7			F7		2B				3	0	1	0	0	0	1	
Aramis Ramirez, R OBP: 0.395, SLG: 0.459 (1, 5)		G6-3		FC3-6 1B		K				3	0	1	0	0	1	1	
Armando Rios, L OBP: 0.378, SLG: 0.333 (1, 9)		1B		FC3-6		18 BB				2	0	1	1	1	0	1	
18 Jason Kendall, R OBP: 0.195, SLG: 0.162 (1, 2)		1B		1-2 3-H		BB				2	0	1	0	1	0	1	
Kevin Young, R OBP: 0.359, SLG: 0.500 (1, 3)		G6-3		G5-3		BB				3	0	0	0	0	0	4	
2 Jack Wilson, R OBP: 0.107, SLG: 0.107 (1, 6)			G5-3		F9					3	0	0	0	0	2		
Ron Villone, L Mike Benjamin, R Mike Lincoln, R Keith Oak, R Brian Boehringer, S Craig Wilson, R Scott Sauerbeck, L	(1, 1) (3, PH) (4, 1) (5, PH) (6, 1) (7, PH) (8, 1)		G6-3		F9					0	0	0	0	0	0	0	
										1	0	0	0	0	0	0	
										0	0	0	0	0	0	0	
										0	0	0	0	0	0	0	
										1	0	0	0	0	0	0	
										0	0	0	0	0	0	2	
										0	0	0	0	0	0	0	
<b>Inning Stats</b>	R: 0 E: 0 K: 0 S: 7	H: 0 LOB: 0 BB: 0 P: 10	R: 0 E: 0 K: 0 S: 11	H: 2 LOB: 1 BB: 0 P: 14	R: 0 E: 0 K: 0 S: 5	H: 0 LOB: 0 BB: 0 P: 6	R: 1 E: 0 K: 0 S: 11	H: 2 LOB: 1 BB: 0 P: 12	R: 0 E: 0 K: 0 S: 9	H: 0 LOB: 0 BB: 0 P: 15	R: 0 E: 0 K: 1 S: 10	H: 1 LOB: 1 BB: 0 P: 16	R: 0 E: 0 K: 0 S: 9	H: 0 LOB: 2 BB: 2 P: 19	R: 0 E: 0 K: 0 HR: 0	H: 0 LOB: 1 BB: 1 HBP: 0	
<b>PITCHER</b>	IP WLS BF H R ER SO BB IBB HBP BLK WP HR S P ERA WHIP																
Jon Lieber, L ERA: 2.0 Donovan Osborne, L ERA: 1.17 Joe Borowski, R ERA: 2.25	5.0 W 18 4 1 1 0 2 0 0 0 0 0 0 18 33 0.00 1.800																

**Chicago Cubs @ Pittsburgh Pirates**  
PNC Park, Pittsburgh, PA  
Sun Apr 14 2002, 1:35 PM EDT  
Att: 16,045 - Overcast - 64 F

livebaseballscorecards.com

AB	25
R	1
H	5
RBI	1
BB	2
SO	1
LOB	12



WP	0	PA	27
PB	0		
3B	0		
CS	0		



Batter	1	2	3	4	5	6	7	8	9	AB	R	H	RBI	BB	SO	LOB	TOP				
<b>Adrian Brown, S</b> OBP: 0.277, SLG: 0.268 (1, 8)	G6-3	K					G6-3		1B	5	1	2	3	0	1	2					
<b>Pokey Reese, R</b> OBP: 0.385, SLG: 0.400 (1, 4)	G5-6-3		K2-3	CS	L6			K	1B	5	0	2	1	0	2	0					
<b>Brian Giles, L</b> OBP: 0.333, SLG: 0.640 (1, 7)	G5-6-3		F7		G3			HR	F3	5	1	1	1	0	0	2					
<b>Aramis Ramirez, R</b> OBP: 0.396, SLG: 0.500 (1, 5)	F8				K			FC5	F7	5	0	2	0	0	1	2					
<b>Craig Wilson, R</b> OBP: 0.294, SLG: 0.250 <b>Rob Mackowiak, L</b> OBP: 0.160, SLG: 0.320 (8, PH) (8, 9)		18 BB	G3-1					K		3	1	2	0	0	0	1					
<b>18 Jason Kendall, R</b> OBP: 0.244, SLG: 0.179 (1, 2)		2 BB			SH2-4			G6-3	FC5	2	1	1	0	2	0	1					
<b>Kevin Young, R</b> OBP: 0.326, SLG: 0.444 (1, 3)		F9			F7			L8	FC5	4	0	0	0	0	0	5					
<b>2 Jack Wilson, R</b> OBP: 0.188, SLG: 0.194 (1, 6)								G4-3	SH1-4	3	2	2	1	1	0	0					
<b>Kip Wells, R</b> <b>Sean Lowe, R</b> <b>Scott Sauerbeck, R</b> <b>Mike Fetters, R</b> <b>Abraham Nunez, S</b> <b>Joe Beimel, L</b> (1, 1) (6, 1) (7, 1) (8, 1) (9, PH) (9, 1)		K			SH2-4			K	SH1-4	1	0	0	0	0	1	2					
<b>Inning Stats</b>	R: 0 E: 0 K: 0 S: 11	H: 1 LOB: 2 BB: 1 P: 18	R: 1 E: 0 K: 2 S: 17	H: 2 LOB: 2 BB: 1 P: 27	R: 0 E: 0 K: 1 S: 15	H: 1 LOB: 1 BB: 0 P: 23	R: 2 E: 0 K: 0 S: 10	H: 3 LOB: 0 BB: 0 P: 12	R: 0 E: 0 K: 1 S: 6	H: 1 LOB: 0 BB: 0 P: 9	R: 0 E: 0 K: 1 S: 8	H: 0 LOB: 0 BB: 0 P: 11	R: 1 E: 0 K: 2 S: 11	H: 2 LOB: 2 BB: 1 P: 19	R: 2 E: 0 K: 0 S: 15	H: 2 LOB: 1 BB: 1 P: 22	1B: 7 2B: 4 3B: 0 HR: 1	SF: 0 SAC: 2 DP: 0 HBP: 0	WP: 0 PB: 0 SB: 1 CS: 2	PA: 41	
<b>PITCHER</b>	IP	WLS	BF	H	R	ER	SO	BB	IBB	HBP	BLK	WP	HR	S	P	ERA	WHIP				
<b>Glendon Rusch, L</b> ERA: 3.18	7.0	L	28	8	3	3	5	1	0	0	0	0	0	72	111	3.86	1.286				
<b>Jose Cabrera, R</b> ERA: 4.66	1.0		6	2	1	1	2	1	0	0	0	0	1	11	19	9.00	3.000				
<b>47 Mike Buddie, R</b> ERA: 3.0	0.1		4	2	2	2	0	1	0	0	0	0	0	11	17	54.00	9.000				
<b>Takahito Nomura, L</b> ERA: 7.71	0.1		1	0	0	0	0	0	0	0	0	0	0	2	2	0.00	0.000				
<b>Brian Mallette, R</b> ERA: 9.0	0.1		1	0	0	0	0	0	0	0	0	0	0	2	3	0.00	0.000				

**Pittsburgh Pirates @ Milwaukee Brewers**  
Miller Park, Milwaukee, WI  
Mon Apr 15 2002, 7:05 PM CDT  
Att: 14,090 - Sunny - 86 F


AB 35  
R 6  
H 12  
RBI 6  
BB 3  
SO 7  
LOB 16



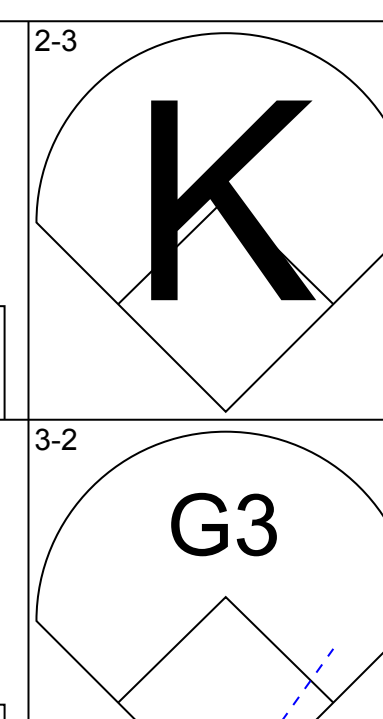
Batter	1	2	3	4	5	6	7	8	9	AB	R	H	RBI	BB	SO	LOB	BOTTOM					
<b>Eric Young Sr., R</b> OBP: 0.231, SLG: 0.119 (1, 4)	G4-3		P4	FC6-4			G4-3			4	0	1	0	0	0	1						
<b>Jeffrey Hammonds, R</b> OBP: 0.391, SLG: 0.600 (1, 8)	F7		1B			FC6-4				2	0	1	0	2	0	1						
<b>Geoff Jenkins, L</b> OBP: 0.352, SLG: 0.404 (1, 7)	G4-3					FC6-4				3	0	0	0	1	1	3						
<b>Richie Sexson, R</b> OBP: 0.259, SLG: 0.440 (1, 3)	FC6-4					K				3	0	1	0	1	2	1						
<b>Alex Ochoa, R</b> OBP: 0.400, SLG: 0.750 (1, 9)	FC6-4		G6-4-3							4	0	0	0	0	0	5						
<b>Tyler Houston, L</b> OBP: 0.273, SLG: 0.258 (1, 5)			G3				G6-3			4	0	1	0	0	0	0						
<b>José Hernández, R</b> OBP: 0.348, SLG: 0.523 (1, 6)			G1-3				G3			4	1	2	0	0	2	1						
<b>Paul Bako, L</b> OBP: 0.375, SLG: 0.357 <b>Raul Casanova, S</b> OBP: 0.333, SLG: 0.267 (9, PH) (9, 1)			G1-3				G3			3	0	0	0	0	0	3						
<b>Glendon Rusch, L</b> OBP: 0.375, SLG: 0.750 <b>Alex Saffelich, L</b> OBP: 0.310, SLG: 0.231 <b>Jose Cabrera, R</b> ERA: 4.66 <b>47 Mike Buddie, R</b> ERA: 3.0 <b>Takahito Nomura, L</b> ERA: 7.71 <b>Brian Mallette, R</b> ERA: 9.0 <b>Mark Loretta, R</b> OBP: 0.260, SLG: 0.364 (1, 1) (7, PH) (8, 1) (9, 1) (9, 1) (9, PH) (9, 1)			G1-3							2	0	1	1	0	0	1						
<b>Inning Stats</b>	R: 0 E: 0 K: 0 S: 10	H: 1 LOB: 2 BB: 1 P: 18	R: 0 E: 0 K: 0 S: 9	H: 1 LOB: 0 BB: 0 P: 14	R: 0 E: 0 K: 0 S: 8	H: 2 LOB: 2 BB: 1 P: 13	R: 1 E: 0 K: 0 S: 10	H: 2 LOB: 1 BB: 0 P: 15	R: 0 E: 0 K: 1 S: 10	H: 0 LOB: 1 BB: 1 P: 18	R: 0 E: 0 K: 1 S: 7	H: 1 LOB: 1 BB: 0 P: 13	R: 0 E: 0 K: 2 S: 13	H: 0 LOB: 1 BB: 1 P: 23	R: 0 E: 0 K: 1 S: 6	H: 0 LOB: 0 BB: 0 P: 7	R: 0 E: 0 K: 1 S: 9	H: 0 LOB: 0 BB: 0 P: 14	1B: 5 2B: 3 3B: 0 HR: 0	SF: 0 SAC: 0 DP: 2 HBP: 0	WP: 0 PB: 0 SB: 0 CS: 1	PA: 36
<b>PITCHER</b>	IP	WLS	BF	H	R	ER	SO	BB	IBB	HBP	BLK	WP	HR	S	P	ERA	WHIP					
<b>Kip Wells, R</b> ERA: 6.94	5.1	W	24	7	1	1	1	3	0	0	0	0	0	15	26	0.00	0.750					
<b>Sean Lowe, R</b> ERA: 9.45	1.1	H	5	0	0	0	2	1	0	0	0	0	0	3	5	0.00	0.000					
<b>Scott Sauerbeck, L</b> ERA: 1.8	0.1	H	1	0	0	0	1	0	0	0	0	0	0	3	5	0.00	0.000					
<b>Mike Fetters, R</b> ERA: 1.8	1.0	H	3	0	0	0	1	0	0	0	0	0	0	6	7	0.00	0.000					
<b>Joe Beimel, L</b> ERA: 1.8	1.0		3	0	0	0	1	0	0	0	0	0	0	9	14	0.00	0.000					

**Pittsburgh Pirates @ Milwaukee Brewers**  
Miller Park, Milwaukee, WI  
Mon Apr 15 2002, 7:05 PM CDT  
Att: 14,090 - Sunny - 86 F

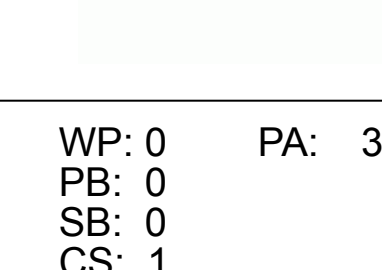
AB 32  
R 1  
H 7  
RBI 1  
BB 4  
SO 6  
LOB 16





Batter	1	2	3	4	5	6	7	8	9	AB	R	H	RBI	BB	SO	LOB	TOP								
Adrian Brown, S (1, 8) OBP: 0.294, SLG: 0.289			SH5-3 (1) 1-2		G3-1 (3)			F9 1B FC1-6 1B		4	1	2	0	0	1	0	<b>Pittsburgh Pirates @ Milwaukee Brewers</b> Miller Park, Milwaukee, WI Tue Apr 16 2002, 7:05 PM CDT Att: 15,012 - Dome - 72 F								
Pokey Reese, R (1, 4) OBP: 0.388, SLG: 0.425	G3 (2)		G5-3 (2)			G4-3 WP 2B		F9 1B FC1-6 1B	L9 (2) 1-2	5	1	2	0	0	0	2									
Brian Giles, L (1, 7) OBP: 0.355, SLG: 0.714	HR		BB		G4-3 (1)			F9 (1)		3	1	1	1	1	0	3									
Aramis Ramirez, R (1, 5) OBP: 0.385, SLG: 0.467	P4 (3)		F8 (3)		BB			FC1-6 (2) 1-2		3	0	0	1	1	0	3									
Armando Rios, L (1, 9) OBP: 0.390, SLG: 0.314		F8 (1)		G4-3 (1)						2	0	0	0	2	0	0									
18 Jason Kendall, R (1, 2) OBP: 0.245, SLG: 0.167		BB		G4-3 (2)						3	0	0	0	1	1	4									
Kevin Young, R (1, 3) OBP: 0.319, SLG: 0.410		F8 (2)		K (3)				E4 (2) CS		3	1	0	0	0	1	1									
2 Jack Wilson, R (1, 6) OBP: 0.171, SLG: 0.176	P4 (3)			K (1)				K (2) 1-2	SH3-4 (1) HBP	3	0	0	0	0	2	2									
Jimmy Anderson, L (1, 1) OBP: 0.375, SLG: 0.375				K (2)						3	0	1	0	0	2	0									
Brian Boehringer, S (8, 1) OBP: 0.192, SLG: 0.462			SH5-3 1B		K			K		0	0	0	0	0	0	0									
Rob Mackowiak, L (9, PH) OBP: 0.192, SLG: 0.462					K			K		1	1	2	0	0	0	0									
Mike Williams, R (9, 1)					K			K		0	0	0	0	0	0	0									
<b>Inning Stats</b>	R: 1 E: 0 K: 1 S: 12	H: 1 LOB: 0 BB: 0 P: 20	R: 0 E: 0 K: 0 S: 6	H: 0 LOB: 1 BB: 1 P: 14	R: 0 E: 0 K: 0 S: 8	H: 1 LOB: 2 BB: 1 P: 13	R: 0 E: 0 K: 1 S: 8	H: 0 LOB: 0 BB: 0 P: 12	R: 0 E: 0 K: 2 S: 10	H: 1 LOB: 1 BB: 0 P: 21	R: 0 E: 1 K: 2 S: 10	H: 0 LOB: 0 BB: 0 P: 13	R: 1 E: 1 K: 1 S: 23	H: 2 LOB: 2 BB: 1 P: 36	R: 2 E: 0 K: 0 S: 10	H: 2 LOB: 0 BB: 0 P: 14	1B: 4 2B: 1 3B: 0 HR: 2	SF: 0 SAC: 2 DP: 1 HBP: 1	WP: 1 PB: 0 SB: 0 CS: 2	PA: 38					
<b>PITCHER</b>	IP	WLS	BF	H	R	ER	SO	BB	IBB	HBP	BLK	WP	HR	S	P	ERA	WHIP								
Nick Neugebauer, R (1, 1) ERA: 6.08	6.0	L	24	3	2	2	4	4	0	0	0	1	1	52	94	3.00	1.167								
Luis Vizcaino, R (7, 1) ERA: 4.5	1.0		5	2	1	1	2	0	0	0	0	0	0	16	23	9.00	2.000								
Takahito Nomura, L (8, 1) ERA: 7.2	0.1		1	0	0	0	0	0	0	0	0	0	0	9	12	0.00	0.000								
Mike DeJean, R (8, 1) ERA: 6.0	1.2		8	2	2	2	1	0	1	1	0	0	1	18	28	10.80	1.200								

Batter	1	2	3	4	5	6	7	8	9	AB	R	H	RBI	BB	SO	LOB	BOTTOM								
Ronnie Belliard, R (1, 4) OBP: 0.241, SLG: 0.286	F9 (1)			L7 (1)	G6-3 (3)			F8 (2)		4	0	0	0	0	0	2	<b>Pittsburgh Pirates @ Milwaukee Brewers</b> Miller Park, Milwaukee, WI Tue Apr 16 2002, 7:05 PM CDT Att: 15,012 - Dome - 72 F								
Mark Loretta, R (1, 5) OBP: 0.250, SLG: 0.286	G5-3 (2)			G4-3 (2)		FC6-4 BB		P6 (3)		3	0	0	0	1	0	1									
Jeffrey Hammonds, R (1, 8) OBP: 0.380, SLG: 0.590	K (3)			2B		FC6-4 CS			G5-3 (1)	4	0	1	0	0	1	1									
Richie Sexson, R (1, 3) OBP: 0.276, SLG: 0.434		G3 (1)		BB		F8 (2)			G1-3 1B	3	0	1	0	1	0	1									
Alex Ochoa, R (1, 9) OBP: 0.368, SLG: 0.686				G5-3 (2)					G1-3 (2)	3	0	0	0	0	1	2									
Mike DeJean, R (8, 1)				K						0	0	0	0	0	0	0									
Lenny Harris, L (9, PH) OBP: 0.111, SLG: 0.111				G5-3 (3)				F2 (1)		1	0	0	0	0	0	1									
Geoff Jenkins, L (1, 7) OBP: 0.345, SLG: 0.451				K				G1-3 (2)		4	1	1	1	0	1	1									
Raul Casanova, S (1, 2) OBP: 0.333, SLG: 0.273					HR					3	0	1	0	0	0	0									
José Hernández, R (1, 6) OBP: 0.347, SLG: 0.500				G5-3 (1)				F7 (3)		2	0	0	0	1	1	1									
Nick Neugebauer, R (1, 1) ERA: 2.61					G5-3 1B					2	0	0	0	1	1	1									
Luis Vizcaino, R (7, 1) ERA: 2.35										2	0	0	0	0	0	0									
Takahito Nomura, L (8, 1) ERA: 2.35										0	0	0	0	0	0	0									
Eric Young Sr., R (8, 9) OBP: 0.226, SLG: 0.116										1	0	0	0	0	1	1									
<b>Inning Stats</b>	R: 0 E: 0 K: 1 S: 10	H: 0 LOB: 0 BB: 0 P: 15	R: 0 E: 0 K: 2 S: 8	H: 0 LOB: 0 BB: 0 P: 11	R: 0 E: 0 K: 1 S: 10	H: 0 LOB: 0 BB: 0 P: 16	R: 0 E: 0 K: 0 S: 8	H: 1 LOB: 2 BB: 1 P: 13	R: 1 E: 0 K: 0 S: 5	H: 2 LOB: 1 BB: 0 P: 10	R: 0 E: 0 K: 0 S: 9	H: 0 LOB: 0 BB: 1 P: 17	R: 0 E: 0 K: 0 S: 4	H: 0 LOB: 0 BB: 0 P: 7	R: 0 E: 0 K: 1 S: 10	H: 0 LOB: 1 BB: 1 P: 18	R: 0 E: 0 K: 0 S: 9	H: 1 LOB: 1 BB: 0 P: 15	1B: 2 2B: 1 3B: 0 HR: 1	SF: 0 SAC: 0 DP: 0 HBP: 0	WP: 0 PB: 0 SB: 0 CS: 1	PA: 34			
<b>PITCHER</b>	IP	WLS	BF	H	R	ER	SO	BB	IBB	HBP	BLK	WP	HR	S	P	ERA	WHIP								
Jimmy Anderson, L (1, 1) ERA: 2.61	7.0	W	25	3	1	1	4	2	0	0	0	0	0	10	18	0.00	1.000								
Brian Boehringer, R (8, 1) ERA: 2.35	1.0	H	4	0	0	0	1	1	0	0	0	0	0	9	15	0.00	1.000								
Mike Williams, R (9, 1) ERA: 1.5	1.0		4	1	0	0	0	0	0	0	0	0	0	9	15	0.00	1.000								





Batter	1	2	3	4	5	6	7	8	9	AB	R	H	RBI	BB	SO	LOB	TOP										
<b>Adrian Brown, S</b> OBP: 0.291, SLG: 0.347 (1, 8)	G4-3	G4-3			HR		K			4	1	1	1	0	1	2											
<b>Abraham Nunez, S</b> OBP: 0.176, SLG: 0.133 (1, 4)	G1-3		K		K		G6-3			4	0	0	0	0	2	0											
<b>Rob Mackowiak, L</b> OBP: 0.233, SLG: 0.467 (1, 9)	K		HBP		1B			G6-3		4	0	2	0	0	1	0											
<b>Aramis Ramirez, R</b> OBP: 0.407, SLG: 0.500 <b>2 Jack Wilson, R</b> OBP: 0.216, SLG: 0.200 (3, 6)		2B	HBP		1B			G4-6-3		1	1	1	0	0	0	0											
<b>Armando Rios, L</b> OBP: 0.378, SLG: 0.333 (1, 7)		1B	F5		1B			G4-6-3		1	0	1	0	1	0	0											
<b>Craig Wilson, R</b> OBP: 0.333, SLG: 0.211 <b>Mike Lincoln, R</b> <b>Brian Boehringer, S</b> <b>Joe Beimel, L</b> <b>18 Jason Kendall, R</b> OBP: 0.260, SLG: 0.196 (1, 3)			K		K					3	0	0	0	0	3	4											
<b>Keith Osk, R</b> <b>Brian Giles, L</b> <b>Mike Williams, R</b> (1, 2)	WP				P4			G4-6-3		1	0	0	0	1	0	0											
<b>Mike Benjamin, R</b> OBP: 0.125, SLG: 0.125 (3, 5)			F8		G4-6-3					4	0	0	0	0	2	5											
<b>Dave Williams, L</b> OBP: 0.333, SLG: 0.833 <b>Kevin Young, R</b> OBP: 0.306, SLG: 0.390 (6, 3)					K			F3		2	0	1	2	0	1	0											
<b>Inning Stats</b>	R: 0 E: 0 K: 1 S: 10	H: 0 LOB: 0 BB: 0 P: 15	R: 2 E: 0 K: 2 S: 20	H: 3 LOB: 2 BB: 1 P: 29	R: 0 E: 0 K: 2 S: 9	H: 1 LOB: 2 BB: 0 P: 13	R: 0 E: 0 K: 1 S: 9	H: 0 LOB: 0 BB: 0 P: 10	R: 1 E: 0 K: 1 S: 10	H: 3 LOB: 1 BB: 0 P: 15	R: 0 E: 0 K: 1 S: 6	H: 0 LOB: 0 BB: 0 P: 8	R: 0 E: 0 K: 1 S: 9	H: 0 LOB: 0 BB: 0 P: 14	R: 0 E: 0 K: 0 S: 5	H: 1 LOB: 1 BB: 0 P: 15	1B: 5 2B: 2 3B: 0 HR: 1	SF: 0 SAC: 0 DP: 2 HBP: 2	WP: 1 PB: 0 SB: 1 CS: 0	PA: 36							
<b>PITCHER</b>	IP	WLS	BF	H	R	ER	SO	BB	IBB	HBP	BLK	WP	HR	S	P	ERA	WHIP										
<b>15 Ben Sheets, R</b> ERA: 3.38 <b>47 Mike Buddie, R</b> ERA: 3.09 <b>Jose Cabrera, R</b> ERA: 3.86 <b>Takahito Nomura, L</b> ERA: 6.0 <b>Luis Vizcaino, R</b> ERA: 4.0	2.1		13	4	2	2	4	1	0	1	0	1	0	34	50	7.71	2.143										
	2.2	L	10	3	1	1	3	0	0	0	0	0	1	24	32	3.38	1.125										
	2.0		6	0	0	0	2	0	0	1	0	0	0	15	22	0.00	0.000										
	1.0		4	1	0	0	0	1	0	0	0	0	0	7	16	0.00	2.000										
	1.0		3	0	0	0	1	0	0	0	0	0	0	6	13	0.00	0.000										

**Pittsburgh Pirates @ Milwaukee Brewers**  
Miller Park, Milwaukee, WI  
Wed Apr 17 2002, 1:05 PM CDT  
Att: 17,879 - Sunny - 77 F

AB 32  
R 3  
H 8  
RBI 3  
BB 2  
SO 10  
LOB 17



Batter	1	2	3	4	5	6	7	8	9	AB	R	H	RBI	BB	SO	LOB	BOTTOM										
<b>Eric Young Sr., R</b> OBP: 0.246, SLG: 0.170 (1, 4)	F8				F7					4	0	2	0	0	0	0											
<b>Mark Loretta, R</b> OBP: 0.200, SLG: 0.222 (1, 5)	F8		2B		F9					4	0	0	0	0	0	2											
<b>Jeffrey Hammonds, R</b> OBP: 0.389, SLG: 0.477 (1, 8)	F8				FC5-4					2	1	0	0	2	1	0											
<b>Richie Sexson, R</b> OBP: 0.290, SLG: 0.446 (1, 3)		G4-3			FC5-4					3	1	1	1	1	0	1											
<b>Alex Ochoa, R</b> OBP: 0.357, SLG: 0.641 (1, 9)		G6-3			G6-3					4	0	1	0	0	1	2											
<b>Geoff Jenkins, L</b> OBP: 0.339, SLG: 0.426 (1, 7)					G4-3					3	0	0	0	0	2	2											
<b>Raul Casanova, S</b> OBP: 0.326, SLG: 0.270 (1, 2)		FC6-4			E6					4	0	1	0	0	0	1											
<b>José Hernández, R</b> OBP: 0.346, SLG: 0.479 <b>Lenny Harris, L</b> OBP: 0.100, SLG: 0.100 (1, 6)					G5-3					2	0	0	0	1	0	1											
<b>Lenny Harris, L</b> OBP: 0.100, SLG: 0.100 (9, PH)					G4-3					1	0	0	0	0	0	0											
<b>15 Ben Sheets, R</b> <b>47 Mike Buddie, R</b> <b>Jose Cabrera, R</b> <b>Alex Sanchez, L</b> OBP: 0.336, SLG: 0.222 <b>Takahito Nomura, L</b> <b>Luis Vizcaino, R</b> <b>Matt Stairs, L</b> OBP: 0.250, SLG: 0.375 (1, 1)					G1-3					0	0	0	0	0	0	0											
<b>Inning Stats</b>	R: 0 E: 0 K: 0 S: 11	H: 0 LOB: 0 BB: 0 P: 19	R: 0 E: 0 K: 0 S: 8	H: 0 LOB: 1 BB: 0 P: 13	R: 0 E: 0 K: 0 S: 9	H: 1 LOB: 1 BB: 0 P: 14	R: 2 E: 1 K: 1 S: 13	H: 1 LOB: 2 BB: 2 P: 26	R: 0 E: 0 K: 0 S: 6	H: 2 LOB: 1 BB: 0 P: 15	R: 0 E: 0 K: 0 S: 9	H: 1 LOB: 0 BB: 0 P: 7	R: 0 E: 0 K: 3 S: 14	H: 0 LOB: 1 BB: 1 P: 24	R: 0 E: 0 K: 0 S: 8	H: 0 LOB: 0 BB: 0 P: 13	1B: 3 2B: 2 3B: 0 HR: 0	SF: 0 SAC: 0 DP: 1 HBP: 1	WP: 2 PB: 0 SB: 0 CS: 0	PA: 36							
<b>PITCHER</b>	IP	WLS	BF	H	R	ER	SO	BB	IBB	HBP	BLK	WP	HR	S	P	ERA	WHIP										
<b>Dave Williams, L</b> ERA: 2.65 <b>Mike Lincoln, R</b> <b>Brian Boehringer, R</b> ERA: 2.16 <b>Joe Beimel, L</b> <b>Mike Williams, R</b> ERA: 1.25	5.0	W	22	2	2	1	1	2	1	0	0	1	0	47	85	1.80	0.800										
	2.0	H	7	3	0	0	1	0	0	0	0	0	0	11	19	0.00	1.500										
	0.2	H	3	0	0	0	2	1	0	0	0	0	0	3	19	0.00	1.500										
	0.1	H	1	0	0	0	1	0	0	0	0	0	0	1	5	0.00	0.000										
	1.0	S	3	0	0	0	0	0	0	0	0	0	0	8	13	0.00	0.000										

**Pittsburgh Pirates @ Milwaukee Brewers**  
Miller Park, Milwaukee, WI  
Wed Apr 17 2002, 1:05 PM CDT  
Att: 17,879 - Sunny - 77 F

AB 31  
R 2  
H 5  
RBI 1  
BB 4  
SO 5  
LOB 11

























Batter	1	2	3	4	5	6	7	8	9	AB	R	H	RBI	BB	SO	LOB	TOP				
Dave Roberts, L (1, 8) OBP: 0.311, SLG: 0.291 Dave Hansen, L (9, PH) OBP: 0.214, SLG: 0.308	F8		CS 1B		G4-3 BB		K		F7	3	0	1	0	1	1	0					
Cesar Izuris, S (1, 6) OBP: 0.302, SLG: 0.378	F5		K		G4-3 1-2f			E9 FC6-5	G3	5	0	0	0	0	1	4					
Paul Lo Duca, R (1, 3) OBP: 0.321, SLG: 0.421	1B HBP		CS 1-2		E8 G4-3			FC6-5 FC4-6		3	1	1	0	0	0	1					
Shawn Green, L (1, 9) OBP: 0.286, SLG: 0.378	1-3 1B				G4-3		K	FC4-6 HBP 1B		4	1	1	1	0	1	2					
Brian Jordan, R (1, 7) OBP: 0.383, SLG: 0.486	F2				3-H 1-2 2B			FC5-4 1B 1-2f	1B HBP	3	0	1	0	0	0	3					
Adrián Beltré, R (1, 5) OBP: 0.388, SLG: 0.442			G5-4-3 1B		K			1-3 1B	1-3 2-H 1B	4	0	3	1	0	1	1					
Mark Grudzielanek, R (1, 4) OBP: 0.329, SLG: 0.385	G5-4-3 1-2f				K			1-3 K	G3	4	0	0	0	0	2	6					
Chad Kreuter, S (1, 2) OBP: 0.250, SLG: 0.133 Marques Grissom, R (9, PH) OBP: 0.357, SLG: 0.579			K						G5-3	3	0	1	0	0	2	0					
Hideo Nomo, R (1, 1) Jeff Reboulet, R (7, PH) OBP: 0.256, SLG: 0.182 Paul Quantrill, L (7, 1) Terry Mulholland, R (8, 1) Hiram Bocachica, R (9, PH) OBP: 0.357, SLG: 0.709					K				1-2 1B	2	0	0	0	0	2	1					
<b>Inning Stats</b>	R: 0 E: 0 K: 0 S: 12	H: 1 LOB: 2 BB: 0 P: 21	R: 0 E: 0 K: 1 S: 7	H: 1 LOB: 0 BB: 0 P: 12	R: 0 E: 0 K: 2 S: 10	H: 1 LOB: 1 BB: 0 P: 12	R: 1 E: 1 K: 2 S: 13	H: 1 LOB: 1 BB: 0 P: 18	R: 0 E: 0 K: 1 S: 8	H: 2 LOB: 2 BB: 0 P: 15	R: 0 E: 0 K: 3 S: 9	H: 0 LOB: 0 BB: 0 P: 14	R: 1 E: 1 K: 0 S: 20	H: 1 LOB: 2 BB: 0 P: 27	R: 0 E: 0 K: 0 S: 11	H: 1 LOB: 1 BB: 0 P: 17	1B: 7 2B: 2 3B: 0 HR: 0	SF: 0 SAC: 0 DP: 2 HBP: 2	WP: 0 PB: 0 SB: 0 CS: 1	PA: 39	
<b>PITCHER</b>	IP WLS BF H R ER SO BB IBB HBP BLK WP HR S P ERA WHIP	IP WLS BF H R ER SO BB IBB HBP BLK WP HR S P ERA WHIP	IP WLS BF H R ER SO BB IBB HBP BLK WP HR S P ERA WHIP	IP WLS BF H R ER SO BB IBB HBP BLK WP HR S P ERA WHIP	IP WLS BF H R ER SO BB IBB HBP BLK WP HR S P ERA WHIP	IP WLS BF H R ER SO BB IBB HBP BLK WP HR S P ERA WHIP	IP WLS BF H R ER SO BB IBB HBP BLK WP HR S P ERA WHIP	IP WLS BF H R ER SO BB IBB HBP BLK WP HR S P ERA WHIP	IP WLS BF H R ER SO BB IBB HBP BLK WP HR S P ERA WHIP	IP WLS BF H R ER SO BB IBB HBP BLK WP HR S P ERA WHIP	IP WLS BF H R ER SO BB IBB HBP BLK WP HR S P ERA WHIP	IP WLS BF H R ER SO BB IBB HBP BLK WP HR S P ERA WHIP	IP WLS BF H R ER SO BB IBB HBP BLK WP HR S P ERA WHIP	IP WLS BF H R ER SO BB IBB HBP BLK WP HR S P ERA WHIP	IP WLS BF H R ER SO BB IBB HBP BLK WP HR S P ERA WHIP	IP WLS BF H R ER SO BB IBB HBP BLK WP HR S P ERA WHIP	IP WLS BF H R ER SO BB IBB HBP BLK WP HR S P ERA WHIP	IP WLS BF H R ER SO BB IBB HBP BLK WP HR S P ERA WHIP	IP WLS BF H R ER SO BB IBB HBP BLK WP HR S P ERA WHIP	IP WLS BF H R ER SO BB IBB HBP BLK WP HR S P ERA WHIP	IP WLS BF H R ER SO BB IBB HBP BLK WP HR S P ERA WHIP

Los Angeles Dodgers @ Pittsburgh Pirates  
PNC Park, Pittsburgh, PA  
Thu Apr 25 2002, 12:35 PM EDT  
Att: 16,264 - Sunny - 52 F

AB 35  
R 2  
H 9  
RBI 2  
BB 1  
SO 11  
LOB 19



Batter	1	2	3	4	5	6	7	8	9	AB	R	H	RBI	BB	SO	LOB	BOTTOM				
Adrian Brown, S (1, 8) OBP: 0.280, SLG: 0.324	P6		E 1B BB		G6-3			F5		3	1	0	0	1	0	4					
Abraham Nunez, S (1, 4) OBP: 0.302, SLG: 0.297	P4		E3 1B 1-2 2-3		G4-3			2B		4	0	1	0	0	0	2					
18 Jason Kendall, R (1, 2) OBP: 0.299, SLG: 0.259	G6-3		P4		F3			G5-3		4	0	0	0	0	0	4					
Brian Giles, L (1, 7) OBP: 0.424, SLG: 0.660			F3		K			G6-4-3 IBB		3	0	1	2	1	1	0					
Armando Rios, L (1, 9) OBP: 0.355, SLG: 0.296 Mike Fetters, R (8, 1) Joe Beimel, L (8, 1) Sean Lowe, R (8, 1) Mike Williams, R (9, 1)			K		F9			G6-4-3 SH1-3 2 1B BB 1-2f		3	1	0	0	1	1	4					
Craig Wilson, R (1, 3) OBP: 0.344, SLG: 0.310 Scott Sauerbeck, R (7, 1) Mike Benjamin, R (8, 5) OBP: 0.148, SLG: 0.154					F9			SH1-3	G1-3	1	0	0	0	1	0	0					
Rob Mackowiak, L (1, 5) OBP: 0.271, SLG: 0.426 (8, 9)					K			K	G4-6-3 1B	4	0	1	0	0	3	2					
2 Jack Wilson, R (1, 6) OBP: 0.328, SLG: 0.339									G4-6-3 1B 1-2f	2	1	1	1	1	0	1					
Josh Fogg, R (1, 1) OBP: 0.143, SLG: 0.143 Mike Lincoln, R (6, 1) Kevin Young, R (6, PH) OBP: 0.324, SLG: 0.345 (7, 3)					SH2-3 1B HBP				1B BB	1	0	1	0	0	0	0					
<b>Inning Stats</b>	R: 0 E: 0 K: 0 S: 7	H: 0 LOB: 0 BB: 0 P: 8	R: 0 E: 0 K: 2 S: 9	H: 0 LOB: 1 BB: 1 P: 18	R: 2 E: 1 K: 0 S: 16	H: 1 LOB: 2 BB: 1 P: 30	R: 0 E: 0 K: 1 S: 8	H: 1 LOB: 2 BB: 1 P: 16	R: 0 E: 0 K: 1 S: 6	H: 0 LOB: 0 BB: 0 P: 9	R: 1 E: 0 K: 1 S: 7	H: 1 LOB: 2 BB: 2 P: 17	R: 0 E: 0 K: 0 S: 9	H: 1 LOB: 1 BB: 1 P: 15	R: 0 E: 0 K: 0 S: 5	H: 1 LOB: 0 BB: 0 P: 6	1B: 4 2B: 1 3B: 0 HR: 0	SF: 0 SAC: 2 DP: 2 HBP: 1	WP: 0 PB: 0 SB: 0 CS: 0	PA: 35	
<b>PITCHER</b>	IP WLS BF H R ER SO BB IBB HBP BLK WP HR S P ERA WHIP	IP WLS BF H R ER SO BB IBB HBP BLK WP HR S P ERA WHIP	IP WLS BF H R ER SO BB IBB HBP BLK WP HR S P ERA WHIP	IP WLS BF H R ER SO BB IBB HBP BLK WP HR S P ERA WHIP	IP WLS BF H R ER SO BB IBB HBP BLK WP HR S P ERA WHIP	IP WLS BF H R ER SO BB IBB HBP BLK WP HR S P ERA WHIP	IP WLS BF H R ER SO BB IBB HBP BLK WP HR S P ERA WHIP	IP WLS BF H R ER SO BB IBB HBP BLK WP HR S P ERA WHIP	IP WLS BF H R ER SO BB IBB HBP BLK WP HR S P ERA WHIP	IP WLS BF H R ER SO BB IBB HBP BLK WP HR S P ERA WHIP	IP WLS BF H R ER SO BB IBB HBP BLK WP HR S P ERA WHIP	IP WLS BF H R ER SO BB IBB HBP BLK WP HR S P ERA WHIP	IP WLS BF H R ER SO BB IBB HBP BLK WP HR S P ERA WHIP	IP WLS BF H R ER SO BB IBB HBP BLK WP HR S P ERA WHIP	IP WLS BF H R ER SO BB IBB HBP BLK WP HR S P ERA WHIP	IP WLS BF H R ER SO BB IBB HBP BLK WP HR S P ERA WHIP	IP WLS BF H R ER SO BB IBB HBP BLK WP HR S P ERA WHIP	IP WLS BF H R ER SO BB IBB HBP BLK WP HR S P ERA WHIP	IP WLS BF H R ER SO BB IBB HBP BLK WP HR S P ERA WHIP	IP WLS BF H R ER SO BB IBB HBP BLK WP HR S P ERA WHIP	IP WLS BF H R ER SO BB IBB HBP BLK WP HR S P ERA WHIP

Los Angeles Dodgers @ Pittsburgh Pirates  
PNC Park, Pittsburgh, PA  
Thu Apr 25 2002, 12:35 PM EDT  
Att: 16,264 - Sunny - 52 F

AB 26  
R 3  
H 5  
RBI 3  
BB 6  
SO 5  
LOB 17





Batter	1	2	3	4	5	6	7	8	9	AB	R	H	RBI	BB	SO	LOB	TOP								
D'Angelo Jimenez, S OBP: 0.317, SLG: 0.379	L9		FC3-6 1B			K		G3-1		5	1	1	1	0	1	2									
Mark Kotsay, L OBP: 0.395, SLG: 0.408 Cesar Crespo, S	L8		1B				F8	F9		4	1	0	0	1	1	1									
Phil Nevin, R OBP: 0.398, SLG: 0.536 Mark Sweeney, L OBP: 0.286, SLG: 0.167	F8		2B			G6-3	F3		G6-3 G4-3 BB	4	1	1	1	0	0	0									
Ryan Klesko, L OBP: 0.433, SLG: 0.659 Trenidad Hubbard, R OBP: 0.188, SLG: 0.333		K	1B						G4-3	4	2	3	2	0	1	0									
Bubba Trammell, R OBP: 0.321, SLG: 0.267	F8		2B						G6-3	4	1	1	1	1	1	2									
Deivi Cruz, R OBP: 0.297, SLG: 0.459 Ramón Vázquez, L OBP: 0.174, SLG: 0.176	F8		1B						F8	4	1	1	3	0	1	1									
Sean Burroughs, L OBP: 0.324, SLG: 0.386			E1 G4-3 1B							4	2	3	0	0	0	0									
Tom Lampkin, L OBP: 0.216, SLG: 0.256			G4-3							4	1	1	1	0	0	3									
Brett Tomko, R OBP: 0.231, SLG: 0.308			G5-3							4	0	2	1	0	0	1									
<b>Inning Stats</b>	R: 0 E: 0 K: 0 S: 5	H: 0 LOB: 0 BB: 0 P: 6	R: 0 E: 0 K: 1 S: 9	H: 0 LOB: 0 BB: 0 P: 15	R: 5 E: 1 K: 0 S: 18	H: 5 LOB: 1 BB: 1 P: 29	R: 1 E: 0 K: 1 S: 9	H: 2 LOB: 1 BB: 0 P: 14	R: 0 E: 0 K: 2 S: 11	H: 1 LOB: 0 BB: 0 P: 16	R: 1 E: 0 K: 2 S: 11	H: 2 LOB: 1 BB: 0 P: 20	R: 3 E: 0 K: 0 S: 14	H: 3 LOB: 1 BB: 1 P: 25	R: 0 E: 0 K: 0 S: 5	H: 0 LOB: 0 BB: 0 P: 8	R: 0 E: 0 K: 0 S: 8	H: 0 LOB: 1 BB: 1 P: 15	1B: 8 2B: 2 3B: 1 HR: 2	SF: 0 SAC: 0 DP: 0 HBP: 0	WP: 0 PB: 0 SB: 0 CS: 1	PA: 42			
<b>PITCHER</b>	IP	WLS	BF	H	R	ER	SO	BB	IBB	HBP	BLK	WP	HR	S	P	ERA	WHIP								
Ron Villone, L ERA: 6.04	3.2	L	19	7	6	6	1	1	0	0	0	0	0	38	61	14.73	2.182								
Sean Lowe, R ERA: 7.04	3.1		16	6	4	4	4	1	0	0	0	0	2	37	64	10.80	2.100								
Joe Beimel, L ERA:	2.0		7	0	0	0	0	1	0	0	0	0	0	13	23	0.00	0.500								

San Diego Padres @ Pittsburgh Pirates  
PNC Park, Pittsburgh, PA  
Fri Apr 26 2002, 7:05 PM EDT  
Att: 20,575 - Sunny - 53 F

AB 39  
R 10  
H 13  
RBI 10  
BB 3  
SO 5  
LOB 12



Batter	1	2	3	4	5	6	7	8	9	AB	R	H	RBI	BB	SO	LOB	BOTTOM								
Abraham Nunez, S OBP: 0.277, SLG: 0.268	F8		G6-3			G1-3		E4		4	0	0	0	0	0	0									
Adrian Brown, S OBP: 0.291, SLG: 0.338	18 FC6-5 2B		18 FC1-4 BB				F7	F7		3	0	1	0	1	0	1									
18 Jason Kendall, R OBP: 0.360, SLG: 0.262 Keith Osik, R OBP: 0.333, SLG: 0.438	FC6-5		FC1-4					K		3	0	1	0	0	0	2									
Brian Giles, L OBP: 0.397, SLG: 0.611	G4-3		F7				P5	G4-3		4	0	0	0	0	0	4									
Armando Rios, L OBP: 0.348, SLG: 0.293			G2-3 1B				F9			4	1	1	0	0	0	1									
Kevin Young, R OBP: 0.320, SLG: 0.339			G2-3				K			4	0	1	0	0	2	1									
Rob Mackowiak, L OBP: 0.250, SLG: 0.392			G5-3				G1-4-3			4	0	0	0	0	0	2									
2 Jack Wilson, R OBP: 0.338, SLG: 0.339			1B 1B IBB				B1-3			3	0	1	0	1	0	1									
Ron Villone, L OBP: 0.125, SLG: 0.125 Sean Lowe, R Mendy López, R Joe Beimel, L			F8				F8			1	0	1	1	0	0	0									
<b>Inning Stats</b>	R: 0 E: 0 K: 0 S: 5	H: 1 LOB: 1 BB: 0 P: 9	R: 1 E: 0 K: 0 S: 12	H: 2 LOB: 2 BB: 1 P: 21	R: 0 E: 0 K: 1 S: 7	H: 0 LOB: 0 BB: 0 P: 8	R: 0 E: 0 K: 1 S: 10	H: 0 LOB: 0 BB: 0 P: 15	R: 0 E: 0 K: 2 S: 9	H: 1 LOB: 1 BB: 0 P: 11	R: 0 E: 1 K: 1 S: 8	H: 0 LOB: 1 BB: 0 P: 11	R: 0 E: 0 K: 0 S: 8	H: 1 LOB: 1 BB: 0 P: 10	1B: 5 2B: 1 3B: 0 HR: 0	SF: 0 SAC: 0 DP: 0 HBP: 0	WP: 0 PB: 0 SB: 0 CS: 0	PA: 35							
<b>PITCHER</b>	IP	WLS	BF	H	R	ER	SO	BB	IBB	HBP	BLK	WP	HR	S	P	ERA	WHIP								
Brett Tomko, R ERA: 1.3	9.0	W	35	6	1	1	4	1	1	0	0	0	0	73	108	1.00	0.778								

San Diego Padres @ Pittsburgh Pirates  
PNC Park, Pittsburgh, PA  
Fri Apr 26 2002, 7:05 PM EDT  
Att: 20,575 - Sunny - 53 F

AB 33  
R 1  
H 6  
RBI 1  
BB 2  
SO 4  
LOB 14













Batter	1	2	3	4	5	6	7	8	9	AB	R	H	RBI	BB	SO	LOB	TOP									
Abraham Nunez, S OBP: 0.288, SLG: 0.275	1-1 FC1-6 1B		2-2 G5-3		1-1 G4-3			0-3 K		4	0	1	0	0	1	0										
Adrian Brown, S OBP: 0.299, SLG: 0.326	0-1 FC1-6 1-2f G4-6-3		3-3 K				1-2 G4-3	2-1 G4-3		4	0	0	0	0	1	1										
Brian Giles, L OBP: 0.400, SLG: 0.631	2-0 G4-6-3 1-2f		0-0 G6-3				1-1 F7		1-3 K	4	0	0	0	0	1	1										
Craig Wilson, R OBP: 0.300, SLG: 0.270		0-1 BB 18 WP 1B			1-2 F8				2-3 K	4	0	1	0	0	2	0										
Rob Mackowiak, L OBP: 0.250, SLG: 0.419		2-2 F8		1-2 F8					1-2 G5-3	4	0	1	0	0	0	1										
18 Jason Kendall, R OBP: 0.338, SLG: 0.288		4-0 BB BB		2-2 G6-3					4-2 FC5-4 BB	1	0	0	0	2	0	1										
Keith Osik, R OBP: 0.261, SLG: 0.333		1-2 BB BB		1-3 G6-3					1-0 FC5-4 FC6-4 1-2f	0	0	0	0	0	0	0										
Kevin Young, R OBP: 0.305, SLG: 0.333		1-1 F9		1-2 G4-3					1-0 FC5-4 FC6-4 1-2f	3	0	0	0	0	0	4										
Mike Benjamin, R OBP: 0.161, SLG: 0.138		4-2 BB 2-3					2-1 F8		0-0 FC6-4 1-2f	2	0	0	0	1	0	1										
Dave Williams, L OBP: 0.200, SLG: 0.500		0-3 K					2-2 G6-3		1-3 K	1	0	0	0	0	1	3										
Sean Lowe, R (4, 1)										2	0	0	0	0	1	0										
<b>Inning Stats</b>	R: 0 E: 0 K: 0 S: 5	H: 1 LOB: 0 BB: 0 P: 8	R: 0 E: 0 K: 1 S: 12	H: 1 LOB: 3 BB: 2 P: 23	R: 0 E: 0 K: 1 S: 10	H: 0 LOB: 0 BB: 0 P: 15	R: 0 E: 0 K: 0 S: 14	H: 1 LOB: 1 BB: 0 P: 19	R: 0 E: 0 K: 0 S: 7	H: 0 LOB: 0 BB: 0 P: 12	R: 0 E: 0 K: 1 S: 9	H: 0 LOB: 0 BB: 0 P: 13	R: 0 E: 0 K: 0 S: 9	H: 0 LOB: 1 BB: 1 P: 15	R: 0 E: 0 K: 2 S: 9	H: 0 LOB: 0 BB: 0 P: 12	R: 0 E: 0 K: 2 S: 9	H: 0 LOB: 0 BB: 0 P: 13	1B: 3 2B: 0 3B: 0 HR: 0	SF: 0 SAC: 0 DP: 1 HBP: 0	WP: 1 PB: 0 SB: 0 CS: 0	PA: 32				
<b>PITCHER</b>	IP	WLS	BF	H	R	ER	SO	BB	IBB	HBP	BLK	WP	HR	S	P	ERA	WHIP									
Mike Hampton, L ERA: 6.96	(1, 1)	7.0	W	26	3	0	0	3	3	0	0	1	1	0	66	105	0.00	0.857								
Rick White, R ERA: 4.25	(8, 1)	1.0		3	0	0	0	2	0	0	0	0	0	0	9	12	0.00	0.000								
Mike James, R ERA: 5.79	(9, 1)	1.0		3	0	0	0	2	0	0	0	0	0	0	9	13	0.00	0.000								

Pittsburgh Pirates @ Colorado Rockies  
Coors Field, Denver, CO  
Tue Apr 30 2002, 7:05 PM MDT  
Att: 30,759 - Sunny - 74 F

AB	29
R	0
H	3
RBI	0
BB	3
SO	7
LOB	12



Batter	1	2	3	4	5	6	7	8	9	AB	R	H	RBI	BB	SO	LOB	BOTTOM								
Juan Pierre, L OBP: 0.371, SLG: 0.284	0-0 B5-3		0-2 L5	1-2 17 1B HBP	0-0 G6-4-3 1B					4	1	2	0	0	0	0									
Juan Uribe, R OBP: 0.416, SLG: 0.510	1-1 1B		1-1 BB	1-0 SF8	0-0 G6-4-3				1-0 FC6-4	4	0	2	1	0	0	3									
Lary Walker, L OBP: 0.342, SLG: 0.521	0-0 F9		4-2 1B	2-3 3H 2-2						2	1	0	0	1	0	1									
Mark Little, R OBP: 0.299, SLG: 0.250			1-2 BB	1-2 17 1B HBP						1	0	0	0	0	0	0									
17 Todd Helton, L OBP: 0.394, SLG: 0.538	3-2 G4-3		0-1 F8	1-1 1B SF8					0-1 P6	5	2	2	3	0	0	3									
Todd Zeile, R OBP: 0.369, SLG: 0.521		2-1 HR	0-2 F7	1-3 2H 3-2	3-2 2B 1B				4-2 BB	4	2	2	2	1	0	2									
Benny Agbayani, R OBP: 0.295, SLG: 0.364		3-2 G1-3		1-1 1B SF8					1-3 K	3	1	1	1	1	1	1									
Jose Ortiz, R OBP: 0.294, SLG: 0.317		4-1 G6-3 BB		1-2 1B SF8					3-1 G5-3	2	1	1	1	2	0	0									
Gary Bennett, R OBP: 0.310, SLG: 0.365		1-1 G6-3		1-2 1B G6-3					0-0 F9	5	1	1	1	0	0	4									
Mike Hampton, R OBP: 0.364, SLG: 0.364		1-0 G4-3		2-2 1B BLK					1-0 G6-3	3	1	1	1	0	0	1									
Greg Norton, S OBP: 0.237, SLG: 0.294				1-2 17 1B BLK						1	0	1	0	0	0	0									
Rick White, R (8, 1)				1-2 17 1B BLK						0	0	0	0	0	0	0									
Mike James, R (9, 1)				1-2 17 1B BLK						0	0	0	0	0	0	0									
<b>Inning Stats</b>	R: 0 E: 0 K: 0 S: 10	H: 1 LOB: 1 BB: 0 P: 14	R: 1 E: 0 K: 0 S: 9	H: 1 LOB: 1 BB: 1 P: 20	R: 0 E: 0 K: 0 S: 13	H: 1 LOB: 2 BB: 1 P: 18	R: 8 E: 0 K: 0 S: 24	H: 6 LOB: 1 BB: 1 P: 42	R: 0 E: 0 K: 0 S: 3	H: 1 LOB: 0 BB: 0 P: 4	R: 0 E: 0 K: 1 S: 9	H: 0 LOB: 1 BB: 1 P: 14	R: 0 E: 0 K: 0 S: 8	H: 2 LOB: 2 BB: 0 P: 13	R: 1 E: 0 K: 0 S: 16	H: 1 LOB: 2 BB: 1 P: 27	1B: 9 2B: 2 3B: 0 HR: 2	SF: 2 SAC: 0 DP: 1 HBP: 3	WP: 0 PB: 0 SB: 0 CS: 0	PA: 44					
<b>PITCHER</b>	IP	WLS	BF	H	R	ER	SO	BB	IBB	HBP	BLK	WP	HR	S	P	ERA	WHIP								
Dave Williams, L ERA: 5.4	(1, 1)	3.1	L	22	7	8	8	0	2	2	2	0	1	47	79	21.60	3.000								
Sean Lowe, R ERA: 6.3	(4, 1)	4.2		22	6	2	2	1	2	0	1	0	1	45	73	3.86	1.714								

Pittsburgh Pirates @ Colorado Rockies  
Coors Field, Denver, CO  
Tue Apr 30 2002, 7:05 PM MDT  
Att: 30,759 - Sunny - 74 F

AB	34
R	10
H	13
RBI	10
BB	5
SO	1
LOB	15





Batter	1	2	3	4	5	6	7	8	9	AB	R	H	RBI	BB	SO	LOB	TOP								
Abraham Nunez, S OBP: 0.286, SLG: 0.291	G1-3		2B		FC6-4			F8		4	0	1	0	0	0	1									
2 Jack Wilson, R OBP: 0.325, SLG: 0.314	K		F3				F7		G5-3	4	0	0	0	0	1	1									
Brian Giles, L OBP: 0.405, SLG: 0.618	1B				BB		K		G1-4-3	3	0	1	0	1	1	0									
Craig Wilson, R OBP: 0.273, SLG: 0.244	G5-3				F8		K		G6-3	4	0	0	0	0	1	2									
Armando Rios, L OBP: 0.325, SLG: 0.304 Josias Manzanillo, R OBP: 0.336, SLG: 0.290 Scott Sauerbeck, R OBP: 0.296, SLG: 0.322			F7		K					3	0	0	0	0	2	1									
18 Jason Kendall, R OBP: 0.336, SLG: 0.290					G6-3		F7			3	0	1	0	0	0	1									
Rob Mackowiak, L OBP: 0.239, SLG: 0.400							F7		L3	3	0	0	0	0	1	1									
Kevin Young, R OBP: 0.306, SLG: 0.324			CS		F9				G6-3	2	0	0	0	1	0	0									
Josh Fogg, R OBP: 0.111, SLG: 0.111 Adrian Brown, S OBP: 0.296, SLG: 0.322					G6-3		K		G4-3	2	0	0	0	0	1	1									
										1	0	0	0	0	0	0									
<b>Inning Stats</b>	R: 0 E: 0 K: 1 S: 12	H: 1 LOB: 1 BB: 0 P: 17	R: 0 E: 0 K: 1 S: 8	H: 1 LOB: 0 BB: 0 P: 14	R: 0 E: 0 K: 0 S: 6	H: 1 LOB: 1 BB: 0 P: 9	R: 0 E: 0 K: 1 S: 8	H: 0 LOB: 1 BB: 1 P: 16	R: 0 E: 0 K: 1 S: 11	H: 0 LOB: 0 BB: 1 P: 16	R: 0 E: 0 K: 1 S: 10	H: 0 LOB: 0 BB: 0 P: 14	R: 0 E: 0 K: 1 S: 8	H: 0 LOB: 0 BB: 0 P: 11	R: 0 E: 0 K: 0 S: 6	H: 0 LOB: 0 BB: 0 P: 7	R: 0 E: 0 K: 0 S: 7	H: 0 LOB: 0 BB: 0 P: 10	1B: 2 2B: 1 3B: 0 HR: 0	SF: 0 SAC: 0 DP: 0 HBP: 0	WP: 0 PB: 0 SB: 0 CS: 1	PA: 32			
<b>PITCHER</b>	IP	WLS	BF	H	R	ER	SO	BB	IBB	HBP	BLK	WP	HR	S	P	ERA	WHIP								
Denny Neagle, L ERA: 4.42	(1, 1)	8.0	W	28	3	0	0	7	2	0	0	0	0	69	104	0.00	0.625								
Jose Jimenez, R ERA: 3.66	(9, 1)	1.0		3	0	0	0	0	0	0	0	0	0	7	10	0.00	0.000								

Pittsburgh Pirates @ Colorado Rockies  
Coors Field, Denver, CO  
Wed May 01 2002, 7:05 PM MDT  
Att: 29,529 - Cloudy - 36 F

AB 29  
R 0  
H 3  
RBI 0  
BB 2  
SO 7  
LOB 8



Batter	1	2	3	4	5	6	7	8	9	AB	R	H	RBI	BB	SO	LOB	BOTTOM								
Juan Pierre, L OBP: 0.383, SLG: 0.295	2B	PO	17 2B		G1-6-3					3	2	2	0	0	0	0									
Juan Uribe, R OBP: 0.410, SLG: 0.509	G3-1		L7		K		G3-1			4	1	1	0	0	1	2									
Larry Walker, L OBP: 0.337, SLG: 0.547	G3-1		L8			HR		G4-3		4	1	1	2	0	0	2									
17 Todd Helton, L OBP: 0.389, SLG: 0.542	SF9				L5			G1-3		3	0	1	2	0	0	0									
Todd Zeile, R OBP: 0.375, SLG: 0.520	G4-3		G6-3		FC5-4	1B		HR	1B	4	1	2	0	0	0	1									
Todd Hollandsworth, L OBP: 0.284, SLG: 0.367					G4-3		FC5-4		HR	4	1	2	2	0	0	1									
Jose Ortiz, R OBP: 0.278, SLG: 0.297			F5		G1-3		FC5-4		G1-3	4	0	0	0	0	0	2									
Gary Bennett, R OBP: 0.311, SLG: 0.364			1B		L4					3	0	1	0	0	0	0									
Denny Neagle, L ERA: 2.36 Jose Jimenez, R ERA: 2.7					G3				K	3	0	1	0	0	1	0									
										0	0	0	0	0	0	0									
<b>Inning Stats</b>	R: 2 E: 0 K: 0 S: 9	H: 2 LOB: 0 BB: 0 P: 10	R: 0 E: 0 K: 0 S: 12	H: 3 LOB: 1 BB: 0 P: 20	R: 1 E: 0 K: 0 S: 14	H: 2 LOB: 1 BB: 0 P: 20	R: 0 E: 0 K: 0 S: 4	H: 0 LOB: 0 BB: 0 P: 8	R: 0 E: 0 K: 1 S: 11	H: 0 LOB: 0 BB: 0 P: 12	R: 1 E: 0 K: 0 S: 12	H: 2 LOB: 1 BB: 0 P: 25	R: 0 E: 0 K: 1 S: 9	H: 0 LOB: 1 BB: 0 P: 12	R: 2 E: 0 K: 0 S: 14	H: 2 LOB: 0 BB: 0 P: 20	R: 2 E: 0 K: 0 S: 14	H: 2 LOB: 0 BB: 0 P: 20	1B: 7 2B: 2 3B: 0 HR: 2	SF: 1 SAC: 0 DP: 0 HBP: 1	WP: 0 PB: 0 SB: 0 CS: 1	PA: 35			
<b>PITCHER</b>	IP	WLS	BF	H	R	ER	SO	BB	IBB	HBP	BLK	WP	HR	S	P	ERA	WHIP								
Josh Fogg, R ERA: 2.36	(1, 1)	6.0	L	25	4	4	1	0	0	0	0	0	0	9	12	0.00	0.000								
Josias Manzanillo, R ERA: 2.7	(7, 1)	1.0		4	0	0	0	1	0	0	0	0	0	14	20	18.00	2.000								
Scott Sauerbeck, L ERA: 2.7	(8, 1)	1.0		5	2	2	0	0	0	0	0	0	1	14	20	18.00	2.000								

Pittsburgh Pirates @ Colorado Rockies  
Coors Field, Denver, CO  
Wed May 01 2002, 7:05 PM MDT  
Att: 29,529 - Cloudy - 36 F

AB 32  
R 6  
H 11  
RBI 6  
BB 0  
SO 2  
LOB 8





Batter	1	2	3	4	5	6	7	8	9	AB	R	H	RBI	BB	SO	LOB	TOP			
Abraham Nunez, S (1.4) OBP: 0.269, SLG: 0.271	G4-3		G3-1			F7		F8		4	0	0	0	0	0	0	<b>Pittsburgh Pirates @ Colorado Rockies</b> Coors Field, Denver, CO Thu May 02 2002, 1:05 PM MDT Att: 30,134 - Cloudy - 55 F			
Rob Mackowiak, L (1.5) OBP: 0.239, SLG: 0.382	K			BB		G3-1		G6-3		3	0	0	0	1	1	0				
Brian Giles, L (1.7) OBP: 0.386, SLG: 0.583	K			F8			K		K	4	0	0	0	0	3	1				
Craig Wilson, R (1.3) OBP: 0.292, SLG: 0.233		BB		F4			1B E HBP		K	2	1	0	0	1	1	1				
Armando Rios, L (1.9) OBP: 0.321, SLG: 0.301	F8			F8			1B E G3		K	4	1	1	0	0	1	2				
18 Jason Kendall, R (1.2) OBP: 0.337, SLG: 0.292	L8				F8		1B E G3			3	0	1	1	0	0	1				
Adrian Brown, S (1.8) OBP: 0.287, SLG: 0.311	F5				G3-1		G3			3	0	0	1	0	0	2				
2 Jack Wilson, R (1.6) OBP: 0.313, SLG: 0.301			L9		G1-3		L8			3	0	0	0	0	0	1				
Ron Villone, L (1.1) OBP: 0.100, SLG: 0.100 Scott Sauerbeck, R (7.1) Mike Benjamin, R (8. PH) Brian Boehringer, S (8.1)			K				K		K	2	0	0	0	0	0	0	<b>P</b>			
										0	0	0	0	0	0	0				
<b>Inning Stats</b>	R: 0 E: 0 K: 2 S: 8	H: 0 LOB: 0 BB: 0 P: 11	R: 0 E: 0 K: 0 S: 9	H: 0 LOB: 1 BB: 1 P: 15	R: 0 E: 0 K: 1 S: 7	H: 0 LOB: 0 BB: 0 P: 9	R: 0 E: 0 K: 0 S: 9	H: 0 LOB: 1 BB: 1 P: 17	R: 0 E: 0 K: 0 S: 5	H: 0 LOB: 0 BB: 0 P: 8	R: 2 E: 1 K: 1 S: 15	H: 2 LOB: 1 BB: 0 P: 22	R: 0 E: 0 K: 1 S: 9	H: 0 LOB: 0 BB: 0 P: 15	R: 0 E: 0 K: 3 S: 10	H: 0 LOB: 0 BB: 0 P: 17	1B: 2 2B: 2 3B: 0 HR: 0	SF: 0 SAC: 0 DP: 0 HBP: 1	WP: 0 PB: 0 SB: 0 CS: 0	PA: 32
<b>PITCHER</b>	IP WLS BF H R ER SO BB IBB HBP BLK WP HR S P ERA WHIP																			
John Thomson, R (1.1) ERA: 4.46	7.0 W 26 2 2 2 5 2 0 1 0 0 0 62 95 2.57 0.571																			
Kent Mercker, L (8.1) ERA: 2.51	1.0 3 0 0 0 1 0 0 0 0 0 0 9 15 0.00 0.000																			
Dennys Reyes, L (9.1) ERA: 5.4	1.0 3 0 0 0 3 0 0 0 0 0 0 10 17 0.00 0.000																			

Batter	1	2	3	4	5	6	7	8	9	AB	R	H	RBI	BB	SO	LOB	BOTTOM			
Juan Pierre, L (1.8) OBP: 0.387, SLG: 0.296	G1-3		E5 2B		G1-3 1B		2B 1B BB			3	2	1	0	1	0	0	<b>Pittsburgh Pirates @ Colorado Rockies</b> Coors Field, Denver, CO Thu May 02 2002, 1:05 PM MDT Att: 30,134 - Cloudy - 55 F			
Juan Uribe, R (1.6) OBP: 0.413, SLG: 0.527	K		G4-3 1B 2B		G1-3		1B 2B			4	2	2	2	0	1	1				
Larry Walker, L (1.9) OBP: 0.333, SLG: 0.532	K		G4-3		L8		1B BB			4	0	1	2	0	1	2				
17 Todd Helton, L (1.3) OBP: 0.402, SLG: 0.545		1B G4-6-3 1B					1B BB			3	1	2	1	1	1	0				
Todd Zeile, R (1.5) OBP: 0.370, SLG: 0.506		G4-6-3 1B		G5-3		F7	G4-3			4	0	1	0	0	0	3				
Benny Agabayan, R (1.7) OBP: 0.291, SLG: 0.345 Todd Hollandsworth, L (7.7) OBP: 0.279, SLG: 0.361	G4-6-3			G5-3		G5-3		K		3	0	0	0	0	0	1				
Terry Shumpert, R (1.4) OBP: 0.241, SLG: 0.314	K			G5-3			F8	L5		4	0	0	0	0	1	0				
Ben Petrick, R (1.2) OBP: 0.209, SLG: 0.231			SH2-4 E 1B		K		G5-3	K		4	1	1	0	0	2	0				
John Thomson, R (1.1) Mark Little, R (7. PH) Kent Mercker, L (8.1) Dennys Reyes, R (9.1)			SH2-4		F8		2B 3B			1	0	0	0	0	0	0	<b>ROCKIES</b>			
										1	1	1	0	0	0	0				
<b>Inning Stats</b>	R: 0 E: 0 K: 2 S: 10	H: 0 LOB: 0 BB: 0 P: 15	R: 1 E: 0 K: 1 S: 11	H: 2 LOB: 0 BB: 0 P: 16	R: 3 E: 1 K: 0 S: 13	H: 3 LOB: 1 BB: 0 P: 19	R: 0 E: 0 K: 1 S: 9	H: 0 LOB: 0 BB: 0 P: 13	R: 0 E: 0 K: 0 S: 6	H: 1 LOB: 1 BB: 0 P: 12	R: 0 E: 0 K: 1 S: 8	H: 0 LOB: 0 BB: 0 P: 12	R: 3 E: 0 K: 0 S: 12	H: 3 LOB: 2 BB: 2 P: 27	R: 0 E: 0 K: 2 S: 12	H: 0 LOB: 0 BB: 0 P: 17	1B: 6 2B: 2 3B: 1 HR: 0	SF: 0 SAC: 1 DP: 1 HBP: 0	WP: 0 PB: 0 SB: 0 CS: 0	PA: 35
<b>PITCHER</b>	IP WLS BF H R ER SO BB IBB HBP BLK WP HR S P ERA WHIP																			
Ron Villone, L (1.1) ERA: 6.19	6.2 L 29 8 7 5 5 1 0 0 0 0 0 0 63 102 6.75 1.350																			
Scott Sauerbeck, L (7.1) ERA: 2.61	0.1 3 1 0 0 0 1 0 0 0 0 0 6 12 0.00 6.000																			
Brian Boehringer, R (8.1) ERA: 2.63	1.0 3 0 0 0 2 0 0 0 0 0 0 0 12 17 0.00 0.000																			








Batter	1	2	3	4	5	6	7	8	9	AB	R	H	RBI	BB	SO	LOB	TOP										
Abraham Nunez, S OBP: 0.289, SLG: 0.313	0-0 2B		0-1 G4-6-3			2-1 G3		1-1 FC5-4 1B		4	0	2	0	0	0	1											
Rob Mackowiak, L OBP: 0.250, SLG: 0.429	2-3 K			2-3 K		2-1 WP 2B		0-1 FC5-4 1-2		4	0	1	0	0	2	2											
Brian Giles, L OBP: 0.413, SLG: 0.577	1-0 P4			4-1 E S BB		4-1 BB		3-3 K		2	0	0	0	2	1	2											
Armando Rios, L OBP: 0.315, SLG: 0.309	0-3 K			2-3 K		0-1 F7			2-2 1B 2B	4	0	1	0	0	2	4											
Kevin Young, R OBP: 0.292, SLG: 0.307		0-1 P3		2-3 K		2-2 G1-3			0-3 K	4	0	0	0	0	2	4											
18 Jason Kendall, R OBP: 0.352, SLG: 0.304		2-1 P6				1-1 1B			1-2 1B	4	0	2	0	0	0	0											
Adrian Brown, S OBP: 0.303, SLG: 0.305		1-3 K				1-2 F7		4-2 2 G5-4-3 BB	1-0 L6	3	0	0	0	1	1	3											
2 Jack Wilson, R OBP: 0.287, SLG: 0.275 Brian Boehringer, S OBP: 0.400, SLG: 0.489			1-3 K			3-1 F5		1-2 G5-4-3	0-3 K	3	0	0	0	0	1	2											
Jimmy Anderson, L OBP: 0.385, SLG: 0.385 Mike Benjamin, R OBP: 0.152, SLG: 0.129			1-1 K			2-3 K			1-3 K	2	0	1	0	0	1	1											
										1	0	0	0	0	1	0											
<b>Inning Stats</b>	R: 0 H: 1 E: 0 K: 2 S: 9	H: 1 LOB: 1 BB: 0 P: 12	R: 0 H: 0 E: 0 K: 1 S: 7	H: 0 LOB: 0 BB: 0 P: 10	R: 0 H: 1 E: 0 K: 1 S: 7	H: 1 LOB: 0 BB: 0 P: 9	R: 0 H: 0 E: 0 K: 3 S: 11	H: 0 LOB: 1 BB: 1 P: 21	R: 0 H: 1 E: 0 K: 1 S: 10	H: 1 LOB: 1 BB: 0 P: 17	R: 0 H: 0 E: 0 K: 0 S: 8	H: 0 LOB: 0 BB: 1 P: 13	R: 0 H: 1 E: 0 K: 2 S: 10	H: 1 LOB: 1 BB: 0 P: 15	R: 0 H: 2 E: 0 K: 2 S: 13	H: 2 LOB: 2 BB: 0 P: 17	1B: 4 2B: 3 3B: 0 HR: 0	SF: 0 SAC: 0 DP: 2 HBP: 0	WP: 1 PB: 0 SB: 1 CS: 0	PA: 35							
<b>PITCHER</b>	IP	WLS	BF	H	R	ER	SO	BB	IBB	HBP	BLK	WP	HR	S	P	ERA	WHIP										
Kevin Jarvis, R ERA: 2.45	5.1	W	21	4	0	0	8	2	0	0	0	1	0	49	82	0.00	1.125										
Steve Reed, R ERA: 1.5	1.2	H	5	0	0	0	0	1	0	0	0	0	0	14	21	0.00	0.600										
Jeremy Fikac, R ERA: 1.88	1.0	H	4	1	0	0	2	0	0	0	0	0	0	10	15	0.00	1.000										
Trevor Hoffman, R ERA: 1.64	1.0	S	5	2	0	0	2	0	0	0	0	0	0	13	17	0.00	2.000										

Pittsburgh Pirates @ San Diego Padres  
Qualcomm Stadium, San Diego, CA  
Sat May 04 2002, 10:05 PM EDT  
Att: 36,972 - Sunny - 64 F

livebaseballscores.com

AB 32  
R 0  
H 7  
RBI 0  
BB 3  
SO 12  
LOB 21



Batter	1	2	3	4	5	6	7	8	9	AB	R	H	RBI	BB	SO	LOB	BOTTOM										
D'Angelo Jimenez, S OBP: 0.331, SLG: 0.361	1-0 G6-3		1-2 G1-6-3	2-2 1B			0-1 1B			4	0	2	0	0	0	1											
Trenidad Hubbard, R OBP: 0.290, SLG: 0.273	1-1 G5-3		4-2 2B BB	3-3 K			0-1 F8			3	1	0	0	1	1	3											
Phil Nevin, R OBP: 0.390, SLG: 0.491	4-1 FC5 BB		3-1 1H HR 2B		0-3 K		1-2 F9			3	1	1	1	1	1	1											
Ryan Klesko, L OBP: 0.412, SLG: 0.549	0-0 FC5 1B		1-2 2H HR		3-2 G4-3		1-0 F8			4	1	2	2	0	0	1											
Bubba Trammell, R OBP: 0.359, SLG: 0.333	3-0 FC5		0-0 1B		1-1 2B			1-2 G6-3		4	0	2	0	0	0	2											
Deivi Cruz, R OBP: 0.250, SLG: 0.395 Steve Reed, R ERA: 5.77 Jeremy Fikac, R OBP: 0.368, SLG: 0.267 Trevor Hoffman, R ERA: 2.3		0-1 G6-3	1-1 G1-3		2-2 G5-3			3-2 F7		3	0	0	0	0	0	2											
Cesar Crespo, S OBP: 0.182, SLG: 0.200	1-0 G5-3			4-1 G6-4-3 BB		0-0 B5-3		0-3 K		3	0	0	0	1	1	0											
Javier Cardona, R OBP: 0.129, SLG: 0.103		1-0 G1-3		0-0 G6-4-3		0-1 F9				3	0	0	0	0	0	1											
Kevin Jarvis, L OBP: 0.444, SLG: 0.375 Ramón Vázquez, L OBP: 0.214, SLG: 0.160			0-1 G1-6-3 1B	3-1 1B		2-3 K2-3				2	0	2	0	0	0	0											
										1	0	0	0	0	1	0											
<b>Inning Stats</b>	R: 0 H: 1 E: 0 K: 0 S: 6	H: 1 LOB: 2 BB: 1 P: 15	R: 0 H: 0 E: 0 K: 0 S: 4	H: 0 LOB: 0 BB: 0 P: 6	R: 3 H: 4 E: 0 K: 0 S: 16	H: 1 LOB: 1 BB: 1 P: 26	R: 0 H: 2 E: 0 K: 1 S: 13	H: 2 LOB: 2 BB: 1 P: 25	R: 0 H: 1 E: 0 K: 1 S: 13	H: 1 LOB: 1 BB: 0 P: 19	R: 0 H: 0 E: 0 K: 1 S: 6	H: 0 LOB: 0 BB: 0 P: 8	R: 0 H: 1 E: 0 K: 0 S: 8	H: 1 LOB: 1 BB: 0 P: 10	R: 0 H: 0 E: 0 K: 1 S: 9	H: 0 LOB: 0 BB: 0 P: 13	1B: 6 2B: 2 3B: 0 HR: 1	SF: 0 SAC: 0 DP: 2 HBP: 0	WP: 0 PB: 0 SB: 0 CS: 0	PA: 34							
<b>PITCHER</b>	IP	WLS	BF	H	R	ER	SO	BB	IBB	HBP	BLK	WP	HR	S	P	ERA	WHIP										
Jimmy Anderson, L ERA: 5.77	6.0	L	27	8	3	3	3	3	0	0	0	0	0	58	99	4.50	1.833										
Brian Boehringer, R ERA: 2.3	2.0	7	1	0	0	0	1	0	0	0	0	0	0	17	23	0.00	0.500										

Pittsburgh Pirates @ San Diego Padres  
Qualcomm Stadium, San Diego, CA  
Sat May 04 2002, 10:05 PM EDT  
Att: 36,972 - Sunny - 64 F

livebaseballscores.com

AB 31  
R 3  
H 9  
RBI 3  
BB 3  
SO 4  
LOB 11





Batter	1	2	3	4	5	6	7	8	9	AB	R	H	RBI	BB	SO	LOB	TOP
<b>Rob Mackowiak, L</b> OBP: 0.250, SLG: 0.432 (1, 8)	1-2 E3 FC4-6	1-1 2B			0-0 G4-3		1-0 G4-3			4	0	1	1	0	0	0	<b>Pittsburgh Pirates @ San Diego Padres</b> Qualcomm Stadium, San Diego, CA Sun May 05 2002, 5:00 PM EDT Att: 27,399 - Sunny - 72 F
<b>Pokey Reese, R</b> OBP: 0.397, SLG: 0.386 (1, 4)	1-2 FC4-6 G4-6-3	4-2 BB			0-2 G4-3		1-1 G6-3			3	0	0	0	1	0	1	
<b>Brian Giles, L</b> OBP: 0.406, SLG: 0.561 (1, 7)	0-1 G4-6-3	2-3 K			0-0 G2-3		0-1 BB 18 FC6-4 1B			4	1	1	0	0	1	4	
<b>Armando Rios, L</b> OBP: 0.323, SLG: 0.318 <b>Mike Fetters, R</b> (8, 1)		2-1 2B 18 G6-3 1B	1-3 K		0-3 K		0-1 BB 18 E 1B			4	2	2	0	0	2	0	
<b>Craig Wilson, R</b> OBP: 0.316, SLG: 0.280 (1, 3)		0-0 1B SF9 2B	1-3 K		2-2 HBP 18 1B		4-1 FC6-4 BB			2	1	1	0	1	1	0	
<b>18 Jason Kendall, R</b> OBP: 0.347, SLG: 0.301 (1, 2)		0-2 G6-3	2-1 G3		1-2 G4-6-3 1B		0-1 FC6-4 2-6			4	0	1	2	0	0	2	
<b>Keith Osk, R</b> OBP: 0.422, SLG: 0.333 <b>Joe Beigel, L</b> (6, 1)		1-1 1B 2B 1B	2-3 K		0-1 G4-6-3		1-1 2-6		1-3 K	3	1	1	0	0	1	2	
<b>Adrian Brown, S</b> OBP: 0.300, SLG: 0.302 (8, PH)		2-3 2B 1B			1-2 1B		1-2 2-6			0	0	0	0	0	0	0	
<b>Mike Benjamin, R</b> OBP: 0.162, SLG: 0.147 (6, 5)		0-1 SF9	0-1 CS 1B		2-2 G5-3		1-2 F8			3	0	1	1	0	0	0	
<b>Sean Lowe, R</b> OBP: 0.167, SLG: 0.167 <b>Mike Lincoln, R</b> (4, 1)		3-H 1-0 2B 1B	1-3 K		0-1 G5-3		2-3 K		2-3 K	2	0	1	0	0	1	1	
<b>Abraham Nunez, S</b> OBP: 0.282, SLG: 0.304 (6, 6)		1-2 2B 1B	1-2 K							0	0	0	0	0	0	0	
<b>Inning Stats</b>	R: 0 E: 1 K: 0 S: 11	H: 0 LOB: 0 BB: 0 P: 13	R: 3 E: 0 K: 1 S: 19	H: 5 LOB: 1 BB: 1 P: 30	R: 0 E: 0 K: 2 S: 11	H: 0 LOB: 0 BB: 0 P: 15	R: 0 E: 0 K: 1 S: 5	H: 1 LOB: 1 BB: 0 P: 5	R: 0 E: 0 K: 1 S: 12	H: 0 LOB: 0 BB: 0 P: 12	R: 2 E: 0 K: 0 S: 10	H: 2 LOB: 1 BB: 1 P: 16	R: 0 E: 0 K: 2 S: 9	H: 0 LOB: 0 BB: 0 P: 13	1B: 7 2B: 2 3B: 0 HR: 0	SF: 1 SAC: 0 DP: 2 HBP: 1	WP: 0 PA: 36 PB: 0 SB: 0 CS: 1
<b>PITCHER</b>	IP WLS BF H R ER SO BB IBB HBP BLK WP HR S P ERA WHIP																
<b>Brian Lawrence, R</b> ERA: 2.52 (1, 1)	7.1 W 31 9 5 4 7 1 0 1 0 0 0 79 108 4.91 1.364																
<b>Jeremy Fikac, R</b> ERA: 1.5 (8, 1)	0.2 H 3 0 0 0 0 1 0 0 0 0 0 4 9 0.00 1.500																
<b>Trevor Hoffman, R</b> ERA: 1.5 (9, 1)	1.0 S 3 0 0 0 2 0 0 0 0 0 0 9 13 0.00 0.000																

Batter	1	2	3	4	5	6	7	8	9	AB	R	H	RBI	BB	SO	LOB	BOTTOM
<b>D'Angelo Jimenez, S</b> OBP: 0.341, SLG: 0.366 (1, 4)	4-0 G3-1 BB	2-2 1B		3-2 1B 1B	0-0 L7		2-2 E6 CS			4	1	2	1	1	0	2	<b>Pittsburgh Pirates @ San Diego Padres</b> Qualcomm Stadium, San Diego, CA Sun May 05 2002, 5:00 PM EDT Att: 27,399 - Sunny - 72 F
<b>Sean Burroughs, L</b> OBP: 0.295, SLG: 0.348 (1, 5)	2-2 G3-1	0-0 L6		1-1 1B 1B SF9 1B	1-1 FC6		3-2 CS	1-1 G6-3		5	1	1	0	0	4		
<b>Ryan Klesko, L</b> OBP: 0.422, SLG: 0.563 <b>Trevor Hoffman, R</b> (9, 1)	3-1 FC4 1B		3-1 1B SF9 2B	0-1 1B 1B		2-2 G4-3		2-2 F7		5	1	3	1	0	0		
<b>Phil Nevin, R</b> OBP: 0.398, SLG: 0.496 (1, 3)	3-0 FC4		1-0 BB	0-2 1B		1-2 FC5 WP 1B		0-1 F7		5	0	3	0	0	1		
<b>Bubba Trammell, R</b> OBP: 0.368, SLG: 0.327 (9, 9)		4-0 1B 3B BB	1-1 F3	1-0 SF9		4-1 FC5 BB				1	1	0	1	2	0		
<b>Ray Lankford, L</b> OBP: 0.302, SLG: 0.278 (9, 7)		1-0 1B 3B	4-2 BB	1-1 G4-3		3-2 F7				3	1	1	0	1	4		
<b>Deivi Cruz, R</b> OBP: 0.250, SLG: 0.405 (1, 6)		2-3 K	1-0 SF9		3-2 2B		1-1 FC5			3	0	1	1	0	1		
<b>Tom Lampkin, L</b> OBP: 0.254, SLG: 0.311 (1, 2)		1-0 1B 3B	3-H K		4-2 FC6 BB		3-3 K			3	1	1	2	1	2		
<b>Brian Lawrence, R</b> OBP: 0.250, SLG: 0.235 <b>Jeremy Fikac, R</b> (8, 1)		1-2 L5		2-2 G5-3		0-3 K		1-3 K		4	0	0	0	0	2		
<b>Mark Kotsay, L</b> OBP: 0.363, SLG: 0.411 (8, 8)										0	0	0	0	0	0		
<b>Inning Stats</b>	R: 0 E: 0 K: 0 S: 7	H: 1 LOB: 1 BB: 1 P: 19	R: 3 E: 0 K: 1 S: 14	H: 3 LOB: 1 BB: 1 P: 24	R: 1 E: 0 K: 1 S: 11	H: 2 LOB: 2 BB: 1 P: 23	R: 2 E: 0 K: 0 S: 16	H: 4 LOB: 2 BB: 0 P: 24	R: 0 E: 0 K: 1 S: 13	H: 1 LOB: 2 BB: 1 P: 21	R: 0 E: 1 K: 2 S: 18	H: 0 LOB: 0 BB: 0 P: 27	R: 0 E: 0 K: 0 S: 8	H: 0 LOB: 0 BB: 0 P: 11	1B: 9 2B: 2 3B: 1 HR: 0	SF: 2 SAC: 0 DP: 0 HBP: 0	WP: 1 PA: 41 PB: 0 SB: 0 CS: 1
<b>PITCHER</b>	IP WLS BF H R ER SO BB IBB HBP BLK WP HR S P ERA WHIP																
<b>Sean Lowe, R</b> ERA: 7.71 (1, 1)	3.1 L 20 8 6 6 2 3 0 0 0 0 1 0 28 45 0.00 3.000																
<b>Mike Lincoln, R</b> ERA: 0.61 (4, 1)	2.0 12 4 0 0 1 2 0 0 0 0 1 0 28 45 0.00 3.000																
<b>Joe Beigel, L</b> ERA: 1.64 (6, 1)	1.2 5 0 0 0 2 0 0 0 0 0 0 24 37 0.00 0.000																
<b>Mike Fetters, R</b> ERA: 1.74 (8, 1)	1.0 3 0 0 0 0 0 0 0 0 0 0 8 11 0.00 0.000																



Batter	1	2	3	4	5	6	7	8	9	AB	R	H	RBI	BB	SO	LOB	TOP								
<b>Adrian Brown, S</b> OBP: 0.298, SLG: 0.300 (1, 8)	F8		CS 1B		F8			G4-3		4	0	1	0	0	0	0									
<b>Pokey Reese, R</b> OBP: 0.340, SLG: 0.354 (1, 4)	F9		K			K		K		4	0	0	0	0	3	1									
<b>Brian Giles, L</b> OBP: 0.410, SLG: 0.588 (1, 7)	HR			G5-3		K		BB		3	1	1	1	1	1	0									
<b>Craig Wilson, R</b> OBP: 0.317, SLG: 0.283 <b>Rob Mackowiak, L</b> OBP: 0.247, SLG: 0.427 (8, PH) (8, 9)	G4-3			1B 18 2B		G5-3		G4-3		3	1	1	0	0	0	0									
<b>Kevin Young, R</b> OBP: 0.290, SLG: 0.316 (1, 3)		P3		K			G5-3		1B 2B	4	0	1	0	0	1	1									
<b>18 Jason Kendall, R</b> OBP: 0.394, SLG: 0.333 (1, 2)		S 1B		1-H 2B		2-0 1B 2 FC6-4 1B		L8		4	1	3	1	0	0	1									
<b>Mike Benjamin, R</b> OBP: 0.195, SLG: 0.184 (1, 5)		K		F8		0-2 1-2 1B 2 FC6-4 1B		2-3 1B 2 CS		4	0	2	0	0	1	2									
<b>2 Jack Wilson, R</b> OBP: 0.275, SLG: 0.262 (1, 6)		K2-3			G5-3		0-1 FC6-4		2-2 F8 1-2	4	0	0	0	0	1	4									
<b>Josh Fogg, R</b> OBP: 0.091, SLG: 0.091 <b>Keith Osik, R</b> OBP: 0.259, SLG: 0.320 <b>Scott Sauerbeck, R</b> (7, 1) <b>Mike Williams, R</b> (9, 1)			G4-3		1-3 K		0-3 K			2	0	0	0	0	1	0									
<b>Inning Stats</b>	R: 1 E: 0 K: 0 S: 9	H: 1 LOB: 0 BB: 0 P: 15	R: 0 E: 0 K: 2 S: 9	H: 1 LOB: 1 BB: 0 P: 10	R: 0 E: 0 K: 1 S: 7	H: 1 LOB: 0 BB: 0 P: 9	R: 1 E: 0 K: 1 S: 9	H: 2 LOB: 1 BB: 0 P: 13	R: 0 E: 0 K: 1 S: 8	H: 0 LOB: 0 BB: 0 P: 12	R: 0 E: 0 K: 2 S: 9	H: 0 LOB: 0 BB: 0 P: 16	R: 1 E: 1 K: 1 S: 12	H: 2 LOB: 1 BB: 0 P: 17	R: 0 E: 0 K: 1 S: 10	H: 0 LOB: 1 BB: 1 P: 18	R: 0 E: 0 K: 0 S: 12	H: 2 LOB: 1 BB: 0 P: 16	1B: 6 2B: 2 3B: 0 HR: 1	SF: 0 SAC: 0 DP: 0 HBP: 0	WP: 0 PB: 0 SB: 1 CS: 2	PA: 35			
<b>PITCHER</b>	IP	WLS	BF	H	R	ER	SO	BB	IBB	HBP	BLK	WP	HR	S	P	ERA	WHIP								
<b>Randy Johnson, L</b> ERA: 1.53 (1, 1)	7.0	L	27	7	3	2	8	0	0	0	0	0	1	63	92	2.57	1.000								
<b>Eddie Cropesa, L</b> ERA: 4.2 (8, 1)	0.2		3	0	0	0	1	1	0	0	0	0	0	7	13	0.00	1.500								
<b>Jose Parra, R</b> ERA: (8, 1)	1.1		5	2	0	0	0	0	0	0	0	0	0	15	21	0.00	1.500								

Pittsburgh Pirates @ Arizona Diamondbacks  
Bank One Ballpark, Phoenix, AZ  
Mon May 06 2002, 10:05 PM EDT  
Att: 29,171 - Sunny - 88 F

AB	34
R	3
H	9
RBI	2
BB	1
SO	9
LOB	11



Batter	1	2	3	4	5	6	7	8	9	AB	R	H	RBI	BB	SO	LOB	BOTTOM								
<b>Tony Womack, L</b> OBP: 0.319, SLG: 0.355 (1, 6)	L9		G4-3 1B		F8 1B FC4-6 1B		K		G6-3	5	1	2	0	0	1	2									
<b>Danny Bautista, R</b> OBP: 0.388, SLG: 0.568 (1, 9)	K		G4-3		FC4-6 1B		G5-3			4	0	1	0	0	1	1									
<b>Luis Gonzalez, L</b> OBP: 0.353, SLG: 0.474 (1, 7)	E3		F9		F8			K		4	0	0	0	0	1	3									
<b>Steve Finley, L</b> OBP: 0.330, SLG: 0.549 (1, 8)	L9			F7	FC4-6			G4-3		4	0	0	1	0	0	2									
<b>Junior Spivey, R</b> OBP: 0.412, SLG: 0.538 (1, 4)		G4-3		2B HBP	F8			L6		3	1	0	0	0	0	1									
<b>Mark Grace, L</b> OBP: 0.336, SLG: 0.406 (1, 3)	F5			1-H 2B		G6-3		G3-1		4	0	1	1	0	0	0									
<b>Damian Miller, R</b> OBP: 0.364, SLG: 0.598 (1, 2)		1B		K		G6-3 1B		F9		4	0	2	0	0	1	1									
<b>Craig Counsell, L</b> OBP: 0.341, SLG: 0.381 (1, 5)		G3			IBB		G6-3		2B	3	0	1	0	1	0	2									
<b>Randy Johnson, R</b> OBP: 0.245, SLG: 0.095 <b>Quinton McCrackers, S</b> OBP: 0.419, SLG: 0.630 <b>Eddie Cropesa, L</b> (8, 1) <b>Jose Parra, R</b> (8, 1) <b>Chris Donnels, L</b> OBP: 0.362, SLG: 0.350 <b>Jose Guillen, R</b> OBP: 0.231, SLG: 0.300 (8, PH)			G6-3		K		F8		BB	2	0	0	0	0	1	2									
<b>Inning Stats</b>	R: 0 E: 1 K: 1 S: 10	H: 0 LOB: 1 BB: 0 P: 15	R: 0 E: 0 K: 0 S: 9	H: 1 LOB: 1 BB: 0 P: 14	R: 0 E: 0 K: 0 S: 7	H: 1 LOB: 1 BB: 0 P: 11	R: 1 E: 0 K: 2 S: 11	H: 1 LOB: 2 BB: 1 P: 24	R: 1 E: 0 K: 0 S: 8	H: 2 LOB: 1 BB: 0 P: 14	R: 0 E: 0 K: 0 S: 6	H: 1 LOB: 0 BB: 0 P: 10	R: 0 E: 0 K: 1 S: 8	H: 0 LOB: 0 BB: 0 P: 11	R: 0 E: 0 K: 1 S: 7	H: 0 LOB: 0 BB: 0 P: 11	R: 0 E: 0 K: 0 S: 7	H: 1 LOB: 2 BB: 1 P: 15	1B: 5 2B: 2 3B: 0 HR: 0	SF: 0 SAC: 0 DP: 1 HBP: 1	WP: 0 PB: 0 SB: 0 CS: 0	PA: 37			
<b>PITCHER</b>	IP	WLS	BF	H	R	ER	SO	BB	IBB	HBP	BLK	WP	HR	S	P	ERA	WHIP								
<b>Josh Fogg, R</b> ERA: 2.45 (1, 1)	6.0	W	26	6	2	2	3	0	1	1	0	0	0	51	88	3.00	1.000								
<b>Scott Sauerbeck, L</b> ERA: 2.92 (7, 1)	2.0	H	6	0	0	0	2	0	0	0	0	0	0	15	22	0.00	0.000								
<b>Mike Williams, R</b> ERA: 0.69 (9, 1)	1.0	S	5	1	0	0	0	1	0	0	0	0	0	7	15	0.00	2.000								

Pittsburgh Pirates @ Arizona Diamondbacks  
Bank One Ballpark, Phoenix, AZ  
Mon May 06 2002, 10:05 PM EDT  
Att: 29,171 - Sunny - 88 F

AB	34
R	2
H	7
RBI	2
BB	2
SO	5
LOB	14





Batter	1	2	3	4	5	6	7	8	9	AB	R	H	RBI	BB	SO	LOB	TOP										
<b>Adrian Brown, S</b> OBP: 0.303, SLG: 0.298 (1, 8)	G4-3 BB		K		WP 1B		G4-3		K	4	1	1	1	1	2	1	<b>Pittsburgh Pirates @ Arizona Diamondbacks</b> Bank One Ballpark, Phoenix, AZ Tue May 07 2002, 9:35 PM EDT Att: 32,204 - Sunny - 86 F										
<b>Pokey Reese, R</b> OBP: 0.328, SLG: 0.340 (1, 4)	B1		F4		1B		L8		K	5	0	1	1	0	1	2											
<b>Brian Giles, L</b> OBP: 0.394, SLG: 0.562 (1, 7)	G4-3			G5-3	G4-3			P4		4	0	0	0	0	0	2											
<b>Armando Rios, L</b> OBP: 0.330, SLG: 0.326 (1, 9)	K			18 FC6-4 1B		L8		1B 18 WP 1B		4	1	2	0	0	1	1											
<b>Kevin Young, R</b> OBP: 0.281, SLG: 0.305 <b>Brian Boehringer, S</b> (6, 1)		K		K	G5-3			1B 18 WP 1B		3	0	0	0	0	2	1											
<b>Aramis Ramirez, R</b> OBP: 0.411, SLG: 0.500 <b>Josh Fogg, R</b> OBP: 0.091, SLG: 0.091 <b>Joe Beimel, L</b> (8, 1)										0	0	0	0	0	0	0											
<b>18 Jason Kendall, R</b> OBP: 0.356, SLG: 0.363 (1, 2)	F8			FC6-4		L6		HR		1	0	1	2	0	0	1											
<b>Rob Mackowiak, L</b> OBP: 0.258, SLG: 0.442 (1, 5)	1B				G4-3		FC1-6 2B	K		4	0	2	0	0	1	1											
<b>2 Jack Wilson, R</b> OBP: 0.263, SLG: 0.250 (1, 6)	L9				G4-3		FC1-6 2B	K		4	1	0	0	0	1	3											
<b>Ron Villone, L</b> OBP: 0.167, SLG: 0.333 <b>Craig Wilson, R</b> OBP: 0.323, SLG: 0.309 (6, 3)				P5		1B	G4-3 1-H 2B		K	2	1	1	0	0	0	0											
<b>Inning Stats</b>	R: 0 E: 0 K: 1 S: 8	H: 0 LOB: 1 BB: 1 P: 12	R: 0 E: 0 K: 1 S: 12	H: 1 LOB: 1 BB: 0 P: 22	R: 0 E: 0 K: 1 S: 6	H: 0 LOB: 0 BB: 0 P: 9	R: 0 E: 0 K: 1 S: 8	H: 1 LOB: 1 BB: 0 P: 13	R: 2 E: 0 K: 0 S: 13	H: 3 LOB: 1 BB: 0 P: 19	R: 0 E: 0 K: 0 S: 6	H: 0 LOB: 0 BB: 0 P: 10	R: 1 E: 0 K: 0 S: 9	H: 2 LOB: 1 BB: 0 P: 13	R: 3 E: 0 K: 2 S: 14	H: 3 LOB: 1 BB: 0 P: 21	R: 0 E: 0 K: 3 S: 12	H: 0 LOB: 0 BB: 0 P: 17	1B: 6 2B: 2 3B: 1 HR: 1	SF: 0 SAC: 0 DP: 0 HBP: 0	WP: 2 PB: 0 SB: 1 CS: 0	PA: 38					
<b>PITCHER</b>	IP	WLS	BF	H	R	ER	SO	BB	IBB	HBP	BLK	WP	HR	S	P	ERA	WHIP										
<b>Miguel Batista, R</b> ERA: 5.22 (1, 1)	7.0		29	7	3	3	4	1	0	0	0	1	0	62	98	3.86	1.143										
<b>Eddie Cropesa, L</b> ERA: 4.7 (8, 1)	0.1	H	2	1	1	1	0	0	0	0	0	0	0	3	7	27.00	3.000										
<b>Mike Morgan, R</b> ERA: 5.17 (8, 1)	0.0	B	2	2	2	2	0	0	0	0	0	1	1	5	7	∞	∞										
<b>Mike Myers, L</b> ERA: 2.25 (8, 1)	0.2	W	2	0	0	0	2	0	0	0	0	0	0	6	7	0.00	0.000										
<b>Byung-Hyun Kim, R</b> ERA: 0.5 (9, 1)	1.0	S	3	0	0	0	3	0	0	0	0	0	0	12	17	0.00	0.000										

Batter	1	2	3	4	5	6	7	8	9	AB	R	H	RBI	BB	SO	LOB	BOTTOM										
<b>Tony Womack, L</b> OBP: 0.314, SLG: 0.349 (1, 6)	F9	L9		G4-3		K		1B		5	0	1	0	0	1	2	<b>Pittsburgh Pirates @ Arizona Diamondbacks</b> Bank One Ballpark, Phoenix, AZ Tue May 07 2002, 9:35 PM EDT Att: 32,204 - Sunny - 86 F										
<b>Danny Bautista, R</b> OBP: 0.405, SLG: 0.578 (1, 8)	1B	1B		1B		G4-3		1B		5	1	4	2	0	0	0											
<b>Luis Gonzalez, L</b> OBP: 0.355, SLG: 0.467 (1, 7)	1B	K		G4-3		FC6-4 BB		F3		4	1	1	0	1	1	5											
<b>Greg Colbrunn, R</b> OBP: 0.452, SLG: 0.593 <b>Mark Grace, L</b> OBP: 0.333, SLG: 0.402 (8, 3)	1B			HR		FC6-4 2B		G4-3		4	2	3	2	0	0	1											
<b>Jose Guillen, R</b> OBP: 0.256, SLG: 0.381 (1, 9)	1B			F7		F9 2B		K		4	1	2	1	0	1	0											
<b>Junior Spivey, R</b> OBP: 0.400, SLG: 0.521 (1, 4)	K			F6		F9		K		4	0	0	0	0	2	4											
<b>Craig Counsell, L</b> OBP: 0.338, SLG: 0.385 (1, 5)	G1-3			G4-3		F8				4	0	1	2	0	0	2											
<b>Rod Barajas, R</b> OBP: 0.216, SLG: 0.212 <b>Quinton McCracken, S</b> OBP: 0.438, SLG: 0.643 <b>Byung-Hyun Kim, R</b> (9, 1)		L7		SH1-4 1B		K		SH1-4 1B		3	1	1	0	0	1	1											
<b>Miguel Batista, R</b> OBP: 0.125, SLG: 0.125 <b>Eddie Cropesa, L</b> <b>Mike Morgan, R</b> <b>Mike Myers, L</b> <b>Damian Miller, R</b> OBP: 0.364, SLG: 0.598 (9, 2)		1B		SH1-4		G4-3		SH1-4		0	0	0	0	0	0	0											
<b>Inning Stats</b>	R: 2 E: 0 K: 1 S: 18	H: 4 LOB: 2 BB: 0 P: 27	R: 0 E: 0 K: 1 S: 15	H: 2 LOB: 2 BB: 0 P: 23	R: 1 E: 0 K: 0 S: 12	H: 1 LOB: 1 BB: 0 P: 20	R: 1 E: 0 K: 0 S: 12	H: 2 LOB: 1 BB: 0 P: 18	R: 2 E: 0 K: 1 S: 13	H: 3 LOB: 1 BB: 0 P: 18	R: 0 E: 0 K: 1 S: 8	H: 0 LOB: 1 BB: 1 P: 18	R: 0 E: 0 K: 2 S: 12	H: 0 LOB: 0 BB: 0 P: 15	R: 1 E: 0 K: 0 S: 12	H: 3 LOB: 2 BB: 0 P: 19		R: 0 E: 0 K: 0 S: 0	H: 0 LOB: 0 BB: 0 P: 0	1B: 12 2B: 2 3B: 0 HR: 1	SF: 0 SAC: 2 DP: 0 HBP: 0	WP: 0 PB: 0 SB: 0 CS: 0	PA: 40				
<b>PITCHER</b>	IP	WLS	BF	H	R	ER	SO	BB	IBB	HBP	BLK	WP	HR	S	P	ERA	WHIP										
<b>Ron Villone, L</b> ERA: 6.81 (1, 1)	5.0		27	12	6	6	3	0	0	0	0	0	0	70	106	10.80	2.400										
<b>Brian Boehringer, R</b> ERA: 2.04 (8, 1)	2.0		7	0	0	0	3	1	0	0	0	0	0	20	33	0.00	0.500										
<b>Joe Beimel, L</b> ERA: 2.25 (8, 1)	1.0	L	6	3	1	1	0	0	0	0	0	0	0	12	19	9.00	3.000										

AB	37
R	6
H	10
RBI	5
BB	1
SO	9
LOB	12

AB	37
R	7
H	15
RBI	7
BB	1
SO	6
LOB	18



Batter	1	2	3	4	5	6	7	8	9	AB	R	H	RBI	BB	SO	LOB	TOP						
Abraham Nunez, S OBP: 0.293, SLG: 0.315 (1, 6)										4	1	2	0	0	0	0							
Pokey Reese, R OBP: 0.323, SLG: 0.333 (1, 4)										4	1	1	0	0	2	1							
Brian Giles, L OBP: 0.389, SLG: 0.548 (1, 7)										4	0	1	0	0	1	3							
Armando Rios, L OBP: 0.337, SLG: 0.326 Mike Benjamin, R OBP: 0.195, SLG: 0.184 (9, PR)										3	0	1	0	1	1	3							
Craig Wilson, R OBP: 0.333, SLG: 0.362 (1, 3)										3	1	1	3	1	0	2							
18 Jason Kendall, R OBP: 0.346, SLG: 0.347 (1, 2)										4	0	0	0	0	0	3							
Rob Mackowiak, L OBP: 0.258, SLG: 0.427 (1, 8)										3	0	0	0	1	1	1							
Keith Osik, R OBP: 0.233, SLG: 0.286 Aramis Ramirez, R OBP: 0.404, SLG: 0.490 (9, PH)										3	0	0	0	0	1	0							
Kip Wells, R OBP: 0.331, SLG: 0.333 Joe Beimeel, L OBP: 0.295, SLG: 0.295 Mike Lincoln, R OBP: 0.295, SLG: 0.295 Scott Sauerbeck, R OBP: 0.295, SLG: 0.295 Adrian Brown, S OBP: 0.295, SLG: 0.295 Mike Fetters, R OBP: 0.295, SLG: 0.295 (1, 1)										2	0	0	0	0	2	0							
<b>Inning Stats</b>	R: 3 E: 0 K: 1 S: 17	H: 3 LOB: 0 BB: 0 P: 20	R: 0 E: 0 K: 1 S: 7	H: 0 LOB: 0 BB: 0 P: 12	R: 0 E: 0 K: 2 S: 9	H: 0 LOB: 0 BB: 0 P: 14	R: 0 E: 0 K: 0 S: 8	H: 1 LOB: 1 BB: 0 P: 9	R: 0 E: 0 K: 2 S: 10	H: 0 LOB: 0 BB: 0 P: 12	R: 0 E: 0 K: 1 S: 9	H: 1 LOB: 1 BB: 0 P: 15	R: 0 E: 0 K: 1 S: 6	H: 0 LOB: 0 BB: 0 P: 6	R: 0 E: 0 K: 2 S: 11	H: 1 LOB: 1 BB: 0 P: 15	R: 0 E: 0 K: 1 S: 8	H: 0 LOB: 2 BB: 3 P: 21	1B: 5 2B: 0 3B: 0 HR: 1	SF: 0 SAC: 0 DP: 1 HBP: 0	WP: 1 PB: 0 SB: 0 CS: 0	PA: 35	
<b>PITCHER</b>	IP WLS BF ERA WHIP	IP WLS BF ERA WHIP	IP WLS BF ERA WHIP	IP WLS BF ERA WHIP	IP WLS BF ERA WHIP	IP WLS BF ERA WHIP	IP WLS BF ERA WHIP	IP WLS BF ERA WHIP	IP WLS BF ERA WHIP	IP WLS BF ERA WHIP	IP WLS BF ERA WHIP	IP WLS BF ERA WHIP	IP WLS BF ERA WHIP	IP WLS BF ERA WHIP	IP WLS BF ERA WHIP	IP WLS BF ERA WHIP	IP WLS BF ERA WHIP	IP WLS BF ERA WHIP	IP WLS BF ERA WHIP	IP WLS BF ERA WHIP	IP WLS BF ERA WHIP	IP WLS BF ERA WHIP	IP WLS BF ERA WHIP
Curt Schilling, R ERA: 3.2 Byung-Hyun Kim, R ERA: 0.47	(1, 1)	(9, 1)																					

Pittsburgh Pirates @ Arizona Diamondbacks  
Bank One Ballpark, Phoenix, AZ  
Wed May 08, 2002, 9:35 PM EDT  
Att: 31,343 - Sunny - 85 F

AB 32  
R 3  
H 6  
RBI 3  
BB 3  
SO 10  
LOB 15

Batter	1	2	3	4	5	6	7	8	9	AB	R	H	RBI	BB	SO	LOB	BOTTOM					
Tony Womack, L OBP: 0.317, SLG: 0.346 (1, 6)										4	0	1	0	1	0	3						
Danny Bautista, R OBP: 0.408, SLG: 0.592 (1, 9)										4	1	2	1	0	1	1						
Luis Gonzalez, L OBP: 0.359, SLG: 0.476 (1, 7)										4	1	2	1	0	0	3						
Steve Finley, L OBP: 0.318, SLG: 0.526 (1, 8)										4	0	0	0	0	1	3						
Damian Miller, R OBP: 0.350, SLG: 0.571 (1, 2)										4	0	0	0	0	0	1						
Mark Grace, L OBP: 0.339, SLG: 0.410 (1, 3)										3	1	1	1	1	1	0						
Junior Spivey, R OBP: 0.410, SLG: 0.528 (1, 4)										4	0	3	0	0	1	1						
Craig Counsell, L OBP: 0.350, SLG: 0.397 (1, 5)										4	1	3	0	0	0	2						
Curt Schilling, R OBP: 0.273, SLG: 0.273 Byung-Hyun Kim, R ERA: 1.59										3	0	1	1	0	2	4						
<b>Inning Stats</b>	R: 0 E: 0 K: 0 S: 9	H: 1 LOB: 1 BB: 0 P: 14	R: 0 E: 0 K: 1 S: 13	H: 2 LOB: 2 BB: 0 P: 18	R: 0 E: 0 K: 2 S: 11	H: 1 LOB: 1 BB: 0 P: 15	R: 2 E: 0 K: 1 S: 11	H: 3 LOB: 1 BB: 1 P: 16	R: 1 E: 0 K: 0 S: 7	H: 2 LOB: 1 BB: 1 P: 14	R: 0 E: 0 K: 1 S: 8	H: 0 LOB: 0 BB: 0 P: 14	R: 0 E: 0 K: 1 S: 10	H: 2 LOB: 1 BB: 0 P: 16	R: 0 E: 0 K: 1 S: 8	H: 0 LOB: 0 BB: 0 P: 14	R: 0 E: 0 K: 1 S: 10	H: 2 LOB: 1 BB: 0 P: 16	1B: 10 2B: 2 3B: 1 HR: 0	SF: 0 SAC: 1 DP: 1 HBP: 0	WP: 0 PB: 0 SB: 0 CS: 1	PA: 37
<b>PITCHER</b>	IP WLS BF ERA WHIP	IP WLS BF ERA WHIP	IP WLS BF ERA WHIP	IP WLS BF ERA WHIP	IP WLS BF ERA WHIP	IP WLS BF ERA WHIP	IP WLS BF ERA WHIP	IP WLS BF ERA WHIP	IP WLS BF ERA WHIP	IP WLS BF ERA WHIP	IP WLS BF ERA WHIP	IP WLS BF ERA WHIP	IP WLS BF ERA WHIP	IP WLS BF ERA WHIP	IP WLS BF ERA WHIP	IP WLS BF ERA WHIP	IP WLS BF ERA WHIP	IP WLS BF ERA WHIP	IP WLS BF ERA WHIP	IP WLS BF ERA WHIP	IP WLS BF ERA WHIP	IP WLS BF ERA WHIP
Kip Wells, R ERA: 4.82 Joe Beimeel, L ERA: 2.55 Mike Lincoln, R ERA: 0.61 Scott Sauerbeck, L ERA: 2.57 Mike Fetters, R ERA: 1.59	(1, 1)	(6, 1)	(6, 1)	(6, 1)	(6, 1)	(8, 1)	(8, 1)	(1, 1)	(9, 1)													

Pittsburgh Pirates @ Arizona Diamondbacks  
Bank One Ballpark, Phoenix, AZ  
Wed May 08, 2002, 9:35 PM EDT  
Att: 31,343 - Sunny - 85 F

AB 34  
R 4  
H 13  
RBI 4  
BB 2  
SO 6  
LOB 18



Batter	1	2	3	4	5	6	7	8	9	AB	R	H	RBI	BB	SO	LOB	TOP				
Brian Hunter, R (1, 8) OBP: 0.286, SLG: 0.393	F9		G6-3		L8			K		4	0	0	0	0	1	1					
Craig Biggio, R (1, 4) OBP: 0.321, SLG: 0.390	L8		BB			K		P4		3	0	0	0	1	1	0					
5 Jeff Bagwell, R (1, 3) OBP: 0.411, SLG: 0.565	BB		G6-3			G5-3		K		3	0	0	0	1	1	2					
17 Lance Berkman, S (1, 7) OBP: 0.373, SLG: 0.620	G1-3				G5-3				G5-3	4	0	1	0	0	0	1					
Richard Hidalgo, R (1, 9) OBP: 0.307, SLG: 0.437		P6		G5-4-3			G6-3			3	0	0	0	1	0	1					
Morgan Ensberg, R (1, 5) OBP: 0.384, SLG: 0.443		G5-3					HR		K	4	1	2	1	0	1	1					
Brad Ausmus, R (1, 2) OBP: 0.287, SLG: 0.367		G4-3		G5-3			G6-3		L9	3	0	0	0	0	0	1					
Orlando Merced, S (9, PH) OBP: 0.359, SLG: 0.364										1	0	0	0	0	0	1					
Julio Lugo, R (1, 6) OBP: 0.386, SLG: 0.349			SH5-4							2	0	1	0	1	1	0					
Carlos Hernández, S (1, 1) OBP: 0.308, SLG: 0.250										1	0	0	0	0	0	0					
16 Jason Lane, R (7, PH) OBP: 0.359, SLG: 0.364			SH5-4							1	0	0	0	0	0	1					
Brandon Puffer, R (7, 1) OBP: 0.359, SLG: 0.364										0	0	0	0	0	0	0					
Nelson Cruz, R (7, 1) OBP: 0.359, SLG: 0.364										0	0	0	0	0	0	0					
<b>Inning Stats</b>	R: 0 H: 0 E: 0 K: 0 S: 8	H: 0 LOB: 1 BB: 1 P: 15	R: 0 H: 0 E: 0 K: 0 S: 8	H: 0 LOB: 0 BB: 0 P: 13	R: 0 H: 1 E: 0 K: 0 S: 11	H: 1 LOB: 2 BB: 1 P: 18	R: 0 H: 2 E: 0 K: 0 S: 10	H: 1 LOB: 1 BB: 0 P: 15	R: 0 H: 0 E: 0 K: 1 S: 10	H: 0 LOB: 0 BB: 0 P: 15	R: 1 H: 1 E: 0 K: 0 S: 7	H: 1 LOB: 1 BB: 1 P: 12	R: 0 H: 0 E: 0 K: 1 S: 7	H: 0 LOB: 0 BB: 0 P: 8	R: 0 H: 0 E: 0 K: 1 S: 9	H: 0 LOB: 1 BB: 1 P: 17	1B: 2 2B: 1 3B: 0 HR: 1	SF: 0 SAC: 1 DP: 1 HBP: 0	WP: 0 PB: 0 SB: 2 CS: 0	PA: 34	
<b>PITCHER</b>	IP WLS BF H R ER SO BB IBB HBP BLK WP HR S P ERA WHIP	IP WLS BF H R ER SO BB IBB HBP BLK WP HR S P ERA WHIP	IP WLS BF H R ER SO BB IBB HBP BLK WP HR S P ERA WHIP	IP WLS BF H R ER SO BB IBB HBP BLK WP HR S P ERA WHIP	IP WLS BF H R ER SO BB IBB HBP BLK WP HR S P ERA WHIP	IP WLS BF H R ER SO BB IBB HBP BLK WP HR S P ERA WHIP	IP WLS BF H R ER SO BB IBB HBP BLK WP HR S P ERA WHIP	IP WLS BF H R ER SO BB IBB HBP BLK WP HR S P ERA WHIP	IP WLS BF H R ER SO BB IBB HBP BLK WP HR S P ERA WHIP	IP WLS BF H R ER SO BB IBB HBP BLK WP HR S P ERA WHIP	IP WLS BF H R ER SO BB IBB HBP BLK WP HR S P ERA WHIP	IP WLS BF H R ER SO BB IBB HBP BLK WP HR S P ERA WHIP	IP WLS BF H R ER SO BB IBB HBP BLK WP HR S P ERA WHIP	IP WLS BF H R ER SO BB IBB HBP BLK WP HR S P ERA WHIP	IP WLS BF H R ER SO BB IBB HBP BLK WP HR S P ERA WHIP	IP WLS BF H R ER SO BB IBB HBP BLK WP HR S P ERA WHIP	IP WLS BF H R ER SO BB IBB HBP BLK WP HR S P ERA WHIP	IP WLS BF H R ER SO BB IBB HBP BLK WP HR S P ERA WHIP	IP WLS BF H R ER SO BB IBB HBP BLK WP HR S P ERA WHIP	IP WLS BF H R ER SO BB IBB HBP BLK WP HR S P ERA WHIP	IP WLS BF H R ER SO BB IBB HBP BLK WP HR S P ERA WHIP

Houston Astros @ Pittsburgh Pirates  
PNC Park, Pittsburgh, PA  
Fri May 10 2002, 7:05 PM EDT  
Att: 19,197 - Sunny - 58 F

AB	29
R	1
H	4
RBI	1
BB	4
SO	5
LOB	9



Batter	1	2	3	4	5	6	7	8	9	AB	R	H	RBI	BB	SO	LOB	BOTTOM				
Adrian Brown, S (1, 8) OBP: 0.306, SLG: 0.312	G5-3		G6-3							4	0	2	1	0	0	0					
Pokey Reese, R (1, 4) OBP: 0.303, SLG: 0.311	F9		L4							4	0	0	0	0	0	2					
Brian Giles, L (1, 7) OBP: 0.384, SLG: 0.531	F7									3	1	0	0	1	0	0					
Craig Wilson, R (1, 9) OBP: 0.333, SLG: 0.361										3	1	1	0	0	0	1					
Brian Boehringer, S (8, PH) OBP: 0.333, SLG: 0.323										1	0	0	0	0	0	0					
Mike Fetters, R (9, 1) ERA: 1.46										0	0	0	0	0	0	0					
Kevin Young, R (1, 3) OBP: 0.300, SLG: 0.353										3	1	2	2	1	0	0					
18 Jason Kendall, R (1, 2) OBP: 0.360, SLG: 0.357										3	1	2	1	1	0	1					
Keith Osik, R (1, 5) OBP: 0.212, SLG: 0.258										3	0	0	0	0	0	4					
2 Jack Wilson, R (1, 6) OBP: 0.255, SLG: 0.242										3	0	0	0	0	0	1					
Jimmy Anderson, L (1, 1) ERA: 3.35										2	0	0	0	0	1	0					
Rob Mackowiak, L (7, PH) OBP: 0.266, SLG: 0.444										1	1	1	1	0	0	0					
<b>Inning Stats</b>	R: 0 H: 0 E: 0 K: 0 S: 6	H: 2 LOB: 0 BB: 1 P: 11	R: 2 H: 2 E: 0 K: 0 S: 8	H: 2 LOB: 0 BB: 1 P: 16	R: 0 H: 0 E: 0 K: 0 S: 8	H: 0 LOB: 0 BB: 0 P: 12	R: 1 H: 1 E: 0 K: 0 S: 12	H: 1 LOB: 1 BB: 1 P: 22	R: 0 H: 1 E: 0 K: 1 S: 9	H: 1 LOB: 1 BB: 0 P: 13	R: 0 H: 0 E: 0 K: 0 S: 9	H: 0 LOB: 0 BB: 0 P: 13	R: 2 H: 3 E: 0 K: 0 S: 16	H: 3 LOB: 1 BB: 0 P: 23	R: 0 H: 1 E: 0 K: 0 S: 8	H: 1 LOB: 2 BB: 1 P: 15	1B: 5 2B: 2 3B: 0 HR: 1	SF: 0 SAC: 1 DP: 1 HBP: 0	WP: 0 PB: 0 SB: 1 CS: 0	PA: 34	
<b>PITCHER</b>	IP WLS BF H R ER SO BB IBB HBP BLK WP HR S P ERA WHIP	IP WLS BF H R ER SO BB IBB HBP BLK WP HR S P ERA WHIP	IP WLS BF H R ER SO BB IBB HBP BLK WP HR S P ERA WHIP	IP WLS BF H R ER SO BB IBB HBP BLK WP HR S P ERA WHIP	IP WLS BF H R ER SO BB IBB HBP BLK WP HR S P ERA WHIP	IP WLS BF H R ER SO BB IBB HBP BLK WP HR S P ERA WHIP	IP WLS BF H R ER SO BB IBB HBP BLK WP HR S P ERA WHIP	IP WLS BF H R ER SO BB IBB HBP BLK WP HR S P ERA WHIP	IP WLS BF H R ER SO BB IBB HBP BLK WP HR S P ERA WHIP	IP WLS BF H R ER SO BB IBB HBP BLK WP HR S P ERA WHIP	IP WLS BF H R ER SO BB IBB HBP BLK WP HR S P ERA WHIP	IP WLS BF H R ER SO BB IBB HBP BLK WP HR S P ERA WHIP	IP WLS BF H R ER SO BB IBB HBP BLK WP HR S P ERA WHIP	IP WLS BF H R ER SO BB IBB HBP BLK WP HR S P ERA WHIP	IP WLS BF H R ER SO BB IBB HBP BLK WP HR S P ERA WHIP	IP WLS BF H R ER SO BB IBB HBP BLK WP HR S P ERA WHIP	IP WLS BF H R ER SO BB IBB HBP BLK WP HR S P ERA WHIP	IP WLS BF H R ER SO BB IBB HBP BLK WP HR S P ERA WHIP	IP WLS BF H R ER SO BB IBB HBP BLK WP HR S P ERA WHIP	IP WLS BF H R ER SO BB IBB HBP BLK WP HR S P ERA WHIP	IP WLS BF H R ER SO BB IBB HBP BLK WP HR S P ERA WHIP

Houston Astros @ Pittsburgh Pirates  
PNC Park, Pittsburgh, PA  
Fri May 10 2002, 7:05 PM EDT  
Att: 19,197 - Sunny - 58 F

AB	30
R	5
H	8
RBI	5
BB	3
SO	1
LOB	9





Batter	1	2	3	4	5	6	7	8	9	AB	R	H	RBI	BB	SO	LOB	TOP								
<b>Craig Biggio, R</b> (1, 4) OBP: 0.319, SLG: 0.381	G6-3		F8			HBP		F9		3	1	0	0	0	0	0									
<b>Jose Vizcaino, S</b> (1, 6) OBP: 0.255, SLG: 0.294	K			G1-3		G6-4-3		1B	FC4	4	0	2	0	0	1	0									
<b>5 Jeff Bagwell, R</b> (1, 3) OBP: 0.300, SLG: 0.546	K			F8		G6-4-3		F9	F9	4	0	0	0	0	1	2									
<b>17 Lance Berkman, S</b> (1, 8) OBP: 0.370, SLG: 0.632		G4-3			HR	F7		FC4	FC4	4	1	1	1	0	0	1									
<b>Daryle Ward, L</b> (1, 7) OBP: 0.339, SLG: 0.463		1B			K				G4-3	4	0	1	0	0	2	1									
<b>Morgan Ensberg, R</b> (1, 5) OBP: 0.353, SLG: 0.429		K			G5-3					3	0	0	0	0	2	1									
<b>16 Jason Lane, R</b> (1, 9)				G1-4-3		F9			G5-3	3	0	0	0	0	0	1									
<b>Brad Ausmus, R</b> (1, 2) OBP: 0.288, SLG: 0.366				G5-3		1B			K	3	0	1	0	0	1	0									
<b>44 Roy Oswalt, R</b> (1, 1) OBP: 0.200, SLG: 0.167				F8		F8			F8	2	0	0	0	0	0	1									
<b>Orlando Merced, S</b> (8, PH) OBP: 0.350, SLG: 0.353										1	0	0	0	0	0	0									
<b>Ricky Stone, R</b> (8, 1)										0	0	0	0	0	0	0									
<b>Inning Stats</b>	R: 0 E: 0 K: 2 S: 8	H: 0 LOB: 0 BB: 0 P: 12	R: 0 E: 0 K: 1 S: 9	H: 1 LOB: 1 BB: 0 P: 15	R: 0 E: 0 K: 0 S: 10	H: 0 LOB: 0 BB: 0 P: 11	R: 1 E: 0 K: 1 S: 12	H: 1 LOB: 0 BB: 0 P: 19	R: 0 E: 0 K: 0 S: 12	H: 1 LOB: 1 BB: 0 P: 16	R: 1 E: 0 K: 0 S: 9	H: 1 LOB: 0 BB: 0 P: 16	R: 0 E: 0 K: 2 S: 7	H: 0 LOB: 0 BB: 0 P: 12	R: 0 E: 0 K: 1 S: 6	H: 0 LOB: 0 BB: 0 P: 6	R: 0 E: 0 K: 0 S: 11	H: 1 LOB: 1 BB: 0 P: 20	1B: 4 2B: 0 3B: 0 HR: 1	SF: 0 SAC: 0 DP: 1 HBP: 1	WP: 1 PB: 0 SB: 0 CS: 0	PA: 32			
<b>PITCHER</b>	IP	WLS	BF	H	R	ER	SO	BB	IBB	HBP	BLK	WP	HR	S	P	ERA	WHIP								
<b>Josh Fogg, R</b> (1, 1) ERA: 2.47	7.0	W	25	4	2	2	6	0	0	1	0	0	1	67	101	2.57	0.571								
<b>Brian Boehringer, R</b> (8, 1) ERA: 1.83	1.0	H	3	0	0	0	1	0	0	0	0	0	0	6	6	0.00	0.000								
<b>Mike Williams, R</b> (9, 1) ERA: 0.64	1.0	S	4	1	0	0	0	0	0	0	0	1	0	11	20	0.00	1.000								

Houston Astros @ Pittsburgh Pirates  
PNC Park, Pittsburgh, PA  
Sat May 11 2002, 7:05 PM EDT  
Att: 35,834 - Overcast - 61 F

AB	31
R	2
H	5
RBI	1
BB	0
SO	7
LOB	7



Batter	1	2	3	4	5	6	7	8	9	AB	R	H	RBI	BB	SO	LOB	BOTTOM								
<b>Adrian Brown, S</b> (1, 8) OBP: 0.297, SLG: 0.301	G6-3		G1-3		G3		P6			4	0	0	0	0	0	0									
<b>Pokey Reese, R</b> (1, 4) OBP: 0.288, SLG: 0.292	F9		F9			F8		G4-3		4	0	0	0	0	0	0									
<b>Brian Giles, L</b> (1, 7) OBP: 0.379, SLG: 0.515	F9		F9			1B	BB	G4-3		3	1	0	0	1	0	0									
<b>Armando Rios, L</b> (1, 9) OBP: 0.340, SLG: 0.323		F7		G4-3		1B		S		3	0	1	0	1	0	0									
<b>Chad Hermansen, R</b> (8, PR) (9, 9)						1B		BB		0	0	0	0	0	0	0									
<b>Kevin Young, R</b> (1, 3) OBP: 0.317, SLG: 0.356		BB		K		1B		BB		2	1	1	1	2	1	0									
<b>18 Jason Kendall, R</b> (1, 2) OBP: 0.397, SLG: 0.353		BB				1B		BB		4	0	1	0	0	0	5									
<b>Rob Mackowiak, L</b> (1, 5) OBP: 0.268, SLG: 0.452		2B		F8						3	2	1	1	0	0	1									
<b>2 Jack Wilson, R</b> (1, 6) OBP: 0.260, SLG: 0.258		2B								2	0	1	1	0	0	0									
<b>Josh Fogg, R</b> (1, 1) OBP: 0.077, SLG: 0.077										2	0	0	0	0	1	1									
<b>Aramis Ramirez, R</b> (7, PH) OBP: 0.377, SLG: 0.490										0	0	0	1	0	0	0									
<b>Brian Boehringer, S</b> (8, 1)										0	0	0	0	0	0	0									
<b>Mike Williams, R</b> (9, 1)										0	0	0	0	0	0	0									
<b>Inning Stats</b>	R: 0 E: 0 K: 0 S: 4	H: 2 LOB: 0 BB: 1 P: 4	R: 2 E: 0 K: 0 S: 14	H: 2 LOB: 1 BB: 1 P: 23	R: 0 E: 0 K: 0 S: 6	H: 0 LOB: 0 BB: 0 P: 8	R: 0 E: 0 K: 1 S: 8	H: 1 LOB: 1 BB: 0 P: 11	R: 0 E: 0 K: 1 S: 13	H: 0 LOB: 0 BB: 0 P: 14	R: 1 E: 0 K: 0 S: 11	H: 2 LOB: 1 BB: 1 P: 18	R: 1 E: 1 K: 0 S: 8	H: 0 LOB: 0 BB: 0 P: 11	R: 0 E: 0 K: 0 S: 10	H: 0 LOB: 2 BB: 2 P: 24	1B: 3 2B: 2 3B: 0 HR: 0	SF: 1 SAC: 1 DP: 1 HBP: 0	WP: 0 PB: 0 SB: 1 CS: 0	PA: 33					
<b>PITCHER</b>	IP	WLS	BF	H	R	ER	SO	BB	IBB	HBP	BLK	WP	HR	S	P	ERA	WHIP								
<b>44 Roy Oswalt, R</b> (1, 1) ERA: 2.5	7.0	L	28	5	4	3	2	2	0	0	0	0	0	64	89	3.86	1.000								
<b>Ricky Stone, R</b> (8, 1) ERA: 3.1	1.0		5	0	0	0	0	2	0	0	0	0	0	10	24	0.00	2.000								

Houston Astros @ Pittsburgh Pirates  
PNC Park, Pittsburgh, PA  
Sat May 11 2002, 7:05 PM EDT  
Att: 35,834 - Overcast - 61 F

AB	27
R	4
H	5
RBI	4
BB	4
SO	2
LOB	7





Batter	1	2	3	4	5	6	7	8	9	AB	R	H	RBI	BB	SO	LOB	TOP																		
Brian Hunter, R (1,8) OBP: 0.273, SLG: 0.364	B1-3	L7-2			G6-3		1B 17 BB		L8	5	1	1	0	0	0	3	<b>Houston Astros @ Pittsburgh Pirates</b> PNC Park, Pittsburgh, PA Sun May 12 2002, 1:35 PM EDT Att: 20,202 - Overcast - 72 F																		
Jose Vizcaino, S (1,4) OBP: 0.268, SLG: 0.304	K		F9		F8		1B 17 BB 5 BB		1B 5 BB	5	1	2	0	0	1	0																			
5 Jeff Bagwell, R (1,3) OBP: 0.319, SLG: 0.587	17 FC4-6 BB			HR		BB G5-2-3	1B 17 BB E		17 G6-4-3 BB	2	2	2	1	3	0	0																			
17 Lance Berkman, S (1,7) OBP: 0.371, SLG: 0.618	FC4-6		F8			IBB G5-2-3 BB	BB E		G6-4-3	3	0	0	1	2	0	3																			
Richard Hidalgo, R (1,9) OBP: 0.319, SLG: 0.445		1B 2B				BB G5-2-3 SAFE	BB 1-3 2-H 3-H 4-2			2	1	1	0	2	1	0																			
Morgan Ensberg, R (1,5) OBP: 0.348, SLG: 0.421		BB 1B L7-2			G5-3		G5-2-3		G6-3	4	0	1	1	0	0	5																			
Octavio Dotel, R (7,1)										0	0	0	0	0	0	0																			
Billy Wagner, L (9,1)										0	0	0	0	0	0	0																			
Brad Ausmus, R (1,2) OBP: 0.287, SLG: 0.362		BB 1B			K				F7	4	0	1	0	0	2	2																			
Julio Lugo, R (1,6) OBP: 0.376, SLG: 0.333		BB			K				K	3	0	0	0	1	2	0																			
Shane Reynolds, R (1,1) OBP: 0.071, SLG: 0.143		BB							P3																										
Daryle Ward, L (7,PH) OBP: 0.336, SLG: 0.459									G3	1	0	0	0	0	0	0																			
Geoff Blum, S (7,5) OBP: 0.333, SLG: 0.333									K	1	0	0	0	0	0	0																			
Inning Stats	R: 0 E: 0 K: 1 S: 11	H: 0 LOB: 1 BB: 1 P: 18	R: 1 E: 0 K: 1 S: 12	H: 3 LOB: 2 BB: 1 P: 17	R: 1 E: 0 K: 1 S: 12	H: 1 LOB: 0 BB: 0 P: 17	R: 0 E: 0 K: 2 S: 11	H: 0 LOB: 0 BB: 0 P: 16	R: 0 E: 0 K: 1 S: 10	H: 0 LOB: 0 BB: 0 P: 12	R: 0 E: 0 K: 1 S: 8	H: 1 LOB: 2 BB: 2 P: 22	R: 3 E: 1 K: 0 S: 24	H: 2 LOB: 2 BB: 3 P: 39	R: 0 E: 0 K: 2 S: 12	H: 0 LOB: 0 BB: 0 P: 19	R: 0 E: 0 K: 0 S: 6	H: 1 LOB: 1 BB: 1 P: 12	1B: 5 2B: 3 3B: 0 HR: 1	SF: 0 SAC: 0 DP: 3 HBP: 0	WP: 0 PB: 0 SB: 0 CS: 0	PA: 40													
PITCHER	IP	WLS	BF	H	R	ER	SO	BB	IBB	HBP	BLK	WP	HR	S	P	ERA	WHIP	PITCHER	IP	WLS	BF	H	R	ER	SO	BB	IBB	HBP	BLK	WP	HR	S	P	ERA	WHIP
Dave Williams, L (1,1) ERA: 5.46	3.0	L	14	4	2	2	3	2	0	0	0	0	1	35	52	6.00	2.000	Scott Sauerbeck, L (9,1) ERA: 2.4	1.0		4	1	0	0	0	1	0	0	0	0	6	12	0.00	2.000	
Mike Lincoln, R (4,1) ERA: 0.54	2.0		6	0	0	0	3	0	0	0	0	0	0	21	28	0.00	0.000																		
Sean Lowe, R (6,1) ERA: 7.92	1.2		10	3	3	2	1	2	1	0	0	0	0	26	47	10.80	3.000																		
Joe Beimel, L (7,1) ERA: 2.25	0.0		1	0	0	0	0	1	0	0	0	0	0	2	6	∞	∞																		
Mike Fetters, R (7,1) ERA: 1.32	1.1		5	0	0	0	2	1	0	0	0	0	0	16	27	0.00	0.750																		

AB	32
R	5
H	8
RBI	3
BB	8
SO	9
LOB	16



Batter	1	2	3	4	5	6	7	8	9	AB	R	H	RBI	BB	SO	LOB	BOTTOM																		
Chad Hermansen, R (1,8) OBP: 0.600, SLG: 0.333	F8 S 1B		P4							3	0	1	0	2	1	2	<b>Houston Astros @ Pittsburgh Pirates</b> PNC Park, Pittsburgh, PA Sun May 12 2002, 1:35 PM EDT Att: 20,202 - Overcast - 72 F																		
Pokey Reese, R (1,4) OBP: 0.297, SLG: 0.271	K		G5-3		G5-3				P3	5	0	0	0	0	1	5																			
Brian Giles, L (1,7) OBP: 0.375, SLG: 0.500	F8			G4-3 BB		G3-1			P6	3	0	0	0	1	0	1																			
Armando Rios, L (1,9) OBP: 0.336, SLG: 0.330	G3			G4-3		L9			F8	4	0	1	0	0	0	2																			
Craig Wilson, R (1,3) OBP: 0.333, SLG: 0.359										3	0	1	0	0	1	1																			
Scott Sauerbeck, R (9,1)										0	0	0	0	0	0	0																			
18 Jason Kendall, R (1,2) OBP: 0.361, SLG: 0.346	FC1-4 FC5-4			F9					BB WP BB	2	0	0	0	2	0	2																			
Rob Mackowiak, L (1,5) OBP: 0.277, SLG: 0.448		L9							BB BB	3	0	1	0	1	0	1																			
2 Jack Wilson, R (1,6) OBP: 0.250, SLG: 0.247		FC5-4			E5 G1-3 S				K	4	1	0	0	0	2	5																			
Dave Williams, L (1,1) OBP: 0.182, SLG: 0.455										1	0	0	0	0	0	0																			
Mike Lincoln, R (4,1) OBP: 0.296, SLG: 0.298										0	0	0	0	0	0	0																			
Adrian Brown, S (5,PH) OBP: 0.191, SLG: 0.197										1	0	0	0	0	0	1																			
Sean Lowe, R (6,1) ERA: 7.92										0	0	0	0	0	0	0																			
Joe Beimel, L (7,1) ERA: 2.25										0	0	0	0	0	0	0																			
Mike Fetters, R (7,1) ERA: 1.32										0	0	0	0	0	0	0																			
Kevin Young, R (7,3) OBP: 0.317, SLG: 0.348										2	0	0	0	0	2	4																			
Aramis Ramirez, R (8,PH) OBP: 0.390, SLG: 0.280										1	0	0	0	0	0	1																			
Inning Stats	R: 0 E: 0 K: 1 S: 10	H: 1 LOB: 1 BB: 0 P: 17	R: 0 E: 0 K: 0 S: 9	H: 1 LOB: 1 BB: 0 P: 14	R: 0 E: 0 K: 0 S: 8	H: 0 LOB: 0 BB: 0 P: 11	R: 0 E: 0 K: 1 S: 11	H: 0 LOB: 1 BB: 1 P: 18	R: 1 E: 1 K: 0 S: 13	H: 0 LOB: 1 BB: 1 P: 21	R: 0 E: 0 K: 0 S: 7	H: 0 LOB: 0 BB: 0 P: 13	R: 0 E: 0 K: 3 S: 14	H: 1 LOB: 2 BB: 1 P: 20	R: 0 E: 0 K: 0 S: 7	H: 1 LOB: 1 BB: 0 P: 12	R: 0 E: 0 K: 2 S: 21	H: 0 LOB: 3 BB: 3 P: 39	1B: 3 2B: 1 3B: 0 HR: 0	SF: 0 SAC: 0 DP: 0 HBP: 0	WP: 1 PB: 0 SB: 3 CS: 0	PA: 38													
PITCHER	IP	WLS	BF	H	R	ER	SO	BB	IBB	HBP	BLK	WP	HR	S	P	ERA	WHIP	PITCHER	IP	WLS	BF	H	R	ER	SO	BB	IBB	HBP	BLK	WP	HR	S	P	ERA	WHIP
Shane Reynolds, R (1,1) ERA: 4.14	6.0	W	23	2	1	0	2	2	0	0	0	0	0	58	94	0.00	0.667																		
Octavio Dotel, R (7,1) ERA: 3.6	2.0		9	2	0	0	3	1	0	0	0	0	0	21	32	0.00	1.500																		
Billy Wagner, L (9,1) ERA: 3.38	1.0		6	0	0	0	2	3	0	0	0	1	0	21	39	0.00	3.000																		

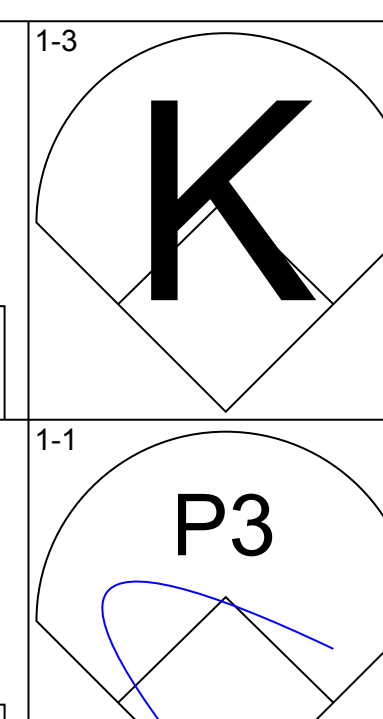
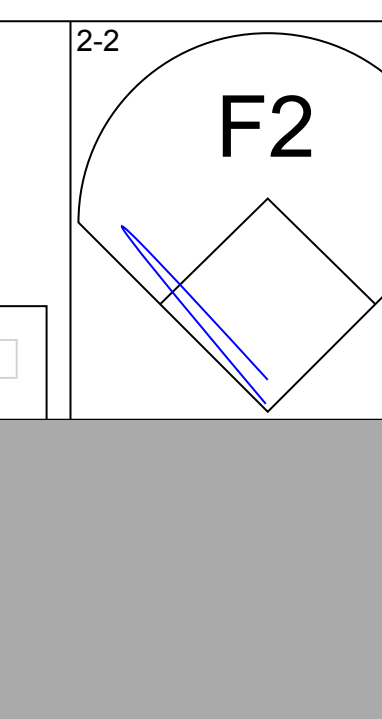
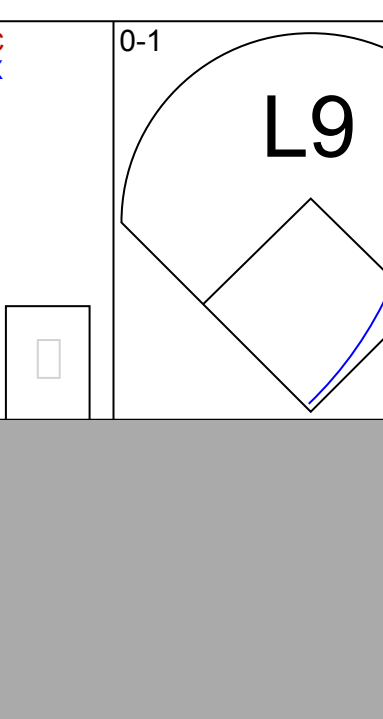
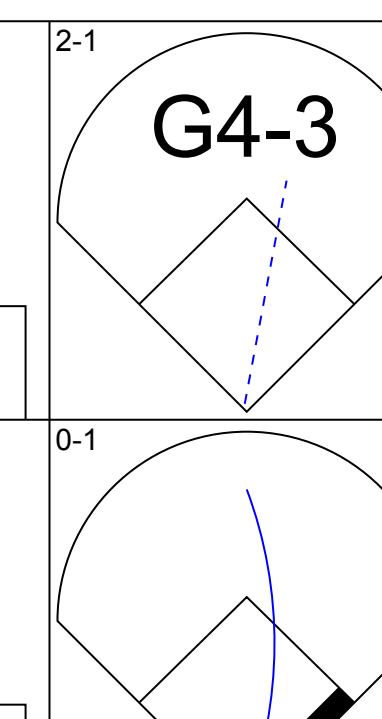
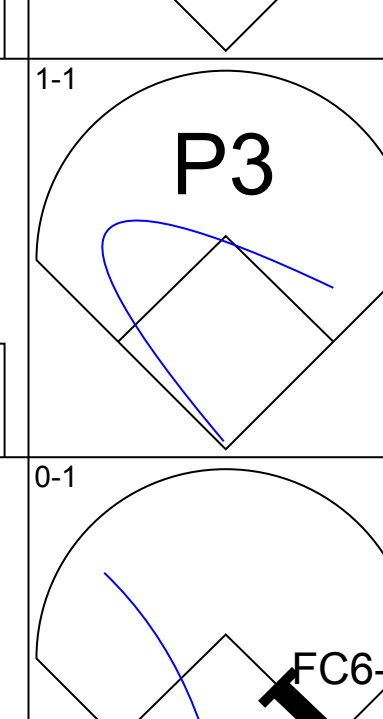
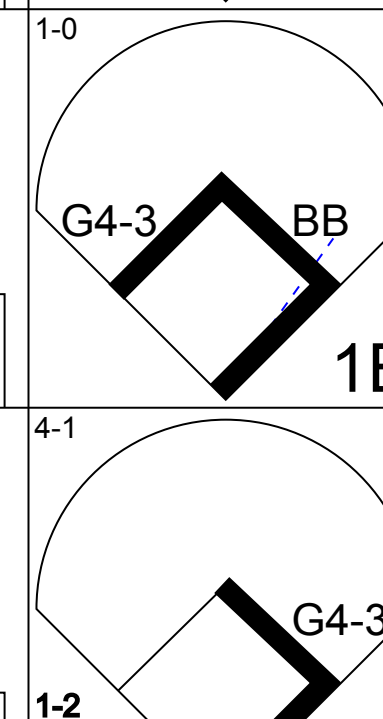
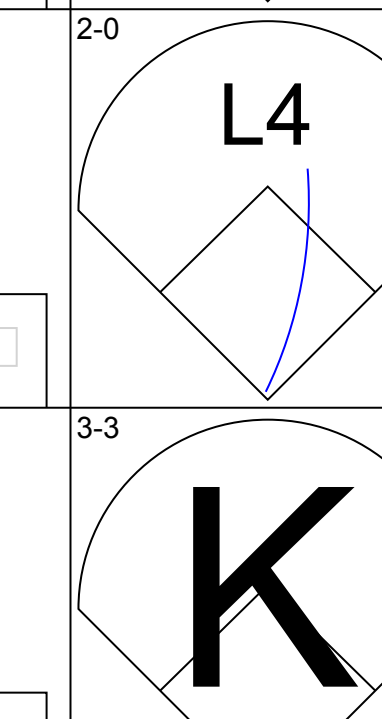
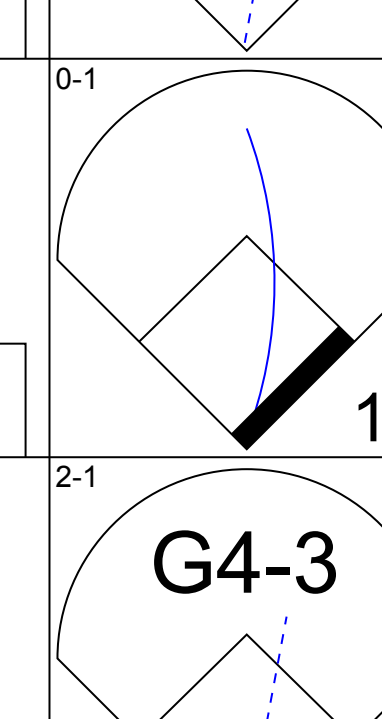
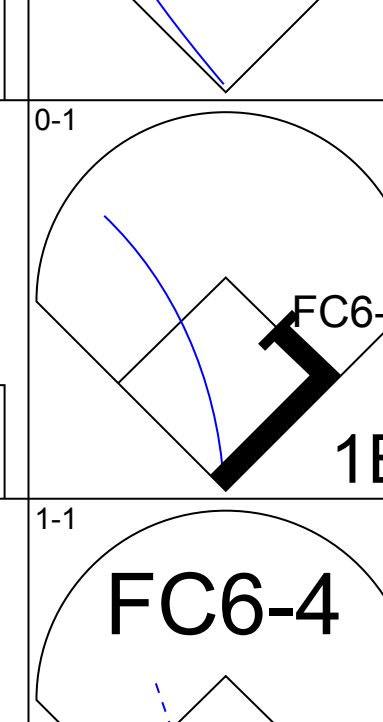
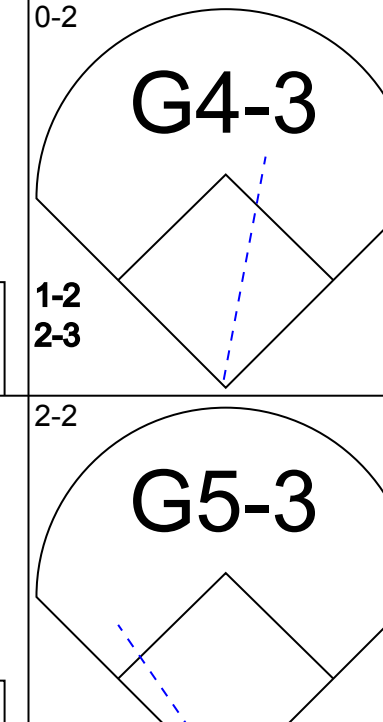

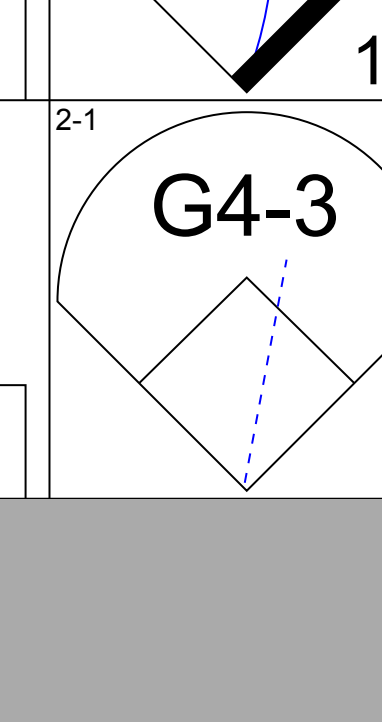
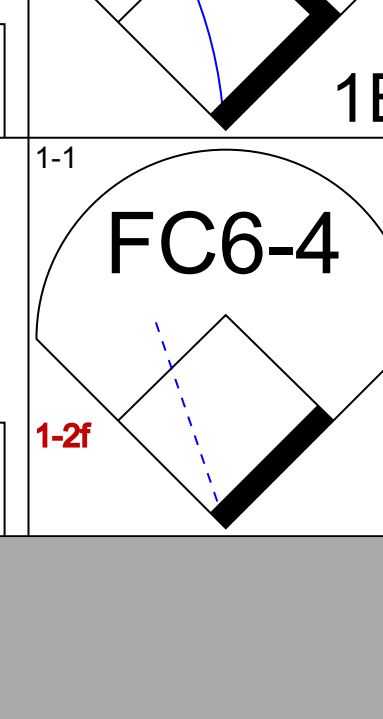


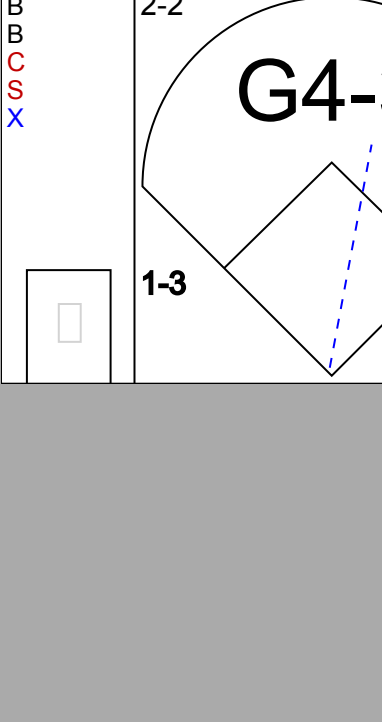
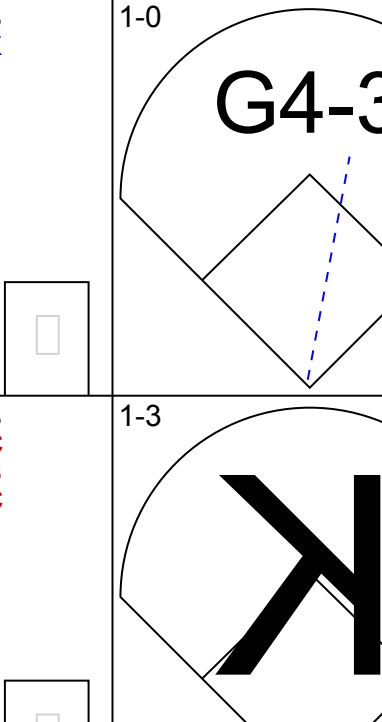
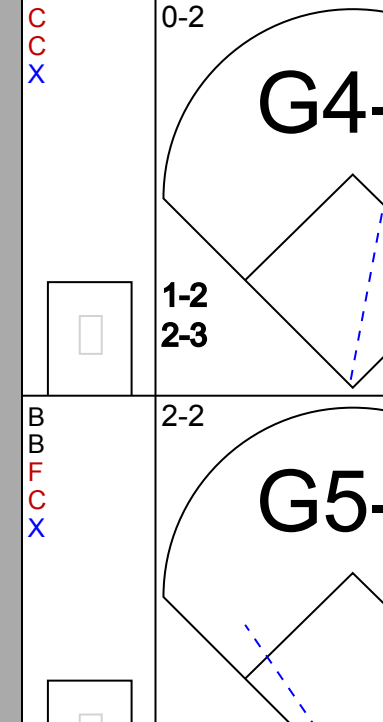
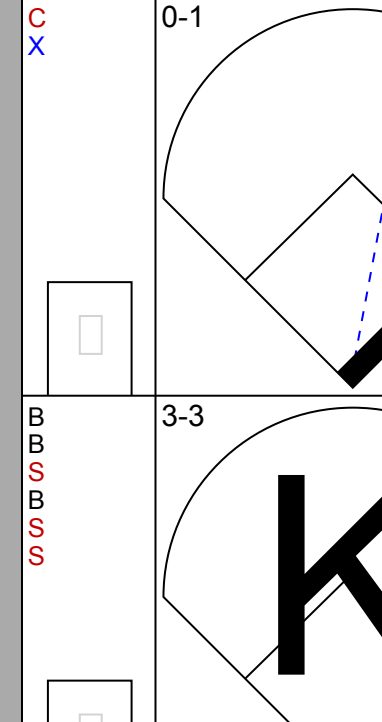
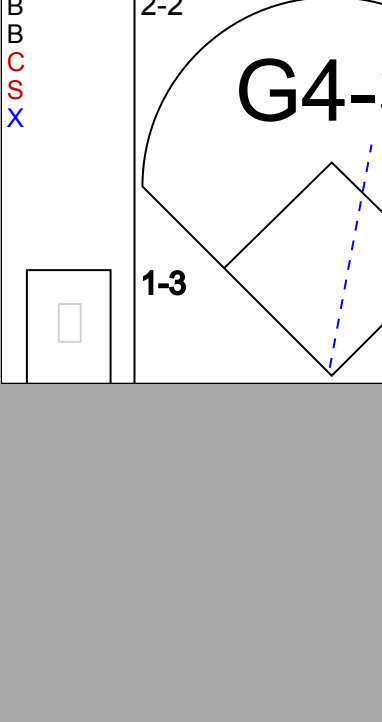
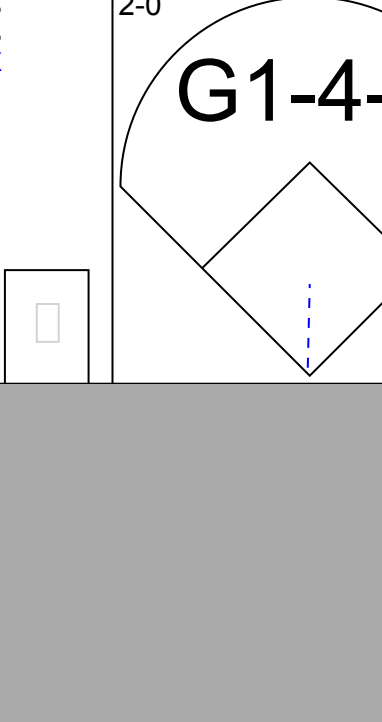

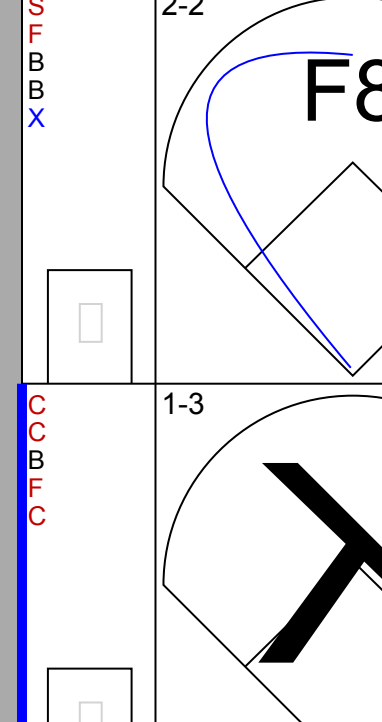
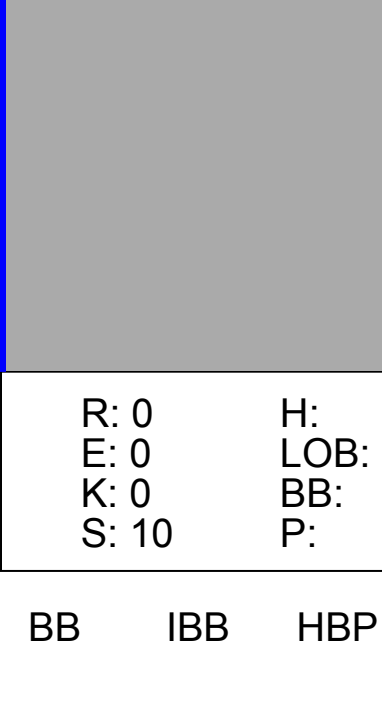
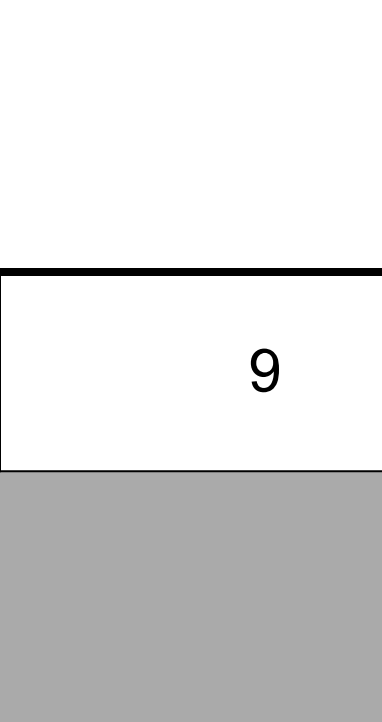
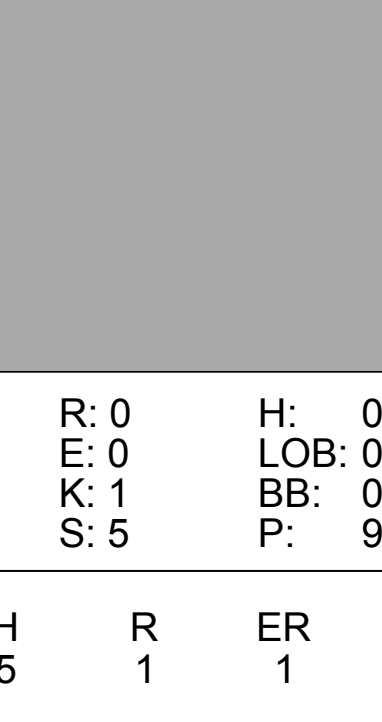
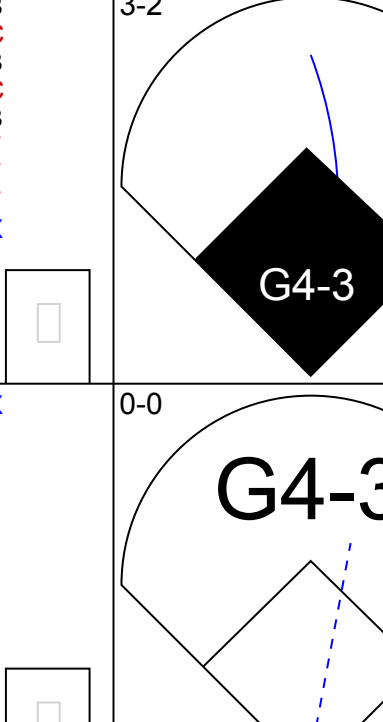

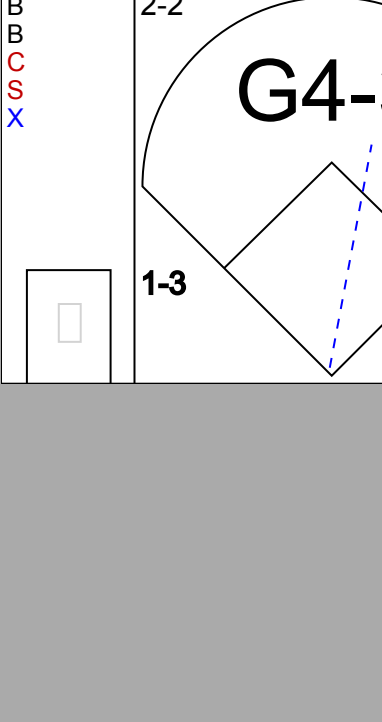
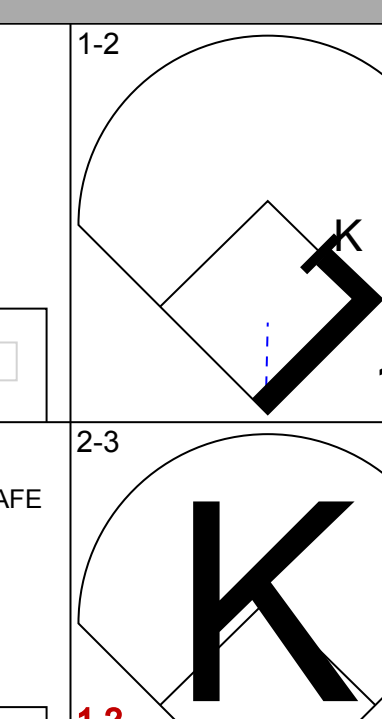
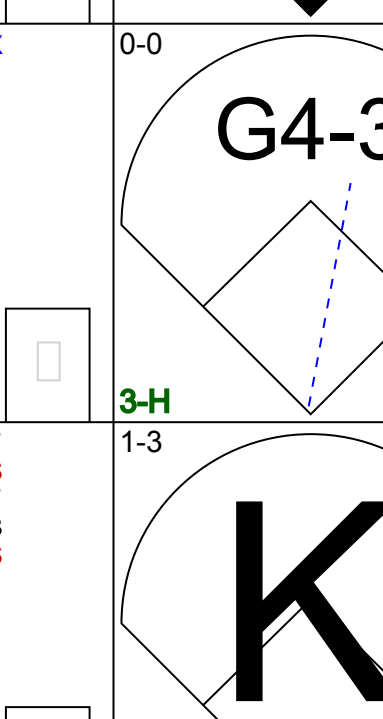
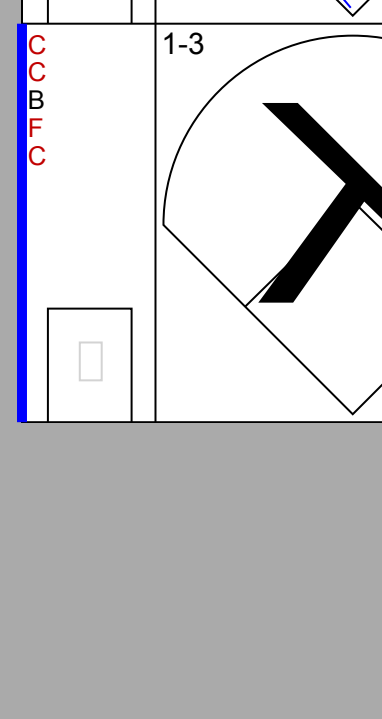
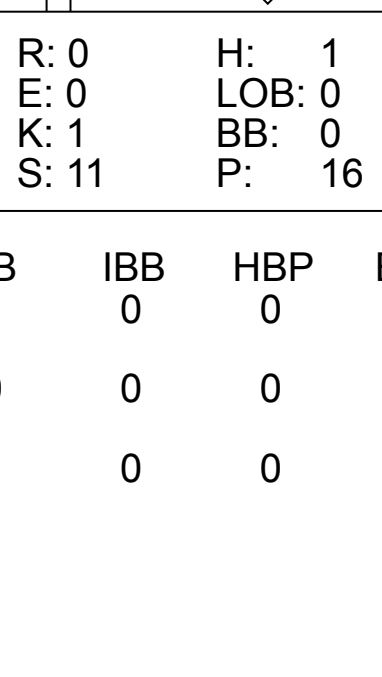
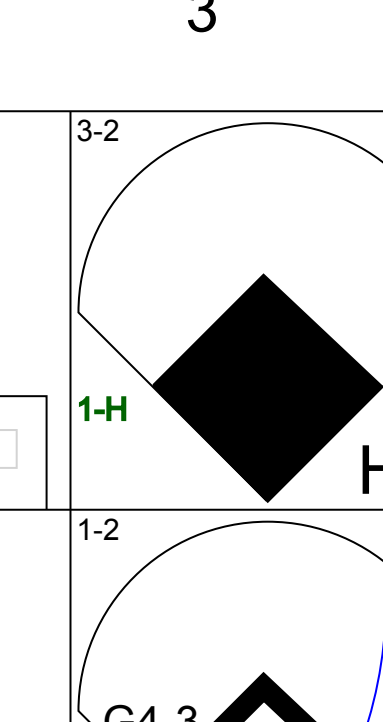
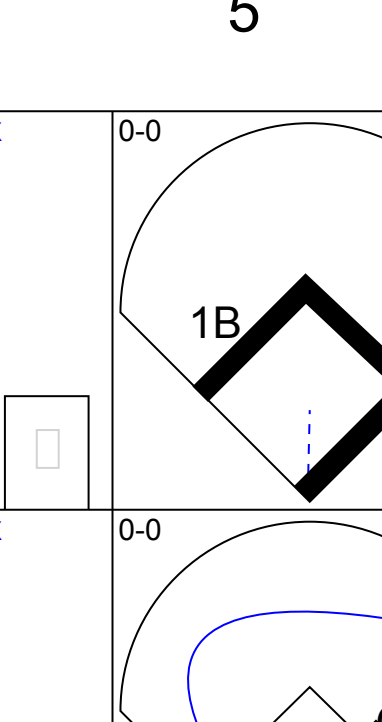
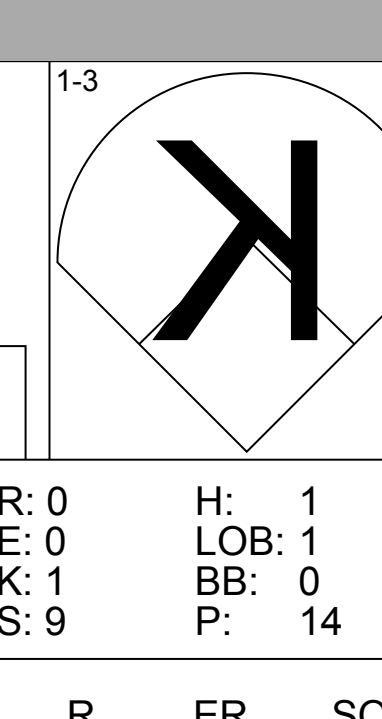
AB	32
R	1
H	4
RBI	0
BB	6
SO	7
LOB	25

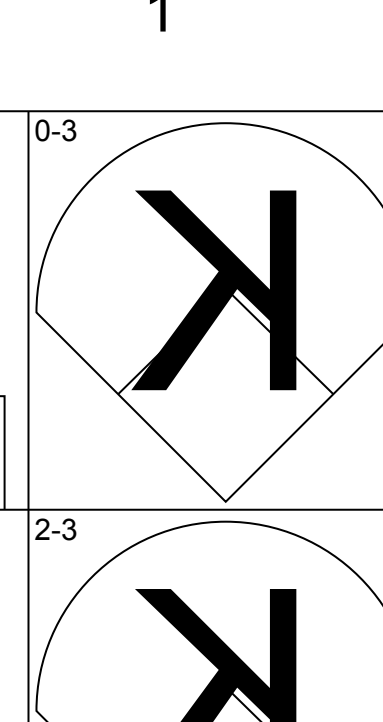
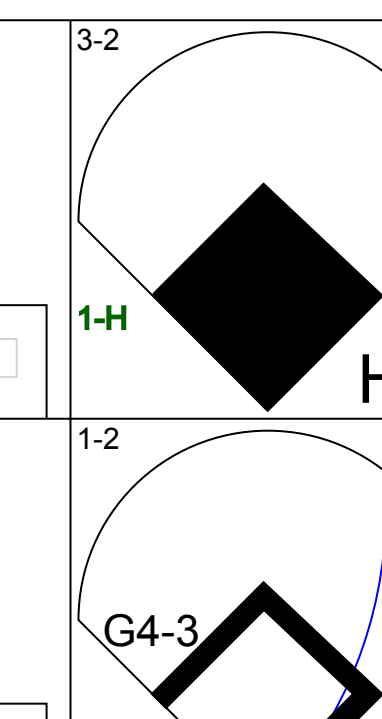
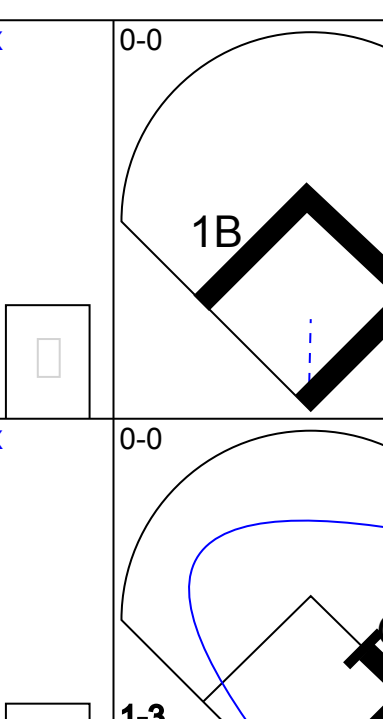
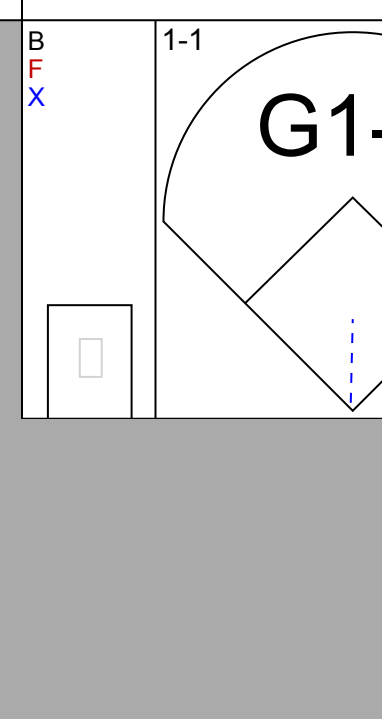
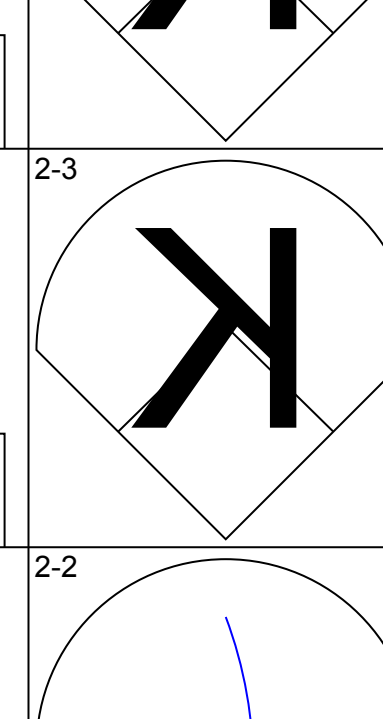
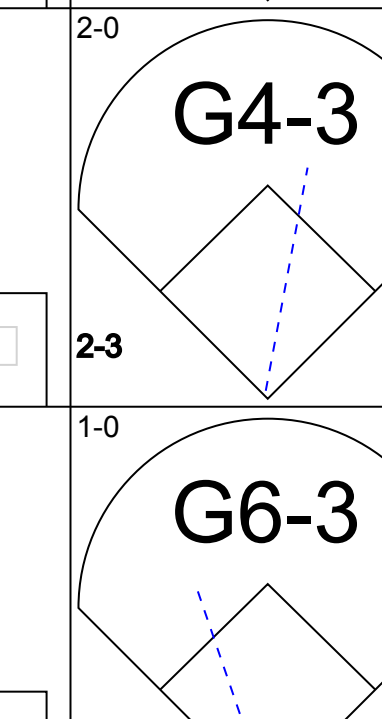
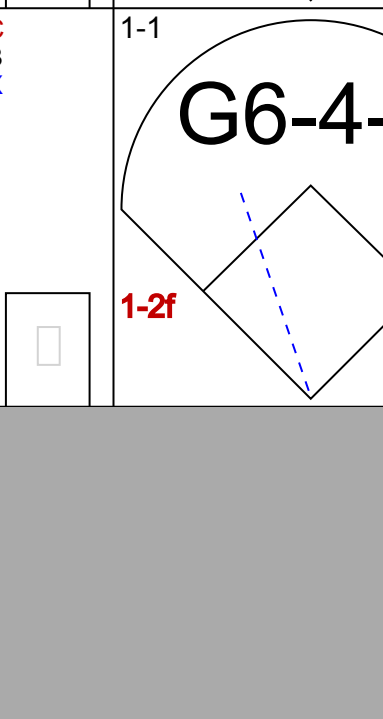

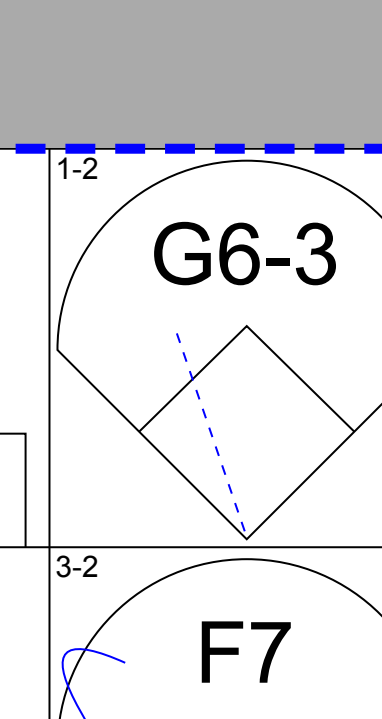
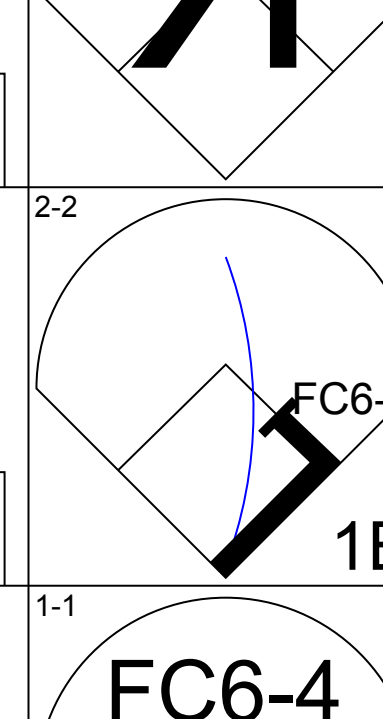



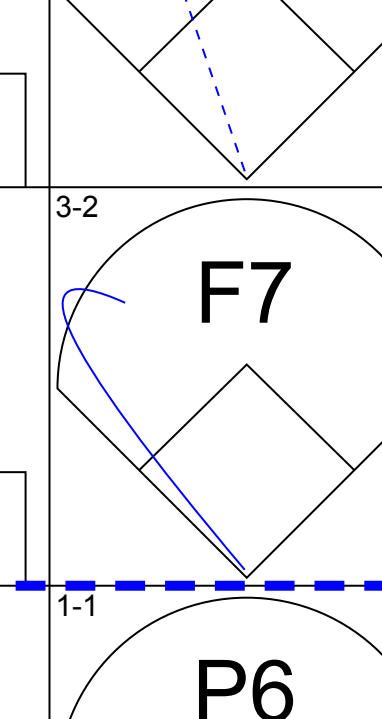
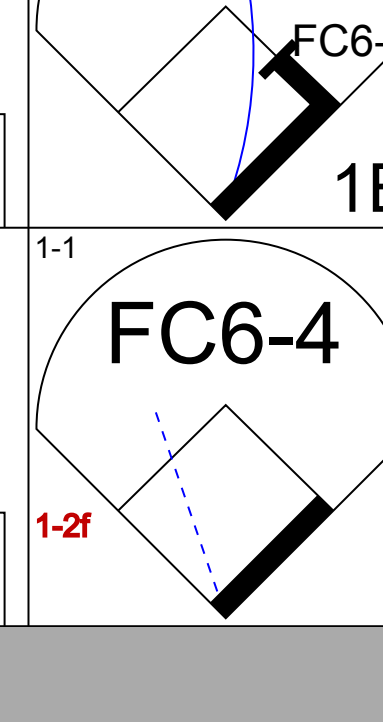
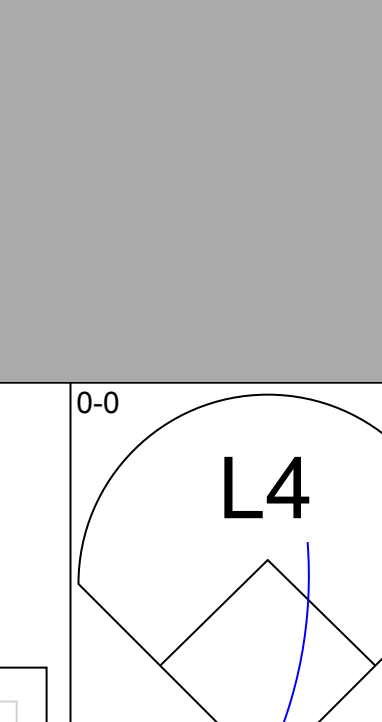
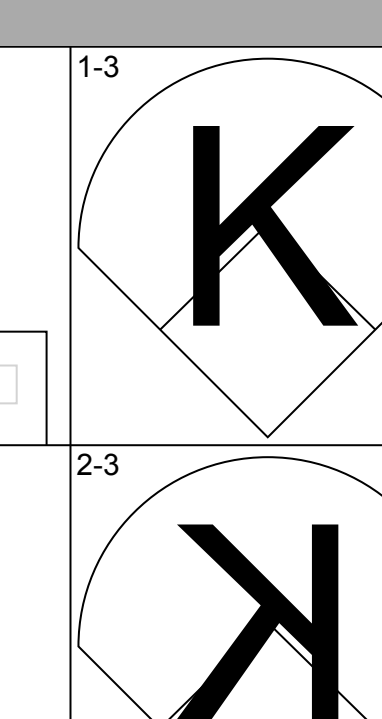
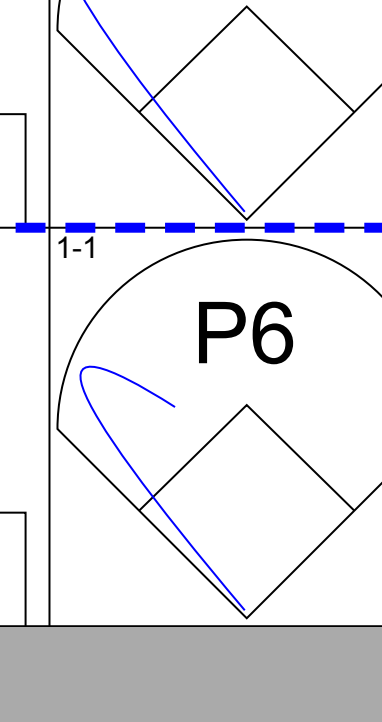
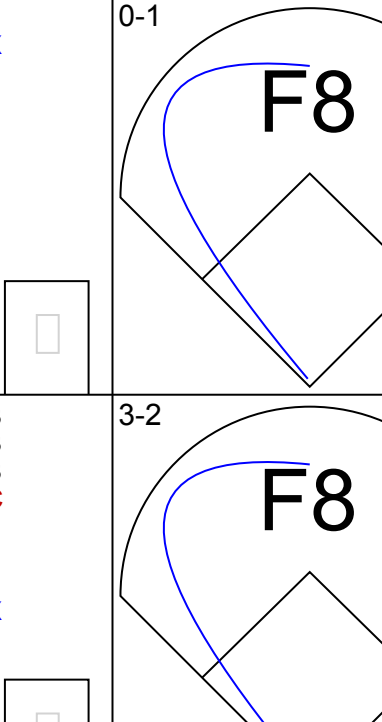
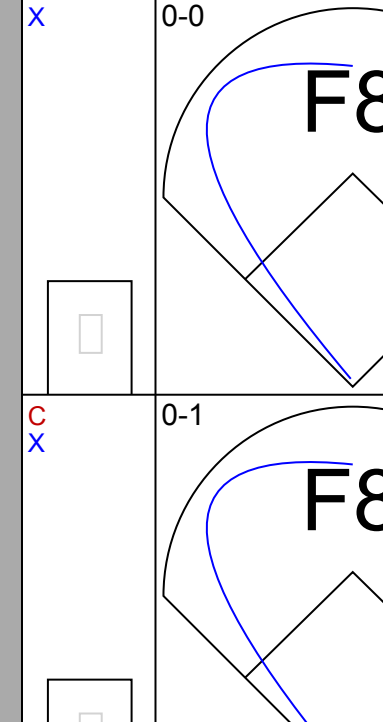
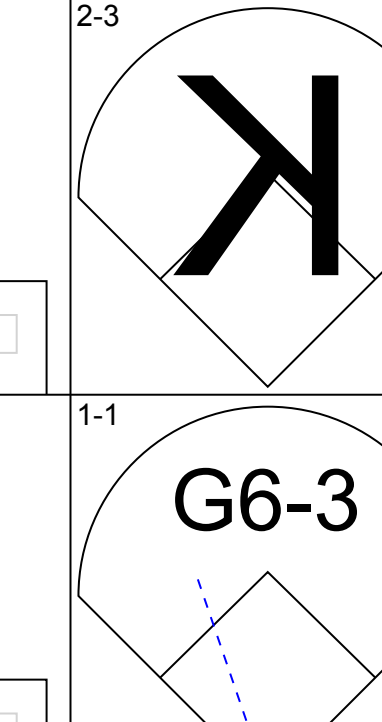

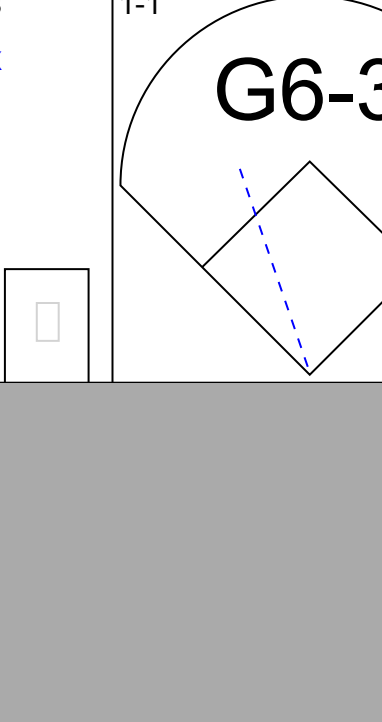
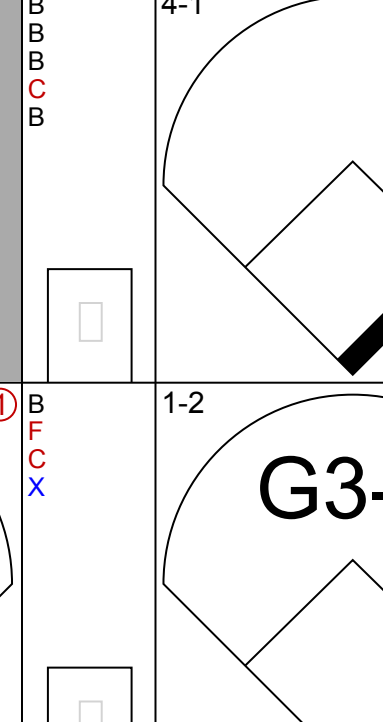

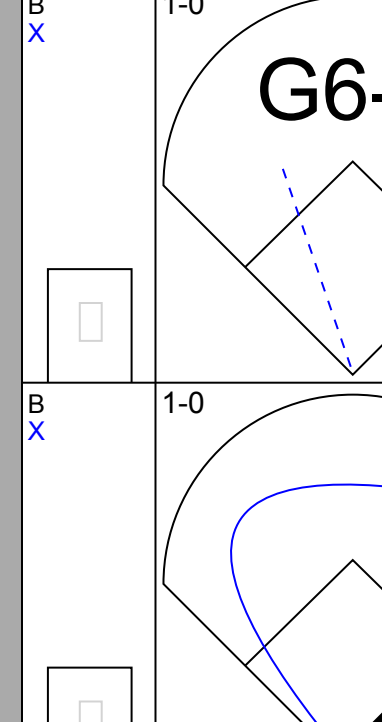
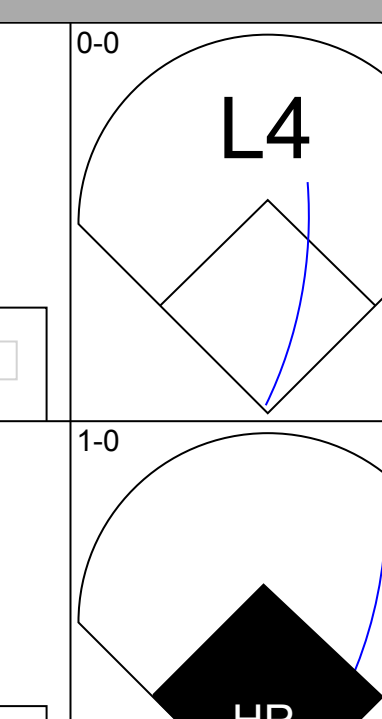
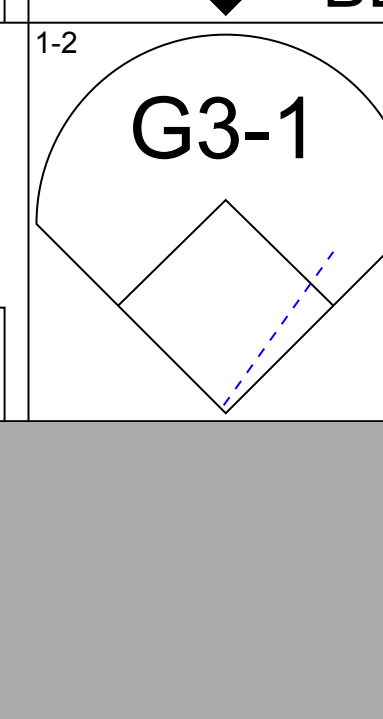
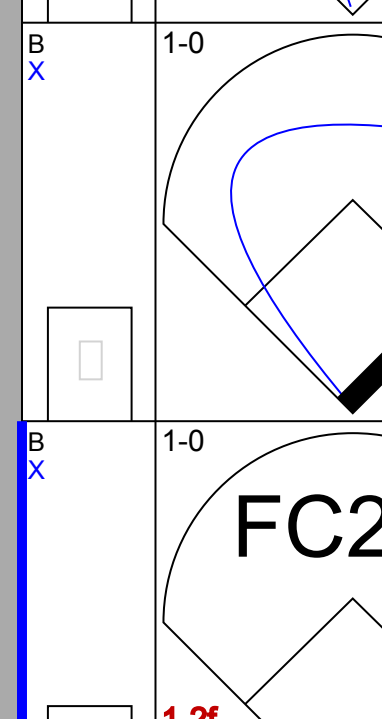
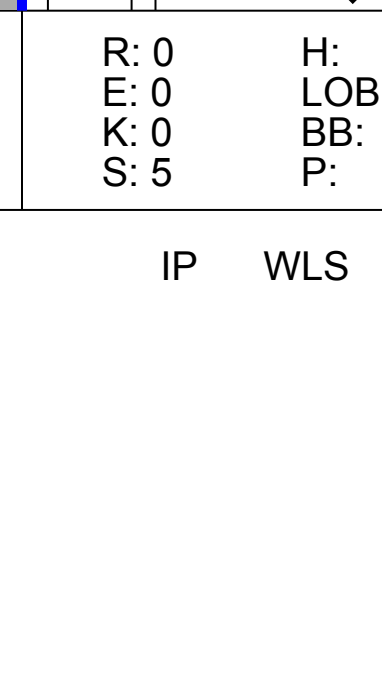
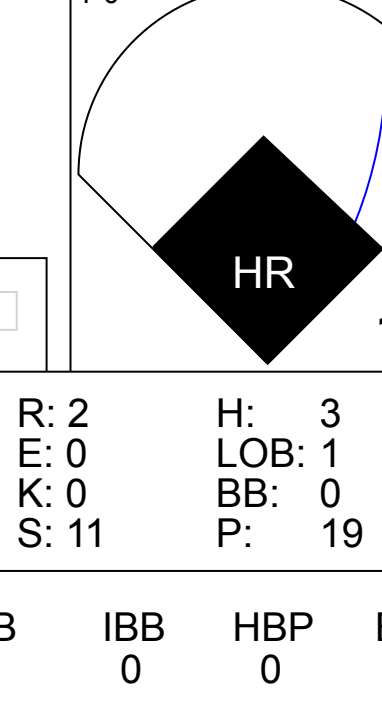
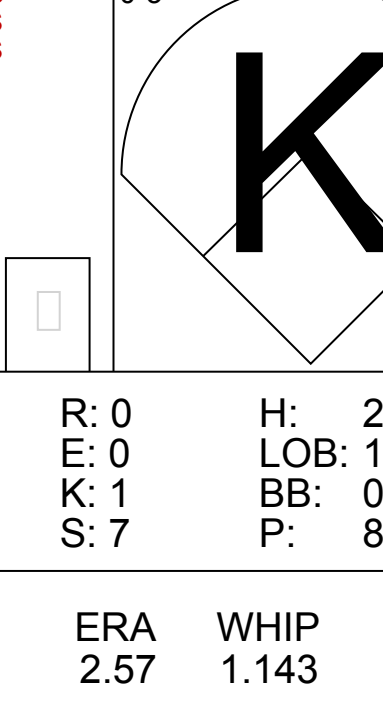








Batter	1	2	3	4	5	6	7	8	9	AB	R	H	RBI	BB	SO	LOB	TOP					
<b>Craig Counsell, L</b> OBP: 0.344, SLG: 0.404 (1, 4)										4	0	0	0	0	1	0	<b>Arizona Diamondbacks @ Pittsburgh Pirates</b> PNC Park, Pittsburgh, PA Tue May 14 2002, 7:05 PM EDT Att: 16,373 - Sunny - 63 F					
<b>Danny Bautista, R</b> OBP: 0.384, SLG: 0.539 (1, 9)										4	0	1	0	0	0	0						
<b>Luis Gonzalez, L</b> OBP: 0.372, SLG: 0.496 (1, 7)										4	0	2	0	0	0	1						
<b>Greg Colbrunn, R</b> OBP: 0.375, SLG: 0.457 (1, 3)										3	0	0	0	1	1	1						
<b>Chris Donnels, L</b> OBP: 0.324, SLG: 0.406 (1, 5)										4	0	1	0	0	0	2						
<b>Damian Miller, R</b> OBP: 0.328, SLG: 0.519 (1, 2)										3	0	0	0	0	2	3						
<b>Steve Finley, L</b> OBP: 0.325, SLG: 0.518 (9, PH)										0	0	0	0	1	0	0						
<b>Quinton McCracken, S</b> OBP: 0.395, SLG: 0.616 (1, 8)										4	1	1	0	0	0	2						
<b>Tony Womack, L</b> OBP: 0.305, SLG: 0.320 (1, 6)										2	0	1	1	0	0	0						
<b>Junior Spivey, R</b> OBP: 0.399, SLG: 0.511 (7, PH)										1	0	0	0	0	1	1						
<b>Brian Anderson, R</b> OBP: 0.333, SLG: 0.500 (1, 1)										2	0	0	0	0	2	1						
<b>Jose Guillen, R</b> OBP: 0.245, SLG: 0.354 (8, PH)										1	0	0	0	0	1	0						
<b>Eddie Oropesa, L</b> (8, 1)										0	0	0	0	0	0	0						
<b>Jose Parra, R</b> (8, 1)										0	0	0	0	0	0	0						
<b>Inning Stats</b>	R: 0 E: 0 K: 1 S: 10	H: 1 LOB: 1 BB: 0 P: 13	R: 0 E: 0 K: 1 S: 5	H: 0 LOB: 0 BB: 0 P: 9	R: 0 E: 0 K: 1 S: 11	H: 1 LOB: 0 BB: 0 P: 16	R: 0 E: 0 K: 0 S: 12	H: 1 LOB: 2 BB: 1 P: 22	R: 1 E: 0 K: 1 S: 13	H: 1 LOB: 0 BB: 0 P: 17	R: 0 E: 0 K: 1 S: 6	H: 0 LOB: 0 BB: 0 P: 11	R: 0 E: 0 K: 2 S: 12	H: 1 LOB: 1 BB: 0 P: 18	R: 0 E: 0 K: 1 S: 9	H: 1 LOB: 1 BB: 0 P: 14	R: 0 E: 0 K: 0 S: 10	H: 0 LOB: 1 BB: 1 P: 20	1B: 5 2B: 0 3B: 1 HR: 0	SF: 0 SAC: 0 DP: 0 HBP: 0	WP: 0 PB: 0 SB: 1 CS: 0	PA: 34
<b>PITCHER</b>	IP	WLS	BF	H	R	ER	SO	BB	IBB	HBP	BLK	WP	HR	S	P	ERA	WHIP					
<b>Kip Wells, R</b> ERA: 4.33	6.1	W	24	5	1	1	6	1	0	0	0	0	0	62	96	1.42	0.947					
<b>Scott Sauerbeck, L</b> ERA: 2.16	1.2	H	6	1	0	0	2	0	0	0	0	0	0	16	24	0.00	0.600					
<b>Mike Williams, R</b> ERA: 0.6	1.0	S	4	0	0	0	0	1	0	0	0	0	0	10	20	0.00	1.000					

Batter	1	2	3	4	5	6	7	8	9	AB	R	H	RBI	BB	SO	LOB	BOTTOM				
<b>Chad Hermansen, R</b> OBP: 0.538, SLG: 0.818 (1, 8)										4	1	2	2	0	1	1	<b>Arizona Diamondbacks @ Pittsburgh Pirates</b> PNC Park, Pittsburgh, PA Tue May 14 2002, 7:05 PM EDT Att: 16,373 - Sunny - 63 F				
<b>Pokey Reese, R</b> OBP: 0.278, SLG: 0.297 (1, 4)										4	0	2	0	0	1	0					
<b>Brian Giles, L</b> OBP: 0.370, SLG: 0.486 (1, 7)										4	0	1	0	0	0	3					
<b>Aramis Ramirez, R</b> OBP: 0.348, SLG: 0.421 (1, 5)										4	0	0	0	0	1	2					
<b>Mike Williams, R</b> (9, 1)										0	0	0	0	0	0	0					
<b>Kevin Young, R</b> OBP: 0.303, SLG: 0.337 (1, 3)										3	0	0	0	0	1	0					
<b>18 Jason Kendall, R</b> OBP: 0.395, SLG: 0.339 (1, 2)										3	0	0	0	0	0	0					
<b>Craig Wilson, R</b> OBP: 0.321, SLG: 0.333 (1, 9)										2	0	0	0	1	0	0					
<b>Adrian Brown, S</b> OBP: 0.292, SLG: 0.296 (8, 8)										0	0	0	0	0	0	0					
<b>2 Jack Wilson, R</b> OBP: 0.245, SLG: 0.243 (1, 6)										3	0	1	0	0	0	1					
<b>Kip Wells, R</b> OBP: 0.176, SLG: 0.353 (1, 1)										2	1	1	0	0	1	0					
<b>Scott Sauerbeck, R</b> (7, 1)										1	0	0	0	0	0	1					
<b>Mike Benjamin, R</b> OBP: 0.214, SLG: 0.205 (9, 5)										0	0	0	0	0	0	0					
<b>Inning Stats</b>	R: 0 E: 0 K: 2 S: 12	H: 1 LOB: 1 BB: 0 P: 17	R: 0 E: 0 K: 0 S: 9	H: 0 LOB: 0 BB: 0 P: 13	R: 2 E: 0 K: 0 S: 11	H: 3 LOB: 1 BB: 0 P: 19	R: 0 E: 0 K: 0 S: 7	H: 0 LOB: 1 BB: 1 P: 12	R: 0 E: 0 K: 1 S: 7	H: 2 LOB: 1 BB: 0 P: 8	R: 0 E: 0 K: 2 S: 8	H: 0 LOB: 0 BB: 0 P: 12	R: 0 E: 0 K: 0 S: 5	H: 1 LOB: 1 BB: 0 P: 9	R: 0 E: 0 K: 0 S: 8	H: 0 LOB: 0 BB: 0 P: 13	1B: 5 2B: 1 3B: 0 HR: 1	SF: 0 SAC: 0 DP: 1 HBP: 0	WP: 0 PB: 0 SB: 0 CS: 0	PA: 31	
<b>PITCHER</b>	IP	WLS	BF	H	R	ER	SO	BB	IBB	HBP	BLK	WP	HR	S	P	ERA	WHIP				
<b>Brian Anderson, L</b> ERA: 6.0	7.0	L	28	7	2	2	5	1	0	0	0	0	0	59	90	2.57	1.143				
<b>Eddie Oropesa, L</b> ERA: 4.41	0.2		2	0	0	0	0	0	0	0	0	0	0	6	10	0.00	0.000				
<b>Jose Parra, R</b> ERA: 2.57	0.1		1	0	0	0	0	0	0	0	0	0	0	2	3	0.00	0.000				

AB	32
R	1
H	6
RBI	1
BB	2
SO	8
LOB	11



AB	30
R	2
H	7
RBI	2
BB	1
SO	5
LOB	8





Batter	1	2	3	4	5	6	7	8	9	AB	R	H	RBI	BB	SO	LOB	TOP						
<b>Craig Counsell, L</b> OBP: 0.346, SLG: 0.404 (1, 5)										5	0	2	1	0	0	1	<b>Arizona Diamondbacks @ Pittsburgh Pirates</b> PNC Park, Pittsburgh, PA Wed May 15, 2002, 7:05 PM EDT Att: 18,780 - Sunny - 69 F						
<b>Junior Spivey, R</b> OBP: 0.411, SLG: 0.547 (1, 4)										4	2	3	1	1	1	0							
<b>Luis Gonzalez, L</b> OBP: 0.373, SLG: 0.521 (1, 7)										5	1	2	2	0	0	3							
<b>Greg Colbrunn, R</b> OBP: 0.356, SLG: 0.410 (1, 3)										4	0	0	0	1	1	3							
<b>Steve Finley, L</b> OBP: 0.328, SLG: 0.535 (1, 8)										4	1	1	1	1	1	3							
<b>Jose Guillen, R</b> OBP: 0.259, SLG: 0.396 (1, 9)										5	1	2	0	0	1	2							
<b>Tony Womack, L</b> OBP: 0.304, SLG: 0.318 (1, 6)										4	1	1	0	0	0	1							
<b>Rod Barajas, R</b> OBP: 0.244, SLG: 0.184 (1, 2)										2	0	0	0	2	0	1							
<b>Rick Helling, R</b> Quinton McCracken, S Eddie Cropesa, L Jose Parra, R Chris Donnels, L Mike Morgan, R Byung-Hyun Kim, R OBP: 1.000, SLG: 1.000 (1, 1)										2	0	0	0	0	0	1							
<b>Inning Stats</b>	R: 0 E: 0 K: 0 S: 10	H: 2 LOB: 2 BB: 0 P: 17	R: 0 E: 0 K: 0 S: 7	H: 0 LOB: 0 BB: 0 P: 10	R: 0 E: 0 K: 0 S: 10	H: 1 LOB: 1 BB: 0 P: 16	R: 0 E: 0 K: 2 S: 9	H: 0 LOB: 0 BB: 0 P: 15	R: 1 E: 1 K: 0 S: 12	H: 1 LOB: 0 BB: 0 P: 17	R: 3 E: 0 K: 0 S: 13	H: 3 LOB: 2 BB: 2 P: 26	R: 1 E: 0 K: 0 S: 13	H: 1 LOB: 1 BB: 1 P: 23	R: 1 E: 0 K: 0 S: 9	H: 2 LOB: 1 BB: 1 P: 18	R: 0 E: 0 K: 2 S: 9	H: 1 LOB: 2 BB: 1 P: 17	1B: 4 2B: 4 3B: 0 HR: 3	SF: 1 SAC: 0 DP: 0 HBP: 0	WP: 0 PB: 0 SB: 1 CS: 1	PA: 43	
<b>PITCHER</b>	IP	WLS	BF	H	R	ER	SO	BB	IBB	HBP	BLK	WP	HR	S	P	ERA	WHIP					ERA	WHIP
<b>Jimmy Anderson, L</b> ERA: 4.94 (1, 1)	6.0	L	27	7	4	3	2	1	1	0	0	0	2	61	101	4.50	1.333						
<b>Joe Beimel, L</b> ERA: 3.21 (7, 1)	2.0		10	3	2	2	0	2	0	0	0	0	1	22	41	9.00	2.500						
<b>Sean Lowe, R</b> ERA: 7.62 (9, 1)	1.0		5	1	0	0	2	0	1	0	0	0	0	9	17	0.00	1.000						

AB 36  
R 6  
H 11  
RBI 6  
BB 5  
SO 4  
LOB 17



Batter	1	2	3	4	5	6	7	8	9	AB	R	H	RBI	BB	SO	LOB	BOTTOM						
<b>Chad Hermansen, R</b> OBP: 0.412, SLG: 0.600 (1, 8)										4	0	0	0	0	2	0	<b>Arizona Diamondbacks @ Pittsburgh Pirates</b> PNC Park, Pittsburgh, PA Wed May 15, 2002, 7:05 PM EDT Att: 18,780 - Sunny - 69 F						
<b>Pokey Reese, R</b> OBP: 0.277, SLG: 0.286 (1, 4)										3	0	0	0	1	1	0							
<b>Brian Giles, L</b> OBP: 0.374, SLG: 0.513 (1, 7)										4	1	2	1	0	0	1							
<b>Aramis Ramirez, R</b> OBP: 0.357, SLG: 0.433 (1, 5)										3	1	1	0	1	1	1							
<b>Armando Rios, L</b> OBP: 0.325, SLG: 0.311 Joe Beimel, L (1, 9)										2	0	0	0	1	0	3							
<b>Sean Lowe, R</b> OBP: 0.167, SLG: 0.167 Adrian Brown, S (9, PH)										4	0	1	1	0	0	3							
<b>18 Jason Kendall, R</b> OBP: 0.352, SLG: 0.336 (1, 2)										3	0	0	0	1	1	2							
<b>Kevin Young, R</b> OBP: 0.301, SLG: 0.326 (1, 3)										3	0	0	0	0	0	0							
<b>2 Jack Wilson, R</b> OBP: 0.239, SLG: 0.236 Rob Mackowiak, L (9, PH)										3	0	0	0	0	0	0							
<b>Jimmy Anderson, L</b> OBP: 0.294, SLG: 0.294 Craig Wilson, R (7, 9)										1	0	0	0	0	1	0							
<b>Inning Stats</b>	R: 0 E: 0 K: 1 S: 12	H: 0 LOB: 0 BB: 0 P: 17	R: 0 E: 0 K: 1 S: 7	H: 0 LOB: 1 BB: 1 P: 14	R: 0 E: 0 K: 0 S: 13	H: 0 LOB: 0 BB: 0 P: 18	R: 2 E: 0 K: 1 S: 13	H: 3 LOB: 1 BB: 0 P: 18	R: 0 E: 0 K: 0 S: 10	H: 0 LOB: 0 BB: 0 P: 11	R: 0 E: 0 K: 2 S: 10	H: 0 LOB: 2 BB: 0 P: 27	R: 0 E: 0 K: 0 S: 8	H: 1 LOB: 1 BB: 0 P: 12	R: 0 E: 0 K: 2 S: 10	H: 0 LOB: 1 BB: 1 P: 18	1B: 2 2B: 1 3B: 0 HR: 1	SF: 0 SAC: 0 DP: 0 HBP: 0	WP: 0 PB: 0 SB: 0 CS: 0	PA: 35			
<b>PITCHER</b>	IP	WLS	BF	H	R	ER	SO	BB	IBB	HBP	BLK	WP	HR	S	P	ERA	WHIP					ERA	WHIP
<b>Rick Helling, R</b> ERA: 5.84 (6, 1)	1.0	H	5	0	0	0	0	2	0	0	0	0	0	12	27	0.00	2.000						
<b>Eddie Cropesa, L</b> ERA: 4.15 (7, 1)	1.0	H	3	0	0	0	2	0	0	0	0	0	0	10	13	0.00	0.000						
<b>Jose Parra, R</b> ERA: 2.25 (8, 1)	1.0		4	1	0	0	0	0	0	0	0	0	0	8	12	0.00	1.000						
<b>Byung-Hyun Kim, R</b> ERA: 0.78 (9, 1)	1.0		4	0	0	0	2	1	0	0	0	0	0	10	18	0.00	1.000						





Batter	1	2	3	4	5	6	7	8	9	AB	R	H	RBI	BB	SO	LOB	TOP								
Chad Hermansen, R (1, 8) OBP: 0.429, SLG: 0.556	4-2 CS SH5-4 BB		3-2 1B		0-1 FC6-4		0-3 K			3	0	1	1	1	1	3									
Pokey Reese, R (1, 4) OBP: 0.279, SLG: 0.288	0-0 SH5-4		2-3 K			0-1 G3 1B		0-3 K		3	0	1	0	0	2	1									
Brian Giles, L (1, 7) OBP: 0.363, SLG: 0.496	1-3 K			1-2 G3-1		2-0 G3 1B		1-3 K		4	0	0	0	0	2	2									
Aramis Ramirez, R (1, 5) OBP: 0.338, SLG: 0.406	1-2 CS	0-3 K		0-3 K		0-0 F9		0-3 K		4	0	0	0	0	3	1									
Armando Rios, L (1, 9) OBP: 0.325, SLG: 0.321 Craig Wilson, R (9, PH) OBP: 0.325, SLG: 0.338		1-3 K		1-1 2B		2-2 G3			2-2 18 1B	3	0	1	0	0	1	1									
18 Jason Kendall, R (1, 2) OBP: 0.346, SLG: 0.333	1-2 G1-3		0-1 P4			1-2 G5-3		1-2 G4-6-3 1B		4	0	1	0	0	0	1									
Kevin Young, R (1, 3) OBP: 0.308, SLG: 0.343			1-0 G1-3 1B 2B		0-0 G5-3		2-2 1B 1B		1-0 F9	4	1	2	0	0	0	2									
Mike Benjamin, R (1, 6) OBP: 0.217, SLG: 0.209			2-3 K		0-3 K		0-0 1B		0-1 G4-6-3	4	0	1	0	0	2	3									
Josh Fogg, R (1, 1) OBP: 0.133, SLG: 0.133 Rob Mackowiak, L (7, PH) OBP: 0.252, SLG: 0.422 Brian Boehringer, S (7, 1) Scott Sauerbeck, R (8, 1) Mike Fetters, R (8, 1)			0-0 G1-3		0-0 FC6-4 1B		0-1 F8			2	0	1	0	0	0	1									
<b>Inning Stats</b>	R: 0 H: 0 E: 0 K: 1 S: 11	H: 0 LOB: 0 BB: 1 P: 17	R: 0 H: 0 E: 0 K: 2 S: 9	H: 0 LOB: 0 BB: 0 P: 11	R: 1 H: 2 E: 0 K: 2 S: 13	H: 1 LOB: 1 BB: 0 P: 20	R: 0 H: 1 E: 0 K: 1 S: 10	H: 1 LOB: 1 BB: 0 P: 12	R: 0 H: 1 E: 0 K: 1 S: 8	H: 1 LOB: 1 BB: 0 P: 9	R: 0 H: 1 E: 0 K: 1 S: 7	H: 1 LOB: 2 BB: 0 P: 11	R: 0 H: 2 E: 0 K: 1 S: 14	H: 2 LOB: 2 BB: 0 P: 17	R: 0 H: 0 E: 0 K: 3 S: 11	H: 0 LOB: 0 BB: 0 P: 12	R: 0 H: 2 E: 0 K: 0 S: 8	H: 2 LOB: 1 BB: 0 P: 11	1B: 7 2B: 2 3B: 0 HR: 0	SF: 0 SAC: 1 DP: 1 HBP: 0	WP: 0 PB: 0 SB: 0 CS: 1	PA: 36			
<b>PITCHER</b>	IP	WLS	BF	H	R	ER	SO	BB	IBB	HBP	BLK	WP	HR	S	P	ERA	WHIP								
44 Roy Oswalt, R (1, 1) ERA: 2.32 Billy Wagner, L (9, 1) ERA: 2.7	8.0	W	31	7	1	1	11	1	0	0	0	0	0	83	109	1.12	1.000								
1.0	S	4	2	0	0	0	0	0	0	0	0	0	0	8	11	0.00	2.000								

Pittsburgh Pirates @ Houston Astros  
Astros Field, Houston, TX  
Thu May 16 2002, 8:05 PM EDT  
Att: 26,277 - Cloudy - 82 F

AB 33  
R 1  
H 9  
RBI 1  
BB 1  
SO 11  
LOB 17



Batter	1	2	3	4	5	6	7	8	9	AB	R	H	RBI	BB	SO	LOB	BOTTOM								
Jose Vizcaino, S (1, 6) OBP: 0.295, SLG: 0.317	1-2 F7		1-3 K			4-1 CS BB		0-2 S 1B		3	0	1	2	1	1	0									
Craig Biggio, R (1, 4) OBP: 0.315, SLG: 0.392	0-2 F9		1-1 G5-3			2-2 G6-3		2-3 K		4	0	0	0	0	1	2									
5 Jeff Bagwell, R (1, 3) OBP: 0.407, SLG: 0.555	2-1 F9			1-3 K		1-0 17 CS 1B				3	0	1	0	0	1	0									
17 Lance Berkman, S (1, 8) OBP: 0.385, SLG: 0.638		0-2 HR		2-3 K		3-0 F9		1-2 F8		3	1	1	1	0	1	1									
Daryle Ward, L (1, 7) OBP: 0.345, SLG: 0.459 Brian Hunter, R (9, 8) OBP: 0.282, SLG: 0.359		0-2 1B		2-2 L6		3-1 F8				3	0	1	0	0	0	0									
Richard Hidalgo, R (1, 9) OBP: 0.350, SLG: 0.514		3-2 F7		1-1 L8				1-2 G5-3 SH2-4 1B		3	1	1	0	0	0	1									
Geoff Blum, S (1, 5) OBP: 0.356, SLG: 0.404		0-0 F8		3-1 G3-4-1				0-0 SH2-4		2	0	0	0	0	0	1									
Brad Ausmus, R (1, 2) OBP: 0.281, SLG: 0.351 Orlando Merced, S (8, PH) OBP: 0.357, SLG: 0.343 Billy Wagner, L (9, 1)		0-0 P6		2-0 F8				4-0 G5-3 1B IBB		2	0	0	0	0	0	1									
44 Roy Oswalt, R (1, 1) OBP: 0.182, SLG: 0.150 Gregg Zaun, S (8, PH) ERA: 1.29			1-2 G6-3			0-3 K		2-2 G5-3		2	0	0	0	0	1	0									
<b>Inning Stats</b>	R: 0 H: 0 E: 0 K: 0 S: 10	H: 0 LOB: 0 BB: 0 P: 13	R: 1 H: 2 E: 0 K: 0 S: 13	H: 2 LOB: 1 BB: 0 P: 16	R: 0 H: 0 E: 0 K: 1 S: 8	H: 0 LOB: 0 BB: 0 P: 11	R: 0 H: 0 E: 0 K: 2 S: 10	H: 0 LOB: 0 BB: 0 P: 15	R: 0 H: 0 E: 0 K: 0 S: 5	H: 0 LOB: 0 BB: 0 P: 11	R: 0 H: 0 E: 0 K: 1 S: 8	H: 0 LOB: 1 BB: 1 P: 14	R: 0 H: 1 E: 0 K: 0 S: 4	H: 1 LOB: 0 BB: 0 P: 11	R: 2 H: 2 E: 0 K: 1 S: 14	H: 2 LOB: 1 BB: 1 P: 23	1B: 4 2B: 0 3B: 0 HR: 1	SF: 0 SAC: 1 DP: 0 HBP: 0	WP: 0 PB: 0 SB: 1 CS: 2	PA: 29					
<b>PITCHER</b>	IP	WLS	BF	H	R	ER	SO	BB	IBB	HBP	BLK	WP	HR	S	P	ERA	WHIP								
Josh Fogg, R (1, 1) ERA: 2.36 Brian Boehringer, R (7, 1) ERA: 2.57 Scott Sauerbeck, L (8, 1) ERA: 2.12 Mike Fetters, R (8, 1) ERA: 1.29	6.0	L	6	2	2	2	0	0	1	0	0	0	0	8	20	13.50	1.500								
1.1	2	1	0	0	0	0	0	0	0	0	0	0	0	7	9	0.00	3.000								
0.1	1	0	0	0	1	0	0	0	0	0	0	0	0	3	5	0.00	0.000								

Pittsburgh Pirates @ Houston Astros  
Astros Field, Houston, TX  
Thu May 16 2002, 8:05 PM EDT  
Att: 26,277 - Cloudy - 82 F

AB 26  
R 3  
H 5  
RBI 3  
BB 2  
SO 5  
LOB 8





Batter	1	2	3	4	5	6	7	8	9	AB	R	H	RBI	BB	SO	LOB	TOP																	
Chad Hermansen, R (1, 8) OBP: 0.360, SLG: 0.455	F8		F8		F7			F9		4	0	0	0	0	0	1	<b>Pittsburgh Pirates @ Houston Astros</b> Astros Field, Houston, TX Fri May 17 2002, 8:05 PM EDT Att: 28,861 - Dome - 72 F																	
Pokey Reese, R (1, 4) OBP: 0.297, SLG: 0.274	E5 1B		G4-3		K			G4-3		4	1	0	0	0	1	1																		
Brian Giles, L (1, 7) OBP: 0.360, SLG: 0.512	F8			G2				K		4	1	1	1	0	1	1																		
Aramis Ramirez, R (1, 5) OBP: 0.333, SLG: 0.397				G6-3				G4-3		4	0	1	1	0	1	0																		
Rob Mackowiak, L (1, 9) OBP: 0.270, SLG: 0.429				G4-3				18 CS BB		3	0	1	0	1	0	1																		
18 Jason Kendall, R (1, 2) OBP: 0.353, SLG: 0.339								G6-3		4	1	2	0	0	1	2																		
Kevin Young, R (1, 3) OBP: 0.298, SLG: 0.330										4	1	0	0	0	1	3																		
Mike Benjamin, R (1, 6) OBP: 0.208, SLG: 0.200										2	0	0	0	0	1	1																		
Dave Williams, L (1, 1) Sean Lowe, R (4, 1) Adrian Brown, S (5, PH) Ron Villone, L (5, 1) 2 Jack Wilson, R (7, PH) Mike Fetters, R (7, 1)										1	0	0	0	0	1	0	<b>P</b>																	
										0	0	0	0	0	0	0																		
<b>Inning Stats</b>	R: 1 E: 1 K: 0 S: 12	H: 1 LOB: 1 BB: 0 P: 14	R: 0 E: 0 K: 2 S: 7	H: 1 LOB: 3 BB: 0 P: 10	R: 0 E: 0 K: 1 S: 6	H: 0 LOB: 0 BB: 0 P: 7	R: 0 E: 0 K: 0 S: 10	H: 0 LOB: 0 BB: 0 P: 13	R: 2 E: 0 K: 1 S: 14	H: 2 LOB: 1 BB: 0 P: 22	R: 1 E: 0 K: 0 S: 7	H: 1 LOB: 0 BB: 1 P: 12	R: 0 E: 0 K: 0 S: 6	H: 0 LOB: 0 BB: 0 P: 6	R: 0 E: 0 K: 1 S: 6	H: 0 LOB: 0 BB: 0 P: 11	R: 0 E: 0 K: 2 S: 11	H: 1 LOB: 1 BB: 0 P: 15	1B: 3 2B: 2 3B: 0 HR: 1	SF: 0 SAC: 1 DP: 0 HBP: 0	WP: 0 PB: 0 SB: 0 CS: 2	PA: 34												
<b>PITCHER</b>	IP WLS BF H R ER SO BB IBB HBP BLK WP HR S P ERA WHIP																																	
Shane Reynolds, R (1, 1) ERA: 4.23	5.1	23	5	4	3	4	1	0	0	0	0	0	0	1	54	75	5.06	1.125																
Ricky Stone, R (6, 1) ERA: 2.79	2.1	W 6	0	0	0	0	0	0	0	0	0	0	0	0	11	16	0.00	0.000																
Pedro Borbon, L (8, 1) ERA: 4.85	0.1	H 1	0	0	0	1	0	0	0	0	0	0	0	3	4	0.00	0.000																	
Octavio Dotel, R (9, 1) ERA: 3.13	1.0	S 4	1	0	0	2	0	0	0	0	0	0	0	11	15	0.00	1.000																	

Batter	1	2	3	4	5	6	7	8	9	AB	R	H	RBI	BB	SO	LOB	BOTTOM																	
Julio Lugo, R (1, 6) OBP: 0.391, SLG: 0.350	G6-3			F9				K		4	1	1	1	1	1	0	<b>Pittsburgh Pirates @ Houston Astros</b> Astros Field, Houston, TX Fri May 17 2002, 8:05 PM EDT Att: 28,861 - Dome - 72 F																	
Craig Biggio, R (1, 4) OBP: 0.329, SLG: 0.393	G5-3									2	2	1	0	2	0	0																		
5 Jeff Bagwell, R (1, 3) OBP: 0.418, SLG: 0.582										4	2	3	3	1	1	1																		
17 Lance Berkman, S (1, 7) OBP: 0.391, SLG: 0.629										2	0	0	0	3	1	3																		
Richard Hidalgo, R (1, 9) OBP: 0.345, SLG: 0.500										4	0	0	1	1	2	4																		
Morgan Ensberg, R (1, 5) OBP: 0.361, SLG: 0.452										3	1	1	2	2	1	2																		
Brad Ausmus, R (1, 2) OBP: 0.278, SLG: 0.345										5	1	1	0	0	1	4																		
Brian Hunter, R (1, 8) OBP: 0.256, SLG: 0.326										4	0	0	0	0	2	4																		
Shane Reynolds, R (1, 1) OBP: 0.059, SLG: 0.118										3	0	0	0	0	2	4	<b>Houston Astros</b>																	
Ricky Stone, R (6, 1) ERA: 7.52										1	0	0	0	0	0	0																		
Pedro Borbon, R (8, 1) ERA: 6.5										0	0	0	0	0	0	0																		
Octavio Dotel, R (9, 1) ERA: 2.25										0	0	0	0	0	0	0																		
<b>Inning Stats</b>	R: 0 E: 0 K: 1 S: 9	H: 0 LOB: 2 BB: 2 P: 19	R: 2 E: 2 K: 3 S: 23	H: 3 LOB: 3 BB: 1 P: 38	R: 0 E: 0 K: 1 S: 15	H: 1 LOB: 2 BB: 1 P: 24	R: 0 E: 0 K: 1 S: 11	H: 0 LOB: 2 BB: 1 P: 20	R: 0 E: 0 K: 2 S: 13	H: 2 LOB: 0 BB: 1 P: 21	R: 0 E: 0 K: 1 S: 6	H: 0 LOB: 0 BB: 0 P: 10	R: 2 E: 1 K: 1 S: 17	H: 1 LOB: 2 BB: 3 P: 35	1B: 5 2B: 0 3B: 0 HR: 2	SF: 0 SAC: 0 DP: 1 HBP: 1	WP: 0 PB: 0 SB: 0 CS: 0	PA: 43																
<b>PITCHER</b>	IP WLS BF H R ER SO BB IBB HBP BLK WP HR S P ERA WHIP																																	
Dave Williams, L (1, 1) ERA: 5.13	3.2	22	4	2	1	6	5	0	0	0	0	0	0	0	2	3	0.00	0.000																
Sean Lowe, R (4, 1) ERA: 7.52	0.1	1	0	0	0	0	0	0	0	0	0	0	0	2	3	0.00	0.000																	
Ron Villone, L (5, 1) ERA: 6.5	2.0	L 10	2	3	3	3	2	0	0	0	0	0	1	21	33	13.50	2.000																	
Mike Fetters, R (7, 1) ERA: 2.25	2.0	10	1	2	2	2	3	0	0	0	0	0	0	23	45	9.00	2.000																	



Batter	1	2	3	4	5	6	7	8	9	AB	R	H	RBI	BB	SO	LOB	TOP
Adrian Brown, S OBP: 0.294, SLG: 0.306 Brian Boehringer, S OBP: 0.167, SLG: 0.167 Scott Sauerbeck, R OBP: 0.255, SLG: 0.261 Sean Lowe, R OBP: 0.317, SLG: 0.375	3-3 K		1-0 S 1B		0-1 G4-3			2-2 G5-3		4	0	1	0	0	1	1	Pittsburgh Pirates @ Houston Astros Astros Field, Houston, TX Sat May 18 2002, 8:05 PM EDT Att: 34,921 - Cloudy - 72 F
Pokey Reese, R OBP: 0.255, SLG: 0.261	1-2 G5-3		3-3 K		3-1 L6			2-3 K		4	0	0	0	0	2	2	
Brian Giles, L OBP: 0.357, SLG: 0.500	4-2 BB		0-0 L9			3-3 K			3-2 G6-3	3	0	0	0	1	1		
Aramis Ramirez, R OBP: 0.317, SLG: 0.375	3-3 K		2-3 K			0-1 P6			0-3 K	4	0	0	0	0	3	2	
Rob Mackowiak, L OBP: 0.270, SLG: 0.417		1-1 F8		1-3 K					4-2 BB	3	0	0	0	1	2	0	
18 Jason Kendall, R OBP: 0.343, SLG: 0.328		2-1 F8		0-1 L8			2-3 K		1-1 P6	4	0	0	0	0	1	1	
Craig Wilson, R OBP: 0.325, SLG: 0.351		0-2 2B		1-0 G6-3			2-2 G4-3			3	1	1	0	0	0	0	
2 Jack Wilson, R OBP: 0.239, SLG: 0.236		3-2 1B			1-0 G6-3					3	0	1	1	0	0	0	
Kris Benson, R OBP: 0.333, SLG: 0.667 Chad Hermansen, R OBP: 0.346, SLG: 0.435	1-0 G5-3				3-2 G4-3 2B			0-1 P6		2	0	1	0	0	0	1	
										1	0	0	0	0	0	0	
<b>Inning Stats</b>	R: 0 H: 0 E: 0 K: 2 S: 14	H: 0 R: 1 ER: 0 LOB: 1 BB: 1 P: 25	H: 2 R: 0 ER: 0 LOB: 1 BB: 0 P: 19	H: 1 R: 0 ER: 0 LOB: 0 BB: 0 P: 15	H: 0 R: 0 ER: 0 LOB: 0 BB: 0 P: 9	H: 1 R: 0 ER: 0 LOB: 1 BB: 0 P: 17	H: 0 R: 0 ER: 0 LOB: 0 BB: 0 P: 11	H: 0 R: 0 ER: 0 LOB: 0 BB: 0 P: 13	H: 0 R: 0 ER: 0 LOB: 1 BB: 1 P: 18	1B: 2 2B: 2 3B: 0 HR: 0	SF: 0 SAC: 0 DP: 0 HBP: 0	WP: 0 PB: 0 SB: 1 CS: 0	PA: 33				
<b>PITCHER</b>	IP WLS BF H R ER SO BB IBB HBP BLK WP HR S P ERA WHIP																
Tim Redding, R ERA: 4.35 Octavio Dotel, R ERA: 2.99	(1, 1) 7.0 26 4 1 1 8 1 0 0 0 0 0 70 109 1.29 0.714	(8, 1) 2.0 7 0 0 0 2 1 0 0 0 0 0 19 31 0.00 0.500															

Batter	1	2	3	4	5	6	7	8	9	AB	R	H	RBI	BB	SO	LOB	BOTTOM
Julio Lugo, R OBP: 0.385, SLG: 0.345	0-2 2B 5 SF9 1B				2-3 K			1-2 FC5-4		4	1	1	0	0	1	4	Pittsburgh Pirates @ Houston Astros Astros Field, Houston, TX Sat May 18 2002, 8:05 PM EDT Att: 34,921 - Cloudy - 72 F
Orlando Merced, S OBP: 0.372, SLG: 0.389 Richard Hidalgo, R OBP: 0.345, SLG: 0.493	0-0 5 SF9 2B		1-3 K		0-0 P4			4-1 17B BB		1	0	1	0	0	0	0	
5 Jeff Bagwell, R OBP: 0.309, SLG: 0.569	0-1 SF9		2-1 G5-3			1-1 P4		1-3 K		3	0	0	1	0	1	1	
17 Lance Berkman, S OBP: 0.393, SLG: 0.626	2-3 3H G4-3		0-0 G4-3			1-0 1B		2-2 1B		4	0	2	0	0	0	1	
Daryle Ward, L OBP: 0.336, SLG: 0.445	1-1 F8			0-2 P4		1-0 L9		3-3 K		4	0	0	0	0	1	4	
Gregg Zaun, S OBP: 0.318, SLG: 0.361		2-1 FC6-4 BB 1B		3-2 G6-4-3 1B		1-3 K		0-1 L8		4	0	2	0	0	1	3	
Morgan Ensberg, R OBP: 0.358, SLG: 0.439		4-2 FC6-4 BB		1-2 G6-4-3 1-2			1-3 K		0-2 F3	3	0	0	0	1	1	1	
Jose Vizcaino, S OBP: 0.308, SLG: 0.375		2-2 FC6-4 S			0-1 1B				0-0 HR	4	1	2	1	0	0	2	
Tim Redding, R ERA: 6.75 Brian Boehringer, S ERA: 2.53 Scott Sauerbeck, L ERA: 2.04 Sean Lowe, R ERA: 7.76	1-1 G4-3		0-1 G4-3		2-3 K			4-1 FC5-4 BB		2	0	0	0	0	1	3	
										0	0	0	0	1	0	0	
										0	0	0	0	0	0	0	
<b>Inning Stats</b>	R: 1 H: 2 E: 0 K: 0 S: 10	H: 2 R: 0 ER: 0 LOB: 2 BB: 1 P: 11	H: 1 R: 0 ER: 0 LOB: 0 BB: 1 P: 19	H: 0 R: 0 ER: 0 LOB: 0 BB: 0 P: 10	H: 1 R: 0 ER: 0 LOB: 0 BB: 0 P: 15	H: 1 R: 0 ER: 0 LOB: 1 BB: 0 P: 16	H: 1 R: 0 ER: 0 LOB: 1 BB: 0 P: 11	H: 0 R: 0 ER: 0 LOB: 1 BB: 1 P: 14	H: 1 R: 1 ER: 0 LOB: 2 BB: 1 P: 23	1B: 6 2B: 1 3B: 0 HR: 1	SF: 1 SAC: 0 DP: 1 HBP: 0	WP: 0 PB: 0 SB: 1 CS: 0	PA: 35				
<b>PITCHER</b>	IP WLS BF H R ER SO BB IBB HBP BLK WP HR S P ERA WHIP																
Kris Benson, R ERA: 6.75 Brian Boehringer, S ERA: 2.53 Scott Sauerbeck, L ERA: 2.04 Sean Lowe, R ERA: 7.76	(1, 1) 7.0 26 4 1 1 8 1 0 0 0 0 0 70 109 1.29 0.714	(8, 1) 0.1 2 0 0 0 1 1 0 0 0 0 0 4 9 0.00 3.000	(8, 1) 0.2 3 1 0 0 1 0 0 0 0 0 0 9 14 0.00 1.500	(9, 1) 0.1 2 1 1 1 0 0 0 0 0 0 1 4 4 27.00 3.000													





Batter	1	2	3	4	5	6	7	8	9	AB	R	H	RBI	BB	SO	LOB	TOP																			
<b>Chad Hermansen, R</b> OBP: 0.387, SLG: 0.423 (1, 8)	F7							L4		3	0	1	1	2	0	0	<b>Pittsburgh Pirates @ Houston Astros</b> Astros Field, Houston, TX Sun May 19 2002, 8:05 PM EDT Att: 34,259 - Sunny - 72 F																			
<b>2 Jack Wilson, R</b> OBP: 0.236, SLG: 0.235 (1, 6)	G1-3								G1	5	0	1	0	0	0	3																				
<b>Brian Giles, L</b> OBP: 0.358, SLG: 0.492 (1, 7)	HR									4	1	1	0	1	1	3																				
<b>Aramis Ramirez, R</b> OBP: 0.333, SLG: 0.421 <b>Mike Benjamin, R</b> OBP: 0.206, SLG: 0.200 (9, 5)	HR									4	1	2	2	1	0	3																				
<b>Rob Mackowiak, L</b> OBP: 0.269, SLG: 0.411 <b>Brian Boehringer, S</b> OBP: 0.286, SLG: 0.281 <b>Scott Sauerbeck, R</b> OBP: 0.278, SLG: 0.281 <b>Mike Williams, R</b> OBP: 0.292, SLG: 0.306 (8, 1)	HR									0	0	0	0	0	0	0																				
<b>18 Jason Kendall, R</b> OBP: 0.340, SLG: 0.326 (1, 2)										4	1	1	0	0	0	0																				
<b>Kevin Young, R</b> OBP: 0.296, SLG: 0.336 (1, 3)										4	1	1	0	0	1	1																				
<b>Pokey Reese, R</b> OBP: 0.278, SLG: 0.281 (1, 4)										1	1	1	0	2	0	0																				
<b>Kip Wells, R</b> OBP: 0.158, SLG: 0.316 <b>Adrian Brown, S</b> OBP: 0.292, SLG: 0.306 (7, 9)										2	0	0	0	0	1	3																				
<b>Inning Stats</b>	R: 2 E: 0 K: 0 S: 10	H: 3 LOB: 1 BB: 0 P: 20	R: 0 E: 0 K: 1 S: 7	H: 1 LOB: 1 BB: 0 P: 9	R: 0 E: 0 K: 0 S: 10	H: 1 LOB: 2 BB: 1 P: 16	R: 2 E: 1 K: 1 S: 15	H: 3 LOB: 3 BB: 2 P: 25	R: 0 E: 0 K: 1 S: 7	H: 0 LOB: 0 BB: 0 P: 11	R: 0 E: 0 K: 0 S: 11	H: 0 LOB: 2 BB: 2 P: 21	R: 0 E: 0 K: 1 S: 9	H: 0 LOB: 0 BB: 0 P: 16	R: 1 E: 0 K: 0 S: 9	H: 1 LOB: 0 BB: 0 P: 14		R: 0 E: 0 K: 2 S: 7	H: 0 LOB: 1 BB: 1 P: 15	1B: 6 2B: 2 3B: 0 HR: 1	SF: 1 SAC: 2 DP: 0 HBP: 0	WP: 1 PB: 0 SB: 1 CS: 1	PA: 41													
<b>PITCHER</b>	IP	WLS	BF	H	R	ER	SO	BB	IBB	HBP	BLK	WP	HR	S	P	ERA	WHIP	<b>PITCHER</b>		IP	WLS	BF	H	R	ER	SO	BB	IBB	HBP	BLK	WP	HR	S	P	ERA	WHIP
<b>Dave Micki, R</b> ERA: 3.71 <b>Ricky Stone, R</b> ERA: 2.74 <b>Brandon Puffer, R</b> ERA: 5.84 <b>Scott Linebrink, R</b> ERA: 6.08 <b>Pedro Borbon, L</b> ERA: 5.14	3.2	L	21	8	4	4	3	2	1	0	0	1	1	39	67	9.82	2.727	<b>Billy Wagner, L</b> ERA: 2.55		1.0		4	0	0	0	2	0	1	0	0	0	7	15	0.00	0.000	

Batter	1	2	3	4	5	6	7	8	9	AB	R	H	RBI	BB	SO	LOB	BOTTOM																			
<b>Julio Lugo, R</b> OBP: 0.386, SLG: 0.348 (1, 6)	G2									5	0	2	0	0	1	2	<b>Pittsburgh Pirates @ Houston Astros</b> Astros Field, Houston, TX Sun May 19 2002, 8:05 PM EDT Att: 34,259 - Sunny - 72 F																			
<b>Craig Biggio, R</b> OBP: 0.326, SLG: 0.383 (1, 4)										4	0	0	0	1	3	3																				
<b>5 Jeff Bagwell, R</b> OBP: 0.398, SLG: 0.550 (1, 3)										5	0	0	0	0	2	1																				
<b>17 Lance Berkman, S</b> OBP: 0.390, SLG: 0.616 (1, 8)										4	1	1	0	0	0	1																				
<b>Daryle Ward, L</b> OBP: 0.333, SLG: 0.447 (1, 7)										4	0	1	0	0	2	1																				
<b>Richard Hidalgo, R</b> OBP: 0.346, SLG: 0.493 (1, 9)										4	1	2	0	0	0	0																				
<b>Gregg Zaun, S</b> OBP: 0.329, SLG: 0.385 (1, 2)										4	1	2	0	0	1	2																				
<b>Morgan Ensberg, R</b> OBP: 0.362, SLG: 0.436 (1, 5)										3	0	1	2	1	0	2																				
<b>Dave Micki, R</b> ERA: 3.95 <b>Brian Boehringer, S</b> ERA: 2.86 <b>Scott Sauerbeck, L</b> ERA: 2.5 <b>Mike Williams, R</b> ERA: 0.55										1	0	1	1	0	0	0																				
<b>Inning Stats</b>	R: 0 E: 0 K: 0 S: 11	H: 0 LOB: 1 BB: 1 P: 19	R: 1 E: 0 K: 1 S: 15	H: 2 LOB: 2 BB: 1 P: 25	R: 0 E: 0 K: 1 S: 8	H: 0 LOB: 0 BB: 0 P: 13	R: 0 E: 0 K: 0 S: 11	H: 2 LOB: 0 BB: 0 P: 14	R: 0 E: 0 K: 1 S: 8	H: 1 LOB: 2 BB: 1 P: 16	R: 0 E: 0 K: 1 S: 8	H: 0 LOB: 0 BB: 0 P: 12	R: 0 E: 0 K: 3 S: 21	H: 1 LOB: 2 BB: 1 P: 32	R: 2 E: 0 K: 3 S: 9	H: 4 LOB: 2 BB: 0 P: 13		1B: 8 2B: 3 3B: 0 HR: 0	SF: 0 SAC: 0 DP: 1 HBP: 0	WP: 0 PB: 0 SB: 0 CS: 1	PA: 39															
<b>PITCHER</b>	IP	WLS	BF	H	R	ER	SO	BB	IBB	HBP	BLK	WP	HR	S	P	ERA	WHIP	<b>PITCHER</b>		IP	WLS	BF	H	R	ER	SO	BB	IBB	HBP	BLK	WP	HR	S	P	ERA	WHIP
<b>Kip Wells, R</b> ERA: 3.95 <b>Brian Boehringer, S</b> ERA: 2.86 <b>Scott Sauerbeck, L</b> ERA: 2.5 <b>Mike Williams, R</b> ERA: 0.55	6.2	W	27	5	1	1	5	3	0	0	0	0	0	8	13	13.50	3.000	<b>Dave Micki, R</b> ERA: 3.95 <b>Brian Boehringer, S</b> ERA: 2.86 <b>Scott Sauerbeck, L</b> ERA: 2.5 <b>Mike Williams, R</b> ERA: 0.55		1.1	S	5	1	1	1	3	0	0	0	0	0	0	18	27	6.75	0.750









Batter	1	2	3	4	5	6	7	8	9	AB	R	H	RBI	BB	SO	LOB	TOP				
Chad Hermansen, R (1, 8) OBP: 0.425, SLG: 0.545										3	1	0	0	1	3	2					
2 Jack Wilson, R (1, 6) OBP: 0.267, SLG: 0.268										4	1	2	0	0	0	0					
Brian Giles, L (1, 7) OBP: 0.372, SLG: 0.530										3	1	1	1	0	0	1					
Aramis Ramirez, R (1, 5) OBP: 0.305, SLG: 0.390										4	0	0	0	0	1	3					
Craig Wilson, R (1, 3) OBP: 0.310, SLG: 0.338										3	0	0	1	0	2	1					
Keith Osoik, R (1, 2) OBP: 0.211, SLG: 0.278										3	0	1	0	0	0	0					
18 Jason Kendall, R (9, PH) OBP: 0.333, SLG: 0.326										1	0	0	0	0	0	0					
Adrian Brown, S (1, 9) OBP: 0.303, SLG: 0.306										3	0	1	0	1	0	1					
Abraham Nunez, S (1, 4) OBP: 0.295, SLG: 0.316										4	0	1	0	0	0	1					
Josh Fogg, R (1, 1) OBP: 0.118, SLG: 0.118										2	0	0	0	0	1	0					
Rob Mackowiak, L (7, PH) OBP: 0.272, SLG: 0.397										0	0	0	0	1	0	0					
Brian Boehringer, S (7, 1)										0	0	0	0	0	0	0					
Joe Beimel, L (8, 1)										0	0	0	0	0	0	0					
<b>Inning Stats</b>	R: 3 H: 3 E: 1 K: 0 S: 12	H: 3 R: 1 LOB: 1 BB: 1 P: 19	R: 0 H: 0 E: 0 K: 2 S: 8	H: 0 R: 0 LOB: 0 BB: 0 P: 11	R: 0 H: 0 E: 0 K: 0 S: 7	H: 0 R: 0 LOB: 0 BB: 0 P: 12	R: 0 H: 0 E: 0 K: 1 S: 6	H: 0 R: 0 LOB: 0 BB: 1 P: 14	R: 0 H: 0 E: 0 K: 1 S: 7	H: 1 R: 0 LOB: 1 BB: 0 P: 19	R: 0 H: 1 E: 0 K: 1 S: 13	H: 1 R: 0 LOB: 2 BB: 1 P: 23	R: 0 H: 0 E: 0 K: 1 S: 8	H: 0 R: 0 LOB: 0 BB: 0 P: 12	R: 0 H: 1 E: 0 K: 0 S: 11	H: 1 R: 0 LOB: 1 BB: 0 P: 17	1B: 5 2B: 2 3B: 0 HR: 0	SF: 1 SAC: 0 DP: 1 HBP: 1	WP: 0 PB: 0 SB: 1 CS: 1	PA: 36	
<b>PITCHER</b>	IP	WLS	BF	H	R	ER	SO	BB	IBB	HBP	BLK	WP	HR	S	P	ERA	WHIP				
Juan Cruz, R (1, 1) ERA: 3.74	6.0	W	23	4	3	2	5	2	0	1	0	0	0	14	25	3.00	1.000				
Joe Borowski, R (7, 1) ERA: 1.76	1.1	H	6	1	0	0	1	1	0	0	0	0	0	3	5	0.00	1.500				
Jeff Fassero, L (8, 1) ERA: 5.4	0.1	H	1	0	0	0	0	0	0	0	0	0	0	3	5	0.00	0.000				
Antonio Alfonseca, R (8, 1) ERA: 2.0	1.1	S	5	1	0	0	1	0	0	0	0	0	0	15	22	0.00	0.750				

Pittsburgh Pirates @ Chicago Cubs  
Wrigley Field, Chicago, IL  
Tue May 21 2002, 7:05 PM CDT  
Att: 37,175 - Sunny - 54 F

AB	30
R	3
H	6
RBI	2
BB	3
SO	7
LOB	9



Batter	1	2	3	4	5	6	7	8	9	AB	R	H	RBI	BB	SO	LOB	BOTTOM				
Corey Patterson, L (1, 8) OBP: 0.354, SLG: 0.419										4	0	0	0	0	0	1					
Bill Mueller, S (1, 5) OBP: 0.255, SLG: 0.302										4	1	1	0	0	0	0					
Sammy Sosa, R (1, 9) OBP: 0.446, SLG: 0.698										3	1	1	3	1	0	0					
Fred McGriff, L (1, 3) OBP: 0.318, SLG: 0.373										3	1	1	0	1	0	0					
Roosevelt Brown, L (1, 7) OBP: 0.270, SLG: 0.333										3	0	0	0	0	0	1					
Joe Borowski, R (7, 1) OBP: 0.500, SLG: 0.500										0	0	0	0	0	0	0					
Jeff Fassero, L (8, 1)										0	0	0	0	0	0	0					
Antonio Alfonseca, R (8, 1) OBP: 0.667, SLG: 0.667										1	0	1	0	0	0	0					
Bobby Hill, S (1, 4) OBP: 0.243, SLG: 0.206										4	0	0	1	0	0	3					
Joe Girardi, R (1, 2) OBP: 0.274, SLG: 0.282										3	0	2	0	0	0	0					
Augie Ojeda, S (1, 6) OBP: 0.226, SLG: 0.179										3	0	0	0	0	0	2					
Juan Cruz, R (1, 1) OBP: 0.154, SLG: 0.154										1	0	0	0	0	0	0					
Delino DeShields, L (6, PH) OBP: 0.251, SLG: 0.257										0	1	0	0	1	0	0					
Darren Lewis, R (7, 7) OBP: 0.308, SLG: 0.333										1	0	0	0	0	0	1					
<b>Inning Stats</b>	R: 0 H: 0 E: 0 K: 0 S: 7	H: 0 R: 0 LOB: 0 BB: 0 P: 8	R: 0 H: 0 E: 0 K: 0 S: 6	H: 0 R: 0 LOB: 0 BB: 0 P: 7	R: 0 H: 0 E: 0 K: 0 S: 6	H: 0 R: 0 LOB: 0 BB: 0 P: 6	R: 1 H: 2 E: 0 K: 0 S: 12	H: 2 R: 0 LOB: 1 BB: 0 P: 18	R: 3 H: 2 E: 0 K: 0 S: 11	H: 0 R: 0 LOB: 0 BB: 1 P: 19	R: 0 H: 1 E: 0 K: 0 S: 7	H: 1 R: 0 LOB: 3 BB: 2 P: 9	R: 0 H: 1 E: 0 K: 0 S: 9	H: 1 R: 0 LOB: 0 BB: 0 P: 21	1B: 4 2B: 1 3B: 0 HR: 1	SF: 0 SAC: 0 DP: 0 HBP: 0	WP: 0 PB: 0 SB: 0 CS: 0	PA: 33			
<b>PITCHER</b>	IP	WLS	BF	H	R	ER	SO	BB	IBB	HBP	BLK	WP	HR	S	P	ERA	WHIP				
Josh Fogg, R (1, 1) ERA: 2.75	6.0	L	23	4	4	4	4	4	4	4	4	4	4	4	4	6.00	0.833				
Brian Boehringer, R (7, 1) ERA: 2.74	1.0		4	1	0	0	0	0	0	0	0	0	0	7	9	0.00	1.000				
Joe Beimel, L (8, 1) ERA: 3.0	1.0		6	1	0	0	0	1	1	0	0	0	0	9	21	0.00	2.000				

Pittsburgh Pirates @ Chicago Cubs  
Wrigley Field, Chicago, IL  
Tue May 21 2002, 7:05 PM CDT  
Att: 37,175 - Sunny - 54 F

AB	30
R	4
H	6
RBI	4
BB	3
SO	0
LOB	8





Batter	1	2	3	4	5	6	7	8	9	AB	R	H	RBI	BB	SO	LOB	TOP					
<b>Chad Hermansen, R</b> OBP: 0.422, SLG: 0.514 (1, 8)										4	0	1	0	1	2	1	<b>Pittsburgh Pirates @ Chicago Cubs</b> Wrigley Field, Chicago, IL Wed May 22, 2002, 7:05 PM CDT Att. 40,138 - Sunny - 66 F					
<b>2 Jack Wilson, R</b> OBP: 0.259, SLG: 0.260 (1, 6)										4	0	0	0	0	1	2						
<b>Brian Giles, L</b> OBP: 0.381, SLG: 0.558 (1, 7)										4	1	3	1	0	1	1						
<b>Aramis Ramirez, R</b> OBP: 0.293, SLG: 0.372 (8, PR)										4	0	0	0	0	3	3						
<b>Mike Benjamin, R</b> OBP: 0.204, SLG: 0.196 (8, 5)										0	1	0	0	0	0	0						
<b>Rob Mackowiak, L</b> OBP: 0.273, SLG: 0.390 (8, PH)										2	1	0	0	1	2	0						
<b>Craig Wilson, R</b> OBP: 0.307, SLG: 0.333 (8, 9)										1	0	0	0	0	0	1						
<b>18 Jason Kendall, R</b> OBP: 0.336, SLG: 0.326 (1, 2)										3	0	1	1	1	0	0						
<b>Kevin Young, R</b> OBP: 0.313, SLG: 0.386 (1, 3)										2	1	0	0	2	0	2						
<b>Pokey Reese, R</b> OBP: 0.267, SLG: 0.268 (1, 4)										4	0	1	1	0	0	3						
<b>Dave Williams, L</b> OBP: 0.143, SLG: 0.357 (5, 1)										2	0	0	0	0	2	1						
<b>Ron Villone, L</b> OBP: 0.214, SLG: 0.357 (5, 1)										0	0	0	0	0	0	0						
<b>Adrian Brown, L</b> OBP: 0.306, SLG: 0.512 (7, PH)										1	0	1	1	0	0	0						
<b>Mike Fetters, R</b> OBP: 0.282, SLG: 0.312 (7, 1)										0	0	0	0	0	0	0						
<b>Scott Sauerbeck, R</b> OBP: 0.250, SLG: 0.313 (8, 1)										0	0	0	0	0	0	0						
<b>Abraham Nunez, S</b> OBP: 0.282, SLG: 0.313 (8, PH)										1	0	0	0	0	0	0						
<b>Inning Stats</b>	R: 0 E: 0 K: 2 S: 11	H: 1 W: 24 LOB: 1 BB: 0 P: 18	R: 1 E: 0 K: 1 S: 11	H: 1 R: 2 LOB: 1 BB: 0 P: 20	R: 0 E: 0 K: 3 S: 15	H: 1 R: 2 LOB: 1 BB: 0 P: 22	R: 0 E: 0 K: 1 S: 8	H: 0 R: 0 LOB: 0 BB: 0 P: 12	R: 0 E: 0 K: 2 S: 11	H: 0 R: 0 LOB: 1 BB: 1 P: 17	R: 1 E: 0 K: 1 S: 9	H: 1 R: 0 LOB: 1 BB: 0 P: 14	R: 1 E: 0 K: 1 S: 13	H: 1 R: 0 LOB: 1 BB: 1 P: 24	R: 1 E: 0 K: 0 S: 14	H: 2 R: 2 LOB: 2 BB: 1 P: 25	R: 0 E: 0 K: 0 S: 8	H: 0 R: 0 LOB: 0 BB: 0 P: 10	1B: 6 2B: 0 3B: 0 HR: 1	SF: 0 SAC: 1 DP: 1 HBP: 1	WP: 0 PB: 0 SB: 2 CS: 0	PA: 38
<b>PITCHER</b>	IP	WLS	BF	H	R	ER	SO	BB	IBB	HBP	BLK	WP	HR	S	P	ERA	WHIP					
<b>22 Mark Prior, R</b> ERA: 3.0 (1, 1)	6.0	W	24	4	2	2	10	2	0	1	0	0	1	65	103	3.00	1.000					
<b>Pat Mahomes, R</b> ERA: 6.23 (7, 1)	1.0	H	5	1	1	1	1	1	0	0	0	0	0	13	24	9.00	2.000					
<b>Jeff Fassero, L</b> ERA: 5.75 (8, 1)	0.1	H	2	1	1	1	0	0	0	0	0	0	0	6	9	27.00	3.000					
<b>Antonio Alfonseca, R</b> ERA: 1.83 (8, 1)	1.2	S	7	1	0	0	0	1	0	0	0	0	0	16	26	0.00	1.200					

Batter	1	2	3	4	5	6	7	8	9	AB	R	H	RBI	BB	SO	LOB	BOTTOM					
<b>Corey Patterson, L</b> OBP: 0.350, SLG: 0.409 (1, 8)										4	0	0	0	0	1	3	<b>Pittsburgh Pirates @ Chicago Cubs</b> Wrigley Field, Chicago, IL Wed May 22, 2002, 7:05 PM CDT Att. 40,138 - Sunny - 66 F					
<b>Joe Girardi, R</b> OBP: 0.282, SLG: 0.303 (1, 2)										5	1	2	1	0	0	1						
<b>Sammy Sosa, R</b> OBP: 0.453, SLG: 0.715 (1, 9)										2	3	1	1	2	0	0						
<b>Fred McGriff, L</b> OBP: 0.322, SLG: 0.383 (1, 3)										4	1	2	2	0	0	0						
<b>Moises Alou, R</b> OBP: 0.250, SLG: 0.286 (1, 7)										3	0	2	1	1	0	1						
<b>Antonio Alfonseca, R</b> OBP: 0.667, SLG: 0.667 (8, 1)										0	0	0	0	0	0	0						
<b>Bill Mueller, S</b> OBP: 0.236, SLG: 0.283 (1, 5)										3	0	0	1	0	0	3						
<b>Bobby Hill, S</b> OBP: 0.220, SLG: 0.184 (1, 4)										4	0	0	0	0	1	1						
<b>Augie Ojeda, S</b> OBP: 0.246, SLG: 0.207 (1, 6)										2	1	1	0	1	0	0						
<b>22 Mark Prior, R</b> (1, 1)										2	0	0	0	0	1	2						
<b>Chris Stynes, R</b> OBP: 0.309, SLG: 0.294 (6, PH)										1	0	0	0	0	0	0						
<b>Pat Mahomes, R</b> ERA: 6.23 (7, 1)										0	0	0	0	0	0	0						
<b>Jeff Fassero, L</b> ERA: 2.12 (8, 1)										0	0	0	0	0	0	0						
<b>Darren Lewis, R</b> OBP: 0.325, SLG: 0.378 (8, 7)										1	1	1	1	0	0	0						
<b>Inning Stats</b>	R: 2 E: 0 K: 1 S: 12	H: 2 W: 23 LOB: 1 BB: 1 P: 21	R: 0 E: 0 K: 1 S: 14	H: 1 R: 5 LOB: 1 BB: 0 P: 22	R: 1 E: 0 K: 0 S: 7	H: 2 R: 1 LOB: 1 BB: 0 P: 10	R: 0 E: 1 K: 0 S: 10	H: 0 R: 1 LOB: 1 BB: 0 P: 15	R: 2 E: 0 K: 0 S: 13	H: 2 R: 0 LOB: 1 BB: 1 P: 21	R: 0 E: 0 K: 0 S: 7	H: 0 R: 0 LOB: 1 BB: 0 P: 13	R: 0 E: 0 K: 0 S: 7	H: 0 R: 0 LOB: 1 BB: 1 P: 13	R: 2 E: 0 K: 1 S: 11	H: 2 R: 2 LOB: 1 BB: 1 P: 17	R: 2 E: 0 K: 1 S: 11	H: 2 R: 4 LOB: 1 BB: 1 P: 17	1B: 3 2B: 4 3B: 1 HR: 1	SF: 1 SAC: 1 DP: 0 HBP: 1	WP: 1 PB: 0 SB: 1 CS: 0	PA: 38
<b>PITCHER</b>	IP	WLS	BF	H	R	ER	SO	BB	IBB	HBP	BLK	WP	HR	S	P	ERA	WHIP					
<b>Dave Williams, L</b> ERA: 5.73 (5, 1)	4.1	L	23	7	5	5	2	1	1	0	0	0	1	52	84	10.38	1.846					
<b>Ron Villone, L</b> ERA: 6.23 (5, 1)	1.2		6	0	0	0	0	0	0	1	0	0	0	11	18	0.00	0.000					
<b>Mike Fetters, R</b> ERA: 2.12 (7, 1)	1.0		4	0	0	0	0	1	0	0	0	0	0	7	13	0.00	1.000					
<b>Scott Sauerbeck, L</b> ERA: 3.32 (8, 1)	1.0		5	2	2	2	1	1	0	0	0	0	0	11	17	18.00	3.000					





Batter	1	2	3	4	5	6	7	8	9	AB	R	H	RBI	BB	SO	LOB	TOP										
Chad Hermansen, R OBP: 0.400, SLG: 0.500	F8		E4		F8				K	5	0	1	0	0	1	1											
2 Jack Wilson, R OBP: 0.252, SLG: 0.252	K		SH2-3			F7	L7		K	4	0	0	0	0	2	1											
Brian Giles, L OBP: 0.400, SLG: 0.603										3	3	3	1	2	0	0											
Aramis Ramirez, R OBP: 0.288, SLG: 0.396	K		L9			F8			K	5	1	1	2	0	2	5											
Rob Mackowiak, L OBP: 0.280, SLG: 0.418		L6								4	2	2	1	0	1	0											
18 Jason Kendall, R OBP: 0.344, SLG: 0.340										3	0	2	2	0	0	0											
Keith Osik, R OBP: 0.205, SLG: 0.270		G5-3							K	1	0	0	0	0	1	0											
Kevin Young, R Joe Beigel, L Adrian Brown, S Sean Lowe, R Mike Schumaker, R Ron Villone, L										2	0	0	0	0	1	1											
Pokey Reese, R OBP: 0.257, SLG: 0.257			K							4	0	0	0	0	1	1											
Kris Benson, R OBP: 0.500, SLG: 0.750										1	0	1	0	0	0	0											
Craig Wilson, R OBP: 0.297, SLG: 0.321										3	0	0	0	0	1	1											
<b>Inning Stats</b>	R: 0 E: 0 K: 2 S: 10	H: 0 LOB: 1 BB: 1 P: 19	R: 0 E: 0 K: 0 S: 8	H: 0 LOB: 0 BB: 0 P: 13	R: 0 E: 1 K: 1 S: 12	H: 1 LOB: 3 BB: 1 P: 20	R: 0 E: 0 K: 2 S: 11	H: 1 LOB: 0 BB: 0 P: 15	R: 0 E: 0 K: 1 S: 7	H: 0 LOB: 0 BB: 0 P: 9	R: 2 E: 0 K: 1 S: 15	H: 3 LOB: 1 BB: 0 P: 25	R: 0 E: 0 K: 0 S: 12	H: 1 LOB: 1 BB: 0 P: 18	R: 3 E: 0 K: 1 S: 16	H: 3 LOB: 1 BB: 1 P: 29	R: 1 E: 0 K: 3 S: 13	H: 1 LOB: 0 BB: 0 P: 20	1B: 3 2B: 5 3B: 0 HR: 3	SF: 0 SAC: 1 DP: 1 HBP: 0	WP: 0 PB: 0 SB: 0 CS: 0	PA: 40					
<b>PITCHER</b>	IP	WLS	BF	H	R	ER	SO	BB	IBB	HBP	BLK	WP	HR	S	P	ERA	WHIP										
Matt Clement, R ERA: 3.83	(1, 1)	7.0	W	29	6	2	2	7	1	1	0	0	0	75	119	2.57	1.000										
Ron Mahay, L ERA: 8.59	(8, 1)	0.1		5	3	3	1	1	0	0	0	0	2	9	17	81.00	12.000										
Joe Borowski, R ERA: 1.95	(8, 1)	1.2		6	1	1	1	3	0	0	0	0	1	20	32	5.40	0.600										

Pittsburgh Pirates @ Chicago Cubs  
Wrigley Field, Chicago, IL  
Thu May 23 2002, 1:20 PM CDT  
Att: 37,578 - Overcast - 68 F

AB	36
R	6
H	10
RBI	6
BB	3
SO	11
LOB	11



Batter	1	2	3	4	5	6	7	8	9	AB	R	H	RBI	BB	SO	LOB	BOTTOM										
Corey Patterson, L OBP: 0.355, SLG: 0.412	L7									6	3	3	1	0	0	0											
Bobby Hill, S OBP: 0.281, SLG: 0.349	F7									5	2	3	4	0	0	0											
Sammy Sosa, R Ron Mahay, L Joe Borowski, R										5	1	2	1	0	0	2											
Fred McGriff, L OBP: 0.335, SLG: 0.411	FC6-4									4	2	3	3	1	0	1											
Moises Alou, R OBP: 0.257, SLG: 0.284										4	1	1	0	1	2	3											
Mark Bellhorn, S Bill Mueller, S										0	0	0	0	2	0	0											
Robert Machado, R OBP: 0.333, SLG: 0.404										4	0	1	2	1	1	6											
Augie Ojeda, S OBP: 0.243, SLG: 0.222										5	1	1	0	0	0	6											
Matt Clement, R Roosevelt Brown, L										3	1	1	0	0	1	2											
<b>Inning Stats</b>	R: 0 E: 0 K: 0 S: 8	H: 1 LOB: 1 BB: 0 P: 9	R: 0 E: 0 K: 2 S: 15	H: 0 LOB: 1 BB: 1 P: 25	R: 2 E: 0 K: 1 S: 16	H: 4 LOB: 3 BB: 1 P: 24	R: 5 E: 0 K: 0 S: 23	H: 6 LOB: 2 BB: 2 P: 38	R: 0 E: 0 K: 0 S: 6	H: 0 LOB: 0 BB: 0 P: 7	R: 2 E: 1 K: 1 S: 11	H: 1 LOB: 2 BB: 2 P: 25	R: 2 E: 0 K: 0 S: 14	H: 3 LOB: 2 BB: 1 P: 25	R: 0 E: 0 K: 0 S: 6	H: 0 LOB: 0 BB: 0 P: 12	1B: 9 2B: 3 3B: 1 HR: 2	SF: 0 SAC: 1 DP: 1 HBP: 0	WP: 0 PB: 1 SB: 1 CS: 0	PA: 46							
<b>PITCHER</b>	IP	WLS	BF	H	R	ER	SO	BB	IBB	HBP	BLK	WP	HR	S	P	ERA	WHIP										
Kris Benson, R ERA: 9.64	(1, 1)	3.1	L	23	11	7	3	1	1	0	0	0	0	14	24	0.00	1.200										
Joe Beigel, L ERA: 2.7	(4, 1)	1.2		6	0	0	0	2	0	0	0	0	0	25	50	13.50	3.000										
Sean Lowe, R ERA: 7.92	(6, 1)	2.0		14	4	4	3	2	1	0	0	0	0	6	12	0.00	0.000										
Ron Villone, L ERA: 6.13	(8, 1)	1.0		3	0	0	0	0	0	0	0	0	0	6	12	0.00	0.000										

Pittsburgh Pirates @ Chicago Cubs  
Wrigley Field, Chicago, IL  
Thu May 23 2002, 1:20 PM CDT  
Att: 37,578 - Overcast - 68 F

AB	38
R	11
H	15
RBI	11
BB	7
SO	4
LOB	22





Batter	1	2	3	4	5	6	7	8	9	AB	R	H	RBI	BB	SO	LOB	TOP					
Fernando Vina, L (1.4) OBP: 0.350, SLG: 0.393	1-1 G6-3		0-2 L8		0-0 G3			0-3 K	0-1 G1-3	5	0	0	0	0	1	3						
Miguel Cairo, R (1.7) OBP: 0.298, SLG: 0.375	2-2 G4-3			2-2 F8		2-3 K		2-1 5 BB 15 FC3-6 1B	1-1 L9	5	1	1	0	0	1	1						
J.D. Drew, L (1.9) OBP: 0.359, SLG: 0.471	1-2 5 FC5-4 1B			1-0 G1-3		0-1 G4-3		4-1 15 FC3-6 5 BB 1B		3	0	1	0	1	0	0						
5 Albert Pujols, R (1.5) OBP: 0.398, SLG: 0.488	3-1 FC5-4 1-2			0-2 1B		0-1 F3		4-1 15 FC3-6 1B		3	0	1	0	1	0	1						
15 Jim Edmonds, L (1.8) OBP: 0.457, SLG: 0.638		3-3 K		3-2 F8			2-3 K	2-2 FC3-6		4	0	0	1	0	2	3						
Tino Martinez, L (1.3) OBP: 0.360, SLG: 0.371		2-0 F8			2-1 G4-3		4-1 1B BB	0-2 F9		3	0	0	0	1	0	2						
Edgar Renteria, R (1.6) OBP: 0.339, SLG: 0.410		1-2 G4-3			2-2 G6-3		2-3 K	1-2 1B 3B		4	1	1	0	0	1	1						
Mike Matheny, R (1.2) OBP: 0.324, SLG: 0.411			1-0 F7		4-0 BB BB		0-1 1B	2-1 1B		2	0	1	0	1	0	0						
Kerry Robinson, L (9. PH) OBP: 0.326, SLG: 0.387							1-3 1B	3-H 1B		1	0	1	1	0	0	0						
Garrett Stephenson, R (1.1) Luther Hackman, R (6.1) Eduardo Perez, R (7. PH) Mike Matthews, L (7.1) Eli Marrero, R (9. PH)			0-1 G5-3		4-2 BB		1-0 G6-3	1-1 G1-3		1	0	0	0	1	0	0						
<b>Inning Stats</b>	R: 0 E: 0 K: 0 S: 11	H: 1 LOB: 1 BB: 0 P: 18	R: 0 E: 0 K: 1 S: 7	H: 0 LOB: 0 BB: 0 P: 13	R: 0 E: 0 K: 0 S: 9	H: 0 LOB: 0 BB: 0 P: 10	R: 0 E: 0 K: 0 S: 10	H: 1 LOB: 1 BB: 0 P: 16	R: 0 E: 0 K: 1 S: 8	H: 0 LOB: 2 BB: 2 P: 20	R: 0 E: 0 K: 1 S: 7	H: 0 LOB: 0 BB: 0 P: 9	R: 0 E: 0 K: 2 S: 12	H: 1 LOB: 1 BB: 1 P: 21	R: 1 E: 0 K: 1 S: 14	H: 1 LOB: 2 BB: 2 P: 26	R: 1 E: 0 K: 0 S: 11	H: 2 LOB: 1 BB: 0 P: 16	1B: 5 2B: 0 3B: 1 HR: 0	SF: 0 SAC: 0 DP: 0 HBP: 0	WP: 0 PB: 0 SB: 1 CS: 0	PA: 38
<b>PITCHER</b>	IP WLS BF H R ER SO BB IBB HBP BLK WP HR S P ERA WHIP																					
Kip Wells, R (1.1) ERA: 3.47	6.2 W 26 3 0 0 4 3 0 0 0 0 0 63 105 0.00 0.900																					
Brian Boehringer, R (7.1) ERA: 3.04	0.2 H 5 1 1 1 1 2 0 0 0 0 0 8 19 13.50 4.500																					
Scott Sauerbeck, L (8.1) ERA: 3.2	0.2 H 2 0 0 0 0 0 0 0 0 0 0 7 9 0.00 0.000																					
Mike Williams, R (9.1) ERA: 1.04	1.0 5 2 1 1 0 0 0 0 0 0 0 0 11 16 9.00 2.000																					

St. Louis Cardinals @ Pittsburgh Pirates  
PNC Park, Pittsburgh, PA  
Fri May 24 2002, 7:05 PM EDT  
Att: 25,203 - Overcast - 72 F

AB 33  
R 2  
H 6  
RBI 2  
BB 5  
SO 5  
LOB 14



Batter	1	2	3	4	5	6	7	8	9	AB	R	H	RBI	BB	SO	LOB	BOTTOM			
Chad Hermansen, R (1.8) OBP: 0.389, SLG: 0.467	1-3 K		3-1 P6		4-2 2 BB BB		2-3 K			3	1	0	0	1	2	0				
2 Jack Wilson, R (1.6) OBP: 0.286, SLG: 0.281	1-2 1B 2B		0-3 K		0-0 1B 2B		1-2 1B 1B			4	3	3	1	0	1	0				
Brian Giles, L (1.7) OBP: 0.408, SLG: 0.604	1-1 2H 1B			2-2 L3	1-0 1B 2B		4-2 1B BB			3	0	2	2	1	0	0				
Aramis Ramirez, R (1.5) OBP: 0.287, SLG: 0.389	3-2 F7			2-3 K	0-0 P4		2-2 1B			4	0	1	1	0	1	2				
Mike Benjamin, R (7. PR) OBP: 0.220, SLG: 0.196							1-3 2H 1B			0	0	0	0	0	0	0				
Rob Mackowiak, L (1.9) OBP: 0.281, SLG: 0.440	0-3 K			1-0 HR		2-2 F9	0-3 K			3	1	1	1	0	1	1				
Adrian Brown, S (7. PH) OBP: 0.303, SLG: 0.307										1	0	0	0	0	1	2				
18 Jason Kendall, R (1.2) OBP: 0.348, SLG: 0.345		2-1 F9		3-2 1B		2-0 F9 1B	3-2 G6-3			4	0	2	0	0	0	2				
Kevin Young, R (1.3) OBP: 0.307, SLG: 0.370		3-1 F8		0-1 G2-3		4-2 BB		1-1 G5-3		3	0	0	0	1	0	1				
Pokey Reese, R (1.4) OBP: 0.248, SLG: 0.248		2-1 F8			0-3 K	0-1 F9		2-2 G6-3		4	0	0	0	0	1	2				
Kip Wells, R (1.1) OBP: 0.136, SLG: 0.273			0-1 F9		2-3 K	1-3 K		0-3 K		3	0	0	0	0	2	2				
Brian Boehringer, S (7.1) Scott Sauerbeck, R (8.1) Craig Wilson, R (8. PH) Mike Williams, R (9.1)										0	0	0	0	0	0	0				
<b>Inning Stats</b>	R: 1 E: 0 K: 2 S: 16	H: 2 LOB: 1 BB: 0 P: 22	R: 0 E: 0 K: 0 S: 6	H: 0 LOB: 0 BB: 0 P: 13	R: 0 E: 0 K: 1 S: 7	H: 0 LOB: 0 BB: 0 P: 10	R: 1 E: 0 K: 1 S: 14	H: 2 LOB: 1 BB: 0 P: 22	R: 2 E: 0 K: 2 S: 11	H: 2 LOB: 1 BB: 1 P: 18	R: 0 E: 0 K: 1 S: 12	H: 1 LOB: 2 BB: 1 P: 20	R: 1 E: 0 K: 2 S: 18	H: 2 LOB: 2 BB: 1 P: 30	R: 0 E: 0 K: 1 S: 9	H: 0 LOB: 0 BB: 0 P: 12	1B: 6 2B: 2 3B: 0 HR: 1	SF: 0 SAC: 0 DP: 0 HBP: 0	WP: 0 PB: 0 SB: 1 CS: 0	PA: 36
<b>PITCHER</b>	IP WLS BF H R ER SO BB IBB HBP BLK WP HR S P ERA WHIP																			
Garrett Stephenson, R (1.1) ERA: 5.27	5.1 L 24 7 4 4 6 1 0 0 0 0 0 58 93 6.75 1.500																			
Luther Hackman, R (6.1) ERA: 2.42	0.2 3 0 0 0 1 1 0 0 0 0 0 8 12 0.00 1.500																			
Mike Matthews, L (7.1) ERA: 2.56	2.0 9 2 1 1 3 1 0 0 0 0 0 27 42 4.50 1.500																			

St. Louis Cardinals @ Pittsburgh Pirates  
PNC Park, Pittsburgh, PA  
Fri May 24 2002, 7:05 PM EDT  
Att: 25,203 - Overcast - 72 F

AB 33  
R 5  
H 9  
RBI 5  
BB 3  
SO 10  
LOB 12









Batter	1	2	3	4	5	6	7	8	9	AB	R	H	RBI	BB	SO	LOB	TOP				
Fernando Vina, L (1,4) OBP: 0.354, SLG: 0.407 Miguel Cairo, R (7, PR) OBP: 0.296, SLG: 0.367 (7,4)	F7	HR		1B			HBP		G4-3	3	1	2	5	0	0	0					
J.D. Drew, L (1,9) OBP: 0.355, SLG: 0.459 Placido Polanco, R (7, PH) OBP: 0.275, SLG: 0.313 (7,5)	G3-1	G4-3		G3-1			G5-4-3			3	0	0	0	0	0	2					
5 Albert Pujols, R (1,5) OBP: 0.395, SLG: 0.514 (7,9)	HR		G6-3		K		F3			4	1	1	1	0	1	1					
15 Jim Edmonds, L (1,8) OBP: 0.456, SLG: 0.646	G6-3		K		HR				G3-6-1	4	1	2	1	0	1	0					
Tino Martinez, L (1,3)		P6	G3		HR				G3-6-1	4	0	1	0	0	0	1					
Edgar Renteria, R (1,6) OBP: 0.341, SLG: 0.409	G6-3			G5-3	F9-3					4	0	1	0	0	0	1					
Mike Matheny, R (1,2) OBP: 0.330, SLG: 0.419		HR		HR			F8		G1-3	3	2	1	0	1	0	1					
Eli Marrero, R (1,7) OBP: 0.350, SLG: 0.404		HR		G5-3			K		F7	3	1	0	0	1	1	1					
Jason Simontacchi, R (1,1) OBP: 0.200, SLG: 0.200 Dave Veres, R (8,1) OBP: 0.500, SLG: 0.500		HR		HR			G3		G4-3	3	1	2	0	0	0	0					
<b>Inning Stats</b>	R: 1 E: 0 K: 0 S: 8	H: 1 LOB: 0 BB: 0 P: 13	R: 4 E: 0 K: 0 S: 14	H: 3 LOB: 0 BB: 1 P: 24	R: 0 E: 0 K: 1 S: 6	H: 0 LOB: 0 BB: 0 P: 11	R: 1 E: 0 K: 0 S: 11	H: 2 LOB: 2 BB: 1 P: 20	R: 1 E: 0 K: 1 S: 11	H: 2 LOB: 0 BB: 0 P: 16	R: 0 E: 0 K: 0 S: 6	H: 0 LOB: 1 BB: 0 P: 8	R: 0 E: 0 K: 0 S: 7	H: 2 LOB: 1 BB: 0 P: 13	R: 0 E: 0 K: 0 S: 4	H: 1 LOB: 0 BB: 0 P: 5	1B: 7 2B: 2 3B: 0 HR: 3	SF: 0 SAC: 0 DP: 4 HBP: 1	WP: 0 PB: 0 SB: 0 CS: 0	PA: 37	
<b>PITCHER</b>	IP	WLS	BF	H	R	ER	SO	BB	IBB	HBP	BLK	WP	HR	S	P	ERA	WHIP				
Josh Fogg, R (1,1) ERA: 3.6	4.1	L	23	8	7	7	2	1	1	0	0	0	3	46	79	14.54	2.077				
Ron Villone, L (5,1) ERA: 5.8	2.2		7	0	0	0	1	0	0	1	0	0	0	17	21	0.00	0.000				
Sean Lowe, R (8,1) ERA: 7.44	2.0		7	3	0	0	0	0	0	0	0	0	0	12	18	0.00	1.500				

St. Louis Cardinals @ Pittsburgh Pirates  
PNC Park, Pittsburgh, PA  
Sun May 26 2002, 1:35 PM EDT  
Att: 31,989 - Cloudy - 73 F

AB 34  
R 7  
H 11  
RBI 7  
BB 2  
SO 3  
LOB 9



Batter	1	2	3	4	5	6	7	8	9	AB	R	H	RBI	BB	SO	LOB	BOTTOM					
Chad Hermansen, R (1,8) OBP: 0.371, SLG: 0.481 Sean Lowe, R (8,1) OBP: 0.143, SLG: 0.143 Keith Oskik, R (9, PH) OBP: 0.200, SLG: 0.263	K		K		F9		F7		F8	4	0	0	0	0	2	1						
2 Jack Wilson, R (1,6) OBP: 0.285, SLG: 0.275	P6		HR		G1-3				G3	4	0	1	0	0	0	1						
Brian Giles, L (1,7) OBP: 0.418, SLG: 0.649	HR		HR		BB				HR	3	2	3	1	1	0	0						
Aramis Ramirez, R (1,5) OBP: 0.284, SLG: 0.417	HR		L9		G4-3				HR	4	1	2	2	0	0	4						
Rob Mackowiak, L (1,9) OBP: 0.275, SLG: 0.420	K		K		K		G4-3		K	4	0	0	0	0	3	1						
18 Jason Kendall, R (1,2) OBP: 0.345, SLG: 0.349		G6-3		G4-3			F8		HR	4	0	2	0	0	0	0						
Craig Wilson, R (1,3) OBP: 0.281, SLG: 0.302	F9		G4-3		G4-3		G5-3		K	4	0	0	0	0	1	3						
Mike Benjamin, R (1,4) OBP: 0.208, SLG: 0.184 Ron Villone, L (5,1) OBP: 0.214, SLG: 0.357 Adrian Brown, S (7, PH) OBP: 0.297, SLG: 0.300 (8,8)		G6-3		P3			G3		G4-3	2	0	0	0	0	0	1						
Josh Fogg, R (1,1) OBP: 0.111, SLG: 0.111 Abraham Nunez, S (5,4) OBP: 0.290, SLG: 0.310			G1-3		G1-3		G5-3		G6-3	1	0	0	0	0	0	0						
<b>Inning Stats</b>	R: 2 E: 0 K: 2 S: 13	H: 2 LOB: 0 BB: 0 P: 19	R: 0 E: 0 K: 0 S: 5	H: 0 LOB: 0 BB: 0 P: 8	R: 0 E: 0 K: 1 S: 9	H: 2 LOB: 2 BB: 0 P: 13	R: 0 E: 0 K: 1 S: 15	H: 1 LOB: 1 BB: 0 P: 19	R: 0 E: 0 K: 0 S: 7	H: 1 LOB: 2 BB: 1 P: 14	R: 0 E: 0 K: 0 S: 4	H: 0 LOB: 0 BB: 0 P: 6	R: 0 E: 0 K: 0 S: 7	H: 0 LOB: 0 BB: 0 P: 10	R: 1 E: 0 K: 2 S: 12	H: 3 LOB: 2 BB: 0 P: 16	R: 0 E: 0 K: 0 S: 6	H: 0 LOB: 0 BB: 0 P: 8	1B: 4 2B: 3 3B: 0 HR: 2	SF: 0 SAC: 0 DP: 0 HBP: 0	WP: 0 PB: 0 SB: 0 CS: 0	PA: 37
<b>PITCHER</b>	IP	WLS	BF	H	R	ER	SO	BB	IBB	HBP	BLK	WP	HR	S	P	ERA	WHIP					
Jason Simontacchi, R (1,1) ERA: 2.73	7.1	W	31	8	3	3	4	1	0	0	0	0	0	65	96	3.68	1.227					
Dave Veres, R (8,1) ERA: 3.14	1.2		6	1	0	0	2	0	0	0	0	0	0	13	17	0.00	0.600					

St. Louis Cardinals @ Pittsburgh Pirates  
PNC Park, Pittsburgh, PA  
Sun May 26 2002, 1:35 PM EDT  
Att: 31,989 - Cloudy - 73 F


AB 36  
R 3  
H 9  
RBI 3  
BB 1  
SO 6  
LOB 11






Batter	1	2	3	4	5	6	7	8	9	10	AB	R	H	RBI	BB	SO	LOB	TOP	
Darren Lewis, R OBP: 0.306, SLG: 0.370 Juan Cruz, R OBP: 0.154, SLG: 0.154 Delino DeShields, L OBP: 0.299, SLG: 0.294 Antonio Alfonseca, R OBP: 0.667, SLG: 0.667	1-3 K		0-2 F9			0-1 P4	1-1 G6-3		0-0 SH1-4		4	0	0	0	0	1	2	Chicago Cubs @ Pittsburgh Pirates PNC Park, Pittsburgh, PA Mon May 27 2002, 7:05 PM EDT Att. 16,215 - Sunny - 78 F	
Chris Stynes, R OBP: 0.326, SLG: 0.355 Corey Patterson, L OBP: 0.359, SLG: 0.428	2-2 G5-3		1-2 F8			2-1 1B		0-0 HR	2-2 G3		3	0	1	0	0	0	0		
Sammy Sosa, R OBP: 0.458, SLG: 0.715	1-1 2B		3-3 K			0-0 1B		4-1 1B	0-3 K		4	0	2	0	1	2	1		
Fred McGriff, L OBP: 0.353, SLG: 0.451	1-2 G4-3					0-3 K		2-0 1B	1-3 1B		5	0	1	0	0	1	3		
Moises Alou, R OBP: 0.242, SLG: 0.265		1-1 G6-3				0-0 G5-3		0-0 G1-3	3-2 G5-3		5	0	0	0	0	0	4		
Alex Gonzalez, R OBP: 0.301, SLG: 0.392		3-2 E5 FC5-4 BB				0-1 F9		0-0 L4	2-2 G6-3		5	0	1	0	0	0	2		
Joe Girardi, R OBP: 0.267, SLG: 0.276		1-3 K				0-0 P3		1-0 FC1-6 1B	3-2 G5-3		4	0	0	0	0	1	4		
Bobby Hill, S OBP: 0.311, SLG: 0.411		4-2 22 FC5-4 BB				4-1 22 G4-6-3 BB		3-2 FC3-2-5-3 1B	1-1 HR		2	1	2	1	2	0	0		
22 Mark Prior, R Bill Mueller, S OBP: 0.257, SLG: 0.288		0-0 FC5-4				2-0 G4-6-3		0-0 FC3-2-5-3	1-0 G3 SH1-4 1B		2	0	0	0	0	0	3		
		1-2 2-3				1-2		1-3			2	0	1	0	0	0	2		
<b>Inning Stats</b>	R: 0 E: 0 K: 1 S: 13	H: 1 LOB: 1 BB: 0 P: 18	R: 0 E: 1 K: 1 S: 14	H: 0 LOB: 2 BB: 1 P: 23	R: 0 E: 0 K: 1 S: 11	H: 0 LOB: 0 BB: 0 P: 15	R: 0 E: 0 K: 0 S: 5	H: 0 LOB: 0 BB: 1 P: 9	R: 0 E: 0 K: 0 S: 9	H: 2 LOB: 2 BB: 0 P: 13	R: 1 E: 0 K: 1 S: 8	H: 2 LOB: 2 BB: 1 P: 18	R: 1 E: 0 K: 1 S: 13	H: 2 LOB: 1 BB: 0 P: 17	R: 0 E: 0 K: 0 S: 8	H: 0 LOB: 0 BB: 0 P: 15	1B: 6 2B: 1 3B: 0 HR: 2	SF: 0 SAC: 1 DP: 1 HBP: 0	WP: 0 PA: 42
<b>PITCHER</b>	IP 5.2	WLS H	BF 22	H 3	R 0	ER 0	SO 4	BB 2	IBB 0	HBP 0	BLK 0	WP 0	HR 0	S 54	P 80	ERA 0.00	WHIP 0.882		
Dave Williams, L ERA: 4.98	(1, 1)																		
Sean Lowe, R ERA: 7.29	(6, 1)	0.2	H	4	2	0	0	0	0	0	0	0	0	8	14	0.00	3.000		
Scott Sauerbeck, L ERA: 3.1	(7, 1)	0.2	H	2	0	0	0	0	0	0	0	0	0	3	4	0.00	0.000		
Mike Fetters, R ERA: 2.37	(8, 1)	1.0	B	6	2	1	1	0	1	0	0	0	1	8	18	9.00	3.000		
Mike Williams, R ERA: 1.4	(9, 1)	2.0	W	8	2	1	1	1	0	0	0	0	0	1	21	4.50	1.000		

AB	38
R	2
H	9
RBI	2
BB	3
SO	5
LOB	22



Batter	1	2	3	4	5	6	7	8	9	10	AB	R	H	RBI	BB	SO	LOB	BOTTOM			
Chad Hermansen, R OBP: 0.358, SLG: 0.509	0-1 F7		0-3 K			2-3 K		0-0 HR		2-1 P6	5	1	1	1	0	2	1	Chicago Cubs @ Pittsburgh Pirates PNC Park, Pittsburgh, PA Mon May 27 2002, 7:05 PM EDT Att. 16,215 - Sunny - 78 F			
2 Jack Wilson, R OBP: 0.263, SLG: 0.267	3-2 F9		3-1 G1-3			1-0 F9		3-3 K		4-0 1B BB	4	1	0	0	1	1	1				
Brian Giles, L OBP: 0.423, SLG: 0.643	0-3 K					4-2 BB		3-2 G4-3		2-2 1B S	3	0	1	0	2	1	0				
Aramis Ramirez, R OBP: 0.275, SLG: 0.402 Mike Williams, R OBP: 0.220, SLG: 0.282		1-2 F9				3-2 P4		0-0 G4-3		3-2 1B	4	0	0	0	0	1	2				
Keith Osik, R OBP: 0.220, SLG: 0.282										1-3 1B	1	0	1	1	0	0	0				
Rob Mackowiak, L OBP: 0.274, SLG: 0.410		1-1 18 S 1B HBP				1-3 K		0-0 G4-3		2-1 L6	3	1	0	0	0	1	1				
18 Jason Kendall, R OBP: 0.343, SLG: 0.346		1-1 L8				1-0 L8		2-2 G6-3		0-0 1B	4	0	1	0	0	0	1				
Craig Wilson, R OBP: 0.293, SLG: 0.326 Pokey Reese, R OBP: 0.252, SLG: 0.252 Kevin Young, R OBP: 0.299, SLG: 0.358		1-2 1B				3-2 F9		2-1 2B		0-3 K	3	0	2	1	0	0	0				
Abraham Nunez, S OBP: 0.309, SLG: 0.333		1-0 CS				0-0 1B		4-0 1B		0-0 G2-3	3	0	2	0	1	0	1				
Dave Williams, L ERA: 4.98 Sean Lowe, R ERA: 7.29 Scott Sauerbeck, R ERA: 3.1 Adrian Brown, S ERA: 3.75 Mike Fetters, R ERA: 2.37 Mike Benjamin, R ERA: 1.80	(1, 1) (6, 1) (7, 1) (7, PH) (8, 1) (8, 1) (8, 5)					1-3 K		1-3 K		0-2 P4	2	0	0	0	0	2	2				
<b>Inning Stats</b>	R: 0 E: 0 K: 1 S: 9	H: 0 LOB: 0 BB: 0 P: 12	R: 1 E: 0 K: 0 S: 11	H: 1 LOB: 1 BB: 0 P: 15	R: 0 E: 0 K: 2 S: 12	H: 1 LOB: 1 BB: 0 P: 18	R: 0 E: 0 K: 1 S: 9	H: 0 LOB: 0 BB: 1 P: 17	R: 0 E: 0 K: 1 S: 8	H: 1 LOB: 1 BB: 0 P: 13	R: 0 E: 0 K: 1 S: 10	H: 1 LOB: 2 BB: 1 P: 19	R: 1 E: 0 K: 1 S: 9	H: 1 LOB: 0 BB: 0 P: 15	R: 0 E: 0 K: 1 S: 8	H: 1 LOB: 1 BB: 1 P: 10	R: 1 E: 0 K: 0 S: 11	H: 2 LOB: 2 BB: 1 P: 22	1B: 5 2B: 2 3B: 0 HR: 1	SF: 0 SAC: 0 DP: 0 HBP: 1	WP: 0 PA: 41
<b>PITCHER</b>	IP 6.0	WLS 9	BF 22	H 3	R 1	ER 1	SO 7	BB 2	IBB 0	HBP 1	BLK 0	WP 0	HR 0	S 59	P 94	ERA 1.50	WHIP 0.833				
22 Mark Prior, R ERA: 2.25	(1, 1)																				
Juan Cruz, R ERA: 3.75	(7, 1)	2.0	9	2	1	1	2	0	1	0	0	0	1	19	34	4.50	1.000				
Antonio Alfonseca, R ERA: 2.38	(9, 1)	1.2	L	9	3	1	1	1	1	0	0	0	0	19	32	5.40	2.400				





Batter	1	2	3	4	5	6	7	8	9	AB	R	H	RBI	BB	SO	LOB	TOP										
<b>Corey Patterson, L</b> OBP: 0.350, SLG: 0.416 (1, 8)										5	0	0	0	0	3	6											
<b>Bill Mueller, S</b> OBP: 0.280, SLG: 0.328 (1, 5)										5	1	3	0	0	1	0											
<b>Sammy Sosa, R</b> OBP: 0.457, SLG: 0.705 (1, 9)										4	1	1	1	1	0	2											
<b>Fred McGriff, L</b> OBP: 0.351, SLG: 0.444 (1, 3)										3	0	0	0	1	0	2											
<b>Roosevelt Brown, L</b> OBP: 0.253, SLG: 0.310 <b>Darren Lewis, R</b> OBP: 0.306, SLG: 0.370 (8, 7)										4	1	0	0	0	2	2											
<b>Alex Gonzalez, R</b> OBP: 0.307, SLG: 0.391 (1, 6)										3	0	1	1	1	1	0											
<b>Joe Girardi, R</b> OBP: 0.266, SLG: 0.275 (1, 2)										4	0	1	0	0	1	4											
<b>Bobby Hill, S</b> OBP: 0.323, SLG: 0.397 (1, 4)										2	0	0	0	2	1	2											
<b>Matt Clement, R</b> OBP: 0.261, SLG: 0.158 (1, 1)										2	0	0	1	1	1	0											
<b>Inning Stats</b>	R: 0 E: 0 K: 1 S: 7	H: 1 LOB: 1 BB: 0 P: 9	R: 0 E: 0 K: 2 S: 17	H: 1 LOB: 3 BB: 2 P: 33	R: 3 E: 0 K: 1 S: 22	H: 3 LOB: 3 BB: 2 P: 40	R: 0 E: 0 K: 0 S: 4	H: 0 LOB: 0 BB: 1 P: 8	R: 0 E: 1 K: 1 S: 6	H: 0 LOB: 1 BB: 0 P: 11	R: 0 E: 0 K: 3 S: 9	H: 0 LOB: 0 BB: 0 P: 13	R: 0 E: 0 K: 1 S: 7	H: 0 LOB: 0 BB: 0 P: 11	R: 0 E: 0 K: 1 S: 6	H: 0 LOB: 0 BB: 1 P: 14	R: 0 E: 0 K: 0 S: 6	H: 1 LOB: 1 BB: 0 P: 7	1B: 5 2B: 1 3B: 0 HR: 0	SF: 0 SAC: 0 DP: 1 HBP: 1	WP: 0 PB: 0 SB: 0 CS: 1	PA: 39					
<b>PITCHER</b>	IP	WLS	BF	H	R	ER	SO	BB	IBB	HBP	BLK	WP	HR	S	P	ERA	WHIP										
<b>Kris Benson, R</b> ERA: 9.72 <b>Joe Beigel, L</b> ERA: 2.38 <b>Ron Villone, L</b> ERA: 5.57 <b>Brian Boehringer, R</b> ERA: 2.92	2.2	L	18	5	3	3	3	3	1	1	0	0	0	43	77	10.12	3.000										

Chicago Cubs @ Pittsburgh Pirates  
PNC Park, Pittsburgh, PA  
Tue May 28 2002, 7:05 PM EDT  
Att: 15,060 - Overcast - 66 F

AB	32
R	3
H	6
RBI	3
BB	6
SO	10
LOB	18



Batter	1	2	3	4	5	6	7	8	9	AB	R	H	RBI	BB	SO	LOB	BOTTOM										
<b>Chad Hermansen, R</b> OBP: 0.338, SLG: 0.475 <b>Brian Boehringer, S</b> (9, 1)										4	0	0	0	0	2	2											
<b>Jack Wilson, R</b> OBP: 0.256, SLG: 0.260 (1, 6)										4	0	0	0	0	2	0											
<b>Brian Giles, L</b> OBP: 0.425, SLG: 0.637 (1, 7)										3	0	1	0	1	0	0											
<b>Aramis Ramirez, R</b> OBP: 0.266, SLG: 0.387 (1, 5)										4	0	0	0	0	0	2											
<b>Craig Wilson, R</b> OBP: 0.294, SLG: 0.319 (1, 3)										2	0	0	0	1	2	1											
<b>Jason Kendall, R</b> OBP: 0.337, SLG: 0.340 (1, 2)										3	0	0	0	0	0	1											
<b>Adrian Brown, S</b> OBP: 0.296, SLG: 0.299 (9, 8)										3	0	1	0	0	0	1											
<b>Abraham Nunez, S</b> OBP: 0.310, SLG: 0.326 (1, 4)										2	0	0	0	1	0	0											
<b>Kris Benson, R</b> OBP: 0.260, SLG: 0.750 <b>Joe Beigel, L</b> OBP: 0.208, SLG: 0.357 <b>Ron Villone, L</b> OBP: 0.274, SLG: 0.357 <b>Rob Mackowiak, L</b> OBP: 0.372, SLG: 0.637 (9, 9)										0	0	0	0	0	0	0											
<b>Inning Stats</b>	R: 0 E: 0 K: 1 S: 9	H: 0 LOB: 0 BB: 0 P: 16	R: 0 E: 0 K: 0 S: 5	H: 0 LOB: 1 BB: 1 P: 12	R: 0 E: 0 K: 2 S: 8	H: 0 LOB: 0 BB: 0 P: 12	R: 0 E: 0 K: 2 S: 11	H: 0 LOB: 1 BB: 1 P: 18	R: 0 E: 0 K: 0 S: 6	H: 0 LOB: 0 BB: 0 P: 7	R: 0 E: 0 K: 0 S: 5	H: 0 LOB: 0 BB: 0 P: 8	R: 0 E: 0 K: 1 S: 7	H: 1 LOB: 0 BB: 0 P: 10	R: 0 E: 0 K: 2 S: 13	H: 1 LOB: 2 BB: 1 P: 23	R: 0 E: 0 K: 0 S: 5	H: 0 LOB: 0 BB: 0 P: 6	1B: 2 2B: 0 3B: 0 HR: 0	SF: 0 SAC: 0 DP: 1 HBP: 0	WP: 0 PB: 0 SB: 1 CS: 0	PA: 31					
<b>PITCHER</b>	IP	WLS	BF	H	R	ER	SO	BB	IBB	HBP	BLK	WP	HR	S	P	ERA	WHIP										
<b>Matt Clement, R</b> ERA: 3.29	9.0	W	31	2	0	0	8	3	0	0	0	0	0	69	112	0.00	0.556										

Chicago Cubs @ Pittsburgh Pirates  
PNC Park, Pittsburgh, PA  
Tue May 28 2002, 7:05 PM EDT  
Att: 15,060 - Overcast - 66 F

AB	28
R	0
H	2
RBI	0
BB	3
SO	8
LOB	9





Batter	1	2	3	4	5	6	7	8	9	AB	R	H	RBI	BB	SO	LOB	TOP			
Corey Patterson, L (1,8) OBP: 0.348, SLG: 0.413	F9		1B			G3		G4-3		4	0	1	0	0	0	1				
Bill Mueller, S (1,5) OBP: 0.266, SLG: 0.309	G4-3		L5			F7		G4-3		4	0	0	0	0	0	1				
Sammy Sosa, R (1,9) OBP: 0.457, SLG: 0.698	BB							G3		3	0	1	0	1	1	0				
Fred McGriff, L (1,3) Courtney Duncan, L (7,1) Roosevelt Brown, L (9, FH) OBP: 0.263, SLG: 0.310	L8					G3-1		G3-6-3		3	0	0	0	0	0	2				
Moises Alou, R (1,7) OBP: 0.250, SLG: 0.274		L9						HBP		4	0	2	0	0	1	0				
Alex Gonzalez, R (1,6) OBP: 0.299, SLG: 0.379		G5-3				F8		F9		4	0	0	0	0	1	3				
Joe Girardi, R (1,2) OBP: 0.258, SLG: 0.266		G6-3				G5-3		G6-3		3	0	0	0	0	0	0				
Bobby Hill, S (1,4) OBP: 0.309, SLG: 0.377						G4-3		G6-3		3	0	0	0	0	1	0				
Jon Lieber, L (1,1) Mark Bellhorn, S (7,3) OBP: 0.349, SLG: 0.416						G1-3		BB		2	0	0	0	0	0	0				
<b>Inning Stats</b>	R: 0 H: 0 E: 0 K: 0 S: 10	H: 0 LOB: 1 BB: 1 P: 17	R: 0 H: 0 E: 0 K: 0 S: 7	H: 0 LOB: 0 BB: 0 P: 11	R: 0 H: 1 E: 0 K: 2 S: 8	H: 1 LOB: 1 BB: 0 P: 11	R: 0 H: 0 E: 0 K: 1 S: 9	H: 0 LOB: 0 BB: 0 P: 13	R: 0 H: 0 E: 0 K: 0 S: 7	H: 0 LOB: 0 BB: 0 P: 9	R: 0 H: 2 E: 0 K: 1 S: 12	H: 1 LOB: 1 BB: 0 P: 16	R: 0 H: 0 E: 0 K: 0 S: 7	H: 0 LOB: 1 BB: 1 P: 11	R: 0 H: 1 E: 0 K: 0 S: 9	H: 1 LOB: 2 BB: 0 P: 12	1B: 4 2B: 0 3B: 0 HR: 0	SF: 0 SAC: 0 DP: 1 HBP: 1	WP: 1 PB: 0 CS: 0	PA: 33
<b>PITCHER</b> Kip Wells, R (1,1) ERA: 3.0	IP: 9.0 WLS: W BF: 33 H: 4 R: 0 ER: 0 SO: 4 BB: 2 IBB: 0 HBP: 1 BLK: 0 WP: 1 HR: 0 S: 77 P: 109 ERA: 0.00 WHIP: 0.667															<b>PITCHER</b>				

Chicago Cubs @ Pittsburgh Pirates  
PNC Park, Pittsburgh, PA  
Wed May 29 2002, 7:05 PM EDT  
Att: 17,116 - Overcast - 76 F

AB	30
R	0
H	4
RBI	0
BB	2
SO	4
LOB	7



Batter	1	2	3	4	5	6	7	8	9	AB	R	H	RBI	BB	SO	LOB	BOTTOM			
Chad Hermansen, R (1,8) OBP: 0.342, SLG: 0.470	1B					K		K		5	1	2	0	0	3	3				
Abraham Nunez, S (1,4) OBP: 0.317, SLG: 0.333	1B					E6				4	1	2	0	0	0	1				
1B Jason Kendall, R (1,2) OBP: 0.341, SLG: 0.344	1B					F8		G5-3		4	1	2	1	0	0	3				
Brian Giles, L (1,7) OBP: 0.421, SLG: 0.627	1B					K		F8		4	0	1	0	0	1	4				
Aramis Ramirez, R (1,5) OBP: 0.266, SLG: 0.383	K					K		F8		4	0	1	0	0	2	4				
Kevin Young, R (1,3) OBP: 0.297, SLG: 0.354	F9					F7		F9		4	0	1	1	0	0	2				
Adrian Brown, S (1,9) OBP: 0.288, SLG: 0.290						G6-3		F8		4	0	0	0	0	1	3				
2 Jack Wilson, R (1,6) OBP: 0.268, SLG: 0.292						F8		E		4	2	3	0	0	0	2				
Kip Wells, R (1,1) OBP: 0.154, SLG: 0.269						G1-3		G5-3		4	0	1	1	0	0	2				
<b>Inning Stats</b>	R: 2 H: 3 E: 0 K: 1 S: 13	H: 3 LOB: 1 BB: 0 P: 19	R: 1 H: 2 E: 0 K: 1 S: 11	H: 2 LOB: 1 BB: 0 P: 19	R: 1 H: 3 E: 0 K: 2 S: 17	H: 3 LOB: 2 BB: 0 P: 21	R: 0 H: 2 E: 0 K: 1 S: 11	H: 2 LOB: 0 BB: 0 P: 15	R: 0 H: 1 E: 1 K: 1 S: 13	H: 1 LOB: 1 BB: 0 P: 20	R: 0 H: 0 E: 0 K: 0 S: 12	H: 0 LOB: 0 BB: 0 P: 15	R: 0 H: 1 E: 0 K: 1 S: 9	H: 1 LOB: 1 BB: 0 P: 13	R: 0 H: 1 E: 0 K: 1 S: 9	H: 1 LOB: 0 BB: 0 P: 13	1B: 11 2B: 1 3B: 1 HR: 0	SF: 0 SAC: 0 DP: 1 HBP: 0	WP: 0 PB: 0 CS: 0	PA: 37
<b>PITCHER</b> Jon Lieber, R (1,1) ERA: 3.38 Courtney Duncan, R (7,1) ERA:	IP: 6.0 WLS: L BF: 30 H: 12 R: 5 ER: 3 SO: 6 BB: 0 IBB: 0 HBP: 0 BLK: 0 WP: 0 HR: 0 S: 73 P: 103 ERA: 4.50 WHIP: 2.000															<b>PITCHER</b>				

Chicago Cubs @ Pittsburgh Pirates  
PNC Park, Pittsburgh, PA  
Wed May 29 2002, 7:05 PM EDT  
Att: 17,116 - Overcast - 76 F

AB	37
R	5
H	13
RBI	3
BB	0
SO	7
LOB	24





Batter	1	2	3	4	5	6	7	8	9	AB	R	H	RBI	BB	SO	LOB	TOP										
<b>Darren Lewis, R</b> OBP: 0.315, SLG: 0.360 (1, 8)	2-1 G4-3	0-0 L9		4-2 HR		0-0 F9		0-1 1B		4	1	1	0	0	0	2	<b>Chicago Cubs @ Pittsburgh Pirates</b> PNC Park, Pittsburgh, PA Thu May 30 2002, 12:35 PM EDT Att: 21,208 - Sunny - 82 F										
<b>Chris Stynes, R</b> OBP: 0.319, SLG: 0.383 (1, 5)	1-2 F3		2-1 G6-3	1-0 HR		0-1 F9		1-0 F8		5	1	1	2	0	0	1											
<b>Juan Cruz, R</b> OBP: 0.154, SLG: 0.154 (8, 1)										0	0	0	0	0	0	0											
<b>Joe Girardi, R</b> OBP: 0.258, SLG: 0.266 (9, 2)										0	0	0	0	0	0	0											
<b>Sammy Sosa, R</b> OBP: 0.452, SLG: 0.683 (1, 9)	3-1 G4-3		4-0 1B HR	1-3 K		0-3 K			3-2 F8	4	1	0	0	1	2	0											
<b>Moises Alou, R</b> OBP: 0.256, SLG: 0.279 (1, 7)		3-2 G5-3	0-0 HR	1-2 1B		1-2 1B			0-0 F7	5	1	2	0	0	0	0											
<b>Todd Hundley, S</b> OBP: 0.204, SLG: 0.250 (9, 1)		0-1 2B	3-2 HR	0-3 K		1-0 P6			0-0 F7	5	2	1	0	0	1	4											
<b>Antonio Alfonseca, R</b> OBP: 0.667, SLG: 0.667 (9, 1)		4-0 2B	1-2 HR	2-3 K		4-2 K				0	0	0	0	0	0	0											
<b>Mark Bellhorn, S</b> OBP: 0.364, SLG: 0.451 (1, 3)		4-0 2B	1-1 HR	3-3 K		4-2 K				2	2	1	4	2	1	1											
<b>Alex Gonzalez, R</b> OBP: 0.304, SLG: 0.412 (1, 6)		0-1 G5-3	1-0 HR		0-1 F9		1-3 K			4	1	2	2	0	1	2											
<b>Bobby Hill, S</b> OBP: 0.306, SLG: 0.359 (1, 4)		2-1 HBP	0-0 G5-3		3-3 K		2-3 K			3	0	0	0	0	2	0											
<b>34 Kerry Wood, R</b> OBP: 0.182, SLG: 0.143 (1, 1)		1-2 G5-3	1-1 G6-3		0-0 F8			1-0 G1-3		3	0	0	1	0	0	2											
<b>Joe Borowski, R</b> OBP: 0.500, SLG: 0.500 (6, PH)										0	0	0	0	0	0	0											
<b>Bill Mueller, S</b> OBP: 0.263, SLG: 0.304 (8, 5)		1-2 2-3 3-H								1	0	0	0	0	0	0											
<b>Inning Stats</b>	R: 0 E: 0 K: 0 S: 7	H: 0 LOB: 0 BB: 0 P: 13	R: 2 E: 0 K: 0 S: 15	H: 2 LOB: 2 BB: 1 P: 25	R: 5 E: 1 K: 0 S: 12	H: 3 LOB: 0 BB: 1 P: 24	R: 2 E: 0 K: 3 S: 17	H: 2 LOB: 1 BB: 0 P: 27	R: 0 E: 0 K: 1 S: 6	H: 0 LOB: 0 BB: 0 P: 6	R: 0 E: 1 K: 1 S: 9	H: 0 LOB: 1 BB: 1 P: 17	R: 0 E: 0 K: 1 S: 7	H: 1 LOB: 0 BB: 0 P: 11	R: 0 E: 0 K: 0 S: 5	H: 0 LOB: 0 BB: 0 P: 8	1B: 3 2B: 2 3B: 0 HR: 3	SF: 0 SAC: 0 DP: 0 HBP: 2	WP: 1 PB: 0 SB: 0 CS: 0	PA: 41							
<b>PITCHER</b>	IP	WLS	BF	H	R	ER	SO	BB	IBB	HBP	BLK	WP	HR	S	P	ERA	WHIP										
<b>Jimmy Anderson, L</b> ERA: 5.31 (1, 1)	3.0	L	18	5	7	6	0	2	0	1	0	0	2	34	62	18.00	2.333										
<b>Sean Lowe, R</b> ERA: 7.18 (4, 1)	3.0		12	2	2	2	5	0	0	1	0	0	1	30	43	6.00	0.667										
<b>Mike Fetters, R</b> ERA: 2.25 (7, 1)	1.0		4	0	0	0	1	1	0	0	0	1	0	9	17	0.00	1.000										
<b>Scott Sauerbeck, L</b> ERA: 2.95 (8, 1)	1.0		4	1	0	0	1	0	0	0	0	0	0	7	11	0.00	1.000										
<b>Brian Boehringer, R</b> ERA: 2.81 (9, 1)	1.0		3	0	0	0	0	0	0	0	0	0	0	5	8	0.00	0.000										

AB	36
R	9
H	8
RBI	9
BB	3
SO	7
LOB	12



Batter	1	2	3	4	5	6	7	8	9	AB	R	H	RBI	BB	SO	LOB	BOTTOM										
<b>Abraham Nunez, S</b> OBP: 0.303, SLG: 0.316 (1, 4)	0-3 K		3-2 F9		2-2 F2	0-0 P6		0-0 G4-6-3		5	0	0	0	0	1	3	<b>Chicago Cubs @ Pittsburgh Pirates</b> PNC Park, Pittsburgh, PA Thu May 30 2002, 12:35 PM EDT Att: 21,208 - Sunny - 82 F										
<b>2 Jack Wilson, R</b> OBP: 0.274, SLG: 0.304 (1, 6)	3-2 G6-3		0-0		0-0	2-2 F9		2-2 G6-3		4	0	2	0	0	0	2											
<b>Mike Fetters, R</b> (7, 1)										0	0	0	0	0	0	0											
<b>Keith Osik, R</b> OBP: 0.214, SLG: 0.275 (8, 4)										1	0	0	0	0	0	0											
<b>18 Jason Kendall, R</b> OBP: 0.332, SLG: 0.333 (1, 2)	1-1 L4		0-0 F8		0-2 G5-3		1-2 P6		2-2 G1-3	5	0	0	0	0	0	2											
<b>Brian Giles, L</b> OBP: 0.426, SLG: 0.640 (1, 7)		4-0 2B 1B BB		4-1 E BB		1-1 F7	1-1 HR		0-1 F8	3	2	1	1	2	0	0											
<b>Kevin Young, R</b> OBP: 0.301, SLG: 0.371 (1, 3)		1-2 1B 2B		0-0 E5	1-3 K	3-2 1B 2B	2-1 G6-3		1-0 P5	5	2	2	0	0	0	1											
<b>Rob Mackowiak, L</b> OBP: 0.272, SLG: 0.403 (1, 5)		1-2 G3		1-3 K		3-2 1B 1B	0-2 F9			4	1	1	0	0	1	4											
<b>Scott Sauerbeck, R</b> (7, 4)										0	0	0	0	0	0	0											
<b>Brian Boehringer, S</b> (9, 1)										0	0	0	0	0	0	0											
<b>Craig Wilson, R</b> OBP: 0.311, SLG: 0.330 (1, 9)		1-2 G6-3 1B		2-3 K		4-1 1B 1B BB		0-0 E 1B		3	2	2	2	1	1	2											
<b>Adrian Brown, S</b> OBP: 0.288, SLG: 0.289 (1, 8)		1-2 G6-3		1-1 F8		1-1 1B 1B	0-2 E1	1-1 G4-6-3		4	1	1	2	0	0	3											
<b>Jimmy Anderson, L</b> OBP: 0.238, SLG: 0.238 (1, 1)										0	0	0	0	0	0	0											
<b>Mike Benjamin, R</b> OBP: 0.196, SLG: 0.173 (3, PH)										1	0	0	0	0	1	0											
<b>Sean Lowe, R</b> OBP: 0.125, SLG: 0.125 (4, 1)										1	0	0	0	0	0	0											
<b>Aramis Ramirez, R</b> OBP: 0.277, SLG: 0.388 (6, PH)										1	0	1	1	1	0	0											
<b>Inning Stats</b>	R: 0 E: 0 K: 1 S: 9	H: 0 LOB: 0 BB: 0 P: 13	R: 2 E: 0 K: 0 S: 16	H: 2 LOB: 0 BB: 1 P: 26	R: 0 E: 1 K: 2 S: 12	H: 0 LOB: 2 BB: 1 P: 20	R: 0 E: 0 K: 0 S: 9	H: 1 LOB: 1 BB: 0 P: 11	R: 3 E: 0 K: 0 S: 21	H: 4 LOB: 2 BB: 1 P: 37	R: 1 E: 0 K: 0 S: 13	H: 1 LOB: 0 BB: 0 P: 17	R: 2 E: 1 K: 0 S: 10	H: 1 LOB: 0 BB: 1 P: 16	R: 0 E: 0 K: 0 S: 6	H: 0 LOB: 0 BB: 0 P: 9	1B: 6 2B: 3 3B: 0 HR: 1	SF: 0 SAC: 0 DP: 2 HBP: 0	WP: 0 PB: 0 SB: 0 CS: 0	PA: 41							
<b>PITCHER</b>	IP	WLS	BF	H	R	ER	SO	BB	IBB	HBP	BLK	WP	HR	S	P	ERA	WHIP										
<b>34 Kerry Wood, R</b> ERA: 3.07 (1, 1)	5.1	W	27	4	5	4	0	3	0	0	0	0	0	73	114	8.44	2.062										
<b>Joe Borowski, R</b> ERA: 2.86 (6, 1)	1.2	H	6	1	1	1	0	0	0	0	0	0	1	18	24	5.40	0.600										
<b>Juan Cruz, R</b> ERA: 3.7 (8, 1)	1.0	H	5	1	2	0	0	1	0	0	0	0	0	10	16	0.00	2.000										
<b>Antonio Alfonseca, R</b> ERA: 2.28 (9, 1)	1.0	S	3	0	0	0	0	0	0	0	0	0	0	6	9	0.00	0.000										

AB	37
R	8
H	10
RBI	6
BB	4
SO	4
LOB	17






Batter	1	2	3	4	5	6	7	8	9	AB	R	H	RBI	BB	SO	LOB	TOP		
Abraham Nunez, S OBP: 0.310, SLG: 0.333	2-2 CS 1B	1-1 L8		1-1 F8			0-0 SH1-4 18 1B 2B	0-0 SH1-3		4	1	2	0	0	0	3			
2 Jack Wilson, R OBP: 0.297, SLG: 0.296	0-3 1-2 K		0-0 F7		0-1 F7		0-0 SH1-4	2-3 K		4	0	0	0	0	2	2			
18 Jason Kendall, R OBP: 0.339, SLG: 0.341	1-0 1B		2-0 P5		1-1 1B		2-2 WP 2B 1B		0-1 G4-3	5	1	3	1	0	0	0			
Brian Giles, L OBP: 0.425, SLG: 0.629	3-3 K		1-2 1B 1B HBP		0-0 F8		4-0 3-H 2B 1B IBB		1-1 G5-3	3	1	0	0	1	1	2			
Aramis Ramirez, R OBP: 0.274, SLG: 0.380 Mike Williams, R (9, 1)		3-2 P5	1-0 1B 1B		1-1 G6-3		2-2 F8		3-2 P4	5	0	1	0	0	0	3			
Craig Wilson, R OBP: 0.336, SLG: 0.367 Brian Boehringer, S (7, 1) Mike Benjamin, R (9, 5)		0-0 BB BB 1B	0-1 FC6-4 1B		0-0 G3 1B		0-1 G3 1B 1-3 2-H 2B			4	0	4	2	0	0	0			
Kevin Young, R OBP: 0.299, SLG: 0.363		4-2 BB BB 1B	1-1 FC6-4 1B 1-2		2-3 K		2-2 G5-3			3	0	0	0	1	1	5			
Adrian Brown, S OBP: 0.287, SLG: 0.283		4-1 BB BB 1B		0-0 P3		2-2 G3		3-1 F8		3	0	0	0	1	0	1			
Josh Fogg, R OBP: 0.095, SLG: 0.095 Scott Sauerbeck, R (7, 1) Rob Mackowiak, L OBP: 0.276, SLG: 0.407		0-3 K		1-2 G4-3		0-0 G4-3		0-1 SH1-3 1B		3	0	0	0	0	1	4			
<b>Inning Stats</b>	R: 0 E: 0 K: 2 S: 10	H: 2 LOB: 1 BB: 0 P: 16	R: 0 E: 0 K: 1 S: 12	H: 1 LOB: 3 BB: 2 P: 24	R: 1 E: 0 K: 0 S: 10	H: 2 LOB: 2 BB: 0 P: 15	R: 0 E: 0 K: 0 S: 6	H: 0 LOB: 0 BB: 0 P: 8	R: 0 E: 0 K: 1 S: 7	H: 1 LOB: 1 BB: 0 P: 13	R: 2 E: 0 K: 0 S: 17	H: 3 LOB: 2 BB: 1 P: 27	R: 0 E: 0 K: 1 S: 10	H: 1 LOB: 1 BB: 0 P: 15	R: 0 E: 0 K: 0 S: 7	H: 0 LOB: 0 BB: 0 P: 11	1B: 9 2B: 2 3B: 0 HR: 0	SF: 0 SAC: 2 DP: 0 HBP: 1	WP: 1 PB: 0 CS: 1 PA: 41
<b>PITCHER</b>	IP WLS BF H R ER SO BB IBB HBP BLK WP HR S P ERA WHIP	IP WLS BF H R ER SO BB IBB HBP BLK WP HR S P ERA WHIP	IP WLS BF H R ER SO BB IBB HBP BLK WP HR S P ERA WHIP	IP WLS BF H R ER SO BB IBB HBP BLK WP HR S P ERA WHIP	IP WLS BF H R ER SO BB IBB HBP BLK WP HR S P ERA WHIP	IP WLS BF H R ER SO BB IBB HBP BLK WP HR S P ERA WHIP	IP WLS BF H R ER SO BB IBB HBP BLK WP HR S P ERA WHIP	IP WLS BF H R ER SO BB IBB HBP BLK WP HR S P ERA WHIP	IP WLS BF H R ER SO BB IBB HBP BLK WP HR S P ERA WHIP	IP WLS BF H R ER SO BB IBB HBP BLK WP HR S P ERA WHIP	IP WLS BF H R ER SO BB IBB HBP BLK WP HR S P ERA WHIP	IP WLS BF H R ER SO BB IBB HBP BLK WP HR S P ERA WHIP	IP WLS BF H R ER SO BB IBB HBP BLK WP HR S P ERA WHIP	IP WLS BF H R ER SO BB IBB HBP BLK WP HR S P ERA WHIP	IP WLS BF H R ER SO BB IBB HBP BLK WP HR S P ERA WHIP	IP WLS BF H R ER SO BB IBB HBP BLK WP HR S P ERA WHIP	IP WLS BF H R ER SO BB IBB HBP BLK WP HR S P ERA WHIP	IP WLS BF H R ER SO BB IBB HBP BLK WP HR S P ERA WHIP	

**Pittsburgh Pirates @ St. Louis Cardinals**  
 Busch Stadium, St. Louis, MO  
 Fri May 31 2002, 7:10 PM CDT  
 Att: 38,148 - Cloudy - 93 F


AB	35
R	3
H	11
RBI	3
BB	3
SO	5
LOB	20



Batter	1	2	3	4	5	6	7	8	9	AB	R	H	RBI	BB	SO	LOB	BOTTOM		
Fernando Vina, L OBP: 0.350, SLG: 0.393	3-3 K		2-2 G6-3 1-2			0-0 F7			1-1 B1-3	4	0	0	0	0	1	1			
J.D. Drew, L OBP: 0.352, SLG: 0.460	3-2 G3			2-2 P4			3-2 HR K		3-3 K	4	1	1	1	0	1	0			
5 Albert Pujols, R OBP: 0.384, SLG: 0.505	1-1 G4-3			0-0 G5-3			0-3 K		1-0 F8	4	0	0	0	0	1	0			
15 Jim Edmonds, L OBP: 0.464, SLG: 0.647 Miguel Cairo, R OBP: 0.310, SLG: 0.385		1-0 1B FC7-2 2B		2-3 K			4-1 FC5-4 BB			1	0	1	0	0	0	0			
Tino Martinez, L OBP: 0.335, SLG: 0.356		1-0 P4			2-1 F7		0-1 F8			3	0	0	0	0	0	2			
Edger Renteria, R OBP: 0.335, SLG: 0.397 Gene Stechschulte, R (8, 1)		0-2 1B			0-0 G6-3		1-0 FC5-4 1-2			3	0	1	0	0	0	1			
Kerry Robinson, L OBP: 0.319, SLG: 0.418		0-1 FC7-2			2-2 G4-3			2-3 K		3	0	0	0	0	1	2			
Eli Marrero, R OBP: 0.333, SLG: 0.407					0-0 F9		1-2 F9		0-1 F3	3	0	0	0	0	0	0			
Woody Williams, R OBP: 0.222, SLG: 0.333 Mike Matthews, L (8, 1) Placido Polanco, R OBP: 0.287, SLG: 0.321					2-1 G6-3 1B		1-1 G5-3		2-1 F8	2	0	1	0	0	0	0			
<b>Inning Stats</b>	R: 0 E: 0 K: 1 S: 10	H: 0 LOB: 0 BB: 0 P: 17	R: 0 E: 0 K: 0 S: 7	H: 2 LOB: 1 BB: 0 P: 9	R: 0 E: 0 K: 0 S: 7	H: 1 LOB: 0 BB: 0 P: 11	R: 0 E: 0 K: 1 S: 8	H: 0 LOB: 0 BB: 0 P: 12	R: 0 E: 0 K: 0 S: 6	H: 0 LOB: 0 BB: 0 P: 10	R: 1 E: 0 K: 0 S: 10	H: 1 LOB: 1 BB: 1 P: 18	R: 0 E: 0 K: 1 S: 7	H: 0 LOB: 0 BB: 0 P: 11	R: 0 E: 0 K: 1 S: 6	H: 0 LOB: 0 BB: 0 P: 11	1B: 2 2B: 2 3B: 0 HR: 1	SF: 0 SAC: 0 DP: 2 HBP: 0	WP: 0 PB: 0 CS: 0 PA: 30
<b>PITCHER</b>	IP WLS BF H R ER SO BB IBB HBP BLK WP HR S P ERA WHIP	IP WLS BF H R ER SO BB IBB HBP BLK WP HR S P ERA WHIP	IP WLS BF H R ER SO BB IBB HBP BLK WP HR S P ERA WHIP	IP WLS BF H R ER SO BB IBB HBP BLK WP HR S P ERA WHIP	IP WLS BF H R ER SO BB IBB HBP BLK WP HR S P ERA WHIP	IP WLS BF H R ER SO BB IBB HBP BLK WP HR S P ERA WHIP	IP WLS BF H R ER SO BB IBB HBP BLK WP HR S P ERA WHIP	IP WLS BF H R ER SO BB IBB HBP BLK WP HR S P ERA WHIP	IP WLS BF H R ER SO BB IBB HBP BLK WP HR S P ERA WHIP	IP WLS BF H R ER SO BB IBB HBP BLK WP HR S P ERA WHIP	IP WLS BF H R ER SO BB IBB HBP BLK WP HR S P ERA WHIP	IP WLS BF H R ER SO BB IBB HBP BLK WP HR S P ERA WHIP	IP WLS BF H R ER SO BB IBB HBP BLK WP HR S P ERA WHIP	IP WLS BF H R ER SO BB IBB HBP BLK WP HR S P ERA WHIP	IP WLS BF H R ER SO BB IBB HBP BLK WP HR S P ERA WHIP	IP WLS BF H R ER SO BB IBB HBP BLK WP HR S P ERA WHIP	IP WLS BF H R ER SO BB IBB HBP BLK WP HR S P ERA WHIP	IP WLS BF H R ER SO BB IBB HBP BLK WP HR S P ERA WHIP	

**Pittsburgh Pirates @ St. Louis Cardinals**  
 Busch Stadium, St. Louis, MO  
 Fri May 31 2002, 7:10 PM CDT  
 Att: 38,148 - Cloudy - 93 F

AB	29
R	1
H	4
RBI	1
BB	1
SO	5
LOB	6





Batter	1	2	3	4	5	6	7	8	9	AB	R	H	RBI	BB	SO	LOB	TOP		
Adrian Brown, S (1.8) OBP: 0.278, SLG: 0.273	F8		G4-3	P6			F7		G5-3	5	0	0	0	0	0	2	<b>Pittsburgh Pirates @ St. Louis Cardinals</b> Busch Stadium, St. Louis, MO Sat Jun 01 2002, 7:10 PM CDT Att: 43,295 - Sunny - 93 F <a href="http://livebaseballscores.com">livebaseballscores.com</a>		
2 Jack Wilson, R (1.6) OBP: 0.278, SLG: 0.303 Ron Villone, L (7.1) OBP: 0.214, SLG: 0.357 Keith Osik, R (9, PH) OBP: 0.209, SLG: 0.268	1B		1B	18 S	FC6-4		F9		K	3	1	2	0	1	0	0			
18 Jason Kendall, R (1.2) OBP: 0.337, SLG: 0.339	F9		K		F8			BB	4	1	1	0	0	1	3				
Brian Giles, L (1.7) OBP: 0.431, SLG: 0.629	1B		FC5-4		K			HR	3	1	2	1	1	1	1				
Aramis Ramirez, R (1.5) OBP: 0.266, SLG: 0.368	P3		FC5-4		FC6-4			BB	4	0	0	0	0	1	6				
Craig Wilson, R (1.9) OBP: 0.333, SLG: 0.392		F7		F8		F8		HR	4	1	1	3	0	0	0				
Kevin Young, R (1.3) OBP: 0.298, SLG: 0.367	F8		G4-3		P4		G5-3		4	0	1	0	0	0	0				
Pokey Reese, R (1.4) OBP: 0.252, SLG: 0.252	1B		G4-3		P5		G6-3		4	0	1	0	0	0	1				
Bronson Arroyo, R (1.1) Chad Hermansen, R (4, PH) Joe Beimel, L (4.1) Mike Benjamin, R (7.6) OBP: 0.193, SLG: 0.170	L5						G1-3		F9	1	0	0	0	0	0	1			
<b>Inning Stats</b>	R: 0 E: 0 K: 0 S: 14	H: 2 LOB: 2 BB: 0 P: 19	R: 0 E: 0 K: 0 S: 11	H: 1 LOB: 1 BB: 0 P: 17	R: 1 E: 0 K: 1 S: 14	H: 1 LOB: 1 BB: 1 P: 21	R: 0 E: 0 K: 0 S: 12	H: 1 LOB: 2 BB: 1 P: 19	R: 0 E: 0 K: 0 S: 10	H: 0 LOB: 0 BB: 0 P: 13	R: 0 E: 0 K: 0 S: 6	H: 0 LOB: 0 BB: 0 P: 9	R: 3 E: 0 K: 1 S: 16	H: 2 LOB: 0 BB: 1 P: 27	R: 0 E: 0 K: 1 S: 7	H: 0 LOB: 0 BB: 0 P: 10		1B: 6 2B: 1 3B: 0 HR: 1	SF: 0 SAC: 0 DP: 0 HBP: 0
<b>PITCHER</b>	IP	WLS	BF	H	R	ER	SO	BB	IBB	HBP	BLK	WP	HR	S	P	ERA	WHIP		
Darryl Kile, R (1.1) ERA: 3.48	7.0	W	29	6	1	1	2	2	0	0	0	0	0	74	108	1.29	1.143		
Steve Kline, L (8.1) ERA: 5.4	0.1		3	1	2	2	1	1	0	0	0	0	0	8	17	54.00	6.000		
Mike Timlin, R (8.1) ERA: 2.57	1.2		6	1	1	1	1	0	0	0	0	0	1	15	20	5.40	0.600		

Batter	1	2	3	4	5	6	7	8	9	AB	R	H	RBI	BB	SO	LOB	BOTTOM		
Miguel Cairo, R (1.4) OBP: 0.317, SLG: 0.404	1B	G6-3		G6-3	G4-3		1-H			5	1	2	1	0	0	1	<b>Pittsburgh Pirates @ St. Louis Cardinals</b> Busch Stadium, St. Louis, MO Sat Jun 01 2002, 7:10 PM CDT Att: 43,295 - Sunny - 93 F <a href="http://livebaseballscores.com">livebaseballscores.com</a>		
Placido Polanco, R (1.5) OBP: 0.291, SLG: 0.329	2B	G6-3		PB		G5-3	F9			5	2	2	0	0	0	1			
J.D. Drew, L (1.9) OBP: 0.367, SLG: 0.479	1B	2B		PB	BB	FC4-6		5 F8		3	2	3	1	2	0	0			
5 Albert Pujols, R (1.7) OBP: 0.380, SLG: 0.495 Kerry Robinson, L (9.7) OBP: 0.319, SLG: 0.418	2B	P4		F7		E1	FC4-6	F8		4	1	0	0	1	0	5			
Eduardo Perez, R (1.3) OBP: 0.216, SLG: 0.341	2B		L8	PB		FC4-6		BB		3	1	1	2	2	0	1			
Edgar Renteria, R (1.6) OBP: 0.342, SLG: 0.404	1B		1B	BB		F7		BB		4	1	2	3	1	1	3			
Eli Marrero, R (1.8) OBP: 0.336, SLG: 0.407	G6-3		FC4-6		SH3-4		P3	P4		5	0	2	0	0	0	4			
Mike Matheny, R (1.2) OBP: 0.308, SLG: 0.388	SH2-3		K		L7		WP	K		4	1	1	1	0	2	6			
Darryl Kile, R (1.1) ERA: 18.0 Mike DiFelice, R (7, PH) Steve Kline, S (8.1) Mike Timlin, R (8.1)	K		FC4-6		SH3-4		K			2	0	0	0	0	1	2			
<b>Inning Stats</b>	R: 6 E: 0 K: 1 S: 16	H: 5 LOB: 0 BB: 1 P: 25	R: 0 E: 0 K: 0 S: 8	H: 0 LOB: 1 BB: 1 P: 16	R: 0 E: 0 K: 1 S: 12	H: 2 LOB: 2 BB: 0 P: 17	R: 1 E: 0 K: 1 S: 12	H: 1 LOB: 2 BB: 2 P: 24	R: 0 E: 0 K: 0 S: 5	H: 1 LOB: 1 BB: 0 P: 7	R: 1 E: 1 K: 0 S: 11	H: 1 LOB: 1 BB: 0 P: 18	R: 1 E: 0 K: 1 S: 16	H: 2 LOB: 1 BB: 0 P: 22	R: 0 E: 0 K: 1 S: 14	H: 1 LOB: 3 BB: 2 P: 28		1B: 8 2B: 5 3B: 0 HR: 0	SF: 0 SAC: 2 DP: 0 HBP: 0
<b>PITCHER</b>	IP	WLS	BF	H	R	ER	SO	BB	IBB	HBP	BLK	WP	HR	S	P	ERA	WHIP		
Bronson Arroyo, R (1.1) ERA: 18.0	3.0	L	18	7	6	6	2	1	0	0	0	0	0	36	58	18.00	2.667		
Joe Beimel, L (4.1) ERA: 2.39	3.2		19	5	3	1	2	2	0	0	0	1	0	40	65	2.46	1.909		
Ron Villone, L (7.1) ERA: 5.43	1.1		7	1	0	0	1	2	0	0	0	0	0	18	34	0.00	2.250		







Batter	1	2	3	4	5	6	7	8	9	AB	R	H	RBI	BB	SO	LOB	TOP			
Chad Hermansen, R (1, 8) OBP: 0.357, SLG: 0.479										5	1	1	1	0	3	4	<b>Pittsburgh Pirates @ Montreal Expos</b> <b>Olympic Stadium, Montreal, QB</b> Mon Jun 03 2002, 7:05 PM EDT Att. 4,821 - Dome - 72 F			
Abraham Nunez, S (1, 4) OBP: 0.317, SLG: 0.342										5	0	0	0	0	1	1				
18 Jason Kendall, R (1, 2) OBP: 0.343, SLG: 0.354										4	2	3	1	0	0	0				
Brian Giles, L (1, 7) OBP: 0.444, SLG: 0.642										3	0	2	1	1	0	0				
Aramis Ramirez, R (1, 5) OBP: 0.255, SLG: 0.346										4	0	0	0	0	0	4				
Craig Wilson, R (1, 9) OBP: 0.356, SLG: 0.418										4	1	3	0	0	1	2				
Kevin Young, R (1, 3) OBP: 0.289, SLG: 0.354										4	0	0	0	0	1	3				
2 Jack Wilson, R (1, 6) OBP: 0.283, SLG: 0.308										4	0	2	0	0	0	1				
Kip Wells, R (1, 1) OBP: 0.185, SLG: 0.296										1	0	1	1	0	0	0				
Rob Mackowiak, L (6, PH) OBP: 0.289, SLG: 0.396										1	0	0	0	0	1	2				
Ron Villone, L (6, 1) OBP: 0.214, SLG: 0.357										0	0	0	0	0	0	0				
Mike Fetters, R (7, 1) OBP: 0.280, SLG: 0.271										0	0	0	0	0	0	0				
Adrian Brown, S (9, PH) OBP: 0.280, SLG: 0.271										0	1	0	0	1	0	0				
<b>Inning Stats</b>	R: 1 E: 1 K: 2 S: 17	H: 2 LOB: 2 BB: 0 P: 30	R: 0 E: 0 K: 0 S: 7	H: 1 LOB: 1 BB: 0 P: 9	R: 1 E: 0 K: 0 S: 10	H: 2 LOB: 0 BB: 0 P: 20	R: 1 E: 1 K: 1 S: 15	H: 2 LOB: 1 BB: 0 P: 22	R: 0 E: 0 K: 2 S: 6	H: 1 LOB: 1 BB: 1 P: 12	R: 0 E: 0 K: 0 S: 5	H: 0 LOB: 0 BB: 0 P: 7	R: 0 E: 0 K: 1 S: 11	H: 1 LOB: 1 BB: 0 P: 13	R: 2 E: 0 K: 1 S: 13	H: 1 LOB: 1 BB: 1 P: 19	1B: 10 2B: 1 3B: 1 HR: 0	SF: 1 SAC: 1 DP: 2 HBP: 2	WP: 0 PB: 1 SB: 0 CS: 0	PA: 41
<b>PITCHER</b>	IP WLS BF H R ER SO BB IBB HBP BLK WP HR S P ERA WHIP																			
Tomo Ohka, R (1, 1) ERA: 3.12	7.0 W 31 10 3 0 5 0 1 1 0 0 0 0 71 117 0.00 1.429																			
52 T.J. Tucker, R (8, 1) ERA: 2.53	1.0 6 2 2 2 1 1 0 0 0 0 0 0 16 22 18.00 3.000																			
Scott Stewart, L (9, 1) ERA: 1.93	1.0 S 4 0 0 0 1 0 0 1 0 0 0 0 8 10 0.00 0.000																			

AB	35
R	5
H	12
RBI	4
BB	2
SO	7
LOB	17



Batter	1	2	3	4	5	6	7	8	9	AB	R	H	RBI	BB	SO	LOB	BOTTOM			
Brad Wilkerson, L (1, 8) OBP: 0.398, SLG: 0.404										3	1	2	0	2	0	0	<b>Pittsburgh Pirates @ Montreal Expos</b> <b>Olympic Stadium, Montreal, QB</b> Mon Jun 03 2002, 7:05 PM EDT Att. 4,821 - Dome - 72 F			
Orlando Cabrera, R (1, 6) OBP: 0.298, SLG: 0.353										5	1	0	1	0	0	6				
Jose Vidro, S (1, 4) OBP: 0.384, SLG: 0.491										4	2	1	2	1	0	2				
Vladimir Guerrero, R (1, 9) OBP: 0.406, SLG: 0.578										3	1	1	0	1	0	1				
Troy O'Leary, L (1, 7) OBP: 0.441, SLG: 0.556										3	0	2	2	1	0	0				
Andres Galarraga, R (8, 3) OBP: 0.350, SLG: 0.503										0	0	0	0	0	0	0				
Fernando Tatis, R (1, 5) OBP: 0.343, SLG: 0.463										3	0	0	1	1	1	2				
Jose Macias, S (7, PR) OBP: 0.275, SLG: 0.287										0	0	0	0	0	0	0				
Lee Stevens, L (1, 3) OBP: 0.325, SLG: 0.368										4	0	0	0	0	0	4				
Mike Mordecai, R (8, 5) OBP: 0.300, SLG: 0.321										0	0	0	0	0	0	0				
Michael Barrett, R (1, 2) OBP: 0.404, SLG: 0.524										3	1	0	0	1	0	1				
Tomo Ohka, S (1, 1) OBP: 0.217, SLG: 0.227										2	1	0	0	1	1	0				
52 T.J. Tucker, R (8, 1) OBP: 0.750, SLG: 0.750										1	0	1	0	0	0	0				
Scott Stewart, R (9, 1) ERA: 2.11										0	0	0	0	0	0	0				
<b>Inning Stats</b>	R: 0 E: 0 K: 0 S: 7	H: 0 LOB: 0 BB: 0 P: 10	R: 0 E: 0 K: 0 S: 7	H: 0 LOB: 0 BB: 0 P: 12	R: 3 E: 0 K: 0 S: 12	H: 1 LOB: 1 BB: 3 P: 29	R: 0 E: 0 K: 0 S: 8	H: 1 LOB: 1 BB: 0 P: 12	R: 3 E: 1 K: 2 S: 15	H: 1 LOB: 1 BB: 2 P: 28	R: 0 E: 0 K: 0 S: 7	H: 0 LOB: 0 BB: 0 P: 13	R: 1 E: 0 K: 0 S: 9	H: 2 LOB: 3 BB: 3 P: 27	R: 0 E: 0 K: 0 S: 14	H: 2 LOB: 2 BB: 0 P: 20	1B: 5 2B: 1 3B: 1 HR: 0	SF: 0 SAC: 0 DP: 1 HBP: 0	WP: 2 PB: 0 SB: 1 CS: 0	PA: 39
<b>PITCHER</b>	IP WLS BF H R ER SO BB IBB HBP BLK WP HR S P ERA WHIP																			
Kip Wells, R (1, 1) ERA: 3.17	5.0 L 24 3 3 3 2 4 1 0 0 0 0 0 49 91 5.40 1.400																			
Ron Villone, L (6, 1) ERA: 5.43	1.2 6 1 1 1 0 1 0 0 0 0 0 0 11 24 5.40 1.200																			
Mike Fetters, R (7, 1) ERA: 2.11	1.1 9 3 0 0 0 2 0 0 0 0 0 0 19 36 0.00 3.750																			

AB	31
R	7
H	7
RBI	6
BB	8
SO	2
LOB	16





Batter	1	2	3	4	5	6	7	8	9	AB	R	H	RBI	BB	SO	LOB	TOP					
<b>Chad Hermansen, R</b> (1, 8) OBP: 0.348, SLG: 0.500	1-0 HR	2-3 K		2-1 G5-3			1-1 G4-3		1-1 F9	5	1	1	1	0	1	3						
<b>Abraham Nunez, S</b> (1, 4) OBP: 0.305, SLG: 0.328	1-2 F8		1-2 G1-3		2-2 G6-3		1-2 G4-3		2-2 G4-3	5	0	0	0	0	0	0						
<b>18 Jason Kendall, R</b> (1, 2) OBP: 0.335, SLG: 0.344	2-2 P4		0-0 G4-3		2-1 F9		3-2 G1-3		0-1 G6-3	5	0	0	0	0	0	0						
<b>Brian Giles, L</b> (1, 7) OBP: 0.440, SLG: 0.631	2-0 F8		3-3 K		1-0 F8			2-0 1B S FC1-2 HBP		3	0	0	0	0	1	0						
<b>Craig Wilson, R</b> (1, 3) OBP: 0.362, SLG: 0.416		1-3 K		2-2 HR HBP		0-0 G5-3		2-2 FC1-2 2B 1B		3	2	1	0	0	1	0						
<b>Kevin Young, R</b> (8, 3) OBP: 0.289, SLG: 0.354										0	0	0	0	0	0	0						
<b>Rob Mackowiak, L</b> (1, 9) OBP: 0.283, SLG: 0.445	0-0 HR		1-1 HR		2-2 S HBP		0-0 FC1-5-2 2B 1B		1-3 3-H	2	2	2	3	0	0	0						
<b>Adrian Brown, S</b> (8, 9) OBP: 0.278, SLG: 0.269										1	0	0	0	0	0	2						
<b>Mike Benjamin, R</b> (1, 5) OBP: 0.197, SLG: 0.175	1-0 E 2 G6-3 1B		1-2 G5-3		2-3 K		0-1 F9			4	0	1	0	0	1	3						
<b>2 Jack Wilson, R</b> (1, 6) OBP: 0.293, SLG: 0.310	0-0 G6-3		2-2 S HBP		4-0 IBB		1-2 3-H 3-3 K			2	0	1	1	1	0	1						
<b>Jimmy Anderson, L</b> (1, 1) ERA: 2.98, SLG: 0.336	2-0 E1		0-3 K		0-0 G4-3					3	0	0	0	0	1	4						
<b>Mike Lincoln, R</b> (7, 1) ERA: 0.53										0	0	0	0	0	0	0						
<b>Scott Sauerbeck, R</b> (7, 1) ERA: 2.89										0	0	0	0	0	0	0						
<b>Aramis Ramirez, R</b> (8, 9) OBP: 0.343, SLG: 0.544										1	0	0	0	0	1	2						
<b>Brian Boehringer, S</b> (8, 1) ERA: 2.89										0	0	0	0	0	0	0						
<b>Mike Williams, R</b> (9, 1) ERA: 1.21										0	0	0	0	0	0	0						
<b>Inning Stats</b>	R: 1 E: 0 K: 0 S: 9	H: 1 LOB: 0 BB: 0 P: 15	R: 1 E: 1 K: 2 S: 10	H: 2 LOB: 2 BB: 0 P: 16	R: 0 E: 0 K: 1 S: 7	H: 0 LOB: 0 BB: 0 P: 11	R: 2 E: 0 K: 1 S: 15	H: 1 LOB: 1 BB: 0 P: 23	R: 0 E: 0 K: 0 S: 8	H: 0 LOB: 0 BB: 1 P: 13	R: 0 E: 0 K: 1 S: 8	H: 0 LOB: 0 BB: 0 P: 16	R: 0 E: 0 K: 0 S: 9	H: 0 LOB: 0 BB: 0 P: 14	R: 1 E: 0 K: 1 S: 17	H: 2 LOB: 2 BB: 0 P: 25	R: 0 E: 0 K: 0 S: 8	H: 0 LOB: 0 BB: 0 P: 11	1B: 3 2B: 0 3B: 0 HR: 3	SF: 0 SAC: 0 DP: 0 HBP: 4	WP: 0 PB: 0 SB: 3 CS: 0	PA: 39
<b>PITCHER</b>	IP	WLS	BF	H	R	ER	SO	BB	IBB	HBP	BLK	WP	HR	S	P	ERA	WHIP					
<b>Carl Pavano, R</b> (1, 1) ERA: 5.61	7.0	L	30	4	4	4	5	0	1	3	0	0	3	66	108	5.14	0.571					
<b>Graeme Lloyd, L</b> (8, 1) ERA: 7.09	0.0		2	1	1	1	0	0	0	1	0	0	0	6	10	∞	∞					
<b>Matt Herges, R</b> (8, 1) ERA: 3.0	2.0		7	1	0	0	1	0	0	0	0	0	0	19	26	0.00	0.500					

Pittsburgh Pirates @ Montreal Expos  
Olympic Stadium, Montreal, QB  
Tue Jun 04 2002, 7:05 PM EDT  
Att. 4,619 - Dome - 72 F

AB	34
R	5
H	6
RBI	5
BB	1
SO	6
LOB	15



Batter	1	2	3	4	5	6	7	8	9	AB	R	H	RBI	BB	SO	LOB	BOTTOM				
<b>Brad Wilkerson, L</b> (1, 8) OBP: 0.392, SLG: 0.396	0-3 K		1-1 G6-3			2-1 G3-1	4-1 FC6-4 BB		3-3 K	3	0	0	0	0	1	0					
<b>Mike Mordecai, R</b> (7, PH) OBP: 0.311, SLG: 0.321										0	0	0	0	1	0	0					
<b>Graeme Lloyd, L</b> (8, 1) ERA: 7.09										0	0	0	0	0	0	0					
<b>Matt Herges, L</b> (8, 1) ERA: 3.0										0	0	0	0	0	0	0					
<b>Troy O'Leary, L</b> (9, PH) OBP: 0.433, SLG: 0.545										1	0	0	0	0	1	1					
<b>Orlando Cabrera, R</b> (1, 6) OBP: 0.300, SLG: 0.351	2-1 1B		1-1 F7			4-2 FC5-4 BB	2-2 FC6-4 1-2		1-1 G5-3	4	0	1	0	1	0	4					
<b>Jose Vidro, S</b> (1, 4) OBP: 0.386, SLG: 0.491	3-1 G6-4-3 1B			2-2 G5-3		1-1 L4		1-1 WP 1B		4	1	2	0	0	0	1					
<b>Vladimir Guerrero, R</b> (1, 9) OBP: 0.404, SLG: 0.572	2-0 G6-4-3			1-0 G5-3		0-0 FC5-4	1-2	3-1 G6-4-3 1B		4	0	1	1	0	0	3					
<b>Wil Cordero, R</b> (1, 7) OBP: 0.283, SLG: 0.280		4-1 BB		2-2 G6-3			0-3 K	0-2 G6-4-3		2	0	0	0	1	1	0					
<b>Brian Schneider, L</b> (8, PH) OBP: 0.288, SLG: 0.373								1-2 2B		1	0	0	0	0	0	1					
<b>Fernando Tatis, R</b> (1, 5) OBP: 0.358, SLG: 0.490	0-0 F8				1-2 G5-4-3 2B		0-0 2B	4-1 FC6-4 BB		3	1	2	0	1	0	1					
<b>Andres Galarraga, R</b> (1, 3) OBP: 0.364, SLG: 0.533	1-0 F8				4-1 G5-4-3 BB		0-2 1B	1-1 FC6-4		3	0	1	1	1	0	2					
<b>Michael Barrett, R</b> (1, 2) OBP: 0.400, SLG: 0.517	2-1 L4				0-2 G5-4-3		0-0 G6-3		1-1 FC6-4 1B	4	0	1	0	0	0	4					
<b>Carl Pavano, R</b> (1, 1) ERA: 5.61			3-2 G5-3		1-0 G4-3		2-2 BB	0-2 FC6-4		2	0	0	0	0	0	1					
<b>Jose Macias, S</b> (7, PH) OBP: 0.277, SLG: 0.290							2-3 1B	1-2 S		2	0	1	0	0	0	1					
<b>Inning Stats</b>	R: 0 E: 0 K: 1 S: 8	H: 2 LOB: 1 BB: 0 P: 15	R: 0 E: 0 K: 0 S: 5	H: 0 LOB: 1 BB: 1 P: 12	R: 0 E: 0 K: 0 S: 7	H: 0 LOB: 0 BB: 0 P: 12	R: 0 E: 0 K: 0 S: 8	H: 0 LOB: 0 BB: 0 P: 13	R: 0 E: 0 K: 0 S: 7	H: 0 LOB: 1 BB: 1 P: 14	R: 1 E: 0 K: 1 S: 16	H: 3 LOB: 3 BB: 1 P: 24	R: 1 E: 0 K: 0 S: 10	H: 2 LOB: 1 BB: 1 P: 19	R: 0 E: 0 K: 1 S: 11	H: 1 LOB: 1 BB: 0 P: 16	1B: 6 2B: 3 3B: 0 HR: 0	SF: 0 SAC: 0 DP: 3 HBP: 0	WP: 1 PB: 0 SB: 1 CS: 0	PA: 38	
<b>PITCHER</b>	IP	WLS	BF	H	R	ER	SO	BB	IBB	HBP	BLK	WP	HR	S	P	ERA	WHIP				
<b>Jimmy Anderson, L</b> (1, 1) ERA: 4.98	6.1	W	25	5	1	1	2	3	0	0	0	0	0	52	89	1.42	1.263				
<b>Mike Lincoln, R</b> (7, 1) ERA: 0.53	0.1	H	2	1	0	0	0	0	0	0	0	0	0	4	6	0.00	3.000				
<b>Scott Sauerbeck, L</b> (7, 1) ERA: 2.89	0.1	H	2	0	0	0	0	1	0	0	0	0	0	4	10	0.00	3.000				
<b>Brian Boehringer, R</b> (8, 1) ERA: 2.89	1.0	S	5	2	1	1	0	1	0	0	0	1	0	10	19	9.00	3.000				
<b>Mike Williams, R</b> (9, 1) ERA: 1.21	1.0	S	4	1	0	0	1	0	0	0	0	0	0	11	16	0.00	1.000				

Pittsburgh Pirates @ Montreal Expos  
Olympic Stadium, Montreal, QB  
Tue Jun 04 2002, 7:05 PM EDT  
Att. 4,619 - Dome - 72 F

AB	33
R	2
H	9
RBI	2
BB	5
SO	3
LOB	19





Batter	1	2	3	4	5	6	7	8	9	AB	R	H	RBI	BB	SO	LOB	TOP			
<b>Chad Hermansen, R</b> (1, 8) OBP: 0.333, SLG: 0.475										4	0	0	0	0	4	1				
<b>Abraham Nunez, S</b> (1, 4) OBP: 0.295, SLG: 0.317										4	0	0	0	0	1	0				
<b>18 Jason Kendall, R</b> (1, 2) OBP: 0.329, SLG: 0.337										4	0	0	0	0	0	0				
<b>Brian Giles, L</b> (1, 7) OBP: 0.439, SLG: 0.626										3	1	1	0	0	1	0				
<b>Craig Wilson, R</b> (1, 3) OBP: 0.362, SLG: 0.422										3	0	1	1	0	1	0				
<b>Rob Mackowiak, L</b> (1, 9) OBP: 0.276, SLG: 0.436										3	0	0	0	0	2	1				
<b>Mike Benjamin, R</b> (1, 5) OBP: 0.188, SLG: 0.167										3	0	0	0	0	0	0				
<b>2 Jack Wilson, R</b> (1, 6) OBP: 0.289, SLG: 0.305										3	0	0	0	0	1	0				
<b>Josh Fogg, R</b> (1, 1) OBP: 0.130, SLG: 0.130										2	0	1	0	0	0	0				
<b>Adrian Brown, S</b> (8, PH) OBP: 0.277, SLG: 0.268										1	0	0	0	0	0	0				
<b>Mike Lincoln, R</b> (8, 1)										0	0	0	0	0	0	0				
<b>Inning Stats</b>	R: 0 E: 0 K: 1 S: 9	H: 0 LOB: 0 BB: 0 P: 14	R: 0 E: 0 K: 2 S: 9	H: 0 LOB: 0 BB: 0 P: 14	R: 0 E: 0 K: 1 S: 12	H: 1 LOB: 1 BB: 0 P: 17	R: 0 E: 0 K: 1 S: 13	H: 0 LOB: 0 BB: 0 P: 19	R: 0 E: 0 K: 2 S: 7	H: 0 LOB: 0 BB: 0 P: 13	R: 1 E: 0 K: 0 S: 11	H: 2 LOB: 1 BB: 0 P: 12	R: 0 E: 0 K: 1 S: 4	H: 0 LOB: 0 BB: 0 P: 9	R: 0 E: 0 K: 1 S: 10	H: 0 LOB: 0 BB: 0 P: 14	1B: 2 2B: 1 3B: 0 HR: 0	SF: 0 SAC: 0 DP: 0 HBP: 0	WP: 0 PB: 0 SB: 0 CS: 0	PA: 30
<b>PITCHER</b> <b>Javier Vazquez, R</b> (1, 1) ERA: 3.12	IP: 9.0 WLS: W BF: 30 H: 3 R: 1 ER: 1 SO: 10 BB: 0 IBB: 0 HBP: 0 BLK: 0 WP: 0 HR: 0 S: 82 P: 124 ERA: 1.00 WHIP: 0.333															<b>PITCHER</b> <b>Javier Vazquez, R</b> (1, 1) ERA: 3.12				

Pittsburgh Pirates @ Montreal Expos  
Olympic Stadium, Montreal, QB  
Wed Jun 05 2002, 7:05 PM EDT  
Att. 4,890 - Dome - 72 F

AB 30  
R 1  
H 3  
RBI 1  
BB 0  
SO 10  
LOB 2



Batter	1	2	3	4	5	6	7	8	9	AB	R	H	RBI	BB	SO	LOB	BOTTOM			
<b>Brad Wilkerson, L</b> (1, 9) OBP: 0.392, SLG: 0.414										5	2	2	1	0	0	0				
<b>Jose Macias, S</b> (1, 8) OBP: 0.277, SLG: 0.289										4	0	1	0	0	0	0				
<b>Jose Vidro, S</b> (1, 4) OBP: 0.388, SLG: 0.492										4	0	2	0	0	0	2				
<b>Troy O'Leary, L</b> (1, 7) OBP: 0.438, SLG: 0.634										3	1	1	0	1	1	3				
<b>Vladimir Guerrero, R</b> (8, 9) OBP: 0.404, SLG: 0.572										0	0	0	0	0	0	0				
<b>Andres Galarraga, R</b> (1, 3) OBP: 0.375, SLG: 0.333										3	0	1	1	0	0	3				
<b>Fernando Tatis, R</b> (1, 5) OBP: 0.354, SLG: 0.480										4	0	1	1	0	1	4				
<b>Orlando Cabrera, R</b> (8, 6) OBP: 0.300, SLG: 0.351										0	0	0	0	0	0	0				
<b>Brian Schneider, L</b> (1, 2) OBP: 0.286, SLG: 0.366										4	0	1	0	0	1	4				
<b>Mike Mordecai, R</b> (1, 6) OBP: 0.323, SLG: 0.310										2	0	0	0	1	0	0				
<b>Javier Vazquez, R</b> (1, 1) OBP: 0.061, SLG: 0.061										4	0	0	0	0	0	3				
<b>Inning Stats</b>	R: 0 E: 1 K: 0 S: 4	H: 0 LOB: 0 BB: 0 P: 5	R: 1 E: 0 K: 0 S: 9	H: 3 LOB: 2 BB: 1 P: 19	R: 0 E: 0 K: 0 S: 8	H: 0 LOB: 2 BB: 1 P: 15	R: 0 E: 0 K: 1 S: 8	H: 0 LOB: 1 BB: 0 P: 12	R: 1 E: 0 K: 2 S: 18	H: 3 LOB: 3 BB: 0 P: 25	R: 1 E: 1 K: 0 S: 11	H: 2 LOB: 2 BB: 0 P: 18	R: 0 E: 0 K: 0 S: 8	H: 1 LOB: 1 BB: 0 P: 11	R: 0 E: 0 K: 0 S: 4	H: 0 LOB: 0 BB: 0 P: 8	1B: 8 2B: 0 3B: 0 HR: 1	SF: 0 SAC: 0 DP: 1 HBP: 2	WP: 0 PB: 0 SB: 1 CS: 0	PA: 37
<b>PITCHER</b> <b>Josh Fogg, R</b> (1, 1) ERA: 3.44	IP: 7.0 WLS: L BF: 34 H: 9 R: 3 ER: 3 SO: 3 BB: 0 IBB: 2 HBP: 2 BLK: 0 WP: 0 HR: 1 S: 66 P: 105 ERA: 3.86 WHIP: 1.286															<b>PITCHER</b> <b>Mike Lincoln, R</b> (8, 1) ERA: 0.5				

Pittsburgh Pirates @ Montreal Expos  
Olympic Stadium, Montreal, QB  
Wed Jun 05 2002, 7:05 PM EDT  
Att. 4,890 - Dome - 72 F

AB 33  
R 3  
H 9  
RBI 3  
BB 2  
SO 3  
LOB 19





Batter	1	2	3	4	5	6	7	8	9	AB	R	H	RBI	BB	SO	LOB	TOP											
Eric Young Sr. R OBP: 0.312, SLG: 0.300 (1, 7)										4	0	0	0	0	1	2	<b>Milwaukee Brewers @ Pittsburgh Pirates</b> PNC Park, Pittsburgh, PA Fri Jun 07 2002, 7:05 PM EDT Att: 27,001 - Sunny - 78 F											
Ronnie Belliard R OBP: 0.335, SLG: 0.339 Valerio De Los Santos, L (8, 1)										4	0	1	0	0	1	2												
Jeffrey Hammonds, R Alex Sanchez, L OBP: 0.394, SLG: 0.495 (9, PH)										3	0	0	0	0	2	1												
Richie Sexson, R OBP: 0.343, SLG: 0.562 (1, 3)										4	1	1	1	0	1	1												
Alex Ochoa, R OBP: 0.359, SLG: 0.424 (1, 9)										4	0	1	0	0	0	0												
José Hernández, R OBP: 0.384, SLG: 0.500 (1, 6)										4	0	0	0	0	1	1												
Mark Loretta, R OBP: 0.280, SLG: 0.215 (1, 5)										2	0	0	0	1	0	0												
Marcus Jensen, S OBP: 0.261, SLG: 0.300 (1, 2)										3	0	1	0	0	0	1												
15 Ben Sheets, R Chad Fox, R OBP: 0.111, SLG: 0.148 (7, 1)										2	0	0	0	0	1	0												
Geoff Jenkins, L OBP: 0.305, SLG: 0.403 (8, 7)										0	0	0	0	0	0	0												
										1	0	1	0	0	0	0												
<b>Inning Stats</b>	R: 0 E: 0 K: 2 S: 9	H: 1 LOB: 1 BB: 0 P: 13	R: 0 E: 0 K: 0 S: 9	H: 0 LOB: 1 BB: 1 P: 18	R: 0 E: 0 K: 1 S: 9	H: 0 LOB: 0 BB: 0 P: 15	R: 1 E: 0 K: 0 S: 9	H: 1 LOB: 0 BB: 0 P: 18	R: 0 E: 0 K: 1 S: 6	H: 0 LOB: 0 BB: 0 P: 7	R: 0 E: 0 K: 1 S: 8	H: 0 LOB: 0 BB: 0 P: 12	R: 0 E: 0 K: 0 S: 8	H: 0 LOB: 0 BB: 0 P: 13	R: 0 E: 0 K: 12 S: 12	H: 2 LOB: 2 BB: 0 P: 17		R: 0 E: 0 K: 1 S: 8	H: 1 LOB: 1 BB: 0 P: 11	1B: 3 2B: 1 3B: 0 HR: 1	SF: 0 SAC: 0 DP: 0 HBP: 0	WP: 0 PB: 0 CS: 0	PA: 33					
<b>PITCHER</b>	IP	WLS	BF	H	R	ER	SO	BB	IBB	HBP	BLK	WP	HR	S	P	ERA		WHIP										
Joe Beimel, L ERA: 2.3	5.0	W	18	2	1	1	3	1	0	0	0	0	1	42	71	1.80		0.600										
Sean Lowe, R ERA: 6.87	1.0	H	3	0	0	0	1	0	0	0	0	0	0	8	12	0.00		0.000										
Mike Fetters, R ERA: 1.93	2.0	H	8	2	0	0	2	0	0	0	0	0	0	20	30	0.00	1.000											
Brian Boehringer, R ERA: 2.79	1.0		4	1	0	0	1	0	0	0	0	0	0	8	11	0.00	1.000											

Batter	1	2	3	4	5	6	7	8	9	AB	R	H	RBI	BB	SO	LOB	BOTTOM										
Chad Hermansen R OBP: 0.327, SLG: 0.459 (1, 8)										5	1	1	0	0	0	0	<b>Milwaukee Brewers @ Pittsburgh Pirates</b> PNC Park, Pittsburgh, PA Fri Jun 07 2002, 7:05 PM EDT Att: 27,001 - Sunny - 78 F										
2 Jack Wilson, R OBP: 0.297, SLG: 0.313 (1, 6)										5	2	3	0	0	0	0											
18 Jason Kendall, R OBP: 0.332, SLG: 0.345 (1, 2)										4	1	2	0	0	0	4											
Brian Giles, L OBP: 0.449, SLG: 0.641 (1, 7)										2	1	2	3	2	0	0											
Craig Wilson, R OBP: 0.358, SLG: 0.412 Mike Benjamin, R OBP: 0.188, SLG: 0.167 (8, 5)										3	0	0	1	1	2	2											
Rob Mackowiak, L OBP: 0.277, SLG: 0.438 (8, 9)										4	0	1	2	0	1	2											
Kevin Young, R OBP: 0.294, SLG: 0.361 (1, 3)										3	0	1	0	1	0	2											
Pokey Reese, R OBP: 0.252, SLG: 0.246 (1, 4)										4	0	1	0	0	1	3											
Joe Beimel, L Abraham Nunez, S Sean Lowe, R Keith Osk, R Mike Fetters, R Adrian Brown, S Brian Boehringer, S (5, PH)										1	0	0	0	0	0	3											
										1	1	1	0	0	0	0											
										0	0	0	0	0	0	0											
										0	0	0	0	0	0	0											
										0	0	0	0	0	0	0											
										0	0	0	0	0	0	0											
										0	0	0	0	0	0	0											
<b>Inning Stats</b>	R: 0 E: 0 K: 0 S: 8	H: 1 LOB: 0 BB: 0 P: 14	R: 0 E: 0 K: 2 S: 17	H: 1 LOB: 3 BB: 2 P: 28	R: 0 E: 0 K: 0 S: 8	H: 2 LOB: 2 BB: 0 P: 13	R: 0 E: 0 K: 0 S: 8	H: 1 LOB: 1 BB: 0 P: 11	R: 3 E: 0 K: 1 S: 15	H: 4 LOB: 1 BB: 0 P: 23	R: 0 E: 0 K: 0 S: 10	H: 0 LOB: 0 BB: 0 P: 17	R: 3 E: 0 K: 1 S: 16	H: 3 LOB: 2 BB: 2 P: 30	R: 0 E: 0 K: 0 S: 6	H: 0 LOB: 0 BB: 0 P: 9	1B: 7 2B: 5 3B: 0 HR: 0	SF: 0 SAC: 0 DP: 1 HBP: 0	WP: 1 PB: 0 CS: 0	PA: 38							
<b>PITCHER</b>	IP	WLS	BF	H	R	ER	SO	BB	IBB	HBP	BLK	WP	HR	S	P	ERA	WHIP										
15 Ben Sheets, R ERA: 3.86	6.0	L	27	9	3	3	3	2	0	0	0	0	0	66	106	4.50	1.833										
Chad Fox, R ERA: 5.79	1.0		8	3	3	3	1	1	1	0	0	0	0	16	30	27.00	4.000										
Valerio De Los Santos, L ERA: 2.89	1.0		3	0	0	0	0	0	0	0	0	0	0	6	9	0.00	0.000										





Batter	1	2	3	4	5	6	7	8	9	10	11	AB	R	H	RBI	BB	SO	LOB	TOP							
Alex Sanchez, L OBP: 0.373, SLG: 0.370	(1, 8) X 1-0 G4-3 3B		(1, 0) X G5-3		(1, 2) X F8	(2, 2) X 2B 1B	(0, 0) X G3			(1, 0) X 1B		6	2	3	0	0	0	1								
Eric Young Sr., R OBP: 0.318, SLG: 0.303	(1, 4) X 2-0 G4-3		(1, 0) X 1B		(2, 2) X HBP 1B BB	(4, 1) X 2B BB		(2, 0) X F8		(1, 0) X F8		5	2	2	1	1	0	1								
Geoff Jenkins, L OBP: 0.314, SLG: 0.412	(1, 7) X 1-0 G4-3		(1, 0) X FC6-4 BB		(1, 1) X BB HBP 2B 1B	(0, 0) X 2B		(0, 0) X G5-3		(2, 2) X CS 1B		5	1	3	3	1	0	0								
Richie Sexson, R OBP: 0.343, SLG: 0.552	(1, 3) X 0-1 F8		(0, 1) X FC6-4		(1, 1) X BB HBP 2B 1B	(1, 2) X 2B HBP		(3, 2) X G6-3		(3, 3) X K		4	1	0	0	1	1	3								
Matt Stairs, L OBP: 0.281, SLG: 0.300	(1, 9) X 3-2 F8			(0, 1) X G1-3 2B	(4, 1) X 2B BB	(1, 3) X K			(1, 1) X F7		(1, 1) X 2B	3	1	1	1	1	1	2								
Alex Ochoa, R OBP: 0.361, SLG: 0.436	(9, PH) X 2-0 G4-3			(0, 0) X G1-3	(1, 2) X 2B BB				(1, 2) X G5-3			2	0	1	0	0	0	0								
Tyler Houston, L OBP: 0.335, SLG: 0.456	(1, 5) X 1-1 F5			(2, 3) X G1-3	(1, 4) X 2B				(2, 3) X G5-3			4	0	1	3	0	0	3								
Ronnie Belliard, R OBP: 0.320, SLG: 0.333	(9, PH) X 3-2 F8			(2, 3) X K	(2, 2) X G4-3				(2, 3) X K			5	0	1	0	0	3	2								
José Hernández, R OBP: 0.360, SLG: 0.492	(1, 6) X 3-1 G3			(1, 3) X K								2	0	0	0	1	1	2								
Paul Bako, L OBP: 0.333, SLG: 0.354	(1, 2) X 1-3 K				(0, 0) X L7	(1, 2) X FC3-6 BB 2B				(0, 1) X B1-6-4		4	1	1	0	0	1	1								
Marcus Jensen, S OBP: 0.280, SLG: 0.286	(6, 2) X 1-3 K											1	0	0	0	1	1	0								
Glendon Rusch, L OBP: 0.287, SLG: 0.330	(1, 1) X 0-0 L7											0	0	0	0	0	0	0								
Jose Cabrera, R OBP: 0.333, SLG: 0.436	(7, 1) X 1-2 FC3-6 BB 2B											0	0	0	0	0	0	0								
Luis Vizcaino, R OBP: 0.333, SLG: 0.436	(8, 1) X 1-2 FC3-6 BB 2B											0	0	0	0	0	0	0								
Mike DeJean, R OBP: 0.371, SLG: 0.512	(8, PH) X 1-2 FC3-6 BB 2B											1	0	0	0	0	0	1								
Mark Loretta, R OBP: 0.371, SLG: 0.512	(10, PH) X 1-2 FC3-6 BB 2B											0	0	0	0	0	0	0								
Ray King, L OBP: 0.371, SLG: 0.512	(10, 1) X 1-2 FC3-6 BB 2B											0	0	0	0	0	0	0								
<b>Inning Stats</b>	R: 1 E: 0 K: 0 S: 5	H: 1 LOB: 0 BB: 0 P: 9	R: 0 E: 0 K: 0 S: 12	H: 1 LOB: 1 BB: 0 P: 22	R: 0 E: 0 K: 1 S: 9	H: 1 LOB: 2 BB: 1 P: 16	R: 0 E: 0 K: 2 S: 9	H: 1 LOB: 1 BB: 0 P: 12	R: 4 E: 0 K: 0 S: 16	H: 3 LOB: 1 BB: 1 P: 27	R: 3 E: 0 K: 1 S: 17	H: 2 LOB: 2 BB: 3 P: 33	R: 0 E: 0 K: 2 S: 9	H: 1 LOB: 1 BB: 0 P: 11	R: 0 E: 0 K: 0 S: 6	H: 0 LOB: 0 BB: 0 P: 11	R: 0 E: 0 K: 1 S: 9	H: 0 LOB: 0 BB: 0 P: 13	R: 0 E: 0 K: 0 S: 5	H: 1 LOB: 1 BB: 1 P: 11	R: 0 E: 0 K: 2 S: 14	H: 2 LOB: 1 BB: 0 P: 22	1B: 8 2B: 5 3B: 1 HR: 0	SF: 0 SAC: 0 DP: 2 HBP: 1	WP: 0 PB: 0 SB: 0 CS: 1	PA: 51
<b>PITCHER</b>	Kris Benson, R ERA: 8.23	IP: 5.0 WLS: 25 BF: 7	WLS: 7 R: 0 ER: 5 SO: 3	ER: 5 SO: 3	BB: 2 IBB: 0 HBP: 1 BLK: 0	WP: 0 HR: 0 S: 16	HR: 0 S: 16	P: 86 ERA: 9.00 WHIP: 1.800	<b>PITCHER</b>	IP: 5.0 WLS: 25 BF: 7	WLS: 7 R: 0 ER: 5 SO: 3	ER: 5 SO: 3	BB: 2 IBB: 0 HBP: 1 BLK: 0	WP: 0 HR: 0 S: 16	HR: 0 S: 16	P: 86 ERA: 9.00 WHIP: 1.800										

Milwaukee Brewers @ Pittsburgh Pirates  
PNC Park, Pittsburgh, PA  
Sat Jun 08 2002, 7:05 PM EDT  
Att: 38,244 - Sunny - 78 F

AB	44
R	8
H	13
RBI	8
BB	6
SO	9
LOB	17



Batter	1	2	3	4	5	6	7	8	9	10	11	AB	R	H	RBI	BB	SO	LOB	BOTTOM					
Adrian Brown, S OBP: 0.269, SLG: 0.259	(1, 8) X 1-1 G5-3			(3, 3) X K			(1, 2) X P4		(1, 1) X 2B SF9 1B	(1, 2) X G3		4	0	0	1	0	1	2						
Rob Mackowiak, L OBP: 0.280, SLG: 0.439	(10, 8) X 2-3 3H FC6-4											2	1	1	0	0	0	1						
Keith Osik, R OBP: 0.229, SLG: 0.283	(11, 7) X 0-1 FC5-4 1B											0	0	0	0	0	0	0						
2 Jack Wilson, R OBP: 0.309, SLG: 0.330	(1, 6) X 0-1 FC5-4 1B											6	2	4	1	0	0	1						
18 Jason Kendall, R OBP: 0.336, SLG: 0.347	(1, 2) X 1-2 FC5-4											5	1	2	0	1	1	4						
Brian Giles, L OBP: 0.450, SLG: 0.649	(1, 7) X 1-1 G3											4	1	1	3	2	1	2						
Aramis Ramirez, R OBP: 0.252, SLG: 0.341	(1, 5) X 0-2 1B SF											4	1	1	1	0	0	0						
Brian Boehringer, S OBP: 0.179, SLG: 0.286	(10, 1) X 2-2 1B SF											1	0	0	0	0	1	3						
Kip Wells, R OBP: 0.179, SLG: 0.286	(11, PH) X 2-2 1B SF											6	1	3	1	0	1	2						
Craig Wilson, R OBP: 0.364, SLG: 0.416	(1, 9) X 1-2 1B SF											6	1	3	1	0	1	2						
Kevin Young, R OBP: 0.297, SLG: 0.362	(1, 3) X 0-0 SF FC6											5	1	2	0	0	1	1						
Pokey Reese, R OBP: 0.258, SLG: 0.248	(1, 4) X 1-1 SF FC6 FC6-4											3	1	1	1	1	1	1						
Kris Benson, R ERA: 5.16	(1, 1) X 0-2 SH1-4											1	0	0	0	0	1	2						
Ron Villone, L ERA: 4.73	(6, 1) X 2-0 F9											0	0	0	0	0	0	0						
Luis Vizcaino, R ERA: 2.7	(8, 1) X 1-3 K											1	0	0	0	0	0	0						
Mike DeJean, R ERA: 3.71	(9, 1) X 1-3 2H 3H											1	0	0	0	0	0	0						
Abraham Nunez, S ERA: 3.71	(9, 1) X 1-3 2H 3H											1	0	0	0	0	0	0						
Scott Sauerbeck, R ERA: 4.64	(10, 5) X 1-2 2-3F											1	0	0	0	0	0	1						
<b>Inning Stats</b>	R: 0 E: 0 K: 0 S: 9	H: 1 LOB: 1 BB: 0 P: 12	R: 4 E: 1 K: 1 S: 21	H: 3 LOB: 1 BB: 0 P: 27	R: 0 E: 0 K: 1 S: 10	H: 0 LOB: 0 BB: 0 P: 16	R: 0 E: 0 K: 1 S: 9	H: 1 LOB: 1 BB: 0 P: 14	R: 0 E: 0 K: 0 S: 9	H: 0 LOB: 0 BB: 0 P: 16	R: 3 E: 0 K: 1 S: 13	H: 2 LOB: 2 BB: 1 P: 20	R: 0 E: 0 K: 1 S: 13	H: 0 LOB: 0 BB: 0 P: 16	R: 1 E: 0 K: 1 S: 11	H: 2 LOB: 2 BB: 1 P: 23	R: 0 E: 0 K: 0 S: 9	H: 1 LOB: 1 BB: 0 P: 13	R: 1 E: 0 K: 1 S: 10	H: 3 LOB: 3 BB: 1 P: 16	1B: 13 2B: 1 3B: 0 HR: 1	SF: 2 SAC: 1 DP: 1 HBP: 0	WP: 0 PB: 0 SB: 1 CS: 0	PA: 51
<b>PITCHER</b>	Glendon Rusch, L ERA: 5.16	IP: 6.1 WLS: 2 BF: 31	H: 9 R: 7 ER: 5 SO: 4	ER: 5 SO: 4	BB: 2 IBB: 0 HBP: 0 BLK: 0	WP: 0 HR: 1 S: 74	HR: 1 S: 74	P: 115 ERA: 7.11 WHIP: 1.737	<b>PITCHER</b>	IP: 6.1 WLS: 2 BF: 31	H: 9 R: 7 ER: 5 SO: 4	ER: 5 SO: 4	BB: 2 IBB: 0 HBP: 0 BLK: 0	WP: 0 HR: 1 S: 74	HR: 1 S: 74	P: 115 ERA: 7.11 WHIP: 1.737								

Milwaukee Brewers @ Pittsburgh Pirates  
PNC Park, Pittsburgh, PA  
Sat Jun 08 2002, 7:05 PM EDT  
Att: 38,244 - Sunny - 78 F

AB	44
R	9
H	15
RBI	8
BB	4
SO	8
LOB	22





Batter	1	2	3	4	5	6	7	8	9	AB	R	H	RBI	BB	SO	LOB	TOP										
Alex Sanchez, L (1, 8) OBP: 0.376, SLG: 0.573	1-1 G3 SH2-3 1B		0-0 F9		0-2 2B 1B		1-1 SH1-3		0-3 K	4	1	2	1	0	1	0											
Eric Young Sr., R (1, 4) OBP: 0.318, SLG: 0.309	0-0 SH2-3		1-2 F9		0-2 2H 2B		2-1 FC5-2			3	0	1	1	0	0	1											
Geoff Jenkins, L (1, 7) OBP: 0.309, SLG: 0.405	2-1 G3		0-0 G6-3		2-3 K		3H L9			4	0	0	0	0	1	3											
Richie Sexson, R (1, 3) OBP: 0.337, SLG: 0.542	3-2 G6-3			2-3 K		3-3 K		1-0 G5-3		4	0	0	0	0	2	1											
Matt Stairs, L (1, 9) OBP: 0.245, SLG: 0.279		1-2 G4-3		0-0 F7		2-2 G3-1		0-1 G6-3		3	0	0	0	0	0	0											
Alex Ochoa, R (8, PH) OBP: 0.358, SLG: 0.431										1	0	0	0	0	0	0											
Lenny Harris, L (1, 5) OBP: 0.283, SLG: 0.353		1-2 1B SF8 1B		0-1 CS 1B		0-1 1B 2B		2-2 F7		4	1	3	0	0	0	0											
José Hernández, R (1, 6) OBP: 0.371, SLG: 0.515		2-2 1B		2-2 CS		4-1 SH1-4 1B BB		0-0 1B		3	2	3	1	1	0	0											
Marcus Jensen, S (1, 2) OBP: 0.241, SLG: 0.250		2-1 SF8		1-3 1B		2-0 F8		3-3 K		3	0	0	1	0	1	3											
Jamey Wright, R (1, 1) OBP: 0.500, SLG: 0.875		3H K		0-3 K		1-1 SH1-4		0-2 SH1-3 FC5-2 2B		2	0	1	0	0	1	1											
Jose Cabrera, R (8, 1)										0	0	0	0	0	0	0											
Tyler Houston, L (9, PH) OBP: 0.333, SLG: 0.453										1	0	0	0	0	1	0											
<b>Inning Stats</b>	R: 0 E: 0 K: 0 S: 8	H: 1 LOB: 1 BB: 0 P: 14	R: 1 E: 0 K: 1 S: 16	H: 2 LOB: 1 BB: 0 P: 22	R: 0 E: 0 K: 1 S: 6	H: 0 LOB: 0 BB: 0 P: 7	R: 0 E: 0 K: 1 S: 8	H: 1 LOB: 0 BB: 0 P: 12	R: 2 E: 0 K: 2 S: 13	H: 2 LOB: 2 BB: 1 P: 22	R: 0 E: 0 K: 2 S: 15	H: 2 LOB: 2 BB: 0 P: 23	R: 0 E: 0 K: 0 S: 10	H: 1 LOB: 0 BB: 0 P: 12	R: 0 E: 0 K: 0 S: 6	H: 0 LOB: 0 BB: 0 P: 9	R: 1 E: 0 K: 2 S: 9	H: 1 LOB: 0 BB: 0 P: 13	1B: 6 2B: 3 3B: 0 HR: 1	SF: 1 SAC: 3 DP: 0 HBP: 0	WP: 0 PB: 0 CS: 1	PA: 38					
<b>PITCHER</b>	IP	WLS	BF	H	R	ER	SO	BB	IBB	HBP	BLK	WP	HR	S	P	ERA	WHIP										
Kip Wells, R (1, 1) ERA: 3.27	6.0		26	8	3	3	5	1	0	0	0	0	0	66	100	4.50	1.500										
Sean Lowe, R (7, 1) ERA: 8.75	0.2		3	1	0	0	0	0	0	0	0	0	0	9	10	0.00	1.500										
Scott Sauerbeck, L (7, 1) ERA: 2.36	1.1	W	4	0	0	0	0	0	0	0	0	0	0	7	11	0.00	0.000										
Mike Williams, R (9, 1) ERA: 1.54	1.0	S	4	1	1	1	2	0	0	0	0	0	1	9	13	9.00	1.000										

Milwaukee Brewers @ Pittsburgh Pirates  
PNC Park, Pittsburgh, PA  
Sun Jun 09 2002, 1:35 PM EDT  
Att: 24,897 - Sunny - 79 F

AB	32
R	4
H	10
RBI	4
BB	1
SO	7
LOB	9



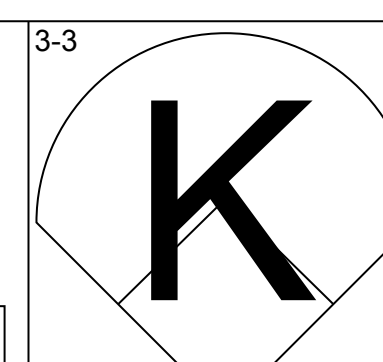
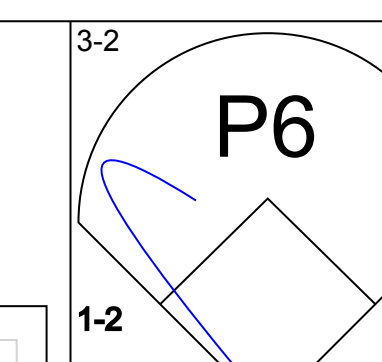
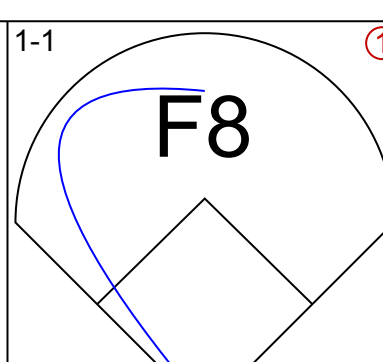
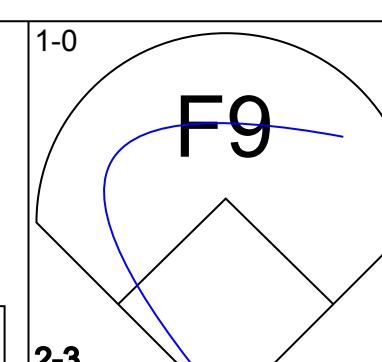
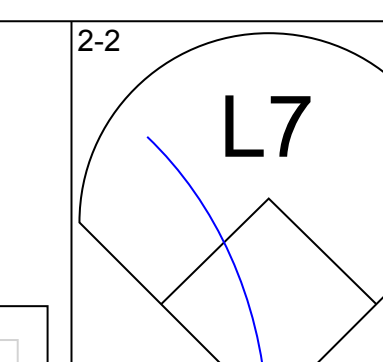
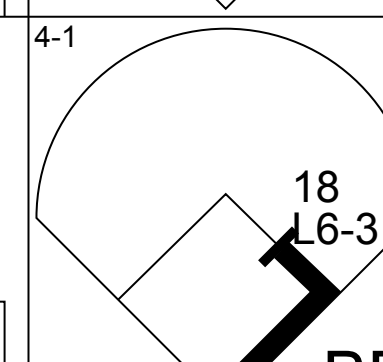
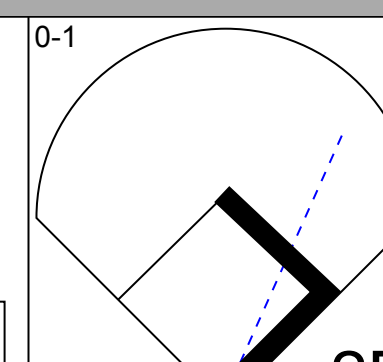
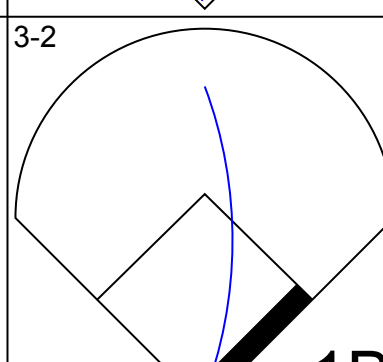
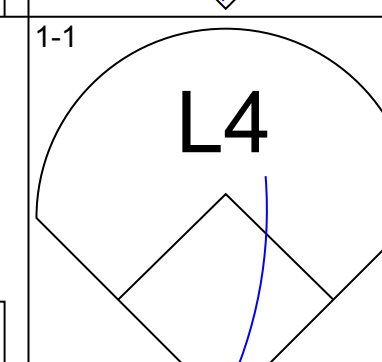
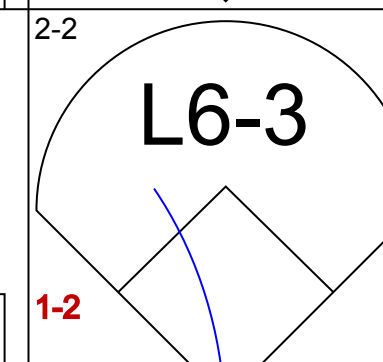
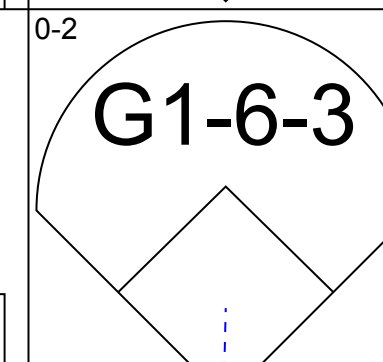
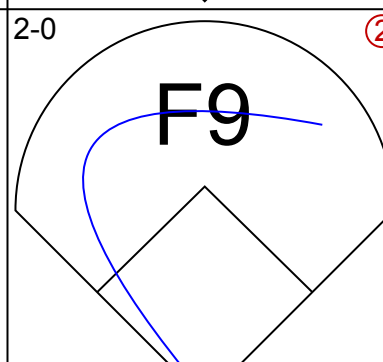
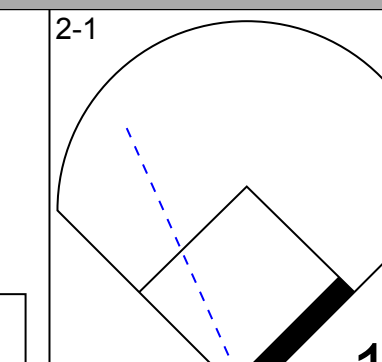
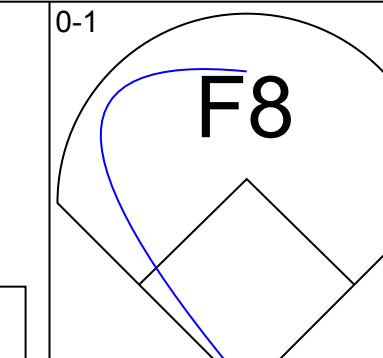
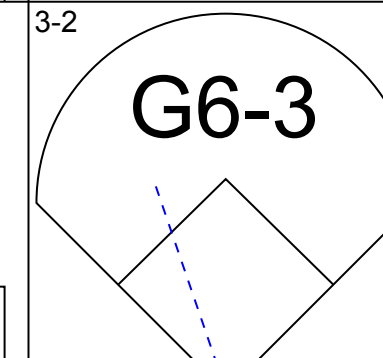
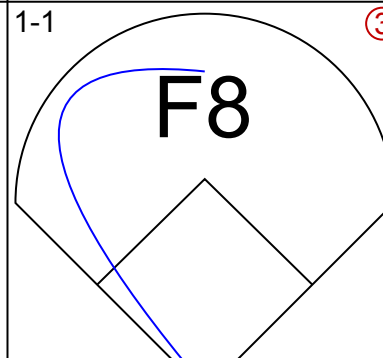
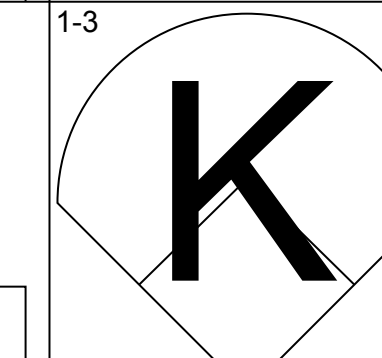
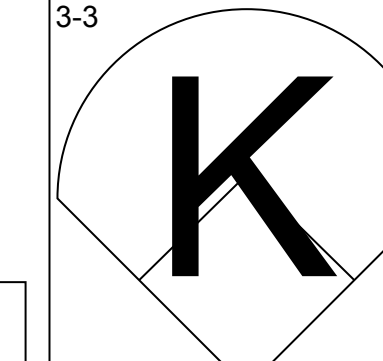
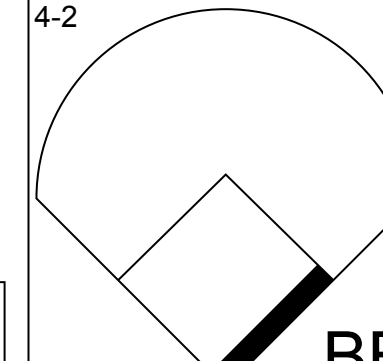
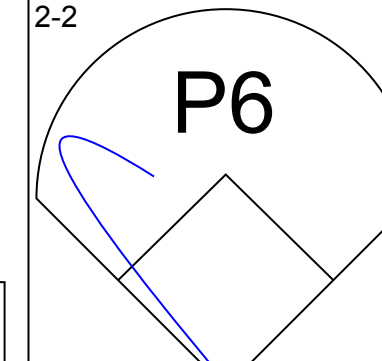
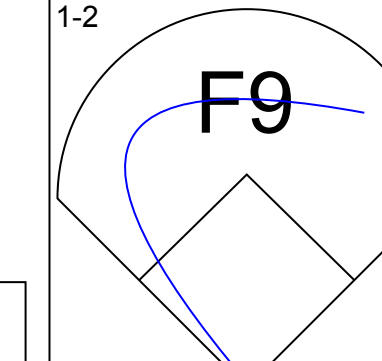
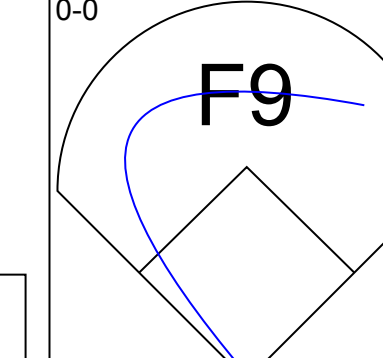
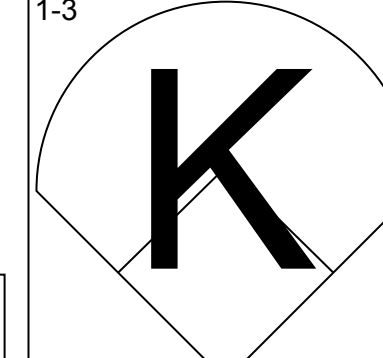
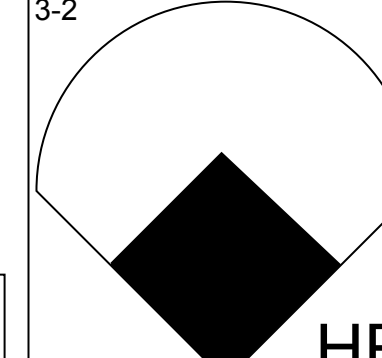
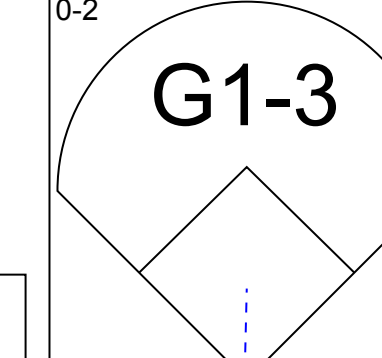
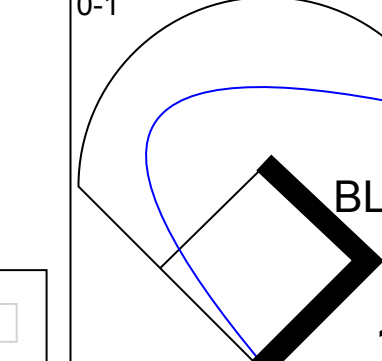
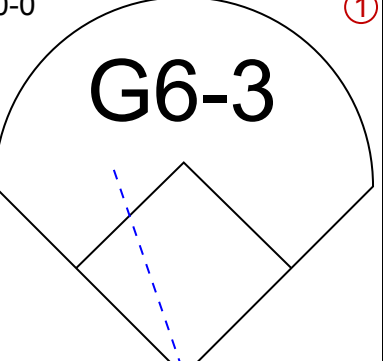
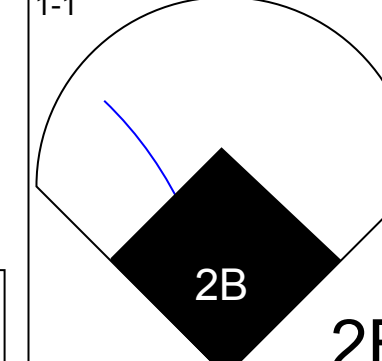
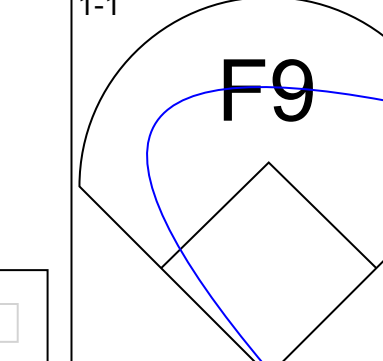
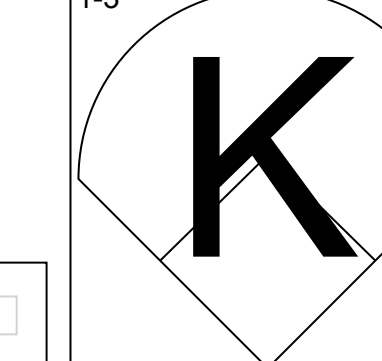
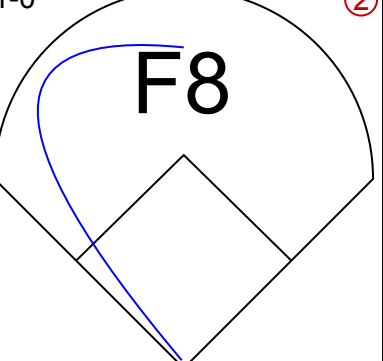
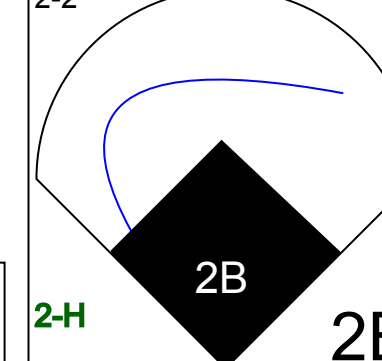
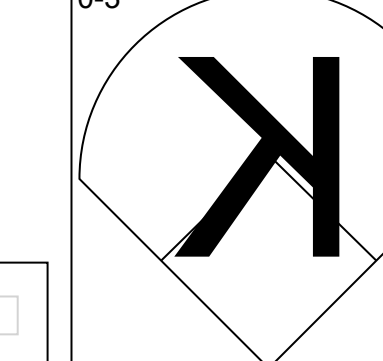
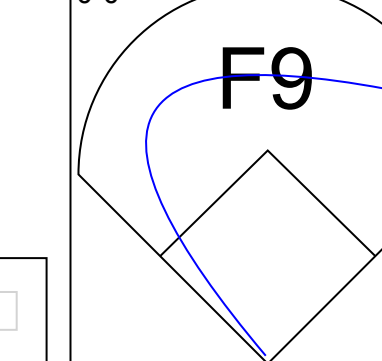
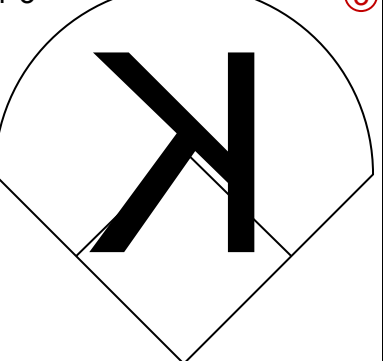
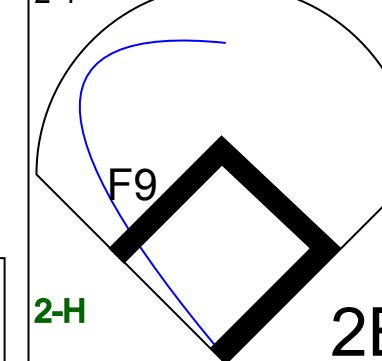
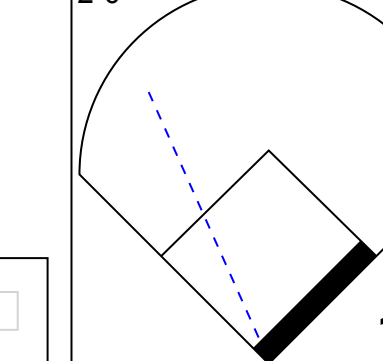
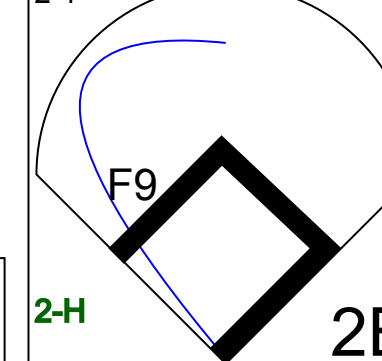
Batter	1	2	3	4	5	6	7	8	9	AB	R	H	RBI	BB	SO	LOB	BOTTOM											
Chad Hermansen, R (1, 8) OBP: 0.317, SLG: 0.473	3-2 HR		1-3 K		0-1 G6-3		1-3 K		2-3 K	5	1	1	1	0	3	3												
Jack Wilson, R (1, 6) OBP: 0.307, SLG: 0.324	4-1 G4-3 BB		1-1 G6-3		1-1 G6-3		3-2 G6-3			3	0	0	0	1	0	0												
Brian Giles, L (1, 7) OBP: 0.451, SLG: 0.642	3-2 G4-3		4-2 HBP		1-3 K		4-0 BB			2	0	0	0	1	1	1												
Aramis Ramirez, R (1, 5) OBP: 0.245, SLG: 0.331	2-1 F9		0-3 K		0-0 F9		0-1 P6			4	0	0	0	0	1	3												
Mike Benjamin, R (9, 5) OBP: 0.195, SLG: 0.164										0	0	0	0	0	0	0												
Craig Wilson, R (1, 9) OBP: 0.361, SLG: 0.406	1-0 HBP		1-1 G6-3			1-3 K		2-1 F8		3	0	0	0	0	1	1												
Kevin Young, R (1, 3) OBP: 0.302, SLG: 0.381	1-1 F8			1-0 HR		4-1 2B BB		1-3 K		3	2	1	1	1	1	2												
Keith Osik, R (1, 2) OBP: 0.250, SLG: 0.306		1-3 K		0-2 G6-3		0-0 2B		4-1 HR BB		3	1	1	1	1	1	0												
Pokey Reese, R (1, 4) OBP: 0.265, SLG: 0.280		1-0 G5-3		2-2 SH5-4 1B		0-1 P6		1-2 HR BB		4	1	2	2	0	0	1												
Kip Wells, R (1, 1) OBP: 0.207, SLG: 0.310		2-2 1B		0-0 SH5-4		1-1 G4-3		2-0 HR		1	0	1	0	0	0	0												
Abraham Nunez, S (5, PH) OBP: 0.296, SLG: 0.317										1	0	0	0	0	0	1												
Sean Lowe, L (7, 1) OBP: 0.126, SLG: 0.126										0	0	0	0	0	0	0												
Scott Sauerbeck, R (7, 1) OBP: 0.126, SLG: 0.126										0	0	0	0	0	0	0												
Adrian Brown, S (8, PH) OBP: 0.273, SLG: 0.270										1	0	1	0	0	0	0												
Mike Williams, R (9, 1) ERA: 1.54										0	0	0	0	0	0	0												
<b>Inning Stats</b>	R: 1 E: 0 K: 0 S: 12	H: 1 LOB: 2 BB: 1 P: 26	R: 0 E: 0 K: 2 S: 10	H: 1 LOB: 1 BB: 0 P: 15	R: 0 E: 0 K: 1 S: 9	H: 0 LOB: 1 BB: 0 P: 15	R: 1 E: 0 K: 0 S: 10	H: 2 LOB: 1 BB: 0 P: 13	R: 0 E: 0 K: 1 S: 6	H: 0 LOB: 0 BB: 0 P: 8	R: 1 E: 0 K: 1 S: 9	H: 1 LOB: 1 BB: 1 P: 15	R: 0 E: 0 K: 1 S: 9	H: 0 LOB: 1 BB: 1 P: 17	R: 2 E: 0 K: 2 S: 14	H: 2 LOB: 1 BB: 1 P: 26	1B: 2 2B: 2 3B: 0 HR: 3	SF: 0 SAC: 1 DP: 0 HBP: 2	WP: 0 PB: 0 CS: 0	PA: 37								
<b>PITCHER</b>	IP	WLS	BF	H	R	ER	SO	BB	IBB	HBP	BLK	WP	HR	S	P	ERA	WHIP											
Jamey Wright, R (1, 1) ERA: 5.22	7.2	L	34	4	4	4	7	4	0	0	0	0	0	2	71	122	4.70	1.174										
Jose Cabrera, R (8, 1) ERA: 4.91	0.1		3	2	1	1	1	0	0	0	0	0	0	1	8	13	27.00	6.000										

Milwaukee Brewers @ Pittsburgh Pirates  
PNC Park, Pittsburgh, PA  
Sun Jun 09 2002, 1:35 PM EDT  
Att: 24,897 - Sunny - 79 F

AB	30
R	5
H	7
RBI	5
BB	4
SO	8
LOB	12




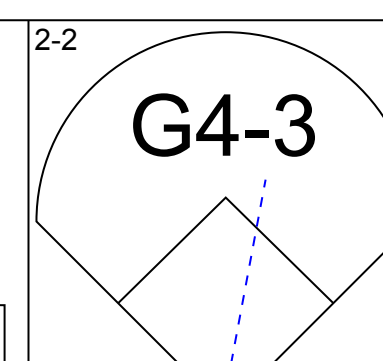
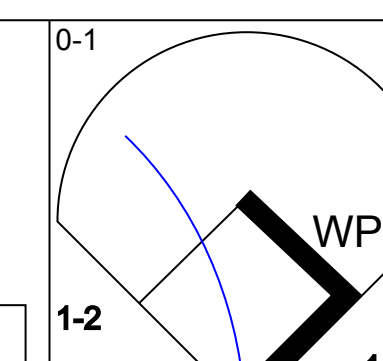
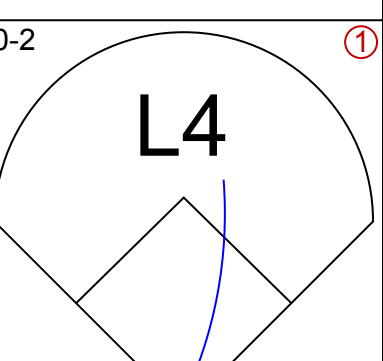
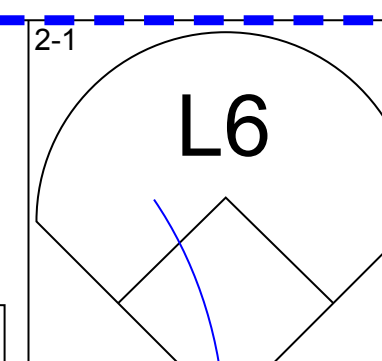
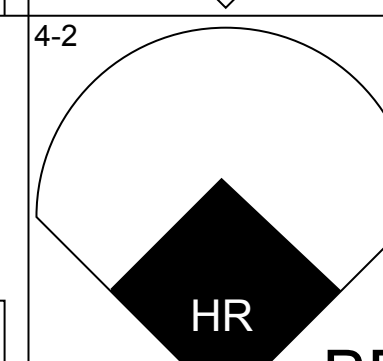
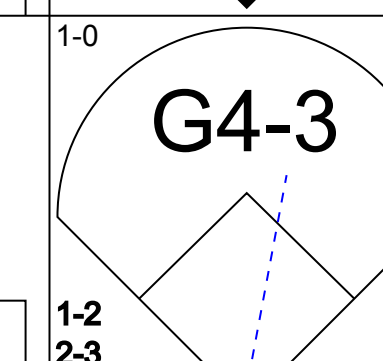
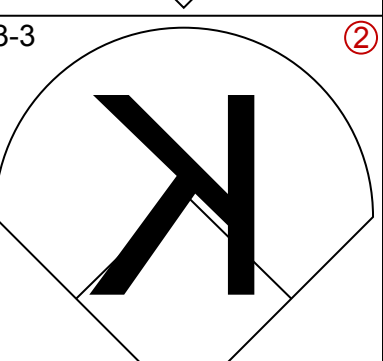
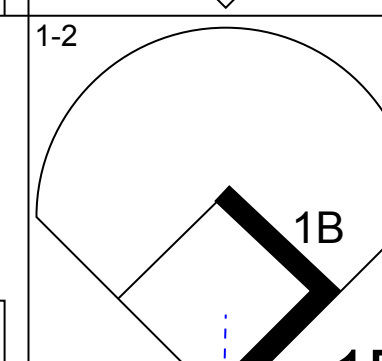
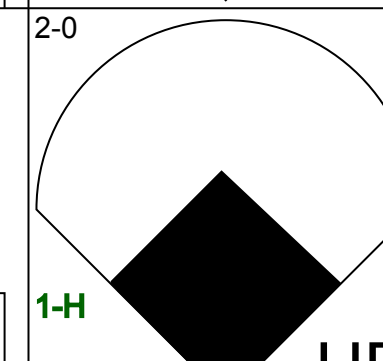
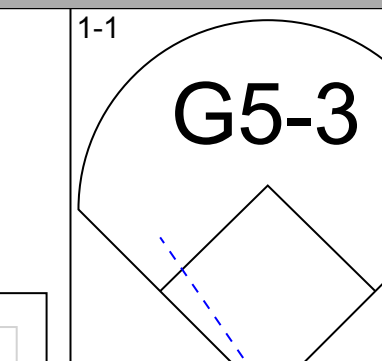
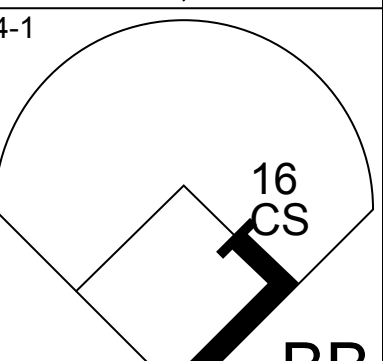
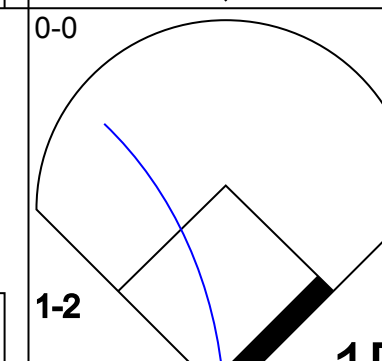
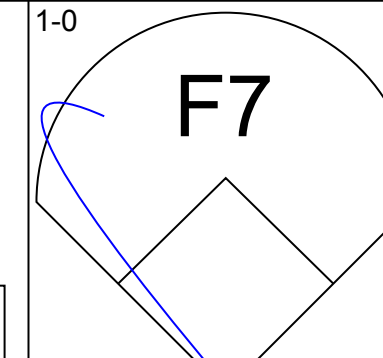
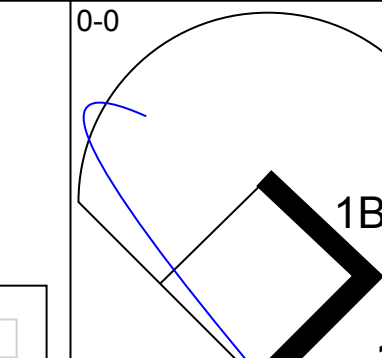
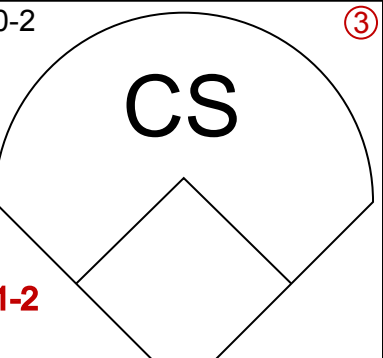
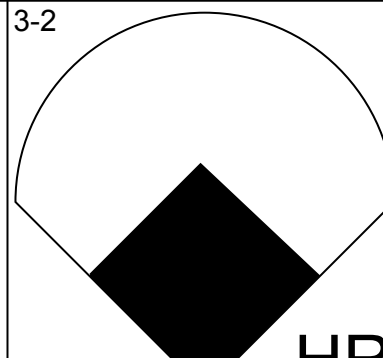
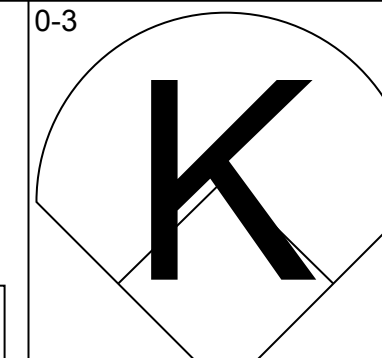
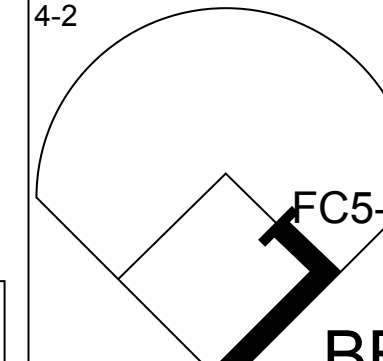
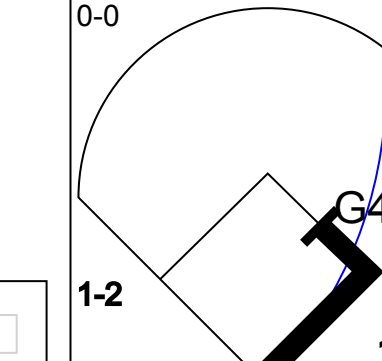

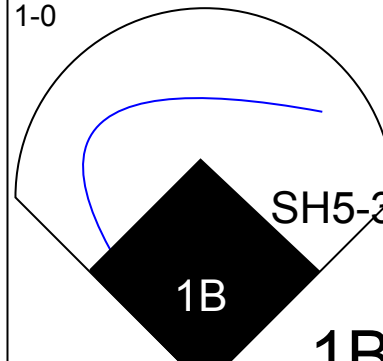
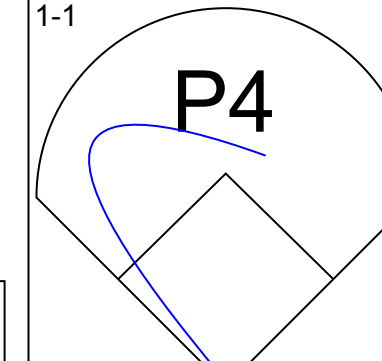
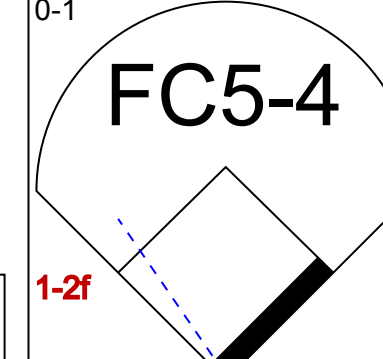
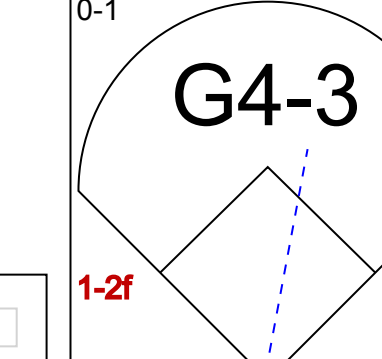

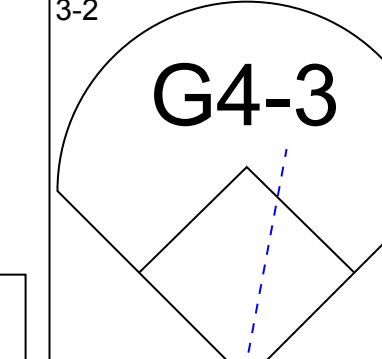
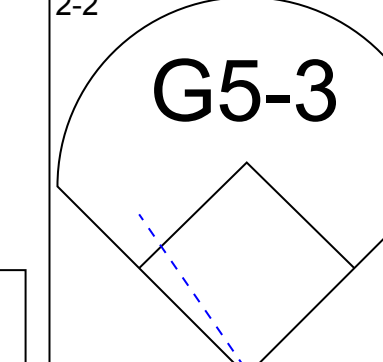
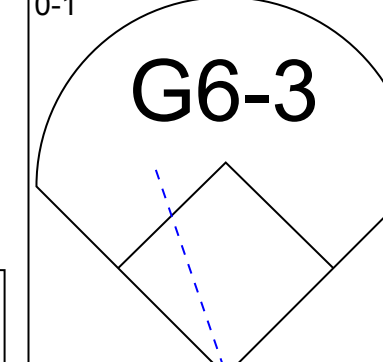
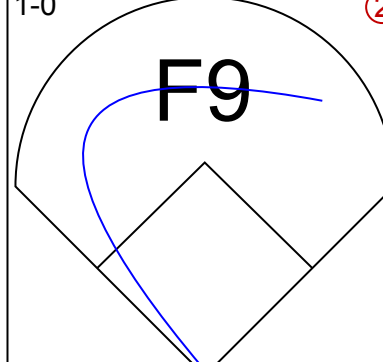
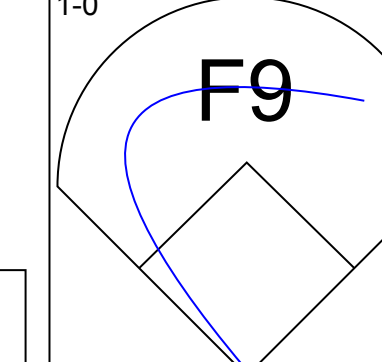
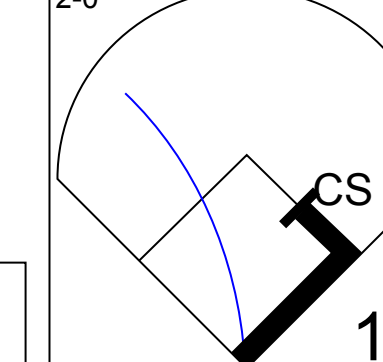
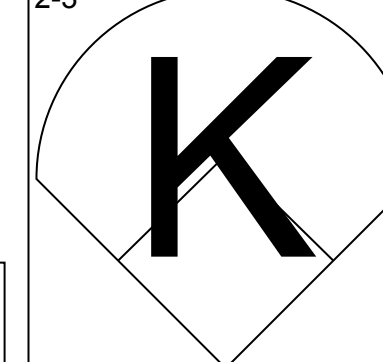
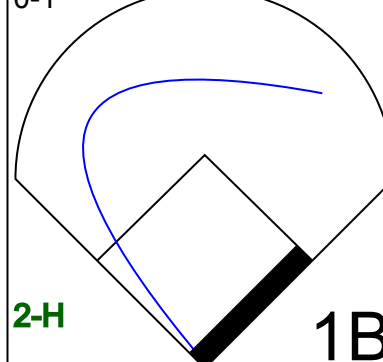
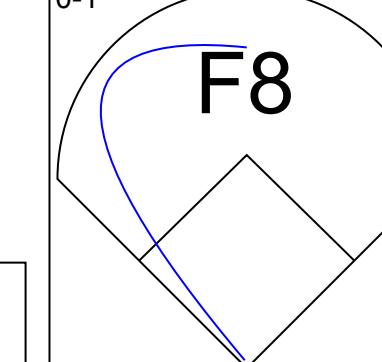
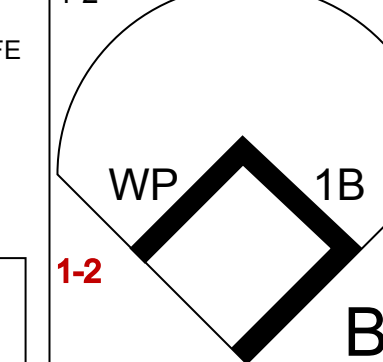
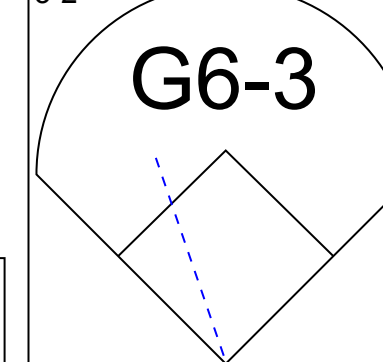
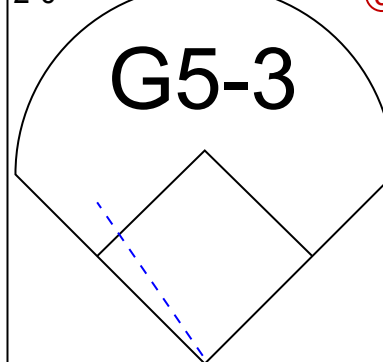


Batter	1	2	3	4	5	6	7	8	9	AB	R	H	RBI	BB	SO	LOB	TOP					
Chad Hermansen, R (1, 8) OBP: 0.303, SLG: 0.448										5	0	0	0	0	1	3						
2 Jack Wilson, R (1, 6) OBP: 0.316, SLG: 0.335										3	0	2	0	1	0	1						
18 Jason Kendall, R (1, 2) OBP: 0.335, SLG: 0.345										4	0	1	0	0	0	3						
Brian Giles, L (1, 7) OBP: 0.444, SLG: 0.629										4	0	0	0	0	1	3						
Aramis Ramirez, R (1, 10) OBP: 0.245, SLG: 0.324										3	0	0	0	1	1	1						
Craig Wilson, R (1, 9) OBP: 0.356, SLG: 0.424										4	1	1	1	0	1	3						
Kevin Young, R (1, 3) OBP: 0.306, SLG: 0.390										4	1	2	0	0	0	0						
Pokey Reese, R (1, 4) OBP: 0.264, SLG: 0.287										4	1	1	1	1	0	2	1					
Keith Osik, R (1, 5) OBP: 0.241, SLG: 0.294										2	0	0	0	0	1	1						
Rob Mackowiak, L (7, PH) OBP: 0.288, SLG: 0.452										2	0	2	1	0	0	0						
<b>Inning Stats</b>	R: 0 E: 0 K: 1 S: 11	H: 0 LOB: 0 BB: 1 P: 20	R: 0 E: 0 K: 1 S: 6	H: 0 LOB: 0 BB: 0 P: 9	R: 0 E: 0 K: 1 S: 9	H: 1 LOB: 1 BB: 0 P: 13	R: 0 E: 0 K: 1 S: 17	H: 1 LOB: 2 BB: 1 P: 25	R: 0 E: 0 K: 1 S: 5	H: 0 LOB: 0 BB: 0 P: 7	R: 0 E: 0 K: 0 S: 9	H: 1 LOB: 1 BB: 0 P: 16	R: 3 E: 0 K: 0 S: 17	H: 4 LOB: 1 BB: 0 P: 29	R: 0 E: 0 K: 1 S: 13	H: 1 LOB: 1 BB: 0 P: 17	R: 0 E: 0 K: 1 S: 11	H: 1 LOB: 1 BB: 0 P: 16	1B: 4 2B: 5 3B: 0 HR: 1	SF: 0 SAC: 0 DP: 1 HBP: 0	WP: 0 PB: 0 SB: 0 CS: 0	PA: 37
<b>PITCHER</b>	IP	WLS	BF	H	R	ER	SO	BB	IBB	HBP	BLK	WP	HR	S	P	ERA	WHIP					
Jarrod Washburn, L (1, 1) ERA: 3.43	6.1	W	26	6	3	3	5	2	0	0	1	0	1	69	110	4.26	1.263					
Ben Weber, R (7, 1) ERA: 2.99	1.2	H	7	2	0	0	1	0	0	0	0	0	0	18	26	0.00	1.200					
Troy Percival, R (9, 1) ERA: 2.75	1.0	S	4	1	0	0	1	0	0	0	0	0	0	11	16	0.00	1.000					

Pittsburgh Pirates @ Anaheim Angels  
Edison International Field, Anaheim, CA  
Mon Jun 10 2002, 10:05 PM EDT  
Att: 16,861 - Sunny - 70 F


AB 35  
R 3  
H 9  
RBI 3  
BB 2  
SO 7  
LOB 16



Batter	1	2	3	4	5	6	7	8	9	AB	R	H	RBI	BB	SO	LOB	BOTTOM				
David Eckstein, R (1, 6) OBP: 0.354, SLG: 0.398										4	0	1	0	0	0	0					
Darin Erstad, L (1, 8) OBP: 0.325, SLG: 0.384										3	1	1	0	1	1	2					
Troy Glaus, R (1, 5) OBP: 0.345, SLG: 0.504										3	1	2	2	1	0	0					
16 Garret Anderson, L (1, 7) OBP: 0.336, SLG: 0.569										4	1	2	1	0	1	2					
Tim Salmon, R (1, 10) OBP: 0.386, SLG: 0.525										3	1	2	0	1	0	2					
Scott Spiezio, S (1, 3) OBP: 0.367, SLG: 0.376										3	0	0	0	0	0	3					
Bengie Molina, R (1, 2) OBP: 0.293, SLG: 0.321										4	0	0	0	0	0	1					
Benji Gil, R (1, 4) OBP: 0.233, SLG: 0.241										4	0	2	1	0	1	0					
Julio Ramirez, R (1, 9) OBP: 0.333, SLG: 0.500										2	0	0	0	1	0	1					
<b>Inning Stats</b>	R: 2 E: 0 K: 0 S: 12	H: 1 LOB: 1 BB: 2 P: 25	R: 0 E: 0 K: 0 S: 12	H: 2 LOB: 2 BB: 1 P: 21	R: 0 E: 0 K: 0 S: 6	H: 2 LOB: 1 BB: 0 P: 7	R: 0 E: 0 K: 1 S: 8	H: 0 LOB: 0 BB: 0 P: 13	R: 0 E: 0 K: 1 S: 9	H: 0 LOB: 0 BB: 1 P: 16	R: 2 E: 0 K: 0 S: 11	H: 3 LOB: 1 BB: 0 P: 19	R: 0 E: 0 K: 1 S: 13	H: 2 LOB: 2 BB: 0 P: 17	R: 0 E: 0 K: 0 S: 6	H: 0 LOB: 0 BB: 0 P: 10	1B: 8 2B: 0 3B: 0 HR: 2	SF: 0 SAC: 1 DP: 1 HBP: 0	WP: 1 PB: 0 SB: 0 CS: 2	PA: 36	
<b>PITCHER</b>	IP	WLS	BF	H	R	ER	SO	BB	IBB	HBP	BLK	WP	HR	S	P	ERA	WHIP				
Jimmy Anderson, L (1, 1) ERA: 5.04	6.0	L	27	8	4	4	2	4	0	0	0	0	0	19	27	6.00	2.000				
Mike Lincoln, R (7, 1) ERA: 0.41	2.0		8	2	0	0	1	0	0	0	0	0	0	19	27	0.00	1.000				

Pittsburgh Pirates @ Anaheim Angels  
Edison International Field, Anaheim, CA  
Mon Jun 10 2002, 10:05 PM EDT  
Att: 16,861 - Sunny - 70 F

AB 30  
R 4  
H 10  
RBI 4  
BB 4  
SO 3  
LOB 11





Batter	1	2	3	4	5	6	7	8	9	AB	R	H	RBI	BB	SO	LOB	TOP								
<b>Chad Hermansen, R</b> OBP: 0.298, SLG: 0.436 (1, 8)										5	0	1	0	0	1	4	<b>Pittsburgh Pirates @ Anaheim Angels</b> Edison International Field, Anaheim, CA Tue Jun 11 2002, 10:05 PM EDT Att: 17,755 - Sunny - 69 F								
<b>2 Jack Wilson, R</b> OBP: 0.313, SLG: 0.332 (1, 6)										5	0	1	0	0	2	3									
<b>18 Jason Kendall, R</b> OBP: 0.338, SLG: 0.351 (1, 2)										5	1	2	0	0	0	1									
<b>Brian Giles, L</b> OBP: 0.443, SLG: 0.621 (1, 7)										4	0	1	0	1	0	1									
<b>Aramis Ramirez, R</b> OBP: 0.251, SLG: 0.320 <b>Abraham Nunez, S</b> OBP: 0.294, SLG: 0.315 (1, 10)										2	1	0	0	1	0	4									
<b>Craig Wilson, R</b> OBP: 0.382, SLG: 0.426 <b>Adrian Brown, S</b> OBP: 0.273, SLG: 0.270 (1, 9)										4	0	2	1	0	2	1									
<b>Kevin Young, R</b> OBP: 0.305, SLG: 0.405 (1, 3)										4	2	1	2	0	0	4									
<b>Rob Mackowiak, L</b> OBP: 0.293, SLG: 0.456 <b>Mike Benjamin, R</b> OBP: 0.195, SLG: 0.164 (1, 5)										3	1	1	0	1	0	0									
<b>Pokey Reese, R</b> OBP: 0.278, SLG: 0.316 (1, 4)										4	0	3	4	0	0	0									
<b>Inning Stats</b>	R: 0 E: 0 K: 0 S: 11	H: 1 LOB: 1 BB: 0 P: 17	R: 2 E: 0 K: 1 S: 18	H: 2 LOB: 1 BB: 0 P: 25	R: 0 E: 0 K: 1 S: 8	H: 2 LOB: 1 BB: 0 P: 14	R: 1 E: 0 K: 2 S: 10	H: 2 LOB: 1 BB: 0 P: 14	R: 1 E: 0 K: 0 S: 11	H: 3 LOB: 2 BB: 1 P: 24	R: 0 E: 0 K: 0 S: 7	H: 0 LOB: 0 BB: 0 P: 10	R: 0 E: 0 K: 0 S: 8	H: 0 LOB: 0 BB: 0 P: 10	R: 3 E: 0 K: 1 S: 10	H: 2 LOB: 2 BB: 2 P: 22		R: 0 E: 0 K: 0 S: 5	H: 0 LOB: 0 BB: 0 P: 10	1B: 7 2B: 4 3B: 0 HR: 1	SF: 0 SAC: 0 DP: 1 HBP: 1	WP: 1 PB: 0 SB: 2 CS: 1	PA: 41		
<b>PITCHER</b>	IP	WLS	BF	H	R	ER	SO	BB	IBB	HBP	BLK	WP	HR	S	P	ERA	WHIP								
<b>Kevin Appier, R</b> ERA: 3.87 <b>Lou Pote, R</b> ERA: 2.99 <b>Donne Wall, R</b> ERA: 6.43	(1, 1)	4.2	L 24	10	4	4	4	0	1	1	0	0	1	56	89	7.71	2.143								
(5, 1)	2.1	9	1	2	2	0	1	0	0	0	0	0	0	19	34	7.71	0.857								
(8, 1)	2.0	8	1	1	1	1	0	1	0	0	0	1	0	13	26	4.50	0.500								

AB 37  
R 7  
H 12  
RBI 7  
BB 3  
SO 5  
LOB 18



Batter	1	2	3	4	5	6	7	8	9	AB	R	H	RBI	BB	SO	LOB	BOTTOM								
<b>David Eckstein, R</b> OBP: 0.348, SLG: 0.391 (1, 6)										4	0	0	1	0	0	2	<b>Pittsburgh Pirates @ Anaheim Angels</b> Edison International Field, Anaheim, CA Tue Jun 11 2002, 10:05 PM EDT Att: 17,755 - Sunny - 69 F								
<b>Darin Erstad, L</b> OBP: 0.324, SLG: 0.382 (1, 8)										4	0	1	0	0	0	2									
<b>Troy Glaus, R</b> OBP: 0.340, SLG: 0.496 (1, 5)										4	0	0	0	0	2	2									
<b>16 Garret Anderson, L</b> OBP: 0.338, SLG: 0.566 (1, 7)										3	0	1	0	1	0	0									
<b>Tim Salmon, R</b> OBP: 0.384, SLG: 0.517 (1, 9)										3	0	0	0	1	1	3									
<b>Brad Fullmer, L</b> OBP: 0.337, SLG: 0.505 (1, 10)										4	1	1	1	0	0	1									
<b>Scott Spiezio, S</b> OBP: 0.384, SLG: 0.390 (1, 3)										4	1	1	1	0	0	1									
<b>Bengie Molina, R</b> OBP: 0.287, SLG: 0.315 (1, 2)										4	0	0	0	0	0	0									
<b>Adam Kennedy, L</b> OBP: 0.337, SLG: 0.442 <b>Benji Gil, R</b> OBP: 0.258, SLG: 0.267 (1, 4)										2	1	2	0	0	0	0									
<b>Inning Stats</b>	R: 0 E: 0 K: 1 S: 10	H: 1 LOB: 2 BB: 1 P: 22	R: 0 E: 0 K: 0 S: 6	H: 0 LOB: 0 BB: 0 P: 8	R: 0 E: 0 K: 0 S: 9	H: 1 LOB: 1 BB: 0 P: 14	R: 0 E: 0 K: 0 S: 7	H: 0 LOB: 1 BB: 1 P: 13	R: 1 E: 0 K: 0 S: 7	H: 1 LOB: 0 BB: 0 P: 15	R: 0 E: 0 K: 0 S: 7	H: 1 LOB: 0 BB: 0 P: 10	R: 2 E: 0 K: 0 S: 19	H: 3 LOB: 1 BB: 0 P: 32	R: 0 E: 0 K: 2 S: 8	H: 0 LOB: 0 BB: 0 P: 12		R: 0 E: 0 K: 0 S: 7	H: 0 LOB: 0 BB: 0 P: 12	1B: 3 2B: 1 3B: 1 HR: 2	SF: 0 SAC: 0 DP: 1 HBP: 0	WP: 0 PB: 0 SB: 2 CS: 0	PA: 35		
<b>PITCHER</b>	IP	WLS	BF	H	R	ER	SO	BB	IBB	HBP	BLK	WP	HR	S	P	ERA	WHIP								
<b>Josh Fogg, R</b> ERA: 3.9 <b>Scott Sauerbeck, L</b> ERA: 2.3 <b>Mike Fetters, R</b> ERA: 1.85 <b>Brian Boehringer, R</b> ERA: 2.59	(1, 1)	6.1	W 26	6	3	3	1	1	0	0	0	0	2	52	95	4.26	1.105								
(7, 1)	0.2	H 3	1	0	0	0	0	0	0	0	0	0	0	13	19	0.00	1.500								
(8, 1)	1.0	3	0	0	0	2	0	0	0	0	0	0	0	8	12	0.00	0.000								
(9, 1)	1.0	3	0	0	0	0	0	0	0	0	0	0	0	7	12	0.00	0.000								

AB 33  
R 3  
H 7  
RBI 3  
BB 2  
SO 3  
LOB 11









Batter	1	2	3	4	5	6	7	8	9	10	11	AB	R	H	RBI	BB	SO	LOB	TOP					
Chad Hermansen, R OBP: 0.290, SLG: 0.427			G2-3		G6-3		SH				F3	5	0	1	0	0	1	0						
2 Jack Wilson, R OBP: 0.305, SLG: 0.322	G5-3				F7		FC5-6		P4			5	0	1	0	0	0	3						
18 Jason Kendall, R OBP: 0.347, SLG: 0.367			L8				G5-3					5	0	3	0	0	0	2						
Brian Giles, L OBP: 0.437, SLG: 0.604									F8			4	0	1	0	1	2	2						
Rob Mackowiak, L OBP: 0.238, SLG: 0.448					L6							3	1	1	0	0	1	4						
Aramis Ramirez, R OBP: 0.249, SLG: 0.333												1	1	1	1	0	0	0						
Mike Fetters, R OBP: 0.249, SLG: 0.333												0	0	0	0	0	0	0						
Mike Williams, R OBP: 0.249, SLG: 0.333												0	0	0	0	0	0	0						
Craig Wilson, R OBP: 0.373, SLG: 0.456											F9	5	1	2	2	0	2	2						
Kevin Young, R OBP: 0.301, SLG: 0.395		F8							F9		FC6-4	5	0	0	0	0	1	3						
Pokey Reese, R OBP: 0.288, SLG: 0.324												5	0	1	0	0	2	1						
Kris Benson, R OBP: 0.288, SLG: 0.324		G5-3							F7		L8	1	0	0	0	0	0	1						
Adrian Brown, R OBP: 0.288, SLG: 0.324												1	0	0	0	0	1	0						
Ron Villone, L OBP: 0.288, SLG: 0.324												0	0	0	0	0	0	0						
Mike Lincoln, R OBP: 0.288, SLG: 0.324												0	0	0	0	0	0	0						
Scott Sauerbeck, R OBP: 0.288, SLG: 0.324												0	0	0	0	0	0	0						
Mike Benjamin, R OBP: 0.288, SLG: 0.324												2	0	0	0	0	0	0						
<b>Inning Stats</b>	R: 0 E: 0 K: 2 S: 12	H: 2 LOB: 2 BB: 0 P: 17	R: 0 E: 0 K: 1 S: 9	H: 1 LOB: 1 BB: 0 P: 15	R: 0 E: 0 K: 1 S: 13	H: 1 LOB: 1 BB: 0 P: 16	R: 2 E: 0 K: 3 S: 16	H: 2 LOB: 0 BB: 0 P: 22	R: 0 E: 0 K: 0 S: 8	H: 0 LOB: 0 BB: 0 P: 14	R: 0 E: 1 K: 0 S: 4	H: 1 LOB: 1 BB: 0 P: 5	R: 1 E: 0 K: 1 S: 17	H: 2 LOB: 1 BB: 0 P: 26	R: 0 E: 0 K: 0 S: 14	H: 1 LOB: 2 BB: 0 P: 18	R: 0 E: 0 K: 1 S: 14	H: 0 LOB: 0 BB: 0 P: 10	R: 0 E: 0 K: 0 S: 5	H: 0 LOB: 0 BB: 0 P: 10	1B: 9 2B: 1 3B: 0 HR: 2	SF: 0 SAC: 1 DP: 1 HBP: 1	WP: 0 PB: 0 SB: 0 CS: 1	PA: 46
<b>PITCHER</b>	IP 5.0	WLS 23	BF 23	H 7	R 2	ER 0	SO 7	BB 0	IBB 0	HBP 0	BLK 0	WP 0	HR 0	S 12	P 91	ERA 0.00	WHIP 0.500							
Elmer Dessens, R ERA: 2.62	(1, 1)																							
John Riedling, R ERA: 2.7	(6, 1)	2.0	7	1	0	0	1	0	0	0	0	0	0	0	12	19	0.00	0.500						
Gabe White, L ERA: 2.7	(8, 1)	0.1	3	2	1	1	0	0	0	0	0	0	1	8	14	27.00	6.000							
Scott Sullivan, R ERA: 4.79	(8, 1)	0.2	2	0	0	0	1	0	0	0	0	0	0	9	12	0.00	0.000							
Jose Silva, R ERA: 3.0	(9, 1)	2.0	8	2	0	0	1	0	0	1	0	0	0	28	36	0.00	1.000							

Pittsburgh Pirates @ Cincinnati Reds  
Cinergy Field, Cincinnati, OH  
Fri Jun 14 2002, 7:10 PM EDT  
Att: 30,820 - Sunny - 73 F

AB 43  
R 3  
H 12  
RBI 3  
BB 1  
SO 10  
LOB 18



Batter	1	2	3	4	5	6	7	8	9	10	11	AB	R	H	RBI	BB	SO	LOB	BOTTOM			
Barry Larkin, R OBP: 0.289, SLG: 0.354			L5					P6	F8			5	0	1	0	0	1	2				
Juan Encarnación, R OBP: 0.318, SLG: 0.461	F8		G5-3				F9					5	1	2	1	0	0	1				
Adam Dunn, L OBP: 0.465, SLG: 0.556							G4-3					3	0	0	0	2	2	1				
Austin Kearns, R OBP: 0.432, SLG: 0.519												4	1	1	1	0	2	3				
Jose Silva, R OBP: 0.262, SLG: 0.415	G5-3											0	0	0	0	0	0	0				
Reggie Taylor, L OBP: 0.262, SLG: 0.415												1	0	0	0	0	1	1				
Russell Branyan, L OBP: 0.275, SLG: 0.396	G3-1											4	0	0	0	1	1	3				
Scott Williamson, R OBP: 0.275, SLG: 0.396												0	0	0	0	0	0	0				
Aaron Boone, R OBP: 0.283, SLG: 0.379		G4-3										5	2	3	2	0	1	1				
Todd Walker, L OBP: 0.333, SLG: 0.370		G3-1										4	0	1	0	0	1	1				
Jason LaRue, R OBP: 0.302, SLG: 0.320												3	0	0	0	0	3	2				
Ken Griffey Jr., L OBP: 0.318, SLG: 0.345												0	0	0	0	1	0	0				
Jimmy Haynes, R OBP: 0.174, SLG: 0.217												0	0	0	0	0	0	0				
Corky Miller, R OBP: 0.375, SLG: 0.543												0	0	0	0	0	0	0				
Elmer Dessens, R ERA: 2.62	(1, 1)											1	0	0	0	0	0	0				
John Riedling, R ERA: 2.7	(6, 1)	3.0	10	1	0	0	5	1	0	0	0	0	0	0	29	48	0.00	0.667				
Gabe White, L ERA: 2.7	(8, 1)	0.1	3	2	1	1	1	0	0	0	0	0	1	9	13	27.00	6.000					
Scott Sullivan, R ERA: 4.79	(8, 1)	0.2	2	0	0	0	2	0	0	0	0	0	0	8	10	0.00	0.000					
Sean Casey, L OBP: 0.275, SLG: 0.396	(11, 1)	1.0	5	1	1	1	1	1	0	0	0	0	1	10	19	9.00	2.000					
<b>Inning Stats</b>	R: 0 E: 1 K: 0 S: 11	H: 1 LOB: 2 BB: 1 P: 18	R: 0 E: 0 K: 1 S: 11	H: 0 LOB: 0 BB: 0 P: 14	R: 0 E: 0 K: 0 S: 7	H: 0 LOB: 0 BB: 0 P: 8	R: 0 E: 0 K: 3 S: 14	H: 0 LOB: 1 BB: 1 P: 24	R: 0 E: 0 K: 1 S: 6	H: 1 LOB: 1 BB: 0 P: 10	R: 1 E: 0 K: 1 S: 10	H: 1 LOB: 1 BB: 1 P: 19	R: 1 E: 0 K: 0 S: 8	H: 2 LOB: 2 BB: 1 P: 13	R: 0 E: 0 K: 2 S: 10	H: 1 LOB: 1 BB: 0 P: 16	R: 1 E: 0 K: 0 S: 1	H: 1 LOB: 0 BB: 0 P: 1	1B: 5 2B: 0 3B: 0 HR: 4	SF: 0 SAC: 0 DP: 1 HBP: 0	WP: 0 PB: 0 SB: 3 CS: 0	PA: 42
<b>PITCHER</b>	IP 3.0	WLS 11	BF 11	H 1	R 0	ER 0	SO 5	BB 0	IBB 0	HBP 0	BLK 0	WP 0	HR 0	S 29	P 40	ERA 0.00	WHIP 0.333					
Kris Benson, R ERA: 7.42	(1, 1)																					
Ron Villone, L ERA: 5.49	(4, 1)	3.0	10	1	0	0	5	1	0	0	0	0	0	29	48	0.00	0.667					
Mike Lincoln, R ERA: 0.81	(7, 1)	0.1	3	2	1	1	1	0	0	0	0	0	1	9	13	27.00	6.000					
Scott Sauerbeck, L ERA: 2.51	(7, 1)	0.2	2	0	0	0	2	0	0	0	0	0	0	8	10	0.00	0.000					
Mike Fetters, R ERA: 2.13	(8, 1)	1.0	5	1	1	1	1	1	0	0	0	0	1	10	19	9.00	2.000					

Pittsburgh Pirates @ Cincinnati Reds  
Cinergy Field, Cincinnati, OH  
Fri Jun 14 2002, 7:10 PM EDT  
Att: 30,820 - Sunny - 73 F

AB 38  
R 4  
H 9  
RBI 4  
BB 4  
SO 12  
LOB 16





Batter	1	2	3	4	5	6	7	8	9	AB	R	H	RBI	BB	SO	LOB	TOP				
Chad Hermansen, R (1.8) OBP: 0.287, SLG: 0.426	1-1 G6-3		1-1 G6-3		1-1 2B		0-0 F7		2-3 K	5	0	1	0	0	1	0	Pittsburgh Pirates @ Cincinnati Reds Cinergy Field, Cincinnati, OH Sat Jun 15 2002, 7:10 PM EDT Att: 31,419 - Sunny - 75 F				
2 Jack Wilson, R (1.6) OBP: 0.395, SLG: 0.322	4-1 2B BB		1-1 G6-3		1-3 K			2-1 1B 1B		3	1	1	0	1	1	1					
18 Jason Kendall, R (1.2) OBP: 0.342, SLG: 0.360	0-1 F9		1-2 F8		0-2 P3			1-0 F8		4	0	0	0	0	0	3					
Brian Giles, L (1.7) OBP: 0.438, SLG: 0.621	2-0 2B			1-0 HR		0-0 F8		1-2 F7		4	1	2	1	0	0	1					
Aramis Ramirez, R (1.5) OBP: 0.254, SLG: 0.338 Mike Benjamin, R (8. PR) OBP: 0.179, SLG: 0.159	3-3 K		1-1 G5-3		1-2 1B			2-2 1B 1B		4	0	2	0	0	1	2					
Craig Wilson, R (1.9) OBP: 0.376, SLG: 0.480		2-2 F9		1-2 HR		1-1 P4		0-0 1B		4	1	2	2	0	0	1					
Kevin Young, R (1.3) OBP: 0.292, SLG: 0.396 Brian Boehringer, S (8.1)	2-3 K		1-3 K		3-3 K			1-3 1B		4	0	0	0	0	4	3					
Pokey Reese, R (1.4) OBP: 0.287, SLG: 0.322	2-1 FC6-4 1B		1-2 F8			1-0 F8		1-1 G5-3		4	0	1	0	0	0	0					
Kip Wells, R (1.1) OBP: 0.194, SLG: 0.290 Sean Lowe, R (5.1) Mike Lincoln, R (7.1) Joe Beimel, L (7.1) Rob Mackowiak, L (8.9)	0-1 FC6-4		0-1 FC6-4		2-1 G4-3		1-1 F9		1-3 K	2	0	0	0	0	0	1					
<b>Inning Stats</b>	R: 0 E: 0 K: 1 S: 9	H: 1 LOB: 2 BB: 1 P: 19	R: 0 E: 0 K: 1 S: 11	H: 1 LOB: 1 BB: 0 P: 17	R: 0 E: 0 K: 0 S: 9	H: 0 LOB: 0 BB: 0 P: 12	R: 2 E: 0 K: 1 S: 13	H: 2 LOB: 0 BB: 0 P: 18	R: 0 E: 0 K: 1 S: 10	H: 1 LOB: 1 BB: 0 P: 15	R: 0 E: 0 K: 0 S: 4	H: 0 LOB: 0 BB: 0 P: 6	R: 1 E: 0 K: 1 S: 14	H: 3 LOB: 2 BB: 0 P: 21	R: 0 E: 0 K: 2 S: 8	H: 0 LOB: 0 BB: 0 P: 12		1B: 5 2B: 2 3B: 0 HR: 2	SF: 0 SAC: 0 DP: 0 HBP: 0	WP: 0 PB: 0 SB: 0 CS: 0	PA: 37
<b>PITCHER</b>	IP WLS BF H R ER SO BB IBB HBP BLK WP HR S P ERA WHIP	IP WLS BF H R ER SO BB IBB HBP BLK WP HR S P ERA WHIP	IP WLS BF H R ER SO BB IBB HBP BLK WP HR S P ERA WHIP	IP WLS BF H R ER SO BB IBB HBP BLK WP HR S P ERA WHIP	IP WLS BF H R ER SO BB IBB HBP BLK WP HR S P ERA WHIP	IP WLS BF H R ER SO BB IBB HBP BLK WP HR S P ERA WHIP	IP WLS BF H R ER SO BB IBB HBP BLK WP HR S P ERA WHIP	IP WLS BF H R ER SO BB IBB HBP BLK WP HR S P ERA WHIP	IP WLS BF H R ER SO BB IBB HBP BLK WP HR S P ERA WHIP	IP WLS BF H R ER SO BB IBB HBP BLK WP HR S P ERA WHIP	IP WLS BF H R ER SO BB IBB HBP BLK WP HR S P ERA WHIP	IP WLS BF H R ER SO BB IBB HBP BLK WP HR S P ERA WHIP	IP WLS BF H R ER SO BB IBB HBP BLK WP HR S P ERA WHIP	IP WLS BF H R ER SO BB IBB HBP BLK WP HR S P ERA WHIP	IP WLS BF H R ER SO BB IBB HBP BLK WP HR S P ERA WHIP	IP WLS BF H R ER SO BB IBB HBP BLK WP HR S P ERA WHIP		IP WLS BF H R ER SO BB IBB HBP BLK WP HR S P ERA WHIP			

AB 36  
R 3  
H 9  
RBI 3  
BB 1  
SO 8  
LOB 12



Batter	1	2	3	4	5	6	7	8	9	AB	R	H	RBI	BB	SO	LOB	BOTTOM
Barry Larkin, R (1.6) OBP: 0.289, SLG: 0.358	0-1 L9		1-1 FC6-4		2-0 2B		0-0 SF HR			3	1	1	1	0	0	1	Pittsburgh Pirates @ Cincinnati Reds Cinergy Field, Cincinnati, OH Sat Jun 15 2002, 7:10 PM EDT Att: 31,419 - Sunny - 75 F
Juan Encarnacion, R (1.8) OBP: 0.317, SLG: 0.455	0-1 G5-3		2-2 G6-3		4-0 BB		1-3 K			3	0	0	0	1	1	3	
Adam Dunn, L (1.7) OBP: 0.469, SLG: 0.573 Danny Graves, R (8.1)	1-0 1B			3-1 1B	2-2 F9		3-2 HR			4	1	3	3	0	0	2	
Austin Kearns, R (1.9) OBP: 0.423, SLG: 0.506	0-0 G1-3			2-3 K		2-2 G1-3	2-1 L8			4	0	0	0	0	1	3	
Sean Casey, L (1.3) OBP: 0.376, SLG: 0.381		1-1 G5-3		0-1 1B 2B		1-1 L3		4-2 SH2-4 BB		3	0	1	0	1	0	0	
Aaron Boone, R (1.5) OBP: 0.297, SLG: 0.382		1-0 G4-3		0-0 1B		0-1 CS 1B		0-0 SH2-4		3	0	2	0	0	0	0	
Todd Walker, L (1.4) OBP: 0.332, SLG: 0.365		1-1 G5-3		2-2 G1-3		1 SAFE 0-0 CS	4-0 1B SF BB	1-3 K		3	1	0	0	1	1	3	
Corky Miller, R (1.2) OBP: 0.369, SLG: 0.527			0-2 FC6-4 1B		1-2 K		1-0 F8	2-1 L4		4	0	1	0	0	1	2	
Joey Hamilton, R (1.1) OBP: 0.211, SLG: 0.278 Scott Williamson, R (5. PR) Wilton Guerrero, S (8. PR) Scott Sullivan, R (8.1) Ken Griffey Jr., L (7. PR) Elmer Dessens, R (8.1) Gabe White, L (8.1) Reagle Taylor, L (8.8)			1-0 B3		0-0 B2-3		1-0 SF 1B			1	0	0	0	0	0	1	
<b>Inning Stats</b>	R: 0 E: 0 K: 0 S: 6	H: 1 LOB: 0 BB: 0 P: 7	R: 0 E: 0 K: 0 S: 5	H: 0 LOB: 0 BB: 0 P: 8	R: 0 E: 0 K: 1 S: 11	H: 3 LOB: 2 BB: 0 P: 18	R: 0 E: 0 K: 1 S: 7	H: 1 LOB: 0 BB: 0 P: 10	R: 4 E: 1 K: 1 S: 13	H: 2 LOB: 1 BB: 1 P: 25	R: 0 E: 0 K: 1 S: 11	H: 0 LOB: 1 BB: 1 P: 18	1B: 6 2B: 2 3B: 0 HR: 1	SF: 1 SAC: 1 DP: 0 HBP: 0	WP: 0 PB: 0 SB: 0 CS: 1	PA: 36	
<b>PITCHER</b>	IP WLS BF H R ER SO BB IBB HBP BLK WP HR S P ERA WHIP	IP WLS BF H R ER SO BB IBB HBP BLK WP HR S P ERA WHIP	IP WLS BF H R ER SO BB IBB HBP BLK WP HR S P ERA WHIP	IP WLS BF H R ER SO BB IBB HBP BLK WP HR S P ERA WHIP	IP WLS BF H R ER SO BB IBB HBP BLK WP HR S P ERA WHIP	IP WLS BF H R ER SO BB IBB HBP BLK WP HR S P ERA WHIP	IP WLS BF H R ER SO BB IBB HBP BLK WP HR S P ERA WHIP	IP WLS BF H R ER SO BB IBB HBP BLK WP HR S P ERA WHIP	IP WLS BF H R ER SO BB IBB HBP BLK WP HR S P ERA WHIP	IP WLS BF H R ER SO BB IBB HBP BLK WP HR S P ERA WHIP	IP WLS BF H R ER SO BB IBB HBP BLK WP HR S P ERA WHIP	IP WLS BF H R ER SO BB IBB HBP BLK WP HR S P ERA WHIP	IP WLS BF H R ER SO BB IBB HBP BLK WP HR S P ERA WHIP	IP WLS BF H R ER SO BB IBB HBP BLK WP HR S P ERA WHIP	IP WLS BF H R ER SO BB IBB HBP BLK WP HR S P ERA WHIP	IP WLS BF H R ER SO BB IBB HBP BLK WP HR S P ERA WHIP	

AB 30  
R 4  
H 9  
RBI 4  
BB 3  
SO 4  
LOB 15





Batter	1	2	3	4	5	6	7	8	9	AB	R	H	RBI	BB	SO	LOB	TOP				
Abraham Nunez, S OBP: 0.303, SLG: 0.318 (1, 6)																	4 0 1 0 1 2 0				
Chad Hermansen, R OBP: 0.284, SLG: 0.417 (1, 8)																	5 1 1 0 0 3 2				
Brian Giles, L OBP: 0.435, SLG: 0.619 (1, 7)																	4 1 1 0 0 0 1				
Aramis Ramirez, R OBP: 0.254, SLG: 0.331 Mike Benjamin, R OBP: 0.179, SLG: 0.159 (8, 5)																	3 1 0 0 1 0 1 0 0 0 0 0 0 0				
Craig Wilson, R OBP: 0.385, SLG: 0.507 Adrian Brown, S OBP: 0.272, SLG: 0.268 (8, PR)																	4 1 3 4 0 0 0 0 0 0 0 0 0 0				
Kevin Young, R OBP: 0.295, SLG: 0.406 (1, 3)																	4 1 2 1 0 0 1				
Keith Osik, R OBP: 0.241, SLG: 0.309 (1, 2)																	4 0 1 0 0 1 3				
Pokey Reese, R OBP: 0.292, SLG: 0.322 (1, 4)																	3 0 1 0 0 0 1				
Jimmy Anderson, L OBP: 0.185, SLG: 0.185 (1, 1)																	3 0 0 0 0 1 1				
<b>Inning Stats</b>	R: 0 E: 0 K: 2 S: 8	H: 0 LOB: 0 BB: 0 P: 12	R: 0 E: 0 K: 0 S: 6	H: 0 LOB: 0 BB: 0 P: 13	R: 0 E: 0 K: 0 S: 6	H: 1 LOB: 0 BB: 0 P: 10	R: 4 E: 0 K: 1 S: 19	H: 4 LOB: 1 BB: 1 P: 34	R: 0 E: 0 K: 1 S: 7	H: 2 LOB: 2 BB: 0 P: 22	R: 0 E: 0 K: 1 S: 7	H: 0 LOB: 1 BB: 1 P: 15	R: 1 E: 0 K: 0 S: 15	H: 2 LOB: 1 BB: 0 P: 21	R: 0 E: 0 K: 1 S: 6	H: 1 LOB: 1 BB: 0 P: 11	1B: 6 2B: 2 3B: 0 HR: 2	SF: 0 SAC: 1 DP: 0 HBP: 1	WP: 0 PB: 0 SB: 0 CS: 0	PA: 38	
<b>PITCHER</b>	IP	WLS	BF	H	R	ER	SO	BB	IBB	HBP	BLK	WP	HR	S	P	ERA	WHIP				
Jimmy Haynes, R ERA: 4.56 (1, 1)	5.0	L	20	5	4	4	4	1	0	0	0	0	2	46	78	7.20	1.200				
Bruce Chen, L ERA: 6.58 (6, 1)	1.2		8	2	0	0	2	1	0	0	0	0	0	22	36	0.00	1.800				
Scott Sullivan, R ERA: 4.62 (7, 1)	1.1		6	2	1	1	0	0	0	0	0	0	0	16	22	6.75	1.500				
John Riedling, R ERA: (9, 1)	1.0		4	1	0	0	1	0	0	1	0	0	0	6	11	0.00	1.000				

Pittsburgh Pirates @ Cincinnati Reds  
Cinergy Field, Cincinnati, OH  
Sun Jun 16 2002, 1:15 PM EDT  
Att: 29,532 - Sunny - 78 F

AB	34
R	5
H	10
RBI	5
BB	2
SO	7
LOB	10



Batter	1	2	3	4	5	6	7	8	9	AB	R	H	RBI	BB	SO	LOB	BOTTOM					
Juan Encarnacion, R OBP: 0.313, SLG: 0.448 (1, 8)																	4 0 0 0 0 0 2					
Juan Castro, R OBP: 0.250, SLG: 0.200 (1, 6)																	2 0 0 0 2 0 0					
Adam Dunn, L OBP: 0.470, SLG: 0.570 (1, 7)																	3 0 1 0 1 2 2					
Austin Kearns, R OBP: 0.419, SLG: 0.506 (1, 9)																	4 1 1 0 0 0 3					
Sean Casey, L OBP: 0.375, SLG: 0.376 (1, 3)																	3 0 0 0 1 0 2					
Aaron Boone, R OBP: 0.296, SLG: 0.378 (1, 5)																	3 0 0 1 1 1 0					
Todd Walker, L OBP: 0.335, SLG: 0.367 (1, 4)																	4 0 2 0 0 2 2					
Jason LaRue, R OBP: 0.303, SLG: 0.320 (1, 2)																	3 0 1 0 0 0 3					
Jimmy Haynes, R OBP: 0.167, SLG: 0.208 Ken Griffey Jr., L OBP: 0.324, SLG: 0.351 Bruce Chen, L OBP: 0.217, SLG: 0.500 Scott Sullivan, R OBP: 0.291, SLG: 0.265 Wilton Guerrero, S OBP: 0.291, SLG: 0.265 John Riedling, R OBP: (1, 1)																	1 0 0 0 0 0 0 1 0 0 0 0 0 2 0 0 0 0 0 0 0 0 0 0 0 0 0 0 1 0 0 0 0 0 0 0 0 0 0 0 0 0					
<b>Inning Stats</b>	R: 0 E: 0 K: 0 S: 7	H: 1 LOB: 1 BB: 0 P: 11	R: 0 E: 0 K: 1 S: 8	H: 0 LOB: 2 BB: 0 P: 16	R: 0 E: 0 K: 0 S: 3	H: 0 LOB: 0 BB: 0 P: 5	R: 0 E: 0 K: 0 S: 5	H: 0 LOB: 0 BB: 1 P: 9	R: 0 E: 0 K: 1 S: 10	H: 2 LOB: 2 BB: 0 P: 15	R: 0 E: 0 K: 1 S: 5	H: 0 LOB: 0 BB: 1 P: 9	R: 0 E: 0 K: 1 S: 4	H: 1 LOB: 1 BB: 0 P: 5	R: 0 E: 0 K: 1 S: 7	H: 0 LOB: 1 BB: 1 P: 14	R: 1 E: 0 K: 1 S: 10	H: 1 LOB: 0 BB: 0 P: 16	1B: 4 2B: 1 3B: 0 HR: 0	SF: 0 SAC: 0 DP: 3 HBP: 0	WP: 0 PB: 0 SB: 0 CS: 0	PA: 34
<b>PITCHER</b>	IP	WLS	BF	H	R	ER	SO	BB	IBB	HBP	BLK	WP	HR	S	P	ERA	WHIP					
Jimmy Anderson, L ERA: 4.61 (1, 1)	9.0	W	34	5	1	1	5	5	0	0	0	0	0	59	100	1.00	1.111					

Pittsburgh Pirates @ Cincinnati Reds  
Cinergy Field, Cincinnati, OH  
Sun Jun 16 2002, 1:15 PM EDT  
Att: 29,532 - Sunny - 78 F

AB	29
R	1
H	5
RBI	1
BB	5
SO	5
LOB	16





Batter	1	2	3	4	5	6	7	8	9	AB	R	H	RBI	BB	SO	LOB	TOP						
Mark Ellis, R OBP: 0.333, SLG: 0.359 (1, 4)	1-1 G6-3 1B	0-1 2B 1B		2-3 K			0-2 F9		0-0 FC6-5 WP	5	1	1	0	0	1	1	<b>Oakland Athletics @ Pittsburgh Pirates</b> PNC Park, Pittsburgh, PA Tue Jun 18 2002, 7:05 PM EDT Att: 21,943 - Overcast - 71 F						
Scott Hatteberg, L OBP: 0.371, SLG: 0.465 Billy Koch, R (9, 1)	0-2 BB 1B	0-1 1B 2B			2-2 G3		1-1 G1-6-3		4-0 1-2 IBB	4	1	2	1	1	0	0							
Miguel Tejada, R OBP: 0.331, SLG: 0.486 (1, 6)	1-0 BB 1B	0-0 G6-3			1-1 F8		1-2 G6-3		0-2 F7	5	1	1	0	0	0	3							
David Justice, L OBP: 0.415, SLG: 0.435 (1, 7)	4-0 3 1B 1B BB		0-1 F9		3-2 F7		1-2 G1-6-3		3-2 G4-3	4	0	0	0	1	0	2							
Jermaine Dye, R OBP: 0.347, SLG: 0.426 (1, 9)	0-1 1B 1B		1-2 G6-3		1-1 G6-3		1-2 2B			4	0	2	2	0	0	0							
3 Eric Chavez, L OBP: 0.347, SLG: 0.559 (1, 5)	0-0 1B		0-0 G4-3		0-0 2B		1-2 G1-3			4	0	2	0	0	0	1							
Ramon Hernandez, R OBP: 0.285, SLG: 0.341 (1, 2)	2-3 K			0-0 HR	0-1 G5-3		4-0 IBB			3	1	1	1	1	1	3							
Terrence Long, L OBP: 0.292, SLG: 0.395 (1, 8)		1-0 G4-3		0-0 L5	4-0 IBB		0-1 L4			3	0	0	0	1	0	2							
Mark Mulder, L Chad Bradford, R Mike Venafro, L Jim Mecir, S Adam Platt, R John Mabry, R OBP: 0.372, SLG: 0.552 OBP: 0.332, SLG: 0.431 (1, 1) (7, 1) (8, 1) (8, 1) (9, PH) (9, PH) (9, 3)	2-2 G6-3		0-1 F9		3-2 F7		3-1 FC6-5 2B			3	0	0	0	0	0	2							
<b>Inning Stats</b>	R: 2 E: 0 K: 1 S: 13	H: 4 LOB: 2 BB: 1 P: 21	R: 1 E: 0 K: 0 S: 9	H: 2 LOB: 1 BB: 0 P: 12	R: 0 E: 0 K: 0 S: 7	H: 0 LOB: 0 BB: 0 P: 11	R: 1 E: 0 K: 1 S: 7	H: 1 LOB: 0 BB: 0 P: 9	R: 0 E: 0 K: 0 S: 9	H: 1 LOB: 2 BB: 1 P: 17	R: 0 E: 0 K: 0 S: 8	H: 0 LOB: 0 BB: 0 P: 10	R: 0 E: 0 K: 0 S: 11	H: 1 LOB: 2 BB: 1 P: 18	R: 0 E: 0 K: 0 S: 9	H: 1 LOB: 2 BB: 1 P: 19		1B: 5 2B: 4 3B: 0 HR: 1	SF: 0 SAC: 0 DP: 0 HBP: 0	WP: 1 PB: 0 SB: 0 CS: 0	PA: 40		
<b>PITCHER</b>	IP WLS BF H R ER SO BB IBB HBP BLK WP HR S P ERA WHIP	IP WLS BF H R ER SO BB IBB HBP BLK WP HR S P ERA WHIP	IP WLS BF H R ER SO BB IBB HBP BLK WP HR S P ERA WHIP	IP WLS BF H R ER SO BB IBB HBP BLK WP HR S P ERA WHIP	IP WLS BF H R ER SO BB IBB HBP BLK WP HR S P ERA WHIP	IP WLS BF H R ER SO BB IBB HBP BLK WP HR S P ERA WHIP	IP WLS BF H R ER SO BB IBB HBP BLK WP HR S P ERA WHIP	IP WLS BF H R ER SO BB IBB HBP BLK WP HR S P ERA WHIP	IP WLS BF H R ER SO BB IBB HBP BLK WP HR S P ERA WHIP	IP WLS BF H R ER SO BB IBB HBP BLK WP HR S P ERA WHIP	IP WLS BF H R ER SO BB IBB HBP BLK WP HR S P ERA WHIP	IP WLS BF H R ER SO BB IBB HBP BLK WP HR S P ERA WHIP	IP WLS BF H R ER SO BB IBB HBP BLK WP HR S P ERA WHIP	IP WLS BF H R ER SO BB IBB HBP BLK WP HR S P ERA WHIP	IP WLS BF H R ER SO BB IBB HBP BLK WP HR S P ERA WHIP	IP WLS BF H R ER SO BB IBB HBP BLK WP HR S P ERA WHIP	IP WLS BF H R ER SO BB IBB HBP BLK WP HR S P ERA WHIP	IP WLS BF H R ER SO BB IBB HBP BLK WP HR S P ERA WHIP	IP WLS BF H R ER SO BB IBB HBP BLK WP HR S P ERA WHIP	IP WLS BF H R ER SO BB IBB HBP BLK WP HR S P ERA WHIP	IP WLS BF H R ER SO BB IBB HBP BLK WP HR S P ERA WHIP		
Josh Fogg, R ERA: 3.68 Ron Villone, L ERA: 5.4 Scott Sauerbeck, L ERA: 2.43 Mike Fetters, R ERA: 2.05 (1, 1) (7, 1) (8, 1) (9, 1)	6.0 L 27 8 4 4 2 1 1 0 0 0 1 54 85 6.00 1.500	1.0 3 0 0 0 0 0 0 0 0 0 0 8 10 0.00 0.000	1.0 5 1 0 0 0 0 1 0 0 0 0 11 18 0.00 1.000	1.0 5 1 0 0 0 0 1 0 0 0 1 9 19 0.00 1.000																			

AB	36
R	4
H	10
RBI	4
BB	4
SO	2
LOB	14



Batter	1	2	3	4	5	6	7	8	9	AB	R	H	RBI	BB	SO	LOB	BOTTOM					
Chad Hermansen, R OBP: 0.281, SLG: 0.408 (1, 8)	1-0 2 SH2-3 1B		1-3 K		2-1 G6-3		1-3 K		1-3 K	5	1	1	0	0	3	2	<b>Oakland Athletics @ Pittsburgh Pirates</b> PNC Park, Pittsburgh, PA Tue Jun 18 2002, 7:05 PM EDT Att: 21,943 - Overcast - 71 F					
2 Jack Wilson, R OBP: 0.305, SLG: 0.319 Abraham Nunez, S OBP: 0.308, SLG: 0.318 (1, 6) (8, PH) (9, 6)	0-0 SH2-3		1-0 F7		1-2 G4-3		2-2 CS		1-1 18 CS HBP	2	0	0	0	0	0	0						
18 Jason Kendall, R OBP: 0.340, SLG: 0.358 (1, 2)	0-1 BB 1B		0-1 G4-3		0-2 G4-3		2-2 G4-3		1-2 1B	4	0	1	1	0	0	1						
Brian Giles, L OBP: 0.436, SLG: 0.615 (1, 7)	4-0 1-2 BB			1-1 G3		2-1 G3		1-1 1B		3	0	1	0	1	0	0						
Aramis Ramirez, R OBP: 0.254, SLG: 0.329 Mike Benjamin, R OBP: 0.179, SLG: 0.159 (1, 5) (8, PR) (9, 5)	2-0 F9		0-1 BB 1B		0-1 E5		1-0 F8		1-2 1B	4	0	1	0	0	0	2						
Craig Wilson, R OBP: 0.376, SLG: 0.494 Mike Fetters, R (1, 9) (9, 1)	0-3 K		3-2 F8		3-2 F8		2-3 K		1-2 F3	4	0	0	0	0	2	5						
Kevin Young, R OBP: 0.303, SLG: 0.424 (1, 3)		0-2 G5-3		1-1 BB 1B		1-2 HR		0-1 G6-3		4	1	2	1	0	0	0						
Pokey Reese, R OBP: 0.297, SLG: 0.322 (1, 4)		1-2 G6-3		4-0 1-2 2-3 BB		0-0 FC4-6 1B		2-3 K		3	0	1	0	1	1	0						
Josh Fogg, R OBP: 0.120, SLG: 0.120 Ron Villone, L OBP: 0.274, SLG: 0.357 Adrian Brown, S OBP: 0.270, SLG: 0.267 Scott Sauerbeck, R (1, 1) (7, 1) (8, 1) (9, 1)	1.1 W 3 0 0 0 1 2 0 0 0 0 10 15 0.00 0.000	0.0 1 1 0 0 0 0 0 0 0 0 0 2 3 ∞ ∞	0.1 H 2 1 0 0 0 0 0 0 0 0 6 8 0.00 3.000	1.0 S 4 1 0 0 2 0 0 0 0 0 11 17 0.00 1.000																		
<b>Inning Stats</b>	R: 1 E: 0 K: 1 S: 8	H: 2 LOB: 2 BB: 1 P: 15	R: 0 E: 0 K: 0 S: 9	H: 0 LOB: 0 BB: 0 P: 11	R: 0 E: 0 K: 1 S: 6	H: 0 LOB: 0 BB: 0 P: 8	R: 0 E: 0 K: 0 S: 11	H: 1 LOB: 3 BB: 1 P: 21	R: 0 E: 0 K: 0 S: 9	H: 0 LOB: 0 BB: 0 P: 12	R: 0 E: 0 K: 1 S: 6	H: 0 LOB: 0 BB: 0 P: 11	R: 1 E: 0 K: 1 S: 11	H: 2 LOB: 0 BB: 0 P: 15	R: 0 E: 0 K: 0 S: 12	H: 2 LOB: 2 BB: 0 P: 18		R: 0 E: 0 K: 2 S: 11	H: 1 LOB: 1 BB: 0 P: 17	1B: 7 2B: 0 3B: 0 HR: 1	SF: 0 SAC: 1 DP: 0 HBP: 1	WP: 0 PB: 0 SB: 0 CS: 2
<b>PITCHER</b>	IP WLS BF H R ER SO BB IBB HBP BLK WP HR S P ERA WHIP	IP WLS BF H R ER SO BB IBB HBP BLK WP HR S P ERA WHIP	IP WLS BF H R ER SO BB IBB HBP BLK WP HR S P ERA WHIP	IP WLS BF H R ER SO BB IBB HBP BLK WP HR S P ERA WHIP	IP WLS BF H R ER SO BB IBB HBP BLK WP HR S P ERA WHIP	IP WLS BF H R ER SO BB IBB HBP BLK WP HR S P ERA WHIP	IP WLS BF H R ER SO BB IBB HBP BLK WP HR S P ERA WHIP	IP WLS BF H R ER SO BB IBB HBP BLK WP HR S P ERA WHIP	IP WLS BF H R ER SO BB IBB HBP BLK WP HR S P ERA WHIP	IP WLS BF H R ER SO BB IBB HBP BLK WP HR S P ERA WHIP	IP WLS BF H R ER SO BB IBB HBP BLK WP HR S P ERA WHIP	IP WLS BF H R ER SO BB IBB HBP BLK WP HR S P ERA WHIP	IP WLS BF H R ER SO BB IBB HBP BLK WP HR S P ERA WHIP	IP WLS BF H R ER SO BB IBB HBP BLK WP HR S P ERA WHIP	IP WLS BF H R ER SO BB IBB HBP BLK WP HR S P ERA WHIP	IP WLS BF H R ER SO BB IBB HBP BLK WP HR S P ERA WHIP	IP WLS BF H R ER SO BB IBB HBP BLK WP HR S P ERA WHIP	IP WLS BF H R ER SO BB IBB HBP BLK WP HR S P ERA WHIP	IP WLS BF H R ER SO BB IBB HBP BLK WP HR S P ERA WHIP	IP WLS BF H R ER SO BB IBB HBP BLK WP HR S P ERA WHIP	IP WLS BF H R ER SO BB IBB HBP BLK WP HR S P ERA WHIP	
Mark Mulder, L ERA: 4.46 Chad Bradford, R ERA: 1.85 Mike Venafro, L ERA: 2.84 Jim Mecir, R ERA: 5.18 Billy Koch, R ERA: 3.76 (1, 1) (7, 1) (8, 1) (9, 1)	6.1 W 3 0 0 0 1 2 0 0 0 0 10 15 0.00 0.000	0.0 1 1 0 0 0 0 0 0 0 0 0 2 3 ∞ ∞	0.1 H 2 1 0 0 0 0 0 0 0 0 6 8 0.00 3.000	1.0 S 4 1 0 0 2 0 0 0 0 0 11 17 0.00 1.000																		













Batter	1	2	3	4	5	6	7	8	9	AB	R	H	RBI	BB	SO	LOB	TOP			
10 Michael Young, R OBP: 0.325, SLG: 0.442			G6-3			F9 1B		2B		4	1	2	0	0	1	1	Texas Rangers @ Pittsburgh Pirates PNC Park, Pittsburgh, PA Fri Jun 21 2002, 7:05 PM EDT Att: 24,475 - Sunny - 84 F			
Ivan Rodriguez, R OBP: 0.324, SLG: 0.392	G6-3			HR		F9		2B		4	1	2	2	0	0	2				
Alex Rodriguez, R OBP: 0.383, SLG: 0.565	G6-3			G6-3		G5-3		K		4	0	0	0	0	1	3				
Rafael Palmeiro, L OBP: 0.368, SLG: 0.534				K				IBB		2	0	1	0	2	1	0				
Kevin Mench, R OBP: 0.356, SLG: 0.519		K		G6-3		F7		K		4	0	0	0	0	2	6				
Hideki Irabu, R										0	0	0	0	0	0	0				
Francisco Cordero, R										0	0	0	0	0	0	0				
Mike Lamb, L OBP: 0.346, SLG: 0.439	G4-6-3					F7			K	4	0	1	0	0	1	1				
Ryan Ludwick, R OBP: 0.333, SLG: 0.365					G5-4-3	F9			K	4	0	1	0	0	1	1				
Jason Romano, R OBP: 0.255, SLG: 0.280			K			P6			K	4	0	0	0	0	3	1				
Kenny Rogers, L OBP: 0.750, SLG: 0.667			F2							2	0	1	0	0	0	1				
Todd Greene, R OBP: 0.241, SLG: 0.357						F9 10 1B		K		1	0	0	0	0	1	0				
Jay Powell, R										0	0	0	0	0	0	0				
John Rocker, R										0	0	0	0	0	0	0				
Gabe Kapler, R OBP: 0.289, SLG: 0.337										0	0	0	0	0	0	0				
<b>Inning Stats</b>	R: 0 E: 0 K: 1 S: 7	H: 0 LOB: 0 BB: 0 P: 10	R: 0 E: 0 K: 1 S: 10	H: 1 LOB: 0 BB: 0 P: 13	R: 0 E: 0 K: 1 S: 9	H: 1 LOB: 1 BB: 0 P: 14	R: 1 E: 0 K: 1 S: 7	H: 1 LOB: 0 BB: 0 P: 9	R: 0 E: 0 K: 0 S: 6	H: 2 LOB: 3 BB: 1 P: 22	R: 0 E: 0 K: 0 S: 6	H: 0 LOB: 0 BB: 0 P: 7	R: 1 E: 0 K: 3 S: 13	H: 2 LOB: 2 BB: 0 P: 27	R: 0 E: 0 K: 3 S: 10	H: 0 LOB: 0 BB: 0 P: 11	1B: 5 2B: 2 3B: 0 HR: 1	SF: 0 SAC: 0 DP: 2 HBP: 0	WP: 0 PB: 0 SB: 1 CS: 0	PA: 35
<b>PITCHER</b>	IP WLS BF H R ER SO BB IBB HBP BLK WP HR S P ERA WHIP																			
Kip Wells, R ERA: 3.03	(1, 1) 8.0 L 32 8 2 2 8 0 2 0 0 0 0 1 71 114 2.25 1.000																			
Brian Boehringer, R ERA: 3.06	(9, 1) 1.0 3 0 0 0 3 0 0 0 0 0 0 0 10 11 0.00 0.000																			

Batter	1	2	3	4	5	6	7	8	9	AB	R	H	RBI	BB	SO	LOB	BOTTOM					
18 Jason Kendall, R OBP: 0.329, SLG: 0.356	F9			G4-1		G5-3		L6		4	0	0	0	0	0	1	Texas Rangers @ Pittsburgh Pirates PNC Park, Pittsburgh, PA Fri Jun 21 2002, 7:05 PM EDT Att: 24,475 - Sunny - 84 F					
Mike Benjamin, R OBP: 0.186, SLG: 0.167	L1			BLK 1B		G6-3			K	3	0	1	0	0	0	0						
Abraham Nunez, S OBP: 0.301, SLG: 0.311										1	0	0	0	0	1	0						
Brian Giles, L OBP: 0.430, SLG: 0.613	G4-3			K			F5		F5	4	0	0	0	0	1	1						
Aramis Ramirez, R OBP: 0.265, SLG: 0.333		G5-3		G4-3						3	0	1	0	0	0	1						
2 Jack Wilson, R OBP: 0.297, SLG: 0.309				G4-3					K	1	0	0	0	0	1	0						
Craig Wilson, R OBP: 0.363, SLG: 0.473		K			G6-3		L7			3	0	0	0	0	1	1						
Kevin Young, R OBP: 0.301, SLG: 0.421				P3			F7			3	0	1	0	0	0	1						
Chad Hermansen, R OBP: 0.277, SLG: 0.396						F2		F4		3	0	1	0	0	0	1						
Pokey Reese, R OBP: 0.295, SLG: 0.315				G1-6-3		FC6-4				3	0	1	0	0	0	2						
Kip Wells, R OBP: 0.182, SLG: 0.273				G5-3						2	0	0	0	0	1	0						
Rob Mackowiak, L OBP: 0.302, SLG: 0.445										1	0	0	0	0	1	1						
Brian Boehringer, S ERA: 3.2										0	0	0	0	0	0	0						
<b>Inning Stats</b>	R: 0 E: 0 K: 0 S: 7	H: 0 LOB: 0 BB: 0 P: 11	R: 0 E: 0 K: 1 S: 6	H: 0 LOB: 0 BB: 0 P: 9	R: 0 E: 0 K: 0 S: 6	H: 1 LOB: 0 BB: 0 P: 9	R: 0 E: 0 K: 1 S: 12	H: 1 LOB: 0 BB: 0 P: 18	R: 0 E: 0 K: 0 S: 16	H: 1 LOB: 1 BB: 0 P: 24	R: 0 E: 0 K: 1 S: 8	H: 0 LOB: 0 BB: 0 P: 12	R: 0 E: 0 K: 0 S: 6	H: 1 LOB: 1 BB: 0 P: 10	R: 0 E: 0 K: 1 S: 11	H: 1 LOB: 1 BB: 0 P: 13	R: 0 E: 0 K: 2 S: 10	H: 0 LOB: 0 BB: 0 P: 13	1B: 5 2B: 0 3B: 0 HR: 0	SF: 0 SAC: 0 DP: 1 HBP: 0	WP: 0 PB: 0 SB: 0 CS: 0	PA: 31
<b>PITCHER</b>	IP WLS BF H R ER SO BB IBB HBP BLK WP HR S P ERA WHIP																					
Kenny Rogers, L ERA: 3.24	(1, 1) 7.0 W 24 4 0 0 0 1 0 0 0 0 0 0 61 93 0.00 0.571																					
Jay Powell, R ERA: 2.45	(8, 1) 0.1 H 2 1 0 0 0 0 0 0 0 0 0 0 5 7 0.00 3.000																					
John Rocker, L ERA: 6.52	(8, 1) 0.1 H 1 0 0 0 0 1 0 0 0 0 0 0 0 3 3 0.00 0.000																					
Hideki Irabu, R ERA: 5.87	(8, 1) 0.1 H 1 0 0 0 0 0 0 0 0 0 0 0 0 3 3 0.00 0.000																					
Francisco Cordero, R ERA: 3.2	(9, 1) 1.0 S 3 0 0 0 0 2 0 0 0 0 0 0 0 10 13 0.00 0.000																					



Batter	1	2	3	4	5	6	7	8	9	AB	R	H	RBI	BB	SO	LOB	TOP								
10 Michael Young, R OBP: 0.325, SLG: 0.441	G6-3		F7				SH3-4		SH1-4	3	0	1	1	0	0	0									
Ivan Rodriguez, R OBP: 0.327, SLG: 0.396	G5-3			G5-3	G5-3					4	0	1	1	1	0	2									
Alex Rodriguez, R OBP: 0.389, SLG: 0.567	FC5-4								K	4	1	3	0	1	1	2									
Juan Gonzalez, R OBP: 0.351, SLG: 0.454	FC5-4			E5			F7		P6	5	0	1	0	0	0	6									
Rafael Palmeiro, L OBP: 0.362, SLG: 0.525		F8		F9						4	0	0	0	0	1	6									
Kevin Mench, R OBP: 0.362, SLG: 0.512										3	1	1	0	1	0	2									
Mike Lamb, L OBP: 0.344, SLG: 0.434	G4-3									4	0	1	1	0	0	2									
Ryan Ludwick, R OBP: 0.311, SLG: 0.339										4	0	0	0	0	0	3									
John Rocker, R										0	0	0	0	0	0	0									
Hideki Irabu, R										0	0	0	0	0	0	0									
Rob Bell, R										1	0	0	0	1	0	0									
Gabe Kapler, R OBP: 0.290, SLG: 0.341										1	1	1	0	0	0	0									
Anthony Telford, R										0	0	0	0	0	0	0									
Jason Romano, R OBP: 0.268, SLG: 0.294										1	0	1	0	0	0	0									
<b>Inning Stats</b>	R: 0 E: 0 K: 0 S: 8	H: 1 LOB: 1 BB: 0 P: 15	R: 0 E: 0 K: 0 S: 5	H: 1 LOB: 0 BB: 0 P: 10	R: 0 E: 0 K: 0 S: 6	H: 0 LOB: 0 BB: 0 P: 8	R: 0 E: 1 K: 0 S: 7	H: 1 LOB: 1 BB: 0 P: 11	R: 1 E: 0 K: 0 S: 12	H: 1 LOB: 2 BB: 2 P: 23	R: 1 E: 0 K: 0 S: 14	H: 3 LOB: 2 BB: 1 P: 18	R: 1 E: 0 K: 1 S: 14	H: 2 LOB: 2 BB: 1 P: 25	R: 0 E: 0 K: 0 S: 11	H: 0 LOB: 0 BB: 0 P: 16	R: 0 E: 0 K: 1 S: 10	H: 1 LOB: 2 BB: 1 P: 17	1B: 9 2B: 1 3B: 0 HR: 0	SF: 0 SAC: 2 DP: 1 HBP: 0	WP: 0 PB: 0 SB: 0 CS: 2	PA: 40			
<b>PITCHER</b>	IP	WLS	BF	H	R	ER	SO	BB	IBB	HBP	BLK	WP	HR	S	P	ERA	WHIP								
Jimmy Anderson, L ERA: 4.53	5.1		23	6	2	2	0	2	0	0	0	0	0	48	80	3.38	1.500								
Mike Lincoln, R ERA: 0.99	1.1	L	8	3	1	1	0	0	1	0	0	0	0	15	25	6.75	2.250								
Scott Sauerbeck, L ERA: 2.4	0.1		1	0	0	0	1	0	0	0	0	0	0	3	5	0.00	0.000								
Brian Boehringer, R ERA: 2.89	2.0		8	1	0	0	1	0	1	0	0	0	0	21	33	0.00	0.500								

Texas Rangers @ Pittsburgh Pirates  
PNC Park, Pittsburgh, PA  
Sat Jun 22 2002, 7:05 PM EDT  
Att: 35,302 - Sunny - 85 F

AB	34
R	3
H	10
RBI	3
BB	4
SO	2
LOB	23



Batter	1	2	3	4	5	6	7	8	9	AB	R	H	RBI	BB	SO	LOB	BOTTOM								
18 Jason Kendall, R OBP: 0.328, SLG: 0.351	G6-3									3	1	0	0	1	0	1									
2 Jack Wilson, R OBP: 0.300, SLG: 0.309										3	1	1	0	1	0	0									
Brian Giles, L OBP: 0.428, SLG: 0.611										4	0	1	2	0	0	1									
Aramis Ramirez, R OBP: 0.270, SLG: 0.337										4	0	2	0	0	0	1									
Mike Benjamin, R OBP: 0.196, SLG: 0.167										0	0	0	0	0	0	0									
Craig Wilson, R OBP: 0.357, SLG: 0.464										3	0	0	0	0	1	2									
Abraham Nunez, S OBP: 0.299, SLG: 0.308										1	0	0	0	0	0	1									
Kevin Young, R OBP: 0.296, SLG: 0.412										4	0	0	0	0	1	2									
Chad Hermansen, R OBP: 0.279, SLG: 0.401										3	0	1	0	0	1	0									
Brian Boehringer, S ERA: 4.41										0	0	0	0	0	0	0									
Rob Mackowiak, L OBP: 0.300, SLG: 0.443										1	0	0	0	0	1	1									
Pokey Reese, R OBP: 0.291, SLG: 0.309										3	0	0	0	0	0	1									
Jimmy Anderson, L OBP: 0.172, SLG: 0.172										2	0	0	0	0	0	1									
Mike Lincoln, R ERA: 4.41										0	0	0	0	0	0	0									
Scott Sauerbeck, R ERA: 6.2										0	0	0	0	0	0	0									
Adrian Brown, S OBP: 0.268, SLG: 0.265										1	0	0	0	0	1	0									
<b>Inning Stats</b>	R: 2 E: 0 K: 0 S: 9	H: 2 LOB: 1 BB: 1 P: 21	R: 0 E: 0 K: 0 S: 8	H: 1 LOB: 1 BB: 0 P: 10	R: 0 E: 0 K: 0 S: 9	H: 1 LOB: 1 BB: 0 P: 14	R: 0 E: 0 K: 0 S: 11	H: 0 LOB: 0 BB: 0 P: 20	R: 0 E: 0 K: 1 S: 6	H: 0 LOB: 0 BB: 0 P: 8	R: 0 E: 0 K: 2 S: 8	H: 0 LOB: 0 BB: 0 P: 10	R: 0 E: 0 K: 1 S: 14	H: 0 LOB: 1 BB: 1 P: 19	R: 0 E: 0 K: 1 S: 7	H: 1 LOB: 1 BB: 0 P: 13	1B: 3 2B: 2 3B: 0 HR: 0	SF: 0 SAC: 0 DP: 0 HBP: 0	WP: 0 PB: 0 SB: 0 CS: 0	PA: 34					
<b>PITCHER</b>	IP	WLS	BF	H	R	ER	SO	BB	IBB	HBP	BLK	WP	HR	S	P	ERA	WHIP								
Rob Bell, R ERA: 5.6	6.0	W	23	4	2	2	1	1	0	0	0	0	0	8	10	0.00	0.833								
Anthony Telford, R ERA: 4.41	1.0	H	3	0	0	0	2	0	0	0	0	0	0	8	10	0.00	1.000								
John Rocker, L ERA: 6.2	1.0	H	4	0	0	0	1	1	0	0	0	0	0	14	19	0.00	1.000								
Hideki Irabu, R ERA: 5.72	1.0	S	4	1	0	0	1	0	0	0	0	0	0	7	13	0.00	1.000								

Texas Rangers @ Pittsburgh Pirates  
PNC Park, Pittsburgh, PA  
Sat Jun 22 2002, 7:05 PM EDT  
Att: 35,302 - Sunny - 85 F

AB	32
R	2
H	5
RBI	2
BB	2
SO	5
LOB	11





Batter	1	2	3	4	5	6	7	8	9	AB	R	H	RBI	BB	SO	LOB	TOP		
10 Michael Young, R OBP: 0.323, SLG: 0.433	F7		F9	G6-3			F8	1B BB		4	0	0	0	1	0	0			
Mike Lamb, L OBP: 0.358, SLG: 0.446	BB 1B		HR	1B			G4-3	1B		5	2	4	2	0	0	0			
Alex Rodriguez, R OBP: 0.390, SLG: 0.573	1B SF9 BB		HR	HR			F4	K		4	2	1	2	1	2	2			
Juan Gonzalez, R OBP: 0.348, SLG: 0.448 Gabe Kapler, R OBP: 0.291, SLG: 0.339	1-3 2H 1B		F7	F2				K	G4-3	4	0	1	1	0	1	0			
Rafael Palmeiro, L OBP: 0.367, SLG: 0.525 Juan Alvarez, L	SF9		2B	1B			HR BB	BB 1B BB	G3	2	2	1	1	2	0	0			
Kevin Mench, R OBP: 0.384, SLG: 0.565	G6-3		1-3 2B	2B			HR	1B BB	HBP	3	2	2	2	1	0	1			
Bill Haselman, R OBP: 0.301, SLG: 0.340		E5 B2-6-4	F3				F7	10 BB 1B 1B	F7	5	1	1	1	0	0	3			
Ryan Ludwick, R OBP: 0.308, SLG: 0.333	F8			P4			L6	10 BB 1B 1B		4	1	1	1	0	0	1			
Chan Ho Park, R Todd Van Poppel, R Todd Greene, R	B2-6-4		L4				G1-3	K		3	0	0	0	0	0	1			
<b>Inning Stats</b>	R: 2 H: 2 E: 0 K: 0 S: 13	H: 2 R: 1 LOB: 1 BB: 1 P: 22	R: 0 H: 0 E: 1 K: 0 S: 9	H: 0 R: 1 LOB: 0 BB: 0 P: 13	R: 2 H: 4 E: 0 K: 0 S: 11	H: 0 R: 0 LOB: 2 BB: 0 P: 17	R: 0 H: 0 E: 0 K: 0 S: 10	H: 1 R: 0 LOB: 0 BB: 0 P: 14	R: 2 H: 1 E: 0 K: 0 S: 11	H: 0 R: 0 LOB: 0 BB: 1 P: 16	R: 0 H: 0 E: 0 K: 1 S: 9	H: 0 R: 0 LOB: 0 BB: 0 P: 10	R: 4 H: 3 E: 0 K: 3 S: 24	H: 3 R: 0 LOB: 2 BB: 3 P: 43	R: 0 H: 0 E: 0 K: 0 S: 10	H: 0 R: 0 LOB: 1 BB: 0 P: 15	1B: 8 2B: 1 3B: 0 HR: 2	SF: 1 SAC: 0 DP: 1 HBP: 1	WP: 0 PA: 43 PB: 0 SB: 0 CS: 0
<b>PITCHER</b>	IP	WLS	BF	H	R	ER	SO	BB	IBB	HBP	BLK	WP	HR	S	P	ERA	WHIP		
Josh Fogg, R ERA: 3.87	5.0	L	22	7	4	4	0	1	0	0	0	0	1	51	79	7.20	1.600		
Ron Villone, L ERA: 5.4	2.0		8	1	2	2	1	1	0	0	0	0	1	20	26	9.00	1.000		
Mike Fetters, R ERA: 3.33	0.2		8	3	4	4	2	3	0	0	0	0	0	21	40	54.00	9.000		
Sean Lowe, R ERA: 6.29	0.1		1	0	0	0	1	0	0	0	0	0	0	3	3	0.00	0.000		
Mike Williams, R ERA: 2.22	1.0		4	0	0	0	0	0	0	1	0	0	0	10	15	0.00	0.000		

Texas Rangers @ Pittsburgh Pirates  
PNC Park, Pittsburgh, PA  
Sun Jun 23 2002, 1:35 PM EDT  
Att: 26,930 - Sunny - 86 F

AB	36
R	10
H	11
RBI	10
BB	5
SO	4
LOB	10



Batter	1	2	3	4	5	6	7	8	9	AB	R	H	RBI	BB	SO	LOB	BOTTOM				
Rob Mackowiak, L OBP: 0.308, SLG: 0.469	F7	L8			2 G5-3 1B		2B		HR	5	1	3	2	0	0	1					
2 Jack Wilson, R OBP: 0.298, SLG: 0.304	2B 1B BB		K		G5-3		G6-3		G5-3	4	1	0	1	1	1	2					
Brian Giles, L OBP: 0.432, SLG: 0.616 Mike Williams, R	1B		P6		1-2 3H 4-1 BB			FC5-4 1B		3	0	2	0	1	0	0					
Aramis Ramirez, R OBP: 0.270, SLG: 0.335	1-3 S 1B		F9		F7			FC5-4 1-2		4	0	1	1	0	0	3					
Kevin Young, R OBP: 0.291, SLG: 0.404	K						G5-3	K		4	0	0	0	0	3	3					
Keith Osik, R OBP: 0.226, SLG: 0.288	G1-3			K2-3			G4-3	P6		4	0	0	0	0	1	3					
Chad Hermansen, R OBP: 0.271, SLG: 0.390		P4		P5			F8		K	4	0	0	0	0	1	0					
Pokey Reese, R OBP: 0.301, SLG: 0.311		BB			1B 2 G5-3 1B		K	FC5-4 BB		2	1	1	0	2	1	0					
Josh Fogg, R ERA: 3.87 Adrian Brown, S Ron Villone, L Abraham Nunez Mike Fetters, R Sean Lowe, R Craig Wilson, R	F3				F8		G3	FC5-4 HR		1	0	0	0	0	0	1					
<b>Inning Stats</b>	R: 1 H: 2 E: 0 K: 1 S: 14	H: 2 R: 2 LOB: 2 BB: 1 P: 23	R: 0 H: 0 E: 0 K: 0 S: 10	H: 0 R: 1 LOB: 1 BB: 1 P: 16	R: 0 H: 0 E: 0 K: 1 S: 9	H: 0 R: 0 LOB: 0 BB: 0 P: 13	R: 0 H: 0 E: 0 K: 2 S: 8	H: 0 R: 0 LOB: 0 BB: 0 P: 10	R: 1 H: 2 E: 0 K: 0 S: 14	H: 2 R: 0 LOB: 2 BB: 1 P: 24	R: 0 H: 0 E: 0 K: 0 S: 7	H: 0 R: 0 LOB: 0 BB: 0 P: 12	R: 0 H: 1 E: 0 K: 1 S: 9	H: 1 R: 0 LOB: 1 BB: 0 P: 11	R: 0 H: 1 E: 0 K: 1 S: 13	H: 1 R: 0 LOB: 1 BB: 0 P: 19	R: 2 H: 1 E: 0 K: 1 S: 16	H: 1 R: 0 LOB: 0 BB: 1 P: 24	1B: 4 2B: 2 3B: 0 HR: 1	SF: 0 SAC: 0 DP: 0 HBP: 0	WP: 0 PA: 38 PB: 0 SB: 1 CS: 0
<b>PITCHER</b>	IP	WLS	BF	H	R	ER	SO	BB	IBB	HBP	BLK	WP	HR	S	P	ERA	WHIP				
Chan Ho Park, R ERA: 8.52	6.0	W	25	4	2	2	4	3	0	0	0	0	0	62	98	3.00	1.167				
Todd Van Poppel, R ERA: 4.41	2.0		8	2	0	0	2	0	0	0	0	0	0	22	30	0.00	1.000				
Juan Alvarez, L ERA: 2.89	1.0		5	1	2	2	1	1	0	0	0	0	1	16	24	18.00	2.000				

Texas Rangers @ Pittsburgh Pirates  
PNC Park, Pittsburgh, PA  
Sun Jun 23 2002, 1:35 PM EDT  
Att: 26,930 - Sunny - 86 F

AB	34
R	4
H	7
RBI	4
BB	4
SO	7
LOB	15





Batter	1	2	3	4	5	6	7	8	9	AB	R	H	RBI	BB	SO	LOB	TOP								
<b>Brad Wilkerson, L</b> OBP: 0.386, SLG: 0.439 (1, 8)	2-2 CS 1B		0-1 P6			0-2 G2-3 BB 1B		2-3 K		4	0	2	0	0	1	0	<b>Montreal Expos @ Pittsburgh Pirates</b> PNC Park, Pittsburgh, PA Tue Jun 25 2002, 7:05 PM EDT Att: 17,543 - Sunny - 93 F								
<b>Jose Vidro, S</b> OBP: 0.390, SLG: 0.483 (1, 4)	3-3 K 1-2			3-2 G6-3		4-1 G5-3 G2-3 BB 1-2		3-2 G6-3		3	0	0	0	1	1										
<b>Vladimir Guerrero, R</b> OBP: 0.497, SLG: 0.556 (1, 9)	0-2 1B			1-1 G4-3		2-2 G2-3 1-2 2-3			1-1 G1-6-3 1B	4	0	2	0	0	0	2									
<b>Troy O'Leary, L</b> OBP: 0.388, SLG: 0.467 (1, 7)	1-3 K			1-1 G5-3		2-1 1B			3-3 K 1-2	4	0	1	0	0	2	2									
<b>Fernando Tatis, R</b> OBP: 0.324, SLG: 0.445 (1, 5)		1-0 G6-4-3 1B			1-3 K	2-2 G5-3 2-3f			0-0 G1-6-3 1-2f	4	0	1	0	0	1	4									
<b>Andres Galarraga, R</b> OBP: 0.397, SLG: 0.361 (1, 3)		1-1 G6-4-3 1-2f			0-0 F7				3-2 P3	3	0	0	0	0	0	1									
<b>Orlando Cabrera, R</b> OBP: 0.304, SLG: 0.358 (1, 6)		2-3 K			0-0 2B			0-2 G4-6-3 1B		3	0	2	0	0	1	0									
<b>Michael Barrett, R</b> OBP: 0.372, SLG: 0.452 (1, 2)			0-1 G6-3		1-2 F9			0-0 G4-6-3 1-2f		3	0	0	0	0	0	2									
<b>Tomo Ohka, S</b> ERA: 2.22 (5, PH)			1-3 K			0-0 HR			1-0 L9	1	0	0	0	0	0	0									
<b>Lee Stevens, L</b> ERA: 3.37 (5, PH)										1	1	1	1	0	0	0									
<b>Graeme Lloyd, L</b> ERA: 5.0 (6, PH)										0	0	0	0	0	0	0									
<b>Matt Herge, L</b> ERA: 2.89 (7, PH)										0	0	0	0	0	0	0									
<b>Brian Schneider, L</b> ERA: 2.75 (8, PH)										1	0	0	0	0	0	0									
<b>Jim Brower, R</b> ERA: 4.27 (8, PH)										0	0	0	0	0	0	0									
<b>Inning Stats</b>	R: 0 E: 0 K: 2 S: 16	H: 2 LOB: 1 BB: 0 P: 22	R: 0 E: 0 K: 1 S: 6	H: 1 LOB: 0 BB: 0 P: 10	R: 0 E: 0 K: 1 S: 7	H: 0 LOB: 0 BB: 0 P: 8	R: 0 E: 0 K: 0 S: 8	H: 0 LOB: 0 BB: 0 P: 13	R: 0 E: 0 K: 1 S: 10	H: 1 LOB: 1 BB: 0 P: 12	R: 1 E: 0 K: 0 S: 14	H: 3 LOB: 2 BB: 1 P: 24	R: 0 E: 0 K: 0 S: 7	H: 1 LOB: 0 BB: 0 P: 10	R: 0 E: 0 K: 1 S: 7	H: 0 LOB: 0 BB: 0 P: 13	R: 0 E: 0 K: 1 S: 6	H: 1 LOB: 0 BB: 0 P: 10	1B: 7 2B: 2 3B: 0 HR: 1	SF: 0 SAC: 0 DP: 5 HBP: 0	WP: 0 PB: 0 CS: 1	PA: 32			
<b>PITCHER</b>	IP	WLS	BF	H	R	ER	SO	BB	IBB	HBP	BLK	WP	HR	S	P	ERA	WHIP								
<b>Kris Benson, R</b> ERA: 7.03 (1, 1)	5.0	W	20	6	1	1	5	1	0	0	0	0	1	53	75	1.80	1.400								
<b>Mike Lincoln, R</b> ERA: 0.95 (6, 1)	1.0	H	3	1	0	0	0	0	0	0	0	0	0	8	14	0.00	1.000								
<b>Brian Boehringer, R</b> ERA: 2.75 (7, 1)	2.0	H	6	1	0	0	1	0	0	0	0	0	0	14	23	0.00	0.500								
<b>Mike Williams, R</b> ERA: 2.15 (9, 1)	1.0	S	3	1	0	0	1	0	0	0	0	0	0	6	10	0.00	1.000								

AB	31
R	1
H	9
RBI	1
BB	1
SO	7
LOB	12



Batter	1	2	3	4	5	6	7	8	9	AB	R	H	RBI	BB	SO	LOB	BOTTOM								
<b>18 Jason Kendall, R</b> OBP: 0.333, SLG: 0.358 (1, 2)	1-1 F8		0-1 G6-3			1-2 SH2-3 2B		4-2 BB BB		4	1	2	0	1	0	1	<b>Montreal Expos @ Pittsburgh Pirates</b> PNC Park, Pittsburgh, PA Tue Jun 25 2002, 7:05 PM EDT Att: 17,543 - Sunny - 93 F								
<b>2 Jack Wilson, R</b> OBP: 0.293, SLG: 0.299 (1, 6)	1-1 G4-3		1-2 G6-3		1-0 SH2-3	2-2 F7		1-0 F9		4	0	0	0	0	0	4									
<b>Brian Giles, L</b> OBP: 0.432, SLG: 0.608 (1, 7)	0-0 F7			0-0 F7	4-0 2B 1B IBB	0-0 P6		4-1 1-2 2-3 BB		3	1	0	0	2	0	1									
<b>Aramis Ramirez, R</b> OBP: 0.269, SLG: 0.339 (1, 5)		2-2 L8		0-3 K	0-0 E 2B		0-2 P6	0-3 K		4	1	1	1	0	1	0									
<b>Mike Benjamin, R</b> OBP: 0.193, SLG: 0.164 (8, 5)					1-3 3-H 2B					1	0	0	0	0	1	3									
<b>Craig Wilson, R</b> OBP: 0.353, SLG: 0.453 (1, 9)		2-1 F7		4-0 1B 1B BB	2-3 K		1-2 G6-3			3	1	0	0	1	1	2									
<b>Mike Williams, R</b> (9, 1)										0	0	0	0	0	0	0									
<b>Kevin Young, R</b> OBP: 0.303, SLG: 0.420 (1, 3)		0-2 2B		0-1 1B 1B BB	0-1 E5		1-0 1B			4	0	4	1	0	0	0									
<b>Rob Mackowiak, L</b> OBP: 0.312, SLG: 0.467 (1, 8)		0-3 K		2-2 1B 1B IBB	2-2 1B 1B IBB		1-0 G4-3			3	0	1	1	1	1	2									
<b>Pokey Reese, R</b> OBP: 0.305, SLG: 0.312 (1, 4)			0-2 G6-3 SH2-4 1B		4-0 1-2 2-3 IBB			0-0 G6-3		3	0	1	0	1	1	2									
<b>Kris Benson, R</b> OBP: 0.269, SLG: 0.339 (1, 1)			0-0 SH2-4		3-3 K		0-3 K		0-0 BB 1B S	1	0	0	0	0	1	3									
<b>Mike Lincoln, R</b> ERA: 3.02 (6, PH)										0	0	0	0	0	0	0									
<b>Abraham Nunez, S</b> ERA: 5.0 (6, PH)										1	0	0	0	0	1	0									
<b>Brian Boehringer, S</b> ERA: 2.89 (7, PH)										0	0	0	0	0	0	0									
<b>Chad Hermansen, R</b> OBP: 0.276, SLG: 0.334 (8, PH)										1	0	1	0	0	0	0									
<b>Inning Stats</b>	R: 0 E: 0 K: 0 S: 5	H: 0 LOB: 0 BB: 0 P: 7	R: 0 E: 0 K: 1 S: 12	H: 1 LOB: 1 BB: 0 P: 16	R: 0 E: 0 K: 0 S: 9	H: 1 LOB: 1 BB: 0 P: 10	R: 1 E: 0 K: 2 S: 12	H: 2 LOB: 2 BB: 2 P: 25	R: 3 E: 1 K: 2 S: 12	H: 3 LOB: 2 BB: 2 P: 26	R: 0 E: 0 K: 1 S: 11	H: 1 LOB: 1 BB: 0 P: 14	R: 0 E: 0 K: 0 S: 8	H: 1 LOB: 1 BB: 0 P: 11	R: 0 E: 0 K: 1 S: 10	H: 1 LOB: 3 BB: 2 P: 19	1B: 7 2B: 3 3B: 0 HR: 0	SF: 0 SAC: 2 DP: 0 HBP: 0	WP: 0 PB: 0 CS: 0	PA: 40					
<b>PITCHER</b>	IP	WLS	BF	H	R	ER	SO	BB	IBB	HBP	BLK	WP	HR	S	P	ERA	WHIP								
<b>Tomo Ohka, R</b> ERA: 3.02 (1, 1)	5.0	L	26	7	4	3	5	1	3	0	0	0	0	11	14	0.00	1.000								
<b>Graeme Lloyd, L</b> ERA: 5.0 (6, PH)	1.0		4	1	0	0	1	0	0	0	0	0	0	8	11	0.00	1.000								
<b>Matt Herge, R</b> ERA: 2.89 (7, PH)	1.0		4	1	0	0	0	0	0	0	0	0	0	8	11	0.00	1.000								
<b>Jim Brower, R</b> ERA: 4.27 (8, PH)	1.0		6	1	0	0	1	2	0	0	0	0	0	10	19	0.00	3.000								

AB	32
R	4
H	10
RBI	3
BB	6
SO	7
LOB	18









Batter	1	2	3	4	5	6	7	8	9	AB	R	H	RBI	BB	SO	LOB	TOP			
Jose Macias, S OBP: 0.294, SLG: 0.341	0-3 K		2-2 P3		0-0 G5-3		0-1 HR			4	1	1	2	0	1	0	<b>Montreal Expos @ Pittsburgh Pirates</b> PNC Park, Pittsburgh, PA Thu Jun 27 2002, 12:35 PM EDT Att: 21,312 - Overcast - 83 F			
Jose Vidro, S OBP: 0.396, SLG: 0.593	2-2 1B		0-1 CS			1-2 G4-3 2B	0-1 F8			4	1	3	0	0	0	0				
Vladimir Guerrero, R OBP: 0.497, SLG: 0.961	1-2 1B		2-2 F9			0-0 G4-3	1-1 HR			4	1	2	1	0	0	2				
Wil Cordero, R OBP: 0.289, SLG: 0.304 Joey Eischen, L (7, 1)	1-0 G5-3		0-0 CS	4-0 BB		1-0 1B SF7 2B	1-3 K			3	1	1	1	1	1	1				
Fernando Tatis, R OBP: 0.326, SLG: 0.466		2-0 1B 2B			0-0 F8	1-2 2B	2-1 G4-3			4	2	2	0	0	0	1				
Andres Galarraga, R OBP: 0.390, SLG: 0.379		0-1 2B 1B		2-2 P4		0-1 SF7				2	0	1	2	0	0	1				
Orlando Cabrera, R OBP: 0.306, SLG: 0.367		2-2 1B 2B		3-2 G4-3		3-2 1B 2B				3	0	2	1	0	0	1				
Michael Barrett, R OBP: 0.362, SLG: 0.438		0-3 K			0-1 F7	0-1 G6-3				3	0	0	0	0	1	2				
Zach Day, R OBP: 0.500, SLG: 0.333 Jim Brower, R (3, 1)	3-3 K				1-2 G6-3		3-2 HR 3B			1	0	0	0	0	1	1				
Brad Wilkerson, L OBP: 0.382, SLG: 0.443 (7, 7)										1	0	0	0	0	0	0				
<b>Inning Stats</b>	R: 0 E: 0 K: 1 S: 12	H: 2 LOB: 1 BB: 0 P: 16	R: 1 E: 0 K: 2 S: 13	H: 3 LOB: 1 BB: 0 P: 20	R: 0 E: 0 K: 0 S: 8	H: 1 LOB: 0 BB: 0 P: 12	R: 0 E: 0 K: 0 S: 8	H: 0 LOB: 1 BB: 1 P: 17	R: 0 E: 0 K: 0 S: 6	H: 0 LOB: 0 BB: 0 P: 7	R: 3 E: 0 K: 0 S: 14	H: 4 LOB: 1 BB: 0 P: 17	R: 3 E: 0 K: 1 S: 15	H: 3 LOB: 0 BB: 0 P: 22						
<b>PITCHER</b>	IP	WLS	BF	H	R	ER	SO	BB	IBB	HBP	BLK	WP	HR	S	P	ERA	WHIP	<b>PITCHER</b>		
Jimmy Anderson, L ERA: 4.39	(1, 1)	5.0	19	6	1	1	3	1	0	0	0	0	0	47	72	1.80	1.400			
Ron Villone, L ERA: 5.8	(6, 1)	0.1	L 4	3	3	3	0	0	0	0	0	0	0	8	11	81.00	9.000			
Mike Lincoln, R ERA: 1.84	(6, 1)	1.0	7	4	3	3	0	0	0	0	0	0	2	16	20	27.00	4.000			
Sean Lowe, R ERA: 6.2	(7, 1)	0.2	2	0	0	0	1	0	0	0	0	0	0	5	8	0.00	0.000			

AB	30
R	7
H	13
RBI	7
BB	1
SO	4
LOB	9



1B:	5	SF:	1
2B:	5	SAC:	0
3B:	1	DP:	0
HR:	2	HBP:	0

WP:	0	PA:	33
SB:	0		
CS:	1		

Batter	1	2	3	4	5	6	7	8	9	AB	R	H	RBI	BB	SO	LOB	BOTTOM			
Abraham Nunez, S OBP: 0.294, SLG: 0.302	1-3 K	1-0 G6-3		0-0 G4-3			1-1 1B			4	0	1	0	0	1	3	<b>Montreal Expos @ Pittsburgh Pirates</b> PNC Park, Pittsburgh, PA Thu Jun 27 2002, 12:35 PM EDT Att: 21,312 - Overcast - 83 F			
2 Jack Wilson, R OBP: 0.299, SLG: 0.305 Mike Benjamin, R OBP: 0.178, SLG: 0.159 (4, 6)	1-1 CS 1B		1-2 F8		2-3 K					1	0	1	0	0	0	0				
Brian Giles, L OBP: 0.435, SLG: 0.616	4-0 1B BB		0-2 P3		4-1 BB					1	0	0	0	2	0	0				
Aramis Ramirez, R OBP: 0.270, SLG: 0.333	1-1 P4		2-2 1B		1-1 F8					3	0	1	0	0	0	2				
Rob Mackowiak, L OBP: 0.316, SLG: 0.479		1-0 1B 2B HBP	2-3 K		1-0 F8					2	1	0	0	0	1	2				
Kevin Young, R OBP: 0.311, SLG: 0.423		3-1 2B SF7 1B		4-2 G1 S BB		3-3 K				2	1	1	0	1	1	0				
Chad Hermansen, R OBP: 0.275, SLG: 0.397		0-0 G1-3 1B 2B		2-3 K		0-2 F9				3	0	1	1	0	1	1				
Keith Osik, R OBP: 0.219, SLG: 0.283 18 Jason Kendall, R OBP: 0.335, SLG: 0.356 (6, PH) (7, 2)	0-1 SF7			1-0 G1		1-2 G6-3				1	0	0	1	0	0	1				
Jimmy Anderson, L OBP: 0.194, SLG: 0.167 Ron Villone, L OBP: 0.214, SLG: 0.357 Mike Lincoln, R (6, 1)	3-3 G1-3			4-1 BB			1-1 F8			0	0	0	0	0	0	0				
Sean Lowe, R OBP: 0.100, SLG: 0.100 (7, 1)										1	0	0	0	0	0	0				
<b>Inning Stats</b>	R: 0 E: 0 K: 1 S: 7	H: 1 LOB: 1 BB: 1 P: 14	R: 2 E: 0 K: 0 S: 11	H: 2 LOB: 1 BB: 0 P: 18	R: 0 E: 0 K: 1 S: 12	H: 1 LOB: 1 BB: 0 P: 17	R: 0 E: 0 K: 1 S: 8	H: 0 LOB: 2 BB: 2 P: 19	R: 0 E: 0 K: 1 S: 9	H: 0 LOB: 1 BB: 1 P: 16	R: 0 E: 0 K: 1 S: 4	H: 1 LOB: 1 BB: 0 P: 6								
<b>PITCHER</b>	IP	WLS	BF	H	R	ER	SO	BB	IBB	HBP	BLK	WP	HR	S	P	ERA	WHIP	<b>PITCHER</b>		
Zach Day, R ERA: 5.4	(1, 1)	2.0	10	3	2	2	1	1	0	1	0	0	0	18	32	9.00	2.000			
Jim Brower, R ERA: 3.61	(3, 1)	4.0	W 16	1	0	0	4	3	0	0	0	0	0	37	65	0.00	1.000			
Joey Eischen, L ERA: 1.69	(7, 1)	0.1	2	1	0	0	0	0	0	0	0	0	0	4	6	0.00	3.000			

AB	22
R	2
H	5
RBI	2
BB	4
SO	5
LOB	10



1B:	4	SF:	1
2B:	1	SAC:	0
3B:	0	DP:	0
HR:	0	HBP:	1


WP:	0	PA:	28
SB:	0		
CS:	1		



Batter	1	2	3	4	5	6	7	8	9	AB	R	H	RBI	BB	SO	LOB	TOP																					
18 Jason Kendall, R OBP: 0.336, SLG: 0.354	P6		P6				F8										4 0 1 1 1 0 0																					
2 Jack Wilson, R OBP: 0.301, SLG: 0.307	1B		K				1B										5 0 2 0 0 1 3																					
Brian Giles, L OBP: 0.428, SLG: 0.604	L9		F9				F9										5 0 0 0 0 0 5																					
Aramis Ramirez, R Mike Benjamin, R OBP: 0.176, SLG: 0.159	K																4 1 1 0 0 1 1 0 0 0 0 0 0 0																					
Kevin Young, R OBP: 0.318, SLG: 0.433																	4 0 3 0 0 0 0																					
Craig Wilson, R OBP: 0.340, SLG: 0.438	K																3 0 0 1 0 2 2																					
Rob Mackowiak, L OBP: 0.314, SLG: 0.474																	4 0 1 0 0 1 2																					
Pokey Reese, R OBP: 0.308, SLG: 0.311	L4																3 1 1 0 1 1 3																					
Chad Hermansen, R OBP: 0.276, SLG: 0.396	P6																3 1 1 0 0 1 2																					
<b>Inning Stats</b>	R: 0 E: 0 K: 1 S: 10	H: 1 LOB: 1 BB: 0 P: 17	R: 0 E: 1 K: 1 S: 12	H: 2 LOB: 2 BB: 0 P: 20	R: 0 E: 0 K: 1 S: 7	H: 0 LOB: 0 BB: 0 P: 8	R: 0 E: 0 K: 1 S: 7	H: 0 LOB: 0 BB: 0 P: 13	R: 2 E: 1 K: 0 S: 14	H: 3 LOB: 1 BB: 0 P: 22	R: 1 E: 0 K: 2 S: 13	H: 2 LOB: 1 BB: 0 P: 16	R: 0 E: 0 K: 1 S: 12	H: 1 LOB: 1 BB: 0 P: 13	R: 0 E: 0 K: 0 S: 7	H: 1 LOB: 1 BB: 0 P: 7	R: 0 E: 0 K: 0 S: 9	H: 0 LOB: 2 BB: 2 P: 20	1B: 9 2B: 1 3B: 0 HR: 0	SF: 1 SAC: 1 DP: 0 HBP: 0	WP: 1 PB: 0 SB: 2 CS: 0	PA: 39																
<b>PITCHER</b>	IP	WLS	BF	H	R	ER	SO	BB	IBB	HBP	BLK	WP	HR	S	P	ERA	WHIP	<b>PITCHER</b>				IP	WLS	BF	H	R	ER	SO	BB	IBB	HBP	BLK	WP	HR	S	P	ERA	WHIP
Mark Redman, L ERA: 3.59	(1, 1)	7.0	L	30	9	3	2	7	0	0	0	0	1	0	75	109	2.57	1.286																				
Julio Santana, R ERA: 3.3	(8, 1)	1.2		8	1	0	0	0	2	0	0	0	0	0	13	21	0.00	1.800																				
Jamie Walker, L ERA: 3.57	(9, 1)	0.1		1	0	0	0	0	0	0	0	0	0	0	3	6	0.00	0.000																				

Pittsburgh Pirates @ Detroit Tigers  
Comerica Park, Detroit, MI  
Fri Jun 28 2002, 7:05 PM EDT  
Att: 28,582 - Sunny - 79 F


AB 35  
R 3  
H 10  
RBI 2  
BB 2  
SO 7  
LOB 18



Batter	1	2	3	4	5	6	7	8	9	AB	R	H	RBI	BB	SO	LOB	BOTTOM																						
Ramon Santiago, S OBP: 0.325, SLG: 0.441	FC1-6 HBP		K					F9-3									2 0 0 0 1 1 1																						
Wendell Magee, R OBP: 0.299, SLG: 0.412	F8																3 0 0 0 1 0 1																						
Dmitri Young, S OBP: 0.323, SLG: 0.444	FC1-6																4 0 0 0 0 0 3																						
Randall Simon, L OBP: 0.298, SLG: 0.441	K																4 0 1 0 0 1 1																						
Robert Fick, L OBP: 0.353, SLG: 0.476																	3 0 0 0 0 1 1																						
15 Brandon Inge, R OBP: 0.331, SLG: 0.504	K																3 1 1 1 0 1 0																						
George Lombard, L OBP: 0.211, SLG: 0.278	G4-3																3 0 0 0 0 0 0																						
Damon Easley, R OBP: 0.221, SLG: 0.287																	3 0 0 0 0 0 0																						
Chris Truby, R OBP: 0.257, SLG: 0.343	F8																2 0 0 0 0 0 0																						
<b>Inning Stats</b>	R: 0 E: 0 K: 1 S: 8	H: 0 LOB: 1 BB: 0 P: 10	R: 0 E: 0 K: 1 S: 8	H: 0 LOB: 0 BB: 0 P: 11	R: 0 E: 0 K: 1 S: 8	H: 0 LOB: 0 BB: 0 P: 15	R: 0 E: 0 K: 1 S: 8	H: 1 LOB: 1 BB: 0 P: 11	R: 0 E: 0 K: 0 S: 5	H: 0 LOB: 0 BB: 0 P: 7	R: 0 E: 0 K: 0 S: 6	H: 0 LOB: 1 BB: 2 P: 17	R: 1 E: 0 K: 0 S: 5	H: 1 LOB: 0 BB: 0 P: 11	R: 0 E: 0 K: 0 S: 5	H: 0 LOB: 0 BB: 0 P: 9	R: 0 E: 0 K: 0 S: 6	H: 0 LOB: 0 BB: 0 P: 9	1B: 1 2B: 1 3B: 0 HR: 1	SF: 0 SAC: 0 DP: 2 HBP: 2	WP: 0 PB: 0 SB: 0 CS: 0	PA: 31																	
<b>PITCHER</b>	IP	WLS	BF	H	R	ER	SO	BB	IBB	HBP	BLK	WP	HR	S	P	ERA	WHIP	<b>PITCHER</b>				IP	WLS	BF	H	R	ER	SO	BB	IBB	HBP	BLK	WP	HR	S	P	ERA	WHIP	
Josh Fogg, R ERA: 3.88	(1, 1)	7.0	W	25	2	1	1	4	2	0	1	0	0	1	48	82	1.29	0.571																					
Brian Boehringer, R ERA: 2.68	(8, 1)	1.0	H	3	0	0	0	0	0	0	1	0	0	0	5	9	0.00	0.000																					
Mike Williams, R ERA: 2.01	(9, 1)	1.0	S	3	0	0	0	0	0	0	0	0	0	0	6	9	0.00	0.000																					

Pittsburgh Pirates @ Detroit Tigers  
Comerica Park, Detroit, MI  
Fri Jun 28 2002, 7:05 PM EDT  
Att: 28,582 - Sunny - 79 F

AB 27  
R 1  
H 2  
RBI 1  
BB 2  
SO 4  
LOB 7





Batter	1	2	3	4	5	6	7	8	9	AB	R	H	RBI	BB	SO	LOB	TOP					
18 Jason Kendall, R OBP: 0.340, SLG: 0.354	2-2 G6-3 1B		4-1 BB			2-2 F5		0-1 G6-3	4-0 IBB	3	0	1	0	2	0	0	<b>Pittsburgh Pirates @ Detroit Tigers</b> Comerica Park, Detroit, MI Sat Jun 29 2002, 7:05 PM EDT Att: 24,449 - Sunny - 82 F					
2 Jack Wilson, R OBP: 0.303, SLG: 0.309	0-0 G6-3		0-1 B5-3			3-2 FC6-4 1B		1-1 1B 1B	2-3 K	5	1	2	0	0	1	5						
Brian Giles, L OBP: 0.425, SLG: 0.598	3-2 F7			0-0 G3		2-1 P4		1-1 1B 1B		4	0	1	0	0	0	2						
Aramis Ramirez, R OBP: 0.274, SLG: 0.335	3-2 G4-3			0-0 1B		0-0 FC6-4		3-2 1B		4	0	2	1	0	0	2						
Rob Mackowiak, L OBP: 0.308, SLG: 0.464	1-2 G5-3			3-3 K				3-3 1B		4	0	0	0	0	2	3						
Kevin Young, R OBP: 0.317, SLG: 0.430	1-1 P6				2-2 G6-3			2-2 SH5-4 1B		4	0	1	0	0	0	0						
Craig Wilson, R OBP: 0.348, SLG: 0.442 Mike Benjamin, R OBP: 0.178, SLG: 0.159	1-3 K					3-2 HBP		1-0 SH5-4 1B		3	0	2	0	0	1	0						
Pokey Reese, R OBP: 0.303, SLG: 0.306			3-2 F7		1-2 F8		1-0 FC6-4 1B		2-0 SH5-4	3	0	0	0	0	0	2						
Chad Hermansen, R OBP: 0.269, SLG: 0.386			1-3 K		1-0 F8			1-3 K	1-0 F3	4	0	0	0	0	2	4						
<b>Inning Stats</b>	R: 0 E: 0 K: 0 S: 14	H: 1 LOB: 1 BB: 0 P: 22	R: 0 E: 0 K: 1 S: 8	H: 0 LOB: 0 BB: 0 P: 11	R: 0 E: 0 K: 1 S: 9	H: 0 LOB: 1 BB: 1 P: 17	R: 0 E: 0 K: 1 S: 5	H: 1 LOB: 0 BB: 0 P: 8	R: 0 E: 0 K: 0 S: 10	H: 0 LOB: 1 BB: 0 P: 17	R: 0 E: 0 K: 0 S: 11	H: 1 LOB: 1 BB: 0 P: 18	R: 0 E: 0 K: 0 S: 4	H: 1 LOB: 1 BB: 0 P: 6	R: 1 E: 0 K: 2 S: 16	H: 3 LOB: 2 BB: 0 P: 25	R: 0 E: 0 K: 1 S: 11	H: 2 LOB: 3 BB: 1 P: 23	1B: 9 2B: 0 3B: 0 HR: 0	SF: 0 SAC: 1 DP: 0 HBP: 1	WP: 0 PB: 0 SB: 0 CS: 0	PA: 38
<b>PITCHER</b>	IP	WLS	BF	H	R	ER	SO	BB	IBB	HBP	BLK	WP	HR	S	P	ERA	WHIP					
Jeff Weaver, R ERA: 3.18	7.2	W	31	7	1	1	4	1	0	1	0	0	0	73	117	1.17	1.043					
Juan Acevedo, R ERA: 3.21	1.1	S	7	2	0	0	2	0	1	0	0	0	0	15	30	0.00	1.500					

AB	34
R	1
H	9
RBI	1
BB	2
SO	6
LOB	18



Batter	1	2	3	4	5	6	7	8	9	AB	R	H	RBI	BB	SO	LOB	BOTTOM				
Ramon Santiago, S OBP: 0.316, SLG: 0.429	0-1 G4-3		0-1 G4-3	3-3 K			2-2 F8			4	0	0	0	0	1	2	<b>Pittsburgh Pirates @ Detroit Tigers</b> Comerica Park, Detroit, MI Sat Jun 29 2002, 7:05 PM EDT Att: 24,449 - Sunny - 82 F				
Damion Easley, R OBP: 0.242, SLG: 0.300	0-0 G5-3		2-2 1B		4-2 FC5-4 BB		1-0 2B PB 1B			3	1	2	0	1	0	0					
Craig Paquette, R OBP: 0.251, SLG: 0.355	1-1 1B		0-0 FC5-4 1B		1-1 F8		0-0 PB 2B			4	0	3	0	0	0	1					
Dmitri Young, S OBP: 0.321, SLG: 0.437	1-0 G1-3		1-1 FC5-4		0-2 FC5-4		4-0 BB			3	0	0	0	1	0	4					
Robert Fick, L OBP: 0.355, SLG: 0.480		2-2 1B		1-2 15 G4-3 E 2B		2-0 F9		2-3 3-H 1-1 F7		4	1	2	0	0	0	3					
15 Brandon Inge, R OBP: 0.328, SLG: 0.496	0-3 K		0-1 G4-3			0-0 CS 1B		2-3 K		4	0	1	0	0	2	2					
Wendell Magee, R OBP: 0.299, SLG: 0.409	1-0 G6-4-3 1B		0-2 FC5 1B		2-2 G4-3		3-2 G5-3			4	0	1	0	0	0	1					
Chris Truby, R OBP: 0.257, SLG: 0.341	0-2 G6-4-3		0-2 G6-4-3		0-1 1B		1-1 G6-3		3-2 G5-3	4	0	1	0	0	0	2					
George Lombard, L OBP: 0.182, SLG: 0.238			1-2 G3		1-3 K		0-0 G3			3	0	0	0	0	1	2					
<b>Inning Stats</b>	R: 0 E: 0 K: 0 S: 6	H: 1 LOB: 1 BB: 0 P: 8	R: 0 E: 0 K: 1 S: 11	H: 2 LOB: 0 BB: 0 P: 14	R: 0 E: 0 K: 0 S: 12	H: 2 LOB: 2 BB: 0 P: 16	R: 1 E: 1 K: 2 S: 19	H: 2 LOB: 0 BB: 0 P: 24	R: 0 E: 0 K: 0 S: 8	H: 0 LOB: 1 BB: 1 P: 15	R: 0 E: 0 K: 0 S: 7	H: 1 LOB: 0 BB: 0 P: 10	R: 1 E: 0 K: 0 S: 8	H: 2 LOB: 1 BB: 1 P: 16	R: 0 E: 0 K: 1 S: 9	H: 0 LOB: 0 BB: 0 P: 17	1B: 8 2B: 2 3B: 0 HR: 0	SF: 0 SAC: 0 DP: 1 HBP: 0	WP: 0 PB: 1 SB: 0 CS: 1	PA: 35	
<b>PITCHER</b>	IP	WLS	BF	H	R	ER	SO	BB	IBB	HBP	BLK	WP	HR	S	P	ERA	WHIP				
Joe Beimel, L ERA: 2.64	6.0	L	26	8	1	0	3	1	0	0	0	0	0	63	87	0.00	1.500				
Mike Lincoln, R ERA: 1.8	0.2		5	2	1	0	0	1	0	0	0	0	0	6	13	0.00	4.500				
Scott Sauerbeck, L ERA: 2.64	0.1		1	0	0	0	0	0	0	0	0	0	0	2	3	0.00	0.000				
Mike Fetters, R ERA: 3.14	1.0		3	0	0	0	1	0	0	0	0	0	0	9	17	0.00	0.000				

AB	33
R	2
H	10
RBI	0
BB	2
SO	4
LOB	17





Batter	1	2	3	4	5	6	7	8	9	AB	R	H	RBI	BB	SO	LOB	TOP										
18 Jason Kendall, R OBP: 0.341, SLG: 0.359	F8		G6-3		F7		2H 1B		2 1B	5	1	2	1	0	0	0	<b>Pittsburgh Pirates @ Detroit Tigers</b> Comerica Park, Detroit, MI Sun Jun 30 2002, 2:05 PM EDT Att: 25,966 - Cloudy - 87 F										
2 Jack Wilson, R OBP: 0.312, SLG: 0.316	BB		1B			E5 1B	1-2 1B		2H 1B	4	1	3	1	1	0	0											
Brian Giles, L OBP: 0.425, SLG: 0.606	P6		F8			G6-4-3 1B	F8		HR	5	1	2	2	0	0	3											
Aramis Ramirez, R OBP: 0.273, SLG: 0.333 Mike Benjamin, R OBP: 0.176, SLG: 0.157	L6		F3			G6-4-3 1B		G5-3	G5-3	4	0	1	0	0	0	2											
Kevin Young, R OBP: 0.312, SLG: 0.422		P6		K		G6-4-3 1B		G3-1		4	0	0	0	0	1	2											
Craig Wilson, R OBP: 0.346, SLG: 0.438		P4		G6-3		G5-3		BB 1B		4	0	1	0	0	0	1											
Rob Mackowiak, L OBP: 0.317, SLG: 0.472		S 1B		F8			SH5-3 2B	1-2 BB		3	2	2	0	1	0	0											
Pokey Reese, R OBP: 0.303, SLG: 0.306		FC6-4 1B				G6-3	SH5-3 2B	1-1 P4		3	0	1	1	0	0	2											
Chad Hermansen, R OBP: 0.269, SLG: 0.389		FC6-4				G5-3	18 S 18 1B 2B	G4-3		4	1	1	1	0	0	1											
<b>Inning Stats</b>	R: 0 E: 0 K: 0 S: 7	H: 0 LOB: 1 BB: 1 P: 13	R: 1 E: 0 K: 0 S: 12	H: 2 LOB: 1 BB: 0 P: 18	R: 0 E: 0 K: 0 S: 7	H: 1 LOB: 1 BB: 0 P: 10	R: 0 E: 0 K: 1 S: 9	H: 0 LOB: 0 BB: 0 P: 14	R: 0 E: 0 K: 0 S: 7	H: 0 LOB: 0 BB: 0 P: 8	R: 1 E: 1 K: 0 S: 10	H: 2 LOB: 1 BB: 0 P: 16	R: 2 E: 0 K: 0 S: 13	H: 4 LOB: 1 BB: 0 P: 18	R: 0 E: 0 K: 0 S: 11	H: 1 LOB: 2 BB: 1 P: 18	R: 2 E: 0 K: 0 S: 10	H: 3 LOB: 0 BB: 0 P: 16	1B: 9 2B: 3 HR: 1	SF: 0 SAC: 1 DP: 1 HBP: 0	WP: 1 PB: 0 SB: 2 CS: 1	PA: 40					
<b>PITCHER</b>	IP	WLS	BF	H	R	ER	SO	BB	IBB	HBP	BLK	WP	HR	S	P	ERA	WHIP										
Mike Maroth, L ERA: 3.64	(1, 1)	6.1	L	26	6	3	2	1	1	0	0	0	0	55	83	2.84	1.105										
Oscar Henriquez, R ERA: 27.0	(7, 1)	0.1		3	3	1	1	0	0	0	0	0	0	8	11	27.00	9.000										
Jamie Walker, L ERA: 3.52	(7, 1)	0.1		1	0	0	0	0	0	0	0	0	0	2	3	0.00	0.000										
Jeff Farnsworth, R ERA: 4.7	(8, 1)	2.0		10	4	2	2	0	1	0	0	0	1	21	34	9.00	2.500										

Batter	1	2	3	4	5	6	7	8	9	AB	R	H	RBI	BB	SO	LOB	BOTTOM										
Ramon Santiago, S OBP: 0.308, SLG: 0.417	G1-3		G3-6-1			G3		K		4	0	0	0	0	1	3	<b>Pittsburgh Pirates @ Detroit Tigers</b> Comerica Park, Detroit, MI Sun Jun 30 2002, 2:05 PM EDT Att: 25,966 - Cloudy - 87 F										
Damion Easley, R OBP: 0.282, SLG: 0.301	G1-3			G5-3		BB		1B		3	0	1	1	1	0	0											
Craig Paquette, R OBP: 0.246, SLG: 0.347	G5-3			F3		CS	K	G6-3		4	0	0	0	0	1	1											
Dmitri Young, S OBP: 0.320, SLG: 0.433		F8		G3			G4-3		F9 1B	4	0	1	0	0	0	0											
Robert Fick, L OBP: 0.357, SLG: 0.484		F7			G6-3		15 1B 2B		FC6-4 1B	4	1	2	0	0	0	0											
15 Brandon Inge, R OBP: 0.333, SLG: 0.496			1B 1B		F3			F3		4	0	2	1	0	0	2											
Wendell Magee, R OBP: 0.298, SLG: 0.407			1B		G5-3			F8		4	0	1	0	0	0	3											
Chris Truby, R OBP: 0.261, SLG: 0.348						G3		G4-3 1B 2B		4	1	2	0	0	0	2											
George Lombard, L OBP: 0.200, SLG: 0.333			FC2-6 1B					G4-3		3	0	1	0	0	0	2											
<b>Inning Stats</b>	R: 0 E: 0 K: 0 S: 6	H: 0 LOB: 0 BB: 0 P: 7	R: 0 E: 0 K: 0 S: 12	H: 2 LOB: 2 BB: 0 P: 16	R: 0 E: 0 K: 0 S: 4	H: 1 LOB: 0 BB: 0 P: 5	R: 0 E: 0 K: 0 S: 6	H: 0 LOB: 0 BB: 0 P: 8	R: 0 E: 0 K: 0 S: 8	H: 0 LOB: 0 BB: 0 P: 15	R: 1 E: 0 K: 1 S: 9	H: 2 LOB: 1 BB: 0 P: 11	R: 1 E: 0 K: 1 S: 15	H: 2 LOB: 1 BB: 0 P: 24	R: 0 E: 0 K: 0 S: 10	H: 2 LOB: 2 BB: 0 P: 18	1B: 7 2B: 2 HR: 0	SF: 0 SAC: 0 DP: 1 HBP: 0	WP: 0 PB: 0 SB: 0 CS: 1	PA: 36							
<b>PITCHER</b>	IP	WLS	BF	H	R	ER	SO	BB	IBB	HBP	BLK	WP	HR	S	P	ERA	WHIP										
Kris Benson, R ERA: 6.22	(1, 1)	6.2	W	24	6	1	1	1	1	0	0	0	0	52	76	1.35	1.050										
Brian Boehringer, R ERA: 2.81	(7, 1)	1.1	H	6	2	1	1	1	0	0	0	0	0	16	25	6.75	1.500										
Scott Sauerbeck, L ERA: 2.64	(9, 1)	0.0		2	2	0	0	0	0	0	0	0	0	6	11	∞	∞										
Mike Williams, R ERA: 1.95	(9, 1)	1.0	S	3	0	0	0	0	0	0	0	0	0	4	7	0.00	0.000										



Batter	1	2	3	4	5	6	7	8	9	AB	R	H	RBI	BB	SO	LOB	TOP				
Alex Sanchez, L OBP: 0.364, SLG: 0.352	G6-3		G4-3			E1		F9 2B		4	1	1	0	0	0	1	<b>Milwaukee Brewers @ Pittsburgh Pirates</b> PNC Park, Pittsburgh, PA Mon Jul 01 2002, 7:05 PM EDT Att: 14,634 - Cloudy - 89 F				
Eric Young Sr., R OBP: 0.303, SLG: 0.331	G5-3			G4-3 BB		G4-3		F9		3	0	0	0	1	0	2					
Jeffrey Hammonds, R OBP: 0.340, SLG: 0.420	K2-3			G4-3						3	0	1	1	1	1	1					
Richie Sexson, R OBP: 0.350, SLG: 0.523		L9		FC1-2-5-2						4	0	0	0	0	1	4					
Matt Stairs, L OBP: 0.304, SLG: 0.486																					
Alex Ochoa, R OBP: 0.361, SLG: 0.372																					
Tyler Houston, L OBP: 0.374, SLG: 0.530																					
José Hernández, R OBP: 0.362, SLG: 0.493																					
Paul Bako, L OBP: 0.341, SLG: 0.385																					
Jamey Wright, R OBP: 0.267, SLG: 0.467																					
<b>Inning Stats</b>	R: 0 E: 0 K: 1 S: 6	H: 0 LOB: 0 BB: 0 P: 10	R: 0 E: 0 K: 0 S: 5	H: 0 LOB: 0 BB: 0 P: 7	R: 0 E: 0 K: 0 S: 7	H: 0 LOB: 1 BB: 1 P: 13	R: 0 E: 0 K: 1 S: 8	H: 0 LOB: 0 BB: 0 P: 17	R: 0 E: 0 K: 2 S: 15	H: 0 LOB: 2 BB: 1 P: 23	R: 0 E: 0 K: 0 S: 6	H: 0 LOB: 1 BB: 1 P: 12	R: 1 E: 0 K: 1 S: 10	H: 2 LOB: 1 BB: 0 P: 11	R: 1 E: 0 K: 1 S: 10	H: 1 LOB: 1 BB: 1 P: 15	1B: 2 2B: 1 3B: 0 HR: 0	SF: 0 SAC: 0 DP: 0 HBP: 1	WP: 0 PB: 0 CS: 2	PA: 36	
<b>PITCHER</b>	IP	WLS	BF	H	R	ER	SO	BB	IBB	HBP	BLK	WP	HR	S	P	ERA	WHIP				
Kip Wells, R ERA: 2.94	(1, 1)	8.0	L	31	2	1	1	5	3	0	1	0	0	63	103	1.12	0.625				
Mike Fetters, R ERA: 3.39	(9, 1)	0.2		3	0	1	1	1	1	0	0	0	0	7	12	13.50	1.500				
Scott Sauerbeck, L ERA: 2.61	(9, 1)	0.1		2	1	0	0	0	0	0	0	0	0	3	3	0.00	3.000				

AB	31
R	2
H	3
RBI	2
BB	4
SO	6
LOB	15



Batter	1	2	3	4	5	6	7	8	9	AB	R	H	RBI	BB	SO	LOB	BOTTOM					
18 Jason Kendall, R OBP: 0.344, SLG: 0.361										4	0	2	0	0	0	1	<b>Milwaukee Brewers @ Pittsburgh Pirates</b> PNC Park, Pittsburgh, PA Mon Jul 01 2002, 7:05 PM EDT Att: 14,634 - Cloudy - 89 F					
Abraham Nunez, S OBP: 0.287, SLG: 0.294										4	0	0	0	0	1	3						
Mike Fetters, R ERA: 3.39										0	0	0	0	0	0	0						
Scott Sauerbeck, R ERA: 2.61										0	0	0	0	0	0	0						
Brian Giles, L OBP: 0.426, SLG: 0.602										2	0	0	0	2	0	1						
Aramis Ramirez, R OBP: 0.268, SLG: 0.327										4	0	0	0	0	1	3						
Rob Mackowiak, L OBP: 0.315, SLG: 0.465										3	0	0	0	1	0	0						
Kevin Young, R OBP: 0.312, SLG: 0.419										2	0	0	0	1	0	1						
Craig Wilson, R OBP: 0.346, SLG: 0.433										2	0	0	0	0	1	1						
Pokey Reese, R OBP: 0.299, SLG: 0.301										3	0	0	0	0	0	1						
Kip Wells, R OBP: 0.162, SLG: 0.243										2	0	0	0	0	1	0						
Adrian Brown, S OBP: 0.271, SLG: 0.267										1	0	1	0	0	0	0						
2 Jack Wilson, R OBP: 0.312, SLG: 0.316										0	0	0	0	0	0	0						
<b>Inning Stats</b>	R: 0 E: 0 K: 1 S: 9	H: 1 LOB: 1 BB: 0 P: 15	R: 0 E: 0 K: 0 S: 7	H: 0 LOB: 0 BB: 1 P: 14	R: 0 E: 0 K: 2 S: 11	H: 1 LOB: 1 BB: 0 P: 17	R: 0 E: 0 K: 0 S: 9	H: 0 LOB: 1 BB: 2 P: 21	R: 0 E: 0 K: 0 S: 4	H: 0 LOB: 0 BB: 0 P: 6	R: 0 E: 0 K: 0 S: 9	H: 0 LOB: 1 BB: 1 P: 15	R: 0 E: 0 K: 1 S: 10	H: 0 LOB: 0 BB: 0 P: 13	R: 0 E: 1 K: 0 S: 7	H: 1 LOB: 1 BB: 0 P: 9	R: 0 E: 0 K: 0 S: 5	H: 0 LOB: 0 BB: 0 P: 6	1B: 3 2B: 0 3B: 0 HR: 0	SF: 0 SAC: 0 DP: 1 HBP: 1	WP: 0 PB: 0 CS: 2	PA: 32
<b>PITCHER</b>	IP	WLS	BF	H	R	ER	SO	BB	IBB	HBP	BLK	WP	HR	S	P	ERA	WHIP					
Jamey Wright, R ERA: 5.98	(1, 1)	9.0	W	32	3	0	0	4	4	0	1	0	0	71	116	0.00	0.778					





Batter	1	2	3	4	5	6	7	8	9	AB	R	H	RBI	BB	SO	LOB	TOP			
Eric Young Sr. R OBP: 0.307, SLG: 0.335										6	1	3	0	0	0	4	<b>Milwaukee Brewers @ Pittsburgh Pirates</b> PNC Park, Pittsburgh, PA Tue Jul 02 2002, 7:05 PM EDT Att: 15,142 - Overcast - 84 F			
Mark Loretta R OBP: 0.351, SLG: 0.354										4	1	3	0	1	0	0				
Jeffrey Hammonds R Alex Sanchez L OBP: 0.425, SLG: 0.425 OBP: 0.363, SLG: 0.350										4	2	1	1	1	0	2				
Richie Sexson R OBP: 0.353, SLG: 0.520										4	2	1	0	1	1	4				
Ryan Thompson R OBP: 0.353, SLG: 0.647										6	2	2	3	0	0	3				
Alex Ochoa R OBP: 0.367, SLG: 0.379										5	3	3	2	0	0	0				
José Hernández R OBP: 0.366, SLG: 0.491										3	1	1	0	2	1	1				
Robert Machado R OBP: 0.327, SLG: 0.437										3	0	2	2	2	0	1				
Ruben Quevedo R Valerio De Los Santos L Mike DeJean R OBP: 0.129, SLG: 0.100 OBP: 0.179, SLG: 0.151 OBP: 0.288, SLG: 0.315										4	0	2	3	0	0	2				
										0	0	0	0	0	0	0				
<b>Inning Stats</b>	R: 5 E: 0 K: 0 S: 19	H: 5 LOB: 2 BB: 3 P: 39	R: 0 E: 0 K: 0 S: 10	H: 0 LOB: 1 BB: 0 P: 14	R: 0 E: 0 K: 0 S: 9	H: 1 LOB: 1 BB: 0 P: 14	R: 0 E: 0 K: 0 S: 7	H: 1 LOB: 1 BB: 0 P: 11	R: 1 E: 0 K: 1 S: 9	H: 2 LOB: 2 BB: 1 P: 17	R: 0 E: 0 K: 0 S: 5	H: 1 LOB: 1 BB: 0 P: 7	R: 5 E: 0 K: 0 S: 18	H: 5 LOB: 2 BB: 2 P: 37	R: 0 E: 0 K: 2 S: 8	H: 1 LOB: 1 BB: 0 P: 9	1B: 14 2B: 2 3B: 2 HR: 0	SF: 0 SAC: 1 DP: 1 HBP: 1	WP: 0 PB: 0 CS: 0	PA: 50
<b>PITCHER</b>	IP WLS BF H R ER SO BB IBB HBP BLK WP HR S P ERA WHIP																			
Jimmy Anderson, L ERA: 4.83	(1, 1) 0.2 L 9 5 5 5 0 3 0 0 0 0 0 0 17 34 67.50 12.000																			
Sean Lowe, R ERA: 5.84	(1, 1) 4.1 18 4 1 1 1 0 1 1 0 0 0 0 37 61 2.08 0.923																			
Mike Lincoln, R ERA: 1.97	(6, 1) 2.0 9 3 1 1 0 1 0 0 0 0 0 0 15 24 4.50 2.000																			
Ron Villone, L ERA: 6.4	(8, 1) 1.0 10 5 5 5 0 1 1 0 0 0 0 0 18 37 45.00 6.000																			
Scott Sauerbeck, L ERA: 2.53	(9, 1) 1.0 4 1 0 0 2 0 0 0 0 0 0 0 8 9 0.00 1.000																			

Batter	1	2	3	4	5	6	7	8	9	AB	R	H	RBI	BB	SO	LOB	BOTTOM					
18 Jason Kendall R Adam Hyzdu R OBP: 0.346, SLG: 0.363 OBP: 1.000, SLG: 4.000										4	1	2	0	0	0	2	<b>Milwaukee Brewers @ Pittsburgh Pirates</b> PNC Park, Pittsburgh, PA Tue Jul 02 2002, 7:05 PM EDT Att: 15,142 - Overcast - 84 F					
2 Jack Wilson R Mike Lincoln R Rob Mackowski L Ron Villone L Scott Sauerbeck R Keith Osik R OBP: 0.329, SLG: 0.329 OBP: 0.366, SLG: 0.466 OBP: 0.214, SLG: 0.237 OBP: 0.221, SLG: 0.283										2	1	1	2	1	0	0						
Brian Giles L OBP: 0.425, SLG: 0.600										4	0	1	0	1	1	3						
Aramis Ramirez R OBP: 0.263, SLG: 0.319										5	0	0	0	0	1	3						
Kevin Young R OBP: 0.314, SLG: 0.429										4	1	1	1	1	1	1						
Craig Wilson R OBP: 0.343, SLG: 0.424										4	0	0	0	0	0	3						
Chad Hermansen R OBP: 0.289, SLG: 0.391										4	0	1	0	0	1	1						
Pokey Reese R Mike Benjamin R OBP: 0.299, SLG: 0.301 OBP: 0.179, SLG: 0.151										0	0	0	0	0	0	0						
Jimmy Anderson L Sean Lowe R Abraham Nunez S OBP: 0.194, SLG: 0.167 OBP: 0.091, SLG: 0.091 OBP: 0.288, SLG: 0.315										1	0	0	0	0	0	2						
										3	2	1	1	0	0	0						
<b>Inning Stats</b>	R: 2 E: 0 K: 1 S: 9	H: 2 LOB: 0 BB: 0 P: 15	R: 0 E: 0 K: 0 S: 8	H: 0 LOB: 2 BB: 1 P: 18	R: 0 E: 0 K: 1 S: 9	H: 1 LOB: 1 BB: 0 P: 12	R: 0 E: 0 K: 0 S: 10	H: 1 LOB: 0 BB: 0 P: 17	R: 0 E: 0 K: 0 S: 6	H: 0 LOB: 1 BB: 1 P: 14	R: 0 E: 0 K: 0 S: 6	H: 0 LOB: 0 BB: 0 P: 9	R: 1 E: 0 K: 0 S: 17	H: 3 LOB: 2 BB: 0 P: 23	R: 1 E: 0 K: 1 S: 12	H: 1 LOB: 3 BB: 3 P: 14	R: 2 E: 1 K: 1 S: 14	H: 1 LOB: 3 BB: 3 P: 31	1B: 3 2B: 2 3B: 0 HR: 4	SF: 0 SAC: 0 DP: 0 HBP: 1	WP: 0 PB: 0 CS: 1	PA: 42
<b>PITCHER</b>	IP WLS BF H R ER SO BB IBB HBP BLK WP HR S P ERA WHIP																					
Ruben Quevedo R Valerio De Los Santos L Mike DeJean R OBP: 0.426 OBP: 0.343 OBP: 0.443	(1, 1) 6.2 W 29 7 3 3 2 2 0 1 0 0 0 0 1 13 15 6.75 0.750																					
	(7, 1) 1.1 5 1 1 1 1 0 0 0 0 0 0 1 13 15 6.75 0.750																					
	(9, 1) 1.0 8 1 2 1 1 3 0 0 0 0 0 1 14 31 9.00 4.000																					





Batter	1	2	3	4	5	6	7	8	9	AB	R	H	RBI	BB	SO	LOB	TOP					
Alex Sanchez, L (1, 8) OBP: 0.365, SLG: 0.350	L4		1B			F8 1B 3B BB		F7		3	1	1	0	1	0	0	<b>Milwaukee Brewers @ Pittsburgh Pirates</b> PNC Park, Pittsburgh, PA Wed Jul 03 2002, 7:05 PM EDT Att: 32,309 - Sunny - 88 F					
Eric Young Sr., R (1, 4) OBP: 0.313, SLG: 0.341	1B		1B			CS 1B		F8		4	0	3	0	0	0	0						
Tyler Houston, L (1, 5) OBP: 0.372, SLG: 0.522	F8		G3-6-3			F8				3	0	0	0	1	0	6						
Ronnie Belliard, R (6, PR) OBP: 0.288, SLG: 0.298			1-2			1-2				0	0	0	0	0	0	0						
Richie Sexson, R (1, 3) OBP: 0.352, SLG: 0.523	K					1-2		G1-3		4	0	1	1	0	1	2						
Matt Stairs, L (1, 9) OBP: 0.325, SLG: 0.486		G4-3 HBP				3B				2	0	1	0	1	1	0						
Alex Ochoa, R (1, 7) OBP: 0.359, SLG: 0.370	F9		G1-4-3			1B		G5-3		4	0	0	0	0	0	4						
José Hernández, R (1, 6) OBP: 0.361, SLG: 0.484	G4-3									4	0	0	0	0	2	1						
Paul Bako, L (1, 2) OBP: 0.341, SLG: 0.383			15 FC3-6					G4-3		3	0	1	0	0	1	0						
15 Ben Sheets, R (1, 1) OBP: 0.143, SLG: 0.171			FC3-6							3	0	0	0	0	2	1						
Ray King, L (8, 1)			1B							0	0	0	0	0	0	0						
Luis Vizcaino, R (8, 1)			1B							0	0	0	0	0	0	0						
<b>Inning Stats</b>	R: 0 E: 0 K: 1 S: 9	H: 1 LOB: 1 BB: 0 P: 13	R: 0 E: 0 K: 0 S: 8	H: 0 LOB: 0 BB: 0 P: 14	R: 0 E: 0 K: 0 S: 7	H: 3 LOB: 2 BB: 0 P: 10	R: 0 E: 0 K: 0 S: 6	H: 1 LOB: 0 BB: 0 P: 10	R: 0 E: 0 K: 3 S: 9	H: 0 LOB: 0 BB: 0 P: 14	R: 1 E: 0 K: 0 S: 9	H: 2 LOB: 2 BB: 2 P: 21	R: 0 E: 0 K: 2 S: 10	H: 0 LOB: 0 BB: 0 P: 14	R: 0 E: 0 K: 0 S: 12	H: 0 LOB: 1 BB: 1 P: 18	R: 0 E: 0 K: 1 S: 10	H: 0 LOB: 0 BB: 0 P: 13	1B: 6 2B: 0 3B: 1 HR: 0	SF: 0 SAC: 0 DP: 3 HBP: 1	WP: 0 PB: 0 CS: 1	PA: 34
<b>PITCHER</b>	IP WLS BF H R ER SO BB IBB HBP BLK WP HR S P ERA WHIP																					
Josh Fogg, R (1, 1) ERA: 3.35	6.0 W 24 7 1 1 4 1 1 1 0 0 0 48 82 1.50 1.333																					
Brian Boehringer, R (7, 1) ERA: 2.68	2.0 H 7 0 0 0 2 1 0 0 0 0 0 22 32 0.00 0.500																					
Mike Williams, R (9, 1) ERA: 1.89	1.0 S 3 0 0 0 1 0 0 0 0 0 0 10 13 0.00 0.000																					

Batter	1	2	3	4	5	6	7	8	9	AB	R	H	RBI	BB	SO	LOB	BOTTOM			
18 Jason Kendall, R (1, 2) OBP: 0.344, SLG: 0.359	K		F8 1B HBP			K		G1-3		3	0	0	0	0	2	1	<b>Milwaukee Brewers @ Pittsburgh Pirates</b> PNC Park, Pittsburgh, PA Wed Jul 03 2002, 7:05 PM EDT Att: 32,309 - Sunny - 88 F			
2 Jack Wilson, R (1, 6) OBP: 0.315, SLG: 0.328	HR 1B		F2			G4-3		B1-3		4	1	1	0	0	0	2				
Brian Giles, L (1, 7) OBP: 0.426, SLG: 0.610	HR		F8 1B			G4-3		G6-3		4	1	2	2	0	0	0				
Aramis Ramirez, R (1, 5) OBP: 0.263, SLG: 0.332	G6-3		F8			K				4	1	1	1	0	1	2				
Mike Benjamin, R (9, 5) OBP: 0.179, SLG: 0.151			1-2 2-3					HR		0	0	0	0	0	0	0				
Rob Mackowiak, L (1, 8) OBP: 0.322, SLG: 0.473	1B		K			2B		G4-3		4	0	2	0	0	1	2				
Kevin Young, R (1, 3) OBP: 0.317, SLG: 0.427	K					BB		1B		3	0	1	0	1	2	1				
Adam Hyzdu, R (1, 9) OBP: 0.293, SLG: 1.000			F8							3	0	0	0	0	0	2				
Brian Boehringer, S (7, 1) ERA: 3.48			F9			F9		K		0	0	0	0	0	0	0				
Craig Wilson, R (8, PH) OBP: 0.341, SLG: 0.422										1	0	0	0	0	1	1				
Mike Williams, R (9, 1) ERA: 1.89										0	0	0	0	0	0	0				
Abraham Nunez, S (1, 4) OBP: 0.288, SLG: 0.315	K							SH3-4 1B		3	0	1	0	0	2	0				
Josh Fogg, R (1, 1) OBP: 0.107, SLG: 0.107			F8							2	0	0	0	0	1	0				
Chad Hermansen, R (7, 8) OBP: 0.289, SLG: 0.391	K					G6-3		SH3-4		0	0	0	0	0	0	0				
<b>Inning Stats</b>	R: 2 E: 0 K: 2 S: 17	H: 3 LOB: 1 BB: 0 P: 27	R: 0 E: 0 K: 2 S: 9	H: 0 LOB: 0 BB: 0 P: 11	R: 0 E: 0 K: 1 S: 9	H: 1 LOB: 2 BB: 0 P: 19	R: 0 E: 0 K: 2 S: 7	H: 0 LOB: 0 BB: 0 P: 10	R: 0 E: 0 K: 1 S: 10	H: 1 LOB: 1 BB: 1 P: 16	R: 0 E: 0 K: 0 S: 11	H: 1 LOB: 1 BB: 0 P: 15	R: 1 E: 0 K: 1 S: 16	H: 2 LOB: 1 BB: 0 P: 21	R: 0 E: 0 K: 0 S: 12	H: 0 LOB: 0 BB: 0 P: 13	1B: 5 2B: 1 3B: 0 HR: 2	SF: 0 SAC: 1 DP: 0 HBP: 1	WP: 0 PB: 0 CS: 0	PA: 34
<b>PITCHER</b>	IP WLS BF H R ER SO BB IBB HBP BLK WP HR S P ERA WHIP																			
15 Ben Sheets, R (1, 1) ERA: 4.19	7.0 L 29 6 2 2 9 1 0 1 0 0 0 71 109 2.57 1.000																			
Ray King, L (8, 1) ERA: 3.48	0.2 3 1 1 1 0 0 0 0 0 0 0 6 8 13.50 1.500																			
Luis Vizcaino, R (8, 1) ERA: 3.35	0.1 2 1 0 0 1 0 0 0 0 0 0 10 13 0.00 3.000																			





Batter	1	2	3	4	5	6	7	8	9	AB	R	H	RBI	BB	SO	LOB	TOP										
Brian Hunter, R OBP: 0.323, SLG: 0.427	G1-3		2B 17 2B			E5 17 2B		G4-3		5	3	2	1	0	0	0	<b>Houston Astros @ Pittsburgh Pirates</b> PNC Park, Pittsburgh, PA Thu Jul 04 2002, 4:05 PM EDT Att: 25,962 - Overcast - 83 F										
Jose Vizcaino, S OBP: 0.350, SLG: 0.375	K		1B		SH2-3	2B		G6-3		4	2	2	2	0	1	0											
17 Lance Berkman, S OBP: 0.404, SLG: 0.619	G5-3		2B			2B			F9	4	1	2	3	1	0	0											
5 Jeff Bagwell, R OBP: 0.375, SLG: 0.485		G6-3	1B			2B			K	3	0	1	1	2	1	0											
Richard Hidalgo, R OBP: 0.350, SLG: 0.467	G5-3		1B		L3	2B			K	5	0	1	1	0	1	4											
Brad Ausmus, R OBP: 0.335, SLG: 0.360	G6-3		G6-3							3	0	0	0	1	0	2											
Julio Lugo, R OBP: 0.327, SLG: 0.368			1B		K	K		G5-3		4	1	1	0	0	2	3											
Geoff Blum, S OBP: 0.340, SLG: 0.419			2B		G6-3			L5		4	1	2	0	0	0	0											
Pete Munro, R Pedro Borbon, R Ricky Stone, R Alan Zinter, S Octavio Dotel, R Billy Wagner, L			G3		G6-3			F7		2	0	0	0	0	0	2											
<b>Inning Stats</b>	R: 0 E: 0 K: 1 S: 9	H: 0 LOB: 0 BB: 0 P: 12	R: 0 E: 0 K: 0 S: 8	H: 0 LOB: 0 BB: 0 P: 13	R: 5 E: 0 K: 0 S: 16	H: 6 LOB: 1 BB: 1 P: 30	R: 0 E: 0 K: 1 S: 5	H: 0 LOB: 0 BB: 0 P: 7	R: 1 E: 1 K: 1 S: 14	H: 1 LOB: 3 BB: 2 P: 28	R: 2 E: 0 K: 1 S: 15	H: 4 LOB: 2 BB: 1 P: 26	R: 0 E: 0 K: 0 S: 6	H: 0 LOB: 0 BB: 0 P: 13	R: 0 E: 0 K: 0 S: 7	H: 0 LOB: 0 BB: 0 P: 15		R: 0 E: 0 K: 2 S: 8	H: 0 LOB: 0 BB: 0 P: 10	1B: 4 2B: 7 3B: 0 HR: 0	SF: 0 SAC: 1 DP: 1 HBP: 0	WP: 0 PB: 0 SB: 0 CS: 0	PA: 41				
<b>PITCHER</b>	IP	WLS	BF	H	R	ER	SO	BB	IBB	HBP	BLK	WP	HR	S	P	ERA	WHIP										
Joe Beimel, L ERA: 3.27	4.2	L	23	7	6	5	2	0	2	0	0	0	0	45	76	9.64	1.500										
Mike Lincoln, R ERA: 2.43	1.1		9	4	2	2	2	1	1	0	0	0	0	22	40	13.50	3.750										
Ron Villone, L ERA: 6.21	2.0		6	0	0	0	2	0	0	0	0	0	0	13	28	0.00	0.000										
Scott Sauerbeck, L ERA: 2.45	1.0		3	0	0	0	2	0	0	0	0	0	0	8	10	0.00	0.000										

AB	36
R	8
H	11
RBI	8
BB	4
SO	6
LOB	12



Batter	1	2	3	4	5	6	7	8	9	AB	R	H	RBI	BB	SO	LOB	BOTTOM										
18 Jason Kendall, R OBP: 0.342, SLG: 0.356	G4-3		F9			K			F8	5	0	1	0	0	1	3	<b>Houston Astros @ Pittsburgh Pirates</b> PNC Park, Pittsburgh, PA Thu Jul 04 2002, 4:05 PM EDT Att: 25,962 - Overcast - 83 F										
2 Jack Wilson, R OBP: 0.317, SLG: 0.330	K		1B		1B			G6-3	K	5	1	2	0	0	2	1											
Brian Giles, L OBP: 0.426, SLG: 0.628	K		HR		F9			G3-1	K	5	2	2	4	0	1	2											
Aramis Ramirez, R OBP: 0.261, SLG: 0.329		G3-1	G6-3		K			1B	F9	5	0	1	0	0	1	2											
Rob Mackowiak, L OBP: 0.325, SLG: 0.483		2B	K			1B		P6		4	2	2	0	0	1	1											
Kevin Young, R OBP: 0.320, SLG: 0.430		2B			F8	FC6-4		K		3	0	1	1	1	1	0											
Adam Hyzdu, R OBP: 0.375, SLG: 0.750		1B			G1-3	FC6-4		F9		4	0	2	0	0	0	0											
Abraham Nunez, S Mike Lincoln, R Craig Wilson, R Ron Villone, L Chad Hermansen, R Scott Sauerbeck, R		1B			G4-3	K		F7		2	0	1	0	0	0	0											
Joe Beimel, L Mike Benjamin, R		G4-3			G6-3	FC6-4		HR		1	0	0	0	0	0	2											
<b>Inning Stats</b>	R: 0 E: 0 K: 2 S: 8	H: 0 LOB: 0 BB: 0 P: 13	R: 1 E: 0 K: 0 S: 14	H: 4 LOB: 2 BB: 0 P: 20	R: 2 E: 0 K: 1 S: 12	H: 2 LOB: 0 BB: 0 P: 16	R: 0 E: 0 K: 0 S: 9	H: 0 LOB: 0 BB: 0 P: 14	R: 0 E: 0 K: 2 S: 14	H: 2 LOB: 2 BB: 1 P: 21	R: 0 E: 0 K: 0 S: 7	H: 1 LOB: 1 BB: 0 P: 12	R: 0 E: 0 K: 1 S: 6	H: 0 LOB: 0 BB: 0 P: 9	R: 2 E: 0 K: 1 S: 15	H: 1 LOB: 0 BB: 1 P: 22		1B: 7 2B: 3 3B: 0 HR: 2	SF: 0 SAC: 0 DP: 0 HBP: 0	WP: 0 PB: 0 SB: 0 CS: 0	PA: 40						
<b>PITCHER</b>	IP	WLS	BF	H	R	ER	SO	BB	IBB	HBP	BLK	WP	HR	S	P	ERA	WHIP										
Pete Munro, R ERA: 5.68	4.1		20	8	3	3	3	0	0	0	0	0	0	5	6	13.50	1.846										
Pedro Borbon, L ERA: 5.59	0.2	W	3	1	1	1	1	0	0	0	0	0	0	5	6	13.50	1.500										
Ricky Stone, R ERA: 1.99	2.0		9	2	0	0	2	1	0	0	0	0	0	20	32	0.00	1.500										
Octavio Dotel, R ERA: 2.53	1.0		3	0	0	0	1	0	0	0	0	0	0	6	9	0.00	0.000										
Billy Wagner, L ERA: 3.0	1.0		5	1	2	2	1	1	0	0	0	1	15	22	18.00	2.000											

AB	38
R	6
H	12
RBI	6
BB	2
SO	8
LOB	16





Batter	1	2	3	4	5	6	7	8	9	AB	R	H	RBI	BB	SO	LOB	TOP										
Jose Vizcaino, S OBP: 0.341, SLG: 0.364	G6-3		K		B2		G5-3		G6-3	5	0	0	0	0	1	3	Houston Astros @ Pittsburgh Pirates PNC Park, Pittsburgh, PA Fri Jul 05 2002, 7:05 PM EDT Att: 24,556 - Sunny - 83 F										
Craig Biggio, R OBP: 0.343, SLG: 0.402	K		E5 17 HR			17 BB 1B	K			4	1	1	0	0	2	0											
17 Lance Berkman, S OBP: 0.408, SLG: 0.628	K					FC6-4 BB			5 G6-4-3 BB	2	1	1	2	2	1	0											
5 Jeff Bagwell, R OBP: 0.376, SLG: 0.485					F9				G6-4-3	4	0	2	0	0	0	3											
Orlando Merced, S OBP: 0.380, SLG: 0.483	F5				FC6-4 BB				F8	3	0	0	0	1	0	3											
Richard Hidalgo, R OBP: 0.345, SLG: 0.460	K		FC6-4				G5-3		F8	4	0	0	0	0	1	3											
Geoff Blum, S OBP: 0.338, SLG: 0.415	K				F8		G4-3		FC5-4 BB 1B	4	0	1	0	0	1	1											
Gregg Zaun, S OBP: 0.300, SLG: 0.347 Brandon Puffer, R Pedro Borbon, R Jim Mann, R Danyle Ward, L Brian Hunter, R			SH2-4 E 1B		G4-3		G4-3		4-2 FC5-4 BB	3	1	1	0	0	0	0											
Tim Redding, R OBP: 0.105, SLG: 0.105 Brad Ausmus, R OBP: 0.332, SLG: 0.356			SH2-4		K		F8		FC5-4	2	0	0	0	0	0	2											
<b>Inning Stats</b>	R: 0 E: 0 K: 2 S: 9	H: 0 LOB: 0 BB: 0 P: 12	R: 0 E: 0 K: 2 S: 10	H: 1 LOB: 1 BB: 0 P: 15	R: 3 E: 1 K: 1 S: 14	H: 3 LOB: 2 BB: 1 P: 25	R: 0 E: 0 K: 1 S: 7	H: 0 LOB: 0 BB: 0 P: 10	R: 0 E: 0 K: 0 S: 10	H: 1 LOB: 2 BB: 1 P: 14	R: 0 E: 0 K: 0 S: 7	H: 0 LOB: 0 BB: 0 P: 9	R: 0 E: 0 K: 0 S: 5	H: 0 LOB: 0 BB: 1 P: 12	R: 0 E: 0 K: 0 S: 11	H: 1 LOB: 2 BB: 1 P: 18		1B: 5 2B: 0 3B: 0 HR: 1	SF: 0 SAC: 1 DP: 1 HBP: 0	WP: 0 PB: 0 SB: 0 CS: 0	PA: 37						
<b>PITCHER</b>	IP	WLS	BF	H	R	ER	SO	BB	IBB	HBP	BLK	WP	HR	S	P	ERA	WHIP										
Kris Benson, R ERA: 5.5	6.0		26	5	3	0	6	2	0	0	0	0	1	57	90	0.00	1.167										
Mike Fetters, R ERA: 3.26	1.0	W	3	0	0	0	1	0	0	0	0	0	0	7	9	0.00	0.000										
Scott Sauerbeck, L ERA: 2.45	0.0		1	0	0	0	0	1	0	0	0	0	0	1	5	∞	∞										
Brian Boehringer, R ERA: 2.62	1.0	H	2	0	0	0	0	0	0	0	0	0	0	4	7	0.00	0.000										
Mike Williams, R ERA: 1.83	1.0	S	5	1	0	0	0	1	0	0	0	0	0	11	18	0.00	2.000										

AB	32
R	3
H	6
RBI	2
BB	4
SO	7
LOB	15



Batter	1	2	3	4	5	6	7	8	9	AB	R	H	RBI	BB	SO	LOB	BOTTOM										
18 Jason Kendall, R OBP: 0.346, SLG: 0.362	F9		2B BB			2-0 2B BB		F8		4	1	2	0	1	0	1	Houston Astros @ Pittsburgh Pirates PNC Park, Pittsburgh, PA Fri Jul 05 2002, 7:05 PM EDT Att: 24,556 - Sunny - 83 F										
2 Jack Wilson, R OBP: 0.323, SLG: 0.340	BB 1B		2-2 BB 2B		1-1 BB BB 1B	0-1 G5-3				4	1	3	1	0	0	1											
Brian Giles, L OBP: 0.427, SLG: 0.623	4-2 BB		1-2 P6		4-2 BB BB					2	0	0	0	2	1	2											
Aramis Ramirez, R OBP: 0.265, SLG: 0.342	0-3 K		0-0 F7		4-2 BB BB					3	1	1	2	1	1	4											
Rob Mackowiak, L OBP: 0.319, SLG: 0.474	1-0 F7		1-2 G3-1		1-3 K					4	0	0	0	0	2	7											
Kevin Young, R OBP: 0.315, SLG: 0.423			K		2-3 K					4	0	0	0	0	3	3											
Craig Wilson, R OBP: 0.342, SLG: 0.421 Mike Williams, R	3-3 K		1-0 G6-4-3 1B		1-2 G6-4-3 1B					4	0	2	1	0	1	0											
Mike Benjamin, R OBP: 0.200, SLG: 0.154	3-1 1B		2-1 G6-4-3		3-2 F9					3	0	1	0	0	0	1											
Kris Benson, R ERA: 2.26, SLG: 0.330 Abraham Nunez, S Mike Fetters, R Scott Sauerbeck, R Brian Boehringer, S Chad Hermansen, R OBP: 0.266, SLG: 0.331	0-0 F9		0-2 18 BB 2B 1B		0-2 F7					2	1	1	0	0	0	1											
<b>Inning Stats</b>	R: 0 E: 0 K: 1 S: 9	H: 1 LOB: 1 BB: 1 P: 16	R: 0 E: 0 K: 2 S: 9	H: 1 LOB: 0 BB: 0 P: 16	R: 0 E: 0 K: 0 S: 12	H: 1 LOB: 2 BB: 1 P: 20	R: 0 E: 0 K: 1 S: 7	H: 1 LOB: 0 BB: 0 P: 12	R: 0 E: 0 K: 0 S: 23	H: 4 LOB: 2 BB: 2 P: 39	R: 0 E: 0 K: 0 S: 9	H: 1 LOB: 1 BB: 0 P: 13	R: 1 E: 0 K: 3 S: 14	H: 1 LOB: 0 BB: 0 P: 22	R: 0 E: 0 K: 0 S: 6	H: 0 LOB: 1 BB: 0 P: 14		1B: 7 2B: 2 3B: 0 HR: 1	SF: 0 SAC: 0 DP: 1 HBP: 1	WP: 0 PB: 0 SB: 0 CS: 0	PA: 37						
<b>PITCHER</b>	IP	WLS	BF	H	R	ER	SO	BB	IBB	HBP	BLK	WP	HR	S	P	ERA	WHIP										
Tim Redding, R ERA: 5.08	5.0		25	8	3	3	5	4	0	0	0	0	0	9	13	0.00	1.000										
Brandon Puffer, R ERA: 4.5	1.0		4	1	0	0	0	0	0	0	0	0	0	9	14	0.00	1.500										
Pedro Borbon, L ERA: 5.74	0.2	L	3	1	1	1	2	0	0	0	0	0	1	9	14	13.50	1.500										
Jim Mann, R ERA: 3.18	1.1		5	0	0	0	1	0	0	1	0	0	0	11	22	0.00	0.000										

AB	32
R	4
H	10
RBI	4
BB	4
SO	8
LOB	21





Batter	1	2	3	4	5	6	7	8	9	AB R H RBI BB SO LOB	TOP											
Julio Lugo, R OBP: 0.329, SLG: 0.370 (1, 6)	4-2 SH 17 G6-3 BB		0-3 K		0-2 L7	2-3 K		1-0 1-H 2B		4 1 1 1 1 2 1	Houston Astros @ Pittsburgh Pirates PNC Park, Pittsburgh, PA Sat Jul 06 2002, 7:05 PM EDT Att: 26,578 - Sunny - 82 F											
Craig Biggio, R OBP: 0.342, SLG: 0.403 (1, 4)	0-1 SH 17 G6-3		2-3 K		0-0 5 BB HR 2B		0-1 L6	2-2 F9	4 1 1 0 0 1 1													
17 Lance Berkman, S OBP: 0.410, SLG: 0.640 (1, 8)	1-0 G6-3			1-0 HR	4-0 5 BB HR IBB		3-2 E3 1B BLK	0-0 5 PB 2B	4 3 2 1 1 0 1													
5 Jeff Bagwell, R OBP: 0.379, SLG: 0.495 (1, 3)	0-3 K			1-0 HR	4-1 HR BB		0-0 BLK 1B	2-0 G5-3	4 2 2 1 1 1 1													
Daryle Ward, L OBP: 0.313, SLG: 0.396 (1, 7)		1-1 G3		2-0 1B SF9 2B	0-0 1-H 2-H 3-H HR		2-3 K	1-2 G3	5 2 2 4 0 1 2													
Richard Hidalgo, R OBP: 0.344, SLG: 0.457 (1, 9)		2-2 F7		0-0 F9 BB 1B	1-3 K		1-2 3-H 2-3 K		4 0 1 0 0 2 1													
Geoff Blum, S OBP: 0.332, SLG: 0.408 (1, 5)		0-1 G3-1		1-2 SF9	1-0 G6-3			2-0 G5-3	3 0 0 1 0 0 0													
Brad Ausmus, R OBP: 0.339, SLG: 0.361 (1, 2)			0-0 FC3-6 1B	1-2 BB		2-3 K		2-2 2B 1B	3 1 2 0 1 1 0													
Nelson Cruz, R (1, 1)			0-2 FC3-6	0-1 F9		2-3 K		1-3 K	3 0 0 0 0 1 3													
Brandon Puffer, R (7, 1)			1-2 FC3-6	2-3					1 0 0 0 0 1 1													
Scott Linebrink, R (8, 1)									0 0 0 0 0 0 0													
<b>Inning Stats</b>	R: 1 E: 1 K: 1 S: 8	H: 0 LOB: 0 BB: 1 P: 13	R: 0 E: 0 K: 0 S: 9	H: 0 LOB: 0 BB: 0 P: 12	R: 0 E: 1 K: 2 S: 10	H: 1 LOB: 1 BB: 0 P: 12	R: 3 E: 0 K: 0 S: 10	H: 4 LOB: 1 BB: 1 P: 19	R: 4 E: 0 K: 1 S: 10	H: 2 LOB: 0 BB: 2 P: 20	R: 0 E: 0 K: 3 S: 10	H: 0 LOB: 0 BB: 0 P: 16	R: 1 E: 1 K: 2 S: 13	H: 1 LOB: 1 BB: 0 P: 20	R: 1 E: 0 K: 1 S: 8	H: 2 LOB: 1 BB: 0 P: 14	R: 0 E: 0 K: 0 S: 8	H: 1 LOB: 1 BB: 0 P: 13	1B: 4 2B: 4 3B: 0 HR: 3	SF: 1 SAC: 1 DP: 1 HBP: 0	WP: 0 PB: 1 SB: 0 CS: 0	PA: 41
<b>PITCHER</b>	IP WLS BF H R ER SO BB IBB HBP BLK WP HR S P ERA WHIP											IP WLS BF H R ER SO BB IBB HBP BLK WP HR S P ERA WHIP										
Kip Wells, R (1, 1) ERA: 3.41	4.1 L 23 7 8 7 3 3 1 0 0 0 3 43 70 14.54 2.308																					
Sean Lowe, R (5, 1) ERA: 5.54	2.2 10 1 1 0 6 0 0 0 1 0 0 27 42 0.00 0.375																					
Ron Villone, L (8, 1) ERA: 6.16	2.0 8 3 1 1 1 0 0 0 0 0 0 16 27 4.50 1.500																					

AB	35
R	10
H	11
RBI	8
BB	4
SO	10
LOB	11

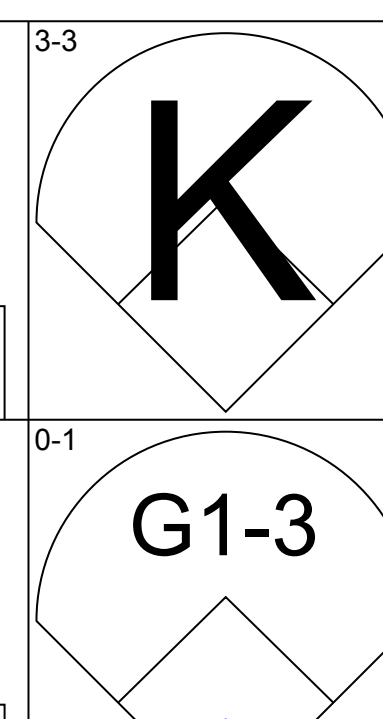
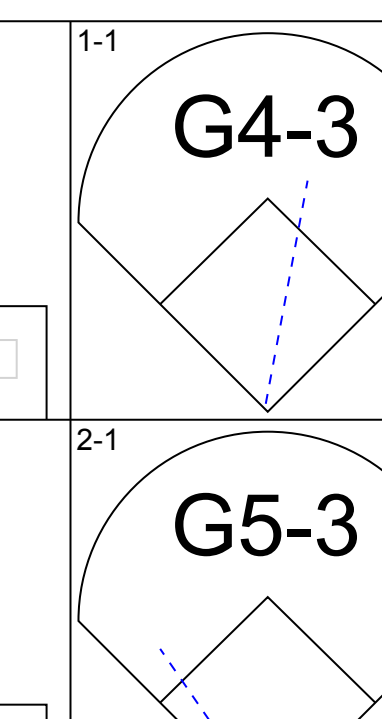
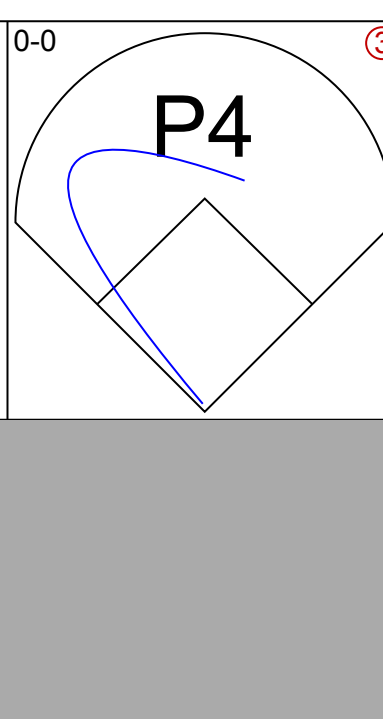
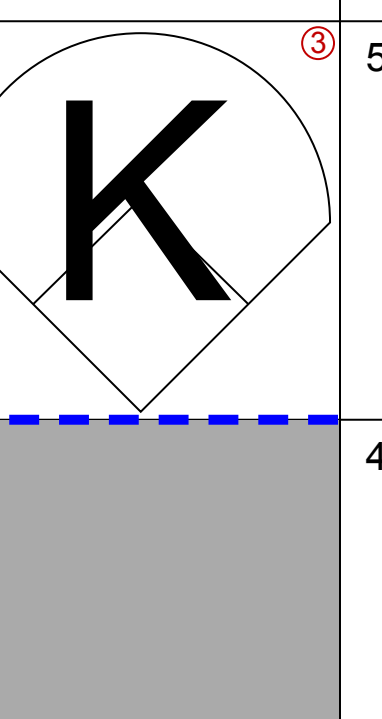
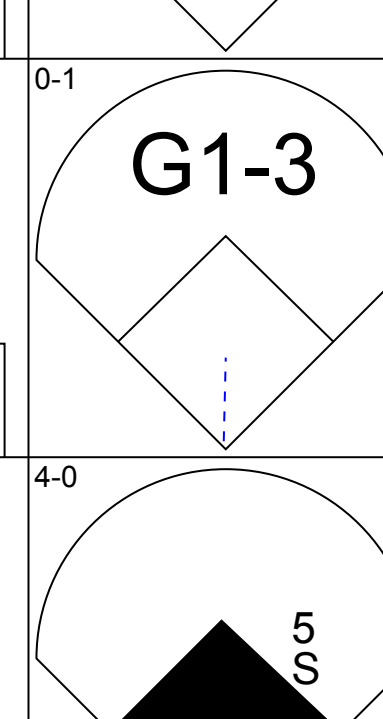
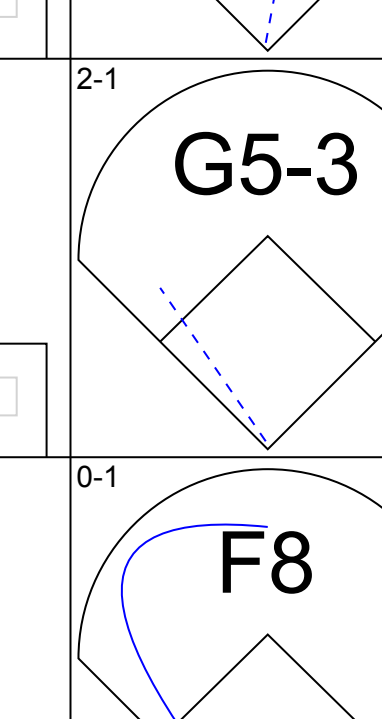
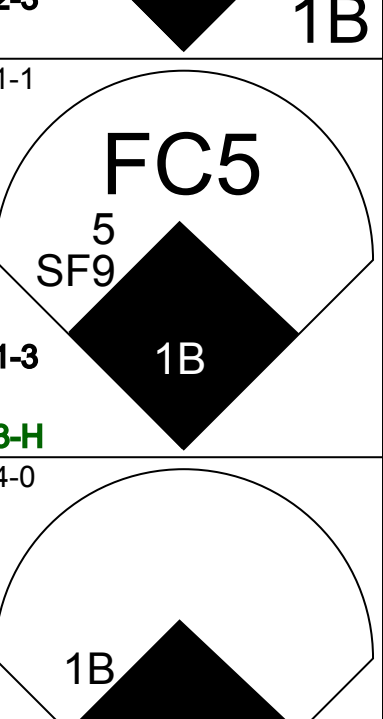
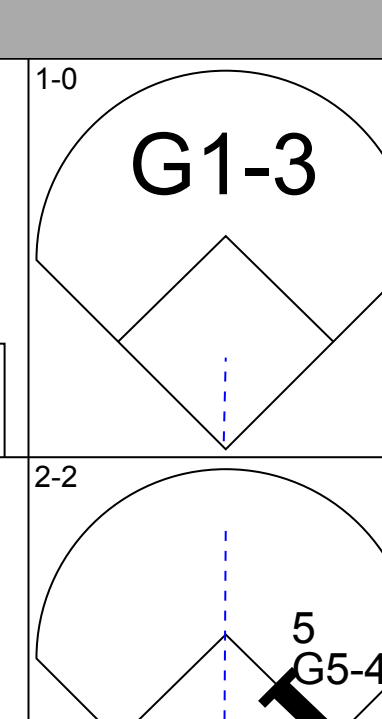
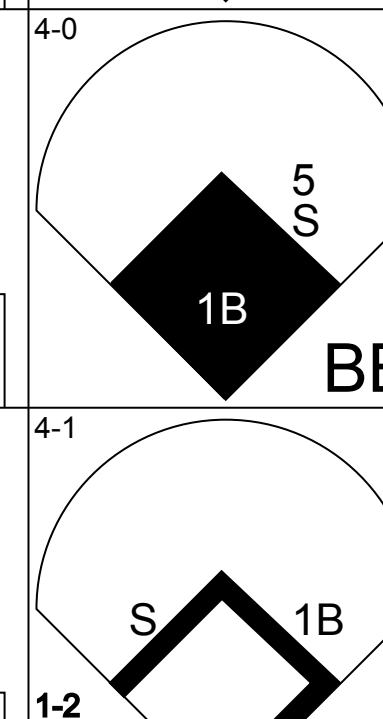
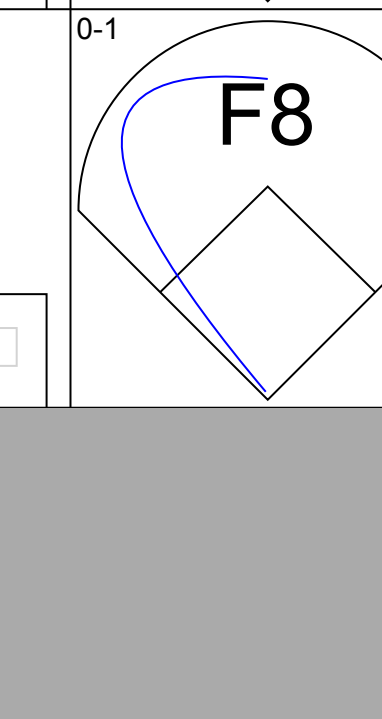
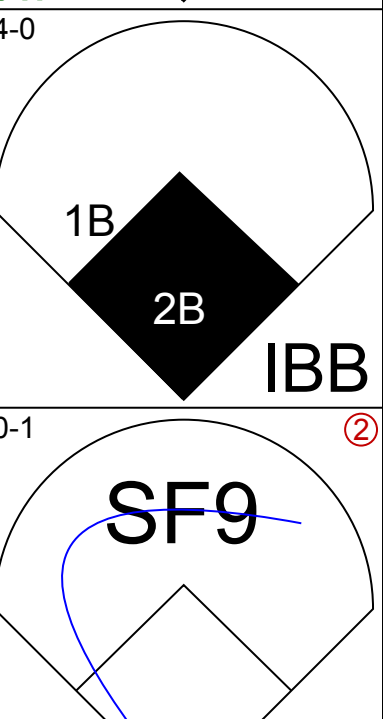
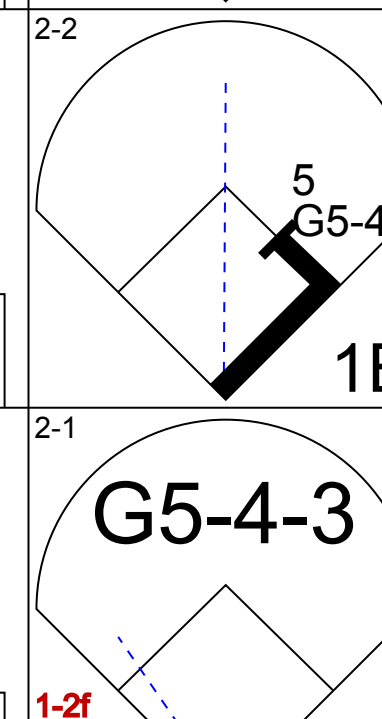
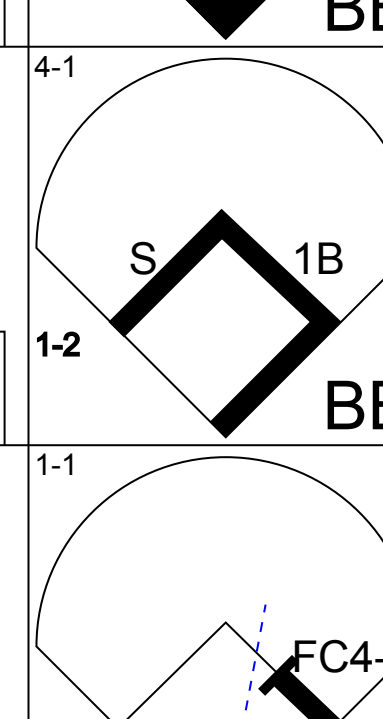
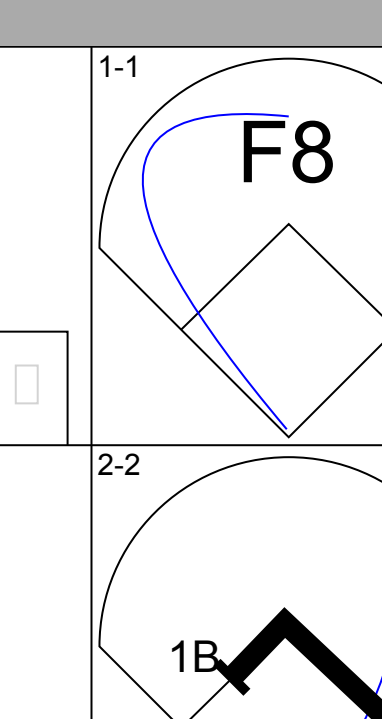
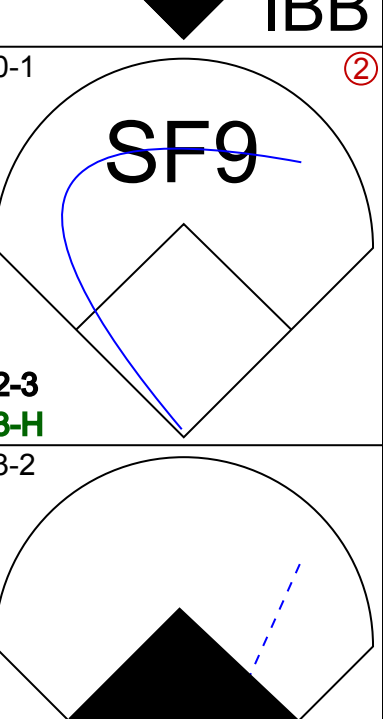
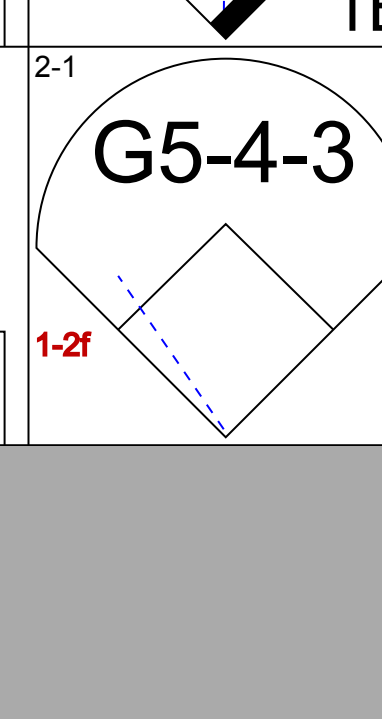
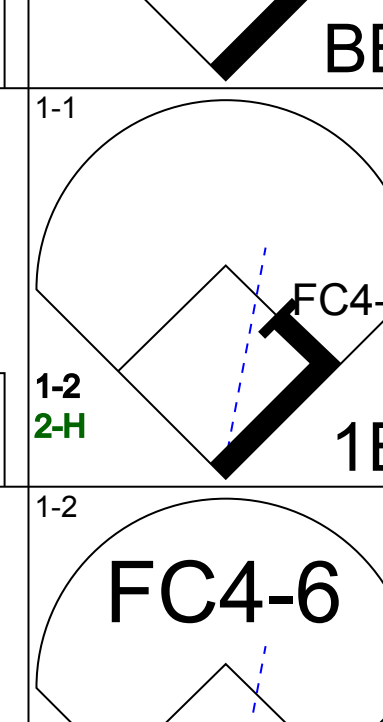
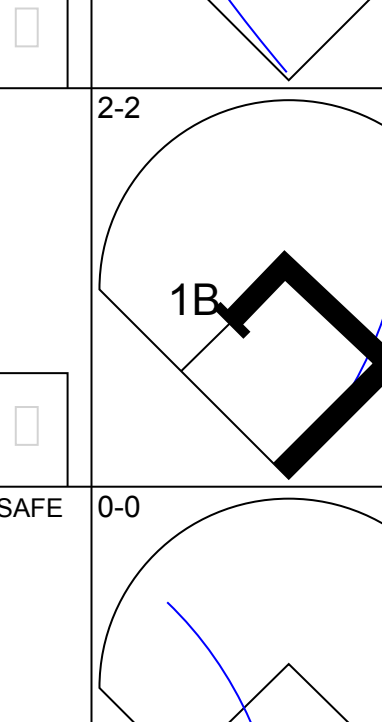
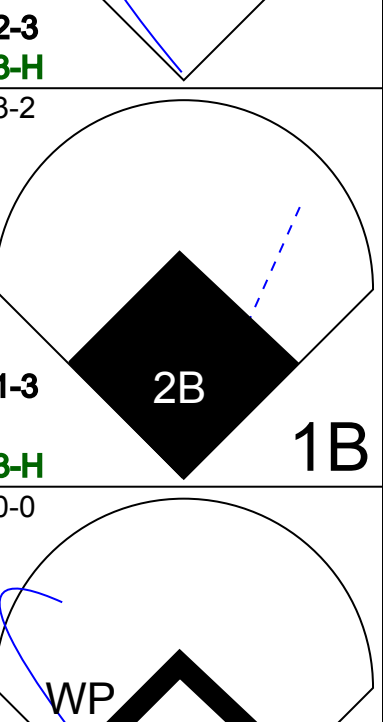
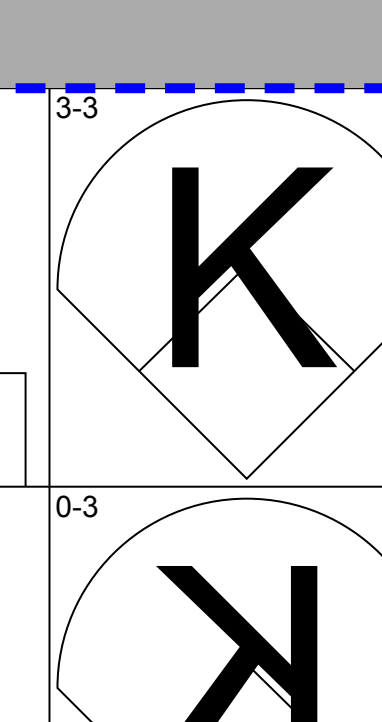
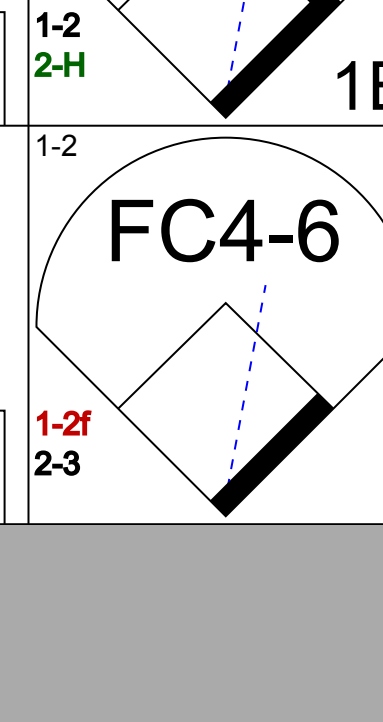
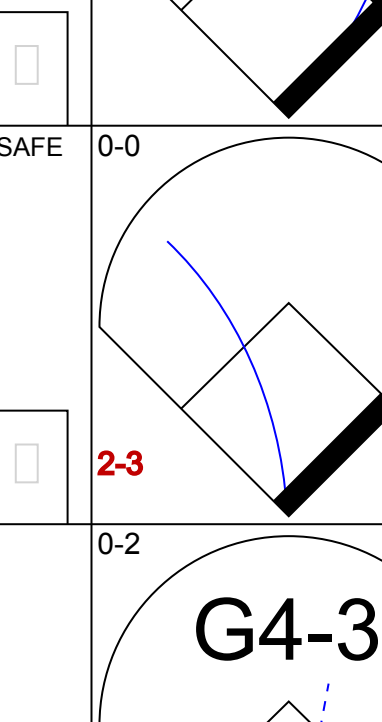
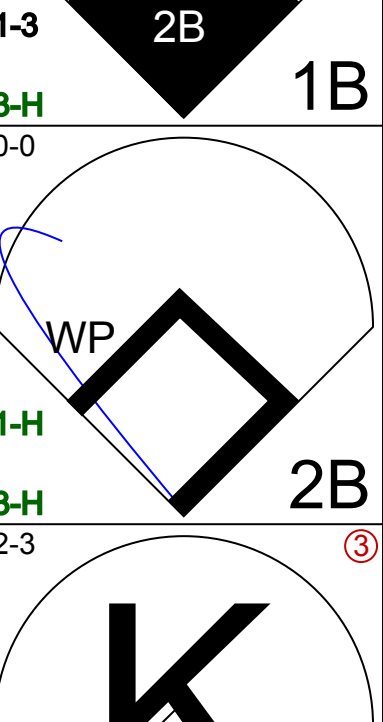
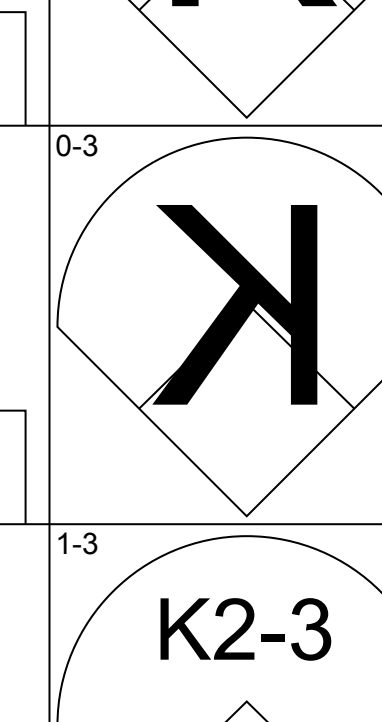
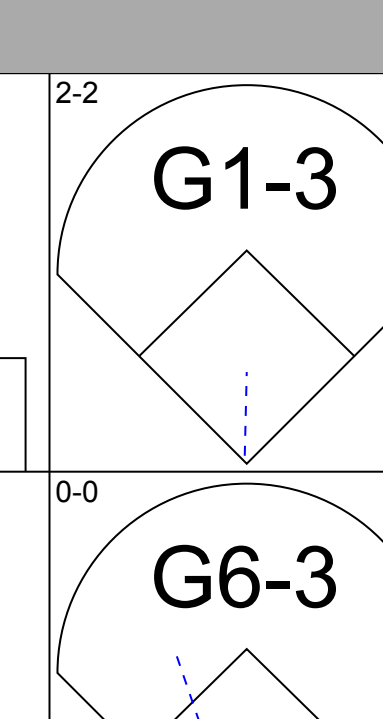
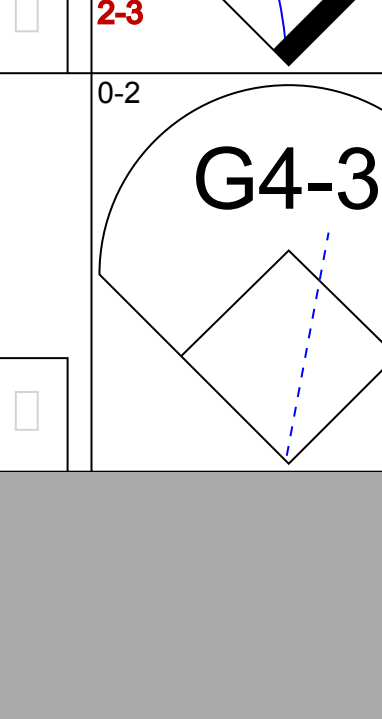
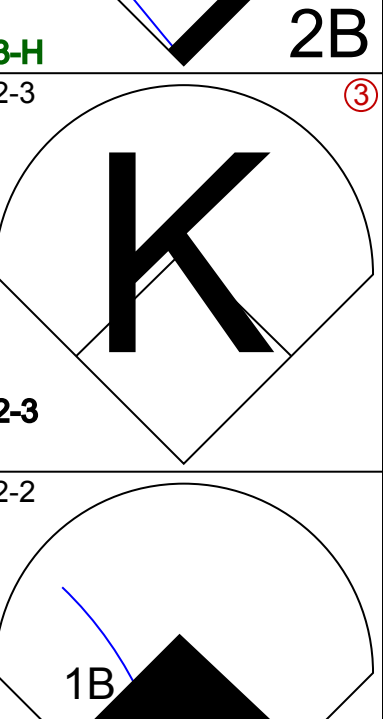
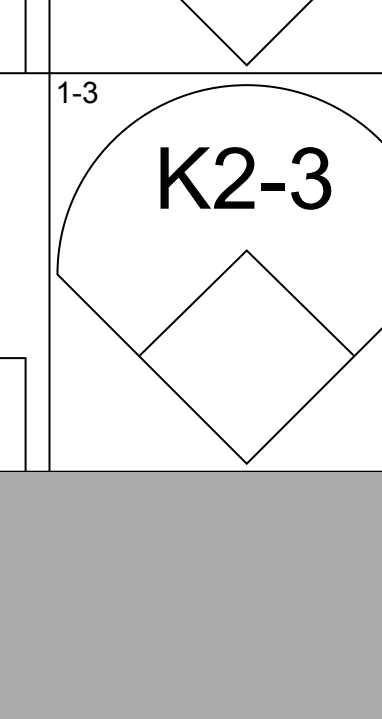
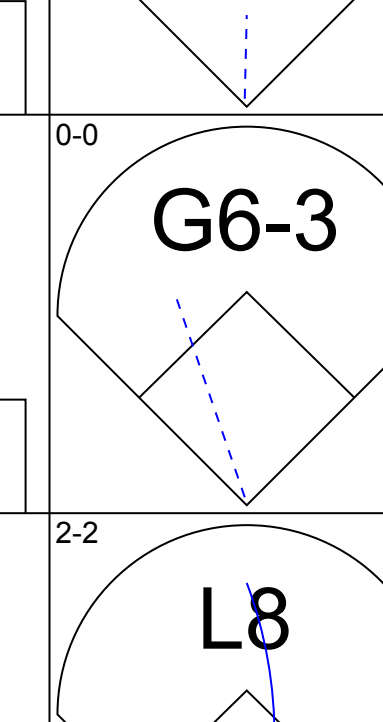
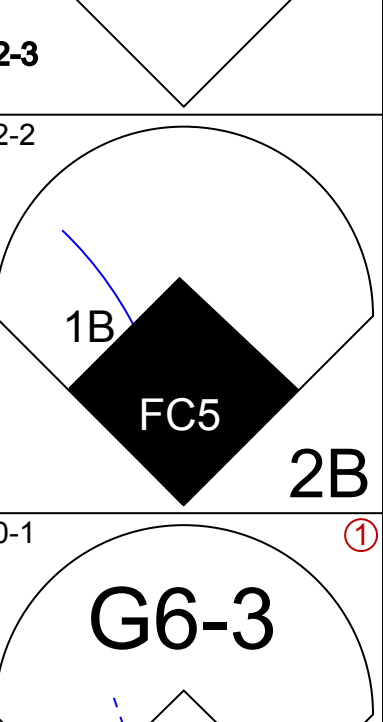
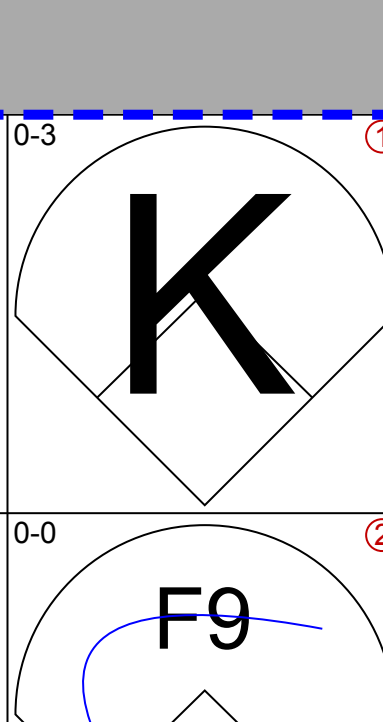
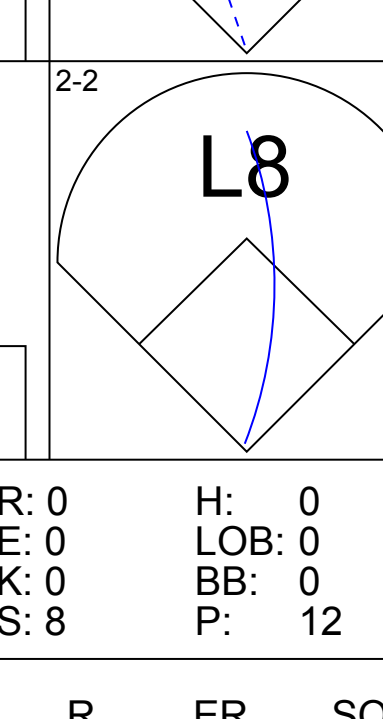
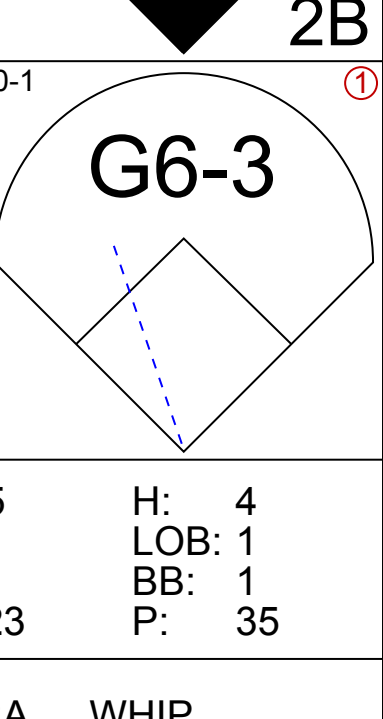
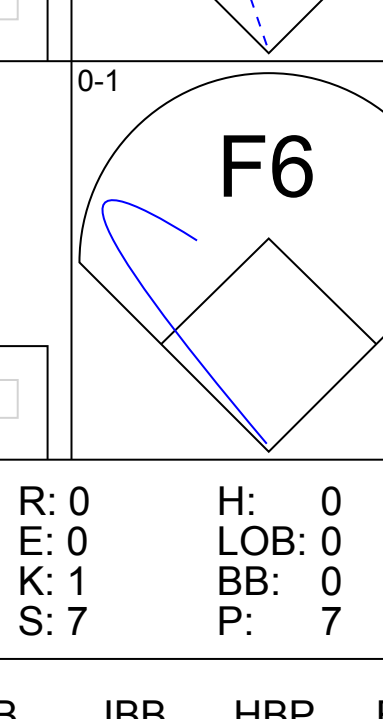


Batter	1	2	3	4	5	6	7	8	9	AB R H RBI BB SO LOB	BOTTOM											
18 Jason Kendall, R OBP: 0.343, SLG: 0.358 (1, 2)	1-1 P6		1-2 F8		2-2 G6-3			1-1 G1-3	2-3 K	3 0 0 0 0 0 1	Houston Astros @ Pittsburgh Pirates PNC Park, Pittsburgh, PA Sat Jul 06 2002, 7:05 PM EDT Att: 26,578 - Sunny - 82 F											
Keith Osik, R (7, 2) OBP: 0.224, SLG: 0.274										2 0 0 0 0 1 2												
2 Jack Wilson, R OBP: 0.331, SLG: 0.343 (1, 6)	4-1 BB		2-2 FC5 HBP		3-2 G5-3			1-2 1B BB SF7	1-2 2-H 1B	3 1 2 1 1 0 0												
Brian Giles, L (1, 7) OBP: 0.225, SLG: 0.616	0-1 F9		0-2 F8			1-1 G3		4-2 1B BB	4-2 FC6-4 BB	3 0 0 0 1 0 3												
Chad Hermansen, R (6, PR) OBP: 0.270, SLG: 0.387 (9, 8)								1-2 2-3 BB	1-2 2-3 BB	0 0 0 0 1 0 0												
Aramis Ramirez, R OBP: 0.264, SLG: 0.339 (1, 5)	0-2 F8		1-1 FC5		1-1 G6-3			0-0 1B	1-1 FC6-4	5 0 1 0 0 0 6												
Rob Mackowiak, L (1, 8) OBP: 0.314, SLG: 0.468 (9, 7)		3-3 K		2-3 K		2-2 G4-3		1-2 SF7		3 0 0 1 0 2 0												
Kevin Young, R (1, 3) OBP: 0.314, SLG: 0.420		2-2 1B		1-1 G6-3			1-1 F8	2-3 K		4 0 1 0 0 1 2												
Craig Wilson, R OBP: 0.341, SLG: 0.423 (1, 9)		0-3 K		0-1 2B			3-3 K		0-3 K	4 0 1 0 0 3 1												
Abraham Nunez, S (1, 4) OBP: 0.294, SLG: 0.316		3-2 F8		1-1 G3			4-1 BB	0-0 E 1B		3 1 1 0 1 0 2												
Kip Wells, R (1, 1) OBP: 0.184, SLG: 0.263			0-1 FC5 2 HBP 1B		0-3 K		0-3 K	2-2 E5 BB 2 1B		1 0 1 0 0 0 0												
Sean Lowe, R (5, 1) OBP: 0.083, SLG: 0.083										1 0 0 0 0 1 0												
Adam Hyzdu, R (7, PH) OBP: 0.333, SLG: 0.667										1 0 0 0 0 1 1												
Ron Villone, L (8, 1) OBP: 0.214, SLG: 0.357										0 0 0 0 0 0 0												
Mike Benjamin, R (9, PH) OBP: 0.198, SLG: 0.152										1 0 0 0 0 0 1												
<b>Inning Stats</b>	R: 0 E: 0 K: 0 S: 8	H: 0 LOB: 1 BB: 1 P: 13	R: 0 E: 0 K: 2 S: 12	H: 1 LOB: 1 BB: 0 P: 20	R: 0 E: 0 K: 1 S: 9	H: 1 LOB: 2 BB: 0 P: 16	R: 0 E: 0 K: 1 S: 9	H: 1 LOB: 0 BB: 0 P: 13	R: 0 E: 0 K: 0 S: 9	H: 0 LOB: 0 BB: 0 P: 14	R: 0 E: 0 K: 0 S: 9	H: 0 LOB: 0 BB: 0 P: 13	R: 0 E: 0 K: 2 S: 10	H: 0 LOB: 1 BB: 1 P: 18	R: 1 E: 0 K: 1 S: 22	H: 2 LOB: 2 BB: 1 P: 31	R: 1 E: 1 K: 2 S: 21	H: 2 LOB: 3 BB: 1 P: 31	1B: 6 2B: 1 3B: 0 HR: 0	SF: 1 SAC: 0 DP: 0 HBP: 1	WP: 0 PB: 0 SB: 0 CS: 0	PA: 40
<b>PITCHER</b>	IP WLS BF H R ER SO BB IBB HBP BLK WP HR S P ERA WHIP											IP WLS BF H R ER SO BB IBB HBP BLK WP HR S P ERA WHIP										
Nelson Cruz, R (1, 1) ERA: 3.98	6.0 W 23 3 0 0 4 1 0 1 0 0 59 89 0.00 0.667																					
Brandon Puffer, R (7, 1) ERA: 4.59	1.1 8 2 1 1 2 2 0 0 0 0 0 20 34 6.75 3.000																					
Scott Linebrink, R (8, 1) ERA: 7.25	1.2 9 2 1 0 3 1 0 0 0 0 0 33 46 0.00 1.800																					

AB	34
R	2
H	7
RBI	2
BB	4
SO	9
LOB	19



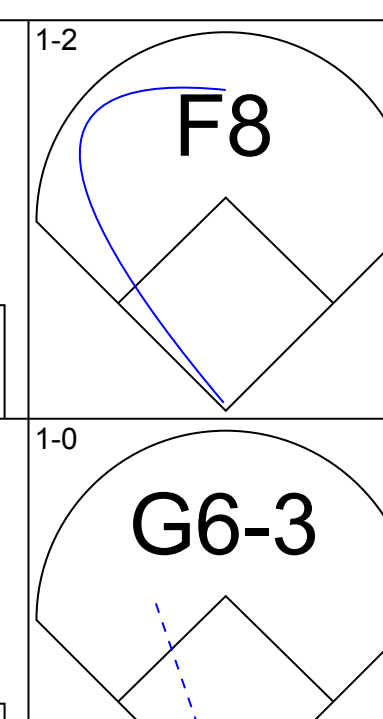
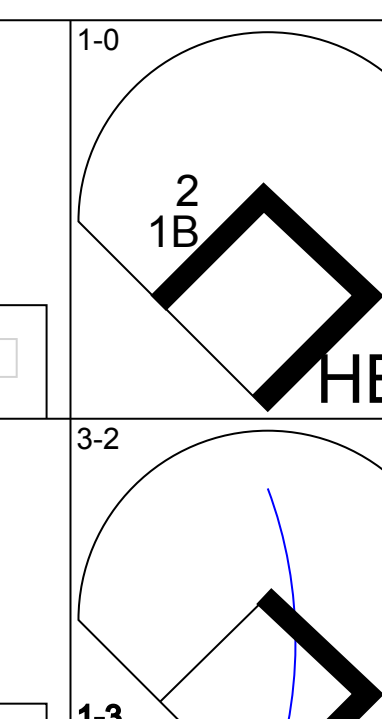
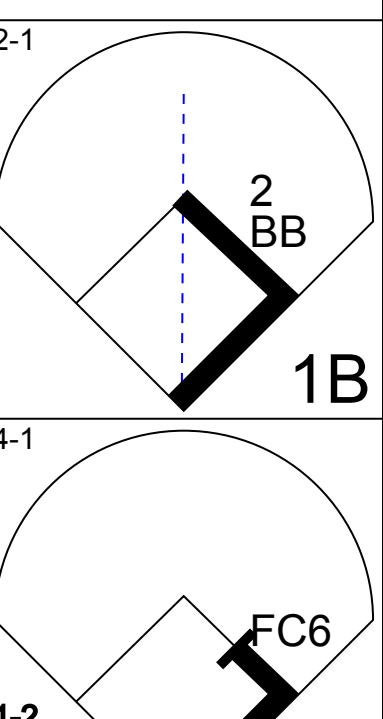
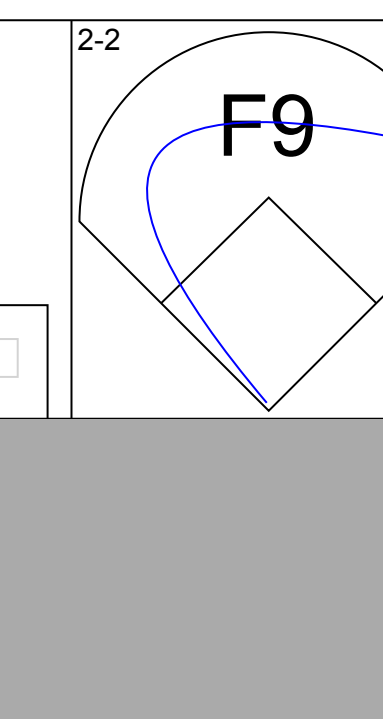
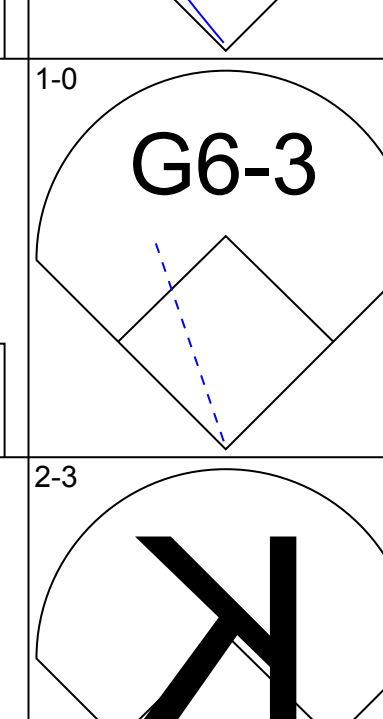
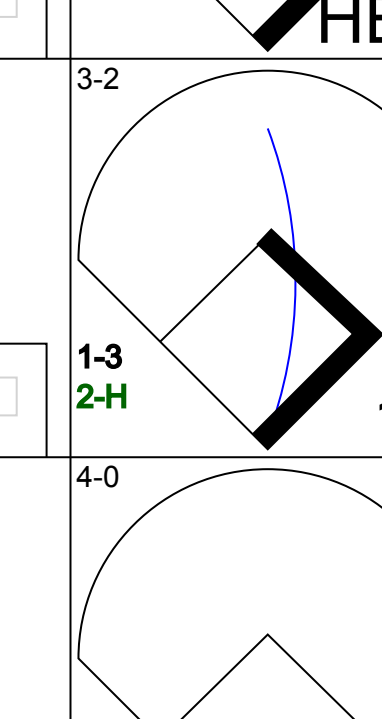
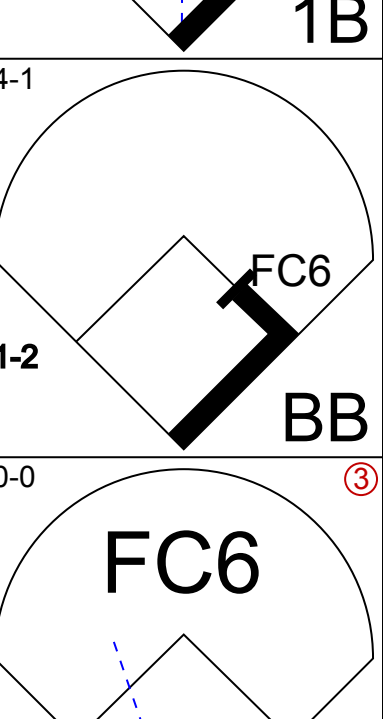

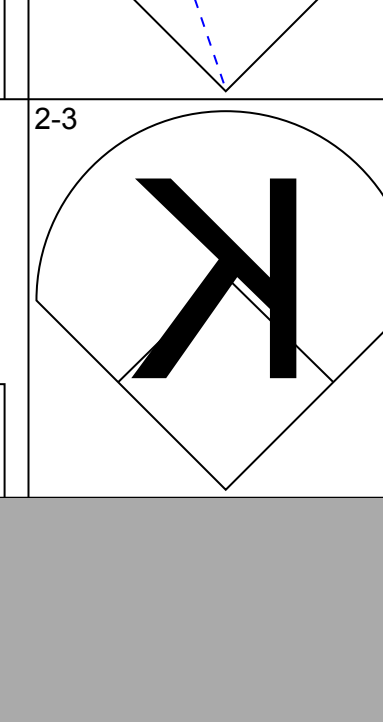
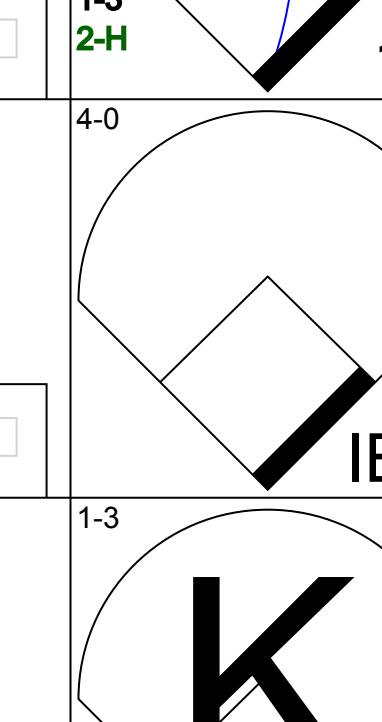
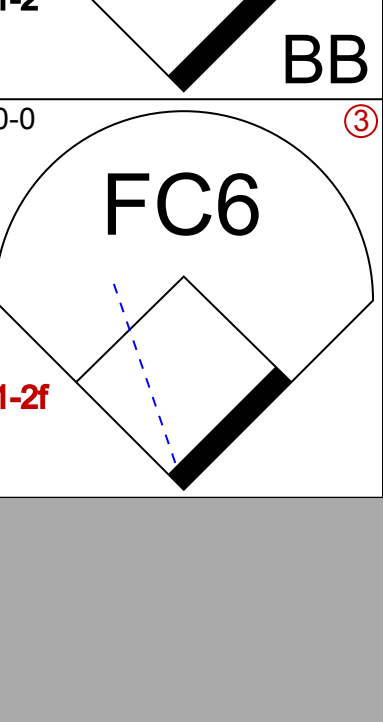
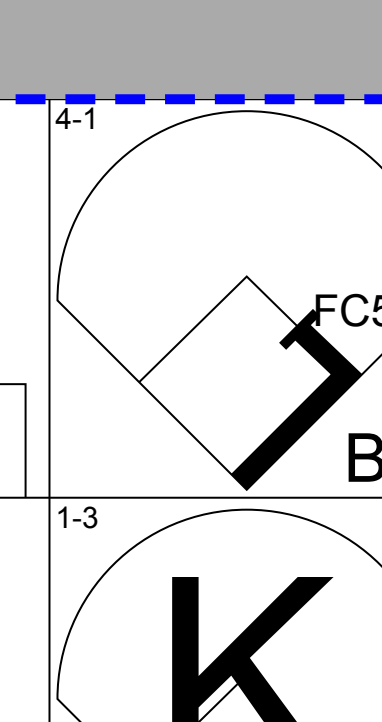
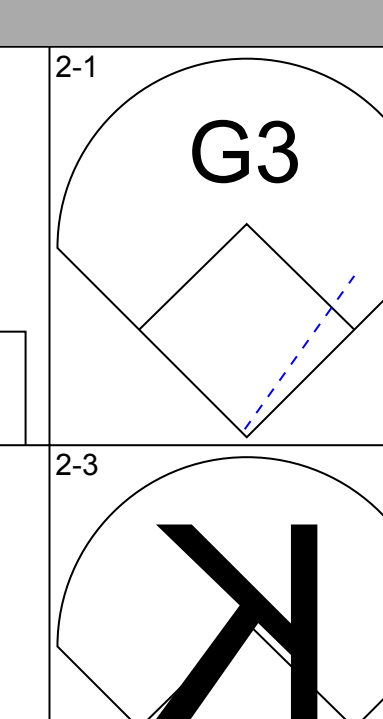
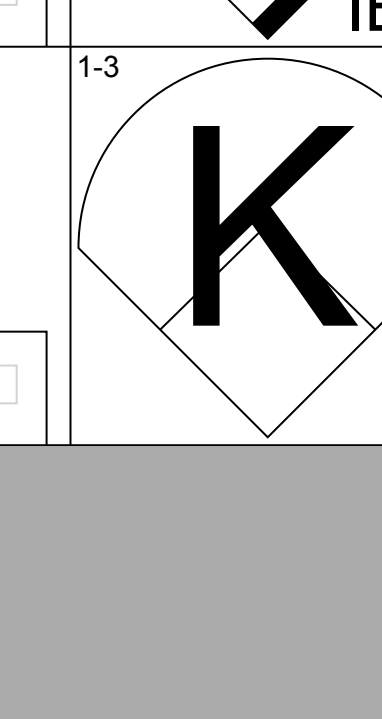
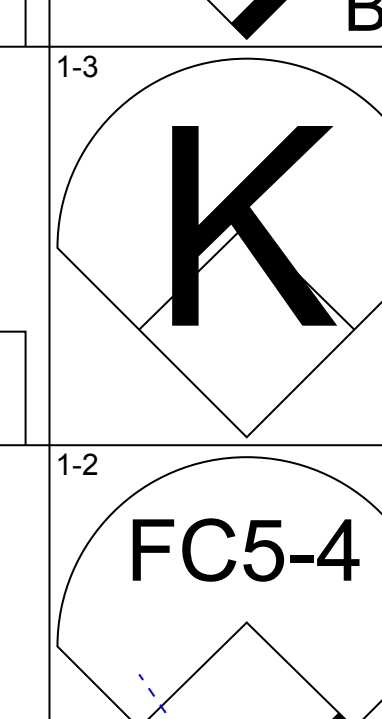
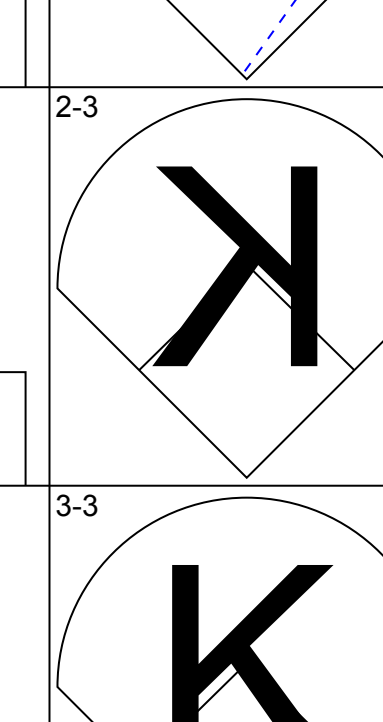
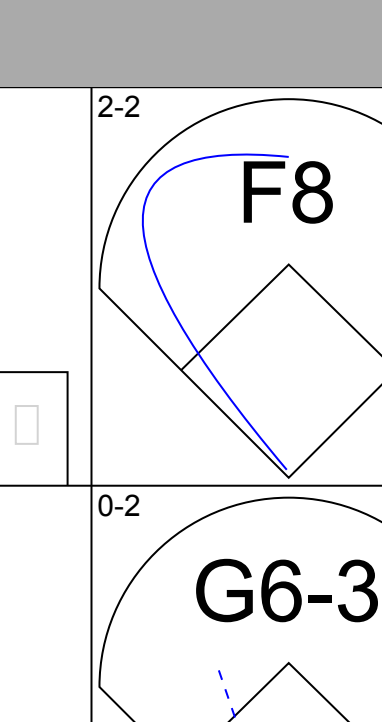
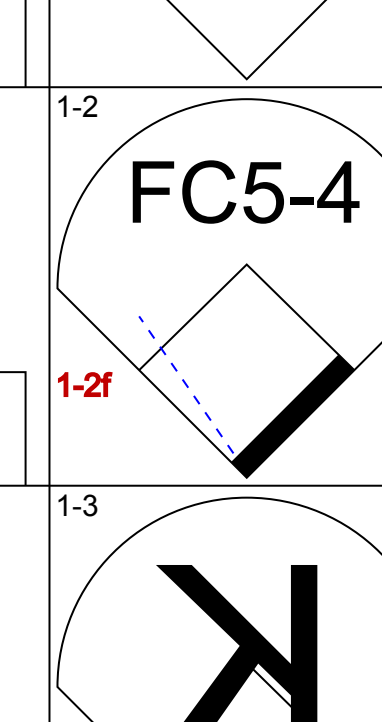
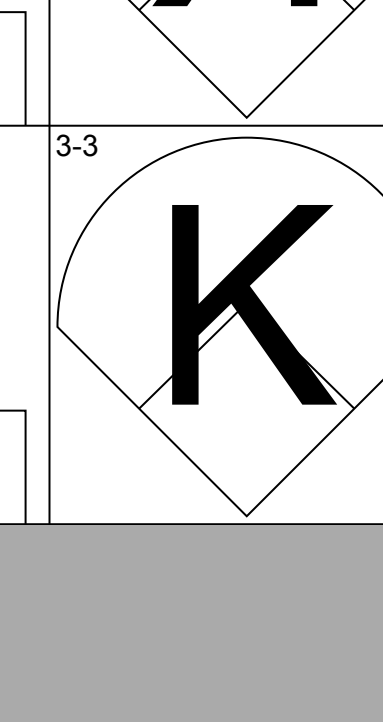
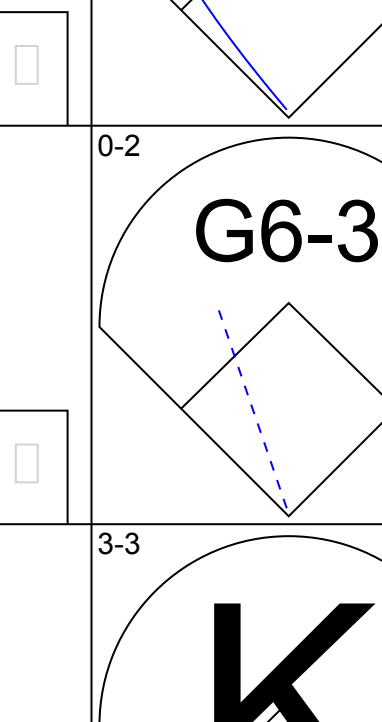
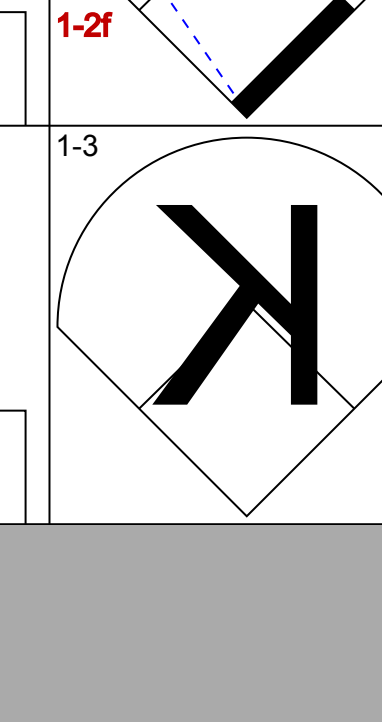
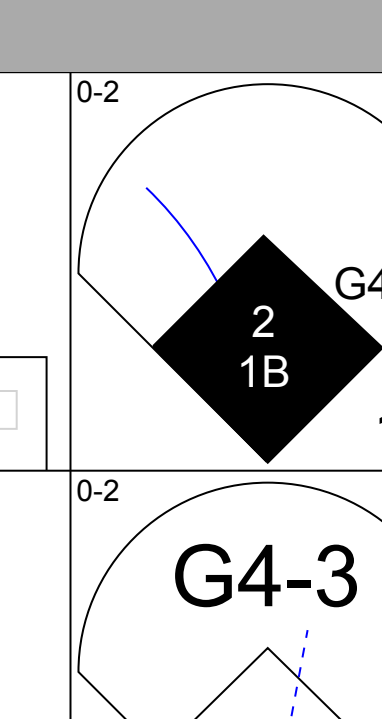
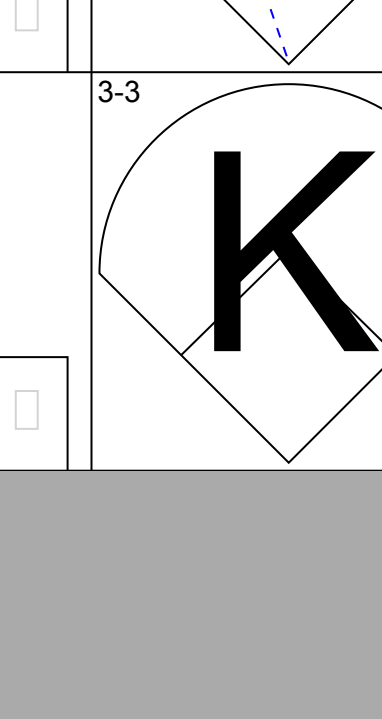
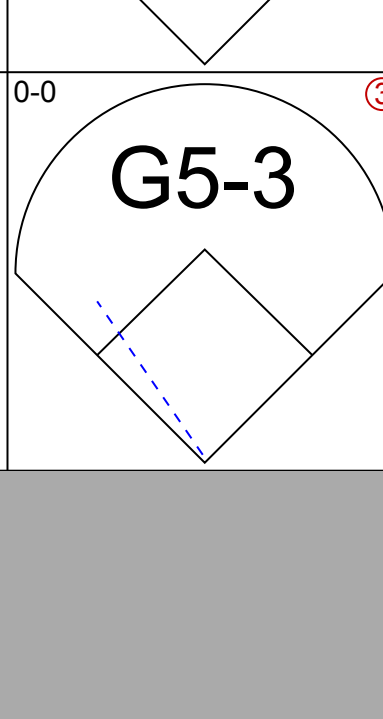
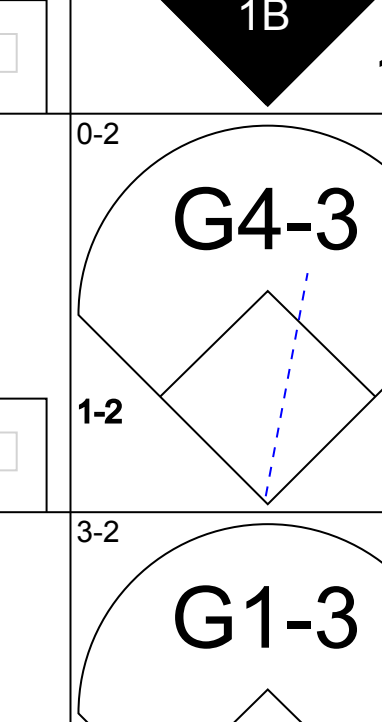
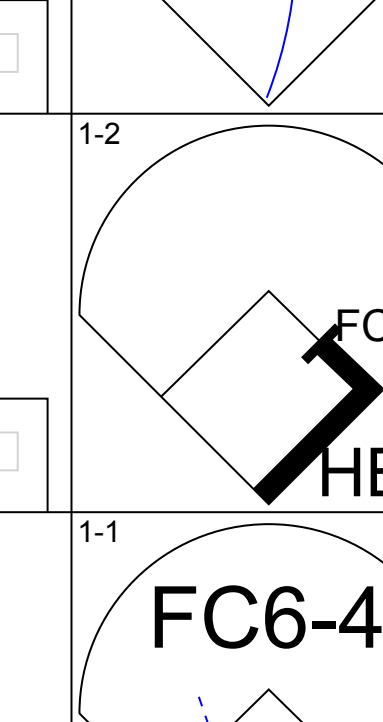
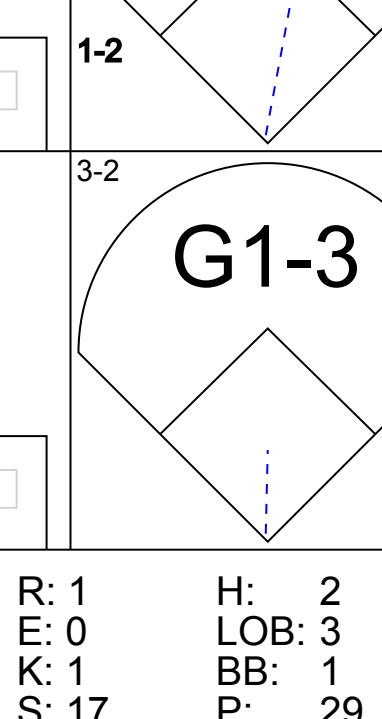
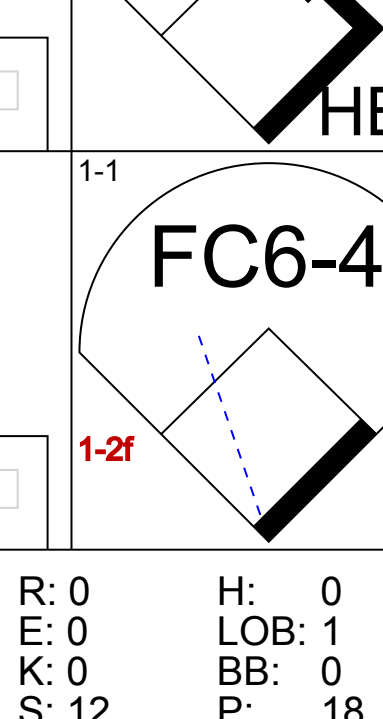


Batter	1	2	3	4	5	6	7	8	9	AB	R	H	RBI	BB	SO	LOB	TOP								
Brian Hunter, R OBP: 0.316, SLG: 0.415 (1, 8)										5	1	1	0	0	2	0									
Craig Biggio, R OBP: 0.338, SLG: 0.398 (1, 4)										4	1	0	1	0	0	1									
17 Lance Berkman, S OBP: 0.414, SLG: 0.639 (1, 7)										2	2	1	0	2	0	0									
5 Jeff Bagwell, R OBP: 0.378, SLG: 0.492 (1, 3)										2	0	0	1	1	0	1									
Orlando Merced, S OBP: 0.394, SLG: 0.505 (1, 9)										4	1	3	2	0	1	0									
Jose Vizcaino, S OBP: 0.344, SLG: 0.373 (1, 5)										4	0	2	2	0	1	2									
Julio Lugo, R OBP: 0.323, SLG: 0.363 (1, 6)										4	0	0	0	0	2	2									
Brad Ausmus, R OBP: 0.337, SLG: 0.363 (1, 2)										4	1	1	0	0	1	0									
Wade Miller, R OBP: 0.182, SLG: 0.227 (1, 1)										3	0	0	0	0	0	1									
44 Roy Oswalt, R OBP: 0.195, SLG: 0.158 Octavio Dotel, R Alan Zinter, S Billy Wagner, L										0	0	0	0	0	0	0									
<b>Inning Stats</b>	R: 1 E: 0 S: 12	H: 1 LOB: 2 BB: 2 P: 25	R: 0 E: 0 S: 8	H: 0 LOB: 0 BB: 0 P: 12	R: 0 E: 0 S: 6	H: 0 LOB: 0 BB: 0 P: 9	R: 0 E: 0 S: 11	H: 2 LOB: 1 BB: 0 P: 14	R: 5 E: 1 S: 23	H: 4 LOB: 1 BB: 1 P: 35	R: 0 E: 0 S: 5	H: 0 LOB: 0 BB: 0 P: 5	R: 0 E: 0 S: 6	H: 1 LOB: 0 BB: 0 P: 11	R: 0 E: 0 S: 11	H: 0 LOB: 0 BB: 0 P: 15	R: 0 E: 0 S: 7	H: 0 LOB: 0 BB: 0 P: 7	1B: 5 2B: 3 3B: 0 HR: 0	SF: 1 SAC: 0 DP: 1 HBP: 0	WP: 1 PB: 0 SB: 2 CS: 0	PA: 37			
<b>PITCHER</b>	IP	WLS	BF	H	R	ER	SO	BB	IBB	HBP	BLK	WP	HR	S	P	ERA	WHIP								
Jimmy Anderson, L ERA: 5.13	5.0	L	25	7	6	6	2	2	1	0	0	1	0	60	95	10.80	1.800								
Bronson Arroyo, R ERA: 10.8	2.0		6	1	0	0	1	0	0	0	0	0	0	11	16	0.00	0.500								
Scott Sauerbeck, L ERA: 2.38	1.0		3	0	0	0	3	0	0	0	0	0	0	11	15	0.00	0.000								
Brian Boehringer, R ERA: 2.56	1.0		3	0	0	0	1	0	0	0	0	0	0	7	7	0.00	0.000								

Houston Astros @ Pittsburgh Pirates  
PNC Park, Pittsburgh, PA  
Sun Jul 07 2002, 1:35 PM EDT  
Att: 23,348 - Sunny - 82 F

AB	33
R	6
H	8
RBI	6
BB	3
SO	7
LOB	7



Batter	1	2	3	4	5	6	7	8	9	AB	R	H	RBI	BB	SO	LOB	BOTTOM								
18 Jason Kendall, R OBP: 0.347, SLG: 0.360 (1, 2)										4	0	2	0	0	0	1									
2 Jack Wilson, R OBP: 0.333, SLG: 0.343 (1, 6)										3	0	1	1	1	1	1									
Brian Giles, L OBP: 0.426, SLG: 0.612 (1, 7)										2	0	0	0	2	1	2									
Adam Hyzdu, R OBP: 0.308, SLG: 0.500 (1, 8)										3	0	0	0	1	2	4									
Rob Mackowiak, L OBP: 0.309, SLG: 0.459 (1, 5)										4	0	0	0	0	2	2									
Kevin Young, R OBP: 0.305, SLG: 0.414 (1, 3)										4	0	0	0	0	3	2									
Craig Wilson, R OBP: 0.339, SLG: 0.420 (1, 9)										4	1	1	0	0	1	1									
Abraham Nunez, S OBP: 0.293, SLG: 0.310 (1, 4)										3	0	0	0	0	2	1									
Jimmy Anderson, L Chad Hermanson, R Bronson Arroyo, R Keith Oak, R Scott Sauerbeck, R Brian Boehringer, S Mike Benjamin, R										1	0	0	0	0	0	1									
<b>Inning Stats</b>	R: 0 E: 0 S: 9	H: 0 LOB: 0 BB: 0 P: 13	R: 0 E: 0 S: 9	H: 0 LOB: 0 BB: 0 P: 16	R: 1 E: 0 S: 17	H: 2 LOB: 3 BB: 1 P: 29	R: 0 E: 0 S: 12	H: 0 LOB: 0 BB: 0 P: 17	R: 0 E: 0 S: 10	H: 1 LOB: 2 BB: 1 P: 19	R: 0 E: 0 S: 12	H: 0 LOB: 1 BB: 1 P: 17	R: 0 E: 0 S: 13	H: 1 LOB: 0 BB: 0 P: 19	R: 0 E: 0 S: 12	H: 0 LOB: 1 BB: 1 P: 19	R: 0 E: 0 S: 12	H: 0 LOB: 1 BB: 0 P: 18	1B: 4 2B: 0 3B: 0 HR: 0	SF: 0 SAC: 0 DP: 0 HBP: 2	WP: 0 PB: 0 SB: 0 CS: 0	PA: 37			
<b>PITCHER</b>	IP	WLS	BF	H	R	ER	SO	BB	IBB	HBP	BLK	WP	HR	S	P	ERA	WHIP								
Wade Miller, R ERA: 5.43	6.0	W	25	3	1	1	9	2	1	1	0	0	0	69	111	1.50	0.833								
44 Roy Oswalt, R ERA: 3.35	1.0		4	1	0	0	3	0	0	0	0	0	0	13	19	0.00	1.000								
Octavio Dotel, R ERA: 2.48	1.0		4	0	0	0	2	1	0	0	0	0	0	12	19	0.00	1.000								
Billy Wagner, L ERA: 2.93	1.0		4	0	0	0	0	0	0	1	0	0	0	12	18	0.00	0.000								

Houston Astros @ Pittsburgh Pirates  
PNC Park, Pittsburgh, PA  
Sun Jul 07 2002, 1:35 PM EDT  
Att: 23,348 - Sunny - 82 F

AB	31
R	1
H	4
RBI	1
BB	4
SO	14
LOB	16






Batter	1	2	3	4	5	6	7	8	9	10	AB	R	H	RBI	BB	SO	LOB	TOP							
18 Jason Kendall, R OBP: 0.351, SLG: 0.367											5	0	3	0	0	0	0								
2 Jack Wilson, R OBP: 0.328, SLG: 0.337											5	0	0	0	0	0	4								
Brian Giles, L OBP: 0.428, SLG: 0.621											4	2	2	1	1	1	1								
Aramis Ramirez, R OBP: 0.294, SLG: 0.338											4	0	1	0	0	0	3								
Mike Benjamin, R OBP: 0.193, SLG: 0.148											1	0	0	0	0	1	0								
Rob Mackowiak, L OBP: 0.305, SLG: 0.451											4	0	0	0	1	1	3								
Kevin Young, R OBP: 0.308, SLG: 0.411											4	1	1	0	0	0	3								
Chad Hermansen, R OBP: 0.268, SLG: 0.377											3	0	0	0	0	3	2								
Brian Boehringer, S											0	0	0	0	0	0	0								
Mike Williams, R											0	0	0	0	0	0	0								
Pokey Reese, R OBP: 0.298, SLG: 0.300											4	0	1	2	0	1	1								
Josh Fogg, R OBP: 0.129, SLG: 0.129											3	0	1	0	0	2	3								
Adam Hyzdu, R OBP: 0.286, SLG: 0.462											1	0	0	0	0	0	0								
<b>Inning Stats</b>	R: 0 E: 0 K: 1 S: 9	H: 1 LOB: 1 BB: 0 P: 13	R: 0 E: 0 K: 0 S: 5	H: 0 LOB: 0 BB: 0 P: 7	R: 0 E: 0 K: 2 S: 15	H: 2 LOB: 2 BB: 0 P: 19	R: 2 E: 0 K: 1 S: 18	H: 2 LOB: 2 BB: 1 P: 29	R: 0 E: 0 K: 1 S: 11	H: 1 LOB: 2 BB: 0 P: 17	R: 0 E: 0 K: 2 S: 6	H: 0 LOB: 0 BB: 0 P: 9	R: 0 E: 0 K: 1 S: 12	H: 1 LOB: 2 BB: 0 P: 15	R: 0 E: 0 K: 0 S: 6	H: 0 LOB: 0 BB: 0 P: 8	R: 1 E: 0 K: 1 S: 11	H: 1 LOB: 0 BB: 0 P: 15	1B: 7 2B: 2 3B: 0 HR: 1	SF: 0 SAC: 0 DP: 1 HBP: 1	WP: 2 PB: 0 SB: 0 CS: 1	PA: 41			
<b>PITCHER</b>	IP 7.0	WLS 7	BF 30	H 7	R 2	ER 2	SO 7	BB 1	IBB 1	HBP 1	BLK 0	WP 1	HR 0	S 75	P 111	ERA 2.57	WHIP 1.143								
15 Ben Sheets, R ERA: 4.09	(1, 1)																								
Luis Vizcaino, R ERA: 3.12	(8, 1)	2.0	7	1	0	0	1	0	0	0	0	1	0	18	23	0.00	0.500								
Mike DeJean, R ERA: 3.6	(10, 1)	1.0	L	4	1	1	1	1	0	0	0	0	1	11	15	9.00	1.000								

Pittsburgh Pirates @ Milwaukee Brewers  
Miller Park, Milwaukee, WI  
Thu Jul 11 2002, 7:05 PM CDT  
Att. 21,021 - Sunny - 68 F

AB	38
R	3
H	9
RBI	3
BB	2
SO	9
LOB	20



Batter	1	2	3	4	5	6	7	8	9	10	AB	R	H	RBI	BB	SO	LOB	BOTTOM							
Alex Sanchez, L OBP: 0.366, SLG: 0.354											5	0	1	0	0	0	2								
Eric Young Sr., R OBP: 0.326, SLG: 0.399											4	1	2	0	0	0	1								
Jeffrey Hammonds, R OBP: 0.352, SLG: 0.446											3	0	1	0	2	0	1								
Richie Sexson, R OBP: 0.353, SLG: 0.525											3	0	0	0	2	0	3								
Ronnie Belliard, R OBP: 0.284, SLG: 0.312											0	0	0	0	0	0	0								
Matt Stairs, L OBP: 0.313, SLG: 0.477											4	0	0	0	0	1	5								
Alex Ochoa, R OBP: 0.359, SLG: 0.371											1	0	0	0	0	1	2								
Tyler Houston, L OBP: 0.354, SLG: 0.486											4	0	0	0	0	0	2								
José Hernández, R OBP: 0.362, SLG: 0.490											4	1	1	1	0	1	0								
Paul Bako, L OBP: 0.340, SLG: 0.402											4	0	2	0	0	1	0								
15 Ben Sheets, R OBP: 0.135, SLG: 0.162											2	0	0	0	0	1	1								
Lenny Harris, L OBP: 0.276, SLG: 0.338											0	0	0	0	1	0	0								
Luis Vizcaino, R											0	0	0	0	0	0	0								
Ryan Thompson, R OBP: 0.368, SLG: 0.564											1	0	0	0	0	1	1								
Mike DeJean, R											0	0	0	0	0	0	0								
<b>Inning Stats</b>	R: 0 E: 0 K: 0 S: 15	H: 1 LOB: 2 BB: 1 P: 21	R: 0 E: 0 K: 1 S: 8	H: 0 LOB: 0 BB: 0 P: 14	R: 0 E: 0 K: 0 S: 6	H: 0 LOB: 0 BB: 0 P: 8	R: 0 E: 0 K: 0 S: 8	H: 0 LOB: 1 BB: 1 P: 16	R: 0 E: 0 K: 1 S: 6	H: 1 LOB: 1 BB: 0 P: 6	R: 1 E: 0 K: 0 S: 6	H: 2 LOB: 1 BB: 1 P: 11	R: 1 E: 0 K: 0 S: 7	H: 1 LOB: 1 BB: 1 P: 15	R: 0 E: 0 K: 1 S: 8	H: 0 LOB: 0 BB: 0 P: 10	R: 0 E: 0 K: 2 S: 15	H: 1 LOB: 1 BB: 1 P: 20	R: 0 E: 0 K: 1 S: 9	H: 1 LOB: 2 BB: 1 P: 16	1B: 5 2B: 1 3B: 0 HR: 1	SF: 0 SAC: 1 DP: 0 HBP: 0	WP: 1 PB: 0 SB: 0 CS: 0	PA: 41	
<b>PITCHER</b>	IP 7.0	WLS 7	BF 29	H 5	R 2	ER 2	SO 3	BB 4	IBB 0	HBP 0	BLK 0	WP 0	HR 0	S 91	P 91	ERA 0.00	WHIP 0.500								
Josh Fogg, R ERA: 3.5	(1, 1)																								
Brian Boehringer, R ERA: 2.45	(8, 1)	2.0	W	7	1	0	0	3	0	0	0	0	0	23	30	0.00	0.500								
Mike Williams, R ERA: 1.78	(10, 1)	1.0	S	5	1	0	0	1	0	1	0	0	0	9	16	0.00	1.000								

Pittsburgh Pirates @ Milwaukee Brewers  
Miller Park, Milwaukee, WI  
Thu Jul 11 2002, 7:05 PM CDT  
Att. 21,021 - Sunny - 68 F

AB	35
R	2
H	7
RBI	1
BB	5
SO	6
LOB	18






Batter	1	2	3	4	5	6	7	8	9	AB	R	H	RBI	BB	SO	LOB	TOP										
18 Jason Kendall, R OBP: 0.353, SLG: 0.375 Keith Osik, R OBP: 0.217, SLG: 0.266	4-2 BB		1-1 G6-3		1-1 2 HR	1-2 SF8		2-1 F9	2-1 F9	2	1	1	1	1	0	0	2										
2 Jack Wilson, R OBP: 0.329, SLG: 0.349	1-2 F7		2-2 HR		0-2 HR	1-2 F8		0-1 G4-3	0-1 G4-3	5	2	2	2	0	0	1	5										
Brian Giles, L OBP: 0.426, SLG: 0.626 Chad Hermansen, R OBP: 0.272, SLG: 0.377	1-3 K		2-2 HR		3-1 G4-3		0-0 L7	4-2 BB	4-2 BB	4	1	1	2	0	1	1	4										
Aramis Ramirez, R OBP: 0.259, SLG: 0.331	2-1 L3		3-2 L5		0-1 G6-3		0-2 F8	3-2 G3-1	3-2 G3-1	5	0	0	0	0	0	2	5										
Craig Wilson, R OBP: 0.346, SLG: 0.428		2-0 G5-3 G6-3		3-2 HR	4-1 BB		3-3 K			3	2	2	0	1	1	0	3										
Kevin Young, R OBP: 0.311, SLG: 0.422		1-2 G5-3		1-1 HR	1-3 K			4-2 BB		3	1	1	2	1	1	2	3										
Adam Hyzdu, R OBP: 0.278, SLG: 0.412		1-1 G6-3		2-3 K		2-2 2B		1-2 F8		4	1	1	1	0	1	1	4										
Pokey Reese, R OBP: 0.297, SLG: 0.304		3-H G6-3		1-3 K		2-2 SH1-4 18 SF8		3-3 K		4	1	1	1	0	2	1	4										
Jimmy Anderson, L OBP: 0.182, SLG: 0.156 Sean Lowe, R OBP: 0.077, SLG: 0.077 Mike Lincoln, R OBP: 0.077, SLG: 0.077 Scott Sauerbeck, R OBP: 0.077, SLG: 0.077			1-0 G6-3		0-3 K		0-0 SH1-4	2-3 K		1	0	0	0	0	0	0	1										
<b>Inning Stats</b>	R: 0 E: 0 K: 1 S: 13	H: 0 LOB: 1 BB: 1 P: 21	R: 1 E: 0 K: 0 S: 9	H: 1 LOB: 0 BB: 0 P: 14	R: 2 E: 0 K: 0 S: 14	H: 2 LOB: 0 BB: 0 P: 23	R: 2 E: 0 K: 3 S: 17	H: 2 LOB: 0 BB: 0 P: 24	R: 2 E: 0 K: 1 S: 14	H: 2 LOB: 1 BB: 1 P: 23	R: 0 E: 0 K: 1 S: 8	H: 0 LOB: 0 BB: 0 P: 11	R: 0 E: 0 K: 2 S: 12	H: 0 LOB: 1 BB: 1 P: 22	R: 0 E: 0 K: 0 S: 9	H: 0 LOB: 1 BB: 1 P: 18	1B: 3 2B: 2 3B: 1 HR: 3	SF: 1 SAC: 1 DP: 0 HBP: 0	WP: 0 PB: 0 SB: 0 CS: 0	PA: 40							
<b>PITCHER</b>	IP	WLS	BF	H	R	ER	SO	BB	IBB	HBP	BLK	WP	HR	S	P	ERA	WHIP										
Glendon Rusch, L ERA: 5.28	4.1	L	21	7	7	4	1	0	0	0	0	0	3	61	94	14.54	1.846										
Nelson Figueroa, R ERA: 5.05	1.2		8	2	2	2	1	0	0	0	0	0	0	21	32	10.80	1.800										
Jayson Durocher, R ERA: 1.26	1.0		3	0	0	0	1	0	0	0	0	0	0	8	11	0.00	0.000										
Valerio De Los Santos, L ERA: 2.88	1.0		4	0	0	0	2	1	0	0	0	0	0	12	22	0.00	1.000										
Ray King, L ERA: 3.15	1.0		4	0	0	0	0	1	0	0	0	0	0	9	18	0.00	1.000										

**Pittsburgh Pirates @ Milwaukee Brewers**  
Miller Park, Milwaukee, WI  
Fri Jul 12, 2002, 7:05 PM CDT  
Att: 26,362 - Sunny - 72 F


AB 34  
R 9  
H 9  
RBI 9  
BB 4  
SO 8  
LOB 9



Batter	1	2	3	4	5	6	7	8	9	AB	R	H	RBI	BB	SO	LOB	BOTTOM										
Eric Young Sr., R OBP: 0.324, SLG: 0.357	1-1 G6-3	1-1 G6-4-3		2-1 G6-3			0-2 1B	1-2 P4		5	0	1	0	0	0	4	5										
Mark Loretta, R OBP: 0.397, SLG: 0.371	3-1 K		1-1 G5-3 WP		1-2 G4-3		0-2 1B		2-3 K	5	1	3	0	0	1	0	5										
Jeffrey Hammonds, R OBP: 0.350, SLG: 0.442	1-0 WP		2-3 K		0-0 G6-3		3-2 F6		1-3 K	5	0	1	0	0	2	3	5										
Ryan Thompson, R OBP: 0.318, SLG: 0.535	2-3 K		2-2 G5-3		4-0 1B		1-0 FC6-4		2-0 G6-3	4	0	1	0	1	1	3	4										
Alex Ochoa, R OBP: 0.361, SLG: 0.374	3-2 G1-3		3-2 PB		2-2 1B		2-3 K			4	0	2	1	0	1	5	4										
José Hernández, R OBP: 0.381, SLG: 0.497		3-0 HR	2-3 K		0-3 K		0-0 FC6-4			4	1	1	1	0	2	6	4										
Ronnie Belliard, R OBP: 0.283, SLG: 0.311		0-0 1B		3-1 G6-3		0-0 G4-3		1-1 G1-3		4	0	1	0	0	0	0	4										
Robert Machado, R OBP: 0.360, SLG: 0.455		1-1 F8		1-1 SH3-4 HBP		1-1 F8		0-0 G3-1		3	0	1	0	0	0	1	3										
Glendon Rusch, L ERA: 5.17 Nelson Figueroa, R ERA: 5.17 Lenny Harris, R ERA: 5.17 Jayson Durocher, R ERA: 2.31 Valerio De Los Santos, L ERA: 2.31 Matt Stairs, L ERA: 2.31 Ray King, L ERA: 2.31		0-0 G6-4-3		0-1 SH3-4		2-1 P4		3-2 G3-1		1	0	1	0	0	0	0	1										
<b>Inning Stats</b>	R: 0 E: 0 K: 1 S: 11	H: 2 LOB: 2 BB: 0 P: 21	R: 1 E: 0 K: 0 S: 7	H: 3 LOB: 1 BB: 0 P: 12	R: 1 E: 0 K: 2 S: 16	H: 2 LOB: 1 BB: 0 P: 26	R: 0 E: 0 K: 0 S: 7	H: 0 LOB: 1 BB: 0 P: 13	R: 0 E: 0 K: 1 S: 11	H: 1 LOB: 2 BB: 1 P: 18	R: 0 E: 0 K: 0 S: 5	H: 0 LOB: 0 BB: 0 P: 8	R: 0 E: 0 K: 1 S: 17	H: 3 LOB: 3 BB: 0 P: 23	R: 0 E: 0 K: 0 S: 11	H: 1 LOB: 1 BB: 0 P: 16	R: 0 E: 0 K: 2 S: 7	H: 0 LOB: 0 BB: 0 P: 12	1B: 10 2B: 1 3B: 0 HR: 1	SF: 0 SAC: 1 DP: 1 HBP: 1	WP: 2 PB: 1 SB: 0 CS: 0	PA: 40					
<b>PITCHER</b>	IP	WLS	BF	H	R	ER	SO	BB	IBB	HBP	BLK	WP	HR	S	P	ERA	WHIP										
Jimmy Anderson, L ERA: 5.17	2.2		14	7	2	2	2	0	0	0	0	0	1	31	54	6.75	2.625										
Sean Lowe, R ERA: 5.17	3.2	W	17	4	0	0	2	1	0	1	0	0	0	37	59	0.00	1.364										
Mike Lincoln, R ERA: 2.31	1.2		6	1	0	0	1	0	0	0	0	0	0	17	24	0.00	0.600										
Scott Sauerbeck, L ERA: 2.31	1.0		3	0	0	0	2	0	0	0	0	0	0	7	12	0.00	0.000										

**Pittsburgh Pirates @ Milwaukee Brewers**  
Miller Park, Milwaukee, WI  
Fri Jul 12, 2002, 7:05 PM CDT  
Att: 26,362 - Sunny - 72 F

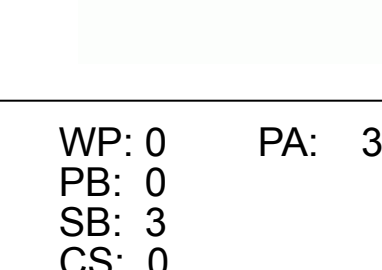
AB 37  
R 2  
H 12  
RBI 2  
BB 1  
SO 7  
LOB 23





Batter	1	2	3	4	5	6	7	8	9	AB	R	H	RBI	BB	SO	LOB	TOP			
18 Jason Kendall, R OBP: 0.350, SLG: 0.370	F8	G6-3		HBP		L9			F8	4	1	0	0	0	0	3	<b>Pittsburgh Pirates @ Milwaukee Brewers</b> Miller Park, Milwaukee, WI Sat Jul 13 2002, 6:05 PM CDT Att: 28,214 - Sunny - 79 F			
2 Jack Wilson, R OBP: 0.327, SLG: 0.346	G5-3		K	1B		L5			G6-3	5	0	1	2	0	1					
Brian Giles, L OBP: 0.431, SLG: 0.636	1B		HR			FC5-4			BB	2	1	1	1	3	0	0				
Aramis Ramirez, R OBP: 0.257, SLG: 0.328 Mike Williams, R	1B		K			FC5-4			K	5	0	1	0	0	2	2				
Rob Mackowiak, L OBP: 0.302, SLG: 0.443 Brian Boehringer, S Mike Benjamin, R	K		F8			K			K	4	0	0	0	0	3	3				
Kevin Young, R OBP: 0.314, SLG: 0.432		FC3-5		HR		F7			F7	3	1	1	1	1	0	1				
Chad Hermansen, R OBP: 0.282, SLG: 0.404		K		SH1-4		HR			1B	4	2	3	1	0	1	1				
Pokey Reese, R OBP: 0.301, SLG: 0.305		FC3-5		F9		SH3-4			B1	3	0	1	0	1	0	2				
Kip Wells, R OBP: 0.179, SLG: 0.256 Scott Sauerbeck, R	FC3-5		SH1-4			SH3-4			1B	1	0	0	0	0	0	2				
Adam Hyzdu, R OBP: 0.263, SLG: 0.389	1-2		1-2			1-2			K	1	0	0	0	0	1	1				
<b>Inning Stats</b>	R: 0 E: 0 K: 1 S: 9	H: 1 LOB: 2 BB: 1 P: 16	R: 0 E: 0 K: 1 S: 14	H: 0 LOB: 2 BB: 2 P: 25	R: 1 E: 0 K: 2 S: 12	H: 1 LOB: 0 BB: 0 P: 18	R: 3 E: 0 K: 0 S: 10	H: 3 LOB: 1 BB: 0 P: 16	R: 0 E: 0 K: 1 S: 8	H: 0 LOB: 1 BB: 1 P: 18	R: 0 E: 0 K: 1 S: 5	H: 0 LOB: 0 BB: 0 P: 7	R: 0 E: 0 K: 1 S: 8	H: 1 LOB: 1 BB: 0 P: 13	R: 0 E: 0 K: 1 S: 9	H: 0 LOB: 1 BB: 1 P: 14	1B: 5 2B: 0 3B: 0 HR: 3	SF: 0 SAC: 2 DP: 0 HBP: 1	WP: 1 PB: 0 SB: 0 CS: 0	PA: 40
<b>PITCHER</b>	IP WLS BF H R ER SO BB IBB HBP BLK WP HR S P ERA WHIP																			
Jamey Wright, R ERA: 6.36	5.0 L 24 5 4 4 5 4 0 1 0 1 2 53 93 7.20 1.800																			
Nelson Figueroa, R ERA: 5.11	1.0 5 2 1 1 0 0 0 0 0 0 1 12 18 9.00 2.000																			
Jayson Durocher, R ERA: 1.17	1.0 3 0 0 0 1 0 0 0 0 0 0 5 7 0.00 0.000																			
Luis Vizcaino, R ERA: 3.0	2.0 8 1 0 0 2 1 0 0 0 0 0 0 17 27 0.00 1.000																			

Batter	1	2	3	4	5	6	7	8	9	AB	R	H	RBI	BB	SO	LOB	BOTTOM					
Alex Sanchez, L OBP: 0.370, SLG: 0.354	G1-3		G4-3			S			P6	3	0	1	2	2	0	3	<b>Pittsburgh Pirates @ Milwaukee Brewers</b> Miller Park, Milwaukee, WI Sat Jul 13 2002, 6:05 PM CDT Att: 28,214 - Sunny - 79 F					
Eric Young Sr., R OBP: 0.320, SLG: 0.351	L9		K			F9			FC6-4	5	0	0	0	0	1	7						
Jeffrey Hammonds, R OBP: 0.345, SLG: 0.436	G1-3					P4			G1-3	4	0	0	0	0	1	2						
Matt Stairs, L OBP: 0.317, SLG: 0.516	G4-3					G6-3			F7	4	1	2	1	0	0	1						
Tyler Houston, L OBP: 0.353, SLG: 0.482			G4-3			G4-3			F7	4	0	1	0	0	0	1						
José Hernández, R OBP: 0.359, SLG: 0.493			K			F9			K	4	1	1	0	0	2	2						
Lenny Harris, L OBP: 0.284, SLG: 0.333			G4-3-5			G4-3			1B	3	1	1	0	1	0	1						
Paul Bako, L OBP: 0.345, SLG: 0.404			G4-3			K			1B	4	0	2	0	0	2	2						
Jamey Wright, R ERA: 6.36 Nelson Figueroa, R ERA: 5.11 Mark Lorber, R ERA: 2.29 Jayson Durocher, R ERA: 1.17 Alex Ochoa, R OBP: 0.390, SLG: 0.374 Luis Vizcaino, R ERA: 3.0 Ryan Thompson, R ERA: 1.73			SH2-4			G3			P4	0	0	0	0	0	0	2						
<b>Inning Stats</b>	R: 0 E: 0 K: 0 S: 8	H: 0 LOB: 1 BB: 1 P: 17	R: 0 E: 0 K: 1 S: 5	H: 1 LOB: 0 BB: 0 P: 9	R: 0 E: 0 K: 1 S: 9	H: 1 LOB: 0 BB: 0 P: 12	R: 0 E: 0 K: 0 S: 6	H: 0 LOB: 0 BB: 0 P: 9	R: 0 E: 0 K: 1 S: 7	H: 0 LOB: 0 BB: 0 P: 11	R: 0 E: 0 K: 1 S: 11	H: 0 LOB: 1 BB: 1 P: 22	R: 3 E: 0 K: 1 S: 17	H: 4 LOB: 2 BB: 1 P: 30	R: 0 E: 0 K: 1 S: 9	H: 1 LOB: 1 BB: 0 P: 15		R: 0 E: 0 K: 0 S: 12	H: 1 LOB: 2 BB: 1 P: 18	1B: 6 2B: 2 3B: 0 HR: 1	SF: 0 SAC: 1 DP: 1 HBP: 0	WP: 0 PB: 0 SB: 3 CS: 0
<b>PITCHER</b>	IP WLS BF H R ER SO BB IBB HBP BLK WP HR S P ERA WHIP																					
Kip Wells, R ERA: 3.45	6.1 W 25 5 3 3 4 2 0 0 0 0 0 1 52 90 4.26 1.105																					
Scott Sauerbeck, L ERA: 2.29	0.1 H 1 0 0 0 1 0 0 0 0 0 0 3 5 0.00 0.000																					
Brian Boehringer, R ERA: 2.29	1.1 H 7 2 0 0 1 1 0 0 0 0 0 0 17 30 0.00 2.250																					
Mike Williams, R ERA: 1.73	1.0 S 5 1 0 0 0 1 0 0 0 0 0 0 12 18 0.00 2.000																					





Batter	1	2	3	4	5	6	7	8	9	AB R H RBI BB SO LOB	TOP											
18 Jason Kendall, R OBP: 0.391, SLG: 0.368	0-0 S 1B		0-1 G6-3		2-1 G6-3		2-1 E6 2 BB		4-2 G6-3 2 BB	4 0 1 0 1 0 1	<b>Pittsburgh Pirates @ Milwaukee Brewers</b> Miller Park, Milwaukee, WI Sun Jul 14 2002, 1:05 PM CDT Att: 21,976 - Sunny - 81 F											
2 Jack Wilson, R OBP: 0.326, SLG: 0.345	1-2 F8		3-3 K		3-2 1B 3-H 1B		4-1 FC6-4 1-2 BB	2-2 G6-3	4 1 1 1 1 1 2													
Brian Giles, L OBP: 0.434, SLG: 0.633	0-1 F6		4-1 BB		6-1 1B 1-3 1B		0-0 F9	4-0 FC5-4 IBB	3 0 1 0 2 0 3													
Aramis Ramirez, R OBP: 0.256, SLG: 0.325	2-3 K		1-2 F9		2-1 1B 1-2 1B		2-2 FC6-4 1-2	1-1 FC5-4	5 0 1 1 0 1 6													
Craig Wilson, R OBP: 0.340, SLG: 0.420		0-0 P4		1-3 K				0-3 K	4 0 0 0 0 3 2													
Kevin Young, R OBP: 0.316, SLG: 0.445		3-1 HR		3-2 L8				1-0 1B	4 1 2 1 0 0 0													
Chad Hermansen, R OBP: 0.281, SLG: 0.397		4-2 CS BB		1-3 K				2-3 K	3 0 0 0 1 3 1													
Pokey Reese, R OBP: 0.305, SLG: 0.305		4-1 BB			1-2 18 G6-3 2 SH2-4 1B		3-3 K	2-3 K	3 1 1 0 1 2 1													
Joe Beimel, L OBP: 0.143, SLG: 0.143		2-3 K			0-0 SH2-4 1-2			1-1 L8	1 0 0 0 0 1 1													
Mike Gonzalez, R OBP: 0.191, SLG: 0.191									1 0 0 0 0 0 0													
Josias Manzanillo, R OBP: 0.274, SLG: 0.357									0 0 0 0 0 0 0													
Ron Villone, L OBP: 0.071, SLG: 0.071									0 0 0 0 0 0 0													
Mike Lincoln, R OBP: 0.291, SLG: 0.336									1 0 0 0 0 0 0													
Abraham Nunez, S OBP: 0.291, SLG: 0.336									1 0 0 0 0 0 0													
<b>Inning Stats</b>	R: 0 E: 0 K: 1 S: 13	H: 1 LOB: 1 BB: 0 P: 16	R: 1 E: 0 K: 1 S: 9	H: 1 LOB: 1 BB: 2 P: 22	R: 0 E: 0 K: 1 S: 10	H: 0 LOB: 0 BB: 1 P: 18	R: 0 E: 0 K: 2 S: 12	H: 0 LOB: 0 BB: 0 P: 17	R: 2 E: 0 K: 1 S: 20	H: 4 LOB: 2 BB: 0 P: 31	R: 0 E: 0 K: 2 S: 8	H: 0 LOB: 0 BB: 0 P: 14	R: 0 E: 1 K: 0 S: 10	H: 0 LOB: 2 BB: 1 P: 19	R: 0 E: 0 K: 3 S: 10	H: 1 LOB: 1 BB: 0 P: 15	R: 0 E: 0 K: 0 S: 14	H: 0 LOB: 2 BB: 2 P: 26	1B: 6 2B: 0 3B: 0 HR: 1	SF: 0 SAC: 1 DP: 0 HBP: 0	WP: 0 PB: 0 SB: 1 CS: 1	PA: 40
<b>PITCHER</b>	IP WLS BF H R ER SO BB IBB HBP BLK WP HR S P ERA WHIP											IP WLS BF H R ER SO BB IBB HBP BLK WP HR S P ERA WHIP										
Ruben Quevedo, R ERA: 4.38	5.0 W 23 6 3 3 6 3 0 0 0 0 1 64 104 5.40 1.800																					
Valerio De Los Santos, L ERA: 2.7	1.2 H 7 0 0 0 2 1 0 0 0 0 0 0 15 28 0.00 0.600																					
Luis Vizcaino, R ERA: 2.98	0.1 H 1 0 0 0 0 0 0 0 0 0 0 0 3 5 0.00 0.000																					
Ray King, L ERA: 3.09	1.0 H 4 1 0 0 3 0 0 0 0 0 0 0 10 15 0.00 1.000																					
Mike DeJean, R ERA: 3.52	1.0 S 5 0 0 0 0 1 1 0 0 0 0 0 14 26 0.00 1.000																					

Batter	1	2	3	4	5	6	7	8	9	AB R H RBI BB SO LOB	BOTTOM											
Alex Sanchez, L OBP: 0.365, SLG: 0.348	0-1 G6-3		1-0 B1-3		1-0 G4-3		0-1 G4-3			4 0 0 0 0 0 0	<b>Pittsburgh Pirates @ Milwaukee Brewers</b> Miller Park, Milwaukee, WI Sun Jul 14 2002, 1:05 PM CDT Att: 21,976 - Sunny - 81 F											
Eric Young Sr., R OBP: 0.319, SLG: 0.353	2-1 F9		1-1 G4-3		1-0 G4-3			0-0 SH5-3 2B	4 0 1 0 0 0 0													
Mark Loretta, R OBP: 0.355, SLG: 0.358	1-1 L9		1-1 G5-3		1-1 G1-3			0-0 SH5-3	3 0 0 0 0 0 0													
Richie Sexson, R OBP: 0.355, SLG: 0.523		2-3 K		2-0 FC6-4 1B		1-1 G5-3		4-0 G6-4-3 IBB	3 0 1 0 1 1 0													
Ronnie Belliard, R OBP: 0.293, SLG: 0.311				1-2 FC6-4 BB SF7					0 0 0 0 0 0 0													
Alex Ochoa, R OBP: 0.362, SLG: 0.371		0-0 E HR 1B		3-2 FC6-4 1B 1-2		1-0 G6-3		3-1 G6-4-3	4 2 1 0 0 0 3													
Ryan Thompson, R OBP: 0.313, SLG: 0.511		1-1 E6 HR 1-2		0-0 BB 1-2 1B		1-3 K			3 1 1 0 0 1 1													
José Hernández, R OBP: 0.365, SLG: 0.517		2-1 1-H 2-H HR		4-1 BB 1-2 2-3 BB			1-2 HR		2 2 2 4 1 0 0													
Robert Machado, R OBP: 0.352, SLG: 0.447		0-1 L6		0-0 SF7			2-1 G6-3		2 0 0 1 0 0 0													
Ruben Quevedo, R ERA: 3.38		2-3 K		3-H 1-3 K			3-2 G1-3		2 0 0 0 0 2 2													
Valerio De Los Santos, L ERA: 2.7									0 0 0 0 0 0 0													
Luis Vizcaino, R ERA: 2.98									0 0 0 0 0 0 0													
Lenny Harris, L OBP: 0.296, SLG: 0.329									1 0 0 0 0 0 0													
Ray King, L ERA: 3.09									0 0 0 0 0 0 0													
Mike DeJean, R ERA: 3.52									0 0 0 0 0 0 0													
<b>Inning Stats</b>	R: 0 E: 0 K: 0 S: 6	H: 0 LOB: 0 BB: 0 P: 9	R: 3 E: 1 K: 2 S: 13	H: 2 LOB: 0 BB: 0 P: 20	R: 0 E: 0 K: 0 S: 5	H: 0 LOB: 0 BB: 0 P: 8	R: 1 E: 0 K: 1 S: 11	H: 2 LOB: 2 BB: 1 P: 21	R: 0 E: 0 K: 0 S: 4	H: 0 LOB: 0 BB: 0 P: 7	R: 0 E: 0 K: 1 S: 6	H: 0 LOB: 0 BB: 0 P: 9	R: 1 E: 0 K: 0 S: 10	H: 1 LOB: 0 BB: 0 P: 16	R: 0 E: 0 K: 0 S: 4	H: 1 LOB: 2 BB: 1 P: 11	1B: 3 2B: 1 3B: 0 HR: 2	SF: 1 SAC: 1 DP: 1 HBP: 0	WP: 0 PB: 0 SB: 0 CS: 0	PA: 32		
<b>PITCHER</b>	IP WLS BF H R ER SO BB IBB HBP BLK WP HR S P ERA WHIP											IP WLS BF H R ER SO BB IBB HBP BLK WP HR S P ERA WHIP										
Joe Beimel, L ERA: 3.38	6.0 L 24 4 4 3 4 1 0 0 0 0 0 1 45 74 4.50 0.833																					
Josias Manzanillo, R ERA: 6.75	0.1 2 1 1 1 0 0 0 0 0 0 0 1 5 8 27.00 3.000																					
Ron Villone, L ERA: 0.07	1.0 4 1 0 0 0 0 0 0 0 0 0 7 10 0.00 1.000																					
Mike Lincoln, R ERA: 2.27	0.2 2 0 0 0 0 0 0 1 0 0 0 0 2 9 0.00 0.000																					







Batter	1	2	3	4	5	6	7	8	9	AB	R	H	RBI	BB	SO	LOB	TOP								
Abraham Nunez, S (1.4) OBP: 0.298, SLG: 0.311	K2-3			2 3B	1B		K		2 1B	4	2	2	0	1	2	0									
2 Jack Wilson, R (1.6) OBP: 0.337, SLG: 0.357	F8			1-H	SF7	3B	1-2		HR	5	2	3	3	0	0	0									
Brian Giles, L (1.7) OBP: 0.433, SLG: 0.638	G3-1			3-H	SF7		1-1		HR	4	1	1	4	0	0	3									
Aramis Ramirez, R (1.5) Scott Sauerbeck, R (8.1) Brian Boehringer, S (8.1)		K			K		G6-3			4	0	0	0	0	3	0									
Rob Mackowiak, L (1.9) OBP: 0.300, SLG: 0.441		K							G2-3	4	0	1	0	0	1	0									
Kevin Young, R (1.3) OBP: 0.315, SLG: 0.439		G4-3			G5-3				K	4	0	1	0	0	1	1									
Chad Hermansen, R (1.8) OBP: 0.284, SLG: 0.402							F9			4	1	2	0	0	0	1									
Keith Osik, R (1.2) OBP: 0.205, SLG: 0.250					F9-3	1B	1-2		L5	4	0	0	0	0	1	3									
Josh Fogg, R (1.1) OBP: 0.152, SLG: 0.152									G3	2	1	1	0	0	1	0									
Mike Lincoln, R (6.1)										1	0	0	0	0	1	0									
Mike Benjamin, R (8.5) OBP: 0.200, SLG: 0.146							1B	2 1B	1B	0	0	0	0	0	1	0									
<b>Inning Stats</b>	R: 0 E: 0 K: 1 S: 9	H: 0 LOB: 0 BB: 0 P: 13	R: 0 E: 0 K: 2 S: 12	H: 0 LOB: 0 BB: 0 P: 17	R: 0 E: 0 K: 1 S: 12	H: 1 LOB: 1 BB: 0 P: 14	R: 2 E: 0 K: 1 S: 19	H: 3 LOB: 1 BB: 0 P: 24	R: 4 E: 0 K: 0 S: 19	H: 4 LOB: 0 BB: 0 P: 27	R: 0 E: 0 K: 1 S: 8	H: 1 LOB: 1 BB: 0 P: 8	R: 0 E: 0 K: 2 S: 7	H: 0 LOB: 0 BB: 0 P: 7	R: 0 E: 0 K: 1 S: 8	H: 0 LOB: 0 BB: 0 P: 13	R: 1 E: 0 K: 1 S: 17	H: 2 LOB: 3 BB: 2 P: 30	1B: 7 2B: 3 3B: 1 HR: 1	SF: 1 SAC: 0 DP: 1 HBP: 0	WP: 0 PB: 0 SB: 0 CS: 0	PA: 39			
<b>PITCHER</b>	IP	WLS	BF	H	R	ER	SO	BB	IBB	HBP	BLK	WP	HR	S	P	ERA	WHIP								
44 Roy Oswalt, R (1.1) ERA: 3.6	7.0	L	29	9	6	6	8	0	0	0	0	0	1	86	110	7.71	1.286								
Pedro Borbon, L (8.1) ERA: 5.5	1.0		3	0	0	0	1	0	0	0	0	0	0	8	13	0.00	0.000								
Ricky Stone, R (9.1) ERA: 2.2	0.2		6	2	1	1	1	2	0	0	0	0	0	15	25	13.50	6.000								
Jim Mann, R (9.1) ERA: 3.95	0.1		1	0	0	0	0	0	0	0	0	0	0	2	5	0.00	0.000								

Pittsburgh Pirates @ Houston Astros  
Astros Field, Houston, TX  
Tue Jul 16 2002, 4:05 PM EDT  
Att: 27,042 - Dome - 72 F

AB 36  
R 7  
H 11  
RBI 7  
BB 2  
SO 10  
LOB 8



Batter	1	2	3	4	5	6	7	8	9	AB	R	H	RBI	BB	SO	LOB	BOTTOM								
Julio Lugo, R (1.6) OBP: 0.329, SLG: 0.389	K									3	0	0	0	1	1	0									
Gregg Zaun, S (9.1) OBP: 0.296, SLG: 0.341										1	0	0	0	0	0	0									
Craig Biggio, R (1.4) OBP: 0.342, SLG: 0.408	G4-3									3	0	0	0	1	1	2									
17 Lance Berkman, S (1.8) OBP: 0.410, SLG: 0.614										2	0	0	0	2	0	1									
5 Jeff Bagwell, R (1.3) OBP: 0.384, SLG: 0.483										3	0	1	0	1	1	1									
Daryle Ward, L (1.7) OBP: 0.319, SLG: 0.415										3	1	1	1	0	0	4									
Jose Vizcaino, S (8.1) OBP: 0.335, SLG: 0.358										0	0	0	0	1	0	0									
Richard Hidalgo, R (1.9) OBP: 0.341, SLG: 0.463										4	2	2	1	0	0	1									
Geoff Blum, S (1.5) ERA: 3.58										4	0	2	1	0	0	0									
Ricky Stone, R (9.1)										0	0	0	0	0	0	0									
Jim Mann, R (9.1)										0	0	0	0	0	0	0									
Brad Ausmus, R (1.2) OBP: 0.326, SLG: 0.350										3	0	1	0	0	0	1									
Alan Zinter, S (9.1) OBP: 0.167, SLG: 0.417										1	0	0	0	0	1	0									
44 Roy Oswalt, R (1.1) OBP: 0.170, SLG: 0.136										3	0	0	0	0	0	3									
Pedro Borbon, R (8.1)										0	0	0	0	0	0	0									
Orlando Merced, S (9.7) ERA: 2.29										1	0	0	0	0	1	0									
<b>Inning Stats</b>	R: 0 E: 0 K: 1 S: 11	H: 1 LOB: 2 BB: 1 P: 22	R: 0 E: 0 K: 0 S: 11	H: 1 LOB: 1 BB: 0 P: 16	R: 0 E: 0 K: 0 S: 7	H: 0 LOB: 2 BB: 2 P: 19	R: 1 E: 0 K: 0 S: 12	H: 3 LOB: 2 BB: 1 P: 20	R: 2 E: 0 K: 1 S: 16	H: 2 LOB: 0 BB: 0 P: 24	R: 0 E: 0 K: 0 S: 4	H: 0 LOB: 0 BB: 0 P: 7	R: 0 E: 0 K: 1 S: 8	H: 0 LOB: 0 BB: 1 P: 16	R: 0 E: 0 K: 0 S: 6	H: 0 LOB: 0 BB: 1 P: 13	R: 0 E: 0 K: 2 S: 7	H: 0 LOB: 0 BB: 0 P: 9	1B: 4 2B: 2 3B: 0 HR: 2	SF: 0 SAC: 0 DP: 2 HBP: 0	WP: 0 PB: 0 SB: 0 CS: 0	PA: 37			
<b>PITCHER</b>	IP	WLS	BF	H	R	ER	SO	BB	IBB	HBP	BLK	WP	HR	S	P	ERA	WHIP								
Josh Fogg, R (1.1) ERA: 3.58	5.0		25	7	3	3	2	4	0	0	0	0	0	12	23	0.00	0.500								
Mike Lincoln, R (8.1) ERA: 2.15	2.0	H	6	0	0	0	1	1	0	0	0	0	0	1	5	*	*								
Scott Sauerbeck, L (8.1) ERA: 2.29	0.0		1	0	0	0	0	1	0	0	0	0	0	1	5	*	*								
Brian Boehringer, R (8.1) ERA: 2.29	2.0	S	5	0	0	0	2	0	0	0	0	0	0	12	17	0.00	0.000								

Pittsburgh Pirates @ Houston Astros  
Astros Field, Houston, TX  
Tue Jul 16 2002, 4:05 PM EDT  
Att: 27,042 - Dome - 72 F

AB 31  
R 3  
H 7  
RBI 3  
BB 6  
SO 5  
LOB 13





Batter	1	2	3	4	5	6	7	8	9	AB	R	H	RBI	BB	SO	LOB	TOP											
<b>Barry Larkin, R</b> OBP: 0.300, SLG: 0.371	2-2 G6-3	1-1 E6		1-2 G6-3			1-0 G4-3		0-1 F8	5	0	0	0	0	0	3	<b>Cincinnati Reds @ Pittsburgh Pirates</b> PNC Park, Pittsburgh, PA Wed Jul 17 2002, 7:05 PM EDT Att: 32,864 - Sunny - 88 F											
<b>Aaron Boone, R</b> OBP: 0.314, SLG: 0.414	4-1 FC6-4 1B BB	2-0 L5		0-0 G6-3			1-1 L4		2-2 F7	4	1	0	0	1	0	4												
<b>Adam Dunn, L</b> OBP: 0.446, SLG: 0.526	4-2 FC6-4 1-2 BB			4-2 E4 E BB		1-0 F8		4-2 1B BB		1	0	0	0	3	0	0												
<b>Austin Kearns, R</b> OBP: 0.380, SLG: 0.460	2-1 FC6-4 1B S			1-1 E4 G3		1-0 L5		2-0 G6-4-3 1B		4	0	1	0	0	0	3												
<b>Sean Casey, L</b> OBP: 0.346, SLG: 0.372	2-2 1-3 1B			1-0 G3		0-1 G3-1		2-3 1B		4	0	1	1	0	1	3												
<b>Raul Gonzalez, R</b> OBP: 0.316, SLG: 0.278	0-0 G4-3			2-3 K		0-0 G6-3		0-1 G6-4-3		4	0	0	0	0	1	5												
<b>Todd Walker, L</b> OBP: 0.340, SLG: 0.399				1-2 G3		1-2 G6-3		0-0 1B 2B		4	2	2	0	0	0	0												
<b>Jason LaRue, R</b> OBP: 0.312, SLG: 0.346				1-3 K		3-3 K		0-3 K		4	0	1	0	0	3	2												
<b>Ryan Dempster, R</b> OBP: 0.128, SLG: 0.162				0-0 FC2-6 E		0-0 G6-3 2B		1-1 G1-3		2	0	1	1	0	0	1												
<b>Juan Castro, R</b> OBP: 0.148, SLG: 0.083										1	0	0	0	0	0	0												
<b>Jose Rijo, R</b> OBP: 0.125, SLG: 0.125										0	0	0	0	0	0	0												
<b>Brandon Larson, R</b> OBP: 0.333, SLG: 0.333										1	0	1	1	0	0	0												
<b>Inning Stats</b>	R: 1 E: 0 K: 0 S: 17	H: 1 LOB: 2 BB: 2 P: 31	R: 0 E: 1 K: 0 S: 9	H: 1 LOB: 2 BB: 0 P: 13	R: 0 E: 1 K: 1 S: 11	H: 0 LOB: 1 BB: 1 P: 19	R: 1 E: 0 K: 1 S: 11	H: 2 LOB: 1 BB: 0 P: 14	R: 0 E: 0 K: 0 S: 4	H: 0 LOB: 0 BB: 0 P: 6	R: 0 E: 0 K: 1 S: 8	H: 0 LOB: 0 BB: 0 P: 12	R: 0 E: 0 K: 0 S: 5	H: 0 LOB: 0 BB: 0 P: 8	R: 0 E: 0 K: 1 S: 8	H: 1 LOB: 1 BB: 0 P: 16	R: 1 E: 0 K: 1 S: 11	H: 2 LOB: 1 BB: 0 P: 14	1B: 5 2B: 2 HR: 0	SF: 0 SAC: 0 HBP: 0	WP: 0 PB: 0 SB: 2 CS: 0	PA: 38						
<b>PITCHER</b>	IP	WLS	BF	H	R	ER	SO	BB	IBB	HBP	BLK	WP	HR	S	P	ERA	WHIP											
<b>Jimmy Anderson, L</b> ERA: 5.01	(1, 1)	7.0	W	29	4	2	2	3	3	0	0	0	0	0	65	103	2.57	1.000										
<b>Scott Sauerbeck, L</b> ERA: 2.45	(8, 1)	1.1		7	3	1	1	2	1	0	0	0	0	0	14	23	6.75	3.000										
<b>Mike Williams, R</b> ERA: 1.66	(9, 1)	0.2	S	2	0	0	0	0	0	0	0	0	0	5	7	0.00	0.000											

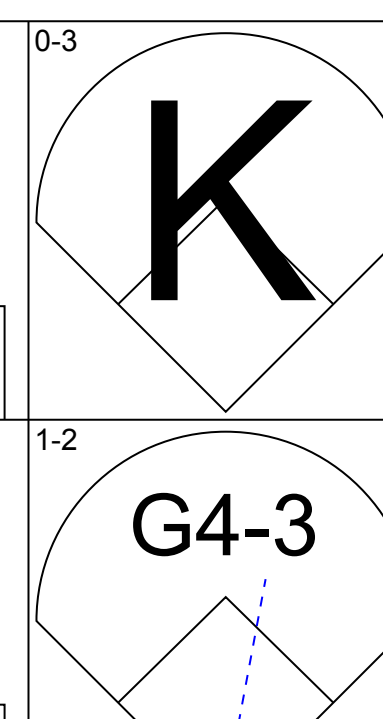
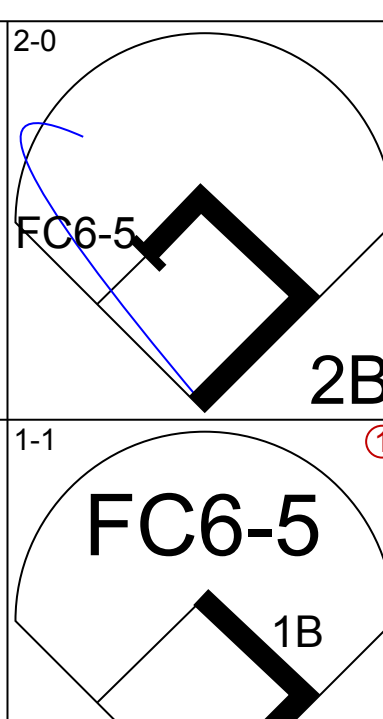
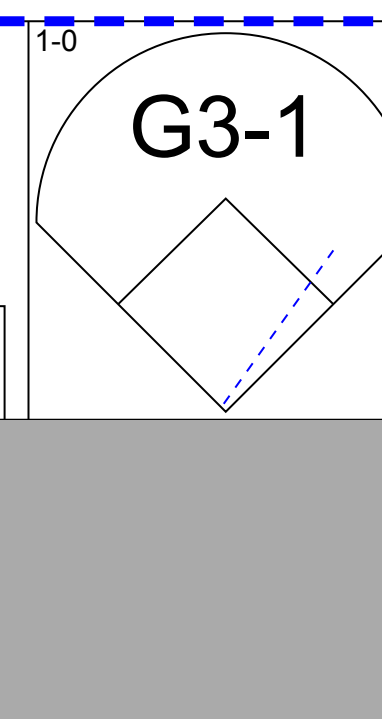
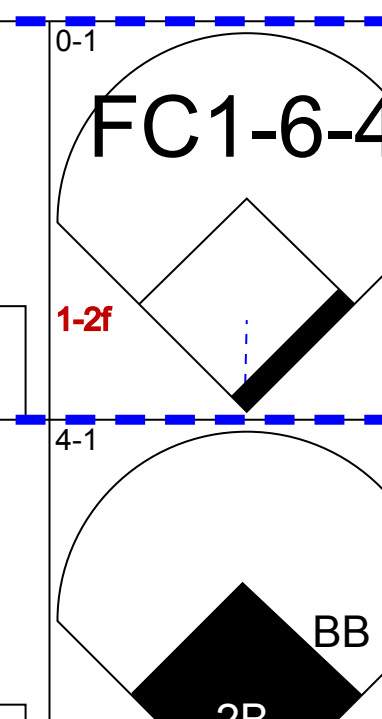
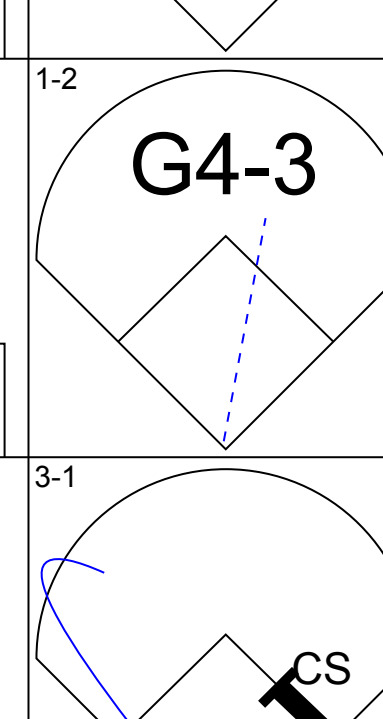
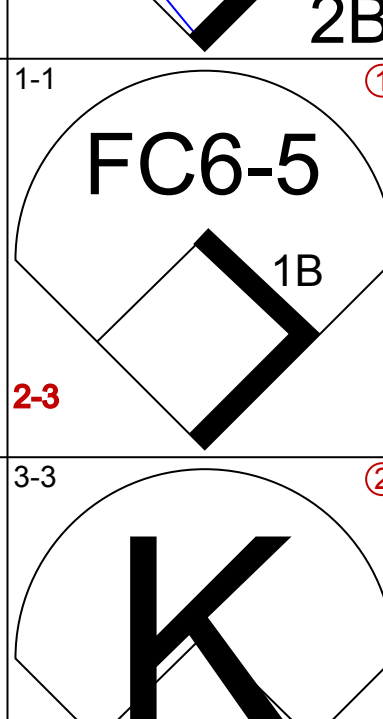
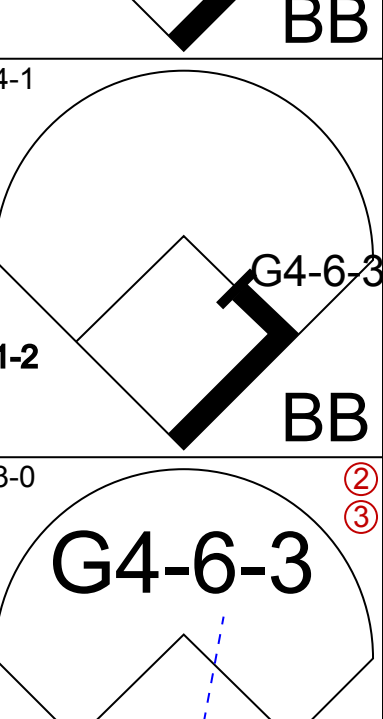
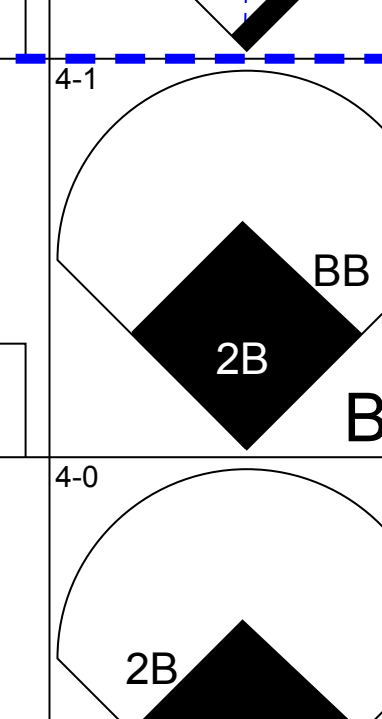
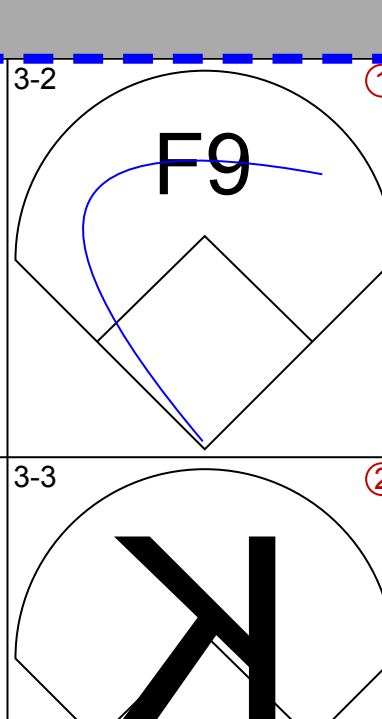
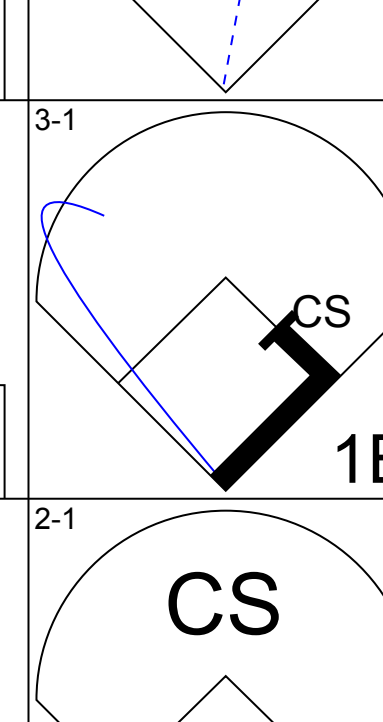
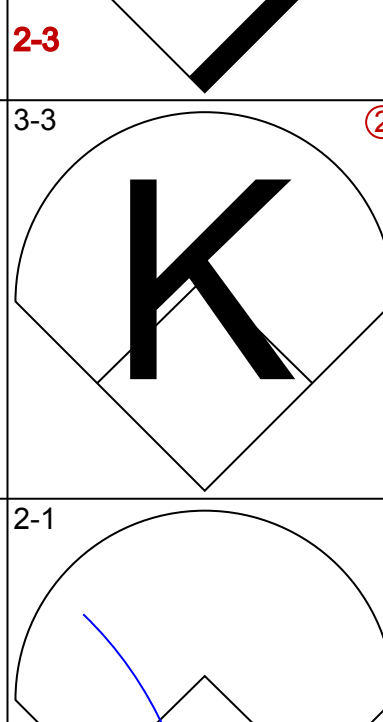
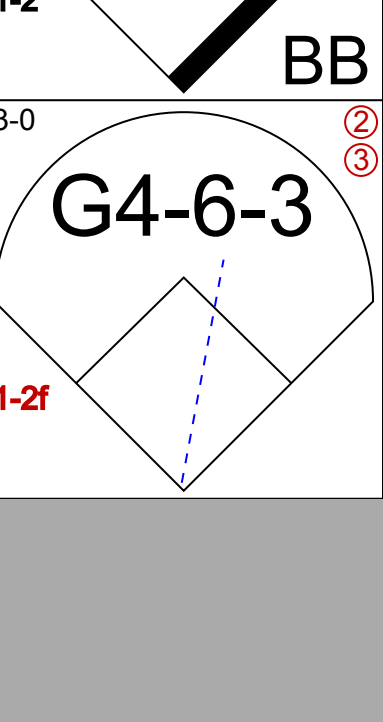
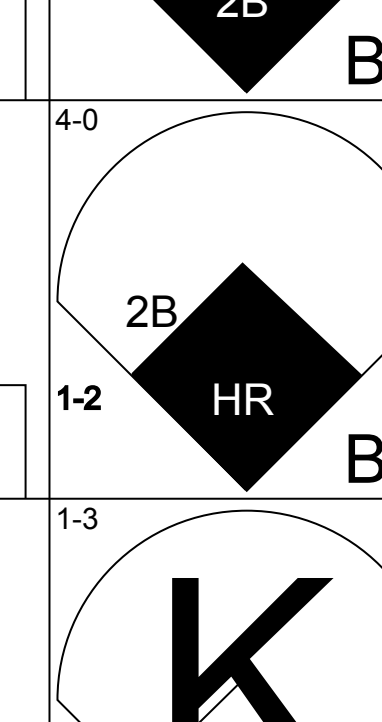
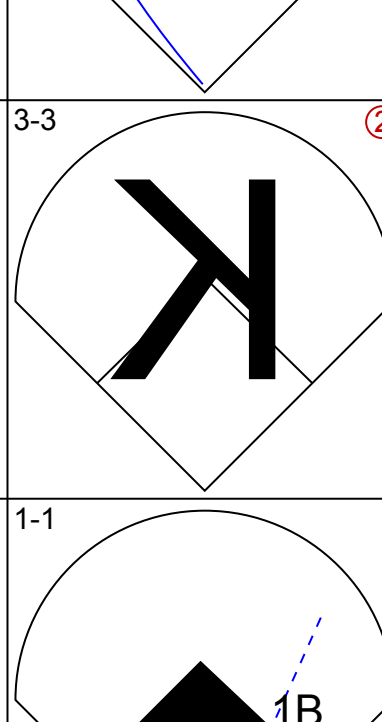
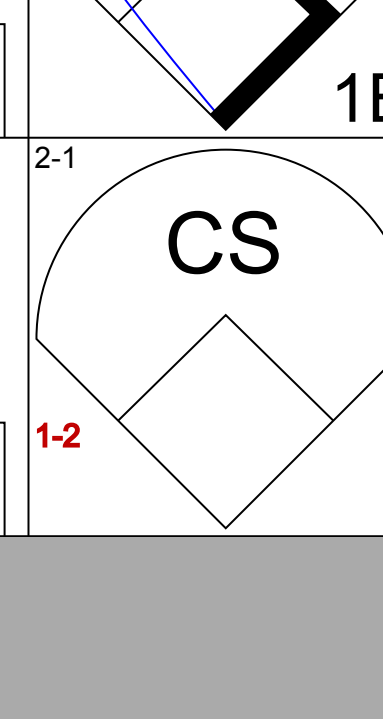
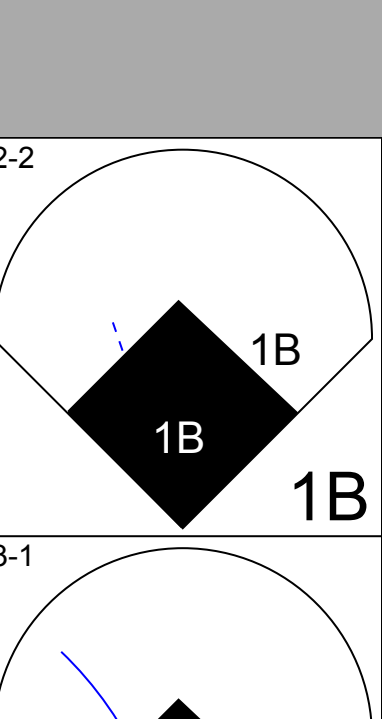
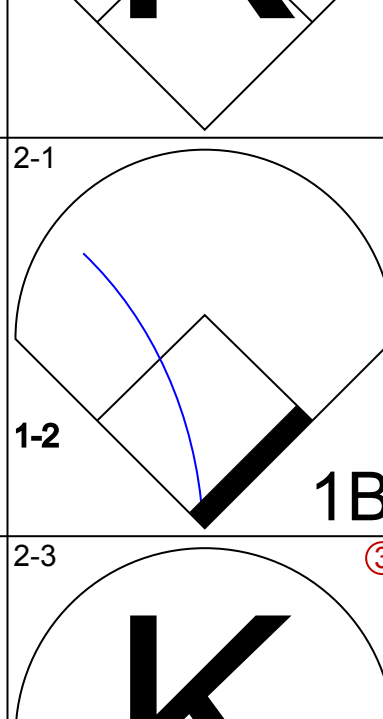
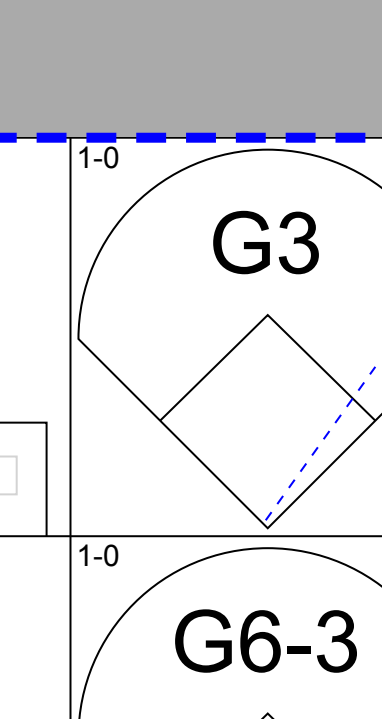
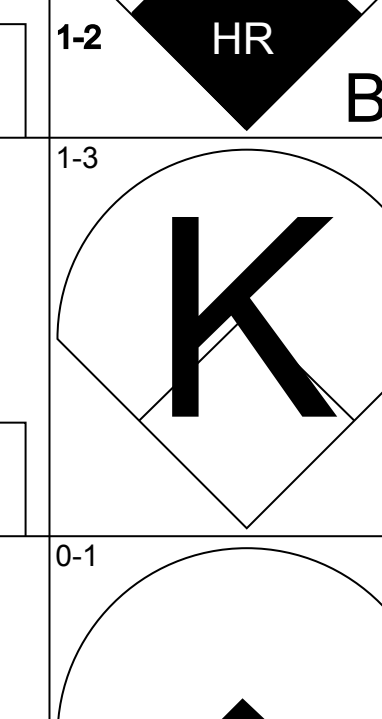
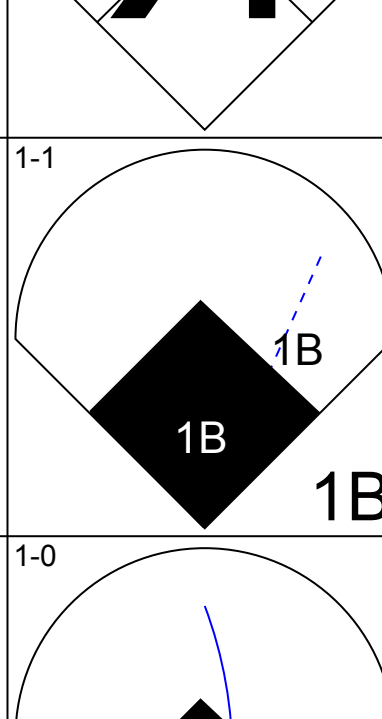
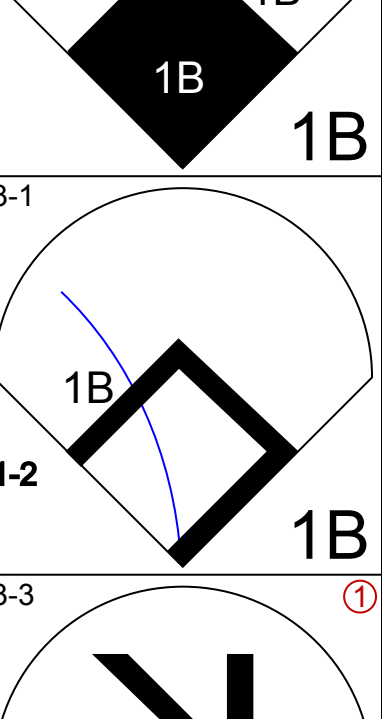
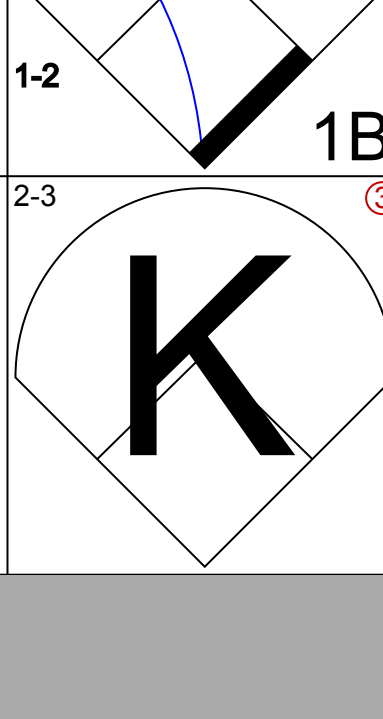
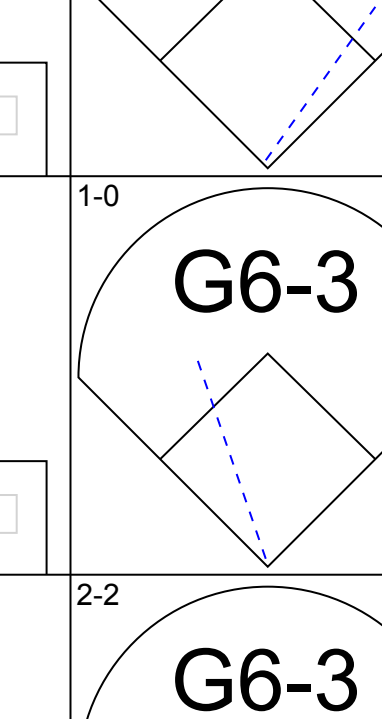
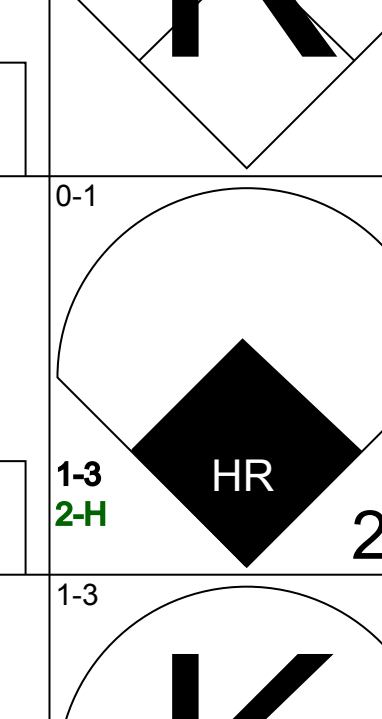
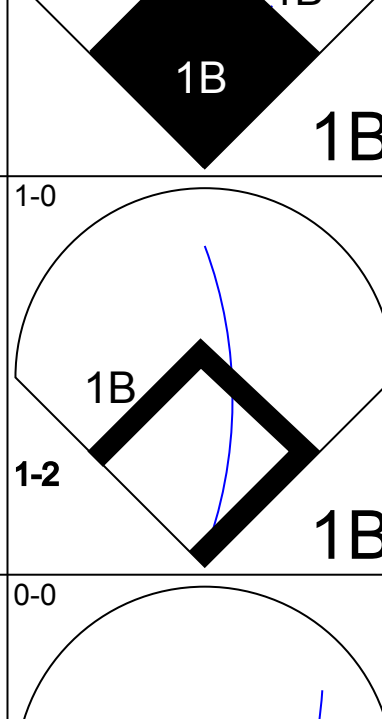
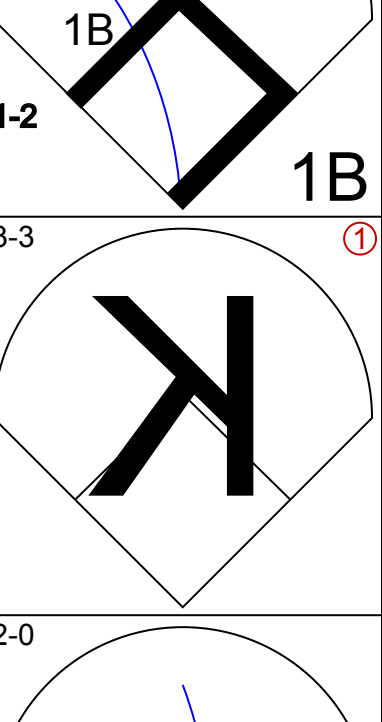
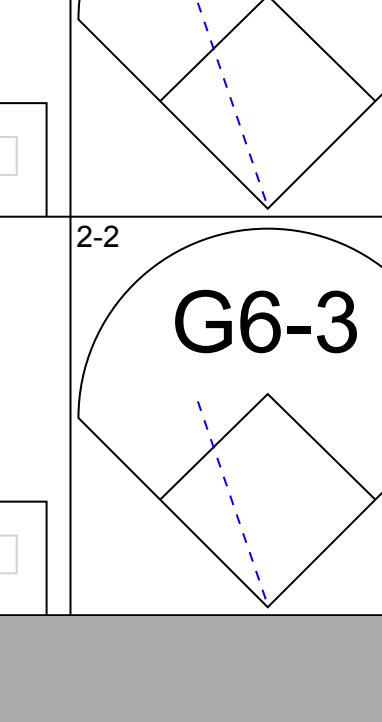
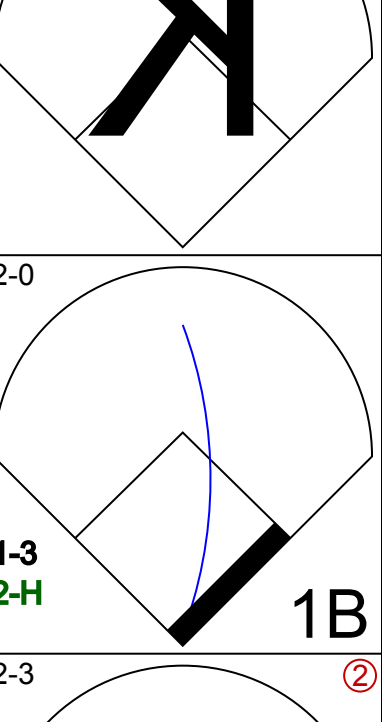
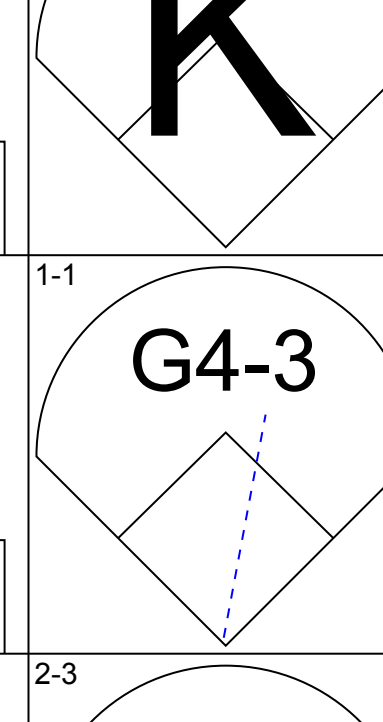
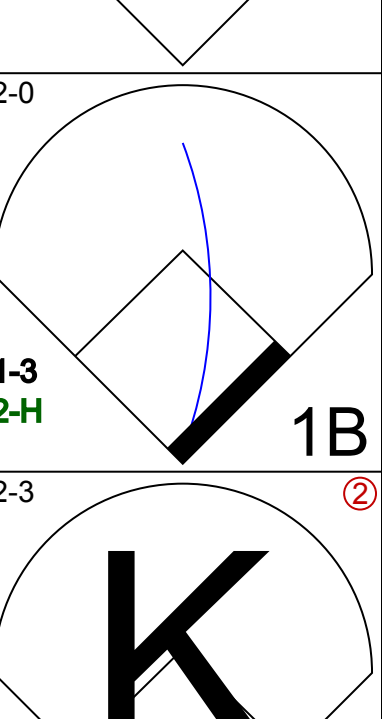
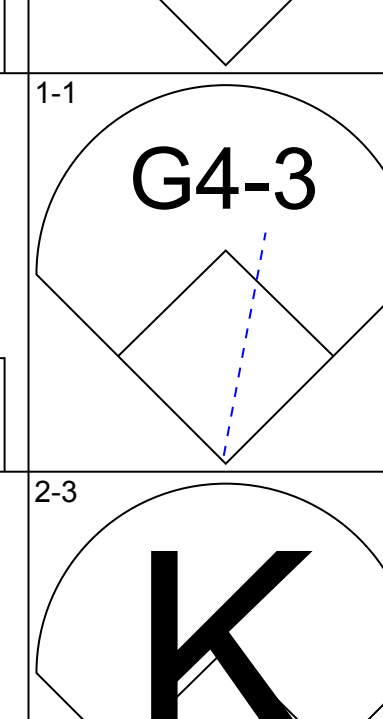
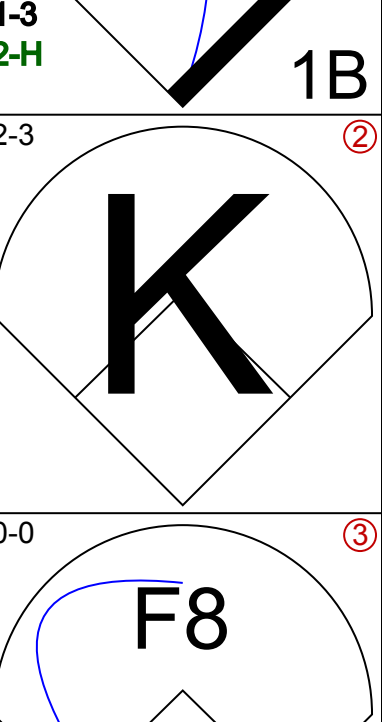
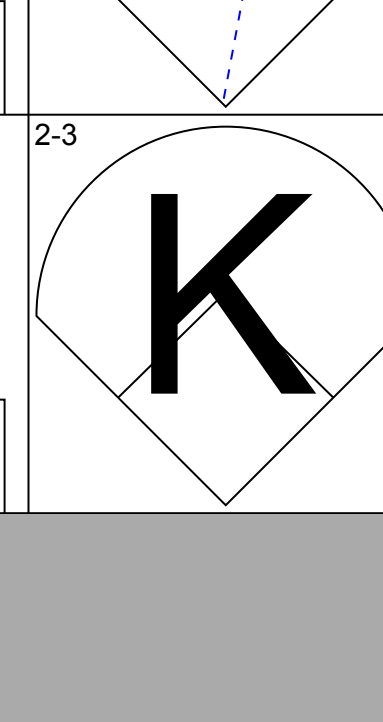
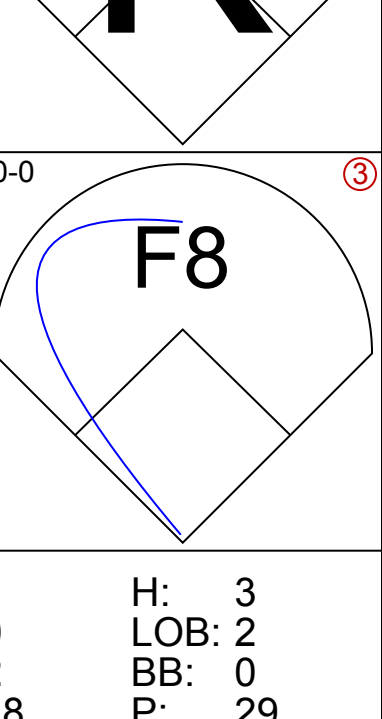
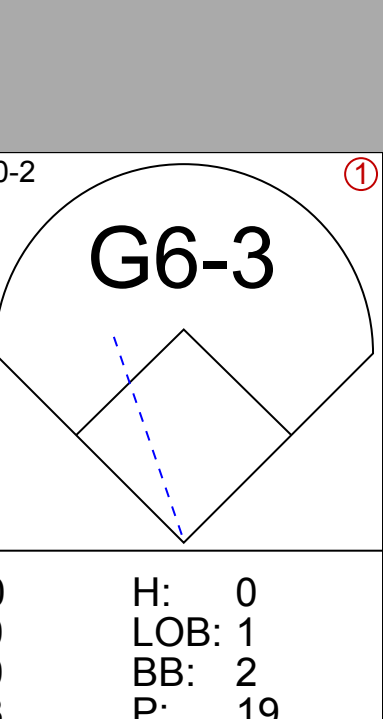
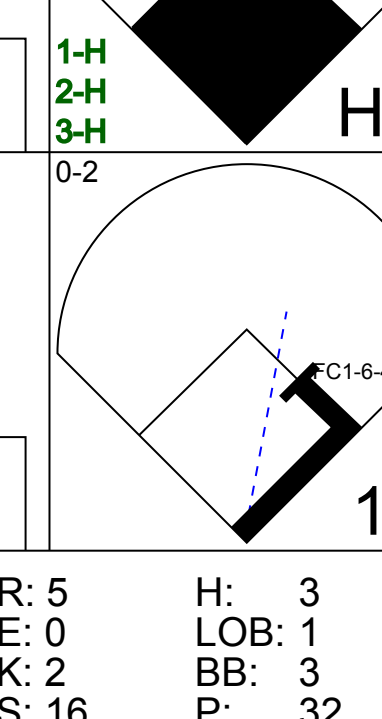
AB	34
R	3
H	7
RBI	3
BB	4
SO	5
LOB	21



Batter	1	2	3	4	5	6	7	8	9	AB	R	H	RBI	BB	SO	LOB	BOTTOM											
<b>18 Jason Kendall, R</b> OBP: 0.348, SLG: 0.360	2-2 1B 2 SH HBP			3-2 F3			2-2 F9			3	0	0	0	0	1	1	<b>Cincinnati Reds @ Pittsburgh Pirates</b> PNC Park, Pittsburgh, PA Wed Jul 17 2002, 7:05 PM EDT Att: 32,864 - Sunny - 88 F											
<b>2 Jack Wilson, R</b> OBP: 0.334, SLG: 0.353	1-1 SH 1B					2-1 F8		1-2 F9		3	0	0	0	0	0	1												
<b>Brian Giles, L</b> OBP: 0.434, SLG: 0.634	0-1 P6			0-0 G4-3		4-1 G1-6-3 BB		4-2 BB		2	0	0	0	2	0	2												
<b>Aramis Ramirez, R</b> OBP: 0.262, SLG: 0.337	0-1			2-2		3-1 G1-6-3		2-0 F9		4	1	2	0	0	0	2												
<b>Scott Sauerbeck, R</b>										0	0	0	0	0	0	0												
<b>Mike Williams, R</b>										0	0	0	0	0	0	0												
<b>Craig Wilson, R</b> OBP: 0.335, SLG: 0.408	2-1 G6-4-3			4-2 2B		0-2 G5-3		1-2 F7		2	1	0	0	1	0	3												
<b>Rob Mackowiak, L</b> OBP: 0.299, SLG: 0.439				1-2 2B						1	0	0	0	0	0	0												
<b>Kevin Young, R</b> OBP: 0.317, SLG: 0.444				1-2 2B		3-3 K		2-2 F8		4	1	2	2	0	1	0												
<b>Chad Hermansen, R</b> OBP: 0.289, SLG: 0.497				1-0 1B		4-0 HR				3	2	1	0	1	2	0												
<b>Pokey Reese, R</b> OBP: 0.308, SLG: 0.329				1-0 1B		1-2 K		1-2 HR		3	1	2	4	0	1	0												
<b>Jimmy Anderson, L</b> OBP: 0.167, SLG: 0.143						0-0 G3-1		1-0 G3-1		3	0	0	0	0	1	1												
<b>Mike Benjamin, R</b> OBP: 0.200, SLG: 0.146										0	0	0	0	0	0	0												
<b>Inning Stats</b>	R: 0 E: 0 K: 0 S: 10	H: 1 LOB: 2 BB: 0 P: 15	R: 2 E: 0 K: 2 S: 14	H: 3 LOB: 1 BB: 0 P: 19	R: 2 E: 0 K: 1 S: 14	H: 2 LOB: 0 BB: 1 P: 25	R: 0 E: 0 K: 1 S: 8	H: 0 LOB: 0 BB: 0 P: 13	R: 0 E: 0 K: 0 S: 5	H: 0 LOB: 0 BB: 1 P: 14	R: 2 E: 0 K: 1 S: 12	H: 1 LOB: 0 BB: 1 P: 21	R: 0 E: 0 K: 0 S: 13	H: 0 LOB: 1 BB: 1 P: 22	R: 0 E: 0 K: 1 S: 10	H: 0 LOB: 0 BB: 0 P: 13	R: 0 E: 0 K: 1 S: 10	H: 0 LOB: 0 BB: 0 P: 13	1B: 4 2B: 2 HR: 1	SF: 0 SAC: 1 HBP: 1	WP: 0 PB: 0 SB: 0 CS: 0	PA: 34						
<b>PITCHER</b>	IP	WLS	BF	H	R	ER	SO	BB	IBB	HBP	BLK	WP	HR	S	P	ERA	WHIP											
<b>Ryan Dempster, R</b> ERA: 5.26	(1, 1)	6.0	L	27	7	6	6	5	3	0	1	0	0	0	63	107	9.00	1.667										
<b>Jose Rijo, R</b> ERA: 5.01	(7, 1)	2.0		7	0	0	0	1	1	0	0	0	0	23	35	0.00	0.500											



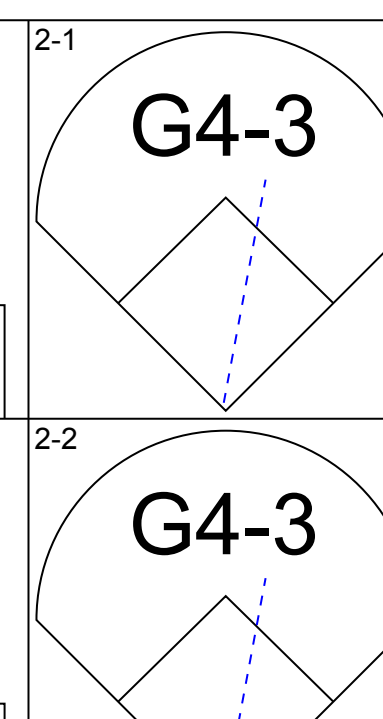
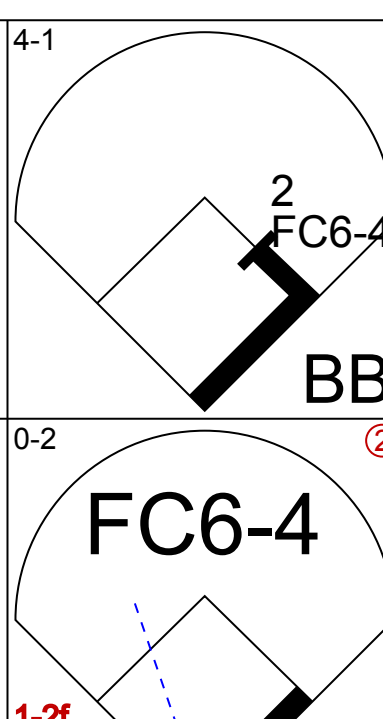
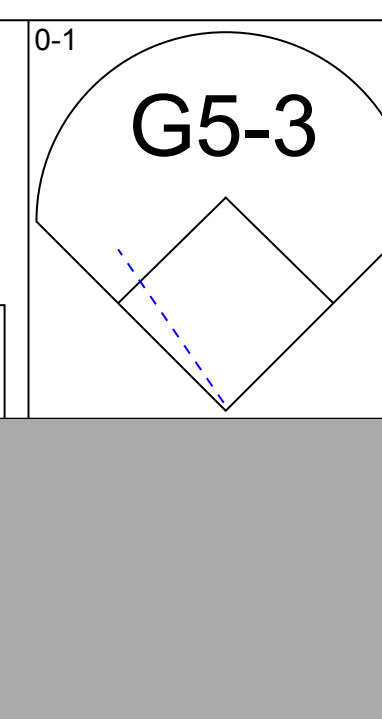
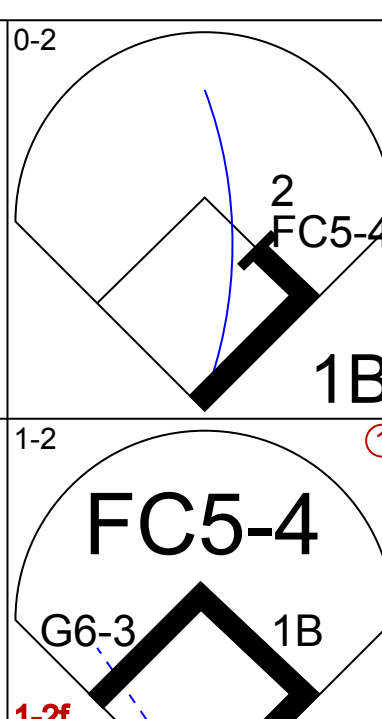
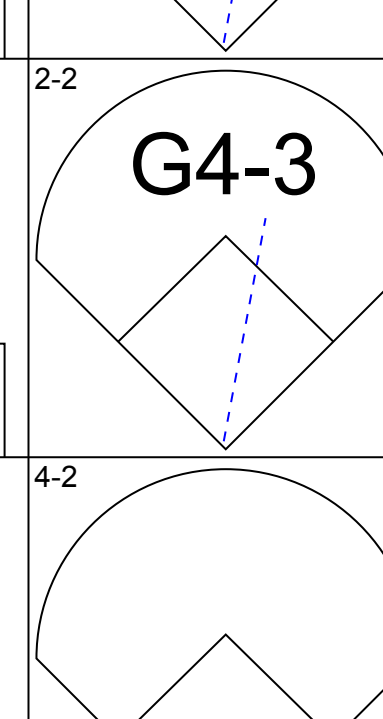
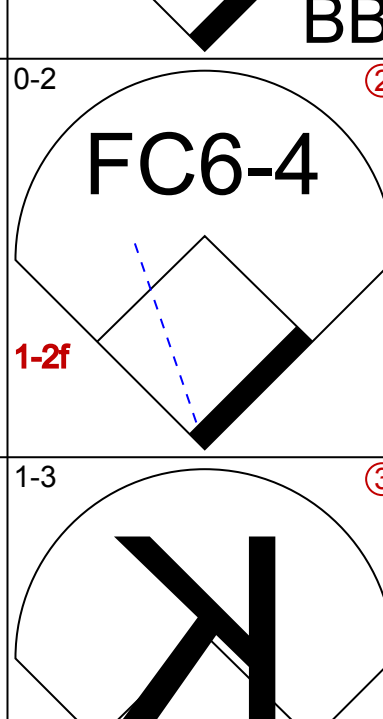
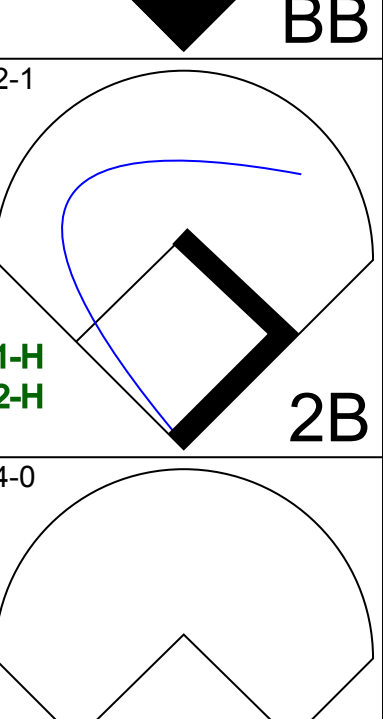
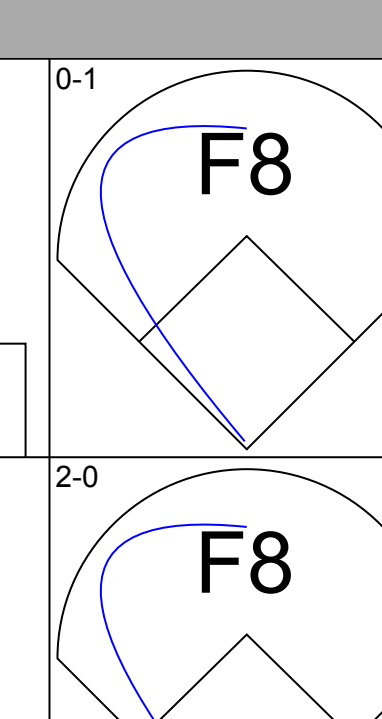
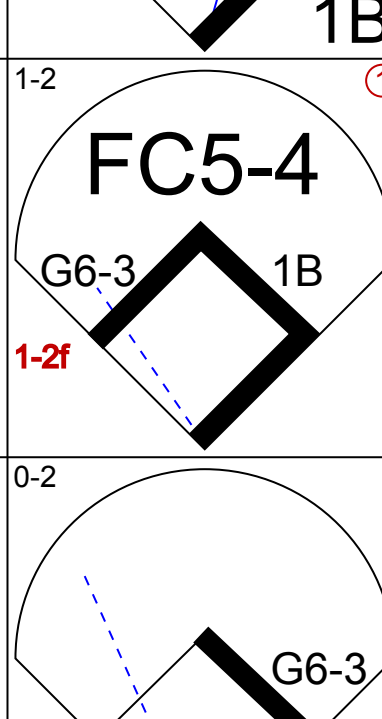

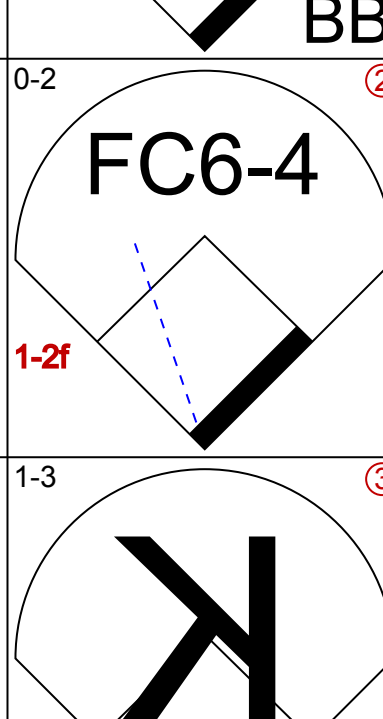
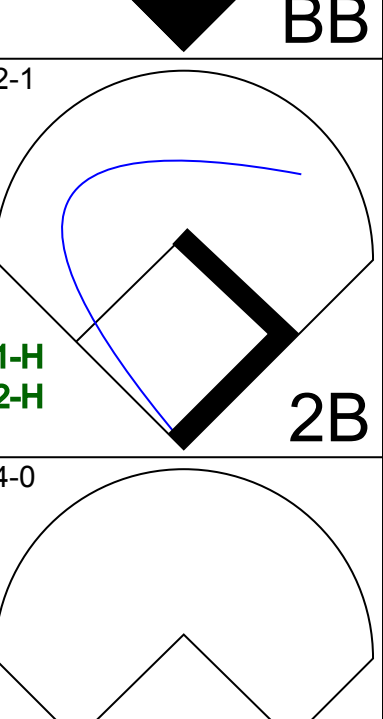
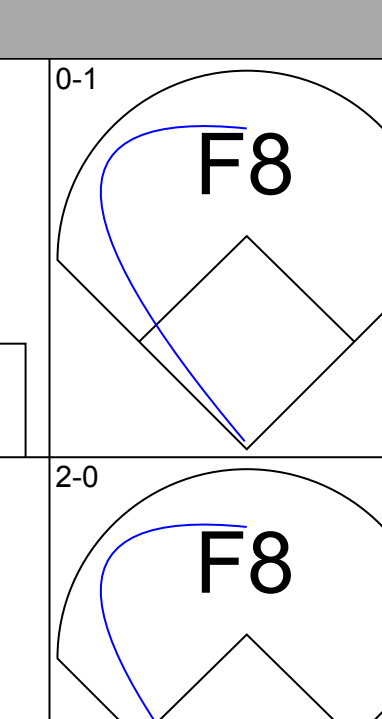
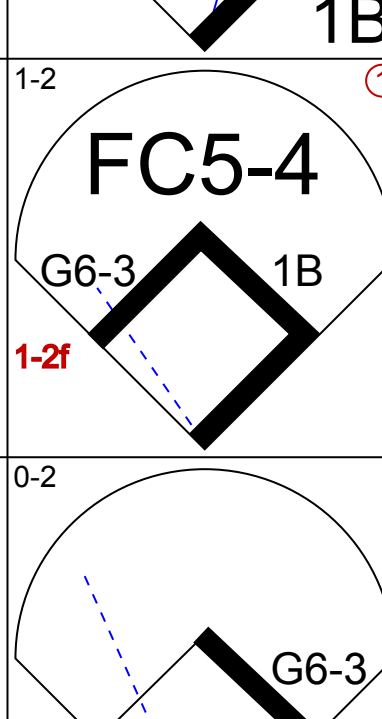
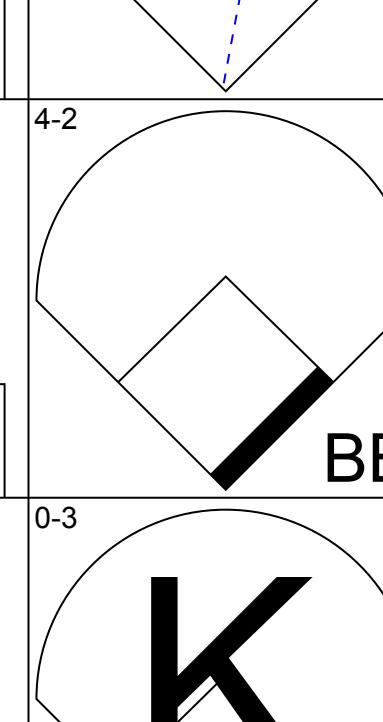
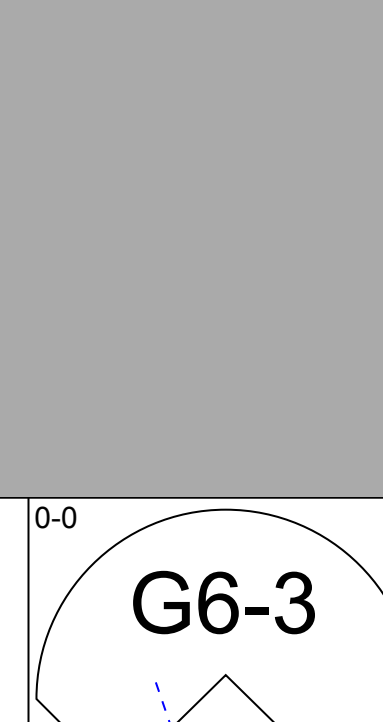
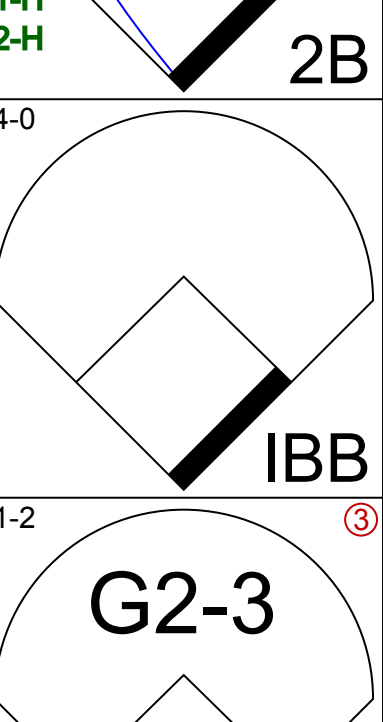
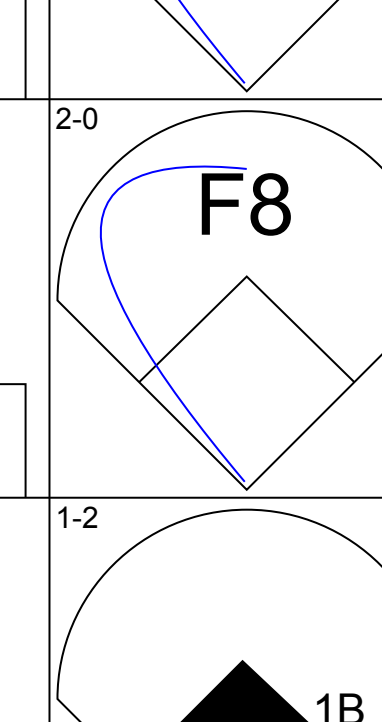
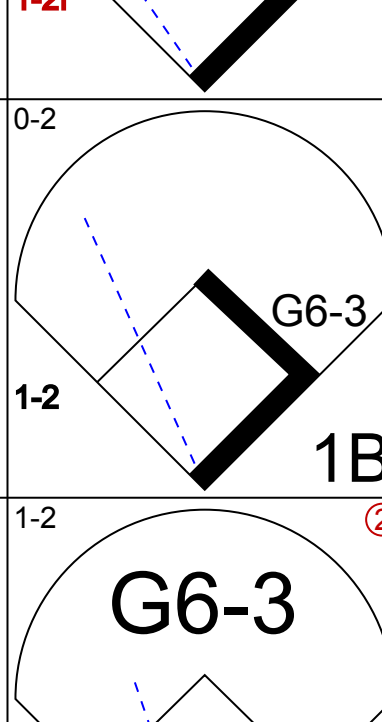
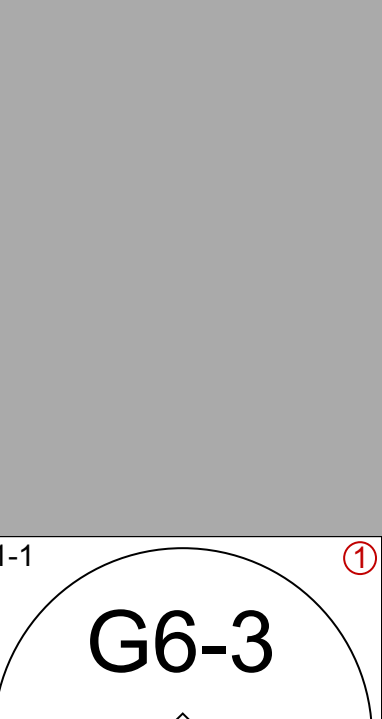
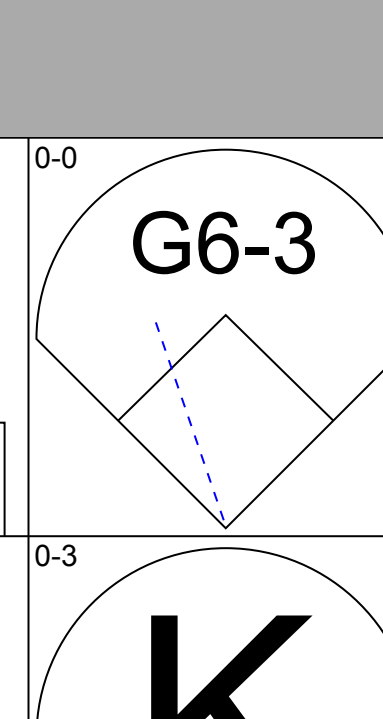

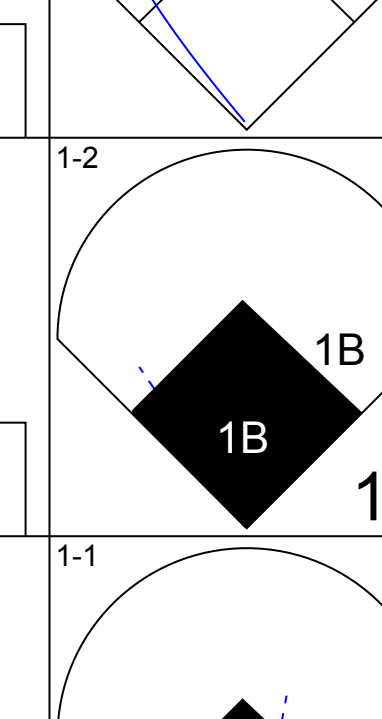
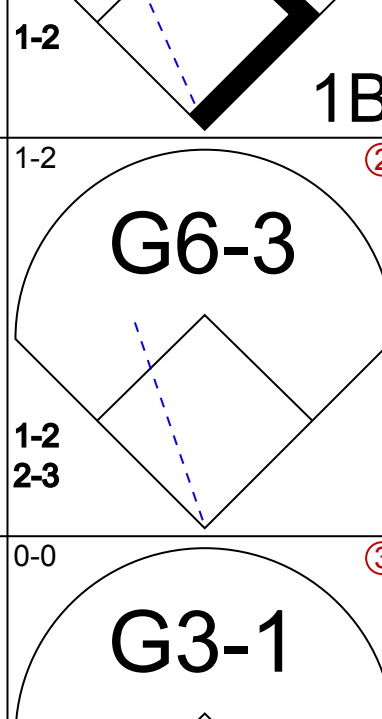
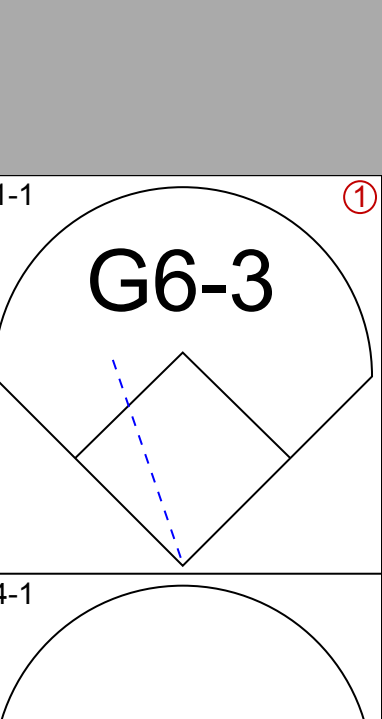
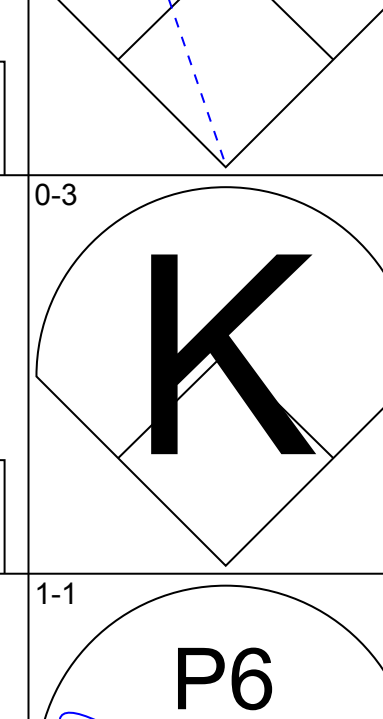
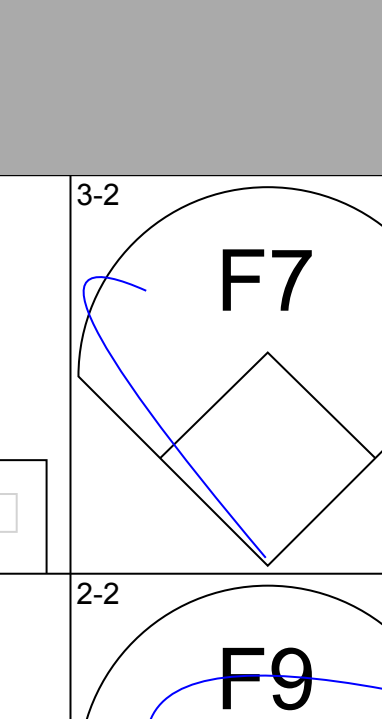
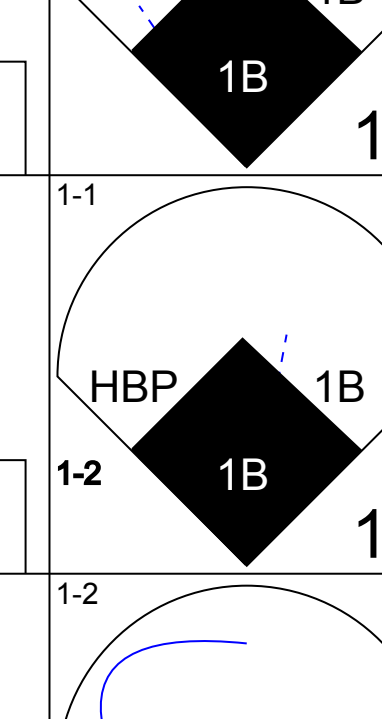
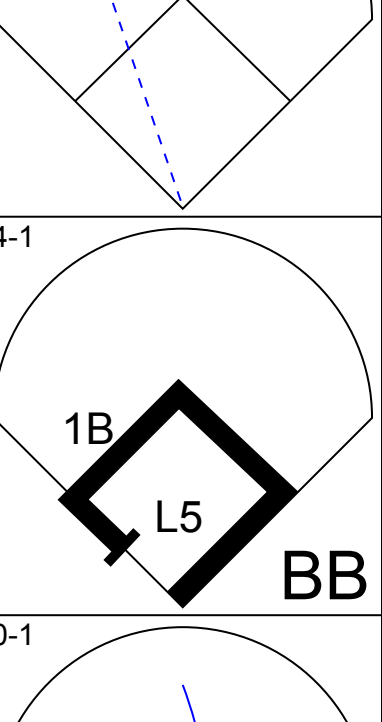

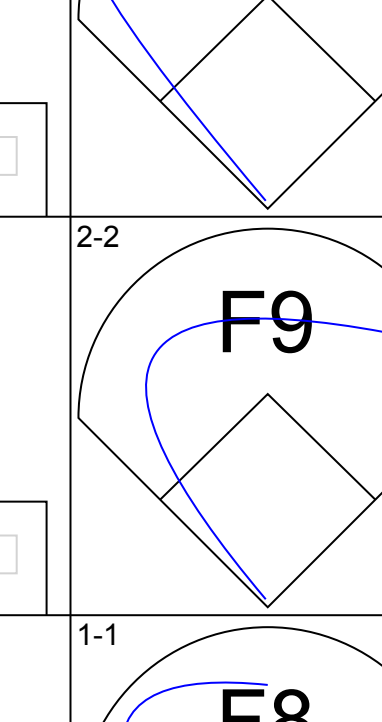
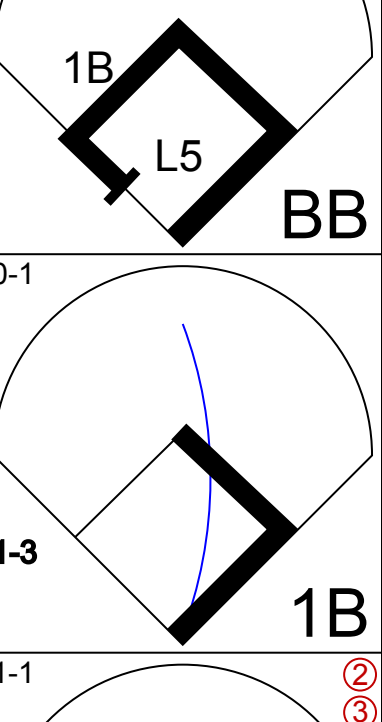
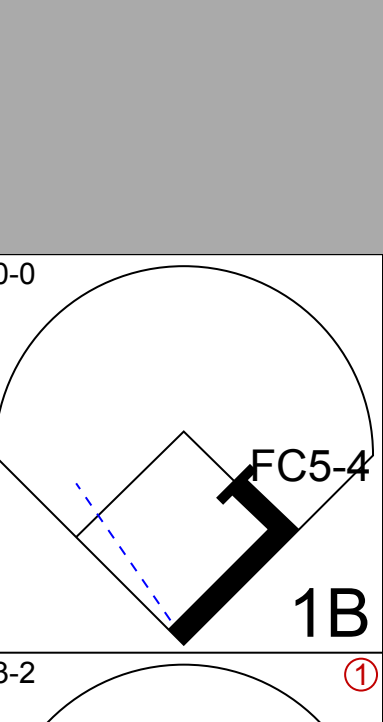


Batter	1	2	3	4	5	6	7	8	9	AB	R	H	RBI	BB	SO	LOB	TOP						
Todd Walker, L (1,4) OBP: 0.340, SLG: 0.401										4	0	1	0	1	1	2							
Aaron Boone, R (1,6) OBP: 0.316, SLG: 0.411										3	1	0	0	2	0	1							
Adam Dunn, L (1,3) OBP: 0.446, SLG: 0.523										4	1	1	0	1	2	3							
Austin Kearns, R (1,9) OBP: 0.384, SLG: 0.463										5	2	3	0	0	1	2							
Russell Branyan, L (1,7)										5	1	3	1	0	1	2							
Brandon Larson, R (1,5) OBP: 0.222, SLG: 0.222										3	0	0	0	0	2	2							
Barry Larkin, R (8,PH) OBP: 0.301, SLG: 0.372										2	0	1	1	0	1	2							
Reggie Taylor, L (1,8) OBP: 0.284, SLG: 0.382										4	1	1	1	1	0	2							
Jason LaRue, R (1,2) OBP: 0.315, SLG: 0.360										3	1	1	4	0	2	2							
Jimmy Haynes, R (1,1) OBP: 0.222, SLG: 0.278										2	0	0	0	0	0	2							
Raul Gonzalez, R (7,PH) OBP: 0.300, SLG: 0.263										1	0	0	0	0	0	1							
Scott Sullivan, R (7,1) OBP: 0.333, SLG: 0.333										1	0	1	0	0	0	0							
Danny Graves, R (8,1)										0	0	0	0	0	0	0							
<b>Inning Stats</b>	R: 0 E: 0 K: 1 S: 9	H: 1 LOB: 0 BB: 15	R: 1 E: 0 K: 2 S: 18	H: 3 LOB: 2 BB: 29	R: 0 E: 0 K: 2 S: 11	H: 2 LOB: 0 BB: 21	R: 0 E: 0 K: 2 S: 8	H: 0 LOB: 0 BB: 14	R: 0 E: 0 K: 0 S: 8	H: 0 LOB: 1 BB: 2	R: 0 E: 0 K: 0 S: 5	H: 0 LOB: 0 BB: 9	R: 0 E: 0 K: 0 S: 5	H: 0 LOB: 1 BB: 8	R: 5 E: 0 K: 2 S: 16	H: 3 LOB: 1 BB: 32	R: 1 E: 0 K: 1 S: 13	H: 3 LOB: 2 BB: 21	1B: 9 2B: 2 3B: 0 HR: 1	SF: 0 SAC: 0 DP: 1 HBP: 1	WP: 0 PB: 0 SB: 1 CS: 1	PA: 44	
<b>PITCHER</b>	IP WLS BF H R ER SO BB IBB HBP BLK WP HR S P ERA WHIP																						
Kip Wells, R (1,1) ERA: 3.38	5.0	21	6	1	1	7	2	0	0	0	0	0	0	54	98	1.80	1.600					ERA: 9.00	WHIP: 3.000
Sean Lowe, R (8,1) ERA: 4.94	1.2	6	0	0	0	0	0	0	1	0	0	0	0	9	15	0.00	0.000						
Scott Sauerbeck, L (7,1) ERA: 2.43	0.1	1	0	0	0	0	0	0	0	0	0	0	1	2	0.00	0.000							
Brian Boehringer, R (8,1) ERA: 3.14	0.2	8	3	5	5	2	2	1	0	0	0	1	14	30	67.50	7.500							
Ron Villone, L (8,1) ERA: 5.98	0.1	1	0	0	0	0	0	0	0	0	0	0	2	2	0.00	0.000							

Cincinnati Reds @ Pittsburgh Pirates  
PNC Park, Pittsburgh, PA  
Thu Jul 18 2002, 7:05 PM EDT  
Att: 21,625 - Overcast - 77 F

AB	37
R	7
H	12
RBI	7
BB	5
SO	10
LOB	21



Batter	1	2	3	4	5	6	7	8	9	AB	R	H	RBI	BB	SO	LOB	BOTTOM						
18 Jason Kendall, R (1,2) OBP: 0.391, SLG: 0.360										3	1	1	0	2	0	0							
2 Jack Wilson, R (1,6) OBP: 0.332, SLG: 0.354										5	0	1	2	0	0	2							
Brian Giles, L (1,7) OBP: 0.436, SLG: 0.631										3	0	1	0	2	1	1							
Aramis Ramirez, R (1,5) OBP: 0.261, SLG: 0.335										5	1	1	0	0	1	5							
Rob Mackowiak, L (1,9) OBP: 0.297, SLG: 0.434										5	1	1	0	0	1	2							
Kevin Young, R (1,3) OBP: 0.318, SLG: 0.442										3	1	1	1	1	0	0							
Adam Hyzdu, R (1,8) OBP: 0.306, SLG: 0.409										3	0	2	0	0	0	0							
Scott Sauerbeck, R (7,1) ERA: 4.94										0	0	0	0	0	0	0							
Brian Boehringer, S (8,1) ERA: 3.14										0	0	0	0	0	0	0							
Ron Villone, L (8,1) ERA: 5.98										0	0	0	0	0	0	0							
Craig Wilson, R (8,PH) OBP: 0.214, SLG: 0.357										0	0	0	0	0	0	0							
Pokey Reese, R (1,4) OBP: 0.307, SLG: 0.327										4	0	1	2	0	0	3							
Kip Wells, R (1,1) OBP: 0.175, SLG: 0.250										1	0	0	0	0	1	0							
Abraham Nunez, S (5,PH) OBP: 0.297, SLG: 0.309										1	1	0	0	0	0	1							
Sean Lowe, R (6,1) OBP: 0.077, SLG: 0.077										0	0	0	0	0	0	0							
Chad Hermansen, R (7,8) OBP: 0.286, SLG: 0.402										2	0	0	0	0	1	2							
Mike Lincoln, R (9,1) ERA: 2.77										0	0	0	0	0	0	0							
<b>Inning Stats</b>	R: 0 E: 0 K: 1 S: 11	H: 0 LOB: 1 BB: 1	R: 0 E: 0 K: 0 S: 7	H: 1 LOB: 1 BB: 1	R: 0 E: 0 K: 2 S: 10	H: 0 LOB: 0 BB: 1	R: 0 E: 0 K: 1 S: 7	H: 0 LOB: 0 BB: 8	R: 2 E: 0 K: 0 S: 14	H: 2 LOB: 2 BB: 2	R: 0 E: 0 K: 0 S: 10	H: 0 LOB: 0 BB: 16	R: 0 E: 0 K: 1 S: 8	H: 0 LOB: 0 BB: 11	R: 3 E: 0 K: 0 S: 16	H: 4 LOB: 2 BB: 27	R: 0 E: 0 K: 0 S: 13	H: 2 LOB: 2 BB: 15	1B: 8 2B: 2 3B: 0 HR: 0	SF: 0 SAC: 0 DP: 1 HBP: 1	WP: 0 PB: 1 SB: 0 CS: 0	PA: 41	
<b>PITCHER</b>	IP WLS BF H R ER SO BB IBB HBP BLK WP HR S P ERA WHIP																						
Jimmy Haynes, R (1,1) ERA: 4.21	6.0	25	4	2	2	4	4	0	0	0	0	0	0	21	32	16.20	1.800						
Scott Sullivan, R (7,1) ERA: 4.81	1.2	9	3	3	3	1	0	0	1	0	0	0	0	21	32	16.20	1.800						
Danny Graves, R (8,1) ERA: 2.77	1.1	7	3	0	0	0	0	0	0	0	0	0	0	16	21	0.00	2.250						

Cincinnati Reds @ Pittsburgh Pirates  
PNC Park, Pittsburgh, PA  
Thu Jul 18 2002, 7:05 PM EDT  
Att: 21,625 - Overcast - 77 F

AB	35
R	5
H	9
RBI	5
BB	5
SO	5
LOB	16













Batter	1	2	3	4	5	6	7	8	9	AB	R	H	RBI	BB	SO	LOB	TOP		
Fernando Vina, L (1.4) OBP: 0.333, SLG: 0.355	G4-3 15 1B		G6-3	2-2 2H 1B		F7		G5-3 1B		5	1	3	1	0	0	0	<b>St. Louis Cardinals @ Pittsburgh Pirates</b> PNC Park, Pittsburgh, PA Sun Jul 21 2002, 1:35 PM EDT Att: 27,999 - Sunny - 87 F		
Placido Polanco, R (1.5) OBP: 0.314, SLG: 0.387	G4-3		5 HR		15 5 1B	G5-3		G5-3		5	2	2	0	0	0	2			
15 Jim Edmonds, L (1.8) OBP: 0.428, SLG: 0.604			5 HR		5 1B			5 1B		2	2	2	1	3	0	0			
5 Albert Pujols, R (1.7) OBP: 0.396, SLG: 0.569	K		HR		1B			G6-4-3		5	2	3	4	0	1	3			
Tino Martinez, L (1.3) OBP: 0.330, SLG: 0.394	G6-3		P6		1B			G6-4-3		5	0	1	1	0	0	3			
J.D. Drew, L (1.9) OBP: 0.357, SLG: 0.470			G1-3		G4-3			G4-3		5	0	1	1	0	1	1			
Edgar Renteria, R (1.6) OBP: 0.359, SLG: 0.420	G4-3		F3		FC6-4 1B			G6-3		4	0	0	0	1	0	1			
Mike Matheny, R (1.2) OBP: 0.276, SLG: 0.318	G5-3		L4		FC6-4			G6-3		4	0	1	0	0	0	3			
Chuck Finley, L (1.1) OBP: 0.143, SLG: 0.286 (7, PH)	K							F8		3	1	1	0	0	2	3			
Miguel Cairo, R (7, PH) OBP: 0.289, SLG: 0.375	K									1	0	0	0	0	0	1			
Mike Timlin, R (7, 1) Steve Kline, S (8, 1)										0	0	0	0	0	0	0			
										0	0	0	0	0	0	0			
<b>Inning Stats</b>	R: 1 E: 0 K: 1 S: 10	H: 2 LOB: 1 BB: 0 P: 17	R: 3 E: 0 K: 0 S: 6	H: 2 LOB: 0 BB: 1 P: 12	R: 1 E: 0 K: 0 S: 9	H: 2 LOB: 1 BB: 0 P: 14	R: 3 E: 0 K: 1 S: 15	H: 4 LOB: 2 BB: 1 P: 31	R: 0 E: 0 K: 1 S: 7	H: 1 LOB: 1 BB: 0 P: 11	R: 0 E: 0 K: 0 S: 6	H: 1 LOB: 1 BB: 0 P: 15	R: 0 E: 0 K: 0 S: 6	H: 0 LOB: 0 BB: 0 P: 13	1B: 10 2B: 3 3B: 0 HR: 1	SF: 0 SAC: 0 DP: 1 HBP: 0	WP: 0 PB: 0 SB: 1 CS: 0	PA: 43	
<b>PITCHER</b>	IP WLS BF H R ER SO BB IBB HBP BLK WP HR S P ERA WHIP	IP WLS BF H R ER SO BB IBB HBP BLK WP HR S P ERA WHIP																	
Josh Fogg, R (1.1) ERA: 4.06	4.0 L 23 11 8 8 2 0 1 0 0 0 1 45 76 18.00 2.750	3.1 16 3 0 0 2 1 2 0 0 0 0 28 59 0.00 1.200	1.2 4 0 0 0 0 0 0 0 0 0 0 8 15 0.00 0.000																
Mike Lincoln, R (5, 1) ERA: 2.14																			
Sean Lowe, R (8, 1) ERA: 4.72																			

Batter	1	2	3	4	5	6	7	8	9	AB	R	H	RBI	BB	SO	LOB	BOTTOM					
18 Jason Kendall, R (1.2) OBP: 0.352, SLG: 0.358	G5-3		BB 2 FC2-5 1B	K		F7		F8		5	1	1	0	0	1	4	<b>St. Louis Cardinals @ Pittsburgh Pirates</b> PNC Park, Pittsburgh, PA Sun Jul 21 2002, 1:35 PM EDT Att: 27,999 - Sunny - 87 F					
2 Jack Wilson, R (1.6) OBP: 0.328, SLG: 0.351			FC2-5 1B	F8						4	2	1	0	0	0	3						
Sean Lowe, R (8, 1) OBP: 0.077, SLG: 0.077			BB	F8						0	0	0	0	0	0	0						
Chad Hermansen, R (9, PH) OBP: 0.293, SLG: 0.398	E		1-2 2-3f 1B	F8						1	0	0	0	0	0	0						
Brian Giles, L (1.7) OBP: 0.438, SLG: 0.625	E6		1B FC5 BB	K2-3						4	1	1	0	1	2	1						
Aramis Ramirez, R (1.5) OBP: 0.258, SLG: 0.331	G6-4-3		F9 1B							5	0	1	2	0	1	2						
Craig Wilson, R (1.9) OBP: 0.341, SLG: 0.407			FC5 BB							4	0	2	1	0	0	1						
Kevin Young, R (1.3) OBP: 0.325, SLG: 0.436			F9							4	0	0	0	0	2	4						
Adam Hyzdu, R (1.8) OBP: 0.432, SLG: 0.743			F9							3	0	1	0	1	1	2						
Mike Benjamin, R (1.4) OBP: 0.211, SLG: 0.172			G4-3							4	0	1	0	0	1	4						
Josh Fogg, R (1.1) OBP: 0.200, SLG: 0.200			FC2-5 1B							2	0	2	0	0	0	0						
Mike Lincoln, R (5, 1) ERA: 2.64										1	0	0	0	0	1	0						
Abraham Nunez, S (8, 6) OBP: 0.306, SLG: 0.329										0	0	0	0	1	0	0						
<b>Inning Stats</b>	R: 1 E: 1 K: 0 S: 12	H: 1 LOB: 0 BB: 0 P: 15	R: 0 E: 0 K: 2 S: 10	H: 1 LOB: 1 BB: 0 P: 18	R: 3 E: 0 K: 0 S: 22	H: 3 LOB: 3 BB: 2 P: 39	R: 0 E: 0 K: 2 S: 11	H: 1 LOB: 1 BB: 0 P: 15	R: 0 E: 0 K: 3 S: 11	H: 1 LOB: 1 BB: 0 P: 14	R: 0 E: 0 K: 1 S: 8	H: 0 LOB: 0 BB: 0 P: 12	R: 0 E: 0 K: 0 S: 10	H: 1 LOB: 0 BB: 0 P: 14	R: 0 E: 1 K: 0 S: 10	H: 2 LOB: 3 BB: 1 P: 19	R: 0 E: 0 K: 1 S: 7	H: 0 LOB: 0 BB: 0 P: 10	1B: 9 2B: 1 3B: 0 HR: 0	SF: 0 SAC: 0 DP: 2 HBP: 0	WP: 0 PB: 0 SB: 0 CS: 0	PA: 40
<b>PITCHER</b>	IP WLS BF H R ER SO BB IBB HBP BLK WP HR S P ERA WHIP	IP WLS BF H R ER SO BB IBB HBP BLK WP HR S P ERA WHIP																				
Chuck Finley, L (1.1) ERA: 4.45	6.0 W 28 7 4 3 8 2 0 0 0 0 0 18 26 0.00 1.800	1.2 7 3 0 0 0 0 0 0 0 0 0 9 17 0.00 0.750	1.1 S 5 0 0 0 1 1 0 0 0 0 0 9 17 0.00 0.750																			
Mike Timlin, R (7, 1) ERA: 2.64																						
Steve Kline, L (8, 1) ERA: 3.55																						

livebaseballscores.com











Batter	1	2	3	4	5	6	7	8	9	AB	R	H	RBI	BB	SO	LOB	TOP											
18 Jason Kendall, R OBP: 0.354, SLG: 0.361	4-0 FC4-6 BB		3-2 G1-6-3 1B			1-2 G6-3		2-3 K		3	0	1	0	1	1	0	Pittsburgh Pirates @ Cincinnati Reds Cinergy Field, Cincinnati, OH Tue Jul 23 2002, 7:10 PM EDT Att: 19,884 - Cloudy - 74 F											
2 Jack Wilson, R OBP: 0.331, SLG: 0.364	1-1 F9		3-2 G1-6-3 1-2			3-2 HR		3-2 G4-3		4	1	1	1	0	0	2												
Brian Giles, L OBP: 0.438, SLG: 0.633	1-1 FC4-6 1-2			3-2 F7		3-2 G3			0-0 F8	4	0	0	0	0	0	1												
Aramis Ramirez, R OBP: 0.263, SLG: 0.340	1-0 G4-3			4-2 BB		0-2 G6-3			2-1 1B 2B	3	0	1	0	1	0	1												
Rob Mackowiak, L OBP: 0.303, SLG: 0.445		0-2 L9		1-3 K			0-0 G6-4-3 1B		0-0 G5-4-3 1B	4	0	2	0	0	1	1												
Kevin Young, R OBP: 0.325, SLG: 0.436		1-1 CS 1B		1-2 F8		1-0 G6-4-3 1-2			0-0 G5-4-3 1-2	4	0	1	0	0	0	4												
Adam Hyzdu, R OBP: 0.444, SLG: 0.762		4-2 BB			2-3 K		2-1 HR			2	1	1	1	1	1	0												
Pokey Reese, R OBP: 0.310, SLG: 0.332		3-2 P6			1-0 G4-3		2-1 L8			3	0	0	0	0	0	1												
Kip Wells, R OBP: 0.167, SLG: 0.238			0-1 G6-3		1-1 G4-3			0-1 L7		2	0	0	0	0	0	0												
Sean Lowe, R OBP: 0.077, SLG: 0.077										0	0	0	0	0	0	0												
Abraham Nunez, S OBP: 0.333, SLG: 0.325										1	0	0	0	0	0	0												
Josias Manzanillo, R OBP: 0.310, SLG: 0.332										0	0	0	0	0	0	0												
<b>Inning Stats</b>	R: 0 E: 0 K: 0 S: 5	H: 0 LOB: 1 BB: 1 P: 12	R: 0 E: 0 K: 0 S: 10	H: 1 LOB: 1 BB: 1 P: 18	R: 0 E: 0 K: 0 S: 10	H: 1 LOB: 0 BB: 0 P: 16	R: 0 E: 0 K: 1 S: 16	H: 0 LOB: 1 BB: 1 P: 25	R: 0 E: 0 K: 1 S: 6	H: 0 LOB: 0 BB: 0 P: 10	R: 1 E: 0 K: 0 S: 15	H: 1 LOB: 0 BB: 0 P: 22	R: 1 E: 0 K: 0 S: 6	H: 2 LOB: 0 BB: 0 P: 11	R: 0 E: 0 K: 1 S: 9	H: 0 LOB: 0 BB: 0 P: 14	R: 0 E: 0 K: 0 S: 5	H: 2 LOB: 1 BB: 0 P: 7	1B: 4 2B: 1 3B: 0 HR: 2	SF: 0 SAC: 0 DP: 3 HBP: 0	WP: 0 PB: 0 SB: 0 CS: 1	PA: 33						
<b>PITCHER</b>	IP	WLS	BF	H	R	ER	SO	BB	IBB	HBP	BLK	WP	HR	S	P	ERA	WHIP											
Jimmy Haynes, R ERA: 4.08	(1, 1)	6.0	W	22	3	1	1	2	3	0	0	0	0	1	62	103	1.50	1.000										
Scott Sullivan, R ERA: 4.57	(7, 1)	2.0		7	2	1	1	1	0	0	0	0	0	1	15	25	4.50	1.000										
Chris Reitsma, R ERA: 3.47	(9, 1)	1.0		4	2	0	0	0	0	0	0	0	0	0	5	7	0.00	2.000										

Batter	1	2	3	4	5	6	7	8	9	AB	R	H	RBI	BB	SO	LOB	BOTTOM											
Todd Walker, L OBP: 0.337, SLG: 0.397	1-1 2B 1B	1-3 K		2-3 K		0-1 F9	2-3 K2-3			5	1	1	0	0	3	3	Pittsburgh Pirates @ Cincinnati Reds Cinergy Field, Cincinnati, OH Tue Jul 23 2002, 7:10 PM EDT Att: 19,884 - Cloudy - 74 F											
Aaron Boone, R OBP: 0.322, SLG: 0.415	2-3 K		1-1 G6-3		2-2 G6-3	4-2 1B SF9 BB	0-0 G4-3			4	1	0	0	1	1	2												
Adam Dunn, L OBP: 0.452, SLG: 0.543	1-0 1B 2B		4-1 FC6-4 BB		1-1 2B	3-2 1B 1B	4-2 2B BB			3	3	3	0	2	0	0												
Ken Griffey Jr., L OBP: 0.375, SLG: 0.385	4-0 1B IBB		2-2 F7		4-0 2B IBB	4-2 1B BB	2-2 2B 2B			1	0	0	0	3	0	1												
Scott Sullivan, R OBP: 0.333, SLG: 0.333								1-1 2B 2B		0	0	0	0	0	0	0												
Brady Clark, R OBP: 0.260, SLG: 0.261								1-1 2B 2B		1	1	1	1	0	0	0												
Austin Kearns, R OBP: 0.377, SLG: 0.458	3-2 1B		0-0 FC6-4 1-2 2-3 2-H		2-2 2B	3-2 SF9	0-0 2B			4	0	3	4	0	0	1												
Russell Branyan, L OBP: 0.314, SLG: 0.416	1-2 2-3 2-H		1-2 2-3		1-3 2-H	3-H 2B	2-2 2B	0-2 2B		5	0	2	1	0	1	5												
Juan Castro, R OBP: 0.219, SLG: 0.172	2-3 K			0-0 G4-3	2-1 L9	2-2 1B	2-2 1B	0-2 G5-4-3 1B		0	0	0	0	0	0	0												
Barry Larkin, R OBP: 0.305, SLG: 0.381	0-0 F9			4-2 G6-3 1B BB	4-0 IBB	1-3 K		2-2 F8		3	0	0	0	2	1	7												
Chris Reitsma, R OBP: 0.115, SLG: 0.080										0	0	0	0	0	0	0												
Jason LaRue, R OBP: 0.312, SLG: 0.351		1-0 G6-3		2-2 G6-3 1B	1-3 K		2-2 E3 SH1-4	1-1 G5-4-3		5	0	1	0	0	1	5												
Jimmy Haynes, R OBP: 0.211, SLG: 0.263		2-1 F8		0-2 G6-3		0-0 HR	1-1 SH1-4			2	0	0	0	0	0	2												
Reggie Taylor, L OBP: 0.274, SLG: 0.434				1-2 2-3						1	1	1	1	0	0	0												
<b>Inning Stats</b>	R: 1 E: 0 K: 2 S: 15	H: 3 LOB: 3 BB: 1 P: 28	R: 0 E: 0 K: 1 S: 8	H: 0 LOB: 0 BB: 0 P: 12	R: 0 E: 0 K: 0 S: 8	H: 0 LOB: 1 BB: 1 P: 15	R: 0 E: 0 K: 1 S: 13	H: 1 LOB: 2 BB: 1 P: 21	R: 1 E: 0 K: 1 S: 17	H: 2 LOB: 3 BB: 2 P: 33	R: 3 E: 0 K: 1 S: 24	H: 3 LOB: 2 BB: 2 P: 41	R: 0 E: 1 K: 1 S: 11	H: 0 LOB: 1 BB: 0 P: 16	R: 2 E: 0 K: 0 S: 16	H: 3 LOB: 1 BB: 1 P: 24	R: 0 E: 0 K: 0 S: 5	H: 1 LOB: 1 BB: 1 P: 7	1B: 6 2B: 5 3B: 0 HR: 1	SF: 1 SAC: 1 DP: 1 HBP: 0	WP: 0 PB: 0 SB: 0 CS: 0	PA: 44						
<b>PITCHER</b>	IP	WLS	BF	H	R	ER	SO	BB	IBB	HBP	BLK	WP	HR	S	P	ERA	WHIP											
Kip Wells, R ERA: 3.38	(1, 1)	5.0	L	26	6	2	2	5	2	3	0	0	0	0	61	109	3.60	1.600										
Sean Lowe, R ERA: 5.0	(6, 1)	2.0		12	3	3	3	2	2	0	0	0	0	1	35	57	13.50	2.500										
Josias Manzanillo, R ERA: 12.6	(8, 1)	1.0		6	3	2	2	0	1	0	0	0	0	0	16	24	18.00	4.000										

AB 30  
R 2  
H 7  
RBI 2  
BB 3  
SO 3  
LOB 10



AB 34  
R 7  
H 12  
RBI 7  
BB 8  
SO 7  
LOB 26





Batter	1	2	3	4	5	6	7	8	9	AB	R	H	RBI	BB	SO	LOB	TOP		
2 Jack Wilson, R OBP: 0.330, SLG: 0.365	2-2 FC1-5 2B	2-1 P6		2-1 F8			1-2 F7		2-1 G4-3	5	0	1	0	0	0	1			
Keith Osik, R OBP: 0.203, SLG: 0.243	3-2 FC1-5 2B	0-1		2-3 K			1-0 L5			4	1	1	0	0	1	2			
Brian Giles, L OBP: 0.439, SLG: 0.643	2-0 1B HR	2-1 P5			2-1 F2		0-1 HR			4	2	2	2	0	0	1			
Aramis Ramirez, R OBP: 0.266, SLG: 0.346	2-1 HR			0-0 L7		1-2 2B			2-1 F9	4	1	2	0	0	0	0			
Rob Mackowiak, L OBP: 0.299, SLG: 0.438	K			1-0 G4-3		3-2 F8			3-3 K	4	0	0	0	0	2	3			
Kevin Young, R OBP: 0.327, SLG: 0.447	2-2			0-2		1-3 K			2-2 F2	4	1	2	3	0	1	1			
Ron Villone, L OBP: 0.200, SLG: 0.333	1-H 3-H HR			1B						0	0	0	0	0	0	0			
Adam Hyzdu, R OBP: 0.449, SLG: 0.739	1-1 1B			3-3 K					1-3 K	4	0	2	0	0	2	1			
Pokey Reese, R OBP: 0.305, SLG: 0.326	0-1 B1-3			1-1 G1-3					0-0 L5-3	4	0	0	0	0	0	2			
Joe Beimel, L OBP: 0.364, SLG: 0.400				1-1					1-2 L5-3	2	0	1	0	0	0	0			
Abraham Nunez, S OBP: 0.302, SLG: 0.324		0-2 G1-3		1-1					3-2 G5-3	1	0	0	0	0	0	0			
Mike Lincoln, R OBP: 0.339, SLG: 0.400				1B					3-2 G6-3	0	0	0	0	0	0	0			
										1	0	0	0	0	0	0			
										1	0	0	0	0	0	0			
										1	0	0	0	0	0	0			
										1	0	0	0	0	0	0			
<b>Inning Stats</b>	R: 4 H: 5 E: 0 K: 1 S: 19	H: 5 R: 1 LOB: 1 BB: 0 P: 33	R: 0 H: 1 E: 0 K: 0 S: 9	H: 1 R: 0 LOB: 1 BB: 0 P: 13	R: 0 H: 1 E: 0 K: 1 S: 9	H: 1 R: 0 LOB: 1 BB: 0 P: 12	R: 0 H: 1 E: 0 K: 1 S: 13	H: 1 R: 0 LOB: 1 BB: 0 P: 19	R: 0 H: 1 E: 0 K: 0 S: 12	H: 1 R: 0 LOB: 0 BB: 0 P: 19	R: 1 H: 1 E: 0 K: 0 S: 9	H: 1 R: 0 LOB: 0 BB: 0 P: 13	R: 0 H: 0 E: 0 K: 2 S: 12	H: 0 R: 0 LOB: 0 BB: 0 P: 18	R: 0 H: 0 E: 0 K: 0 S: 8	H: 0 R: 0 LOB: 0 BB: 0 P: 13	1B: 6 2B: 4 3B: 0 HR: 2	SF: 0 SAC: 0 DP: 1 HBP: 0	WP: 0 PA: 37 PB: 0 SB: 0 CS: 0
<b>PITCHER</b>	IP	WLS	BF	H	R	ER	SO	BB	IBB	HBP	BLK	WP	HR	S	P	ERA	WHIP		
Brian Moehler, R ERA: 3.28	5.0	W	24	9	4	4	4	0	0	0	0	0	1	62	96	7.20	1.800		
Jose Rijo, R ERA: 4.80	2.0		7	2	1	1	0	0	0	0	0	0	1	18	25	4.50	1.000		
Scott Williamson, R ERA: 3.98	1.0		3	0	0	0	2	0	0	0	0	0	0	12	18	0.00	0.000		
Danny Graves, R ERA: 2.83	1.0		3	0	0	0	0	0	0	0	0	0	0	8	13	0.00	0.000		

Pittsburgh Pirates @ Cincinnati Reds  
Cinergy Field, Cincinnati, OH  
Wed Jul 24 2002, 12:35 PM EDT  
Att: 24,910 - Sunny - 76 F

AB 37  
R 5  
H 11  
RBI 5  
BB 0  
SO 6  
LOB 11



Batter	1	2	3	4	5	6	7	8	9	AB	R	H	RBI	BB	SO	LOB	BOTTOM		
Barry Larkin, R OBP: 0.304, SLG: 0.377	1-1 F7	2-2 L9		1-3 K		3-2 G4-3	4-1 BB			4	0	0	0	1	1	0			
Aaron Boone, R OBP: 0.323, SLG: 0.412	2-1 G6-3		4-1 S HR BB	4-1 FC5 S BB		3-1 P6	3-2 L9			3	1	0	0	2	0	3			
Adam Dunn, L OBP: 0.452, SLG: 0.549	1-0 1B HR HBP		3-3 K	1-3 K		1-2 HR		0-1 F5		4	2	1	1	0	2	2			
Austin Kearns, R OBP: 0.381, SLG: 0.456	0-0 HR		4-0 S HR IBB	4-1 BB		1-1 G6-3		1-1 G6-3		3	2	1	0	2	0	0			
Brandon Larson, R OBP: 0.478, SLG: 0.800	1-0 HR		3-3 K	1-2 FC5		1-2 FC1-6		3-2 G1-3		4	1	2	3	0	1	4			
Scott Williamson, R ERA: 4.80										0	0	0	0	0	0	0			
Russell Branyan, L OBP: 0.313, SLG: 0.414	1-H 2-H HR		1-2 2-S HR	2-3 HR						0	0	0	0	0	0	0			
Danny Graves, R										0	0	0	0	0	0	0			
Brady Clark, R OBP: 0.296, SLG: 0.271	4-1 E BB		4-0 HR IBB		3-1 FC7-4 1B		0-0 FC1-6 2B			2	2	1	0	2	0	1			
Todd Walker, L OBP: 0.338, SLG: 0.407	SAFE F7		1-1 HR		0-0 FC7-4		1-1 2B		1-1 1B	4	1	2	4	0	0	2			
Kelly Stinnett, R OBP: 0.444, SLG: 0.625		1-1 F7		1-0 HR		2-2 F8			2-3 K	4	1	1	1	0	1	3			
Brian Moehler, R																			
Juan Castro, R OBP: 0.212, SLG: 0.167		0-2 G4-3		0-0 G6-3						2	0	0	0	0	0	0			
Jose Rijo, R OBP: 0.125, SLG: 0.125										1	0	0	0	0	0	0			
Reggie Taylor, L OBP: 0.279, SLG: 0.446									1-3 2-H 2B	0	0	0	0	0	0	0			
										1	0	1	1	0	0	0			
<b>Inning Stats</b>	R: 3 H: 2 E: 1 K: 0 S: 10	H: 2 R: 1 LOB: 1 BB: 1 P: 19	R: 0 H: 0 E: 0 K: 0 S: 8	H: 0 R: 0 LOB: 0 BB: 0 P: 11	R: 5 H: 2 E: 0 K: 2 S: 13	H: 2 R: 0 LOB: 3 BB: 3 P: 33	R: 0 H: 0 E: 0 K: 2 S: 13	H: 0 R: 0 LOB: 2 BB: 2 P: 24	R: 0 H: 1 E: 0 K: 0 S: 8	H: 1 R: 0 LOB: 1 BB: 0 P: 13	R: 1 H: 1 E: 0 K: 0 S: 10	H: 1 R: 0 LOB: 0 BB: 0 P: 18	R: 1 H: 3 E: 0 K: 1 S: 17	H: 3 R: 0 LOB: 3 BB: 1 P: 28	R: 0 H: 0 E: 0 K: 0 S: 7	H: 0 R: 0 LOB: 0 BB: 0 P: 11	1B: 4 2B: 1 3B: 0 HR: 4	SF: 0 SAC: 0 DP: 0 HBP: 1	WP: 0 PA: 41 PB: 0 SB: 4 CS: 0
<b>PITCHER</b>	IP	WLS	BF	H	R	ER	SO	BB	IBB	HBP	BLK	WP	HR	S	P	ERA	WHIP		
Joe Beimel, L ERA: 4.28	5.0	L	27	5	8	8	4	4	2	1	0	0	1	27	46	9.00	2.500		
Mike Lincoln, R ERA: 2.45	2.0		11	4	2	2	1	1	0	0	0	0	0	7	11	0.00	0.000		
Ron Villone, L ERA: 6.36	1.0		3	0	0	0	0	0	0	0	0	0	0	7	11	0.00	0.000		

Pittsburgh Pirates @ Cincinnati Reds  
Cinergy Field, Cincinnati, OH  
Wed Jul 24 2002, 12:35 PM EDT  
Att: 24,910 - Sunny - 76 F

AB 33  
R 10  
H 9  
RBI 10  
BB 7  
SO 5  
LOB 16





Batter	1	2	3	4	5	6	7	8	9	AB	R	H	RBI	BB	SO	LOB	TOP			
18 Jason Kendall, R OBP: 0.356, SLG: 0.364 Keith Osik, R OBP: 0.200, SLG: 0.240	1-2 FC3-6 1B		1-1 G4-6-3			0-1 G6-4-3 1B			0-2 G1-3	3	0	2	0	0	0	1				
2 Jack Wilson, R OBP: 0.326, SLG: 0.360	1-3 K			0-3 K		3-2 G6-4-3 1B			0-2 G5-3	4	0	0	0	0	2	3				
Brian Giles, L OBP: 0.430, SLG: 0.637 Josias Manzanillo, R OBP: 0.219, SLG: 0.182	2-1 FC3-6 1-2			2-1 G3-1			3-2 G3-4-1		1-1 1B	3	0	0	0	0	0	1				
Aramis Ramirez, R OBP: 0.263, SLG: 0.341	1-3 K			0-0 G6-3			2-1 G6-3		1-0 F8	4	0	0	0	0	1	2				
Rob Mackowiak, L OBP: 0.296, SLG: 0.433		0-1 G3			0-3 K					3	0	0	0	0	1	0				
Kevin Young, R OBP: 0.324, SLG: 0.442 Craig Wilson, R OBP: 0.339, SLG: 0.400		0-1 F8			1-0 F5				1-2 F7	3	0	0	0	0	0	0				
Adam Hyzdu, R OBP: 0.423, SLG: 0.694		2-3 K			2-3 K				0-0 G5-3	3	0	0	0	0	2	0				
Pokey Reese, R OBP: 0.306, SLG: 0.326			1-2 G1-3			3-2 G1-3			0-0 1B	3	0	1	0	0	0	0				
Kris Benson, R OBP: 0.294, SLG: 0.353 Ron Villone, L OBP: 0.250, SLG: 0.375 Chad Hermansen, R OBP: 0.282, SLG: 0.396			1-1 18 G4-6-3 1B			0-0 18 1B			0-1 P3	1	0	1	0	0	0	0				
<b>Inning Stats</b>	R: 0 E: 0 K: 2 S: 11	H: 1 LOB: 1 BB: 0 P: 16	R: 0 E: 0 K: 1 S: 8	H: 0 LOB: 0 BB: 0 P: 10	R: 0 E: 0 K: 1 S: 7	H: 1 LOB: 0 BB: 0 P: 10	R: 0 E: 0 K: 1 S: 6	H: 0 LOB: 0 BB: 0 P: 8	R: 0 E: 0 K: 2 S: 9	H: 2 LOB: 1 BB: 0 P: 15	R: 0 E: 0 K: 0 S: 7	H: 0 LOB: 0 BB: 0 P: 12	R: 0 E: 0 K: 0 S: 8	H: 1 LOB: 1 BB: 0 P: 9	R: 0 E: 0 K: 0 S: 9	H: 1 LOB: 1 BB: 0 P: 11	1B: 6 2B: 0 3B: 0 HR: 0	SF: 0 SAC: 0 DP: 2 HBP: 0	WP: 0 PB: 0 SB: 0 CS: 0	PA: 31
<b>PITCHER</b> Kirk Saarloos, R ERA: 7.15	IP: 9.0 WLS: W BF: 31 H: 6 R: 0 ER: 0 SO: 6 BB: 0 IBB: 0 HBP: 0 BLK: 0 WP: 0 HR: 0 S: 73 P: 102 ERA: 0.00 WHIP: 0.667															<b>PITCHER</b>	IP: 9.0 WLS: W BF: 31 H: 6 R: 0 ER: 0 SO: 6 BB: 0 IBB: 0 HBP: 0 BLK: 0 WP: 0 HR: 0 S: 73 P: 102 ERA: 0.00 WHIP: 0.667			

Pittsburgh Pirates @ Houston Astros  
Astros Field, Houston, TX  
Thu Jul 25 2002, 4:05 PM EDT  
Att: 26,027 - Dome - 72 F

AB	31
R	0
H	6
RBI	0
BB	0
SO	6
LOB	8



Batter	1	2	3	4	5	6	7	8	9	AB	R	H	RBI	BB	SO	LOB	BOTTOM			
Julio Lugo, R OBP: 0.329, SLG: 0.398	4-1 17 F8 5 HR 1B BB		1-0 G6-3		1-0 2B 5 1B 1B				1-3 K	3	2	1	1	1	1	1				
Craig Biggio, R OBP: 0.351, SLG: 0.416	2-2 5 WP 5 HR 1B		1-2 E 5 S 1B		0-1 5 1B 2B			3-3 K	4	2	3	0	0	1	0					
17 Lance Berkman, S OBP: 0.406, SLG: 0.610	1-1 F8		3-3 K		2-3 K			0-2 P4	4	0	0	0	0	2	5					
5 Jeff Bagwell, R OBP: 0.390, SLG: 0.491	2-2 HR		2-0 G6-3		1-0 BB 1B			2-0 F8	4	1	2	5	0	0	1					
Daryle Ward, L OBP: 0.315, SLG: 0.407	4-1 G1-6-3 BB		3-2 P6		1-2 BB			1-0 F8	2	0	0	0	0	2	0	1				
Orlando Merced, S OBP: 0.388, SLG: 0.500	2-2 G1-6-3				1-2 BB			2-2 G1-6-3	4	1	1	0	0	0	3					
Geoff Blum, S OBP: 0.335, SLG: 0.498		1-2 F8		1-1 2B 1B		1-1 G4-3			3-1 F9	4	1	1	0	0	0					
Brad Ausmus, R OBP: 0.329, SLG: 0.363		4-1 SH2 BB		1-0 SH3-4 1B 2B		1-0 G6-3			0-0 P3	3	1	1	2	1	0	0				
Kirk Saarloos, R		0-1 SH2		0-0 SH3-4 1B 2B		0-2 G6-3			2-2 G3	2	0	0	0	0	0	0				
<b>Inning Stats</b>	R: 3 E: 0 K: 0 S: 13	H: 2 LOB: 2 BB: 2 P: 28	R: 0 E: 0 K: 0 S: 7	H: 0 LOB: 1 BB: 1 P: 13	R: 0 E: 1 K: 1 S: 13	H: 1 LOB: 1 BB: 0 P: 22	R: 5 E: 0 K: 1 S: 19	H: 6 LOB: 2 BB: 1 P: 31	R: 0 E: 0 K: 0 S: 6	H: 0 LOB: 0 BB: 0 P: 8	R: 0 E: 0 K: 2 S: 10	H: 0 LOB: 0 BB: 0 P: 14	R: 0 E: 0 K: 0 S: 5	H: 0 LOB: 0 BB: 0 P: 10	R: 0 E: 0 K: 0 S: 7	H: 0 LOB: 0 BB: 0 P: 12	1B: 6 2B: 2 3B: 0 HR: 1	SF: 0 SAC: 2 DP: 1 HBP: 0	WP: 1 PB: 0 SB: 1 CS: 0	PA: 36
<b>PITCHER</b> Kris Benson, R ERA: 6.14 Ron Villone, L ERA: 6.17 Josias Manzanillo, R ERA: 9.0	IP: 3.2 WLS: L BF: 22 H: 9 R: 8 ER: 8 SO: 2 BB: 8 IBB: 0 HBP: 0 BLK: 0 WP: 1 HR: 1 S: 49 P: 86 ERA: 19.64 WHIP: 3.273															<b>PITCHER</b>	IP: 3.2 WLS: L BF: 22 H: 9 R: 8 ER: 8 SO: 2 BB: 8 IBB: 0 HBP: 0 BLK: 0 WP: 1 HR: 1 S: 49 P: 86 ERA: 19.64 WHIP: 3.273			

Pittsburgh Pirates @ Houston Astros  
Astros Field, Houston, TX  
Thu Jul 25 2002, 4:05 PM EDT  
Att: 26,027 - Dome - 72 F

AB	30
R	8
H	9
RBI	8
BB	4
SO	4
LOB	11













Batter	1	2	3	4	5	6	7	8	9	AB	R	H	RBI	BB	SO	LOB	TOP										
18 Jason Kendall, R OBP: 0.350, SLG: 0.362	F9	G6-3		F8			L6		G5-3	5	0	0	0	0	0	2	<b>Pittsburgh Pirates @ Houston Astros</b> Astros Field, Houston, TX Sun Jul 28 2002, 2:35 PM EDT Att: 35,144 - Dome - 72 F										
2 Jack Wilson, R OBP: 0.326, SLG: 0.358	P6		HBP BB 1B		L3 BB				F9	4	0	2	0	1	0	1											
Brian Giles, L OBP: 0.433, SLG: 0.624	1B		HBP BB 1B		L3 1-2		F9			3	0	1	0	1	0	2											
Aramis Ramirez, R OBP: 0.260, SLG: 0.344	BB 1B		F3		G5-3				G6-3	4	0	1	0	0	0	2											
Kevin Young, R OBP: 0.326, SLG: 0.441	1-2 BB		P5			G4-3			G1-3	3	0	0	0	1	0	2											
Adam Hyzdu, R OBP: 0.439, SLG: 0.667	F8		1-2 2-3 HBP			BB				1	0	0	0	2	0	3											
Craig Wilson, R Mike Williams, R		F7	K			F8			K	4	0	0	0	0	2	5											
Pokey Reese, R OBP: 0.313, SLG: 0.325		SH2-4 1B		G1		L4			18 G5-3 BB	3	0	1	0	1	0	1											
Kip Wells, R ABraham Nunez, S Ron Villone, L Mike Lincoln, R Rob Mackowiak, L	SH2-4			K			G3		K	1	0	0	0	0	1	0											
<b>Inning Stats</b>	R: 0 E: 0 K: 0 S: 12	H: 2 LOB: 3 BB: 1 P: 17	R: 0 E: 0 K: 0 S: 11	H: 1 LOB: 1 BB: 0 P: 16	R: 0 E: 0 K: 1 S: 14	H: 1 LOB: 3 BB: 1 P: 27	R: 0 E: 0 K: 1 S: 9	H: 0 LOB: 0 BB: 0 P: 12	R: 0 E: 0 K: 0 S: 5	H: 0 LOB: 0 BB: 1 P: 13	R: 0 E: 0 K: 0 S: 10	H: 0 LOB: 1 BB: 1 P: 15	R: 0 E: 0 K: 1 S: 10	H: 1 LOB: 1 BB: 0 P: 15	R: 0 E: 0 K: 1 S: 9	H: 0 LOB: 1 BB: 1 P: 16		R: 0 E: 0 K: 1 S: 8	H: 0 LOB: 1 BB: 1 P: 16	1B: 5 2B: 1 3B: 0 HR: 0	SF: 0 SAC: 1 DP: 1 HBP: 1	WP: 0 PB: 0 SB: 0 CS: 0	PA: 38				
<b>PITCHER</b>	IP	WLS	BF	H	R	ER	SO	BB	IBB	HBP	BLK	WP	HR	S	P	ERA	WHIP										
Wade Miller, R ERA: 4.32	5.0	W	22	4	0	0	2	3	0	1	0	0	0	51	85	0.00	1.400										
Pete Munro, R ERA: 2.57	1.2	H	7	1	0	0	0	1	0	0	0	0	0	18	28	0.00	1.200										
Pedro Borbon, L ERA: 5.15	0.1	H	1	0	0	0	0	0	0	0	0	0	0	2	2	0.00	0.000										
Ricky Stone, R ERA: 2.82	1.0		4	0	0	0	1	1	0	0	0	0	0	9	16	0.00	1.000										
Octavio Dotel, R ERA: 2.19	1.0		4	0	0	0	1	1	0	0	0	0	0	8	16	0.00	1.000										

AB	30
R	0
H	5
RBI	0
BB	6
SO	4
LOB	19



Batter	1	2	3	4	5	6	7	8	9	AB	R	H	RBI	BB	SO	LOB	BOTTOM										
Jose Vizcaino, S OBP: 0.332, SLG: 0.357	PB 2B 1B		G6-3				F7			4	1	2	0	0	0	1	<b>Pittsburgh Pirates @ Houston Astros</b> Astros Field, Houston, TX Sun Jul 28 2002, 2:35 PM EDT Att: 35,144 - Dome - 72 F										
Craig Biggio, R OBP: 0.349, SLG: 0.417	G4-3 1H 5 WP 2B		K			P4			K	4	1	1	1	0	2	1											
17 Lance Berkman, S OBP: 0.406, SLG: 0.602	G4-3				5 G6-4-3 1B				5 BB BB	3	0	1	0	1	1	2											
5 Jeff Bagwell, R OBP: 0.395, SLG: 0.497	K			G6-4-3		F8				3	0	0	0	1	1	2											
Daryle Ward, L OBP: 0.314, SLG: 0.412	F7			G6-3						3	0	0	0	0	0	0											
Ricky Stone, R										0	0	0	0	0	0	0											
Gregg Zaun, S OBP: 0.285, SLG: 0.326										1	0	0	0	0	1	2											
Octavio Dotel, R										0	0	0	0	0	0	0											
Orlando Merced, S OBP: 0.369, SLG: 0.477		G4-3			G6-3		F8		F8	4	0	0	0	0	0	2											
Geoff Blum, S OBP: 0.333, SLG: 0.409		G4-3			G3-1				1B 2B	3	1	1	0	0	0	0											
Brad Ausmus, R OBP: 0.337, SLG: 0.376									1B 2B 1B	3	1	2	1	0	1	0											
Wade Miller, R Alan Miller, S Pete Munro, R Pedro Borbon, R Barry Wesson, R			G6-3						2H 1B	1	0	0	0	0	0	0											
<b>Inning Stats</b>	R: 2 E: 0 K: 1 S: 13	H: 2 LOB: 0 BB: 0 P: 19	R: 0 E: 0 K: 1 S: 9	H: 0 LOB: 0 BB: 0 P: 14	R: 0 E: 0 K: 1 S: 7	H: 0 LOB: 0 BB: 0 P: 7	R: 0 E: 0 K: 0 S: 5	H: 1 LOB: 0 BB: 0 P: 5	R: 0 E: 0 K: 1 S: 12	H: 1 LOB: 1 BB: 0 P: 18	R: 0 E: 0 K: 1 S: 10	H: 1 LOB: 1 BB: 0 P: 15	R: 2 E: 0 K: 0 S: 16	H: 3 LOB: 1 BB: 0 P: 25	R: 0 E: 0 K: 2 S: 8	H: 0 LOB: 2 BB: 2 P: 18	R: 0 E: 0 K: 2 S: 8	H: 0 LOB: 2 BB: 2 P: 18	1B: 5 2B: 3 3B: 0 HR: 0	SF: 0 SAC: 0 DP: 1 HBP: 0	WP: 1 PB: 1 SB: 0 CS: 0	PA: 33					
<b>PITCHER</b>	IP	WLS	BF	H	R	ER	SO	BB	IBB	HBP	BLK	WP	HR	S	P	ERA	WHIP										
Kip Wells, R ERA: 3.38	6.0	L	22	5	2	2	5	0	0	0	0	0	0	11	17	13.50	1.500										
Ron Villone, L ERA: 6.23	0.2		3	1	1	1	0	0	0	0	0	0	0	5	8	27.00	6.000										
Mike Lincoln, R ERA: 2.58	0.1		3	2	1	1	0	0	0	0	0	0	0	5	8	27.00	6.000										
Mike Williams, R ERA: 1.76	1.0		5	0	0	0	2	2	0	0	0	0	0	8	18	0.00	2.000										

AB	31
R	4
H	8
RBI	3
BB	2
SO	7
LOB	11

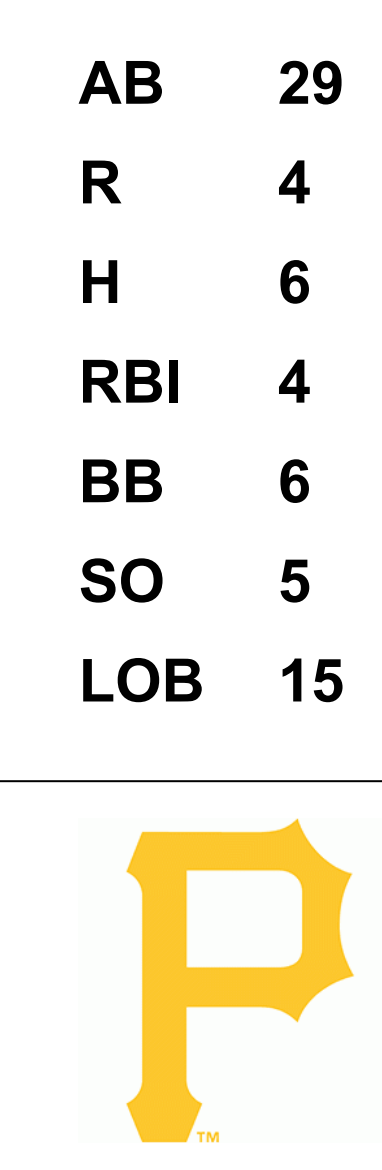





Batter	1	2	3	4	5	6	7	8	9	AB	R	H	RBI	BB	SO	LOB	TOP								
Juan Pierre, L (1,8) OBP: 0.317, SLG: 0.309	G5-3			G4-3		K		S BB		3	0	0	0	1	1	1	<b>Colorado Rockies @ Pittsburgh Pirates</b> PNC Park, Pittsburgh, PA Tue Jul 30 2002, 7:05 PM EDT Att: 23,749 - Sunny - 88 F								
Brent Butler, R (1,4) OBP: 0.286, SLG: 0.438	G6-3			F9				F2		4	0	1	0	0	0	1									
Larry Walker, L (1,9) OBP: 0.441, SLG: 0.651	L8							K		3	0	1	0	1	1	1									
17 Todd Helton, L (1,3) OBP: 0.434, SLG: 0.585		F7							F9		2	0	0	1	1	0									
Todd Zeile, R (1,5) OBP: 0.336, SLG: 0.406	F9			FC5-4 BB					G1-4-3		4	0	0	0	0	1									
Todd Hollandsworth, L (1,7) OBP: 0.352, SLG: 0.483	G5-3										4	0	1	0	0	0									
Juan Uribe, R (1,6) OBP: 0.287, SLG: 0.332			G3-1		G4-3		K		L6		4	0	0	0	0	1									
Gary Bennett, R (1,2) OBP: 0.312, SLG: 0.347			L6		G6-3		G6-3				3	0	0	0	0	0									
Shawn Chacon, R (1,1) OBP: 0.276, SLG: 0.310											2	1	1	0	0	0									
Ben Petrick, R (8, PH) OBP: 0.222, SLG: 0.313											1	0	0	0	0	1									
Denny Neagle, L (8,1) OBP: 0.310, SLG: 0.414			F3								0	0	0	0	0	0									
Justin Speier, R (8,1)						2B 17 SF7 1B					0	0	0	0	0	0									
<b>Inning Stats</b>	R: 0 E: 0 K: 0 S: 7	H: 0 LOB: 0 BB: 0 P: 9	R: 0 E: 0 K: 0 S: 7	H: 0 LOB: 0 BB: 0 P: 8	R: 0 E: 0 K: 0 S: 5	H: 0 LOB: 0 BB: 0 P: 6	R: 0 E: 0 K: 0 S: 6	H: 1 LOB: 2 BB: 1 P: 13	R: 0 E: 0 K: 0 S: 6	H: 0 LOB: 0 BB: 0 P: 8	R: 1 E: 0 K: 2 S: 10	H: 2 LOB: 2 BB: 1 P: 19	R: 0 E: 0 K: 1 S: 6	H: 0 LOB: 0 BB: 0 P: 9	R: 0 E: 0 K: 2 S: 9	H: 0 LOB: 1 BB: 1 P: 15	R: 0 E: 0 K: 0 S: 15	H: 1 LOB: 1 BB: 0 P: 22	1B: 2 2B: 2 3B: 0 HR: 0	SF: 1 SAC: 0 DP: 0 HBP: 0	WP: 0 PB: 0 SB: 1 CS: 0	PA: 34			
<b>PITCHER</b>	IP	WLS	BF	H	R	ER	SO	BB	IBB	HBP	BLK	WP	HR	S	P	ERA	WHIP								
Kris Benson, R (1,1) ERA: 5.99	8.0	W	30	3	1	1	5	2	1	0	0	0	0	56	87	1.12	0.625								
Mike Williams, R (9,1) ERA: 1.71	1.0	S	4	1	0	0	0	0	0	0	0	0	0	15	22	0.00	1.000								


Batter	1	2	3	4	5	6	7	8	9	AB	R	H	RBI	BB	SO	LOB	BOTTOM								
18 Jason Kendall, R (1,2) OBP: 0.354, SLG: 0.364	F8									3	1	2	0	1	0	0	<b>Colorado Rockies @ Pittsburgh Pirates</b> PNC Park, Pittsburgh, PA Tue Jul 30 2002, 7:05 PM EDT Att: 23,749 - Sunny - 88 F								
2 Jack Wilson, R (1,6) OBP: 0.323, SLG: 0.354	G6-3									4	0	0	0	0	0	3									
Brian Giles, L (1,7) OBP: 0.436, SLG: 0.633										3	1	2	1	1	0	0									
Aramis Ramirez, R (1,5) OBP: 0.260, SLG: 0.341	F7									3	1	0	0	1	0	2									
Mike Williams, R (9,1)										0	0	0	0	0	0	0									
Rob Mackowiak, L (1,9) OBP: 0.288, SLG: 0.417										3	1	0	0	1	1	3									
Kevin Young, R (1,3) OBP: 0.325, SLG: 0.437										3	0	0	1	1	1	1									
Adam Hyzdu, R (1,8) OBP: 0.459, SLG: 0.685										3	0	2	2	1	0	0									
Pokey Reese, R (1,4) OBP: 0.308, SLG: 0.320										4	0	0	0	0	0	5									
Kris Benson, R (1,1) OBP: 0.250, SLG: 0.300										3	0	0	0	0	3	1									
Mike Benjamin, R (9,5) OBP: 0.219, SLG: 0.182										0	0	0	0	0	0	0									
<b>Inning Stats</b>	R: 0 E: 0 K: 0 S: 8	H: 0 LOB: 1 BB: 1 P: 17	R: 0 E: 0 K: 0 S: 10	H: 0 LOB: 2 BB: 2 P: 19	R: 1 E: 0 K: 1 S: 11	H: 1 LOB: 1 BB: 1 P: 20	R: 0 E: 0 K: 1 S: 10	H: 0 LOB: 0 BB: 0 P: 16	R: 0 E: 0 K: 1 S: 8	H: 1 LOB: 1 BB: 0 P: 9	R: 0 E: 0 K: 0 S: 6	H: 0 LOB: 0 BB: 0 P: 11	R: 0 E: 0 K: 2 S: 10	H: 1 LOB: 1 BB: 0 P: 14	R: 3 E: 0 K: 0 S: 13	H: 3 LOB: 2 BB: 2 P: 28	1B: 3 2B: 2 3B: 1 HR: 0	SF: 0 SAC: 0 DP: 1 HBP: 0	WP: 0 PB: 0 SB: 1 CS: 0	PA: 35					
<b>PITCHER</b>	IP	WLS	BF	H	R	ER	SO	BB	IBB	HBP	BLK	WP	HR	S	P	ERA	WHIP								
Shawn Chacon, R (1,1) ERA: 4.88	7.0	L	27	3	1	1	5	4	0	0	0	0	0	63	106	1.29	1.000								
Denny Neagle, L (8,1) ERA: 5.92	0.2	L	7	3	3	3	0	1	1	0	0	0	0	11	25	40.50	6.000								
Justin Speier, R (8,1) ERA: 3.24	0.1		1	0	0	0	0	0	0	0	0	0	0	2	3	0.00	0.000								

AB	30
R	1
H	4
RBI	1
BB	3
SO	5
LOB	8

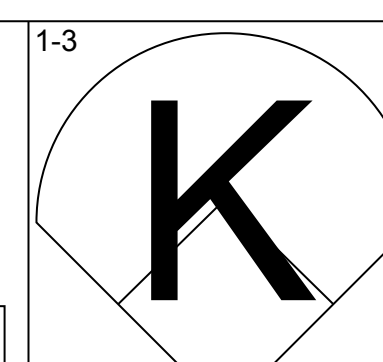
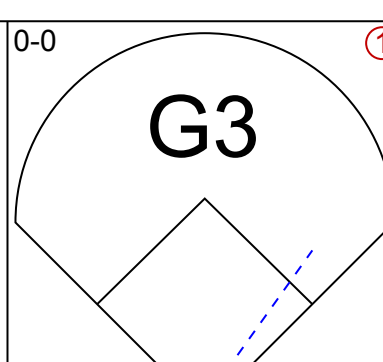
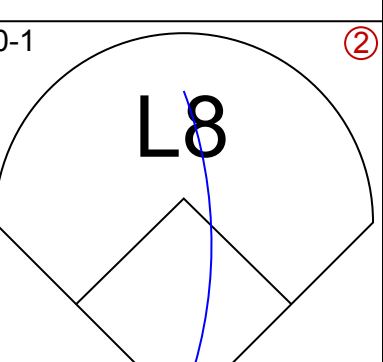
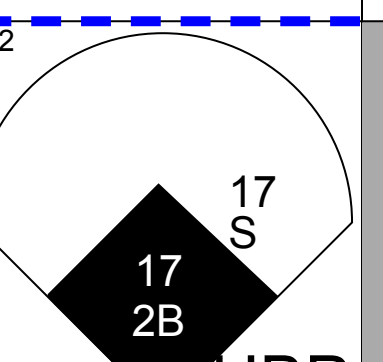
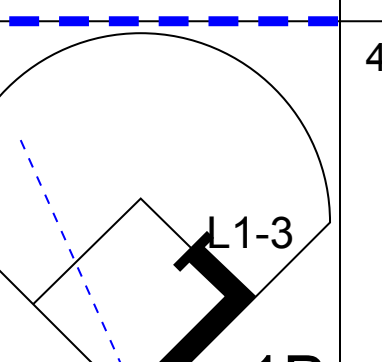
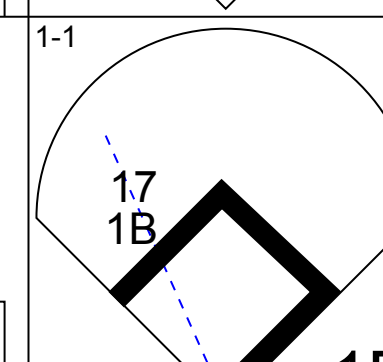
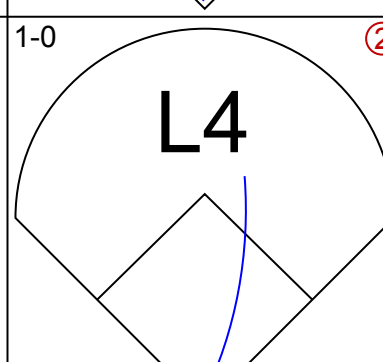
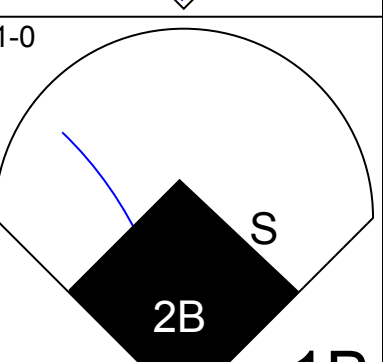
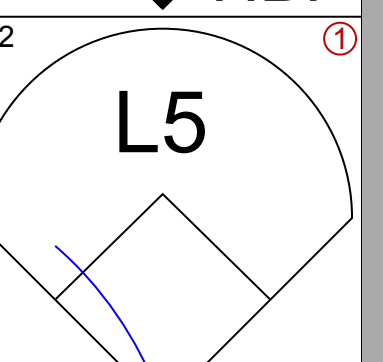
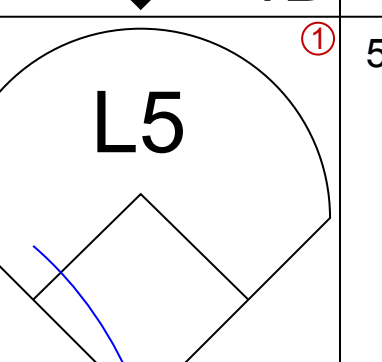
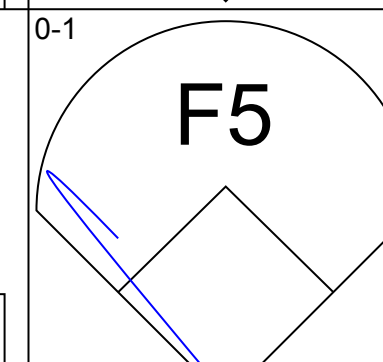
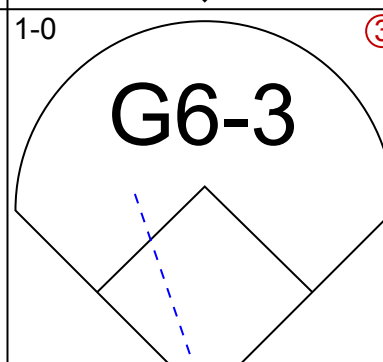
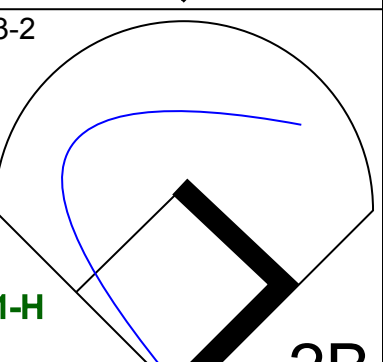
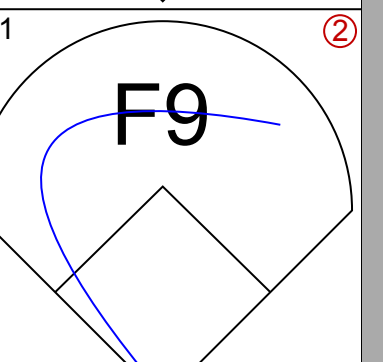
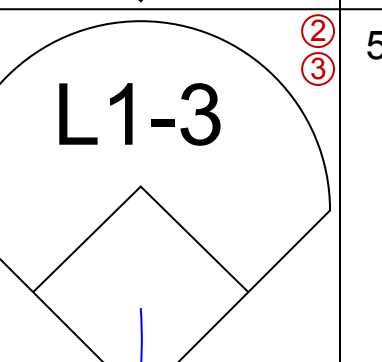
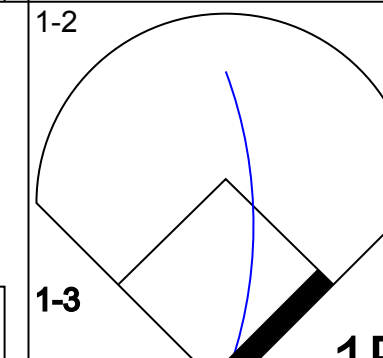
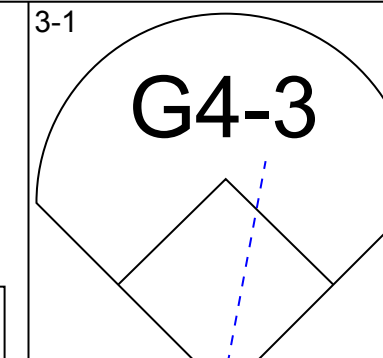
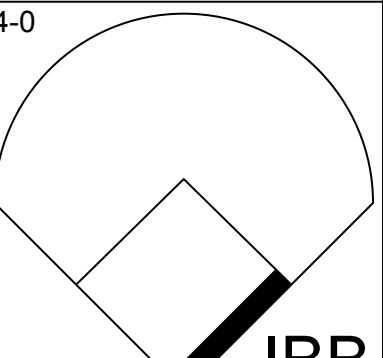
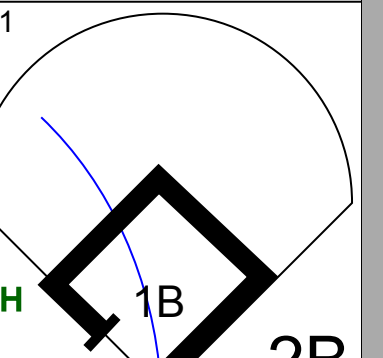
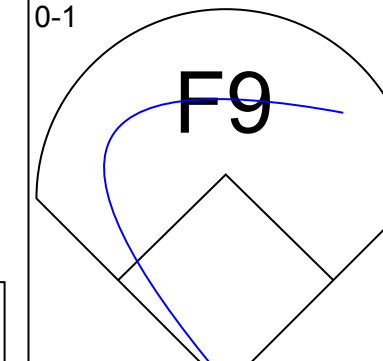
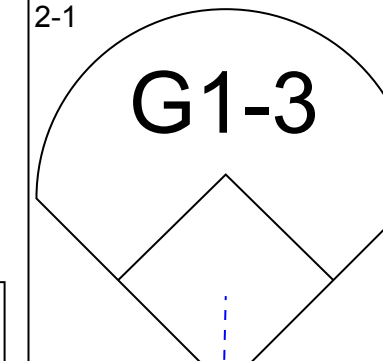
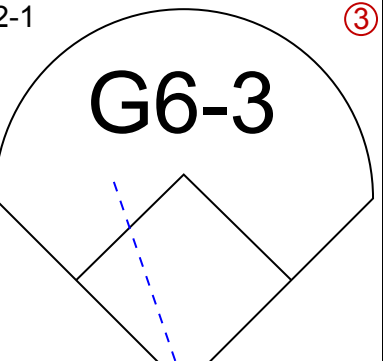
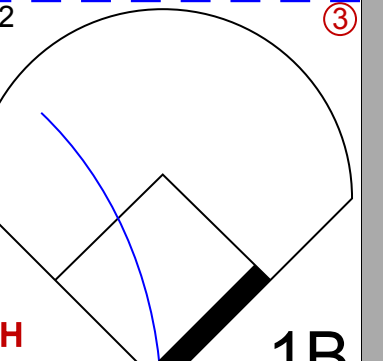
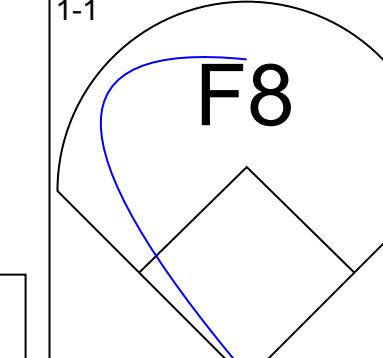
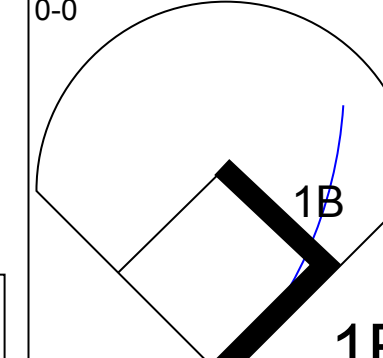
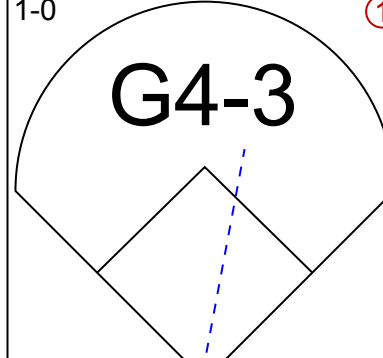
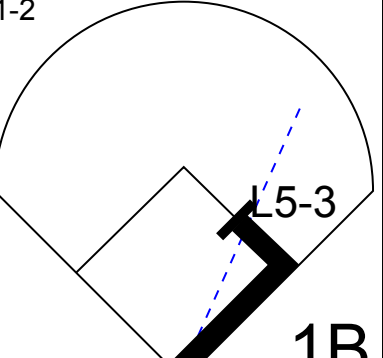
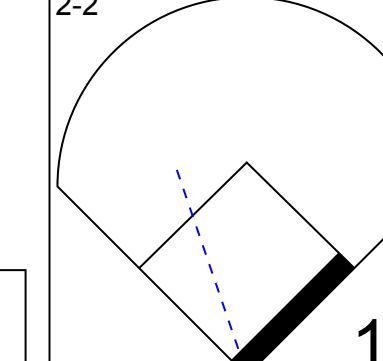
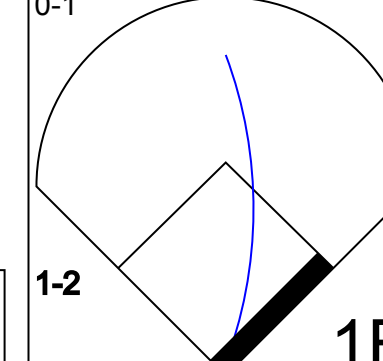
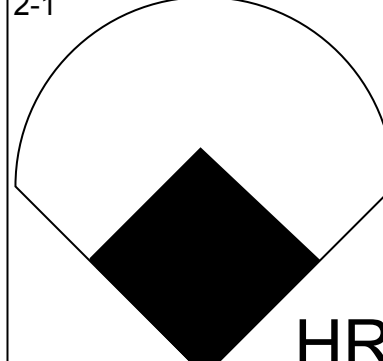
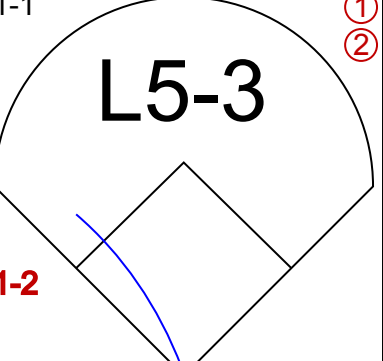
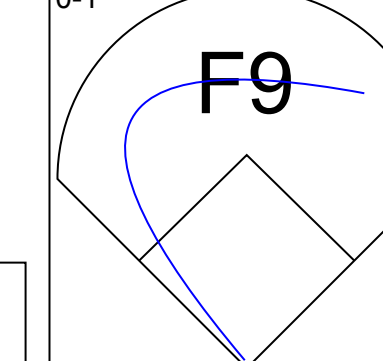
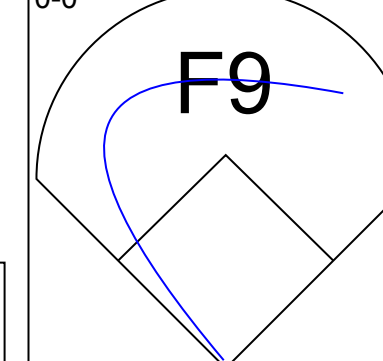
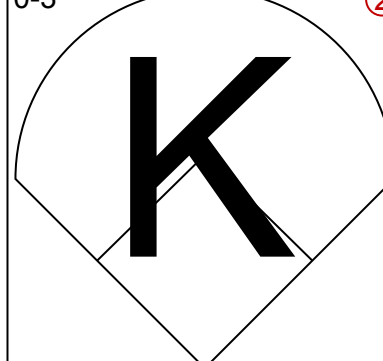
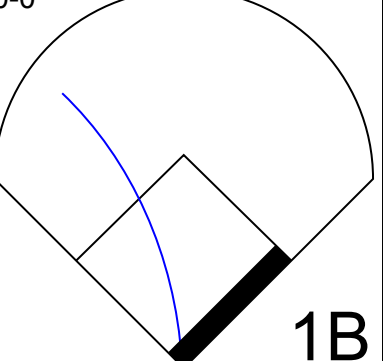
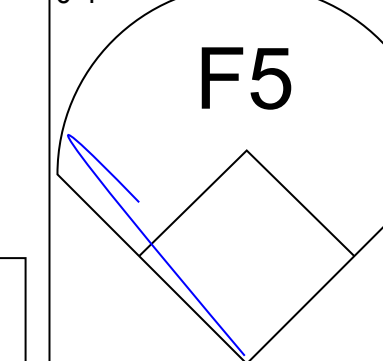
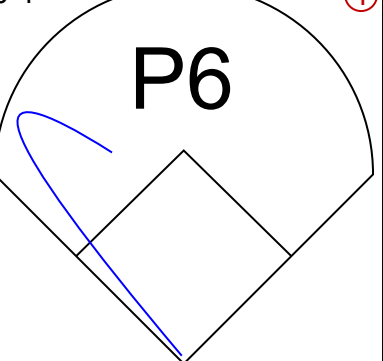
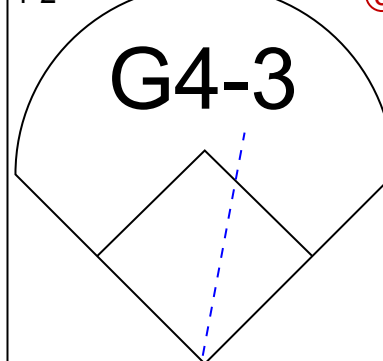
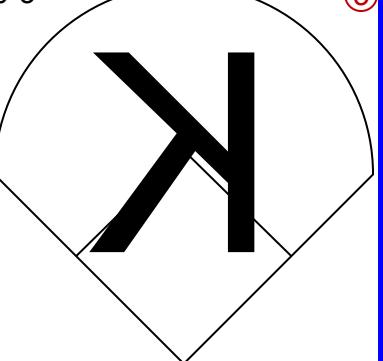




Batter	1	2	3	4	5	6	7	8	9	AB	R	H	RBI	BB	SO	LOB	TOP						
Juan Pierre, L OBP: 0.316, SLG: 0.310	F7			SH1-3 1B 2B	G3-1	G1-3			G3	5	1	1	0	0	0	2	<b>Colorado Rockies @ Pittsburgh Pirates</b> PNC Park, Pittsburgh, PA Wed Jul 31 2002, 7:05 PM EDT Att: 18,106 - Sunny - 88 F  <b>AB 36</b> <b>R 6</b> <b>H 10</b> <b>RBI 6</b> <b>BB 3</b> <b>SO 7</b> <b>LOB 16</b> 						
Juan Uribe, R OBP: 0.286, SLG: 0.332	K			SH1-3					K	4	1	1	0	0	3	0							
Larry Walker, L OBP: 0.445, SLG: 0.656	F9			17 BB 1B						5	2	4	0	0	0	0							
17 Todd Helton, L OBP: 0.434, SLG: 0.580		P5		1B 1-2 BB					K	3	1	0	0	2	1	2							
Todd Zeile, R OBP: 0.335, SLG: 0.405		G5-3		BB						4	0	1	2	0	1	4							
Todd Jones, L OBP: 0.313, SLG: 0.491				1B						0	0	0	0	0	0	0							
Sandy Alomar Jr., R OBP: 0.313, SLG: 0.491	F9			E7						4	1	2	2	0	0	1							
Ben Petrick, R OBP: 0.211, SLG: 0.296				G5-3					F9	4	0	0	0	0	2	5							
Brent Butler, R OBP: 0.286, SLG: 0.431				F7					F7	3	0	0	0	1	0	1							
Denny Stark, R OBP: 0.190, SLG: 0.400				P4					FC5-4	2	0	0	0	0	0	0							
Greg Norton, S OBP: 0.291, SLG: 0.363										1	0	1	2	0	0	0							
Rick White, R OBP: 0.317, SLG: 0.370										0	0	0	0	0	0	0							
Kent Mercker, L OBP: 0.317, SLG: 0.370										1	0	0	0	0	0	1							
Terry Shumpert, R OBP: 0.317, SLG: 0.370										1	0	0	0	0	0	1							
<b>Inning Stats</b>	R: 0 E: 0 K: 1 S: 6	H: 0 LOB: 0 BB: 0 P: 8	R: 0 E: 0 K: 0 S: 7	H: 0 LOB: 0 BB: 0 P: 12	R: 0 E: 0 K: 1 S: 6	H: 0 LOB: 0 BB: 0 P: 8	R: 2 E: 1 K: 0 S: 16	H: 3 LOB: 2 BB: 1 P: 27	R: 0 E: 0 K: 0 S: 9	H: 0 LOB: 0 BB: 0 P: 11	R: 4 E: 1 K: 2 S: 23	H: 4 LOB: 2 BB: 2 P: 40	R: 0 E: 0 K: 1 S: 9	H: 1 LOB: 1 BB: 0 P: 15	R: 0 E: 0 K: 0 S: 7	H: 1 LOB: 1 BB: 0 P: 10		R: 0 E: 0 K: 2 S: 12	H: 1 LOB: 1 BB: 0 P: 16	1B: 7 2B: 3 3B: 0 HR: 0	SF: 0 SAC: 1 DP: 0 HBP: 0	WP: 0 PB: 0 SB: 1 CS: 0	PA: 40
<b>PITCHER</b>	IP WLS BF H R ER SO BB IBB HBP BLK WP HR S P ERA WHIP																						
Josh Fogg, R ERA: 4.1	(1, 1) 5.0 22 5 5 5 2 2 0 0 0 0 0 0 52 79 9.00 1.400																						
Brian Boehringer, R ERA: 3.81	(6, 1) 1.0 W 6 2 1 1 2 0 1 0 0 0 0 0 15 27 9.00 2.000																						
Scott Sauerbeck, L ERA: 2.45	(7, 1) 1.0 H 4 1 0 0 1 0 0 0 0 0 0 9 15 0.00 1.000																						
Sean Lowe, R ERA: 4.92	(8, 1) 1.0 H 4 1 0 0 0 0 0 0 0 0 0 7 10 0.00 1.000																						
Mike Williams, R ERA: 1.67	(9, 1) 1.0 S 4 1 0 0 2 0 0 0 0 0 0 0 12 16 0.00 1.000																						

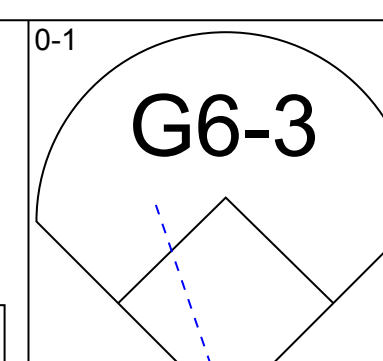
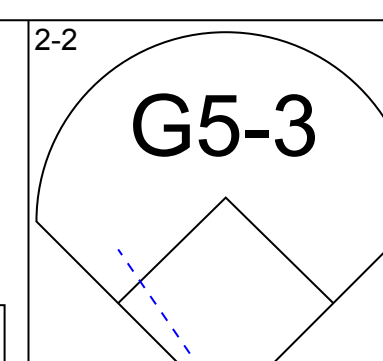
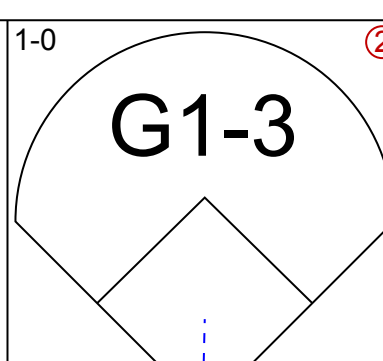
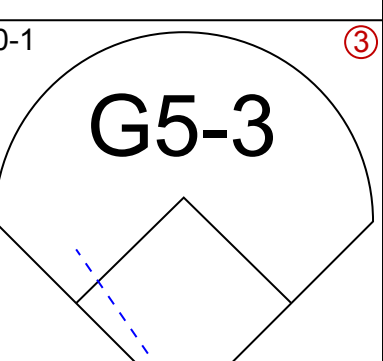
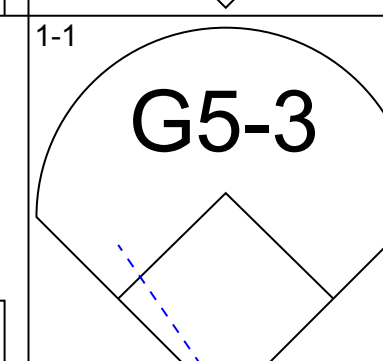
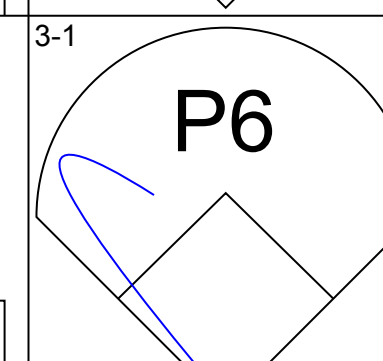
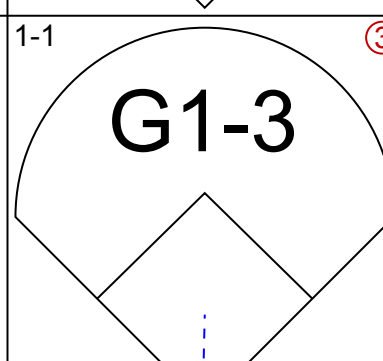
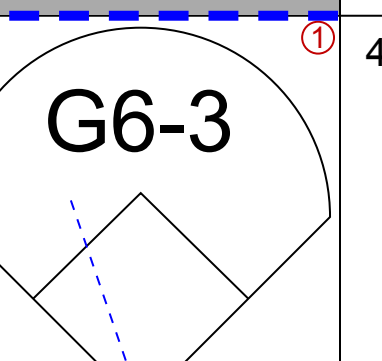
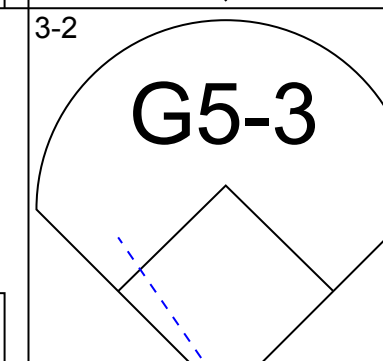
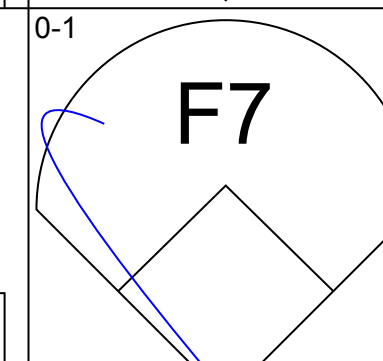
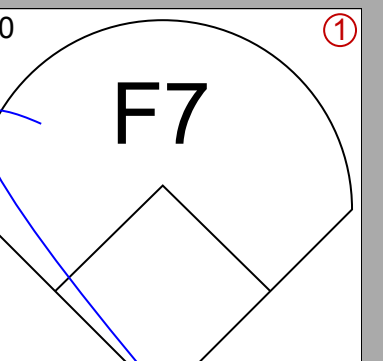
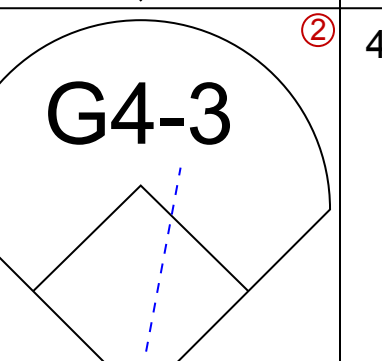
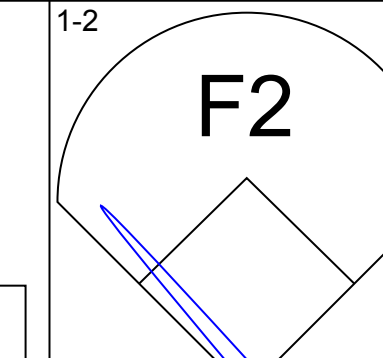
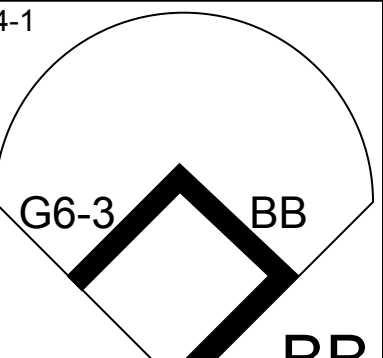
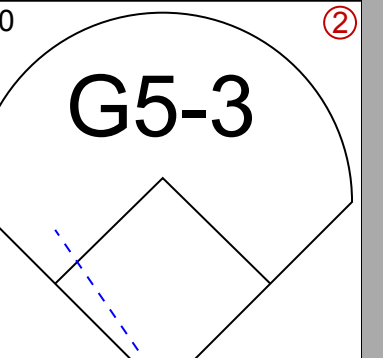
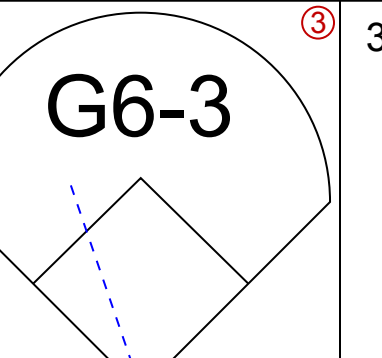
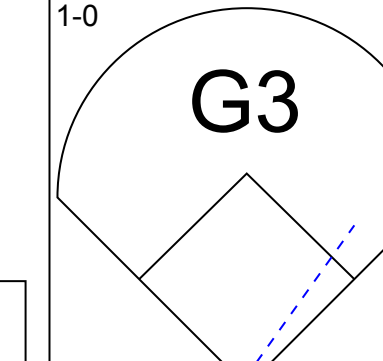
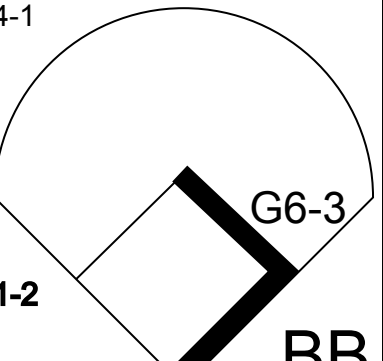
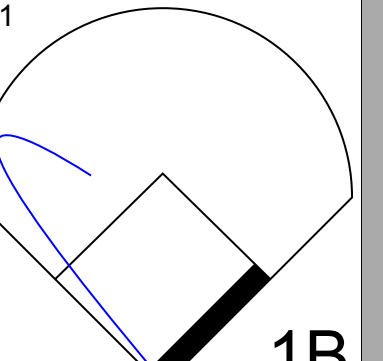
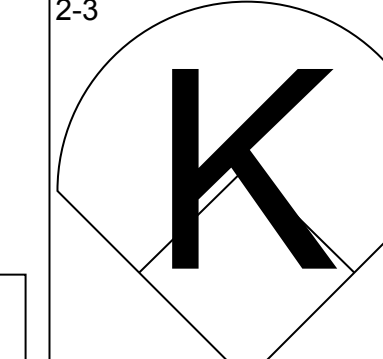
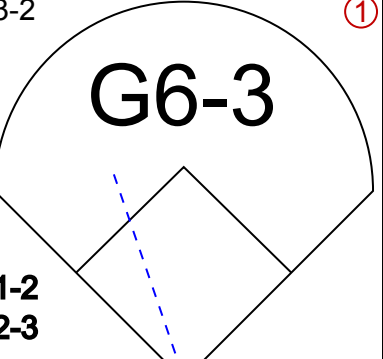
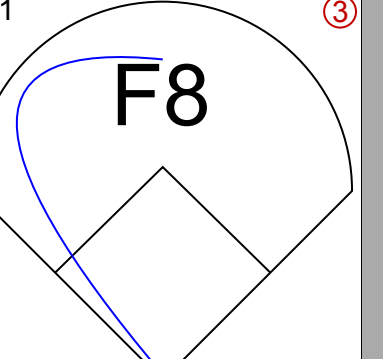
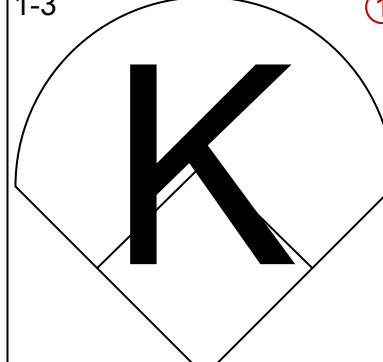
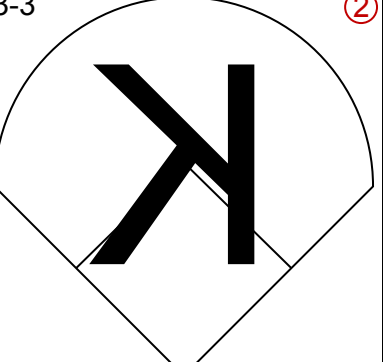
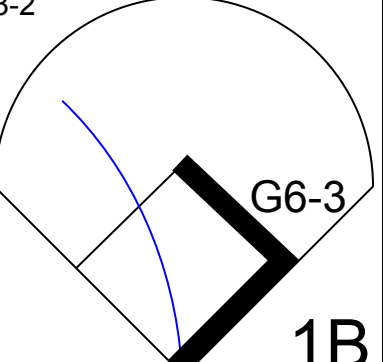
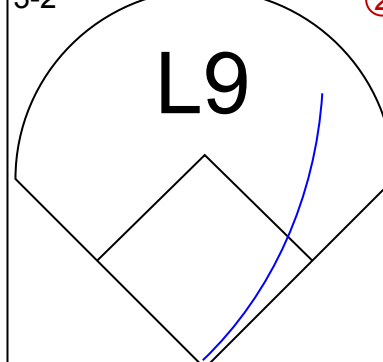
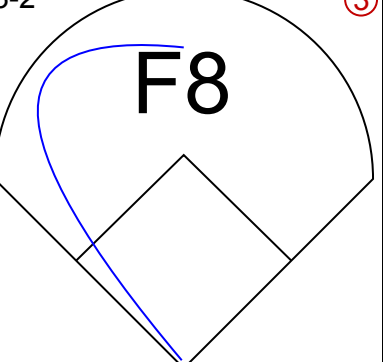
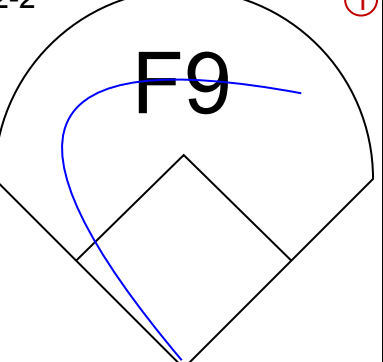
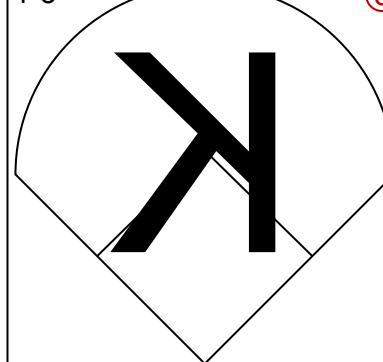
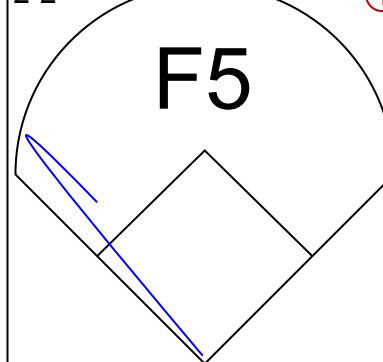
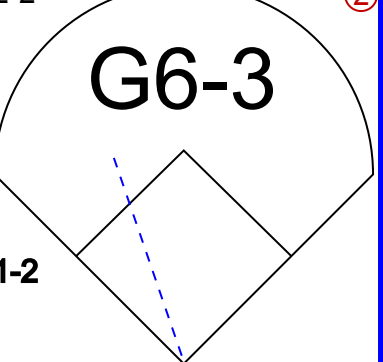
Batter	1	2	3	4	5	6	7	8	9	AB	R	H	RBI	BB	SO	LOB	BOTTOM			
18 Jason Kendall, R OBP: 0.397, SLG: 0.370	G1-3									5	1	3	1	0	0	0	<b>Colorado Rockies @ Pittsburgh Pirates</b> PNC Park, Pittsburgh, PA Wed Jul 31 2002, 7:05 PM EDT Att: 18,106 - Sunny - 88 F  <b>AB 34</b> <b>R 7</b> <b>H 12</b> <b>RBI 7</b> <b>BB 3</b> <b>SO 7</b> <b>LOB 20</b> 			
2 Jack Wilson, R OBP: 0.326, SLG: 0.355	2B 1B BB									4	3	2	0	1	0	2				
Brian Giles, L OBP: 0.436, SLG: 0.639	1B 1-3 2B									3	0	2	3	0	1	2				
Aramis Ramirez, R OBP: 0.257, SLG: 0.337	P6									4	0	0	0	0	1	6				
Rob Mackowiak, L OBP: 0.294, SLG: 0.431	1B									3	1	2	3	1	1	2				
Kevin Young, R OBP: 0.321, SLG: 0.431	K									4	0	0	0	0	2	3				
Adam Hyzdu, R OBP: 0.446, SLG: 0.672										4	0	1	0	0	0	1				
Pokey Reese, R OBP: 0.311, SLG: 0.327	L3-6 2B									4	1	2	0	0	1	2				
Josh Fogg, R ERA: 4.1	(1, 1) 5.0 22 5 5 5 2 2 0 0 0 0 0 0 52 79 9.00 1.400																			
Brian Boehringer, R ERA: 3.81	(6, 1) 1.0 W 6 2 1 1 2 0 1 0 0 0 0 0 15 27 9.00 2.000																			
Abraham Nunez, S ERA: 5.49	(6, PH) 0.2 L 5 2 3 3 0 1 0 0 0 0 0 0 15 25 40.50 4.500																			
Scott Sauerbeck, R ERA: 2.45	(7, 1) 1.0 H 4 1 0 0 1 0 0 0 0 0 0 9 15 0.00 1.000																			
Sean Lowe, R ERA: 4.92	(8, PH) 0.2 B 4 1 0 0 1 1 0 0 0 0 0 6 13 0.00 3.000																			
Mike Benjamin, R OBP: 0.294, SLG: 0.431	(8, PH) 0.2 B 4 1 0 0 1 1 0 0 0 0 0 6 13 0.00 3.000																			
Mike Williams, R ERA: 1.67	(9, 1) 1.0 S 4 1 0 0 2 0 0 0 0 0 0 0 12 16 0.00 1.000																			
<b>Inning Stats</b>	R: 1 E: 0 K: 1 S: 16	H: 2 LOB: 2 BB: 1 P: 27	R: 0 E: 0 K: 0 S: 5	H: 1 LOB: 0 BB: 0 P: 10	R: 0 E: 0 K: 2 S: 10	H: 2 LOB: 2 BB: 0 P: 13	R: 0 E: 0 K: 2 S: 10	H: 1 LOB: 1 BB: 0 P: 16	R: 3 E: 0 K: 1 S: 20	H: 3 LOB: 1 BB: 1 P: 32	R: 0 E: 0 K: 0 S: 7	H: 0 LOB: 1 BB: 1 P: 15	R: 0 E: 0 K: 1 S: 10	H: 0 LOB: 0 BB: 0 P: 13	R: 0 E: 0 K: 0 S: 10	H: 0 LOB: 0 BB: 0 P: 13		1B: 6 2B: 6 3B: 0 HR: 1	SF: 1 SAC: 0 DP: 1 HBP: 0	WP: 0 PB: 0 SB: 1 CS: 0
<b>PITCHER</b>	IP WLS BF H R ER SO BB IBB HBP BLK WP HR S P ERA WHIP																			
Denny Stark, R ERA: 3.95	(1, 1) 5.0 24 9 4 4 5 1 0 0 0 0 0 0 15 25 7.20 2.000																			
Rick White, R ERA: 5.49	(6, 1) 0.2 L 5 2 3 3 0 1 0 0 0 0 0 0 15 25 40.50 4.500																			
Kent Mercker, L ERA: 4.01	(6, 1) 0.2 B 4 1 0 0 1 1 0 0 0 0 0 6 13 0.00 3.000																			
Todd Jones, R ERA: 4.63	(7, 1) 1.2 5 0 0 0 1 0 0 0 0 0 0 16 22 0.00 0.000																			



Batter	1	2	3	4	5	6	7	8	9	AB	R	H	RBI	BB	SO	LOB	TOP					
Juan Pierre, L OBP: 0.316, SLG: 0.309 (1, 8)										4	1	1	0	0	1	0	<b>Colorado Rockies @ Pittsburgh Pirates</b> PNC Park, Pittsburgh, PA Thu Aug 01 2002, 7:05 PM EDT Att: 19,075 - Sunny - 93 F					
Jay Payton, R OBP: 0.337, SLG: 0.414 (1, 7)										5	1	2	0	0	0	2						
Larry Walker, L OBP: 0.442, SLG: 0.652 (1, 9)										5	0	1	1	0	0	3						
17 Todd Helton, L OBP: 0.437, SLG: 0.584 (1, 3)										3	0	2	1	1	0	0						
Todd Zeile, R OBP: 0.334, SLG: 0.403 (1, 5)										4	0	1	0	0	0	4						
Sandy Alomar Jr., R OBP: 0.317, SLG: 0.491 (1, 2)										4	0	2	0	0	0	0						
Brent Butler, R OBP: 0.295, SLG: 0.452 (1, 4)										4	1	3	1	0	0	1						
Juan Uribe, R OBP: 0.286, SLG: 0.331 (1, 6)										4	0	1	0	0	1	3						
Jason Jennings, L OBP: 0.349, SLG: 0.390 (1, 1)										3	0	0	0	0	0	1						
Greg Norton, S OBP: 0.288, SLG: 0.359 (8, PH)										1	0	0	0	0	1	1						
Justin Speier, R (8, 1)										0	0	0	0	0	0	0						
Jose Jimenez, R (9, 1)										0	0	0	0	0	0	0						
<b>Inning Stats</b>	R: 0 E: 0 K: 1 S: 12	H: 2 LOB: 2 BB: 0 P: 15	R: 0 E: 0 K: 0 S: 10	H: 1 LOB: 1 BB: 0 P: 13	R: 0 E: 0 K: 0 S: 3	H: 0 LOB: 0 BB: 0 P: 5	R: 0 E: 0 K: 0 S: 8	H: 2 LOB: 2 BB: 0 P: 13	R: 1 E: 0 K: 0 S: 10	H: 2 LOB: 2 BB: 1 P: 20	R: 1 E: 0 K: 0 S: 9	H: 1 LOB: 0 BB: 0 P: 13	R: 1 E: 0 K: 0 S: 12	H: 2 LOB: 2 BB: 0 P: 19	R: 0 E: 0 K: 1 S: 9	H: 2 LOB: 1 BB: 0 P: 11	R: 0 E: 0 K: 0 S: 3	H: 1 LOB: 0 BB: 0 P: 7	1B: 10 2B: 4 3B: 0 HR: 1	SF: 0 SAC: 0 DP: 2 HBP: 1	WP: 0 PB: 0 SB: 2 CS: 0	PA: 39
<b>PITCHER</b>	IP	WLS	BF	H	R	ER	SO	BB	IBB	HBP	BLK	WP	HR	S	P	ERA	WHIP					
Brian Meadows, R ERA: 3.0 (1, 1)	6.0	L	27	8	2	2	2	0	1	0	0	0	1	52	79	3.00	1.333					
Joe Beigel, L ERA: 4.37 (7, 1)	0.2		4	1	1	1	0	0	0	1	0	0	0	9	15	13.50	1.500					
Josias Manzanillo, R ERA: 7.58 (7, 1)	1.1		5	3	0	0	1	0	0	0	0	0	0	12	15	0.00	2.250					
Ron Villone, L ERA: 6.15 (9, 1)	1.0		3	1	0	0	0	0	0	0	0	0	0	3	7	0.00	1.000					

AB	37
R	3
H	13
RBI	3
BB	1
SO	3
LOB	15



Batter	1	2	3	4	5	6	7	8	9	AB	R	H	RBI	BB	SO	LOB	BOTTOM					
18 Jason Kendall, R OBP: 0.353, SLG: 0.366 (1, 2)										4	0	0	0	0	0	1	<b>Colorado Rockies @ Pittsburgh Pirates</b> PNC Park, Pittsburgh, PA Thu Aug 01 2002, 7:05 PM EDT Att: 19,075 - Sunny - 93 F					
2 Jack Wilson, R OBP: 0.323, SLG: 0.351 (1, 6)										4	0	0	0	0	0	0						
Brian Giles, L OBP: 0.432, SLG: 0.631 (1, 7)										4	0	0	0	0	0	0						
Aramis Ramirez, R OBP: 0.256, SLG: 0.333 (1, 5)										3	0	0	0	1	0	0						
Rob Mackowiak, L OBP: 0.298, SLG: 0.431 (1, 9)										2	0	1	0	1	0	0						
Adam Hyzdu, R OBP: 0.426, SLG: 0.639 (1, 8)										3	0	0	0	0	1	3						
Craig Wilson, R OBP: 0.332, SLG: 0.391 (1, 3)										3	0	1	0	0	2	2						
Pokey Reese, R OBP: 0.308, SLG: 0.323 (1, 4)										3	0	0	0	0	0	3						
Brian Meadows, R Abraham Nunez, S Joe Beigel, L Josias Manzanillo, R Kevin Young, R Ron Villone, L (1, 1)										1	0	0	0	0	1	0						
										1	0	0	0	0	0	0						
										0	0	0	0	0	0	0						
										0	0	0	0	0	0	0						
										0	0	0	0	0	0	0						
										0	0	0	0	0	0	0						
										0	0	0	0	0	0	0						
<b>Inning Stats</b>	R: 0 E: 0 K: 0 S: 7	H: 0 LOB: 0 BB: 0 P: 11	R: 0 E: 0 K: 1 S: 7	H: 0 LOB: 0 BB: 0 P: 11	R: 0 E: 0 K: 2 S: 9	H: 0 LOB: 0 BB: 0 P: 14	R: 0 E: 0 K: 0 S: 7	H: 0 LOB: 0 BB: 0 P: 12	R: 0 E: 0 K: 1 S: 11	H: 0 LOB: 2 BB: 2 P: 28	R: 0 E: 0 K: 0 S: 7	H: 0 LOB: 0 BB: 0 P: 11	R: 0 E: 0 K: 0 S: 6	H: 1 LOB: 1 BB: 0 P: 7	R: 0 E: 0 K: 0 S: 13	H: 1 LOB: 1 BB: 0 P: 20	R: 0 E: 0 K: 0 S: 8	H: 0 LOB: 0 BB: 0 P: 11	1B: 2 2B: 0 3B: 0 HR: 0	SF: 0 SAC: 0 DP: 0 HBP: 0	WP: 0 PB: 0 SB: 0 CS: 0	PA: 31
<b>PITCHER</b>	IP	WLS	BF	H	R	ER	SO	BB	IBB	HBP	BLK	WP	HR	S	P	ERA	WHIP					
Jason Jennings, R ERA: 4.49 (1, 1)	7.0		24	1	0	0	4	0	0	0	0	0	0	54	94	0.00	0.429					
Justin Speier, R ERA: 3.15 (8, 1)	1.0	H	4	1	0	0	0	0	0	0	0	0	0	13	20	0.00	1.000					
Jose Jimenez, R ERA: 3.51 (9, 1)	1.0	S	3	0	0	0	0	0	0	0	0	0	0	8	11	0.00	0.000					

AB	29
R	0
H	2
RBI	0
BB	2
SO	4
LOB	10





Batter	1	2	3	4	5	6	7	8	9	AB	R	H	RBI	BB	SO	LOB	TOP		
<b>Kenny Lofton, L</b> OBP: 0.351, SLG: 0.428 (1, 8)	G4-3		FC6-4 1B	F7				F8		4	0	0	0	1	0	3	<b>San Francisco Giants @ Pittsburgh Pirates</b> PNC Park, Pittsburgh, PA Fri Aug 02 2002, 7:05 PM EDT Att: 28,203 - Overcast - 92 F		
<b>Rich Aurilia, R</b> OBP: 0.306, SLG: 0.424 (1, 6)	E5		FC6-4 1B		F7				F9	5	0	2	1	0	0	0			
<b>Jeff Kent, R</b> OBP: 0.382, SLG: 0.552 (1, 4)	F7		FC6-4 1-2		F8				BB HBP	4	1	1	1	0	0	3			
<b>Barry Bonds, L</b> OBP: 0.557, SLG: 0.771 <b>Shawon Dunston, R</b> (9, PR) OBP: 0.246, SLG: 0.290 (9, 9)	K			E6 1B HR		1B 1B BB		G3	FC4-6 BB	3	1	0	0	2	1	1			
<b>Benito Santiago, R</b> OBP: 0.313, SLG: 0.451 (1, 2)		G4-3		HR 1B		1B 1B BB		K	K	5	1	2	0	0	2	2			
<b>Reggie Sanders, R</b> OBP: 0.330, SLG: 0.462 <b>Robb Nen, R</b> (9, 1)		F8		HR		1B		K	FC4-6 1-2	5	1	2	3	0	1	2			
<b>Damon Minor, L</b> OBP: 0.348, SLG: 0.504 <b>J.T. Snow, L</b> OBP: 0.338, SLG: 0.357 (1, 3)		G6-3		G6-3 1B		K		K		4	0	1	0	0	2	3			
<b>Pedro Feliz, R</b> OBP: 0.286, SLG: 0.333 <b>Troy Brohawn, L</b> (8, 1)				G6-3				G4-3		4	1	2	0	0	0	1			
<b>Tom Goodwin, L</b> OBP: 0.307, SLG: 0.308 (9, 7)				FC6-4 1B		WP SH3-4 1B 1B				0	0	0	0	0	0	0			
<b>Livan Hernandez, R</b> OBP: 0.267, SLG: 0.364 <b>David Bell, R</b> (8, PH) OBP: 0.315, SLG: 0.417 (8, 5)				K		SH3-4			2B	2	0	0	0	0	1	2			
<b>Inning Stats</b>	R: 0 E: 1 K: 1 S: 9	H: 0 LOB: 1 BB: 0 P: 14	R: 0 E: 0 K: 0 S: 4	H: 0 LOB: 0 BB: 0 P: 5	R: 0 E: 0 K: 1 S: 11	H: 2 LOB: 2 BB: 0 P: 13	R: 3 E: 1 K: 0 S: 16	H: 3 LOB: 1 BB: 1 P: 25	R: 0 E: 0 K: 1 S: 12	H: 2 LOB: 3 BB: 1 P: 23	R: 1 E: 0 K: 2 S: 9	H: 1 LOB: 0 BB: 0 P: 12	R: 0 E: 0 K: 1 S: 8	H: 1 LOB: 1 BB: 0 P: 9	R: 0 E: 0 K: 1 S: 10	H: 0 LOB: 2 BB: 1 P: 20	1B: 8 2B: 1 3B: 0 HR: 2	SF: 0 SAC: 1 DP: 0 HBP: 1	WP: 1 PA: 42 PB: 0 CS: 0
<b>PITCHER</b>	IP WLS BF H R ER SO	IP WLS BF H R ER SO	IP WLS BF H R ER SO	IP WLS BF H R ER SO	IP WLS BF H R ER SO	IP WLS BF H R ER SO	IP WLS BF H R ER SO	IP WLS BF H R ER SO	IP WLS BF H R ER SO	IP WLS BF H R ER SO	IP WLS BF H R ER SO	IP WLS BF H R ER SO	IP WLS BF H R ER SO	IP WLS BF H R ER SO	IP WLS BF H R ER SO	IP WLS BF H R ER SO	ERA WHIP	ERA WHIP	
<b>Jimmy Anderson, L</b> ERA: 4.88 (1, 1)	5.0	25	7	3	2	3	1	0	0	0	0	0	0	0	0	0	3.60	1.600	
<b>Sean Lowe, R</b> ERA: 5.05 (8, 1)	2.0	B	8	3	2	2	1	0	0	0	1	1	16	25	9.00	2.000			
<b>Scott Sauerbeck, L</b> ERA: 2.4 (8, 1)	1.0	4	1	0	0	1	0	0	0	0	0	0	8	9	0.00	1.000			
<b>Brian Boehringer, R</b> ERA: 3.74 (9, 1)	1.0	W	5	0	0	0	1	0	1	0	0	0	10	20	0.00	1.000			

Batter	1	2	3	4	5	6	7	8	9	AB	R	H	RBI	BB	SO	LOB	BOTTOM		
<b>18 Jason Kendall, R</b> OBP: 0.354, SLG: 0.387 (1, 2)	L6		F8	CS 1B						5	1	2	1	0	0	0	<b>San Francisco Giants @ Pittsburgh Pirates</b> PNC Park, Pittsburgh, PA Fri Aug 02 2002, 7:05 PM EDT Att: 28,203 - Overcast - 92 F		
<b>2 Jack Wilson, R</b> OBP: 0.321, SLG: 0.349 (1, 6)	F9		L4	CS		K2-3				5	1	1	0	0	1	0			
<b>Brian Giles, L</b> OBP: 0.432, SLG: 0.634 (1, 7)	K					F7				5	0	2	2	0	2	0			
<b>Aramis Ramirez, R</b> OBP: 0.259, SLG: 0.339 <b>Mike Benjamin, R</b> (8, PR) OBP: 0.216, SLG: 0.180 (9, 5)		F9		K						4	0	2	0	0	1	1			
<b>Rob Mackowiak, L</b> OBP: 0.301, SLG: 0.441 (1, 9)		HR				G6-3 BB				3	1	1	1	1	0	1			
<b>Kevin Young, R</b> OBP: 0.322, SLG: 0.429 (1, 3)		E6				HR BB				3	1	1	0	1	0	2			
<b>Adam Hyzdu, R</b> OBP: 0.417, SLG: 0.662 (1, 8)		K				HR				4	1	1	2	0	1	4			
<b>Pokey Reese, R</b> OBP: 0.310, SLG: 0.323 (1, 4)						SH5-3 1B				3	1	1	0	1	0	1			
<b>Jimmy Anderson, L</b> OBP: 0.148, SLG: 0.125 (8, 1)										1	0	0	0	0	0	2			
<b>Sean Lowe, R</b> OBP: 0.277, SLG: 0.277 (7, PH)										0	0	0	0	0	0	0			
<b>Abraham Nunez, S</b> OBP: 0.201, SLG: 0.208 (8, 1)										0	0	0	0	0	0	0			
<b>Scott Sauerbeck, R</b> (8, 1)										0	0	0	0	0	0	0			
<b>Brian Boehringer, S</b> OBP: 0.322, SLG: 0.318 (9, PH)										1	0	0	0	0	1	0			
<b>Inning Stats</b>	R: 0 E: 0 K: 1 S: 7	H: 0 LOB: 0 BB: 0 P: 12	R: 1 E: 1 K: 1 S: 11	H: 1 LOB: 2 BB: 1 P: 21	R: 0 E: 0 K: 1 S: 8	H: 1 LOB: 1 BB: 0 P: 11	R: 3 E: 0 K: 0 S: 15	H: 3 LOB: 0 BB: 1 P: 26	R: 0 E: 0 K: 0 S: 8	H: 1 LOB: 1 BB: 0 P: 14	R: 0 E: 0 K: 0 S: 8	H: 0 LOB: 0 BB: 0 P: 12	R: 0 E: 0 K: 1 S: 12	H: 1 LOB: 2 BB: 1 P: 21	R: 2 E: 0 K: 1 S: 17	H: 3 LOB: 1 BB: 0 P: 21	1B: 6 2B: 3 3B: 0 HR: 2	SF: 0 SAC: 1 DP: 1 HBP: 0	WP: 0 PA: 40 PB: 0 CS: 1
<b>PITCHER</b>	IP WLS BF H R ER SO	IP WLS BF H R ER SO	IP WLS BF H R ER SO	IP WLS BF H R ER SO	IP WLS BF H R ER SO	IP WLS BF H R ER SO	IP WLS BF H R ER SO	IP WLS BF H R ER SO	IP WLS BF H R ER SO	IP WLS BF H R ER SO	IP WLS BF H R ER SO	IP WLS BF H R ER SO	IP WLS BF H R ER SO	IP WLS BF H R ER SO	IP WLS BF H R ER SO	IP WLS BF H R ER SO	ERA WHIP	ERA WHIP	
<b>Livan Hernandez, R</b> ERA: 4.4 (1, 1)	7.0	29	7	4	4	4	1	0	0	0	0	0	0	0	0	0	5.14	1.143	
<b>Troy Brohawn, L</b> ERA: 8.75 (8, 1)	0.1	H	1	0	0	0	1	0	0	0	0	3	6	0.00	0.000				
<b>Tim Worrell, R</b> ERA: 2.45 (8, 1)	0.2	H	4	1	0	0	0	1	0	0	0	9	15	0.00	3.000				
<b>Robb Nen, R</b> ERA: 1.66 (9, 1)	0.2	L	5	3	2	2	1	0	0	0	0	17	21	27.00	4.500				



Batter	1	2	3	4	5	6	7	8	9	AB	R	H	RBI	BB	SO	LOB	TOP											
<b>Kenny Lofton, L</b> OBP: 0.348, SLG: 0.427	1-1 1B	0-2 F7		0-0 FC2-6 1B		0-3 K	0-1 G1-3		2-2 G1-3	6	2	1	0	0	1	5												
<b>Rich Aurilia, R</b> OBP: 0.306, SLG: 0.422	0-1 BB 1B	1-2 E1 HR		1-3 K		1-0 L9		0-1 G4-3 1B	0-0 G6-3	6	2	2	1	0	1	4												
<b>Barry Bonds, L</b> OBP: 0.559, SLG: 0.781	4-2 1B BB	3-2 HR		0-0 1B		3-2 F7		0-0 G4-3		3	1	2	4	1	0	0												
<b>Tom Goodwin, L</b> OBP: 0.304, SLG: 0.304	1-2 BB	1-H 2-H HR		1-1 1B				1-2 F7		4	1	1	1	0	1	3												
<b>Jeff Kent, R</b> OBP: 0.381, SLG: 0.556	1-3 K	0-0 G6-3						1-2 HR		1	0	0	0	0	0	0												
<b>Ramon Martinez, R</b> OBP: 0.340, SLG: 0.491																												
<b>J.T. Snow, L</b> OBP: 0.342, SLG: 0.370	4-2 1B BB			3-1 G3		1-0 G3		3-2 HR	2-2 E 1B	4	2	2	1	1	0	0												
<b>Benito Santiago, R</b> OBP: 0.317, SLG: 0.453	1-2 G6-3 1B			2-2 1B		0-1 E6 1B		0-0 F9	0-0 E 1B	5	1	3	1	0	0	0												
<b>Reggie Sanders, R</b> OBP: 0.327, SLG: 0.457	1-2 3-H 1B								1-2 1B																			
<b>Shawn Dunston, R</b> OBP: 0.246, SLG: 0.278	2-2 G6-3			0-2 L6		0-2 P5		1-1 G6-3	1-2 E4 1B	4	0	0	0	0	0	5												
<b>David Bell, R</b> OBP: 0.319, SLG: 0.419				0-0 B1		2-2 G6-3		2-0 2B 1B	1-0 G1-3 1B	5	1	3	2	0	0	1												
<b>Jason Schmidt, R</b> ERA: 3.45									1-2 2-H 3-H 1B																			
<b>41 Chad Zerbe, L</b> ERA: 6.33									1-0 P4	3	1	2	1	1	1	2												
<b>Tim Worrell, R</b> ERA: 6.75										0	0	0	0	0	0	0												
<b>Damon Minor, L</b> OBP: 0.346, SLG: 0.500										0	0	0	0	0	0	0												
<b>Robb Nen, R</b> ERA: 5.1										1	0	0	0	0	0	2												
<b>Inning Stats</b>	R: 2 E: 0 K: 1 S: 19	H: 3 LOB: 2 BB: 2 P: 32	R: 3 E: 1 K: 0 S: 16	H: 1 LOB: 0 BB: 1 P: 24	R: 0 E: 0 K: 0 S: 12	H: 1 LOB: 1 BB: 0 P: 19	R: 1 E: 0 K: 1 S: 12	H: 2 LOB: 1 BB: 0 P: 15	R: 0 E: 1 K: 1 S: 10	H: 1 LOB: 2 BB: 0 P: 11	R: 0 E: 0 K: 1 S: 8	H: 0 LOB: 0 BB: 0 P: 12	R: 3 E: 0 K: 0 S: 12	H: 4 LOB: 1 BB: 0 P: 20	R: 0 E: 0 K: 0 S: 7	H: 1 LOB: 0 BB: 0 P: 8	R: 2 E: 1 K: 0 S: 17	H: 3 LOB: 2 BB: 0 P: 24	1B: 11 2B: 2 3B: 0 HR: 3	SF: 0 SAC: 0 DP: 2 HBP: 0	WP: 0 PA: 47 PB: 0 SB: 0 CS: 0							
<b>PITCHER</b>	IP	WLS	BF	H	R	ER	SO	BB	IBB	HBP	BLK	WP	HR	S	P	ERA	WHIP											
<b>Kip Wells, R</b> ERA: 3.45	(1, 1)	5.0	L	27	8	6	3	3	0	0	0	0	0	1	69	101	5.40	2.200										
<b>Ron Villone, L</b> ERA: 6.33	(6, 1)	2.0		10	4	3	3	1	0	0	0	0	2	20	32	13.50	2.000											
<b>Josias Manzanillo, R</b> ERA: 6.75	(8, 1)	1.0		3	1	0	0	0	0	0	0	0	0	7	8	0.00	1.000											
<b>Sean Lowe, R</b> ERA: 5.1	(9, 1)	1.0		7	3	2	1	0	0	0	0	0	0	17	24	9.00	3.000											

**San Francisco Giants @ Pittsburgh Pirates**  
PNC Park, Pittsburgh, PA  
Sat Aug 03 2002, 7:05 PM EDT  
Att: 38,275 - Sunny - 92 F

AB	44
R	11
H	16
RBI	11
BB	3
SO	4
LOB	25



Batter	1	2	3	4	5	6	7	8	9	AB	R	H	RBI	BB	SO	LOB	BOTTOM											
<b>18 Jason Kendall, R</b> OBP: 0.350, SLG: 0.362	1-1 G4-3			2-1 G6-3				2-0 F8		2-0 F3							5											
<b>Abraham Nunez, S</b> OBP: 0.300, SLG: 0.319	1-3 K			3-2 G3				0-2 G5-3		4-2 HR BB							4											
<b>Brian Giles, L</b> OBP: 0.432, SLG: 0.640	4-1 BB			2-2 F8				3-2 P4		3-2 HR							3											
<b>Aramis Ramirez, R</b> OBP: 0.262, SLG: 0.347	0-0 P4			2-1 1B 2B				0-0 2B		0-0 E5 2B							4											
<b>Rob Mackowiak, L</b> OBP: 0.301, SLG: 0.441				0-2 1B				0-0 F3		0-0 2B							0											
<b>Adam Hyzdu, R</b> OBP: 0.421, SLG: 0.667				2-3 1B				1-3 2B		1-3 2B							4											
<b>Kevin Young, R</b> OBP: 0.325, SLG: 0.431				0-2 1B						0-2 P3							3											
<b>Josias Manzanillo, R</b> ERA: 2.87				1-2 1B						0-2 P3							0											
<b>Keith Osik, R</b> OBP: 0.198, SLG: 0.237				1-2 1B						1-3 2B							1											
<b>Sean Lowe, R</b> OBP: 0.077, SLG: 0.077				1-2 1B						0-0 G4-6-3							0											
<b>Armando Rios, L</b> OBP: 0.320, SLG: 0.325				0-3 K						1-2 G4-3							4											
<b>Pokey Reese, R</b> OBP: 0.306, SLG: 0.318				1-3 K						2-2 2B							4											
<b>Kip Wells, R</b> OBP: 0.159, SLG: 0.227										0-1 F8							1											
<b>Mike Benjamin, R</b> OBP: 0.214, SLG: 0.178										0-1 F8							1											
<b>Ron Villone, L</b> OBP: 0.250, SLG: 0.375										18 F3 HR							0											
<b>Craig Wilson, R</b> OBP: 0.333, SLG: 0.396										2B							2											
<b>Inning Stats</b>	R: 0 E: 0 K: 1 S: 8	H: 0 LOB: 1 BB: 1 P: 14	R: 0 E: 0 K: 2 S: 14	H: 1 LOB: 0 BB: 0 P: 17	R: 0 E: 0 K: 1 S: 8	H: 0 LOB: 0 BB: 0 P: 13	R: 1 E: 0 K: 0 S: 13	H: 3 LOB: 1 BB: 0 P: 17	R: 0 E: 0 K: 1 S: 6	H: 0 LOB: 0 BB: 0 P: 12	R: 0 E: 0 K: 0 S: 9	H: 1 LOB: 1 BB: 0 P: 12	R: 0 E: 0 K: 1 S: 8	H: 0 LOB: 0 BB: 0 P: 10	R: 5 E: 1 K: 1 S: 24	H: 4 LOB: 1 BB: 1 P: 42	R: 0 E: 0 K: 0 S: 6	H: 0 LOB: 0 BB: 0 P: 7	1B: 3 2B: 5 3B: 0 HR: 1	SF: 0 SAC: 0 DP: 1 HBP: 0	WP: 0 PA: 38 PB: 0 SB: 0 CS: 0							
<b>PITCHER</b>	IP	WLS	BF	H	R	ER	SO	BB	IBB	HBP	BLK	WP	HR	S	P	ERA	WHIP											
<b>Jason Schmidt, R</b> ERA: 3.65	(1, 1)	7.1		30	7	4	4	6	2	0	0	0	0	1	76	117	4.91	1.227										
<b>Manny Aybar, R</b> ERA: 2.87	(8, 1)	0.1		3	1	0	0	0	0	0	0	0	0	7	9	0.00	3.000											
<b>41 Chad Zerbe, L</b> ERA: 2.87	(8, 1)	0.0		1	1	2	0	0	0	0	0	0	0	3	5	∞	∞											
<b>Tim Worrell, R</b> ERA: 2.44	(8, 1)	0.1	H	1	0	0	0	1	0	0	0	0	0	4	6	0.00	0.000											
<b>Robb Nen, R</b> ERA: 1.63	(9, 1)	1.0		3	0	0	0	0	0	0	0	0	0	6	7	0.00	0.000											

**San Francisco Giants @ Pittsburgh Pirates**  
PNC Park, Pittsburgh, PA  
Sat Aug 03 2002, 7:05 PM EDT  
Att: 38,275 - Sunny - 92 F

AB	36
R	6
H	9
RBI	6
BB	2
SO	7
LOB	10





Batter	1	2	3	4	5	6	7	8	9	AB	R	H	RBI	BB	SO	LOB	TOP										
Tom Goodwin, L (1, 8) OBP: 0.308, SLG: 0.309	1-2 G4-3		2-1 G3-1		2-2 G6-3	0-0 1B		3-2 CS 1B		5	0	2	0	0	0	0											
Rich Aurilia, R (1, 6) OBP: 0.305, SLG: 0.428	1-0 L7		1-2 F9		1-3 K	0-0 1B		3-2 1B		5	1	1	1	0	1	2											
Jeff Kent, R (1, 4) OBP: 0.379, SLG: 0.552	1-3 K		2-3 K			F7		0-0 F9		5	0	1	0	0	2	0											
Barry Bonds, L (1, 7) OBP: 0.562, SLG: 0.792		4-2 1B		0-0 G5-4-3		0-0 1B			2-1 HR	4	3	3	1	1	1	3											
Shawon Dunston, R (9, 7) OBP: 0.246, SLG: 0.278		BB		1B		K				0	0	0	0	0	0	0											
Benito Santiago, R (1, 2) OBP: 0.321, SLG: 0.455	0-1 2B		1-2 G5-4-3		0-0 P4			0-0 G6-3		5	2	3	0	0	0	1											
J.T. Snow, L (1, 3) OBP: 0.346, SLG: 0.386	0-0 1B		1-2 2B		4-1 BB			3-1 F8		4	1	2	5	1	0	1											
Reggie Sanders, R (1, 9) OBP: 0.330, SLG: 0.464	0-2 G6-3		2-3 K		1-3 K			0-0 HR		3	1	1	1	2	1	2											
David Bell, R (1, 5) OBP: 0.320, SLG: 0.434	2-3 K		0-1 HR		0-1 HR			4-0 BB		5	2	2	2	0	1	4											
Kirk Rueter, L (1, 1) OBP: 0.191, SLG: 0.182	0-3 K		0-0 G5-3		0-1 1B			0-2 F8		3	0	1	0	0	1	1											
Felix Rodriguez, R (6, 1) OBP: 1.000, SLG: 1.000										0	0	0	0	0	0	0											
Pedro Feliz, R (6, PH) OBP: 0.283, SLG: 0.330										1	0	0	0	0	0	0											
Tim Worrell, R (8, 1)										1	0	0	0	0	0	2											
<b>Inning Stats</b>	R: 0 E: 0 K: 1 S: 8	H: 0 LOB: 0 BB: 0 P: 11	R: 2 E: 0 K: 2 S: 15	H: 2 LOB: 1 BB: 1 P: 21	R: 0 E: 0 K: 1 S: 8	H: 0 LOB: 0 BB: 0 P: 13	R: 0 E: 0 K: 1 S: 9	H: 1 LOB: 1 BB: 1 P: 15	R: 1 E: 0 K: 1 S: 10	H: 1 LOB: 0 BB: 0 P: 13	R: 5 E: 0 K: 1 S: 18	H: 8 LOB: 3 BB: 0 P: 26	R: 0 E: 0 K: 0 S: 7	H: 0 LOB: 1 BB: 1 P: 13	R: 1 E: 0 K: 0 S: 15	H: 2 LOB: 0 BB: 0 P: 21	R: 1 E: 0 K: 0 S: 10	H: 2 LOB: 2 BB: 1 P: 19	1B: 9 2B: 1 3B: 0 HR: 6	SF: 0 SAC: 0 DP: 1 HBP: 0	WP: 1 PB: 0 SB: 0 CS: 1	PA: 45					
<b>PITCHER</b>	IP	WLS	BF	H	R	ER	SO	BB	IBB	HBP	BLK	WP	HR	S	P	ERA	WHIP										
Kris Benson, R (1, 1) ERA: 6.01	5.1	L	25	8	7	7	6	2	0	0	0	0	3	59	86	11.81	1.875										
Josias Manzanillo, R (6, 1) ERA: 7.45	0.1		5	4	1	1	0	0	0	0	0	0	1	6	9	27.00	12.000										
Joe Beimel, L (6, 1) ERA: 4.35	0.1		1	0	0	0	1	0	0	0	0	0	0	3	4	0.00	0.000										
Brian Boehringer, R (7, 1) ERA: 3.77	2.0		8	2	1	1	0	1	0	0	0	0	1	22	34	4.50	1.500										
Scott Sauerbeck, L (9, 1) ERA: 2.55	1.0		6	2	1	1	0	1	0	0	0	1	1	10	19	9.00	3.000										

San Francisco Giants @ Pittsburgh Pirates  
PNC Park, Pittsburgh, PA  
Sun Aug 04 2002, 1:35 PM EDT  
Att: 31,398 - Sunny - 91 F

AB 41  
R 10  
H 16  
RBI 10  
BB 4  
SO 7  
LOB 16



Batter	1	2	3	4	5	6	7	8	9	AB	R	H	RBI	BB	SO	LOB	BOTTOM										
2 Jack Wilson, R (1, 6) OBP: 0.320, SLG: 0.347	0-2 F8		2-2 FC6-4		3-1 F8			3-3 K		5	0	1	0	0	1	1											
Mike Benjamin, R (1, 4) OBP: 0.206, SLG: 0.170	2-2 G4-3		1-1 F9		3-1 G5-3			0-0 F4		4	0	0	0	0	0	1											
Brian Giles, L (1, 7) OBP: 0.431, SLG: 0.634	1-2 G4-3		4-0 FC6-4		3-3 K			2-1 P6		3	0	0	0	1	1	0											
Aramis Ramirez, R (1, 5) OBP: 0.262, SLG: 0.345		1-2 F9	1-2 FC6-4		0-0 F8			1-2 F8		4	1	1	0	0	0	2											
Adam Hyzdu, R (1, 8) OBP: 0.413, SLG: 0.658		3-2 E4	3-2 L7		0-2 HR			1-0 P6		4	1	1	0	0	0	3											
Kevin Young, R (1, 3) OBP: 0.324, SLG: 0.427		0-0 F9		2-1 L7		4-2 HR		1-1 P6		3	1	0	0	1	0	2											
Craig Wilson, R (1, 9) OBP: 0.339, SLG: 0.424		4-0 BB		2-1 HR		2-0 HR			1-3 K	3	2	2	4	1	1	0											
Keith Osik, R (1, 2) OBP: 0.200, SLG: 0.241		2-0 SF7		0-0 F8		0-3 K			1-2 K	3	0	1	1	0	1	0											
Kris Benson, R (1, 1) OBP: 0.227, SLG: 0.272		3-1 F8		0-0 L4		2-2 F8			1-3 K	2	0	0	0	0	0	2											
Josias Manzanillo, R (6, 1) ERA: 7.45										0	0	0	0	0	0	0											
Joe Beimel, L (6, 1) ERA: 4.35										0	0	0	0	0	0	0											
Abraham Nunez, S (6, PH) ERA: 3.96, SLG: 0.417										1	0	0	0	0	0	0											
Brian Boehringer, S (7, 1) ERA: 3.77										0	0	0	0	0	0	0											
Scott Sauerbeck, R (9, 1) ERA: 2.55										0	0	0	0	0	0	0											
Armando Rios, L (9, PH) ERA: 3.22										1	0	0	0	0	1	1											
<b>Inning Stats</b>	R: 0 E: 0 K: 0 S: 11	H: 0 LOB: 0 BB: 0 P: 14	R: 1 E: 1 K: 0 S: 11	H: 1 LOB: 2 BB: 1 P: 22	R: 0 E: 0 K: 0 S: 12	H: 1 LOB: 2 BB: 1 P: 22	R: 1 E: 0 K: 0 S: 6	H: 1 LOB: 0 BB: 0 P: 10	R: 0 E: 0 K: 1 S: 10	H: 0 LOB: 0 BB: 0 P: 19	R: 3 E: 0 K: 1 S: 14	H: 2 LOB: 0 BB: 1 P: 22	R: 0 E: 0 K: 1 S: 7	H: 0 LOB: 0 BB: 0 P: 12	R: 0 E: 0 K: 0 S: 7	H: 0 LOB: 0 BB: 0 P: 10	R: 0 E: 0 K: 2 S: 14	H: 1 LOB: 1 BB: 0 P: 18	1B: 3 2B: 1 3B: 0 HR: 2	SF: 1 SAC: 0 DP: 0 HBP: 0	WP: 0 PB: 0 SB: 0 CS: 0	PA: 37					
<b>PITCHER</b>	IP	WLS	BF	H	R	ER	SO	BB	IBB	HBP	BLK	WP	HR	S	P	ERA	WHIP										
Kirk Rueter, L (1, 1) ERA: 3.41	5.1	W	25	5	5	4	1	3	0	0	0	0	2	57	100	6.75	1.500										
Felix Rodriguez, R (6, 1) ERA: 5.24	1.2		5	0	0	0	2	0	0	0	0	0	0	14	21	0.00	0.000										
Tim Worrell, R (8, 1) ERA: 2.34	2.0		7	1	0	0	2	0	0	0	0	0	0	21	28	0.00	0.500										

San Francisco Giants @ Pittsburgh Pirates  
PNC Park, Pittsburgh, PA  
Sun Aug 04 2002, 1:35 PM EDT  
Att: 31,398 - Sunny - 91 F

AB 33  
R 5  
H 6  
RBI 5  
BB 3  
SO 5  
LOB 12











Batter	1	2	3	4	5	6	7	8	9	AB	R	H	RBI	BB	SO	LOB	TOP										
18 Jason Kendall, R OBP: 0.346, SLG: 0.366	(1, 2) K		(1, 1) P3		(1, 2) 1B			(1, 2) G4-3	(2, 2) G4-3	5	0	1	0	0	1	2	<b>Pittsburgh Pirates @ Los Angeles Dodgers</b> Dodger Stadium, Los Angeles, CA Wed Aug 07 2002, 7:10 PM PDT Att: 31,588 - Sunny - 73 F										
2 Jack Wilson, R OBP: 0.316, SLG: 0.343	(1, 6) G6-3		(2, 1) G4-3		(2, 3) K			(3, 2) G6-3 BB		4	0	1	0	0	1	2											
Brian Giles, L OBP: 0.430, SLG: 0.630	(1, 7) 2B		(3, 2) K		(2, 2) G6-3			(4, 1) G6-3	(1, 2) BB	3	0	1	0	1	1	2											
Aramis Ramirez, R OBP: 0.267, SLG: 0.345	(1, 5) BB			(0, 0) F4				(0, 2) G6-3	(1, 2) BB	2	0	0	0	1	0	2											
Armando Rios, L OBP: 0.308, SLG: 0.311 Joe Beimel, L OBP: 0.364, SLG: 0.400	(1, 9) F7		(0, 0) F7	(0, 0) L7				(1, 2) G4-3	(1, 2) G4-3	4	0	0	0	0	1	5											
Kevin Young, R OBP: 0.333, SLG: 0.440		(3, 2) 1B		(4, 2) BB				(0, 2) G6-4-3	(0, 2) 1B	3	0	2	0	1	0	1											
Adam Hyzdu, R OBP: 0.386, SLG: 0.642	(1, 8) K		(0, 0) F8		(0, 0) F8			(0, 0) G5-3	(0, 2) F3	4	0	0	0	0	1	3											
Abraham Nunez, S OBP: 0.298, SLG: 0.316	(1, 4) F7				(1, 1) 1B			(2, 1) G4-3	(0, 3) K2-3	4	0	1	0	0	1	2											
Brian Meadows, R Sean Lowe, R OBP: 0.077, SLG: 0.077 Craig Wilson, R OBP: 0.337, SLG: 0.417	(1, 1) K		(1, 3) K		(1, 3) K			(2, 1) G5-3	(4, 1) BB	3	0	0	0	0	2	2											
<b>Inning Stats</b>	R: 0 E: 0 K: 1 S: 10	H: 1 LOB: 2 BB: 1 P: 17	R: 0 E: 0 K: 2 S: 10	H: 1 LOB: 1 BB: 0 P: 15	R: 0 E: 0 K: 1 S: 7	H: 0 LOB: 0 BB: 0 P: 10	R: 0 E: 0 K: 0 S: 5	H: 0 LOB: 1 BB: 1 P: 9	R: 0 E: 0 K: 2 S: 19	H: 2 LOB: 2 BB: 0 P: 24	R: 0 E: 0 K: 1 S: 8	H: 0 LOB: 0 BB: 0 P: 12	R: 0 E: 0 K: 0 S: 5	H: 0 LOB: 0 BB: 0 P: 9	R: 0 E: 0 K: 0 S: 13	H: 1 LOB: 2 BB: 1 P: 22		R: 0 E: 0 K: 1 S: 14	H: 1 LOB: 2 BB: 1 P: 20	1B: 5 2B: 1 3B: 0 HR: 0	SF: 0 SAC: 0 DP: 1 HBP: 1	WP: 0 PB: 0 CS: 0	PA: 37				
<b>PITCHER</b>	IP	WLS	BF	H	R	ER	SO	BB	IBB	HBP	BLK	WP	HR	S	P	ERA	WHIP										
Andy Ashby, R ERA: 3.56	(1, 1) 7.1	W	29	5	0	0	7	2	0	1	0	0	0	70	106	0.00	0.955										
Jesse Orosco, L ERA: 3.1	(8, 1) 0.0		1	0	0	0	0	1	0	0	0	0	0	1	5	∞	∞										
Paul Quantrill, R ERA: 3.18	(8, 1) 0.1	H	1	0	0	0	0	0	0	0	0	0	0	3	3	0.00	0.000										
Eric Gagne, R ERA: 2.08	(8, 1) 1.1	S	6	1	0	0	1	1	0	0	0	0	0	17	24	0.00	1.500										

Batter	1	2	3	4	5	6	7	8	9	AB	R	H	RBI	BB	SO	LOB	BOTTOM										
Dave Roberts, L OBP: 0.367, SLG: 0.373	(1, 8) BB			(1, 0) B3				(4, 0) G6-3		2	1	0	0	2	0	0	<b>Pittsburgh Pirates @ Los Angeles Dodgers</b> Dodger Stadium, Los Angeles, CA Wed Aug 07 2002, 7:10 PM PDT Att: 31,588 - Sunny - 73 F										
Paul Lo Duca, R OBP: 0.342, SLG: 0.414	(1, 2) G1-4-6-3			(1, 2) G1-4-3				(1, 0) G6-3		4	0	0	0	0	3												
Shawn Green, L OBP: 0.370, SLG: 0.553	(1, 9) G1-3			(3, 1) G1-3				(1, 2) E9		4	1	2	3	0	0												
Eric Karros, R OBP: 0.333, SLG: 0.411		(0, 1) G6-3			(1, 2) F9			(0, 0) G6-3		4	0	0	0	0	1												
Adrián Beltré, R OBP: 0.300, SLG: 0.426		(1, 2) G5-4-3			(1, 0) 2B			(2, 1) 1B		3	1	3	0	0	0												
Brian Jordan, R OBP: 0.328, SLG: 0.449		(0, 1) G5-4-3			(0, 0) 2B			(0, 2) F7		3	0	1	1	0	2												
Mark Grudzielanek, R OBP: 0.304, SLG: 0.361 Eric Gagne, R			(3, 2) F8		(0, 1) F7			(0, 0) L9		3	0	0	0	0	2												
Alex Cora, L OBP: 0.347, SLG: 0.448			(0, 3) K		(1, 2) P6			(1, 1) G4-3		3	0	0	0	1	1												
Andy Ashby, R OBP: 0.205, SLG: 0.243 Jesse Orosco, R			(1, 3) K			(2, 3) K		(1, 1) G6-3		2	0	0	0	0	2												
Paul Quantrill, L Cesar Izturis, S OBP: 0.249, SLG: 0.294								(1, 1) G6-3		1	1	1	0	0	0												
<b>Inning Stats</b>	R: 0 E: 0 K: 0 S: 5	H: 0 LOB: 0 BB: 1 P: 13	R: 0 E: 0 K: 0 S: 7	H: 1 LOB: 0 BB: 0 P: 8	R: 0 E: 0 K: 2 S: 12	H: 0 LOB: 0 BB: 0 P: 16	R: 0 E: 0 K: 0 S: 7	H: 0 LOB: 0 BB: 0 P: 12	R: 1 E: 0 K: 0 S: 10	H: 2 LOB: 1 BB: 0 P: 13	R: 0 E: 0 K: 1 S: 9	H: 0 LOB: 0 BB: 0 P: 13	R: 1 E: 0 K: 0 S: 10	H: 2 LOB: 1 BB: 0 P: 13	R: 2 E: 1 K: 0 S: 9	H: 2 LOB: 1 BB: 1 P: 17	1B: 5 2B: 1 3B: 0 HR: 1	SF: 0 SAC: 0 DP: 2 HBP: 0	WP: 0 PB: 0 CS: 0	PA: 31							
<b>PITCHER</b>	IP	WLS	BF	H	R	ER	SO	BB	IBB	HBP	BLK	WP	HR	S	P	ERA	WHIP										
Brian Meadows, R ERA: 2.92	(1, 1) 6.1	L	23	5	2	2	3	1	0	0	0	0	0	4	4	0.00	0.947										
Sean Lowe, R ERA: 5.05	(7, 1) 0.2		2	0	0	0	0	0	0	0	0	0	0	4	4	0.00	0.000										
Joe Beimel, L ERA: 4.54	(8, 1) 1.0		6	2	2	2	0	1	0	0	0	0	0	9	17	18.00	3.000										





Batter	1	2	3	4	5	6	7	8	9	AB	R	H	RBI	BB	SO	LOB	TOP										
18 Jason Kendall, R OBP: 0.347, SLG: 0.364	F9		2 BB 1B	F7		1-2 1B		F7		4	1	1	0	1	0	2	<b>Pittsburgh Pirates @ Los Angeles Dodgers</b> Dodger Stadium, Los Angeles, CA Thu Aug 08 2002, 7:10 PM PDT Att: 31,776 - Sunny - 72 F										
2 Jack Wilson, R OBP: 0.322, SLG: 0.345	G5-3		BB 1B	1-1 1B		F9		2B 1B		4	1	2	0	1	0	1											
Brian Giles, L OBP: 0.427, SLG: 0.624	K		L8	2-2 F8			4-2 S G1-3 BB		2-3 K	4	0	0	0	1	2	5											
Aramis Ramirez, R OBP: 0.272, SLG: 0.350		4-2 BB	1-1 2H 1B		0-0 F8		0-0 G1-3		3-1 1-3 2B	4	1	2	1	1	0	1											
Adam Hyzdu, R OBP: 0.376, SLG: 0.612	K	3-3 K	4-1 1B	3-2 F8			3-3 K		2-3 K	4	0	0	0	1	3	4											
Kevin Young, R OBP: 0.332, SLG: 0.437	P4	0-1 K	1-0 FC6-4 1B	2-0 G5-3			1-1 F7		2-1 G5-3	5	0	1	2	0	0	4											
Craig Wilson, R OBP: 0.336, SLG: 0.426	K	1-3 K	FC6-4 1-2		0-0 HR			0-2 G6-3		4	1	1	1	0	1	3											
Pokey Reese, R OBP: 0.308, SLG: 0.335			1-1 HR	2-2 G4-3		2-2 F8		2-1 18 18 1B		4	1	2	1	0	0	0											
Jimmy Anderson, L OBP: 0.159, SLG: 0.119			0-3 K	4-0 2B BB		0-1 G5-3		2-2 F7		2	0	0	0	1	1	0											
Sean Lowe, R OBP: 0.077, SLG: 0.077 Armando Rios, L OBP: 0.335, SLG: 0.338 Josias Manzanillo, R OBP: 0.335, SLG: 0.338										0	0	0	0	0	0	0											
<b>Inning Stats</b>	R: 0 E: 0 K: 1 S: 11	H: 0 LOB: 0 BB: 0 P: 16	R: 0 E: 0 K: 2 S: 11	H: 0 LOB: 1 BB: 1 P: 19	R: 4 E: 0 K: 1 S: 16	H: 3 LOB: 2 BB: 3 P: 33	R: 0 E: 0 K: 0 S: 12	H: 1 LOB: 2 BB: 1 P: 21	R: 0 E: 0 K: 0 S: 5	H: 0 LOB: 0 BB: 0 P: 10	R: 1 E: 0 K: 0 S: 15	H: 2 LOB: 1 BB: 0 P: 18	R: 0 E: 0 K: 1 S: 8	H: 0 LOB: 1 BB: 1 P: 16	R: 0 E: 0 K: 0 S: 14	H: 1 LOB: 1 BB: 0 P: 19	R: 0 E: 0 K: 2 S: 13		H: 2 LOB: 2 BB: 0 P: 23	1B: 6 2B: 1 3B: 0 HR: 2	SF: 0 SAC: 0 DP: 0 HBP: 0	WP: 0 PB: 0 SB: 2 CS: 0	PA: 42				
<b>PITCHER</b>	IP	WLS	BF	H	R	ER	SO	BB	IBB	HBP	BLK	WP	HR	S	P	ERA	WHIP										
Kaz Ishii, L ERA: 4.19	5.0		24	4	4	4	4	5	0	0	0	0	1	55	99	7.20	1.800										
Kevin Beirne, R ERA: 3.5	1.0	W	5	2	1	1	0	0	0	0	0	0	1	15	18	9.00	2.000										
Paul Shuey, R ERA: 3.14	1.0	H	4	0	0	0	1	1	0	0	0	0	0	8	16	0.00	1.000										
Paul Quantrill, R ERA: 3.12	1.0	H	4	1	0	0	0	0	0	0	0	0	0	14	19	0.00	1.000										
Jesse Orosco, L ERA: 2.95	1.0		5	2	0	0	2	0	0	0	0	0	0	13	23	0.00	2.000										

Batter	1	2	3	4	5	6	7	8	9	AB	R	H	RBI	BB	SO	LOB	BOTTOM										
Cesar Izturis, S OBP: 0.251, SLG: 0.296	E4 BB E	2-1 FC4 1B		L1-5 3H		2-2 2H 1B		F9		5	1	2	1	0	0	1	<b>Pittsburgh Pirates @ Los Angeles Dodgers</b> Dodger Stadium, Los Angeles, CA Thu Aug 08 2002, 7:10 PM PDT Att: 31,776 - Sunny - 72 F										
Marquis Grissom, R OBP: 0.321, SLG: 0.497	4-1 S E SF8 BB	0-1 FC4			0-1 HR 1B	0-0 G3		0-3 K		4	2	1	0	1	1	2											
Adrian Beltré, R OBP: 0.304, SLG: 0.436 Paul Quantrill, L OBP: 0.344, SLG: 0.459 Jesse Orosco, R OBP: 0.333, SLG: 0.409	1-1 SF8 S		3-2 2B		0-0 1H HR		1-1 BB 1B	4-2 HR BB		4	3	3	2	0	0	1											
Shawn Green, L OBP: 0.374, SLG: 0.564	4-2 S		0-0		2-3 K		4-2 1B BB	3-2 HR BB		3	2	2	2	2	1	0											
Brian Jordan, R OBP: 0.326, SLG: 0.447	2-2 SF8		0-0 G6-3		1-2 G6-3		1-1 CS 1B	2-3 K		4	0	1	2	0	1	2											
Eric Karros, R OBP: 0.333, SLG: 0.409	2-3 3H		1-3 2B		0-0 G6-3		0-3 K			2	0	0	1	1	1	2											
Mark Grudzielanek, R OBP: 0.304, SLG: 0.360	1-0 P3		0-0 G3-1 IBB		1-0 G5-3	1-1 SAFE 1B	1-1 1B			4	0	1	1	0	0	4											
Chad Kreuter, S OBP: 0.337, SLG: 0.355		3-2 G6-3		0-0 E5 1-1-5 1B		1-0 1B 2B		1-0 1B		4	1	3	0	0	0	0											
Kaz Ishii, L OBP: 0.159, SLG: 0.119 Kevin Beirne, L OBP: 0.077, SLG: 0.077 Mike Kinkade, R OBP: 0.345, SLG: 0.444 Paul Shuey, R OBP: 0.344, SLG: 0.420		1-2 G1-3			0-0 G4-3	1-1 F9		1-3 K		2	0	0	0	0	0	1											
<b>Inning Stats</b>	R: 3 E: 2 K: 0 S: 13	H: 0 LOB: 1 BB: 2 P: 27	R: 0 E: 0 K: 0 S: 10	H: 1 LOB: 1 BB: 0 P: 16	R: 0 E: 0 K: 0 S: 7	H: 2 LOB: 2 BB: 1 P: 14	R: 0 E: 1 K: 0 S: 3	H: 1 LOB: 0 BB: 0 P: 5	R: 2 E: 0 K: 1 S: 11	H: 2 LOB: 0 BB: 0 P: 14	R: 1 E: 0 K: 0 S: 9	H: 2 LOB: 1 BB: 0 P: 14	R: 2 E: 0 K: 2 S: 17	H: 4 LOB: 2 BB: 1 P: 24	R: 2 E: 0 K: 2 S: 15	H: 1 LOB: 0 BB: 1 P: 25			1B: 9 2B: 3 3B: 0 HR: 2	SF: 2 SAC: 0 DP: 2 HBP: 0	WP: 0 PB: 0 SB: 3 CS: 1	PA: 41					
<b>PITCHER</b>	IP	WLS	BF	H	R	ER	SO	BB	IBB	HBP	BLK	WP	HR	S	P	ERA	WHIP										
Jimmy Anderson, L ERA: 4.85	6.0	L	29	8	6	3	1	2	1	0	0	0	0	53	90	4.50	1.667										
Sean Lowe, R ERA: 5.24	1.0		7	4	2	2	2	1	0	0	0	0	0	17	24	18.00	5.000										
Josias Manzanillo, R ERA: 6.44	1.0		5	1	2	2	2	1	0	0	0	0	1	15	25	18.00	2.000										



Batter	1	2	3	4	5	6	7	8	9	AB	R	H	RBI	BB	SO	LOB	TOP										
18 Jason Kendall, R OBP: 0.346, SLG: 0.363	G6-3		G5-3			BB 1B	L5			4	1	1	0	0	0	1	<b>Pittsburgh Pirates @ San Francisco Giants</b> PacBell Park, San Francisco, CA Fri Aug 09 2002, 10:35 PM EDT Att: 41,897 - Sunny - 70 F										
2 Jack Wilson, R OBP: 0.321, SLG: 0.344	F8		L9			BB 1B	F8			4	1	1	0	0	0	0											
Brian Giles, L OBP: 0.432, SLG: 0.624	HR BB			G4-3 WP BB		G4-6-3 1B BB				0	1	0	0	4	0	0											
Aramis Ramirez, R OBP: 0.274, SLG: 0.360 Brian Boehringer, S Scott Sauerbeck, R Mike Williams, R	HR			F3		G4-6-3 1B BB		P4		4	1	2	4	0	0	2											
Kevin Young, R OBP: 0.328, SLG: 0.432	K2-3			G4-3		G4-6-3		F9		0	0	0	0	0	0	0											
Armando Rios, L OBP: 0.296, SLG: 0.298				G6-3						4	0	0	0	0	2	2											
Adam Hyzdu, R OBP: 0.361, SLG: 0.584					G5-3					4	0	0	0	0	1	0											
Pokey Reese, R OBP: 0.307, SLG: 0.333										4	0	1	0	0	2	0											
Kip Wells, R OBP: 0.170, SLG: 0.234 Mike Benjamin, R OBP: 0.212, SLG: 0.168										3	0	1	0	0	1	0											
										1	0	0	0	0	0	1											
<b>Inning Stats</b>	R: 2 H: 1 E: 0 K: 1 S: 10	H: 1 LOB: 0 BB: 1 P: 15	R: 0 H: 0 E: 0 K: 2 S: 8	H: 0 LOB: 0 BB: 0 P: 14	R: 0 H: 0 E: 0 K: 0 S: 5	H: 0 LOB: 0 BB: 0 P: 7	R: 0 H: 0 E: 0 K: 0 S: 10	H: 0 LOB: 1 BB: 1 P: 16	R: 0 H: 0 E: 0 K: 2 S: 7	H: 0 LOB: 0 BB: 0 P: 10	R: 2 H: 3 E: 0 K: 1 S: 18	H: 1 LOB: 1 BB: 0 P: 29	R: 0 H: 1 E: 0 K: 1 S: 12	H: 1 LOB: 1 BB: 0 P: 17	R: 0 H: 0 E: 0 K: 0 S: 10	H: 1 LOB: 1 BB: 0 P: 19	R: 0 H: 1 E: 0 K: 0 S: 12	H: 1 LOB: 1 BB: 0 P: 19	1B: 5 2B: 0 3B: 0 HR: 1	SF: 0 SAC: 0 DP: 1 HBP: 0	WP: 1 PB: 0 SB: 0 CS: 0	PA: 36					
<b>PITCHER</b>	IP	WLS	BF	H	R	ER	SO	BB	IBB	HBP	BLK	WP	HR	S	P	ERA	WHIP										
Jason Schmidt, R ERA: 3.73	7.0	L	28	5	4	4	7	3	0	0	0	1	1	70	108	5.14	1.143										
Felix Rodriguez, R ERA: 5.18	1.0		4	0	0	0	0	1	0	0	0	0	0	10	19	0.00	1.000										
Tim Worrell, R ERA: 2.58	1.0		4	1	0	0	0	0	0	0	0	0	0	12	19	0.00	1.000										

Batter	1	2	3	4	5	6	7	8	9	AB	R	H	RBI	BB	SO	LOB	BOTTOM										
Kenny Lofton, L OBP: 0.348, SLG: 0.427 Tom Goodwin, L OBP: 0.321, SLG: 0.317	HR 1B		G4-3		F8					3	1	1	0	1	0	0	<b>Pittsburgh Pirates @ San Francisco Giants</b> PacBell Park, San Francisco, CA Fri Aug 09 2002, 10:35 PM EDT Att: 41,897 - Sunny - 70 F										
Rich Aurilia, R OBP: 0.302, SLG: 0.429	HR		K			B1-3		F9		4	1	1	2	0	1	1											
Jeff Kent, R OBP: 0.380, SLG: 0.556	F9		G5-3			G6-3				3	0	0	0	1	0	0											
Barry Bonds, L OBP: 0.565, SLG: 0.808	G6-4-3 1B			G4-3		HR		G4-3		4	1	2	1	0	0	2											
Benito Santiago, R OBP: 0.322, SLG: 0.454	G6-4-3			S 1B		G5-3				4	0	1	0	0	0	1											
J.T. Snow, L OBP: 0.344, SLG: 0.385 Ramon Martinez, R OBP: 0.331, SLG: 0.390			K				G6-3		F8 2B	4	0	1	0	0	2	1											
Reggie Sanders, R OBP: 0.327, SLG: 0.463			K				G5-3		F8	4	0	0	0	0	2	2											
David Bell, R OBP: 0.315, SLG: 0.427					F7		G4-3		F8	4	0	1	0	0	0	2											
Jason Schmidt, R OBP: 0.194, SLG: 0.206 Felix Rodriguez, R OBP: 1.000, SLG: 1.000 Pedro Feliz, R OBP: 0.285, SLG: 0.331 Tim Worrell, R			K					K		2	0	0	0	0	2	1											
										0	0	0	0	0	0	0											
										1	0	0	0	0	1	0											
										0	0	0	0	0	0	0											
<b>Inning Stats</b>	R: 2 H: 3 E: 0 K: 0 S: 12	H: 1 LOB: 1 BB: 0 P: 21	R: 0 H: 1 E: 0 K: 3 S: 12	H: 1 LOB: 1 BB: 0 P: 15	R: 0 H: 0 E: 0 K: 1 S: 7	H: 0 LOB: 0 BB: 0 P: 12	R: 0 H: 1 E: 0 K: 2 S: 14	H: 1 LOB: 1 BB: 0 P: 24	R: 0 H: 0 E: 0 K: 1 S: 6	H: 0 LOB: 0 BB: 0 P: 8	R: 1 H: 1 E: 0 K: 0 S: 8	H: 1 LOB: 0 BB: 0 P: 12	R: 0 H: 0 E: 0 K: 0 S: 6	H: 0 LOB: 0 BB: 0 P: 11	R: 0 H: 0 E: 0 K: 1 S: 15	H: 0 LOB: 2 BB: 2 P: 24	R: 0 H: 1 E: 0 K: 0 S: 10	H: 1 LOB: 2 BB: 0 P: 15	1B: 4 2B: 1 3B: 0 HR: 2	SF: 0 SAC: 0 DP: 1 HBP: 0	WP: 0 PB: 0 SB: 2 CS: 0	PA: 35					
<b>PITCHER</b>	IP	WLS	BF	H	R	ER	SO	BB	IBB	HBP	BLK	WP	HR	S	P	ERA	WHIP										
Kip Wells, R ERA: 3.48	0.1	H	2	0	0	0	0	1	0	0	0	0	0	9	13	0.00	3.000										
Brian Boehringer, S ERA: 3.7	0.1	H	1	0	0	0	0	0	0	0	0	0	0	2	2	0.00	0.000										
Scott Sauerbeck, L ERA: 2.53	1.0	S	4	1	0	0	0	0	0	0	0	0	0	10	15	0.00	1.000										
Mike Williams, R ERA: 1.6																											





Batter	1	2	3	4	5	6	7	8	9	AB	R	H	RBI	BB	SO	LOB	TOP										
18 Jason Kendall, R (1, 2) OBP: 0.347, SLG: 0.363	G6-3		BB				G3-1			3	1	1	0	1	0	0	<b>Pittsburgh Pirates @ San Francisco Giants</b> PacBell Park, San Francisco, CA Sat Aug 10 2002, 4:05 PM EDT Att: 41,146 - Sunny - 81 F										
2 Jack Wilson, R (1, 6) OBP: 0.323, SLG: 0.348	F8		BB					F7		4	1	2	2	0	0	0											
Brian Giles, L (1, 7) OBP: 0.433, SLG: 0.621	G4-3		BB							3	0	1	1	1	0	2											
Aramis Ramirez, R (1, 5) OBP: 0.274, SLG: 0.358 Mike Benjamin, R (8, PH) OBP: 0.210, SLG: 0.167 (8, 5)	F8							F9		2	0	0	0	0	0	0											
Kevin Young, R (1, 3) OBP: 0.325, SLG: 0.427	F9							L9		4	0	0	0	0	0	2											
Craig Wilson, R (1, 9) OBP: 0.338, SLG: 0.427										4	0	2	0	0	0	1											
Adam Hyzdu, R (1, 8) OBP: 0.347, SLG: 0.559	G4-3									4	0	0	0	0	0	3											
Pokey Reese, R (1, 4) OBP: 0.306, SLG: 0.332										4	1	1	0	0	1	0											
Kris Benson, R (1, 1) OBP: 0.217, SLG: 0.261 Mike Lincoln, R (8, 1) Josias Manzanillo, R (8, 1)										1	0	0	0	0	1	0											
										1	0	0	0	0	1	0											
										0	0	0	0	0	0	0											
<b>Inning Stats</b>	R: 0 E: 0 K: 0 S: 9	H: 0 LOB: 0 BB: 0 P: 15	R: 0 E: 0 K: 0 S: 6	H: 1 LOB: 1 BB: 0 P: 15	R: 1 E: 0 K: 0 S: 11	H: 2 LOB: 1 BB: 1 P: 18	R: 0 E: 0 K: 0 S: 7	H: 1 LOB: 1 BB: 0 P: 14	R: 2 E: 0 K: 1 S: 15	H: 3 LOB: 1 BB: 0 P: 26	R: 0 E: 0 K: 0 S: 7	H: 0 LOB: 1 BB: 0 P: 11	R: 0 E: 0 K: 1 S: 11	H: 0 LOB: 0 BB: 0 P: 14	R: 0 E: 0 K: 1 S: 8	H: 0 LOB: 1 BB: 0 P: 14	R: 0 E: 0 K: 1 S: 8	H: 0 LOB: 0 BB: 0 P: 9	1B: 6 2B: 1 3B: 0 HR: 0	SF: 0 SAC: 1 DP: 1 HBP: 1	WP: 0 PB: 0 SB: 0 CS: 0	PA: 35					
<b>PITCHER</b>	IP	WLS	BF	H	R	ER	SO	BB	IBB	HBP	BLK	WP	HR	S	P	ERA	WHIP										
Kirk Rueter, L (1, 1) ERA: 3.47	5.0		21	7	3	3	1	1	0	0	0	0	0	48	88	5.40	1.600										
Manny Aybar, R (8, 1) ERA: 1.53	2.1	W	8	0	0	0	1	0	0	1	0	0	0	21	28	0.00	0.000										
Scott Eyre, L (8, 1) ERA: 4.97	0.0		1	0	0	0	0	1	0	0	0	0	0	2	6	∞	∞										
Felix Rodriguez, R (8, 1) ERA: 5.11	0.2		2	0	0	0	0	0	0	0	0	0	0	3	5	0.00	0.000										
Tim Worrell, R (9, 1) ERA: 2.53	1.0		3	0	0	0	1	0	0	0	0	0	0	8	9	0.00	0.000										

Batter	1	2	3	4	5	6	7	8	9	AB	R	H	RBI	BB	SO	LOB	BOTTOM										
Tom Goodwin, L (1, 8) OBP: 0.325, SLG: 0.314	K		G4-3					G4-3		4	2	1	0	1	1	1	<b>Pittsburgh Pirates @ San Francisco Giants</b> PacBell Park, San Francisco, CA Sat Aug 10 2002, 4:05 PM EDT Att: 41,146 - Sunny - 81 F										
Rich Aurilia, R (1, 6) OBP: 0.301, SLG: 0.425	P3		K							3	2	0	0	1	1	2											
Jeff Kent, R (1, 4) OBP: 0.381, SLG: 0.560	K									4	1	2	3	0	1	0											
Barry Bonds, L (1, 7) OBP: 0.567, SLG: 0.805										1	1	0	0	3	0	0											
Bento Santiago, R (1, 2) OBP: 0.324, SLG: 0.464										4	1	2	4	0	1	3											
J.T. Snow, L (1, 3) OBP: 0.343, SLG: 0.381										3	0	0	0	1	2	2											
Reggie Sanders, R (1, 9) OBP: 0.326, SLG: 0.459										3	0	0	0	1	2	2											
David Bell, R (1, 5) OBP: 0.314, SLG: 0.425										4	1	1	0	0	1	1											
Kirk Rueter, L (1, 1) ERA: 3.47 Manny Aybar, R (8, 1) ERA: 1.53 Scott Eyre, L (8, 1) ERA: 4.97 Felix Rodriguez, R (8, 1) ERA: 5.11 Damon Minor, L (8, PH) OBP: 0.208, SLG: 0.443 Tim Worrell, R (9, 1) ERA: 2.53										1	0	0	0	0	0	1											
										1	0	0	0	0	0	0											
										0	0	0	0	0	0	0											
										0	0	0	0	0	0	0											
										0	0	0	0	0	0	0											
<b>Inning Stats</b>	R: 0 E: 0 K: 2 S: 8	H: 0 LOB: 0 BB: 0 P: 12	R: 0 E: 0 K: 2 S: 12	H: 1 LOB: 1 BB: 0 P: 18	R: 0 E: 0 K: 1 S: 6	H: 1 LOB: 1 BB: 0 P: 10	R: 0 E: 0 K: 1 S: 8	H: 0 LOB: 1 BB: 1 P: 16	R: 3 E: 1 K: 0 S: 17	H: 1 LOB: 2 BB: 3 P: 33	R: 0 E: 0 K: 3 S: 10	H: 0 LOB: 0 BB: 0 P: 16	R: 5 E: 0 K: 0 S: 8	H: 3 LOB: 0 BB: 3 P: 22	R: 0 E: 0 K: 0 S: 4	H: 0 LOB: 0 BB: 0 P: 9	1B: 3 2B: 2 3B: 0 HR: 1	SF: 0 SAC: 1 DP: 1 HBP: 0	WP: 0 PB: 0 SB: 0 CS: 0	PA: 37							
<b>PITCHER</b>	IP	WLS	BF	H	R	ER	SO	BB	IBB	HBP	BLK	WP	HR	S	P	ERA	WHIP										
Kris Benson, R (1, 1) ERA: 5.66	5.0		23	3	3	0	6	2	2	0	0	0	1	18	38	22.50	2.500										
Mike Lincoln, R (8, 1) ERA: 3.42	2.0	L	11	3	5	5	3	2	1	0	0	0	0	4	9	0.00	0.000										
Josias Manzanillo, R (8, 1) ERA: 7.71	1.0		3	0	0	0	0	0	0	0	0	0	0	4	9	0.00	0.000										









Batter	1	2	3	4	5	6	7	8	9	AB	R	H	RBI	BB	SO	LOB	TOP										
Fernando Vina, L OBP: 0.335, SLG: 0.343	F9			F7	F7	L9		L8	G4-3	6	1	1	0	0	0	2											
Edgar Renteria, R OBP: 0.365, SLG: 0.442	L5			F7	F7	L9		G4-3	P3	6	2	3	1	0	0	2											
15 Jim Edmonds, L OBP: 0.425, SLG: 0.608	K			F7	F7	L9		G4-3		5	3	3	1	0	1	1											
5 Albert Pujols, R OBP: 0.386, SLG: 0.552		K		P3	P3					5	1	3	4	0	1	2											
27 Scott Rolen, R OBP: 0.354, SLG: 0.468		K								3	1	1	3	2	1	1											
Tino Martinez, L OBP: 0.335, SLG: 0.425	F7									5	1	2	1	0	0	3											
Eli Marrero, R OBP: 0.319, SLG: 0.416				F9	G6-3			E5	G6-3	4	0	0	0	1	0	1											
J.D. Drew, L OBP: 0.355, SLG: 0.445										4	1	2	0	1	1	3											
Jason Simontacchi, R Mike Crutale, R Steve Kline, S Dave Veres, R Kerry Robinson, L 58 Kevin Joseph, R	G4-3									3	0	0	0	0	1	1											
<b>Inning Stats</b>	R: 0 E: 0 K: 1 S: 7	H: 0 LOB: 0 BB: 0 P: 10	R: 0 E: 0 K: 2 S: 10	H: 0 LOB: 0 BB: 0 P: 13	R: 0 E: 0 K: 1 S: 10	H: 0 LOB: 0 BB: 0 P: 11	R: 3 E: 0 K: 0 S: 22	H: 4 LOB: 1 BB: 0 P: 29	R: 4 E: 0 K: 1 S: 18	H: 5 LOB: 3 BB: 2 P: 38	R: 0 E: 0 K: 0 S: 9	H: 1 LOB: 1 BB: 0 P: 10	R: 1 E: 0 K: 0 S: 12	H: 2 LOB: 2 BB: 1 P: 21	R: 2 E: 0 K: 0 S: 13	H: 2 LOB: 1 BB: 0 P: 24	R: 0 E: 0 K: 0 S: 6	H: 2 LOB: 2 BB: 0 P: 8	1B: 10 2B: 3 3B: 0 HR: 3	SF: 0 SAC: 0 DP: 1 HBP: 0	WP: 1 PB: 0 SB: 3 CS: 0	PA: 47					
<b>PITCHER</b>	IP	WLS	BF	H	R	ER	SO	BB	IBB	HBP	BLK	WP	HR	S	P	ERA	WHIP										
Brian Meadows, R	4.1	L	20	7	6	6	5	0	0	0	0	1	1	58	79	12.46	1.615										
Joe Beigel, L	0.2		6	2	1	1	0	0	2	0	0	0	0	9	22	13.50	3.000										
Ron Villone, L	1.0		4	1	0	0	0	0	0	0	0	0	0	9	10	0.00	1.000										
Josias Manzanillo, R	1.0		6	2	1	1	0	1	0	0	0	0	1	12	21	9.00	3.000										
Brian Boehringer, R	2.0		11	4	2	2	0	1	0	0	0	0	1	19	32	9.00	2.500										

St. Louis Cardinals @ Pittsburgh Pirates  
PNC Park, Pittsburgh, PA  
Mon Aug 12 2002, 7:05 PM EDT  
Att: 15,700 - Overcast - 71 F

AB	43
R	10
H	16
RBI	10
BB	4
SO	5
LOB	18



Batter	1	2	3	4	5	6	7	8	9	AB	R	H	RBI	BB	SO	LOB	BOTTOM										
18 Jason Kendall, R OBP: 0.352, SLG: 0.369	2B	G4-3			2B				G6-3	5	2	2	0	0	0	0											
2 Jack Wilson, R OBP: 0.318, SLG: 0.343	SH3	G5-3			L4				L9	4	0	1	0	0	0	0											
Brian Giles, L OBP: 0.438, SLG: 0.633	2B				SF7					3	2	2	2	1	1	0											
Aramis Ramirez, R OBP: 0.280, SLG: 0.362	1B			L5	L4				P4	5	1	2	1	0	0	2											
Rob Mackowiak, L OBP: 0.299, SLG: 0.437	1B									4	0	1	1	0	3	1											
Brian Boehringer, S	1B									0	0	0	0	0	0	0											
Kevin Young, R OBP: 0.325, SLG: 0.427	SF8								G5-3	3	1	1	1	0	1	0											
Craig Wilson, R OBP: 0.345, SLG: 0.431	1B			F9						3	0	2	0	0	0	0											
Pokey Reese, R OBP: 0.307, SLG: 0.337	L4									3	0	1	1	0	1	3											
Brian Meadows, R Joe Beigel, L Ron Villone, L Armando Rios, R Josias Manzanillo, R Adam Hyzdu, R	G5-3									2	0	0	0	0	1	1											
<b>Inning Stats</b>	R: 3 E: 0 K: 0 S: 13	H: 4 LOB: 2 BB: 1 P: 25	R: 0 E: 0 K: 0 S: 8	H: 0 LOB: 0 BB: 0 P: 13	R: 0 E: 0 K: 2 S: 9	H: 0 LOB: 0 BB: 0 P: 12	R: 0 E: 0 K: 2 S: 9	H: 1 LOB: 1 BB: 0 P: 13	R: 1 E: 0 K: 0 S: 8	H: 2 LOB: 0 BB: 0 P: 12	R: 1 E: 0 K: 1 S: 13	H: 1 LOB: 1 BB: 0 P: 22	R: 1 E: 0 K: 1 S: 15	H: 2 LOB: 1 BB: 0 P: 22	R: 0 E: 0 K: 2 S: 13	H: 1 LOB: 1 BB: 0 P: 21	R: 0 E: 0 K: 0 S: 11	H: 1 LOB: 1 BB: 0 P: 17	1B: 10 2B: 2 3B: 0 HR: 1	SF: 3 SAC: 1 DP: 1 HBP: 1	WP: 0 PB: 0 SB: 3 CS: 0	PA: 40					
<b>PITCHER</b>	IP	WLS	BF	H	R	ER	SO	BB	IBB	HBP	BLK	WP	HR	S	P	ERA	WHIP										
Jason Simontacchi, R	5.1	W	24	8	5	5	5	1	0	0	0	0	0	14	24	0.00	0.000										
Mike Crutale, R	1.1		5	0	0	0	0	0	0	1	0	0	0	3	4	0.00	0.000										
Steve Kline, L	0.0		1	1	1	1	0	0	0	0	0	0	1	3	4	0.00	0.000										
Dave Veres, R	1.1	H	6	2	0	0	3	0	0	0	0	0	0	18	27	0.00	1.500										
58 Kevin Joseph, R	1.0		4	1	0	0	0	0	0	0	0	0	0	11	17	0.00	1.000										

St. Louis Cardinals @ Pittsburgh Pirates  
PNC Park, Pittsburgh, PA  
Mon Aug 12 2002, 7:05 PM EDT  
Att: 15,700 - Overcast - 71 F

AB	34
R	6
H	12
RBI	6
BB	1
SO	8
LOB	9





Batter	1	2	3	4	5	6	7	8	9	AB	R	H	RBI	BB	SO	LOB	TOP								
Miguel Cairo, R OBP: 0.272, SLG: 0.339	(1,4) C G3	(1,1) H HBP	(2,1) B L9		(2,2) F L3		(0,3) K		(1,3) K	5	0	0	0	0	2	3									
Edgar Renteria, R OBP: 0.394, SLG: 0.443	(1,6) X 5 1B 27 1B	(1,1) C G1-3		(1,1) X F9	(1,2) B 15 1B			(0,1) C 15 1-3	(0,3) K	6	1	3	0	0	1	3									
15 Jim Edmonds, L OBP: 0.428, SLG: 0.608	(1,8) F F9		(0,2) C 5 1B 27 1B	(1,2) B 27 1B	(1,1) C 5 1B FC6-4			(1,0) C L1-3		5	1	3	1	0	0	2									
5 Albert Pujols, R OBP: 0.388, SLG: 0.553	(1,3) X 27 1B		(0,1) C 27 1B	(2,1) C P4	(0,1) C FC6-4			(0,1) C 27 3B		5	2	3	0	0	0	3									
27 Scott Rolen, R OBP: 0.359, SLG: 0.475	(1,5) B FC6-4		(3,2) C 2B	(4,2) C BB		(2,0) F F7		(0,0) C 1B		4	2	3	3	1	0	0									
Eduardo Perez, R OBP: 0.288, SLG: 0.474	(1,9) B FC6-4		(2,0) C L6	(1,1) C F7		(2,2) C G6-3		(1,2) C FC4-6		4	0	0	0	0	0	6									
Kerry Robinson, L OBP: 0.331, SLG: 0.388	(8,9) X 1-2		(1,1) C L6	(1,1) C F7		(2,2) C G6-3		(1,2) C FC4-6		1	0	1	1	0	0	0									
Eli Marrero, R OBP: 0.317, SLG: 0.416		(1,1) C E5	(0,0) C 1B		(1,2) C L4		(0,1) C G6-3	(1,1) C FC4-6		5	1	1	2	0	0	1									
Mike Matheny, R OBP: 0.300, SLG: 0.326		(0,0) C F9	(2,1) C SH3-4		(1,0) C 1B		(1,2) C G6-3		(1,1) C G1-3	5	1	3	1	0	0	1									
Matt Morris, R OBP: 0.180, SLG: 0.186	(1,1) B G5-3		(0,1) C SH3-4		(1,0) C 1B		(1,1) C G1-3		(3,2) C G1-3	3	1	1	1	0	0	1									
Mike Duff, R OBP: 0.290, SLG: 0.398	(9,1) B G5-3		(0,1) C SH3-4		(1,0) C 1B		(1,1) C G1-3		(3,2) C G1-3	1	0	0	0	0	0	0									
Mike Matthews, L OBP: 0.290, SLG: 0.495	(9,1) B G5-3		(0,1) C SH3-4		(1,0) C 1B		(1,1) C G1-3		(3,2) C G1-3	0	0	0	0	0	0	0									
58 Kevin Joseph, R OBP: 0.290, SLG: 0.495	(9,1) B G5-3		(0,1) C SH3-4		(1,0) C 1B		(1,1) C G1-3		(3,2) C G1-3	0	0	0	0	0	0	0									
44 Jason Istringhausen, R OBP: 0.290, SLG: 0.495	(9,1) B G5-3		(0,1) C SH3-4		(1,0) C 1B		(1,1) C G1-3		(3,2) C G1-3	0	0	0	0	0	0	0									
<b>Inning Stats</b>	R: 1 E: 0 K: 0 S: 10	H: 3 LOB: 2 BB: 0 P: 19	R: 0 E: 1 K: 0 S: 7	H: 0 LOB: 2 BB: 0 P: 11	R: 4 E: 0 K: 0 S: 17	H: 5 LOB: 1 BB: 0 P: 25	R: 0 E: 0 K: 0 S: 13	H: 1 LOB: 2 BB: 1 P: 22	R: 2 E: 0 K: 0 S: 14	H: 4 LOB: 2 BB: 0 P: 18	R: 0 E: 0 K: 0 S: 6	H: 0 LOB: 0 BB: 0 P: 10	R: 0 E: 0 K: 1 S: 8	H: 0 LOB: 0 BB: 0 P: 10	R: 2 E: 0 K: 0 S: 13	H: 4 LOB: 1 BB: 0 P: 16	R: 0 E: 0 K: 2 S: 12	H: 1 LOB: 1 BB: 0 P: 17	1B: 15 2B: 3 3B: 1 HR: 0	SF: 0 SAC: 1 DP: 1 HBP: 1	WP: 0 PB: 0 SB: 1 CS: 0	PA: 47			
<b>PITCHER</b>	IP WLS BF H R ER SO BB IBB HBP BLK WP HR S P ERA WHIP	IP WLS BF H R ER SO BB IBB HBP BLK WP HR S P ERA WHIP	IP WLS BF H R ER SO BB IBB HBP BLK WP HR S P ERA WHIP	IP WLS BF H R ER SO BB IBB HBP BLK WP HR S P ERA WHIP	IP WLS BF H R ER SO BB IBB HBP BLK WP HR S P ERA WHIP	IP WLS BF H R ER SO BB IBB HBP BLK WP HR S P ERA WHIP	IP WLS BF H R ER SO BB IBB HBP BLK WP HR S P ERA WHIP	IP WLS BF H R ER SO BB IBB HBP BLK WP HR S P ERA WHIP	IP WLS BF H R ER SO BB IBB HBP BLK WP HR S P ERA WHIP	IP WLS BF H R ER SO BB IBB HBP BLK WP HR S P ERA WHIP	IP WLS BF H R ER SO BB IBB HBP BLK WP HR S P ERA WHIP	IP WLS BF H R ER SO BB IBB HBP BLK WP HR S P ERA WHIP	IP WLS BF H R ER SO BB IBB HBP BLK WP HR S P ERA WHIP	IP WLS BF H R ER SO BB IBB HBP BLK WP HR S P ERA WHIP	IP WLS BF H R ER SO BB IBB HBP BLK WP HR S P ERA WHIP	IP WLS BF H R ER SO BB IBB HBP BLK WP HR S P ERA WHIP	IP WLS BF H R ER SO BB IBB HBP BLK WP HR S P ERA WHIP	IP WLS BF H R ER SO BB IBB HBP BLK WP HR S P ERA WHIP	IP WLS BF H R ER SO BB IBB HBP BLK WP HR S P ERA WHIP	IP WLS BF H R ER SO BB IBB HBP BLK WP HR S P ERA WHIP	IP WLS BF H R ER SO BB IBB HBP BLK WP HR S P ERA WHIP	IP WLS BF H R ER SO BB IBB HBP BLK WP HR S P ERA WHIP	IP WLS BF H R ER SO BB IBB HBP BLK WP HR S P ERA WHIP	IP WLS BF H R ER SO BB IBB HBP BLK WP HR S P ERA WHIP	IP WLS BF H R ER SO BB IBB HBP BLK WP HR S P ERA WHIP

St. Louis Cardinals @ Pittsburgh Pirates  
PNC Park, Pittsburgh, PA  
Tue Aug 13 2002, 7:05 PM EDT  
Att: 17,609 - Sunny - 92 F

AB	44
R	9
H	18
RBI	9
BB	1
SO	3
LOB	21



Batter	1	2	3	4	5	6	7	8	9	AB	R	H	RBI	BB	SO	LOB	BOTTOM								
18 Jason Kendall, R OBP: 0.349, SLG: 0.365	(1,2) B G1-3		(2,2) C G5-3		(0,0) X G4-6-3			(3,1) B G1-3	(3,2) C 1B	4	0	0	0	0	0	3									
Scott Sauerbeck, R	(9,1) X 1B				(1,2) X 1-2			(1,2) C G5-3	(3,2) C F9	5	0	2	0	0	0	2									
2 Jack Wilson, R OBP: 0.319, SLG: 0.343	(1,6) C BB			(1,0) B F9		(2,2) B G3-6-3		(1,2) C G5-3	(3,2) C F9	5	0	2	0	0	0	2									
Brian Giles, L OBP: 0.438, SLG: 0.629	(1,7) B G4-6-3			(3,2) C G4-3		(1,0) B G3-6-3		(1,2) C G5-3	(4,2) C BB 1B SF7	2	1	0	0	2	0	1									
Aramis Ramirez, R OBP: 0.280, SLG: 0.360	(1,5) F G4-6-3			(0,0) C G6-3		(1,3) C K		(0,1) C BB 1B	(1,2) C BB 1B	4	1	1	0	0	1	2									
Rob Mackowiak, L OBP: 0.298, SLG: 0.434		(0,0) X G4-3			(1,2) C 1B BB		(0,3) C K		(2,1) C F5	4	1	1	0	0	1	2									
Kevin Young, R OBP: 0.327, SLG: 0.426		(1,1) C G5-3			(0,1) F F8		(2,2) C 1B		(4,0) C 1B BB	3	1	1	0	1	0	1									
Armando Rios, L OBP: 0.283, SLG: 0.280		(2,1) C F7			(4,2) B 1B 1B		(1,2) C L4		(2,1) C SF7	2	0	0	1	1	0	1									
Pokey Reese, R OBP: 0.310, SLG: 0.339			(0,0) X G4-3		(0,2) C 1B		(0,0) C F9		(3,1) C BB 1B	4	1	2	1	0	0	1									
Jimmy Anderson, L OBP: 0.199, SLG: 0.119	(1,1) B G4-3				(1,2) C 1B				(4,1) C 1B	0	0	0	0	0	0	0									
Keith Cash, R OBP: 0.198, SLG: 0.238	(3,PH) B G4-3				(1,2) C 1B				(4,1) C 1B	1	0	0	0	0	0	0									
Ron Villone, L OBP: 0.290, SLG: 0.495	(4,1) B G4-3				(1,2) C 1B				(4,1) C 1B	1	0	1	1	0	0	0									
Abraham Nunez, R OBP: 0.290, SLG: 0.317	(5,PH) B G4-3				(1,2) C 1B				(4,1) C 1B	0	0	0	0	0	0	0									
Mike Lincoln, R OBP: 0.290, SLG: 0.431	(6,PH) B G4-3				(1,2) C 1B				(4,1) C 1B	1	0	0	0	0	0	0									
Mike Benjamin, R OBP: 0.290, SLG: 0.431	(8,PH) B G4-3				(1,2) C 1B				(4,1) C 1B	0	0	0	0	0	0	0									
Craig Wilson, R OBP: 0.290, SLG: 0.431	(9,2) B G4-3				(1,2) C 1B				(4,1) C 1B	0	0	0	0	0	0	0									
<b>Inning Stats</b>	R: 0 E: 0 K: 0 S: 6	H: 1 LOB: 1 BB: 1 P: 13	R: 0 E: 0 K: 0 S: 5	H: 0 LOB: 0 BB: 0 P: 8	R: 0 E: 0 K: 0 S: 5	H: 0 LOB: 0 BB: 0 P: 8	R: 0 E: 0 K: 0 S: 6	H: 0 LOB: 0 BB: 0 P: 10	R: 0 E: 0 K: 1 S: 10	H: 1 LOB: 0 BB: 0 P: 14	R: 0 E: 0 K: 1 S: 11	H: 1 LOB: 0 BB: 0 P: 14	R: 0 E: 0 K: 0 S: 6	H: 0 LOB: 0 BB: 0 P: 10	R: 4 E: 0 K: 0 S: 20	H: 3 LOB: 2 BB: 3 P: 45	1B: 9 2B: 0 3B: 0 HR: 0	SF: 1 SAC: 0 DP: 3 HBP: 0	WP: 0 PB: 0 SB: 0 CS: 0	PA: 38					
<b>PITCHER</b>	IP WLS BF H R ER SO BB IBB HBP BLK WP HR S P ERA WHIP	IP WLS BF H R ER SO BB IBB HBP BLK WP HR S P ERA WHIP	IP WLS BF H R ER SO BB IBB HBP BLK WP HR S P ERA WHIP	IP WLS BF H R ER SO BB IBB HBP BLK WP HR S P ERA WHIP	IP WLS BF H R ER SO BB IBB HBP BLK WP HR S P ERA WHIP	IP WLS BF H R ER SO BB IBB HBP BLK WP HR S P ERA WHIP	IP WLS BF H R ER SO BB IBB HBP BLK WP HR S P ERA WHIP	IP WLS BF H R ER SO BB IBB HBP BLK WP HR S P ERA WHIP	IP WLS BF H R ER SO BB IBB HBP BLK WP HR S P ERA WHIP	IP WLS BF H R ER SO BB IBB HBP BLK WP HR S P ERA WHIP	IP WLS BF H R ER SO BB IBB HBP BLK WP HR S P ERA WHIP	IP WLS BF H R ER SO BB IBB HBP BLK WP HR S P ERA WHIP	IP WLS BF H R ER SO BB IBB HBP BLK WP HR S P ERA WHIP	IP WLS BF H R ER SO BB IBB HBP BLK WP HR S P ERA WHIP	IP WLS BF H R ER SO BB IBB HBP BLK WP HR S P ERA WHIP	IP WLS BF H R ER SO BB IBB HBP BLK WP HR S P ERA WHIP	IP WLS BF H R ER SO BB IBB HBP BLK WP HR S P ERA WHIP	IP WLS BF H R ER SO BB IBB HBP BLK WP HR S P ERA WHIP	IP WLS BF H R ER SO BB IBB HBP BLK WP HR S P ERA WHIP	IP WLS BF H R ER SO BB IBB HBP BLK WP HR S P ERA WHIP	IP WLS BF H R ER SO BB IBB HBP BLK WP HR S P ERA WHIP	IP WLS BF H R ER SO BB IBB HBP BLK WP HR S P ERA WHIP	IP WLS BF H R ER SO BB IBB HBP BLK WP HR S P ERA WHIP	IP WLS BF H R ER SO BB IBB HBP BLK WP HR S P ERA WHIP	IP WLS BF H R ER SO BB IBB HBP BLK WP HR S P ERA WHIP

St. Louis Cardinals @ Pittsburgh Pirates  
PNC Park, Pittsburgh, PA  
Tue Aug 13 2002, 7:05 PM EDT  
Att: 17,609 - Sunny - 92 F

AB	32
R	5
H	9
RBI	5
BB	5
SO	2
LOB	13













Batter	1	2	3	4	5	6	7	8	9	AB	R	H	RBI	BB	SO	LOB	TOP								
Alex Sanchez, L OBP: 0.346, SLG: 0.356 (1, 8)										6	2	2	1	0	1	3									
Mark Loretta, R OBP: 0.342, SLG: 0.345 (1, 5)										3	1	1	0	2	1	1									
Lenny Harris, L OBP: 0.331, SLG: 0.349 (1, 7)										5	2	2	1	0	1	1									
Richie Sexson, R OBP: 0.364, SLG: 0.523 (1, 3)										4	1	1	1	1	1	3									
Matt Stairs, L OBP: 0.328, SLG: 0.474 Izzy Alcantara, R OBP: 0.308, SLG: 0.577 (9, PH)										3	0	1	1	1	1	4									
José Hernández, R OBP: 0.348, SLG: 0.494 (1, 6)										5	2	3	3	0	2	2									
Ronnie Belliard, R OBP: 0.285, SLG: 0.298 (1, 4)										5	0	1	0	0	2	5									
Robert Machado, R OBP: 0.346, SLG: 0.428 (1, 2)										5	1	3	1	0	1	0									
15 Ben Sheets, R OBP: 0.132, SLG: 0.135 Jayson Durocher, R OBP: 0.288, SLG: 0.468 Valerio De Los Santos, L OBP: 0.308, SLG: 0.577 (9, PH)										4	0	0	0	0	3	3									
<b>Inning Stats</b>	R: 2 E: 1 K: 2 S: 16	H: 3 LOB: 2 BB: 0 P: 27	R: 0 E: 0 K: 0 S: 8	H: 0 LOB: 0 BB: 0 P: 13	R: 4 E: 0 K: 3 S: 17	H: 4 LOB: 0 BB: 0 P: 22	R: 0 E: 0 K: 1 S: 6	H: 0 LOB: 2 BB: 2 P: 7	R: 0 E: 0 K: 3 S: 14	H: 0 LOB: 2 BB: 2 P: 23	R: 2 E: 0 K: 1 S: 15	H: 3 LOB: 2 BB: 1 P: 29	R: 0 E: 0 K: 3 S: 12	H: 2 LOB: 2 BB: 0 P: 17	R: 0 E: 0 K: 0 S: 5	H: 0 LOB: 0 BB: 1 P: 10	R: 2 E: 0 K: 1 S: 17	H: 3 LOB: 1 BB: 0 P: 28	1B: 9 2B: 3 3B: 1 HR: 2	SF: 0 SAC: 0 DP: 1 HBP: 0	WP: 0 PB: 0 SB: 2 CS: 0	PA: 46			
<b>PITCHER</b>	IP	WLS	BF	H	R	ER	SO	BB	IBB	HBP	BLK	WP	HR	S	P	ERA	WHIP								
Josh Fogg, R ERA: 4.27 (1, 1)	5.1	L	29	9	8	6	10	3	0	0	0	0	1	69	107	10.12	2.250								
Joe Beimel, L ERA: 4.44 (6, 1)	0.2		3	1	0	0	0	0	0	0	0	0	0	7	14	0.00	1.500								
Mike Lincoln, R ERA: 3.51 (7, 1)	1.0		5	2	0	0	3	0	0	0	0	0	0	12	17	0.00	2.000								
Jimmy Anderson, L ERA: 5.13 (8, 1)	2.0		9	3	2	2	1	1	0	0	0	0	1	22	38	9.00	2.000								

Milwaukee Brewers @ Pittsburgh Pirates  
PNC Park, Pittsburgh, PA  
Fri Aug 16 2002, 7:05 PM EDT  
Att: 35,343 - Sunny - 86 F

AB	42
R	10
H	15
RBI	9
BB	4
SO	14
LOB	23



Batter	1	2	3	4	5	6	7	8	9	AB	R	H	RBI	BB	SO	LOB	BOTTOM									
18 Jason Kendall, R OBP: 0.345, SLG: 0.359 (1, 2)										5	0	1	0	0	0	4										
2 Jack Wilson, R OBP: 0.313, SLG: 0.336 (1, 6)										4	0	0	0	0	2	2										
Brian Giles, L OBP: 0.344, SLG: 0.621 Adam Hyzdu, R OBP: 0.360, SLG: 0.530 (5, 7)										2	0	1	0	0	0	0										
Aramis Ramirez, R OBP: 0.278, SLG: 0.357 (1, 5)										4	0	0	0	0	1	3										
Armando Rios, L OBP: 0.288, SLG: 0.281 (1, 9)										3	1	1	0	1	1	0										
Kevin Young, R OBP: 0.327, SLG: 0.422 (1, 3)										3	1	1	0	1	1	1										
Rob Mackowiak, L OBP: 0.302, SLG: 0.439 (1, 8)										3	1	1	1	1	1	3										
Pokey Reese, R OBP: 0.319, SLG: 0.346 (1, 4)										4	0	2	2	0	0	1										
Josh Fogg, R ERA: 4.27 (1, 1)	7.0	W	28	6	2	2	6	2	0	0	0	0	0	0	0	0										
Joe Beimel, L ERA: 4.44 (6, PH)	1.0		3	0	0	0	2	0	0	0	0	0	0	0	0	0										
Mike Lincoln, R ERA: 3.51 (7, 1)	1.0		6	2	1	1	0	1	0	0	0	0	0	0	0	0										
Craig Wilson, R OBP: 0.346, SLG: 0.433 Jimmy Anderson, L ERA: 5.13 Keith Osk, R OBP: 0.308, SLG: 0.577 (9, PH)										1	0	0	0	0	0	0										
<b>Inning Stats</b>	R: 0 E: 0 K: 1 S: 7	H: 0 LOB: 0 BB: 0 P: 11	R: 0 E: 0 K: 0 S: 7	H: 0 LOB: 0 BB: 0 P: 11	R: 1 E: 0 K: 0 S: 9	H: 1 LOB: 0 BB: 0 P: 12	R: 0 E: 0 K: 0 S: 6	H: 1 LOB: 0 BB: 0 P: 7	R: 0 E: 0 K: 2 S: 13	H: 0 LOB: 1 BB: 1 P: 19	R: 0 E: 0 K: 1 S: 12	H: 2 LOB: 2 BB: 0 P: 18	R: 1 E: 0 K: 2 S: 16	H: 2 LOB: 2 BB: 1 P: 25	R: 0 E: 0 K: 2 S: 9	H: 0 LOB: 0 BB: 0 P: 11	R: 1 E: 0 K: 0 S: 14	H: 2 LOB: 2 BB: 1 P: 22	1B: 6 2B: 1 3B: 0 HR: 1	SF: 0 SAC: 0 DP: 0 HBP: 0	WP: 0 PB: 0 SB: 1 CS: 1	PA: 37				
<b>PITCHER</b>	IP	WLS	BF	H	R	ER	SO	BB	IBB	HBP	BLK	WP	HR	S	P	ERA	WHIP									
15 Ben Sheets, R ERA: 4.42 (1, 1)	7.0		28	6	2	2	6	2	0	0	0	0	0	0	0	0	2.57	1.143								
Jayson Durocher, R ERA: 1.59 (8, 1)	1.0		3	0	0	0	2	0	0	0	0	0	0	9	11	0.00	0.000									
Valerio De Los Santos, L ERA: 2.4 (9, 1)	1.0		6	2	1	1	0	1	0	0	0	0	0	14	22	9.00	3.000									

Milwaukee Brewers @ Pittsburgh Pirates  
PNC Park, Pittsburgh, PA  
Fri Aug 16 2002, 7:05 PM EDT  
Att: 35,343 - Sunny - 86 F

AB	34
R	3
H	8
RBI	3
BB	3
SO	8
LOB	20













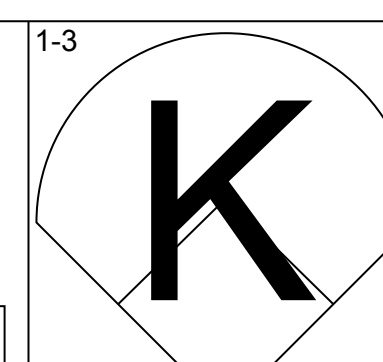
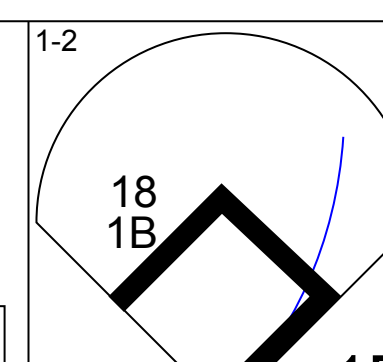
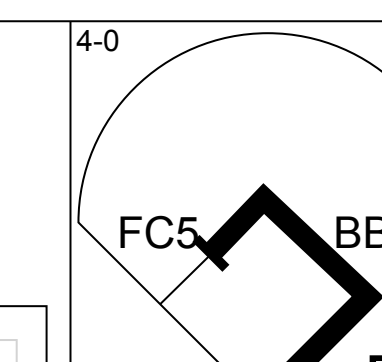
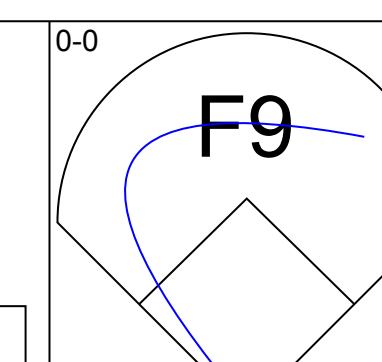
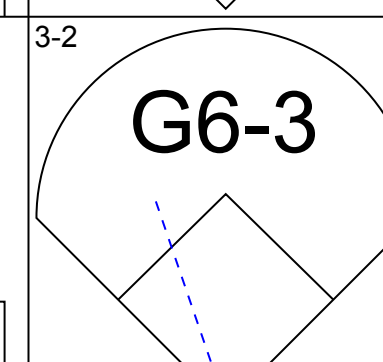
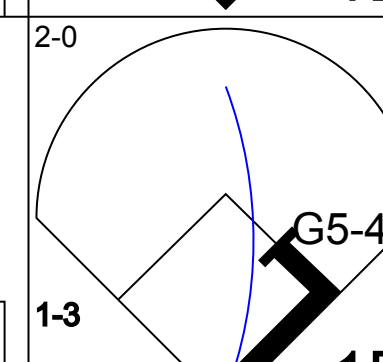
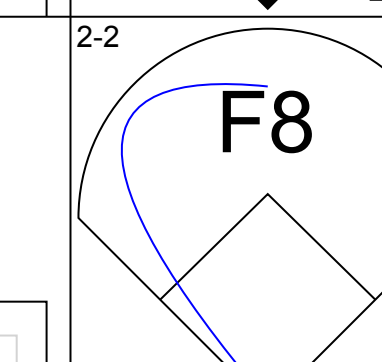
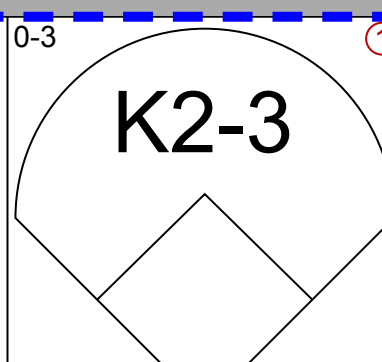
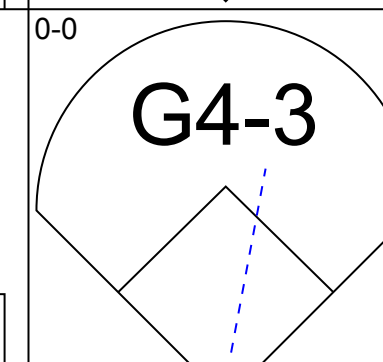
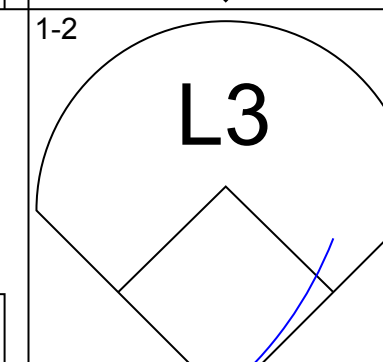
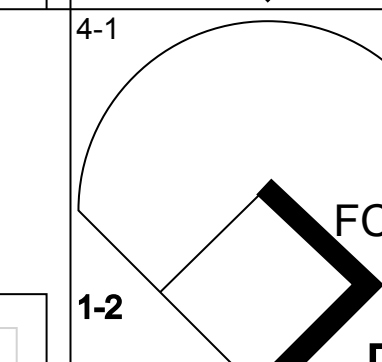
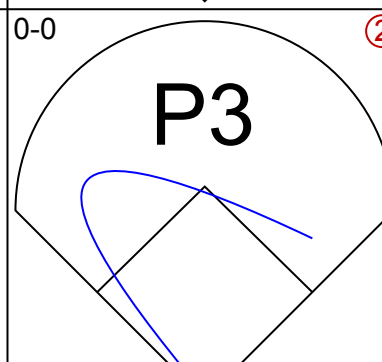
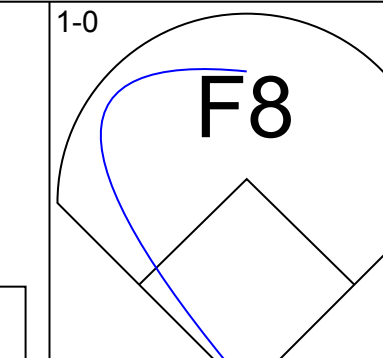
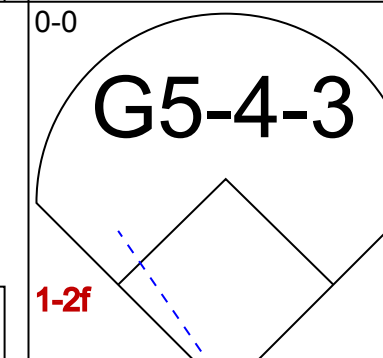
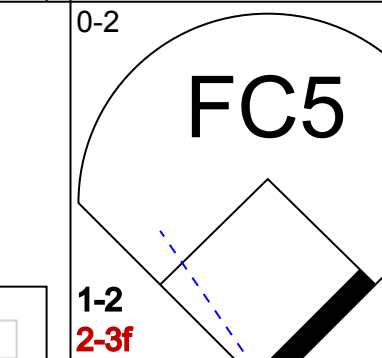
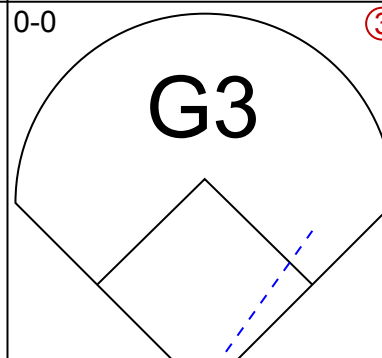
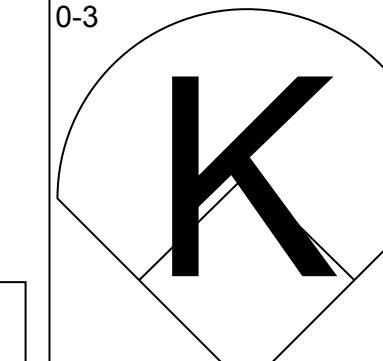
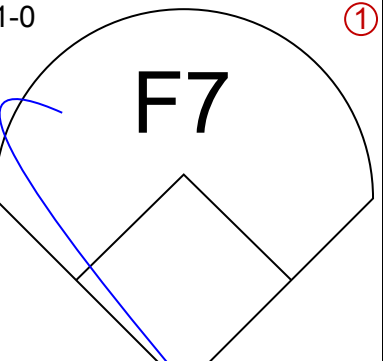
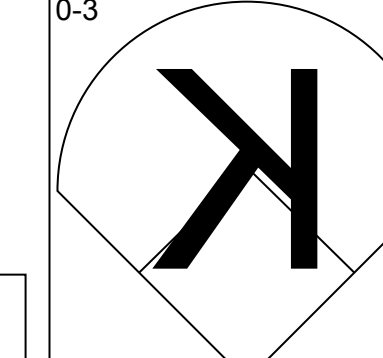
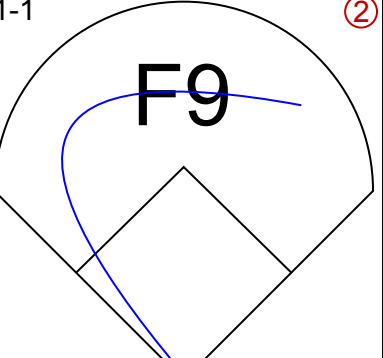
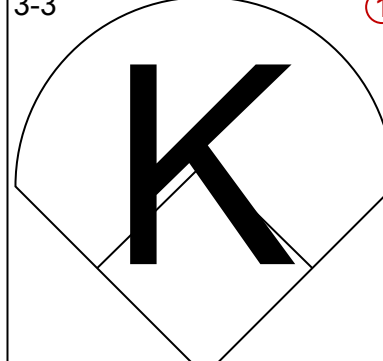
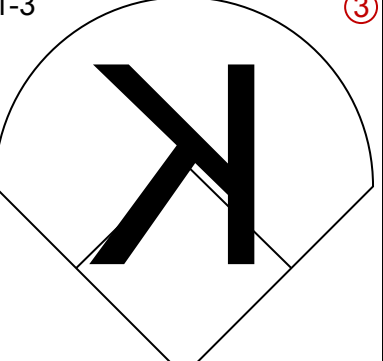
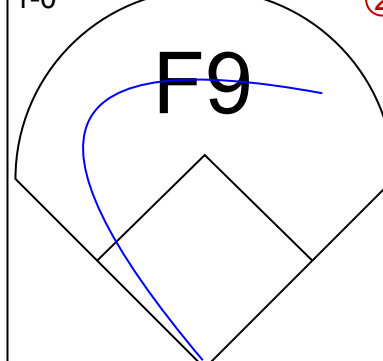
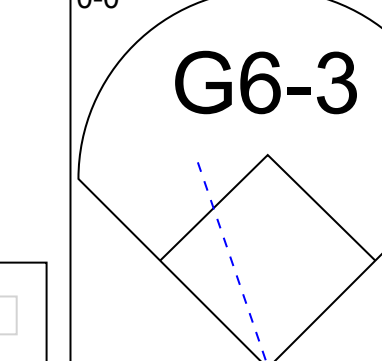
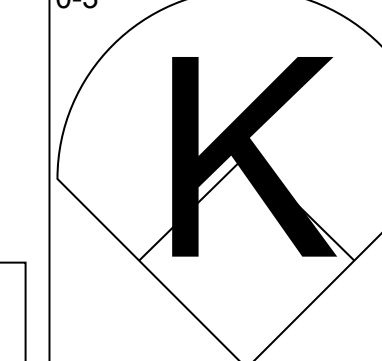
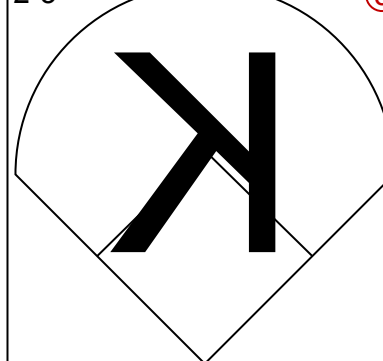
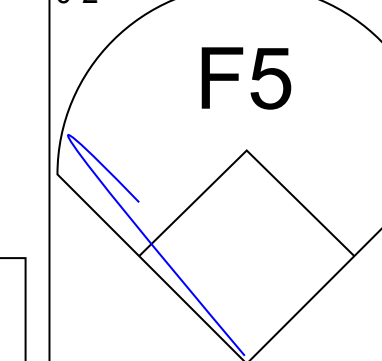
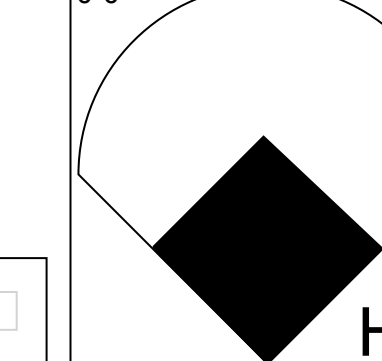
Batter	1	2	3	4	5	6	7	8	9	AB	R	H	RBI	BB	SO	LOB	TOP								
<b>Pokey Reese, R</b> OBP: 0.318, SLG: 0.340 (1, 4)	G1-3		1-2 1B		2-2 F8			2-3 K		4	0	1	0	0	1	0	<b>Pittsburgh Pirates @ St. Louis Cardinals</b> Busch Stadium, St. Louis, MO Mon Aug 19 2002, 7:10 PM CDT Att: 31,626 - Cloudy - 88 F								
<b>2 Jack Wilson, R</b> OBP: 0.318, SLG: 0.344 (1, 6)	K		0-0 F9			1-2 G1-3		1-0 F5		4	0	0	0	0	1	2									
<b>18 Jason Kendall, R</b> OBP: 0.345, SLG: 0.357 (1, 2)	L5		1-3 K			2-0 F7		0-1 1B HBP 1B		4	1	1	0	0	1	2									
<b>Aramis Ramirez, R</b> OBP: 0.278, SLG: 0.351 (1, 5)		4-2 FC6-4 BB		1-2 F9		1-2 F3		1-2 1B HBP 1B		2	1	0	0	1	0	0									
<b>Rob Mackowiak, L</b> OBP: 0.303, SLG: 0.432 (1, 8)		2-2 FC6-4 G6-3 1-2		0-3 K			0-3 K	1-2 FC3-6 1B		4	0	1	0	0	2	1									
<b>Craig Wilson, R</b> OBP: 0.351, SLG: 0.425 (7, 3)		2-2 G6-3 1-2		2-2 HBP			4-1 BB	0-0 FC3-6 1B		2	0	1	1	1	0	1									
<b>Kevin Young, R</b> OBP: 0.328, SLG: 0.419 (7, 1)		2-3 K		3-2 F9			0-2 F8	1-3 K		3	0	0	0	0	1	3									
<b>Joe Beimel, L</b> OBP: 0.364, SLG: 0.400 (8, 1)										0	0	0	0	0	0	0									
<b>Al Reyes, R</b> OBP: 0.299, SLG: 0.316 (9, PH)										1	0	0	0	0	1	3									
<b>Abraham Nunez, S</b> OBP: 0.299, SLG: 0.316 (9, PH)										1	0	0	0	0	1	3									
<b>Adam Hyzdu, R</b> OBP: 0.357, SLG: 0.541 (1, 7)			1-2 G1-3		0-3 K		0-1 G6-3	3-2 FC3-6		4	0	0	1	0	1	3									
<b>Kip Wells, R</b> OBP: 0.180, SLG: 0.240 (1, 1)			1-2 1B		2-3 K			3-2 G3	1-2 G4-3	2	0	1	0	0	1	0									
<b>Armando Rios, L</b> OBP: 0.275, SLG: 0.267 (7, 9)			1-2 1B							2	0	0	0	0	0	2									
<b>Inning Stats</b>	R: 0 E: 0 K: 1 S: 9	H: 0 LOB: 0 BB: 0 P: 13	R: 0 E: 0 K: 1 S: 12	H: 0 LOB: 1 BB: 1 P: 22	R: 0 E: 0 K: 1 S: 13	H: 2 LOB: 2 BB: 0 P: 16	R: 0 E: 0 K: 1 S: 11	H: 0 LOB: 1 BB: 0 P: 17	R: 0 E: 0 K: 2 S: 9	H: 0 LOB: 0 BB: 0 P: 13	R: 0 E: 0 K: 0 S: 7	H: 0 LOB: 0 BB: 0 P: 11	R: 0 E: 0 K: 1 S: 10	H: 0 LOB: 1 BB: 1 P: 14	R: 0 E: 0 K: 1 S: 8	H: 0 LOB: 0 BB: 0 P: 14	R: 2 E: 0 K: 1 S: 17	H: 3 LOB: 2 BB: 0 P: 24	1B: 5 2B: 0 3B: 0 HR: 0	SF: 0 SAC: 0 DP: 0 HBP: 2	WP: 0 PB: 0 SB: 0 CS: 0	PA: 36			
<b>PITCHER</b>	IP	WLS	BF	H	R	ER	SO	BB	IBB	HBP	BLK	WP	HR	S	P	ERA	WHIP								
<b>Andy Benes, R</b> ERA: 3.54 (1, 1)	7.0	W	26	2	0	0	7	2	0	1	0	0	0	71	106	0.00	0.571								
<b>Mike Crudate, R</b> ERA: 1.49 (8, 1)	1.0		3	0	0	0	1	0	0	0	0	0	0	8	14	0.00	0.000								
<b>58 Kevin Joseph, R</b> ERA: 5.87 (9, 1)	0.0		4	3	2	2	0	0	0	1	0	0	0	8	10	∞	∞								
<b>Steve Kline, L</b> ERA: 4.26 (9, 1)	1.0		3	0	0	0	1	0	0	0	0	0	0	9	14	0.00	0.000								

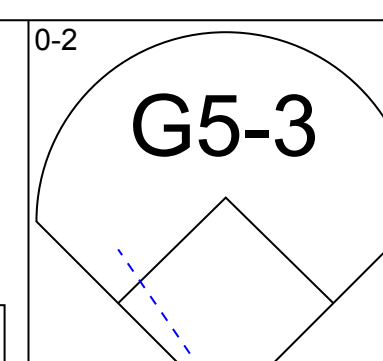
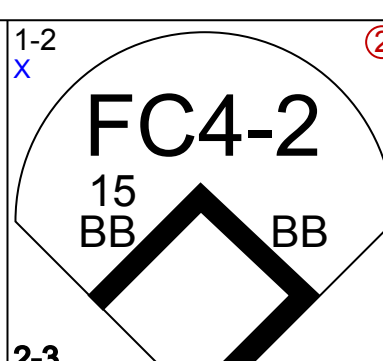
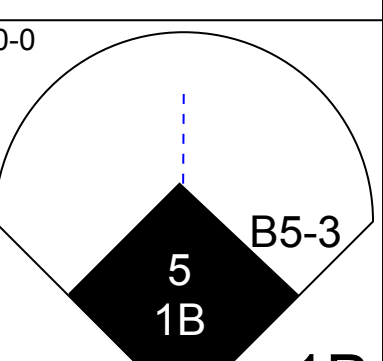
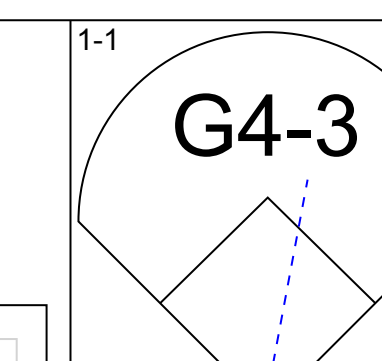
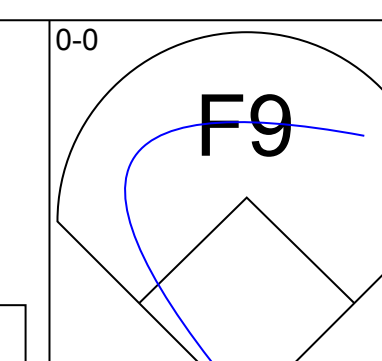
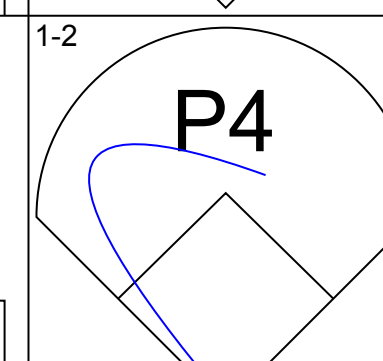
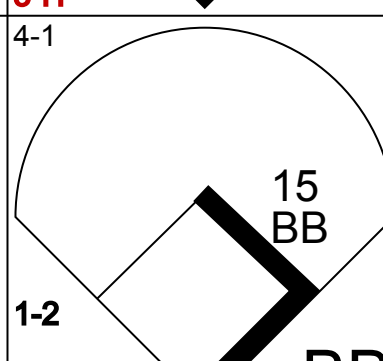
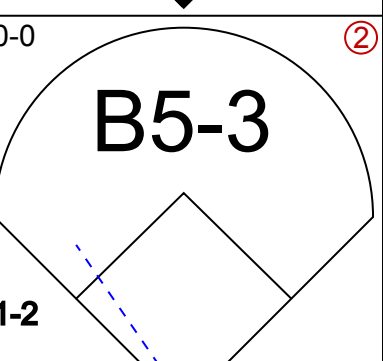
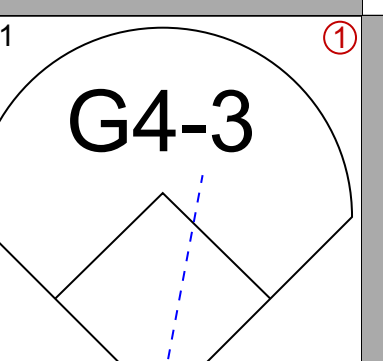
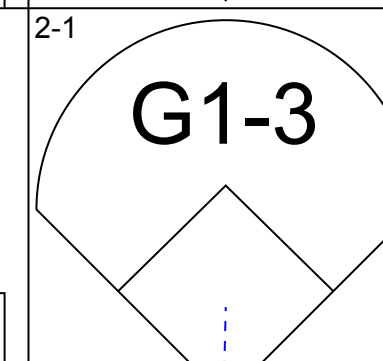
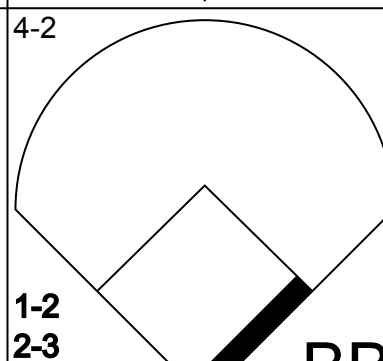
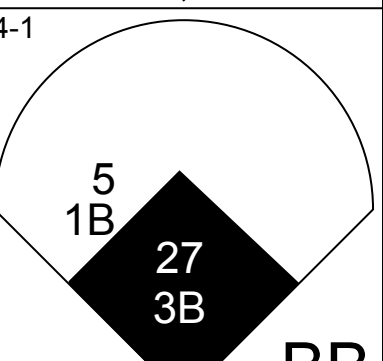
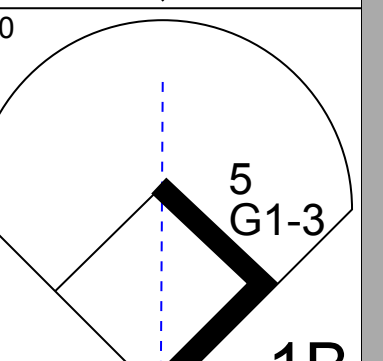
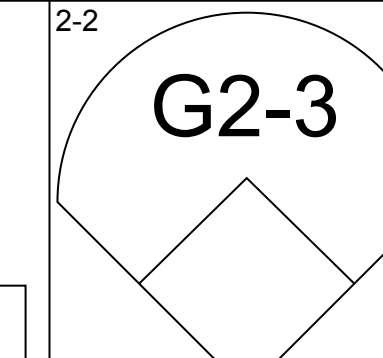
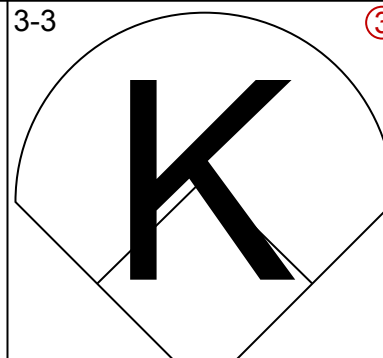
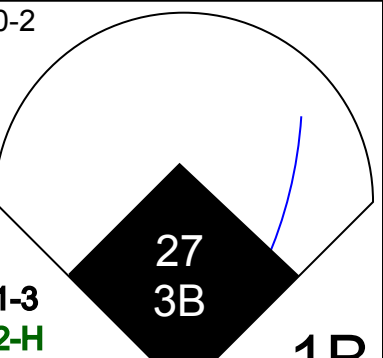
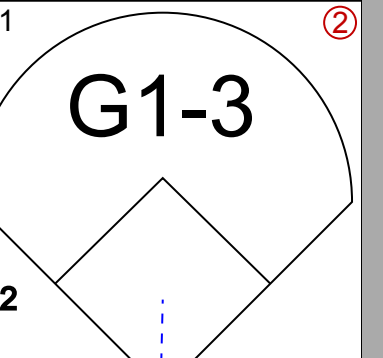
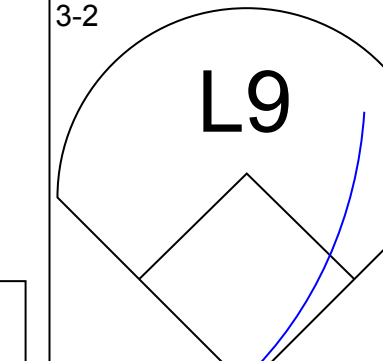
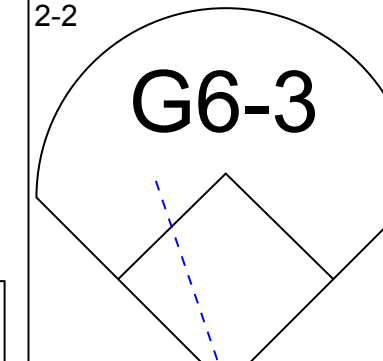
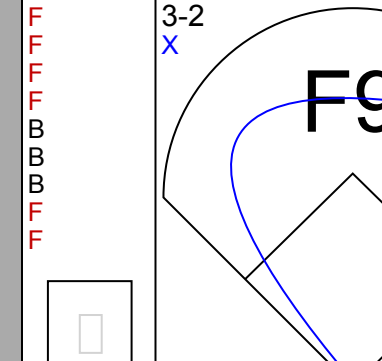
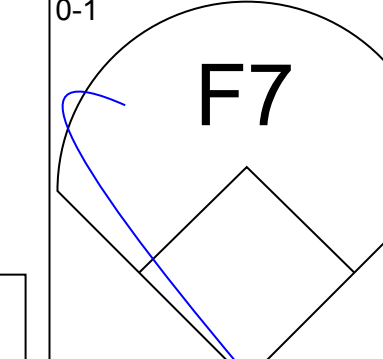
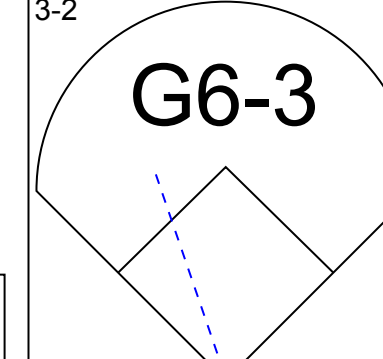
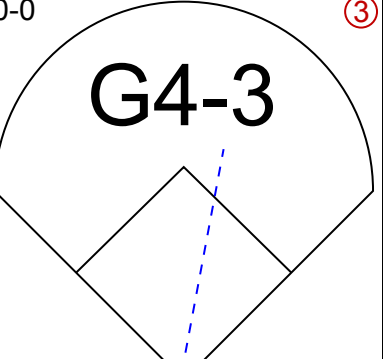
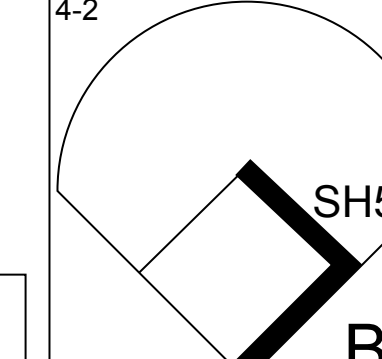
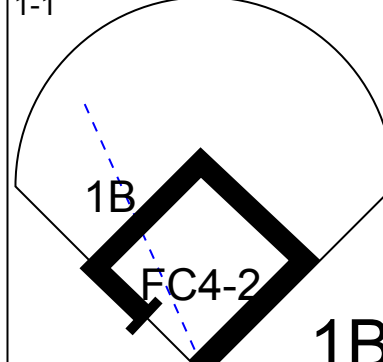
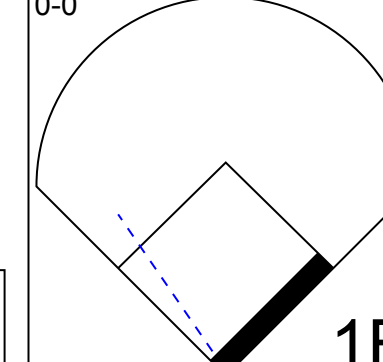
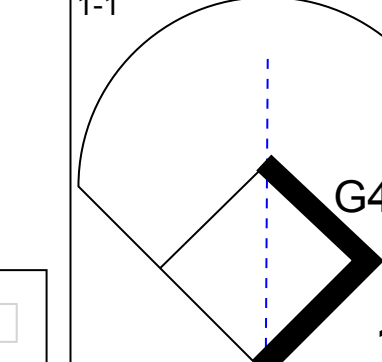
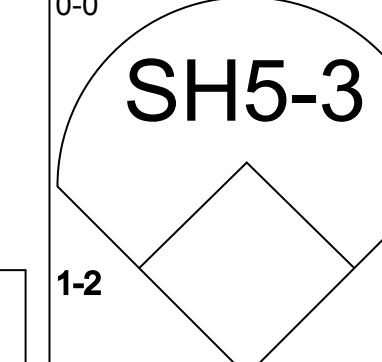
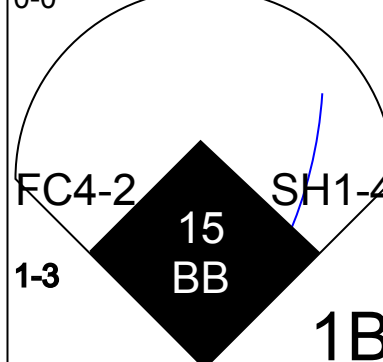
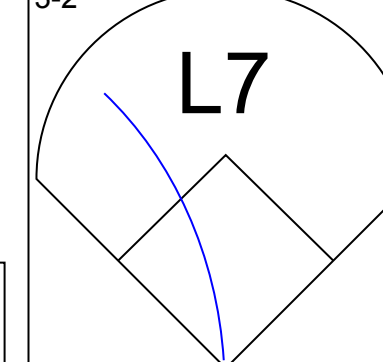
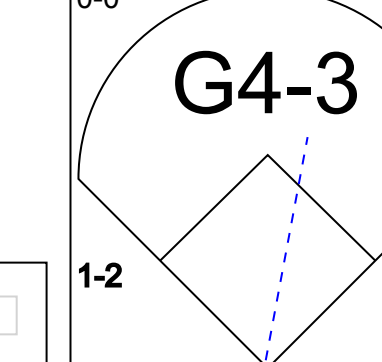
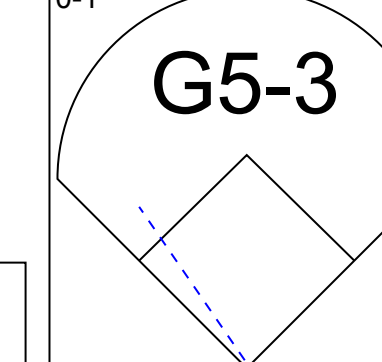
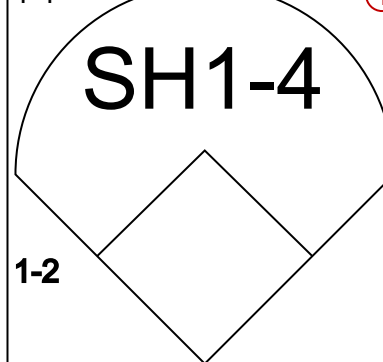
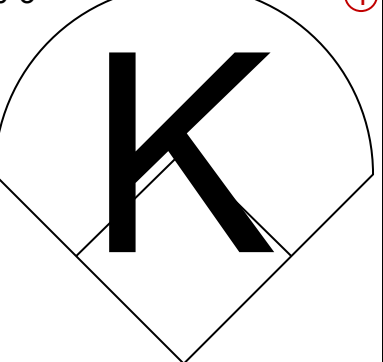
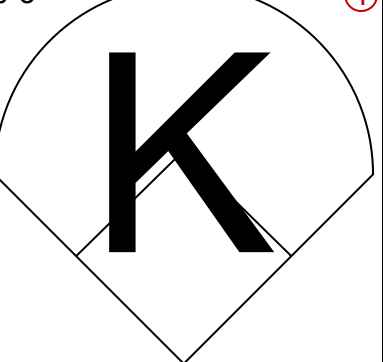
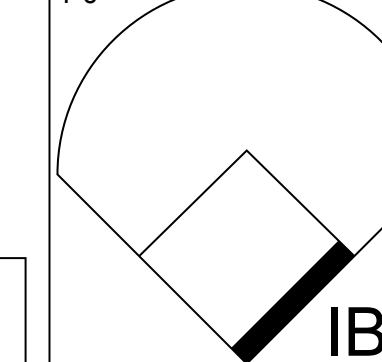
Batter	1	2	3	4	5	6	7	8	9	AB	R	H	RBI	BB	SO	LOB	BOTTOM									
<b>Fernando Vina, L</b> OBP: 0.331, SLG: 0.335 (1, 4)	P6		1-2 G4-3	2-2 G4-3			2-1 1B			4	0	1	0	0	0	1	<b>Pittsburgh Pirates @ St. Louis Cardinals</b> Busch Stadium, St. Louis, MO Mon Aug 19 2002, 7:10 PM CDT Att: 31,626 - Cloudy - 88 F									
<b>J.D. Drew, L</b> OBP: 0.355, SLG: 0.437 (1, 9)	4-0 15 1B 5 SF8 BB		3-2 15 1B 5 HR		2-2 F7		2-3 K			3	2	1	0	1	1	1										
<b>15 Jim Edmonds, L</b> OBP: 0.416, SLG: 0.592 (1, 8)	1-0 1B		1-0 5 HR		1-2 G6-3			1-1 HR		4	2	3	1	0	0	0										
<b>5 Albert Pujols, R</b> OBP: 0.390, SLG: 0.564 (1, 5)	2-1 SF8		0-0 HR		3-2 G5-3			3-1 1B		3	2	2	4	0	0	0										
<b>Tino Martinez, L</b> OBP: 0.344, SLG: 0.429 (1, 3)	3-H F5		1-H 3-H HR			0-0 F8		1-0 2B		3	1	1	0	1	0	1										
<b>Edgar Renteria, R</b> OBP: 0.395, SLG: 0.448 (1, 6)		1-3 K	1-3 K		1-1 G5-3			1-2 2B		4	0	1	2	0	2	1										
<b>Kerry Robinson, L</b> OBP: 0.318, SLG: 0.370 (7, PH)		1-0 G6-3		0-0 G1-3		2-2 G3		1-0 F9		3	0	0	0	0	0	0										
<b>Eli Marrero, R</b> OBP: 0.313, SLG: 0.409 (9, 7)		2-3 K		0-1 G5-3			1-0 CS	1-0 L7		4	0	1	0	0	1	1										
<b>Mike Matheny, R</b> OBP: 0.298, SLG: 0.320 (1, 2)			2-1 G4-3	0-2 1B			1-2 G4-3	1-1 F8		2	0	1	0	0	0	0										
<b>Andy Benes, R</b> ERA: 3.7 (7, PH)	6.2	L	28	7	4	4	3	7	4	4	3	1	0	0	0	0										
<b>Edgardo Ferriz, R</b> ERA: 4.78 (8, PH)	0.1		5	4	3	3	1	0	0	0	0	0	0	0	0	1										
<b>Mike Crudate, R</b> ERA: 1.49 (8, 1)	1.0		3	0	0	0	0	0	0	0	0	0	0	0	0	0										
<b>Miguel Cairo, R</b> OBP: 0.287, SLG: 0.470 (9, 1)																										
<b>58 Kevin Joseph, R</b> ERA: 5.87 (9, 1)																										
<b>Steve Kline, S</b> ERA: 4.26 (9, 1)																										
<b>Inning Stats</b>	R: 1 E: 0 K: 0 S: 9	H: 1 LOB: 1 BB: 1 P: 17	R: 0 E: 0 K: 2 S: 7	H: 0 LOB: 0 BB: 0 P: 11	R: 3 E: 0 K: 1 S: 13	H: 3 LOB: 1 BB: 1 P: 25	R: 0 E: 0 K: 0 S: 10	H: 1 LOB: 1 BB: 0 P: 12	R: 0 E: 0 K: 0 S: 11	H: 0 LOB: 0 BB: 0 P: 17	R: 0 E: 0 K: 0 S: 6	H: 0 LOB: 0 BB: 0 P: 9	R: 0 E: 0 K: 1 S: 10	H: 2 LOB: 1 BB: 0 P: 15	R: 3 E: 0 K: 0 S: 11	H: 4 LOB: 1 BB: 0 P: 18	1B: 8 2B: 1 3B: 0 HR: 2	SF: 1 SAC: 0 DP: 0 HBP: 0	WP: 0 PB: 0 SB: 0 CS: 1	PA: 36						
<b>PITCHER</b>	IP	WLS	BF	H	R	ER	SO	BB	IBB	HBP	BLK	WP	HR	S	P	ERA	WHIP									
<b>Kip Wells, R</b> ERA: 3.7 (1, 1)	6.2	L	28	7	4	4	3	7	4	4	3	1	0	0	0	0										
<b>Joe Beimel, L</b> ERA: 4.78 (7, 1)	0.1		5	4	3	3	1	0	0	0	0	0	0	1	9	16	81.00	12.000								
<b>Al Reyes, R</b> ERA: 1.49 (8, 1)	1.0		3	0	0	0	0	0	0	0	0	0	0	5	7	0.00	0.000									

AB	32
R	2
H	5
RBI	2
BB	2
SO	9
LOB	17





Batter	1	2	3	4	5	6	7	8	9	AB	R	H	RBI	BB	SO	LOB	TOP			
<b>Pokey Reese, R</b> OBP: 0.325, SLG: 0.340 (1, 4)										3	0	1	0	1	1	0	<b>Pittsburgh Pirates @ St. Louis Cardinals</b> Busch Stadium, St. Louis, MO Wed Aug 21 2002, 7:10 PM CDT Att: 26,806 - Cloudy - 93 F			
<b>18 Jason Kendall, R</b> OBP: 0.345, SLG: 0.358 (1, 2)										4	0	1	0	0	1	1				
<b>Brian Giles, L</b> OBP: 0.431, SLG: 0.621 (1, 7)										3	0	0	0	1	0	2				
<b>Aramis Ramirez, R</b> OBP: 0.277, SLG: 0.357 (1, 5)										4	0	0	0	0	0	4				
<b>Craig Wilson, R</b> OBP: 0.350, SLG: 0.433 (1, 9)										3	0	0	0	0	2	0				
<b>Kevin Young, R</b> OBP: 0.326, SLG: 0.416 (1, 3)										3	0	0	0	0	2	0				
<b>Adam Hyzdu, R</b> OBP: 0.346, SLG: 0.542 (1, 8)										3	0	0	0	0	3	0				
<b>Mike Benjamin, R</b> OBP: 0.204, SLG: 0.163 (1, 6)										3	0	0	0	0	1	0				
<b>Josh Fogg, R</b> OBP: 0.170, SLG: 0.152 (1, 1)										1	0	0	0	0	1	0				
<b>Keith Osik, R</b> OBP: 0.215, SLG: 0.271 (6, PH)										1	1	1	1	0	0	0				
<b>2 Jack Wilson, R</b> OBP: 0.314, SLG: 0.339 (8, PH)										0	0	0	0	0	0	0				
<b>Joe Beimel, L</b> OBP: 0.394, SLG: 0.400 (8, 1)										0	0	0	0	0	0	0				
<b>Inning Stats</b>	R: 0 E: 0 K: 1 S: 7	H: 0 LOB: 0 BB: 0 P: 11	R: 0 E: 0 K: 2 S: 7	H: 0 LOB: 0 BB: 0 P: 8	R: 0 E: 0 K: 2 S: 8	H: 0 LOB: 0 BB: 0 P: 14	R: 0 E: 0 K: 0 S: 8	H: 2 LOB: 1 BB: 0 P: 12	R: 0 E: 0 K: 1 S: 6	H: 0 LOB: 2 BB: 2 P: 9	R: 0 E: 0 K: 3 S: 13	H: 0 LOB: 0 BB: 0 P: 14	R: 0 E: 0 K: 1 S: 7	H: 0 LOB: 0 BB: 0 P: 7	R: 0 E: 0 K: 1 S: 5	H: 0 LOB: 0 BB: 0 P: 5	1B: 2 2B: 0 3B: 0 HR: 1	SF: 0 SAC: 0 DP: 1 HBP: 0	WP: 0 PB: 0 SB: 0 CS: 0	PA: 31
<b>PITCHER</b>	IP	WLS	BF	H	R	ER	SO	BB	IBB	HBP	BLK	WP	HR	S	P	ERA	WHIP			
<b>Chuck Finley, L</b> ERA: 4.25 (1, 1)	8.0	W	28	3	1	1	10	2	0	0	0	0	1	65	98	1.12	0.625			
<b>44 Jason Isringhausen, R</b> ERA: 2.1 (9, 1)	1.0	S	3	0	0	0	1	0	0	0	0	0	0	5	5	0.00	0.000			

Batter	1	2	3	4	5	6	7	8	9	AB	R	H	RBI	BB	SO	LOB	BOTTOM			
<b>Fernando Vina, L</b> OBP: 0.329, SLG: 0.331 (1, 4)										5	1	1	0	0	0	5	<b>Pittsburgh Pirates @ St. Louis Cardinals</b> Busch Stadium, St. Louis, MO Wed Aug 21 2002, 7:10 PM CDT Att: 26,806 - Cloudy - 93 F			
<b>Eli Marrero, R</b> OBP: 0.312, SLG: 0.403 (1, 9)										3	0	0	0	1	0	1				
<b>15 Jim Edmonds, L</b> OBP: 0.416, SLG: 0.586 (1, 8)										2	1	1	1	2	0	0				
<b>5 Albert Pujols, R</b> OBP: 0.387, SLG: 0.558 (1, 7)										4	1	1	1	0	1	4				
<b>27 Scott Rolen, R</b> OBP: 0.361, SLG: 0.475 (1, 5)										4	0	1	2	0	0	1				
<b>Tino Martinez, L</b> OBP: 0.341, SLG: 0.423 (1, 3)										3	0	0	0	1	0	1				
<b>Edgar Renteria, R</b> OBP: 0.361, SLG: 0.450 (1, 6)										3	0	3	0	0	0	0				
<b>Mike Matheny, R</b> OBP: 0.297, SLG: 0.318 (1, 2)										4	1	1	0	0	0	3				
<b>Chuck Finley, L</b> OBP: 0.111, SLG: 0.167 (1, 1)										2	0	0	0	0	1	1				
<b>44 Jason Isringhausen, R</b> (9, 1)										0	0	0	0	0	0	0				
<b>Inning Stats</b>	R: 0 E: 0 K: 0 S: 8	H: 0 LOB: 0 BB: 0 P: 11	R: 0 E: 0 K: 0 S: 8	H: 0 LOB: 0 BB: 0 P: 13	R: 1 E: 0 K: 1 S: 23	H: 2 LOB: 3 BB: 2 P: 36	R: 0 E: 0 K: 0 S: 13	H: 1 LOB: 1 BB: 0 P: 20	R: 3 E: 0 K: 1 S: 13	H: 3 LOB: 1 BB: 1 P: 18	R: 0 E: 0 K: 0 S: 6	H: 1 LOB: 1 BB: 0 P: 8	R: 0 E: 0 K: 0 S: 12	H: 1 LOB: 1 BB: 0 P: 20	R: 0 E: 0 K: 0 S: 6	H: 0 LOB: 2 BB: 2 P: 14	1B: 7 2B: 0 3B: 1 HR: 0	SF: 0 SAC: 2 DP: 0 HBP: 0	WP: 0 PB: 0 SB: 0 CS: 0	PA: 37
<b>PITCHER</b>	IP	WLS	BF	H	R	ER	SO	BB	IBB	HBP	BLK	WP	HR	S	P	ERA	WHIP			
<b>Josh Fogg, R</b> ERA: 4.36 (1, 1)	5.0	L	24	6	4	4	2	3	0	0	0	0	0	65	98	7.20	1.800			
<b>Mike Lincoln, R</b> ERA: 3.25 (6, 1)	2.0		8	2	0	0	0	0	0	0	0	0	0	18	28	0.00	1.000			
<b>Joe Beimel, L</b> ERA: 4.72 (8, 1)	1.0		5	0	0	0	0	1	1	0	0	0	0	6	14	0.00	1.000			

AB	29
R	1
H	3
RBI	1
BB	2
SO	11
LOB	7

AB	30
R	4
H	8
RBI	4
BB	5
SO	2
LOB	16





Batter	1	2	3	4	5	6	7	8	9	AB	R	H	RBI	BB	SO	LOB	TOP								
Pokey Reese, R OBP: 0.329, SLG: 0.342	F8		PO			BB			L8	4	0	2	1	1	0	0									
2 Jack Wilson, R OBP: 0.313, SLG: 0.336	P3		PO	L9		BB			F8	4	0	0	0	1	0	2									
18 Jason Kendall, R OBP: 0.342, SLG: 0.355	G6-3			F9		L9			G5-3	4	0	0	0	0	0	2									
Brian Giles, L OBP: 0.432, SLG: 0.626		HR		BB		F2			K	3	1	1	1	1	1	2									
Aramis Ramirez, R OBP: 0.279, SLG: 0.368	F2			P5						4	2	2	1	0	0	1									
Mike Benjamin, R OBP: 0.204, SLG: 0.163										0	0	0	0	0	0	0									
Rob Mackowiak, L OBP: 0.302, SLG: 0.440	K2-3				P4					4	0	1	0	0	1	1									
Craig Wilson, R OBP: 0.430, SLG: 0.430	K2-3				K					2	1	0	0	2	2	0									
Brian Boehringer, S										0	0	0	0	0	0	0									
Mike Williams, R										0	0	0	0	0	0	0									
Armando Rios, L OBP: 0.273, SLG: 0.265			F9		F9					4	0	1	1	0	0	2									
Brian Meadows, R										2	0	0	0	0	0	0									
Adam Hyzdu, R OBP: 0.343, SLG: 0.538	G6-3					G1-3			L9	1	0	0	0	0	1	2									
Scott Sauerbeck, R										0	0	0	0	0	0	0									
Kevin Young, R OBP: 0.325, SLG: 0.415										1	0	0	0	0	0	0									
<b>Inning Stats</b>	R: 0 E: 0 K: 0 S: 7	H: 0 LOB: 0 BB: 0 P: 12	R: 1 E: 0 K: 2 S: 9	H: 1 LOB: 0 BB: 0 P: 14	R: 0 E: 0 K: 0 S: 4	H: 0 LOB: 0 BB: 1 P: 9	R: 0 E: 0 K: 0 S: 6	H: 0 LOB: 1 BB: 1 P: 13	R: 0 E: 0 K: 1 S: 6	H: 0 LOB: 0 BB: 0 P: 8	R: 0 E: 0 K: 0 S: 10	H: 1 LOB: 2 BB: 1 P: 17	R: 2 E: 1 K: 1 S: 12	H: 3 LOB: 2 BB: 1 P: 21	R: 1 E: 0 K: 1 S: 13	H: 2 LOB: 2 BB: 2 P: 22	R: 0 E: 0 K: 0 S: 8	H: 0 LOB: 0 BB: 0 P: 10	1B: 3 2B: 2 3B: 0 HR: 2	SF: 0 SAC: 0 DP: 0 HBP: 0	WP: 0 PB: 0 SB: 0 CS: 0	PA: 39			
<b>PITCHER</b>	IP	WLS	BF	H	R	ER	SO	BB	IBB	HBP	BLK	WP	HR	S	P	ERA	WHIP								
Jason Simonacchi, R ERA: 4.28	6.1		25	3	3	3	3	4	0	0	0	0	1	46	82	4.26	1.105								
Dave Veres, R ERA: 3.82	0.2	B	4	2	0	0	1	0	0	0	0	0	0	8	12	0.00	3.000								
Mike Crudale, R ERA: 1.68	1.0		6	2	1	1	1	1	0	0	0	0	1	13	22	9.00	3.000								
Gabe Molina, R ERA:	1.0	W	3	0	0	0	0	0	0	0	0	0	0	8	10	0.00	0.000								

Pittsburgh Pirates @ St. Louis Cardinals  
 Busch Stadium, St. Louis, MO  
 Thu Aug 22 2002, 7:10 PM CDT  
 Att: 26,606 - Cloudy - 93 F

AB	33
R	4
H	7
RBI	4
BB	5
SO	5
LOB	12



Batter	1	2	3	4	5	6	7	8	9	AB	R	H	RBI	BB	SO	LOB	BOTTOM								
Fernando Vina, L OBP: 0.331, SLG: 0.336	L7		G4-3						K	5	0	3	2	0	1	1									
J.D. Drew, L OBP: 0.356, SLG: 0.433	L7		G4-3							3	0	0	0	0	0	2									
Eli Marrero, R OBP: 0.311, SLG: 0.402										1	0	0	0	0	0	1									
15 Jim Edmonds, L OBP: 0.417, SLG: 0.584										3	0	1	0	1	0	1									
5 Albert Pujols, R OBP: 0.384, SLG: 0.553	G1-3		G6-4-3							4	0	0	0	0	0	4									
27 Scott Rolen, R OBP: 0.360, SLG: 0.473										4	1	1	0	0	1	0									
Tino Martinez, L OBP: 0.345, SLG: 0.435										3	2	2	2	1	0	0									
Edgar Renteria, R OBP: 0.360, SLG: 0.448										4	1	1	1	0	0	2									
Mike DiFelice, R OBP: 0.295, SLG: 0.381	L9									2	0	0	0	1	1	0									
Kerry Robinson, L OBP: 0.314, SLG: 0.364										1	0	0	0	0	0	1									
Jason Simonacchi, R ERA: 3.45	6.0		25	5	2	1	1	1	2	0	0	0	0	0	0	0									
Dave Veres, R ERA: 2.36	1.1	H	5	1	0	0	2	0	0	0	0	0	0	0	0	0									
Edgar Renteria, R ERA: 1.64	0.2	H	2	0	0	0	0	0	0	0	0	0	0	0	0	0									
Mike Williams, R ERA: 2.59	0.1	L	5	4	3	3	0	0	0	0	0	0	0	0	0	0									
<b>Inning Stats</b>	R: 0 E: 0 K: 0 S: 15	H: 1 LOB: 1 BB: 0 P: 23	R: 2 E: 1 K: 0 S: 8	H: 1 LOB: 0 BB: 0 P: 13	R: 0 E: 0 K: 0 S: 7	H: 1 LOB: 1 BB: 1 P: 13	R: 0 E: 0 K: 0 S: 8	H: 1 LOB: 2 BB: 2 P: 18	R: 0 E: 0 K: 1 S: 6	H: 0 LOB: 0 BB: 0 P: 9	R: 0 E: 0 K: 2 S: 13	H: 1 LOB: 1 BB: 0 P: 21	R: 0 E: 0 K: 0 S: 7	H: 0 LOB: 0 BB: 0 P: 10	R: 3 E: 0 K: 0 S: 12	H: 4 LOB: 1 BB: 0 P: 19	1B: 6 2B: 3 3B: 0 HR: 1	SF: 0 SAC: 0 DP: 2 HBP: 0	WP: 0 PB: 0 SB: 0 CS: 0	PA: 37					
<b>PITCHER</b>	IP	WLS	BF	H	R	ER	SO	BB	IBB	HBP	BLK	WP	HR	S	P	ERA	WHIP								
Brian Meadows, R	6.0		25	5	2	1	1	1	2	0	0	0	0	0	0	0	0								
Scott Sauerbeck, L	1.1	H	5	1	0	0	2	0	0	0	0	0	0	0	0	0	0								
Brian Boehringer, R	0.2	H	2	0	0	0	0	0	0	0	0	0	0	0	0	0	0								
Mike Williams, R	0.1	L	5	4	3	3	0	0	0	0	0	0	0	0	0	0	0								

Pittsburgh Pirates @ St. Louis Cardinals  
 Busch Stadium, St. Louis, MO  
 Thu Aug 22 2002, 7:10 PM CDT  
 Att: 26,606 - Cloudy - 93 F

AB	34
R	5
H	10
RBI	5
BB	3
SO	3
LOB	14





Batter	1	2	3	4	5	6	7	8	9	AB	R	H	RBI	BB	SO	LOB	TOP								
Pokey Reese, R OBP: 0.327, SLG: 0.343 (1, 4)	G5-3		G5-3 FC4 2B		P3	F9	K			5	1	1	0	0	1	4	<b>Pittsburgh Pirates @ Milwaukee Brewers</b> Miller Park, Milwaukee, WI Fri Aug 23 2002, 7:05 PM CDT Att: 30,957 - Overcast - 67 F								
2 Jack Wilson, R OBP: 0.311, SLG: 0.334 Mike Benjamin, R OBP: 0.211, SLG: 0.171 Abraham Nunez, S OBP: 0.296, SLG: 0.313 (6, PH) (6, 6)	G1-3		G5-3			1B	K	G6-3		2	0	0	0	0	0	1									
18 Jason Kendall, R OBP: 0.347, SLG: 0.355 (1, 2)	P4					1B				2	1	1	0	2	0	0									
Brian Giles, L OBP: 0.432, SLG: 0.621 (1, 7)			F9		FC4			FC1-6		3	1	0	1	2	0	2									
Aramis Ramirez, R OBP: 0.278, SLG: 0.365 (1, 5)			F7		K			F8		4	1	0	0	0	1	4									
Craig Wilson, R OBP: 0.356, SLG: 0.441 (1, 9)										4	1	2	1	1	1	3									
Kevin Young, R OBP: 0.328, SLG: 0.417 (1, 3)					HR					3	0	1	0	2	1	3									
Adam Hyzdu, R OBP: 0.353, SLG: 0.557 (1, 8)					G5-3					3	1	1	4	2	1	1									
Bronson Arroyo, R Keith Osk, R Mike Lincoln, R Armando Rios, L Brian Boehringer, S Kris Benson, R Mike Williams, R (1, 1) (5, PH) (5, 1) (7, PH) (7, 1) (5, PH) (5, 1) (9, 1)			G5-3		F8					2	0	0	0	0	0	3									
<b>Inning Stats</b>	R: 0 E: 0 K: 0 S: 11	H: 0 LOB: 0 BB: 0 P: 15	R: 0 E: 0 K: 0 S: 20	H: 0 LOB: 3 BB: 3 P: 35	R: 1 E: 0 K: 1 S: 10	H: 1 LOB: 1 BB: 0 P: 17	R: 1 E: 0 K: 1 S: 13	H: 1 LOB: 0 BB: 0 P: 19	R: 0 E: 0 K: 2 S: 6	H: 2 LOB: 3 BB: 1 P: 27	R: 4 E: 0 K: 3 S: 22	H: 3 LOB: 1 BB: 1 P: 37	R: 0 E: 0 K: 0 S: 11	H: 0 LOB: 1 BB: 1 P: 17	R: 0 E: 0 K: 0 S: 8	H: 0 LOB: 1 BB: 1 P: 13		1B: 4 2B: 2 3B: 0 HR: 2	SF: 0 SAC: 0 DP: 0 HBP: 2	WP: 0 PB: 0 SB: 1 CS: 1	PA: 45				
<b>PITCHER</b>	IP	WLS	BF	H	R	ER	SO	BB	IBB	HBP	BLK	WP	HR	S	P	ERA	WHIP								
Glendon Rusch, L ERA: 4.88 Jayson Durocher, R ERA: 2.78 Ray King, L ERA: 2.24 Valerio De Los Santos, L ERA: 2.2	5.1	L	27	5	2	2	3	6	0	1	0	0	1	71	120	3.38	2.062								

Batter	1	2	3	4	5	6	7	8	9	AB	R	H	RBI	BB	SO	LOB	BOTTOM								
Eric Young Sr., R OBP: 0.333, SLG: 0.364 (1, 4)	K	FC4-6			L8		L8			4	0	0	0	0	1	2	<b>Pittsburgh Pirates @ Milwaukee Brewers</b> Miller Park, Milwaukee, WI Fri Aug 23 2002, 7:05 PM CDT Att: 30,957 - Overcast - 67 F								
Jeffrey Hammonds, R OBP: 0.336, SLG: 0.409 (1, 8) (7, 9)	K		K		G6-3		F8			4	0	0	0	0	2	0									
Lenny Harris, L OBP: 0.320, SLG: 0.336 (1, 7) (7, 5)	G1-4-3		G1-6-3		G3-1		G3			4	0	0	0	0	0	0									
Richie Sexson, R OBP: 0.358, SLG: 0.510 (1, 3)		1B	F8				G6-3			3	1	1	0	1	0	0									
Matt Stairs, L OBP: 0.343, SLG: 0.500 (1, 9) (7, 7)	P4						G4-3			4	1	2	0	0	0	2									
Valerio De Los Santos, L (9, 1)					2B	1B		F5		0	0	0	0	0	0	0									
José Hernández, R OBP: 0.349, SLG: 0.495 (1, 6)					K		G4-3			4	1	1	0	0	2	2									
Mark Loretta, R OBP: 0.338, SLG: 0.342 Ray King, L (1, 5) (7, 1)							G6-3			3	0	2	1	0	0	1									
Ryan Thompson, R OBP: 0.281, SLG: 0.459 (9, 7)										1	0	0	0	0	0	0									
Jorge Fabregas, L OBP: 0.209, SLG: 0.176 (1, 2)										3	0	0	1	0	0	1									
Glendon Rusch, L OBP: 0.294, SLG: 0.340 Jayson Durocher, R Alex Sanchez, L OBP: 0.339, SLG: 0.346 (1, 1) (6, 1) (7, 8) (9, 1)										1	0	0	0	1	0	1									
<b>Inning Stats</b>	R: 0 E: 0 K: 2 S: 8	H: 0 LOB: 0 BB: 0 P: 10	R: 2 E: 1 K: 0 S: 18	H: 2 LOB: 2 BB: 2 P: 33	R: 0 E: 0 K: 1 S: 6	H: 0 LOB: 0 BB: 0 P: 7	R: 1 E: 0 K: 1 S: 17	H: 2 LOB: 1 BB: 0 P: 23	R: 0 E: 0 K: 0 S: 3	H: 0 LOB: 0 BB: 0 P: 3	R: 0 E: 0 K: 0 S: 6	H: 1 LOB: 1 BB: 0 P: 11	R: 0 E: 0 K: 0 S: 10	H: 0 LOB: 0 BB: 0 P: 15	R: 0 E: 0 K: 0 S: 8	H: 1 LOB: 1 BB: 0 P: 16	R: 0 E: 0 K: 1 S: 7	H: 0 LOB: 0 BB: 0 P: 11	1B: 4 2B: 2 3B: 0 HR: 0	SF: 1 SAC: 0 DP: 0 HBP: 0	WP: 0 PB: 0 SB: 0 CS: 0	PA: 35			
<b>PITCHER</b>	IP	WLS	BF	H	R	ER	SO	BB	IBB	HBP	BLK	WP	HR	S	P	ERA	WHIP								
Bronson Arroyo, R ERA: 6.0 Mike Lincoln, R ERA: 3.2 Brian Boehringer, R ERA: 3.53 Mike Williams, R ERA: 2.54	5.0	W	4	1	0	0	0	0	0	0	0	0	0	6	11	0.00	1.000								








Batter	1	2	3	4	5	6	7	8	9	AB	R	H	RBI	BB	SO	LOB	TOP										
<b>Pokey Reese, R</b> OBP: 0.333, SLG: 0.353 (1,4)	F8		FC6-4 1B WP		SH1-3 1B		SH1-3 1B	G5-3		4	2	2	0	0	0	1											
<b>Rob Mackowiak, L</b> OBP: 0.313, SLG: 0.457 (1,8)	K		FC6-4 1B		SH1-3 1B		SH1-3 1B		HR	4	1	3	1	0	1	0											
<b>18 Jason Kendall, R</b> OBP: 0.347, SLG: 0.356 (1,2)	G6-3		FC6-4 WP HBP		E6 2-3		G6-3		F7	5	0	0	0	0	0	5											
<b>Brian Giles, L</b> OBP: 0.436, SLG: 0.624 (1,7)		BB 1B BB	WP HBP		F7				G6-3	2	0	0	0	2	0	2											
<b>Aramis Ramirez, R</b> OBP: 0.274, SLG: 0.360 (9,1)	F9		K		L7		SF8		F9	4	0	0	1	0	1	5											
<b>Kevin Young, R</b> OBP: 0.325, SLG: 0.412 (1,3)	K		G6-3				K			4	0	0	0	0	2	5											
<b>Armando Rios, L</b> OBP: 0.297, SLG: 0.313 (1,9)		BB 1B			G4-3		G4-3 2B		1B	4	0	3	0	0	0	0											
<b>Abraham Nunez, S</b> OBP: 0.302, SLG: 0.325 (1,6)					G6-3		G4-3		G6-3 E 1B	3	0	1	0	1	0	1											
<b>Kris Benson, R</b> OBP: 0.212, SLG: 0.242 (1,1)					G6-3		G6-3		G6-3	4	0	0	0	0	0	5											
<b>Mike Benjamin, R</b> OBP: 0.207, SLG: 0.168 (9,5)	G1-3				G6-3		G6-3		G6-3	0	0	0	0	0	0	0											
<b>Inning Stats</b>	R: 0 H: 0 E: 0 K: 1 S: 7	H: 0 LOB: 0 BB: 0 P: 9	R: 0 H: 1 E: 0 K: 1 S: 15	H: 1 LOB: 3 BB: 2 P: 24	R: 1 H: 2 E: 0 K: 1 S: 17	H: 2 LOB: 2 BB: 0 P: 27	R: 0 H: 0 E: 0 K: 0 S: 5	H: 0 LOB: 0 BB: 0 P: 8	R: 0 H: 1 E: 1 K: 0 S: 10	H: 1 LOB: 2 BB: 0 P: 11	R: 0 H: 1 E: 0 K: 0 S: 8	H: 1 LOB: 2 BB: 1 P: 10	R: 1 H: 1 E: 0 K: 1 S: 8	H: 1 LOB: 2 BB: 1 P: 19	R: 0 H: 2 E: 1 K: 0 S: 10	H: 2 LOB: 1 BB: 0 P: 14	R: 1 H: 1 E: 0 K: 0 S: 7	H: 1 LOB: 0 BB: 0 P: 10	1B: 7 2B: 1 3B: 0 HR: 1	SF: 1 SAC: 1 DP: 0 HBP: 2	WP: 1 PB: 0 SB: 0 CS: 0	PA: 41					
<b>PITCHER</b>	IP	WLS	BF	H	R	ER	SO	BB	IBB	HBP	BLK	WP	HR	S	P	ERA	WHIP										
<b>Jamey Wright, R</b> ERA: 5.35 (1,1)	8.0	L	37	8	2	2	4	2	1	2	0	1	0	80	122	2.25	1.250										
<b>Ray King, L</b> ERA: 3.06 (9,1)	1.0		4	1	1	1	0	0	0	0	0	0	1	7	10	9.00	1.000										

**Pittsburgh Pirates @ Milwaukee Brewers**  
Miller Park, Milwaukee, WI  
Sun Aug 25 2002, 1:05 PM CDT  
Att: 19,443 - Sunny - 72 F


AB 34  
R 3  
H 9  
RBI 2  
BB 3  
SO 4  
LOB 24



Batter	1	2	3	4	5	6	7	8	9	AB	R	H	RBI	BB	SO	LOB	BOTTOM										
<b>Alex Sanchez, L</b> OBP: 0.343, SLG: 0.356 (1,8)	FC6-4 S 1B		K			K				4	0	2	0	0	2	0											
<b>Mark Loretta, R</b> OBP: 0.342, SLG: 0.345 (1,5)	FC9-6-5 1-3				G5-4-3 2B		G3-1		G6-3	4	1	1	0	0	0	2											
<b>Lenny Harris, L</b> OBP: 0.327, SLG: 0.349 (1,7)	WP 2B				G5-4-3 1B				G4-3	4	0	2	0	0	0	0											
<b>Richie Sexson, R</b> OBP: 0.363, SLG: 0.516 (1,3)	G5-3				G5-4-3		FC5-4 1B		WP G4-3 2B	4	1	2	0	0	0	2											
<b>Matt Stairs, L</b> OBP: 0.338, SLG: 0.495 (1,9)					F8		FC5-4 1B		G4-3	3	0	0	0	0	0	1											
<b>Ryan Thompson, R</b> OBP: 0.280, SLG: 0.483 (7, PR) (8,9)							FC5-4 1B		G4-3	1	0	0	1	0	0	0											
<b>José Hernández, R</b> OBP: 0.355, SLG: 0.503 (1,6)					CS 1B				K	4	0	2	0	0	2	0											
<b>Robert Machado, R</b> OBP: 0.346, SLG: 0.423 (1,2)					F7					3	0	0	0	0	0	3											
<b>Ronnie Belliard, R</b> OBP: 0.275, SLG: 0.286 (1,4)					F2					3	0	0	0	0	1	1											
<b>Jamey Wright, R</b> OBP: 0.152, SLG: 0.242 (1,1)					F7					2	0	0	0	0	1	0											
<b>Jorge Fabregas, L</b> OBP: 0.207, SLG: 0.175 (8, PH)										1	0	0	0	0	0	0											
<b>Ray King, L</b> ERA: 2.66 (9,1)										0	0	0	0	0	0	0											
<b>Inning Stats</b>	R: 0 H: 2 E: 0 K: 0 S: 10	H: 0 LOB: 0 BB: 0 P: 16	R: 0 H: 0 E: 0 K: 1 S: 7	H: 0 LOB: 0 BB: 0 P: 8	R: 0 H: 0 E: 0 K: 1 S: 7	H: 0 LOB: 0 BB: 0 P: 9	R: 1 H: 2 E: 0 K: 0 S: 7	H: 2 LOB: 0 BB: 0 P: 10	R: 0 H: 1 E: 0 K: 1 S: 11	H: 1 LOB: 1 BB: 0 P: 14	R: 0 H: 0 E: 0 K: 2 S: 7	H: 0 LOB: 0 BB: 0 P: 9	R: 0 H: 2 E: 0 K: 0 S: 12	H: 2 LOB: 2 BB: 0 P: 14	R: 0 H: 1 E: 0 K: 0 S: 8	H: 1 LOB: 1 BB: 0 P: 12	R: 1 H: 1 E: 0 K: 1 S: 8	H: 1 LOB: 0 BB: 0 P: 15	1B: 6 2B: 5 3B: 0 HR: 0	SF: 0 SAC: 0 DP: 3 HBP: 0	WP: 2 PB: 0 SB: 1 CS: 1	PA: 33					
<b>PITCHER</b>	IP	WLS	BF	H	R	ER	SO	BB	IBB	HBP	BLK	WP	HR	S	P	ERA	WHIP										
<b>Kris Benson, R</b> ERA: 5.04 (1,1)	8.0	W	29	8	1	1	5	0	0	0	0	1	0	69	92	1.12	1.000										
<b>Mike Williams, R</b> ERA: 2.66 (9,1)	1.0	S	4	1	1	1	1	0	0	0	0	1	0	8	15	9.00	1.000										

**Pittsburgh Pirates @ Milwaukee Brewers**  
Miller Park, Milwaukee, WI  
Sun Aug 25 2002, 1:05 PM CDT  
Att: 19,443 - Sunny - 72 F

AB 33  
R 2  
H 9  
RBI 1  
BB 0  
SO 6  
LOB 9









Batter	1	2	3	4	5	6	7	8	9	10	AB	R	H	RBI	BB	SO	LOB	TOP	
Rafael Furcal, S OBP: 0.332, SLG: 0.392 (1, 6)	F7		G3			B1		G4-3		K	5	0	0	0	0	1	5	<b>Atlanta Braves @ Pittsburgh Pirates</b> PNC Park, Pittsburgh, PA Wed Aug 28 2002, 7:05 PM EDT Att: 20,136 - Overcast - 76 F	
Matt Franco, L OBP: 0.411, SLG: 0.591 Julio Franco, R OBP: 0.345, SLG: 0.396 (1, 3) (9, PH) (9, 3)	L7		F8			G4-3		K		K	3	0	0	0	0	0	0		
Darren Bragg, L OBP: 0.327, SLG: 0.354 (1, 9)	P6		2B			K		1B		1B	4	0	2	0	0	1	0		
10 Chipper Jones, S OBP: 0.427, SLG: 0.523 (1, 7)		FC5-4 BB				G3-1		G5-4-3		G5-4-3	2	0	0	0	2	0	1		
Andruw Jones, R OBP: 0.332, SLG: 0.473 (1, 8)	FC5-4 CS 1B 1-2		F8			F8				1B SH1-4 1B	4	0	1	0	0	0	3		
Keith Lockhart, L OBP: 0.288, SLG: 0.349 (1, 4)	1B		F9			K				SH1-4	3	0	1	0	0	1	2		
Vinny Castilla, R OBP: 0.263, SLG: 0.333 (1, 5)	K		G1-3			L9				F9	4	0	0	0	0	1	3		
Henny Blanco, R OBP: 0.253, SLG: 0.327 Jason Marquis, L OBP: 0.161, SLG: 0.258 Javy Lopez, R OBP: 0.292, SLG: 0.347 (1, 2) (8, PR) (8, 2)	F9		G5-3			SH3-4 1B				1B BB	3	0	1	0	0	0	0		
Greg Maddux, R OBP: 0.208, SLG: 0.271 Mark DeRosa, R OBP: 0.350, SLG: 0.442 Mike Remlinger, L (10, 1) (10, 1)	G4-3		L3			SH3-4				1B 1-2 2-3	2	0	0	0	0	0	0		
<b>Inning Stats</b>	R: 0 E: 0 K: 0 S: 6	H: 0 LOB: 0 BB: 0 P: 8	R: 0 E: 0 K: 1 S: 10	H: 1 LOB: 2 BB: 1 P: 19	R: 0 E: 0 K: 0 S: 6	H: 0 LOB: 0 BB: 0 P: 9	R: 0 E: 0 K: 0 S: 10	H: 0 LOB: 0 BB: 0 P: 12	R: 0 E: 0 K: 1 S: 5	H: 0 LOB: 0 BB: 0 P: 11	R: 0 E: 0 K: 0 S: 7	H: 1 LOB: 2 BB: 0 P: 12	R: 0 E: 0 K: 1 S: 12	H: 1 LOB: 0 BB: 0 P: 17	R: 0 E: 0 K: 1 S: 11	H: 2 LOB: 3 BB: 1 P: 22	1B: 5 2B: 2 3B: 0 HR: 0		SF: 0 SAC: 2 DP: 2 HBP: 0
<b>PITCHER</b>	IP	WLS	BF	H	R	ER	SO	BB	IBB	HBP	BLK	WP	HR	S	P	ERA	WHIP		
Brian Meadows, R ERA: 2.7 Scott Sauerbeck, L ERA: 2.26 Mike Williams, R ERA: 2.61 (1, 1) (9, 1) (10, 1)	8.0		28	3	0	0	3	1	0	0	0	0	0	59	93	0.00	0.500		

Batter	1	2	3	4	5	6	7	8	9	10	AB	R	H	RBI	BB	SO	LOB	BOTTOM	
Pokey Reese, R OBP: 0.324, SLG: 0.342 (1, 4)	G6-3		F9			G1-3		G6-3		K	5	0	0	0	0	1	1	<b>Atlanta Braves @ Pittsburgh Pirates</b> PNC Park, Pittsburgh, PA Wed Aug 28 2002, 7:05 PM EDT Att: 20,136 - Overcast - 76 F	
Rob Mackowiak, L OBP: 0.314, SLG: 0.451 (1, 8)	1B		P6			G3		P6		1B BB	4	1	1	0	1	0	1		
18 Jason Kendall, R OBP: 0.346, SLG: 0.353 (1, 2)	G6-4-3		G1-3			1B		E4		1B BB	4	0	1	0	1	0	1		
Brian Giles, L OBP: 0.438, SLG: 0.620 (1, 7)		F5				F9		P6		1B	5	0	2	1	0	0	2		
Aramis Ramirez, R OBP: 0.278, SLG: 0.364 (1, 5)	F7		G6-4-3			G4-6-3		L9		1B	4	0	1	0	0	0	1		
Armando Rios, L OBP: 0.295, SLG: 0.310 Mike Benjamin, R OBP: 0.207, SLG: 0.168 Kevin Young, R OBP: 0.327, SLG: 0.416 (1, 9) (9, PR) (10, 3)	1B		F8			G3		1B FC1-2		1B	4	0	2	0	0	0	2		
Craig Wilson, R OBP: 0.360, SLG: 0.449 (1, 3) (10, 9)	1B		G6-4-3			G4-3		1B FC1-2		1B	4	0	2	0	0	0	2		
Abraham Nunez, S OBP: 0.303, SLG: 0.322 (1, 6)	FC6 BB		E3			1B		FC1-2		G4-3	3	0	1	0	1	0	2		
Brian Meadows, R Scott Sauerbeck, R Keith Osik, R Mike Williams, R (1, 1) (9, 1) (9, PH) (10, 1)	FC6		SH1-4			K					2	0	0	0	0	1	4		
<b>Inning Stats</b>	R: 0 E: 0 K: 0 S: 6	H: 1 LOB: 0 BB: 0 P: 8	R: 0 E: 0 K: 0 S: 17	H: 2 LOB: 3 BB: 1 P: 26	R: 0 E: 0 K: 0 S: 7	H: 0 LOB: 1 BB: 0 P: 9	R: 0 E: 1 K: 0 S: 7	H: 0 LOB: 1 BB: 0 P: 9	R: 0 E: 0 K: 0 S: 8	H: 1 LOB: 1 BB: 0 P: 11	R: 0 E: 1 K: 0 S: 5	H: 0 LOB: 1 BB: 0 P: 8	R: 0 E: 0 K: 0 S: 7	H: 2 LOB: 2 BB: 0 P: 7	R: 1 E: 0 K: 1 S: 6	H: 1 LOB: 2 BB: 2 P: 17	1B: 10 2B: 0 3B: 0 HR: 0		SF: 0 SAC: 1 DP: 3 HBP: 0
<b>PITCHER</b>	IP	WLS	BF	H	R	ER	SO	BB	IBB	HBP	BLK	WP	HR	S	P	ERA	WHIP		
Greg Maddux, R ERA: 2.56 Mike Remlinger, L ERA: 1.58 (1, 1) (10, 1)	9.0		36	9	0	0	1	1	0	0	0	0	0	74	100	0.00	1.111		



Batter	1	2	3	4	5	6	7	8	9	AB	R	H	RBI	BB	SO	LOB	TOP										
Rafael Furcal, S OBP: 0.332, SLG: 0.392 (1, 6)	G3		S 1B		FC4-6 1B		G4-3		G3	5	0	2	0	0	0	0											
Darren Bragg, L OBP: 0.325, SLG: 0.362 (1, 9)	P5		K		FC4-6 10 BB E		10 BB 1B		2B	5	1	2	0	0	1	2											
10 Chipper Jones, S OBP: 0.430, SLG: 0.525 (1, 7)	2B		G4-6-3 IBB		E BB		BB		F7	2	0	1	0	3	0	1											
Julio Franco, R OBP: 0.344, SLG: 0.392 (1, 3)	BB		G4-6-3 1-2		E3 1-3 2H		K			3	0	0	0	1	1	5											
Andruw Jones, R OBP: 0.359, SLG: 0.469 (1, 8)	K			K	K				F8	4	0	0	0	0	3	4											
Javy Lopez, R OBP: 0.294, SLG: 0.352 (1, 2)		FC6-4 1B		BB 2B		G5-3			L9	4	0	2	0	0	0	0											
Marcus Giles, R OBP: 0.321, SLG: 0.398 (1, 5)		F7		BB		G5-3			1B	3	0	1	0	1	0	1											
Mark DeRosa, R OBP: 0.366, SLG: 0.427 (1, 4)		FC6-4 1-2		K		K			G4-3	4	0	0	0	0	2	3											
Tom Glavine, L OBP: 0.133, SLG: 0.136 (1, 1)						G1-3			G3-1	2	0	0	0	0	1	1											
Vinny Castilla, R OBP: 0.252, SLG: 0.333 (7, PH)										1	0	0	0	0	0	0											
Darren Holmes, R (7, 1)										0	0	0	0	0	0	0											
Tim Lincecum, R (8, 1)										0	0	0	0	0	0	0											
Matt Franco, L OBP: 0.469, SLG: 0.587 (9, PH)										1	0	0	0	0	0	0											
<b>Inning Stats</b>	R: 0 E: 0 K: 1 S: 12	H: 1 LOB: 2 BB: 1 P: 22	R: 0 E: 0 K: 1 S: 10	H: 1 LOB: 1 BB: 0 P: 14	R: 0 E: 0 K: 1 S: 10	H: 1 LOB: 1 BB: 1 P: 20	R: 0 E: 0 K: 2 S: 12	H: 1 LOB: 1 BB: 1 P: 20	R: 1 E: 1 K: 1 S: 11	H: 1 LOB: 2 BB: 1 P: 18	R: 0 E: 0 K: 1 S: 7	H: 0 LOB: 0 BB: 0 P: 11	R: 0 E: 0 K: 1 S: 7	H: 1 LOB: 2 BB: 1 P: 14	R: 0 E: 0 K: 0 S: 6	H: 1 LOB: 1 BB: 0 P: 7	R: 0 E: 0 K: 0 S: 9	H: 1 LOB: 1 BB: 0 P: 17	1B: 5 2B: 3 3B: 0 HR: 0	SF: 0 SAC: 0 DP: 1 HBP: 0	WP: 0 PB: 0 SB: 1 CS: 0	PA: 39					
<b>PITCHER</b>	IP	WLS	BF	H	R	ER	SO	BB	IBB	HBP	BLK	WP	HR	S	P	ERA	WHIP										
Bronson Arroyo, R ERA: 4.5 (1, 1)	5.0	W	23	5	1	0	6	3	1	0	0	0	0	55	94	0.00	1.600										
Mike Lincoln, R ERA: 3.09 (6, 1)	1.0	H	3	0	0	0	1	0	0	0	0	0	0	7	11	0.00	0.000										
Scott Sauerbeck, L ERA: 2.22 (7, 1)	1.0	H	5	1	0	0	1	1	0	0	0	0	0	7	14	0.00	2.000										
Brian Boehringer, R ERA: 3.48 (8, 1)	1.0	H	4	1	0	0	0	0	0	0	0	0	0	6	7	0.00	1.000										
Mike Williams, R ERA: 2.56 (9, 1)	1.0	S	4	1	0	0	0	0	0	0	0	0	0	9	17	0.00	1.000										

Atlanta Braves @ Pittsburgh Pirates  
PNC Park, Pittsburgh, PA  
Thu Aug 29 2002, 12:35 PM EDT  
Att: 17,312 - Sunny - 72 F

AB 34  
R 1  
H 8  
RBI 0  
BB 5  
SO 8  
LOB 17



Batter	1	2	3	4	5	6	7	8	9	AB	R	H	RBI	BB	SO	LOB	BOTTOM										
Pokey Reese, R OBP: 0.321, SLG: 0.338 (1, 4)	K		G3-1		F8		K			4	0	0	0	0	2	1											
Mike Benjamin, R OBP: 0.202, SLG: 0.164 (1, 6)	K		F9		G1-3		F7			3	0	0	0	0	1	0											
Abraham Nunez, S OBP: 0.302, SLG: 0.321 (7, PH)										1	0	0	0	0	0	1											
Brian Giles, L OBP: 0.440, SLG: 0.622 (1, 7)	1B 2B		P6		BB				HR BB	2	2	1	0	2	0	0											
Aramis Ramirez, R OBP: 0.283, SLG: 0.376 (1, 5)	1B BB			HBP FC6-2 2B	F8			HR BB		3	1	2	2	1	0	1											
Kevin Young, R OBP: 0.328, SLG: 0.415 (1, 3)	1-2 2H 1B			FC6-2 HBP FC6-4 HBP		F9		F8		3	1	1	1	0	0	0											
Craig Wilson, R OBP: 0.364, SLG: 0.448 (1, 9)	K			FC6-4 FC6-2 HBP	G6-4-3 BB			HBP		1	0	0	0	1	1	2											
Adam Hyzdu, R OBP: 0.210, SLG: 0.523 (1, 8)		G6-3		FC6-4 FC6-2 HBP	G6-4-3			F8		3	0	0	0	0	0	4											
Scott Sauerbeck, R (7, 1)				FC6-4 FC6-2 HBP						0	0	0	0	0	0	0											
1B Jason Kendall, R OBP: 0.345, SLG: 0.352 (8, 2)				FC6-4 FC6-2 HBP						1	0	0	0	0	0	1											
Keith Osik, R OBP: 0.210, SLG: 0.261 (1, 2)				FC6-4 FC6-2 HBP						3	0	1	1	0	1	2											
2 Jack Wilson, R OBP: 0.311, SLG: 0.334 (7, PR)				FC6-4 FC6-2 HBP						0	0	0	0	0	0	0											
Brian Boehringer, S (8, 1)				FC6-4 FC6-2 HBP						0	0	0	0	0	0	0											
Kris Benson, R OBP: 0.206, SLG: 0.235 (8, PH)				FC6-4 FC6-2 HBP						1	0	0	0	0	1	1											
Mike Williams, R (9, 1)				FC6-4 FC6-2 HBP						0	0	0	0	0	0	0											
Bronson Arroyo, R (1, 1)				B1-3						2	0	0	0	0	1	2											
Mike Lincoln, R (6, 1)										0	0	0	0	0	0	0											
Rob Mackowiak, L OBP: 0.314, SLG: 0.451 (7, 8)										0	0	0	0	0	0	0											
<b>Inning Stats</b>	R: 1 E: 0 K: 3 S: 15	H: 2 LOB: 2 BB: 1 P: 29	R: 0 E: 0 K: 2 S: 8	H: 0 LOB: 0 BB: 0 P: 15	R: 0 E: 0 K: 0 S: 4	H: 0 LOB: 0 BB: 0 P: 6	R: 1 E: 0 K: 0 S: 10	H: 1 LOB: 2 BB: 0 P: 20	R: 0 E: 0 K: 0 S: 11	H: 0 LOB: 1 BB: 1 P: 21	R: 0 E: 0 K: 0 S: 6	H: 0 LOB: 0 BB: 1 P: 12	R: 0 E: 0 K: 1 S: 10	H: 1 LOB: 0 BB: 0 P: 15	R: 2 E: 0 K: 1 S: 16	H: 1 LOB: 1 BB: 1 P: 25	R: 2 E: 0 K: 1 S: 16	H: 1 LOB: 1 BB: 1 P: 25	1B: 2 2B: 2 3B: 0 HR: 1	SF: 0 SAC: 1 DP: 1 HBP: 3	WP: 0 PB: 0 SB: 0 CS: 0	PA: 35					
<b>PITCHER</b>	IP	WLS	BF	H	R	ER	SO	BB	IBB	HBP	BLK	WP	HR	S	P	ERA	WHIP										
Tom Glavine, L ERA: 2.66 (1, 1)	6.0	L	25	3	2	2	5	3	0	2	0	0	0	54	103	3.00	1.000										
Darren Holmes, R ERA: 2.17 (7, 1)	1.0		4	1	0	0	1	0	0	0	0	0	0	10	15	0.00	1.000										
Tim Lincecum, R ERA: 3.1 (8, 1)	1.0		6	1	2	2	1	1	0	1	0	0	1	16	25	18.00	2.000										

Atlanta Braves @ Pittsburgh Pirates  
PNC Park, Pittsburgh, PA  
Thu Aug 29 2002, 12:35 PM EDT  
Att: 17,312 - Sunny - 72 F

AB 27  
R 4  
H 5  
RBI 4  
BB 4  
SO 7  
LOB 15





Batter	1	2	3	4	5	6	7	8	9	AB R H RBI BB SO LOB	TOP											
Abraham Nunez, S (1, 6) OBP: 0.304, SLG: 0.323	F8		18 CS BB 1B		G3		K		18 1B G4-3 1B	5 0 2 0 0 1 0	<b>Pittsburgh Pirates @ Florida Marlins</b> Pro Player Stadium, Miami, FL Fri Aug 30 2002, 7:05 PM EDT Att: 4,962 - Cloudy - 84 F											
Rob Mackowiak, L (1, 8) OBP: 0.318, SLG: 0.450	18 FC6-4 1B		18 CS BB 1B		G4-3		BB		G4-3 1B	3 0 1 1 2 0 2												
18 Jason Kendall, R (1, 2) OBP: 0.344, SLG: 0.351	FC6-4 1B		G1-3 1B		L6		P6		1B	5 1 1 1 0 0 4												
Brian Giles, L (1, 7) OBP: 0.442, SLG: 0.620	1B 1B		IBB			1B BB		F8	K	3 0 1 0 2 1 2												
Aramis Ramirez, R (1, 5) OBP: 0.284, SLG: 0.376	1B		K			1B		K	F8	5 0 2 1 0 2 4												
Armando Rios, L (1, 9) OBP: 0.299, SLG: 0.310	F5			G4-6-3 BB		F8		1B		3 0 1 0 1 0 4												
Craig Wilson, R (1, 3) OBP: 0.360, SLG: 0.442		G4-3		G4-6-3 1B		F9		K		4 0 0 0 0 1 4												
Mike Benjamin, R (1, 4) Pokey Reese, R (9, PH) OBP: 0.205, SLG: 0.186 OBP: 0.323, SLG: 0.343	G6-3					K			1B G4-3 2B	3 0 1 0 0 1 2 1 1 1 0 0 0 0												
Kip Wells, R (1, 1) 2 Jack Wilson, R (7, PH) Al Reyes, R (7, 1) Adam Hyzdu, R (9, PH) OBP: 0.200, SLG: 0.273 OBP: 0.310, SLG: 0.333 OBP: 0.347, SLG: 0.523	G1-3						G5-3		G4-3 18 1B BB	2 0 0 0 0 1 1 1 0 0 0 0 0 0 0 0 0 0 0 0 0 0 1 0 0 1 0 0												
<b>Inning Stats</b>	R: 1 E: 0 K: 0 S: 14	H: 3 LOB: 2 BB: 0 P: 25	R: 0 E: 0 K: 0 S: 6	H: 0 LOB: 0 BB: 0 P: 10	R: 0 E: 0 K: 1 S: 9	H: 1 LOB: 2 BB: 2 P: 19	R: 0 E: 0 K: 1 S: 7	H: 1 LOB: 1 BB: 1 P: 13	R: 0 E: 0 K: 0 S: 4	H: 0 LOB: 0 BB: 0 P: 5		R: 0 E: 0 K: 1 S: 11	H: 1 LOB: 2 BB: 1 P: 18	R: 0 E: 0 K: 2 S: 9	H: 0 LOB: 1 BB: 1 P: 16	R: 0 E: 0 K: 2 S: 12	H: 1 LOB: 1 BB: 0 P: 18	R: 2 E: 0 K: 1 S: 17	H: 3 LOB: 2 BB: 1 P: 30	1B: 8 2B: 1 3B: 1 HR: 0	SF: 0 SAC: 0 DP: 1 HBP: 0	WP: 0 PB: 0 SB: 2 CS: 2
<b>PITCHER</b>	IP WLS BF H R ER SO BB IBB HBP BLK WP HR S P ERA WHIP											IP WLS BF H R ER SO BB IBB HBP BLK WP HR S P ERA WHIP										
Julian Tavarez, R (1, 1) ERA: 5.29	7.0 W 30 6 1 1 4 4 1 0 0 0 0 0 60 106 1.29 1.429																					
Armando Almanza, L (8, 1) ERA: 3.93	0.2 H 3 1 0 0 1 0 0 0 0 0 0 0 9 14 0.00 1.500																					
Vladimir Nunez, R (8, 1) ERA: 3.46	0.1 H 1 0 0 0 1 0 0 0 0 0 0 0 3 4 0.00 0.000																					
Braden Looper, R (9, 1) ERA: 3.86	1.0 S 7 3 2 2 1 1 0 0 0 0 0 0 17 30 18.00 4.000																					

Batter	1	2	3	4	5	6	7	8	9	AB R H RBI BB SO LOB	BOTTOM									
Luis Castillo, S (1, 4) OBP: 0.364, SLG: 0.369	K		G6-3		G6-3		P6			4 0 0 0 0 1 0	<b>Pittsburgh Pirates @ Florida Marlins</b> Pro Player Stadium, Miami, FL Fri Aug 30 2002, 7:05 PM EDT Att: 4,962 - Cloudy - 84 F									
Andy Fox, L (1, 6) OBP: 0.340, SLG: 0.324	CS BB		G4-3			2B HBP		S BB		1 1 0 0 2 0 0										
Kevin Millar, R (1, 7) OBP: 0.349, SLG: 0.483	1B			F8		1B 2B		F8		4 1 2 1 0 0 1										
Preston Wilson, R (1, 8) OBP: 0.333, SLG: 0.429	F8			G4-3		E5 1B WP		BB		3 1 0 0 1 0 2										
Derrek Lee, R (1, 3) OBP: 0.363, SLG: 0.478		K		HR		K		K		4 1 1 1 0 3 4										
Juan Encarnacion, R (1, 9) OBP: 0.331, SLG: 0.456		S 1B		E BB		1B		F8		3 0 2 1 1 0 2										
Mike Lowell, R (1, 5) OBP: 0.349, SLG: 0.445	G5-3			P3		K				3 0 0 0 0 1 2										
Charles Johnson, R (1, 2) OBP: 0.306, SLG: 0.352	K				F8		K			3 0 0 0 0 2 1										
Julian Tavarez, L (1, 1) Homer Bush, R (7, PH) Armando Almanza, L (8, 1) Vladimir Nunez, R (8, 1) Braden Looper, R (9, 1) OBP: 0.194, SLG: 0.147 OBP: 0.281, SLG: 0.265 OBP: 0.250, SLG: 0.250	G6-3					K		K		2 0 0 0 0 1 0 1 0 0 0 0 1 0										
<b>Inning Stats</b>	R: 0 E: 0 K: 1 S: 11	H: 1 LOB: 1 BB: 1 P: 22	R: 0 E: 0 K: 2 S: 11	H: 1 LOB: 0 BB: 0 P: 19	R: 0 E: 0 K: 0 S: 5	H: 0 LOB: 0 BB: 0 P: 9	R: 1 E: 1 K: 0 S: 10	H: 1 LOB: 1 BB: 1 P: 16	R: 0 E: 0 K: 1 S: 8	H: 0 LOB: 0 BB: 0 P: 12		R: 3 E: 1 K: 2 S: 15	H: 2 LOB: 0 BB: 0 P: 22	R: 0 E: 0 K: 2 S: 10	H: 0 LOB: 0 BB: 0 P: 14	R: 0 E: 0 K: 1 S: 11	H: 0 LOB: 2 BB: 2 P: 23	1B: 3 2B: 1 3B: 0 HR: 1	SF: 0 SAC: 0 DP: 0 HBP: 1	WP: 1 PB: 0 SB: 2 CS: 1
<b>PITCHER</b>	IP WLS BF H R ER SO BB IBB HBP BLK WP HR S P ERA WHIP											IP WLS BF H R ER SO BB IBB HBP BLK WP HR S P ERA WHIP								
Kip Wells, R (1, 1) ERA: 3.76	6.0 L 25 5 4 3 6 2 0 1 0 0 0 0 60 100 4.50 1.167																			
Al Reyes, R (7, 1) ERA: 1.42	2.0 8 0 0 0 3 2 0 0 0 0 0 0 21 37 0.00 1.000																			







Batter	1	2	3	4	5	6	7	8	9	AB	R	H	RBI	BB	SO	LOB	TOP										
<b>Pokey Reese, R</b> OBP: 0.317, SLG: 0.336 (1,4)	F8	K		F9		F9			G4-3	5	0	0	0	0	1	2											
<b>Jack Wilson, R</b> OBP: 0.311, SLG: 0.336 (1,6)	K		2B 1B	2B		F9			F8	5	1	2	0	0	1	0											
<b>Brian Giles, L</b> OBP: 0.441, SLG: 0.617 (1,7)	FC5-4 1B		1B 2B	K		G1-3				4	1	2	0	0	1	1											
<b>Aramis Ramirez, R</b> OBP: 0.288, SLG: 0.381 (1,5)	FC5-4 1-2		1B SF7	F7						4	1	2	1	0	0	2											
<b>Kevin Young, R</b> OBP: 0.328, SLG: 0.419 <b>Bronson Arroyo, R</b> (7,1)		L5	BB 1B	K		F7			F7	4	0	1	1	0	1	1											
<b>Adam Hyzdu, R</b> OBP: 0.344, SLG: 0.515 (5,9) (7,3)	1B BB	SF7		F7					F7	2	1	0	1	1	0	0											
<b>Craig Wilson, R</b> OBP: 0.362, SLG: 0.448 <b>Al Reyes, R</b> (5,1) (7,1)	SH1-4 1B		K	K					K	3	0	1	0	0	2	1											
<b>Joe Beimel, L</b> OBP: 0.364, SLG: 0.400 <b>Armando Rios, L</b> OBP: 0.296, SLG: 0.306 (7,9)	1B								K	0	0	0	0	0	0	0											
<b>Keith Osik, R</b> OBP: 0.221, SLG: 0.263 (1,2)	SH1-4 1B								K	3	0	1	1	1	1	0											
<b>Josh Fogg, R</b> OBP: 0.160, SLG: 0.143 <b>Rob Mackowiak, L</b> OBP: 0.315, SLG: 0.443 (1,1) (5,8)	SH1-4 1-2 2-3		K			G4-3			K	1	0	0	0	0	1	2											
<b>Inning Stats</b>	R: 0 E: 0 K: 1 S: 15	H: 1 LOB: 1 BB: 0 P: 23	R: 1 E: 0 K: 1 S: 11	H: 2 LOB: 2 BB: 1 P: 17	R: 3 E: 0 K: 2 S: 20	H: 4 LOB: 2 BB: 1 P: 38	R: 0 E: 0 K: 1 S: 10	H: 1 LOB: 1 BB: 0 P: 19	R: 0 E: 0 K: 2 S: 8	H: 0 LOB: 0 BB: 0 P: 12	R: 0 E: 0 K: 0 S: 5	H: 0 LOB: 0 BB: 0 P: 7	R: 0 E: 0 K: 2 S: 11	H: 1 LOB: 1 BB: 0 P: 19	R: 0 E: 0 K: 2 S: 7	H: 0 LOB: 0 BB: 0 P: 10	R: 0 E: 0 K: 1 S: 5	H: 0 LOB: 0 BB: 0 P: 7	1B: 6 2B: 3 3B: 0 HR: 0	SF: 1 SAC: 1 DP: 0 HBP: 0	WP: 0 PB: 0 SB: 0 CS: 0	PA: 38					
<b>PITCHER</b>	IP	WLS	BF	H	R	ER	SO	BB	IBB	HBP	BLK	WP	HR	S	P	ERA	WHIP										
<b>Michael Tejera, L</b> ERA: 4.32 (1,1)	4.0		22	8	4	4	5	2	0	0	0	0	0	56	97	9.00	2.500										
<b>Blaine Neal, R</b> ERA: 4.35 (5,1)	1.0	W	3	0	0	0	2	0	0	0	0	0	0	8	12	0.00	0.000										
<b>Toby Borland, R</b> ERA: (6,1)	2.0	H	7	1	0	0	0	0	0	0	0	0	0	16	26	0.00	0.500										
<b>Armando Almanza, L</b> ERA: 3.82 (8,1)	1.0		3	0	0	0	2	0	0	0	0	0	0	7	10	0.00	0.000										
<b>Graeme Lloyd, L</b> ERA: 4.39 (9,1)	1.0		3	0	0	0	1	0	0	0	0	0	0	5	7	0.00	0.000										

Pittsburgh Pirates @ Florida Marlins  
Pro Player Stadium, Miami, FL  
Sun Sep 01 2002, 1:05 PM EDT  
Att.: 5,588 - Sunny - 91 F

AB 34  
R 4  
H 9  
RBI 4  
BB 2  
SO 10  
LOB 9



Batter	1	2	3	4	5	6	7	8	9	AB	R	H	RBI	BB	SO	LOB	BOTTOM										
<b>Luis Castillo, S</b> OBP: 0.364, SLG: 0.370 (1,4)	G6-3 1B	F7			SH5-3		G5-3	G1-3		4	0	1	0	0	0	4											
<b>Andy Fox, L</b> OBP: 0.343, SLG: 0.334 (1,6)	G6-3 1-2			HR	BB 1B IBB		K			3	2	1	1	1	1	2											
<b>Kevin Millar, R</b> OBP: 0.349, SLG: 0.485 (1,7)	K				BB 1B		2B			4	1	2	2	0	2	0											
<b>Derrek Lee, R</b> OBP: 0.367, SLG: 0.480 (1,3)		WP 1B 2B			BB 1B		1B			3	1	2	1	1	1	0											
<b>Juan Encarnacion, R</b> OBP: 0.328, SLG: 0.451 (1,9)		1B SF9 1B			SF7-6-3 1-1 3-H		P4			3	1	1	2	0	1	1											
<b>Mike Lowell, R</b> OBP: 0.345, SLG: 0.439 (1,5)	K				F8		G5-3		F3	4	0	0	0	0	1	1											
<b>Eric Owens, R</b> OBP: 0.331, SLG: 0.364 <b>Preston Wilson, R</b> OBP: 0.337, SLG: 0.429 (1,8) (9,8)		SF9 1B			G6-3		K		G5-3	4	1	1	0	0	1	0											
<b>Charles Johnson, R</b> OBP: 0.305, SLG: 0.352 (1,2)		SF9			G6-3		G1-3		BB 1B	3	0	1	1	0	0	0											
<b>Michael Tejera, L</b> OBP: 0.236, SLG: 0.300 <b>Blaine Neal, R</b> ERA: 4.35 <b>Homer Bush, R</b> ERA: 2.25 <b>Toby Borland, R</b> ERA: <b>Ramon Castro, R</b> OBP: 0.326, SLG: 0.433 <b>Armando Almanza, L</b> OBP: 0.296, SLG: 0.306 <b>Tim Raines, S</b> OBP: 0.268, SLG: 0.268 <b>Graeme Lloyd, L</b> ERA: 4.64 (1,1) (5,1) (5,1) (6,1) (7,1) (8,1) (8,1) (9,1)					SH5-3 1B		G5-3 2B		BB 1B	1	0	1	1	0	0	0											
<b>Inning Stats</b>	R: 0 E: 0 K: 1 S: 9	H: 1 LOB: 0 BB: 0 P: 17	R: 3 E: 0 K: 1 S: 14	H: 4 LOB: 1 BB: 0 P: 22	R: 1 E: 0 K: 3 S: 13	H: 1 LOB: 0 BB: 0 P: 21	R: 0 E: 0 K: 0 S: 11	H: 0 LOB: 0 BB: 0 P: 14	R: 2 E: 0 K: 1 S: 7	H: 1 LOB: 1 BB: 3 P: 27	R: 0 E: 0 K: 1 S: 7	H: 0 LOB: 0 BB: 0 P: 8	R: 2 E: 0 K: 1 S: 15	H: 3 LOB: 1 BB: 0 P: 20	R: 0 E: 0 K: 0 S: 12	H: 1 LOB: 2 BB: 1 P: 18	1B: 8 2B: 3 3B: 0 HR: 1	SF: 2 SAC: 1 DP: 2 HBP: 0	WP: 1 PB: 0 SB: 1 CS: 0	PA: 37							
<b>PITCHER</b>	IP	WLS	BF	H	R	ER	SO	BB	IBB	HBP	BLK	WP	HR	S	P	ERA	WHIP										
<b>Josh Fogg, R</b> ERA: 4.45 (1,1)	4.1	L	22	7	6	6	5	2	1	0	0	0	0	55	95	12.46	2.077										
<b>Al Reyes, R</b> ERA: 2.25 (5,1)	1.2		5	1	1	1	1	0	0	0	0	0	0	13	19	5.40	0.600										
<b>Joe Beimel, L</b> ERA: 4.96 (7,1)	0.2		2	0	0	0	1	0	0	0	0	0	0	7	7	0.00	0.000										
<b>Bronson Arroyo, R</b> ERA: 4.64 (7,1)	1.1		8	3	1	1	0	1	0	0	0	0	0	17	26	6.75	3.000										

Pittsburgh Pirates @ Florida Marlins  
Pro Player Stadium, Miami, FL  
Sun Sep 01 2002, 1:05 PM EDT  
Att.: 5,588 - Sunny - 91 F

AB 30  
R 8  
H 11  
RBI 8  
BB 4  
SO 7  
LOB 8






Batter	1	2	3	4	5	6	7	8	9	AB	R	H	RBI	BB	SO	LOB	TOP					
<b>Pokey Reese, R</b> OBP: 0.316, SLG: 0.335 (1, 4)	L9		1B		L4		G4-3			4	0	1	0	0	0	0						
<b>Jack Wilson, R</b> OBP: 0.310, SLG: 0.335 (1, 6)	1B		G5-3		G4-3		K			4	0	1	0	0	0	1						
<b>Jason Kendall, R</b> OBP: 0.342, SLG: 0.350 (1, 2)	G1-6-3		E4		K			2B		4	0	1	0	0	0	1						
<b>Brian Giles, L</b> OBP: 0.441, SLG: 0.622 (1, 7)		HR	BB			F8		K		3	1	1	1	1	1	1						
<b>Aramis Ramirez, R</b> OBP: 0.287, SLG: 0.379 (1, 5)		1B	P6			F8		F8		4	0	1	0	0	0	4						
<b>Rob Mackowiak, L</b> OBP: 0.316, SLG: 0.442 (1, 8)		K			1B	BB		F9		3	0	1	0	1	1	2						
<b>Craig Wilson, R</b> OBP: 0.360, SLG: 0.446 (1, 3)		F7			1B	BB			K	4	0	1	0	0	2	2						
<b>Armando Rios, L</b> OBP: 0.295, SLG: 0.305 (1, 9)									K	1	0	0	0	0	0	1						
<b>Adam Hyzdu, R</b> OBP: 0.338, SLG: 0.504 (3, 9)		G3							K	3	0	0	0	0	2	3						
<b>Brian Meadows, R</b> (1, 1)										2	0	0	0	0	1	1						
<b>Abraham Nunez, S</b> (7, PH)										1	0	0	0	0	0	0						
<b>Ron Villone, L</b> OBP: 0.250, SLG: 0.375 (7, 1)										0	0	0	0	0	0	0						
<b>Al Reyes, R</b> (8, 1)										0	0	0	0	0	0	0						
<b>Kevin Young, R</b> OBP: 0.328, SLG: 0.418 (9, PH)										1	0	0	0	0	0	0						
<b>Inning Stats</b>	R: 0 E: 0 K: 1 S: 6	H: 1 LOB: 0 BB: 0 P: 8	R: 1 E: 0 K: 1 S: 10	H: 2 LOB: 1 BB: 0 P: 15	R: 0 E: 1 K: 1 S: 16	H: 1 LOB: 3 BB: 1 P: 23	R: 0 E: 0 K: 2 S: 8	H: 1 LOB: 1 BB: 0 P: 10	R: 0 E: 0 K: 1 S: 6	H: 0 LOB: 0 BB: 0 P: 7	R: 0 E: 0 K: 0 S: 8	H: 1 LOB: 2 BB: 1 P: 12	R: 0 E: 0 K: 1 S: 8	H: 0 LOB: 0 BB: 0 P: 10	R: 0 E: 0 K: 1 S: 11	H: 1 LOB: 1 BB: 0 P: 14	R: 0 E: 0 K: 2 S: 9	H: 0 LOB: 0 BB: 0 P: 13	1B: 5 2B: 1 3B: 0 HR: 1	SF: 0 SAC: 0 DP: 1 HBP: 0	WP: 0 PB: 0 CS: 0	PA: 36
<b>PITCHER</b>	IP	WLS	BF	H	R	ER	SO	BB	IBB	HBP	BLK	WP	HR	S	P	ERA	WHIP					
<b>Greg Maddux, R</b> ERA: 2.49 (1, 1)	8.0	W	33	7	1	1	7	2	0	0	0	0	1	73	99	1.12	1.125					
<b>Darren Holmes, R</b> ERA: 2.12 (9, 1)	1.0		3	0	0	0	2	0	0	0	0	0	0	9	13	0.00	0.000					

Pittsburgh Pirates @ Atlanta Braves  
Turner Field, Atlanta, GA  
Mon Sep 02 2002, 1:05 PM EDT  
Att: 30,803 - Cloudy - 84 F


AB 34  
R 1  
H 7  
RBI 1  
BB 2  
SO 9  
LOB 17



Batter	1	2	3	4	5	6	7	8	9	AB	R	H	RBI	BB	SO	LOB	BOTTOM				
<b>Rafael Furcal, S</b> OBP: 0.334, SLG: 0.393 (1, 6)	K		2B		G4-3	F7				4	1	1	0	0	1	2					
<b>Darren Bragg, L</b> OBP: 0.338, SLG: 0.373 (1, 9)	L3		K		F7		G6-3			4	0	0	0	0	1	2					
<b>Chipper Jones, S</b> OBP: 0.437, SLG: 0.533 (1, 7)	F7		IBB		HR		F9			3	2	1	1	1	0	0					
<b>Andruw Jones, R</b> OBP: 0.360, SLG: 0.473 (1, 8)		1B	2B		G5-3		F8			4	0	2	2	0	0	0					
<b>Julio Franco, R</b> OBP: 0.352, SLG: 0.401 (1, 3)		K	F8			F8		F9		4	1	1	0	0	1	2					
<b>Keith Lockhart, L</b> OBP: 0.279, SLG: 0.337 (1, 4)		K			F7		F8		K	4	0	0	0	0	2	2					
<b>Vinny Castilla, R</b> OBP: 0.268, SLG: 0.337 (1, 5)		P4			2B		F8		1B	4	0	2	0	0	0	2					
<b>Henry Blanco, R</b> OBP: 0.250, SLG: 0.316 (1, 2)					G5-3				K	3	0	0	0	1	2	2					
<b>Greg Maddux, R</b> OBP: 0.216, SLG: 0.275 (1, 1)										3	1	1	0	0	0	2					
<b>Darren Holmes, R</b> (9, 1)					F8		E3			0	0	0	0	0	0	0					
<b>Inning Stats</b>	R: 0 E: 0 K: 1 S: 7	H: 0 LOB: 0 BB: 0 P: 13	R: 0 E: 0 K: 2 S: 15	H: 1 LOB: 1 BB: 0 P: 21	R: 3 E: 0 K: 2 S: 15	H: 3 LOB: 1 BB: 1 P: 27	R: 0 E: 0 K: 0 S: 9	H: 1 LOB: 1 BB: 0 P: 15	R: 1 E: 1 K: 0 S: 10	H: 1 LOB: 0 BB: 0 P: 14	R: 1 E: 1 K: 0 S: 11	H: 1 LOB: 2 BB: 1 P: 16	R: 0 E: 0 K: 0 S: 6	H: 0 LOB: 0 BB: 0 P: 14	R: 0 E: 0 K: 2 S: 11	H: 1 LOB: 1 BB: 0 P: 13	1B: 3 2B: 4 3B: 0 HR: 1	SF: 0 SAC: 0 DP: 0 HBP: 0	WP: 1 PB: 0 SB: 1 CS: 0	PA: 35	
<b>PITCHER</b>	IP	WLS	BF	H	R	ER	SO	BB	IBB	HBP	BLK	WP	HR	S	P	ERA	WHIP				
<b>Brian Meadows, R</b> ERA: 3.16 (1, 1)	6.0	L	28	7	5	4	5	0	0	0	0	0	0	6	14	0.00	0.000				
<b>Ron Villone, L</b> ERA: 8.1 (7, 1)	1.0		3	0	0	0	0	0	0	0	0	0	0	6	14	0.00	0.000				
<b>Al Reyes, R</b> ERA: 2.0 (8, 1)	1.0		4	1	0	0	2	0	0	0	0	0	0	11	13	0.00	1.000				

Pittsburgh Pirates @ Atlanta Braves  
Turner Field, Atlanta, GA  
Mon Sep 02 2002, 1:05 PM EDT  
Att: 30,803 - Cloudy - 84 F

AB 33  
R 5  
H 8  
RBI 3  
BB 2  
SO 7  
LOB 14





Batter	1	2	3	4	5	6	7	8	9	AB	R	H	RBI	BB	SO	LOB	TOP					
<b>Pokey Reese, R</b> OBP: 0.320, SLG: 0.335 (1, 4)										3	0	1	0	2	1	0	<b>Pittsburgh Pirates @ Atlanta Braves</b> Turner Field, Atlanta, GA Tue Sep 03 2002, 7:35 PM EDT Att: 18,931 - Sunny - 85 F					
<b>2 Jack Wilson, R</b> OBP: 0.359, SLG: 0.336 (1, 6)										5	1	1	0	0	1	4						
<b>18 Jason Kendall, R</b> OBP: 0.340, SLG: 0.351 (1, 2)										5	0	1	1	0	1	2						
<b>Brian Giles, L</b> OBP: 0.442, SLG: 0.619 (1, 7)										2	0	0	0	3	0	0						
<b>Aramis Ramirez, R</b> OBP: 0.288, SLG: 0.387 (1, 5)										5	1	2	1	0	0	5						
<b>Mike Benjamin, R</b> OBP: 0.205, SLG: 0.186 (9, 5)										0	0	0	0	0	0	0						
<b>Kevin Young, R</b> OBP: 0.327, SLG: 0.416 (1, 3)										5	0	1	0	0	0	3						
<b>Craig Wilson, R</b> OBP: 0.359, SLG: 0.453 (1, 9)										4	1	1	1	0	0	2						
<b>Adrian Brown, S</b> OBP: 0.271, SLG: 0.267 (8, 8)										0	0	0	0	0	0	0						
<b>Rob Mackowiak, L</b> OBP: 0.318, SLG: 0.440 (1, 8)										2	0	0	0	2	1	0						
<b>16 Salomon Torres, R</b> OBP: 0.250, SLG: 0.250 (1, 1)										4	0	1	0	0	0	4						
<b>Mike Williams, R</b> (9, 1)										0	0	0	0	0	0	0						
<b>Inning Stats</b>	R: 0 E: 0 K: 1 S: 10	H: 0 LOB: 2 BB: 2 P: 19	R: 0 E: 0 K: 0 S: 7	H: 0 LOB: 0 BB: 0 P: 12	R: 0 E: 0 K: 1 S: 11	H: 1 LOB: 1 BB: 0 P: 15	R: 0 E: 0 K: 0 S: 14	H: 2 LOB: 3 BB: 1 P: 25	R: 0 E: 0 K: 0 S: 6	H: 0 LOB: 0 BB: 0 P: 8	R: 2 E: 0 K: 0 S: 8	H: 2 LOB: 1 BB: 1 P: 15	R: 1 E: 0 K: 0 S: 12	H: 2 LOB: 2 BB: 1 P: 25	R: 0 E: 0 K: 1 S: 11	H: 1 LOB: 2 BB: 1 P: 20	R: 0 E: 0 K: 1 S: 11	H: 0 LOB: 1 BB: 1 P: 17	1B: 4 2B: 2 3B: 0 HR: 2	SF: 0 SAC: 0 DP: 0 HBP: 0	WP: 0 PB: 0 SB: 1 CS: 0	PA: 42
<b>PITCHER</b>	IP WLS BF H R ER SO BB IBB HBP BLK WP HR S P ERA WHIP																					
<b>Tom Glavine, L</b> ERA: 2.7	7.0 L 33 7 3 3 2 3 2 0 0 0 2 68 119 3.86 1.429																					
<b>Tim Lincecum, R</b> ERA: 3.02	1.0 5 1 0 0 1 1 0 0 0 0 0 11 20 0.00 2.000																					
<b>Kerry Ligtenberg, R</b> ERA: 2.79	1.0 4 0 0 0 1 1 0 0 0 0 0 0 11 17 0.00 1.000																					

AB	35
R	3
H	8
RBI	3
BB	7
SO	4
LOB	20



Batter	1	2	3	4	5	6	7	8	9	AB	R	H	RBI	BB	SO	LOB	BOTTOM					
<b>Rafael Furcal, S</b> OBP: 0.333, SLG: 0.392 (1, 6)										4	0	1	0	0	0	0	<b>Pittsburgh Pirates @ Atlanta Braves</b> Turner Field, Atlanta, GA Tue Sep 03 2002, 7:35 PM EDT Att: 18,931 - Sunny - 85 F					
<b>Darren Bragg, L</b> OBP: 0.332, SLG: 0.365 (1, 9)										4	0	0	0	0	2							
<b>10 Chipper Jones, S</b> OBP: 0.434, SLG: 0.530 (1, 7)										3	0	0	0	0	1							
<b>Andrew Jones, R</b> OBP: 0.359, SLG: 0.474 (1, 8)										3	0	1	0	0	1							
<b>Matt Franco, L</b> OBP: 0.424, SLG: 0.576 (1, 3)										2	0	2	0	1	0							
<b>Mark DeRosa, R</b> OBP: 0.347, SLG: 0.418 (1, 4)										3	0	0	0	0	4							
<b>Vinny Castilla, R</b> OBP: 0.287, SLG: 0.335 (1, 5)										3	0	0	0	0	2							
<b>Henry Blanco, R</b> OBP: 0.247, SLG: 0.313 (1, 2)										2	0	0	0	0	0							
<b>Keith Lockhart, L</b> OBP: 0.276, SLG: 0.336 (9, PH)										1	0	0	0	0	1							
<b>Tom Glavine, L</b> OBP: 0.129, SLG: 0.131										2	0	0	0	0	0							
<b>Tim Lincecum, R</b> ERA: 3.02										0	0	0	0	0	0							
<b>Kerry Ligtenberg, R</b> ERA: 2.79										0	0	0	0	0	0							
<b>Marcus Giles, R</b> OBP: 0.317, SLG: 0.390 (9, PH)										1	0	1	0	0	0							
<b>Inning Stats</b>	R: 0 E: 0 K: 1 S: 6	H: 0 LOB: 0 BB: 0 P: 10	R: 0 E: 0 K: 0 S: 7	H: 2 LOB: 1 BB: 0 P: 13	R: 0 E: 0 K: 0 S: 6	H: 0 LOB: 0 BB: 0 P: 11	R: 0 E: 0 K: 1 S: 8	H: 0 LOB: 0 BB: 0 P: 14	R: 0 E: 0 K: 0 S: 6	H: 1 LOB: 0 BB: 0 P: 7	R: 0 E: 0 K: 0 S: 10	H: 0 LOB: 0 BB: 0 P: 13	R: 0 E: 0 K: 0 S: 7	H: 0 LOB: 0 BB: 0 P: 12	R: 0 E: 0 K: 1 S: 7	H: 0 LOB: 1 BB: 1 P: 14	R: 0 E: 0 K: 1 S: 10	H: 2 LOB: 1 BB: 0 P: 17	1B: 4 2B: 1 3B: 0 HR: 0	SF: 0 SAC: 0 DP: 4 HBP: 0	WP: 0 PB: 0 SB: 0 CS: 0	PA: 29
<b>PITCHER</b>	IP WLS BF H R ER SO BB IBB HBP BLK WP HR S P ERA WHIP																					
<b>16 Salomon Torres, R</b> ERA: 2.53	8.1 W 27 4 0 0 5 1 0 0 0 0 0 62 103 0.00 0.600																					
<b>Mike Williams, R</b> ERA: 2.53	0.2 S 2 1 0 0 0 0 0 0 0 0 0 5 8 0.00 1.500																					

AB	28
R	0
H	5
RBI	0
BB	1
SO	5
LOB	8






Batter	1	2	3	4	5	6	7	8	9	AB	R	H	RBI	BB	SO	LOB	TOP										
<b>Pokey Reese, R</b> (1, 4) OBP: 0.319, SLG: 0.332 <b>Abraham Nunez, S</b> (8, 4) OBP: 0.309, SLG: 0.318	4-2 BB E BB	0-0 G6-3			2-3 K		1-1 FC6-4 E 1-2		4-2 2 1B BB	3	0	0	0	1	1	2											
<b>2 Jack Wilson, R</b> (1, 6) OBP: 0.310, SLG: 0.336	1-1 L6		0-2 F7		1-0 18 WP 1B		0-0 E6 1-3		0-1 1B	5	0	2	0	0	0	2											
<b>18 Jason Kendall, R</b> (1, 2) OBP: 0.341, SLG: 0.352	0-2 E5 BB		1-1 G5-3 2B		4-1 1-2 BB		3-3 K 2		2-2 F9	4	0	1	0	1	1	5											
<b>Brian Giles, L</b> (1, 7) OBP: 0.443, SLG: 0.616	4-1 1-2 2-3 BB		4-1 BB		0-3 K		0-3 K			2	0	0	0	2	2	4											
<b>Aramis Ramirez, R</b> (1, 5) OBP: 0.286, SLG: 0.383	1-0 P6		0-1 G5-3				0-2 F8		1-2 G5-3	4	0	0	0	0	0	5											
<b>Kevin Young, R</b> (1, 3) OBP: 0.324, SLG: 0.412	0-1 F7				0-1 F7		2-0 F7		2-2 F8	4	0	0	0	0	0	3											
<b>Craig Wilson, R</b> (1, 9) OBP: 0.358, SLG: 0.450		0-2 F8		3-1 F8		1-1 1B		3-1 G4-3	4	0	1	0	0	0	0												
<b>Adrian Brown, S</b> (1, 8) OBP: 0.270, SLG: 0.267		0-2 SH3-4 1B		0-1 G5-3		0-1 G1-3			0-3 K	4	0	1	0	0	1	1											
<b>Kip Wells, R</b> (1, 1) OBP: 0.196, SLG: 0.268 <b>Tony Alvarez, R</b> (7, PH) <b>Mike Lincoln, R</b> (7, PH) <b>J.J. Davis, R</b> (9, PH)		0-0 SH3-4			1-3 K		4-1 FC6-4 BB		2-3 K	1	0	0	0	0	1	0											
<b>Inning Stats</b>	R: 0 E: 1 K: 0 S: 14	H: 0 LOB: 3 BB: 2 P: 24	R: 0 E: 0 K: 0 S: 10	H: 1 LOB: 1 BB: 0 P: 10	R: 0 E: 0 K: 0 S: 8	H: 1 LOB: 1 BB: 1 P: 13	R: 0 E: 0 K: 0 S: 6	H: 0 LOB: 0 BB: 0 P: 9	R: 0 E: 0 K: 3 S: 13	H: 1 LOB: 2 BB: 1 P: 21	R: 0 E: 1 K: 2 S: 10	H: 0 LOB: 2 BB: 1 P: 18	R: 0 E: 0 K: 0 S: 10	H: 0 LOB: 0 BB: 0 P: 16	R: 0 E: 0 K: 2 S: 15	H: 1 LOB: 2 BB: 1 P: 23	1B: 4 2B: 1 3B: 0 HR: 0	SF: 0 SAC: 1 DP: 1 HBP: 0	WP: 1 PB: 0 CS: 0	PA: 39							
<b>PITCHER</b>	IP	WLS	BF	H	R	ER	SO	BB	IBB	HBP	BLK	WP	HR	S	P	ERA	WHIP										
<b>Damian Moss, L</b> (1, 1) ERA: 3.06	7.0	W	31	4	0	0	5	5	0	0	0	1	0	69	106	0.00	1.286										
<b>Chris Hammond, L</b> (8, 1) ERA: 1.04	1.0		3	0	0	0	0	0	0	0	0	0	0	10	16	0.00	0.000										
<b>Mike Remlinger, L</b> (9, 1) ERA: 1.8	1.0		5	1	0	0	2	1	0	0	0	0	0	15	23	0.00	2.000										

Pittsburgh Pirates @ Atlanta Braves  
Turner Field, Atlanta, GA  
Wed Sep 04 2002, 7:05 PM EDT  
Att: 19,525 - Sunny - 88 F


AB 32  
R 0  
H 5  
RBI 0  
BB 6  
SO 7  
LOB 22



Batter	1	2	3	4	5	6	7	8	9	AB	R	H	RBI	BB	SO	LOB	BOTTOM										
<b>Rafael Furcal, S</b> (1, 6) OBP: 0.336, SLG: 0.393	2-1 S 1B		1-1 S 1B		3-1 L4-3		4-0 FC6-4 BB			3	0	2	0	1	0	1											
<b>Darren Bragg, L</b> (1, 9) OBP: 0.335, SLG: 0.382	2-3 K 1-2		4-2 1-2 BB			0-1 HR	0-0 FC6-4 1-2			3	1	1	1	1	1	2											
<b>10 Chipper Jones, S</b> (1, 7) OBP: 0.433, SLG: 0.526	1-0 L6		2-1 F8			0-0 G3-1	4-0 IBB			3	0	0	0	1	0	3											
<b>Andruw Jones, R</b> (1, 8) OBP: 0.359, SLG: 0.474	1-0 G5-3			3-2 G4-3 2B		2-0 P6	0-0 F9			4	0	1	0	0	0	3											
<b>Matt Franco, L</b> (1, 3) OBP: 0.420, SLG: 0.565		4-1 FC4-6 G5-3 BB		3-1 G4-3		0-0 E4 1B HR		3-2 G6-3		3	1	0	0	1	0	1											
<b>Mark DeRosa, R</b> (1, 4) OBP: 0.351, SLG: 0.416		0-0 G5-3		4-0 G6-4-3 IBB		1-1 HR 1B		1-0 G3-1		3	1	1	0	1	0	1											
<b>Marcus Giles, R</b> (1, 5) OBP: 0.320, SLG: 0.425		1-0 FC4-6		2-1 G6-4-3		1-2 HR		1-0 HR		4	2	2	4	0	0	3											
<b>Henry Blanco, R</b> (1, 2) OBP: 0.248, SLG: 0.328			0-0 L8		1-1 G6-3		0-0 F8		3-1 HR	4	1	1	1	0	0	0											
<b>Damian Moss, R</b> (1, 1) OBP: 0.160, SLG: 0.128 <b>Keith Lockhart, L</b> (7, PH) <b>Chris Hammond, L</b> (8, PH) <b>Julio Franco, R</b> (8, PH) <b>Mike Remlinger, L</b> (9, 1)			2-3 K		2-2 L4-3 1B		0-3 K		1-0 L1	2	0	1	0	0	1	0											
<b>Inning Stats</b>	R: 0 E: 0 K: 1 S: 7	H: 1 LOB: 1 BB: 0 P: 13	R: 0 E: 0 K: 0 S: 3	H: 0 LOB: 0 BB: 1 P: 8	R: 0 E: 0 K: 1 S: 12	H: 1 LOB: 2 BB: 1 P: 20	R: 0 E: 0 K: 0 S: 10	H: 1 LOB: 1 BB: 1 P: 20	R: 0 E: 0 K: 0 S: 7	H: 1 LOB: 0 BB: 0 P: 13	R: 4 E: 1 K: 0 S: 12	H: 3 LOB: 0 BB: 0 P: 16	R: 0 E: 1 K: 1 S: 5	H: 0 LOB: 2 BB: 2 P: 13	R: 2 E: 0 K: 0 S: 9	H: 2 LOB: 0 BB: 0 P: 18	1B: 4 2B: 3 3B: 0 HR: 4	SF: 0 SAC: 0 DP: 3 HBP: 0	WP: 0 PB: 0 CS: 0	PA: 36							
<b>PITCHER</b>	IP	WLS	BF	H	R	ER	SO	BB	IBB	HBP	BLK	WP	HR	S	P	ERA	WHIP										
<b>Kip Wells, R</b> (1, 1) ERA: 3.68	6.0	L	26	7	4	1	2	2	1	0	0	0	2	51	90	1.50	1.500										
<b>Mike Lincoln, R</b> (7, 1) ERA: 3.19	2.0		10	2	2	2	1	1	1	0	0	0	2	14	31	9.00	1.500										

Pittsburgh Pirates @ Atlanta Braves  
Turner Field, Atlanta, GA  
Wed Sep 04 2002, 7:05 PM EDT  
Att: 19,525 - Sunny - 88 F


AB 31  
R 6  
H 9  
RBI 6  
BB 5  
SO 3  
LOB 14










Batter	1	2	3	4	5	6	7	8	9	AB	R	H	RBI	BB	SO	LOB	TOP					
Luis Castillo, S (1,4) OBP: 0.355, SLG: 0.360	P6		G6-3			G1-3		L9		4	0	0	0	0	0	2	Florida Marlins @ Pittsburgh Pirates PNC Park, Pittsburgh, PA Sat Sep 07 2002, 7:05 PM EDT Att: 18,848 - Sunny - 84 F  livebaseballscores.com  AB 31 R 1 H 7 RBI 1 BB 2 SO 3 LOB 11  					
Andy Fox, L (1,6) OBP: 0.332, SLG: 0.320	L6					F8		G1-6-3		3	0	1	0	0	0	0						
Mike Mordecai, R (8, PH) OBP: 0.286, SLG: 0.266					G5-4-3 1B					1	0	0	0	0	0	1						
Kevin Millar, R (1,7) OBP: 0.360, SLG: 0.510					F8				L5	4	0	2	0	0	0	1						
Preston Wilson, R (1,8) OBP: 0.330, SLG: 0.425					G5-4-3 1B				G5-3	4	0	0	0	0	1	3						
Derrek Lee, R (1,3) OBP: 0.367, SLG: 0.478						F8				3	0	0	0	1	0	0						
Juan Encarnacion, R (1,9) OBP: 0.328, SLG: 0.447									BB	4	0	0	0	0	1	1						
Mike Lowell, R (1,5) OBP: 0.343, SLG: 0.454										3	1	2	1	0	0	0						
Mike Redmond, R (1,2) OBP: 0.391, SLG: 0.401										2	0	1	0	1	0	0						
Nate Robertson, R (1,1) OBP: 0.357, SLG: 0.478										2	0	0	0	0	1	3						
Gary Knotts, R (5,1) OBP: 0.357, SLG: 0.448										0	0	0	0	0	0	0						
Armando Almanza, L (7,1) OBP: 0.326, SLG: 0.358										0	0	0	0	0	0	0						
Eric Owens, R (8, PH) OBP: 0.326, SLG: 0.358										1	0	1	0	0	0	0						
Braden Looper, R (8,1) OBP: 0.274, SLG: 0.271										0	0	0	0	0	0	0						
<b>Inning Stats</b>	R: 0 E: 0 K: 1 S: 12	H: 1 LOB: 1 BB: 0 P: 20	R: 0 E: 0 K: 0 S: 5	H: 0 LOB: 0 BB: 0 P: 8	R: 0 E: 0 K: 1 S: 7	H: 1 LOB: 0 BB: 0 P: 10	R: 0 E: 0 K: 0 S: 3	H: 1 LOB: 0 BB: 0 P: 6	R: 0 E: 0 K: 1 S: 9	H: 1 LOB: 1 BB: 1 P: 17	R: 0 E: 0 K: 0 S: 11	H: 1 LOB: 1 BB: 0 P: 16	R: 1 E: 0 K: 0 S: 10	H: 1 LOB: 0 BB: 0 P: 15	R: 0 E: 0 K: 0 S: 9	H: 1 LOB: 0 BB: 1 P: 13		R: 0 E: 0 K: 0 S: 9	H: 0 LOB: 1 BB: 1 P: 17	1B: 4 2B: 2 3B: 0 HR: 1	SF: 0 SAC: 0 DP: 3 HBP: 0	WP: 0 PB: 0 SB: 0 CS: 0
<b>PITCHER</b>	IP WLS BF H R ER SO BB IBB HBP BLK WP HR S P ERA WHIP																					
Josh Fogg, R (1,1) ERA: 4.29	6.0 W 22 5 0 0 3 0 1 0 0 0 0 0 47 77 0.00 0.833																					
Brian Boehringer, R (7,1) ERA: 3.47	1.0 4 1 1 1 0 0 0 0 0 0 0 0 1 10 15 9.00 1.000																					
Scott Sauerbeck, L (8,1) ERA: 2.13	1.0 H 3 1 0 0 0 0 0 0 0 0 0 0 9 13 0.00 1.000																					
Mike Williams, R (9,1) ERA: 2.48	1.0 S 4 0 0 0 0 0 1 0 0 0 0 0 9 17 0.00 1.000																					

Batter	1	2	3	4	5	6	7	8	9	AB	R	H	RBI	BB	SO	LOB	BOTTOM					
18 Jason Kendall, R (1,2) OBP: 0.343, SLG: 0.352	FC4-6 2B 1B	G6-3				F9		F9		4	1	1	0	0	0	0	Florida Marlins @ Pittsburgh Pirates PNC Park, Pittsburgh, PA Sat Sep 07 2002, 7:05 PM EDT Att: 18,848 - Sunny - 84 F  livebaseballscores.com  AB 32 R 4 H 8 RBI 4 BB 2 SO 3 LOB 16  					
2 Jack Wilson, R (1,6) OBP: 0.313, SLG: 0.347					G6-3					4	1	3	0	0	0	0						
Brian Giles, L (1,7) OBP: 0.442, SLG: 0.618										4	1	1	2	0	0	3						
Aramis Ramirez, R (1,5) OBP: 0.291, SLG: 0.396										4	1	3	2	0	0	1						
Mike Benjamin, R (9,5) OBP: 0.205, SLG: 0.186										0	0	0	0	0	0	0						
Craig Wilson, R (1,9) OBP: 0.357, SLG: 0.448										3	0	0	0	0	1	2						
Scott Sauerbeck, R (8,1) ERA: 4.54										0	0	0	0	0	0	0						
Mike Williams, R (9,1) OBP: 0.274, SLG: 0.271										0	0	0	0	0	0	0						
Kevin Young, R (1,3) OBP: 0.324, SLG: 0.416										3	0	0	0	1	0	3						
Adam Hyzdu, R (1,8) OBP: 0.333, SLG: 0.486										3	0	0	0	1	0	5						
Abraham Nunez, S (1,4) OBP: 0.307, SLG: 0.313										4	0	0	0	0	1	1						
Josh Fogg, R (1,1) ERA: 4.29										2	0	0	0	0	0	1						
Armando Rios, L (6, PH) OBP: 0.297, SLG: 0.307										1	0	0	0	0	1	0						
Brian Boehringer, S (7,1) ERA: 3.47										0	0	0	0	0	0	0						
Adrian Brown, S (8,8) ERA: 3.85										0	0	0	0	0	0	0						
<b>Inning Stats</b>	R: 1 E: 0 K: 0 S: 14	H: 3 LOB: 3 BB: 0 P: 19	R: 0 E: 0 K: 0 S: 6	H: 0 LOB: 0 BB: 0 P: 9	R: 1 E: 0 K: 0 S: 11	H: 1 LOB: 0 BB: 0 P: 13	R: 0 E: 1 K: 1 S: 11	H: 0 LOB: 1 BB: 1 P: 19	R: 2 E: 0 K: 0 S: 10	H: 3 LOB: 2 BB: 1 P: 22	R: 0 E: 0 K: 1 S: 6	H: 0 LOB: 0 BB: 0 P: 9	R: 0 E: 0 K: 1 S: 12	H: 1 LOB: 1 BB: 0 P: 16	R: 0 E: 0 K: 0 S: 4	H: 0 LOB: 0 BB: 0 P: 5	R: 0 E: 0 K: 0 S: 9	H: 0 LOB: 0 BB: 0 P: 17	1B: 5 2B: 1 3B: 0 HR: 2	SF: 0 SAC: 0 DP: 0 HBP: 1	WP: 0 PB: 0 SB: 0 CS: 0	PA: 35
<b>PITCHER</b>	IP WLS BF H R ER SO BB IBB HBP BLK WP HR S P ERA WHIP																					
Nate Robertson, L (1,1) ERA: 7.71	4.2 L 24 7 4 4 1 0 0 0 0 0 0 0 2 51 79 7.71 1.929																					
Gary Knotts, R (5,1) ERA: 5.4	1.1 4 0 0 0 1 0 0 0 0 0 0 0 7 12 0.00 0.000																					
Armando Almanza, L (7,1) ERA: 4.54	1.0 4 1 0 0 1 0 0 0 0 1 0 0 12 16 0.00 1.000																					
Braden Looper, R (8,1) ERA: 3.85	1.0 3 0 0 0 0 0 0 0 0 0 0 0 4 5 0.00 0.000																					












Batter	1	2	3	4	5	6	7	8	9	AB	R	H	RBI	BB	SO	LOB	TOP			
Adrian Brown, S OBP: 0.282, SLG: 0.290	G6-3		1B			K		SH1-3		4	0	2	0	0	1	0	Pittsburgh Pirates @ Cincinnati Reds Cinergy Field, Cincinnati, OH Tue Sep 10 2002, 7:10 PM EDT Att: 13,153 - Sunny - 91 F			
2 Jack Wilson, R OBP: 0.311, SLG: 0.344	FC6-4 HBP		K			F8		SH1-3		2	0	0	0	0	1	1				
Brian Giles, L OBP: 0.444, SLG: 0.621	F8		G4-3			K		G6-4-3 IBB		3	0	0	0	1	1	2				
Aramis Ramirez, R OBP: 0.291, SLG: 0.393	FC6-4					K		G6-4-3		4	0	1	0	0	1	3				
1B Jason Kendall, R OBP: 0.345, SLG: 0.357		G6-4-3 HBP 1B				G4-3				4	0	2	0	0	0	0				
Craig Wilson, R OBP: 0.357, SLG: 0.442		G6-4-3 HBP				K				3	0	0	0	0	3	2				
J.J. Davis, R OBP: 0.222, SLG: 0.125	G6-4-3					K				2	0	0	0	0	1	2				
Rob Mackowiak, L OBP: 0.320, SLG: 0.436	1-2 2-3							BB		1	0	1	0	1	0	0				
Abraham Nunez, S OBP: 0.305, SLG: 0.311						F8		P6		4	0	0	0	0	1	5				
Kip Wells, R OBP: 0.190, SLG: 0.259						G6-3				2	0	0	0	0	0	0				
Armando Rios, L OBP: 0.301, SLG: 0.311						G6-3				1	0	0	0	0	1	3				
Joe Beimel, L OBP: 0.364, SLG: 0.400										0	0	0	0	0	0	0				
Mike Lincoln, R										0	0	0	0	0	0	0				
Scott Sauerbeck, R										0	0	0	0	0	0	0				
<b>Inning Stats</b>	R: 0 E: 0 K: 0 S: 11	H: 0 LOB: 1 BB: 0 P: 15	R: 0 E: 0 K: 1 S: 6	H: 1 LOB: 1 BB: 0 P: 11	R: 0 E: 0 K: 1 S: 8	H: 1 LOB: 1 BB: 0 P: 12	R: 0 E: 0 K: 2 S: 10	H: 0 LOB: 0 BB: 0 P: 14	R: 0 E: 0 K: 1 S: 6	H: 0 LOB: 0 BB: 0 P: 11	R: 0 E: 0 K: 2 S: 11	H: 2 LOB: 3 BB: 1 P: 13	R: 0 E: 0 K: 0 S: 5	H: 1 LOB: 1 BB: 0 P: 12	R: 0 E: 0 K: 1 S: 14	H: 1 LOB: 1 BB: 0 P: 22	1B: 4 2B: 2 3B: 0 HR: 0	SF: 0 SAC: 1 DP: 2 HBP: 2	WP: 0 PB: 0 SB: 0 CS: 0	PA: 35
<b>PITCHER</b>	IP WLS BF H R ER SO BB IBB HBP BLK WP HR S P ERA WHIP																			
Danny Graves, R ERA: 3.38	(1, 1) 3.0 12 2 0 0 2 0 0 0 2 0 0 0 25 38 0.00 0.667																			
Chris Reitsma, R ERA: 3.78	(4, 1) 3.1 W 13 2 0 0 6 1 0 0 0 0 0 0 37 54 0.00 0.900																			
Scott Sullivan, R ERA: 6.0	(7, 1) 0.2 H 2 0 0 0 1 0 0 0 0 0 0 0 5 5 0.00 0.000																			
John Riedling, R ERA: 2.58	(8, 1) 1.0 H 4 1 0 0 0 0 0 1 0 0 0 0 5 12 0.00 1.000																			
Scott Williamson, R ERA: 3.93	(9, 1) 1.0 S 4 1 0 0 1 0 0 0 0 0 0 0 14 22 0.00 1.000																			

AB	30
R	0
H	6
RBI	0
BB	2
SO	10
LOB	18



Batter	1	2	3	4	5	6	7	8	9	AB	R	H	RBI	BB	SO	LOB	BOTTOM			
Reggie Taylor, L OBP: 0.300, SLG: 0.446	G4-6-3 BB		K			K		SH3 1B BB		2	1	0	0	2	2	2	Pittsburgh Pirates @ Cincinnati Reds Cinergy Field, Cincinnati, OH Tue Sep 10 2002, 7:10 PM EDT Att: 13,153 - Sunny - 91 F			
Barry Larkin, R OBP: 0.311, SLG: 0.374	G4-6-3 1-2		G5-3			G6-3		SH3		3	0	0	0	0	0	2				
Todd Walker, L OBP: 0.348, SLG: 0.418	G4-6-3 1B					G5-3		G6-4-3 1B		3	1	2	0	1	0	0				
Jose Guillen, R OBP: 0.288, SLG: 0.384	G6-3					G6-4-3		G6-4-3 1B		4	0	1	1	0	1	2				
Juan Castro, R OBP: 0.297, SLG: 0.290	G6-3					K		G6-4-3 1B		0	0	0	0	0	0	0				
Adam Dunn, L OBP: 0.411, SLG: 0.470		F8				K		K		4	0	1	0	0	2	2				
Aaron Boone, R OBP: 0.311, SLG: 0.436	L7					G6-3		FC6-4 1B		4	0	1	1	0	0	1				
Russell Branyan, L OBP: 0.310, SLG: 0.434						K		K		4	1	1	1	0	2	3				
Jason LaRue, R OBP: 0.320, SLG: 0.401						K		HR		2	0	1	0	1	0	0				
Danny Graves, R Wily Mo Peña, R Chris Reitsma, R Scott Sullivan, R Ruben Mateo, R John Riedling, R Scott Williamson, R	(1, 1) 6.0 L 22 5 1 1 5 1 0 0 0 0 0 0 55 83 1.50 1.000																			
Joe Beimel, L ERA: 4.5	(7, 1) 0.2 4 1 0 0 1 0 1 0 0 0 0 0 10 20 0.00 1.500																			
Mike Lincoln, R ERA: 3.32	(7, 1) 0.2 5 1 2 2 0 1 1 0 0 0 0 0 10 23 27.00 3.000																			
Scott Sauerbeck, L ERA: 2.1	(8, 1) 0.2 3 1 0 0 1 0 0 0 0 0 0 0 7 11 0.00 1.500																			
<b>Inning Stats</b>	R: 0 E: 0 K: 0 S: 9	H: 1 LOB: 1 BB: 1 P: 15	R: 0 E: 0 K: 1 S: 7	H: 0 LOB: 0 BB: 0 P: 11	R: 0 E: 0 K: 1 S: 13	H: 1 LOB: 1 BB: 0 P: 20	R: 0 E: 0 K: 2 S: 11	H: 0 LOB: 0 BB: 0 P: 16	R: 1 E: 0 K: 1 S: 8	H: 2 LOB: 1 BB: 0 P: 10	R: 0 E: 0 K: 0 S: 7	H: 1 LOB: 0 BB: 0 P: 11	R: 0 E: 0 K: 1 S: 13	H: 1 LOB: 2 BB: 1 P: 24	R: 2 E: 0 K: 1 S: 14	H: 2 LOB: 2 BB: 2 P: 30	1B: 5 2B: 2 3B: 0 HR: 1	SF: 0 SAC: 1 DP: 2 HBP: 0	WP: 0 PB: 0 SB: 1 CS: 0	PA: 34
<b>PITCHER</b>	IP WLS BF H R ER SO BB IBB HBP BLK WP HR S P ERA WHIP																			

AB	29
R	3
H	8
RBI	3
BB	4
SO	7
LOB	15





Batter	1	2	3	4	5	6	7	8	9	AB	R	H	RBI	BB	SO	LOB	TOP										
Abraham Nunez, S (1, 4) OBP: 0.305, SLG: 0.318	G3			G1-3			L8	3B		4	0	1	0	0	0	0											
2 Jack Wilson, R (1, 6) OBP: 0.399, SLG: 0.341	G6-3			K			E6 HR	K		4	1	0	0	0	2	1											
Brian Giles, L (1, 7) OBP: 0.441, SLG: 0.615	K			K			F8		K	4	0	0	0	0	3	1											
Aramis Ramirez, R (1, 5) OBP: 0.293, SLG: 0.399 Mike Benjamin, R (9, PR) OBP: 0.205, SLG: 0.166		P3			K					3	1	1	2	1	1	0											
Rob Mackowiak, L (1, 8) OBP: 0.319, SLG: 0.434		K			G6-3		2H HR		BB	4	1	1	0	0	2	1											
Craig Wilson, R (1, 9) OBP: 0.357, SLG: 0.450 Brian Boehringer, S (7, 1) J.J. Davis, R (9, PH) OBP: 0.222, SLG: 0.125 Amanda Rios, L (9, PH) OBP: 0.259, SLG: 0.309 Mike Williams, R (9, 1)		K			L4		1-1 HR		F7	3	1	1	2	0	1	0											
Kevin Young, R (1, 3) OBP: 0.319, SLG: 0.408				F9			L7	G6-3		3	0	0	0	0	0	0											
Keith Osik, R (1, 2) OBP: 0.213, SLG: 0.253				G5-3			F7		F9	3	0	0	0	0	0	0											
Kris Benson, R (1, 1) OBP: 0.189, SLG: 0.216 Adam Hyzdu, R (6, PH) OBP: 0.331, SLG: 0.483 Ron Villone, L (6, 1) OBP: 0.250, SLG: 0.375 Adrian Brown, S (7, 8) OBP: 0.280, SLG: 0.289				G4-3			F5		F3	1	0	0	0	0	0	0											
<b>Inning Stats</b>	R: 0 H: 0 E: 0 K: 1 S: 7	H: 0 LOB: 0 BB: 0 P: 12	R: 0 H: 0 E: 0 K: 2 S: 11	H: 0 LOB: 0 BB: 0 P: 18	R: 0 H: 0 E: 0 K: 0 S: 7	H: 0 LOB: 0 BB: 0 P: 11	R: 0 H: 0 E: 0 K: 2 S: 10	H: 0 LOB: 0 BB: 0 P: 18	R: 0 H: 0 E: 0 K: 0 S: 5	H: 0 LOB: 0 BB: 0 P: 10	R: 4 H: 3 E: 1 K: 0 S: 15	H: 3 LOB: 0 BB: 0 P: 25	R: 0 H: 1 E: 0 K: 1 S: 9	H: 1 LOB: 1 BB: 0 P: 16	R: 0 H: 0 E: 0 K: 2 S: 11	H: 0 LOB: 1 BB: 1 P: 18	1B: 1 2B: 0 3B: 1 HR: 2	SF: 0 SAC: 0 DP: 0 HBP: 0	WP: 0 PA: 33 PB: 0 SB: 0 CS: 0								
<b>PITCHER</b>	IP	WLS	BF	H	R	ER	SO	BB	IBB	HBP	BLK	WP	HR	S	P	ERA	WHIP										
Elmer Dessens, R (1, 1) ERA: 2.93	7.0	L	25	3	4	0	6	0	0	0	0	0	2	62	102	0.00	0.429										
Scott Sullivan, R (8, 1) ERA: 5.92	1.0		4	1	0	0	1	0	0	0	0	0	0	9	16	0.00	1.000										
Bruce Chen, L (9, 1) ERA: 5.69	0.2		3	0	0	0	2	1	0	0	0	0	0	9	16	0.00	1.500										
Jose Rijo, R (9, 1) ERA: 5.05	0.1		1	0	0	0	0	0	0	0	0	0	0	2	2	0.00	0.000										

Pittsburgh Pirates @ Cincinnati Reds  
Cinergy Field, Cincinnati, OH  
Wed Sep 11 2002, 12:35 PM EDT  
Att: 14,514 - Sunny - 69 F

AB	32
R	4
H	4
RBI	4
BB	1
SO	9
LOB	4



Batter	1	2	3	4	5	6	7	8	9	AB	R	H	RBI	BB	SO	LOB	BOTTOM										
Reggie Taylor, L (1, 8) OBP: 0.295, SLG: 0.439	G4-3		B3		P4			P6		4	0	0	0	0	0	0											
Aaron Boone, R (1, 5) OBP: 0.313, SLG: 0.438	E8 2B		K2-3		PO BB			P5		3	1	1	0	1	1	0											
Todd Walker, L (1, 4) OBP: 0.349, SLG: 0.419	G3-4-1 2B				PO SAFE 1-2		G4-3	K		3	0	1	1	1	1	0											
Jose Guillen, R (1, 9) OBP: 0.282, SLG: 0.375	G3-4-1 2-3		F9				G6-3		K	4	0	0	0	0	1	2											
Adam Dunn, L (1, 7) OBP: 0.409, SLG: 0.466	K				K		G3		K	4	0	0	0	0	3	1											
Russell Branyan, L (1, 3) OBP: 0.310, SLG: 0.430			K		G4-3 BB			K		3	0	0	0	1	3	0											
Kelly Stinnett, R (1, 2) OBP: 0.351, SLG: 0.328					G4-3 1-2					3	0	2	0	0	0	1											
Gookie Dawkins, R (1, 6) OBP: 0.182, SLG: 0.161			F3					F3		3	0	0	0	0	1	3											
Elmer Dessens, R (1, 1) OBP: 0.238, SLG: 0.179 Ken Griffey Jr., L (7, PH) OBP: 0.360, SLG: 0.424 Scott Sullivan, R (8, 1) OBP: 0.333, SLG: 0.333 Bruce Chen, L (9, 1) OBP: 0.333, SLG: 0.400 Jose Rijo, R (9, 1) OBP: 0.125, SLG: 0.125					F9				K	2	0	0	0	0	1	1											
<b>Inning Stats</b>	R: 1 H: 2 E: 1 K: 1 S: 15	H: 2 LOB: 1 BB: 0 P: 21	R: 0 H: 1 E: 0 K: 2 S: 11	H: 1 LOB: 0 BB: 0 P: 17	R: 0 H: 0 E: 0 K: 1 S: 11	H: 0 LOB: 1 BB: 1 P: 19	R: 0 H: 0 E: 0 K: 2 S: 10	H: 0 LOB: 1 BB: 1 P: 22	R: 0 H: 0 E: 0 K: 0 S: 8	H: 0 LOB: 0 BB: 1 P: 13	R: 0 H: 1 E: 0 K: 2 S: 11	H: 1 LOB: 1 BB: 0 P: 16	R: 0 H: 0 E: 0 K: 1 S: 8	H: 0 LOB: 0 BB: 0 P: 13	R: 0 H: 0 E: 0 K: 3 S: 9	H: 0 LOB: 0 BB: 0 P: 12	1B: 1 2B: 3 3B: 0 HR: 0	SF: 0 SAC: 0 DP: 0 HBP: 0	WP: 0 PA: 34 PB: 0 SB: 0 CS: 0								
<b>PITCHER</b>	IP	WLS	BF	H	R	ER	SO	BB	IBB	HBP	BLK	WP	HR	S	P	ERA	WHIP										
Kris Benson, R (1, 1) ERA: 4.64	5.0		20	3	1	1	6	3	0	0	0	0	55	92	1.80	1.200											
Ron Villone, L (6, 1) ERA: 6.01	1.1	W	4	0	0	0	1	0	0	0	0	0	0	9	13	0.00	0.000										
Brian Boehringer, R (7, 1) ERA: 3.39	1.2	H	6	1	0	0	2	0	0	0	0	0	15	24	0.00	0.600											
Mike Williams, R (9, 1) ERA: 2.44	1.0	S	3	0	0	0	3	0	0	0	0	0	0	9	12	0.00	0.000										

Pittsburgh Pirates @ Cincinnati Reds  
Cinergy Field, Cincinnati, OH  
Wed Sep 11 2002, 12:35 PM EDT  
Att: 14,514 - Sunny - 69 F

AB	30
R	1
H	4
RBI	1
BB	3
SO	12
LOB	9





Batter	1	2	3	4	5	6	7	8	9	AB	R	H	RBI	BB	SO	LOB	TOP										
<b>Pokey Reese, R</b> OBP: 0.320, SLG: 0.331 (1, 4)										4	1	1	0	0	1	3											
<b>2 Jack Wilson, R</b> OBP: 0.306, SLG: 0.344 (1, 6)										4	1	1	2	0	0	2											
<b>Brian Giles, L</b> OBP: 0.440, SLG: 0.611 (1, 7)										3	0	0	1	1	1	2											
<b>Aramis Ramirez, R</b> OBP: 0.291, SLG: 0.396 <b>Mike Benjamin, R</b> OBP: 0.205, SLG: 0.186 (9, 5)										4	0	0	0	0	2	1											
<b>18 Jason Kendall, R</b> OBP: 0.343, SLG: 0.354 (1, 2)										4	0	0	0	0	0	0											
<b>Craig Wilson, R</b> OBP: 0.399, SLG: 0.453 <b>Tony Alvarez, R</b> (7, PR) <b>Kevin Young, R</b> OBP: 0.318, SLG: 0.407 (7, 3)										2	0	1	0	0	1	0											
<b>Adam Hyzdu, R</b> OBP: 0.335, SLG: 0.510 (1, 9)										4	2	2	1	0	1	1											
<b>Adrian Brown, S</b> OBP: 0.275, SLG: 0.283 (1, 8)										4	0	0	1	0	1	3											
<b>Josh Fogg, R</b> OBP: 0.244, SLG: 0.132 <b>Mike Lincoln, R</b> <b>Joe Beimel, L</b> OBP: 0.345, SLG: 0.400 <b>Keith Osk, R</b> OBP: 0.250, SLG: 0.299 <b>Brian Boehringer, S</b> <b>Scott Sauerbeck, R</b> <b>Armando Rios, L</b> OBP: 0.308 <b>Mike Williams, R</b> (9, 1)											2	0	0	0	0	2											
<b>Inning Stats</b>	R: 2 E: 0 K: 1 S: 17	H: 2 LOB: 0 BB: 0 P: 24	R: 1 E: 0 K: 2 S: 11	H: 1 LOB: 0 BB: 0 P: 14	R: 0 E: 0 K: 0 S: 6	H: 0 LOB: 1 BB: 1 P: 13	R: 0 E: 0 K: 2 S: 13	H: 1 LOB: 1 BB: 0 P: 21	R: 0 E: 0 K: 1 S: 7	H: 0 LOB: 0 BB: 0 P: 9	R: 0 E: 0 K: 0 S: 7	H: 0 LOB: 0 BB: 0 P: 11	R: 2 E: 1 K: 2 S: 20	H: 1 LOB: 2 BB: 0 P: 30	R: 0 E: 0 K: 1 S: 8	H: 0 LOB: 0 BB: 0 P: 14	R: 0 E: 0 K: 0 S: 8	H: 0 LOB: 0 BB: 0 P: 10	1B: 1 2B: 2 3B: 1 HR: 1	SF: 0 SAC: 0 DP: 0 HBP: 1	WP: 0 PB: 0 SB: 1 CS: 0	PA: 36					
<b>PITCHER</b>	IP	WLS	BF	H	R	ER	SO	BB	IBB	HBP	BLK	WP	HR	S	P	ERA	WHIP										
<b>Hector Mercado, L</b> ERA: 5.16 <b>Carlos Silva, R</b> ERA: 3.33 <b>Mike Timlin, R</b> ERA: 2.99 <b>Dan Plesac, L</b> ERA: 3.89 <b>Terry Adams, R</b> ERA: 4.55	(1, 1)	4.0	17	4	3	3	5	1	0	0	0	0	1	47	20	6.75	1.250										
	(5, 1)	2.0	6	0	0	1	1	0	0	0	0	0	0	14	20	0.00	0.000										
	(7, 1)	0.2	L 6	1	2	1	1	0	0	1	0	0	0	17	24	13.50	1.500										
	(7, 1)	0.1	1	0	0	0	1	0	0	0	0	0	0	3	6	0.00	0.000										
	(8, 1)	2.0	6	0	0	0	1	0	0	0	0	0	0	16	24	0.00	0.000										

Pittsburgh Pirates @ Philadelphia Phillies  
Veterans Stadium, Philadelphia, PA  
Fri Sep 13 2002, 7:05 PM EDT  
Att: 13,718 - Sunny - 82 F

AB 34  
R 5  
H 5  
RBI 5  
BB 1  
SO 9  
LOB 14



Batter	1	2	3	4	5	6	7	8	9	AB	R	H	RBI	BB	SO	LOB	BOTTOM										
<b>11 Jimmy Rollins, S</b> OBP: 0.308, SLG: 0.385 (1, 6)										4	1	1	2	1	1	2											
<b>Placido Polanco, R</b> OBP: 0.331, SLG: 0.408 (1, 5)										4	1	1	0	1	1	1											
<b>Bobby Abreu, L</b> OBP: 0.406, SLG: 0.512 (1, 9)										5	0	1	0	0	1	4											
<b>Pat Burrell, R</b> OBP: 0.380, SLG: 0.559 (1, 7)										5	0	3	1	0	1	1											
<b>Travis Lee, L</b> OBP: 0.332, SLG: 0.396 (1, 3)										4	0	1	0	1	1	2											
<b>Mike Lieberthal, R</b> OBP: 0.344, SLG: 0.453 (1, 2)										3	0	0	0	1	1	5											
<b>Marlon Byrd, R</b> OBP: 0.250, SLG: 0.490 <b>Terry Adams, R</b> OBP: 0.179, SLG: 0.080 (8, 1)										4	0	0	0	0	1	3											
<b>Marlon Anderson, L</b> OBP: 0.315, SLG: 0.383 (1, 4)										3	0	1	0	1	0	0											
<b>Hector Mercado, L</b> ERA: 4.32 <b>Eric Valent, L</b> OBP: 0.286, SLG: 0.286 <b>Carlos Silva, R</b> ERA: 3.29 <b>Jeremy Giambi, L</b> ERA: 4.78 <b>Mike Timlin, R</b> ERA: 3.34 <b>Dan Plesac, L</b> ERA: 3.89 <b>Jason Michaels, R</b> OBP: 0.266, SLG: 0.485 (8, 8)										1	0	0	0	0	1	3											
<b>Inning Stats</b>	R: 0 E: 0 K: 0 S: 11	H: 0 LOB: 0 BB: 1 P: 17	R: 0 E: 0 K: 2 S: 12	H: 2 LOB: 3 BB: 1 P: 19	R: 1 E: 0 K: 0 S: 13	H: 2 LOB: 0 BB: 1 P: 20	R: 2 E: 0 K: 0 S: 11	H: 2 LOB: 0 BB: 0 P: 15	R: 0 E: 0 K: 2 S: 16	H: 1 LOB: 3 BB: 2 P: 29	R: 0 E: 0 K: 1 S: 9	H: 0 LOB: 1 BB: 1 P: 16	R: 0 E: 0 K: 0 S: 7	H: 0 LOB: 0 BB: 0 P: 12	R: 0 E: 0 K: 1 S: 11	H: 1 LOB: 1 BB: 0 P: 15	1B: 7 2B: 2 3B: 0 HR: 1	SF: 0 SAC: 0 DP: 1 HBP: 0	WP: 0 PB: 0 SB: 0 CS: 0	PA: 41							
<b>PITCHER</b>	IP	WLS	BF	H	R	ER	SO	BB	IBB	HBP	BLK	WP	HR	S	P	ERA	WHIP										
<b>Josh Fogg, R</b> ERA: 4.32 <b>Mike Lincoln, R</b> ERA: 3.29 <b>Joe Beimel, L</b> ERA: 4.78 <b>Brian Boehringer, R</b> ERA: 3.34 <b>Scott Sauerbeck, L</b> ERA: 2.06	(1, 1)	5.0	24	7	3	3	4	3	0	0	0	0	0	13	23	0.00	4.500										
	(6, 1)	0.2	5	1	0	0	1	2	0	0	0	0	0	3	6	0.00	0.000										
	(6, 1)	0.1	W 1	0	0	0	1	0	0	0	0	0	0	3	6	0.00	0.000										
	(7, 1)	1.0	H 4	0	0	0	1	1	0	0	0	0	0	9	16	0.00	1.000										
	(8, 1)	1.0	H 3	0	0	0	0	0	0	0	0	0	0	7	12	0.00	0.000										
<b>PITCHER</b>	IP	WLS	BF	H	R	ER	SO	BB	IBB	HBP	BLK	WP	HR	S	P	ERA	WHIP										
<b>Mike Williams, R</b> ERA: 2.4	(9, 1)	1.0	S 4	1	0	0	1	0	0	0	0	0	0	11	15	0.00	1.000										

Pittsburgh Pirates @ Philadelphia Phillies  
Veterans Stadium, Philadelphia, PA  
Fri Sep 13 2002, 7:05 PM EDT  
Att: 13,718 - Sunny - 82 F

AB 35  
R 3  
H 9  
RBI 3  
BB 6  
SO 8  
LOB 21



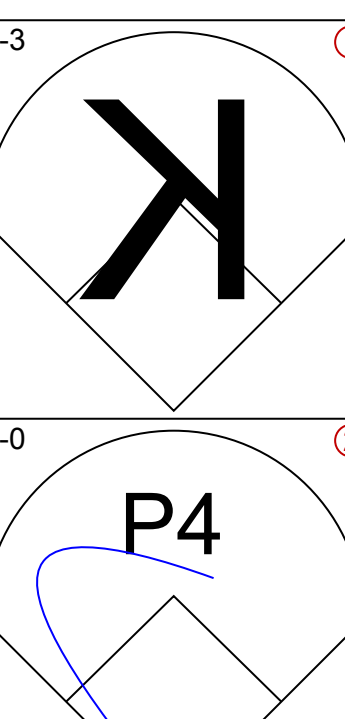
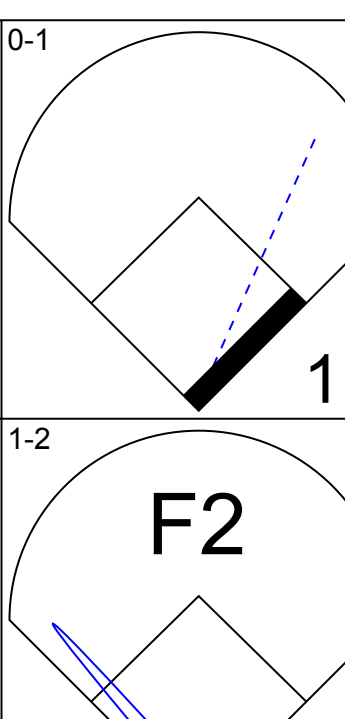
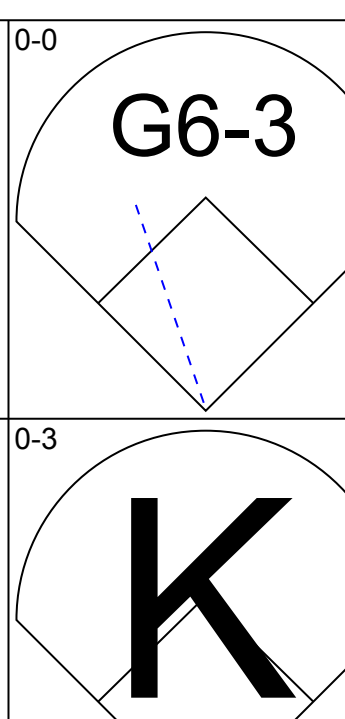
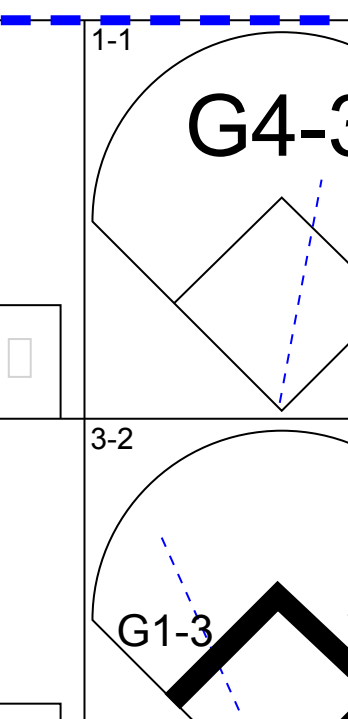
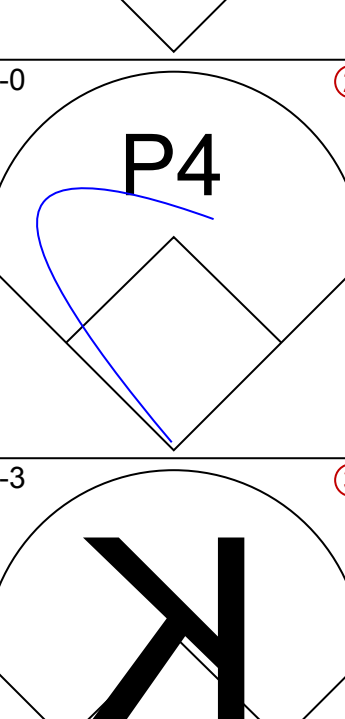
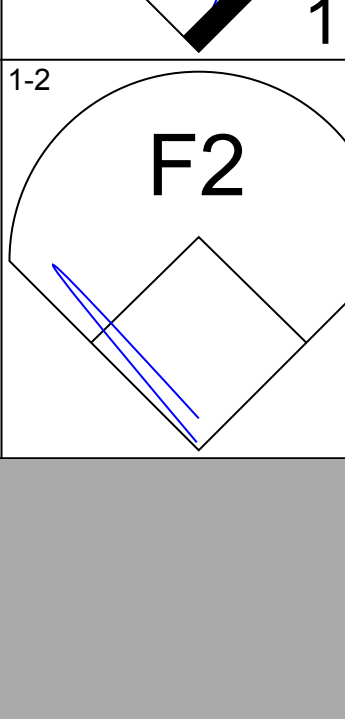

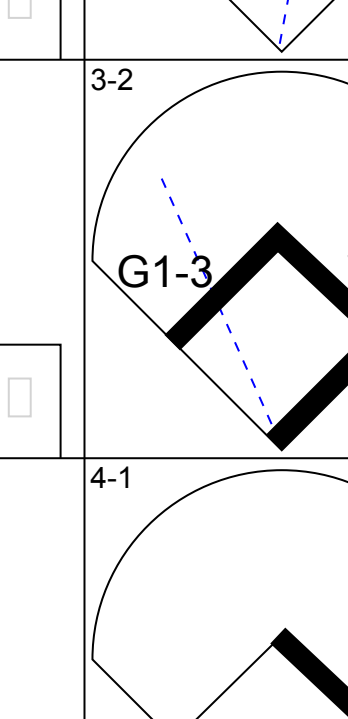
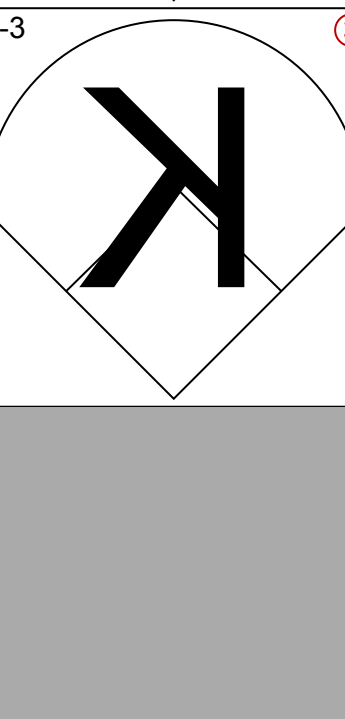
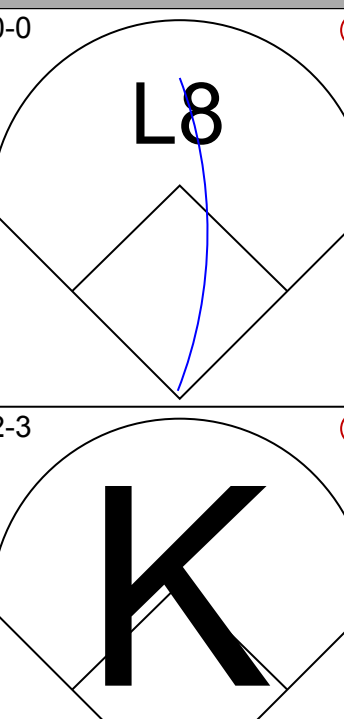
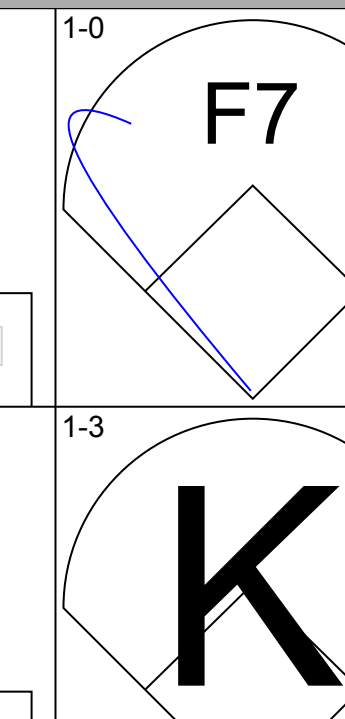
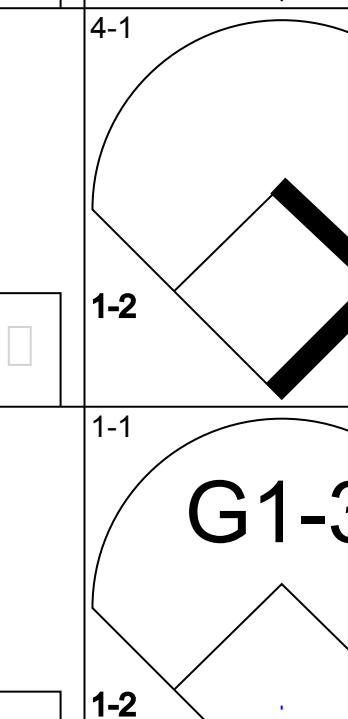
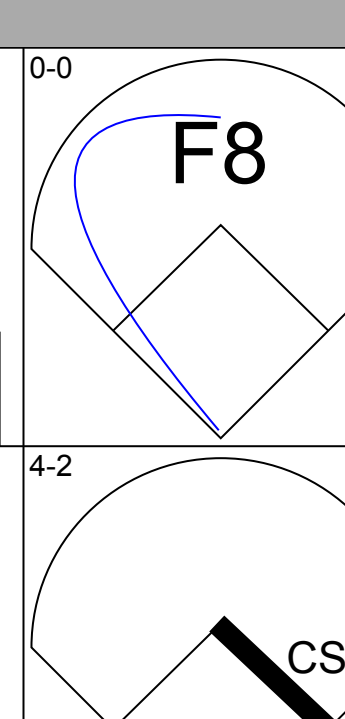
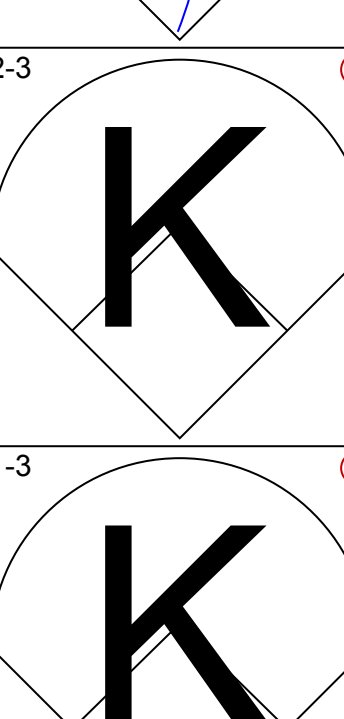
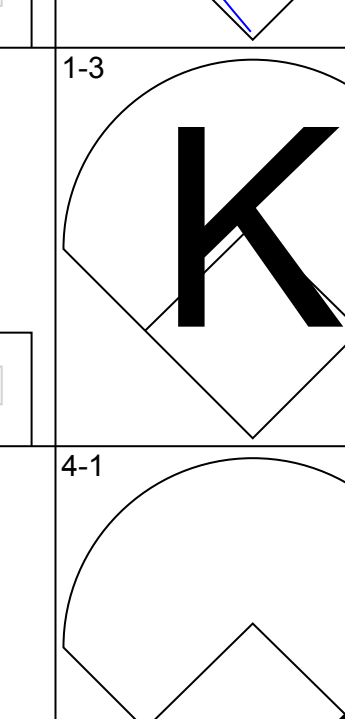
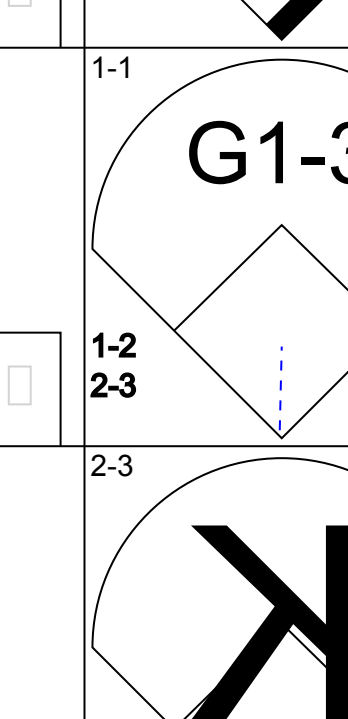
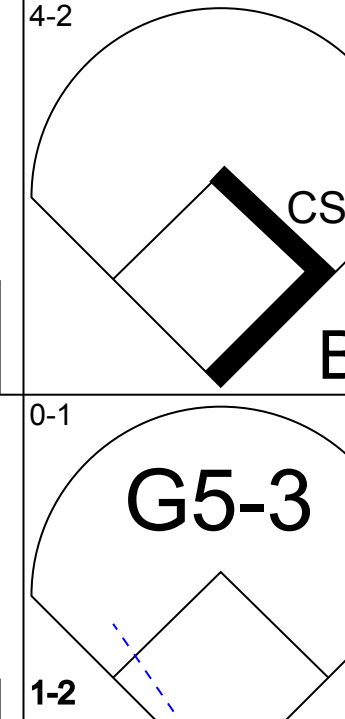

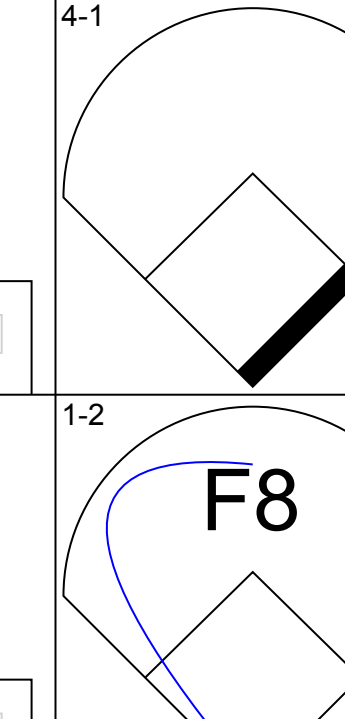
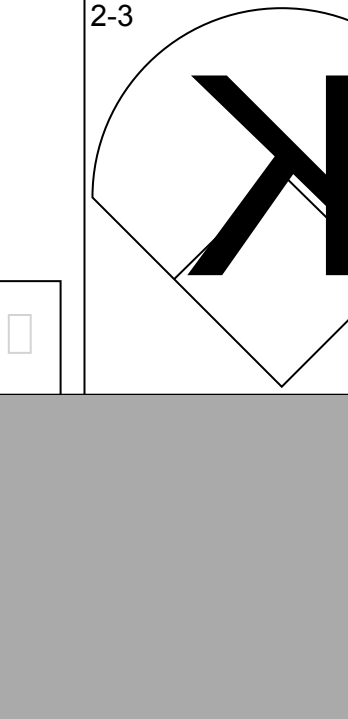
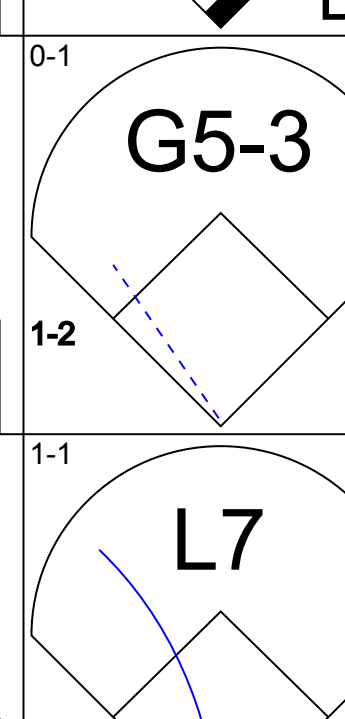
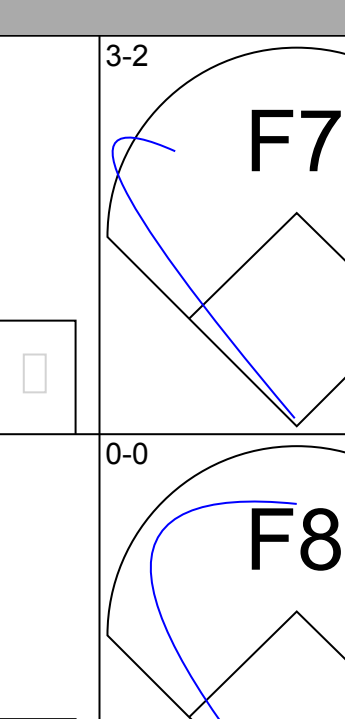
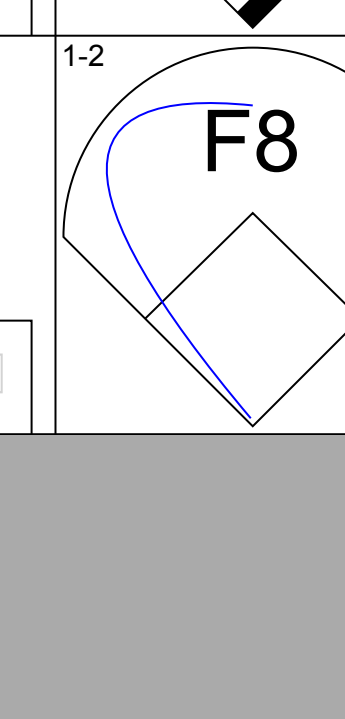

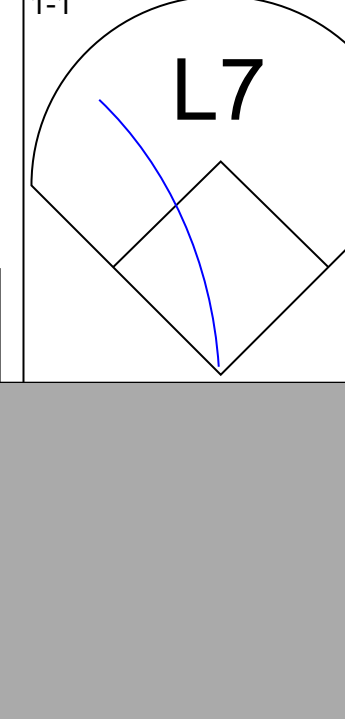
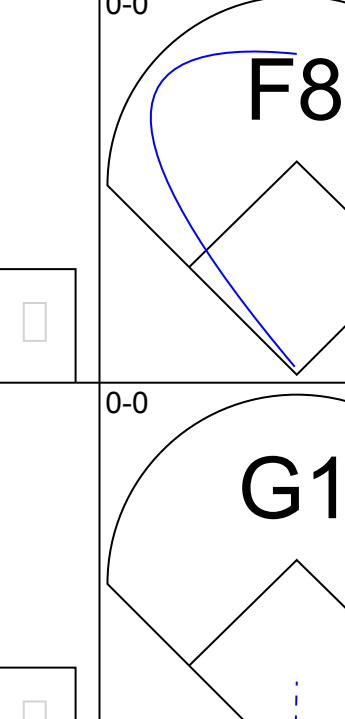
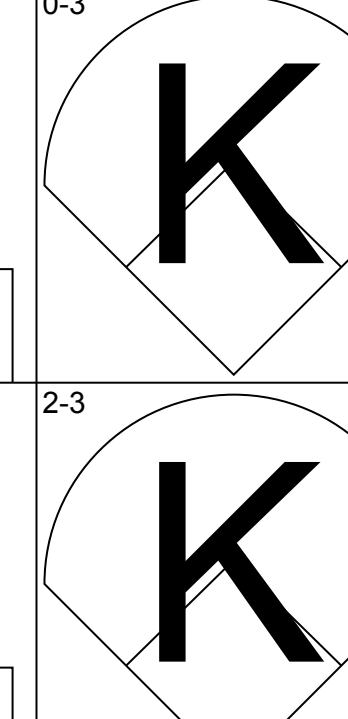
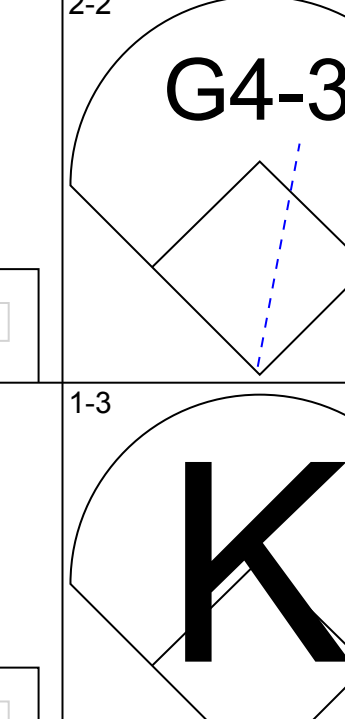
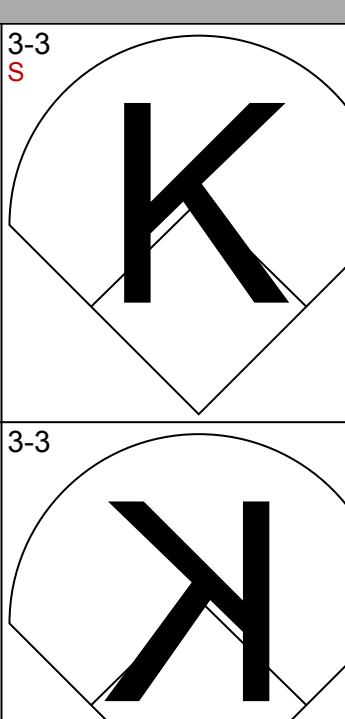
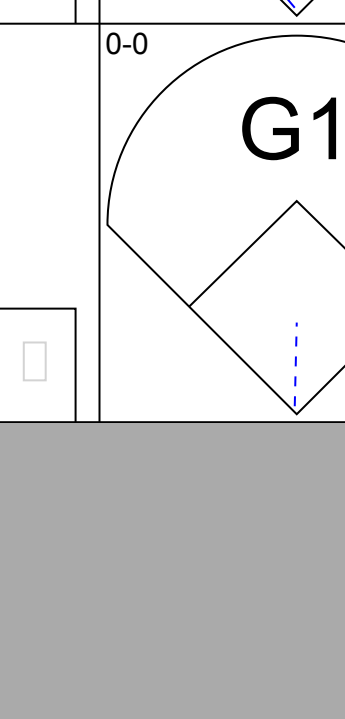
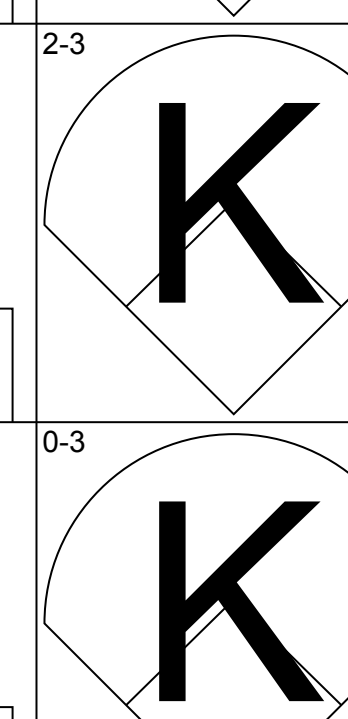
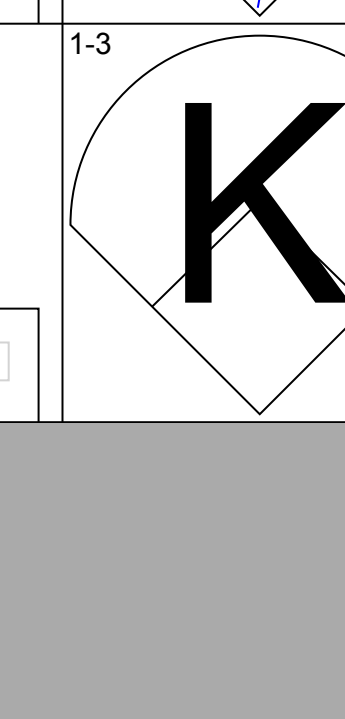
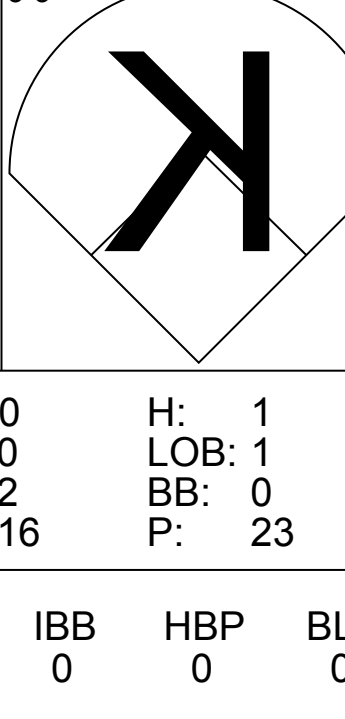
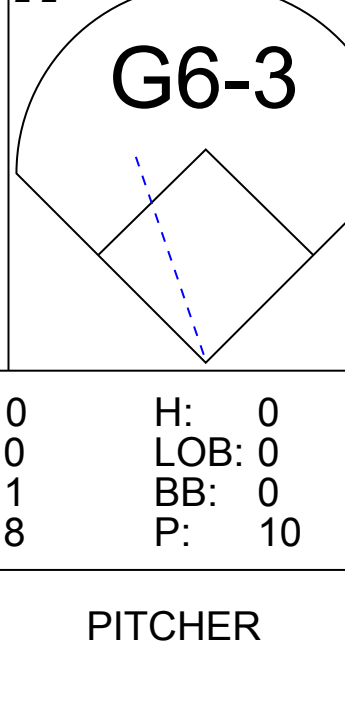
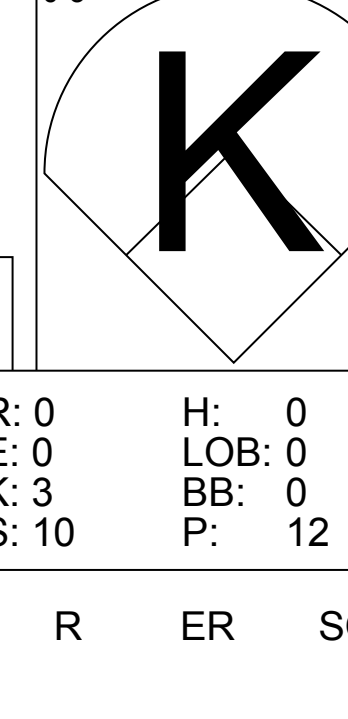


Batter	1	2	3	4	5	6	7	8	9	AB	R	H	RBI	BB	SO	LOB	TOP				
Pokey Reese, R (1.4)	L8		G5-3		SH2-3 E 2B		K		K	5	1	1	0	0	2	0	<b>Pittsburgh Pirates @ Philadelphia Phillies</b> <b>Veterans Stadium, Philadelphia, PA</b> Sat Sep 14 2002, 7:05 PM EDT Att: 16,621 - Overcast - 77 F				
2 Jack Wilson, R (1.6)	P4		BB		SH2-3		G6-3		F7	3	0	0	0	1	0						
Brian Giles, L (1.7)	1B BB		F7		E6 1B		2B			3	0	1	0	1	0	1					
Aramis Ramirez, R (1.5)	1B		K		K		G5-3			4	0	1	0	0	2	3					
18 Jason Kendall, R (1.2)	F9			L8	1B					3	0	1	0	1	0	2					
Craig Wilson, R (1.9)		1B		F9	K				F8	4	0	1	0	0	1	3					
Kevin Young, R (1.3)		L5		BB BB		G5-3			K	3	0	0	0	1	1	2					
Rob Mackowiak, L (1.8) Scott Sauerbeck, R (8.1)	F8			BB BB	L7				G4-3	3	0	0	0	1	0	2					
Brian Meadows, R (1.1) J.J. Davis, R (6,PH) Al Reyes, R (6.1) Adrian Brown, S (8.8)	K			BB	K				K	2	0	0	0	0	2	3					
										1	0	0	0	0	1	0					
										0	0	0	0	0	0	0					
										1	0	0	0	0	1	0					
<b>Inning Stats</b>	R: 0 E: 0 K: 0 S: 11	H: 1 LOB: 2 BB: 1 P: 17	R: 0 E: 0 K: 1 S: 9	H: 1 LOB: 1 BB: 0 P: 12	R: 0 E: 0 K: 1 S: 15	H: 0 LOB: 1 BB: 1 P: 21	R: 0 E: 0 K: 1 S: 15	H: 0 LOB: 2 BB: 2 P: 28	R: 1 E: 1 K: 2 S: 16	H: 2 LOB: 2 BB: 0 P: 23	R: 0 E: 0 K: 1 S: 10	H: 1 LOB: 1 BB: 0 P: 16	R: 0 E: 0 K: 1 S: 6	H: 0 LOB: 1 BB: 0 P: 12	R: 0 E: 0 K: 2 S: 8	H: 0 LOB: 0 BB: 0 P: 10	1B: 3 2B: 2 3B: 0 HR: 0	SF: 0 SAC: 1 DP: 0 HBP: 0	WP: 0 PB: 0 SB: 0 CS: 0	PA: 38	
<b>PITCHER</b>	IP	WLS	BF	H	R	ER	SO	BB	IBB	HBP	BLK	WP	HR	S	P	ERA	WHIP				
Eric Junge, R (1.1)	5.0	W	24	4	1	0	5	4	0	0	0	0	0	66	101	0.00	1.600				
Jose Santiago, R (6.1)	2.0	H	7	1	0	0	2	0	0	0	0	0	0	17	26	0.00	0.500				
Terry Adams, R (8.1)	1.0	H	4	0	0	0	1	1	0	0	0	0	0	6	12	0.00	1.000				
Jose Mesa, R (9.1)	1.0	S	3	0	0	0	2	0	0	0	0	0	0	8	10	0.00	0.000				

Batter	1	2	3	4	5	6	7	8	9	AB	R	H	RBI	BB	SO	LOB	BOTTOM				
11 Jimmy Rollins, S (1.6)	G5-3		K		1B 2B					3	1	1	1	1	1	0	<b>Pittsburgh Pirates @ Philadelphia Phillies</b> <b>Veterans Stadium, Philadelphia, PA</b> Sat Sep 14 2002, 7:05 PM EDT Att: 16,621 - Overcast - 77 F				
Placido Polanco, R (1.5)	E7		F7		G5-3		F8			4	0	0	0	0	3						
Bobby Abreu, L (1.9)	K		G3-1		1B				K	4	0	1	2	0	2	1					
Pat Burrell, R (1.7)	P4			P6	F8				HR	4	1	1	1	0	0	2					
Travis Lee, L (1.3)		G4-3		F7		K			F9	4	0	0	0	0	1	0					
Marlon Byrd, R (1.8)		2B		L8		CS 1B			2B	4	0	3	0	0	0	0					
Marlon Anderson, L (1.4) Jose Mesa, R (9.1)		G5-3			1B 11 2B	2B			F8	4	1	1	0	0	1	3					
Todd Pratt, R (1.2) Dave Hollins, S (7,PR) Johnny Estrada, S (8.2)					1B 11 2B	1B				0	0	0	0	0	0	0					
Eric Junge, R (1.1) Jeremy Giambi, L (5,PH) Jose Santiago, R (6.1) Doug Glavine, R (7,PH) Terry Adams, R (8.1) Tommy Perez, S (9.4)		FC4-6 IBB			1B 11 2B	1B			CS BB	1	0	0	0	0	0	2					
										1	0	0	0	0	0	2					
										0	0	0	0	0	0	2					
										1	0	0	0	0	1	0					
										0	0	0	0	0	0	0					
										0	0	0	0	0	0	0					
										0	0	0	0	0	0	0					
<b>Inning Stats</b>	R: 0 E: 1 K: 1 S: 12	H: 0 LOB: 1 BB: 0 P: 18	R: 0 E: 0 K: 0 S: 8	H: 1 LOB: 2 BB: 1 P: 17	R: 0 E: 0 K: 1 S: 8	H: 0 LOB: 0 BB: 0 P: 9	R: 0 E: 0 K: 0 S: 9	H: 0 LOB: 0 BB: 0 P: 13	R: 3 E: 0 K: 0 S: 13	H: 4 LOB: 1 BB: 0 P: 20	R: 0 E: 0 K: 2 S: 9	H: 1 LOB: 1 BB: 0 P: 16	R: 0 E: 0 K: 0 S: 6	H: 0 LOB: 1 BB: 2 P: 15	R: 1 E: 0 K: 1 S: 11	H: 2 LOB: 1 BB: 0 P: 18	1B: 3 2B: 5 3B: 0 HR: 1	SF: 0 SAC: 0 DP: 1 HBP: 0	WP: 0 PB: 0 SB: 0 CS: 2	PA: 34	
<b>PITCHER</b>	IP	WLS	BF	H	R	ER	SO	BB	IBB	HBP	BLK	WP	HR	S	P	ERA	WHIP				
Brian Meadows, R (1.1)	5.0	L	22	5	3	3	2	0	0	0	0	0	0	50	77	5.40	1.000				
Al Reyes, R (6.1)	2.0		7	1	0	0	2	2	0	0	0	0	0	15	31	0.00	1.500				
Scott Sauerbeck, L (8.1)	1.0		5	2	1	1	1	0	0	0	0	0	1	11	18	9.00	2.000				



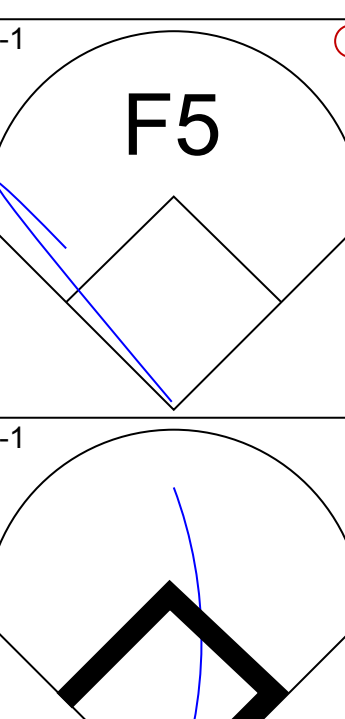
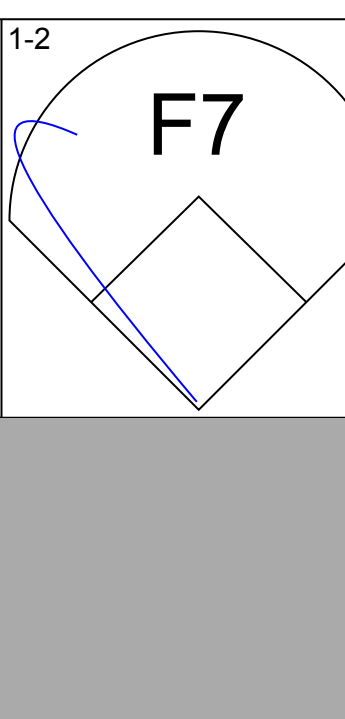
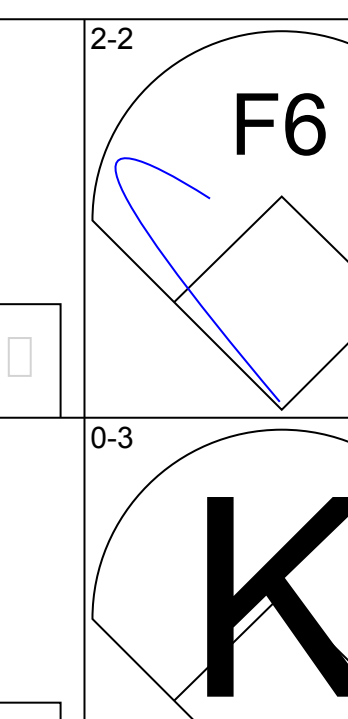
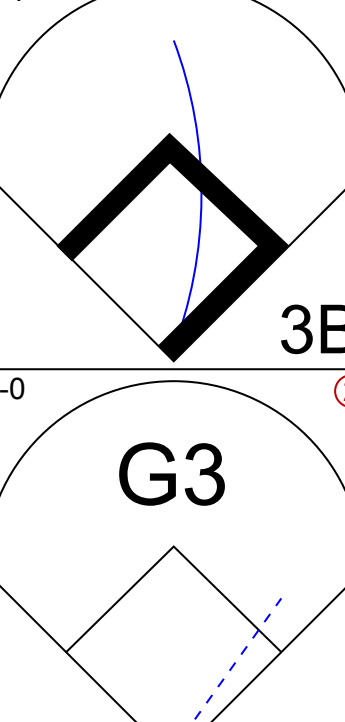
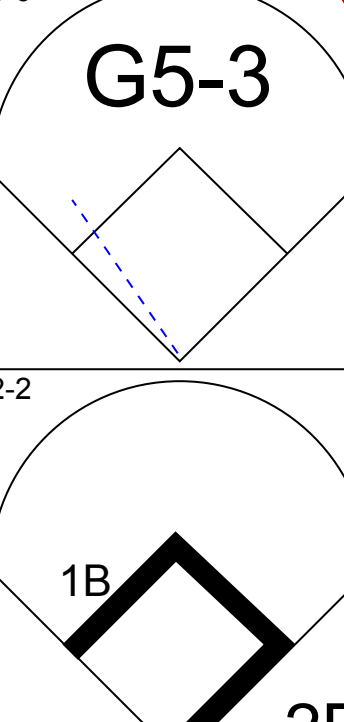
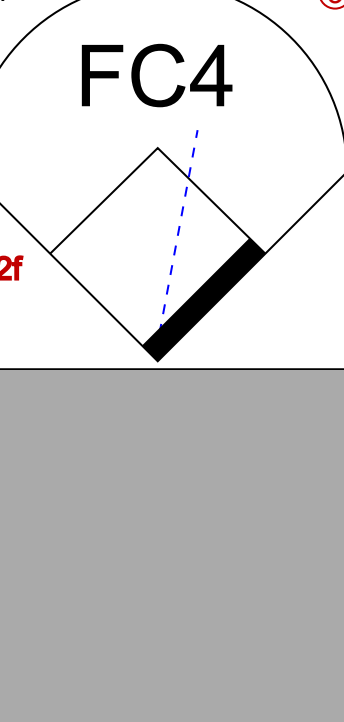
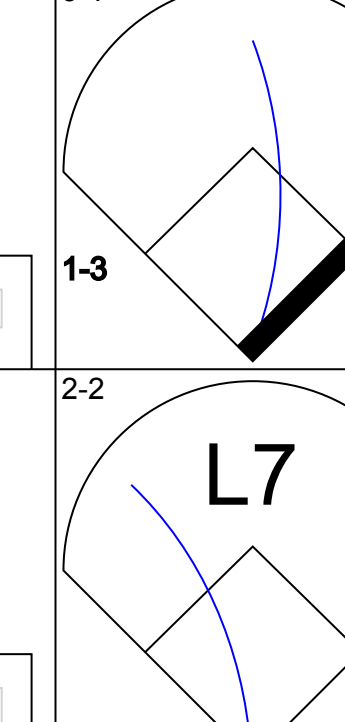
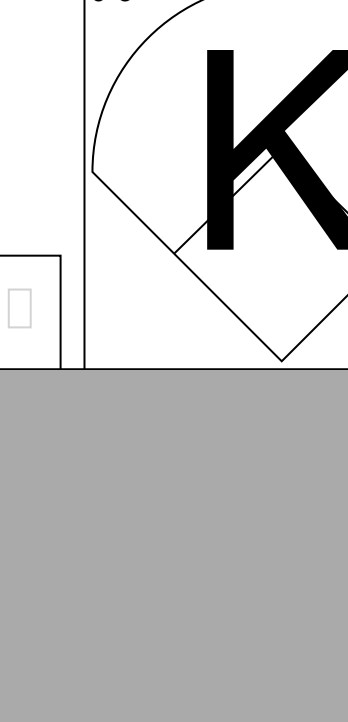
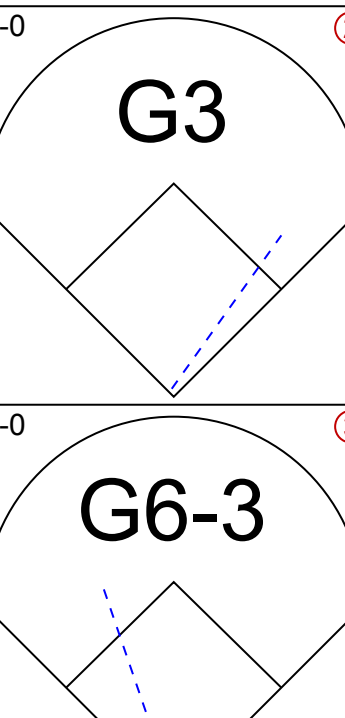
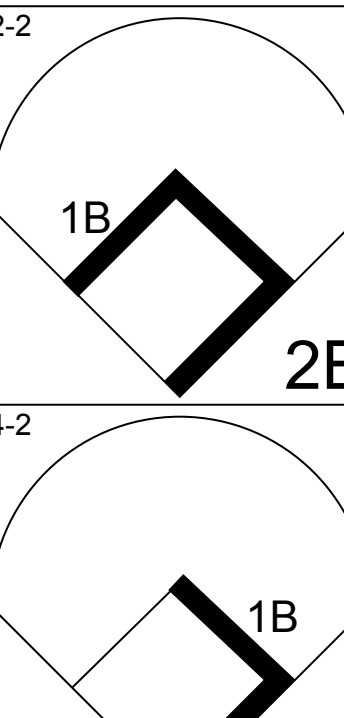
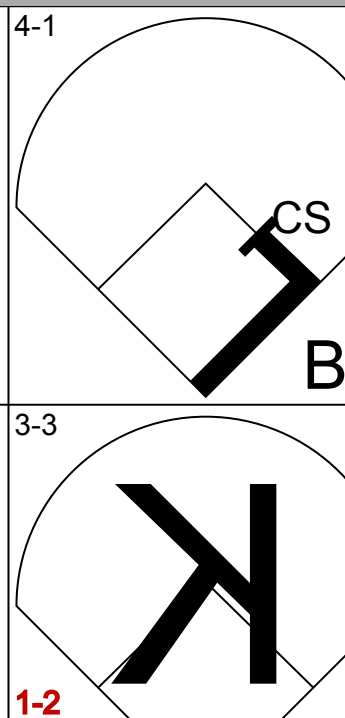
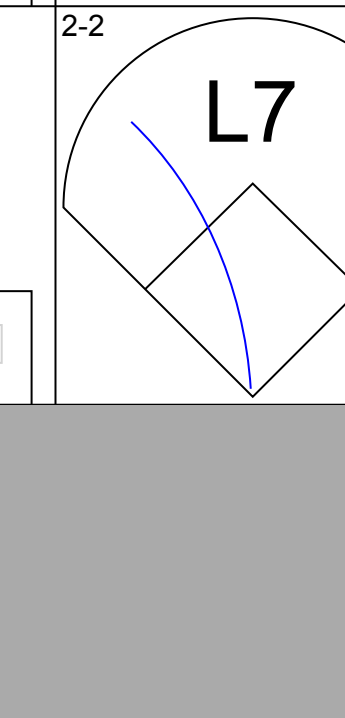

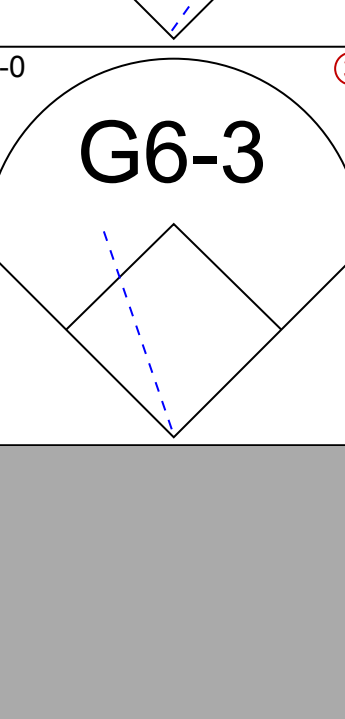
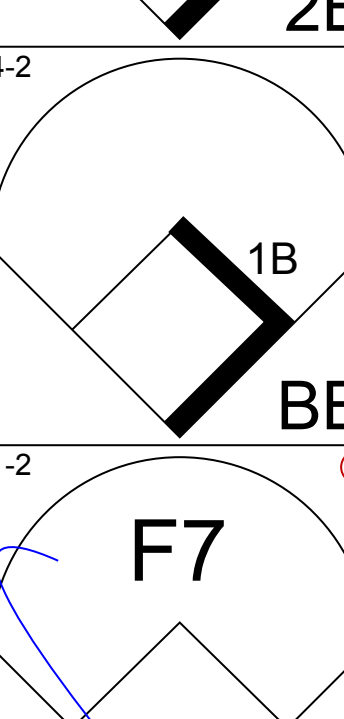

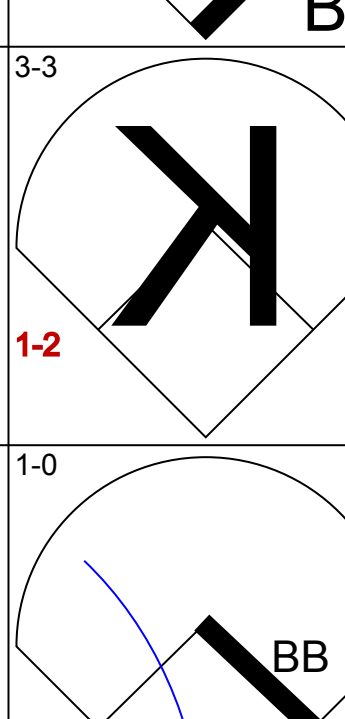
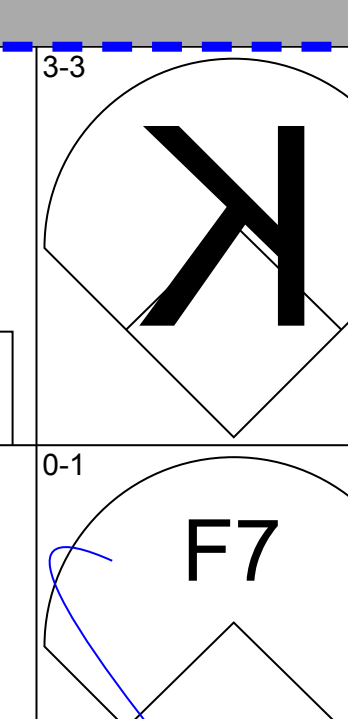
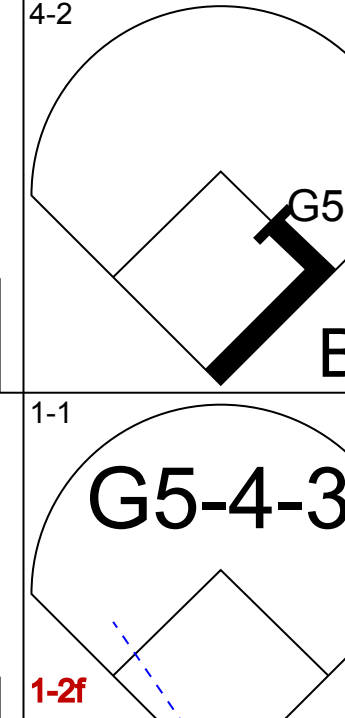
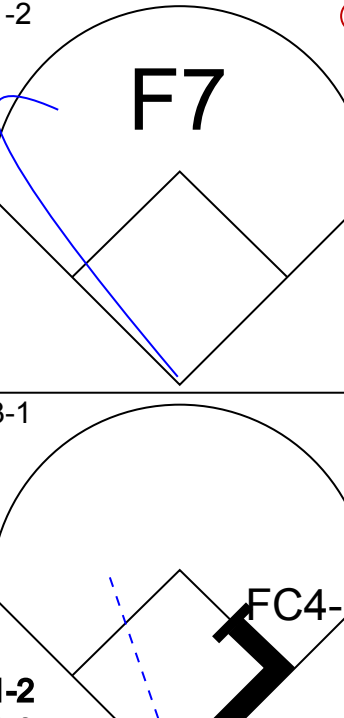
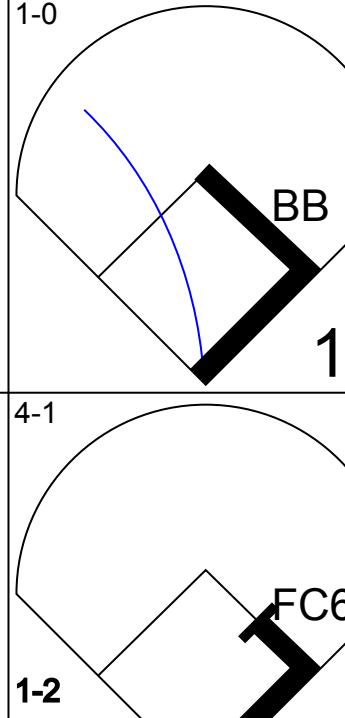

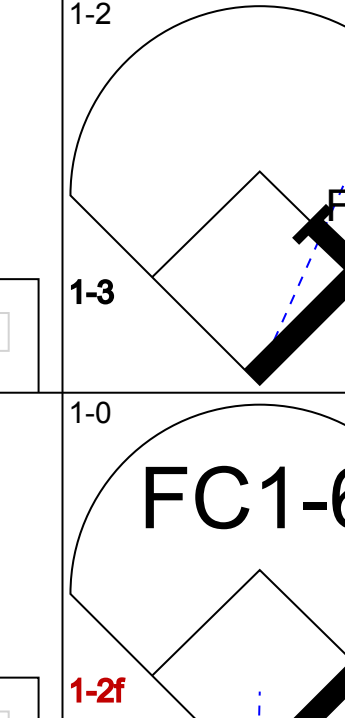
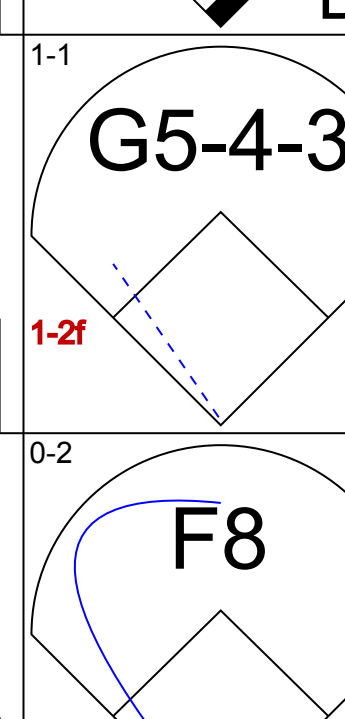
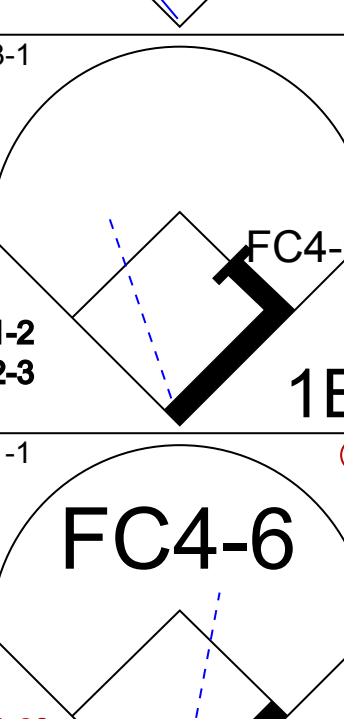

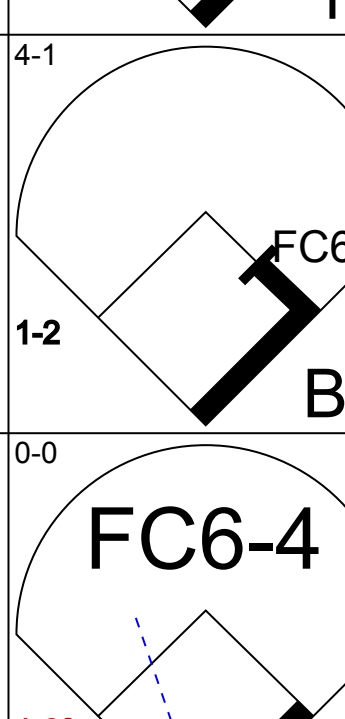

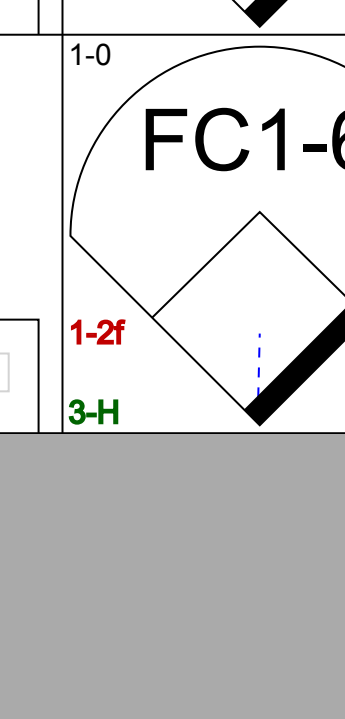

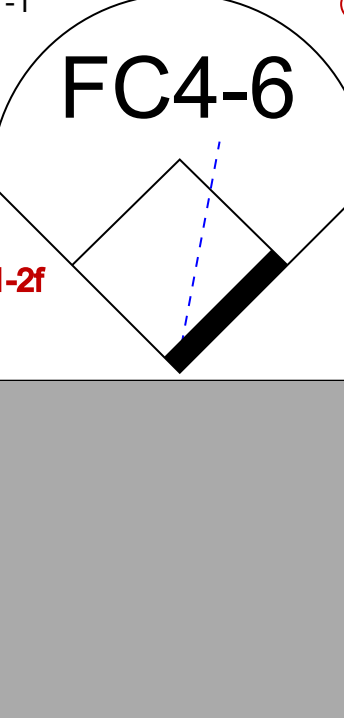
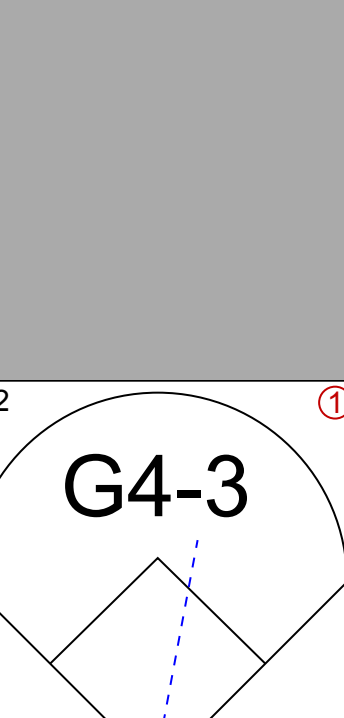
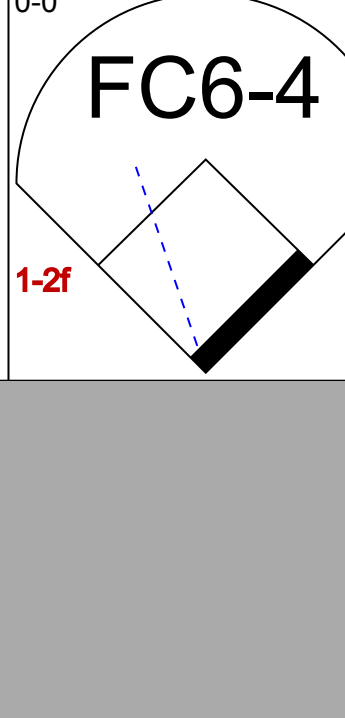
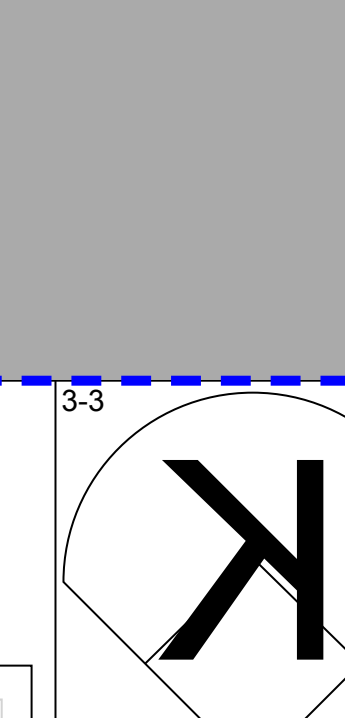
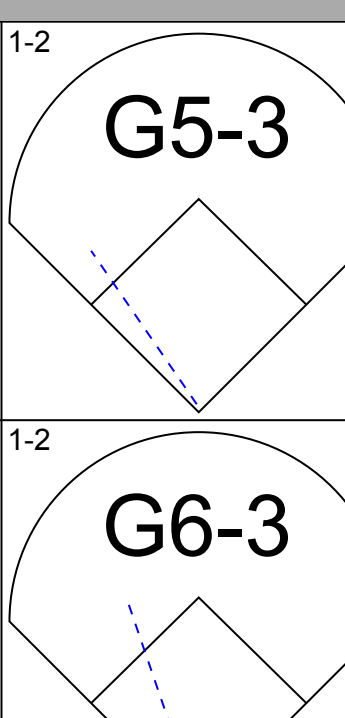
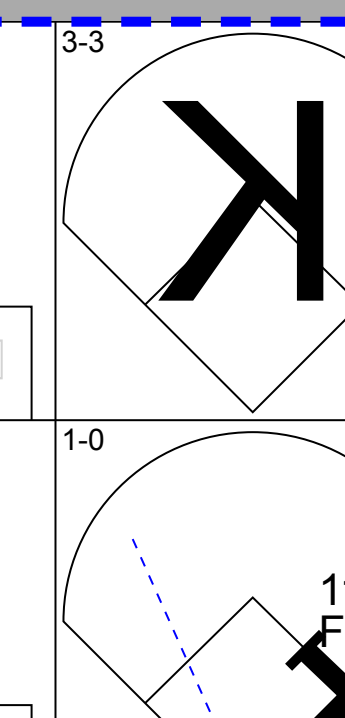
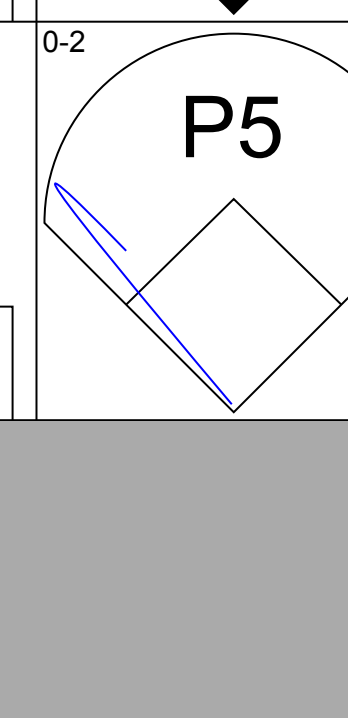
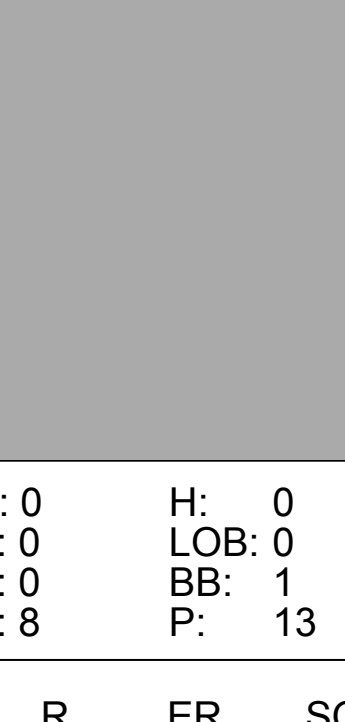
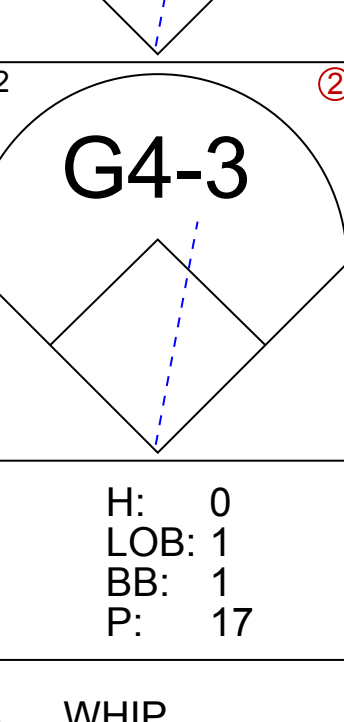
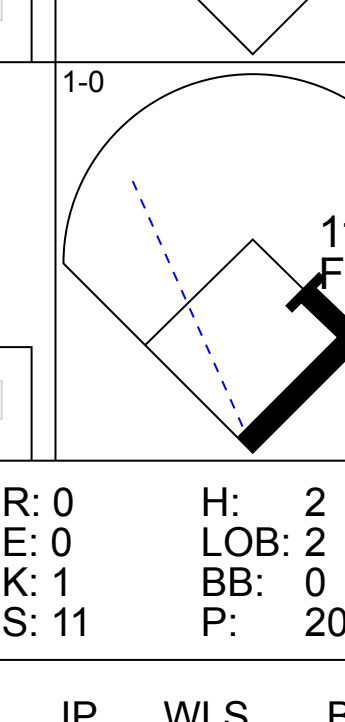
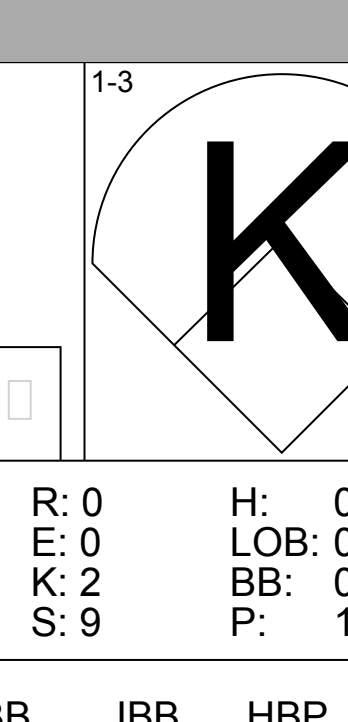


Batter	1	2	3	4	5	6	7	8	9	10	AB	R	H	RBI	BB	SO	LOB	TOP				
Tony Alvarez, R OBP: 0.429, SLG: 0.200 (1, 8)											4	0	1	0	0	1	0					
2 Jack Wilson, R OBP: 0.307, SLG: 0.342 (1, 6)											4	0	1	0	0	1	1					
Brian Giles, L OBP: 0.439, SLG: 0.608 (1, 7)											3	0	0	0	1	1	0					
Aramis Ramirez, R OBP: 0.288, SLG: 0.391 (1, 5)											4	0	0	0	0	2	2					
Craig Wilson, R OBP: 0.359, SLG: 0.448 (1, 3)											2	0	0	0	2	2	2					
Adam Hyzdu, R OBP: 0.328, SLG: 0.497 (1, 9)												4	0	0	0	1	2					
11 Humberto Cota, R OBP: 0.200, SLG: 0.200 Abraham Nunez, S OBP: 0.303, SLG: 0.317 (10, PH) (10, 4)												3	0	0	0	0	1	1				
Mike Benjamin, R OBP: 0.200, SLG: 0.181 Armando Rios, L OBP: 0.296, SLG: 0.306 Keith Osik, R OBP: 0.211, SLG: 0.250 (10, PH) (10, 2)												3	0	0	0	0	2	0				
16 Salomon Torres, R OBP: 0.143, SLG: 0.143 Joe Bernal, L OBP: 0.364, SLG: 0.400 J.J. Davis, R OBP: 0.189, SLG: 0.100 Brian Boehringer, S OBP: 0.211, SLG: 0.250 (8, PH) (8, 1) (10, 1)												2	0	0	0	0	1	0				
<b>Inning Stats</b>	R: 0 E: 0 K: 2 S: 8	H: 0 LOB: 0 BB: 0 P: 14	R: 0 E: 0 K: 0 S: 8	H: 0 LOB: 1 BB: 1 P: 13	R: 0 E: 0 K: 2 S: 16	H: 1 LOB: 1 BB: 0 P: 23	R: 0 E: 0 K: 2 S: 7	H: 0 LOB: 0 BB: 0 P: 10	R: 0 E: 0 K: 0 S: 6	H: 0 LOB: 0 BB: 0 P: 9	R: 0 E: 0 K: 1 S: 8	H: 0 LOB: 1 BB: 1 P: 16	R: 0 E: 0 K: 3 S: 10	H: 0 LOB: 0 BB: 0 P: 12	R: 0 E: 0 K: 1 S: 12	H: 1 LOB: 2 BB: 1 P: 23	R: 0 E: 0 K: 2 S: 10	H: 0 LOB: 0 BB: 0 P: 13	1B: 2 2B: 0 3B: 0 HR: 0	SF: 0 SAC: 0 DP: 0 HBP: 0	WP: 1 PB: 0 SB: 0 CS: 1	PA: 35
<b>PITCHER</b>	IP 8.0	WLS 27	H 1	R 0	ER 0	SO 11	BB 2	IBB 0	HBP 0	BLK 0	WP 0	HR 0	S 72	P 107	ERA 0.00	WHIP 0.375						
Randy Wolf, L ERA: 3.14 Jose Mesa, R ERA: 2.94 (9, 1)	2.0	W	8	1	0	0	3	0	1	0	0	1	0	22	36	0.00	0.500					

Pittsburgh Pirates @ Philadelphia Phillies  
Veterans Stadium, Philadelphia, PA  
Sun Sep 15 2002, 1:35 PM EDT  
Att: 23,054 - Overcast - 78 F

AB 32  
R 0  
H 2  
RBI 0  
BB 3  
SO 14  
LOB 8



Batter	1	2	3	4	5	6	7	8	9	10	AB	R	H	RBI	BB	SO	LOB	BOTTOM						
11 Jimmy Rollins, S OBP: 0.308, SLG: 0.384 (1, 6)											4	0	0	0	1	0	1							
Doug Gianville, R OBP: 0.287, SLG: 0.338 (1, 8)											5	0	2	0	0	1	1							
Bobby Abreu, L OBP: 0.405, SLG: 0.510 (1, 9)												4	0	1	0	1	3							
Pat Burrell, R OBP: 0.379, SLG: 0.559 (1, 7)											3	1	0	0	2	2	2							
Travis Lee, L OBP: 0.332, SLG: 0.384 (1, 3)												4	0	2	0	1	0	2						
Mike Lieberthal, R OBP: 0.347, SLG: 0.454 Dave Hollins, S OBP: 0.200, SLG: 0.143 Johnny Estrada, S OBP: 0.298, SLG: 0.333 (8, PR) (9, 2)												3	0	2	0	1	0	1						
Placido Polanco, R OBP: 0.328, SLG: 0.404 (1, 5)												4	0	1	0	0	5							
Marlon Anderson, L OBP: 0.312, SLG: 0.381 Jose Mesa, R (9, 1)												4	0	0	0	0	1	2						
Randy Wolf, L OBP: 0.186, SLG: 0.268 Tomas Perez, S OBP: 0.322, SLG: 0.387 (9, 4)											3	0	1	0	0	0	0							
<b>Inning Stats</b>	R: 0 E: 0 K: 0 S: 6	H: 1 LOB: 1 BB: 0 P: 7	R: 0 E: 0 K: 0 S: 8	H: 0 LOB: 0 BB: 1 P: 13	R: 0 E: 0 K: 0 S: 9	H: 0 LOB: 0 BB: 0 P: 12	R: 0 E: 0 K: 0 S: 15	H: 2 LOB: 3 BB: 1 P: 26	R: 0 E: 0 K: 0 S: 9	H: 0 LOB: 1 BB: 1 P: 17	R: 0 E: 0 K: 1 S: 7	H: 1 LOB: 2 BB: 2 P: 19	R: 0 E: 0 K: 1 S: 11	H: 2 LOB: 2 BB: 0 P: 20	R: 0 E: 0 K: 1 S: 14	H: 2 LOB: 2 BB: 0 P: 17	R: 0 E: 0 K: 2 S: 9	H: 0 LOB: 0 BB: 0 P: 12	R: 1 E: 0 K: 1 S: 9	H: 1 LOB: 2 BB: 1 P: 17	1B: 7 2B: 2 3B: 1 HR: 0	SF: 0 SAC: 0 DP: 2 HBP: 0	WP: 0 PB: 0 SB: 0 CS: 1	PA: 42
<b>PITCHER</b>	IP 6.0	WLS 25	H 4	R 0	ER 0	SO 1	BB 5	IBB 0	HBP 0	BLK 0	WP 0	HR 0	S 54	P 94	ERA 0.00	WHIP 1.500								
16 Salomon Torres, R ERA: 2.45 Joe Bernal, L ERA: 1.72 Brian Boehringer, R ERA: 3.29 Scott Sauerbeck, L ERA: 2.31 (10, 1)	1.0	5	2	0	0	1	0	0	0	0	0	0	0	11	20	0.00	2.000							
	2.0	8	2	0	0	3	0	0	0	0	0	0	0	23	29	0.00	1.000							
	0.2	L	4	1	1	1	0	1	0	0	0	0	0	9	17	13.50	1.500							

Pittsburgh Pirates @ Philadelphia Phillies  
Veterans Stadium, Philadelphia, PA  
Sun Sep 15 2002, 1:35 PM EDT  
Att: 23,054 - Overcast - 78 F

AB 36  
R 1  
H 9  
RBI 1  
BB 6  
SO 6  
LOB 18





Batter	1	2	3	4	5	6	7	8	9	AB	R	H	RBI	BB	SO	LOB	TOP										
Reggie Taylor, L (1,8) OBP: 0.312, SLG: 0.457	F8		G3-1	HBP 1B			BB 1B	1-1		5	1	3	2	0	0	0	<b>Cincinnati Reds @ Pittsburgh Pirates</b> PNC Park, Pittsburgh, PA Mon Sep 16 2002, 7:05 PM EDT Att: 10,752 - Sunny - 74 F										
Jose Guillen, R (1,7) OBP: 0.300, SLG: 0.398 John Riedling, R (8,1) Scott Williamson, R (9,1)	FC5-4 1B		G6-3	HBP 1B			BB 1B	1-2 3-H 1B	G5-3	4	0	2	0	0	0	2											
Todd Walker, L (1,4) OBP: 0.356, SLG: 0.428	FC5-4 1-2		E7 2B 1B	HBP 1B			FC4-6 BB		K	4	1	1	0	1	1	4											
Aaron Boone, R (1,5) OBP: 0.313, SLG: 0.439	FC5-4 1-2						SF7		G5-3	4	0	1	2	0	0	1											
Russell Branyan, L (1,3) OBP: 0.313, SLG: 0.432		G3-1	P3				3-H K		K	4	0	0	0	1	2	3											
Barry Larkin, R (1,6) OBP: 0.305, SLG: 0.369	G6-3			G6-3	G6-4-3 BB		FC4-6 1-2			4	0	0	0	0	0	3											
Ruben Mateo, R (1,9) OBP: 0.299, SLG: 0.352		1B		1B 1B			F5		G5-3	4	1	2	0	0	0	0											
Jason LaRue, R (1,2) OBP: 0.324, SLG: 0.402				HBP 1B			G4-3		1B 1B BB	3	1	2	0	1	0	0											
Elmer Dessens, R (1,1) OBP: 0.227, SLG: 0.171 Wily Mo Peña, R (6,PH) Jose Silva, R (6,PH) Ken Griffey Jr., L (8,PH)	G6-3			K			G6-3		G5-3 1B 1-3	2	0	0	0	0	1	4											
<b>Inning Stats</b>	R: 0 E: 0 K: 0 S: 7	H: 1 LOB: 1 BB: 0 P: 14	R: 0 E: 0 K: 0 S: 14	H: 2 LOB: 2 BB: 0 P: 18	R: 1 E: 1 K: 0 S: 9	H: 2 LOB: 1 BB: 0 P: 14	R: 1 E: 0 K: 1 S: 15	H: 3 LOB: 3 BB: 0 P: 22	R: 0 E: 0 K: 0 S: 2	H: 0 LOB: 0 BB: 1 P: 7	R: 0 E: 0 K: 0 S: 6	H: 0 LOB: 0 BB: 0 P: 10	R: 1 E: 0 K: 1 S: 13	H: 2 LOB: 2 BB: 1 P: 23	R: 1 E: 0 K: 0 S: 8	H: 2 LOB: 1 BB: 1 P: 18	R: 0 E: 0 K: 2 S: 8	H: 0 LOB: 0 BB: 0 P: 10	1B: 11 2B: 1 3B: 0 HR: 0	SF: 1 SAC: 0 DP: 2 HBP: 1	WP: 0 PB: 0 SB: 0 CS: 0	PA: 41					
<b>PITCHER</b>	IP	WLS	BF	H	R	ER	SO	BB	IBB	HBP	BLK	WP	HR	S	P	ERA	WHIP										
Kip Wells, R (1,1) ERA: 3.59	6.0		29	10	3	2	1	1	0	1	0	0	0	59	94	3.00	1.833										
Joe Beimel, L (7,1) ERA: 4.72	0.0		1	0	0	0	0	1	0	0	0	0	0	0	4	∞	∞										
Mike Lincoln, R (7,1) ERA: 3.36	1.1	L	5	0	1	1	1	1	0	0	0	0	0	10	18	6.75	0.750										
Ron Villone, L (8,1) ERA: 5.97	0.2		3	2	0	0	0	0	0	0	0	0	0	5	10	0.00	3.000										
Al Reyes, R (9,1) ERA: 1.98	1.0		3	0	0	0	2	0	0	0	0	0	0	8	10	0.00	0.000										

Batter	1	2	3	4	5	6	7	8	9	AB	R	H	RBI	BB	SO	LOB	BOTTOM										
Pokey Reese, R (1,4) OBP: 0.320, SLG: 0.344	SH1-4 2B G6-3				G6-3		F9			4	2	2	2	0	0	1	<b>Cincinnati Reds @ Pittsburgh Pirates</b> PNC Park, Pittsburgh, PA Mon Sep 16 2002, 7:05 PM EDT Att: 10,752 - Sunny - 74 F										
Jack Wilson, R (1,6) OBP: 0.306, SLG: 0.339	SH1-4 2-3		G1-3		P4			G6-3		3	0	0	0	0	0	0											
Brian Giles, L (1,7) OBP: 0.438, SLG: 0.604	G6-3		P5			P4		1B BB		3	0	0	1	1	0	0											
Aramis Ramirez, R (1,5) OBP: 0.288, SLG: 0.389	K				1B BB	G5-3		P6		3	0	0	0	1	1	1											
1B Jason Kendall, R (1,2) OBP: 0.347, SLG: 0.355			G5-4-3 BB		K		E5 1B		1-2 1B	3	0	2	0	1	1	1											
Craig Wilson, R (1,9) OBP: 0.357, SLG: 0.444 Ron Villone, L (8,1) Abraham Nunez, S (8,PH) Al Reyes, R (9,1)	G5-4-3 1-2			P4		F8		G3-1		3	0	0	0	0	0	3											
Kevin Young, R (1,3) OBP: 0.317, SLG: 0.403	F9				1B		G5-3		K	4	0	1	0	0	1	0											
Rob Mackowiak, L (1,8) OBP: 0.320, SLG: 0.433			SH1-4 HR 2B		F8		F7		CS HBP	3	1	1	0	0	0	2											
Kip Wells, R (1,1) ERA: 3.0 Adrian Brown, S (7,8) Joe Beimel, L (7,1) Mike Lincoln, R (7,1)	SH1-4 2-3				F9		E S 1B		F8 1-2	1	0	0	0	0	0	0											
<b>Inning Stats</b>	R: 1 E: 0 K: 1 S: 7	H: 1 LOB: 0 BB: 0 P: 9	R: 0 E: 0 K: 0 S: 3	H: 0 LOB: 0 BB: 1 P: 12	R: 2 E: 0 K: 0 S: 10	H: 2 LOB: 0 BB: 0 P: 18	R: 0 E: 0 K: 1 S: 12	H: 1 LOB: 2 BB: 1 P: 22	R: 0 E: 0 K: 0 S: 8	H: 0 LOB: 0 BB: 0 P: 12	R: 0 E: 1 K: 0 S: 6	H: 1 LOB: 1 BB: 0 P: 9	R: 0 E: 0 K: 0 S: 9	H: 1 LOB: 1 BB: 0 P: 16	R: 0 E: 0 K: 0 S: 12	H: 1 LOB: 2 BB: 1 P: 23	R: 0 E: 0 K: 1 S: 14	H: 0 LOB: 0 BB: 0 P: 20	1B: 4 2B: 2 3B: 0 HR: 1	SF: 0 SAC: 2 DP: 1 HBP: 1	WP: 0 PB: 0 SB: 1 CS: 1	PA: 36					
<b>PITCHER</b>	IP	WLS	BF	H	R	ER	SO	BB	IBB	HBP	BLK	WP	HR	S	P	ERA	WHIP										
Elmer Dessens, R (1,1) ERA: 3.0	5.0		20	4	3	3	2	2	0	0	0	0	0	40	73	5.40	1.200										
Jose Silva, R (6,1) ERA: 3.72	2.0	W	8	2	0	0	0	0	0	0	0	0	0	15	25	0.00	1.000										
John Riedling, R (8,1) ERA: 2.43	1.0	H	5	1	0	0	0	1	0	0	0	0	0	12	23	0.00	2.000										
Scott Williamson, R (9,1) ERA: 2.9	1.0	S	3	0	0	0	1	0	0	1	0	0	0	14	20	0.00	0.000										













Batter	1	2	3	4	5	6	7	8	9	AB	R	H	RBI	BB	SO	LOB	TOP									
Todd Walker, L OBP: 0.357, SLG: 0.429 Scott Williamson, R	4-2 B G6-3 BB		2-1 F8		1-1 G1-3			0-1 G3		3	0	0	0	1	0	1										
Aaron Boone, R OBP: 0.310, SLG: 0.436	1-1 G6-3		1-3 K			1-2 G5-3		1-3 K		4	0	0	0	0	0	2	1									
Ken Griffey Jr., L OBP: 0.383, SLG: 0.466	2-2 FC6-4 1B			0-0 1B		0-0 1B			0-1 BB HR 1B	4	1	4	0	0	0	0										
Jose Guillen, R OBP: 0.293, SLG: 0.396	1-1 FC6-4			2-2 G6-4-3		1-1 G6-4-3			1-2 P4	4	0	0	0	0	0	4										
Adam Dunn, L OBP: 0.402, SLG: 0.455		2-2 F8		1-3 K			0-0 F7		4-0 BB HR BB	3	1	0	0	1	1	0										
Barry Larkin, R OBP: 0.304, SLG: 0.367		1-2 1B			0-1 F7 1B 2B		0-1 G6-3		4-2 HR BB	3	2	2	0	1	0	0										
Reggie Taylor, L OBP: 0.302, SLG: 0.444		0-0 P6			0-0 F7		1-0 2B		0-3 K	4	0	1	0	0	1	5										
Kelly Stinnett, R OBP: 0.357, SLG: 0.380		1-2 G3			1-0 1B		1-0 F9		0-1 HR	4	1	2	5	0	0	2										
Ryan Dempster, R ERA: 3.75 Russell Brantley, L OBP: 0.342, SLG: 0.350 Ruben Marte, R OBP: 0.302, SLG: 0.350 Joey Hamilton, R ERA: 5.43 Juan Castro, R OBP: 0.280, SLG: 0.282			0-2 G6-3		0-1 B3			2-2 F9	1-1 F7	2	0	0	0	0	0	1										
<b>Inning Stats</b>	R: 0 E: 0 K: 0 S: 14	H: 1 LOB: 1 BB: 1 P: 22	R: 0 E: 0 K: 0 S: 11	H: 1 LOB: 1 BB: 0 P: 15	R: 0 E: 0 K: 1 S: 9	H: 0 LOB: 0 BB: 0 P: 12	R: 0 E: 0 K: 1 S: 9	H: 1 LOB: 0 BB: 0 P: 12	R: 1 E: 0 K: 0 S: 8	H: 2 LOB: 1 BB: 0 P: 10	R: 0 E: 0 K: 0 S: 6	H: 1 LOB: 1 BB: 0 P: 8	R: 0 E: 0 K: 0 S: 5	H: 1 LOB: 1 BB: 0 P: 7	R: 0 E: 0 K: 1 S: 9	H: 0 LOB: 0 BB: 2 P: 12	R: 4 E: 0 K: 1 S: 15	H: 2 LOB: 2 BB: 2 P: 25	1B: 6 2B: 2 3B: 0 HR: 1	SF: 0 SAC: 0 DP: 3 HBP: 0	WP: 0 PB: 0 SB: 0 CS: 0	PA: 36				
<b>PITCHER</b>	IP	WLS	BF	H	R	ER	SO	BB	IBB	HBP	BLK	WP	HR	S	P	ERA	WHIP									
Brian Meadows, R ERA: 3.75	(1, 1)	6.0		22	6	1	1	2	1	0	0	0	0	0	57	79	1.50	1.167								
Brian Boehringer, R ERA: 3.17	(7, 1)	1.0	H	4	1	0	0	0	0	0	0	0	0	5	7	0.00	1.000									
Scott Sauerbeck, L ERA: 2.24	(8, 1)	1.0	H	3	0	0	0	1	0	0	0	0	0	9	12	0.00	0.000									
Mike Williams, R ERA: 2.93	(9, 1)	1.0	L	7	2	4	4	1	2	0	0	0	0	1	15	25	36.00	4.000								

Cincinnati Reds @ Pittsburgh Pirates  
PNC Park, Pittsburgh, PA  
Thu Sep 19 2002, 7:05 PM EDT  
Att: 11,338 - Sunny - 77 F

AB	33
R	5
H	9
RBI	5
BB	3
SO	4
LOB	14



Batter	1	2	3	4	5	6	7	8	9	AB	R	H	RBI	BB	SO	LOB	BOTTOM									
Pokey Reese, R OBP: 0.329, SLG: 0.354	0-0 F9	0-1 1B		1-1 G6-3		3-2 18 FC5 1B		3-2 F9		5	0	2	0	0	0	0										
Abraham Nunez, S OBP: 0.307, SLG: 0.317 2 Jack Wilson, R OBP: 0.301, SLG: 0.334	0-0 F8 18 1B	1-0 G4-3		1-1 F9		2-1 18 FC5 1B		1-2 18 FC5 1B	0-1 18 FC5-4 1B	4	0	2	0	0	0	2										
18 Jason Kendall, R OBP: 0.348, SLG: 0.354	2-2 FC6-4 1B		1-1 1B E 1B	0-2 F9		2-1 FC5		1-2 2-3f	0-1 FC5-4 1B G3	5	2	2	0	0	0	3										
Brian Giles, L OBP: 0.444, SLG: 0.602	1-0 F8		2-2 1B S 1B	4-2 1B BB		4-2 BB		4-2 BB	3-2 G3	3	1	1	0	2	0	3										
Aramis Ramirez, R OBP: 0.281, SLG: 0.378 Scott Sauerbeck, R Mike Williams, R Craig Wilson, R Adrian Brown, S Rob Mackowiak, L OBP: 0.326, SLG: 0.434	2-0 FC6-4		3-3 K	2-2 F7		2-3 K		2-3 K	0-1 1B	4	0	0	0	0	2	5										
Kevin Young, R OBP: 0.321, SLG: 0.403		0-0 FC6-4 1B	2-2 1B	0-0 G5-4-3		0-1 L9				4	0	2	1	0	0	3										
Tony Alvarez, R OBP: 0.500, SLG: 0.333		0-2 FC6-4 1B	0-0 FC4-6 1B	1-0 P6		3-1 G5-4-3 1B				4	0	2	0	0	2											
Brian Meadows, R Armando Rios, L Brian Boehringer, S Mike Benjamin, R OBP: 0.198, SLG: 0.179		1-1 SF9	1-0 FC4-6	1-1 G4-3		1-2 G5-4-3				1	0	0	1	0	0	2										
<b>Inning Stats</b>	R: 0 E: 0 K: 0 S: 7	H: 2 LOB: 2 BB: 0 P: 12	R: 1 E: 0 K: 0 S: 11	H: 2 LOB: 2 BB: 1 P: 17	R: 2 E: 1 K: 2 S: 18	H: 4 LOB: 2 BB: 0 P: 29	R: 0 E: 0 K: 0 S: 7	H: 0 LOB: 0 BB: 0 P: 9	R: 0 E: 0 K: 0 S: 10	H: 1 LOB: 1 BB: 1 P: 16	R: 0 E: 0 K: 0 S: 13	H: 2 LOB: 2 BB: 0 P: 22	R: 0 E: 0 K: 2 S: 11	H: 0 LOB: 1 BB: 1 P: 19	R: 0 E: 0 K: 0 S: 9	H: 1 LOB: 0 BB: 0 P: 16	R: 1 E: 0 K: 0 S: 11	H: 2 LOB: 1 BB: 0 P: 16	1B: 14 2B: 0 3B: 0 HR: 0	SF: 1 SAC: 0 DP: 2 HBP: 0	WP: 0 PB: 0 SB: 2 CS: 0	PA: 42				
<b>PITCHER</b>	IP	WLS	BF	H	R	ER	SO	BB	IBB	HBP	BLK	WP	HR	S	P	ERA	WHIP									
Ryan Dempster, R ERA: 5.54 Joey Hamilton, R ERA: 5.43 Scott Williamson, R ERA: 2.96	(1, 1)	7.0		34	11	3	3	4	3	0	0	0	0	0	77	124	3.86	2.000								
	(8, 1)	1.0	W	3	1	0	0	0	0	0	0	0	0	9	16	0.00	1.000									
	(9, 1)	1.0	S	5	2	1	1	0	0	0	0	0	0	11	16	9.00	2.000									

Cincinnati Reds @ Pittsburgh Pirates  
PNC Park, Pittsburgh, PA  
Thu Sep 19 2002, 7:05 PM EDT  
Att: 11,338 - Sunny - 77 F

AB	38
R	4
H	14
RBI	3
BB	3
SO	4
LOB	24





Batter	1	2	3	4	5	6	7	8	9	AB	R	H	RBI	BB	SO	LOB	TOP										
<b>Bobby Hill, S</b> OBP: 0.326, SLG: 0.370 <b>Mark Bellhorn, S</b> OBP: 0.375, SLG: 0.526										1	0	0	0	0	0	0	<b>Chicago Cubs @ Pittsburgh Pirates</b> PNC Park, Pittsburgh, PA Fri Sep 20 2002, 7:05 PM EDT Att: 22,299 - Overcast - 81 F										
<b>Roosevelt Brown, L</b> OBP: 0.274, SLG: 0.314 <b>Antonio Alfonseca, R</b> OBP: 0.667, SLG: 0.667										5	0	2	0	0	0	1											
<b>Sammy Sosa, R</b> OBP: 0.403, SLG: 0.610									3	1	1	1	1	1	1												
<b>Hee-Seop Choi, L</b> OBP: 0.250, SLG: 0.286									3	2	1	0	1	1	3												
<b>Angel Echevarria, R</b> OBP: 0.347, SLG: 0.472									4	0	2	0	0	1	4												
<b>Kevin Orte, R</b> OBP: 0.375, SLG: 0.524									3	1	2	1	1	0	1												
<b>Alex Gonzalez, R</b> OBP: 0.314, SLG: 0.429									3	0	1	0	0	0	2												
<b>Mike Mahoney, R</b> OBP: 0.259, SLG: 0.346 <b>Chris Stynes, R</b> OBP: 0.318, SLG: 0.381 <b>Joe Girardi, R</b> OBP: 0.274, SLG: 0.286									3	0	0	0	0	2	3												
<b>38 Carlos Zambrano, S</b> OBP: 0.036, SLG: 0.077 <b>Chad Hermanson, R</b> OBP: 0.277, SLG: 0.364 <b>Juan Cruz, R</b> OBP: 0.143, SLG: 0.143 <b>Joe Borowski, R</b> OBP: 0.344, SLG: 0.398 <b>Moises Alou, R</b> OBP: 0.344, SLG: 0.425 <b>Corey Patterson, L</b> OBP: 0.294, SLG: 0.352										2	0	0	0	0	0	0											
<b>Inning Stats</b>	R: 0 E: 0 K: 0 S: 3	H: 1 LOB: 0 BB: 0 P: 5	R: 0 E: 0 K: 1 S: 7	H: 1 LOB: 2 BB: 0 P: 10	R: 0 E: 0 K: 1 S: 13	H: 1 LOB: 3 BB: 2 P: 21	R: 0 E: 0 K: 0 S: 6	H: 1 LOB: 0 BB: 0 P: 7	R: 0 E: 0 K: 0 S: 7	H: 0 LOB: 0 BB: 0 P: 8	R: 2 E: 0 K: 1 S: 11	H: 3 LOB: 1 BB: 1 P: 18	R: 0 E: 0 K: 0 S: 7	H: 0 LOB: 0 BB: 0 P: 11	R: 2 E: 1 K: 2 S: 19	H: 3 LOB: 2 BB: 1 P: 28		R: 0 E: 0 K: 1 S: 5	H: 0 LOB: 1 BB: 1 P: 10	1B: 7 2B: 2 3B: 0 HR: 1	SF: 0 SAC: 0 DP: 3 HBP: 1	WP: 0 PB: 1 SB: 0 CS: 0	PA: 38				
<b>PITCHER</b>	IP	WLS	BF	H	R	ER	SO	BB	IBB	HBP	BLK	WP	HR	S	P	ERA	WHIP										
<b>16 Salomon Torres, R</b> ERA: 2.7	5.0		23	7	2	2	2	2	0	1	0	0	1	42	59	3.60	1.800										
<b>Mike Lincoln, R</b> ERA: 3.21	2.0	B	6	0	0	0	1	1	0	0	0	0	0	12	21	0.00	0.500										
<b>Brian Boehringer, R</b> ERA: 3.36	1.0	B	6	3	2	2	2	1	0	0	0	0	0	19	28	18.00	4.000										
<b>Scott Sauerbeck, L</b> ERA: 2.2	1.0	W	3	0	0	0	1	1	0	0	0	0	0	5	10	0.00	1.000										

AB	32
R	4
H	10
RBI	3
BB	5
SO	6
LOB	16



Batter	1	2	3	4	5	6	7	8	9	AB	R	H	RBI	BB	SO	LOB	BOTTOM										
<b>Pokey Reese, R</b> OBP: 0.328, SLG: 0.353										4	0	1	0	0	1	0	<b>Chicago Cubs @ Pittsburgh Pirates</b> PNC Park, Pittsburgh, PA Fri Sep 20 2002, 7:05 PM EDT Att: 22,299 - Overcast - 81 F										
<b>Abraham Nunez, S</b> OBP: 0.310, SLG: 0.316 <b>Brian Boehringer, S</b> <b>Scott Sauerbeck, R</b>										1	0	0	0	2	0	0											
<b>18 Jason Kendall, R</b> OBP: 0.348, SLG: 0.353									4	1	1	0	0	0	3												
<b>Brian Giles, L</b> OBP: 0.443, SLG: 0.601									4	1	1	0	0	1	1												
<b>Aramis Ramirez, R</b> OBP: 0.283, SLG: 0.384									3	1	1	1	1	1	1												
<b>Kevin Young, R</b> OBP: 0.320, SLG: 0.402									4	1	1	0	0	1	1												
<b>Armando Rios, L</b> OBP: 0.299, SLG: 0.319 <b>Mike Benjamin, R</b> OBP: 0.198, SLG: 0.179									4	0	2	1	0	0	2												
<b>Tony Alvarez, R</b> OBP: 0.400, SLG: 0.250										3	0	0	0	0	1												
<b>16 Salomon Torres, R</b> OBP: 0.111, SLG: 0.111 <b>2 Jack Wilson, R</b> OBP: 0.302, SLG: 0.335 <b>Mike Lincoln, R</b> <b>Adrian Brown, S</b> OBP: 0.279, SLG: 0.294										2	0	0	0	0	0	0											
<b>Inning Stats</b>	R: 2 E: 1 K: 0 S: 9	H: 1 LOB: 2 BB: 2 P: 23	R: 0 E: 0 K: 0 S: 8	H: 1 LOB: 1 BB: 1 P: 16	R: 0 E: 0 K: 3 S: 17	H: 0 LOB: 0 BB: 0 P: 21	R: 0 E: 0 K: 1 S: 6	H: 0 LOB: 0 BB: 0 P: 11	R: 0 E: 0 K: 0 S: 8	H: 0 LOB: 0 BB: 0 P: 15	R: 1 E: 0 K: 0 S: 11	H: 2 LOB: 1 BB: 0 P: 16	R: 0 E: 0 K: 2 S: 9	H: 0 LOB: 0 BB: 0 P: 13	R: 0 E: 0 K: 0 S: 9	H: 1 LOB: 0 BB: 0 P: 11		R: 2 E: 0 K: 0 S: 8	H: 3 LOB: 2 BB: 0 P: 11	1B: 4 2B: 3 3B: 0 HR: 1	SF: 0 SAC: 1 DP: 1 HBP: 0	WP: 1 PB: 1 SB: 0 CS: 0	PA: 36				
<b>PITCHER</b>	IP	WLS	BF	H	R	ER	SO	BB	IBB	HBP	BLK	WP	HR	S	P	ERA	WHIP										
<b>38 Carlos Zambrano, R</b> ERA: 3.62	6.0		26	4	3	1	4	3	0	0	0	0	0	9	13	0.00	0.000										
<b>Juan Cruz, R</b> ERA: 4.01	1.0		3	0	0	0	2	0	0	0	0	0	0	9	11	0.00	1.000										
<b>Joe Borowski, R</b> ERA: 2.78	1.0	H	3	1	0	0	0	0	0	0	0	0	0	9	11	0.00	1.000										
<b>Antonio Alfonseca, R</b> ERA: 4.02	0.1	L	4	3	2	2	0	0	0	0	0	0	0	8	11	54.00	9.000										

AB	32
R	5
H	8
RBI	3
BB	3
SO	6
LOB	9










Batter	1	2	3	4	5	6	7	8	9	AB	R	H	RBI	BB	SO	LOB	TOP										
Mark Bellhorn, S OBP: 0.377, SLG: 0.525 (1, 6)	P6		G3-4-1 BB		F9		G3-1		FC6-4 1B	4	0	1	1	1	0	1	<b>Chicago Cubs @ Pittsburgh Pirates</b> PNC Park, Pittsburgh, PA Sun Sep 22 2002, 1:35 PM EDT Att: 25,026 - Overcast - 73 F <a href="http://livebaseballscorecards.com">livebaseballscorecards.com</a>										
Chad Hermansen, R OBP: 0.274, SLG: 0.378 (1, 8)	G3 HR 1B		G3-4-1					K	FC6-4 1B	5	2	2	1	0	1	4											
Sammy Sosa, R OBP: 0.407, SLG: 0.609 (1, 9)	G3				F2					3	0	1	0	1	0	1											
Fred McGriff, L OBP: 0.354, SLG: 0.506 Antonio Alfonseca, R OBP: 0.667, SLG: 0.667 (8, 1)	2H HR		K			K		L8		4	1	1	2	0	2	4											
Moises Alou, R OBP: 0.339, SLG: 0.422 (1, 7)	F3				F7			F8		0	0	0	0	0	0	0											
Kevin Oris, R OBP: 0.344, SLG: 0.429 (1, 5)		P6			P4				G5-3	4	0	0	0	0	1	0											
Chris Stynes, R OBP: 0.317, SLG: 0.378 Corey Patterson, L OBP: 0.286, SLG: 0.395 (9, PH)	P6							F9		3	0	1	0	0	0	0											
Joe Girardi, R OBP: 0.271, SLG: 0.283 Todd Hundley, S OBP: 0.236, SLG: 0.424 (9, PH)	G4-3		G6-4-3 1B						1B 1B	3	0	1	0	0	0	1											
Alan Benes, R OBP: 0.154, SLG: 0.083 Joe Borowski, R OBP: 0.296, SLG: 0.296 Francis Beltran, R OBP: 0.332, SLG: 0.511 Roosevelt Brown, L OBP: 0.196, SLG: 0.333 Will Cunnane, R OBP: 0.196, SLG: 0.333 Hee-Seop Choi, L OBP: 0.271, SLG: 0.310 (5, 1)			G3-4-1 BB 1B			K				2	0	1	0	0	1	0											
<b>Inning Stats</b>	R: 2 E: 0 K: 0 S: 16	H: 2 LOB: 0 BB: 0 P: 28	R: 0 E: 0 K: 0 S: 6	H: 0 LOB: 0 BB: 0 P: 8	R: 0 E: 0 K: 1 S: 13	H: 1 LOB: 3 BB: 2 P: 24	R: 0 E: 0 K: 0 S: 7	H: 1 LOB: 0 BB: 0 P: 9	R: 1 E: 0 K: 1 S: 13	H: 1 LOB: 0 BB: 0 P: 21	R: 0 E: 0 K: 2 S: 9	H: 0 LOB: 0 BB: 0 P: 11	R: 0 E: 0 K: 1 S: 7	H: 0 LOB: 1 BB: 1 P: 14	R: 0 E: 0 K: 1 S: 11	H: 1 LOB: 1 BB: 0 P: 17		R: 1 E: 0 K: 0 S: 13	H: 3 LOB: 2 BB: 0 P: 19	1B: 7 2B: 0 3B: 0 HR: 2	SF: 0 SAC: 0 DP: 1 HBP: 0	WP: 0 PB: 0 SB: 0 CS: 0	PA: 38				
<b>PITCHER</b>	IP	WLS	BF	H	R	ER	SO	BB	IBB	HBP	BLK	WP	HR	S	P	ERA	WHIP										
Kris Benson, R ERA: 4.7 (1, 1)	5.0	W	21	5	3	3	2	2	0	0	0	0	2	55	90	5.40	1.400										
Bronson Arroyo, R ERA: 4.15 (6, 1)	2.0	H	7	0	0	0	3	1	0	0	0	0	0	16	25	0.00	0.500										
Brian Boehringer, R ERA: 3.32 (8, 1)	1.0	H	4	1	0	0	1	0	0	0	0	0	0	11	17	0.00	1.000										
Mike Williams, R ERA: 3.03 (9, 1)	1.0	S	6	3	1	1	0	0	0	0	0	0	0	13	19	9.00	3.000										

Batter	1	2	3	4	5	6	7	8	9	AB	R	H	RBI	BB	SO	LOB	BOTTOM										
Pokey Reese, R OBP: 0.328, SLG: 0.353 (1, 4)	1B		F9			F8				4	1	2	0	0	0	1	<b>Chicago Cubs @ Pittsburgh Pirates</b> PNC Park, Pittsburgh, PA Sun Sep 22 2002, 1:35 PM EDT Att: 25,026 - Overcast - 73 F <a href="http://livebaseballscorecards.com">livebaseballscorecards.com</a>										
2 Jack Wilson, R OBP: 0.302, SLG: 0.332 (1, 6)	P3		1B SF9 BB							2	3	1	1	2	0	1											
Brian Giles, L OBP: 0.444, SLG: 0.604 (1, 7)	P2									3	0	2	1	0	0	1											
Aramis Ramirez, R OBP: 0.280, SLG: 0.380 Brian Boehringer, S OBP: 0.332, SLG: 0.511 Mike Williams, R OBP: 0.196, SLG: 0.333 (5, 1)	K		SF9		P6			G5-4-3		3	0	0	1	0	1	3											
Rob Mackowiak, L OBP: 0.328, SLG: 0.431 Bronson Arroyo, R OBP: 0.301, SLG: 0.314 Mike Benjamin, R OBP: 0.198, SLG: 0.179 (7, PH)	F7		K							3	0	1	1	0	1	1											
Craig Wilson, R OBP: 0.359, SLG: 0.440 Kevin Young, R OBP: 0.320, SLG: 0.410 (7, 3)	11 1B				F7					3	0	1	0	0	0	1											
Tony Alvarez, R OBP: 0.368, SLG: 0.250 (6, 9)	F8				F9				G5-3	4	0	1	0	0	0	1											
11 Humberto Cota, R OBP: 0.222, SLG: 0.222 (1, 2)					F2					4	0	1	0	0	1	1											
Kris Benson, R OBP: 0.175, SLG: 0.200 Adrian Brown, S OBP: 0.280, SLG: 0.294 (5, PH)	K									1	0	0	0	0	1	2											
<b>Inning Stats</b>	R: 0 E: 0 K: 1 S: 9	H: 1 LOB: 1 BB: 0 P: 11	R: 0 E: 0 K: 1 S: 13	H: 2 LOB: 2 BB: 0 P: 24	R: 1 E: 0 K: 1 S: 16	H: 1 LOB: 1 BB: 1 P: 29	R: 0 E: 0 K: 0 S: 7	H: 0 LOB: 0 BB: 0 P: 12	R: 3 E: 0 K: 0 S: 23	H: 4 LOB: 1 BB: 0 P: 34	R: 0 E: 0 K: 0 S: 10	H: 1 LOB: 1 BB: 0 P: 15	R: 1 E: 0 K: 1 S: 15	H: 1 LOB: 1 BB: 2 P: 29	R: 0 E: 0 K: 1 S: 8	H: 0 LOB: 0 BB: 0 P: 9		1B: 9 2B: 1 3B: 0 HR: 0	SF: 2 SAC: 0 DP: 1 HBP: 0	WP: 1 PB: 0 SB: 3 CS: 0	PA: 36						
<b>PITCHER</b>	IP	WLS	BF	H	R	ER	SO	BB	IBB	HBP	BLK	WP	HR	S	P	ERA	WHIP										
Alan Benes, R ERA: 4.58 (1, 1)	4.1	L	21	7	4	4	3	1	0	0	0	0	0	10	17	0.00	1.500										
Joe Borowski, R ERA: 2.75 (5, 1)	0.2		3	1	0	0	0	0	0	0	0	0	0	10	15	0.00	1.000										
Francis Beltran, R ERA: 10.0 (6, 1)	1.0		4	1	0	0	0	0	0	0	0	1	0	10	15	0.00	1.000										
Will Cunnane, R ERA: 5.16 (7, 1)	1.0		5	1	1	1	0	2	0	0	0	0	0	15	29	9.00	3.000										
Antonio Alfonseca, R ERA: 3.97 (8, 1)	1.0		3	0	0	0	1	0	0	0	0	0	0	8	9	0.00	0.000										


**Chicago Cubs @ Pittsburgh Pirates**  
 PNC Park, Pittsburgh, PA  
 Sun Sep 22 2002, 1:35 PM EDT  
 Att: 25,026 - Overcast - 73 F

**AB 35**  
**R 4**  
**H 9**  
**RBI 4**  
**BB 3**  
**SO 6**  
**LOB 16**



**Chicago Cubs @ Pittsburgh Pirates**  
 PNC Park, Pittsburgh, PA  
 Sun Sep 22 2002, 1:35 PM EDT  
 Att: 25,026 - Overcast - 73 F

**AB 31**  
**R 5**  
**H 10**  
**RBI 4**  
**BB 3**  
**SO 5**  
**LOB 14**















Batter	1	2	3	4	5	6	7	8	9	AB R H RBI BB SO LOB	TOP																								
											<p><b>New York Mets @ Pittsburgh Pirates</b>  PNC Park, Pittsburgh, PA  Thu Sep 26 2002, 7:05 PM EDT</p> <p><a href="http://livebaseballscorecards.com">livebaseballscorecards.com</a></p> <p>AB 0 R 0 H 0 RBI 0 BB 0 SO 0 LOB 0</p> 																								
Inning Stats										1B: 0 SF: 0 WP: 0 PA: 0 2B: 0 SAC: 0 FB: 0 3B: 0 DP: 0 SB: 0 HR: 0 HBP: 0 CS: 0																									
PITCHER	IP	WLS	BF	H	R	ER	SO	BB	IBB	HBP	BLK	WP	HR	S	P	ERA	WHIP	PITCHER	IP	WLS	BF	H	R	ER	SO	BB	IBB	HBP	BLK	WP	HR	S	P	ERA	WHIP

Batter	1	2	3	4	5	6	7	8	9	AB R H RBI BB SO LOB	BOTTOM																								
											<p><b>New York Mets @ Pittsburgh Pirates</b>  PNC Park, Pittsburgh, PA  Thu Sep 26 2002, 7:05 PM EDT</p> <p><a href="http://livebaseballscorecards.com">livebaseballscorecards.com</a></p> <p>AB 0 R 0 H 0 RBI 0 BB 0 SO 0 LOB 0</p> 																								
Inning Stats										1B: 0 SF: 0 WP: 0 PA: 0 2B: 0 SAC: 0 FB: 0 3B: 0 DP: 0 SB: 0 HR: 0 HBP: 0 CS: 0																									
PITCHER	IP	WLS	BF	H	R	ER	SO	BB	IBB	HBP	BLK	WP	HR	S	P	ERA	WHIP	PITCHER	IP	WLS	BF	H	R	ER	SO	BB	IBB	HBP	BLK	WP	HR	S	P	ERA	WHIP



Batter	1	2	3	4	5	6	7	8	9	AB	R	H	RBI	BB	SO	LOB	TOP					
<b>Pokey Reese, R</b> (1.4) OBP: 0.330, SLG: 0.353 <b>Abraham Nunez, S</b> (9.4) OBP: 0.312, SLG: 0.317	G6-3		G6-3 2B	2B	2B	BB	BB	FC5-4 1B		4	3	2	0	2	1	1						
<b>2 Jack Wilson, R</b> (1.6) OBP: 0.394, SLG: 0.331	F9		G6-3	E9 HR	2B	BB	BB	FC5-4 1B		6	2	3	0	0	0	3						
<b>18 Jason Kendall, R</b> (1.2) OBP: 0.359, SLG: 0.356 <b>11 Humberto Cota, R</b> (7.2) OBP: 0.300, SLG: 0.400	G5-3		2B	HR	BB			FC5-4 1B		4	2	1	1	1	1	4						
<b>Brian Giles, L</b> (1.7) OBP: 0.450, SLG: 0.616 <b>J.J. Davis, R</b> (9.9) OBP: 0.182, SLG: 0.100		E 2B	S E 2B	HR	BB					4	5	3	6	2	0	0						
<b>Aramis Ramirez, R</b> (1.5) OBP: 0.278, SLG: 0.383 <b>Duaner Sanchez, R</b> (9.1)	F7		G6-3	1B	BB					6	0	2	2	0	1	1						
<b>Armando Rios, L</b> (1.9) OBP: 0.317, SLG: 0.330 <b>Ron Villone, L</b> (7.1) OBP: 0.250, SLG: 0.375 <b>Adrian Brown, S</b> (9. PH) OBP: 0.286, SLG: 0.301	E3 2B		1B	1B	1B					5	0	3	1	0	0	1						
<b>Kevin Young, R</b> (1.3) OBP: 0.321, SLG: 0.409		1B	1B	L8						6	0	2	1	0	1	5						
<b>Rob Mackowiak, L</b> (1.8) OBP: 0.329, SLG: 0.430			L8	K						4	0	0	0	1	1	4						
<b>16 Salomon Torres, R</b> (1.1) OBP: 0.154, SLG: 0.154 <b>Adam Hyzdu, R</b> (7.9) OBP: 0.326, SLG: 0.487	K			K						4	0	1	0	0	2	2						
<b>Inning Stats</b>	R: 0 E: 0 K: 1 S: 9	H: 0 LOB: 0 BB: 0 P: 14	R: 1 E: 1 K: 1 S: 9	H: 1 LOB: 2 BB: 2 P: 22	R: 3 E: 0 K: 0 S: 23	H: 5 LOB: 0 BB: 0 P: 36	R: 4 E: 2 K: 2 S: 18	H: 4 LOB: 2 BB: 2 P: 36	R: 3 E: 0 K: 2 S: 19	H: 3 LOB: 2 BB: 2 P: 34	R: 0 E: 0 K: 1 S: 12	H: 2 LOB: 2 BB: 0 P: 18	R: 0 E: 0 K: 1 S: 12	H: 0 LOB: 0 BB: 0 P: 18	R: 0 E: 0 K: 0 S: 8	H: 1 LOB: 2 BB: 1 P: 16	R: 2 E: 0 K: 0 S: 10	H: 3 LOB: 0 BB: 0 P: 17	1B: 11 2B: 6 3B: 0 HR: 2	SF: 0 SAC: 0 DP: 1 HBP: 0	WP: 0 PB: 0 SB: 1 CS: 0	PA: 52
<b>PITCHER</b>	IP	WLS	BF	H	R	ER	SO	BB	IBB	HBP	BLK	WP	HR	S	P	ERA	WHIP					
<b>Pat Mahomes, R</b> (1.1) ERA: 3.86	3.1	L	20	7	6	5	2	2	1	0	0	0	0	48	86	13.50	2.700					
<b>Jesus Sanchez, L</b> (4.1) ERA: 12.96	0.0		3	2	2	0	1	0	0	0	0	0	1	6	13	∞	∞					
<b>Will Cunnane, R</b> (4.1) ERA: 5.47	1.2		11	4	3	3	3	2	0	0	0	0	0	24	43	16.20	3.600					
<b>Francis Beltran, R</b> (6.1) ERA: 7.5	1.0		5	2	0	0	1	0	0	0	0	0	0	12	18	0.00	2.000					
<b>39 Steve Smyth, L</b> (7.1) ERA: 9.35	2.0		8	1	0	0	1	1	0	0	0	0	0	20	34	0.00	1.000					
<b>PITCHER</b>	IP	WLS	BF	H	R	ER	SO	BB	IBB	HBP	BLK	WP	HR	S	P	ERA	WHIP					
<b>Kyle Farnsworth, R</b> (9.1) ERA: 7.33	1.0		5	3	2	2	0	0	0	0	0	0	0	1	17	18.00	3.000					

Pittsburgh Pirates @ Chicago Cubs  
Wrigley Field, Chicago, IL  
Fri Sep 27 2002, 2:20 PM CDT  
Att: 27,637 - Sunny - 64 F

AB 45  
R 13  
H 19  
RBI 11  
BB 7  
SO 7  
LOB 21



Batter	1	2	3	4	5	6	7	8	9	AB	R	H	RBI	BB	SO	LOB	BOTTOM					
<b>Bobby Hill, S</b> (1.4) OBP: 0.318, SLG: 0.354	K	G3			G3-1				G4-3	5	0	1	1	0	1	4						
<b>Mark Bellhorn, S</b> (1.5) OBP: 0.376, SLG: 0.517	F7		1B		L8		F7		G3	5	1	1	0	0	2							
<b>Sammy Sosa, R</b> (1.9) OBP: 0.400, SLG: 0.593	G5-3		K		G5-3				K	4	0	0	0	1	2	2						
<b>Hee-Seop Choi, L</b> (1.3) OBP: 0.265, SLG: 0.273		G4-3	F9				G4-3			4	0	1	0	0	3							
<b>Roosevelt Brown, L</b> (1.7) OBP: 0.300, SLG: 0.318		1B	1B				F5		G5-4-3 1B	3	1	2	1	1	0	1						
<b>Corey Patterson, L</b> (1.8) OBP: 0.285, SLG: 0.394 <b>39 Steve Smyth, L</b> (7.1) OBP: 0.222, SLG: 0.222 <b>Mike Mahoney, R</b> (8. PH) OBP: 0.233, SLG: 0.310		1B	G3-1				FC3-6 1B		G5-4-3 1B	3	0	1	0	0	2							
<b>Alex Gonzalez, R</b> (1.6) OBP: 0.316, SLG: 0.431		1B			L7		L8			4	0	2	1	0	0	1						
<b>Joe Girardi, R</b> (1.2) OBP: 0.271, SLG: 0.283 <b>Kyle Farnsworth, R</b> (9.1)			F9						G6-3	4	1	2	0	0	0	1						
<b>Pat Mahomes, R</b> (1.1) <b>Jesus Sanchez, L</b> (4.1) <b>Will Cunnane, R</b> (4.1) OBP: 0.400, SLG: 0.250 <b>Francis Beltran, R</b> (6.1) <b>Chad Hermansen, R</b> (7.8) OBP: 0.275, SLG: 0.382		K			G6-3		G5-3 1B		G4-3 2B	1	0	0	0	0	1	3						
<b>Inning Stats</b>	R: 0 E: 0 K: 1 S: 5	H: 0 LOB: 0 BB: 0 P: 10	R: 1 E: 0 K: 1 S: 14	H: 3 LOB: 1 BB: 1 P: 24	R: 1 E: 0 K: 1 S: 11	H: 2 LOB: 1 BB: 0 P: 19	R: 0 E: 0 K: 0 S: 4	H: 0 LOB: 0 BB: 0 P: 6	R: 0 E: 0 K: 0 S: 7	H: 0 LOB: 0 BB: 0 P: 12	R: 0 E: 0 K: 0 S: 5	H: 1 LOB: 1 BB: 0 P: 5	R: 1 E: 0 K: 0 S: 14	H: 2 LOB: 2 BB: 1 P: 26	R: 0 E: 0 K: 0 S: 8	H: 2 LOB: 1 BB: 0 P: 14	R: 0 E: 0 K: 1 S: 9	H: 1 LOB: 1 BB: 0 P: 12	1B: 9 2B: 2 3B: 0 HR: 0	SF: 0 SAC: 0 DP: 1 HBP: 0	WP: 0 PB: 1 SB: 0 CS: 0	PA: 39
<b>PITCHER</b>	IP	WLS	BF	H	R	ER	SO	BB	IBB	HBP	BLK	WP	HR	S	P	ERA	WHIP					
<b>16 Salomon Torres, R</b> (1.1) ERA: 2.7	6.2	W	30	8	3	2	3	2	0	0	0	0	0	11	18	0.00	1.500					
<b>Ron Villone, L</b> (7.1) ERA: 5.71	1.1		5	2	0	0	0	0	0	0	0	0	0	11	18	0.00	1.500					
<b>Duaner Sanchez, R</b> (9.1) ERA: 9.0	1.0		4	1	0	0	1	0	0	0	0	0	0	9	12	0.00	1.000					
<b>PITCHER</b>	IP	WLS	BF	H	R	ER	SO	BB	IBB	HBP	BLK	WP	HR	S	P	ERA	WHIP					

Pittsburgh Pirates @ Chicago Cubs  
Wrigley Field, Chicago, IL  
Fri Sep 27 2002, 2:20 PM CDT  
Att: 27,637 - Sunny - 64 F

AB 37  
R 3  
H 11  
RBI 3  
BB 2  
SO 4  
LOB 21





Batter	1	2	3	4	5	6	7	8	9	AB	R	H	RBI	BB	SO	LOB	TOP										
Tony Alvarez, R (1, 7) OBP: 0.400, SLG: 0.409 Brian Giles, L (8, FH) OBP: 0.451, SLG: 0.623 (8, 7)	G6-3		1-H 2B		F9			1-H HR		3	0	1	1	0	0	1											
Rob Mackowiak, L (1, 8) OBP: 0.329, SLG: 0.428 Scott Sauerbeck, R (8, 1) Mike Lincoln, R (8, 1) Pokey Reese, R (9, 4) OBP: 0.330, SLG: 0.353	K		K		G4-6-3 1B			G3-1		4	0	1	0	0	2	1											
Aramis Ramirez, R (1, 5) OBP: 0.276, SLG: 0.380	P3				F8			L7		4	0	0	0	0	1	1											
Armando Rios, L (1, 9) OBP: 0.316, SLG: 0.329		G3			F7			G4-6-3 1B		4	0	1	0	0	0	1											
Craig Wilson, R (1, 3) OBP: 0.356, SLG: 0.442 Kevin Young, R (9, 3) OBP: 0.321, SLG: 0.409	K				K			G6-3		4	1	1	1	0	2	1											
11 Humberto Cota, R (1, 2) OBP: 0.286, SLG: 0.357	F8				K			G6-3		4	0	1	0	0	1	0											
Abraham Nunez, S (1, 6) Joe Beigel, L (7, 1) Al Reyes, R (8, 1) Adrian Brown, S (8, 8) OBP: 0.285, SLG: 0.300			K					G4-3		3	0	1	0	0	1	0											
Mike Benjamin, R (1, 4) Adam Hyzdu, R (9, PH) Ron Villone, L (9, 1) Brian Boehringer, S (9, 1)			2B 1B		K			K		3	1	1	0	0	2	1											
Kip Wells, R (1, 1) OBP: 0.190, SLG: 0.270 2 Jack Wilson, R (7, 6) OBP: 0.305, SLG: 0.331	K		K		K			HR BB		2	0	0	0	0	2	2											
										0	1	0	0	1	0	0											
<b>Inning Stats</b>	R: 0 E: 0 K: 1 S: 10	H: 0 LOB: 0 BB: 0 P: 17	R: 0 E: 0 K: 1 S: 7	H: 0 LOB: 0 BB: 0 P: 10	R: 1 E: 0 K: 3 S: 12	H: 2 LOB: 1 BB: 0 P: 13	R: 1 E: 0 K: 1 S: 7	H: 1 LOB: 0 BB: 0 P: 11	R: 0 E: 0 K: 0 S: 18	H: 1 LOB: 1 BB: 0 P: 23	R: 0 E: 0 K: 0 S: 7	H: 0 LOB: 0 BB: 0 P: 9	R: 2 E: 0 K: 2 S: 10	H: 1 LOB: 0 BB: 1 P: 16	R: 0 E: 0 K: 2 S: 14	H: 2 LOB: 2 BB: 0 P: 18	1B: 4 2B: 2 3B: 0 HR: 2	SF: 0 SAC: 0 DP: 1 HBP: 0	WP: 0 PB: 0 SB: 0 CS: 0	PA: 35							
<b>PITCHER</b>	IP	WLS	BF	H	R	ER	SO	BB	IBB	HBP	BLK	WP	HR	S	P	ERA	WHIP										
Alan Benes, R (1, 1) ERA: 4.35 Antonio Alfonseca, R (7, 1) ERA: 4.0 Juan Cruz, R (9, 1) ERA: 3.92	6.0		22	5	2	2	8	0	0	0	0	0	1	61	86	3.00	0.833										

Pittsburgh Pirates @ Chicago Cubs  
Wrigley Field, Chicago, IL  
Sat Sep 28 2002, 3:05 PM CDT  
Att: 38,617 - Sunny - 68 F

AB 34  
R 4  
H 8  
RBI 4  
BB 1  
SO 12  
LOB 12



Batter	1	2	3	4	5	6	7	8	9	AB	R	H	RBI	BB	SO	LOB	BOTTOM										
Bobby Hill, S (1, 4) OBP: 0.320, SLG: 0.355	K				F8					5	1	2	1	0	1	2											
Mark Bellhorn, S (1, 5) OBP: 0.375, SLG: 0.515	F7				G4-3					4	1	1	1	0	1	0											
Sammy Sosa, R (1, 9) OBP: 0.399, SLG: 0.590	K				E6					3	0	0	0	1	1	1											
Hee-Seop Choi, L (1, 3) OBP: 0.264, SLG: 0.333		G3			F8					4	1	1	2	0	1	2											
Roosevelt Brown, L (1, 7) OBP: 0.300, SLG: 0.315 Antonio Alfonseca, R (7, 1) Moises Alou, R (8, PH) Juan Cruz, R (9, 1) OBP: 0.143, SLG: 0.143		G1-3								2	0	0	0	1	1	0											
Corey Patterson, L (1, 8) OBP: 0.284, SLG: 0.392 Angel Echevarria, R (9, PH) OBP: 0.340, SLG: 0.457		P4								3	0	0	0	0	1	1											
Alex Gonzalez, R (1, 6) OBP: 0.314, SLG: 0.428					L1					3	0	0	0	0	1	1											
Todd Hundley, S (1, 2) OBP: 0.301, SLG: 0.421 Pat Mahomes, R (9, PR)					P5					4	0	2	1	0	0	1											
Alan Benes, R (1, 1) OBP: 0.143, SLG: 0.077 Chris Stynes, R (6, PH) OBP: 0.314, SLG: 0.374 Chad Hermansen, R (7, 7) OBP: 0.280, SLG: 0.382					K					1	0	0	0	0	1	0											
										1	0	0	0	0	0	0											
										0	0	0	0	2	0	0											
<b>Inning Stats</b>	R: 0 E: 0 K: 2 S: 7	H: 0 LOB: 0 BB: 0 P: 10	R: 0 E: 0 K: 0 S: 4	H: 0 LOB: 0 BB: 0 P: 8	R: 0 E: 0 K: 1 S: 8	H: 0 LOB: 0 BB: 0 P: 13	R: 0 E: 1 K: 0 S: 9	H: 0 LOB: 1 BB: 0 P: 18	R: 0 E: 0 K: 1 S: 10	H: 0 LOB: 1 BB: 1 P: 18	R: 3 E: 0 K: 1 S: 16	H: 3 LOB: 0 BB: 0 P: 24	R: 0 E: 0 K: 1 S: 11	H: 1 LOB: 2 BB: 1 P: 19	R: 0 E: 0 K: 2 S: 10	H: 0 LOB: 1 BB: 1 P: 20	R: 2 E: 0 K: 0 S: 7	H: 3 LOB: 2 BB: 1 P: 14	1B: 6 2B: 0 3B: 0 HR: 1	SF: 0 SAC: 1 DP: 0 HBP: 0	WP: 0 PB: 0 SB: 1 CS: 0	PA: 37					
<b>PITCHER</b>	IP	WLS	BF	H	R	ER	SO	BB	IBB	HBP	BLK	WP	HR	S	P	ERA	WHIP										
Kip Wells, R (1, 1) ERA: 3.58 Joe Beigel, L (7, 1) ERA: 4.54 Al Reyes, R (8, 1) ERA: 2.2 Scott Sauerbeck, L (8, 1) ERA: 2.3 Mike Lincoln, R (8, 1) ERA: 3.17	6.0		23	3	3	3	5	1	0	0	0	0	0	11	19	0.00	2.000										
Ron Villone, L (9, 1) ERA: 5.81 Brian Boehringer, R (9, 1) ERA: 3.39	0.0	L	4	2	1	1	0	1	0	0	0	0	0	6	12	27.00	9.000										

Pittsburgh Pirates @ Chicago Cubs  
Wrigley Field, Chicago, IL  
Sat Sep 28 2002, 3:05 PM CDT  
Att: 38,617 - Sunny - 68 F

AB 32  
R 5  
H 7  
RBI 5  
BB 4  
SO 8  
LOB 9





Batter	1	2	3	4	5	6	7	8	9	AB	R	H	RBI	BB	SO	LOB	TOP			
<b>Pokey Reese, R</b> (1, 4) OBP: 0.330, SLG: 0.352										4	0	1	0	0	2	3	<b>Pittsburgh Pirates @ Chicago Cubs</b> <b>Wrigley Field, Chicago, IL</b> Sun Sep 29 2002, 1:20 PM CDT Att: 37,541 - Sunny - 73 F			
<b>Armando Rios, L</b> (9, PH) OBP: 0.319, SLG: 0.332										1	0	1	0	0	0	0				
<b>2 Jack Wilson, R</b> (1, 6) OBP: 0.350, SLG: 0.332										5	0	2	1	0	2	2				
<b>Brian Giles, L</b> (1, 7) OBP: 0.450, SLG: 0.622										1	0	0	0	0	0	1				
<b>Tony Alvarez, R</b> (1, 7) OBP: 0.379, SLG: 0.500										4	1	1	1	0	3	2				
<b>Kevin Young, R</b> (1, 3) OBP: 0.322, SLG: 0.408										4	0	1	0	1	1	0				
<b>Aramis Ramirez, R</b> (1, 5) OBP: 0.279, SLG: 0.387										4	1	2	1	1	0	3				
<b>Craig Wilson, R</b> (1, 9) OBP: 0.355, SLG: 0.443										4	0	1	0	0	2	3				
<b>Rob Mackowiak, L</b> (1, 8) OBP: 0.328, SLG: 0.426										4	0	1	0	0	1	2				
<b>11 Humberto Cota, R</b> (1, 2) OBP: 0.333, SLG: 0.353										3	1	1	0	1	1	1				
<b>Josh Fogg, R</b> (1, 1) OBP: 0.450, SLG: 0.521										1	0	0	0	0	1	0				
<b>Bronson Arroyo, R</b> (6, PH)										0	0	0	0	0	0	0				
<b>Adrian Brown, S</b> (7, PH)										0	0	0	0	0	0	1				
<b>Al Reyes, R</b> (7, 1)										0	0	0	0	0	0	0				
<b>Joe Beigel, L</b> (7, 1)										0	0	0	0	0	0	0				
<b>Mike Lincoln, R</b> (7, 1)										0	0	0	0	0	0	0				
<b>Abraham Nunez, S</b> (9, PH)										1	0	0	0	0	1	1				
<b>Inning Stats</b>	R: 0 E: 0 K: 1 S: 8	H: 1 LOB: 0 BB: 0 P: 11	R: 1 E: 0 K: 1 S: 16	H: 2 LOB: 3 BB: 2 P: 31	R: 0 E: 0 K: 2 S: 9	H: 0 LOB: 0 BB: 0 P: 17	R: 0 E: 0 K: 1 S: 7	H: 0 LOB: 0 BB: 0 P: 13	R: 0 E: 0 K: 3 S: 9	H: 1 LOB: 2 BB: 1 P: 18	R: 0 E: 0 K: 2 S: 12	H: 2 LOB: 2 BB: 0 P: 16	R: 1 E: 0 K: 2 S: 14	H: 2 LOB: 1 BB: 0 P: 18	R: 1 E: 0 K: 2 S: 15	H: 3 LOB: 3 BB: 1 P: 24	1B: 8 2B: 1 3B: 0 HR: 2	SF: 0 SAC: 0 DP: 1 HBP: 0	WP: 0 PB: 0 SB: 0 CS: 0	PA: 41
<b>PITCHER</b>	IP	WLS	BF	H	R	ER	SO	BB	IBB	HBP	BLK	WP	HR	S	P	ERA	WHIP			
<b>34 Kerry Wood, R</b> (1, 1) ERA: 3.66	6.0	W	24	4	1	1	9	2	1	0	0	0	1	60	103	1.50	1.000			
<b>Joe Borowski, R</b> (7, 1) ERA: 2.73	2.0		10	4	1	1	4	0	0	0	0	0	1	26	34	4.50	2.000			
<b>Juan Cruz, R</b> (9, 1) ERA: 3.98	1.0		7	3	1	1	2	1	0	0	0	0	0	15	24	9.00	4.000			

Batter	1	2	3	4	5	6	7	8	9	AB	R	H	RBI	BB	SO	LOB	BOTTOM			
<b>Bobby Hill, S</b> (1, 4) OBP: 0.327, SLG: 0.374										4	2	2	0	1	1	2	<b>Pittsburgh Pirates @ Chicago Cubs</b> <b>Wrigley Field, Chicago, IL</b> Sun Sep 29 2002, 1:20 PM CDT Att: 37,541 - Sunny - 73 F			
<b>Mark Bellhorn, S</b> (1, 5) OBP: 0.374, SLG: 0.512										4	1	1	0	0	0	3				
<b>Sammy Sosa, R</b> (1, 9) OBP: 0.399, SLG: 0.594										3	2	1	2	1	2	3				
<b>Hee-Seop Choi, L</b> (1, 3) OBP: 0.281, SLG: 0.320										2	1	0	1	2	2	2				
<b>Angel Echevarria, R</b> (1, 7) OBP: 0.351, SLG: 0.469										4	0	2	4	0	1	0				
<b>Chad Hermansen, R</b> (1, 8) OBP: 0.276, SLG: 0.376										4	0	0	0	0	1	3				
<b>Alex Gonzalez, R</b> (1, 6) OBP: 0.312, SLG: 0.425										4	0	0	0	0	2	0				
<b>Joe Girardi, R</b> (1, 2) OBP: 0.275, SLG: 0.291										4	1	2	0	0	0	0				
<b>34 Kerry Wood, R</b> (1, 1) OBP: 0.200, SLG: 0.208										2	0	0	0	0	1	1				
<b>Moises Alou, R</b> (6, PH)										1	0	0	0	0	0	0				
<b>Joe Borowski, R</b> (7, 1)										0	0	0	0	0	0	0				
<b>Roosevelt Brown, L</b> (8, PH)										1	0	0	0	0	0	1				
<b>Juan Cruz, R</b> (9, 1) OBP: 0.143, SLG: 0.143										0	0	0	0	0	0	0				
<b>Inning Stats</b>	R: 2 E: 0 K: 2 S: 13	H: 2 LOB: 0 BB: 0 P: 21	R: 0 E: 0 K: 1 S: 7	H: 0 LOB: 0 BB: 0 P: 10	R: 0 E: 1 K: 2 S: 10	H: 0 LOB: 2 BB: 1 P: 17	R: 0 E: 0 K: 0 S: 8	H: 0 LOB: 0 BB: 0 P: 10	R: 3 E: 0 K: 2 S: 21	H: 3 LOB: 2 BB: 2 P: 33	R: 0 E: 0 K: 0 S: 6	H: 0 LOB: 0 BB: 0 P: 9	R: 2 E: 0 K: 2 S: 18	H: 2 LOB: 1 BB: 1 P: 35	R: 0 E: 0 K: 1 S: 11	H: 1 LOB: 1 BB: 0 P: 19	1B: 3 2B: 3 3B: 1 HR: 1	SF: 0 SAC: 0 DP: 0 HBP: 0	WP: 0 PB: 0 SB: 0 CS: 0	PA: 37
<b>PITCHER</b>	IP	WLS	BF	H	R	ER	SO	BB	IBB	HBP	BLK	WP	HR	S	P	ERA	WHIP			
<b>Josh Fogg, R</b> (1, 1) ERA: 4.35	5.0	L	24	5	5	5	7	3	0	0	0	0	0	59	91	9.00	1.600			
<b>Bronson Arroyo, R</b> (6, 1) ERA: 4.6	1.0		3	0	0	0	0	0	0	0	0	0	0	6	9	0.00	0.000			
<b>Al Reyes, R</b> (7, 1) ERA: 2.65	0.2		3	1	1	1	1	0	0	0	0	0	0	10	18	13.50	1.500			
<b>Joe Beigel, L</b> (7, 1) ERA: 4.64	0.0		1	0	0	0	0	1	0	0	0	0	0	2	6	∞	∞			
<b>Mike Lincoln, R</b> (7, 1) ERA: 3.11	1.1		6	2	1	1	2	0	0	0	0	0	0	17	30	6.75	1.500			

